

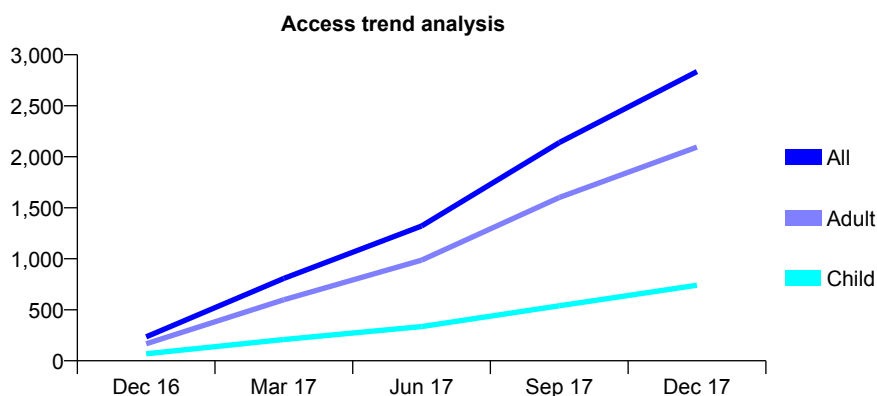
Q47 - Vital Signs At a Glance Contract Report for 100206/0000 - December 2017

Name or company name	Genix Healthcare Ltd
Contract type name	PDS Contract
Purpose of contract	General
Contract start date	10/10/2016
Contract end date	31/07/2026

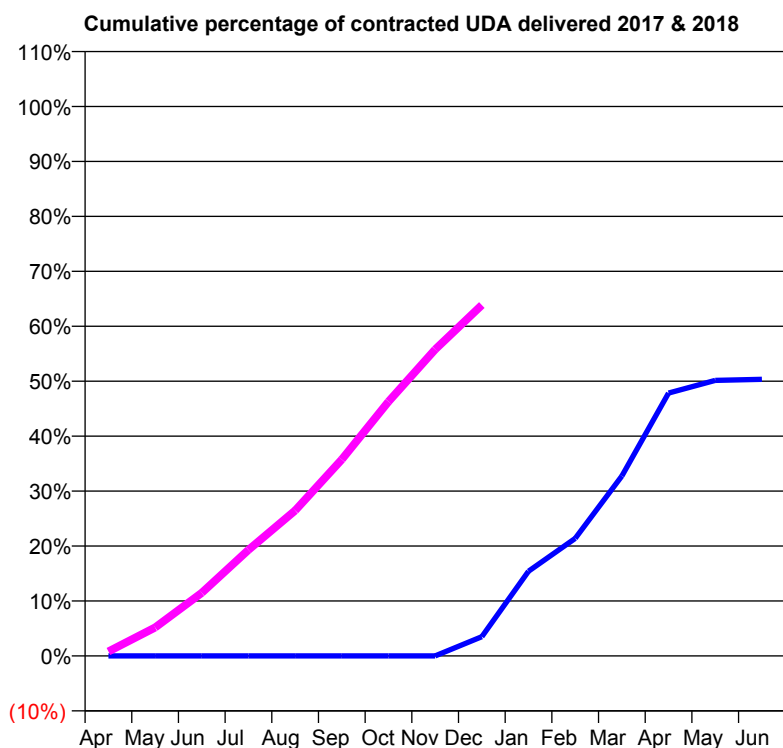
17/18 Contracted general activity (UDA)	12,188
Carry forward general activity (UDA)	0
17/18 Contracted orthodontic activity (UOA)	0
Carry forward orthodontic activity (UOA)	0
Baseline contract value	£477,774.00

ACCESS*

Patients seen in 24 months	Total	Change since previous quarter
Quarter ending December 2016	235	
Quarter ending March 2017	807	↑
Quarter ending June 2017	1,321	↑
Quarter ending September 2017	2,139	↑
Quarter ending December 2017	2,835	↑
Variance since December 2016	1106.4%	↑



ACTIVITY



Month	Adjusted Scheduled Activity (UDA)	
	2017	2018
April	0	98
May	0	632
June	0	1,400
July	0	2,354
August	0	3,226
September	0	4,359
October	0	5,641
November	0	6,798
December	162	7,782
January	716	
February	992	
March	1,520	
April	2,220	
May	2,327	
June	2,335	

QUALITY

	Quantity	Base Number	Contract	AT	Region	England
% of FP17s for the same patient ID Re-attending within 3 months - Children	61	896	6.8%	13.6%	12.9%	12.0%
% of FP17s for the same patient ID Re-attending within 3 months - Adults	285	2,585	11.0%	16.2%	16.5%	15.9%
% of FP17s for the same patient ID Re-attending between 3 & 9 months - Children	178	896	19.9%	57.7%	59.6%	58.0%
% of FP17s for the same patient ID Re-attending between 3 & 9 months - Adults	549	2,585	21.2%	51.2%	52.8%	50.5%
% of FP17s for Band 1 Urgent Courses	206	3,130	6.6%	10.7%	9.1%	9.0%
% of FP17s Relating to Free Repair or Replacements	38	3,130	1.2%	0.9%	1.0%	0.8%
% of FP17s Relating to Continuations	32	3,130	1.0%	1.1%	1.2%	1.1%
% of Patients satisfied with the dentistry they have received	4	4	N/A	91.3%	91.6%	91.5%
% of Patients satisfied with the time they had to wait for an appointment	3	4	N/A	87.7%	88.3%	87.9%

* This is based on patients treated on this contract for their most recent course of treatment. Figures in italics indicate the base number of FP17s or Patient Questionnaire responses are less than 100. N/A is shown where the base number of responses is less than 10 during the period. % is calculated as Quantity/Base number*100

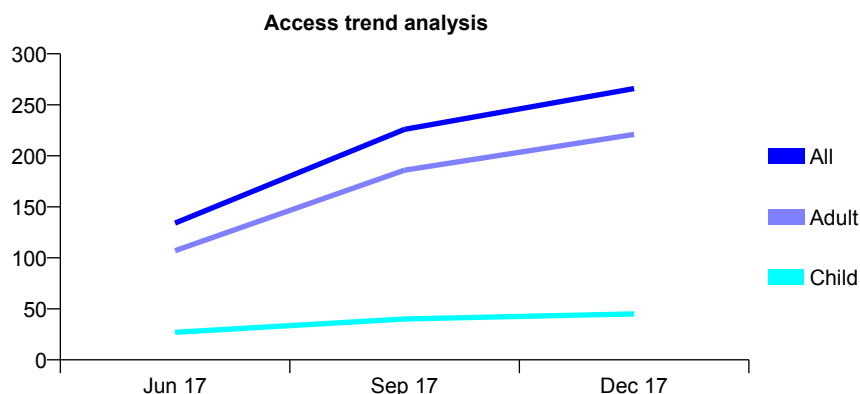
Q47 - Vital Signs At a Glance Contract Report for 100220/0000 - December 2017

Name or company name	Genix Healthcare Ltd
Contract type name	PDS Contract
Purpose of contract	General
Contract start date	10/10/2016
Contract end date	01/09/2026

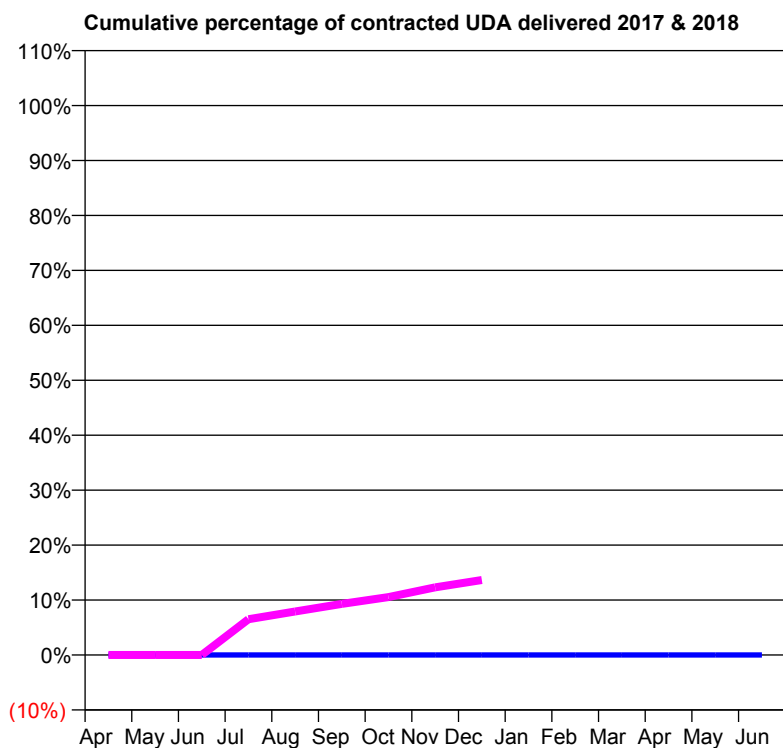
17/18 Contracted general activity (UDA)	6,113
Carry forward general activity (UDA)	0
17/18 Contracted orthodontic activity (UOA)	0
Carry forward orthodontic activity (UOA)	0
Baseline contract value	£239,622.00

ACCESS*

Patients seen in 24 months	Total	Change since previous quarter
Quarter ending December 2016	0	
Quarter ending March 2017	0	
Quarter ending June 2017	134	↑
Quarter ending September 2017	226	↑
Quarter ending December 2017	266	↑
Variance since December 2016	N/A	



ACTIVITY



Month	Adjusted Scheduled Activity (UDA)	
	2017	2018
April	0	0
May	0	0
June	0	0
July	0	398
August	0	485
September	0	569
October	0	644
November	0	753
December	0	835
January	0	
February	0	
March	0	
April	0	
May	0	
June	0	

QUALITY

	Quantity	Base Number	Contract	AT	Region	England
% of FP17s for the same patient ID Re-attending within 3 months - Children	2	68	2.9%	13.6%	12.9%	12.0%
% of FP17s for the same patient ID Re-attending within 3 months - Adults	5	314	1.6%	16.2%	16.5%	15.9%
% of FP17s for the same patient ID Re-attending between 3 & 9 months - Children	3	68	4.4%	57.7%	59.6%	58.0%
% of FP17s for the same patient ID Re-attending between 3 & 9 months - Adults	8	314	2.5%	51.2%	52.8%	50.5%
% of FP17s for Band 1 Urgent Courses	17	335	5.1%	10.7%	9.1%	9.0%
% of FP17s Relating to Free Repair or Replacements	0	335	0.0%	0.9%	1.0%	0.8%
% of FP17s Relating to Continuations	3	335	0.9%	1.1%	1.2%	1.1%
% of Patients satisfied with the dentistry they have received	1	1	N/A	91.3%	91.6%	91.5%
% of Patients satisfied with the time they had to wait for an appointment	1	1	N/A	87.7%	88.3%	87.9%

* This is based on patients treated on this contract for their most recent course of treatment. Figures in italics indicate the base number of FP17s or Patient Questionnaire responses are less than 100. N/A is shown where the base number of responses is less than 10 during the period. % is calculated as Quantity/Base number*100

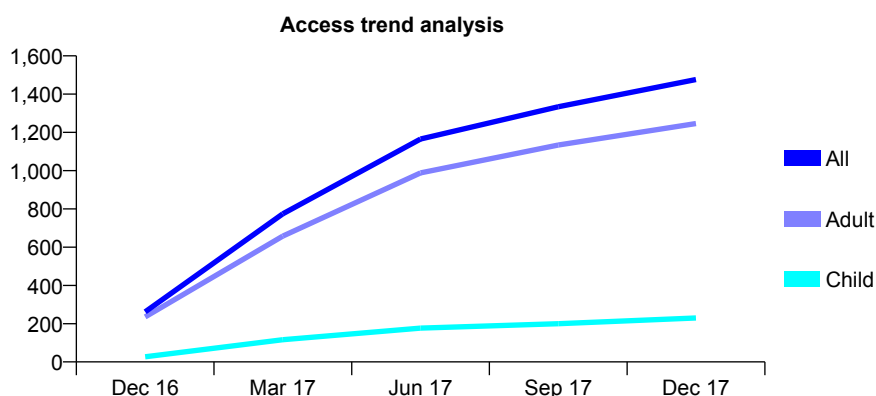
Q47 - Vital Signs At a Glance Contract Report for 100235/0000 - December 2017

Name or company name	Blackpool PCT
Contract type name	PDS Contract
Purpose of contract	General
Contract start date	01/04/2016
Contract end date	31/03/2018

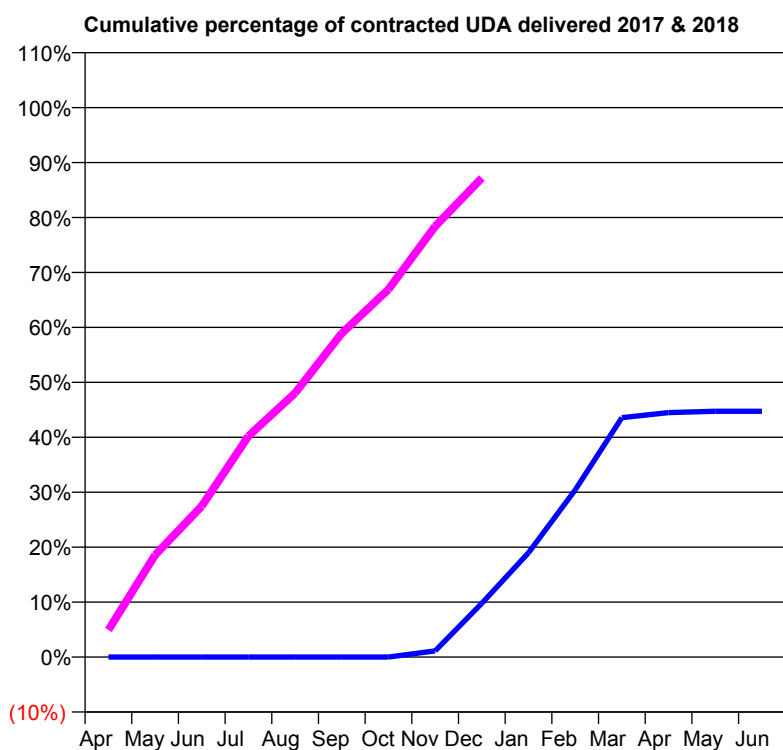
17/18 Contracted general activity (UDA)	6,200
Carry forward general activity (UDA)	0
17/18 Contracted orthodontic activity (UOA)	0
Carry forward orthodontic activity (UOA)	0
Baseline contract value	£0.00

ACCESS*

Patients seen in 24 months	Total	Change since previous quarter
Quarter ending December 2016	262	
Quarter ending March 2017	774	↑
Quarter ending June 2017	1,165	↑
Quarter ending September 2017	1,334	↑
Quarter ending December 2017	1,476	↑
Variance since December 2016	463.4%	↑



ACTIVITY



Month	Adjusted Scheduled Activity (UDA)	
	2017	2018
April	0	306
May	0	1,151
June	0	1,704
July	0	2,493
August	0	2,979
September	0	3,653
October	0	4,149
November	69	4,860
December	607	5,404
January	1,177	
February	1,887	
March	2,702	
April	2,758	
May	2,773	
June	2,773	

QUALITY

	Quantity	Base Number	Contract	AT	Region	England
% of FP17s for the same patient ID Re-attending within 3 months - Children	15	256	5.9%	13.6%	12.9%	12.0%
% of FP17s for the same patient ID Re-attending within 3 months - Adults	352	1,543	22.8%	16.2%	16.5%	15.9%
% of FP17s for the same patient ID Re-attending between 3 & 9 months - Children	86	256	33.6%	57.7%	59.6%	58.0%
% of FP17s for the same patient ID Re-attending between 3 & 9 months - Adults	545	1,543	35.3%	51.2%	52.8%	50.5%
% of FP17s for Band 1 Urgent Courses	132	1,769	7.5%	10.7%	9.1%	9.0%
% of FP17s Relating to Free Repair or Replacements	71	1,769	4.0%	0.9%	1.0%	0.8%
% of FP17s Relating to Continuations	74	1,769	4.2%	1.1%	1.2%	1.1%
% of Patients satisfied with the dentistry they have received	3	3	N/A	91.3%	91.6%	91.5%
% of Patients satisfied with the time they had to wait for an appointment	3	3	N/A	87.7%	88.3%	87.9%

* This is based on patients treated on this contract for their most recent course of treatment. Figures in italics indicate the base number of FP17s or Patient Questionnaire responses are less than 100. N/A is shown where the base number of responses is less than 10 during the period. % is calculated as Quantity/Base number*100

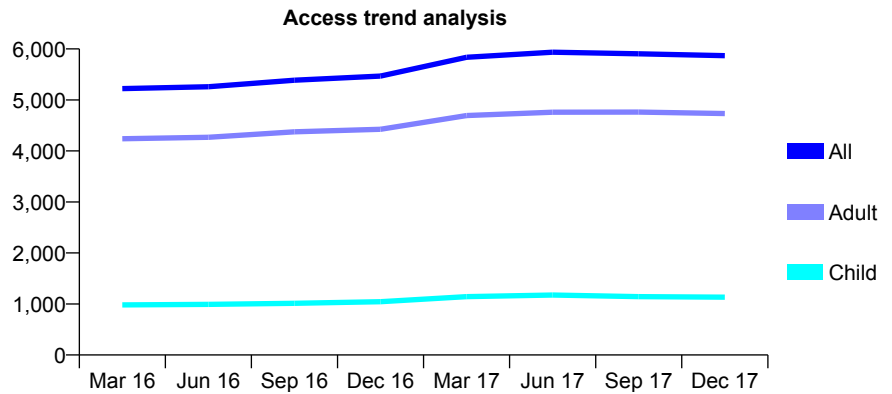
Q47 - Vital Signs At a Glance Contract Report for 101281/0014 - December 2017

Name or company name	OASIS DENTAL CARE LTD
Contract type name	Pilot Contract
Purpose of contract	General
Contract start date	01/04/2006
Contract end date	

17/18 Contracted general activity (UDA)	23,097
Carry forward general activity (UDA)	0
17/18 Contracted orthodontic activity (UOA)	0
Carry forward orthodontic activity (UOA)	0
Baseline contract value	£685,703.49

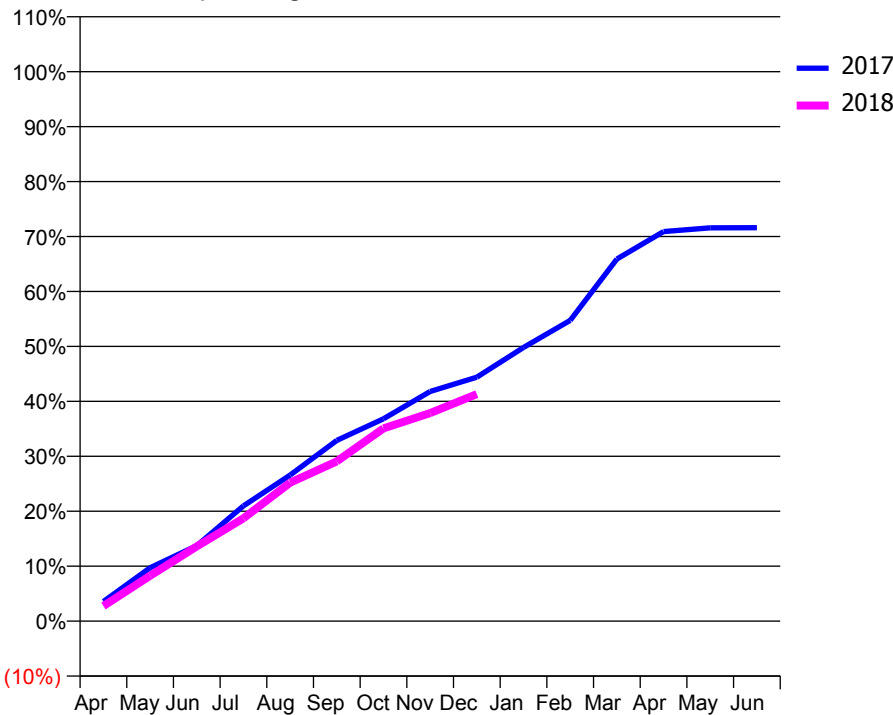
ACCESS*

Patients seen in 24 months	Total	Change since previous quarter
Quarter ending December 2016	5,469	
Quarter ending March 2017	5,837	↑
Quarter ending June 2017	5,936	→
Quarter ending September 2017	5,905	→
Quarter ending December 2017	5,868	→
Variance since December 2016	7.3%	↑



ACTIVITY

Cumulative percentage of contracted UDA delivered 2017 & 2018



Month	Adjusted Scheduled Activity (UDA)	
	2017	2018
April	827	634
May	2,244	1,907
June	3,177	3,142
July	4,846	4,325
August	6,142	5,822
September	7,600	6,718
October	8,505	8,102
November	9,653	8,745
December	10,253	9,544
January	11,503	
February	12,640	
March	15,221	
April	16,374	
May	16,530	
June	16,538	

QUALITY

	Quantity	Base Number	Contract	AT	Region	England
% of FP17s for the same patient ID Re-attending within 3 months - Children	37	820	4.5%	13.6%	12.9%	12.0%
% of FP17s for the same patient ID Re-attending within 3 months - Adults	484	3,868	12.5%	16.2%	16.5%	15.9%
% of FP17s for the same patient ID Re-attending between 3 & 9 months - Children	389	820	47.4%	57.7%	59.6%	58.0%
% of FP17s for the same patient ID Re-attending between 3 & 9 months - Adults	1,991	3,868	51.5%	51.2%	52.8%	50.5%
% of FP17s for Band 1 Urgent Courses	124	4,095	3.0%	10.7%	9.1%	9.0%
% of FP17s Relating to Free Repair or Replacements	61	4,095	1.5%	0.9%	1.0%	0.8%
% of FP17s Relating to Continuations	45	4,095	1.1%	1.1%	1.2%	1.1%
% of Patients satisfied with the dentistry they have received	6	6	N/A	91.3%	91.6%	91.5%
% of Patients satisfied with the time they had to wait for an appointment	6	6	N/A	87.7%	88.3%	87.9%

* This is based on patients treated on this contract for their most recent course of treatment. Figures in italics indicate the base number of FP17s or Patient Questionnaire responses are less than 100. N/A is shown where the base number of responses is less than 10 during the period. % is calculated as Quantity/Base number*100

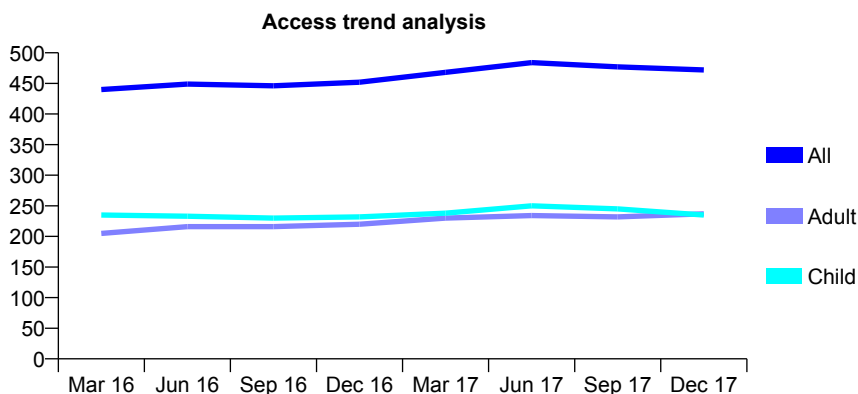
Q47 - Vital Signs At a Glance Contract Report for 101281/0020 - December 2017

Name or company name	OASIS DENTAL CARE LTD
Contract type name	GDS Contract
Purpose of contract	General
Contract start date	01/04/2006
Contract end date	

17/18 Contracted general activity (UDA)	1,000
Carry forward general activity (UDA)	-20
17/18 Contracted orthodontic activity (UOA)	0
Carry forward orthodontic activity (UOA)	0
Baseline contract value	£33,249.55

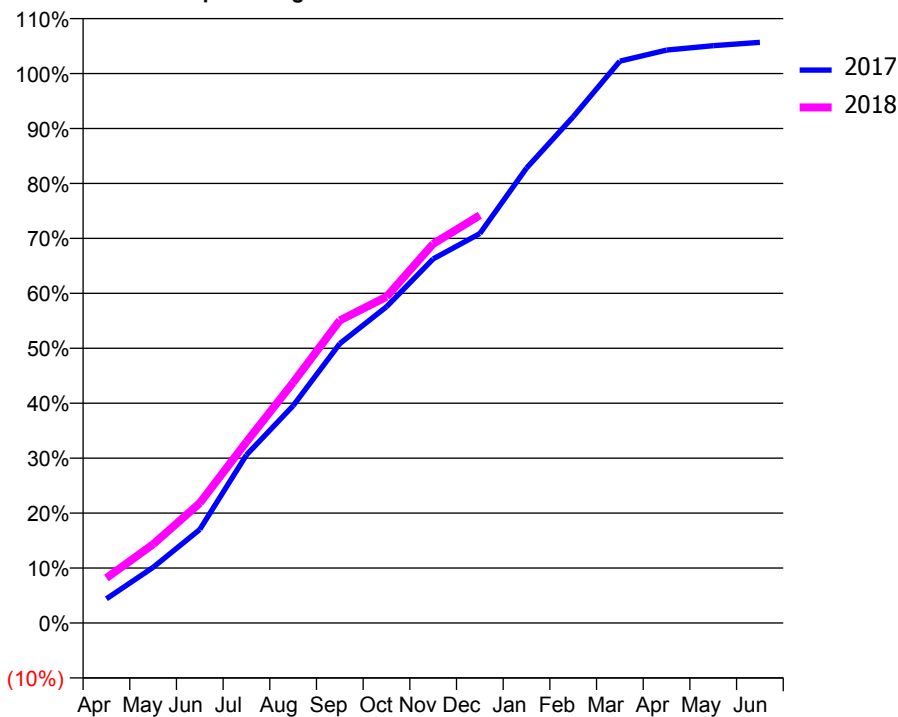
ACCESS*

Patients seen in 24 months	Total	Change since previous quarter
Quarter ending December 2016	452	
Quarter ending March 2017	468	↑
Quarter ending June 2017	484	↑
Quarter ending September 2017	477	↓
Quarter ending December 2017	472	↓
Variance since December 2016	4.4%	↑



ACTIVITY

Cumulative percentage of contracted UDA delivered 2017 & 2018



Adjusted Scheduled Activity (UDA)		
Month	2017	2018
April	44	82
May	101	143
June	170	218
July	306	330
August	395	438
September	508	551
October	576	594
November	663	690
December	709	742
January	828	
February	921	
March	1,023	
April	1,043	
May	1,051	
June	1,057	

QUALITY

	Quantity	Base Number	Contract	AT	Region	England
% of FP17s for the same patient ID Re-attending within 3 months - Children	17	315	5.4%	13.6%	12.9%	12.0%
% of FP17s for the same patient ID Re-attending within 3 months - Adults	4	174	2.3%	16.2%	16.5%	15.9%
% of FP17s for the same patient ID Re-attending between 3 & 9 months - Children	230	315	73.0%	57.7%	59.6%	58.0%
% of FP17s for the same patient ID Re-attending between 3 & 9 months - Adults	113	174	64.9%	51.2%	52.8%	50.5%
% of FP17s for Band 1 Urgent Courses	5	473	1.1%	10.7%	9.1%	9.0%
% of FP17s Relating to Free Repair or Replacements	1	473	0.2%	0.9%	1.0%	0.8%
% of FP17s Relating to Continuations	0	473	0.0%	1.1%	1.2%	1.1%
% of Patients satisfied with the dentistry they have received	4	4	N/A	91.3%	91.6%	91.5%
% of Patients satisfied with the time they had to wait for an appointment	4	4	N/A	87.7%	88.3%	87.9%

* This is based on patients treated on this contract for their most recent course of treatment. Figures in italics indicate the base number of FP17s or Patient Questionnaire responses are less than 100. N/A is shown where the base number of responses is less than 10 during the period. % is calculated as Quantity/Base number*100

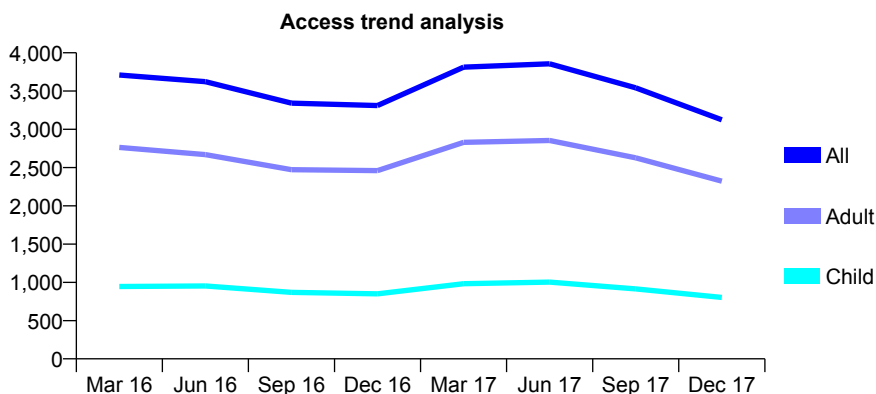
Q47 - Vital Signs At a Glance Contract Report for 101281/0021 - December 2017

Name or company name	OASIS DENTAL CARE LTD
Contract type name	GDS Contract
Purpose of contract	General
Contract start date	01/04/2006
Contract end date	

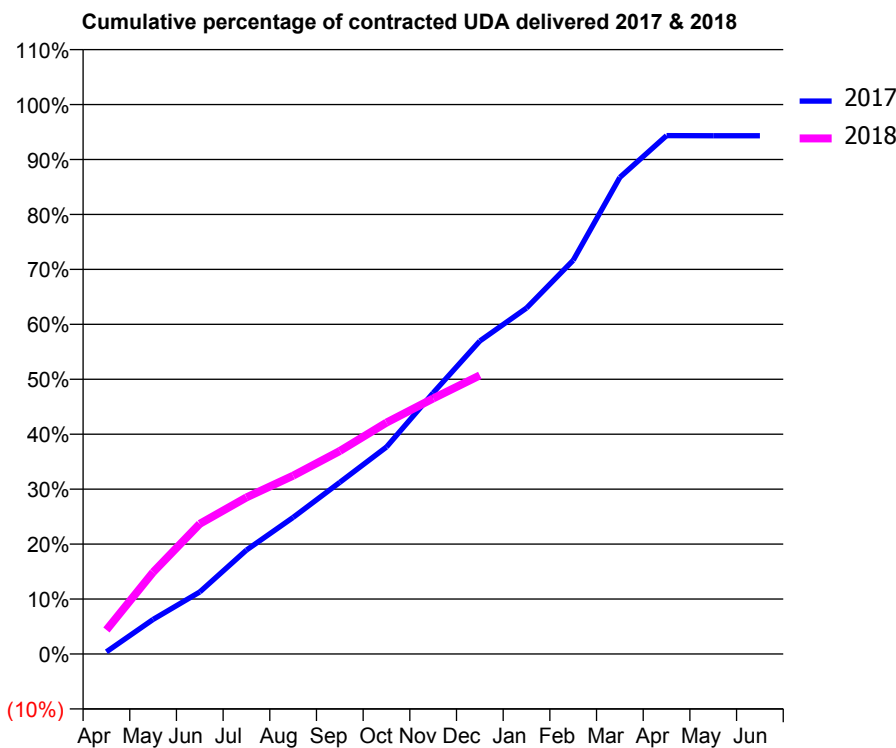
17/18 Contracted general activity (UDA)	12,500
Carry forward general activity (UDA)	0
17/18 Contracted orthodontic activity (UOA)	0
Carry forward orthodontic activity (UOA)	0
Baseline contract value	£297,293.03

ACCESS*

Patients seen in 24 months	Total	Change since previous quarter
Quarter ending December 2016	3,310	
Quarter ending March 2017	3,812	↑
Quarter ending June 2017	3,857	→
Quarter ending September 2017	3,543	↓
Quarter ending December 2017	3,125	↓
Variance since December 2016	(5.6%)	↓



ACTIVITY



Month	Adjusted Scheduled Activity (UDA)	
	2017	2018
April	49	547
May	787	1,860
June	1,412	2,962
July	2,365	3,563
August	3,109	4,057
September	3,905	4,618
October	4,709	5,264
November	5,940	5,814
December	7,120	6,338
January	7,871	
February	8,955	
March	10,842	
April	11,792	
May	11,789	
June	11,789	

QUALITY

	Quantity	Base Number	Contract	AT	Region	England
% of FP17s for the same patient ID Re-attending within 3 months - Children	83	932	8.9%	13.6%	12.9%	12.0%
% of FP17s for the same patient ID Re-attending within 3 months - Adults	377	2,210	17.1%	16.2%	16.5%	15.9%
% of FP17s for the same patient ID Re-attending between 3 & 9 months - Children	496	932	53.2%	57.7%	59.6%	58.0%
% of FP17s for the same patient ID Re-attending between 3 & 9 months - Adults	1,101	2,210	49.8%	51.2%	52.8%	50.5%
% of FP17s for Band 1 Urgent Courses	247	2,765	8.9%	10.7%	9.1%	9.0%
% of FP17s Relating to Free Repair or Replacements	70	2,765	2.5%	0.9%	1.0%	0.8%
% of FP17s Relating to Continuations	64	2,765	2.3%	1.1%	1.2%	1.1%
% of Patients satisfied with the dentistry they have received	2	3	N/A	91.3%	91.6%	91.5%
% of Patients satisfied with the time they had to wait for an appointment	3	3	N/A	87.7%	88.3%	87.9%

* This is based on patients treated on this contract for their most recent course of treatment. Figures in italics indicate the base number of FP17s or Patient Questionnaire responses are less than 100. N/A is shown where the base number of responses is less than 10 during the period. % is calculated as Quantity/Base number*100

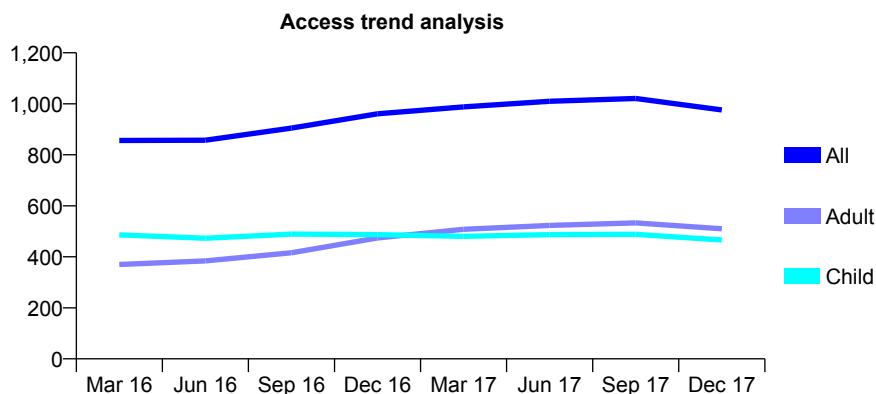
Q47 - Vital Signs At a Glance Contract Report for 101281/0066 - December 2017

Name or company name	OASIS DENTAL CARE LTD
Contract type name	GDS Contract
Purpose of contract	General
Contract start date	01/04/2006
Contract end date	

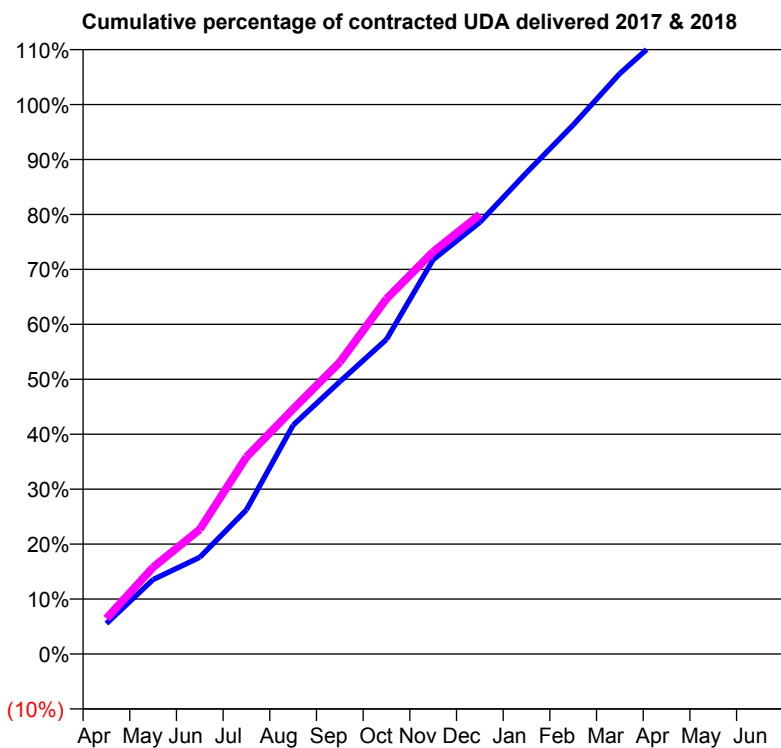
17/18 Contracted general activity (UDA)	2,200
Carry forward general activity (UDA)	-44
17/18 Contracted orthodontic activity (UOA)	0
Carry forward orthodontic activity (UOA)	0
Baseline contract value	£56,054.13

ACCESS*

Patients seen in 24 months	Total	Change since previous quarter
Quarter ending December 2016	961	
Quarter ending March 2017	988	↑
Quarter ending June 2017	1,010	↑
Quarter ending September 2017	1,021	→
Quarter ending December 2017	976	↓
Variance since December 2016	1.6%	→



ACTIVITY



Adjusted Scheduled Activity (UDA)		
Month	2017	2018
April	122	142
May	298	347
June	387	499
July	577	789
August	916	981
September	1,090	1,168
October	1,260	1,422
November	1,579	1,610
December	1,728	1,759
January	1,927	
February	2,118	
March	2,324	
April	2,491	
May	2,500	
June	2,500	

QUALITY

	Quantity	Base Number	Contract	AT	Region	England
% of FP17s for the same patient ID Re-attending within 3 months - Children	43	485	8.9%	13.6%	12.9%	12.0%
% of FP17s for the same patient ID Re-attending within 3 months - Adults	88	470	18.7%	16.2%	16.5%	15.9%
% of FP17s for the same patient ID Re-attending between 3 & 9 months - Children	256	485	52.8%	57.7%	59.6%	58.0%
% of FP17s for the same patient ID Re-attending between 3 & 9 months - Adults	242	470	51.5%	51.2%	52.8%	50.5%
% of FP17s for Band 1 Urgent Courses	48	871	5.5%	10.7%	9.1%	9.0%
% of FP17s Relating to Free Repair or Replacements	4	871	0.5%	0.9%	1.0%	0.8%
% of FP17s Relating to Continuations	18	871	2.1%	1.1%	1.2%	1.1%
% of Patients satisfied with the dentistry they have received	0	0	N/A	91.3%	91.6%	91.5%
% of Patients satisfied with the time they had to wait for an appointment	0	0	N/A	87.7%	88.3%	87.9%

* This is based on patients treated on this contract for their most recent course of treatment. Figures in italics indicate the base number of FP17s or Patient Questionnaire responses are less than 100. N/A is shown where the base number of responses is less than 10 during the period. % is calculated as Quantity/Base number*100

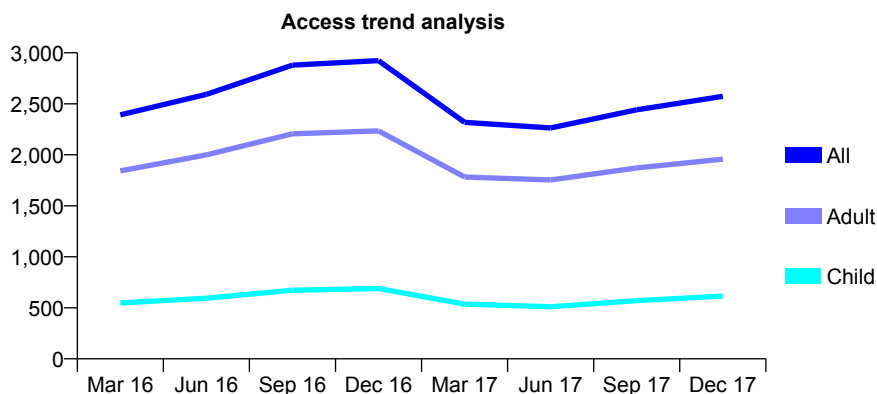
Q47 - Vital Signs At a Glance Contract Report for 101281/0101 - December 2017

Name or company name	OASIS DENTAL CARE LTD
Contract type name	GDS Contract
Purpose of contract	General
Contract start date	01/04/2006
Contract end date	

17/18 Contracted general activity (UDA)	6,721
Carry forward general activity (UDA)	0
17/18 Contracted orthodontic activity (UOA)	0
Carry forward orthodontic activity (UOA)	0
Baseline contract value	£162,117.00

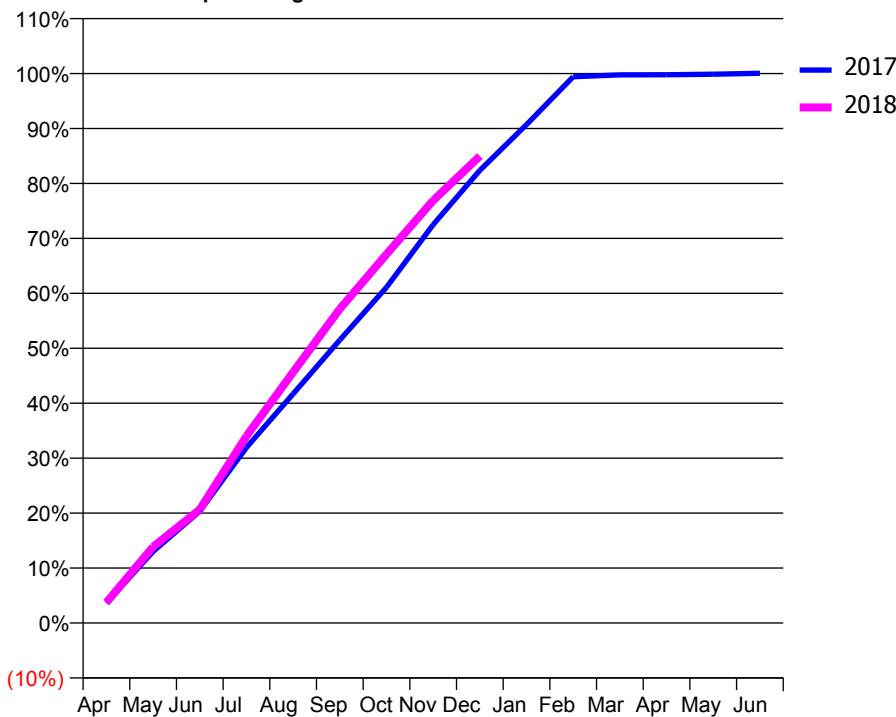
ACCESS*

Patients seen in 24 months	Total	Change since previous quarter
Quarter ending December 2016	2,923	
Quarter ending March 2017	2,318	↓
Quarter ending June 2017	2,264	↓
Quarter ending September 2017	2,441	↑
Quarter ending December 2017	2,573	↑
Variance since December 2016	(12.0%)	↓



ACTIVITY

Cumulative percentage of contracted UDA delivered 2017 & 2018



Month	Adjusted Scheduled Activity (UDA)	
	2017	2018
April	246	251
May	876	933
June	1,367	1,388
July	2,148	2,285
August	2,802	3,069
September	3,462	3,842
October	4,106	4,511
November	4,873	5,168
December	5,536	5,711
January	6,097	
February	6,681	
March	6,705	
April	6,706	
May	6,713	
June	6,724	

QUALITY

	Quantity	Base Number	Contract	AT	Region	England
% of FP17s for the same patient ID Re-attending within 3 months - Children	26	636	4.1%	13.6%	12.9%	12.0%
% of FP17s for the same patient ID Re-attending within 3 months - Adults	259	2,046	12.7%	16.2%	16.5%	15.9%
% of FP17s for the same patient ID Re-attending between 3 & 9 months - Children	289	636	45.4%	57.7%	59.6%	58.0%
% of FP17s for the same patient ID Re-attending between 3 & 9 months - Adults	761	2,046	37.2%	51.2%	52.8%	50.5%
% of FP17s for Band 1 Urgent Courses	219	2,678	8.2%	10.7%	9.1%	9.0%
% of FP17s Relating to Free Repair or Replacements	17	2,678	0.6%	0.9%	1.0%	0.8%
% of FP17s Relating to Continuations	50	2,678	1.9%	1.1%	1.2%	1.1%
% of Patients satisfied with the dentistry they have received	4	4	N/A	91.3%	91.6%	91.5%
% of Patients satisfied with the time they had to wait for an appointment	3	4	N/A	87.7%	88.3%	87.9%

* This is based on patients treated on this contract for their most recent course of treatment. Figures in italics indicate the base number of FP17s or Patient Questionnaire responses are less than 100. N/A is shown where the base number of responses is less than 10 during the period. % is calculated as Quantity/Base number*100

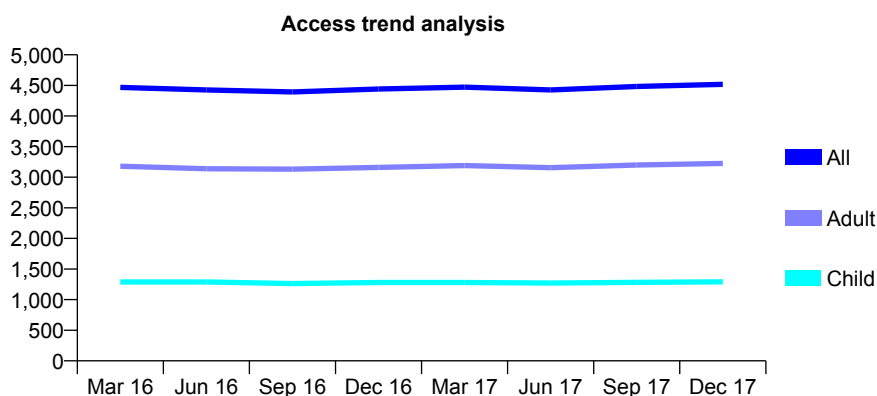
Q47 - Vital Signs At a Glance Contract Report for 101281/0150 - December 2017

Name or company name	OASIS DENTAL CARE LTD
Contract type name	GDS Contract
Purpose of contract	General
Contract start date	01/04/2006
Contract end date	

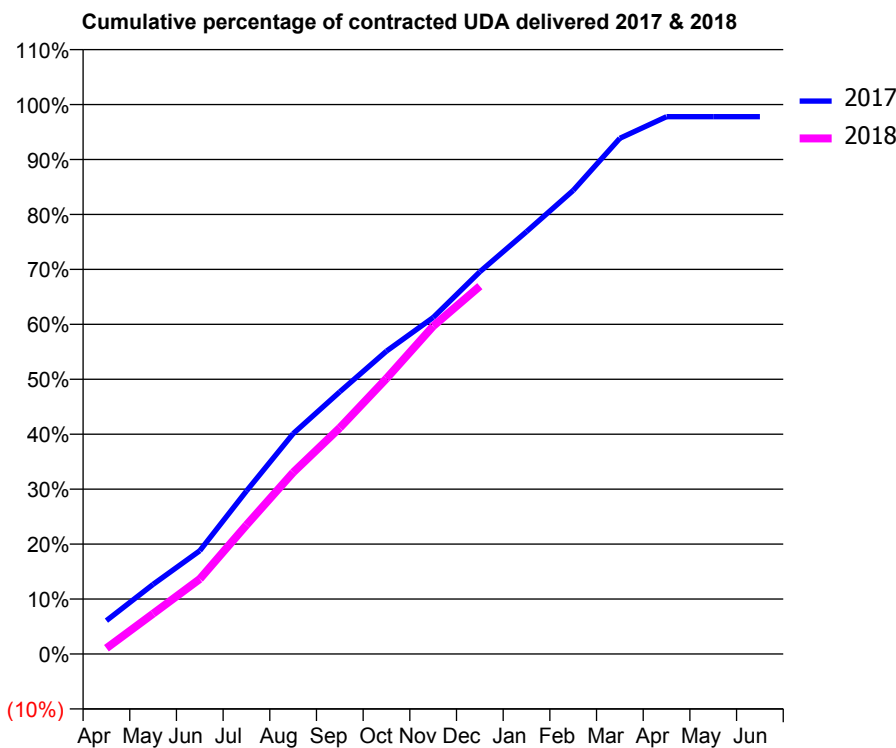
17/18 Contracted general activity (UDA)	13,814
Carry forward general activity (UDA)	305
17/18 Contracted orthodontic activity (UOA)	0
Carry forward orthodontic activity (UOA)	0
Baseline contract value	£373,983.11

ACCESS*

Patients seen in 24 months	Total	Change since previous quarter
Quarter ending December 2016	4,441	
Quarter ending March 2017	4,471	→
Quarter ending June 2017	4,426	↓
Quarter ending September 2017	4,483	→
Quarter ending December 2017	4,517	→
Variance since December 2016	1.7%	→



ACTIVITY



Month	Adjusted Scheduled Activity (UDA)	
	2017	2018
April	840	147
May	1,751	1,015
June	2,597	1,884
July	4,097	3,242
August	5,540	4,563
September	6,592	5,687
October	7,614	6,927
November	8,458	8,240
December	9,610	9,246
January	10,617	
February	11,655	
March	12,964	
April	13,508	
May	13,506	
June	13,509	

QUALITY

	Quantity	Base Number	Contract	AT	Region	England
% of FP17s for the same patient ID Re-attending within 3 months - Children	106	1,605	6.6%	13.6%	12.9%	12.0%
% of FP17s for the same patient ID Re-attending within 3 months - Adults	520	3,750	13.9%	16.2%	16.5%	15.9%
% of FP17s for the same patient ID Re-attending between 3 & 9 months - Children	1,114	1,605	69.4%	57.7%	59.6%	58.0%
% of FP17s for the same patient ID Re-attending between 3 & 9 months - Adults	2,463	3,750	65.7%	51.2%	52.8%	50.5%
% of FP17s for Band 1 Urgent Courses	341	5,128	6.6%	10.7%	9.1%	9.0%
% of FP17s Relating to Free Repair or Replacements	68	5,128	1.3%	0.9%	1.0%	0.8%
% of FP17s Relating to Continuations	93	5,128	1.8%	1.1%	1.2%	1.1%
% of Patients satisfied with the dentistry they have received	8	9	N/A	91.3%	91.6%	91.5%
% of Patients satisfied with the time they had to wait for an appointment	9	9	N/A	87.7%	88.3%	87.9%

* This is based on patients treated on this contract for their most recent course of treatment. Figures in italics indicate the base number of FP17s or Patient Questionnaire responses are less than 100. N/A is shown where the base number of responses is less than 10 during the period. % is calculated as Quantity/Base number*100

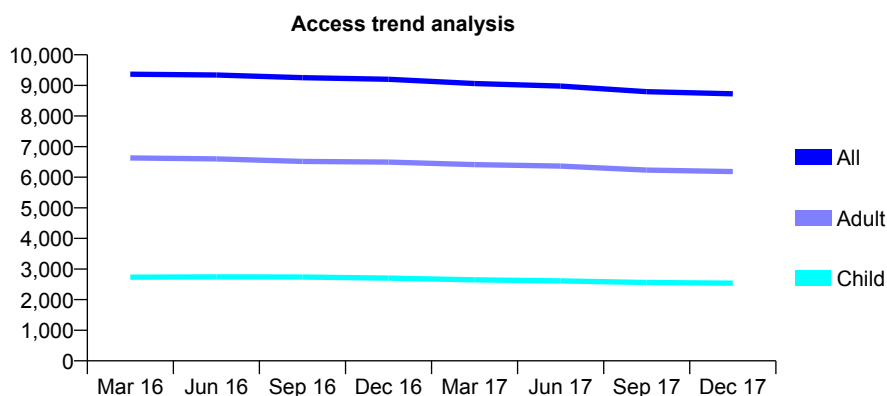
Q47 - Vital Signs At a Glance Contract Report for 101338/0017 - December 2017

Name or company name	Whitecross Dental Care Limited
Contract type name	GDS Contract
Purpose of contract	General
Contract start date	01/04/2006
Contract end date	

17/18 Contracted general activity (UDA)	30,208
Carry forward general activity (UDA)	449
17/18 Contracted orthodontic activity (UOA)	0
Carry forward orthodontic activity (UOA)	0
Baseline contract value	£942,074.08

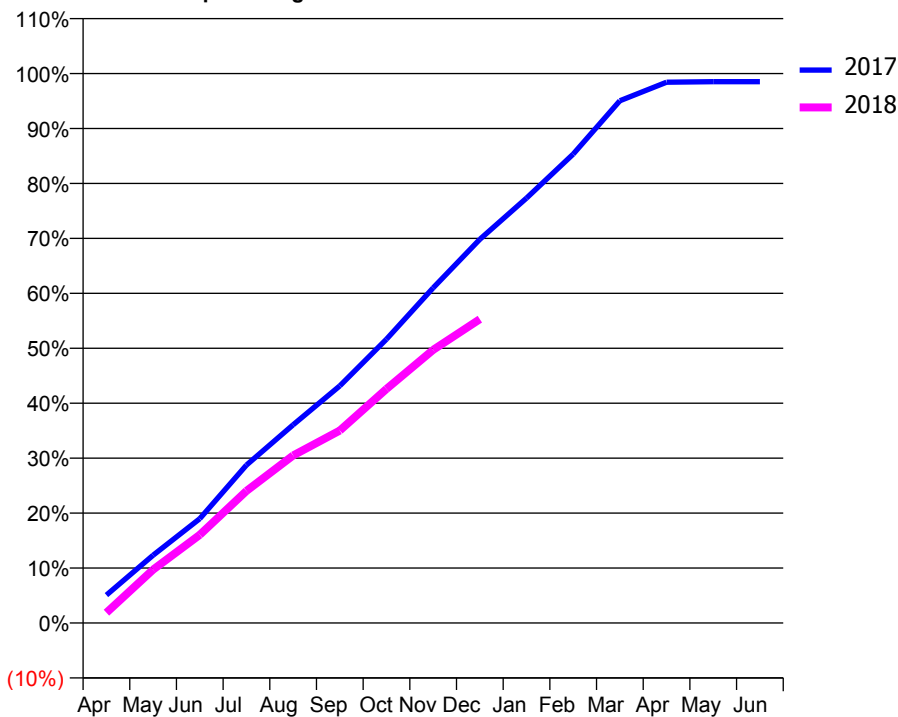
ACCESS*

Patients seen in 24 months	Total	Change since previous quarter
Quarter ending December 2016	9,200	
Quarter ending March 2017	9,059	↓
Quarter ending June 2017	8,980	→
Quarter ending September 2017	8,794	↓
Quarter ending December 2017	8,727	→
Variance since December 2016	(5.1%)	↓



ACTIVITY

Cumulative percentage of contracted UDA delivered 2017 & 2018



Month	Adjusted Scheduled Activity (UDA)	
	2017	2018
April	1,535	566
May	3,727	2,939
June	5,734	4,852
July	8,682	7,264
August	10,900	9,210
September	13,037	10,585
October	15,601	12,868
November	18,426	15,018
December	21,094	16,704
January	23,357	
February	25,781	
March	28,707	
April	29,732	
May	29,760	
June	29,759	

QUALITY

	Quantity	Base Number	Contract	AT	Region	England
% of FP17s for the same patient ID Re-attending within 3 months - Children	137	2,379	5.8%	13.6%	12.9%	12.0%
% of FP17s for the same patient ID Re-attending within 3 months - Adults	560	5,132	10.9%	16.2%	16.5%	15.9%
% of FP17s for the same patient ID Re-attending between 3 & 9 months - Children	1,211	2,379	50.9%	57.7%	59.6%	58.0%
% of FP17s for the same patient ID Re-attending between 3 & 9 months - Adults	2,536	5,132	49.4%	51.2%	52.8%	50.5%
% of FP17s for Band 1 Urgent Courses	565	7,114	7.9%	10.7%	9.1%	9.0%
% of FP17s Relating to Free Repair or Replacements	24	7,114	0.3%	0.9%	1.0%	0.8%
% of FP17s Relating to Continuations	83	7,114	1.2%	1.1%	1.2%	1.1%
% of Patients satisfied with the dentistry they have received	10	12	83.3%	91.3%	91.6%	91.5%
% of Patients satisfied with the time they had to wait for an appointment	9	12	75.0%	87.7%	88.3%	87.9%

* This is based on patients treated on this contract for their most recent course of treatment. Figures in italics indicate the base number of FP17s or Patient Questionnaire responses are less than 100. N/A is shown where the base number of responses is less than 10 during the period. % is calculated as Quantity/Base number*100

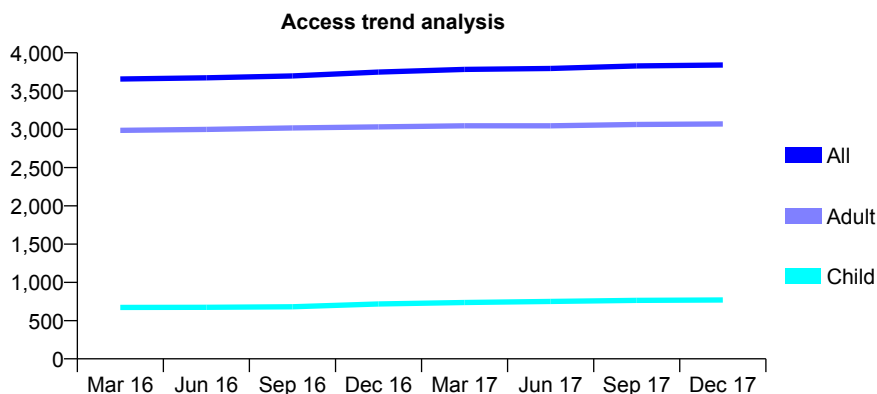
Q47 - Vital Signs At a Glance Contract Report for 101338/0023 - December 2017

Name or company name	Whitecross Dental Care Limited
Contract type name	GDS Contract
Purpose of contract	General
Contract start date	01/04/2006
Contract end date	

17/18 Contracted general activity (UDA)	12,500
Carry forward general activity (UDA)	0
17/18 Contracted orthodontic activity (UOA)	0
Carry forward orthodontic activity (UOA)	0
Baseline contract value	£305,076.60

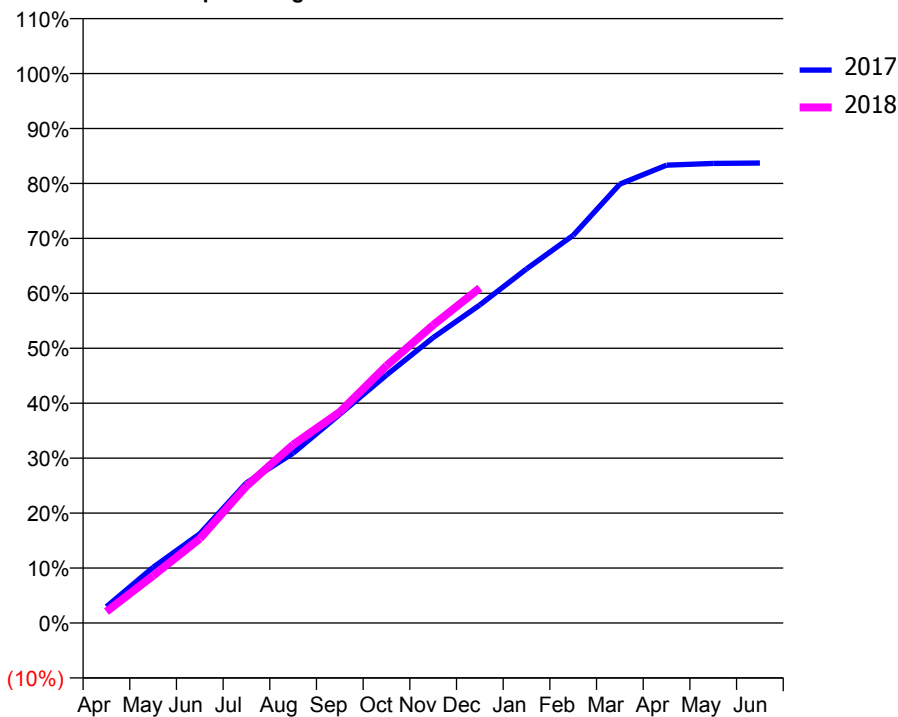
ACCESS*

Patients seen in 24 months	Total	Change since previous quarter
Quarter ending December 2016	3,748	
Quarter ending March 2017	3,783	→
Quarter ending June 2017	3,796	→
Quarter ending September 2017	3,829	→
Quarter ending December 2017	3,840	→
Variance since December 2016	2.5%	↑



ACTIVITY

Cumulative percentage of contracted UDA delivered 2017 & 2018



Month	Adjusted Scheduled Activity (UDA)	
	2017	2018
April	372	258
May	1,265	1,075
June	2,030	1,917
July	3,191	3,118
August	3,863	4,057
September	4,749	4,800
October	5,639	5,853
November	6,494	6,778
December	7,235	7,622
January	8,056	
February	8,819	
March	9,983	
April	10,415	
May	10,454	
June	10,465	

QUALITY

	Quantity	Base Number	Contract	AT	Region	England
% of FP17s for the same patient ID Re-attending within 3 months - Children	58	815	7.1%	13.6%	12.9%	12.0%
% of FP17s for the same patient ID Re-attending within 3 months - Adults	408	2,735	14.9%	16.2%	16.5%	15.9%
% of FP17s for the same patient ID Re-attending between 3 & 9 months - Children	459	815	56.3%	57.7%	59.6%	58.0%
% of FP17s for the same patient ID Re-attending between 3 & 9 months - Adults	1,196	2,735	43.7%	51.2%	52.8%	50.5%
% of FP17s for Band 1 Urgent Courses	203	3,338	6.1%	10.7%	9.1%	9.0%
% of FP17s Relating to Free Repair or Replacements	74	3,338	2.2%	0.9%	1.0%	0.8%
% of FP17s Relating to Continuations	103	3,338	3.1%	1.1%	1.2%	1.1%
% of Patients satisfied with the dentistry they have received	6	6	N/A	91.3%	91.6%	91.5%
% of Patients satisfied with the time they had to wait for an appointment	5	6	N/A	87.7%	88.3%	87.9%

* This is based on patients treated on this contract for their most recent course of treatment. Figures in italics indicate the base number of FP17s or Patient Questionnaire responses are less than 100. N/A is shown where the base number of responses is less than 10 during the period. % is calculated as Quantity/Base number*100

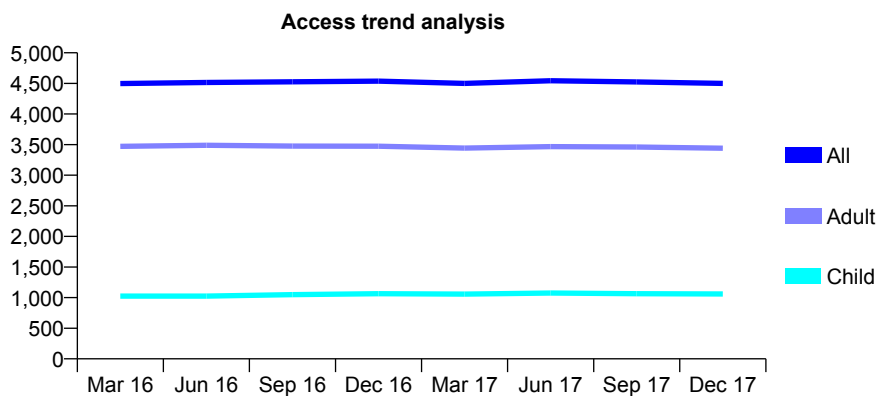
Q47 - Vital Signs At a Glance Contract Report for 101338/0044 - December 2017

Name or company name	Whitecross Dental Care Limited
Contract type name	GDS Contract
Purpose of contract	General
Contract start date	01/10/2006
Contract end date	

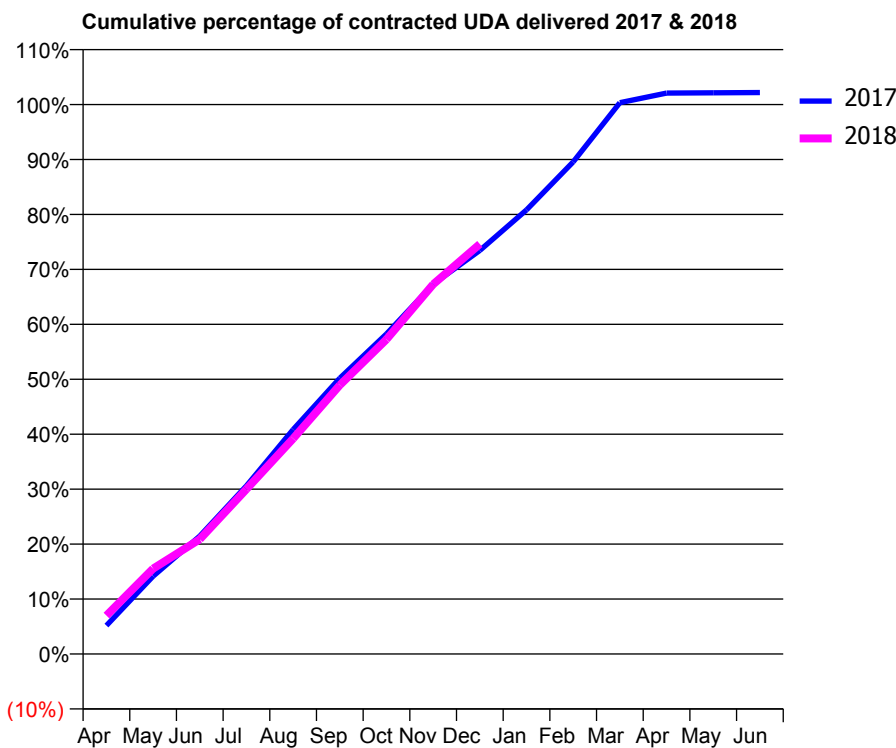
17/18 Contracted general activity (UDA)	12,726
Carry forward general activity (UDA)	-255
17/18 Contracted orthodontic activity (UOA)	0
Carry forward orthodontic activity (UOA)	0
Baseline contract value	£356,320.73

ACCESS*

Patients seen in 24 months	Total	Change since previous quarter
Quarter ending December 2016	4,538	
Quarter ending March 2017	4,501	→
Quarter ending June 2017	4,544	→
Quarter ending September 2017	4,524	→
Quarter ending December 2017	4,500	→
Variance since December 2016	(0.8%)	→



ACTIVITY



Month	Adjusted Scheduled Activity (UDA)	
	2017	2018
April	661	892
May	1,801	1,978
June	2,731	2,659
July	3,897	3,818
August	5,198	4,988
September	6,389	6,228
October	7,413	7,287
November	8,565	8,561
December	9,348	9,495
January	10,284	
February	11,397	
March	12,768	
April	12,991	
May	12,997	
June	13,004	

QUALITY

	Quantity	Base Number	Contract	AT	Region	England
% of FP17s for the same patient ID Re-attending within 3 months - Children	73	1,088	6.7%	13.6%	12.9%	12.0%
% of FP17s for the same patient ID Re-attending within 3 months - Adults	394	3,509	11.2%	16.2%	16.5%	15.9%
% of FP17s for the same patient ID Re-attending between 3 & 9 months - Children	559	1,088	51.4%	57.7%	59.6%	58.0%
% of FP17s for the same patient ID Re-attending between 3 & 9 months - Adults	1,974	3,509	56.3%	51.2%	52.8%	50.5%
% of FP17s for Band 1 Urgent Courses	347	4,464	7.8%	10.7%	9.1%	9.0%
% of FP17s Relating to Free Repair or Replacements	62	4,464	1.4%	0.9%	1.0%	0.8%
% of FP17s Relating to Continuations	56	4,464	1.3%	1.1%	1.2%	1.1%
% of Patients satisfied with the dentistry they have received	5	6	N/A	91.3%	91.6%	91.5%
% of Patients satisfied with the time they had to wait for an appointment	5	6	N/A	87.7%	88.3%	87.9%

* This is based on patients treated on this contract for their most recent course of treatment. Figures in italics indicate the base number of FP17s or Patient Questionnaire responses are less than 100. N/A is shown where the base number of responses is less than 10 during the period. % is calculated as Quantity/Base number*100

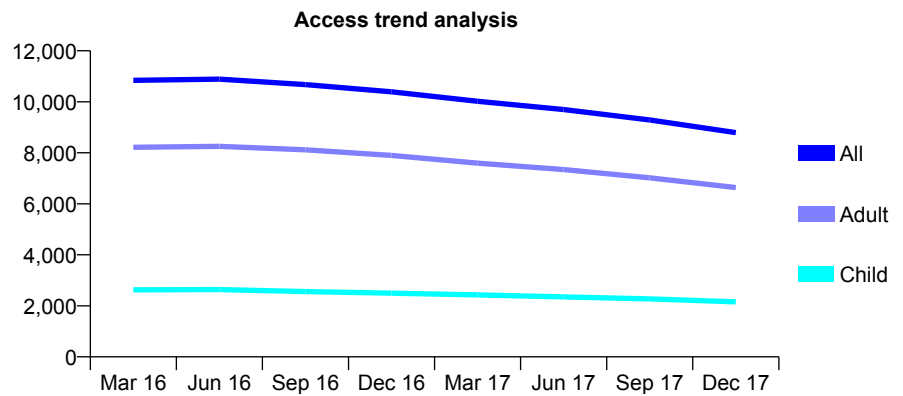
Q47 - Vital Signs At a Glance Contract Report for 101338/0115 - December 2017

Name or company name	Whitecross Dental Care Limited
Contract type name	GDS Contract
Purpose of contract	General
Contract start date	04/01/2010
Contract end date	

17/18 Contracted general activity (UDA)	30,263
Carry forward general activity (UDA)	0
17/18 Contracted orthodontic activity (UOA)	0
Carry forward orthodontic activity (UOA)	0
Baseline contract value	£890,019.78

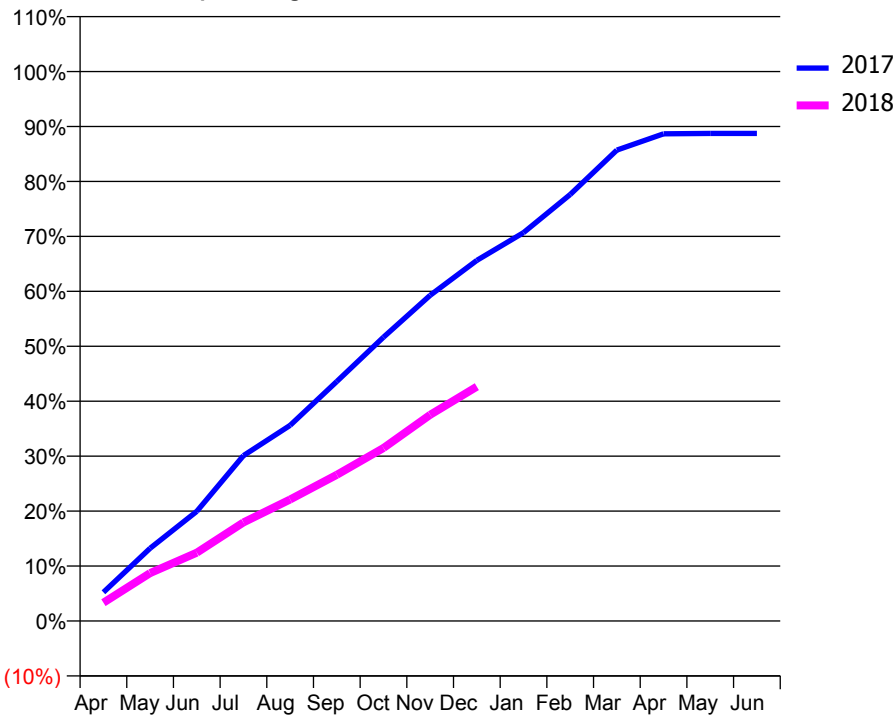
ACCESS*

Patients seen in 24 months	Total	Change since previous quarter
Quarter ending December 2016	10,392	
Quarter ending March 2017	10,020	↓
Quarter ending June 2017	9,697	↓
Quarter ending September 2017	9,290	↓
Quarter ending December 2017	8,793	↓
Variance since December 2016	(15.4%)	↓



ACTIVITY

Cumulative percentage of contracted UDA delivered 2017 & 2018



Month	Adjusted Scheduled Activity (UDA)	
	2017	2018
April	1,582	1,013
May	4,008	2,638
June	6,038	3,767
July	9,108	5,432
August	10,778	6,695
September	13,191	8,052
October	15,630	9,528
November	17,936	11,361
December	19,860	12,908
January	21,387	
February	23,491	
March	25,931	
April	26,834	
May	26,851	
June	26,854	

QUALITY

	Quantity	Base Number	Contract	AT	Region	England
% of FP17s for the same patient ID Re-attending within 3 months - Children	76	1,493	5.1%	13.6%	12.9%	12.0%
% of FP17s for the same patient ID Re-attending within 3 months - Adults	656	4,488	14.6%	16.2%	16.5%	15.9%
% of FP17s for the same patient ID Re-attending between 3 & 9 months - Children	631	1,493	42.3%	57.7%	59.6%	58.0%
% of FP17s for the same patient ID Re-attending between 3 & 9 months - Adults	1,788	4,488	39.8%	51.2%	52.8%	50.5%
% of FP17s for Band 1 Urgent Courses	573	5,581	10.3%	10.7%	9.1%	9.0%
% of FP17s Relating to Free Repair or Replacements	43	5,581	0.8%	0.9%	1.0%	0.8%
% of FP17s Relating to Continuations	92	5,581	1.6%	1.1%	1.2%	1.1%
% of Patients satisfied with the dentistry they have received	8	9	N/A	91.3%	91.6%	91.5%
% of Patients satisfied with the time they had to wait for an appointment	6	9	N/A	87.7%	88.3%	87.9%

* This is based on patients treated on this contract for their most recent course of treatment. Figures in italics indicate the base number of FP17s or Patient Questionnaire responses are less than 100. N/A is shown where the base number of responses is less than 10 during the period. % is calculated as Quantity/Base number*100

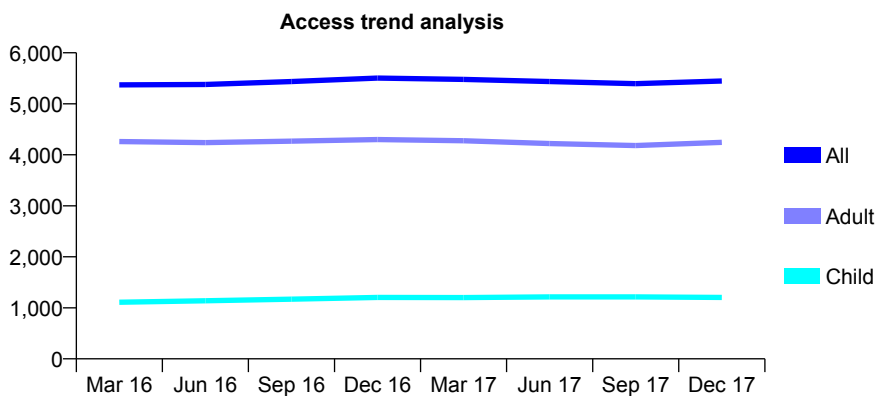
Q47 - Vital Signs At a Glance Contract Report for 101338/0123 - December 2017

Name or company name	Whitecross Dental Care Limited
Contract type name	GDS Contract
Purpose of contract	General
Contract start date	19/05/2010
Contract end date	

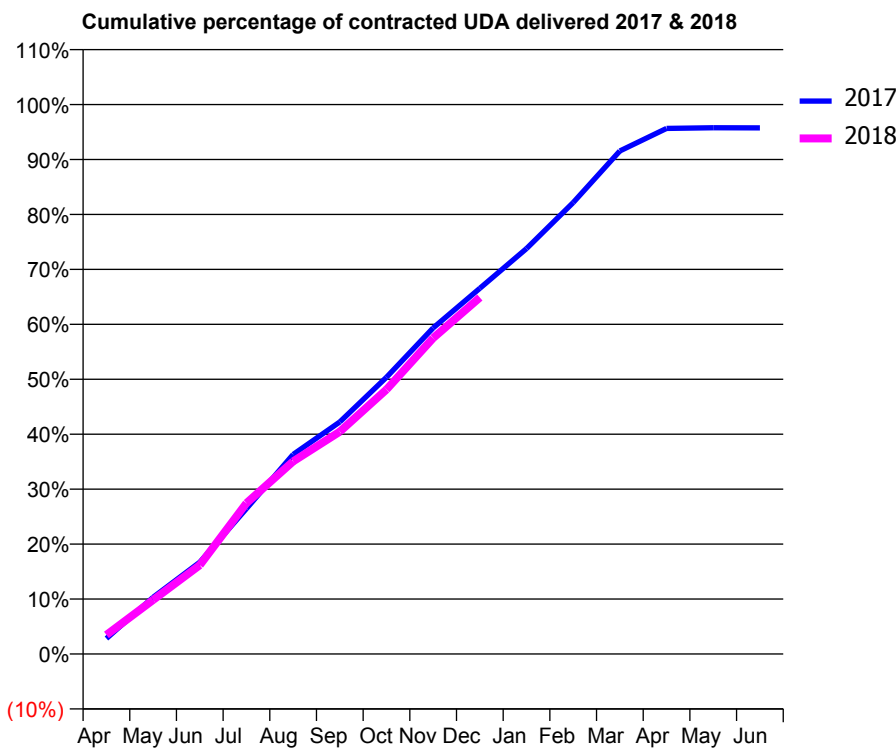
17/18 Contracted general activity (UDA)	17,100
Carry forward general activity (UDA)	0
17/18 Contracted orthodontic activity (UOA)	0
Carry forward orthodontic activity (UOA)	0
Baseline contract value	£517,669.42

ACCESS*

Patients seen in 24 months	Total	Change since previous quarter
Quarter ending December 2016	5,504	
Quarter ending March 2017	5,479	→
Quarter ending June 2017	5,436	→
Quarter ending September 2017	5,396	→
Quarter ending December 2017	5,448	→
Variance since December 2016	(1.0%)	↓



ACTIVITY



Month	Adjusted Scheduled Activity (UDA)	
	2017	2018
April	482	595
May	1,765	1,682
June	2,859	2,765
July	4,523	4,696
August	6,210	5,993
September	7,223	6,920
October	8,614	8,232
November	10,148	9,833
December	11,382	11,094
January	12,618	
February	14,050	
March	15,653	
April	16,357	
May	16,375	
June	16,372	

QUALITY

	Quantity	Base Number	Contract	AT	Region	England
% of FP17s for the same patient ID Re-attending within 3 months - Children	117	1,400	8.4%	13.6%	12.9%	12.0%
% of FP17s for the same patient ID Re-attending within 3 months - Adults	416	3,669	11.3%	16.2%	16.5%	15.9%
% of FP17s for the same patient ID Re-attending between 3 & 9 months - Children	886	1,400	63.3%	57.7%	59.6%	58.0%
% of FP17s for the same patient ID Re-attending between 3 & 9 months - Adults	1,702	3,669	46.4%	51.2%	52.8%	50.5%
% of FP17s for Band 1 Urgent Courses	234	4,786	4.9%	10.7%	9.1%	9.0%
% of FP17s Relating to Free Repair or Replacements	53	4,786	1.1%	0.9%	1.0%	0.8%
% of FP17s Relating to Continuations	110	4,786	2.3%	1.1%	1.2%	1.1%
% of Patients satisfied with the dentistry they have received	8	9	N/A	91.3%	91.6%	91.5%
% of Patients satisfied with the time they had to wait for an appointment	9	9	N/A	87.7%	88.3%	87.9%

* This is based on patients treated on this contract for their most recent course of treatment. Figures in italics indicate the base number of FP17s or Patient Questionnaire responses are less than 100. N/A is shown where the base number of responses is less than 10 during the period. % is calculated as Quantity/Base number*100

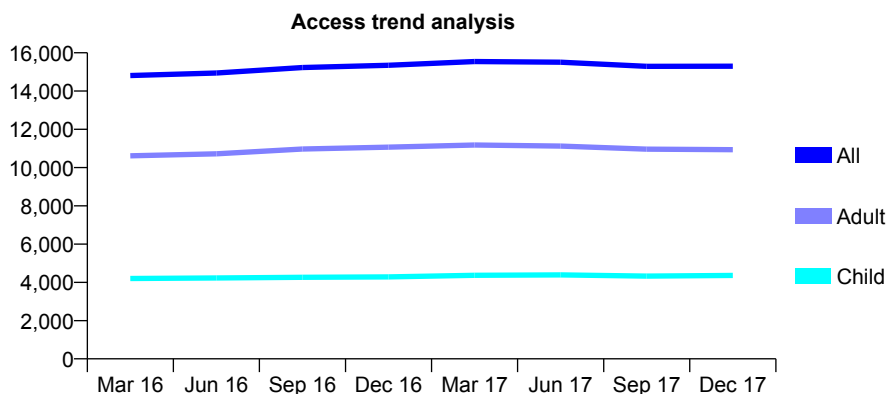
Q47 - Vital Signs At a Glance Contract Report for 101370/0021 - December 2017

Name or company name	Petrie Tucker and Partners Ltd
Contract type name	GDS Contract
Purpose of contract	General
Contract start date	01/04/2006
Contract end date	

17/18 Contracted general activity (UDA)	47,600
Carry forward general activity (UDA)	-437
17/18 Contracted orthodontic activity (UOA)	0
Carry forward orthodontic activity (UOA)	0
Baseline contract value	£1,276,473.35

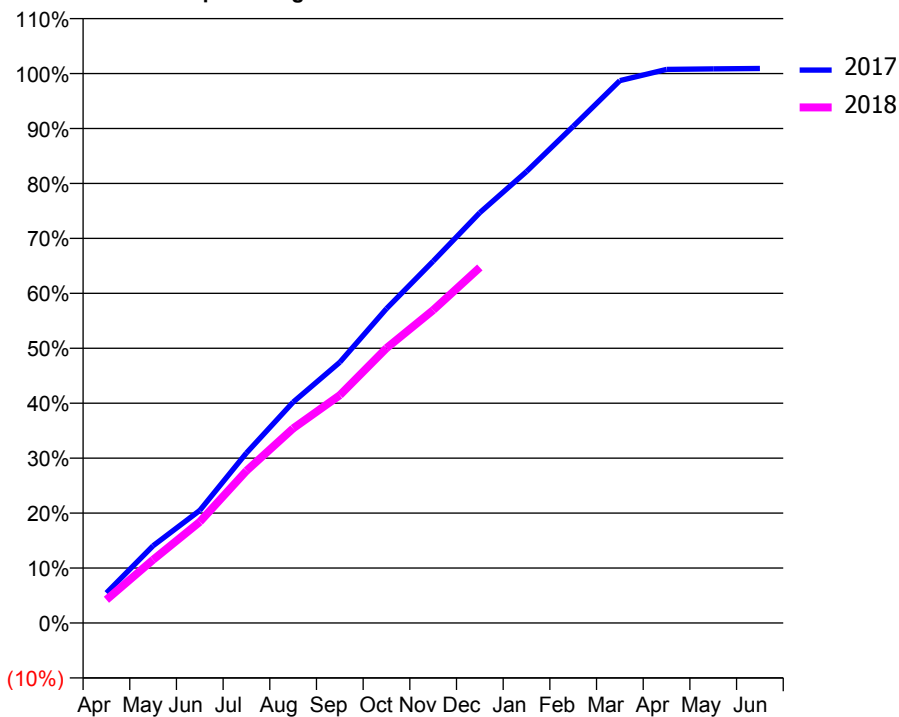
ACCESS*

Patients seen in 24 months	Total	Change since previous quarter
Quarter ending December 2016	15,351	
Quarter ending March 2017	15,546	→
Quarter ending June 2017	15,509	→
Quarter ending September 2017	15,292	↓
Quarter ending December 2017	15,298	→
Variance since December 2016	(0.3%)	→



ACTIVITY

Cumulative percentage of contracted UDA delivered 2017 & 2018



Month	Adjusted Scheduled Activity (UDA)	
	2017	2018
April	2,603	2,014
May	6,697	5,482
June	9,759	8,764
July	14,739	13,187
August	19,133	16,853
September	22,593	19,731
October	27,229	23,811
November	31,342	27,101
December	35,552	30,804
January	39,109	
February	43,021	
March	46,989	
April	47,954	
May	47,995	
June	48,037	

QUALITY

	Quantity	Base Number	Contract	AT	Region	England
% of FP17s for the same patient ID Re-attending within 3 months - Children	314	4,719	6.7%	13.6%	12.9%	12.0%
% of FP17s for the same patient ID Re-attending within 3 months - Adults	1,153	9,806	11.8%	16.2%	16.5%	15.9%
% of FP17s for the same patient ID Re-attending between 3 & 9 months - Children	2,672	4,719	56.6%	57.7%	59.6%	58.0%
% of FP17s for the same patient ID Re-attending between 3 & 9 months - Adults	4,898	9,806	49.9%	51.2%	52.8%	50.5%
% of FP17s for Band 1 Urgent Courses	1,004	14,096	7.1%	10.7%	9.1%	9.0%
% of FP17s Relating to Free Repair or Replacements	57	14,096	0.4%	0.9%	1.0%	0.8%
% of FP17s Relating to Continuations	213	14,096	1.5%	1.1%	1.2%	1.1%
% of Patients satisfied with the dentistry they have received	16	17	94.1%	91.3%	91.6%	91.5%
% of Patients satisfied with the time they had to wait for an appointment	15	17	88.2%	87.7%	88.3%	87.9%

* This is based on patients treated on this contract for their most recent course of treatment. Figures in italics indicate the base number of FP17s or Patient Questionnaire responses are less than 100. N/A is shown where the base number of responses is less than 10 during the period. % is calculated as Quantity/Base number*100

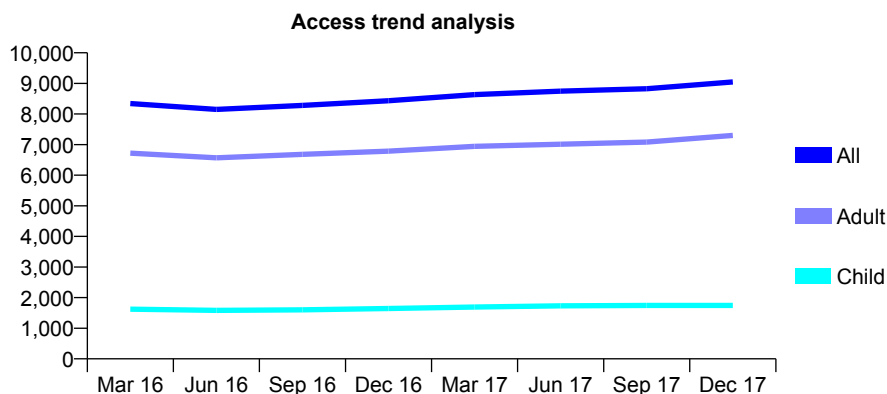
Q47 - Vital Signs At a Glance Contract Report for 101370/0043 - December 2017

Name or company name	Petrie Tucker and Partners Ltd
Contract type name	GDS Contract
Purpose of contract	General
Contract start date	01/04/2006
Contract end date	

17/18 Contracted general activity (UDA)	27,015
Carry forward general activity (UDA)	-504
17/18 Contracted orthodontic activity (UOA)	0
Carry forward orthodontic activity (UOA)	0
Baseline contract value	£771,491.00

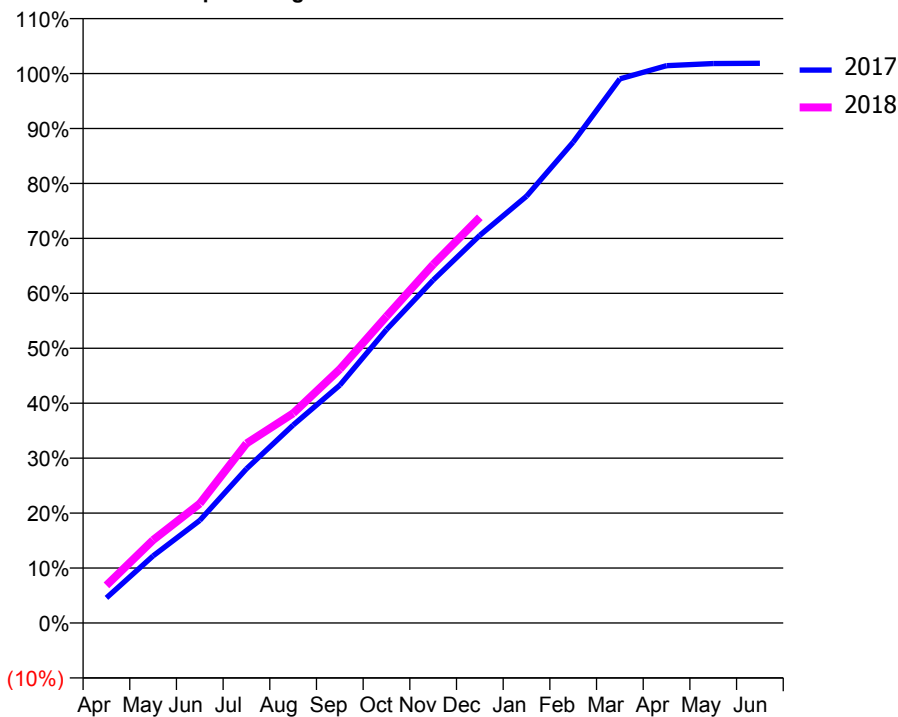
ACCESS*

Patients seen in 24 months	Total	Change since previous quarter
Quarter ending December 2016	8,433	
Quarter ending March 2017	8,636	↑
Quarter ending June 2017	8,746	→
Quarter ending September 2017	8,826	→
Quarter ending December 2017	9,048	↑
Variance since December 2016	7.3%	↑



ACTIVITY

Cumulative percentage of contracted UDA delivered 2017 & 2018



Month	Adjusted Scheduled Activity (UDA)	
	2017	2018
April	1,236	1,852
May	3,301	4,080
June	5,044	5,870
July	7,579	8,825
August	9,733	10,310
September	11,694	12,478
October	14,426	15,075
November	16,860	17,624
December	19,060	19,949
January	20,984	
February	23,643	
March	26,751	
April	27,399	
May	27,507	
June	27,519	

QUALITY

	Quantity	Base Number	Contract	AT	Region	England
% of FP17s for the same patient ID Re-attending within 3 months - Children	107	1,770	6.0%	13.6%	12.9%	12.0%
% of FP17s for the same patient ID Re-attending within 3 months - Adults	842	7,166	11.7%	16.2%	16.5%	15.9%
% of FP17s for the same patient ID Re-attending between 3 & 9 months - Children	1,032	1,770	58.3%	57.7%	59.6%	58.0%
% of FP17s for the same patient ID Re-attending between 3 & 9 months - Adults	4,012	7,166	56.0%	51.2%	52.8%	50.5%
% of FP17s for Band 1 Urgent Courses	473	8,598	5.5%	10.7%	9.1%	9.0%
% of FP17s Relating to Free Repair or Replacements	102	8,598	1.2%	0.9%	1.0%	0.8%
% of FP17s Relating to Continuations	164	8,598	1.9%	1.1%	1.2%	1.1%
% of Patients satisfied with the dentistry they have received	16	17	94.1%	91.3%	91.6%	91.5%
% of Patients satisfied with the time they had to wait for an appointment	16	17	94.1%	87.7%	88.3%	87.9%

* This is based on patients treated on this contract for their most recent course of treatment. Figures in italics indicate the base number of FP17s or Patient Questionnaire responses are less than 100. N/A is shown where the base number of responses is less than 10 during the period. % is calculated as Quantity/Base number*100

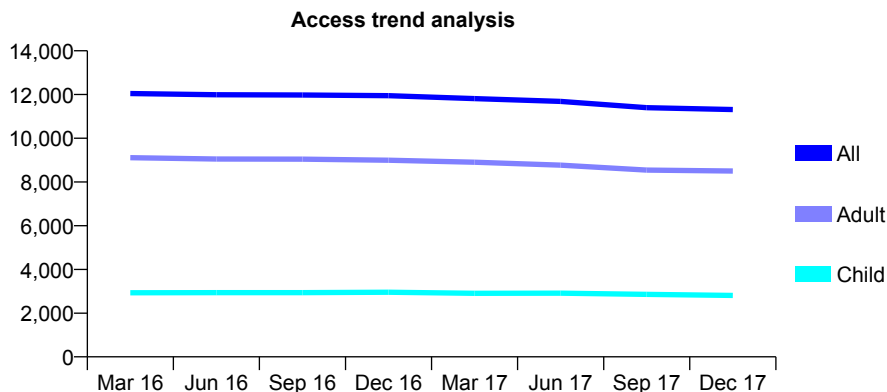
Q47 - Vital Signs At a Glance Contract Report for 101370/0084 - December 2017

Name or company name	Petrie Tucker and Partners Ltd
Contract type name	GDS Contract
Purpose of contract	General
Contract start date	01/04/2007
Contract end date	

17/18 Contracted general activity (UDA)	33,780
Carry forward general activity (UDA)	106
17/18 Contracted orthodontic activity (UOA)	0
Carry forward orthodontic activity (UOA)	0
Baseline contract value	£1,033,113.22

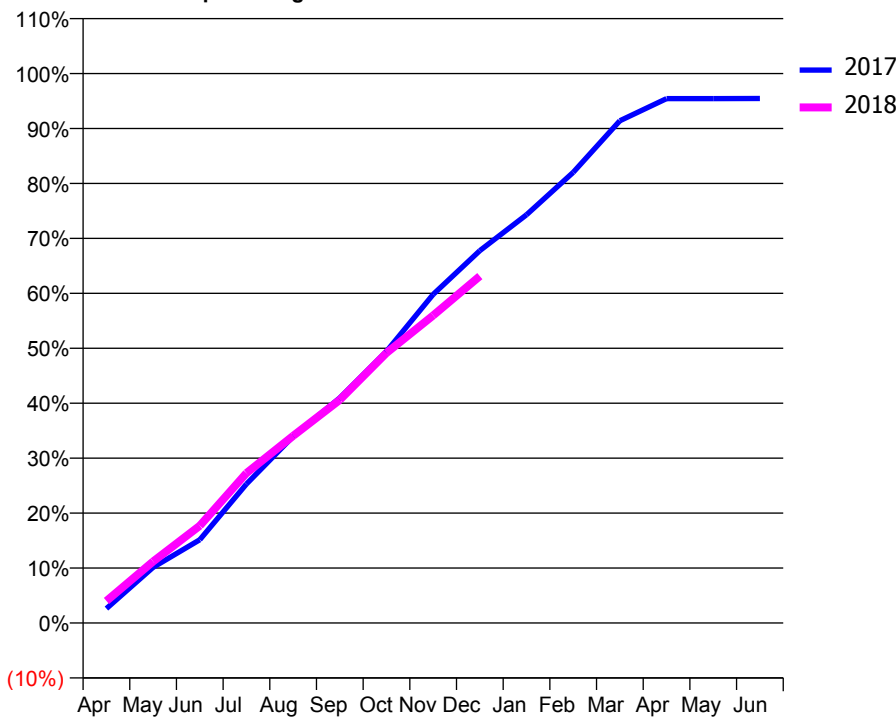
ACCESS*

Patients seen in 24 months	Total	Change since previous quarter
Quarter ending December 2016	11,946	
Quarter ending March 2017	11,814	↓
Quarter ending June 2017	11,684	↓
Quarter ending September 2017	11,399	↓
Quarter ending December 2017	11,310	→
Variance since December 2016	(5.3%)	↓



ACTIVITY

Cumulative percentage of contracted UDA delivered 2017 & 2018



Month	Adjusted Scheduled Activity (UDA)	
	2017	2018
April	890	1,360
May	3,419	3,780
June	5,116	5,981
July	8,544	9,214
August	11,475	11,504
September	13,845	13,718
October	16,704	16,607
November	20,204	18,905
December	22,892	21,329
January	25,099	
February	27,707	
March	30,878	
April	32,236	
May	32,237	
June	32,246	

QUALITY

	Quantity	Base Number	Contract	AT	Region	England
% of FP17s for the same patient ID Re-attending within 3 months - Children	229	2,618	8.7%	13.6%	12.9%	12.0%
% of FP17s for the same patient ID Re-attending within 3 months - Adults	1,137	7,473	15.2%	16.2%	16.5%	15.9%
% of FP17s for the same patient ID Re-attending between 3 & 9 months - Children	1,220	2,618	46.6%	57.7%	59.6%	58.0%
% of FP17s for the same patient ID Re-attending between 3 & 9 months - Adults	3,069	7,473	41.1%	51.2%	52.8%	50.5%
% of FP17s for Band 1 Urgent Courses	809	9,543	8.5%	10.7%	9.1%	9.0%
% of FP17s Relating to Free Repair or Replacements	90	9,543	0.9%	0.9%	1.0%	0.8%
% of FP17s Relating to Continuations	342	9,543	3.6%	1.1%	1.2%	1.1%
% of Patients satisfied with the dentistry they have received	17	17	100.0%	91.3%	91.6%	91.5%
% of Patients satisfied with the time they had to wait for an appointment	16	17	94.1%	87.7%	88.3%	87.9%

* This is based on patients treated on this contract for their most recent course of treatment. Figures in italics indicate the base number of FP17s or Patient Questionnaire responses are less than 100. N/A is shown where the base number of responses is less than 10 during the period. % is calculated as Quantity/Base number*100

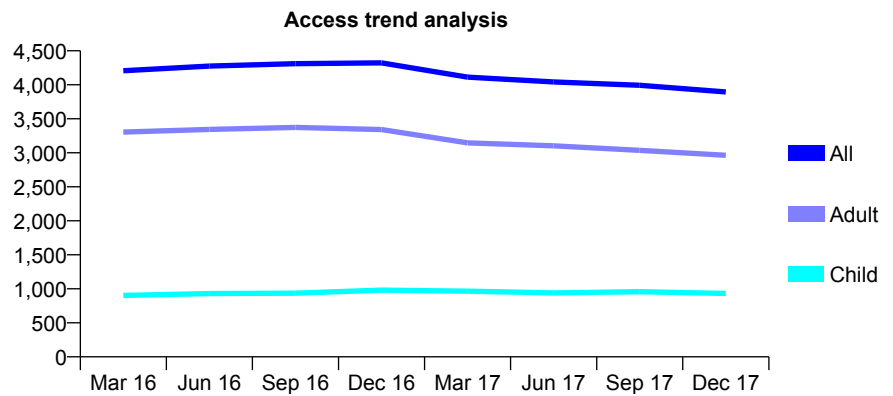
Q47 - Vital Signs At a Glance Contract Report for 101435/0096 - December 2017

Name or company name	IDH Limited
Contract type name	GDS Contract
Purpose of contract	General
Contract start date	25/04/2008
Contract end date	

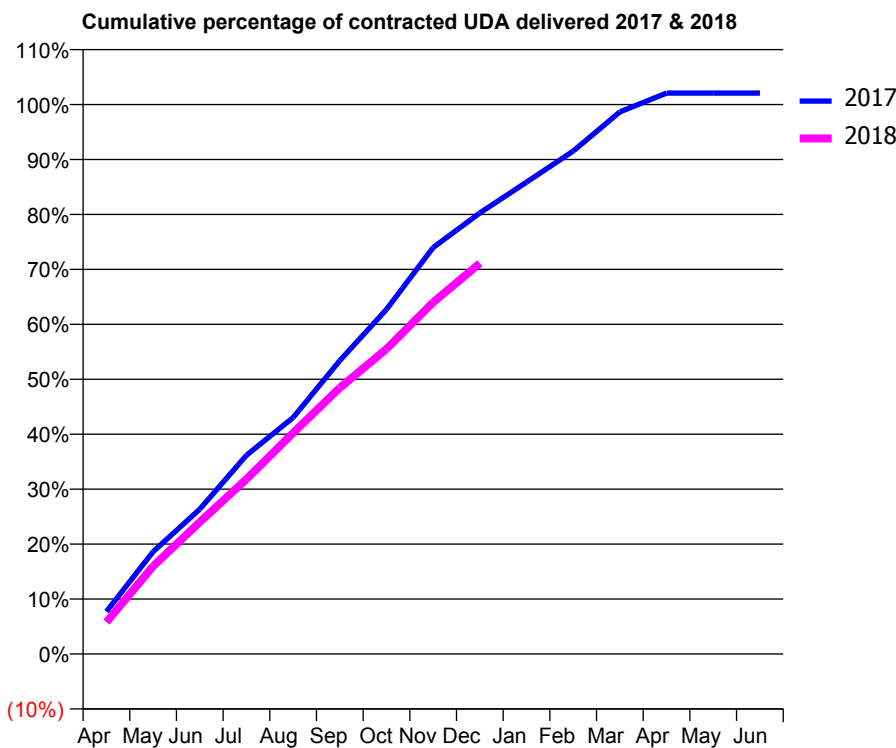
17/18 Contracted general activity (UDA)	14,432
Carry forward general activity (UDA)	-289
17/18 Contracted orthodontic activity (UOA)	0
Carry forward orthodontic activity (UOA)	0
Baseline contract value	£356,455.99

ACCESS*

Patients seen in 24 months	Total	Change since previous quarter
Quarter ending December 2016	4,323	
Quarter ending March 2017	4,113	↓
Quarter ending June 2017	4,042	↓
Quarter ending September 2017	3,994	↓
Quarter ending December 2017	3,895	↓
Variance since December 2016	(9.9%)	↓



ACTIVITY



Month	Adjusted Scheduled Activity (UDA)	
	2017	2018
April	1,116	840
May	2,687	2,306
June	3,807	3,465
July	5,221	4,593
August	6,210	5,808
September	7,707	6,992
October	9,053	8,011
November	10,676	9,237
December	11,585	10,264
January	12,394	
February	13,210	
March	14,238	
April	14,732	
May	14,732	
June	14,732	

QUALITY

	Quantity	Base Number	Contract	AT	Region	England
% of FP17s for the same patient ID Re-attending within 3 months - Children	70	825	8.5%	13.6%	12.9%	12.0%
% of FP17s for the same patient ID Re-attending within 3 months - Adults	535	2,727	19.6%	16.2%	16.5%	15.9%
% of FP17s for the same patient ID Re-attending between 3 & 9 months - Children	400	825	48.5%	57.7%	59.6%	58.0%
% of FP17s for the same patient ID Re-attending between 3 & 9 months - Adults	1,186	2,727	43.5%	51.2%	52.8%	50.5%
% of FP17s for Band 1 Urgent Courses	343	3,405	10.1%	10.7%	9.1%	9.0%
% of FP17s Relating to Free Repair or Replacements	39	3,405	1.1%	0.9%	1.0%	0.8%
% of FP17s Relating to Continuations	126	3,405	3.7%	1.1%	1.2%	1.1%
% of Patients satisfied with the dentistry they have received	12	13	92.3%	91.3%	91.6%	91.5%
% of Patients satisfied with the time they had to wait for an appointment	9	13	69.2%	87.7%	88.3%	87.9%

* This is based on patients treated on this contract for their most recent course of treatment. Figures in italics indicate the base number of FP17s or Patient Questionnaire responses are less than 100. N/A is shown where the base number of responses is less than 10 during the period. % is calculated as Quantity/Base number*100

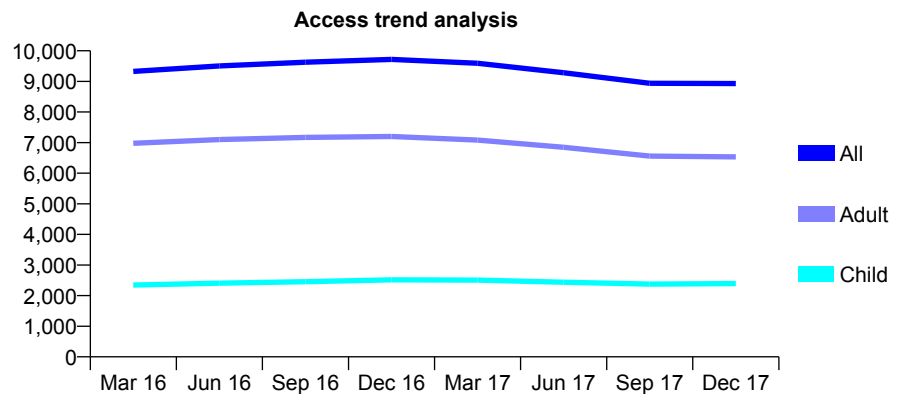
Q47 - Vital Signs At a Glance Contract Report for 101435/0097 - December 2017

Name or company name	IDH Limited
Contract type name	GDS Contract
Purpose of contract	General
Contract start date	07/05/2008
Contract end date	

17/18 Contracted general activity (UDA)	25,500
Carry forward general activity (UDA)	0
17/18 Contracted orthodontic activity (UOA)	0
Carry forward orthodontic activity (UOA)	0
Baseline contract value	£569,970.72

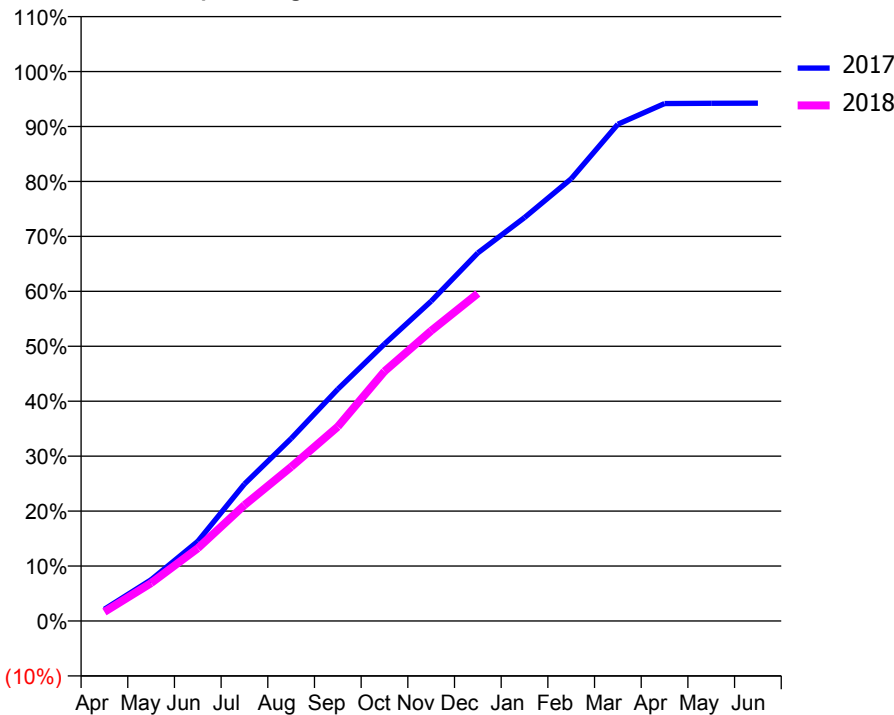
ACCESS*

Patients seen in 24 months	Total	Change since previous quarter
Quarter ending December 2016	9,719	
Quarter ending March 2017	9,591	↓
Quarter ending June 2017	9,282	↓
Quarter ending September 2017	8,938	↓
Quarter ending December 2017	8,931	→
Variance since December 2016	(8.1%)	↓



ACTIVITY

Cumulative percentage of contracted UDA delivered 2017 & 2018



Month	Adjusted Scheduled Activity (UDA)	
	2017	2018
April	547	423
May	1,917	1,761
June	3,695	3,378
July	6,358	5,382
August	8,469	7,151
September	10,758	9,018
October	12,854	11,588
November	14,842	13,467
December	17,082	15,204
January	18,724	
February	20,521	
March	23,051	
April	24,014	
May	24,025	
June	24,031	

QUALITY

	Quantity	Base Number	Contract	AT	Region	England
% of FP17s for the same patient ID Re-attending within 3 months - Children	103	2,069	5.0%	13.6%	12.9%	12.0%
% of FP17s for the same patient ID Re-attending within 3 months - Adults	480	5,080	9.4%	16.2%	16.5%	15.9%
% of FP17s for the same patient ID Re-attending between 3 & 9 months - Children	848	2,069	41.0%	57.7%	59.6%	58.0%
% of FP17s for the same patient ID Re-attending between 3 & 9 months - Adults	2,068	5,080	40.7%	51.2%	52.8%	50.5%
% of FP17s for Band 1 Urgent Courses	241	6,773	3.6%	10.7%	9.1%	9.0%
% of FP17s Relating to Free Repair or Replacements	67	6,773	1.0%	0.9%	1.0%	0.8%
% of FP17s Relating to Continuations	117	6,773	1.7%	1.1%	1.2%	1.1%
% of Patients satisfied with the dentistry they have received	17	20	85.0%	91.3%	91.6%	91.5%
% of Patients satisfied with the time they had to wait for an appointment	14	20	70.0%	87.7%	88.3%	87.9%

* This is based on patients treated on this contract for their most recent course of treatment. Figures in italics indicate the base number of FP17s or Patient Questionnaire responses are less than 100. N/A is shown where the base number of responses is less than 10 during the period. % is calculated as Quantity/Base number*100

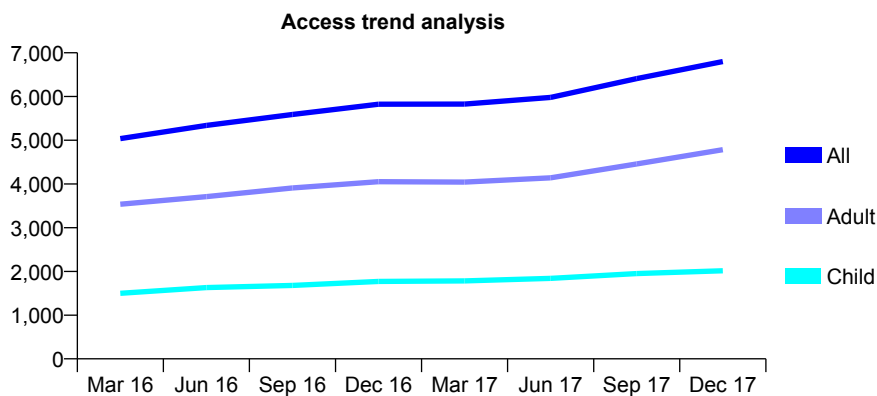
Q47 - Vital Signs At a Glance Contract Report for 101435/0144 - December 2017

Name or company name	IDH Limited
Contract type name	GDS Contract
Purpose of contract	General
Contract start date	01/12/2012
Contract end date	

17/18 Contracted general activity (UDA)	13,990
Carry forward general activity (UDA)	0
17/18 Contracted orthodontic activity (UOA)	0
Carry forward orthodontic activity (UOA)	0
Baseline contract value	£416,956.48

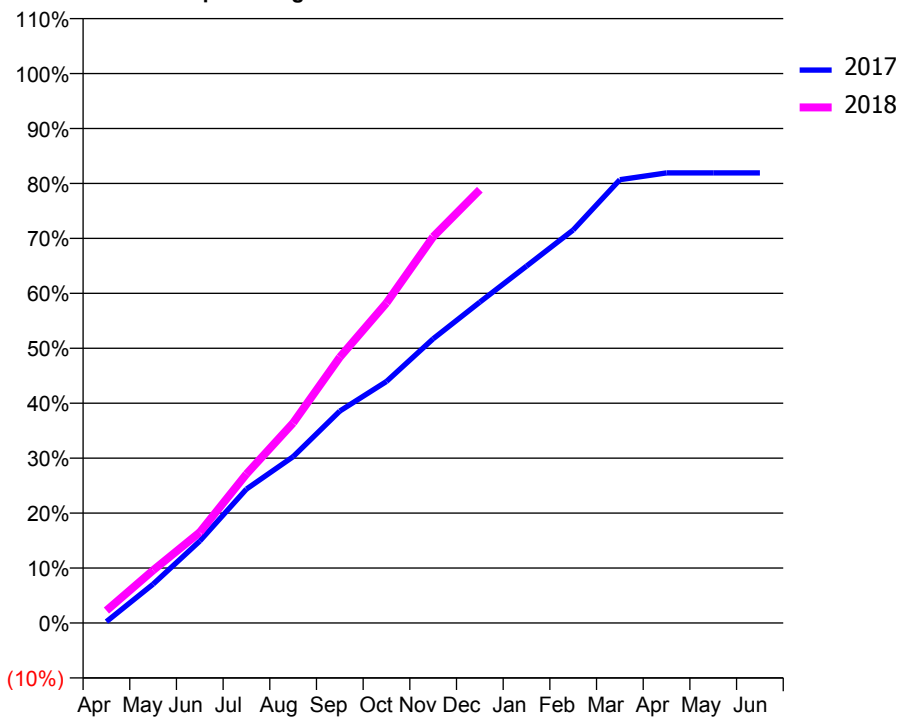
ACCESS*

Patients seen in 24 months	Total	Change since previous quarter
Quarter ending December 2016	5,823	
Quarter ending March 2017	5,827	→
Quarter ending June 2017	5,981	↑
Quarter ending September 2017	6,411	↑
Quarter ending December 2017	6,801	↑
Variance since December 2016	16.8%	↑



ACTIVITY

Cumulative percentage of contracted UDA delivered 2017 & 2018



Month	Adjusted Scheduled Activity (UDA)	
	2017	2018
April	36	319
May	990	1,342
June	2,085	2,311
July	3,409	3,795
August	4,236	5,094
September	5,397	6,769
October	6,149	8,148
November	7,237	9,835
December	8,171	11,032
January	9,086	
February	10,005	
March	11,287	
April	11,459	
May	11,458	
June	11,458	

QUALITY

	Quantity	Base Number	Contract	AT	Region	England
% of FP17s for the same patient ID Re-attending within 3 months - Children	99	1,921	5.2%	13.6%	12.9%	12.0%
% of FP17s for the same patient ID Re-attending within 3 months - Adults	302	3,891	7.8%	16.2%	16.5%	15.9%
% of FP17s for the same patient ID Re-attending between 3 & 9 months - Children	850	1,921	44.2%	57.7%	59.6%	58.0%
% of FP17s for the same patient ID Re-attending between 3 & 9 months - Adults	1,165	3,891	29.9%	51.2%	52.8%	50.5%
% of FP17s for Band 1 Urgent Courses	237	5,716	4.1%	10.7%	9.1%	9.0%
% of FP17s Relating to Free Repair or Replacements	19	5,716	0.3%	0.9%	1.0%	0.8%
% of FP17s Relating to Continuations	70	5,716	1.2%	1.1%	1.2%	1.1%
% of Patients satisfied with the dentistry they have received	6	6	N/A	91.3%	91.6%	91.5%
% of Patients satisfied with the time they had to wait for an appointment	6	6	N/A	87.7%	88.3%	87.9%

* This is based on patients treated on this contract for their most recent course of treatment. Figures in italics indicate the base number of FP17s or Patient Questionnaire responses are less than 100. N/A is shown where the base number of responses is less than 10 during the period. % is calculated as Quantity/Base number*100

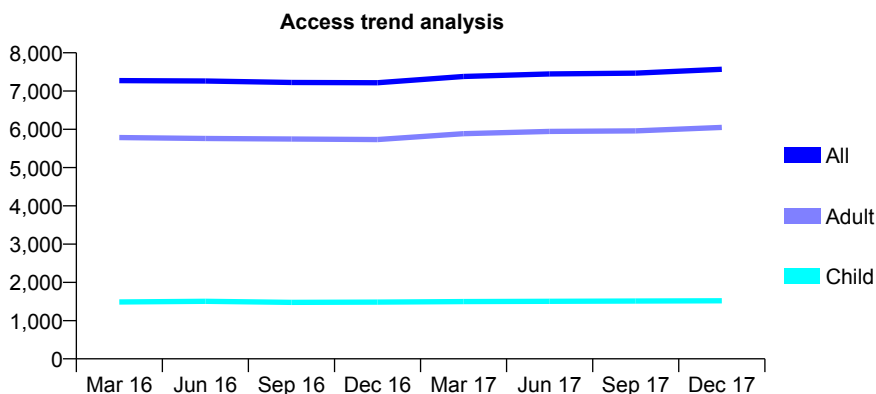
Q47 - Vital Signs At a Glance Contract Report for 102350/0001 - December 2017

Name or company name	Complete Dental
Contract type name	GDS Contract
Purpose of contract	General
Contract start date	01/04/2006
Contract end date	

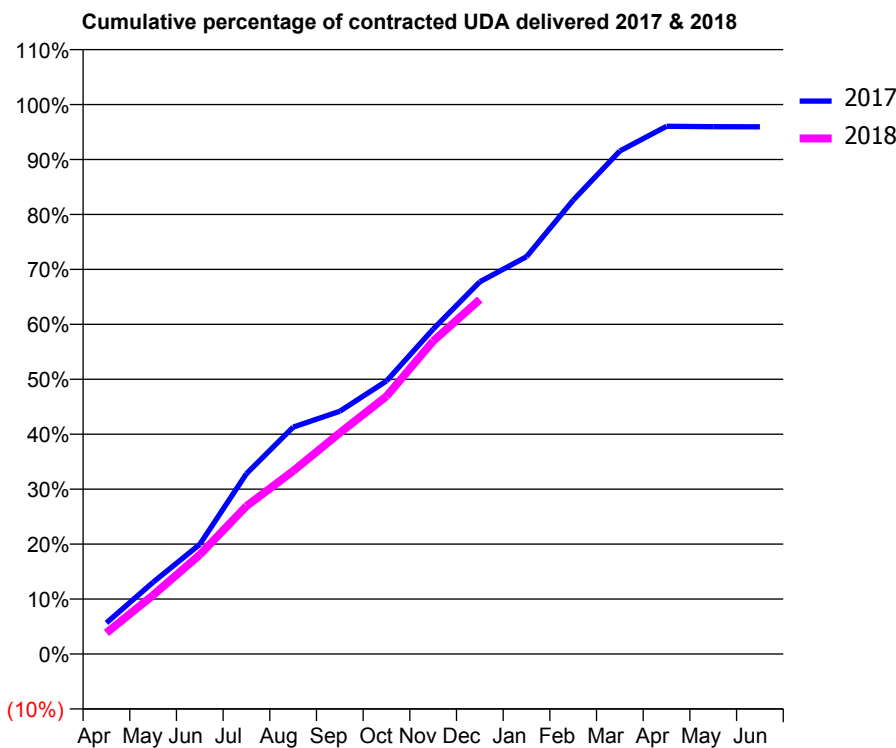
17/18 Contracted general activity (UDA)	24,000
Carry forward general activity (UDA)	0
17/18 Contracted orthodontic activity (UOA)	0
Carry forward orthodontic activity (UOA)	0
Baseline contract value	£582,449.17

ACCESS*

Patients seen in 24 months	Total	Change since previous quarter
Quarter ending December 2016	7,216	
Quarter ending March 2017	7,382	↑
Quarter ending June 2017	7,448	→
Quarter ending September 2017	7,470	→
Quarter ending December 2017	7,568	→
Variance since December 2016	4.9%	↑



ACTIVITY



Month	Adjusted Scheduled Activity (UDA)	
	2017	2018
April	1,361	925
May	3,135	2,571
June	4,790	4,335
July	7,874	6,463
August	9,912	7,993
September	10,603	9,661
October	11,922	11,252
November	14,191	13,663
December	16,256	15,483
January	17,351	
February	19,823	
March	21,968	
April	23,047	
May	23,029	
June	23,025	

QUALITY

	Quantity	Base Number	Contract	AT	Region	England
% of FP17s for the same patient ID Re-attending within 3 months - Children	134	1,844	7.3%	13.6%	12.9%	12.0%
% of FP17s for the same patient ID Re-attending within 3 months - Adults	909	6,894	13.2%	16.2%	16.5%	15.9%
% of FP17s for the same patient ID Re-attending between 3 & 9 months - Children	1,209	1,844	65.6%	57.7%	59.6%	58.0%
% of FP17s for the same patient ID Re-attending between 3 & 9 months - Adults	3,969	6,894	57.6%	51.2%	52.8%	50.5%
% of FP17s for Band 1 Urgent Courses	441	8,225	5.4%	10.7%	9.1%	9.0%
% of FP17s Relating to Free Repair or Replacements	176	8,225	2.1%	0.9%	1.0%	0.8%
% of FP17s Relating to Continuations	44	8,225	0.5%	1.1%	1.2%	1.1%
% of Patients satisfied with the dentistry they have received	21	22	95.5%	91.3%	91.6%	91.5%
% of Patients satisfied with the time they had to wait for an appointment	18	22	81.8%	87.7%	88.3%	87.9%

* This is based on patients treated on this contract for their most recent course of treatment. Figures in italics indicate the base number of FP17s or Patient Questionnaire responses are less than 100. N/A is shown where the base number of responses is less than 10 during the period. % is calculated as Quantity/Base number*100

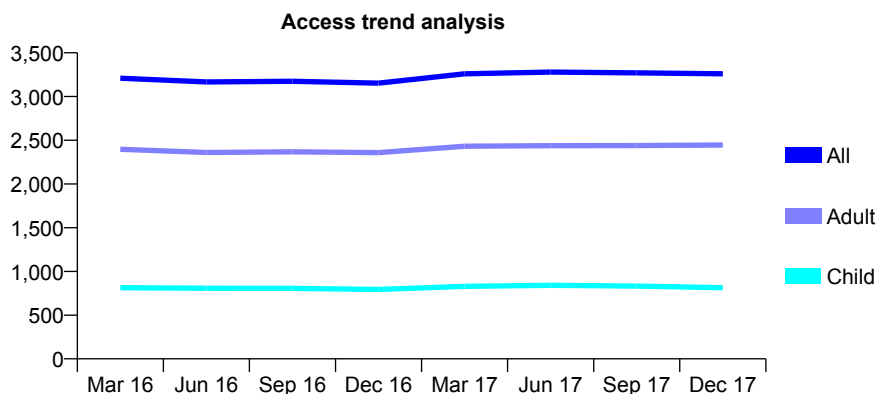
Q47 - Vital Signs At a Glance Contract Report for 103578/0001 - December 2017

Name or company name	Lostock Hall Dental Care Ltd
Contract type name	GDS Contract
Purpose of contract	General
Contract start date	01/11/2009
Contract end date	

17/18 Contracted general activity (UDA)	9,683
Carry forward general activity (UDA)	302
17/18 Contracted orthodontic activity (UOA)	0
Carry forward orthodontic activity (UOA)	0
Baseline contract value	£262,937.24

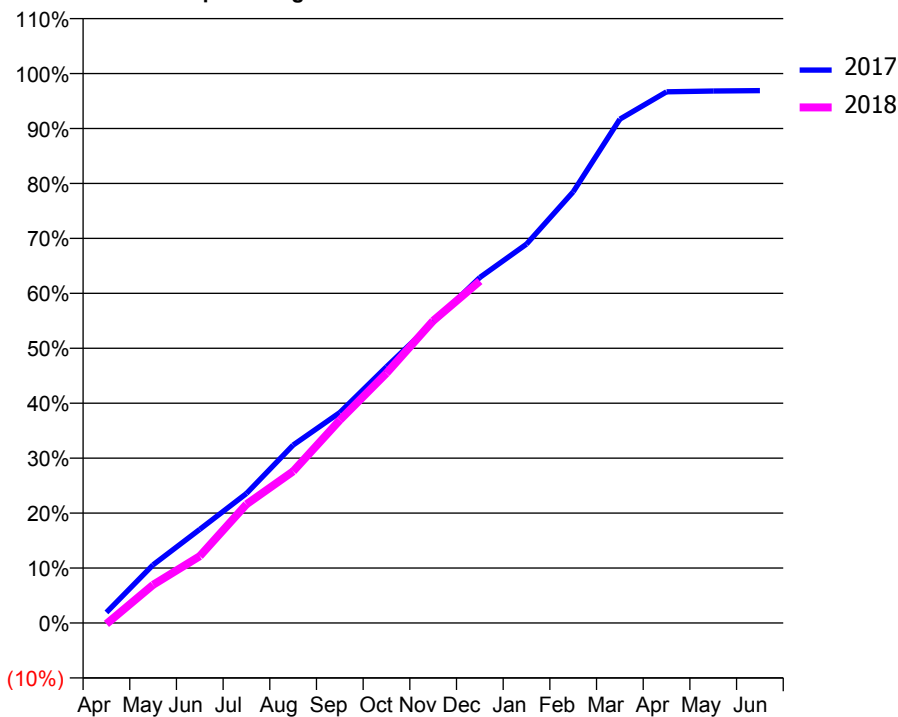
ACCESS*

Patients seen in 24 months	Total	Change since previous quarter
Quarter ending December 2016	3,153	
Quarter ending March 2017	3,260	↑
Quarter ending June 2017	3,279	→
Quarter ending September 2017	3,271	→
Quarter ending December 2017	3,260	→
Variance since December 2016	3.4%	↑



ACTIVITY

Cumulative percentage of contracted UDA delivered 2017 & 2018



Month	Adjusted Scheduled Activity (UDA)	
	2017	2018
April	187	-17
May	1,027	674
June	1,650	1,178
July	2,282	2,091
August	3,135	2,673
September	3,710	3,575
October	4,515	4,401
November	5,299	5,327
December	6,088	6,026
January	6,677	
February	7,598	
March	8,878	
April	9,360	
May	9,374	
June	9,381	

QUALITY

	Quantity	Base Number	Contract	AT	Region	England
% of FP17s for the same patient ID Re-attending within 3 months - Children	55	985	5.6%	13.6%	12.9%	12.0%
% of FP17s for the same patient ID Re-attending within 3 months - Adults	385	2,745	14.0%	16.2%	16.5%	15.9%
% of FP17s for the same patient ID Re-attending between 3 & 9 months - Children	644	985	65.4%	57.7%	59.6%	58.0%
% of FP17s for the same patient ID Re-attending between 3 & 9 months - Adults	1,788	2,745	65.1%	51.2%	52.8%	50.5%
% of FP17s for Band 1 Urgent Courses	224	3,476	6.4%	10.7%	9.1%	9.0%
% of FP17s Relating to Free Repair or Replacements	81	3,476	2.3%	0.9%	1.0%	0.8%
% of FP17s Relating to Continuations	22	3,476	0.6%	1.1%	1.2%	1.1%
% of Patients satisfied with the dentistry they have received	8	8	N/A	91.3%	91.6%	91.5%
% of Patients satisfied with the time they had to wait for an appointment	7	8	N/A	87.7%	88.3%	87.9%

* This is based on patients treated on this contract for their most recent course of treatment. Figures in italics indicate the base number of FP17s or Patient Questionnaire responses are less than 100. N/A is shown where the base number of responses is less than 10 during the period. % is calculated as Quantity/Base number*100

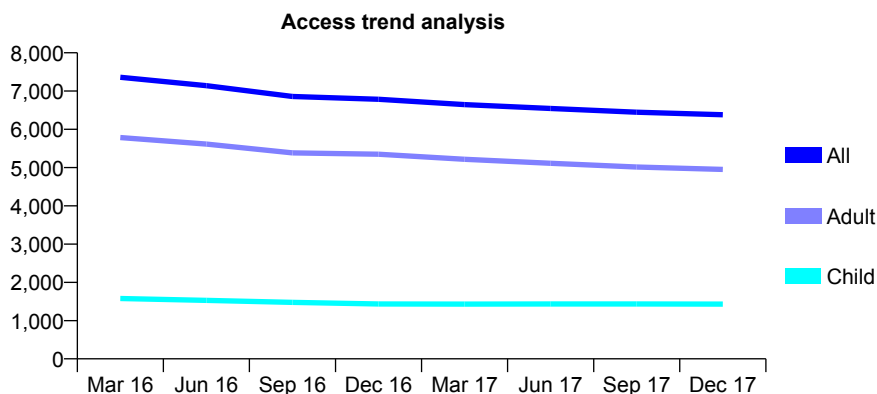
Q47 - Vital Signs At a Glance Contract Report for 105198/0001 - December 2017

Name or company name	Stacksteads Dental Practice
Contract type name	GDS Contract
Purpose of contract	General
Contract start date	01/04/2009
Contract end date	

17/18 Contracted general activity (UDA)	18,100
Carry forward general activity (UDA)	-301
17/18 Contracted orthodontic activity (UOA)	0
Carry forward orthodontic activity (UOA)	0
Baseline contract value	£553,420.00

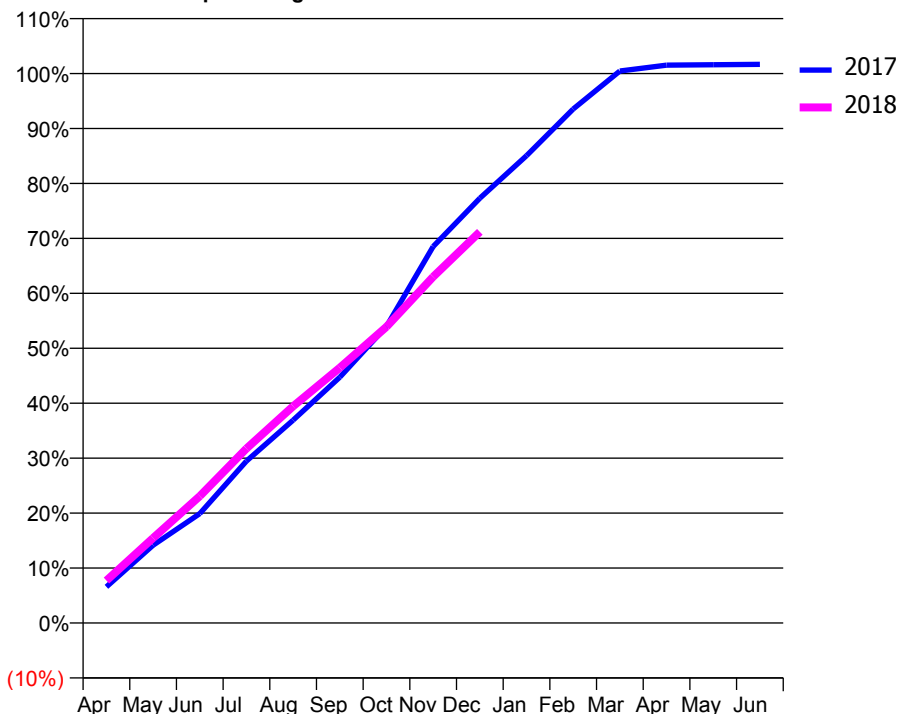
ACCESS*

Patients seen in 24 months	Total	Change since previous quarter
Quarter ending December 2016	6,785	
Quarter ending March 2017	6,647	↓
Quarter ending June 2017	6,545	↓
Quarter ending September 2017	6,446	↓
Quarter ending December 2017	6,382	→
Variance since December 2016	(5.9%)	↓



ACTIVITY

Cumulative percentage of contracted UDA delivered 2017 & 2018



Month	Adjusted Scheduled Activity (UDA)	
	2017	2018
April	1,194	1,400
May	2,564	2,802
June	3,604	4,181
July	5,333	5,747
August	6,681	7,142
September	8,099	8,410
October	9,771	9,757
November	12,402	11,405
December	13,992	12,884
January	15,391	
February	16,931	
March	18,182	
April	18,377	
May	18,387	
June	18,401	

QUALITY

	Quantity	Base Number	Contract	AT	Region	England
% of FP17s for the same patient ID Re-attending within 3 months - Children	163	1,800	9.1%	13.6%	12.9%	12.0%
% of FP17s for the same patient ID Re-attending within 3 months - Adults	744	5,211	14.3%	16.2%	16.5%	15.9%
% of FP17s for the same patient ID Re-attending between 3 & 9 months - Children	1,197	1,800	66.5%	57.7%	59.6%	58.0%
% of FP17s for the same patient ID Re-attending between 3 & 9 months - Adults	3,447	5,211	66.1%	51.2%	52.8%	50.5%
% of FP17s for Band 1 Urgent Courses	501	6,828	7.3%	10.7%	9.1%	9.0%
% of FP17s Relating to Free Repair or Replacements	59	6,828	0.9%	0.9%	1.0%	0.8%
% of FP17s Relating to Continuations	42	6,828	0.6%	1.1%	1.2%	1.1%
% of Patients satisfied with the dentistry they have received	4	5	N/A	91.3%	91.6%	91.5%
% of Patients satisfied with the time they had to wait for an appointment	3	5	N/A	87.7%	88.3%	87.9%

* This is based on patients treated on this contract for their most recent course of treatment. Figures in italics indicate the base number of FP17s or Patient Questionnaire responses are less than 100. N/A is shown where the base number of responses is less than 10 during the period. % is calculated as Quantity/Base number*100

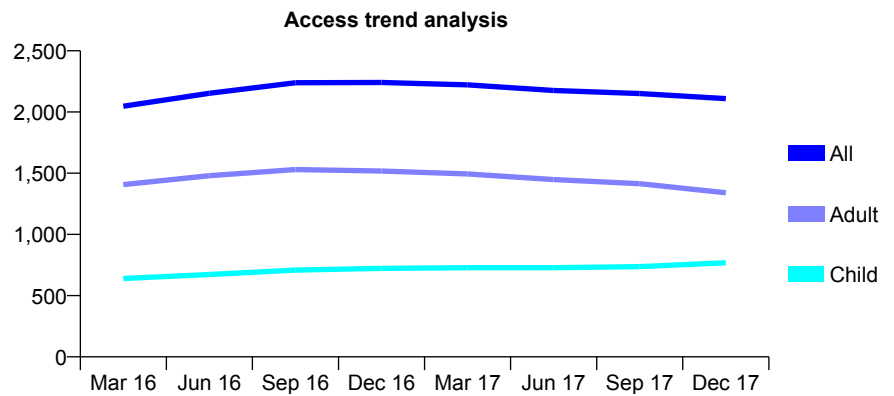
Q47 - Vital Signs At a Glance Contract Report for 105406/0001 - December 2017

Name or company name	Clayton Brook Dental Surgery
Contract type name	GDS Contract
Purpose of contract	General
Contract start date	01/06/2010
Contract end date	

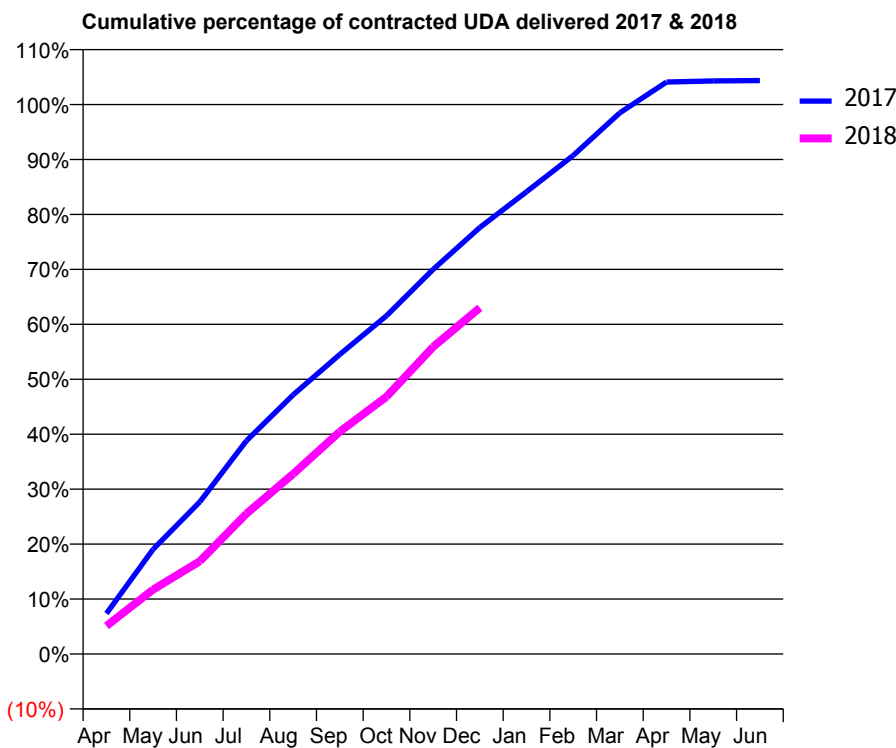
17/18 Contracted general activity (UDA)	7,000
Carry forward general activity (UDA)	-140
17/18 Contracted orthodontic activity (UOA)	0
Carry forward orthodontic activity (UOA)	0
Baseline contract value	£140,546.75

ACCESS*

Patients seen in 24 months	Total	Change since previous quarter
Quarter ending December 2016	2,241	
Quarter ending March 2017	2,222	→
Quarter ending June 2017	2,176	↓
Quarter ending September 2017	2,151	↓
Quarter ending December 2017	2,109	↓
Variance since December 2016	(5.9%)	↓



ACTIVITY



Month	Adjusted Scheduled Activity (UDA)	
	2017	2018
April	515	357
May	1,335	822
June	1,937	1,181
July	2,717	1,788
August	3,302	2,295
September	3,817	2,833
October	4,308	3,277
November	4,900	3,913
December	5,433	4,410
January	5,888	
February	6,351	
March	6,894	
April	7,286	
May	7,300	
June	7,305	

QUALITY

	Quantity	Base Number	Contract	AT	Region	England
% of FP17s for the same patient ID Re-attending within 3 months - Children	139	1,005	13.8%	13.6%	12.9%	12.0%
% of FP17s for the same patient ID Re-attending within 3 months - Adults	265	1,141	23.2%	16.2%	16.5%	15.9%
% of FP17s for the same patient ID Re-attending between 3 & 9 months - Children	633	1,005	63.0%	57.7%	59.6%	58.0%
% of FP17s for the same patient ID Re-attending between 3 & 9 months - Adults	580	1,141	50.8%	51.2%	52.8%	50.5%
% of FP17s for Band 1 Urgent Courses	128	1,927	6.6%	10.7%	9.1%	9.0%
% of FP17s Relating to Free Repair or Replacements	37	1,927	1.9%	0.9%	1.0%	0.8%
% of FP17s Relating to Continuations	79	1,927	4.1%	1.1%	1.2%	1.1%
% of Patients satisfied with the dentistry they have received	2	2	N/A	91.3%	91.6%	91.5%
% of Patients satisfied with the time they had to wait for an appointment	2	2	N/A	87.7%	88.3%	87.9%

* This is based on patients treated on this contract for their most recent course of treatment. Figures in italics indicate the base number of FP17s or Patient Questionnaire responses are less than 100. N/A is shown where the base number of responses is less than 10 during the period. % is calculated as Quantity/Base number*100

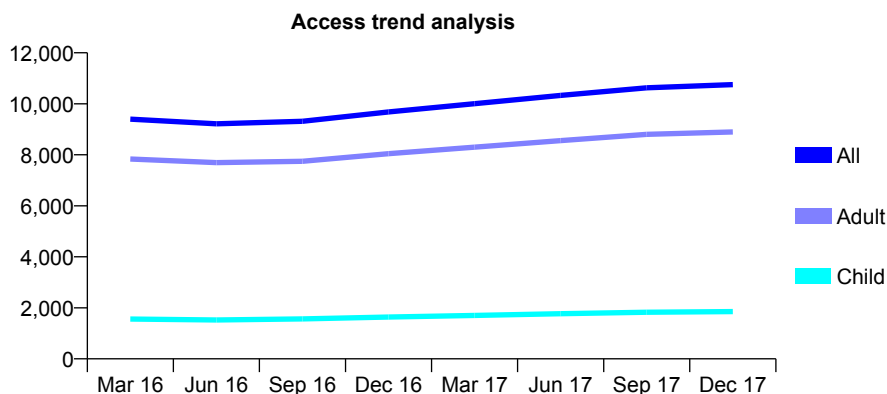
Q47 - Vital Signs At a Glance Contract Report for 106984/0002 - December 2017

Name or company name	Ravat & Ray Dental Care
Contract type name	GDS Contract
Purpose of contract	General
Contract start date	01/09/2009
Contract end date	

17/18 Contracted general activity (UDA)	31,670
Carry forward general activity (UDA)	0
17/18 Contracted orthodontic activity (UOA)	0
Carry forward orthodontic activity (UOA)	0
Baseline contract value	£1,148,576.03

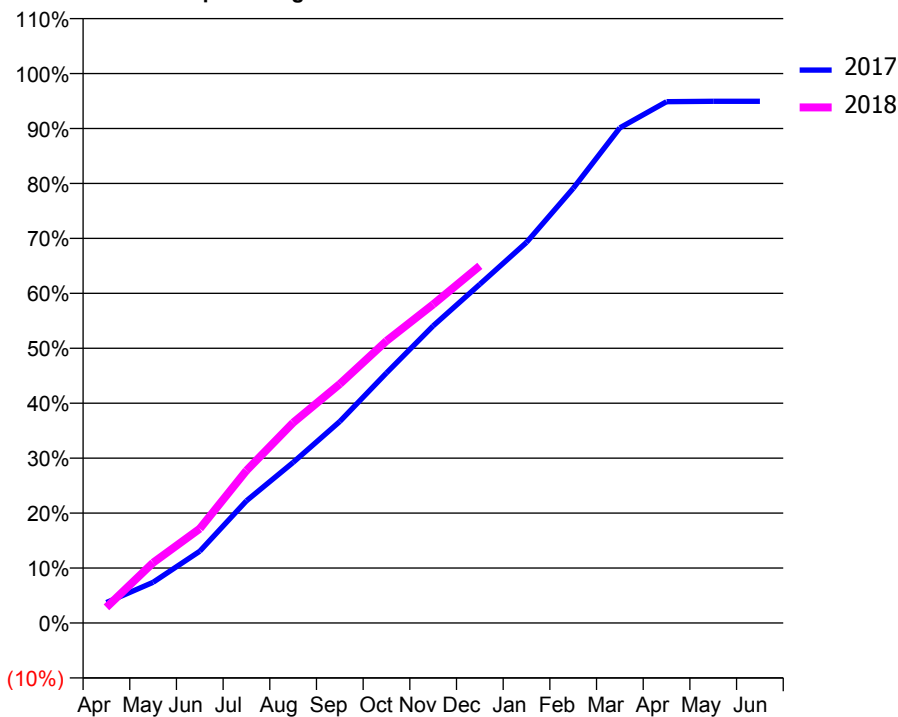
ACCESS*

Patients seen in 24 months	Total	Change since previous quarter
Quarter ending December 2016	9,682	
Quarter ending March 2017	10,004	↑
Quarter ending June 2017	10,330	↑
Quarter ending September 2017	10,625	↑
Quarter ending December 2017	10,753	→
Variance since December 2016	11.1%	↑



ACTIVITY

Cumulative percentage of contracted UDA delivered 2017 & 2018



Month	Adjusted Scheduled Activity (UDA)	
	2017	2018
April	1,183	900
May	2,349	3,477
June	4,139	5,439
July	7,044	8,792
August	9,256	11,546
September	11,615	13,778
October	14,412	16,255
November	17,124	18,361
December	19,528	20,587
January	21,936	
February	25,048	
March	28,538	
April	30,046	
May	30,067	
June	30,070	

QUALITY

	Quantity	Base Number	Contract	AT	Region	England
% of FP17s for the same patient ID Re-attending within 3 months - Children	243	2,296	10.6%	13.6%	12.9%	12.0%
% of FP17s for the same patient ID Re-attending within 3 months - Adults	1,807	10,255	17.6%	16.2%	16.5%	15.9%
% of FP17s for the same patient ID Re-attending between 3 & 9 months - Children	1,388	2,296	60.5%	57.7%	59.6%	58.0%
% of FP17s for the same patient ID Re-attending between 3 & 9 months - Adults	4,988	10,255	48.6%	51.2%	52.8%	50.5%
% of FP17s for Band 1 Urgent Courses	2,548	11,836	21.5%	10.7%	9.1%	9.0%
% of FP17s Relating to Free Repair or Replacements	161	11,836	1.4%	0.9%	1.0%	0.8%
% of FP17s Relating to Continuations	30	11,836	0.3%	1.1%	1.2%	1.1%
% of Patients satisfied with the dentistry they have received	12	14	85.7%	91.3%	91.6%	91.5%
% of Patients satisfied with the time they had to wait for an appointment	14	14	100.0%	87.7%	88.3%	87.9%

* This is based on patients treated on this contract for their most recent course of treatment. Figures in italics indicate the base number of FP17s or Patient Questionnaire responses are less than 100. N/A is shown where the base number of responses is less than 10 during the period. % is calculated as Quantity/Base number*100

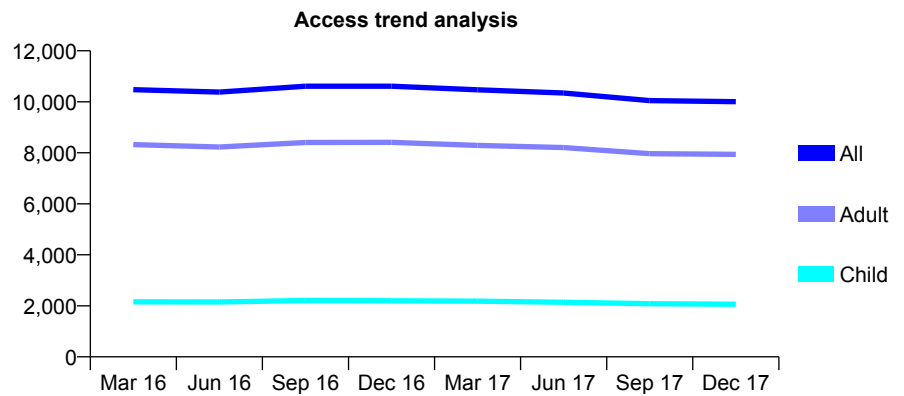
Q47 - Vital Signs At a Glance Contract Report for 106984/0003 - December 2017

Name or company name	Ravat & Ray Dental Care
Contract type name	GDS Contract
Purpose of contract	General
Contract start date	01/09/2009
Contract end date	

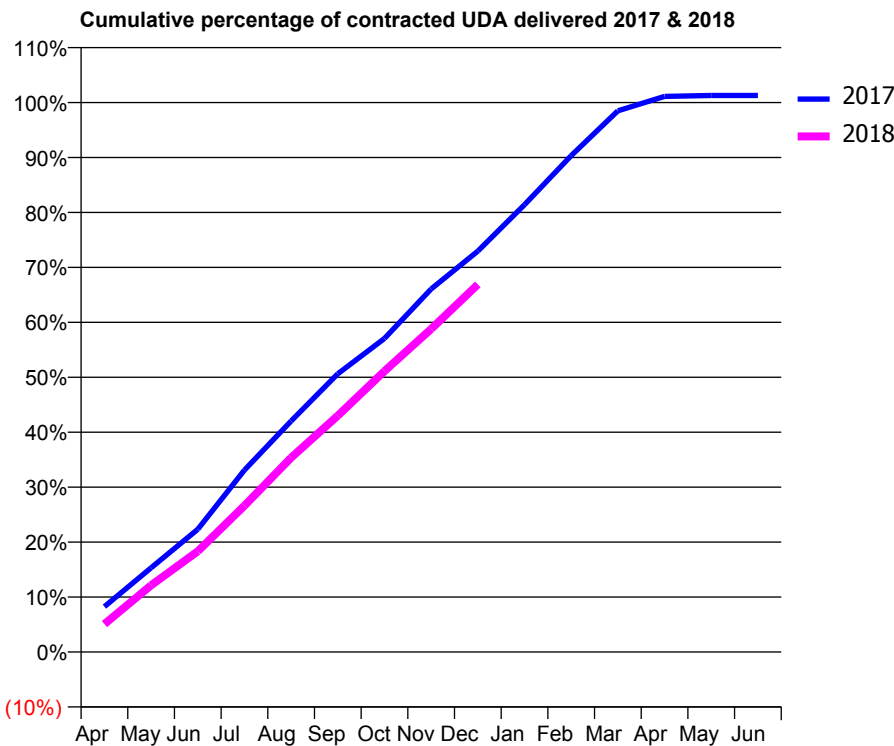
17/18 Contracted general activity (UDA)	24,300
Carry forward general activity (UDA)	-313
17/18 Contracted orthodontic activity (UOA)	0
Carry forward orthodontic activity (UOA)	0
Baseline contract value	£816,158.75

ACCESS*

Patients seen in 24 months	Total	Change since previous quarter
Quarter ending December 2016	10,611	
Quarter ending March 2017	10,472	↓
Quarter ending June 2017	10,344	↓
Quarter ending September 2017	10,048	↓
Quarter ending December 2017	10,003	→
Variance since December 2016	(5.7%)	↓



ACTIVITY



Month	Adjusted Scheduled Activity (UDA)	
	2017	2018
April	2,010	1,236
May	3,726	2,951
June	5,426	4,456
July	8,047	6,474
August	10,214	8,598
September	12,306	10,450
October	13,865	12,423
November	16,054	14,288
December	17,731	16,257
January	19,782	
February	21,951	
March	23,930	
April	24,572	
May	24,610	
June	24,613	

QUALITY

	Quantity	Base Number	Contract	AT	Region	England
% of FP17s for the same patient ID Re-attending within 3 months - Children	339	2,821	12.0%	13.6%	12.9%	12.0%
% of FP17s for the same patient ID Re-attending within 3 months - Adults	832	7,467	11.1%	16.2%	16.5%	15.9%
% of FP17s for the same patient ID Re-attending between 3 & 9 months - Children	1,768	2,821	62.7%	57.7%	59.6%	58.0%
% of FP17s for the same patient ID Re-attending between 3 & 9 months - Adults	3,223	7,467	43.2%	51.2%	52.8%	50.5%
% of FP17s for Band 1 Urgent Courses	3,103	9,748	31.8%	10.7%	9.1%	9.0%
% of FP17s Relating to Free Repair or Replacements	77	9,748	0.8%	0.9%	1.0%	0.8%
% of FP17s Relating to Continuations	16	9,748	0.2%	1.1%	1.2%	1.1%
% of Patients satisfied with the dentistry they have received	8	9	N/A	91.3%	91.6%	91.5%
% of Patients satisfied with the time they had to wait for an appointment	8	9	N/A	87.7%	88.3%	87.9%

* This is based on patients treated on this contract for their most recent course of treatment. Figures in italics indicate the base number of FP17s or Patient Questionnaire responses are less than 100. N/A is shown where the base number of responses is less than 10 during the period. % is calculated as Quantity/Base number*100

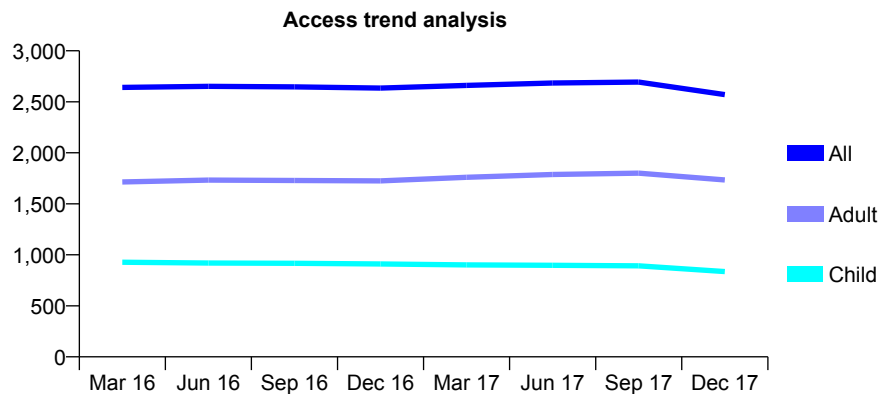
Q47 - Vital Signs At a Glance Contract Report for 106984/0005 - December 2017

Name or company name	Ravat & Ray Dental Care
Contract type name	GDS Contract
Purpose of contract	General
Contract start date	01/10/2011
Contract end date	

17/18 Contracted general activity (UDA)	7,250
Carry forward general activity (UDA)	-131
17/18 Contracted orthodontic activity (UOA)	0
Carry forward orthodontic activity (UOA)	0
Baseline contract value	£397,317.55

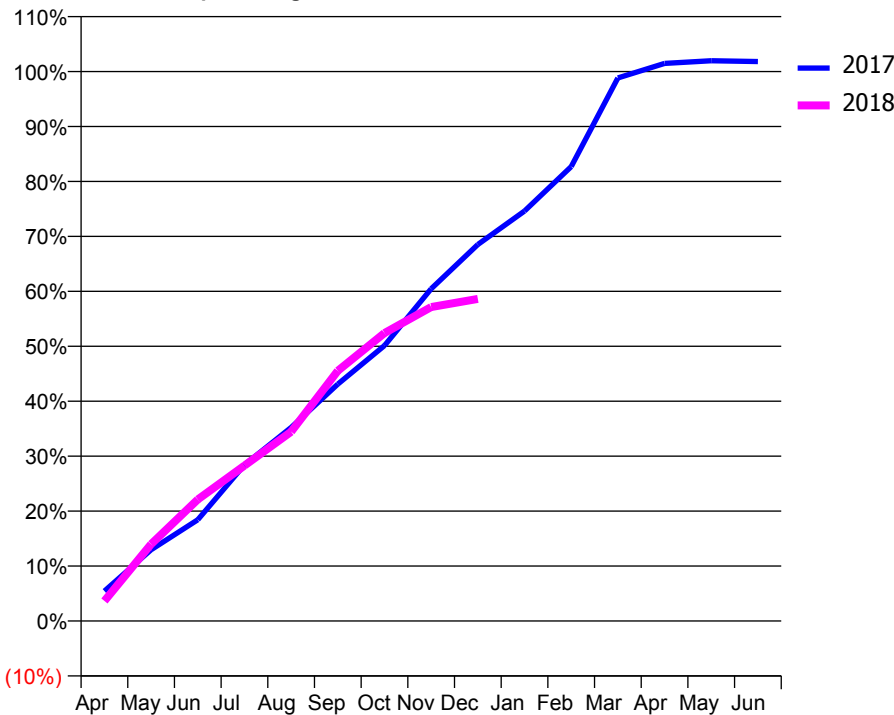
ACCESS*

Patients seen in 24 months	Total	Change since previous quarter
Quarter ending December 2016	2,635	
Quarter ending March 2017	2,661	→
Quarter ending June 2017	2,684	→
Quarter ending September 2017	2,693	→
Quarter ending December 2017	2,570	↓
Variance since December 2016	(2.5%)	↓



ACTIVITY

Cumulative percentage of contracted UDA delivered 2017 & 2018



Month	Adjusted Scheduled Activity (UDA)	
	2017	2018
April	396	266
May	941	1,014
June	1,335	1,604
July	2,061	2,050
August	2,554	2,497
September	3,126	3,301
October	3,635	3,800
November	4,384	4,143
December	4,968	4,250
January	5,410	
February	5,995	
March	7,165	
April	7,356	
May	7,392	
June	7,381	

QUALITY

	Quantity	Base Number	Contract	AT	Region	England
% of FP17s for the same patient ID Re-attending within 3 months - Children	90	751	12.0%	13.6%	12.9%	12.0%
% of FP17s for the same patient ID Re-attending within 3 months - Adults	221	1,348	16.4%	16.2%	16.5%	15.9%
% of FP17s for the same patient ID Re-attending between 3 & 9 months - Children	400	751	53.3%	57.7%	59.6%	58.0%
% of FP17s for the same patient ID Re-attending between 3 & 9 months - Adults	676	1,348	50.1%	51.2%	52.8%	50.5%
% of FP17s for Band 1 Urgent Courses	291	2,009	14.5%	10.7%	9.1%	9.0%
% of FP17s Relating to Free Repair or Replacements	24	2,009	1.2%	0.9%	1.0%	0.8%
% of FP17s Relating to Continuations	4	2,009	0.2%	1.1%	1.2%	1.1%
% of Patients satisfied with the dentistry they have received	4	5	N/A	91.3%	91.6%	91.5%
% of Patients satisfied with the time they had to wait for an appointment	3	5	N/A	87.7%	88.3%	87.9%

* This is based on patients treated on this contract for their most recent course of treatment. Figures in italics indicate the base number of FP17s or Patient Questionnaire responses are less than 100. N/A is shown where the base number of responses is less than 10 during the period. % is calculated as Quantity/Base number*100

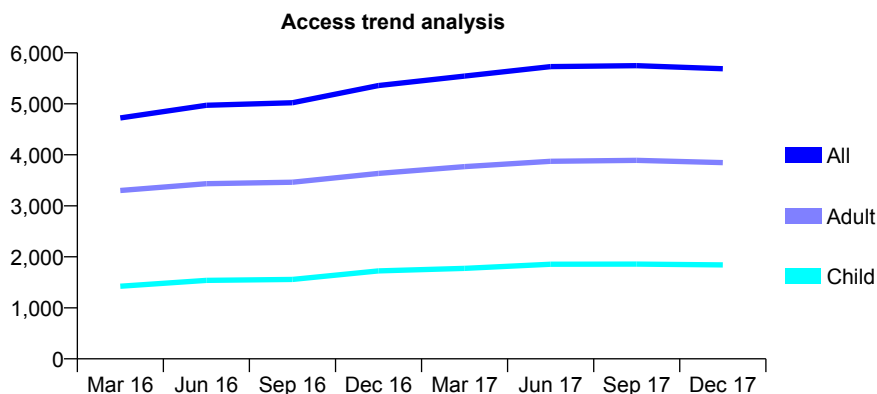
Q47 - Vital Signs At a Glance Contract Report for 107611/0001 - December 2017

Name or company name	Synergy Dental CLinic Ltd
Contract type name	GDS Contract
Purpose of contract	General
Contract start date	01/04/2008
Contract end date	

17/18 Contracted general activity (UDA)	17,552
Carry forward general activity (UDA)	0
17/18 Contracted orthodontic activity (UOA)	0
Carry forward orthodontic activity (UOA)	0
Baseline contract value	£434,701.02

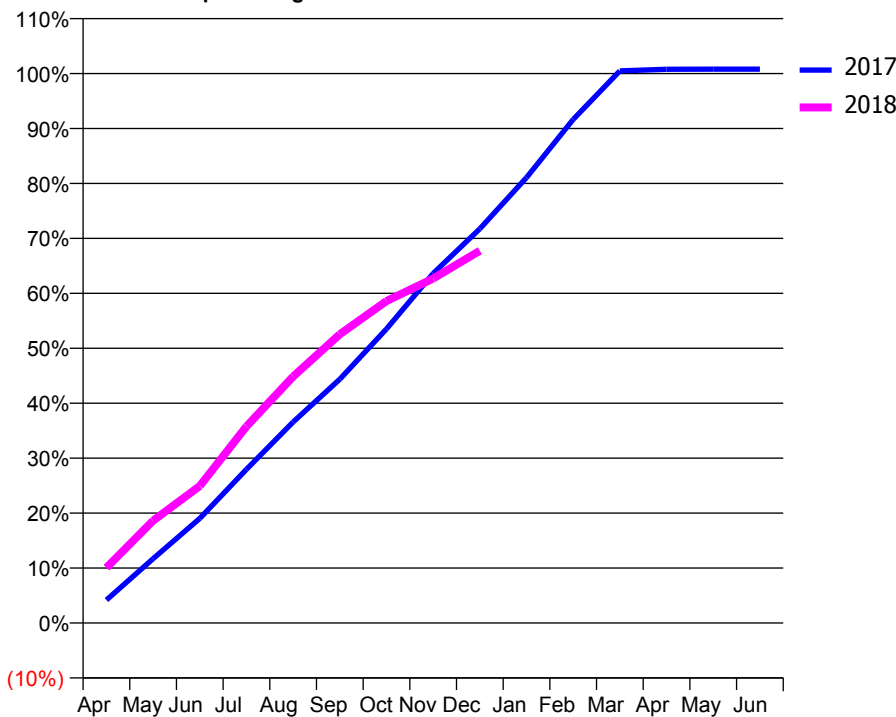
ACCESS*

Patients seen in 24 months	Total	Change since previous quarter
Quarter ending December 2016	5,358	
Quarter ending March 2017	5,543	↑
Quarter ending June 2017	5,730	↑
Quarter ending September 2017	5,748	→
Quarter ending December 2017	5,687	↓
Variance since December 2016	6.1%	↑



ACTIVITY

Cumulative percentage of contracted UDA delivered 2017 & 2018



Month	Adjusted Scheduled Activity (UDA)	
	2017	2018
April	733	1,766
May	2,055	3,269
June	3,341	4,376
July	4,908	6,280
August	6,421	7,874
September	7,790	9,222
October	9,392	10,284
November	11,168	11,004
December	12,593	11,891
January	14,226	
February	16,083	
March	17,634	
April	17,687	
May	17,692	
June	17,692	

QUALITY

	Quantity	Base Number	Contract	AT	Region	England
% of FP17s for the same patient ID Re-attending within 3 months - Children	161	2,093	7.7%	13.6%	12.9%	12.0%
% of FP17s for the same patient ID Re-attending within 3 months - Adults	577	3,527	16.4%	16.2%	16.5%	15.9%
% of FP17s for the same patient ID Re-attending between 3 & 9 months - Children	1,420	2,093	67.8%	57.7%	59.6%	58.0%
% of FP17s for the same patient ID Re-attending between 3 & 9 months - Adults	2,147	3,527	60.9%	51.2%	52.8%	50.5%
% of FP17s for Band 1 Urgent Courses	261	5,585	4.7%	10.7%	9.1%	9.0%
% of FP17s Relating to Free Repair or Replacements	20	5,585	0.4%	0.9%	1.0%	0.8%
% of FP17s Relating to Continuations	28	5,585	0.5%	1.1%	1.2%	1.1%
% of Patients satisfied with the dentistry they have received	9	11	81.8%	91.3%	91.6%	91.5%
% of Patients satisfied with the time they had to wait for an appointment	10	11	90.9%	87.7%	88.3%	87.9%

* This is based on patients treated on this contract for their most recent course of treatment. Figures in italics indicate the base number of FP17s or Patient Questionnaire responses are less than 100. N/A is shown where the base number of responses is less than 10 during the period. % is calculated as Quantity/Base number*100

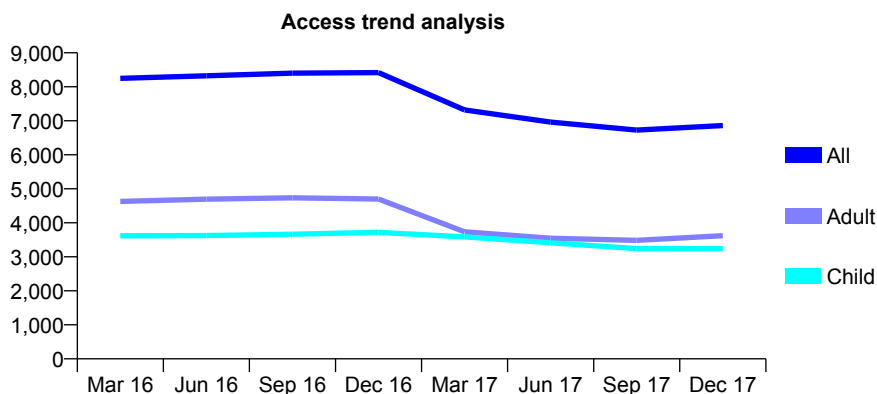
Q47 - Vital Signs At a Glance Contract Report for 108006/0001 - December 2017

Name or company name	Redbridge Associates Ltd
Contract type name	GDS Contract
Purpose of contract	General
Contract start date	06/09/2010
Contract end date	

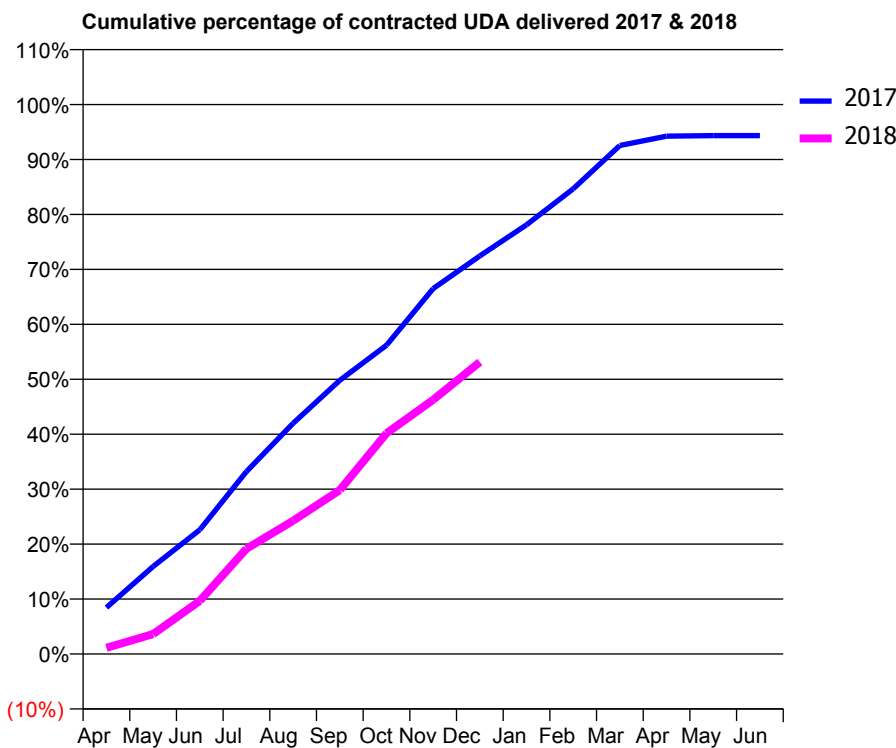
17/18 Contracted general activity (UDA)	26,020
Carry forward general activity (UDA)	0
17/18 Contracted orthodontic activity (UOA)	0
Carry forward orthodontic activity (UOA)	0
Baseline contract value	£641,010.95

ACCESS*

Patients seen in 24 months	Total	Change since previous quarter
Quarter ending December 2016	8,418	
Quarter ending March 2017	7,321	↓
Quarter ending June 2017	6,961	↓
Quarter ending September 2017	6,726	↓
Quarter ending December 2017	6,861	↑
Variance since December 2016	(18.5%)	↓



ACTIVITY



Month	Adjusted Scheduled Activity (UDA)	
	2017	2018
April	2,202	296
May	4,148	943
June	5,881	2,519
July	8,643	4,988
August	10,925	6,308
September	12,963	7,763
October	14,623	10,450
November	17,302	12,037
December	18,849	13,828
January	20,324	
February	22,027	
March	24,077	
April	24,522	
May	24,549	
June	24,548	

QUALITY

	Quantity	Base Number	Contract	AT	Region	England
% of FP17s for the same patient ID Re-attending within 3 months - Children	213	2,745	7.8%	13.6%	12.9%	12.0%
% of FP17s for the same patient ID Re-attending within 3 months - Adults	481	2,903	16.6%	16.2%	16.5%	15.9%
% of FP17s for the same patient ID Re-attending between 3 & 9 months - Children	1,173	2,745	42.7%	57.7%	59.6%	58.0%
% of FP17s for the same patient ID Re-attending between 3 & 9 months - Adults	1,007	2,903	34.7%	51.2%	52.8%	50.5%
% of FP17s for Band 1 Urgent Courses	565	5,457	10.4%	10.7%	9.1%	9.0%
% of FP17s Relating to Free Repair or Replacements	0	5,457	0.0%	0.9%	1.0%	0.8%
% of FP17s Relating to Continuations	102	5,457	1.9%	1.1%	1.2%	1.1%
% of Patients satisfied with the dentistry they have received	3	3	N/A	91.3%	91.6%	91.5%
% of Patients satisfied with the time they had to wait for an appointment	3	3	N/A	87.7%	88.3%	87.9%

* This is based on patients treated on this contract for their most recent course of treatment. Figures in italics indicate the base number of FP17s or Patient Questionnaire responses are less than 100. N/A is shown where the base number of responses is less than 10 during the period. % is calculated as Quantity/Base number*100

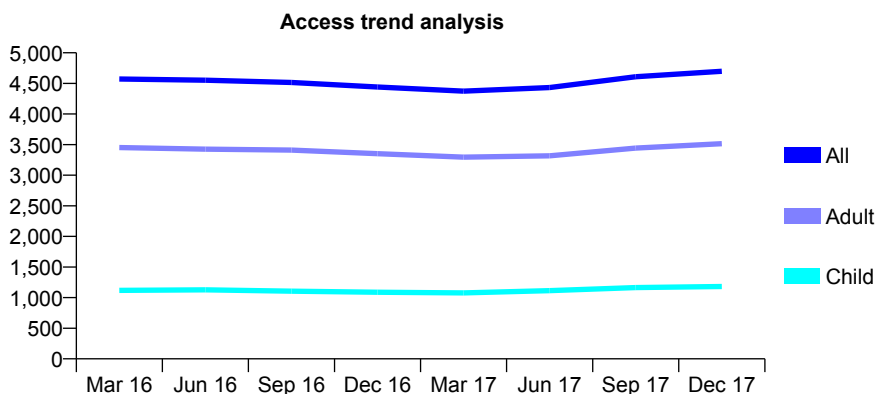
Q47 - Vital Signs At a Glance Contract Report for 109304/0001 - December 2017

Name or company name	St Raphael's Dental Practice Limited
Contract type name	GDS Contract
Purpose of contract	General
Contract start date	01/10/2009
Contract end date	

17/18 Contracted general activity (UDA)	14,000
Carry forward general activity (UDA)	1,988
17/18 Contracted orthodontic activity (UOA)	0
Carry forward orthodontic activity (UOA)	0
Baseline contract value	£393,318.31

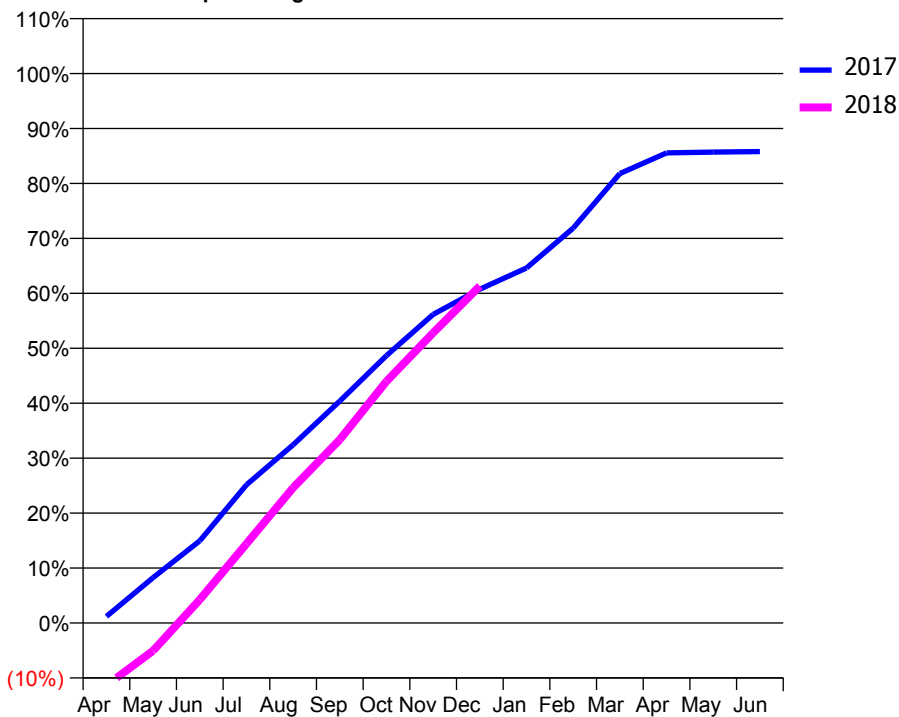
ACCESS*

Patients seen in 24 months	Total	Change since previous quarter
Quarter ending December 2016	4,441	
Quarter ending March 2017	4,373	↓
Quarter ending June 2017	4,432	→
Quarter ending September 2017	4,608	↑
Quarter ending December 2017	4,698	→
Variance since December 2016	5.8%	↑



ACTIVITY

Cumulative percentage of contracted UDA delivered 2017 & 2018



Month	Adjusted Scheduled Activity (UDA)	
	2017	2018
April	169	-1,594
May	1,158	-710
June	2,094	595
July	3,521	2,019
August	4,542	3,447
September	5,653	4,673
October	6,812	6,157
November	7,863	7,394
December	8,504	8,587
January	9,046	
February	10,061	
March	11,449	
April	11,978	
May	11,999	
June	12,012	

QUALITY

	Quantity	Base Number	Contract	AT	Region	England
% of FP17s for the same patient ID Re-attending within 3 months - Children	143	1,242	11.5%	13.6%	12.9%	12.0%
% of FP17s for the same patient ID Re-attending within 3 months - Adults	503	3,495	14.4%	16.2%	16.5%	15.9%
% of FP17s for the same patient ID Re-attending between 3 & 9 months - Children	556	1,242	44.8%	57.7%	59.6%	58.0%
% of FP17s for the same patient ID Re-attending between 3 & 9 months - Adults	1,480	3,495	42.3%	51.2%	52.8%	50.5%
% of FP17s for Band 1 Urgent Courses	434	4,507	9.6%	10.7%	9.1%	9.0%
% of FP17s Relating to Free Repair or Replacements	55	4,507	1.2%	0.9%	1.0%	0.8%
% of FP17s Relating to Continuations	50	4,507	1.1%	1.1%	1.2%	1.1%
% of Patients satisfied with the dentistry they have received	7	7	N/A	91.3%	91.6%	91.5%
% of Patients satisfied with the time they had to wait for an appointment	7	7	N/A	87.7%	88.3%	87.9%

* This is based on patients treated on this contract for their most recent course of treatment. Figures in italics indicate the base number of FP17s or Patient Questionnaire responses are less than 100. N/A is shown where the base number of responses is less than 10 during the period. % is calculated as Quantity/Base number*100

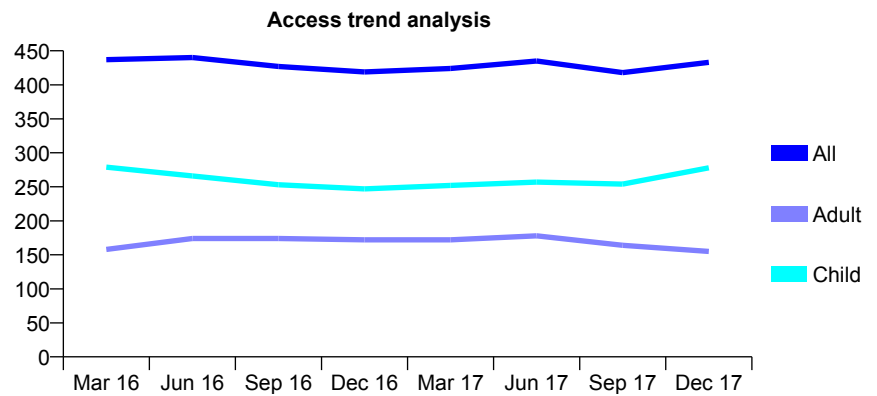
Q47 - Vital Signs At a Glance Contract Report for 110302/0001 - December 2017

Name or company name	Kirkham Dental Care
Contract type name	GDS Contract
Purpose of contract	General
Contract start date	01/08/2014
Contract end date	

17/18 Contracted general activity (UDA)	1,500
Carry forward general activity (UDA)	0
17/18 Contracted orthodontic activity (UOA)	0
Carry forward orthodontic activity (UOA)	0
Baseline contract value	£48,289.83

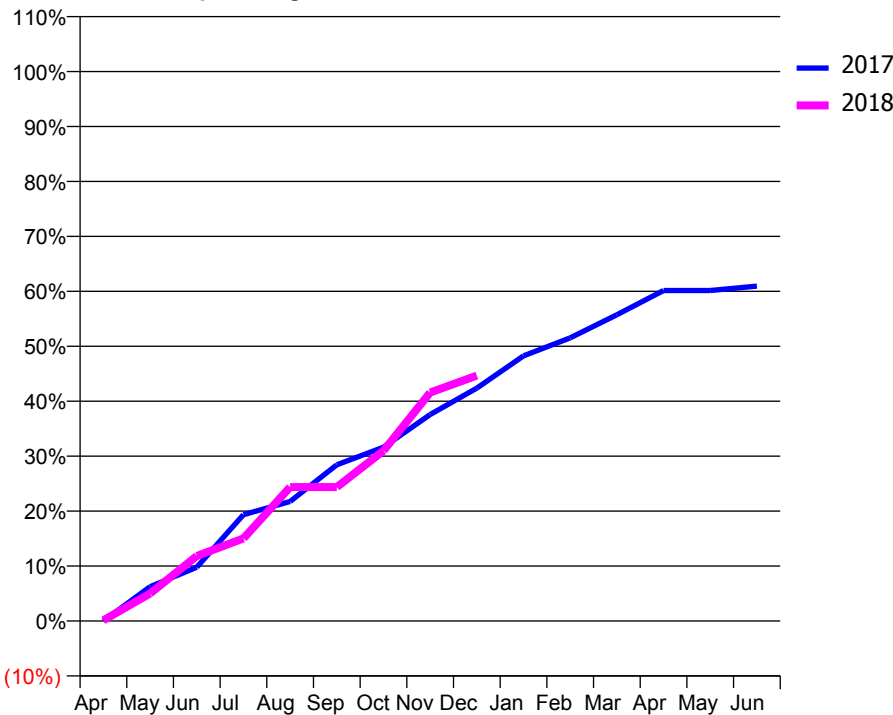
ACCESS*

Patients seen in 24 months	Total	Change since previous quarter
Quarter ending December 2016	419	
Quarter ending March 2017	424	→
Quarter ending June 2017	435	↑
Quarter ending September 2017	418	↓
Quarter ending December 2017	433	↑
Variance since December 2016	3.3%	↑



ACTIVITY

Cumulative percentage of contracted UDA delivered 2017 & 2018



Month	Adjusted Scheduled Activity (UDA)	
	2017	2018
April	0	2
May	94	75
June	147	178
July	290	226
August	326	366
September	426	366
October	474	465
November	564	624
December	636	670
January	724	
February	773	
March	836	
April	902	
May	902	
June	914	

QUALITY

	Quantity	Base Number	Contract	AT	Region	England
% of FP17s for the same patient ID Re-attending within 3 months - Children	22	323	6.8%	13.6%	12.9%	12.0%
% of FP17s for the same patient ID Re-attending within 3 months - Adults	17	145	11.7%	16.2%	16.5%	15.9%
% of FP17s for the same patient ID Re-attending between 3 & 9 months - Children	175	323	54.2%	57.7%	59.6%	58.0%
% of FP17s for the same patient ID Re-attending between 3 & 9 months - Adults	84	145	57.9%	51.2%	52.8%	50.5%
% of FP17s for Band 1 Urgent Courses	5	425	1.2%	10.7%	9.1%	9.0%
% of FP17s Relating to Free Repair or Replacements	0	425	0.0%	0.9%	1.0%	0.8%
% of FP17s Relating to Continuations	13	425	3.1%	1.1%	1.2%	1.1%
% of Patients satisfied with the dentistry they have received	0	0	N/A	91.3%	91.6%	91.5%
% of Patients satisfied with the time they had to wait for an appointment	0	0	N/A	87.7%	88.3%	87.9%

* This is based on patients treated on this contract for their most recent course of treatment. Figures in italics indicate the base number of FP17s or Patient Questionnaire responses are less than 100. N/A is shown where the base number of responses is less than 10 during the period. % is calculated as Quantity/Base number*100

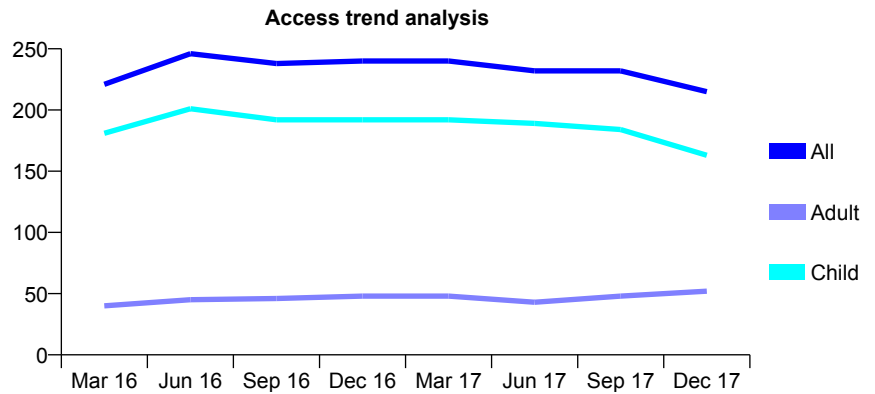
Q47 - Vital Signs At a Glance Contract Report for 110302/0002 - December 2017

Name or company name	Kirkham Dental Care
Contract type name	GDS Contract
Purpose of contract	General
Contract start date	01/08/2014
Contract end date	

17/18 Contracted general activity (UDA)	850
Carry forward general activity (UDA)	0
17/18 Contracted orthodontic activity (UOA)	0
Carry forward orthodontic activity (UOA)	0
Baseline contract value	£19,245.89

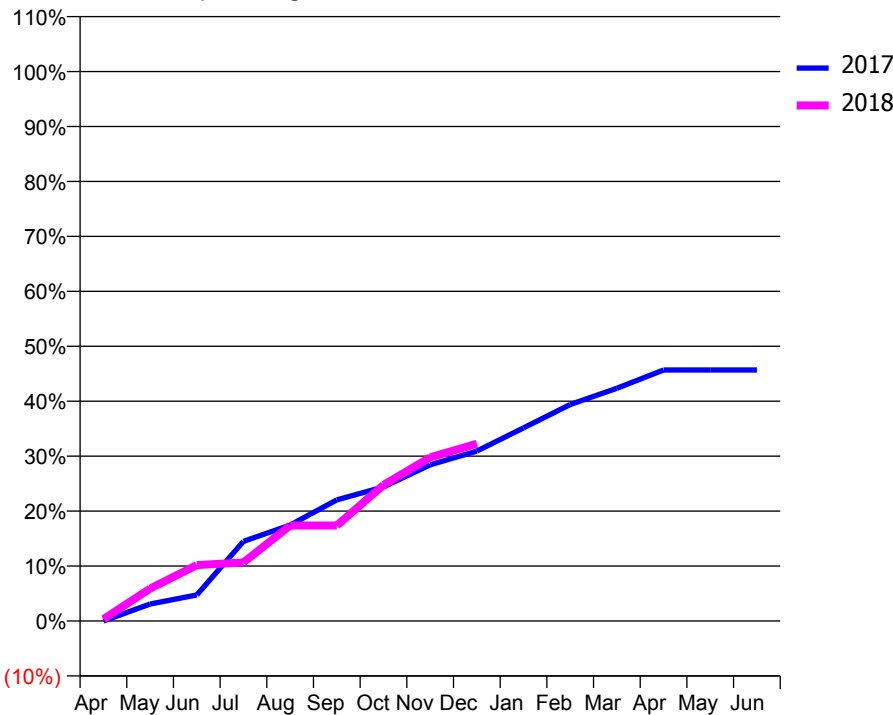
ACCESS*

Patients seen in 24 months	Total	Change since previous quarter
Quarter ending December 2016	240	
Quarter ending March 2017	240	→
Quarter ending June 2017	232	↓
Quarter ending September 2017	232	→
Quarter ending December 2017	215	↓
Variance since December 2016	(10.4%)	↓



ACTIVITY

Cumulative percentage of contracted UDA delivered 2017 & 2018



Month	Adjusted Scheduled Activity (UDA)	
	2017	2018
April	0	3
May	26	50
June	40	87
July	123	91
August	148	148
September	187	148
October	207	210
November	242	253
December	263	274
January	299	
February	335	
March	360	
April	388	
May	388	
June	388	

QUALITY

	Quantity	Base Number	Contract	AT	Region	England
% of FP17s for the same patient ID Re-attending within 3 months - Children	13	222	5.9%	13.6%	12.9%	12.0%
% of FP17s for the same patient ID Re-attending within 3 months - Adults	1	35	2.9%	16.2%	16.5%	15.9%
% of FP17s for the same patient ID Re-attending between 3 & 9 months - Children	132	222	59.5%	57.7%	59.6%	58.0%
% of FP17s for the same patient ID Re-attending between 3 & 9 months - Adults	19	35	54.3%	51.2%	52.8%	50.5%
% of FP17s for Band 1 Urgent Courses	16	235	6.8%	10.7%	9.1%	9.0%
% of FP17s Relating to Free Repair or Replacements	0	235	0.0%	0.9%	1.0%	0.8%
% of FP17s Relating to Continuations	0	235	0.0%	1.1%	1.2%	1.1%
% of Patients satisfied with the dentistry they have received	1	1	N/A	91.3%	91.6%	91.5%
% of Patients satisfied with the time they had to wait for an appointment	1	1	N/A	87.7%	88.3%	87.9%

* This is based on patients treated on this contract for their most recent course of treatment. Figures in italics indicate the base number of FP17s or Patient Questionnaire responses are less than 100. N/A is shown where the base number of responses is less than 10 during the period. % is calculated as Quantity/Base number*100

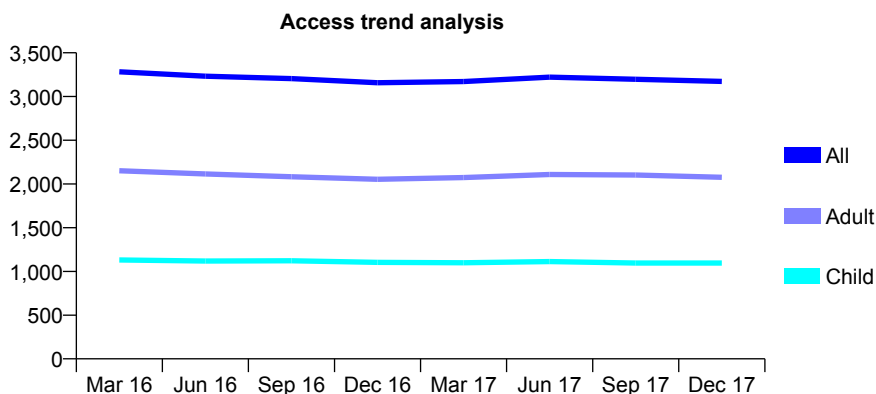
Q47 - Vital Signs At a Glance Contract Report for 11198/0001 - December 2017

Name or company name	Barrowford Dental Practice
Contract type name	GDS Contract
Purpose of contract	General
Contract start date	01/08/2009
Contract end date	

17/18 Contracted general activity (UDA)	8,000
Carry forward general activity (UDA)	202
17/18 Contracted orthodontic activity (UOA)	0
Carry forward orthodontic activity (UOA)	0
Baseline contract value	£236,055.21

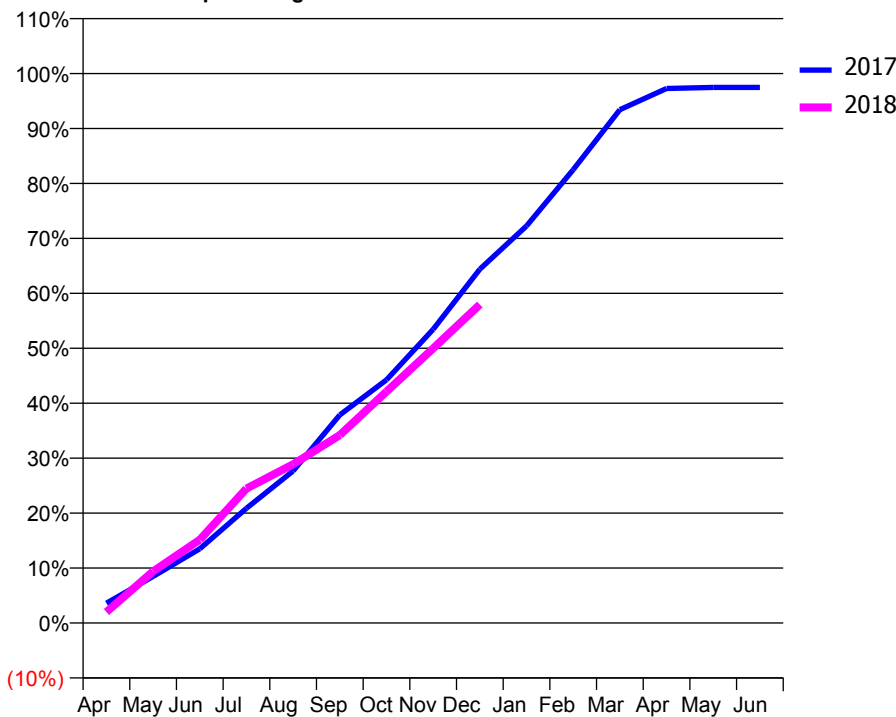
ACCESS*

Patients seen in 24 months	Total	Change since previous quarter
Quarter ending December 2016	3,157	
Quarter ending March 2017	3,172	→
Quarter ending June 2017	3,222	→
Quarter ending September 2017	3,197	→
Quarter ending December 2017	3,173	→
Variance since December 2016	0.5%	→



ACTIVITY

Cumulative percentage of contracted UDA delivered 2017 & 2018



Month	Adjusted Scheduled Activity (UDA)	
	2017	2018
April	288	160
May	678	752
June	1,080	1,213
July	1,670	1,957
August	2,215	2,312
September	3,029	2,737
October	3,541	3,368
November	4,277	3,998
December	5,152	4,637
January	5,781	
February	6,600	
March	7,474	
April	7,781	
May	7,797	
June	7,798	

QUALITY

	Quantity	Base Number	Contract	AT	Region	England
% of FP17s for the same patient ID Re-attending within 3 months - Children	96	1,220	7.9%	13.6%	12.9%	12.0%
% of FP17s for the same patient ID Re-attending within 3 months - Adults	320	2,142	14.9%	16.2%	16.5%	15.9%
% of FP17s for the same patient ID Re-attending between 3 & 9 months - Children	685	1,220	56.1%	57.7%	59.6%	58.0%
% of FP17s for the same patient ID Re-attending between 3 & 9 months - Adults	1,170	2,142	54.6%	51.2%	52.8%	50.5%
% of FP17s for Band 1 Urgent Courses	295	2,709	10.9%	10.7%	9.1%	9.0%
% of FP17s Relating to Free Repair or Replacements	24	2,709	0.9%	0.9%	1.0%	0.8%
% of FP17s Relating to Continuations	12	2,709	0.4%	1.1%	1.2%	1.1%
% of Patients satisfied with the dentistry they have received	6	8	N/A	91.3%	91.6%	91.5%
% of Patients satisfied with the time they had to wait for an appointment	6	8	N/A	87.7%	88.3%	87.9%

* This is based on patients treated on this contract for their most recent course of treatment. Figures in italics indicate the base number of FP17s or Patient Questionnaire responses are less than 100. N/A is shown where the base number of responses is less than 10 during the period. % is calculated as Quantity/Base number*100

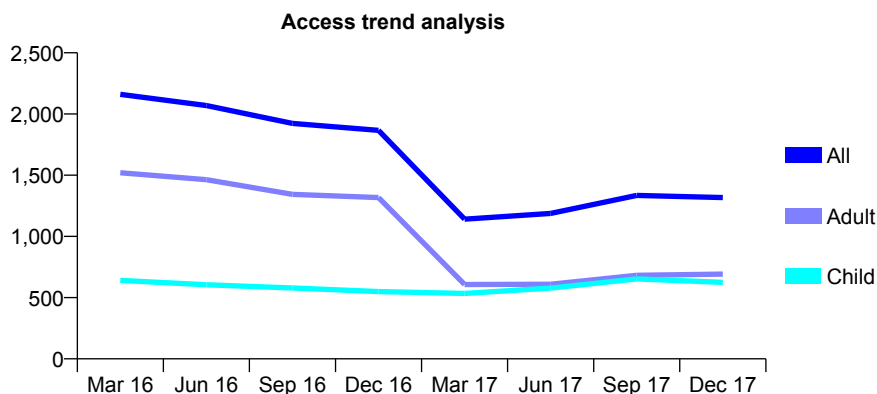
Q47 - Vital Signs At a Glance Contract Report for 111228/0001 - December 2017

Name or company name	Deepdale Dental
Contract type name	GDS Contract
Purpose of contract	General
Contract start date	01/07/2010
Contract end date	

17/18 Contracted general activity (UDA)	10,471
Carry forward general activity (UDA)	0
17/18 Contracted orthodontic activity (UOA)	0
Carry forward orthodontic activity (UOA)	0
Baseline contract value	£254,529.86

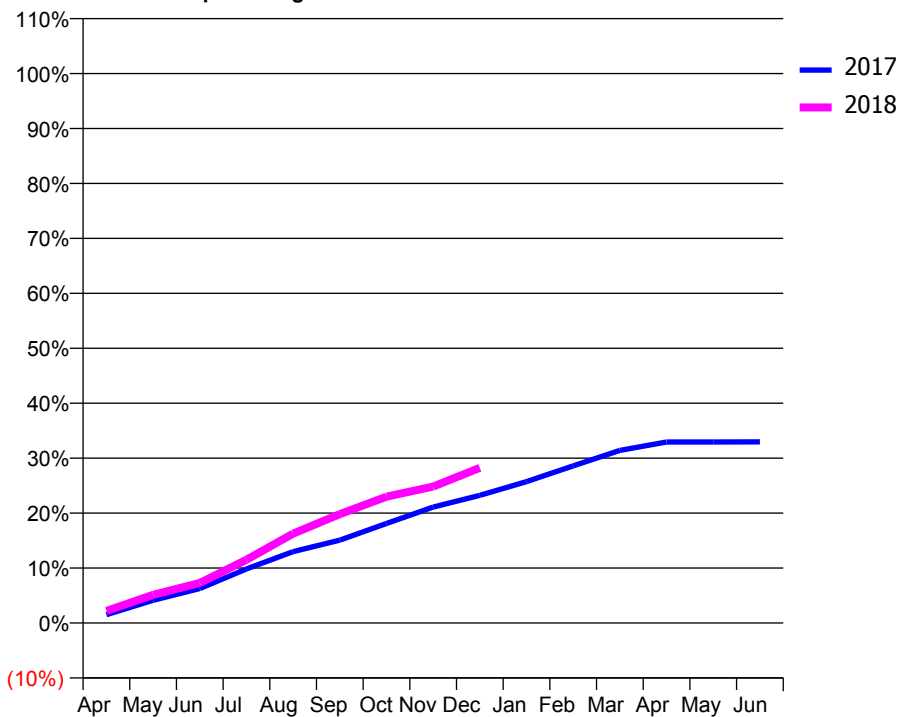
ACCESS*

Patients seen in 24 months	Total	Change since previous quarter
Quarter ending December 2016	1,867	
Quarter ending March 2017	1,141	↓
Quarter ending June 2017	1,188	↑
Quarter ending September 2017	1,335	↑
Quarter ending December 2017	1,317	↓
Variance since December 2016	(29.5%)	↓



ACTIVITY

Cumulative percentage of contracted UDA delivered 2017 & 2018



Month	Adjusted Scheduled Activity (UDA)	
	2017	2018
April	159	231
May	433	537
June	658	763
July	1,029	1,205
August	1,361	1,704
September	1,579	2,075
October	1,898	2,407
November	2,209	2,600
December	2,433	2,957
January	2,696	
February	2,993	
March	3,290	
April	3,449	
May	3,449	
June	3,452	

QUALITY

	Quantity	Base Number	Contract	AT	Region	England
% of FP17s for the same patient ID Re-attending within 3 months - Children	73	754	9.7%	13.6%	12.9%	12.0%
% of FP17s for the same patient ID Re-attending within 3 months - Adults	173	833	20.8%	16.2%	16.5%	15.9%
% of FP17s for the same patient ID Re-attending between 3 & 9 months - Children	357	754	47.3%	57.7%	59.6%	58.0%
% of FP17s for the same patient ID Re-attending between 3 & 9 months - Adults	323	833	38.8%	51.2%	52.8%	50.5%
% of FP17s for Band 1 Urgent Courses	195	1,502	13.0%	10.7%	9.1%	9.0%
% of FP17s Relating to Free Repair or Replacements	0	1,502	0.0%	0.9%	1.0%	0.8%
% of FP17s Relating to Continuations	28	1,502	1.9%	1.1%	1.2%	1.1%
% of Patients satisfied with the dentistry they have received	1	2	N/A	91.3%	91.6%	91.5%
% of Patients satisfied with the time they had to wait for an appointment	2	2	N/A	87.7%	88.3%	87.9%

* This is based on patients treated on this contract for their most recent course of treatment. Figures in italics indicate the base number of FP17s or Patient Questionnaire responses are less than 100. N/A is shown where the base number of responses is less than 10 during the period. % is calculated as Quantity/Base number*100

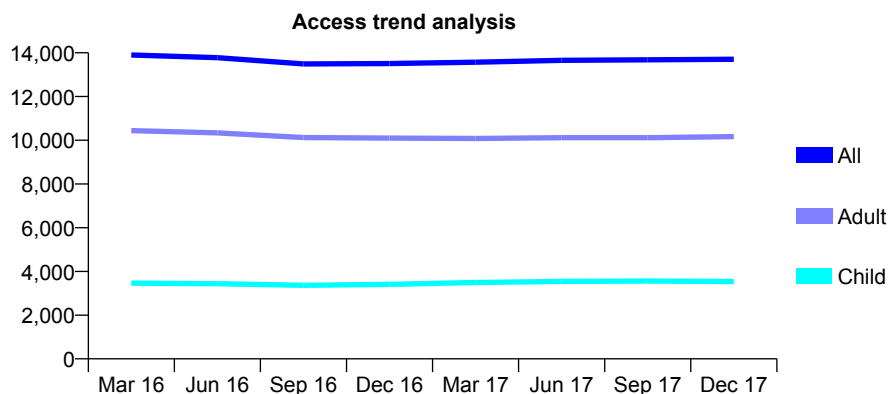
Q47 - Vital Signs At a Glance Contract Report for 111341/0001 - December 2017

Name or company name	Quest Dental
Contract type name	GDS Contract
Purpose of contract	General
Contract start date	01/12/2009
Contract end date	

17/18 Contracted general activity (UDA)	39,000
Carry forward general activity (UDA)	-780
17/18 Contracted orthodontic activity (UOA)	0
Carry forward orthodontic activity (UOA)	0
Baseline contract value	£1,620,390.00

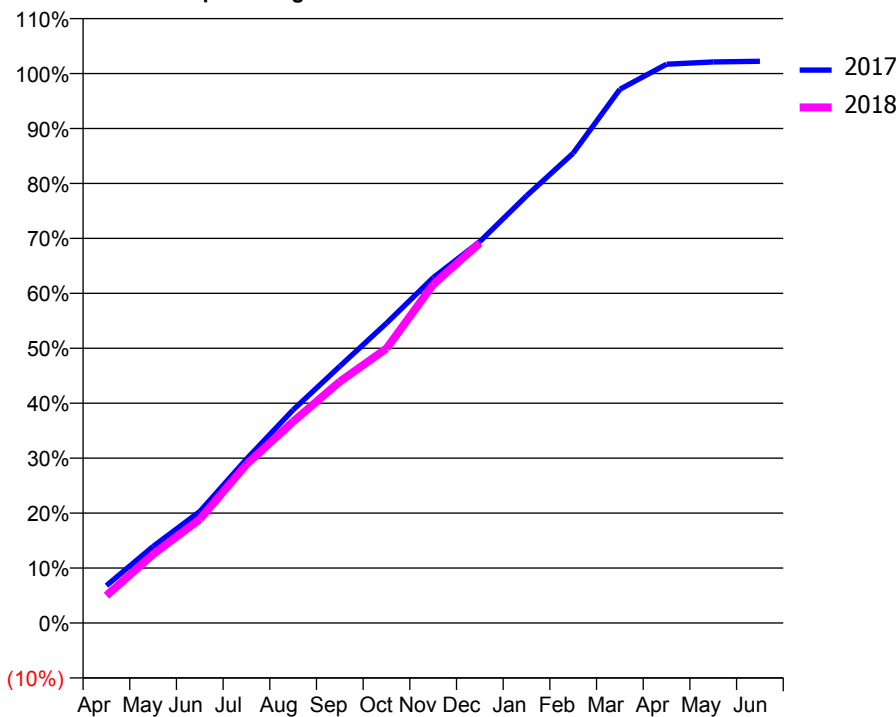
ACCESS*

Patients seen in 24 months	Total	Change since previous quarter
Quarter ending December 2016	13,507	
Quarter ending March 2017	13,569	→
Quarter ending June 2017	13,655	→
Quarter ending September 2017	13,679	→
Quarter ending December 2017	13,704	→
Variance since December 2016	1.5%	→



ACTIVITY

Cumulative percentage of contracted UDA delivered 2017 & 2018



Month	Adjusted Scheduled Activity (UDA)	
	2017	2018
April	2,654	1,945
May	5,434	4,877
June	7,918	7,368
July	11,632	11,256
August	15,132	14,300
September	18,222	17,133
October	21,281	19,481
November	24,511	24,026
December	27,068	26,975
January	30,315	
February	33,349	
March	37,881	
April	39,663	
May	39,821	
June	39,868	

QUALITY

	Quantity	Base Number	Contract	AT	Region	England
% of FP17s for the same patient ID Re-attending within 3 months - Children	280	3,869	7.2%	13.6%	12.9%	12.0%
% of FP17s for the same patient ID Re-attending within 3 months - Adults	2,227	11,428	19.5%	16.2%	16.5%	15.9%
% of FP17s for the same patient ID Re-attending between 3 & 9 months - Children	2,230	3,869	57.6%	57.7%	59.6%	58.0%
% of FP17s for the same patient ID Re-attending between 3 & 9 months - Adults	5,823	11,428	51.0%	51.2%	52.8%	50.5%
% of FP17s for Band 1 Urgent Courses	1,970	13,822	14.3%	10.7%	9.1%	9.0%
% of FP17s Relating to Free Repair or Replacements	147	13,822	1.1%	0.9%	1.0%	0.8%
% of FP17s Relating to Continuations	69	13,822	0.5%	1.1%	1.2%	1.1%
% of Patients satisfied with the dentistry they have received	8	8	N/A	91.3%	91.6%	91.5%
% of Patients satisfied with the time they had to wait for an appointment	8	8	N/A	87.7%	88.3%	87.9%

* This is based on patients treated on this contract for their most recent course of treatment. Figures in italics indicate the base number of FP17s or Patient Questionnaire responses are less than 100. N/A is shown where the base number of responses is less than 10 during the period. % is calculated as Quantity/Base number*100

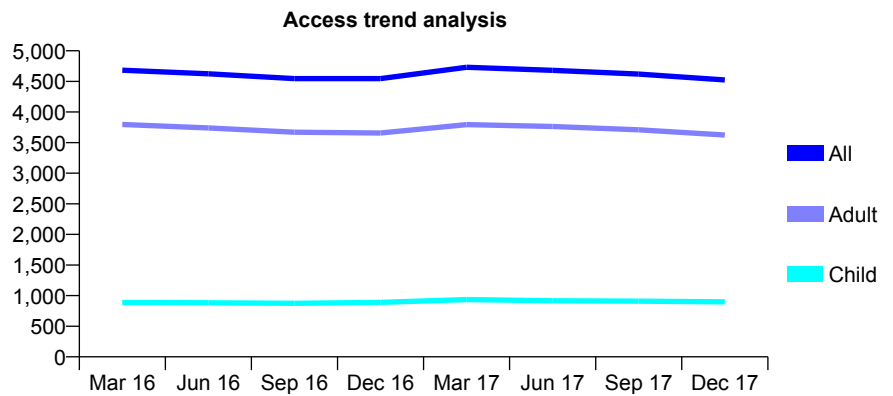
Q47 - Vital Signs At a Glance Contract Report for 113107/0001 - December 2017

Name or company name	Moor Park Dental Surgery
Contract type name	GDS Contract
Purpose of contract	General
Contract start date	01/04/2013
Contract end date	

17/18 Contracted general activity (UDA)	15,830
Carry forward general activity (UDA)	179
17/18 Contracted orthodontic activity (UOA)	0
Carry forward orthodontic activity (UOA)	0
Baseline contract value	£359,214.73

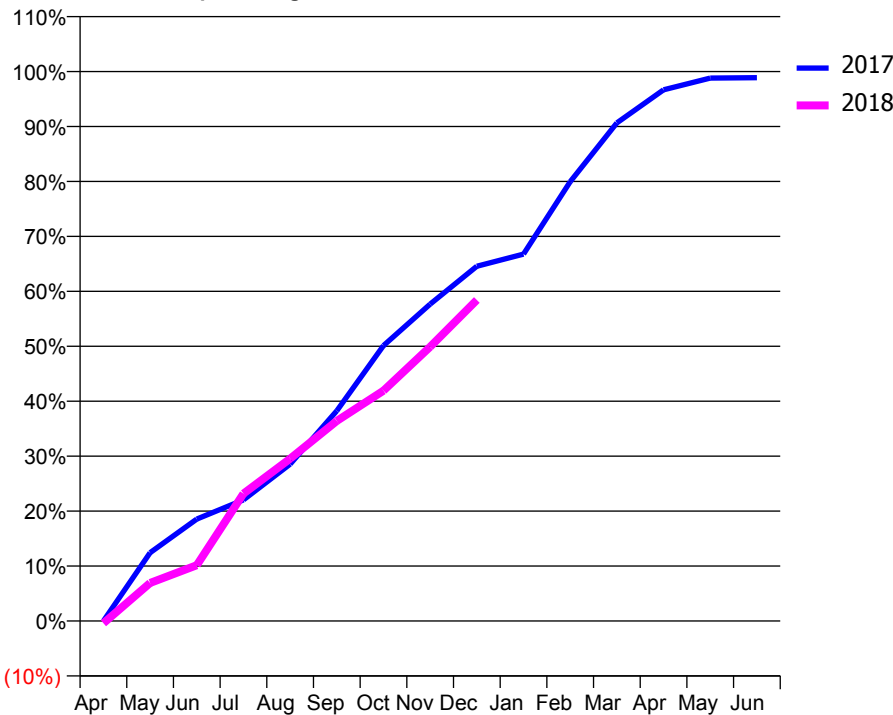
ACCESS*

Patients seen in 24 months	Total	Change since previous quarter
Quarter ending December 2016	4,546	
Quarter ending March 2017	4,730	↑
Quarter ending June 2017	4,680	↓
Quarter ending September 2017	4,620	↓
Quarter ending December 2017	4,524	↓
Variance since December 2016	(0.5%)	→



ACTIVITY

Cumulative percentage of contracted UDA delivered 2017 & 2018



Month	Adjusted Scheduled Activity (UDA)	
	2017	2018
April	0	-66
May	1,968	1,096
June	2,938	1,609
July	3,492	3,670
August	4,521	4,679
September	6,057	5,763
October	7,936	6,635
November	9,130	7,900
December	10,221	9,247
January	10,571	
February	12,657	
March	14,350	
April	15,304	
May	15,640	
June	15,651	

QUALITY

	Quantity	Base Number	Contract	AT	Region	England
% of FP17s for the same patient ID Re-attending within 3 months - Children	93	941	9.9%	13.6%	12.9%	12.0%
% of FP17s for the same patient ID Re-attending within 3 months - Adults	576	3,786	15.2%	16.2%	16.5%	15.9%
% of FP17s for the same patient ID Re-attending between 3 & 9 months - Children	479	941	50.9%	57.7%	59.6%	58.0%
% of FP17s for the same patient ID Re-attending between 3 & 9 months - Adults	2,037	3,786	53.8%	51.2%	52.8%	50.5%
% of FP17s for Band 1 Urgent Courses	431	4,244	10.2%	10.7%	9.1%	9.0%
% of FP17s Relating to Free Repair or Replacements	131	4,244	3.1%	0.9%	1.0%	0.8%
% of FP17s Relating to Continuations	15	4,244	0.4%	1.1%	1.2%	1.1%
% of Patients satisfied with the dentistry they have received	7	8	N/A	91.3%	91.6%	91.5%
% of Patients satisfied with the time they had to wait for an appointment	6	8	N/A	87.7%	88.3%	87.9%

* This is based on patients treated on this contract for their most recent course of treatment. Figures in italics indicate the base number of FP17s or Patient Questionnaire responses are less than 100. N/A is shown where the base number of responses is less than 10 during the period. % is calculated as Quantity/Base number*100

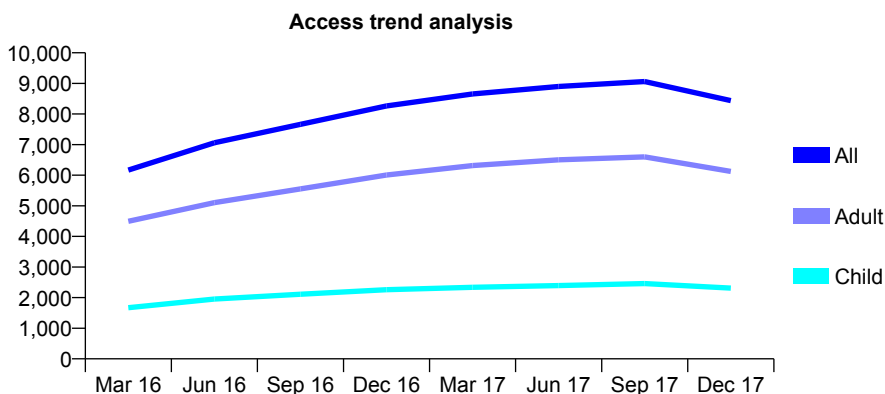
Q47 - Vital Signs At a Glance Contract Report for 117382/0001 - December 2017

Name or company name	Drakes Dental Care
Contract type name	GDS Contract
Purpose of contract	General
Contract start date	01/08/2015
Contract end date	

17/18 Contracted general activity (UDA)	28,636
Carry forward general activity (UDA)	575
17/18 Contracted orthodontic activity (UOA)	0
Carry forward orthodontic activity (UOA)	0
Baseline contract value	£662,408.32

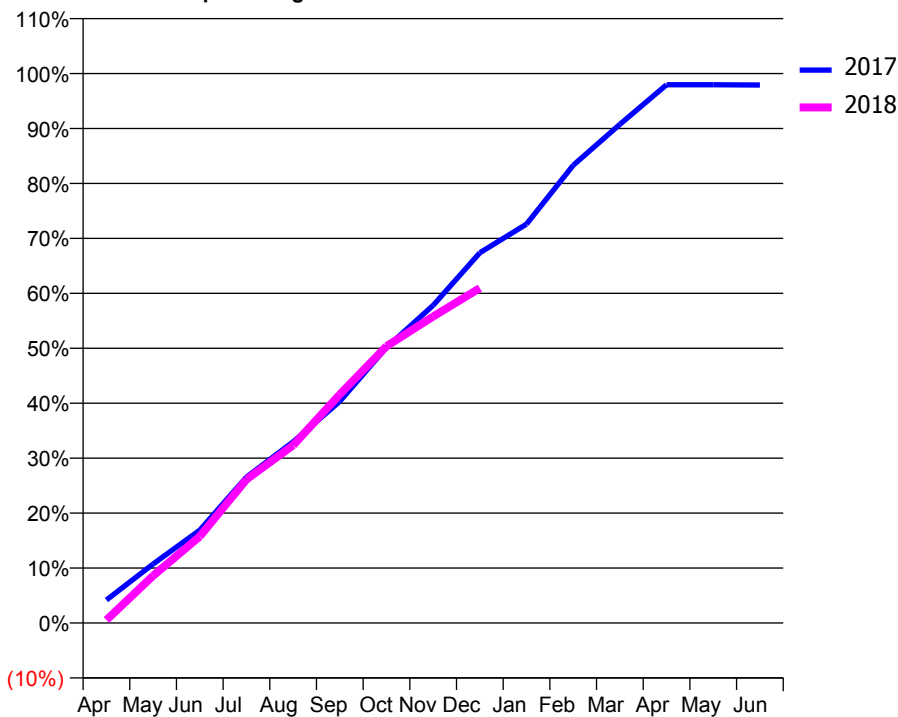
ACCESS*

Patients seen in 24 months	Total	Change since previous quarter
Quarter ending December 2016	8,264	
Quarter ending March 2017	8,654	↑
Quarter ending June 2017	8,900	↑
Quarter ending September 2017	9,062	→
Quarter ending December 2017	8,436	↓
Variance since December 2016	2.1%	↑



ACTIVITY

Cumulative percentage of contracted UDA delivered 2017 & 2018



Month	Adjusted Scheduled Activity (UDA)	
	2017	2018
April	1,147	157
May	2,945	2,461
June	4,636	4,515
July	7,288	7,481
August	9,044	9,262
September	11,065	11,917
October	13,760	14,420
November	15,863	15,976
December	18,488	17,456
January	19,914	
February	22,854	
March	24,895	
April	26,875	
May	26,873	
June	26,861	

QUALITY

	Quantity	Base Number	Contract	AT	Region	England
% of FP17s for the same patient ID Re-attending within 3 months - Children	214	2,855	7.5%	13.6%	12.9%	12.0%
% of FP17s for the same patient ID Re-attending within 3 months - Adults	958	7,333	13.1%	16.2%	16.5%	15.9%
% of FP17s for the same patient ID Re-attending between 3 & 9 months - Children	1,842	2,855	64.5%	57.7%	59.6%	58.0%
% of FP17s for the same patient ID Re-attending between 3 & 9 months - Adults	4,647	7,333	63.4%	51.2%	52.8%	50.5%
% of FP17s for Band 1 Urgent Courses	559	9,325	6.0%	10.7%	9.1%	9.0%
% of FP17s Relating to Free Repair or Replacements	157	9,325	1.7%	0.9%	1.0%	0.8%
% of FP17s Relating to Continuations	21	9,325	0.2%	1.1%	1.2%	1.1%
% of Patients satisfied with the dentistry they have received	12	13	92.3%	91.3%	91.6%	91.5%
% of Patients satisfied with the time they had to wait for an appointment	13	13	100.0%	87.7%	88.3%	87.9%

* This is based on patients treated on this contract for their most recent course of treatment. Figures in italics indicate the base number of FP17s or Patient Questionnaire responses are less than 100. N/A is shown where the base number of responses is less than 10 during the period. % is calculated as Quantity/Base number*100

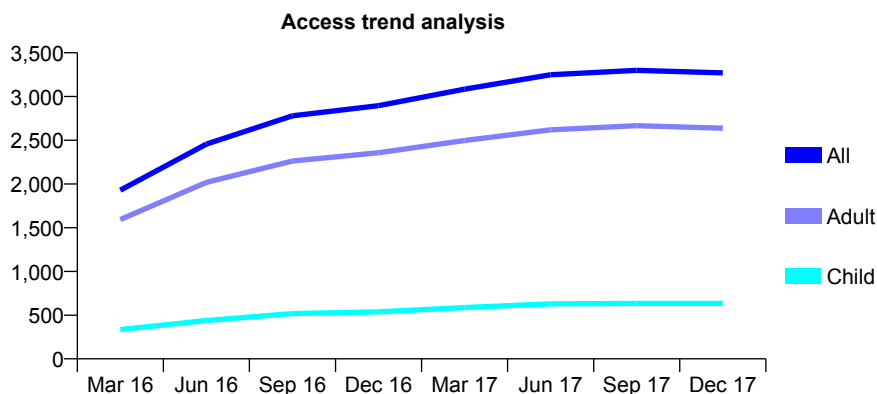
Q47 - Vital Signs At a Glance Contract Report for 117730/0001 - December 2017

Name or company name	Synergy Dental Clinic Ormskirk Ltd
Contract type name	GDS Contract
Purpose of contract	General
Contract start date	01/08/2015
Contract end date	

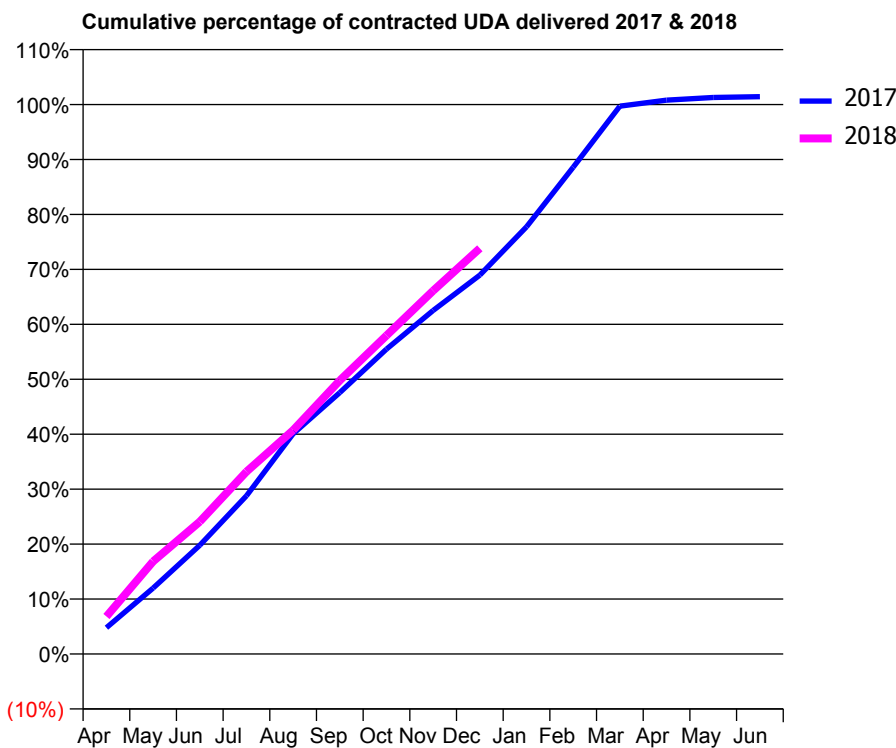
17/18 Contracted general activity (UDA)	10,500
Carry forward general activity (UDA)	-149
17/18 Contracted orthodontic activity (UOA)	0
Carry forward orthodontic activity (UOA)	0
Baseline contract value	£299,426.21

ACCESS*

Patients seen in 24 months	Total	Change since previous quarter
Quarter ending December 2016	2,895	
Quarter ending March 2017	3,084	↑
Quarter ending June 2017	3,249	↑
Quarter ending September 2017	3,300	→
Quarter ending December 2017	3,270	→
Variance since December 2016	13.0%	↑



ACTIVITY



Month	Adjusted Scheduled Activity (UDA)	
	2017	2018
April	502	718
May	1,261	1,770
June	2,077	2,528
July	3,022	3,485
August	4,209	4,276
September	4,995	5,228
October	5,825	6,087
November	6,564	6,943
December	7,240	7,753
January	8,163	
February	9,302	
March	10,468	
April	10,583	
May	10,633	
June	10,649	

QUALITY

	Quantity	Base Number	Contract	AT	Region	England
% of FP17s for the same patient ID Re-attending within 3 months - Children	95	726	13.1%	13.6%	12.9%	12.0%
% of FP17s for the same patient ID Re-attending within 3 months - Adults	307	2,766	11.1%	16.2%	16.5%	15.9%
% of FP17s for the same patient ID Re-attending between 3 & 9 months - Children	394	726	54.3%	57.7%	59.6%	58.0%
% of FP17s for the same patient ID Re-attending between 3 & 9 months - Adults	1,564	2,766	56.5%	51.2%	52.8%	50.5%
% of FP17s for Band 1 Urgent Courses	144	3,410	4.2%	10.7%	9.1%	9.0%
% of FP17s Relating to Free Repair or Replacements	30	3,410	0.9%	0.9%	1.0%	0.8%
% of FP17s Relating to Continuations	25	3,410	0.7%	1.1%	1.2%	1.1%
% of Patients satisfied with the dentistry they have received	5	5	N/A	91.3%	91.6%	91.5%
% of Patients satisfied with the time they had to wait for an appointment	5	5	N/A	87.7%	88.3%	87.9%

* This is based on patients treated on this contract for their most recent course of treatment. Figures in italics indicate the base number of FP17s or Patient Questionnaire responses are less than 100. N/A is shown where the base number of responses is less than 10 during the period. % is calculated as Quantity/Base number*100

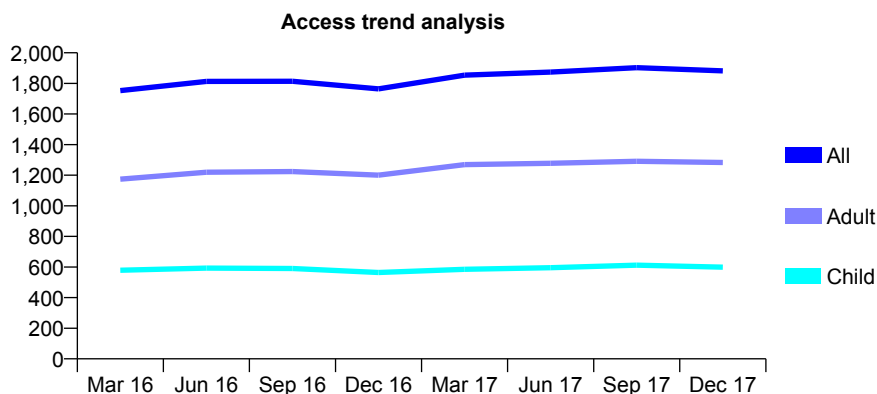
Q47 - Vital Signs At a Glance Contract Report for 118060/0021 - December 2017

Name or company name	Genix Healthcare Ltd
Contract type name	PDS Contract
Purpose of contract	General
Contract start date	20/09/2010
Contract end date	19/09/2020

17/18 Contracted general activity (UDA)	5,940
Carry forward general activity (UDA)	0
17/18 Contracted orthodontic activity (UOA)	0
Carry forward orthodontic activity (UOA)	0
Baseline contract value	£298,205.43

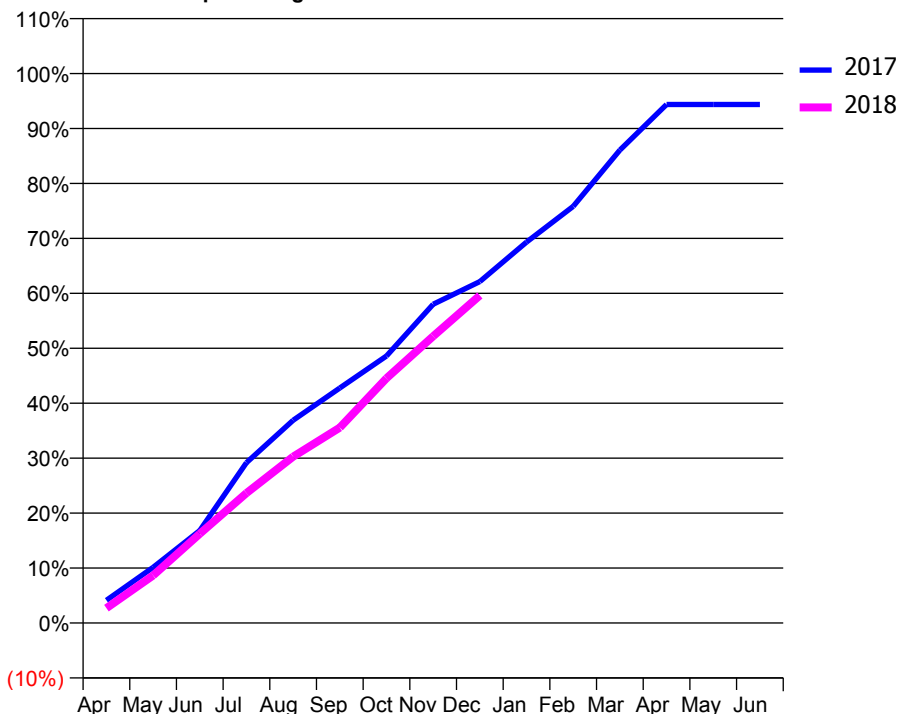
ACCESS*

Patients seen in 24 months	Total	Change since previous quarter
Quarter ending December 2016	1,764	
Quarter ending March 2017	1,854	↑
Quarter ending June 2017	1,874	→
Quarter ending September 2017	1,903	→
Quarter ending December 2017	1,882	↓
Variance since December 2016	6.7%	↑



ACTIVITY

Cumulative percentage of contracted UDA delivered 2017 & 2018



Month	Adjusted Scheduled Activity (UDA)	
	2017	2018
April	246	161
May	601	514
June	1,000	964
July	1,733	1,405
August	2,192	1,798
September	2,541	2,112
October	2,887	2,646
November	3,445	3,099
December	3,691	3,540
January	4,118	
February	4,504	
March	5,113	
April	5,604	
May	5,604	
June	5,604	

QUALITY

	Quantity	Base Number	Contract	AT	Region	England
% of FP17s for the same patient ID Re-attending within 3 months - Children	91	688	13.2%	13.6%	12.9%	12.0%
% of FP17s for the same patient ID Re-attending within 3 months - Adults	259	1,387	18.7%	16.2%	16.5%	15.9%
% of FP17s for the same patient ID Re-attending between 3 & 9 months - Children	337	688	49.0%	57.7%	59.6%	58.0%
% of FP17s for the same patient ID Re-attending between 3 & 9 months - Adults	686	1,387	49.5%	51.2%	52.8%	50.5%
% of FP17s for Band 1 Urgent Courses	137	1,868	7.3%	10.7%	9.1%	9.0%
% of FP17s Relating to Free Repair or Replacements	16	1,868	0.9%	0.9%	1.0%	0.8%
% of FP17s Relating to Continuations	17	1,868	0.9%	1.1%	1.2%	1.1%
% of Patients satisfied with the dentistry they have received	4	5	N/A	91.3%	91.6%	91.5%
% of Patients satisfied with the time they had to wait for an appointment	5	5	N/A	87.7%	88.3%	87.9%

* This is based on patients treated on this contract for their most recent course of treatment. Figures in italics indicate the base number of FP17s or Patient Questionnaire responses are less than 100. N/A is shown where the base number of responses is less than 10 during the period. % is calculated as Quantity/Base number*100

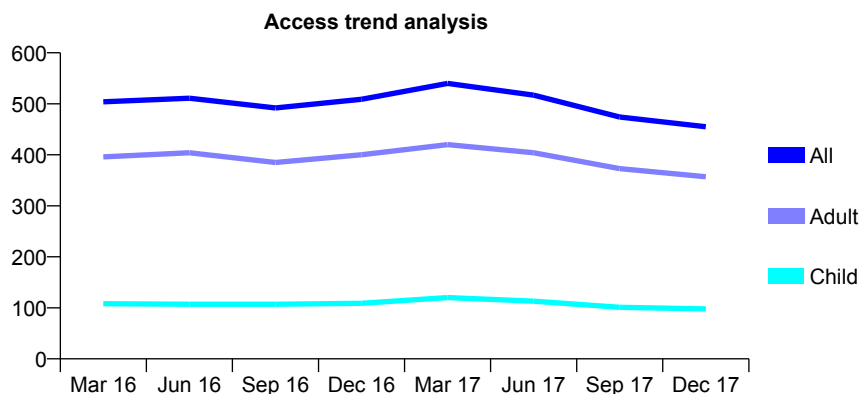
Q47 - Vital Signs At a Glance Contract Report for 118060/0022 - December 2017

Name or company name	Genix Healthcare Ltd
Contract type name	PDS Contract
Purpose of contract	General
Contract start date	20/09/2010
Contract end date	

17/18 Contracted general activity (UDA)	4,100
Carry forward general activity (UDA)	0
17/18 Contracted orthodontic activity (UOA)	0
Carry forward orthodontic activity (UOA)	0
Baseline contract value	£215,975.81

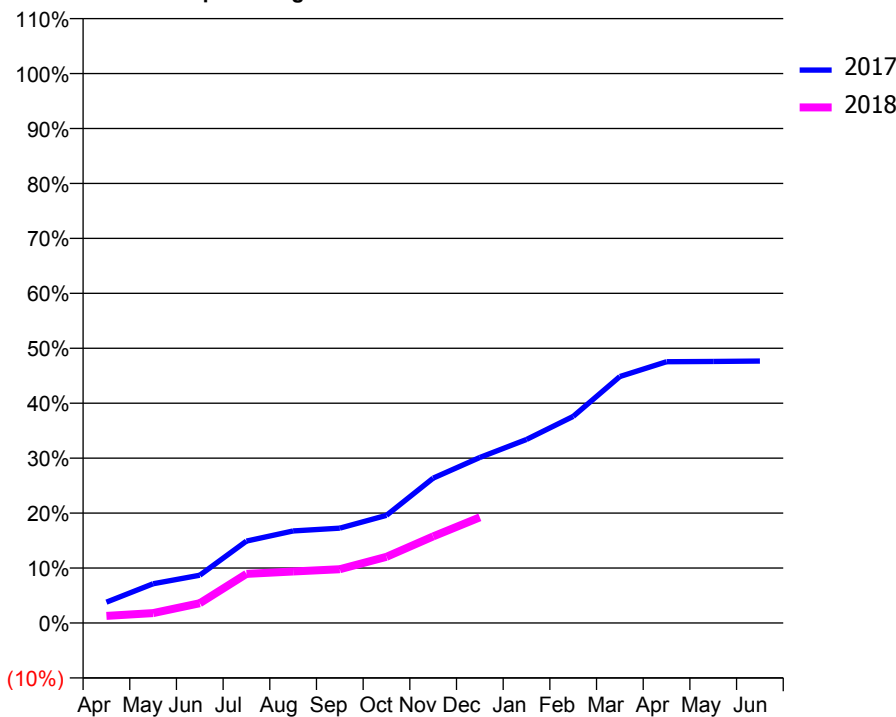
ACCESS*

Patients seen in 24 months	Total	Change since previous quarter
Quarter ending December 2016	509	
Quarter ending March 2017	540	↑
Quarter ending June 2017	517	↓
Quarter ending September 2017	474	↓
Quarter ending December 2017	455	↓
Variance since December 2016	(10.6%)	↓



ACTIVITY

Cumulative percentage of contracted UDA delivered 2017 & 2018



Month	Adjusted Scheduled Activity (UDA)	
	2017	2018
April	156	53
May	293	74
June	357	148
July	612	366
August	687	384
September	708	402
October	804	494
November	1,081	647
December	1,235	789
January	1,369	
February	1,542	
March	1,840	
April	1,950	
May	1,952	
June	1,955	

QUALITY

	Quantity	Base Number	Contract	AT	Region	England
% of FP17s for the same patient ID Re-attending within 3 months - Children	8	98	8.2%	13.6%	12.9%	12.0%
% of FP17s for the same patient ID Re-attending within 3 months - Adults	26	268	9.7%	16.2%	16.5%	15.9%
% of FP17s for the same patient ID Re-attending between 3 & 9 months - Children	36	98	36.7%	57.7%	59.6%	58.0%
% of FP17s for the same patient ID Re-attending between 3 & 9 months - Adults	105	268	39.2%	51.2%	52.8%	50.5%
% of FP17s for Band 1 Urgent Courses	19	324	5.9%	10.7%	9.1%	9.0%
% of FP17s Relating to Free Repair or Replacements	3	324	0.9%	0.9%	1.0%	0.8%
% of FP17s Relating to Continuations	2	324	0.6%	1.1%	1.2%	1.1%
% of Patients satisfied with the dentistry they have received	1	1	N/A	91.3%	91.6%	91.5%
% of Patients satisfied with the time they had to wait for an appointment	1	1	N/A	87.7%	88.3%	87.9%

* This is based on patients treated on this contract for their most recent course of treatment. Figures in italics indicate the base number of FP17s or Patient Questionnaire responses are less than 100. N/A is shown where the base number of responses is less than 10 during the period. % is calculated as Quantity/Base number*100

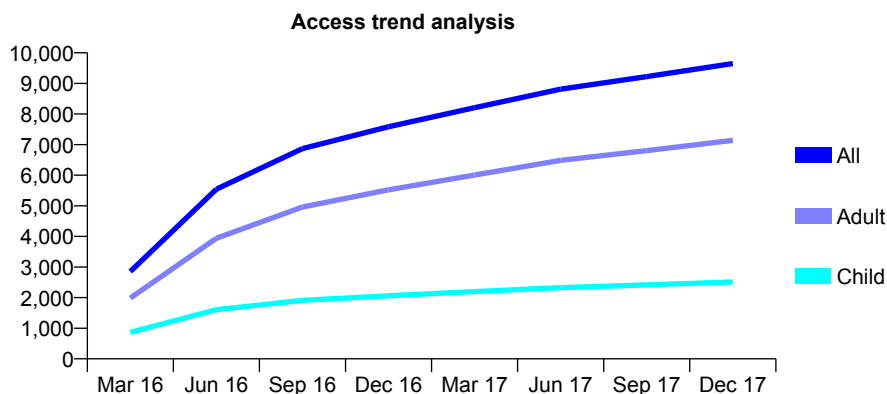
Q47 - Vital Signs At a Glance Contract Report for 121282/0001 - December 2017

Name or company name	Sandy Lane Dental Practice
Contract type name	GDS Contract
Purpose of contract	General and Orthodontic
Contract start date	19/01/2016
Contract end date	

17/18 Contracted general activity (UDA)	25,460
Carry forward general activity (UDA)	1,308
17/18 Contracted orthodontic activity (UOA)	322
Carry forward orthodontic activity (UOA)	0
Baseline contract value	£764,583.37

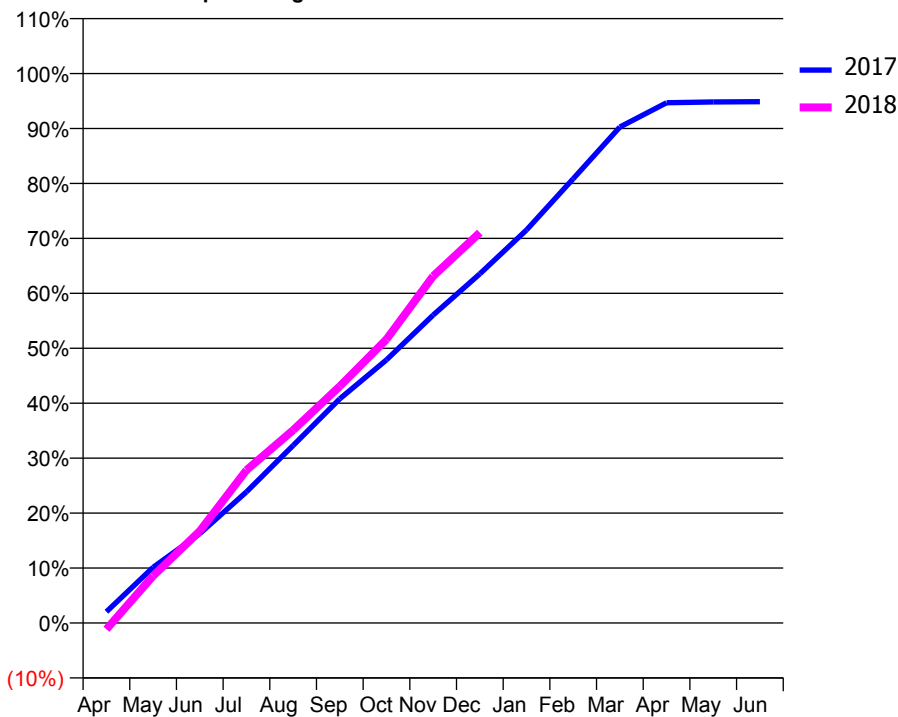
ACCESS*

Patients seen in 24 months	Total	Change since previous quarter
Quarter ending December 2016	7,585	
Quarter ending March 2017	8,205	↑
Quarter ending June 2017	8,811	↑
Quarter ending September 2017	9,221	↑
Quarter ending December 2017	9,651	↑
Variance since December 2016	27.2%	↑



ACTIVITY

Cumulative percentage of contracted UDA delivered 2017 & 2018



Month	Adjusted Scheduled Activity (UDA)	
	2017	2018
April	522	-291
May	2,580	2,184
June	4,140	4,262
July	6,079	7,085
August	8,226	8,936
September	10,389	10,967
October	12,192	13,145
November	14,269	16,073
December	16,178	18,090
January	18,213	
February	20,586	
March	22,979	
April	24,104	
May	24,141	
June	24,152	

QUALITY

	Quantity	Base Number	Contract	AT	Region	England
% of FP17s for the same patient ID Re-attending within 3 months - Children	475	3,338	14.2%	13.6%	12.9%	12.0%
% of FP17s for the same patient ID Re-attending within 3 months - Adults	1,467	8,381	17.5%	16.2%	16.5%	15.9%
% of FP17s for the same patient ID Re-attending between 3 & 9 months - Children	2,040	3,338	61.1%	57.7%	59.6%	58.0%
% of FP17s for the same patient ID Re-attending between 3 & 9 months - Adults	4,797	8,381	57.2%	51.2%	52.8%	50.5%
% of FP17s for Band 1 Urgent Courses	646	10,860	5.9%	10.7%	9.1%	9.0%
% of FP17s Relating to Free Repair or Replacements	126	10,860	1.2%	0.9%	1.0%	0.8%
% of FP17s Relating to Continuations	90	10,860	0.8%	1.1%	1.2%	1.1%
% of Patients satisfied with the dentistry they have received	12	13	92.3%	91.3%	91.6%	91.5%
% of Patients satisfied with the time they had to wait for an appointment	12	13	92.3%	87.7%	88.3%	87.9%

* This is based on patients treated on this contract for their most recent course of treatment. Figures in italics indicate the base number of FP17s or Patient Questionnaire responses are less than 100. N/A is shown where the base number of responses is less than 10 during the period. % is calculated as Quantity/Base number*100

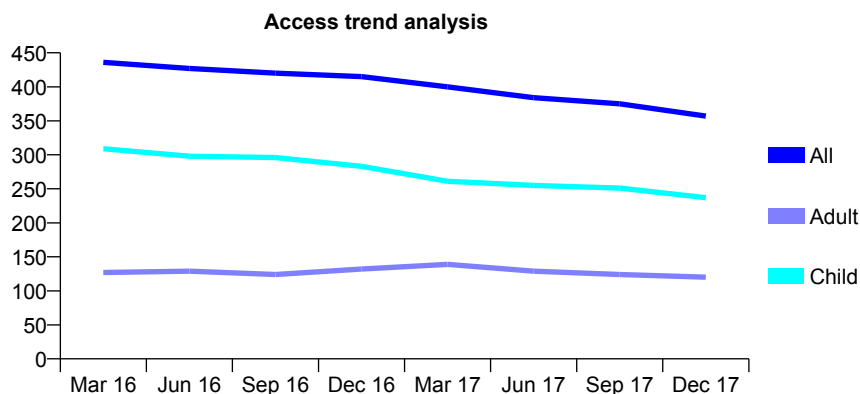
Q47 - Vital Signs At a Glance Contract Report for 123188/0001 - December 2017

Name or company name	Cramond House Dental Practice
Contract type name	GDS Contract
Purpose of contract	General and Orthodontic
Contract start date	01/04/2011
Contract end date	

17/18 Contracted general activity (UDA)	1,520
Carry forward general activity (UDA)	-7
17/18 Contracted orthodontic activity (UOA)	340
Carry forward orthodontic activity (UOA)	0
Baseline contract value	£57,017.35

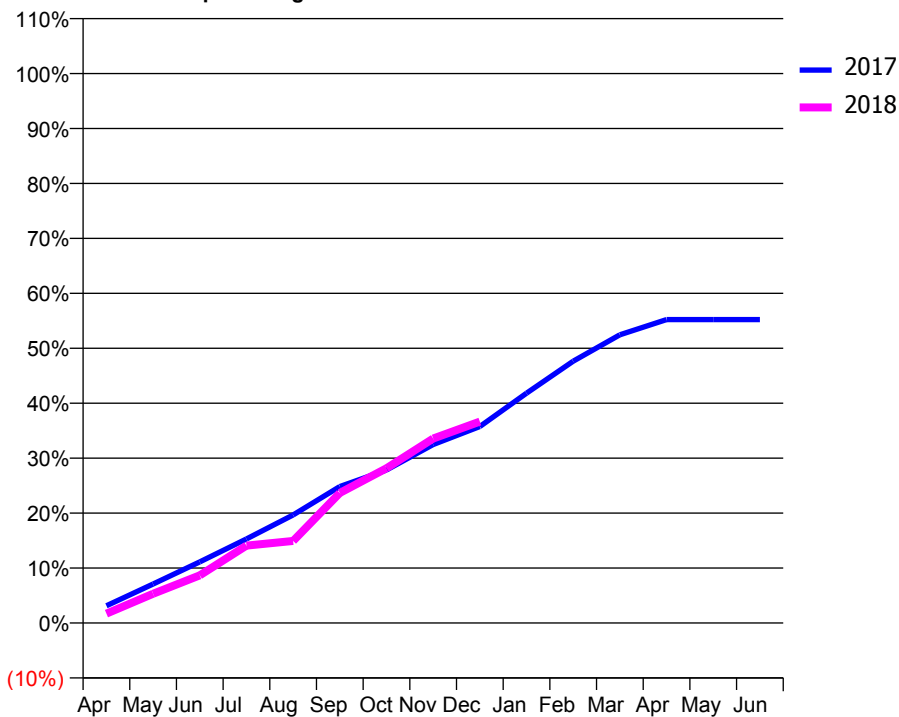
ACCESS*

Patients seen in 24 months	Total	Change since previous quarter
Quarter ending December 2016	415	
Quarter ending March 2017	400	↓
Quarter ending June 2017	384	↓
Quarter ending September 2017	375	↓
Quarter ending December 2017	357	↓
Variance since December 2016	(14.0%)	↓



ACTIVITY

Cumulative percentage of contracted UDA delivered 2017 & 2018



Adjusted Scheduled Activity (UDA)

Month	2017	2018
April	57	26
May	129	81
June	202	132
July	279	214
August	358	227
September	452	360
October	507	428
November	591	510
December	651	557
January	761	
February	867	
March	955	
April	1,005	
May	1,005	
June	1,005	

QUALITY

	Quantity	Base Number	Contract	AT	Region	England
% of FP17s for the same patient ID Re-attending within 3 months - Children	37	338	10.9%	13.6%	12.9%	12.0%
% of FP17s for the same patient ID Re-attending within 3 months - Adults	12	68	17.6%	16.2%	16.5%	15.9%
% of FP17s for the same patient ID Re-attending between 3 & 9 months - Children	232	338	68.6%	57.7%	59.6%	58.0%
% of FP17s for the same patient ID Re-attending between 3 & 9 months - Adults	44	68	64.7%	51.2%	52.8%	50.5%
% of FP17s for Band 1 Urgent Courses	1	338	0.3%	10.7%	9.1%	9.0%
% of FP17s Relating to Free Repair or Replacements	0	338	0.0%	0.9%	1.0%	0.8%
% of FP17s Relating to Continuations	0	338	0.0%	1.1%	1.2%	1.1%
% of Patients satisfied with the dentistry they have received	1	1	N/A	91.3%	91.6%	91.5%
% of Patients satisfied with the time they had to wait for an appointment	1	1	N/A	87.7%	88.3%	87.9%

* This is based on patients treated on this contract for their most recent course of treatment. Figures in italics indicate the base number of FP17s or Patient Questionnaire responses are less than 100. N/A is shown where the base number of responses is less than 10 during the period. % is calculated as Quantity/Base number*100

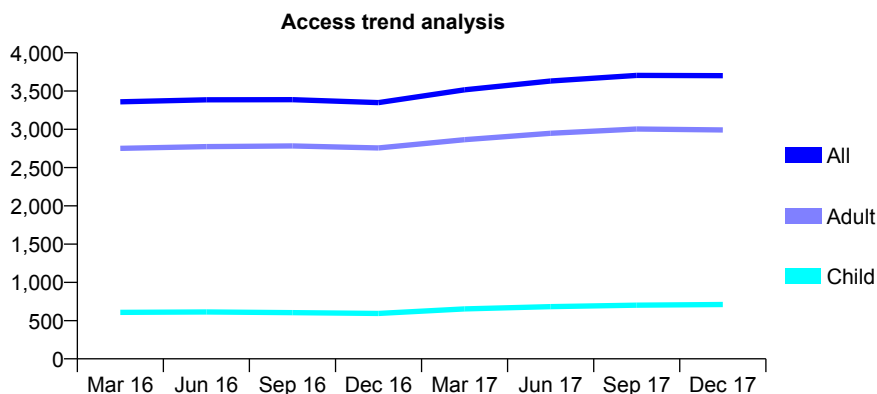
Q47 - Vital Signs At a Glance Contract Report for 123234/0001 - December 2017

Name or company name	Mr N. Gokul
Contract type name	GDS Contract
Purpose of contract	General
Contract start date	05/01/2009
Contract end date	

17/18 Contracted general activity (UDA)	13,136
Carry forward general activity (UDA)	0
17/18 Contracted orthodontic activity (UOA)	0
Carry forward orthodontic activity (UOA)	0
Baseline contract value	£297,068.97

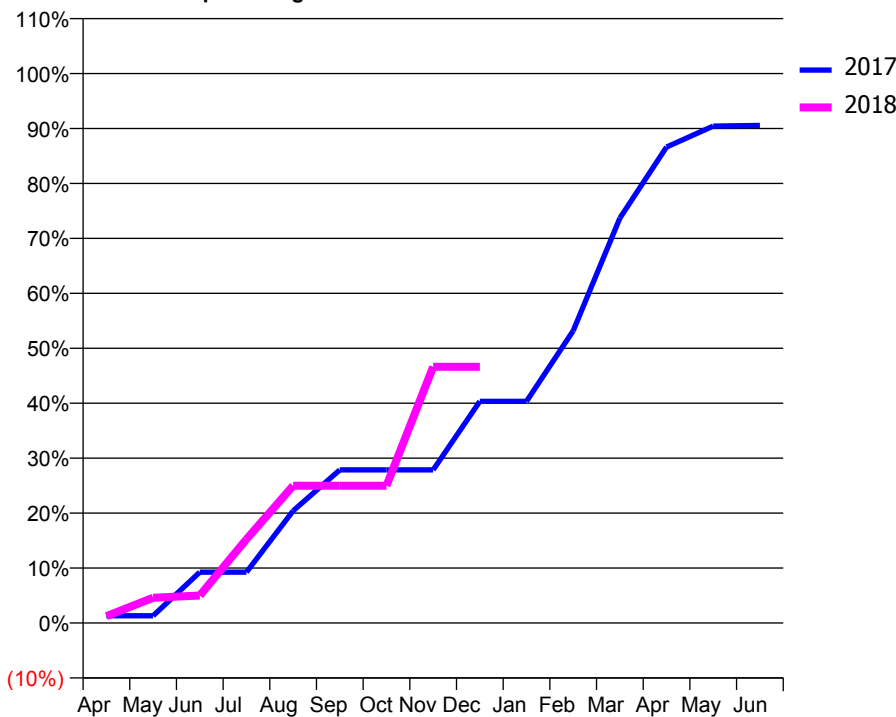
ACCESS*

Patients seen in 24 months	Total	Change since previous quarter
Quarter ending December 2016	3,349	
Quarter ending March 2017	3,517	↑
Quarter ending June 2017	3,632	↑
Quarter ending September 2017	3,705	↑
Quarter ending December 2017	3,701	→
Variance since December 2016	10.5%	↑



ACTIVITY

Cumulative percentage of contracted UDA delivered 2017 & 2018



Month	Adjusted Scheduled Activity (UDA)	
	2017	2018
April	174	163
May	174	604
June	1,217	658
July	1,217	2,004
August	2,684	3,283
September	3,660	3,283
October	3,660	3,283
November	3,660	6,126
December	5,301	6,126
January	5,301	
February	6,986	
March	9,679	
April	11,378	
May	11,880	
June	11,894	

QUALITY

	Quantity	Base Number	Contract	AT	Region	England
% of FP17s for the same patient ID Re-attending within 3 months - Children	57	656	8.7%	13.6%	12.9%	12.0%
% of FP17s for the same patient ID Re-attending within 3 months - Adults	556	3,069	18.1%	16.2%	16.5%	15.9%
% of FP17s for the same patient ID Re-attending between 3 & 9 months - Children	347	656	52.9%	57.7%	59.6%	58.0%
% of FP17s for the same patient ID Re-attending between 3 & 9 months - Adults	1,775	3,069	57.8%	51.2%	52.8%	50.5%
% of FP17s for Band 1 Urgent Courses	182	3,061	5.9%	10.7%	9.1%	9.0%
% of FP17s Relating to Free Repair or Replacements	43	3,061	1.4%	0.9%	1.0%	0.8%
% of FP17s Relating to Continuations	36	3,061	1.2%	1.1%	1.2%	1.1%
% of Patients satisfied with the dentistry they have received	23	26	88.5%	91.3%	91.6%	91.5%
% of Patients satisfied with the time they had to wait for an appointment	21	26	80.8%	87.7%	88.3%	87.9%

* This is based on patients treated on this contract for their most recent course of treatment. Figures in italics indicate the base number of FP17s or Patient Questionnaire responses are less than 100. N/A is shown where the base number of responses is less than 10 during the period. % is calculated as Quantity/Base number*100

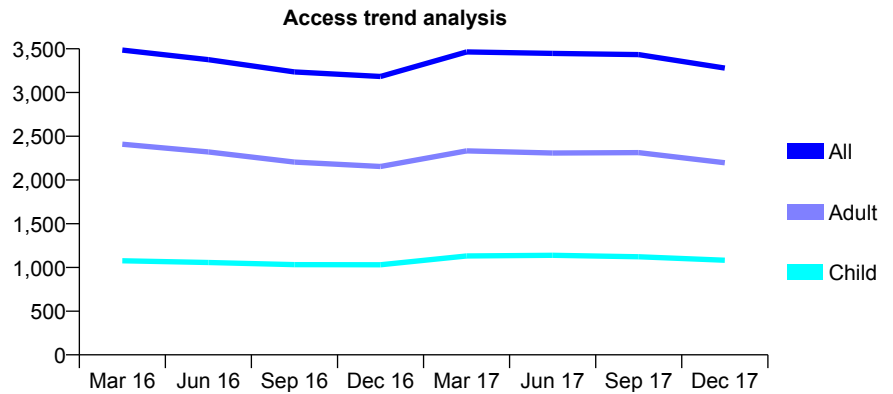
Q47 - Vital Signs At a Glance Contract Report for 123935/0001 - December 2017

Name or company name	The Smile Clinic Ltd
Contract type name	GDS Contract
Purpose of contract	General
Contract start date	01/04/2012
Contract end date	

17/18 Contracted general activity (UDA)	12,250
Carry forward general activity (UDA)	178
17/18 Contracted orthodontic activity (UOA)	0
Carry forward orthodontic activity (UOA)	0
Baseline contract value	£275,368.37

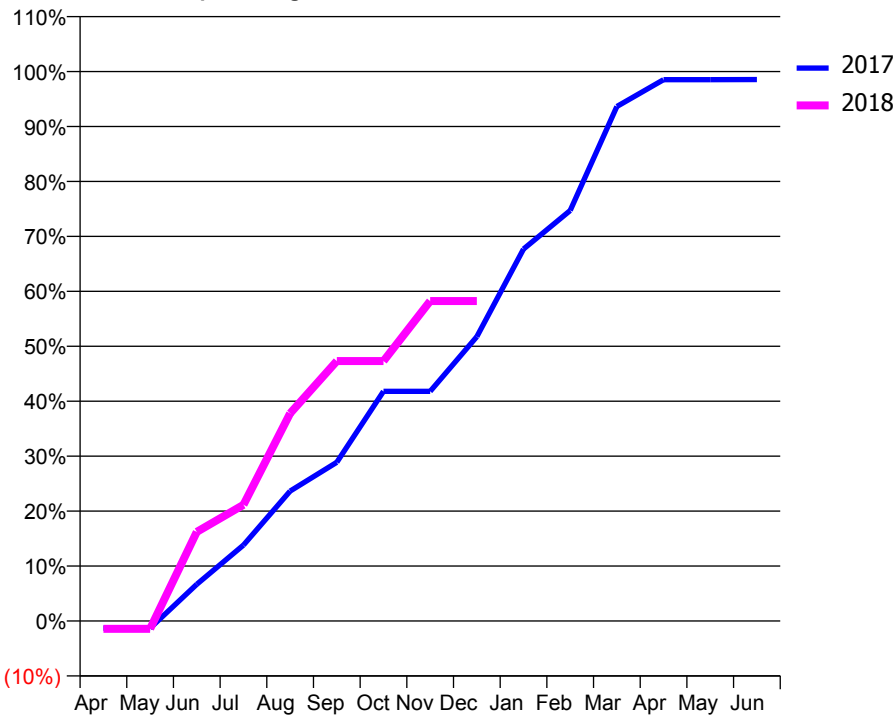
ACCESS*

Patients seen in 24 months	Total	Change since previous quarter
Quarter ending December 2016	3,184	
Quarter ending March 2017	3,464	↑
Quarter ending June 2017	3,447	→
Quarter ending September 2017	3,434	→
Quarter ending December 2017	3,279	↓
Variance since December 2016	3.0%	↑



ACTIVITY

Cumulative percentage of contracted UDA delivered 2017 & 2018



Month	Adjusted Scheduled Activity (UDA)	
	2017	2018
April	-163	-178
May	-163	-178
June	818	1,988
July	1,693	2,591
August	2,898	4,631
September	3,539	5,797
October	5,120	5,797
November	5,120	7,132
December	6,340	7,132
January	8,291	
February	9,150	
March	11,471	
April	12,068	
May	12,068	
June	12,072	

QUALITY

	Quantity	Base Number	Contract	AT	Region	England
% of FP17s for the same patient ID Re-attending within 3 months - Children	46	943	4.9%	13.6%	12.9%	12.0%
% of FP17s for the same patient ID Re-attending within 3 months - Adults	407	2,172	18.7%	16.2%	16.5%	15.9%
% of FP17s for the same patient ID Re-attending between 3 & 9 months - Children	593	943	62.9%	57.7%	59.6%	58.0%
% of FP17s for the same patient ID Re-attending between 3 & 9 months - Adults	1,148	2,172	52.9%	51.2%	52.8%	50.5%
% of FP17s for Band 1 Urgent Courses	166	2,901	5.7%	10.7%	9.1%	9.0%
% of FP17s Relating to Free Repair or Replacements	82	2,901	2.8%	0.9%	1.0%	0.8%
% of FP17s Relating to Continuations	80	2,901	2.8%	1.1%	1.2%	1.1%
% of Patients satisfied with the dentistry they have received	6	6	N/A	91.3%	91.6%	91.5%
% of Patients satisfied with the time they had to wait for an appointment	6	6	N/A	87.7%	88.3%	87.9%

* This is based on patients treated on this contract for their most recent course of treatment. Figures in italics indicate the base number of FP17s or Patient Questionnaire responses are less than 100. N/A is shown where the base number of responses is less than 10 during the period. % is calculated as Quantity/Base number*100

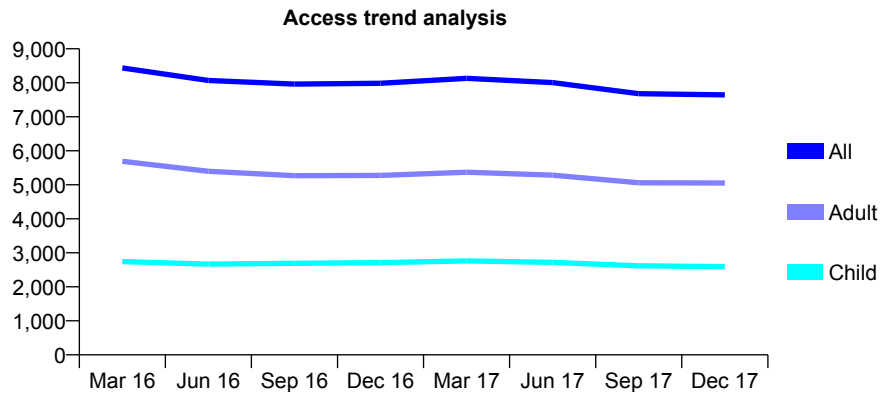
Q47 - Vital Signs At a Glance Contract Report for 125652/0001 - December 2017

Name or company name	Park House Dental Practice
Contract type name	GDS Contract
Purpose of contract	General
Contract start date	01/04/2014
Contract end date	

17/18 Contracted general activity (UDA)	25,000
Carry forward general activity (UDA)	-26
17/18 Contracted orthodontic activity (UOA)	0
Carry forward orthodontic activity (UOA)	0
Baseline contract value	£675,062.95

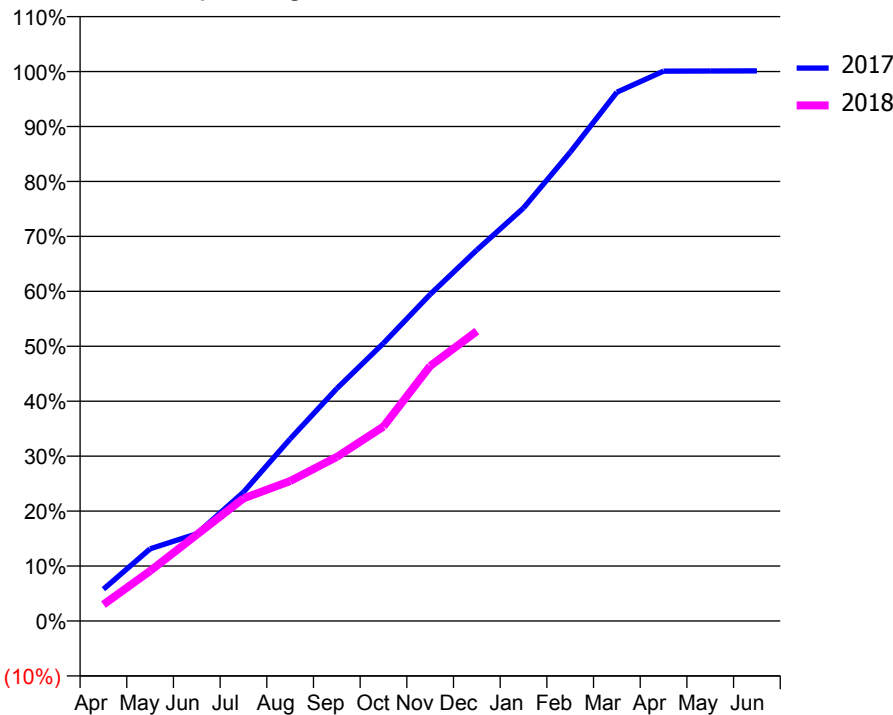
ACCESS*

Patients seen in 24 months	Total	Change since previous quarter
Quarter ending December 2016	7,988	
Quarter ending March 2017	8,133	→
Quarter ending June 2017	8,004	↓
Quarter ending September 2017	7,680	↓
Quarter ending December 2017	7,645	→
Variance since December 2016	(4.3%)	↓



ACTIVITY

Cumulative percentage of contracted UDA delivered 2017 & 2018



Month	Adjusted Scheduled Activity (UDA)	
	2017	2018
April	1,449	748
May	3,287	2,275
June	3,973	3,925
July	5,864	5,579
August	8,281	6,365
September	10,575	7,464
October	12,643	8,849
November	14,859	11,601
December	16,878	13,188
January	18,791	
February	21,329	
March	24,058	
April	25,018	
May	25,024	
June	25,026	

QUALITY

	Quantity	Base Number	Contract	AT	Region	England
% of FP17s for the same patient ID Re-attending within 3 months - Children	337	2,660	12.7%	13.6%	12.9%	12.0%
% of FP17s for the same patient ID Re-attending within 3 months - Adults	600	4,119	14.6%	16.2%	16.5%	15.9%
% of FP17s for the same patient ID Re-attending between 3 & 9 months - Children	1,543	2,660	58.0%	57.7%	59.6%	58.0%
% of FP17s for the same patient ID Re-attending between 3 & 9 months - Adults	2,192	4,119	53.2%	51.2%	52.8%	50.5%
% of FP17s for Band 1 Urgent Courses	515	6,365	8.1%	10.7%	9.1%	9.0%
% of FP17s Relating to Free Repair or Replacements	39	6,365	0.6%	0.9%	1.0%	0.8%
% of FP17s Relating to Continuations	11	6,365	0.2%	1.1%	1.2%	1.1%
% of Patients satisfied with the dentistry they have received	12	13	92.3%	91.3%	91.6%	91.5%
% of Patients satisfied with the time they had to wait for an appointment	12	13	92.3%	87.7%	88.3%	87.9%

* This is based on patients treated on this contract for their most recent course of treatment. Figures in italics indicate the base number of FP17s or Patient Questionnaire responses are less than 100. N/A is shown where the base number of responses is less than 10 during the period. % is calculated as Quantity/Base number*100

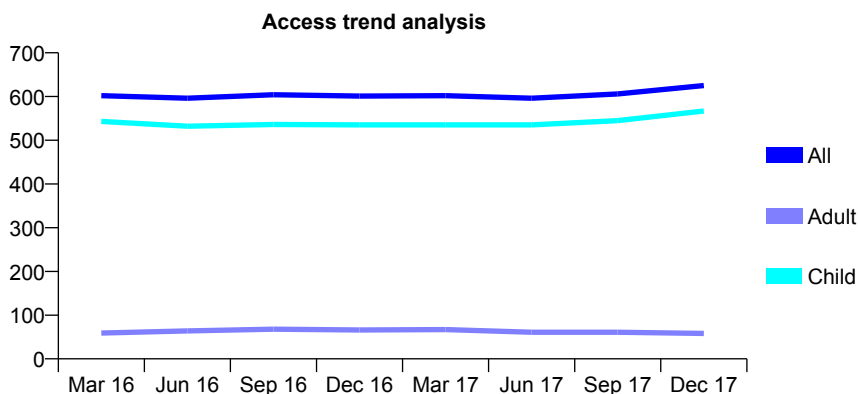
Q47 - Vital Signs At a Glance Contract Report for 126152/0001 - December 2017

Name or company name	Debra Jones
Contract type name	GDS Contract
Purpose of contract	General
Contract start date	01/04/2011
Contract end date	

17/18 Contracted general activity (UDA)	2,000
Carry forward general activity (UDA)	0
17/18 Contracted orthodontic activity (UOA)	0
Carry forward orthodontic activity (UOA)	0
Baseline contract value	£43,842.28

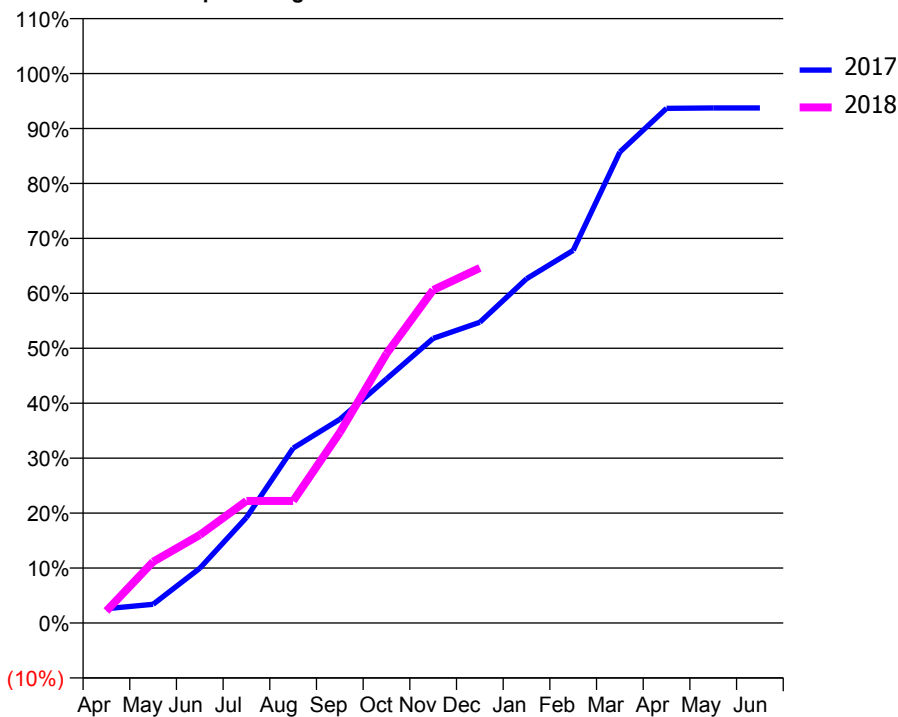
ACCESS*

Patients seen in 24 months	Total	Change since previous quarter
Quarter ending December 2016	601	
Quarter ending March 2017	602	→
Quarter ending June 2017	596	→
Quarter ending September 2017	606	→
Quarter ending December 2017	625	↑
Variance since December 2016	4.0%	↑



ACTIVITY

Cumulative percentage of contracted UDA delivered 2017 & 2018



Month	Adjusted Scheduled Activity (UDA)	
	2017	2018
April	52	44
May	68	223
June	199	320
July	384	444
August	636	444
September	741	693
October	888	980
November	1,036	1,212
December	1,095	1,292
January	1,253	
February	1,356	
March	1,714	
April	1,873	
May	1,874	
June	1,874	

QUALITY

	Quantity	Base Number	Contract	AT	Region	England
% of FP17s for the same patient ID Re-attending within 3 months - Children	133	792	16.8%	13.6%	12.9%	12.0%
% of FP17s for the same patient ID Re-attending within 3 months - Adults	0	1	0.0%	16.2%	16.5%	15.9%
% of FP17s for the same patient ID Re-attending between 3 & 9 months - Children	497	792	62.8%	57.7%	59.6%	58.0%
% of FP17s for the same patient ID Re-attending between 3 & 9 months - Adults	0	1	0.0%	51.2%	52.8%	50.5%
% of FP17s for Band 1 Urgent Courses	6	722	0.8%	10.7%	9.1%	9.0%
% of FP17s Relating to Free Repair or Replacements	0	722	0.0%	0.9%	1.0%	0.8%
% of FP17s Relating to Continuations	14	722	1.9%	1.1%	1.2%	1.1%
% of Patients satisfied with the dentistry they have received	2	2	N/A	91.3%	91.6%	91.5%
% of Patients satisfied with the time they had to wait for an appointment	2	2	N/A	87.7%	88.3%	87.9%

* This is based on patients treated on this contract for their most recent course of treatment. Figures in italics indicate the base number of FP17s or Patient Questionnaire responses are less than 100. N/A is shown where the base number of responses is less than 10 during the period. % is calculated as Quantity/Base number*100

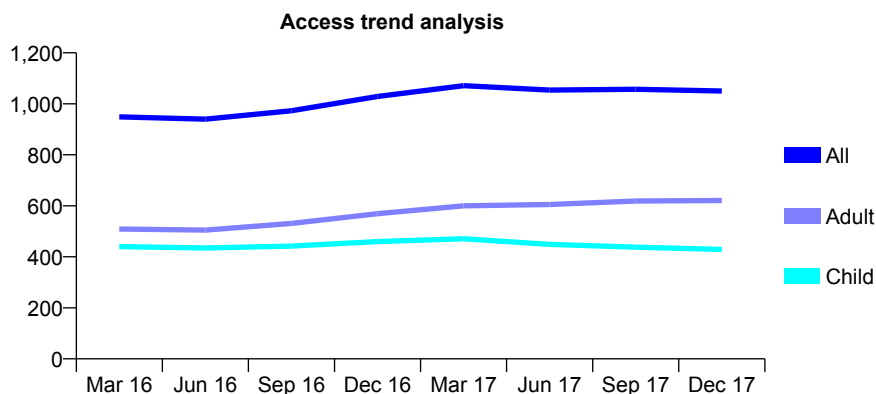
Q47 - Vital Signs At a Glance Contract Report for 126691/0001 - December 2017

Name or company name	Diamond Smiles Dental Centre
Contract type name	GDS Contract
Purpose of contract	General and Orthodontic
Contract start date	01/07/2009
Contract end date	

17/18 Contracted general activity (UDA)	3,299
Carry forward general activity (UDA)	-24
17/18 Contracted orthodontic activity (UOA)	438
Carry forward orthodontic activity (UOA)	14
Baseline contract value	£106,180.97

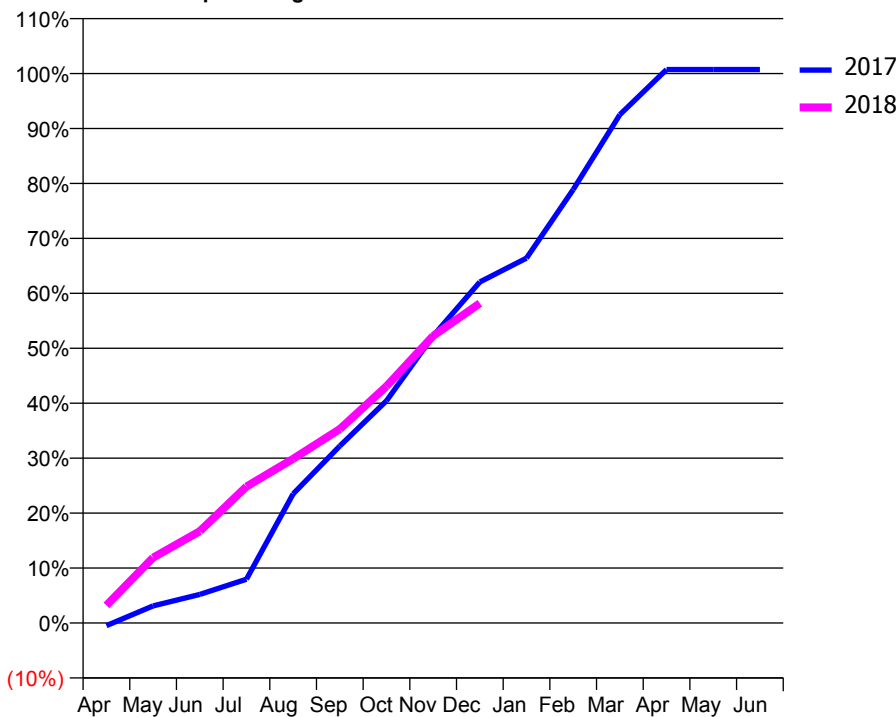
ACCESS*

Patients seen in 24 months	Total	Change since previous quarter
Quarter ending December 2016	1,029	
Quarter ending March 2017	1,071	↑
Quarter ending June 2017	1,054	↓
Quarter ending September 2017	1,057	→
Quarter ending December 2017	1,050	→
Variance since December 2016	2.0%	↑



ACTIVITY

Cumulative percentage of contracted UDA delivered 2017 & 2018



Month	Adjusted Scheduled Activity (UDA)	
	2017	2018
April	-17	106
May	103	393
June	172	551
July	263	819
August	775	986
September	1,063	1,164
October	1,334	1,421
November	1,724	1,724
December	2,047	1,919
January	2,191	
February	2,603	
March	3,052	
April	3,323	
May	3,323	
June	3,323	

QUALITY

	Quantity	Base Number	Contract	AT	Region	England
% of FP17s for the same patient ID Re-attending within 3 months - Children	68	511	13.3%	13.6%	12.9%	12.0%
% of FP17s for the same patient ID Re-attending within 3 months - Adults	102	552	18.5%	16.2%	16.5%	15.9%
% of FP17s for the same patient ID Re-attending between 3 & 9 months - Children	303	511	59.3%	57.7%	59.6%	58.0%
% of FP17s for the same patient ID Re-attending between 3 & 9 months - Adults	273	552	49.5%	51.2%	52.8%	50.5%
% of FP17s for Band 1 Urgent Courses	92	946	9.7%	10.7%	9.1%	9.0%
% of FP17s Relating to Free Repair or Replacements	13	946	1.4%	0.9%	1.0%	0.8%
% of FP17s Relating to Continuations	4	946	0.4%	1.1%	1.2%	1.1%
% of Patients satisfied with the dentistry they have received	7	7	N/A	91.3%	91.6%	91.5%
% of Patients satisfied with the time they had to wait for an appointment	7	7	N/A	87.7%	88.3%	87.9%

* This is based on patients treated on this contract for their most recent course of treatment. Figures in italics indicate the base number of FP17s or Patient Questionnaire responses are less than 100. N/A is shown where the base number of responses is less than 10 during the period. % is calculated as Quantity/Base number*100

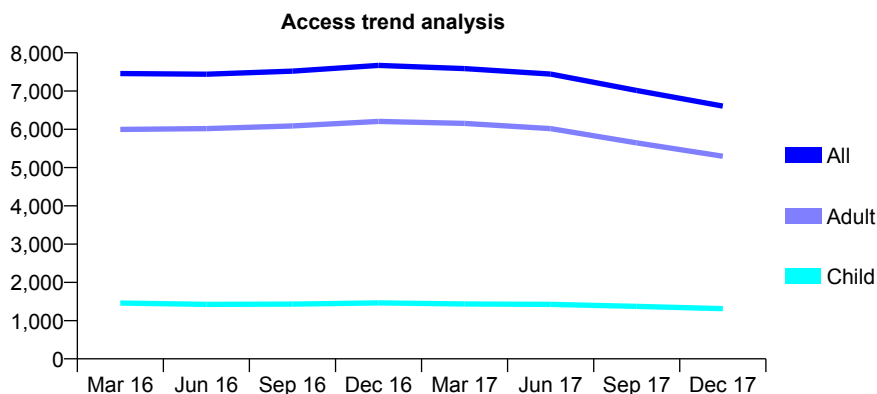
Q47 - Vital Signs At a Glance Contract Report for 127345/0001 - December 2017

Name or company name	Red Rose Dental
Contract type name	GDS Contract
Purpose of contract	General
Contract start date	01/09/2010
Contract end date	

17/18 Contracted general activity (UDA)	20,201
Carry forward general activity (UDA)	-404
17/18 Contracted orthodontic activity (UOA)	0
Carry forward orthodontic activity (UOA)	0
Baseline contract value	£549,682.13

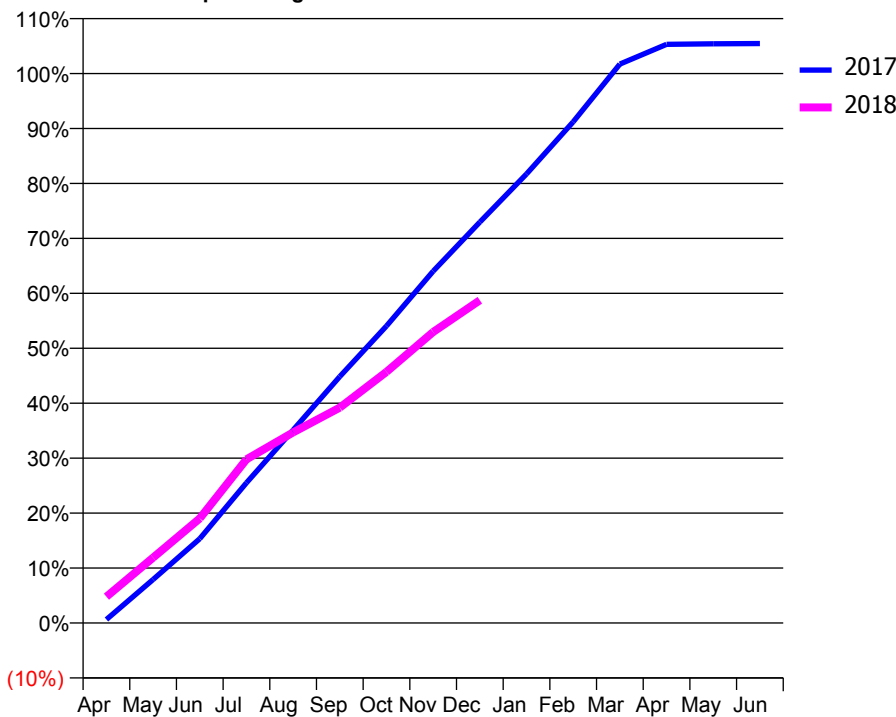
ACCESS*

Patients seen in 24 months	Total	Change since previous quarter
Quarter ending December 2016	7,669	
Quarter ending March 2017	7,586	↓
Quarter ending June 2017	7,443	↓
Quarter ending September 2017	7,016	↓
Quarter ending December 2017	6,609	↓
Variance since December 2016	(13.8%)	↓



ACTIVITY

Cumulative percentage of contracted UDA delivered 2017 & 2018



Month	Adjusted Scheduled Activity (UDA)	
	2017	2018
April	129	970
May	1,601	2,406
June	3,100	3,847
July	5,153	6,018
August	7,096	7,009
September	9,059	7,920
October	10,919	9,235
November	12,935	10,701
December	14,740	11,866
January	16,507	
February	18,425	
March	20,546	
April	21,273	
May	21,291	
June	21,304	

QUALITY

	Quantity	Base Number	Contract	AT	Region	England
% of FP17s for the same patient ID Re-attending within 3 months - Children	89	1,322	6.7%	13.6%	12.9%	12.0%
% of FP17s for the same patient ID Re-attending within 3 months - Adults	609	4,908	12.4%	16.2%	16.5%	15.9%
% of FP17s for the same patient ID Re-attending between 3 & 9 months - Children	764	1,322	57.8%	57.7%	59.6%	58.0%
% of FP17s for the same patient ID Re-attending between 3 & 9 months - Adults	2,952	4,908	60.1%	51.2%	52.8%	50.5%
% of FP17s for Band 1 Urgent Courses	469	5,897	8.0%	10.7%	9.1%	9.0%
% of FP17s Relating to Free Repair or Replacements	22	5,897	0.4%	0.9%	1.0%	0.8%
% of FP17s Relating to Continuations	79	5,897	1.3%	1.1%	1.2%	1.1%
% of Patients satisfied with the dentistry they have received	11	14	78.6%	91.3%	91.6%	91.5%
% of Patients satisfied with the time they had to wait for an appointment	14	14	100.0%	87.7%	88.3%	87.9%

* This is based on patients treated on this contract for their most recent course of treatment. Figures in italics indicate the base number of FP17s or Patient Questionnaire responses are less than 100. N/A is shown where the base number of responses is less than 10 during the period. % is calculated as Quantity/Base number*100

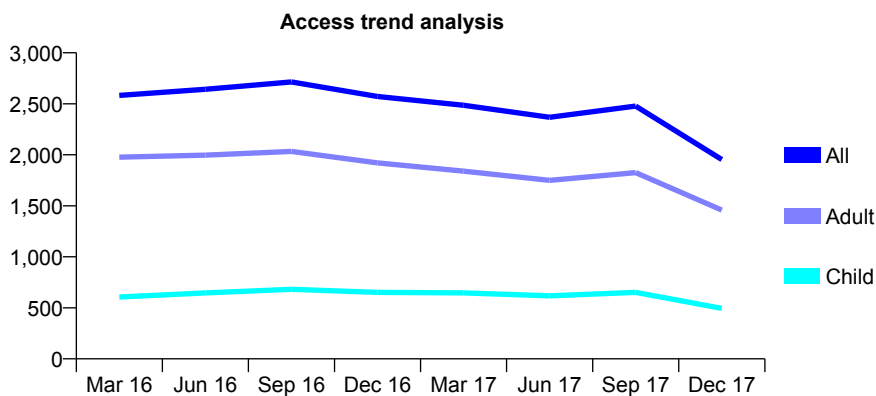
Q47 - Vital Signs At a Glance Contract Report for 129003/0001 - December 2017

Name or company name	Mr Assim Ghaffoor
Contract type name	GDS Contract
Purpose of contract	General
Contract start date	01/04/2015
Contract end date	

17/18 Contracted general activity (UDA)	8,874
Carry forward general activity (UDA)	0
17/18 Contracted orthodontic activity (UOA)	0
Carry forward orthodontic activity (UOA)	0
Baseline contract value	£166,956.75

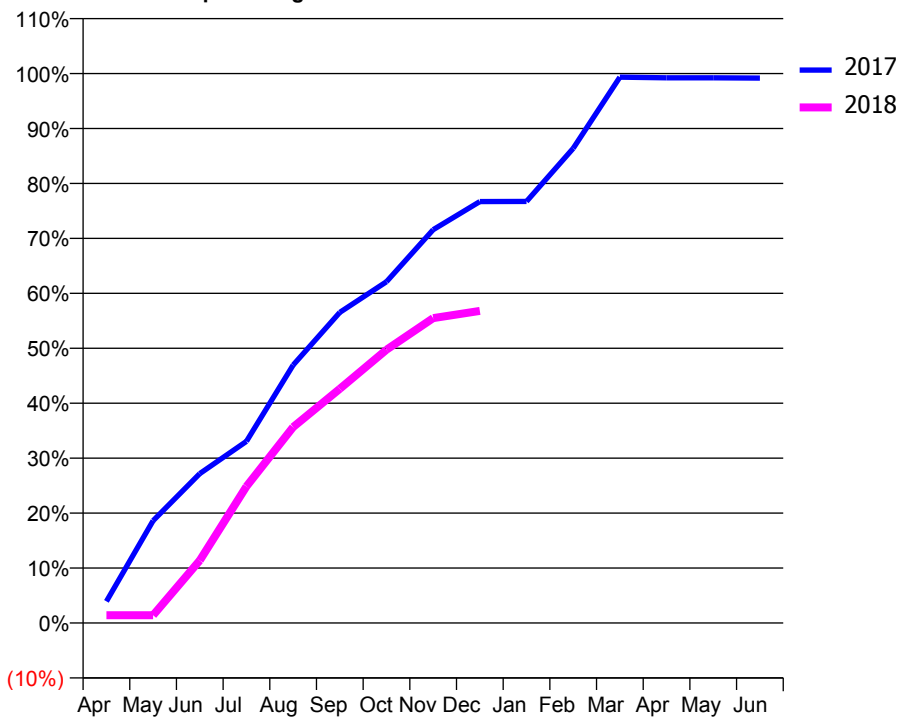
ACCESS*

Patients seen in 24 months	Total	Change since previous quarter
Quarter ending December 2016	2,572	
Quarter ending March 2017	2,486	↓
Quarter ending June 2017	2,368	↓
Quarter ending September 2017	2,478	↑
Quarter ending December 2017	1,953	↓
Variance since December 2016	(24.1%)	↓



ACTIVITY

Cumulative percentage of contracted UDA delivered 2017 & 2018



Month	Adjusted Scheduled Activity (UDA)	
	2017	2018
April	350	126
May	1,653	126
June	2,413	1,010
July	2,933	2,205
August	4,166	3,164
September	5,017	3,782
October	5,512	4,413
November	6,352	4,924
December	6,805	5,040
January	6,808	
February	7,664	
March	8,815	
April	8,803	
May	8,803	
June	8,800	

QUALITY

	Quantity	Base Number	Contract	AT	Region	England
% of FP17s for the same patient ID Re-attending within 3 months - Children	55	719	7.6%	13.6%	12.9%	12.0%
% of FP17s for the same patient ID Re-attending within 3 months - Adults	178	1,936	9.2%	16.2%	16.5%	15.9%
% of FP17s for the same patient ID Re-attending between 3 & 9 months - Children	333	719	46.3%	57.7%	59.6%	58.0%
% of FP17s for the same patient ID Re-attending between 3 & 9 months - Adults	823	1,936	42.5%	51.2%	52.8%	50.5%
% of FP17s for Band 1 Urgent Courses	101	2,664	3.8%	10.7%	9.1%	9.0%
% of FP17s Relating to Free Repair or Replacements	28	2,664	1.1%	0.9%	1.0%	0.8%
% of FP17s Relating to Continuations	24	2,664	0.9%	1.1%	1.2%	1.1%
% of Patients satisfied with the dentistry they have received	4	4	N/A	91.3%	91.6%	91.5%
% of Patients satisfied with the time they had to wait for an appointment	4	4	N/A	87.7%	88.3%	87.9%

* This is based on patients treated on this contract for their most recent course of treatment. Figures in italics indicate the base number of FP17s or Patient Questionnaire responses are less than 100. N/A is shown where the base number of responses is less than 10 during the period. % is calculated as Quantity/Base number*100

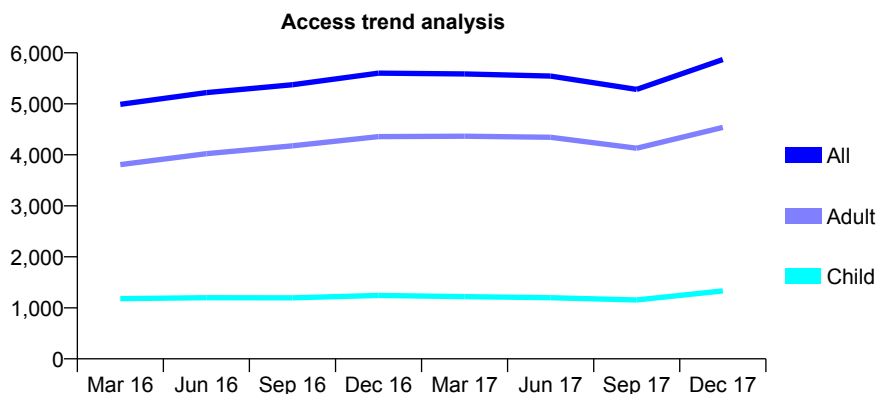
Q47 - Vital Signs At a Glance Contract Report for 129003/0002 - December 2017

Name or company name	Mr Assim Ghaffoor
Contract type name	GDS Contract
Purpose of contract	General
Contract start date	01/04/2015
Contract end date	

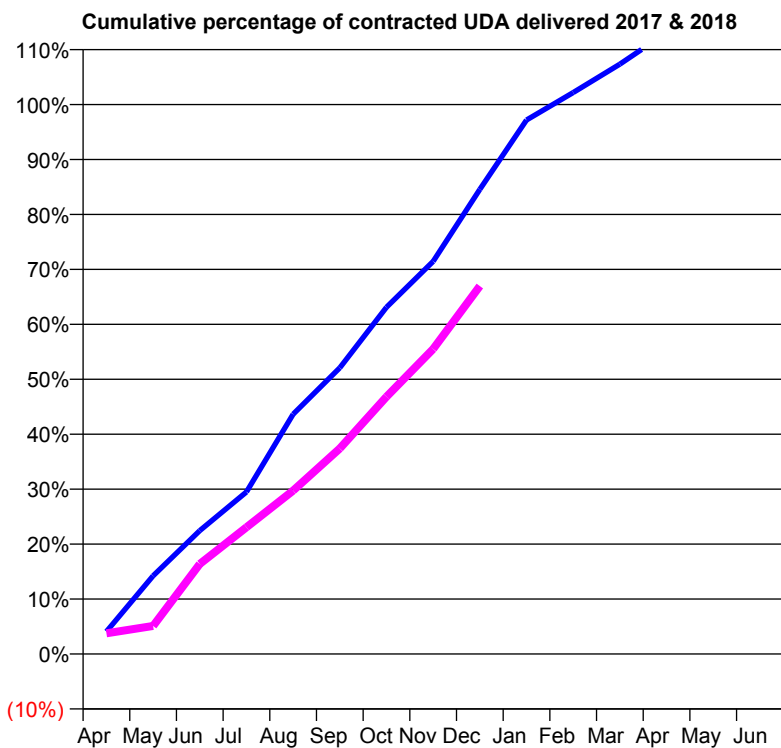
17/18 Contracted general activity (UDA)	19,250
Carry forward general activity (UDA)	0
17/18 Contracted orthodontic activity (UOA)	0
Carry forward orthodontic activity (UOA)	0
Baseline contract value	£430,443.86

ACCESS*

Patients seen in 24 months	Total	Change since previous quarter
Quarter ending December 2016	5,601	
Quarter ending March 2017	5,585	→
Quarter ending June 2017	5,543	→
Quarter ending September 2017	5,282	↓
Quarter ending December 2017	5,867	↑
Variance since December 2016	4.7%	↑



ACTIVITY



Month	Adjusted Scheduled Activity (UDA)	
	2017	2018
April	666	728
May	2,313	984
June	3,649	3,156
July	4,793	4,438
August	7,093	5,724
September	8,465	7,200
October	10,256	9,014
November	11,612	10,688
December	13,743	12,890
January	15,793	
February	16,605	
March	17,444	
April	18,371	
May	18,371	
June	18,375	

QUALITY

	Quantity	Base Number	Contract	AT	Region	England
% of FP17s for the same patient ID Re-attending within 3 months - Children	120	1,811	6.6%	13.6%	12.9%	12.0%
% of FP17s for the same patient ID Re-attending within 3 months - Adults	685	5,913	11.6%	16.2%	16.5%	15.9%
% of FP17s for the same patient ID Re-attending between 3 & 9 months - Children	1,081	1,811	59.7%	57.7%	59.6%	58.0%
% of FP17s for the same patient ID Re-attending between 3 & 9 months - Adults	3,214	5,913	54.4%	51.2%	52.8%	50.5%
% of FP17s for Band 1 Urgent Courses	430	7,187	6.0%	10.7%	9.1%	9.0%
% of FP17s Relating to Free Repair or Replacements	67	7,187	0.9%	0.9%	1.0%	0.8%
% of FP17s Relating to Continuations	65	7,187	0.9%	1.1%	1.2%	1.1%
% of Patients satisfied with the dentistry they have received	13	15	86.7%	91.3%	91.6%	91.5%
% of Patients satisfied with the time they had to wait for an appointment	14	15	93.3%	87.7%	88.3%	87.9%

* This is based on patients treated on this contract for their most recent course of treatment. Figures in italics indicate the base number of FP17s or Patient Questionnaire responses are less than 100. N/A is shown where the base number of responses is less than 10 during the period. % is calculated as Quantity/Base number*100

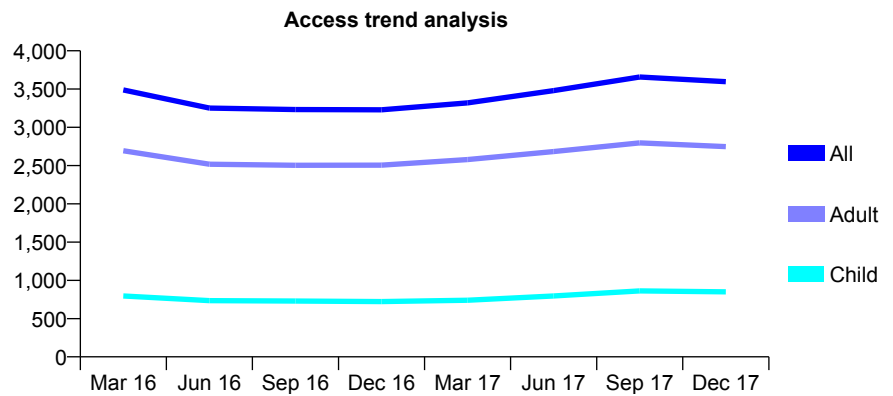
Q47 - Vital Signs At a Glance Contract Report for 129623/0002 - December 2017

Name or company name	Diamond Dental Care
Contract type name	GDS Contract
Purpose of contract	General
Contract start date	01/12/2013
Contract end date	

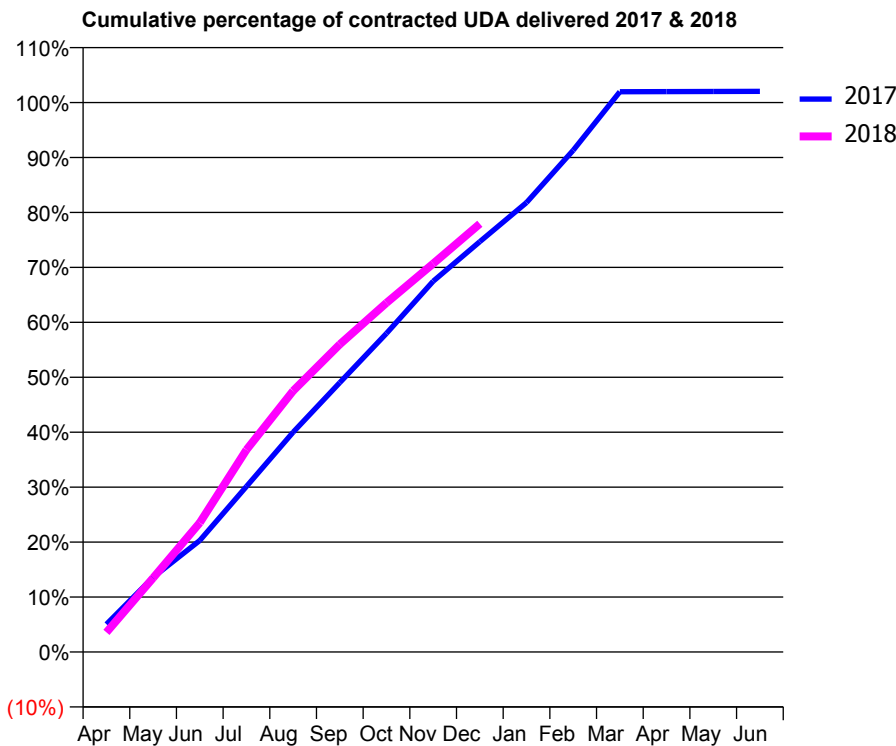
17/18 Contracted general activity (UDA)	10,465
Carry forward general activity (UDA)	-209
17/18 Contracted orthodontic activity (UOA)	0
Carry forward orthodontic activity (UOA)	0
Baseline contract value	£227,040.13

ACCESS*

Patients seen in 24 months	Total	Change since previous quarter
Quarter ending December 2016	3,228	
Quarter ending March 2017	3,319	↑
Quarter ending June 2017	3,480	↑
Quarter ending September 2017	3,658	↑
Quarter ending December 2017	3,597	↓
Variance since December 2016	11.4%	↑



ACTIVITY



Month	Adjusted Scheduled Activity (UDA)	
	2017	2018
April	530	374
May	1,423	1,410
June	2,125	2,462
July	3,152	3,852
August	4,185	4,974
September	5,130	5,861
October	6,067	6,649
November	7,062	7,396
December	7,815	8,156
January	8,559	
February	9,555	
March	10,669	
April	10,673	
May	10,674	
June	10,677	

QUALITY

	Quantity	Base Number	Contract	AT	Region	England
% of FP17s for the same patient ID Re-attending within 3 months - Children	61	869	7.0%	13.6%	12.9%	12.0%
% of FP17s for the same patient ID Re-attending within 3 months - Adults	476	3,222	14.8%	16.2%	16.5%	15.9%
% of FP17s for the same patient ID Re-attending between 3 & 9 months - Children	448	869	51.6%	57.7%	59.6%	58.0%
% of FP17s for the same patient ID Re-attending between 3 & 9 months - Adults	1,782	3,222	55.3%	51.2%	52.8%	50.5%
% of FP17s for Band 1 Urgent Courses	207	4,090	5.1%	10.7%	9.1%	9.0%
% of FP17s Relating to Free Repair or Replacements	47	4,090	1.1%	0.9%	1.0%	0.8%
% of FP17s Relating to Continuations	77	4,090	1.9%	1.1%	1.2%	1.1%
% of Patients satisfied with the dentistry they have received	18	20	90.0%	91.3%	91.6%	91.5%
% of Patients satisfied with the time they had to wait for an appointment	19	20	95.0%	87.7%	88.3%	87.9%

* This is based on patients treated on this contract for their most recent course of treatment. Figures in italics indicate the base number of FP17s or Patient Questionnaire responses are less than 100. N/A is shown where the base number of responses is less than 10 during the period. % is calculated as Quantity/Base number*100

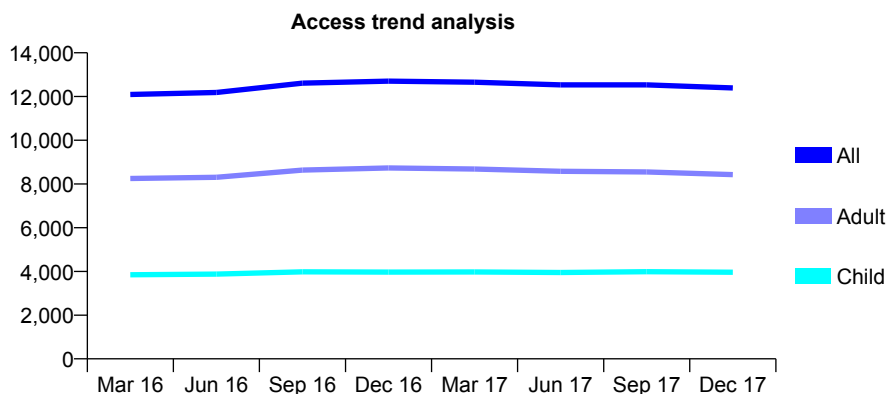
Q47 - Vital Signs At a Glance Contract Report for 131423/0001 - December 2017

Name or company name	Railway Road Dental Practice Partnership
Contract type name	GDS Contract
Purpose of contract	General
Contract start date	01/04/2010
Contract end date	

17/18 Contracted general activity (UDA)	39,500
Carry forward general activity (UDA)	1,541
17/18 Contracted orthodontic activity (UOA)	0
Carry forward orthodontic activity (UOA)	0
Baseline contract value	£1,106,042.53

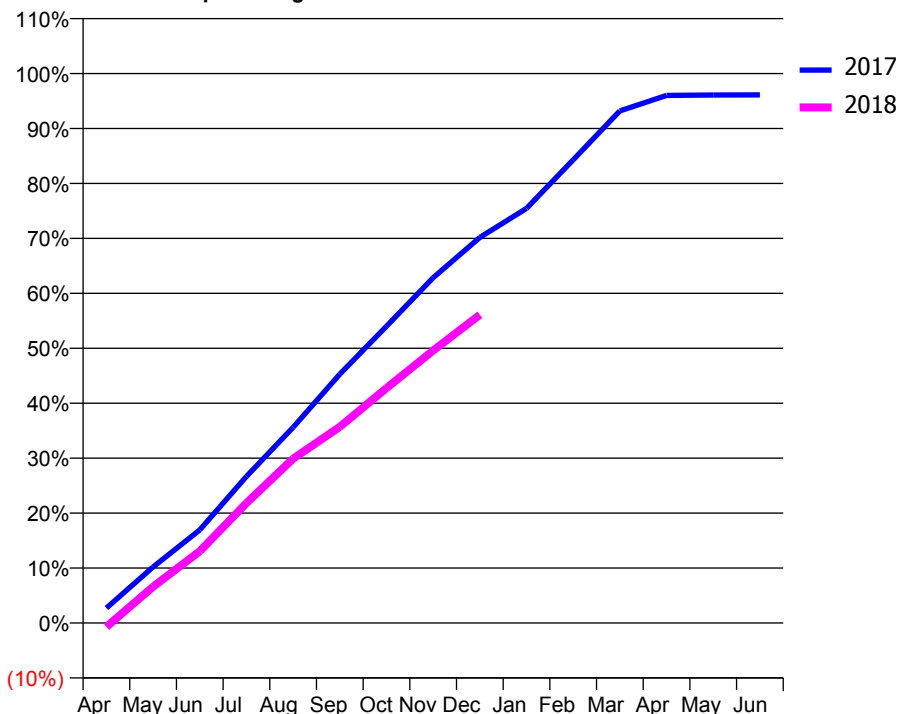
ACCESS*

Patients seen in 24 months	Total	Change since previous quarter
Quarter ending December 2016	12,701	
Quarter ending March 2017	12,656	→
Quarter ending June 2017	12,531	→
Quarter ending September 2017	12,534	→
Quarter ending December 2017	12,392	↓
Variance since December 2016	(2.4%)	↓



ACTIVITY

Cumulative percentage of contracted UDA delivered 2017 & 2018



Month	Adjusted Scheduled Activity (UDA)	
	2017	2018
April	1,081	-283
May	4,029	2,613
June	6,700	5,164
July	10,541	8,622
August	14,066	11,814
September	17,891	14,103
October	21,328	16,884
November	24,823	19,593
December	27,718	22,152
January	29,808	
February	33,295	
March	36,817	
April	37,927	
May	37,955	
June	37,959	

QUALITY

	Quantity	Base Number	Contract	AT	Region	England
% of FP17s for the same patient ID Re-attending within 3 months - Children	209	3,655	5.7%	13.6%	12.9%	12.0%
% of FP17s for the same patient ID Re-attending within 3 months - Adults	612	6,365	9.6%	16.2%	16.5%	15.9%
% of FP17s for the same patient ID Re-attending between 3 & 9 months - Children	1,793	3,655	49.1%	57.7%	59.6%	58.0%
% of FP17s for the same patient ID Re-attending between 3 & 9 months - Adults	2,791	6,365	43.8%	51.2%	52.8%	50.5%
% of FP17s for Band 1 Urgent Courses	545	9,605	5.7%	10.7%	9.1%	9.0%
% of FP17s Relating to Free Repair or Replacements	37	9,605	0.4%	0.9%	1.0%	0.8%
% of FP17s Relating to Continuations	123	9,605	1.3%	1.1%	1.2%	1.1%
% of Patients satisfied with the dentistry they have received	10	11	90.9%	91.3%	91.6%	91.5%
% of Patients satisfied with the time they had to wait for an appointment	8	11	72.7%	87.7%	88.3%	87.9%

* This is based on patients treated on this contract for their most recent course of treatment. Figures in italics indicate the base number of FP17s or Patient Questionnaire responses are less than 100. N/A is shown where the base number of responses is less than 10 during the period. % is calculated as Quantity/Base number*100

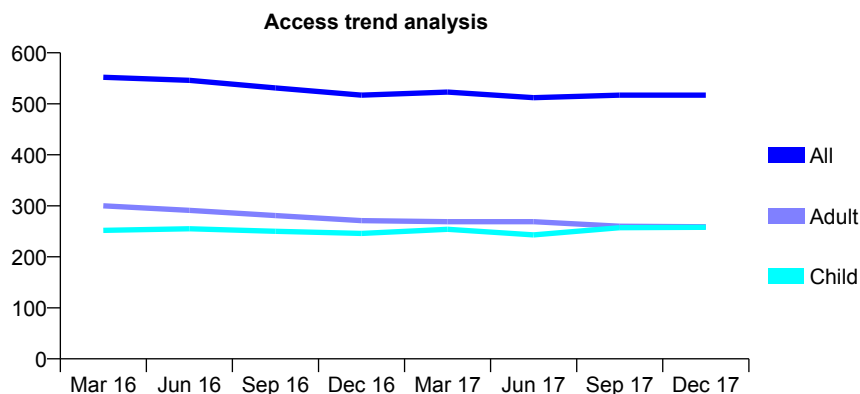
Q47 - Vital Signs At a Glance Contract Report for 131555/0001 - December 2017

Name or company name	Station House Dental Practice
Contract type name	GDS Contract
Purpose of contract	General
Contract start date	07/02/2011
Contract end date	

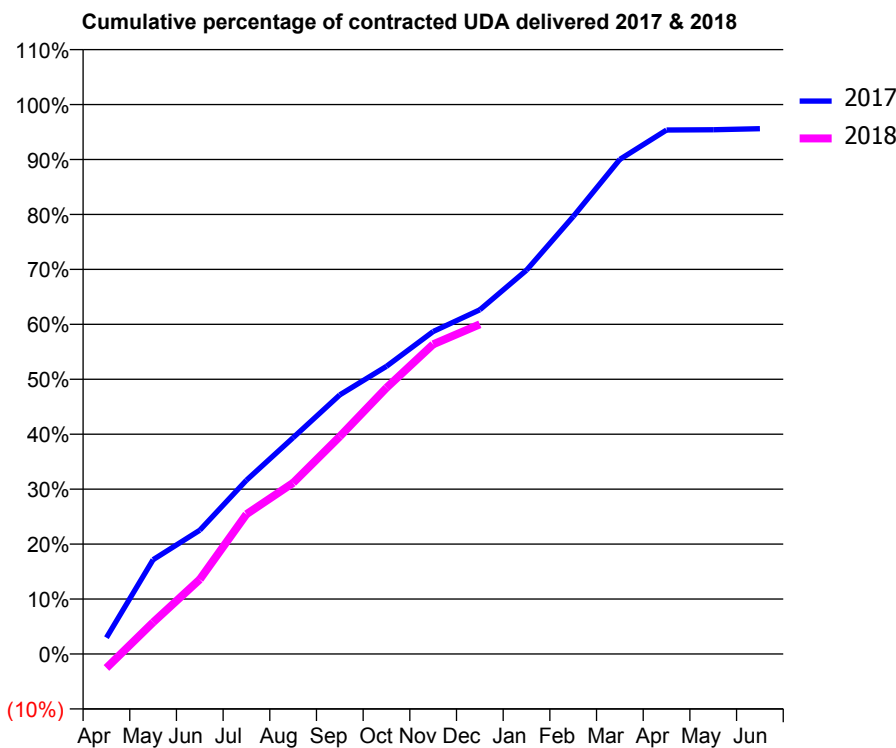
17/18 Contracted general activity (UDA)	1,600
Carry forward general activity (UDA)	70
17/18 Contracted orthodontic activity (UOA)	0
Carry forward orthodontic activity (UOA)	0
Baseline contract value	£40,173.62

ACCESS*

Patients seen in 24 months	Total	Change since previous quarter
Quarter ending December 2016	517	
Quarter ending March 2017	523	→
Quarter ending June 2017	512	↓
Quarter ending September 2017	517	→
Quarter ending December 2017	517	→
Variance since December 2016	0.0%	→



ACTIVITY



Month	Adjusted Scheduled Activity (UDA)	
	2017	2018
April	48	-41
May	275	92
June	360	217
July	506	407
August	630	498
September	755	634
October	838	775
November	939	902
December	1,002	960
January	1,118	
February	1,274	
March	1,440	
April	1,526	
May	1,527	
June	1,530	

QUALITY

	Quantity	Base Number	Contract	AT	Region	England
% of FP17s for the same patient ID Re-attending within 3 months - Children	46	330	13.9%	13.6%	12.9%	12.0%
% of FP17s for the same patient ID Re-attending within 3 months - Adults	61	271	22.5%	16.2%	16.5%	15.9%
% of FP17s for the same patient ID Re-attending between 3 & 9 months - Children	190	330	57.6%	57.7%	59.6%	58.0%
% of FP17s for the same patient ID Re-attending between 3 & 9 months - Adults	153	271	56.5%	51.2%	52.8%	50.5%
% of FP17s for Band 1 Urgent Courses	45	551	8.2%	10.7%	9.1%	9.0%
% of FP17s Relating to Free Repair or Replacements	5	551	0.9%	0.9%	1.0%	0.8%
% of FP17s Relating to Continuations	4	551	0.7%	1.1%	1.2%	1.1%
% of Patients satisfied with the dentistry they have received	1	1	N/A	91.3%	91.6%	91.5%
% of Patients satisfied with the time they had to wait for an appointment	1	1	N/A	87.7%	88.3%	87.9%

* This is based on patients treated on this contract for their most recent course of treatment. Figures in italics indicate the base number of FP17s or Patient Questionnaire responses are less than 100. N/A is shown where the base number of responses is less than 10 during the period. % is calculated as Quantity/Base number*100

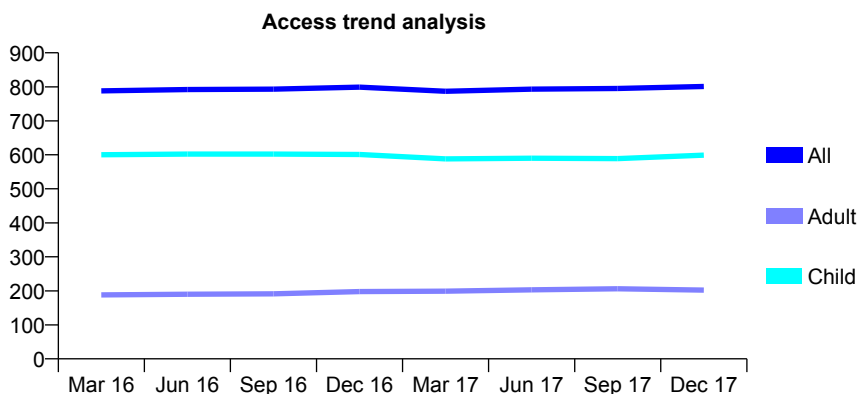
Q47 - Vital Signs At a Glance Contract Report for 134341/0001 - December 2017

Name or company name	The Macfarlane Dental Partnership
Contract type name	GDS Contract
Purpose of contract	General and Orthodontic
Contract start date	01/01/2012
Contract end date	

17/18 Contracted general activity (UDA)	2,016
Carry forward general activity (UDA)	26
17/18 Contracted orthodontic activity (UOA)	576
Carry forward orthodontic activity (UOA)	0
Baseline contract value	£95,326.83

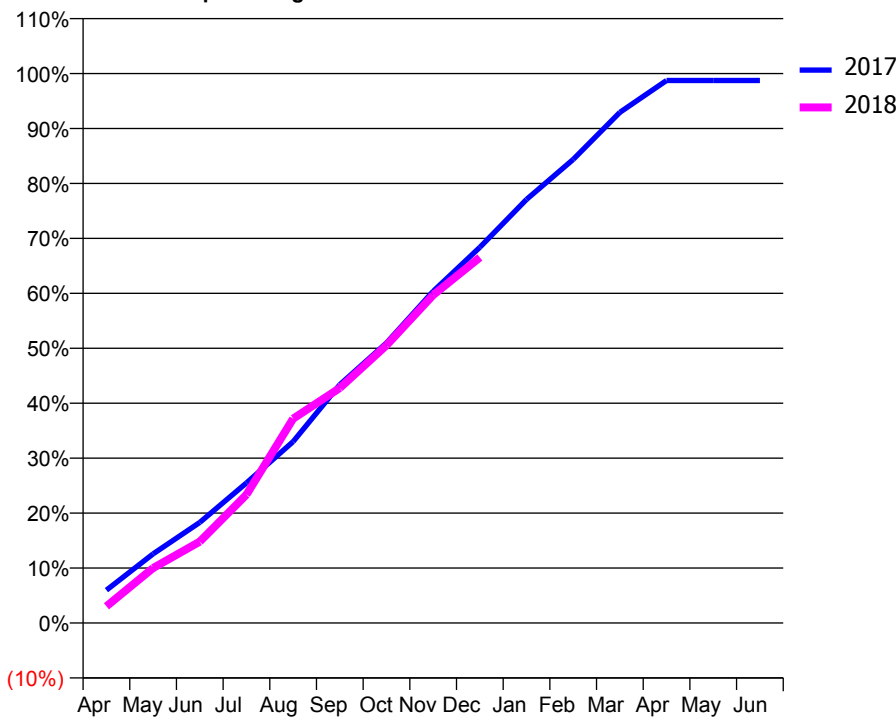
ACCESS*

Patients seen in 24 months	Total	Change since previous quarter
Quarter ending December 2016	799	
Quarter ending March 2017	787	↓
Quarter ending June 2017	793	→
Quarter ending September 2017	795	→
Quarter ending December 2017	801	→
Variance since December 2016	0.3%	→



ACTIVITY

Cumulative percentage of contracted UDA delivered 2017 & 2018



Month	Adjusted Scheduled Activity (UDA)	
	2017	2018
April	121	62
May	254	202
June	369	299
July	514	471
August	666	750
September	874	862
October	1,028	1,019
November	1,217	1,203
December	1,379	1,341
January	1,554	
February	1,701	
March	1,873	
April	1,990	
May	1,990	
June	1,990	

QUALITY

	Quantity	Base Number	Contract	AT	Region	England
% of FP17s for the same patient ID Re-attending within 3 months - Children	133	905	14.7%	13.6%	12.9%	12.0%
% of FP17s for the same patient ID Re-attending within 3 months - Adults	11	130	8.5%	16.2%	16.5%	15.9%
% of FP17s for the same patient ID Re-attending between 3 & 9 months - Children	566	905	62.5%	57.7%	59.6%	58.0%
% of FP17s for the same patient ID Re-attending between 3 & 9 months - Adults	84	130	64.6%	51.2%	52.8%	50.5%
% of FP17s for Band 1 Urgent Courses	52	904	5.8%	10.7%	9.1%	9.0%
% of FP17s Relating to Free Repair or Replacements	0	904	0.0%	0.9%	1.0%	0.8%
% of FP17s Relating to Continuations	24	904	2.7%	1.1%	1.2%	1.1%
% of Patients satisfied with the dentistry they have received	2	2	N/A	91.3%	91.6%	91.5%
% of Patients satisfied with the time they had to wait for an appointment	2	2	N/A	87.7%	88.3%	87.9%

* This is based on patients treated on this contract for their most recent course of treatment. Figures in italics indicate the base number of FP17s or Patient Questionnaire responses are less than 100. N/A is shown where the base number of responses is less than 10 during the period. % is calculated as Quantity/Base number*100

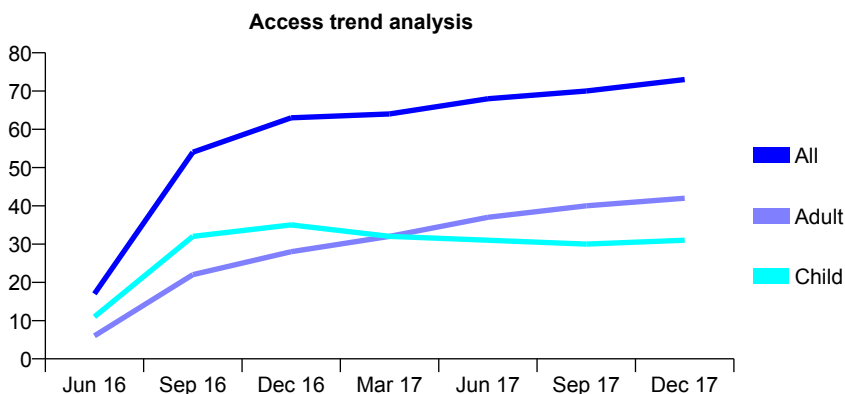
Q47 - Vital Signs At a Glance Contract Report for 135836/0001 - December 2017

Name or company name	N M Ward Associates Ltd
Contract type name	GDS Contract
Purpose of contract	General
Contract start date	01/12/2015
Contract end date	

17/18 Contracted general activity (UDA)	250
Carry forward general activity (UDA)	0
17/18 Contracted orthodontic activity (UOA)	0
Carry forward orthodontic activity (UOA)	0
Baseline contract value	£12,780.96

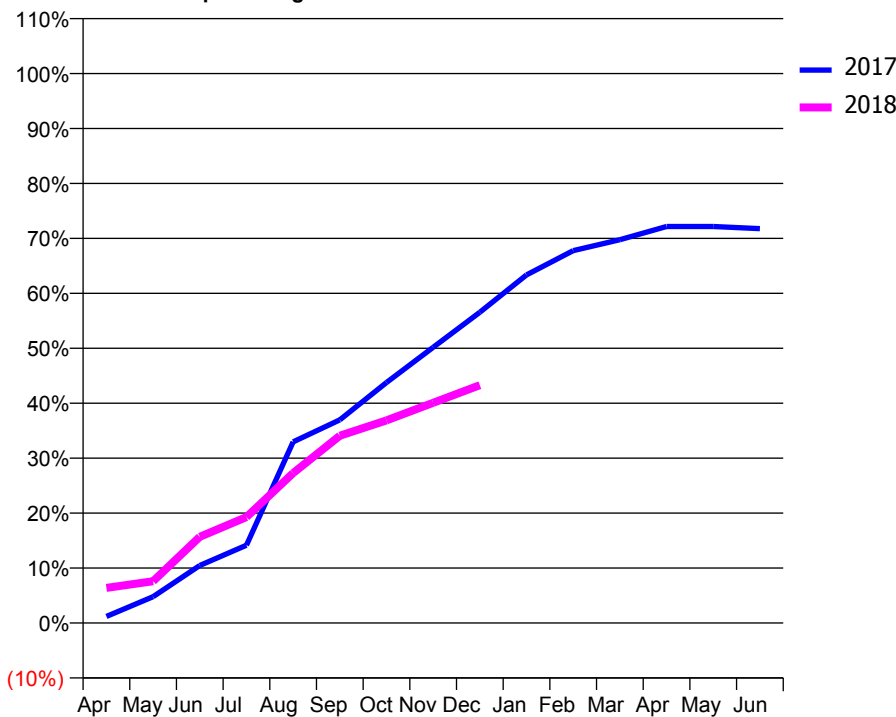
ACCESS*

Patients seen in 24 months	Total	Change since previous quarter
Quarter ending December 2016	63	
Quarter ending March 2017	64	→
Quarter ending June 2017	68	↑
Quarter ending September 2017	70	↑
Quarter ending December 2017	73	↑
Variance since December 2016	15.9%	↑



ACTIVITY

Cumulative percentage of contracted UDA delivered 2017 & 2018



Adjusted Scheduled Activity (UDA)

Month	2017	2018
April	3	16
May	12	19
June	26	39
July	35	48
August	82	68
September	92	85
October	109	92
November	125	100
December	141	108
January	158	
February	169	
March	174	
April	180	
May	180	
June	179	

QUALITY

	Quantity	Base Number	Contract	AT	Region	England
% of FP17s for the same patient ID Re-attending within 3 months - Children	1	41	2.4%	13.6%	12.9%	12.0%
% of FP17s for the same patient ID Re-attending within 3 months - Adults	2	34	5.9%	16.2%	16.5%	15.9%
% of FP17s for the same patient ID Re-attending between 3 & 9 months - Children	32	41	78.0%	57.7%	59.6%	58.0%
% of FP17s for the same patient ID Re-attending between 3 & 9 months - Adults	22	34	64.7%	51.2%	52.8%	50.5%
% of FP17s for Band 1 Urgent Courses	1	70	1.4%	10.7%	9.1%	9.0%
% of FP17s Relating to Free Repair or Replacements	0	70	0.0%	0.9%	1.0%	0.8%
% of FP17s Relating to Continuations	0	70	0.0%	1.1%	1.2%	1.1%
% of Patients satisfied with the dentistry they have received	0	0	N/A	91.3%	91.6%	91.5%
% of Patients satisfied with the time they had to wait for an appointment	0	0	N/A	87.7%	88.3%	87.9%

* This is based on patients treated on this contract for their most recent course of treatment. Figures in italics indicate the base number of FP17s or Patient Questionnaire responses are less than 100. N/A is shown where the base number of responses is less than 10 during the period. % is calculated as Quantity/Base number*100

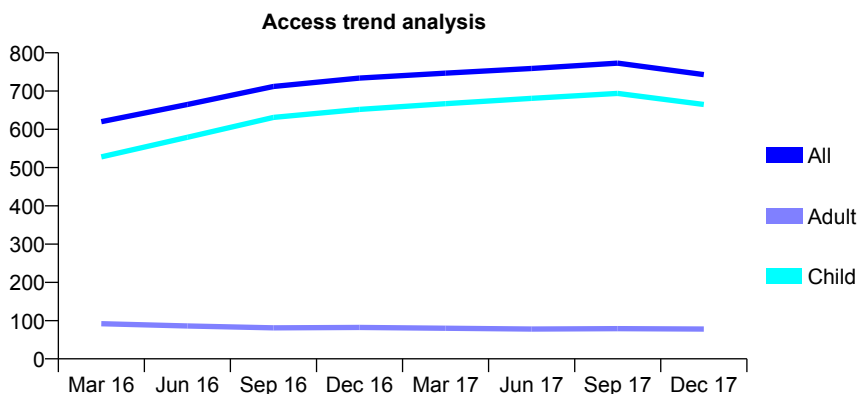
Q47 - Vital Signs At a Glance Contract Report for 137162/0001 - December 2017

Name or company name	Oakland Family Dental Practice
Contract type name	GDS Contract
Purpose of contract	General and Orthodontic
Contract start date	01/04/2014
Contract end date	

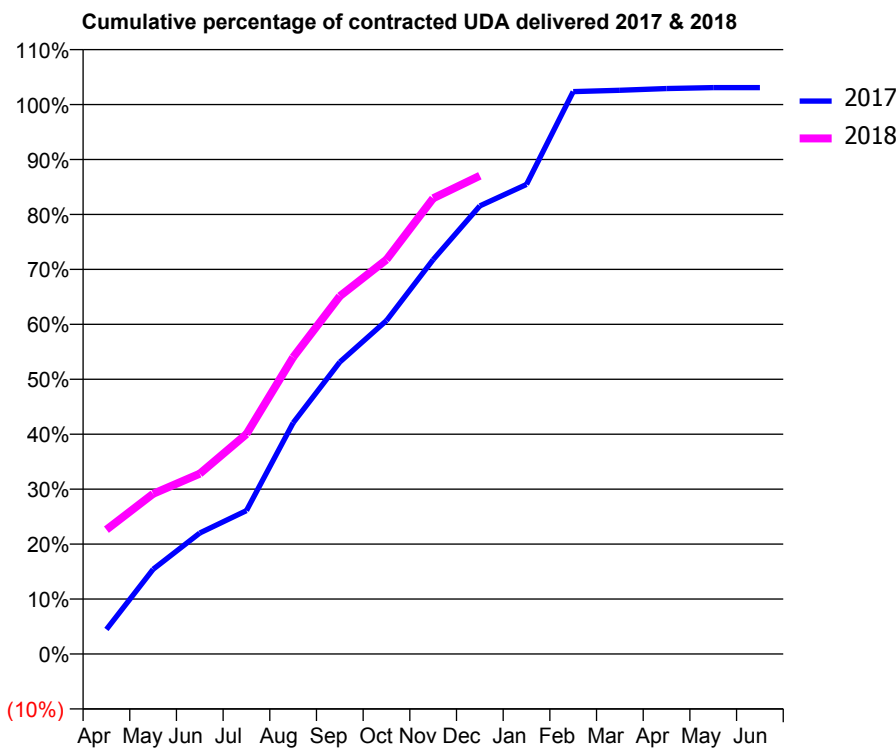
17/18 Contracted general activity (UDA)	1,800
Carry forward general activity (UDA)	-36
17/18 Contracted orthodontic activity (UOA)	877
Carry forward orthodontic activity (UOA)	-18
Baseline contract value	£104,682.03

ACCESS*

Patients seen in 24 months	Total	Change since previous quarter
Quarter ending December 2016	734	
Quarter ending March 2017	747	→
Quarter ending June 2017	759	→
Quarter ending September 2017	773	→
Quarter ending December 2017	743	↓
Variance since December 2016	1.2%	→



ACTIVITY



Month	Adjusted Scheduled Activity (UDA)	
	2017	2018
April	81	407
May	277	525
June	396	591
July	470	720
August	757	972
September	956	1,172
October	1,092	1,292
November	1,292	1,493
December	1,468	1,567
January	1,538	
February	1,842	
March	1,846	
April	1,852	
May	1,855	
June	1,855	

QUALITY

	Quantity	Base Number	Contract	AT	Region	England
% of FP17s for the same patient ID Re-attending within 3 months - Children	210	1,221	17.2%	13.6%	12.9%	12.0%
% of FP17s for the same patient ID Re-attending within 3 months - Adults	4	29	13.8%	16.2%	16.5%	15.9%
% of FP17s for the same patient ID Re-attending between 3 & 9 months - Children	736	1,221	60.3%	57.7%	59.6%	58.0%
% of FP17s for the same patient ID Re-attending between 3 & 9 months - Adults	15	29	51.7%	51.2%	52.8%	50.5%
% of FP17s for Band 1 Urgent Courses	46	1,158	4.0%	10.7%	9.1%	9.0%
% of FP17s Relating to Free Repair or Replacements	0	1,158	0.0%	0.9%	1.0%	0.8%
% of FP17s Relating to Continuations	0	1,158	0.0%	1.1%	1.2%	1.1%
% of Patients satisfied with the dentistry they have received	0	0	N/A	91.3%	91.6%	91.5%
% of Patients satisfied with the time they had to wait for an appointment	0	0	N/A	87.7%	88.3%	87.9%

* This is based on patients treated on this contract for their most recent course of treatment. Figures in italics indicate the base number of FP17s or Patient Questionnaire responses are less than 100. N/A is shown where the base number of responses is less than 10 during the period. % is calculated as Quantity/Base number*100

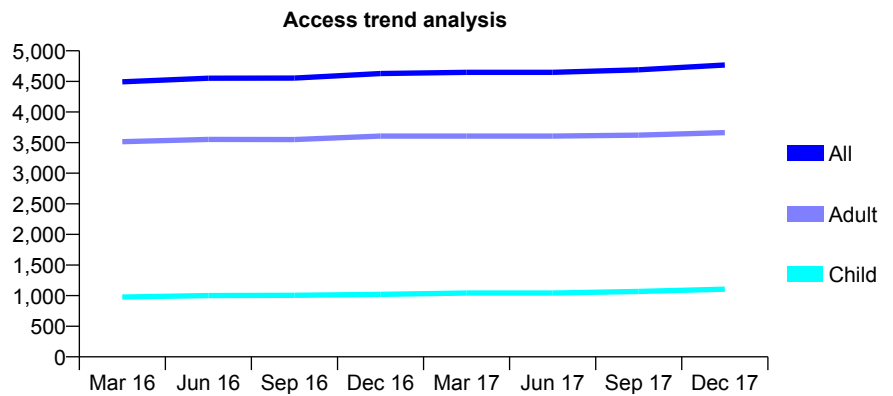
Q47 - Vital Signs At a Glance Contract Report for 140104/0001 - December 2017

Name or company name	York Dental Practice
Contract type name	GDS Contract
Purpose of contract	General
Contract start date	01/04/2013
Contract end date	

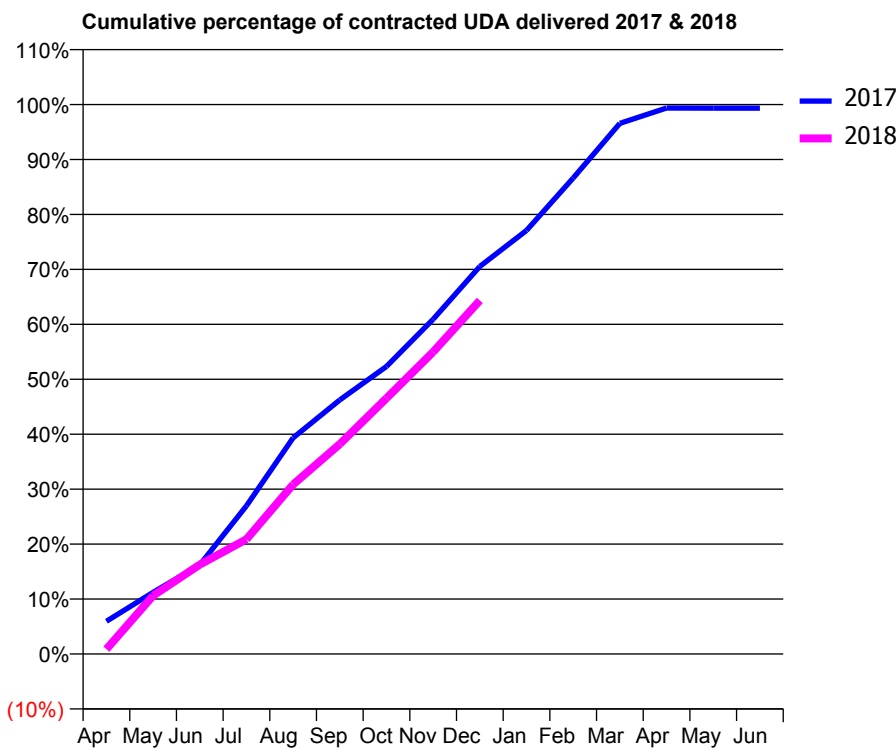
17/18 Contracted general activity (UDA)	13,865
Carry forward general activity (UDA)	92
17/18 Contracted orthodontic activity (UOA)	0
Carry forward orthodontic activity (UOA)	0
Baseline contract value	£401,651.07

ACCESS*

Patients seen in 24 months	Total	Change since previous quarter
Quarter ending December 2016	4,628	
Quarter ending March 2017	4,649	→
Quarter ending June 2017	4,648	→
Quarter ending September 2017	4,690	→
Quarter ending December 2017	4,769	→
Variance since December 2016	3.0%	↑



ACTIVITY



Month	Adjusted Scheduled Activity (UDA)	
	2017	2018
April	825	123
May	1,558	1,473
June	2,250	2,257
July	3,740	2,895
August	5,456	4,278
September	6,412	5,298
October	7,254	6,454
November	8,448	7,623
December	9,780	8,921
January	10,688	
February	12,010	
March	13,390	
April	13,775	
May	13,773	
June	13,773	

QUALITY

	Quantity	Base Number	Contract	AT	Region	England
% of FP17s for the same patient ID Re-attending within 3 months - Children	114	1,168	9.8%	13.6%	12.9%	12.0%
% of FP17s for the same patient ID Re-attending within 3 months - Adults	486	3,585	13.6%	16.2%	16.5%	15.9%
% of FP17s for the same patient ID Re-attending between 3 & 9 months - Children	637	1,168	54.5%	57.7%	59.6%	58.0%
% of FP17s for the same patient ID Re-attending between 3 & 9 months - Adults	2,050	3,585	57.2%	51.2%	52.8%	50.5%
% of FP17s for Band 1 Urgent Courses	341	4,643	7.3%	10.7%	9.1%	9.0%
% of FP17s Relating to Free Repair or Replacements	45	4,643	1.0%	0.9%	1.0%	0.8%
% of FP17s Relating to Continuations	6	4,643	0.1%	1.1%	1.2%	1.1%
% of Patients satisfied with the dentistry they have received	6	6	N/A	91.3%	91.6%	91.5%
% of Patients satisfied with the time they had to wait for an appointment	6	6	N/A	87.7%	88.3%	87.9%

* This is based on patients treated on this contract for their most recent course of treatment. Figures in italics indicate the base number of FP17s or Patient Questionnaire responses are less than 100. N/A is shown where the base number of responses is less than 10 during the period. % is calculated as Quantity/Base number*100

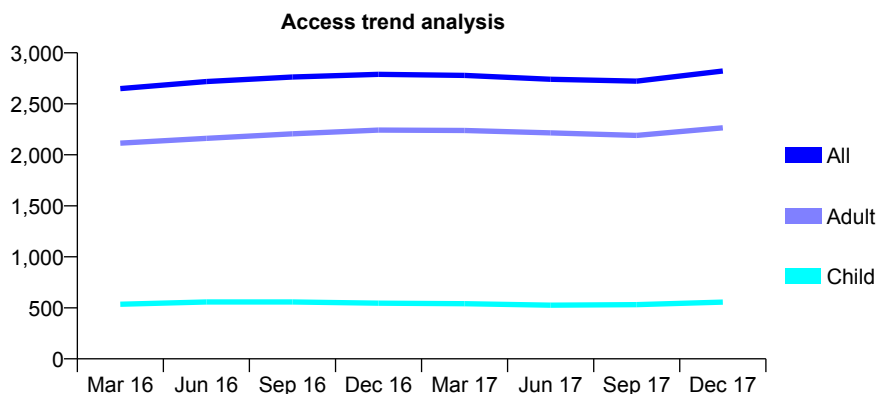
Q47 - Vital Signs At a Glance Contract Report for 141674/0001 - December 2017

Name or company name	Aesthetic Dental Solutions
Contract type name	GDS Contract
Purpose of contract	General
Contract start date	18/11/2009
Contract end date	

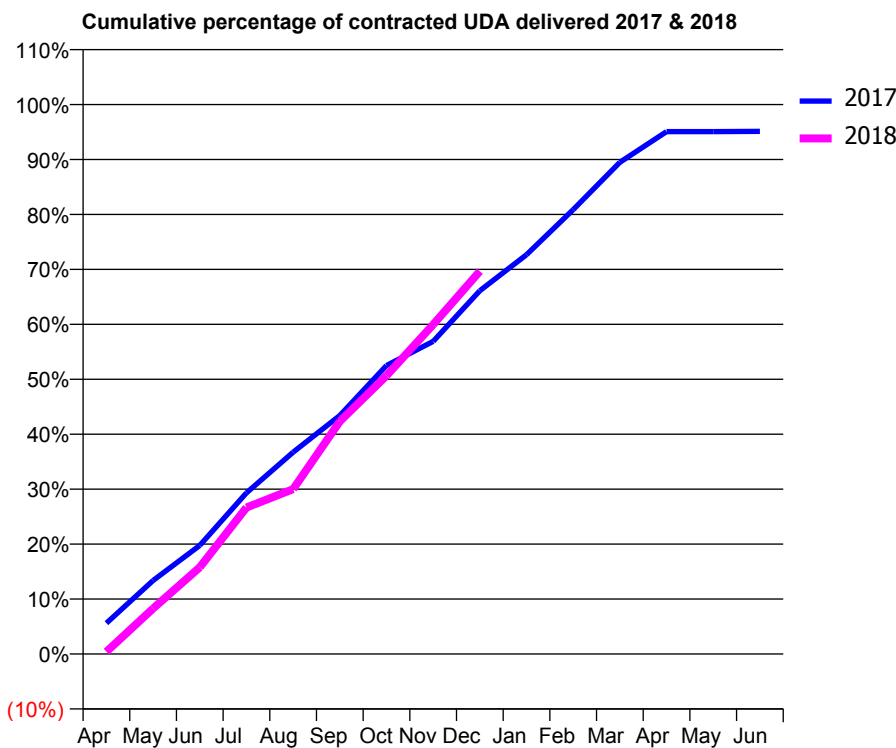
17/18 Contracted general activity (UDA)	9,841
Carry forward general activity (UDA)	334
17/18 Contracted orthodontic activity (UOA)	0
Carry forward orthodontic activity (UOA)	0
Baseline contract value	£247,055.77

ACCESS*

Patients seen in 24 months	Total	Change since previous quarter
Quarter ending December 2016	2,789	
Quarter ending March 2017	2,779	→
Quarter ending June 2017	2,741	↓
Quarter ending September 2017	2,722	→
Quarter ending December 2017	2,821	↑
Variance since December 2016	1.1%	→



ACTIVITY



Month	Adjusted Scheduled Activity (UDA)	
	2017	2018
April	609	43
May	1,451	815
June	2,143	1,553
July	3,180	2,624
August	3,983	2,953
September	4,705	4,166
October	5,691	4,986
November	6,168	5,899
December	7,167	6,856
January	7,877	
February	8,767	
March	9,701	
April	10,307	
May	10,305	
June	10,312	

QUALITY

	Quantity	Base Number	Contract	AT	Region	England
% of FP17s for the same patient ID Re-attending within 3 months - Children	40	620	6.5%	13.6%	12.9%	12.0%
% of FP17s for the same patient ID Re-attending within 3 months - Adults	413	2,538	16.3%	16.2%	16.5%	15.9%
% of FP17s for the same patient ID Re-attending between 3 & 9 months - Children	358	620	57.7%	57.7%	59.6%	58.0%
% of FP17s for the same patient ID Re-attending between 3 & 9 months - Adults	1,487	2,538	58.6%	51.2%	52.8%	50.5%
% of FP17s for Band 1 Urgent Courses	237	2,910	8.1%	10.7%	9.1%	9.0%
% of FP17s Relating to Free Repair or Replacements	12	2,910	0.4%	0.9%	1.0%	0.8%
% of FP17s Relating to Continuations	35	2,910	1.2%	1.1%	1.2%	1.1%
% of Patients satisfied with the dentistry they have received	4	4	N/A	91.3%	91.6%	91.5%
% of Patients satisfied with the time they had to wait for an appointment	4	4	N/A	87.7%	88.3%	87.9%

* This is based on patients treated on this contract for their most recent course of treatment. Figures in italics indicate the base number of FP17s or Patient Questionnaire responses are less than 100. N/A is shown where the base number of responses is less than 10 during the period. % is calculated as Quantity/Base number*100

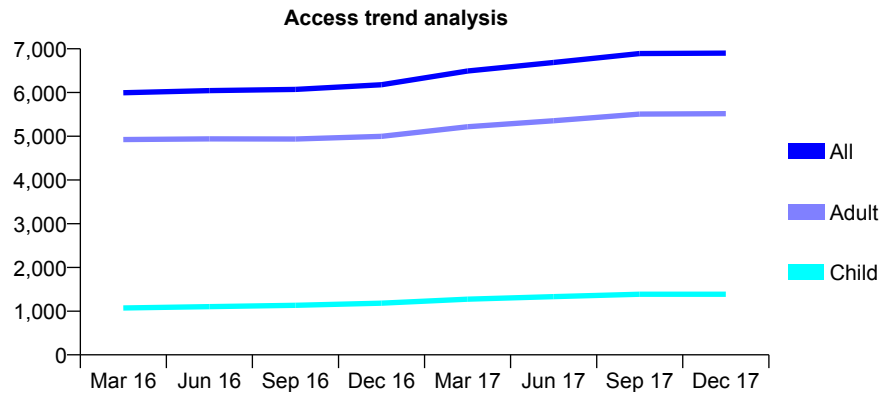
Q47 - Vital Signs At a Glance Contract Report for 144835/0001 - December 2017

Name or company name	Skipton Road Dental Practice
Contract type name	Pilot Contract
Purpose of contract	General
Contract start date	01/04/2013
Contract end date	

17/18 Contracted general activity (UDA)	22,500
Carry forward general activity (UDA)	0
17/18 Contracted orthodontic activity (UOA)	0
Carry forward orthodontic activity (UOA)	0
Baseline contract value	£750,660.82

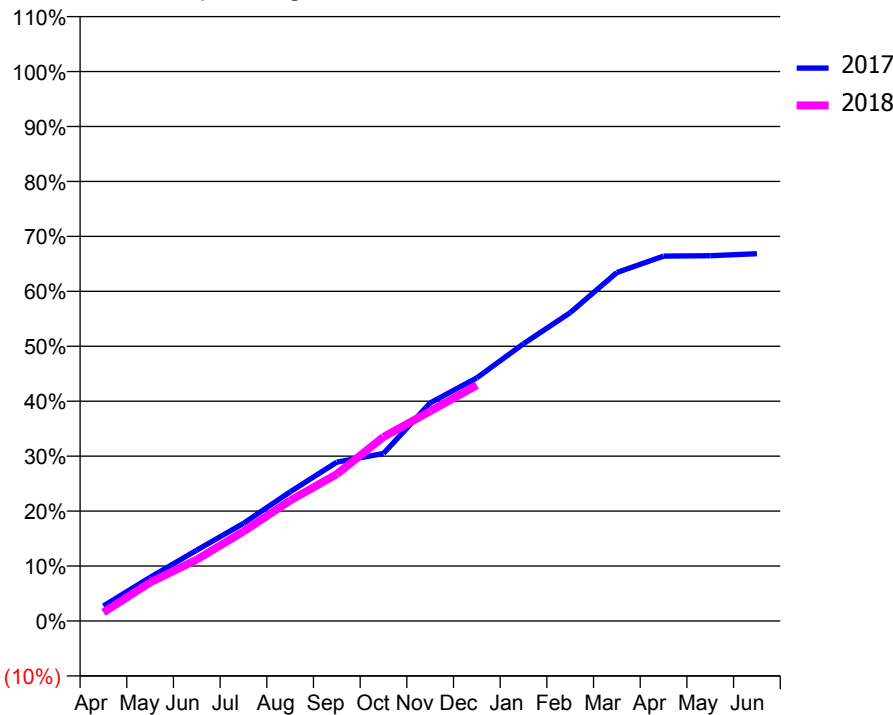
ACCESS*

Patients seen in 24 months	Total	Change since previous quarter
Quarter ending December 2016	6,179	
Quarter ending March 2017	6,491	↑
Quarter ending June 2017	6,686	↑
Quarter ending September 2017	6,892	↑
Quarter ending December 2017	6,902	→
Variance since December 2016	11.7%	↑



ACTIVITY

Cumulative percentage of contracted UDA delivered 2017 & 2018



Month	Adjusted Scheduled Activity (UDA)	
	2017	2018
April	612	354
May	1,787	1,580
June	2,903	2,516
July	4,001	3,664
August	5,289	4,931
September	6,506	6,013
October	6,858	7,537
November	8,930	8,592
December	9,956	9,655
January	11,355	
February	12,627	
March	14,271	
April	14,940	
May	14,960	
June	15,037	

QUALITY

	Quantity	Base Number	Contract	AT	Region	England
% of FP17s for the same patient ID Re-attending within 3 months - Children	109	1,344	8.1%	13.6%	12.9%	12.0%
% of FP17s for the same patient ID Re-attending within 3 months - Adults	641	4,745	13.5%	16.2%	16.5%	15.9%
% of FP17s for the same patient ID Re-attending between 3 & 9 months - Children	634	1,344	47.2%	57.7%	59.6%	58.0%
% of FP17s for the same patient ID Re-attending between 3 & 9 months - Adults	1,457	4,745	30.7%	51.2%	52.8%	50.5%
% of FP17s for Band 1 Urgent Courses	429	4,985	8.6%	10.7%	9.1%	9.0%
% of FP17s Relating to Free Repair or Replacements	41	4,985	0.8%	0.9%	1.0%	0.8%
% of FP17s Relating to Continuations	3	4,985	0.1%	1.1%	1.2%	1.1%
% of Patients satisfied with the dentistry they have received	6	6	N/A	91.3%	91.6%	91.5%
% of Patients satisfied with the time they had to wait for an appointment	6	6	N/A	87.7%	88.3%	87.9%

* This is based on patients treated on this contract for their most recent course of treatment. Figures in italics indicate the base number of FP17s or Patient Questionnaire responses are less than 100. N/A is shown where the base number of responses is less than 10 during the period. % is calculated as Quantity/Base number*100

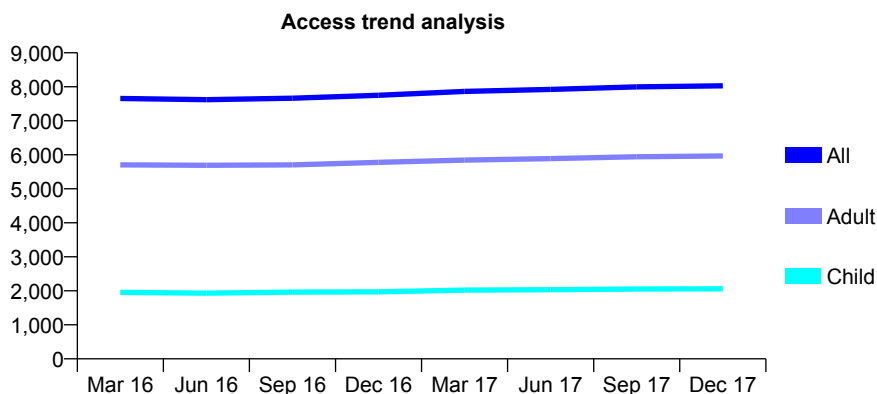
Q47 - Vital Signs At a Glance Contract Report for 145432/0001 - December 2017

Name or company name	Oaklands Dental Surgery
Contract type name	GDS Contract
Purpose of contract	General
Contract start date	01/11/2013
Contract end date	

17/18 Contracted general activity (UDA)	26,088
Carry forward general activity (UDA)	79
17/18 Contracted orthodontic activity (UOA)	0
Carry forward orthodontic activity (UOA)	0
Baseline contract value	£786,493.39

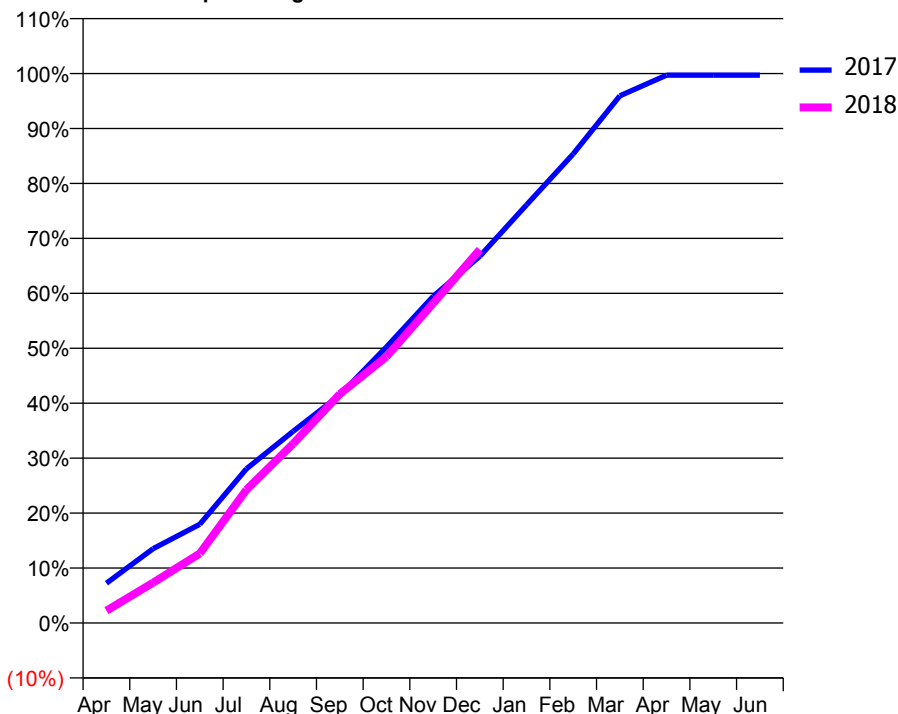
ACCESS*

Patients seen in 24 months	Total	Change since previous quarter
Quarter ending December 2016	7,750	
Quarter ending March 2017	7,865	→
Quarter ending June 2017	7,923	→
Quarter ending September 2017	7,998	→
Quarter ending December 2017	8,028	→
Variance since December 2016	3.6%	↑



ACTIVITY

Cumulative percentage of contracted UDA delivered 2017 & 2018



Month	Adjusted Scheduled Activity (UDA)	
	2017	2018
April	1,892	585
May	3,529	1,914
June	4,691	3,301
July	7,323	6,330
August	9,100	8,509
September	10,822	10,874
October	13,108	12,646
November	15,508	15,175
December	17,412	17,732
January	19,850	
February	22,271	
March	25,028	
April	26,009	
May	26,010	
June	26,009	

QUALITY

	Quantity	Base Number	Contract	AT	Region	England
% of FP17s for the same patient ID Re-attending within 3 months - Children	236	2,743	8.6%	13.6%	12.9%	12.0%
% of FP17s for the same patient ID Re-attending within 3 months - Adults	844	7,374	11.4%	16.2%	16.5%	15.9%
% of FP17s for the same patient ID Re-attending between 3 & 9 months - Children	1,981	2,743	72.2%	57.7%	59.6%	58.0%
% of FP17s for the same patient ID Re-attending between 3 & 9 months - Adults	5,250	7,374	71.2%	51.2%	52.8%	50.5%
% of FP17s for Band 1 Urgent Courses	276	9,663	2.9%	10.7%	9.1%	9.0%
% of FP17s Relating to Free Repair or Replacements	34	9,663	0.4%	0.9%	1.0%	0.8%
% of FP17s Relating to Continuations	166	9,663	1.7%	1.1%	1.2%	1.1%
% of Patients satisfied with the dentistry they have received	11	13	84.6%	91.3%	91.6%	91.5%
% of Patients satisfied with the time they had to wait for an appointment	12	13	92.3%	87.7%	88.3%	87.9%

* This is based on patients treated on this contract for their most recent course of treatment. Figures in italics indicate the base number of FP17s or Patient Questionnaire responses are less than 100. N/A is shown where the base number of responses is less than 10 during the period. % is calculated as Quantity/Base number*100

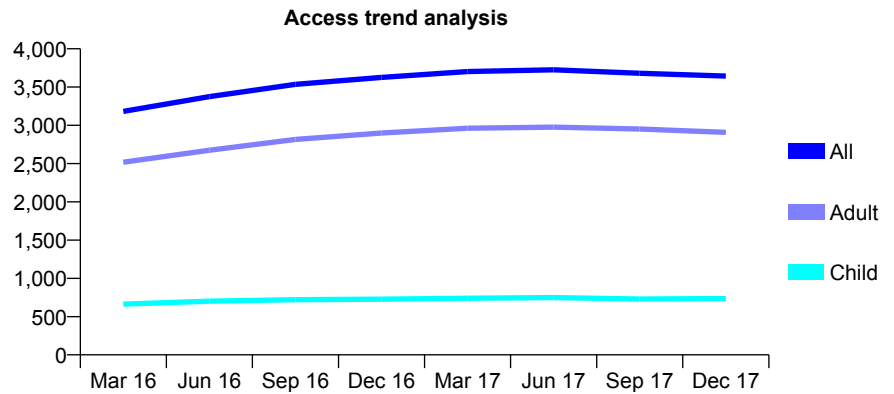
Q47 - Vital Signs At a Glance Contract Report for 146412/0001 - December 2017

Name or company name	Taghi Khodarahmi
Contract type name	GDS Contract
Purpose of contract	General
Contract start date	01/04/2015
Contract end date	

17/18 Contracted general activity (UDA)	12,500
Carry forward general activity (UDA)	-114
17/18 Contracted orthodontic activity (UOA)	0
Carry forward orthodontic activity (UOA)	0
Baseline contract value	£273,251.48

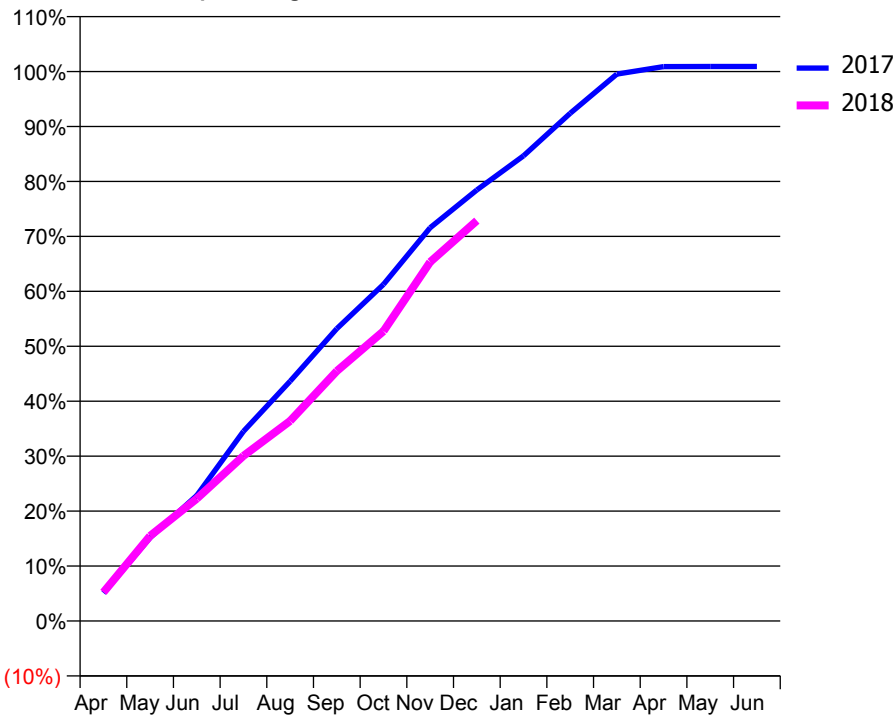
ACCESS*

Patients seen in 24 months	Total	Change since previous quarter
Quarter ending December 2016	3,626	
Quarter ending March 2017	3,702	↑
Quarter ending June 2017	3,725	→
Quarter ending September 2017	3,680	↓
Quarter ending December 2017	3,644	→
Variance since December 2016	0.5%	→



ACTIVITY

Cumulative percentage of contracted UDA delivered 2017 & 2018



Month	Adjusted Scheduled Activity (UDA)	
	2017	2018
April	638	654
May	1,896	1,938
June	2,856	2,784
July	4,314	3,757
August	5,455	4,551
September	6,650	5,685
October	7,659	6,593
November	8,948	8,167
December	9,806	9,108
January	10,581	
February	11,548	
March	12,441	
April	12,612	
May	12,614	
June	12,614	

QUALITY

	Quantity	Base Number	Contract	AT	Region	England
% of FP17s for the same patient ID Re-attending within 3 months - Children	39	788	4.9%	13.6%	12.9%	12.0%
% of FP17s for the same patient ID Re-attending within 3 months - Adults	344	3,026	11.4%	16.2%	16.5%	15.9%
% of FP17s for the same patient ID Re-attending between 3 & 9 months - Children	435	788	55.2%	57.7%	59.6%	58.0%
% of FP17s for the same patient ID Re-attending between 3 & 9 months - Adults	1,742	3,026	57.6%	51.2%	52.8%	50.5%
% of FP17s for Band 1 Urgent Courses	223	3,742	6.0%	10.7%	9.1%	9.0%
% of FP17s Relating to Free Repair or Replacements	37	3,742	1.0%	0.9%	1.0%	0.8%
% of FP17s Relating to Continuations	28	3,742	0.7%	1.1%	1.2%	1.1%
% of Patients satisfied with the dentistry they have received	6	6	N/A	91.3%	91.6%	91.5%
% of Patients satisfied with the time they had to wait for an appointment	5	6	N/A	87.7%	88.3%	87.9%

* This is based on patients treated on this contract for their most recent course of treatment. Figures in italics indicate the base number of FP17s or Patient Questionnaire responses are less than 100. N/A is shown where the base number of responses is less than 10 during the period. % is calculated as Quantity/Base number*100

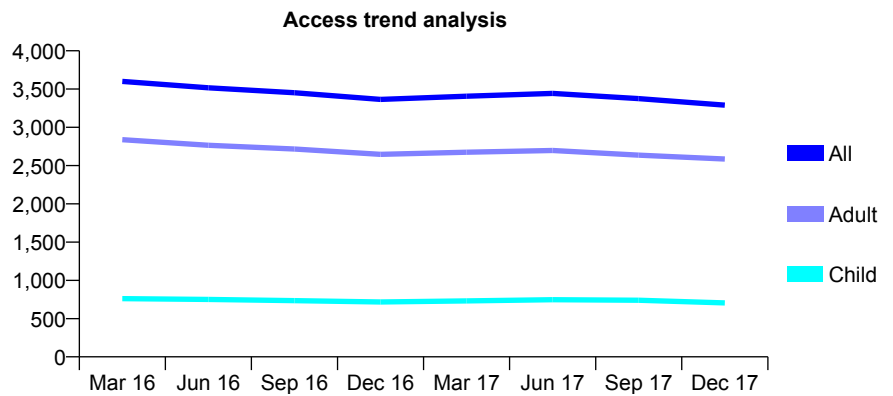
Q47 - Vital Signs At a Glance Contract Report for 147125/0001 - December 2017

Name or company name	Piotr Drozynski and Grazyna Barbara Droz
Contract type name	GDS Contract
Purpose of contract	General
Contract start date	07/12/2008
Contract end date	

17/18 Contracted general activity (UDA)	12,076
Carry forward general activity (UDA)	-96
17/18 Contracted orthodontic activity (UOA)	0
Carry forward orthodontic activity (UOA)	0
Baseline contract value	£367,260.75

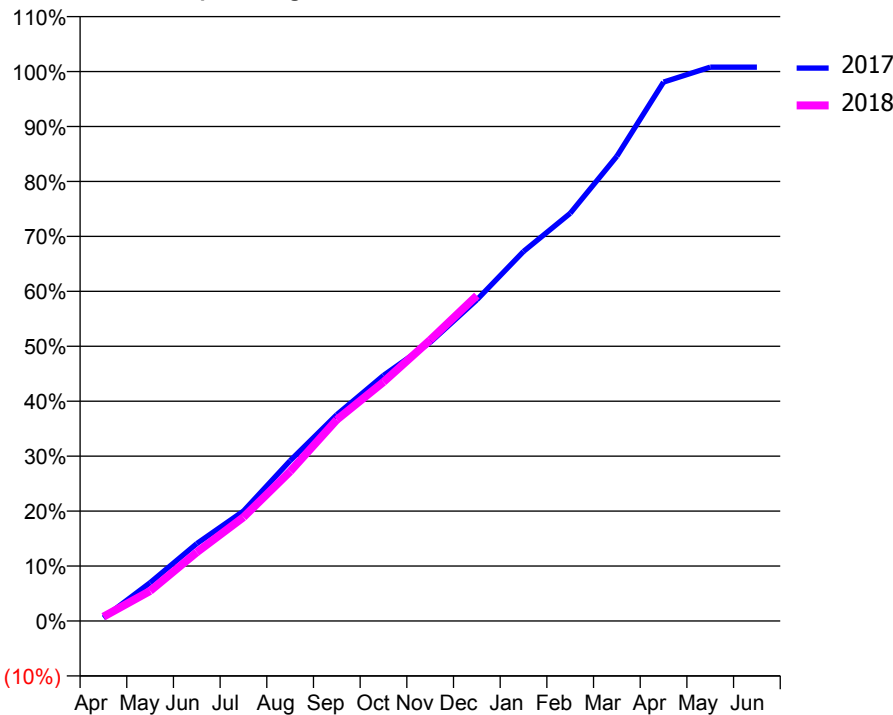
ACCESS*

Patients seen in 24 months	Total	Change since previous quarter
Quarter ending December 2016	3,364	
Quarter ending March 2017	3,406	→
Quarter ending June 2017	3,444	→
Quarter ending September 2017	3,376	↓
Quarter ending December 2017	3,290	↓
Variance since December 2016	(2.2%)	↓



ACTIVITY

Cumulative percentage of contracted UDA delivered 2017 & 2018



Month	Adjusted Scheduled Activity (UDA)	
	2017	2018
April	69	96
May	842	660
June	1,700	1,511
July	2,417	2,280
August	3,525	3,287
September	4,534	4,422
October	5,396	5,254
November	6,123	6,176
December	7,059	7,150
January	8,122	
February	8,960	
March	10,213	
April	11,844	
May	12,172	
June	12,172	

QUALITY

	Quantity	Base Number	Contract	AT	Region	England
% of FP17s for the same patient ID Re-attending within 3 months - Children	101	909	11.1%	13.6%	12.9%	12.0%
% of FP17s for the same patient ID Re-attending within 3 months - Adults	657	3,474	18.9%	16.2%	16.5%	15.9%
% of FP17s for the same patient ID Re-attending between 3 & 9 months - Children	553	909	60.8%	57.7%	59.6%	58.0%
% of FP17s for the same patient ID Re-attending between 3 & 9 months - Adults	2,074	3,474	59.7%	51.2%	52.8%	50.5%
% of FP17s for Band 1 Urgent Courses	397	3,644	10.9%	10.7%	9.1%	9.0%
% of FP17s Relating to Free Repair or Replacements	24	3,644	0.7%	0.9%	1.0%	0.8%
% of FP17s Relating to Continuations	57	3,644	1.6%	1.1%	1.2%	1.1%
% of Patients satisfied with the dentistry they have received	4	4	N/A	91.3%	91.6%	91.5%
% of Patients satisfied with the time they had to wait for an appointment	1	4	N/A	87.7%	88.3%	87.9%

* This is based on patients treated on this contract for their most recent course of treatment. Figures in italics indicate the base number of FP17s or Patient Questionnaire responses are less than 100. N/A is shown where the base number of responses is less than 10 during the period. % is calculated as Quantity/Base number*100

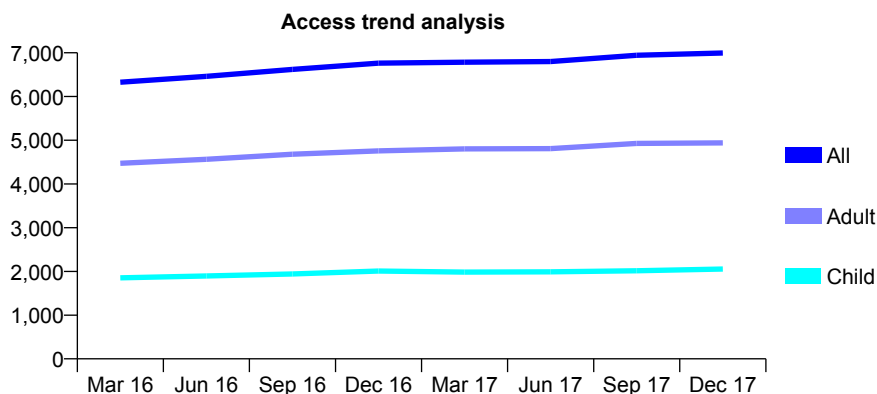
Q47 - Vital Signs At a Glance Contract Report for 148253/0001 - December 2017

Name or company name	Haslingden Dental Practice Partnership
Contract type name	GDS Contract
Purpose of contract	General
Contract start date	01/12/2009
Contract end date	

17/18 Contracted general activity (UDA)	21,743
Carry forward general activity (UDA)	-435
17/18 Contracted orthodontic activity (UOA)	0
Carry forward orthodontic activity (UOA)	0
Baseline contract value	£524,691.42

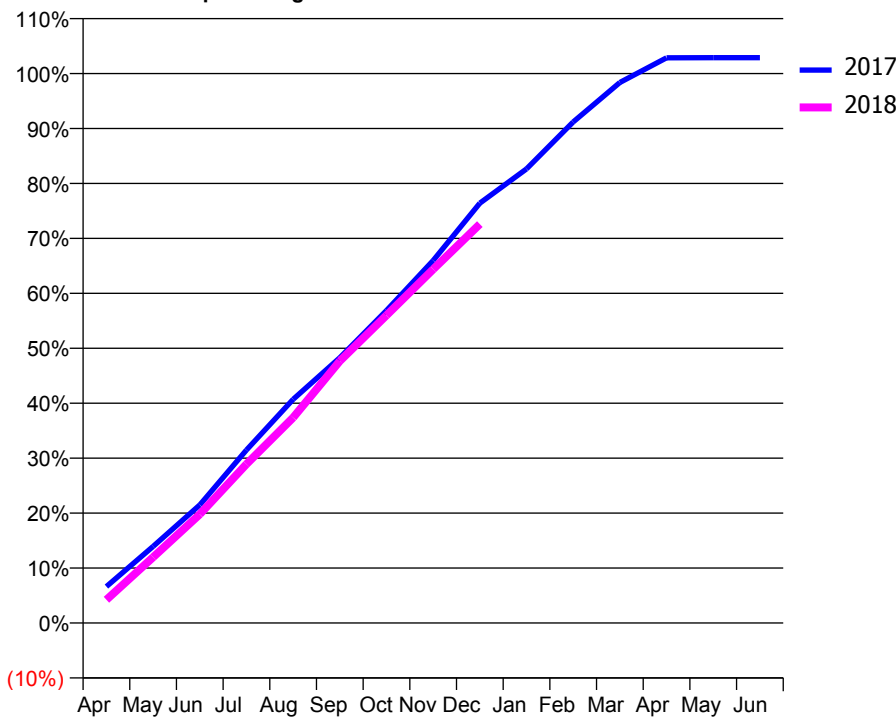
ACCESS*

Patients seen in 24 months	Total	Change since previous quarter
Quarter ending December 2016	6,764	
Quarter ending March 2017	6,786	→
Quarter ending June 2017	6,799	→
Quarter ending September 2017	6,944	↑
Quarter ending December 2017	6,996	→
Variance since December 2016	3.4%	↑



ACTIVITY

Cumulative percentage of contracted UDA delivered 2017 & 2018



Month	Adjusted Scheduled Activity (UDA)	
	2017	2018
April	1,444	921
May	3,032	2,603
June	4,670	4,303
July	6,849	6,285
August	8,850	8,126
September	10,496	10,368
October	12,367	12,178
November	14,343	13,995
December	16,612	15,782
January	17,970	
February	19,827	
March	21,389	
April	22,362	
May	22,368	
June	22,371	

QUALITY

	Quantity	Base Number	Contract	AT	Region	England
% of FP17s for the same patient ID Re-attending within 3 months - Children	177	2,456	7.2%	13.6%	12.9%	12.0%
% of FP17s for the same patient ID Re-attending within 3 months - Adults	571	5,125	11.1%	16.2%	16.5%	15.9%
% of FP17s for the same patient ID Re-attending between 3 & 9 months - Children	1,559	2,456	63.5%	57.7%	59.6%	58.0%
% of FP17s for the same patient ID Re-attending between 3 & 9 months - Adults	3,087	5,125	60.2%	51.2%	52.8%	50.5%
% of FP17s for Band 1 Urgent Courses	340	7,165	4.7%	10.7%	9.1%	9.0%
% of FP17s Relating to Free Repair or Replacements	22	7,165	0.3%	0.9%	1.0%	0.8%
% of FP17s Relating to Continuations	93	7,165	1.3%	1.1%	1.2%	1.1%
% of Patients satisfied with the dentistry they have received	9	10	90.0%	91.3%	91.6%	91.5%
% of Patients satisfied with the time they had to wait for an appointment	10	10	100.0%	87.7%	88.3%	87.9%

* This is based on patients treated on this contract for their most recent course of treatment. Figures in italics indicate the base number of FP17s or Patient Questionnaire responses are less than 100. N/A is shown where the base number of responses is less than 10 during the period. % is calculated as Quantity/Base number*100

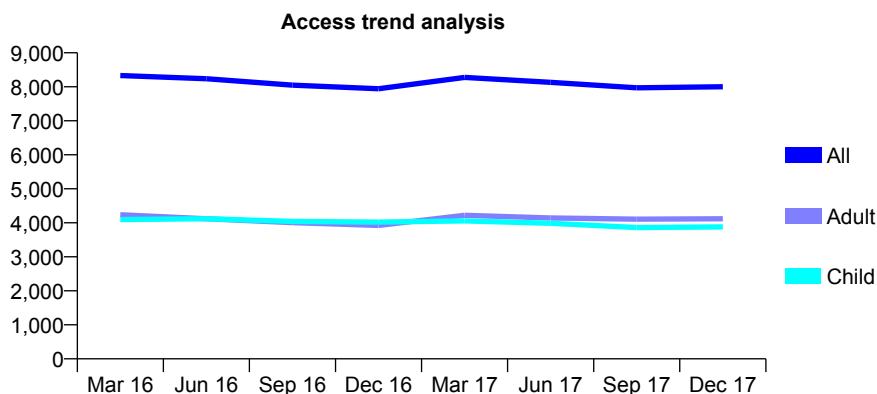
Q47 - Vital Signs At a Glance Contract Report for 148601/0001 - December 2017

Name or company name	Redbridge Associates Ltd.
Contract type name	GDS Contract
Purpose of contract	General
Contract start date	01/04/2007
Contract end date	

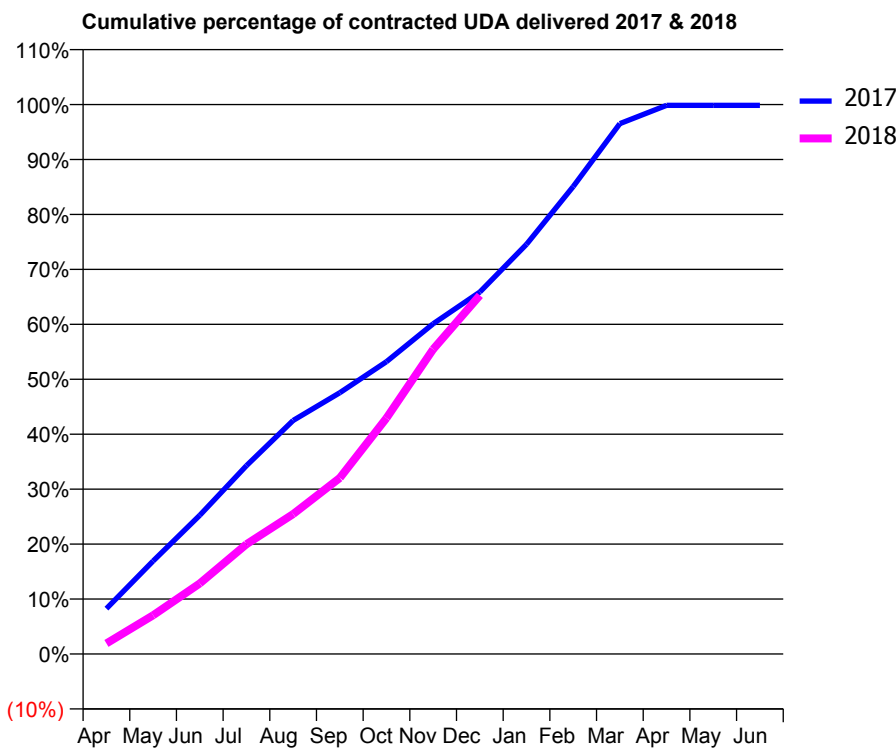
17/18 Contracted general activity (UDA)	28,527
Carry forward general activity (UDA)	0
17/18 Contracted orthodontic activity (UOA)	0
Carry forward orthodontic activity (UOA)	0
Baseline contract value	£790,568.20

ACCESS*

Patients seen in 24 months	Total	Change since previous quarter
Quarter ending December 2016	7,945	
Quarter ending March 2017	8,277	↑
Quarter ending June 2017	8,130	↓
Quarter ending September 2017	7,969	↓
Quarter ending December 2017	8,001	→
Variance since December 2016	0.7%	→



ACTIVITY



Month	Adjusted Scheduled Activity (UDA)	
	2017	2018
April	2,360	549
May	4,826	2,014
June	7,206	3,668
July	9,780	5,698
August	12,127	7,264
September	13,564	9,143
October	15,176	12,253
November	17,146	15,825
December	18,790	18,616
January	21,272	
February	24,268	
March	27,538	
April	28,485	
May	28,486	
June	28,486	

QUALITY

	Quantity	Base Number	Contract	AT	Region	England
% of FP17s for the same patient ID Re-attending within 3 months - Children	524	4,199	12.5%	13.6%	12.9%	12.0%
% of FP17s for the same patient ID Re-attending within 3 months - Adults	1,170	4,332	27.0%	16.2%	16.5%	15.9%
% of FP17s for the same patient ID Re-attending between 3 & 9 months - Children	2,122	4,199	50.5%	57.7%	59.6%	58.0%
% of FP17s for the same patient ID Re-attending between 3 & 9 months - Adults	1,603	4,332	37.0%	51.2%	52.8%	50.5%
% of FP17s for Band 1 Urgent Courses	1,894	8,129	23.3%	10.7%	9.1%	9.0%
% of FP17s Relating to Free Repair or Replacements	0	8,129	0.0%	0.9%	1.0%	0.8%
% of FP17s Relating to Continuations	35	8,129	0.4%	1.1%	1.2%	1.1%
% of Patients satisfied with the dentistry they have received	4	6	N/A	91.3%	91.6%	91.5%
% of Patients satisfied with the time they had to wait for an appointment	4	6	N/A	87.7%	88.3%	87.9%

* This is based on patients treated on this contract for their most recent course of treatment. Figures in italics indicate the base number of FP17s or Patient Questionnaire responses are less than 100. N/A is shown where the base number of responses is less than 10 during the period. % is calculated as Quantity/Base number*100

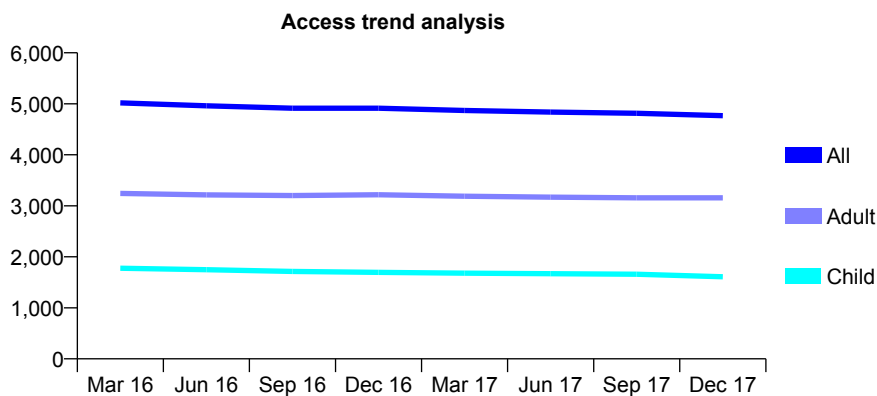
Q47 - Vital Signs At a Glance Contract Report for 149276/0001 - December 2017

Name or company name	Ivory Dental Care
Contract type name	GDS Contract
Purpose of contract	General
Contract start date	01/04/2012
Contract end date	

17/18 Contracted general activity (UDA)	14,200
Carry forward general activity (UDA)	-78
17/18 Contracted orthodontic activity (UOA)	0
Carry forward orthodontic activity (UOA)	0
Baseline contract value	£437,047.02

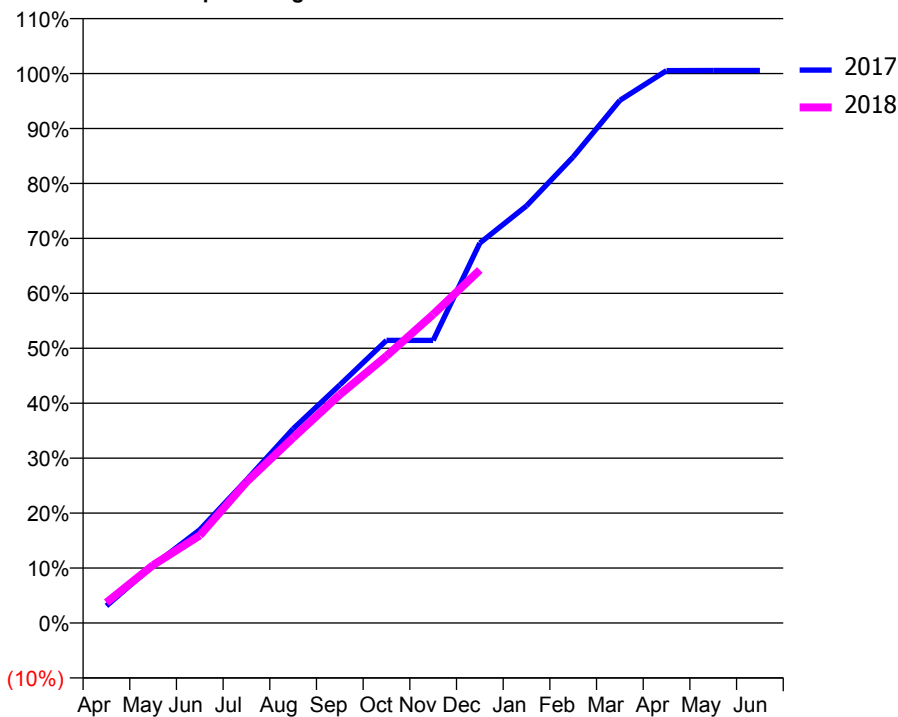
ACCESS*

Patients seen in 24 months	Total	Change since previous quarter
Quarter ending December 2016	4,913	
Quarter ending March 2017	4,868	→
Quarter ending June 2017	4,839	→
Quarter ending September 2017	4,815	→
Quarter ending December 2017	4,767	→
Variance since December 2016	(3.0%)	↓



ACTIVITY

Cumulative percentage of contracted UDA delivered 2017 & 2018



Month	Adjusted Scheduled Activity (UDA)	
	2017	2018
April	444	529
May	1,487	1,497
June	2,412	2,261
July	3,695	3,646
August	5,019	4,787
September	6,151	5,902
October	7,305	6,899
November	7,305	7,974
December	9,819	9,124
January	10,781	
February	12,046	
March	13,505	
April	14,275	
May	14,278	
June	14,278	

QUALITY

	Quantity	Base Number	Contract	AT	Region	England
% of FP17s for the same patient ID Re-attending within 3 months - Children	163	1,891	8.6%	13.6%	12.9%	12.0%
% of FP17s for the same patient ID Re-attending within 3 months - Adults	683	3,665	18.6%	16.2%	16.5%	15.9%
% of FP17s for the same patient ID Re-attending between 3 & 9 months - Children	1,200	1,891	63.5%	57.7%	59.6%	58.0%
% of FP17s for the same patient ID Re-attending between 3 & 9 months - Adults	2,217	3,665	60.5%	51.2%	52.8%	50.5%
% of FP17s for Band 1 Urgent Courses	512	5,179	9.9%	10.7%	9.1%	9.0%
% of FP17s Relating to Free Repair or Replacements	42	5,179	0.8%	0.9%	1.0%	0.8%
% of FP17s Relating to Continuations	99	5,179	1.9%	1.1%	1.2%	1.1%
% of Patients satisfied with the dentistry they have received	8	8	N/A	91.3%	91.6%	91.5%
% of Patients satisfied with the time they had to wait for an appointment	7	8	N/A	87.7%	88.3%	87.9%

* This is based on patients treated on this contract for their most recent course of treatment. Figures in italics indicate the base number of FP17s or Patient Questionnaire responses are less than 100. N/A is shown where the base number of responses is less than 10 during the period. % is calculated as Quantity/Base number*100

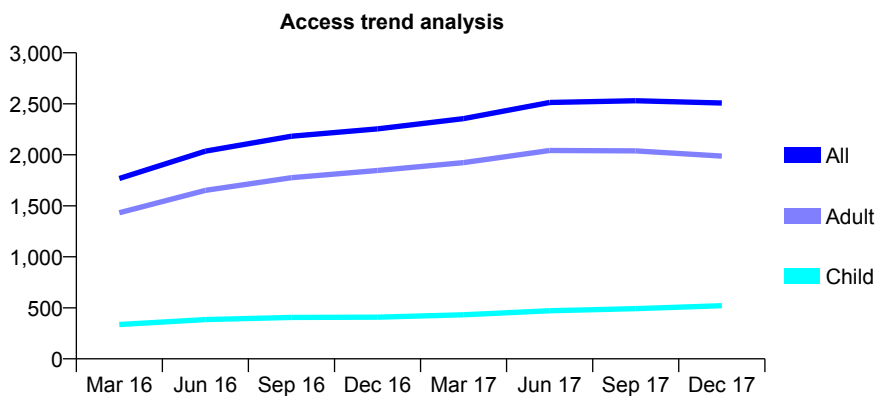
Q47 - Vital Signs At a Glance Contract Report for 151238/0001 - December 2017

Name or company name	Synergy Dental Clinic Preston Ltd
Contract type name	GDS Contract
Purpose of contract	General
Contract start date	01/09/2015
Contract end date	

17/18 Contracted general activity (UDA)	10,652
Carry forward general activity (UDA)	-209
17/18 Contracted orthodontic activity (UOA)	0
Carry forward orthodontic activity (UOA)	0
Baseline contract value	£219,750.78

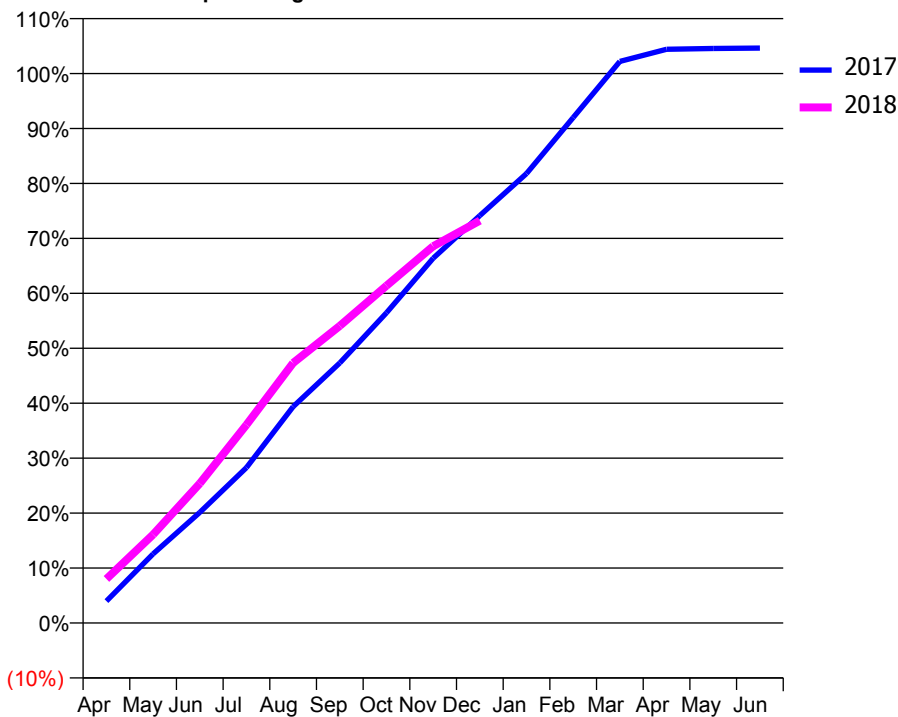
ACCESS*

Patients seen in 24 months	Total	Change since previous quarter
Quarter ending December 2016	2,254	
Quarter ending March 2017	2,355	↑
Quarter ending June 2017	2,513	↑
Quarter ending September 2017	2,530	→
Quarter ending December 2017	2,508	→
Variance since December 2016	11.3%	↑



ACTIVITY

Cumulative percentage of contracted UDA delivered 2017 & 2018



Month	Adjusted Scheduled Activity (UDA)	
	2017	2018
April	416	854
May	1,316	1,715
June	2,105	2,705
July	2,959	3,843
August	4,117	5,042
September	4,950	5,759
October	5,906	6,539
November	6,943	7,304
December	7,755	7,800
January	8,555	
February	9,622	
March	10,691	
April	10,920	
May	10,936	
June	10,945	

QUALITY

	Quantity	Base Number	Contract	AT	Region	England
% of FP17s for the same patient ID Re-attending within 3 months - Children	112	703	15.9%	13.6%	12.9%	12.0%
% of FP17s for the same patient ID Re-attending within 3 months - Adults	506	2,231	22.7%	16.2%	16.5%	15.9%
% of FP17s for the same patient ID Re-attending between 3 & 9 months - Children	367	703	52.2%	57.7%	59.6%	58.0%
% of FP17s for the same patient ID Re-attending between 3 & 9 months - Adults	1,257	2,231	56.3%	51.2%	52.8%	50.5%
% of FP17s for Band 1 Urgent Courses	85	2,835	3.0%	10.7%	9.1%	9.0%
% of FP17s Relating to Free Repair or Replacements	29	2,835	1.0%	0.9%	1.0%	0.8%
% of FP17s Relating to Continuations	24	2,835	0.8%	1.1%	1.2%	1.1%
% of Patients satisfied with the dentistry they have received	7	7	N/A	91.3%	91.6%	91.5%
% of Patients satisfied with the time they had to wait for an appointment	7	7	N/A	87.7%	88.3%	87.9%

* This is based on patients treated on this contract for their most recent course of treatment. Figures in italics indicate the base number of FP17s or Patient Questionnaire responses are less than 100. N/A is shown where the base number of responses is less than 10 during the period. % is calculated as Quantity/Base number*100

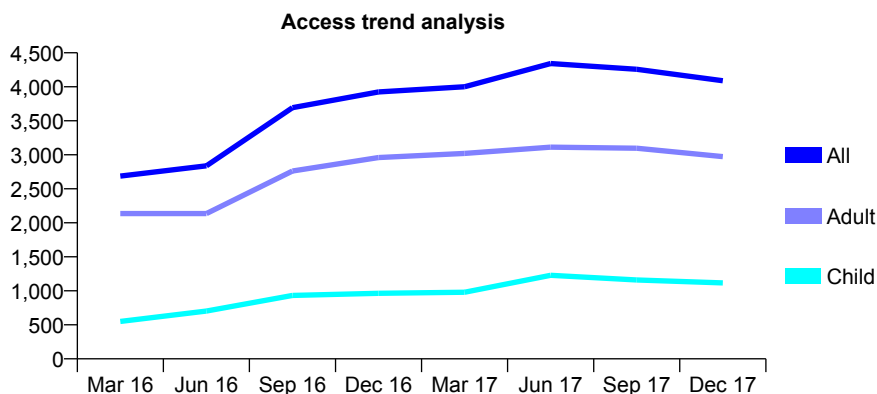
Q47 - Vital Signs At a Glance Contract Report for 151831/0001 - December 2017

Name or company name	Whitworth Dental Care Limited
Contract type name	GDS Contract
Purpose of contract	General
Contract start date	26/08/2011
Contract end date	

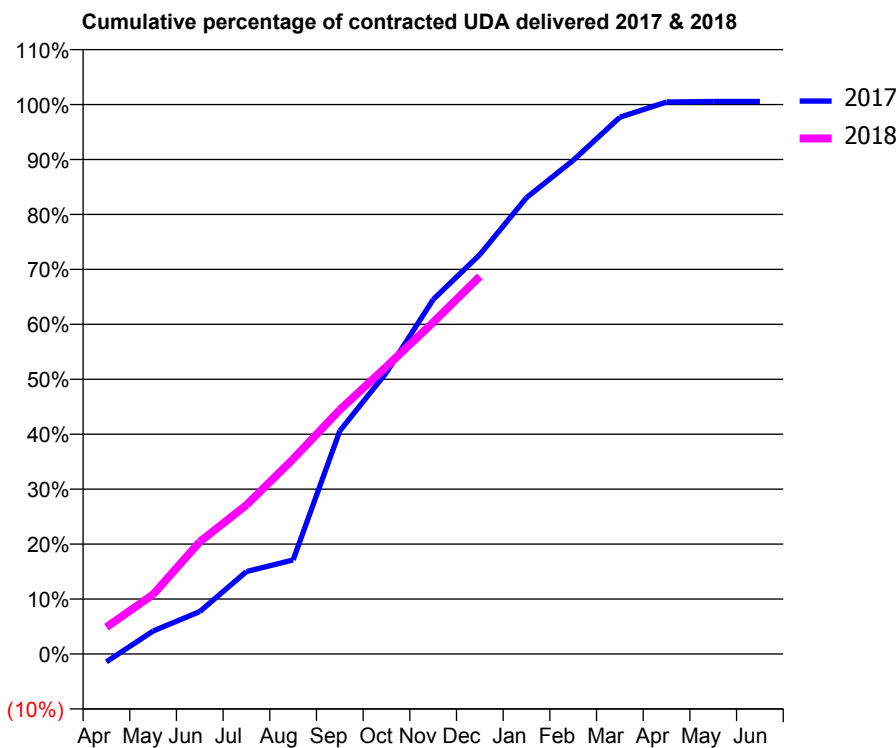
17/18 Contracted general activity (UDA)	10,612
Carry forward general activity (UDA)	-58
17/18 Contracted orthodontic activity (UOA)	0
Carry forward orthodontic activity (UOA)	0
Baseline contract value	£346,026.39

ACCESS*

Patients seen in 24 months	Total	Change since previous quarter
Quarter ending December 2016	3,924	
Quarter ending March 2017	4,001	→
Quarter ending June 2017	4,342	↑
Quarter ending September 2017	4,257	↓
Quarter ending December 2017	4,090	↓
Variance since December 2016	4.2%	↑



ACTIVITY



Month	Adjusted Scheduled Activity (UDA)	
	2017	2018
April	-154	519
May	444	1,151
June	821	2,166
July	1,592	2,877
August	1,818	3,765
September	4,310	4,716
October	5,438	5,551
November	6,847	6,406
December	7,713	7,293
January	8,813	
February	9,535	
March	10,368	
April	10,661	
May	10,670	
June	10,670	

QUALITY

	Quantity	Base Number	Contract	AT	Region	England
% of FP17s for the same patient ID Re-attending within 3 months - Children	146	1,811	8.1%	13.6%	12.9%	12.0%
% of FP17s for the same patient ID Re-attending within 3 months - Adults	153	2,106	7.3%	16.2%	16.5%	15.9%
% of FP17s for the same patient ID Re-attending between 3 & 9 months - Children	689	1,811	38.0%	57.7%	59.6%	58.0%
% of FP17s for the same patient ID Re-attending between 3 & 9 months - Adults	472	2,106	22.4%	51.2%	52.8%	50.5%
% of FP17s for Band 1 Urgent Courses	320	3,777	8.5%	10.7%	9.1%	9.0%
% of FP17s Relating to Free Repair or Replacements	2	3,777	0.1%	0.9%	1.0%	0.8%
% of FP17s Relating to Continuations	2	3,777	0.1%	1.1%	1.2%	1.1%
% of Patients satisfied with the dentistry they have received	4	5	N/A	91.3%	91.6%	91.5%
% of Patients satisfied with the time they had to wait for an appointment	5	5	N/A	87.7%	88.3%	87.9%

* This is based on patients treated on this contract for their most recent course of treatment. Figures in italics indicate the base number of FP17s or Patient Questionnaire responses are less than 100. N/A is shown where the base number of responses is less than 10 during the period. % is calculated as Quantity/Base number*100

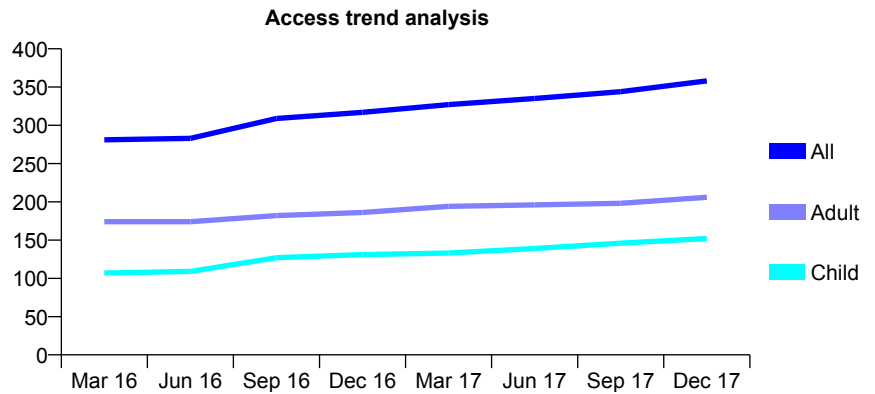
Q47 - Vital Signs At a Glance Contract Report for 152846/0001 - December 2017

Name or company name	Poulton Practice Ltd
Contract type name	GDS Contract
Purpose of contract	General
Contract start date	02/12/2009
Contract end date	

17/18 Contracted general activity (UDA)	900
Carry forward general activity (UDA)	-15
17/18 Contracted orthodontic activity (UOA)	0
Carry forward orthodontic activity (UOA)	0
Baseline contract value	£25,705.72

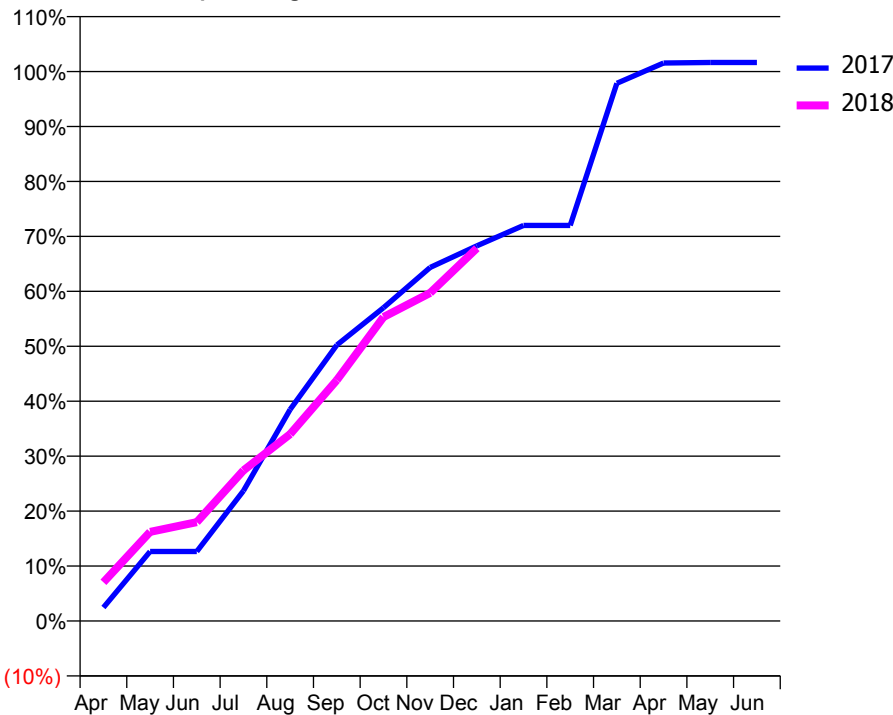
ACCESS*

Patients seen in 24 months	Total	Change since previous quarter
Quarter ending December 2016	317	
Quarter ending March 2017	327	↑
Quarter ending June 2017	335	↑
Quarter ending September 2017	344	↑
Quarter ending December 2017	358	↑
Variance since December 2016	12.9%	↑



ACTIVITY

Cumulative percentage of contracted UDA delivered 2017 & 2018



Month	Adjusted Scheduled Activity (UDA)	
	2017	2018
April	22	63
May	114	146
June	114	162
July	213	247
August	346	306
September	452	395
October	513	498
November	579	537
December	614	611
January	648	
February	648	
March	881	
April	914	
May	915	
June	915	

QUALITY

	Quantity	Base Number	Contract	AT	Region	England
% of FP17s for the same patient ID Re-attending within 3 months - Children	11	194	5.7%	13.6%	12.9%	12.0%
% of FP17s for the same patient ID Re-attending within 3 months - Adults	23	224	10.3%	16.2%	16.5%	15.9%
% of FP17s for the same patient ID Re-attending between 3 & 9 months - Children	116	194	59.8%	57.7%	59.6%	58.0%
% of FP17s for the same patient ID Re-attending between 3 & 9 months - Adults	151	224	67.4%	51.2%	52.8%	50.5%
% of FP17s for Band 1 Urgent Courses	18	392	4.6%	10.7%	9.1%	9.0%
% of FP17s Relating to Free Repair or Replacements	5	392	1.3%	0.9%	1.0%	0.8%
% of FP17s Relating to Continuations	3	392	0.8%	1.1%	1.2%	1.1%
% of Patients satisfied with the dentistry they have received	2	2	N/A	91.3%	91.6%	91.5%
% of Patients satisfied with the time they had to wait for an appointment	2	2	N/A	87.7%	88.3%	87.9%

* This is based on patients treated on this contract for their most recent course of treatment. Figures in italics indicate the base number of FP17s or Patient Questionnaire responses are less than 100. N/A is shown where the base number of responses is less than 10 during the period. % is calculated as Quantity/Base number*100

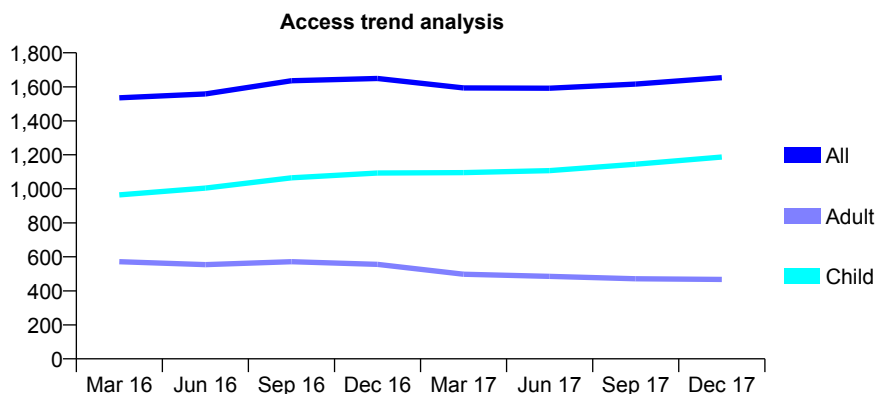
Q47 - Vital Signs At a Glance Contract Report for 155810/0001 - December 2017

Name or company name	Antley Villa Partnership
Contract type name	GDS Contract
Purpose of contract	General
Contract start date	01/04/2010
Contract end date	

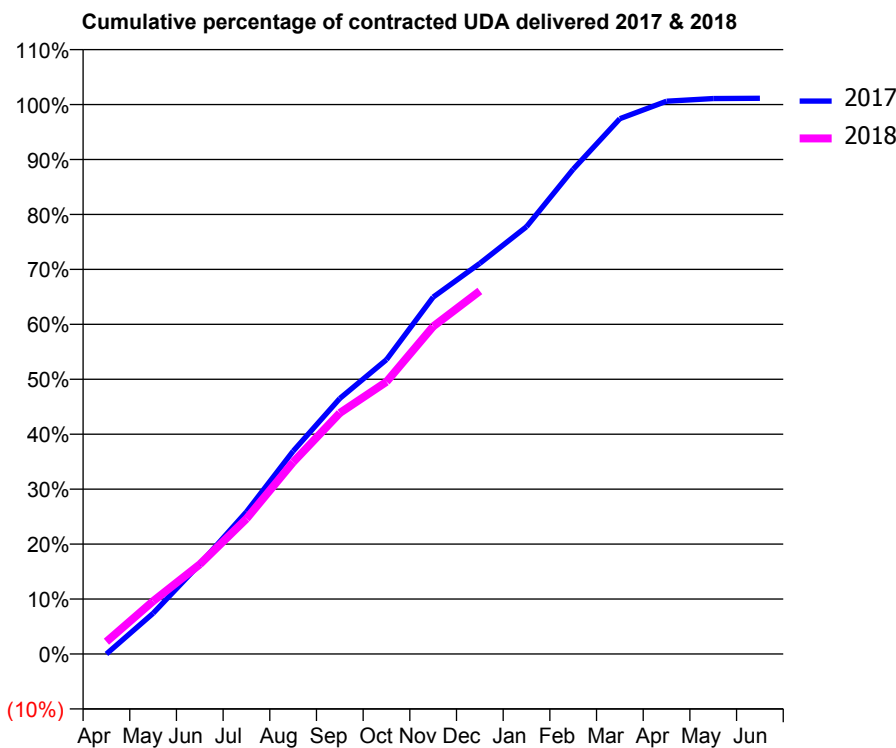
17/18 Contracted general activity (UDA)	5,201
Carry forward general activity (UDA)	-59
17/18 Contracted orthodontic activity (UOA)	0
Carry forward orthodontic activity (UOA)	0
Baseline contract value	£113,841.65

ACCESS*

Patients seen in 24 months	Total	Change since previous quarter
Quarter ending December 2016	1,649	
Quarter ending March 2017	1,593	↓
Quarter ending June 2017	1,592	→
Quarter ending September 2017	1,616	→
Quarter ending December 2017	1,654	↑
Variance since December 2016	0.3%	→



ACTIVITY



Month	Adjusted Scheduled Activity (UDA)	
	2017	2018
April	1	116
May	385	500
June	851	849
July	1,347	1,280
August	1,921	1,815
September	2,419	2,281
October	2,787	2,577
November	3,378	3,101
December	3,697	3,436
January	4,044	
February	4,589	
March	5,067	
April	5,232	
May	5,257	
June	5,260	

QUALITY

	Quantity	Base Number	Contract	AT	Region	England
% of FP17s for the same patient ID Re-attending within 3 months - Children	205	1,685	12.2%	13.6%	12.9%	12.0%
% of FP17s for the same patient ID Re-attending within 3 months - Adults	92	433	21.2%	16.2%	16.5%	15.9%
% of FP17s for the same patient ID Re-attending between 3 & 9 months - Children	1,065	1,685	63.2%	57.7%	59.6%	58.0%
% of FP17s for the same patient ID Re-attending between 3 & 9 months - Adults	276	433	63.7%	51.2%	52.8%	50.5%
% of FP17s for Band 1 Urgent Courses	111	2,011	5.5%	10.7%	9.1%	9.0%
% of FP17s Relating to Free Repair or Replacements	0	2,011	0.0%	0.9%	1.0%	0.8%
% of FP17s Relating to Continuations	21	2,011	1.0%	1.1%	1.2%	1.1%
% of Patients satisfied with the dentistry they have received	0	0	N/A	91.3%	91.6%	91.5%
% of Patients satisfied with the time they had to wait for an appointment	0	0	N/A	87.7%	88.3%	87.9%

* This is based on patients treated on this contract for their most recent course of treatment. Figures in italics indicate the base number of FP17s or Patient Questionnaire responses are less than 100. N/A is shown where the base number of responses is less than 10 during the period. % is calculated as Quantity/Base number*100

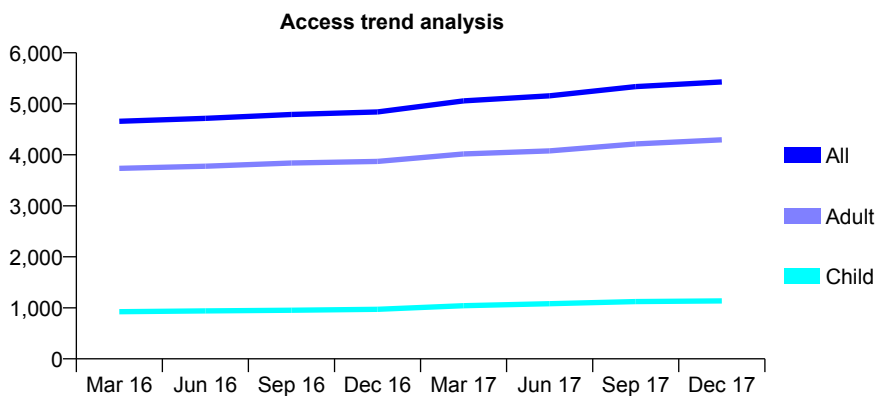
Q47 - Vital Signs At a Glance Contract Report for 156507/0001 - December 2017

Name or company name	Padiham Dental Practice
Contract type name	GDS Contract
Purpose of contract	General
Contract start date	01/11/2012
Contract end date	

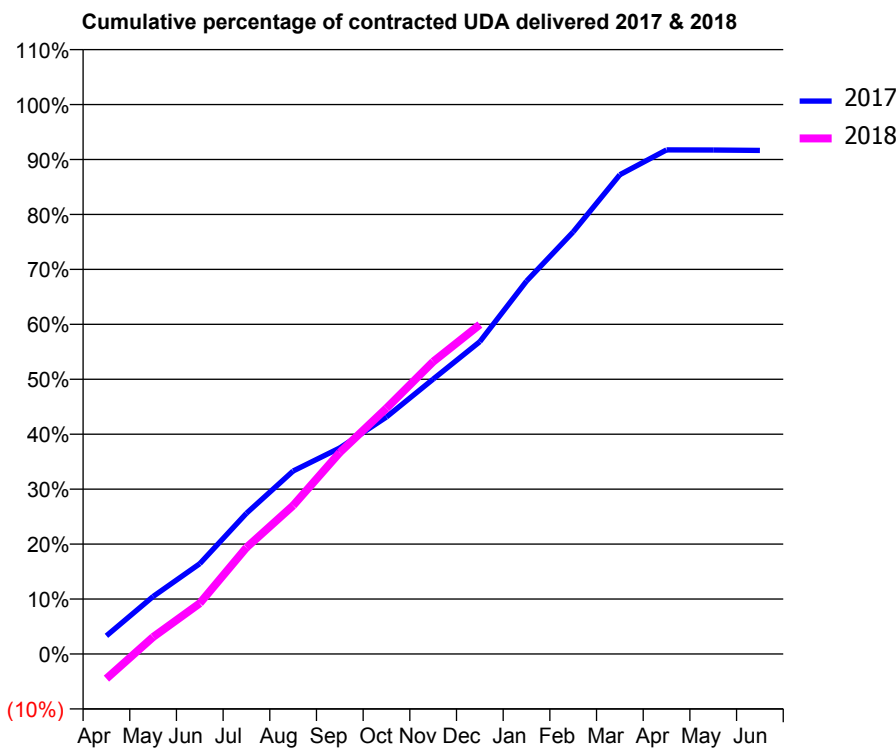
17/18 Contracted general activity (UDA)	18,384
Carry forward general activity (UDA)	1,536
17/18 Contracted orthodontic activity (UOA)	0
Carry forward orthodontic activity (UOA)	0
Baseline contract value	£536,517.87

ACCESS*

Patients seen in 24 months	Total	Change since previous quarter
Quarter ending December 2016	4,841	
Quarter ending March 2017	5,057	↑
Quarter ending June 2017	5,157	→
Quarter ending September 2017	5,336	↑
Quarter ending December 2017	5,430	→
Variance since December 2016	12.2%	↑



ACTIVITY



Month	Adjusted Scheduled Activity (UDA)	
	2017	2018
April	611	-829
May	1,926	568
June	3,023	1,696
July	4,709	3,561
August	6,123	4,970
September	6,897	6,742
October	7,929	8,223
November	9,196	9,779
December	10,448	11,022
January	12,476	
February	14,120	
March	16,036	
April	16,867	
May	16,859	
June	16,848	

QUALITY

	Quantity	Base Number	Contract	AT	Region	England
% of FP17s for the same patient ID Re-attending within 3 months - Children	140	1,425	9.8%	13.6%	12.9%	12.0%
% of FP17s for the same patient ID Re-attending within 3 months - Adults	621	4,903	12.7%	16.2%	16.5%	15.9%
% of FP17s for the same patient ID Re-attending between 3 & 9 months - Children	818	1,425	57.4%	57.7%	59.6%	58.0%
% of FP17s for the same patient ID Re-attending between 3 & 9 months - Adults	3,024	4,903	61.7%	51.2%	52.8%	50.5%
% of FP17s for Band 1 Urgent Courses	426	6,010	7.1%	10.7%	9.1%	9.0%
% of FP17s Relating to Free Repair or Replacements	143	6,010	2.4%	0.9%	1.0%	0.8%
% of FP17s Relating to Continuations	44	6,010	0.7%	1.1%	1.2%	1.1%
% of Patients satisfied with the dentistry they have received	7	7	N/A	91.3%	91.6%	91.5%
% of Patients satisfied with the time they had to wait for an appointment	7	7	N/A	87.7%	88.3%	87.9%

* This is based on patients treated on this contract for their most recent course of treatment. Figures in italics indicate the base number of FP17s or Patient Questionnaire responses are less than 100. N/A is shown where the base number of responses is less than 10 during the period. % is calculated as Quantity/Base number*100

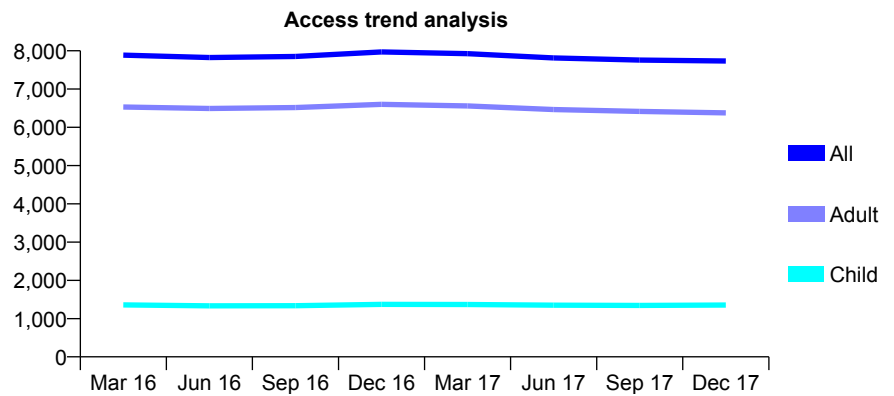
Q47 - Vital Signs At a Glance Contract Report for 157228/0001 - December 2017

Name or company name	Safehands Dental Care
Contract type name	GDS Contract
Purpose of contract	General
Contract start date	01/04/2013
Contract end date	

17/18 Contracted general activity (UDA)	24,091
Carry forward general activity (UDA)	0
17/18 Contracted orthodontic activity (UOA)	0
Carry forward orthodontic activity (UOA)	0
Baseline contract value	£536,599.12

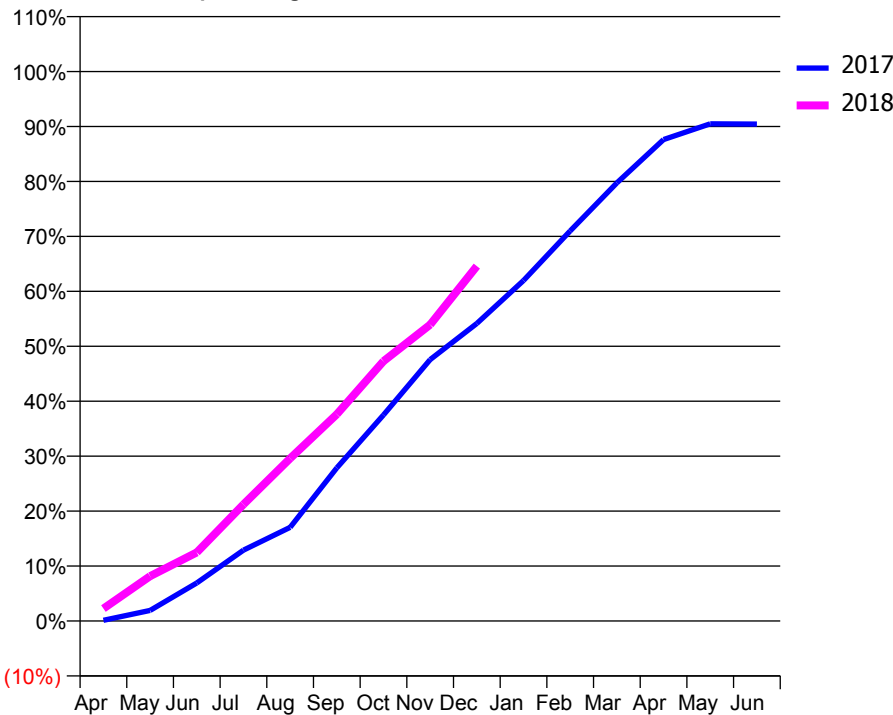
ACCESS*

Patients seen in 24 months	Total	Change since previous quarter
Quarter ending December 2016	7,972	
Quarter ending March 2017	7,925	→
Quarter ending June 2017	7,814	↓
Quarter ending September 2017	7,759	→
Quarter ending December 2017	7,734	→
Variance since December 2016	(3.0%)	↓



ACTIVITY

Cumulative percentage of contracted UDA delivered 2017 & 2018



Month	Adjusted Scheduled Activity (UDA)	
	2017	2018
April	30	548
May	463	1,969
June	1,671	3,010
July	3,109	5,115
August	4,105	7,129
September	6,712	9,063
October	9,036	11,392
November	11,463	12,993
December	13,048	15,559
January	14,929	
February	17,104	
March	19,207	
April	21,109	
May	21,800	
June	21,788	

QUALITY

	Quantity	Base Number	Contract	AT	Region	England
% of FP17s for the same patient ID Re-attending within 3 months - Children	79	1,415	5.6%	13.6%	12.9%	12.0%
% of FP17s for the same patient ID Re-attending within 3 months - Adults	828	6,353	13.0%	16.2%	16.5%	15.9%
% of FP17s for the same patient ID Re-attending between 3 & 9 months - Children	709	1,415	50.1%	57.7%	59.6%	58.0%
% of FP17s for the same patient ID Re-attending between 3 & 9 months - Adults	3,165	6,353	49.8%	51.2%	52.8%	50.5%
% of FP17s for Band 1 Urgent Courses	641	6,702	9.6%	10.7%	9.1%	9.0%
% of FP17s Relating to Free Repair or Replacements	103	6,702	1.5%	0.9%	1.0%	0.8%
% of FP17s Relating to Continuations	20	6,702	0.3%	1.1%	1.2%	1.1%
% of Patients satisfied with the dentistry they have received	15	17	88.2%	91.3%	91.6%	91.5%
% of Patients satisfied with the time they had to wait for an appointment	13	17	76.5%	87.7%	88.3%	87.9%

* This is based on patients treated on this contract for their most recent course of treatment. Figures in italics indicate the base number of FP17s or Patient Questionnaire responses are less than 100. N/A is shown where the base number of responses is less than 10 during the period. % is calculated as Quantity/Base number*100

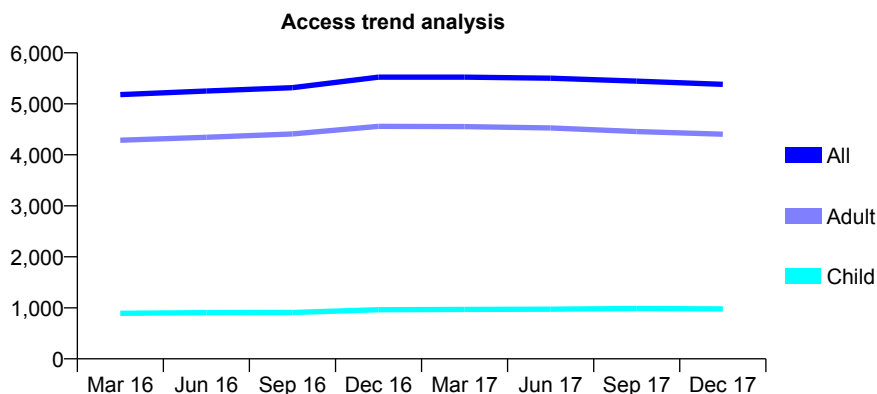
Q47 - Vital Signs At a Glance Contract Report for 157333/0001 - December 2017

Name or company name	West Lodge Dental Practice Partnership
Contract type name	GDS Contract
Purpose of contract	General
Contract start date	01/04/2013
Contract end date	

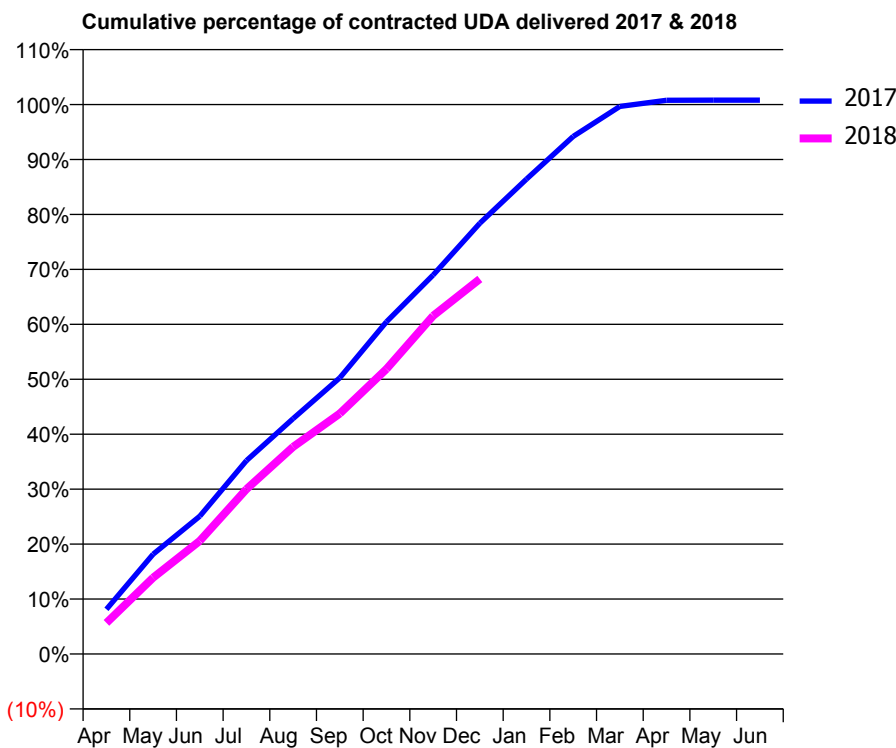
17/18 Contracted general activity (UDA)	15,064
Carry forward general activity (UDA)	-121
17/18 Contracted orthodontic activity (UOA)	0
Carry forward orthodontic activity (UOA)	0
Baseline contract value	£332,649.40

ACCESS*

Patients seen in 24 months	Total	Change since previous quarter
Quarter ending December 2016	5,523	
Quarter ending March 2017	5,522	→
Quarter ending June 2017	5,502	→
Quarter ending September 2017	5,444	↓
Quarter ending December 2017	5,381	↓
Variance since December 2016	(2.6%)	↓



ACTIVITY



Month	Adjusted Scheduled Activity (UDA)	
	2017	2018
April	1,227	854
May	2,735	2,094
June	3,779	3,101
July	5,303	4,521
August	6,454	5,678
September	7,572	6,592
October	9,107	7,813
November	10,392	9,271
December	11,809	10,281
January	13,020	
February	14,190	
March	15,011	
April	15,180	
May	15,185	
June	15,185	

QUALITY

	Quantity	Base Number	Contract	AT	Region	England
% of FP17s for the same patient ID Re-attending within 3 months - Children	58	948	6.1%	13.6%	12.9%	12.0%
% of FP17s for the same patient ID Re-attending within 3 months - Adults	511	4,158	12.3%	16.2%	16.5%	15.9%
% of FP17s for the same patient ID Re-attending between 3 & 9 months - Children	585	948	61.7%	57.7%	59.6%	58.0%
% of FP17s for the same patient ID Re-attending between 3 & 9 months - Adults	2,034	4,158	48.9%	51.2%	52.8%	50.5%
% of FP17s for Band 1 Urgent Courses	336	5,026	6.7%	10.7%	9.1%	9.0%
% of FP17s Relating to Free Repair or Replacements	19	5,026	0.4%	0.9%	1.0%	0.8%
% of FP17s Relating to Continuations	76	5,026	1.5%	1.1%	1.2%	1.1%
% of Patients satisfied with the dentistry they have received	11	11	100.0%	91.3%	91.6%	91.5%
% of Patients satisfied with the time they had to wait for an appointment	8	11	72.7%	87.7%	88.3%	87.9%

* This is based on patients treated on this contract for their most recent course of treatment. Figures in italics indicate the base number of FP17s or Patient Questionnaire responses are less than 100. N/A is shown where the base number of responses is less than 10 during the period. % is calculated as Quantity/Base number*100

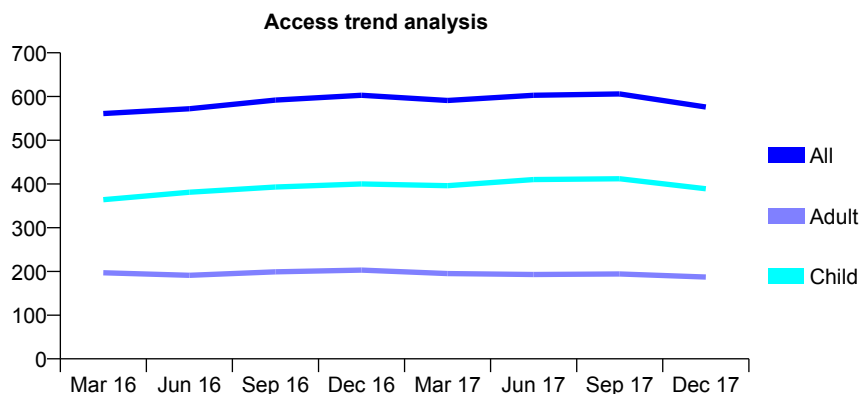
Q47 - Vital Signs At a Glance Contract Report for 158739/0001 - December 2017

Name or company name	Colne Dental Care
Contract type name	GDS Contract
Purpose of contract	General
Contract start date	01/04/2009
Contract end date	

17/18 Contracted general activity (UDA)	2,150
Carry forward general activity (UDA)	0
17/18 Contracted orthodontic activity (UOA)	0
Carry forward orthodontic activity (UOA)	0
Baseline contract value	£49,676.97

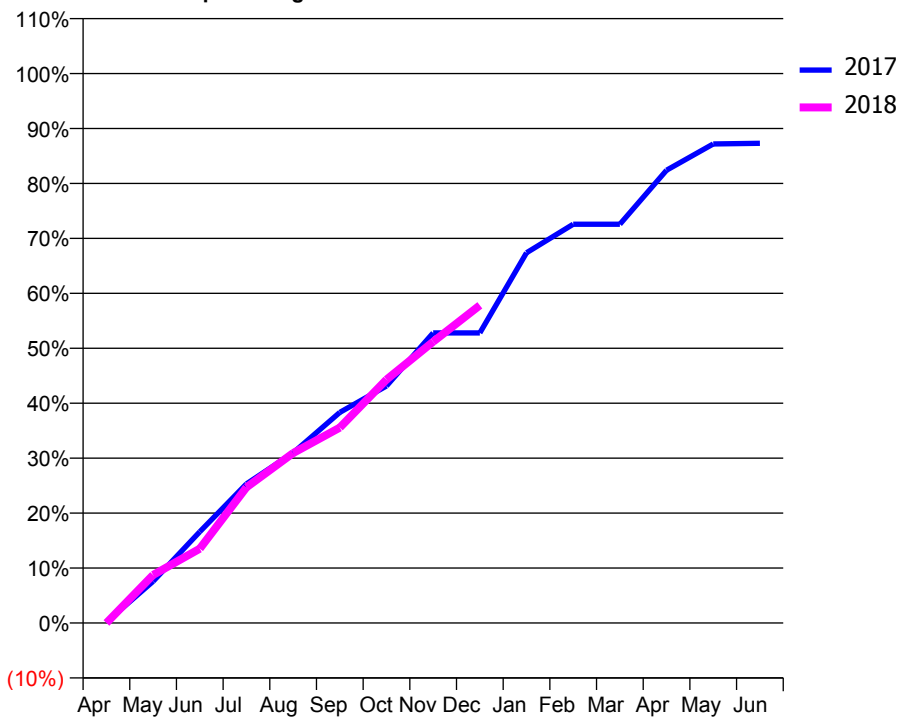
ACCESS*

Patients seen in 24 months	Total	Change since previous quarter
Quarter ending December 2016	603	
Quarter ending March 2017	591	↓
Quarter ending June 2017	603	↑
Quarter ending September 2017	606	→
Quarter ending December 2017	576	↓
Variance since December 2016	(4.5%)	↓



ACTIVITY

Cumulative percentage of contracted UDA delivered 2017 & 2018



Month	Adjusted Scheduled Activity (UDA)	
	2017	2018
April	4	0
May	163	188
June	357	291
July	545	531
August	666	665
September	824	765
October	928	953
November	1,135	1,101
December	1,135	1,243
January	1,448	
February	1,560	
March	1,560	
April	1,772	
May	1,874	
June	1,877	

QUALITY

	Quantity	Base Number	Contract	AT	Region	England
% of FP17s for the same patient ID Re-attending within 3 months - Children	131	720	18.2%	13.6%	12.9%	12.0%
% of FP17s for the same patient ID Re-attending within 3 months - Adults	50	184	27.2%	16.2%	16.5%	15.9%
% of FP17s for the same patient ID Re-attending between 3 & 9 months - Children	403	720	56.0%	57.7%	59.6%	58.0%
% of FP17s for the same patient ID Re-attending between 3 & 9 months - Adults	92	184	50.0%	51.2%	52.8%	50.5%
% of FP17s for Band 1 Urgent Courses	46	711	6.5%	10.7%	9.1%	9.0%
% of FP17s Relating to Free Repair or Replacements	0	711	0.0%	0.9%	1.0%	0.8%
% of FP17s Relating to Continuations	2	711	0.3%	1.1%	1.2%	1.1%
% of Patients satisfied with the dentistry they have received	1	1	N/A	91.3%	91.6%	91.5%
% of Patients satisfied with the time they had to wait for an appointment	0	1	N/A	87.7%	88.3%	87.9%

* This is based on patients treated on this contract for their most recent course of treatment. Figures in italics indicate the base number of FP17s or Patient Questionnaire responses are less than 100. N/A is shown where the base number of responses is less than 10 during the period. % is calculated as Quantity/Base number*100

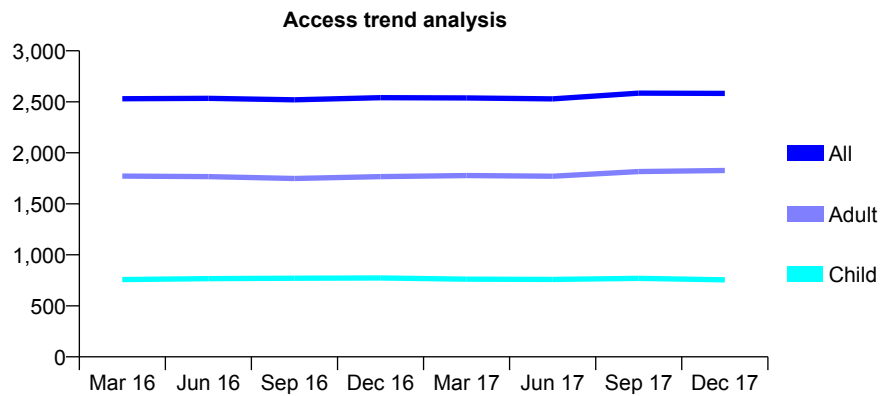
Q47 - Vital Signs At a Glance Contract Report for 159468/0001 - December 2017

Name or company name	Eccleston Dental Practice (Ltd)
Contract type name	GDS Contract
Purpose of contract	General
Contract start date	01/04/2008
Contract end date	

17/18 Contracted general activity (UDA)	10,559
Carry forward general activity (UDA)	-43
17/18 Contracted orthodontic activity (UOA)	0
Carry forward orthodontic activity (UOA)	0
Baseline contract value	£290,401.70

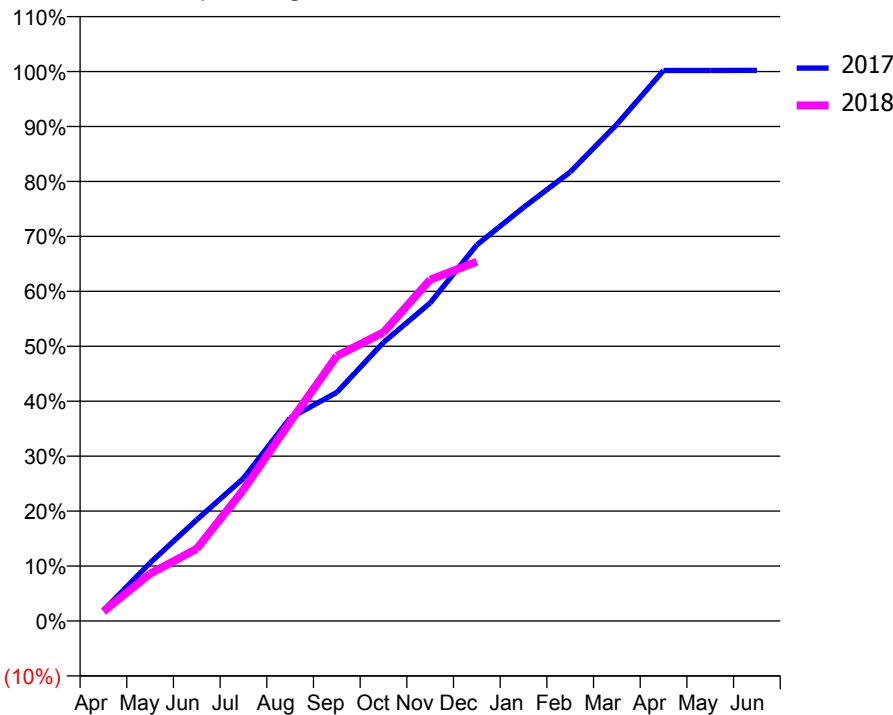
ACCESS*

Patients seen in 24 months	Total	Change since previous quarter
Quarter ending December 2016	2,540	
Quarter ending March 2017	2,538	→
Quarter ending June 2017	2,529	→
Quarter ending September 2017	2,585	↑
Quarter ending December 2017	2,582	→
Variance since December 2016	1.7%	→



ACTIVITY

Cumulative percentage of contracted UDA delivered 2017 & 2018



Month	Adjusted Scheduled Activity (UDA)	
	2017	2018
April	202	183
May	1,118	907
June	1,946	1,388
July	2,743	2,524
August	3,901	3,824
September	4,394	5,093
October	5,353	5,547
November	6,113	6,558
December	7,228	6,903
January	7,947	
February	8,629	
March	9,544	
April	10,578	
May	10,578	
June	10,581	

QUALITY

	Quantity	Base Number	Contract	AT	Region	England
% of FP17s for the same patient ID Re-attending within 3 months - Children	100	910	11.0%	13.6%	12.9%	12.0%
% of FP17s for the same patient ID Re-attending within 3 months - Adults	541	2,333	23.2%	16.2%	16.5%	15.9%
% of FP17s for the same patient ID Re-attending between 3 & 9 months - Children	527	910	57.9%	57.7%	59.6%	58.0%
% of FP17s for the same patient ID Re-attending between 3 & 9 months - Adults	1,215	2,333	52.1%	51.2%	52.8%	50.5%
% of FP17s for Band 1 Urgent Courses	311	2,932	10.6%	10.7%	9.1%	9.0%
% of FP17s Relating to Free Repair or Replacements	56	2,932	1.9%	0.9%	1.0%	0.8%
% of FP17s Relating to Continuations	70	2,932	2.4%	1.1%	1.2%	1.1%
% of Patients satisfied with the dentistry they have received	6	9	N/A	91.3%	91.6%	91.5%
% of Patients satisfied with the time they had to wait for an appointment	8	9	N/A	87.7%	88.3%	87.9%

* This is based on patients treated on this contract for their most recent course of treatment. Figures in italics indicate the base number of FP17s or Patient Questionnaire responses are less than 100. N/A is shown where the base number of responses is less than 10 during the period. % is calculated as Quantity/Base number*100

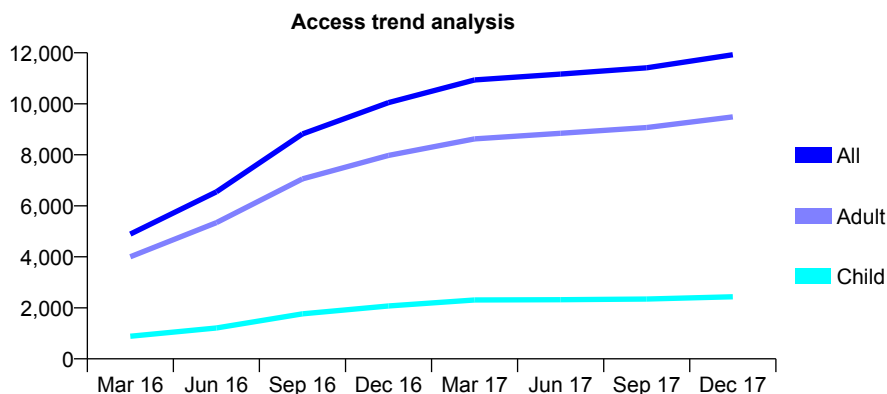
Q47 - Vital Signs At a Glance Contract Report for 159859/0001 - December 2017

Name or company name	Hardhorn Dental Practice
Contract type name	GDS Contract
Purpose of contract	General
Contract start date	01/04/2015
Contract end date	

17/18 Contracted general activity (UDA)	39,516
Carry forward general activity (UDA)	329
17/18 Contracted orthodontic activity (UOA)	0
Carry forward orthodontic activity (UOA)	0
Baseline contract value	£1,150,185.07

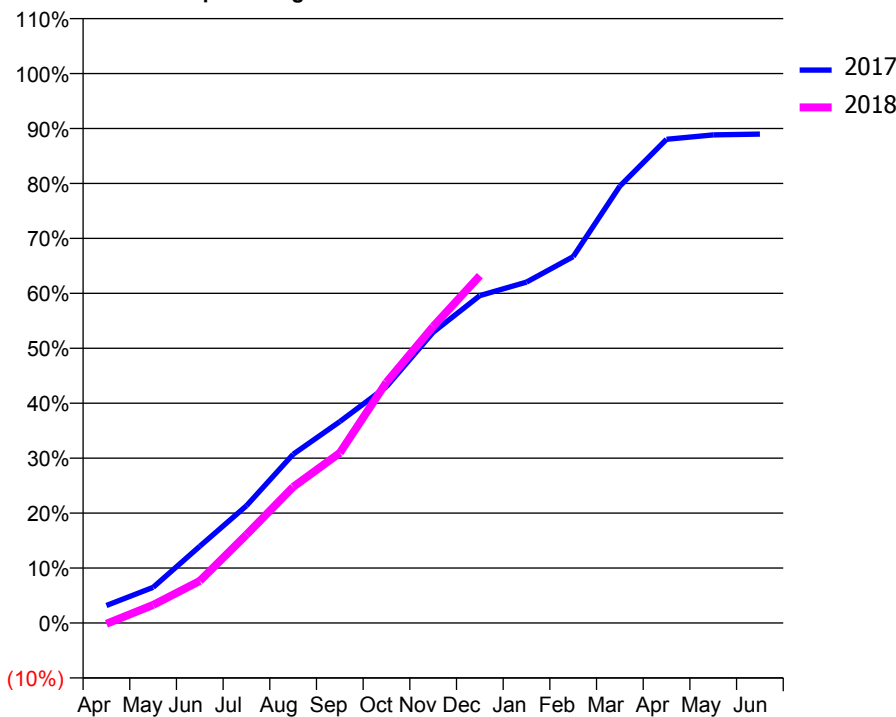
ACCESS*

Patients seen in 24 months	Total	Change since previous quarter
Quarter ending December 2016	10,049	
Quarter ending March 2017	10,936	↑
Quarter ending June 2017	11,167	↑
Quarter ending September 2017	11,413	↑
Quarter ending December 2017	11,923	↑
Variance since December 2016	18.6%	↑



ACTIVITY

Cumulative percentage of contracted UDA delivered 2017 & 2018



Month	Adjusted Scheduled Activity (UDA)	
	2017	2018
April	1,262	-61
May	2,568	1,303
June	5,518	3,030
July	8,434	6,350
August	12,133	9,783
September	14,482	12,234
October	17,001	17,313
November	20,913	21,323
December	23,544	24,974
January	24,514	
February	26,348	
March	31,416	
April	34,782	
May	35,098	
June	35,163	

QUALITY

	Quantity	Base Number	Contract	AT	Region	England
% of FP17s for the same patient ID Re-attending within 3 months - Children	300	3,218	9.3%	13.6%	12.9%	12.0%
% of FP17s for the same patient ID Re-attending within 3 months - Adults	1,854	11,402	16.3%	16.2%	16.5%	15.9%
% of FP17s for the same patient ID Re-attending between 3 & 9 months - Children	1,909	3,218	59.3%	57.7%	59.6%	58.0%
% of FP17s for the same patient ID Re-attending between 3 & 9 months - Adults	6,022	11,402	52.8%	51.2%	52.8%	50.5%
% of FP17s for Band 1 Urgent Courses	1,052	12,613	8.3%	10.7%	9.1%	9.0%
% of FP17s Relating to Free Repair or Replacements	86	12,613	0.7%	0.9%	1.0%	0.8%
% of FP17s Relating to Continuations	62	12,613	0.5%	1.1%	1.2%	1.1%
% of Patients satisfied with the dentistry they have received	8	11	72.7%	91.3%	91.6%	91.5%
% of Patients satisfied with the time they had to wait for an appointment	11	11	100.0%	87.7%	88.3%	87.9%

* This is based on patients treated on this contract for their most recent course of treatment. Figures in italics indicate the base number of FP17s or Patient Questionnaire responses are less than 100. N/A is shown where the base number of responses is less than 10 during the period. % is calculated as Quantity/Base number*100

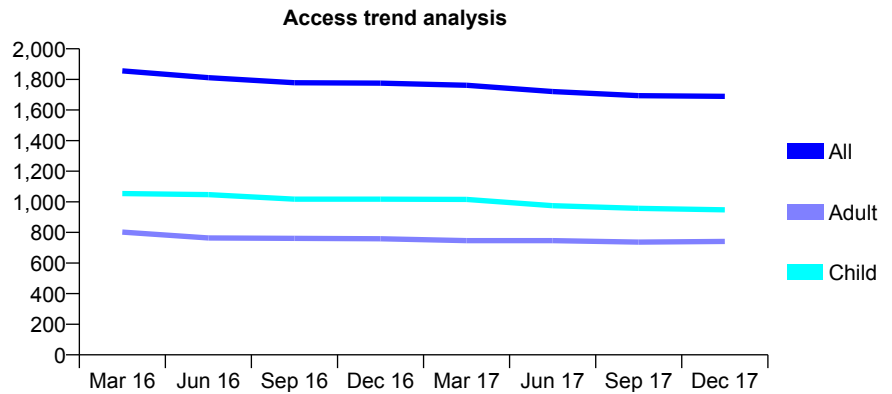
Q47 - Vital Signs At a Glance Contract Report for 161470/0001 - December 2017

Name or company name	Cottage Dental Practice
Contract type name	GDS Contract
Purpose of contract	General
Contract start date	01/01/2011
Contract end date	

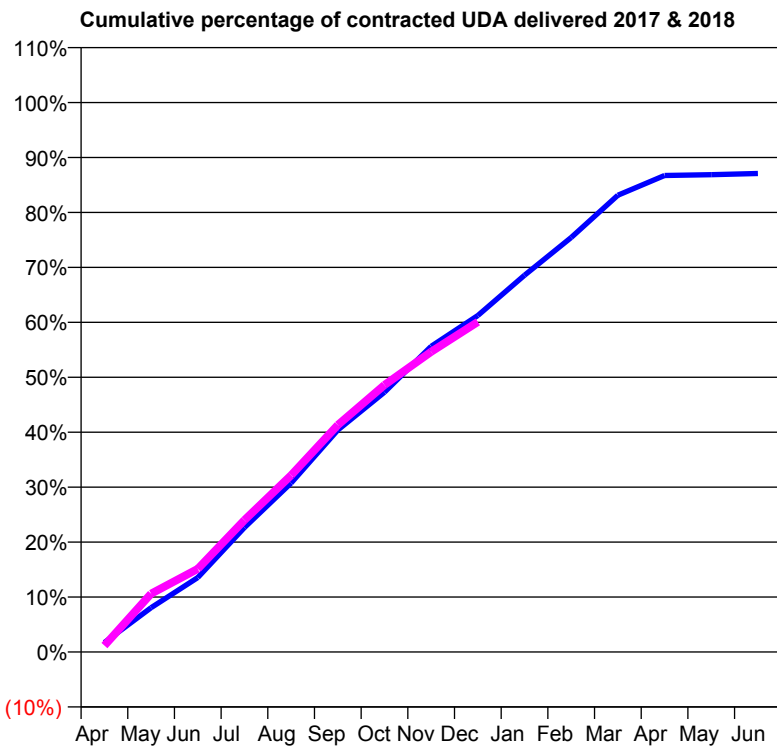
17/18 Contracted general activity (UDA)	5,004
Carry forward general activity (UDA)	0
17/18 Contracted orthodontic activity (UOA)	0
Carry forward orthodontic activity (UOA)	0
Baseline contract value	£147,474.28

ACCESS*

Patients seen in 24 months	Total	Change since previous quarter
Quarter ending December 2016	1,776	
Quarter ending March 2017	1,762	→
Quarter ending June 2017	1,721	↓
Quarter ending September 2017	1,694	↓
Quarter ending December 2017	1,689	→
Variance since December 2016	(4.9%)	↓



ACTIVITY



Month	Adjusted Scheduled Activity (UDA)	
	2017	2018
April	86	59
May	404	532
June	678	757
July	1,133	1,202
August	1,539	1,610
September	2,021	2,067
October	2,366	2,432
November	2,784	2,734
December	3,065	3,006
January	3,431	
February	3,774	
March	4,160	
April	4,339	
May	4,347	
June	4,358	

QUALITY

	Quantity	Base Number	Contract	AT	Region	England
% of FP17s for the same patient ID Re-attending within 3 months - Children	304	1,546	19.7%	13.6%	12.9%	12.0%
% of FP17s for the same patient ID Re-attending within 3 months - Adults	101	669	15.1%	16.2%	16.5%	15.9%
% of FP17s for the same patient ID Re-attending between 3 & 9 months - Children	1,008	1,546	65.2%	57.7%	59.6%	58.0%
% of FP17s for the same patient ID Re-attending between 3 & 9 months - Adults	410	669	61.3%	51.2%	52.8%	50.5%
% of FP17s for Band 1 Urgent Courses	96	2,061	4.7%	10.7%	9.1%	9.0%
% of FP17s Relating to Free Repair or Replacements	6	2,061	0.3%	0.9%	1.0%	0.8%
% of FP17s Relating to Continuations	9	2,061	0.4%	1.1%	1.2%	1.1%
% of Patients satisfied with the dentistry they have received	1	1	N/A	91.3%	91.6%	91.5%
% of Patients satisfied with the time they had to wait for an appointment	1	1	N/A	87.7%	88.3%	87.9%

* This is based on patients treated on this contract for their most recent course of treatment. Figures in italics indicate the base number of FP17s or Patient Questionnaire responses are less than 100. N/A is shown where the base number of responses is less than 10 during the period. % is calculated as Quantity/Base number*100

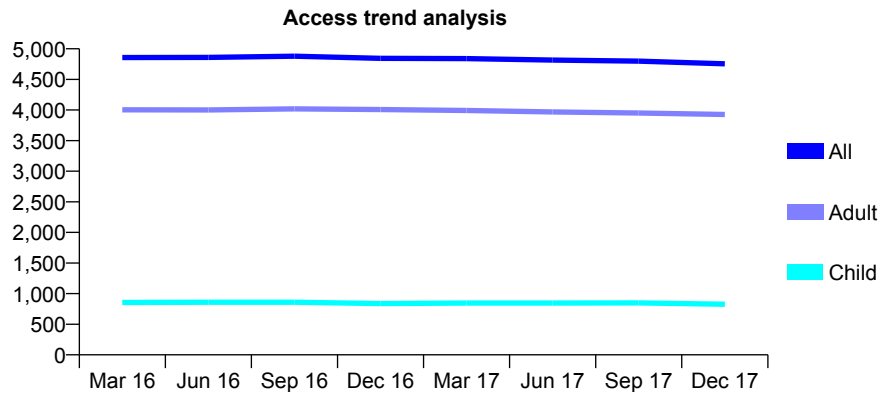
Q47 - Vital Signs At a Glance Contract Report for 164143/0001 - December 2017

Name or company name	Warner Dental Practice Partnership
Contract type name	GDS Contract
Purpose of contract	General
Contract start date	01/08/2013
Contract end date	

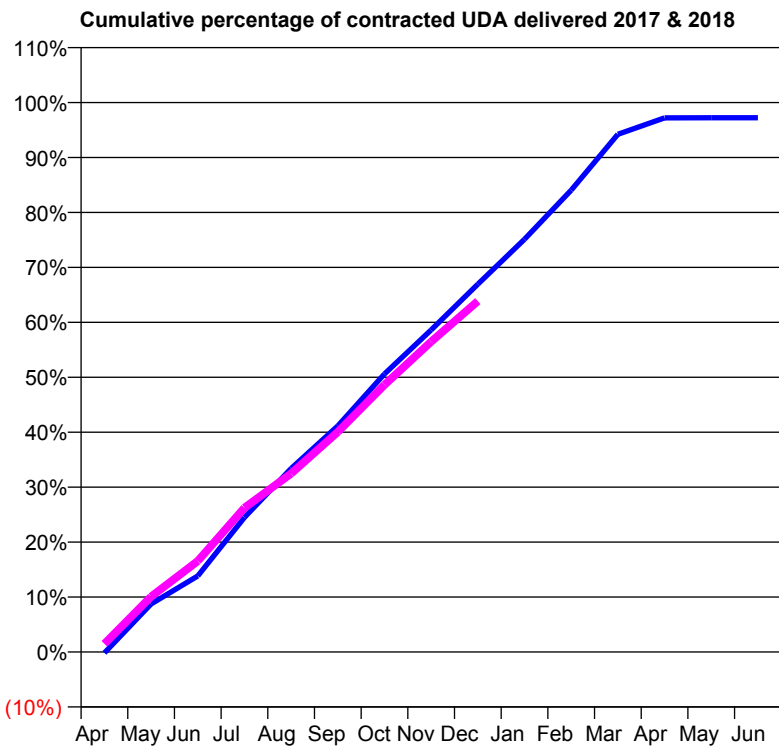
17/18 Contracted general activity (UDA)	15,296
Carry forward general activity (UDA)	426
17/18 Contracted orthodontic activity (UOA)	0
Carry forward orthodontic activity (UOA)	0
Baseline contract value	£405,349.94

ACCESS*

Patients seen in 24 months	Total	Change since previous quarter
Quarter ending December 2016	4,844	
Quarter ending March 2017	4,839	→
Quarter ending June 2017	4,815	→
Quarter ending September 2017	4,799	→
Quarter ending December 2017	4,755	→
Variance since December 2016	(1.8%)	↓



ACTIVITY



Month	Adjusted Scheduled Activity (UDA)	
	2017	2018
April	-29	227
May	1,339	1,544
June	2,116	2,533
July	3,747	4,014
August	5,110	4,967
September	6,294	6,126
October	7,743	7,438
November	8,967	8,638
December	10,238	9,769
January	11,491	
February	12,857	
March	14,412	
April	14,868	
May	14,870	
June	14,870	

QUALITY

	Quantity	Base Number	Contract	AT	Region	England
% of FP17s for the same patient ID Re-attending within 3 months - Children	31	901	3.4%	13.6%	12.9%	12.0%
% of FP17s for the same patient ID Re-attending within 3 months - Adults	535	4,167	12.8%	16.2%	16.5%	15.9%
% of FP17s for the same patient ID Re-attending between 3 & 9 months - Children	471	901	52.3%	57.7%	59.6%	58.0%
% of FP17s for the same patient ID Re-attending between 3 & 9 months - Adults	1,953	4,167	46.9%	51.2%	52.8%	50.5%
% of FP17s for Band 1 Urgent Courses	321	4,875	6.6%	10.7%	9.1%	9.0%
% of FP17s Relating to Free Repair or Replacements	43	4,875	0.9%	0.9%	1.0%	0.8%
% of FP17s Relating to Continuations	69	4,875	1.4%	1.1%	1.2%	1.1%
% of Patients satisfied with the dentistry they have received	8	9	N/A	91.3%	91.6%	91.5%
% of Patients satisfied with the time they had to wait for an appointment	7	9	N/A	87.7%	88.3%	87.9%

* This is based on patients treated on this contract for their most recent course of treatment. Figures in italics indicate the base number of FP17s or Patient Questionnaire responses are less than 100. N/A is shown where the base number of responses is less than 10 during the period. % is calculated as Quantity/Base number*100

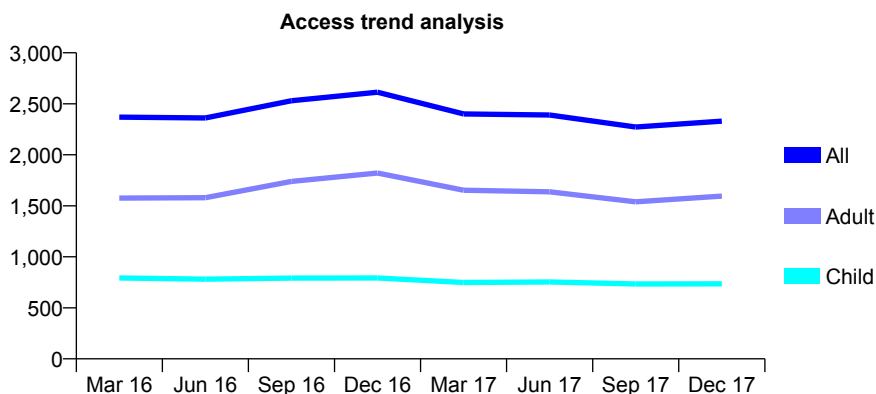
Q47 - Vital Signs At a Glance Contract Report for 166537/0001 - December 2017

Name or company name	Shaw and Dhariwal - Rishton Dental Centre
Contract type name	GDS Contract
Purpose of contract	General and Orthodontic
Contract start date	01/08/2010
Contract end date	

17/18 Contracted general activity (UDA)	6,200
Carry forward general activity (UDA)	152
17/18 Contracted orthodontic activity (UOA)	146
Carry forward orthodontic activity (UOA)	0
Baseline contract value	£202,790.93

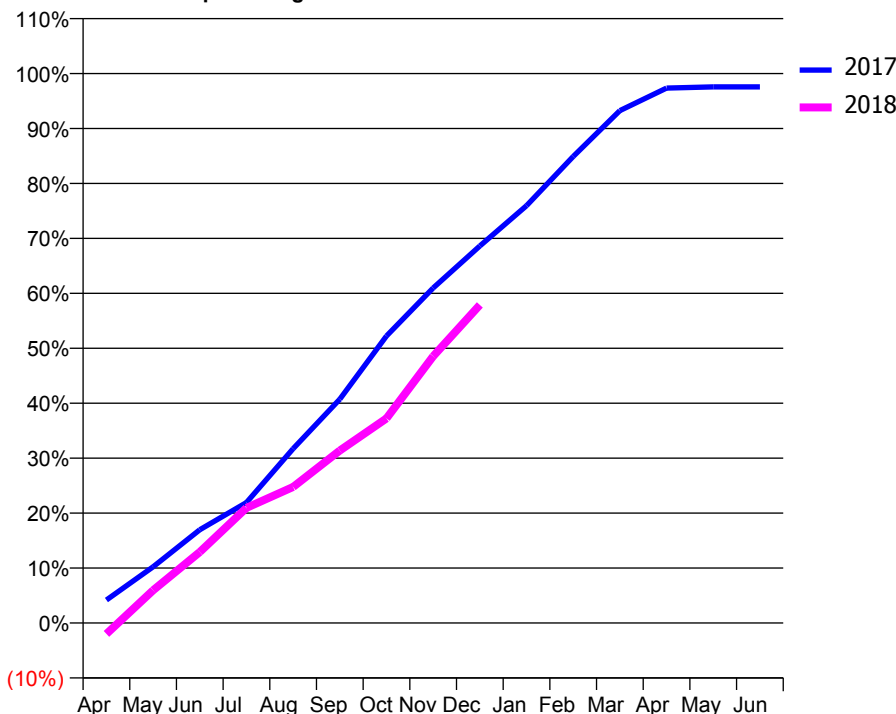
ACCESS*

Patients seen in 24 months	Total	Change since previous quarter
Quarter ending December 2016	2,614	
Quarter ending March 2017	2,401	↓
Quarter ending June 2017	2,390	→
Quarter ending September 2017	2,273	↓
Quarter ending December 2017	2,330	↑
Variance since December 2016	(10.9%)	↓



ACTIVITY

Cumulative percentage of contracted UDA delivered 2017 & 2018



Month	Adjusted Scheduled Activity (UDA)	
	2017	2018
April	260	-124
May	634	370
June	1,052	801
July	1,360	1,299
August	1,967	1,535
September	2,526	1,946
October	3,238	2,309
November	3,781	3,010
December	4,254	3,590
January	4,708	
February	5,263	
March	5,781	
April	6,035	
May	6,050	
June	6,048	

QUALITY

	Quantity	Base Number	Contract	AT	Region	England
% of FP17s for the same patient ID Re-attending within 3 months - Children	32	776	4.1%	13.6%	12.9%	12.0%
% of FP17s for the same patient ID Re-attending within 3 months - Adults	106	1,117	9.5%	16.2%	16.5%	15.9%
% of FP17s for the same patient ID Re-attending between 3 & 9 months - Children	418	776	53.9%	57.7%	59.6%	58.0%
% of FP17s for the same patient ID Re-attending between 3 & 9 months - Adults	467	1,117	41.8%	51.2%	52.8%	50.5%
% of FP17s for Band 1 Urgent Courses	143	1,746	8.2%	10.7%	9.1%	9.0%
% of FP17s Relating to Free Repair or Replacements	5	1,746	0.3%	0.9%	1.0%	0.8%
% of FP17s Relating to Continuations	3	1,746	0.2%	1.1%	1.2%	1.1%
% of Patients satisfied with the dentistry they have received	2	2	N/A	91.3%	91.6%	91.5%
% of Patients satisfied with the time they had to wait for an appointment	2	2	N/A	87.7%	88.3%	87.9%

* This is based on patients treated on this contract for their most recent course of treatment. Figures in italics indicate the base number of FP17s or Patient Questionnaire responses are less than 100. N/A is shown where the base number of responses is less than 10 during the period. % is calculated as Quantity/Base number*100

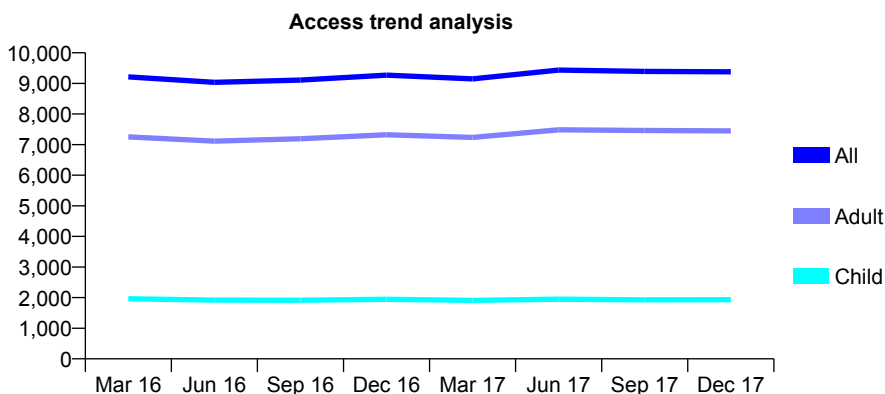
Q47 - Vital Signs At a Glance Contract Report for 167339/0001 - December 2017

Name or company name	St Annes Dental Clinic Ltd
Contract type name	GDS Contract
Purpose of contract	General
Contract start date	06/04/2013
Contract end date	

17/18 Contracted general activity (UDA)	27,421
Carry forward general activity (UDA)	-445
17/18 Contracted orthodontic activity (UOA)	0
Carry forward orthodontic activity (UOA)	0
Baseline contract value	£875,950.02

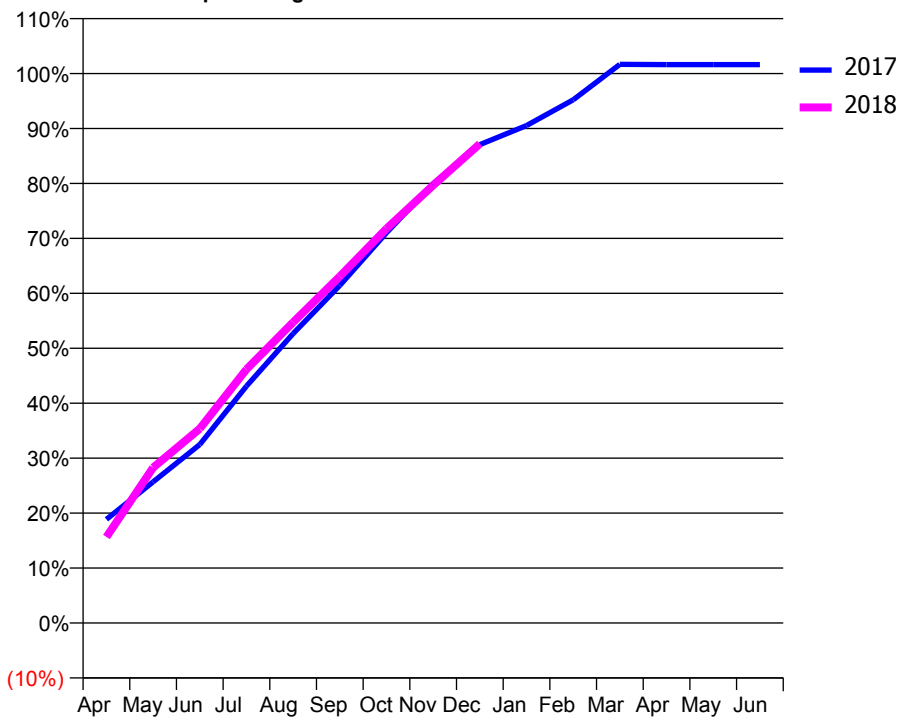
ACCESS*

Patients seen in 24 months	Total	Change since previous quarter
Quarter ending December 2016	9,268	
Quarter ending March 2017	9,148	↓
Quarter ending June 2017	9,434	↑
Quarter ending September 2017	9,394	→
Quarter ending December 2017	9,379	→
Variance since December 2016	1.2%	→



ACTIVITY

Cumulative percentage of contracted UDA delivered 2017 & 2018



Month	Adjusted Scheduled Activity (UDA)	
	2017	2018
April	5,175	4,295
May	7,044	7,756
June	8,908	9,700
July	11,822	12,661
August	14,443	15,006
September	16,845	17,299
October	19,471	19,682
November	21,925	21,842
December	23,873	23,914
January	24,823	
February	26,108	
March	27,878	
April	27,863	
May	27,866	
June	27,866	

QUALITY

	Quantity	Base Number	Contract	AT	Region	England
% of FP17s for the same patient ID Re-attending within 3 months - Children	118	2,126	5.6%	13.6%	12.9%	12.0%
% of FP17s for the same patient ID Re-attending within 3 months - Adults	1,209	8,494	14.2%	16.2%	16.5%	15.9%
% of FP17s for the same patient ID Re-attending between 3 & 9 months - Children	1,071	2,126	50.4%	57.7%	59.6%	58.0%
% of FP17s for the same patient ID Re-attending between 3 & 9 months - Adults	4,435	8,494	52.2%	51.2%	52.8%	50.5%
% of FP17s for Band 1 Urgent Courses	713	10,624	6.7%	10.7%	9.1%	9.0%
% of FP17s Relating to Free Repair or Replacements	63	10,624	0.6%	0.9%	1.0%	0.8%
% of FP17s Relating to Continuations	109	10,624	1.0%	1.1%	1.2%	1.1%
% of Patients satisfied with the dentistry they have received	19	19	100.0%	91.3%	91.6%	91.5%
% of Patients satisfied with the time they had to wait for an appointment	18	19	94.7%	87.7%	88.3%	87.9%

* This is based on patients treated on this contract for their most recent course of treatment. Figures in italics indicate the base number of FP17s or Patient Questionnaire responses are less than 100. N/A is shown where the base number of responses is less than 10 during the period. % is calculated as Quantity/Base number*100

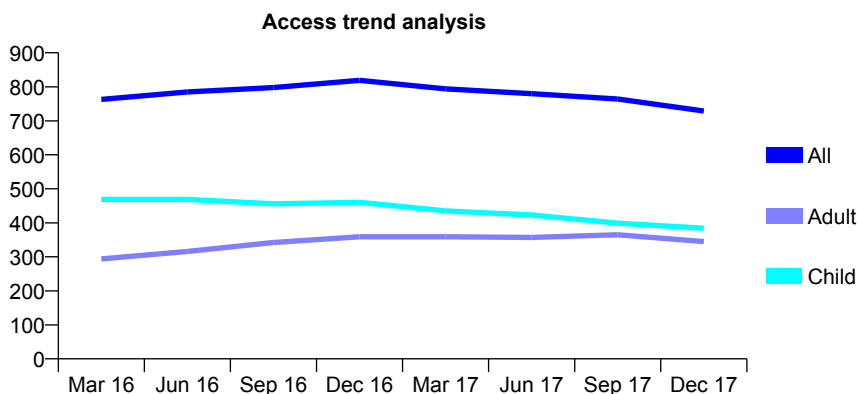
Q47 - Vital Signs At a Glance Contract Report for 167711/0001 - December 2017

Name or company name	Bridge Dental Practice
Contract type name	GDS Contract
Purpose of contract	General and Orthodontic
Contract start date	01/09/2014
Contract end date	

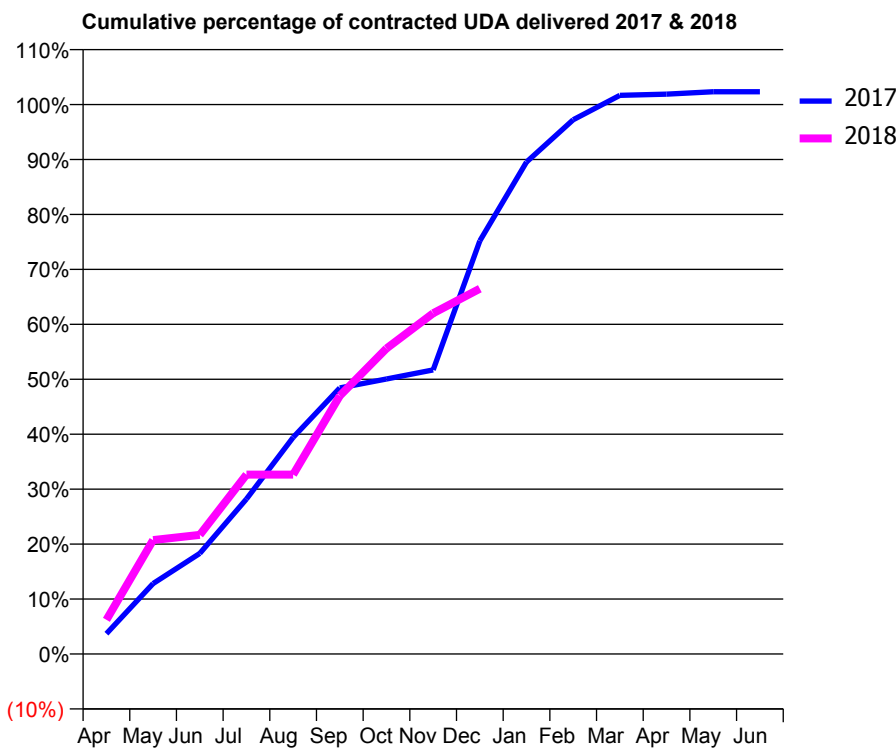
17/18 Contracted general activity (UDA)	2,000
Carry forward general activity (UDA)	0
17/18 Contracted orthodontic activity (UOA)	617
Carry forward orthodontic activity (UOA)	0
Baseline contract value	£81,809.31

ACCESS*

Patients seen in 24 months	Total	Change since previous quarter
Quarter ending December 2016	819	
Quarter ending March 2017	794	↓
Quarter ending June 2017	780	↓
Quarter ending September 2017	764	↓
Quarter ending December 2017	729	↓
Variance since December 2016	(11.0%)	↓



ACTIVITY



Month	Adjusted Scheduled Activity (UDA)	
	2017	2018
April	74	125
May	257	415
June	366	434
July	564	653
August	788	653
September	969	940
October	1,001	1,112
November	1,034	1,240
December	1,504	1,330
January	1,791	
February	1,945	
March	2,033	
April	2,038	
May	2,047	
June	2,047	

QUALITY

	Quantity	Base Number	Contract	AT	Region	England
% of FP17s for the same patient ID Re-attending within 3 months - Children	83	458	18.1%	13.6%	12.9%	12.0%
% of FP17s for the same patient ID Re-attending within 3 months - Adults	89	346	25.7%	16.2%	16.5%	15.9%
% of FP17s for the same patient ID Re-attending between 3 & 9 months - Children	170	458	37.1%	57.7%	59.6%	58.0%
% of FP17s for the same patient ID Re-attending between 3 & 9 months - Adults	130	346	37.6%	51.2%	52.8%	50.5%
% of FP17s for Band 1 Urgent Courses	111	712	15.6%	10.7%	9.1%	9.0%
% of FP17s Relating to Free Repair or Replacements	0	712	0.0%	0.9%	1.0%	0.8%
% of FP17s Relating to Continuations	0	712	0.0%	1.1%	1.2%	1.1%
% of Patients satisfied with the dentistry they have received	0	1	N/A	91.3%	91.6%	91.5%
% of Patients satisfied with the time they had to wait for an appointment	1	1	N/A	87.7%	88.3%	87.9%

* This is based on patients treated on this contract for their most recent course of treatment. Figures in italics indicate the base number of FP17s or Patient Questionnaire responses are less than 100. N/A is shown where the base number of responses is less than 10 during the period. % is calculated as Quantity/Base number*100

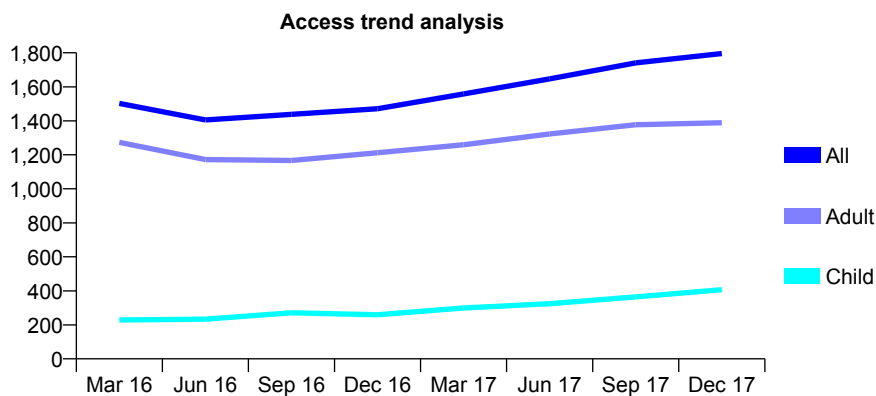
Q47 - Vital Signs At a Glance Contract Report for 168416/0001 - December 2017

Name or company name	Dr Suresh Balasubramniam and Katherine
Contract type name	GDS Contract
Purpose of contract	General
Contract start date	01/04/2013
Contract end date	

17/18 Contracted general activity (UDA)	5,750
Carry forward general activity (UDA)	-115
17/18 Contracted orthodontic activity (UOA)	0
Carry forward orthodontic activity (UOA)	0
Baseline contract value	£187,484.54

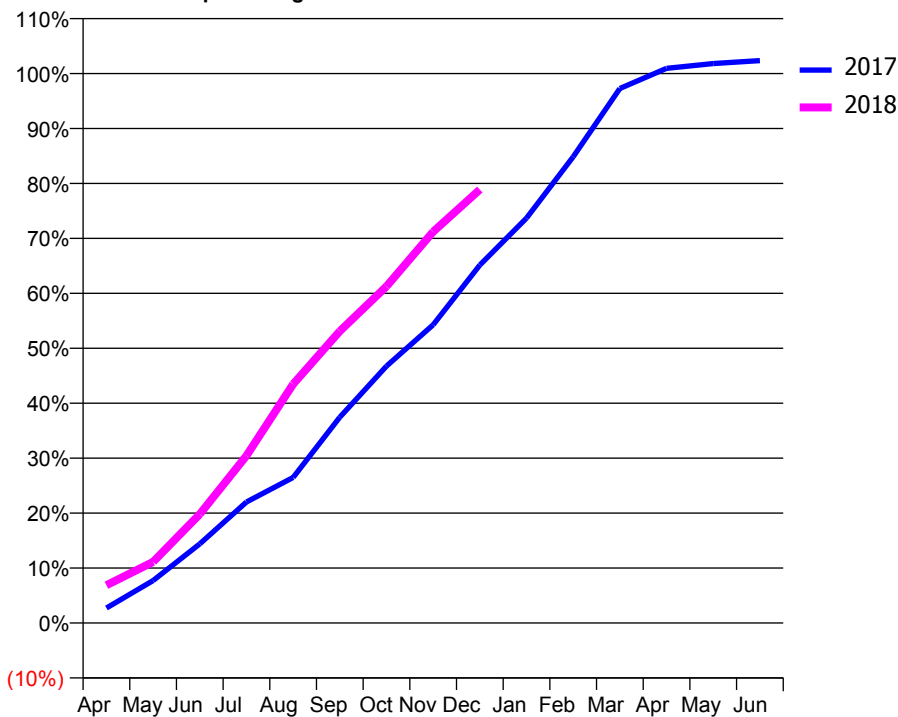
ACCESS*

Patients seen in 24 months	Total	Change since previous quarter
Quarter ending December 2016	1,471	
Quarter ending March 2017	1,558	↑
Quarter ending June 2017	1,647	↑
Quarter ending September 2017	1,741	↑
Quarter ending December 2017	1,796	↑
Variance since December 2016	22.1%	↑



ACTIVITY

Cumulative percentage of contracted UDA delivered 2017 & 2018



Month	Adjusted Scheduled Activity (UDA)	
	2017	2018
April	157	396
May	444	640
June	828	1,140
July	1,266	1,750
August	1,523	2,499
September	2,153	3,053
October	2,689	3,522
November	3,120	4,095
December	3,745	4,535
January	4,237	
February	4,879	
March	5,594	
April	5,804	
May	5,854	
June	5,885	

QUALITY

	Quantity	Base Number	Contract	AT	Region	England
% of FP17s for the same patient ID Re-attending within 3 months - Children	53	552	9.6%	13.6%	12.9%	12.0%
% of FP17s for the same patient ID Re-attending within 3 months - Adults	192	1,450	13.2%	16.2%	16.5%	15.9%
% of FP17s for the same patient ID Re-attending between 3 & 9 months - Children	259	552	46.9%	57.7%	59.6%	58.0%
% of FP17s for the same patient ID Re-attending between 3 & 9 months - Adults	685	1,450	47.2%	51.2%	52.8%	50.5%
% of FP17s for Band 1 Urgent Courses	160	1,881	8.5%	10.7%	9.1%	9.0%
% of FP17s Relating to Free Repair or Replacements	20	1,881	1.1%	0.9%	1.0%	0.8%
% of FP17s Relating to Continuations	40	1,881	2.1%	1.1%	1.2%	1.1%
% of Patients satisfied with the dentistry they have received	3	4	N/A	91.3%	91.6%	91.5%
% of Patients satisfied with the time they had to wait for an appointment	4	4	N/A	87.7%	88.3%	87.9%

* This is based on patients treated on this contract for their most recent course of treatment. Figures in italics indicate the base number of FP17s or Patient Questionnaire responses are less than 100. N/A is shown where the base number of responses is less than 10 during the period. % is calculated as Quantity/Base number*100

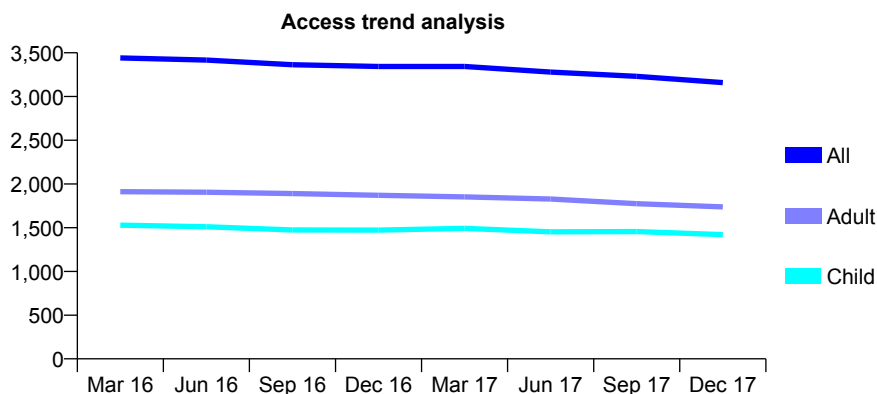
Q47 - Vital Signs At a Glance Contract Report for 168467/0001 - December 2017

Name or company name	Schofield & Pickup
Contract type name	GDS Contract
Purpose of contract	General
Contract start date	22/10/2012
Contract end date	

17/18 Contracted general activity (UDA)	9,500
Carry forward general activity (UDA)	0
17/18 Contracted orthodontic activity (UOA)	0
Carry forward orthodontic activity (UOA)	0
Baseline contract value	£256,407.10

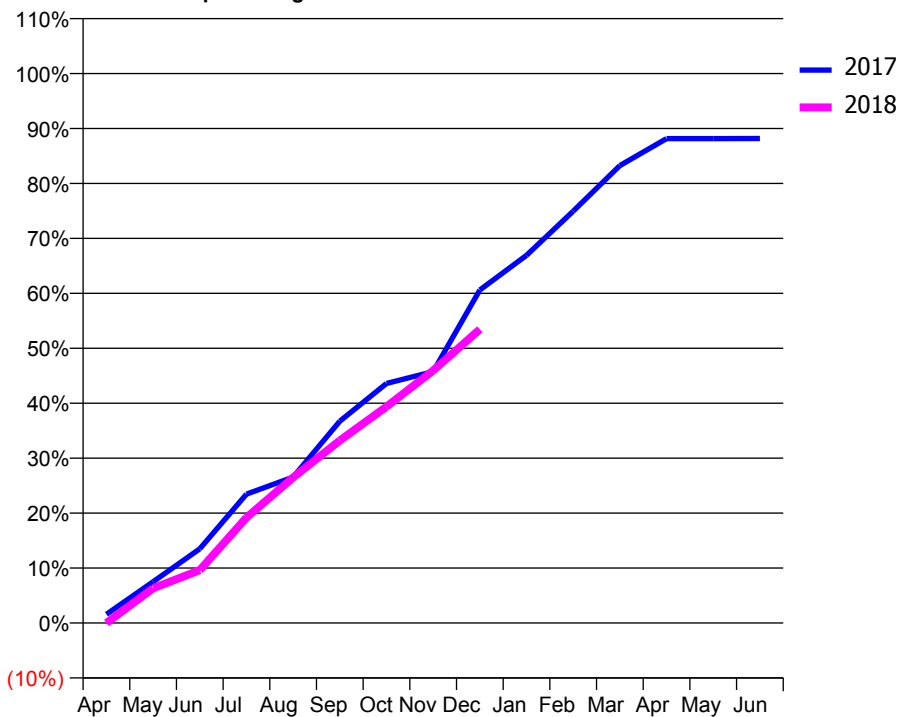
ACCESS*

Patients seen in 24 months	Total	Change since previous quarter
Quarter ending December 2016	3,343	
Quarter ending March 2017	3,344	→
Quarter ending June 2017	3,280	↓
Quarter ending September 2017	3,231	↓
Quarter ending December 2017	3,159	↓
Variance since December 2016	(5.5%)	↓



ACTIVITY

Cumulative percentage of contracted UDA delivered 2017 & 2018



Month	Adjusted Scheduled Activity (UDA)	
	2017	2018
April	151	0
May	713	600
June	1,284	913
July	2,227	1,822
August	2,524	2,516
September	3,489	3,155
October	4,143	3,740
November	4,346	4,364
December	5,759	5,077
January	6,357	
February	7,120	
March	7,908	
April	8,375	
May	8,375	
June	8,376	

QUALITY

	Quantity	Base Number	Contract	AT	Region	England
% of FP17s for the same patient ID Re-attending within 3 months - Children	177	1,778	10.0%	13.6%	12.9%	12.0%
% of FP17s for the same patient ID Re-attending within 3 months - Adults	206	1,623	12.7%	16.2%	16.5%	15.9%
% of FP17s for the same patient ID Re-attending between 3 & 9 months - Children	1,216	1,778	68.4%	57.7%	59.6%	58.0%
% of FP17s for the same patient ID Re-attending between 3 & 9 months - Adults	1,087	1,623	67.0%	51.2%	52.8%	50.5%
% of FP17s for Band 1 Urgent Courses	180	3,121	5.8%	10.7%	9.1%	9.0%
% of FP17s Relating to Free Repair or Replacements	18	3,121	0.6%	0.9%	1.0%	0.8%
% of FP17s Relating to Continuations	43	3,121	1.4%	1.1%	1.2%	1.1%
% of Patients satisfied with the dentistry they have received	5	5	N/A	91.3%	91.6%	91.5%
% of Patients satisfied with the time they had to wait for an appointment	5	5	N/A	87.7%	88.3%	87.9%

* This is based on patients treated on this contract for their most recent course of treatment. Figures in italics indicate the base number of FP17s or Patient Questionnaire responses are less than 100. N/A is shown where the base number of responses is less than 10 during the period. % is calculated as Quantity/Base number*100

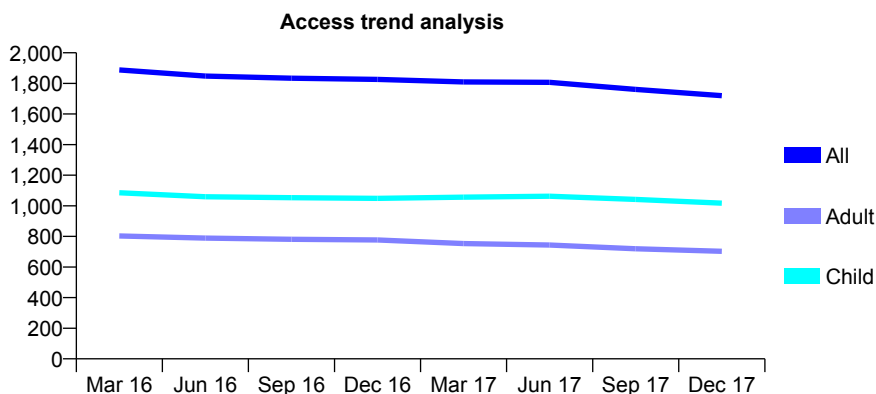
Q47 - Vital Signs At a Glance Contract Report for 171859/0004 - December 2017

Name or company name	Oak Dental Care Limited
Contract type name	GDS Contract
Purpose of contract	General and Orthodontic
Contract start date	01/04/2009
Contract end date	

17/18 Contracted general activity (UDA)	4,600
Carry forward general activity (UDA)	-92
17/18 Contracted orthodontic activity (UOA)	1,000
Carry forward orthodontic activity (UOA)	-20
Baseline contract value	£202,004.36

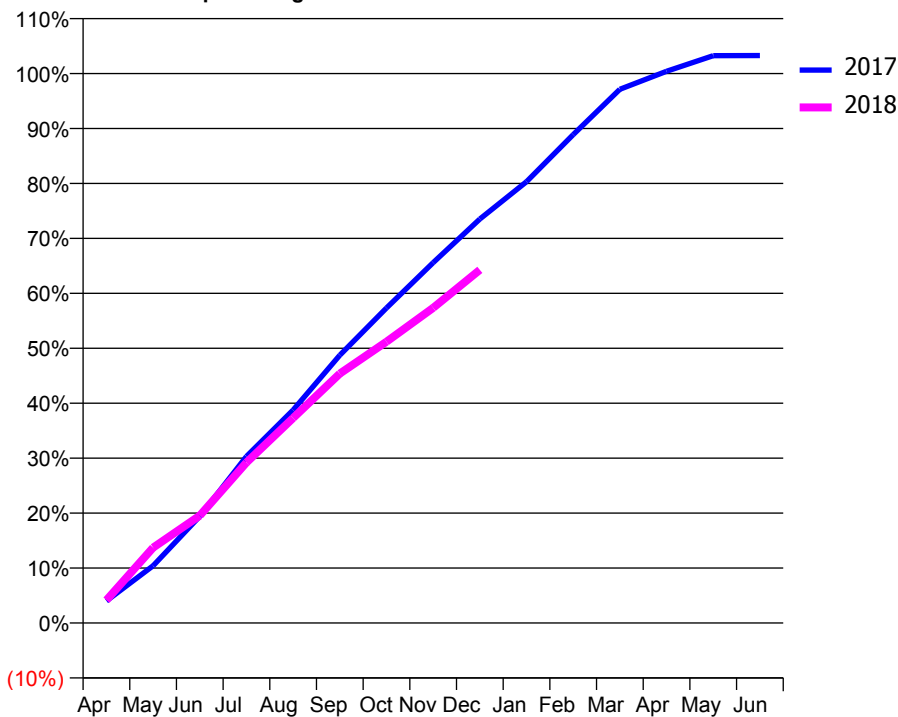
ACCESS*

Patients seen in 24 months	Total	Change since previous quarter
Quarter ending December 2016	1,826	
Quarter ending March 2017	1,810	→
Quarter ending June 2017	1,807	→
Quarter ending September 2017	1,761	↓
Quarter ending December 2017	1,720	↓
Variance since December 2016	(5.8%)	↓



ACTIVITY

Cumulative percentage of contracted UDA delivered 2017 & 2018



Adjusted Scheduled Activity (UDA)

Month	2017	2018
April	185	191
May	479	631
June	894	899
July	1,395	1,343
August	1,783	1,716
September	2,242	2,088
October	2,637	2,355
November	3,016	2,638
December	3,382	2,957
January	3,694	
February	4,089	
March	4,468	
April	4,619	
May	4,749	
June	4,750	

QUALITY

	Quantity	Base Number	Contract	AT	Region	England
% of FP17s for the same patient ID Re-attending within 3 months - Children	71	994	7.1%	13.6%	12.9%	12.0%
% of FP17s for the same patient ID Re-attending within 3 months - Adults	106	514	20.6%	16.2%	16.5%	15.9%
% of FP17s for the same patient ID Re-attending between 3 & 9 months - Children	550	994	55.3%	57.7%	59.6%	58.0%
% of FP17s for the same patient ID Re-attending between 3 & 9 months - Adults	212	514	41.2%	51.2%	52.8%	50.5%
% of FP17s for Band 1 Urgent Courses	89	1,355	6.6%	10.7%	9.1%	9.0%
% of FP17s Relating to Free Repair or Replacements	1	1,355	0.1%	0.9%	1.0%	0.8%
% of FP17s Relating to Continuations	13	1,355	1.0%	1.1%	1.2%	1.1%
% of Patients satisfied with the dentistry they have received	2	2	N/A	91.3%	91.6%	91.5%
% of Patients satisfied with the time they had to wait for an appointment	1	2	N/A	87.7%	88.3%	87.9%

* This is based on patients treated on this contract for their most recent course of treatment. Figures in italics indicate the base number of FP17s or Patient Questionnaire responses are less than 100. N/A is shown where the base number of responses is less than 10 during the period. % is calculated as Quantity/Base number*100

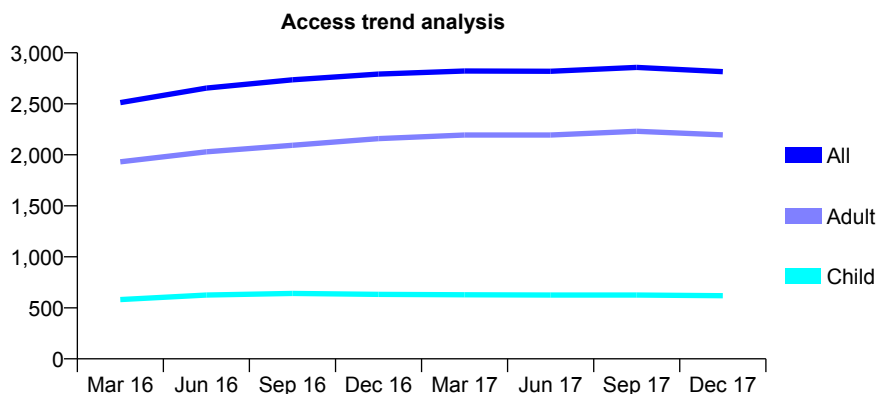
Q47 - Vital Signs At a Glance Contract Report for 175161/0001 - December 2017

Name or company name	Arena Dental Care Partnership
Contract type name	GDS Contract
Purpose of contract	General
Contract start date	01/04/2015
Contract end date	

17/18 Contracted general activity (UDA)	10,034
Carry forward general activity (UDA)	0
17/18 Contracted orthodontic activity (UOA)	0
Carry forward orthodontic activity (UOA)	0
Baseline contract value	£247,288.56

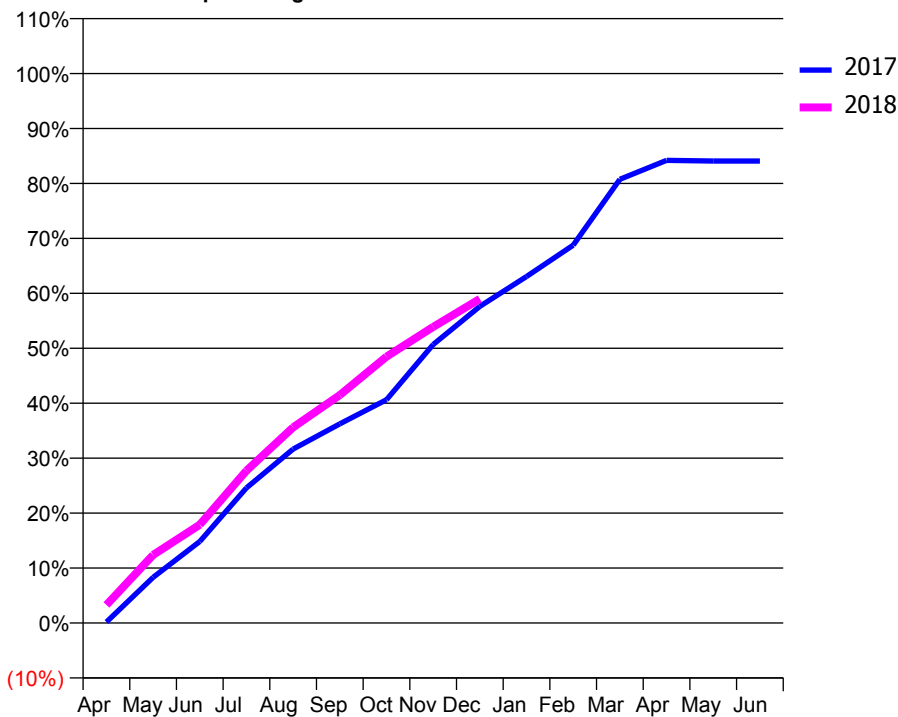
ACCESS*

Patients seen in 24 months	Total	Change since previous quarter
Quarter ending December 2016	2,791	
Quarter ending March 2017	2,822	→
Quarter ending June 2017	2,819	→
Quarter ending September 2017	2,857	→
Quarter ending December 2017	2,815	↓
Variance since December 2016	0.9%	→



ACTIVITY

Cumulative percentage of contracted UDA delivered 2017 & 2018



Month	Adjusted Scheduled Activity (UDA)	
	2017	2018
April	18	329
May	834	1,242
June	1,489	1,795
July	2,468	2,782
August	3,176	3,574
September	3,637	4,162
October	4,077	4,865
November	5,084	5,407
December	5,782	5,919
January	6,327	
February	6,900	
March	8,103	
April	8,448	
May	8,436	
June	8,436	

QUALITY

	Quantity	Base Number	Contract	AT	Region	England
% of FP17s for the same patient ID Re-attending within 3 months - Children	69	673	10.3%	13.6%	12.9%	12.0%
% of FP17s for the same patient ID Re-attending within 3 months - Adults	493	2,371	20.8%	16.2%	16.5%	15.9%
% of FP17s for the same patient ID Re-attending between 3 & 9 months - Children	401	673	59.6%	57.7%	59.6%	58.0%
% of FP17s for the same patient ID Re-attending between 3 & 9 months - Adults	1,285	2,371	54.2%	51.2%	52.8%	50.5%
% of FP17s for Band 1 Urgent Courses	174	2,858	6.1%	10.7%	9.1%	9.0%
% of FP17s Relating to Free Repair or Replacements	40	2,858	1.4%	0.9%	1.0%	0.8%
% of FP17s Relating to Continuations	71	2,858	2.5%	1.1%	1.2%	1.1%
% of Patients satisfied with the dentistry they have received	6	8	N/A	91.3%	91.6%	91.5%
% of Patients satisfied with the time they had to wait for an appointment	8	8	N/A	87.7%	88.3%	87.9%

* This is based on patients treated on this contract for their most recent course of treatment. Figures in italics indicate the base number of FP17s or Patient Questionnaire responses are less than 100. N/A is shown where the base number of responses is less than 10 during the period. % is calculated as Quantity/Base number*100

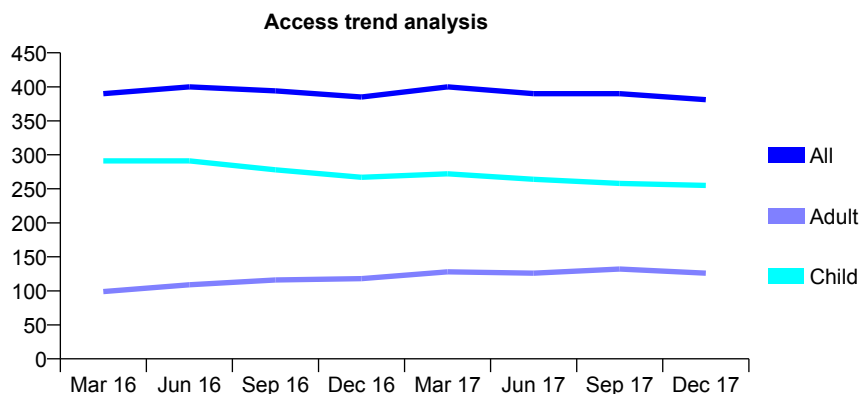
Q47 - Vital Signs At a Glance Contract Report for 176788/0001 - December 2017

Name or company name	Parbold Dental Practice
Contract type name	GDS Contract
Purpose of contract	General
Contract start date	01/04/2012
Contract end date	

17/18 Contracted general activity (UDA)	950
Carry forward general activity (UDA)	-7
17/18 Contracted orthodontic activity (UOA)	0
Carry forward orthodontic activity (UOA)	0
Baseline contract value	£23,882.45

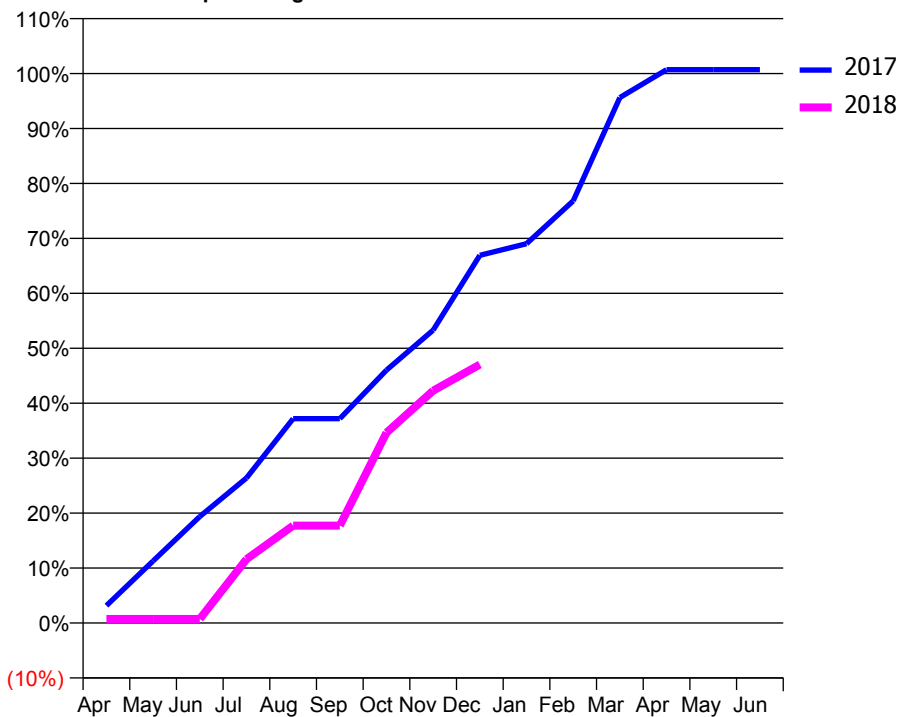
ACCESS*

Patients seen in 24 months	Total	Change since previous quarter
Quarter ending December 2016	385	
Quarter ending March 2017	400	↑
Quarter ending June 2017	390	↓
Quarter ending September 2017	390	→
Quarter ending December 2017	381	↓
Variance since December 2016	(1.0%)	↓



ACTIVITY

Cumulative percentage of contracted UDA delivered 2017 & 2018



Month	Adjusted Scheduled Activity (UDA)	
	2017	2018
April	30	7
May	107	7
June	184	7
July	251	110
August	353	168
September	353	168
October	437	329
November	506	402
December	636	447
January	656	
February	730	
March	908	
April	957	
May	957	
June	957	

QUALITY

	Quantity	Base Number	Contract	AT	Region	England
% of FP17s for the same patient ID Re-attending within 3 months - Children	38	326	11.7%	13.6%	12.9%	12.0%
% of FP17s for the same patient ID Re-attending within 3 months - Adults	5	85	5.9%	16.2%	16.5%	15.9%
% of FP17s for the same patient ID Re-attending between 3 & 9 months - Children	218	326	66.9%	57.7%	59.6%	58.0%
% of FP17s for the same patient ID Re-attending between 3 & 9 months - Adults	39	85	45.9%	51.2%	52.8%	50.5%
% of FP17s for Band 1 Urgent Courses	17	389	4.4%	10.7%	9.1%	9.0%
% of FP17s Relating to Free Repair or Replacements	0	389	0.0%	0.9%	1.0%	0.8%
% of FP17s Relating to Continuations	0	389	0.0%	1.1%	1.2%	1.1%
% of Patients satisfied with the dentistry they have received	0	0	N/A	91.3%	91.6%	91.5%
% of Patients satisfied with the time they had to wait for an appointment	0	0	N/A	87.7%	88.3%	87.9%

* This is based on patients treated on this contract for their most recent course of treatment. Figures in italics indicate the base number of FP17s or Patient Questionnaire responses are less than 100. N/A is shown where the base number of responses is less than 10 during the period. % is calculated as Quantity/Base number*100

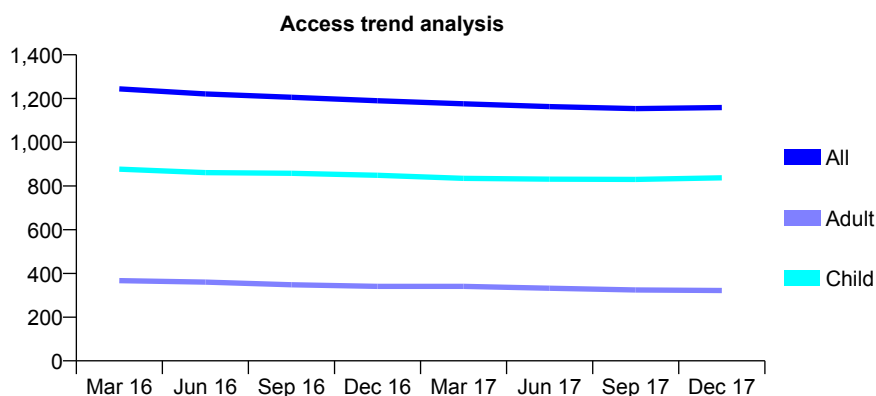
Q47 - Vital Signs At a Glance Contract Report for 177539/0001 - December 2017

Name or company name	Bank View Smile Studios
Contract type name	GDS Contract
Purpose of contract	General
Contract start date	01/02/2010
Contract end date	

17/18 Contracted general activity (UDA)	4,177
Carry forward general activity (UDA)	-7
17/18 Contracted orthodontic activity (UOA)	0
Carry forward orthodontic activity (UOA)	0
Baseline contract value	£99,609.11

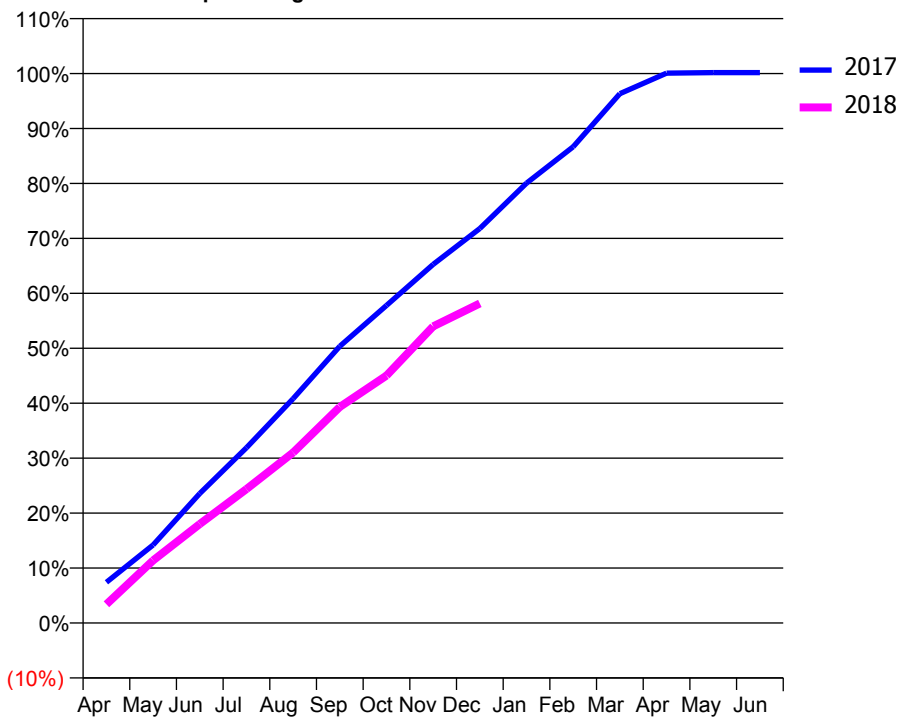
ACCESS*

Patients seen in 24 months	Total	Change since previous quarter
Quarter ending December 2016	1,190	
Quarter ending March 2017	1,176	↓
Quarter ending June 2017	1,163	↓
Quarter ending September 2017	1,154	→
Quarter ending December 2017	1,159	→
Variance since December 2016	(2.6%)	↓



ACTIVITY

Cumulative percentage of contracted UDA delivered 2017 & 2018



Month	Adjusted Scheduled Activity (UDA)	
	2017	2018
April	309	142
May	593	476
June	984	752
July	1,332	1,018
August	1,706	1,296
September	2,104	1,643
October	2,414	1,880
November	2,726	2,254
December	2,999	2,429
January	3,344	
February	3,620	
March	4,024	
April	4,180	
May	4,184	
June	4,184	

QUALITY

	Quantity	Base Number	Contract	AT	Region	England
% of FP17s for the same patient ID Re-attending within 3 months - Children	233	1,274	18.3%	13.6%	12.9%	12.0%
% of FP17s for the same patient ID Re-attending within 3 months - Adults	32	276	11.6%	16.2%	16.5%	15.9%
% of FP17s for the same patient ID Re-attending between 3 & 9 months - Children	819	1,274	64.3%	57.7%	59.6%	58.0%
% of FP17s for the same patient ID Re-attending between 3 & 9 months - Adults	194	276	70.3%	51.2%	52.8%	50.5%
% of FP17s for Band 1 Urgent Courses	57	1,462	3.9%	10.7%	9.1%	9.0%
% of FP17s Relating to Free Repair or Replacements	0	1,462	0.0%	0.9%	1.0%	0.8%
% of FP17s Relating to Continuations	0	1,462	0.0%	1.1%	1.2%	1.1%
% of Patients satisfied with the dentistry they have received	4	5	N/A	91.3%	91.6%	91.5%
% of Patients satisfied with the time they had to wait for an appointment	5	5	N/A	87.7%	88.3%	87.9%

* This is based on patients treated on this contract for their most recent course of treatment. Figures in italics indicate the base number of FP17s or Patient Questionnaire responses are less than 100. N/A is shown where the base number of responses is less than 10 during the period. % is calculated as Quantity/Base number*100

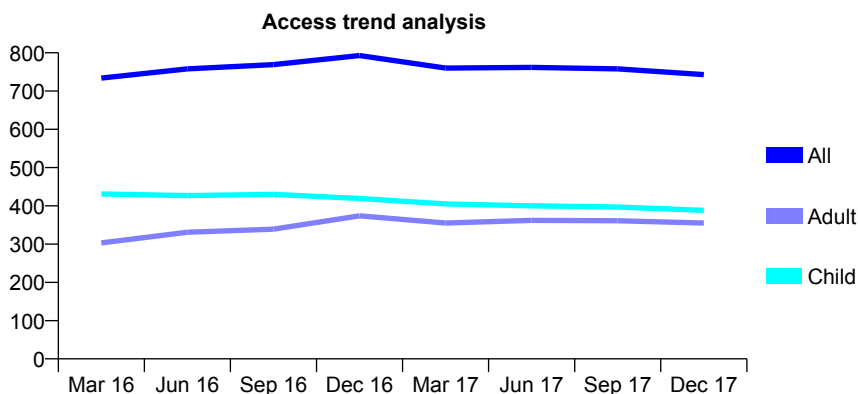
Q47 - Vital Signs At a Glance Contract Report for 181838/0001 - December 2017

Name or company name	Mansion House Dental Practice
Contract type name	GDS Contract
Purpose of contract	General
Contract start date	01/12/2014
Contract end date	

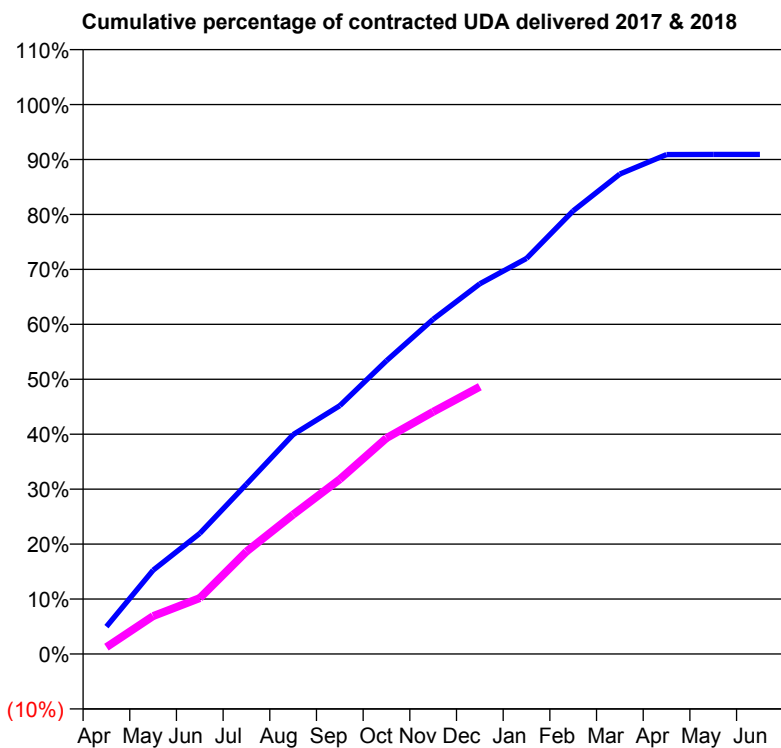
17/18 Contracted general activity (UDA)	2,250
Carry forward general activity (UDA)	0
17/18 Contracted orthodontic activity (UOA)	0
Carry forward orthodontic activity (UOA)	0
Baseline contract value	£63,238.37

ACCESS*

Patients seen in 24 months	Total	Change since previous quarter
Quarter ending December 2016	793	
Quarter ending March 2017	760	↓
Quarter ending June 2017	762	→
Quarter ending September 2017	758	→
Quarter ending December 2017	743	↓
Variance since December 2016	(6.3%)	↓



ACTIVITY



Month	Adjusted Scheduled Activity (UDA)	
	2017	2018
April	112	28
May	343	155
June	494	229
July	696	419
August	899	571
September	1,017	716
October	1,201	884
November	1,371	992
December	1,516	1,094
January	1,620	
February	1,815	
March	1,965	
April	2,045	
May	2,046	
June	2,046	

QUALITY

	Quantity	Base Number	Contract	AT	Region	England
% of FP17s for the same patient ID Re-attending within 3 months - Children	51	507	10.1%	13.6%	12.9%	12.0%
% of FP17s for the same patient ID Re-attending within 3 months - Adults	40	263	15.2%	16.2%	16.5%	15.9%
% of FP17s for the same patient ID Re-attending between 3 & 9 months - Children	327	507	64.5%	57.7%	59.6%	58.0%
% of FP17s for the same patient ID Re-attending between 3 & 9 months - Adults	128	263	48.7%	51.2%	52.8%	50.5%
% of FP17s for Band 1 Urgent Courses	56	730	7.7%	10.7%	9.1%	9.0%
% of FP17s Relating to Free Repair or Replacements	1	730	0.1%	0.9%	1.0%	0.8%
% of FP17s Relating to Continuations	8	730	1.1%	1.1%	1.2%	1.1%
% of Patients satisfied with the dentistry they have received	0	0	N/A	91.3%	91.6%	91.5%
% of Patients satisfied with the time they had to wait for an appointment	0	0	N/A	87.7%	88.3%	87.9%

* This is based on patients treated on this contract for their most recent course of treatment. Figures in italics indicate the base number of FP17s or Patient Questionnaire responses are less than 100. N/A is shown where the base number of responses is less than 10 during the period. % is calculated as Quantity/Base number*100

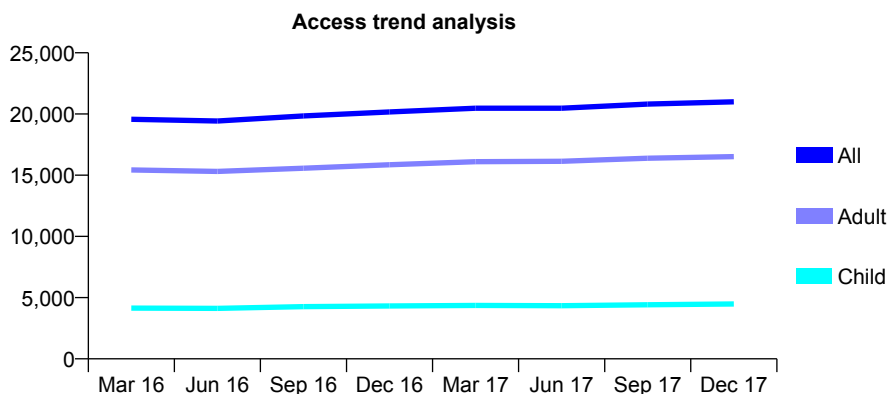
Q47 - Vital Signs At a Glance Contract Report for 182265/0001 - December 2017

Name or company name	King Street Dental Surgery
Contract type name	GDS Contract
Purpose of contract	General
Contract start date	01/04/2009
Contract end date	

17/18 Contracted general activity (UDA)	74,660
Carry forward general activity (UDA)	1,189
17/18 Contracted orthodontic activity (UOA)	0
Carry forward orthodontic activity (UOA)	0
Baseline contract value	£2,158,015.77

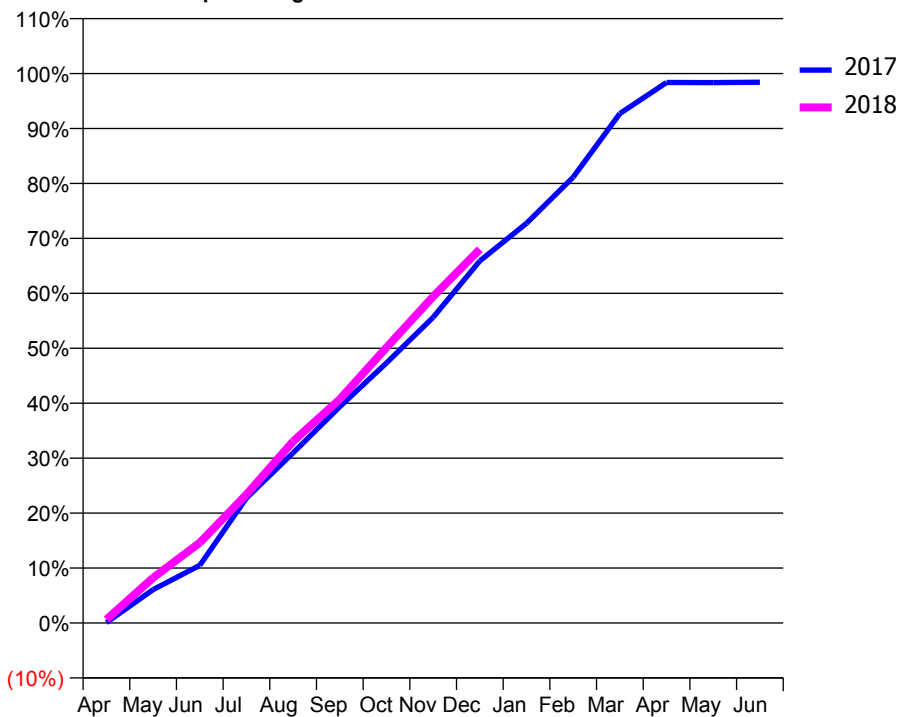
ACCESS*

Patients seen in 24 months	Total	Change since previous quarter
Quarter ending December 2016	20,170	
Quarter ending March 2017	20,470	→
Quarter ending June 2017	20,477	→
Quarter ending September 2017	20,810	→
Quarter ending December 2017	21,002	→
Variance since December 2016	4.1%	↑



ACTIVITY

Cumulative percentage of contracted UDA delivered 2017 & 2018



Month	Adjusted Scheduled Activity (UDA)	
	2017	2018
April	60	477
May	4,530	6,149
June	7,827	10,920
July	16,989	17,468
August	23,131	24,693
September	29,400	30,407
October	35,334	37,438
November	41,529	44,358
December	49,204	50,782
January	54,306	
February	60,571	
March	69,218	
April	73,448	
May	73,421	
June	73,471	

QUALITY

	Quantity	Base Number	Contract	AT	Region	England
% of FP17s for the same patient ID Re-attending within 3 months - Children	355	4,504	7.9%	13.6%	12.9%	12.0%
% of FP17s for the same patient ID Re-attending within 3 months - Adults	2,920	18,273	16.0%	16.2%	16.5%	15.9%
% of FP17s for the same patient ID Re-attending between 3 & 9 months - Children	2,506	4,504	55.6%	57.7%	59.6%	58.0%
% of FP17s for the same patient ID Re-attending between 3 & 9 months - Adults	10,712	18,273	58.6%	51.2%	52.8%	50.5%
% of FP17s for Band 1 Urgent Courses	2,025	21,565	9.4%	10.7%	9.1%	9.0%
% of FP17s Relating to Free Repair or Replacements	346	21,565	1.6%	0.9%	1.0%	0.8%
% of FP17s Relating to Continuations	229	21,565	1.1%	1.1%	1.2%	1.1%
% of Patients satisfied with the dentistry they have received	37	39	94.9%	91.3%	91.6%	91.5%
% of Patients satisfied with the time they had to wait for an appointment	37	39	94.9%	87.7%	88.3%	87.9%

* This is based on patients treated on this contract for their most recent course of treatment. Figures in italics indicate the base number of FP17s or Patient Questionnaire responses are less than 100. N/A is shown where the base number of responses is less than 10 during the period. % is calculated as Quantity/Base number*100

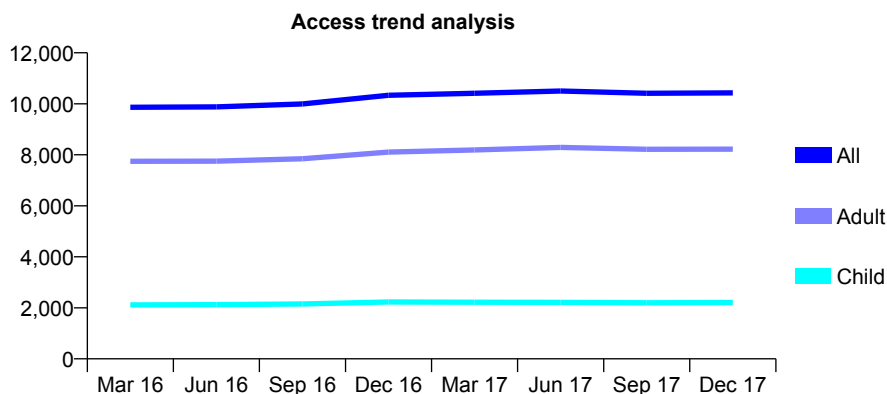
Q47 - Vital Signs At a Glance Contract Report for 183490/0001 - December 2017

Name or company name	MAINSTREAM DENTAL CARE LTD
Contract type name	GDS Contract
Purpose of contract	General
Contract start date	01/04/2010
Contract end date	

17/18 Contracted general activity (UDA)	31,462
Carry forward general activity (UDA)	0
17/18 Contracted orthodontic activity (UOA)	0
Carry forward orthodontic activity (UOA)	0
Baseline contract value	£925,456.55

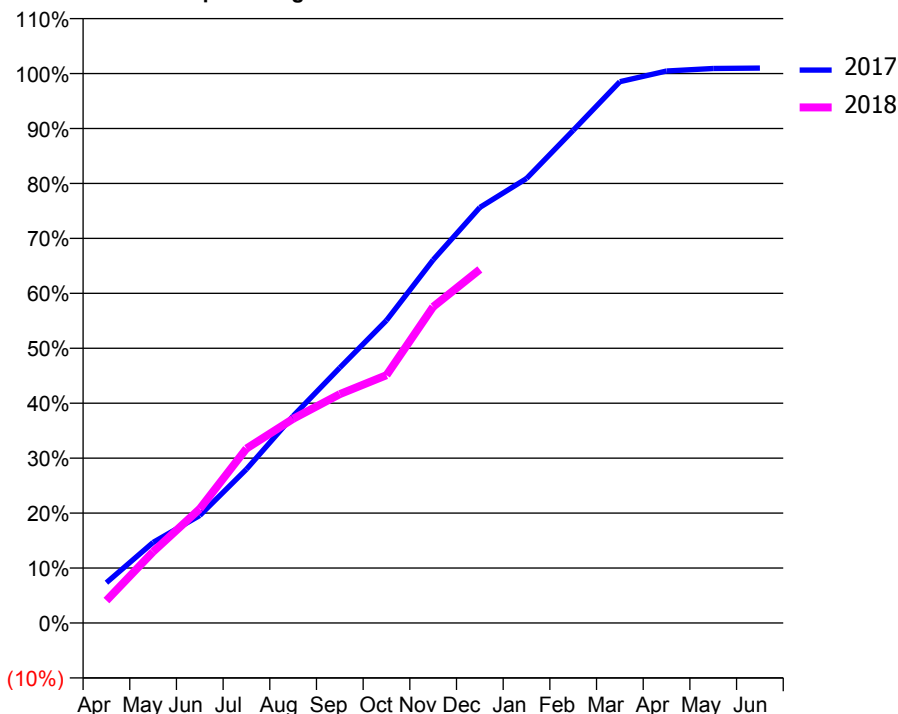
ACCESS*

Patients seen in 24 months	Total	Change since previous quarter
Quarter ending December 2016	10,337	
Quarter ending March 2017	10,413	→
Quarter ending June 2017	10,503	→
Quarter ending September 2017	10,413	→
Quarter ending December 2017	10,430	→
Variance since December 2016	0.9%	→



ACTIVITY

Cumulative percentage of contracted UDA delivered 2017 & 2018



Month	Adjusted Scheduled Activity (UDA)	
	2017	2018
April	2,312	1,288
May	4,619	4,080
June	6,157	6,540
July	8,810	9,992
August	11,853	11,697
September	14,620	13,104
October	17,327	14,191
November	20,796	18,104
December	23,795	20,243
January	25,454	
February	28,207	
March	30,995	
April	31,603	
May	31,748	
June	31,775	

QUALITY

	Quantity	Base Number	Contract	AT	Region	England
% of FP17s for the same patient ID Re-attending within 3 months - Children	169	2,431	7.0%	13.6%	12.9%	12.0%
% of FP17s for the same patient ID Re-attending within 3 months - Adults	1,137	8,432	13.5%	16.2%	16.5%	15.9%
% of FP17s for the same patient ID Re-attending between 3 & 9 months - Children	1,531	2,431	63.0%	57.7%	59.6%	58.0%
% of FP17s for the same patient ID Re-attending between 3 & 9 months - Adults	5,326	8,432	63.2%	51.2%	52.8%	50.5%
% of FP17s for Band 1 Urgent Courses	702	10,504	6.7%	10.7%	9.1%	9.0%
% of FP17s Relating to Free Repair or Replacements	181	10,504	1.7%	0.9%	1.0%	0.8%
% of FP17s Relating to Continuations	98	10,504	0.9%	1.1%	1.2%	1.1%
% of Patients satisfied with the dentistry they have received	12	13	92.3%	91.3%	91.6%	91.5%
% of Patients satisfied with the time they had to wait for an appointment	11	13	84.6%	87.7%	88.3%	87.9%

* This is based on patients treated on this contract for their most recent course of treatment. Figures in italics indicate the base number of FP17s or Patient Questionnaire responses are less than 100. N/A is shown where the base number of responses is less than 10 during the period. % is calculated as Quantity/Base number*100

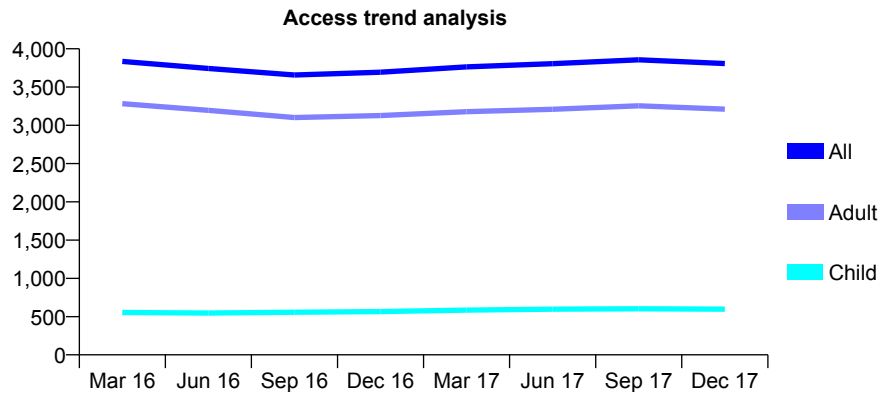
Q47 - Vital Signs At a Glance Contract Report for 183741/0001 - December 2017

Name or company name	Windmill Dental Practice
Contract type name	GDS Contract
Purpose of contract	General
Contract start date	09/09/2013
Contract end date	

17/18 Contracted general activity (UDA)	12,522
Carry forward general activity (UDA)	0
17/18 Contracted orthodontic activity (UOA)	0
Carry forward orthodontic activity (UOA)	0
Baseline contract value	£279,746.72

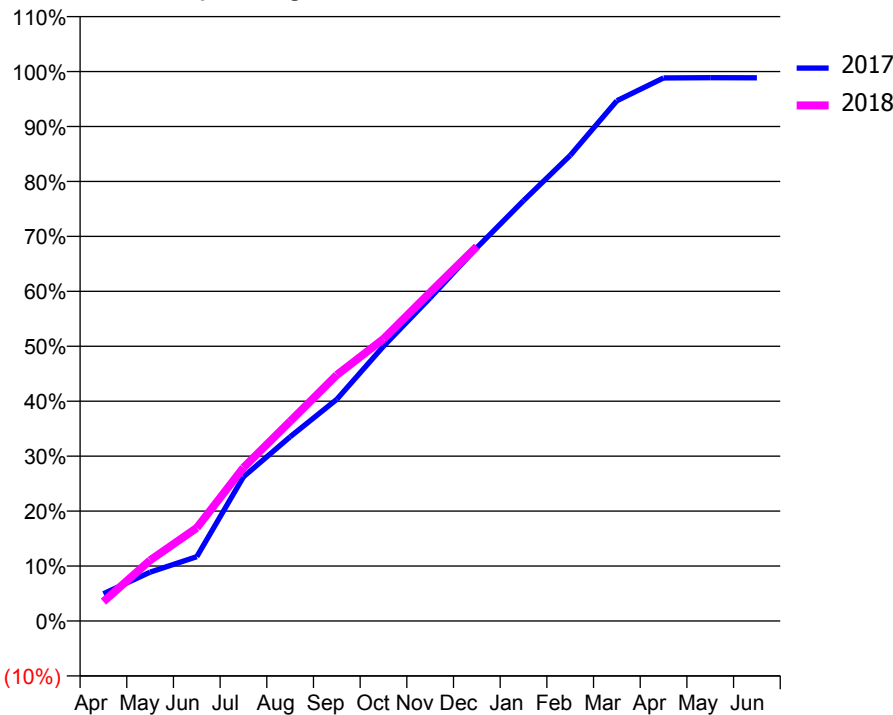
ACCESS*

Patients seen in 24 months	Total	Change since previous quarter
Quarter ending December 2016	3,694	
Quarter ending March 2017	3,763	→
Quarter ending June 2017	3,806	→
Quarter ending September 2017	3,857	→
Quarter ending December 2017	3,808	↓
Variance since December 2016	3.1%	↑



ACTIVITY

Cumulative percentage of contracted UDA delivered 2017 & 2018



Month	Adjusted Scheduled Activity (UDA)	
	2017	2018
April	622	441
May	1,113	1,386
June	1,465	2,122
July	3,287	3,496
August	4,199	4,551
September	5,051	5,608
October	6,261	6,428
November	7,366	7,489
December	8,507	8,534
January	9,579	
February	10,608	
March	11,855	
April	12,375	
May	12,380	
June	12,378	

QUALITY

	Quantity	Base Number	Contract	AT	Region	England
% of FP17s for the same patient ID Re-attending within 3 months - Children	47	696	6.8%	13.6%	12.9%	12.0%
% of FP17s for the same patient ID Re-attending within 3 months - Adults	604	3,809	15.9%	16.2%	16.5%	15.9%
% of FP17s for the same patient ID Re-attending between 3 & 9 months - Children	443	696	63.6%	57.7%	59.6%	58.0%
% of FP17s for the same patient ID Re-attending between 3 & 9 months - Adults	2,394	3,809	62.9%	51.2%	52.8%	50.5%
% of FP17s for Band 1 Urgent Courses	504	4,251	11.9%	10.7%	9.1%	9.0%
% of FP17s Relating to Free Repair or Replacements	22	4,251	0.5%	0.9%	1.0%	0.8%
% of FP17s Relating to Continuations	14	4,251	0.3%	1.1%	1.2%	1.1%
% of Patients satisfied with the dentistry they have received	15	15	100.0%	91.3%	91.6%	91.5%
% of Patients satisfied with the time they had to wait for an appointment	15	15	100.0%	87.7%	88.3%	87.9%

* This is based on patients treated on this contract for their most recent course of treatment. Figures in italics indicate the base number of FP17s or Patient Questionnaire responses are less than 100. N/A is shown where the base number of responses is less than 10 during the period. % is calculated as Quantity/Base number*100

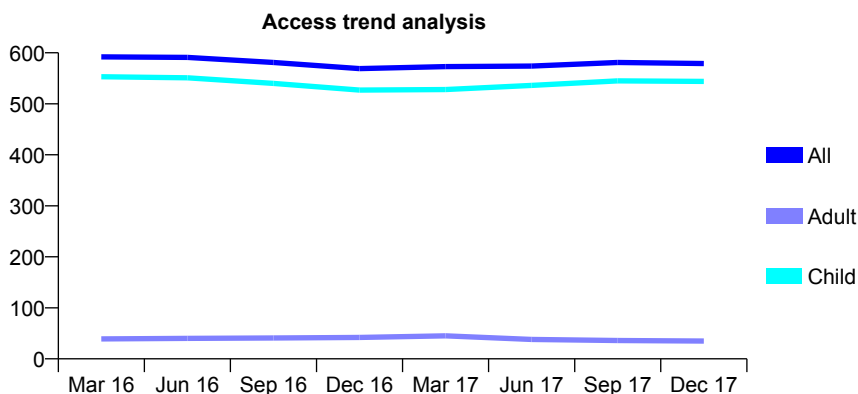
Q47 - Vital Signs At a Glance Contract Report for 183911/0001 - December 2017

Name or company name	Southport Road Dental Practice
Contract type name	GDS Contract
Purpose of contract	General
Contract start date	28/05/2010
Contract end date	

17/18 Contracted general activity (UDA)	1,367
Carry forward general activity (UDA)	35
17/18 Contracted orthodontic activity (UOA)	0
Carry forward orthodontic activity (UOA)	0
Baseline contract value	£32,988.19

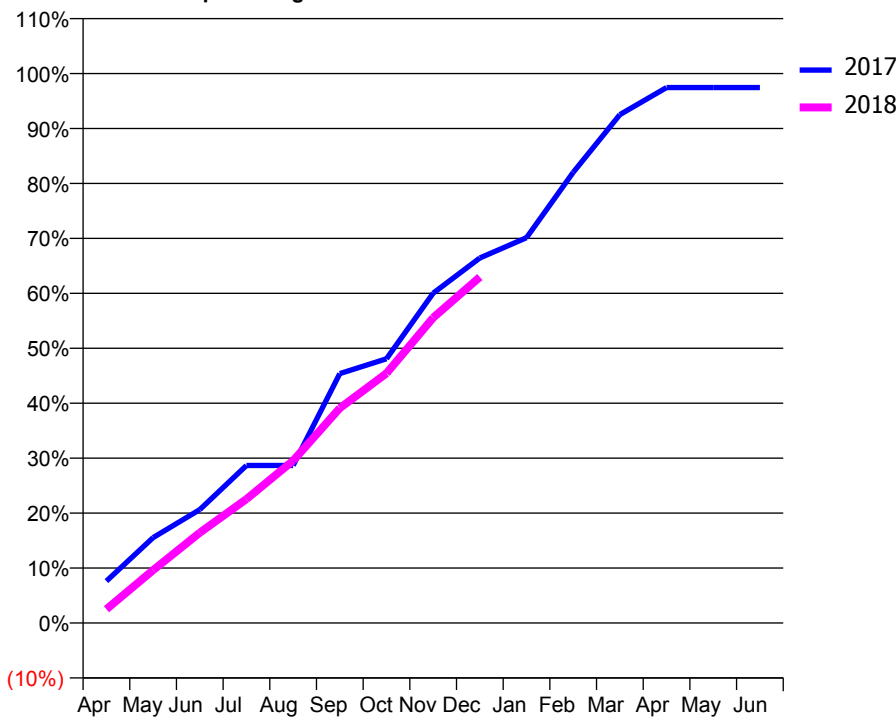
ACCESS*

Patients seen in 24 months	Total	Change since previous quarter
Quarter ending December 2016	569	
Quarter ending March 2017	573	→
Quarter ending June 2017	574	→
Quarter ending September 2017	581	→
Quarter ending December 2017	579	→
Variance since December 2016	1.8%	→



ACTIVITY

Cumulative percentage of contracted UDA delivered 2017 & 2018



Month	Adjusted Scheduled Activity (UDA)	
	2017	2018
April	104	34
May	212	132
June	282	225
July	392	308
August	392	404
September	620	535
October	657	621
November	820	759
December	908	861
January	958	
February	1,121	
March	1,265	
April	1,332	
May	1,332	
June	1,332	

QUALITY

	Quantity	Base Number	Contract	AT	Region	England
% of FP17s for the same patient ID Re-attending within 3 months - Children	74	698	10.6%	13.6%	12.9%	12.0%
% of FP17s for the same patient ID Re-attending within 3 months - Adults	0	0	N/A	16.2%	16.5%	15.9%
% of FP17s for the same patient ID Re-attending between 3 & 9 months - Children	445	698	63.8%	57.7%	59.6%	58.0%
% of FP17s for the same patient ID Re-attending between 3 & 9 months - Adults	0	0	N/A	51.2%	52.8%	50.5%
% of FP17s for Band 1 Urgent Courses	29	654	4.4%	10.7%	9.1%	9.0%
% of FP17s Relating to Free Repair or Replacements	0	654	0.0%	0.9%	1.0%	0.8%
% of FP17s Relating to Continuations	0	654	0.0%	1.1%	1.2%	1.1%
% of Patients satisfied with the dentistry they have received	4	5	N/A	91.3%	91.6%	91.5%
% of Patients satisfied with the time they had to wait for an appointment	4	5	N/A	87.7%	88.3%	87.9%

* This is based on patients treated on this contract for their most recent course of treatment. Figures in italics indicate the base number of FP17s or Patient Questionnaire responses are less than 100. N/A is shown where the base number of responses is less than 10 during the period. % is calculated as Quantity/Base number*100

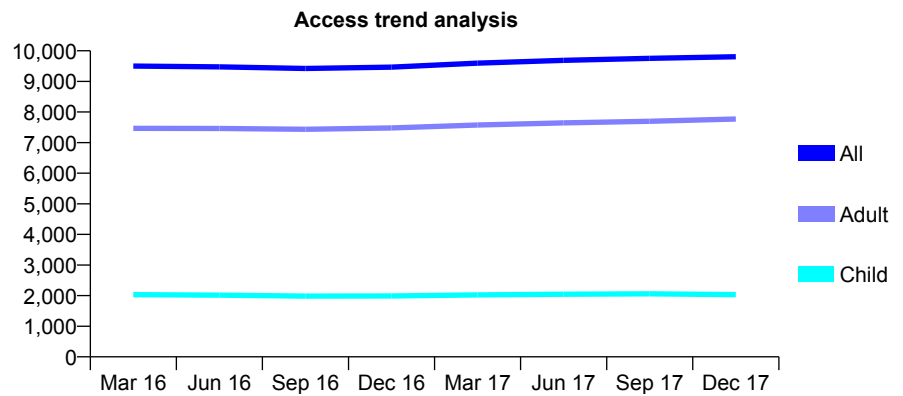
Q47 - Vital Signs At a Glance Contract Report for 184705/0001 - December 2017

Name or company name	Hesketh Lane Dental Practice
Contract type name	GDS Contract
Purpose of contract	General
Contract start date	01/04/2013
Contract end date	

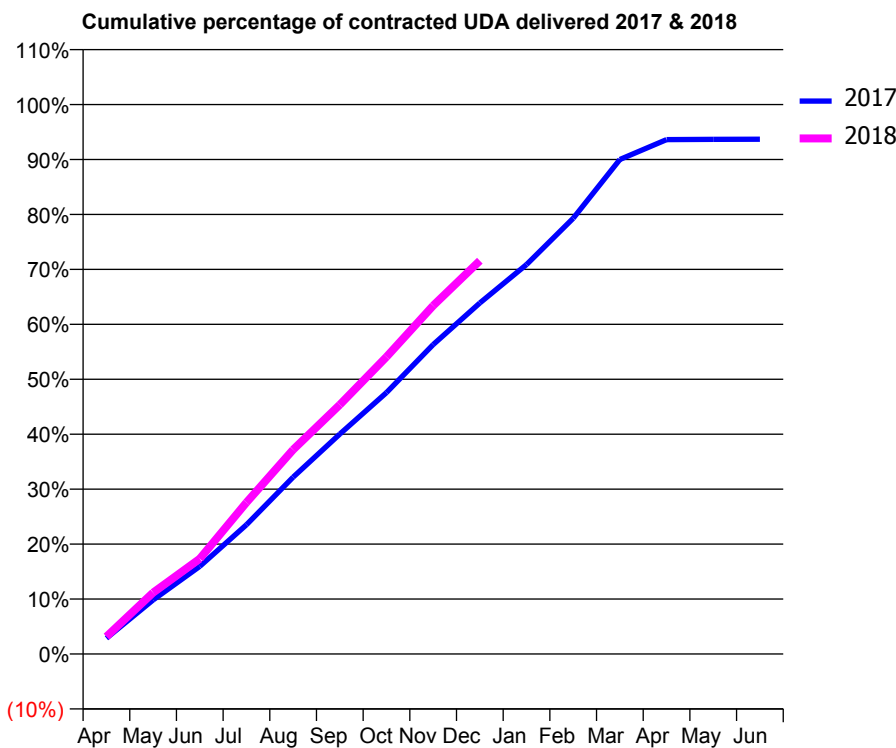
17/18 Contracted general activity (UDA)	27,309
Carry forward general activity (UDA)	0
17/18 Contracted orthodontic activity (UOA)	0
Carry forward orthodontic activity (UOA)	0
Baseline contract value	£775,558.78

ACCESS*

Patients seen in 24 months	Total	Change since previous quarter
Quarter ending December 2016	9,468	
Quarter ending March 2017	9,599	→
Quarter ending June 2017	9,687	→
Quarter ending September 2017	9,754	→
Quarter ending December 2017	9,807	→
Variance since December 2016	3.6%	↑



ACTIVITY



Month	Adjusted Scheduled Activity (UDA)	
	2017	2018
April	787	866
May	2,687	3,052
June	4,358	4,736
July	6,422	7,531
August	8,789	10,156
September	10,935	12,386
October	12,994	14,766
November	15,377	17,313
December	17,448	19,548
January	19,355	
February	21,651	
March	24,579	
April	25,564	
May	25,578	
June	25,581	

QUALITY

	Quantity	Base Number	Contract	AT	Region	England
% of FP17s for the same patient ID Re-attending within 3 months - Children	331	3,049	10.9%	13.6%	12.9%	12.0%
% of FP17s for the same patient ID Re-attending within 3 months - Adults	1,520	9,658	15.7%	16.2%	16.5%	15.9%
% of FP17s for the same patient ID Re-attending between 3 & 9 months - Children	1,953	3,049	64.1%	57.7%	59.6%	58.0%
% of FP17s for the same patient ID Re-attending between 3 & 9 months - Adults	5,259	9,658	54.5%	51.2%	52.8%	50.5%
% of FP17s for Band 1 Urgent Courses	907	11,543	7.9%	10.7%	9.1%	9.0%
% of FP17s Relating to Free Repair or Replacements	53	11,543	0.5%	0.9%	1.0%	0.8%
% of FP17s Relating to Continuations	152	11,543	1.3%	1.1%	1.2%	1.1%
% of Patients satisfied with the dentistry they have received	32	32	100.0%	91.3%	91.6%	91.5%
% of Patients satisfied with the time they had to wait for an appointment	29	32	90.6%	87.7%	88.3%	87.9%

* This is based on patients treated on this contract for their most recent course of treatment. Figures in italics indicate the base number of FP17s or Patient Questionnaire responses are less than 100. N/A is shown where the base number of responses is less than 10 during the period. % is calculated as Quantity/Base number*100

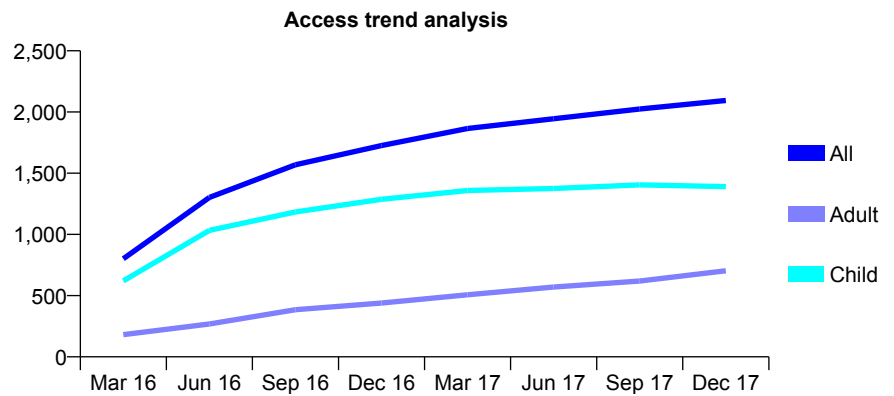
Q47 - Vital Signs At a Glance Contract Report for 185450/0001 - December 2017

Name or company name	Matterson and Partners
Contract type name	GDS Contract
Purpose of contract	General and Orthodontic
Contract start date	01/01/2016
Contract end date	

17/18 Contracted general activity (UDA)	5,600
Carry forward general activity (UDA)	117
17/18 Contracted orthodontic activity (UOA)	2,427
Carry forward orthodontic activity (UOA)	-4
Baseline contract value	£303,975.22

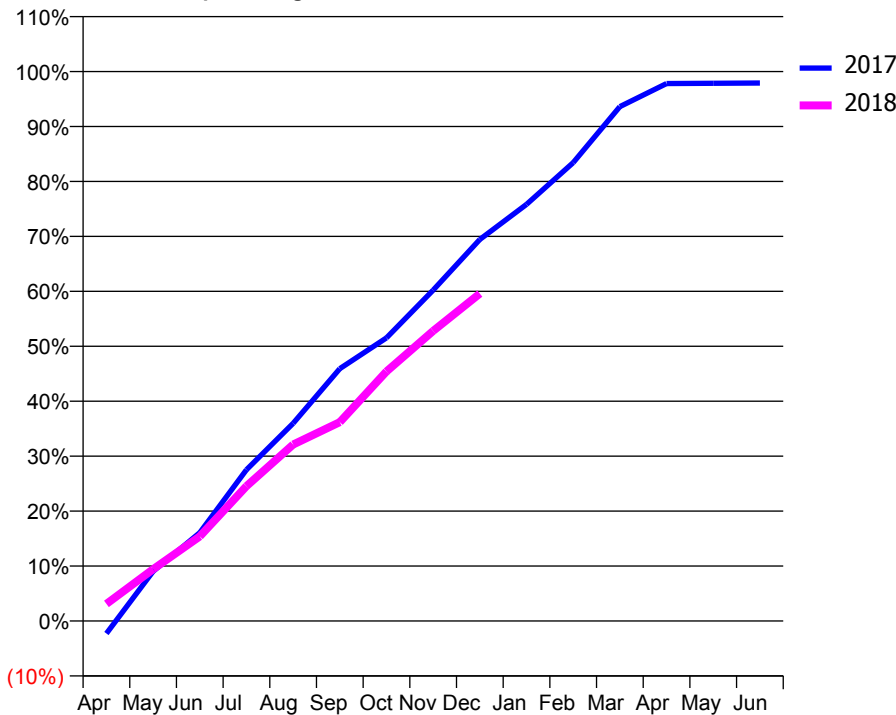
ACCESS*

Patients seen in 24 months	Total	Change since previous quarter
Quarter ending December 2016	1,726	
Quarter ending March 2017	1,866	↑
Quarter ending June 2017	1,945	↑
Quarter ending September 2017	2,024	↑
Quarter ending December 2017	2,094	↑
Variance since December 2016	21.3%	↑



ACTIVITY

Cumulative percentage of contracted UDA delivered 2017 & 2018



Month	Adjusted Scheduled Activity (UDA)	
	2017	2018
April	-128	175
May	506	528
June	900	863
July	1,542	1,375
August	2,014	1,798
September	2,572	2,027
October	2,885	2,544
November	3,372	2,956
December	3,889	3,337
January	4,245	
February	4,672	
March	5,243	
April	5,477	
May	5,480	
June	5,483	

QUALITY

	Quantity	Base Number	Contract	AT	Region	England
% of FP17s for the same patient ID Re-attending within 3 months - Children	200	1,970	10.2%	13.6%	12.9%	12.0%
% of FP17s for the same patient ID Re-attending within 3 months - Adults	76	579	13.1%	16.2%	16.5%	15.9%
% of FP17s for the same patient ID Re-attending between 3 & 9 months - Children	947	1,970	48.1%	57.7%	59.6%	58.0%
% of FP17s for the same patient ID Re-attending between 3 & 9 months - Adults	271	579	46.8%	51.2%	52.8%	50.5%
% of FP17s for Band 1 Urgent Courses	126	2,228	5.7%	10.7%	9.1%	9.0%
% of FP17s Relating to Free Repair or Replacements	0	2,228	0.0%	0.9%	1.0%	0.8%
% of FP17s Relating to Continuations	3	2,228	0.1%	1.1%	1.2%	1.1%
% of Patients satisfied with the dentistry they have received	1	1	N/A	91.3%	91.6%	91.5%
% of Patients satisfied with the time they had to wait for an appointment	1	1	N/A	87.7%	88.3%	87.9%

* This is based on patients treated on this contract for their most recent course of treatment. Figures in italics indicate the base number of FP17s or Patient Questionnaire responses are less than 100. N/A is shown where the base number of responses is less than 10 during the period. % is calculated as Quantity/Base number*100

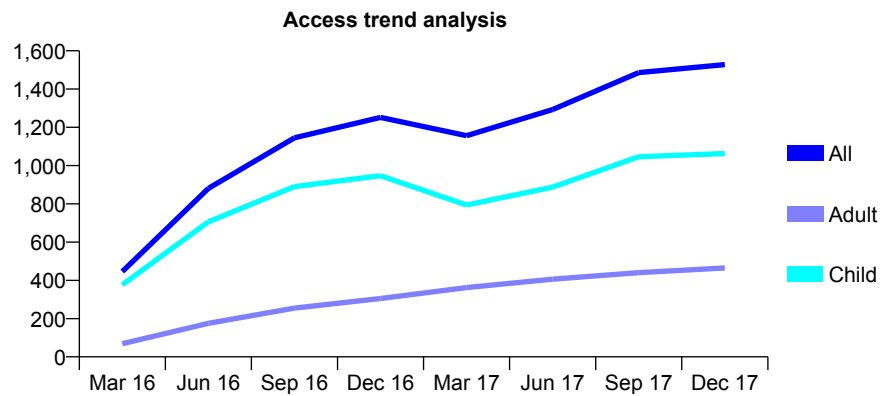
Q47 - Vital Signs At a Glance Contract Report for 185450/0002 - December 2017

Name or company name	Matterson and Partners
Contract type name	GDS Contract
Purpose of contract	General and Orthodontic
Contract start date	01/01/2016
Contract end date	

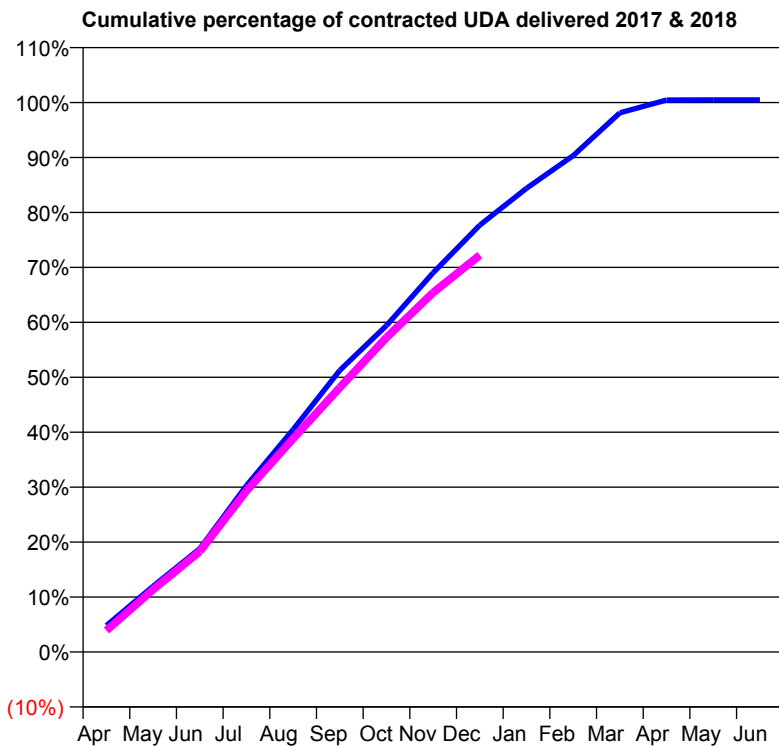
17/18 Contracted general activity (UDA)	3,700
Carry forward general activity (UDA)	-18
17/18 Contracted orthodontic activity (UOA)	5,196
Carry forward orthodontic activity (UOA)	-8
Baseline contract value	£444,207.89

ACCESS*

Patients seen in 24 months	Total	Change since previous quarter
Quarter ending December 2016	1,252	
Quarter ending March 2017	1,156	↓
Quarter ending June 2017	1,293	↑
Quarter ending September 2017	1,486	↑
Quarter ending December 2017	1,528	↑
Variance since December 2016	22.0%	↑



ACTIVITY



Month	Adjusted Scheduled Activity (UDA)	
	2017	2018
April	178	145
May	443	421
June	696	677
July	1,121	1,085
August	1,498	1,437
September	1,897	1,781
October	2,198	2,118
November	2,554	2,420
December	2,874	2,673
January	3,122	
February	3,342	
March	3,630	
April	3,717	
May	3,718	
June	3,718	

QUALITY

	Quantity	Base Number	Contract	AT	Region	England
% of FP17s for the same patient ID Re-attending within 3 months - Children	238	2,018	11.8%	13.6%	12.9%	12.0%
% of FP17s for the same patient ID Re-attending within 3 months - Adults	106	456	23.2%	16.2%	16.5%	15.9%
% of FP17s for the same patient ID Re-attending between 3 & 9 months - Children	618	2,018	30.6%	57.7%	59.6%	58.0%
% of FP17s for the same patient ID Re-attending between 3 & 9 months - Adults	209	456	45.8%	51.2%	52.8%	50.5%
% of FP17s for Band 1 Urgent Courses	214	2,027	10.6%	10.7%	9.1%	9.0%
% of FP17s Relating to Free Repair or Replacements	5	2,027	0.2%	0.9%	1.0%	0.8%
% of FP17s Relating to Continuations	2	2,027	0.1%	1.1%	1.2%	1.1%
% of Patients satisfied with the dentistry they have received	1	1	N/A	91.3%	91.6%	91.5%
% of Patients satisfied with the time they had to wait for an appointment	1	1	N/A	87.7%	88.3%	87.9%

* This is based on patients treated on this contract for their most recent course of treatment. Figures in italics indicate the base number of FP17s or Patient Questionnaire responses are less than 100. N/A is shown where the base number of responses is less than 10 during the period. % is calculated as Quantity/Base number*100

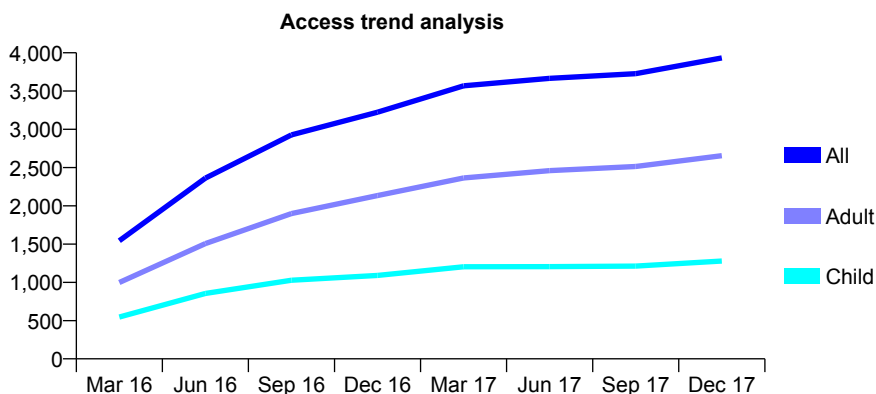
Q47 - Vital Signs At a Glance Contract Report for 185450/0003 - December 2017

Name or company name	Matterson and Partners
Contract type name	GDS Contract
Purpose of contract	General
Contract start date	01/01/2016
Contract end date	

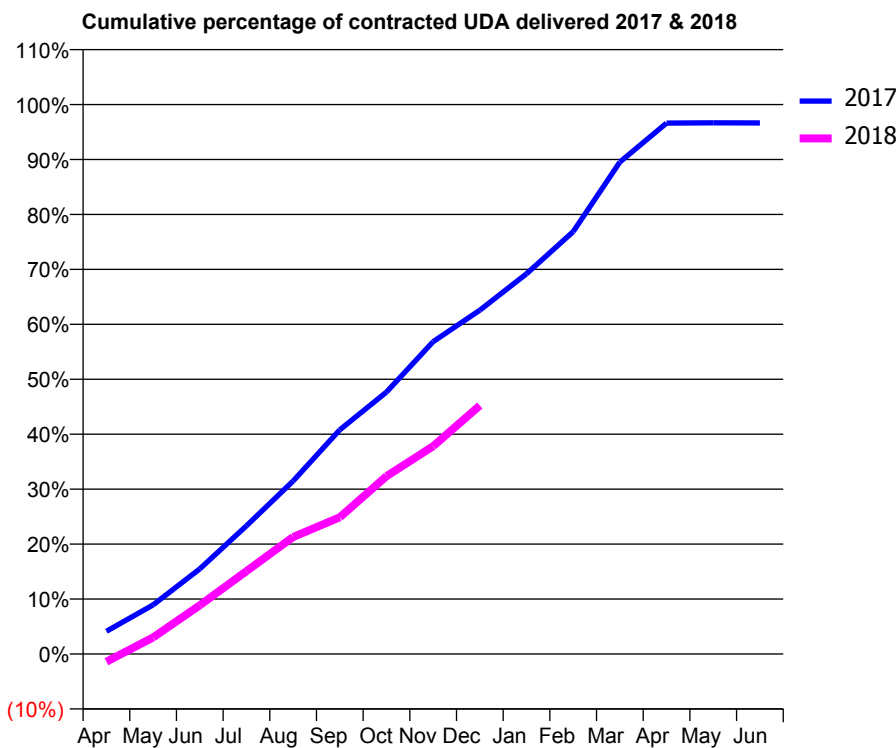
17/18 Contracted general activity (UDA)	15,166
Carry forward general activity (UDA)	511
17/18 Contracted orthodontic activity (UOA)	0
Carry forward orthodontic activity (UOA)	0
Baseline contract value	£421,678.99

ACCESS*

Patients seen in 24 months	Total	Change since previous quarter
Quarter ending December 2016	3,224	
Quarter ending March 2017	3,569	↑
Quarter ending June 2017	3,666	↑
Quarter ending September 2017	3,727	→
Quarter ending December 2017	3,933	↑
Variance since December 2016	22.0%	↑



ACTIVITY



Month	Adjusted Scheduled Activity (UDA)	
	2017	2018
April	626	-214
May	1,356	460
June	2,349	1,344
July	3,539	2,287
August	4,774	3,228
September	6,190	3,773
October	7,228	4,907
November	8,622	5,738
December	9,490	6,860
January	10,495	
February	11,658	
March	13,579	
April	14,653	
May	14,662	
June	14,655	

QUALITY

	Quantity	Base Number	Contract	AT	Region	England
% of FP17s for the same patient ID Re-attending within 3 months - Children	154	1,586	9.7%	13.6%	12.9%	12.0%
% of FP17s for the same patient ID Re-attending within 3 months - Adults	356	2,641	13.5%	16.2%	16.5%	15.9%
% of FP17s for the same patient ID Re-attending between 3 & 9 months - Children	929	1,586	58.6%	57.7%	59.6%	58.0%
% of FP17s for the same patient ID Re-attending between 3 & 9 months - Adults	1,485	2,641	56.2%	51.2%	52.8%	50.5%
% of FP17s for Band 1 Urgent Courses	240	3,848	6.2%	10.7%	9.1%	9.0%
% of FP17s Relating to Free Repair or Replacements	59	3,848	1.5%	0.9%	1.0%	0.8%
% of FP17s Relating to Continuations	8	3,848	0.2%	1.1%	1.2%	1.1%
% of Patients satisfied with the dentistry they have received	6	7	N/A	91.3%	91.6%	91.5%
% of Patients satisfied with the time they had to wait for an appointment	7	7	N/A	87.7%	88.3%	87.9%

* This is based on patients treated on this contract for their most recent course of treatment. Figures in italics indicate the base number of FP17s or Patient Questionnaire responses are less than 100. N/A is shown where the base number of responses is less than 10 during the period. % is calculated as Quantity/Base number*100

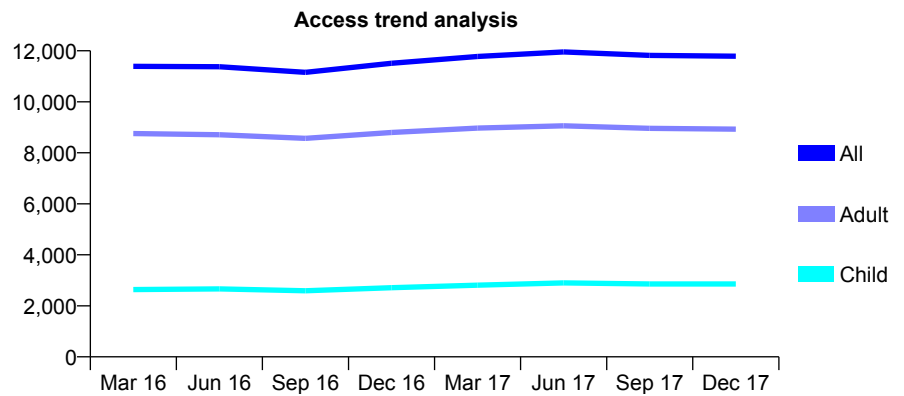
Q47 - Vital Signs At a Glance Contract Report for 188433/0002 - December 2017

Name or company name	Fleetwood Practice Ltd
Contract type name	GDS Contract
Purpose of contract	General
Contract start date	01/04/2013
Contract end date	

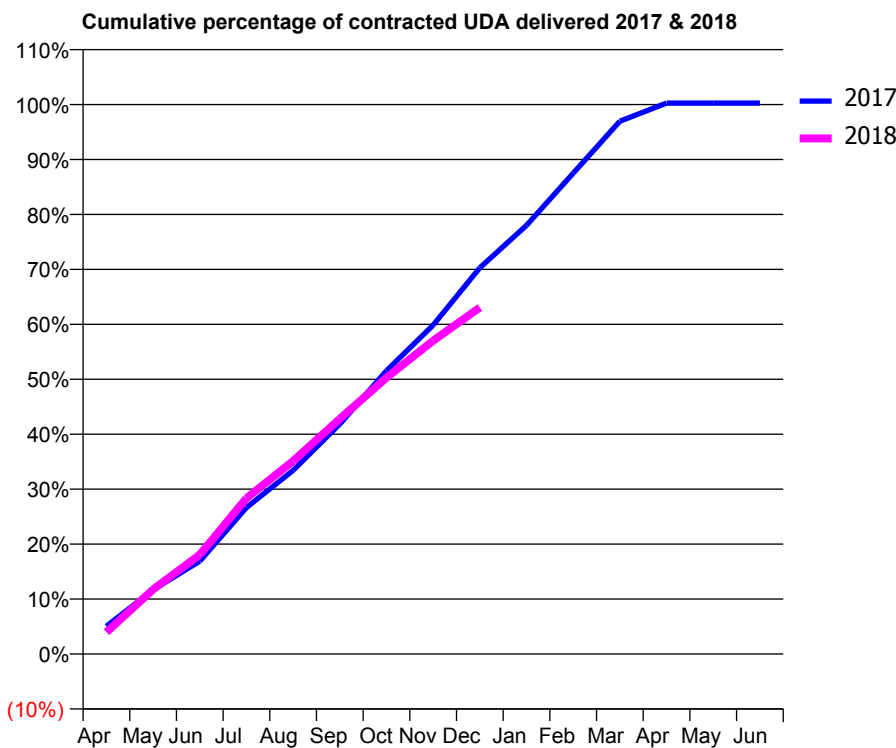
17/18 Contracted general activity (UDA)	44,423
Carry forward general activity (UDA)	-118
17/18 Contracted orthodontic activity (UOA)	0
Carry forward orthodontic activity (UOA)	0
Baseline contract value	£1,291,225.93

ACCESS*

Patients seen in 24 months	Total	Change since previous quarter
Quarter ending December 2016	11,509	
Quarter ending March 2017	11,779	↑
Quarter ending June 2017	11,957	→
Quarter ending September 2017	11,817	↓
Quarter ending December 2017	11,787	→
Variance since December 2016	2.4%	↑



ACTIVITY



Month	Adjusted Scheduled Activity (UDA)	
	2017	2018
April	2,252	1,768
May	5,194	5,218
June	7,514	8,027
July	11,843	12,592
August	14,847	15,606
September	18,588	19,009
October	22,903	22,338
November	26,589	25,329
December	31,229	28,009
January	34,649	
February	38,868	
March	43,073	
April	44,542	
May	44,540	
June	44,538	

QUALITY

	Quantity	Base Number	Contract	AT	Region	England
% of FP17s for the same patient ID Re-attending within 3 months - Children	196	3,116	6.3%	13.6%	12.9%	12.0%
% of FP17s for the same patient ID Re-attending within 3 months - Adults	1,315	9,934	13.2%	16.2%	16.5%	15.9%
% of FP17s for the same patient ID Re-attending between 3 & 9 months - Children	2,026	3,116	65.0%	57.7%	59.6%	58.0%
% of FP17s for the same patient ID Re-attending between 3 & 9 months - Adults	6,390	9,934	64.3%	51.2%	52.8%	50.5%
% of FP17s for Band 1 Urgent Courses	851	12,443	6.8%	10.7%	9.1%	9.0%
% of FP17s Relating to Free Repair or Replacements	151	12,443	1.2%	0.9%	1.0%	0.8%
% of FP17s Relating to Continuations	149	12,443	1.2%	1.1%	1.2%	1.1%
% of Patients satisfied with the dentistry they have received	29	32	90.6%	91.3%	91.6%	91.5%
% of Patients satisfied with the time they had to wait for an appointment	30	32	93.8%	87.7%	88.3%	87.9%

* This is based on patients treated on this contract for their most recent course of treatment. Figures in italics indicate the base number of FP17s or Patient Questionnaire responses are less than 100. N/A is shown where the base number of responses is less than 10 during the period. % is calculated as Quantity/Base number*100

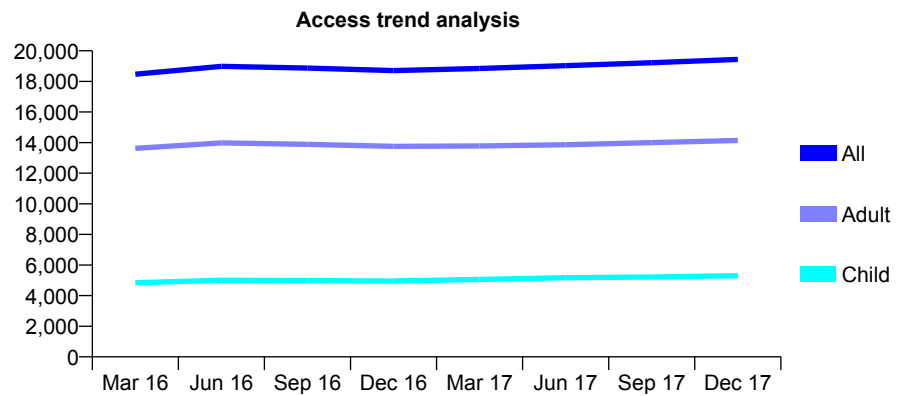
Q47 - Vital Signs At a Glance Contract Report for 189421/0002 - December 2017

Name or company name	Mayo Dental Clinic Partnership
Contract type name	GDS Contract
Purpose of contract	General
Contract start date	01/01/2012
Contract end date	

17/18 Contracted general activity (UDA)	61,000
Carry forward general activity (UDA)	0
17/18 Contracted orthodontic activity (UOA)	0
Carry forward orthodontic activity (UOA)	0
Baseline contract value	£1,583,581.76

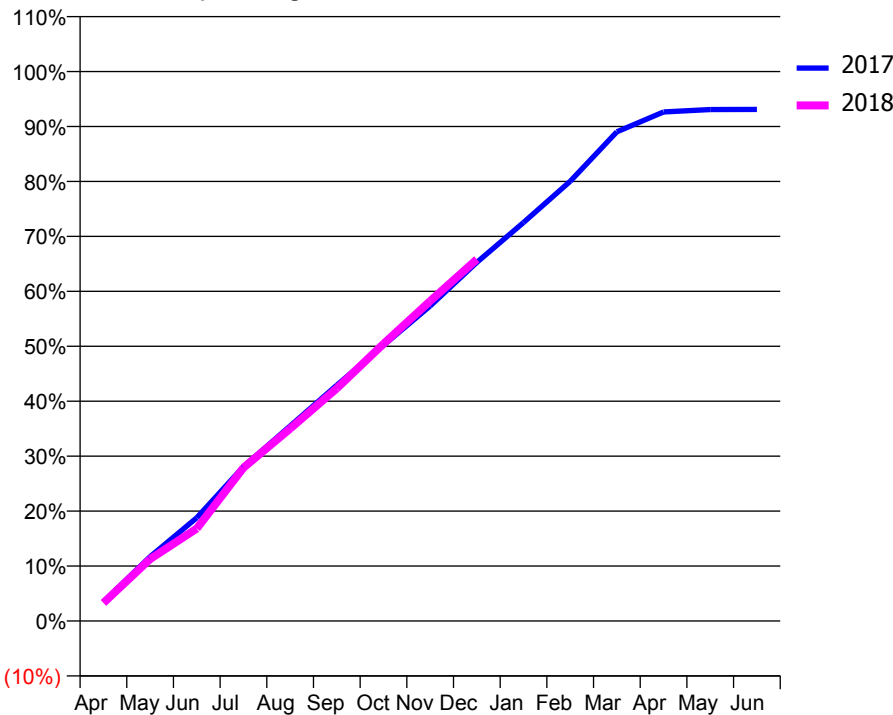
ACCESS*

Patients seen in 24 months	Total	Change since previous quarter
Quarter ending December 2016	18,706	
Quarter ending March 2017	18,846	→
Quarter ending June 2017	19,032	→
Quarter ending September 2017	19,218	→
Quarter ending December 2017	19,439	→
Variance since December 2016	3.9%	↑



ACTIVITY

Cumulative percentage of contracted UDA delivered 2017 & 2018



Month	Adjusted Scheduled Activity (UDA)	
	2017	2018
April	2,138	2,003
May	7,142	6,880
June	11,458	10,270
July	17,132	17,023
August	21,650	21,347
September	26,173	25,831
October	30,605	30,775
November	34,970	35,522
December	39,815	40,155
January	44,241	
February	48,805	
March	54,309	
April	56,516	
May	56,782	
June	56,794	

QUALITY

	Quantity	Base Number	Contract	AT	Region	England
% of FP17s for the same patient ID Re-attending within 3 months - Children	378	5,450	6.9%	13.6%	12.9%	12.0%
% of FP17s for the same patient ID Re-attending within 3 months - Adults	2,105	14,934	14.1%	16.2%	16.5%	15.9%
% of FP17s for the same patient ID Re-attending between 3 & 9 months - Children	2,904	5,450	53.3%	57.7%	59.6%	58.0%
% of FP17s for the same patient ID Re-attending between 3 & 9 months - Adults	7,896	14,934	52.9%	51.2%	52.8%	50.5%
% of FP17s for Band 1 Urgent Courses	2,082	19,262	10.8%	10.7%	9.1%	9.0%
% of FP17s Relating to Free Repair or Replacements	99	19,262	0.5%	0.9%	1.0%	0.8%
% of FP17s Relating to Continuations	232	19,262	1.2%	1.1%	1.2%	1.1%
% of Patients satisfied with the dentistry they have received	48	52	92.3%	91.3%	91.6%	91.5%
% of Patients satisfied with the time they had to wait for an appointment	35	52	67.3%	87.7%	88.3%	87.9%

* This is based on patients treated on this contract for their most recent course of treatment. Figures in italics indicate the base number of FP17s or Patient Questionnaire responses are less than 100. N/A is shown where the base number of responses is less than 10 during the period. % is calculated as Quantity/Base number*100

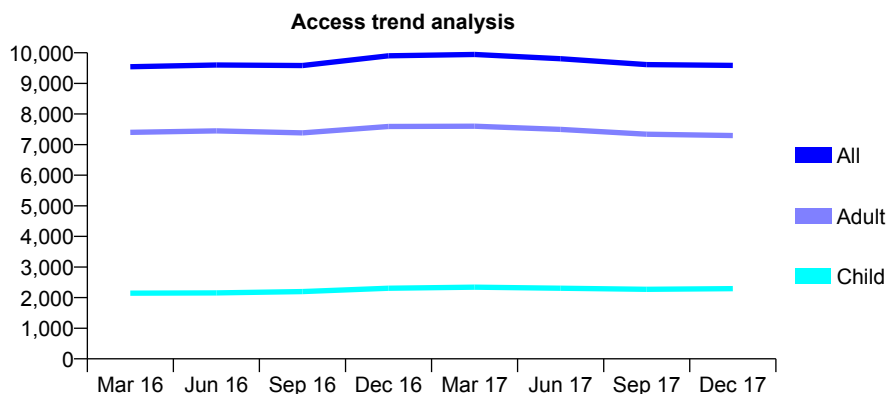
Q47 - Vital Signs At a Glance Contract Report for 191035/0001 - December 2017

Name or company name	Colne and Earby Dental Practice
Contract type name	GDS Contract
Purpose of contract	General
Contract start date	14/12/2009
Contract end date	

17/18 Contracted general activity (UDA)	27,500
Carry forward general activity (UDA)	-88
17/18 Contracted orthodontic activity (UOA)	0
Carry forward orthodontic activity (UOA)	0
Baseline contract value	£863,923.21

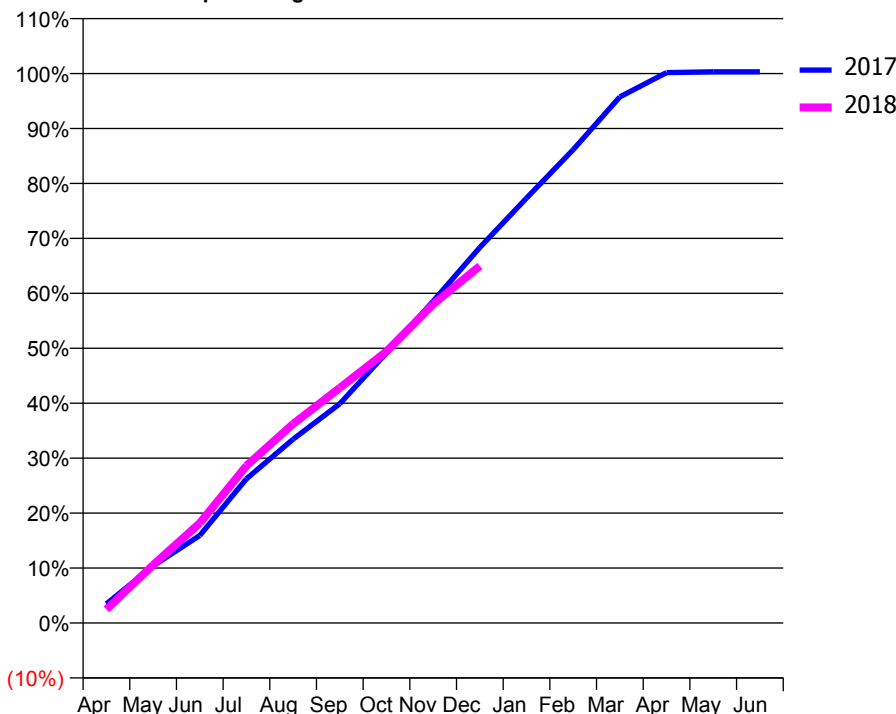
ACCESS*

Patients seen in 24 months	Total	Change since previous quarter
Quarter ending December 2016	9,901	
Quarter ending March 2017	9,945	→
Quarter ending June 2017	9,804	↓
Quarter ending September 2017	9,613	↓
Quarter ending December 2017	9,588	→
Variance since December 2016	(3.2%)	↓



ACTIVITY

Cumulative percentage of contracted UDA delivered 2017 & 2018



Month	Adjusted Scheduled Activity (UDA)	
	2017	2018
April	958	682
May	2,860	2,907
June	4,380	5,000
July	7,215	7,870
August	9,196	9,969
September	10,971	11,767
October	13,518	13,594
November	16,107	15,954
December	18,794	17,869
January	21,264	
February	23,687	
March	26,329	
April	27,548	
May	27,585	
June	27,588	

QUALITY

	Quantity	Base Number	Contract	AT	Region	England
% of FP17s for the same patient ID Re-attending within 3 months - Children	100	2,154	4.6%	13.6%	12.9%	12.0%
% of FP17s for the same patient ID Re-attending within 3 months - Adults	690	6,325	10.9%	16.2%	16.5%	15.9%
% of FP17s for the same patient ID Re-attending between 3 & 9 months - Children	1,127	2,154	52.3%	57.7%	59.6%	58.0%
% of FP17s for the same patient ID Re-attending between 3 & 9 months - Adults	3,007	6,325	47.5%	51.2%	52.8%	50.5%
% of FP17s for Band 1 Urgent Courses	341	7,977	4.3%	10.7%	9.1%	9.0%
% of FP17s Relating to Free Repair or Replacements	87	7,977	1.1%	0.9%	1.0%	0.8%
% of FP17s Relating to Continuations	152	7,977	1.9%	1.1%	1.2%	1.1%
% of Patients satisfied with the dentistry they have received	10	10	100.0%	91.3%	91.6%	91.5%
% of Patients satisfied with the time they had to wait for an appointment	9	10	90.0%	87.7%	88.3%	87.9%

* This is based on patients treated on this contract for their most recent course of treatment. Figures in italics indicate the base number of FP17s or Patient Questionnaire responses are less than 100. N/A is shown where the base number of responses is less than 10 during the period. % is calculated as Quantity/Base number*100

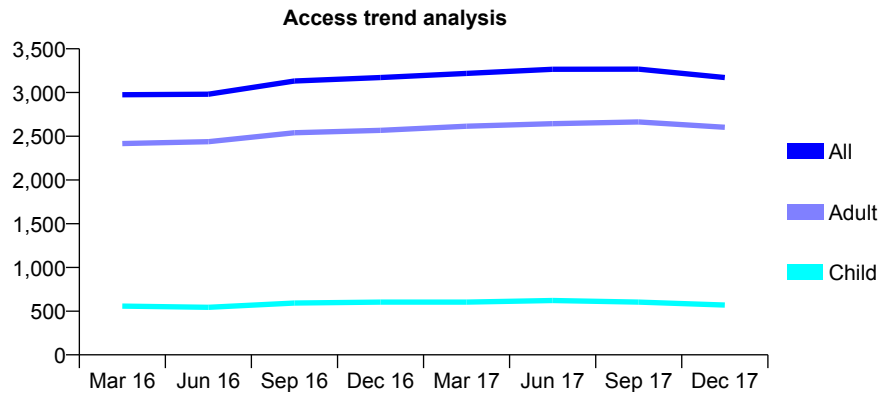
Q47 - Vital Signs At a Glance Contract Report for 191035/0002 - December 2017

Name or company name	Colne and Earby Dental Practice
Contract type name	GDS Contract
Purpose of contract	General
Contract start date	14/12/2009
Contract end date	

17/18 Contracted general activity (UDA)	10,200
Carry forward general activity (UDA)	0
17/18 Contracted orthodontic activity (UOA)	0
Carry forward orthodontic activity (UOA)	0
Baseline contract value	£257,161.12

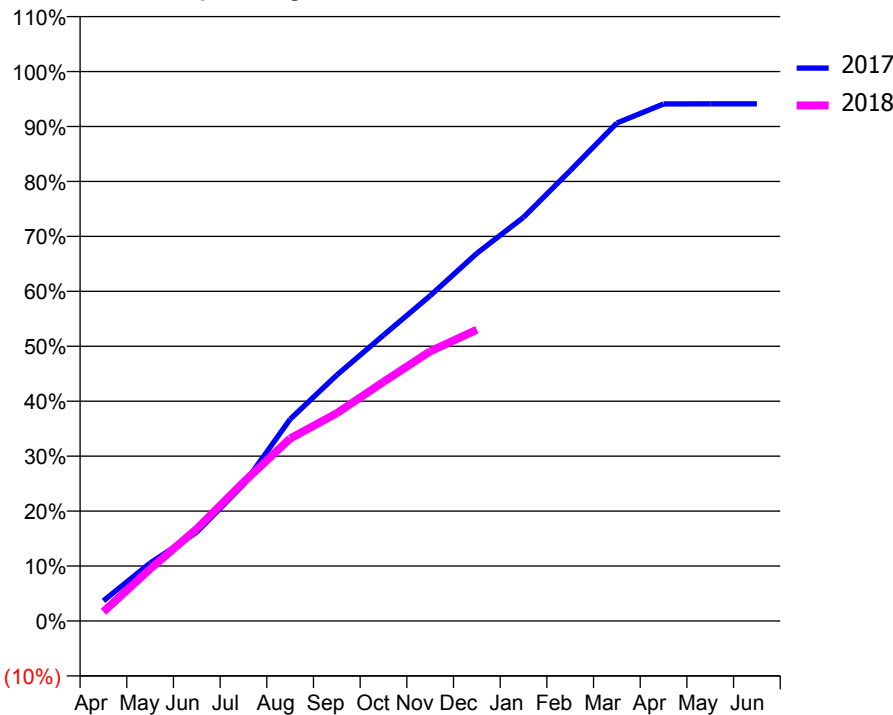
ACCESS*

Patients seen in 24 months	Total	Change since previous quarter
Quarter ending December 2016	3,171	
Quarter ending March 2017	3,218	→
Quarter ending June 2017	3,266	→
Quarter ending September 2017	3,267	→
Quarter ending December 2017	3,172	↓
Variance since December 2016	0.0%	→



ACTIVITY

Cumulative percentage of contracted UDA delivered 2017 & 2018



Month	Adjusted Scheduled Activity (UDA)	
	2017	2018
April	375	171
May	1,075	967
June	1,649	1,712
July	2,533	2,575
August	3,745	3,386
September	4,565	3,857
October	5,307	4,439
November	6,038	5,005
December	6,827	5,407
January	7,493	
February	8,361	
March	9,244	
April	9,597	
May	9,600	
June	9,600	

QUALITY

	Quantity	Base Number	Contract	AT	Region	England
% of FP17s for the same patient ID Re-attending within 3 months - Children	25	494	5.1%	13.6%	12.9%	12.0%
% of FP17s for the same patient ID Re-attending within 3 months - Adults	268	2,164	12.4%	16.2%	16.5%	15.9%
% of FP17s for the same patient ID Re-attending between 3 & 9 months - Children	294	494	59.5%	57.7%	59.6%	58.0%
% of FP17s for the same patient ID Re-attending between 3 & 9 months - Adults	1,063	2,164	49.1%	51.2%	52.8%	50.5%
% of FP17s for Band 1 Urgent Courses	168	2,508	6.7%	10.7%	9.1%	9.0%
% of FP17s Relating to Free Repair or Replacements	23	2,508	0.9%	0.9%	1.0%	0.8%
% of FP17s Relating to Continuations	42	2,508	1.7%	1.1%	1.2%	1.1%
% of Patients satisfied with the dentistry they have received	6	6	N/A	91.3%	91.6%	91.5%
% of Patients satisfied with the time they had to wait for an appointment	5	6	N/A	87.7%	88.3%	87.9%

* This is based on patients treated on this contract for their most recent course of treatment. Figures in italics indicate the base number of FP17s or Patient Questionnaire responses are less than 100. N/A is shown where the base number of responses is less than 10 during the period. % is calculated as Quantity/Base number*100

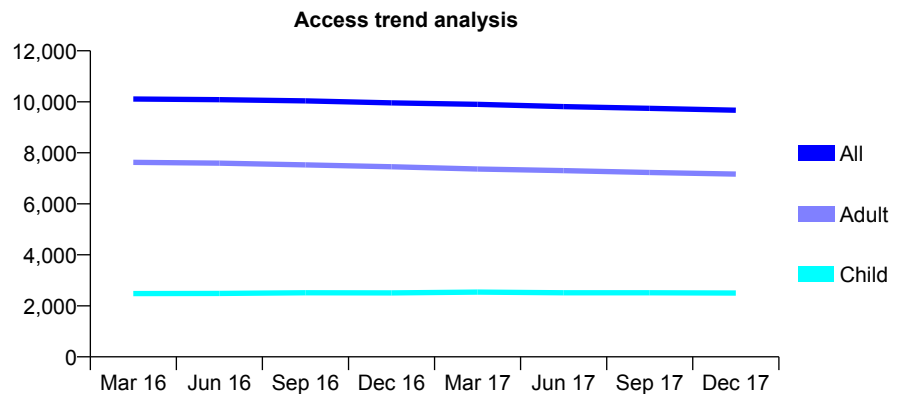
Q47 - Vital Signs At a Glance Contract Report for 191493/0001 - December 2017

Name or company name	Euxton (No1) Limited
Contract type name	GDS Contract
Purpose of contract	General
Contract start date	01/11/2007
Contract end date	

17/18 Contracted general activity (UDA)	28,458
Carry forward general activity (UDA)	499
17/18 Contracted orthodontic activity (UOA)	0
Carry forward orthodontic activity (UOA)	0
Baseline contract value	£772,215.52

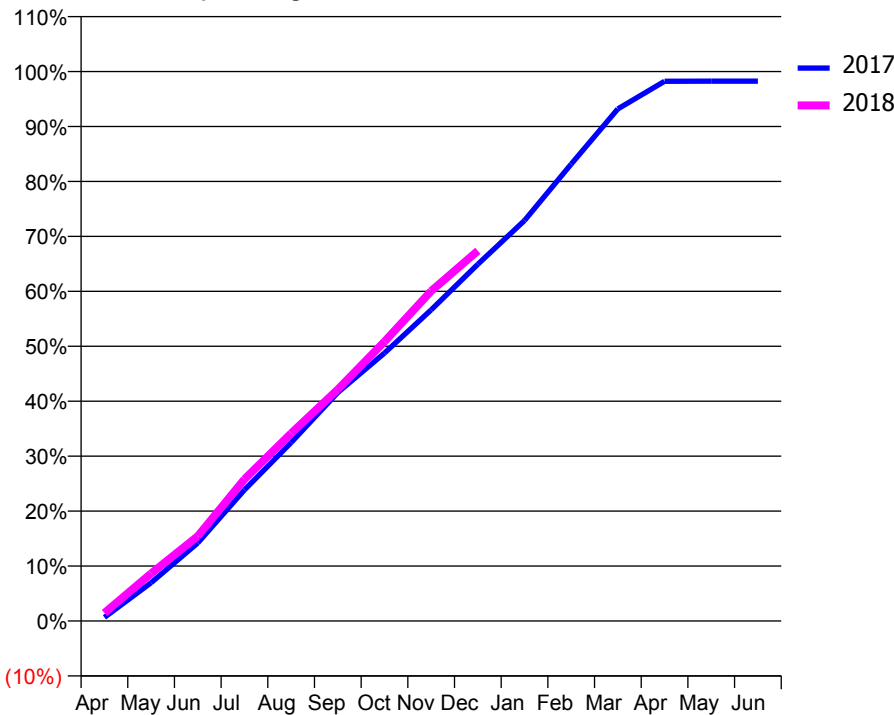
ACCESS*

Patients seen in 24 months	Total	Change since previous quarter
Quarter ending December 2016	9,959	
Quarter ending March 2017	9,901	→
Quarter ending June 2017	9,814	→
Quarter ending September 2017	9,742	→
Quarter ending December 2017	9,672	→
Variance since December 2016	(2.9%)	↓



ACTIVITY

Cumulative percentage of contracted UDA delivered 2017 & 2018



Month	Adjusted Scheduled Activity (UDA)	
	2017	2018
April	187	419
May	1,988	2,459
June	4,043	4,397
July	6,791	7,343
August	9,244	9,721
September	11,831	11,994
October	13,877	14,473
November	16,115	17,085
December	18,477	19,177
January	20,739	
February	23,664	
March	26,519	
April	27,950	
May	27,959	
June	27,959	

QUALITY

	Quantity	Base Number	Contract	AT	Region	England
% of FP17s for the same patient ID Re-attending within 3 months - Children	259	3,047	8.5%	13.6%	12.9%	12.0%
% of FP17s for the same patient ID Re-attending within 3 months - Adults	967	7,779	12.4%	16.2%	16.5%	15.9%
% of FP17s for the same patient ID Re-attending between 3 & 9 months - Children	1,997	3,047	65.5%	57.7%	59.6%	58.0%
% of FP17s for the same patient ID Re-attending between 3 & 9 months - Adults	4,774	7,779	61.4%	51.2%	52.8%	50.5%
% of FP17s for Band 1 Urgent Courses	360	10,172	3.5%	10.7%	9.1%	9.0%
% of FP17s Relating to Free Repair or Replacements	101	10,172	1.0%	0.9%	1.0%	0.8%
% of FP17s Relating to Continuations	288	10,172	2.8%	1.1%	1.2%	1.1%
% of Patients satisfied with the dentistry they have received	18	20	90.0%	91.3%	91.6%	91.5%
% of Patients satisfied with the time they had to wait for an appointment	17	20	85.0%	87.7%	88.3%	87.9%

* This is based on patients treated on this contract for their most recent course of treatment. Figures in italics indicate the base number of FP17s or Patient Questionnaire responses are less than 100. N/A is shown where the base number of responses is less than 10 during the period. % is calculated as Quantity/Base number*100

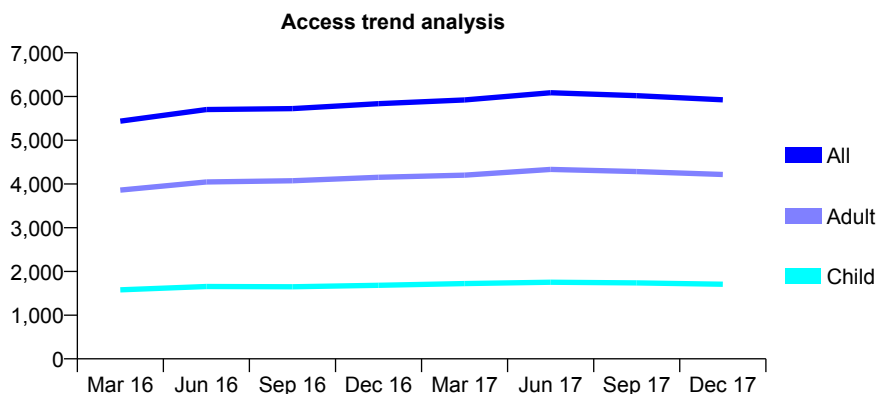
Q47 - Vital Signs At a Glance Contract Report for 194573/0001 - December 2017

Name or company name	Jones Dental Practice
Contract type name	GDS Contract
Purpose of contract	General
Contract start date	01/06/2010
Contract end date	

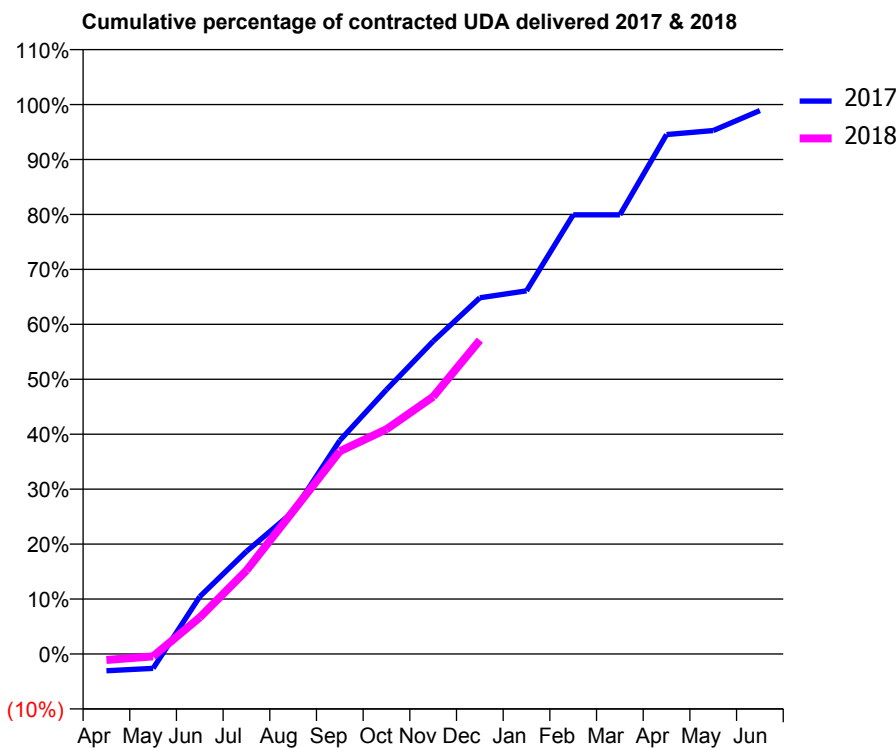
17/18 Contracted general activity (UDA)	16,357
Carry forward general activity (UDA)	179
17/18 Contracted orthodontic activity (UOA)	0
Carry forward orthodontic activity (UOA)	0
Baseline contract value	£443,106.05

ACCESS*

Patients seen in 24 months	Total	Change since previous quarter
Quarter ending December 2016	5,835	
Quarter ending March 2017	5,921	→
Quarter ending June 2017	6,085	↑
Quarter ending September 2017	6,019	↓
Quarter ending December 2017	5,926	↓
Variance since December 2016	1.6%	→



ACTIVITY



Month	Adjusted Scheduled Activity (UDA)	
	2017	2018
April	-502	-179
May	-429	-75
June	1,710	1,091
July	3,053	2,486
August	4,235	4,254
September	6,355	6,035
October	7,870	6,691
November	9,309	7,659
December	10,605	9,343
January	10,811	
February	13,073	
March	13,073	
April	15,463	
May	15,583	
June	16,178	

QUALITY

	Quantity	Base Number	Contract	AT	Region	England
% of FP17s for the same patient ID Re-attending within 3 months - Children	606	2,797	21.7%	13.6%	12.9%	12.0%
% of FP17s for the same patient ID Re-attending within 3 months - Adults	900	5,583	16.1%	16.2%	16.5%	15.9%
% of FP17s for the same patient ID Re-attending between 3 & 9 months - Children	1,613	2,797	57.7%	57.7%	59.6%	58.0%
% of FP17s for the same patient ID Re-attending between 3 & 9 months - Adults	3,467	5,583	62.1%	51.2%	52.8%	50.5%
% of FP17s for Band 1 Urgent Courses	260	4,917	5.3%	10.7%	9.1%	9.0%
% of FP17s Relating to Free Repair or Replacements	8	4,917	0.2%	0.9%	1.0%	0.8%
% of FP17s Relating to Continuations	8	4,917	0.2%	1.1%	1.2%	1.1%
% of Patients satisfied with the dentistry they have received	10	10	100.0%	91.3%	91.6%	91.5%
% of Patients satisfied with the time they had to wait for an appointment	9	10	90.0%	87.7%	88.3%	87.9%

* This is based on patients treated on this contract for their most recent course of treatment. Figures in italics indicate the base number of FP17s or Patient Questionnaire responses are less than 100. N/A is shown where the base number of responses is less than 10 during the period. % is calculated as Quantity/Base number*100

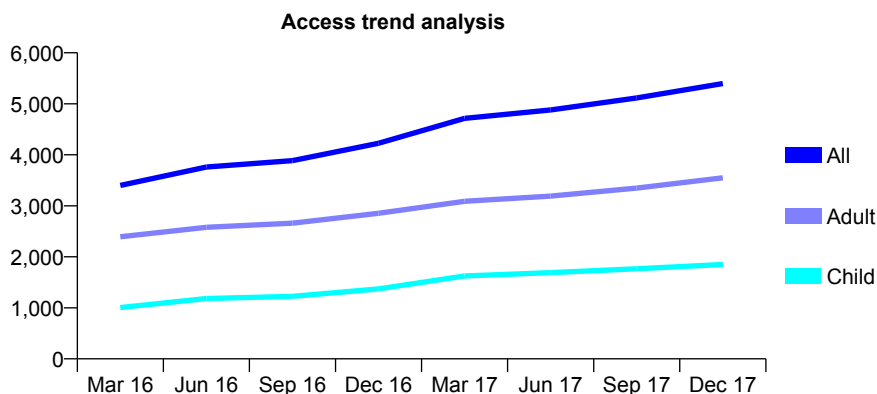
Q47 - Vital Signs At a Glance Contract Report for 197211/0001 - December 2017

Name or company name	Drakes Dental Care
Contract type name	GDS Contract
Purpose of contract	General
Contract start date	26/12/2012
Contract end date	

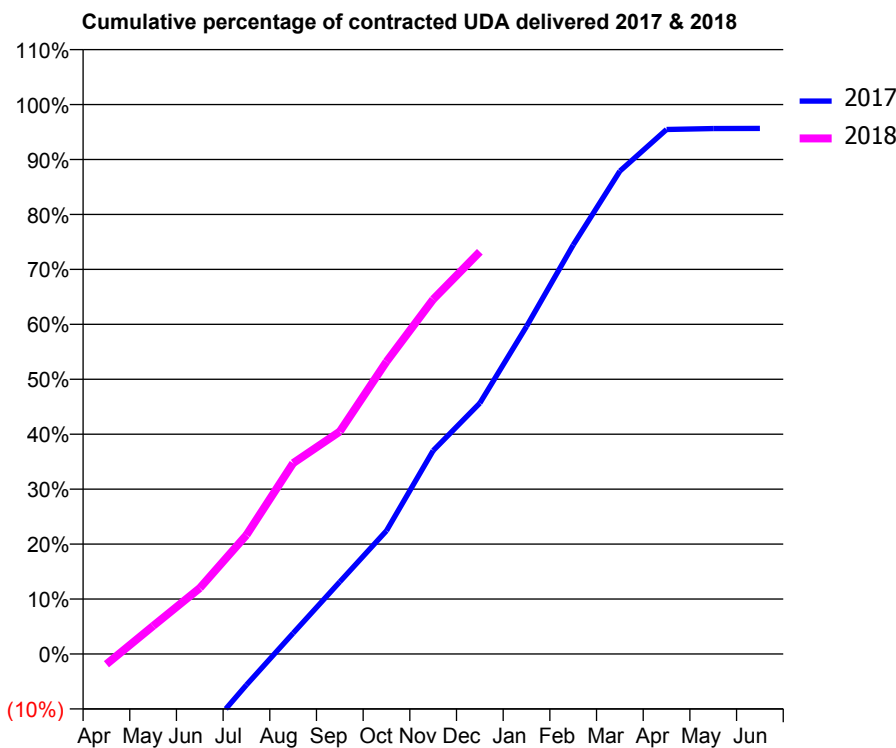
17/18 Contracted general activity (UDA)	15,403
Carry forward general activity (UDA)	569
17/18 Contracted orthodontic activity (UOA)	0
Carry forward orthodontic activity (UOA)	0
Baseline contract value	£390,320.68

ACCESS*

Patients seen in 24 months	Total	Change since previous quarter
Quarter ending December 2016	4,226	
Quarter ending March 2017	4,714	↑
Quarter ending June 2017	4,881	↑
Quarter ending September 2017	5,116	↑
Quarter ending December 2017	5,398	↑
Variance since December 2016	27.7%	↑



ACTIVITY



Month	Adjusted Scheduled Activity (UDA)	
	2017	2018
April	-4,189	-289
May	-3,225	786
June	-2,032	1,849
July	-738	3,335
August	495	5,351
September	1,714	6,235
October	2,927	8,195
November	4,833	9,942
December	5,959	11,274
January	7,780	
February	9,718	
March	11,471	
April	12,458	
May	12,481	
June	12,484	

QUALITY

	Quantity	Base Number	Contract	AT	Region	England
% of FP17s for the same patient ID Re-attending within 3 months - Children	310	2,400	12.9%	13.6%	12.9%	12.0%
% of FP17s for the same patient ID Re-attending within 3 months - Adults	573	3,813	15.0%	16.2%	16.5%	15.9%
% of FP17s for the same patient ID Re-attending between 3 & 9 months - Children	1,388	2,400	57.8%	57.7%	59.6%	58.0%
% of FP17s for the same patient ID Re-attending between 3 & 9 months - Adults	2,100	3,813	55.1%	51.2%	52.8%	50.5%
% of FP17s for Band 1 Urgent Courses	401	5,765	7.0%	10.7%	9.1%	9.0%
% of FP17s Relating to Free Repair or Replacements	25	5,765	0.4%	0.9%	1.0%	0.8%
% of FP17s Relating to Continuations	11	5,765	0.2%	1.1%	1.2%	1.1%
% of Patients satisfied with the dentistry they have received	18	18	100.0%	91.3%	91.6%	91.5%
% of Patients satisfied with the time they had to wait for an appointment	15	18	83.3%	87.7%	88.3%	87.9%

* This is based on patients treated on this contract for their most recent course of treatment. Figures in italics indicate the base number of FP17s or Patient Questionnaire responses are less than 100. N/A is shown where the base number of responses is less than 10 during the period. % is calculated as Quantity/Base number*100

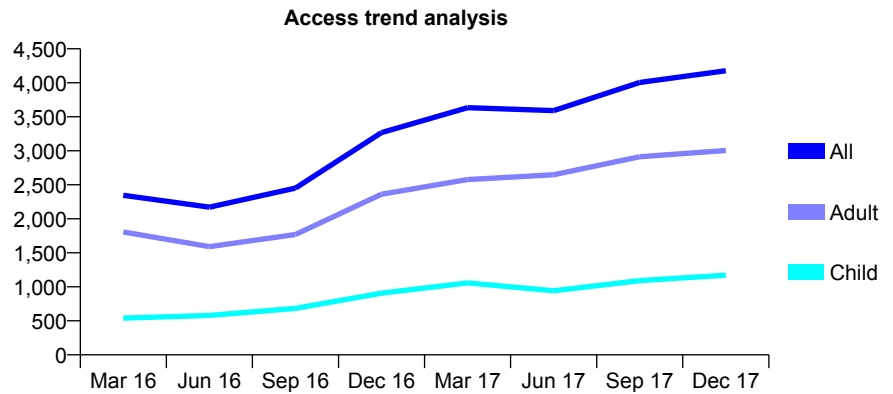
Q47 - Vital Signs At a Glance Contract Report for 197416/0002 - December 2017

Name or company name	Whitworth Dental Care Limited
Contract type name	GDS Contract
Purpose of contract	General
Contract start date	01/04/2013
Contract end date	

17/18 Contracted general activity (UDA)	9,000
Carry forward general activity (UDA)	-31
17/18 Contracted orthodontic activity (UOA)	0
Carry forward orthodontic activity (UOA)	0
Baseline contract value	£293,488.56

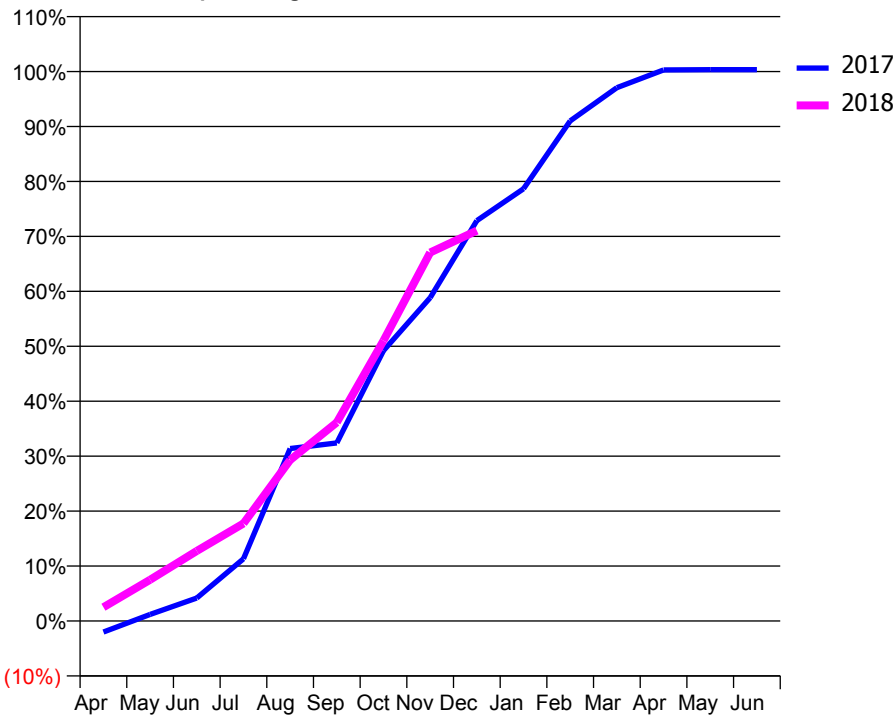
ACCESS*

Patients seen in 24 months	Total	Change since previous quarter
Quarter ending December 2016	3,268	
Quarter ending March 2017	3,635	↑
Quarter ending June 2017	3,591	↓
Quarter ending September 2017	4,005	↑
Quarter ending December 2017	4,177	↑
Variance since December 2016	27.8%	↑



ACTIVITY

Cumulative percentage of contracted UDA delivered 2017 & 2018



Month	Adjusted Scheduled Activity (UDA)	
	2017	2018
April	-182	227
May	108	676
June	377	1,148
July	1,019	1,598
August	2,824	2,636
September	2,917	3,254
October	4,428	4,592
November	5,296	6,035
December	6,558	6,394
January	7,080	
February	8,192	
March	8,735	
April	9,026	
May	9,031	
June	9,031	

QUALITY

	Quantity	Base Number	Contract	AT	Region	England
% of FP17s for the same patient ID Re-attending within 3 months - Children	150	1,802	8.3%	13.6%	12.9%	12.0%
% of FP17s for the same patient ID Re-attending within 3 months - Adults	149	2,420	6.2%	16.2%	16.5%	15.9%
% of FP17s for the same patient ID Re-attending between 3 & 9 months - Children	671	1,802	37.2%	57.7%	59.6%	58.0%
% of FP17s for the same patient ID Re-attending between 3 & 9 months - Adults	517	2,420	21.4%	51.2%	52.8%	50.5%
% of FP17s for Band 1 Urgent Courses	144	3,336	4.3%	10.7%	9.1%	9.0%
% of FP17s Relating to Free Repair or Replacements	4	3,336	0.1%	0.9%	1.0%	0.8%
% of FP17s Relating to Continuations	12	3,336	0.4%	1.1%	1.2%	1.1%
% of Patients satisfied with the dentistry they have received	2	3	N/A	91.3%	91.6%	91.5%
% of Patients satisfied with the time they had to wait for an appointment	2	3	N/A	87.7%	88.3%	87.9%

* This is based on patients treated on this contract for their most recent course of treatment. Figures in italics indicate the base number of FP17s or Patient Questionnaire responses are less than 100. N/A is shown where the base number of responses is less than 10 during the period. % is calculated as Quantity/Base number*100

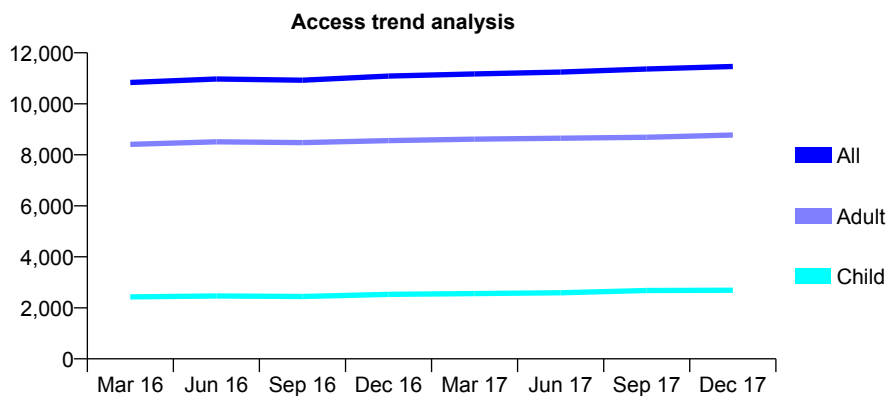
Q47 - Vital Signs At a Glance Contract Report for 198447/0001 - December 2017

Name or company name	Dentistry 4 All
Contract type name	Pilot Contract
Purpose of contract	General and Orthodontic
Contract start date	01/04/2009
Contract end date	

17/18 Contracted general activity (UDA)	34,000
Carry forward general activity (UDA)	0
17/18 Contracted orthodontic activity (UOA)	1,000
Carry forward orthodontic activity (UOA)	-10
Baseline contract value	£1,159,325.54

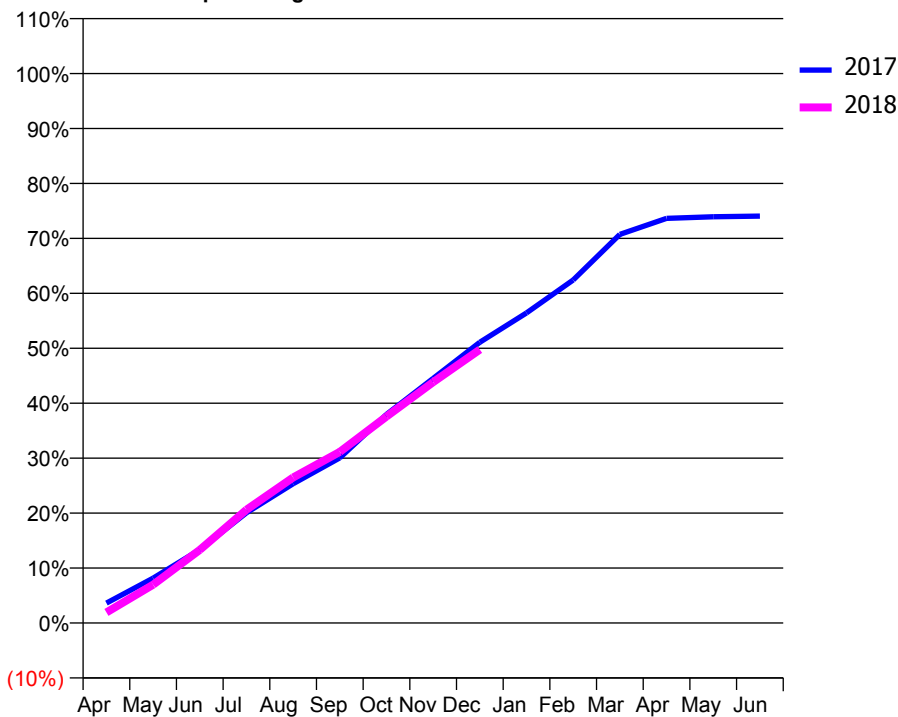
ACCESS*

Patients seen in 24 months	Total	Change since previous quarter
Quarter ending December 2016	11,086	
Quarter ending March 2017	11,173	→
Quarter ending June 2017	11,242	→
Quarter ending September 2017	11,367	→
Quarter ending December 2017	11,465	→
Variance since December 2016	3.4%	↑



ACTIVITY

Cumulative percentage of contracted UDA delivered 2017 & 2018



Month	Adjusted Scheduled Activity (UDA)	
	2017	2018
April	1,230	658
May	2,775	2,372
June	4,543	4,525
July	6,817	7,006
August	8,619	9,008
September	10,220	10,593
October	12,906	12,779
November	15,135	14,902
December	17,370	16,915
January	19,186	
February	21,228	
March	24,048	
April	25,034	
May	25,138	
June	25,175	

QUALITY

	Quantity	Base Number	Contract	AT	Region	England
% of FP17s for the same patient ID Re-attending within 3 months - Children	247	2,908	8.5%	13.6%	12.9%	12.0%
% of FP17s for the same patient ID Re-attending within 3 months - Adults	1,027	7,458	13.8%	16.2%	16.5%	15.9%
% of FP17s for the same patient ID Re-attending between 3 & 9 months - Children	1,565	2,908	53.8%	57.7%	59.6%	58.0%
% of FP17s for the same patient ID Re-attending between 3 & 9 months - Adults	2,832	7,458	38.0%	51.2%	52.8%	50.5%
% of FP17s for Band 1 Urgent Courses	491	8,592	5.7%	10.7%	9.1%	9.0%
% of FP17s Relating to Free Repair or Replacements	17	8,592	0.2%	0.9%	1.0%	0.8%
% of FP17s Relating to Continuations	30	8,592	0.3%	1.1%	1.2%	1.1%
% of Patients satisfied with the dentistry they have received	17	17	100.0%	91.3%	91.6%	91.5%
% of Patients satisfied with the time they had to wait for an appointment	15	17	88.2%	87.7%	88.3%	87.9%

* This is based on patients treated on this contract for their most recent course of treatment. Figures in italics indicate the base number of FP17s or Patient Questionnaire responses are less than 100. N/A is shown where the base number of responses is less than 10 during the period. % is calculated as Quantity/Base number*100

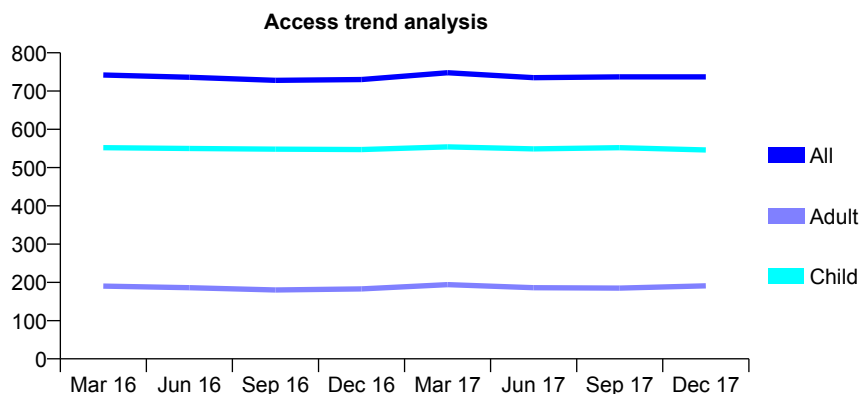
Q47 - Vital Signs At a Glance Contract Report for 199095/0001 - December 2017

Name or company name	Aughton Dental Practice
Contract type name	GDS Contract
Purpose of contract	General
Contract start date	31/08/2012
Contract end date	

17/18 Contracted general activity (UDA)	2,000
Carry forward general activity (UDA)	0
17/18 Contracted orthodontic activity (UOA)	0
Carry forward orthodontic activity (UOA)	0
Baseline contract value	£58,546.91

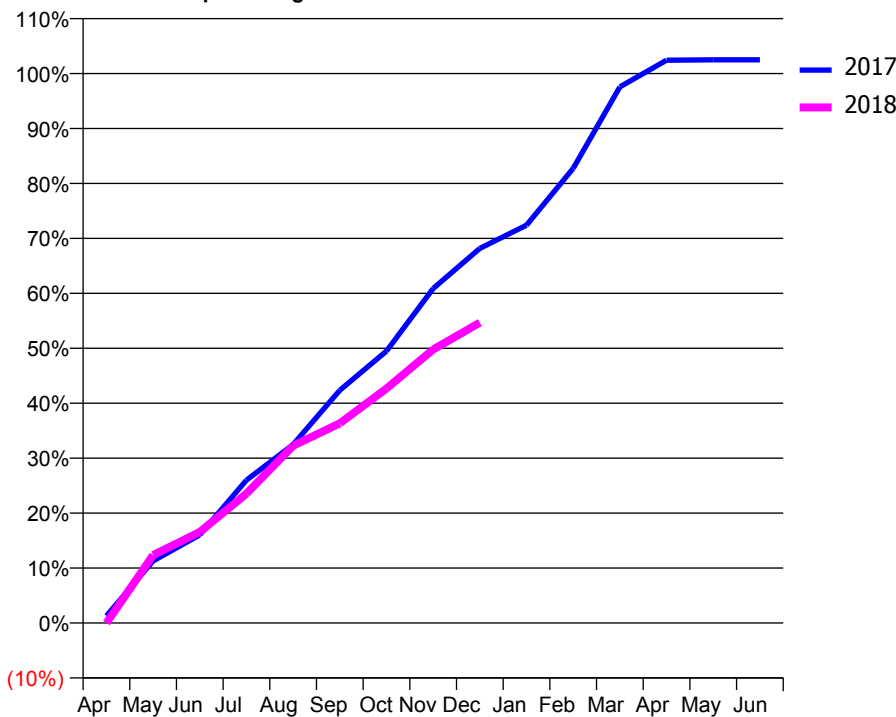
ACCESS*

Patients seen in 24 months	Total	Change since previous quarter
Quarter ending December 2016	730	
Quarter ending March 2017	748	↑
Quarter ending June 2017	735	↓
Quarter ending September 2017	737	→
Quarter ending December 2017	737	→
Variance since December 2016	1.0%	→



ACTIVITY

Cumulative percentage of contracted UDA delivered 2017 & 2018



Month	Adjusted Scheduled Activity (UDA)	
	2017	2018
April	26	0
May	226	247
June	321	331
July	520	471
August	650	645
September	847	727
October	990	854
November	1,218	996
December	1,364	1,093
January	1,448	
February	1,655	
March	1,951	
April	2,049	
May	2,050	
June	2,050	

QUALITY

	Quantity	Base Number	Contract	AT	Region	England
% of FP17s for the same patient ID Re-attending within 3 months - Children	135	756	17.9%	13.6%	12.9%	12.0%
% of FP17s for the same patient ID Re-attending within 3 months - Adults	9	116	7.8%	16.2%	16.5%	15.9%
% of FP17s for the same patient ID Re-attending between 3 & 9 months - Children	488	756	64.6%	57.7%	59.6%	58.0%
% of FP17s for the same patient ID Re-attending between 3 & 9 months - Adults	65	116	56.0%	51.2%	52.8%	50.5%
% of FP17s for Band 1 Urgent Courses	41	810	5.1%	10.7%	9.1%	9.0%
% of FP17s Relating to Free Repair or Replacements	0	810	0.0%	0.9%	1.0%	0.8%
% of FP17s Relating to Continuations	22	810	2.7%	1.1%	1.2%	1.1%
% of Patients satisfied with the dentistry they have received	1	1	N/A	91.3%	91.6%	91.5%
% of Patients satisfied with the time they had to wait for an appointment	1	1	N/A	87.7%	88.3%	87.9%

* This is based on patients treated on this contract for their most recent course of treatment. Figures in italics indicate the base number of FP17s or Patient Questionnaire responses are less than 100. N/A is shown where the base number of responses is less than 10 during the period. % is calculated as Quantity/Base number*100

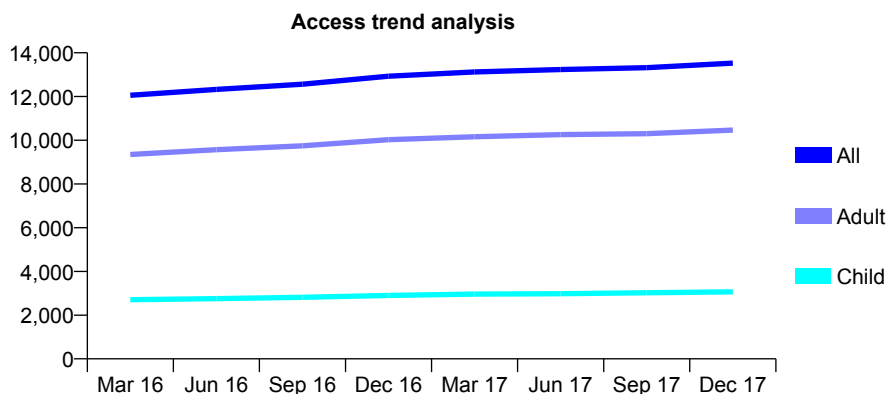
Q47 - Vital Signs At a Glance Contract Report for 199710/0001 - December 2017

Name or company name	BROCK STREET DENTAL PRACTICE LTI
Contract type name	GDS Contract
Purpose of contract	General
Contract start date	01/04/2010
Contract end date	

17/18 Contracted general activity (UDA)	36,251
Carry forward general activity (UDA)	595
17/18 Contracted orthodontic activity (UOA)	0
Carry forward orthodontic activity (UOA)	0
Baseline contract value	£1,054,935.21

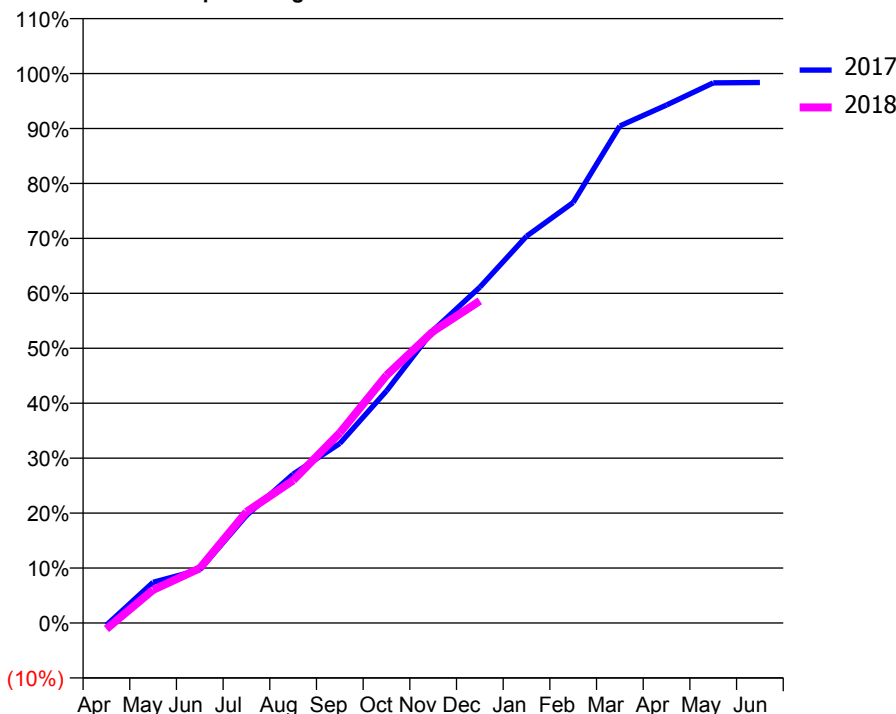
ACCESS*

Patients seen in 24 months	Total	Change since previous quarter
Quarter ending December 2016	12,927	
Quarter ending March 2017	13,124	→
Quarter ending June 2017	13,237	→
Quarter ending September 2017	13,321	→
Quarter ending December 2017	13,526	→
Variance since December 2016	4.6%	↑



ACTIVITY

Cumulative percentage of contracted UDA delivered 2017 & 2018



Month	Adjusted Scheduled Activity (UDA)	
	2017	2018
April	-143	-396
May	2,685	2,184
June	3,515	3,615
July	7,094	7,333
August	9,820	9,404
September	11,849	12,547
October	15,307	16,340
November	19,308	19,242
December	22,151	21,246
January	25,519	
February	27,744	
March	32,793	
April	34,169	
May	35,634	
June	35,656	

QUALITY

	Quantity	Base Number	Contract	AT	Region	England
% of FP17s for the same patient ID Re-attending within 3 months - Children	234	3,420	6.8%	13.6%	12.9%	12.0%
% of FP17s for the same patient ID Re-attending within 3 months - Adults	1,799	10,127	17.8%	16.2%	16.5%	15.9%
% of FP17s for the same patient ID Re-attending between 3 & 9 months - Children	2,314	3,420	67.7%	57.7%	59.6%	58.0%
% of FP17s for the same patient ID Re-attending between 3 & 9 months - Adults	3,739	10,127	36.9%	51.2%	52.8%	50.5%
% of FP17s for Band 1 Urgent Courses	1,695	11,908	14.2%	10.7%	9.1%	9.0%
% of FP17s Relating to Free Repair or Replacements	195	11,908	1.6%	0.9%	1.0%	0.8%
% of FP17s Relating to Continuations	129	11,908	1.1%	1.1%	1.2%	1.1%
% of Patients satisfied with the dentistry they have received	13	16	81.3%	91.3%	91.6%	91.5%
% of Patients satisfied with the time they had to wait for an appointment	13	16	81.3%	87.7%	88.3%	87.9%

* This is based on patients treated on this contract for their most recent course of treatment. Figures in italics indicate the base number of FP17s or Patient Questionnaire responses are less than 100. N/A is shown where the base number of responses is less than 10 during the period. % is calculated as Quantity/Base number*100

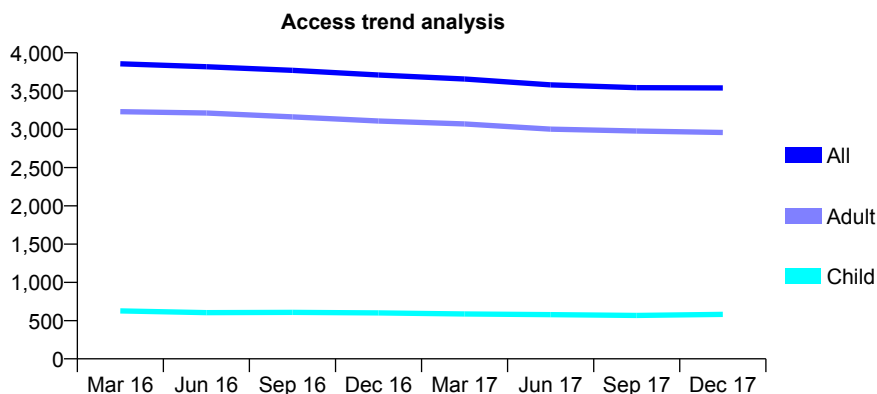
Q47 - Vital Signs At a Glance Contract Report for 208582/0001 - December 2017

Name or company name	MR S DITCHFIELD
Contract type name	GDS Contract
Purpose of contract	General
Contract start date	01/04/2006
Contract end date	

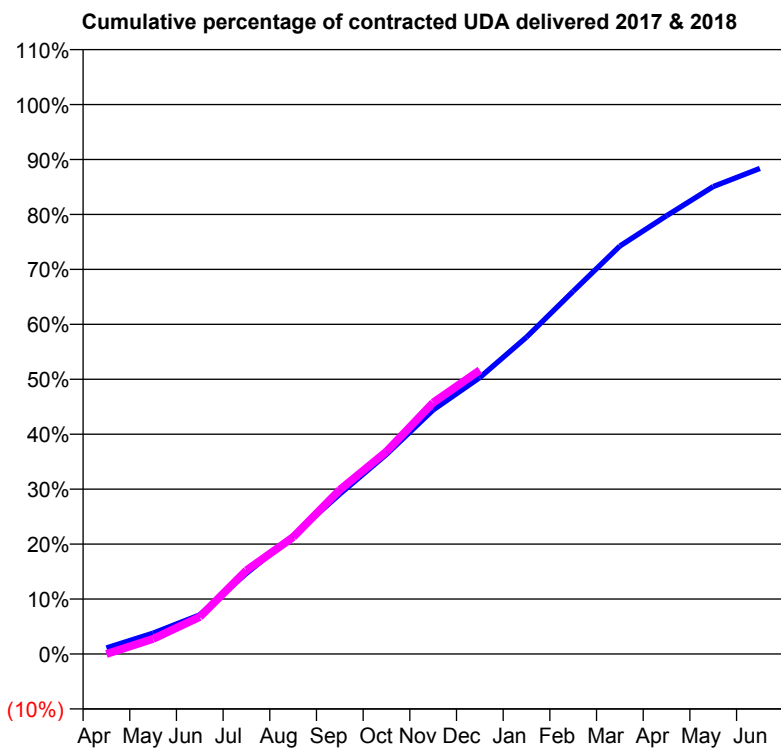
17/18 Contracted general activity (UDA)	11,235
Carry forward general activity (UDA)	0
17/18 Contracted orthodontic activity (UOA)	0
Carry forward orthodontic activity (UOA)	0
Baseline contract value	£366,375.99

ACCESS*

Patients seen in 24 months	Total	Change since previous quarter
Quarter ending December 2016	3,710	
Quarter ending March 2017	3,658	↓
Quarter ending June 2017	3,580	↓
Quarter ending September 2017	3,544	↓
Quarter ending December 2017	3,541	→
Variance since December 2016	(4.6%)	↓



ACTIVITY



Month	Adjusted Scheduled Activity (UDA)	
	2017	2018
April	124	0
May	426	311
June	800	759
July	1,651	1,710
August	2,416	2,390
September	3,270	3,358
October	4,083	4,140
November	4,991	5,141
December	5,653	5,803
January	6,481	
February	7,417	
March	8,343	
April	8,960	
May	9,557	
June	9,927	

QUALITY

	Quantity	Base Number	Contract	AT	Region	England
% of FP17s for the same patient ID Re-attending within 3 months - Children	58	601	9.7%	13.6%	12.9%	12.0%
% of FP17s for the same patient ID Re-attending within 3 months - Adults	362	3,081	11.7%	16.2%	16.5%	15.9%
% of FP17s for the same patient ID Re-attending between 3 & 9 months - Children	225	601	37.4%	57.7%	59.6%	58.0%
% of FP17s for the same patient ID Re-attending between 3 & 9 months - Adults	1,658	3,081	53.8%	51.2%	52.8%	50.5%
% of FP17s for Band 1 Urgent Courses	292	2,931	10.0%	10.7%	9.1%	9.0%
% of FP17s Relating to Free Repair or Replacements	20	2,931	0.7%	0.9%	1.0%	0.8%
% of FP17s Relating to Continuations	59	2,931	2.0%	1.1%	1.2%	1.1%
% of Patients satisfied with the dentistry they have received	14	15	93.3%	91.3%	91.6%	91.5%
% of Patients satisfied with the time they had to wait for an appointment	12	15	80.0%	87.7%	88.3%	87.9%

* This is based on patients treated on this contract for their most recent course of treatment. Figures in italics indicate the base number of FP17s or Patient Questionnaire responses are less than 100. N/A is shown where the base number of responses is less than 10 during the period. % is calculated as Quantity/Base number*100

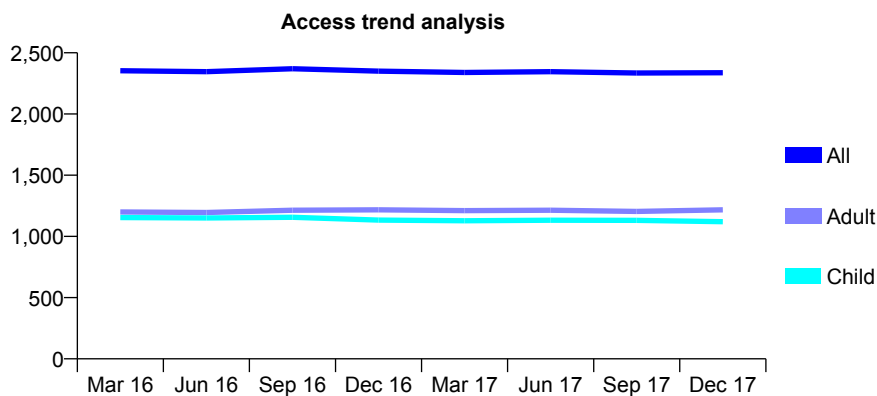
Q47 - Vital Signs At a Glance Contract Report for 208949/0001 - December 2017

Name or company name	Mr R Shimmin
Contract type name	GDS Contract
Purpose of contract	General
Contract start date	01/04/2006
Contract end date	

17/18 Contracted general activity (UDA)	6,500
Carry forward general activity (UDA)	0
17/18 Contracted orthodontic activity (UOA)	0
Carry forward orthodontic activity (UOA)	0
Baseline contract value	£141,321.35

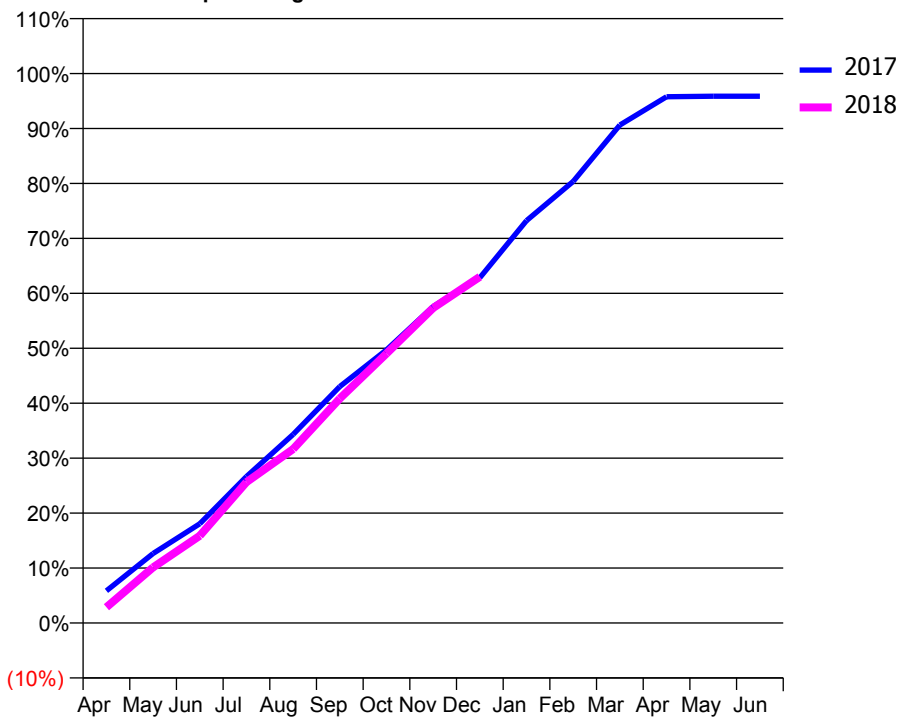
ACCESS*

Patients seen in 24 months	Total	Change since previous quarter
Quarter ending December 2016	2,350	
Quarter ending March 2017	2,339	→
Quarter ending June 2017	2,346	→
Quarter ending September 2017	2,335	→
Quarter ending December 2017	2,337	→
Variance since December 2016	(0.6%)	→



ACTIVITY

Cumulative percentage of contracted UDA delivered 2017 & 2018



Month	Adjusted Scheduled Activity (UDA)	
	2017	2018
April	381	187
May	823	659
June	1,174	1,032
July	1,733	1,667
August	2,231	2,057
September	2,798	2,656
October	3,231	3,187
November	3,745	3,727
December	4,085	4,096
January	4,760	
February	5,223	
March	5,891	
April	6,225	
May	6,231	
June	6,231	

QUALITY

	Quantity	Base Number	Contract	AT	Region	England
% of FP17s for the same patient ID Re-attending within 3 months - Children	116	1,385	8.4%	13.6%	12.9%	12.0%
% of FP17s for the same patient ID Re-attending within 3 months - Adults	167	1,280	13.0%	16.2%	16.5%	15.9%
% of FP17s for the same patient ID Re-attending between 3 & 9 months - Children	929	1,385	67.1%	57.7%	59.6%	58.0%
% of FP17s for the same patient ID Re-attending between 3 & 9 months - Adults	850	1,280	66.4%	51.2%	52.8%	50.5%
% of FP17s for Band 1 Urgent Courses	70	2,509	2.8%	10.7%	9.1%	9.0%
% of FP17s Relating to Free Repair or Replacements	1	2,509	0.0%	0.9%	1.0%	0.8%
% of FP17s Relating to Continuations	8	2,509	0.3%	1.1%	1.2%	1.1%
% of Patients satisfied with the dentistry they have received	4	4	N/A	91.3%	91.6%	91.5%
% of Patients satisfied with the time they had to wait for an appointment	4	4	N/A	87.7%	88.3%	87.9%

* This is based on patients treated on this contract for their most recent course of treatment. Figures in italics indicate the base number of FP17s or Patient Questionnaire responses are less than 100. N/A is shown where the base number of responses is less than 10 during the period. % is calculated as Quantity/Base number*100

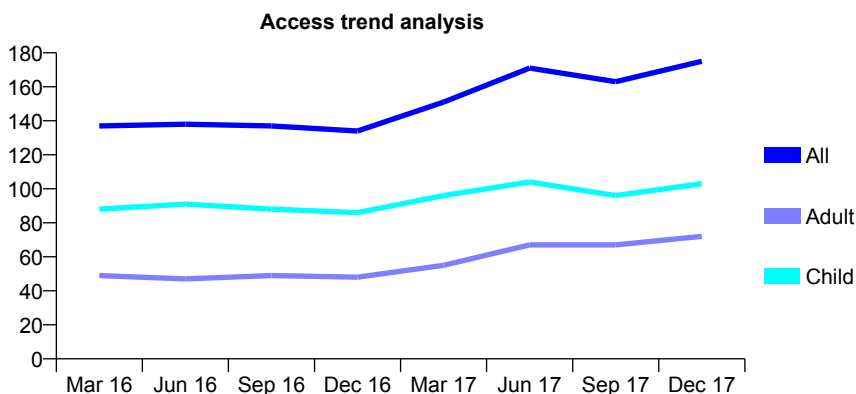
Q47 - Vital Signs At a Glance Contract Report for 215694/0001 - December 2017

Name or company name	MISS SL CARO
Contract type name	GDS Contract
Purpose of contract	General
Contract start date	01/04/2006
Contract end date	

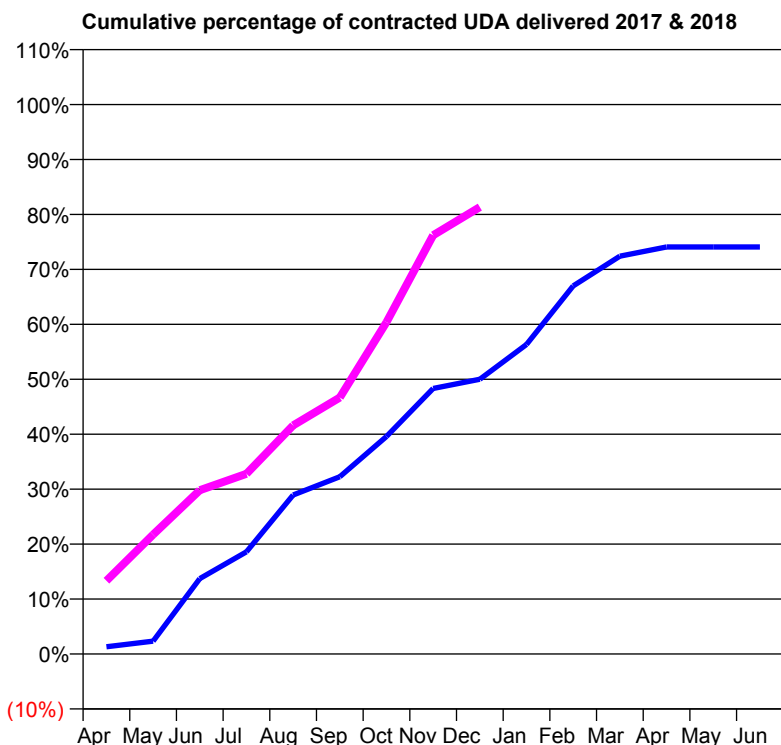
17/18 Contracted general activity (UDA)	300
Carry forward general activity (UDA)	0
17/18 Contracted orthodontic activity (UOA)	0
Carry forward orthodontic activity (UOA)	0
Baseline contract value	£6,458.40

ACCESS*

Patients seen in 24 months	Total	Change since previous quarter
Quarter ending December 2016	134	
Quarter ending March 2017	151	↑
Quarter ending June 2017	171	↑
Quarter ending September 2017	163	↓
Quarter ending December 2017	175	↑
Variance since December 2016	30.6%	↑



ACTIVITY



Month	Adjusted Scheduled Activity (UDA)	
	2017	2018
April	4	40
May	7	65
June	41	89
July	56	98
August	87	125
September	97	140
October	119	181
November	145	229
December	150	244
January	169	
February	201	
March	217	
April	222	
May	222	
June	222	

QUALITY

	Quantity	Base Number	Contract	AT	Region	England
% of FP17s for the same patient ID Re-attending within 3 months - Children	3	85	3.5%	13.6%	12.9%	12.0%
% of FP17s for the same patient ID Re-attending within 3 months - Adults	3	63	4.8%	16.2%	16.5%	15.9%
% of FP17s for the same patient ID Re-attending between 3 & 9 months - Children	40	85	47.1%	57.7%	59.6%	58.0%
% of FP17s for the same patient ID Re-attending between 3 & 9 months - Adults	22	63	34.9%	51.2%	52.8%	50.5%
% of FP17s for Band 1 Urgent Courses	10	143	7.0%	10.7%	9.1%	9.0%
% of FP17s Relating to Free Repair or Replacements	0	143	0.0%	0.9%	1.0%	0.8%
% of FP17s Relating to Continuations	0	143	0.0%	1.1%	1.2%	1.1%
% of Patients satisfied with the dentistry they have received	0	1	N/A	91.3%	91.6%	91.5%
% of Patients satisfied with the time they had to wait for an appointment	1	1	N/A	87.7%	88.3%	87.9%

* This is based on patients treated on this contract for their most recent course of treatment. Figures in italics indicate the base number of FP17s or Patient Questionnaire responses are less than 100. N/A is shown where the base number of responses is less than 10 during the period. % is calculated as Quantity/Base number*100

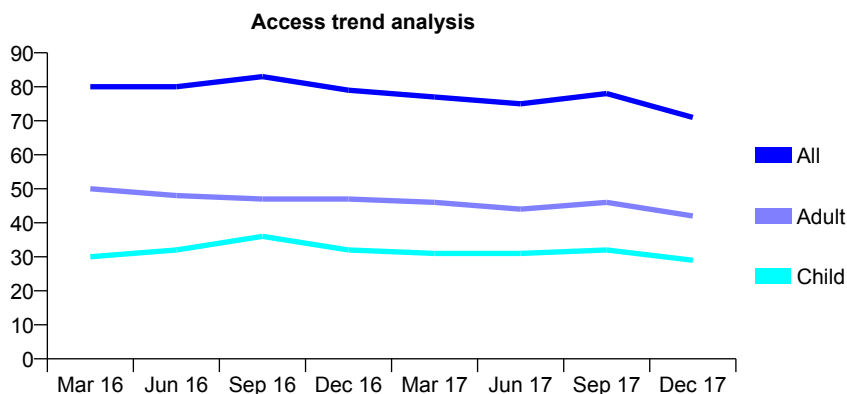
Q47 - Vital Signs At a Glance Contract Report for 215694/0002 - December 2017

Name or company name	MISS SL CARO
Contract type name	GDS Contract
Purpose of contract	General
Contract start date	01/01/2012
Contract end date	

17/18 Contracted general activity (UDA)	150
Carry forward general activity (UDA)	0
17/18 Contracted orthodontic activity (UOA)	0
Carry forward orthodontic activity (UOA)	0
Baseline contract value	£2,993.81

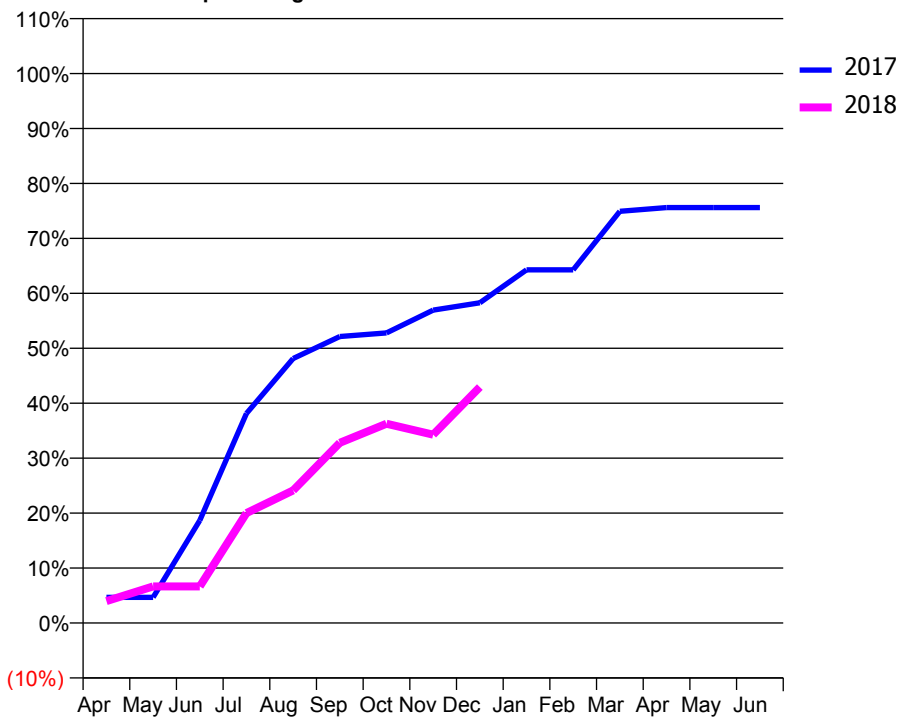
ACCESS*

Patients seen in 24 months	Total	Change since previous quarter
Quarter ending December 2016	79	
Quarter ending March 2017	77	↓
Quarter ending June 2017	75	↓
Quarter ending September 2017	78	↑
Quarter ending December 2017	71	↓
Variance since December 2016	(10.1%)	↓



ACTIVITY

Cumulative percentage of contracted UDA delivered 2017 & 2018



Month	Adjusted Scheduled Activity (UDA)	
	2017	2018
April	7	6
May	7	10
June	28	10
July	57	30
August	72	36
September	78	49
October	79	54
November	85	51
December	87	64
January	96	
February	96	
March	112	
April	113	
May	113	
June	113	

QUALITY

	Quantity	Base Number	Contract	AT	Region	England
% of FP17s for the same patient ID Re-attending within 3 months - Children	0	15	0.0%	13.6%	12.9%	12.0%
% of FP17s for the same patient ID Re-attending within 3 months - Adults	1	22	4.5%	16.2%	16.5%	15.9%
% of FP17s for the same patient ID Re-attending between 3 & 9 months - Children	5	15	33.3%	57.7%	59.6%	58.0%
% of FP17s for the same patient ID Re-attending between 3 & 9 months - Adults	9	22	40.9%	51.2%	52.8%	50.5%
% of FP17s for Band 1 Urgent Courses	2	36	5.6%	10.7%	9.1%	9.0%
% of FP17s Relating to Free Repair or Replacements	1	36	2.8%	0.9%	1.0%	0.8%
% of FP17s Relating to Continuations	0	36	0.0%	1.1%	1.2%	1.1%
% of Patients satisfied with the dentistry they have received	0	0	N/A	91.3%	91.6%	91.5%
% of Patients satisfied with the time they had to wait for an appointment	0	0	N/A	87.7%	88.3%	87.9%

* This is based on patients treated on this contract for their most recent course of treatment. Figures in italics indicate the base number of FP17s or Patient Questionnaire responses are less than 100. N/A is shown where the base number of responses is less than 10 during the period. % is calculated as Quantity/Base number*100

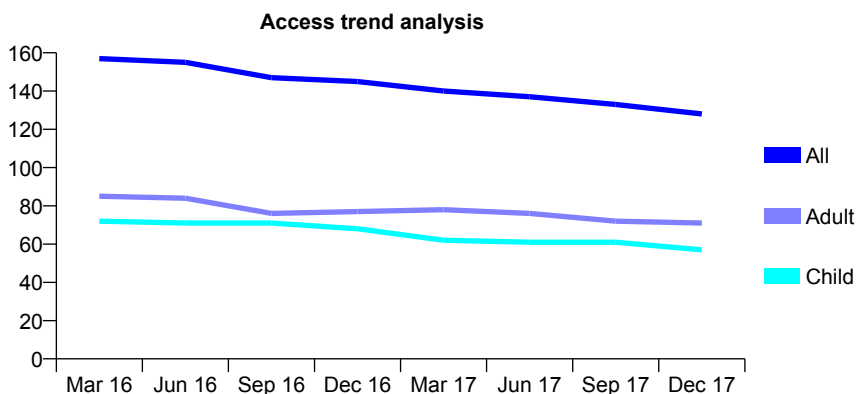
Q47 - Vital Signs At a Glance Contract Report for 221236/0002 - December 2017

Name or company name	MR PG WINSTANLEY
Contract type name	GDS Contract
Purpose of contract	General
Contract start date	01/05/2012
Contract end date	

17/18 Contracted general activity (UDA)	300
Carry forward general activity (UDA)	0
17/18 Contracted orthodontic activity (UOA)	0
Carry forward orthodontic activity (UOA)	0
Baseline contract value	£12,761.32

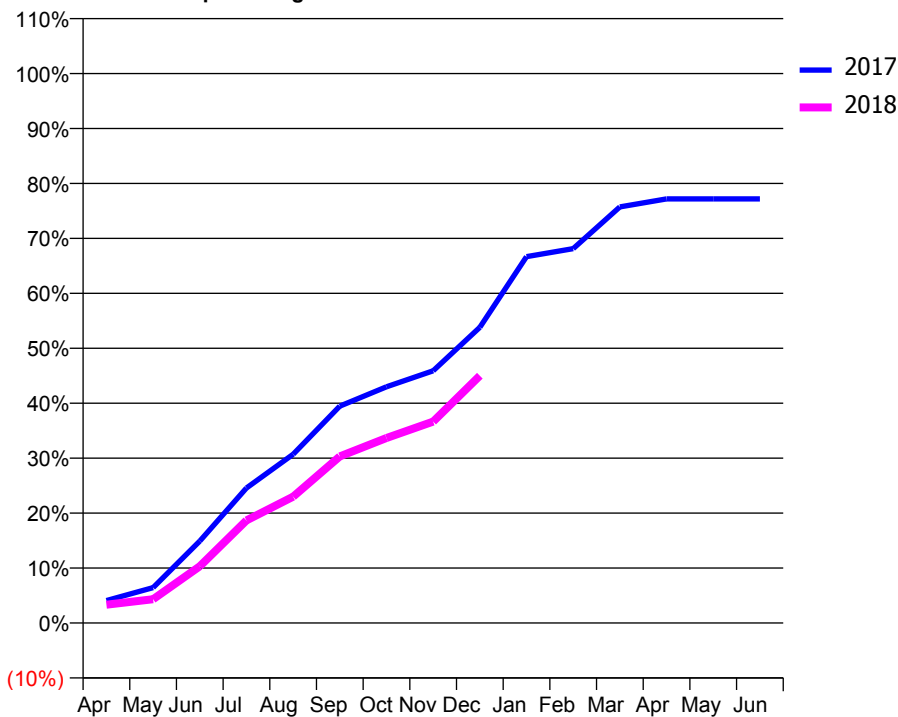
ACCESS*

Patients seen in 24 months	Total	Change since previous quarter
Quarter ending December 2016	145	
Quarter ending March 2017	140	↓
Quarter ending June 2017	137	↓
Quarter ending September 2017	133	↓
Quarter ending December 2017	128	↓
Variance since December 2016	(11.7%)	↓



ACTIVITY

Cumulative percentage of contracted UDA delivered 2017 & 2018



Adjusted Scheduled Activity (UDA)

Month	2017	2018
April	14	10
May	22	13
June	51	31
July	84	56
August	105	69
September	135	91
October	147	101
November	157	110
December	184	135
January	228	
February	233	
March	259	
April	264	
May	264	
June	264	

QUALITY

	Quantity	Base Number	Contract	AT	Region	England
% of FP17s for the same patient ID Re-attending within 3 months - Children	1	70	1.4%	13.6%	12.9%	12.0%
% of FP17s for the same patient ID Re-attending within 3 months - Adults	0	53	0.0%	16.2%	16.5%	15.9%
% of FP17s for the same patient ID Re-attending between 3 & 9 months - Children	59	70	84.3%	57.7%	59.6%	58.0%
% of FP17s for the same patient ID Re-attending between 3 & 9 months - Adults	38	53	71.7%	51.2%	52.8%	50.5%
% of FP17s for Band 1 Urgent Courses	0	117	0.0%	10.7%	9.1%	9.0%
% of FP17s Relating to Free Repair or Replacements	0	117	0.0%	0.9%	1.0%	0.8%
% of FP17s Relating to Continuations	0	117	0.0%	1.1%	1.2%	1.1%
% of Patients satisfied with the dentistry they have received	0	0	N/A	91.3%	91.6%	91.5%
% of Patients satisfied with the time they had to wait for an appointment	0	0	N/A	87.7%	88.3%	87.9%

* This is based on patients treated on this contract for their most recent course of treatment. Figures in italics indicate the base number of FP17s or Patient Questionnaire responses are less than 100. N/A is shown where the base number of responses is less than 10 during the period. % is calculated as Quantity/Base number*100

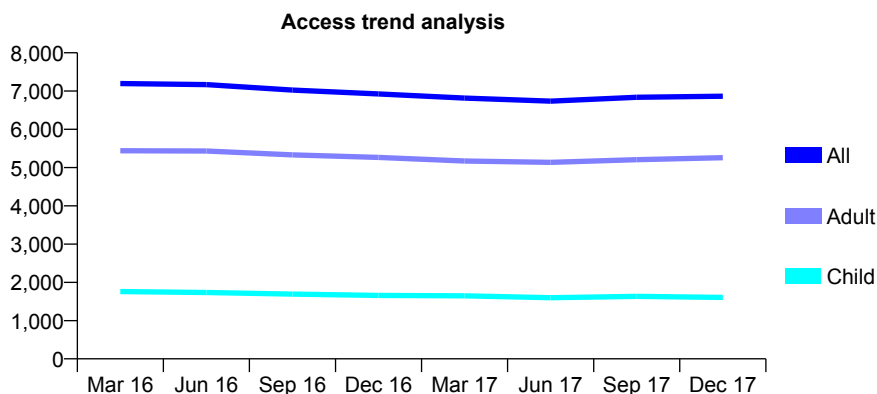
Q47 - Vital Signs At a Glance Contract Report for 222003/0001 - December 2017

Name or company name	MISS LA SOUTHWORTH
Contract type name	GDS Contract
Purpose of contract	General
Contract start date	01/04/2006
Contract end date	

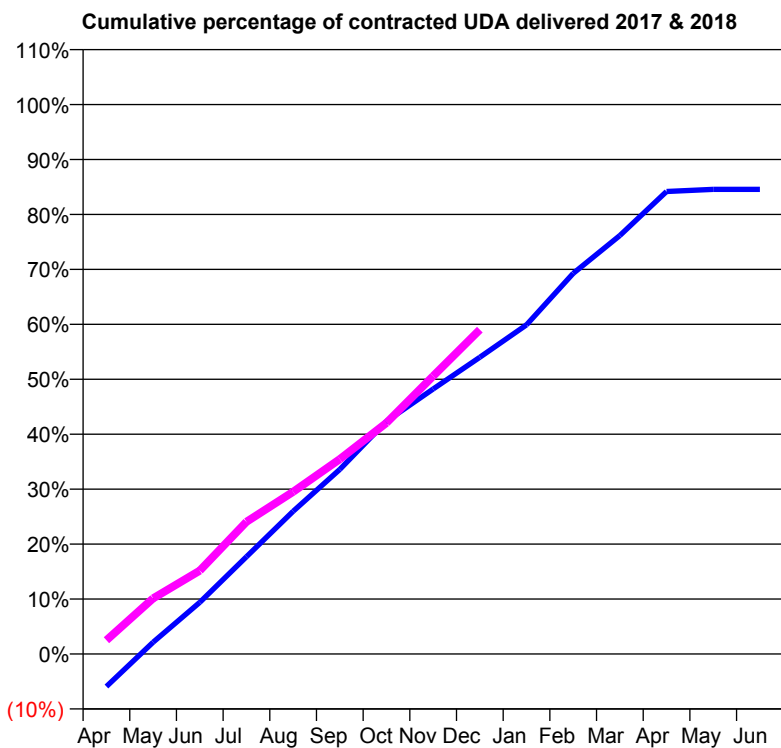
17/18 Contracted general activity (UDA)	24,250
Carry forward general activity (UDA)	0
17/18 Contracted orthodontic activity (UOA)	0
Carry forward orthodontic activity (UOA)	0
Baseline contract value	£594,452.62

ACCESS*

Patients seen in 24 months	Total	Change since previous quarter
Quarter ending December 2016	6,923	
Quarter ending March 2017	6,818	↓
Quarter ending June 2017	6,735	↓
Quarter ending September 2017	6,838	→
Quarter ending December 2017	6,865	→
Variance since December 2016	(0.8%)	→



ACTIVITY



Month	Adjusted Scheduled Activity (UDA)	
	2017	2018
April	-1,439	606
May	521	2,454
June	2,280	3,684
July	4,292	5,836
August	6,297	7,160
September	8,146	8,603
October	10,273	10,204
November	11,698	12,267
December	13,098	14,316
January	14,526	
February	16,797	
March	18,470	
April	20,411	
May	20,506	
June	20,506	

QUALITY

	Quantity	Base Number	Contract	AT	Region	England
% of FP17s for the same patient ID Re-attending within 3 months - Children	330	2,449	13.5%	13.6%	12.9%	12.0%
% of FP17s for the same patient ID Re-attending within 3 months - Adults	1,026	6,283	16.3%	16.2%	16.5%	15.9%
% of FP17s for the same patient ID Re-attending between 3 & 9 months - Children	1,528	2,449	62.4%	57.7%	59.6%	58.0%
% of FP17s for the same patient ID Re-attending between 3 & 9 months - Adults	3,253	6,283	51.8%	51.2%	52.8%	50.5%
% of FP17s for Band 1 Urgent Courses	619	7,835	7.9%	10.7%	9.1%	9.0%
% of FP17s Relating to Free Repair or Replacements	77	7,835	1.0%	0.9%	1.0%	0.8%
% of FP17s Relating to Continuations	69	7,835	0.9%	1.1%	1.2%	1.1%
% of Patients satisfied with the dentistry they have received	17	19	89.5%	91.3%	91.6%	91.5%
% of Patients satisfied with the time they had to wait for an appointment	19	19	100.0%	87.7%	88.3%	87.9%

* This is based on patients treated on this contract for their most recent course of treatment. Figures in italics indicate the base number of FP17s or Patient Questionnaire responses are less than 100. N/A is shown where the base number of responses is less than 10 during the period. % is calculated as Quantity/Base number*100

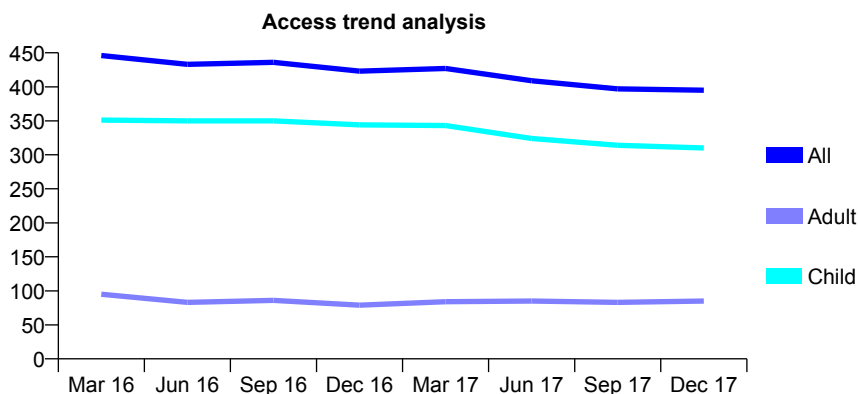
Q47 - Vital Signs At a Glance Contract Report for 229555/0001 - December 2017

Name or company name	MR D ALLEN
Contract type name	GDS Contract
Purpose of contract	General
Contract start date	01/04/2006
Contract end date	

17/18 Contracted general activity (UDA)	1,200
Carry forward general activity (UDA)	0
17/18 Contracted orthodontic activity (UOA)	0
Carry forward orthodontic activity (UOA)	0
Baseline contract value	£26,748.27

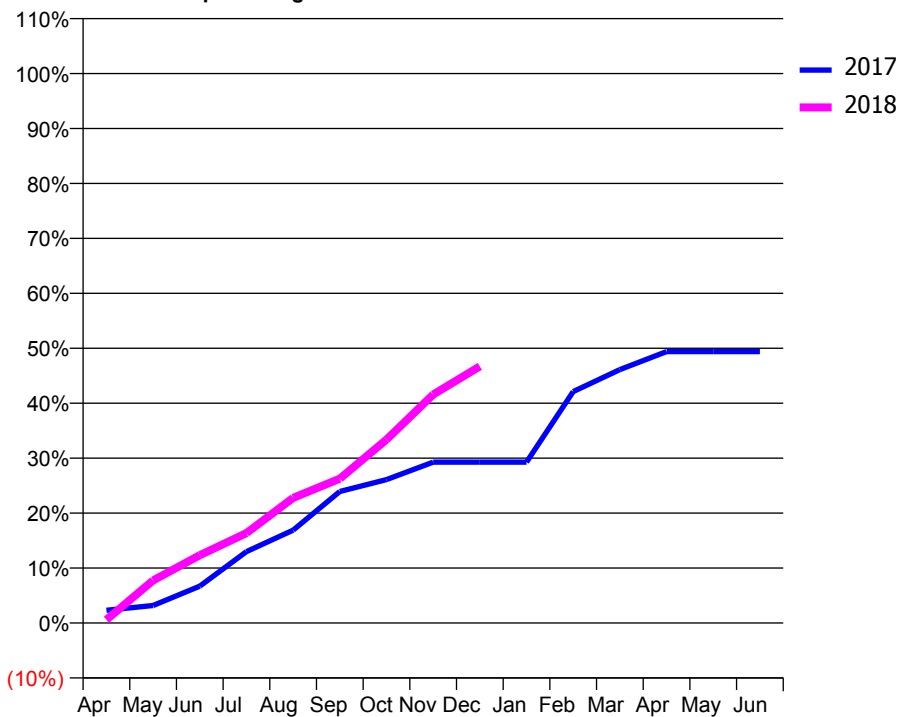
ACCESS*

Patients seen in 24 months	Total	Change since previous quarter
Quarter ending December 2016	423	
Quarter ending March 2017	427	→
Quarter ending June 2017	409	↓
Quarter ending September 2017	397	↓
Quarter ending December 2017	395	→
Variance since December 2016	(6.6%)	↓



ACTIVITY

Cumulative percentage of contracted UDA delivered 2017 & 2018



Month	Adjusted Scheduled Activity (UDA)	
	2017	2018
April	37	7
May	51	93
June	107	148
July	208	196
August	270	273
September	383	315
October	417	401
November	468	499
December	468	560
January	468	
February	674	
March	738	
April	790	
May	790	
June	790	

QUALITY

	Quantity	Base Number	Contract	AT	Region	England
% of FP17s for the same patient ID Re-attending within 3 months - Children	27	403	6.7%	13.6%	12.9%	12.0%
% of FP17s for the same patient ID Re-attending within 3 months - Adults	3	48	6.3%	16.2%	16.5%	15.9%
% of FP17s for the same patient ID Re-attending between 3 & 9 months - Children	289	403	71.7%	57.7%	59.6%	58.0%
% of FP17s for the same patient ID Re-attending between 3 & 9 months - Adults	37	48	77.1%	51.2%	52.8%	50.5%
% of FP17s for Band 1 Urgent Courses	17	414	4.1%	10.7%	9.1%	9.0%
% of FP17s Relating to Free Repair or Replacements	0	414	0.0%	0.9%	1.0%	0.8%
% of FP17s Relating to Continuations	0	414	0.0%	1.1%	1.2%	1.1%
% of Patients satisfied with the dentistry they have received	1	1	N/A	91.3%	91.6%	91.5%
% of Patients satisfied with the time they had to wait for an appointment	1	1	N/A	87.7%	88.3%	87.9%

* This is based on patients treated on this contract for their most recent course of treatment. Figures in italics indicate the base number of FP17s or Patient Questionnaire responses are less than 100. N/A is shown where the base number of responses is less than 10 during the period. % is calculated as Quantity/Base number*100

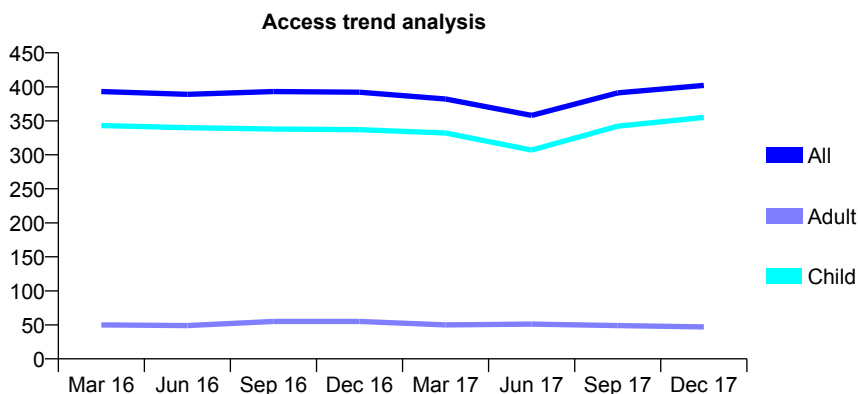
Q47 - Vital Signs At a Glance Contract Report for 230766/0001 - December 2017

Name or company name	MR CJ BROADBENT
Contract type name	GDS Contract
Purpose of contract	General
Contract start date	01/04/2006
Contract end date	

17/18 Contracted general activity (UDA)	800
Carry forward general activity (UDA)	1
17/18 Contracted orthodontic activity (UOA)	0
Carry forward orthodontic activity (UOA)	0
Baseline contract value	£15,839.69

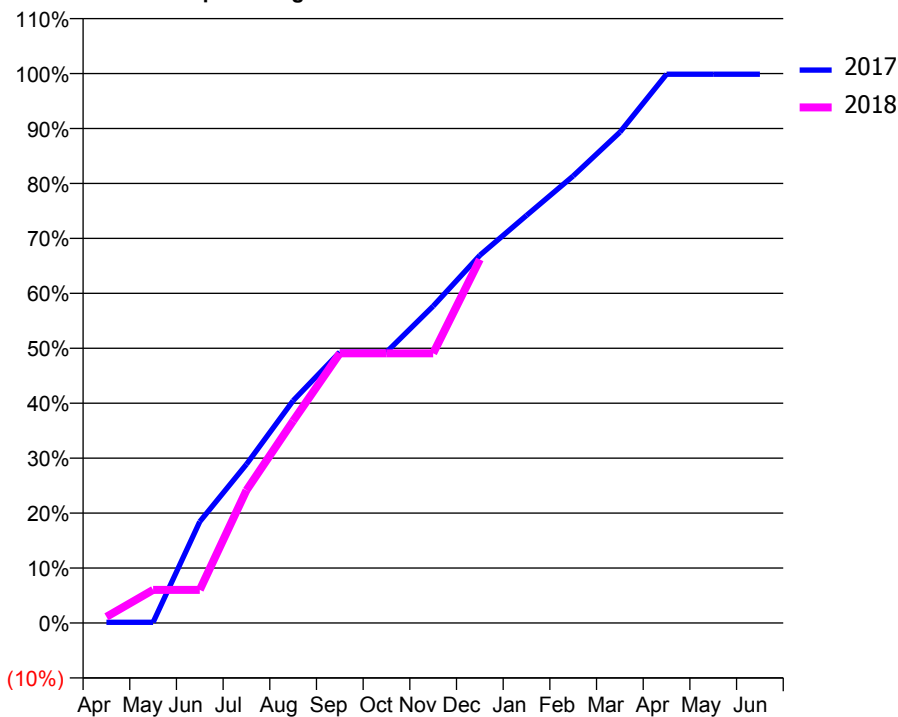
ACCESS*

Patients seen in 24 months	Total	Change since previous quarter
Quarter ending December 2016	392	
Quarter ending March 2017	382	↓
Quarter ending June 2017	358	↓
Quarter ending September 2017	391	↑
Quarter ending December 2017	402	↑
Variance since December 2016	2.6%	↑



ACTIVITY

Cumulative percentage of contracted UDA delivered 2017 & 2018



Month	Adjusted Scheduled Activity (UDA)	
	2017	2018
April	1	9
May	1	48
June	148	48
July	231	193
August	324	294
September	394	393
October	394	393
November	461	393
December	535	529
January	593	
February	651	
March	715	
April	799	
May	799	
June	799	

QUALITY

	Quantity	Base Number	Contract	AT	Region	England
% of FP17s for the same patient ID Re-attending within 3 months - Children	32	483	6.6%	13.6%	12.9%	12.0%
% of FP17s for the same patient ID Re-attending within 3 months - Adults	0	3	0.0%	16.2%	16.5%	15.9%
% of FP17s for the same patient ID Re-attending between 3 & 9 months - Children	323	483	66.9%	57.7%	59.6%	58.0%
% of FP17s for the same patient ID Re-attending between 3 & 9 months - Adults	1	3	33.3%	51.2%	52.8%	50.5%
% of FP17s for Band 1 Urgent Courses	19	428	4.4%	10.7%	9.1%	9.0%
% of FP17s Relating to Free Repair or Replacements	0	428	0.0%	0.9%	1.0%	0.8%
% of FP17s Relating to Continuations	0	428	0.0%	1.1%	1.2%	1.1%
% of Patients satisfied with the dentistry they have received	0	0	N/A	91.3%	91.6%	91.5%
% of Patients satisfied with the time they had to wait for an appointment	0	0	N/A	87.7%	88.3%	87.9%

* This is based on patients treated on this contract for their most recent course of treatment. Figures in italics indicate the base number of FP17s or Patient Questionnaire responses are less than 100. N/A is shown where the base number of responses is less than 10 during the period. % is calculated as Quantity/Base number*100

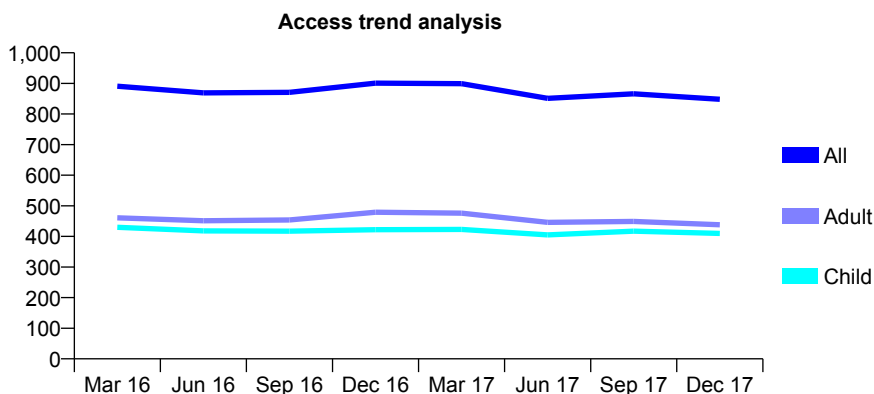
Q47 - Vital Signs At a Glance Contract Report for 235474/0001 - December 2017

Name or company name	MR MS COLLINSON
Contract type name	GDS Contract
Purpose of contract	General
Contract start date	01/04/2006
Contract end date	

17/18 Contracted general activity (UDA)	1,770
Carry forward general activity (UDA)	-35
17/18 Contracted orthodontic activity (UOA)	0
Carry forward orthodontic activity (UOA)	0
Baseline contract value	£39,826.10

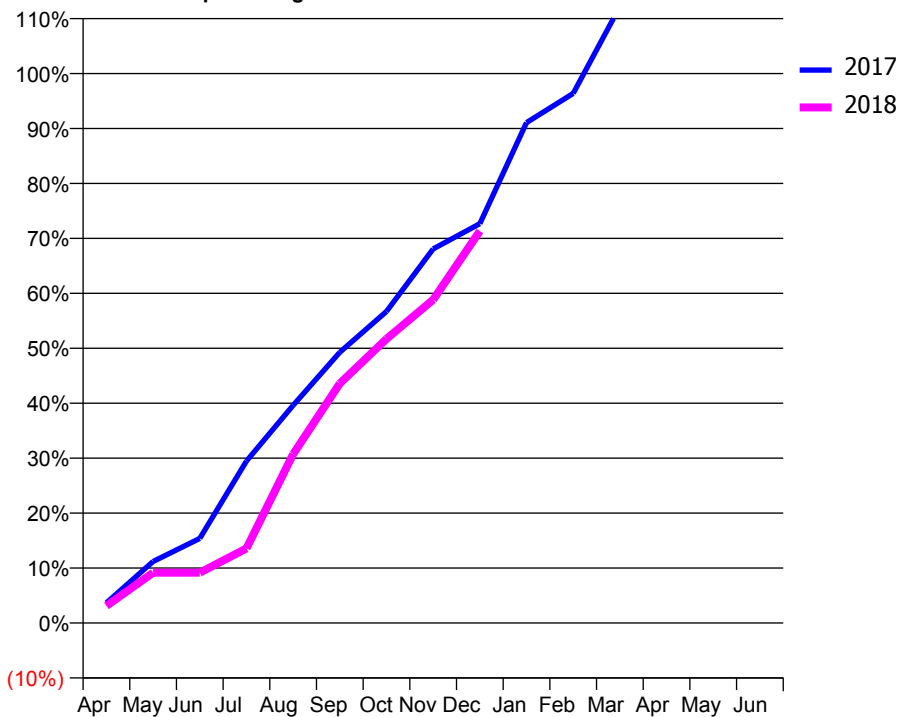
ACCESS*

Patients seen in 24 months	Total	Change since previous quarter
Quarter ending December 2016	901	
Quarter ending March 2017	899	→
Quarter ending June 2017	851	↓
Quarter ending September 2017	866	→
Quarter ending December 2017	848	↓
Variance since December 2016	(5.9%)	↓



ACTIVITY

Cumulative percentage of contracted UDA delivered 2017 & 2018



Adjusted Scheduled Activity (UDA)

Month	2017	2018
April	65	55
May	198	162
June	272	162
July	522	240
August	701	544
September	872	772
October	1,004	915
November	1,205	1,041
December	1,286	1,263
January	1,612	
February	1,706	
March	1,985	
April	2,063	
May	2,063	
June	2,063	

QUALITY

	Quantity	Base Number	Contract	AT	Region	England
% of FP17s for the same patient ID Re-attending within 3 months - Children	28	442	6.3%	13.6%	12.9%	12.0%
% of FP17s for the same patient ID Re-attending within 3 months - Adults	44	387	11.4%	16.2%	16.5%	15.9%
% of FP17s for the same patient ID Re-attending between 3 & 9 months - Children	267	442	60.4%	57.7%	59.6%	58.0%
% of FP17s for the same patient ID Re-attending between 3 & 9 months - Adults	241	387	62.3%	51.2%	52.8%	50.5%
% of FP17s for Band 1 Urgent Courses	13	772	1.7%	10.7%	9.1%	9.0%
% of FP17s Relating to Free Repair or Replacements	0	772	0.0%	0.9%	1.0%	0.8%
% of FP17s Relating to Continuations	14	772	1.8%	1.1%	1.2%	1.1%
% of Patients satisfied with the dentistry they have received	0	0	N/A	91.3%	91.6%	91.5%
% of Patients satisfied with the time they had to wait for an appointment	0	0	N/A	87.7%	88.3%	87.9%

* This is based on patients treated on this contract for their most recent course of treatment. Figures in italics indicate the base number of FP17s or Patient Questionnaire responses are less than 100. N/A is shown where the base number of responses is less than 10 during the period. % is calculated as Quantity/Base number*100

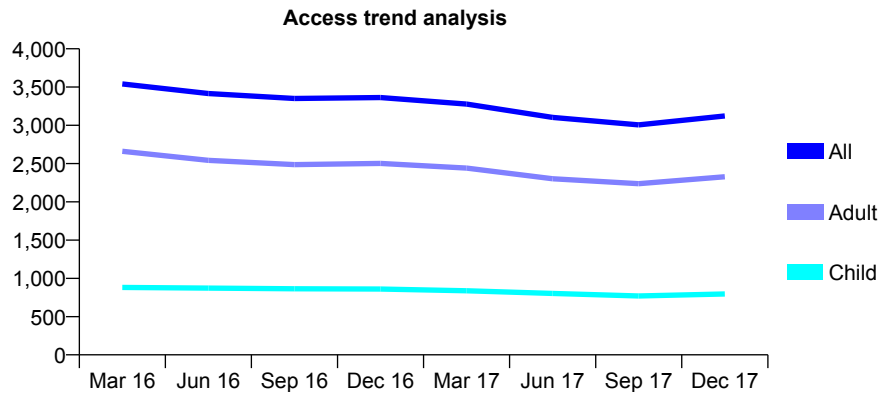
Q47 - Vital Signs At a Glance Contract Report for 235903/0001 - December 2017

Name or company name	MR J IKRAM
Contract type name	GDS Contract
Purpose of contract	General
Contract start date	02/11/2012
Contract end date	

17/18 Contracted general activity (UDA)	11,181
Carry forward general activity (UDA)	0
17/18 Contracted orthodontic activity (UOA)	0
Carry forward orthodontic activity (UOA)	0
Baseline contract value	£255,154.19

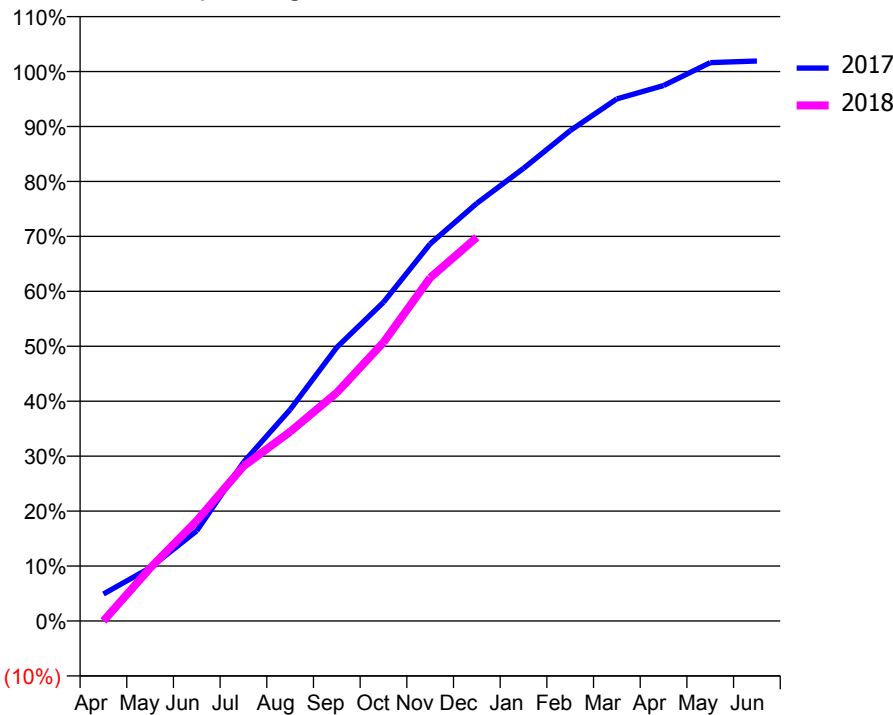
ACCESS*

Patients seen in 24 months	Total	Change since previous quarter
Quarter ending December 2016	3,363	
Quarter ending March 2017	3,278	↓
Quarter ending June 2017	3,104	↓
Quarter ending September 2017	3,006	↓
Quarter ending December 2017	3,123	↑
Variance since December 2016	(7.1%)	↓



ACTIVITY

Cumulative percentage of contracted UDA delivered 2017 & 2018



Month	Adjusted Scheduled Activity (UDA)	
	2017	2018
April	499	0
May	986	1,075
June	1,672	2,042
July	2,941	3,149
August	3,917	3,852
September	5,070	4,647
October	5,905	5,671
November	6,989	6,986
December	7,738	7,808
January	8,386	
February	9,085	
March	9,675	
April	9,920	
May	10,346	
June	10,376	

QUALITY

	Quantity	Base Number	Contract	AT	Region	England
% of FP17s for the same patient ID Re-attending within 3 months - Children	65	790	8.2%	13.6%	12.9%	12.0%
% of FP17s for the same patient ID Re-attending within 3 months - Adults	445	2,460	18.1%	16.2%	16.5%	15.9%
% of FP17s for the same patient ID Re-attending between 3 & 9 months - Children	366	790	46.3%	57.7%	59.6%	58.0%
% of FP17s for the same patient ID Re-attending between 3 & 9 months - Adults	1,184	2,460	48.1%	51.2%	52.8%	50.5%
% of FP17s for Band 1 Urgent Courses	278	3,027	9.2%	10.7%	9.1%	9.0%
% of FP17s Relating to Free Repair or Replacements	9	3,027	0.3%	0.9%	1.0%	0.8%
% of FP17s Relating to Continuations	1	3,027	0.0%	1.1%	1.2%	1.1%
% of Patients satisfied with the dentistry they have received	8	10	80.0%	91.3%	91.6%	91.5%
% of Patients satisfied with the time they had to wait for an appointment	7	10	70.0%	87.7%	88.3%	87.9%

* This is based on patients treated on this contract for their most recent course of treatment. Figures in italics indicate the base number of FP17s or Patient Questionnaire responses are less than 100. N/A is shown where the base number of responses is less than 10 during the period. % is calculated as Quantity/Base number*100

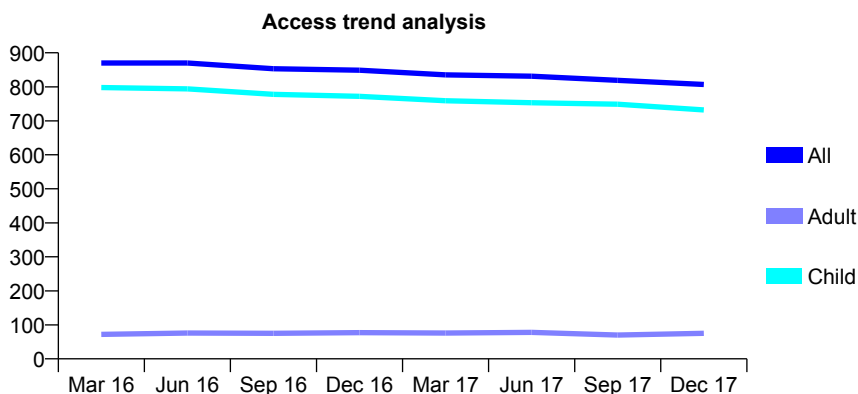
Q47 - Vital Signs At a Glance Contract Report for 245305/0001 - December 2017

Name or company name	MR DJ PATTISON
Contract type name	GDS Contract
Purpose of contract	General
Contract start date	01/04/2006
Contract end date	

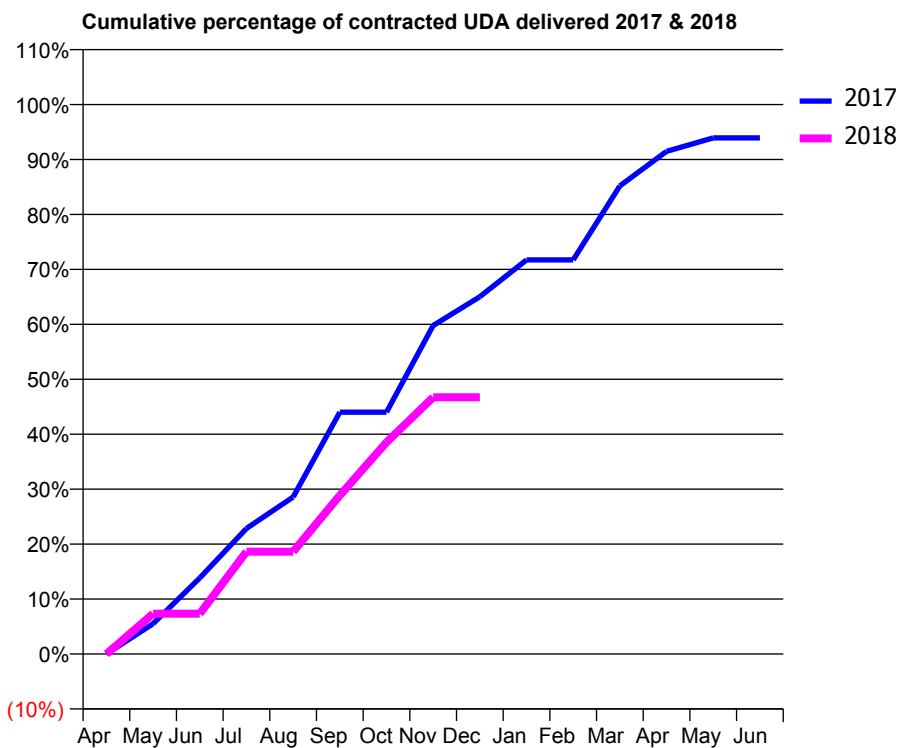
17/18 Contracted general activity (UDA)	1,800
Carry forward general activity (UDA)	0
17/18 Contracted orthodontic activity (UOA)	0
Carry forward orthodontic activity (UOA)	0
Baseline contract value	£43,725.68

ACCESS*

Patients seen in 24 months	Total	Change since previous quarter
Quarter ending December 2016	849	
Quarter ending March 2017	835	↓
Quarter ending June 2017	831	→
Quarter ending September 2017	819	↓
Quarter ending December 2017	807	↓
Variance since December 2016	(4.9%)	↓



ACTIVITY



Month	Adjusted Scheduled Activity (UDA)	
	2017	2018
April	0	0
May	99	132
June	249	132
July	411	335
August	514	335
September	792	519
October	792	694
November	1,076	841
December	1,170	841
January	1,291	
February	1,291	
March	1,534	
April	1,647	
May	1,691	
June	1,691	

QUALITY

	Quantity	Base Number	Contract	AT	Region	England
% of FP17s for the same patient ID Re-attending within 3 months - Children	47	829	5.7%	13.6%	12.9%	12.0%
% of FP17s for the same patient ID Re-attending within 3 months - Adults	0	4	0.0%	16.2%	16.5%	15.9%
% of FP17s for the same patient ID Re-attending between 3 & 9 months - Children	595	829	71.8%	57.7%	59.6%	58.0%
% of FP17s for the same patient ID Re-attending between 3 & 9 months - Adults	2	4	50.0%	51.2%	52.8%	50.5%
% of FP17s for Band 1 Urgent Courses	11	702	1.6%	10.7%	9.1%	9.0%
% of FP17s Relating to Free Repair or Replacements	0	702	0.0%	0.9%	1.0%	0.8%
% of FP17s Relating to Continuations	0	702	0.0%	1.1%	1.2%	1.1%
% of Patients satisfied with the dentistry they have received	0	0	N/A	91.3%	91.6%	91.5%
% of Patients satisfied with the time they had to wait for an appointment	0	0	N/A	87.7%	88.3%	87.9%

* This is based on patients treated on this contract for their most recent course of treatment. Figures in italics indicate the base number of FP17s or Patient Questionnaire responses are less than 100. N/A is shown where the base number of responses is less than 10 during the period. % is calculated as Quantity/Base number*100

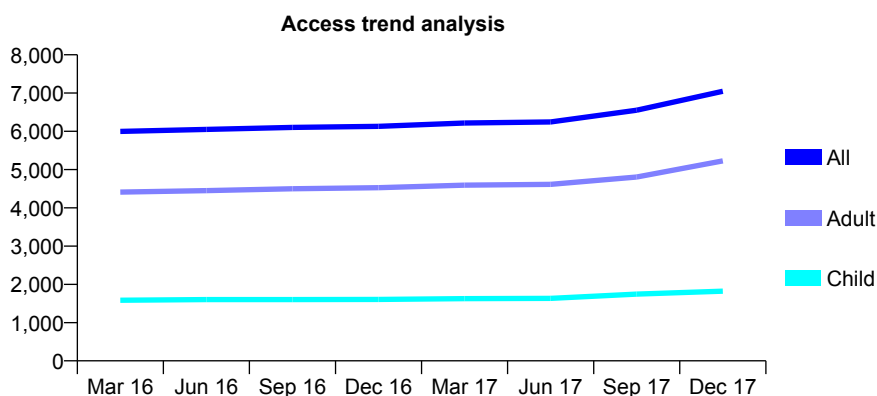
Q47 - Vital Signs At a Glance Contract Report for 258733/0001 - December 2017

Name or company name	MR A GHAFLOOR
Contract type name	GDS Contract
Purpose of contract	General
Contract start date	01/04/2006
Contract end date	

17/18 Contracted general activity (UDA)	19,515
Carry forward general activity (UDA)	0
17/18 Contracted orthodontic activity (UOA)	0
Carry forward orthodontic activity (UOA)	0
Baseline contract value	£605,314.17

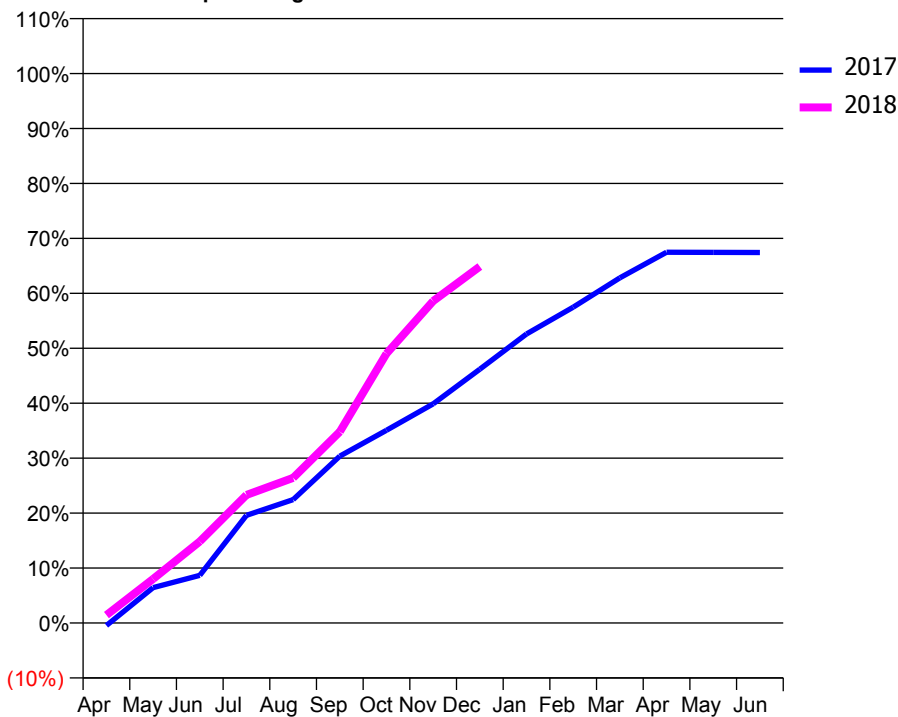
ACCESS*

Patients seen in 24 months	Total	Change since previous quarter
Quarter ending December 2016	6,130	
Quarter ending March 2017	6,218	→
Quarter ending June 2017	6,246	→
Quarter ending September 2017	6,550	↑
Quarter ending December 2017	7,047	↑
Variance since December 2016	15.0%	↑



ACTIVITY

Cumulative percentage of contracted UDA delivered 2017 & 2018



Month	Adjusted Scheduled Activity (UDA)	
	2017	2018
April	-109	281
May	1,453	1,566
June	1,954	2,896
July	4,414	4,547
August	5,057	5,155
September	6,836	6,792
October	7,896	9,570
November	8,981	11,433
December	10,402	12,661
January	11,840	
February	12,941	
March	14,145	
April	15,191	
May	15,186	
June	15,182	

QUALITY

	Quantity	Base Number	Contract	AT	Region	England
% of FP17s for the same patient ID Re-attending within 3 months - Children	282	2,664	10.6%	13.6%	12.9%	12.0%
% of FP17s for the same patient ID Re-attending within 3 months - Adults	686	6,096	11.3%	16.2%	16.5%	15.9%
% of FP17s for the same patient ID Re-attending between 3 & 9 months - Children	1,641	2,664	61.6%	57.7%	59.6%	58.0%
% of FP17s for the same patient ID Re-attending between 3 & 9 months - Adults	3,475	6,096	57.0%	51.2%	52.8%	50.5%
% of FP17s for Band 1 Urgent Courses	267	7,677	3.5%	10.7%	9.1%	9.0%
% of FP17s Relating to Free Repair or Replacements	36	7,677	0.5%	0.9%	1.0%	0.8%
% of FP17s Relating to Continuations	36	7,677	0.5%	1.1%	1.2%	1.1%
% of Patients satisfied with the dentistry they have received	5	5	N/A	91.3%	91.6%	91.5%
% of Patients satisfied with the time they had to wait for an appointment	3	5	N/A	87.7%	88.3%	87.9%

* This is based on patients treated on this contract for their most recent course of treatment. Figures in italics indicate the base number of FP17s or Patient Questionnaire responses are less than 100. N/A is shown where the base number of responses is less than 10 during the period. % is calculated as Quantity/Base number*100

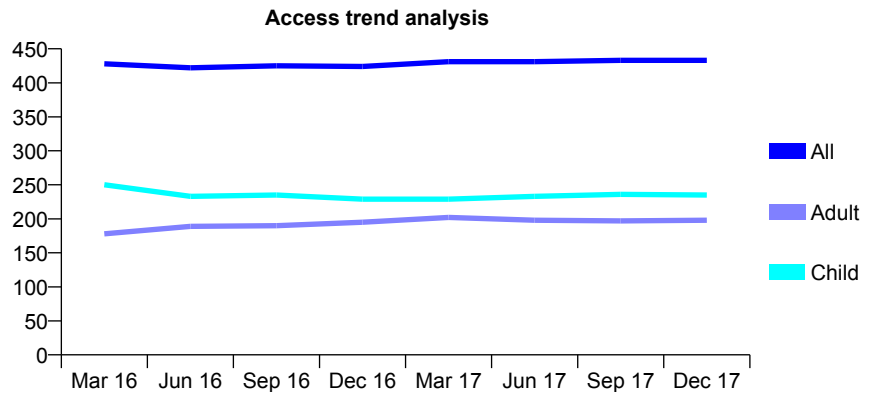
Q47 - Vital Signs At a Glance Contract Report for 293172/0002 - December 2017

Name or company name	MR DE BOWLES
Contract type name	GDS Contract
Purpose of contract	General
Contract start date	01/04/2006
Contract end date	

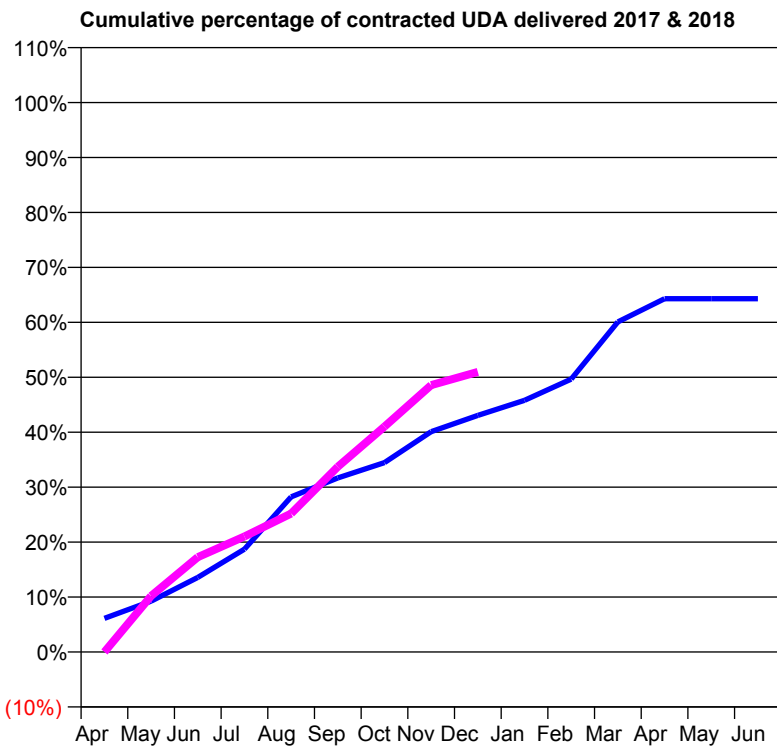
17/18 Contracted general activity (UDA)	1,830
Carry forward general activity (UDA)	0
17/18 Contracted orthodontic activity (UOA)	0
Carry forward orthodontic activity (UOA)	0
Baseline contract value	£36,300.39

ACCESS*

Patients seen in 24 months	Total	Change since previous quarter
Quarter ending December 2016	424	
Quarter ending March 2017	431	→
Quarter ending June 2017	431	→
Quarter ending September 2017	433	→
Quarter ending December 2017	433	→
Variance since December 2016	2.1%	↑



ACTIVITY



Month	Adjusted Scheduled Activity (UDA)	
	2017	2018
April	112	0
May	169	187
June	248	316
July	342	385
August	517	461
September	580	617
October	631	751
November	734	889
December	788	933
January	838	
February	909	
March	1,099	
April	1,176	
May	1,176	
June	1,176	

QUALITY

	Quantity	Base Number	Contract	AT	Region	England
% of FP17s for the same patient ID Re-attending within 3 months - Children	62	304	20.4%	13.6%	12.9%	12.0%
% of FP17s for the same patient ID Re-attending within 3 months - Adults	70	218	32.1%	16.2%	16.5%	15.9%
% of FP17s for the same patient ID Re-attending between 3 & 9 months - Children	162	304	53.3%	57.7%	59.6%	58.0%
% of FP17s for the same patient ID Re-attending between 3 & 9 months - Adults	91	218	41.7%	51.2%	52.8%	50.5%
% of FP17s for Band 1 Urgent Courses	43	485	8.9%	10.7%	9.1%	9.0%
% of FP17s Relating to Free Repair or Replacements	3	485	0.6%	0.9%	1.0%	0.8%
% of FP17s Relating to Continuations	31	485	6.4%	1.1%	1.2%	1.1%
% of Patients satisfied with the dentistry they have received	0	0	N/A	91.3%	91.6%	91.5%
% of Patients satisfied with the time they had to wait for an appointment	0	0	N/A	87.7%	88.3%	87.9%

* This is based on patients treated on this contract for their most recent course of treatment. Figures in italics indicate the base number of FP17s or Patient Questionnaire responses are less than 100. N/A is shown where the base number of responses is less than 10 during the period. % is calculated as Quantity/Base number*100

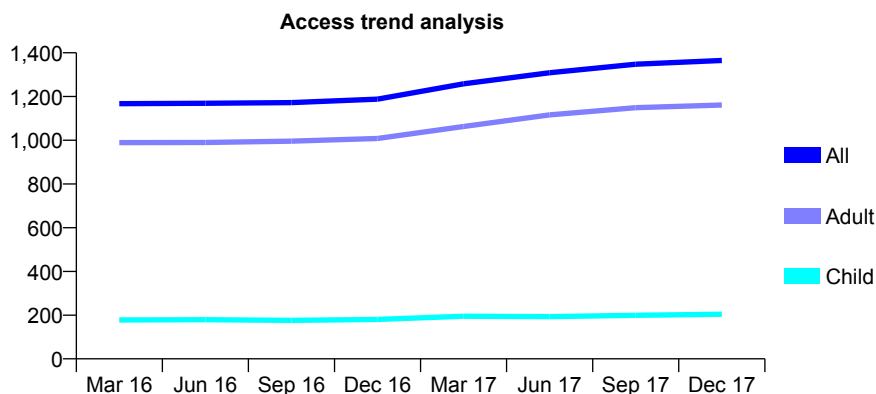
Q47 - Vital Signs At a Glance Contract Report for 310395/0001 - December 2017

Name or company name	MR PD MITCHELL
Contract type name	GDS Contract
Purpose of contract	General
Contract start date	01/04/2006
Contract end date	

17/18 Contracted general activity (UDA)	4,491
Carry forward general activity (UDA)	46
17/18 Contracted orthodontic activity (UOA)	0
Carry forward orthodontic activity (UOA)	0
Baseline contract value	£107,471.48

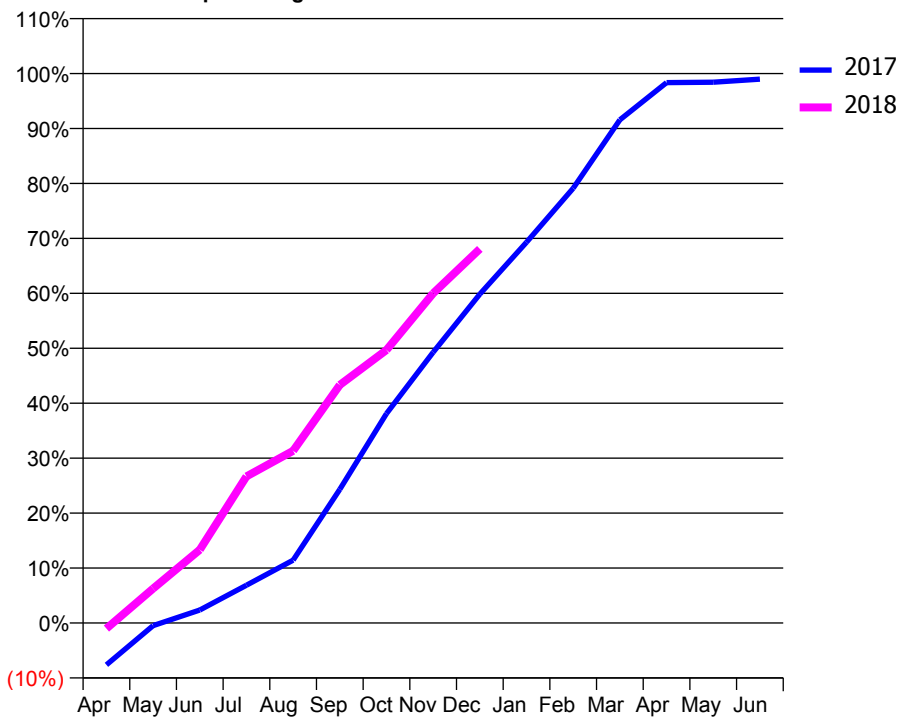
ACCESS*

Patients seen in 24 months	Total	Change since previous quarter
Quarter ending December 2016	1,188	
Quarter ending March 2017	1,258	↑
Quarter ending June 2017	1,309	↑
Quarter ending September 2017	1,348	↑
Quarter ending December 2017	1,365	→
Variance since December 2016	14.9%	↑



ACTIVITY

Cumulative percentage of contracted UDA delivered 2017 & 2018



Month	Adjusted Scheduled Activity (UDA)	
	2017	2018
April	-343	-46
May	-22	281
June	106	598
July	309	1,199
August	514	1,407
September	1,093	1,946
October	1,712	2,231
November	2,213	2,695
December	2,688	3,058
January	3,112	
February	3,554	
March	4,113	
April	4,416	
May	4,420	
June	4,445	

QUALITY

	Quantity	Base Number	Contract	AT	Region	England
% of FP17s for the same patient ID Re-attending within 3 months - Children	13	205	6.3%	13.6%	12.9%	12.0%
% of FP17s for the same patient ID Re-attending within 3 months - Adults	198	1,348	14.7%	16.2%	16.5%	15.9%
% of FP17s for the same patient ID Re-attending between 3 & 9 months - Children	104	205	50.7%	57.7%	59.6%	58.0%
% of FP17s for the same patient ID Re-attending between 3 & 9 months - Adults	796	1,348	59.1%	51.2%	52.8%	50.5%
% of FP17s for Band 1 Urgent Courses	52	1,407	3.7%	10.7%	9.1%	9.0%
% of FP17s Relating to Free Repair or Replacements	23	1,407	1.6%	0.9%	1.0%	0.8%
% of FP17s Relating to Continuations	25	1,407	1.8%	1.1%	1.2%	1.1%
% of Patients satisfied with the dentistry they have received	4	4	N/A	91.3%	91.6%	91.5%
% of Patients satisfied with the time they had to wait for an appointment	4	4	N/A	87.7%	88.3%	87.9%

* This is based on patients treated on this contract for their most recent course of treatment. Figures in italics indicate the base number of FP17s or Patient Questionnaire responses are less than 100. N/A is shown where the base number of responses is less than 10 during the period. % is calculated as Quantity/Base number*100

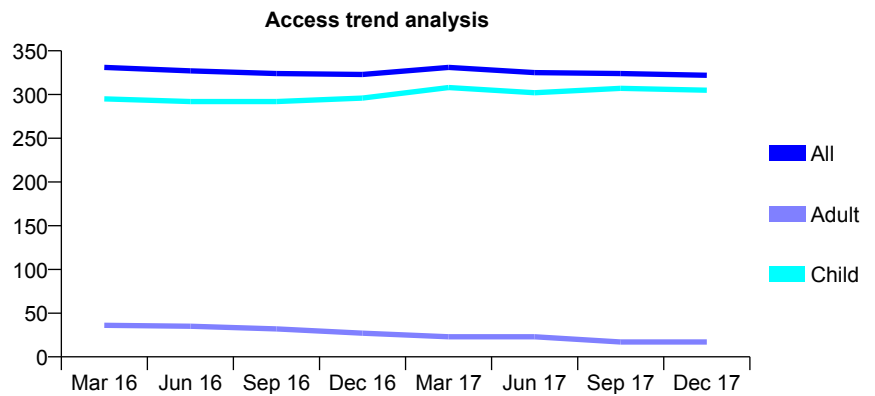
Q47 - Vital Signs At a Glance Contract Report for 322938/0001 - December 2017

Name or company name	MISS DE HASLEHURST
Contract type name	GDS Contract
Purpose of contract	General
Contract start date	01/04/2006
Contract end date	

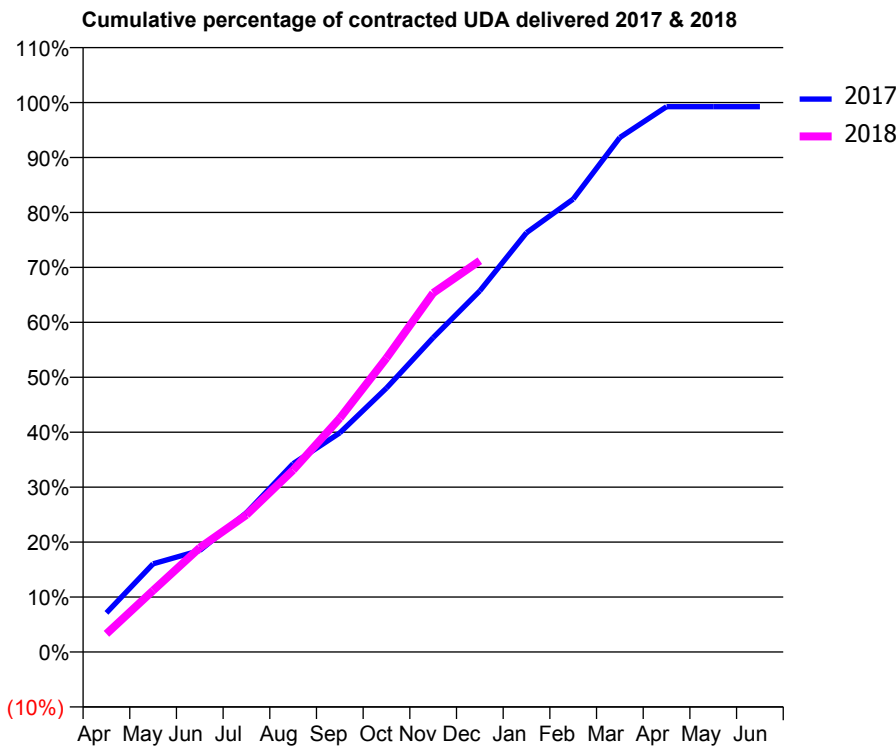
17/18 Contracted general activity (UDA)	785
Carry forward general activity (UDA)	6
17/18 Contracted orthodontic activity (UOA)	0
Carry forward orthodontic activity (UOA)	0
Baseline contract value	£18,270.04

ACCESS*

Patients seen in 24 months	Total	Change since previous quarter
Quarter ending December 2016	323	
Quarter ending March 2017	331	↑
Quarter ending June 2017	325	↓
Quarter ending September 2017	324	→
Quarter ending December 2017	322	→
Variance since December 2016	(0.3%)	→



ACTIVITY



Month	Adjusted Scheduled Activity (UDA)	
	2017	2018
April	56	26
May	126	88
June	145	149
July	199	196
August	269	260
September	313	334
October	377	420
November	449	513
December	516	559
January	599	
February	647	
March	735	
April	779	
May	779	
June	779	

QUALITY

	Quantity	Base Number	Contract	AT	Region	England
% of FP17s for the same patient ID Re-attending within 3 months - Children	69	465	14.8%	13.6%	12.9%	12.0%
% of FP17s for the same patient ID Re-attending within 3 months - Adults	0	0	N/A	16.2%	16.5%	15.9%
% of FP17s for the same patient ID Re-attending between 3 & 9 months - Children	322	465	69.2%	57.7%	59.6%	58.0%
% of FP17s for the same patient ID Re-attending between 3 & 9 months - Adults	0	0	N/A	51.2%	52.8%	50.5%
% of FP17s for Band 1 Urgent Courses	0	433	0.0%	10.7%	9.1%	9.0%
% of FP17s Relating to Free Repair or Replacements	0	433	0.0%	0.9%	1.0%	0.8%
% of FP17s Relating to Continuations	3	433	0.7%	1.1%	1.2%	1.1%
% of Patients satisfied with the dentistry they have received	0	0	N/A	91.3%	91.6%	91.5%
% of Patients satisfied with the time they had to wait for an appointment	0	0	N/A	87.7%	88.3%	87.9%

* This is based on patients treated on this contract for their most recent course of treatment. Figures in italics indicate the base number of FP17s or Patient Questionnaire responses are less than 100. N/A is shown where the base number of responses is less than 10 during the period. % is calculated as Quantity/Base number*100

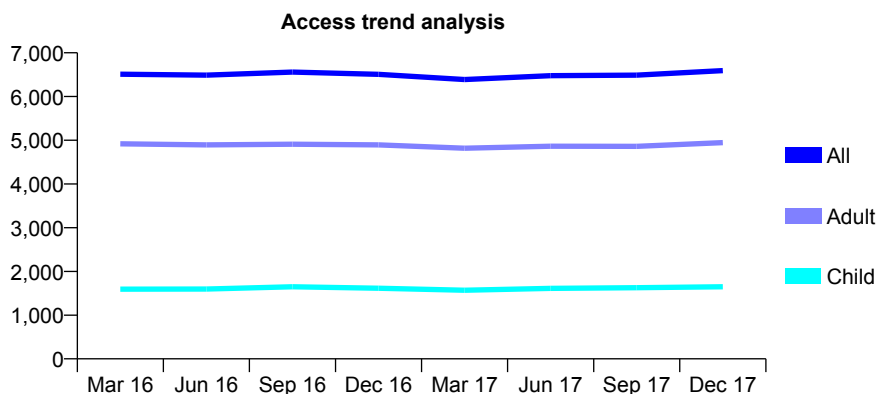
Q47 - Vital Signs At a Glance Contract Report for 323918/0001 - December 2017

Name or company name	Thomas and Thomas Dental Associates
Contract type name	GDS Contract
Purpose of contract	General
Contract start date	01/04/2006
Contract end date	

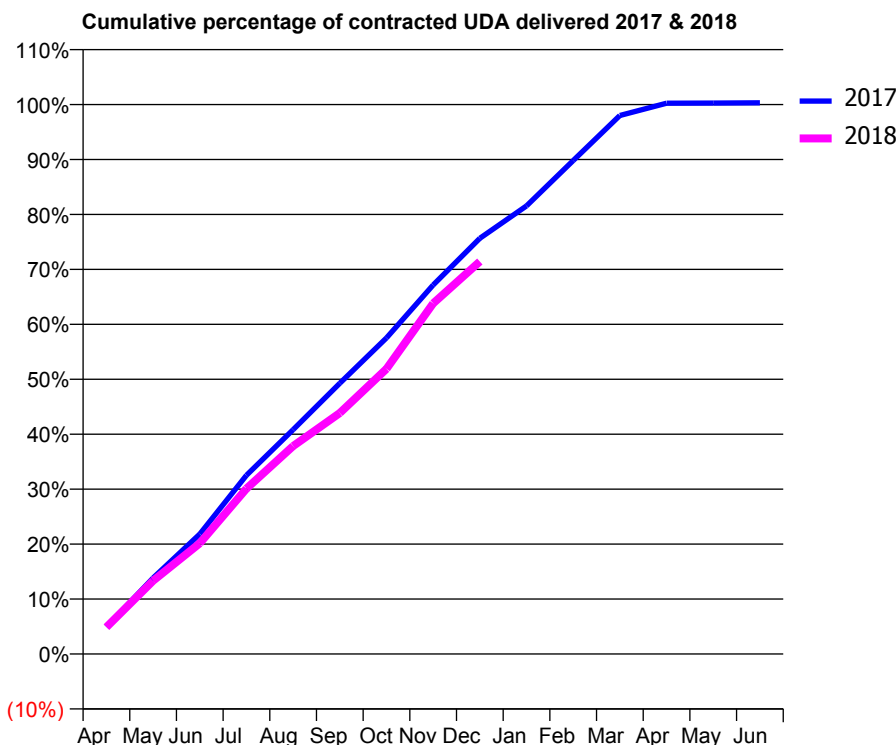
17/18 Contracted general activity (UDA)	23,517
Carry forward general activity (UDA)	-74
17/18 Contracted orthodontic activity (UOA)	0
Carry forward orthodontic activity (UOA)	0
Baseline contract value	£654,397.23

ACCESS*

Patients seen in 24 months	Total	Change since previous quarter
Quarter ending December 2016	6,508	
Quarter ending March 2017	6,387	↓
Quarter ending June 2017	6,476	→
Quarter ending September 2017	6,488	→
Quarter ending December 2017	6,594	→
Variance since December 2016	1.3%	→



ACTIVITY



Month	Adjusted Scheduled Activity (UDA)	
	2017	2018
April	1,162	1,152
May	3,258	3,136
June	5,133	4,738
July	7,651	7,081
August	9,602	8,900
September	11,590	10,315
October	13,528	12,205
November	15,792	15,008
December	17,792	16,800
January	19,178	
February	21,118	
March	23,046	
April	23,570	
May	23,576	
June	23,591	

QUALITY

	Quantity	Base Number	Contract	AT	Region	England
% of FP17s for the same patient ID Re-attending within 3 months - Children	113	1,768	6.4%	13.6%	12.9%	12.0%
% of FP17s for the same patient ID Re-attending within 3 months - Adults	634	5,080	12.5%	16.2%	16.5%	15.9%
% of FP17s for the same patient ID Re-attending between 3 & 9 months - Children	947	1,768	53.6%	57.7%	59.6%	58.0%
% of FP17s for the same patient ID Re-attending between 3 & 9 months - Adults	2,737	5,080	53.9%	51.2%	52.8%	50.5%
% of FP17s for Band 1 Urgent Courses	406	6,583	6.2%	10.7%	9.1%	9.0%
% of FP17s Relating to Free Repair or Replacements	65	6,583	1.0%	0.9%	1.0%	0.8%
% of FP17s Relating to Continuations	43	6,583	0.7%	1.1%	1.2%	1.1%
% of Patients satisfied with the dentistry they have received	14	14	100.0%	91.3%	91.6%	91.5%
% of Patients satisfied with the time they had to wait for an appointment	11	14	78.6%	87.7%	88.3%	87.9%

* This is based on patients treated on this contract for their most recent course of treatment. Figures in italics indicate the base number of FP17s or Patient Questionnaire responses are less than 100. N/A is shown where the base number of responses is less than 10 during the period. % is calculated as Quantity/Base number*100

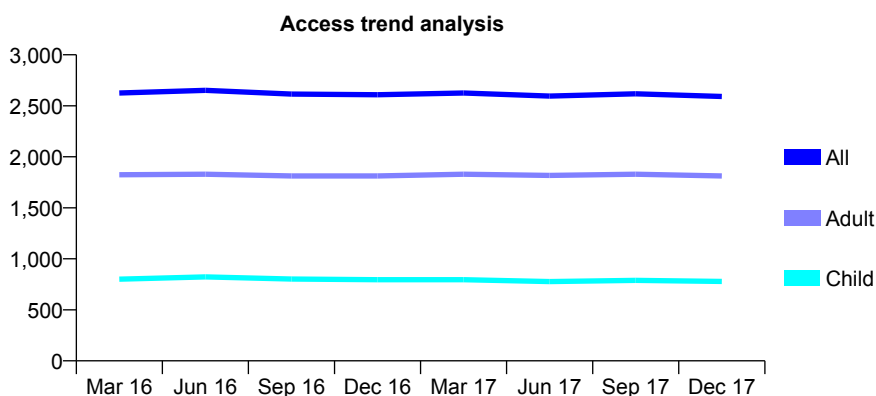
Q47 - Vital Signs At a Glance Contract Report for 330426/0001 - December 2017

Name or company name	MR P BARRAND
Contract type name	GDS Contract
Purpose of contract	General
Contract start date	01/04/2006
Contract end date	

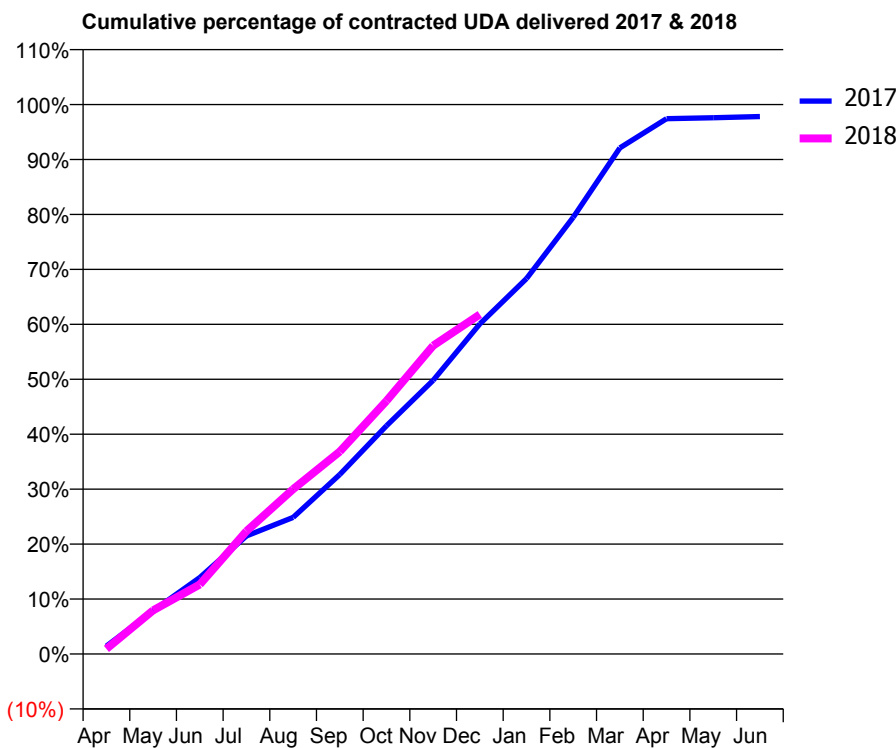
17/18 Contracted general activity (UDA)	7,666
Carry forward general activity (UDA)	168
17/18 Contracted orthodontic activity (UOA)	0
Carry forward orthodontic activity (UOA)	0
Baseline contract value	£217,421.16

ACCESS*

Patients seen in 24 months	Total	Change since previous quarter
Quarter ending December 2016	2,608	
Quarter ending March 2017	2,625	→
Quarter ending June 2017	2,595	↓
Quarter ending September 2017	2,618	→
Quarter ending December 2017	2,591	↓
Variance since December 2016	(0.7%)	→



ACTIVITY



Month	Adjusted Scheduled Activity (UDA)	
	2017	2018
April	110	72
May	604	608
June	1,068	970
July	1,646	1,714
August	1,905	2,300
September	2,505	2,824
October	3,184	3,533
November	3,818	4,301
December	4,606	4,736
January	5,238	
February	6,092	
March	7,062	
April	7,468	
May	7,482	
June	7,498	

QUALITY

	Quantity	Base Number	Contract	AT	Region	England
% of FP17s for the same patient ID Re-attending within 3 months - Children	75	752	10.0%	13.6%	12.9%	12.0%
% of FP17s for the same patient ID Re-attending within 3 months - Adults	212	1,502	14.1%	16.2%	16.5%	15.9%
% of FP17s for the same patient ID Re-attending between 3 & 9 months - Children	388	752	51.6%	57.7%	59.6%	58.0%
% of FP17s for the same patient ID Re-attending between 3 & 9 months - Adults	540	1,502	36.0%	51.2%	52.8%	50.5%
% of FP17s for Band 1 Urgent Courses	108	2,074	5.2%	10.7%	9.1%	9.0%
% of FP17s Relating to Free Repair or Replacements	14	2,074	0.7%	0.9%	1.0%	0.8%
% of FP17s Relating to Continuations	33	2,074	1.6%	1.1%	1.2%	1.1%
% of Patients satisfied with the dentistry they have received	2	3	N/A	91.3%	91.6%	91.5%
% of Patients satisfied with the time they had to wait for an appointment	1	3	N/A	87.7%	88.3%	87.9%

* This is based on patients treated on this contract for their most recent course of treatment. Figures in italics indicate the base number of FP17s or Patient Questionnaire responses are less than 100. N/A is shown where the base number of responses is less than 10 during the period. % is calculated as Quantity/Base number*100

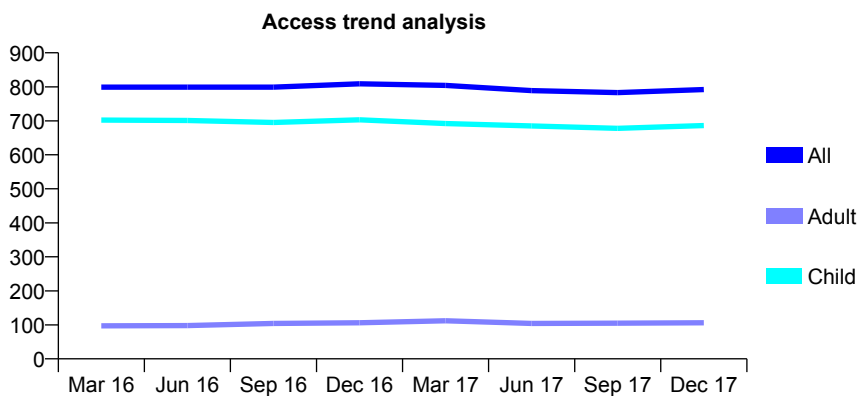
Q47 - Vital Signs At a Glance Contract Report for 330892/0001 - December 2017

Name or company name	MISS KG LAMB
Contract type name	GDS Contract
Purpose of contract	General
Contract start date	01/04/2006
Contract end date	

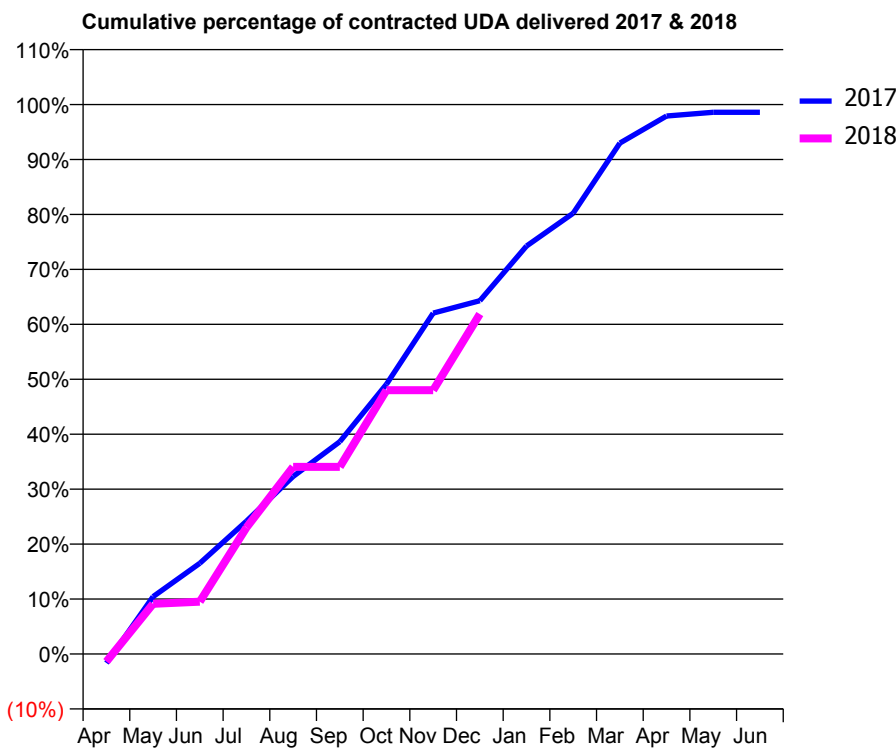
17/18 Contracted general activity (UDA)	1,500
Carry forward general activity (UDA)	21
17/18 Contracted orthodontic activity (UOA)	0
Carry forward orthodontic activity (UOA)	0
Baseline contract value	£35,772.18

ACCESS*

Patients seen in 24 months	Total	Change since previous quarter
Quarter ending December 2016	809	
Quarter ending March 2017	804	→
Quarter ending June 2017	789	↓
Quarter ending September 2017	783	→
Quarter ending December 2017	792	→
Variance since December 2016	(2.1%)	↓



ACTIVITY



Month	Adjusted Scheduled Activity (UDA)	
	2017	2018
April	-25	-21
May	157	137
June	248	143
July	363	345
August	485	511
September	580	511
October	737	720
November	930	720
December	964	928
January	1,114	
February	1,203	
March	1,395	
April	1,469	
May	1,479	
June	1,479	

QUALITY

	Quantity	Base Number	Contract	AT	Region	England
% of FP17s for the same patient ID Re-attending within 3 months - Children	50	768	6.5%	13.6%	12.9%	12.0%
% of FP17s for the same patient ID Re-attending within 3 months - Adults	2	36	5.6%	16.2%	16.5%	15.9%
% of FP17s for the same patient ID Re-attending between 3 & 9 months - Children	502	768	65.4%	57.7%	59.6%	58.0%
% of FP17s for the same patient ID Re-attending between 3 & 9 months - Adults	26	36	72.2%	51.2%	52.8%	50.5%
% of FP17s for Band 1 Urgent Courses	40	752	5.3%	10.7%	9.1%	9.0%
% of FP17s Relating to Free Repair or Replacements	0	752	0.0%	0.9%	1.0%	0.8%
% of FP17s Relating to Continuations	6	752	0.8%	1.1%	1.2%	1.1%
% of Patients satisfied with the dentistry they have received	1	1	N/A	91.3%	91.6%	91.5%
% of Patients satisfied with the time they had to wait for an appointment	1	1	N/A	87.7%	88.3%	87.9%

* This is based on patients treated on this contract for their most recent course of treatment. Figures in italics indicate the base number of FP17s or Patient Questionnaire responses are less than 100. N/A is shown where the base number of responses is less than 10 during the period. % is calculated as Quantity/Base number*100

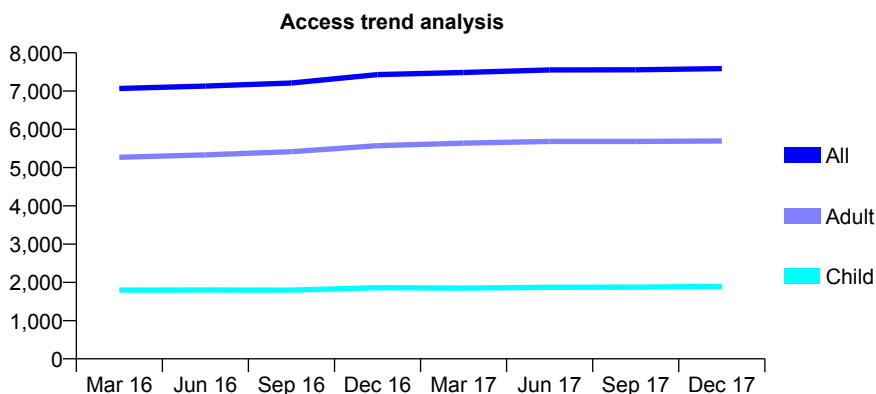
Q47 - Vital Signs At a Glance Contract Report for 339717/0001 - December 2017

Name or company name	MR IC WALSH
Contract type name	Pilot Contract
Purpose of contract	General
Contract start date	01/04/2006
Contract end date	

17/18 Contracted general activity (UDA)	29,894
Carry forward general activity (UDA)	0
17/18 Contracted orthodontic activity (UOA)	0
Carry forward orthodontic activity (UOA)	0
Baseline contract value	£839,013.34

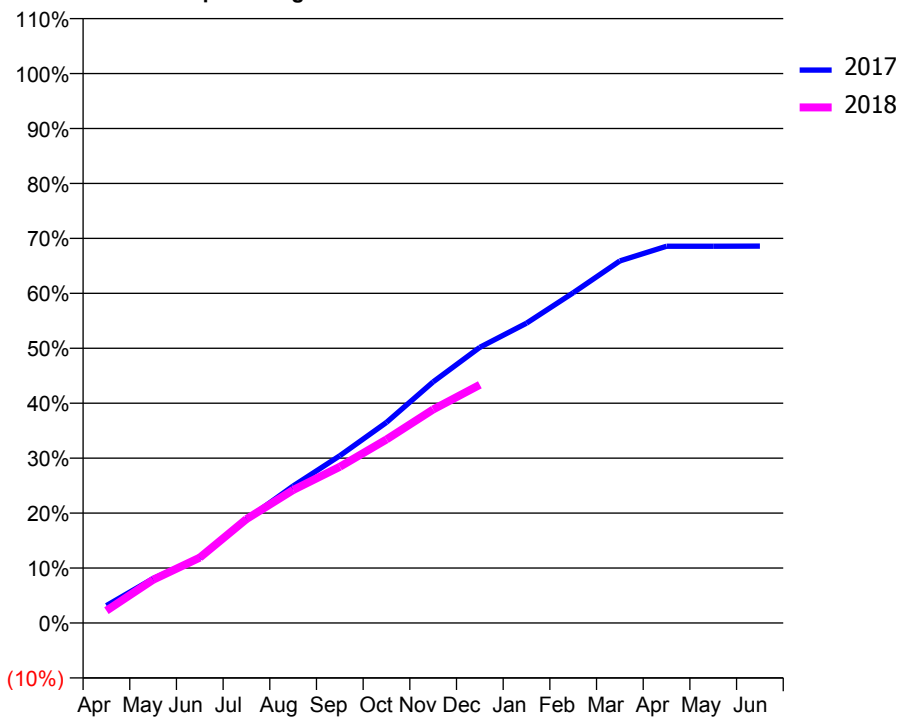
ACCESS*

Patients seen in 24 months	Total	Change since previous quarter
Quarter ending December 2016	7,431	
Quarter ending March 2017	7,487	→
Quarter ending June 2017	7,553	→
Quarter ending September 2017	7,555	→
Quarter ending December 2017	7,588	→
Variance since December 2016	2.1%	↑



ACTIVITY

Cumulative percentage of contracted UDA delivered 2017 & 2018



Month	Adjusted Scheduled Activity (UDA)	
	2017	2018
April	852	669
May	2,173	2,353
June	3,185	3,557
July	5,065	5,653
August	6,700	7,239
September	8,180	8,496
October	9,811	9,984
November	11,797	11,616
December	13,484	12,957
January	14,668	
February	16,150	
March	17,710	
April	18,431	
May	18,428	
June	18,437	

QUALITY

	Quantity	Base Number	Contract	AT	Region	England
% of FP17s for the same patient ID Re-attending within 3 months - Children	167	1,895	8.8%	13.6%	12.9%	12.0%
% of FP17s for the same patient ID Re-attending within 3 months - Adults	700	4,667	15.0%	16.2%	16.5%	15.9%
% of FP17s for the same patient ID Re-attending between 3 & 9 months - Children	804	1,895	42.4%	57.7%	59.6%	58.0%
% of FP17s for the same patient ID Re-attending between 3 & 9 months - Adults	1,454	4,667	31.2%	51.2%	52.8%	50.5%
% of FP17s for Band 1 Urgent Courses	470	6,164	7.6%	10.7%	9.1%	9.0%
% of FP17s Relating to Free Repair or Replacements	105	6,164	1.7%	0.9%	1.0%	0.8%
% of FP17s Relating to Continuations	48	6,164	0.8%	1.1%	1.2%	1.1%
% of Patients satisfied with the dentistry they have received	4	4	N/A	91.3%	91.6%	91.5%
% of Patients satisfied with the time they had to wait for an appointment	4	4	N/A	87.7%	88.3%	87.9%

* This is based on patients treated on this contract for their most recent course of treatment. Figures in italics indicate the base number of FP17s or Patient Questionnaire responses are less than 100. N/A is shown where the base number of responses is less than 10 during the period. % is calculated as Quantity/Base number*100

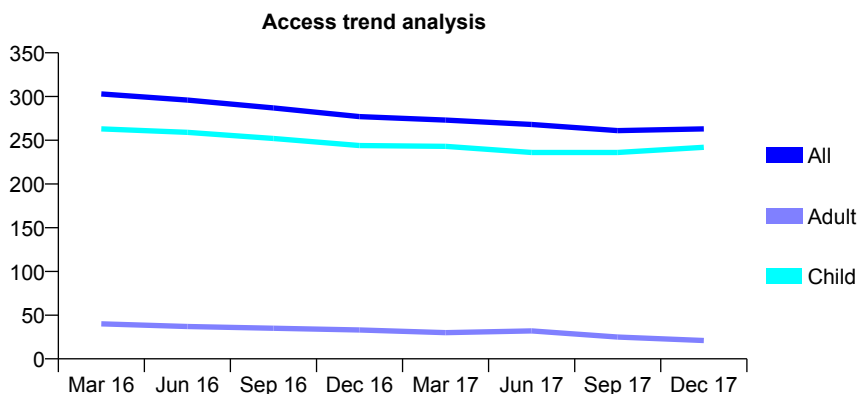
Q47 - Vital Signs At a Glance Contract Report for 356093/0001 - December 2017

Name or company name	MR K KHAN
Contract type name	GDS Contract
Purpose of contract	General
Contract start date	01/01/2010
Contract end date	

17/18 Contracted general activity (UDA)	1,091
Carry forward general activity (UDA)	0
17/18 Contracted orthodontic activity (UOA)	0
Carry forward orthodontic activity (UOA)	0
Baseline contract value	£26,206.34

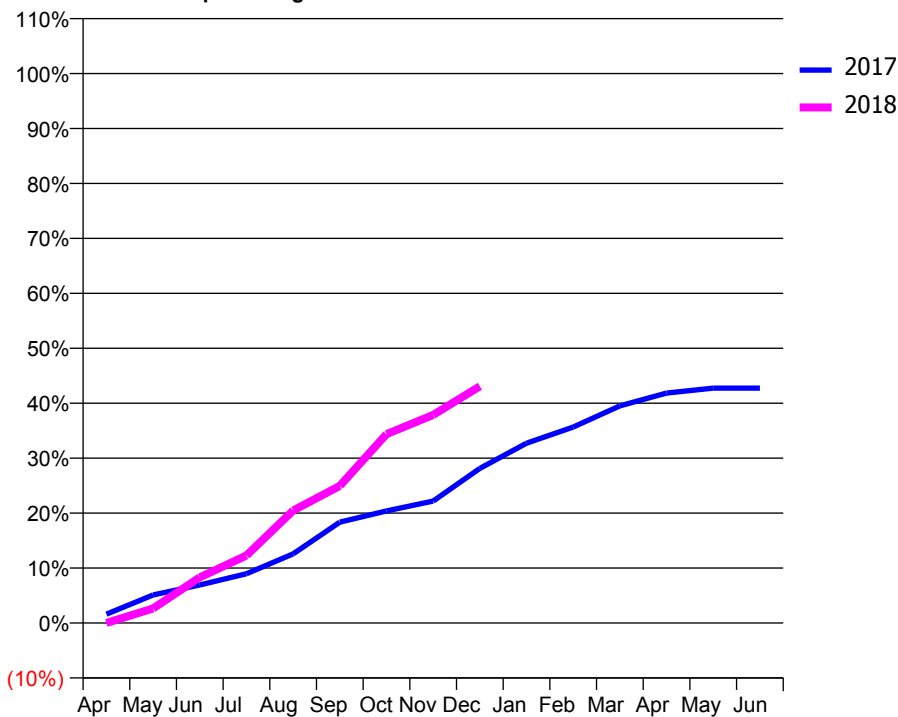
ACCESS*

Patients seen in 24 months	Total	Change since previous quarter
Quarter ending December 2016	277	
Quarter ending March 2017	273	↓
Quarter ending June 2017	268	↓
Quarter ending September 2017	261	↓
Quarter ending December 2017	263	→
Variance since December 2016	(5.1%)	↓



ACTIVITY

Cumulative percentage of contracted UDA delivered 2017 & 2018



Month	Adjusted Scheduled Activity (UDA)	
	2017	2018
April	24	0
May	76	29
June	103	91
July	134	134
August	188	223
September	274	272
October	304	375
November	331	413
December	419	470
January	488	
February	532	
March	589	
April	624	
May	637	
June	637	

QUALITY

	Quantity	Base Number	Contract	AT	Region	England
% of FP17s for the same patient ID Re-attending within 3 months - Children	53	357	14.8%	13.6%	12.9%	12.0%
% of FP17s for the same patient ID Re-attending within 3 months - Adults	0	0	N/A	16.2%	16.5%	15.9%
% of FP17s for the same patient ID Re-attending between 3 & 9 months - Children	195	357	54.6%	57.7%	59.6%	58.0%
% of FP17s for the same patient ID Re-attending between 3 & 9 months - Adults	0	0	N/A	51.2%	52.8%	50.5%
% of FP17s for Band 1 Urgent Courses	11	325	3.4%	10.7%	9.1%	9.0%
% of FP17s Relating to Free Repair or Replacements	0	325	0.0%	0.9%	1.0%	0.8%
% of FP17s Relating to Continuations	0	325	0.0%	1.1%	1.2%	1.1%
% of Patients satisfied with the dentistry they have received	1	1	N/A	91.3%	91.6%	91.5%
% of Patients satisfied with the time they had to wait for an appointment	1	1	N/A	87.7%	88.3%	87.9%

* This is based on patients treated on this contract for their most recent course of treatment. Figures in italics indicate the base number of FP17s or Patient Questionnaire responses are less than 100. N/A is shown where the base number of responses is less than 10 during the period. % is calculated as Quantity/Base number*100

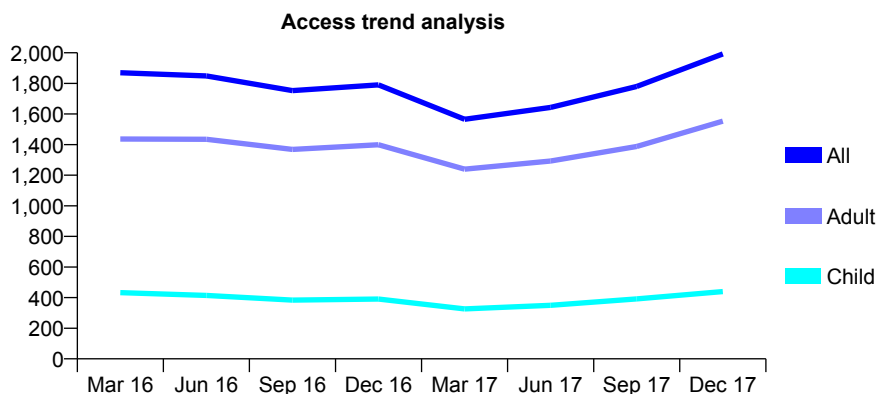
Q47 - Vital Signs At a Glance Contract Report for 364525/0001 - December 2017

Name or company name	Dr Sima Kothiwala
Contract type name	GDS Contract
Purpose of contract	General
Contract start date	01/07/2007
Contract end date	

17/18 Contracted general activity (UDA)	10,662
Carry forward general activity (UDA)	0
17/18 Contracted orthodontic activity (UOA)	0
Carry forward orthodontic activity (UOA)	0
Baseline contract value	£303,658.10

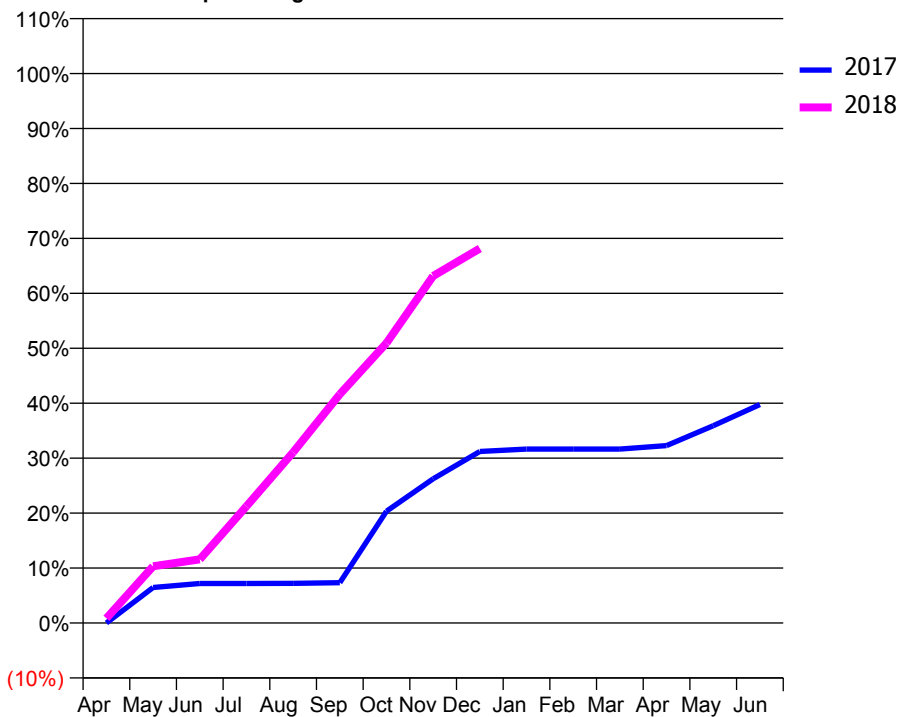
ACCESS*

Patients seen in 24 months	Total	Change since previous quarter
Quarter ending December 2016	1,790	
Quarter ending March 2017	1,566	↓
Quarter ending June 2017	1,643	↑
Quarter ending September 2017	1,780	↑
Quarter ending December 2017	1,993	↑
Variance since December 2016	11.3%	↑



ACTIVITY

Cumulative percentage of contracted UDA delivered 2017 & 2018



Month	Adjusted Scheduled Activity (UDA)	
	2017	2018
April	0	92
May	690	1,101
June	768	1,235
July	768	2,266
August	771	3,313
September	784	4,439
October	2,169	5,433
November	2,798	6,733
December	3,328	7,267
January	3,375	
February	3,375	
March	3,375	
April	3,442	
May	3,828	
June	4,239	

QUALITY

	Quantity	Base Number	Contract	AT	Region	England
% of FP17s for the same patient ID Re-attending within 3 months - Children	57	790	7.2%	13.6%	12.9%	12.0%
% of FP17s for the same patient ID Re-attending within 3 months - Adults	354	2,254	15.7%	16.2%	16.5%	15.9%
% of FP17s for the same patient ID Re-attending between 3 & 9 months - Children	431	790	54.6%	57.7%	59.6%	58.0%
% of FP17s for the same patient ID Re-attending between 3 & 9 months - Adults	926	2,254	41.1%	51.2%	52.8%	50.5%
% of FP17s for Band 1 Urgent Courses	157	2,687	5.8%	10.7%	9.1%	9.0%
% of FP17s Relating to Free Repair or Replacements	40	2,687	1.5%	0.9%	1.0%	0.8%
% of FP17s Relating to Continuations	106	2,687	3.9%	1.1%	1.2%	1.1%
% of Patients satisfied with the dentistry they have received	4	5	N/A	91.3%	91.6%	91.5%
% of Patients satisfied with the time they had to wait for an appointment	5	5	N/A	87.7%	88.3%	87.9%

* This is based on patients treated on this contract for their most recent course of treatment. Figures in italics indicate the base number of FP17s or Patient Questionnaire responses are less than 100. N/A is shown where the base number of responses is less than 10 during the period. % is calculated as Quantity/Base number*100

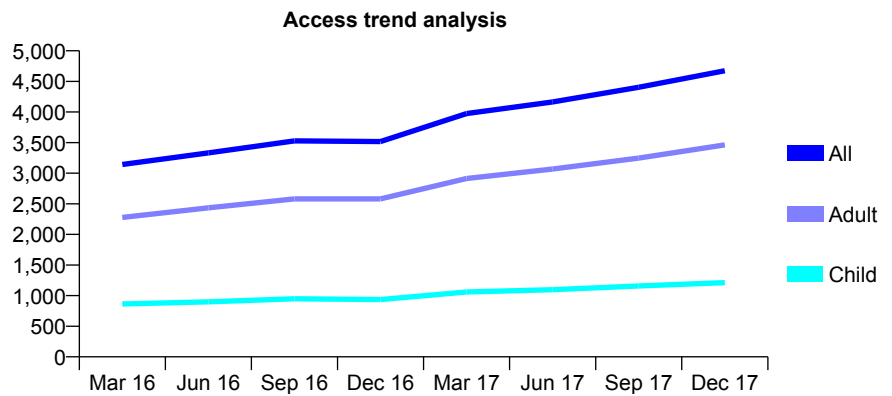
Q47 - Vital Signs At a Glance Contract Report for 366102/0001 - December 2017

Name or company name	MR A RAFIQ
Contract type name	GDS Contract
Purpose of contract	General
Contract start date	01/02/2008
Contract end date	

17/18 Contracted general activity (UDA)	10,412
Carry forward general activity (UDA)	-49
17/18 Contracted orthodontic activity (UOA)	0
Carry forward orthodontic activity (UOA)	0
Baseline contract value	£291,955.06

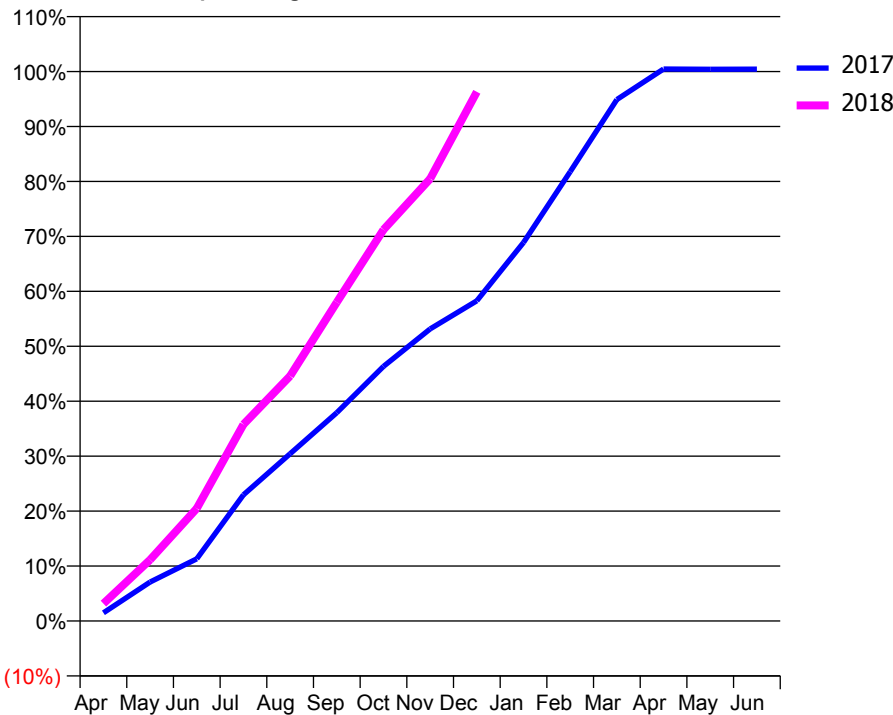
ACCESS*

Patients seen in 24 months	Total	Change since previous quarter
Quarter ending December 2016	3,517	
Quarter ending March 2017	3,974	↑
Quarter ending June 2017	4,165	↑
Quarter ending September 2017	4,405	↑
Quarter ending December 2017	4,674	↑
Variance since December 2016	32.9%	↑



ACTIVITY

Cumulative percentage of contracted UDA delivered 2017 & 2018



Month	Adjusted Scheduled Activity (UDA)	
	2017	2018
April	175	329
May	824	1,161
June	1,315	2,135
July	2,666	3,727
August	3,536	4,643
September	4,404	6,040
October	5,382	7,414
November	6,173	8,380
December	6,766	10,027
January	7,998	
February	9,495	
March	11,018	
April	11,665	
May	11,658	
June	11,661	

QUALITY

	Quantity	Base Number	Contract	AT	Region	England
% of FP17s for the same patient ID Re-attending within 3 months - Children	134	1,354	9.9%	13.6%	12.9%	12.0%
% of FP17s for the same patient ID Re-attending within 3 months - Adults	464	3,701	12.5%	16.2%	16.5%	15.9%
% of FP17s for the same patient ID Re-attending between 3 & 9 months - Children	737	1,354	54.4%	57.7%	59.6%	58.0%
% of FP17s for the same patient ID Re-attending between 3 & 9 months - Adults	1,971	3,701	53.3%	51.2%	52.8%	50.5%
% of FP17s for Band 1 Urgent Courses	266	4,763	5.6%	10.7%	9.1%	9.0%
% of FP17s Relating to Free Repair or Replacements	94	4,763	2.0%	0.9%	1.0%	0.8%
% of FP17s Relating to Continuations	36	4,763	0.8%	1.1%	1.2%	1.1%
% of Patients satisfied with the dentistry they have received	8	8	N/A	91.3%	91.6%	91.5%
% of Patients satisfied with the time they had to wait for an appointment	8	8	N/A	87.7%	88.3%	87.9%

* This is based on patients treated on this contract for their most recent course of treatment. Figures in italics indicate the base number of FP17s or Patient Questionnaire responses are less than 100. N/A is shown where the base number of responses is less than 10 during the period. % is calculated as Quantity/Base number*100

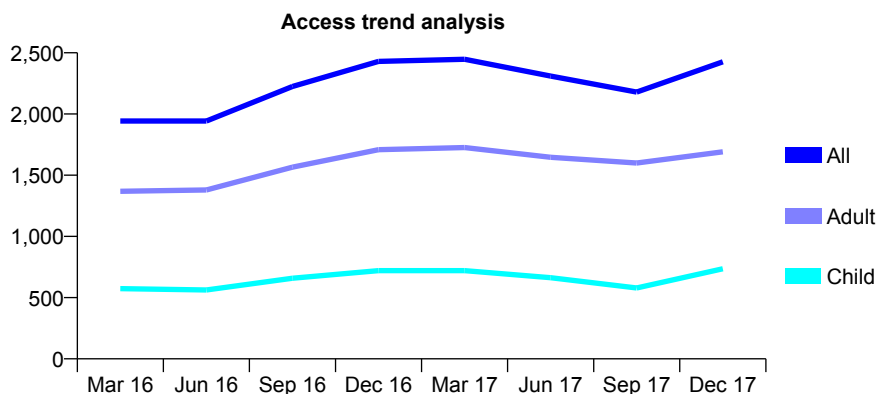
Q47 - Vital Signs At a Glance Contract Report for 366102/0002 - December 2017

Name or company name	MR A RAFIQ
Contract type name	GDS Contract
Purpose of contract	General
Contract start date	01/04/2008
Contract end date	

17/18 Contracted general activity (UDA)	7,521
Carry forward general activity (UDA)	-18
17/18 Contracted orthodontic activity (UOA)	0
Carry forward orthodontic activity (UOA)	0
Baseline contract value	£183,460.41

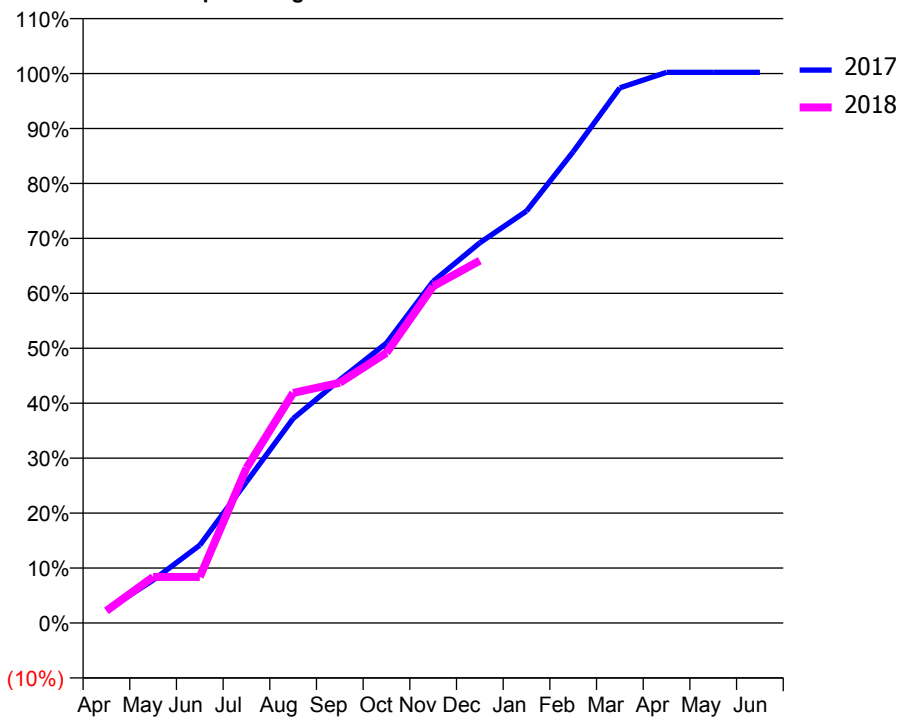
ACCESS*

Patients seen in 24 months	Total	Change since previous quarter
Quarter ending December 2016	2,430	
Quarter ending March 2017	2,447	→
Quarter ending June 2017	2,310	↓
Quarter ending September 2017	2,179	↓
Quarter ending December 2017	2,427	↑
Variance since December 2016	(0.1%)	→



ACTIVITY

Cumulative percentage of contracted UDA delivered 2017 & 2018



Month	Adjusted Scheduled Activity (UDA)	
	2017	2018
April	191	167
May	645	630
June	1,172	630
July	2,125	2,122
August	3,077	3,148
September	3,660	3,287
October	4,213	3,698
November	5,142	4,610
December	5,723	4,960
January	6,202	
February	7,095	
March	8,055	
April	8,289	
May	8,289	
June	8,289	

QUALITY

	Quantity	Base Number	Contract	AT	Region	England
% of FP17s for the same patient ID Re-attending within 3 months - Children	34	616	5.5%	13.6%	12.9%	12.0%
% of FP17s for the same patient ID Re-attending within 3 months - Adults	176	1,494	11.8%	16.2%	16.5%	15.9%
% of FP17s for the same patient ID Re-attending between 3 & 9 months - Children	203	616	33.0%	57.7%	59.6%	58.0%
% of FP17s for the same patient ID Re-attending between 3 & 9 months - Adults	490	1,494	32.8%	51.2%	52.8%	50.5%
% of FP17s for Band 1 Urgent Courses	212	2,010	10.5%	10.7%	9.1%	9.0%
% of FP17s Relating to Free Repair or Replacements	2	2,010	0.1%	0.9%	1.0%	0.8%
% of FP17s Relating to Continuations	2	2,010	0.1%	1.1%	1.2%	1.1%
% of Patients satisfied with the dentistry they have received	6	6	N/A	91.3%	91.6%	91.5%
% of Patients satisfied with the time they had to wait for an appointment	6	6	N/A	87.7%	88.3%	87.9%

* This is based on patients treated on this contract for their most recent course of treatment. Figures in italics indicate the base number of FP17s or Patient Questionnaire responses are less than 100. N/A is shown where the base number of responses is less than 10 during the period. % is calculated as Quantity/Base number*100

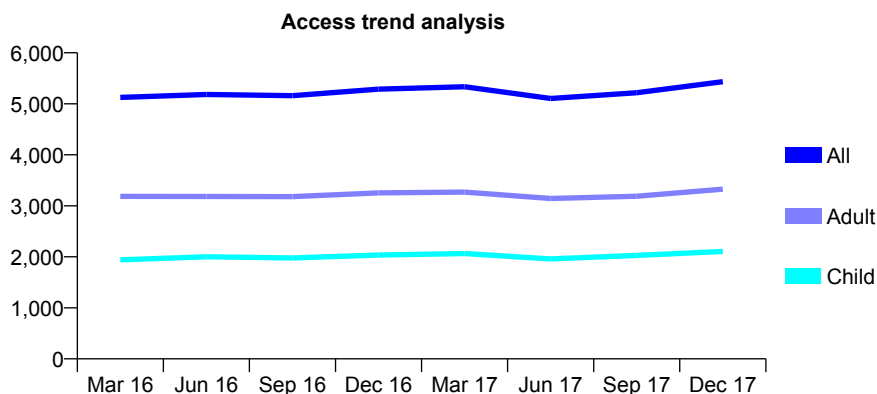
Q47 - Vital Signs At a Glance Contract Report for 366102/0003 - December 2017

Name or company name	MR A RAFIQ
Contract type name	GDS Contract
Purpose of contract	General
Contract start date	01/02/2010
Contract end date	

17/18 Contracted general activity (UDA)	15,000
Carry forward general activity (UDA)	-86
17/18 Contracted orthodontic activity (UOA)	0
Carry forward orthodontic activity (UOA)	0
Baseline contract value	£407,452.16

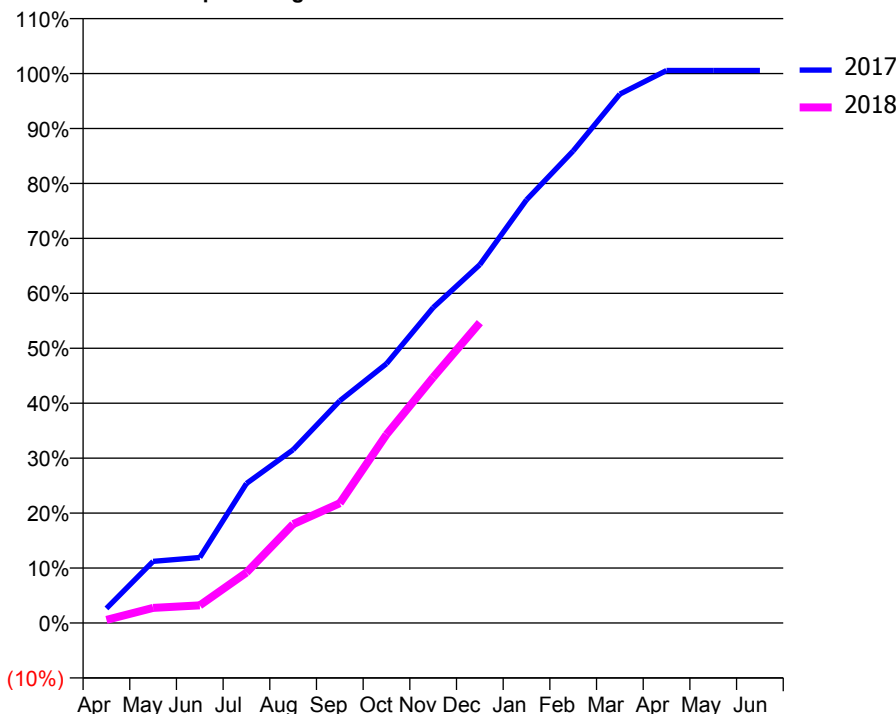
ACCESS*

Patients seen in 24 months	Total	Change since previous quarter
Quarter ending December 2016	5,288	
Quarter ending March 2017	5,335	→
Quarter ending June 2017	5,104	↓
Quarter ending September 2017	5,216	↑
Quarter ending December 2017	5,434	↑
Variance since December 2016	2.8%	↑



ACTIVITY

Cumulative percentage of contracted UDA delivered 2017 & 2018



Month	Adjusted Scheduled Activity (UDA)	
	2017	2018
April	413	86
May	1,739	412
June	1,849	484
July	3,938	1,378
August	4,886	2,700
September	6,268	3,270
October	7,313	5,145
November	8,899	6,707
December	10,109	8,201
January	11,936	
February	13,316	
March	14,920	
April	15,585	
May	15,586	
June	15,586	

QUALITY

	Quantity	Base Number	Contract	AT	Region	England
% of FP17s for the same patient ID Re-attending within 3 months - Children	157	1,874	8.4%	13.6%	12.9%	12.0%
% of FP17s for the same patient ID Re-attending within 3 months - Adults	380	2,760	13.8%	16.2%	16.5%	15.9%
% of FP17s for the same patient ID Re-attending between 3 & 9 months - Children	880	1,874	47.0%	57.7%	59.6%	58.0%
% of FP17s for the same patient ID Re-attending between 3 & 9 months - Adults	1,349	2,760	48.9%	51.2%	52.8%	50.5%
% of FP17s for Band 1 Urgent Courses	360	4,379	8.2%	10.7%	9.1%	9.0%
% of FP17s Relating to Free Repair or Replacements	14	4,379	0.3%	0.9%	1.0%	0.8%
% of FP17s Relating to Continuations	12	4,379	0.3%	1.1%	1.2%	1.1%
% of Patients satisfied with the dentistry they have received	1	1	N/A	91.3%	91.6%	91.5%
% of Patients satisfied with the time they had to wait for an appointment	1	1	N/A	87.7%	88.3%	87.9%

* This is based on patients treated on this contract for their most recent course of treatment. Figures in italics indicate the base number of FP17s or Patient Questionnaire responses are less than 100. N/A is shown where the base number of responses is less than 10 during the period. % is calculated as Quantity/Base number*100

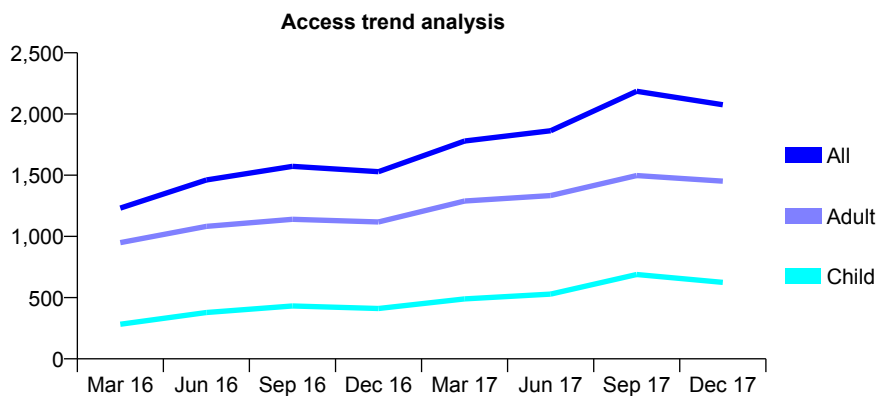
Q47 - Vital Signs At a Glance Contract Report for 366102/0004 - December 2017

Name or company name	MR A RAFIQ
Contract type name	GDS Contract
Purpose of contract	General
Contract start date	17/12/2010
Contract end date	

17/18 Contracted general activity (UDA)	5,754
Carry forward general activity (UDA)	59
17/18 Contracted orthodontic activity (UOA)	0
Carry forward orthodontic activity (UOA)	0
Baseline contract value	£138,027.69

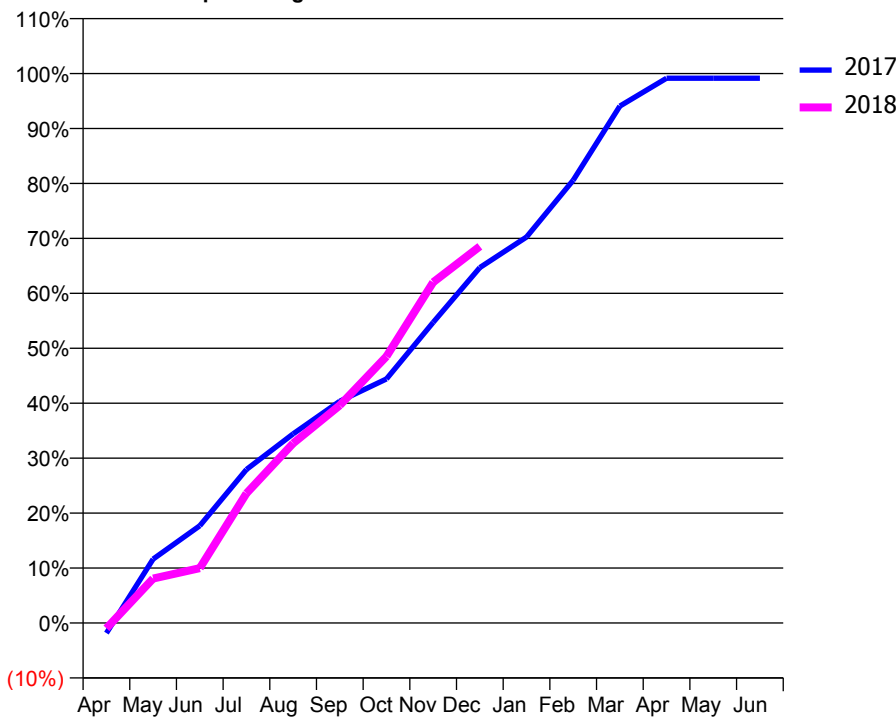
ACCESS*

Patients seen in 24 months	Total	Change since previous quarter
Quarter ending December 2016	1,529	
Quarter ending March 2017	1,779	↑
Quarter ending June 2017	1,863	↑
Quarter ending September 2017	2,186	↑
Quarter ending December 2017	2,076	↓
Variance since December 2016	35.8%	↑



ACTIVITY

Cumulative percentage of contracted UDA delivered 2017 & 2018



Month	Adjusted Scheduled Activity (UDA)	
	2017	2018
April	-128	-56
May	797	465
June	1,213	574
July	1,916	1,357
August	2,359	1,881
September	2,767	2,279
October	3,045	2,793
November	3,750	3,569
December	4,433	3,943
January	4,815	
February	5,523	
March	6,448	
April	6,795	
May	6,795	
June	6,795	

QUALITY

	Quantity	Base Number	Contract	AT	Region	England
% of FP17s for the same patient ID Re-attending within 3 months - Children	107	908	11.8%	13.6%	12.9%	12.0%
% of FP17s for the same patient ID Re-attending within 3 months - Adults	192	1,603	12.0%	16.2%	16.5%	15.9%
% of FP17s for the same patient ID Re-attending between 3 & 9 months - Children	324	908	35.7%	57.7%	59.6%	58.0%
% of FP17s for the same patient ID Re-attending between 3 & 9 months - Adults	460	1,603	28.7%	51.2%	52.8%	50.5%
% of FP17s for Band 1 Urgent Courses	290	2,390	12.1%	10.7%	9.1%	9.0%
% of FP17s Relating to Free Repair or Replacements	3	2,390	0.1%	0.9%	1.0%	0.8%
% of FP17s Relating to Continuations	2	2,390	0.1%	1.1%	1.2%	1.1%
% of Patients satisfied with the dentistry they have received	5	7	N/A	91.3%	91.6%	91.5%
% of Patients satisfied with the time they had to wait for an appointment	6	7	N/A	87.7%	88.3%	87.9%

* This is based on patients treated on this contract for their most recent course of treatment. Figures in italics indicate the base number of FP17s or Patient Questionnaire responses are less than 100. N/A is shown where the base number of responses is less than 10 during the period. % is calculated as Quantity/Base number*100

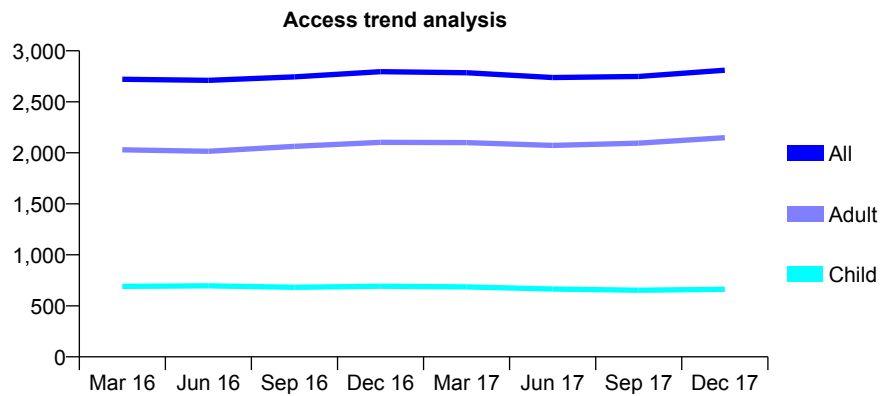
Q47 - Vital Signs At a Glance Contract Report for 565938/0001 - December 2017

Name or company name	MR SR BASS
Contract type name	GDS Contract
Purpose of contract	General
Contract start date	01/04/2006
Contract end date	

17/18 Contracted general activity (UDA)	8,759
Carry forward general activity (UDA)	-175
17/18 Contracted orthodontic activity (UOA)	0
Carry forward orthodontic activity (UOA)	0
Baseline contract value	£250,984.68

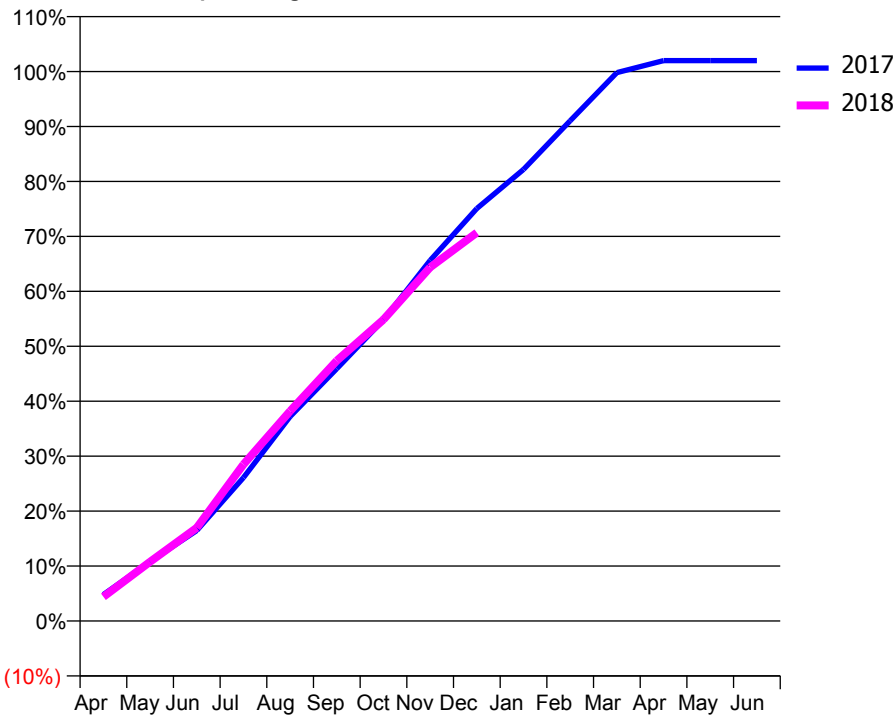
ACCESS*

Patients seen in 24 months	Total	Change since previous quarter
Quarter ending December 2016	2,795	
Quarter ending March 2017	2,785	→
Quarter ending June 2017	2,738	↓
Quarter ending September 2017	2,748	→
Quarter ending December 2017	2,810	↑
Variance since December 2016	0.5%	→



ACTIVITY

Cumulative percentage of contracted UDA delivered 2017 & 2018



Month	Adjusted Scheduled Activity (UDA)	
	2017	2018
April	422	386
May	948	945
June	1,441	1,488
July	2,286	2,497
August	3,260	3,346
September	4,023	4,150
October	4,801	4,806
November	5,748	5,638
December	6,575	6,190
January	7,198	
February	7,973	
March	8,740	
April	8,934	
May	8,934	
June	8,934	

QUALITY

	Quantity	Base Number	Contract	AT	Region	England
% of FP17s for the same patient ID Re-attending within 3 months - Children	72	657	11.0%	13.6%	12.9%	12.0%
% of FP17s for the same patient ID Re-attending within 3 months - Adults	258	1,821	14.2%	16.2%	16.5%	15.9%
% of FP17s for the same patient ID Re-attending between 3 & 9 months - Children	374	657	56.9%	57.7%	59.6%	58.0%
% of FP17s for the same patient ID Re-attending between 3 & 9 months - Adults	799	1,821	43.9%	51.2%	52.8%	50.5%
% of FP17s for Band 1 Urgent Courses	193	2,406	8.0%	10.7%	9.1%	9.0%
% of FP17s Relating to Free Repair or Replacements	26	2,406	1.1%	0.9%	1.0%	0.8%
% of FP17s Relating to Continuations	43	2,406	1.8%	1.1%	1.2%	1.1%
% of Patients satisfied with the dentistry they have received	7	7	N/A	91.3%	91.6%	91.5%
% of Patients satisfied with the time they had to wait for an appointment	7	7	N/A	87.7%	88.3%	87.9%

* This is based on patients treated on this contract for their most recent course of treatment. Figures in italics indicate the base number of FP17s or Patient Questionnaire responses are less than 100. N/A is shown where the base number of responses is less than 10 during the period. % is calculated as Quantity/Base number*100

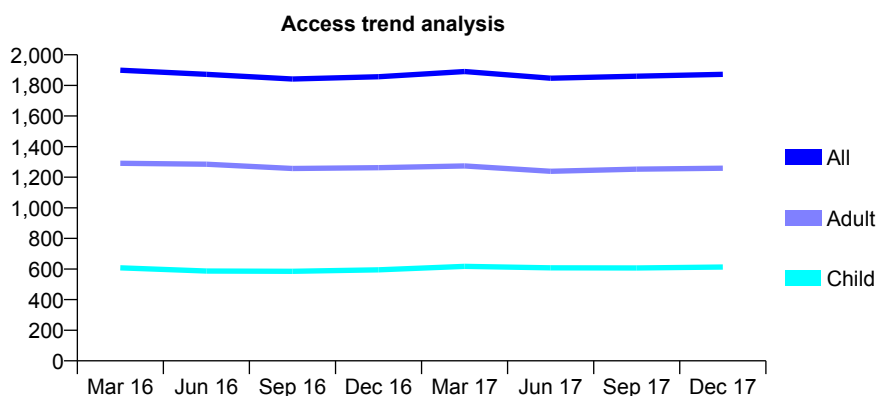
Q47 - Vital Signs At a Glance Contract Report for 565938/0002 - December 2017

Name or company name	MR SR BASS
Contract type name	GDS Contract
Purpose of contract	General
Contract start date	20/08/2007
Contract end date	

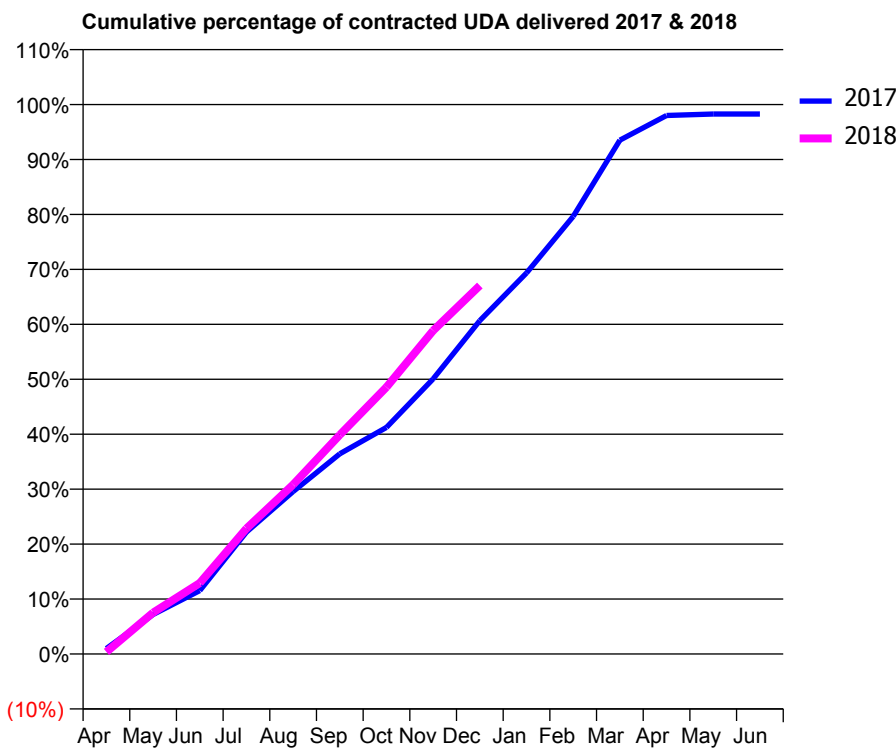
17/18 Contracted general activity (UDA)	6,003
Carry forward general activity (UDA)	105
17/18 Contracted orthodontic activity (UOA)	0
Carry forward orthodontic activity (UOA)	0
Baseline contract value	£157,713.68

ACCESS*

Patients seen in 24 months	Total	Change since previous quarter
Quarter ending December 2016	1,857	
Quarter ending March 2017	1,891	→
Quarter ending June 2017	1,847	↓
Quarter ending September 2017	1,860	→
Quarter ending December 2017	1,872	→
Variance since December 2016	0.8%	→



ACTIVITY



Month	Adjusted Scheduled Activity (UDA)	
	2017	2018
April	60	22
May	432	452
June	692	775
July	1,332	1,372
August	1,775	1,851
September	2,188	2,394
October	2,476	2,915
November	3,006	3,534
December	3,643	4,026
January	4,162	
February	4,780	
March	5,613	
April	5,883	
May	5,898	
June	5,898	

QUALITY

	Quantity	Base Number	Contract	AT	Region	England
% of FP17s for the same patient ID Re-attending within 3 months - Children	34	480	7.1%	13.6%	12.9%	12.0%
% of FP17s for the same patient ID Re-attending within 3 months - Adults	191	1,065	17.9%	16.2%	16.5%	15.9%
% of FP17s for the same patient ID Re-attending between 3 & 9 months - Children	201	480	41.9%	57.7%	59.6%	58.0%
% of FP17s for the same patient ID Re-attending between 3 & 9 months - Adults	452	1,065	42.4%	51.2%	52.8%	50.5%
% of FP17s for Band 1 Urgent Courses	67	1,442	4.6%	10.7%	9.1%	9.0%
% of FP17s Relating to Free Repair or Replacements	27	1,442	1.9%	0.9%	1.0%	0.8%
% of FP17s Relating to Continuations	35	1,442	2.4%	1.1%	1.2%	1.1%
% of Patients satisfied with the dentistry they have received	2	2	N/A	91.3%	91.6%	91.5%
% of Patients satisfied with the time they had to wait for an appointment	2	2	N/A	87.7%	88.3%	87.9%

* This is based on patients treated on this contract for their most recent course of treatment. Figures in italics indicate the base number of FP17s or Patient Questionnaire responses are less than 100. N/A is shown where the base number of responses is less than 10 during the period. % is calculated as Quantity/Base number*100

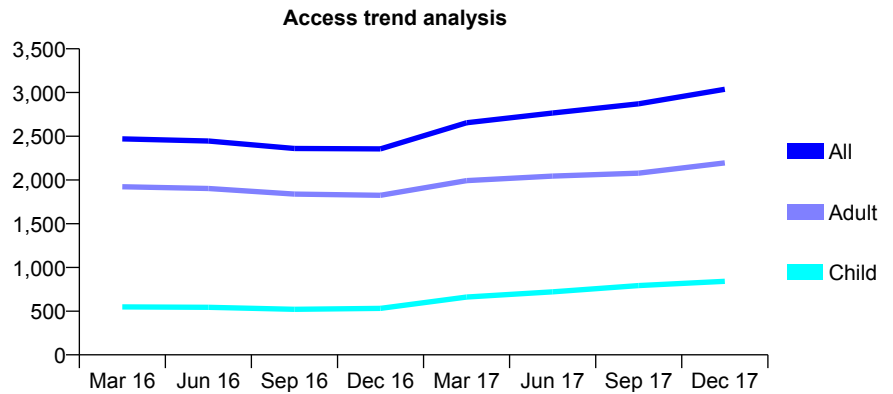
Q47 - Vital Signs At a Glance Contract Report for 567256/0001 - December 2017

Name or company name	Synergy Dental Clinic Blackburn Ltd
Contract type name	GDS Contract
Purpose of contract	General
Contract start date	01/04/2006
Contract end date	

17/18 Contracted general activity (UDA)	7,600
Carry forward general activity (UDA)	-152
17/18 Contracted orthodontic activity (UOA)	0
Carry forward orthodontic activity (UOA)	0
Baseline contract value	£189,101.77

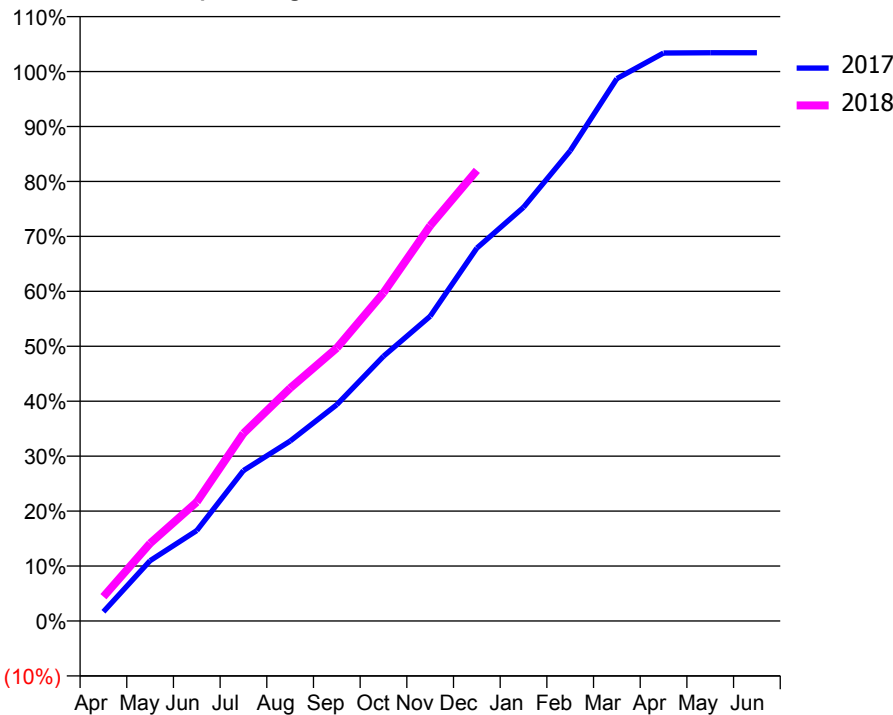
ACCESS*

Patients seen in 24 months	Total	Change since previous quarter
Quarter ending December 2016	2,356	
Quarter ending March 2017	2,654	↑
Quarter ending June 2017	2,766	↑
Quarter ending September 2017	2,871	↑
Quarter ending December 2017	3,037	↑
Variance since December 2016	28.9%	↑



ACTIVITY

Cumulative percentage of contracted UDA delivered 2017 & 2018



Month	Adjusted Scheduled Activity (UDA)	
	2017	2018
April	128	337
May	835	1,074
June	1,251	1,646
July	2,082	2,596
August	2,489	3,221
September	2,993	3,776
October	3,662	4,539
November	4,215	5,468
December	5,158	6,233
January	5,722	
February	6,504	
March	7,501	
April	7,857	
May	7,859	
June	7,859	

QUALITY

	Quantity	Base Number	Contract	AT	Region	England
% of FP17s for the same patient ID Re-attending within 3 months - Children	70	1,002	7.0%	13.6%	12.9%	12.0%
% of FP17s for the same patient ID Re-attending within 3 months - Adults	261	1,849	14.1%	16.2%	16.5%	15.9%
% of FP17s for the same patient ID Re-attending between 3 & 9 months - Children	531	1,002	53.0%	57.7%	59.6%	58.0%
% of FP17s for the same patient ID Re-attending between 3 & 9 months - Adults	763	1,849	41.3%	51.2%	52.8%	50.5%
% of FP17s for Band 1 Urgent Courses	166	2,737	6.1%	10.7%	9.1%	9.0%
% of FP17s Relating to Free Repair or Replacements	10	2,737	0.4%	0.9%	1.0%	0.8%
% of FP17s Relating to Continuations	5	2,737	0.2%	1.1%	1.2%	1.1%
% of Patients satisfied with the dentistry they have received	3	3	N/A	91.3%	91.6%	91.5%
% of Patients satisfied with the time they had to wait for an appointment	3	3	N/A	87.7%	88.3%	87.9%

* This is based on patients treated on this contract for their most recent course of treatment. Figures in italics indicate the base number of FP17s or Patient Questionnaire responses are less than 100. N/A is shown where the base number of responses is less than 10 during the period. % is calculated as Quantity/Base number*100

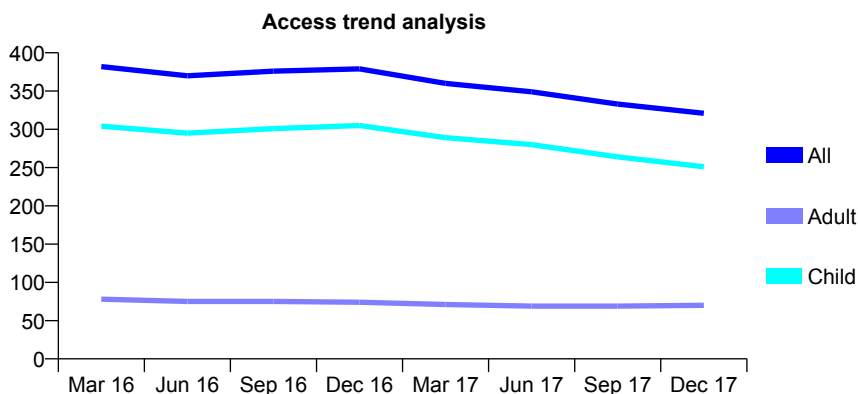
Q47 - Vital Signs At a Glance Contract Report for 570656/0001 - December 2017

Name or company name	MR M WILKINSON
Contract type name	GDS Contract
Purpose of contract	General
Contract start date	01/04/2006
Contract end date	

17/18 Contracted general activity (UDA)	720
Carry forward general activity (UDA)	0
17/18 Contracted orthodontic activity (UOA)	0
Carry forward orthodontic activity (UOA)	0
Baseline contract value	£16,490.14

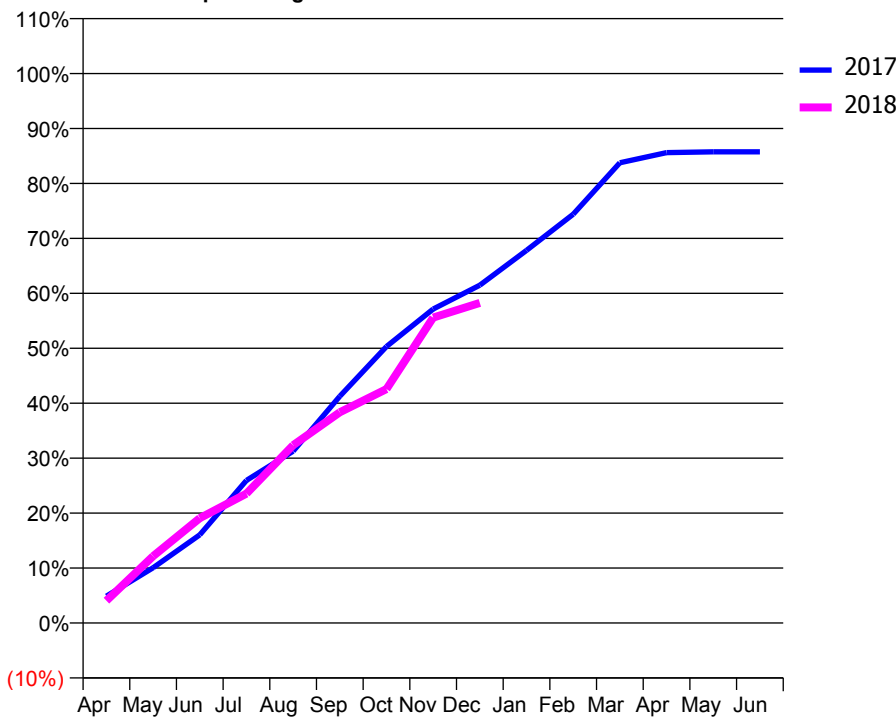
ACCESS*

Patients seen in 24 months	Total	Change since previous quarter
Quarter ending December 2016	379	
Quarter ending March 2017	360	↓
Quarter ending June 2017	349	↓
Quarter ending September 2017	333	↓
Quarter ending December 2017	321	↓
Variance since December 2016	(15.3%)	↓



ACTIVITY

Cumulative percentage of contracted UDA delivered 2017 & 2018



Month	Adjusted Scheduled Activity (UDA)	
	2017	2018
April	35	29
May	72	88
June	116	137
July	187	170
August	225	233
September	297	276
October	362	307
November	411	400
December	443	419
January	488	
February	536	
March	603	
April	616	
May	617	
June	617	

QUALITY

	Quantity	Base Number	Contract	AT	Region	England
% of FP17s for the same patient ID Re-attending within 3 months - Children	23	305	7.5%	13.6%	12.9%	12.0%
% of FP17s for the same patient ID Re-attending within 3 months - Adults	5	41	12.2%	16.2%	16.5%	15.9%
% of FP17s for the same patient ID Re-attending between 3 & 9 months - Children	221	305	72.5%	57.7%	59.6%	58.0%
% of FP17s for the same patient ID Re-attending between 3 & 9 months - Adults	25	41	61.0%	51.2%	52.8%	50.5%
% of FP17s for Band 1 Urgent Courses	17	334	5.1%	10.7%	9.1%	9.0%
% of FP17s Relating to Free Repair or Replacements	0	334	0.0%	0.9%	1.0%	0.8%
% of FP17s Relating to Continuations	0	334	0.0%	1.1%	1.2%	1.1%
% of Patients satisfied with the dentistry they have received	0	0	N/A	91.3%	91.6%	91.5%
% of Patients satisfied with the time they had to wait for an appointment	0	0	N/A	87.7%	88.3%	87.9%

* This is based on patients treated on this contract for their most recent course of treatment. Figures in italics indicate the base number of FP17s or Patient Questionnaire responses are less than 100. N/A is shown where the base number of responses is less than 10 during the period. % is calculated as Quantity/Base number*100

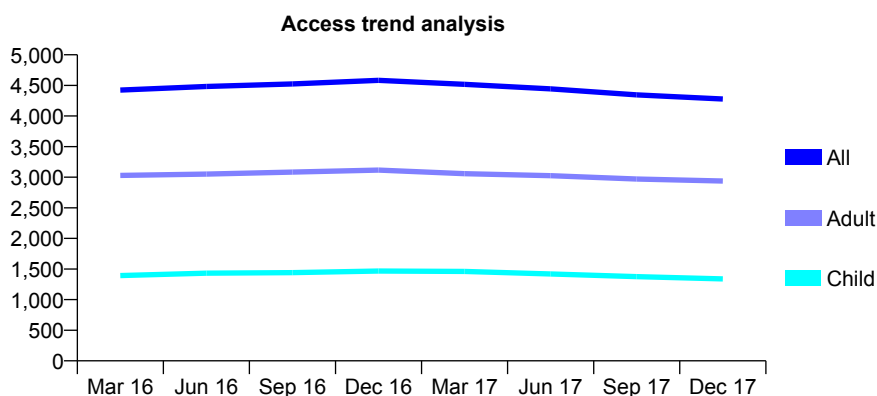
Q47 - Vital Signs At a Glance Contract Report for 572608/0001 - December 2017

Name or company name	Mr A Malik
Contract type name	GDS Contract
Purpose of contract	General
Contract start date	01/04/2006
Contract end date	

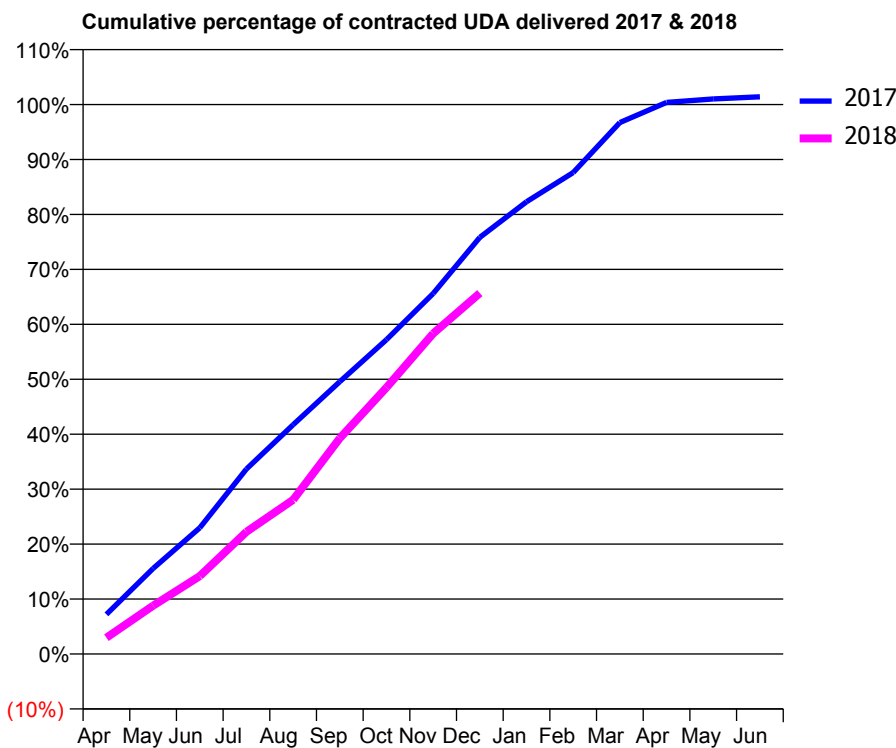
17/18 Contracted general activity (UDA)	12,946
Carry forward general activity (UDA)	-180
17/18 Contracted orthodontic activity (UOA)	0
Carry forward orthodontic activity (UOA)	0
Baseline contract value	£373,865.86

ACCESS*

Patients seen in 24 months	Total	Change since previous quarter
Quarter ending December 2016	4,583	
Quarter ending March 2017	4,518	↓
Quarter ending June 2017	4,444	↓
Quarter ending September 2017	4,345	↓
Quarter ending December 2017	4,277	↓
Variance since December 2016	(6.7%)	↓



ACTIVITY



Month	Adjusted Scheduled Activity (UDA)	
	2017	2018
April	934	386
May	2,016	1,140
June	2,972	1,838
July	4,359	2,878
August	5,403	3,633
September	6,416	5,085
October	7,406	6,279
November	8,492	7,552
December	9,817	8,502
January	10,653	
February	11,344	
March	12,522	
April	12,995	
May	13,076	
June	13,126	

QUALITY

	Quantity	Base Number	Contract	AT	Region	England
% of FP17s for the same patient ID Re-attending within 3 months - Children	87	1,082	8.0%	13.6%	12.9%	12.0%
% of FP17s for the same patient ID Re-attending within 3 months - Adults	502	2,504	20.0%	16.2%	16.5%	15.9%
% of FP17s for the same patient ID Re-attending between 3 & 9 months - Children	469	1,082	43.3%	57.7%	59.6%	58.0%
% of FP17s for the same patient ID Re-attending between 3 & 9 months - Adults	959	2,504	38.3%	51.2%	52.8%	50.5%
% of FP17s for Band 1 Urgent Courses	322	3,366	9.6%	10.7%	9.1%	9.0%
% of FP17s Relating to Free Repair or Replacements	42	3,366	1.2%	0.9%	1.0%	0.8%
% of FP17s Relating to Continuations	79	3,366	2.3%	1.1%	1.2%	1.1%
% of Patients satisfied with the dentistry they have received	4	4	N/A	91.3%	91.6%	91.5%
% of Patients satisfied with the time they had to wait for an appointment	4	4	N/A	87.7%	88.3%	87.9%

* This is based on patients treated on this contract for their most recent course of treatment. Figures in italics indicate the base number of FP17s or Patient Questionnaire responses are less than 100. N/A is shown where the base number of responses is less than 10 during the period. % is calculated as Quantity/Base number*100

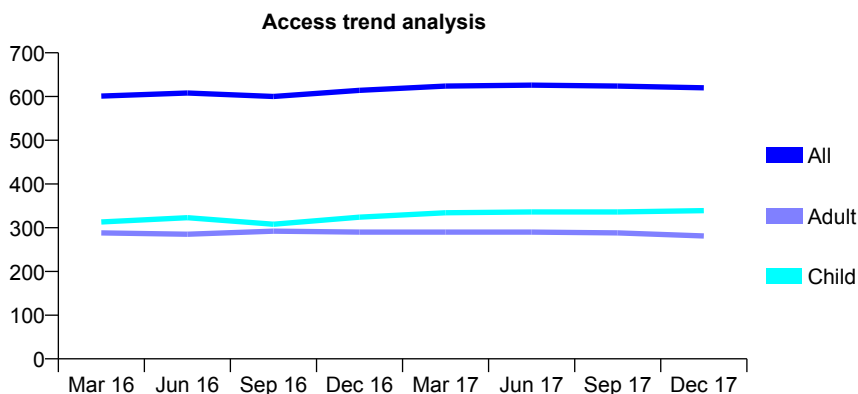
Q47 - Vital Signs At a Glance Contract Report for 574651/0001 - December 2017

Name or company name	MISS CL ALLEN
Contract type name	GDS Contract
Purpose of contract	General
Contract start date	01/04/2006
Contract end date	

17/18 Contracted general activity (UDA)	1,561
Carry forward general activity (UDA)	-4
17/18 Contracted orthodontic activity (UOA)	0
Carry forward orthodontic activity (UOA)	0
Baseline contract value	£42,585.06

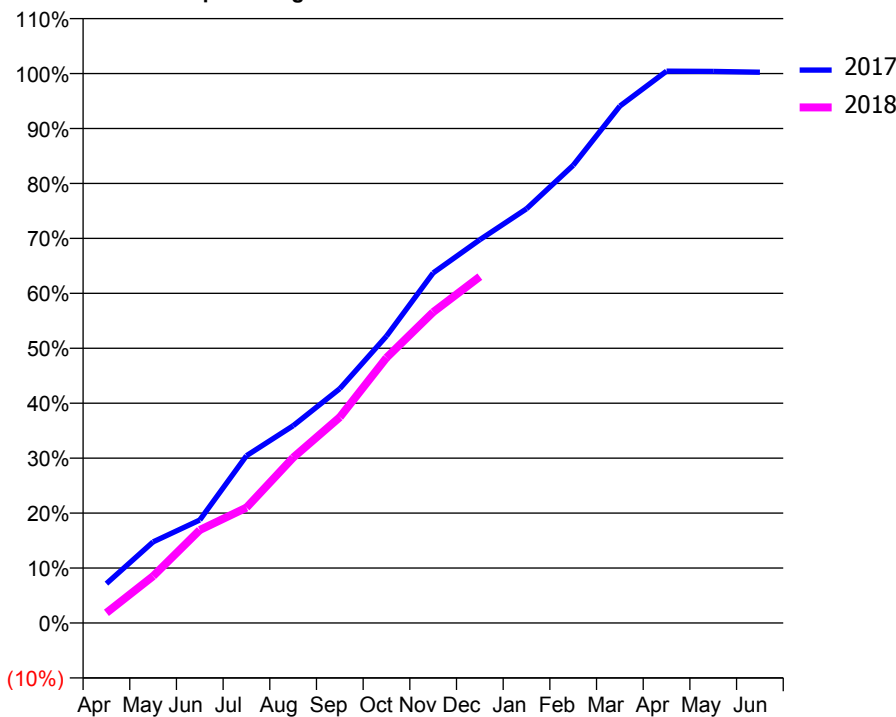
ACCESS*

Patients seen in 24 months	Total	Change since previous quarter
Quarter ending December 2016	614	
Quarter ending March 2017	624	→
Quarter ending June 2017	626	→
Quarter ending September 2017	624	→
Quarter ending December 2017	620	→
Variance since December 2016	1.0%	→



ACTIVITY

Cumulative percentage of contracted UDA delivered 2017 & 2018



Month	Adjusted Scheduled Activity (UDA)	
	2017	2018
April	112	29
May	230	133
June	293	264
July	475	328
August	561	470
September	666	585
October	815	754
November	995	883
December	1,089	984
January	1,177	
February	1,300	
March	1,469	
April	1,568	
May	1,567	
June	1,565	

QUALITY

	Quantity	Base Number	Contract	AT	Region	England
% of FP17s for the same patient ID Re-attending within 3 months - Children	28	434	6.5%	13.6%	12.9%	12.0%
% of FP17s for the same patient ID Re-attending within 3 months - Adults	24	281	8.5%	16.2%	16.5%	15.9%
% of FP17s for the same patient ID Re-attending between 3 & 9 months - Children	285	434	65.7%	57.7%	59.6%	58.0%
% of FP17s for the same patient ID Re-attending between 3 & 9 months - Adults	171	281	60.9%	51.2%	52.8%	50.5%
% of FP17s for Band 1 Urgent Courses	24	657	3.7%	10.7%	9.1%	9.0%
% of FP17s Relating to Free Repair or Replacements	0	657	0.0%	0.9%	1.0%	0.8%
% of FP17s Relating to Continuations	0	657	0.0%	1.1%	1.2%	1.1%
% of Patients satisfied with the dentistry they have received	1	1	N/A	91.3%	91.6%	91.5%
% of Patients satisfied with the time they had to wait for an appointment	1	1	N/A	87.7%	88.3%	87.9%

* This is based on patients treated on this contract for their most recent course of treatment. Figures in italics indicate the base number of FP17s or Patient Questionnaire responses are less than 100. N/A is shown where the base number of responses is less than 10 during the period. % is calculated as Quantity/Base number*100

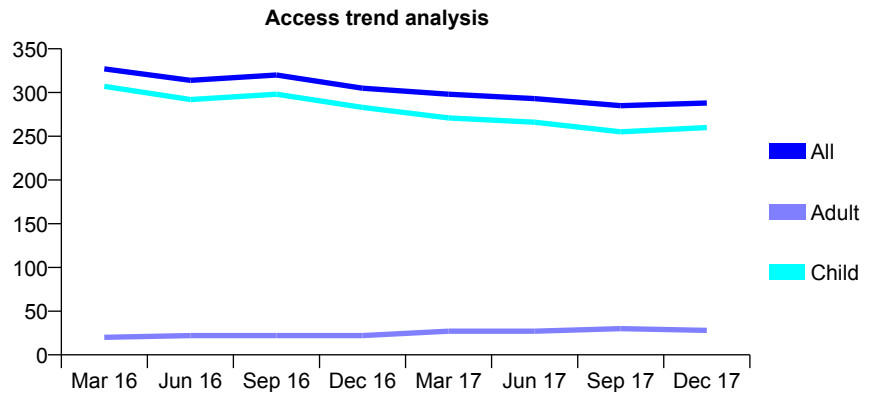
Q47 - Vital Signs At a Glance Contract Report for 575577/0001 - December 2017

Name or company name	MR JR VALENTINE
Contract type name	GDS Contract
Purpose of contract	General
Contract start date	01/04/2006
Contract end date	

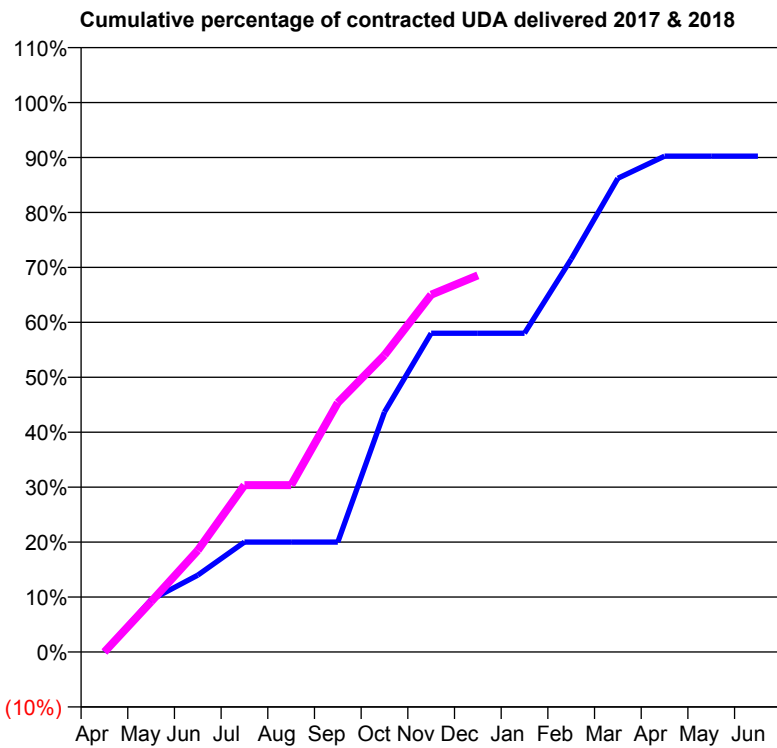
17/18 Contracted general activity (UDA)	600
Carry forward general activity (UDA)	0
17/18 Contracted orthodontic activity (UOA)	0
Carry forward orthodontic activity (UOA)	0
Baseline contract value	£11,178.44

ACCESS*

Patients seen in 24 months	Total	Change since previous quarter
Quarter ending December 2016	305	
Quarter ending March 2017	298	↓
Quarter ending June 2017	293	↓
Quarter ending September 2017	285	↓
Quarter ending December 2017	288	→
Variance since December 2016	(5.6%)	↓



ACTIVITY



Month	Adjusted Scheduled Activity (UDA)	
	2017	2018
April	0	0
May	57	55
June	84	111
July	120	182
August	120	182
September	120	272
October	262	324
November	348	390
December	348	411
January	348	
February	429	
March	517	
April	541	
May	541	
June	541	

QUALITY

	Quantity	Base Number	Contract	AT	Region	England
% of FP17s for the same patient ID Re-attending within 3 months - Children	35	323	10.8%	13.6%	12.9%	12.0%
% of FP17s for the same patient ID Re-attending within 3 months - Adults	0	0	N/A	16.2%	16.5%	15.9%
% of FP17s for the same patient ID Re-attending between 3 & 9 months - Children	207	323	64.1%	57.7%	59.6%	58.0%
% of FP17s for the same patient ID Re-attending between 3 & 9 months - Adults	0	0	N/A	51.2%	52.8%	50.5%
% of FP17s for Band 1 Urgent Courses	1	303	0.3%	10.7%	9.1%	9.0%
% of FP17s Relating to Free Repair or Replacements	0	303	0.0%	0.9%	1.0%	0.8%
% of FP17s Relating to Continuations	0	303	0.0%	1.1%	1.2%	1.1%
% of Patients satisfied with the dentistry they have received	0	0	N/A	91.3%	91.6%	91.5%
% of Patients satisfied with the time they had to wait for an appointment	0	0	N/A	87.7%	88.3%	87.9%

* This is based on patients treated on this contract for their most recent course of treatment. Figures in italics indicate the base number of FP17s or Patient Questionnaire responses are less than 100. N/A is shown where the base number of responses is less than 10 during the period. % is calculated as Quantity/Base number*100

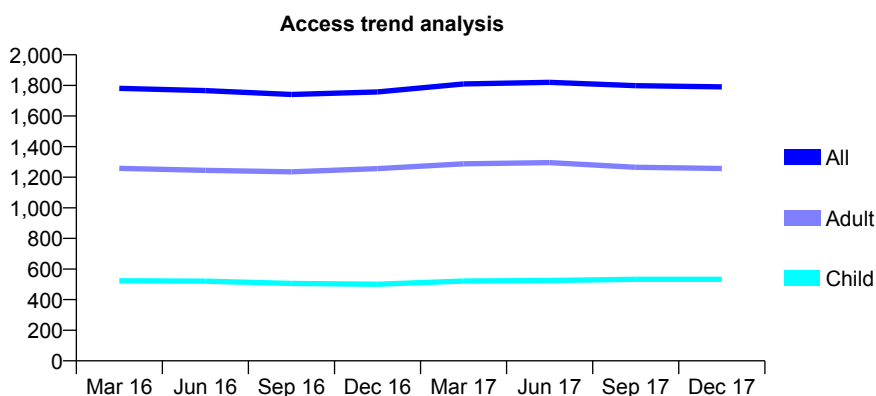
Q47 - Vital Signs At a Glance Contract Report for 604860/0001 - December 2017

Name or company name	MR SA BATE
Contract type name	GDS Contract
Purpose of contract	General
Contract start date	01/10/2010
Contract end date	

17/18 Contracted general activity (UDA)	7,000
Carry forward general activity (UDA)	239
17/18 Contracted orthodontic activity (UOA)	0
Carry forward orthodontic activity (UOA)	0
Baseline contract value	£173,081.67

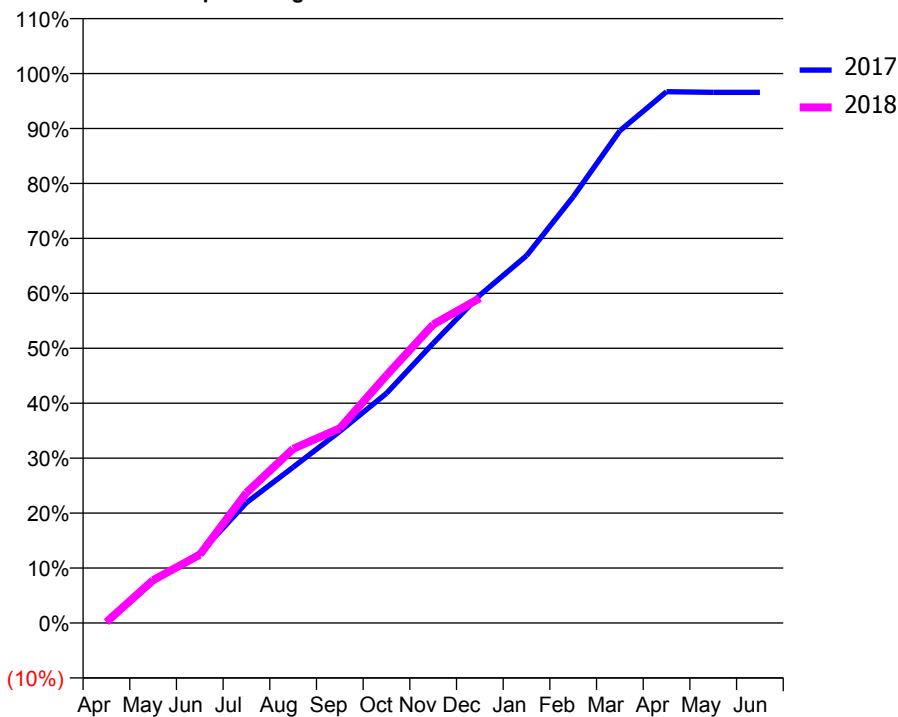
ACCESS*

Patients seen in 24 months	Total	Change since previous quarter
Quarter ending December 2016	1,757	
Quarter ending March 2017	1,810	↑
Quarter ending June 2017	1,820	→
Quarter ending September 2017	1,798	↓
Quarter ending December 2017	1,790	→
Variance since December 2016	1.9%	→



ACTIVITY

Cumulative percentage of contracted UDA delivered 2017 & 2018



Month	Adjusted Scheduled Activity (UDA)	
	2017	2018
April	15	12
May	531	546
June	889	871
July	1,533	1,661
August	1,985	2,219
September	2,442	2,482
October	2,926	3,156
November	3,562	3,803
December	4,176	4,138
January	4,678	
February	5,430	
March	6,271	
April	6,769	
May	6,761	
June	6,761	

QUALITY

	Quantity	Base Number	Contract	AT	Region	England
% of FP17s for the same patient ID Re-attending within 3 months - Children	106	831	12.8%	13.6%	12.9%	12.0%
% of FP17s for the same patient ID Re-attending within 3 months - Adults	296	1,587	18.7%	16.2%	16.5%	15.9%
% of FP17s for the same patient ID Re-attending between 3 & 9 months - Children	598	831	72.0%	57.7%	59.6%	58.0%
% of FP17s for the same patient ID Re-attending between 3 & 9 months - Adults	1,017	1,587	64.1%	51.2%	52.8%	50.5%
% of FP17s for Band 1 Urgent Courses	120	2,227	5.4%	10.7%	9.1%	9.0%
% of FP17s Relating to Free Repair or Replacements	38	2,227	1.7%	0.9%	1.0%	0.8%
% of FP17s Relating to Continuations	14	2,227	0.6%	1.1%	1.2%	1.1%
% of Patients satisfied with the dentistry they have received	4	5	N/A	91.3%	91.6%	91.5%
% of Patients satisfied with the time they had to wait for an appointment	5	5	N/A	87.7%	88.3%	87.9%

* This is based on patients treated on this contract for their most recent course of treatment. Figures in italics indicate the base number of FP17s or Patient Questionnaire responses are less than 100. N/A is shown where the base number of responses is less than 10 during the period. % is calculated as Quantity/Base number*100

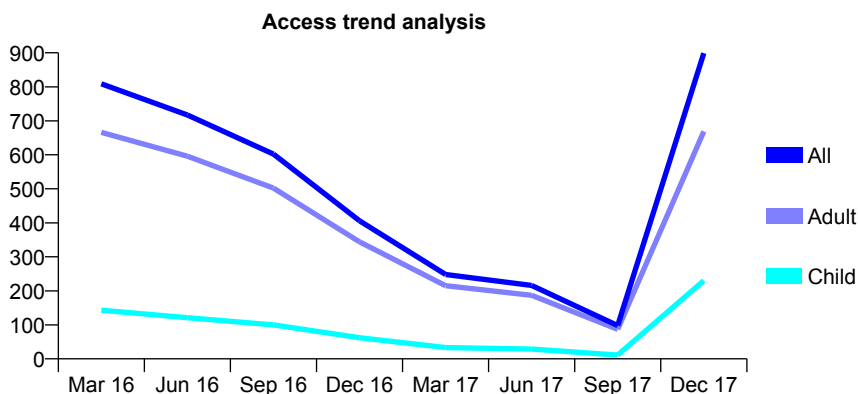
Q47 - Vital Signs At a Glance Contract Report for 629081/0001 - December 2017

Name or company name	Drakes Dental Care
Contract type name	GDS Contract
Purpose of contract	General
Contract start date	01/04/2006
Contract end date	

17/18 Contracted general activity (UDA)	4,381
Carry forward general activity (UDA)	0
17/18 Contracted orthodontic activity (UOA)	0
Carry forward orthodontic activity (UOA)	0
Baseline contract value	£121,995.80

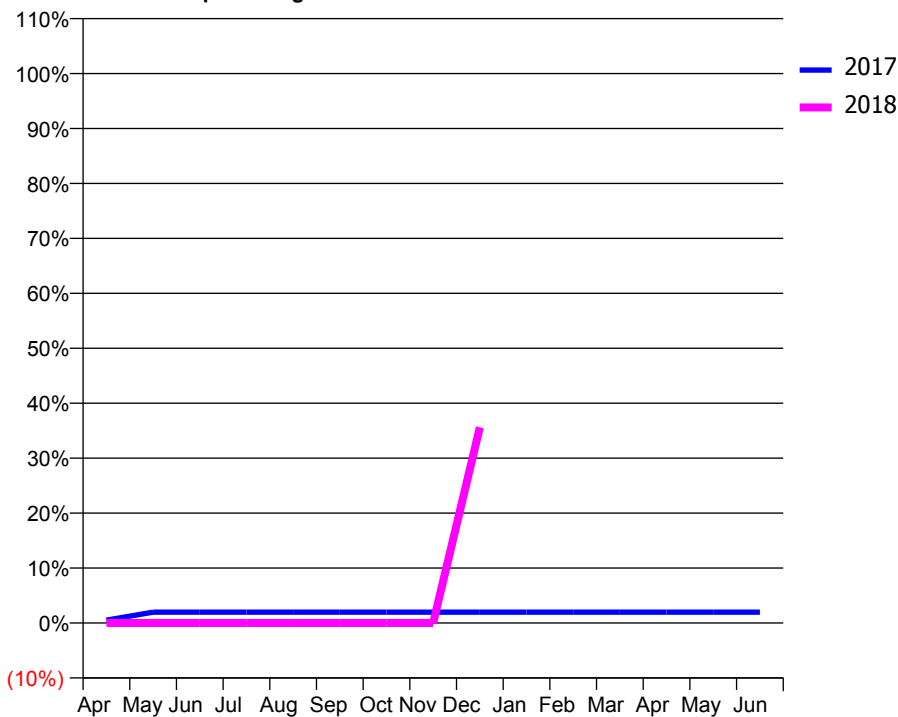
ACCESS*

Patients seen in 24 months	Total	Change since previous quarter
Quarter ending December 2016	406	
Quarter ending March 2017	248	↓
Quarter ending June 2017	216	↓
Quarter ending September 2017	98	↓
Quarter ending December 2017	899	↑
Variance since December 2016	121.4%	↑



ACTIVITY

Cumulative percentage of contracted UDA delivered 2017 & 2018



Month	Adjusted Scheduled Activity (UDA)	
	2017	2018
April	27	0
May	104	0
June	104	0
July	104	0
August	104	0
September	104	0
October	104	0
November	104	0
December	104	1,560
January	104	
February	104	
March	104	
April	104	
May	104	
June	104	

QUALITY

	Quantity	Base Number	Contract	AT	Region	England
% of FP17s for the same patient ID Re-attending within 3 months - Children	0	217	0.0%	13.6%	12.9%	12.0%
% of FP17s for the same patient ID Re-attending within 3 months - Adults	6	584	1.0%	16.2%	16.5%	15.9%
% of FP17s for the same patient ID Re-attending between 3 & 9 months - Children	0	217	0.0%	57.7%	59.6%	58.0%
% of FP17s for the same patient ID Re-attending between 3 & 9 months - Adults	0	584	0.0%	51.2%	52.8%	50.5%
% of FP17s for Band 1 Urgent Courses	44	801	5.5%	10.7%	9.1%	9.0%
% of FP17s Relating to Free Repair or Replacements	0	801	0.0%	0.9%	1.0%	0.8%
% of FP17s Relating to Continuations	0	801	0.0%	1.1%	1.2%	1.1%
% of Patients satisfied with the dentistry they have received	0	0	N/A	91.3%	91.6%	91.5%
% of Patients satisfied with the time they had to wait for an appointment	0	0	N/A	87.7%	88.3%	87.9%

* This is based on patients treated on this contract for their most recent course of treatment. Figures in italics indicate the base number of FP17s or Patient Questionnaire responses are less than 100. N/A is shown where the base number of responses is less than 10 during the period. % is calculated as Quantity/Base number*100

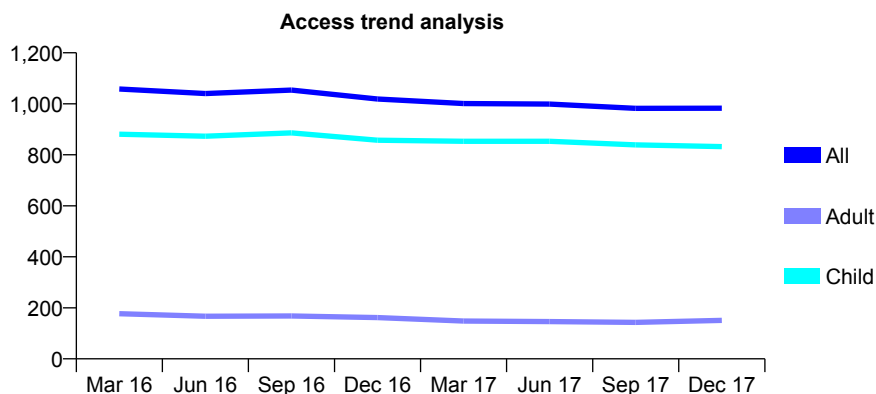
Q47 - Vital Signs At a Glance Contract Report for 629154/0003 - December 2017

Name or company name	MR M DUFFY
Contract type name	GDS Contract
Purpose of contract	General and Orthodontic
Contract start date	01/06/2008
Contract end date	

17/18 Contracted general activity (UDA)	3,050
Carry forward general activity (UDA)	0
17/18 Contracted orthodontic activity (UOA)	1,150
Carry forward orthodontic activity (UOA)	0
Baseline contract value	£156,199.32

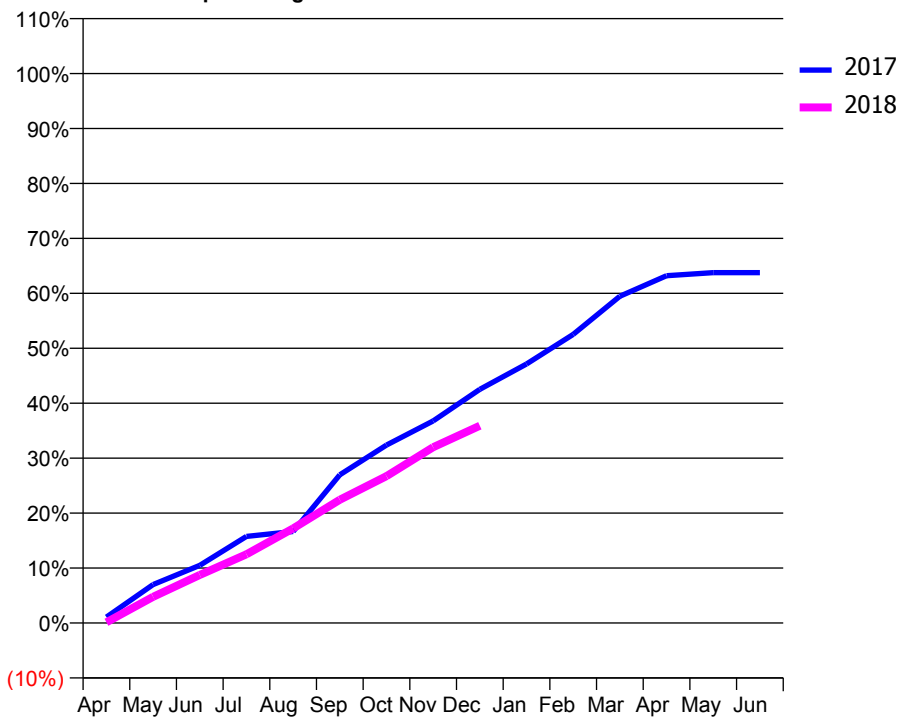
ACCESS*

Patients seen in 24 months	Total	Change since previous quarter
Quarter ending December 2016	1,019	
Quarter ending March 2017	1,001	↓
Quarter ending June 2017	999	→
Quarter ending September 2017	982	↓
Quarter ending December 2017	983	→
Variance since December 2016	(3.5%)	↓



ACTIVITY

Cumulative percentage of contracted UDA delivered 2017 & 2018



Adjusted Scheduled Activity (UDA)

Month	2017	2018
April	33	4
May	213	146
June	320	267
July	480	382
August	508	525
September	823	685
October	987	816
November	1,121	976
December	1,297	1,095
January	1,438	
February	1,602	
March	1,813	
April	1,928	
May	1,945	
June	1,945	

QUALITY

	Quantity	Base Number	Contract	AT	Region	England
% of FP17s for the same patient ID Re-attending within 3 months - Children	137	1,047	13.1%	13.6%	12.9%	12.0%
% of FP17s for the same patient ID Re-attending within 3 months - Adults	2	17	11.8%	16.2%	16.5%	15.9%
% of FP17s for the same patient ID Re-attending between 3 & 9 months - Children	514	1,047	49.1%	57.7%	59.6%	58.0%
% of FP17s for the same patient ID Re-attending between 3 & 9 months - Adults	9	17	52.9%	51.2%	52.8%	50.5%
% of FP17s for Band 1 Urgent Courses	36	860	4.2%	10.7%	9.1%	9.0%
% of FP17s Relating to Free Repair or Replacements	0	860	0.0%	0.9%	1.0%	0.8%
% of FP17s Relating to Continuations	0	860	0.0%	1.1%	1.2%	1.1%
% of Patients satisfied with the dentistry they have received	0	0	N/A	91.3%	91.6%	91.5%
% of Patients satisfied with the time they had to wait for an appointment	0	0	N/A	87.7%	88.3%	87.9%

* This is based on patients treated on this contract for their most recent course of treatment. Figures in italics indicate the base number of FP17s or Patient Questionnaire responses are less than 100. N/A is shown where the base number of responses is less than 10 during the period. % is calculated as Quantity/Base number*100

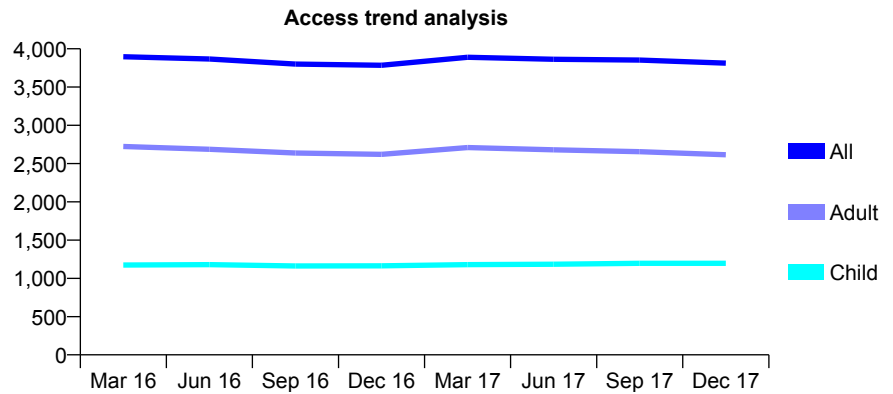
Q47 - Vital Signs At a Glance Contract Report for 629316/0001 - December 2017

Name or company name	Mr Waqar Mohammed
Contract type name	GDS Contract
Purpose of contract	General
Contract start date	01/04/2006
Contract end date	

17/18 Contracted general activity (UDA)	13,319
Carry forward general activity (UDA)	-266
17/18 Contracted orthodontic activity (UOA)	0
Carry forward orthodontic activity (UOA)	0
Baseline contract value	£401,758.37

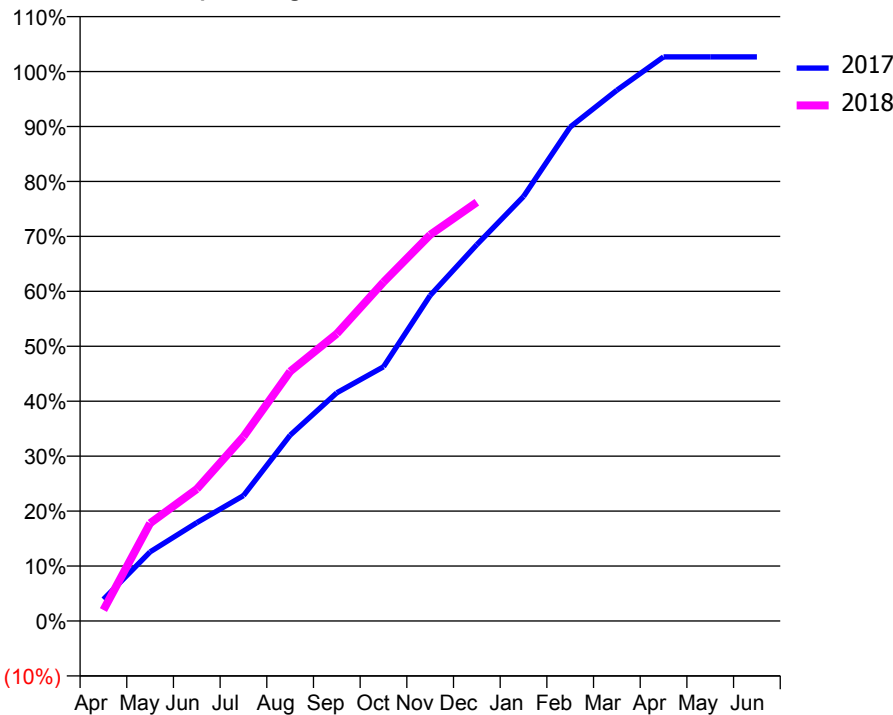
ACCESS*

Patients seen in 24 months	Total	Change since previous quarter
Quarter ending December 2016	3,784	
Quarter ending March 2017	3,889	↑
Quarter ending June 2017	3,864	→
Quarter ending September 2017	3,853	→
Quarter ending December 2017	3,812	↓
Variance since December 2016	0.7%	→



ACTIVITY

Cumulative percentage of contracted UDA delivered 2017 & 2018



Month	Adjusted Scheduled Activity (UDA)	
	2017	2018
April	526	267
May	1,676	2,370
June	2,384	3,199
July	3,039	4,468
August	4,504	6,050
September	5,531	6,964
October	6,162	8,214
November	7,892	9,363
December	9,122	10,151
January	10,288	
February	11,975	
March	12,865	
April	13,672	
May	13,673	
June	13,673	

QUALITY

	Quantity	Base Number	Contract	AT	Region	England
% of FP17s for the same patient ID Re-attending within 3 months - Children	94	1,406	6.7%	13.6%	12.9%	12.0%
% of FP17s for the same patient ID Re-attending within 3 months - Adults	425	2,861	14.9%	16.2%	16.5%	15.9%
% of FP17s for the same patient ID Re-attending between 3 & 9 months - Children	888	1,406	63.2%	57.7%	59.6%	58.0%
% of FP17s for the same patient ID Re-attending between 3 & 9 months - Adults	1,669	2,861	58.3%	51.2%	52.8%	50.5%
% of FP17s for Band 1 Urgent Courses	207	3,948	5.2%	10.7%	9.1%	9.0%
% of FP17s Relating to Free Repair or Replacements	28	3,948	0.7%	0.9%	1.0%	0.8%
% of FP17s Relating to Continuations	23	3,948	0.6%	1.1%	1.2%	1.1%
% of Patients satisfied with the dentistry they have received	4	4	N/A	91.3%	91.6%	91.5%
% of Patients satisfied with the time they had to wait for an appointment	4	4	N/A	87.7%	88.3%	87.9%

* This is based on patients treated on this contract for their most recent course of treatment. Figures in italics indicate the base number of FP17s or Patient Questionnaire responses are less than 100. N/A is shown where the base number of responses is less than 10 during the period. % is calculated as Quantity/Base number*100

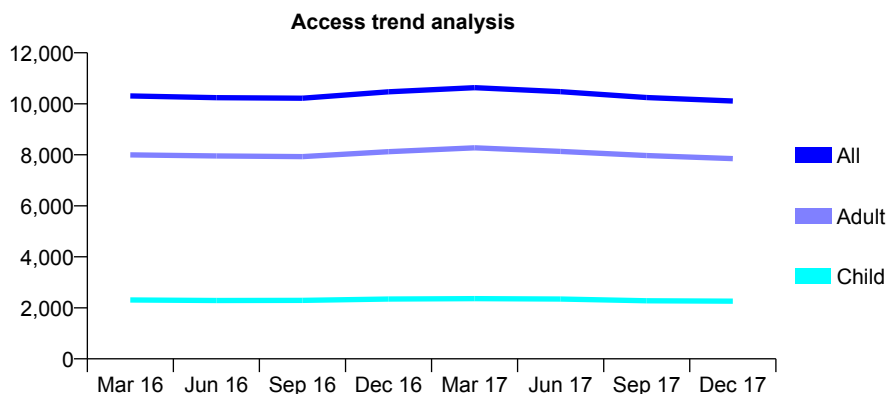
Q47 - Vital Signs At a Glance Contract Report for 635944/0001 - December 2017

Name or company name	Dr J E Cornall and Dr A Giaziri
Contract type name	GDS Contract
Purpose of contract	General
Contract start date	01/04/2006
Contract end date	

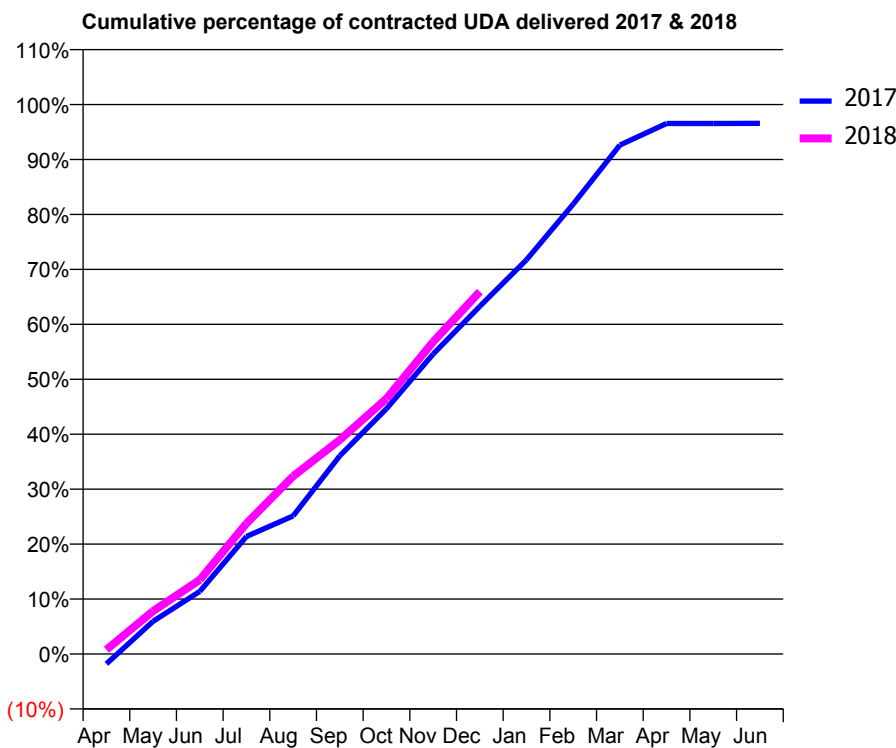
17/18 Contracted general activity (UDA)	23,341
Carry forward general activity (UDA)	801
17/18 Contracted orthodontic activity (UOA)	0
Carry forward orthodontic activity (UOA)	0
Baseline contract value	£589,672.93

ACCESS*

Patients seen in 24 months	Total	Change since previous quarter
Quarter ending December 2016	10,468	
Quarter ending March 2017	10,634	→
Quarter ending June 2017	10,478	↓
Quarter ending September 2017	10,246	↓
Quarter ending December 2017	10,111	↓
Variance since December 2016	(3.4%)	↓



ACTIVITY



Month	Adjusted Scheduled Activity (UDA)	
	2017	2018
April	-423	183
May	1,389	1,829
June	2,661	3,151
July	4,990	5,547
August	5,863	7,555
September	8,420	9,094
October	10,421	10,851
November	12,740	13,262
December	14,772	15,390
January	16,744	
February	19,109	
March	21,619	
April	22,533	
May	22,536	
June	22,540	

QUALITY

	Quantity	Base Number	Contract	AT	Region	England
% of FP17s for the same patient ID Re-attending within 3 months - Children	149	2,047	7.3%	13.6%	12.9%	12.0%
% of FP17s for the same patient ID Re-attending within 3 months - Adults	1,103	6,810	16.2%	16.2%	16.5%	15.9%
% of FP17s for the same patient ID Re-attending between 3 & 9 months - Children	982	2,047	48.0%	57.7%	59.6%	58.0%
% of FP17s for the same patient ID Re-attending between 3 & 9 months - Adults	2,794	6,810	41.0%	51.2%	52.8%	50.5%
% of FP17s for Band 1 Urgent Courses	1,353	8,434	16.0%	10.7%	9.1%	9.0%
% of FP17s Relating to Free Repair or Replacements	26	8,434	0.3%	0.9%	1.0%	0.8%
% of FP17s Relating to Continuations	29	8,434	0.3%	1.1%	1.2%	1.1%
% of Patients satisfied with the dentistry they have received	18	20	90.0%	91.3%	91.6%	91.5%
% of Patients satisfied with the time they had to wait for an appointment	18	20	90.0%	87.7%	88.3%	87.9%

* This is based on patients treated on this contract for their most recent course of treatment. Figures in italics indicate the base number of FP17s or Patient Questionnaire responses are less than 100. N/A is shown where the base number of responses is less than 10 during the period. % is calculated as Quantity/Base number*100

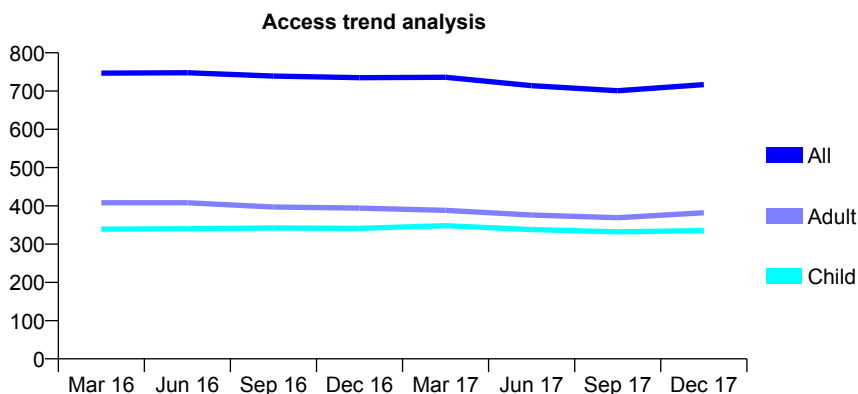
Q47 - Vital Signs At a Glance Contract Report for 635960/0001 - December 2017

Name or company name	MR AP OVENDEN
Contract type name	GDS Contract
Purpose of contract	General
Contract start date	01/04/2006
Contract end date	

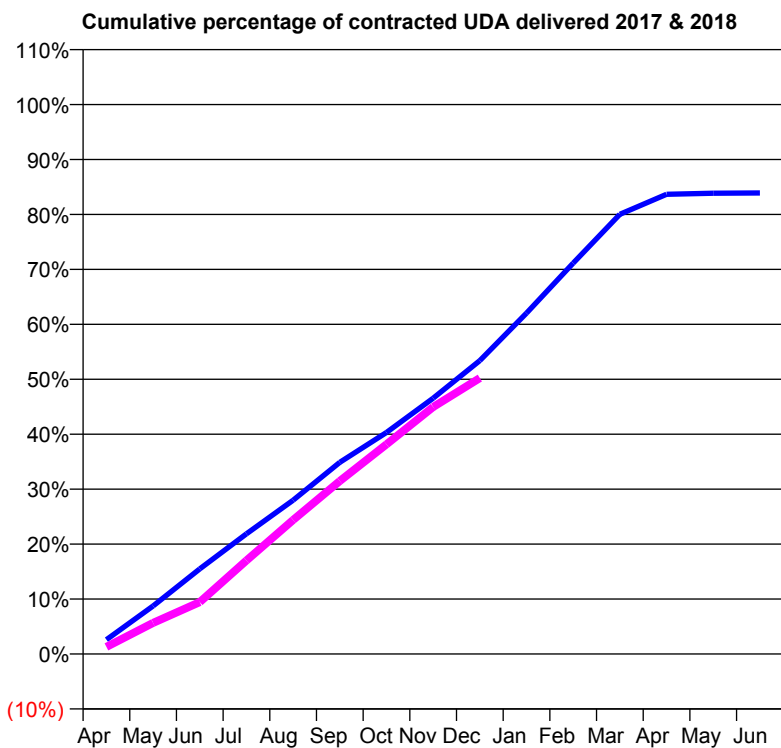
17/18 Contracted general activity (UDA)	2,076
Carry forward general activity (UDA)	0
17/18 Contracted orthodontic activity (UOA)	0
Carry forward orthodontic activity (UOA)	0
Baseline contract value	£56,527.14

ACCESS*

Patients seen in 24 months	Total	Change since previous quarter
Quarter ending December 2016	735	
Quarter ending March 2017	736	→
Quarter ending June 2017	714	↓
Quarter ending September 2017	701	↓
Quarter ending December 2017	717	↑
Variance since December 2016	(2.4%)	↓



ACTIVITY



Adjusted Scheduled Activity (UDA)		
Month	2017	2018
April	54	27
May	181	118
June	322	196
July	454	353
August	581	506
September	724	654
October	837	792
November	966	933
December	1,108	1,043
January	1,288	
February	1,477	
March	1,661	
April	1,737	
May	1,741	
June	1,742	

QUALITY

	Quantity	Base Number	Contract	AT	Region	England
% of FP17s for the same patient ID Re-attending within 3 months - Children	19	386	4.9%	13.6%	12.9%	12.0%
% of FP17s for the same patient ID Re-attending within 3 months - Adults	37	316	11.7%	16.2%	16.5%	15.9%
% of FP17s for the same patient ID Re-attending between 3 & 9 months - Children	282	386	73.1%	57.7%	59.6%	58.0%
% of FP17s for the same patient ID Re-attending between 3 & 9 months - Adults	188	316	59.5%	51.2%	52.8%	50.5%
% of FP17s for Band 1 Urgent Courses	13	654	2.0%	10.7%	9.1%	9.0%
% of FP17s Relating to Free Repair or Replacements	0	654	0.0%	0.9%	1.0%	0.8%
% of FP17s Relating to Continuations	0	654	0.0%	1.1%	1.2%	1.1%
% of Patients satisfied with the dentistry they have received	2	2	N/A	91.3%	91.6%	91.5%
% of Patients satisfied with the time they had to wait for an appointment	2	2	N/A	87.7%	88.3%	87.9%

* This is based on patients treated on this contract for their most recent course of treatment. Figures in italics indicate the base number of FP17s or Patient Questionnaire responses are less than 100. N/A is shown where the base number of responses is less than 10 during the period. % is calculated as Quantity/Base number*100

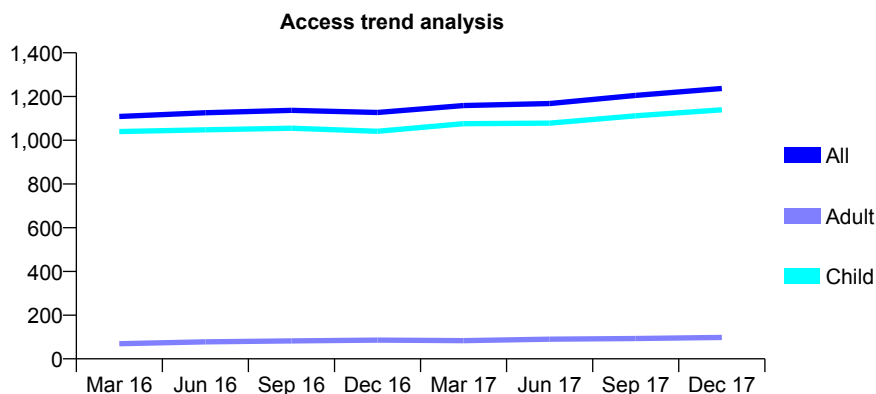
Q47 - Vital Signs At a Glance Contract Report for 638552/0001 - December 2017

Name or company name	MR PM BROOKS
Contract type name	GDS Contract
Purpose of contract	General
Contract start date	01/04/2006
Contract end date	

17/18 Contracted general activity (UDA)	2,300
Carry forward general activity (UDA)	89
17/18 Contracted orthodontic activity (UOA)	0
Carry forward orthodontic activity (UOA)	0
Baseline contract value	£49,947.93

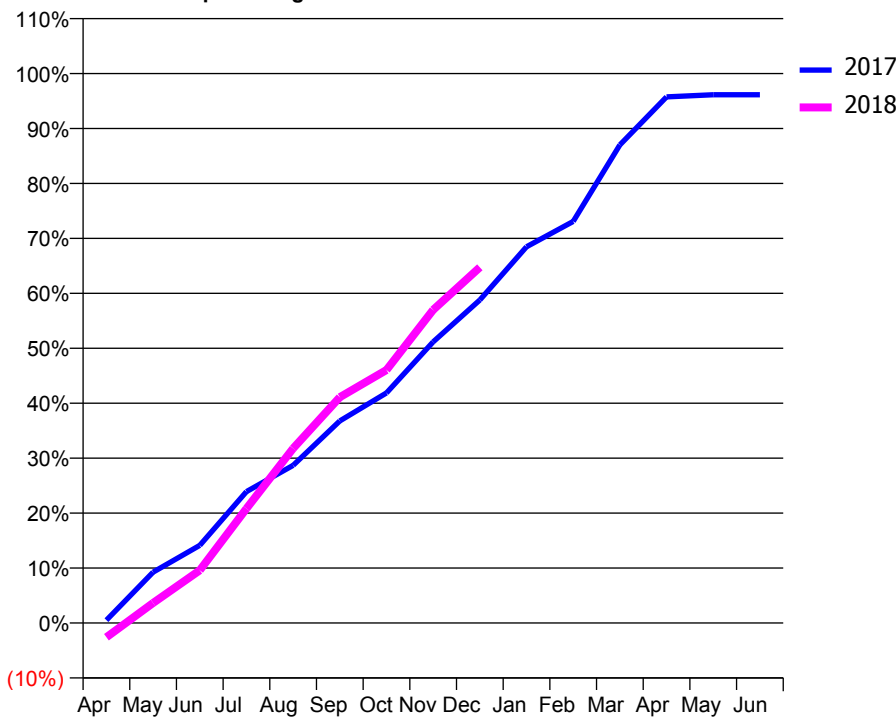
ACCESS*

Patients seen in 24 months	Total	Change since previous quarter
Quarter ending December 2016	1,127	
Quarter ending March 2017	1,159	↑
Quarter ending June 2017	1,168	→
Quarter ending September 2017	1,205	↑
Quarter ending December 2017	1,237	↑
Variance since December 2016	9.8%	↑



ACTIVITY

Cumulative percentage of contracted UDA delivered 2017 & 2018



Month	Adjusted Scheduled Activity (UDA)	
	2017	2018
April	12	-60
May	213	84
June	325	221
July	550	479
August	660	731
September	846	945
October	963	1,059
November	1,177	1,311
December	1,352	1,489
January	1,575	
February	1,681	
March	2,001	
April	2,202	
May	2,211	
June	2,211	

QUALITY

	Quantity	Base Number	Contract	AT	Region	England
% of FP17s for the same patient ID Re-attending within 3 months - Children	87	1,160	7.5%	13.6%	12.9%	12.0%
% of FP17s for the same patient ID Re-attending within 3 months - Adults	0	2	0.0%	16.2%	16.5%	15.9%
% of FP17s for the same patient ID Re-attending between 3 & 9 months - Children	593	1,160	51.1%	57.7%	59.6%	58.0%
% of FP17s for the same patient ID Re-attending between 3 & 9 months - Adults	0	2	0.0%	51.2%	52.8%	50.5%
% of FP17s for Band 1 Urgent Courses	0	1,040	0.0%	10.7%	9.1%	9.0%
% of FP17s Relating to Free Repair or Replacements	0	1,040	0.0%	0.9%	1.0%	0.8%
% of FP17s Relating to Continuations	3	1,040	0.3%	1.1%	1.2%	1.1%
% of Patients satisfied with the dentistry they have received	2	2	N/A	91.3%	91.6%	91.5%
% of Patients satisfied with the time they had to wait for an appointment	2	2	N/A	87.7%	88.3%	87.9%

* This is based on patients treated on this contract for their most recent course of treatment. Figures in italics indicate the base number of FP17s or Patient Questionnaire responses are less than 100. N/A is shown where the base number of responses is less than 10 during the period. % is calculated as Quantity/Base number*100

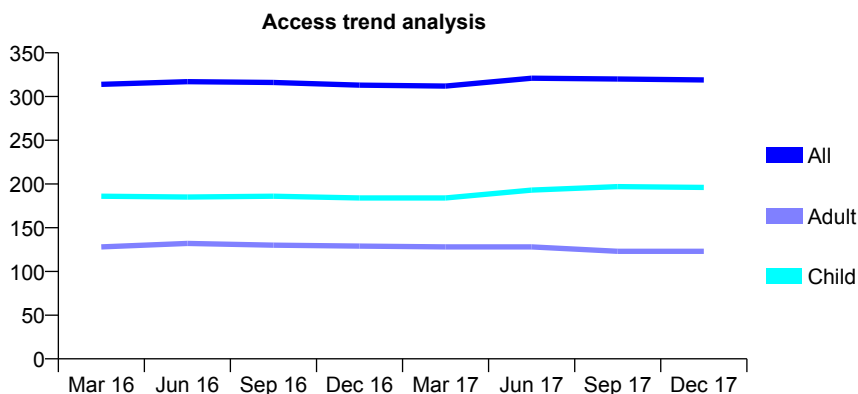
Q47 - Vital Signs At a Glance Contract Report for 641812/0001 - December 2017

Name or company name	MR C WOODALL
Contract type name	GDS Contract
Purpose of contract	General
Contract start date	01/04/2006
Contract end date	

17/18 Contracted general activity (UDA)	600
Carry forward general activity (UDA)	-12
17/18 Contracted orthodontic activity (UOA)	0
Carry forward orthodontic activity (UOA)	0
Baseline contract value	£16,470.08

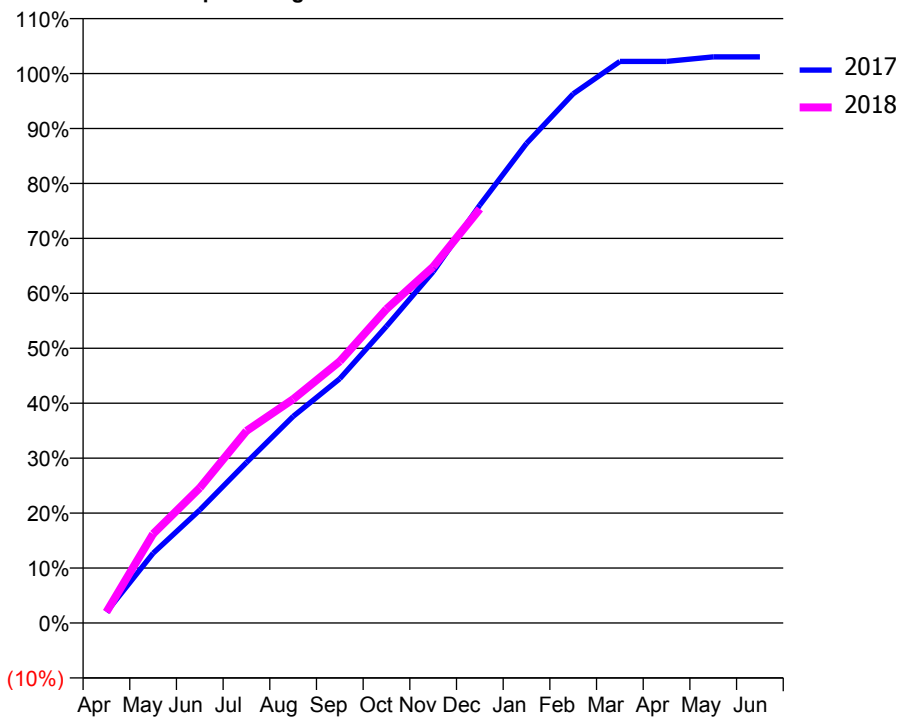
ACCESS*

Patients seen in 24 months	Total	Change since previous quarter
Quarter ending December 2016	313	
Quarter ending March 2017	312	→
Quarter ending June 2017	321	↑
Quarter ending September 2017	320	→
Quarter ending December 2017	319	→
Variance since December 2016	1.9%	→



ACTIVITY

Cumulative percentage of contracted UDA delivered 2017 & 2018



Month	Adjusted Scheduled Activity (UDA)	
	2017	2018
April	12	12
May	76	97
June	123	148
July	175	210
August	226	244
September	267	286
October	324	343
November	384	389
December	456	452
January	524	
February	578	
March	613	
April	613	
May	618	
June	618	

QUALITY

	Quantity	Base Number	Contract	AT	Region	England
% of FP17s for the same patient ID Re-attending within 3 months - Children	6	265	2.3%	13.6%	12.9%	12.0%
% of FP17s for the same patient ID Re-attending within 3 months - Adults	5	109	4.6%	16.2%	16.5%	15.9%
% of FP17s for the same patient ID Re-attending between 3 & 9 months - Children	203	265	76.6%	57.7%	59.6%	58.0%
% of FP17s for the same patient ID Re-attending between 3 & 9 months - Adults	79	109	72.5%	51.2%	52.8%	50.5%
% of FP17s for Band 1 Urgent Courses	16	371	4.3%	10.7%	9.1%	9.0%
% of FP17s Relating to Free Repair or Replacements	0	371	0.0%	0.9%	1.0%	0.8%
% of FP17s Relating to Continuations	0	371	0.0%	1.1%	1.2%	1.1%
% of Patients satisfied with the dentistry they have received	0	0	N/A	91.3%	91.6%	91.5%
% of Patients satisfied with the time they had to wait for an appointment	0	0	N/A	87.7%	88.3%	87.9%

* This is based on patients treated on this contract for their most recent course of treatment. Figures in italics indicate the base number of FP17s or Patient Questionnaire responses are less than 100. N/A is shown where the base number of responses is less than 10 during the period. % is calculated as Quantity/Base number*100

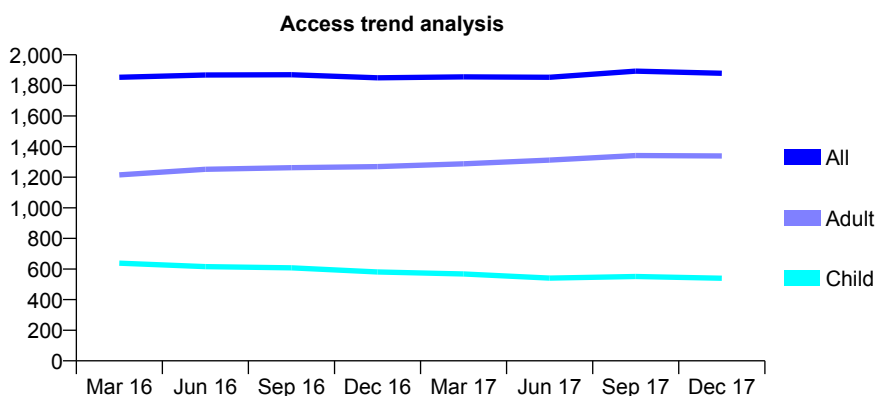
Q47 - Vital Signs At a Glance Contract Report for 643157/0001 - December 2017

Name or company name	MR AJ HARVEY
Contract type name	GDS Contract
Purpose of contract	General
Contract start date	01/04/2006
Contract end date	

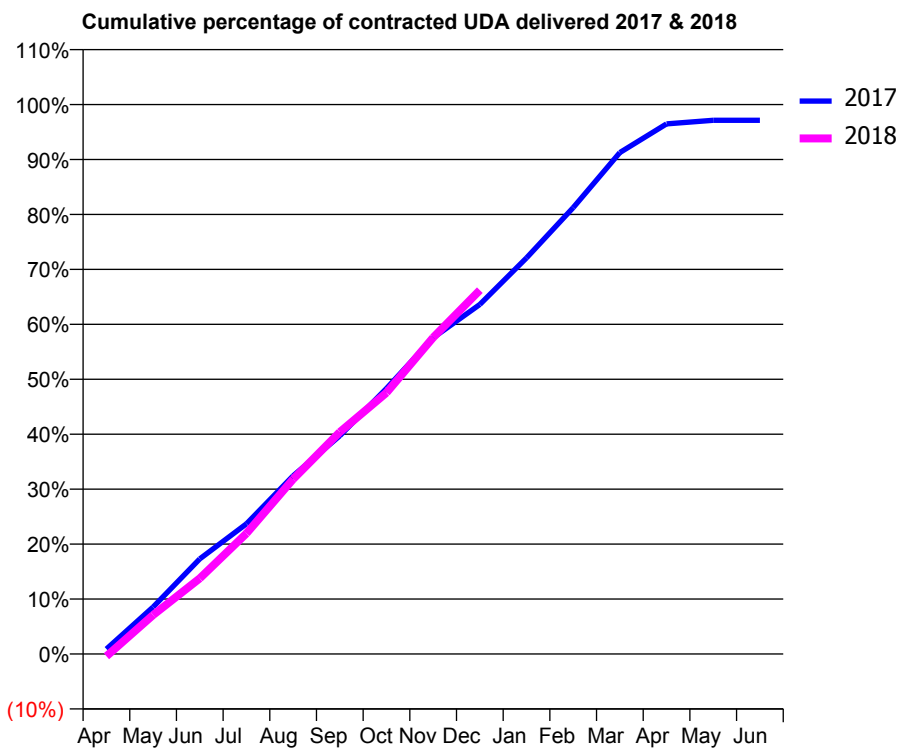
17/18 Contracted general activity (UDA)	6,780
Carry forward general activity (UDA)	195
17/18 Contracted orthodontic activity (UOA)	0
Carry forward orthodontic activity (UOA)	0
Baseline contract value	£205,902.13

ACCESS*

Patients seen in 24 months	Total	Change since previous quarter
Quarter ending December 2016	1,850	
Quarter ending March 2017	1,856	→
Quarter ending June 2017	1,853	→
Quarter ending September 2017	1,893	↑
Quarter ending December 2017	1,879	→
Variance since December 2016	1.6%	→



ACTIVITY



Month	Adjusted Scheduled Activity (UDA)	
	2017	2018
April	62	-29
May	580	481
June	1,175	933
July	1,607	1,489
August	2,199	2,158
September	2,693	2,738
October	3,277	3,224
November	3,902	3,904
December	4,313	4,489
January	4,888	
February	5,508	
March	6,187	
April	6,541	
May	6,585	
June	6,585	

QUALITY

	Quantity	Base Number	Contract	AT	Region	England
% of FP17s for the same patient ID Re-attending within 3 months - Children	69	613	11.3%	13.6%	12.9%	12.0%
% of FP17s for the same patient ID Re-attending within 3 months - Adults	210	1,280	16.4%	16.2%	16.5%	15.9%
% of FP17s for the same patient ID Re-attending between 3 & 9 months - Children	356	613	58.1%	57.7%	59.6%	58.0%
% of FP17s for the same patient ID Re-attending between 3 & 9 months - Adults	594	1,280	46.4%	51.2%	52.8%	50.5%
% of FP17s for Band 1 Urgent Courses	119	1,783	6.7%	10.7%	9.1%	9.0%
% of FP17s Relating to Free Repair or Replacements	8	1,783	0.4%	0.9%	1.0%	0.8%
% of FP17s Relating to Continuations	16	1,783	0.9%	1.1%	1.2%	1.1%
% of Patients satisfied with the dentistry they have received	8	11	72.7%	91.3%	91.6%	91.5%
% of Patients satisfied with the time they had to wait for an appointment	10	11	90.9%	87.7%	88.3%	87.9%

* This is based on patients treated on this contract for their most recent course of treatment. Figures in italics indicate the base number of FP17s or Patient Questionnaire responses are less than 100. N/A is shown where the base number of responses is less than 10 during the period. % is calculated as Quantity/Base number*100

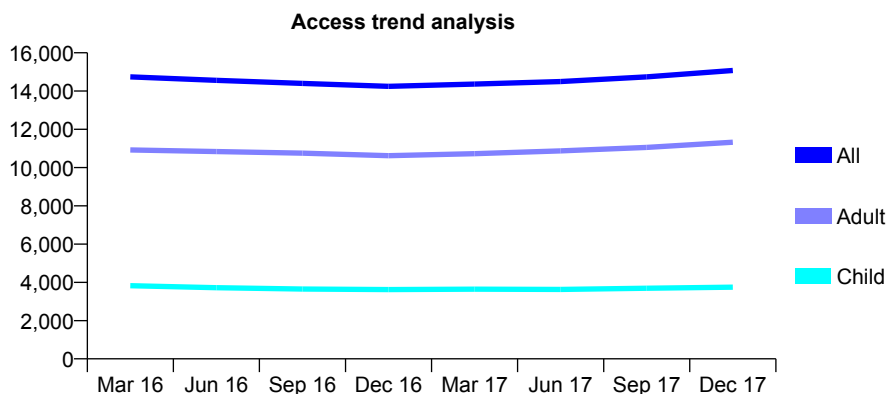
Q47 - Vital Signs At a Glance Contract Report for 649295/0001 - December 2017

Name or company name	MR YM CAMUS
Contract type name	Pilot Contract
Purpose of contract	General and Orthodontic
Contract start date	01/04/2006
Contract end date	

17/18 Contracted general activity (UDA)	55,732
Carry forward general activity (UDA)	0
17/18 Contracted orthodontic activity (UOA)	2,904
Carry forward orthodontic activity (UOA)	-58
Baseline contract value	£1,533,217.84

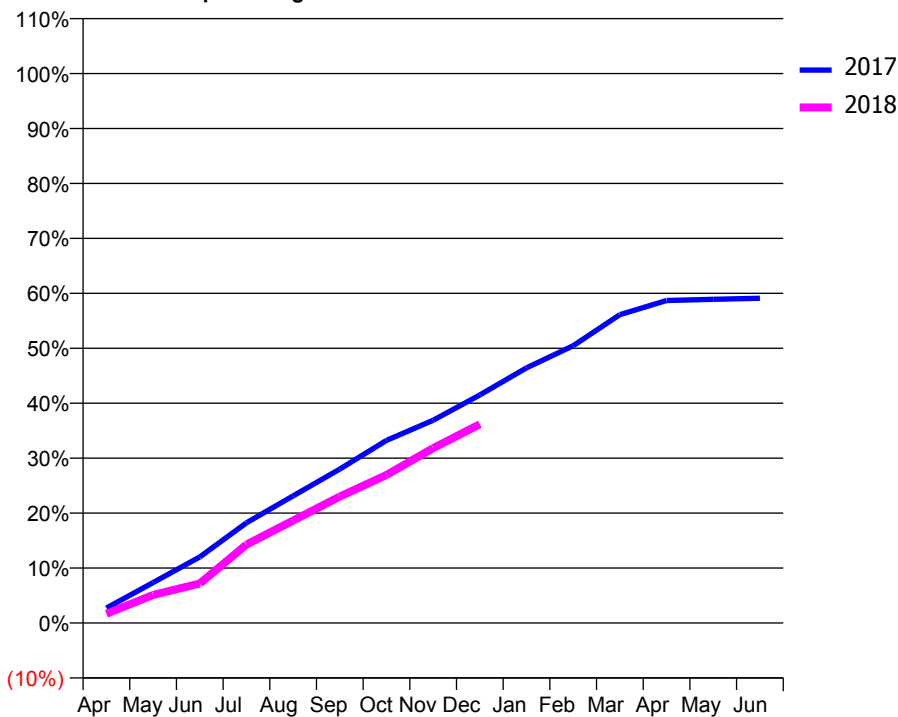
ACCESS*

Patients seen in 24 months	Total	Change since previous quarter
Quarter ending December 2016	14,246	
Quarter ending March 2017	14,368	→
Quarter ending June 2017	14,499	→
Quarter ending September 2017	14,744	→
Quarter ending December 2017	15,076	↑
Variance since December 2016	5.8%	↑



ACTIVITY

Cumulative percentage of contracted UDA delivered 2017 & 2018



Month	Adjusted Scheduled Activity (UDA)	
	2017	2018
April	1,522	943
May	4,111	2,850
June	6,707	4,007
July	10,161	7,963
August	12,900	10,391
September	15,611	12,828
October	18,526	15,012
November	20,558	17,743
December	23,129	20,152
January	25,874	
February	28,124	
March	31,278	
April	32,708	
May	32,832	
June	32,938	

QUALITY

	Quantity	Base Number	Contract	AT	Region	England
% of FP17s for the same patient ID Re-attending within 3 months - Children	216	3,360	6.4%	13.6%	12.9%	12.0%
% of FP17s for the same patient ID Re-attending within 3 months - Adults	931	8,599	10.8%	16.2%	16.5%	15.9%
% of FP17s for the same patient ID Re-attending between 3 & 9 months - Children	1,438	3,360	42.8%	57.7%	59.6%	58.0%
% of FP17s for the same patient ID Re-attending between 3 & 9 months - Adults	2,697	8,599	31.4%	51.2%	52.8%	50.5%
% of FP17s for Band 1 Urgent Courses	1,262	10,765	11.7%	10.7%	9.1%	9.0%
% of FP17s Relating to Free Repair or Replacements	44	10,765	0.4%	0.9%	1.0%	0.8%
% of FP17s Relating to Continuations	10	10,765	0.1%	1.1%	1.2%	1.1%
% of Patients satisfied with the dentistry they have received	15	16	93.8%	91.3%	91.6%	91.5%
% of Patients satisfied with the time they had to wait for an appointment	16	16	100.0%	87.7%	88.3%	87.9%

* This is based on patients treated on this contract for their most recent course of treatment. Figures in italics indicate the base number of FP17s or Patient Questionnaire responses are less than 100. N/A is shown where the base number of responses is less than 10 during the period. % is calculated as Quantity/Base number*100

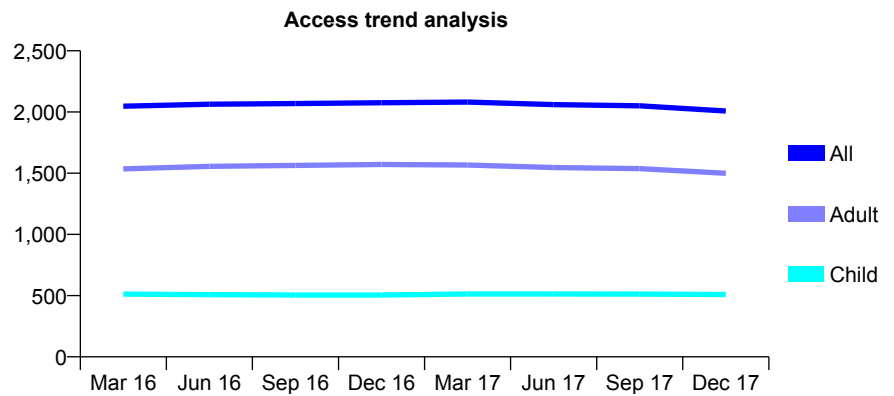
Q47 - Vital Signs At a Glance Contract Report for 652229/0001 - December 2017

Name or company name	MR AK RAO
Contract type name	GDS Contract
Purpose of contract	General
Contract start date	01/04/2006
Contract end date	

17/18 Contracted general activity (UDA)	7,598
Carry forward general activity (UDA)	8
17/18 Contracted orthodontic activity (UOA)	0
Carry forward orthodontic activity (UOA)	0
Baseline contract value	£216,243.49

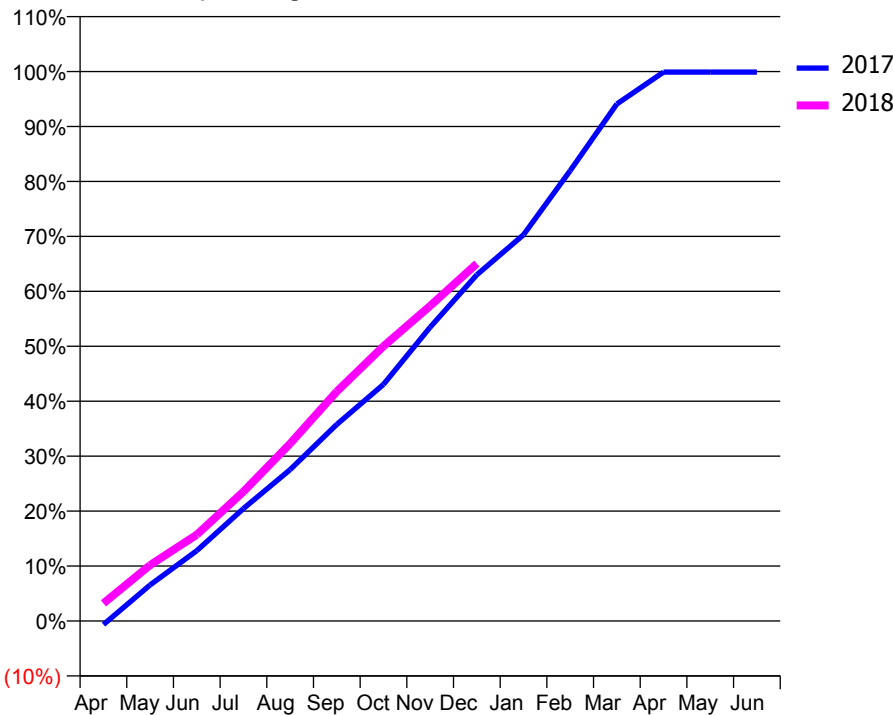
ACCESS*

Patients seen in 24 months	Total	Change since previous quarter
Quarter ending December 2016	2,076	
Quarter ending March 2017	2,081	→
Quarter ending June 2017	2,060	↓
Quarter ending September 2017	2,051	→
Quarter ending December 2017	2,008	↓
Variance since December 2016	(3.3%)	↓



ACTIVITY

Cumulative percentage of contracted UDA delivered 2017 & 2018



Month	Adjusted Scheduled Activity (UDA)	
	2017	2018
April	-51	244
May	499	773
June	973	1,193
July	1,556	1,789
August	2,094	2,453
September	2,719	3,175
October	3,272	3,799
November	4,063	4,358
December	4,787	4,943
January	5,341	
February	6,228	
March	7,150	
April	7,590	
May	7,590	
June	7,590	

QUALITY

	Quantity	Base Number	Contract	AT	Region	England
% of FP17s for the same patient ID Re-attending within 3 months - Children	44	474	9.3%	13.6%	12.9%	12.0%
% of FP17s for the same patient ID Re-attending within 3 months - Adults	291	1,377	21.1%	16.2%	16.5%	15.9%
% of FP17s for the same patient ID Re-attending between 3 & 9 months - Children	220	474	46.4%	57.7%	59.6%	58.0%
% of FP17s for the same patient ID Re-attending between 3 & 9 months - Adults	550	1,377	39.9%	51.2%	52.8%	50.5%
% of FP17s for Band 1 Urgent Courses	186	1,714	10.9%	10.7%	9.1%	9.0%
% of FP17s Relating to Free Repair or Replacements	26	1,714	1.5%	0.9%	1.0%	0.8%
% of FP17s Relating to Continuations	30	1,714	1.8%	1.1%	1.2%	1.1%
% of Patients satisfied with the dentistry they have received	1	1	N/A	91.3%	91.6%	91.5%
% of Patients satisfied with the time they had to wait for an appointment	1	1	N/A	87.7%	88.3%	87.9%

* This is based on patients treated on this contract for their most recent course of treatment. Figures in italics indicate the base number of FP17s or Patient Questionnaire responses are less than 100. N/A is shown where the base number of responses is less than 10 during the period. % is calculated as Quantity/Base number*100

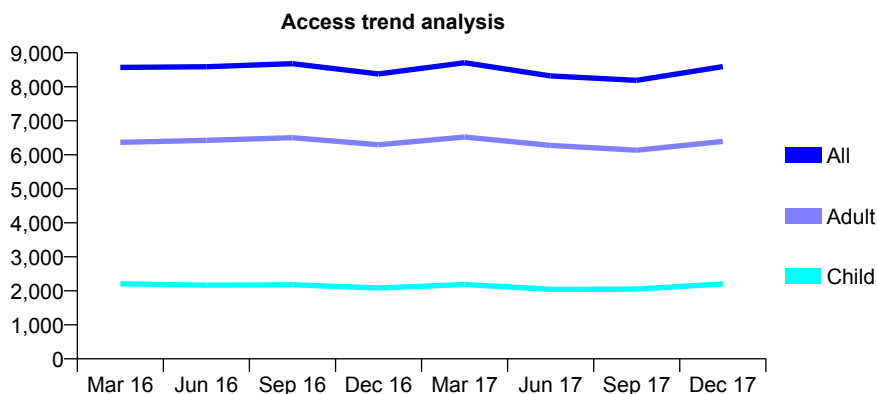
Q47 - Vital Signs At a Glance Contract Report for 653543/0001 - December 2017

Name or company name	MR K POWELL
Contract type name	GDS Contract
Purpose of contract	General
Contract start date	10/07/2006
Contract end date	

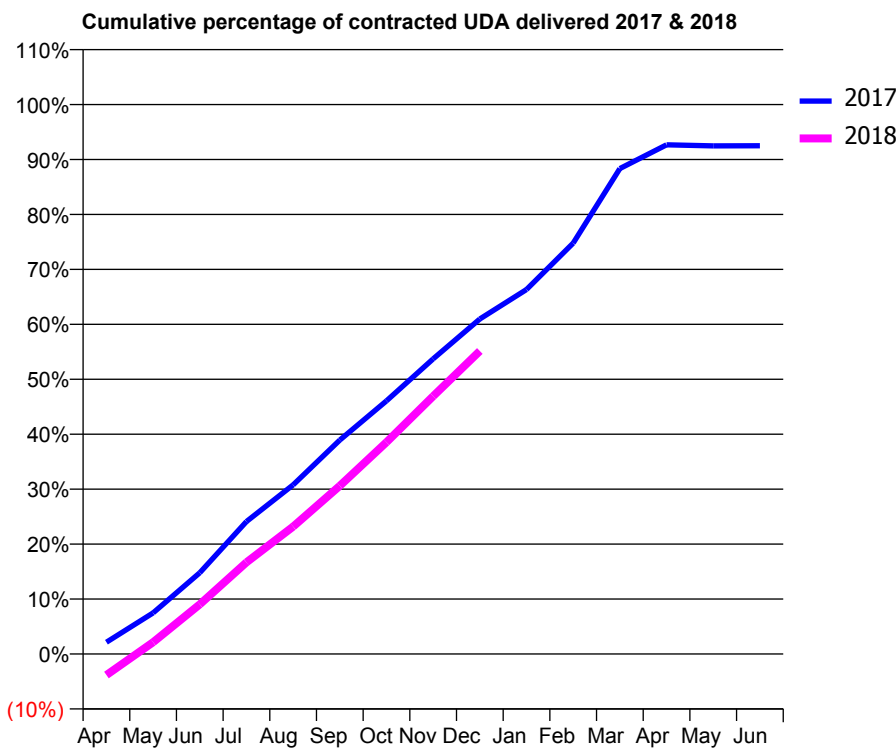
17/18 Contracted general activity (UDA)	30,800
Carry forward general activity (UDA)	2,260
17/18 Contracted orthodontic activity (UOA)	0
Carry forward orthodontic activity (UOA)	0
Baseline contract value	£823,933.76

ACCESS*

Patients seen in 24 months	Total	Change since previous quarter
Quarter ending December 2016	8,378	
Quarter ending March 2017	8,709	↑
Quarter ending June 2017	8,321	↓
Quarter ending September 2017	8,189	↓
Quarter ending December 2017	8,593	↑
Variance since December 2016	2.6%	↑



ACTIVITY



Month	Adjusted Scheduled Activity (UDA)	
	2017	2018
April	663	-1,186
May	2,303	662
June	4,552	2,783
July	7,429	5,139
August	9,482	7,145
September	11,995	9,431
October	14,187	11,870
November	16,542	14,451
December	18,777	16,988
January	20,429	
February	23,034	
March	27,212	
April	28,542	
May	28,483	
June	28,489	

QUALITY

	Quantity	Base Number	Contract	AT	Region	England
% of FP17s for the same patient ID Re-attending within 3 months - Children	796	3,561	22.4%	13.6%	12.9%	12.0%
% of FP17s for the same patient ID Re-attending within 3 months - Adults	1,146	7,250	15.8%	16.2%	16.5%	15.9%
% of FP17s for the same patient ID Re-attending between 3 & 9 months - Children	1,866	3,561	52.4%	57.7%	59.6%	58.0%
% of FP17s for the same patient ID Re-attending between 3 & 9 months - Adults	3,774	7,250	52.1%	51.2%	52.8%	50.5%
% of FP17s for Band 1 Urgent Courses	691	10,291	6.7%	10.7%	9.1%	9.0%
% of FP17s Relating to Free Repair or Replacements	110	10,291	1.1%	0.9%	1.0%	0.8%
% of FP17s Relating to Continuations	146	10,291	1.4%	1.1%	1.2%	1.1%
% of Patients satisfied with the dentistry they have received	15	17	88.2%	91.3%	91.6%	91.5%
% of Patients satisfied with the time they had to wait for an appointment	16	17	94.1%	87.7%	88.3%	87.9%

* This is based on patients treated on this contract for their most recent course of treatment. Figures in italics indicate the base number of FP17s or Patient Questionnaire responses are less than 100. N/A is shown where the base number of responses is less than 10 during the period. % is calculated as Quantity/Base number*100

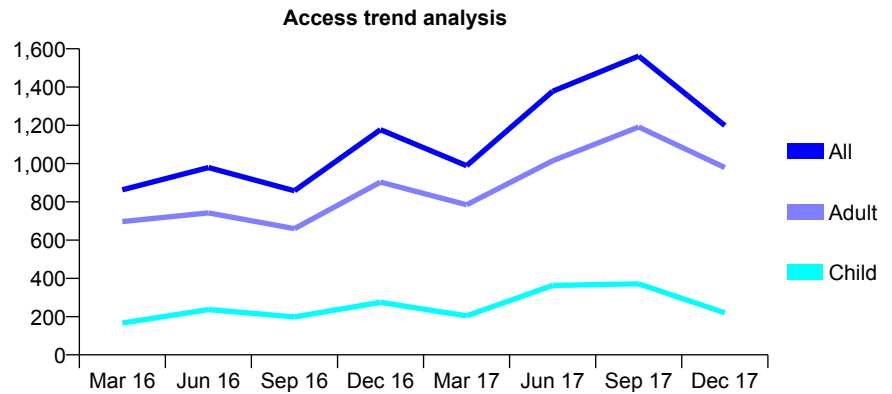
Q47 - Vital Signs At a Glance Contract Report for 653543/0002 - December 2017

Name or company name	MR K POWELL
Contract type name	GDS Contract
Purpose of contract	General
Contract start date	01/06/2013
Contract end date	

17/18 Contracted general activity (UDA)	4,240
Carry forward general activity (UDA)	0
17/18 Contracted orthodontic activity (UOA)	0
Carry forward orthodontic activity (UOA)	0
Baseline contract value	£117,682.54

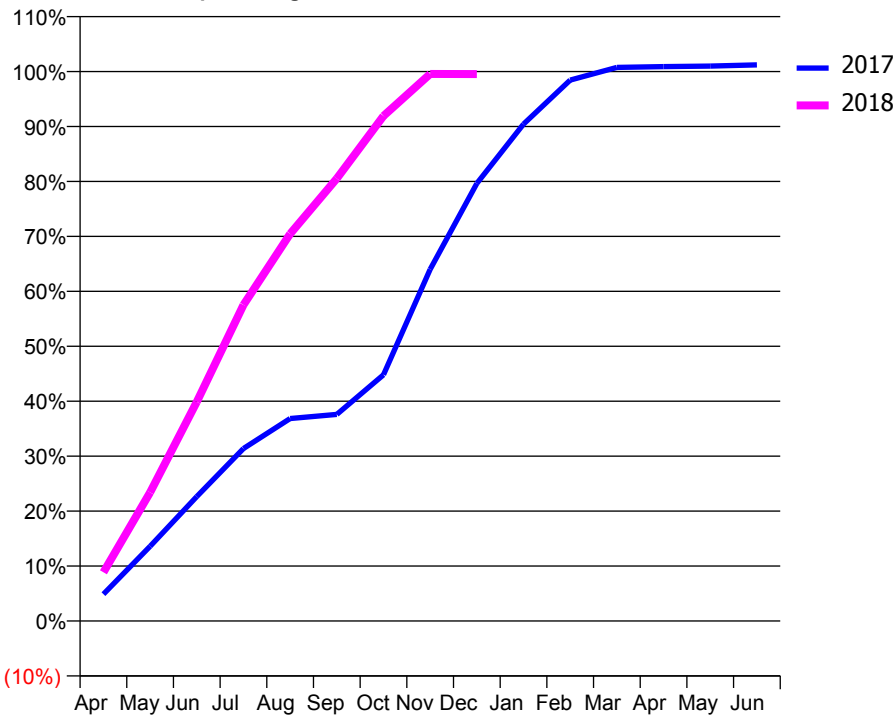
ACCESS*

Patients seen in 24 months	Total	Change since previous quarter
Quarter ending December 2016	1,177	
Quarter ending March 2017	989	↓
Quarter ending June 2017	1,378	↑
Quarter ending September 2017	1,562	↑
Quarter ending December 2017	1,199	↓
Variance since December 2016	1.9%	→



ACTIVITY

Cumulative percentage of contracted UDA delivered 2017 & 2018



Month	Adjusted Scheduled Activity (UDA)	
	2017	2018
April	207	376
May	576	992
June	960	1,691
July	1,331	2,439
August	1,562	2,988
September	1,594	3,414
October	1,900	3,897
November	2,714	4,221
December	3,376	4,220
January	3,834	
February	4,174	
March	4,272	
April	4,278	
May	4,282	
June	4,291	

QUALITY

	Quantity	Base Number	Contract	AT	Region	England
% of FP17s for the same patient ID Re-attending within 3 months - Children	63	565	11.2%	13.6%	12.9%	12.0%
% of FP17s for the same patient ID Re-attending within 3 months - Adults	121	1,260	9.6%	16.2%	16.5%	15.9%
% of FP17s for the same patient ID Re-attending between 3 & 9 months - Children	130	565	23.0%	57.7%	59.6%	58.0%
% of FP17s for the same patient ID Re-attending between 3 & 9 months - Adults	326	1,260	25.9%	51.2%	52.8%	50.5%
% of FP17s for Band 1 Urgent Courses	54	1,816	3.0%	10.7%	9.1%	9.0%
% of FP17s Relating to Free Repair or Replacements	9	1,816	0.5%	0.9%	1.0%	0.8%
% of FP17s Relating to Continuations	19	1,816	1.0%	1.1%	1.2%	1.1%
% of Patients satisfied with the dentistry they have received	3	3	N/A	91.3%	91.6%	91.5%
% of Patients satisfied with the time they had to wait for an appointment	3	3	N/A	87.7%	88.3%	87.9%

* This is based on patients treated on this contract for their most recent course of treatment. Figures in italics indicate the base number of FP17s or Patient Questionnaire responses are less than 100. N/A is shown where the base number of responses is less than 10 during the period. % is calculated as Quantity/Base number*100

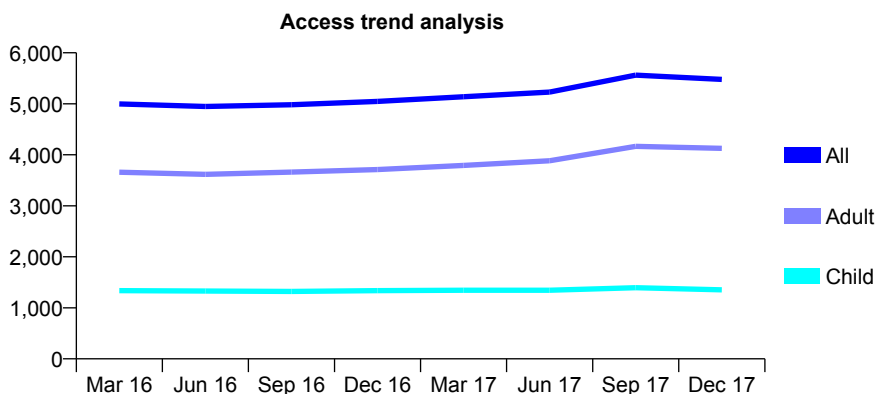
Q47 - Vital Signs At a Glance Contract Report for 675695/0001 - December 2017

Name or company name	MR F PATEL
Contract type name	GDS Contract
Purpose of contract	General
Contract start date	01/04/2006
Contract end date	

17/18 Contracted general activity (UDA)	16,658
Carry forward general activity (UDA)	-127
17/18 Contracted orthodontic activity (UOA)	0
Carry forward orthodontic activity (UOA)	0
Baseline contract value	£388,270.67

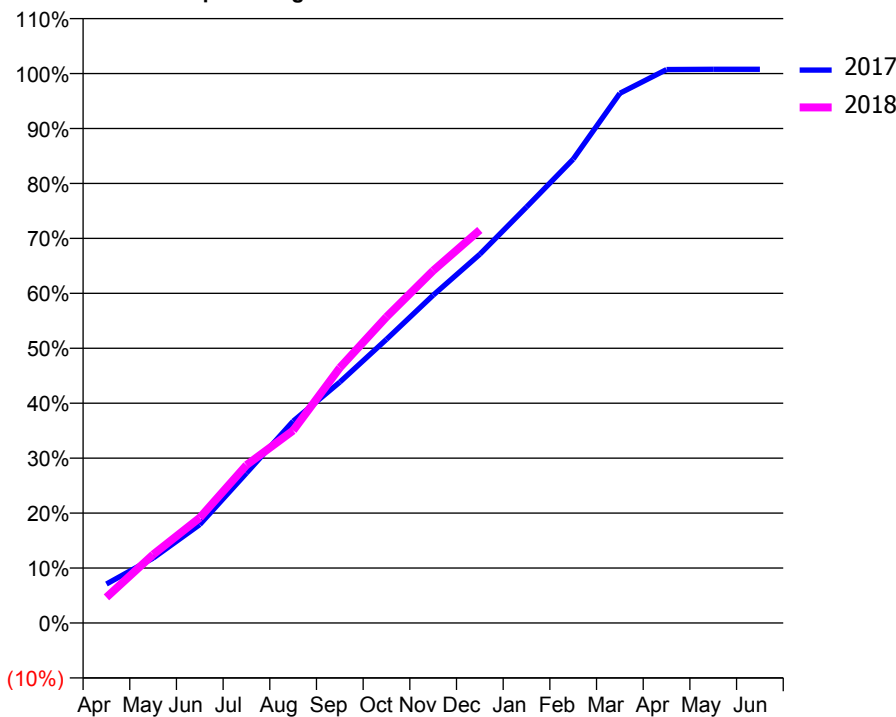
ACCESS*

Patients seen in 24 months	Total	Change since previous quarter
Quarter ending December 2016	5,048	
Quarter ending March 2017	5,138	→
Quarter ending June 2017	5,230	→
Quarter ending September 2017	5,563	↑
Quarter ending December 2017	5,479	↓
Variance since December 2016	8.5%	↑



ACTIVITY

Cumulative percentage of contracted UDA delivered 2017 & 2018



Month	Adjusted Scheduled Activity (UDA)	
	2017	2018
April	1,184	779
May	1,965	2,075
June	2,987	3,190
July	4,547	4,789
August	6,118	5,836
September	7,302	7,739
October	8,598	9,280
November	9,937	10,683
December	11,178	11,913
January	12,609	
February	14,060	
March	16,056	
April	16,777	
May	16,785	
June	16,785	

QUALITY

	Quantity	Base Number	Contract	AT	Region	England
% of FP17s for the same patient ID Re-attending within 3 months - Children	119	1,440	8.3%	13.6%	12.9%	12.0%
% of FP17s for the same patient ID Re-attending within 3 months - Adults	728	4,520	16.1%	16.2%	16.5%	15.9%
% of FP17s for the same patient ID Re-attending between 3 & 9 months - Children	796	1,440	55.3%	57.7%	59.6%	58.0%
% of FP17s for the same patient ID Re-attending between 3 & 9 months - Adults	2,149	4,520	47.5%	51.2%	52.8%	50.5%
% of FP17s for Band 1 Urgent Courses	558	5,682	9.8%	10.7%	9.1%	9.0%
% of FP17s Relating to Free Repair or Replacements	46	5,682	0.8%	0.9%	1.0%	0.8%
% of FP17s Relating to Continuations	9	5,682	0.2%	1.1%	1.2%	1.1%
% of Patients satisfied with the dentistry they have received	19	21	90.5%	91.3%	91.6%	91.5%
% of Patients satisfied with the time they had to wait for an appointment	19	21	90.5%	87.7%	88.3%	87.9%

* This is based on patients treated on this contract for their most recent course of treatment. Figures in italics indicate the base number of FP17s or Patient Questionnaire responses are less than 100. N/A is shown where the base number of responses is less than 10 during the period. % is calculated as Quantity/Base number*100

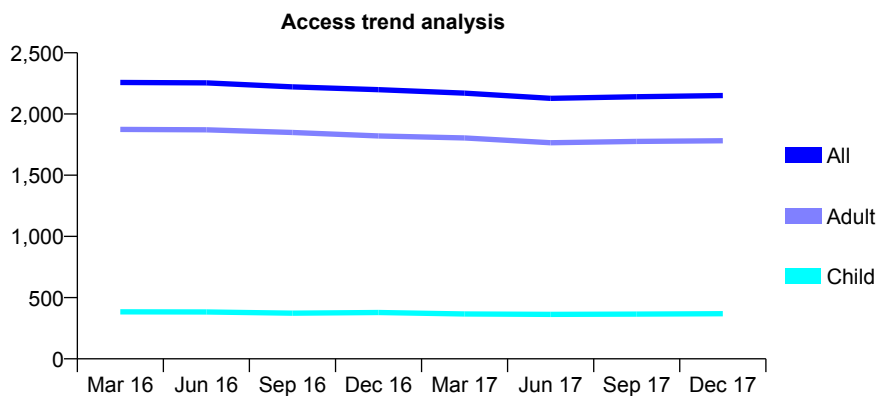
Q47 - Vital Signs At a Glance Contract Report for 675733/0001 - December 2017

Name or company name	MR M DUNKOW
Contract type name	GDS Contract
Purpose of contract	General
Contract start date	01/04/2006
Contract end date	

17/18 Contracted general activity (UDA)	7,200
Carry forward general activity (UDA)	-45
17/18 Contracted orthodontic activity (UOA)	0
Carry forward orthodontic activity (UOA)	0
Baseline contract value	£255,869.30

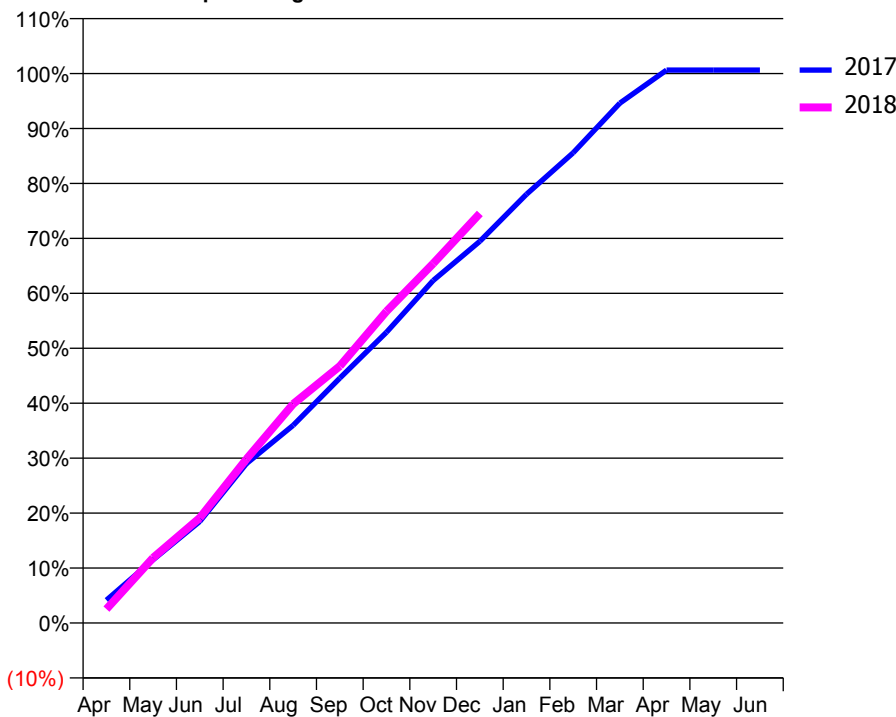
ACCESS*

Patients seen in 24 months	Total	Change since previous quarter
Quarter ending December 2016	2,199	
Quarter ending March 2017	2,171	↓
Quarter ending June 2017	2,128	↓
Quarter ending September 2017	2,141	→
Quarter ending December 2017	2,151	→
Variance since December 2016	(2.2%)	↓



ACTIVITY

Cumulative percentage of contracted UDA delivered 2017 & 2018



Month	Adjusted Scheduled Activity (UDA)	
	2017	2018
April	299	182
May	828	856
June	1,331	1,378
July	2,089	2,148
August	2,591	2,871
September	3,208	3,365
October	3,809	4,084
November	4,487	4,709
December	5,001	5,367
January	5,618	
February	6,161	
March	6,811	
April	7,245	
May	7,245	
June	7,245	

QUALITY

	Quantity	Base Number	Contract	AT	Region	England
% of FP17s for the same patient ID Re-attending within 3 months - Children	15	435	3.4%	13.6%	12.9%	12.0%
% of FP17s for the same patient ID Re-attending within 3 months - Adults	232	2,056	11.3%	16.2%	16.5%	15.9%
% of FP17s for the same patient ID Re-attending between 3 & 9 months - Children	295	435	67.8%	57.7%	59.6%	58.0%
% of FP17s for the same patient ID Re-attending between 3 & 9 months - Adults	1,038	2,056	50.5%	51.2%	52.8%	50.5%
% of FP17s for Band 1 Urgent Courses	120	2,367	5.1%	10.7%	9.1%	9.0%
% of FP17s Relating to Free Repair or Replacements	43	2,367	1.8%	0.9%	1.0%	0.8%
% of FP17s Relating to Continuations	16	2,367	0.7%	1.1%	1.2%	1.1%
% of Patients satisfied with the dentistry they have received	6	7	N/A	91.3%	91.6%	91.5%
% of Patients satisfied with the time they had to wait for an appointment	6	7	N/A	87.7%	88.3%	87.9%

* This is based on patients treated on this contract for their most recent course of treatment. Figures in italics indicate the base number of FP17s or Patient Questionnaire responses are less than 100. N/A is shown where the base number of responses is less than 10 during the period. % is calculated as Quantity/Base number*100

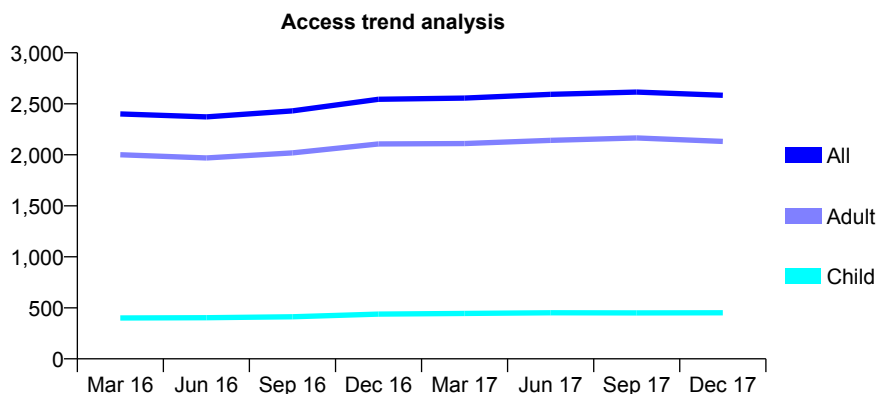
Q47 - Vital Signs At a Glance Contract Report for 675830/0001 - December 2017

Name or company name	MR JL COOPER
Contract type name	GDS Contract
Purpose of contract	General
Contract start date	01/04/2006
Contract end date	

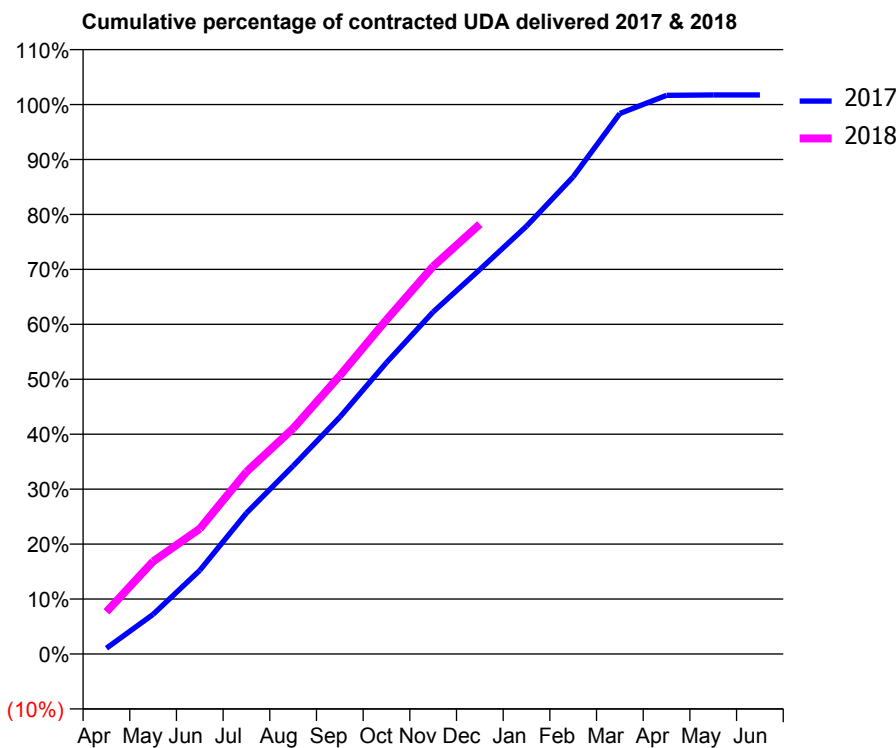
17/18 Contracted general activity (UDA)	7,034
Carry forward general activity (UDA)	-123
17/18 Contracted orthodontic activity (UOA)	0
Carry forward orthodontic activity (UOA)	0
Baseline contract value	£255,869.30

ACCESS*

Patients seen in 24 months	Total	Change since previous quarter
Quarter ending December 2016	2,545	
Quarter ending March 2017	2,556	→
Quarter ending June 2017	2,593	→
Quarter ending September 2017	2,615	→
Quarter ending December 2017	2,584	↓
Variance since December 2016	1.5%	→



ACTIVITY



Month	Adjusted Scheduled Activity (UDA)	
	2017	2018
April	73	540
May	508	1,186
June	1,072	1,604
July	1,806	2,333
August	2,408	2,888
September	3,033	3,564
October	3,730	4,278
November	4,379	4,962
December	4,922	5,503
January	5,477	
February	6,108	
March	6,918	
April	7,152	
May	7,156	
June	7,157	

QUALITY

	Quantity	Base Number	Contract	AT	Region	England
% of FP17s for the same patient ID Re-attending within 3 months - Children	19	529	3.6%	13.6%	12.9%	12.0%
% of FP17s for the same patient ID Re-attending within 3 months - Adults	250	2,374	10.5%	16.2%	16.5%	15.9%
% of FP17s for the same patient ID Re-attending between 3 & 9 months - Children	365	529	69.0%	57.7%	59.6%	58.0%
% of FP17s for the same patient ID Re-attending between 3 & 9 months - Adults	1,433	2,374	60.4%	51.2%	52.8%	50.5%
% of FP17s for Band 1 Urgent Courses	174	2,805	6.2%	10.7%	9.1%	9.0%
% of FP17s Relating to Free Repair or Replacements	16	2,805	0.6%	0.9%	1.0%	0.8%
% of FP17s Relating to Continuations	39	2,805	1.4%	1.1%	1.2%	1.1%
% of Patients satisfied with the dentistry they have received	7	7	N/A	91.3%	91.6%	91.5%
% of Patients satisfied with the time they had to wait for an appointment	7	7	N/A	87.7%	88.3%	87.9%

* This is based on patients treated on this contract for their most recent course of treatment. Figures in italics indicate the base number of FP17s or Patient Questionnaire responses are less than 100. N/A is shown where the base number of responses is less than 10 during the period. % is calculated as Quantity/Base number*100

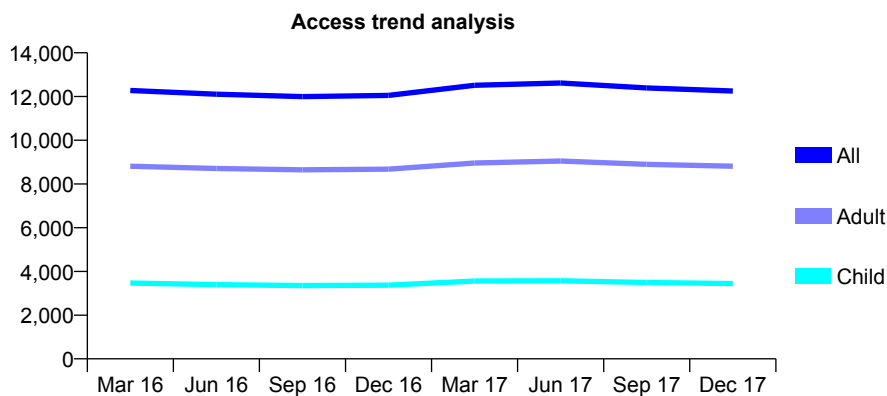
Q47 - Vital Signs At a Glance Contract Report for 676209/0001 - December 2017

Name or company name	MR SL MORGAN
Contract type name	GDS Contract
Purpose of contract	General and Orthodontic
Contract start date	01/04/2006
Contract end date	

17/18 Contracted general activity (UDA)	38,336
Carry forward general activity (UDA)	1,429
17/18 Contracted orthodontic activity (UOA)	6,289
Carry forward orthodontic activity (UOA)	144
Baseline contract value	£1,395,683.75

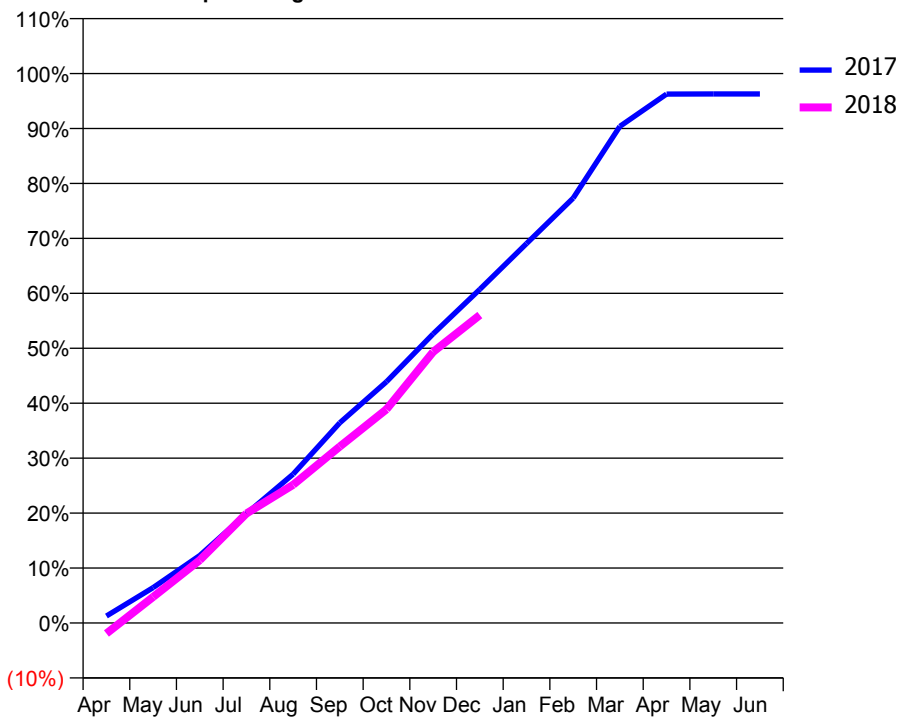
ACCESS*

Patients seen in 24 months	Total	Change since previous quarter
Quarter ending December 2016	12,048	
Quarter ending March 2017	12,514	↑
Quarter ending June 2017	12,619	→
Quarter ending September 2017	12,393	↓
Quarter ending December 2017	12,253	↓
Variance since December 2016	1.7%	→



ACTIVITY

Cumulative percentage of contracted UDA delivered 2017 & 2018



Month	Adjusted Scheduled Activity (UDA)	
	2017	2018
April	491	-741
May	2,467	1,815
June	4,716	4,390
July	7,629	7,646
August	10,391	9,640
September	13,964	12,311
October	16,835	14,906
November	20,171	18,921
December	23,277	21,487
January	26,469	
February	29,646	
March	34,653	
April	36,904	
May	36,906	
June	36,907	

QUALITY

	Quantity	Base Number	Contract	AT	Region	England
% of FP17s for the same patient ID Re-attending within 3 months - Children	433	4,333	10.0%	13.6%	12.9%	12.0%
% of FP17s for the same patient ID Re-attending within 3 months - Adults	1,358	9,053	15.0%	16.2%	16.5%	15.9%
% of FP17s for the same patient ID Re-attending between 3 & 9 months - Children	2,570	4,333	59.3%	57.7%	59.6%	58.0%
% of FP17s for the same patient ID Re-attending between 3 & 9 months - Adults	5,273	9,053	58.2%	51.2%	52.8%	50.5%
% of FP17s for Band 1 Urgent Courses	1,091	11,621	9.4%	10.7%	9.1%	9.0%
% of FP17s Relating to Free Repair or Replacements	145	11,621	1.2%	0.9%	1.0%	0.8%
% of FP17s Relating to Continuations	179	11,621	1.5%	1.1%	1.2%	1.1%
% of Patients satisfied with the dentistry they have received	7	10	70.0%	91.3%	91.6%	91.5%
% of Patients satisfied with the time they had to wait for an appointment	7	10	70.0%	87.7%	88.3%	87.9%

* This is based on patients treated on this contract for their most recent course of treatment. Figures in italics indicate the base number of FP17s or Patient Questionnaire responses are less than 100. N/A is shown where the base number of responses is less than 10 during the period. % is calculated as Quantity/Base number*100

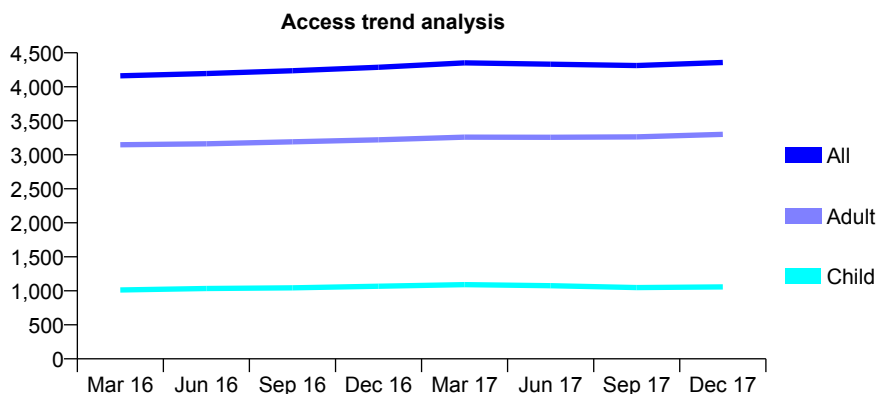
Q47 - Vital Signs At a Glance Contract Report for 676306/0001 - December 2017

Name or company name	MR BS AARON
Contract type name	GDS Contract
Purpose of contract	General
Contract start date	01/04/2006
Contract end date	

17/18 Contracted general activity (UDA)	12,200
Carry forward general activity (UDA)	-63
17/18 Contracted orthodontic activity (UOA)	0
Carry forward orthodontic activity (UOA)	0
Baseline contract value	£383,416.97

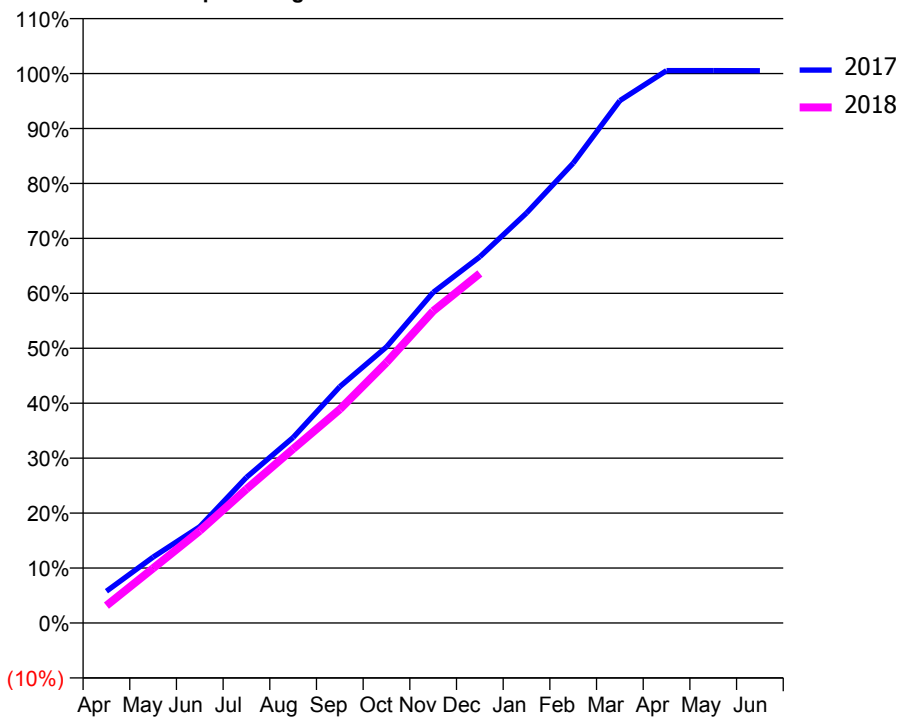
ACCESS*

Patients seen in 24 months	Total	Change since previous quarter
Quarter ending December 2016	4,287	
Quarter ending March 2017	4,351	→
Quarter ending June 2017	4,333	→
Quarter ending September 2017	4,312	→
Quarter ending December 2017	4,358	→
Variance since December 2016	1.7%	→



ACTIVITY

Cumulative percentage of contracted UDA delivered 2017 & 2018



Month	Adjusted Scheduled Activity (UDA)	
	2017	2018
April	705	386
May	1,464	1,216
June	2,138	2,048
July	3,234	2,973
August	4,121	3,864
September	5,249	4,744
October	6,130	5,784
November	7,340	6,926
December	8,130	7,762
January	9,102	
February	10,209	
March	11,598	
April	12,264	
May	12,264	
June	12,263	

QUALITY

	Quantity	Base Number	Contract	AT	Region	England
% of FP17s for the same patient ID Re-attending within 3 months - Children	92	1,293	7.1%	13.6%	12.9%	12.0%
% of FP17s for the same patient ID Re-attending within 3 months - Adults	306	3,814	8.0%	16.2%	16.5%	15.9%
% of FP17s for the same patient ID Re-attending between 3 & 9 months - Children	884	1,293	68.4%	57.7%	59.6%	58.0%
% of FP17s for the same patient ID Re-attending between 3 & 9 months - Adults	2,805	3,814	73.5%	51.2%	52.8%	50.5%
% of FP17s for Band 1 Urgent Courses	231	4,329	5.3%	10.7%	9.1%	9.0%
% of FP17s Relating to Free Repair or Replacements	29	4,329	0.7%	0.9%	1.0%	0.8%
% of FP17s Relating to Continuations	12	4,329	0.3%	1.1%	1.2%	1.1%
% of Patients satisfied with the dentistry they have received	10	10	100.0%	91.3%	91.6%	91.5%
% of Patients satisfied with the time they had to wait for an appointment	8	10	80.0%	87.7%	88.3%	87.9%

* This is based on patients treated on this contract for their most recent course of treatment. Figures in italics indicate the base number of FP17s or Patient Questionnaire responses are less than 100. N/A is shown where the base number of responses is less than 10 during the period. % is calculated as Quantity/Base number*100

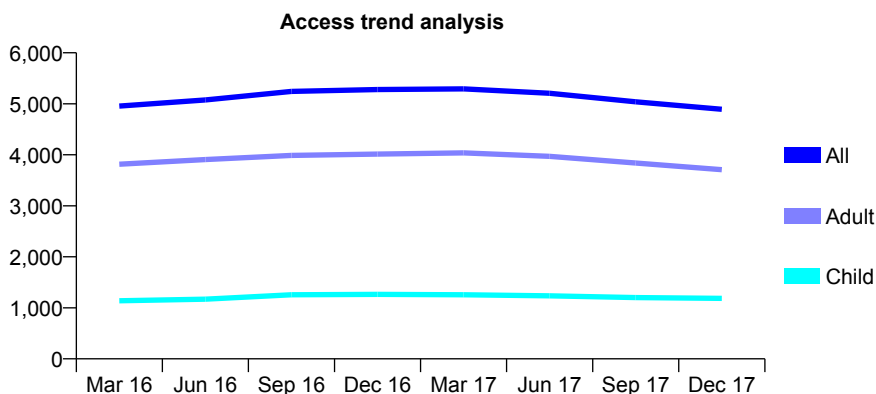
Q47 - Vital Signs At a Glance Contract Report for 676659/0001 - December 2017

Name or company name	Dr Abrahem Hussain Malik
Contract type name	GDS Contract
Purpose of contract	General
Contract start date	01/04/2006
Contract end date	

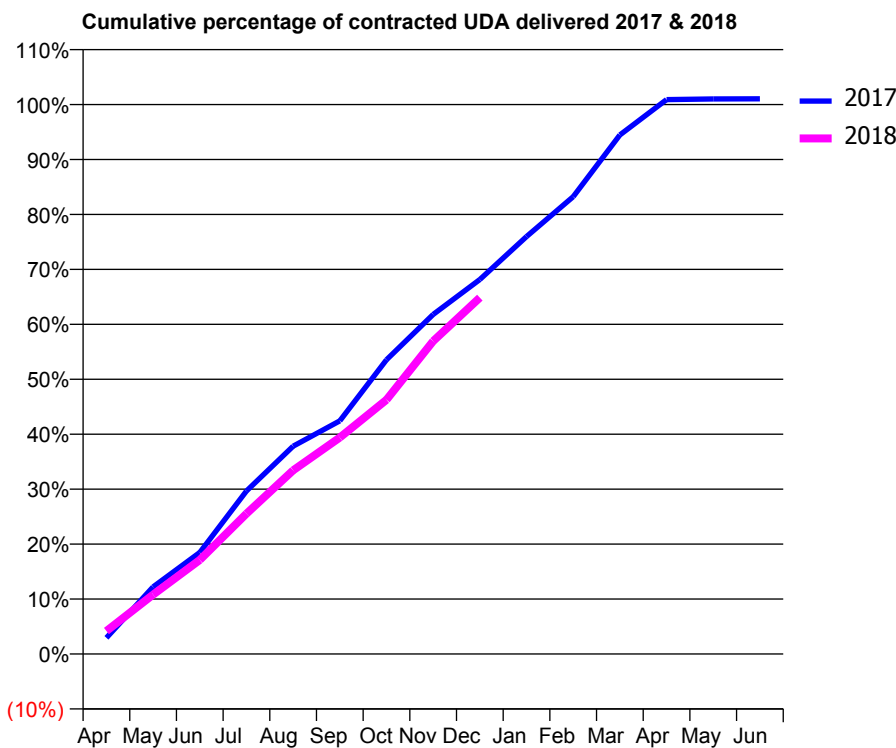
17/18 Contracted general activity (UDA)	14,620
Carry forward general activity (UDA)	-152
17/18 Contracted orthodontic activity (UOA)	0
Carry forward orthodontic activity (UOA)	0
Baseline contract value	£420,974.11

ACCESS*

Patients seen in 24 months	Total	Change since previous quarter
Quarter ending December 2016	5,279	
Quarter ending March 2017	5,294	→
Quarter ending June 2017	5,206	↓
Quarter ending September 2017	5,038	↓
Quarter ending December 2017	4,894	↓
Variance since December 2016	(7.3%)	↓



ACTIVITY



Month	Adjusted Scheduled Activity (UDA)	
	2017	2018
April	431	611
May	1,786	1,579
June	2,702	2,502
July	4,337	3,734
August	5,528	4,889
September	6,205	5,759
October	7,829	6,765
November	9,036	8,325
December	9,966	9,480
January	11,105	
February	12,166	
March	13,811	
April	14,749	
May	14,769	
June	14,772	

QUALITY

	Quantity	Base Number	Contract	AT	Region	England
% of FP17s for the same patient ID Re-attending within 3 months - Children	139	1,150	12.1%	13.6%	12.9%	12.0%
% of FP17s for the same patient ID Re-attending within 3 months - Adults	472	2,364	20.0%	16.2%	16.5%	15.9%
% of FP17s for the same patient ID Re-attending between 3 & 9 months - Children	540	1,150	47.0%	57.7%	59.6%	58.0%
% of FP17s for the same patient ID Re-attending between 3 & 9 months - Adults	1,007	2,364	42.6%	51.2%	52.8%	50.5%
% of FP17s for Band 1 Urgent Courses	477	3,199	14.9%	10.7%	9.1%	9.0%
% of FP17s Relating to Free Repair or Replacements	23	3,199	0.7%	0.9%	1.0%	0.8%
% of FP17s Relating to Continuations	79	3,199	2.5%	1.1%	1.2%	1.1%
% of Patients satisfied with the dentistry they have received	4	4	N/A	91.3%	91.6%	91.5%
% of Patients satisfied with the time they had to wait for an appointment	3	4	N/A	87.7%	88.3%	87.9%

* This is based on patients treated on this contract for their most recent course of treatment. Figures in italics indicate the base number of FP17s or Patient Questionnaire responses are less than 100. N/A is shown where the base number of responses is less than 10 during the period. % is calculated as Quantity/Base number*100

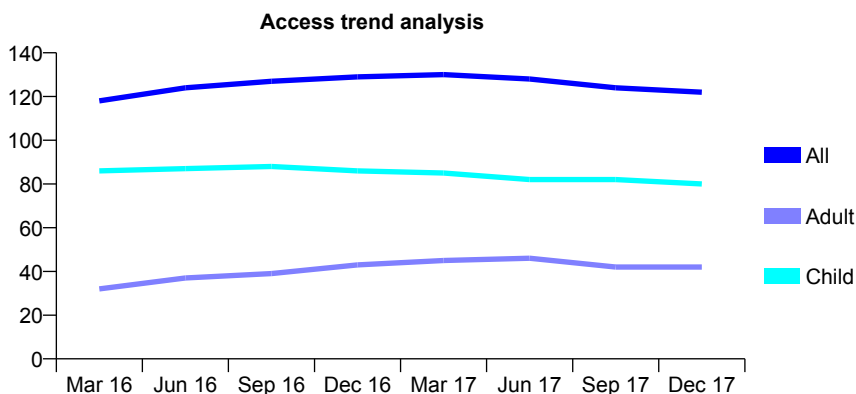
Q47 - Vital Signs At a Glance Contract Report for 677612/0001 - December 2017

Name or company name	MR S ALLAN
Contract type name	GDS Contract
Purpose of contract	General
Contract start date	01/04/2006
Contract end date	

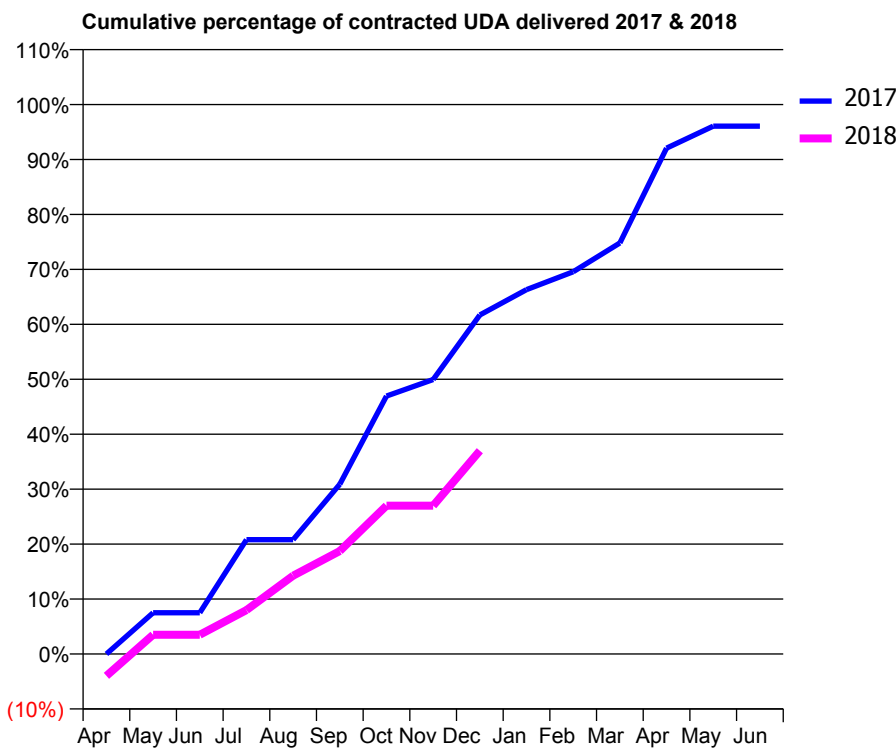
17/18 Contracted general activity (UDA)	400
Carry forward general activity (UDA)	16
17/18 Contracted orthodontic activity (UOA)	0
Carry forward orthodontic activity (UOA)	0
Baseline contract value	£9,107.64

ACCESS*

Patients seen in 24 months	Total	Change since previous quarter
Quarter ending December 2016	129	
Quarter ending March 2017	130	→
Quarter ending June 2017	128	↓
Quarter ending September 2017	124	↓
Quarter ending December 2017	122	↓
Variance since December 2016	(5.4%)	↓



ACTIVITY



Month	Adjusted Scheduled Activity (UDA)	
	2017	2018
April	0	-16
May	30	14
June	30	14
July	83	32
August	83	57
September	124	75
October	188	108
November	200	108
December	247	148
January	265	
February	278	
March	299	
April	368	
May	384	
June	384	

QUALITY

	Quantity	Base Number	Contract	AT	Region	England
% of FP17s for the same patient ID Re-attending within 3 months - Children	6	76	7.9%	13.6%	12.9%	12.0%
% of FP17s for the same patient ID Re-attending within 3 months - Adults	3	25	12.0%	16.2%	16.5%	15.9%
% of FP17s for the same patient ID Re-attending between 3 & 9 months - Children	26	76	34.2%	57.7%	59.6%	58.0%
% of FP17s for the same patient ID Re-attending between 3 & 9 months - Adults	10	25	40.0%	51.2%	52.8%	50.5%
% of FP17s for Band 1 Urgent Courses	0	85	0.0%	10.7%	9.1%	9.0%
% of FP17s Relating to Free Repair or Replacements	0	85	0.0%	0.9%	1.0%	0.8%
% of FP17s Relating to Continuations	0	85	0.0%	1.1%	1.2%	1.1%
% of Patients satisfied with the dentistry they have received	0	0	N/A	91.3%	91.6%	91.5%
% of Patients satisfied with the time they had to wait for an appointment	0	0	N/A	87.7%	88.3%	87.9%

* This is based on patients treated on this contract for their most recent course of treatment. Figures in italics indicate the base number of FP17s or Patient Questionnaire responses are less than 100. N/A is shown where the base number of responses is less than 10 during the period. % is calculated as Quantity/Base number*100

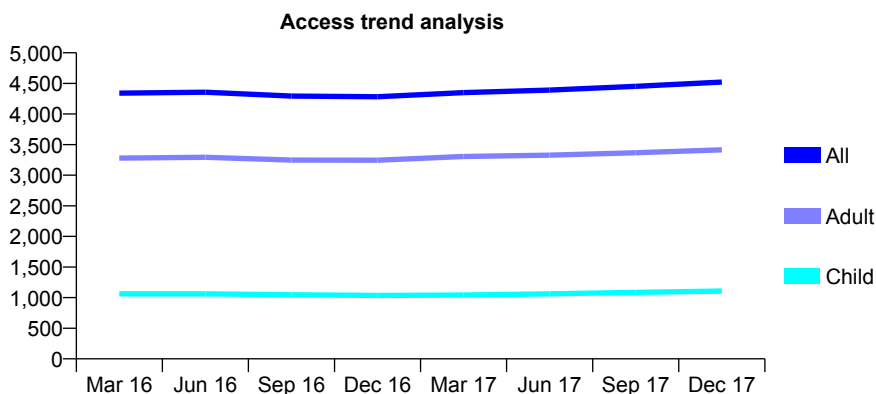
Q47 - Vital Signs At a Glance Contract Report for 679313/0001 - December 2017

Name or company name	MR CS WONG
Contract type name	GDS Contract
Purpose of contract	General
Contract start date	01/06/2008
Contract end date	

17/18 Contracted general activity (UDA)	16,856
Carry forward general activity (UDA)	2,332
17/18 Contracted orthodontic activity (UOA)	0
Carry forward orthodontic activity (UOA)	0
Baseline contract value	£511,537.59

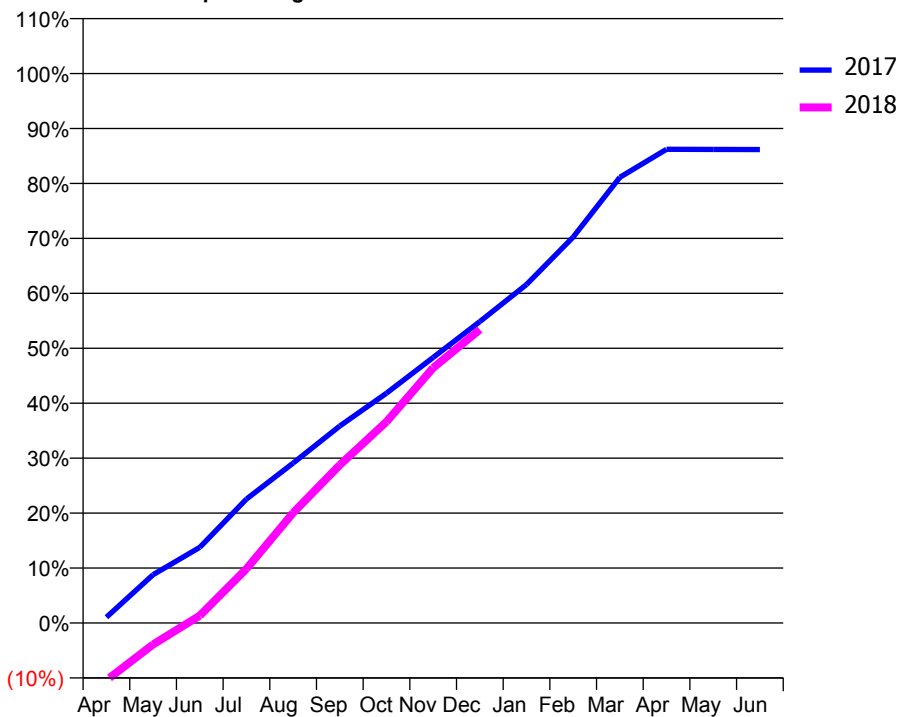
ACCESS*

Patients seen in 24 months	Total	Change since previous quarter
Quarter ending December 2016	4,282	
Quarter ending March 2017	4,349	→
Quarter ending June 2017	4,390	→
Quarter ending September 2017	4,453	→
Quarter ending December 2017	4,522	→
Variance since December 2016	5.6%	↑



ACTIVITY

Cumulative percentage of contracted UDA delivered 2017 & 2018



Month	Adjusted Scheduled Activity (UDA)	
	2017	2018
April	180	-1,759
May	1,483	-659
June	2,322	228
July	3,801	1,664
August	4,907	3,382
September	6,043	4,850
October	7,048	6,174
November	8,146	7,828
December	9,245	8,999
January	10,382	
February	11,840	
March	13,673	
April	14,531	
May	14,528	
June	14,524	

QUALITY

	Quantity	Base Number	Contract	AT	Region	England
% of FP17s for the same patient ID Re-attending within 3 months - Children	120	1,273	9.4%	13.6%	12.9%	12.0%
% of FP17s for the same patient ID Re-attending within 3 months - Adults	775	4,297	18.0%	16.2%	16.5%	15.9%
% of FP17s for the same patient ID Re-attending between 3 & 9 months - Children	733	1,273	57.6%	57.7%	59.6%	58.0%
% of FP17s for the same patient ID Re-attending between 3 & 9 months - Adults	2,628	4,297	61.2%	51.2%	52.8%	50.5%
% of FP17s for Band 1 Urgent Courses	427	5,272	8.1%	10.7%	9.1%	9.0%
% of FP17s Relating to Free Repair or Replacements	37	5,272	0.7%	0.9%	1.0%	0.8%
% of FP17s Relating to Continuations	191	5,272	3.6%	1.1%	1.2%	1.1%
% of Patients satisfied with the dentistry they have received	11	12	91.7%	91.3%	91.6%	91.5%
% of Patients satisfied with the time they had to wait for an appointment	11	12	91.7%	87.7%	88.3%	87.9%

* This is based on patients treated on this contract for their most recent course of treatment. Figures in italics indicate the base number of FP17s or Patient Questionnaire responses are less than 100. N/A is shown where the base number of responses is less than 10 during the period. % is calculated as Quantity/Base number*100

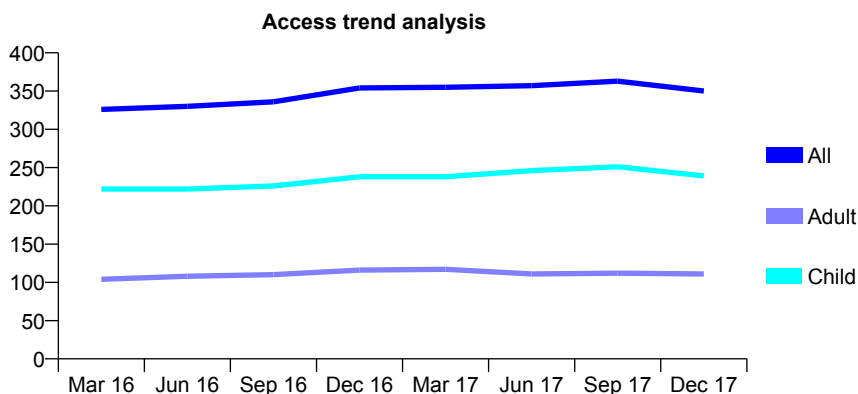
Q47 - Vital Signs At a Glance Contract Report for 680214/0001 - December 2017

Name or company name	MR JA SILCOX
Contract type name	GDS Contract
Purpose of contract	General
Contract start date	01/04/2008
Contract end date	

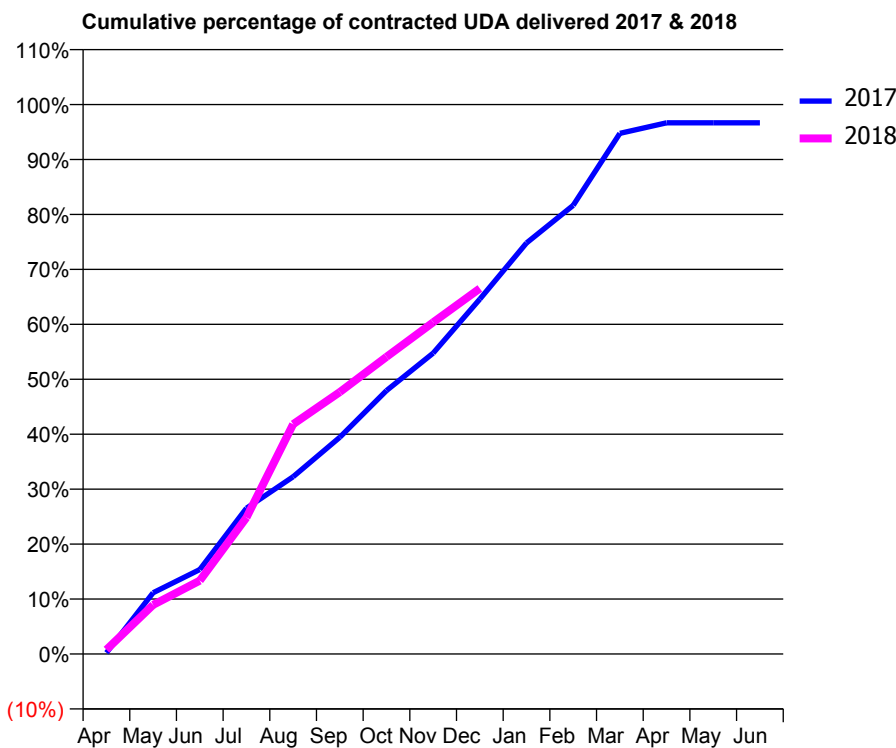
17/18 Contracted general activity (UDA)	910
Carry forward general activity (UDA)	30
17/18 Contracted orthodontic activity (UOA)	0
Carry forward orthodontic activity (UOA)	0
Baseline contract value	£25,286.14

ACCESS*

Patients seen in 24 months	Total	Change since previous quarter
Quarter ending December 2016	354	
Quarter ending March 2017	355	→
Quarter ending June 2017	357	→
Quarter ending September 2017	363	→
Quarter ending December 2017	350	↓
Variance since December 2016	(1.1%)	↓



ACTIVITY



Month	Adjusted Scheduled Activity (UDA)	
	2017	2018
April	2	7
May	101	81
June	140	122
July	241	226
August	294	381
September	359	434
October	436	492
November	498	549
December	588	605
January	681	
February	743	
March	862	
April	880	
May	880	
June	880	

QUALITY

	Quantity	Base Number	Contract	AT	Region	England
% of FP17s for the same patient ID Re-attending within 3 months - Children	24	312	7.7%	13.6%	12.9%	12.0%
% of FP17s for the same patient ID Re-attending within 3 months - Adults	8	124	6.5%	16.2%	16.5%	15.9%
% of FP17s for the same patient ID Re-attending between 3 & 9 months - Children	209	312	67.0%	57.7%	59.6%	58.0%
% of FP17s for the same patient ID Re-attending between 3 & 9 months - Adults	84	124	67.7%	51.2%	52.8%	50.5%
% of FP17s for Band 1 Urgent Courses	12	423	2.8%	10.7%	9.1%	9.0%
% of FP17s Relating to Free Repair or Replacements	0	423	0.0%	0.9%	1.0%	0.8%
% of FP17s Relating to Continuations	0	423	0.0%	1.1%	1.2%	1.1%
% of Patients satisfied with the dentistry they have received	0	0	N/A	91.3%	91.6%	91.5%
% of Patients satisfied with the time they had to wait for an appointment	0	0	N/A	87.7%	88.3%	87.9%

* This is based on patients treated on this contract for their most recent course of treatment. Figures in italics indicate the base number of FP17s or Patient Questionnaire responses are less than 100. N/A is shown where the base number of responses is less than 10 during the period. % is calculated as Quantity/Base number*100

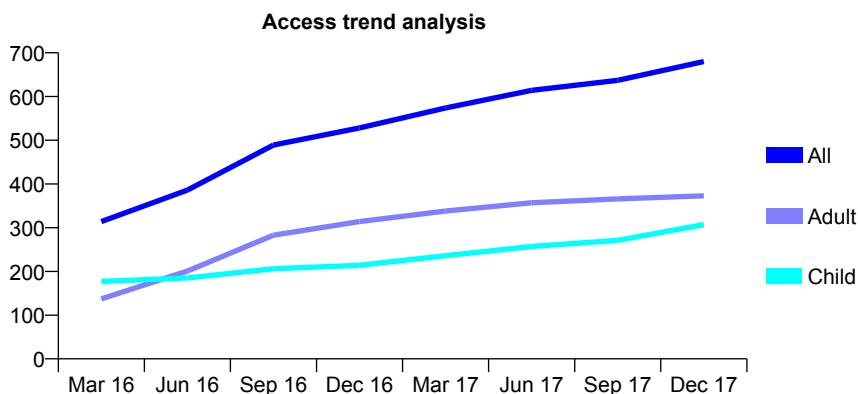
Q47 - Vital Signs At a Glance Contract Report for 696293/0001 - December 2017

Name or company name	MR V PATEL
Contract type name	GDS Contract
Purpose of contract	General
Contract start date	01/11/2015
Contract end date	

17/18 Contracted general activity (UDA)	2,790
Carry forward general activity (UDA)	-6
17/18 Contracted orthodontic activity (UOA)	0
Carry forward orthodontic activity (UOA)	0
Baseline contract value	£61,391.03

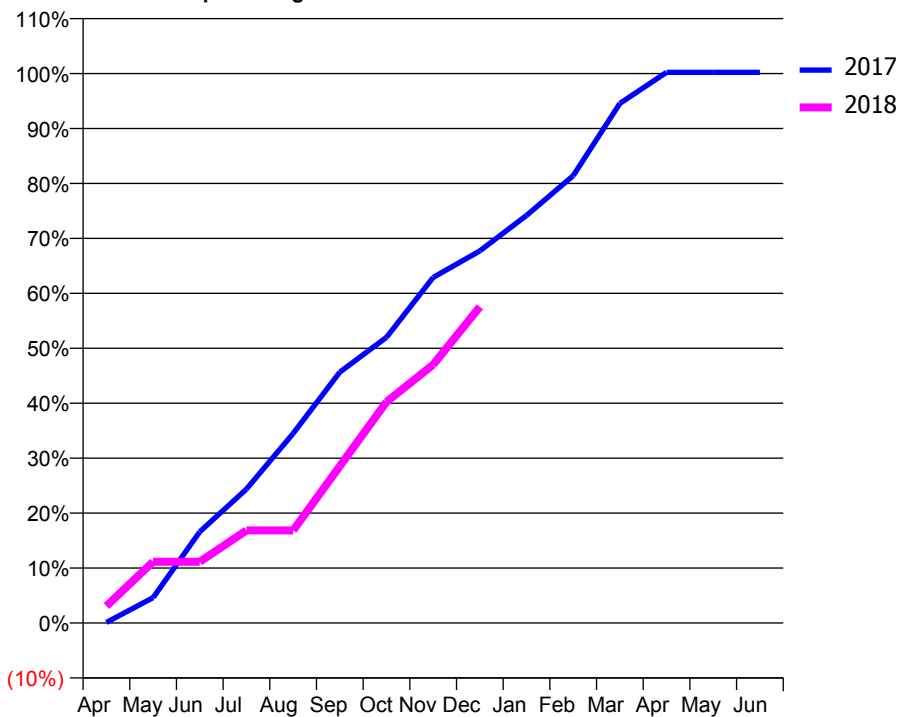
ACCESS*

Patients seen in 24 months	Total	Change since previous quarter
Quarter ending December 2016	528	
Quarter ending March 2017	574	↑
Quarter ending June 2017	614	↑
Quarter ending September 2017	637	↑
Quarter ending December 2017	680	↑
Variance since December 2016	28.8%	↑



ACTIVITY

Cumulative percentage of contracted UDA delivered 2017 & 2018



Month	Adjusted Scheduled Activity (UDA)	
	2017	2018
April	3	86
May	129	311
June	464	311
July	680	470
August	962	470
September	1,274	796
October	1,451	1,123
November	1,755	1,312
December	1,889	1,605
January	2,069	
February	2,271	
March	2,638	
April	2,796	
May	2,796	
June	2,796	

QUALITY

	Quantity	Base Number	Contract	AT	Region	England
% of FP17s for the same patient ID Re-attending within 3 months - Children	40	372	10.8%	13.6%	12.9%	12.0%
% of FP17s for the same patient ID Re-attending within 3 months - Adults	34	256	13.3%	16.2%	16.5%	15.9%
% of FP17s for the same patient ID Re-attending between 3 & 9 months - Children	202	372	54.3%	57.7%	59.6%	58.0%
% of FP17s for the same patient ID Re-attending between 3 & 9 months - Adults	85	256	33.2%	51.2%	52.8%	50.5%
% of FP17s for Band 1 Urgent Courses	23	591	3.9%	10.7%	9.1%	9.0%
% of FP17s Relating to Free Repair or Replacements	0	591	0.0%	0.9%	1.0%	0.8%
% of FP17s Relating to Continuations	1	591	0.2%	1.1%	1.2%	1.1%
% of Patients satisfied with the dentistry they have received	0	0	N/A	91.3%	91.6%	91.5%
% of Patients satisfied with the time they had to wait for an appointment	0	0	N/A	87.7%	88.3%	87.9%

* This is based on patients treated on this contract for their most recent course of treatment. Figures in italics indicate the base number of FP17s or Patient Questionnaire responses are less than 100. N/A is shown where the base number of responses is less than 10 during the period. % is calculated as Quantity/Base number*100

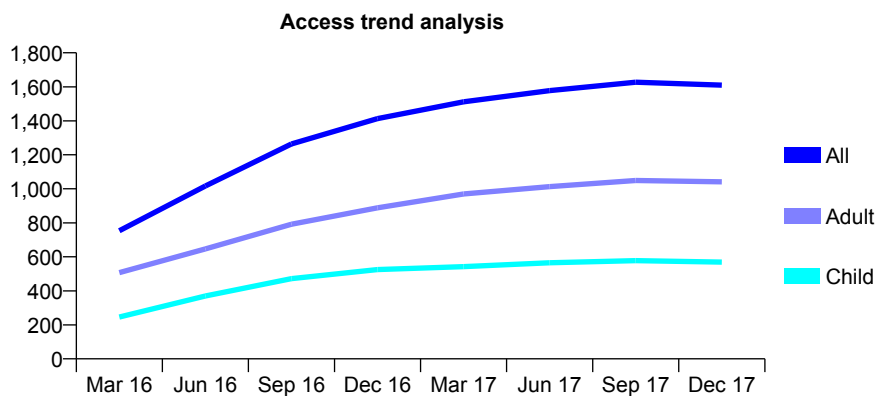
Q47 - Vital Signs At a Glance Contract Report for 723967/0002 - December 2017

Name or company name	Lowerbank Dental Practice
Contract type name	GDS Contract
Purpose of contract	General
Contract start date	21/12/2015
Contract end date	

17/18 Contracted general activity (UDA)	4,446
Carry forward general activity (UDA)	0
17/18 Contracted orthodontic activity (UOA)	0
Carry forward orthodontic activity (UOA)	0
Baseline contract value	£120,595.09

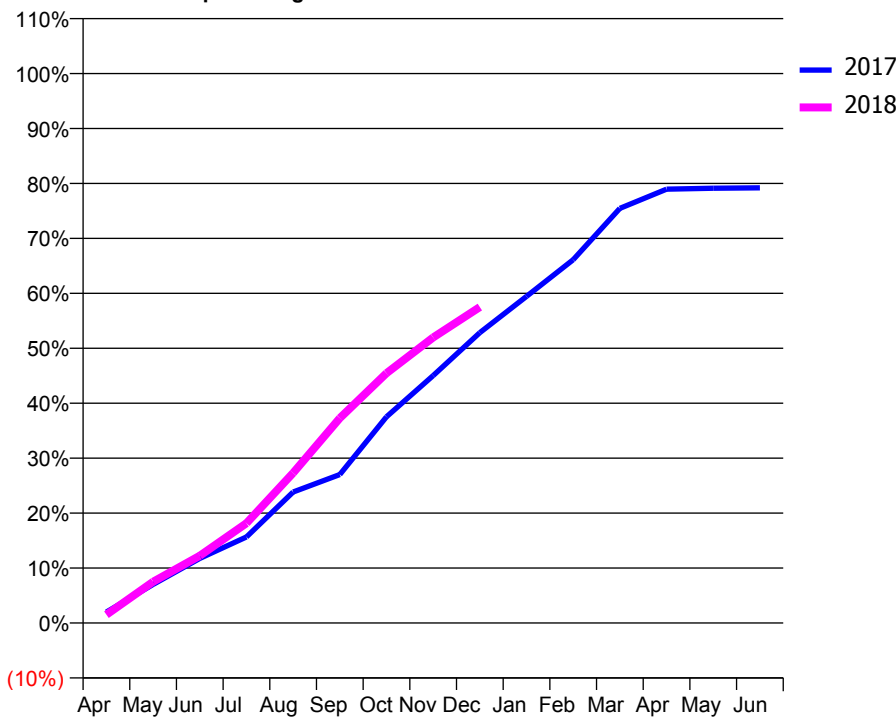
ACCESS*

Patients seen in 24 months	Total	Change since previous quarter
Quarter ending December 2016	1,413	
Quarter ending March 2017	1,512	↑
Quarter ending June 2017	1,578	↑
Quarter ending September 2017	1,627	↑
Quarter ending December 2017	1,610	↓
Variance since December 2016	13.9%	↑



ACTIVITY

Cumulative percentage of contracted UDA delivered 2017 & 2018



Month	Adjusted Scheduled Activity (UDA)	
	2017	2018
April	89	68
May	313	334
June	523	544
July	697	808
August	1,060	1,215
September	1,201	1,658
October	1,668	2,021
November	2,001	2,311
December	2,349	2,556
January	2,643	
February	2,940	
March	3,355	
April	3,510	
May	3,518	
June	3,521	

QUALITY

	Quantity	Base Number	Contract	AT	Region	England
% of FP17s for the same patient ID Re-attending within 3 months - Children	31	692	4.5%	13.6%	12.9%	12.0%
% of FP17s for the same patient ID Re-attending within 3 months - Adults	113	967	11.7%	16.2%	16.5%	15.9%
% of FP17s for the same patient ID Re-attending between 3 & 9 months - Children	356	692	51.4%	57.7%	59.6%	58.0%
% of FP17s for the same patient ID Re-attending between 3 & 9 months - Adults	410	967	42.4%	51.2%	52.8%	50.5%
% of FP17s for Band 1 Urgent Courses	75	1,497	5.0%	10.7%	9.1%	9.0%
% of FP17s Relating to Free Repair or Replacements	5	1,497	0.3%	0.9%	1.0%	0.8%
% of FP17s Relating to Continuations	11	1,497	0.7%	1.1%	1.2%	1.1%
% of Patients satisfied with the dentistry they have received	3	3	N/A	91.3%	91.6%	91.5%
% of Patients satisfied with the time they had to wait for an appointment	3	3	N/A	87.7%	88.3%	87.9%

* This is based on patients treated on this contract for their most recent course of treatment. Figures in italics indicate the base number of FP17s or Patient Questionnaire responses are less than 100. N/A is shown where the base number of responses is less than 10 during the period. % is calculated as Quantity/Base number*100

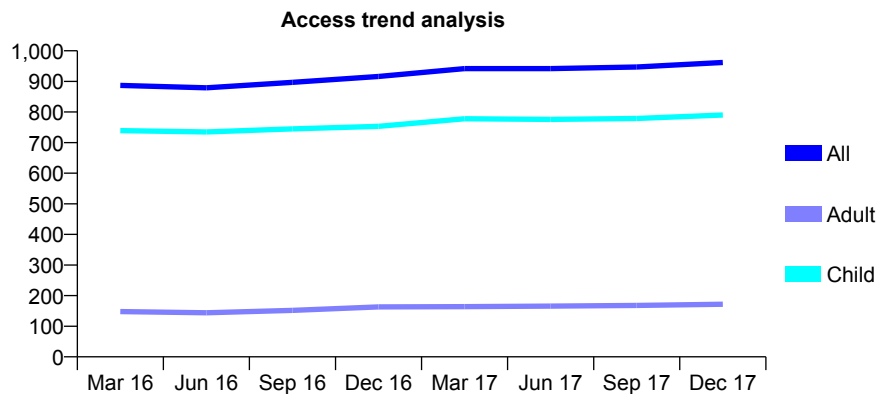
Q47 - Vital Signs At a Glance Contract Report for 729272/0001 - December 2017

Name or company name	MR MP LANE
Contract type name	GDS Contract
Purpose of contract	General
Contract start date	01/04/2006
Contract end date	

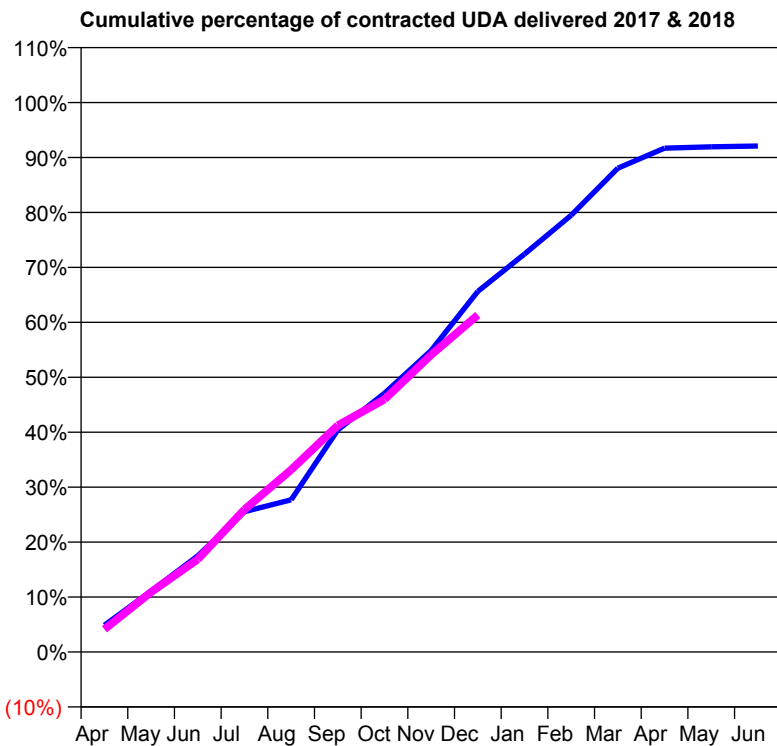
17/18 Contracted general activity (UDA)	2,485
Carry forward general activity (UDA)	0
17/18 Contracted orthodontic activity (UOA)	0
Carry forward orthodontic activity (UOA)	0
Baseline contract value	£56,436.53

ACCESS*

Patients seen in 24 months	Total	Change since previous quarter
Quarter ending December 2016	916	
Quarter ending March 2017	942	↑
Quarter ending June 2017	942	→
Quarter ending September 2017	947	→
Quarter ending December 2017	962	→
Variance since December 2016	5.0%	↑



ACTIVITY



Month	Adjusted Scheduled Activity (UDA)	
	2017	2018
April	121	103
May	276	271
June	435	420
July	635	644
August	688	824
September	1,004	1,025
October	1,170	1,142
November	1,364	1,344
December	1,631	1,524
January	1,800	
February	1,975	
March	2,188	
April	2,278	
May	2,284	
June	2,288	

QUALITY

	Quantity	Base Number	Contract	AT	Region	England
% of FP17s for the same patient ID Re-attending within 3 months - Children	86	940	9.1%	13.6%	12.9%	12.0%
% of FP17s for the same patient ID Re-attending within 3 months - Adults	11	122	9.0%	16.2%	16.5%	15.9%
% of FP17s for the same patient ID Re-attending between 3 & 9 months - Children	602	940	64.0%	57.7%	59.6%	58.0%
% of FP17s for the same patient ID Re-attending between 3 & 9 months - Adults	89	122	73.0%	51.2%	52.8%	50.5%
% of FP17s for Band 1 Urgent Courses	45	1,003	4.5%	10.7%	9.1%	9.0%
% of FP17s Relating to Free Repair or Replacements	0	1,003	0.0%	0.9%	1.0%	0.8%
% of FP17s Relating to Continuations	0	1,003	0.0%	1.1%	1.2%	1.1%
% of Patients satisfied with the dentistry they have received	1	1	N/A	91.3%	91.6%	91.5%
% of Patients satisfied with the time they had to wait for an appointment	1	1	N/A	87.7%	88.3%	87.9%

* This is based on patients treated on this contract for their most recent course of treatment. Figures in italics indicate the base number of FP17s or Patient Questionnaire responses are less than 100. N/A is shown where the base number of responses is less than 10 during the period. % is calculated as Quantity/Base number*100

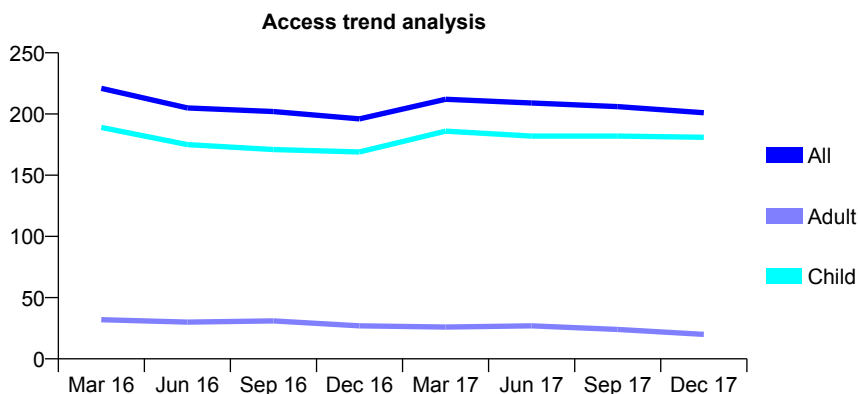
Q47 - Vital Signs At a Glance Contract Report for 731501/0001 - December 2017

Name or company name	MR MJ GLOVER
Contract type name	GDS Contract
Purpose of contract	General
Contract start date	01/04/2006
Contract end date	

17/18 Contracted general activity (UDA)	700
Carry forward general activity (UDA)	0
17/18 Contracted orthodontic activity (UOA)	0
Carry forward orthodontic activity (UOA)	0
Baseline contract value	£14,592.82

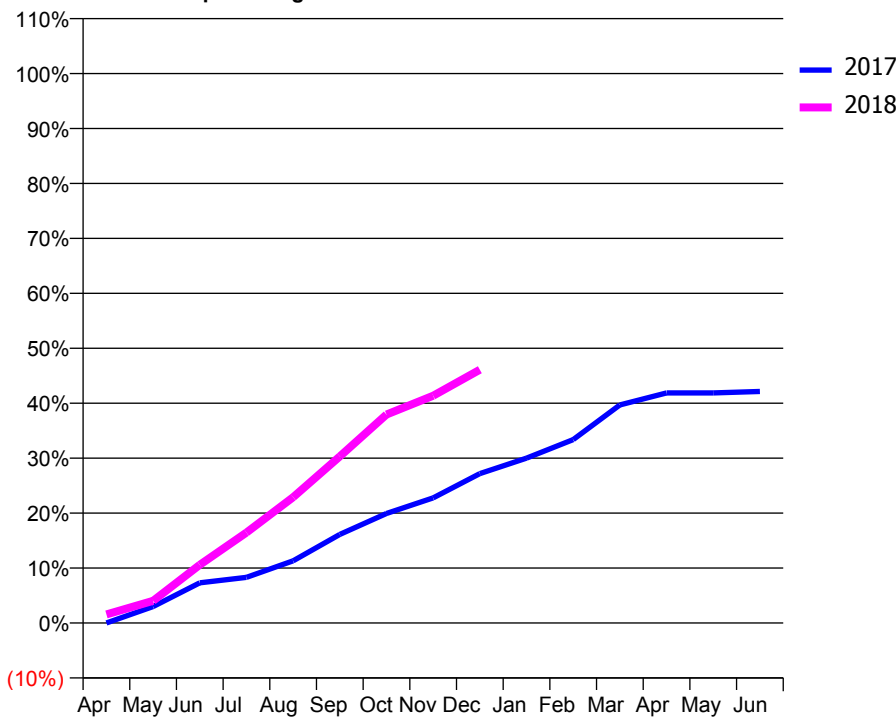
ACCESS*

Patients seen in 24 months	Total	Change since previous quarter
Quarter ending December 2016	196	
Quarter ending March 2017	212	↑
Quarter ending June 2017	209	↓
Quarter ending September 2017	206	↓
Quarter ending December 2017	201	↓
Variance since December 2016	2.6%	↑



ACTIVITY

Cumulative percentage of contracted UDA delivered 2017 & 2018



Month	Adjusted Scheduled Activity (UDA)	
	2017	2018
April	0	11
May	33	28
June	80	74
July	91	115
August	124	160
September	177	212
October	219	266
November	250	290
December	299	323
January	330	
February	367	
March	437	
April	461	
May	461	
June	464	

QUALITY

	Quantity	Base Number	Contract	AT	Region	England
% of FP17s for the same patient ID Re-attending within 3 months - Children	25	225	11.1%	13.6%	12.9%	12.0%
% of FP17s for the same patient ID Re-attending within 3 months - Adults	0	1	0.0%	16.2%	16.5%	15.9%
% of FP17s for the same patient ID Re-attending between 3 & 9 months - Children	150	225	66.7%	57.7%	59.6%	58.0%
% of FP17s for the same patient ID Re-attending between 3 & 9 months - Adults	1	1	100.0%	51.2%	52.8%	50.5%
% of FP17s for Band 1 Urgent Courses	3	205	1.5%	10.7%	9.1%	9.0%
% of FP17s Relating to Free Repair or Replacements	0	205	0.0%	0.9%	1.0%	0.8%
% of FP17s Relating to Continuations	0	205	0.0%	1.1%	1.2%	1.1%
% of Patients satisfied with the dentistry they have received	3	3	N/A	91.3%	91.6%	91.5%
% of Patients satisfied with the time they had to wait for an appointment	3	3	N/A	87.7%	88.3%	87.9%

* This is based on patients treated on this contract for their most recent course of treatment. Figures in italics indicate the base number of FP17s or Patient Questionnaire responses are less than 100. N/A is shown where the base number of responses is less than 10 during the period. % is calculated as Quantity/Base number*100

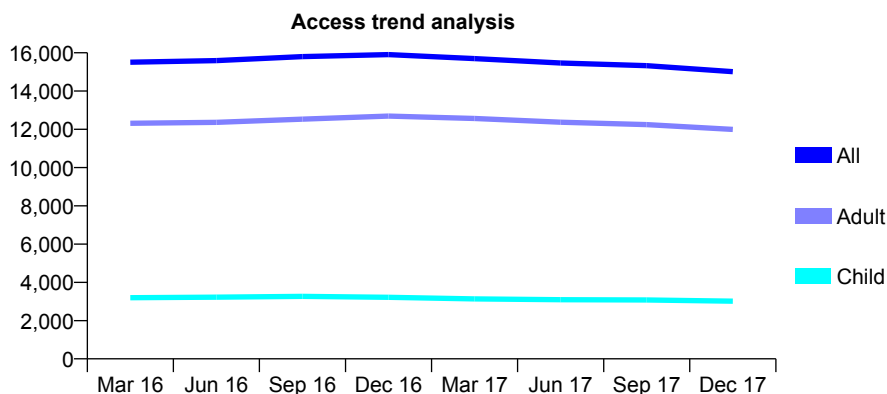
Q47 - Vital Signs At a Glance Contract Report for 732141/0001 - December 2017

Name or company name	Mr Martin Kenyon and Mr Peter Kenyon
Contract type name	GDS Contract
Purpose of contract	General
Contract start date	01/04/2006
Contract end date	

17/18 Contracted general activity (UDA)	45,968
Carry forward general activity (UDA)	0
17/18 Contracted orthodontic activity (UOA)	0
Carry forward orthodontic activity (UOA)	0
Baseline contract value	£1,680,217.84

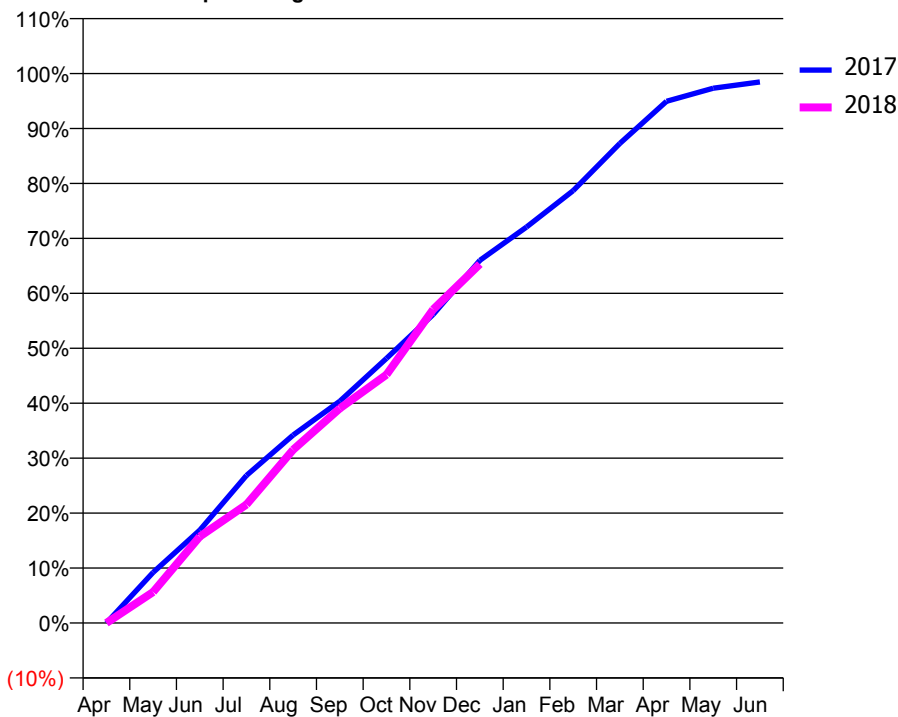
ACCESS*

Patients seen in 24 months	Total	Change since previous quarter
Quarter ending December 2016	15,905	
Quarter ending March 2017	15,697	↓
Quarter ending June 2017	15,467	↓
Quarter ending September 2017	15,324	→
Quarter ending December 2017	15,011	↓
Variance since December 2016	(5.6%)	↓



ACTIVITY

Cumulative percentage of contracted UDA delivered 2017 & 2018



Month	Adjusted Scheduled Activity (UDA)	
	2017	2018
April	0	0
May	4,230	2,594
June	7,773	7,235
July	12,342	9,910
August	15,719	14,500
September	18,554	17,955
October	22,141	20,771
November	25,810	26,230
December	30,339	30,024
January	33,125	
February	36,169	
March	40,122	
April	43,649	
May	44,736	
June	45,266	

QUALITY

	Quantity	Base Number	Contract	AT	Region	England
% of FP17s for the same patient ID Re-attending within 3 months - Children	219	3,496	6.3%	13.6%	12.9%	12.0%
% of FP17s for the same patient ID Re-attending within 3 months - Adults	1,311	12,070	10.9%	16.2%	16.5%	15.9%
% of FP17s for the same patient ID Re-attending between 3 & 9 months - Children	1,785	3,496	51.1%	57.7%	59.6%	58.0%
% of FP17s for the same patient ID Re-attending between 3 & 9 months - Adults	6,470	12,070	53.6%	51.2%	52.8%	50.5%
% of FP17s for Band 1 Urgent Courses	366	13,089	2.8%	10.7%	9.1%	9.0%
% of FP17s Relating to Free Repair or Replacements	35	13,089	0.3%	0.9%	1.0%	0.8%
% of FP17s Relating to Continuations	319	13,089	2.4%	1.1%	1.2%	1.1%
% of Patients satisfied with the dentistry they have received	25	26	96.2%	91.3%	91.6%	91.5%
% of Patients satisfied with the time they had to wait for an appointment	21	26	80.8%	87.7%	88.3%	87.9%

* This is based on patients treated on this contract for their most recent course of treatment. Figures in italics indicate the base number of FP17s or Patient Questionnaire responses are less than 100. N/A is shown where the base number of responses is less than 10 during the period. % is calculated as Quantity/Base number*100

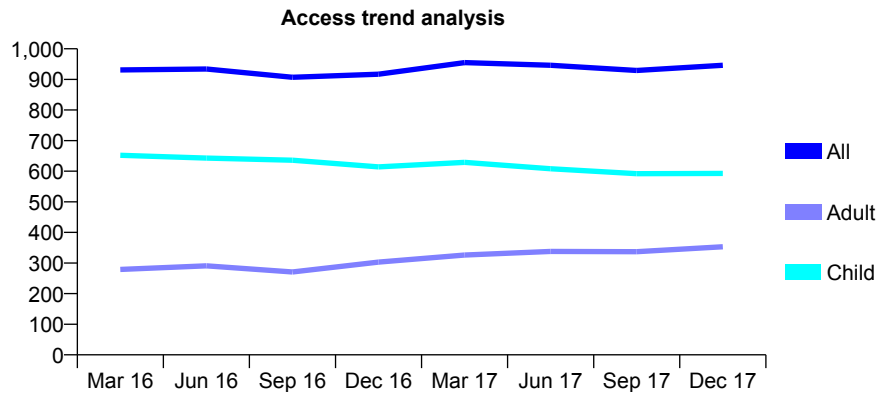
Q47 - Vital Signs At a Glance Contract Report for 736554/0001 - December 2017

Name or company name	MR NM GOODWIN
Contract type name	GDS Contract
Purpose of contract	General
Contract start date	01/04/2006
Contract end date	

17/18 Contracted general activity (UDA)	3,000
Carry forward general activity (UDA)	64
17/18 Contracted orthodontic activity (UOA)	0
Carry forward orthodontic activity (UOA)	0
Baseline contract value	£71,613.28

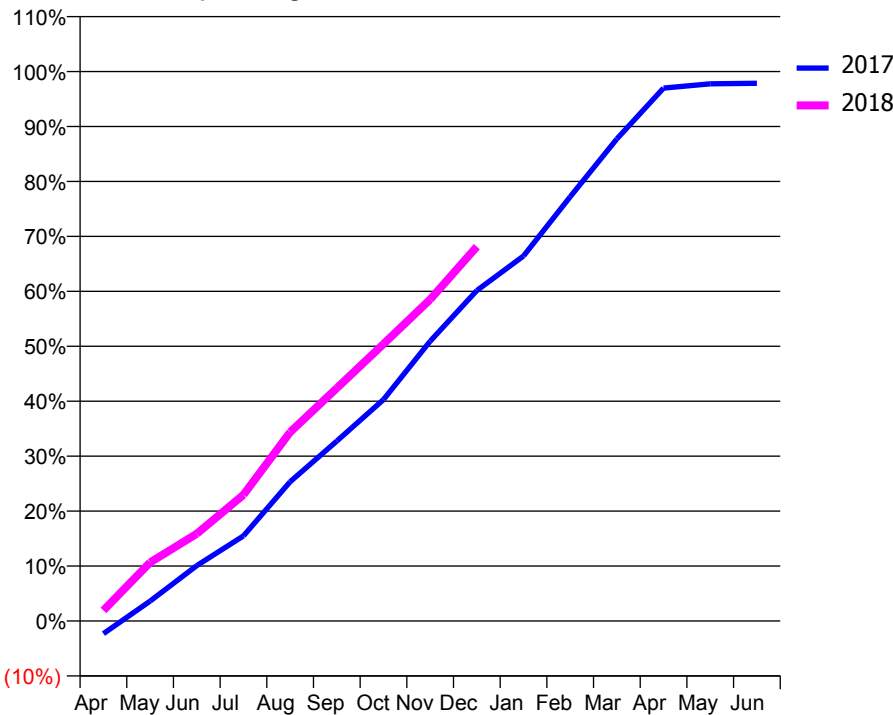
ACCESS*

Patients seen in 24 months	Total	Change since previous quarter
Quarter ending December 2016	917	
Quarter ending March 2017	955	↑
Quarter ending June 2017	946	→
Quarter ending September 2017	929	↓
Quarter ending December 2017	946	→
Variance since December 2016	3.2%	↑



ACTIVITY

Cumulative percentage of contracted UDA delivered 2017 & 2018



Month	Adjusted Scheduled Activity (UDA)	
	2017	2018
April	-69	58
May	109	320
June	303	477
July	465	689
August	761	1,031
September	982	1,271
October	1,209	1,513
November	1,527	1,755
December	1,805	2,044
January	1,993	
February	2,316	
March	2,632	
April	2,910	
May	2,933	
June	2,936	

QUALITY

	Quantity	Base Number	Contract	AT	Region	England
% of FP17s for the same patient ID Re-attending within 3 months - Children	126	789	16.0%	13.6%	12.9%	12.0%
% of FP17s for the same patient ID Re-attending within 3 months - Adults	56	248	22.6%	16.2%	16.5%	15.9%
% of FP17s for the same patient ID Re-attending between 3 & 9 months - Children	452	789	57.3%	57.7%	59.6%	58.0%
% of FP17s for the same patient ID Re-attending between 3 & 9 months - Adults	84	248	33.9%	51.2%	52.8%	50.5%
% of FP17s for Band 1 Urgent Courses	53	960	5.5%	10.7%	9.1%	9.0%
% of FP17s Relating to Free Repair or Replacements	1	960	0.1%	0.9%	1.0%	0.8%
% of FP17s Relating to Continuations	0	960	0.0%	1.1%	1.2%	1.1%
% of Patients satisfied with the dentistry they have received	1	1	N/A	91.3%	91.6%	91.5%
% of Patients satisfied with the time they had to wait for an appointment	1	1	N/A	87.7%	88.3%	87.9%

* This is based on patients treated on this contract for their most recent course of treatment. Figures in italics indicate the base number of FP17s or Patient Questionnaire responses are less than 100. N/A is shown where the base number of responses is less than 10 during the period. % is calculated as Quantity/Base number*100

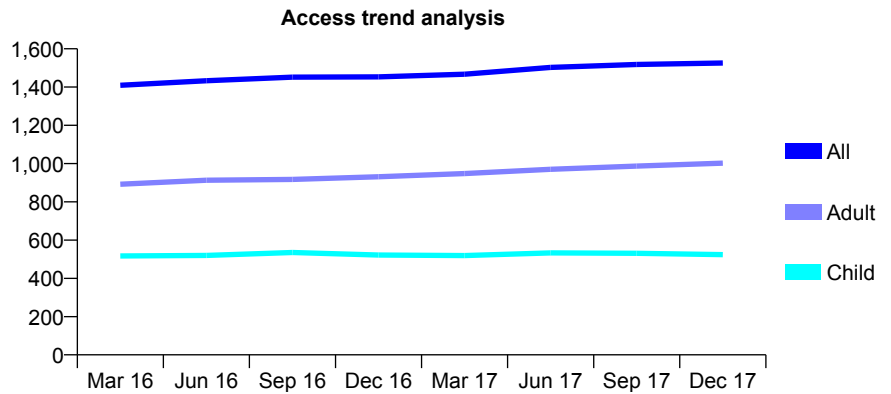
Q47 - Vital Signs At a Glance Contract Report for 739693/0001 - December 2017

Name or company name	MR JC LORD
Contract type name	GDS Contract
Purpose of contract	General
Contract start date	01/04/2006
Contract end date	

17/18 Contracted general activity (UDA)	1,760
Carry forward general activity (UDA)	-31
17/18 Contracted orthodontic activity (UOA)	0
Carry forward orthodontic activity (UOA)	0
Baseline contract value	£42,173.25

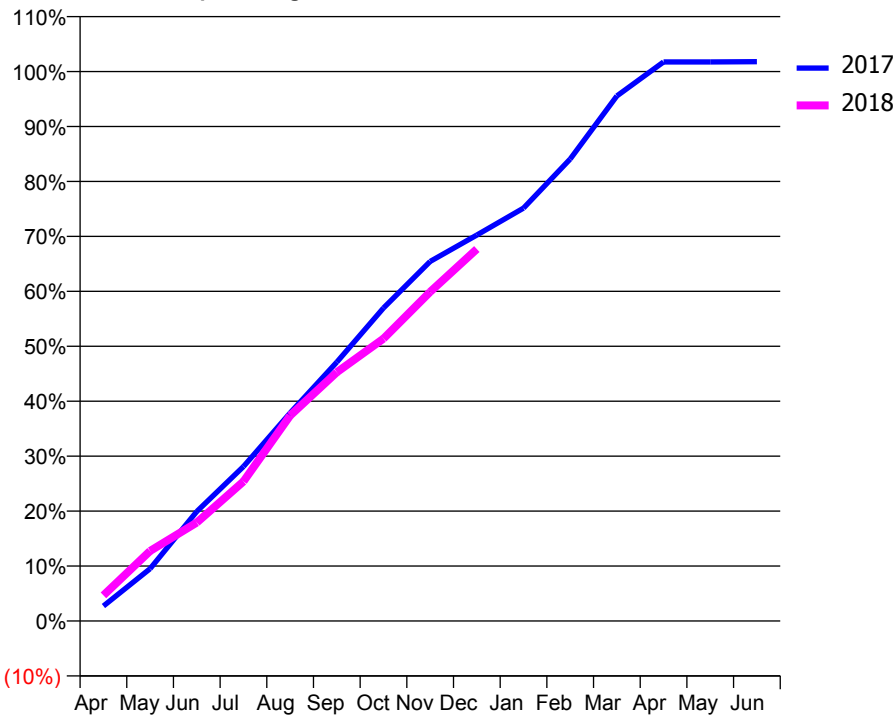
ACCESS*

Patients seen in 24 months	Total	Change since previous quarter
Quarter ending December 2016	1,453	
Quarter ending March 2017	1,467	→
Quarter ending June 2017	1,503	↑
Quarter ending September 2017	1,518	→
Quarter ending December 2017	1,526	→
Variance since December 2016	5.0%	↑



ACTIVITY

Cumulative percentage of contracted UDA delivered 2017 & 2018



Month	Adjusted Scheduled Activity (UDA)	
	2017	2018
April	48	82
May	168	225
June	351	316
July	495	447
August	666	658
September	829	797
October	1,003	904
November	1,152	1,054
December	1,236	1,191
January	1,323	
February	1,480	
March	1,682	
April	1,790	
May	1,790	
June	1,791	

QUALITY

	Quantity	Base Number	Contract	AT	Region	England
% of FP17s for the same patient ID Re-attending within 3 months - Children	23	526	4.4%	13.6%	12.9%	12.0%
% of FP17s for the same patient ID Re-attending within 3 months - Adults	111	981	11.3%	16.2%	16.5%	15.9%
% of FP17s for the same patient ID Re-attending between 3 & 9 months - Children	204	526	38.8%	57.7%	59.6%	58.0%
% of FP17s for the same patient ID Re-attending between 3 & 9 months - Adults	455	981	46.4%	51.2%	52.8%	50.5%
% of FP17s for Band 1 Urgent Courses	41	694	5.9%	10.7%	9.1%	9.0%
% of FP17s Relating to Free Repair or Replacements	0	694	0.0%	0.9%	1.0%	0.8%
% of FP17s Relating to Continuations	5	694	0.7%	1.1%	1.2%	1.1%
% of Patients satisfied with the dentistry they have received	0	0	N/A	91.3%	91.6%	91.5%
% of Patients satisfied with the time they had to wait for an appointment	0	0	N/A	87.7%	88.3%	87.9%

* This is based on patients treated on this contract for their most recent course of treatment. Figures in italics indicate the base number of FP17s or Patient Questionnaire responses are less than 100. N/A is shown where the base number of responses is less than 10 during the period. % is calculated as Quantity/Base number*100

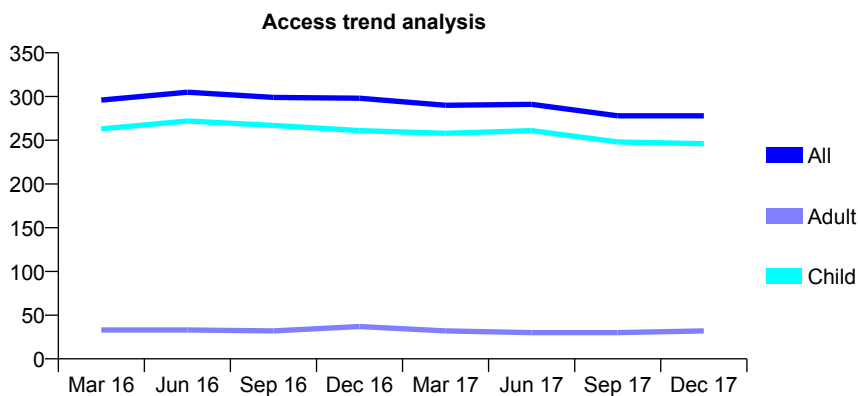
Q47 - Vital Signs At a Glance Contract Report for 740756/0002 - December 2017

Name or company name	MR MP COYLE
Contract type name	GDS Contract
Purpose of contract	General
Contract start date	01/04/2012
Contract end date	

17/18 Contracted general activity (UDA)	1,400
Carry forward general activity (UDA)	0
17/18 Contracted orthodontic activity (UOA)	0
Carry forward orthodontic activity (UOA)	0
Baseline contract value	£32,086.35

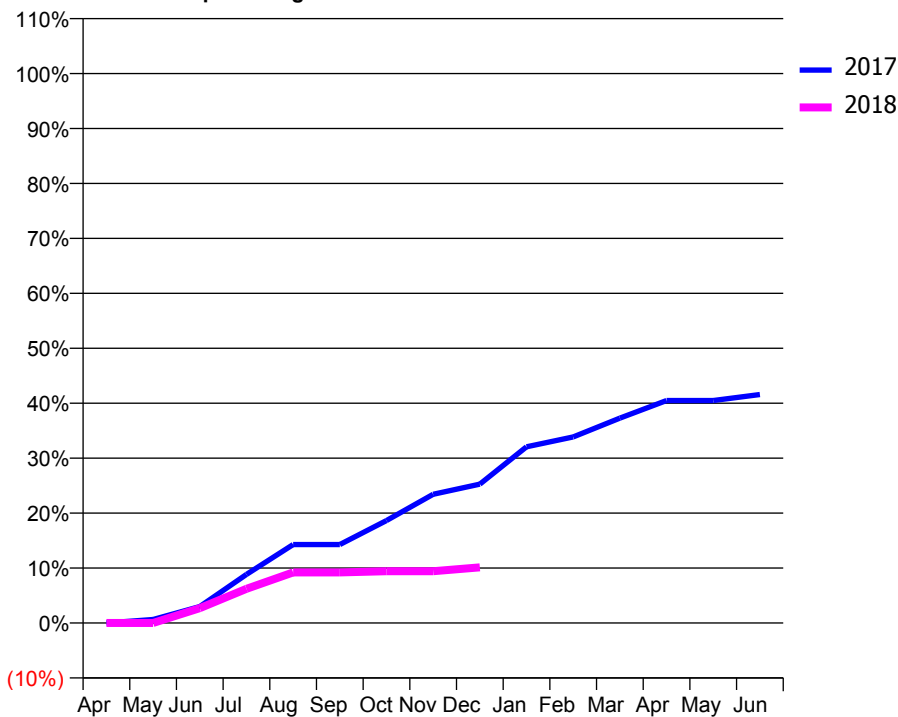
ACCESS*

Patients seen in 24 months	Total	Change since previous quarter
Quarter ending December 2016	298	
Quarter ending March 2017	290	↓
Quarter ending June 2017	291	→
Quarter ending September 2017	278	↓
Quarter ending December 2017	278	→
Variance since December 2016	(6.7%)	↓



ACTIVITY

Cumulative percentage of contracted UDA delivered 2017 & 2018



Month	Adjusted Scheduled Activity (UDA)	
	2017	2018
April	0	0
May	9	0
June	42	38
July	124	87
August	200	129
September	200	129
October	261	132
November	328	132
December	354	142
January	449	
February	474	
March	522	
April	567	
May	567	
June	582	

QUALITY

	Quantity	Base Number	Contract	AT	Region	England
% of FP17s for the same patient ID Re-attending within 3 months - Children	6	162	3.7%	13.6%	12.9%	12.0%
% of FP17s for the same patient ID Re-attending within 3 months - Adults	0	1	0.0%	16.2%	16.5%	15.9%
% of FP17s for the same patient ID Re-attending between 3 & 9 months - Children	75	162	46.3%	57.7%	59.6%	58.0%
% of FP17s for the same patient ID Re-attending between 3 & 9 months - Adults	1	1	100.0%	51.2%	52.8%	50.5%
% of FP17s for Band 1 Urgent Courses	0	130	0.0%	10.7%	9.1%	9.0%
% of FP17s Relating to Free Repair or Replacements	0	130	0.0%	0.9%	1.0%	0.8%
% of FP17s Relating to Continuations	0	130	0.0%	1.1%	1.2%	1.1%
% of Patients satisfied with the dentistry they have received	0	0	N/A	91.3%	91.6%	91.5%
% of Patients satisfied with the time they had to wait for an appointment	0	0	N/A	87.7%	88.3%	87.9%

* This is based on patients treated on this contract for their most recent course of treatment. Figures in italics indicate the base number of FP17s or Patient Questionnaire responses are less than 100. N/A is shown where the base number of responses is less than 10 during the period. % is calculated as Quantity/Base number*100

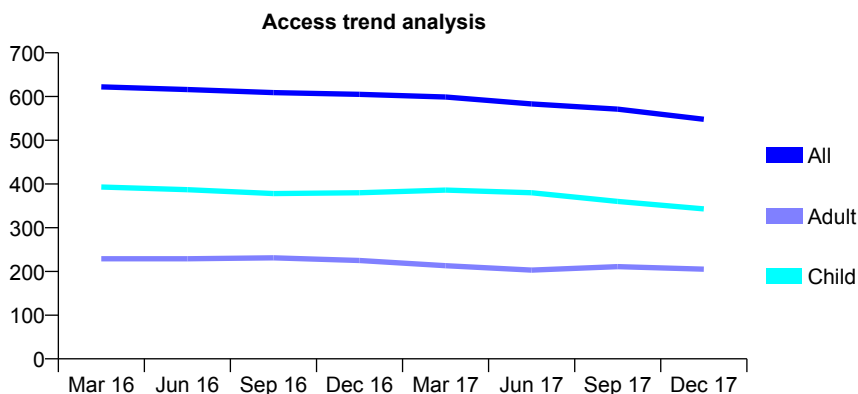
Q47 - Vital Signs At a Glance Contract Report for 741493/0001 - December 2017

Name or company name	MISS IE GOTT
Contract type name	GDS Contract
Purpose of contract	General
Contract start date	01/04/2006
Contract end date	

17/18 Contracted general activity (UDA)	1,370
Carry forward general activity (UDA)	0
17/18 Contracted orthodontic activity (UOA)	0
Carry forward orthodontic activity (UOA)	0
Baseline contract value	£29,083.73

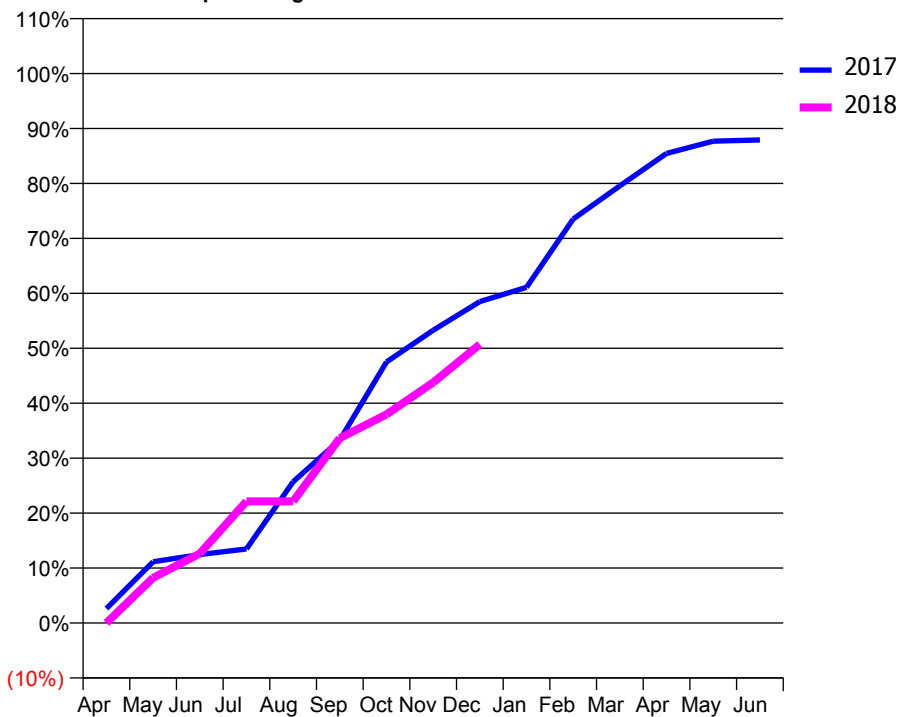
ACCESS*

Patients seen in 24 months	Total	Change since previous quarter
Quarter ending December 2016	605	
Quarter ending March 2017	599	→
Quarter ending June 2017	583	↓
Quarter ending September 2017	571	↓
Quarter ending December 2017	548	↓
Variance since December 2016	(9.4%)	↓



ACTIVITY

Cumulative percentage of contracted UDA delivered 2017 & 2018



Month	Adjusted Scheduled Activity (UDA)	
	2017	2018
April	36	0
May	153	113
June	171	173
July	185	303
August	352	303
September	456	461
October	651	520
November	730	600
December	801	695
January	837	
February	1,007	
March	1,090	
April	1,171	
May	1,201	
June	1,204	

QUALITY

	Quantity	Base Number	Contract	AT	Region	England
% of FP17s for the same patient ID Re-attending within 3 months - Children	29	355	8.2%	13.6%	12.9%	12.0%
% of FP17s for the same patient ID Re-attending within 3 months - Adults	31	132	23.5%	16.2%	16.5%	15.9%
% of FP17s for the same patient ID Re-attending between 3 & 9 months - Children	179	355	50.4%	57.7%	59.6%	58.0%
% of FP17s for the same patient ID Re-attending between 3 & 9 months - Adults	43	132	32.6%	51.2%	52.8%	50.5%
% of FP17s for Band 1 Urgent Courses	26	424	6.1%	10.7%	9.1%	9.0%
% of FP17s Relating to Free Repair or Replacements	1	424	0.2%	0.9%	1.0%	0.8%
% of FP17s Relating to Continuations	0	424	0.0%	1.1%	1.2%	1.1%
% of Patients satisfied with the dentistry they have received	0	0	N/A	91.3%	91.6%	91.5%
% of Patients satisfied with the time they had to wait for an appointment	0	0	N/A	87.7%	88.3%	87.9%

* This is based on patients treated on this contract for their most recent course of treatment. Figures in italics indicate the base number of FP17s or Patient Questionnaire responses are less than 100. N/A is shown where the base number of responses is less than 10 during the period. % is calculated as Quantity/Base number*100

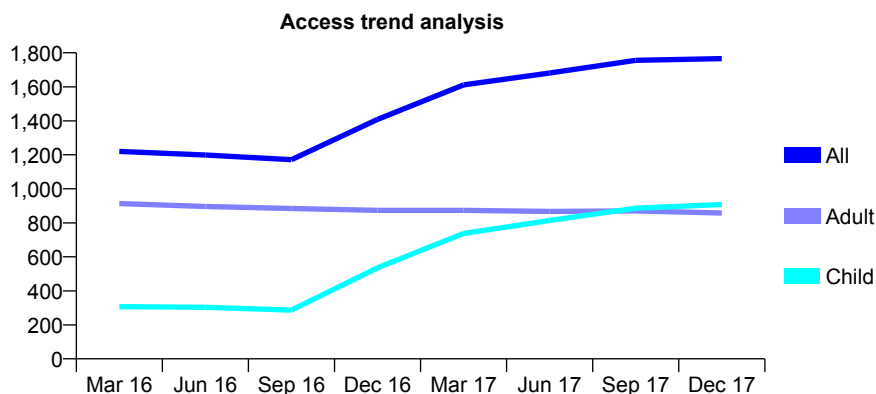
Q47 - Vital Signs At a Glance Contract Report for 743313/0002 - December 2017

Name or company name	Mr David Melia and Mr Christopher Reid
Contract type name	GDS Contract
Purpose of contract	General
Contract start date	15/06/2013
Contract end date	

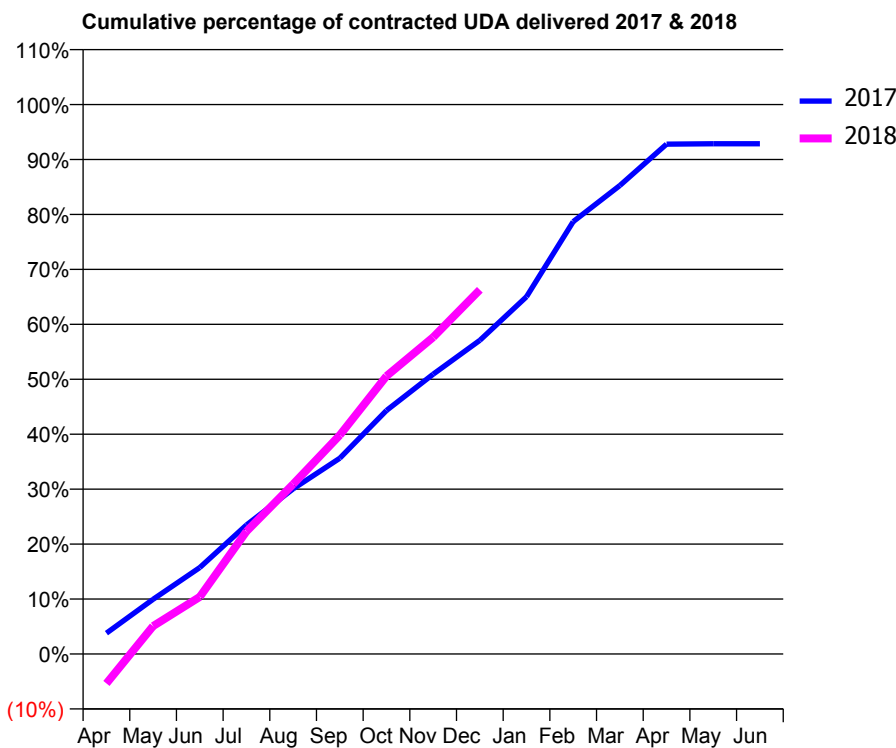
17/18 Contracted general activity (UDA)	3,246
Carry forward general activity (UDA)	232
17/18 Contracted orthodontic activity (UOA)	0
Carry forward orthodontic activity (UOA)	0
Baseline contract value	£75,189.51

ACCESS*

Patients seen in 24 months	Total	Change since previous quarter
Quarter ending December 2016	1,408	
Quarter ending March 2017	1,611	↑
Quarter ending June 2017	1,681	↑
Quarter ending September 2017	1,756	↑
Quarter ending December 2017	1,766	→
Variance since December 2016	25.4%	↑



ACTIVITY



Month	Adjusted Scheduled Activity (UDA)	
	2017	2018
April	124	-175
May	323	165
June	511	337
July	762	725
August	975	1,003
September	1,156	1,293
October	1,439	1,642
November	1,653	1,871
December	1,853	2,152
January	2,111	
February	2,554	
March	2,768	
April	3,011	
May	3,014	
June	3,014	

QUALITY

	Quantity	Base Number	Contract	AT	Region	England
% of FP17s for the same patient ID Re-attending within 3 months - Children	43	885	4.9%	13.6%	12.9%	12.0%
% of FP17s for the same patient ID Re-attending within 3 months - Adults	60	713	8.4%	16.2%	16.5%	15.9%
% of FP17s for the same patient ID Re-attending between 3 & 9 months - Children	409	885	46.2%	57.7%	59.6%	58.0%
% of FP17s for the same patient ID Re-attending between 3 & 9 months - Adults	362	713	50.8%	51.2%	52.8%	50.5%
% of FP17s for Band 1 Urgent Courses	83	1,477	5.6%	10.7%	9.1%	9.0%
% of FP17s Relating to Free Repair or Replacements	7	1,477	0.5%	0.9%	1.0%	0.8%
% of FP17s Relating to Continuations	6	1,477	0.4%	1.1%	1.2%	1.1%
% of Patients satisfied with the dentistry they have received	1	1	N/A	91.3%	91.6%	91.5%
% of Patients satisfied with the time they had to wait for an appointment	1	1	N/A	87.7%	88.3%	87.9%

* This is based on patients treated on this contract for their most recent course of treatment. Figures in italics indicate the base number of FP17s or Patient Questionnaire responses are less than 100. N/A is shown where the base number of responses is less than 10 during the period. % is calculated as Quantity/Base number*100

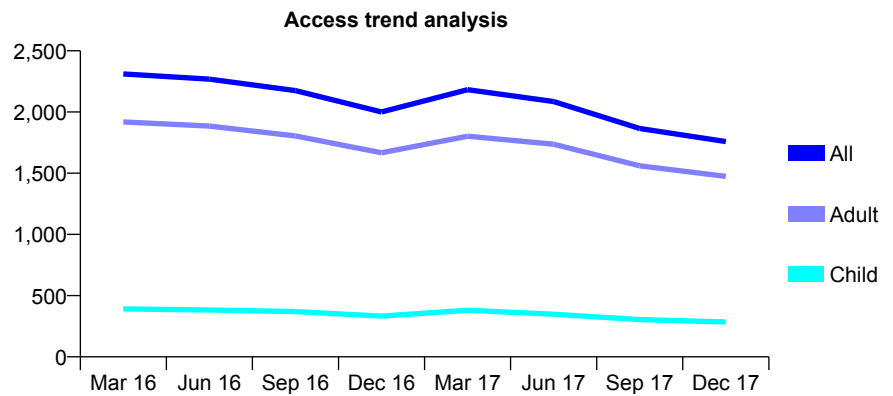
Q47 - Vital Signs At a Glance Contract Report for 748501/0001 - December 2017

Name or company name	Miss K Mayle and Mr J Tidswell
Contract type name	GDS Contract
Purpose of contract	General
Contract start date	01/04/2006
Contract end date	

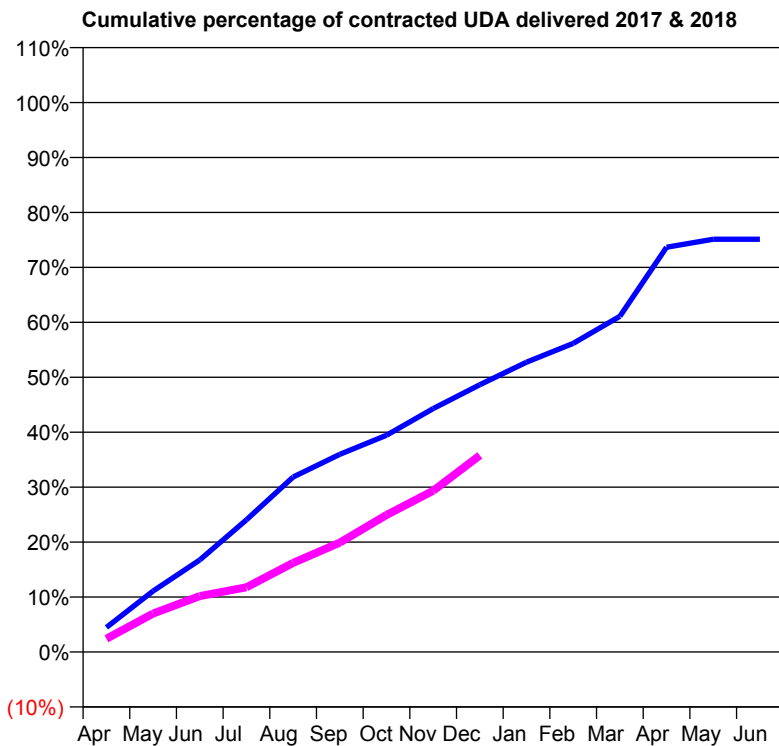
17/18 Contracted general activity (UDA)	6,998
Carry forward general activity (UDA)	0
17/18 Contracted orthodontic activity (UOA)	0
Carry forward orthodontic activity (UOA)	0
Baseline contract value	£163,188.80

ACCESS*

Patients seen in 24 months	Total	Change since previous quarter
Quarter ending December 2016	2,000	
Quarter ending March 2017	2,183	↑
Quarter ending June 2017	2,085	↓
Quarter ending September 2017	1,865	↓
Quarter ending December 2017	1,759	↓
Variance since December 2016	(12.1%)	↓



ACTIVITY



Month	Adjusted Scheduled Activity (UDA)	
	2017	2018
April	313	169
May	778	490
June	1,172	713
July	1,684	824
August	2,228	1,134
September	2,517	1,393
October	2,761	1,745
November	3,101	2,055
December	3,405	2,504
January	3,691	
February	3,930	
March	4,275	
April	5,155	
May	5,257	
June	5,257	

QUALITY

	Quantity	Base Number	Contract	AT	Region	England
% of FP17s for the same patient ID Re-attending within 3 months - Children	9	327	2.8%	13.6%	12.9%	12.0%
% of FP17s for the same patient ID Re-attending within 3 months - Adults	108	1,576	6.9%	16.2%	16.5%	15.9%
% of FP17s for the same patient ID Re-attending between 3 & 9 months - Children	85	327	26.0%	57.7%	59.6%	58.0%
% of FP17s for the same patient ID Re-attending between 3 & 9 months - Adults	497	1,576	31.5%	51.2%	52.8%	50.5%
% of FP17s for Band 1 Urgent Courses	68	1,340	5.1%	10.7%	9.1%	9.0%
% of FP17s Relating to Free Repair or Replacements	15	1,340	1.1%	0.9%	1.0%	0.8%
% of FP17s Relating to Continuations	20	1,340	1.5%	1.1%	1.2%	1.1%
% of Patients satisfied with the dentistry they have received	6	6	N/A	91.3%	91.6%	91.5%
% of Patients satisfied with the time they had to wait for an appointment	6	6	N/A	87.7%	88.3%	87.9%

* This is based on patients treated on this contract for their most recent course of treatment. Figures in italics indicate the base number of FP17s or Patient Questionnaire responses are less than 100. N/A is shown where the base number of responses is less than 10 during the period. % is calculated as Quantity/Base number*100

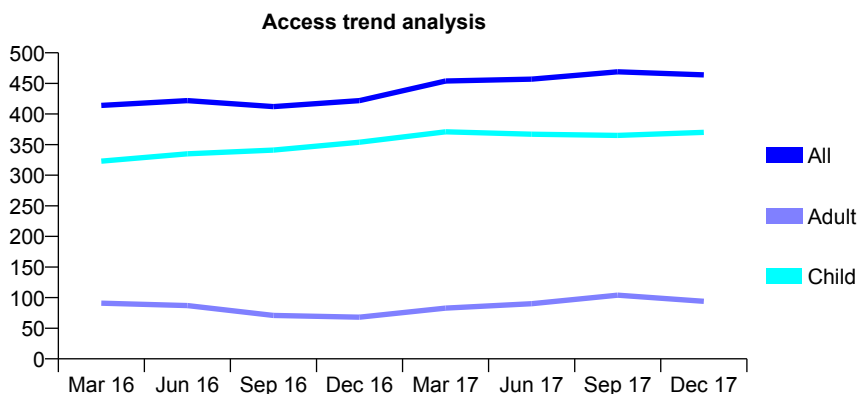
Q47 - Vital Signs At a Glance Contract Report for 751650/0001 - December 2017

Name or company name	MISS ST KHAN
Contract type name	GDS Contract
Purpose of contract	General
Contract start date	01/07/2010
Contract end date	

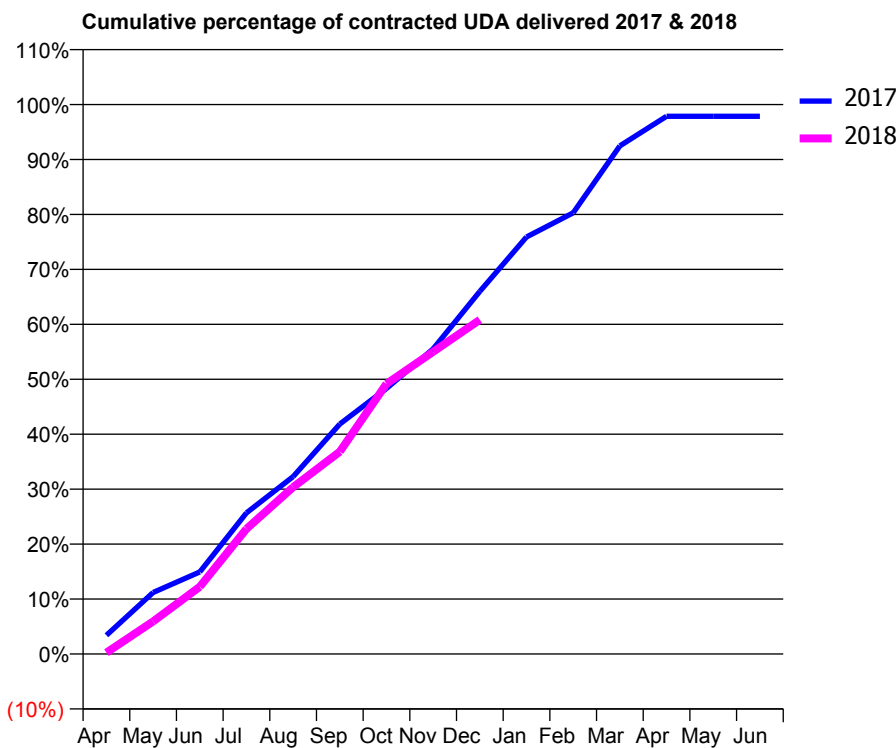
17/18 Contracted general activity (UDA)	1,235
Carry forward general activity (UDA)	26
17/18 Contracted orthodontic activity (UOA)	0
Carry forward orthodontic activity (UOA)	0
Baseline contract value	£29,635.91

ACCESS*

Patients seen in 24 months	Total	Change since previous quarter
Quarter ending December 2016	422	
Quarter ending March 2017	454	↑
Quarter ending June 2017	457	→
Quarter ending September 2017	469	↑
Quarter ending December 2017	464	↓
Variance since December 2016	10.0%	↑



ACTIVITY



Month	Adjusted Scheduled Activity (UDA)	
	2017	2018
April	42	3
May	138	73
June	185	151
July	317	281
August	399	375
September	517	455
October	597	607
November	686	679
December	815	751
January	937	
February	992	
March	1,142	
April	1,209	
May	1,209	
June	1,209	

QUALITY

	Quantity	Base Number	Contract	AT	Region	England
% of FP17s for the same patient ID Re-attending within 3 months - Children	66	500	13.2%	13.6%	12.9%	12.0%
% of FP17s for the same patient ID Re-attending within 3 months - Adults	1	63	1.6%	16.2%	16.5%	15.9%
% of FP17s for the same patient ID Re-attending between 3 & 9 months - Children	345	500	69.0%	57.7%	59.6%	58.0%
% of FP17s for the same patient ID Re-attending between 3 & 9 months - Adults	4	63	6.3%	51.2%	52.8%	50.5%
% of FP17s for Band 1 Urgent Courses	16	533	3.0%	10.7%	9.1%	9.0%
% of FP17s Relating to Free Repair or Replacements	1	533	0.2%	0.9%	1.0%	0.8%
% of FP17s Relating to Continuations	0	533	0.0%	1.1%	1.2%	1.1%
% of Patients satisfied with the dentistry they have received	1	1	N/A	91.3%	91.6%	91.5%
% of Patients satisfied with the time they had to wait for an appointment	1	1	N/A	87.7%	88.3%	87.9%

* This is based on patients treated on this contract for their most recent course of treatment. Figures in italics indicate the base number of FP17s or Patient Questionnaire responses are less than 100. N/A is shown where the base number of responses is less than 10 during the period. % is calculated as Quantity/Base number*100

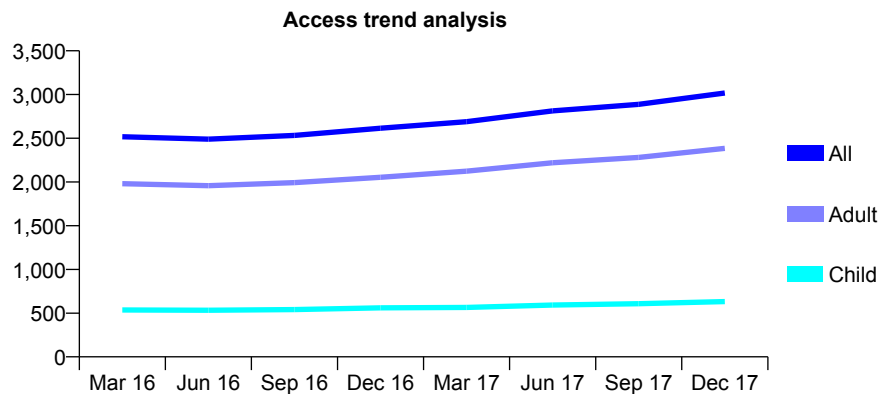
Q47 - Vital Signs At a Glance Contract Report for 751650/0002 - December 2017

Name or company name	MISS ST KHAN
Contract type name	GDS Contract
Purpose of contract	General
Contract start date	01/08/2010
Contract end date	

17/18 Contracted general activity (UDA)	9,458
Carry forward general activity (UDA)	0
17/18 Contracted orthodontic activity (UOA)	0
Carry forward orthodontic activity (UOA)	0
Baseline contract value	£235,118.74

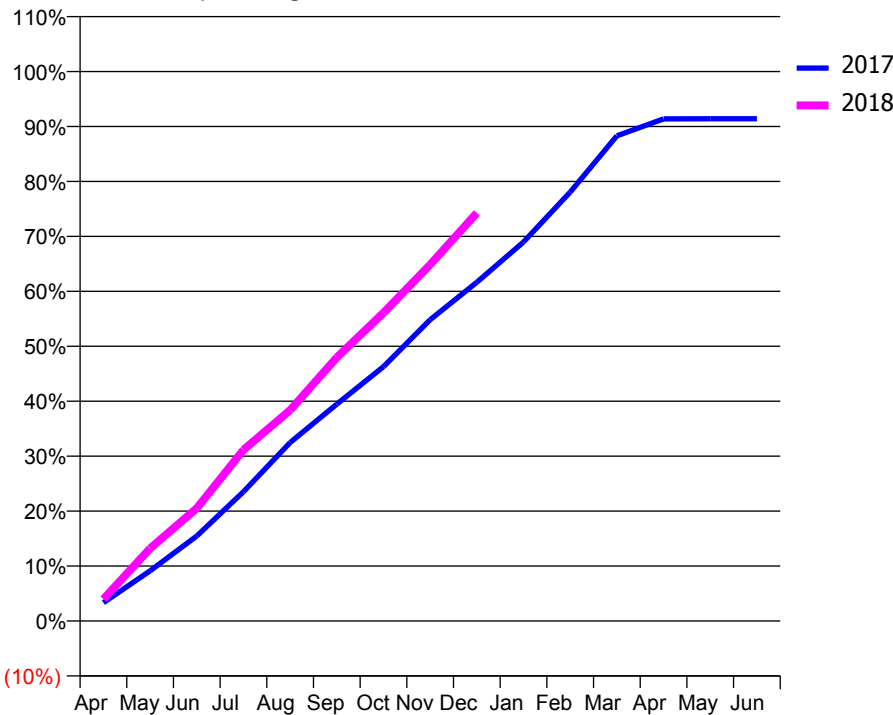
ACCESS*

Patients seen in 24 months	Total	Change since previous quarter
Quarter ending December 2016	2,615	
Quarter ending March 2017	2,689	↑
Quarter ending June 2017	2,813	↑
Quarter ending September 2017	2,887	↑
Quarter ending December 2017	3,017	↑
Variance since December 2016	15.4%	↑



ACTIVITY

Cumulative percentage of contracted UDA delivered 2017 & 2018



Month	Adjusted Scheduled Activity (UDA)	
	2017	2018
April	315	378
May	864	1,249
June	1,463	1,940
July	2,224	2,945
August	3,071	3,629
September	3,733	4,535
October	4,378	5,306
November	5,186	6,134
December	5,830	7,025
January	6,524	
February	7,383	
March	8,350	
April	8,643	
May	8,645	
June	8,645	

QUALITY

	Quantity	Base Number	Contract	AT	Region	England
% of FP17s for the same patient ID Re-attending within 3 months - Children	125	810	15.4%	13.6%	12.9%	12.0%
% of FP17s for the same patient ID Re-attending within 3 months - Adults	462	3,011	15.3%	16.2%	16.5%	15.9%
% of FP17s for the same patient ID Re-attending between 3 & 9 months - Children	460	810	56.8%	57.7%	59.6%	58.0%
% of FP17s for the same patient ID Re-attending between 3 & 9 months - Adults	1,778	3,011	59.1%	51.2%	52.8%	50.5%
% of FP17s for Band 1 Urgent Courses	175	3,661	4.8%	10.7%	9.1%	9.0%
% of FP17s Relating to Free Repair or Replacements	43	3,661	1.2%	0.9%	1.0%	0.8%
% of FP17s Relating to Continuations	5	3,661	0.1%	1.1%	1.2%	1.1%
% of Patients satisfied with the dentistry they have received	9	9	N/A	91.3%	91.6%	91.5%
% of Patients satisfied with the time they had to wait for an appointment	8	9	N/A	87.7%	88.3%	87.9%

* This is based on patients treated on this contract for their most recent course of treatment. Figures in italics indicate the base number of FP17s or Patient Questionnaire responses are less than 100. N/A is shown where the base number of responses is less than 10 during the period. % is calculated as Quantity/Base number*100

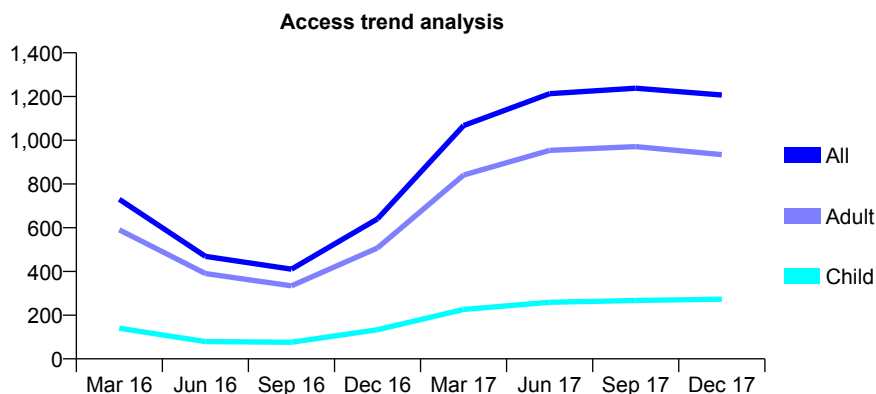
Q47 - Vital Signs At a Glance Contract Report for 752398/0002 - December 2017

Name or company name	MISS KE MAYLE
Contract type name	GDS Contract
Purpose of contract	General
Contract start date	01/04/2006
Contract end date	

17/18 Contracted general activity (UDA)	2,409
Carry forward general activity (UDA)	-13
17/18 Contracted orthodontic activity (UOA)	0
Carry forward orthodontic activity (UOA)	0
Baseline contract value	£54,310.55

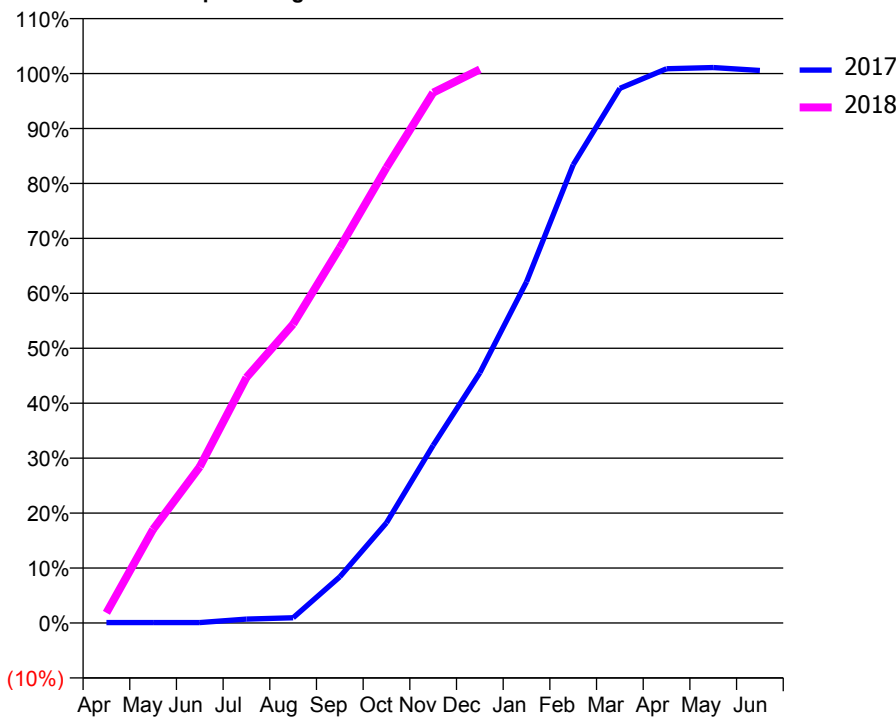
ACCESS*

Patients seen in 24 months	Total	Change since previous quarter
Quarter ending December 2016	640	
Quarter ending March 2017	1,067	↑
Quarter ending June 2017	1,213	↑
Quarter ending September 2017	1,238	↑
Quarter ending December 2017	1,207	↓
Variance since December 2016	88.6%	↑



ACTIVITY

Cumulative percentage of contracted UDA delivered 2017 & 2018



Month	Adjusted Scheduled Activity (UDA)	
	2017	2018
April	2	45
May	2	410
June	2	685
July	17	1,077
August	23	1,310
September	202	1,645
October	439	1,997
November	779	2,325
December	1,097	2,427
January	1,496	
February	2,009	
March	2,344	
April	2,430	
May	2,435	
June	2,422	

QUALITY

	Quantity	Base Number	Contract	AT	Region	England
% of FP17s for the same patient ID Re-attending within 3 months - Children	21	287	7.3%	13.6%	12.9%	12.0%
% of FP17s for the same patient ID Re-attending within 3 months - Adults	75	903	8.3%	16.2%	16.5%	15.9%
% of FP17s for the same patient ID Re-attending between 3 & 9 months - Children	101	287	35.2%	57.7%	59.6%	58.0%
% of FP17s for the same patient ID Re-attending between 3 & 9 months - Adults	283	903	31.3%	51.2%	52.8%	50.5%
% of FP17s for Band 1 Urgent Courses	86	1,135	7.6%	10.7%	9.1%	9.0%
% of FP17s Relating to Free Repair or Replacements	9	1,135	0.8%	0.9%	1.0%	0.8%
% of FP17s Relating to Continuations	22	1,135	1.9%	1.1%	1.2%	1.1%
% of Patients satisfied with the dentistry they have received	1	1	N/A	91.3%	91.6%	91.5%
% of Patients satisfied with the time they had to wait for an appointment	1	1	N/A	87.7%	88.3%	87.9%

* This is based on patients treated on this contract for their most recent course of treatment. Figures in italics indicate the base number of FP17s or Patient Questionnaire responses are less than 100. N/A is shown where the base number of responses is less than 10 during the period. % is calculated as Quantity/Base number*100

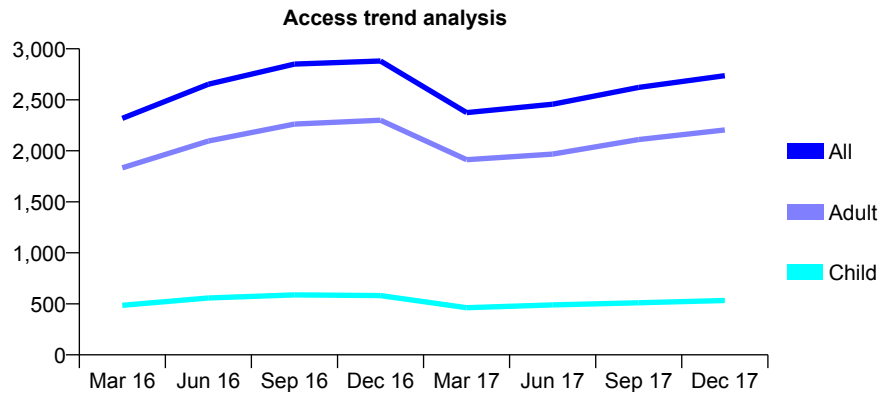
Q47 - Vital Signs At a Glance Contract Report for 752398/0003 - December 2017

Name or company name	MISS KE MAYLE
Contract type name	GDS Contract
Purpose of contract	General
Contract start date	31/08/2011
Contract end date	

17/18 Contracted general activity (UDA)	4,800
Carry forward general activity (UDA)	33
17/18 Contracted orthodontic activity (UOA)	0
Carry forward orthodontic activity (UOA)	0
Baseline contract value	£127,786.45

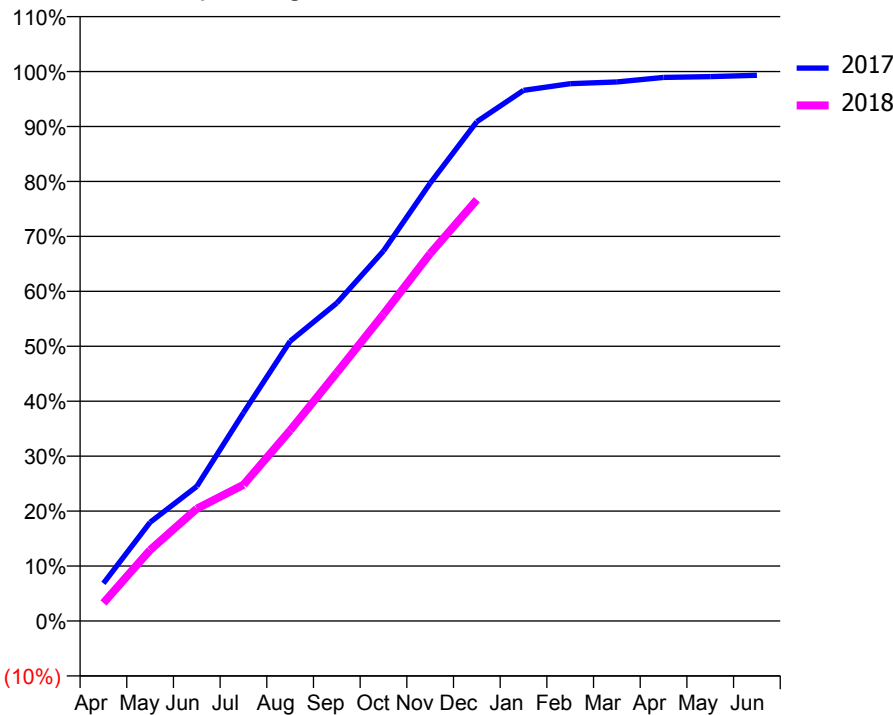
ACCESS*

Patients seen in 24 months	Total	Change since previous quarter
Quarter ending December 2016	2,881	
Quarter ending March 2017	2,375	↓
Quarter ending June 2017	2,457	↑
Quarter ending September 2017	2,621	↑
Quarter ending December 2017	2,737	↑
Variance since December 2016	(5.0%)	↓



ACTIVITY

Cumulative percentage of contracted UDA delivered 2017 & 2018



Month	Adjusted Scheduled Activity (UDA)	
	2017	2018
April	329	158
May	863	621
June	1,176	982
July	1,819	1,190
August	2,445	1,665
September	2,777	2,170
October	3,232	2,681
November	3,825	3,210
December	4,361	3,680
January	4,636	
February	4,694	
March	4,709	
April	4,748	
May	4,755	
June	4,767	

QUALITY

	Quantity	Base Number	Contract	AT	Region	England
% of FP17s for the same patient ID Re-attending within 3 months - Children	40	620	6.5%	13.6%	12.9%	12.0%
% of FP17s for the same patient ID Re-attending within 3 months - Adults	268	2,291	11.7%	16.2%	16.5%	15.9%
% of FP17s for the same patient ID Re-attending between 3 & 9 months - Children	228	620	36.8%	57.7%	59.6%	58.0%
% of FP17s for the same patient ID Re-attending between 3 & 9 months - Adults	623	2,291	27.2%	51.2%	52.8%	50.5%
% of FP17s for Band 1 Urgent Courses	161	2,055	7.8%	10.7%	9.1%	9.0%
% of FP17s Relating to Free Repair or Replacements	27	2,055	1.3%	0.9%	1.0%	0.8%
% of FP17s Relating to Continuations	31	2,055	1.5%	1.1%	1.2%	1.1%
% of Patients satisfied with the dentistry they have received	3	5	N/A	91.3%	91.6%	91.5%
% of Patients satisfied with the time they had to wait for an appointment	5	5	N/A	87.7%	88.3%	87.9%

* This is based on patients treated on this contract for their most recent course of treatment. Figures in italics indicate the base number of FP17s or Patient Questionnaire responses are less than 100. N/A is shown where the base number of responses is less than 10 during the period. % is calculated as Quantity/Base number*100

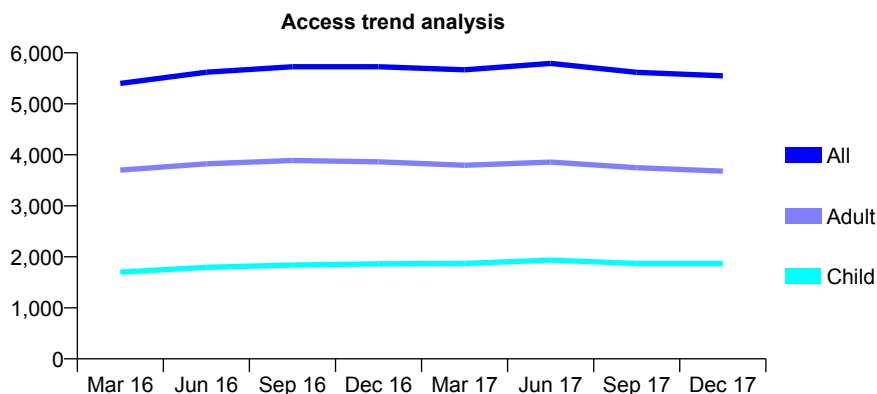
Q47 - Vital Signs At a Glance Contract Report for 755125/0003 - December 2017

Name or company name	MR AM MALIK
Contract type name	GDS Contract
Purpose of contract	General
Contract start date	01/04/2006
Contract end date	

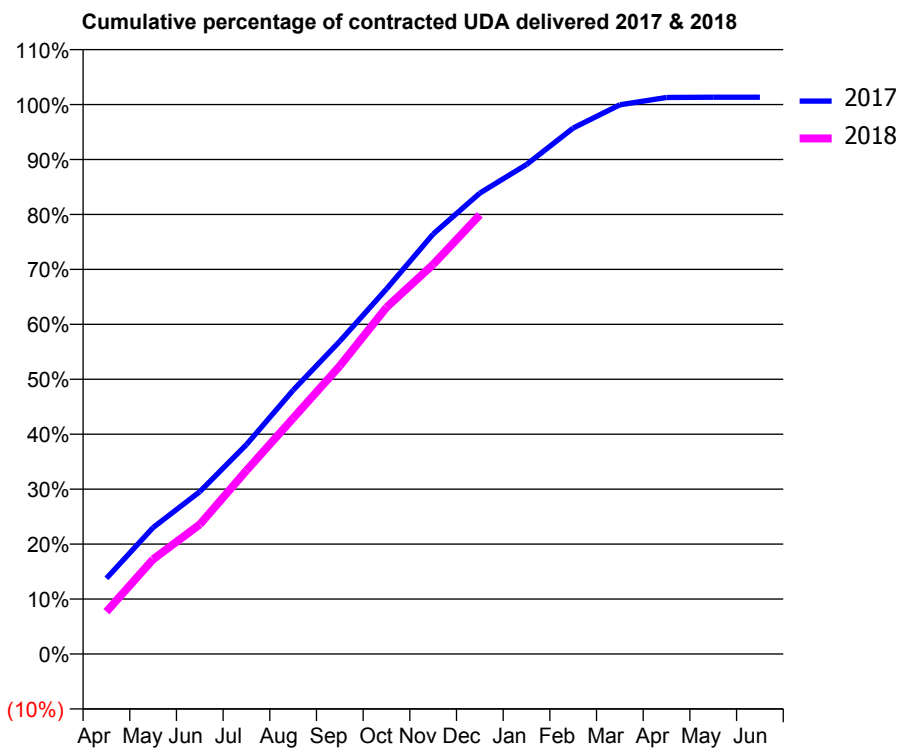
17/18 Contracted general activity (UDA)	15,265
Carry forward general activity (UDA)	-202
17/18 Contracted orthodontic activity (UOA)	0
Carry forward orthodontic activity (UOA)	0
Baseline contract value	£401,397.30

ACCESS*

Patients seen in 24 months	Total	Change since previous quarter
Quarter ending December 2016	5,727	
Quarter ending March 2017	5,666	↓
Quarter ending June 2017	5,793	↑
Quarter ending September 2017	5,618	↓
Quarter ending December 2017	5,550	↓
Variance since December 2016	(3.1%)	↓



ACTIVITY



Month	Adjusted Scheduled Activity (UDA)	
	2017	2018
April	2,101	1,176
May	3,513	2,630
June	4,509	3,599
July	5,817	5,101
August	7,330	6,552
September	8,688	8,002
October	10,140	9,630
November	11,665	10,822
December	12,804	12,200
January	13,596	
February	14,612	
March	15,256	
April	15,460	
May	15,466	
June	15,467	

QUALITY

	Quantity	Base Number	Contract	AT	Region	England
% of FP17s for the same patient ID Re-attending within 3 months - Children	240	2,488	9.6%	13.6%	12.9%	12.0%
% of FP17s for the same patient ID Re-attending within 3 months - Adults	686	4,057	16.9%	16.2%	16.5%	15.9%
% of FP17s for the same patient ID Re-attending between 3 & 9 months - Children	1,266	2,488	50.9%	57.7%	59.6%	58.0%
% of FP17s for the same patient ID Re-attending between 3 & 9 months - Adults	1,879	4,057	46.3%	51.2%	52.8%	50.5%
% of FP17s for Band 1 Urgent Courses	605	5,590	10.8%	10.7%	9.1%	9.0%
% of FP17s Relating to Free Repair or Replacements	20	5,590	0.4%	0.9%	1.0%	0.8%
% of FP17s Relating to Continuations	18	5,590	0.3%	1.1%	1.2%	1.1%
% of Patients satisfied with the dentistry they have received	5	6	N/A	91.3%	91.6%	91.5%
% of Patients satisfied with the time they had to wait for an appointment	5	6	N/A	87.7%	88.3%	87.9%

* This is based on patients treated on this contract for their most recent course of treatment. Figures in italics indicate the base number of FP17s or Patient Questionnaire responses are less than 100. N/A is shown where the base number of responses is less than 10 during the period. % is calculated as Quantity/Base number*100

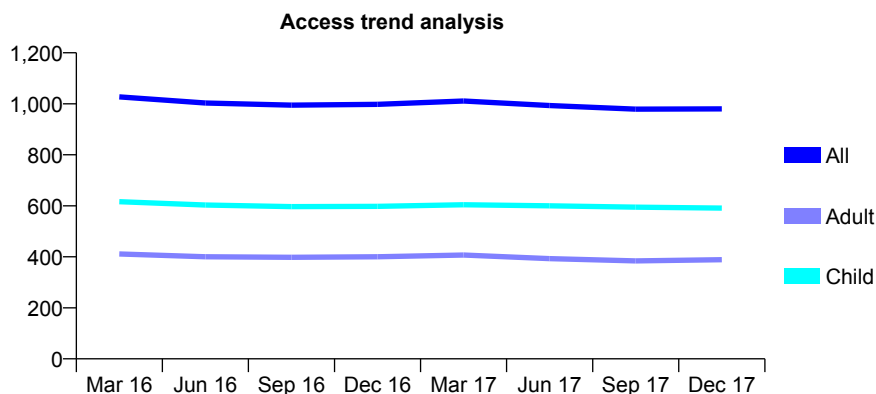
Q47 - Vital Signs At a Glance Contract Report for 75559/0001 - December 2017

Name or company name	MR SA DADABHAI
Contract type name	GDS Contract
Purpose of contract	General
Contract start date	01/04/2006
Contract end date	

17/18 Contracted general activity (UDA)	3,006
Carry forward general activity (UDA)	-43
17/18 Contracted orthodontic activity (UOA)	0
Carry forward orthodontic activity (UOA)	0
Baseline contract value	£76,559.36

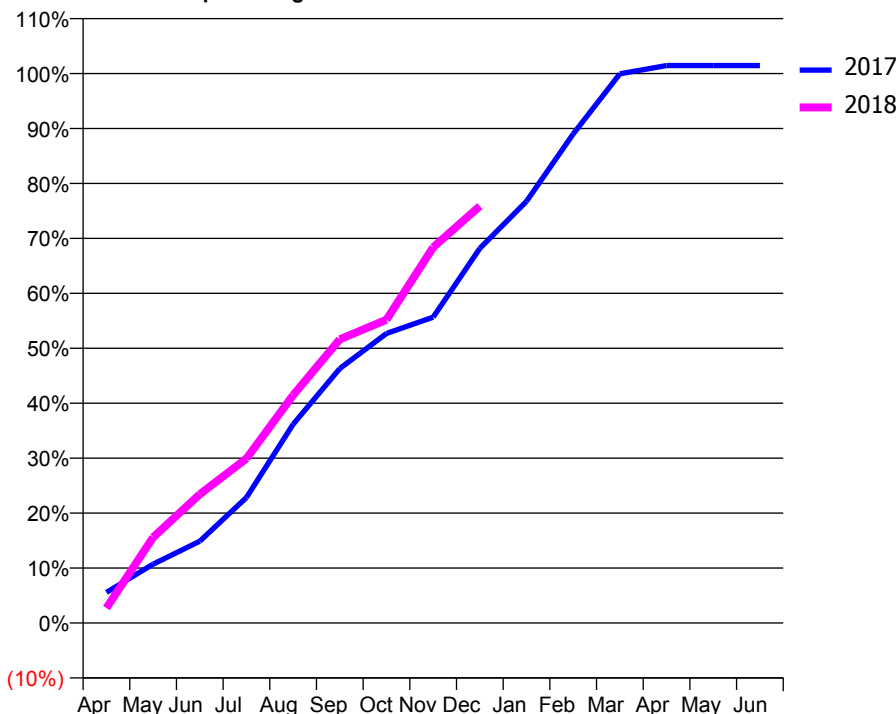
ACCESS*

Patients seen in 24 months	Total	Change since previous quarter
Quarter ending December 2016	998	
Quarter ending March 2017	1,011	→
Quarter ending June 2017	993	↓
Quarter ending September 2017	979	↓
Quarter ending December 2017	980	→
Variance since December 2016	(1.8%)	↓



ACTIVITY

Cumulative percentage of contracted UDA delivered 2017 & 2018



Month	Adjusted Scheduled Activity (UDA)	
	2017	2018
April	167	82
May	322	468
June	448	704
July	687	900
August	1,087	1,247
September	1,392	1,552
October	1,584	1,659
November	1,673	2,055
December	2,049	2,281
January	2,307	
February	2,676	
March	3,004	
April	3,049	
May	3,049	
June	3,049	

QUALITY

	Quantity	Base Number	Contract	AT	Region	England
% of FP17s for the same patient ID Re-attending within 3 months - Children	155	888	17.5%	13.6%	12.9%	12.0%
% of FP17s for the same patient ID Re-attending within 3 months - Adults	45	346	13.0%	16.2%	16.5%	15.9%
% of FP17s for the same patient ID Re-attending between 3 & 9 months - Children	572	888	64.4%	57.7%	59.6%	58.0%
% of FP17s for the same patient ID Re-attending between 3 & 9 months - Adults	222	346	64.2%	51.2%	52.8%	50.5%
% of FP17s for Band 1 Urgent Courses	53	1,205	4.4%	10.7%	9.1%	9.0%
% of FP17s Relating to Free Repair or Replacements	0	1,205	0.0%	0.9%	1.0%	0.8%
% of FP17s Relating to Continuations	0	1,205	0.0%	1.1%	1.2%	1.1%
% of Patients satisfied with the dentistry they have received	1	1	N/A	91.3%	91.6%	91.5%
% of Patients satisfied with the time they had to wait for an appointment	1	1	N/A	87.7%	88.3%	87.9%

* This is based on patients treated on this contract for their most recent course of treatment. Figures in italics indicate the base number of FP17s or Patient Questionnaire responses are less than 100. N/A is shown where the base number of responses is less than 10 during the period. % is calculated as Quantity/Base number*100

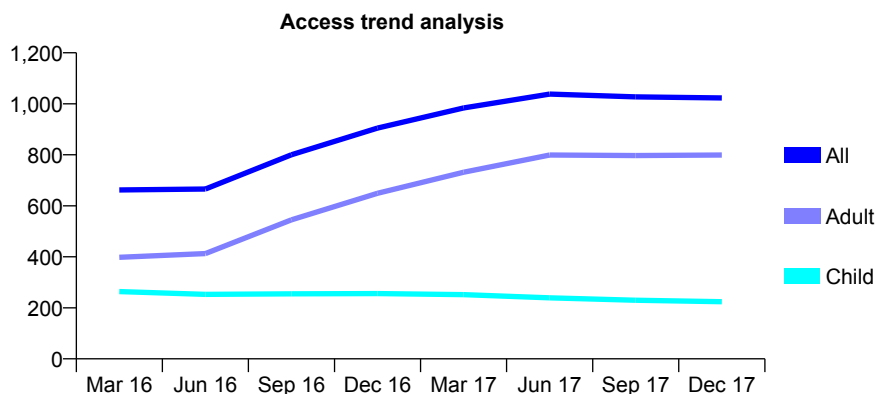
Q47 - Vital Signs At a Glance Contract Report for 779490/0001 - December 2017

Name or company name	MR M RADOVANOVICH
Contract type name	GDS Contract
Purpose of contract	General
Contract start date	05/05/2006
Contract end date	

17/18 Contracted general activity (UDA)	2,315
Carry forward general activity (UDA)	0
17/18 Contracted orthodontic activity (UOA)	0
Carry forward orthodontic activity (UOA)	0
Baseline contract value	£51,719.10

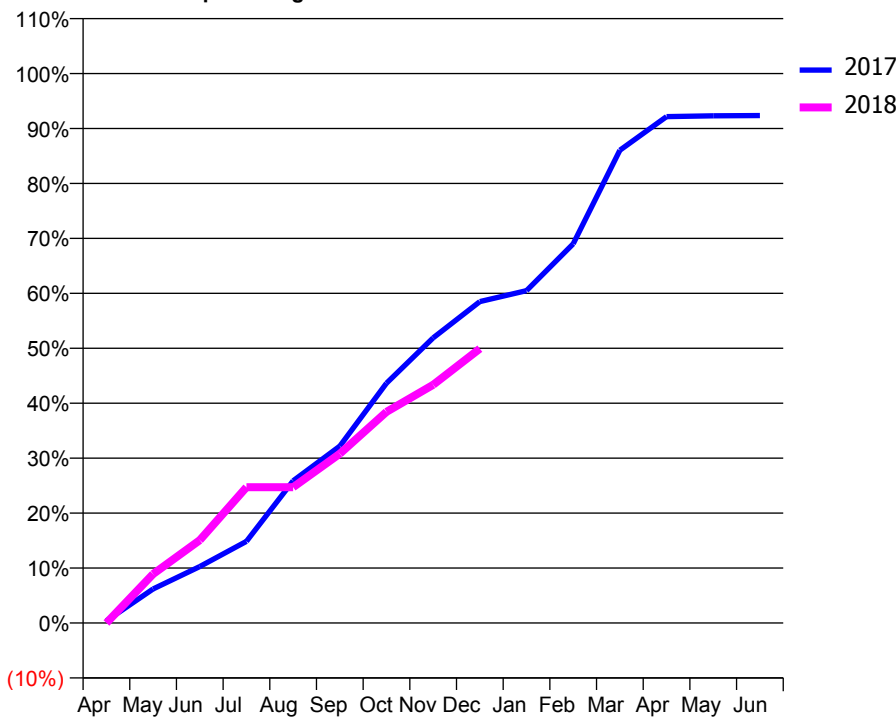
ACCESS*

Patients seen in 24 months	Total	Change since previous quarter
Quarter ending December 2016	905	
Quarter ending March 2017	984	↑
Quarter ending June 2017	1,038	↑
Quarter ending September 2017	1,027	↓
Quarter ending December 2017	1,023	→
Variance since December 2016	13.0%	↑



ACTIVITY

Cumulative percentage of contracted UDA delivered 2017 & 2018



Month	Adjusted Scheduled Activity (UDA)	
	2017	2018
April	9	0
May	144	206
June	238	349
July	344	572
August	599	572
September	745	713
October	1,010	890
November	1,201	1,004
December	1,354	1,156
January	1,400	
February	1,597	
March	1,992	
April	2,134	
May	2,137	
June	2,138	

QUALITY

	Quantity	Base Number	Contract	AT	Region	England
% of FP17s for the same patient ID Re-attending within 3 months - Children	15	259	5.8%	13.6%	12.9%	12.0%
% of FP17s for the same patient ID Re-attending within 3 months - Adults	45	536	8.4%	16.2%	16.5%	15.9%
% of FP17s for the same patient ID Re-attending between 3 & 9 months - Children	161	259	62.2%	57.7%	59.6%	58.0%
% of FP17s for the same patient ID Re-attending between 3 & 9 months - Adults	235	536	43.8%	51.2%	52.8%	50.5%
% of FP17s for Band 1 Urgent Courses	4	731	0.5%	10.7%	9.1%	9.0%
% of FP17s Relating to Free Repair or Replacements	0	731	0.0%	0.9%	1.0%	0.8%
% of FP17s Relating to Continuations	0	731	0.0%	1.1%	1.2%	1.1%
% of Patients satisfied with the dentistry they have received	2	2	N/A	91.3%	91.6%	91.5%
% of Patients satisfied with the time they had to wait for an appointment	2	2	N/A	87.7%	88.3%	87.9%

* This is based on patients treated on this contract for their most recent course of treatment. Figures in italics indicate the base number of FP17s or Patient Questionnaire responses are less than 100. N/A is shown where the base number of responses is less than 10 during the period. % is calculated as Quantity/Base number*100

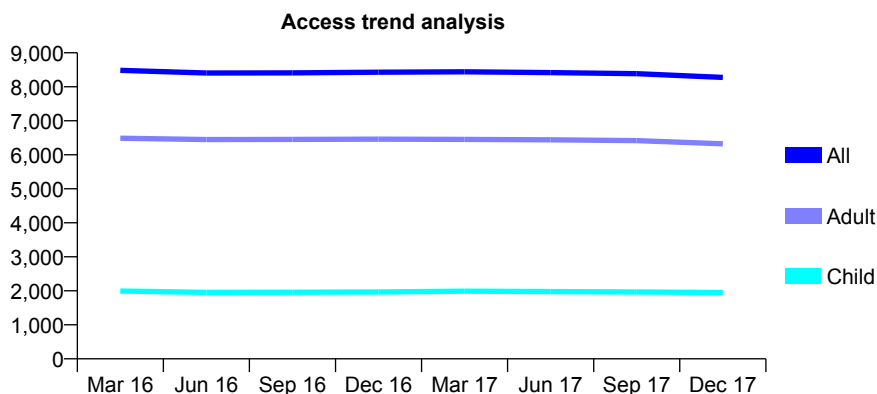
Q47 - Vital Signs At a Glance Contract Report for 788511/0001 - December 2017

Name or company name	MR MA BEST
Contract type name	Pilot Contract
Purpose of contract	General
Contract start date	01/09/2011
Contract end date	

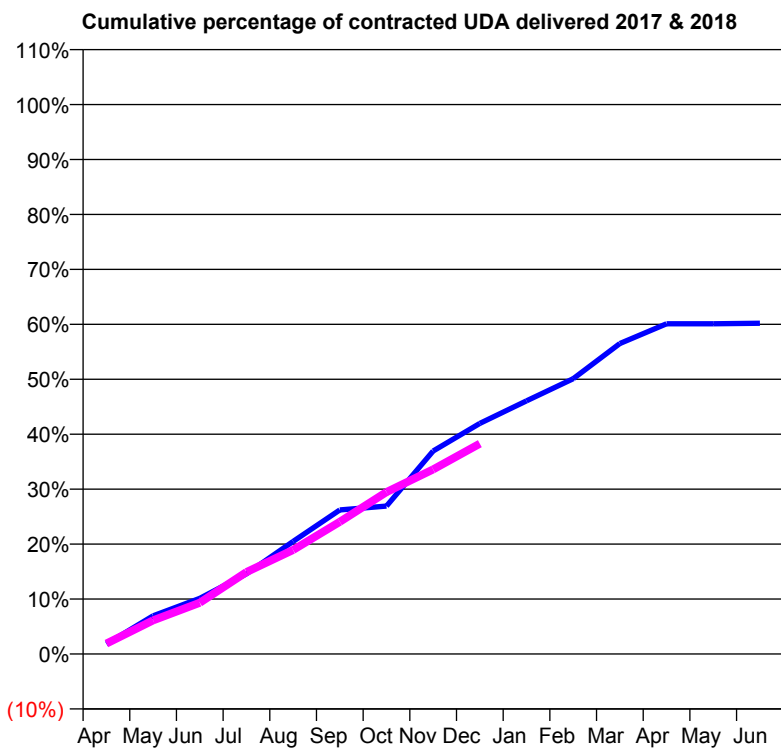
17/18 Contracted general activity (UDA)	26,540
Carry forward general activity (UDA)	0
17/18 Contracted orthodontic activity (UOA)	0
Carry forward orthodontic activity (UOA)	0
Baseline contract value	£851,494.05

ACCESS*

Patients seen in 24 months	Total	Change since previous quarter
Quarter ending December 2016	8,429	
Quarter ending March 2017	8,442	→
Quarter ending June 2017	8,419	→
Quarter ending September 2017	8,386	→
Quarter ending December 2017	8,275	↓
Variance since December 2016	(1.8%)	↓



ACTIVITY



Month	Adjusted Scheduled Activity (UDA)	
	2017	2018
April	487	503
May	1,847	1,628
June	2,688	2,477
July	3,873	3,956
August	5,439	5,029
September	6,958	6,384
October	7,147	7,821
November	9,805	8,914
December	11,138	10,158
January	12,226	
February	13,295	
March	14,999	
April	15,948	
May	15,951	
June	15,978	

QUALITY

	Quantity	Base Number	Contract	AT	Region	England
% of FP17s for the same patient ID Re-attending within 3 months - Children	224	1,865	12.0%	13.6%	12.9%	12.0%
% of FP17s for the same patient ID Re-attending within 3 months - Adults	693	4,587	15.1%	16.2%	16.5%	15.9%
% of FP17s for the same patient ID Re-attending between 3 & 9 months - Children	915	1,865	49.1%	57.7%	59.6%	58.0%
% of FP17s for the same patient ID Re-attending between 3 & 9 months - Adults	1,251	4,587	27.3%	51.2%	52.8%	50.5%
% of FP17s for Band 1 Urgent Courses	520	5,292	9.8%	10.7%	9.1%	9.0%
% of FP17s Relating to Free Repair or Replacements	36	5,292	0.7%	0.9%	1.0%	0.8%
% of FP17s Relating to Continuations	75	5,292	1.4%	1.1%	1.2%	1.1%
% of Patients satisfied with the dentistry they have received	9	10	90.0%	91.3%	91.6%	91.5%
% of Patients satisfied with the time they had to wait for an appointment	9	10	90.0%	87.7%	88.3%	87.9%

* This is based on patients treated on this contract for their most recent course of treatment. Figures in italics indicate the base number of FP17s or Patient Questionnaire responses are less than 100. N/A is shown where the base number of responses is less than 10 during the period. % is calculated as Quantity/Base number*100

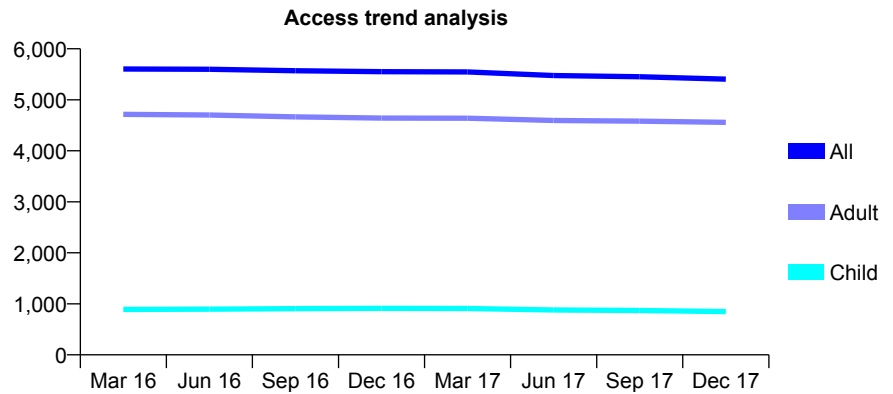
Q47 - Vital Signs At a Glance Contract Report for 801968/0001 - December 2017

Name or company name	MR J BENSON
Contract type name	GDS Contract
Purpose of contract	General
Contract start date	01/04/2006
Contract end date	

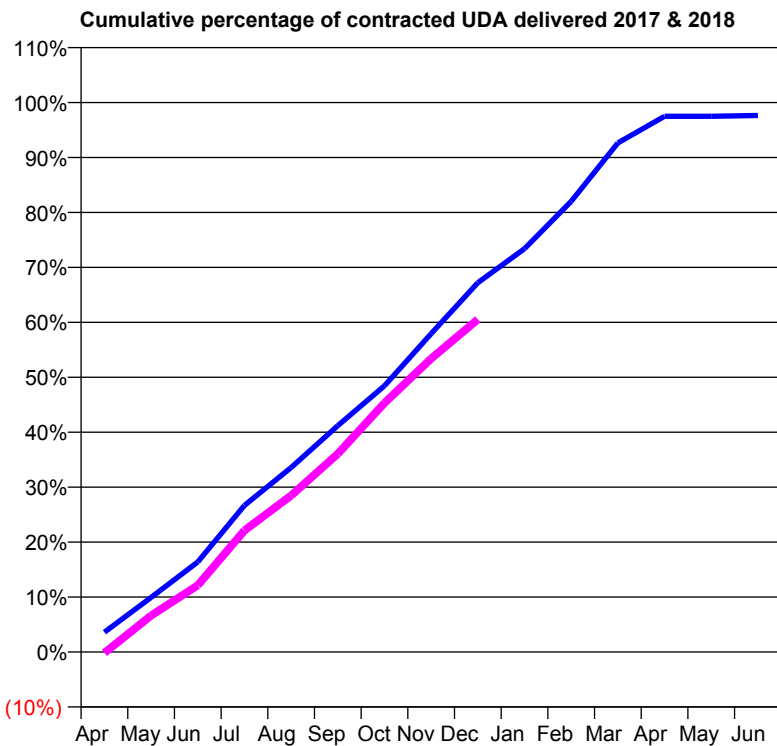
17/18 Contracted general activity (UDA)	18,391
Carry forward general activity (UDA)	433
17/18 Contracted orthodontic activity (UOA)	0
Carry forward orthodontic activity (UOA)	0
Baseline contract value	£454,239.32

ACCESS*

Patients seen in 24 months	Total	Change since previous quarter
Quarter ending December 2016	5,552	
Quarter ending March 2017	5,546	→
Quarter ending June 2017	5,475	↓
Quarter ending September 2017	5,452	→
Quarter ending December 2017	5,405	→
Variance since December 2016	(2.6%)	↓



ACTIVITY



Month	Adjusted Scheduled Activity (UDA)	
	2017	2018
April	662	-35
May	1,827	1,219
June	3,016	2,234
July	4,906	4,069
August	6,176	5,239
September	7,577	6,633
October	8,910	8,333
November	10,654	9,819
December	12,362	11,135
January	13,497	
February	15,083	
March	17,037	
April	17,928	
May	17,928	
June	17,958	

QUALITY

	Quantity	Base Number	Contract	AT	Region	England
% of FP17s for the same patient ID Re-attending within 3 months - Children	56	885	6.3%	13.6%	12.9%	12.0%
% of FP17s for the same patient ID Re-attending within 3 months - Adults	798	5,101	15.6%	16.2%	16.5%	15.9%
% of FP17s for the same patient ID Re-attending between 3 & 9 months - Children	530	885	59.9%	57.7%	59.6%	58.0%
% of FP17s for the same patient ID Re-attending between 3 & 9 months - Adults	2,963	5,101	58.1%	51.2%	52.8%	50.5%
% of FP17s for Band 1 Urgent Courses	229	5,662	4.0%	10.7%	9.1%	9.0%
% of FP17s Relating to Free Repair or Replacements	72	5,662	1.3%	0.9%	1.0%	0.8%
% of FP17s Relating to Continuations	82	5,662	1.4%	1.1%	1.2%	1.1%
% of Patients satisfied with the dentistry they have received	11	11	100.0%	91.3%	91.6%	91.5%
% of Patients satisfied with the time they had to wait for an appointment	11	11	100.0%	87.7%	88.3%	87.9%

* This is based on patients treated on this contract for their most recent course of treatment. Figures in italics indicate the base number of FP17s or Patient Questionnaire responses are less than 100. N/A is shown where the base number of responses is less than 10 during the period. % is calculated as Quantity/Base number*100

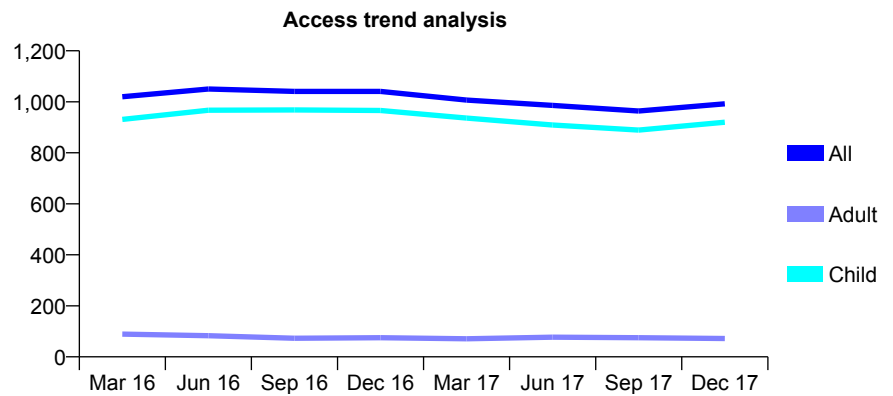
Q47 - Vital Signs At a Glance Contract Report for 814296/0001 - December 2017

Name or company name	MR AW ROBINSON
Contract type name	GDS Contract
Purpose of contract	General
Contract start date	01/04/2006
Contract end date	

17/18 Contracted general activity (UDA)	1,500
Carry forward general activity (UDA)	-30
17/18 Contracted orthodontic activity (UOA)	0
Carry forward orthodontic activity (UOA)	0
Baseline contract value	£44,353.77

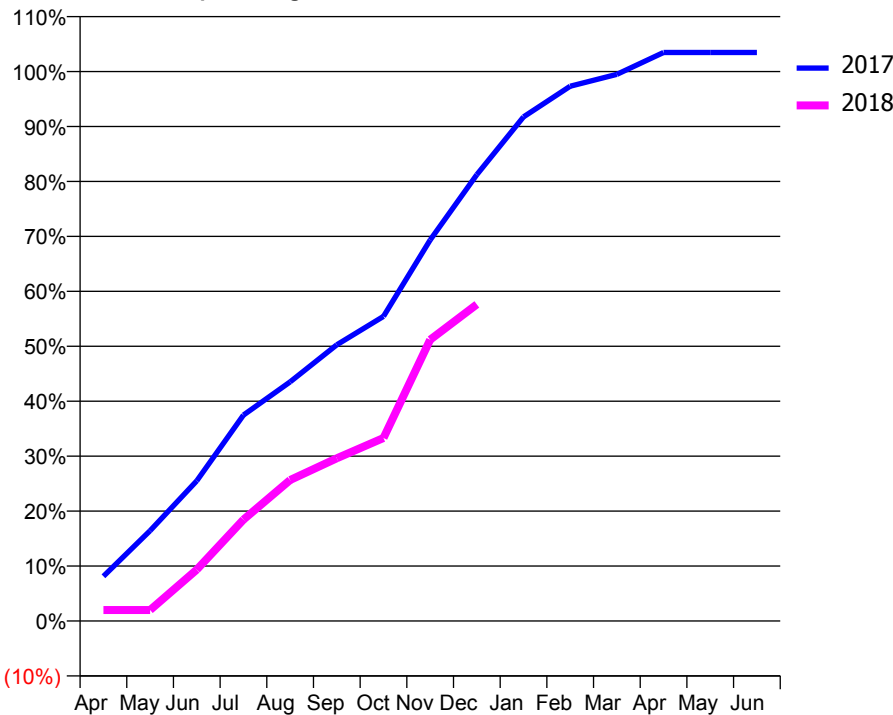
ACCESS*

Patients seen in 24 months	Total	Change since previous quarter
Quarter ending December 2016	1,041	
Quarter ending March 2017	1,007	↓
Quarter ending June 2017	986	↓
Quarter ending September 2017	964	↓
Quarter ending December 2017	992	↑
Variance since December 2016	(4.7%)	↓



ACTIVITY

Cumulative percentage of contracted UDA delivered 2017 & 2018



Month	Adjusted Scheduled Activity (UDA)	
	2017	2018
April	122	30
May	247	30
June	383	140
July	562	277
August	653	385
September	754	444
October	832	500
November	1,040	768
December	1,219	864
January	1,376	
February	1,460	
March	1,492	
April	1,552	
May	1,552	
June	1,552	

QUALITY

	Quantity	Base Number	Contract	AT	Region	England
% of FP17s for the same patient ID Re-attending within 3 months - Children	37	682	5.4%	13.6%	12.9%	12.0%
% of FP17s for the same patient ID Re-attending within 3 months - Adults	0	0	N/A	16.2%	16.5%	15.9%
% of FP17s for the same patient ID Re-attending between 3 & 9 months - Children	242	682	35.5%	57.7%	59.6%	58.0%
% of FP17s for the same patient ID Re-attending between 3 & 9 months - Adults	0	0	N/A	51.2%	52.8%	50.5%
% of FP17s for Band 1 Urgent Courses	49	635	7.7%	10.7%	9.1%	9.0%
% of FP17s Relating to Free Repair or Replacements	0	635	0.0%	0.9%	1.0%	0.8%
% of FP17s Relating to Continuations	0	635	0.0%	1.1%	1.2%	1.1%
% of Patients satisfied with the dentistry they have received	1	1	N/A	91.3%	91.6%	91.5%
% of Patients satisfied with the time they had to wait for an appointment	1	1	N/A	87.7%	88.3%	87.9%

* This is based on patients treated on this contract for their most recent course of treatment. Figures in italics indicate the base number of FP17s or Patient Questionnaire responses are less than 100. N/A is shown where the base number of responses is less than 10 during the period. % is calculated as Quantity/Base number*100

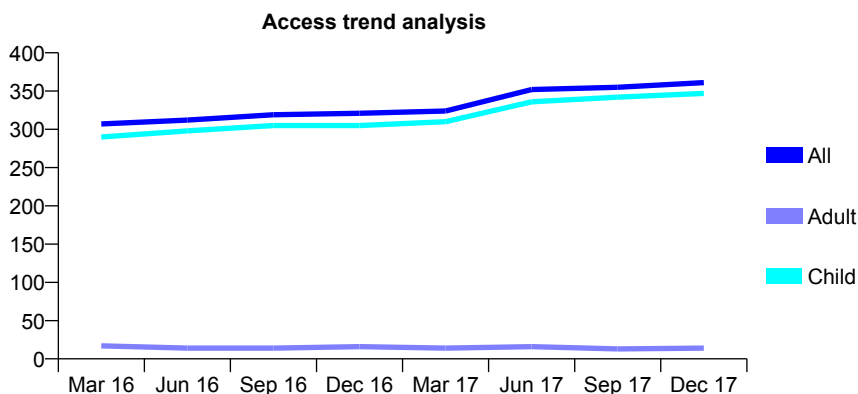
Q47 - Vital Signs At a Glance Contract Report for 814490/0001 - December 2017

Name or company name	MR MA POWELL
Contract type name	GDS Contract
Purpose of contract	General
Contract start date	01/04/2006
Contract end date	

17/18 Contracted general activity (UDA)	795
Carry forward general activity (UDA)	0
17/18 Contracted orthodontic activity (UOA)	0
Carry forward orthodontic activity (UOA)	0
Baseline contract value	£19,030.24

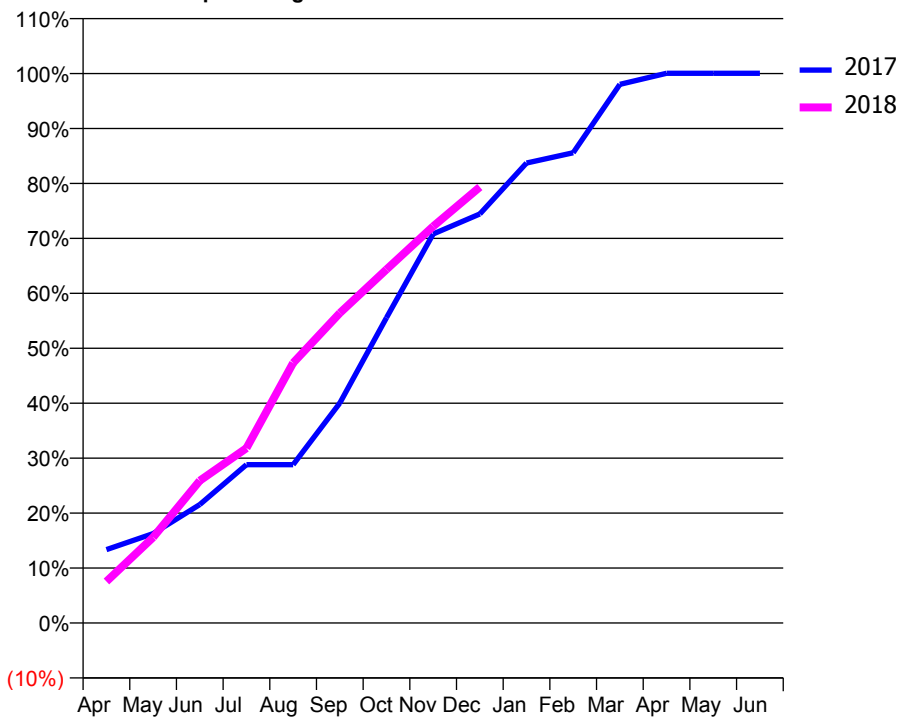
ACCESS*

Patients seen in 24 months	Total	Change since previous quarter
Quarter ending December 2016	321	
Quarter ending March 2017	324	→
Quarter ending June 2017	352	↑
Quarter ending September 2017	355	→
Quarter ending December 2017	361	→
Variance since December 2016	12.5%	↑



ACTIVITY

Cumulative percentage of contracted UDA delivered 2017 & 2018



Month	Adjusted Scheduled Activity (UDA)	
	2017	2018
April	106	60
May	129	124
June	171	206
July	229	253
August	229	376
September	318	448
October	442	512
November	563	574
December	592	631
January	665	
February	680	
March	779	
April	795	
May	795	
June	795	

QUALITY

	Quantity	Base Number	Contract	AT	Region	England
% of FP17s for the same patient ID Re-attending within 3 months - Children	36	452	8.0%	13.6%	12.9%	12.0%
% of FP17s for the same patient ID Re-attending within 3 months - Adults	0	0	N/A	16.2%	16.5%	15.9%
% of FP17s for the same patient ID Re-attending between 3 & 9 months - Children	277	452	61.3%	57.7%	59.6%	58.0%
% of FP17s for the same patient ID Re-attending between 3 & 9 months - Adults	0	0	N/A	51.2%	52.8%	50.5%
% of FP17s for Band 1 Urgent Courses	4	440	0.9%	10.7%	9.1%	9.0%
% of FP17s Relating to Free Repair or Replacements	0	440	0.0%	0.9%	1.0%	0.8%
% of FP17s Relating to Continuations	0	440	0.0%	1.1%	1.2%	1.1%
% of Patients satisfied with the dentistry they have received	1	1	N/A	91.3%	91.6%	91.5%
% of Patients satisfied with the time they had to wait for an appointment	1	1	N/A	87.7%	88.3%	87.9%

* This is based on patients treated on this contract for their most recent course of treatment. Figures in italics indicate the base number of FP17s or Patient Questionnaire responses are less than 100. N/A is shown where the base number of responses is less than 10 during the period. % is calculated as Quantity/Base number*100

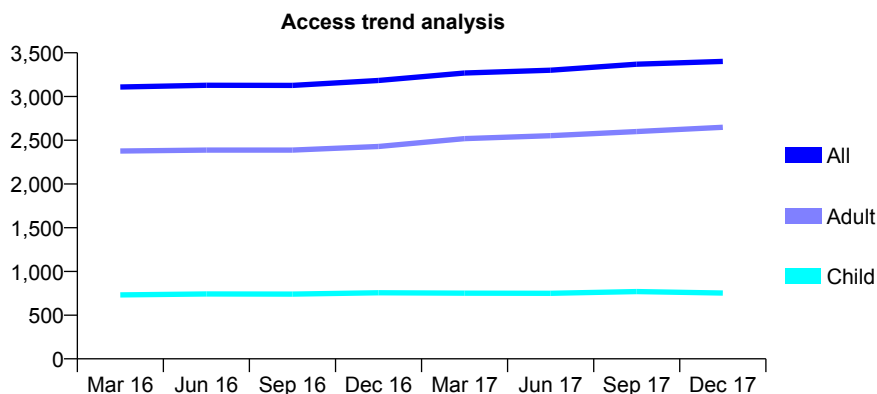
Q47 - Vital Signs At a Glance Contract Report for 819964/0001 - December 2017

Name or company name	MRS A KING
Contract type name	GDS Contract
Purpose of contract	General
Contract start date	01/04/2006
Contract end date	

17/18 Contracted general activity (UDA)	10,098
Carry forward general activity (UDA)	219
17/18 Contracted orthodontic activity (UOA)	0
Carry forward orthodontic activity (UOA)	0
Baseline contract value	£290,629.28

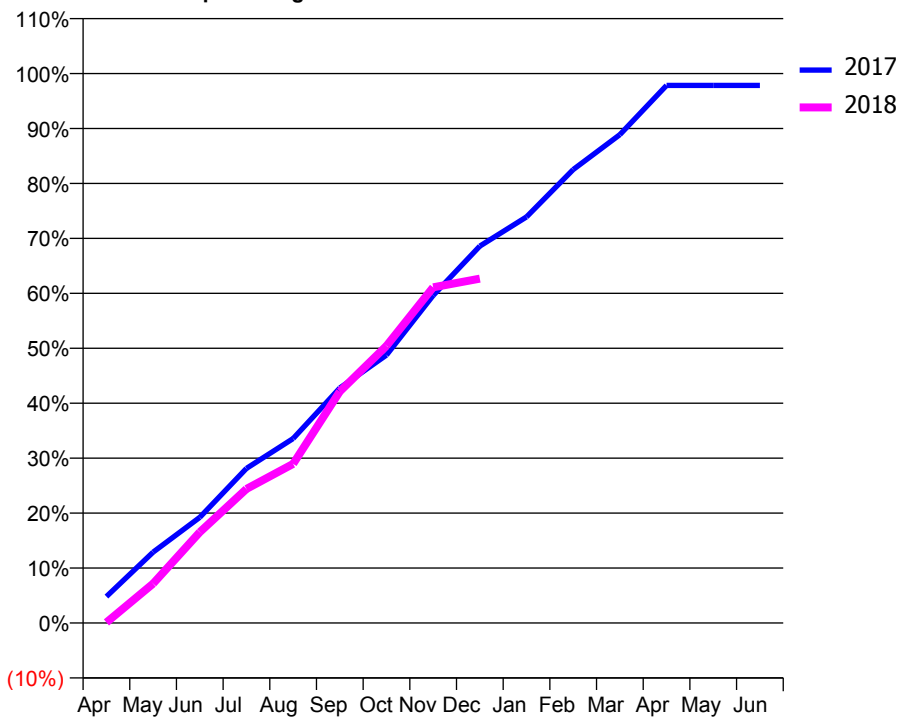
ACCESS*

Patients seen in 24 months	Total	Change since previous quarter
Quarter ending December 2016	3,183	
Quarter ending March 2017	3,269	↑
Quarter ending June 2017	3,301	→
Quarter ending September 2017	3,370	↑
Quarter ending December 2017	3,401	→
Variance since December 2016	6.8%	↑



ACTIVITY

Cumulative percentage of contracted UDA delivered 2017 & 2018



Adjusted Scheduled Activity (UDA)

Month	2017	2018
April	488	10
May	1,303	724
June	1,941	1,671
July	2,841	2,463
August	3,390	2,925
September	4,318	4,256
October	4,924	5,094
November	6,020	6,168
December	6,926	6,328
January	7,462	
February	8,333	
March	8,974	
April	9,880	
May	9,878	
June	9,879	

QUALITY

	Quantity	Base Number	Contract	AT	Region	England
% of FP17s for the same patient ID Re-attending within 3 months - Children	74	970	7.6%	13.6%	12.9%	12.0%
% of FP17s for the same patient ID Re-attending within 3 months - Adults	441	3,400	13.0%	16.2%	16.5%	15.9%
% of FP17s for the same patient ID Re-attending between 3 & 9 months - Children	665	970	68.6%	57.7%	59.6%	58.0%
% of FP17s for the same patient ID Re-attending between 3 & 9 months - Adults	2,243	3,400	66.0%	51.2%	52.8%	50.5%
% of FP17s for Band 1 Urgent Courses	222	3,854	5.8%	10.7%	9.1%	9.0%
% of FP17s Relating to Free Repair or Replacements	46	3,854	1.2%	0.9%	1.0%	0.8%
% of FP17s Relating to Continuations	51	3,854	1.3%	1.1%	1.2%	1.1%
% of Patients satisfied with the dentistry they have received	58	60	96.7%	91.3%	91.6%	91.5%
% of Patients satisfied with the time they had to wait for an appointment	56	60	93.3%	87.7%	88.3%	87.9%

* This is based on patients treated on this contract for their most recent course of treatment. Figures in italics indicate the base number of FP17s or Patient Questionnaire responses are less than 100. N/A is shown where the base number of responses is less than 10 during the period. % is calculated as Quantity/Base number*100

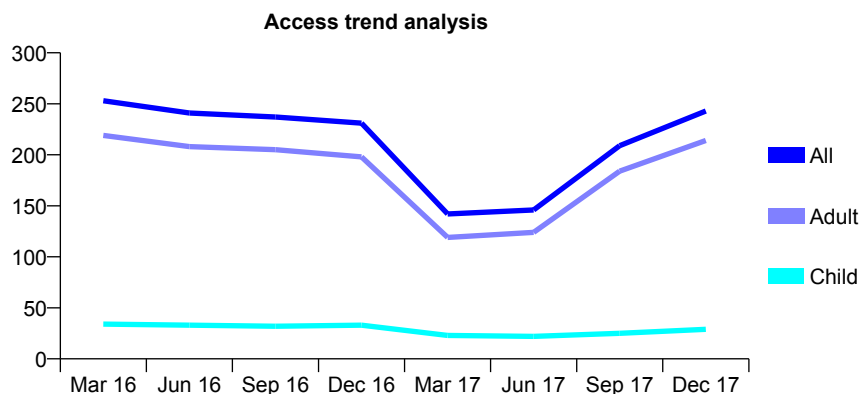
Q47 - Vital Signs At a Glance Contract Report for 819964/0003 - December 2017

Name or company name	MRS A KING
Contract type name	GDS Contract
Purpose of contract	General
Contract start date	01/04/2013
Contract end date	

17/18 Contracted general activity (UDA)	594
Carry forward general activity (UDA)	-12
17/18 Contracted orthodontic activity (UOA)	0
Carry forward orthodontic activity (UOA)	0
Baseline contract value	£56,956.79

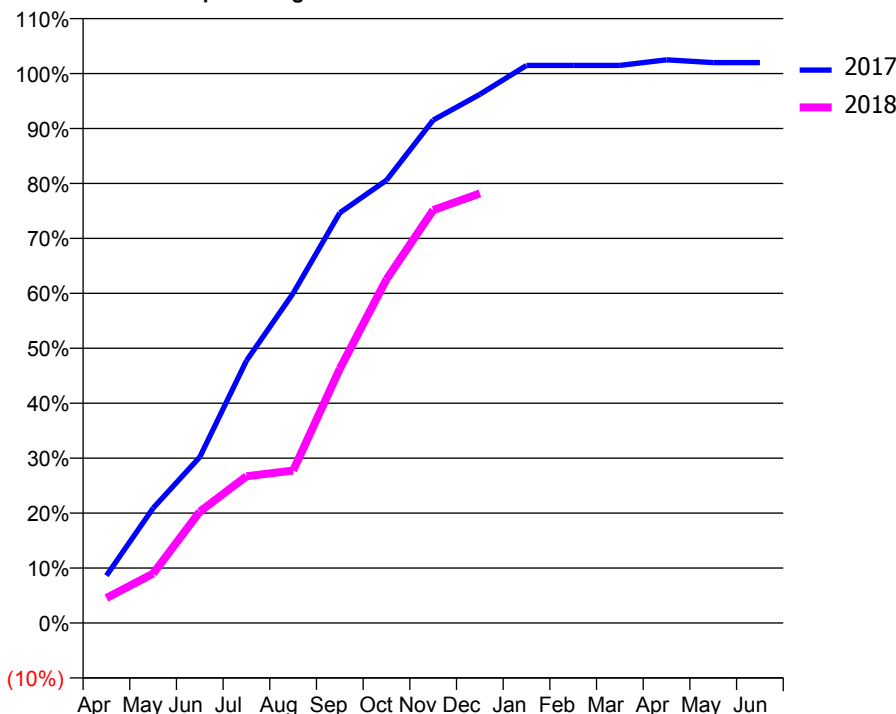
ACCESS*

Patients seen in 24 months	Total	Change since previous quarter
Quarter ending December 2016	231	
Quarter ending March 2017	142	↓
Quarter ending June 2017	146	↑
Quarter ending September 2017	209	↑
Quarter ending December 2017	243	↑
Variance since December 2016	5.2%	↑



ACTIVITY

Cumulative percentage of contracted UDA delivered 2017 & 2018



Month	Adjusted Scheduled Activity (UDA)	
	2017	2018
April	51	27
May	124	53
June	179	120
July	284	159
August	356	165
September	443	275
October	479	372
November	544	446
December	571	464
January	603	
February	603	
March	603	
April	609	
May	606	
June	606	

QUALITY

	Quantity	Base Number	Contract	AT	Region	England
% of FP17s for the same patient ID Re-attending within 3 months - Children	1	21	4.8%	13.6%	12.9%	12.0%
% of FP17s for the same patient ID Re-attending within 3 months - Adults	27	228	11.8%	16.2%	16.5%	15.9%
% of FP17s for the same patient ID Re-attending between 3 & 9 months - Children	3	21	14.3%	57.7%	59.6%	58.0%
% of FP17s for the same patient ID Re-attending between 3 & 9 months - Adults	56	228	24.6%	51.2%	52.8%	50.5%
% of FP17s for Band 1 Urgent Courses	22	248	8.9%	10.7%	9.1%	9.0%
% of FP17s Relating to Free Repair or Replacements	3	248	1.2%	0.9%	1.0%	0.8%
% of FP17s Relating to Continuations	5	248	2.0%	1.1%	1.2%	1.1%
% of Patients satisfied with the dentistry they have received	4	4	N/A	91.3%	91.6%	91.5%
% of Patients satisfied with the time they had to wait for an appointment	4	4	N/A	87.7%	88.3%	87.9%

* This is based on patients treated on this contract for their most recent course of treatment. Figures in italics indicate the base number of FP17s or Patient Questionnaire responses are less than 100. N/A is shown where the base number of responses is less than 10 during the period. % is calculated as Quantity/Base number*100

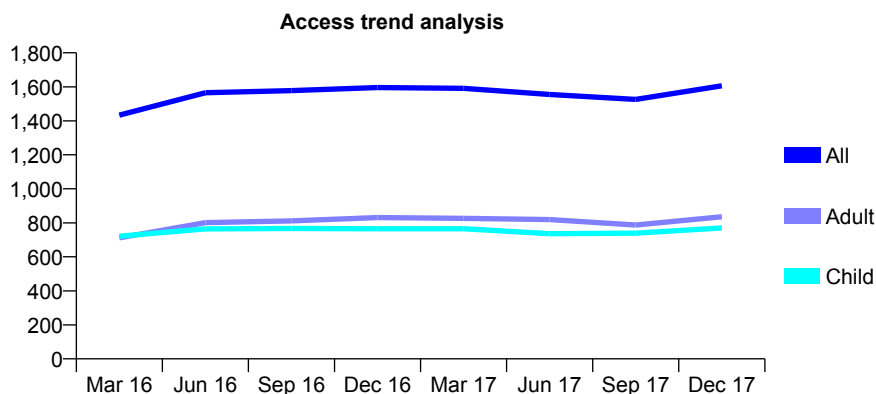
Q47 - Vital Signs At a Glance Contract Report for 821969/0003 - December 2017

Name or company name	MRS H BURNS
Contract type name	GDS Contract
Purpose of contract	General
Contract start date	04/05/2009
Contract end date	

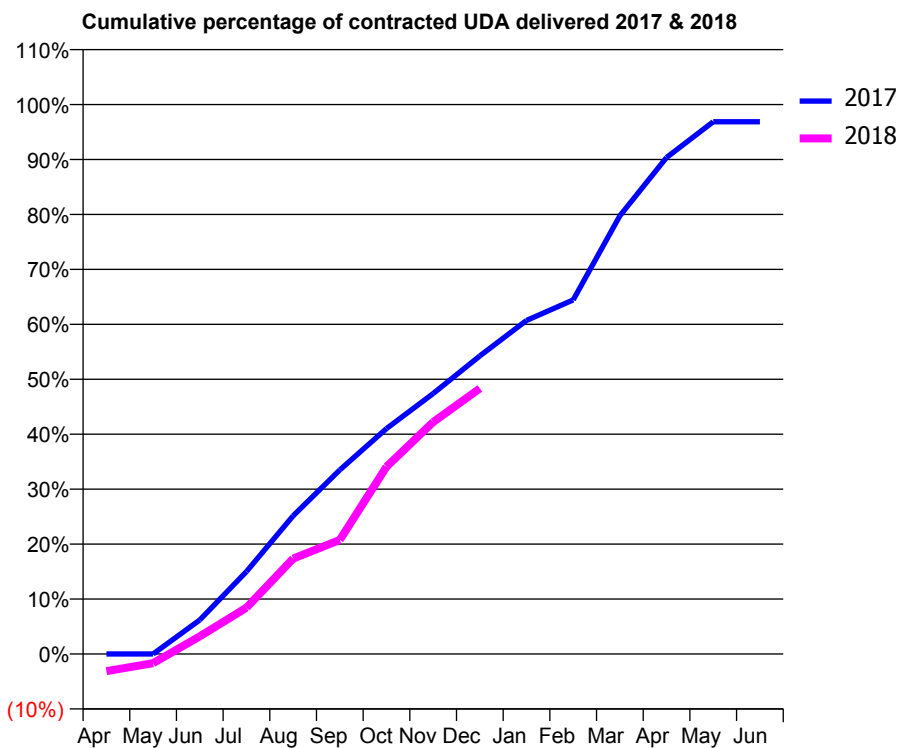
17/18 Contracted general activity (UDA)	6,025
Carry forward general activity (UDA)	190
17/18 Contracted orthodontic activity (UOA)	0
Carry forward orthodontic activity (UOA)	0
Baseline contract value	£111,332.48

ACCESS*

Patients seen in 24 months	Total	Change since previous quarter
Quarter ending December 2016	1,596	
Quarter ending March 2017	1,591	→
Quarter ending June 2017	1,555	↓
Quarter ending September 2017	1,526	↓
Quarter ending December 2017	1,606	↑
Variance since December 2016	0.6%	→



ACTIVITY



Month	Adjusted Scheduled Activity (UDA)	
	2017	2018
April	0	-190
May	0	-102
June	374	194
July	904	508
August	1,515	1,046
September	2,018	1,251
October	2,471	2,053
November	2,856	2,543
December	3,269	2,911
January	3,657	
February	3,882	
March	4,805	
April	5,444	
May	5,835	
June	5,835	

QUALITY

	Quantity	Base Number	Contract	AT	Region	England
% of FP17s for the same patient ID Re-attending within 3 months - Children	14	667	2.1%	13.6%	12.9%	12.0%
% of FP17s for the same patient ID Re-attending within 3 months - Adults	18	536	3.4%	16.2%	16.5%	15.9%
% of FP17s for the same patient ID Re-attending between 3 & 9 months - Children	301	667	45.1%	57.7%	59.6%	58.0%
% of FP17s for the same patient ID Re-attending between 3 & 9 months - Adults	217	536	40.5%	51.2%	52.8%	50.5%
% of FP17s for Band 1 Urgent Courses	1	944	0.1%	10.7%	9.1%	9.0%
% of FP17s Relating to Free Repair or Replacements	0	944	0.0%	0.9%	1.0%	0.8%
% of FP17s Relating to Continuations	0	944	0.0%	1.1%	1.2%	1.1%
% of Patients satisfied with the dentistry they have received	0	0	N/A	91.3%	91.6%	91.5%
% of Patients satisfied with the time they had to wait for an appointment	0	0	N/A	87.7%	88.3%	87.9%

* This is based on patients treated on this contract for their most recent course of treatment. Figures in italics indicate the base number of FP17s or Patient Questionnaire responses are less than 100. N/A is shown where the base number of responses is less than 10 during the period. % is calculated as Quantity/Base number*100

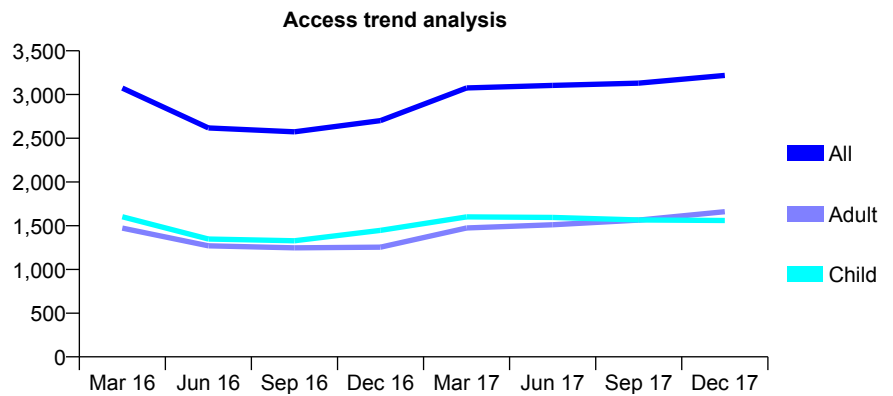
Q47 - Vital Signs At a Glance Contract Report for 842540/0006 - December 2017

Name or company name	MISS JS PRASAD
Contract type name	GDS Contract
Purpose of contract	General
Contract start date	01/04/2014
Contract end date	

17/18 Contracted general activity (UDA)	11,007
Carry forward general activity (UDA)	0
17/18 Contracted orthodontic activity (UOA)	0
Carry forward orthodontic activity (UOA)	0
Baseline contract value	£260,441.43

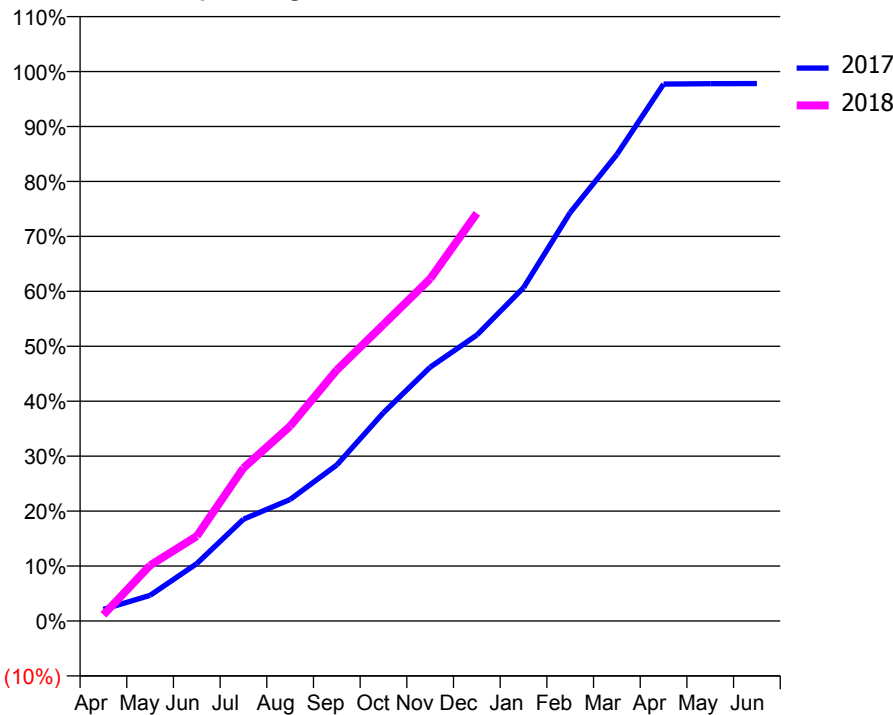
ACCESS*

Patients seen in 24 months	Total	Change since previous quarter
Quarter ending December 2016	2,701	
Quarter ending March 2017	3,075	↑
Quarter ending June 2017	3,105	→
Quarter ending September 2017	3,130	→
Quarter ending December 2017	3,219	↑
Variance since December 2016	19.2%	↑



ACTIVITY

Cumulative percentage of contracted UDA delivered 2017 & 2018



Month	Adjusted Scheduled Activity (UDA)	
	2017	2018
April	234	125
May	514	1,115
June	1,150	1,701
July	2,039	3,065
August	2,435	3,903
September	3,125	5,027
October	4,172	5,938
November	5,085	6,855
December	5,727	8,166
January	6,677	
February	8,183	
March	9,344	
April	10,756	
May	10,764	
June	10,765	

QUALITY

	Quantity	Base Number	Contract	AT	Region	England
% of FP17s for the same patient ID Re-attending within 3 months - Children	370	2,297	16.1%	13.6%	12.9%	12.0%
% of FP17s for the same patient ID Re-attending within 3 months - Adults	525	2,164	24.3%	16.2%	16.5%	15.9%
% of FP17s for the same patient ID Re-attending between 3 & 9 months - Children	1,462	2,297	63.6%	57.7%	59.6%	58.0%
% of FP17s for the same patient ID Re-attending between 3 & 9 months - Adults	1,021	2,164	47.2%	51.2%	52.8%	50.5%
% of FP17s for Band 1 Urgent Courses	233	3,923	5.9%	10.7%	9.1%	9.0%
% of FP17s Relating to Free Repair or Replacements	2	3,923	0.1%	0.9%	1.0%	0.8%
% of FP17s Relating to Continuations	7	3,923	0.2%	1.1%	1.2%	1.1%
% of Patients satisfied with the dentistry they have received	4	4	N/A	91.3%	91.6%	91.5%
% of Patients satisfied with the time they had to wait for an appointment	3	4	N/A	87.7%	88.3%	87.9%

* This is based on patients treated on this contract for their most recent course of treatment. Figures in italics indicate the base number of FP17s or Patient Questionnaire responses are less than 100. N/A is shown where the base number of responses is less than 10 during the period. % is calculated as Quantity/Base number*100

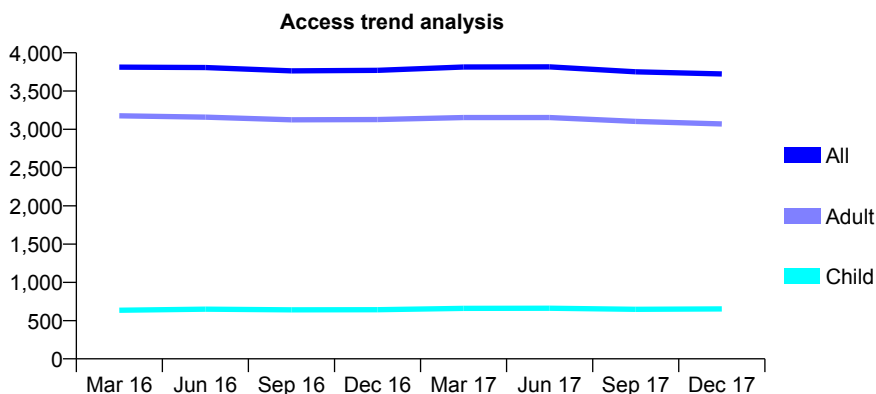
Q47 - Vital Signs At a Glance Contract Report for 865087/0001 - December 2017

Name or company name	Ahmed and Somisetty
Contract type name	GDS Contract
Purpose of contract	General
Contract start date	01/11/2013
Contract end date	

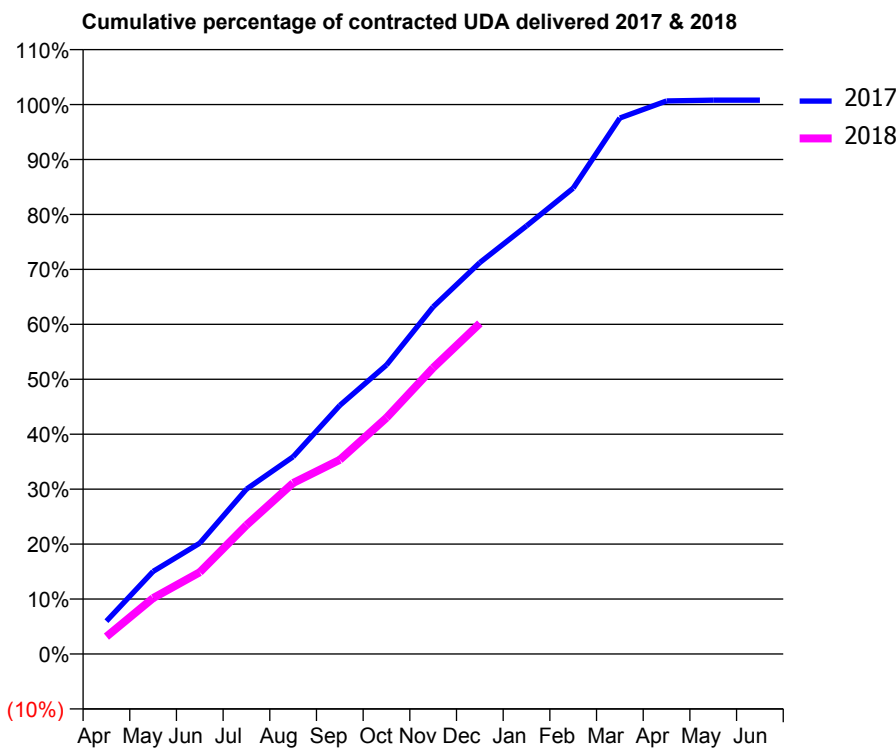
17/18 Contracted general activity (UDA)	15,000
Carry forward general activity (UDA)	0
17/18 Contracted orthodontic activity (UOA)	0
Carry forward orthodontic activity (UOA)	0
Baseline contract value	£415,628.82

ACCESS*

Patients seen in 24 months	Total	Change since previous quarter
Quarter ending December 2016	3,770	
Quarter ending March 2017	3,814	→
Quarter ending June 2017	3,816	→
Quarter ending September 2017	3,752	↓
Quarter ending December 2017	3,723	→
Variance since December 2016	(1.2%)	↓



ACTIVITY



Month	Adjusted Scheduled Activity (UDA)	
	2017	2018
April	896	473
May	2,254	1,527
June	3,025	2,234
July	4,501	3,520
August	5,386	4,669
September	6,789	5,302
October	7,889	6,450
November	9,477	7,814
December	10,686	9,027
January	11,686	
February	12,715	
March	14,630	
April	15,096	
May	15,118	
June	15,118	

QUALITY

	Quantity	Base Number	Contract	AT	Region	England
% of FP17s for the same patient ID Re-attending within 3 months - Children	46	731	6.3%	13.6%	12.9%	12.0%
% of FP17s for the same patient ID Re-attending within 3 months - Adults	455	3,251	14.0%	16.2%	16.5%	15.9%
% of FP17s for the same patient ID Re-attending between 3 & 9 months - Children	491	731	67.2%	57.7%	59.6%	58.0%
% of FP17s for the same patient ID Re-attending between 3 & 9 months - Adults	2,052	3,251	63.1%	51.2%	52.8%	50.5%
% of FP17s for Band 1 Urgent Courses	243	3,749	6.5%	10.7%	9.1%	9.0%
% of FP17s Relating to Free Repair or Replacements	40	3,749	1.1%	0.9%	1.0%	0.8%
% of FP17s Relating to Continuations	59	3,749	1.6%	1.1%	1.2%	1.1%
% of Patients satisfied with the dentistry they have received	9	9	N/A	91.3%	91.6%	91.5%
% of Patients satisfied with the time they had to wait for an appointment	9	9	N/A	87.7%	88.3%	87.9%

* This is based on patients treated on this contract for their most recent course of treatment. Figures in italics indicate the base number of FP17s or Patient Questionnaire responses are less than 100. N/A is shown where the base number of responses is less than 10 during the period. % is calculated as Quantity/Base number*100

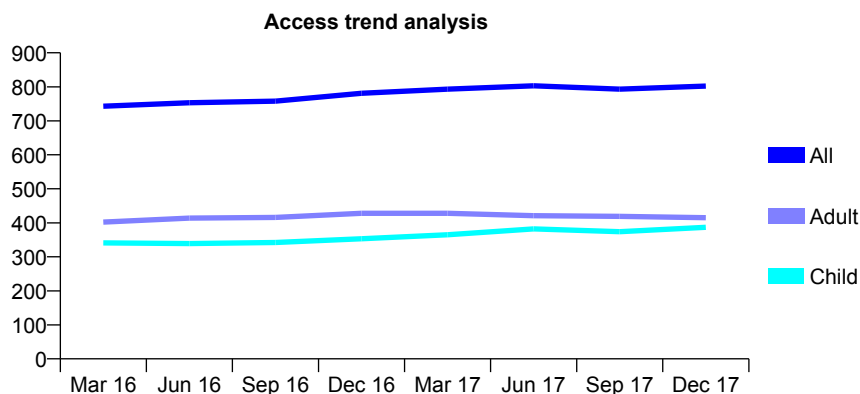
Q47 - Vital Signs At a Glance Contract Report for 908851/0002 - December 2017

Name or company name	MR A SARAVANAMUTTU
Contract type name	GDS Contract
Purpose of contract	General
Contract start date	02/06/2009
Contract end date	

17/18 Contracted general activity (UDA)	3,550
Carry forward general activity (UDA)	-71
17/18 Contracted orthodontic activity (UOA)	0
Carry forward orthodontic activity (UOA)	0
Baseline contract value	£103,173.73

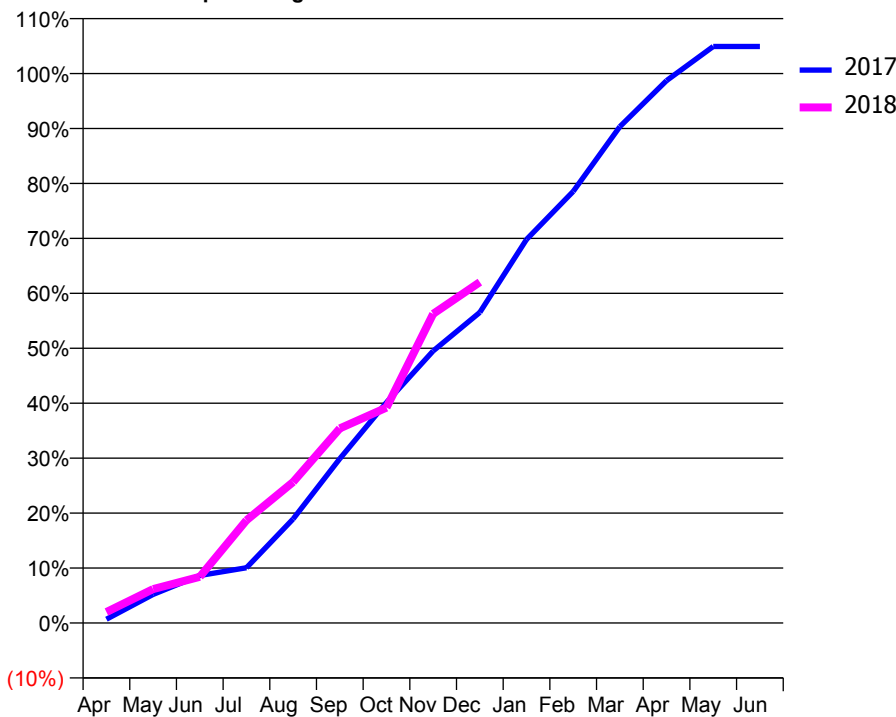
ACCESS*

Patients seen in 24 months	Total	Change since previous quarter
Quarter ending December 2016	781	
Quarter ending March 2017	793	→
Quarter ending June 2017	803	→
Quarter ending September 2017	793	↓
Quarter ending December 2017	802	→
Variance since December 2016	2.7%	↑



ACTIVITY

Cumulative percentage of contracted UDA delivered 2017 & 2018



Month	Adjusted Scheduled Activity (UDA)	
	2017	2018
April	24	71
May	184	219
June	307	298
July	357	664
August	672	911
September	1,062	1,257
October	1,425	1,392
November	1,758	1,998
December	2,007	2,202
January	2,478	
February	2,788	
March	3,207	
April	3,504	
May	3,725	
June	3,725	

QUALITY

	Quantity	Base Number	Contract	AT	Region	England
% of FP17s for the same patient ID Re-attending within 3 months - Children	24	426	5.6%	13.6%	12.9%	12.0%
% of FP17s for the same patient ID Re-attending within 3 months - Adults	67	387	17.3%	16.2%	16.5%	15.9%
% of FP17s for the same patient ID Re-attending between 3 & 9 months - Children	239	426	56.1%	57.7%	59.6%	58.0%
% of FP17s for the same patient ID Re-attending between 3 & 9 months - Adults	201	387	51.9%	51.2%	52.8%	50.5%
% of FP17s for Band 1 Urgent Courses	21	699	3.0%	10.7%	9.1%	9.0%
% of FP17s Relating to Free Repair or Replacements	1	699	0.1%	0.9%	1.0%	0.8%
% of FP17s Relating to Continuations	3	699	0.4%	1.1%	1.2%	1.1%
% of Patients satisfied with the dentistry they have received	0	0	N/A	91.3%	91.6%	91.5%
% of Patients satisfied with the time they had to wait for an appointment	0	0	N/A	87.7%	88.3%	87.9%

* This is based on patients treated on this contract for their most recent course of treatment. Figures in italics indicate the base number of FP17s or Patient Questionnaire responses are less than 100. N/A is shown where the base number of responses is less than 10 during the period. % is calculated as Quantity/Base number*100

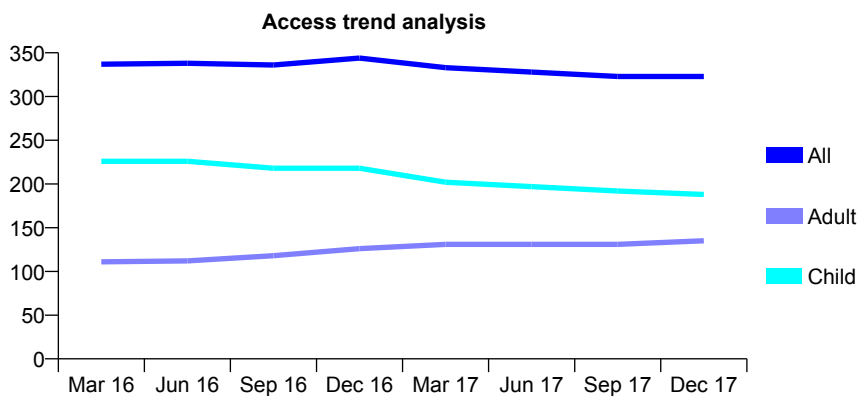
Q47 - Vital Signs At a Glance Contract Report for 911461/0001 - December 2017

Name or company name	MISS GM LAWSON
Contract type name	GDS Contract
Purpose of contract	General
Contract start date	01/04/2006
Contract end date	

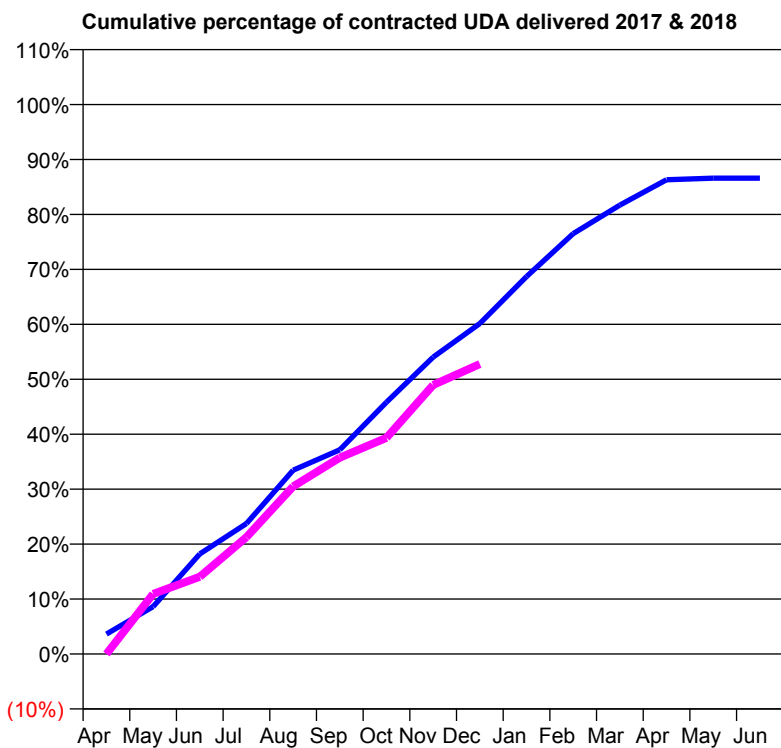
17/18 Contracted general activity (UDA)	1,000
Carry forward general activity (UDA)	0
17/18 Contracted orthodontic activity (UOA)	0
Carry forward orthodontic activity (UOA)	0
Baseline contract value	£22,316.00

ACCESS*

Patients seen in 24 months	Total	Change since previous quarter
Quarter ending December 2016	344	
Quarter ending March 2017	333	↓
Quarter ending June 2017	328	↓
Quarter ending September 2017	323	↓
Quarter ending December 2017	323	→
Variance since December 2016	(6.1%)	↓



ACTIVITY



Month	Adjusted Scheduled Activity (UDA)	
	2017	2018
April	36	0
May	86	109
June	182	141
July	237	213
August	335	305
September	372	357
October	458	393
November	540	490
December	601	528
January	687	
February	765	
March	817	
April	863	
May	866	
June	866	

QUALITY

	Quantity	Base Number	Contract	AT	Region	England
% of FP17s for the same patient ID Re-attending within 3 months - Children	34	273	12.5%	13.6%	12.9%	12.0%
% of FP17s for the same patient ID Re-attending within 3 months - Adults	9	100	9.0%	16.2%	16.5%	15.9%
% of FP17s for the same patient ID Re-attending between 3 & 9 months - Children	188	273	68.9%	57.7%	59.6%	58.0%
% of FP17s for the same patient ID Re-attending between 3 & 9 months - Adults	51	100	51.0%	51.2%	52.8%	50.5%
% of FP17s for Band 1 Urgent Courses	9	352	2.6%	10.7%	9.1%	9.0%
% of FP17s Relating to Free Repair or Replacements	0	352	0.0%	0.9%	1.0%	0.8%
% of FP17s Relating to Continuations	5	352	1.4%	1.1%	1.2%	1.1%
% of Patients satisfied with the dentistry they have received	0	0	N/A	91.3%	91.6%	91.5%
% of Patients satisfied with the time they had to wait for an appointment	0	0	N/A	87.7%	88.3%	87.9%

* This is based on patients treated on this contract for their most recent course of treatment. Figures in italics indicate the base number of FP17s or Patient Questionnaire responses are less than 100. N/A is shown where the base number of responses is less than 10 during the period. % is calculated as Quantity/Base number*100

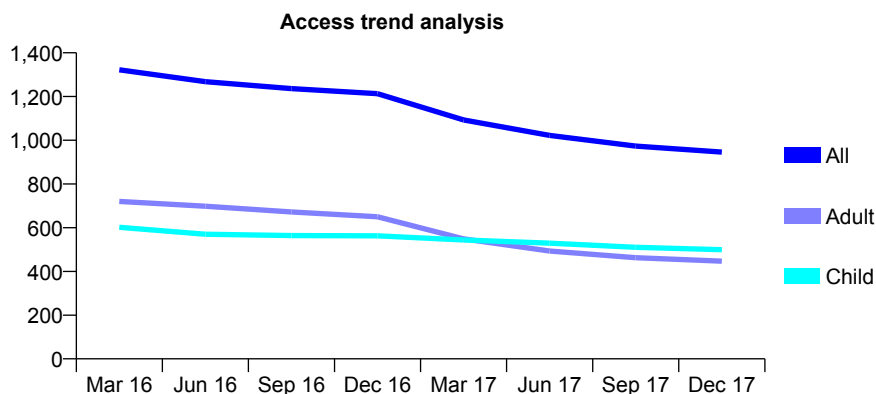
Q47 - Vital Signs At a Glance Contract Report for 913529/0002 - December 2017

Name or company name	Peter Thompson and Pui-Ling Tsoi
Contract type name	GDS Contract
Purpose of contract	General
Contract start date	01/12/2011
Contract end date	

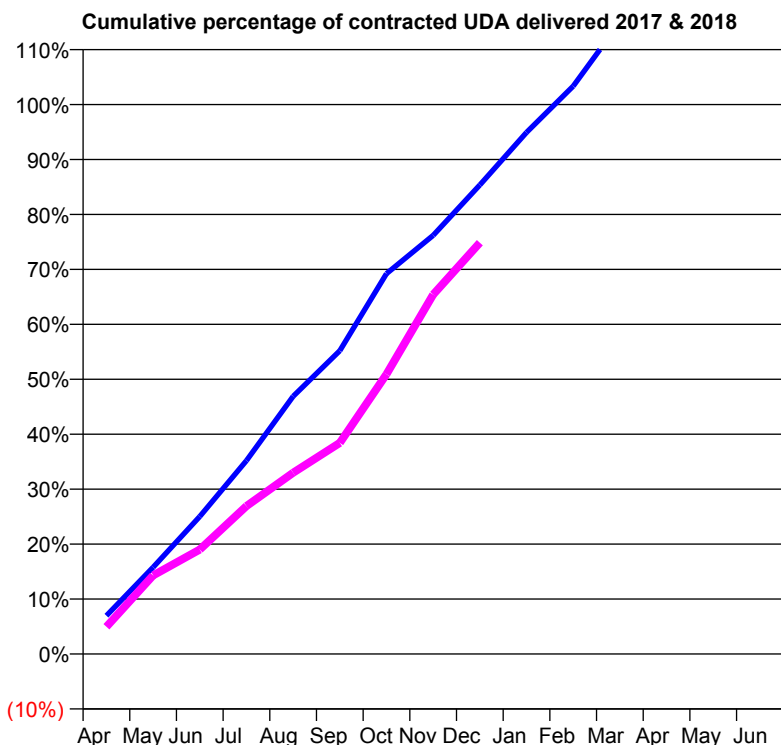
17/18 Contracted general activity (UDA)	2,500
Carry forward general activity (UDA)	-50
17/18 Contracted orthodontic activity (UOA)	0
Carry forward orthodontic activity (UOA)	0
Baseline contract value	£72,658.90

ACCESS*

Patients seen in 24 months	Total	Change since previous quarter
Quarter ending December 2016	1,213	
Quarter ending March 2017	1,093	↓
Quarter ending June 2017	1,022	↓
Quarter ending September 2017	973	↓
Quarter ending December 2017	946	↓
Variance since December 2016	(22.0%)	↓



ACTIVITY



Month	Adjusted Scheduled Activity (UDA)	
	2017	2018
April	174	124
May	395	357
June	626	475
July	880	673
August	1,173	825
September	1,380	960
October	1,731	1,273
November	1,904	1,635
December	2,134	1,871
January	2,373	
February	2,584	
March	2,874	
April	2,926	
May	2,931	
June	2,934	

QUALITY

	Quantity	Base Number	Contract	AT	Region	England
% of FP17s for the same patient ID Re-attending within 3 months - Children	23	561	4.1%	13.6%	12.9%	12.0%
% of FP17s for the same patient ID Re-attending within 3 months - Adults	91	452	20.1%	16.2%	16.5%	15.9%
% of FP17s for the same patient ID Re-attending between 3 & 9 months - Children	387	561	69.0%	57.7%	59.6%	58.0%
% of FP17s for the same patient ID Re-attending between 3 & 9 months - Adults	301	452	66.6%	51.2%	52.8%	50.5%
% of FP17s for Band 1 Urgent Courses	20	986	2.0%	10.7%	9.1%	9.0%
% of FP17s Relating to Free Repair or Replacements	12	986	1.2%	0.9%	1.0%	0.8%
% of FP17s Relating to Continuations	0	986	0.0%	1.1%	1.2%	1.1%
% of Patients satisfied with the dentistry they have received	2	2	N/A	91.3%	91.6%	91.5%
% of Patients satisfied with the time they had to wait for an appointment	2	2	N/A	87.7%	88.3%	87.9%

* This is based on patients treated on this contract for their most recent course of treatment. Figures in italics indicate the base number of FP17s or Patient Questionnaire responses are less than 100. N/A is shown where the base number of responses is less than 10 during the period. % is calculated as Quantity/Base number*100

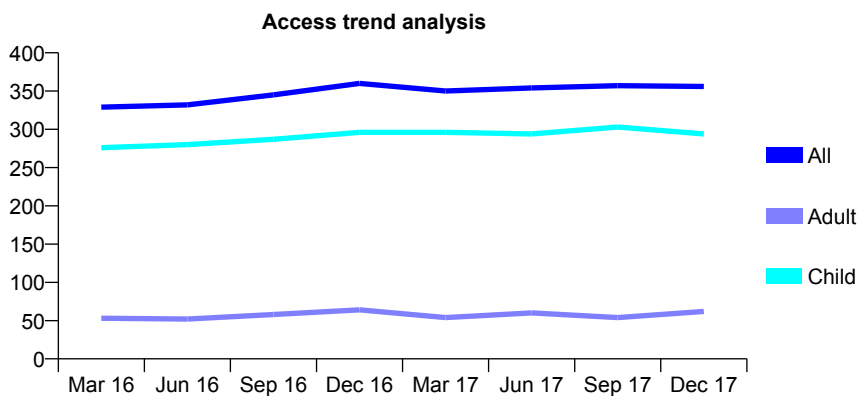
Q47 - Vital Signs At a Glance Contract Report for 913774/0001 - December 2017

Name or company name	MISS DE BROOKS
Contract type name	GDS Contract
Purpose of contract	General
Contract start date	01/04/2006
Contract end date	

17/18 Contracted general activity (UDA)	770
Carry forward general activity (UDA)	0
17/18 Contracted orthodontic activity (UOA)	0
Carry forward orthodontic activity (UOA)	0
Baseline contract value	£18,078.90

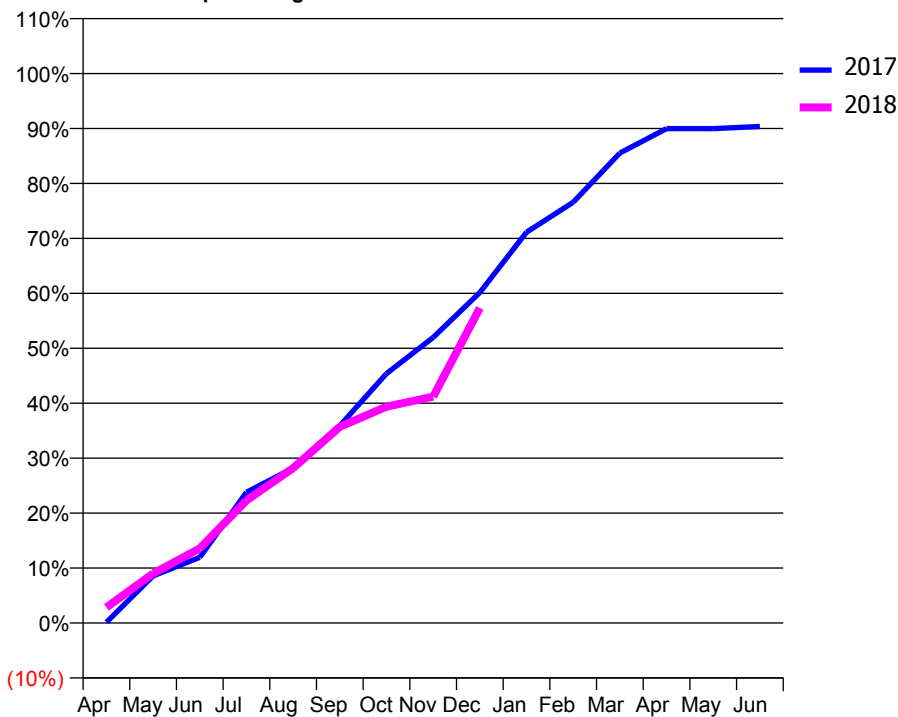
ACCESS*

Patients seen in 24 months	Total	Change since previous quarter
Quarter ending December 2016	360	
Quarter ending March 2017	350	↓
Quarter ending June 2017	354	→
Quarter ending September 2017	357	→
Quarter ending December 2017	356	→
Variance since December 2016	(1.1%)	↓



ACTIVITY

Cumulative percentage of contracted UDA delivered 2017 & 2018



Month	Adjusted Scheduled Activity (UDA)	
	2017	2018
April	1	22
May	66	69
June	92	105
July	183	172
August	217	217
September	276	275
October	350	303
November	400	317
December	463	441
January	548	
February	590	
March	659	
April	693	
May	693	
June	696	

QUALITY

	Quantity	Base Number	Contract	AT	Region	England
% of FP17s for the same patient ID Re-attending within 3 months - Children	13	357	3.6%	13.6%	12.9%	12.0%
% of FP17s for the same patient ID Re-attending within 3 months - Adults	0	33	0.0%	16.2%	16.5%	15.9%
% of FP17s for the same patient ID Re-attending between 3 & 9 months - Children	267	357	74.8%	57.7%	59.6%	58.0%
% of FP17s for the same patient ID Re-attending between 3 & 9 months - Adults	16	33	48.5%	51.2%	52.8%	50.5%
% of FP17s for Band 1 Urgent Courses	7	359	1.9%	10.7%	9.1%	9.0%
% of FP17s Relating to Free Repair or Replacements	0	359	0.0%	0.9%	1.0%	0.8%
% of FP17s Relating to Continuations	0	359	0.0%	1.1%	1.2%	1.1%
% of Patients satisfied with the dentistry they have received	0	0	N/A	91.3%	91.6%	91.5%
% of Patients satisfied with the time they had to wait for an appointment	0	0	N/A	87.7%	88.3%	87.9%

* This is based on patients treated on this contract for their most recent course of treatment. Figures in italics indicate the base number of FP17s or Patient Questionnaire responses are less than 100. N/A is shown where the base number of responses is less than 10 during the period. % is calculated as Quantity/Base number*100

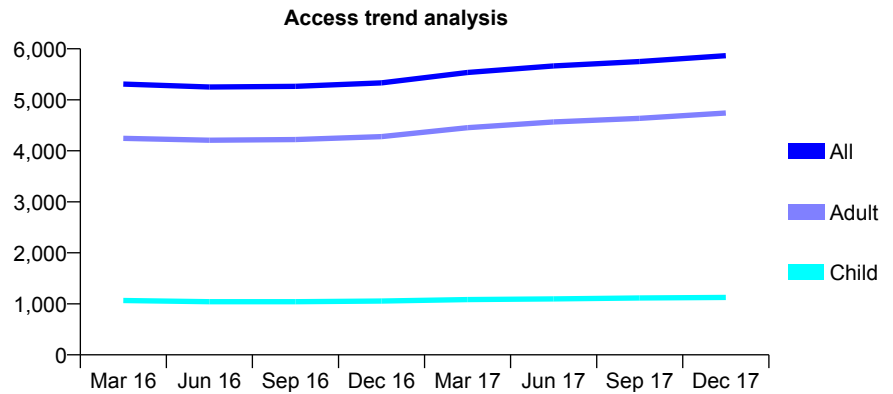
Q47 - Vital Signs At a Glance Contract Report for 916455/0001 - December 2017

Name or company name	Schonberg and Staneviciene
Contract type name	GDS Contract
Purpose of contract	General
Contract start date	01/04/2006
Contract end date	

17/18 Contracted general activity (UDA)	18,751
Carry forward general activity (UDA)	462
17/18 Contracted orthodontic activity (UOA)	0
Carry forward orthodontic activity (UOA)	0
Baseline contract value	£580,230.55

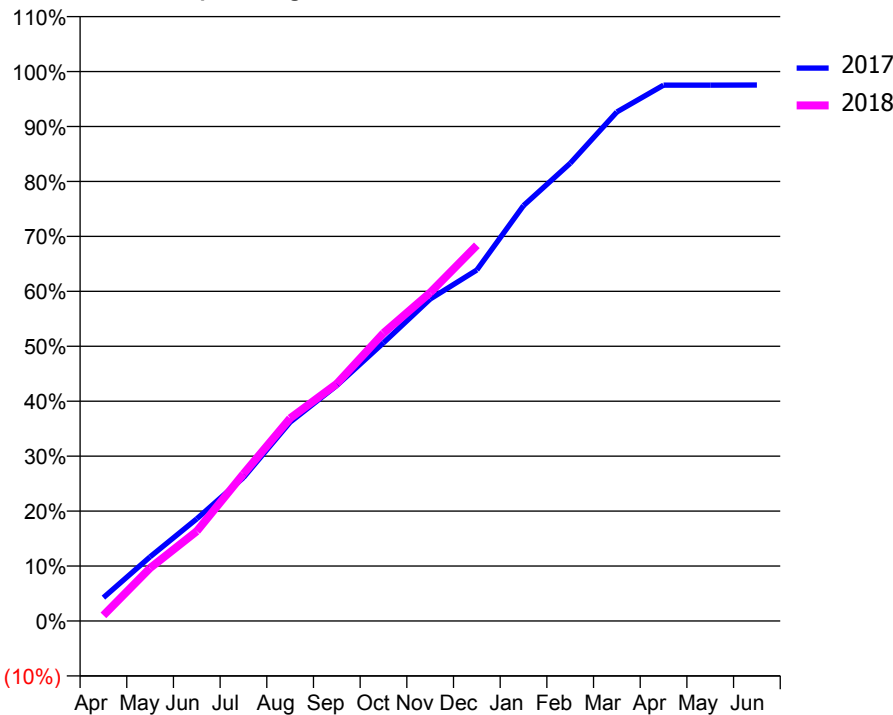
ACCESS*

Patients seen in 24 months	Total	Change since previous quarter
Quarter ending December 2016	5,333	
Quarter ending March 2017	5,536	↑
Quarter ending June 2017	5,664	↑
Quarter ending September 2017	5,751	→
Quarter ending December 2017	5,865	→
Variance since December 2016	10.0%	↑



ACTIVITY

Cumulative percentage of contracted UDA delivered 2017 & 2018



Month	Adjusted Scheduled Activity (UDA)	
	2017	2018
April	797	191
May	2,192	1,809
June	3,488	3,066
July	4,892	5,020
August	6,785	6,920
September	8,038	8,096
October	9,496	9,824
November	10,989	11,204
December	11,979	12,819
January	14,175	
February	15,619	
March	17,370	
April	18,286	
May	18,286	
June	18,289	

QUALITY

	Quantity	Base Number	Contract	AT	Region	England
% of FP17s for the same patient ID Re-attending within 3 months - Children	125	1,383	9.0%	13.6%	12.9%	12.0%
% of FP17s for the same patient ID Re-attending within 3 months - Adults	1,204	6,142	19.6%	16.2%	16.5%	15.9%
% of FP17s for the same patient ID Re-attending between 3 & 9 months - Children	656	1,383	47.4%	57.7%	59.6%	58.0%
% of FP17s for the same patient ID Re-attending between 3 & 9 months - Adults	2,802	6,142	45.6%	51.2%	52.8%	50.5%
% of FP17s for Band 1 Urgent Courses	1,055	7,058	14.9%	10.7%	9.1%	9.0%
% of FP17s Relating to Free Repair or Replacements	132	7,058	1.9%	0.9%	1.0%	0.8%
% of FP17s Relating to Continuations	117	7,058	1.7%	1.1%	1.2%	1.1%
% of Patients satisfied with the dentistry they have received	31	32	96.9%	91.3%	91.6%	91.5%
% of Patients satisfied with the time they had to wait for an appointment	30	32	93.8%	87.7%	88.3%	87.9%

* This is based on patients treated on this contract for their most recent course of treatment. Figures in italics indicate the base number of FP17s or Patient Questionnaire responses are less than 100. N/A is shown where the base number of responses is less than 10 during the period. % is calculated as Quantity/Base number*100

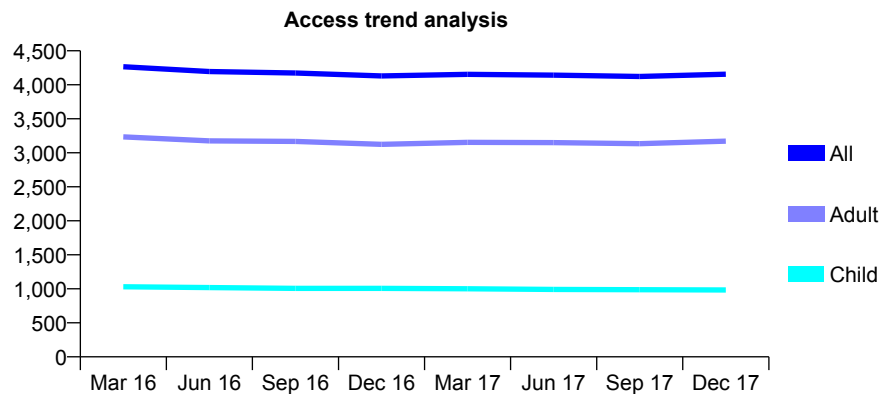
Q47 - Vital Signs At a Glance Contract Report for 917389/0002 - December 2017

Name or company name	MR GN BARLOW
Contract type name	GDS Contract
Purpose of contract	General
Contract start date	01/04/2006
Contract end date	

17/18 Contracted general activity (UDA)	13,141
Carry forward general activity (UDA)	216
17/18 Contracted orthodontic activity (UOA)	0
Carry forward orthodontic activity (UOA)	0
Baseline contract value	£369,447.09

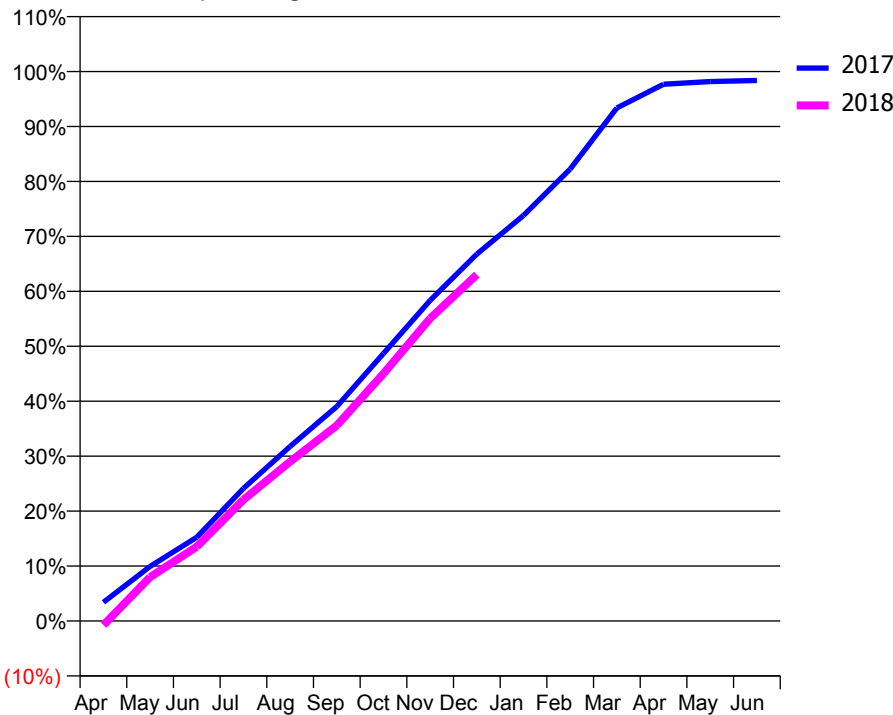
ACCESS*

Patients seen in 24 months	Total	Change since previous quarter
Quarter ending December 2016	4,131	
Quarter ending March 2017	4,154	→
Quarter ending June 2017	4,142	→
Quarter ending September 2017	4,122	→
Quarter ending December 2017	4,156	→
Variance since December 2016	0.6%	→



ACTIVITY

Cumulative percentage of contracted UDA delivered 2017 & 2018



Month	Adjusted Scheduled Activity (UDA)	
	2017	2018
April	447	-102
May	1,305	1,050
June	2,004	1,779
July	3,170	2,900
August	4,175	3,813
September	5,131	4,677
October	6,400	5,917
November	7,666	7,237
December	8,775	8,282
January	9,698	
February	10,809	
March	12,271	
April	12,835	
May	12,902	
June	12,925	

QUALITY

	Quantity	Base Number	Contract	AT	Region	England
% of FP17s for the same patient ID Re-attending within 3 months - Children	117	1,060	11.0%	13.6%	12.9%	12.0%
% of FP17s for the same patient ID Re-attending within 3 months - Adults	575	3,067	18.7%	16.2%	16.5%	15.9%
% of FP17s for the same patient ID Re-attending between 3 & 9 months - Children	546	1,060	51.5%	57.7%	59.6%	58.0%
% of FP17s for the same patient ID Re-attending between 3 & 9 months - Adults	1,221	3,067	39.8%	51.2%	52.8%	50.5%
% of FP17s for Band 1 Urgent Courses	388	3,861	10.0%	10.7%	9.1%	9.0%
% of FP17s Relating to Free Repair or Replacements	102	3,861	2.6%	0.9%	1.0%	0.8%
% of FP17s Relating to Continuations	71	3,861	1.8%	1.1%	1.2%	1.1%
% of Patients satisfied with the dentistry they have received	13	15	86.7%	91.3%	91.6%	91.5%
% of Patients satisfied with the time they had to wait for an appointment	10	15	66.7%	87.7%	88.3%	87.9%

* This is based on patients treated on this contract for their most recent course of treatment. Figures in italics indicate the base number of FP17s or Patient Questionnaire responses are less than 100. N/A is shown where the base number of responses is less than 10 during the period. % is calculated as Quantity/Base number*100

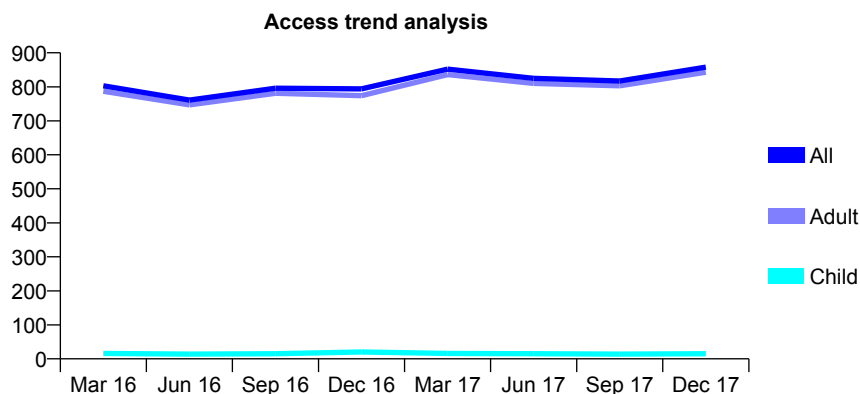
Q47 - Vital Signs At a Glance Contract Report for 917389/0003 - December 2017

Name or company name	MR GN BARLOW
Contract type name	GDS Contract
Purpose of contract	General
Contract start date	01/04/2014
Contract end date	

17/18 Contracted general activity (UDA)	3,124
Carry forward general activity (UDA)	84
17/18 Contracted orthodontic activity (UOA)	0
Carry forward orthodontic activity (UOA)	0
Baseline contract value	£298,519.76

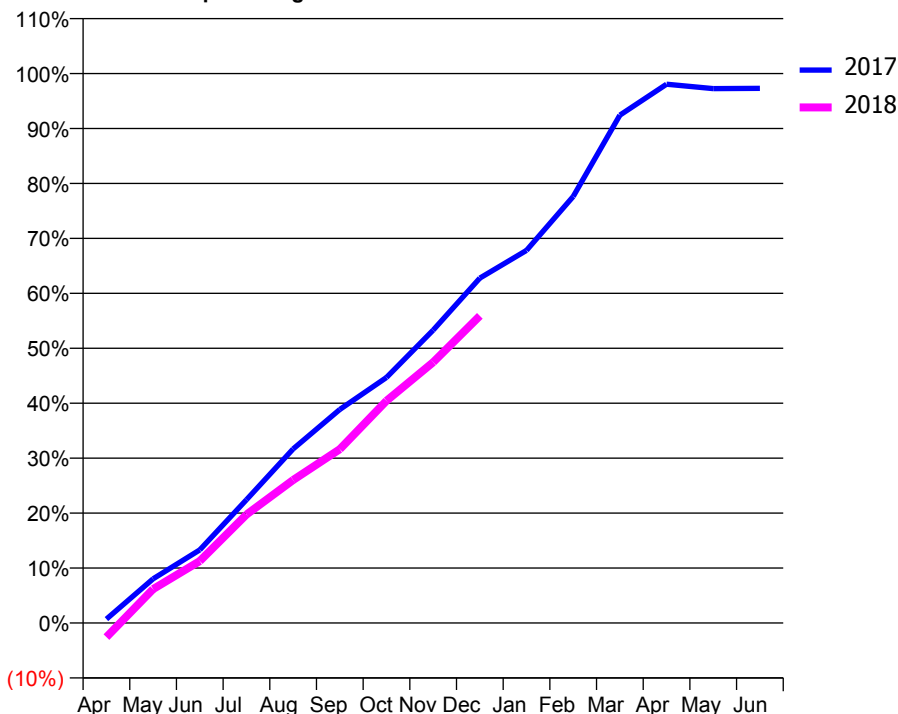
ACCESS*

Patients seen in 24 months	Total	Change since previous quarter
Quarter ending December 2016	794	
Quarter ending March 2017	852	↑
Quarter ending June 2017	825	↓
Quarter ending September 2017	817	→
Quarter ending December 2017	858	↑
Variance since December 2016	8.1%	↑



ACTIVITY

Cumulative percentage of contracted UDA delivered 2017 & 2018



Month	Adjusted Scheduled Activity (UDA)	
	2017	2018
April	22	-80
May	251	193
June	416	352
July	701	617
August	990	813
September	1,214	988
October	1,396	1,264
November	1,665	1,482
December	1,961	1,746
January	2,118	
February	2,425	
March	2,887	
April	3,063	
May	3,038	
June	3,040	

QUALITY

	Quantity	Base Number	Contract	AT	Region	England
% of FP17s for the same patient ID Re-attending within 3 months - Children	1	30	3.3%	13.6%	12.9%	12.0%
% of FP17s for the same patient ID Re-attending within 3 months - Adults	54	600	9.0%	16.2%	16.5%	15.9%
% of FP17s for the same patient ID Re-attending between 3 & 9 months - Children	0	30	0.0%	57.7%	59.6%	58.0%
% of FP17s for the same patient ID Re-attending between 3 & 9 months - Adults	23	600	3.8%	51.2%	52.8%	50.5%
% of FP17s for Band 1 Urgent Courses	30	581	5.2%	10.7%	9.1%	9.0%
% of FP17s Relating to Free Repair or Replacements	2	581	0.3%	0.9%	1.0%	0.8%
% of FP17s Relating to Continuations	10	581	1.7%	1.1%	1.2%	1.1%
% of Patients satisfied with the dentistry they have received	1	2	N/A	91.3%	91.6%	91.5%
% of Patients satisfied with the time they had to wait for an appointment	2	2	N/A	87.7%	88.3%	87.9%

* This is based on patients treated on this contract for their most recent course of treatment. Figures in italics indicate the base number of FP17s or Patient Questionnaire responses are less than 100. N/A is shown where the base number of responses is less than 10 during the period. % is calculated as Quantity/Base number*100

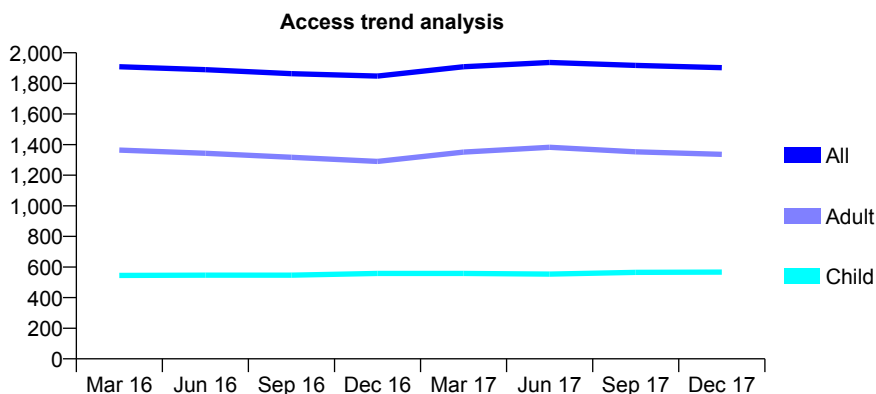
Q47 - Vital Signs At a Glance Contract Report for 917672/0001 - December 2017

Name or company name	MR MJ HOLYOAK
Contract type name	GDS Contract
Purpose of contract	General
Contract start date	01/04/2006
Contract end date	

17/18 Contracted general activity (UDA)	4,900
Carry forward general activity (UDA)	109
17/18 Contracted orthodontic activity (UOA)	0
Carry forward orthodontic activity (UOA)	0
Baseline contract value	£102,424.25

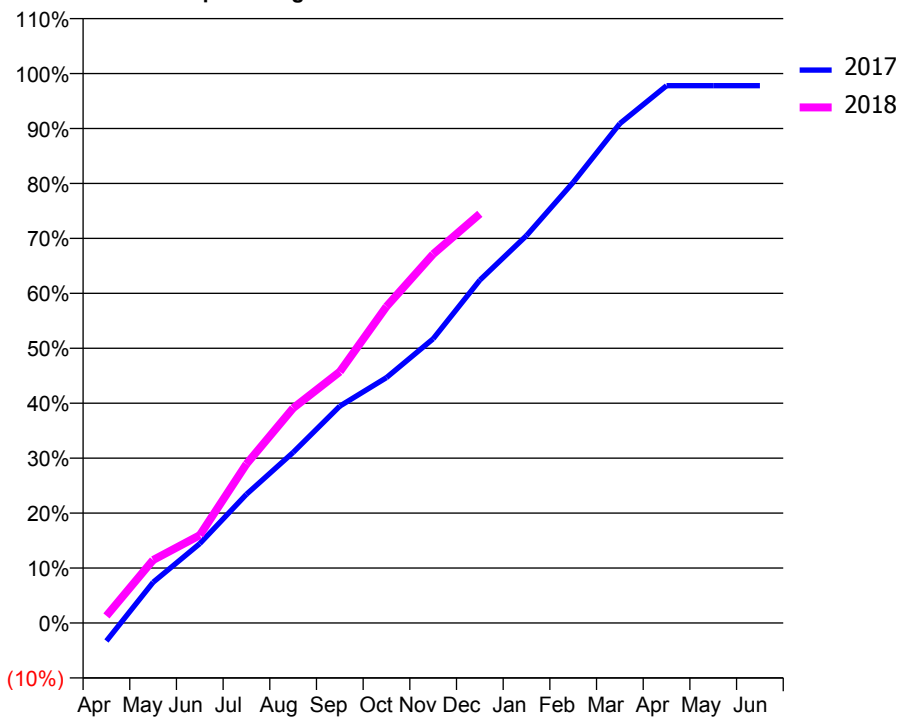
ACCESS*

Patients seen in 24 months	Total	Change since previous quarter
Quarter ending December 2016	1,848	
Quarter ending March 2017	1,909	↑
Quarter ending June 2017	1,937	→
Quarter ending September 2017	1,918	→
Quarter ending December 2017	1,903	→
Variance since December 2016	3.0%	↑



ACTIVITY

Cumulative percentage of contracted UDA delivered 2017 & 2018



Month	Adjusted Scheduled Activity (UDA)	
	2017	2018
April	-161	64
May	363	562
June	708	783
July	1,148	1,418
August	1,522	1,916
September	1,934	2,241
October	2,189	2,822
November	2,534	3,289
December	3,058	3,649
January	3,455	
February	3,929	
March	4,454	
April	4,791	
May	4,791	
June	4,791	

QUALITY

	Quantity	Base Number	Contract	AT	Region	England
% of FP17s for the same patient ID Re-attending within 3 months - Children	42	695	6.0%	13.6%	12.9%	12.0%
% of FP17s for the same patient ID Re-attending within 3 months - Adults	271	1,619	16.7%	16.2%	16.5%	15.9%
% of FP17s for the same patient ID Re-attending between 3 & 9 months - Children	475	695	68.3%	57.7%	59.6%	58.0%
% of FP17s for the same patient ID Re-attending between 3 & 9 months - Adults	1,011	1,619	62.4%	51.2%	52.8%	50.5%
% of FP17s for Band 1 Urgent Courses	43	2,190	2.0%	10.7%	9.1%	9.0%
% of FP17s Relating to Free Repair or Replacements	4	2,190	0.2%	0.9%	1.0%	0.8%
% of FP17s Relating to Continuations	98	2,190	4.5%	1.1%	1.2%	1.1%
% of Patients satisfied with the dentistry they have received	1	1	N/A	91.3%	91.6%	91.5%
% of Patients satisfied with the time they had to wait for an appointment	1	1	N/A	87.7%	88.3%	87.9%

* This is based on patients treated on this contract for their most recent course of treatment. Figures in italics indicate the base number of FP17s or Patient Questionnaire responses are less than 100. N/A is shown where the base number of responses is less than 10 during the period. % is calculated as Quantity/Base number*100

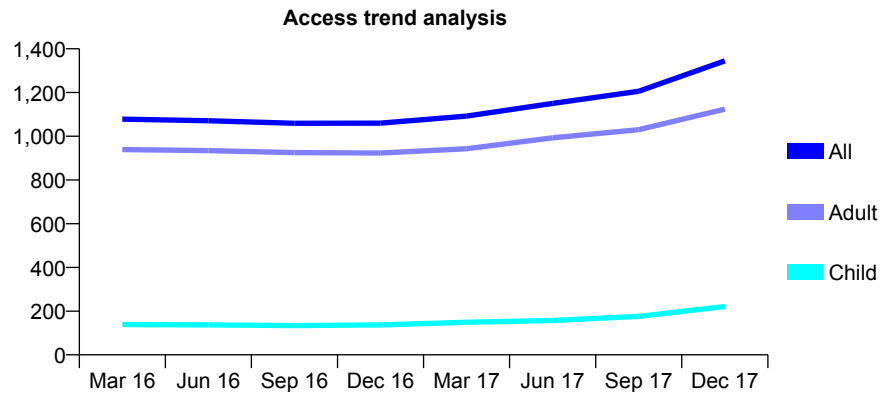
Q47 - Vital Signs At a Glance Contract Report for 928429/0001 - December 2017

Name or company name	MRS SJ WOODHEAD
Contract type name	GDS Contract
Purpose of contract	General
Contract start date	01/04/2006
Contract end date	

17/18 Contracted general activity (UDA)	6,000
Carry forward general activity (UDA)	0
17/18 Contracted orthodontic activity (UOA)	0
Carry forward orthodontic activity (UOA)	0
Baseline contract value	£130,439.36

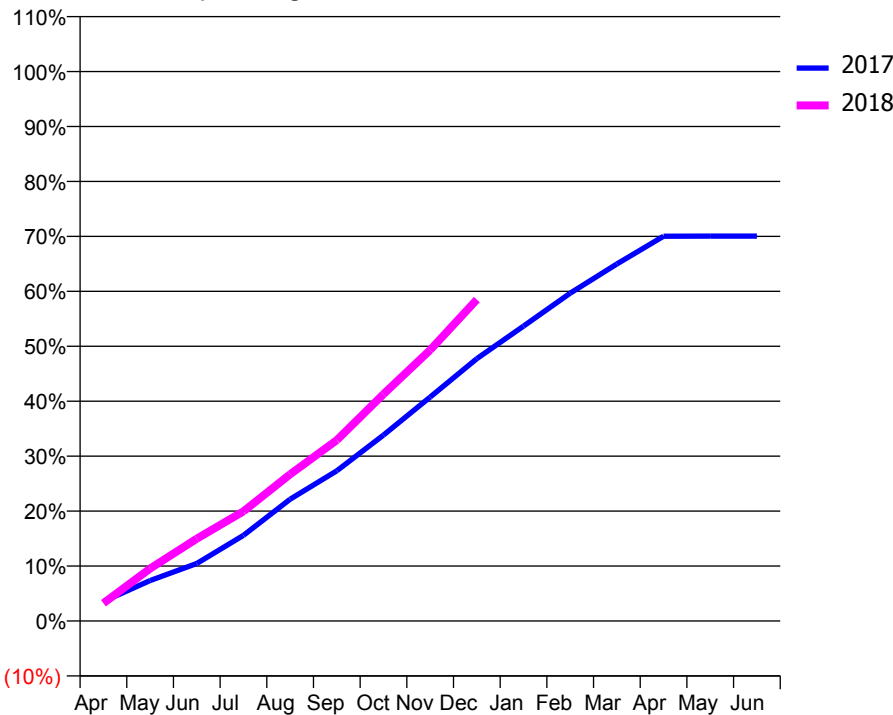
ACCESS*

Patients seen in 24 months	Total	Change since previous quarter
Quarter ending December 2016	1,060	
Quarter ending March 2017	1,092	↑
Quarter ending June 2017	1,150	↑
Quarter ending September 2017	1,206	↑
Quarter ending December 2017	1,345	↑
Variance since December 2016	26.9%	↑



ACTIVITY

Cumulative percentage of contracted UDA delivered 2017 & 2018



Month	Adjusted Scheduled Activity (UDA)	
	2017	2018
April	213	194
May	443	573
June	628	898
July	935	1,197
August	1,330	1,602
September	1,640	1,975
October	2,031	2,478
November	2,445	2,959
December	2,865	3,510
January	3,220	
February	3,580	
March	3,899	
April	4,202	
May	4,203	
June	4,203	

QUALITY

	Quantity	Base Number	Contract	AT	Region	England
% of FP17s for the same patient ID Re-attending within 3 months - Children	31	245	12.7%	13.6%	12.9%	12.0%
% of FP17s for the same patient ID Re-attending within 3 months - Adults	386	1,415	27.3%	16.2%	16.5%	15.9%
% of FP17s for the same patient ID Re-attending between 3 & 9 months - Children	80	245	32.7%	57.7%	59.6%	58.0%
% of FP17s for the same patient ID Re-attending between 3 & 9 months - Adults	504	1,415	35.6%	51.2%	52.8%	50.5%
% of FP17s for Band 1 Urgent Courses	212	1,549	13.7%	10.7%	9.1%	9.0%
% of FP17s Relating to Free Repair or Replacements	81	1,549	5.2%	0.9%	1.0%	0.8%
% of FP17s Relating to Continuations	48	1,549	3.1%	1.1%	1.2%	1.1%
% of Patients satisfied with the dentistry they have received	3	3	N/A	91.3%	91.6%	91.5%
% of Patients satisfied with the time they had to wait for an appointment	3	3	N/A	87.7%	88.3%	87.9%

* This is based on patients treated on this contract for their most recent course of treatment. Figures in italics indicate the base number of FP17s or Patient Questionnaire responses are less than 100. N/A is shown where the base number of responses is less than 10 during the period. % is calculated as Quantity/Base number*100

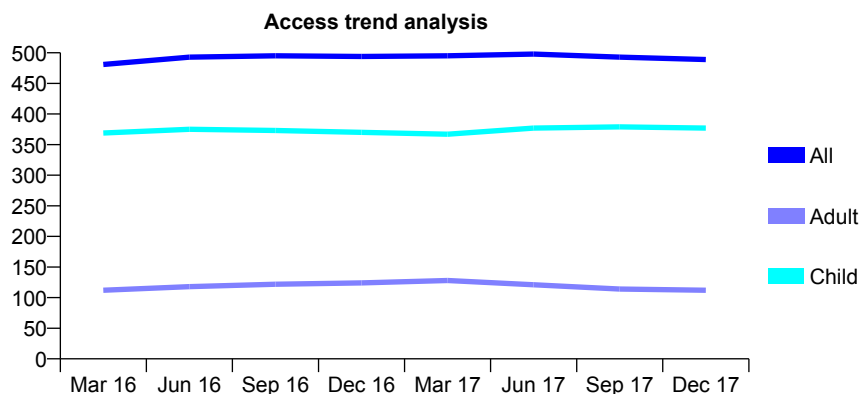
Q47 - Vital Signs At a Glance Contract Report for 931195/0001 - December 2017

Name or company name	MR DJ QUINN
Contract type name	GDS Contract
Purpose of contract	General
Contract start date	05/05/2009
Contract end date	

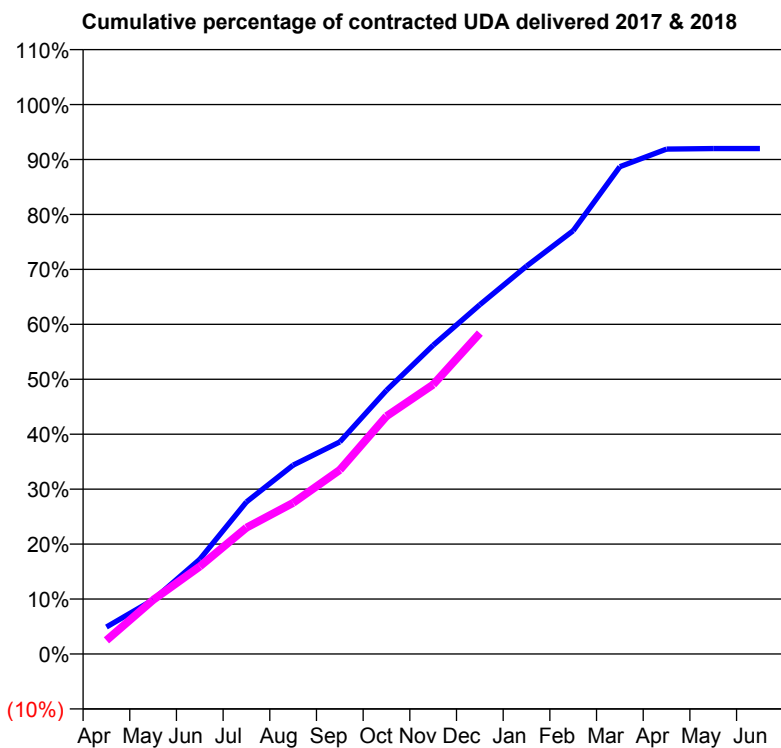
17/18 Contracted general activity (UDA)	1,281
Carry forward general activity (UDA)	0
17/18 Contracted orthodontic activity (UOA)	0
Carry forward orthodontic activity (UOA)	0
Baseline contract value	£35,003.05

ACCESS*

Patients seen in 24 months	Total	Change since previous quarter
Quarter ending December 2016	494	
Quarter ending March 2017	495	→
Quarter ending June 2017	498	→
Quarter ending September 2017	493	↓
Quarter ending December 2017	489	→
Variance since December 2016	(1.0%)	↓



ACTIVITY



Month	Adjusted Scheduled Activity (UDA)	
	2017	2018
April	63	32
May	126	126
June	221	204
July	354	294
August	440	352
September	494	429
October	615	554
November	720	628
December	814	748
January	904	
February	987	
March	1,136	
April	1,177	
May	1,178	
June	1,178	

QUALITY

	Quantity	Base Number	Contract	AT	Region	England
% of FP17s for the same patient ID Re-attending within 3 months - Children	21	459	4.6%	13.6%	12.9%	12.0%
% of FP17s for the same patient ID Re-attending within 3 months - Adults	10	94	10.6%	16.2%	16.5%	15.9%
% of FP17s for the same patient ID Re-attending between 3 & 9 months - Children	296	459	64.5%	57.7%	59.6%	58.0%
% of FP17s for the same patient ID Re-attending between 3 & 9 months - Adults	62	94	66.0%	51.2%	52.8%	50.5%
% of FP17s for Band 1 Urgent Courses	11	524	2.1%	10.7%	9.1%	9.0%
% of FP17s Relating to Free Repair or Replacements	0	524	0.0%	0.9%	1.0%	0.8%
% of FP17s Relating to Continuations	0	524	0.0%	1.1%	1.2%	1.1%
% of Patients satisfied with the dentistry they have received	1	1	N/A	91.3%	91.6%	91.5%
% of Patients satisfied with the time they had to wait for an appointment	1	1	N/A	87.7%	88.3%	87.9%

* This is based on patients treated on this contract for their most recent course of treatment. Figures in italics indicate the base number of FP17s or Patient Questionnaire responses are less than 100. N/A is shown where the base number of responses is less than 10 during the period. % is calculated as Quantity/Base number*100

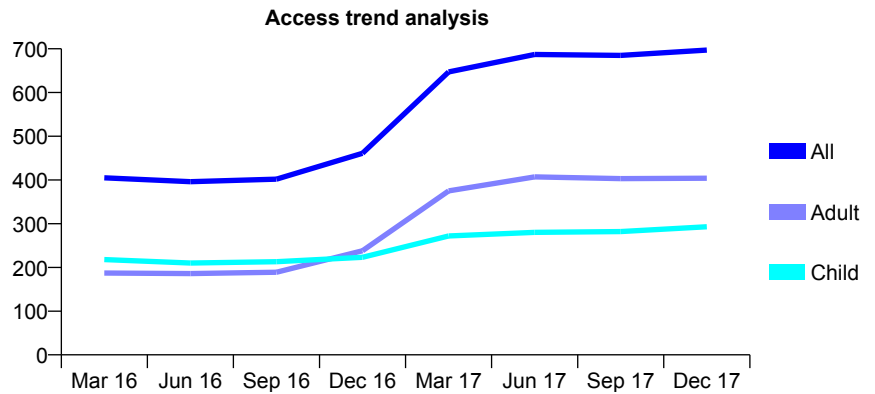
Q47 - Vital Signs At a Glance Contract Report for 934658/0001 - December 2017

Name or company name	Dr M Best
Contract type name	GDS Contract
Purpose of contract	General
Contract start date	01/04/2006
Contract end date	

17/18 Contracted general activity (UDA)	2,544
Carry forward general activity (UDA)	0
17/18 Contracted orthodontic activity (UOA)	0
Carry forward orthodontic activity (UOA)	0
Baseline contract value	£69,132.86

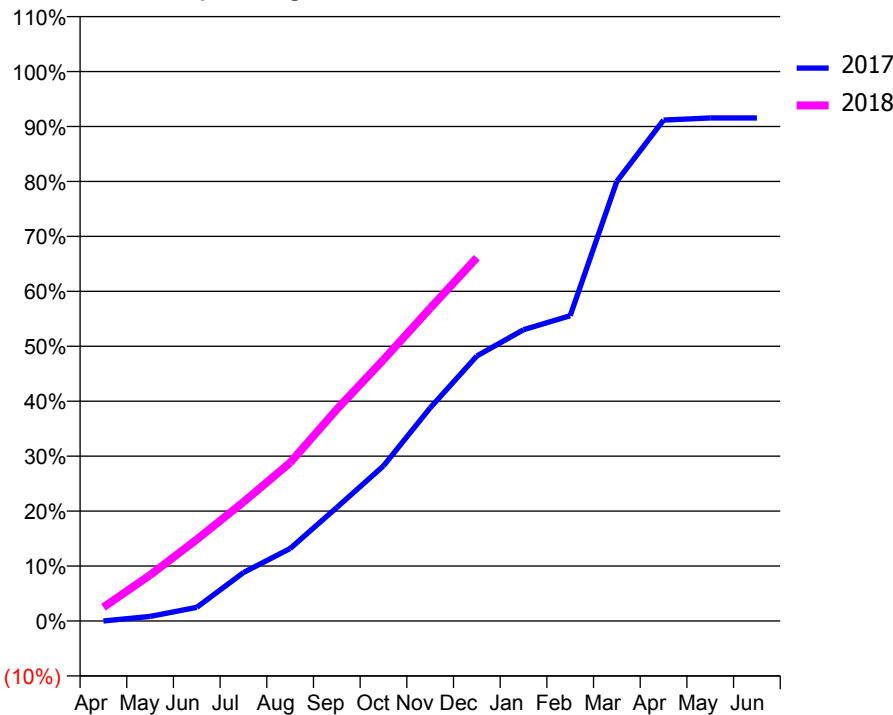
ACCESS*

Patients seen in 24 months	Total	Change since previous quarter
Quarter ending December 2016	461	
Quarter ending March 2017	647	↑
Quarter ending June 2017	687	↑
Quarter ending September 2017	685	→
Quarter ending December 2017	697	→
Variance since December 2016	51.2%	↑



ACTIVITY

Cumulative percentage of contracted UDA delivered 2017 & 2018



Month	Adjusted Scheduled Activity (UDA)	
	2017	2018
April	0	64
May	21	213
June	63	377
July	225	551
August	336	733
September	526	980
October	718	1,210
November	987	1,448
December	1,227	1,682
January	1,349	
February	1,413	
March	2,036	
April	2,319	
May	2,329	
June	2,329	

QUALITY

	Quantity	Base Number	Contract	AT	Region	England
% of FP17s for the same patient ID Re-attending within 3 months - Children	58	332	17.5%	13.6%	12.9%	12.0%
% of FP17s for the same patient ID Re-attending within 3 months - Adults	128	470	27.2%	16.2%	16.5%	15.9%
% of FP17s for the same patient ID Re-attending between 3 & 9 months - Children	166	332	50.0%	57.7%	59.6%	58.0%
% of FP17s for the same patient ID Re-attending between 3 & 9 months - Adults	191	470	40.6%	51.2%	52.8%	50.5%
% of FP17s for Band 1 Urgent Courses	49	705	7.0%	10.7%	9.1%	9.0%
% of FP17s Relating to Free Repair or Replacements	2	705	0.3%	0.9%	1.0%	0.8%
% of FP17s Relating to Continuations	24	705	3.4%	1.1%	1.2%	1.1%
% of Patients satisfied with the dentistry they have received	2	2	N/A	91.3%	91.6%	91.5%
% of Patients satisfied with the time they had to wait for an appointment	2	2	N/A	87.7%	88.3%	87.9%

* This is based on patients treated on this contract for their most recent course of treatment. Figures in italics indicate the base number of FP17s or Patient Questionnaire responses are less than 100. N/A is shown where the base number of responses is less than 10 during the period. % is calculated as Quantity/Base number*100

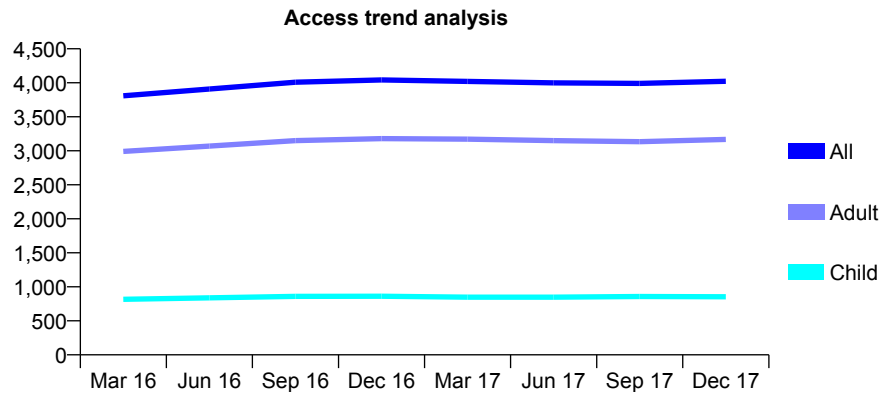
Q47 - Vital Signs At a Glance Contract Report for 942235/0001 - December 2017

Name or company name	MRS CA LEADBETTER
Contract type name	GDS Contract
Purpose of contract	General
Contract start date	01/04/2006
Contract end date	

17/18 Contracted general activity (UDA)	10,453
Carry forward general activity (UDA)	26
17/18 Contracted orthodontic activity (UOA)	0
Carry forward orthodontic activity (UOA)	0
Baseline contract value	£226,999.22

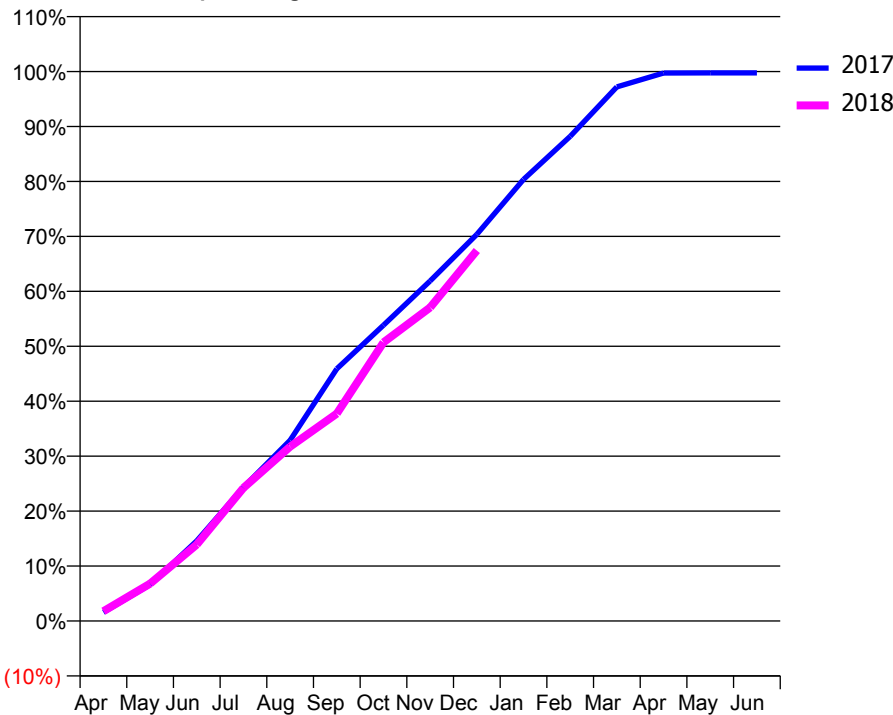
ACCESS*

Patients seen in 24 months	Total	Change since previous quarter
Quarter ending December 2016	4,042	
Quarter ending March 2017	4,020	→
Quarter ending June 2017	3,999	→
Quarter ending September 2017	3,992	→
Quarter ending December 2017	4,022	→
Variance since December 2016	(0.5%)	→



ACTIVITY

Cumulative percentage of contracted UDA delivered 2017 & 2018



Month	Adjusted Scheduled Activity (UDA)	
	2017	2018
April	167	186
May	695	712
June	1,526	1,454
July	2,547	2,533
August	3,438	3,318
September	4,799	3,947
October	5,627	5,300
November	6,470	5,964
December	7,355	7,047
January	8,400	
February	9,221	
March	10,161	
April	10,424	
May	10,427	
June	10,427	

QUALITY

	Quantity	Base Number	Contract	AT	Region	England
% of FP17s for the same patient ID Re-attending within 3 months - Children	66	858	7.7%	13.6%	12.9%	12.0%
% of FP17s for the same patient ID Re-attending within 3 months - Adults	410	3,186	12.9%	16.2%	16.5%	15.9%
% of FP17s for the same patient ID Re-attending between 3 & 9 months - Children	480	858	55.9%	57.7%	59.6%	58.0%
% of FP17s for the same patient ID Re-attending between 3 & 9 months - Adults	1,762	3,186	55.3%	51.2%	52.8%	50.5%
% of FP17s for Band 1 Urgent Courses	672	3,929	17.1%	10.7%	9.1%	9.0%
% of FP17s Relating to Free Repair or Replacements	49	3,929	1.2%	0.9%	1.0%	0.8%
% of FP17s Relating to Continuations	48	3,929	1.2%	1.1%	1.2%	1.1%
% of Patients satisfied with the dentistry they have received	5	6	N/A	91.3%	91.6%	91.5%
% of Patients satisfied with the time they had to wait for an appointment	5	6	N/A	87.7%	88.3%	87.9%

* This is based on patients treated on this contract for their most recent course of treatment. Figures in italics indicate the base number of FP17s or Patient Questionnaire responses are less than 100. N/A is shown where the base number of responses is less than 10 during the period. % is calculated as Quantity/Base number*100

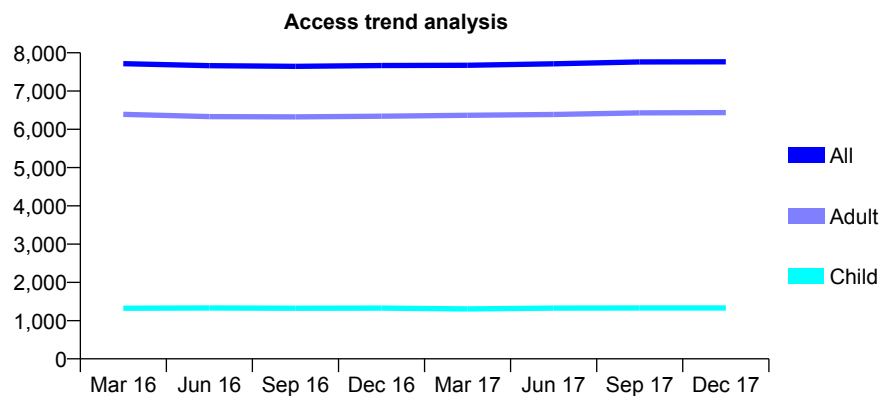
Q47 - Vital Signs At a Glance Contract Report for 997307/0001 - December 2017

Name or company name	Dr H Kadri
Contract type name	GDS Contract
Purpose of contract	General
Contract start date	01/04/2006
Contract end date	

17/18 Contracted general activity (UDA)	21,231
Carry forward general activity (UDA)	145
17/18 Contracted orthodontic activity (UOA)	0
Carry forward orthodontic activity (UOA)	0
Baseline contract value	£578,590.71

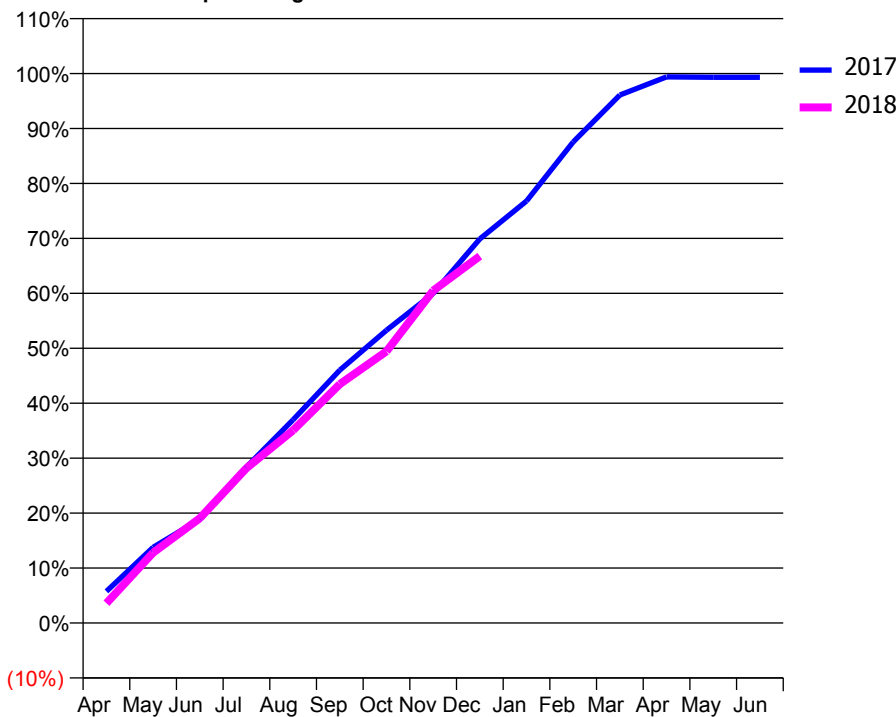
ACCESS*

Patients seen in 24 months	Total	Change since previous quarter
Quarter ending December 2016	7,668	
Quarter ending March 2017	7,673	→
Quarter ending June 2017	7,714	→
Quarter ending September 2017	7,760	→
Quarter ending December 2017	7,766	→
Variance since December 2016	1.3%	→



ACTIVITY

Cumulative percentage of contracted UDA delivered 2017 & 2018



Month	Adjusted Scheduled Activity (UDA)	
	2017	2018
April	1,226	763
May	2,925	2,715
June	4,011	4,046
July	6,032	5,986
August	7,853	7,449
September	9,769	9,228
October	11,309	10,497
November	12,734	12,842
December	14,842	14,175
January	16,304	
February	18,587	
March	20,400	
April	21,100	
May	21,083	
June	21,086	

QUALITY

	Quantity	Base Number	Contract	AT	Region	England
% of FP17s for the same patient ID Re-attending within 3 months - Children	139	1,666	8.3%	13.6%	12.9%	12.0%
% of FP17s for the same patient ID Re-attending within 3 months - Adults	1,147	7,258	15.8%	16.2%	16.5%	15.9%
% of FP17s for the same patient ID Re-attending between 3 & 9 months - Children	1,111	1,666	66.7%	57.7%	59.6%	58.0%
% of FP17s for the same patient ID Re-attending between 3 & 9 months - Adults	3,821	7,258	52.6%	51.2%	52.8%	50.5%
% of FP17s for Band 1 Urgent Courses	824	8,515	9.7%	10.7%	9.1%	9.0%
% of FP17s Relating to Free Repair or Replacements	111	8,515	1.3%	0.9%	1.0%	0.8%
% of FP17s Relating to Continuations	23	8,515	0.3%	1.1%	1.2%	1.1%
% of Patients satisfied with the dentistry they have received	7	9	N/A	91.3%	91.6%	91.5%
% of Patients satisfied with the time they had to wait for an appointment	9	9	N/A	87.7%	88.3%	87.9%

* This is based on patients treated on this contract for their most recent course of treatment. Figures in italics indicate the base number of FP17s or Patient Questionnaire responses are less than 100. N/A is shown where the base number of responses is less than 10 during the period. % is calculated as Quantity/Base number*100

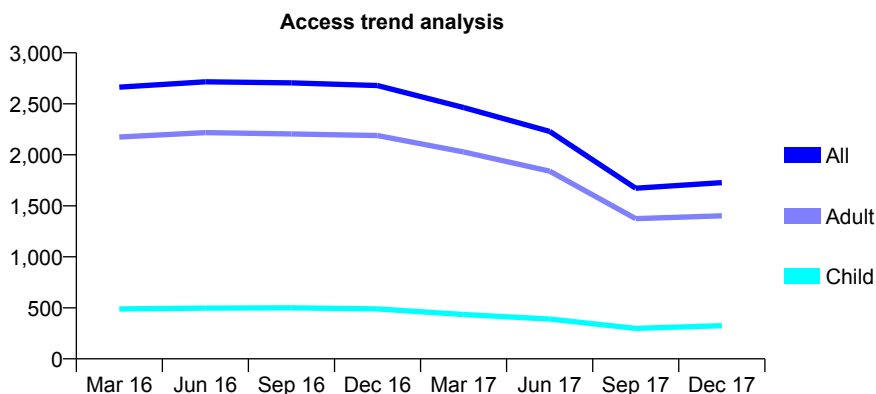
Q47 - Vital Signs At a Glance Contract Report for 999350/0001 - December 2017

Name or company name	Dr F Patel
Contract type name	GDS Contract
Purpose of contract	General
Contract start date	01/04/2006
Contract end date	

17/18 Contracted general activity (UDA)	8,727
Carry forward general activity (UDA)	0
17/18 Contracted orthodontic activity (UOA)	0
Carry forward orthodontic activity (UOA)	0
Baseline contract value	£169,515.89

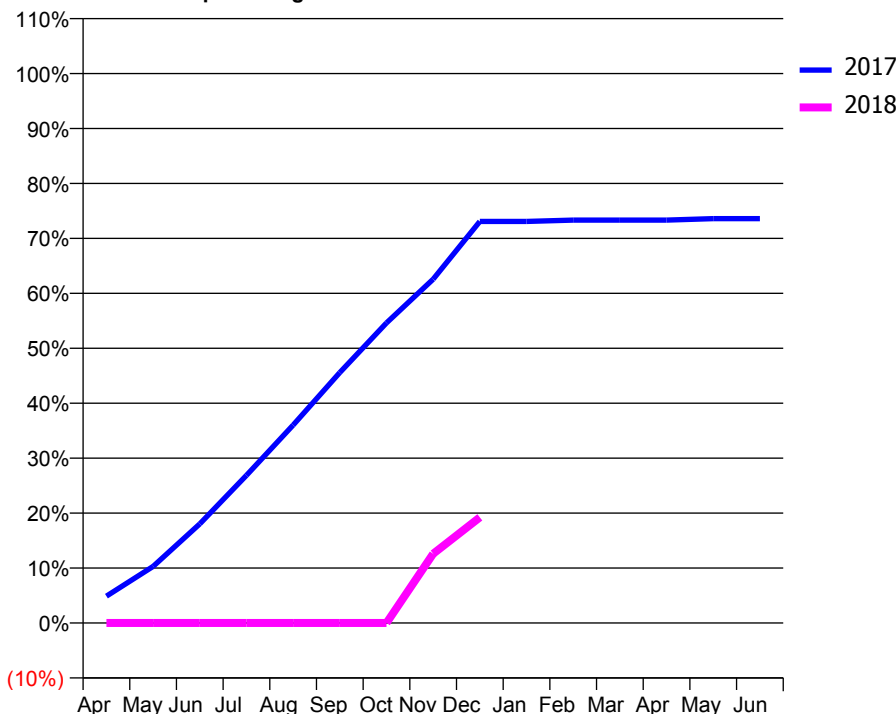
ACCESS*

Patients seen in 24 months	Total	Change since previous quarter
Quarter ending December 2016	2,679	
Quarter ending March 2017	2,463	↓
Quarter ending June 2017	2,230	↓
Quarter ending September 2017	1,673	↓
Quarter ending December 2017	1,727	↑
Variance since December 2016	(35.5%)	↓



ACTIVITY

Cumulative percentage of contracted UDA delivered 2017 & 2018



Month	Adjusted Scheduled Activity (UDA)	
	2017	2018
April	426	0
May	899	0
June	1,575	0
July	2,345	0
August	3,143	0
September	3,978	0
October	4,767	0
November	5,460	1,101
December	6,378	1,679
January	6,378	
February	6,398	
March	6,398	
April	6,398	
May	6,423	
June	6,423	

QUALITY

	Quantity	Base Number	Contract	AT	Region	England
% of FP17s for the same patient ID Re-attending within 3 months - Children	1	169	0.6%	13.6%	12.9%	12.0%
% of FP17s for the same patient ID Re-attending within 3 months - Adults	21	586	3.6%	16.2%	16.5%	15.9%
% of FP17s for the same patient ID Re-attending between 3 & 9 months - Children	10	169	5.9%	57.7%	59.6%	58.0%
% of FP17s for the same patient ID Re-attending between 3 & 9 months - Adults	61	586	10.4%	51.2%	52.8%	50.5%
% of FP17s for Band 1 Urgent Courses	45	740	6.1%	10.7%	9.1%	9.0%
% of FP17s Relating to Free Repair or Replacements	0	740	0.0%	0.9%	1.0%	0.8%
% of FP17s Relating to Continuations	0	740	0.0%	1.1%	1.2%	1.1%
% of Patients satisfied with the dentistry they have received	0	0	N/A	91.3%	91.6%	91.5%
% of Patients satisfied with the time they had to wait for an appointment	0	0	N/A	87.7%	88.3%	87.9%

* This is based on patients treated on this contract for their most recent course of treatment. Figures in italics indicate the base number of FP17s or Patient Questionnaire responses are less than 100. N/A is shown where the base number of responses is less than 10 during the period. % is calculated as Quantity/Base number*100

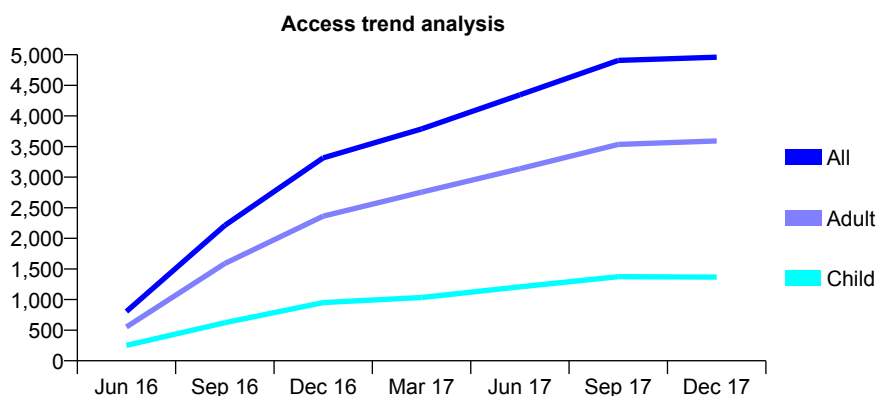
Q48 - Vital Signs At a Glance Contract Report for 100096/0000 - December 2017

Name or company name	Care (Lancashire) Ltd
Contract type name	GDS Contract
Purpose of contract	General
Contract start date	01/04/2016
Contract end date	

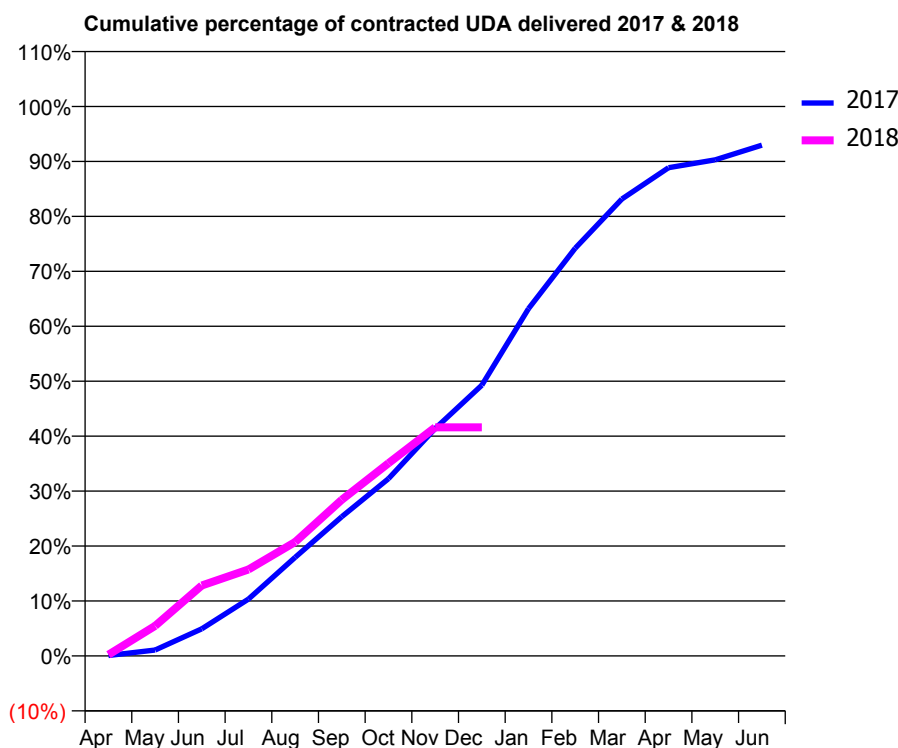
17/18 Contracted general activity (UDA)	24,000
Carry forward general activity (UDA)	0
17/18 Contracted orthodontic activity (UOA)	0
Carry forward orthodontic activity (UOA)	0
Baseline contract value	£626,477.34

ACCESS*

Patients seen in 24 months	Total	Change since previous quarter
Quarter ending December 2016	3,314	
Quarter ending March 2017	3,788	↑
Quarter ending June 2017	4,346	↑
Quarter ending September 2017	4,908	↑
Quarter ending December 2017	4,959	→
Variance since December 2016	49.6%	↑



ACTIVITY



Month	Adjusted Scheduled Activity (UDA)	
	2017	2018
April	15	55
May	205	1,316
June	937	3,077
July	1,966	3,779
August	3,409	4,976
September	4,816	6,825
October	6,128	8,419
November	7,866	9,983
December	9,361	9,983
January	12,009	
February	14,097	
March	15,801	
April	16,882	
May	17,153	
June	17,664	

QUALITY

	Quantity	Base Number	Contract	AT	Region	England
% of FP17s for the same patient ID Re-attending within 3 months - Children	121	1,374	8.8%	11.5%	12.9%	12.0%
% of FP17s for the same patient ID Re-attending within 3 months - Adults	512	3,312	15.5%	17.0%	16.5%	15.9%
% of FP17s for the same patient ID Re-attending between 3 & 9 months - Children	667	1,374	48.5%	54.2%	59.6%	58.0%
% of FP17s for the same patient ID Re-attending between 3 & 9 months - Adults	1,520	3,312	45.9%	44.6%	52.8%	50.5%
% of FP17s for Band 1 Urgent Courses	277	3,993	6.9%	11.6%	9.1%	9.0%
% of FP17s Relating to Free Repair or Replacements	24	3,993	0.6%	0.9%	1.0%	0.8%
% of FP17s Relating to Continuations	102	3,993	2.6%	1.3%	1.2%	1.1%
% of Patients satisfied with the dentistry they have received	3	3	N/A	90.7%	91.6%	91.5%
% of Patients satisfied with the time they had to wait for an appointment	2	3	N/A	87.9%	88.3%	87.9%

* This is based on patients treated on this contract for their most recent course of treatment. Figures in italics indicate the base number of FP17s or Patient Questionnaire responses are less than 100. N/A is shown where the base number of responses is less than 10 during the period. % is calculated as Quantity/Base number*100

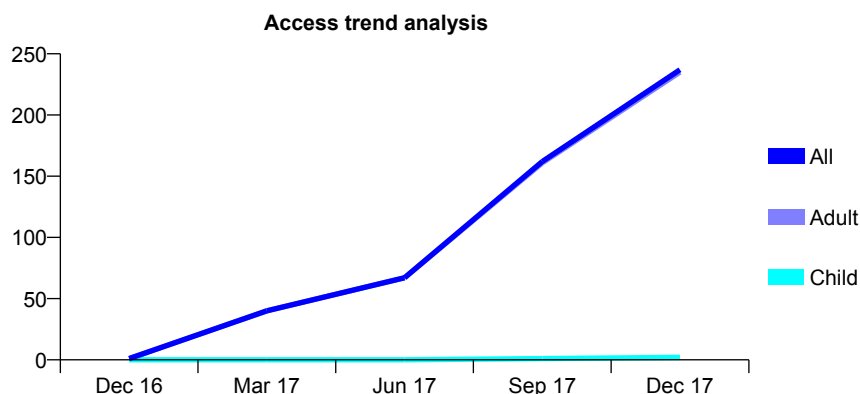
Q48 - Vital Signs At a Glance Contract Report for 100256/0000 - December 2017

Name or company name	Bridgewater Community Healthcare NHS F
Contract type name	PDS Contract
Purpose of contract	General
Contract start date	01/12/2016
Contract end date	30/11/2019

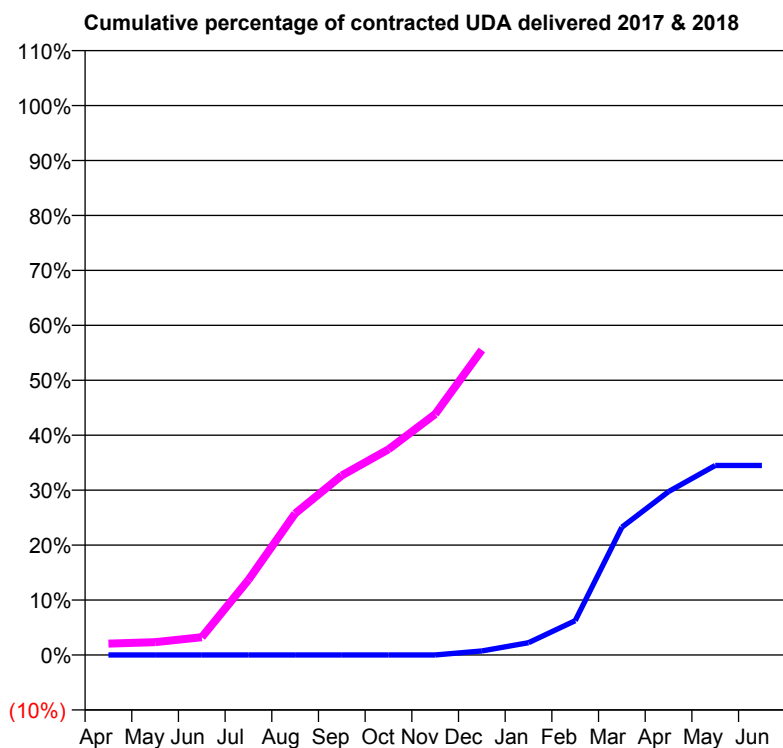
17/18 Contracted general activity (UDA)	1,200
Carry forward general activity (UDA)	0
17/18 Contracted orthodontic activity (UOA)	0
Carry forward orthodontic activity (UOA)	0
Baseline contract value	£65,182.71

ACCESS*

Patients seen in 24 months	Total	Change since previous quarter
Quarter ending December 2016	1	
Quarter ending March 2017	40	↑
Quarter ending June 2017	67	↑
Quarter ending September 2017	162	↑
Quarter ending December 2017	237	↑
Variance since December 2016	23600.0%	↑



ACTIVITY



Month	Adjusted Scheduled Activity (UDA)	
	2017	2018
April	0	25
May	0	28
June	0	39
July	0	164
August	0	309
September	0	392
October	0	449
November	0	526
December	3	666
January	9	-
February	25	-
March	93	-
April	119	-
May	138	-
June	138	-

QUALITY

	Quantity	Base Number	Contract	AT	Region	England
% of FP17s for the same patient ID Re-attending within 3 months - Children	0	3	0.0%	11.5%	12.9%	12.0%
% of FP17s for the same patient ID Re-attending within 3 months - Adults	1	318	0.3%	17.0%	16.5%	15.9%
% of FP17s for the same patient ID Re-attending between 3 & 9 months - Children	0	3	0.0%	54.2%	59.6%	58.0%
% of FP17s for the same patient ID Re-attending between 3 & 9 months - Adults	0	318	0.0%	44.6%	52.8%	50.5%
% of FP17s for Band 1 Urgent Courses	1	277	0.4%	11.6%	9.1%	9.0%
% of FP17s Relating to Free Repair or Replacements	0	277	0.0%	0.9%	1.0%	0.8%
% of FP17s Relating to Continuations	2	277	0.7%	1.3%	1.2%	1.1%
% of Patients satisfied with the dentistry they have received	1	1	N/A	90.7%	91.6%	91.5%
% of Patients satisfied with the time they had to wait for an appointment	1	1	N/A	87.9%	88.3%	87.9%

* This is based on patients treated on this contract for their most recent course of treatment. Figures in italics indicate the base number of FP17s or Patient Questionnaire responses are less than 100. N/A is shown where the base number of responses is less than 10 during the period. % is calculated as Quantity/Base number*100

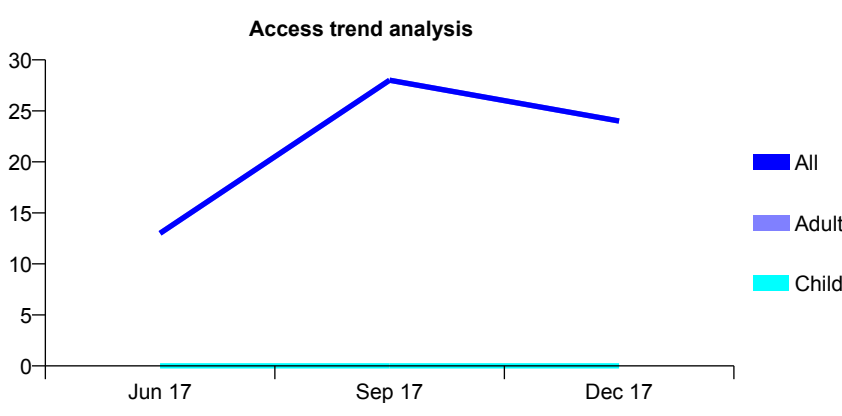
Q48 - Vital Signs At a Glance Contract Report for 100257/0000 - December 2017

Name or company name	Bridgewater Community Healthcare NHS F
Contract type name	PDS Contract
Purpose of contract	General
Contract start date	01/12/2016
Contract end date	30/11/2019

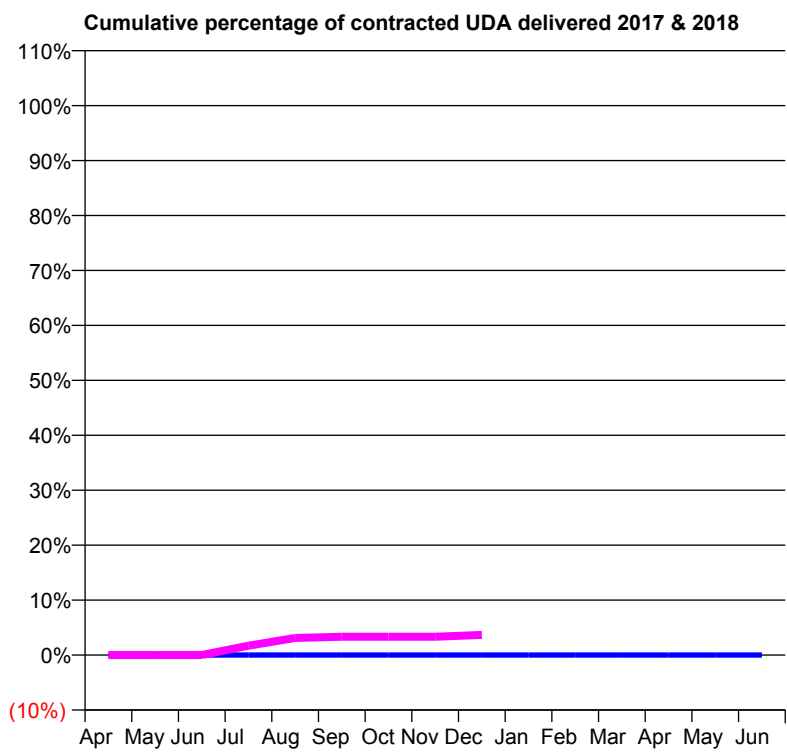
17/18 Contracted general activity (UDA)	1,800
Carry forward general activity (UDA)	0
17/18 Contracted orthodontic activity (UOA)	0
Carry forward orthodontic activity (UOA)	0
Baseline contract value	£97,774.06

ACCESS*

Patients seen in 24 months	Total	Change since previous quarter
Quarter ending December 2016	0	
Quarter ending March 2017	0	
Quarter ending June 2017	13	↑
Quarter ending September 2017	28	↑
Quarter ending December 2017	24	↓
Variance since December 2016	N/A	



ACTIVITY



Month	Adjusted Scheduled Activity (UDA)	
	2017	2018
April	0	0
May	0	0
June	0	0
July	0	31
August	0	56
September	0	60
October	0	60
November	0	60
December	0	66
January	0	
February	0	
March	0	
April	0	
May	0	
June	0	

QUALITY

	Quantity	Base Number	Contract	AT	Region	England
% of FP17s for the same patient ID Re-attending within 3 months - Children	0	0	N/A	11.5%	12.9%	12.0%
% of FP17s for the same patient ID Re-attending within 3 months - Adults	0	41	0.0%	17.0%	16.5%	15.9%
% of FP17s for the same patient ID Re-attending between 3 & 9 months - Children	0	0	N/A	54.2%	59.6%	58.0%
% of FP17s for the same patient ID Re-attending between 3 & 9 months - Adults	0	41	0.0%	44.6%	52.8%	50.5%
% of FP17s for Band 1 Urgent Courses	0	28	0.0%	11.6%	9.1%	9.0%
% of FP17s Relating to Free Repair or Replacements	0	28	0.0%	0.9%	1.0%	0.8%
% of FP17s Relating to Continuations	0	28	0.0%	1.3%	1.2%	1.1%
% of Patients satisfied with the dentistry they have received	0	0	N/A	90.7%	91.6%	91.5%
% of Patients satisfied with the time they had to wait for an appointment	0	0	N/A	87.9%	88.3%	87.9%

* This is based on patients treated on this contract for their most recent course of treatment. Figures in italics indicate the base number of FP17s or Patient Questionnaire responses are less than 100. N/A is shown where the base number of responses is less than 10 during the period. % is calculated as Quantity/Base number*100

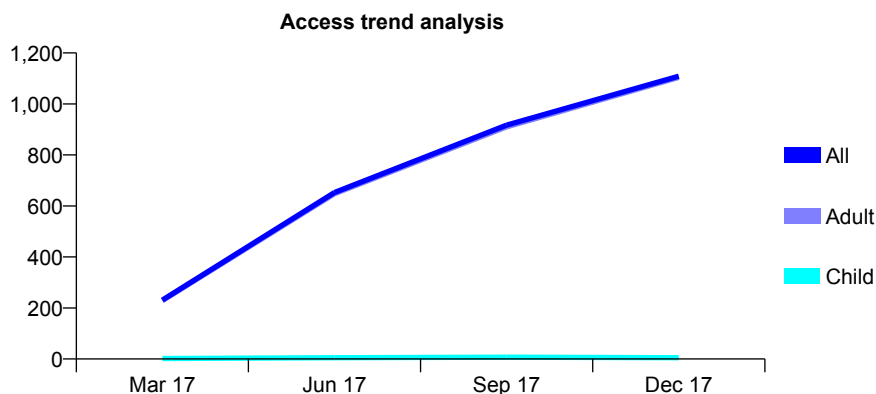
Q48 - Vital Signs At a Glance Contract Report for 100260/0000 - December 2017

Name or company name	Winston & Kelso
Contract type name	PDS Contract
Purpose of contract	General
Contract start date	01/12/2016
Contract end date	30/11/2019

17/18 Contracted general activity (UDA)	4,200
Carry forward general activity (UDA)	0
17/18 Contracted orthodontic activity (UOA)	0
Carry forward orthodontic activity (UOA)	0
Baseline contract value	£221,010.12

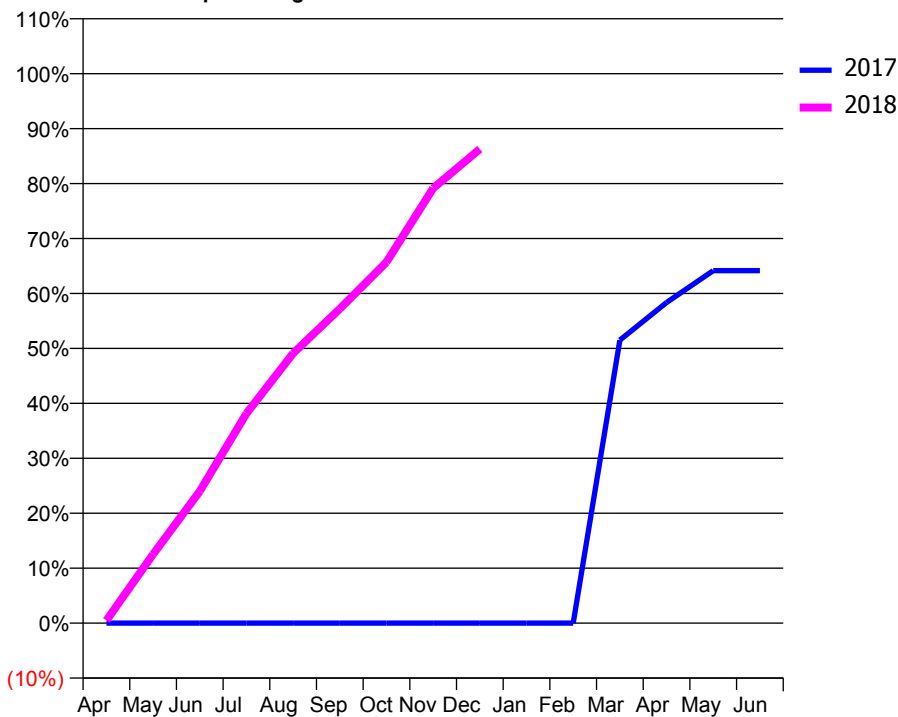
ACCESS*

Patients seen in 24 months	Total	Change since previous quarter
Quarter ending December 2016	0	
Quarter ending March 2017	231	
Quarter ending June 2017	653	↑
Quarter ending September 2017	917	↑
Quarter ending December 2017	1,109	↑
Variance since December 2016	N/A	



ACTIVITY

Cumulative percentage of contracted UDA delivered 2017 & 2018



Month	Adjusted Scheduled Activity (UDA)	
	2017	2018
April	0	21
May	0	526
June	0	1,009
July	0	1,603
August	0	2,062
September	0	2,403
October	0	2,760
November	0	3,324
December	0	3,624
January	0	
February	0	
March	721	
April	817	
May	898	
June	898	

QUALITY

	Quantity	Base Number	Contract	AT	Region	England
% of FP17s for the same patient ID Re-attending within 3 months - Children	0	11	0.0%	11.5%	12.9%	12.0%
% of FP17s for the same patient ID Re-attending within 3 months - Adults	7	1,269	0.6%	17.0%	16.5%	15.9%
% of FP17s for the same patient ID Re-attending between 3 & 9 months - Children	0	11	0.0%	54.2%	59.6%	58.0%
% of FP17s for the same patient ID Re-attending between 3 & 9 months - Adults	0	1,269	0.0%	44.6%	52.8%	50.5%
% of FP17s for Band 1 Urgent Courses	0	1,224	0.0%	11.6%	9.1%	9.0%
% of FP17s Relating to Free Repair or Replacements	0	1,224	0.0%	0.9%	1.0%	0.8%
% of FP17s Relating to Continuations	1	1,224	0.1%	1.3%	1.2%	1.1%
% of Patients satisfied with the dentistry they have received	0	1	N/A	90.7%	91.6%	91.5%
% of Patients satisfied with the time they had to wait for an appointment	0	1	N/A	87.9%	88.3%	87.9%

* This is based on patients treated on this contract for their most recent course of treatment. Figures in italics indicate the base number of FP17s or Patient Questionnaire responses are less than 100. N/A is shown where the base number of responses is less than 10 during the period. % is calculated as Quantity/Base number*100

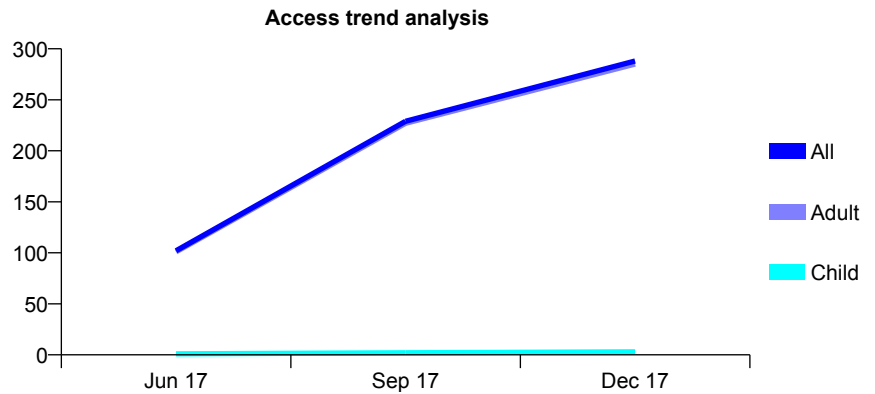
Q48 - Vital Signs At a Glance Contract Report for 100306/0000 - December 2017

Name or company name	MR SR LAKSHMIAH
Contract type name	PDS Contract
Purpose of contract	General
Contract start date	01/04/2017
Contract end date	31/03/2018

17/18 Contracted general activity (UDA)	1,380
Carry forward general activity (UDA)	0
17/18 Contracted orthodontic activity (UOA)	0
Carry forward orthodontic activity (UOA)	0
Baseline contract value	£70,275.11

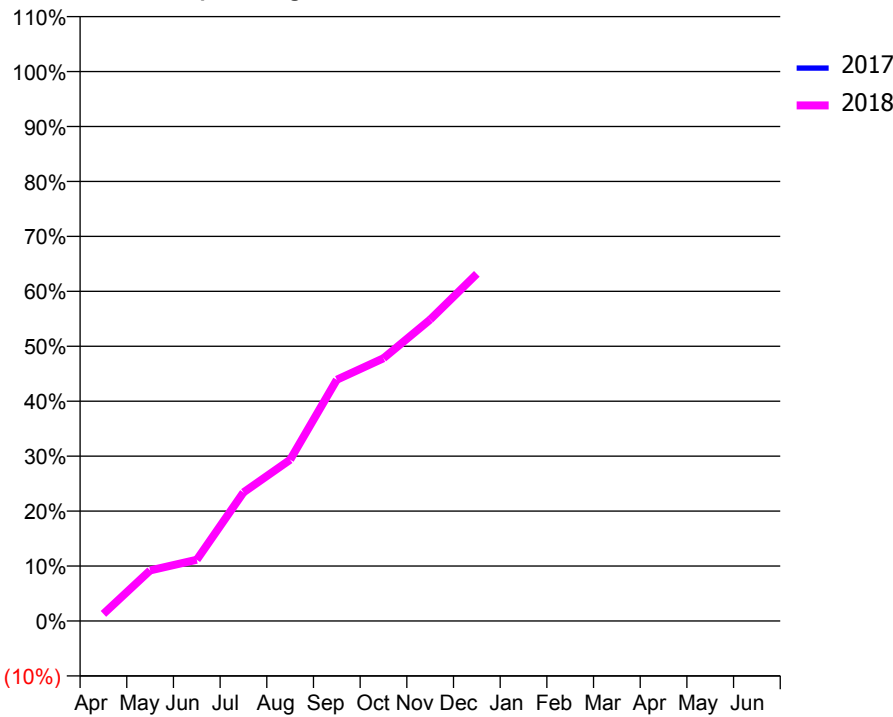
ACCESS*

Patients seen in 24 months	Total	Change since previous quarter
Quarter ending December 2016	0	
Quarter ending March 2017	0	
Quarter ending June 2017	102	↑
Quarter ending September 2017	229	↑
Quarter ending December 2017	288	↑
Variance since December 2016	N/A	



ACTIVITY

Cumulative percentage of contracted UDA delivered 2017 & 2018



Month	Adjusted Scheduled Activity (UDA)	
	2017	2018
April	0	18
May	0	127
June	0	154
July	0	323
August	0	405
September	0	606
October	0	660
November	0	757
December	0	872
January	0	
February	0	
March	0	
April	0	
May	0	
June	0	

QUALITY

	Quantity	Base Number	Contract	AT	Region	England
% of FP17s for the same patient ID Re-attending within 3 months - Children	0	5	0.0%	11.5%	12.9%	12.0%
% of FP17s for the same patient ID Re-attending within 3 months - Adults	4	370	1.1%	17.0%	16.5%	15.9%
% of FP17s for the same patient ID Re-attending between 3 & 9 months - Children	0	5	0.0%	54.2%	59.6%	58.0%
% of FP17s for the same patient ID Re-attending between 3 & 9 months - Adults	2	370	0.5%	44.6%	52.8%	50.5%
% of FP17s for Band 1 Urgent Courses	0	375	0.0%	11.6%	9.1%	9.0%
% of FP17s Relating to Free Repair or Replacements	0	375	0.0%	0.9%	1.0%	0.8%
% of FP17s Relating to Continuations	0	375	0.0%	1.3%	1.2%	1.1%
% of Patients satisfied with the dentistry they have received	1	2	N/A	90.7%	91.6%	91.5%
% of Patients satisfied with the time they had to wait for an appointment	0	2	N/A	87.9%	88.3%	87.9%

* This is based on patients treated on this contract for their most recent course of treatment. Figures in italics indicate the base number of FP17s or Patient Questionnaire responses are less than 100. N/A is shown where the base number of responses is less than 10 during the period. % is calculated as Quantity/Base number*100

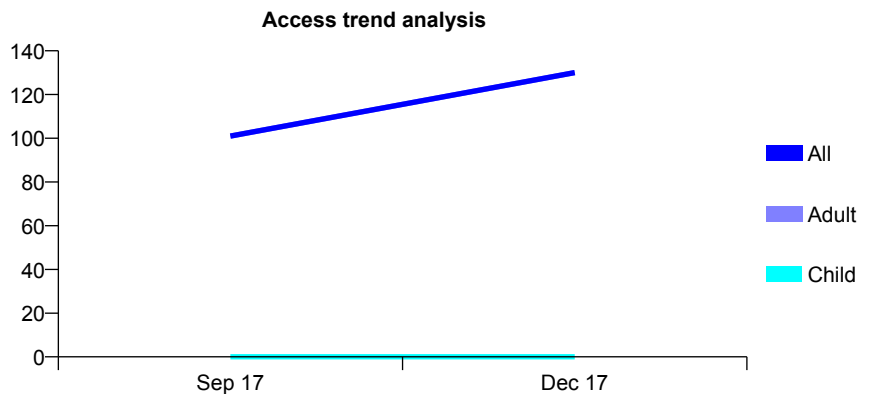
Q48 - Vital Signs At a Glance Contract Report for 100425/0000 - December 2017

Name or company name	Redbridge Assocaites Limited
Contract type name	PDS Contract
Purpose of contract	General
Contract start date	01/05/2017
Contract end date	30/11/2019

17/18 Contracted general activity (UDA)	2,200
Carry forward general activity (UDA)	0
17/18 Contracted orthodontic activity (UOA)	0
Carry forward orthodontic activity (UOA)	0
Baseline contract value	£115,105.25

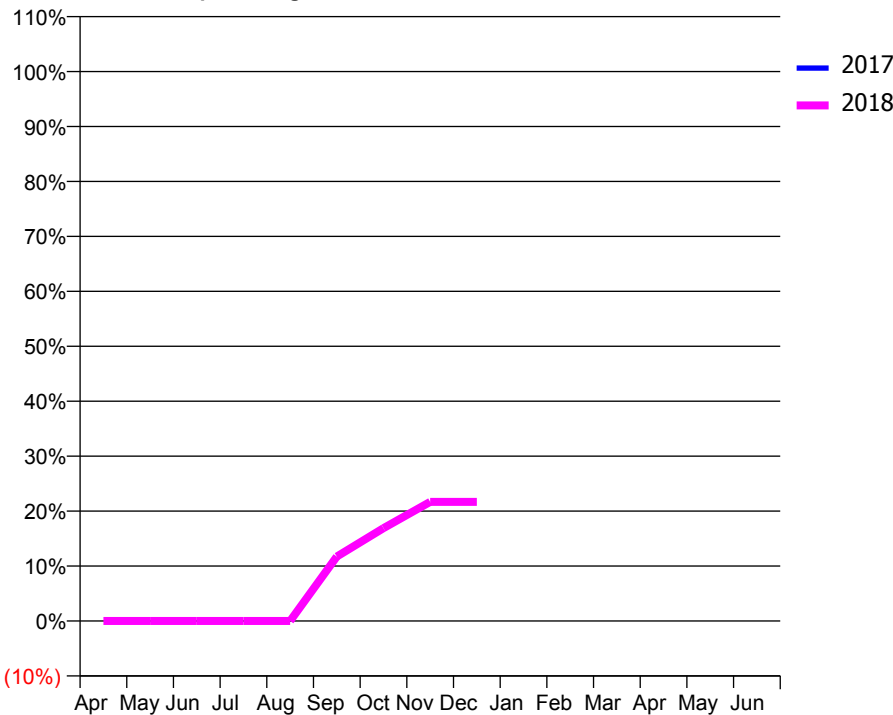
ACCESS*

Patients seen in 24 months	Total	Change since previous quarter
Quarter ending December 2016	0	
Quarter ending March 2017	0	
Quarter ending June 2017	0	
Quarter ending September 2017	101	↑
Quarter ending December 2017	130	↑
Variance since December 2016	N/A	



ACTIVITY

Cumulative percentage of contracted UDA delivered 2017 & 2018



Month	Adjusted Scheduled Activity (UDA)	
	2017	2018
April	0	0
May	0	0
June	0	0
July	0	0
August	0	0
September	0	258
October	0	372
November	0	477
December	0	477
January	0	
February	0	
March	0	
April	0	
May	0	
June	0	

QUALITY

	Quantity	Base Number	Contract	AT	Region	England
% of FP17s for the same patient ID Re-attending within 3 months - Children	0	0	N/A	11.5%	12.9%	12.0%
% of FP17s for the same patient ID Re-attending within 3 months - Adults	1	160	0.6%	17.0%	16.5%	15.9%
% of FP17s for the same patient ID Re-attending between 3 & 9 months - Children	0	0	N/A	54.2%	59.6%	58.0%
% of FP17s for the same patient ID Re-attending between 3 & 9 months - Adults	0	160	0.0%	44.6%	52.8%	50.5%
% of FP17s for Band 1 Urgent Courses	0	160	0.0%	11.6%	9.1%	9.0%
% of FP17s Relating to Free Repair or Replacements	0	160	0.0%	0.9%	1.0%	0.8%
% of FP17s Relating to Continuations	0	160	0.0%	1.3%	1.2%	1.1%
% of Patients satisfied with the dentistry they have received	0	0	N/A	90.7%	91.6%	91.5%
% of Patients satisfied with the time they had to wait for an appointment	0	0	N/A	87.9%	88.3%	87.9%

* This is based on patients treated on this contract for their most recent course of treatment. Figures in italics indicate the base number of FP17s or Patient Questionnaire responses are less than 100. N/A is shown where the base number of responses is less than 10 during the period. % is calculated as Quantity/Base number*100

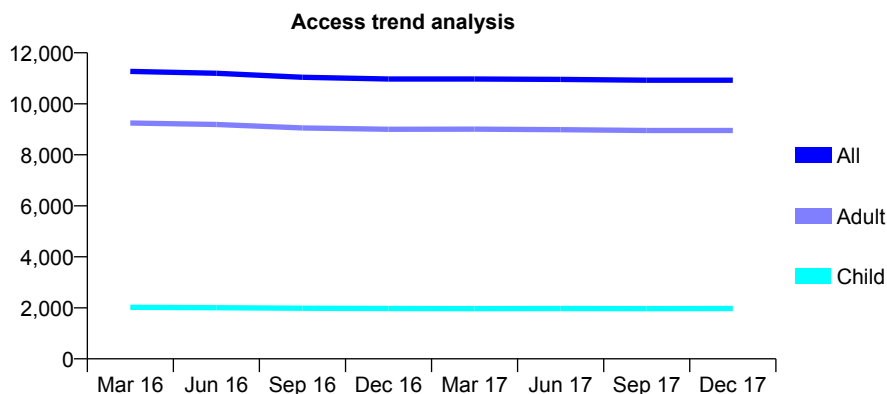
Q48 - Vital Signs At a Glance Contract Report for 101281/0115 - December 2017

Name or company name	OASIS DENTAL CARE LTD
Contract type name	GDS Contract
Purpose of contract	General
Contract start date	01/04/2006
Contract end date	

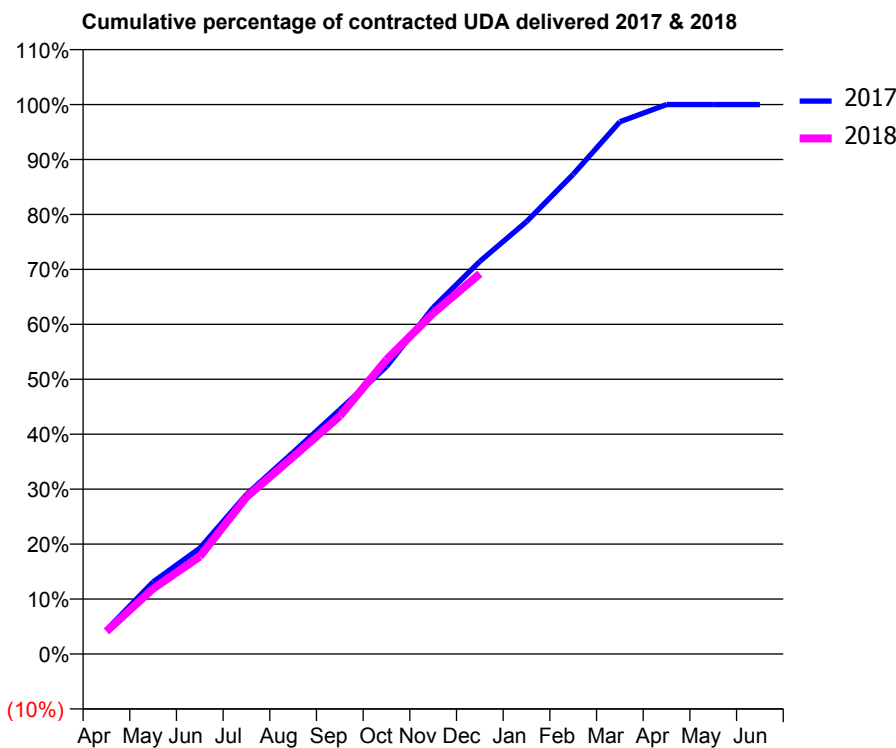
17/18 Contracted general activity (UDA)	34,474
Carry forward general activity (UDA)	0
17/18 Contracted orthodontic activity (UOA)	0
Carry forward orthodontic activity (UOA)	0
Baseline contract value	£958,690.88

ACCESS*

Patients seen in 24 months	Total	Change since previous quarter
Quarter ending December 2016	10,971	
Quarter ending March 2017	10,973	→
Quarter ending June 2017	10,956	→
Quarter ending September 2017	10,924	→
Quarter ending December 2017	10,928	→
Variance since December 2016	(0.4%)	→



ACTIVITY



Month	Adjusted Scheduled Activity (UDA)	
	2017	2018
April	1,527	1,417
May	4,563	4,100
June	6,704	6,109
July	10,104	9,852
August	12,778	12,372
September	15,480	14,932
October	18,205	18,466
November	21,947	21,381
December	24,875	23,859
January	27,387	
February	30,388	
March	33,712	
April	34,807	
May	34,807	
June	34,808	

QUALITY

	Quantity	Base Number	Contract	AT	Region	England
% of FP17s for the same patient ID Re-attending within 3 months - Children	184	2,697	6.8%	11.5%	12.9%	12.0%
% of FP17s for the same patient ID Re-attending within 3 months - Adults	1,639	11,065	14.8%	17.0%	16.5%	15.9%
% of FP17s for the same patient ID Re-attending between 3 & 9 months - Children	1,978	2,697	73.3%	54.2%	59.6%	58.0%
% of FP17s for the same patient ID Re-attending between 3 & 9 months - Adults	7,241	11,065	65.4%	44.6%	52.8%	50.5%
% of FP17s for Band 1 Urgent Courses	863	13,162	6.6%	11.6%	9.1%	9.0%
% of FP17s Relating to Free Repair or Replacements	238	13,162	1.8%	0.9%	1.0%	0.8%
% of FP17s Relating to Continuations	213	13,162	1.6%	1.3%	1.2%	1.1%
% of Patients satisfied with the dentistry they have received	17	18	94.4%	90.7%	91.6%	91.5%
% of Patients satisfied with the time they had to wait for an appointment	16	18	88.9%	87.9%	88.3%	87.9%

* This is based on patients treated on this contract for their most recent course of treatment. Figures in italics indicate the base number of FP17s or Patient Questionnaire responses are less than 100. N/A is shown where the base number of responses is less than 10 during the period. % is calculated as Quantity/Base number*100

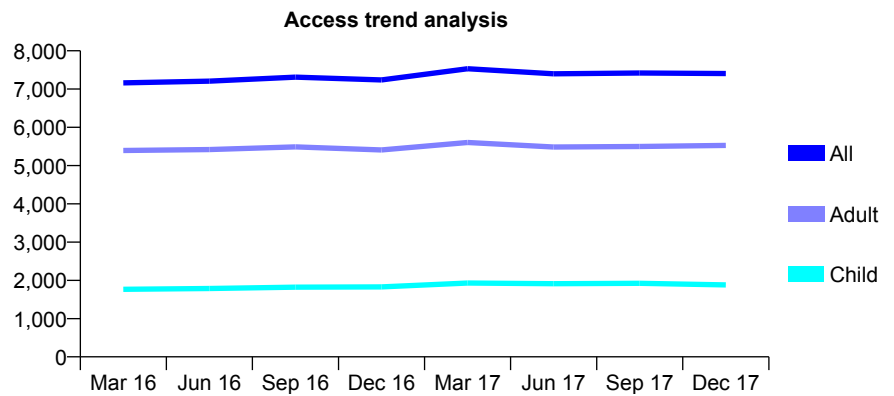
Q48 - Vital Signs At a Glance Contract Report for 101281/0168 - December 2017

Name or company name	OASIS DENTAL CARE LTD
Contract type name	GDS Contract
Purpose of contract	General
Contract start date	29/05/2007
Contract end date	

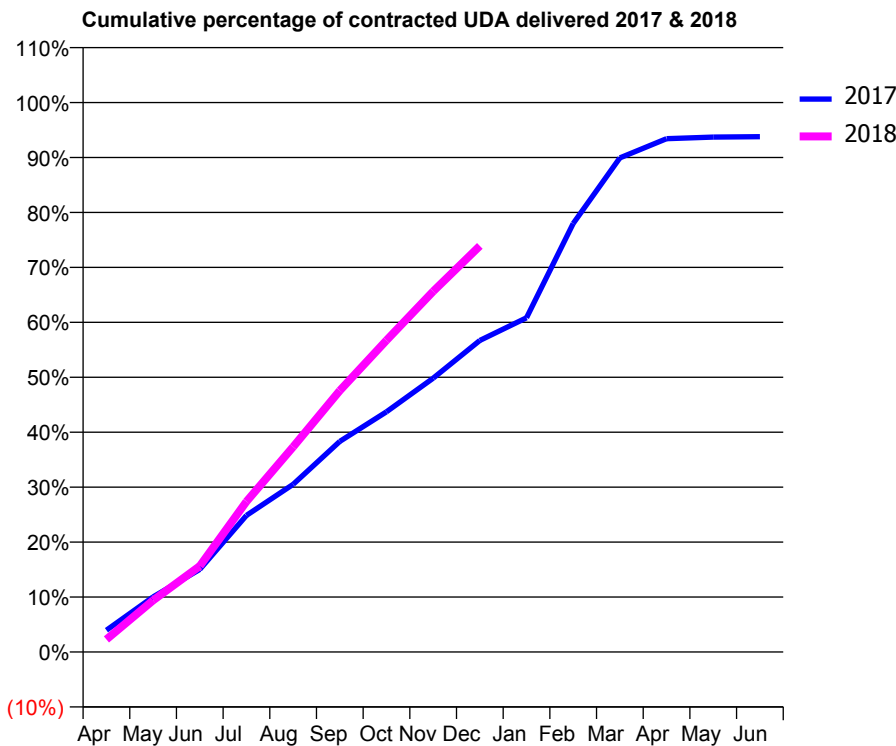
17/18 Contracted general activity (UDA)	20,675
Carry forward general activity (UDA)	0
17/18 Contracted orthodontic activity (UOA)	0
Carry forward orthodontic activity (UOA)	0
Baseline contract value	£581,241.74

ACCESS*

Patients seen in 24 months	Total	Change since previous quarter
Quarter ending December 2016	7,237	
Quarter ending March 2017	7,531	↑
Quarter ending June 2017	7,397	↓
Quarter ending September 2017	7,421	→
Quarter ending December 2017	7,406	→
Variance since December 2016	2.3%	↑



ACTIVITY



Month	Adjusted Scheduled Activity (UDA)	
	2017	2018
April	820	474
May	2,077	1,942
June	3,107	3,233
July	5,141	5,661
August	6,309	7,718
September	7,923	9,835
October	9,040	11,729
November	10,302	13,571
December	11,722	15,279
January	12,575	
February	16,124	
March	18,591	
April	19,316	
May	19,375	
June	19,389	

QUALITY

	Quantity	Base Number	Contract	AT	Region	England
% of FP17s for the same patient ID Re-attending within 3 months - Children	245	2,005	12.2%	11.5%	12.9%	12.0%
% of FP17s for the same patient ID Re-attending within 3 months - Adults	1,113	5,423	20.5%	17.0%	16.5%	15.9%
% of FP17s for the same patient ID Re-attending between 3 & 9 months - Children	959	2,005	47.8%	54.2%	59.6%	58.0%
% of FP17s for the same patient ID Re-attending between 3 & 9 months - Adults	2,217	5,423	40.9%	44.6%	52.8%	50.5%
% of FP17s for Band 1 Urgent Courses	1,816	7,093	25.6%	11.6%	9.1%	9.0%
% of FP17s Relating to Free Repair or Replacements	32	7,093	0.5%	0.9%	1.0%	0.8%
% of FP17s Relating to Continuations	112	7,093	1.6%	1.3%	1.2%	1.1%
% of Patients satisfied with the dentistry they have received	12	12	100.0%	90.7%	91.6%	91.5%
% of Patients satisfied with the time they had to wait for an appointment	11	12	91.7%	87.9%	88.3%	87.9%

* This is based on patients treated on this contract for their most recent course of treatment. Figures in italics indicate the base number of FP17s or Patient Questionnaire responses are less than 100. N/A is shown where the base number of responses is less than 10 during the period. % is calculated as Quantity/Base number*100

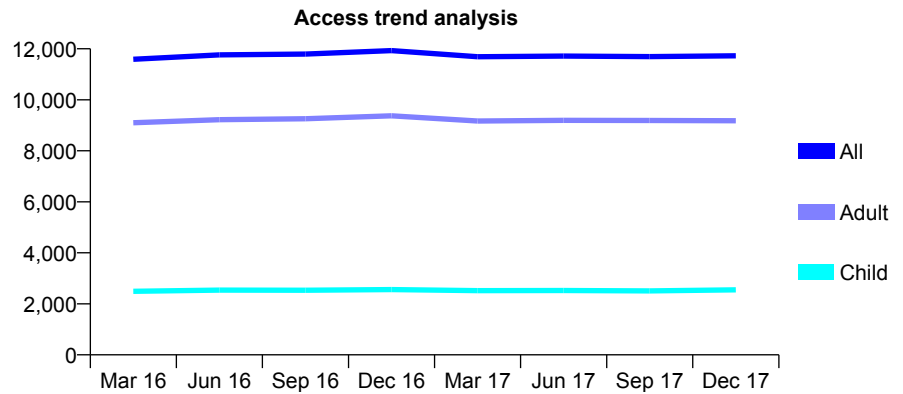
Q48 - Vital Signs At a Glance Contract Report for 101338/0039 - December 2017

Name or company name	Whitecross Dental Care Limited
Contract type name	GDS Contract
Purpose of contract	General
Contract start date	01/04/2006
Contract end date	

17/18 Contracted general activity (UDA)	39,698
Carry forward general activity (UDA)	34
17/18 Contracted orthodontic activity (UOA)	0
Carry forward orthodontic activity (UOA)	0
Baseline contract value	£1,024,247.85

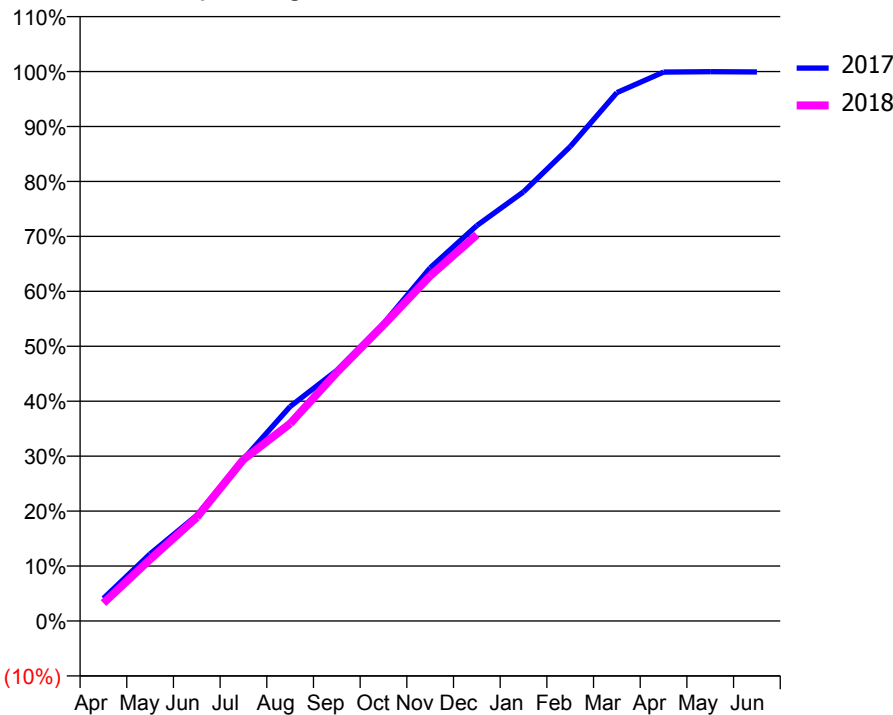
ACCESS*

Patients seen in 24 months	Total	Change since previous quarter
Quarter ending December 2016	11,930	
Quarter ending March 2017	11,687	↓
Quarter ending June 2017	11,716	→
Quarter ending September 2017	11,692	→
Quarter ending December 2017	11,727	→
Variance since December 2016	(1.7%)	↓



ACTIVITY

Cumulative percentage of contracted UDA delivered 2017 & 2018



Month	Adjusted Scheduled Activity (UDA)	
	2017	2018
April	1,629	1,291
May	4,852	4,460
June	7,632	7,489
July	11,701	11,673
August	15,491	14,258
September	18,106	17,966
October	21,488	21,382
November	25,515	24,937
December	28,570	27,904
January	31,005	
February	34,273	
March	38,176	
April	39,656	
May	39,688	
June	39,664	

QUALITY

	Quantity	Base Number	Contract	AT	Region	England
% of FP17s for the same patient ID Re-attending within 3 months - Children	200	2,524	7.9%	11.5%	12.9%	12.0%
% of FP17s for the same patient ID Re-attending within 3 months - Adults	940	7,466	12.6%	17.0%	16.5%	15.9%
% of FP17s for the same patient ID Re-attending between 3 & 9 months - Children	1,219	2,524	48.3%	54.2%	59.6%	58.0%
% of FP17s for the same patient ID Re-attending between 3 & 9 months - Adults	3,149	7,466	42.2%	44.6%	52.8%	50.5%
% of FP17s for Band 1 Urgent Courses	683	9,452	7.2%	11.6%	9.1%	9.0%
% of FP17s Relating to Free Repair or Replacements	44	9,452	0.5%	0.9%	1.0%	0.8%
% of FP17s Relating to Continuations	147	9,452	1.6%	1.3%	1.2%	1.1%
% of Patients satisfied with the dentistry they have received	21	25	84.0%	90.7%	91.6%	91.5%
% of Patients satisfied with the time they had to wait for an appointment	21	25	84.0%	87.9%	88.3%	87.9%

* This is based on patients treated on this contract for their most recent course of treatment. Figures in italics indicate the base number of FP17s or Patient Questionnaire responses are less than 100. N/A is shown where the base number of responses is less than 10 during the period. % is calculated as Quantity/Base number*100

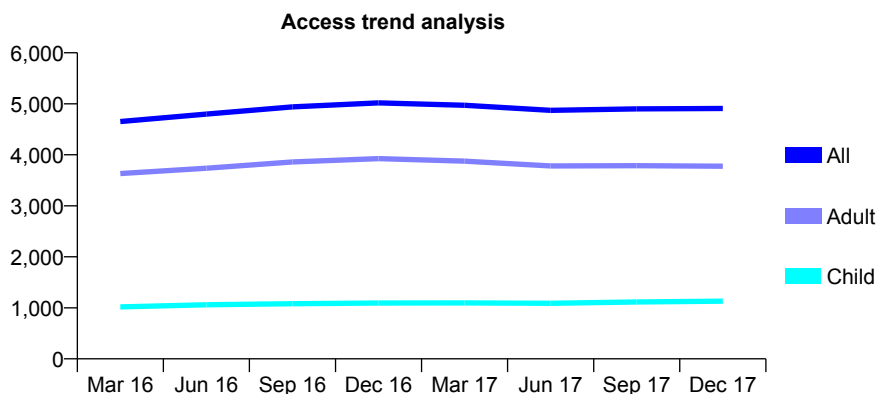
Q48 - Vital Signs At a Glance Contract Report for 101338/0061 - December 2017

Name or company name	Whitecross Dental Care Limited
Contract type name	GDS Contract
Purpose of contract	General
Contract start date	01/03/2008
Contract end date	

17/18 Contracted general activity (UDA)	18,976
Carry forward general activity (UDA)	0
17/18 Contracted orthodontic activity (UOA)	0
Carry forward orthodontic activity (UOA)	0
Baseline contract value	£489,707.00

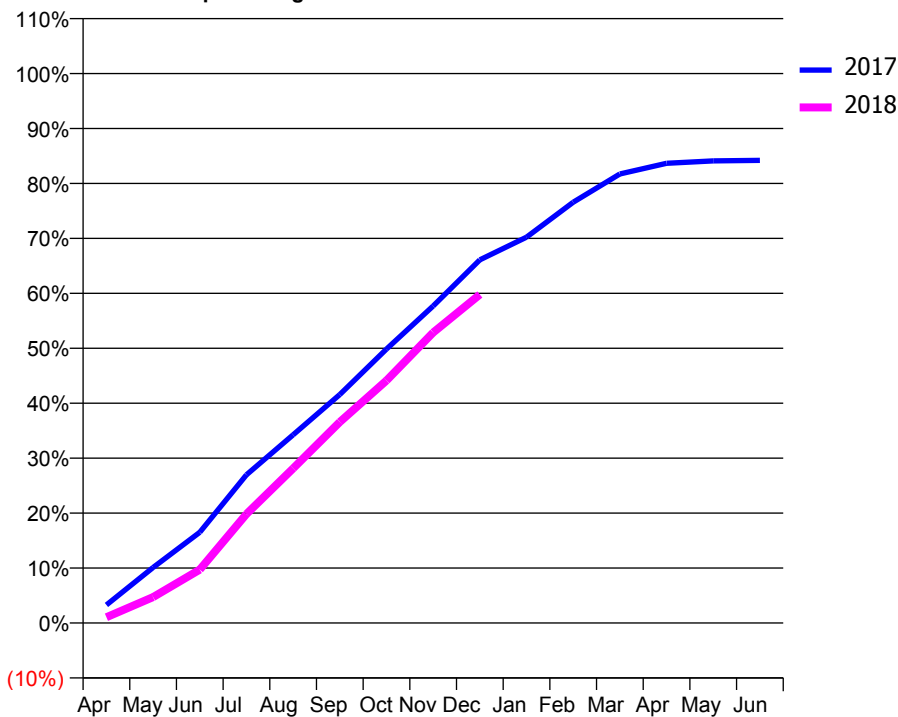
ACCESS*

Patients seen in 24 months	Total	Change since previous quarter
Quarter ending December 2016	5,018	
Quarter ending March 2017	4,971	→
Quarter ending June 2017	4,871	↓
Quarter ending September 2017	4,901	→
Quarter ending December 2017	4,908	→
Variance since December 2016	(2.2%)	↓



ACTIVITY

Cumulative percentage of contracted UDA delivered 2017 & 2018



Month	Adjusted Scheduled Activity (UDA)	
	2017	2018
April	622	199
May	1,917	895
June	3,132	1,845
July	5,117	3,762
August	6,501	5,339
September	7,891	6,942
October	9,461	8,376
November	10,946	10,031
December	12,542	11,343
January	13,322	
February	14,531	
March	15,505	
April	15,877	
May	15,960	
June	15,977	

QUALITY

	Quantity	Base Number	Contract	AT	Region	England
% of FP17s for the same patient ID Re-attending within 3 months - Children	63	975	6.5%	11.5%	12.9%	12.0%
% of FP17s for the same patient ID Re-attending within 3 months - Adults	512	3,147	16.3%	17.0%	16.5%	15.9%
% of FP17s for the same patient ID Re-attending between 3 & 9 months - Children	388	975	39.8%	54.2%	59.6%	58.0%
% of FP17s for the same patient ID Re-attending between 3 & 9 months - Adults	1,054	3,147	33.5%	44.6%	52.8%	50.5%
% of FP17s for Band 1 Urgent Courses	347	3,928	8.8%	11.6%	9.1%	9.0%
% of FP17s Relating to Free Repair or Replacements	33	3,928	0.8%	0.9%	1.0%	0.8%
% of FP17s Relating to Continuations	99	3,928	2.5%	1.3%	1.2%	1.1%
% of Patients satisfied with the dentistry they have received	11	11	100.0%	90.7%	91.6%	91.5%
% of Patients satisfied with the time they had to wait for an appointment	11	11	100.0%	87.9%	88.3%	87.9%

* This is based on patients treated on this contract for their most recent course of treatment. Figures in italics indicate the base number of FP17s or Patient Questionnaire responses are less than 100. N/A is shown where the base number of responses is less than 10 during the period. % is calculated as Quantity/Base number*100

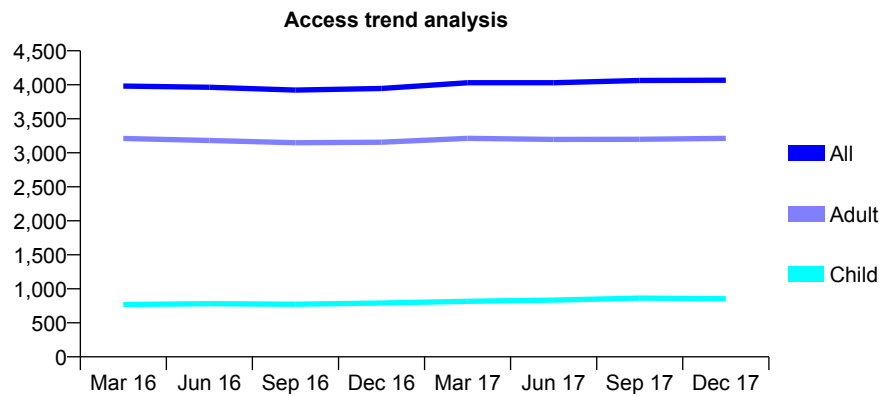
Q48 - Vital Signs At a Glance Contract Report for 101338/0063 - December 2017

Name or company name	Whitecross Dental Care Limited
Contract type name	GDS Contract
Purpose of contract	General
Contract start date	01/04/2008
Contract end date	

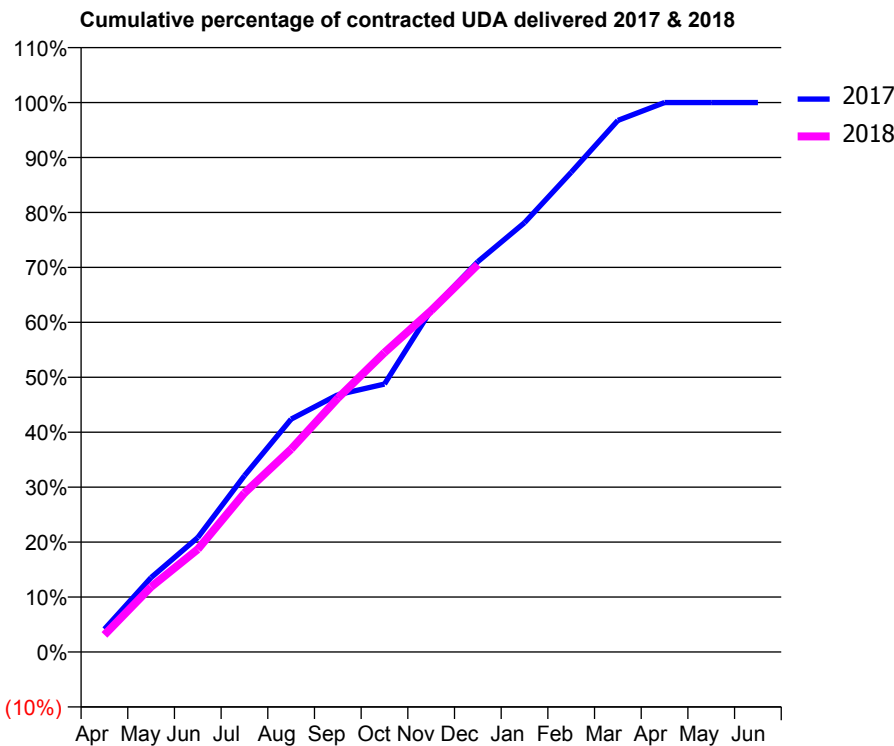
17/18 Contracted general activity (UDA)	13,627
Carry forward general activity (UDA)	0
17/18 Contracted orthodontic activity (UOA)	0
Carry forward orthodontic activity (UOA)	0
Baseline contract value	£355,952.73

ACCESS*

Patients seen in 24 months	Total	Change since previous quarter
Quarter ending December 2016	3,946	
Quarter ending March 2017	4,030	↑
Quarter ending June 2017	4,031	→
Quarter ending September 2017	4,063	→
Quarter ending December 2017	4,067	→
Variance since December 2016	3.1%	↑



ACTIVITY



Month	Adjusted Scheduled Activity (UDA)	
	2017	2018
April	574	425
May	1,873	1,615
June	2,876	2,546
July	4,433	3,943
August	5,852	5,032
September	6,467	6,296
October	6,735	7,425
November	8,595	8,466
December	9,811	9,608
January	10,790	
February	12,056	
March	13,361	
April	13,809	
May	13,809	
June	13,810	

QUALITY

	Quantity	Base Number	Contract	AT	Region	England
% of FP17s for the same patient ID Re-attending within 3 months - Children	45	781	5.8%	11.5%	12.9%	12.0%
% of FP17s for the same patient ID Re-attending within 3 months - Adults	337	2,825	11.9%	17.0%	16.5%	15.9%
% of FP17s for the same patient ID Re-attending between 3 & 9 months - Children	361	781	46.2%	54.2%	59.6%	58.0%
% of FP17s for the same patient ID Re-attending between 3 & 9 months - Adults	1,339	2,825	47.4%	44.6%	52.8%	50.5%
% of FP17s for Band 1 Urgent Courses	226	3,481	6.5%	11.6%	9.1%	9.0%
% of FP17s Relating to Free Repair or Replacements	12	3,481	0.3%	0.9%	1.0%	0.8%
% of FP17s Relating to Continuations	23	3,481	0.7%	1.3%	1.2%	1.1%
% of Patients satisfied with the dentistry they have received	4	5	N/A	90.7%	91.6%	91.5%
% of Patients satisfied with the time they had to wait for an appointment	4	5	N/A	87.9%	88.3%	87.9%

* This is based on patients treated on this contract for their most recent course of treatment. Figures in italics indicate the base number of FP17s or Patient Questionnaire responses are less than 100. N/A is shown where the base number of responses is less than 10 during the period. % is calculated as Quantity/Base number*100

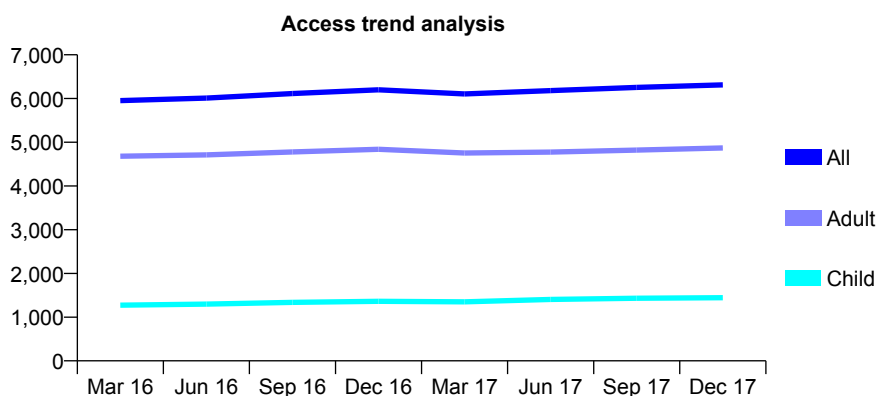
Q48 - Vital Signs At a Glance Contract Report for 101370/0051 - December 2017

Name or company name	Petrie Tucker and Partners Ltd
Contract type name	GDS Contract
Purpose of contract	General
Contract start date	01/04/2006
Contract end date	

17/18 Contracted general activity (UDA)	20,143
Carry forward general activity (UDA)	613
17/18 Contracted orthodontic activity (UOA)	0
Carry forward orthodontic activity (UOA)	0
Baseline contract value	£519,712.33

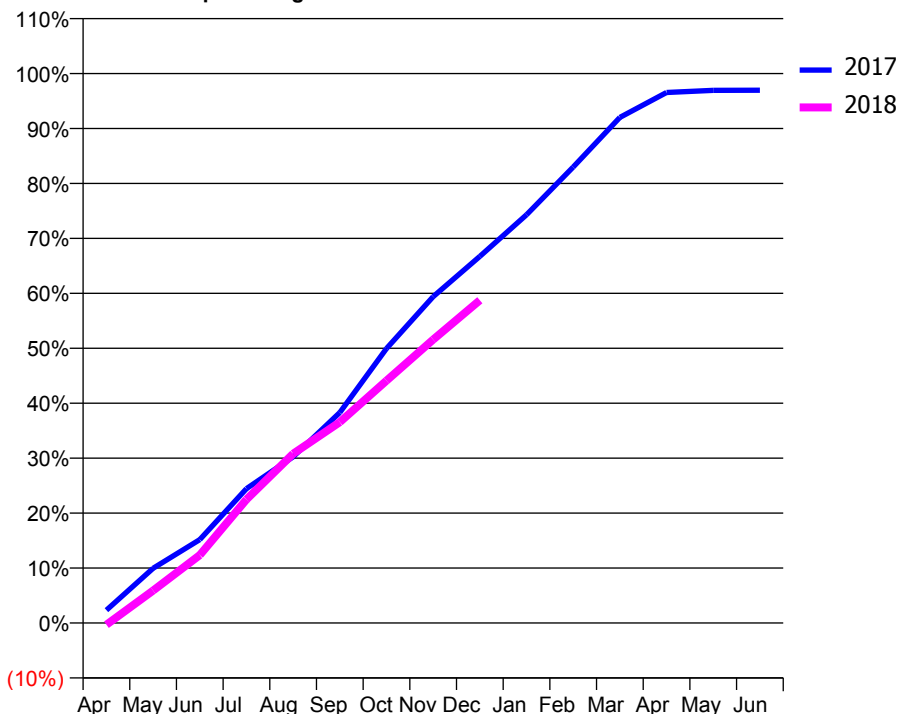
ACCESS*

Patients seen in 24 months	Total	Change since previous quarter
Quarter ending December 2016	6,199	
Quarter ending March 2017	6,104	↓
Quarter ending June 2017	6,181	→
Quarter ending September 2017	6,254	→
Quarter ending December 2017	6,312	→
Variance since December 2016	1.8%	→



ACTIVITY

Cumulative percentage of contracted UDA delivered 2017 & 2018



Month	Adjusted Scheduled Activity (UDA)	
	2017	2018
April	469	-67
May	2,006	1,191
June	3,057	2,489
July	4,923	4,530
August	6,092	6,204
September	7,714	7,365
October	10,062	8,885
November	11,964	10,390
December	13,439	11,833
January	14,966	
February	16,713	
March	18,533	
April	19,448	
May	19,523	
June	19,530	

QUALITY

	Quantity	Base Number	Contract	AT	Region	England
% of FP17s for the same patient ID Re-attending within 3 months - Children	99	1,312	7.5%	11.5%	12.9%	12.0%
% of FP17s for the same patient ID Re-attending within 3 months - Adults	669	4,331	15.4%	17.0%	16.5%	15.9%
% of FP17s for the same patient ID Re-attending between 3 & 9 months - Children	637	1,312	48.6%	54.2%	59.6%	58.0%
% of FP17s for the same patient ID Re-attending between 3 & 9 months - Adults	1,883	4,331	43.5%	44.6%	52.8%	50.5%
% of FP17s for Band 1 Urgent Courses	440	5,289	8.3%	11.6%	9.1%	9.0%
% of FP17s Relating to Free Repair or Replacements	54	5,289	1.0%	0.9%	1.0%	0.8%
% of FP17s Relating to Continuations	96	5,289	1.8%	1.3%	1.2%	1.1%
% of Patients satisfied with the dentistry they have received	16	17	94.1%	90.7%	91.6%	91.5%
% of Patients satisfied with the time they had to wait for an appointment	16	17	94.1%	87.9%	88.3%	87.9%

* This is based on patients treated on this contract for their most recent course of treatment. Figures in italics indicate the base number of FP17s or Patient Questionnaire responses are less than 100. N/A is shown where the base number of responses is less than 10 during the period. % is calculated as Quantity/Base number*100

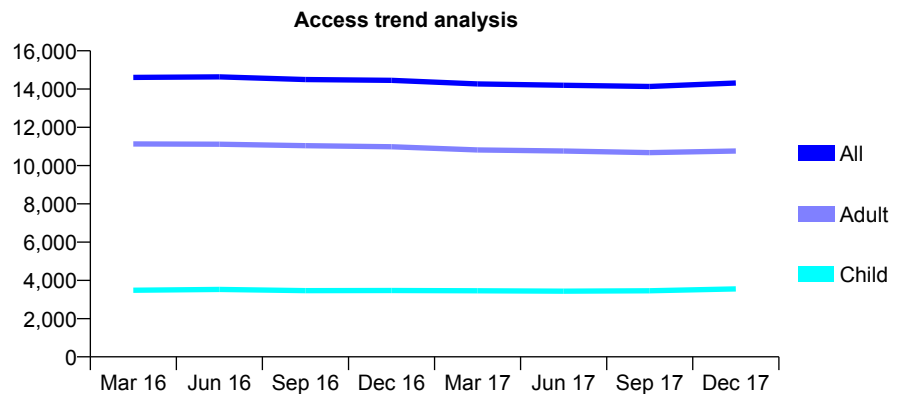
Q48 - Vital Signs At a Glance Contract Report for 101370/0052 - December 2017

Name or company name	Petrie Tucker and Partners Ltd
Contract type name	GDS Contract
Purpose of contract	General
Contract start date	01/04/2006
Contract end date	

17/18 Contracted general activity (UDA)	49,672
Carry forward general activity (UDA)	724
17/18 Contracted orthodontic activity (UOA)	0
Carry forward orthodontic activity (UOA)	0
Baseline contract value	£1,281,586.96

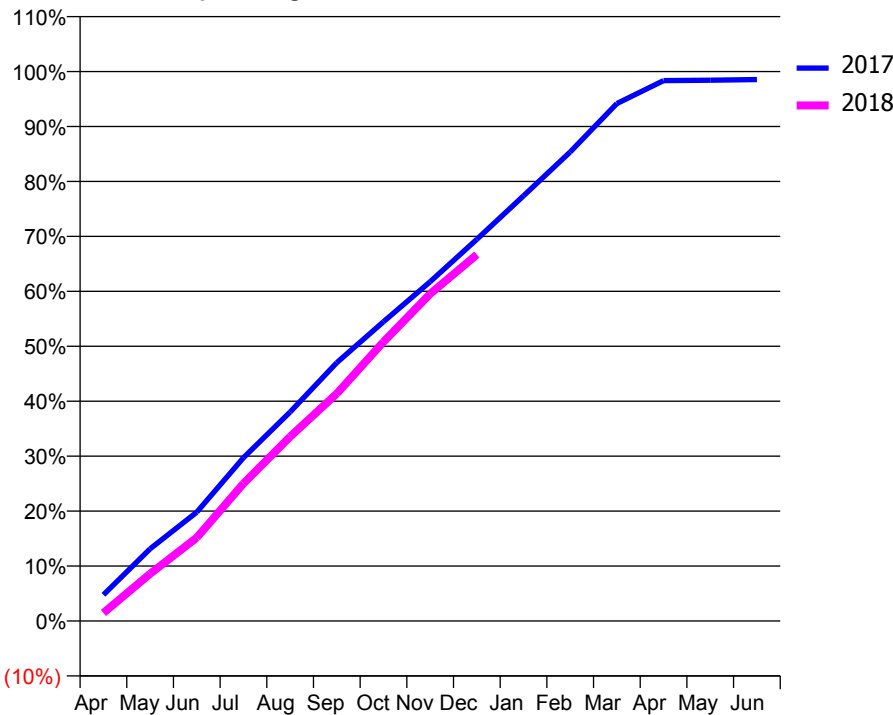
ACCESS*

Patients seen in 24 months	Total	Change since previous quarter
Quarter ending December 2016	14,454	
Quarter ending March 2017	14,270	↓
Quarter ending June 2017	14,201	→
Quarter ending September 2017	14,132	→
Quarter ending December 2017	14,313	→
Variance since December 2016	(1.0%)	→



ACTIVITY

Cumulative percentage of contracted UDA delivered 2017 & 2018



QUALITY

	Quantity	Base Number	Contract	AT	Region	England
% of FP17s for the same patient ID Re-attending within 3 months - Children	333	3,427	9.7%	11.5%	12.9%	12.0%
% of FP17s for the same patient ID Re-attending within 3 months - Adults	1,186	8,804	13.5%	17.0%	16.5%	15.9%
% of FP17s for the same patient ID Re-attending between 3 & 9 months - Children	1,498	3,427	43.7%	54.2%	59.6%	58.0%
% of FP17s for the same patient ID Re-attending between 3 & 9 months - Adults	3,718	8,804	42.2%	44.6%	52.8%	50.5%
% of FP17s for Band 1 Urgent Courses	969	11,500	8.4%	11.6%	9.1%	9.0%
% of FP17s Relating to Free Repair or Replacements	48	11,500	0.4%	0.9%	1.0%	0.8%
% of FP17s Relating to Continuations	172	11,500	1.5%	1.3%	1.2%	1.1%
% of Patients satisfied with the dentistry they have received	16	18	88.9%	90.7%	91.6%	91.5%
% of Patients satisfied with the time they had to wait for an appointment	16	18	88.9%	87.9%	88.3%	87.9%

* This is based on patients treated on this contract for their most recent course of treatment. Figures in italics indicate the base number of FP17s or Patient Questionnaire responses are less than 100. N/A is shown where the base number of responses is less than 10 during the period. % is calculated as Quantity/Base number*100

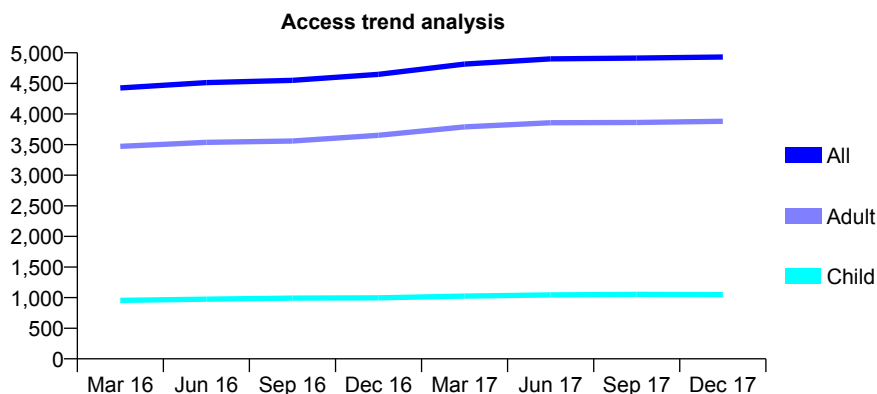
Q48 - Vital Signs At a Glance Contract Report for 101370/0059 - December 2017

Name or company name	Petrie Tucker and Partners Ltd
Contract type name	GDS Contract
Purpose of contract	General
Contract start date	01/04/2006
Contract end date	

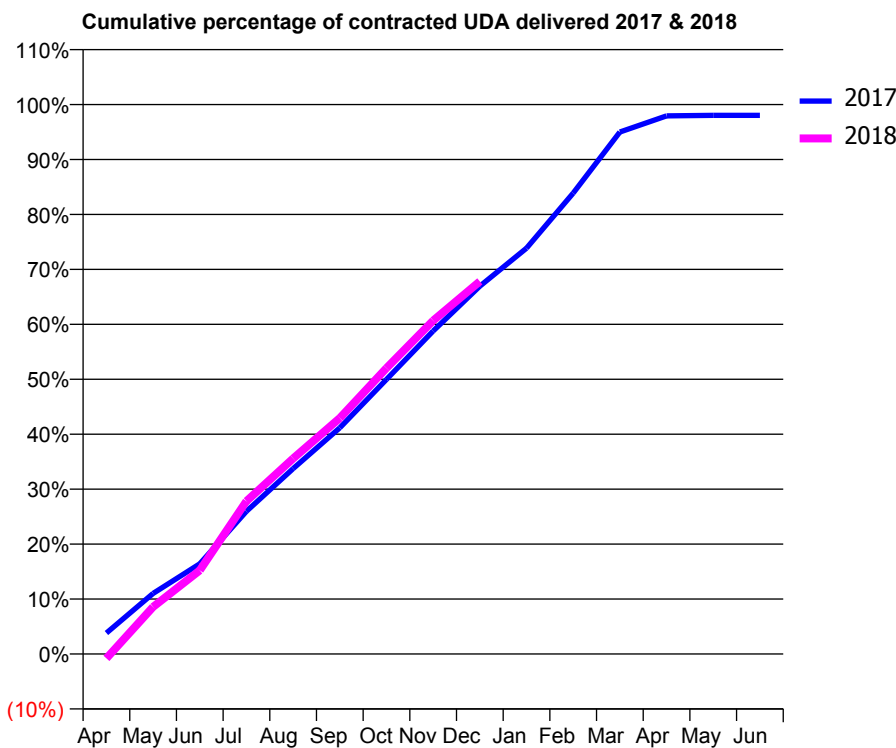
17/18 Contracted general activity (UDA)	15,940
Carry forward general activity (UDA)	314
17/18 Contracted orthodontic activity (UOA)	0
Carry forward orthodontic activity (UOA)	0
Baseline contract value	£445,567.19

ACCESS*

Patients seen in 24 months	Total	Change since previous quarter
Quarter ending December 2016	4,649	
Quarter ending March 2017	4,816	↑
Quarter ending June 2017	4,901	→
Quarter ending September 2017	4,915	→
Quarter ending December 2017	4,932	→
Variance since December 2016	6.1%	↑



ACTIVITY



Month	Adjusted Scheduled Activity (UDA)	
	2017	2018
April	610	-128
May	1,758	1,366
June	2,617	2,427
July	4,141	4,436
August	5,380	5,673
September	6,562	6,844
October	7,966	8,297
November	9,372	9,672
December	10,671	10,811
January	11,773	
February	13,369	
March	15,143	
April	15,611	
May	15,624	
June	15,626	

QUALITY

	Quantity	Base Number	Contract	AT	Region	England
% of FP17s for the same patient ID Re-attending within 3 months - Children	86	1,050	8.2%	11.5%	12.9%	12.0%
% of FP17s for the same patient ID Re-attending within 3 months - Adults	376	3,102	12.1%	17.0%	16.5%	15.9%
% of FP17s for the same patient ID Re-attending between 3 & 9 months - Children	548	1,050	52.2%	54.2%	59.6%	58.0%
% of FP17s for the same patient ID Re-attending between 3 & 9 months - Adults	1,383	3,102	44.6%	44.6%	52.8%	50.5%
% of FP17s for Band 1 Urgent Courses	318	4,006	7.9%	11.6%	9.1%	9.0%
% of FP17s Relating to Free Repair or Replacements	15	4,006	0.4%	0.9%	1.0%	0.8%
% of FP17s Relating to Continuations	53	4,006	1.3%	1.3%	1.2%	1.1%
% of Patients satisfied with the dentistry they have received	9	11	81.8%	90.7%	91.6%	91.5%
% of Patients satisfied with the time they had to wait for an appointment	10	11	90.9%	87.9%	88.3%	87.9%

* This is based on patients treated on this contract for their most recent course of treatment. Figures in italics indicate the base number of FP17s or Patient Questionnaire responses are less than 100. N/A is shown where the base number of responses is less than 10 during the period. % is calculated as Quantity/Base number*100

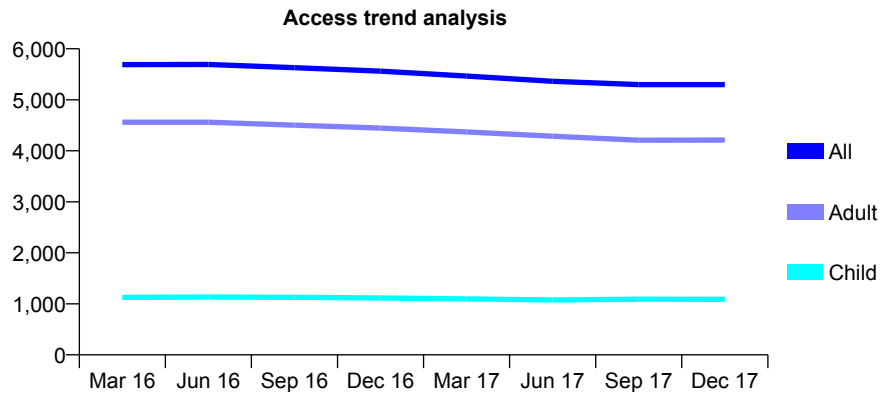
Q48 - Vital Signs At a Glance Contract Report for 101370/0060 - December 2017

Name or company name	Petrie Tucker and Partners Ltd
Contract type name	GDS Contract
Purpose of contract	General
Contract start date	01/04/2006
Contract end date	

17/18 Contracted general activity (UDA)	15,393
Carry forward general activity (UDA)	0
17/18 Contracted orthodontic activity (UOA)	0
Carry forward orthodontic activity (UOA)	0
Baseline contract value	£479,627.04

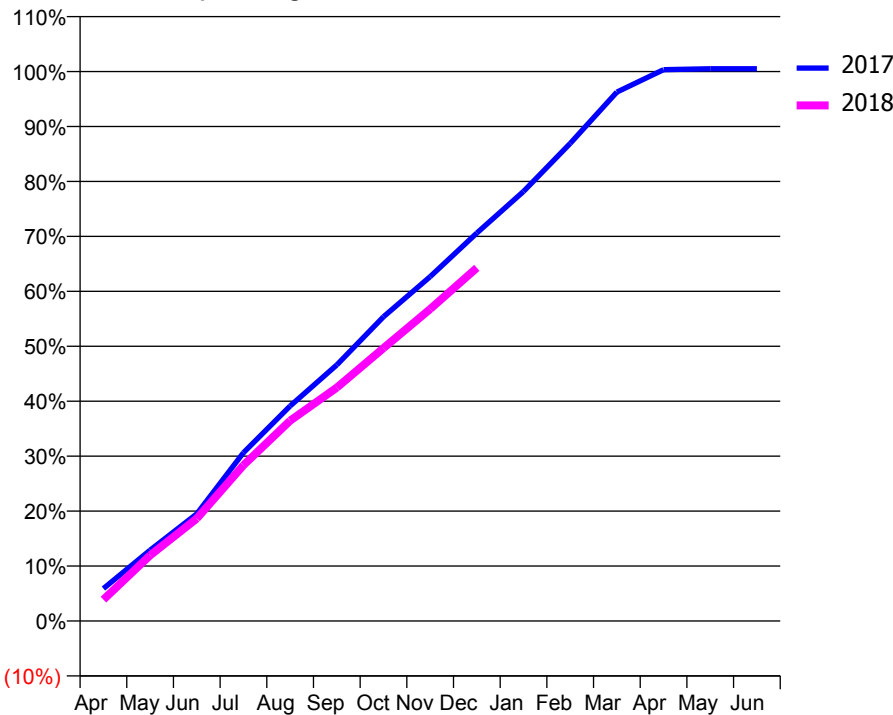
ACCESS*

Patients seen in 24 months	Total	Change since previous quarter
Quarter ending December 2016	5,561	
Quarter ending March 2017	5,466	↓
Quarter ending June 2017	5,363	↓
Quarter ending September 2017	5,299	↓
Quarter ending December 2017	5,299	→
Variance since December 2016	(4.7%)	↓



ACTIVITY

Cumulative percentage of contracted UDA delivered 2017 & 2018



Month	Adjusted Scheduled Activity (UDA)	
	2017	2018
April	910	599
May	1,984	1,840
June	3,002	2,871
July	4,715	4,364
August	6,025	5,611
September	7,174	6,539
October	8,523	7,644
November	9,648	8,740
December	10,869	9,895
January	12,032	
February	13,380	
March	14,817	
April	15,445	
May	15,471	
June	15,472	

QUALITY

	Quantity	Base Number	Contract	AT	Region	England
% of FP17s for the same patient ID Re-attending within 3 months - Children	43	1,175	3.7%	11.5%	12.9%	12.0%
% of FP17s for the same patient ID Re-attending within 3 months - Adults	313	3,501	8.9%	17.0%	16.5%	15.9%
% of FP17s for the same patient ID Re-attending between 3 & 9 months - Children	651	1,175	55.4%	54.2%	59.6%	58.0%
% of FP17s for the same patient ID Re-attending between 3 & 9 months - Adults	1,584	3,501	45.2%	44.6%	52.8%	50.5%
% of FP17s for Band 1 Urgent Courses	313	4,443	7.0%	11.6%	9.1%	9.0%
% of FP17s Relating to Free Repair or Replacements	8	4,443	0.2%	0.9%	1.0%	0.8%
% of FP17s Relating to Continuations	27	4,443	0.6%	1.3%	1.2%	1.1%
% of Patients satisfied with the dentistry they have received	7	8	N/A	90.7%	91.6%	91.5%
% of Patients satisfied with the time they had to wait for an appointment	7	8	N/A	87.9%	88.3%	87.9%

* This is based on patients treated on this contract for their most recent course of treatment. Figures in italics indicate the base number of FP17s or Patient Questionnaire responses are less than 100. N/A is shown where the base number of responses is less than 10 during the period. % is calculated as Quantity/Base number*100

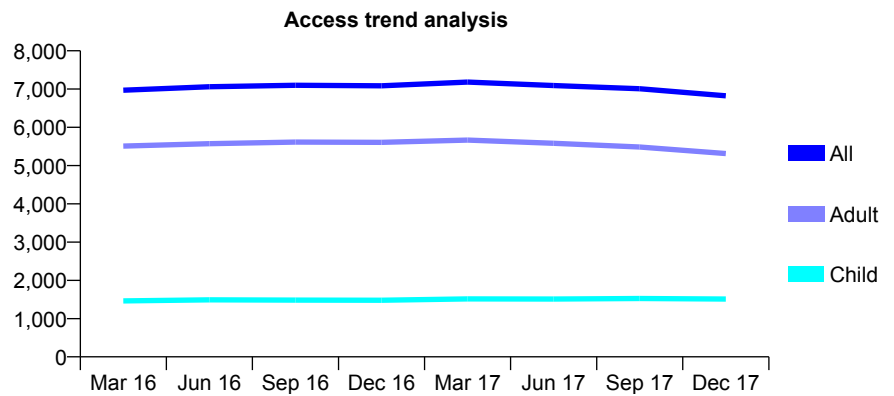
Q48 - Vital Signs At a Glance Contract Report for 103071/0001 - December 2017

Name or company name	200 Picton Road
Contract type name	GDS Contract
Purpose of contract	General
Contract start date	01/07/2009
Contract end date	

17/18 Contracted general activity (UDA)	22,000
Carry forward general activity (UDA)	0
17/18 Contracted orthodontic activity (UOA)	0
Carry forward orthodontic activity (UOA)	0
Baseline contract value	£567,600.00

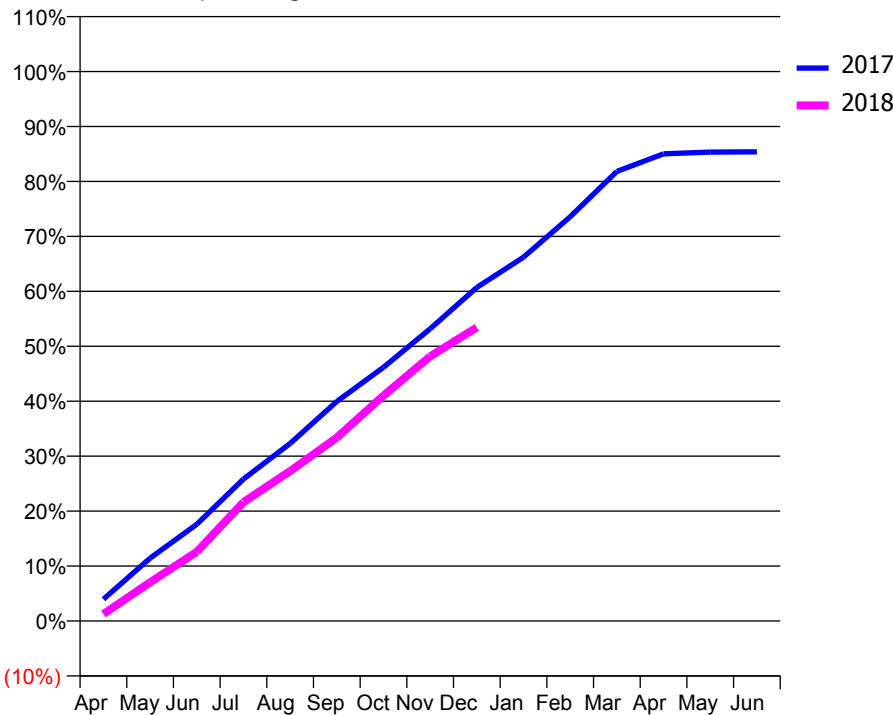
ACCESS*

Patients seen in 24 months	Total	Change since previous quarter
Quarter ending December 2016	7,085	
Quarter ending March 2017	7,182	→
Quarter ending June 2017	7,091	↓
Quarter ending September 2017	7,008	↓
Quarter ending December 2017	6,825	↓
Variance since December 2016	(3.7%)	↓



ACTIVITY

Cumulative percentage of contracted UDA delivered 2017 & 2018



Month	Adjusted Scheduled Activity (UDA)	
	2017	2018
April	966	280
May	2,788	1,552
June	4,291	2,768
July	6,291	4,760
August	7,870	6,002
September	9,734	7,346
October	11,250	9,023
November	12,956	10,593
December	14,791	11,752
January	16,133	
February	17,923	
March	19,935	
April	20,714	
May	20,790	
June	20,803	

QUALITY

	Quantity	Base Number	Contract	AT	Region	England
% of FP17s for the same patient ID Re-attending within 3 months - Children	57	1,095	5.2%	11.5%	12.9%	12.0%
% of FP17s for the same patient ID Re-attending within 3 months - Adults	295	3,156	9.3%	17.0%	16.5%	15.9%
% of FP17s for the same patient ID Re-attending between 3 & 9 months - Children	402	1,095	36.7%	54.2%	59.6%	58.0%
% of FP17s for the same patient ID Re-attending between 3 & 9 months - Adults	996	3,156	31.6%	44.6%	52.8%	50.5%
% of FP17s for Band 1 Urgent Courses	249	3,941	6.3%	11.6%	9.1%	9.0%
% of FP17s Relating to Free Repair or Replacements	12	3,941	0.3%	0.9%	1.0%	0.8%
% of FP17s Relating to Continuations	35	3,941	0.9%	1.3%	1.2%	1.1%
% of Patients satisfied with the dentistry they have received	8	8	N/A	90.7%	91.6%	91.5%
% of Patients satisfied with the time they had to wait for an appointment	7	8	N/A	87.9%	88.3%	87.9%

* This is based on patients treated on this contract for their most recent course of treatment. Figures in italics indicate the base number of FP17s or Patient Questionnaire responses are less than 100. N/A is shown where the base number of responses is less than 10 during the period. % is calculated as Quantity/Base number*100

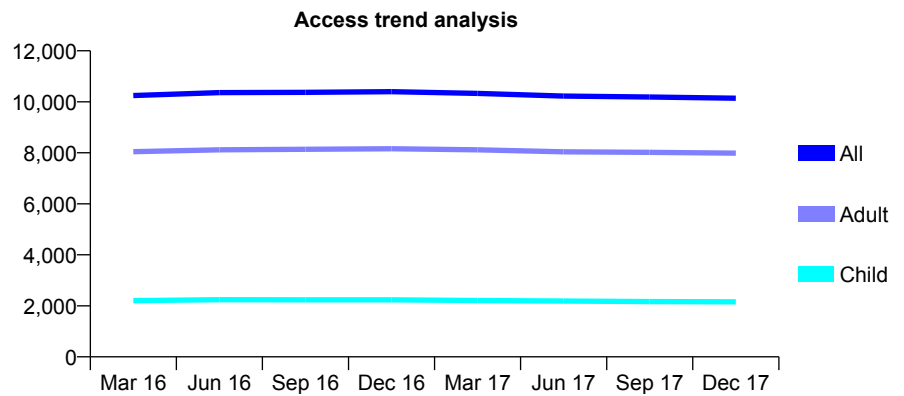
Q48 - Vital Signs At a Glance Contract Report for 107050/0001 - December 2017

Name or company name	BARSCO
Contract type name	GDS Contract
Purpose of contract	General
Contract start date	01/09/2009
Contract end date	

17/18 Contracted general activity (UDA)	29,500
Carry forward general activity (UDA)	0
17/18 Contracted orthodontic activity (UOA)	0
Carry forward orthodontic activity (UOA)	0
Baseline contract value	£748,085.50

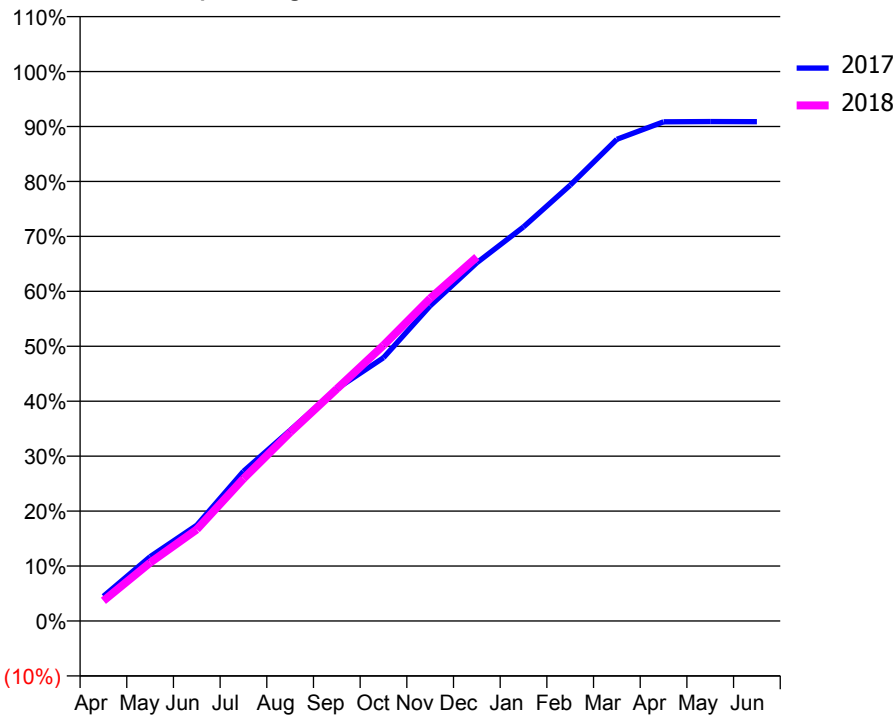
ACCESS*

Patients seen in 24 months	Total	Change since previous quarter
Quarter ending December 2016	10,399	
Quarter ending March 2017	10,328	→
Quarter ending June 2017	10,226	→
Quarter ending September 2017	10,186	→
Quarter ending December 2017	10,140	→
Variance since December 2016	(2.5%)	↓



ACTIVITY

Cumulative percentage of contracted UDA delivered 2017 & 2018



Month	Adjusted Scheduled Activity (UDA)	
	2017	2018
April	1,371	1,083
May	3,571	3,132
June	5,315	4,914
July	8,306	7,645
August	10,589	10,125
September	12,890	12,462
October	14,613	14,804
November	17,496	17,320
December	19,887	19,542
January	21,871	
February	24,191	
March	26,738	
April	27,709	
May	27,722	
June	27,718	

QUALITY

	Quantity	Base Number	Contract	AT	Region	England
% of FP17s for the same patient ID Re-attending within 3 months - Children	157	2,240	7.0%	11.5%	12.9%	12.0%
% of FP17s for the same patient ID Re-attending within 3 months - Adults	881	6,598	13.4%	17.0%	16.5%	15.9%
% of FP17s for the same patient ID Re-attending between 3 & 9 months - Children	1,204	2,240	53.8%	54.2%	59.6%	58.0%
% of FP17s for the same patient ID Re-attending between 3 & 9 months - Adults	2,375	6,598	36.0%	44.6%	52.8%	50.5%
% of FP17s for Band 1 Urgent Courses	656	8,427	7.8%	11.6%	9.1%	9.0%
% of FP17s Relating to Free Repair or Replacements	60	8,427	0.7%	0.9%	1.0%	0.8%
% of FP17s Relating to Continuations	161	8,427	1.9%	1.3%	1.2%	1.1%
% of Patients satisfied with the dentistry they have received	26	27	96.3%	90.7%	91.6%	91.5%
% of Patients satisfied with the time they had to wait for an appointment	18	27	66.7%	87.9%	88.3%	87.9%

* This is based on patients treated on this contract for their most recent course of treatment. Figures in italics indicate the base number of FP17s or Patient Questionnaire responses are less than 100. N/A is shown where the base number of responses is less than 10 during the period. % is calculated as Quantity/Base number*100

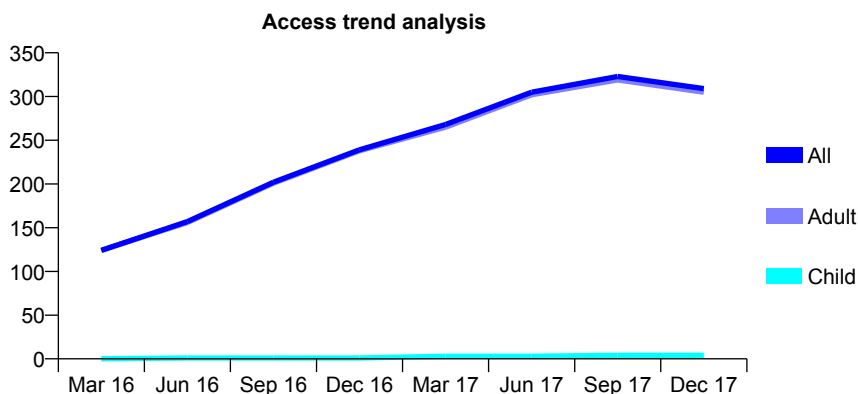
Q48 - Vital Signs At a Glance Contract Report for 107735/0001 - December 2017

Name or company name	Deysbrook Lane Partnership
Contract type name	PDS Contract
Purpose of contract	General
Contract start date	01/10/2015
Contract end date	31/03/2018

17/18 Contracted general activity (UDA)	800
Carry forward general activity (UDA)	0
17/18 Contracted orthodontic activity (UOA)	0
Carry forward orthodontic activity (UOA)	0
Baseline contract value	£25,672.64

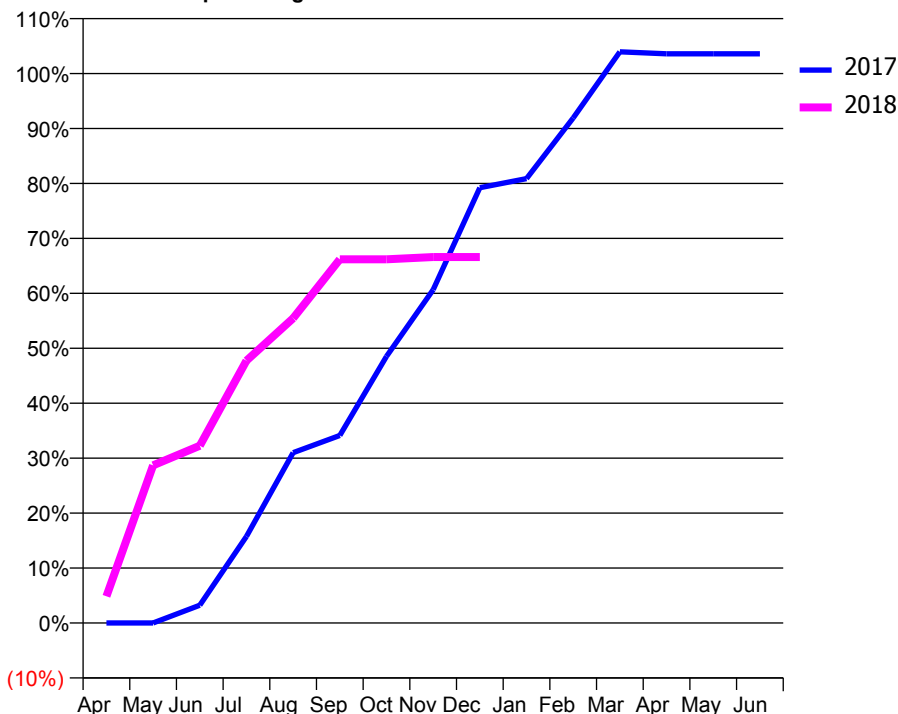
ACCESS*

Patients seen in 24 months	Total	Change since previous quarter
Quarter ending December 2016	239	
Quarter ending March 2017	268	↑
Quarter ending June 2017	305	↑
Quarter ending September 2017	323	↑
Quarter ending December 2017	309	↓
Variance since December 2016	29.3%	↑



ACTIVITY

Cumulative percentage of contracted UDA delivered 2017 & 2018



Month	Adjusted Scheduled Activity (UDA)	
	2017	2018
April	0	39
May	0	230
June	26	258
July	126	382
August	248	444
September	273	530
October	388	530
November	485	533
December	634	533
January	647	
February	735	
March	832	
April	829	
May	829	
June	829	

QUALITY

	Quantity	Base Number	Contract	AT	Region	England
% of FP17s for the same patient ID Re-attending within 3 months - Children	0	5	0.0%	11.5%	12.9%	12.0%
% of FP17s for the same patient ID Re-attending within 3 months - Adults	3	89	3.4%	17.0%	16.5%	15.9%
% of FP17s for the same patient ID Re-attending between 3 & 9 months - Children	0	5	0.0%	54.2%	59.6%	58.0%
% of FP17s for the same patient ID Re-attending between 3 & 9 months - Adults	13	89	14.6%	44.6%	52.8%	50.5%
% of FP17s for Band 1 Urgent Courses	19	95	20.0%	11.6%	9.1%	9.0%
% of FP17s Relating to Free Repair or Replacements	0	95	0.0%	0.9%	1.0%	0.8%
% of FP17s Relating to Continuations	0	95	0.0%	1.3%	1.2%	1.1%
% of Patients satisfied with the dentistry they have received	0	0	N/A	90.7%	91.6%	91.5%
% of Patients satisfied with the time they had to wait for an appointment	0	0	N/A	87.9%	88.3%	87.9%

* This is based on patients treated on this contract for their most recent course of treatment. Figures in italics indicate the base number of FP17s or Patient Questionnaire responses are less than 100. N/A is shown where the base number of responses is less than 10 during the period. % is calculated as Quantity/Base number*100

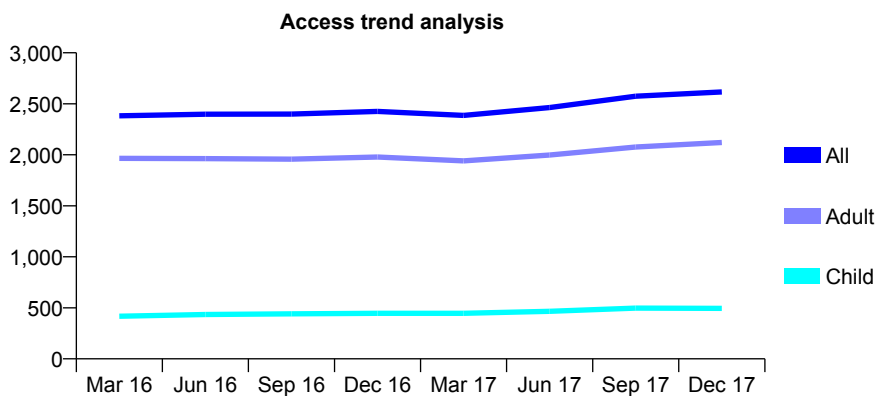
Q48 - Vital Signs At a Glance Contract Report for 108073/0001 - December 2017

Name or company name	Esteem Dental Care Limited
Contract type name	GDS Contract
Purpose of contract	General
Contract start date	01/04/2014
Contract end date	

17/18 Contracted general activity (UDA)	7,971
Carry forward general activity (UDA)	52
17/18 Contracted orthodontic activity (UOA)	0
Carry forward orthodontic activity (UOA)	0
Baseline contract value	£205,659.72

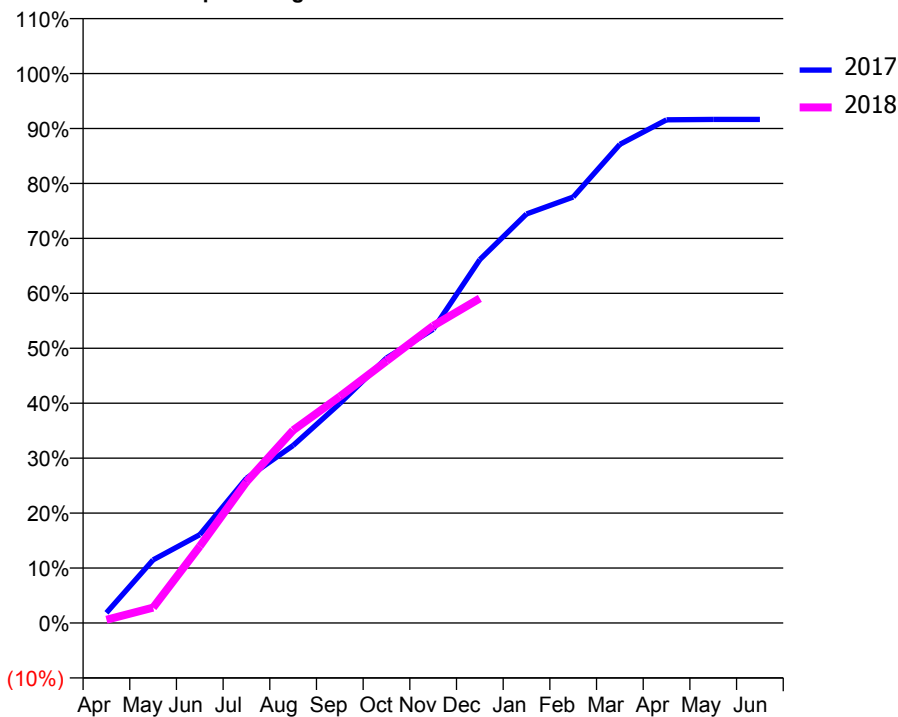
ACCESS*

Patients seen in 24 months	Total	Change since previous quarter
Quarter ending December 2016	2,425	
Quarter ending March 2017	2,386	↓
Quarter ending June 2017	2,464	↑
Quarter ending September 2017	2,575	↑
Quarter ending December 2017	2,616	→
Variance since December 2016	7.9%	↑



ACTIVITY

Cumulative percentage of contracted UDA delivered 2017 & 2018



Month	Adjusted Scheduled Activity (UDA)	
	2017	2018
April	149	48
May	917	224
June	1,282	1,114
July	2,099	2,047
August	2,576	2,797
September	3,185	3,286
October	3,845	3,800
November	4,261	4,311
December	5,271	4,709
January	5,934	
February	6,178	
March	6,943	
April	7,298	
May	7,305	
June	7,305	

QUALITY

	Quantity	Base Number	Contract	AT	Region	England
% of FP17s for the same patient ID Re-attending within 3 months - Children	58	630	9.2%	11.5%	12.9%	12.0%
% of FP17s for the same patient ID Re-attending within 3 months - Adults	207	1,923	10.8%	17.0%	16.5%	15.9%
% of FP17s for the same patient ID Re-attending between 3 & 9 months - Children	360	630	57.1%	54.2%	59.6%	58.0%
% of FP17s for the same patient ID Re-attending between 3 & 9 months - Adults	699	1,923	36.3%	44.6%	52.8%	50.5%
% of FP17s for Band 1 Urgent Courses	175	2,173	8.1%	11.6%	9.1%	9.0%
% of FP17s Relating to Free Repair or Replacements	18	2,173	0.8%	0.9%	1.0%	0.8%
% of FP17s Relating to Continuations	36	2,173	1.7%	1.3%	1.2%	1.1%
% of Patients satisfied with the dentistry they have received	9	13	69.2%	90.7%	91.6%	91.5%
% of Patients satisfied with the time they had to wait for an appointment	11	13	84.6%	87.9%	88.3%	87.9%

* This is based on patients treated on this contract for their most recent course of treatment. Figures in italics indicate the base number of FP17s or Patient Questionnaire responses are less than 100. N/A is shown where the base number of responses is less than 10 during the period. % is calculated as Quantity/Base number*100

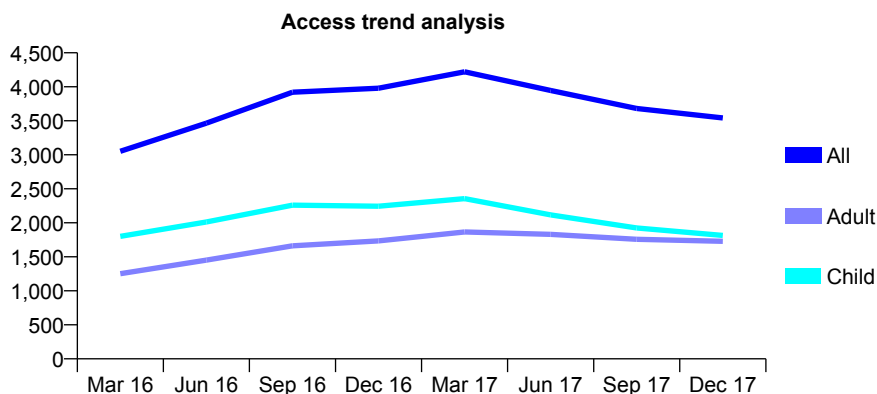
Q48 - Vital Signs At a Glance Contract Report for 109525/0005 - December 2017

Name or company name	Liverpool Dental Directorate
Contract type name	PDS Contract
Purpose of contract	General
Contract start date	01/04/2015
Contract end date	31/03/2018

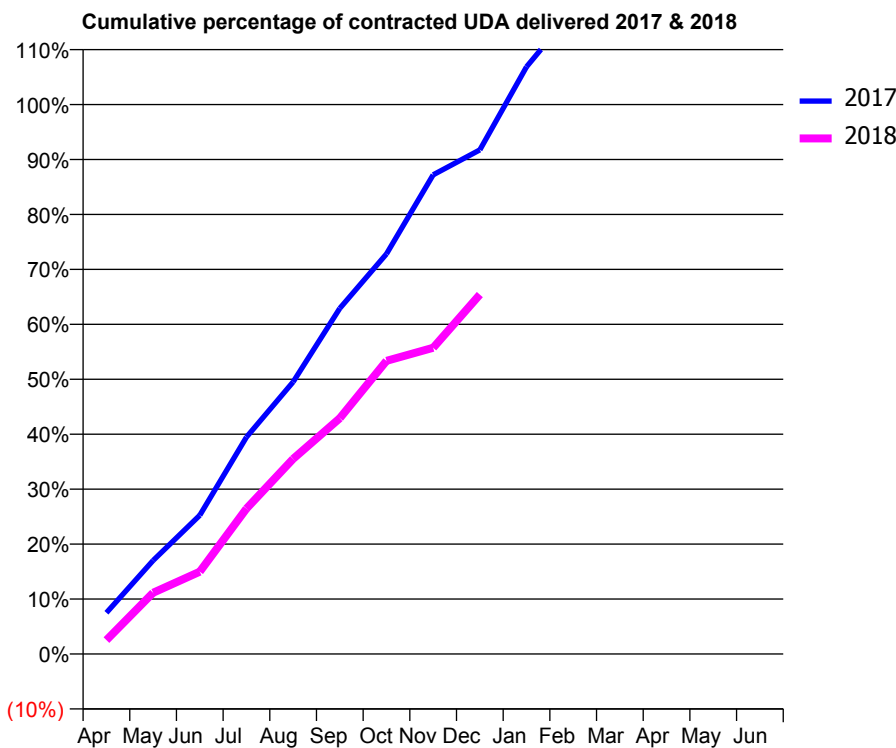
17/18 Contracted general activity (UDA)	5,695
Carry forward general activity (UDA)	0
17/18 Contracted orthodontic activity (UOA)	0
Carry forward orthodontic activity (UOA)	0
Baseline contract value	£2,003,986.88

ACCESS*

Patients seen in 24 months	Total	Change since previous quarter
Quarter ending December 2016	3,980	
Quarter ending March 2017	4,221	↑
Quarter ending June 2017	3,947	↓
Quarter ending September 2017	3,682	↓
Quarter ending December 2017	3,542	↓
Variance since December 2016	(11.0%)	↓



ACTIVITY



Month	Adjusted Scheduled Activity (UDA)	
	2017	2018
April	428	144
May	969	635
June	1,438	854
July	2,248	1,507
August	2,820	2,023
September	3,583	2,444
October	4,147	3,039
November	4,966	3,174
December	5,224	3,726
January	6,085	
February	6,666	
March	7,553	
April	7,809	
May	7,854	
June	7,861	

QUALITY

	Quantity	Base Number	Contract	AT	Region	England
% of FP17s for the same patient ID Re-attending within 3 months - Children	70	1,452	4.8%	11.5%	12.9%	12.0%
% of FP17s for the same patient ID Re-attending within 3 months - Adults	99	1,127	8.8%	17.0%	16.5%	15.9%
% of FP17s for the same patient ID Re-attending between 3 & 9 months - Children	320	1,452	22.0%	54.2%	59.6%	58.0%
% of FP17s for the same patient ID Re-attending between 3 & 9 months - Adults	354	1,127	31.4%	44.6%	52.8%	50.5%
% of FP17s for Band 1 Urgent Courses	141	2,268	6.2%	11.6%	9.1%	9.0%
% of FP17s Relating to Free Repair or Replacements	1	2,268	0.0%	0.9%	1.0%	0.8%
% of FP17s Relating to Continuations	2	2,268	0.1%	1.3%	1.2%	1.1%
% of Patients satisfied with the dentistry they have received	2	2	N/A	90.7%	91.6%	91.5%
% of Patients satisfied with the time they had to wait for an appointment	2	2	N/A	87.9%	88.3%	87.9%

* This is based on patients treated on this contract for their most recent course of treatment. Figures in italics indicate the base number of FP17s or Patient Questionnaire responses are less than 100. N/A is shown where the base number of responses is less than 10 during the period. % is calculated as Quantity/Base number*100

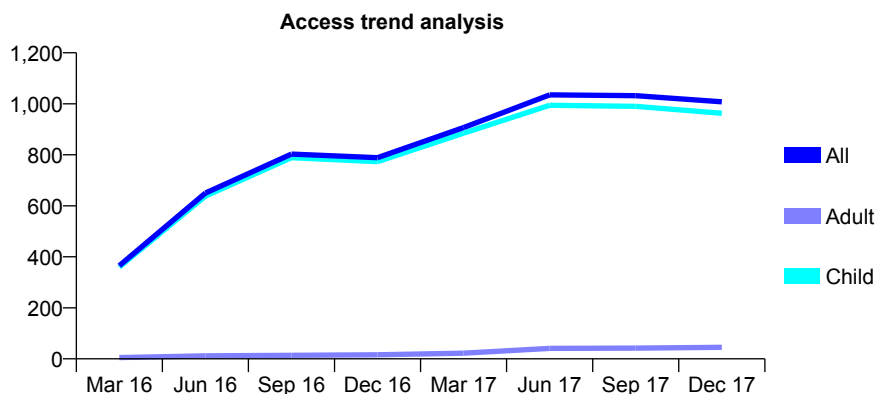
Q48 - Vital Signs At a Glance Contract Report for 109525/0006 - December 2017

Name or company name	Liverpool Dental Directorate
Contract type name	PDS Contract
Purpose of contract	General
Contract start date	01/04/2015
Contract end date	31/03/2018

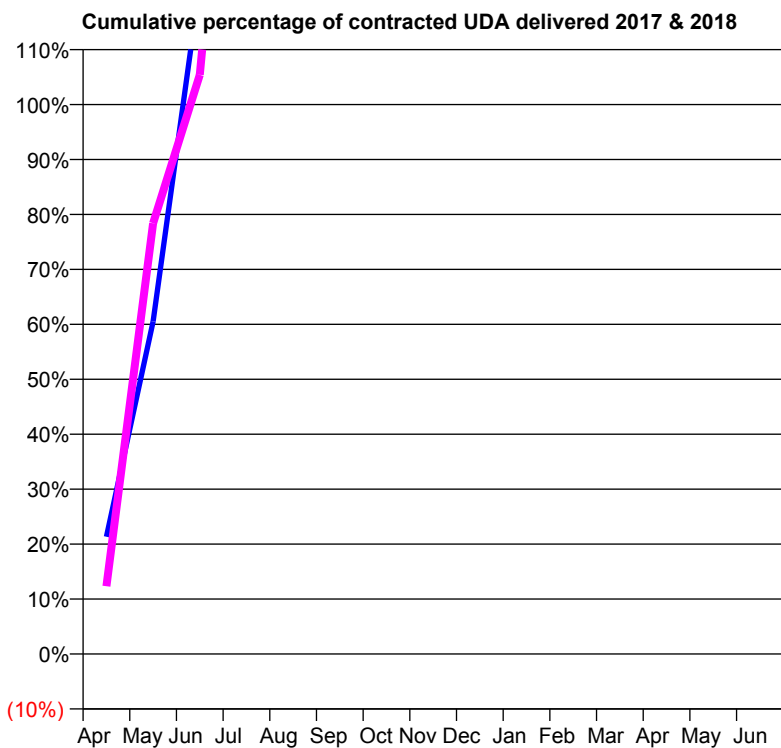
17/18 Contracted general activity (UDA)	433
Carry forward general activity (UDA)	0
17/18 Contracted orthodontic activity (UOA)	0
Carry forward orthodontic activity (UOA)	0
Baseline contract value	£836,258.55

ACCESS*

Patients seen in 24 months	Total	Change since previous quarter
Quarter ending December 2016	789	
Quarter ending March 2017	907	↑
Quarter ending June 2017	1,035	↑
Quarter ending September 2017	1,032	→
Quarter ending December 2017	1,008	↓
Variance since December 2016	27.8%	↑



ACTIVITY



Adjusted Scheduled Activity (UDA)		
Month	2017	2018
April	92	53
May	262	339
June	528	456
July	747	828
August	906	996
September	1,218	1,181
October	1,521	1,441
November	1,749	1,482
December	1,830	1,805
January	2,028	
February	2,224	
March	2,594	
April	2,722	
May	2,806	
June	2,810	

QUALITY

	Quantity	Base Number	Contract	AT	Region	England
% of FP17s for the same patient ID Re-attending within 3 months - Children	7	854	0.8%	11.5%	12.9%	12.0%
% of FP17s for the same patient ID Re-attending within 3 months - Adults	0	38	0.0%	17.0%	16.5%	15.9%
% of FP17s for the same patient ID Re-attending between 3 & 9 months - Children	5	854	0.6%	54.2%	59.6%	58.0%
% of FP17s for the same patient ID Re-attending between 3 & 9 months - Adults	0	38	0.0%	44.6%	52.8%	50.5%
% of FP17s for Band 1 Urgent Courses	13	791	1.6%	11.6%	9.1%	9.0%
% of FP17s Relating to Free Repair or Replacements	0	791	0.0%	0.9%	1.0%	0.8%
% of FP17s Relating to Continuations	0	791	0.0%	1.3%	1.2%	1.1%
% of Patients satisfied with the dentistry they have received	0	0	N/A	90.7%	91.6%	91.5%
% of Patients satisfied with the time they had to wait for an appointment	0	0	N/A	87.9%	88.3%	87.9%

* This is based on patients treated on this contract for their most recent course of treatment. Figures in italics indicate the base number of FP17s or Patient Questionnaire responses are less than 100. N/A is shown where the base number of responses is less than 10 during the period. % is calculated as Quantity/Base number*100

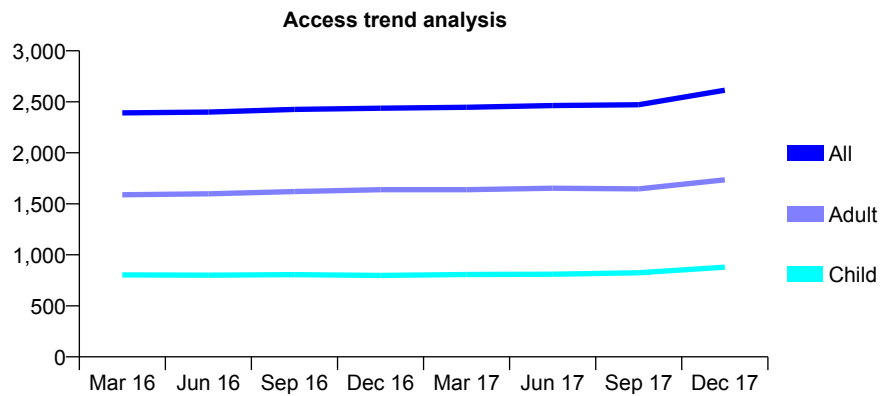
Q48 - Vital Signs At a Glance Contract Report for 109568/0001 - December 2017

Name or company name	Childwall Fiveways Dental Practice
Contract type name	GDS Contract
Purpose of contract	General
Contract start date	05/10/2012
Contract end date	

17/18 Contracted general activity (UDA)	8,307
Carry forward general activity (UDA)	0
17/18 Contracted orthodontic activity (UOA)	0
Carry forward orthodontic activity (UOA)	0
Baseline contract value	£214,328.85

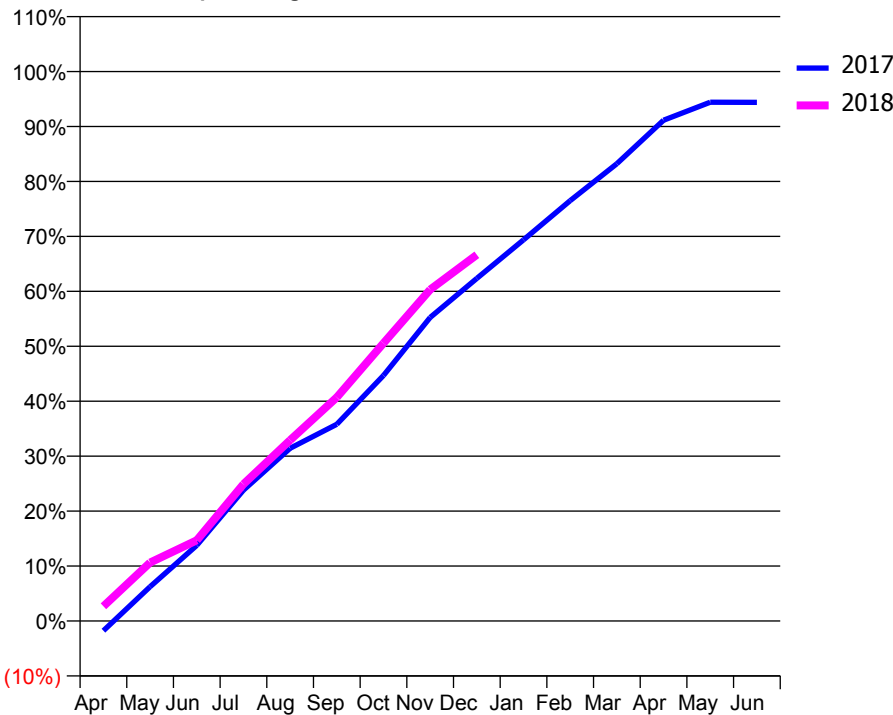
ACCESS*

Patients seen in 24 months	Total	Change since previous quarter
Quarter ending December 2016	2,437	
Quarter ending March 2017	2,446	→
Quarter ending June 2017	2,463	→
Quarter ending September 2017	2,471	→
Quarter ending December 2017	2,614	↑
Variance since December 2016	7.3%	↑



ACTIVITY

Cumulative percentage of contracted UDA delivered 2017 & 2018



Month	Adjusted Scheduled Activity (UDA)	
	2017	2018
April	-148	224
May	520	884
June	1,144	1,222
July	1,978	2,068
August	2,611	2,735
September	2,975	3,381
October	3,711	4,200
November	4,588	5,010
December	5,179	5,536
January	5,763	
February	6,355	
March	6,913	
April	7,571	
May	7,842	
June	7,841	

QUALITY

	Quantity	Base Number	Contract	AT	Region	England
% of FP17s for the same patient ID Re-attending within 3 months - Children	124	1,432	8.7%	11.5%	12.9%	12.0%
% of FP17s for the same patient ID Re-attending within 3 months - Adults	195	1,879	10.4%	17.0%	16.5%	15.9%
% of FP17s for the same patient ID Re-attending between 3 & 9 months - Children	1,033	1,432	72.1%	54.2%	59.6%	58.0%
% of FP17s for the same patient ID Re-attending between 3 & 9 months - Adults	1,166	1,879	62.1%	44.6%	52.8%	50.5%
% of FP17s for Band 1 Urgent Courses	168	2,930	5.7%	11.6%	9.1%	9.0%
% of FP17s Relating to Free Repair or Replacements	19	2,930	0.6%	0.9%	1.0%	0.8%
% of FP17s Relating to Continuations	11	2,930	0.4%	1.3%	1.2%	1.1%
% of Patients satisfied with the dentistry they have received	3	3	N/A	90.7%	91.6%	91.5%
% of Patients satisfied with the time they had to wait for an appointment	3	3	N/A	87.9%	88.3%	87.9%

* This is based on patients treated on this contract for their most recent course of treatment. Figures in italics indicate the base number of FP17s or Patient Questionnaire responses are less than 100. N/A is shown where the base number of responses is less than 10 during the period. % is calculated as Quantity/Base number*100

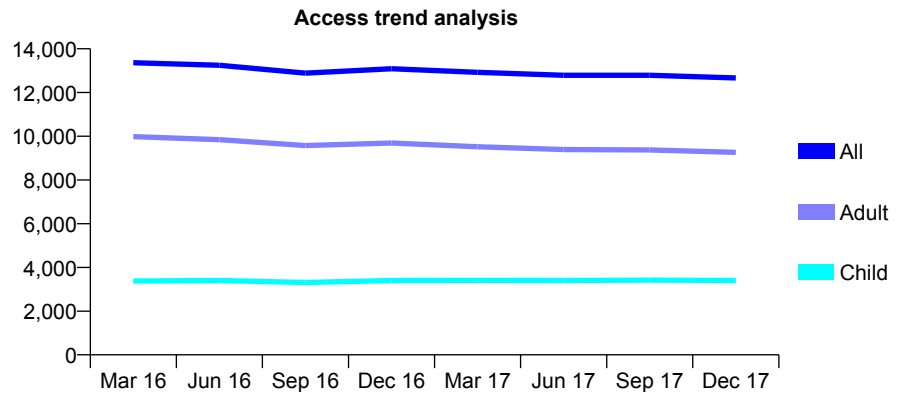
Q48 - Vital Signs At a Glance Contract Report for 111716/0001 - December 2017

Name or company name	Church St Dentists Ltd
Contract type name	GDS Contract
Purpose of contract	General
Contract start date	01/01/2011
Contract end date	

17/18 Contracted general activity (UDA)	46,000
Carry forward general activity (UDA)	0
17/18 Contracted orthodontic activity (UOA)	0
Carry forward orthodontic activity (UOA)	0
Baseline contract value	£1,250,740.00

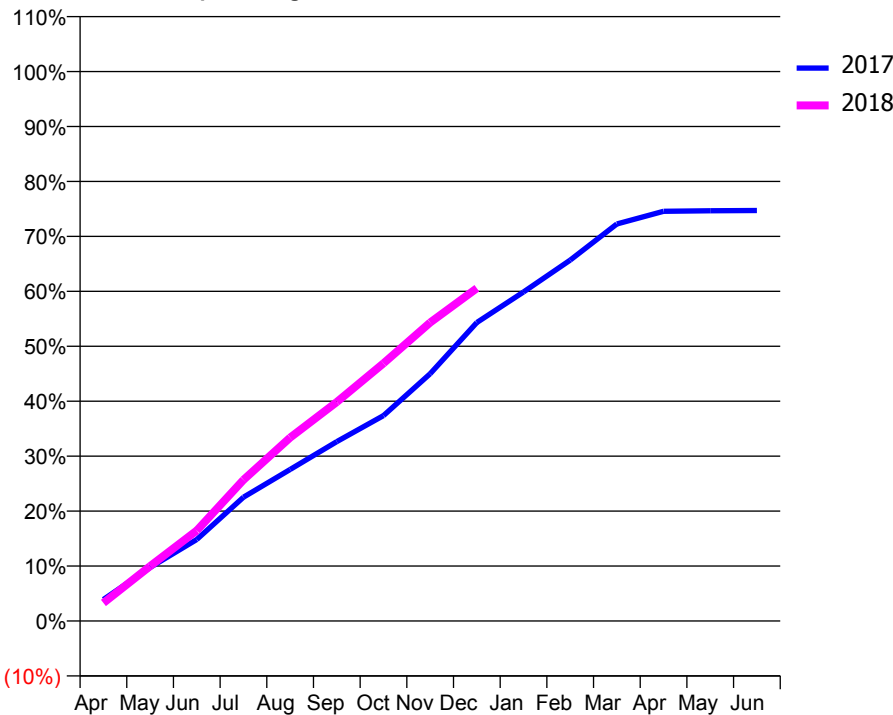
ACCESS*

Patients seen in 24 months	Total	Change since previous quarter
Quarter ending December 2016	13,091	
Quarter ending March 2017	12,923	↓
Quarter ending June 2017	12,790	↓
Quarter ending September 2017	12,792	→
Quarter ending December 2017	12,665	→
Variance since December 2016	(3.3%)	↓



ACTIVITY

Cumulative percentage of contracted UDA delivered 2017 & 2018



Month	Adjusted Scheduled Activity (UDA)	
	2017	2018
April	2,076	1,511
May	5,164	4,594
June	7,860	7,574
July	11,938	11,813
August	14,614	15,358
September	17,302	18,335
October	19,817	21,567
November	23,849	24,985
December	28,786	27,851
January	31,737	
February	34,812	
March	38,293	
April	39,518	
May	39,568	
June	39,592	

QUALITY

	Quantity	Base Number	Contract	AT	Region	England
% of FP17s for the same patient ID Re-attending within 3 months - Children	276	3,817	7.2%	11.5%	12.9%	12.0%
% of FP17s for the same patient ID Re-attending within 3 months - Adults	1,312	9,023	14.5%	17.0%	16.5%	15.9%
% of FP17s for the same patient ID Re-attending between 3 & 9 months - Children	2,376	3,817	62.2%	54.2%	59.6%	58.0%
% of FP17s for the same patient ID Re-attending between 3 & 9 months - Adults	4,871	9,023	54.0%	44.6%	52.8%	50.5%
% of FP17s for Band 1 Urgent Courses	1,302	12,257	10.6%	11.6%	9.1%	9.0%
% of FP17s Relating to Free Repair or Replacements	92	12,257	0.8%	0.9%	1.0%	0.8%
% of FP17s Relating to Continuations	135	12,257	1.1%	1.3%	1.2%	1.1%
% of Patients satisfied with the dentistry they have received	12	13	92.3%	90.7%	91.6%	91.5%
% of Patients satisfied with the time they had to wait for an appointment	12	13	92.3%	87.9%	88.3%	87.9%

* This is based on patients treated on this contract for their most recent course of treatment. Figures in italics indicate the base number of FP17s or Patient Questionnaire responses are less than 100. N/A is shown where the base number of responses is less than 10 during the period. % is calculated as Quantity/Base number*100

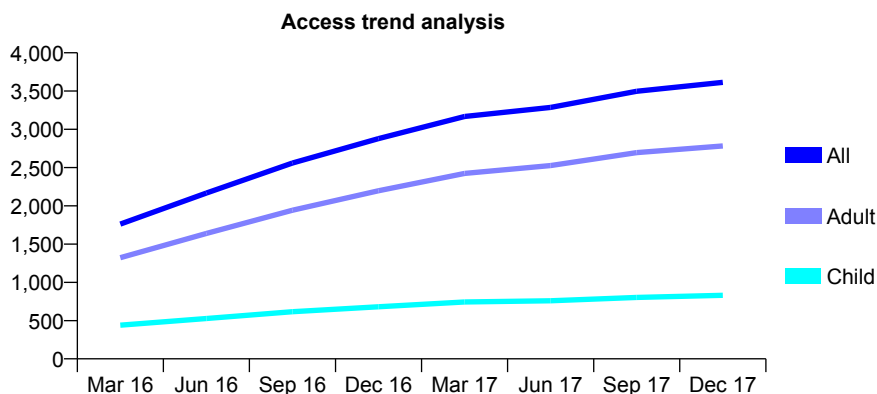
Q48 - Vital Signs At a Glance Contract Report for 112046/0001 - December 2017

Name or company name	Whiston Village Dental Practice Partnership
Contract type name	GDS Contract
Purpose of contract	General
Contract start date	27/03/2015
Contract end date	

17/18 Contracted general activity (UDA)	13,431
Carry forward general activity (UDA)	0
17/18 Contracted orthodontic activity (UOA)	0
Carry forward orthodontic activity (UOA)	0
Baseline contract value	£357,956.53

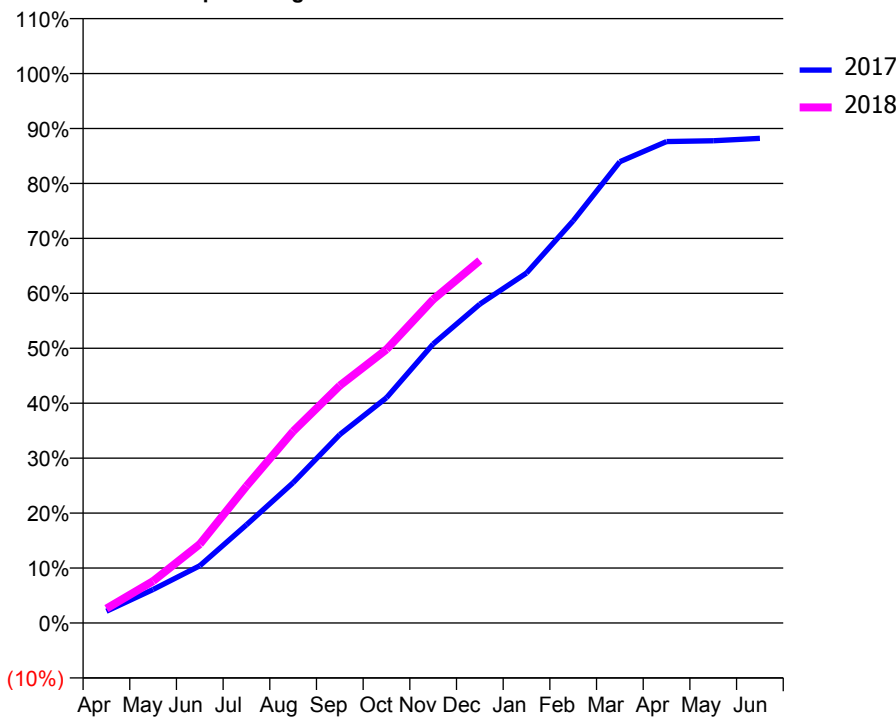
ACCESS*

Patients seen in 24 months	Total	Change since previous quarter
Quarter ending December 2016	2,878	
Quarter ending March 2017	3,168	↑
Quarter ending June 2017	3,286	↑
Quarter ending September 2017	3,498	↑
Quarter ending December 2017	3,614	↑
Variance since December 2016	25.6%	↑



ACTIVITY

Cumulative percentage of contracted UDA delivered 2017 & 2018



Month	Adjusted Scheduled Activity (UDA)	
	2017	2018
April	290	354
May	819	1,024
June	1,400	1,928
July	2,400	3,345
August	3,430	4,685
September	4,606	5,803
October	5,507	6,687
November	6,820	7,910
December	7,796	8,861
January	8,554	
February	9,833	
March	11,277	
April	11,767	
May	11,786	
June	11,847	

QUALITY

	Quantity	Base Number	Contract	AT	Region	England
% of FP17s for the same patient ID Re-attending within 3 months - Children	55	959	5.7%	11.5%	12.9%	12.0%
% of FP17s for the same patient ID Re-attending within 3 months - Adults	373	2,976	12.5%	17.0%	16.5%	15.9%
% of FP17s for the same patient ID Re-attending between 3 & 9 months - Children	501	959	52.2%	54.2%	59.6%	58.0%
% of FP17s for the same patient ID Re-attending between 3 & 9 months - Adults	1,397	2,976	46.9%	44.6%	52.8%	50.5%
% of FP17s for Band 1 Urgent Courses	164	3,768	4.4%	11.6%	9.1%	9.0%
% of FP17s Relating to Free Repair or Replacements	33	3,768	0.9%	0.9%	1.0%	0.8%
% of FP17s Relating to Continuations	62	3,768	1.6%	1.3%	1.2%	1.1%
% of Patients satisfied with the dentistry they have received	7	7	N/A	90.7%	91.6%	91.5%
% of Patients satisfied with the time they had to wait for an appointment	6	7	N/A	87.9%	88.3%	87.9%

* This is based on patients treated on this contract for their most recent course of treatment. Figures in italics indicate the base number of FP17s or Patient Questionnaire responses are less than 100. N/A is shown where the base number of responses is less than 10 during the period. % is calculated as Quantity/Base number*100

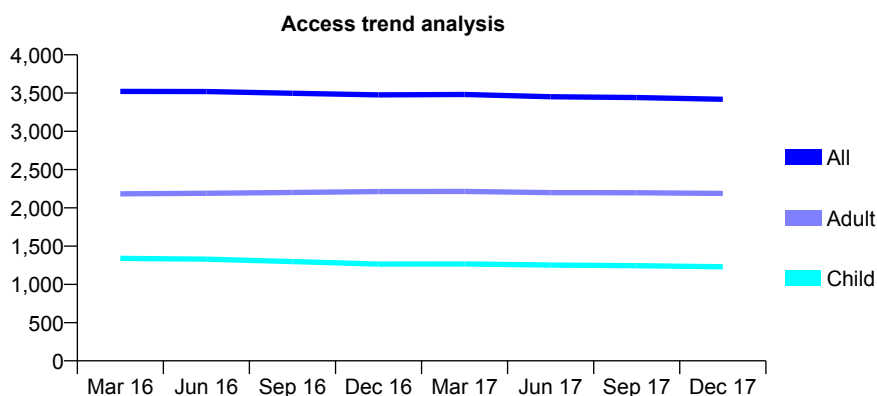
Q48 - Vital Signs At a Glance Contract Report for 113433/0001 - December 2017

Name or company name	Deysbrook Lane Partnership
Contract type name	GDS Contract
Purpose of contract	General
Contract start date	01/07/2011
Contract end date	

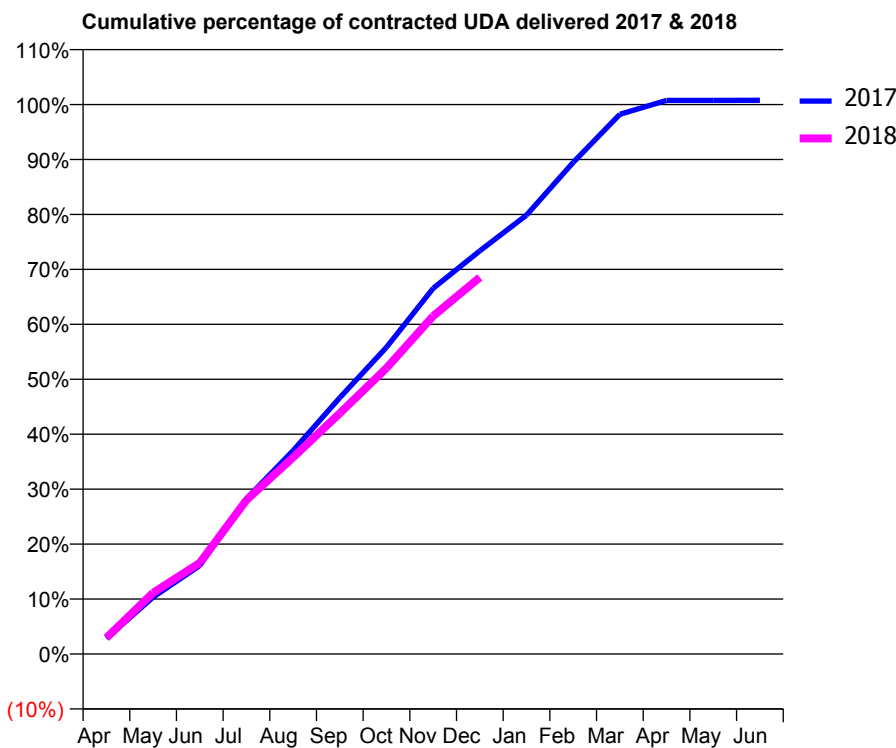
17/18 Contracted general activity (UDA)	11,000
Carry forward general activity (UDA)	0
17/18 Contracted orthodontic activity (UOA)	0
Carry forward orthodontic activity (UOA)	0
Baseline contract value	£283,810.94

ACCESS*

Patients seen in 24 months	Total	Change since previous quarter
Quarter ending December 2016	3,477	
Quarter ending March 2017	3,481	→
Quarter ending June 2017	3,451	→
Quarter ending September 2017	3,441	→
Quarter ending December 2017	3,419	→
Variance since December 2016	(1.7%)	↓



ACTIVITY



Month	Adjusted Scheduled Activity (UDA)	
	2017	2018
April	316	325
May	1,161	1,226
June	1,807	1,826
July	3,170	3,082
August	4,153	3,937
September	5,233	4,821
October	6,265	5,725
November	7,466	6,765
December	8,232	7,540
January	8,961	
February	10,037	
March	11,021	
April	11,303	
May	11,303	
June	11,305	

QUALITY

	Quantity	Base Number	Contract	AT	Region	England
% of FP17s for the same patient ID Re-attending within 3 months - Children	209	1,502	13.9%	11.5%	12.9%	12.0%
% of FP17s for the same patient ID Re-attending within 3 months - Adults	418	2,069	20.2%	17.0%	16.5%	15.9%
% of FP17s for the same patient ID Re-attending between 3 & 9 months - Children	928	1,502	61.8%	54.2%	59.6%	58.0%
% of FP17s for the same patient ID Re-attending between 3 & 9 months - Adults	1,056	2,069	51.0%	44.6%	52.8%	50.5%
% of FP17s for Band 1 Urgent Courses	376	3,449	10.9%	11.6%	9.1%	9.0%
% of FP17s Relating to Free Repair or Replacements	36	3,449	1.0%	0.9%	1.0%	0.8%
% of FP17s Relating to Continuations	13	3,449	0.4%	1.3%	1.2%	1.1%
% of Patients satisfied with the dentistry they have received	9	10	90.0%	90.7%	91.6%	91.5%
% of Patients satisfied with the time they had to wait for an appointment	9	10	90.0%	87.9%	88.3%	87.9%

* This is based on patients treated on this contract for their most recent course of treatment. Figures in italics indicate the base number of FP17s or Patient Questionnaire responses are less than 100. N/A is shown where the base number of responses is less than 10 during the period. % is calculated as Quantity/Base number*100

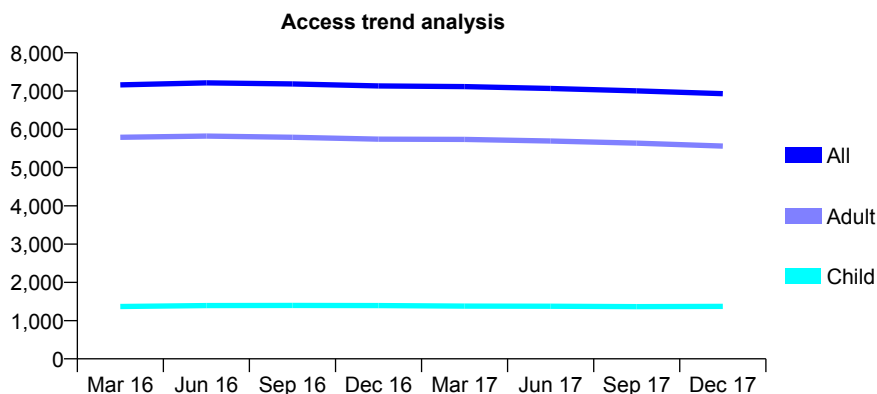
Q48 - Vital Signs At a Glance Contract Report for 116467/0001 - December 2017

Name or company name	Billinge DP Limited
Contract type name	GDS Contract
Purpose of contract	General
Contract start date	01/01/2010
Contract end date	

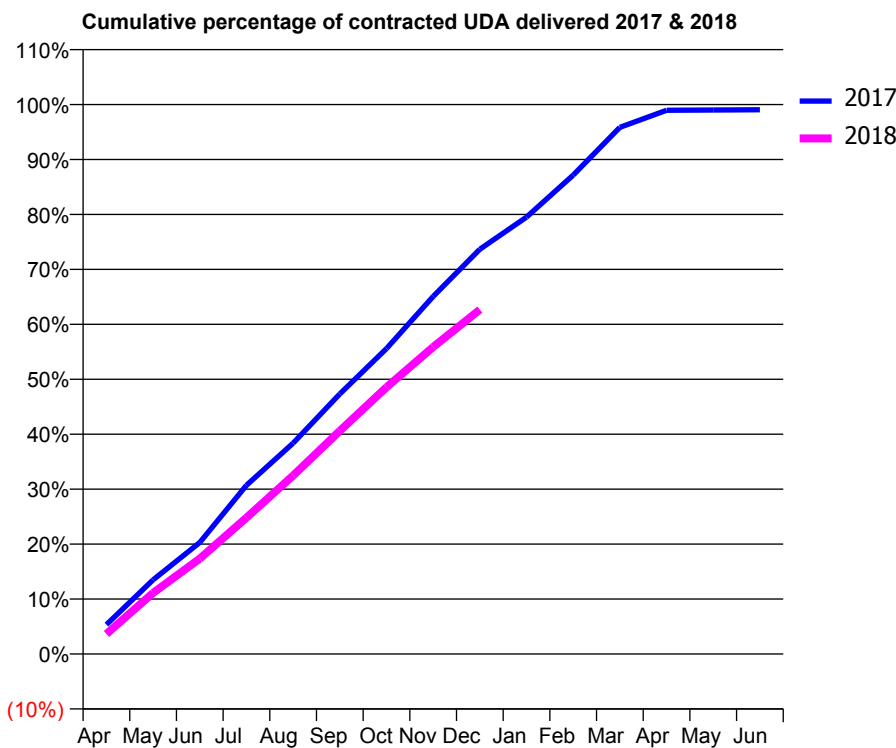
17/18 Contracted general activity (UDA)	19,900
Carry forward general activity (UDA)	191
17/18 Contracted orthodontic activity (UOA)	0
Carry forward orthodontic activity (UOA)	0
Baseline contract value	£475,104.86

ACCESS*

Patients seen in 24 months	Total	Change since previous quarter
Quarter ending December 2016	7,135	
Quarter ending March 2017	7,115	→
Quarter ending June 2017	7,069	→
Quarter ending September 2017	7,006	→
Quarter ending December 2017	6,932	↓
Variance since December 2016	(2.8%)	↓



ACTIVITY



Month	Adjusted Scheduled Activity (UDA)	
	2017	2018
April	1,063	725
May	2,689	2,212
June	4,040	3,454
July	6,113	4,937
August	7,638	6,464
September	9,421	8,084
October	11,060	9,660
November	12,951	11,121
December	14,659	12,471
January	15,821	
February	17,343	
March	19,075	
April	19,693	
May	19,699	
June	19,709	

QUALITY

	Quantity	Base Number	Contract	AT	Region	England
% of FP17s for the same patient ID Re-attending within 3 months - Children	92	1,435	6.4%	11.5%	12.9%	12.0%
% of FP17s for the same patient ID Re-attending within 3 months - Adults	732	5,347	13.7%	17.0%	16.5%	15.9%
% of FP17s for the same patient ID Re-attending between 3 & 9 months - Children	888	1,435	61.9%	54.2%	59.6%	58.0%
% of FP17s for the same patient ID Re-attending between 3 & 9 months - Adults	2,384	5,347	44.6%	44.6%	52.8%	50.5%
% of FP17s for Band 1 Urgent Courses	417	6,457	6.5%	11.6%	9.1%	9.0%
% of FP17s Relating to Free Repair or Replacements	70	6,457	1.1%	0.9%	1.0%	0.8%
% of FP17s Relating to Continuations	180	6,457	2.8%	1.3%	1.2%	1.1%
% of Patients satisfied with the dentistry they have received	13	13	100.0%	90.7%	91.6%	91.5%
% of Patients satisfied with the time they had to wait for an appointment	12	13	92.3%	87.9%	88.3%	87.9%

* This is based on patients treated on this contract for their most recent course of treatment. Figures in italics indicate the base number of FP17s or Patient Questionnaire responses are less than 100. N/A is shown where the base number of responses is less than 10 during the period. % is calculated as Quantity/Base number*100

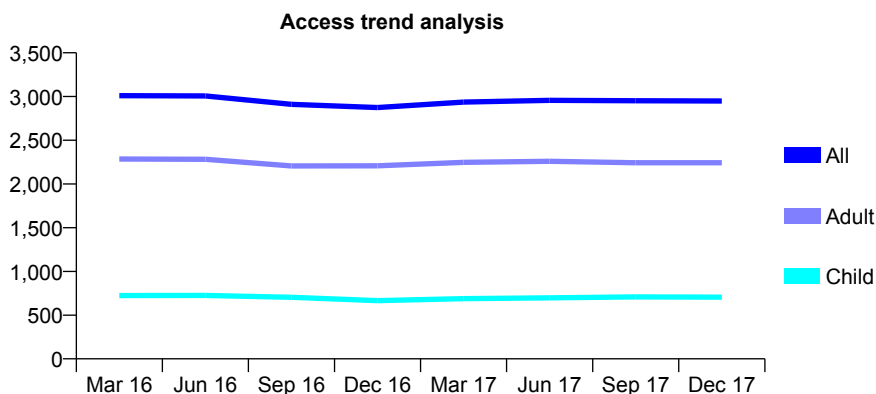
Q48 - Vital Signs At a Glance Contract Report for 117005/0001 - December 2017

Name or company name	Stecewicz
Contract type name	GDS Contract
Purpose of contract	General
Contract start date	01/04/2012
Contract end date	

17/18 Contracted general activity (UDA)	10,700
Carry forward general activity (UDA)	0
17/18 Contracted orthodontic activity (UOA)	0
Carry forward orthodontic activity (UOA)	0
Baseline contract value	£237,326.32

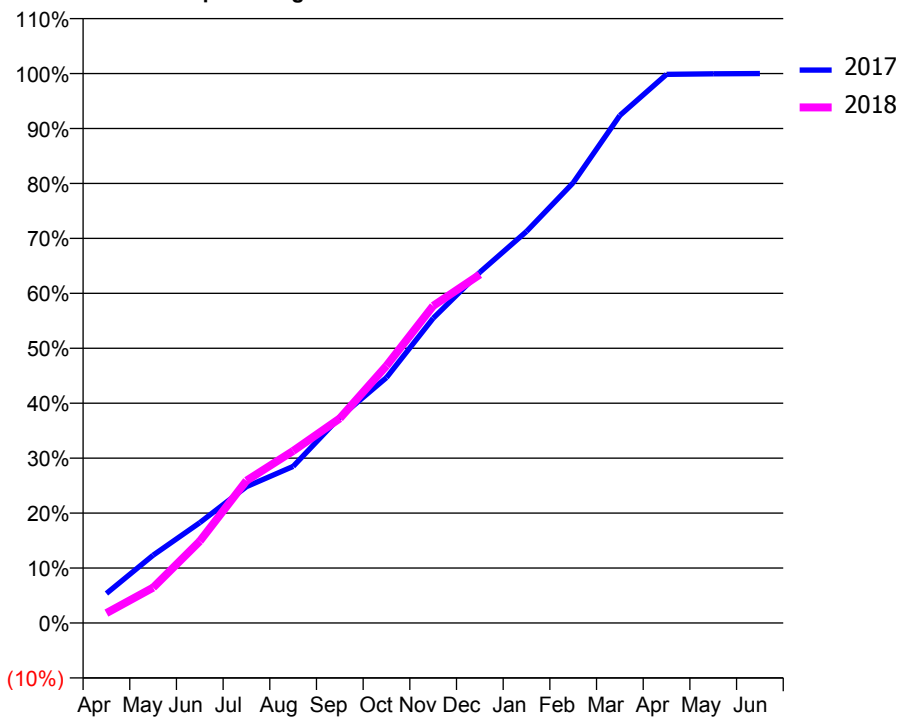
ACCESS*

Patients seen in 24 months	Total	Change since previous quarter
Quarter ending December 2016	2,874	
Quarter ending March 2017	2,936	↑
Quarter ending June 2017	2,956	→
Quarter ending September 2017	2,951	→
Quarter ending December 2017	2,948	→
Variance since December 2016	2.6%	↑



ACTIVITY

Cumulative percentage of contracted UDA delivered 2017 & 2018



Month	Adjusted Scheduled Activity (UDA)	
	2017	2018
April	577	194
May	1,325	690
June	1,959	1,594
July	2,662	2,772
August	3,058	3,351
September	4,021	3,985
October	4,794	5,010
November	5,953	6,176
December	6,851	6,786
January	7,649	
February	8,599	
March	9,915	
April	10,716	
May	10,726	
June	10,733	

QUALITY

	Quantity	Base Number	Contract	AT	Region	England
% of FP17s for the same patient ID Re-attending within 3 months - Children	49	708	6.9%	11.5%	12.9%	12.0%
% of FP17s for the same patient ID Re-attending within 3 months - Adults	304	2,105	14.4%	17.0%	16.5%	15.9%
% of FP17s for the same patient ID Re-attending between 3 & 9 months - Children	385	708	54.4%	54.2%	59.6%	58.0%
% of FP17s for the same patient ID Re-attending between 3 & 9 months - Adults	1,109	2,105	52.7%	44.6%	52.8%	50.5%
% of FP17s for Band 1 Urgent Courses	220	2,585	8.5%	11.6%	9.1%	9.0%
% of FP17s Relating to Free Repair or Replacements	9	2,585	0.3%	0.9%	1.0%	0.8%
% of FP17s Relating to Continuations	7	2,585	0.3%	1.3%	1.2%	1.1%
% of Patients satisfied with the dentistry they have received	53	58	91.4%	90.7%	91.6%	91.5%
% of Patients satisfied with the time they had to wait for an appointment	53	58	91.4%	87.9%	88.3%	87.9%

* This is based on patients treated on this contract for their most recent course of treatment. Figures in italics indicate the base number of FP17s or Patient Questionnaire responses are less than 100. N/A is shown where the base number of responses is less than 10 during the period. % is calculated as Quantity/Base number*100

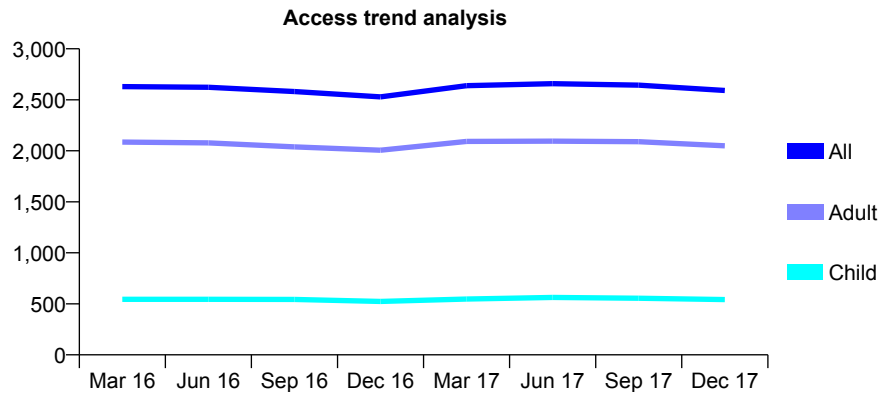
Q48 - Vital Signs At a Glance Contract Report for 121355/0001 - December 2017

Name or company name	J Walker & A Dunn
Contract type name	GDS Contract
Purpose of contract	General
Contract start date	01/04/2007
Contract end date	

17/18 Contracted general activity (UDA)	9,392
Carry forward general activity (UDA)	230
17/18 Contracted orthodontic activity (UOA)	0
Carry forward orthodontic activity (UOA)	0
Baseline contract value	£242,322.93

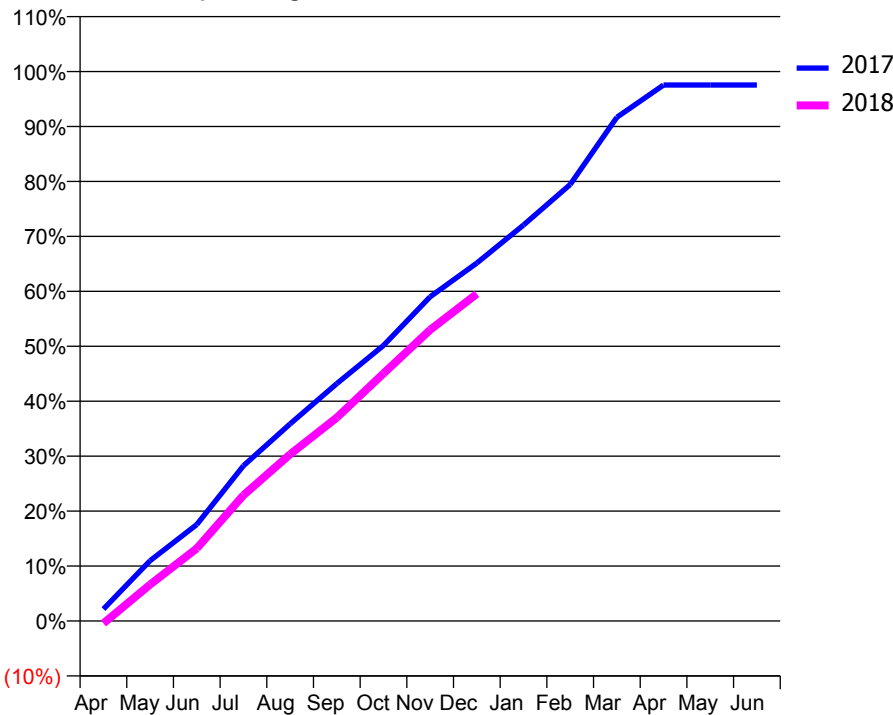
ACCESS*

Patients seen in 24 months	Total	Change since previous quarter
Quarter ending December 2016	2,529	
Quarter ending March 2017	2,639	↑
Quarter ending June 2017	2,658	→
Quarter ending September 2017	2,644	→
Quarter ending December 2017	2,591	↓
Variance since December 2016	2.5%	↑



ACTIVITY

Cumulative percentage of contracted UDA delivered 2017 & 2018



Month	Adjusted Scheduled Activity (UDA)	
	2017	2018
April	204	-41
May	1,031	624
June	1,649	1,241
July	2,654	2,150
August	3,369	2,850
September	4,058	3,477
October	4,709	4,231
November	5,541	4,976
December	6,117	5,591
January	6,768	
February	7,461	
March	8,610	
April	9,162	
May	9,162	
June	9,162	

QUALITY

	Quantity	Base Number	Contract	AT	Region	England
% of FP17s for the same patient ID Re-attending within 3 months - Children	30	521	5.8%	11.5%	12.9%	12.0%
% of FP17s for the same patient ID Re-attending within 3 months - Adults	513	2,252	22.8%	17.0%	16.5%	15.9%
% of FP17s for the same patient ID Re-attending between 3 & 9 months - Children	305	521	58.5%	54.2%	59.6%	58.0%
% of FP17s for the same patient ID Re-attending between 3 & 9 months - Adults	1,107	2,252	49.2%	44.6%	52.8%	50.5%
% of FP17s for Band 1 Urgent Courses	404	2,611	15.5%	11.6%	9.1%	9.0%
% of FP17s Relating to Free Repair or Replacements	14	2,611	0.5%	0.9%	1.0%	0.8%
% of FP17s Relating to Continuations	61	2,611	2.3%	1.3%	1.2%	1.1%
% of Patients satisfied with the dentistry they have received	6	6	N/A	90.7%	91.6%	91.5%
% of Patients satisfied with the time they had to wait for an appointment	6	6	N/A	87.9%	88.3%	87.9%

* This is based on patients treated on this contract for their most recent course of treatment. Figures in italics indicate the base number of FP17s or Patient Questionnaire responses are less than 100. N/A is shown where the base number of responses is less than 10 during the period. % is calculated as Quantity/Base number*100

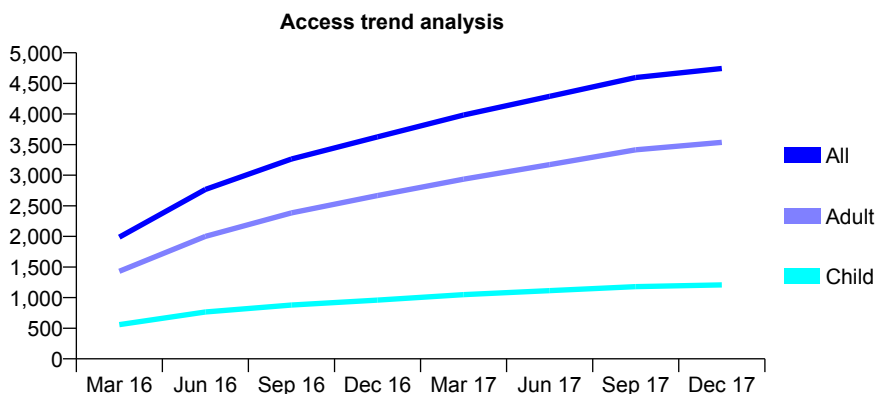
Q48 - Vital Signs At a Glance Contract Report for 121681/0001 - December 2017

Name or company name	Laurel Villa Dental
Contract type name	GDS Contract
Purpose of contract	General
Contract start date	01/10/2015
Contract end date	

17/18 Contracted general activity (UDA)	16,000
Carry forward general activity (UDA)	0
17/18 Contracted orthodontic activity (UOA)	0
Carry forward orthodontic activity (UOA)	0
Baseline contract value	£391,315.07

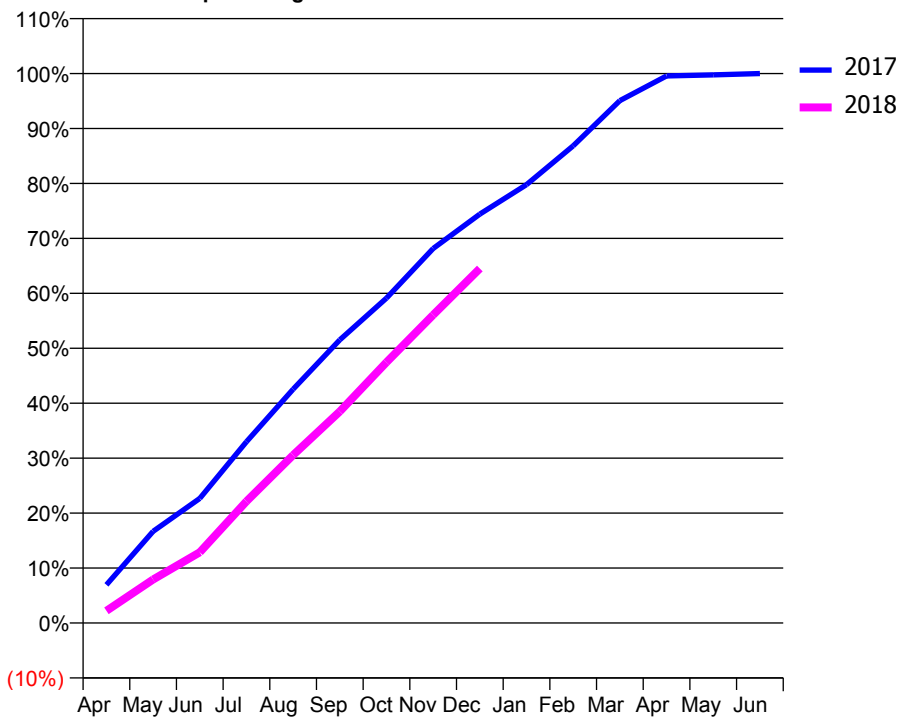
ACCESS*

Patients seen in 24 months	Total	Change since previous quarter
Quarter ending December 2016	3,626	
Quarter ending March 2017	3,984	↑
Quarter ending June 2017	4,288	↑
Quarter ending September 2017	4,595	↑
Quarter ending December 2017	4,745	↑
Variance since December 2016	30.9%	↑



ACTIVITY

Cumulative percentage of contracted UDA delivered 2017 & 2018



Adjusted Scheduled Activity (UDA)

Month	2017	2018
April	1,134	354
May	2,719	1,267
June	3,695	2,061
July	5,377	3,541
August	6,933	4,890
September	8,397	6,161
October	9,634	7,593
November	11,105	8,970
December	12,125	10,321
January	13,000	
February	14,152	
March	15,491	
April	16,225	
May	16,256	
June	16,296	

QUALITY

	Quantity	Base Number	Contract	AT	Region	England
% of FP17s for the same patient ID Re-attending within 3 months - Children	116	1,058	11.0%	11.5%	12.9%	12.0%
% of FP17s for the same patient ID Re-attending within 3 months - Adults	486	2,962	16.4%	17.0%	16.5%	15.9%
% of FP17s for the same patient ID Re-attending between 3 & 9 months - Children	403	1,058	38.1%	54.2%	59.6%	58.0%
% of FP17s for the same patient ID Re-attending between 3 & 9 months - Adults	1,104	2,962	37.3%	44.6%	52.8%	50.5%
% of FP17s for Band 1 Urgent Courses	505	3,753	13.5%	11.6%	9.1%	9.0%
% of FP17s Relating to Free Repair or Replacements	21	3,753	0.6%	0.9%	1.0%	0.8%
% of FP17s Relating to Continuations	23	3,753	0.6%	1.3%	1.2%	1.1%
% of Patients satisfied with the dentistry they have received	8	8	N/A	90.7%	91.6%	91.5%
% of Patients satisfied with the time they had to wait for an appointment	7	8	N/A	87.9%	88.3%	87.9%

* This is based on patients treated on this contract for their most recent course of treatment. Figures in italics indicate the base number of FP17s or Patient Questionnaire responses are less than 100. N/A is shown where the base number of responses is less than 10 during the period. % is calculated as Quantity/Base number*100

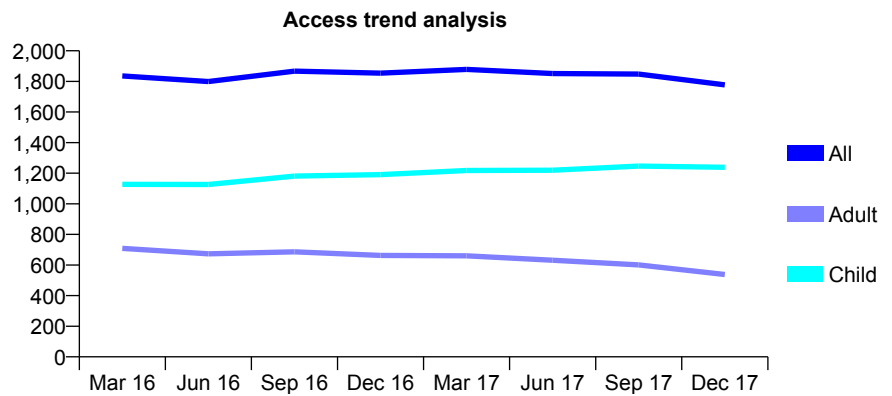
Q48 - Vital Signs At a Glance Contract Report for 122653/0001 - December 2017

Name or company name	Rose Lane Dental Practice
Contract type name	GDS Contract
Purpose of contract	General
Contract start date	01/04/2010
Contract end date	

17/18 Contracted general activity (UDA)	4,152
Carry forward general activity (UDA)	0
17/18 Contracted orthodontic activity (UOA)	0
Carry forward orthodontic activity (UOA)	0
Baseline contract value	£114,866.02

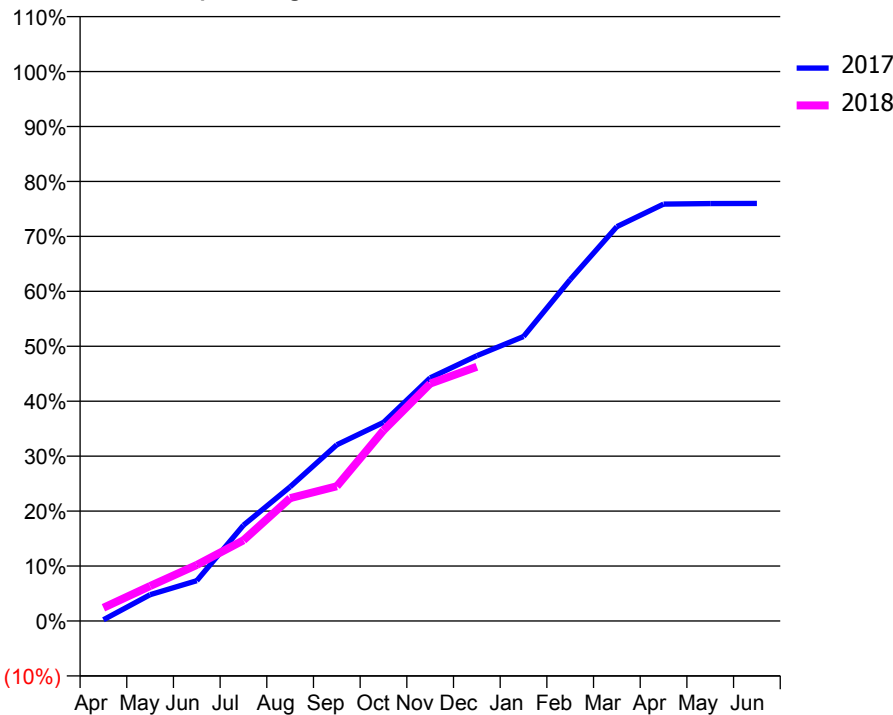
ACCESS*

Patients seen in 24 months	Total	Change since previous quarter
Quarter ending December 2016	1,854	
Quarter ending March 2017	1,878	→
Quarter ending June 2017	1,851	↓
Quarter ending September 2017	1,848	→
Quarter ending December 2017	1,777	↓
Variance since December 2016	(4.2%)	↓



ACTIVITY

Cumulative percentage of contracted UDA delivered 2017 & 2018



Month	Adjusted Scheduled Activity (UDA)	
	2017	2018
April	10	100
May	214	264
June	327	424
July	776	610
August	1,088	929
September	1,428	1,019
October	1,609	1,440
November	1,970	1,794
December	2,150	1,921
January	2,305	
February	2,766	
March	3,195	
April	3,378	
May	3,382	
June	3,383	

QUALITY

	Quantity	Base Number	Contract	AT	Region	England
% of FP17s for the same patient ID Re-attending within 3 months - Children	76	1,108	6.9%	11.5%	12.9%	12.0%
% of FP17s for the same patient ID Re-attending within 3 months - Adults	19	319	6.0%	17.0%	16.5%	15.9%
% of FP17s for the same patient ID Re-attending between 3 & 9 months - Children	550	1,108	49.6%	54.2%	59.6%	58.0%
% of FP17s for the same patient ID Re-attending between 3 & 9 months - Adults	94	319	29.5%	44.6%	52.8%	50.5%
% of FP17s for Band 1 Urgent Courses	11	1,301	0.8%	11.6%	9.1%	9.0%
% of FP17s Relating to Free Repair or Replacements	0	1,301	0.0%	0.9%	1.0%	0.8%
% of FP17s Relating to Continuations	0	1,301	0.0%	1.3%	1.2%	1.1%
% of Patients satisfied with the dentistry they have received	3	3	N/A	90.7%	91.6%	91.5%
% of Patients satisfied with the time they had to wait for an appointment	3	3	N/A	87.9%	88.3%	87.9%

* This is based on patients treated on this contract for their most recent course of treatment. Figures in italics indicate the base number of FP17s or Patient Questionnaire responses are less than 100. N/A is shown where the base number of responses is less than 10 during the period. % is calculated as Quantity/Base number*100

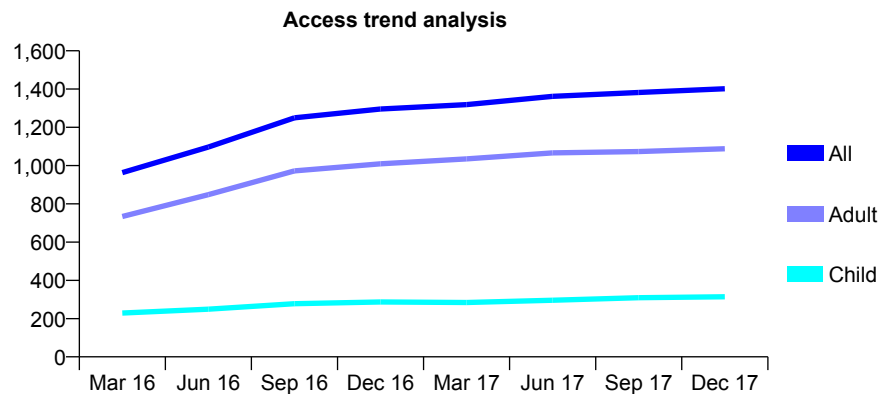
Q48 - Vital Signs At a Glance Contract Report for 122858/0001 - December 2017

Name or company name	Baycliff Dental Practices
Contract type name	GDS Contract
Purpose of contract	General
Contract start date	01/10/2014
Contract end date	

17/18 Contracted general activity (UDA)	6,769
Carry forward general activity (UDA)	0
17/18 Contracted orthodontic activity (UOA)	0
Carry forward orthodontic activity (UOA)	0
Baseline contract value	£174,646.92

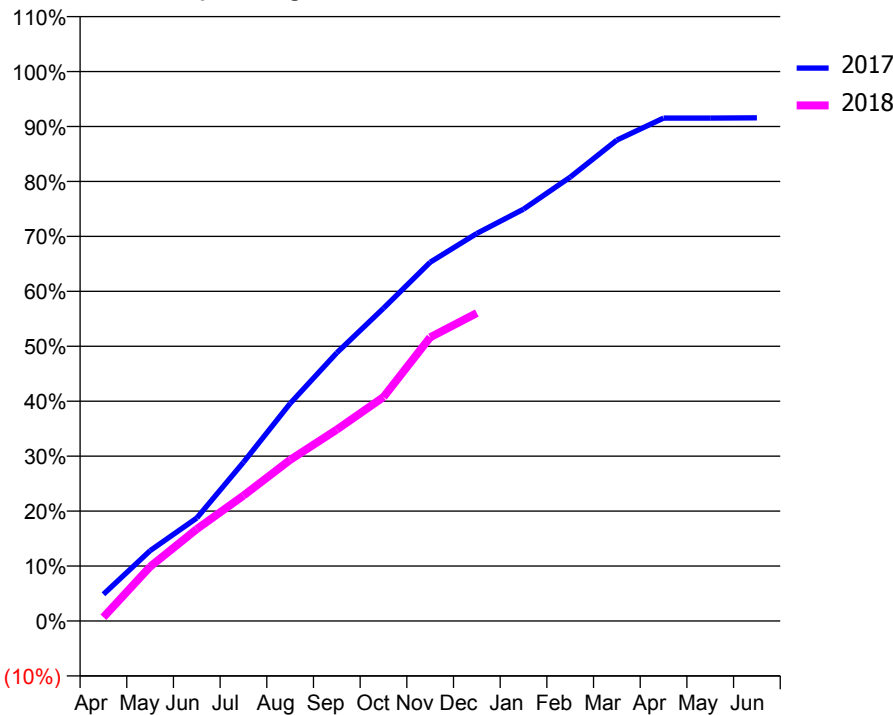
ACCESS*

Patients seen in 24 months	Total	Change since previous quarter
Quarter ending December 2016	1,296	
Quarter ending March 2017	1,319	→
Quarter ending June 2017	1,362	↑
Quarter ending September 2017	1,382	→
Quarter ending December 2017	1,402	→
Variance since December 2016	8.2%	↑



ACTIVITY

Cumulative percentage of contracted UDA delivered 2017 & 2018



Month	Adjusted Scheduled Activity (UDA)	
	2017	2018
April	329	47
May	866	669
June	1,269	1,133
July	1,955	1,545
August	2,680	1,985
September	3,304	2,358
October	3,854	2,758
November	4,419	3,495
December	4,774	3,794
January	5,074	
February	5,468	
March	5,924	
April	6,195	
May	6,195	
June	6,199	

QUALITY

	Quantity	Base Number	Contract	AT	Region	England
% of FP17s for the same patient ID Re-attending within 3 months - Children	33	297	11.1%	11.5%	12.9%	12.0%
% of FP17s for the same patient ID Re-attending within 3 months - Adults	136	917	14.8%	17.0%	16.5%	15.9%
% of FP17s for the same patient ID Re-attending between 3 & 9 months - Children	121	297	40.7%	54.2%	59.6%	58.0%
% of FP17s for the same patient ID Re-attending between 3 & 9 months - Adults	295	917	32.2%	44.6%	52.8%	50.5%
% of FP17s for Band 1 Urgent Courses	134	1,155	11.6%	11.6%	9.1%	9.0%
% of FP17s Relating to Free Repair or Replacements	7	1,155	0.6%	0.9%	1.0%	0.8%
% of FP17s Relating to Continuations	15	1,155	1.3%	1.3%	1.2%	1.1%
% of Patients satisfied with the dentistry they have received	1	2	N/A	90.7%	91.6%	91.5%
% of Patients satisfied with the time they had to wait for an appointment	2	2	N/A	87.9%	88.3%	87.9%

* This is based on patients treated on this contract for their most recent course of treatment. Figures in italics indicate the base number of FP17s or Patient Questionnaire responses are less than 100. N/A is shown where the base number of responses is less than 10 during the period. % is calculated as Quantity/Base number*100

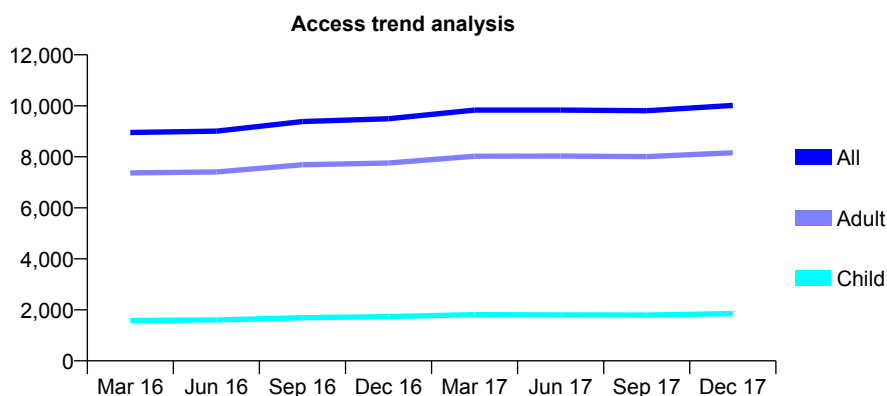
Q48 - Vital Signs At a Glance Contract Report for 123293/0001 - December 2017

Name or company name	Smithdown Dental Practice
Contract type name	GDS Contract
Purpose of contract	General
Contract start date	01/10/2011
Contract end date	

17/18 Contracted general activity (UDA)	27,825
Carry forward general activity (UDA)	725
17/18 Contracted orthodontic activity (UOA)	0
Carry forward orthodontic activity (UOA)	0
Baseline contract value	£770,328.66

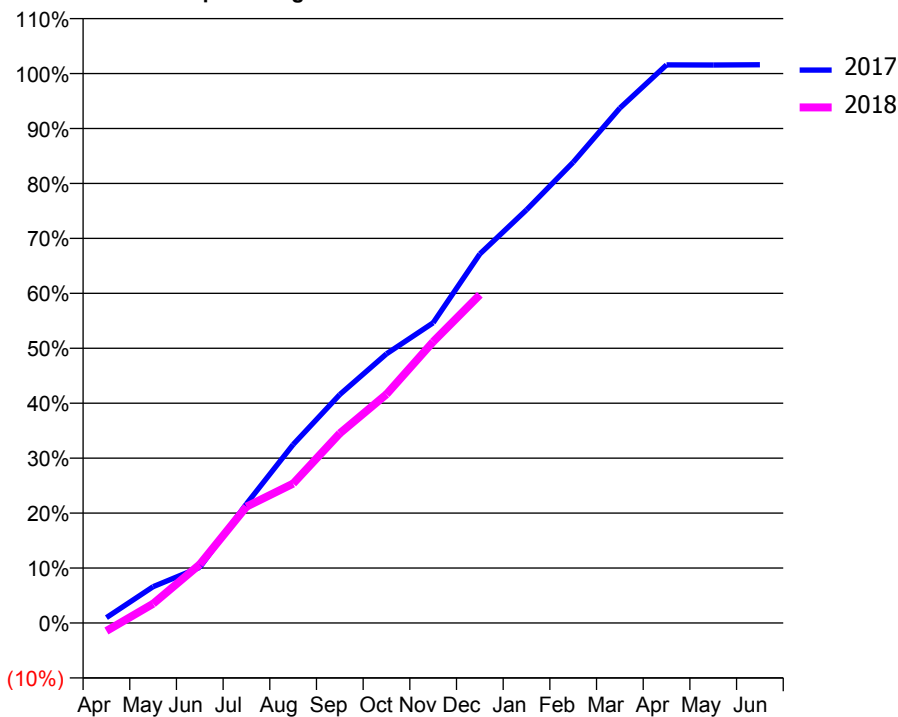
ACCESS*

Patients seen in 24 months	Total	Change since previous quarter
Quarter ending December 2016	9,493	
Quarter ending March 2017	9,833	↑
Quarter ending June 2017	9,831	→
Quarter ending September 2017	9,804	→
Quarter ending December 2017	10,016	↑
Variance since December 2016	5.5%	↑



ACTIVITY

Cumulative percentage of contracted UDA delivered 2017 & 2018



Month	Adjusted Scheduled Activity (UDA)	
	2017	2018
April	272	-405
May	1,842	974
June	2,822	2,967
July	6,030	5,894
August	9,036	7,063
September	11,572	9,602
October	13,627	11,586
November	15,202	14,246
December	18,687	16,622
January	20,921	
February	23,331	
March	26,075	
April	28,261	
May	28,254	
June	28,270	

QUALITY

	Quantity	Base Number	Contract	AT	Region	England
% of FP17s for the same patient ID Re-attending within 3 months - Children	95	1,509	6.3%	11.5%	12.9%	12.0%
% of FP17s for the same patient ID Re-attending within 3 months - Adults	461	5,926	7.8%	17.0%	16.5%	15.9%
% of FP17s for the same patient ID Re-attending between 3 & 9 months - Children	554	1,509	36.7%	54.2%	59.6%	58.0%
% of FP17s for the same patient ID Re-attending between 3 & 9 months - Adults	1,948	5,926	32.9%	44.6%	52.8%	50.5%
% of FP17s for Band 1 Urgent Courses	1,209	6,749	17.9%	11.6%	9.1%	9.0%
% of FP17s Relating to Free Repair or Replacements	36	6,749	0.5%	0.9%	1.0%	0.8%
% of FP17s Relating to Continuations	0	6,749	0.0%	1.3%	1.2%	1.1%
% of Patients satisfied with the dentistry they have received	19	23	82.6%	90.7%	91.6%	91.5%
% of Patients satisfied with the time they had to wait for an appointment	18	23	78.3%	87.9%	88.3%	87.9%

* This is based on patients treated on this contract for their most recent course of treatment. Figures in italics indicate the base number of FP17s or Patient Questionnaire responses are less than 100. N/A is shown where the base number of responses is less than 10 during the period. % is calculated as Quantity/Base number*100

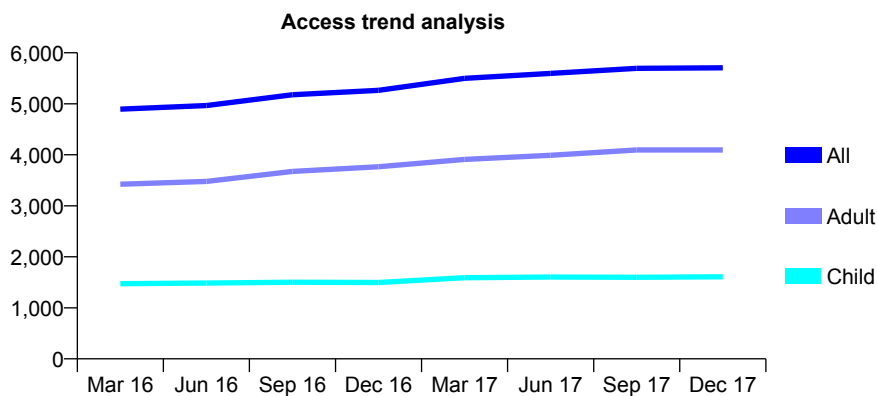
Q48 - Vital Signs At a Glance Contract Report for 124494/0001 - December 2017

Name or company name	J Powell & D Collins
Contract type name	GDS Contract
Purpose of contract	General
Contract start date	01/04/2010
Contract end date	

17/18 Contracted general activity (UDA)	15,654
Carry forward general activity (UDA)	0
17/18 Contracted orthodontic activity (UOA)	0
Carry forward orthodontic activity (UOA)	0
Baseline contract value	£501,295.07

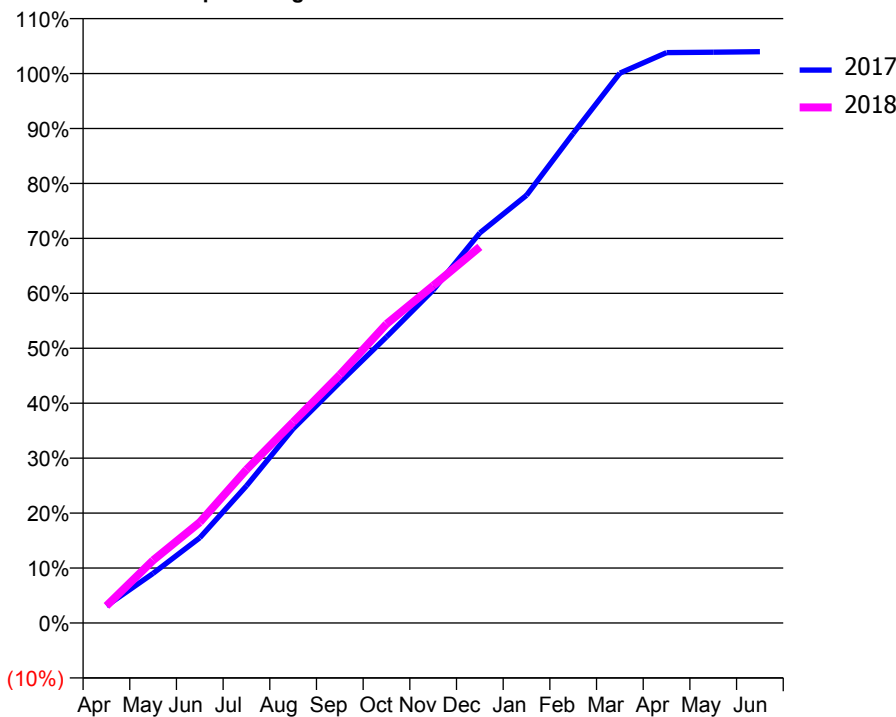
ACCESS*

Patients seen in 24 months	Total	Change since previous quarter
Quarter ending December 2016	5,263	
Quarter ending March 2017	5,500	↑
Quarter ending June 2017	5,595	→
Quarter ending September 2017	5,695	→
Quarter ending December 2017	5,705	→
Variance since December 2016	8.4%	↑



ACTIVITY

Cumulative percentage of contracted UDA delivered 2017 & 2018



Month	Adjusted Scheduled Activity (UDA)	
	2017	2018
April	487	486
May	1,416	1,788
June	2,429	2,871
July	3,905	4,370
August	5,534	5,723
September	6,856	7,070
October	8,150	8,518
November	9,483	9,609
December	11,114	10,714
January	12,185	
February	13,948	
March	15,663	
April	16,248	
May	16,261	
June	16,276	

QUALITY

	Quantity	Base Number	Contract	AT	Region	England
% of FP17s for the same patient ID Re-attending within 3 months - Children	172	1,700	10.1%	11.5%	12.9%	12.0%
% of FP17s for the same patient ID Re-attending within 3 months - Adults	943	4,269	22.1%	17.0%	16.5%	15.9%
% of FP17s for the same patient ID Re-attending between 3 & 9 months - Children	924	1,700	54.4%	54.2%	59.6%	58.0%
% of FP17s for the same patient ID Re-attending between 3 & 9 months - Adults	2,020	4,269	47.3%	44.6%	52.8%	50.5%
% of FP17s for Band 1 Urgent Courses	535	5,669	9.4%	11.6%	9.1%	9.0%
% of FP17s Relating to Free Repair or Replacements	88	5,669	1.6%	0.9%	1.0%	0.8%
% of FP17s Relating to Continuations	167	5,669	2.9%	1.3%	1.2%	1.1%
% of Patients satisfied with the dentistry they have received	8	11	72.7%	90.7%	91.6%	91.5%
% of Patients satisfied with the time they had to wait for an appointment	10	11	90.9%	87.9%	88.3%	87.9%

* This is based on patients treated on this contract for their most recent course of treatment. Figures in italics indicate the base number of FP17s or Patient Questionnaire responses are less than 100. N/A is shown where the base number of responses is less than 10 during the period. % is calculated as Quantity/Base number*100

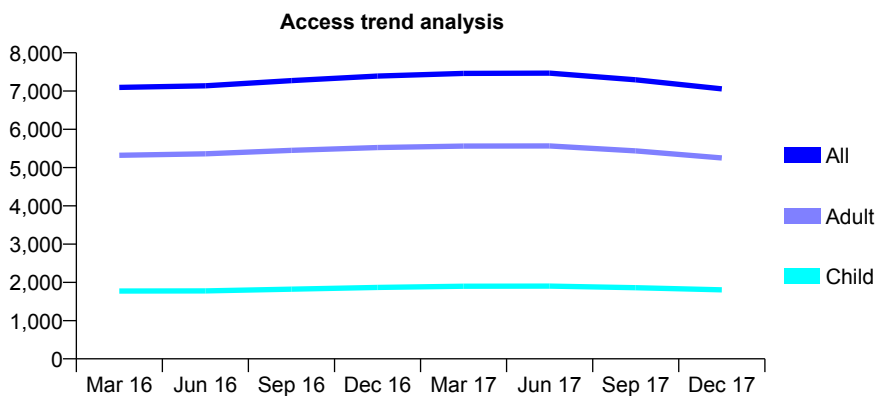
Q48 - Vital Signs At a Glance Contract Report for 124834/0001 - December 2017

Name or company name	Alverna House Dental Practice Ltd
Contract type name	Pilot Contract
Purpose of contract	General
Contract start date	01/04/2009
Contract end date	

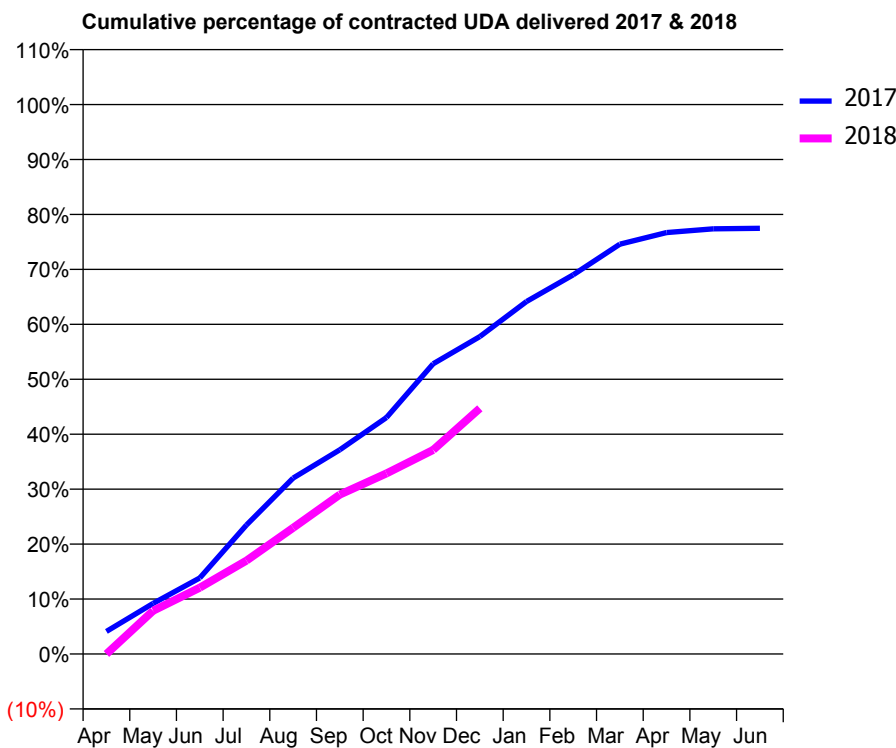
17/18 Contracted general activity (UDA)	21,000
Carry forward general activity (UDA)	0
17/18 Contracted orthodontic activity (UOA)	0
Carry forward orthodontic activity (UOA)	0
Baseline contract value	£599,701.91

ACCESS*

Patients seen in 24 months	Total	Change since previous quarter
Quarter ending December 2016	7,392	
Quarter ending March 2017	7,461	→
Quarter ending June 2017	7,468	→
Quarter ending September 2017	7,294	↓
Quarter ending December 2017	7,057	↓
Variance since December 2016	(4.5%)	↓



ACTIVITY



Month	Adjusted Scheduled Activity (UDA)	
	2017	2018
April	866	0
May	1,934	1,655
June	2,910	2,533
July	4,929	3,572
August	6,727	4,825
September	7,806	6,093
October	9,040	6,901
November	11,091	7,799
December	12,132	9,390
January	13,471	
February	14,489	
March	15,663	
April	16,108	
May	16,250	
June	16,269	

QUALITY

	Quantity	Base Number	Contract	AT	Region	England
% of FP17s for the same patient ID Re-attending within 3 months - Children	190	1,854	10.2%	11.5%	12.9%	12.0%
% of FP17s for the same patient ID Re-attending within 3 months - Adults	672	4,080	16.5%	17.0%	16.5%	15.9%
% of FP17s for the same patient ID Re-attending between 3 & 9 months - Children	930	1,854	50.2%	54.2%	59.6%	58.0%
% of FP17s for the same patient ID Re-attending between 3 & 9 months - Adults	1,191	4,080	29.2%	44.6%	52.8%	50.5%
% of FP17s for Band 1 Urgent Courses	728	5,152	14.1%	11.6%	9.1%	9.0%
% of FP17s Relating to Free Repair or Replacements	24	5,152	0.5%	0.9%	1.0%	0.8%
% of FP17s Relating to Continuations	15	5,152	0.3%	1.3%	1.2%	1.1%
% of Patients satisfied with the dentistry they have received	4	6	N/A	90.7%	91.6%	91.5%
% of Patients satisfied with the time they had to wait for an appointment	6	6	N/A	87.9%	88.3%	87.9%

* This is based on patients treated on this contract for their most recent course of treatment. Figures in italics indicate the base number of FP17s or Patient Questionnaire responses are less than 100. N/A is shown where the base number of responses is less than 10 during the period. % is calculated as Quantity/Base number*100

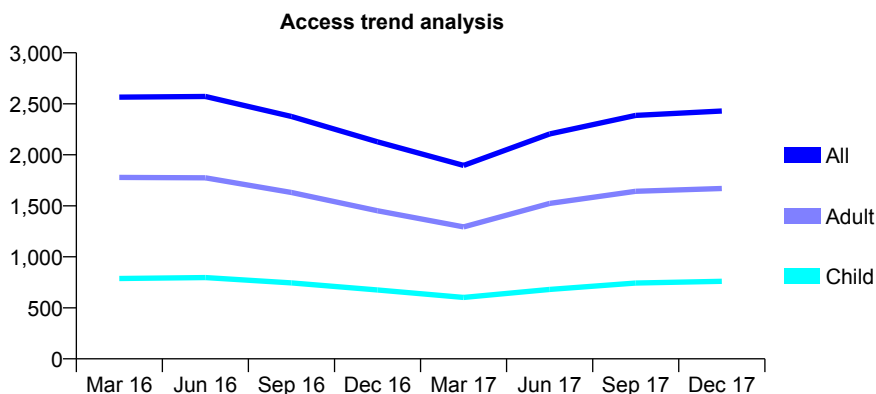
Q48 - Vital Signs At a Glance Contract Report for 125547/0001 - December 2017

Name or company name	Parr Dental Surgery Limited
Contract type name	GDS Contract
Purpose of contract	General
Contract start date	01/01/2012
Contract end date	

17/18 Contracted general activity (UDA)	8,000
Carry forward general activity (UDA)	0
17/18 Contracted orthodontic activity (UOA)	0
Carry forward orthodontic activity (UOA)	0
Baseline contract value	£190,674.06

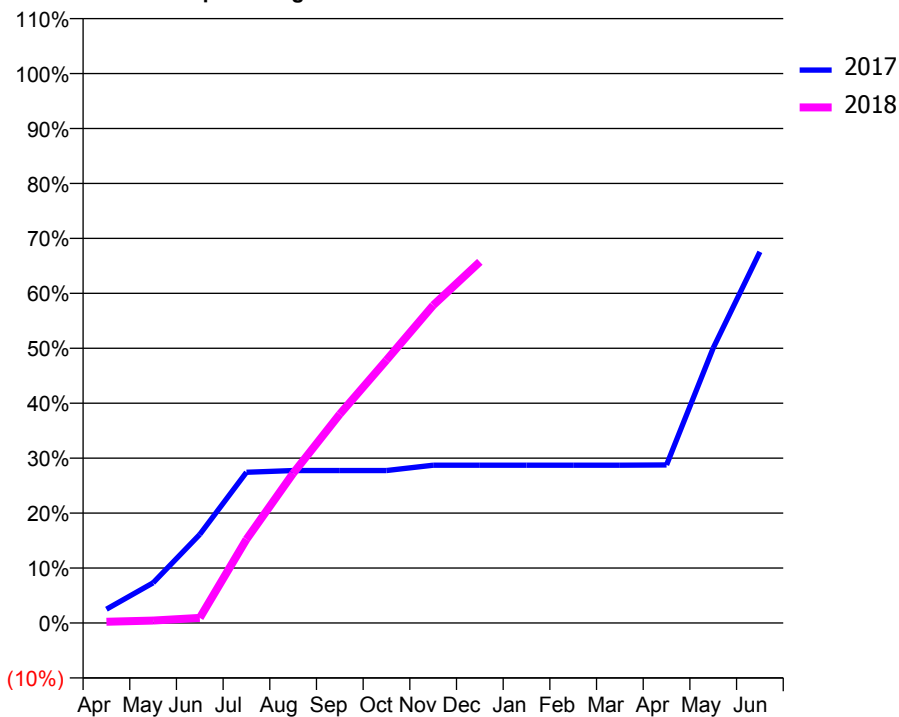
ACCESS*

Patients seen in 24 months	Total	Change since previous quarter
Quarter ending December 2016	2,127	
Quarter ending March 2017	1,896	↓
Quarter ending June 2017	2,204	↑
Quarter ending September 2017	2,386	↑
Quarter ending December 2017	2,430	→
Variance since December 2016	14.2%	↑



ACTIVITY

Cumulative percentage of contracted UDA delivered 2017 & 2018



Month	Adjusted Scheduled Activity (UDA)	
	2017	2018
April	200	18
May	585	36
June	1,289	75
July	2,195	1,217
August	2,219	2,180
September	2,219	3,042
October	2,219	3,827
November	2,298	4,626
December	2,298	5,258
January	2,298	
February	2,298	
March	2,298	
April	2,301	
May	4,005	
June	5,404	

QUALITY

	Quantity	Base Number	Contract	AT	Region	England
% of FP17s for the same patient ID Re-attending within 3 months - Children	184	1,256	14.6%	11.5%	12.9%	12.0%
% of FP17s for the same patient ID Re-attending within 3 months - Adults	365	2,447	14.9%	17.0%	16.5%	15.9%
% of FP17s for the same patient ID Re-attending between 3 & 9 months - Children	411	1,256	32.7%	54.2%	59.6%	58.0%
% of FP17s for the same patient ID Re-attending between 3 & 9 months - Adults	707	2,447	28.9%	44.6%	52.8%	50.5%
% of FP17s for Band 1 Urgent Courses	350	2,361	14.8%	11.6%	9.1%	9.0%
% of FP17s Relating to Free Repair or Replacements	23	2,361	1.0%	0.9%	1.0%	0.8%
% of FP17s Relating to Continuations	26	2,361	1.1%	1.3%	1.2%	1.1%
% of Patients satisfied with the dentistry they have received	1	1	N/A	90.7%	91.6%	91.5%
% of Patients satisfied with the time they had to wait for an appointment	1	1	N/A	87.9%	88.3%	87.9%

* This is based on patients treated on this contract for their most recent course of treatment. Figures in italics indicate the base number of FP17s or Patient Questionnaire responses are less than 100. N/A is shown where the base number of responses is less than 10 during the period. % is calculated as Quantity/Base number*100

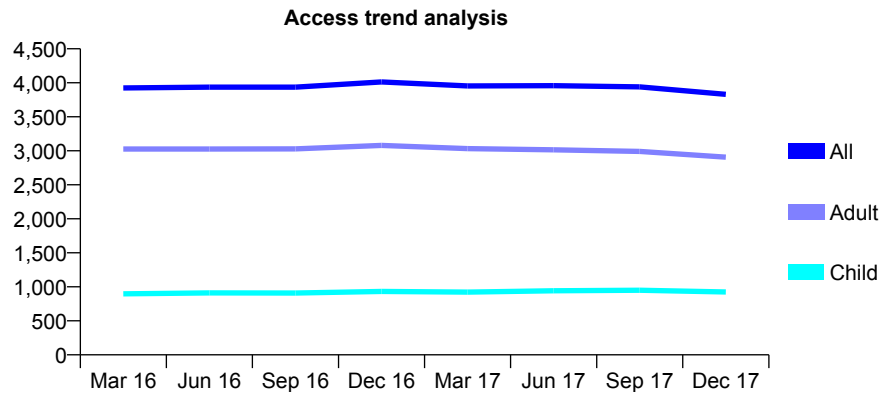
Q48 - Vital Signs At a Glance Contract Report for 126942/0001 - December 2017

Name or company name	Windle House Dental
Contract type name	GDS Contract
Purpose of contract	General
Contract start date	21/03/2013
Contract end date	20/03/2023

17/18 Contracted general activity (UDA)	15,000
Carry forward general activity (UDA)	0
17/18 Contracted orthodontic activity (UOA)	0
Carry forward orthodontic activity (UOA)	0
Baseline contract value	£408,883.98

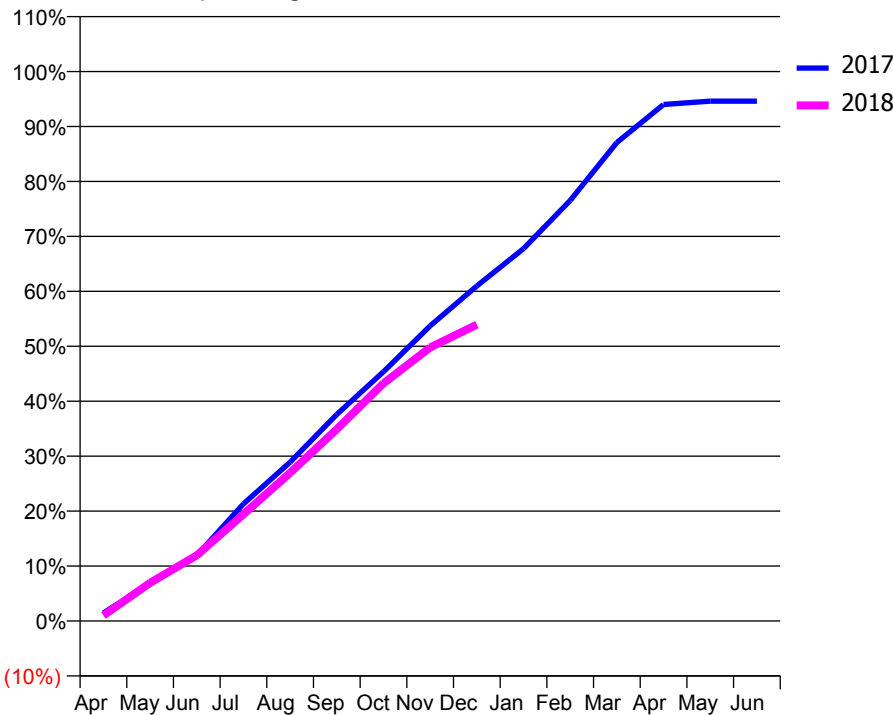
ACCESS*

Patients seen in 24 months	Total	Change since previous quarter
Quarter ending December 2016	4,012	
Quarter ending March 2017	3,954	↓
Quarter ending June 2017	3,958	→
Quarter ending September 2017	3,941	→
Quarter ending December 2017	3,831	↓
Variance since December 2016	(4.5%)	↓



ACTIVITY

Cumulative percentage of contracted UDA delivered 2017 & 2018



Month	Adjusted Scheduled Activity (UDA)	
	2017	2018
April	221	151
May	1,024	1,041
June	1,791	1,792
July	3,197	2,915
August	4,337	4,046
September	5,641	5,235
October	6,806	6,488
November	8,057	7,467
December	9,145	8,091
January	10,164	
February	11,480	
March	13,064	
April	14,099	
May	14,191	
June	14,190	

QUALITY

	Quantity	Base Number	Contract	AT	Region	England
% of FP17s for the same patient ID Re-attending within 3 months - Children	118	1,009	11.7%	11.5%	12.9%	12.0%
% of FP17s for the same patient ID Re-attending within 3 months - Adults	496	2,663	18.6%	17.0%	16.5%	15.9%
% of FP17s for the same patient ID Re-attending between 3 & 9 months - Children	550	1,009	54.5%	54.2%	59.6%	58.0%
% of FP17s for the same patient ID Re-attending between 3 & 9 months - Adults	1,274	2,663	47.8%	44.6%	52.8%	50.5%
% of FP17s for Band 1 Urgent Courses	423	3,283	12.9%	11.6%	9.1%	9.0%
% of FP17s Relating to Free Repair or Replacements	86	3,283	2.6%	0.9%	1.0%	0.8%
% of FP17s Relating to Continuations	40	3,283	1.2%	1.3%	1.2%	1.1%
% of Patients satisfied with the dentistry they have received	4	6	N/A	90.7%	91.6%	91.5%
% of Patients satisfied with the time they had to wait for an appointment	6	6	N/A	87.9%	88.3%	87.9%

* This is based on patients treated on this contract for their most recent course of treatment. Figures in italics indicate the base number of FP17s or Patient Questionnaire responses are less than 100. N/A is shown where the base number of responses is less than 10 during the period. % is calculated as Quantity/Base number*100

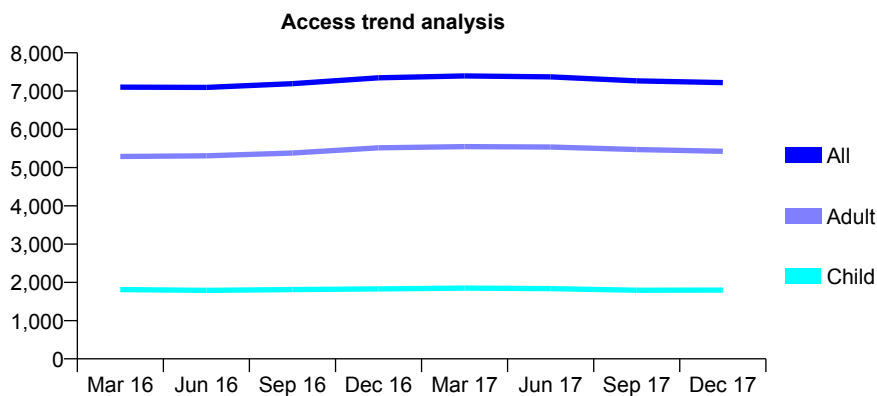
Q48 - Vital Signs At a Glance Contract Report for 127450/0001 - December 2017

Name or company name	The Kirkby Family Dental Centre
Contract type name	GDS Contract
Purpose of contract	General
Contract start date	01/04/2006
Contract end date	

17/18 Contracted general activity (UDA)	31,738
Carry forward general activity (UDA)	0
17/18 Contracted orthodontic activity (UOA)	0
Carry forward orthodontic activity (UOA)	0
Baseline contract value	£822,944.59

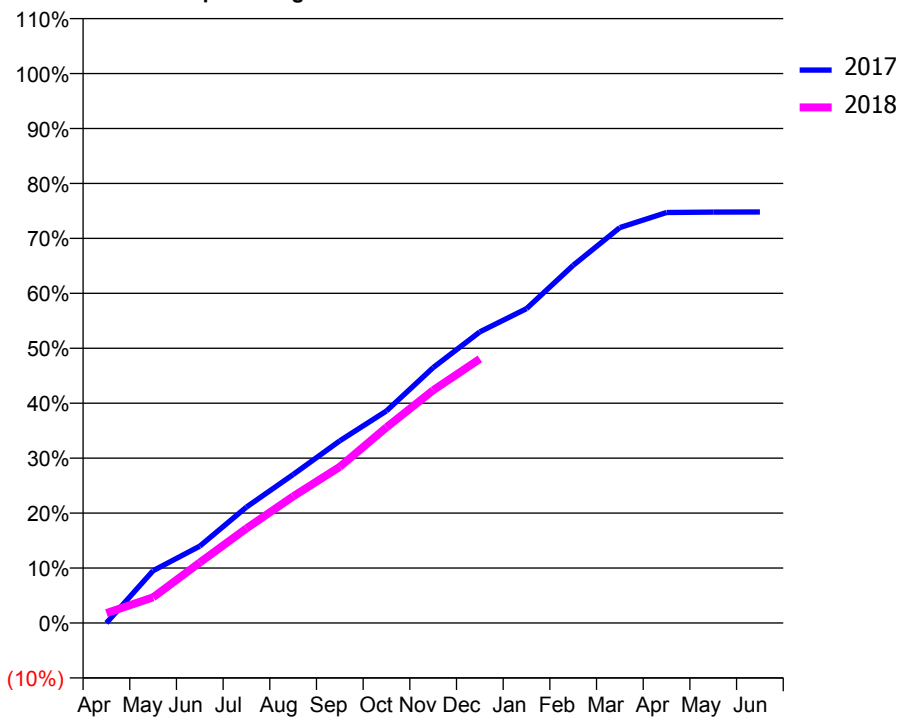
ACCESS*

Patients seen in 24 months	Total	Change since previous quarter
Quarter ending December 2016	7,345	
Quarter ending March 2017	7,395	→
Quarter ending June 2017	7,371	→
Quarter ending September 2017	7,266	↓
Quarter ending December 2017	7,222	→
Variance since December 2016	(1.7%)	↓



ACTIVITY

Cumulative percentage of contracted UDA delivered 2017 & 2018



Month	Adjusted Scheduled Activity (UDA)	
	2017	2018
April	0	570
May	3,021	1,479
June	4,437	3,495
July	6,697	5,463
August	8,575	7,314
September	10,521	9,023
October	12,250	11,303
November	14,750	13,444
December	16,816	15,251
January	18,161	
February	20,663	
March	22,838	
April	23,710	
May	23,737	
June	23,740	

QUALITY

	Quantity	Base Number	Contract	AT	Region	England
% of FP17s for the same patient ID Re-attending within 3 months - Children	98	1,525	6.4%	11.5%	12.9%	12.0%
% of FP17s for the same patient ID Re-attending within 3 months - Adults	541	4,251	12.7%	17.0%	16.5%	15.9%
% of FP17s for the same patient ID Re-attending between 3 & 9 months - Children	680	1,525	44.6%	54.2%	59.6%	58.0%
% of FP17s for the same patient ID Re-attending between 3 & 9 months - Adults	1,861	4,251	43.8%	44.6%	52.8%	50.5%
% of FP17s for Band 1 Urgent Courses	430	5,444	7.9%	11.6%	9.1%	9.0%
% of FP17s Relating to Free Repair or Replacements	4	5,444	0.1%	0.9%	1.0%	0.8%
% of FP17s Relating to Continuations	12	5,444	0.2%	1.3%	1.2%	1.1%
% of Patients satisfied with the dentistry they have received	8	9	N/A	90.7%	91.6%	91.5%
% of Patients satisfied with the time they had to wait for an appointment	6	9	N/A	87.9%	88.3%	87.9%

* This is based on patients treated on this contract for their most recent course of treatment. Figures in italics indicate the base number of FP17s or Patient Questionnaire responses are less than 100. N/A is shown where the base number of responses is less than 10 during the period. % is calculated as Quantity/Base number*100

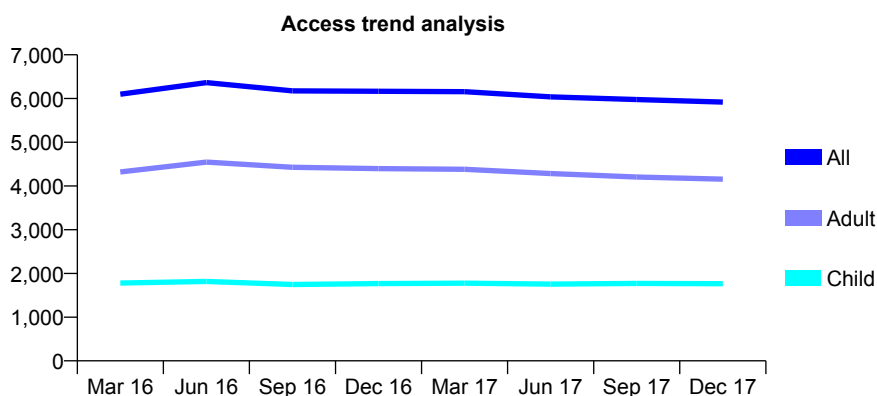
Q48 - Vital Signs At a Glance Contract Report for 128058/0001 - December 2017

Name or company name	The Towerhill Family Dental Centre
Contract type name	GDS Contract
Purpose of contract	General
Contract start date	01/04/2006
Contract end date	

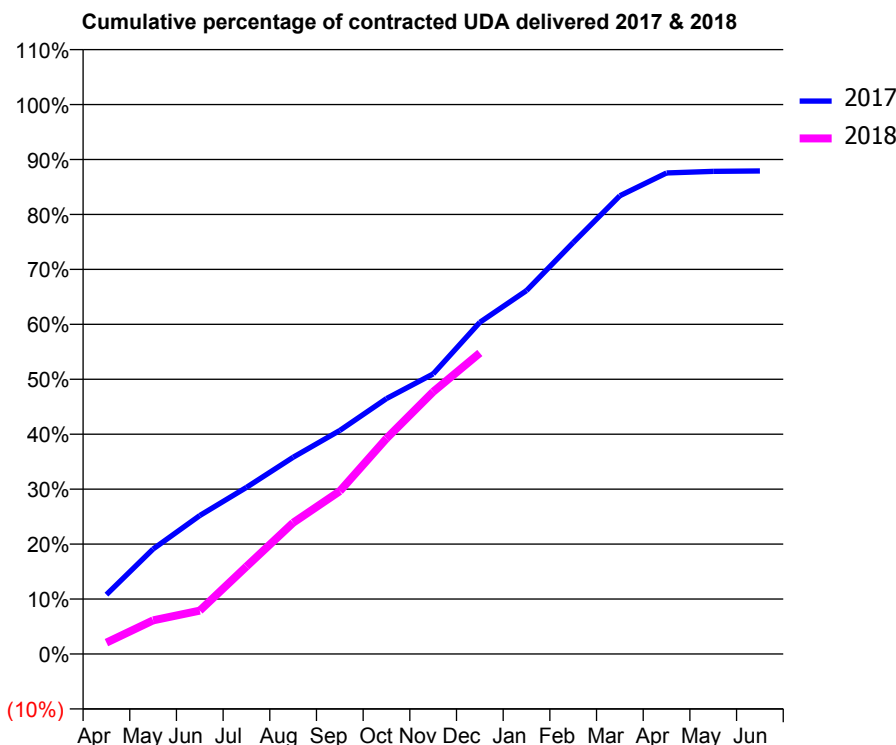
17/18 Contracted general activity (UDA)	21,158
Carry forward general activity (UDA)	0
17/18 Contracted orthodontic activity (UOA)	0
Carry forward orthodontic activity (UOA)	0
Baseline contract value	£548,629.74

ACCESS*

Patients seen in 24 months	Total	Change since previous quarter
Quarter ending December 2016	6,165	
Quarter ending March 2017	6,156	→
Quarter ending June 2017	6,038	↓
Quarter ending September 2017	5,976	↓
Quarter ending December 2017	5,918	→
Variance since December 2016	(4.0%)	↓



ACTIVITY



Month	Adjusted Scheduled Activity (UDA)	
	2017	2018
April	2,288	441
May	4,045	1,295
June	5,331	1,669
July	6,417	3,373
August	7,573	5,053
September	8,607	6,269
October	9,837	8,297
November	10,784	10,098
December	12,769	11,589
January	13,993	
February	15,840	
March	17,644	
April	18,522	
May	18,585	
June	18,601	

QUALITY

	Quantity	Base Number	Contract	AT	Region	England
% of FP17s for the same patient ID Re-attending within 3 months - Children	94	1,630	5.8%	11.5%	12.9%	12.0%
% of FP17s for the same patient ID Re-attending within 3 months - Adults	272	3,165	8.6%	17.0%	16.5%	15.9%
% of FP17s for the same patient ID Re-attending between 3 & 9 months - Children	770	1,630	47.2%	54.2%	59.6%	58.0%
% of FP17s for the same patient ID Re-attending between 3 & 9 months - Adults	1,500	3,165	47.4%	44.6%	52.8%	50.5%
% of FP17s for Band 1 Urgent Courses	237	4,470	5.3%	11.6%	9.1%	9.0%
% of FP17s Relating to Free Repair or Replacements	20	4,470	0.4%	0.9%	1.0%	0.8%
% of FP17s Relating to Continuations	11	4,470	0.2%	1.3%	1.2%	1.1%
% of Patients satisfied with the dentistry they have received	7	8	N/A	90.7%	91.6%	91.5%
% of Patients satisfied with the time they had to wait for an appointment	7	8	N/A	87.9%	88.3%	87.9%

* This is based on patients treated on this contract for their most recent course of treatment. Figures in italics indicate the base number of FP17s or Patient Questionnaire responses are less than 100. N/A is shown where the base number of responses is less than 10 during the period. % is calculated as Quantity/Base number*100

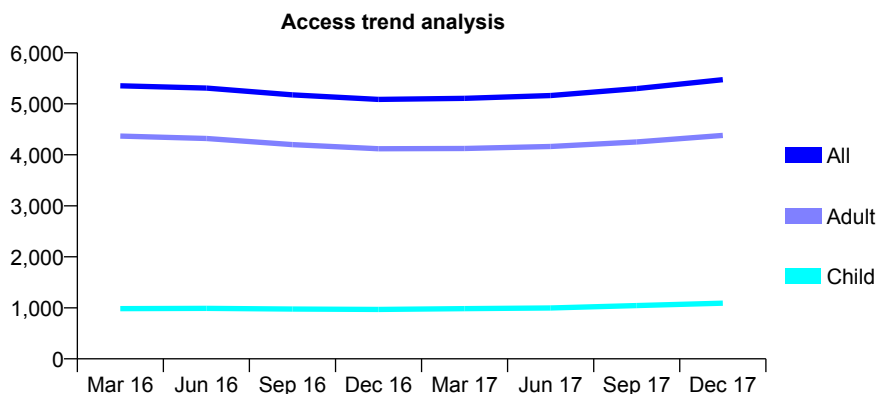
Q48 - Vital Signs At a Glance Contract Report for 131571/0001 - December 2017

Name or company name	Northway Dental Limited
Contract type name	GDS Contract
Purpose of contract	General
Contract start date	01/05/2014
Contract end date	

17/18 Contracted general activity (UDA)	13,869
Carry forward general activity (UDA)	0
17/18 Contracted orthodontic activity (UOA)	0
Carry forward orthodontic activity (UOA)	0
Baseline contract value	£423,295.34

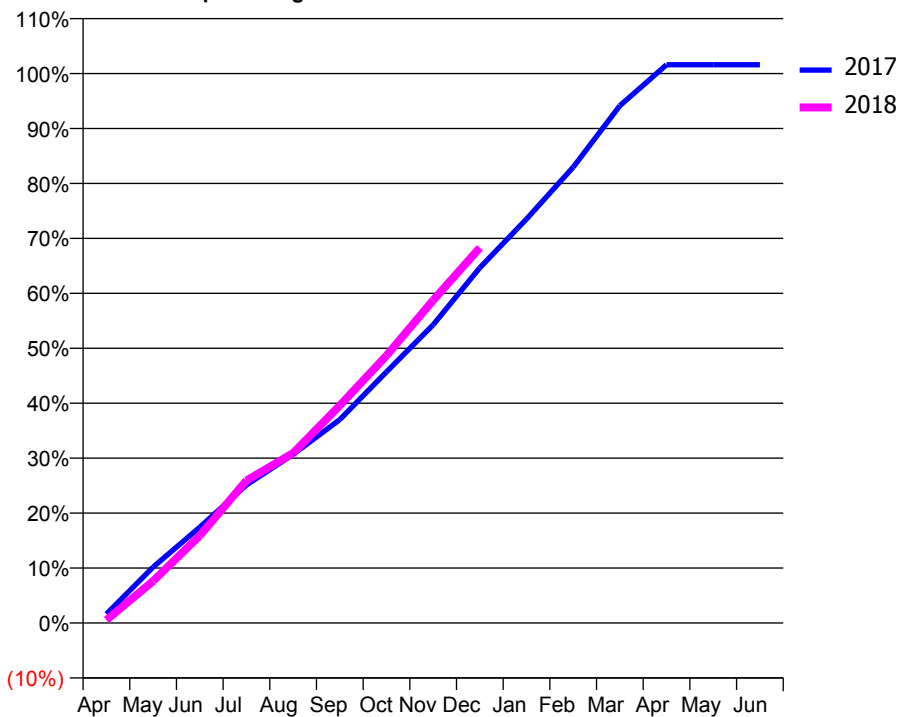
ACCESS*

Patients seen in 24 months	Total	Change since previous quarter
Quarter ending December 2016	5,087	
Quarter ending March 2017	5,108	→
Quarter ending June 2017	5,162	→
Quarter ending September 2017	5,297	↑
Quarter ending December 2017	5,472	↑
Variance since December 2016	7.6%	↑



ACTIVITY

Cumulative percentage of contracted UDA delivered 2017 & 2018



Month	Adjusted Scheduled Activity (UDA)	
	2017	2018
April	227	77
May	1,413	1,059
June	2,418	2,207
July	3,483	3,598
August	4,256	4,288
September	5,136	5,492
October	6,338	6,751
November	7,527	8,145
December	8,966	9,472
January	10,194	
February	11,505	
March	13,056	
April	14,089	
May	14,090	
June	14,090	

QUALITY

	Quantity	Base Number	Contract	AT	Region	England
% of FP17s for the same patient ID Re-attending within 3 months - Children	94	1,347	7.0%	11.5%	12.9%	12.0%
% of FP17s for the same patient ID Re-attending within 3 months - Adults	555	3,913	14.2%	17.0%	16.5%	15.9%
% of FP17s for the same patient ID Re-attending between 3 & 9 months - Children	749	1,347	55.6%	54.2%	59.6%	58.0%
% of FP17s for the same patient ID Re-attending between 3 & 9 months - Adults	1,375	3,913	35.1%	44.6%	52.8%	50.5%
% of FP17s for Band 1 Urgent Courses	235	4,042	5.8%	11.6%	9.1%	9.0%
% of FP17s Relating to Free Repair or Replacements	84	4,042	2.1%	0.9%	1.0%	0.8%
% of FP17s Relating to Continuations	131	4,042	3.2%	1.3%	1.2%	1.1%
% of Patients satisfied with the dentistry they have received	9	11	81.8%	90.7%	91.6%	91.5%
% of Patients satisfied with the time they had to wait for an appointment	8	11	72.7%	87.9%	88.3%	87.9%

* This is based on patients treated on this contract for their most recent course of treatment. Figures in italics indicate the base number of FP17s or Patient Questionnaire responses are less than 100. N/A is shown where the base number of responses is less than 10 during the period. % is calculated as Quantity/Base number*100

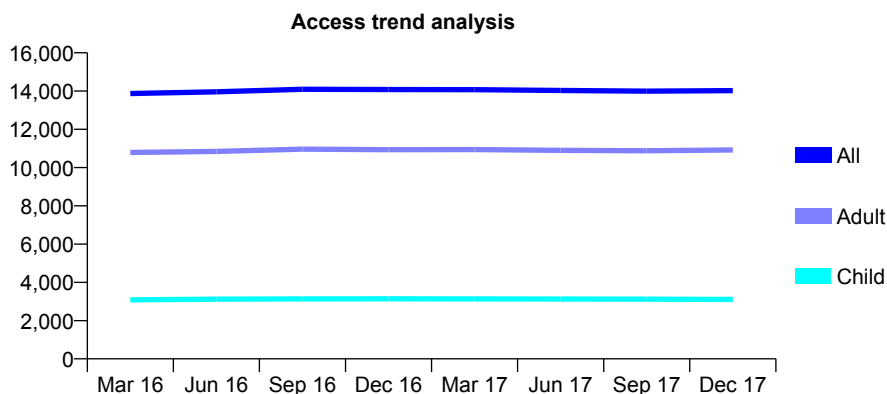
Q48 - Vital Signs At a Glance Contract Report for 131938/0001 - December 2017

Name or company name	Newtown (No 1) Ltd
Contract type name	GDS Contract
Purpose of contract	General
Contract start date	01/04/2009
Contract end date	

17/18 Contracted general activity (UDA)	49,700
Carry forward general activity (UDA)	0
17/18 Contracted orthodontic activity (UOA)	0
Carry forward orthodontic activity (UOA)	0
Baseline contract value	£1,244,791.71

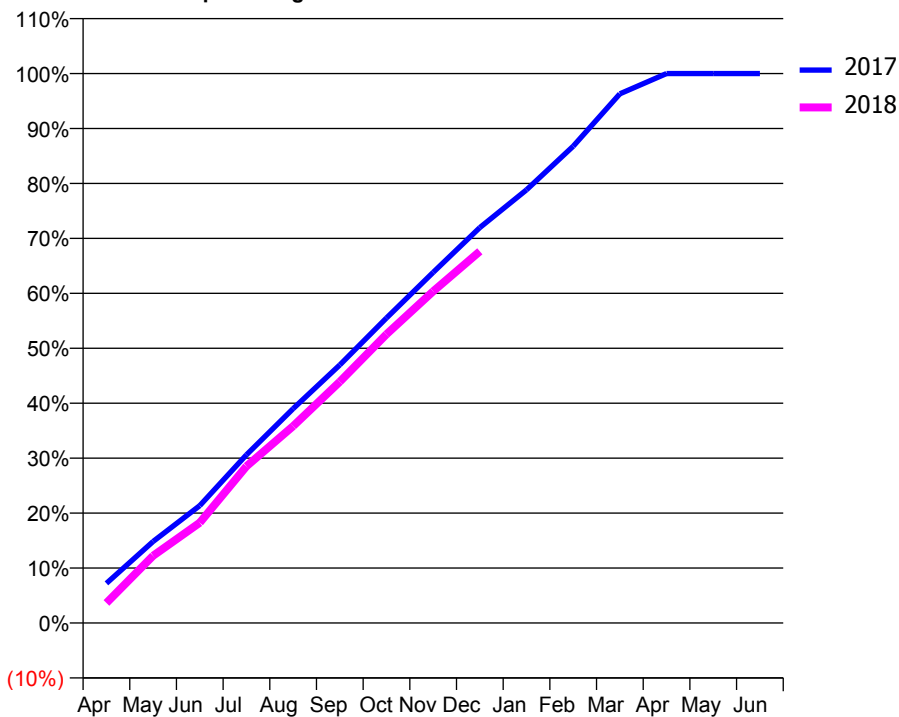
ACCESS*

Patients seen in 24 months	Total	Change since previous quarter
Quarter ending December 2016	14,080	
Quarter ending March 2017	14,075	→
Quarter ending June 2017	14,029	→
Quarter ending September 2017	13,998	→
Quarter ending December 2017	14,027	→
Variance since December 2016	(0.4%)	→



ACTIVITY

Cumulative percentage of contracted UDA delivered 2017 & 2018



Month	Adjusted Scheduled Activity (UDA)	
	2017	2018
April	3,589	1,819
May	7,378	6,082
June	10,616	9,072
July	15,217	14,179
August	19,388	17,802
September	23,352	21,826
October	27,590	26,123
November	31,723	29,995
December	35,774	33,620
January	39,186	
February	43,132	
March	47,866	
April	49,697	
May	49,705	
June	49,706	

QUALITY

	Quantity	Base Number	Contract	AT	Region	England
% of FP17s for the same patient ID Re-attending within 3 months - Children	525	5,055	10.4%	11.5%	12.9%	12.0%
% of FP17s for the same patient ID Re-attending within 3 months - Adults	1,801	12,839	14.0%	17.0%	16.5%	15.9%
% of FP17s for the same patient ID Re-attending between 3 & 9 months - Children	3,764	5,055	74.5%	54.2%	59.6%	58.0%
% of FP17s for the same patient ID Re-attending between 3 & 9 months - Adults	8,248	12,839	64.2%	44.6%	52.8%	50.5%
% of FP17s for Band 1 Urgent Courses	850	16,977	5.0%	11.6%	9.1%	9.0%
% of FP17s Relating to Free Repair or Replacements	275	16,977	1.6%	0.9%	1.0%	0.8%
% of FP17s Relating to Continuations	226	16,977	1.3%	1.3%	1.2%	1.1%
% of Patients satisfied with the dentistry they have received	26	30	86.7%	90.7%	91.6%	91.5%
% of Patients satisfied with the time they had to wait for an appointment	26	30	86.7%	87.9%	88.3%	87.9%

* This is based on patients treated on this contract for their most recent course of treatment. Figures in italics indicate the base number of FP17s or Patient Questionnaire responses are less than 100. N/A is shown where the base number of responses is less than 10 during the period. % is calculated as Quantity/Base number*100

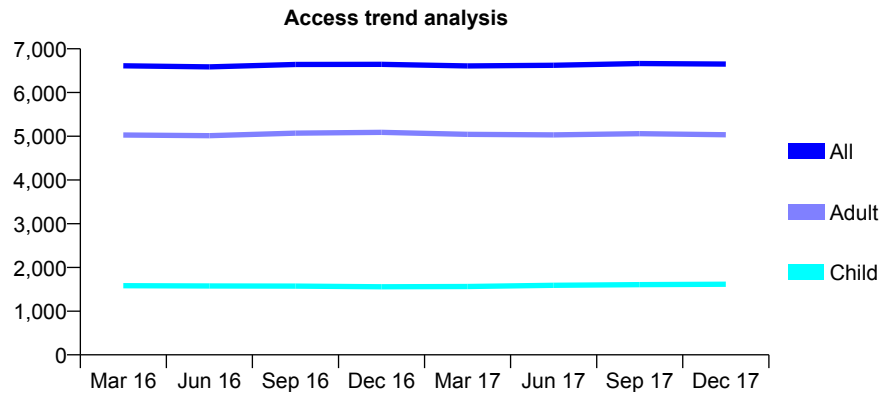
Q48 - Vital Signs At a Glance Contract Report for 136395/0001 - December 2017

Name or company name	Victoria Square Smile Centre Ltd
Contract type name	GDS Contract
Purpose of contract	General
Contract start date	01/05/2010
Contract end date	

17/18 Contracted general activity (UDA)	22,500
Carry forward general activity (UDA)	0
17/18 Contracted orthodontic activity (UOA)	0
Carry forward orthodontic activity (UOA)	0
Baseline contract value	£520,875.00

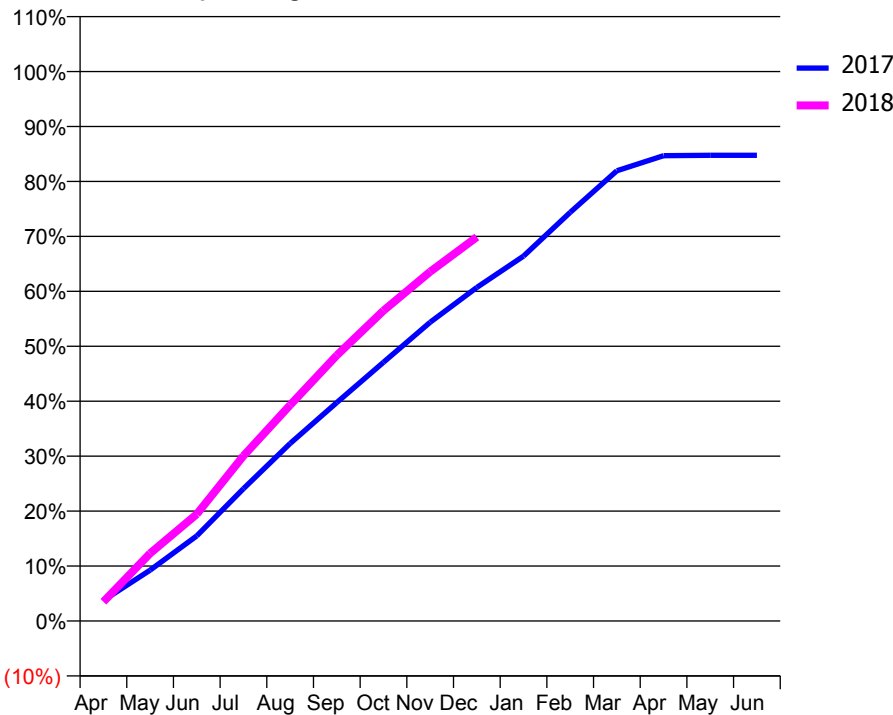
ACCESS*

Patients seen in 24 months	Total	Change since previous quarter
Quarter ending December 2016	6,645	
Quarter ending March 2017	6,607	→
Quarter ending June 2017	6,622	→
Quarter ending September 2017	6,664	→
Quarter ending December 2017	6,650	→
Variance since December 2016	0.1%	→



ACTIVITY

Cumulative percentage of contracted UDA delivered 2017 & 2018



Month	Adjusted Scheduled Activity (UDA)	
	2017	2018
April	951	788
May	2,350	2,770
June	3,935	4,376
July	6,119	6,760
August	8,204	8,842
September	10,102	10,877
October	11,961	12,707
November	13,811	14,302
December	15,421	15,721
January	16,865	
February	18,887	
March	20,813	
April	21,506	
May	21,526	
June	21,530	

QUALITY

	Quantity	Base Number	Contract	AT	Region	England
% of FP17s for the same patient ID Re-attending within 3 months - Children	132	1,520	8.7%	11.5%	12.9%	12.0%
% of FP17s for the same patient ID Re-attending within 3 months - Adults	507	3,997	12.7%	17.0%	16.5%	15.9%
% of FP17s for the same patient ID Re-attending between 3 & 9 months - Children	733	1,520	48.2%	54.2%	59.6%	58.0%
% of FP17s for the same patient ID Re-attending between 3 & 9 months - Adults	1,476	3,997	36.9%	44.6%	52.8%	50.5%
% of FP17s for Band 1 Urgent Courses	300	5,292	5.7%	11.6%	9.1%	9.0%
% of FP17s Relating to Free Repair or Replacements	31	5,292	0.6%	0.9%	1.0%	0.8%
% of FP17s Relating to Continuations	137	5,292	2.6%	1.3%	1.2%	1.1%
% of Patients satisfied with the dentistry they have received	9	10	90.0%	90.7%	91.6%	91.5%
% of Patients satisfied with the time they had to wait for an appointment	8	10	80.0%	87.9%	88.3%	87.9%

* This is based on patients treated on this contract for their most recent course of treatment. Figures in italics indicate the base number of FP17s or Patient Questionnaire responses are less than 100. N/A is shown where the base number of responses is less than 10 during the period. % is calculated as Quantity/Base number*100

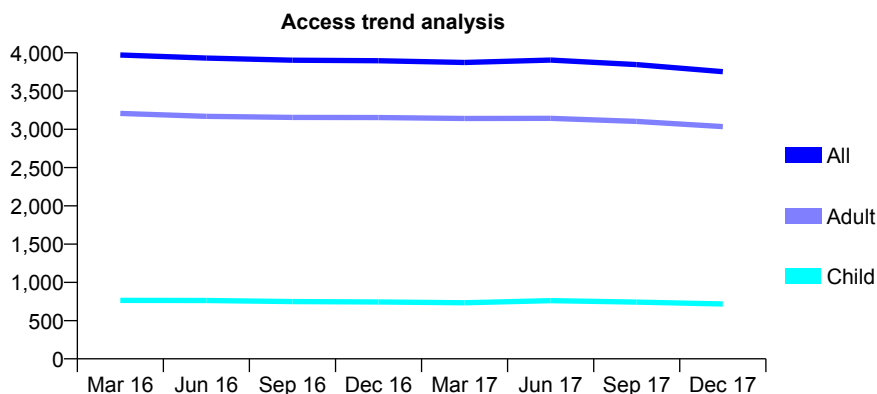
Q48 - Vital Signs At a Glance Contract Report for 136786/0001 - December 2017

Name or company name	Low House Dental Care
Contract type name	GDS Contract
Purpose of contract	General
Contract start date	01/04/2011
Contract end date	

17/18 Contracted general activity (UDA)	17,000
Carry forward general activity (UDA)	680
17/18 Contracted orthodontic activity (UOA)	0
Carry forward orthodontic activity (UOA)	0
Baseline contract value	£425,092.89

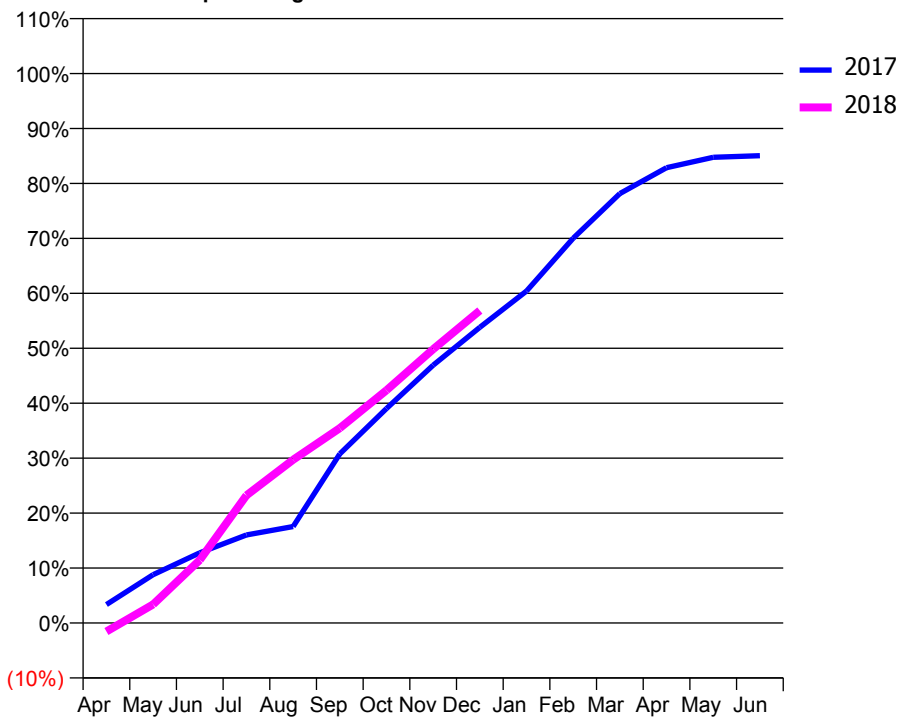
ACCESS*

Patients seen in 24 months	Total	Change since previous quarter
Quarter ending December 2016	3,897	
Quarter ending March 2017	3,874	→
Quarter ending June 2017	3,905	→
Quarter ending September 2017	3,845	↓
Quarter ending December 2017	3,754	↓
Variance since December 2016	(3.7%)	↓



ACTIVITY

Cumulative percentage of contracted UDA delivered 2017 & 2018



Month	Adjusted Scheduled Activity (UDA)	
	2017	2018
April	573	-267
May	1,494	576
June	2,173	1,949
July	2,724	3,951
August	2,985	5,053
September	5,234	6,028
October	6,635	7,201
November	7,975	8,470
December	9,147	9,668
January	10,272	
February	11,902	
March	13,285	
April	14,086	
May	14,407	
June	14,455	

QUALITY

	Quantity	Base Number	Contract	AT	Region	England
% of FP17s for the same patient ID Re-attending within 3 months - Children	41	712	5.8%	11.5%	12.9%	12.0%
% of FP17s for the same patient ID Re-attending within 3 months - Adults	347	3,050	11.4%	17.0%	16.5%	15.9%
% of FP17s for the same patient ID Re-attending between 3 & 9 months - Children	391	712	54.9%	54.2%	59.6%	58.0%
% of FP17s for the same patient ID Re-attending between 3 & 9 months - Adults	1,747	3,050	57.3%	44.6%	52.8%	50.5%
% of FP17s for Band 1 Urgent Courses	77	3,508	2.2%	11.6%	9.1%	9.0%
% of FP17s Relating to Free Repair or Replacements	52	3,508	1.5%	0.9%	1.0%	0.8%
% of FP17s Relating to Continuations	47	3,508	1.3%	1.3%	1.2%	1.1%
% of Patients satisfied with the dentistry they have received	16	22	72.7%	90.7%	91.6%	91.5%
% of Patients satisfied with the time they had to wait for an appointment	16	22	72.7%	87.9%	88.3%	87.9%

* This is based on patients treated on this contract for their most recent course of treatment. Figures in italics indicate the base number of FP17s or Patient Questionnaire responses are less than 100. N/A is shown where the base number of responses is less than 10 during the period. % is calculated as Quantity/Base number*100

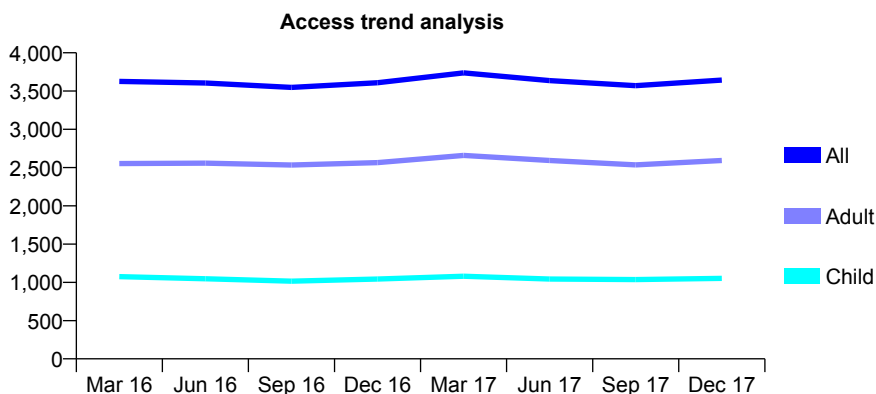
Q48 - Vital Signs At a Glance Contract Report for 137847/0001 - December 2017

Name or company name	North Huyton Dental Practice
Contract type name	GDS Contract
Purpose of contract	General
Contract start date	01/03/2013
Contract end date	

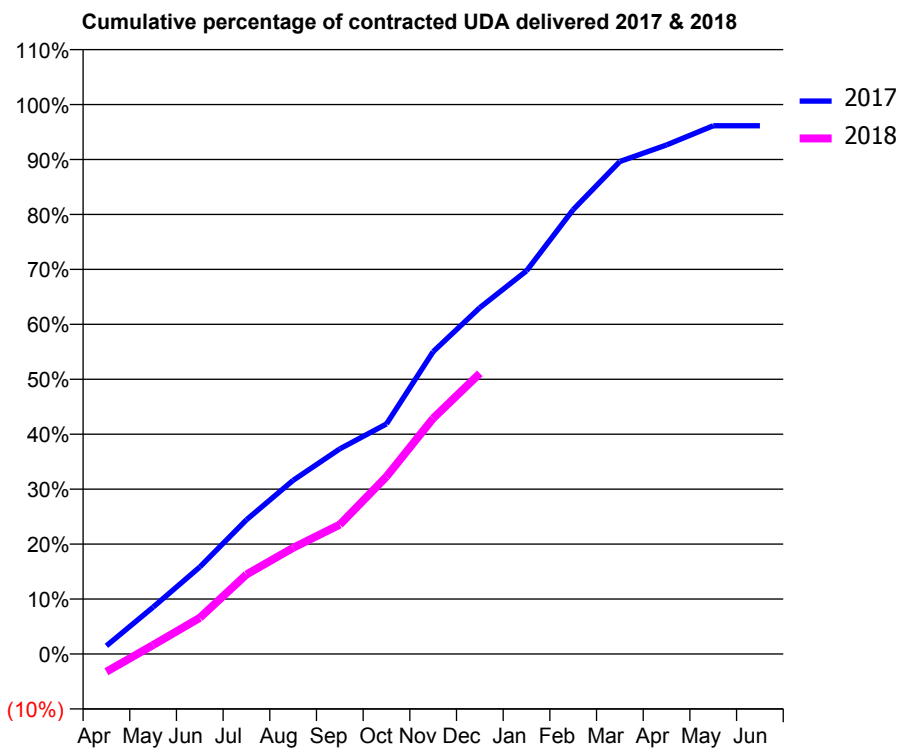
17/18 Contracted general activity (UDA)	13,000
Carry forward general activity (UDA)	503
17/18 Contracted orthodontic activity (UOA)	0
Carry forward orthodontic activity (UOA)	0
Baseline contract value	£336,096.45

ACCESS*

Patients seen in 24 months	Total	Change since previous quarter
Quarter ending December 2016	3,609	
Quarter ending March 2017	3,738	↑
Quarter ending June 2017	3,636	↓
Quarter ending September 2017	3,571	↓
Quarter ending December 2017	3,644	↑
Variance since December 2016	1.0%	→



ACTIVITY



Month	Adjusted Scheduled Activity (UDA)	
	2017	2018
April	194	-421
May	1,109	212
June	2,058	856
July	3,176	1,880
August	4,108	2,514
September	4,855	3,060
October	5,445	4,199
November	7,152	5,577
December	8,193	6,640
January	9,064	
February	10,513	
March	11,653	
April	12,043	
May	12,497	
June	12,497	

QUALITY

	Quantity	Base Number	Contract	AT	Region	England
% of FP17s for the same patient ID Re-attending within 3 months - Children	64	865	7.4%	11.5%	12.9%	12.0%
% of FP17s for the same patient ID Re-attending within 3 months - Adults	244	1,975	12.4%	17.0%	16.5%	15.9%
% of FP17s for the same patient ID Re-attending between 3 & 9 months - Children	356	865	41.2%	54.2%	59.6%	58.0%
% of FP17s for the same patient ID Re-attending between 3 & 9 months - Adults	787	1,975	39.8%	44.6%	52.8%	50.5%
% of FP17s for Band 1 Urgent Courses	89	2,625	3.4%	11.6%	9.1%	9.0%
% of FP17s Relating to Free Repair or Replacements	18	2,625	0.7%	0.9%	1.0%	0.8%
% of FP17s Relating to Continuations	17	2,625	0.6%	1.3%	1.2%	1.1%
% of Patients satisfied with the dentistry they have received	5	5	N/A	90.7%	91.6%	91.5%
% of Patients satisfied with the time they had to wait for an appointment	5	5	N/A	87.9%	88.3%	87.9%

* This is based on patients treated on this contract for their most recent course of treatment. Figures in italics indicate the base number of FP17s or Patient Questionnaire responses are less than 100. N/A is shown where the base number of responses is less than 10 during the period. % is calculated as Quantity/Base number*100

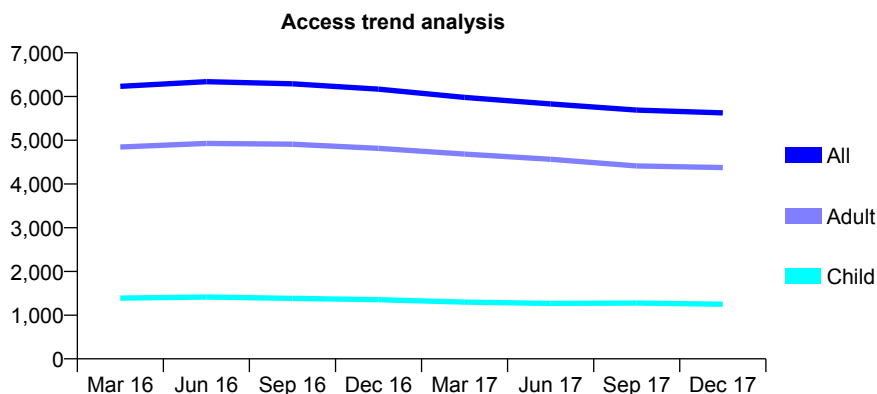
Q48 - Vital Signs At a Glance Contract Report for 138568/0001 - December 2017

Name or company name	Farnworth Dental
Contract type name	GDS Contract
Purpose of contract	General
Contract start date	01/05/2014
Contract end date	

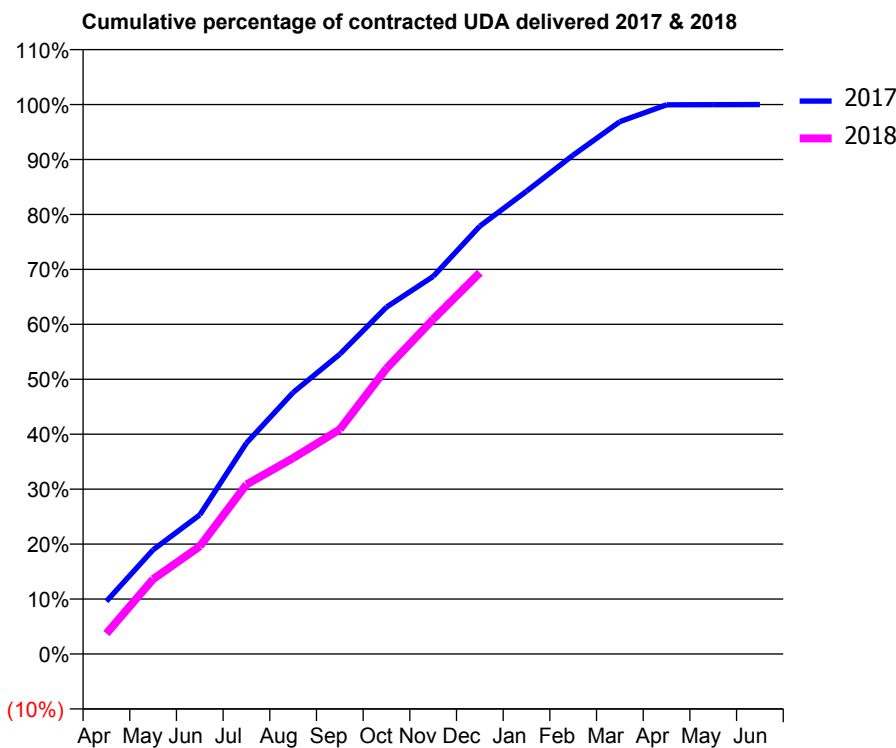
17/18 Contracted general activity (UDA)	17,598
Carry forward general activity (UDA)	0
17/18 Contracted orthodontic activity (UOA)	0
Carry forward orthodontic activity (UOA)	0
Baseline contract value	£515,398.84

ACCESS*

Patients seen in 24 months	Total	Change since previous quarter
Quarter ending December 2016	6,168	
Quarter ending March 2017	5,981	↓
Quarter ending June 2017	5,831	↓
Quarter ending September 2017	5,690	↓
Quarter ending December 2017	5,626	↓
Variance since December 2016	(8.8%)	↓



ACTIVITY



Month	Adjusted Scheduled Activity (UDA)	
	2017	2018
April	1,693	657
May	3,344	2,397
June	4,464	3,450
July	6,773	5,430
August	8,394	6,277
September	9,626	7,195
October	11,137	9,144
November	12,119	10,721
December	13,732	12,211
January	14,853	
February	16,014	
March	17,087	
April	17,629	
May	17,634	
June	17,638	

QUALITY

	Quantity	Base Number	Contract	AT	Region	England
% of FP17s for the same patient ID Re-attending within 3 months - Children	138	1,524	9.1%	11.5%	12.9%	12.0%
% of FP17s for the same patient ID Re-attending within 3 months - Adults	631	5,014	12.6%	17.0%	16.5%	15.9%
% of FP17s for the same patient ID Re-attending between 3 & 9 months - Children	944	1,524	61.9%	54.2%	59.6%	58.0%
% of FP17s for the same patient ID Re-attending between 3 & 9 months - Adults	3,050	5,014	60.8%	44.6%	52.8%	50.5%
% of FP17s for Band 1 Urgent Courses	224	6,295	3.6%	11.6%	9.1%	9.0%
% of FP17s Relating to Free Repair or Replacements	67	6,295	1.1%	0.9%	1.0%	0.8%
% of FP17s Relating to Continuations	63	6,295	1.0%	1.3%	1.2%	1.1%
% of Patients satisfied with the dentistry they have received	16	18	88.9%	90.7%	91.6%	91.5%
% of Patients satisfied with the time they had to wait for an appointment	16	18	88.9%	87.9%	88.3%	87.9%

* This is based on patients treated on this contract for their most recent course of treatment. Figures in italics indicate the base number of FP17s or Patient Questionnaire responses are less than 100. N/A is shown where the base number of responses is less than 10 during the period. % is calculated as Quantity/Base number*100

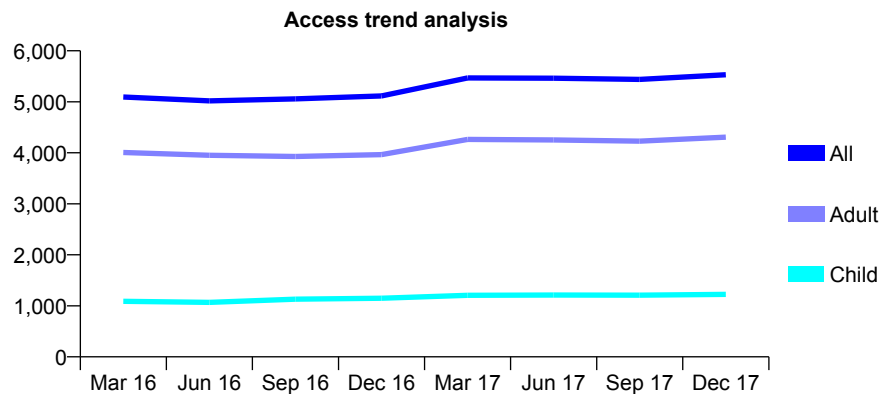
Q48 - Vital Signs At a Glance Contract Report for 139394/0001 - December 2017

Name or company name	Garston Dental Surgery
Contract type name	GDS Contract
Purpose of contract	General
Contract start date	02/07/2012
Contract end date	

17/18 Contracted general activity (UDA)	19,133
Carry forward general activity (UDA)	25
17/18 Contracted orthodontic activity (UOA)	0
Carry forward orthodontic activity (UOA)	0
Baseline contract value	£493,650.41

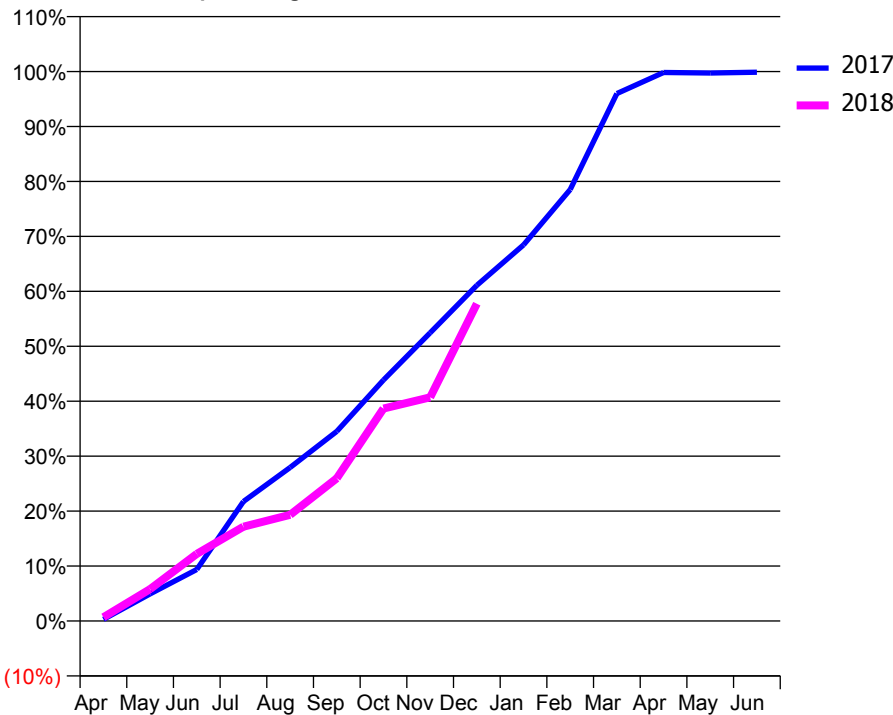
ACCESS*

Patients seen in 24 months	Total	Change since previous quarter
Quarter ending December 2016	5,116	
Quarter ending March 2017	5,468	↑
Quarter ending June 2017	5,464	→
Quarter ending September 2017	5,438	→
Quarter ending December 2017	5,532	→
Variance since December 2016	8.1%	↑



ACTIVITY

Cumulative percentage of contracted UDA delivered 2017 & 2018



Month	Adjusted Scheduled Activity (UDA)	
	2017	2018
April	57	131
May	946	1,113
June	1,797	2,337
July	4,160	3,284
August	5,347	3,700
September	6,606	4,969
October	8,394	7,397
November	10,035	7,789
December	11,690	11,048
January	13,094	
February	15,022	
March	18,365	
April	19,101	
May	19,079	
June	19,108	

QUALITY

	Quantity	Base Number	Contract	AT	Region	England
% of FP17s for the same patient ID Re-attending within 3 months - Children	108	1,201	9.0%	11.5%	12.9%	12.0%
% of FP17s for the same patient ID Re-attending within 3 months - Adults	685	3,830	17.9%	17.0%	16.5%	15.9%
% of FP17s for the same patient ID Re-attending between 3 & 9 months - Children	636	1,201	53.0%	54.2%	59.6%	58.0%
% of FP17s for the same patient ID Re-attending between 3 & 9 months - Adults	1,822	3,830	47.6%	44.6%	52.8%	50.5%
% of FP17s for Band 1 Urgent Courses	649	4,789	13.6%	11.6%	9.1%	9.0%
% of FP17s Relating to Free Repair or Replacements	58	4,789	1.2%	0.9%	1.0%	0.8%
% of FP17s Relating to Continuations	27	4,789	0.6%	1.3%	1.2%	1.1%
% of Patients satisfied with the dentistry they have received	7	7	N/A	90.7%	91.6%	91.5%
% of Patients satisfied with the time they had to wait for an appointment	7	7	N/A	87.9%	88.3%	87.9%

* This is based on patients treated on this contract for their most recent course of treatment. Figures in italics indicate the base number of FP17s or Patient Questionnaire responses are less than 100. N/A is shown where the base number of responses is less than 10 during the period. % is calculated as Quantity/Base number*100

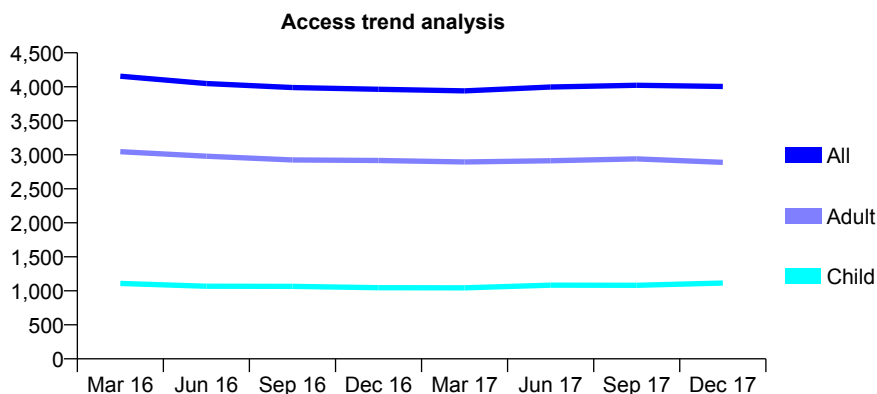
Q48 - Vital Signs At a Glance Contract Report for 140287/0001 - December 2017

Name or company name	Smile Clinic UK Ltd
Contract type name	GDS Contract
Purpose of contract	General
Contract start date	01/10/2009
Contract end date	

17/18 Contracted general activity (UDA)	15,360
Carry forward general activity (UDA)	0
17/18 Contracted orthodontic activity (UOA)	0
Carry forward orthodontic activity (UOA)	0
Baseline contract value	£470,240.44

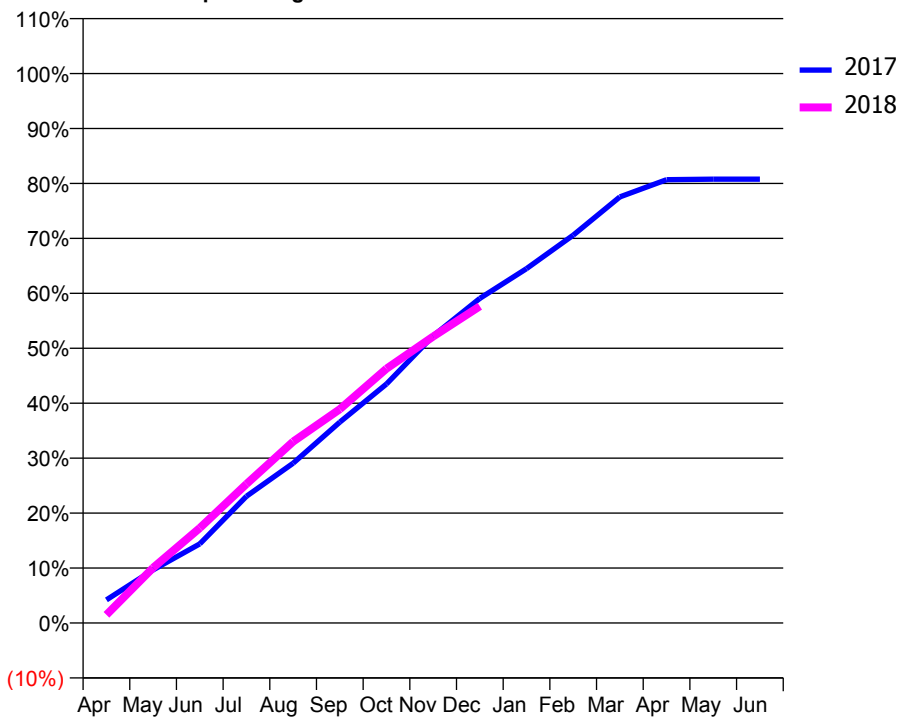
ACCESS*

Patients seen in 24 months	Total	Change since previous quarter
Quarter ending December 2016	3,963	
Quarter ending March 2017	3,940	→
Quarter ending June 2017	3,997	→
Quarter ending September 2017	4,023	→
Quarter ending December 2017	4,004	→
Variance since December 2016	1.0%	→



ACTIVITY

Cumulative percentage of contracted UDA delivered 2017 & 2018



Month	Adjusted Scheduled Activity (UDA)	
	2017	2018
April	648	228
May	1,487	1,545
June	2,211	2,657
July	3,544	3,886
August	4,468	5,069
September	5,616	5,978
October	6,683	7,111
November	8,028	8,009
December	9,073	8,853
January	9,906	
February	10,839	
March	11,911	
April	12,390	
May	12,408	
June	12,407	

QUALITY

	Quantity	Base Number	Contract	AT	Region	England
% of FP17s for the same patient ID Re-attending within 3 months - Children	106	1,128	9.4%	11.5%	12.9%	12.0%
% of FP17s for the same patient ID Re-attending within 3 months - Adults	535	2,632	20.3%	17.0%	16.5%	15.9%
% of FP17s for the same patient ID Re-attending between 3 & 9 months - Children	469	1,128	41.6%	54.2%	59.6%	58.0%
% of FP17s for the same patient ID Re-attending between 3 & 9 months - Adults	816	2,632	31.0%	44.6%	52.8%	50.5%
% of FP17s for Band 1 Urgent Courses	645	3,561	18.1%	11.6%	9.1%	9.0%
% of FP17s Relating to Free Repair or Replacements	30	3,561	0.8%	0.9%	1.0%	0.8%
% of FP17s Relating to Continuations	61	3,561	1.7%	1.3%	1.2%	1.1%
% of Patients satisfied with the dentistry they have received	4	5	N/A	90.7%	91.6%	91.5%
% of Patients satisfied with the time they had to wait for an appointment	4	5	N/A	87.9%	88.3%	87.9%

* This is based on patients treated on this contract for their most recent course of treatment. Figures in italics indicate the base number of FP17s or Patient Questionnaire responses are less than 100. N/A is shown where the base number of responses is less than 10 during the period. % is calculated as Quantity/Base number*100

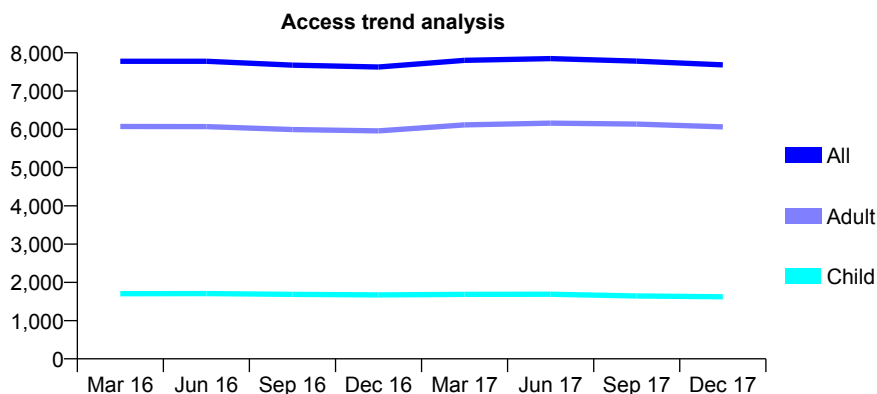
Q48 - Vital Signs At a Glance Contract Report for 141119/0001 - December 2017

Name or company name	Churchtown Dental Practice
Contract type name	GDS Contract
Purpose of contract	General
Contract start date	30/05/2012
Contract end date	

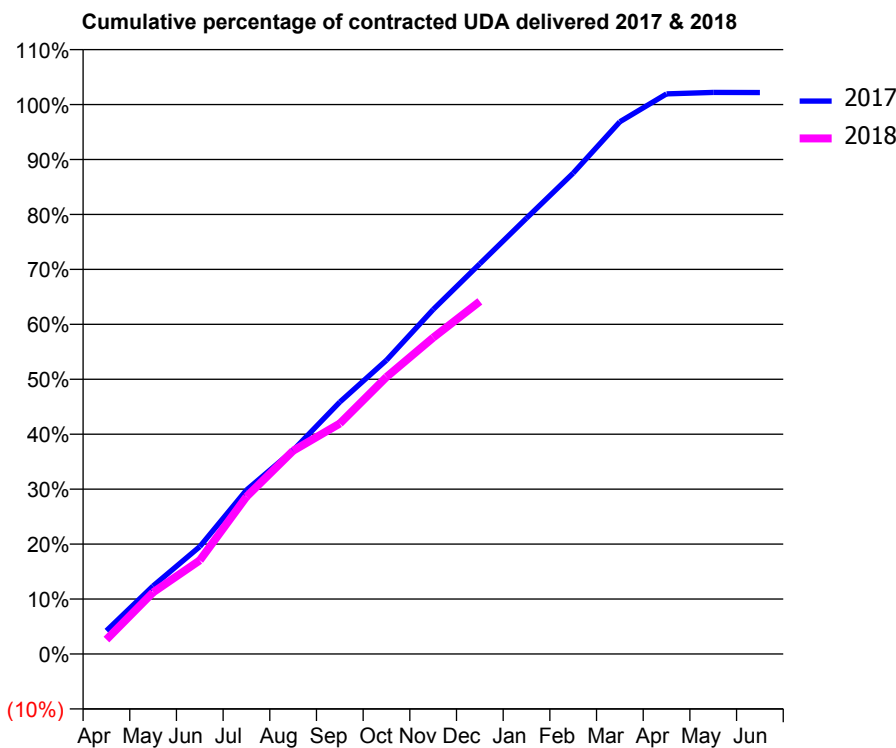
17/18 Contracted general activity (UDA)	23,442
Carry forward general activity (UDA)	0
17/18 Contracted orthodontic activity (UOA)	0
Carry forward orthodontic activity (UOA)	0
Baseline contract value	£720,869.34

ACCESS*

Patients seen in 24 months	Total	Change since previous quarter
Quarter ending December 2016	7,630	
Quarter ending March 2017	7,802	↑
Quarter ending June 2017	7,849	→
Quarter ending September 2017	7,783	→
Quarter ending December 2017	7,686	↓
Variance since December 2016	0.7%	→



ACTIVITY



Month	Adjusted Scheduled Activity (UDA)	
	2017	2018
April	1,012	616
May	2,964	2,632
June	4,672	3,999
July	7,136	6,711
August	8,864	8,670
September	10,962	9,835
October	12,783	11,818
November	14,989	13,494
December	16,982	15,042
January	18,967	
February	20,927	
March	23,163	
April	24,375	
May	24,436	
June	24,433	

QUALITY

	Quantity	Base Number	Contract	AT	Region	England
% of FP17s for the same patient ID Re-attending within 3 months - Children	134	1,907	7.0%	11.5%	12.9%	12.0%
% of FP17s for the same patient ID Re-attending within 3 months - Adults	1,058	5,866	18.0%	17.0%	16.5%	15.9%
% of FP17s for the same patient ID Re-attending between 3 & 9 months - Children	1,308	1,907	68.6%	54.2%	59.6%	58.0%
% of FP17s for the same patient ID Re-attending between 3 & 9 months - Adults	2,343	5,866	39.9%	44.6%	52.8%	50.5%
% of FP17s for Band 1 Urgent Courses	721	7,304	9.9%	11.6%	9.1%	9.0%
% of FP17s Relating to Free Repair or Replacements	109	7,304	1.5%	0.9%	1.0%	0.8%
% of FP17s Relating to Continuations	233	7,304	3.2%	1.3%	1.2%	1.1%
% of Patients satisfied with the dentistry they have received	16	17	94.1%	90.7%	91.6%	91.5%
% of Patients satisfied with the time they had to wait for an appointment	15	17	88.2%	87.9%	88.3%	87.9%

* This is based on patients treated on this contract for their most recent course of treatment. Figures in italics indicate the base number of FP17s or Patient Questionnaire responses are less than 100. N/A is shown where the base number of responses is less than 10 during the period. % is calculated as Quantity/Base number*100

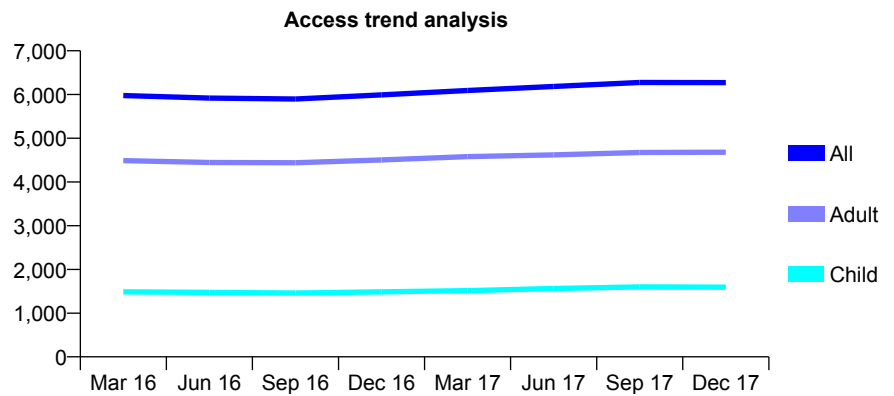
Q48 - Vital Signs At a Glance Contract Report for 141488/0001 - December 2017

Name or company name	Croft Dental Care Ltd
Contract type name	GDS Contract
Purpose of contract	General
Contract start date	01/07/2011
Contract end date	

17/18 Contracted general activity (UDA)	28,481
Carry forward general activity (UDA)	1,011
17/18 Contracted orthodontic activity (UOA)	0
Carry forward orthodontic activity (UOA)	0
Baseline contract value	£758,602.71

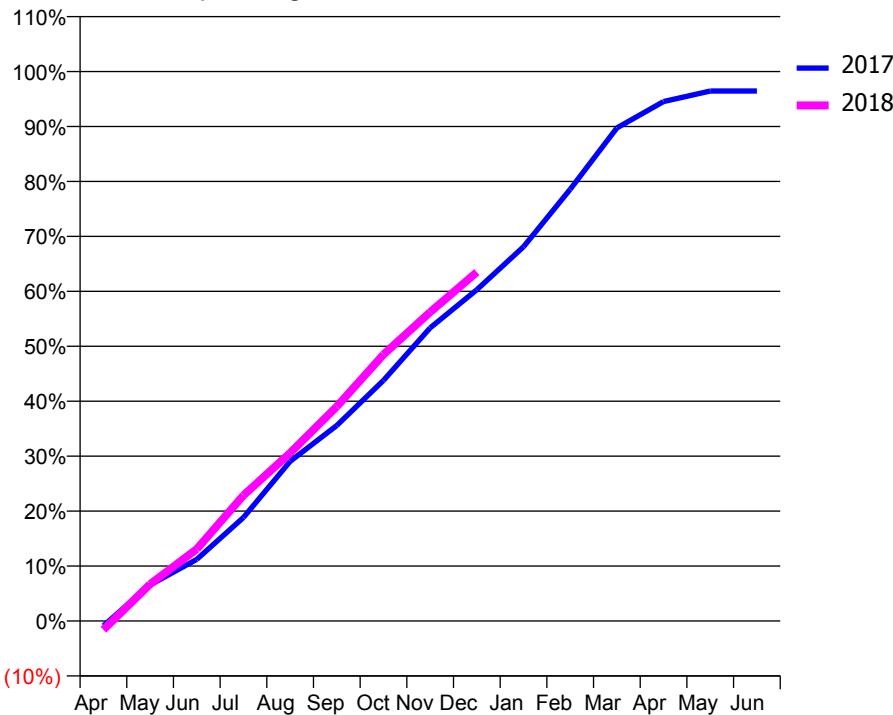
ACCESS*

Patients seen in 24 months	Total	Change since previous quarter
Quarter ending December 2016	5,992	
Quarter ending March 2017	6,094	→
Quarter ending June 2017	6,184	→
Quarter ending September 2017	6,276	→
Quarter ending December 2017	6,274	→
Variance since December 2016	4.7%	↑



ACTIVITY

Cumulative percentage of contracted UDA delivered 2017 & 2018



Month	Adjusted Scheduled Activity (UDA)	
	2017	2018
April	-252	-462
May	1,868	1,913
June	3,199	3,727
July	5,367	6,511
August	8,277	8,712
September	10,137	11,117
October	12,475	13,813
November	15,193	16,008
December	17,173	18,085
January	19,397	
February	22,374	
March	25,555	
April	26,921	
May	27,469	
June	27,470	

QUALITY

	Quantity	Base Number	Contract	AT	Region	England
% of FP17s for the same patient ID Re-attending within 3 months - Children	303	1,948	15.6%	11.5%	12.9%	12.0%
% of FP17s for the same patient ID Re-attending within 3 months - Adults	984	4,646	21.2%	17.0%	16.5%	15.9%
% of FP17s for the same patient ID Re-attending between 3 & 9 months - Children	1,037	1,948	53.2%	54.2%	59.6%	58.0%
% of FP17s for the same patient ID Re-attending between 3 & 9 months - Adults	2,037	4,646	43.8%	44.6%	52.8%	50.5%
% of FP17s for Band 1 Urgent Courses	672	5,982	11.2%	11.6%	9.1%	9.0%
% of FP17s Relating to Free Repair or Replacements	39	5,982	0.7%	0.9%	1.0%	0.8%
% of FP17s Relating to Continuations	162	5,982	2.7%	1.3%	1.2%	1.1%
% of Patients satisfied with the dentistry they have received	7	8	N/A	90.7%	91.6%	91.5%
% of Patients satisfied with the time they had to wait for an appointment	8	8	N/A	87.9%	88.3%	87.9%

* This is based on patients treated on this contract for their most recent course of treatment. Figures in italics indicate the base number of FP17s or Patient Questionnaire responses are less than 100. N/A is shown where the base number of responses is less than 10 during the period. % is calculated as Quantity/Base number*100

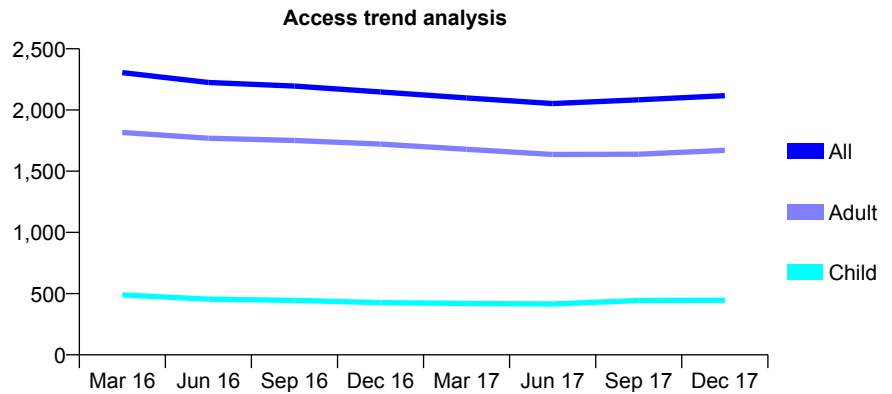
Q48 - Vital Signs At a Glance Contract Report for 142999/0001 - December 2017

Name or company name	Church Road Dental Practice
Contract type name	GDS Contract
Purpose of contract	General
Contract start date	06/07/2011
Contract end date	

17/18 Contracted general activity (UDA)	7,500
Carry forward general activity (UDA)	0
17/18 Contracted orthodontic activity (UOA)	0
Carry forward orthodontic activity (UOA)	0
Baseline contract value	£179,066.60

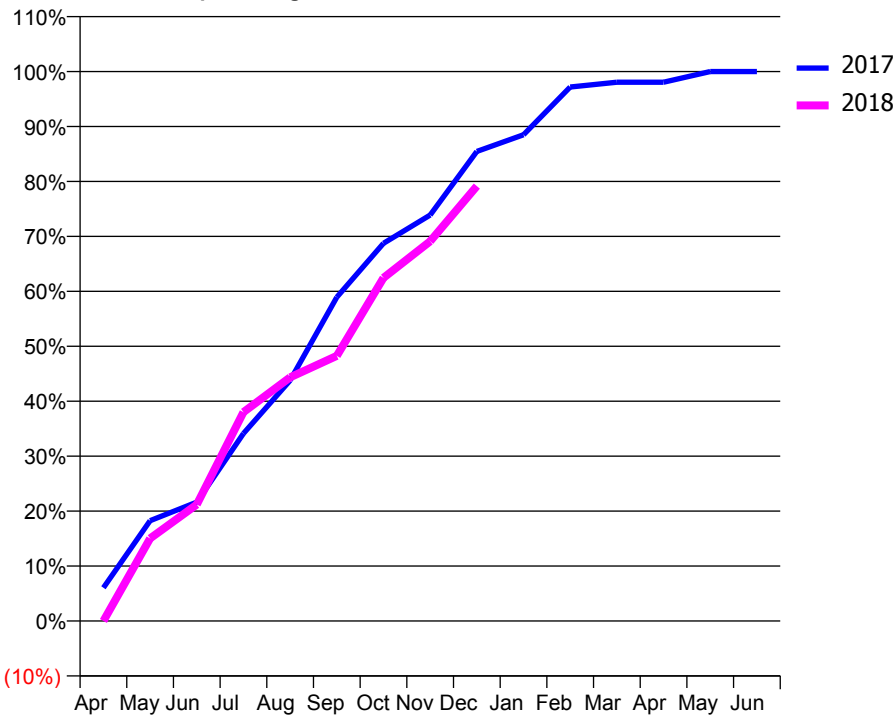
ACCESS*

Patients seen in 24 months	Total	Change since previous quarter
Quarter ending December 2016	2,148	
Quarter ending March 2017	2,099	↓
Quarter ending June 2017	2,053	↓
Quarter ending September 2017	2,083	→
Quarter ending December 2017	2,117	→
Variance since December 2016	(1.4%)	↓



ACTIVITY

Cumulative percentage of contracted UDA delivered 2017 & 2018



Month	Adjusted Scheduled Activity (UDA)	
	2017	2018
April	457	0
May	1,380	1,128
June	1,634	1,589
July	2,579	2,851
August	3,308	3,327
September	4,452	3,620
October	5,193	4,683
November	5,582	5,182
December	6,456	5,936
January	6,685	
February	7,341	
March	7,407	
April	7,407	
May	7,555	
June	7,555	

QUALITY

	Quantity	Base Number	Contract	AT	Region	England
% of FP17s for the same patient ID Re-attending within 3 months - Children	50	554	9.0%	11.5%	12.9%	12.0%
% of FP17s for the same patient ID Re-attending within 3 months - Adults	182	2,064	8.8%	17.0%	16.5%	15.9%
% of FP17s for the same patient ID Re-attending between 3 & 9 months - Children	322	554	58.1%	54.2%	59.6%	58.0%
% of FP17s for the same patient ID Re-attending between 3 & 9 months - Adults	1,418	2,064	68.7%	44.6%	52.8%	50.5%
% of FP17s for Band 1 Urgent Courses	42	2,497	1.7%	11.6%	9.1%	9.0%
% of FP17s Relating to Free Repair or Replacements	9	2,497	0.4%	0.9%	1.0%	0.8%
% of FP17s Relating to Continuations	14	2,497	0.6%	1.3%	1.2%	1.1%
% of Patients satisfied with the dentistry they have received	13	14	92.9%	90.7%	91.6%	91.5%
% of Patients satisfied with the time they had to wait for an appointment	12	14	85.7%	87.9%	88.3%	87.9%

* This is based on patients treated on this contract for their most recent course of treatment. Figures in italics indicate the base number of FP17s or Patient Questionnaire responses are less than 100. N/A is shown where the base number of responses is less than 10 during the period. % is calculated as Quantity/Base number*100

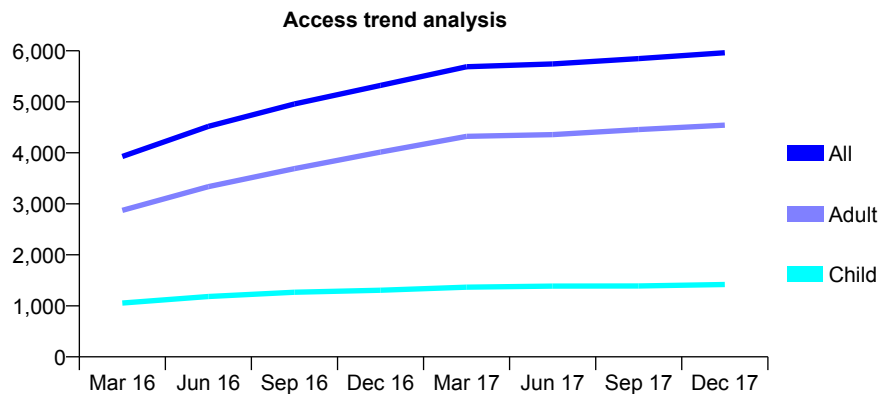
Q48 - Vital Signs At a Glance Contract Report for 143731/0001 - December 2017

Name or company name	P J Burridge Limited
Contract type name	GDS Contract
Purpose of contract	General
Contract start date	01/04/2015
Contract end date	

17/18 Contracted general activity (UDA)	16,530
Carry forward general activity (UDA)	0
17/18 Contracted orthodontic activity (UOA)	0
Carry forward orthodontic activity (UOA)	0
Baseline contract value	£524,159.14

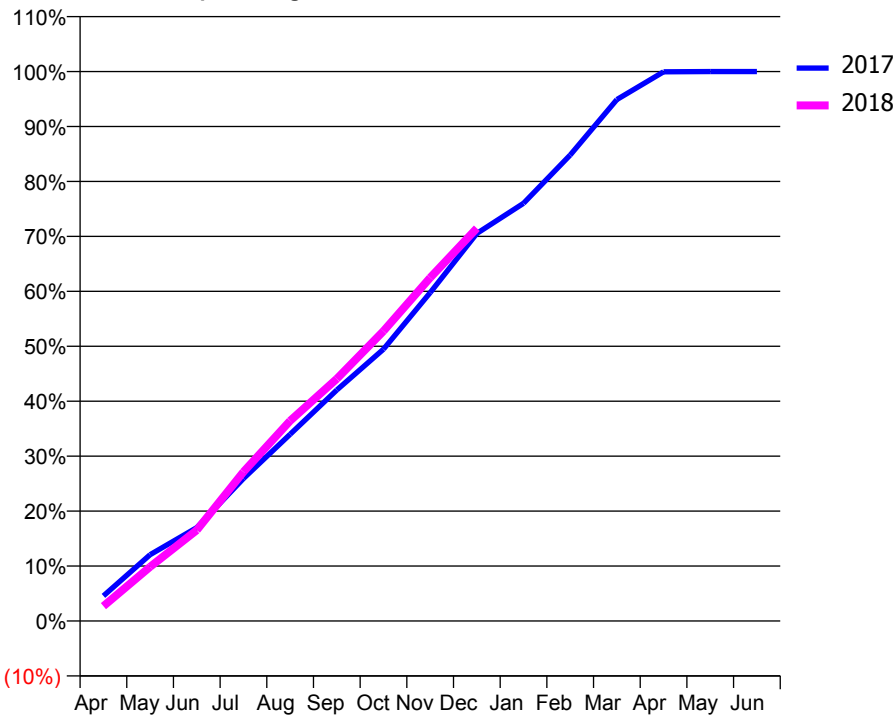
ACCESS*

Patients seen in 24 months	Total	Change since previous quarter
Quarter ending December 2016	5,321	
Quarter ending March 2017	5,687	↑
Quarter ending June 2017	5,742	→
Quarter ending September 2017	5,846	→
Quarter ending December 2017	5,962	→
Variance since December 2016	12.0%	↑



ACTIVITY

Cumulative percentage of contracted UDA delivered 2017 & 2018



Month	Adjusted Scheduled Activity (UDA)	
	2017	2018
April	761	446
May	2,009	1,629
June	2,831	2,732
July	4,317	4,488
August	5,657	6,021
September	7,000	7,288
October	8,236	8,724
November	9,951	10,328
December	11,743	11,816
January	12,656	
February	14,118	
March	15,801	
April	16,639	
May	16,650	
June	16,650	

QUALITY

	Quantity	Base Number	Contract	AT	Region	England
% of FP17s for the same patient ID Re-attending within 3 months - Children	75	1,314	5.7%	11.5%	12.9%	12.0%
% of FP17s for the same patient ID Re-attending within 3 months - Adults	573	3,829	15.0%	17.0%	16.5%	15.9%
% of FP17s for the same patient ID Re-attending between 3 & 9 months - Children	599	1,314	45.6%	54.2%	59.6%	58.0%
% of FP17s for the same patient ID Re-attending between 3 & 9 months - Adults	1,384	3,829	36.1%	44.6%	52.8%	50.5%
% of FP17s for Band 1 Urgent Courses	504	4,836	10.4%	11.6%	9.1%	9.0%
% of FP17s Relating to Free Repair or Replacements	18	4,836	0.4%	0.9%	1.0%	0.8%
% of FP17s Relating to Continuations	64	4,836	1.3%	1.3%	1.2%	1.1%
% of Patients satisfied with the dentistry they have received	9	9	N/A	90.7%	91.6%	91.5%
% of Patients satisfied with the time they had to wait for an appointment	8	9	N/A	87.9%	88.3%	87.9%

* This is based on patients treated on this contract for their most recent course of treatment. Figures in italics indicate the base number of FP17s or Patient Questionnaire responses are less than 100. N/A is shown where the base number of responses is less than 10 during the period. % is calculated as Quantity/Base number*100

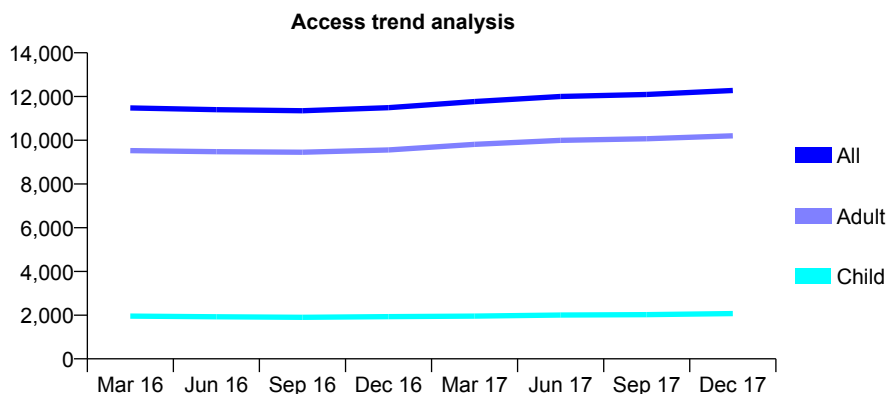
Q48 - Vital Signs At a Glance Contract Report for 145963/0001 - December 2017

Name or company name	Hoghton Street Dental Care Limited
Contract type name	GDS Contract
Purpose of contract	General
Contract start date	01/06/2012
Contract end date	

17/18 Contracted general activity (UDA)	36,616
Carry forward general activity (UDA)	0
17/18 Contracted orthodontic activity (UOA)	0
Carry forward orthodontic activity (UOA)	0
Baseline contract value	£1,188,659.73

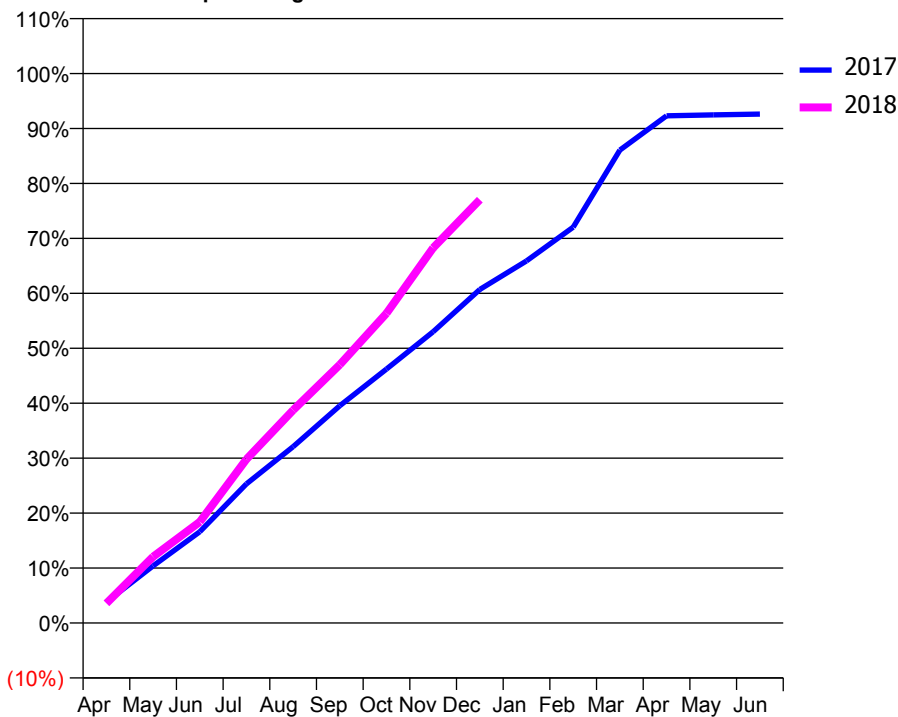
ACCESS*

Patients seen in 24 months	Total	Change since previous quarter
Quarter ending December 2016	11,487	
Quarter ending March 2017	11,769	↑
Quarter ending June 2017	12,002	→
Quarter ending September 2017	12,093	→
Quarter ending December 2017	12,275	→
Variance since December 2016	6.9%	↑



ACTIVITY

Cumulative percentage of contracted UDA delivered 2017 & 2018



QUALITY

	Quantity	Base Number	Contract	AT	Region	England
% of FP17s for the same patient ID Re-attending within 3 months - Children	284	3,285	8.6%	11.5%	12.9%	12.0%
% of FP17s for the same patient ID Re-attending within 3 months - Adults	2,133	12,823	16.6%	17.0%	16.5%	15.9%
% of FP17s for the same patient ID Re-attending between 3 & 9 months - Children	2,081	3,285	63.3%	54.2%	59.6%	58.0%
% of FP17s for the same patient ID Re-attending between 3 & 9 months - Adults	5,386	12,823	42.0%	44.6%	52.8%	50.5%
% of FP17s for Band 1 Urgent Courses	1,238	14,104	8.8%	11.6%	9.1%	9.0%
% of FP17s Relating to Free Repair or Replacements	87	14,104	0.6%	0.9%	1.0%	0.8%
% of FP17s Relating to Continuations	224	14,104	1.6%	1.3%	1.2%	1.1%
% of Patients satisfied with the dentistry they have received	30	37	81.1%	90.7%	91.6%	91.5%
% of Patients satisfied with the time they had to wait for an appointment	32	37	86.5%	87.9%	88.3%	87.9%

* This is based on patients treated on this contract for their most recent course of treatment. Figures in italics indicate the base number of FP17s or Patient Questionnaire responses are less than 100. N/A is shown where the base number of responses is less than 10 during the period. % is calculated as Quantity/Base number*100

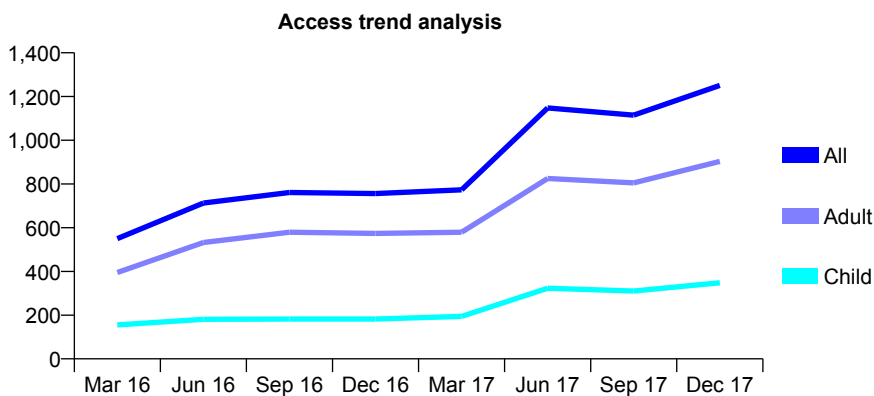
Q48 - Vital Signs At a Glance Contract Report for 146331/0003 - December 2017

Name or company name	Vauxhall Dental Care
Contract type name	PDS Contract
Purpose of contract	General
Contract start date	01/04/2015
Contract end date	31/03/2018

17/18 Contracted general activity (UDA)	5,195
Carry forward general activity (UDA)	0
17/18 Contracted orthodontic activity (UOA)	0
Carry forward orthodontic activity (UOA)	0
Baseline contract value	£522,828.28

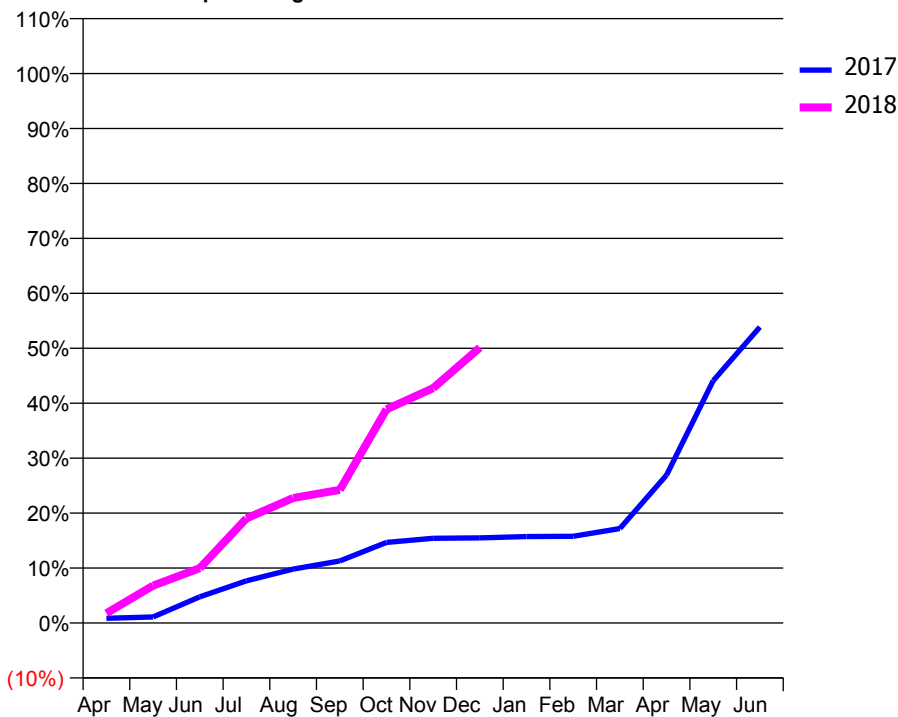
ACCESS*

Patients seen in 24 months	Total	Change since previous quarter
Quarter ending December 2016	756	
Quarter ending March 2017	773	↑
Quarter ending June 2017	1,148	↑
Quarter ending September 2017	1,115	↓
Quarter ending December 2017	1,251	↑
Variance since December 2016	65.5%	↑



ACTIVITY

Cumulative percentage of contracted UDA delivered 2017 & 2018



Month	Adjusted Scheduled Activity (UDA)	
	2017	2018
April	44	92
May	58	354
June	248	519
July	399	989
August	510	1,182
September	587	1,258
October	762	2,021
November	801	2,221
December	805	2,604
January	817	
February	821	
March	893	
April	1,399	
May	2,292	
June	2,798	

QUALITY

	Quantity	Base Number	Contract	AT	Region	England
% of FP17s for the same patient ID Re-attending within 3 months - Children	89	651	13.7%	11.5%	12.9%	12.0%
% of FP17s for the same patient ID Re-attending within 3 months - Adults	270	1,478	18.3%	17.0%	16.5%	15.9%
% of FP17s for the same patient ID Re-attending between 3 & 9 months - Children	151	651	23.2%	54.2%	59.6%	58.0%
% of FP17s for the same patient ID Re-attending between 3 & 9 months - Adults	387	1,478	26.2%	44.6%	52.8%	50.5%
% of FP17s for Band 1 Urgent Courses	149	1,095	13.6%	11.6%	9.1%	9.0%
% of FP17s Relating to Free Repair or Replacements	8	1,095	0.7%	0.9%	1.0%	0.8%
% of FP17s Relating to Continuations	14	1,095	1.3%	1.3%	1.2%	1.1%
% of Patients satisfied with the dentistry they have received	0	1	N/A	90.7%	91.6%	91.5%
% of Patients satisfied with the time they had to wait for an appointment	0	1	N/A	87.9%	88.3%	87.9%

* This is based on patients treated on this contract for their most recent course of treatment. Figures in italics indicate the base number of FP17s or Patient Questionnaire responses are less than 100. N/A is shown where the base number of responses is less than 10 during the period. % is calculated as Quantity/Base number*100

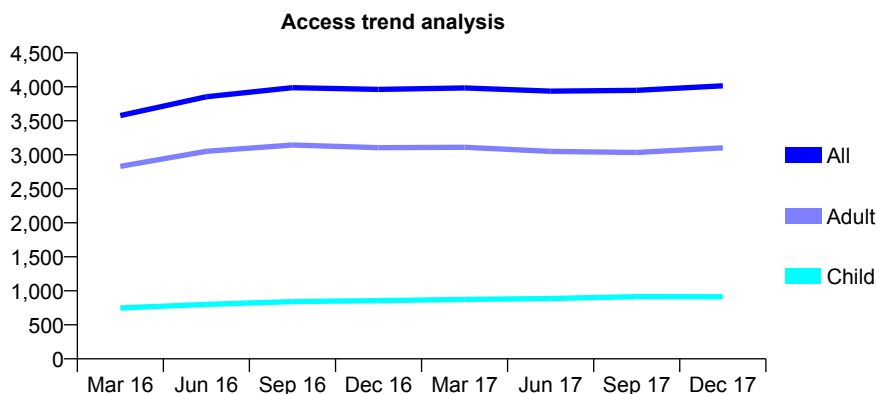
Q48 - Vital Signs At a Glance Contract Report for 147753/0001 - December 2017

Name or company name	Abercromby Health Centre Partnership
Contract type name	GDS Contract
Purpose of contract	General
Contract start date	15/08/2014
Contract end date	

17/18 Contracted general activity (UDA)	13,675
Carry forward general activity (UDA)	0
17/18 Contracted orthodontic activity (UOA)	0
Carry forward orthodontic activity (UOA)	0
Baseline contract value	£422,046.62

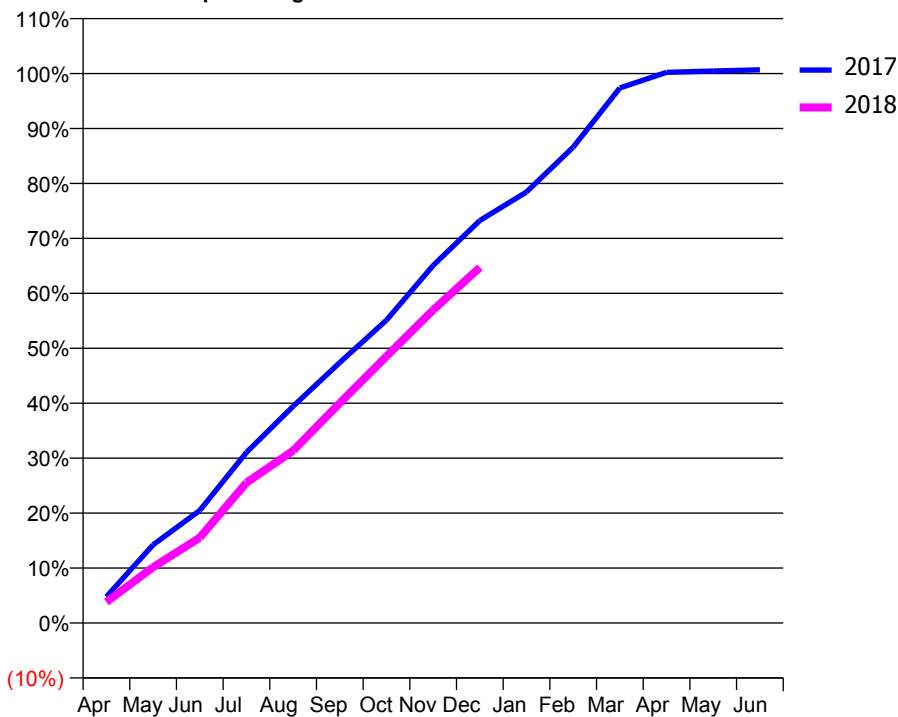
ACCESS*

Patients seen in 24 months	Total	Change since previous quarter
Quarter ending December 2016	3,961	
Quarter ending March 2017	3,984	→
Quarter ending June 2017	3,937	↓
Quarter ending September 2017	3,949	→
Quarter ending December 2017	4,014	→
Variance since December 2016	1.3%	→



ACTIVITY

Cumulative percentage of contracted UDA delivered 2017 & 2018



Month	Adjusted Scheduled Activity (UDA)	
	2017	2018
April	655	523
May	1,947	1,389
June	2,802	2,124
July	4,246	3,494
August	5,393	4,288
September	6,482	5,475
October	7,539	6,640
November	8,900	7,790
December	10,018	8,847
January	10,726	
February	11,842	
March	13,315	
April	13,705	
May	13,736	
June	13,768	

QUALITY

	Quantity	Base Number	Contract	AT	Region	England
% of FP17s for the same patient ID Re-attending within 3 months - Children	48	756	6.3%	11.5%	12.9%	12.0%
% of FP17s for the same patient ID Re-attending within 3 months - Adults	354	2,483	14.3%	17.0%	16.5%	15.9%
% of FP17s for the same patient ID Re-attending between 3 & 9 months - Children	323	756	42.7%	54.2%	59.6%	58.0%
% of FP17s for the same patient ID Re-attending between 3 & 9 months - Adults	916	2,483	36.9%	44.6%	52.8%	50.5%
% of FP17s for Band 1 Urgent Courses	256	3,106	8.2%	11.6%	9.1%	9.0%
% of FP17s Relating to Free Repair or Replacements	19	3,106	0.6%	0.9%	1.0%	0.8%
% of FP17s Relating to Continuations	58	3,106	1.9%	1.3%	1.2%	1.1%
% of Patients satisfied with the dentistry they have received	7	8	N/A	90.7%	91.6%	91.5%
% of Patients satisfied with the time they had to wait for an appointment	7	8	N/A	87.9%	88.3%	87.9%

* This is based on patients treated on this contract for their most recent course of treatment. Figures in italics indicate the base number of FP17s or Patient Questionnaire responses are less than 100. N/A is shown where the base number of responses is less than 10 during the period. % is calculated as Quantity/Base number*100

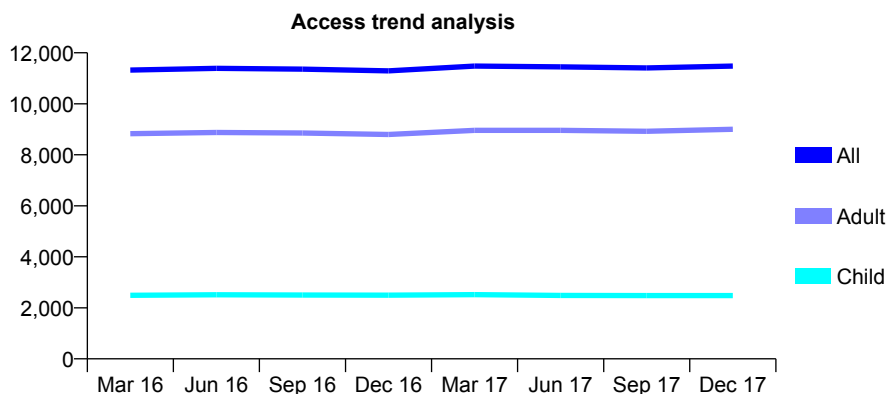
Q48 - Vital Signs At a Glance Contract Report for 148806/0001 - December 2017

Name or company name	The Corner Dental Surgery Ltd
Contract type name	GDS Contract
Purpose of contract	General
Contract start date	01/04/2009
Contract end date	31/03/2019

17/18 Contracted general activity (UDA)	42,000
Carry forward general activity (UDA)	0
17/18 Contracted orthodontic activity (UOA)	0
Carry forward orthodontic activity (UOA)	0
Baseline contract value	£1,071,450.77

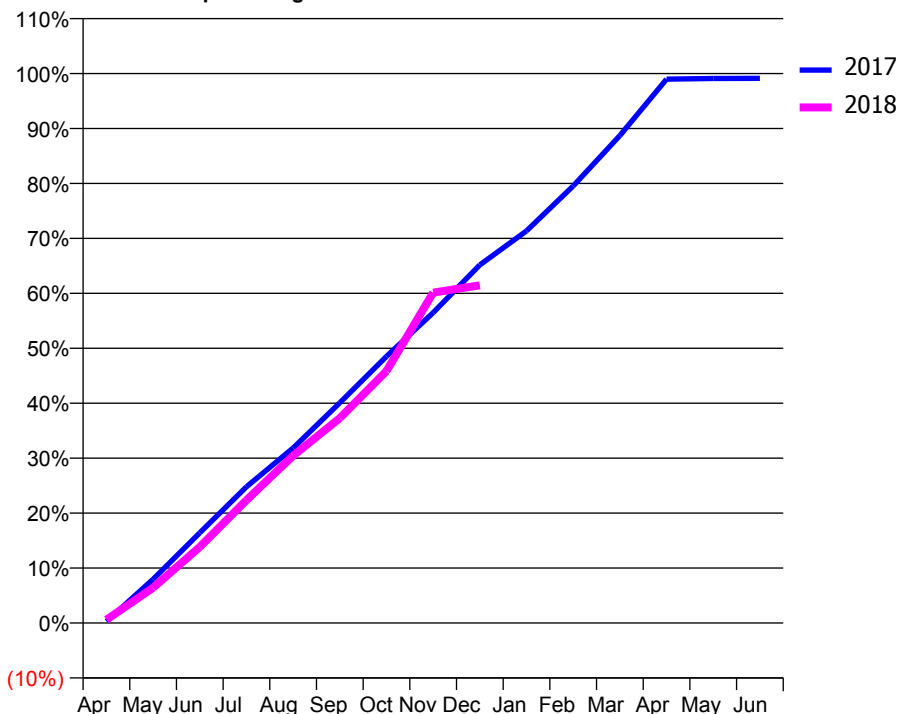
ACCESS*

Patients seen in 24 months	Total	Change since previous quarter
Quarter ending December 2016	11,290	
Quarter ending March 2017	11,480	→
Quarter ending June 2017	11,446	→
Quarter ending September 2017	11,405	→
Quarter ending December 2017	11,482	→
Variance since December 2016	1.7%	→



ACTIVITY

Cumulative percentage of contracted UDA delivered 2017 & 2018



Month	Adjusted Scheduled Activity (UDA)	
	2017	2018
April	126	251
May	3,345	2,700
June	6,893	5,812
July	10,414	9,396
August	13,376	12,786
September	16,835	15,660
October	20,381	19,257
November	23,727	25,256
December	27,374	25,814
January	29,968	
February	33,409	
March	37,253	
April	41,573	
May	41,616	
June	41,625	

QUALITY

	Quantity	Base Number	Contract	AT	Region	England
% of FP17s for the same patient ID Re-attending within 3 months - Children	300	3,635	8.3%	11.5%	12.9%	12.0%
% of FP17s for the same patient ID Re-attending within 3 months - Adults	1,328	10,043	13.2%	17.0%	16.5%	15.9%
% of FP17s for the same patient ID Re-attending between 3 & 9 months - Children	2,654	3,635	73.0%	54.2%	59.6%	58.0%
% of FP17s for the same patient ID Re-attending between 3 & 9 months - Adults	5,754	10,043	57.3%	44.6%	52.8%	50.5%
% of FP17s for Band 1 Urgent Courses	852	11,819	7.2%	11.6%	9.1%	9.0%
% of FP17s Relating to Free Repair or Replacements	104	11,819	0.9%	0.9%	1.0%	0.8%
% of FP17s Relating to Continuations	113	11,819	1.0%	1.3%	1.2%	1.1%
% of Patients satisfied with the dentistry they have received	25	27	92.6%	90.7%	91.6%	91.5%
% of Patients satisfied with the time they had to wait for an appointment	25	27	92.6%	87.9%	88.3%	87.9%

* This is based on patients treated on this contract for their most recent course of treatment. Figures in italics indicate the base number of FP17s or Patient Questionnaire responses are less than 100. N/A is shown where the base number of responses is less than 10 during the period. % is calculated as Quantity/Base number*100

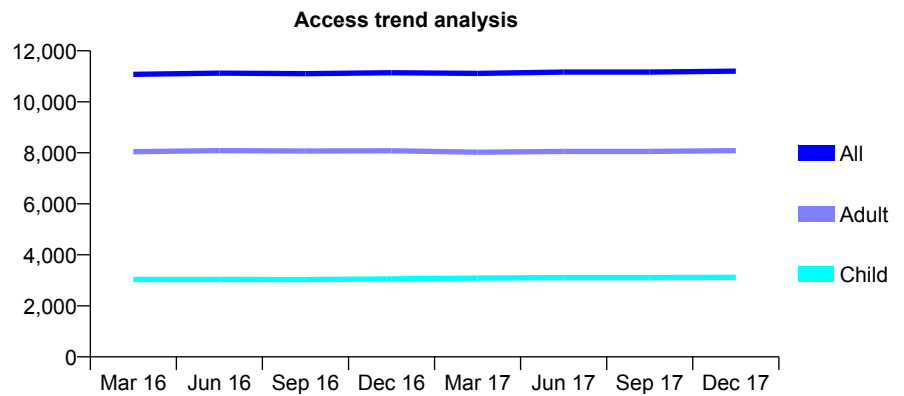
Q48 - Vital Signs At a Glance Contract Report for 149861/0001 - December 2017

Name or company name	Muirhead Dental Practice
Contract type name	GDS Contract
Purpose of contract	General
Contract start date	01/12/2010
Contract end date	

17/18 Contracted general activity (UDA)	34,080
Carry forward general activity (UDA)	0
17/18 Contracted orthodontic activity (UOA)	0
Carry forward orthodontic activity (UOA)	0
Baseline contract value	£879,312.92

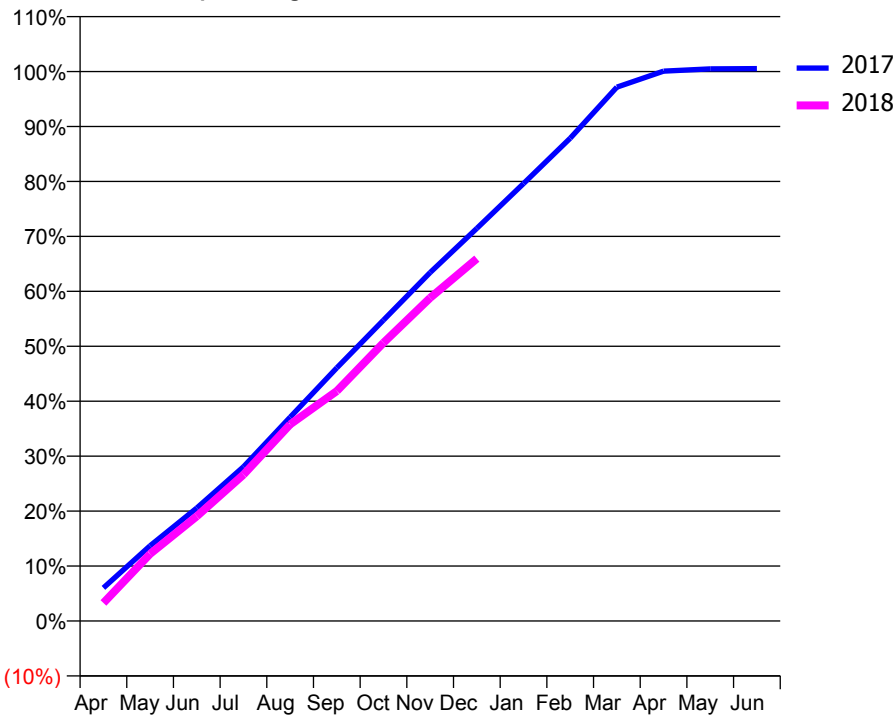
ACCESS*

Patients seen in 24 months	Total	Change since previous quarter
Quarter ending December 2016	11,141	
Quarter ending March 2017	11,113	→
Quarter ending June 2017	11,167	→
Quarter ending September 2017	11,168	→
Quarter ending December 2017	11,205	→
Variance since December 2016	0.6%	→



ACTIVITY

Cumulative percentage of contracted UDA delivered 2017 & 2018



Month	Adjusted Scheduled Activity (UDA)	
	2017	2018
April	2,057	1,118
May	4,675	4,164
June	7,021	6,496
July	9,586	9,075
August	12,670	12,191
September	15,733	14,265
October	18,699	17,259
November	21,661	20,042
December	24,407	22,473
January	27,187	
February	30,005	
March	33,185	
April	34,172	
May	34,313	
June	34,331	

QUALITY

	Quantity	Base Number	Contract	AT	Region	England
% of FP17s for the same patient ID Re-attending within 3 months - Children	217	2,957	7.3%	11.5%	12.9%	12.0%
% of FP17s for the same patient ID Re-attending within 3 months - Adults	1,005	7,278	13.8%	17.0%	16.5%	15.9%
% of FP17s for the same patient ID Re-attending between 3 & 9 months - Children	1,405	2,957	47.5%	54.2%	59.6%	58.0%
% of FP17s for the same patient ID Re-attending between 3 & 9 months - Adults	3,384	7,278	46.5%	44.6%	52.8%	50.5%
% of FP17s for Band 1 Urgent Courses	829	9,175	9.0%	11.6%	9.1%	9.0%
% of FP17s Relating to Free Repair or Replacements	75	9,175	0.8%	0.9%	1.0%	0.8%
% of FP17s Relating to Continuations	142	9,175	1.5%	1.3%	1.2%	1.1%
% of Patients satisfied with the dentistry they have received	19	21	90.5%	90.7%	91.6%	91.5%
% of Patients satisfied with the time they had to wait for an appointment	17	21	81.0%	87.9%	88.3%	87.9%

* This is based on patients treated on this contract for their most recent course of treatment. Figures in italics indicate the base number of FP17s or Patient Questionnaire responses are less than 100. N/A is shown where the base number of responses is less than 10 during the period. % is calculated as Quantity/Base number*100

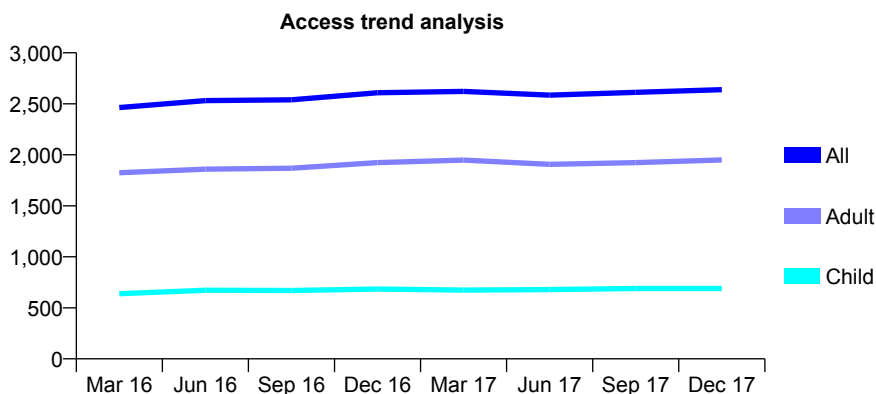
Q48 - Vital Signs At a Glance Contract Report for 158801/0001 - December 2017

Name or company name	kotecha & Partners
Contract type name	GDS Contract
Purpose of contract	General
Contract start date	01/11/2010
Contract end date	

17/18 Contracted general activity (UDA)	8,050
Carry forward general activity (UDA)	0
17/18 Contracted orthodontic activity (UOA)	0
Carry forward orthodontic activity (UOA)	0
Baseline contract value	£319,153.52

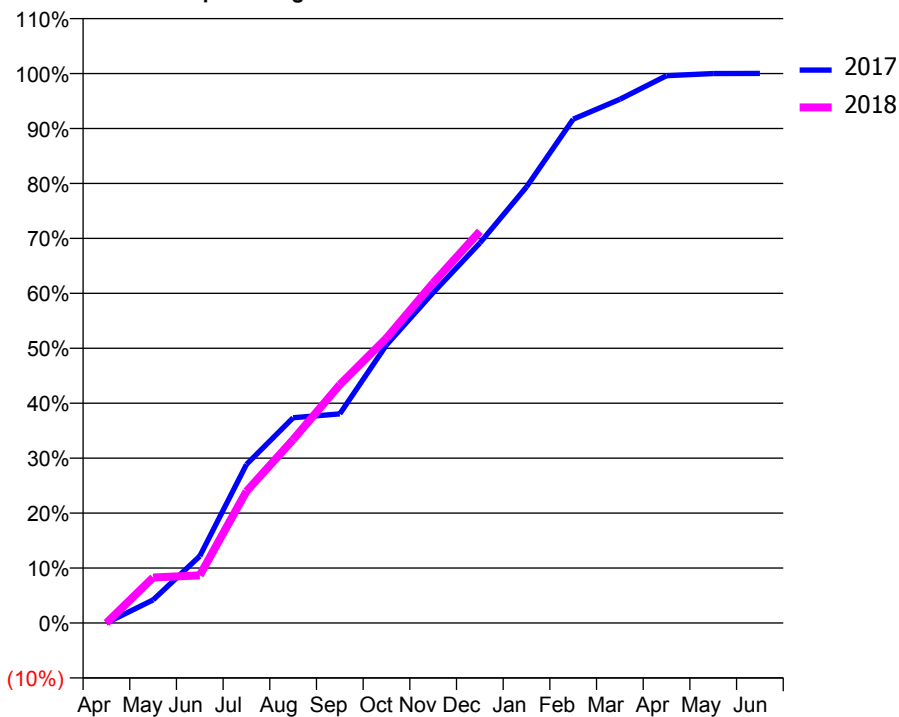
ACCESS*

Patients seen in 24 months	Total	Change since previous quarter
Quarter ending December 2016	2,608	
Quarter ending March 2017	2,622	→
Quarter ending June 2017	2,585	↓
Quarter ending September 2017	2,612	→
Quarter ending December 2017	2,639	→
Variance since December 2016	1.2%	→



ACTIVITY

Cumulative percentage of contracted UDA delivered 2017 & 2018



Month	Adjusted Scheduled Activity (UDA)	
	2017	2018
April	0	0
May	346	666
June	999	698
July	2,369	1,929
August	3,067	2,688
September	3,125	3,491
October	4,156	4,173
November	4,936	4,982
December	5,677	5,737
January	6,517	
February	7,528	
March	7,825	
April	8,179	
May	8,211	
June	8,213	

QUALITY

	Quantity	Base Number	Contract	AT	Region	England
% of FP17s for the same patient ID Re-attending within 3 months - Children	65	804	8.1%	11.5%	12.9%	12.0%
% of FP17s for the same patient ID Re-attending within 3 months - Adults	299	2,076	14.4%	17.0%	16.5%	15.9%
% of FP17s for the same patient ID Re-attending between 3 & 9 months - Children	442	804	55.0%	54.2%	59.6%	58.0%
% of FP17s for the same patient ID Re-attending between 3 & 9 months - Adults	1,091	2,076	52.6%	44.6%	52.8%	50.5%
% of FP17s for Band 1 Urgent Courses	344	2,684	12.8%	11.6%	9.1%	9.0%
% of FP17s Relating to Free Repair or Replacements	17	2,684	0.6%	0.9%	1.0%	0.8%
% of FP17s Relating to Continuations	16	2,684	0.6%	1.3%	1.2%	1.1%
% of Patients satisfied with the dentistry they have received	11	13	84.6%	90.7%	91.6%	91.5%
% of Patients satisfied with the time they had to wait for an appointment	13	13	100.0%	87.9%	88.3%	87.9%

* This is based on patients treated on this contract for their most recent course of treatment. Figures in italics indicate the base number of FP17s or Patient Questionnaire responses are less than 100. N/A is shown where the base number of responses is less than 10 during the period. % is calculated as Quantity/Base number*100

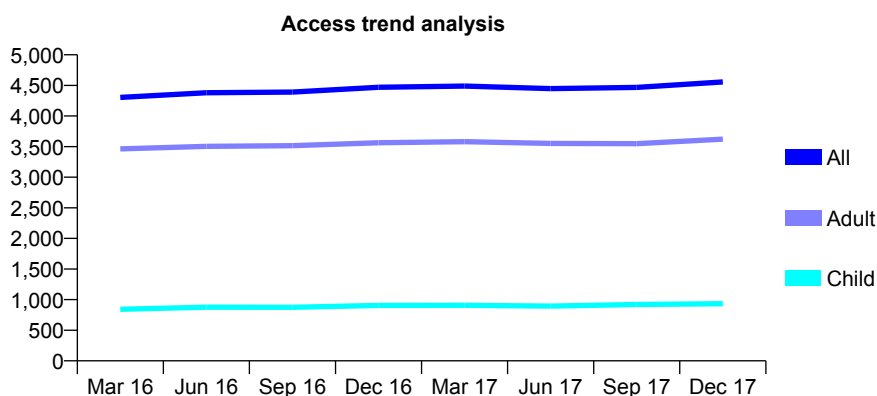
Q48 - Vital Signs At a Glance Contract Report for 161039/0001 - December 2017

Name or company name	Latham Court Smile Centre Limited
Contract type name	GDS Contract
Purpose of contract	General
Contract start date	01/04/2014
Contract end date	

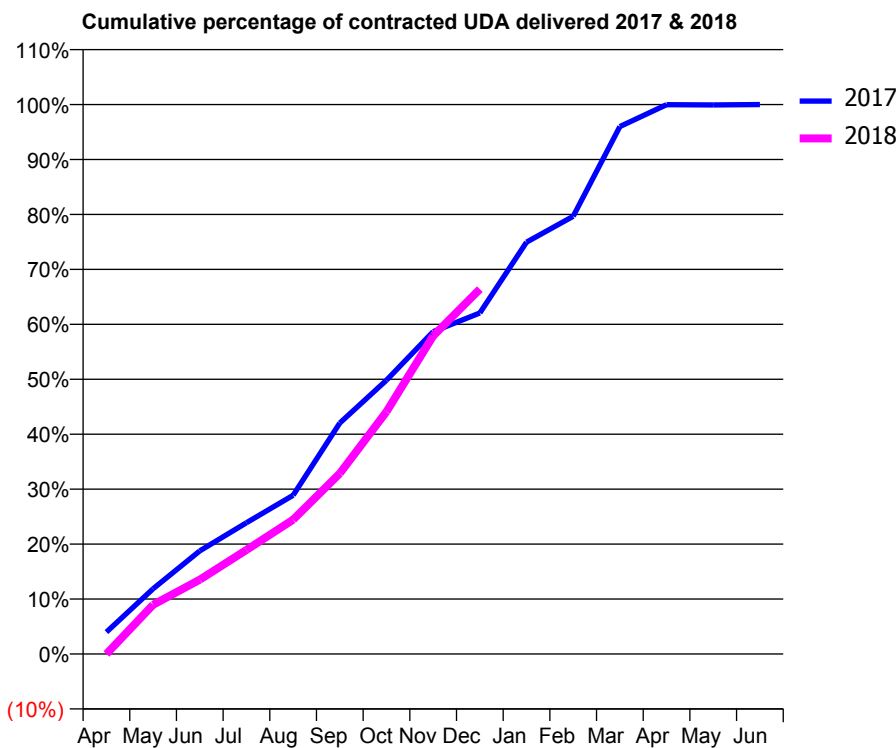
17/18 Contracted general activity (UDA)	15,735
Carry forward general activity (UDA)	0
17/18 Contracted orthodontic activity (UOA)	0
Carry forward orthodontic activity (UOA)	0
Baseline contract value	£405,978.65

ACCESS*

Patients seen in 24 months	Total	Change since previous quarter
Quarter ending December 2016	4,469	
Quarter ending March 2017	4,489	→
Quarter ending June 2017	4,447	→
Quarter ending September 2017	4,468	→
Quarter ending December 2017	4,556	→
Variance since December 2016	1.9%	→



ACTIVITY



Month	Adjusted Scheduled Activity (UDA)	
	2017	2018
April	633	0
May	1,878	1,410
June	2,971	2,130
July	3,781	2,979
August	4,570	3,848
September	6,654	5,173
October	7,887	6,939
November	9,282	9,107
December	9,822	10,450
January	11,861	
February	12,606	
March	15,189	
April	15,822	
May	15,813	
June	15,825	

QUALITY

	Quantity	Base Number	Contract	AT	Region	England
% of FP17s for the same patient ID Re-attending within 3 months - Children	49	865	5.7%	11.5%	12.9%	12.0%
% of FP17s for the same patient ID Re-attending within 3 months - Adults	314	3,060	10.3%	17.0%	16.5%	15.9%
% of FP17s for the same patient ID Re-attending between 3 & 9 months - Children	443	865	51.2%	54.2%	59.6%	58.0%
% of FP17s for the same patient ID Re-attending between 3 & 9 months - Adults	1,441	3,060	47.1%	44.6%	52.8%	50.5%
% of FP17s for Band 1 Urgent Courses	219	3,412	6.4%	11.6%	9.1%	9.0%
% of FP17s Relating to Free Repair or Replacements	30	3,412	0.9%	0.9%	1.0%	0.8%
% of FP17s Relating to Continuations	17	3,412	0.5%	1.3%	1.2%	1.1%
% of Patients satisfied with the dentistry they have received	8	8	N/A	90.7%	91.6%	91.5%
% of Patients satisfied with the time they had to wait for an appointment	7	8	N/A	87.9%	88.3%	87.9%

* This is based on patients treated on this contract for their most recent course of treatment. Figures in italics indicate the base number of FP17s or Patient Questionnaire responses are less than 100. N/A is shown where the base number of responses is less than 10 during the period. % is calculated as Quantity/Base number*100

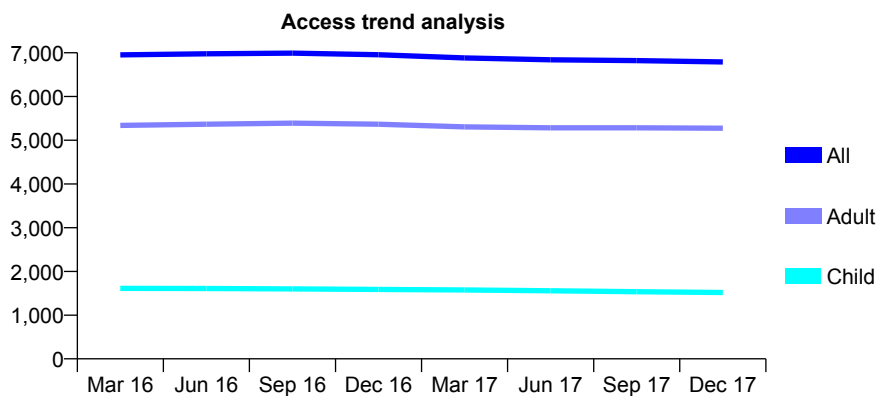
Q48 - Vital Signs At a Glance Contract Report for 161314/0001 - December 2017

Name or company name	Chantastic Limited
Contract type name	GDS Contract
Purpose of contract	General
Contract start date	01/01/2014
Contract end date	

17/18 Contracted general activity (UDA)	30,685
Carry forward general activity (UDA)	0
17/18 Contracted orthodontic activity (UOA)	0
Carry forward orthodontic activity (UOA)	0
Baseline contract value	£791,706.71

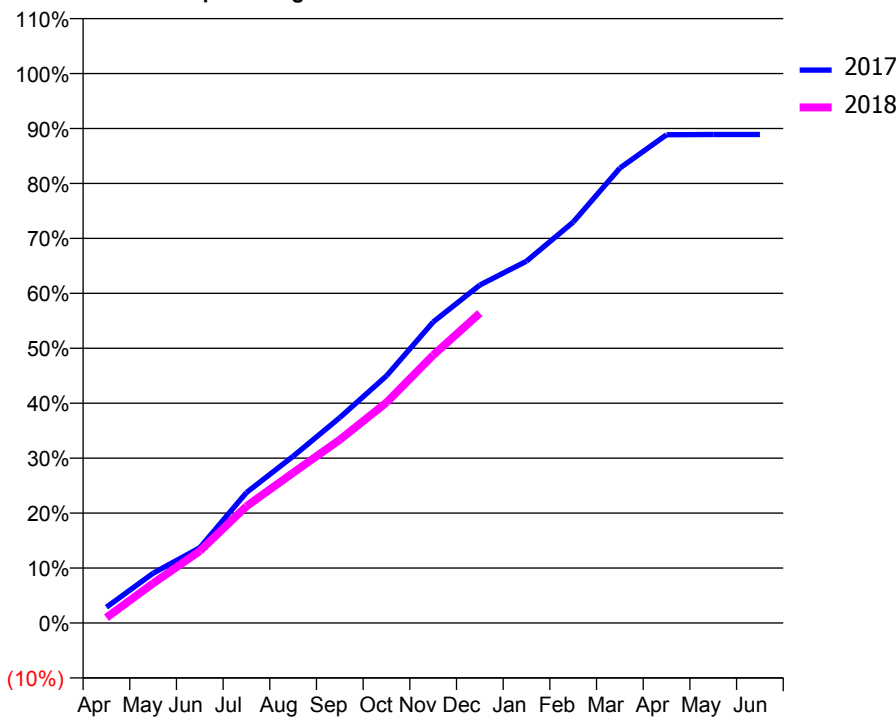
ACCESS*

Patients seen in 24 months	Total	Change since previous quarter
Quarter ending December 2016	6,955	
Quarter ending March 2017	6,882	↓
Quarter ending June 2017	6,840	→
Quarter ending September 2017	6,821	→
Quarter ending December 2017	6,792	→
Variance since December 2016	(2.3%)	↓



ACTIVITY

Cumulative percentage of contracted UDA delivered 2017 & 2018



Month	Adjusted Scheduled Activity (UDA)	
	2017	2018
April	880	305
May	2,785	2,213
June	4,207	4,015
July	7,288	6,516
August	9,311	8,389
September	11,473	10,233
October	13,802	12,310
November	16,810	14,954
December	18,875	17,305
January	20,202	
February	22,391	
March	25,403	
April	27,265	
May	27,279	
June	27,279	

QUALITY

	Quantity	Base Number	Contract	AT	Region	England
% of FP17s for the same patient ID Re-attending within 3 months - Children	81	1,365	5.9%	11.5%	12.9%	12.0%
% of FP17s for the same patient ID Re-attending within 3 months - Adults	542	4,687	11.6%	17.0%	16.5%	15.9%
% of FP17s for the same patient ID Re-attending between 3 & 9 months - Children	639	1,365	46.8%	54.2%	59.6%	58.0%
% of FP17s for the same patient ID Re-attending between 3 & 9 months - Adults	2,163	4,687	46.1%	44.6%	52.8%	50.5%
% of FP17s for Band 1 Urgent Courses	393	5,536	7.1%	11.6%	9.1%	9.0%
% of FP17s Relating to Free Repair or Replacements	33	5,536	0.6%	0.9%	1.0%	0.8%
% of FP17s Relating to Continuations	29	5,536	0.5%	1.3%	1.2%	1.1%
% of Patients satisfied with the dentistry they have received	12	13	92.3%	90.7%	91.6%	91.5%
% of Patients satisfied with the time they had to wait for an appointment	12	13	92.3%	87.9%	88.3%	87.9%

* This is based on patients treated on this contract for their most recent course of treatment. Figures in italics indicate the base number of FP17s or Patient Questionnaire responses are less than 100. N/A is shown where the base number of responses is less than 10 during the period. % is calculated as Quantity/Base number*100

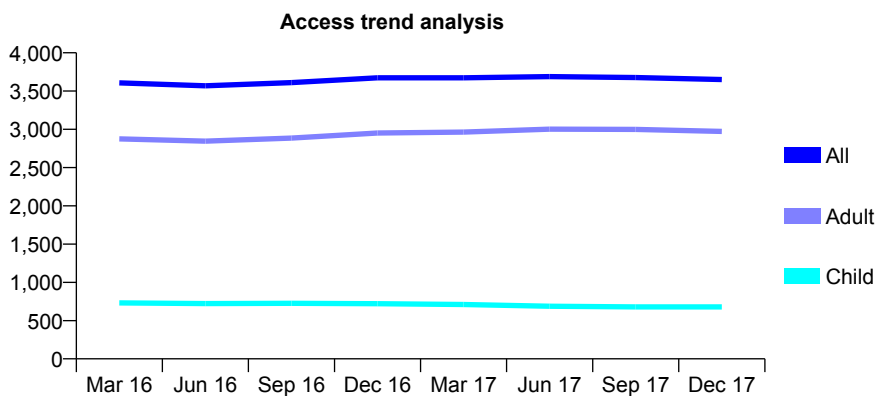
Q48 - Vital Signs At a Glance Contract Report for 161500/0001 - December 2017

Name or company name	T & T Dental
Contract type name	GDS Contract
Purpose of contract	General
Contract start date	01/04/2010
Contract end date	

17/18 Contracted general activity (UDA)	13,652
Carry forward general activity (UDA)	0
17/18 Contracted orthodontic activity (UOA)	0
Carry forward orthodontic activity (UOA)	0
Baseline contract value	£352,235.17

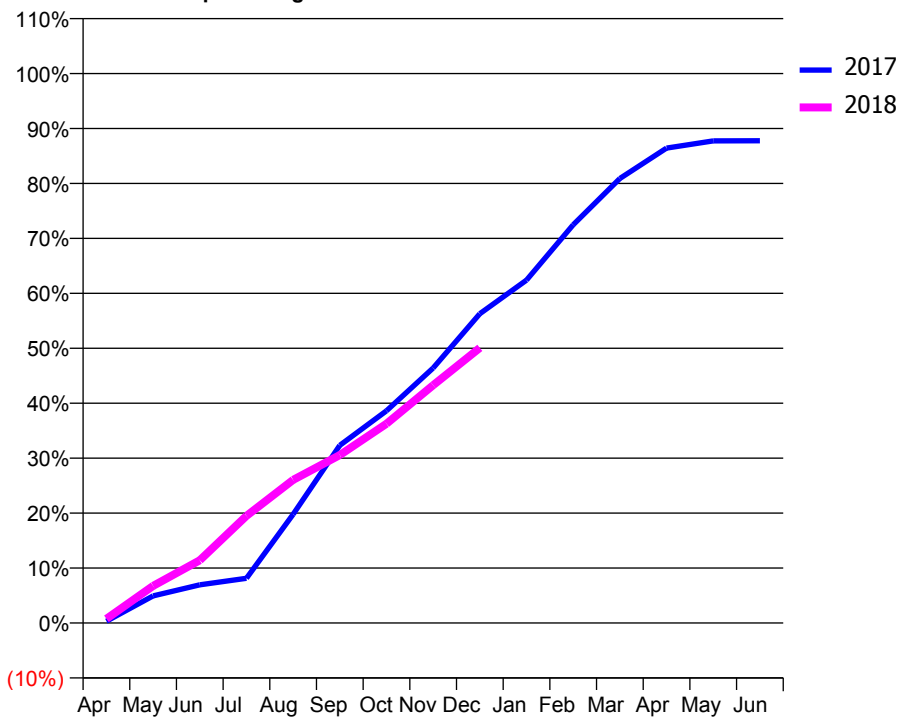
ACCESS*

Patients seen in 24 months	Total	Change since previous quarter
Quarter ending December 2016	3,673	
Quarter ending March 2017	3,673	→
Quarter ending June 2017	3,689	→
Quarter ending September 2017	3,677	→
Quarter ending December 2017	3,651	→
Variance since December 2016	(0.6%)	→



ACTIVITY

Cumulative percentage of contracted UDA delivered 2017 & 2018



Month	Adjusted Scheduled Activity (UDA)	
	2017	2018
April	44	103
May	675	924
June	949	1,559
July	1,112	2,662
August	2,702	3,558
September	4,415	4,173
October	5,271	4,950
November	6,338	5,909
December	7,683	6,837
January	8,518	
February	9,894	
March	11,044	
April	11,799	
May	11,978	
June	11,981	

QUALITY

	Quantity	Base Number	Contract	AT	Region	England
% of FP17s for the same patient ID Re-attending within 3 months - Children	95	674	14.1%	11.5%	12.9%	12.0%
% of FP17s for the same patient ID Re-attending within 3 months - Adults	532	2,895	18.4%	17.0%	16.5%	15.9%
% of FP17s for the same patient ID Re-attending between 3 & 9 months - Children	305	674	45.3%	54.2%	59.6%	58.0%
% of FP17s for the same patient ID Re-attending between 3 & 9 months - Adults	1,443	2,895	49.8%	44.6%	52.8%	50.5%
% of FP17s for Band 1 Urgent Courses	385	3,093	12.4%	11.6%	9.1%	9.0%
% of FP17s Relating to Free Repair or Replacements	44	3,093	1.4%	0.9%	1.0%	0.8%
% of FP17s Relating to Continuations	43	3,093	1.4%	1.3%	1.2%	1.1%
% of Patients satisfied with the dentistry they have received	11	11	100.0%	90.7%	91.6%	91.5%
% of Patients satisfied with the time they had to wait for an appointment	11	11	100.0%	87.9%	88.3%	87.9%

* This is based on patients treated on this contract for their most recent course of treatment. Figures in italics indicate the base number of FP17s or Patient Questionnaire responses are less than 100. N/A is shown where the base number of responses is less than 10 during the period. % is calculated as Quantity/Base number*100

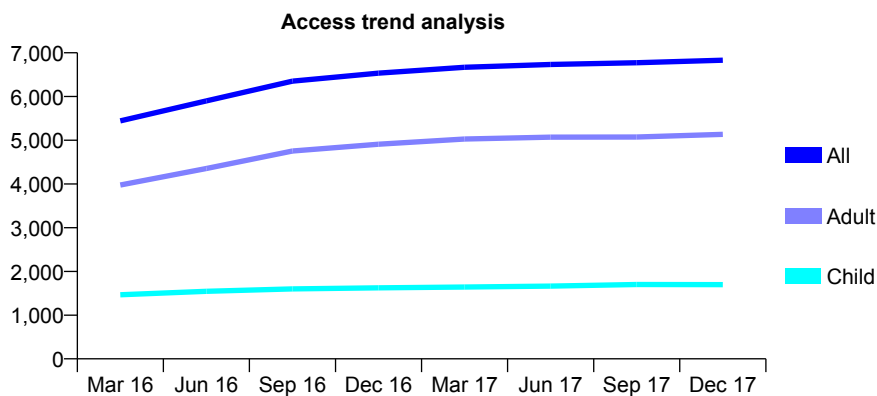
Q48 - Vital Signs At a Glance Contract Report for 165239/0001 - December 2017

Name or company name	Ventre & Ventre Limited
Contract type name	GDS Contract
Purpose of contract	General and Orthodontic
Contract start date	01/11/2014
Contract end date	

17/18 Contracted general activity (UDA)	24,387
Carry forward general activity (UDA)	0
17/18 Contracted orthodontic activity (UOA)	400
Carry forward orthodontic activity (UOA)	0
Baseline contract value	£788,045.18

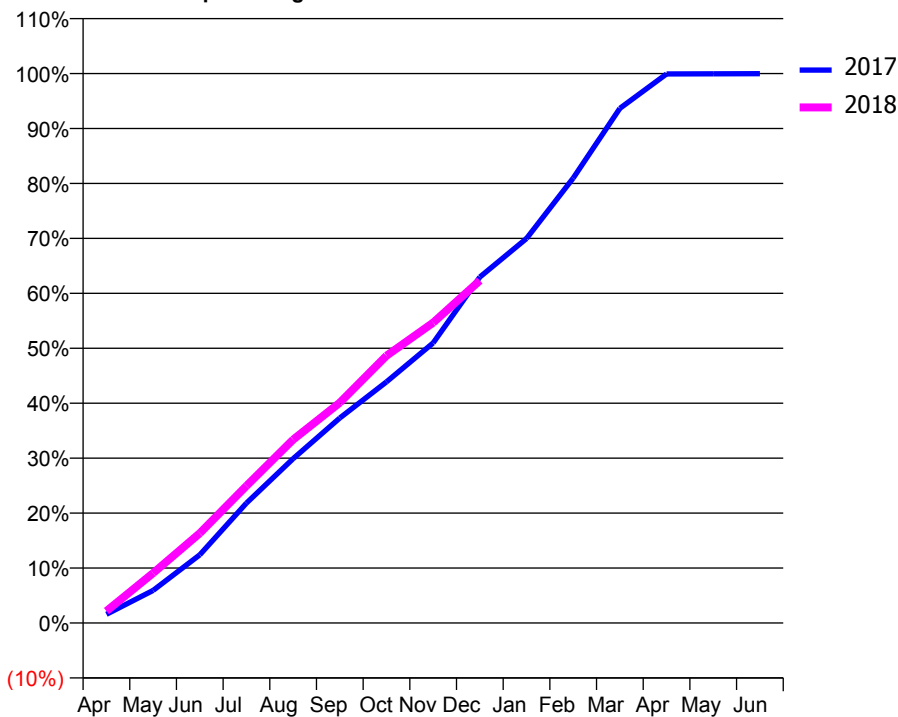
ACCESS*

Patients seen in 24 months	Total	Change since previous quarter
Quarter ending December 2016	6,535	
Quarter ending March 2017	6,669	↑
Quarter ending June 2017	6,734	→
Quarter ending September 2017	6,774	→
Quarter ending December 2017	6,831	→
Variance since December 2016	4.5%	↑



ACTIVITY

Cumulative percentage of contracted UDA delivered 2017 & 2018



Month	Adjusted Scheduled Activity (UDA)	
	2017	2018
April	385	530
May	1,441	2,219
June	3,021	3,984
July	5,311	6,089
August	7,277	8,140
September	9,074	9,778
October	10,679	11,865
November	12,398	13,332
December	15,316	15,199
January	17,019	
February	19,694	
March	22,782	
April	24,308	
May	24,314	
June	24,318	

QUALITY

	Quantity	Base Number	Contract	AT	Region	England
% of FP17s for the same patient ID Re-attending within 3 months - Children	247	1,706	14.5%	11.5%	12.9%	12.0%
% of FP17s for the same patient ID Re-attending within 3 months - Adults	996	4,551	21.9%	17.0%	16.5%	15.9%
% of FP17s for the same patient ID Re-attending between 3 & 9 months - Children	784	1,706	46.0%	54.2%	59.6%	58.0%
% of FP17s for the same patient ID Re-attending between 3 & 9 months - Adults	1,666	4,551	36.6%	44.6%	52.8%	50.5%
% of FP17s for Band 1 Urgent Courses	1,256	5,852	21.5%	11.6%	9.1%	9.0%
% of FP17s Relating to Free Repair or Replacements	84	5,852	1.4%	0.9%	1.0%	0.8%
% of FP17s Relating to Continuations	50	5,852	0.9%	1.3%	1.2%	1.1%
% of Patients satisfied with the dentistry they have received	8	8	N/A	90.7%	91.6%	91.5%
% of Patients satisfied with the time they had to wait for an appointment	7	8	N/A	87.9%	88.3%	87.9%

* This is based on patients treated on this contract for their most recent course of treatment. Figures in italics indicate the base number of FP17s or Patient Questionnaire responses are less than 100. N/A is shown where the base number of responses is less than 10 during the period. % is calculated as Quantity/Base number*100

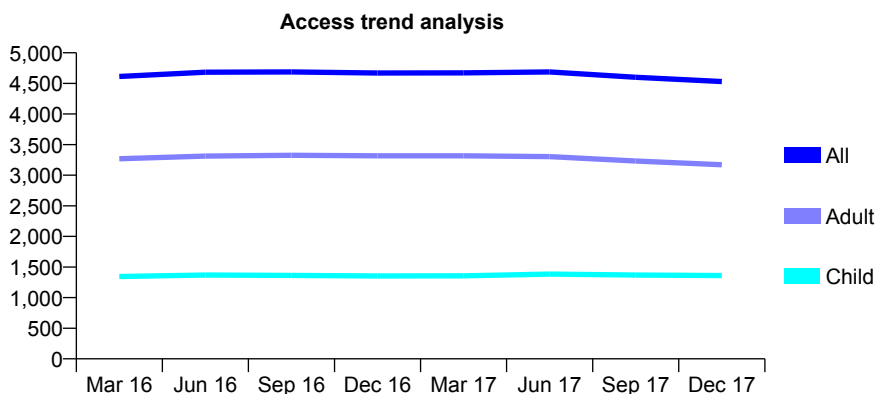
Q48 - Vital Signs At a Glance Contract Report for 166731/0001 - December 2017

Name or company name	Dental Elements
Contract type name	GDS Contract
Purpose of contract	General
Contract start date	30/03/2012
Contract end date	

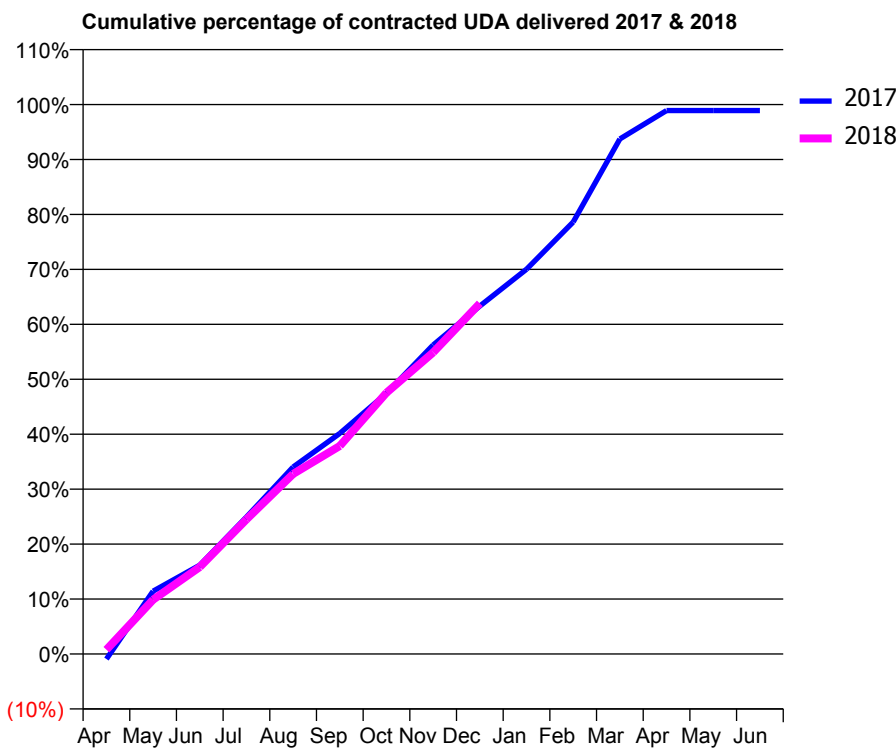
17/18 Contracted general activity (UDA)	13,000
Carry forward general activity (UDA)	143
17/18 Contracted orthodontic activity (UOA)	0
Carry forward orthodontic activity (UOA)	0
Baseline contract value	£389,425.18

ACCESS*

Patients seen in 24 months	Total	Change since previous quarter
Quarter ending December 2016	4,671	
Quarter ending March 2017	4,673	→
Quarter ending June 2017	4,687	→
Quarter ending September 2017	4,601	↓
Quarter ending December 2017	4,531	↓
Variance since December 2016	(3.0%)	↓



ACTIVITY



Month	Adjusted Scheduled Activity (UDA)	
	2017	2018
April	-120	102
May	1,487	1,284
June	2,104	2,057
July	3,241	3,184
August	4,424	4,261
September	5,221	4,923
October	6,170	6,181
November	7,312	7,134
December	8,231	8,296
January	9,103	
February	10,219	
March	12,184	
April	12,857	
May	12,857	
June	12,857	

QUALITY

	Quantity	Base Number	Contract	AT	Region	England
% of FP17s for the same patient ID Re-attending within 3 months - Children	201	1,518	13.2%	11.5%	12.9%	12.0%
% of FP17s for the same patient ID Re-attending within 3 months - Adults	456	2,749	16.6%	17.0%	16.5%	15.9%
% of FP17s for the same patient ID Re-attending between 3 & 9 months - Children	873	1,518	57.5%	54.2%	59.6%	58.0%
% of FP17s for the same patient ID Re-attending between 3 & 9 months - Adults	1,331	2,749	48.4%	44.6%	52.8%	50.5%
% of FP17s for Band 1 Urgent Courses	194	3,947	4.9%	11.6%	9.1%	9.0%
% of FP17s Relating to Free Repair or Replacements	58	3,947	1.5%	0.9%	1.0%	0.8%
% of FP17s Relating to Continuations	130	3,947	3.3%	1.3%	1.2%	1.1%
% of Patients satisfied with the dentistry they have received	5	5	N/A	90.7%	91.6%	91.5%
% of Patients satisfied with the time they had to wait for an appointment	5	5	N/A	87.9%	88.3%	87.9%

* This is based on patients treated on this contract for their most recent course of treatment. Figures in italics indicate the base number of FP17s or Patient Questionnaire responses are less than 100. N/A is shown where the base number of responses is less than 10 during the period. % is calculated as Quantity/Base number*100

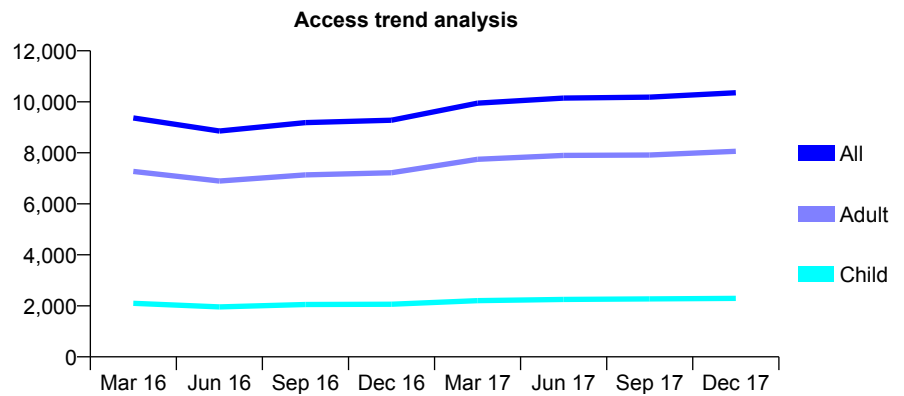
Q48 - Vital Signs At a Glance Contract Report for 169196/0001 - December 2017

Name or company name	Zein and Alraslani
Contract type name	GDS Contract
Purpose of contract	General
Contract start date	01/06/2012
Contract end date	

17/18 Contracted general activity (UDA)	34,141
Carry forward general activity (UDA)	1,750
17/18 Contracted orthodontic activity (UOA)	0
Carry forward orthodontic activity (UOA)	0
Baseline contract value	£919,149.51

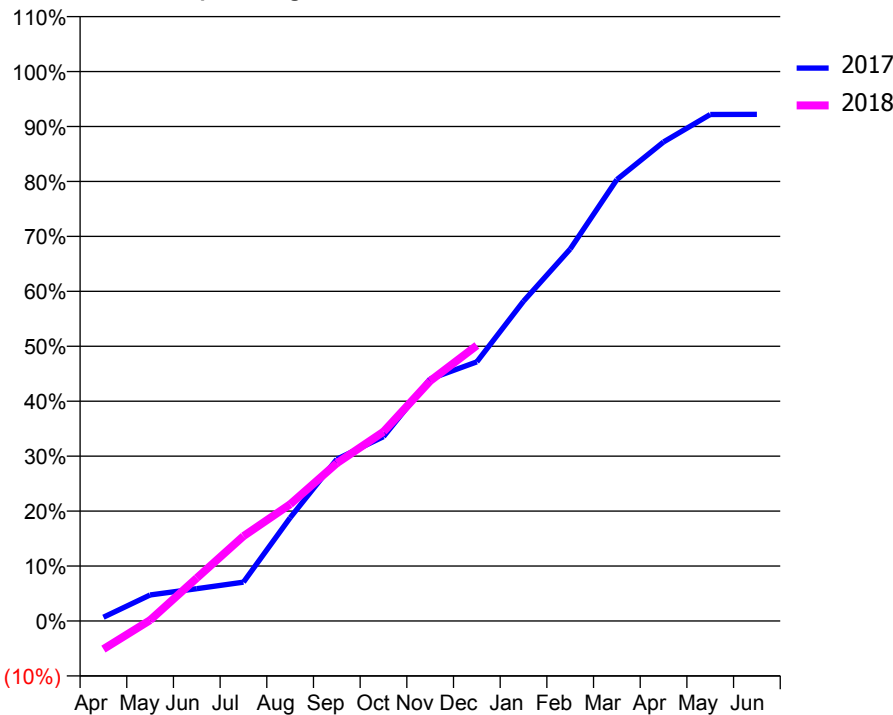
ACCESS*

Patients seen in 24 months	Total	Change since previous quarter
Quarter ending December 2016	9,279	
Quarter ending March 2017	9,947	↑
Quarter ending June 2017	10,149	↑
Quarter ending September 2017	10,183	→
Quarter ending December 2017	10,354	→
Variance since December 2016	11.6%	↑



ACTIVITY

Cumulative percentage of contracted UDA delivered 2017 & 2018



Month	Adjusted Scheduled Activity (UDA)	
	2017	2018
April	236	-1,750
May	1,616	51
June	2,006	2,671
July	2,418	5,276
August	6,416	7,252
September	10,055	9,804
October	11,454	11,758
November	15,044	14,915
December	16,100	17,121
January	19,869	
February	23,113	
March	27,427	
April	29,761	
May	31,473	
June	31,477	

QUALITY

	Quantity	Base Number	Contract	AT	Region	England
% of FP17s for the same patient ID Re-attending within 3 months - Children	187	1,932	9.7%	11.5%	12.9%	12.0%
% of FP17s for the same patient ID Re-attending within 3 months - Adults	1,231	6,196	19.9%	17.0%	16.5%	15.9%
% of FP17s for the same patient ID Re-attending between 3 & 9 months - Children	742	1,932	38.4%	54.2%	59.6%	58.0%
% of FP17s for the same patient ID Re-attending between 3 & 9 months - Adults	1,677	6,196	27.1%	44.6%	52.8%	50.5%
% of FP17s for Band 1 Urgent Courses	1,446	6,802	21.3%	11.6%	9.1%	9.0%
% of FP17s Relating to Free Repair or Replacements	77	6,802	1.1%	0.9%	1.0%	0.8%
% of FP17s Relating to Continuations	68	6,802	1.0%	1.3%	1.2%	1.1%
% of Patients satisfied with the dentistry they have received	14	14	100.0%	90.7%	91.6%	91.5%
% of Patients satisfied with the time they had to wait for an appointment	12	14	85.7%	87.9%	88.3%	87.9%

* This is based on patients treated on this contract for their most recent course of treatment. Figures in italics indicate the base number of FP17s or Patient Questionnaire responses are less than 100. N/A is shown where the base number of responses is less than 10 during the period. % is calculated as Quantity/Base number*100

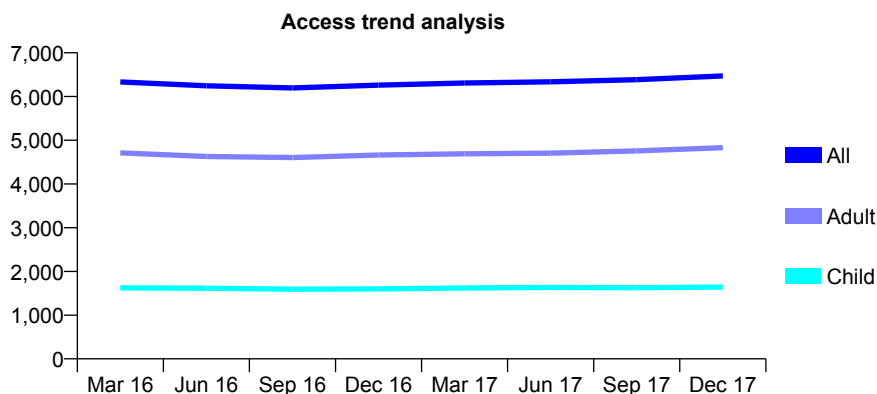
Q48 - Vital Signs At a Glance Contract Report for 170119/0001 - December 2017

Name or company name	Halton Road Family Dental Practice
Contract type name	GDS Contract
Purpose of contract	General
Contract start date	30/03/2012
Contract end date	

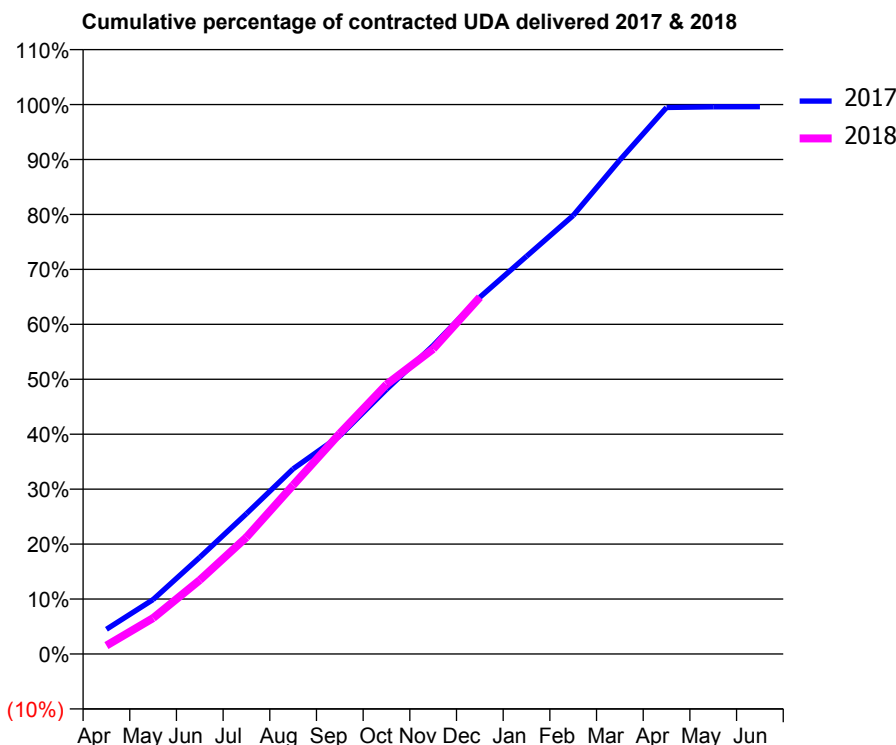
17/18 Contracted general activity (UDA)	20,500
Carry forward general activity (UDA)	0
17/18 Contracted orthodontic activity (UOA)	0
Carry forward orthodontic activity (UOA)	0
Baseline contract value	£467,745.40

ACCESS*

Patients seen in 24 months	Total	Change since previous quarter
Quarter ending December 2016	6,260	
Quarter ending March 2017	6,310	→
Quarter ending June 2017	6,337	→
Quarter ending September 2017	6,384	→
Quarter ending December 2017	6,472	→
Variance since December 2016	3.4%	↑



ACTIVITY



Month	Adjusted Scheduled Activity (UDA)	
	2017	2018
April	923	318
May	2,030	1,340
June	3,610	2,757
July	5,238	4,355
August	6,908	6,298
September	8,141	8,231
October	9,872	10,055
November	11,508	11,382
December	13,312	13,310
January	14,839	
February	16,361	
March	18,426	
April	20,390	
May	20,415	
June	20,419	

QUALITY

	Quantity	Base Number	Contract	AT	Region	England
% of FP17s for the same patient ID Re-attending within 3 months - Children	103	1,721	6.0%	11.5%	12.9%	12.0%
% of FP17s for the same patient ID Re-attending within 3 months - Adults	637	4,588	13.9%	17.0%	16.5%	15.9%
% of FP17s for the same patient ID Re-attending between 3 & 9 months - Children	898	1,721	52.2%	54.2%	59.6%	58.0%
% of FP17s for the same patient ID Re-attending between 3 & 9 months - Adults	2,158	4,588	47.0%	44.6%	52.8%	50.5%
% of FP17s for Band 1 Urgent Courses	470	5,614	8.4%	11.6%	9.1%	9.0%
% of FP17s Relating to Free Repair or Replacements	38	5,614	0.7%	0.9%	1.0%	0.8%
% of FP17s Relating to Continuations	127	5,614	2.3%	1.3%	1.2%	1.1%
% of Patients satisfied with the dentistry they have received	6	6	N/A	90.7%	91.6%	91.5%
% of Patients satisfied with the time they had to wait for an appointment	6	6	N/A	87.9%	88.3%	87.9%

* This is based on patients treated on this contract for their most recent course of treatment. Figures in italics indicate the base number of FP17s or Patient Questionnaire responses are less than 100. N/A is shown where the base number of responses is less than 10 during the period. % is calculated as Quantity/Base number*100

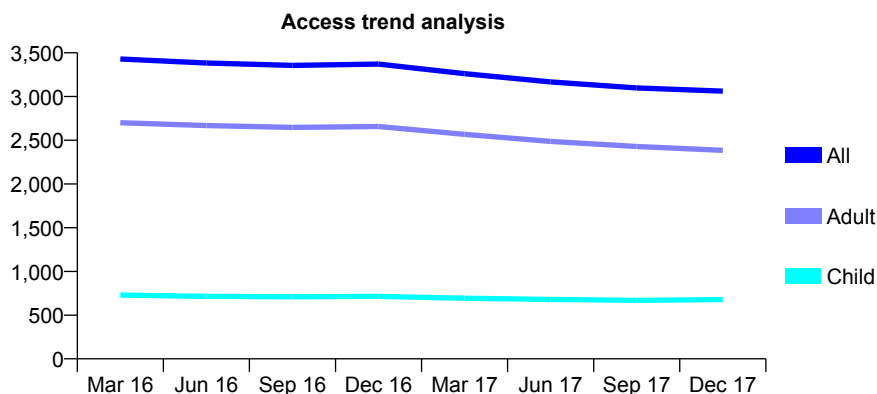
Q48 - Vital Signs At a Glance Contract Report for 170291/0001 - December 2017

Name or company name	Thornton Dental Practice
Contract type name	PDS Contract
Purpose of contract	General
Contract start date	01/04/2011
Contract end date	31/03/2021

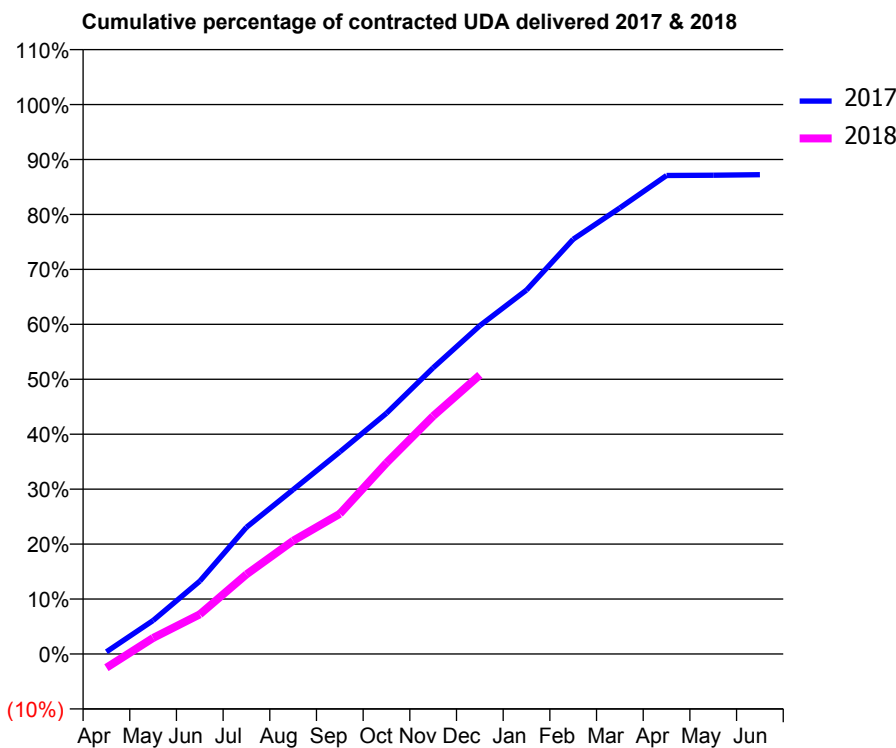
17/18 Contracted general activity (UDA)	11,716
Carry forward general activity (UDA)	468
17/18 Contracted orthodontic activity (UOA)	0
Carry forward orthodontic activity (UOA)	0
Baseline contract value	£369,903.07

ACCESS*

Patients seen in 24 months	Total	Change since previous quarter
Quarter ending December 2016	3,371	
Quarter ending March 2017	3,261	↓
Quarter ending June 2017	3,167	↓
Quarter ending September 2017	3,098	↓
Quarter ending December 2017	3,062	↓
Variance since December 2016	(9.2%)	↓



ACTIVITY



Month	Adjusted Scheduled Activity (UDA)	
	2017	2018
April	47	-295
May	714	341
June	1,553	845
July	2,704	1,698
August	3,505	2,414
September	4,308	2,989
October	5,134	4,074
November	6,104	5,074
December	7,000	5,950
January	7,760	
February	8,842	
March	9,511	
April	10,203	
May	10,208	
June	10,221	

QUALITY

	Quantity	Base Number	Contract	AT	Region	England
% of FP17s for the same patient ID Re-attending within 3 months - Children	43	684	6.3%	11.5%	12.9%	12.0%
% of FP17s for the same patient ID Re-attending within 3 months - Adults	351	2,229	15.7%	17.0%	16.5%	15.9%
% of FP17s for the same patient ID Re-attending between 3 & 9 months - Children	329	684	48.1%	54.2%	59.6%	58.0%
% of FP17s for the same patient ID Re-attending between 3 & 9 months - Adults	1,010	2,229	45.3%	44.6%	52.8%	50.5%
% of FP17s for Band 1 Urgent Courses	370	2,666	13.9%	11.6%	9.1%	9.0%
% of FP17s Relating to Free Repair or Replacements	67	2,666	2.5%	0.9%	1.0%	0.8%
% of FP17s Relating to Continuations	53	2,666	2.0%	1.3%	1.2%	1.1%
% of Patients satisfied with the dentistry they have received	5	7	N/A	90.7%	91.6%	91.5%
% of Patients satisfied with the time they had to wait for an appointment	3	7	N/A	87.9%	88.3%	87.9%

* This is based on patients treated on this contract for their most recent course of treatment. Figures in italics indicate the base number of FP17s or Patient Questionnaire responses are less than 100. N/A is shown where the base number of responses is less than 10 during the period. % is calculated as Quantity/Base number*100

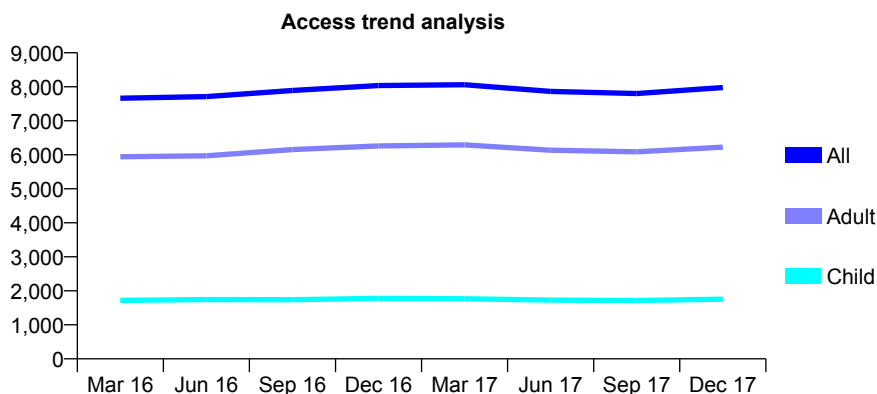
Q48 - Vital Signs At a Glance Contract Report for 171220/0001 - December 2017

Name or company name	L G Woodgate Ltd
Contract type name	GDS Contract
Purpose of contract	General
Contract start date	01/01/2011
Contract end date	

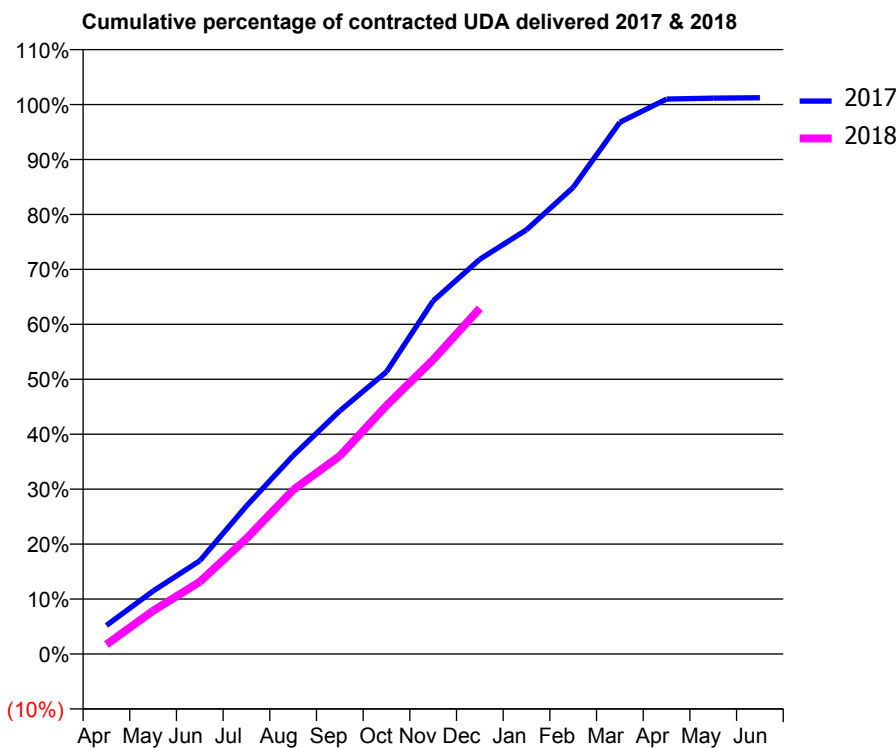
17/18 Contracted general activity (UDA)	27,000
Carry forward general activity (UDA)	0
17/18 Contracted orthodontic activity (UOA)	0
Carry forward orthodontic activity (UOA)	0
Baseline contract value	£665,701.53

ACCESS*

Patients seen in 24 months	Total	Change since previous quarter
Quarter ending December 2016	8,038	
Quarter ending March 2017	8,060	→
Quarter ending June 2017	7,863	↓
Quarter ending September 2017	7,802	→
Quarter ending December 2017	7,980	↑
Variance since December 2016	(0.7%)	→



ACTIVITY



Month	Adjusted Scheduled Activity (UDA)	
	2017	2018
April	1,407	467
May	3,099	2,128
June	4,585	3,550
July	7,280	5,676
August	9,755	8,063
September	11,955	9,732
October	13,876	12,207
November	17,366	14,464
December	19,415	16,985
January	20,860	
February	22,948	
March	26,145	
April	27,288	
May	27,330	
June	27,352	

QUALITY

	Quantity	Base Number	Contract	AT	Region	England
% of FP17s for the same patient ID Re-attending within 3 months - Children	175	2,117	8.3%	11.5%	12.9%	12.0%
% of FP17s for the same patient ID Re-attending within 3 months - Adults	1,068	5,864	18.2%	17.0%	16.5%	15.9%
% of FP17s for the same patient ID Re-attending between 3 & 9 months - Children	1,312	2,117	62.0%	54.2%	59.6%	58.0%
% of FP17s for the same patient ID Re-attending between 3 & 9 months - Adults	2,825	5,864	48.2%	44.6%	52.8%	50.5%
% of FP17s for Band 1 Urgent Courses	1,195	7,499	15.9%	11.6%	9.1%	9.0%
% of FP17s Relating to Free Repair or Replacements	224	7,499	3.0%	0.9%	1.0%	0.8%
% of FP17s Relating to Continuations	12	7,499	0.2%	1.3%	1.2%	1.1%
% of Patients satisfied with the dentistry they have received	7	7	N/A	90.7%	91.6%	91.5%
% of Patients satisfied with the time they had to wait for an appointment	7	7	N/A	87.9%	88.3%	87.9%

* This is based on patients treated on this contract for their most recent course of treatment. Figures in italics indicate the base number of FP17s or Patient Questionnaire responses are less than 100. N/A is shown where the base number of responses is less than 10 during the period. % is calculated as Quantity/Base number*100

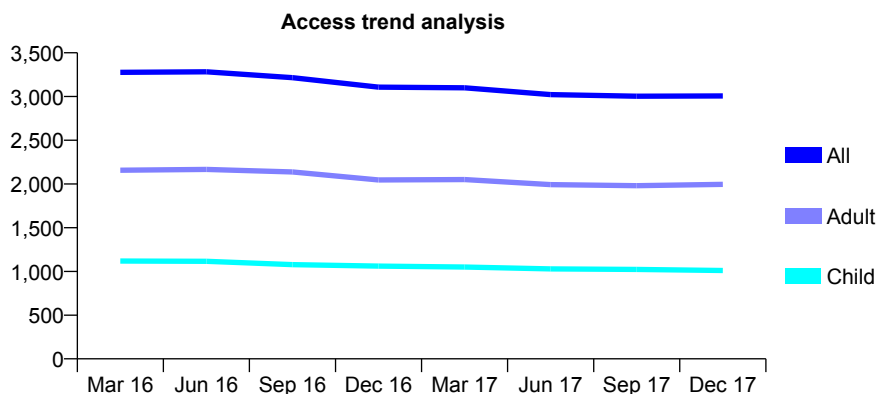
Q48 - Vital Signs At a Glance Contract Report for 171808/0001 - December 2017

Name or company name	Hunts Cross D C Limited
Contract type name	GDS Contract
Purpose of contract	General
Contract start date	01/11/2011
Contract end date	

17/18 Contracted general activity (UDA)	7,129
Carry forward general activity (UDA)	0
17/18 Contracted orthodontic activity (UOA)	0
Carry forward orthodontic activity (UOA)	0
Baseline contract value	£187,213.39

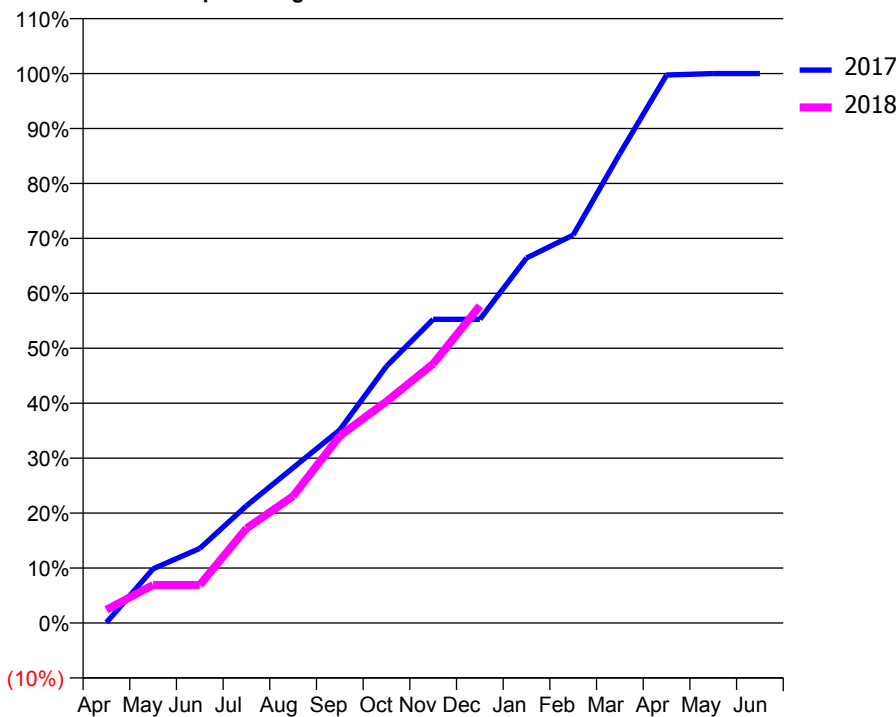
ACCESS*

Patients seen in 24 months	Total	Change since previous quarter
Quarter ending December 2016	3,107	
Quarter ending March 2017	3,100	→
Quarter ending June 2017	3,022	↓
Quarter ending September 2017	3,004	→
Quarter ending December 2017	3,006	→
Variance since December 2016	(3.3%)	↓



ACTIVITY

Cumulative percentage of contracted UDA delivered 2017 & 2018



Month	Adjusted Scheduled Activity (UDA)	
	2017	2018
April	6	172
May	706	495
June	970	495
July	1,526	1,227
August	2,020	1,646
September	2,513	2,429
October	3,340	2,875
November	3,951	3,363
December	3,951	4,116
January	4,751	
February	5,049	
March	6,109	
April	7,130	
May	7,150	
June	7,150	

QUALITY

	Quantity	Base Number	Contract	AT	Region	England
% of FP17s for the same patient ID Re-attending within 3 months - Children	149	1,228	12.1%	11.5%	12.9%	12.0%
% of FP17s for the same patient ID Re-attending within 3 months - Adults	325	1,760	18.5%	17.0%	16.5%	15.9%
% of FP17s for the same patient ID Re-attending between 3 & 9 months - Children	681	1,228	55.5%	54.2%	59.6%	58.0%
% of FP17s for the same patient ID Re-attending between 3 & 9 months - Adults	709	1,760	40.3%	44.6%	52.8%	50.5%
% of FP17s for Band 1 Urgent Courses	291	1,953	14.9%	11.6%	9.1%	9.0%
% of FP17s Relating to Free Repair or Replacements	37	1,953	1.9%	0.9%	1.0%	0.8%
% of FP17s Relating to Continuations	10	1,953	0.5%	1.3%	1.2%	1.1%
% of Patients satisfied with the dentistry they have received	0	0	N/A	90.7%	91.6%	91.5%
% of Patients satisfied with the time they had to wait for an appointment	0	0	N/A	87.9%	88.3%	87.9%

* This is based on patients treated on this contract for their most recent course of treatment. Figures in italics indicate the base number of FP17s or Patient Questionnaire responses are less than 100. N/A is shown where the base number of responses is less than 10 during the period. % is calculated as Quantity/Base number*100

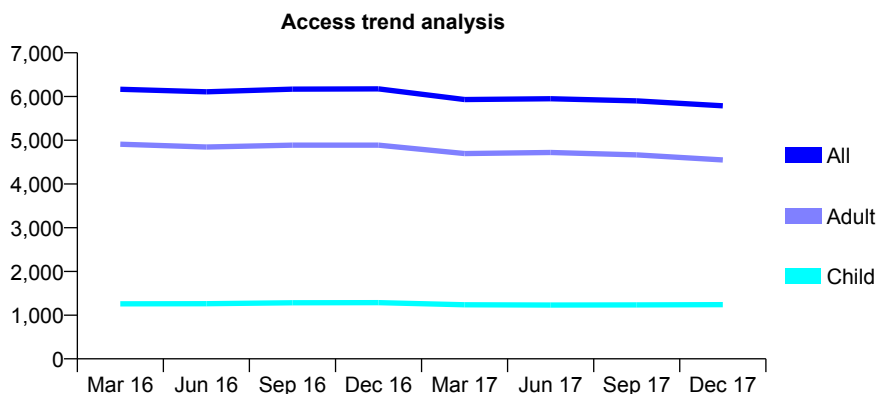
Q48 - Vital Signs At a Glance Contract Report for 171859/0002 - December 2017

Name or company name	Oak Dental Care Limited
Contract type name	Pilot Contract
Purpose of contract	General and Orthodontic
Contract start date	01/09/2007
Contract end date	

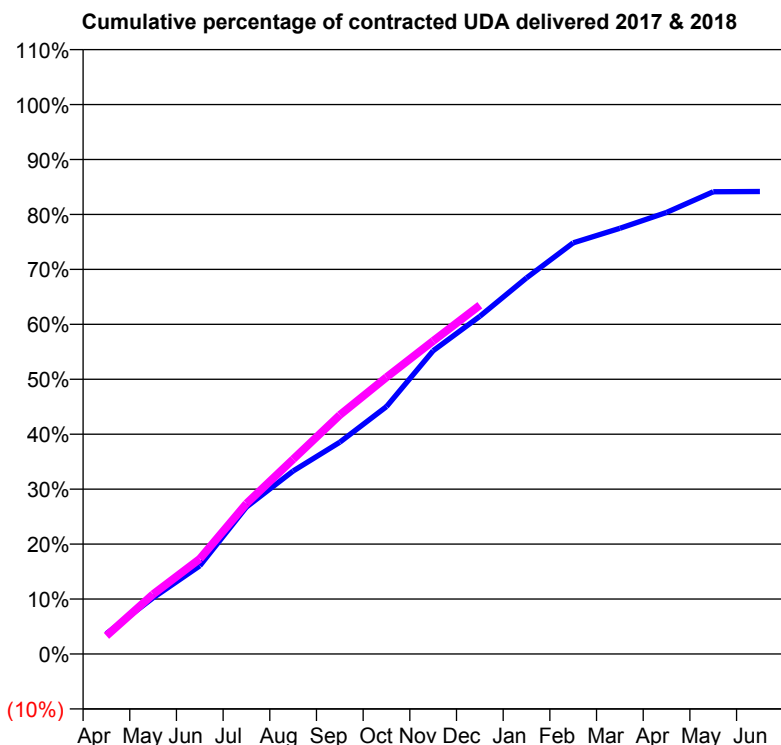
17/18 Contracted general activity (UDA)	17,780
Carry forward general activity (UDA)	0
17/18 Contracted orthodontic activity (UOA)	300
Carry forward orthodontic activity (UOA)	0
Baseline contract value	£536,094.48

ACCESS*

Patients seen in 24 months	Total	Change since previous quarter
Quarter ending December 2016	6,176	
Quarter ending March 2017	5,931	↓
Quarter ending June 2017	5,950	→
Quarter ending September 2017	5,901	→
Quarter ending December 2017	5,788	↓
Variance since December 2016	(6.3%)	↓



ACTIVITY



Month	Adjusted Scheduled Activity (UDA)	
	2017	2018
April	649	589
May	1,791	1,935
June	2,811	3,079
July	4,687	4,870
August	5,834	6,300
September	6,752	7,733
October	7,886	8,955
November	9,669	10,127
December	10,762	11,286
January	11,988	
February	13,108	
March	13,568	
April	14,077	
May	14,735	
June	14,744	

QUALITY

	Quantity	Base Number	Contract	AT	Region	England
% of FP17s for the same patient ID Re-attending within 3 months - Children	144	1,274	11.3%	11.5%	12.9%	12.0%
% of FP17s for the same patient ID Re-attending within 3 months - Adults	682	4,190	16.3%	17.0%	16.5%	15.9%
% of FP17s for the same patient ID Re-attending between 3 & 9 months - Children	465	1,274	36.5%	54.2%	59.6%	58.0%
% of FP17s for the same patient ID Re-attending between 3 & 9 months - Adults	1,377	4,190	32.9%	44.6%	52.8%	50.5%
% of FP17s for Band 1 Urgent Courses	581	5,030	11.6%	11.6%	9.1%	9.0%
% of FP17s Relating to Free Repair or Replacements	35	5,030	0.7%	0.9%	1.0%	0.8%
% of FP17s Relating to Continuations	79	5,030	1.6%	1.3%	1.2%	1.1%
% of Patients satisfied with the dentistry they have received	4	4	N/A	90.7%	91.6%	91.5%
% of Patients satisfied with the time they had to wait for an appointment	4	4	N/A	87.9%	88.3%	87.9%

* This is based on patients treated on this contract for their most recent course of treatment. Figures in italics indicate the base number of FP17s or Patient Questionnaire responses are less than 100. N/A is shown where the base number of responses is less than 10 during the period. % is calculated as Quantity/Base number*100

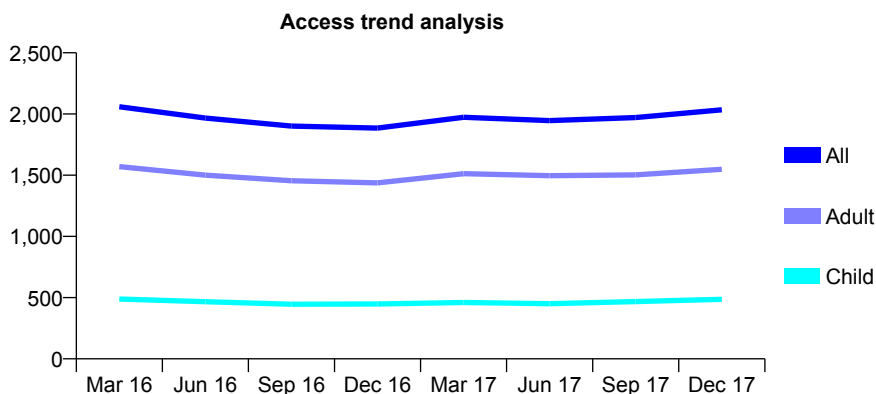
Q48 - Vital Signs At a Glance Contract Report for 171859/0005 - December 2017

Name or company name	Oak Dental Care Limited
Contract type name	GDS Contract
Purpose of contract	General
Contract start date	09/07/2012
Contract end date	

17/18 Contracted general activity (UDA)	6,307
Carry forward general activity (UDA)	238
17/18 Contracted orthodontic activity (UOA)	0
Carry forward orthodontic activity (UOA)	0
Baseline contract value	£189,506.54

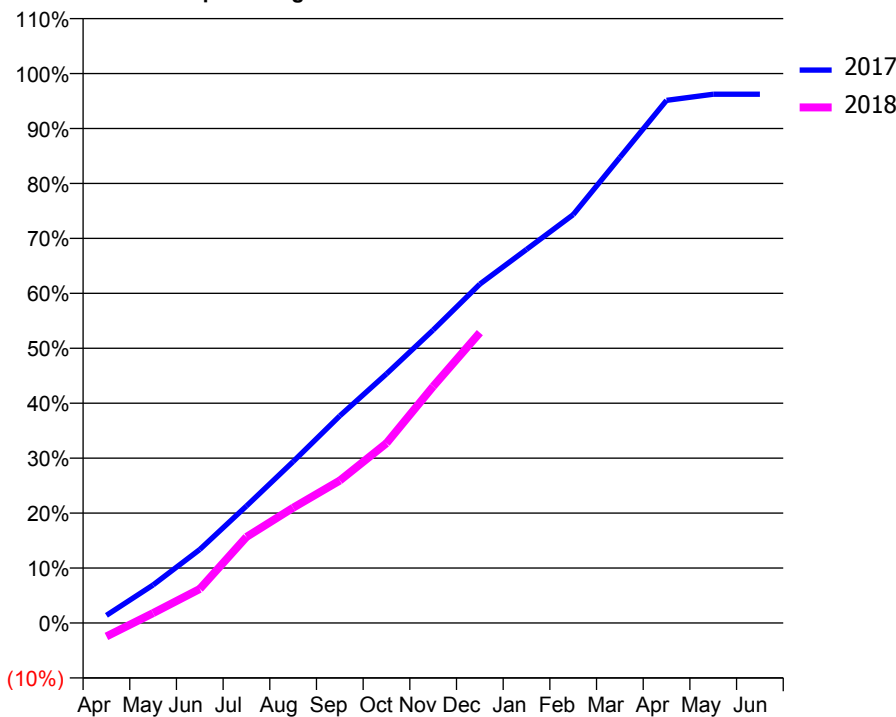
ACCESS*

Patients seen in 24 months	Total	Change since previous quarter
Quarter ending December 2016	1,885	
Quarter ending March 2017	1,973	↑
Quarter ending June 2017	1,946	↓
Quarter ending September 2017	1,971	→
Quarter ending December 2017	2,034	↑
Variance since December 2016	7.9%	↑



ACTIVITY

Cumulative percentage of contracted UDA delivered 2017 & 2018



Month	Adjusted Scheduled Activity (UDA)	
	2017	2018
April	88	-156
May	437	114
June	845	391
July	1,343	988
August	1,853	1,323
September	2,378	1,636
October	2,860	2,065
November	3,363	2,717
December	3,890	3,333
January	4,287	
February	4,687	
March	5,343	
April	5,998	
May	6,069	
June	6,069	

QUALITY

	Quantity	Base Number	Contract	AT	Region	England
% of FP17s for the same patient ID Re-attending within 3 months - Children	30	408	7.4%	11.5%	12.9%	12.0%
% of FP17s for the same patient ID Re-attending within 3 months - Adults	198	1,266	15.6%	17.0%	16.5%	15.9%
% of FP17s for the same patient ID Re-attending between 3 & 9 months - Children	144	408	35.3%	54.2%	59.6%	58.0%
% of FP17s for the same patient ID Re-attending between 3 & 9 months - Adults	433	1,266	34.2%	44.6%	52.8%	50.5%
% of FP17s for Band 1 Urgent Courses	169	1,462	11.6%	11.6%	9.1%	9.0%
% of FP17s Relating to Free Repair or Replacements	6	1,462	0.4%	0.9%	1.0%	0.8%
% of FP17s Relating to Continuations	25	1,462	1.7%	1.3%	1.2%	1.1%
% of Patients satisfied with the dentistry they have received	4	4	N/A	90.7%	91.6%	91.5%
% of Patients satisfied with the time they had to wait for an appointment	4	4	N/A	87.9%	88.3%	87.9%

* This is based on patients treated on this contract for their most recent course of treatment. Figures in italics indicate the base number of FP17s or Patient Questionnaire responses are less than 100. N/A is shown where the base number of responses is less than 10 during the period. % is calculated as Quantity/Base number*100

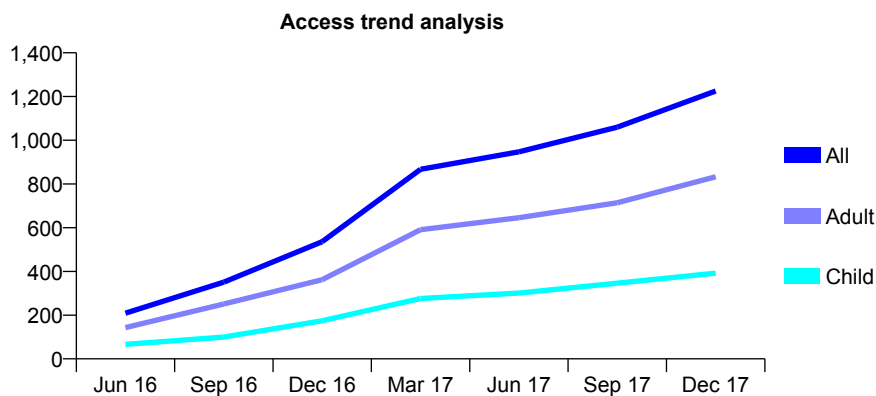
Q48 - Vital Signs At a Glance Contract Report for 174343/0009 - December 2017

Name or company name	Bridgewater Community Healthcare NHS F
Contract type name	PDS Contract
Purpose of contract	General
Contract start date	01/04/2015
Contract end date	31/03/2018

17/18 Contracted general activity (UDA)	992
Carry forward general activity (UDA)	0
17/18 Contracted orthodontic activity (UOA)	0
Carry forward orthodontic activity (UOA)	0
Baseline contract value	£336,886.40

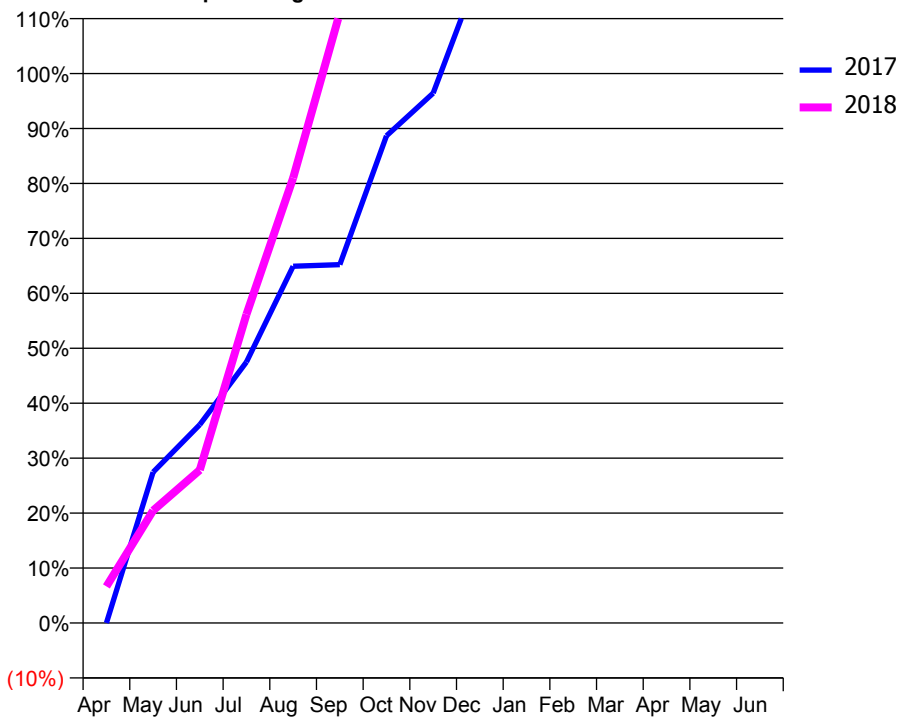
ACCESS*

Patients seen in 24 months	Total	Change since previous quarter
Quarter ending December 2016	536	
Quarter ending March 2017	867	↑
Quarter ending June 2017	947	↑
Quarter ending September 2017	1,060	↑
Quarter ending December 2017	1,225	↑
Variance since December 2016	128.5%	↑



ACTIVITY

Cumulative percentage of contracted UDA delivered 2017 & 2018



Month	Adjusted Scheduled Activity (UDA)	
	2017	2018
April	0	66
May	272	203
June	358	276
July	471	557
August	644	803
September	647	1,101
October	880	1,388
November	957	1,591
December	1,179	1,998
January	1,404	
February	1,594	
March	2,198	
April	2,414	
May	2,420	
June	2,424	

QUALITY

	Quantity	Base Number	Contract	AT	Region	England
% of FP17s for the same patient ID Re-attending within 3 months - Children	17	450	3.8%	11.5%	12.9%	12.0%
% of FP17s for the same patient ID Re-attending within 3 months - Adults	69	802	8.6%	17.0%	16.5%	15.9%
% of FP17s for the same patient ID Re-attending between 3 & 9 months - Children	102	450	22.7%	54.2%	59.6%	58.0%
% of FP17s for the same patient ID Re-attending between 3 & 9 months - Adults	224	802	27.9%	44.6%	52.8%	50.5%
% of FP17s for Band 1 Urgent Courses	52	1,103	4.7%	11.6%	9.1%	9.0%
% of FP17s Relating to Free Repair or Replacements	0	1,103	0.0%	0.9%	1.0%	0.8%
% of FP17s Relating to Continuations	1	1,103	0.1%	1.3%	1.2%	1.1%
% of Patients satisfied with the dentistry they have received	0	0	N/A	90.7%	91.6%	91.5%
% of Patients satisfied with the time they had to wait for an appointment	0	0	N/A	87.9%	88.3%	87.9%

* This is based on patients treated on this contract for their most recent course of treatment. Figures in italics indicate the base number of FP17s or Patient Questionnaire responses are less than 100. N/A is shown where the base number of responses is less than 10 during the period. % is calculated as Quantity/Base number*100

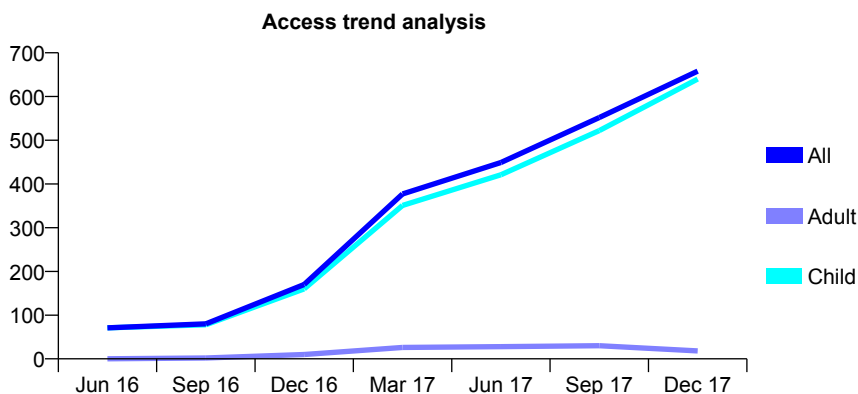
Q48 - Vital Signs At a Glance Contract Report for 174343/0010 - December 2017

Name or company name	Bridgewater Community Healthcare NHS F
Contract type name	PDS Contract
Purpose of contract	General
Contract start date	01/04/2015
Contract end date	31/03/2018

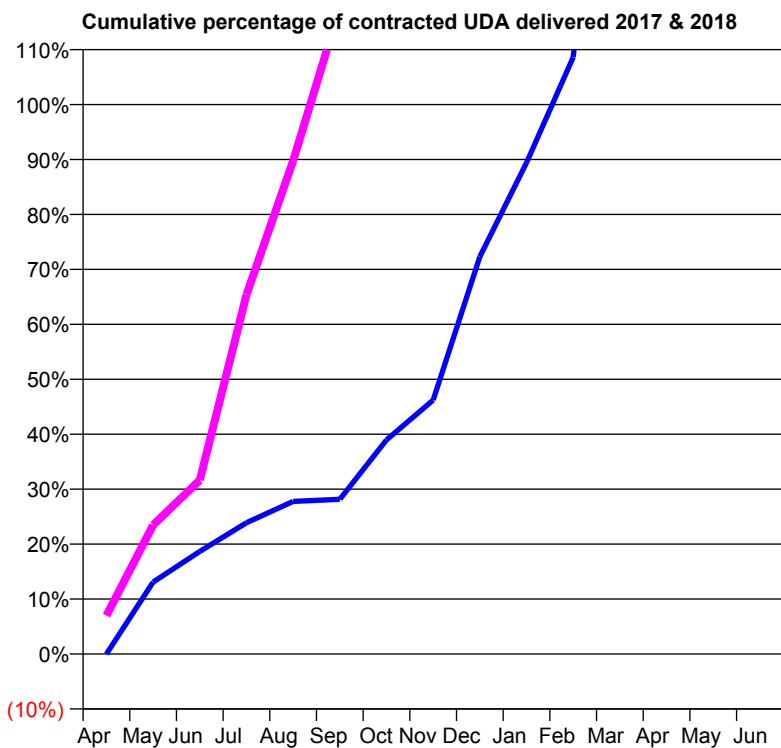
17/18 Contracted general activity (UDA)	771
Carry forward general activity (UDA)	0
17/18 Contracted orthodontic activity (UOA)	0
Carry forward orthodontic activity (UOA)	0
Baseline contract value	£642,186.59

ACCESS*

Patients seen in 24 months	Total	Change since previous quarter
Quarter ending December 2016	170	
Quarter ending March 2017	377	↑
Quarter ending June 2017	449	↑
Quarter ending September 2017	552	↑
Quarter ending December 2017	658	↑
Variance since December 2016	287.1%	↑



ACTIVITY



Month	Adjusted Scheduled Activity (UDA)	
	2017	2018
April	0	54
May	101	181
June	144	244
July	184	504
August	214	692
September	217	906
October	300	1,065
November	356	1,204
December	557	1,492
January	689	
February	837	
March	1,410	
April	1,725	
May	1,728	
June	1,728	

QUALITY

	Quantity	Base Number	Contract	AT	Region	England
% of FP17s for the same patient ID Re-attending within 3 months - Children	2	695	0.3%	11.5%	12.9%	12.0%
% of FP17s for the same patient ID Re-attending within 3 months - Adults	2	27	7.4%	17.0%	16.5%	15.9%
% of FP17s for the same patient ID Re-attending between 3 & 9 months - Children	4	695	0.6%	54.2%	59.6%	58.0%
% of FP17s for the same patient ID Re-attending between 3 & 9 months - Adults	1	27	3.7%	44.6%	52.8%	50.5%
% of FP17s for Band 1 Urgent Courses	3	588	0.5%	11.6%	9.1%	9.0%
% of FP17s Relating to Free Repair or Replacements	0	588	0.0%	0.9%	1.0%	0.8%
% of FP17s Relating to Continuations	0	588	0.0%	1.3%	1.2%	1.1%
% of Patients satisfied with the dentistry they have received	1	1	N/A	90.7%	91.6%	91.5%
% of Patients satisfied with the time they had to wait for an appointment	1	1	N/A	87.9%	88.3%	87.9%

* This is based on patients treated on this contract for their most recent course of treatment. Figures in italics indicate the base number of FP17s or Patient Questionnaire responses are less than 100. N/A is shown where the base number of responses is less than 10 during the period. % is calculated as Quantity/Base number*100

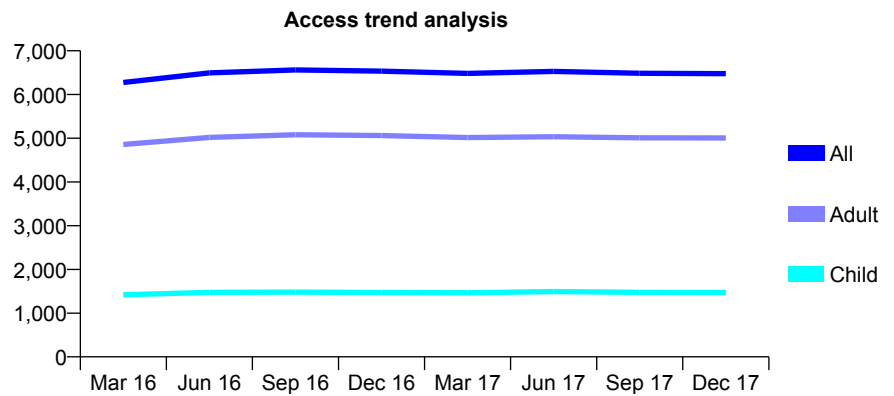
Q48 - Vital Signs At a Glance Contract Report for 176613/0001 - December 2017

Name or company name	Cromer House Dental Practice Limited
Contract type name	GDS Contract
Purpose of contract	General
Contract start date	01/05/2014
Contract end date	

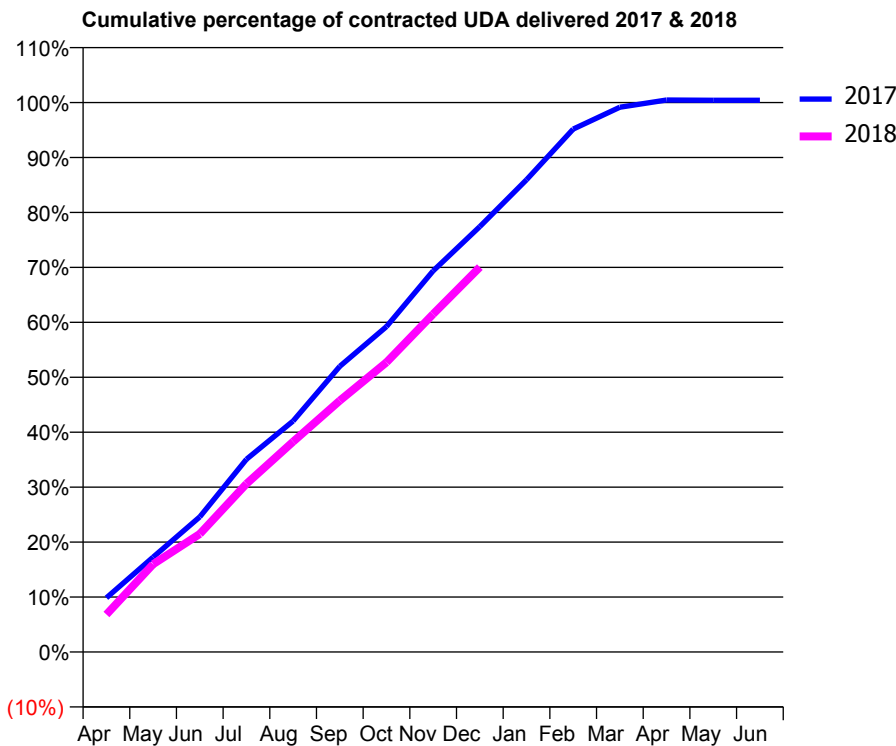
17/18 Contracted general activity (UDA)	19,995
Carry forward general activity (UDA)	0
17/18 Contracted orthodontic activity (UOA)	0
Carry forward orthodontic activity (UOA)	0
Baseline contract value	£517,156.07

ACCESS*

Patients seen in 24 months	Total	Change since previous quarter
Quarter ending December 2016	6,536	
Quarter ending March 2017	6,484	→
Quarter ending June 2017	6,529	→
Quarter ending September 2017	6,485	→
Quarter ending December 2017	6,478	→
Variance since December 2016	(0.9%)	→



ACTIVITY



Month	Adjusted Scheduled Activity (UDA)	
	2017	2018
April	2,010	1,368
May	3,524	3,194
June	5,017	4,295
July	7,155	6,122
August	8,574	7,656
September	10,605	9,148
October	12,077	10,542
November	14,145	12,299
December	15,790	14,008
January	17,525	
February	19,407	
March	20,220	
April	20,488	
May	20,478	
June	20,479	

QUALITY

	Quantity	Base Number	Contract	AT	Region	England
% of FP17s for the same patient ID Re-attending within 3 months - Children	238	1,539	15.5%	11.5%	12.9%	12.0%
% of FP17s for the same patient ID Re-attending within 3 months - Adults	783	4,653	16.8%	17.0%	16.5%	15.9%
% of FP17s for the same patient ID Re-attending between 3 & 9 months - Children	734	1,539	47.7%	54.2%	59.6%	58.0%
% of FP17s for the same patient ID Re-attending between 3 & 9 months - Adults	2,057	4,653	44.2%	44.6%	52.8%	50.5%
% of FP17s for Band 1 Urgent Courses	746	6,050	12.3%	11.6%	9.1%	9.0%
% of FP17s Relating to Free Repair or Replacements	55	6,050	0.9%	0.9%	1.0%	0.8%
% of FP17s Relating to Continuations	68	6,050	1.1%	1.3%	1.2%	1.1%
% of Patients satisfied with the dentistry they have received	17	18	94.4%	90.7%	91.6%	91.5%
% of Patients satisfied with the time they had to wait for an appointment	17	18	94.4%	87.9%	88.3%	87.9%

* This is based on patients treated on this contract for their most recent course of treatment. Figures in italics indicate the base number of FP17s or Patient Questionnaire responses are less than 100. N/A is shown where the base number of responses is less than 10 during the period. % is calculated as Quantity/Base number*100

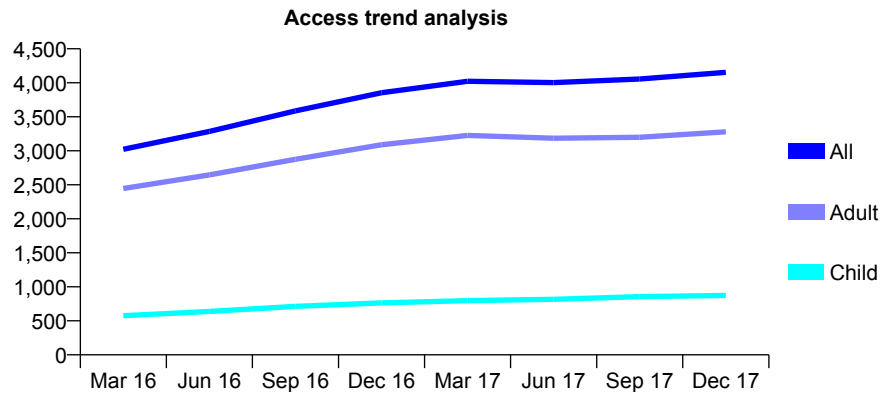
Q48 - Vital Signs At a Glance Contract Report for 177326/0001 - December 2017

Name or company name	The Dental House
Contract type name	GDS Contract
Purpose of contract	General
Contract start date	01/04/2015
Contract end date	

17/18 Contracted general activity (UDA)	13,436
Carry forward general activity (UDA)	0
17/18 Contracted orthodontic activity (UOA)	0
Carry forward orthodontic activity (UOA)	0
Baseline contract value	£346,662.14

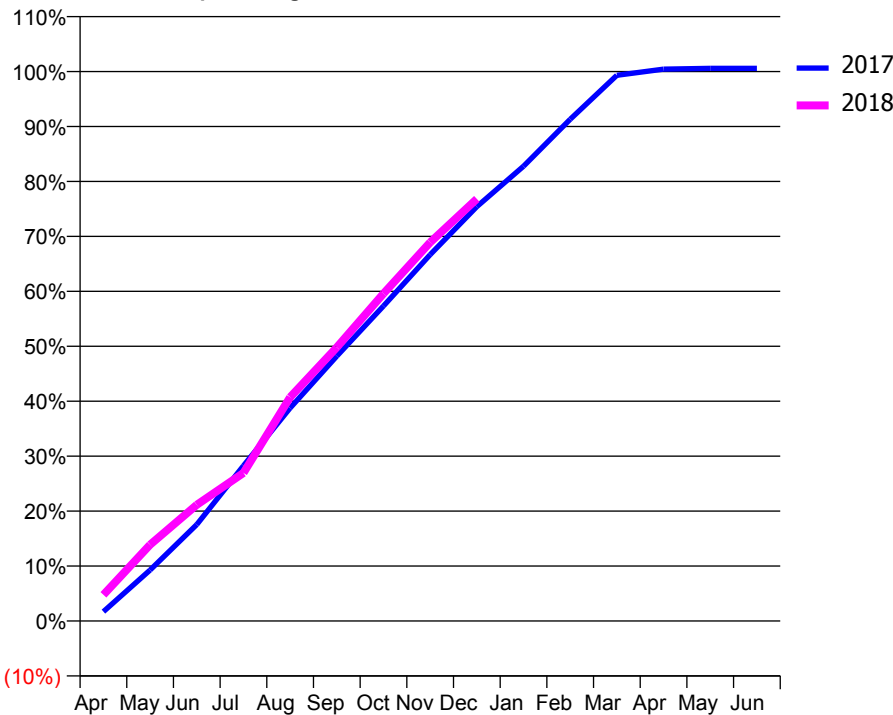
ACCESS*

Patients seen in 24 months	Total	Change since previous quarter
Quarter ending December 2016	3,853	
Quarter ending March 2017	4,023	↑
Quarter ending June 2017	4,002	→
Quarter ending September 2017	4,055	→
Quarter ending December 2017	4,154	↑
Variance since December 2016	7.8%	↑



ACTIVITY

Cumulative percentage of contracted UDA delivered 2017 & 2018



Month	Adjusted Scheduled Activity (UDA)	
	2017	2018
April	235	640
May	1,272	1,868
June	2,407	2,842
July	3,871	3,621
August	5,313	5,474
September	6,607	6,691
October	7,857	8,007
November	9,136	9,259
December	10,335	10,320
January	11,343	
February	12,512	
March	13,611	
April	13,764	
May	13,783	
June	13,783	

QUALITY

	Quantity	Base Number	Contract	AT	Region	England
% of FP17s for the same patient ID Re-attending within 3 months - Children	62	882	7.0%	11.5%	12.9%	12.0%
% of FP17s for the same patient ID Re-attending within 3 months - Adults	362	3,158	11.5%	17.0%	16.5%	15.9%
% of FP17s for the same patient ID Re-attending between 3 & 9 months - Children	397	882	45.0%	54.2%	59.6%	58.0%
% of FP17s for the same patient ID Re-attending between 3 & 9 months - Adults	1,443	3,158	45.7%	44.6%	52.8%	50.5%
% of FP17s for Band 1 Urgent Courses	168	3,967	4.2%	11.6%	9.1%	9.0%
% of FP17s Relating to Free Repair or Replacements	15	3,967	0.4%	0.9%	1.0%	0.8%
% of FP17s Relating to Continuations	18	3,967	0.5%	1.3%	1.2%	1.1%
% of Patients satisfied with the dentistry they have received	9	10	90.0%	90.7%	91.6%	91.5%
% of Patients satisfied with the time they had to wait for an appointment	7	10	70.0%	87.9%	88.3%	87.9%

* This is based on patients treated on this contract for their most recent course of treatment. Figures in italics indicate the base number of FP17s or Patient Questionnaire responses are less than 100. N/A is shown where the base number of responses is less than 10 during the period. % is calculated as Quantity/Base number*100

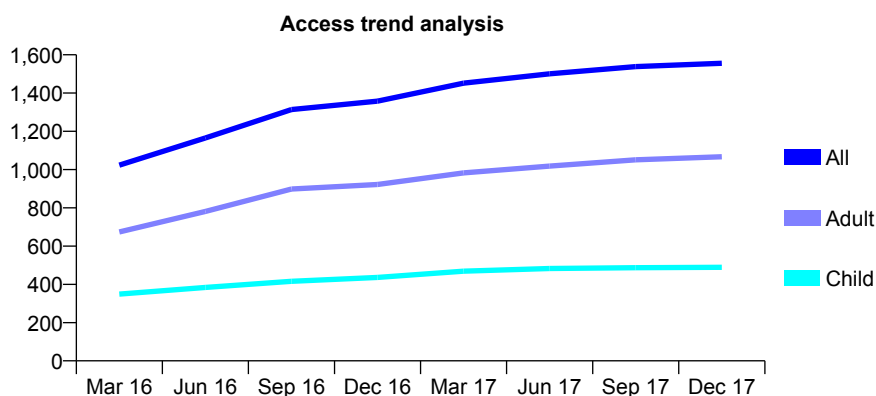
Q48 - Vital Signs At a Glance Contract Report for 181528/0005 - December 2017

Name or company name	Salaried Dental Service, Knowsley
Contract type name	PDS Contract
Purpose of contract	General
Contract start date	01/04/2015
Contract end date	31/08/2018

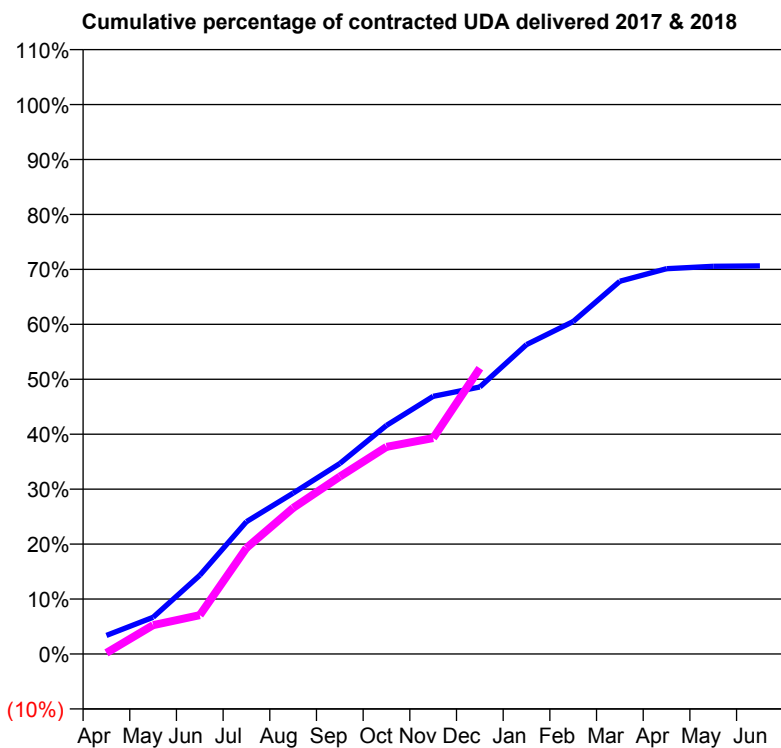
17/18 Contracted general activity (UDA)	3,393
Carry forward general activity (UDA)	0
17/18 Contracted orthodontic activity (UOA)	0
Carry forward orthodontic activity (UOA)	0
Baseline contract value	£427,823.01

ACCESS*

Patients seen in 24 months	Total	Change since previous quarter
Quarter ending December 2016	1,358	
Quarter ending March 2017	1,452	↑
Quarter ending June 2017	1,501	↑
Quarter ending September 2017	1,538	↑
Quarter ending December 2017	1,556	→
Variance since December 2016	14.6%	↑



ACTIVITY



Month	Adjusted Scheduled Activity (UDA)	
	2017	2018
April	115	7
May	227	178
June	486	240
July	817	655
August	993	902
September	1,176	1,096
October	1,412	1,279
November	1,591	1,334
December	1,649	1,765
January	1,911	
February	2,053	
March	2,302	
April	2,379	
May	2,394	
June	2,396	

QUALITY

	Quantity	Base Number	Contract	AT	Region	England
% of FP17s for the same patient ID Re-attending within 3 months - Children	42	543	7.7%	11.5%	12.9%	12.0%
% of FP17s for the same patient ID Re-attending within 3 months - Adults	156	1,036	15.1%	17.0%	16.5%	15.9%
% of FP17s for the same patient ID Re-attending between 3 & 9 months - Children	290	543	53.4%	54.2%	59.6%	58.0%
% of FP17s for the same patient ID Re-attending between 3 & 9 months - Adults	431	1,036	41.6%	44.6%	52.8%	50.5%
% of FP17s for Band 1 Urgent Courses	75	755	9.9%	11.6%	9.1%	9.0%
% of FP17s Relating to Free Repair or Replacements	7	755	0.9%	0.9%	1.0%	0.8%
% of FP17s Relating to Continuations	6	755	0.8%	1.3%	1.2%	1.1%
% of Patients satisfied with the dentistry they have received	3	3	N/A	90.7%	91.6%	91.5%
% of Patients satisfied with the time they had to wait for an appointment	2	3	N/A	87.9%	88.3%	87.9%

* This is based on patients treated on this contract for their most recent course of treatment. Figures in italics indicate the base number of FP17s or Patient Questionnaire responses are less than 100. N/A is shown where the base number of responses is less than 10 during the period. % is calculated as Quantity/Base number*100

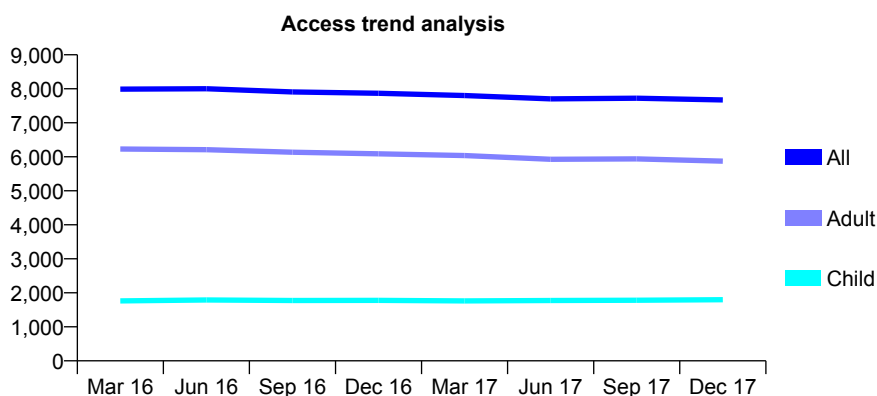
Q48 - Vital Signs At a Glance Contract Report for 182419/0001 - December 2017

Name or company name	Morris & Partners
Contract type name	GDS Contract
Purpose of contract	General
Contract start date	01/04/2011
Contract end date	

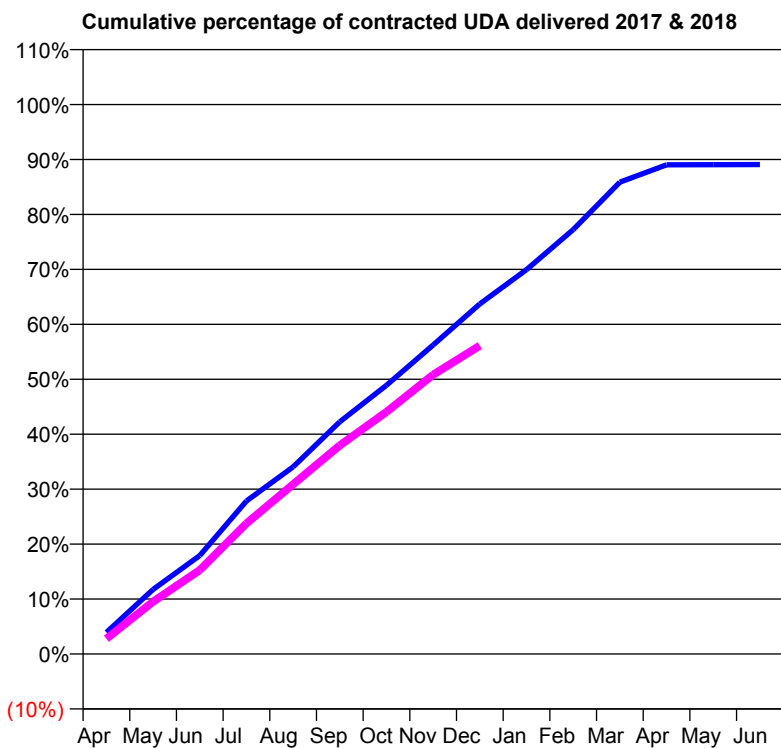
17/18 Contracted general activity (UDA)	25,360
Carry forward general activity (UDA)	0
17/18 Contracted orthodontic activity (UOA)	0
Carry forward orthodontic activity (UOA)	0
Baseline contract value	£654,313.21

ACCESS*

Patients seen in 24 months	Total	Change since previous quarter
Quarter ending December 2016	7,869	
Quarter ending March 2017	7,800	→
Quarter ending June 2017	7,703	↓
Quarter ending September 2017	7,723	→
Quarter ending December 2017	7,671	→
Variance since December 2016	(2.5%)	↓



ACTIVITY



Month	Adjusted Scheduled Activity (UDA)	
	2017	2018
April	1,003	706
May	2,981	2,417
June	4,545	3,872
July	7,064	6,031
August	8,636	7,831
September	10,720	9,625
October	12,406	11,175
November	14,263	12,891
December	16,155	14,233
January	17,740	
February	19,583	
March	21,774	
April	22,579	
May	22,580	
June	22,587	

QUALITY

	Quantity	Base Number	Contract	AT	Region	England
% of FP17s for the same patient ID Re-attending within 3 months - Children	105	1,786	5.9%	11.5%	12.9%	12.0%
% of FP17s for the same patient ID Re-attending within 3 months - Adults	659	5,349	12.3%	17.0%	16.5%	15.9%
% of FP17s for the same patient ID Re-attending between 3 & 9 months - Children	962	1,786	53.9%	54.2%	59.6%	58.0%
% of FP17s for the same patient ID Re-attending between 3 & 9 months - Adults	2,664	5,349	49.8%	44.6%	52.8%	50.5%
% of FP17s for Band 1 Urgent Courses	551	6,730	8.2%	11.6%	9.1%	9.0%
% of FP17s Relating to Free Repair or Replacements	79	6,730	1.2%	0.9%	1.0%	0.8%
% of FP17s Relating to Continuations	102	6,730	1.5%	1.3%	1.2%	1.1%
% of Patients satisfied with the dentistry they have received	11	14	78.6%	90.7%	91.6%	91.5%
% of Patients satisfied with the time they had to wait for an appointment	13	14	92.9%	87.9%	88.3%	87.9%

* This is based on patients treated on this contract for their most recent course of treatment. Figures in italics indicate the base number of FP17s or Patient Questionnaire responses are less than 100. N/A is shown where the base number of responses is less than 10 during the period. % is calculated as Quantity/Base number*100

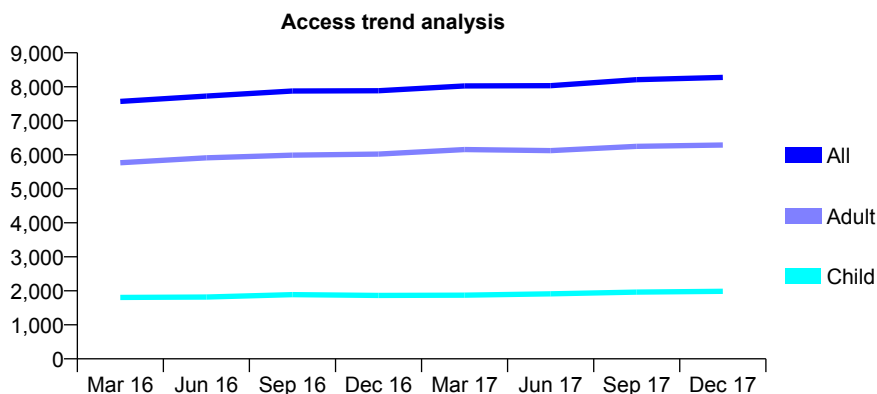
Q48 - Vital Signs At a Glance Contract Report for 184632/0001 - December 2017

Name or company name	Hale Road Dental Practice Limited
Contract type name	GDS Contract
Purpose of contract	General
Contract start date	01/02/2014
Contract end date	

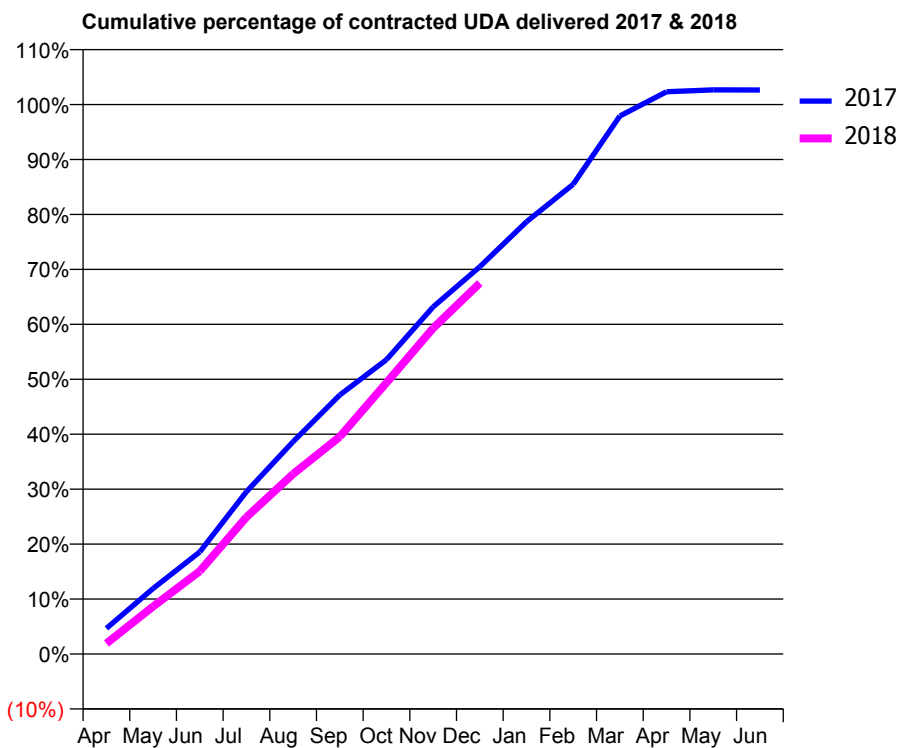
17/18 Contracted general activity (UDA)	22,467
Carry forward general activity (UDA)	0
17/18 Contracted orthodontic activity (UOA)	0
Carry forward orthodontic activity (UOA)	0
Baseline contract value	£600,670.94

ACCESS*

Patients seen in 24 months	Total	Change since previous quarter
Quarter ending December 2016	7,886	
Quarter ending March 2017	8,026	→
Quarter ending June 2017	8,035	→
Quarter ending September 2017	8,211	↑
Quarter ending December 2017	8,277	→
Variance since December 2016	5.0%	↑



ACTIVITY



Month	Adjusted Scheduled Activity (UDA)	
	2017	2018
April	1,060	432
May	2,704	1,945
June	4,215	3,388
July	6,703	5,594
August	8,767	7,365
September	10,693	8,885
October	12,151	11,090
November	14,330	13,325
December	15,988	15,164
January	17,841	
February	19,384	
March	22,203	
April	23,204	
May	23,281	
June	23,280	

QUALITY

	Quantity	Base Number	Contract	AT	Region	England
% of FP17s for the same patient ID Re-attending within 3 months - Children	87	1,588	5.5%	11.5%	12.9%	12.0%
% of FP17s for the same patient ID Re-attending within 3 months - Adults	438	4,325	10.1%	17.0%	16.5%	15.9%
% of FP17s for the same patient ID Re-attending between 3 & 9 months - Children	564	1,588	35.5%	54.2%	59.6%	58.0%
% of FP17s for the same patient ID Re-attending between 3 & 9 months - Adults	1,370	4,325	31.7%	44.6%	52.8%	50.5%
% of FP17s for Band 1 Urgent Courses	862	5,591	15.4%	11.6%	9.1%	9.0%
% of FP17s Relating to Free Repair or Replacements	29	5,591	0.5%	0.9%	1.0%	0.8%
% of FP17s Relating to Continuations	11	5,591	0.2%	1.3%	1.2%	1.1%
% of Patients satisfied with the dentistry they have received	5	5	N/A	90.7%	91.6%	91.5%
% of Patients satisfied with the time they had to wait for an appointment	5	5	N/A	87.9%	88.3%	87.9%

* This is based on patients treated on this contract for their most recent course of treatment. Figures in italics indicate the base number of FP17s or Patient Questionnaire responses are less than 100. N/A is shown where the base number of responses is less than 10 during the period. % is calculated as Quantity/Base number*100

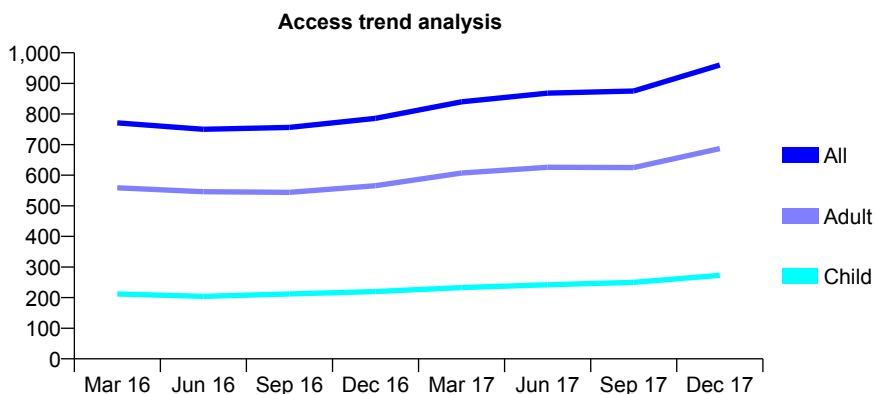
Q48 - Vital Signs At a Glance Contract Report for 185280/0001 - December 2017

Name or company name	Aigburth Smile Centre
Contract type name	GDS Contract
Purpose of contract	General
Contract start date	01/04/2011
Contract end date	

17/18 Contracted general activity (UDA)	2,666
Carry forward general activity (UDA)	0
17/18 Contracted orthodontic activity (UOA)	0
Carry forward orthodontic activity (UOA)	0
Baseline contract value	£68,785.45

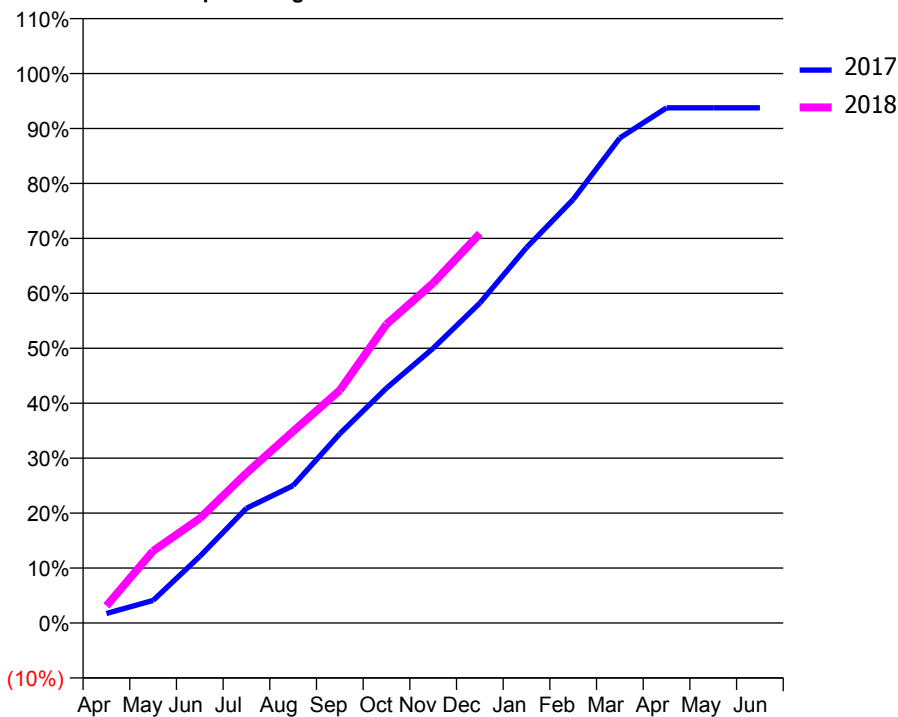
ACCESS*

Patients seen in 24 months	Total	Change since previous quarter
Quarter ending December 2016	786	
Quarter ending March 2017	840	↑
Quarter ending June 2017	868	↑
Quarter ending September 2017	875	→
Quarter ending December 2017	960	↑
Variance since December 2016	22.1%	↑



ACTIVITY

Cumulative percentage of contracted UDA delivered 2017 & 2018



Month	Adjusted Scheduled Activity (UDA)	
	2017	2018
April	46	83
May	110	350
June	323	508
July	556	728
August	666	930
September	918	1,129
October	1,139	1,449
November	1,333	1,649
December	1,552	1,889
January	1,822	
February	2,055	
March	2,353	
April	2,500	
May	2,500	
June	2,500	

QUALITY

	Quantity	Base Number	Contract	AT	Region	England
% of FP17s for the same patient ID Re-attending within 3 months - Children	34	291	11.7%	11.5%	12.9%	12.0%
% of FP17s for the same patient ID Re-attending within 3 months - Adults	119	675	17.6%	17.0%	16.5%	15.9%
% of FP17s for the same patient ID Re-attending between 3 & 9 months - Children	125	291	43.0%	54.2%	59.6%	58.0%
% of FP17s for the same patient ID Re-attending between 3 & 9 months - Adults	271	675	40.1%	44.6%	52.8%	50.5%
% of FP17s for Band 1 Urgent Courses	72	894	8.1%	11.6%	9.1%	9.0%
% of FP17s Relating to Free Repair or Replacements	0	894	0.0%	0.9%	1.0%	0.8%
% of FP17s Relating to Continuations	2	894	0.2%	1.3%	1.2%	1.1%
% of Patients satisfied with the dentistry they have received	3	3	N/A	90.7%	91.6%	91.5%
% of Patients satisfied with the time they had to wait for an appointment	3	3	N/A	87.9%	88.3%	87.9%

* This is based on patients treated on this contract for their most recent course of treatment. Figures in italics indicate the base number of FP17s or Patient Questionnaire responses are less than 100. N/A is shown where the base number of responses is less than 10 during the period. % is calculated as Quantity/Base number*100

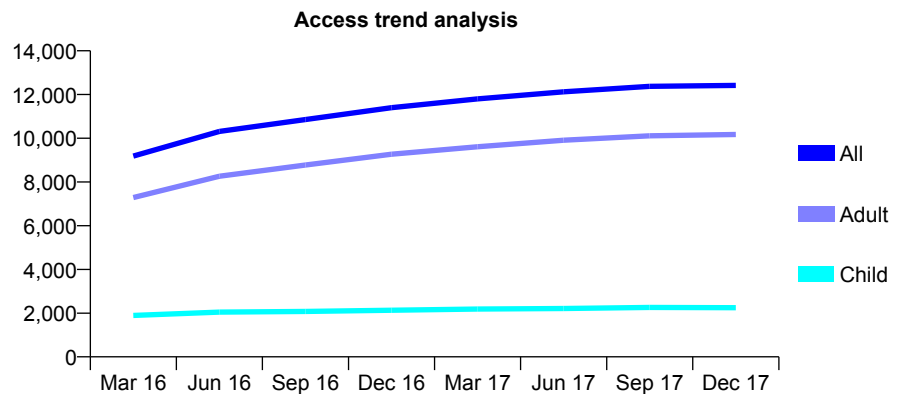
Q48 - Vital Signs At a Glance Contract Report for 187135/0001 - December 2017

Name or company name	Old Mill Lane Dental Practice Partnership
Contract type name	GDS Contract
Purpose of contract	General
Contract start date	01/06/2015
Contract end date	

17/18 Contracted general activity (UDA)	34,136
Carry forward general activity (UDA)	796
17/18 Contracted orthodontic activity (UOA)	0
Carry forward orthodontic activity (UOA)	0
Baseline contract value	£1,131,518.47

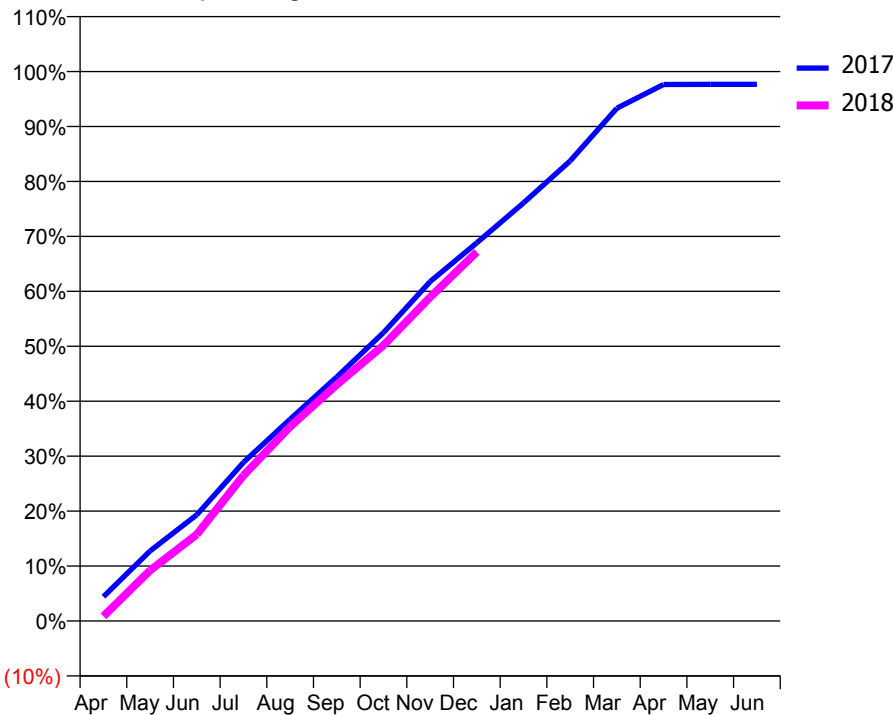
ACCESS*

Patients seen in 24 months	Total	Change since previous quarter
Quarter ending December 2016	11,401	
Quarter ending March 2017	11,798	↑
Quarter ending June 2017	12,124	↑
Quarter ending September 2017	12,373	↑
Quarter ending December 2017	12,417	→
Variance since December 2016	8.9%	↑



ACTIVITY

Cumulative percentage of contracted UDA delivered 2017 & 2018



Month	Adjusted Scheduled Activity (UDA)	
	2017	2018
April	1,512	298
May	4,351	3,147
June	6,599	5,379
July	9,853	9,039
August	12,540	12,075
September	15,167	14,684
October	17,910	17,126
November	21,086	20,113
December	23,498	22,926
January	25,970	
February	28,581	
March	31,853	
April	33,332	
May	33,341	
June	33,340	

QUALITY

	Quantity	Base Number	Contract	AT	Region	England
% of FP17s for the same patient ID Re-attending within 3 months - Children	170	2,900	5.9%	11.5%	12.9%	12.0%
% of FP17s for the same patient ID Re-attending within 3 months - Adults	1,460	10,320	14.1%	17.0%	16.5%	15.9%
% of FP17s for the same patient ID Re-attending between 3 & 9 months - Children	1,950	2,900	67.2%	54.2%	59.6%	58.0%
% of FP17s for the same patient ID Re-attending between 3 & 9 months - Adults	3,753	10,320	36.4%	44.6%	52.8%	50.5%
% of FP17s for Band 1 Urgent Courses	1,110	12,508	8.9%	11.6%	9.1%	9.0%
% of FP17s Relating to Free Repair or Replacements	92	12,508	0.7%	0.9%	1.0%	0.8%
% of FP17s Relating to Continuations	210	12,508	1.7%	1.3%	1.2%	1.1%
% of Patients satisfied with the dentistry they have received	37	41	90.2%	90.7%	91.6%	91.5%
% of Patients satisfied with the time they had to wait for an appointment	37	41	90.2%	87.9%	88.3%	87.9%

* This is based on patients treated on this contract for their most recent course of treatment. Figures in italics indicate the base number of FP17s or Patient Questionnaire responses are less than 100. N/A is shown where the base number of responses is less than 10 during the period. % is calculated as Quantity/Base number*100

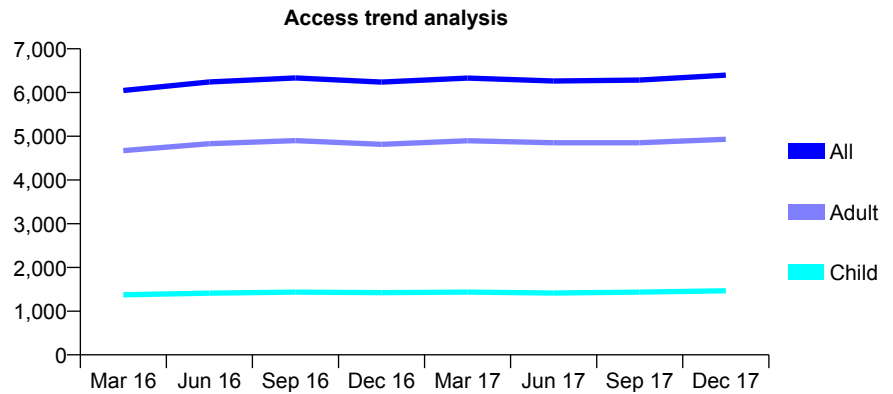
Q48 - Vital Signs At a Glance Contract Report for 187372/0001 - December 2017

Name or company name	KDP Care Limited
Contract type name	GDS Contract
Purpose of contract	General
Contract start date	01/05/2014
Contract end date	

17/18 Contracted general activity (UDA)	18,348
Carry forward general activity (UDA)	0
17/18 Contracted orthodontic activity (UOA)	0
Carry forward orthodontic activity (UOA)	0
Baseline contract value	£592,855.72

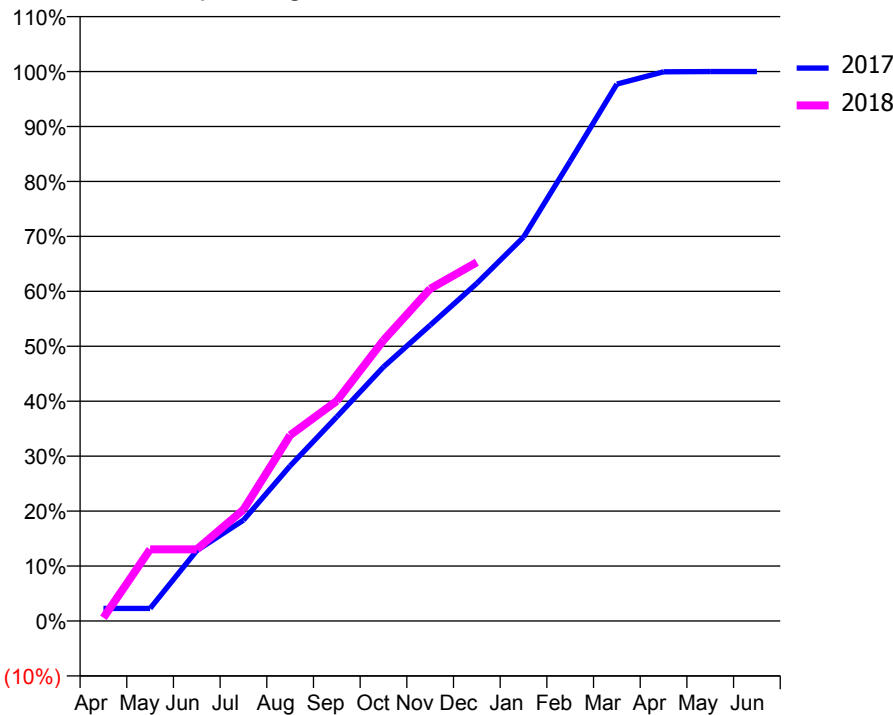
ACCESS*

Patients seen in 24 months	Total	Change since previous quarter
Quarter ending December 2016	6,238	
Quarter ending March 2017	6,332	→
Quarter ending June 2017	6,264	↓
Quarter ending September 2017	6,286	→
Quarter ending December 2017	6,398	→
Variance since December 2016	2.6%	↑



ACTIVITY

Cumulative percentage of contracted UDA delivered 2017 & 2018



Month	Adjusted Scheduled Activity (UDA)	
	2017	2018
April	427	109
May	427	2,394
June	2,389	2,394
July	3,420	3,722
August	5,260	6,206
September	6,925	7,350
October	8,618	9,373
November	10,033	11,095
December	11,454	11,981
January	13,016	
February	15,598	
March	18,208	
April	18,624	
May	18,636	
June	18,636	

QUALITY

	Quantity	Base Number	Contract	AT	Region	England
% of FP17s for the same patient ID Re-attending within 3 months - Children	128	1,497	8.6%	11.5%	12.9%	12.0%
% of FP17s for the same patient ID Re-attending within 3 months - Adults	617	4,359	14.2%	17.0%	16.5%	15.9%
% of FP17s for the same patient ID Re-attending between 3 & 9 months - Children	795	1,497	53.1%	54.2%	59.6%	58.0%
% of FP17s for the same patient ID Re-attending between 3 & 9 months - Adults	2,168	4,359	49.7%	44.6%	52.8%	50.5%
% of FP17s for Band 1 Urgent Courses	564	5,631	10.0%	11.6%	9.1%	9.0%
% of FP17s Relating to Free Repair or Replacements	38	5,631	0.7%	0.9%	1.0%	0.8%
% of FP17s Relating to Continuations	122	5,631	2.2%	1.3%	1.2%	1.1%
% of Patients satisfied with the dentistry they have received	6	6	N/A	90.7%	91.6%	91.5%
% of Patients satisfied with the time they had to wait for an appointment	5	6	N/A	87.9%	88.3%	87.9%

* This is based on patients treated on this contract for their most recent course of treatment. Figures in italics indicate the base number of FP17s or Patient Questionnaire responses are less than 100. N/A is shown where the base number of responses is less than 10 during the period. % is calculated as Quantity/Base number*100

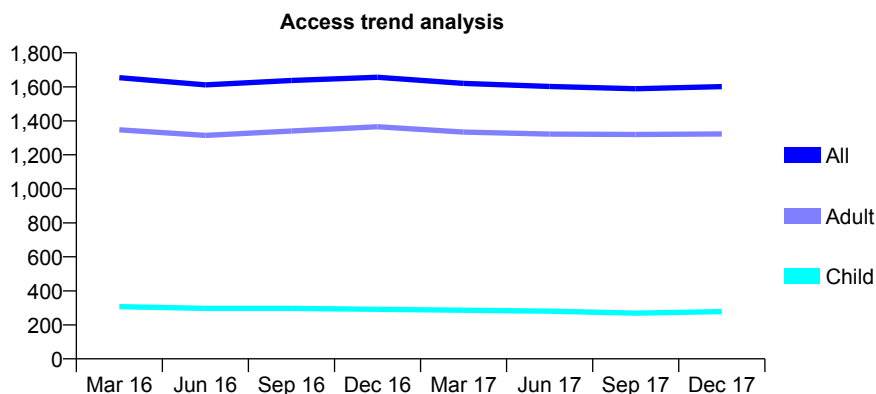
Q48 - Vital Signs At a Glance Contract Report for 189871/0001 - December 2017

Name or company name	St Johns Rd Dental Practice
Contract type name	PDS Contract
Purpose of contract	General
Contract start date	01/07/2011
Contract end date	30/06/2021

17/18 Contracted general activity (UDA)	6,652
Carry forward general activity (UDA)	45
17/18 Contracted orthodontic activity (UOA)	0
Carry forward orthodontic activity (UOA)	0
Baseline contract value	£225,584.69

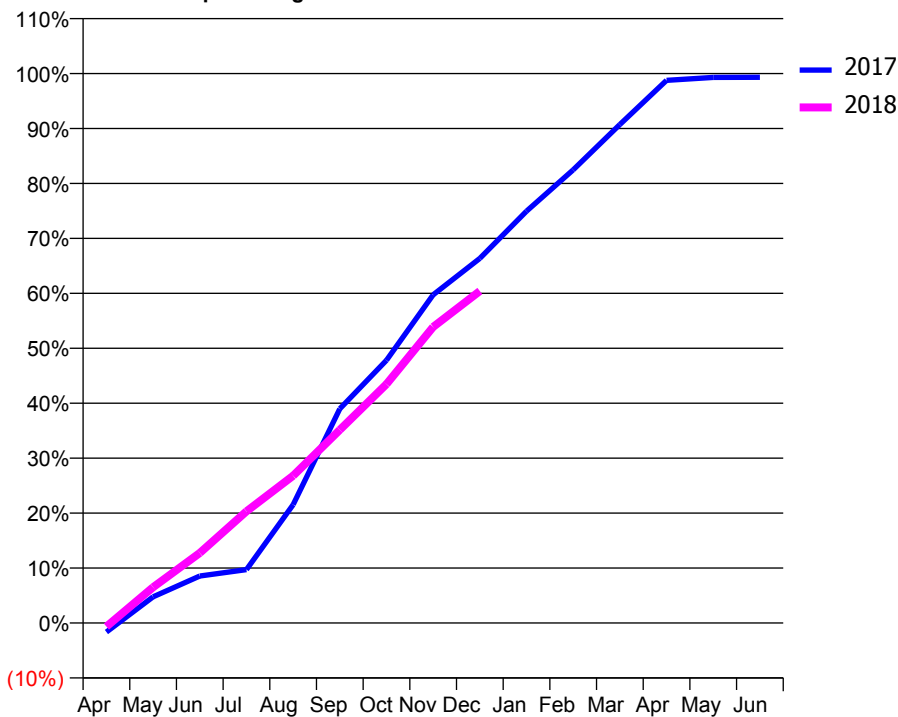
ACCESS*

Patients seen in 24 months	Total	Change since previous quarter
Quarter ending December 2016	1,656	
Quarter ending March 2017	1,620	↓
Quarter ending June 2017	1,602	↓
Quarter ending September 2017	1,589	→
Quarter ending December 2017	1,601	→
Variance since December 2016	(3.3%)	↓



ACTIVITY

Cumulative percentage of contracted UDA delivered 2017 & 2018



Month	Adjusted Scheduled Activity (UDA)	
	2017	2018
April	-111	-45
May	318	433
June	568	848
July	647	1,352
August	1,433	1,783
September	2,593	2,339
October	3,181	2,892
November	3,973	3,585
December	4,414	4,019
January	4,985	
February	5,486	
March	6,035	
April	6,569	
May	6,604	
June	6,607	

QUALITY

	Quantity	Base Number	Contract	AT	Region	England
% of FP17s for the same patient ID Re-attending within 3 months - Children	90	409	22.0%	11.5%	12.9%	12.0%
% of FP17s for the same patient ID Re-attending within 3 months - Adults	313	1,543	20.3%	17.0%	16.5%	15.9%
% of FP17s for the same patient ID Re-attending between 3 & 9 months - Children	215	409	52.6%	54.2%	59.6%	58.0%
% of FP17s for the same patient ID Re-attending between 3 & 9 months - Adults	853	1,543	55.3%	44.6%	52.8%	50.5%
% of FP17s for Band 1 Urgent Courses	94	1,710	5.5%	11.6%	9.1%	9.0%
% of FP17s Relating to Free Repair or Replacements	30	1,710	1.8%	0.9%	1.0%	0.8%
% of FP17s Relating to Continuations	8	1,710	0.5%	1.3%	1.2%	1.1%
% of Patients satisfied with the dentistry they have received	3	4	N/A	90.7%	91.6%	91.5%
% of Patients satisfied with the time they had to wait for an appointment	4	4	N/A	87.9%	88.3%	87.9%

* This is based on patients treated on this contract for their most recent course of treatment. Figures in italics indicate the base number of FP17s or Patient Questionnaire responses are less than 100. N/A is shown where the base number of responses is less than 10 during the period. % is calculated as Quantity/Base number*100

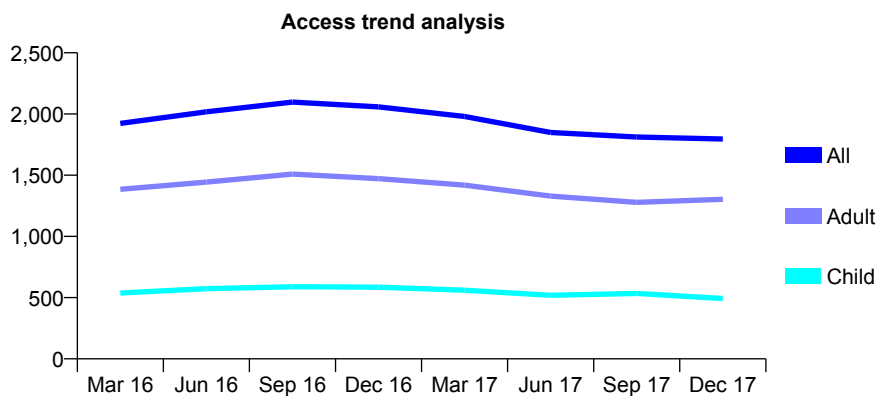
Q48 - Vital Signs At a Glance Contract Report for 190020/0001 - December 2017

Name or company name	Danescroft Dental Practice Ltd
Contract type name	GDS Contract
Purpose of contract	General
Contract start date	01/07/2009
Contract end date	

17/18 Contracted general activity (UDA)	6,926
Carry forward general activity (UDA)	0
17/18 Contracted orthodontic activity (UOA)	0
Carry forward orthodontic activity (UOA)	0
Baseline contract value	£210,952.65

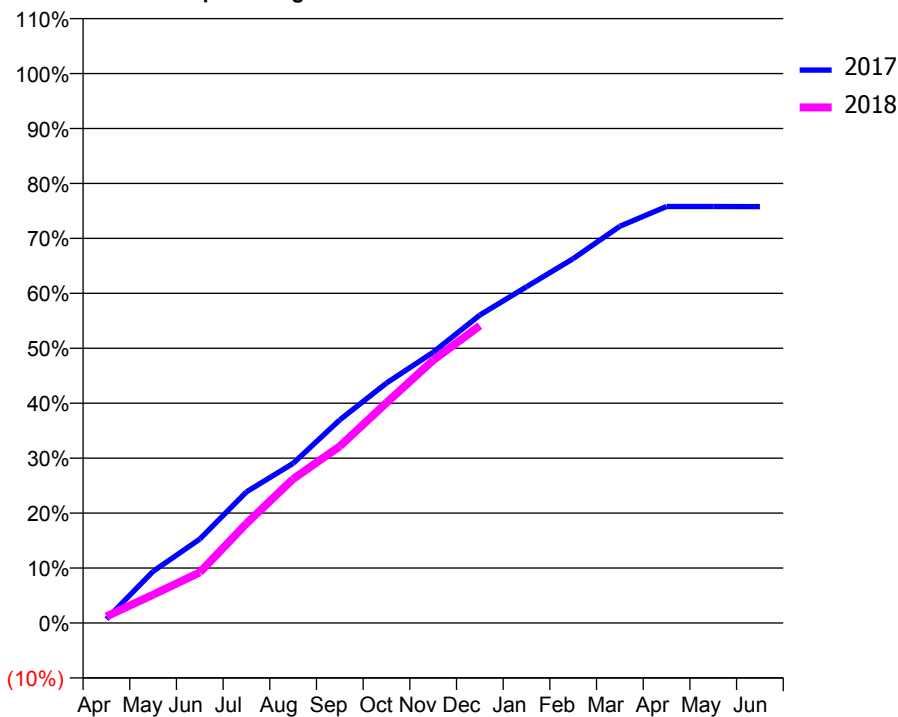
ACCESS*

Patients seen in 24 months	Total	Change since previous quarter
Quarter ending December 2016	2,058	
Quarter ending March 2017	1,980	↓
Quarter ending June 2017	1,849	↓
Quarter ending September 2017	1,812	↓
Quarter ending December 2017	1,796	→
Variance since December 2016	(12.7%)	↓



ACTIVITY

Cumulative percentage of contracted UDA delivered 2017 & 2018



Month	Adjusted Scheduled Activity (UDA)	
	2017	2018
April	49	83
May	651	357
June	1,059	637
July	1,654	1,255
August	2,013	1,817
September	2,561	2,228
October	3,025	2,776
November	3,412	3,312
December	3,881	3,747
January	4,238	
February	4,593	
March	5,001	
April	5,250	
May	5,250	
June	5,249	

QUALITY

	Quantity	Base Number	Contract	AT	Region	England
% of FP17s for the same patient ID Re-attending within 3 months - Children	43	525	8.2%	11.5%	12.9%	12.0%
% of FP17s for the same patient ID Re-attending within 3 months - Adults	164	1,184	13.9%	17.0%	16.5%	15.9%
% of FP17s for the same patient ID Re-attending between 3 & 9 months - Children	231	525	44.0%	54.2%	59.6%	58.0%
% of FP17s for the same patient ID Re-attending between 3 & 9 months - Adults	397	1,184	33.5%	44.6%	52.8%	50.5%
% of FP17s for Band 1 Urgent Courses	247	1,586	15.6%	11.6%	9.1%	9.0%
% of FP17s Relating to Free Repair or Replacements	10	1,586	0.6%	0.9%	1.0%	0.8%
% of FP17s Relating to Continuations	9	1,586	0.6%	1.3%	1.2%	1.1%
% of Patients satisfied with the dentistry they have received	2	3	N/A	90.7%	91.6%	91.5%
% of Patients satisfied with the time they had to wait for an appointment	3	3	N/A	87.9%	88.3%	87.9%

* This is based on patients treated on this contract for their most recent course of treatment. Figures in italics indicate the base number of FP17s or Patient Questionnaire responses are less than 100. N/A is shown where the base number of responses is less than 10 during the period. % is calculated as Quantity/Base number*100

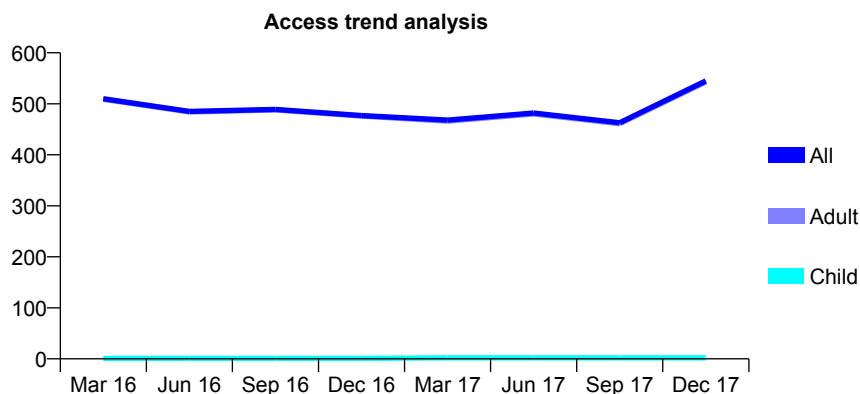
Q48 - Vital Signs At a Glance Contract Report for 190020/0002 - December 2017

Name or company name	Danescroft Dental Practice Ltd
Contract type name	GDS Contract
Purpose of contract	General
Contract start date	01/07/2009
Contract end date	

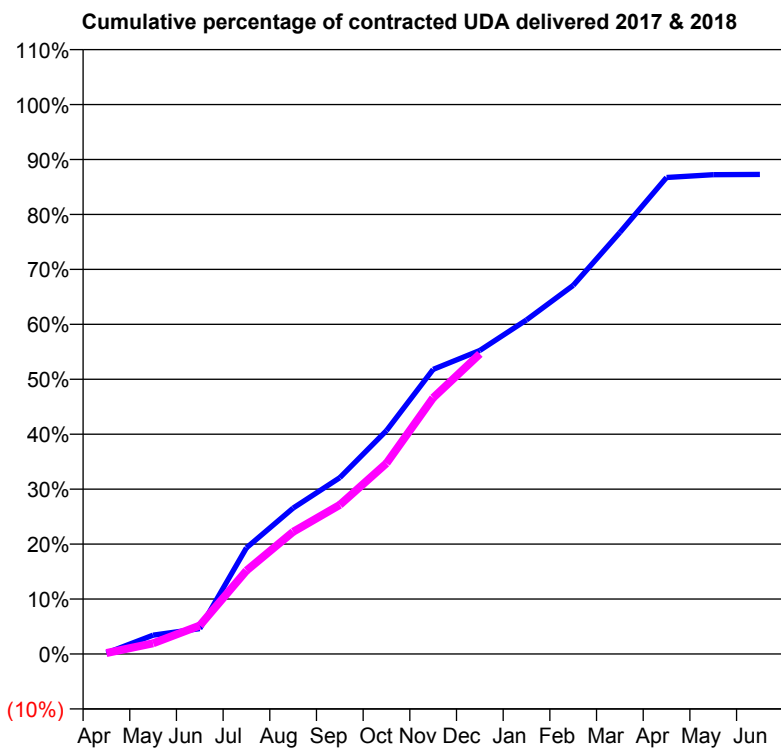
17/18 Contracted general activity (UDA)	2,100
Carry forward general activity (UDA)	0
17/18 Contracted orthodontic activity (UOA)	0
Carry forward orthodontic activity (UOA)	0
Baseline contract value	£192,888.24

ACCESS*

Patients seen in 24 months	Total	Change since previous quarter
Quarter ending December 2016	477	
Quarter ending March 2017	468	↓
Quarter ending June 2017	482	↑
Quarter ending September 2017	463	↓
Quarter ending December 2017	545	↑
Variance since December 2016	14.3%	↑



ACTIVITY



Month	Adjusted Scheduled Activity (UDA)	
	2017	2018
April	4	4
May	72	41
June	97	109
July	406	319
August	558	467
September	674	570
October	854	729
November	1,088	979
December	1,160	1,147
January	1,277	
February	1,409	
March	1,611	
April	1,821	
May	1,832	
June	1,833	

QUALITY

	Quantity	Base Number	Contract	AT	Region	England
% of FP17s for the same patient ID Re-attending within 3 months - Children	0	0	N/A	11.5%	12.9%	12.0%
% of FP17s for the same patient ID Re-attending within 3 months - Adults	21	343	6.1%	17.0%	16.5%	15.9%
% of FP17s for the same patient ID Re-attending between 3 & 9 months - Children	0	0	N/A	54.2%	59.6%	58.0%
% of FP17s for the same patient ID Re-attending between 3 & 9 months - Adults	37	343	10.8%	44.6%	52.8%	50.5%
% of FP17s for Band 1 Urgent Courses	0	274	0.0%	11.6%	9.1%	9.0%
% of FP17s Relating to Free Repair or Replacements	0	274	0.0%	0.9%	1.0%	0.8%
% of FP17s Relating to Continuations	3	274	1.1%	1.3%	1.2%	1.1%
% of Patients satisfied with the dentistry they have received	0	0	N/A	90.7%	91.6%	91.5%
% of Patients satisfied with the time they had to wait for an appointment	0	0	N/A	87.9%	88.3%	87.9%

* This is based on patients treated on this contract for their most recent course of treatment. Figures in italics indicate the base number of FP17s or Patient Questionnaire responses are less than 100. N/A is shown where the base number of responses is less than 10 during the period. % is calculated as Quantity/Base number*100

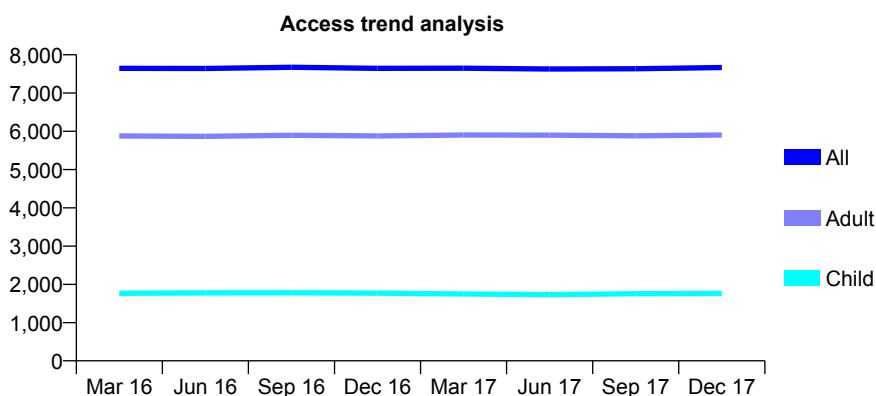
Q48 - Vital Signs At a Glance Contract Report for 190403/0001 - December 2017

Name or company name	Chantastic Limited
Contract type name	GDS Contract
Purpose of contract	General
Contract start date	01/04/2011
Contract end date	

17/18 Contracted general activity (UDA)	24,058
Carry forward general activity (UDA)	930
17/18 Contracted orthodontic activity (UOA)	0
Carry forward orthodontic activity (UOA)	0
Baseline contract value	£622,397.92

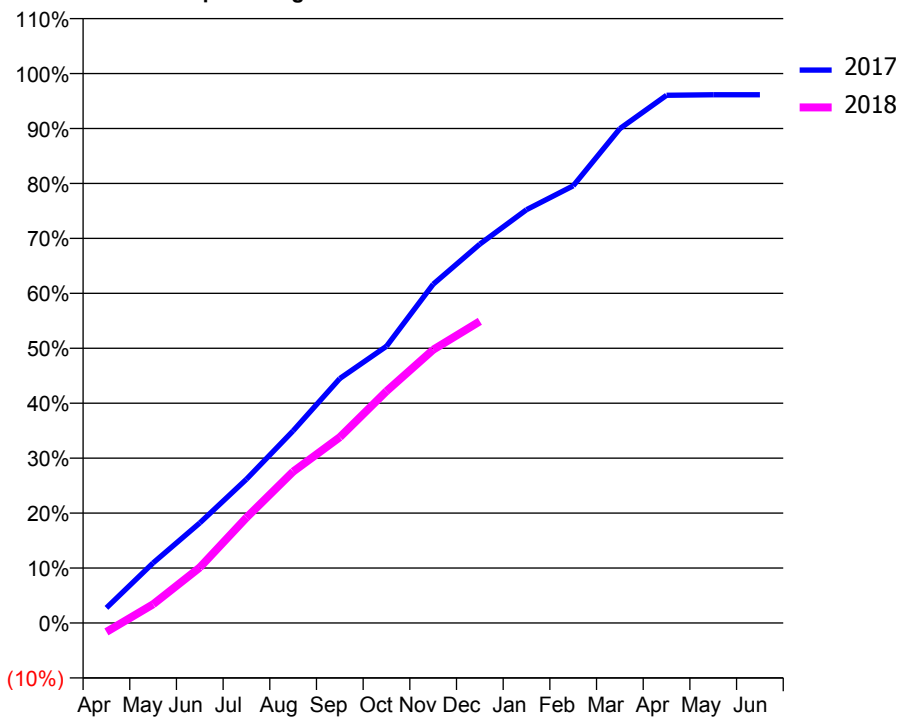
ACCESS*

Patients seen in 24 months	Total	Change since previous quarter
Quarter ending December 2016	7,647	
Quarter ending March 2017	7,650	→
Quarter ending June 2017	7,628	→
Quarter ending September 2017	7,636	→
Quarter ending December 2017	7,668	→
Variance since December 2016	0.3%	→



ACTIVITY

Cumulative percentage of contracted UDA delivered 2017 & 2018



QUALITY

	Quantity	Base Number	Contract	AT	Region	England
% of FP17s for the same patient ID Re-attending within 3 months - Children	79	1,803	4.4%	11.5%	12.9%	12.0%
% of FP17s for the same patient ID Re-attending within 3 months - Adults	541	5,535	9.8%	17.0%	16.5%	15.9%
% of FP17s for the same patient ID Re-attending between 3 & 9 months - Children	1,055	1,803	58.5%	54.2%	59.6%	58.0%
% of FP17s for the same patient ID Re-attending between 3 & 9 months - Adults	2,908	5,535	52.5%	44.6%	52.8%	50.5%
% of FP17s for Band 1 Urgent Courses	593	6,837	8.7%	11.6%	9.1%	9.0%
% of FP17s Relating to Free Repair or Replacements	21	6,837	0.3%	0.9%	1.0%	0.8%
% of FP17s Relating to Continuations	59	6,837	0.9%	1.3%	1.2%	1.1%
% of Patients satisfied with the dentistry they have received	6	6	N/A	90.7%	91.6%	91.5%
% of Patients satisfied with the time they had to wait for an appointment	5	6	N/A	87.9%	88.3%	87.9%

* This is based on patients treated on this contract for their most recent course of treatment. Figures in italics indicate the base number of FP17s or Patient Questionnaire responses are less than 100. N/A is shown where the base number of responses is less than 10 during the period. % is calculated as Quantity/Base number*100

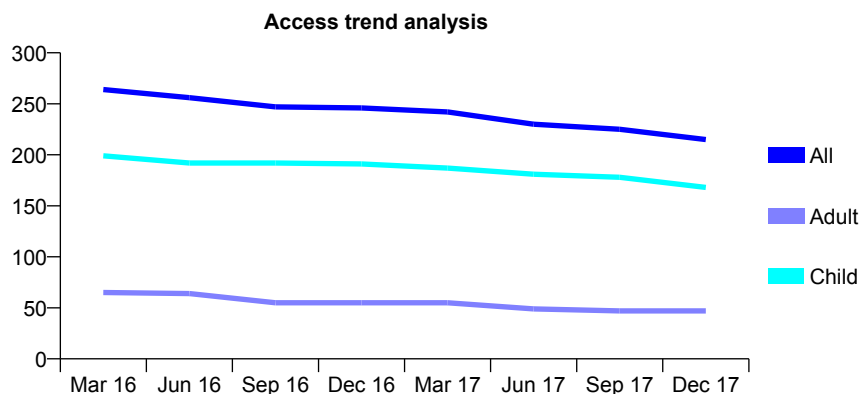
Q48 - Vital Signs At a Glance Contract Report for 190667/0001 - December 2017

Name or company name	Rainford Dental Surgery Limited
Contract type name	GDS Contract
Purpose of contract	General
Contract start date	01/04/2011
Contract end date	

17/18 Contracted general activity (UDA)	500
Carry forward general activity (UDA)	0
17/18 Contracted orthodontic activity (UOA)	0
Carry forward orthodontic activity (UOA)	0
Baseline contract value	£10,714.41

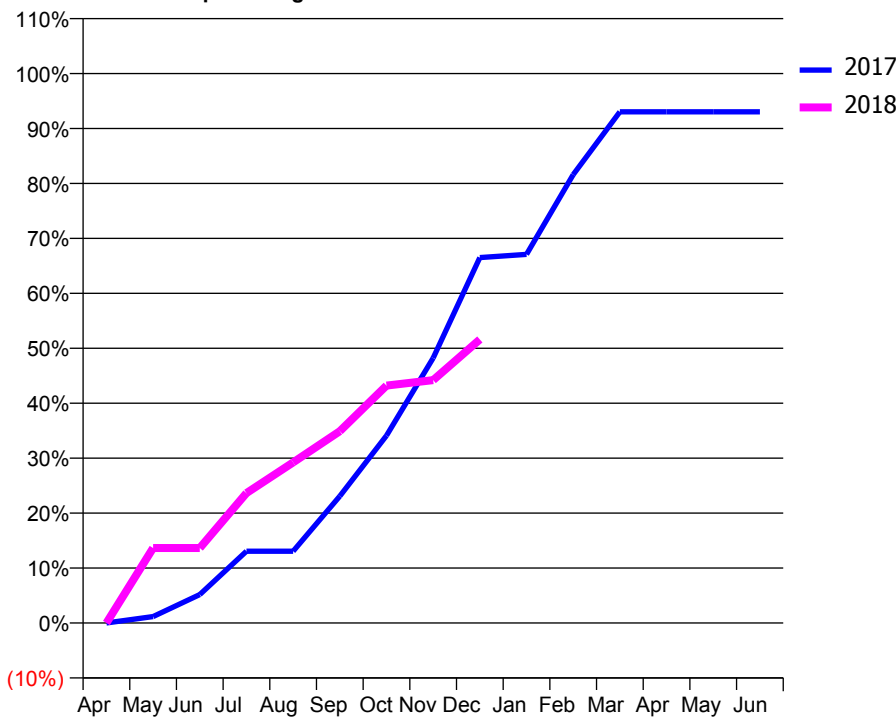
ACCESS*

Patients seen in 24 months	Total	Change since previous quarter
Quarter ending December 2016	246	
Quarter ending March 2017	242	↓
Quarter ending June 2017	230	↓
Quarter ending September 2017	225	↓
Quarter ending December 2017	215	↓
Variance since December 2016	(12.6%)	↓



ACTIVITY

Cumulative percentage of contracted UDA delivered 2017 & 2018



Month	Adjusted Scheduled Activity (UDA)	
	2017	2018
April	0	0
May	6	68
June	26	68
July	67	118
August	67	146
September	118	175
October	174	216
November	246	221
December	339	258
January	342	
February	416	
March	474	
April	474	
May	474	
June	474	

QUALITY

	Quantity	Base Number	Contract	AT	Region	England
% of FP17s for the same patient ID Re-attending within 3 months - Children	2	163	1.2%	11.5%	12.9%	12.0%
% of FP17s for the same patient ID Re-attending within 3 months - Adults	2	27	7.4%	17.0%	16.5%	15.9%
% of FP17s for the same patient ID Re-attending between 3 & 9 months - Children	104	163	63.8%	54.2%	59.6%	58.0%
% of FP17s for the same patient ID Re-attending between 3 & 9 months - Adults	19	27	70.4%	44.6%	52.8%	50.5%
% of FP17s for Band 1 Urgent Courses	5	190	2.6%	11.6%	9.1%	9.0%
% of FP17s Relating to Free Repair or Replacements	0	190	0.0%	0.9%	1.0%	0.8%
% of FP17s Relating to Continuations	0	190	0.0%	1.3%	1.2%	1.1%
% of Patients satisfied with the dentistry they have received	1	1	N/A	90.7%	91.6%	91.5%
% of Patients satisfied with the time they had to wait for an appointment	1	1	N/A	87.9%	88.3%	87.9%

* This is based on patients treated on this contract for their most recent course of treatment. Figures in italics indicate the base number of FP17s or Patient Questionnaire responses are less than 100. N/A is shown where the base number of responses is less than 10 during the period. % is calculated as Quantity/Base number*100

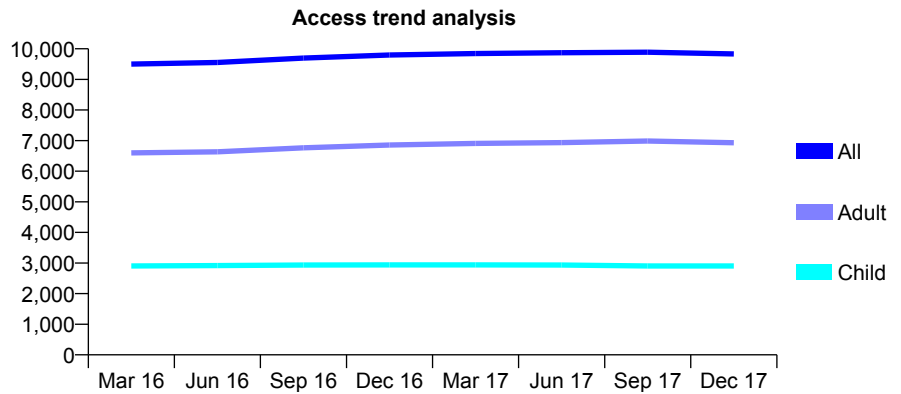
Q48 - Vital Signs At a Glance Contract Report for 190705/0001 - December 2017

Name or company name	J E Thorpe and Associates Ltd
Contract type name	GDS Contract
Purpose of contract	General
Contract start date	01/04/2009
Contract end date	

17/18 Contracted general activity (UDA)	26,250
Carry forward general activity (UDA)	178
17/18 Contracted orthodontic activity (UOA)	0
Carry forward orthodontic activity (UOA)	0
Baseline contract value	£639,806.64

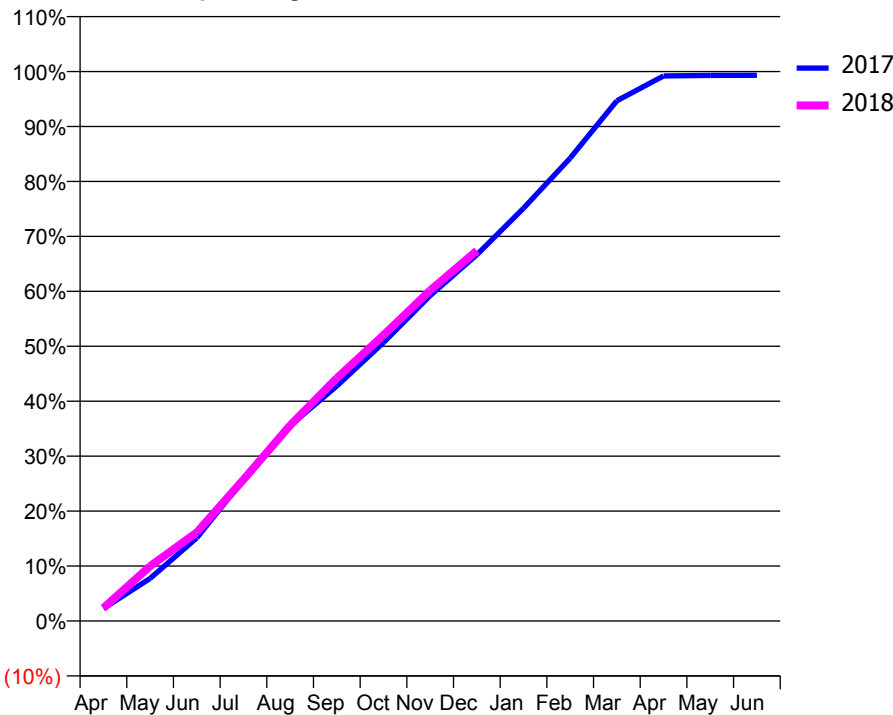
ACCESS*

Patients seen in 24 months	Total	Change since previous quarter
Quarter ending December 2016	9,796	
Quarter ending March 2017	9,845	→
Quarter ending June 2017	9,872	→
Quarter ending September 2017	9,891	→
Quarter ending December 2017	9,833	→
Variance since December 2016	0.4%	→



ACTIVITY

Cumulative percentage of contracted UDA delivered 2017 & 2018



Month	Adjusted Scheduled Activity (UDA)	
	2017	2018
April	596	619
May	2,036	2,624
June	3,974	4,236
July	6,752	6,754
August	9,330	9,350
September	11,229	11,606
October	13,305	13,653
November	15,549	15,795
December	17,494	17,695
January	19,720	
February	22,116	
March	24,852	
April	26,040	
May	26,065	
June	26,072	

QUALITY

	Quantity	Base Number	Contract	AT	Region	England
% of FP17s for the same patient ID Re-attending within 3 months - Children	289	3,771	7.7%	11.5%	12.9%	12.0%
% of FP17s for the same patient ID Re-attending within 3 months - Adults	811	6,004	13.5%	17.0%	16.5%	15.9%
% of FP17s for the same patient ID Re-attending between 3 & 9 months - Children	2,461	3,771	65.3%	54.2%	59.6%	58.0%
% of FP17s for the same patient ID Re-attending between 3 & 9 months - Adults	2,710	6,004	45.1%	44.6%	52.8%	50.5%
% of FP17s for Band 1 Urgent Courses	636	8,838	7.2%	11.6%	9.1%	9.0%
% of FP17s Relating to Free Repair or Replacements	56	8,838	0.6%	0.9%	1.0%	0.8%
% of FP17s Relating to Continuations	141	8,838	1.6%	1.3%	1.2%	1.1%
% of Patients satisfied with the dentistry they have received	19	20	95.0%	90.7%	91.6%	91.5%
% of Patients satisfied with the time they had to wait for an appointment	17	20	85.0%	87.9%	88.3%	87.9%

* This is based on patients treated on this contract for their most recent course of treatment. Figures in italics indicate the base number of FP17s or Patient Questionnaire responses are less than 100. N/A is shown where the base number of responses is less than 10 during the period. % is calculated as Quantity/Base number*100

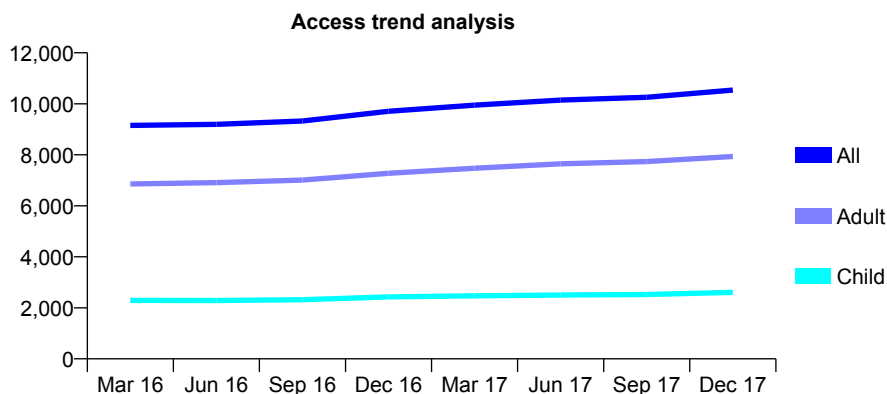
Q48 - Vital Signs At a Glance Contract Report for 190969/0001 - December 2017

Name or company name	Sheil Road Dental Practice
Contract type name	GDS Contract
Purpose of contract	General
Contract start date	01/09/2009
Contract end date	

17/18 Contracted general activity (UDA)	34,500
Carry forward general activity (UDA)	0
17/18 Contracted orthodontic activity (UOA)	0
Carry forward orthodontic activity (UOA)	0
Baseline contract value	£933,879.35

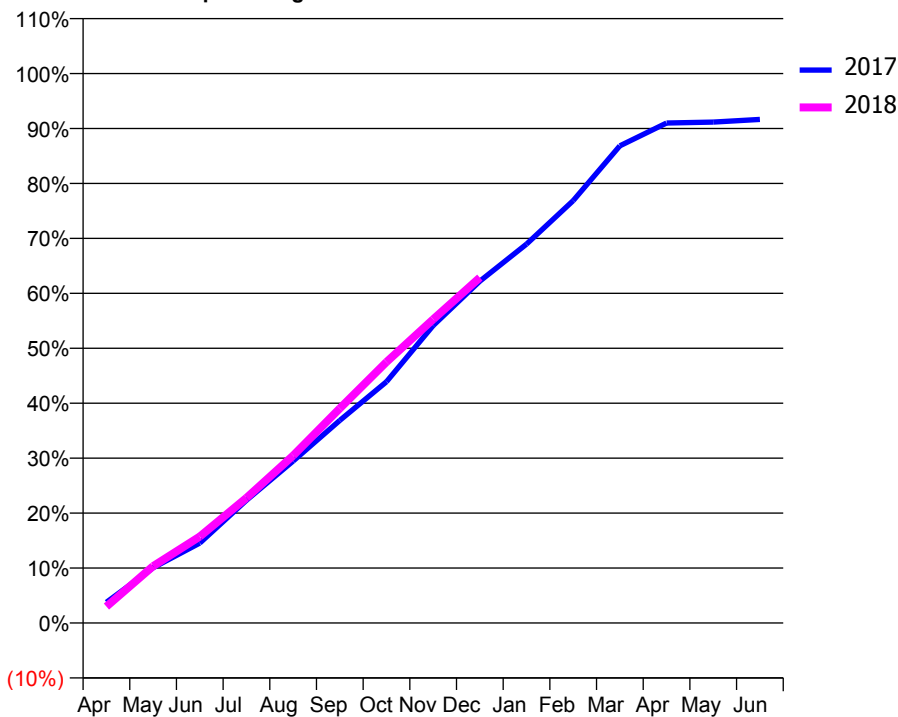
ACCESS*

Patients seen in 24 months	Total	Change since previous quarter
Quarter ending December 2016	9,705	
Quarter ending March 2017	9,948	↑
Quarter ending June 2017	10,148	↑
Quarter ending September 2017	10,257	→
Quarter ending December 2017	10,541	↑
Variance since December 2016	8.6%	↑



ACTIVITY

Cumulative percentage of contracted UDA delivered 2017 & 2018



Month	Adjusted Scheduled Activity (UDA)	
	2017	2018
April	1,306	1,035
May	3,468	3,571
June	5,015	5,427
July	7,705	7,858
August	10,171	10,513
September	12,722	13,471
October	15,146	16,390
November	18,675	19,068
December	21,461	21,687
January	23,787	
February	26,515	
March	29,963	
April	31,390	
May	31,451	
June	31,613	

QUALITY

	Quantity	Base Number	Contract	AT	Region	England
% of FP17s for the same patient ID Re-attending within 3 months - Children	253	2,560	9.9%	11.5%	12.9%	12.0%
% of FP17s for the same patient ID Re-attending within 3 months - Adults	1,368	7,557	18.1%	17.0%	16.5%	15.9%
% of FP17s for the same patient ID Re-attending between 3 & 9 months - Children	1,188	2,560	46.4%	54.2%	59.6%	58.0%
% of FP17s for the same patient ID Re-attending between 3 & 9 months - Adults	3,071	7,557	40.6%	44.6%	52.8%	50.5%
% of FP17s for Band 1 Urgent Courses	1,362	8,928	15.3%	11.6%	9.1%	9.0%
% of FP17s Relating to Free Repair or Replacements	48	8,928	0.5%	0.9%	1.0%	0.8%
% of FP17s Relating to Continuations	57	8,928	0.6%	1.3%	1.2%	1.1%
% of Patients satisfied with the dentistry they have received	14	16	87.5%	90.7%	91.6%	91.5%
% of Patients satisfied with the time they had to wait for an appointment	13	16	81.3%	87.9%	88.3%	87.9%

* This is based on patients treated on this contract for their most recent course of treatment. Figures in italics indicate the base number of FP17s or Patient Questionnaire responses are less than 100. N/A is shown where the base number of responses is less than 10 during the period. % is calculated as Quantity/Base number*100

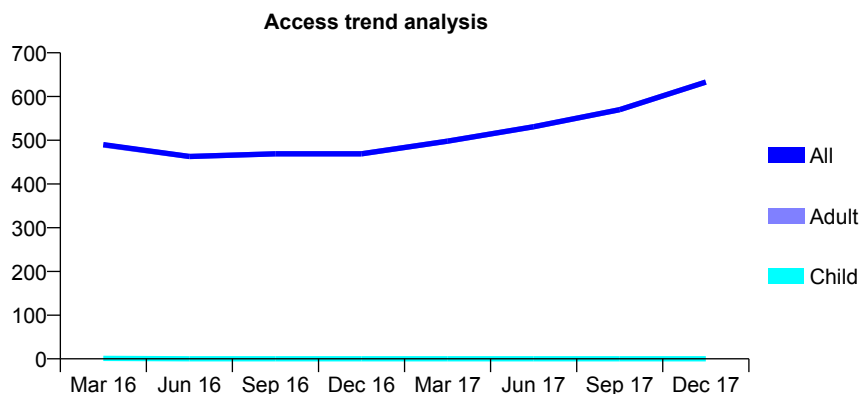
Q48 - Vital Signs At a Glance Contract Report for 190969/0002 - December 2017

Name or company name	Sheil Road Dental Practice
Contract type name	GDS Contract
Purpose of contract	General
Contract start date	01/01/2010
Contract end date	31/03/2018

17/18 Contracted general activity (UDA)	1,750
Carry forward general activity (UDA)	0
17/18 Contracted orthodontic activity (UOA)	0
Carry forward orthodontic activity (UOA)	0
Baseline contract value	£56,158.88

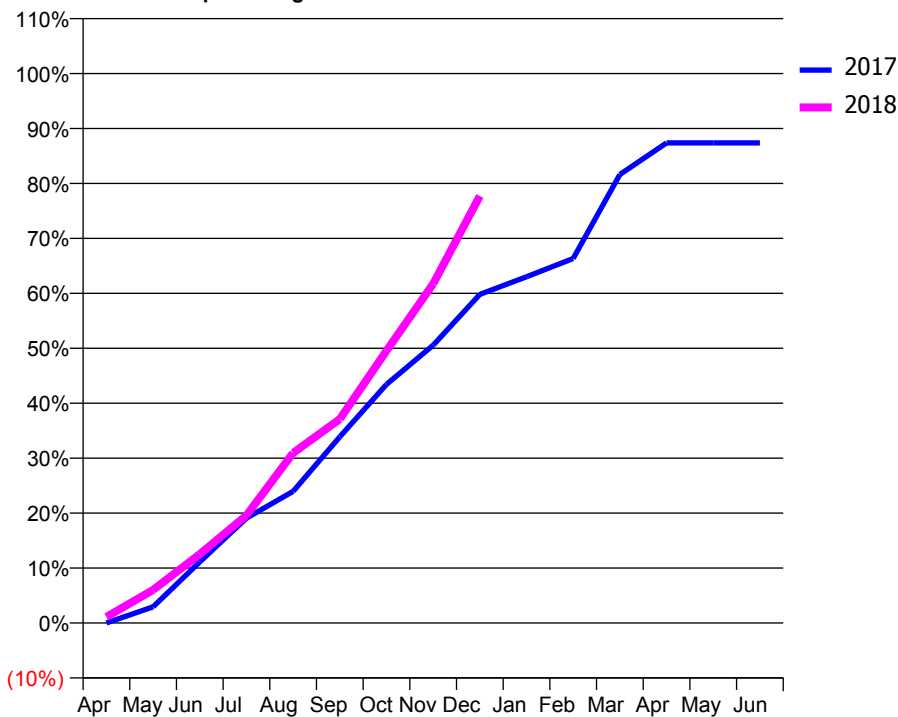
ACCESS*

Patients seen in 24 months	Total	Change since previous quarter
Quarter ending December 2016	469	
Quarter ending March 2017	498	↑
Quarter ending June 2017	531	↑
Quarter ending September 2017	570	↑
Quarter ending December 2017	633	↑
Variance since December 2016	35.0%	↑



ACTIVITY

Cumulative percentage of contracted UDA delivered 2017 & 2018



Month	Adjusted Scheduled Activity (UDA)	
	2017	2018
April	0	19
May	52	105
June	195	219
July	334	343
August	419	542
September	593	650
October	760	867
November	885	1,080
December	1,046	1,360
January	1,103	
February	1,161	
March	1,428	
April	1,529	
May	1,529	
June	1,529	

QUALITY

	Quantity	Base Number	Contract	AT	Region	England
% of FP17s for the same patient ID Re-attending within 3 months - Children	0	0	N/A	11.5%	12.9%	12.0%
% of FP17s for the same patient ID Re-attending within 3 months - Adults	30	416	7.2%	17.0%	16.5%	15.9%
% of FP17s for the same patient ID Re-attending between 3 & 9 months - Children	0	0	N/A	54.2%	59.6%	58.0%
% of FP17s for the same patient ID Re-attending between 3 & 9 months - Adults	67	416	16.1%	44.6%	52.8%	50.5%
% of FP17s for Band 1 Urgent Courses	41	393	10.4%	11.6%	9.1%	9.0%
% of FP17s Relating to Free Repair or Replacements	0	393	0.0%	0.9%	1.0%	0.8%
% of FP17s Relating to Continuations	7	393	1.8%	1.3%	1.2%	1.1%
% of Patients satisfied with the dentistry they have received	1	1	N/A	90.7%	91.6%	91.5%
% of Patients satisfied with the time they had to wait for an appointment	1	1	N/A	87.9%	88.3%	87.9%

* This is based on patients treated on this contract for their most recent course of treatment. Figures in italics indicate the base number of FP17s or Patient Questionnaire responses are less than 100. N/A is shown where the base number of responses is less than 10 during the period. % is calculated as Quantity/Base number*100

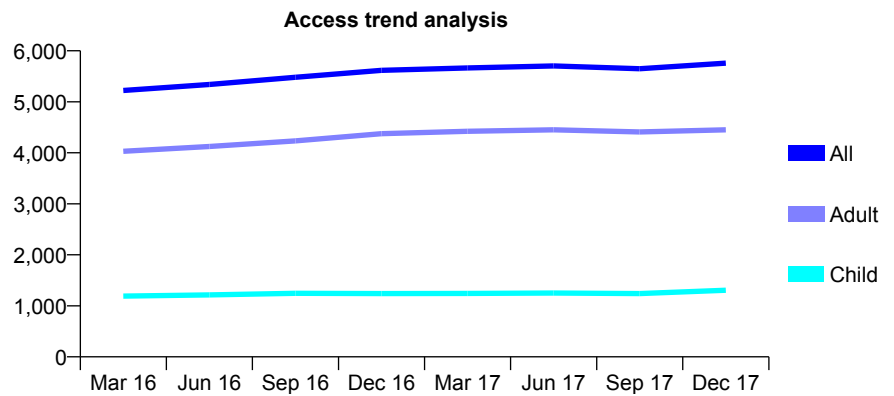
Q48 - Vital Signs At a Glance Contract Report for 193003/0001 - December 2017

Name or company name	Aintree Dental Practice
Contract type name	GDS Contract
Purpose of contract	General
Contract start date	01/06/2009
Contract end date	

17/18 Contracted general activity (UDA)	20,439
Carry forward general activity (UDA)	0
17/18 Contracted orthodontic activity (UOA)	0
Carry forward orthodontic activity (UOA)	0
Baseline contract value	£527,334.92

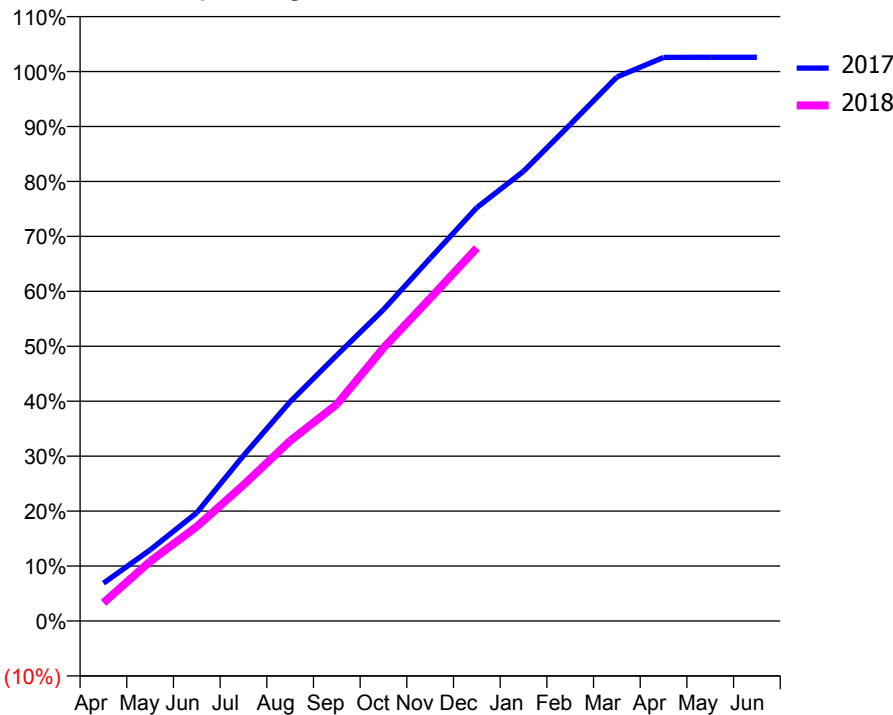
ACCESS*

Patients seen in 24 months	Total	Change since previous quarter
Quarter ending December 2016	5,617	
Quarter ending March 2017	5,665	→
Quarter ending June 2017	5,702	→
Quarter ending September 2017	5,649	→
Quarter ending December 2017	5,757	→
Variance since December 2016	2.5%	↑



ACTIVITY

Cumulative percentage of contracted UDA delivered 2017 & 2018



Month	Adjusted Scheduled Activity (UDA)	
	2017	2018
April	1,432	678
May	2,698	2,221
June	4,112	3,515
July	6,274	5,062
August	8,320	6,702
September	10,083	8,062
October	11,816	10,158
November	13,766	12,007
December	15,685	13,876
January	17,061	
February	18,837	
March	20,638	
April	21,384	
May	21,390	
June	21,387	

QUALITY

	Quantity	Base Number	Contract	AT	Region	England
% of FP17s for the same patient ID Re-attending within 3 months - Children	89	1,380	6.4%	11.5%	12.9%	12.0%
% of FP17s for the same patient ID Re-attending within 3 months - Adults	501	3,857	13.0%	17.0%	16.5%	15.9%
% of FP17s for the same patient ID Re-attending between 3 & 9 months - Children	734	1,380	53.2%	54.2%	59.6%	58.0%
% of FP17s for the same patient ID Re-attending between 3 & 9 months - Adults	1,593	3,857	41.3%	44.6%	52.8%	50.5%
% of FP17s for Band 1 Urgent Courses	371	4,966	7.5%	11.6%	9.1%	9.0%
% of FP17s Relating to Free Repair or Replacements	35	4,966	0.7%	0.9%	1.0%	0.8%
% of FP17s Relating to Continuations	74	4,966	1.5%	1.3%	1.2%	1.1%
% of Patients satisfied with the dentistry they have received	13	14	92.9%	90.7%	91.6%	91.5%
% of Patients satisfied with the time they had to wait for an appointment	9	14	64.3%	87.9%	88.3%	87.9%

* This is based on patients treated on this contract for their most recent course of treatment. Figures in italics indicate the base number of FP17s or Patient Questionnaire responses are less than 100. N/A is shown where the base number of responses is less than 10 during the period. % is calculated as Quantity/Base number*100

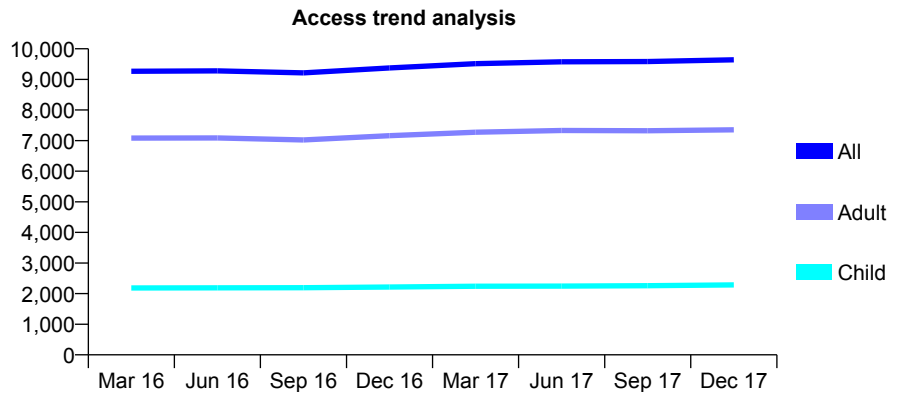
Q48 - Vital Signs At a Glance Contract Report for 195294/0001 - December 2017

Name or company name	Deacon Dental Ltd
Contract type name	GDS Contract
Purpose of contract	General
Contract start date	01/04/2009
Contract end date	

17/18 Contracted general activity (UDA)	33,226
Carry forward general activity (UDA)	0
17/18 Contracted orthodontic activity (UOA)	0
Carry forward orthodontic activity (UOA)	0
Baseline contract value	£946,117.87

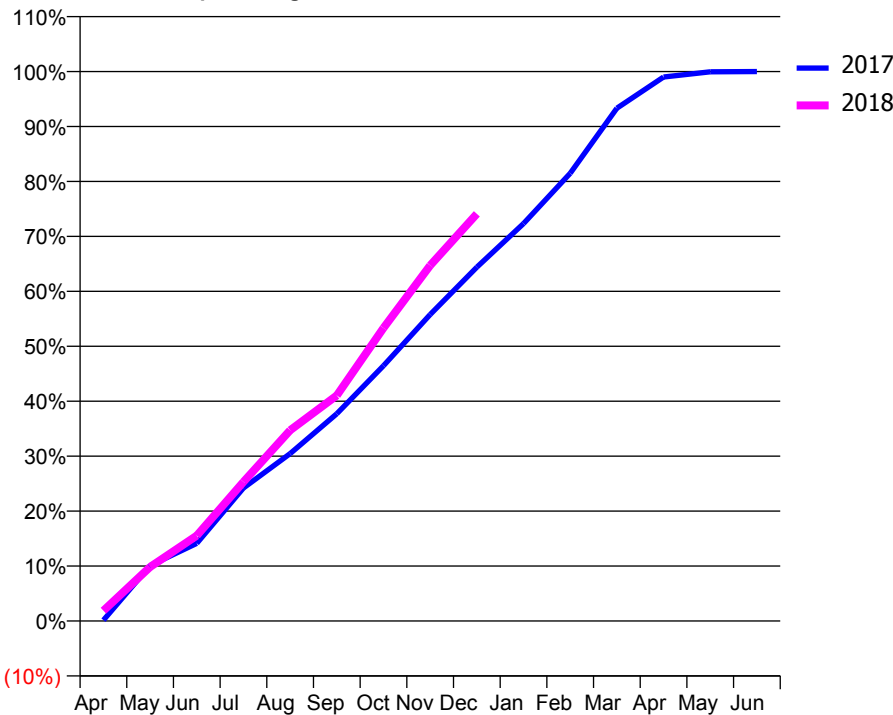
ACCESS*

Patients seen in 24 months	Total	Change since previous quarter
Quarter ending December 2016	9,375	
Quarter ending March 2017	9,514	→
Quarter ending June 2017	9,576	→
Quarter ending September 2017	9,583	→
Quarter ending December 2017	9,640	→
Variance since December 2016	2.8%	↑



ACTIVITY

Cumulative percentage of contracted UDA delivered 2017 & 2018



Month	Adjusted Scheduled Activity (UDA)	
	2017	2018
April	54	624
May	3,355	3,272
June	4,696	5,162
July	8,044	8,418
August	10,130	11,536
September	12,537	13,642
October	15,447	17,721
November	18,539	21,498
December	21,402	24,622
January	24,047	
February	27,081	
March	31,024	
April	32,908	
May	33,228	
June	33,243	

QUALITY

	Quantity	Base Number	Contract	AT	Region	England
% of FP17s for the same patient ID Re-attending within 3 months - Children	327	3,143	10.4%	11.5%	12.9%	12.0%
% of FP17s for the same patient ID Re-attending within 3 months - Adults	1,586	7,755	20.5%	17.0%	16.5%	15.9%
% of FP17s for the same patient ID Re-attending between 3 & 9 months - Children	1,931	3,143	61.4%	54.2%	59.6%	58.0%
% of FP17s for the same patient ID Re-attending between 3 & 9 months - Adults	3,504	7,755	45.2%	44.6%	52.8%	50.5%
% of FP17s for Band 1 Urgent Courses	1,078	10,108	10.7%	11.6%	9.1%	9.0%
% of FP17s Relating to Free Repair or Replacements	119	10,108	1.2%	0.9%	1.0%	0.8%
% of FP17s Relating to Continuations	127	10,108	1.3%	1.3%	1.2%	1.1%
% of Patients satisfied with the dentistry they have received	14	14	100.0%	90.7%	91.6%	91.5%
% of Patients satisfied with the time they had to wait for an appointment	11	14	78.6%	87.9%	88.3%	87.9%

* This is based on patients treated on this contract for their most recent course of treatment. Figures in italics indicate the base number of FP17s or Patient Questionnaire responses are less than 100. N/A is shown where the base number of responses is less than 10 during the period. % is calculated as Quantity/Base number*100

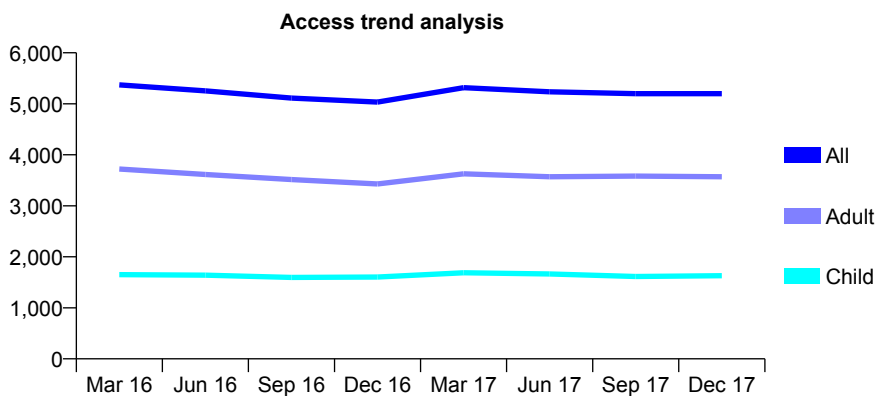
Q48 - Vital Signs At a Glance Contract Report for 197246/0001 - December 2017

Name or company name	Bennett and McGinty
Contract type name	GDS Contract
Purpose of contract	General
Contract start date	01/04/2009
Contract end date	

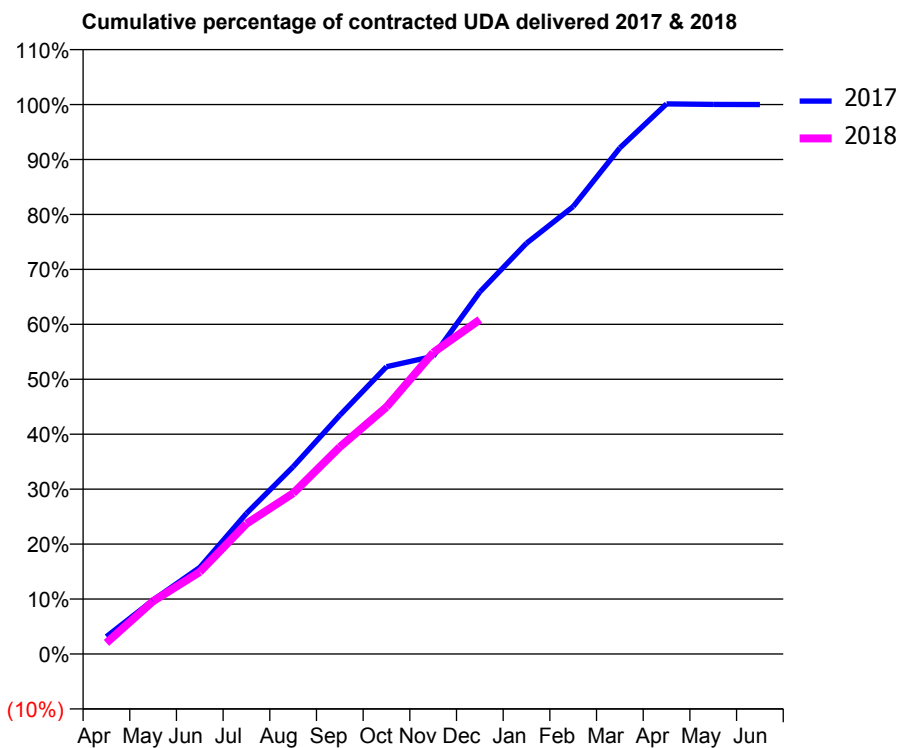
17/18 Contracted general activity (UDA)	15,282
Carry forward general activity (UDA)	0
17/18 Contracted orthodontic activity (UOA)	0
Carry forward orthodontic activity (UOA)	0
Baseline contract value	£394,290.79

ACCESS*

Patients seen in 24 months	Total	Change since previous quarter
Quarter ending December 2016	5,033	
Quarter ending March 2017	5,316	↑
Quarter ending June 2017	5,234	↓
Quarter ending September 2017	5,199	→
Quarter ending December 2017	5,198	→
Variance since December 2016	3.3%	↑



ACTIVITY



Month	Adjusted Scheduled Activity (UDA)	
	2017	2018
April	485	311
May	1,504	1,472
June	2,415	2,282
July	3,918	3,625
August	5,220	4,472
September	6,654	5,759
October	8,007	6,869
November	8,298	8,382
December	10,093	9,298
January	11,447	
February	12,470	
March	14,104	
April	15,331	
May	15,318	
June	15,315	

QUALITY

	Quantity	Base Number	Contract	AT	Region	England
% of FP17s for the same patient ID Re-attending within 3 months - Children	132	1,372	9.6%	11.5%	12.9%	12.0%
% of FP17s for the same patient ID Re-attending within 3 months - Adults	658	3,206	20.5%	17.0%	16.5%	15.9%
% of FP17s for the same patient ID Re-attending between 3 & 9 months - Children	618	1,372	45.0%	54.2%	59.6%	58.0%
% of FP17s for the same patient ID Re-attending between 3 & 9 months - Adults	1,201	3,206	37.5%	44.6%	52.8%	50.5%
% of FP17s for Band 1 Urgent Courses	565	4,028	14.0%	11.6%	9.1%	9.0%
% of FP17s Relating to Free Repair or Replacements	75	4,028	1.9%	0.9%	1.0%	0.8%
% of FP17s Relating to Continuations	21	4,028	0.5%	1.3%	1.2%	1.1%
% of Patients satisfied with the dentistry they have received	5	5	N/A	90.7%	91.6%	91.5%
% of Patients satisfied with the time they had to wait for an appointment	5	5	N/A	87.9%	88.3%	87.9%

* This is based on patients treated on this contract for their most recent course of treatment. Figures in italics indicate the base number of FP17s or Patient Questionnaire responses are less than 100. N/A is shown where the base number of responses is less than 10 during the period. % is calculated as Quantity/Base number*100

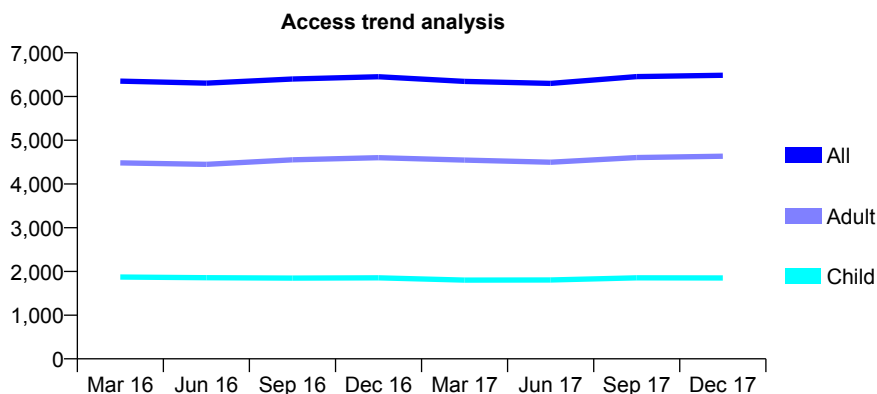
Q48 - Vital Signs At a Glance Contract Report for 197289/0001 - December 2017

Name or company name	PJ Beard & Associates Ltd
Contract type name	GDS Contract
Purpose of contract	General
Contract start date	01/09/2011
Contract end date	

17/18 Contracted general activity (UDA)	19,288
Carry forward general activity (UDA)	81
17/18 Contracted orthodontic activity (UOA)	0
Carry forward orthodontic activity (UOA)	0
Baseline contract value	£460,041.16

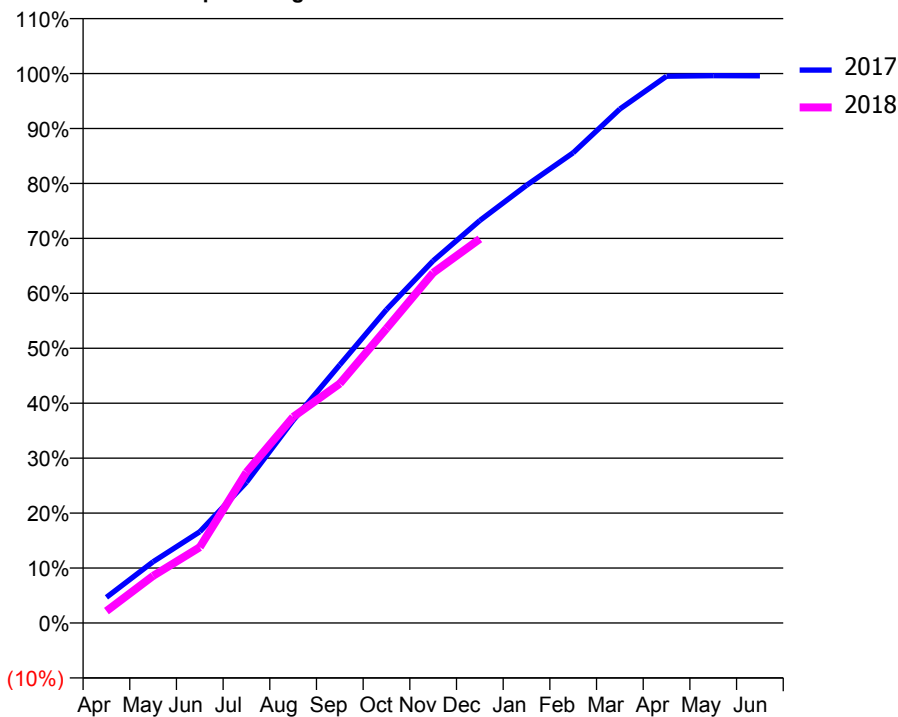
ACCESS*

Patients seen in 24 months	Total	Change since previous quarter
Quarter ending December 2016	6,454	
Quarter ending March 2017	6,347	↓
Quarter ending June 2017	6,300	→
Quarter ending September 2017	6,456	↑
Quarter ending December 2017	6,485	→
Variance since December 2016	0.5%	→



ACTIVITY

Cumulative percentage of contracted UDA delivered 2017 & 2018



Month	Adjusted Scheduled Activity (UDA)	
	2017	2018
April	903	419
May	2,153	1,654
June	3,203	2,663
July	4,942	5,293
August	7,114	7,236
September	9,066	8,402
October	11,004	10,339
November	12,717	12,295
December	14,129	13,484
January	15,366	
February	16,508	
March	18,043	
April	19,194	
May	19,210	
June	19,207	

QUALITY

	Quantity	Base Number	Contract	AT	Region	England
% of FP17s for the same patient ID Re-attending within 3 months - Children	173	2,323	7.4%	11.5%	12.9%	12.0%
% of FP17s for the same patient ID Re-attending within 3 months - Adults	710	4,527	15.7%	17.0%	16.5%	15.9%
% of FP17s for the same patient ID Re-attending between 3 & 9 months - Children	1,496	2,323	64.4%	54.2%	59.6%	58.0%
% of FP17s for the same patient ID Re-attending between 3 & 9 months - Adults	1,968	4,527	43.5%	44.6%	52.8%	50.5%
% of FP17s for Band 1 Urgent Courses	558	6,278	8.9%	11.6%	9.1%	9.0%
% of FP17s Relating to Free Repair or Replacements	42	6,278	0.7%	0.9%	1.0%	0.8%
% of FP17s Relating to Continuations	135	6,278	2.2%	1.3%	1.2%	1.1%
% of Patients satisfied with the dentistry they have received	9	9	N/A	90.7%	91.6%	91.5%
% of Patients satisfied with the time they had to wait for an appointment	7	9	N/A	87.9%	88.3%	87.9%

* This is based on patients treated on this contract for their most recent course of treatment. Figures in italics indicate the base number of FP17s or Patient Questionnaire responses are less than 100. N/A is shown where the base number of responses is less than 10 during the period. % is calculated as Quantity/Base number*100

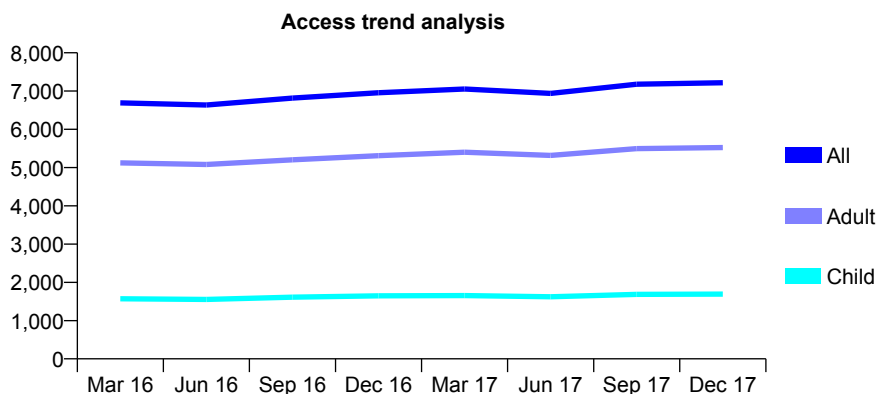
Q48 - Vital Signs At a Glance Contract Report for 198633/0002 - December 2017

Name or company name	Mr O Butt & Mrs S Alam
Contract type name	GDS Contract
Purpose of contract	General
Contract start date	01/04/2008
Contract end date	

17/18 Contracted general activity (UDA)	22,345
Carry forward general activity (UDA)	0
17/18 Contracted orthodontic activity (UOA)	0
Carry forward orthodontic activity (UOA)	0
Baseline contract value	£576,523.21

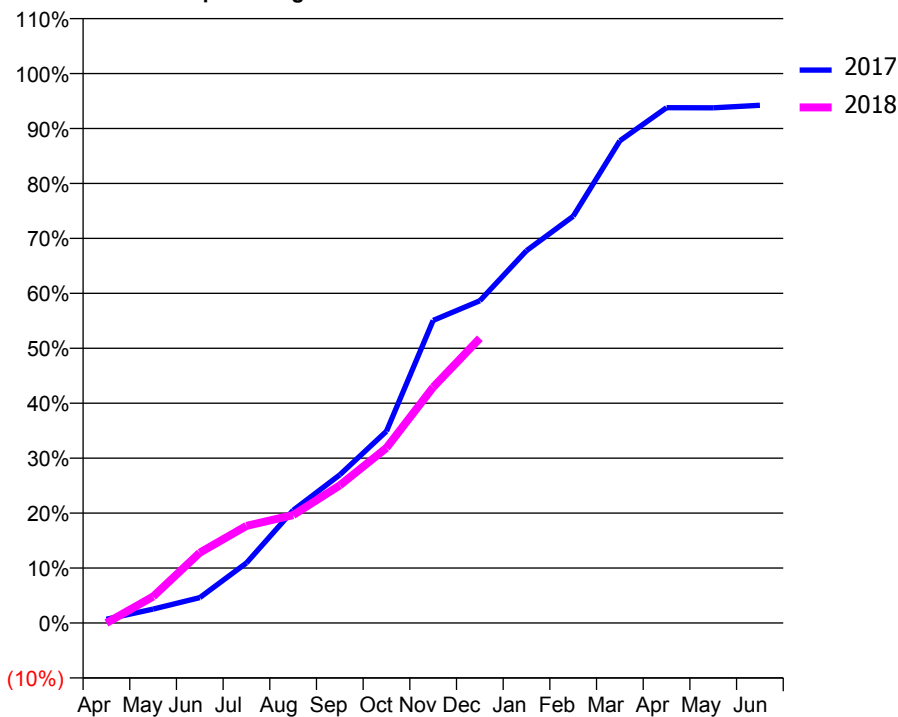
ACCESS*

Patients seen in 24 months	Total	Change since previous quarter
Quarter ending December 2016	6,957	
Quarter ending March 2017	7,055	→
Quarter ending June 2017	6,940	↓
Quarter ending September 2017	7,180	↑
Quarter ending December 2017	7,216	→
Variance since December 2016	3.7%	↑



ACTIVITY

Cumulative percentage of contracted UDA delivered 2017 & 2018



Month	Adjusted Scheduled Activity (UDA)	
	2017	2018
April	153	0
May	567	1,076
June	1,033	2,860
July	2,444	3,951
August	4,583	4,388
September	6,029	5,598
October	7,799	7,124
November	12,309	9,589
December	13,104	11,578
January	15,140	
February	16,540	
March	19,608	
April	20,955	
May	20,952	
June	21,053	

QUALITY

	Quantity	Base Number	Contract	AT	Region	England
% of FP17s for the same patient ID Re-attending within 3 months - Children	111	1,666	6.7%	11.5%	12.9%	12.0%
% of FP17s for the same patient ID Re-attending within 3 months - Adults	691	5,175	13.4%	17.0%	16.5%	15.9%
% of FP17s for the same patient ID Re-attending between 3 & 9 months - Children	966	1,666	58.0%	54.2%	59.6%	58.0%
% of FP17s for the same patient ID Re-attending between 3 & 9 months - Adults	2,628	5,175	50.8%	44.6%	52.8%	50.5%
% of FP17s for Band 1 Urgent Courses	508	5,654	9.0%	11.6%	9.1%	9.0%
% of FP17s Relating to Free Repair or Replacements	40	5,654	0.7%	0.9%	1.0%	0.8%
% of FP17s Relating to Continuations	37	5,654	0.7%	1.3%	1.2%	1.1%
% of Patients satisfied with the dentistry they have received	26	28	92.9%	90.7%	91.6%	91.5%
% of Patients satisfied with the time they had to wait for an appointment	25	28	89.3%	87.9%	88.3%	87.9%

* This is based on patients treated on this contract for their most recent course of treatment. Figures in italics indicate the base number of FP17s or Patient Questionnaire responses are less than 100. N/A is shown where the base number of responses is less than 10 during the period. % is calculated as Quantity/Base number*100

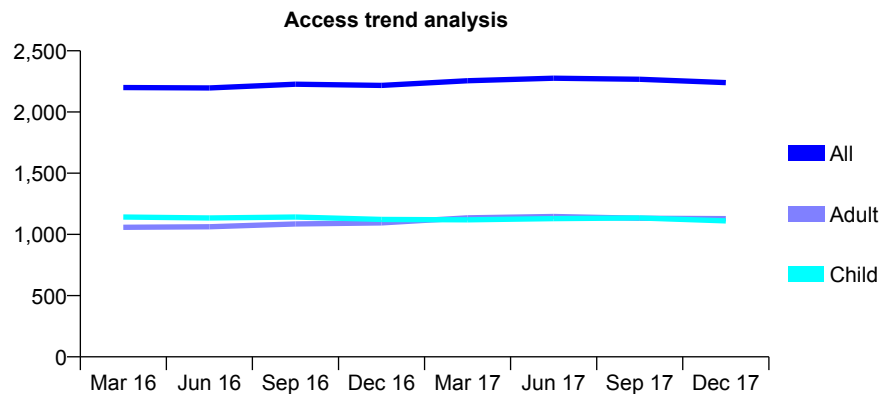
Q48 - Vital Signs At a Glance Contract Report for 199354/0001 - December 2017

Name or company name	Aigburth Dental Practice
Contract type name	GDS Contract
Purpose of contract	General
Contract start date	01/06/2012
Contract end date	

17/18 Contracted general activity (UDA)	6,357
Carry forward general activity (UDA)	0
17/18 Contracted orthodontic activity (UOA)	0
Carry forward orthodontic activity (UOA)	0
Baseline contract value	£222,404.38

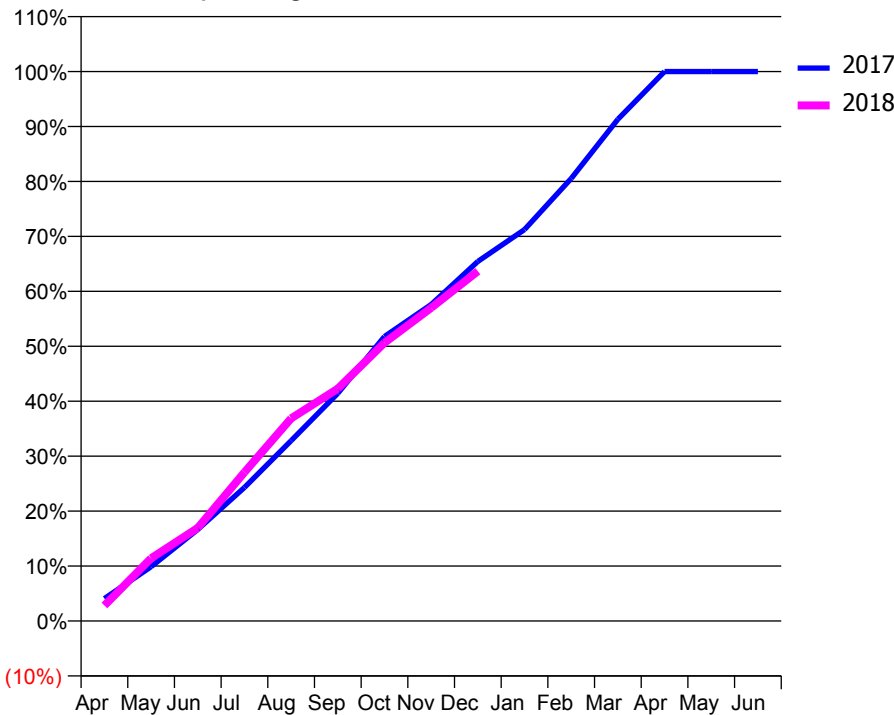
ACCESS*

Patients seen in 24 months	Total	Change since previous quarter
Quarter ending December 2016	2,217	
Quarter ending March 2017	2,255	→
Quarter ending June 2017	2,276	→
Quarter ending September 2017	2,267	→
Quarter ending December 2017	2,240	↓
Variance since December 2016	1.0%	→



ACTIVITY

Cumulative percentage of contracted UDA delivered 2017 & 2018



Month	Adjusted Scheduled Activity (UDA)	
	2017	2018
April	264	180
May	637	726
June	1,075	1,078
July	1,566	1,720
August	2,117	2,344
September	2,672	2,687
October	3,338	3,219
November	3,714	3,623
December	4,219	4,047
January	4,593	
February	5,192	
March	5,887	
April	6,448	
May	6,448	
June	6,448	

QUALITY

	Quantity	Base Number	Contract	AT	Region	England
% of FP17s for the same patient ID Re-attending within 3 months - Children	112	1,299	8.6%	11.5%	12.9%	12.0%
% of FP17s for the same patient ID Re-attending within 3 months - Adults	162	1,031	15.7%	17.0%	16.5%	15.9%
% of FP17s for the same patient ID Re-attending between 3 & 9 months - Children	730	1,299	56.2%	54.2%	59.6%	58.0%
% of FP17s for the same patient ID Re-attending between 3 & 9 months - Adults	502	1,031	48.7%	44.6%	52.8%	50.5%
% of FP17s for Band 1 Urgent Courses	114	2,126	5.4%	11.6%	9.1%	9.0%
% of FP17s Relating to Free Repair or Replacements	5	2,126	0.2%	0.9%	1.0%	0.8%
% of FP17s Relating to Continuations	43	2,126	2.0%	1.3%	1.2%	1.1%
% of Patients satisfied with the dentistry they have received	3	3	N/A	90.7%	91.6%	91.5%
% of Patients satisfied with the time they had to wait for an appointment	3	3	N/A	87.9%	88.3%	87.9%

* This is based on patients treated on this contract for their most recent course of treatment. Figures in italics indicate the base number of FP17s or Patient Questionnaire responses are less than 100. N/A is shown where the base number of responses is less than 10 during the period. % is calculated as Quantity/Base number*100

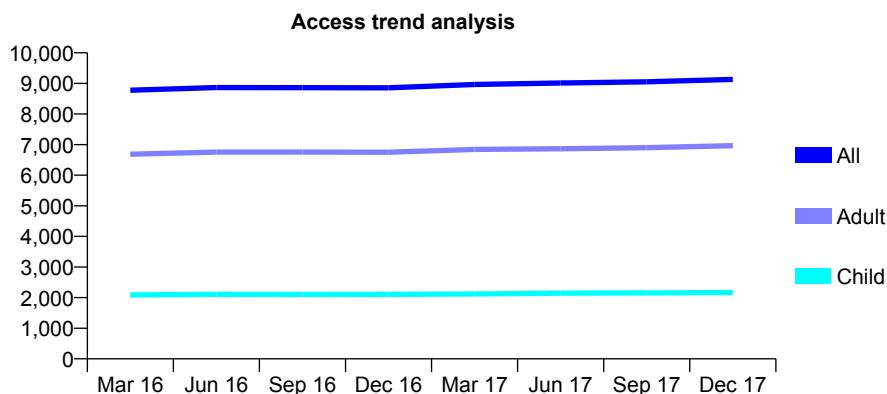
Q48 - Vital Signs At a Glance Contract Report for 199605/0001 - December 2017

Name or company name	Chantastic Limited
Contract type name	GDS Contract
Purpose of contract	General
Contract start date	01/04/2011
Contract end date	

17/18 Contracted general activity (UDA)	35,375
Carry forward general activity (UDA)	0
17/18 Contracted orthodontic activity (UOA)	0
Carry forward orthodontic activity (UOA)	0
Baseline contract value	£1,142,952.10

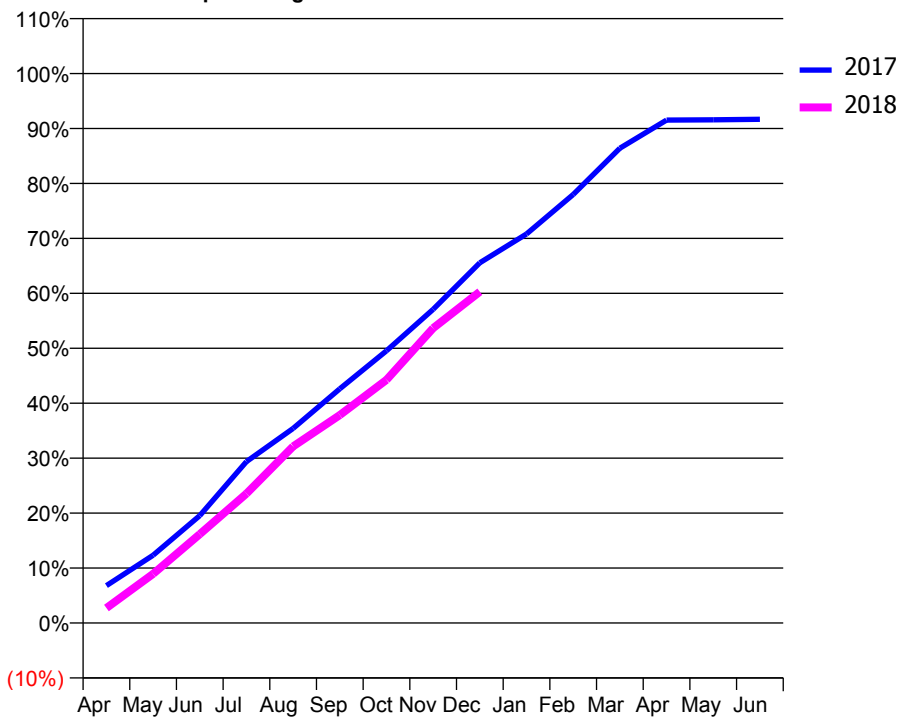
ACCESS*

Patients seen in 24 months	Total	Change since previous quarter
Quarter ending December 2016	8,857	
Quarter ending March 2017	8,963	→
Quarter ending June 2017	9,011	→
Quarter ending September 2017	9,054	→
Quarter ending December 2017	9,131	→
Variance since December 2016	3.1%	↑



ACTIVITY

Cumulative percentage of contracted UDA delivered 2017 & 2018



Month	Adjusted Scheduled Activity (UDA)	
	2017	2018
April	2,411	968
May	4,365	3,164
June	6,912	5,725
July	10,389	8,335
August	12,532	11,367
September	15,079	13,387
October	17,523	15,653
November	20,196	18,983
December	23,187	21,329
January	25,045	
February	27,583	
March	30,566	
April	32,378	
May	32,391	
June	32,423	

QUALITY

	Quantity	Base Number	Contract	AT	Region	England
% of FP17s for the same patient ID Re-attending within 3 months - Children	267	2,564	10.4%	11.5%	12.9%	12.0%
% of FP17s for the same patient ID Re-attending within 3 months - Adults	844	6,653	12.7%	17.0%	16.5%	15.9%
% of FP17s for the same patient ID Re-attending between 3 & 9 months - Children	1,422	2,564	55.5%	54.2%	59.6%	58.0%
% of FP17s for the same patient ID Re-attending between 3 & 9 months - Adults	3,198	6,653	48.1%	44.6%	52.8%	50.5%
% of FP17s for Band 1 Urgent Courses	781	8,609	9.1%	11.6%	9.1%	9.0%
% of FP17s Relating to Free Repair or Replacements	126	8,609	1.5%	0.9%	1.0%	0.8%
% of FP17s Relating to Continuations	52	8,609	0.6%	1.3%	1.2%	1.1%
% of Patients satisfied with the dentistry they have received	14	14	100.0%	90.7%	91.6%	91.5%
% of Patients satisfied with the time they had to wait for an appointment	14	14	100.0%	87.9%	88.3%	87.9%

* This is based on patients treated on this contract for their most recent course of treatment. Figures in italics indicate the base number of FP17s or Patient Questionnaire responses are less than 100. N/A is shown where the base number of responses is less than 10 during the period. % is calculated as Quantity/Base number*100

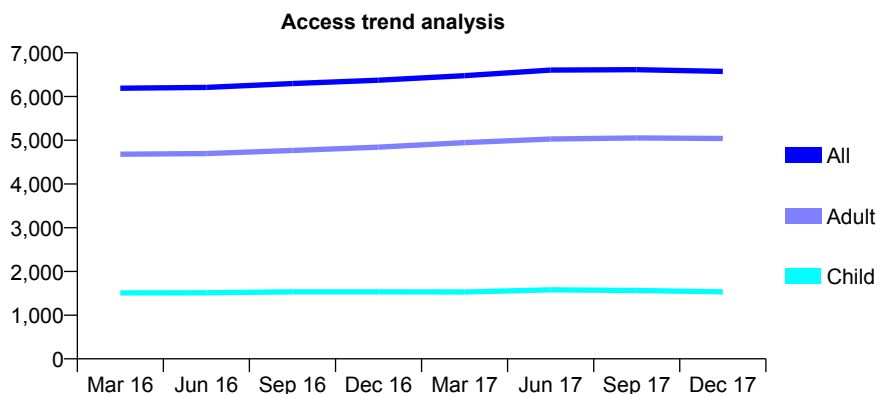
Q48 - Vital Signs At a Glance Contract Report for 199796/0001 - December 2017

Name or company name	Stanley Villas Ltd
Contract type name	GDS Contract
Purpose of contract	General
Contract start date	01/04/2009
Contract end date	

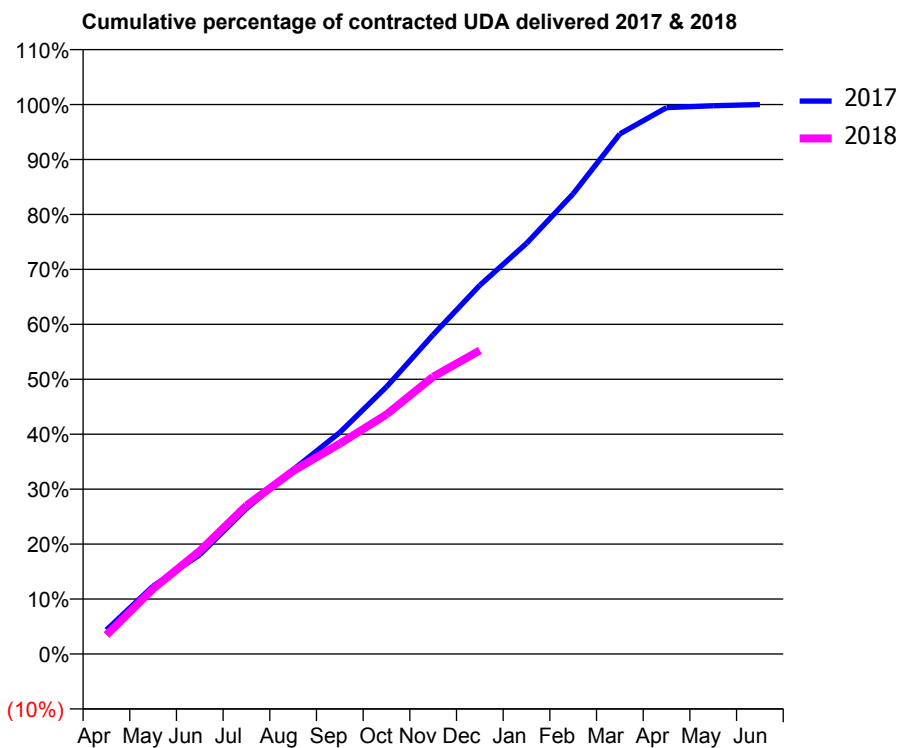
17/18 Contracted general activity (UDA)	22,074
Carry forward general activity (UDA)	0
17/18 Contracted orthodontic activity (UOA)	0
Carry forward orthodontic activity (UOA)	0
Baseline contract value	£645,063.58

ACCESS*

Patients seen in 24 months	Total	Change since previous quarter
Quarter ending December 2016	6,373	
Quarter ending March 2017	6,477	→
Quarter ending June 2017	6,606	→
Quarter ending September 2017	6,615	→
Quarter ending December 2017	6,575	→
Variance since December 2016	3.2%	↑



ACTIVITY



Month	Adjusted Scheduled Activity (UDA)	
	2017	2018
April	975	761
May	2,748	2,621
June	4,011	4,145
July	5,881	5,967
August	7,451	7,351
September	8,957	8,451
October	10,796	9,623
November	12,905	11,137
December	14,904	12,193
January	16,598	
February	18,602	
March	21,019	
April	22,082	
May	22,159	
June	22,208	

QUALITY

	Quantity	Base Number	Contract	AT	Region	England
% of FP17s for the same patient ID Re-attending within 3 months - Children	112	1,448	7.7%	11.5%	12.9%	12.0%
% of FP17s for the same patient ID Re-attending within 3 months - Adults	511	4,438	11.5%	17.0%	16.5%	15.9%
% of FP17s for the same patient ID Re-attending between 3 & 9 months - Children	820	1,448	56.6%	54.2%	59.6%	58.0%
% of FP17s for the same patient ID Re-attending between 3 & 9 months - Adults	2,267	4,438	51.1%	44.6%	52.8%	50.5%
% of FP17s for Band 1 Urgent Courses	434	5,497	7.9%	11.6%	9.1%	9.0%
% of FP17s Relating to Free Repair or Replacements	42	5,497	0.8%	0.9%	1.0%	0.8%
% of FP17s Relating to Continuations	100	5,497	1.8%	1.3%	1.2%	1.1%
% of Patients satisfied with the dentistry they have received	17	17	100.0%	90.7%	91.6%	91.5%
% of Patients satisfied with the time they had to wait for an appointment	17	17	100.0%	87.9%	88.3%	87.9%

* This is based on patients treated on this contract for their most recent course of treatment. Figures in italics indicate the base number of FP17s or Patient Questionnaire responses are less than 100. N/A is shown where the base number of responses is less than 10 during the period. % is calculated as Quantity/Base number*100

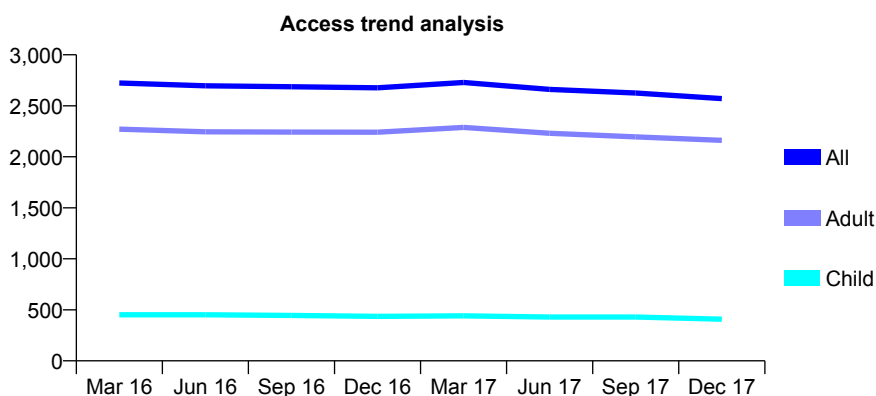
Q48 - Vital Signs At a Glance Contract Report for 209341/0001 - December 2017

Name or company name	Mr Peter George
Contract type name	GDS Contract
Purpose of contract	General
Contract start date	01/04/2006
Contract end date	

17/18 Contracted general activity (UDA)	6,253
Carry forward general activity (UDA)	50
17/18 Contracted orthodontic activity (UOA)	0
Carry forward orthodontic activity (UOA)	0
Baseline contract value	£176,008.29

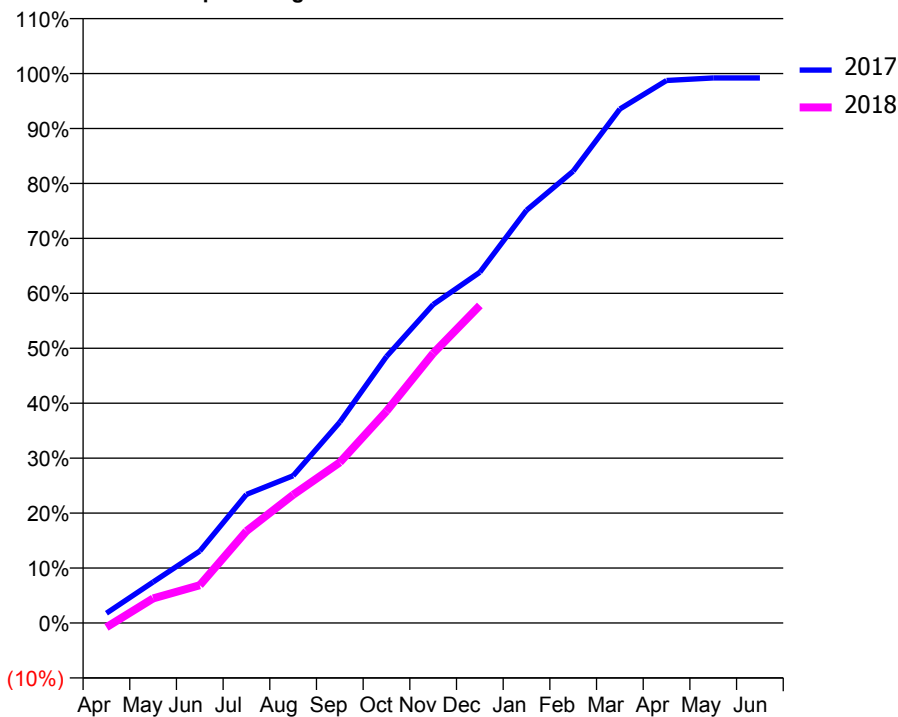
ACCESS*

Patients seen in 24 months	Total	Change since previous quarter
Quarter ending December 2016	2,677	
Quarter ending March 2017	2,729	→
Quarter ending June 2017	2,661	↓
Quarter ending September 2017	2,625	↓
Quarter ending December 2017	2,570	↓
Variance since December 2016	(4.0%)	↓



ACTIVITY

Cumulative percentage of contracted UDA delivered 2017 & 2018



Month	Adjusted Scheduled Activity (UDA)	
	2017	2018
April	112	-50
May	467	280
June	819	431
July	1,463	1,046
August	1,676	1,458
September	2,285	1,828
October	3,032	2,410
November	3,625	3,069
December	3,991	3,614
January	4,697	
February	5,142	
March	5,849	
April	6,174	
May	6,203	
June	6,203	

QUALITY

	Quantity	Base Number	Contract	AT	Region	England
% of FP17s for the same patient ID Re-attending within 3 months - Children	17	301	5.6%	11.5%	12.9%	12.0%
% of FP17s for the same patient ID Re-attending within 3 months - Adults	250	1,611	15.5%	17.0%	16.5%	15.9%
% of FP17s for the same patient ID Re-attending between 3 & 9 months - Children	105	301	34.9%	54.2%	59.6%	58.0%
% of FP17s for the same patient ID Re-attending between 3 & 9 months - Adults	486	1,611	30.2%	44.6%	52.8%	50.5%
% of FP17s for Band 1 Urgent Courses	255	1,735	14.7%	11.6%	9.1%	9.0%
% of FP17s Relating to Free Repair or Replacements	7	1,735	0.4%	0.9%	1.0%	0.8%
% of FP17s Relating to Continuations	22	1,735	1.3%	1.3%	1.2%	1.1%
% of Patients satisfied with the dentistry they have received	7	7	N/A	90.7%	91.6%	91.5%
% of Patients satisfied with the time they had to wait for an appointment	7	7	N/A	87.9%	88.3%	87.9%

* This is based on patients treated on this contract for their most recent course of treatment. Figures in italics indicate the base number of FP17s or Patient Questionnaire responses are less than 100. N/A is shown where the base number of responses is less than 10 during the period. % is calculated as Quantity/Base number*100

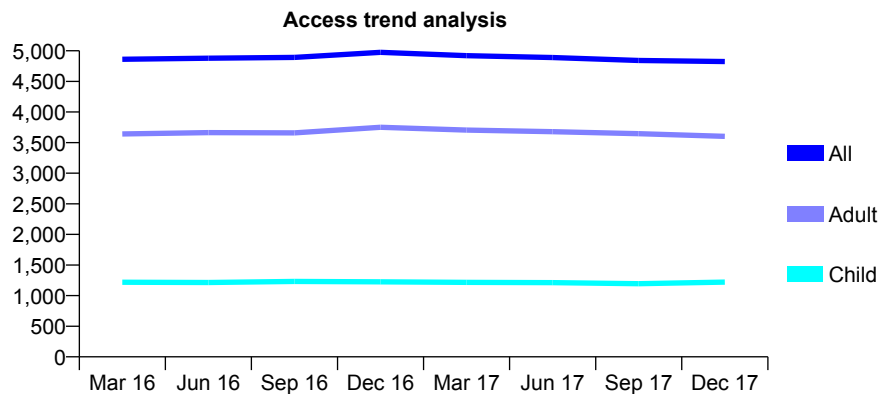
Q48 - Vital Signs At a Glance Contract Report for 221244/0002 - December 2017

Name or company name	MR MJ FARANDOS
Contract type name	GDS Contract
Purpose of contract	General
Contract start date	01/04/2006
Contract end date	

17/18 Contracted general activity (UDA)	17,195
Carry forward general activity (UDA)	687
17/18 Contracted orthodontic activity (UOA)	0
Carry forward orthodontic activity (UOA)	0
Baseline contract value	£443,648.10

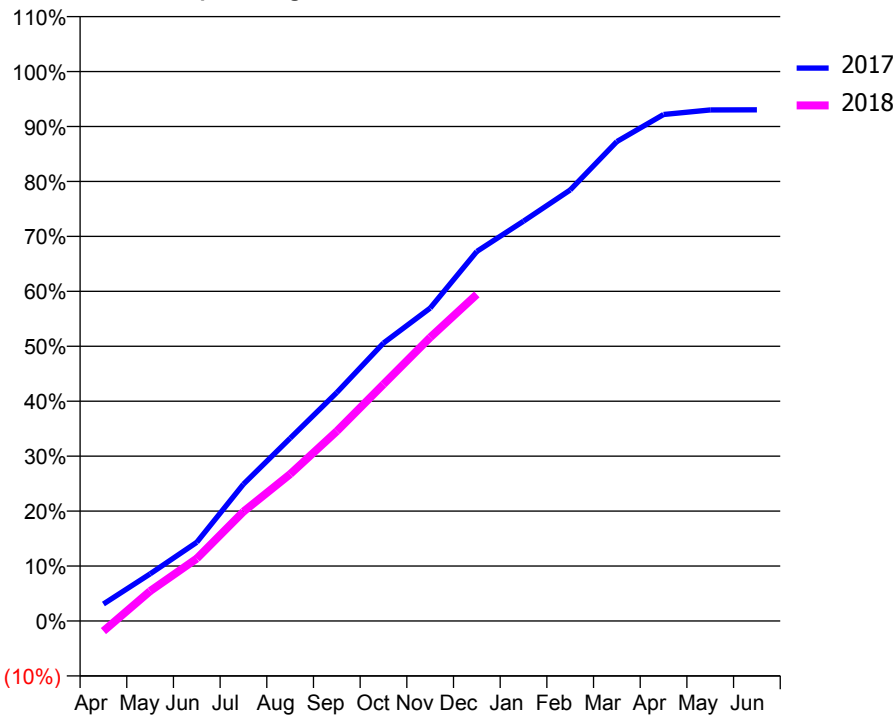
ACCESS*

Patients seen in 24 months	Total	Change since previous quarter
Quarter ending December 2016	4,976	
Quarter ending March 2017	4,921	↓
Quarter ending June 2017	4,891	→
Quarter ending September 2017	4,841	↓
Quarter ending December 2017	4,824	→
Variance since December 2016	(3.1%)	↓



ACTIVITY

Cumulative percentage of contracted UDA delivered 2017 & 2018



Month	Adjusted Scheduled Activity (UDA)	
	2017	2018
April	530	-320
May	1,474	937
June	2,465	1,954
July	4,283	3,425
August	5,718	4,595
September	7,151	5,940
October	8,697	7,409
November	9,793	8,872
December	11,564	10,223
January	12,511	
February	13,490	
March	15,002	
April	15,852	
May	15,991	
June	15,994	

QUALITY

	Quantity	Base Number	Contract	AT	Region	England
% of FP17s for the same patient ID Re-attending within 3 months - Children	90	1,090	8.3%	11.5%	12.9%	12.0%
% of FP17s for the same patient ID Re-attending within 3 months - Adults	607	3,188	19.0%	17.0%	16.5%	15.9%
% of FP17s for the same patient ID Re-attending between 3 & 9 months - Children	410	1,090	37.6%	54.2%	59.6%	58.0%
% of FP17s for the same patient ID Re-attending between 3 & 9 months - Adults	1,051	3,188	33.0%	44.6%	52.8%	50.5%
% of FP17s for Band 1 Urgent Courses	364	3,919	9.3%	11.6%	9.1%	9.0%
% of FP17s Relating to Free Repair or Replacements	42	3,919	1.1%	0.9%	1.0%	0.8%
% of FP17s Relating to Continuations	54	3,919	1.4%	1.3%	1.2%	1.1%
% of Patients satisfied with the dentistry they have received	5	6	N/A	90.7%	91.6%	91.5%
% of Patients satisfied with the time they had to wait for an appointment	6	6	N/A	87.9%	88.3%	87.9%

* This is based on patients treated on this contract for their most recent course of treatment. Figures in italics indicate the base number of FP17s or Patient Questionnaire responses are less than 100. N/A is shown where the base number of responses is less than 10 during the period. % is calculated as Quantity/Base number*100

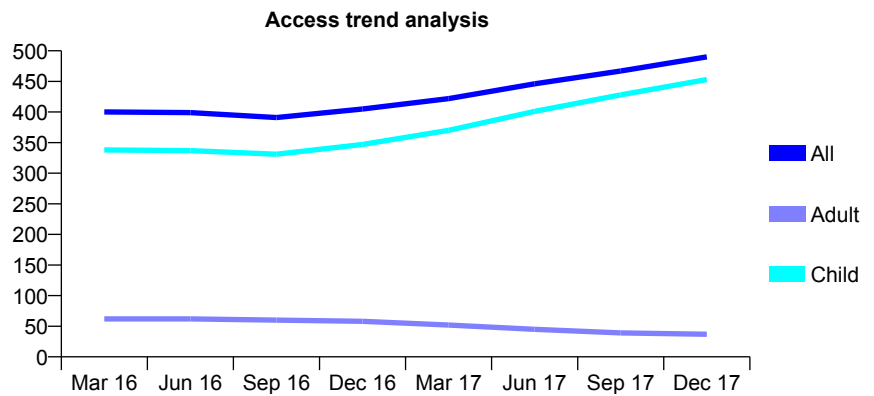
Q48 - Vital Signs At a Glance Contract Report for 231576/0001 - December 2017

Name or company name	MR DJ GARMORY
Contract type name	GDS Contract
Purpose of contract	General
Contract start date	01/04/2006
Contract end date	

17/18 Contracted general activity (UDA)	1,300
Carry forward general activity (UDA)	0
17/18 Contracted orthodontic activity (UOA)	0
Carry forward orthodontic activity (UOA)	0
Baseline contract value	£30,061.38

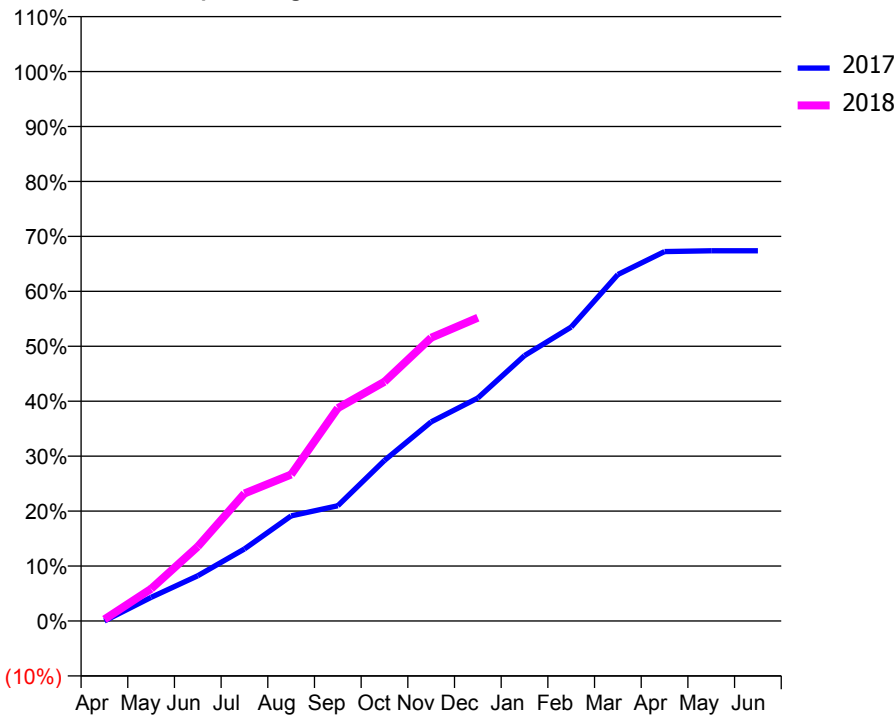
ACCESS*

Patients seen in 24 months	Total	Change since previous quarter
Quarter ending December 2016	405	
Quarter ending March 2017	422	↑
Quarter ending June 2017	446	↑
Quarter ending September 2017	467	↑
Quarter ending December 2017	490	↑
Variance since December 2016	21.0%	↑



ACTIVITY

Cumulative percentage of contracted UDA delivered 2017 & 2018



Month	Adjusted Scheduled Activity (UDA)	
	2017	2018
April	0	4
May	56	76
June	107	176
July	171	302
August	249	346
September	273	504
October	380	566
November	471	670
December	528	717
January	628	
February	695	
March	820	
April	874	
May	876	
June	876	

QUALITY

	Quantity	Base Number	Contract	AT	Region	England
% of FP17s for the same patient ID Re-attending within 3 months - Children	64	545	11.7%	11.5%	12.9%	12.0%
% of FP17s for the same patient ID Re-attending within 3 months - Adults	0	0	N/A	17.0%	16.5%	15.9%
% of FP17s for the same patient ID Re-attending between 3 & 9 months - Children	302	545	55.4%	54.2%	59.6%	58.0%
% of FP17s for the same patient ID Re-attending between 3 & 9 months - Adults	0	0	N/A	44.6%	52.8%	50.5%
% of FP17s for Band 1 Urgent Courses	22	508	4.3%	11.6%	9.1%	9.0%
% of FP17s Relating to Free Repair or Replacements	0	508	0.0%	0.9%	1.0%	0.8%
% of FP17s Relating to Continuations	1	508	0.2%	1.3%	1.2%	1.1%
% of Patients satisfied with the dentistry they have received	1	1	N/A	90.7%	91.6%	91.5%
% of Patients satisfied with the time they had to wait for an appointment	1	1	N/A	87.9%	88.3%	87.9%

* This is based on patients treated on this contract for their most recent course of treatment. Figures in italics indicate the base number of FP17s or Patient Questionnaire responses are less than 100. N/A is shown where the base number of responses is less than 10 during the period. % is calculated as Quantity/Base number*100

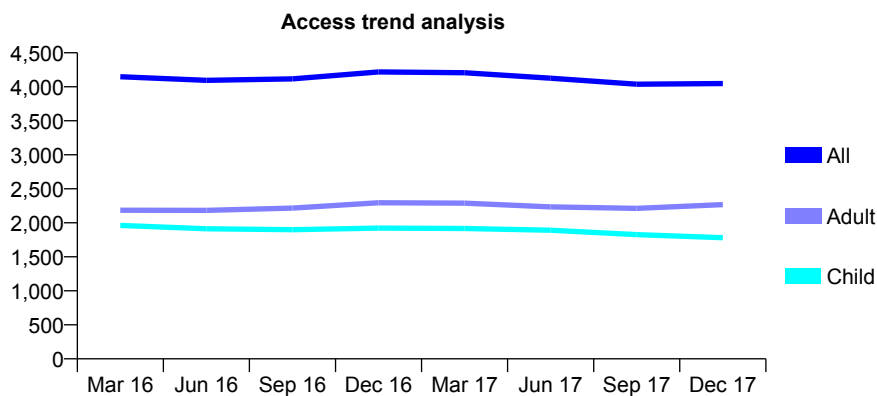
Q48 - Vital Signs At a Glance Contract Report for 243973/0001 - December 2017

Name or company name	MR S SHARMA
Contract type name	GDS Contract
Purpose of contract	General
Contract start date	01/04/2006
Contract end date	

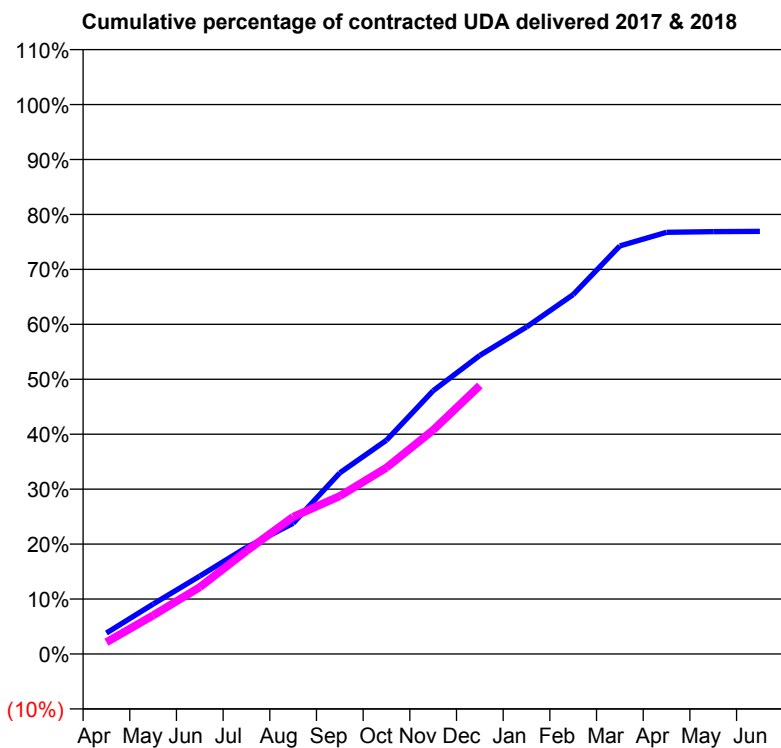
17/18 Contracted general activity (UDA)	12,950
Carry forward general activity (UDA)	0
17/18 Contracted orthodontic activity (UOA)	0
Carry forward orthodontic activity (UOA)	0
Baseline contract value	£334,122.87

ACCESS*

Patients seen in 24 months	Total	Change since previous quarter
Quarter ending December 2016	4,218	
Quarter ending March 2017	4,207	→
Quarter ending June 2017	4,126	↓
Quarter ending September 2017	4,038	↓
Quarter ending December 2017	4,049	→
Variance since December 2016	(4.0%)	↓



ACTIVITY



Month	Adjusted Scheduled Activity (UDA)	
	2017	2018
April	495	279
May	1,176	911
June	1,837	1,575
July	2,514	2,429
August	3,080	3,234
September	4,271	3,724
October	5,038	4,392
November	6,206	5,278
December	7,038	6,328
January	7,708	
February	8,472	
March	9,617	
April	9,940	
May	9,955	
June	9,961	

QUALITY

	Quantity	Base Number	Contract	AT	Region	England
% of FP17s for the same patient ID Re-attending within 3 months - Children	144	1,692	8.5%	11.5%	12.9%	12.0%
% of FP17s for the same patient ID Re-attending within 3 months - Adults	302	1,742	17.3%	17.0%	16.5%	15.9%
% of FP17s for the same patient ID Re-attending between 3 & 9 months - Children	910	1,692	53.8%	54.2%	59.6%	58.0%
% of FP17s for the same patient ID Re-attending between 3 & 9 months - Adults	579	1,742	33.2%	44.6%	52.8%	50.5%
% of FP17s for Band 1 Urgent Courses	405	3,282	12.3%	11.6%	9.1%	9.0%
% of FP17s Relating to Free Repair or Replacements	13	3,282	0.4%	0.9%	1.0%	0.8%
% of FP17s Relating to Continuations	5	3,282	0.2%	1.3%	1.2%	1.1%
% of Patients satisfied with the dentistry they have received	1	2	N/A	90.7%	91.6%	91.5%
% of Patients satisfied with the time they had to wait for an appointment	2	2	N/A	87.9%	88.3%	87.9%

* This is based on patients treated on this contract for their most recent course of treatment. Figures in italics indicate the base number of FP17s or Patient Questionnaire responses are less than 100. N/A is shown where the base number of responses is less than 10 during the period. % is calculated as Quantity/Base number*100

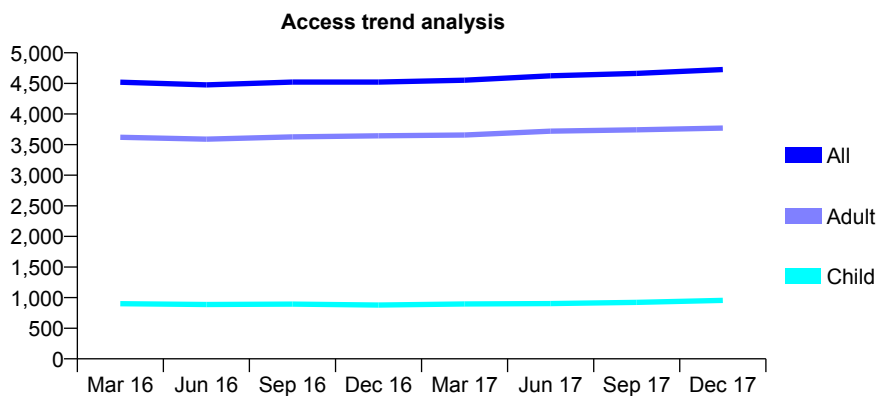
Q48 - Vital Signs At a Glance Contract Report for 277479/0001 - December 2017

Name or company name	MR JR HYSLOP
Contract type name	GDS Contract
Purpose of contract	General
Contract start date	01/04/2014
Contract end date	

17/18 Contracted general activity (UDA)	17,501
Carry forward general activity (UDA)	0
17/18 Contracted orthodontic activity (UOA)	0
Carry forward orthodontic activity (UOA)	0
Baseline contract value	£500,278.88

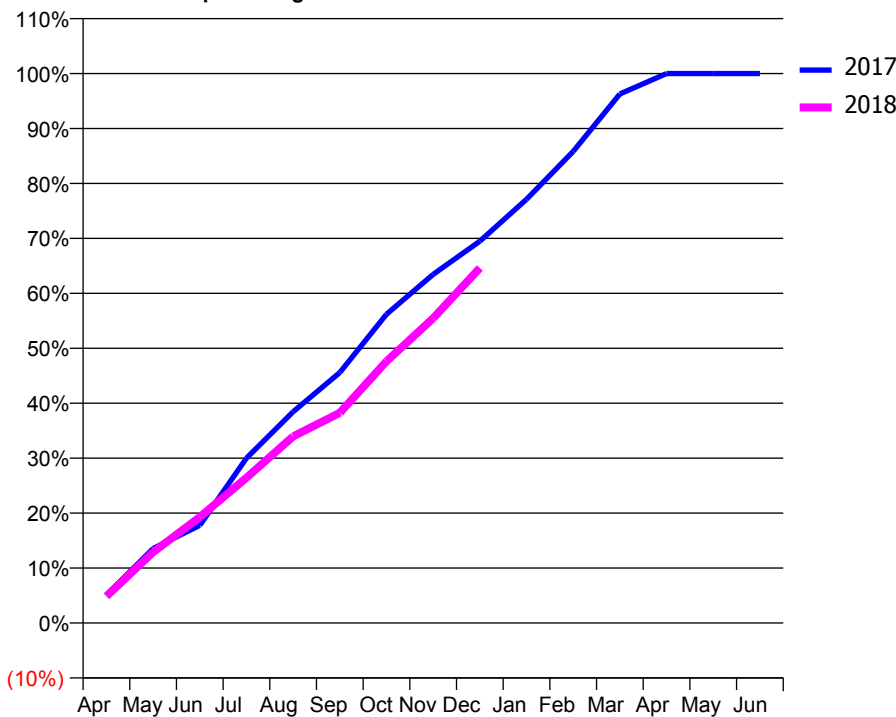
ACCESS*

Patients seen in 24 months	Total	Change since previous quarter
Quarter ending December 2016	4,522	
Quarter ending March 2017	4,553	→
Quarter ending June 2017	4,625	→
Quarter ending September 2017	4,663	→
Quarter ending December 2017	4,726	→
Variance since December 2016	4.5%	↑



ACTIVITY

Cumulative percentage of contracted UDA delivered 2017 & 2018



Month	Adjusted Scheduled Activity (UDA)	
	2017	2018
April	897	852
May	2,382	2,257
June	3,121	3,374
July	5,269	4,627
August	6,754	5,943
September	8,007	6,695
October	9,868	8,334
November	11,143	9,708
December	12,201	11,308
January	13,543	
February	15,072	
March	16,908	
April	17,561	
May	17,561	
June	17,561	

QUALITY

	Quantity	Base Number	Contract	AT	Region	England
% of FP17s for the same patient ID Re-attending within 3 months - Children	84	1,236	6.8%	11.5%	12.9%	12.0%
% of FP17s for the same patient ID Re-attending within 3 months - Adults	560	4,196	13.3%	17.0%	16.5%	15.9%
% of FP17s for the same patient ID Re-attending between 3 & 9 months - Children	839	1,236	67.9%	54.2%	59.6%	58.0%
% of FP17s for the same patient ID Re-attending between 3 & 9 months - Adults	2,667	4,196	63.6%	44.6%	52.8%	50.5%
% of FP17s for Band 1 Urgent Courses	456	5,188	8.8%	11.6%	9.1%	9.0%
% of FP17s Relating to Free Repair or Replacements	24	5,188	0.5%	0.9%	1.0%	0.8%
% of FP17s Relating to Continuations	47	5,188	0.9%	1.3%	1.2%	1.1%
% of Patients satisfied with the dentistry they have received	9	9	N/A	90.7%	91.6%	91.5%
% of Patients satisfied with the time they had to wait for an appointment	9	9	N/A	87.9%	88.3%	87.9%

* This is based on patients treated on this contract for their most recent course of treatment. Figures in italics indicate the base number of FP17s or Patient Questionnaire responses are less than 100. N/A is shown where the base number of responses is less than 10 during the period. % is calculated as Quantity/Base number*100

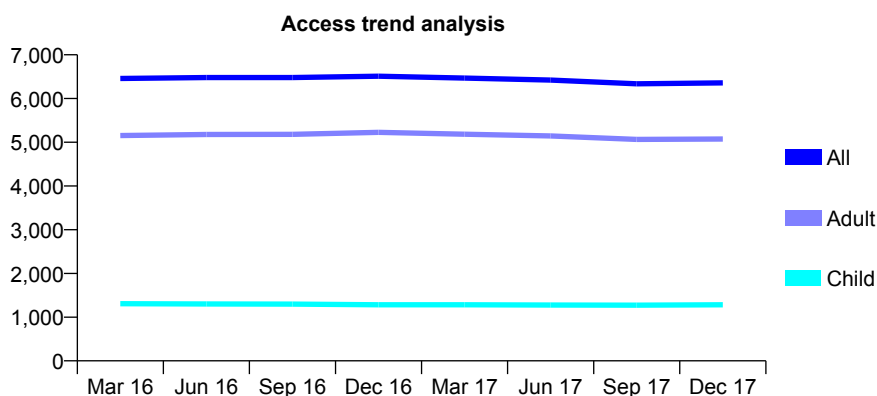
Q48 - Vital Signs At a Glance Contract Report for 301299/0004 - December 2017

Name or company name	MR KH TSAO
Contract type name	GDS Contract
Purpose of contract	General
Contract start date	01/10/2012
Contract end date	

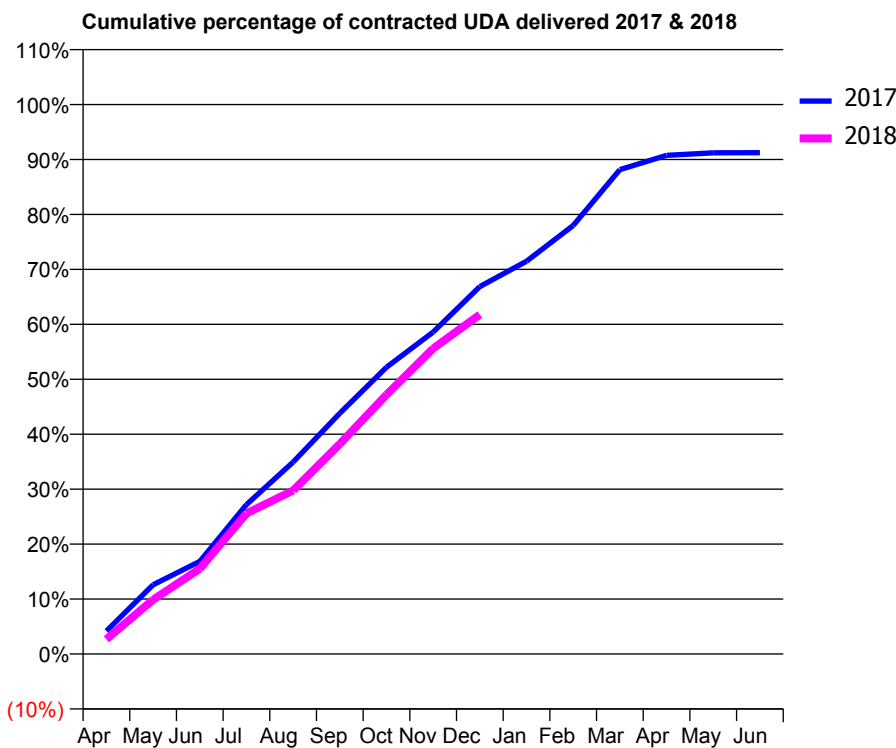
17/18 Contracted general activity (UDA)	23,370
Carry forward general activity (UDA)	0
17/18 Contracted orthodontic activity (UOA)	0
Carry forward orthodontic activity (UOA)	0
Baseline contract value	£528,680.20

ACCESS*

Patients seen in 24 months	Total	Change since previous quarter
Quarter ending December 2016	6,510	
Quarter ending March 2017	6,467	→
Quarter ending June 2017	6,422	→
Quarter ending September 2017	6,338	↓
Quarter ending December 2017	6,358	→
Variance since December 2016	(2.3%)	↓



ACTIVITY



Month	Adjusted Scheduled Activity (UDA)	
	2017	2018
April	979	627
May	2,945	2,309
June	3,938	3,628
July	6,356	5,981
August	8,165	6,956
September	10,240	8,935
October	12,195	11,030
November	13,695	12,995
December	15,624	14,435
January	16,703	
February	18,226	
March	20,599	
April	21,206	
May	21,315	
June	21,319	

QUALITY

	Quantity	Base Number	Contract	AT	Region	England
% of FP17s for the same patient ID Re-attending within 3 months - Children	153	1,305	11.7%	11.5%	12.9%	12.0%
% of FP17s for the same patient ID Re-attending within 3 months - Adults	811	4,569	17.8%	17.0%	16.5%	15.9%
% of FP17s for the same patient ID Re-attending between 3 & 9 months - Children	611	1,305	46.8%	54.2%	59.6%	58.0%
% of FP17s for the same patient ID Re-attending between 3 & 9 months - Adults	1,765	4,569	38.6%	44.6%	52.8%	50.5%
% of FP17s for Band 1 Urgent Courses	846	5,600	15.1%	11.6%	9.1%	9.0%
% of FP17s Relating to Free Repair or Replacements	46	5,600	0.8%	0.9%	1.0%	0.8%
% of FP17s Relating to Continuations	58	5,600	1.0%	1.3%	1.2%	1.1%
% of Patients satisfied with the dentistry they have received	8	8	N/A	90.7%	91.6%	91.5%
% of Patients satisfied with the time they had to wait for an appointment	8	8	N/A	87.9%	88.3%	87.9%

* This is based on patients treated on this contract for their most recent course of treatment. Figures in italics indicate the base number of FP17s or Patient Questionnaire responses are less than 100. N/A is shown where the base number of responses is less than 10 during the period. % is calculated as Quantity/Base number*100

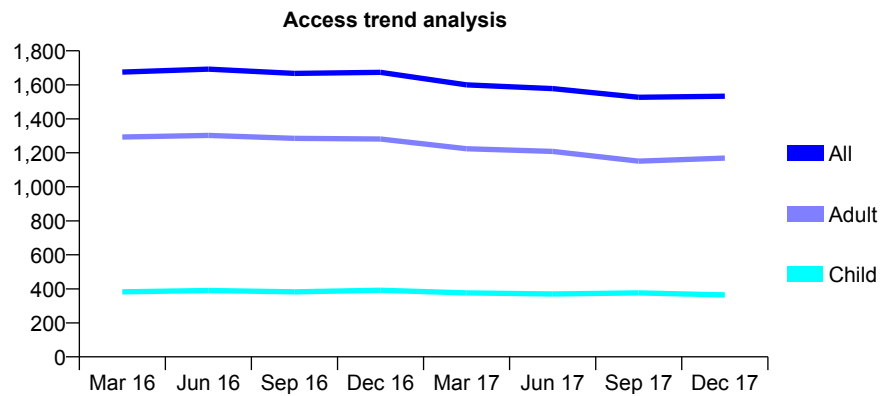
Q48 - Vital Signs At a Glance Contract Report for 301299/0005 - December 2017

Name or company name	MR KH TSAO
Contract type name	GDS Contract
Purpose of contract	General
Contract start date	01/10/2012
Contract end date	

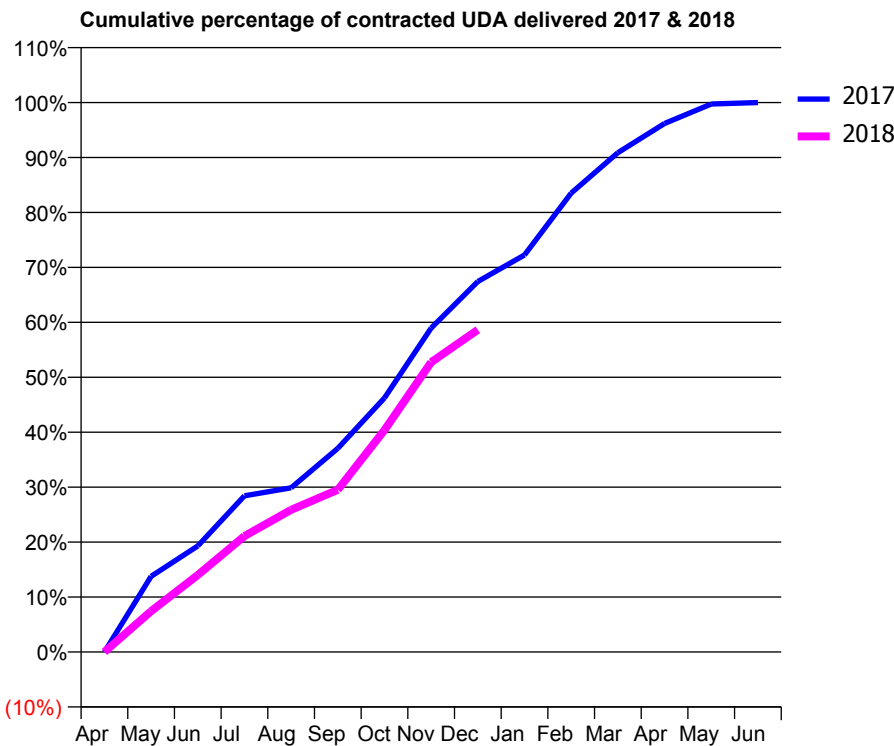
17/18 Contracted general activity (UDA)	4,706
Carry forward general activity (UDA)	0
17/18 Contracted orthodontic activity (UOA)	0
Carry forward orthodontic activity (UOA)	0
Baseline contract value	£121,419.47

ACCESS*

Patients seen in 24 months	Total	Change since previous quarter
Quarter ending December 2016	1,673	
Quarter ending March 2017	1,600	↓
Quarter ending June 2017	1,578	↓
Quarter ending September 2017	1,527	↓
Quarter ending December 2017	1,533	→
Variance since December 2016	(8.4%)	↓



ACTIVITY



Month	Adjusted Scheduled Activity (UDA)	
	2017	2018
April	0	0
May	659	350
June	924	660
July	1,361	993
August	1,430	1,218
September	1,774	1,389
October	2,214	1,901
November	2,822	2,482
December	3,227	2,760
January	3,458	
February	3,997	
March	4,349	
April	4,603	
May	4,773	
June	4,786	

QUALITY

	Quantity	Base Number	Contract	AT	Region	England
% of FP17s for the same patient ID Re-attending within 3 months - Children	10	258	3.9%	11.5%	12.9%	12.0%
% of FP17s for the same patient ID Re-attending within 3 months - Adults	73	732	10.0%	17.0%	16.5%	15.9%
% of FP17s for the same patient ID Re-attending between 3 & 9 months - Children	68	258	26.4%	54.2%	59.6%	58.0%
% of FP17s for the same patient ID Re-attending between 3 & 9 months - Adults	141	732	19.3%	44.6%	52.8%	50.5%
% of FP17s for Band 1 Urgent Courses	88	870	10.1%	11.6%	9.1%	9.0%
% of FP17s Relating to Free Repair or Replacements	5	870	0.6%	0.9%	1.0%	0.8%
% of FP17s Relating to Continuations	7	870	0.8%	1.3%	1.2%	1.1%
% of Patients satisfied with the dentistry they have received	4	4	N/A	90.7%	91.6%	91.5%
% of Patients satisfied with the time they had to wait for an appointment	3	4	N/A	87.9%	88.3%	87.9%

* This is based on patients treated on this contract for their most recent course of treatment. Figures in italics indicate the base number of FP17s or Patient Questionnaire responses are less than 100. N/A is shown where the base number of responses is less than 10 during the period. % is calculated as Quantity/Base number*100

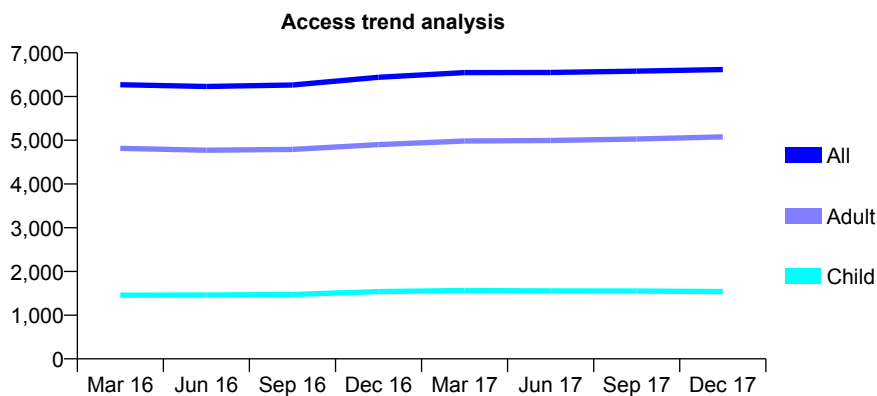
Q48 - Vital Signs At a Glance Contract Report for 304409/0001 - December 2017

Name or company name	MR GM O'HARE
Contract type name	GDS Contract
Purpose of contract	General
Contract start date	01/04/2006
Contract end date	

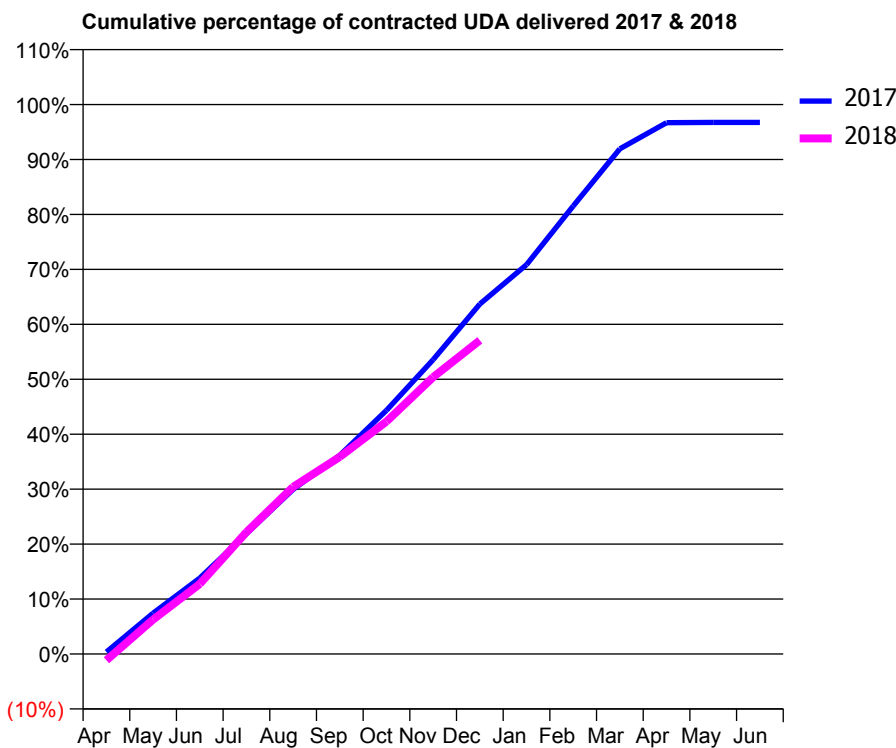
17/18 Contracted general activity (UDA)	22,316
Carry forward general activity (UDA)	726
17/18 Contracted orthodontic activity (UOA)	0
Carry forward orthodontic activity (UOA)	0
Baseline contract value	£575,774.97

ACCESS*

Patients seen in 24 months	Total	Change since previous quarter
Quarter ending December 2016	6,440	
Quarter ending March 2017	6,546	→
Quarter ending June 2017	6,551	→
Quarter ending September 2017	6,581	→
Quarter ending December 2017	6,617	→
Variance since December 2016	2.7%	↑



ACTIVITY



Month	Adjusted Scheduled Activity (UDA)	
	2017	2018
April	84	-256
May	1,659	1,400
June	3,084	2,845
July	4,889	4,952
August	6,686	6,790
September	8,073	8,005
October	9,898	9,442
November	11,955	11,243
December	14,215	12,738
January	15,812	
February	18,195	
March	20,517	
April	21,578	
May	21,590	
June	21,590	

QUALITY

	Quantity	Base Number	Contract	AT	Region	England
% of FP17s for the same patient ID Re-attending within 3 months - Children	92	1,560	5.9%	11.5%	12.9%	12.0%
% of FP17s for the same patient ID Re-attending within 3 months - Adults	932	5,025	18.5%	17.0%	16.5%	15.9%
% of FP17s for the same patient ID Re-attending between 3 & 9 months - Children	960	1,560	61.5%	54.2%	59.6%	58.0%
% of FP17s for the same patient ID Re-attending between 3 & 9 months - Adults	2,377	5,025	47.3%	44.6%	52.8%	50.5%
% of FP17s for Band 1 Urgent Courses	1,031	6,176	16.7%	11.6%	9.1%	9.0%
% of FP17s Relating to Free Repair or Replacements	72	6,176	1.2%	0.9%	1.0%	0.8%
% of FP17s Relating to Continuations	30	6,176	0.5%	1.3%	1.2%	1.1%
% of Patients satisfied with the dentistry they have received	12	12	100.0%	90.7%	91.6%	91.5%
% of Patients satisfied with the time they had to wait for an appointment	11	12	91.7%	87.9%	88.3%	87.9%

* This is based on patients treated on this contract for their most recent course of treatment. Figures in italics indicate the base number of FP17s or Patient Questionnaire responses are less than 100. N/A is shown where the base number of responses is less than 10 during the period. % is calculated as Quantity/Base number*100

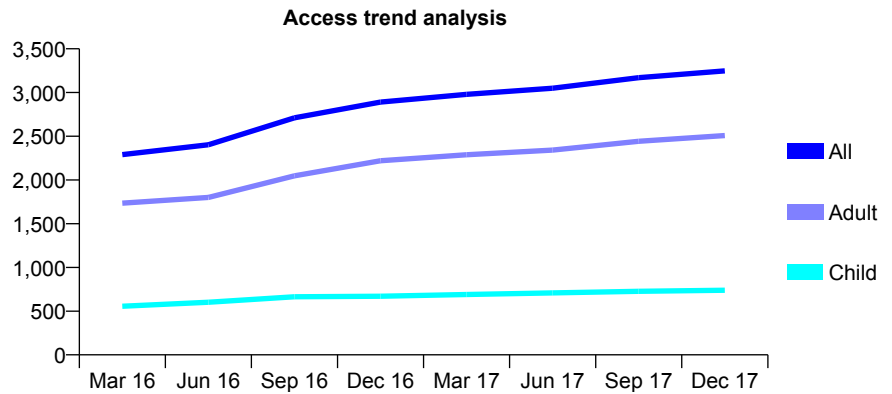
Q48 - Vital Signs At a Glance Contract Report for 320455/0002 - December 2017

Name or company name	MR RA KUNCEWICZ
Contract type name	GDS Contract
Purpose of contract	General
Contract start date	01/04/2006
Contract end date	

17/18 Contracted general activity (UDA)	8,350
Carry forward general activity (UDA)	0
17/18 Contracted orthodontic activity (UOA)	0
Carry forward orthodontic activity (UOA)	0
Baseline contract value	£253,963.00

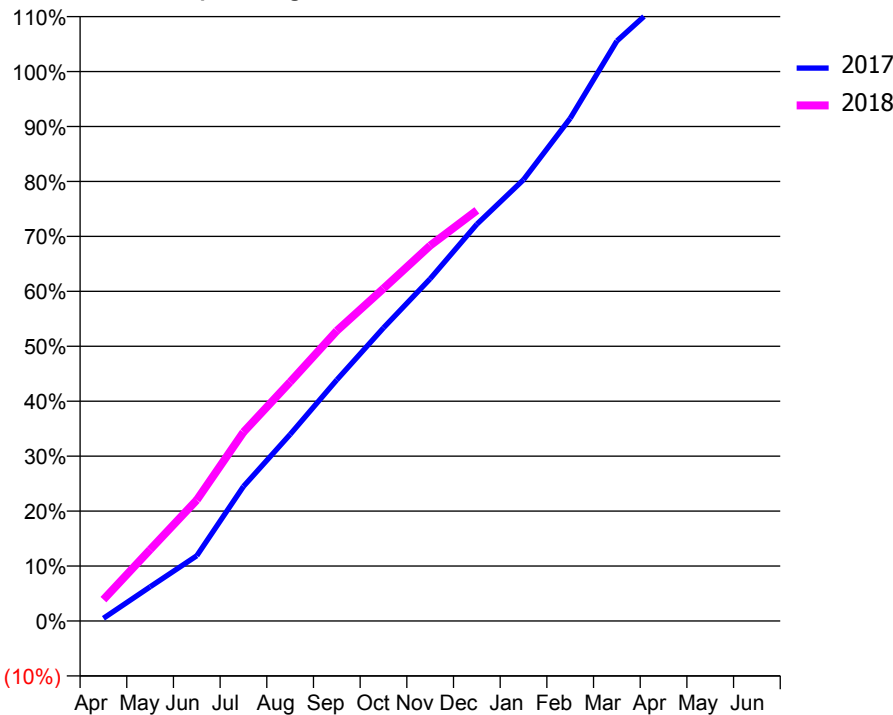
ACCESS*

Patients seen in 24 months	Total	Change since previous quarter
Quarter ending December 2016	2,890	
Quarter ending March 2017	2,979	↑
Quarter ending June 2017	3,049	↑
Quarter ending September 2017	3,170	↑
Quarter ending December 2017	3,247	↑
Variance since December 2016	12.4%	↑



ACTIVITY

Cumulative percentage of contracted UDA delivered 2017 & 2018



Month	Adjusted Scheduled Activity (UDA)	
	2017	2018
April	41	326
May	520	1,086
June	993	1,840
July	2,047	2,871
August	2,838	3,632
September	3,668	4,410
October	4,459	5,052
November	5,205	5,704
December	6,034	6,239
January	6,710	
February	7,643	
March	8,821	
April	9,461	
May	9,461	
June	9,462	

QUALITY

	Quantity	Base Number	Contract	AT	Region	England
% of FP17s for the same patient ID Re-attending within 3 months - Children	105	678	15.5%	11.5%	12.9%	12.0%
% of FP17s for the same patient ID Re-attending within 3 months - Adults	323	1,952	16.5%	17.0%	16.5%	15.9%
% of FP17s for the same patient ID Re-attending between 3 & 9 months - Children	219	678	32.3%	54.2%	59.6%	58.0%
% of FP17s for the same patient ID Re-attending between 3 & 9 months - Adults	613	1,952	31.4%	44.6%	52.8%	50.5%
% of FP17s for Band 1 Urgent Courses	704	2,437	28.9%	11.6%	9.1%	9.0%
% of FP17s Relating to Free Repair or Replacements	17	2,437	0.7%	0.9%	1.0%	0.8%
% of FP17s Relating to Continuations	19	2,437	0.8%	1.3%	1.2%	1.1%
% of Patients satisfied with the dentistry they have received	2	2	N/A	90.7%	91.6%	91.5%
% of Patients satisfied with the time they had to wait for an appointment	2	2	N/A	87.9%	88.3%	87.9%

* This is based on patients treated on this contract for their most recent course of treatment. Figures in italics indicate the base number of FP17s or Patient Questionnaire responses are less than 100. N/A is shown where the base number of responses is less than 10 during the period. % is calculated as Quantity/Base number*100

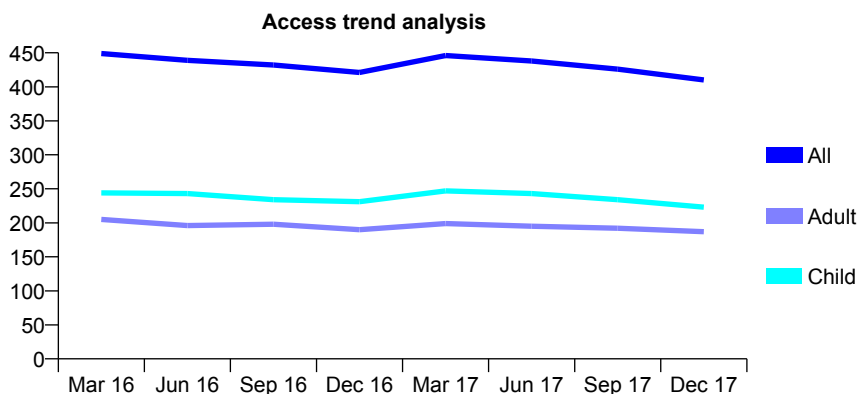
Q48 - Vital Signs At a Glance Contract Report for 325015/0001 - December 2017

Name or company name	MR SA CROSTON
Contract type name	GDS Contract
Purpose of contract	General
Contract start date	01/04/2006
Contract end date	

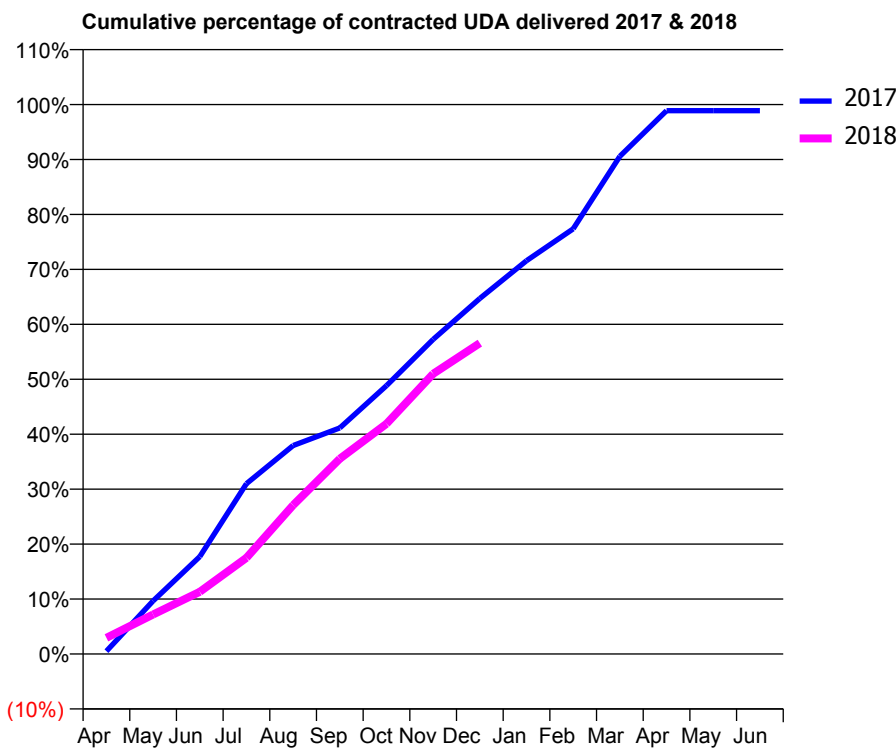
17/18 Contracted general activity (UDA)	1,200
Carry forward general activity (UDA)	14
17/18 Contracted orthodontic activity (UOA)	0
Carry forward orthodontic activity (UOA)	0
Baseline contract value	£30,745.71

ACCESS*

Patients seen in 24 months	Total	Change since previous quarter
Quarter ending December 2016	421	
Quarter ending March 2017	446	↑
Quarter ending June 2017	438	↓
Quarter ending September 2017	426	↓
Quarter ending December 2017	410	↓
Variance since December 2016	(2.6%)	↓



ACTIVITY



Month	Adjusted Scheduled Activity (UDA)	
	2017	2018
April	6	35
May	116	86
June	213	136
July	372	210
August	455	325
September	494	427
October	586	503
November	687	612
December	776	679
January	859	
February	929	
March	1,087	
April	1,186	
May	1,186	
June	1,186	

QUALITY

	Quantity	Base Number	Contract	AT	Region	England
% of FP17s for the same patient ID Re-attending within 3 months - Children	13	252	5.2%	11.5%	12.9%	12.0%
% of FP17s for the same patient ID Re-attending within 3 months - Adults	34	181	18.8%	17.0%	16.5%	15.9%
% of FP17s for the same patient ID Re-attending between 3 & 9 months - Children	174	252	69.0%	54.2%	59.6%	58.0%
% of FP17s for the same patient ID Re-attending between 3 & 9 months - Adults	104	181	57.5%	44.6%	52.8%	50.5%
% of FP17s for Band 1 Urgent Courses	20	391	5.1%	11.6%	9.1%	9.0%
% of FP17s Relating to Free Repair or Replacements	0	391	0.0%	0.9%	1.0%	0.8%
% of FP17s Relating to Continuations	8	391	2.0%	1.3%	1.2%	1.1%
% of Patients satisfied with the dentistry they have received	0	0	N/A	90.7%	91.6%	91.5%
% of Patients satisfied with the time they had to wait for an appointment	0	0	N/A	87.9%	88.3%	87.9%

* This is based on patients treated on this contract for their most recent course of treatment. Figures in italics indicate the base number of FP17s or Patient Questionnaire responses are less than 100. N/A is shown where the base number of responses is less than 10 during the period. % is calculated as Quantity/Base number*100

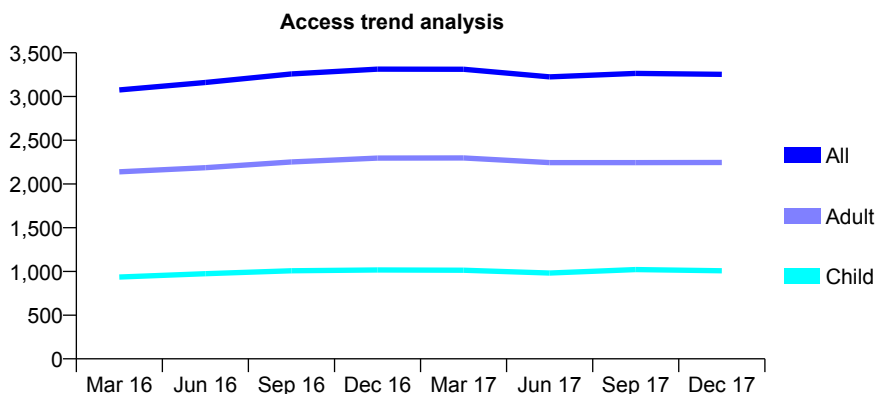
Q48 - Vital Signs At a Glance Contract Report for 325112/0001 - December 2017

Name or company name	MR DJ TILDSLEY
Contract type name	GDS Contract
Purpose of contract	General
Contract start date	01/04/2006
Contract end date	

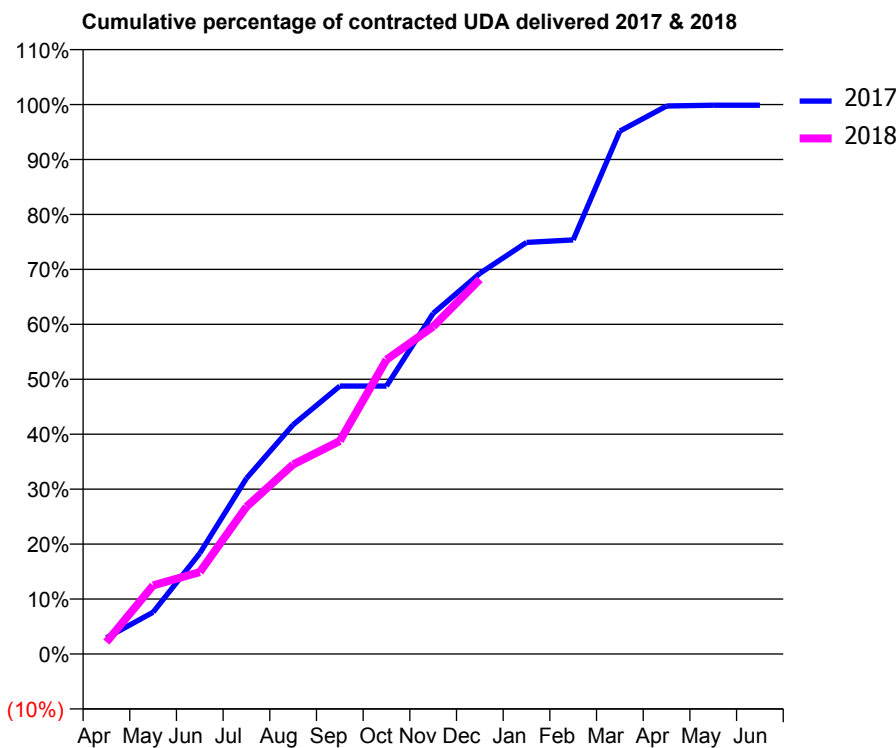
17/18 Contracted general activity (UDA)	10,904
Carry forward general activity (UDA)	15
17/18 Contracted orthodontic activity (UOA)	0
Carry forward orthodontic activity (UOA)	0
Baseline contract value	£342,228.69

ACCESS*

Patients seen in 24 months	Total	Change since previous quarter
Quarter ending December 2016	3,313	
Quarter ending March 2017	3,312	→
Quarter ending June 2017	3,225	↓
Quarter ending September 2017	3,265	→
Quarter ending December 2017	3,253	→
Variance since December 2016	(1.8%)	↓



ACTIVITY



Month	Adjusted Scheduled Activity (UDA)	
	2017	2018
April	322	237
May	831	1,361
June	2,000	1,627
July	3,486	2,923
August	4,550	3,760
September	5,316	4,227
October	5,316	5,842
November	6,760	6,498
December	7,553	7,434
January	8,166	
February	8,216	
March	10,377	
April	10,875	
May	10,889	
June	10,889	

QUALITY

	Quantity	Base Number	Contract	AT	Region	England
% of FP17s for the same patient ID Re-attending within 3 months - Children	466	1,348	34.6%	11.5%	12.9%	12.0%
% of FP17s for the same patient ID Re-attending within 3 months - Adults	474	1,928	24.6%	17.0%	16.5%	15.9%
% of FP17s for the same patient ID Re-attending between 3 & 9 months - Children	523	1,348	38.8%	54.2%	59.6%	58.0%
% of FP17s for the same patient ID Re-attending between 3 & 9 months - Adults	535	1,928	27.7%	44.6%	52.8%	50.5%
% of FP17s for Band 1 Urgent Courses	393	3,116	12.6%	11.6%	9.1%	9.0%
% of FP17s Relating to Free Repair or Replacements	65	3,116	2.1%	0.9%	1.0%	0.8%
% of FP17s Relating to Continuations	19	3,116	0.6%	1.3%	1.2%	1.1%
% of Patients satisfied with the dentistry they have received	10	11	90.9%	90.7%	91.6%	91.5%
% of Patients satisfied with the time they had to wait for an appointment	7	11	63.6%	87.9%	88.3%	87.9%

* This is based on patients treated on this contract for their most recent course of treatment. Figures in italics indicate the base number of FP17s or Patient Questionnaire responses are less than 100. N/A is shown where the base number of responses is less than 10 during the period. % is calculated as Quantity/Base number*100

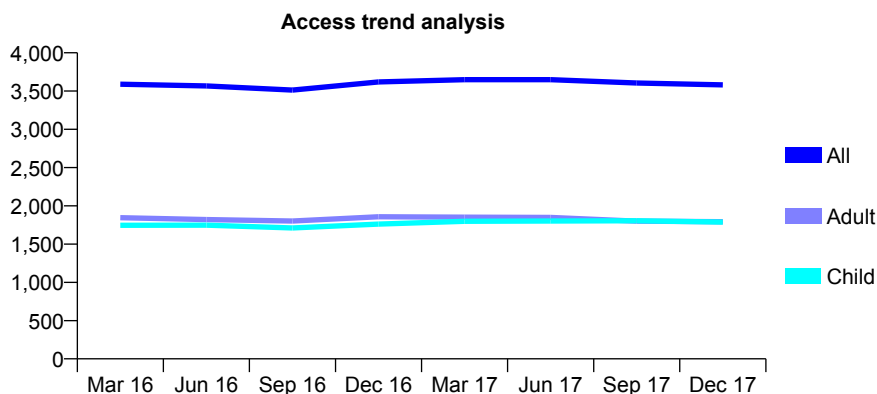
Q48 - Vital Signs At a Glance Contract Report for 328847/0001 - December 2017

Name or company name	MR PA DOYLE
Contract type name	GDS Contract
Purpose of contract	General
Contract start date	01/04/2006
Contract end date	

17/18 Contracted general activity (UDA)	12,787
Carry forward general activity (UDA)	157
17/18 Contracted orthodontic activity (UOA)	0
Carry forward orthodontic activity (UOA)	0
Baseline contract value	£365,945.54

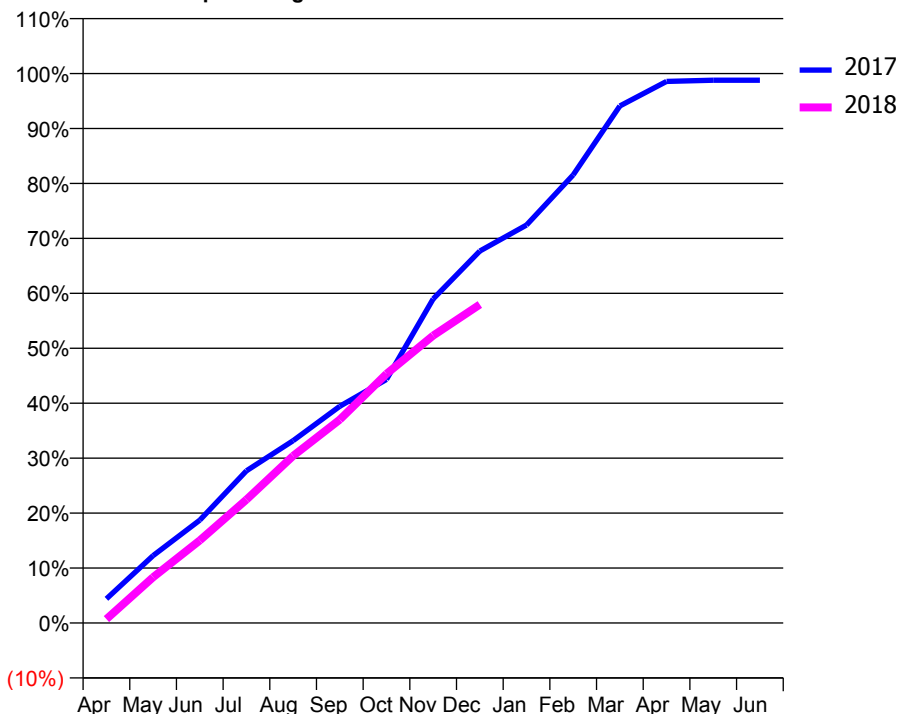
ACCESS*

Patients seen in 24 months	Total	Change since previous quarter
Quarter ending December 2016	3,619	
Quarter ending March 2017	3,649	→
Quarter ending June 2017	3,649	→
Quarter ending September 2017	3,605	↓
Quarter ending December 2017	3,580	→
Variance since December 2016	(1.1%)	↓



ACTIVITY

Cumulative percentage of contracted UDA delivered 2017 & 2018



Month	Adjusted Scheduled Activity (UDA)	
	2017	2018
April	563	91
May	1,570	1,065
June	2,393	1,921
July	3,541	2,872
August	4,242	3,890
September	5,044	4,733
October	5,667	5,798
November	7,543	6,688
December	8,656	7,410
January	9,262	
February	10,429	
March	12,032	
April	12,604	
May	12,630	
June	12,630	

QUALITY

	Quantity	Base Number	Contract	AT	Region	England
% of FP17s for the same patient ID Re-attending within 3 months - Children	119	1,557	7.6%	11.5%	12.9%	12.0%
% of FP17s for the same patient ID Re-attending within 3 months - Adults	443	1,568	28.3%	17.0%	16.5%	15.9%
% of FP17s for the same patient ID Re-attending between 3 & 9 months - Children	735	1,557	47.2%	54.2%	59.6%	58.0%
% of FP17s for the same patient ID Re-attending between 3 & 9 months - Adults	562	1,568	35.8%	44.6%	52.8%	50.5%
% of FP17s for Band 1 Urgent Courses	380	2,958	12.8%	11.6%	9.1%	9.0%
% of FP17s Relating to Free Repair or Replacements	0	2,958	0.0%	0.9%	1.0%	0.8%
% of FP17s Relating to Continuations	26	2,958	0.9%	1.3%	1.2%	1.1%
% of Patients satisfied with the dentistry they have received	2	2	N/A	90.7%	91.6%	91.5%
% of Patients satisfied with the time they had to wait for an appointment	2	2	N/A	87.9%	88.3%	87.9%

* This is based on patients treated on this contract for their most recent course of treatment. Figures in italics indicate the base number of FP17s or Patient Questionnaire responses are less than 100. N/A is shown where the base number of responses is less than 10 during the period. % is calculated as Quantity/Base number*100

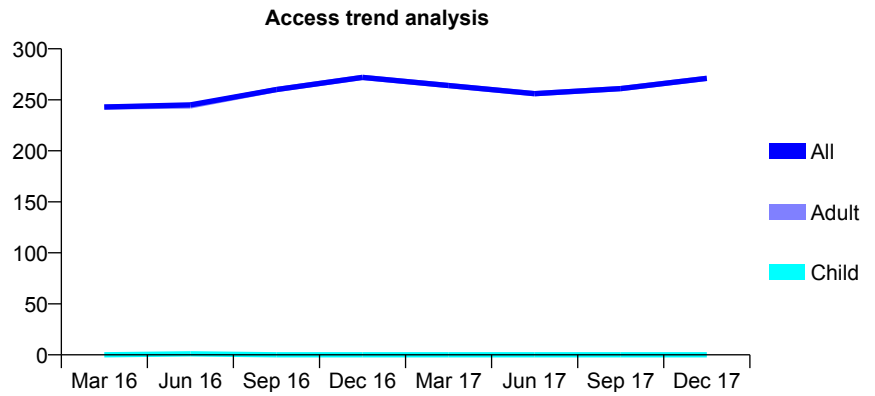
Q48 - Vital Signs At a Glance Contract Report for 351628/0004 - December 2017

Name or company name	MR TC DALEY
Contract type name	GDS Contract
Purpose of contract	General
Contract start date	02/03/2012
Contract end date	31/03/2018

17/18 Contracted general activity (UDA)	848
Carry forward general activity (UDA)	0
17/18 Contracted orthodontic activity (UOA)	0
Carry forward orthodontic activity (UOA)	0
Baseline contract value	£27,277.17

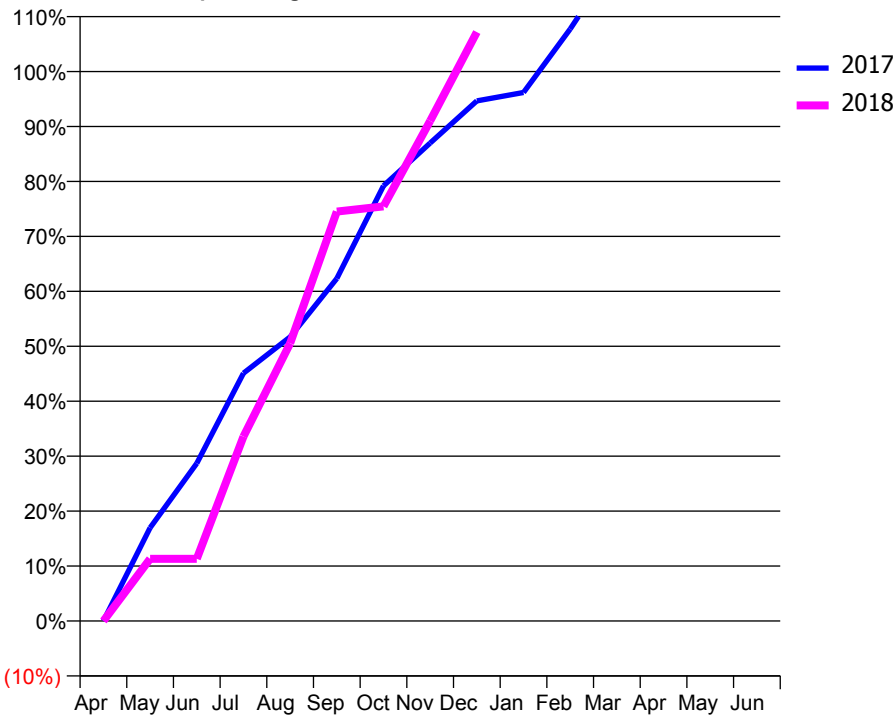
ACCESS*

Patients seen in 24 months	Total	Change since previous quarter
Quarter ending December 2016	272	
Quarter ending March 2017	264	↓
Quarter ending June 2017	256	↓
Quarter ending September 2017	261	→
Quarter ending December 2017	271	↑
Variance since December 2016	(0.4%)	→



ACTIVITY

Cumulative percentage of contracted UDA delivered 2017 & 2018



Month	Adjusted Scheduled Activity (UDA)	
	2017	2018
April	0	0
May	144	96
June	243	96
July	382	285
August	438	429
September	529	632
October	672	640
November	738	772
December	803	909
January	816	
February	914	
March	1,022	
April	1,051	
May	1,052	
June	1,052	

QUALITY

	Quantity	Base Number	Contract	AT	Region	England
% of FP17s for the same patient ID Re-attending within 3 months - Children	0	0	N/A	11.5%	12.9%	12.0%
% of FP17s for the same patient ID Re-attending within 3 months - Adults	7	152	4.6%	17.0%	16.5%	15.9%
% of FP17s for the same patient ID Re-attending between 3 & 9 months - Children	0	0	N/A	54.2%	59.6%	58.0%
% of FP17s for the same patient ID Re-attending between 3 & 9 months - Adults	21	152	13.8%	44.6%	52.8%	50.5%
% of FP17s for Band 1 Urgent Courses	4	137	2.9%	11.6%	9.1%	9.0%
% of FP17s Relating to Free Repair or Replacements	0	137	0.0%	0.9%	1.0%	0.8%
% of FP17s Relating to Continuations	0	137	0.0%	1.3%	1.2%	1.1%
% of Patients satisfied with the dentistry they have received	0	0	N/A	90.7%	91.6%	91.5%
% of Patients satisfied with the time they had to wait for an appointment	0	0	N/A	87.9%	88.3%	87.9%

* This is based on patients treated on this contract for their most recent course of treatment. Figures in italics indicate the base number of FP17s or Patient Questionnaire responses are less than 100. N/A is shown where the base number of responses is less than 10 during the period. % is calculated as Quantity/Base number*100

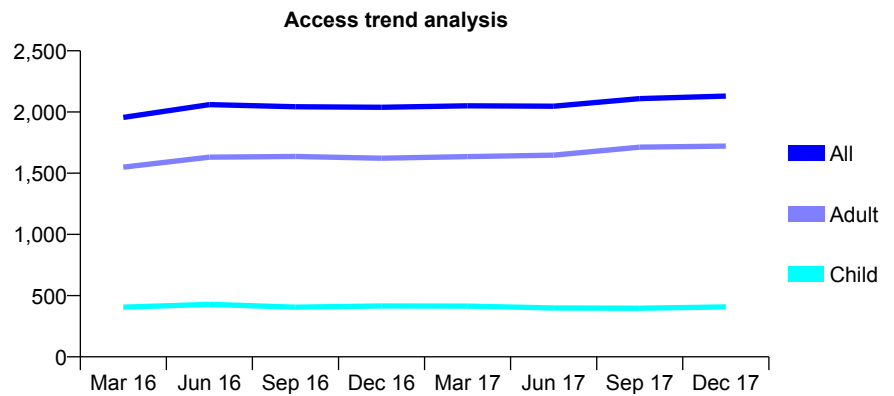
Q48 - Vital Signs At a Glance Contract Report for 357936/0001 - December 2017

Name or company name	MR SR LAKSHMIAH
Contract type name	GDS Contract
Purpose of contract	General
Contract start date	01/04/2006
Contract end date	

17/18 Contracted general activity (UDA)	9,108
Carry forward general activity (UDA)	303
17/18 Contracted orthodontic activity (UOA)	0
Carry forward orthodontic activity (UOA)	0
Baseline contract value	£234,995.64

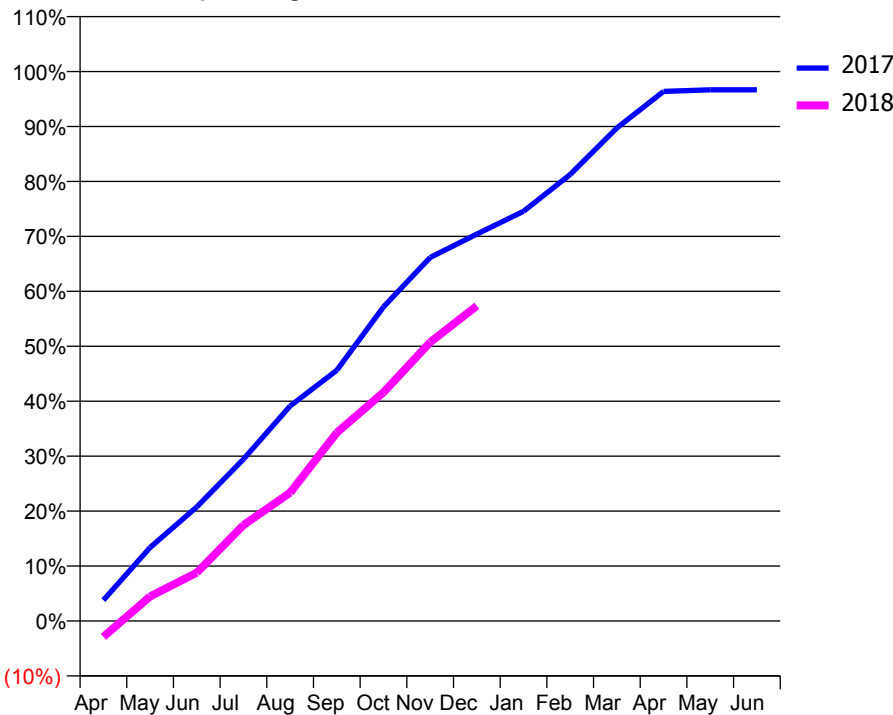
ACCESS*

Patients seen in 24 months	Total	Change since previous quarter
Quarter ending December 2016	2,039	
Quarter ending March 2017	2,051	→
Quarter ending June 2017	2,047	→
Quarter ending September 2017	2,110	↑
Quarter ending December 2017	2,130	→
Variance since December 2016	4.5%	↑



ACTIVITY

Cumulative percentage of contracted UDA delivered 2017 & 2018



Month	Adjusted Scheduled Activity (UDA)	
	2017	2018
April	346	-265
May	1,219	407
June	1,890	800
July	2,682	1,591
August	3,564	2,127
September	4,157	3,122
October	5,206	3,790
November	6,025	4,621
December	6,412	5,224
January	6,792	
February	7,400	
March	8,172	
April	8,778	
May	8,804	
June	8,805	

QUALITY

	Quantity	Base Number	Contract	AT	Region	England
% of FP17s for the same patient ID Re-attending within 3 months - Children	19	287	6.6%	11.5%	12.9%	12.0%
% of FP17s for the same patient ID Re-attending within 3 months - Adults	195	1,195	16.3%	17.0%	16.5%	15.9%
% of FP17s for the same patient ID Re-attending between 3 & 9 months - Children	73	287	25.4%	54.2%	59.6%	58.0%
% of FP17s for the same patient ID Re-attending between 3 & 9 months - Adults	218	1,195	18.2%	44.6%	52.8%	50.5%
% of FP17s for Band 1 Urgent Courses	222	1,335	16.6%	11.6%	9.1%	9.0%
% of FP17s Relating to Free Repair or Replacements	0	1,335	0.0%	0.9%	1.0%	0.8%
% of FP17s Relating to Continuations	5	1,335	0.4%	1.3%	1.2%	1.1%
% of Patients satisfied with the dentistry they have received	9	11	81.8%	90.7%	91.6%	91.5%
% of Patients satisfied with the time they had to wait for an appointment	9	11	81.8%	87.9%	88.3%	87.9%

* This is based on patients treated on this contract for their most recent course of treatment. Figures in italics indicate the base number of FP17s or Patient Questionnaire responses are less than 100. N/A is shown where the base number of responses is less than 10 during the period. % is calculated as Quantity/Base number*100

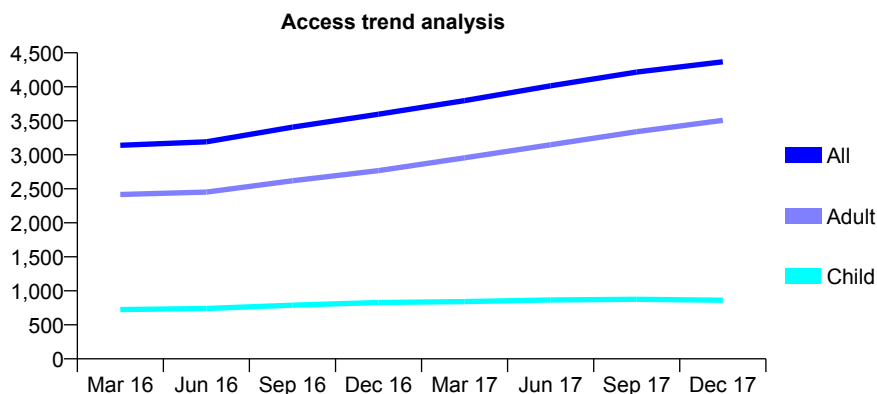
Q48 - Vital Signs At a Glance Contract Report for 358754/0001 - December 2017

Name or company name	Devaki Divakar
Contract type name	GDS Contract
Purpose of contract	General
Contract start date	01/01/2008
Contract end date	

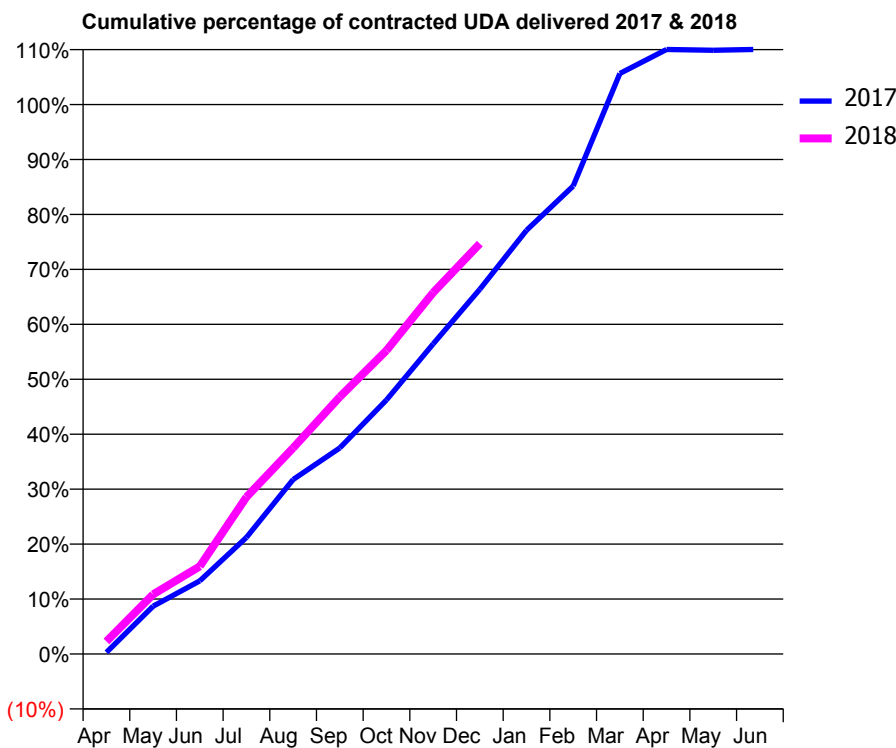
17/18 Contracted general activity (UDA)	11,926
Carry forward general activity (UDA)	0
17/18 Contracted orthodontic activity (UOA)	0
Carry forward orthodontic activity (UOA)	0
Baseline contract value	£379,190.13

ACCESS*

Patients seen in 24 months	Total	Change since previous quarter
Quarter ending December 2016	3,597	
Quarter ending March 2017	3,797	↑
Quarter ending June 2017	4,014	↑
Quarter ending September 2017	4,217	↑
Quarter ending December 2017	4,368	↑
Variance since December 2016	21.4%	↑



ACTIVITY



Month	Adjusted Scheduled Activity (UDA)	
	2017	2018
April	37	272
May	1,037	1,296
June	1,587	1,903
July	2,532	3,408
August	3,788	4,474
September	4,471	5,582
October	5,516	6,588
November	6,729	7,844
December	7,917	8,906
January	9,195	
February	10,157	
March	12,600	
April	13,122	
May	13,102	
June	13,124	

QUALITY

	Quantity	Base Number	Contract	AT	Region	England
% of FP17s for the same patient ID Re-attending within 3 months - Children	80	795	10.1%	11.5%	12.9%	12.0%
% of FP17s for the same patient ID Re-attending within 3 months - Adults	411	3,093	13.3%	17.0%	16.5%	15.9%
% of FP17s for the same patient ID Re-attending between 3 & 9 months - Children	279	795	35.1%	54.2%	59.6%	58.0%
% of FP17s for the same patient ID Re-attending between 3 & 9 months - Adults	721	3,093	23.3%	44.6%	52.8%	50.5%
% of FP17s for Band 1 Urgent Courses	1,845	3,690	50.0%	11.6%	9.1%	9.0%
% of FP17s Relating to Free Repair or Replacements	59	3,690	1.6%	0.9%	1.0%	0.8%
% of FP17s Relating to Continuations	8	3,690	0.2%	1.3%	1.2%	1.1%
% of Patients satisfied with the dentistry they have received	2	2	N/A	90.7%	91.6%	91.5%
% of Patients satisfied with the time they had to wait for an appointment	2	2	N/A	87.9%	88.3%	87.9%

* This is based on patients treated on this contract for their most recent course of treatment. Figures in italics indicate the base number of FP17s or Patient Questionnaire responses are less than 100. N/A is shown where the base number of responses is less than 10 during the period. % is calculated as Quantity/Base number*100

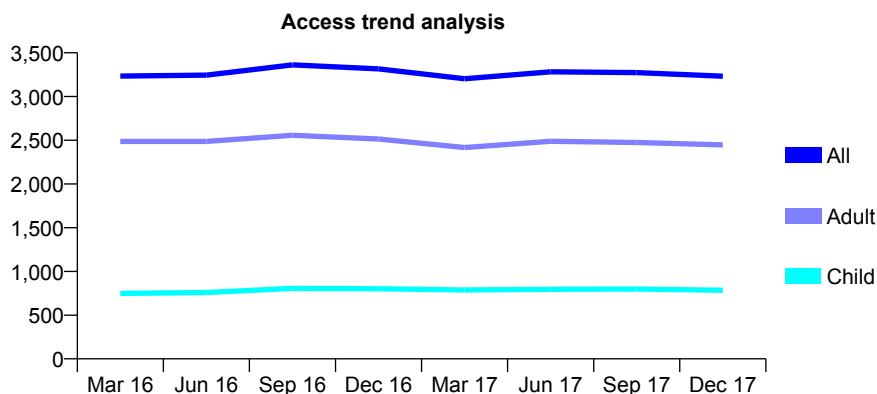
Q48 - Vital Signs At a Glance Contract Report for 383732/0001 - December 2017

Name or company name	MR JP BRACKEN
Contract type name	GDS Contract
Purpose of contract	General
Contract start date	01/04/2006
Contract end date	

17/18 Contracted general activity (UDA)	11,178
Carry forward general activity (UDA)	0
17/18 Contracted orthodontic activity (UOA)	0
Carry forward orthodontic activity (UOA)	0
Baseline contract value	£288,403.50

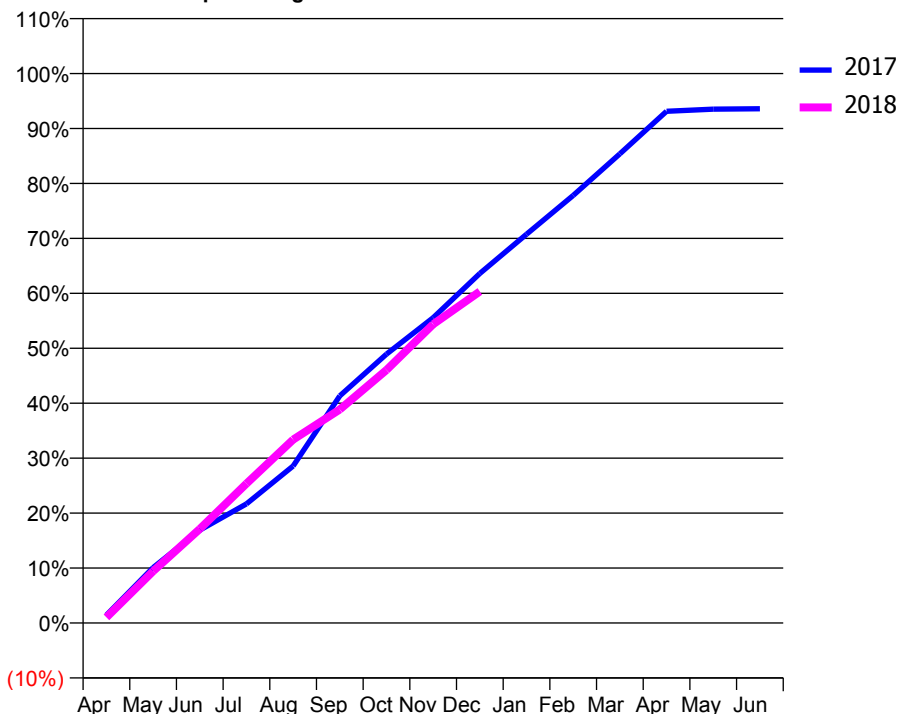
ACCESS*

Patients seen in 24 months	Total	Change since previous quarter
Quarter ending December 2016	3,316	
Quarter ending March 2017	3,203	↓
Quarter ending June 2017	3,283	↑
Quarter ending September 2017	3,274	→
Quarter ending December 2017	3,232	↓
Variance since December 2016	(2.5%)	↓



ACTIVITY

Cumulative percentage of contracted UDA delivered 2017 & 2018



Month	Adjusted Scheduled Activity (UDA)	
	2017	2018
April	162	115
May	1,128	1,055
June	1,889	1,915
July	2,424	2,836
August	3,193	3,731
September	4,620	4,345
October	5,470	5,148
November	6,209	6,078
December	7,112	6,746
January	7,908	
February	8,697	
March	9,545	
April	10,410	
May	10,453	
June	10,462	

QUALITY

	Quantity	Base Number	Contract	AT	Region	England
% of FP17s for the same patient ID Re-attending within 3 months - Children	43	609	7.1%	11.5%	12.9%	12.0%
% of FP17s for the same patient ID Re-attending within 3 months - Adults	265	1,962	13.5%	17.0%	16.5%	15.9%
% of FP17s for the same patient ID Re-attending between 3 & 9 months - Children	151	609	24.8%	54.2%	59.6%	58.0%
% of FP17s for the same patient ID Re-attending between 3 & 9 months - Adults	524	1,962	26.7%	44.6%	52.8%	50.5%
% of FP17s for Band 1 Urgent Courses	328	2,302	14.2%	11.6%	9.1%	9.0%
% of FP17s Relating to Free Repair or Replacements	29	2,302	1.3%	0.9%	1.0%	0.8%
% of FP17s Relating to Continuations	36	2,302	1.6%	1.3%	1.2%	1.1%
% of Patients satisfied with the dentistry they have received	6	6	N/A	90.7%	91.6%	91.5%
% of Patients satisfied with the time they had to wait for an appointment	6	6	N/A	87.9%	88.3%	87.9%

* This is based on patients treated on this contract for their most recent course of treatment. Figures in italics indicate the base number of FP17s or Patient Questionnaire responses are less than 100. N/A is shown where the base number of responses is less than 10 during the period. % is calculated as Quantity/Base number*100

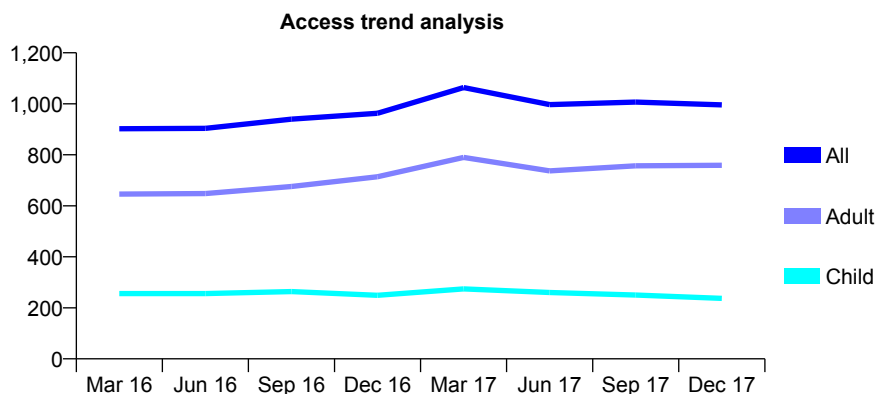
Q48 - Vital Signs At a Glance Contract Report for 383732/0003 - December 2017

Name or company name	MR JP BRACKEN
Contract type name	GDS Contract
Purpose of contract	General
Contract start date	01/04/2006
Contract end date	

17/18 Contracted general activity (UDA)	2,380
Carry forward general activity (UDA)	13
17/18 Contracted orthodontic activity (UOA)	0
Carry forward orthodontic activity (UOA)	0
Baseline contract value	£51,999.59

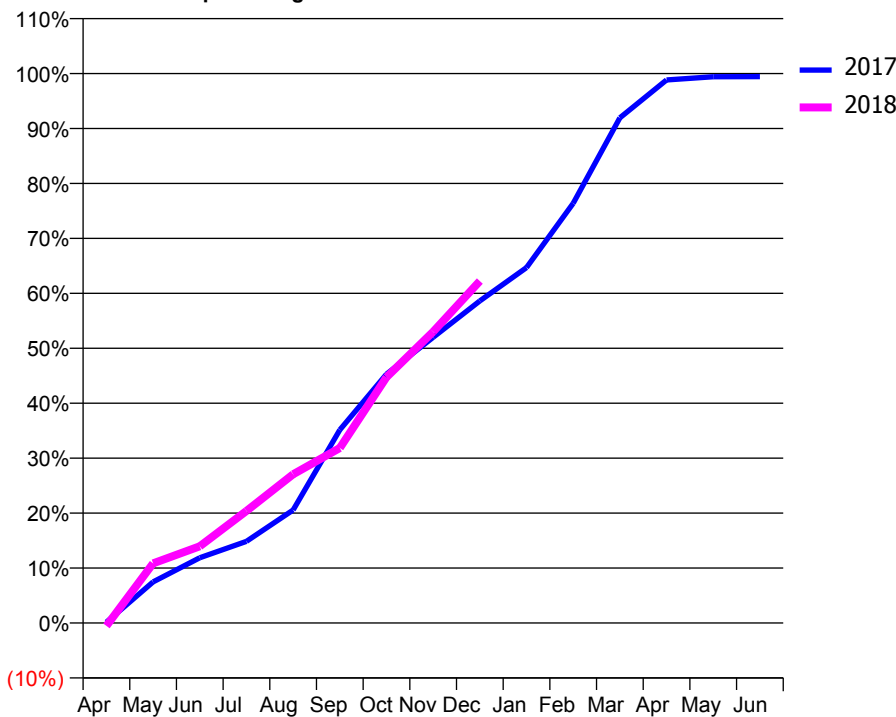
ACCESS*

Patients seen in 24 months	Total	Change since previous quarter
Quarter ending December 2016	963	
Quarter ending March 2017	1,064	↑
Quarter ending June 2017	997	↓
Quarter ending September 2017	1,007	→
Quarter ending December 2017	996	↓
Variance since December 2016	3.4%	↑



ACTIVITY

Cumulative percentage of contracted UDA delivered 2017 & 2018



Month	Adjusted Scheduled Activity (UDA)	
	2017	2018
April	4	-13
May	178	259
June	283	332
July	354	485
August	489	644
September	837	758
October	1,078	1,065
November	1,237	1,261
December	1,395	1,481
January	1,539	
February	1,818	
March	2,188	
April	2,352	
May	2,366	
June	2,367	

QUALITY

	Quantity	Base Number	Contract	AT	Region	England
% of FP17s for the same patient ID Re-attending within 3 months - Children	3	162	1.9%	11.5%	12.9%	12.0%
% of FP17s for the same patient ID Re-attending within 3 months - Adults	22	499	4.4%	17.0%	16.5%	15.9%
% of FP17s for the same patient ID Re-attending between 3 & 9 months - Children	16	162	9.9%	54.2%	59.6%	58.0%
% of FP17s for the same patient ID Re-attending between 3 & 9 months - Adults	58	499	11.6%	44.6%	52.8%	50.5%
% of FP17s for Band 1 Urgent Courses	75	594	12.6%	11.6%	9.1%	9.0%
% of FP17s Relating to Free Repair or Replacements	2	594	0.3%	0.9%	1.0%	0.8%
% of FP17s Relating to Continuations	5	594	0.8%	1.3%	1.2%	1.1%
% of Patients satisfied with the dentistry they have received	2	2	N/A	90.7%	91.6%	91.5%
% of Patients satisfied with the time they had to wait for an appointment	2	2	N/A	87.9%	88.3%	87.9%

* This is based on patients treated on this contract for their most recent course of treatment. Figures in italics indicate the base number of FP17s or Patient Questionnaire responses are less than 100. N/A is shown where the base number of responses is less than 10 during the period. % is calculated as Quantity/Base number*100

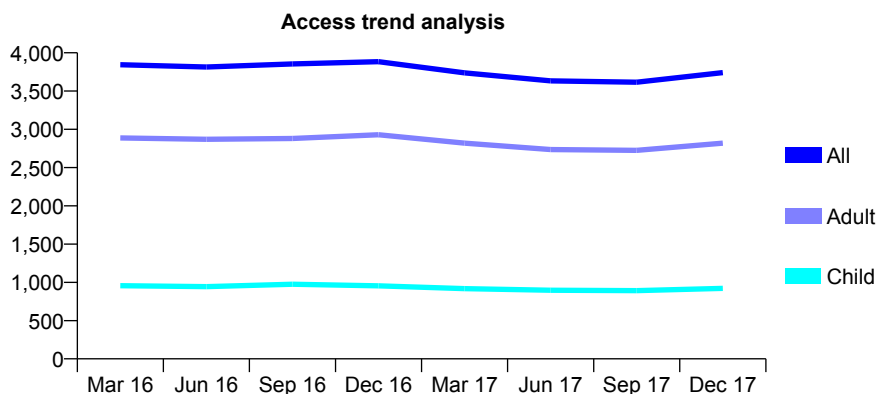
Q48 - Vital Signs At a Glance Contract Report for 396109/0001 - December 2017

Name or company name	Mr S Garton & Mr J Ajibade
Contract type name	GDS Contract
Purpose of contract	General
Contract start date	24/11/2008
Contract end date	

17/18 Contracted general activity (UDA)	16,249
Carry forward general activity (UDA)	0
17/18 Contracted orthodontic activity (UOA)	0
Carry forward orthodontic activity (UOA)	0
Baseline contract value	£419,240.34

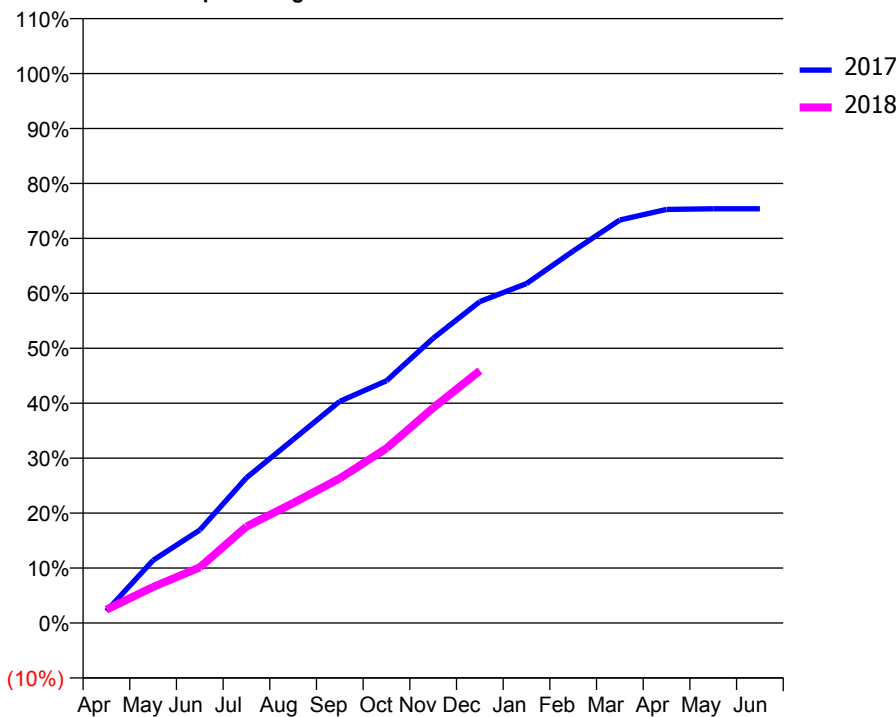
ACCESS*

Patients seen in 24 months	Total	Change since previous quarter
Quarter ending December 2016	3,884	
Quarter ending March 2017	3,738	↓
Quarter ending June 2017	3,633	↓
Quarter ending September 2017	3,616	→
Quarter ending December 2017	3,742	↑
Variance since December 2016	(3.7%)	↓



ACTIVITY

Cumulative percentage of contracted UDA delivered 2017 & 2018



Month	Adjusted Scheduled Activity (UDA)	
	2017	2018
April	354	395
May	1,854	1,068
June	2,752	1,648
July	4,297	2,851
August	5,425	3,545
September	6,554	4,274
October	7,161	5,168
November	8,421	6,364
December	9,506	7,463
January	10,038	
February	11,000	
March	11,919	
April	12,229	
May	12,247	
June	12,247	

QUALITY

	Quantity	Base Number	Contract	AT	Region	England
% of FP17s for the same patient ID Re-attending within 3 months - Children	53	709	7.5%	11.5%	12.9%	12.0%
% of FP17s for the same patient ID Re-attending within 3 months - Adults	268	2,217	12.1%	17.0%	16.5%	15.9%
% of FP17s for the same patient ID Re-attending between 3 & 9 months - Children	230	709	32.4%	54.2%	59.6%	58.0%
% of FP17s for the same patient ID Re-attending between 3 & 9 months - Adults	850	2,217	38.3%	44.6%	52.8%	50.5%
% of FP17s for Band 1 Urgent Courses	234	2,813	8.3%	11.6%	9.1%	9.0%
% of FP17s Relating to Free Repair or Replacements	24	2,813	0.9%	0.9%	1.0%	0.8%
% of FP17s Relating to Continuations	7	2,813	0.2%	1.3%	1.2%	1.1%
% of Patients satisfied with the dentistry they have received	4	5	N/A	90.7%	91.6%	91.5%
% of Patients satisfied with the time they had to wait for an appointment	4	5	N/A	87.9%	88.3%	87.9%

* This is based on patients treated on this contract for their most recent course of treatment. Figures in italics indicate the base number of FP17s or Patient Questionnaire responses are less than 100. N/A is shown where the base number of responses is less than 10 during the period. % is calculated as Quantity/Base number*100

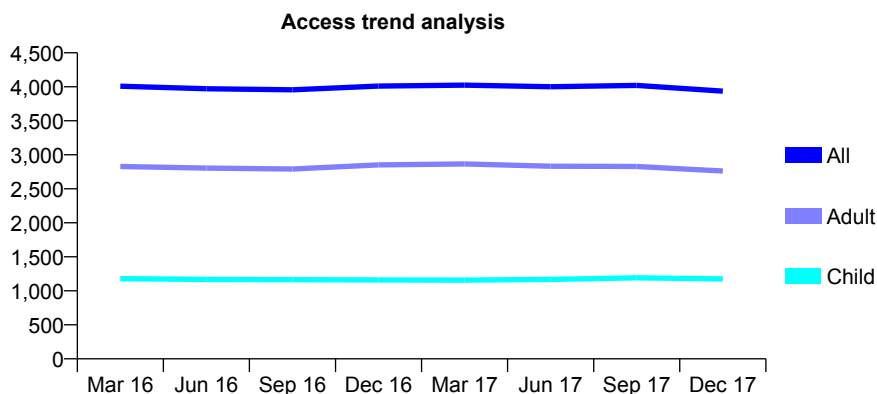
Q48 - Vital Signs At a Glance Contract Report for 568147/0001 - December 2017

Name or company name	Speke Dental Practice
Contract type name	GDS Contract
Purpose of contract	General
Contract start date	01/04/2006
Contract end date	

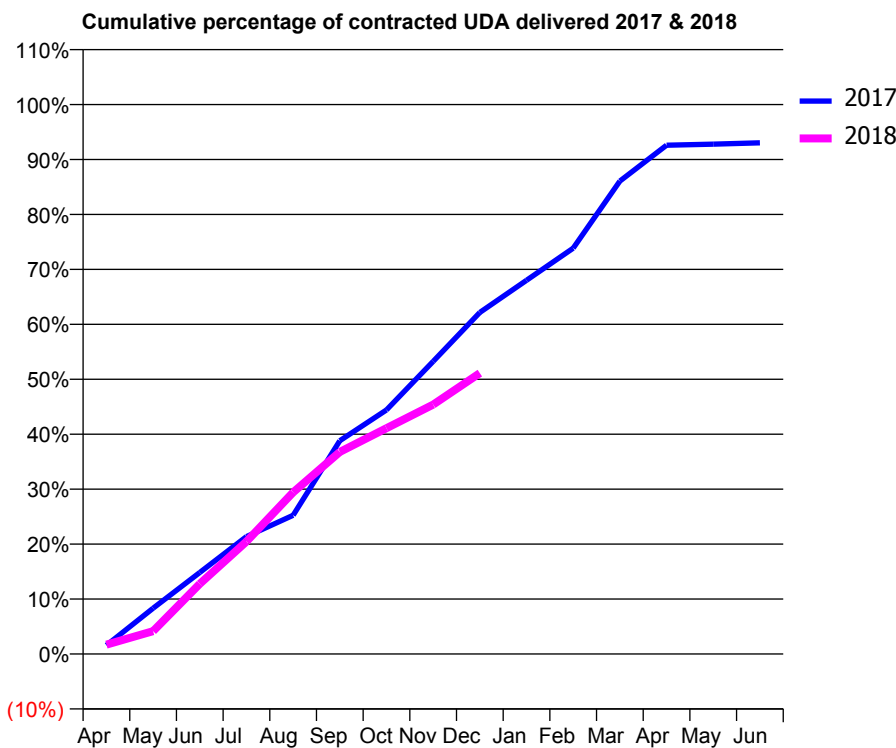
17/18 Contracted general activity (UDA)	11,616
Carry forward general activity (UDA)	0
17/18 Contracted orthodontic activity (UOA)	0
Carry forward orthodontic activity (UOA)	0
Baseline contract value	£299,704.34

ACCESS*

Patients seen in 24 months	Total	Change since previous quarter
Quarter ending December 2016	4,010	
Quarter ending March 2017	4,024	→
Quarter ending June 2017	4,001	→
Quarter ending September 2017	4,020	→
Quarter ending December 2017	3,937	↓
Variance since December 2016	(1.8%)	↓



ACTIVITY



Month	Adjusted Scheduled Activity (UDA)	
	2017	2018
April	186	199
May	969	483
June	1,724	1,485
July	2,481	2,378
August	2,932	3,419
September	4,508	4,271
October	5,161	4,774
November	6,185	5,272
December	7,221	5,939
January	7,900	
February	8,580	
March	9,996	
April	10,754	
May	10,778	
June	10,806	

QUALITY

	Quantity	Base Number	Contract	AT	Region	England
% of FP17s for the same patient ID Re-attending within 3 months - Children	111	936	11.9%	11.5%	12.9%	12.0%
% of FP17s for the same patient ID Re-attending within 3 months - Adults	540	2,285	23.6%	17.0%	16.5%	15.9%
% of FP17s for the same patient ID Re-attending between 3 & 9 months - Children	332	936	35.5%	54.2%	59.6%	58.0%
% of FP17s for the same patient ID Re-attending between 3 & 9 months - Adults	761	2,285	33.3%	44.6%	52.8%	50.5%
% of FP17s for Band 1 Urgent Courses	496	2,884	17.2%	11.6%	9.1%	9.0%
% of FP17s Relating to Free Repair or Replacements	0	2,884	0.0%	0.9%	1.0%	0.8%
% of FP17s Relating to Continuations	0	2,884	0.0%	1.3%	1.2%	1.1%
% of Patients satisfied with the dentistry they have received	2	2	N/A	90.7%	91.6%	91.5%
% of Patients satisfied with the time they had to wait for an appointment	2	2	N/A	87.9%	88.3%	87.9%

* This is based on patients treated on this contract for their most recent course of treatment. Figures in italics indicate the base number of FP17s or Patient Questionnaire responses are less than 100. N/A is shown where the base number of responses is less than 10 during the period. % is calculated as Quantity/Base number*100

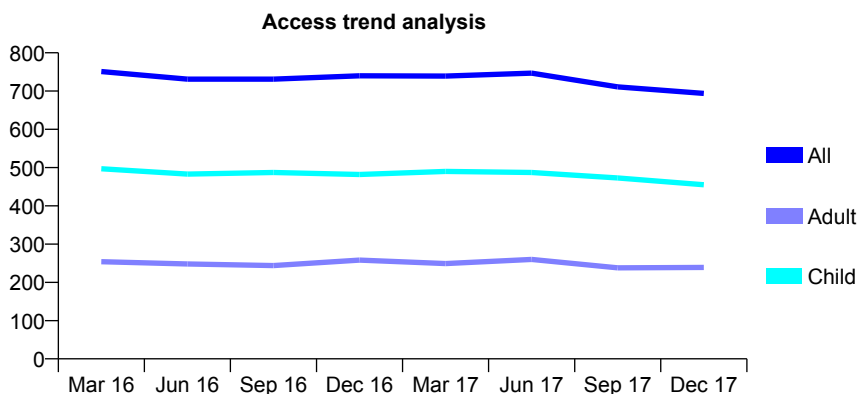
Q48 - Vital Signs At a Glance Contract Report for 573140/0001 - December 2017

Name or company name	MR MJ FORDE
Contract type name	GDS Contract
Purpose of contract	General
Contract start date	01/04/2006
Contract end date	

17/18 Contracted general activity (UDA)	2,000
Carry forward general activity (UDA)	0
17/18 Contracted orthodontic activity (UOA)	0
Carry forward orthodontic activity (UOA)	0
Baseline contract value	£51,601.98

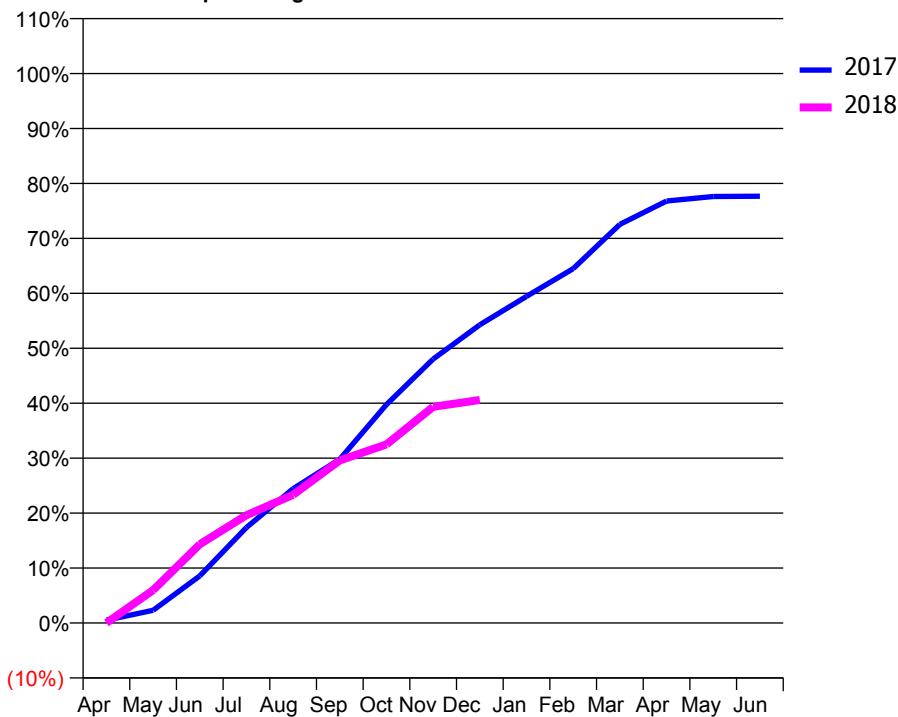
ACCESS*

Patients seen in 24 months	Total	Change since previous quarter
Quarter ending December 2016	740	
Quarter ending March 2017	739	→
Quarter ending June 2017	747	→
Quarter ending September 2017	711	↓
Quarter ending December 2017	694	↓
Variance since December 2016	(6.2%)	↓



ACTIVITY

Cumulative percentage of contracted UDA delivered 2017 & 2018



Month	Adjusted Scheduled Activity (UDA)	
	2017	2018
April	10	0
May	46	120
June	171	286
July	348	393
August	489	467
September	596	592
October	795	650
November	961	787
December	1,086	812
January	1,189	
February	1,290	
March	1,451	
April	1,536	
May	1,552	
June	1,553	

QUALITY

	Quantity	Base Number	Contract	AT	Region	England
% of FP17s for the same patient ID Re-attending within 3 months - Children	37	379	9.8%	11.5%	12.9%	12.0%
% of FP17s for the same patient ID Re-attending within 3 months - Adults	8	117	6.8%	17.0%	16.5%	15.9%
% of FP17s for the same patient ID Re-attending between 3 & 9 months - Children	137	379	36.1%	54.2%	59.6%	58.0%
% of FP17s for the same patient ID Re-attending between 3 & 9 months - Adults	33	117	28.2%	44.6%	52.8%	50.5%
% of FP17s for Band 1 Urgent Courses	44	439	10.0%	11.6%	9.1%	9.0%
% of FP17s Relating to Free Repair or Replacements	0	439	0.0%	0.9%	1.0%	0.8%
% of FP17s Relating to Continuations	0	439	0.0%	1.3%	1.2%	1.1%
% of Patients satisfied with the dentistry they have received	0	0	N/A	90.7%	91.6%	91.5%
% of Patients satisfied with the time they had to wait for an appointment	0	0	N/A	87.9%	88.3%	87.9%

* This is based on patients treated on this contract for their most recent course of treatment. Figures in italics indicate the base number of FP17s or Patient Questionnaire responses are less than 100. N/A is shown where the base number of responses is less than 10 during the period. % is calculated as Quantity/Base number*100

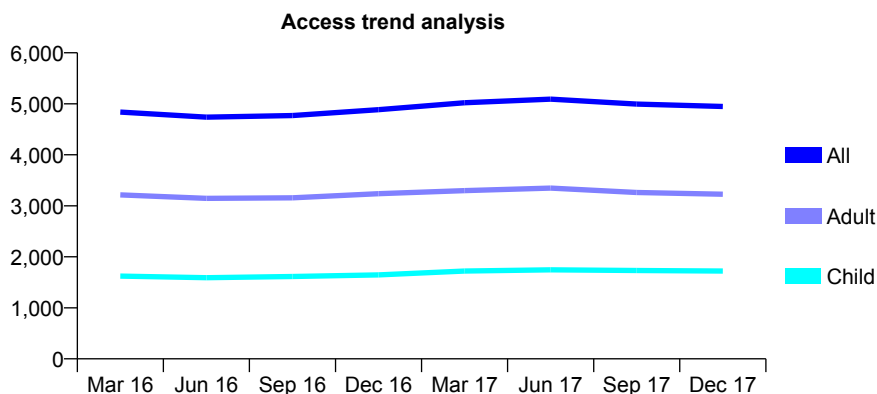
Q48 - Vital Signs At a Glance Contract Report for 576107/0001 - December 2017

Name or company name	MR NP MARRAY
Contract type name	GDS Contract
Purpose of contract	General
Contract start date	01/04/2006
Contract end date	

17/18 Contracted general activity (UDA)	13,731
Carry forward general activity (UDA)	77
17/18 Contracted orthodontic activity (UOA)	0
Carry forward orthodontic activity (UOA)	0
Baseline contract value	£354,273.46

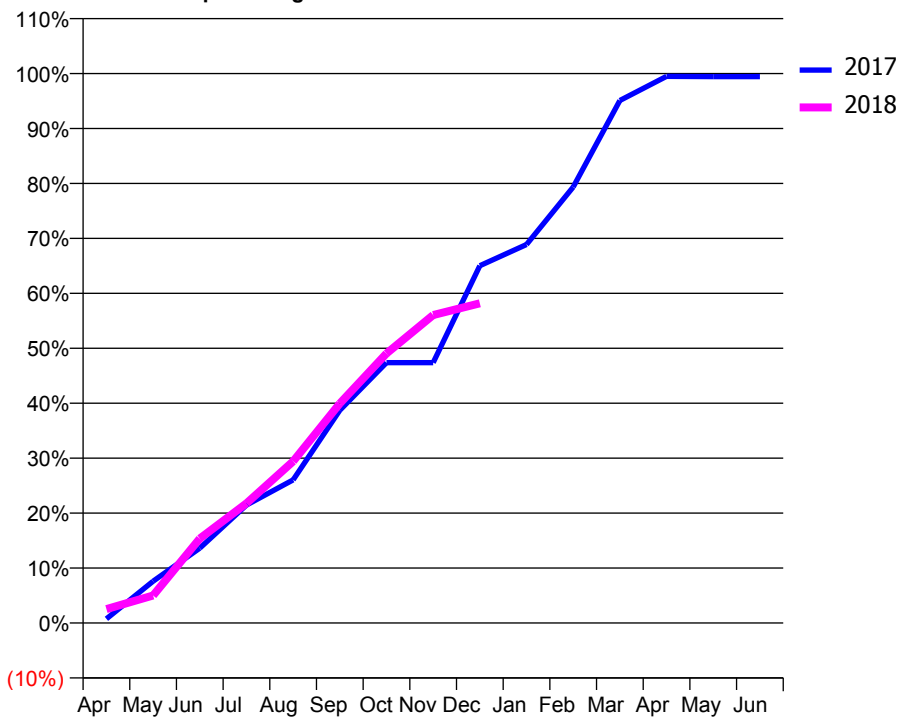
ACCESS*

Patients seen in 24 months	Total	Change since previous quarter
Quarter ending December 2016	4,884	
Quarter ending March 2017	5,021	↑
Quarter ending June 2017	5,091	→
Quarter ending September 2017	4,994	↓
Quarter ending December 2017	4,948	→
Variance since December 2016	1.3%	→



ACTIVITY

Cumulative percentage of contracted UDA delivered 2017 & 2018



Month	Adjusted Scheduled Activity (UDA)	
	2017	2018
April	105	347
May	1,044	688
June	1,871	2,112
July	2,949	2,990
August	3,575	4,041
September	5,317	5,487
October	6,507	6,735
November	6,507	7,695
December	8,928	7,989
January	9,459	
February	10,895	
March	13,056	
April	13,659	
May	13,654	
June	13,654	

QUALITY

	Quantity	Base Number	Contract	AT	Region	England
% of FP17s for the same patient ID Re-attending within 3 months - Children	306	1,593	19.2%	11.5%	12.9%	12.0%
% of FP17s for the same patient ID Re-attending within 3 months - Adults	572	2,582	22.2%	17.0%	16.5%	15.9%
% of FP17s for the same patient ID Re-attending between 3 & 9 months - Children	641	1,593	40.2%	54.2%	59.6%	58.0%
% of FP17s for the same patient ID Re-attending between 3 & 9 months - Adults	1,024	2,582	39.7%	44.6%	52.8%	50.5%
% of FP17s for Band 1 Urgent Courses	585	3,913	15.0%	11.6%	9.1%	9.0%
% of FP17s Relating to Free Repair or Replacements	41	3,913	1.0%	0.9%	1.0%	0.8%
% of FP17s Relating to Continuations	0	3,913	0.0%	1.3%	1.2%	1.1%
% of Patients satisfied with the dentistry they have received	1	1	N/A	90.7%	91.6%	91.5%
% of Patients satisfied with the time they had to wait for an appointment	1	1	N/A	87.9%	88.3%	87.9%

* This is based on patients treated on this contract for their most recent course of treatment. Figures in italics indicate the base number of FP17s or Patient Questionnaire responses are less than 100. N/A is shown where the base number of responses is less than 10 during the period. % is calculated as Quantity/Base number*100

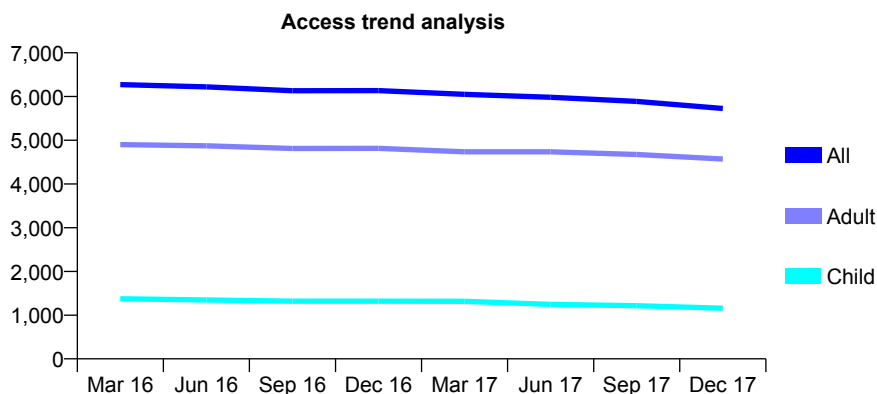
Q48 - Vital Signs At a Glance Contract Report for 577197/0001 - December 2017

Name or company name	MR JN LEA
Contract type name	PDS Contract
Purpose of contract	General
Contract start date	01/04/2006
Contract end date	31/03/2021

17/18 Contracted general activity (UDA)	18,596
Carry forward general activity (UDA)	0
17/18 Contracted orthodontic activity (UOA)	0
Carry forward orthodontic activity (UOA)	0
Baseline contract value	£629,636.30

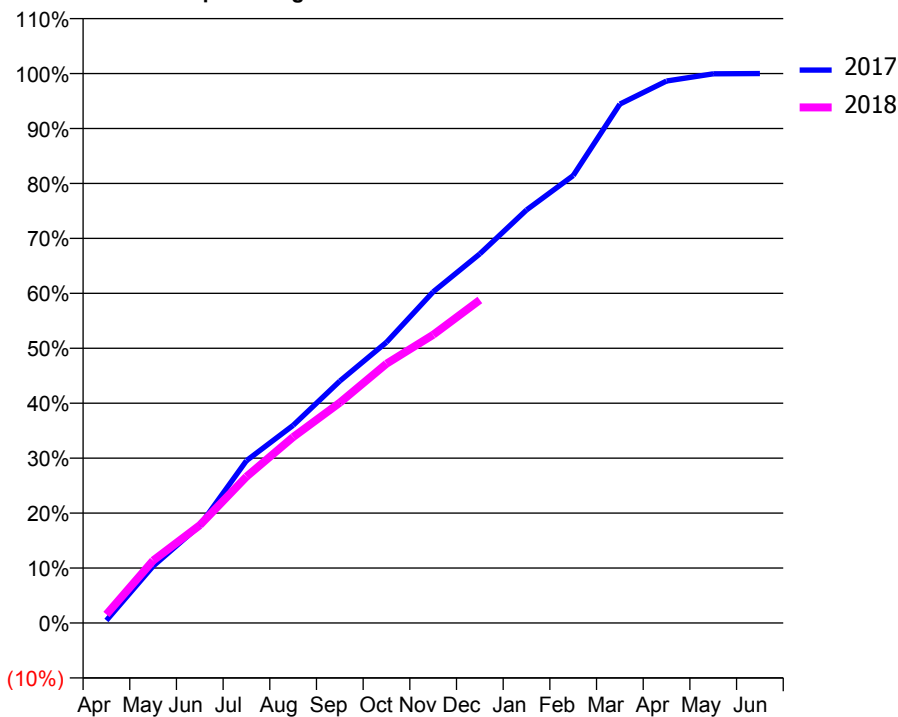
ACCESS*

Patients seen in 24 months	Total	Change since previous quarter
Quarter ending December 2016	6,134	
Quarter ending March 2017	6,051	↓
Quarter ending June 2017	5,982	↓
Quarter ending September 2017	5,889	↓
Quarter ending December 2017	5,727	↓
Variance since December 2016	(6.6%)	↓



ACTIVITY

Cumulative percentage of contracted UDA delivered 2017 & 2018



Month	Adjusted Scheduled Activity (UDA)	
	2017	2018
April	91	292
May	1,954	2,113
June	3,351	3,311
July	5,572	4,951
August	6,789	6,292
September	8,309	7,458
October	9,641	8,775
November	11,369	9,755
December	12,677	10,932
January	14,180	
February	15,361	
March	17,816	
April	18,609	
May	18,857	
June	18,866	

QUALITY

	Quantity	Base Number	Contract	AT	Region	England
% of FP17s for the same patient ID Re-attending within 3 months - Children	160	1,281	12.5%	11.5%	12.9%	12.0%
% of FP17s for the same patient ID Re-attending within 3 months - Adults	1,052	5,213	20.2%	17.0%	16.5%	15.9%
% of FP17s for the same patient ID Re-attending between 3 & 9 months - Children	803	1,281	62.7%	54.2%	59.6%	58.0%
% of FP17s for the same patient ID Re-attending between 3 & 9 months - Adults	2,992	5,213	57.4%	44.6%	52.8%	50.5%
% of FP17s for Band 1 Urgent Courses	427	5,163	8.3%	11.6%	9.1%	9.0%
% of FP17s Relating to Free Repair or Replacements	48	5,163	0.9%	0.9%	1.0%	0.8%
% of FP17s Relating to Continuations	194	5,163	3.8%	1.3%	1.2%	1.1%
% of Patients satisfied with the dentistry they have received	5	6	N/A	90.7%	91.6%	91.5%
% of Patients satisfied with the time they had to wait for an appointment	6	6	N/A	87.9%	88.3%	87.9%

* This is based on patients treated on this contract for their most recent course of treatment. Figures in italics indicate the base number of FP17s or Patient Questionnaire responses are less than 100. N/A is shown where the base number of responses is less than 10 during the period. % is calculated as Quantity/Base number*100

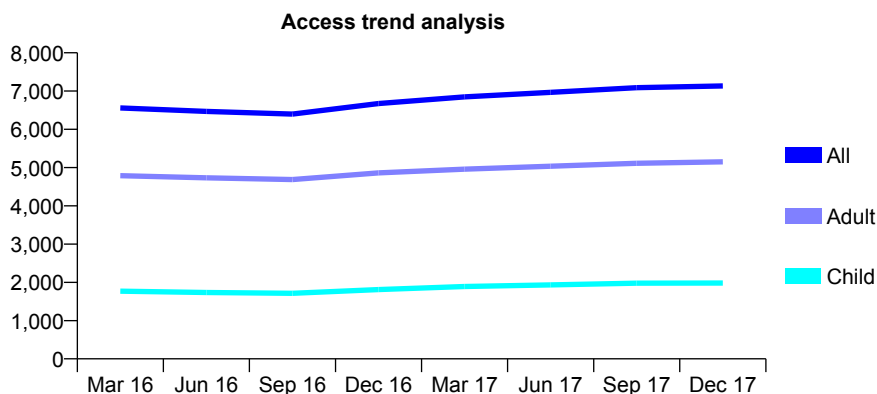
Q48 - Vital Signs At a Glance Contract Report for 635324/0001 - December 2017

Name or company name	B O'Gorman, A Bowker & P Geoghegan
Contract type name	GDS Contract
Purpose of contract	General and Orthodontic
Contract start date	01/04/2006
Contract end date	

17/18 Contracted general activity (UDA)	22,067
Carry forward general activity (UDA)	904
17/18 Contracted orthodontic activity (UOA)	0
Carry forward orthodontic activity (UOA)	0
Baseline contract value	£566,141.86

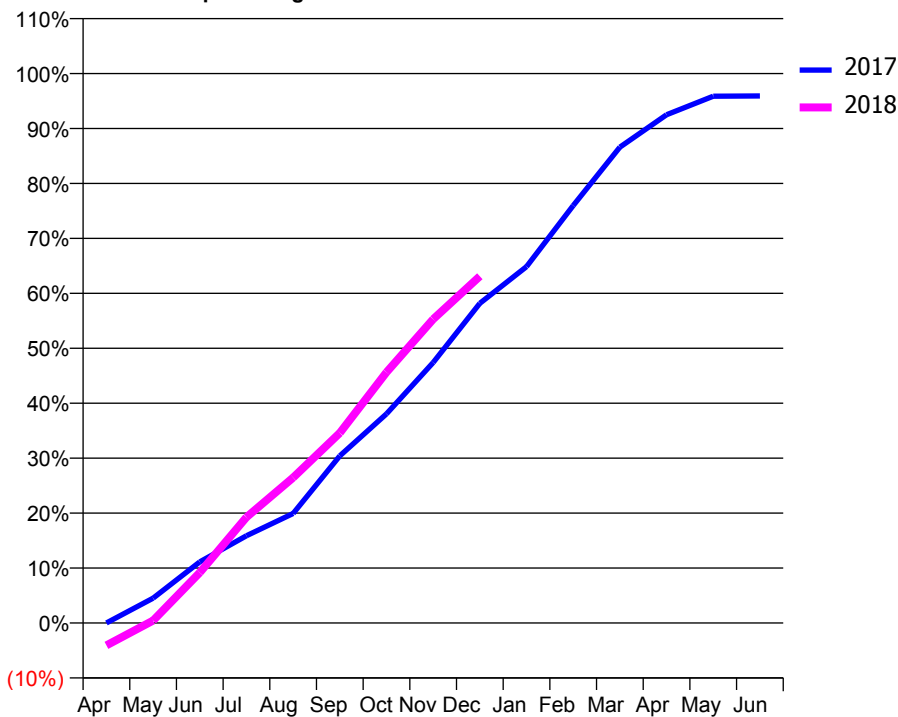
ACCESS*

Patients seen in 24 months	Total	Change since previous quarter
Quarter ending December 2016	6,673	
Quarter ending March 2017	6,847	↑
Quarter ending June 2017	6,966	→
Quarter ending September 2017	7,090	→
Quarter ending December 2017	7,133	→
Variance since December 2016	6.9%	↑



ACTIVITY

Cumulative percentage of contracted UDA delivered 2017 & 2018



Month	Adjusted Scheduled Activity (UDA)	
	2017	2018
April	0	-904
May	1,000	101
June	2,457	2,028
July	3,507	4,249
August	4,399	5,841
September	6,712	7,636
October	8,399	10,072
November	10,460	12,204
December	12,836	13,925
January	14,311	
February	16,761	
March	19,108	
April	20,410	
May	21,155	
June	21,163	

QUALITY

	Quantity	Base Number	Contract	AT	Region	England
% of FP17s for the same patient ID Re-attending within 3 months - Children	192	1,834	10.5%	11.5%	12.9%	12.0%
% of FP17s for the same patient ID Re-attending within 3 months - Adults	713	4,484	15.9%	17.0%	16.5%	15.9%
% of FP17s for the same patient ID Re-attending between 3 & 9 months - Children	855	1,834	46.6%	54.2%	59.6%	58.0%
% of FP17s for the same patient ID Re-attending between 3 & 9 months - Adults	1,779	4,484	39.7%	44.6%	52.8%	50.5%
% of FP17s for Band 1 Urgent Courses	716	5,630	12.7%	11.6%	9.1%	9.0%
% of FP17s Relating to Free Repair or Replacements	26	5,630	0.5%	0.9%	1.0%	0.8%
% of FP17s Relating to Continuations	28	5,630	0.5%	1.3%	1.2%	1.1%
% of Patients satisfied with the dentistry they have received	11	11	100.0%	90.7%	91.6%	91.5%
% of Patients satisfied with the time they had to wait for an appointment	10	11	90.9%	87.9%	88.3%	87.9%

* This is based on patients treated on this contract for their most recent course of treatment. Figures in italics indicate the base number of FP17s or Patient Questionnaire responses are less than 100. N/A is shown where the base number of responses is less than 10 during the period. % is calculated as Quantity/Base number*100

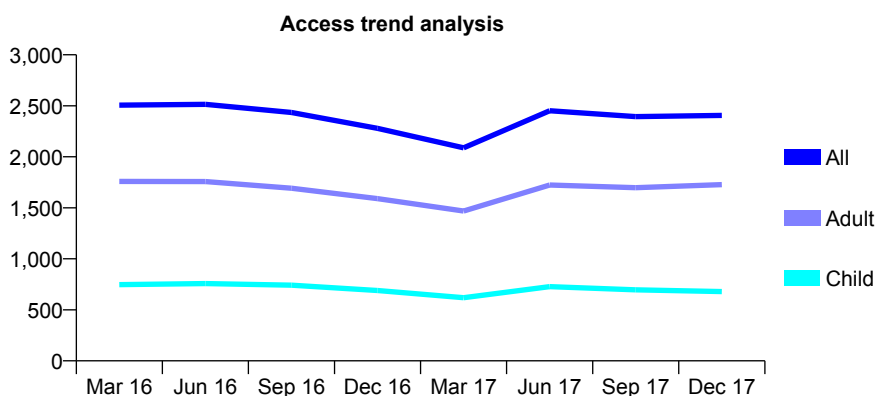
Q48 - Vital Signs At a Glance Contract Report for 635529/0002 - December 2017

Name or company name	Runcorn Dental Practice
Contract type name	GDS Contract
Purpose of contract	General
Contract start date	01/04/2006
Contract end date	

17/18 Contracted general activity (UDA)	7,175
Carry forward general activity (UDA)	0
17/18 Contracted orthodontic activity (UOA)	0
Carry forward orthodontic activity (UOA)	0
Baseline contract value	£252,705.29

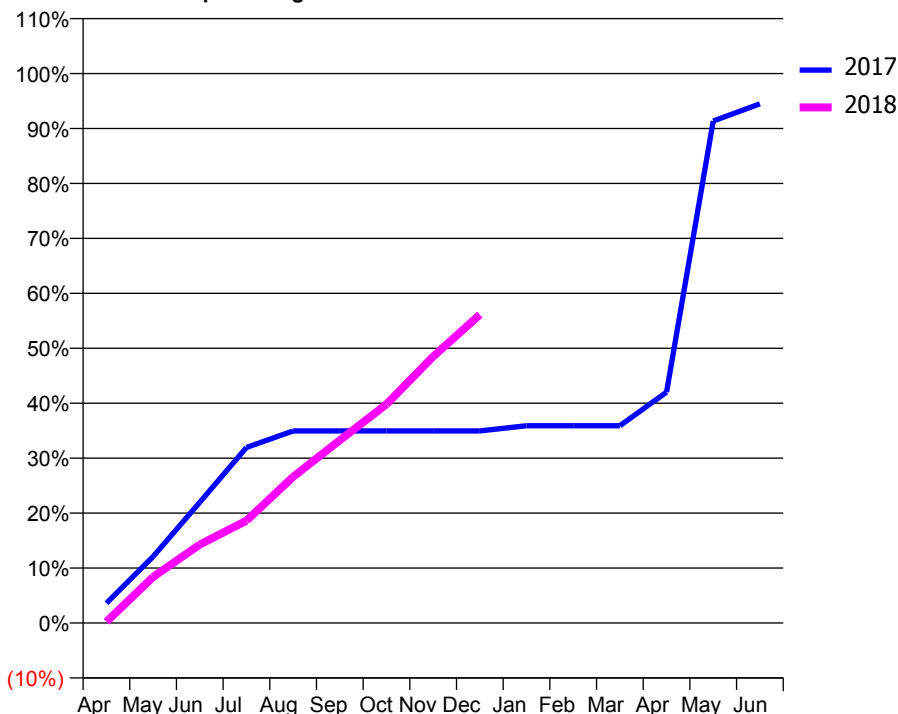
ACCESS*

Patients seen in 24 months	Total	Change since previous quarter
Quarter ending December 2016	2,279	
Quarter ending March 2017	2,088	↓
Quarter ending June 2017	2,451	↑
Quarter ending September 2017	2,394	↓
Quarter ending December 2017	2,406	→
Variance since December 2016	5.6%	↑



ACTIVITY

Cumulative percentage of contracted UDA delivered 2017 & 2018



Month	Adjusted Scheduled Activity (UDA)	
	2017	2018
April	245	16
May	823	601
June	1,494	1,024
July	2,172	1,336
August	2,377	1,909
September	2,377	2,386
October	2,377	2,856
November	2,377	3,480
December	2,377	4,026
January	2,441	
February	2,441	
March	2,441	
April	2,857	
May	6,212	
June	6,425	

QUALITY

	Quantity	Base Number	Contract	AT	Region	England
% of FP17s for the same patient ID Re-attending within 3 months - Children	67	1,088	6.2%	11.5%	12.9%	12.0%
% of FP17s for the same patient ID Re-attending within 3 months - Adults	370	2,638	14.0%	17.0%	16.5%	15.9%
% of FP17s for the same patient ID Re-attending between 3 & 9 months - Children	469	1,088	43.1%	54.2%	59.6%	58.0%
% of FP17s for the same patient ID Re-attending between 3 & 9 months - Adults	906	2,638	34.3%	44.6%	52.8%	50.5%
% of FP17s for Band 1 Urgent Courses	235	1,871	12.6%	11.6%	9.1%	9.0%
% of FP17s Relating to Free Repair or Replacements	5	1,871	0.3%	0.9%	1.0%	0.8%
% of FP17s Relating to Continuations	6	1,871	0.3%	1.3%	1.2%	1.1%
% of Patients satisfied with the dentistry they have received	5	6	N/A	90.7%	91.6%	91.5%
% of Patients satisfied with the time they had to wait for an appointment	5	6	N/A	87.9%	88.3%	87.9%

* This is based on patients treated on this contract for their most recent course of treatment. Figures in italics indicate the base number of FP17s or Patient Questionnaire responses are less than 100. N/A is shown where the base number of responses is less than 10 during the period. % is calculated as Quantity/Base number*100

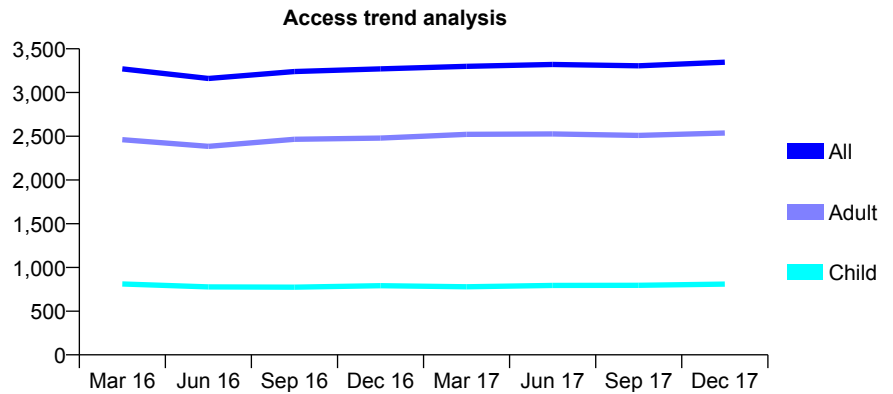
Q48 - Vital Signs At a Glance Contract Report for 644048/0001 - December 2017

Name or company name	MR KL NEO
Contract type name	GDS Contract
Purpose of contract	General
Contract start date	01/04/2006
Contract end date	

17/18 Contracted general activity (UDA)	14,079
Carry forward general activity (UDA)	0
17/18 Contracted orthodontic activity (UOA)	0
Carry forward orthodontic activity (UOA)	0
Baseline contract value	£346,295.91

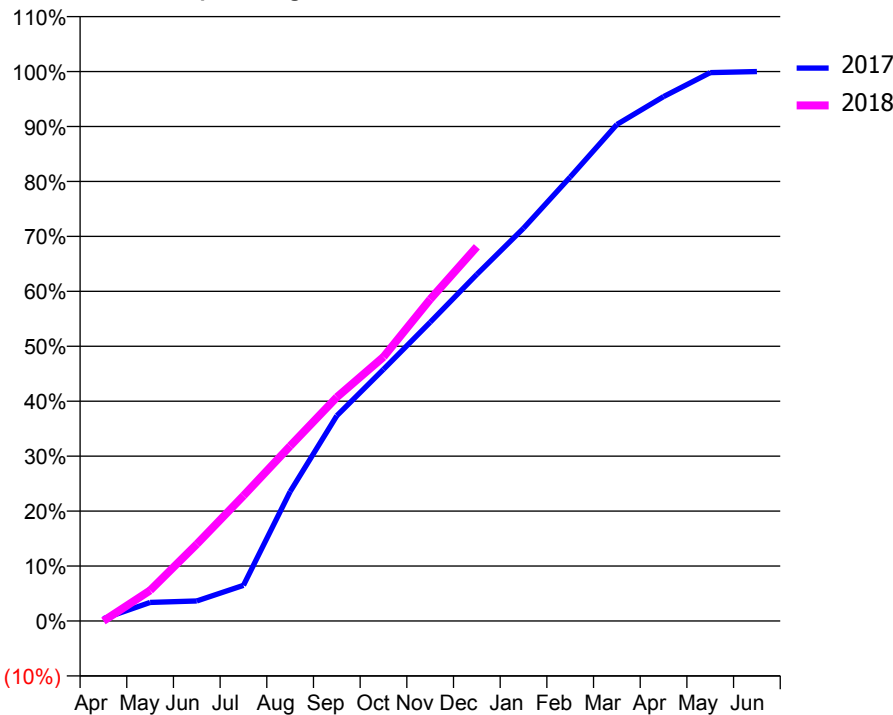
ACCESS*

Patients seen in 24 months	Total	Change since previous quarter
Quarter ending December 2016	3,270	
Quarter ending March 2017	3,300	→
Quarter ending June 2017	3,321	→
Quarter ending September 2017	3,306	→
Quarter ending December 2017	3,346	→
Variance since December 2016	2.3%	↑



ACTIVITY

Cumulative percentage of contracted UDA delivered 2017 & 2018



Month	Adjusted Scheduled Activity (UDA)	
	2017	2018
April	62	0
May	486	784
June	524	1,970
July	932	3,211
August	3,375	4,483
September	5,355	5,735
October	6,564	6,766
November	7,793	8,241
December	9,041	9,589
January	10,246	
February	11,580	
March	12,951	
April	13,678	
May	14,306	
June	14,334	

QUALITY

	Quantity	Base Number	Contract	AT	Region	England
% of FP17s for the same patient ID Re-attending within 3 months - Children	44	689	6.4%	11.5%	12.9%	12.0%
% of FP17s for the same patient ID Re-attending within 3 months - Adults	378	2,111	17.9%	17.0%	16.5%	15.9%
% of FP17s for the same patient ID Re-attending between 3 & 9 months - Children	239	689	34.7%	54.2%	59.6%	58.0%
% of FP17s for the same patient ID Re-attending between 3 & 9 months - Adults	707	2,111	33.5%	44.6%	52.8%	50.5%
% of FP17s for Band 1 Urgent Courses	320	2,486	12.9%	11.6%	9.1%	9.0%
% of FP17s Relating to Free Repair or Replacements	45	2,486	1.8%	0.9%	1.0%	0.8%
% of FP17s Relating to Continuations	31	2,486	1.2%	1.3%	1.2%	1.1%
% of Patients satisfied with the dentistry they have received	6	6	N/A	90.7%	91.6%	91.5%
% of Patients satisfied with the time they had to wait for an appointment	5	6	N/A	87.9%	88.3%	87.9%

* This is based on patients treated on this contract for their most recent course of treatment. Figures in italics indicate the base number of FP17s or Patient Questionnaire responses are less than 100. N/A is shown where the base number of responses is less than 10 during the period. % is calculated as Quantity/Base number*100

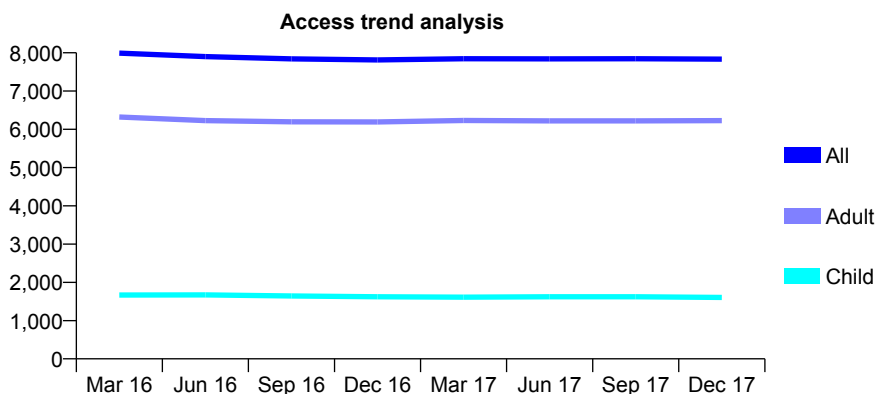
Q48 - Vital Signs At a Glance Contract Report for 644935/0001 - December 2017

Name or company name	MR DA CALDWELL
Contract type name	GDS Contract
Purpose of contract	General
Contract start date	01/05/2008
Contract end date	

17/18 Contracted general activity (UDA)	25,000
Carry forward general activity (UDA)	0
17/18 Contracted orthodontic activity (UOA)	0
Carry forward orthodontic activity (UOA)	0
Baseline contract value	£658,764.44

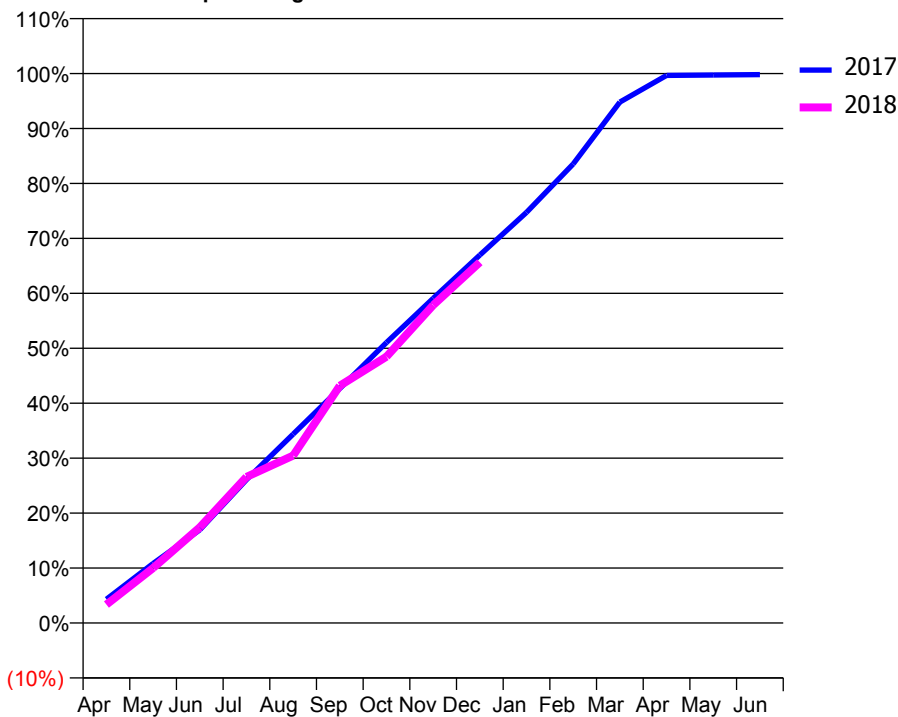
ACCESS*

Patients seen in 24 months	Total	Change since previous quarter
Quarter ending December 2016	7,814	
Quarter ending March 2017	7,845	→
Quarter ending June 2017	7,843	→
Quarter ending September 2017	7,845	→
Quarter ending December 2017	7,835	→
Variance since December 2016	0.3%	→



ACTIVITY

Cumulative percentage of contracted UDA delivered 2017 & 2018



Month	Adjusted Scheduled Activity (UDA)	
	2017	2018
April	1,085	841
May	2,710	2,502
June	4,238	4,353
July	6,516	6,644
August	8,595	7,616
September	10,669	10,793
October	12,759	12,116
November	14,768	14,459
December	16,740	16,413
January	18,681	
February	20,883	
March	23,698	
April	24,912	
May	24,930	
June	24,952	

QUALITY

	Quantity	Base Number	Contract	AT	Region	England
% of FP17s for the same patient ID Re-attending within 3 months - Children	152	2,075	7.3%	11.5%	12.9%	12.0%
% of FP17s for the same patient ID Re-attending within 3 months - Adults	1,089	6,415	17.0%	17.0%	16.5%	15.9%
% of FP17s for the same patient ID Re-attending between 3 & 9 months - Children	1,332	2,075	64.2%	54.2%	59.6%	58.0%
% of FP17s for the same patient ID Re-attending between 3 & 9 months - Adults	3,026	6,415	47.2%	44.6%	52.8%	50.5%
% of FP17s for Band 1 Urgent Courses	809	8,011	10.1%	11.6%	9.1%	9.0%
% of FP17s Relating to Free Repair or Replacements	99	8,011	1.2%	0.9%	1.0%	0.8%
% of FP17s Relating to Continuations	156	8,011	1.9%	1.3%	1.2%	1.1%
% of Patients satisfied with the dentistry they have received	12	13	92.3%	90.7%	91.6%	91.5%
% of Patients satisfied with the time they had to wait for an appointment	10	13	76.9%	87.9%	88.3%	87.9%

* This is based on patients treated on this contract for their most recent course of treatment. Figures in italics indicate the base number of FP17s or Patient Questionnaire responses are less than 100. N/A is shown where the base number of responses is less than 10 during the period. % is calculated as Quantity/Base number*100

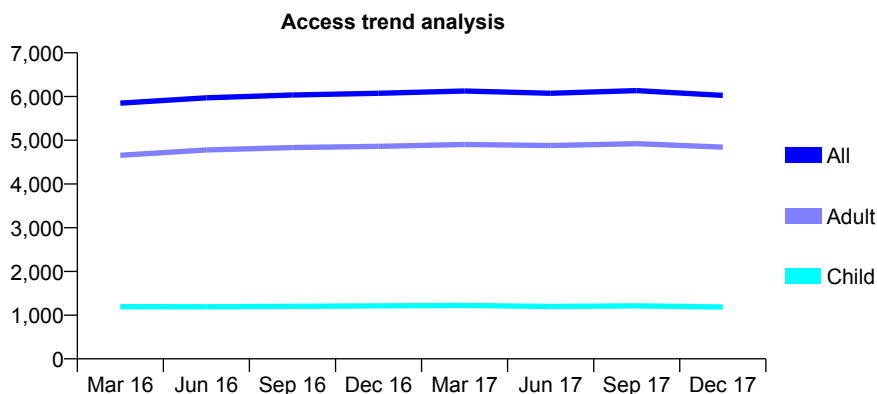
Q48 - Vital Signs At a Glance Contract Report for 651621/0001 - December 2017

Name or company name	MRS A CHAMBERS
Contract type name	GDS Contract
Purpose of contract	General
Contract start date	01/04/2006
Contract end date	

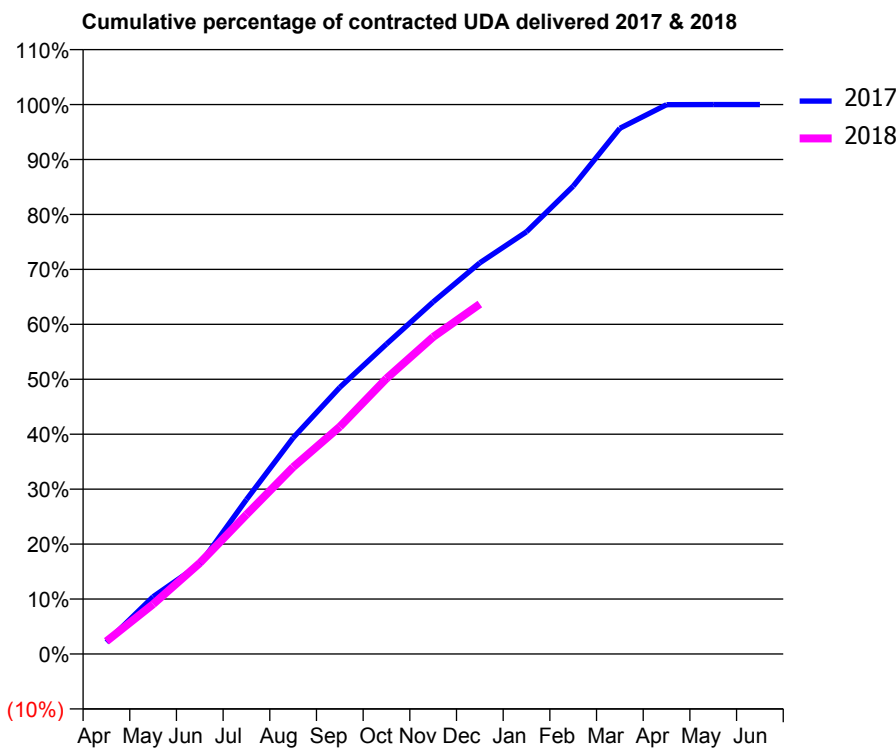
17/18 Contracted general activity (UDA)	15,988
Carry forward general activity (UDA)	0
17/18 Contracted orthodontic activity (UOA)	0
Carry forward orthodontic activity (UOA)	0
Baseline contract value	£376,562.72

ACCESS*

Patients seen in 24 months	Total	Change since previous quarter
Quarter ending December 2016	6,073	
Quarter ending March 2017	6,125	→
Quarter ending June 2017	6,075	→
Quarter ending September 2017	6,134	→
Quarter ending December 2017	6,025	↓
Variance since December 2016	(0.8%)	→



ACTIVITY



Month	Adjusted Scheduled Activity (UDA)	
	2017	2018
April	350	369
May	1,689	1,450
June	2,652	2,650
July	4,560	4,056
August	6,386	5,436
September	7,873	6,614
October	9,151	8,016
November	10,398	9,224
December	11,551	10,183
January	12,466	
February	13,815	
March	15,521	
April	16,218	
May	16,222	
June	16,225	

QUALITY

	Quantity	Base Number	Contract	AT	Region	England
% of FP17s for the same patient ID Re-attending within 3 months - Children	72	1,107	6.5%	11.5%	12.9%	12.0%
% of FP17s for the same patient ID Re-attending within 3 months - Adults	428	3,814	11.2%	17.0%	16.5%	15.9%
% of FP17s for the same patient ID Re-attending between 3 & 9 months - Children	495	1,107	44.7%	54.2%	59.6%	58.0%
% of FP17s for the same patient ID Re-attending between 3 & 9 months - Adults	1,407	3,814	36.9%	44.6%	52.8%	50.5%
% of FP17s for Band 1 Urgent Courses	258	4,264	6.1%	11.6%	9.1%	9.0%
% of FP17s Relating to Free Repair or Replacements	40	4,264	0.9%	0.9%	1.0%	0.8%
% of FP17s Relating to Continuations	67	4,264	1.6%	1.3%	1.2%	1.1%
% of Patients satisfied with the dentistry they have received	18	20	90.0%	90.7%	91.6%	91.5%
% of Patients satisfied with the time they had to wait for an appointment	19	20	95.0%	87.9%	88.3%	87.9%

* This is based on patients treated on this contract for their most recent course of treatment. Figures in italics indicate the base number of FP17s or Patient Questionnaire responses are less than 100. N/A is shown where the base number of responses is less than 10 during the period. % is calculated as Quantity/Base number*100

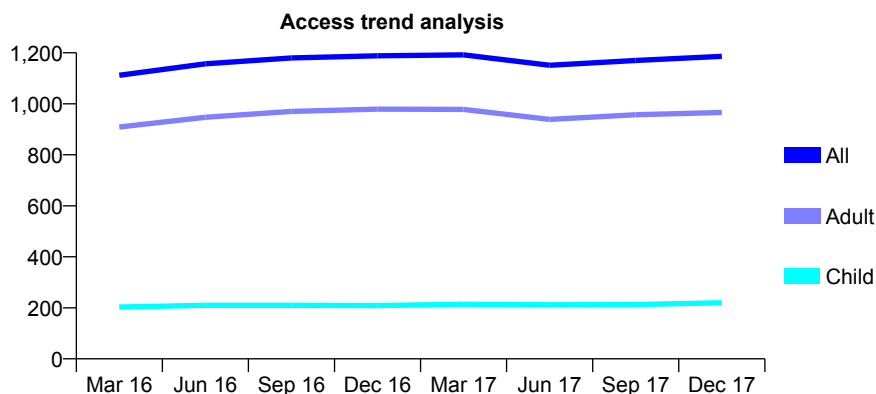
Q48 - Vital Signs At a Glance Contract Report for 659975/0001 - December 2017

Name or company name	MR RP VIJAYANARAYANAN
Contract type name	GDS Contract
Purpose of contract	General
Contract start date	01/04/2006
Contract end date	

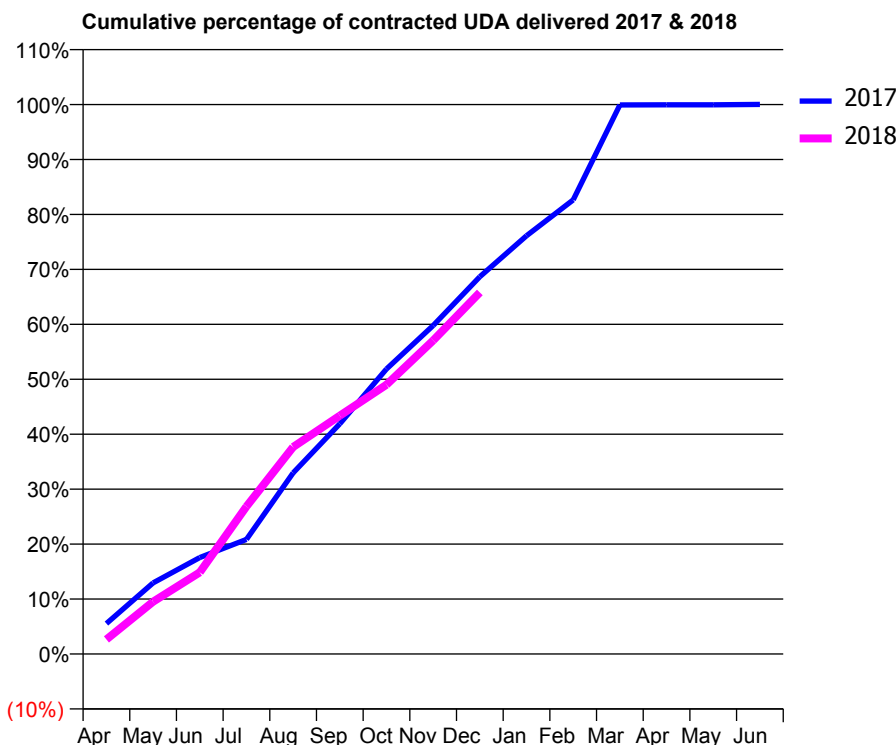
17/18 Contracted general activity (UDA)	4,239
Carry forward general activity (UDA)	0
17/18 Contracted orthodontic activity (UOA)	0
Carry forward orthodontic activity (UOA)	0
Baseline contract value	£206,241.97

ACCESS*

Patients seen in 24 months	Total	Change since previous quarter
Quarter ending December 2016	1,188	
Quarter ending March 2017	1,192	→
Quarter ending June 2017	1,151	↓
Quarter ending September 2017	1,170	→
Quarter ending December 2017	1,186	→
Variance since December 2016	(0.2%)	→



ACTIVITY



Month	Adjusted Scheduled Activity (UDA)	
	2017	2018
April	235	112
May	550	403
June	746	630
July	886	1,138
August	1,399	1,597
September	1,779	1,839
October	2,202	2,077
November	2,538	2,419
December	2,915	2,789
January	3,231	
February	3,508	
March	4,241	
April	4,242	
May	4,242	
June	4,245	

QUALITY

	Quantity	Base Number	Contract	AT	Region	England
% of FP17s for the same patient ID Re-attending within 3 months - Children	5	188	2.7%	11.5%	12.9%	12.0%
% of FP17s for the same patient ID Re-attending within 3 months - Adults	56	796	7.0%	17.0%	16.5%	15.9%
% of FP17s for the same patient ID Re-attending between 3 & 9 months - Children	77	188	41.0%	54.2%	59.6%	58.0%
% of FP17s for the same patient ID Re-attending between 3 & 9 months - Adults	374	796	47.0%	44.6%	52.8%	50.5%
% of FP17s for Band 1 Urgent Courses	22	985	2.2%	11.6%	9.1%	9.0%
% of FP17s Relating to Free Repair or Replacements	0	985	0.0%	0.9%	1.0%	0.8%
% of FP17s Relating to Continuations	0	985	0.0%	1.3%	1.2%	1.1%
% of Patients satisfied with the dentistry they have received	0	0	N/A	90.7%	91.6%	91.5%
% of Patients satisfied with the time they had to wait for an appointment	0	0	N/A	87.9%	88.3%	87.9%

* This is based on patients treated on this contract for their most recent course of treatment. Figures in italics indicate the base number of FP17s or Patient Questionnaire responses are less than 100. N/A is shown where the base number of responses is less than 10 during the period. % is calculated as Quantity/Base number*100

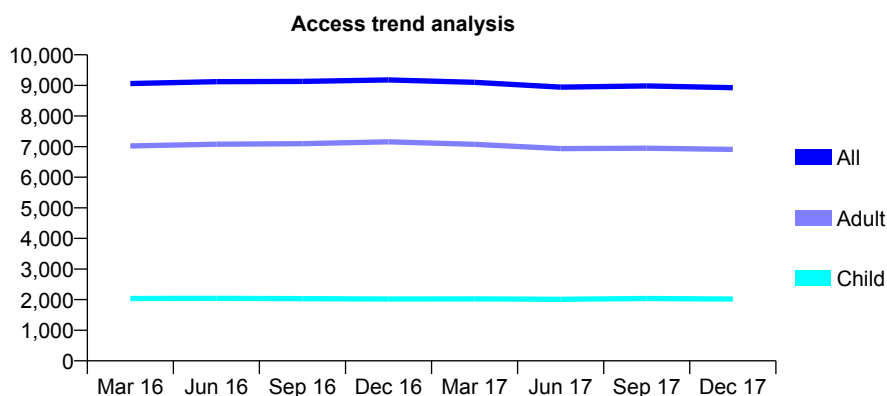
Q48 - Vital Signs At a Glance Contract Report for 672971/0003 - December 2017

Name or company name	MR SA CHU
Contract type name	GDS Contract
Purpose of contract	General
Contract start date	02/01/2013
Contract end date	

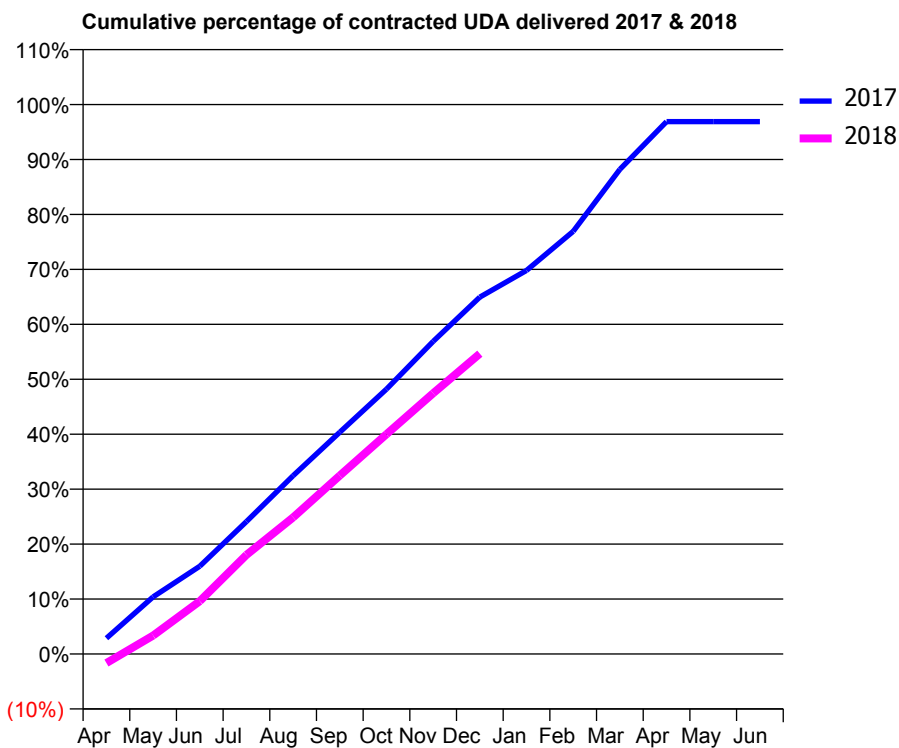
17/18 Contracted general activity (UDA)	35,573
Carry forward general activity (UDA)	1,140
17/18 Contracted orthodontic activity (UOA)	0
Carry forward orthodontic activity (UOA)	0
Baseline contract value	£917,822.98

ACCESS*

Patients seen in 24 months	Total	Change since previous quarter
Quarter ending December 2016	9,179	
Quarter ending March 2017	9,099	→
Quarter ending June 2017	8,945	↓
Quarter ending September 2017	8,982	→
Quarter ending December 2017	8,927	→
Variance since December 2016	(2.7%)	↓



ACTIVITY



Month	Adjusted Scheduled Activity (UDA)	
	2017	2018
April	1,021	-587
May	3,702	1,197
June	5,683	3,425
July	8,577	6,421
August	11,543	8,845
September	14,363	11,554
October	17,147	14,231
November	20,239	16,881
December	23,109	19,441
January	24,833	
February	27,363	
March	31,372	
April	34,469	
May	34,468	
June	34,469	

QUALITY

	Quantity	Base Number	Contract	AT	Region	England
% of FP17s for the same patient ID Re-attending within 3 months - Children	162	1,643	9.9%	11.5%	12.9%	12.0%
% of FP17s for the same patient ID Re-attending within 3 months - Adults	1,134	5,965	19.0%	17.0%	16.5%	15.9%
% of FP17s for the same patient ID Re-attending between 3 & 9 months - Children	581	1,643	35.4%	54.2%	59.6%	58.0%
% of FP17s for the same patient ID Re-attending between 3 & 9 months - Adults	2,204	5,965	36.9%	44.6%	52.8%	50.5%
% of FP17s for Band 1 Urgent Courses	1,394	6,957	20.0%	11.6%	9.1%	9.0%
% of FP17s Relating to Free Repair or Replacements	190	6,957	2.7%	0.9%	1.0%	0.8%
% of FP17s Relating to Continuations	33	6,957	0.5%	1.3%	1.2%	1.1%
% of Patients satisfied with the dentistry they have received	19	21	90.5%	90.7%	91.6%	91.5%
% of Patients satisfied with the time they had to wait for an appointment	20	21	95.2%	87.9%	88.3%	87.9%

* This is based on patients treated on this contract for their most recent course of treatment. Figures in italics indicate the base number of FP17s or Patient Questionnaire responses are less than 100. N/A is shown where the base number of responses is less than 10 during the period. % is calculated as Quantity/Base number*100

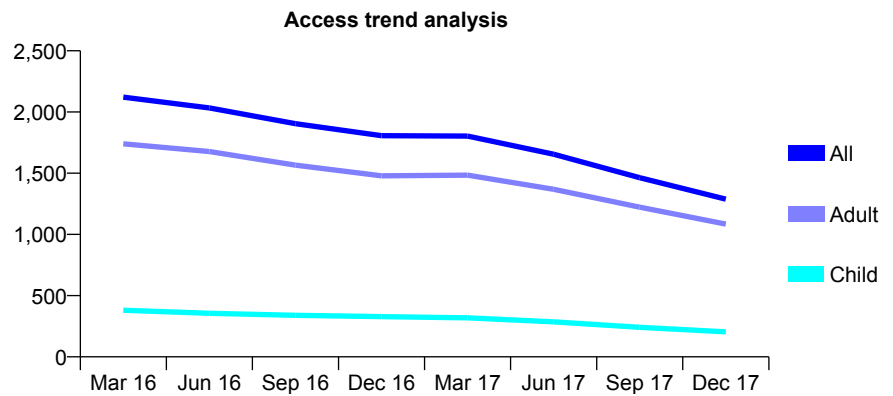
Q48 - Vital Signs At a Glance Contract Report for 674699/0001 - December 2017

Name or company name	MR AA DIRIR
Contract type name	GDS Contract
Purpose of contract	General
Contract start date	01/04/2006
Contract end date	

17/18 Contracted general activity (UDA)	4,634
Carry forward general activity (UDA)	0
17/18 Contracted orthodontic activity (UOA)	0
Carry forward orthodontic activity (UOA)	0
Baseline contract value	£119,556.05

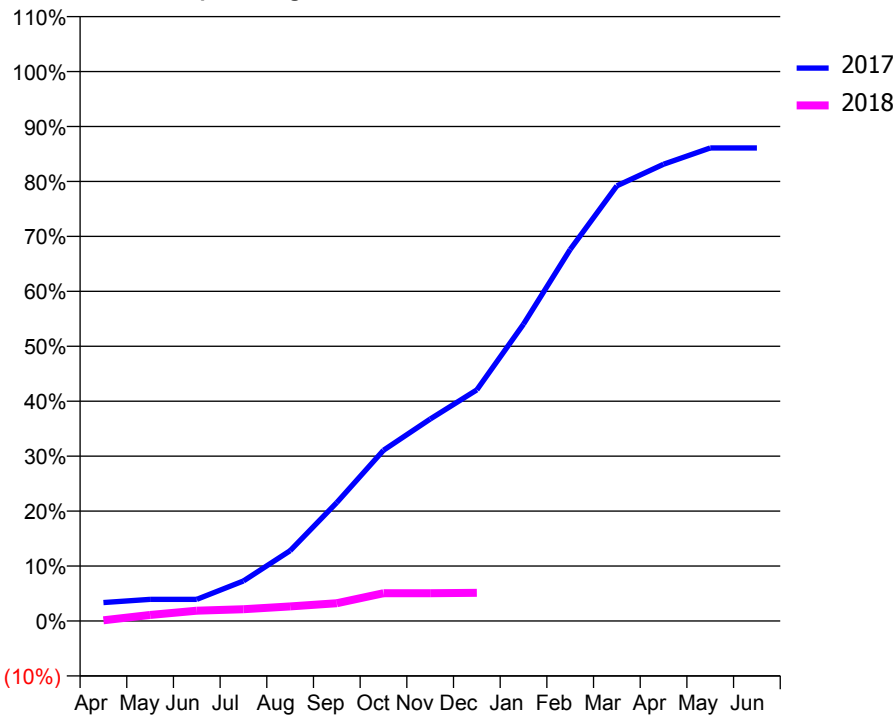
ACCESS*

Patients seen in 24 months	Total	Change since previous quarter
Quarter ending December 2016	1,807	
Quarter ending March 2017	1,803	→
Quarter ending June 2017	1,655	↓
Quarter ending September 2017	1,464	↓
Quarter ending December 2017	1,288	↓
Variance since December 2016	(28.7%)	↓



ACTIVITY

Cumulative percentage of contracted UDA delivered 2017 & 2018



Month	Adjusted Scheduled Activity (UDA)	
	2017	2018
April	175	6
May	205	51
June	205	87
July	380	99
August	667	123
September	1,123	150
October	1,620	235
November	1,916	235
December	2,193	238
January	2,816	
February	3,525	
March	4,129	
April	4,334	
May	4,488	
June	4,488	

QUALITY

	Quantity	Base Number	Contract	AT	Region	England
% of FP17s for the same patient ID Re-attending within 3 months - Children	5	33	15.2%	11.5%	12.9%	12.0%
% of FP17s for the same patient ID Re-attending within 3 months - Adults	9	116	7.8%	17.0%	16.5%	15.9%
% of FP17s for the same patient ID Re-attending between 3 & 9 months - Children	10	33	30.3%	54.2%	59.6%	58.0%
% of FP17s for the same patient ID Re-attending between 3 & 9 months - Adults	21	116	18.1%	44.6%	52.8%	50.5%
% of FP17s for Band 1 Urgent Courses	0	36	0.0%	11.6%	9.1%	9.0%
% of FP17s Relating to Free Repair or Replacements	0	36	0.0%	0.9%	1.0%	0.8%
% of FP17s Relating to Continuations	0	36	0.0%	1.3%	1.2%	1.1%
% of Patients satisfied with the dentistry they have received	3	3	N/A	90.7%	91.6%	91.5%
% of Patients satisfied with the time they had to wait for an appointment	3	3	N/A	87.9%	88.3%	87.9%

* This is based on patients treated on this contract for their most recent course of treatment. Figures in italics indicate the base number of FP17s or Patient Questionnaire responses are less than 100. N/A is shown where the base number of responses is less than 10 during the period. % is calculated as Quantity/Base number*100

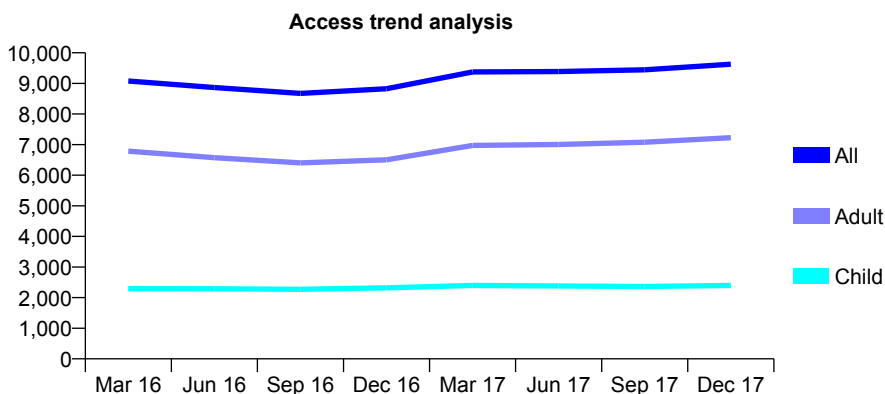
Q48 - Vital Signs At a Glance Contract Report for 682365/0002 - December 2017

Name or company name	MR QM JAFFRI
Contract type name	PDS Contract
Purpose of contract	General
Contract start date	01/04/2006
Contract end date	31/03/2021

17/18 Contracted general activity (UDA)	26,521
Carry forward general activity (UDA)	0
17/18 Contracted orthodontic activity (UOA)	0
Carry forward orthodontic activity (UOA)	0
Baseline contract value	£779,069.06

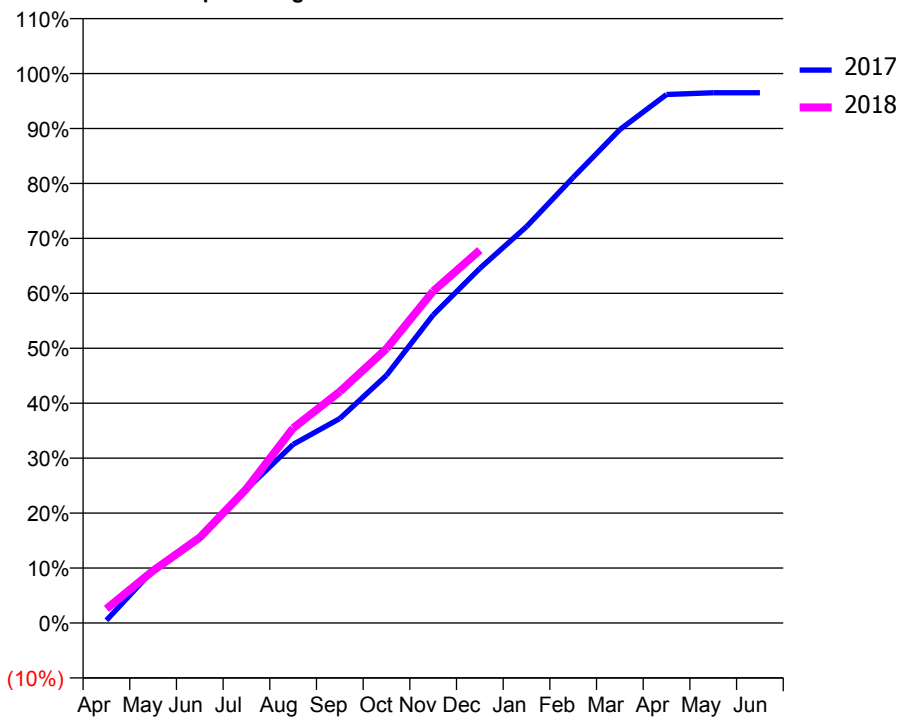
ACCESS*

Patients seen in 24 months	Total	Change since previous quarter
Quarter ending December 2016	8,827	
Quarter ending March 2017	9,373	↑
Quarter ending June 2017	9,386	→
Quarter ending September 2017	9,444	→
Quarter ending December 2017	9,627	→
Variance since December 2016	9.1%	↑



ACTIVITY

Cumulative percentage of contracted UDA delivered 2017 & 2018



Month	Adjusted Scheduled Activity (UDA)	
	2017	2018
April	130	684
May	2,554	2,527
June	4,071	4,126
July	6,457	6,481
August	8,619	9,403
September	9,869	11,172
October	11,952	13,244
November	14,868	16,013
December	17,113	17,995
January	19,130	
February	21,507	
March	23,815	
April	25,509	
May	25,595	
June	25,595	

QUALITY

	Quantity	Base Number	Contract	AT	Region	England
% of FP17s for the same patient ID Re-attending within 3 months - Children	208	2,996	6.9%	11.5%	12.9%	12.0%
% of FP17s for the same patient ID Re-attending within 3 months - Adults	1,095	7,368	14.9%	17.0%	16.5%	15.9%
% of FP17s for the same patient ID Re-attending between 3 & 9 months - Children	1,897	2,996	63.3%	54.2%	59.6%	58.0%
% of FP17s for the same patient ID Re-attending between 3 & 9 months - Adults	3,712	7,368	50.4%	44.6%	52.8%	50.5%
% of FP17s for Band 1 Urgent Courses	1,654	9,503	17.4%	11.6%	9.1%	9.0%
% of FP17s Relating to Free Repair or Replacements	65	9,503	0.7%	0.9%	1.0%	0.8%
% of FP17s Relating to Continuations	39	9,503	0.4%	1.3%	1.2%	1.1%
% of Patients satisfied with the dentistry they have received	9	10	90.0%	90.7%	91.6%	91.5%
% of Patients satisfied with the time they had to wait for an appointment	10	10	100.0%	87.9%	88.3%	87.9%

* This is based on patients treated on this contract for their most recent course of treatment. Figures in italics indicate the base number of FP17s or Patient Questionnaire responses are less than 100. N/A is shown where the base number of responses is less than 10 during the period. % is calculated as Quantity/Base number*100

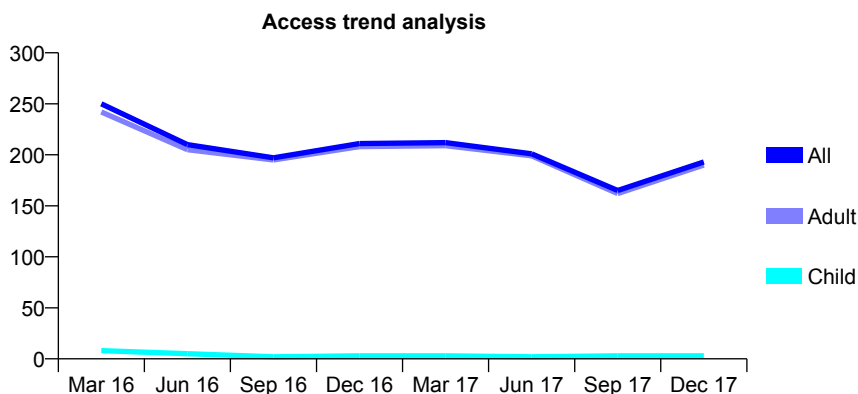
Q48 - Vital Signs At a Glance Contract Report for 685224/0001 - December 2017

Name or company name	MISS J MCGINTY
Contract type name	PDS Contract
Purpose of contract	General
Contract start date	01/04/2006
Contract end date	31/03/2018

17/18 Contracted general activity (UDA)	792
Carry forward general activity (UDA)	0
17/18 Contracted orthodontic activity (UOA)	0
Carry forward orthodontic activity (UOA)	0
Baseline contract value	£69,182.15

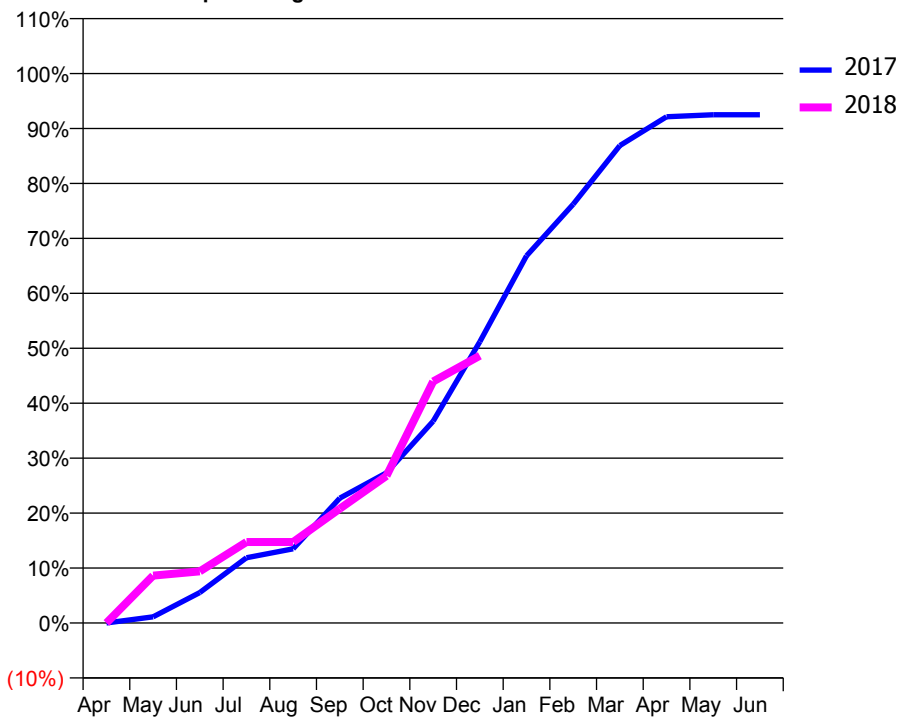
ACCESS*

Patients seen in 24 months	Total	Change since previous quarter
Quarter ending December 2016	211	
Quarter ending March 2017	212	→
Quarter ending June 2017	201	↓
Quarter ending September 2017	165	↓
Quarter ending December 2017	193	↑
Variance since December 2016	(8.5%)	↓



ACTIVITY

Cumulative percentage of contracted UDA delivered 2017 & 2018



Month	Adjusted Scheduled Activity (UDA)	
	2017	2018
April	0	0
May	9	68
June	44	74
July	94	117
August	107	117
September	180	165
October	217	212
November	291	348
December	405	385
January	529	
February	604	
March	688	
April	730	
May	733	
June	733	

QUALITY

	Quantity	Base Number	Contract	AT	Region	England
% of FP17s for the same patient ID Re-attending within 3 months - Children	0	6	0.0%	11.5%	12.9%	12.0%
% of FP17s for the same patient ID Re-attending within 3 months - Adults	0	154	0.0%	17.0%	16.5%	15.9%
% of FP17s for the same patient ID Re-attending between 3 & 9 months - Children	0	6	0.0%	54.2%	59.6%	58.0%
% of FP17s for the same patient ID Re-attending between 3 & 9 months - Adults	0	154	0.0%	44.6%	52.8%	50.5%
% of FP17s for Band 1 Urgent Courses	17	144	11.8%	11.6%	9.1%	9.0%
% of FP17s Relating to Free Repair or Replacements	0	144	0.0%	0.9%	1.0%	0.8%
% of FP17s Relating to Continuations	0	144	0.0%	1.3%	1.2%	1.1%
% of Patients satisfied with the dentistry they have received	0	0	N/A	90.7%	91.6%	91.5%
% of Patients satisfied with the time they had to wait for an appointment	0	0	N/A	87.9%	88.3%	87.9%

* This is based on patients treated on this contract for their most recent course of treatment. Figures in italics indicate the base number of FP17s or Patient Questionnaire responses are less than 100. N/A is shown where the base number of responses is less than 10 during the period. % is calculated as Quantity/Base number*100

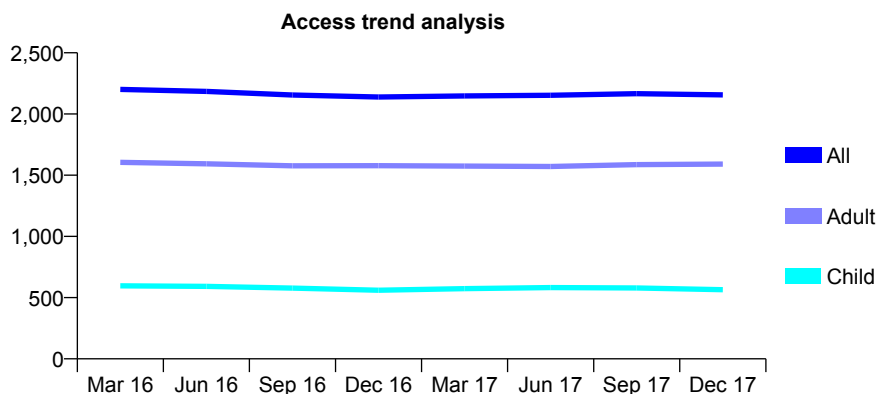
Q48 - Vital Signs At a Glance Contract Report for 732869/0001 - December 2017

Name or company name	MRS CA MCGOWAN-YEO
Contract type name	GDS Contract
Purpose of contract	General
Contract start date	01/04/2006
Contract end date	

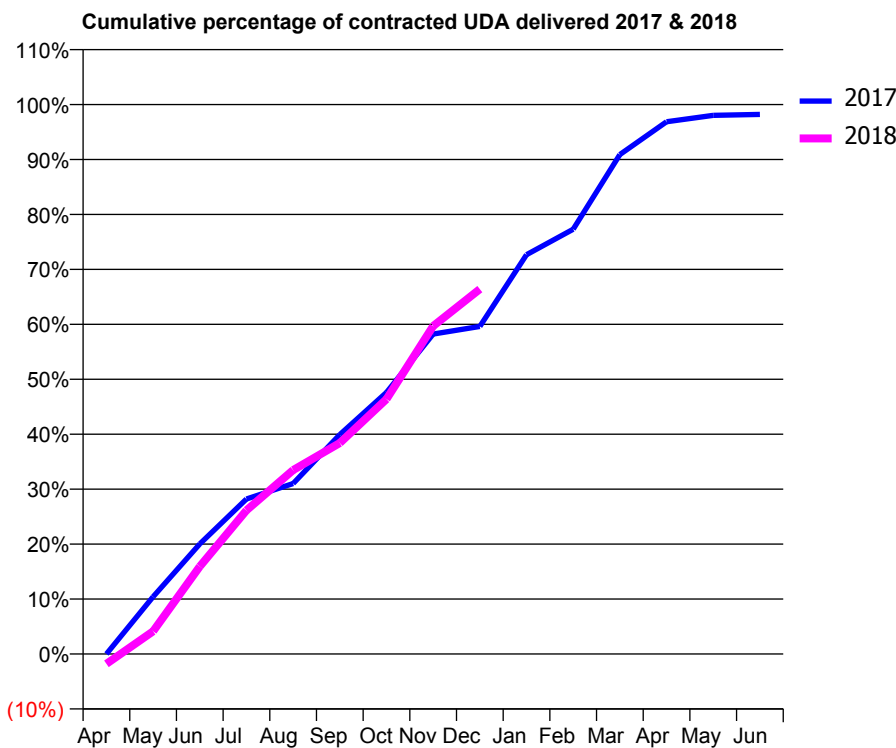
17/18 Contracted general activity (UDA)	8,300
Carry forward general activity (UDA)	150
17/18 Contracted orthodontic activity (UOA)	0
Carry forward orthodontic activity (UOA)	0
Baseline contract value	£235,169.86

ACCESS*

Patients seen in 24 months	Total	Change since previous quarter
Quarter ending December 2016	2,139	
Quarter ending March 2017	2,148	→
Quarter ending June 2017	2,153	→
Quarter ending September 2017	2,166	→
Quarter ending December 2017	2,156	→
Variance since December 2016	0.8%	→



ACTIVITY



Month	Adjusted Scheduled Activity (UDA)	
	2017	2018
April	0	-150
May	866	344
June	1,662	1,322
July	2,341	2,170
August	2,575	2,779
September	3,314	3,187
October	3,950	3,850
November	4,833	4,955
December	4,947	5,511
January	6,032	
February	6,415	
March	7,545	
April	8,040	
May	8,137	
June	8,150	

QUALITY

	Quantity	Base Number	Contract	AT	Region	England
% of FP17s for the same patient ID Re-attending within 3 months - Children	92	600	15.3%	11.5%	12.9%	12.0%
% of FP17s for the same patient ID Re-attending within 3 months - Adults	936	2,131	43.9%	17.0%	16.5%	15.9%
% of FP17s for the same patient ID Re-attending between 3 & 9 months - Children	277	600	46.2%	54.2%	59.6%	58.0%
% of FP17s for the same patient ID Re-attending between 3 & 9 months - Adults	674	2,131	31.6%	44.6%	52.8%	50.5%
% of FP17s for Band 1 Urgent Courses	288	2,513	11.5%	11.6%	9.1%	9.0%
% of FP17s Relating to Free Repair or Replacements	76	2,513	3.0%	0.9%	1.0%	0.8%
% of FP17s Relating to Continuations	368	2,513	14.6%	1.3%	1.2%	1.1%
% of Patients satisfied with the dentistry they have received	3	3	N/A	90.7%	91.6%	91.5%
% of Patients satisfied with the time they had to wait for an appointment	3	3	N/A	87.9%	88.3%	87.9%

* This is based on patients treated on this contract for their most recent course of treatment. Figures in italics indicate the base number of FP17s or Patient Questionnaire responses are less than 100. N/A is shown where the base number of responses is less than 10 during the period. % is calculated as Quantity/Base number*100

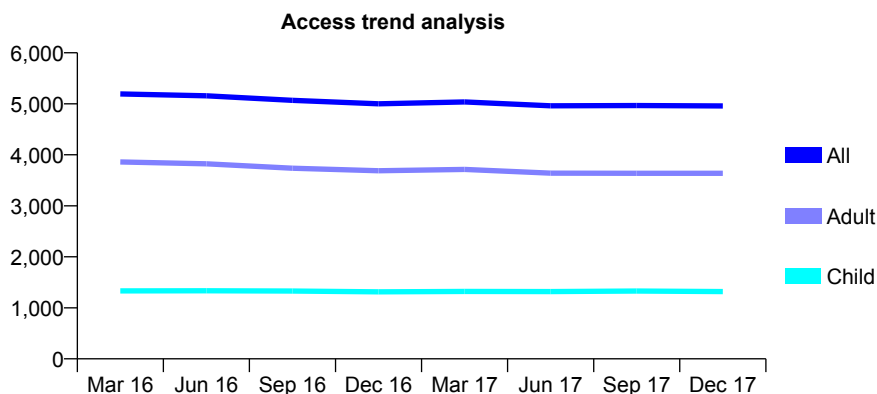
Q48 - Vital Signs At a Glance Contract Report for 738425/0001 - December 2017

Name or company name	MR P MARTIN
Contract type name	GDS Contract
Purpose of contract	General
Contract start date	01/04/2006
Contract end date	

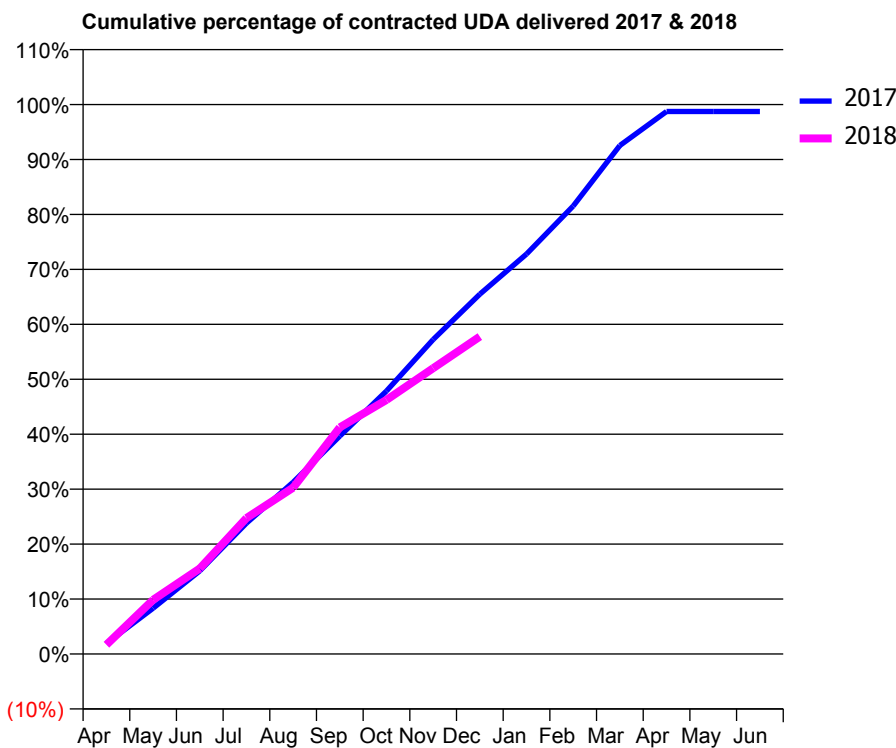
17/18 Contracted general activity (UDA)	12,370
Carry forward general activity (UDA)	158
17/18 Contracted orthodontic activity (UOA)	0
Carry forward orthodontic activity (UOA)	0
Baseline contract value	£334,052.35

ACCESS*

Patients seen in 24 months	Total	Change since previous quarter
Quarter ending December 2016	5,001	
Quarter ending March 2017	5,037	→
Quarter ending June 2017	4,960	↓
Quarter ending September 2017	4,966	→
Quarter ending December 2017	4,958	→
Variance since December 2016	(0.9%)	→



ACTIVITY



Month	Adjusted Scheduled Activity (UDA)	
	2017	2018
April	238	209
May	1,031	1,221
June	1,871	1,924
July	2,946	3,061
August	3,867	3,744
September	4,907	5,102
October	5,920	5,720
November	7,080	6,434
December	8,099	7,146
January	9,005	
February	10,083	
March	11,447	
April	12,213	
May	12,212	
June	12,212	

QUALITY

	Quantity	Base Number	Contract	AT	Region	England
% of FP17s for the same patient ID Re-attending within 3 months - Children	131	1,586	8.3%	11.5%	12.9%	12.0%
% of FP17s for the same patient ID Re-attending within 3 months - Adults	620	3,270	19.0%	17.0%	16.5%	15.9%
% of FP17s for the same patient ID Re-attending between 3 & 9 months - Children	1,004	1,586	63.3%	54.2%	59.6%	58.0%
% of FP17s for the same patient ID Re-attending between 3 & 9 months - Adults	1,356	3,270	41.5%	44.6%	52.8%	50.5%
% of FP17s for Band 1 Urgent Courses	555	3,701	15.0%	11.6%	9.1%	9.0%
% of FP17s Relating to Free Repair or Replacements	42	3,701	1.1%	0.9%	1.0%	0.8%
% of FP17s Relating to Continuations	24	3,701	0.6%	1.3%	1.2%	1.1%
% of Patients satisfied with the dentistry they have received	5	6	N/A	90.7%	91.6%	91.5%
% of Patients satisfied with the time they had to wait for an appointment	5	6	N/A	87.9%	88.3%	87.9%

* This is based on patients treated on this contract for their most recent course of treatment. Figures in italics indicate the base number of FP17s or Patient Questionnaire responses are less than 100. N/A is shown where the base number of responses is less than 10 during the period. % is calculated as Quantity/Base number*100

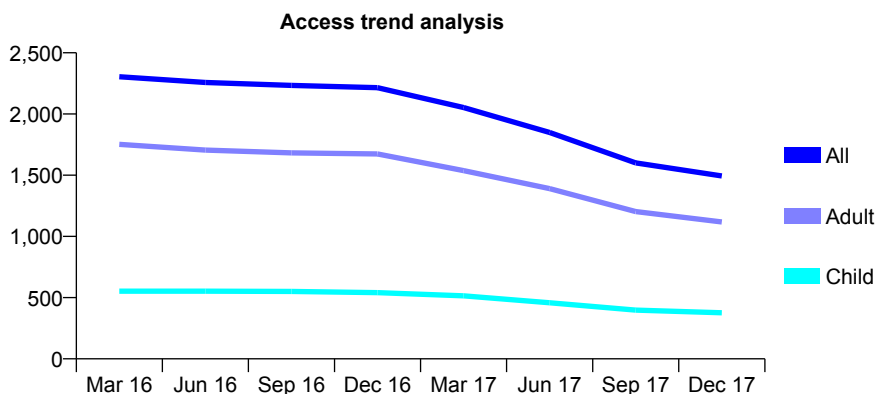
Q48 - Vital Signs At a Glance Contract Report for 742449/0001 - December 2017

Name or company name	South Liverpool Treatment Centre
Contract type name	GDS Contract
Purpose of contract	General
Contract start date	01/04/2006
Contract end date	

17/18 Contracted general activity (UDA)	7,116
Carry forward general activity (UDA)	0
17/18 Contracted orthodontic activity (UOA)	0
Carry forward orthodontic activity (UOA)	0
Baseline contract value	£221,430.86

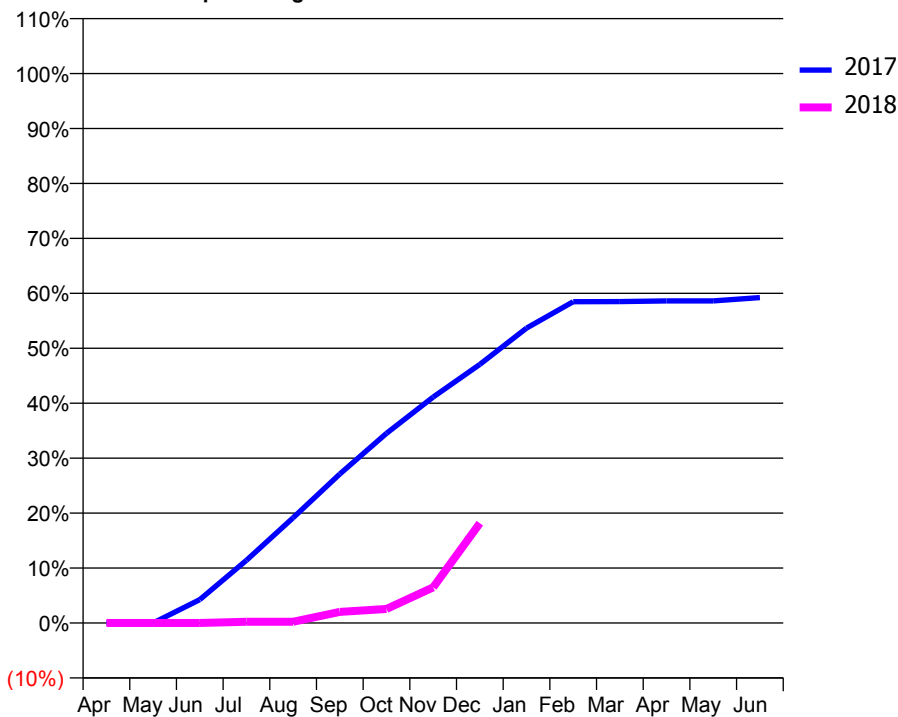
ACCESS*

Patients seen in 24 months	Total	Change since previous quarter
Quarter ending December 2016	2,215	
Quarter ending March 2017	2,053	↓
Quarter ending June 2017	1,849	↓
Quarter ending September 2017	1,601	↓
Quarter ending December 2017	1,494	↓
Variance since December 2016	(32.6%)	↓



ACTIVITY

Cumulative percentage of contracted UDA delivered 2017 & 2018



Month	Adjusted Scheduled Activity (UDA)	
	2017	2018
April	0	0
May	0	0
June	401	0
July	1,073	16
August	1,801	16
September	2,550	144
October	3,244	183
November	3,865	462
December	4,426	1,292
January	5,046	
February	5,498	
March	5,499	
April	5,511	
May	5,511	
June	5,568	

QUALITY

	Quantity	Base Number	Contract	AT	Region	England
% of FP17s for the same patient ID Re-attending within 3 months - Children	2	101	2.0%	11.5%	12.9%	12.0%
% of FP17s for the same patient ID Re-attending within 3 months - Adults	41	434	9.4%	17.0%	16.5%	15.9%
% of FP17s for the same patient ID Re-attending between 3 & 9 months - Children	10	101	9.9%	54.2%	59.6%	58.0%
% of FP17s for the same patient ID Re-attending between 3 & 9 months - Adults	48	434	11.1%	44.6%	52.8%	50.5%
% of FP17s for Band 1 Urgent Courses	76	503	15.1%	11.6%	9.1%	9.0%
% of FP17s Relating to Free Repair or Replacements	3	503	0.6%	0.9%	1.0%	0.8%
% of FP17s Relating to Continuations	0	503	0.0%	1.3%	1.2%	1.1%
% of Patients satisfied with the dentistry they have received	1	1	N/A	90.7%	91.6%	91.5%
% of Patients satisfied with the time they had to wait for an appointment	1	1	N/A	87.9%	88.3%	87.9%

* This is based on patients treated on this contract for their most recent course of treatment. Figures in italics indicate the base number of FP17s or Patient Questionnaire responses are less than 100. N/A is shown where the base number of responses is less than 10 during the period. % is calculated as Quantity/Base number*100

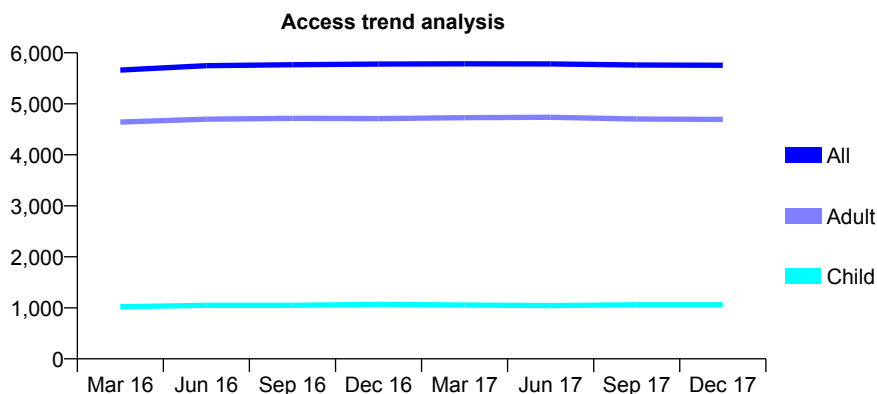
Q48 - Vital Signs At a Glance Contract Report for 742988/0001 - December 2017

Name or company name	MR AJ JONES
Contract type name	GDS Contract
Purpose of contract	General
Contract start date	01/04/2006
Contract end date	

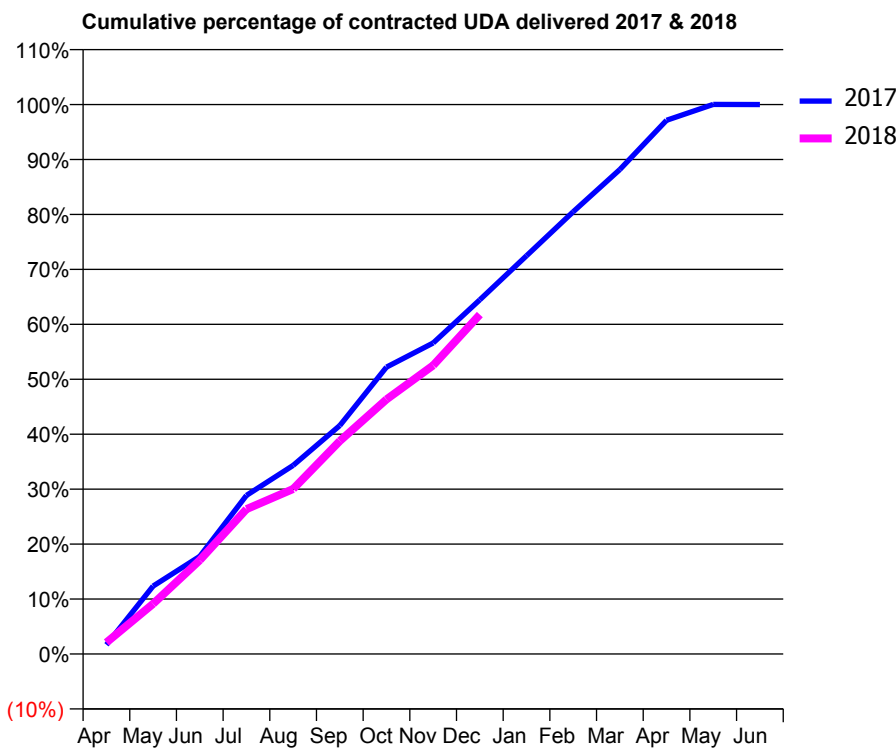
17/18 Contracted general activity (UDA)	19,456
Carry forward general activity (UDA)	0
17/18 Contracted orthodontic activity (UOA)	0
Carry forward orthodontic activity (UOA)	0
Baseline contract value	£649,836.91

ACCESS*

Patients seen in 24 months	Total	Change since previous quarter
Quarter ending December 2016	5,778	
Quarter ending March 2017	5,784	→
Quarter ending June 2017	5,782	→
Quarter ending September 2017	5,761	→
Quarter ending December 2017	5,756	→
Variance since December 2016	(0.4%)	→



ACTIVITY



Month	Adjusted Scheduled Activity (UDA)	
	2017	2018
April	334	407
May	2,452	1,779
June	3,524	3,323
July	5,724	5,132
August	6,807	5,841
September	8,248	7,544
October	10,358	9,014
November	11,228	10,218
December	12,789	12,016
January	14,376	
February	15,963	
March	17,489	
April	19,268	
May	19,838	
June	19,836	

QUALITY

	Quantity	Base Number	Contract	AT	Region	England
% of FP17s for the same patient ID Re-attending within 3 months - Children	141	1,359	10.4%	11.5%	12.9%	12.0%
% of FP17s for the same patient ID Re-attending within 3 months - Adults	852	4,985	17.1%	17.0%	16.5%	15.9%
% of FP17s for the same patient ID Re-attending between 3 & 9 months - Children	839	1,359	61.7%	54.2%	59.6%	58.0%
% of FP17s for the same patient ID Re-attending between 3 & 9 months - Adults	2,509	4,985	50.3%	44.6%	52.8%	50.5%
% of FP17s for Band 1 Urgent Courses	649	5,524	11.7%	11.6%	9.1%	9.0%
% of FP17s Relating to Free Repair or Replacements	37	5,524	0.7%	0.9%	1.0%	0.8%
% of FP17s Relating to Continuations	75	5,524	1.4%	1.3%	1.2%	1.1%
% of Patients satisfied with the dentistry they have received	10	10	100.0%	90.7%	91.6%	91.5%
% of Patients satisfied with the time they had to wait for an appointment	10	10	100.0%	87.9%	88.3%	87.9%

* This is based on patients treated on this contract for their most recent course of treatment. Figures in italics indicate the base number of FP17s or Patient Questionnaire responses are less than 100. N/A is shown where the base number of responses is less than 10 during the period. % is calculated as Quantity/Base number*100

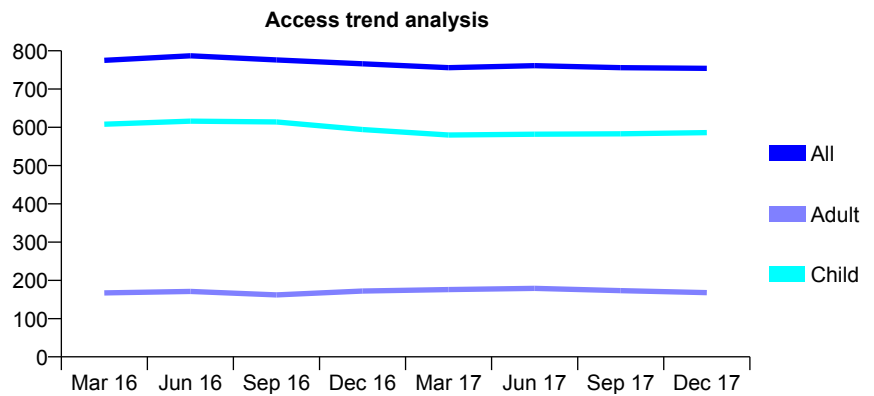
Q48 - Vital Signs At a Glance Contract Report for 755575/0001 - December 2017

Name or company name	MRS LE BACKSTROM
Contract type name	PDS Contract
Purpose of contract	General
Contract start date	01/04/2006
Contract end date	31/03/2018

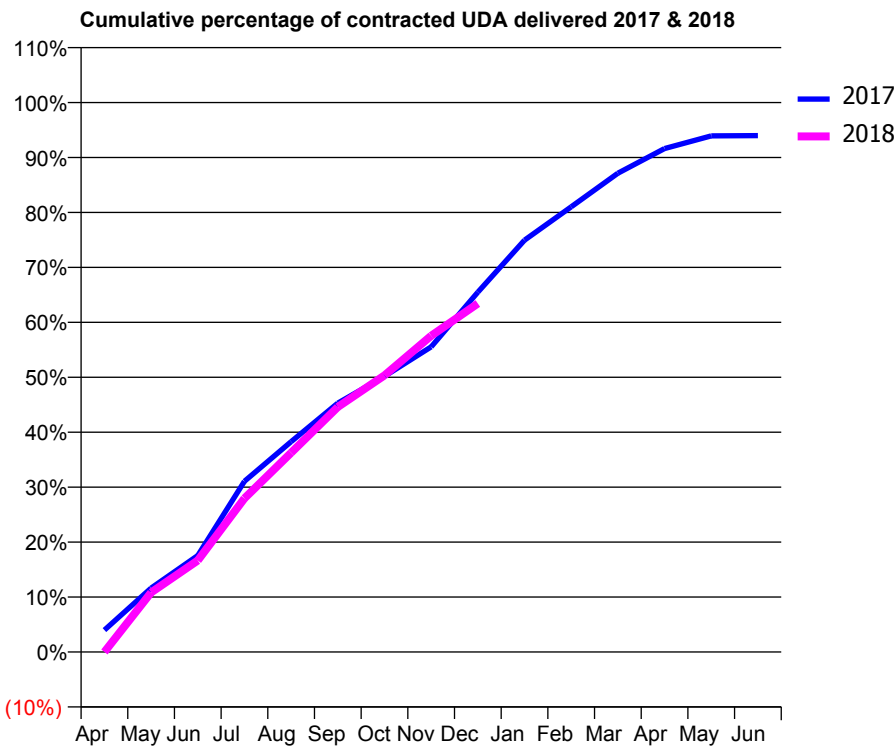
17/18 Contracted general activity (UDA)	1,700
Carry forward general activity (UDA)	0
17/18 Contracted orthodontic activity (UOA)	0
Carry forward orthodontic activity (UOA)	0
Baseline contract value	£43,861.70

ACCESS*

Patients seen in 24 months	Total	Change since previous quarter
Quarter ending December 2016	766	
Quarter ending March 2017	756	↓
Quarter ending June 2017	761	→
Quarter ending September 2017	756	→
Quarter ending December 2017	754	→
Variance since December 2016	(1.6%)	↓



ACTIVITY



Month	Adjusted Scheduled Activity (UDA)	
	2017	2018
April	68	0
May	198	184
June	298	283
July	528	475
August	651	617
September	770	758
October	853	856
November	944	978
December	1,113	1,078
January	1,274	
February	1,377	
March	1,481	
April	1,558	
May	1,597	
June	1,598	

QUALITY

	Quantity	Base Number	Contract	AT	Region	England
% of FP17s for the same patient ID Re-attending within 3 months - Children	53	756	7.0%	11.5%	12.9%	12.0%
% of FP17s for the same patient ID Re-attending within 3 months - Adults	14	93	15.1%	17.0%	16.5%	15.9%
% of FP17s for the same patient ID Re-attending between 3 & 9 months - Children	530	756	70.1%	54.2%	59.6%	58.0%
% of FP17s for the same patient ID Re-attending between 3 & 9 months - Adults	51	93	54.8%	44.6%	52.8%	50.5%
% of FP17s for Band 1 Urgent Courses	6	781	0.8%	11.6%	9.1%	9.0%
% of FP17s Relating to Free Repair or Replacements	0	781	0.0%	0.9%	1.0%	0.8%
% of FP17s Relating to Continuations	0	781	0.0%	1.3%	1.2%	1.1%
% of Patients satisfied with the dentistry they have received	1	1	N/A	90.7%	91.6%	91.5%
% of Patients satisfied with the time they had to wait for an appointment	1	1	N/A	87.9%	88.3%	87.9%

* This is based on patients treated on this contract for their most recent course of treatment. Figures in italics indicate the base number of FP17s or Patient Questionnaire responses are less than 100. N/A is shown where the base number of responses is less than 10 during the period. % is calculated as Quantity/Base number*100

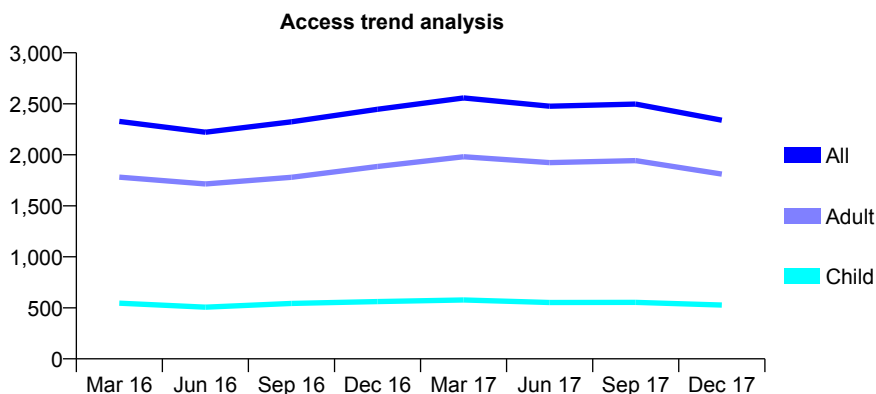
Q48 - Vital Signs At a Glance Contract Report for 761583/0001 - December 2017

Name or company name	MR M MCGOVERN
Contract type name	GDS Contract
Purpose of contract	General
Contract start date	01/04/2006
Contract end date	

17/18 Contracted general activity (UDA)	10,400
Carry forward general activity (UDA)	0
17/18 Contracted orthodontic activity (UOA)	0
Carry forward orthodontic activity (UOA)	0
Baseline contract value	£268,813.61

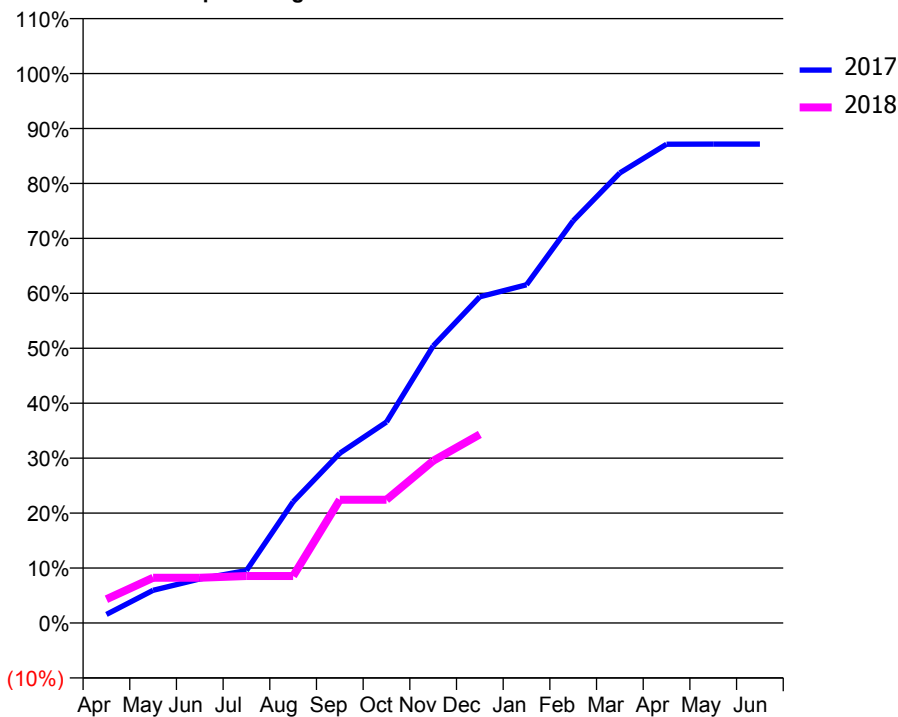
ACCESS*

Patients seen in 24 months	Total	Change since previous quarter
Quarter ending December 2016	2,446	
Quarter ending March 2017	2,558	↑
Quarter ending June 2017	2,476	↓
Quarter ending September 2017	2,497	→
Quarter ending December 2017	2,339	↓
Variance since December 2016	(4.4%)	↓



ACTIVITY

Cumulative percentage of contracted UDA delivered 2017 & 2018



Month	Adjusted Scheduled Activity (UDA)	
	2017	2018
April	163	451
May	620	856
June	834	856
July	992	891
August	2,296	891
September	3,215	2,334
October	3,804	2,334
November	5,242	3,069
December	6,175	3,570
January	6,401	
February	7,613	
March	8,519	
April	9,061	
May	9,064	
June	9,064	

QUALITY

	Quantity	Base Number	Contract	AT	Region	England
% of FP17s for the same patient ID Re-attending within 3 months - Children	92	538	17.1%	11.5%	12.9%	12.0%
% of FP17s for the same patient ID Re-attending within 3 months - Adults	428	1,646	26.0%	17.0%	16.5%	15.9%
% of FP17s for the same patient ID Re-attending between 3 & 9 months - Children	258	538	48.0%	54.2%	59.6%	58.0%
% of FP17s for the same patient ID Re-attending between 3 & 9 months - Adults	707	1,646	43.0%	44.6%	52.8%	50.5%
% of FP17s for Band 1 Urgent Courses	121	1,977	6.1%	11.6%	9.1%	9.0%
% of FP17s Relating to Free Repair or Replacements	39	1,977	2.0%	0.9%	1.0%	0.8%
% of FP17s Relating to Continuations	16	1,977	0.8%	1.3%	1.2%	1.1%
% of Patients satisfied with the dentistry they have received	1	2	N/A	90.7%	91.6%	91.5%
% of Patients satisfied with the time they had to wait for an appointment	1	2	N/A	87.9%	88.3%	87.9%

* This is based on patients treated on this contract for their most recent course of treatment. Figures in italics indicate the base number of FP17s or Patient Questionnaire responses are less than 100. N/A is shown where the base number of responses is less than 10 during the period. % is calculated as Quantity/Base number*100

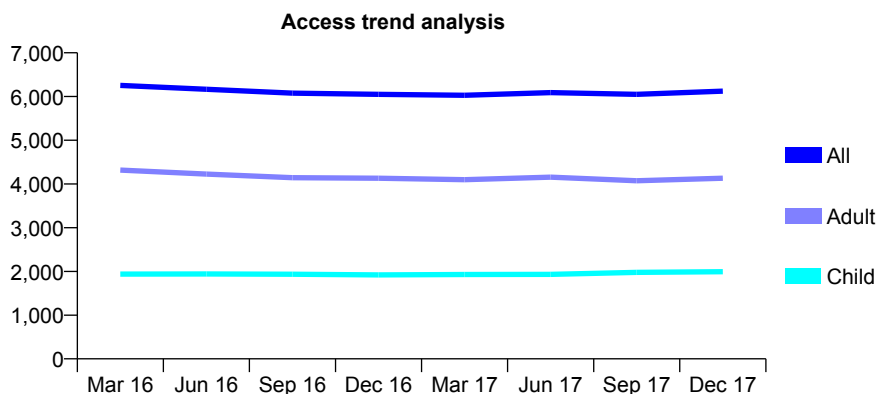
Q48 - Vital Signs At a Glance Contract Report for 780502/0001 - December 2017

Name or company name	MISS ML DUTHIE
Contract type name	GDS Contract
Purpose of contract	General
Contract start date	01/04/2006
Contract end date	

17/18 Contracted general activity (UDA)	18,780
Carry forward general activity (UDA)	0
17/18 Contracted orthodontic activity (UOA)	0
Carry forward orthodontic activity (UOA)	0
Baseline contract value	£484,542.67

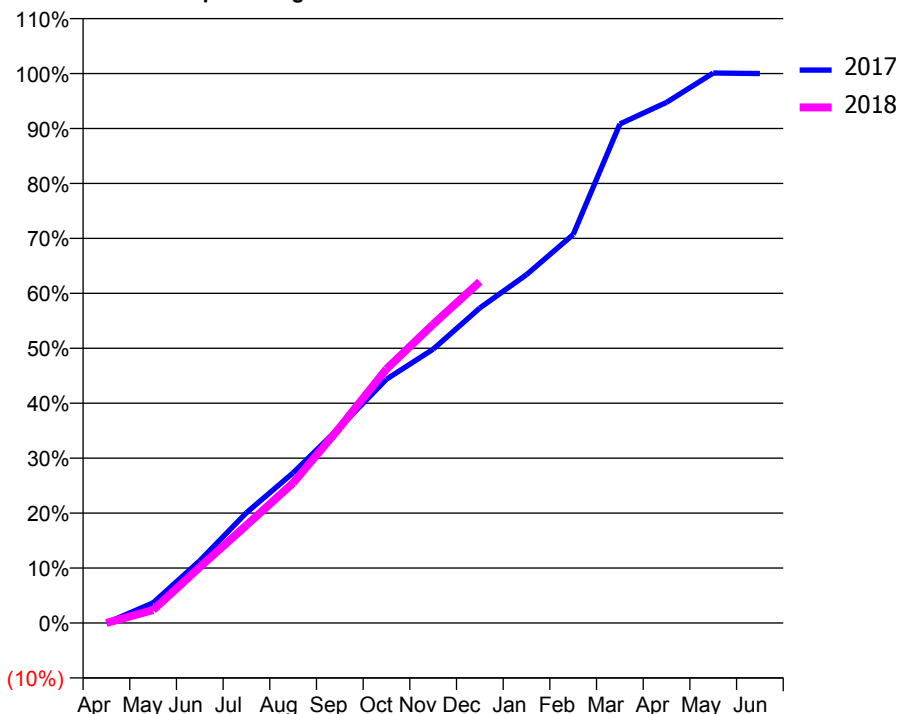
ACCESS*

Patients seen in 24 months	Total	Change since previous quarter
Quarter ending December 2016	6,049	
Quarter ending March 2017	6,028	→
Quarter ending June 2017	6,089	→
Quarter ending September 2017	6,051	→
Quarter ending December 2017	6,122	→
Variance since December 2016	1.2%	→



ACTIVITY

Cumulative percentage of contracted UDA delivered 2017 & 2018



Month	Adjusted Scheduled Activity (UDA)	
	2017	2018
April	0	4
May	694	446
June	2,137	1,911
July	3,783	3,345
August	5,153	4,788
September	6,715	6,687
October	8,363	8,686
November	9,388	10,213
December	10,804	11,666
January	11,946	
February	13,325	
March	17,112	
April	17,856	
May	18,860	
June	18,844	

QUALITY

	Quantity	Base Number	Contract	AT	Region	England
% of FP17s for the same patient ID Re-attending within 3 months - Children	133	2,307	5.8%	11.5%	12.9%	12.0%
% of FP17s for the same patient ID Re-attending within 3 months - Adults	387	3,452	11.2%	17.0%	16.5%	15.9%
% of FP17s for the same patient ID Re-attending between 3 & 9 months - Children	1,685	2,307	73.0%	54.2%	59.6%	58.0%
% of FP17s for the same patient ID Re-attending between 3 & 9 months - Adults	1,495	3,452	43.3%	44.6%	52.8%	50.5%
% of FP17s for Band 1 Urgent Courses	209	5,153	4.1%	11.6%	9.1%	9.0%
% of FP17s Relating to Free Repair or Replacements	33	5,153	0.6%	0.9%	1.0%	0.8%
% of FP17s Relating to Continuations	33	5,153	0.6%	1.3%	1.2%	1.1%
% of Patients satisfied with the dentistry they have received	15	16	93.8%	90.7%	91.6%	91.5%
% of Patients satisfied with the time they had to wait for an appointment	14	16	87.5%	87.9%	88.3%	87.9%

* This is based on patients treated on this contract for their most recent course of treatment. Figures in italics indicate the base number of FP17s or Patient Questionnaire responses are less than 100. N/A is shown where the base number of responses is less than 10 during the period. % is calculated as Quantity/Base number*100

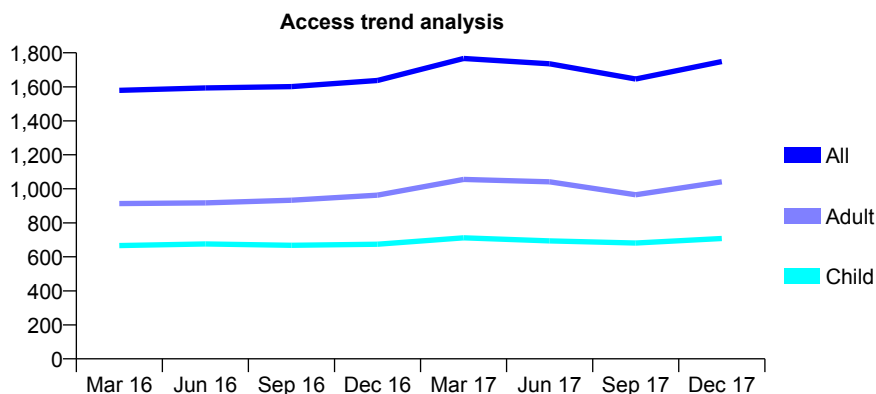
Q48 - Vital Signs At a Glance Contract Report for 787914/0001 - December 2017

Name or company name	MR P SMITH
Contract type name	PDS Contract
Purpose of contract	General
Contract start date	01/01/2011
Contract end date	31/12/2020

17/18 Contracted general activity (UDA)	3,200
Carry forward general activity (UDA)	0
17/18 Contracted orthodontic activity (UOA)	0
Carry forward orthodontic activity (UOA)	0
Baseline contract value	£108,544.78

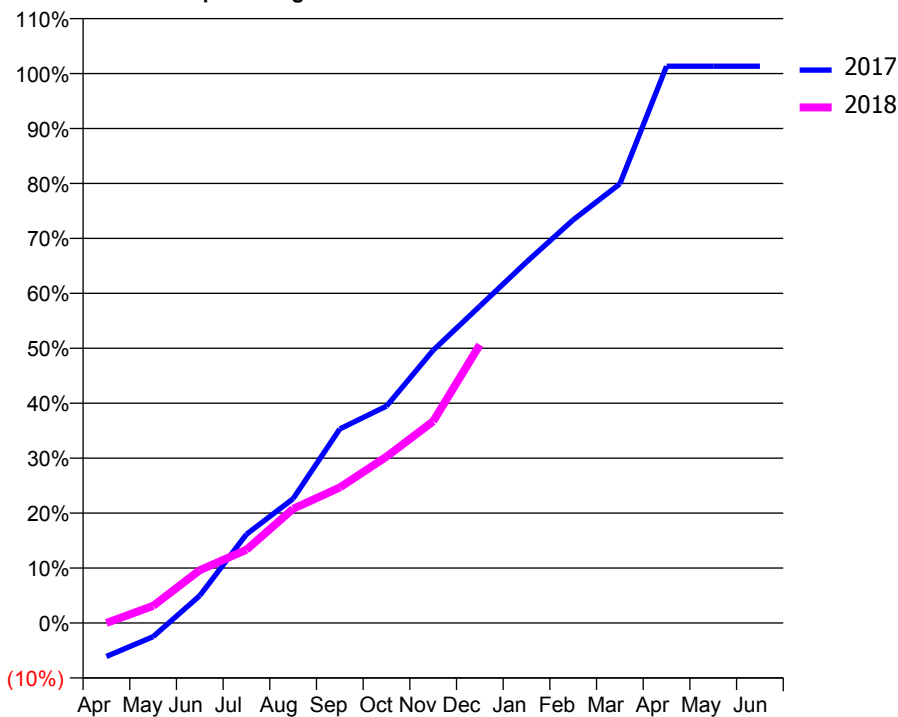
ACCESS*

Patients seen in 24 months	Total	Change since previous quarter
Quarter ending December 2016	1,637	
Quarter ending March 2017	1,767	↑
Quarter ending June 2017	1,735	↓
Quarter ending September 2017	1,646	↓
Quarter ending December 2017	1,749	↑
Variance since December 2016	6.8%	↑



ACTIVITY

Cumulative percentage of contracted UDA delivered 2017 & 2018



Month	Adjusted Scheduled Activity (UDA)	
	2017	2018
April	-200	0
May	-82	99
June	162	308
July	527	427
August	739	665
September	1,153	789
October	1,288	968
November	1,620	1,174
December	1,883	1,620
January	2,144	
February	2,395	
March	2,609	
April	3,308	
May	3,308	
June	3,308	

QUALITY

	Quantity	Base Number	Contract	AT	Region	England
% of FP17s for the same patient ID Re-attending within 3 months - Children	108	918	11.8%	11.5%	12.9%	12.0%
% of FP17s for the same patient ID Re-attending within 3 months - Adults	138	958	14.4%	17.0%	16.5%	15.9%
% of FP17s for the same patient ID Re-attending between 3 & 9 months - Children	554	918	60.3%	54.2%	59.6%	58.0%
% of FP17s for the same patient ID Re-attending between 3 & 9 months - Adults	334	958	34.9%	44.6%	52.8%	50.5%
% of FP17s for Band 1 Urgent Courses	56	1,062	5.3%	11.6%	9.1%	9.0%
% of FP17s Relating to Free Repair or Replacements	1	1,062	0.1%	0.9%	1.0%	0.8%
% of FP17s Relating to Continuations	13	1,062	1.2%	1.3%	1.2%	1.1%
% of Patients satisfied with the dentistry they have received	0	0	N/A	90.7%	91.6%	91.5%
% of Patients satisfied with the time they had to wait for an appointment	0	0	N/A	87.9%	88.3%	87.9%

* This is based on patients treated on this contract for their most recent course of treatment. Figures in italics indicate the base number of FP17s or Patient Questionnaire responses are less than 100. N/A is shown where the base number of responses is less than 10 during the period. % is calculated as Quantity/Base number*100

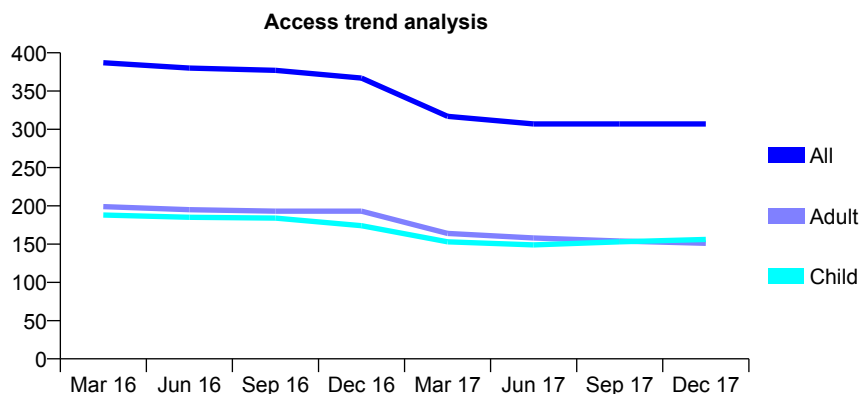
Q48 - Vital Signs At a Glance Contract Report for 803499/0001 - December 2017

Name or company name	MR SA CROSTON
Contract type name	GDS Contract
Purpose of contract	General
Contract start date	01/04/2006
Contract end date	

17/18 Contracted general activity (UDA)	1,200
Carry forward general activity (UDA)	0
17/18 Contracted orthodontic activity (UOA)	0
Carry forward orthodontic activity (UOA)	0
Baseline contract value	£30,961.19

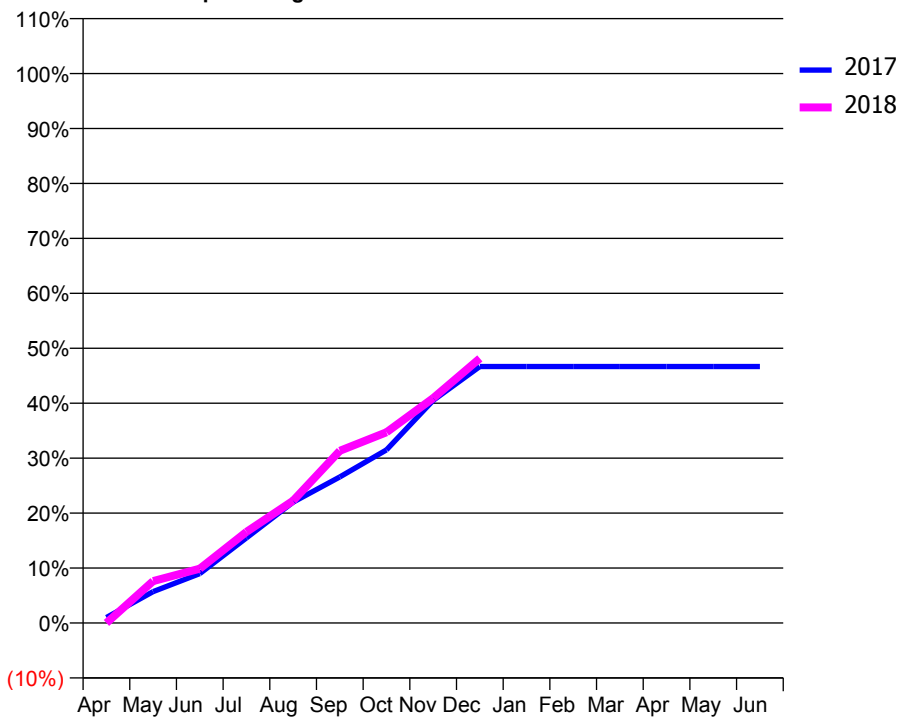
ACCESS*

Patients seen in 24 months	Total	Change since previous quarter
Quarter ending December 2016	367	
Quarter ending March 2017	317	↓
Quarter ending June 2017	307	↓
Quarter ending September 2017	307	→
Quarter ending December 2017	307	→
Variance since December 2016	(16.3%)	↓



ACTIVITY

Cumulative percentage of contracted UDA delivered 2017 & 2018



Month	Adjusted Scheduled Activity (UDA)	
	2017	2018
April	17	0
May	97	92
June	152	119
July	263	199
August	373	267
September	451	376
October	534	417
November	687	491
December	792	578
January	792	
February	792	
March	792	
April	792	
May	792	
June	792	

QUALITY

	Quantity	Base Number	Contract	AT	Region	England
% of FP17s for the same patient ID Re-attending within 3 months - Children	9	216	4.2%	11.5%	12.9%	12.0%
% of FP17s for the same patient ID Re-attending within 3 months - Adults	21	144	14.6%	17.0%	16.5%	15.9%
% of FP17s for the same patient ID Re-attending between 3 & 9 months - Children	106	216	49.1%	54.2%	59.6%	58.0%
% of FP17s for the same patient ID Re-attending between 3 & 9 months - Adults	45	144	31.3%	44.6%	52.8%	50.5%
% of FP17s for Band 1 Urgent Courses	25	360	6.9%	11.6%	9.1%	9.0%
% of FP17s Relating to Free Repair or Replacements	0	360	0.0%	0.9%	1.0%	0.8%
% of FP17s Relating to Continuations	7	360	1.9%	1.3%	1.2%	1.1%
% of Patients satisfied with the dentistry they have received	0	0	N/A	90.7%	91.6%	91.5%
% of Patients satisfied with the time they had to wait for an appointment	0	0	N/A	87.9%	88.3%	87.9%

* This is based on patients treated on this contract for their most recent course of treatment. Figures in italics indicate the base number of FP17s or Patient Questionnaire responses are less than 100. N/A is shown where the base number of responses is less than 10 during the period. % is calculated as Quantity/Base number*100

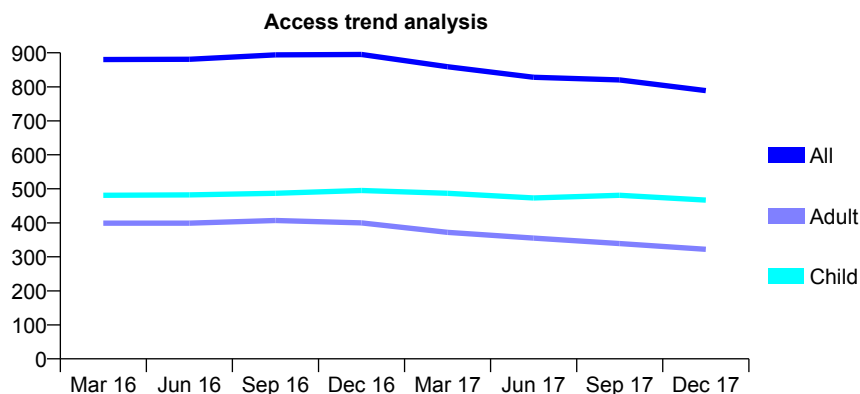
Q48 - Vital Signs At a Glance Contract Report for 809101/0001 - December 2017

Name or company name	MR PA KNIGHT
Contract type name	GDS Contract
Purpose of contract	General
Contract start date	01/04/2006
Contract end date	

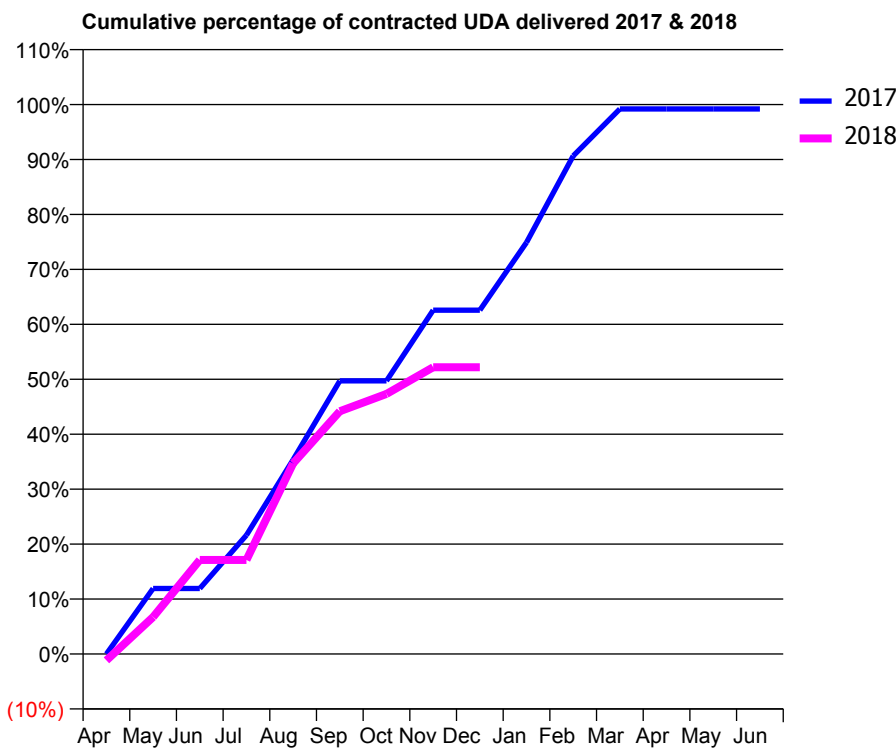
17/18 Contracted general activity (UDA)	2,222
Carry forward general activity (UDA)	26
17/18 Contracted orthodontic activity (UOA)	0
Carry forward orthodontic activity (UOA)	0
Baseline contract value	£66,407.50

ACCESS*

Patients seen in 24 months	Total	Change since previous quarter
Quarter ending December 2016	895	
Quarter ending March 2017	859	↓
Quarter ending June 2017	828	↓
Quarter ending September 2017	820	→
Quarter ending December 2017	789	↓
Variance since December 2016	(11.8%)	↓



ACTIVITY



Month	Adjusted Scheduled Activity (UDA)	
	2017	2018
April	0	-26
May	384	150
June	384	381
July	697	381
August	1,140	771
September	1,602	982
October	1,602	1,052
November	2,016	1,159
December	2,016	1,159
January	2,413	
February	2,921	
March	3,196	
April	3,196	
May	3,196	
June	3,196	

QUALITY

	Quantity	Base Number	Contract	AT	Region	England
% of FP17s for the same patient ID Re-attending within 3 months - Children	21	347	6.1%	11.5%	12.9%	12.0%
% of FP17s for the same patient ID Re-attending within 3 months - Adults	14	130	10.8%	17.0%	16.5%	15.9%
% of FP17s for the same patient ID Re-attending between 3 & 9 months - Children	157	347	45.2%	54.2%	59.6%	58.0%
% of FP17s for the same patient ID Re-attending between 3 & 9 months - Adults	48	130	36.9%	44.6%	52.8%	50.5%
% of FP17s for Band 1 Urgent Courses	11	477	2.3%	11.6%	9.1%	9.0%
% of FP17s Relating to Free Repair or Replacements	0	477	0.0%	0.9%	1.0%	0.8%
% of FP17s Relating to Continuations	8	477	1.7%	1.3%	1.2%	1.1%
% of Patients satisfied with the dentistry they have received	1	1	N/A	90.7%	91.6%	91.5%
% of Patients satisfied with the time they had to wait for an appointment	1	1	N/A	87.9%	88.3%	87.9%

* This is based on patients treated on this contract for their most recent course of treatment. Figures in italics indicate the base number of FP17s or Patient Questionnaire responses are less than 100. N/A is shown where the base number of responses is less than 10 during the period. % is calculated as Quantity/Base number*100

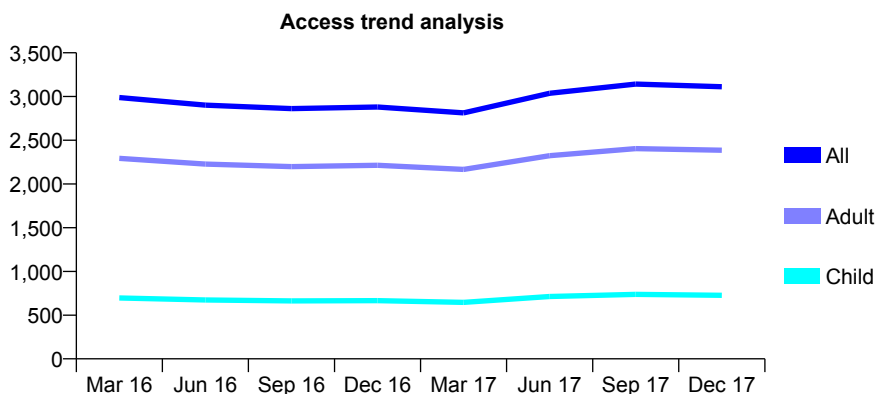
Q48 - Vital Signs At a Glance Contract Report for 841986/0001 - December 2017

Name or company name	MR AP AYRES
Contract type name	PDS Contract
Purpose of contract	General
Contract start date	01/04/2006
Contract end date	31/03/2020

17/18 Contracted general activity (UDA)	9,500
Carry forward general activity (UDA)	0
17/18 Contracted orthodontic activity (UOA)	0
Carry forward orthodontic activity (UOA)	0
Baseline contract value	£276,088.35

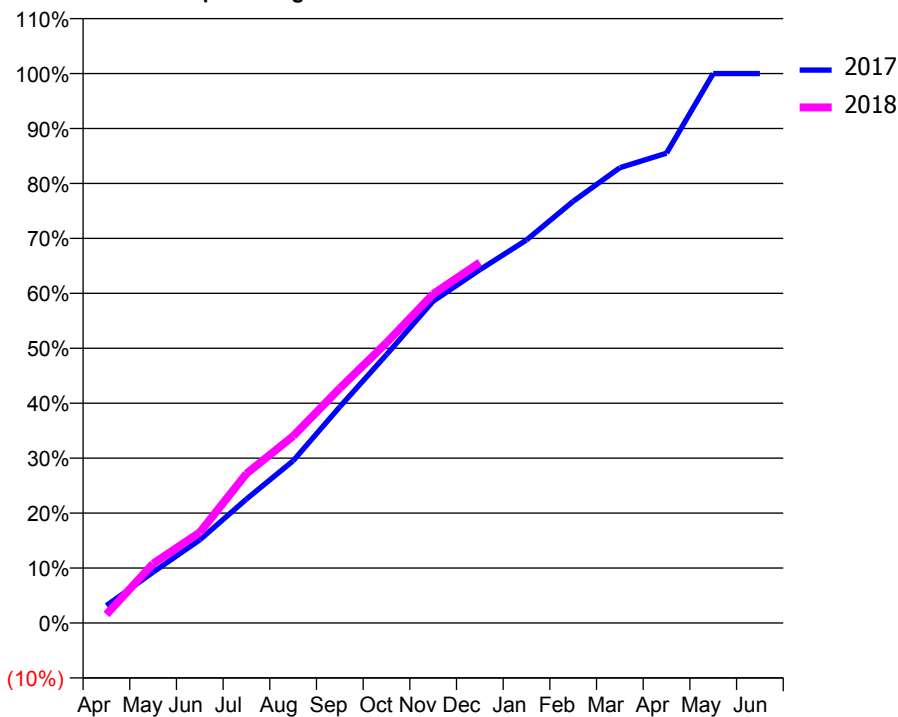
ACCESS*

Patients seen in 24 months	Total	Change since previous quarter
Quarter ending December 2016	2,880	
Quarter ending March 2017	2,813	↓
Quarter ending June 2017	3,037	↑
Quarter ending September 2017	3,143	↑
Quarter ending December 2017	3,112	→
Variance since December 2016	8.1%	↑



ACTIVITY

Cumulative percentage of contracted UDA delivered 2017 & 2018



Month	Adjusted Scheduled Activity (UDA)	
	2017	2018
April	265	149
May	774	1,027
June	1,264	1,566
July	1,886	2,584
August	2,466	3,232
September	3,289	4,058
October	4,082	4,845
November	4,894	5,689
December	5,374	6,233
January	5,825	
February	6,413	
March	6,925	
April	7,145	
May	8,357	
June	8,357	

QUALITY

	Quantity	Base Number	Contract	AT	Region	England
% of FP17s for the same patient ID Re-attending within 3 months - Children	103	1,058	9.7%	11.5%	12.9%	12.0%
% of FP17s for the same patient ID Re-attending within 3 months - Adults	438	3,271	13.4%	17.0%	16.5%	15.9%
% of FP17s for the same patient ID Re-attending between 3 & 9 months - Children	672	1,058	63.5%	54.2%	59.6%	58.0%
% of FP17s for the same patient ID Re-attending between 3 & 9 months - Adults	1,945	3,271	59.5%	44.6%	52.8%	50.5%
% of FP17s for Band 1 Urgent Courses	262	3,490	7.5%	11.6%	9.1%	9.0%
% of FP17s Relating to Free Repair or Replacements	32	3,490	0.9%	0.9%	1.0%	0.8%
% of FP17s Relating to Continuations	46	3,490	1.3%	1.3%	1.2%	1.1%
% of Patients satisfied with the dentistry they have received	6	6	N/A	90.7%	91.6%	91.5%
% of Patients satisfied with the time they had to wait for an appointment	6	6	N/A	87.9%	88.3%	87.9%

* This is based on patients treated on this contract for their most recent course of treatment. Figures in italics indicate the base number of FP17s or Patient Questionnaire responses are less than 100. N/A is shown where the base number of responses is less than 10 during the period. % is calculated as Quantity/Base number*100

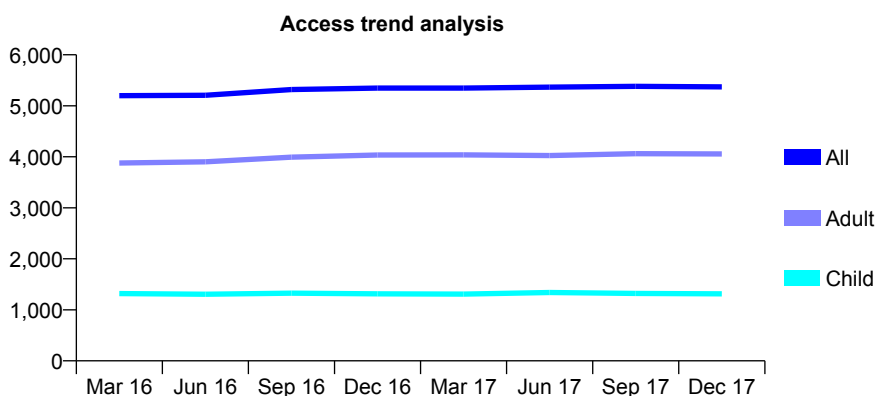
Q48 - Vital Signs At a Glance Contract Report for 851302/0001 - December 2017

Name or company name	MR RK NAGPAUL
Contract type name	GDS Contract
Purpose of contract	General
Contract start date	01/04/2006
Contract end date	

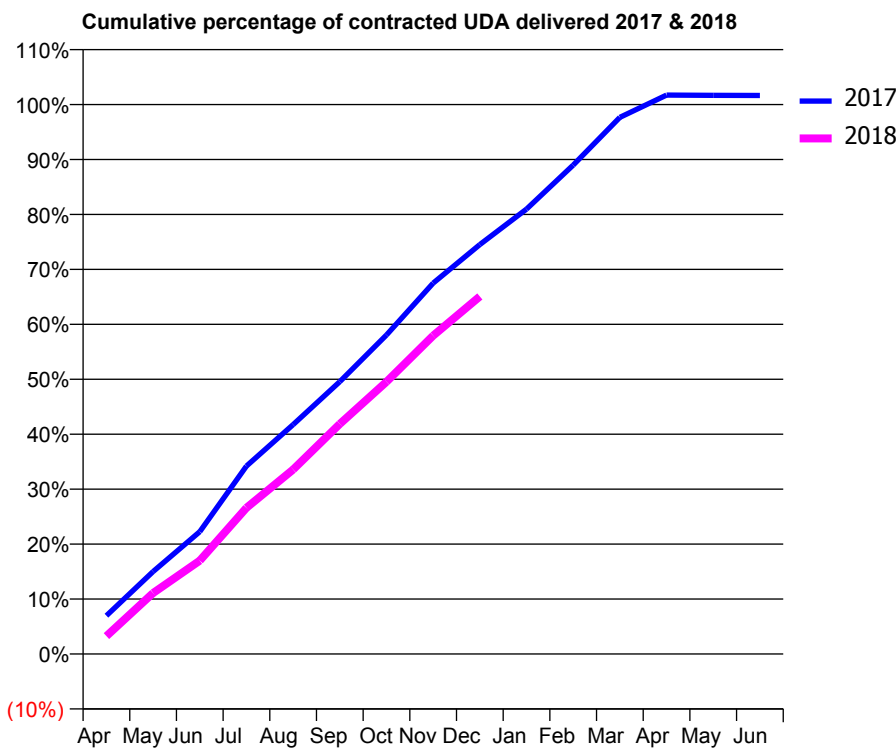
17/18 Contracted general activity (UDA)	21,820
Carry forward general activity (UDA)	0
17/18 Contracted orthodontic activity (UOA)	0
Carry forward orthodontic activity (UOA)	0
Baseline contract value	£552,154.14

ACCESS*

Patients seen in 24 months	Total	Change since previous quarter
Quarter ending December 2016	5,349	
Quarter ending March 2017	5,348	→
Quarter ending June 2017	5,365	→
Quarter ending September 2017	5,383	→
Quarter ending December 2017	5,370	→
Variance since December 2016	0.4%	→



ACTIVITY



Month	Adjusted Scheduled Activity (UDA)	
	2017	2018
April	1,530	712
May	3,295	2,423
June	4,889	3,711
July	7,512	5,807
August	9,168	7,328
September	10,884	9,138
October	12,746	10,809
November	14,820	12,642
December	16,364	14,199
January	17,781	
February	19,538	
March	21,446	
April	22,333	
May	22,325	
June	22,319	

QUALITY

	Quantity	Base Number	Contract	AT	Region	England
% of FP17s for the same patient ID Re-attending within 3 months - Children	217	1,674	13.0%	11.5%	12.9%	12.0%
% of FP17s for the same patient ID Re-attending within 3 months - Adults	915	4,682	19.5%	17.0%	16.5%	15.9%
% of FP17s for the same patient ID Re-attending between 3 & 9 months - Children	988	1,674	59.0%	54.2%	59.6%	58.0%
% of FP17s for the same patient ID Re-attending between 3 & 9 months - Adults	2,534	4,682	54.1%	44.6%	52.8%	50.5%
% of FP17s for Band 1 Urgent Courses	881	6,080	14.5%	11.6%	9.1%	9.0%
% of FP17s Relating to Free Repair or Replacements	111	6,080	1.8%	0.9%	1.0%	0.8%
% of FP17s Relating to Continuations	2	6,080	0.0%	1.3%	1.2%	1.1%
% of Patients satisfied with the dentistry they have received	6	7	N/A	90.7%	91.6%	91.5%
% of Patients satisfied with the time they had to wait for an appointment	6	7	N/A	87.9%	88.3%	87.9%

* This is based on patients treated on this contract for their most recent course of treatment. Figures in italics indicate the base number of FP17s or Patient Questionnaire responses are less than 100. N/A is shown where the base number of responses is less than 10 during the period. % is calculated as Quantity/Base number*100

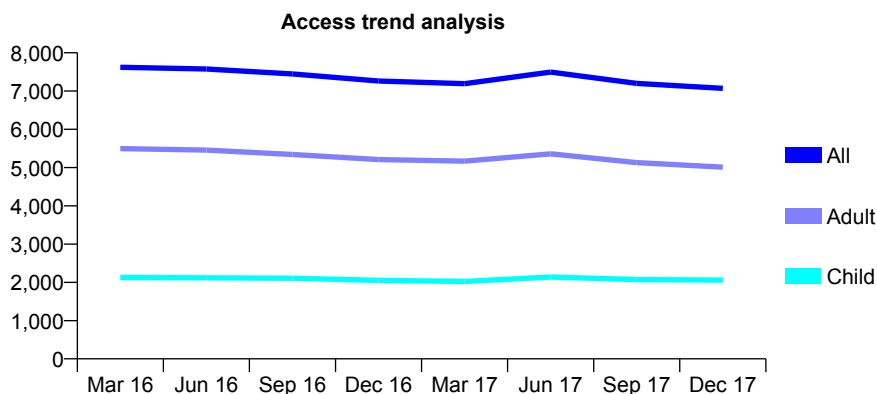
Q48 - Vital Signs At a Glance Contract Report for 891495/0001 - December 2017

Name or company name	MR RK GOLLAPUDI
Contract type name	PDS Plus Contract
Purpose of contract	General
Contract start date	01/01/2011
Contract end date	31/03/2018

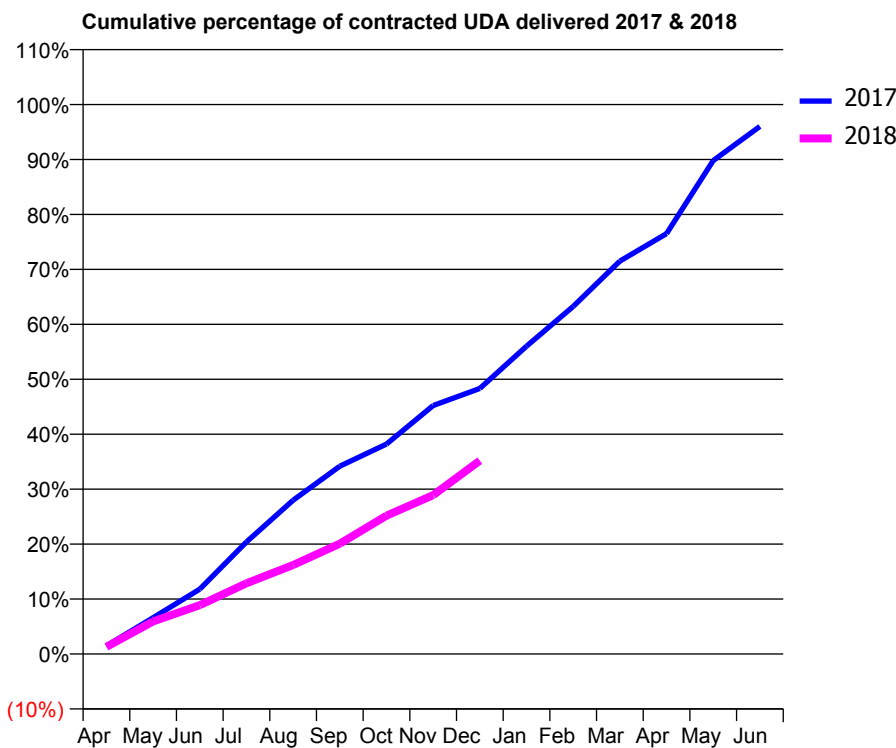
17/18 Contracted general activity (UDA)	24,957
Carry forward general activity (UDA)	0
17/18 Contracted orthodontic activity (UOA)	0
Carry forward orthodontic activity (UOA)	0
Baseline contract value	£325,926.56

ACCESS*

Patients seen in 24 months	Total	Change since previous quarter
Quarter ending December 2016	7,263	
Quarter ending March 2017	7,192	→
Quarter ending June 2017	7,497	↑
Quarter ending September 2017	7,201	↓
Quarter ending December 2017	7,072	↓
Variance since December 2016	(2.6%)	↓



ACTIVITY



Month	Adjusted Scheduled Activity (UDA)	
	2017	2018
April	359	327
May	1,585	1,481
June	2,831	2,220
July	4,894	3,215
August	6,716	4,045
September	8,203	5,013
October	9,169	6,283
November	10,851	7,217
December	11,598	8,783
January	13,445	
February	15,180	
March	17,160	
April	18,358	
May	21,551	
June	23,043	

QUALITY

	Quantity	Base Number	Contract	AT	Region	England
% of FP17s for the same patient ID Re-attending within 3 months - Children	140	1,985	7.1%	11.5%	12.9%	12.0%
% of FP17s for the same patient ID Re-attending within 3 months - Adults	680	4,262	16.0%	17.0%	16.5%	15.9%
% of FP17s for the same patient ID Re-attending between 3 & 9 months - Children	961	1,985	48.4%	54.2%	59.6%	58.0%
% of FP17s for the same patient ID Re-attending between 3 & 9 months - Adults	1,731	4,262	40.6%	44.6%	52.8%	50.5%
% of FP17s for Band 1 Urgent Courses	503	3,730	13.5%	11.6%	9.1%	9.0%
% of FP17s Relating to Free Repair or Replacements	7	3,730	0.2%	0.9%	1.0%	0.8%
% of FP17s Relating to Continuations	52	3,730	1.4%	1.3%	1.2%	1.1%
% of Patients satisfied with the dentistry they have received	1	3	N/A	90.7%	91.6%	91.5%
% of Patients satisfied with the time they had to wait for an appointment	3	3	N/A	87.9%	88.3%	87.9%

* This is based on patients treated on this contract for their most recent course of treatment. Figures in italics indicate the base number of FP17s or Patient Questionnaire responses are less than 100. N/A is shown where the base number of responses is less than 10 during the period. % is calculated as Quantity/Base number*100

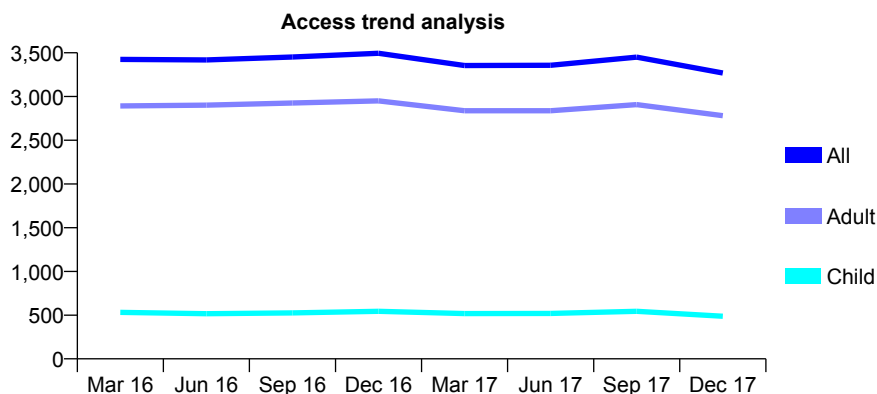
Q48 - Vital Signs At a Glance Contract Report for 895067/0003 - December 2017

Name or company name	FairField Dental Surgery
Contract type name	GDS Contract
Purpose of contract	General and Orthodontic
Contract start date	01/04/2010
Contract end date	

17/18 Contracted general activity (UDA)	9,977
Carry forward general activity (UDA)	0
17/18 Contracted orthodontic activity (UOA)	0
Carry forward orthodontic activity (UOA)	0
Baseline contract value	£303,980.34

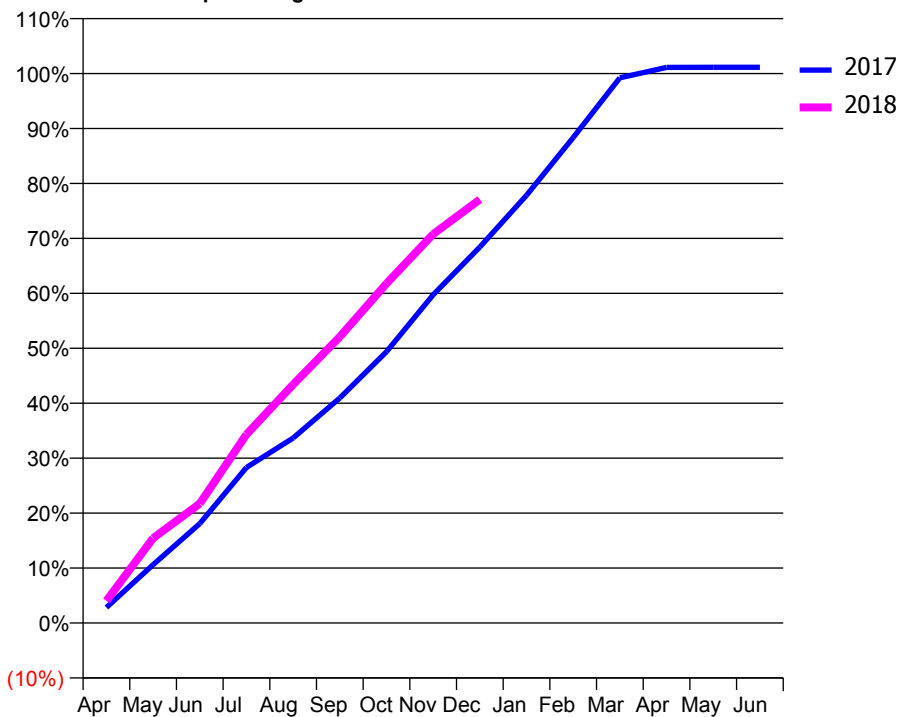
ACCESS*

Patients seen in 24 months	Total	Change since previous quarter
Quarter ending December 2016	3,494	
Quarter ending March 2017	3,355	↓
Quarter ending June 2017	3,357	→
Quarter ending September 2017	3,450	↑
Quarter ending December 2017	3,269	↓
Variance since December 2016	(6.4%)	↓



ACTIVITY

Cumulative percentage of contracted UDA delivered 2017 & 2018



Month	Adjusted Scheduled Activity (UDA)	
	2017	2018
April	284	404
May	1,072	1,542
June	1,824	2,169
July	2,855	3,425
August	3,396	4,331
September	4,131	5,198
October	4,981	6,162
November	6,025	7,060
December	6,902	7,690
January	7,853	
February	8,911	
March	10,009	
April	10,199	
May	10,201	
June	10,201	

QUALITY

	Quantity	Base Number	Contract	AT	Region	England
% of FP17s for the same patient ID Re-attending within 3 months - Children	65	666	9.8%	11.5%	12.9%	12.0%
% of FP17s for the same patient ID Re-attending within 3 months - Adults	690	3,495	19.7%	17.0%	16.5%	15.9%
% of FP17s for the same patient ID Re-attending between 3 & 9 months - Children	375	666	56.3%	54.2%	59.6%	58.0%
% of FP17s for the same patient ID Re-attending between 3 & 9 months - Adults	1,715	3,495	49.1%	44.6%	52.8%	50.5%
% of FP17s for Band 1 Urgent Courses	602	4,063	14.8%	11.6%	9.1%	9.0%
% of FP17s Relating to Free Repair or Replacements	50	4,063	1.2%	0.9%	1.0%	0.8%
% of FP17s Relating to Continuations	73	4,063	1.8%	1.3%	1.2%	1.1%
% of Patients satisfied with the dentistry they have received	8	9	N/A	90.7%	91.6%	91.5%
% of Patients satisfied with the time they had to wait for an appointment	8	9	N/A	87.9%	88.3%	87.9%

* This is based on patients treated on this contract for their most recent course of treatment. Figures in italics indicate the base number of FP17s or Patient Questionnaire responses are less than 100. N/A is shown where the base number of responses is less than 10 during the period. % is calculated as Quantity/Base number*100

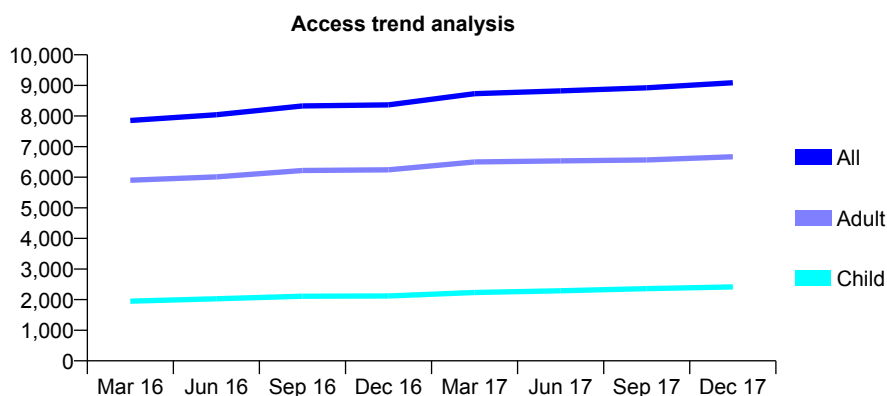
Q48 - Vital Signs At a Glance Contract Report for 905925/0002 - December 2017

Name or company name	MR ND DALEY
Contract type name	GDS Contract
Purpose of contract	General
Contract start date	01/04/2006
Contract end date	

17/18 Contracted general activity (UDA)	30,000
Carry forward general activity (UDA)	1,211
17/18 Contracted orthodontic activity (UOA)	0
Carry forward orthodontic activity (UOA)	0
Baseline contract value	£774,029.82

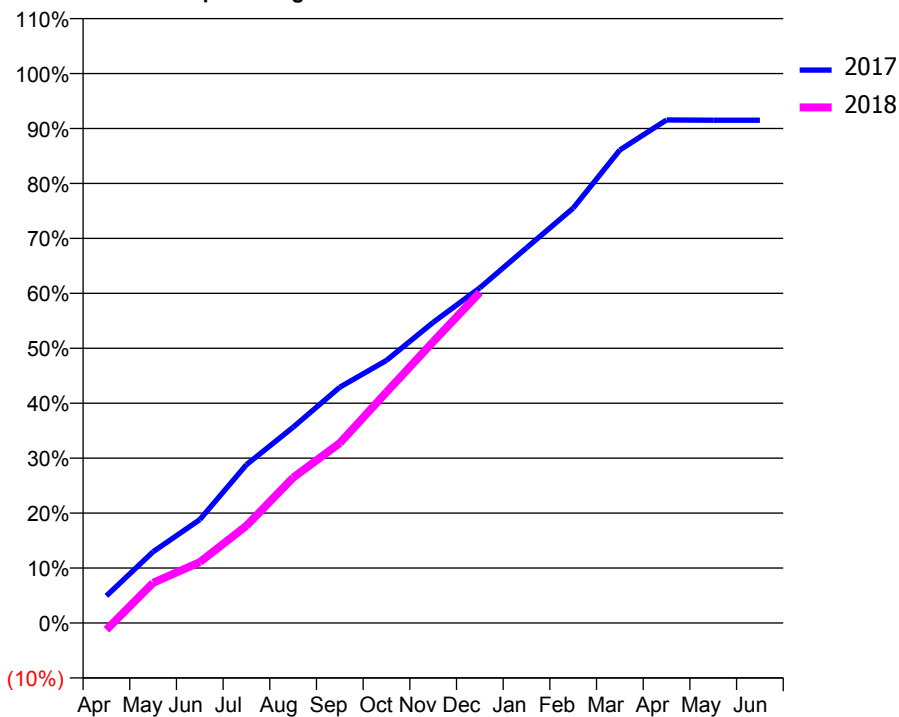
ACCESS*

Patients seen in 24 months	Total	Change since previous quarter
Quarter ending December 2016	8,363	
Quarter ending March 2017	8,732	↑
Quarter ending June 2017	8,821	→
Quarter ending September 2017	8,921	→
Quarter ending December 2017	9,089	→
Variance since December 2016	8.7%	↑



ACTIVITY

Cumulative percentage of contracted UDA delivered 2017 & 2018



Month	Adjusted Scheduled Activity (UDA)	
	2017	2018
April	1,483	-374
May	3,888	2,194
June	5,647	3,320
July	8,646	5,314
August	10,691	7,936
September	12,872	9,828
October	14,342	12,605
November	16,414	15,361
December	18,297	18,049
January	20,482	
February	22,651	
March	25,825	
April	27,465	
May	27,450	
June	27,450	

QUALITY

	Quantity	Base Number	Contract	AT	Region	England
% of FP17s for the same patient ID Re-attending within 3 months - Children	156	2,234	7.0%	11.5%	12.9%	12.0%
% of FP17s for the same patient ID Re-attending within 3 months - Adults	1,019	6,017	16.9%	17.0%	16.5%	15.9%
% of FP17s for the same patient ID Re-attending between 3 & 9 months - Children	1,013	2,234	45.3%	54.2%	59.6%	58.0%
% of FP17s for the same patient ID Re-attending between 3 & 9 months - Adults	2,197	6,017	36.5%	44.6%	52.8%	50.5%
% of FP17s for Band 1 Urgent Courses	1,054	7,703	13.7%	11.6%	9.1%	9.0%
% of FP17s Relating to Free Repair or Replacements	86	7,703	1.1%	0.9%	1.0%	0.8%
% of FP17s Relating to Continuations	56	7,703	0.7%	1.3%	1.2%	1.1%
% of Patients satisfied with the dentistry they have received	10	10	100.0%	90.7%	91.6%	91.5%
% of Patients satisfied with the time they had to wait for an appointment	10	10	100.0%	87.9%	88.3%	87.9%

* This is based on patients treated on this contract for their most recent course of treatment. Figures in italics indicate the base number of FP17s or Patient Questionnaire responses are less than 100. N/A is shown where the base number of responses is less than 10 during the period. % is calculated as Quantity/Base number*100

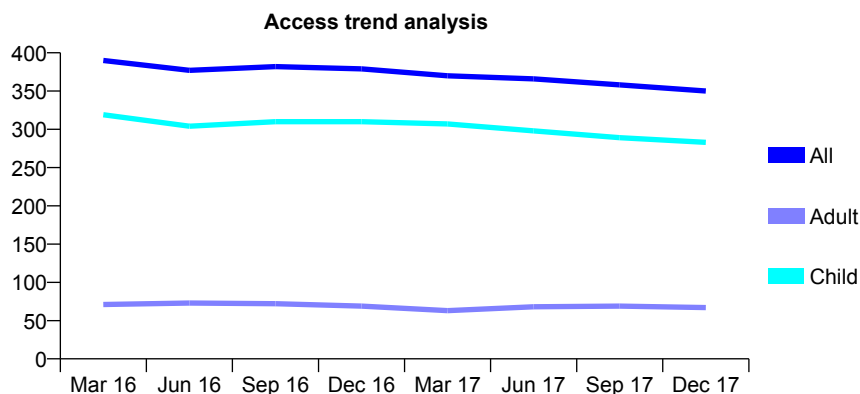
Q48 - Vital Signs At a Glance Contract Report for 906840/0001 - December 2017

Name or company name	MRS HM LLOYD
Contract type name	GDS Contract
Purpose of contract	General
Contract start date	01/04/2006
Contract end date	

17/18 Contracted general activity (UDA)	886
Carry forward general activity (UDA)	0
17/18 Contracted orthodontic activity (UOA)	0
Carry forward orthodontic activity (UOA)	0
Baseline contract value	£33,319.35

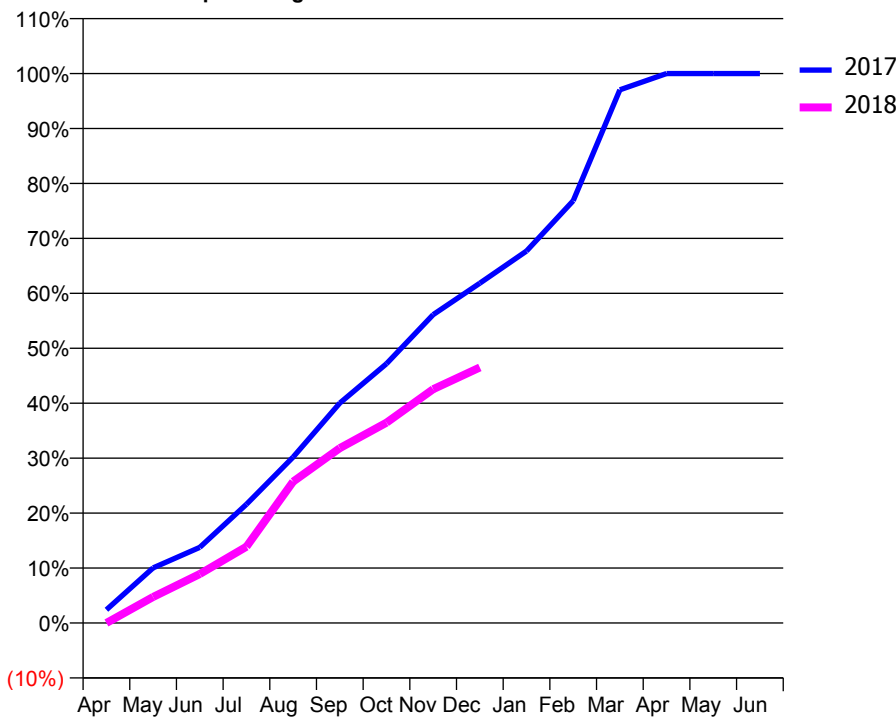
ACCESS*

Patients seen in 24 months	Total	Change since previous quarter
Quarter ending December 2016	379	
Quarter ending March 2017	370	↓
Quarter ending June 2017	366	↓
Quarter ending September 2017	358	↓
Quarter ending December 2017	350	↓
Variance since December 2016	(7.7%)	↓



ACTIVITY

Cumulative percentage of contracted UDA delivered 2017 & 2018



Month	Adjusted Scheduled Activity (UDA)	
	2017	2018
April	22	0
May	91	42
June	125	79
July	196	123
August	274	228
September	363	282
October	428	323
November	509	377
December	561	412
January	614	
February	697	
March	880	
April	907	
May	907	
June	907	

QUALITY

	Quantity	Base Number	Contract	AT	Region	England
% of FP17s for the same patient ID Re-attending within 3 months - Children	14	276	5.1%	11.5%	12.9%	12.0%
% of FP17s for the same patient ID Re-attending within 3 months - Adults	1	19	5.3%	17.0%	16.5%	15.9%
% of FP17s for the same patient ID Re-attending between 3 & 9 months - Children	207	276	75.0%	54.2%	59.6%	58.0%
% of FP17s for the same patient ID Re-attending between 3 & 9 months - Adults	15	19	78.9%	44.6%	52.8%	50.5%
% of FP17s for Band 1 Urgent Courses	0	276	0.0%	11.6%	9.1%	9.0%
% of FP17s Relating to Free Repair or Replacements	0	276	0.0%	0.9%	1.0%	0.8%
% of FP17s Relating to Continuations	5	276	1.8%	1.3%	1.2%	1.1%
% of Patients satisfied with the dentistry they have received	0	0	N/A	90.7%	91.6%	91.5%
% of Patients satisfied with the time they had to wait for an appointment	0	0	N/A	87.9%	88.3%	87.9%

* This is based on patients treated on this contract for their most recent course of treatment. Figures in italics indicate the base number of FP17s or Patient Questionnaire responses are less than 100. N/A is shown where the base number of responses is less than 10 during the period. % is calculated as Quantity/Base number*100

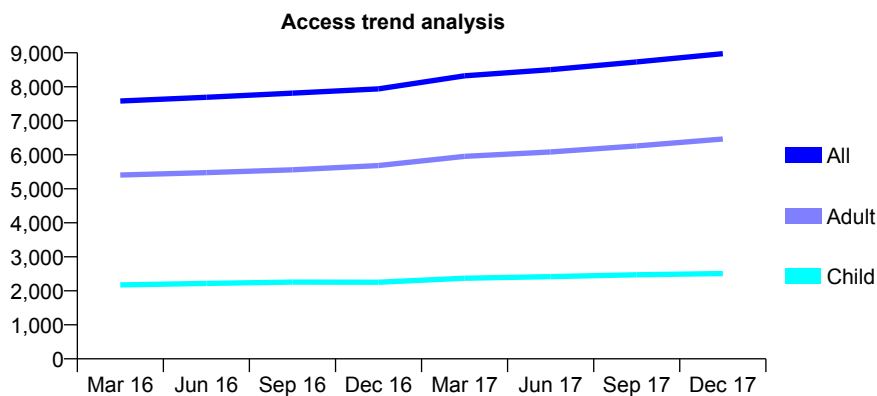
Q48 - Vital Signs At a Glance Contract Report for 907995/0001 - December 2017

Name or company name	MR RJ HOLLINS
Contract type name	GDS Contract
Purpose of contract	General
Contract start date	01/04/2006
Contract end date	

17/18 Contracted general activity (UDA)	33,210
Carry forward general activity (UDA)	717
17/18 Contracted orthodontic activity (UOA)	0
Carry forward orthodontic activity (UOA)	0
Baseline contract value	£862,169.49

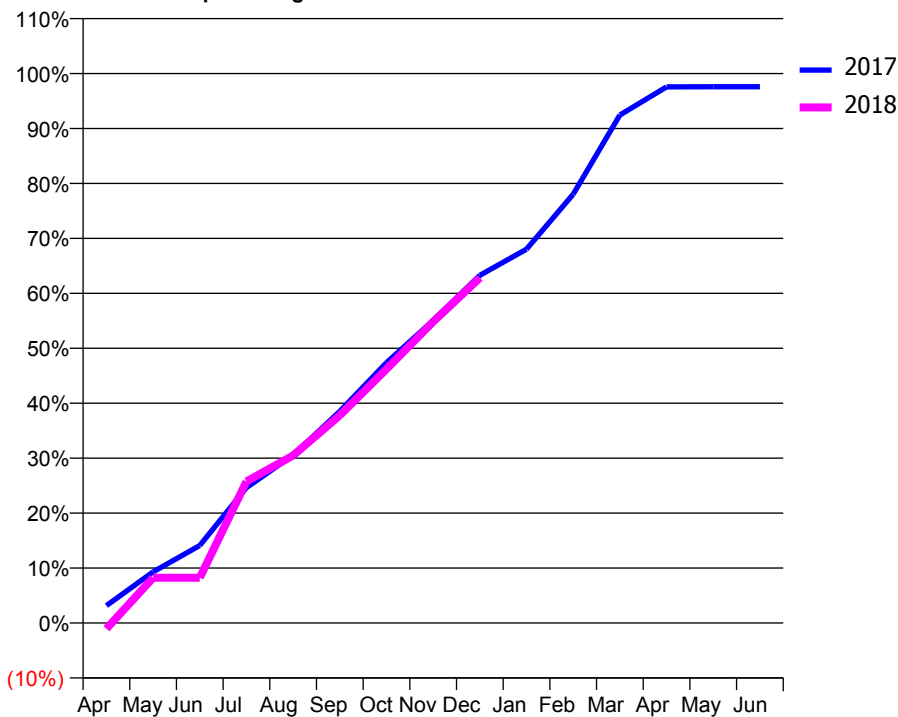
ACCESS*

Patients seen in 24 months	Total	Change since previous quarter
Quarter ending December 2016	7,938	
Quarter ending March 2017	8,324	↑
Quarter ending June 2017	8,503	↑
Quarter ending September 2017	8,732	↑
Quarter ending December 2017	8,973	↑
Variance since December 2016	13.0%	↑



ACTIVITY

Cumulative percentage of contracted UDA delivered 2017 & 2018



Month	Adjusted Scheduled Activity (UDA)	
	2017	2018
April	944	-354
May	2,764	2,738
June	4,195	2,738
July	7,324	8,558
August	9,078	10,128
September	11,447	12,555
October	14,074	15,352
November	16,355	18,210
December	18,802	20,861
January	20,215	
February	23,179	
March	27,464	
April	28,983	
May	28,992	
June	28,992	

QUALITY

	Quantity	Base Number	Contract	AT	Region	England
% of FP17s for the same patient ID Re-attending within 3 months - Children	237	2,448	9.7%	11.5%	12.9%	12.0%
% of FP17s for the same patient ID Re-attending within 3 months - Adults	1,231	6,075	20.3%	17.0%	16.5%	15.9%
% of FP17s for the same patient ID Re-attending between 3 & 9 months - Children	1,181	2,448	48.2%	54.2%	59.6%	58.0%
% of FP17s for the same patient ID Re-attending between 3 & 9 months - Adults	2,164	6,075	35.6%	44.6%	52.8%	50.5%
% of FP17s for Band 1 Urgent Courses	1,353	7,965	17.0%	11.6%	9.1%	9.0%
% of FP17s Relating to Free Repair or Replacements	92	7,965	1.2%	0.9%	1.0%	0.8%
% of FP17s Relating to Continuations	97	7,965	1.2%	1.3%	1.2%	1.1%
% of Patients satisfied with the dentistry they have received	10	11	90.9%	90.7%	91.6%	91.5%
% of Patients satisfied with the time they had to wait for an appointment	10	11	90.9%	87.9%	88.3%	87.9%

* This is based on patients treated on this contract for their most recent course of treatment. Figures in italics indicate the base number of FP17s or Patient Questionnaire responses are less than 100. N/A is shown where the base number of responses is less than 10 during the period. % is calculated as Quantity/Base number*100

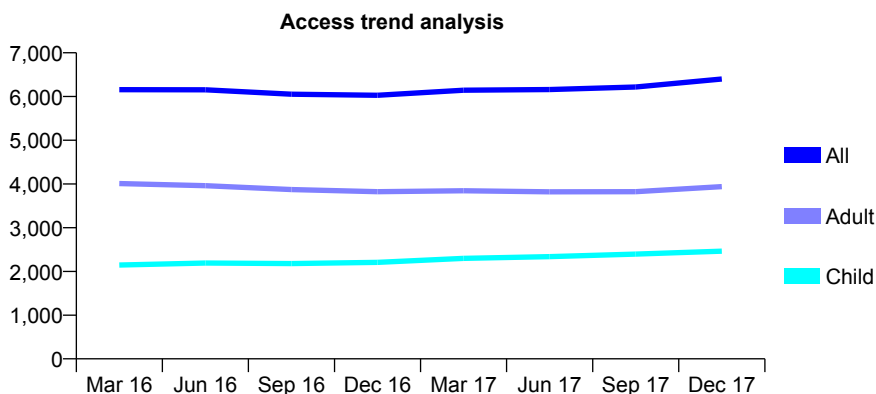
Q48 - Vital Signs At a Glance Contract Report for 907995/0002 - December 2017

Name or company name	MR RJ HOLLINS
Contract type name	GDS Contract
Purpose of contract	General
Contract start date	02/01/2009
Contract end date	

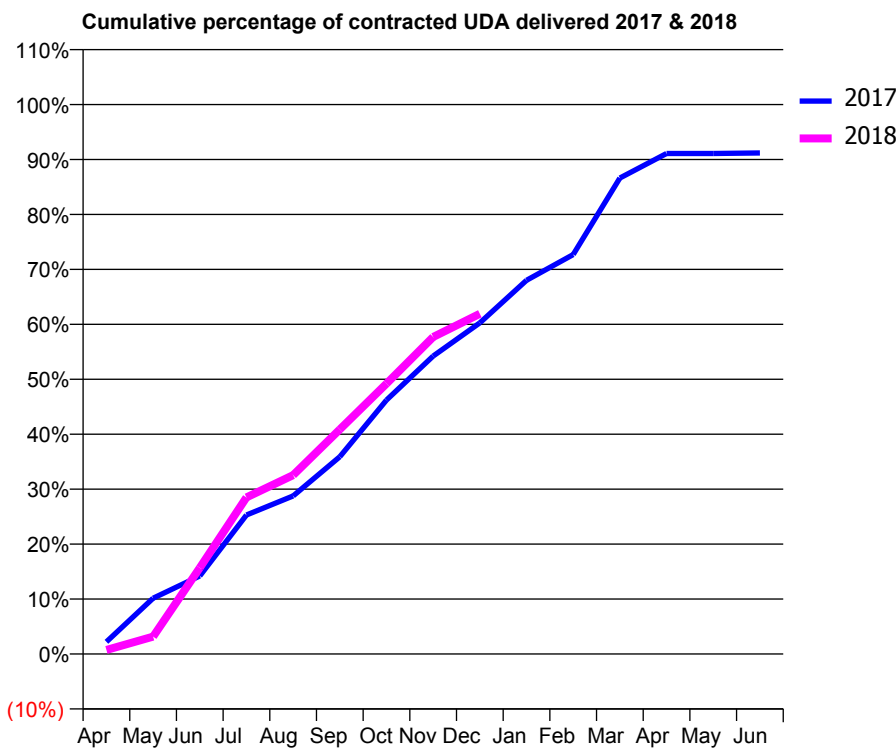
17/18 Contracted general activity (UDA)	20,210
Carry forward general activity (UDA)	0
17/18 Contracted orthodontic activity (UOA)	0
Carry forward orthodontic activity (UOA)	0
Baseline contract value	£521,442.27

ACCESS*

Patients seen in 24 months	Total	Change since previous quarter
Quarter ending December 2016	6,029	
Quarter ending March 2017	6,143	→
Quarter ending June 2017	6,160	→
Quarter ending September 2017	6,218	→
Quarter ending December 2017	6,402	↑
Variance since December 2016	6.2%	↑



ACTIVITY



Month	Adjusted Scheduled Activity (UDA)	
	2017	2018
April	481	150
May	2,202	639
June	3,084	3,168
July	5,490	5,761
August	6,246	6,580
September	7,795	8,263
October	10,036	9,944
November	11,772	11,658
December	13,086	12,511
January	14,763	
February	15,783	
March	18,804	
April	19,774	
May	19,777	
June	19,796	

QUALITY

	Quantity	Base Number	Contract	AT	Region	England
% of FP17s for the same patient ID Re-attending within 3 months - Children	141	2,100	6.7%	11.5%	12.9%	12.0%
% of FP17s for the same patient ID Re-attending within 3 months - Adults	459	3,407	13.5%	17.0%	16.5%	15.9%
% of FP17s for the same patient ID Re-attending between 3 & 9 months - Children	987	2,100	47.0%	54.2%	59.6%	58.0%
% of FP17s for the same patient ID Re-attending between 3 & 9 months - Adults	1,546	3,407	45.4%	44.6%	52.8%	50.5%
% of FP17s for Band 1 Urgent Courses	458	5,154	8.9%	11.6%	9.1%	9.0%
% of FP17s Relating to Free Repair or Replacements	24	5,154	0.5%	0.9%	1.0%	0.8%
% of FP17s Relating to Continuations	25	5,154	0.5%	1.3%	1.2%	1.1%
% of Patients satisfied with the dentistry they have received	3	3	N/A	90.7%	91.6%	91.5%
% of Patients satisfied with the time they had to wait for an appointment	3	3	N/A	87.9%	88.3%	87.9%

* This is based on patients treated on this contract for their most recent course of treatment. Figures in italics indicate the base number of FP17s or Patient Questionnaire responses are less than 100. N/A is shown where the base number of responses is less than 10 during the period. % is calculated as Quantity/Base number*100

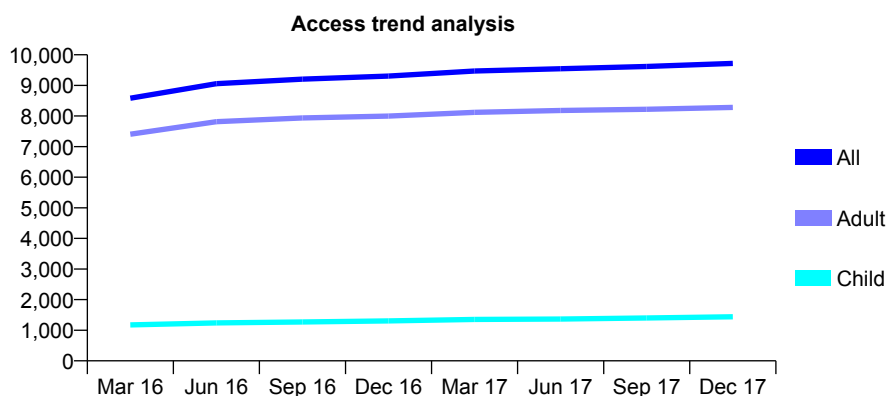
Q48 - Vital Signs At a Glance Contract Report for 907995/0003 - December 2017

Name or company name	MR RJ HOLLINS
Contract type name	GDS Contract
Purpose of contract	General
Contract start date	10/08/2009
Contract end date	

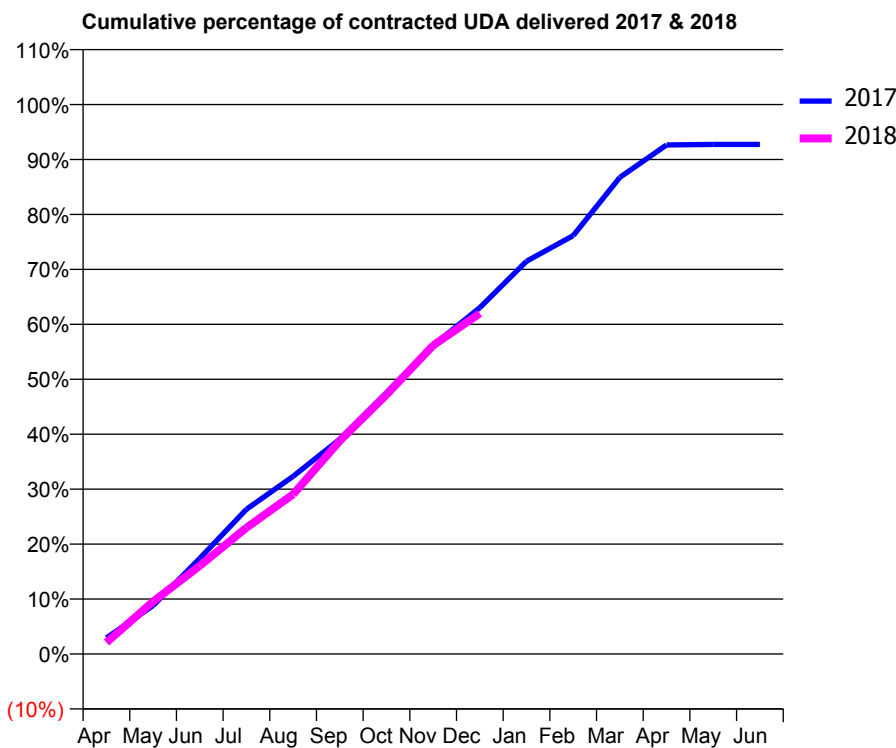
17/18 Contracted general activity (UDA)	28,000
Carry forward general activity (UDA)	0
17/18 Contracted orthodontic activity (UOA)	0
Carry forward orthodontic activity (UOA)	0
Baseline contract value	£797,164.15

ACCESS*

Patients seen in 24 months	Total	Change since previous quarter
Quarter ending December 2016	9,303	
Quarter ending March 2017	9,472	→
Quarter ending June 2017	9,546	→
Quarter ending September 2017	9,619	→
Quarter ending December 2017	9,717	→
Variance since December 2016	4.5%	↑



ACTIVITY



Month	Adjusted Scheduled Activity (UDA)	
	2017	2018
April	879	588
May	2,649	2,673
June	5,226	4,497
July	7,900	6,438
August	9,701	8,139
September	11,731	10,862
October	14,275	13,213
November	16,856	15,724
December	18,912	17,358
January	21,446	
February	22,845	
March	26,023	
April	27,789	
May	27,818	
June	27,821	

QUALITY

	Quantity	Base Number	Contract	AT	Region	England
% of FP17s for the same patient ID Re-attending within 3 months - Children	87	1,282	6.8%	11.5%	12.9%	12.0%
% of FP17s for the same patient ID Re-attending within 3 months - Adults	1,142	7,061	16.2%	17.0%	16.5%	15.9%
% of FP17s for the same patient ID Re-attending between 3 & 9 months - Children	641	1,282	50.0%	54.2%	59.6%	58.0%
% of FP17s for the same patient ID Re-attending between 3 & 9 months - Adults	3,000	7,061	42.5%	44.6%	52.8%	50.5%
% of FP17s for Band 1 Urgent Courses	984	7,602	12.9%	11.6%	9.1%	9.0%
% of FP17s Relating to Free Repair or Replacements	44	7,602	0.6%	0.9%	1.0%	0.8%
% of FP17s Relating to Continuations	126	7,602	1.7%	1.3%	1.2%	1.1%
% of Patients satisfied with the dentistry they have received	13	14	92.9%	90.7%	91.6%	91.5%
% of Patients satisfied with the time they had to wait for an appointment	11	14	78.6%	87.9%	88.3%	87.9%

* This is based on patients treated on this contract for their most recent course of treatment. Figures in italics indicate the base number of FP17s or Patient Questionnaire responses are less than 100. N/A is shown where the base number of responses is less than 10 during the period. % is calculated as Quantity/Base number*100

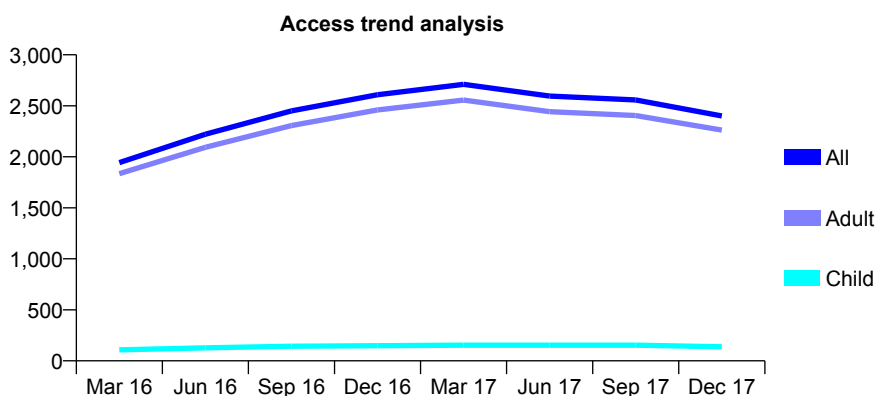
Q48 - Vital Signs At a Glance Contract Report for 907995/0005 - December 2017

Name or company name	MR RJ HOLLINS
Contract type name	PDS Contract
Purpose of contract	General
Contract start date	01/09/2012
Contract end date	31/03/2018

17/18 Contracted general activity (UDA)	3,674
Carry forward general activity (UDA)	0
17/18 Contracted orthodontic activity (UOA)	0
Carry forward orthodontic activity (UOA)	0
Baseline contract value	£240,907.83

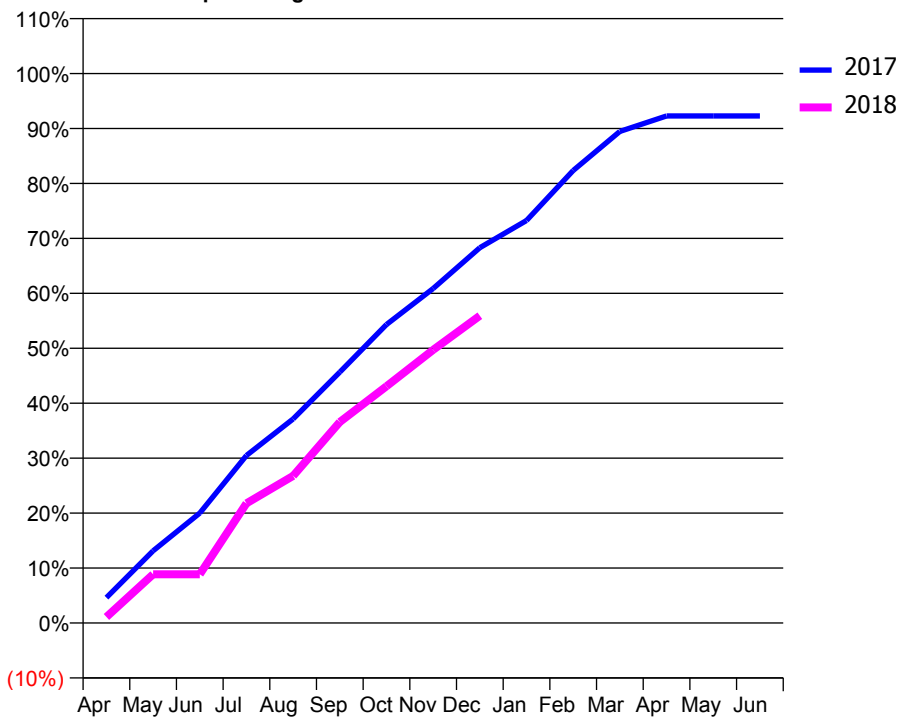
ACCESS*

Patients seen in 24 months	Total	Change since previous quarter
Quarter ending December 2016	2,609	
Quarter ending March 2017	2,710	↑
Quarter ending June 2017	2,596	↓
Quarter ending September 2017	2,558	↓
Quarter ending December 2017	2,400	↓
Variance since December 2016	(8.0%)	↓



ACTIVITY

Cumulative percentage of contracted UDA delivered 2017 & 2018



Month	Adjusted Scheduled Activity (UDA)	
	2017	2018
April	170	41
May	483	326
June	735	326
July	1,120	800
August	1,364	984
September	1,677	1,344
October	1,996	1,583
November	2,237	1,827
December	2,509	2,054
January	2,691	
February	3,026	
March	3,287	
April	3,390	
May	3,390	
June	3,390	

QUALITY

	Quantity	Base Number	Contract	AT	Region	England
% of FP17s for the same patient ID Re-attending within 3 months - Children	1	148	0.7%	11.5%	12.9%	12.0%
% of FP17s for the same patient ID Re-attending within 3 months - Adults	51	1,667	3.1%	17.0%	16.5%	15.9%
% of FP17s for the same patient ID Re-attending between 3 & 9 months - Children	4	148	2.7%	54.2%	59.6%	58.0%
% of FP17s for the same patient ID Re-attending between 3 & 9 months - Adults	29	1,667	1.7%	44.6%	52.8%	50.5%
% of FP17s for Band 1 Urgent Courses	1,713	1,721	99.5%	11.6%	9.1%	9.0%
% of FP17s Relating to Free Repair or Replacements	0	1,721	0.0%	0.9%	1.0%	0.8%
% of FP17s Relating to Continuations	0	1,721	0.0%	1.3%	1.2%	1.1%
% of Patients satisfied with the dentistry they have received	0	0	N/A	90.7%	91.6%	91.5%
% of Patients satisfied with the time they had to wait for an appointment	0	0	N/A	87.9%	88.3%	87.9%

* This is based on patients treated on this contract for their most recent course of treatment. Figures in italics indicate the base number of FP17s or Patient Questionnaire responses are less than 100. N/A is shown where the base number of responses is less than 10 during the period. % is calculated as Quantity/Base number*100

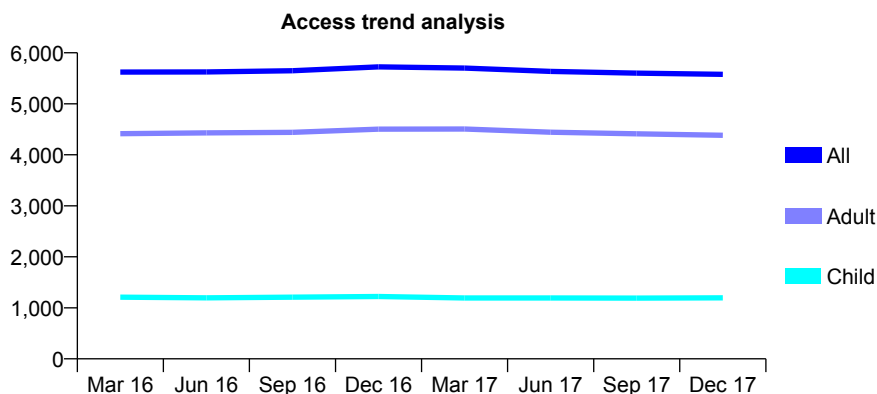
Q48 - Vital Signs At a Glance Contract Report for 909572/0001 - December 2017

Name or company name	MRS JC DUNNINGS
Contract type name	GDS Contract
Purpose of contract	General
Contract start date	01/04/2006
Contract end date	

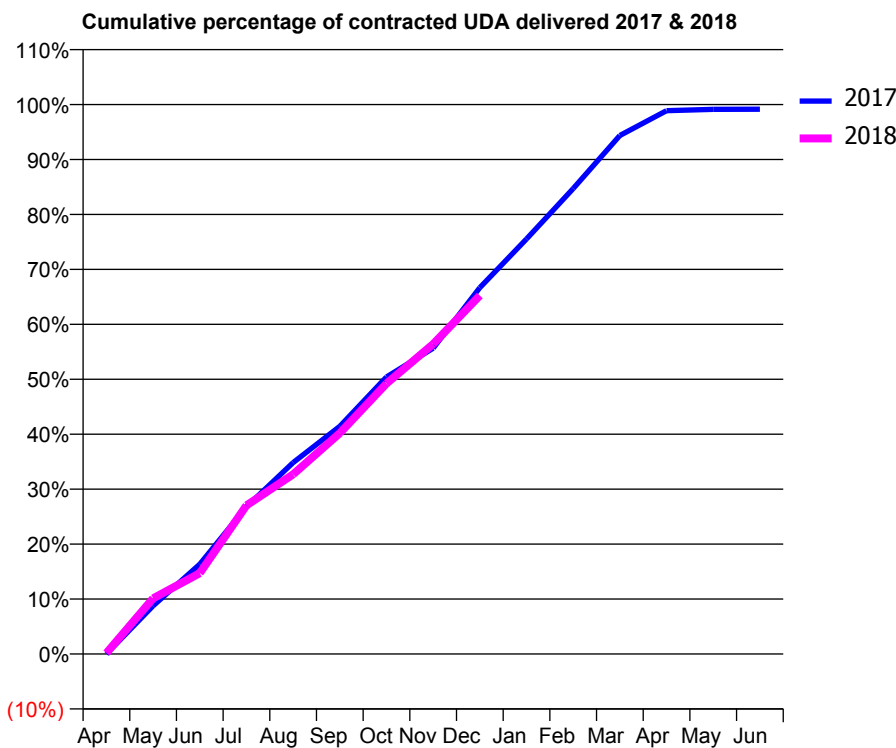
17/18 Contracted general activity (UDA)	19,259
Carry forward general activity (UDA)	164
17/18 Contracted orthodontic activity (UOA)	0
Carry forward orthodontic activity (UOA)	0
Baseline contract value	£577,826.08

ACCESS*

Patients seen in 24 months	Total	Change since previous quarter
Quarter ending December 2016	5,724	
Quarter ending March 2017	5,700	→
Quarter ending June 2017	5,635	↓
Quarter ending September 2017	5,601	→
Quarter ending December 2017	5,579	→
Variance since December 2016	(2.5%)	↓



ACTIVITY



Month	Adjusted Scheduled Activity (UDA)	
	2017	2018
April	-3	36
May	1,687	1,952
June	3,149	2,834
July	5,162	5,209
August	6,707	6,298
September	7,979	7,742
October	9,711	9,482
November	10,718	10,863
December	12,839	12,563
January	14,548	
February	16,314	
March	18,172	
April	19,042	
May	19,091	
June	19,095	

QUALITY

	Quantity	Base Number	Contract	AT	Region	England
% of FP17s for the same patient ID Re-attending within 3 months - Children	217	1,603	13.5%	11.5%	12.9%	12.0%
% of FP17s for the same patient ID Re-attending within 3 months - Adults	818	4,406	18.6%	17.0%	16.5%	15.9%
% of FP17s for the same patient ID Re-attending between 3 & 9 months - Children	1,034	1,603	64.5%	54.2%	59.6%	58.0%
% of FP17s for the same patient ID Re-attending between 3 & 9 months - Adults	1,367	4,406	31.0%	44.6%	52.8%	50.5%
% of FP17s for Band 1 Urgent Courses	712	5,672	12.6%	11.6%	9.1%	9.0%
% of FP17s Relating to Free Repair or Replacements	91	5,672	1.6%	0.9%	1.0%	0.8%
% of FP17s Relating to Continuations	103	5,672	1.8%	1.3%	1.2%	1.1%
% of Patients satisfied with the dentistry they have received	13	15	86.7%	90.7%	91.6%	91.5%
% of Patients satisfied with the time they had to wait for an appointment	13	15	86.7%	87.9%	88.3%	87.9%

* This is based on patients treated on this contract for their most recent course of treatment. Figures in italics indicate the base number of FP17s or Patient Questionnaire responses are less than 100. N/A is shown where the base number of responses is less than 10 during the period. % is calculated as Quantity/Base number*100

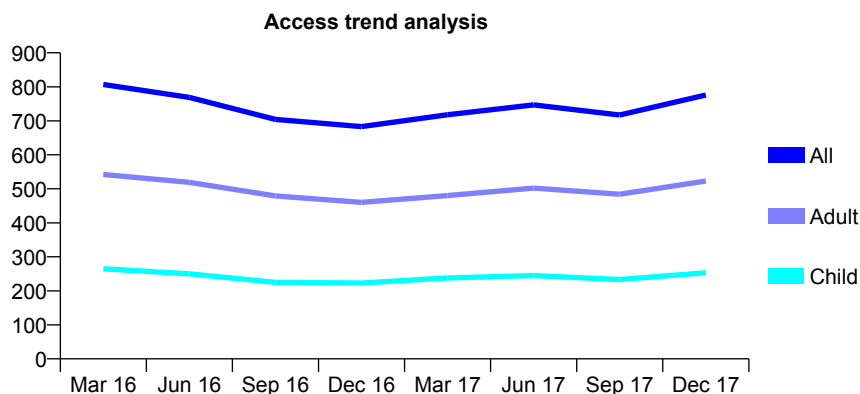
Q48 - Vital Signs At a Glance Contract Report for 914509/0001 - December 2017

Name or company name	MISS LS HUSAIN
Contract type name	GDS Contract
Purpose of contract	General
Contract start date	01/04/2006
Contract end date	

17/18 Contracted general activity (UDA)	2,656
Carry forward general activity (UDA)	0
17/18 Contracted orthodontic activity (UOA)	0
Carry forward orthodontic activity (UOA)	0
Baseline contract value	£135,159.13

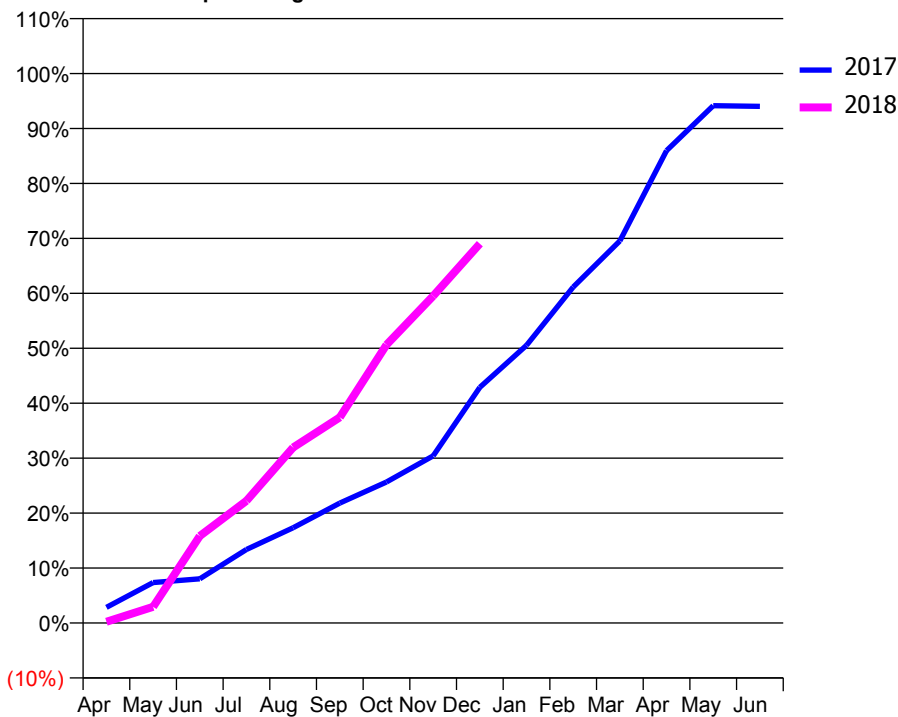
ACCESS*

Patients seen in 24 months	Total	Change since previous quarter
Quarter ending December 2016	683	
Quarter ending March 2017	718	↑
Quarter ending June 2017	747	↑
Quarter ending September 2017	717	↓
Quarter ending December 2017	776	↑
Variance since December 2016	13.6%	↑



ACTIVITY

Cumulative percentage of contracted UDA delivered 2017 & 2018



Month	Adjusted Scheduled Activity (UDA)	
	2017	2018
April	76	6
May	196	78
June	214	420
July	355	591
August	461	848
September	580	994
October	681	1,345
November	808	1,580
December	1,139	1,834
January	1,342	
February	1,624	
March	1,847	
April	2,283	
May	2,500	
June	2,497	

QUALITY

	Quantity	Base Number	Contract	AT	Region	England
% of FP17s for the same patient ID Re-attending within 3 months - Children	41	320	12.8%	11.5%	12.9%	12.0%
% of FP17s for the same patient ID Re-attending within 3 months - Adults	116	539	21.5%	17.0%	16.5%	15.9%
% of FP17s for the same patient ID Re-attending between 3 & 9 months - Children	150	320	46.9%	54.2%	59.6%	58.0%
% of FP17s for the same patient ID Re-attending between 3 & 9 months - Adults	188	539	34.9%	44.6%	52.8%	50.5%
% of FP17s for Band 1 Urgent Courses	75	715	10.5%	11.6%	9.1%	9.0%
% of FP17s Relating to Free Repair or Replacements	11	715	1.5%	0.9%	1.0%	0.8%
% of FP17s Relating to Continuations	3	715	0.4%	1.3%	1.2%	1.1%
% of Patients satisfied with the dentistry they have received	2	2	N/A	90.7%	91.6%	91.5%
% of Patients satisfied with the time they had to wait for an appointment	2	2	N/A	87.9%	88.3%	87.9%

* This is based on patients treated on this contract for their most recent course of treatment. Figures in italics indicate the base number of FP17s or Patient Questionnaire responses are less than 100. N/A is shown where the base number of responses is less than 10 during the period. % is calculated as Quantity/Base number*100

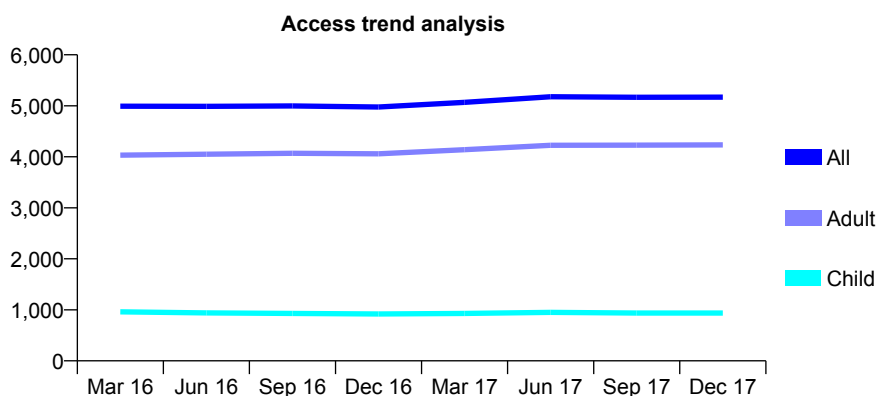
Q48 - Vital Signs At a Glance Contract Report for 916625/0001 - December 2017

Name or company name	MR S ORME
Contract type name	GDS Contract
Purpose of contract	General
Contract start date	01/04/2006
Contract end date	

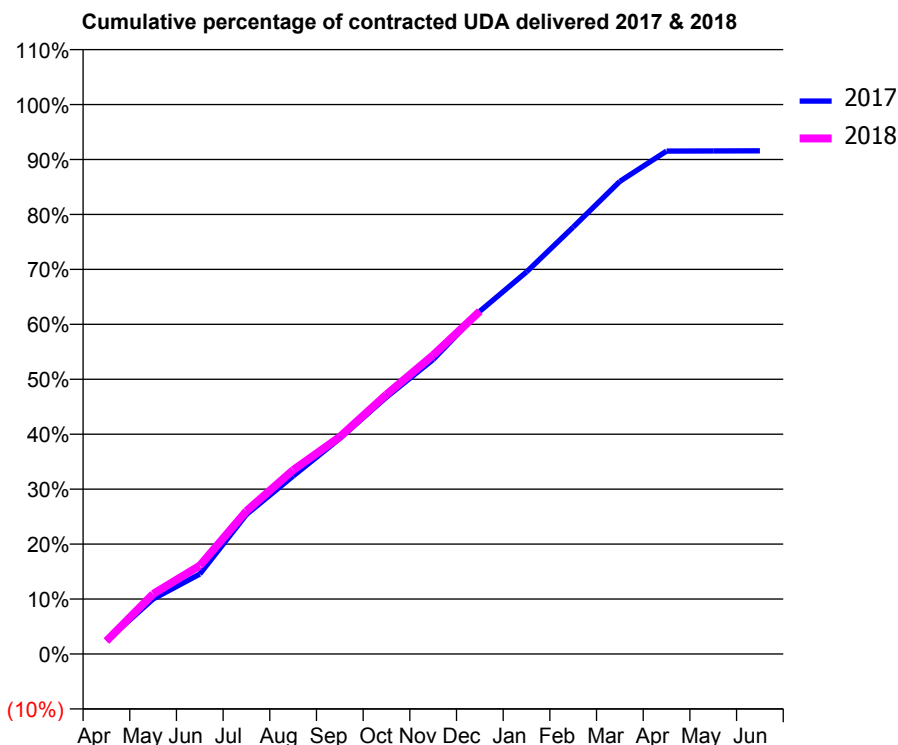
17/18 Contracted general activity (UDA)	19,957
Carry forward general activity (UDA)	0
17/18 Contracted orthodontic activity (UOA)	0
Carry forward orthodontic activity (UOA)	0
Baseline contract value	£636,109.15

ACCESS*

Patients seen in 24 months	Total	Change since previous quarter
Quarter ending December 2016	4,976	
Quarter ending March 2017	5,069	→
Quarter ending June 2017	5,178	↑
Quarter ending September 2017	5,167	→
Quarter ending December 2017	5,171	→
Variance since December 2016	3.9%	↑



ACTIVITY



Month	Adjusted Scheduled Activity (UDA)	
	2017	2018
April	479	473
May	1,997	2,183
June	2,904	3,208
July	5,068	5,194
August	6,465	6,679
September	7,829	7,885
October	9,330	9,429
November	10,696	10,854
December	12,450	12,448
January	13,880	
February	15,502	
March	17,164	
April	18,265	
May	18,269	
June	18,273	

QUALITY

	Quantity	Base Number	Contract	AT	Region	England
% of FP17s for the same patient ID Re-attending within 3 months - Children	145	1,313	11.0%	11.5%	12.9%	12.0%
% of FP17s for the same patient ID Re-attending within 3 months - Adults	691	4,267	16.2%	17.0%	16.5%	15.9%
% of FP17s for the same patient ID Re-attending between 3 & 9 months - Children	898	1,313	68.4%	54.2%	59.6%	58.0%
% of FP17s for the same patient ID Re-attending between 3 & 9 months - Adults	1,557	4,267	36.5%	44.6%	52.8%	50.5%
% of FP17s for Band 1 Urgent Courses	289	5,251	5.5%	11.6%	9.1%	9.0%
% of FP17s Relating to Free Repair or Replacements	128	5,251	2.4%	0.9%	1.0%	0.8%
% of FP17s Relating to Continuations	63	5,251	1.2%	1.3%	1.2%	1.1%
% of Patients satisfied with the dentistry they have received	16	16	100.0%	90.7%	91.6%	91.5%
% of Patients satisfied with the time they had to wait for an appointment	16	16	100.0%	87.9%	88.3%	87.9%

* This is based on patients treated on this contract for their most recent course of treatment. Figures in italics indicate the base number of FP17s or Patient Questionnaire responses are less than 100. N/A is shown where the base number of responses is less than 10 during the period. % is calculated as Quantity/Base number*100

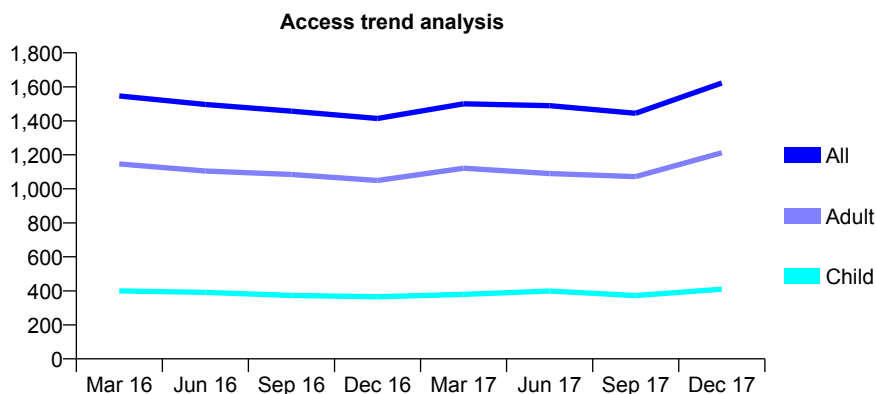
Q48 - Vital Signs At a Glance Contract Report for 916757/0004 - December 2017

Name or company name	MR KJ KHAN
Contract type name	GDS Contract
Purpose of contract	General
Contract start date	01/04/2007
Contract end date	

17/18 Contracted general activity (UDA)	3,428
Carry forward general activity (UDA)	0
17/18 Contracted orthodontic activity (UOA)	0
Carry forward orthodontic activity (UOA)	0
Baseline contract value	£88,445.81

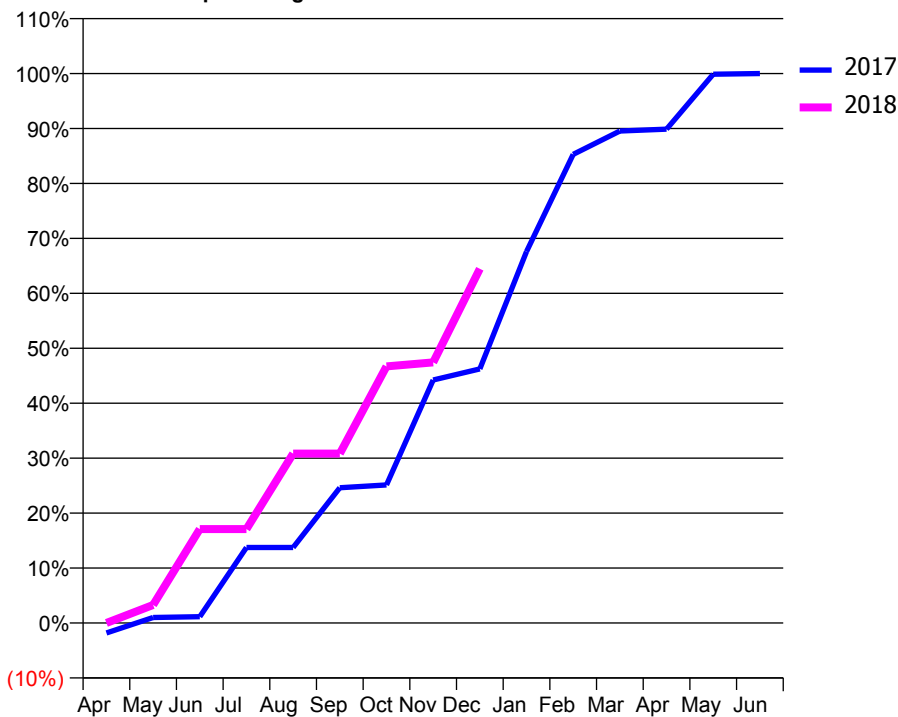
ACCESS*

Patients seen in 24 months	Total	Change since previous quarter
Quarter ending December 2016	1,414	
Quarter ending March 2017	1,500	↑
Quarter ending June 2017	1,489	→
Quarter ending September 2017	1,444	↓
Quarter ending December 2017	1,622	↑
Variance since December 2016	14.7%	↑



ACTIVITY

Cumulative percentage of contracted UDA delivered 2017 & 2018



Month	Adjusted Scheduled Activity (UDA)	
	2017	2018
April	-63	0
May	34	113
June	39	586
July	472	586
August	472	1,057
September	846	1,057
October	863	1,601
November	1,520	1,626
December	1,589	2,210
January	2,322	
February	2,930	
March	3,076	
April	3,088	
May	3,432	
June	3,436	

QUALITY

	Quantity	Base Number	Contract	AT	Region	England
% of FP17s for the same patient ID Re-attending within 3 months - Children	14	330	4.2%	11.5%	12.9%	12.0%
% of FP17s for the same patient ID Re-attending within 3 months - Adults	73	907	8.0%	17.0%	16.5%	15.9%
% of FP17s for the same patient ID Re-attending between 3 & 9 months - Children	135	330	40.9%	54.2%	59.6%	58.0%
% of FP17s for the same patient ID Re-attending between 3 & 9 months - Adults	327	907	36.1%	44.6%	52.8%	50.5%
% of FP17s for Band 1 Urgent Courses	73	1,084	6.7%	11.6%	9.1%	9.0%
% of FP17s Relating to Free Repair or Replacements	0	1,084	0.0%	0.9%	1.0%	0.8%
% of FP17s Relating to Continuations	1	1,084	0.1%	1.3%	1.2%	1.1%
% of Patients satisfied with the dentistry they have received	1	3	N/A	90.7%	91.6%	91.5%
% of Patients satisfied with the time they had to wait for an appointment	3	3	N/A	87.9%	88.3%	87.9%

* This is based on patients treated on this contract for their most recent course of treatment. Figures in italics indicate the base number of FP17s or Patient Questionnaire responses are less than 100. N/A is shown where the base number of responses is less than 10 during the period. % is calculated as Quantity/Base number*100

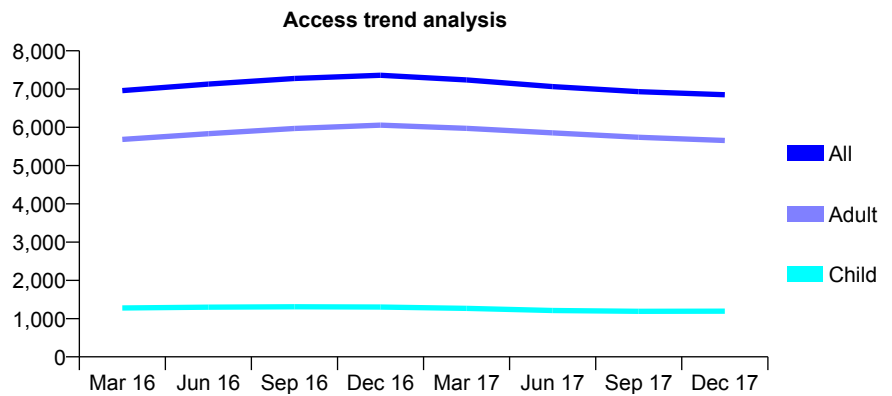
Q48 - Vital Signs At a Glance Contract Report for 931144/0002 - December 2017

Name or company name	ROE LANE FAMILY DENTAL PRACTICE F
Contract type name	GDS Contract
Purpose of contract	General
Contract start date	01/02/2015
Contract end date	

17/18 Contracted general activity (UDA)	25,170
Carry forward general activity (UDA)	0
17/18 Contracted orthodontic activity (UOA)	0
Carry forward orthodontic activity (UOA)	0
Baseline contract value	£788,458.53

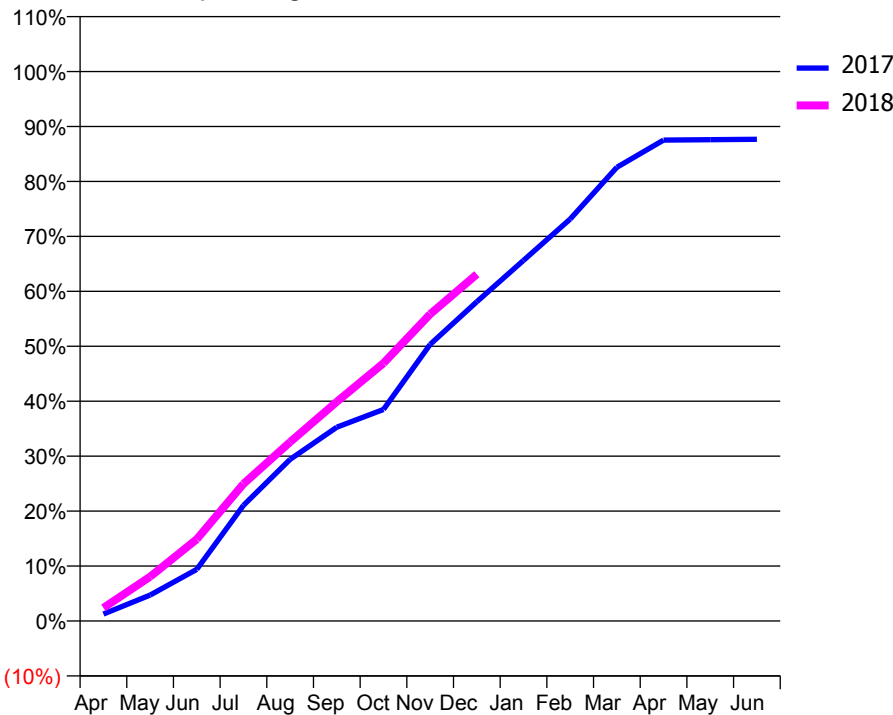
ACCESS*

Patients seen in 24 months	Total	Change since previous quarter
Quarter ending December 2016	7,360	
Quarter ending March 2017	7,240	↓
Quarter ending June 2017	7,063	↓
Quarter ending September 2017	6,931	↓
Quarter ending December 2017	6,850	↓
Variance since December 2016	(6.9%)	↓



ACTIVITY

Cumulative percentage of contracted UDA delivered 2017 & 2018



Month	Adjusted Scheduled Activity (UDA)	
	2017	2018
April	320	603
May	1,189	2,028
June	2,366	3,748
July	5,300	6,281
August	7,408	8,198
September	8,877	10,046
October	9,692	11,812
November	12,670	14,057
December	14,624	15,883
January	16,518	
February	18,411	
March	20,779	
April	22,031	
May	22,047	
June	22,066	

QUALITY

	Quantity	Base Number	Contract	AT	Region	England
% of FP17s for the same patient ID Re-attending within 3 months - Children	137	1,436	9.5%	11.5%	12.9%	12.0%
% of FP17s for the same patient ID Re-attending within 3 months - Adults	1,269	7,222	17.6%	17.0%	16.5%	15.9%
% of FP17s for the same patient ID Re-attending between 3 & 9 months - Children	832	1,436	57.9%	54.2%	59.6%	58.0%
% of FP17s for the same patient ID Re-attending between 3 & 9 months - Adults	4,268	7,222	59.1%	44.6%	52.8%	50.5%
% of FP17s for Band 1 Urgent Courses	786	8,143	9.7%	11.6%	9.1%	9.0%
% of FP17s Relating to Free Repair or Replacements	90	8,143	1.1%	0.9%	1.0%	0.8%
% of FP17s Relating to Continuations	203	8,143	2.5%	1.3%	1.2%	1.1%
% of Patients satisfied with the dentistry they have received	20	21	95.2%	90.7%	91.6%	91.5%
% of Patients satisfied with the time they had to wait for an appointment	15	21	71.4%	87.9%	88.3%	87.9%

* This is based on patients treated on this contract for their most recent course of treatment. Figures in italics indicate the base number of FP17s or Patient Questionnaire responses are less than 100. N/A is shown where the base number of responses is less than 10 during the period. % is calculated as Quantity/Base number*100

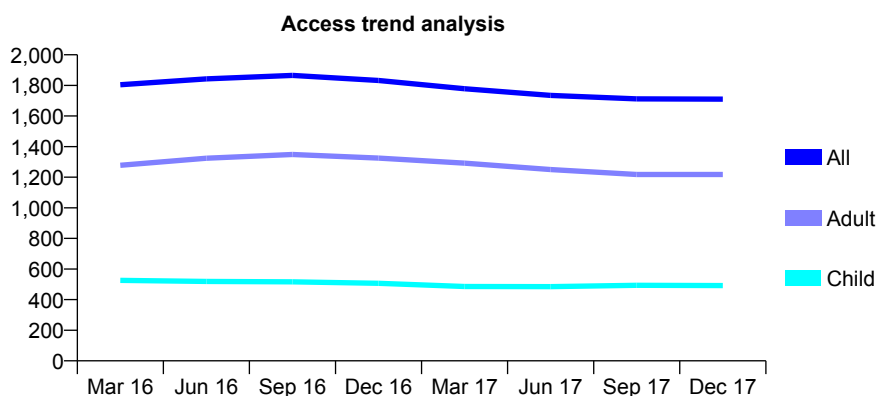
Q48 - Vital Signs At a Glance Contract Report for 935581/0002 - December 2017

Name or company name	MR MH AL-SHARKAWI
Contract type name	GDS Contract
Purpose of contract	General
Contract start date	01/04/2006
Contract end date	

17/18 Contracted general activity (UDA)	4,685
Carry forward general activity (UDA)	0
17/18 Contracted orthodontic activity (UOA)	0
Carry forward orthodontic activity (UOA)	0
Baseline contract value	£128,574.66

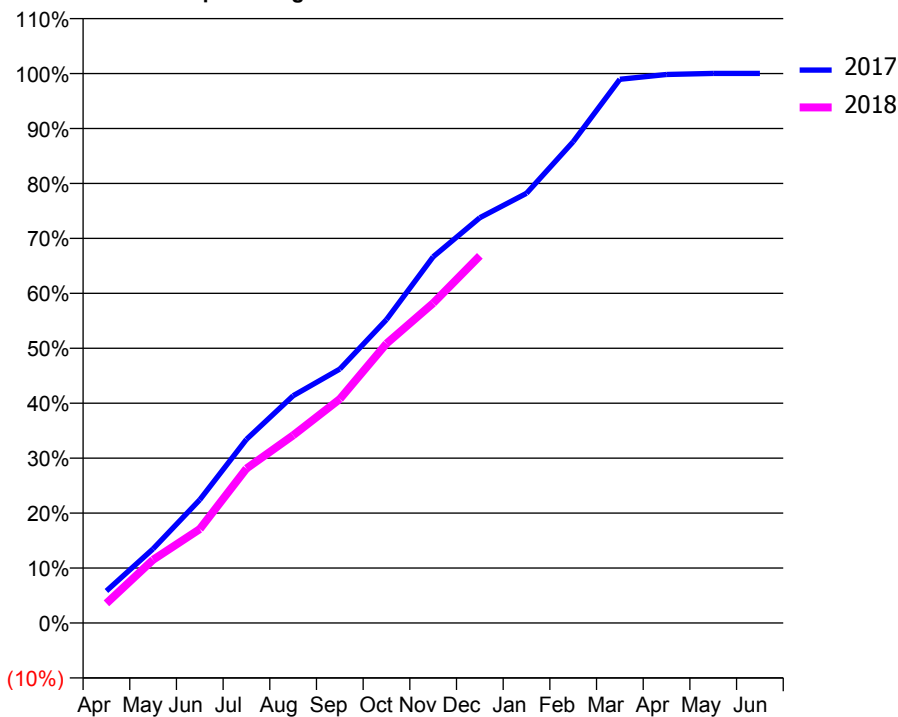
ACCESS*

Patients seen in 24 months	Total	Change since previous quarter
Quarter ending December 2016	1,832	
Quarter ending March 2017	1,778	↓
Quarter ending June 2017	1,735	↓
Quarter ending September 2017	1,712	↓
Quarter ending December 2017	1,710	→
Variance since December 2016	(6.7%)	↓



ACTIVITY

Cumulative percentage of contracted UDA delivered 2017 & 2018



Month	Adjusted Scheduled Activity (UDA)	
	2017	2018
April	276	168
May	636	540
June	1,058	800
July	1,577	1,317
August	1,951	1,600
September	2,180	1,909
October	2,604	2,382
November	3,144	2,727
December	3,478	3,130
January	3,688	
February	4,130	
March	4,667	
April	4,707	
May	4,716	
June	4,716	

QUALITY

	Quantity	Base Number	Contract	AT	Region	England
% of FP17s for the same patient ID Re-attending within 3 months - Children	23	370	6.2%	11.5%	12.9%	12.0%
% of FP17s for the same patient ID Re-attending within 3 months - Adults	75	835	9.0%	17.0%	16.5%	15.9%
% of FP17s for the same patient ID Re-attending between 3 & 9 months - Children	116	370	31.4%	54.2%	59.6%	58.0%
% of FP17s for the same patient ID Re-attending between 3 & 9 months - Adults	284	835	34.0%	44.6%	52.8%	50.5%
% of FP17s for Band 1 Urgent Courses	85	1,186	7.2%	11.6%	9.1%	9.0%
% of FP17s Relating to Free Repair or Replacements	3	1,186	0.3%	0.9%	1.0%	0.8%
% of FP17s Relating to Continuations	0	1,186	0.0%	1.3%	1.2%	1.1%
% of Patients satisfied with the dentistry they have received	2	2	N/A	90.7%	91.6%	91.5%
% of Patients satisfied with the time they had to wait for an appointment	2	2	N/A	87.9%	88.3%	87.9%

* This is based on patients treated on this contract for their most recent course of treatment. Figures in italics indicate the base number of FP17s or Patient Questionnaire responses are less than 100. N/A is shown where the base number of responses is less than 10 during the period. % is calculated as Quantity/Base number*100

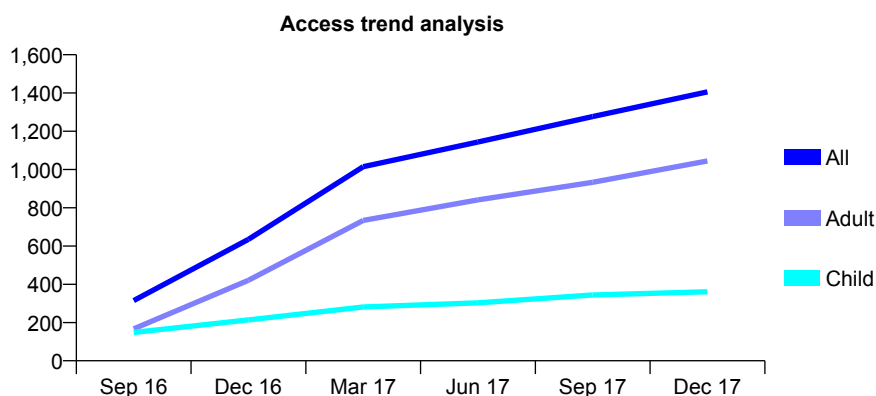
Q49 - Vital Signs At a Glance Contract Report for 100172/0000 - December 2017

Name or company name	No.1 Victoria Terrace Ltd
Contract type name	PDS Contract
Purpose of contract	General
Contract start date	01/07/2016
Contract end date	31/03/2021

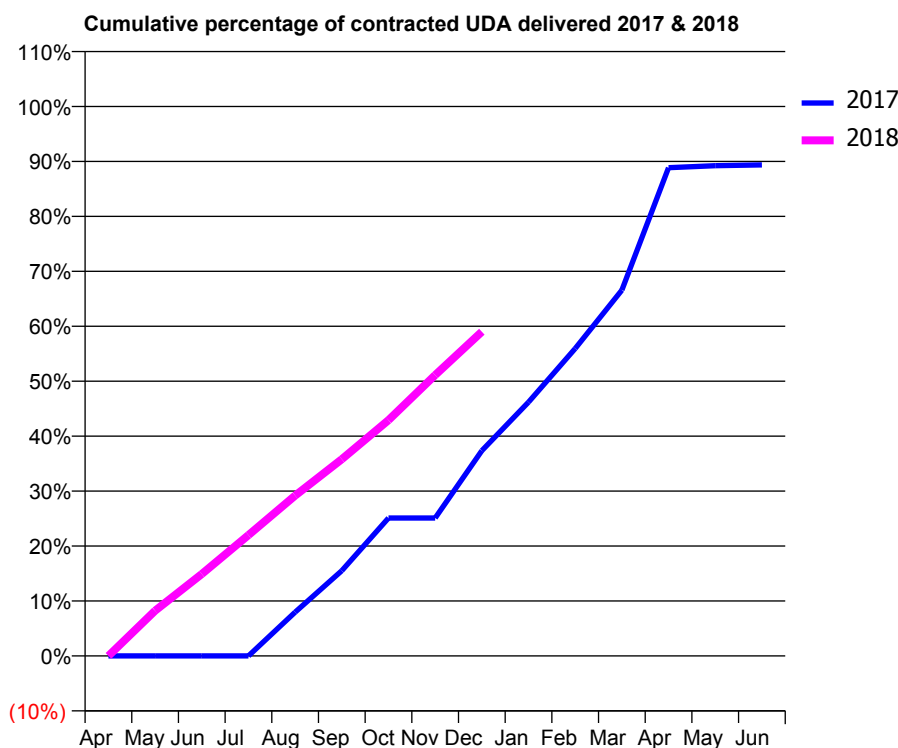
17/18 Contracted general activity (UDA)	4,640
Carry forward general activity (UDA)	0
17/18 Contracted orthodontic activity (UOA)	0
Carry forward orthodontic activity (UOA)	0
Baseline contract value	£101,140.00

ACCESS*

Patients seen in 24 months	Total	Change since previous quarter
Quarter ending December 2016	635	
Quarter ending March 2017	1,015	↑
Quarter ending June 2017	1,144	↑
Quarter ending September 2017	1,277	↑
Quarter ending December 2017	1,406	↑
Variance since December 2016	121.4%	↑



ACTIVITY



Month	Adjusted Scheduled Activity (UDA)	
	2017	2018
April	0	0
May	0	382
June	0	692
July	0	1,020
August	277	1,354
September	540	1,662
October	874	1,992
November	874	2,372
December	1,300	2,737
January	1,607	
February	1,947	
March	2,317	
April	3,092	
May	3,105	
June	3,110	

QUALITY

	Quantity	Base Number	Contract	AT	Region	England
% of FP17s for the same patient ID Re-attending within 3 months - Children	25	398	6.3%	10.8%	12.9%	12.0%
% of FP17s for the same patient ID Re-attending within 3 months - Adults	91	869	10.5%	14.4%	16.5%	15.9%
% of FP17s for the same patient ID Re-attending between 3 & 9 months - Children	185	398	46.5%	57.8%	59.6%	58.0%
% of FP17s for the same patient ID Re-attending between 3 & 9 months - Adults	227	869	26.1%	52.6%	52.8%	50.5%
% of FP17s for Band 1 Urgent Courses	42	964	4.4%	8.1%	9.1%	9.0%
% of FP17s Relating to Free Repair or Replacements	4	964	0.4%	1.1%	1.0%	0.8%
% of FP17s Relating to Continuations	19	964	2.0%	1.4%	1.2%	1.1%
% of Patients satisfied with the dentistry they have received	0	0	N/A	92.8%	91.6%	91.5%
% of Patients satisfied with the time they had to wait for an appointment	0	0	N/A	88.7%	88.3%	87.9%

* This is based on patients treated on this contract for their most recent course of treatment. Figures in italics indicate the base number of FP17s or Patient Questionnaire responses are less than 100. N/A is shown where the base number of responses is less than 10 during the period. % is calculated as Quantity/Base number*100

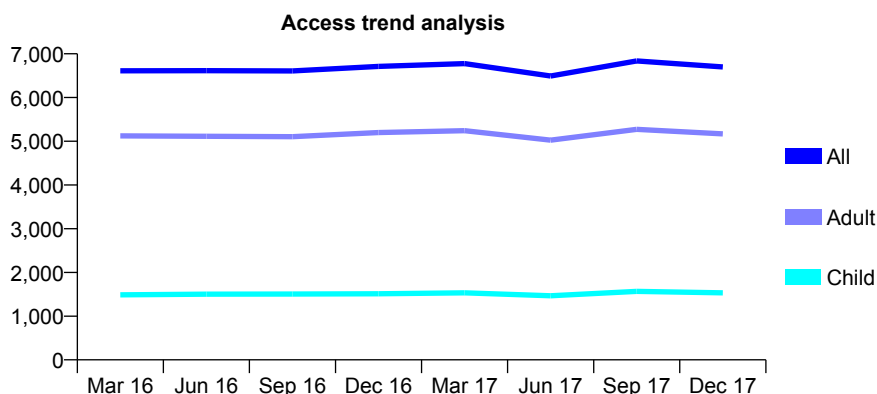
Q49 - Vital Signs At a Glance Contract Report for 101281/0036 - December 2017

Name or company name	OASIS DENTAL CARE LTD
Contract type name	GDS Contract
Purpose of contract	General
Contract start date	01/04/2006
Contract end date	

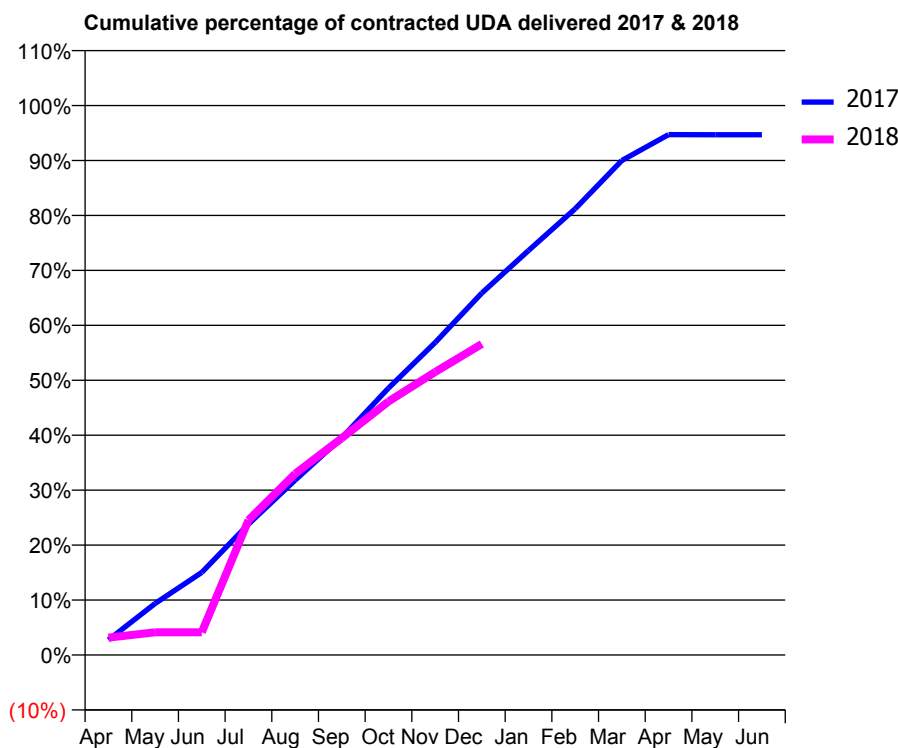
17/18 Contracted general activity (UDA)	25,973
Carry forward general activity (UDA)	0
17/18 Contracted orthodontic activity (UOA)	0
Carry forward orthodontic activity (UOA)	0
Baseline contract value	£631,834.60

ACCESS*

Patients seen in 24 months	Total	Change since previous quarter
Quarter ending December 2016	6,711	
Quarter ending March 2017	6,776	→
Quarter ending June 2017	6,493	↓
Quarter ending September 2017	6,838	↑
Quarter ending December 2017	6,701	↓
Variance since December 2016	(0.1%)	→



ACTIVITY



Month	Adjusted Scheduled Activity (UDA)	
	2017	2018
April	716	821
May	2,435	1,072
June	3,907	1,072
July	6,187	6,373
August	8,267	8,572
September	10,272	10,251
October	12,614	11,983
November	14,771	13,380
December	17,106	14,703
January	19,117	
February	21,093	
March	23,372	
April	24,598	
May	24,588	
June	24,588	

QUALITY

	Quantity	Base Number	Contract	AT	Region	England
% of FP17s for the same patient ID Re-attending within 3 months - Children	123	1,402	8.8%	10.8%	12.9%	12.0%
% of FP17s for the same patient ID Re-attending within 3 months - Adults	795	4,704	16.9%	14.4%	16.5%	15.9%
% of FP17s for the same patient ID Re-attending between 3 & 9 months - Children	676	1,402	48.2%	57.8%	59.6%	58.0%
% of FP17s for the same patient ID Re-attending between 3 & 9 months - Adults	2,362	4,704	50.2%	52.6%	52.8%	50.5%
% of FP17s for Band 1 Urgent Courses	556	5,712	9.7%	8.1%	9.1%	9.0%
% of FP17s Relating to Free Repair or Replacements	102	5,712	1.8%	1.1%	1.0%	0.8%
% of FP17s Relating to Continuations	83	5,712	1.5%	1.4%	1.2%	1.1%
% of Patients satisfied with the dentistry they have received	12	13	92.3%	92.8%	91.6%	91.5%
% of Patients satisfied with the time they had to wait for an appointment	10	13	76.9%	88.7%	88.3%	87.9%

* This is based on patients treated on this contract for their most recent course of treatment. Figures in italics indicate the base number of FP17s or Patient Questionnaire responses are less than 100. N/A is shown where the base number of responses is less than 10 during the period. % is calculated as Quantity/Base number*100

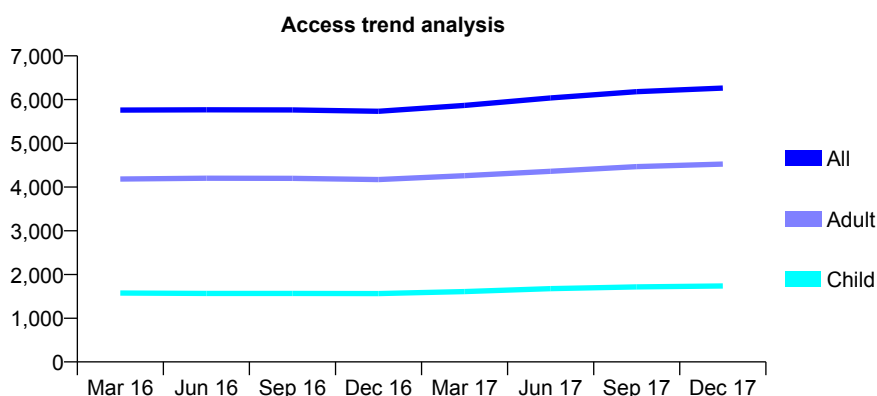
Q49 - Vital Signs At a Glance Contract Report for 101281/0069 - December 2017

Name or company name	OASIS DENTAL CARE LTD
Contract type name	Pilot Contract
Purpose of contract	General
Contract start date	01/04/2006
Contract end date	

17/18 Contracted general activity (UDA)	23,665
Carry forward general activity (UDA)	0
17/18 Contracted orthodontic activity (UOA)	0
Carry forward orthodontic activity (UOA)	0
Baseline contract value	£619,627.54

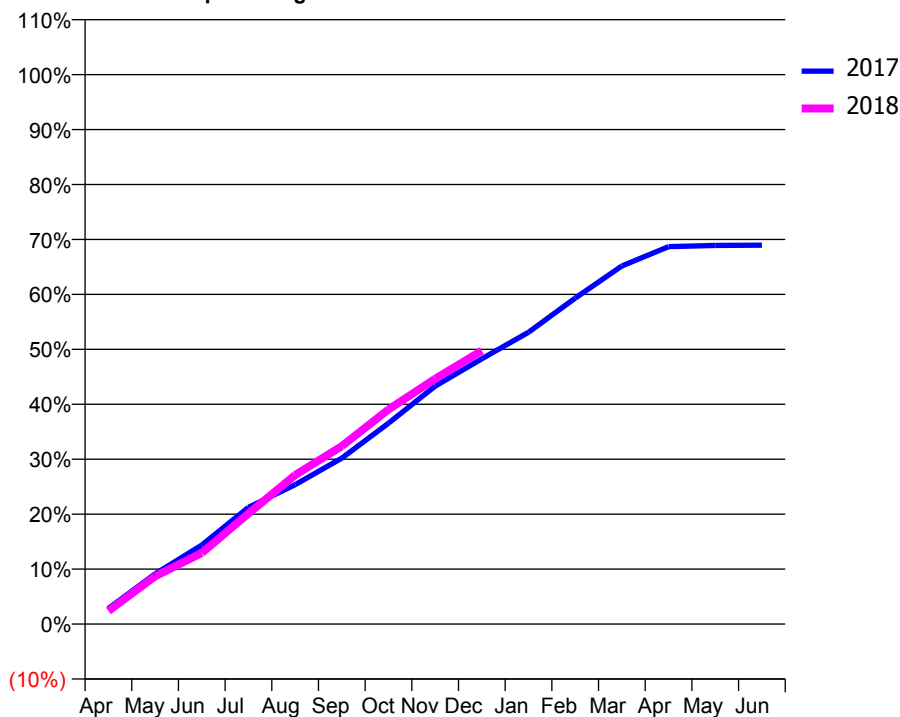
ACCESS*

Patients seen in 24 months	Total	Change since previous quarter
Quarter ending December 2016	5,734	
Quarter ending March 2017	5,866	↑
Quarter ending June 2017	6,037	↑
Quarter ending September 2017	6,182	↑
Quarter ending December 2017	6,262	→
Variance since December 2016	9.2%	↑



ACTIVITY

Cumulative percentage of contracted UDA delivered 2017 & 2018



Month	Adjusted Scheduled Activity (UDA)	
	2017	2018
April	677	567
May	2,159	2,058
June	3,404	3,065
July	5,028	4,765
August	6,006	6,420
September	7,147	7,663
October	8,652	9,243
November	10,246	10,563
December	11,428	11,777
January	12,570	
February	14,039	
March	15,423	
April	16,255	
May	16,304	
June	16,318	

QUALITY

	Quantity	Base Number	Contract	AT	Region	England
% of FP17s for the same patient ID Re-attending within 3 months - Children	55	1,722	3.2%	10.8%	12.9%	12.0%
% of FP17s for the same patient ID Re-attending within 3 months - Adults	290	3,744	7.7%	14.4%	16.5%	15.9%
% of FP17s for the same patient ID Re-attending between 3 & 9 months - Children	937	1,722	54.4%	57.8%	59.6%	58.0%
% of FP17s for the same patient ID Re-attending between 3 & 9 months - Adults	1,643	3,744	43.9%	52.6%	52.8%	50.5%
% of FP17s for Band 1 Urgent Courses	51	5,110	1.0%	8.1%	9.1%	9.0%
% of FP17s Relating to Free Repair or Replacements	77	5,110	1.5%	1.1%	1.0%	0.8%
% of FP17s Relating to Continuations	69	5,110	1.4%	1.4%	1.2%	1.1%
% of Patients satisfied with the dentistry they have received	3	3	N/A	92.8%	91.6%	91.5%
% of Patients satisfied with the time they had to wait for an appointment	2	3	N/A	88.7%	88.3%	87.9%

* This is based on patients treated on this contract for their most recent course of treatment. Figures in italics indicate the base number of FP17s or Patient Questionnaire responses are less than 100. N/A is shown where the base number of responses is less than 10 during the period. % is calculated as Quantity/Base number*100

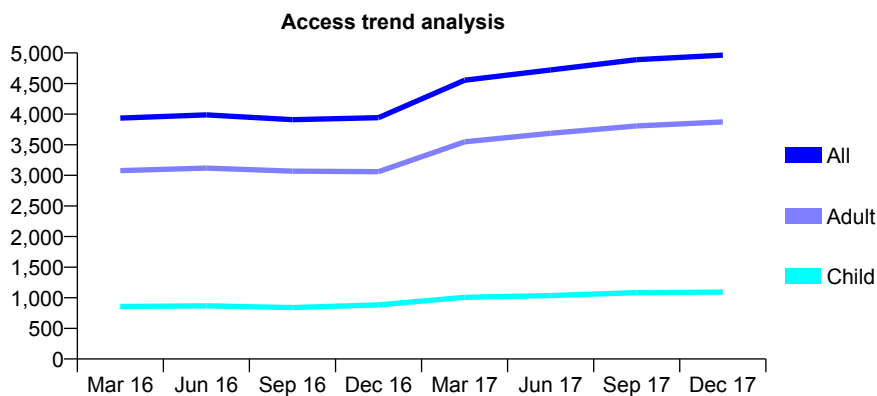
Q49 - Vital Signs At a Glance Contract Report for 101281/0202 - December 2017

Name or company name	OASIS DENTAL CARE LTD
Contract type name	GDS Contract
Purpose of contract	General
Contract start date	18/05/2009
Contract end date	

17/18 Contracted general activity (UDA)	14,000
Carry forward general activity (UDA)	0
17/18 Contracted orthodontic activity (UOA)	0
Carry forward orthodontic activity (UOA)	0
Baseline contract value	£318,906.74

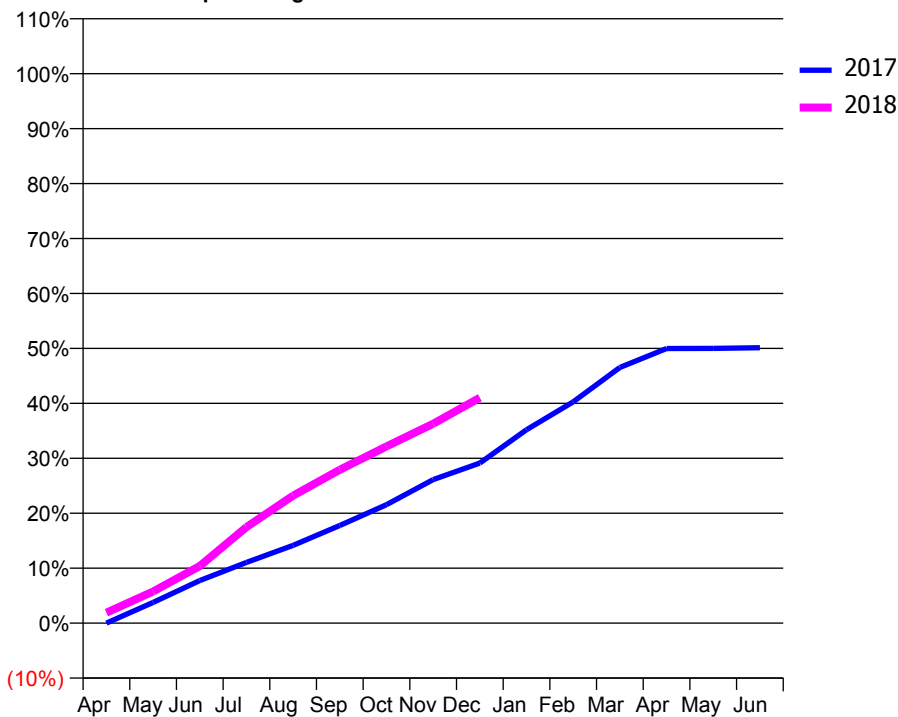
ACCESS*

Patients seen in 24 months	Total	Change since previous quarter
Quarter ending December 2016	3,942	
Quarter ending March 2017	4,555	↑
Quarter ending June 2017	4,723	↑
Quarter ending September 2017	4,890	↑
Quarter ending December 2017	4,965	→
Variance since December 2016	26.0%	↑



ACTIVITY

Cumulative percentage of contracted UDA delivered 2017 & 2018



Month	Adjusted Scheduled Activity (UDA)	
	2017	2018
April	3	266
May	527	808
June	1,084	1,456
July	1,548	2,447
August	1,982	3,251
September	2,488	3,910
October	3,019	4,502
November	3,657	5,081
December	4,077	5,742
January	4,928	
February	5,637	
March	6,515	
April	6,998	
May	6,999	
June	7,016	

QUALITY

	Quantity	Base Number	Contract	AT	Region	England
% of FP17s for the same patient ID Re-attending within 3 months - Children	39	826	4.7%	10.8%	12.9%	12.0%
% of FP17s for the same patient ID Re-attending within 3 months - Adults	303	2,840	10.7%	14.4%	16.5%	15.9%
% of FP17s for the same patient ID Re-attending between 3 & 9 months - Children	194	826	23.5%	57.8%	59.6%	58.0%
% of FP17s for the same patient ID Re-attending between 3 & 9 months - Adults	658	2,840	23.2%	52.6%	52.8%	50.5%
% of FP17s for Band 1 Urgent Courses	517	3,328	15.5%	8.1%	9.1%	9.0%
% of FP17s Relating to Free Repair or Replacements	24	3,328	0.7%	1.1%	1.0%	0.8%
% of FP17s Relating to Continuations	46	3,328	1.4%	1.4%	1.2%	1.1%
% of Patients satisfied with the dentistry they have received	4	5	N/A	92.8%	91.6%	91.5%
% of Patients satisfied with the time they had to wait for an appointment	3	5	N/A	88.7%	88.3%	87.9%

* This is based on patients treated on this contract for their most recent course of treatment. Figures in italics indicate the base number of FP17s or Patient Questionnaire responses are less than 100. N/A is shown where the base number of responses is less than 10 during the period. % is calculated as Quantity/Base number*100

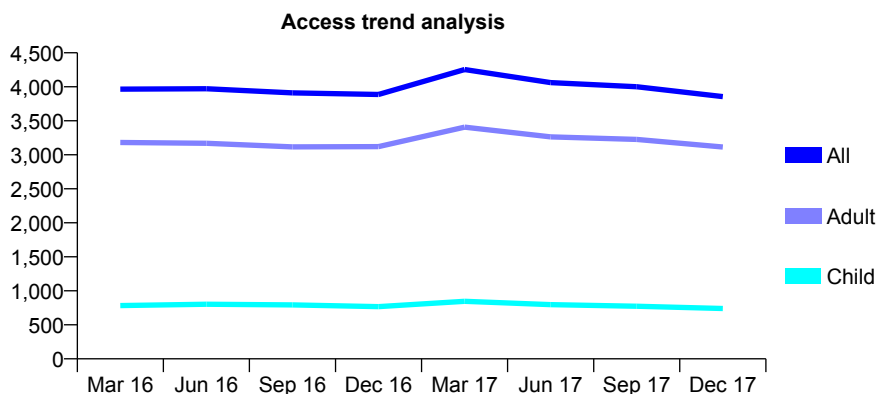
Q49 - Vital Signs At a Glance Contract Report for 101281/0203 - December 2017

Name or company name	OASIS DENTAL CARE LTD
Contract type name	GDS Contract
Purpose of contract	General
Contract start date	18/05/2009
Contract end date	

17/18 Contracted general activity (UDA)	14,000
Carry forward general activity (UDA)	0
17/18 Contracted orthodontic activity (UOA)	0
Carry forward orthodontic activity (UOA)	0
Baseline contract value	£318,906.74

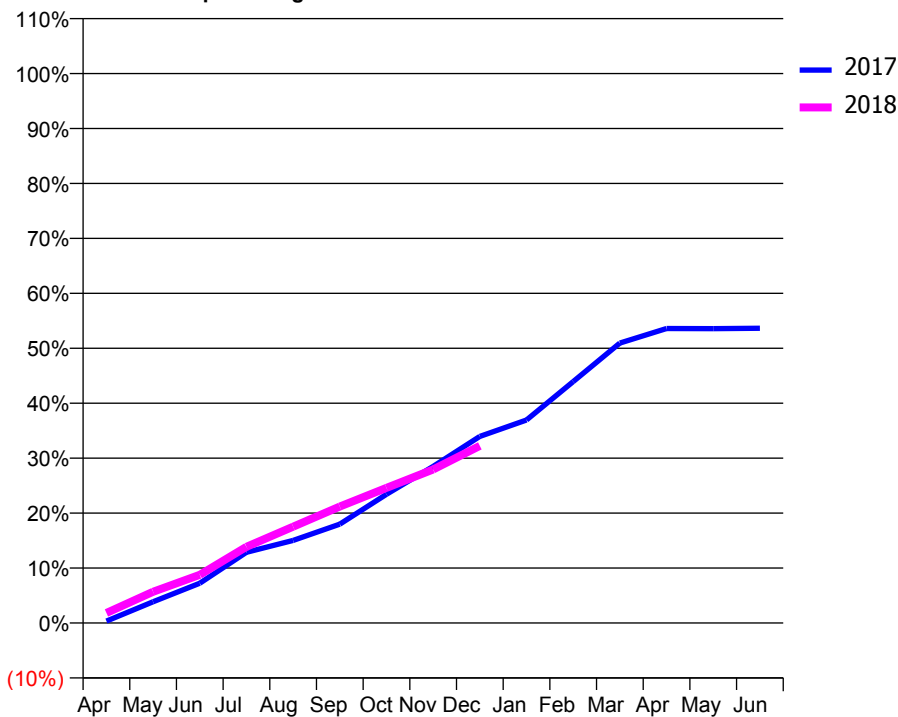
ACCESS*

Patients seen in 24 months	Total	Change since previous quarter
Quarter ending December 2016	3,887	
Quarter ending March 2017	4,253	↑
Quarter ending June 2017	4,061	↓
Quarter ending September 2017	4,000	↓
Quarter ending December 2017	3,856	↓
Variance since December 2016	(0.8%)	→



ACTIVITY

Cumulative percentage of contracted UDA delivered 2017 & 2018



Month	Adjusted Scheduled Activity (UDA)	
	2017	2018
April	49	257
May	540	797
June	1,013	1,227
July	1,801	1,943
August	2,105	2,456
September	2,518	2,968
October	3,279	3,443
November	3,991	3,913
December	4,755	4,513
January	5,171	
February	6,153	
March	7,133	
April	7,503	
May	7,498	
June	7,510	

QUALITY

	Quantity	Base Number	Contract	AT	Region	England
% of FP17s for the same patient ID Re-attending within 3 months - Children	43	531	8.1%	10.8%	12.9%	12.0%
% of FP17s for the same patient ID Re-attending within 3 months - Adults	264	1,974	13.4%	14.4%	16.5%	15.9%
% of FP17s for the same patient ID Re-attending between 3 & 9 months - Children	102	531	19.2%	57.8%	59.6%	58.0%
% of FP17s for the same patient ID Re-attending between 3 & 9 months - Adults	501	1,974	25.4%	52.6%	52.8%	50.5%
% of FP17s for Band 1 Urgent Courses	389	2,316	16.8%	8.1%	9.1%	9.0%
% of FP17s Relating to Free Repair or Replacements	24	2,316	1.0%	1.1%	1.0%	0.8%
% of FP17s Relating to Continuations	39	2,316	1.7%	1.4%	1.2%	1.1%
% of Patients satisfied with the dentistry they have received	4	4	N/A	92.8%	91.6%	91.5%
% of Patients satisfied with the time they had to wait for an appointment	0	4	N/A	88.7%	88.3%	87.9%

* This is based on patients treated on this contract for their most recent course of treatment. Figures in italics indicate the base number of FP17s or Patient Questionnaire responses are less than 100. N/A is shown where the base number of responses is less than 10 during the period. % is calculated as Quantity/Base number*100

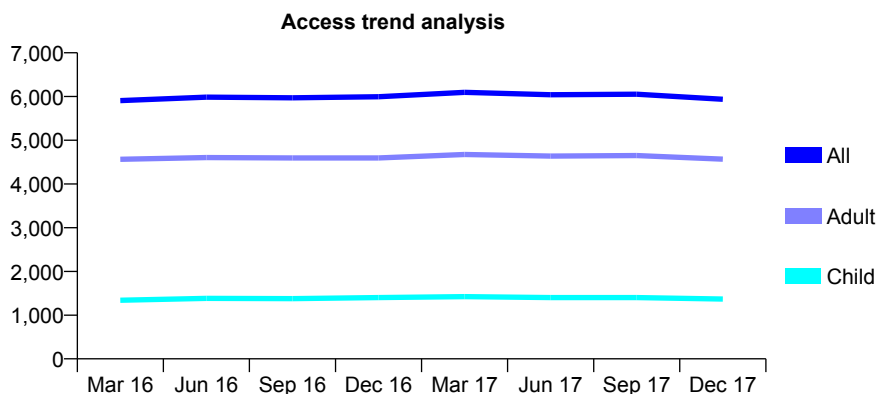
Q49 - Vital Signs At a Glance Contract Report for 101281/0204 - December 2017

Name or company name	OASIS DENTAL CARE LTD
Contract type name	GDS Contract
Purpose of contract	General
Contract start date	08/07/2009
Contract end date	

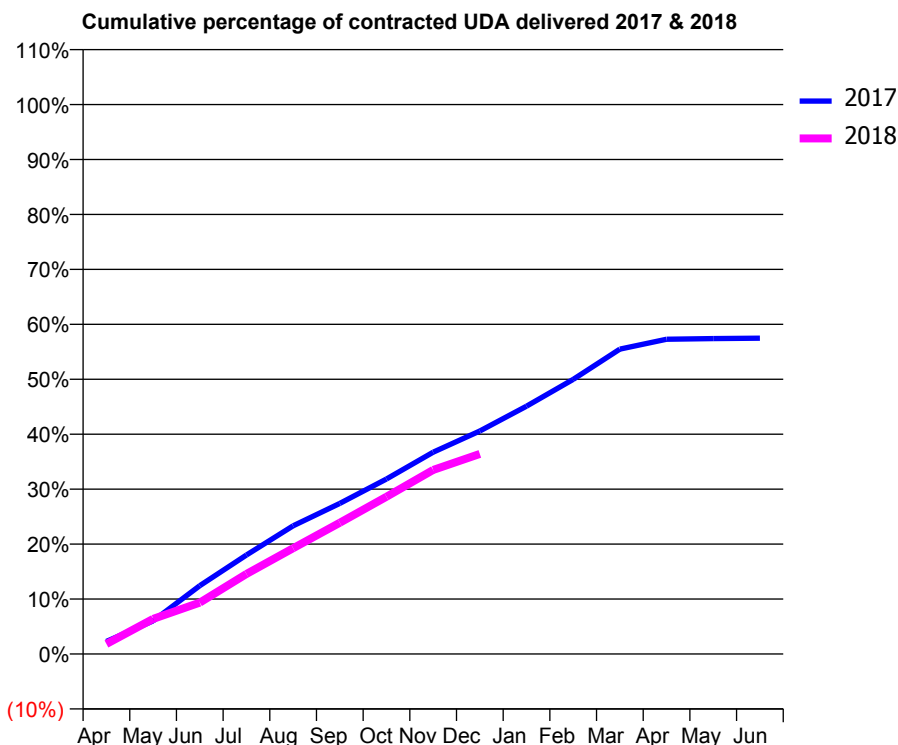
17/18 Contracted general activity (UDA)	21,000
Carry forward general activity (UDA)	0
17/18 Contracted orthodontic activity (UOA)	0
Carry forward orthodontic activity (UOA)	0
Baseline contract value	£474,093.27

ACCESS*

Patients seen in 24 months	Total	Change since previous quarter
Quarter ending December 2016	5,994	
Quarter ending March 2017	6,095	→
Quarter ending June 2017	6,040	→
Quarter ending September 2017	6,053	→
Quarter ending December 2017	5,938	↓
Variance since December 2016	(0.9%)	→



ACTIVITY



Month	Adjusted Scheduled Activity (UDA)	
	2017	2018
April	480	386
May	1,265	1,344
June	2,612	1,965
July	3,785	3,062
August	4,900	4,041
September	5,754	5,018
October	6,691	6,011
November	7,711	7,036
December	8,522	7,644
January	9,473	
February	10,496	
March	11,651	
April	12,028	
May	12,056	
June	12,069	

QUALITY

	Quantity	Base Number	Contract	AT	Region	England
% of FP17s for the same patient ID Re-attending within 3 months - Children	50	1,022	4.9%	10.8%	12.9%	12.0%
% of FP17s for the same patient ID Re-attending within 3 months - Adults	470	3,442	13.7%	14.4%	16.5%	15.9%
% of FP17s for the same patient ID Re-attending between 3 & 9 months - Children	307	1,022	30.0%	57.8%	59.6%	58.0%
% of FP17s for the same patient ID Re-attending between 3 & 9 months - Adults	921	3,442	26.8%	52.6%	52.8%	50.5%
% of FP17s for Band 1 Urgent Courses	514	4,202	12.2%	8.1%	9.1%	9.0%
% of FP17s Relating to Free Repair or Replacements	40	4,202	1.0%	1.1%	1.0%	0.8%
% of FP17s Relating to Continuations	72	4,202	1.7%	1.4%	1.2%	1.1%
% of Patients satisfied with the dentistry they have received	7	7	N/A	92.8%	91.6%	91.5%
% of Patients satisfied with the time they had to wait for an appointment	6	7	N/A	88.7%	88.3%	87.9%

* This is based on patients treated on this contract for their most recent course of treatment. Figures in italics indicate the base number of FP17s or Patient Questionnaire responses are less than 100. N/A is shown where the base number of responses is less than 10 during the period. % is calculated as Quantity/Base number*100

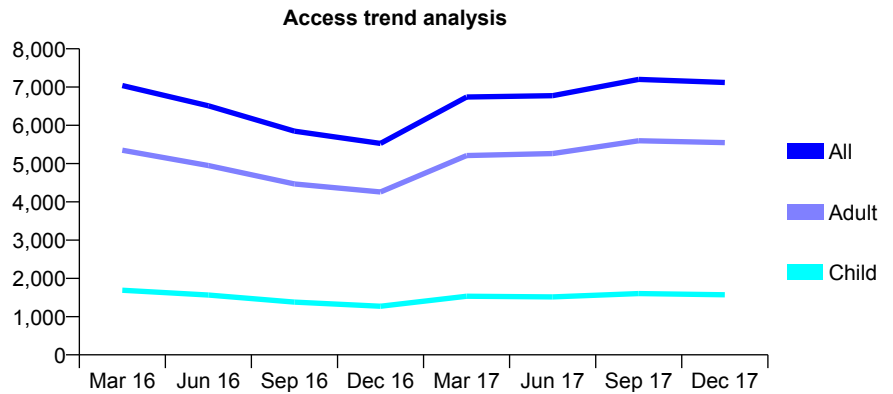
Q49 - Vital Signs At a Glance Contract Report for 101281/0205 - December 2017

Name or company name	OASIS DENTAL CARE LTD
Contract type name	GDS Contract
Purpose of contract	General
Contract start date	04/08/2009
Contract end date	

17/18 Contracted general activity (UDA)	28,000
Carry forward general activity (UDA)	0
17/18 Contracted orthodontic activity (UOA)	0
Carry forward orthodontic activity (UOA)	0
Baseline contract value	£637,813.46

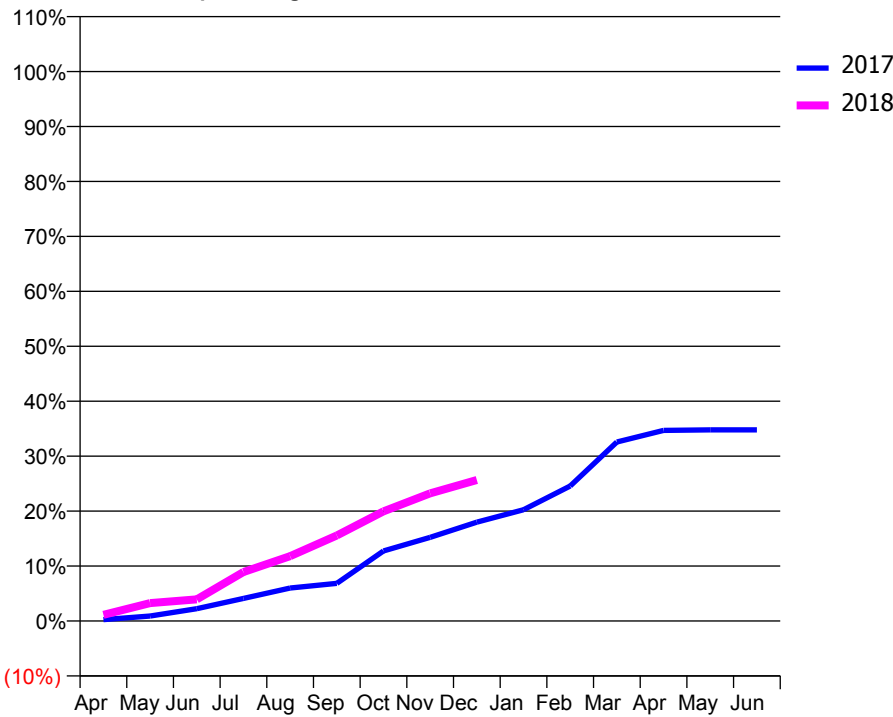
ACCESS*

Patients seen in 24 months	Total	Change since previous quarter
Quarter ending December 2016	5,526	
Quarter ending March 2017	6,741	↑
Quarter ending June 2017	6,775	→
Quarter ending September 2017	7,199	↑
Quarter ending December 2017	7,119	↓
Variance since December 2016	28.8%	↑



ACTIVITY

Cumulative percentage of contracted UDA delivered 2017 & 2018



Month	Adjusted Scheduled Activity (UDA)	
	2017	2018
April	72	314
May	252	916
June	629	1,104
July	1,150	2,496
August	1,683	3,305
September	1,919	4,361
October	3,569	5,589
November	4,263	6,503
December	5,039	7,187
January	5,672	
February	6,878	
March	9,122	
April	9,711	
May	9,737	
June	9,742	

QUALITY

	Quantity	Base Number	Contract	AT	Region	England
% of FP17s for the same patient ID Re-attending within 3 months - Children	35	1,017	3.4%	10.8%	12.9%	12.0%
% of FP17s for the same patient ID Re-attending within 3 months - Adults	331	3,569	9.3%	14.4%	16.5%	15.9%
% of FP17s for the same patient ID Re-attending between 3 & 9 months - Children	232	1,017	22.8%	57.8%	59.6%	58.0%
% of FP17s for the same patient ID Re-attending between 3 & 9 months - Adults	896	3,569	25.1%	52.6%	52.8%	50.5%
% of FP17s for Band 1 Urgent Courses	707	4,179	16.9%	8.1%	9.1%	9.0%
% of FP17s Relating to Free Repair or Replacements	31	4,179	0.7%	1.1%	1.0%	0.8%
% of FP17s Relating to Continuations	12	4,179	0.3%	1.4%	1.2%	1.1%
% of Patients satisfied with the dentistry they have received	5	5	N/A	92.8%	91.6%	91.5%
% of Patients satisfied with the time they had to wait for an appointment	1	5	N/A	88.7%	88.3%	87.9%

* This is based on patients treated on this contract for their most recent course of treatment. Figures in italics indicate the base number of FP17s or Patient Questionnaire responses are less than 100. N/A is shown where the base number of responses is less than 10 during the period. % is calculated as Quantity/Base number*100

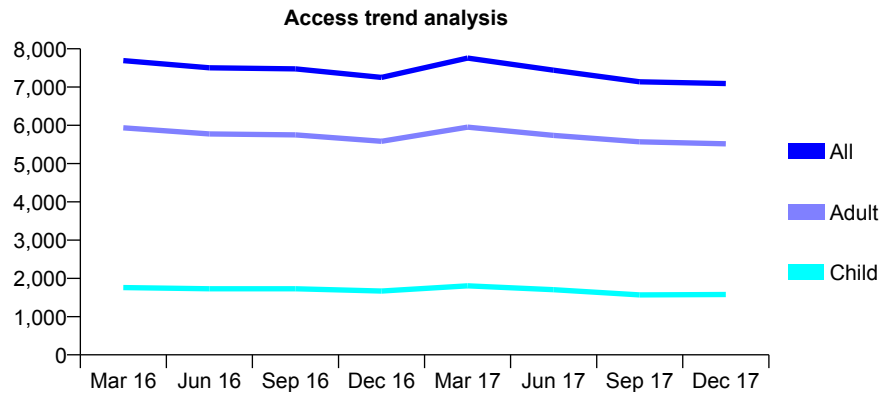
Q49 - Vital Signs At a Glance Contract Report for 101281/0206 - December 2017

Name or company name	OASIS DENTAL CARE LTD
Contract type name	GDS Contract
Purpose of contract	General
Contract start date	16/07/2009
Contract end date	

17/18 Contracted general activity (UDA)	28,000
Carry forward general activity (UDA)	0
17/18 Contracted orthodontic activity (UOA)	0
Carry forward orthodontic activity (UOA)	0
Baseline contract value	£637,813.46

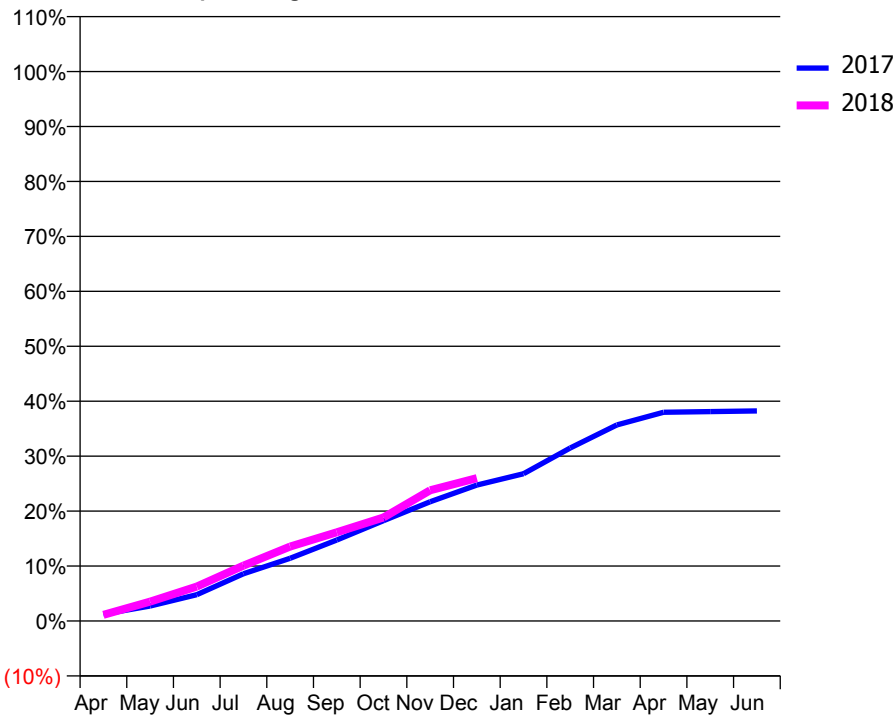
ACCESS*

Patients seen in 24 months	Total	Change since previous quarter
Quarter ending December 2016	7,253	
Quarter ending March 2017	7,758	↑
Quarter ending June 2017	7,439	↓
Quarter ending September 2017	7,138	↓
Quarter ending December 2017	7,093	→
Variance since December 2016	(2.2%)	↓



ACTIVITY

Cumulative percentage of contracted UDA delivered 2017 & 2018



Month	Adjusted Scheduled Activity (UDA)	
	2017	2018
April	347	313
May	763	991
June	1,339	1,759
July	2,409	2,821
August	3,199	3,798
September	4,127	4,522
October	5,114	5,273
November	6,079	6,660
December	6,928	7,283
January	7,506	
February	8,818	
March	9,989	
April	10,637	
May	10,671	
June	10,704	

QUALITY

	Quantity	Base Number	Contract	AT	Region	England
% of FP17s for the same patient ID Re-attending within 3 months - Children	26	909	2.9%	10.8%	12.9%	12.0%
% of FP17s for the same patient ID Re-attending within 3 months - Adults	428	3,493	12.3%	14.4%	16.5%	15.9%
% of FP17s for the same patient ID Re-attending between 3 & 9 months - Children	162	909	17.8%	57.8%	59.6%	58.0%
% of FP17s for the same patient ID Re-attending between 3 & 9 months - Adults	725	3,493	20.8%	52.6%	52.8%	50.5%
% of FP17s for Band 1 Urgent Courses	618	3,977	15.5%	8.1%	9.1%	9.0%
% of FP17s Relating to Free Repair or Replacements	33	3,977	0.8%	1.1%	1.0%	0.8%
% of FP17s Relating to Continuations	55	3,977	1.4%	1.4%	1.2%	1.1%
% of Patients satisfied with the dentistry they have received	2	3	N/A	92.8%	91.6%	91.5%
% of Patients satisfied with the time they had to wait for an appointment	1	3	N/A	88.7%	88.3%	87.9%

* This is based on patients treated on this contract for their most recent course of treatment. Figures in italics indicate the base number of FP17s or Patient Questionnaire responses are less than 100. N/A is shown where the base number of responses is less than 10 during the period. % is calculated as Quantity/Base number*100

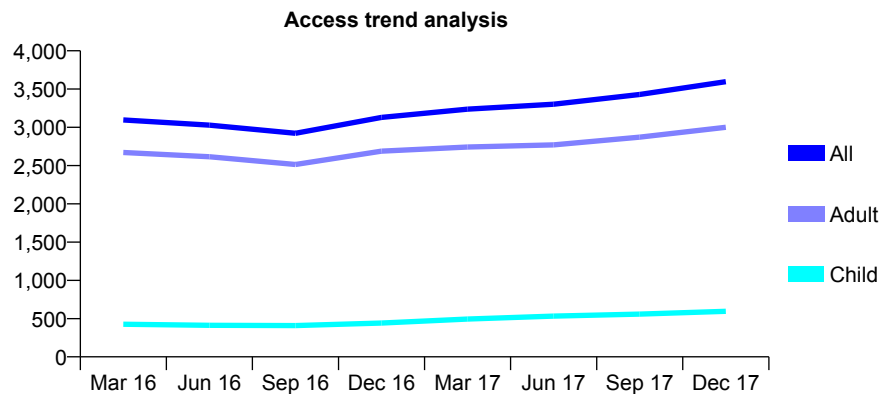
Q49 - Vital Signs At a Glance Contract Report for 101281/0222 - December 2017

Name or company name	OASIS DENTAL CARE LTD
Contract type name	PDS Plus Contract
Purpose of contract	General
Contract start date	18/08/2010
Contract end date	31/03/2020

17/18 Contracted general activity (UDA)	14,000
Carry forward general activity (UDA)	0
17/18 Contracted orthodontic activity (UOA)	0
Carry forward orthodontic activity (UOA)	0
Baseline contract value	£175,664.98

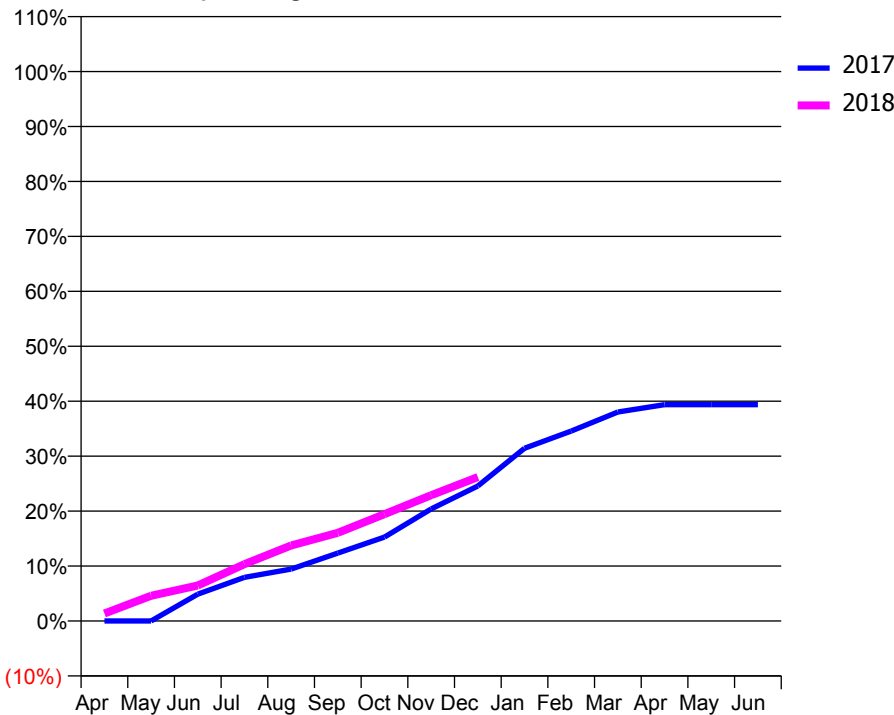
ACCESS*

Patients seen in 24 months	Total	Change since previous quarter
Quarter ending December 2016	3,130	
Quarter ending March 2017	3,237	↑
Quarter ending June 2017	3,302	↑
Quarter ending September 2017	3,429	↑
Quarter ending December 2017	3,596	↑
Variance since December 2016	14.9%	↑



ACTIVITY

Cumulative percentage of contracted UDA delivered 2017 & 2018



Month	Adjusted Scheduled Activity (UDA)	
	2017	2018
April	0	192
May	0	644
June	684	904
July	1,111	1,447
August	1,323	1,926
September	1,730	2,246
October	2,137	2,724
November	2,855	3,204
December	3,441	3,668
January	4,402	
February	4,839	
March	5,324	
April	5,512	
May	5,513	
June	5,514	

QUALITY

	Quantity	Base Number	Contract	AT	Region	England
% of FP17s for the same patient ID Re-attending within 3 months - Children	14	412	3.4%	10.8%	12.9%	12.0%
% of FP17s for the same patient ID Re-attending within 3 months - Adults	217	2,077	10.4%	14.4%	16.5%	15.9%
% of FP17s for the same patient ID Re-attending between 3 & 9 months - Children	68	412	16.5%	57.8%	59.6%	58.0%
% of FP17s for the same patient ID Re-attending between 3 & 9 months - Adults	452	2,077	21.8%	52.6%	52.8%	50.5%
% of FP17s for Band 1 Urgent Courses	398	2,360	16.9%	8.1%	9.1%	9.0%
% of FP17s Relating to Free Repair or Replacements	5	2,360	0.2%	1.1%	1.0%	0.8%
% of FP17s Relating to Continuations	1	2,360	0.0%	1.4%	1.2%	1.1%
% of Patients satisfied with the dentistry they have received	4	4	N/A	92.8%	91.6%	91.5%
% of Patients satisfied with the time they had to wait for an appointment	3	4	N/A	88.7%	88.3%	87.9%

* This is based on patients treated on this contract for their most recent course of treatment. Figures in italics indicate the base number of FP17s or Patient Questionnaire responses are less than 100. N/A is shown where the base number of responses is less than 10 during the period. % is calculated as Quantity/Base number*100

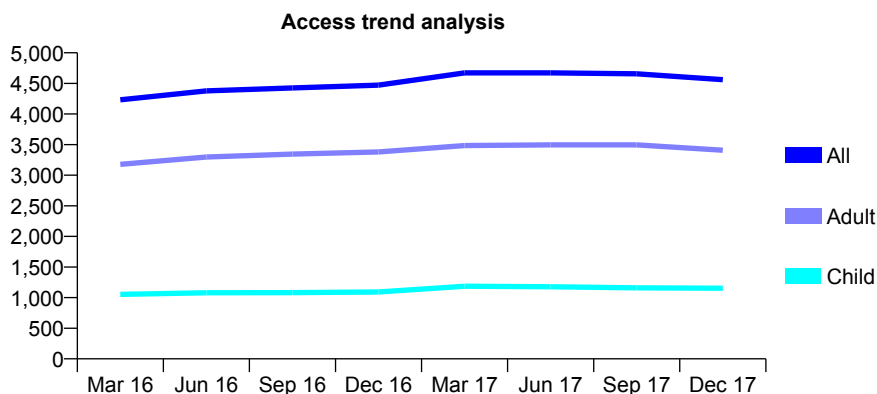
Q49 - Vital Signs At a Glance Contract Report for 101281/0223 - December 2017

Name or company name	OASIS DENTAL CARE LTD
Contract type name	PDS Plus Contract
Purpose of contract	General
Contract start date	01/09/2010
Contract end date	31/03/2020

17/18 Contracted general activity (UDA)	18,000
Carry forward general activity (UDA)	0
17/18 Contracted orthodontic activity (UOA)	0
Carry forward orthodontic activity (UOA)	0
Baseline contract value	£324,052.56

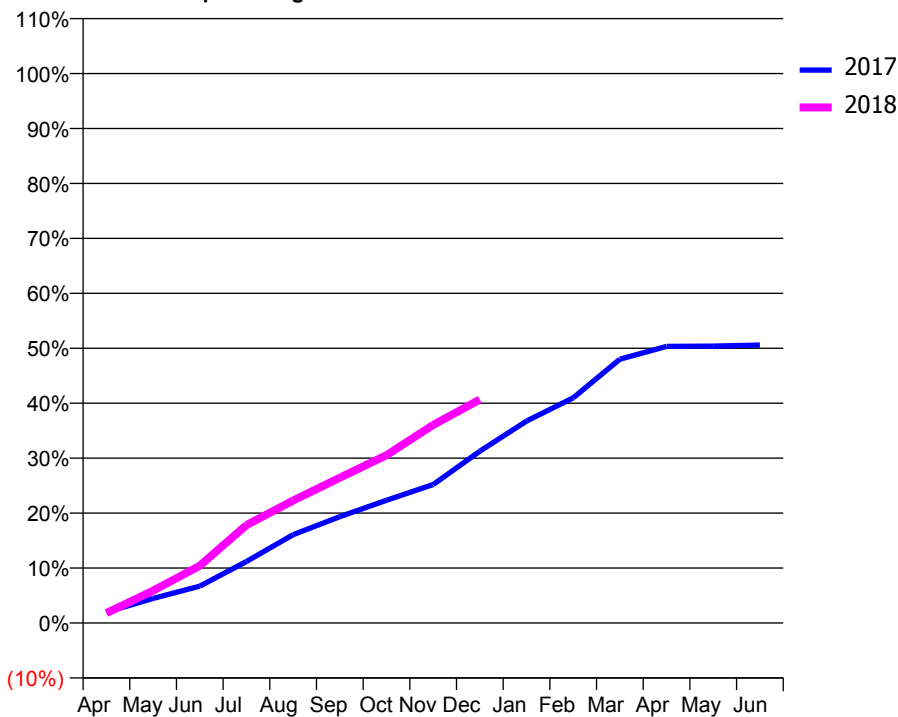
ACCESS*

Patients seen in 24 months	Total	Change since previous quarter
Quarter ending December 2016	4,472	
Quarter ending March 2017	4,672	↑
Quarter ending June 2017	4,672	→
Quarter ending September 2017	4,656	→
Quarter ending December 2017	4,562	↓
Variance since December 2016	2.0%	↑



ACTIVITY

Cumulative percentage of contracted UDA delivered 2017 & 2018



Month	Adjusted Scheduled Activity (UDA)	
	2017	2018
April	355	324
May	807	1,061
June	1,208	1,876
July	2,017	3,208
August	2,892	4,011
September	3,483	4,760
October	4,021	5,497
November	4,534	6,487
December	5,630	7,320
January	6,615	
February	7,374	
March	8,642	
April	9,062	
May	9,071	
June	9,106	

QUALITY

	Quantity	Base Number	Contract	AT	Region	England
% of FP17s for the same patient ID Re-attending within 3 months - Children	44	779	5.6%	10.8%	12.9%	12.0%
% of FP17s for the same patient ID Re-attending within 3 months - Adults	369	2,584	14.3%	14.4%	16.5%	15.9%
% of FP17s for the same patient ID Re-attending between 3 & 9 months - Children	219	779	28.1%	57.8%	59.6%	58.0%
% of FP17s for the same patient ID Re-attending between 3 & 9 months - Adults	991	2,584	38.4%	52.6%	52.8%	50.5%
% of FP17s for Band 1 Urgent Courses	365	3,126	11.7%	8.1%	9.1%	9.0%
% of FP17s Relating to Free Repair or Replacements	35	3,126	1.1%	1.1%	1.0%	0.8%
% of FP17s Relating to Continuations	40	3,126	1.3%	1.4%	1.2%	1.1%
% of Patients satisfied with the dentistry they have received	4	4	N/A	92.8%	91.6%	91.5%
% of Patients satisfied with the time they had to wait for an appointment	2	4	N/A	88.7%	88.3%	87.9%

* This is based on patients treated on this contract for their most recent course of treatment. Figures in italics indicate the base number of FP17s or Patient Questionnaire responses are less than 100. N/A is shown where the base number of responses is less than 10 during the period. % is calculated as Quantity/Base number*100

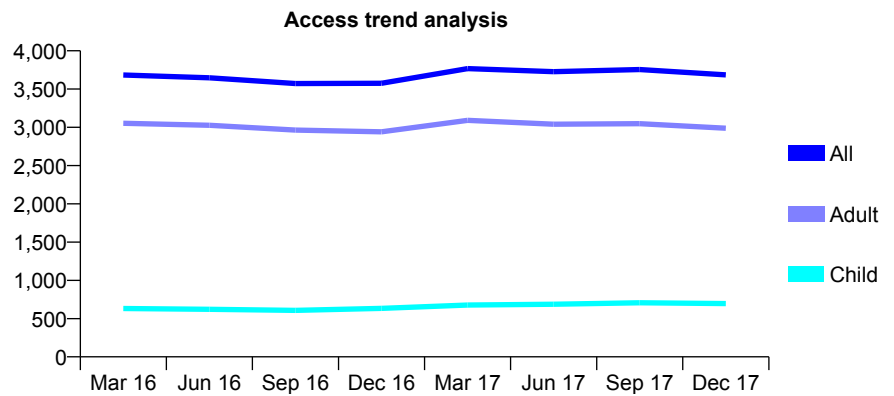
Q49 - Vital Signs At a Glance Contract Report for 101281/0224 - December 2017

Name or company name	OASIS DENTAL CARE LTD
Contract type name	PDS Plus Contract
Purpose of contract	General
Contract start date	18/08/2010
Contract end date	31/03/2020

17/18 Contracted general activity (UDA)	14,000
Carry forward general activity (UDA)	0
17/18 Contracted orthodontic activity (UOA)	0
Carry forward orthodontic activity (UOA)	0
Baseline contract value	£173,684.97

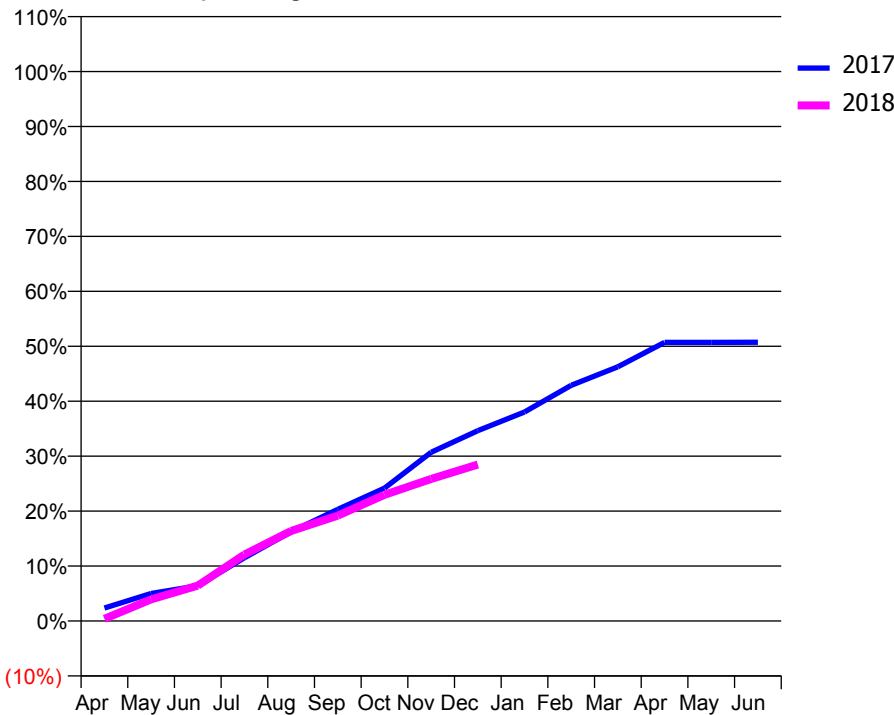
ACCESS*

Patients seen in 24 months	Total	Change since previous quarter
Quarter ending December 2016	3,575	
Quarter ending March 2017	3,768	↑
Quarter ending June 2017	3,728	↓
Quarter ending September 2017	3,755	→
Quarter ending December 2017	3,685	↓
Variance since December 2016	3.1%	↑



ACTIVITY

Cumulative percentage of contracted UDA delivered 2017 & 2018



Month	Adjusted Scheduled Activity (UDA)	
	2017	2018
April	332	55
May	701	553
June	898	901
July	1,612	1,693
August	2,273	2,295
September	2,847	2,686
October	3,384	3,214
November	4,300	3,619
December	4,851	3,988
January	5,327	
February	6,005	
March	6,479	
April	7,099	
May	7,099	
June	7,103	

QUALITY

	Quantity	Base Number	Contract	AT	Region	England
% of FP17s for the same patient ID Re-attending within 3 months - Children	49	674	7.3%	10.8%	12.9%	12.0%
% of FP17s for the same patient ID Re-attending within 3 months - Adults	274	1,869	14.7%	14.4%	16.5%	15.9%
% of FP17s for the same patient ID Re-attending between 3 & 9 months - Children	395	674	58.6%	57.8%	59.6%	58.0%
% of FP17s for the same patient ID Re-attending between 3 & 9 months - Adults	438	1,869	23.4%	52.6%	52.8%	50.5%
% of FP17s for Band 1 Urgent Courses	190	2,203	8.6%	8.1%	9.1%	9.0%
% of FP17s Relating to Free Repair or Replacements	16	2,203	0.7%	1.1%	1.0%	0.8%
% of FP17s Relating to Continuations	28	2,203	1.3%	1.4%	1.2%	1.1%
% of Patients satisfied with the dentistry they have received	1	1	N/A	92.8%	91.6%	91.5%
% of Patients satisfied with the time they had to wait for an appointment	1	1	N/A	88.7%	88.3%	87.9%

* This is based on patients treated on this contract for their most recent course of treatment. Figures in italics indicate the base number of FP17s or Patient Questionnaire responses are less than 100. N/A is shown where the base number of responses is less than 10 during the period. % is calculated as Quantity/Base number*100

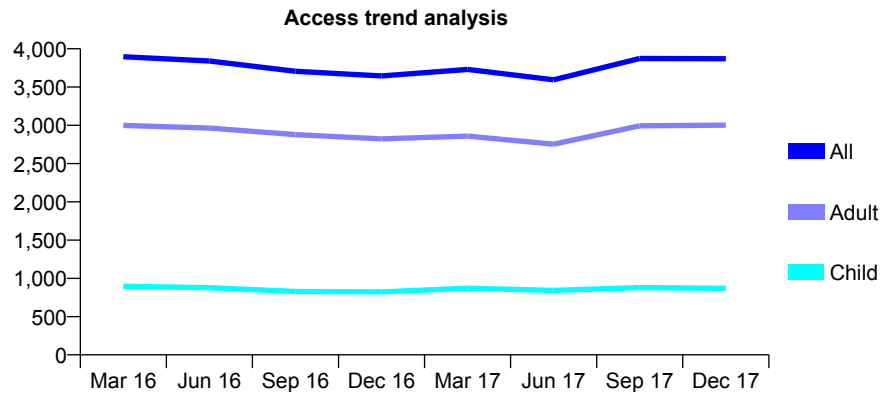
Q49 - Vital Signs At a Glance Contract Report for 101281/0227 - December 2017

Name or company name	OASIS DENTAL CARE LTD
Contract type name	PDS Plus Contract
Purpose of contract	General
Contract start date	04/10/2010
Contract end date	31/03/2020

17/18 Contracted general activity (UDA)	14,000
Carry forward general activity (UDA)	0
17/18 Contracted orthodontic activity (UOA)	0
Carry forward orthodontic activity (UOA)	0
Baseline contract value	£175,664.98

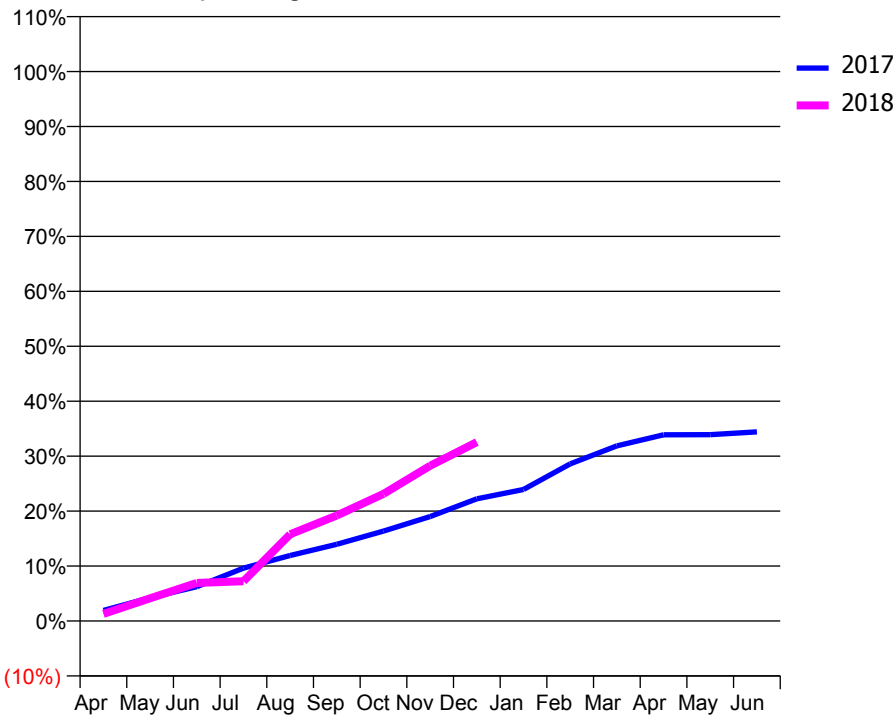
ACCESS*

Patients seen in 24 months	Total	Change since previous quarter
Quarter ending December 2016	3,646	
Quarter ending March 2017	3,731	↑
Quarter ending June 2017	3,595	↓
Quarter ending September 2017	3,874	↑
Quarter ending December 2017	3,871	→
Variance since December 2016	6.2%	↑



ACTIVITY

Cumulative percentage of contracted UDA delivered 2017 & 2018



Month	Adjusted Scheduled Activity (UDA)	
	2017	2018
April	270	182
May	594	579
June	876	969
July	1,346	1,016
August	1,671	2,210
September	1,956	2,690
October	2,293	3,239
November	2,663	3,956
December	3,114	4,557
January	3,353	
February	4,004	
March	4,462	
April	4,744	
May	4,747	
June	4,819	

QUALITY

	Quantity	Base Number	Contract	AT	Region	England
% of FP17s for the same patient ID Re-attending within 3 months - Children	39	672	5.8%	10.8%	12.9%	12.0%
% of FP17s for the same patient ID Re-attending within 3 months - Adults	322	2,419	13.3%	14.4%	16.5%	15.9%
% of FP17s for the same patient ID Re-attending between 3 & 9 months - Children	206	672	30.7%	57.8%	59.6%	58.0%
% of FP17s for the same patient ID Re-attending between 3 & 9 months - Adults	437	2,419	18.1%	52.6%	52.8%	50.5%
% of FP17s for Band 1 Urgent Courses	718	2,878	24.9%	8.1%	9.1%	9.0%
% of FP17s Relating to Free Repair or Replacements	12	2,878	0.4%	1.1%	1.0%	0.8%
% of FP17s Relating to Continuations	16	2,878	0.6%	1.4%	1.2%	1.1%
% of Patients satisfied with the dentistry they have received	0	0	N/A	92.8%	91.6%	91.5%
% of Patients satisfied with the time they had to wait for an appointment	0	0	N/A	88.7%	88.3%	87.9%

* This is based on patients treated on this contract for their most recent course of treatment. Figures in italics indicate the base number of FP17s or Patient Questionnaire responses are less than 100. N/A is shown where the base number of responses is less than 10 during the period. % is calculated as Quantity/Base number*100

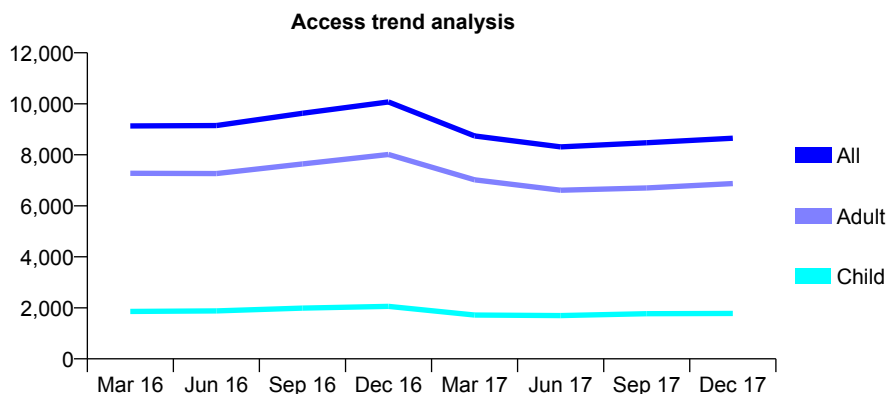
Q49 - Vital Signs At a Glance Contract Report for 101338/0046 - December 2017

Name or company name	Whitecross Dental Care Limited
Contract type name	GDS Contract
Purpose of contract	General
Contract start date	01/02/2007
Contract end date	

17/18 Contracted general activity (UDA)	25,452
Carry forward general activity (UDA)	248
17/18 Contracted orthodontic activity (UOA)	0
Carry forward orthodontic activity (UOA)	0
Baseline contract value	£608,720.69

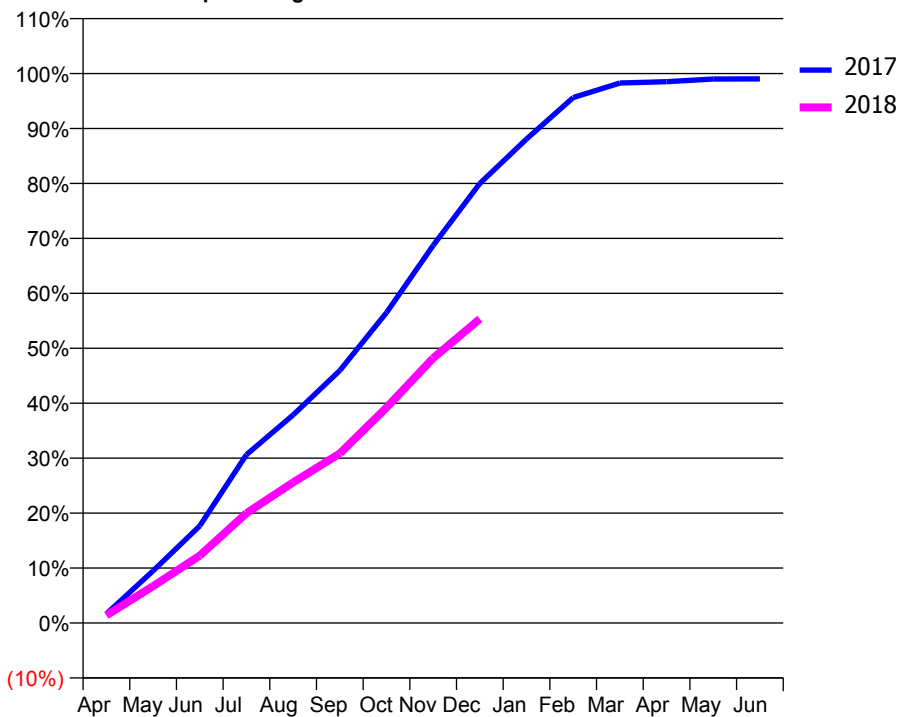
ACCESS*

Patients seen in 24 months	Total	Change since previous quarter
Quarter ending December 2016	10,074	
Quarter ending March 2017	8,740	↓
Quarter ending June 2017	8,309	↓
Quarter ending September 2017	8,472	→
Quarter ending December 2017	8,653	↑
Variance since December 2016	(14.1%)	↓



ACTIVITY

Cumulative percentage of contracted UDA delivered 2017 & 2018



Month	Adjusted Scheduled Activity (UDA)	
	2017	2018
April	427	354
May	2,417	1,709
June	4,498	3,121
July	7,797	5,085
August	9,637	6,513
September	11,697	7,855
October	14,374	9,979
November	17,491	12,271
December	20,358	14,083
January	22,414	
February	24,340	
March	25,012	
April	25,072	
May	25,200	
June	25,204	

QUALITY

	Quantity	Base Number	Contract	AT	Region	England
% of FP17s for the same patient ID Re-attending within 3 months - Children	114	1,754	6.5%	10.8%	12.9%	12.0%
% of FP17s for the same patient ID Re-attending within 3 months - Adults	575	5,513	10.4%	14.4%	16.5%	15.9%
% of FP17s for the same patient ID Re-attending between 3 & 9 months - Children	749	1,754	42.7%	57.8%	59.6%	58.0%
% of FP17s for the same patient ID Re-attending between 3 & 9 months - Adults	2,175	5,513	39.5%	52.6%	52.8%	50.5%
% of FP17s for Band 1 Urgent Courses	937	7,232	13.0%	8.1%	9.1%	9.0%
% of FP17s Relating to Free Repair or Replacements	23	7,232	0.3%	1.1%	1.0%	0.8%
% of FP17s Relating to Continuations	55	7,232	0.8%	1.4%	1.2%	1.1%
% of Patients satisfied with the dentistry they have received	16	18	88.9%	92.8%	91.6%	91.5%
% of Patients satisfied with the time they had to wait for an appointment	14	18	77.8%	88.7%	88.3%	87.9%

* This is based on patients treated on this contract for their most recent course of treatment. Figures in italics indicate the base number of FP17s or Patient Questionnaire responses are less than 100. N/A is shown where the base number of responses is less than 10 during the period. % is calculated as Quantity/Base number*100

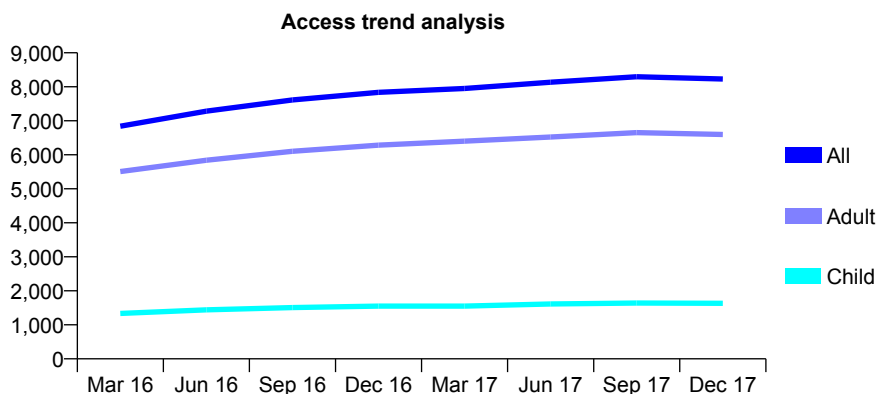
Q49 - Vital Signs At a Glance Contract Report for 101338/0071 - December 2017

Name or company name	Whitecross Dental Care Limited
Contract type name	GDS Contract
Purpose of contract	General
Contract start date	01/12/2008
Contract end date	

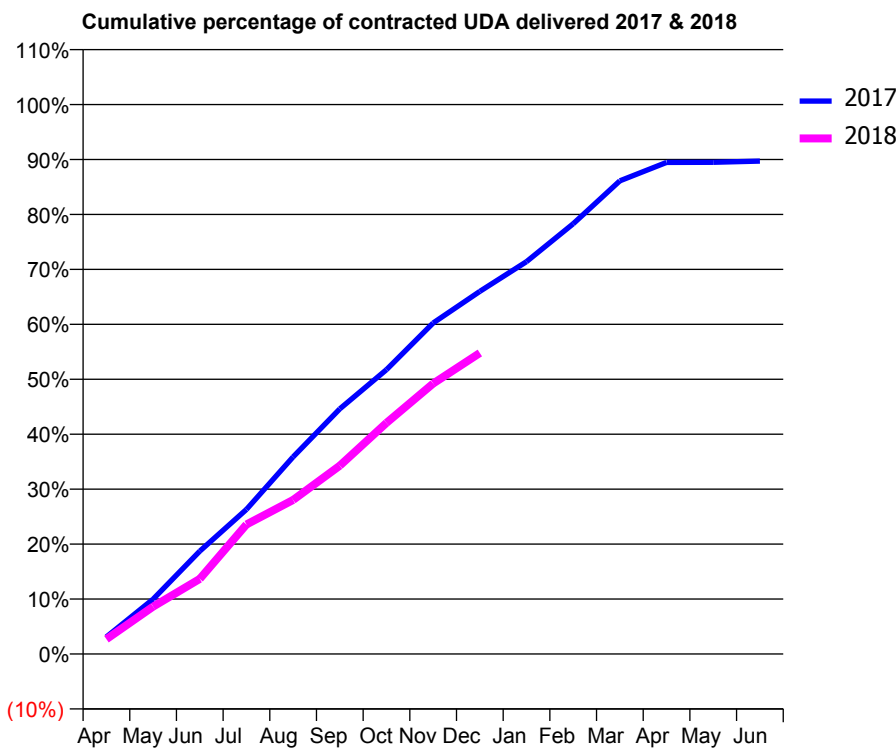
17/18 Contracted general activity (UDA)	24,295
Carry forward general activity (UDA)	0
17/18 Contracted orthodontic activity (UOA)	0
Carry forward orthodontic activity (UOA)	0
Baseline contract value	£785,683.94

ACCESS*

Patients seen in 24 months	Total	Change since previous quarter
Quarter ending December 2016	7,837	
Quarter ending March 2017	7,952	→
Quarter ending June 2017	8,137	↑
Quarter ending September 2017	8,295	→
Quarter ending December 2017	8,231	→
Variance since December 2016	5.0%	↑



ACTIVITY



Month	Adjusted Scheduled Activity (UDA)	
	2017	2018
April	759	658
May	2,423	2,097
June	4,551	3,324
July	6,392	5,728
August	8,718	6,812
September	10,838	8,328
October	12,570	10,221
November	14,637	11,956
December	16,031	13,308
January	17,350	
February	19,022	
March	20,923	
April	21,733	
May	21,738	
June	21,796	

QUALITY

	Quantity	Base Number	Contract	AT	Region	England
% of FP17s for the same patient ID Re-attending within 3 months - Children	66	1,485	4.4%	10.8%	12.9%	12.0%
% of FP17s for the same patient ID Re-attending within 3 months - Adults	529	5,812	9.1%	14.4%	16.5%	15.9%
% of FP17s for the same patient ID Re-attending between 3 & 9 months - Children	744	1,485	50.1%	57.8%	59.6%	58.0%
% of FP17s for the same patient ID Re-attending between 3 & 9 months - Adults	2,741	5,812	47.2%	52.6%	52.8%	50.5%
% of FP17s for Band 1 Urgent Courses	400	6,957	5.7%	8.1%	9.1%	9.0%
% of FP17s Relating to Free Repair or Replacements	53	6,957	0.8%	1.1%	1.0%	0.8%
% of FP17s Relating to Continuations	84	6,957	1.2%	1.4%	1.2%	1.1%
% of Patients satisfied with the dentistry they have received	9	9	N/A	92.8%	91.6%	91.5%
% of Patients satisfied with the time they had to wait for an appointment	8	9	N/A	88.7%	88.3%	87.9%

* This is based on patients treated on this contract for their most recent course of treatment. Figures in italics indicate the base number of FP17s or Patient Questionnaire responses are less than 100. N/A is shown where the base number of responses is less than 10 during the period. % is calculated as Quantity/Base number*100

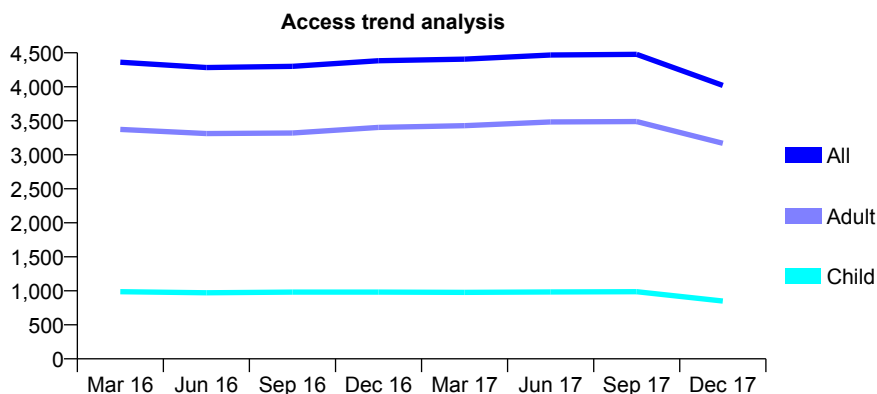
Q49 - Vital Signs At a Glance Contract Report for 101435/0117 - December 2017

Name or company name	IDH Limited
Contract type name	GDS Contract
Purpose of contract	General
Contract start date	01/10/2008
Contract end date	

17/18 Contracted general activity (UDA)	15,000
Carry forward general activity (UDA)	111
17/18 Contracted orthodontic activity (UOA)	0
Carry forward orthodontic activity (UOA)	0
Baseline contract value	£372,903.18

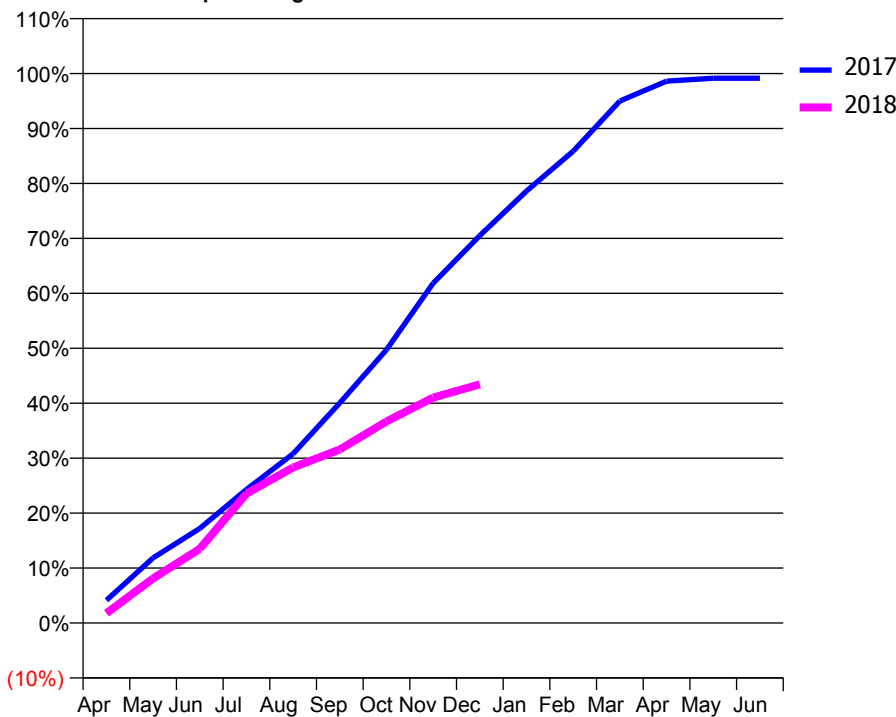
ACCESS*

Patients seen in 24 months	Total	Change since previous quarter
Quarter ending December 2016	4,384	
Quarter ending March 2017	4,407	→
Quarter ending June 2017	4,467	→
Quarter ending September 2017	4,478	→
Quarter ending December 2017	4,020	↓
Variance since December 2016	(8.3%)	↓



ACTIVITY

Cumulative percentage of contracted UDA delivered 2017 & 2018



Month	Adjusted Scheduled Activity (UDA)	
	2017	2018
April	539	267
May	1,541	1,216
June	2,238	2,025
July	3,161	3,532
August	4,005	4,247
September	5,208	4,736
October	6,467	5,502
November	8,039	6,154
December	9,166	6,515
January	10,221	
February	11,161	
March	12,348	
April	12,820	
May	12,888	
June	12,889	

QUALITY

	Quantity	Base Number	Contract	AT	Region	England
% of FP17s for the same patient ID Re-attending within 3 months - Children	71	695	10.2%	10.8%	12.9%	12.0%
% of FP17s for the same patient ID Re-attending within 3 months - Adults	330	2,294	14.4%	14.4%	16.5%	15.9%
% of FP17s for the same patient ID Re-attending between 3 & 9 months - Children	372	695	53.5%	57.8%	59.6%	58.0%
% of FP17s for the same patient ID Re-attending between 3 & 9 months - Adults	1,053	2,294	45.9%	52.6%	52.8%	50.5%
% of FP17s for Band 1 Urgent Courses	269	2,772	9.7%	8.1%	9.1%	9.0%
% of FP17s Relating to Free Repair or Replacements	28	2,772	1.0%	1.1%	1.0%	0.8%
% of FP17s Relating to Continuations	66	2,772	2.4%	1.4%	1.2%	1.1%
% of Patients satisfied with the dentistry they have received	1	1	N/A	92.8%	91.6%	91.5%
% of Patients satisfied with the time they had to wait for an appointment	1	1	N/A	88.7%	88.3%	87.9%

* This is based on patients treated on this contract for their most recent course of treatment. Figures in italics indicate the base number of FP17s or Patient Questionnaire responses are less than 100. N/A is shown where the base number of responses is less than 10 during the period. % is calculated as Quantity/Base number*100

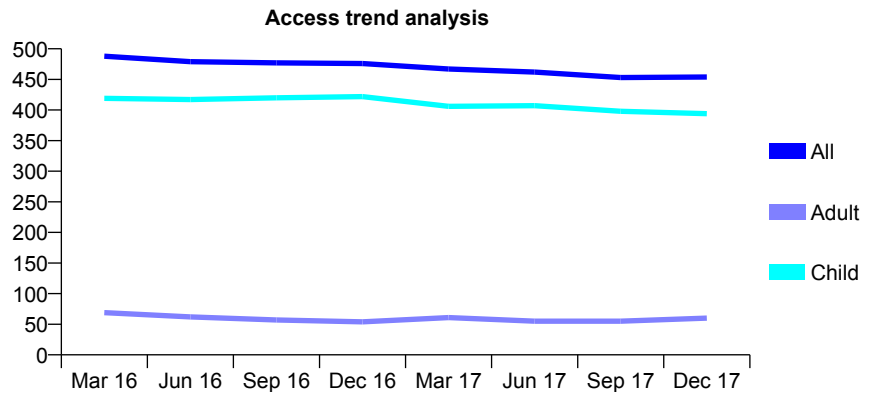
Q49 - Vital Signs At a Glance Contract Report for 105953/0001 - December 2017

Name or company name	St Helen's Dental Practice Ltd
Contract type name	GDS Contract
Purpose of contract	General
Contract start date	01/05/2011
Contract end date	

17/18 Contracted general activity (UDA)	1,000
Carry forward general activity (UDA)	-20
17/18 Contracted orthodontic activity (UOA)	0
Carry forward orthodontic activity (UOA)	0
Baseline contract value	£23,592.78

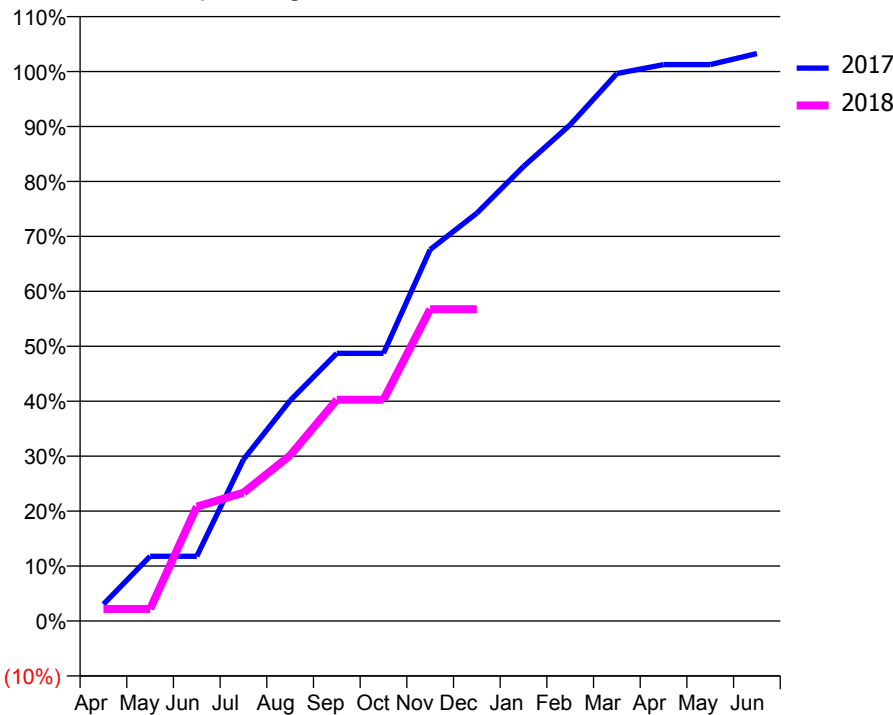
ACCESS*

Patients seen in 24 months	Total	Change since previous quarter
Quarter ending December 2016	476	
Quarter ending March 2017	467	↓
Quarter ending June 2017	462	↓
Quarter ending September 2017	453	↓
Quarter ending December 2017	454	→
Variance since December 2016	(4.6%)	↓



ACTIVITY

Cumulative percentage of contracted UDA delivered 2017 & 2018



Month	Adjusted Scheduled Activity (UDA)	
	2017	2018
April	30	22
May	118	22
June	118	208
July	294	234
August	401	302
September	487	403
October	487	403
November	676	568
December	742	568
January	827	
February	903	
March	996	
April	1,013	
May	1,013	
June	1,033	

QUALITY

	Quantity	Base Number	Contract	AT	Region	England
% of FP17s for the same patient ID Re-attending within 3 months - Children	27	433	6.2%	10.8%	12.9%	12.0%
% of FP17s for the same patient ID Re-attending within 3 months - Adults	0	0	N/A	14.4%	16.5%	15.9%
% of FP17s for the same patient ID Re-attending between 3 & 9 months - Children	265	433	61.2%	57.8%	59.6%	58.0%
% of FP17s for the same patient ID Re-attending between 3 & 9 months - Adults	0	0	N/A	52.6%	52.8%	50.5%
% of FP17s for Band 1 Urgent Courses	3	407	0.7%	8.1%	9.1%	9.0%
% of FP17s Relating to Free Repair or Replacements	0	407	0.0%	1.1%	1.0%	0.8%
% of FP17s Relating to Continuations	5	407	1.2%	1.4%	1.2%	1.1%
% of Patients satisfied with the dentistry they have received	0	0	N/A	92.8%	91.6%	91.5%
% of Patients satisfied with the time they had to wait for an appointment	0	0	N/A	88.7%	88.3%	87.9%

* This is based on patients treated on this contract for their most recent course of treatment. Figures in italics indicate the base number of FP17s or Patient Questionnaire responses are less than 100. N/A is shown where the base number of responses is less than 10 during the period. % is calculated as Quantity/Base number*100

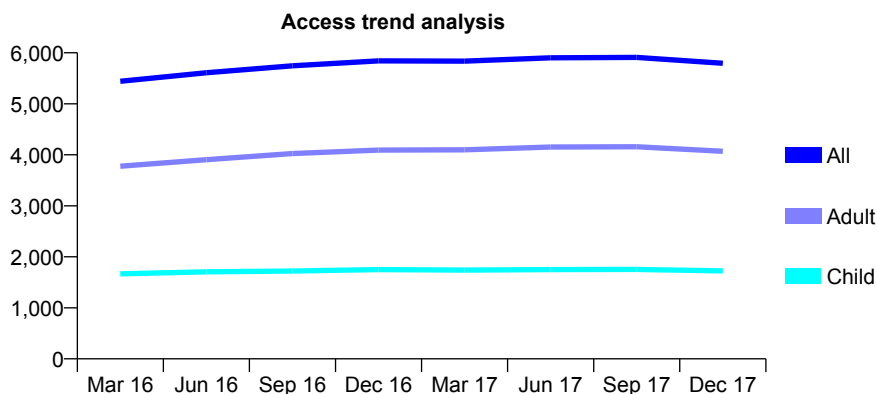
Q49 - Vital Signs At a Glance Contract Report for 106453/0001 - December 2017

Name or company name	The Whitley Dental Clinic Partnership
Contract type name	GDS Contract
Purpose of contract	General
Contract start date	01/11/2013
Contract end date	

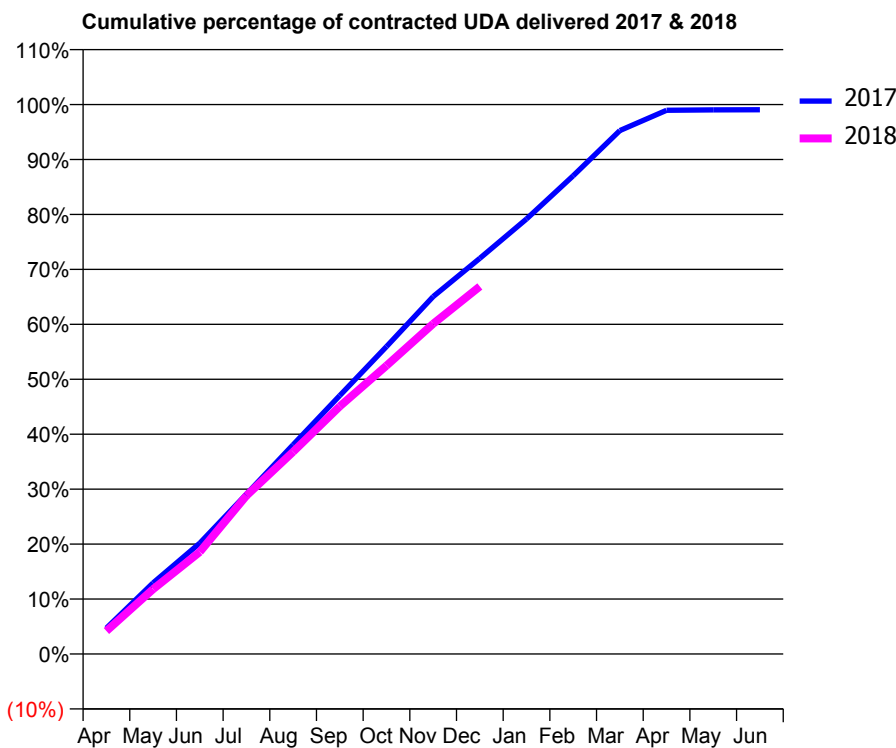
17/18 Contracted general activity (UDA)	13,279
Carry forward general activity (UDA)	0
17/18 Contracted orthodontic activity (UOA)	0
Carry forward orthodontic activity (UOA)	0
Baseline contract value	£326,445.82

ACCESS*

Patients seen in 24 months	Total	Change since previous quarter
Quarter ending December 2016	5,843	
Quarter ending March 2017	5,837	→
Quarter ending June 2017	5,903	→
Quarter ending September 2017	5,909	→
Quarter ending December 2017	5,794	↓
Variance since December 2016	(0.8%)	→



ACTIVITY



Month	Adjusted Scheduled Activity (UDA)	
	2017	2018
April	628	556
May	1,720	1,566
June	2,681	2,466
July	3,865	3,827
August	5,056	4,886
September	6,246	5,986
October	7,430	6,969
November	8,637	7,979
December	9,562	8,883
January	10,513	
February	11,557	
March	12,649	
April	13,139	
May	13,150	
June	13,153	

QUALITY

	Quantity	Base Number	Contract	AT	Region	England
% of FP17s for the same patient ID Re-attending within 3 months - Children	126	1,756	7.2%	10.8%	12.9%	12.0%
% of FP17s for the same patient ID Re-attending within 3 months - Adults	724	4,101	17.7%	14.4%	16.5%	15.9%
% of FP17s for the same patient ID Re-attending between 3 & 9 months - Children	995	1,756	56.7%	57.8%	59.6%	58.0%
% of FP17s for the same patient ID Re-attending between 3 & 9 months - Adults	2,151	4,101	52.5%	52.6%	52.8%	50.5%
% of FP17s for Band 1 Urgent Courses	531	5,245	10.1%	8.1%	9.1%	9.0%
% of FP17s Relating to Free Repair or Replacements	68	5,245	1.3%	1.1%	1.0%	0.8%
% of FP17s Relating to Continuations	40	5,245	0.8%	1.4%	1.2%	1.1%
% of Patients satisfied with the dentistry they have received	5	6	N/A	92.8%	91.6%	91.5%
% of Patients satisfied with the time they had to wait for an appointment	6	6	N/A	88.7%	88.3%	87.9%

* This is based on patients treated on this contract for their most recent course of treatment. Figures in italics indicate the base number of FP17s or Patient Questionnaire responses are less than 100. N/A is shown where the base number of responses is less than 10 during the period. % is calculated as Quantity/Base number*100

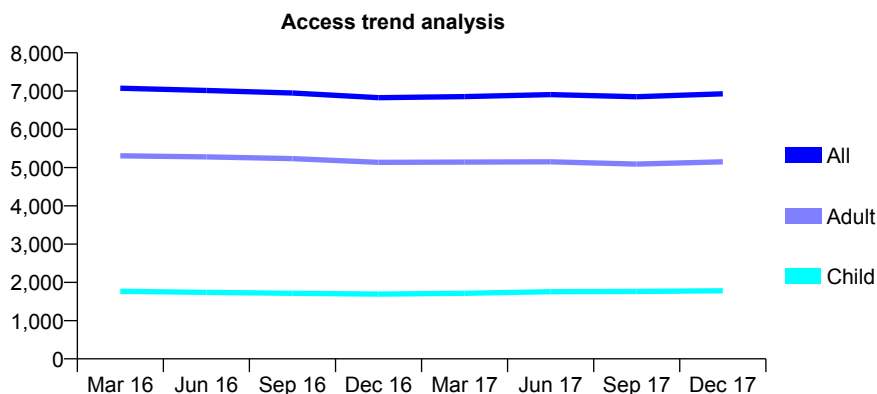
Q49 - Vital Signs At a Glance Contract Report for 109193/0001 - December 2017

Name or company name	Browns ₂ Dental Surgery
Contract type name	GDS Contract
Purpose of contract	General
Contract start date	09/10/2013
Contract end date	

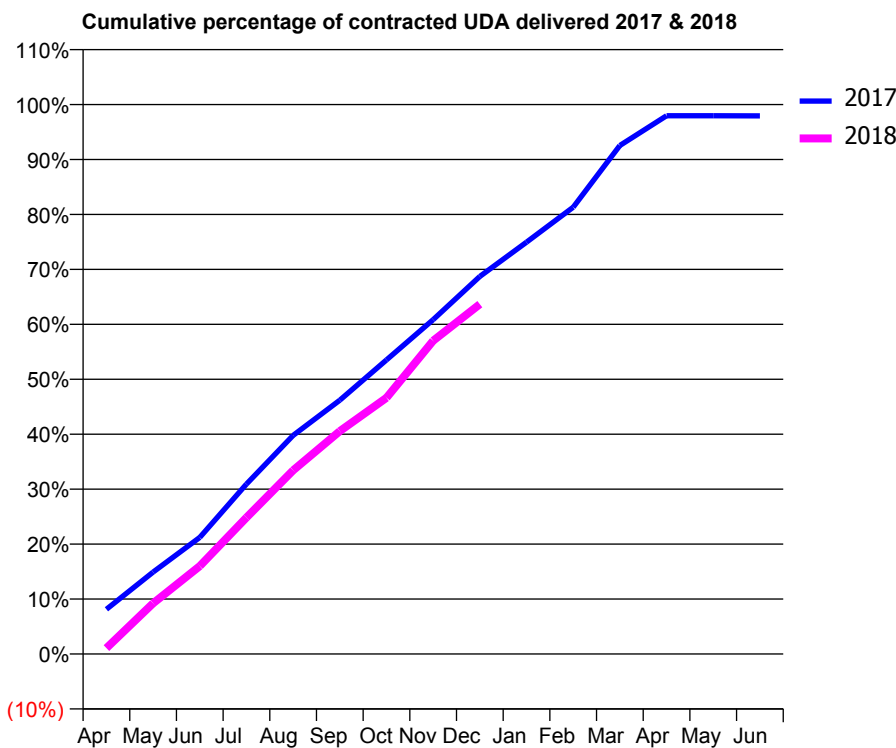
17/18 Contracted general activity (UDA)	20,616
Carry forward general activity (UDA)	414
17/18 Contracted orthodontic activity (UOA)	0
Carry forward orthodontic activity (UOA)	0
Baseline contract value	£546,238.38

ACCESS*

Patients seen in 24 months	Total	Change since previous quarter
Quarter ending December 2016	6,827	
Quarter ending March 2017	6,855	→
Quarter ending June 2017	6,907	→
Quarter ending September 2017	6,853	→
Quarter ending December 2017	6,929	→
Variance since December 2016	1.5%	→



ACTIVITY



Month	Adjusted Scheduled Activity (UDA)	
	2017	2018
April	1,657	221
May	3,033	1,903
June	4,317	3,298
July	6,294	5,118
August	8,099	6,891
September	9,400	8,360
October	10,894	9,615
November	12,384	11,756
December	13,986	13,125
January	15,256	
February	16,550	
March	18,836	
April	19,936	
May	19,936	
June	19,935	

QUALITY

	Quantity	Base Number	Contract	AT	Region	England
% of FP17s for the same patient ID Re-attending within 3 months - Children	121	1,859	6.5%	10.8%	12.9%	12.0%
% of FP17s for the same patient ID Re-attending within 3 months - Adults	706	5,223	13.5%	14.4%	16.5%	15.9%
% of FP17s for the same patient ID Re-attending between 3 & 9 months - Children	845	1,859	45.5%	57.8%	59.6%	58.0%
% of FP17s for the same patient ID Re-attending between 3 & 9 months - Adults	2,373	5,223	45.4%	52.6%	52.8%	50.5%
% of FP17s for Band 1 Urgent Courses	488	6,608	7.4%	8.1%	9.1%	9.0%
% of FP17s Relating to Free Repair or Replacements	75	6,608	1.1%	1.1%	1.0%	0.8%
% of FP17s Relating to Continuations	150	6,608	2.3%	1.4%	1.2%	1.1%
% of Patients satisfied with the dentistry they have received	6	6	N/A	92.8%	91.6%	91.5%
% of Patients satisfied with the time they had to wait for an appointment	6	6	N/A	88.7%	88.3%	87.9%

* This is based on patients treated on this contract for their most recent course of treatment. Figures in italics indicate the base number of FP17s or Patient Questionnaire responses are less than 100. N/A is shown where the base number of responses is less than 10 during the period. % is calculated as Quantity/Base number*100

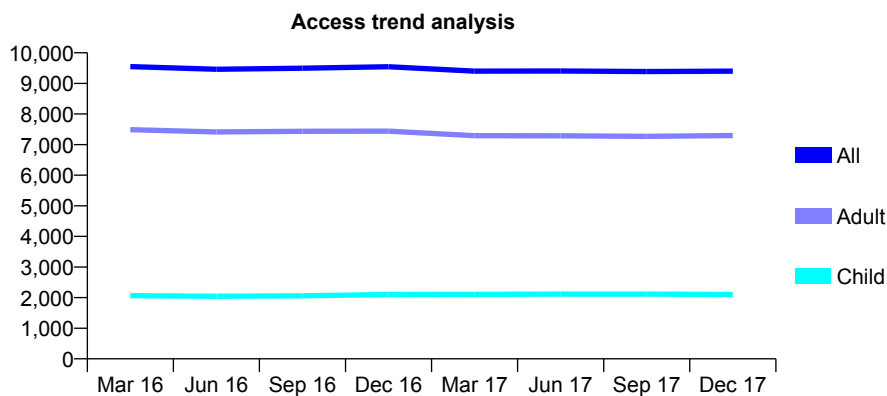
Q49 - Vital Signs At a Glance Contract Report for 109290/0001 - December 2017

Name or company name	Kenton Park Dental Practice Partnership
Contract type name	GDS Contract
Purpose of contract	General
Contract start date	01/08/2013
Contract end date	

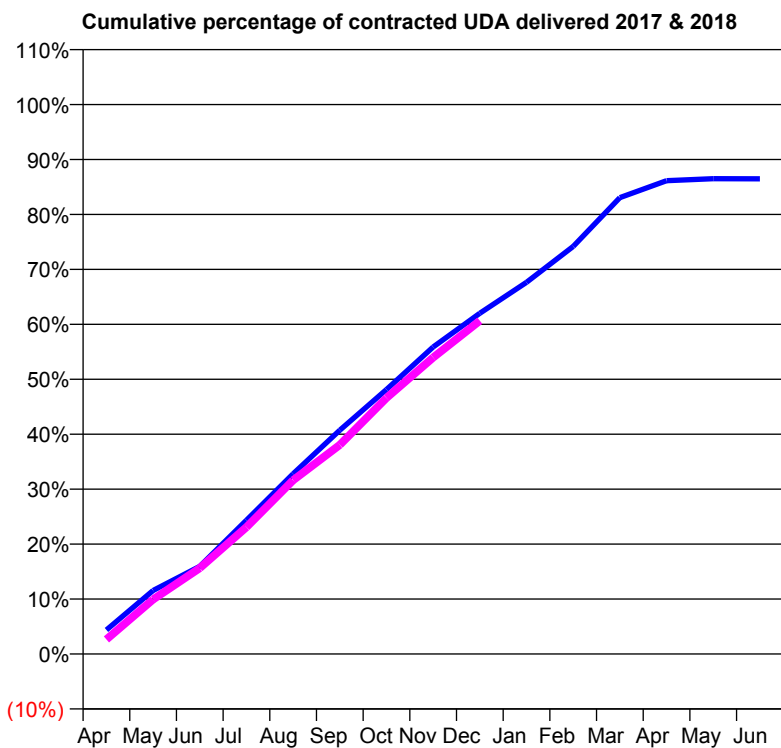
17/18 Contracted general activity (UDA)	29,318
Carry forward general activity (UDA)	0
17/18 Contracted orthodontic activity (UOA)	0
Carry forward orthodontic activity (UOA)	0
Baseline contract value	£743,318.15

ACCESS*

Patients seen in 24 months	Total	Change since previous quarter
Quarter ending December 2016	9,543	
Quarter ending March 2017	9,401	↓
Quarter ending June 2017	9,404	→
Quarter ending September 2017	9,387	→
Quarter ending December 2017	9,399	→
Variance since December 2016	(1.5%)	↓



ACTIVITY



Month	Adjusted Scheduled Activity (UDA)	
	2017	2018
April	1,285	777
May	3,392	2,915
June	4,680	4,585
July	7,141	6,766
August	9,617	9,277
September	11,942	11,156
October	14,113	13,663
November	16,379	15,817
December	18,182	17,781
January	19,829	
February	21,743	
March	24,351	
April	25,252	
May	25,363	
June	25,351	

QUALITY

	Quantity	Base Number	Contract	AT	Region	England
% of FP17s for the same patient ID Re-attending within 3 months - Children	112	2,248	5.0%	10.8%	12.9%	12.0%
% of FP17s for the same patient ID Re-attending within 3 months - Adults	943	7,362	12.8%	14.4%	16.5%	15.9%
% of FP17s for the same patient ID Re-attending between 3 & 9 months - Children	1,383	2,248	61.5%	57.8%	59.6%	58.0%
% of FP17s for the same patient ID Re-attending between 3 & 9 months - Adults	4,171	7,362	56.7%	52.6%	52.8%	50.5%
% of FP17s for Band 1 Urgent Courses	663	9,155	7.2%	8.1%	9.1%	9.0%
% of FP17s Relating to Free Repair or Replacements	103	9,155	1.1%	1.1%	1.0%	0.8%
% of FP17s Relating to Continuations	195	9,155	2.1%	1.4%	1.2%	1.1%
% of Patients satisfied with the dentistry they have received	16	18	88.9%	92.8%	91.6%	91.5%
% of Patients satisfied with the time they had to wait for an appointment	15	18	83.3%	88.7%	88.3%	87.9%

* This is based on patients treated on this contract for their most recent course of treatment. Figures in italics indicate the base number of FP17s or Patient Questionnaire responses are less than 100. N/A is shown where the base number of responses is less than 10 during the period. % is calculated as Quantity/Base number*100

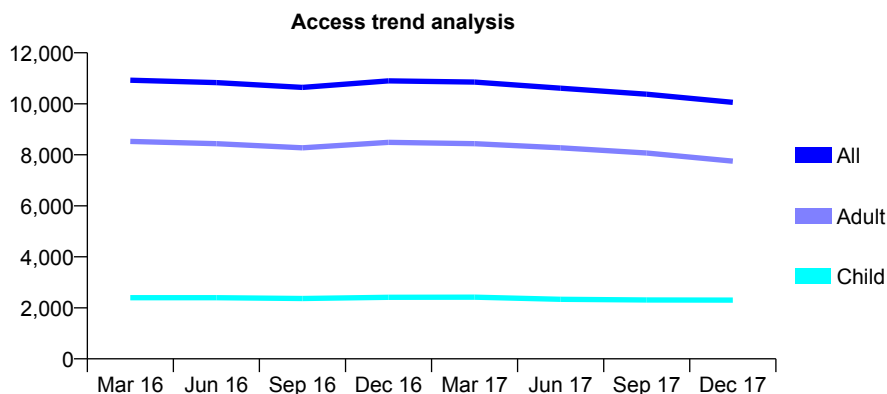
Q49 - Vital Signs At a Glance Contract Report for 109401/0002 - December 2017

Name or company name	IDH 406 Ltd
Contract type name	GDS Contract
Purpose of contract	General
Contract start date	01/05/2009
Contract end date	

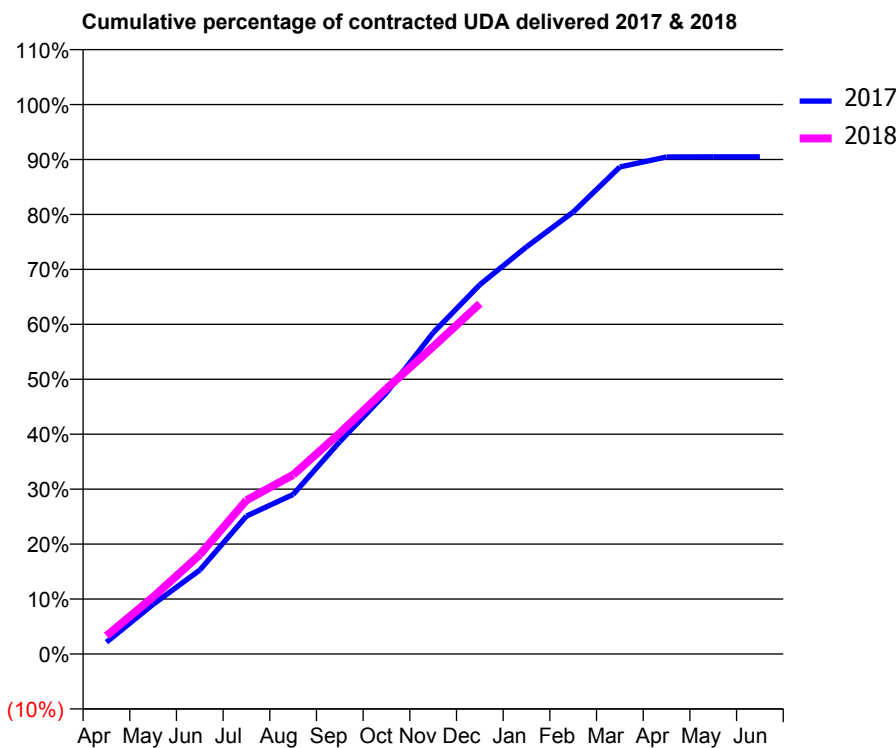
17/18 Contracted general activity (UDA)	27,624
Carry forward general activity (UDA)	0
17/18 Contracted orthodontic activity (UOA)	0
Carry forward orthodontic activity (UOA)	0
Baseline contract value	£666,843.36

ACCESS*

Patients seen in 24 months	Total	Change since previous quarter
Quarter ending December 2016	10,900	
Quarter ending March 2017	10,853	→
Quarter ending June 2017	10,611	↓
Quarter ending September 2017	10,378	↓
Quarter ending December 2017	10,056	↓
Variance since December 2016	(7.7%)	↓



ACTIVITY



Month	Adjusted Scheduled Activity (UDA)	
	2017	2018
April	706	915
May	2,962	2,868
June	5,004	4,991
July	8,231	7,734
August	9,516	9,006
September	12,663	11,110
October	15,586	13,340
November	19,166	15,445
December	22,024	17,616
January	24,282	
February	26,362	
March	29,049	
April	29,647	
May	29,651	
June	29,652	

QUALITY

	Quantity	Base Number	Contract	AT	Region	England
% of FP17s for the same patient ID Re-attending within 3 months - Children	96	2,075	4.6%	10.8%	12.9%	12.0%
% of FP17s for the same patient ID Re-attending within 3 months - Adults	554	6,465	8.6%	14.4%	16.5%	15.9%
% of FP17s for the same patient ID Re-attending between 3 & 9 months - Children	1,148	2,075	55.3%	57.8%	59.6%	58.0%
% of FP17s for the same patient ID Re-attending between 3 & 9 months - Adults	3,418	6,465	52.9%	52.6%	52.8%	50.5%
% of FP17s for Band 1 Urgent Courses	606	8,284	7.3%	8.1%	9.1%	9.0%
% of FP17s Relating to Free Repair or Replacements	48	8,284	0.6%	1.1%	1.0%	0.8%
% of FP17s Relating to Continuations	87	8,284	1.1%	1.4%	1.2%	1.1%
% of Patients satisfied with the dentistry they have received	12	13	92.3%	92.8%	91.6%	91.5%
% of Patients satisfied with the time they had to wait for an appointment	12	13	92.3%	88.7%	88.3%	87.9%

* This is based on patients treated on this contract for their most recent course of treatment. Figures in italics indicate the base number of FP17s or Patient Questionnaire responses are less than 100. N/A is shown where the base number of responses is less than 10 during the period. % is calculated as Quantity/Base number*100

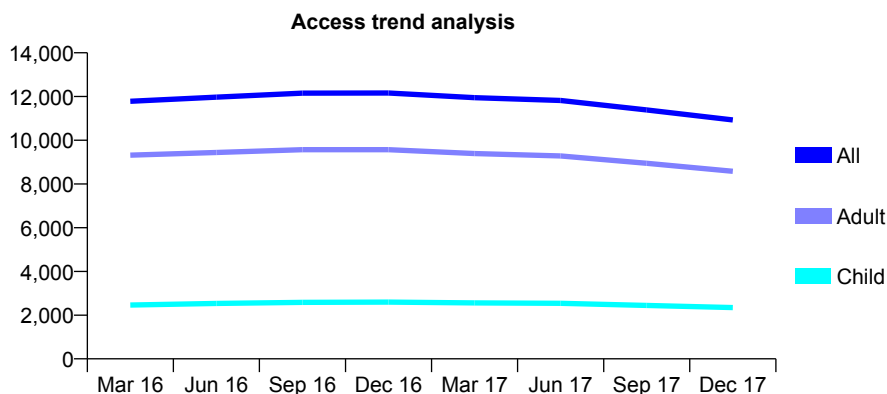
Q49 - Vital Signs At a Glance Contract Report for 116521/0001 - December 2017

Name or company name	Central Dental Practice
Contract type name	GDS Contract
Purpose of contract	General
Contract start date	01/04/2010
Contract end date	

17/18 Contracted general activity (UDA)	37,500
Carry forward general activity (UDA)	0
17/18 Contracted orthodontic activity (UOA)	0
Carry forward orthodontic activity (UOA)	0
Baseline contract value	£896,762.49

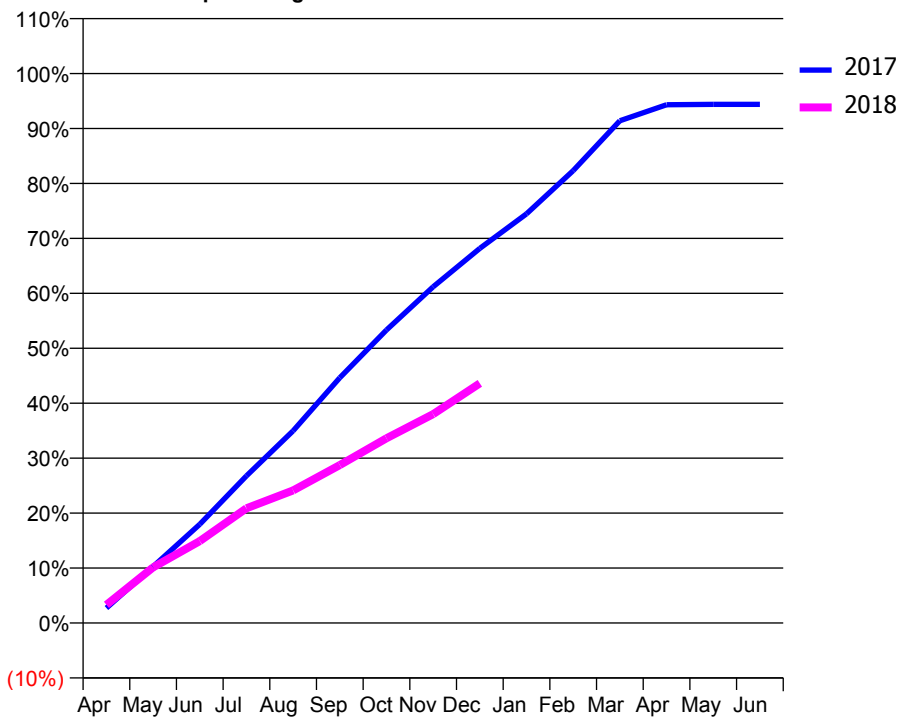
ACCESS*

Patients seen in 24 months	Total	Change since previous quarter
Quarter ending December 2016	12,161	
Quarter ending March 2017	11,950	↓
Quarter ending June 2017	11,821	↓
Quarter ending September 2017	11,389	↓
Quarter ending December 2017	10,928	↓
Variance since December 2016	(10.1%)	↓



ACTIVITY

Cumulative percentage of contracted UDA delivered 2017 & 2018



Month	Adjusted Scheduled Activity (UDA)	
	2017	2018
April	1,021	1,245
May	3,851	3,804
June	6,737	5,588
July	10,041	7,830
August	13,115	9,050
September	16,736	10,780
October	19,993	12,608
November	22,947	14,252
December	25,568	16,359
January	27,925	
February	30,874	
March	34,280	
April	35,370	
May	35,398	
June	35,397	

QUALITY

	Quantity	Base Number	Contract	AT	Region	England
% of FP17s for the same patient ID Re-attending within 3 months - Children	106	1,559	6.8%	10.8%	12.9%	12.0%
% of FP17s for the same patient ID Re-attending within 3 months - Adults	729	5,657	12.9%	14.4%	16.5%	15.9%
% of FP17s for the same patient ID Re-attending between 3 & 9 months - Children	808	1,559	51.8%	57.8%	59.6%	58.0%
% of FP17s for the same patient ID Re-attending between 3 & 9 months - Adults	2,444	5,657	43.2%	52.6%	52.8%	50.5%
% of FP17s for Band 1 Urgent Courses	1,264	6,787	18.6%	8.1%	9.1%	9.0%
% of FP17s Relating to Free Repair or Replacements	57	6,787	0.8%	1.1%	1.0%	0.8%
% of FP17s Relating to Continuations	88	6,787	1.3%	1.4%	1.2%	1.1%
% of Patients satisfied with the dentistry they have received	13	13	100.0%	92.8%	91.6%	91.5%
% of Patients satisfied with the time they had to wait for an appointment	13	13	100.0%	88.7%	88.3%	87.9%

* This is based on patients treated on this contract for their most recent course of treatment. Figures in italics indicate the base number of FP17s or Patient Questionnaire responses are less than 100. N/A is shown where the base number of responses is less than 10 during the period. % is calculated as Quantity/Base number*100

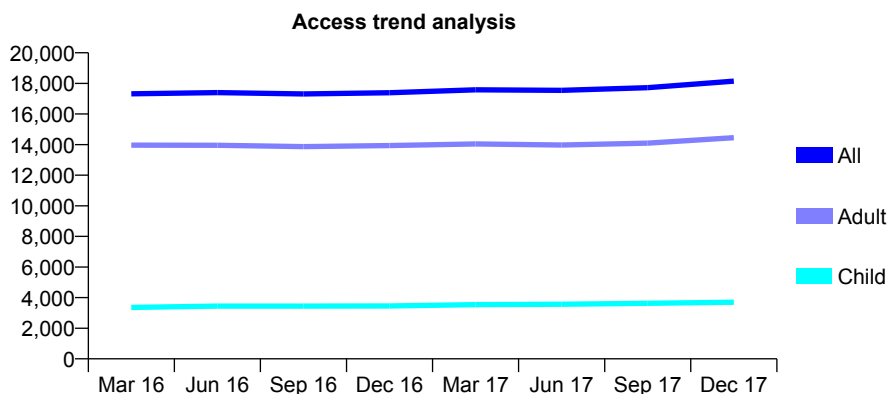
Q49 - Vital Signs At a Glance Contract Report for 116998/0001 - December 2017

Name or company name	The Cowpen and Waterloo Dental Practice
Contract type name	GDS Contract
Purpose of contract	General
Contract start date	30/07/2013
Contract end date	

17/18 Contracted general activity (UDA)	61,155
Carry forward general activity (UDA)	0
17/18 Contracted orthodontic activity (UOA)	0
Carry forward orthodontic activity (UOA)	0
Baseline contract value	£1,893,385.32

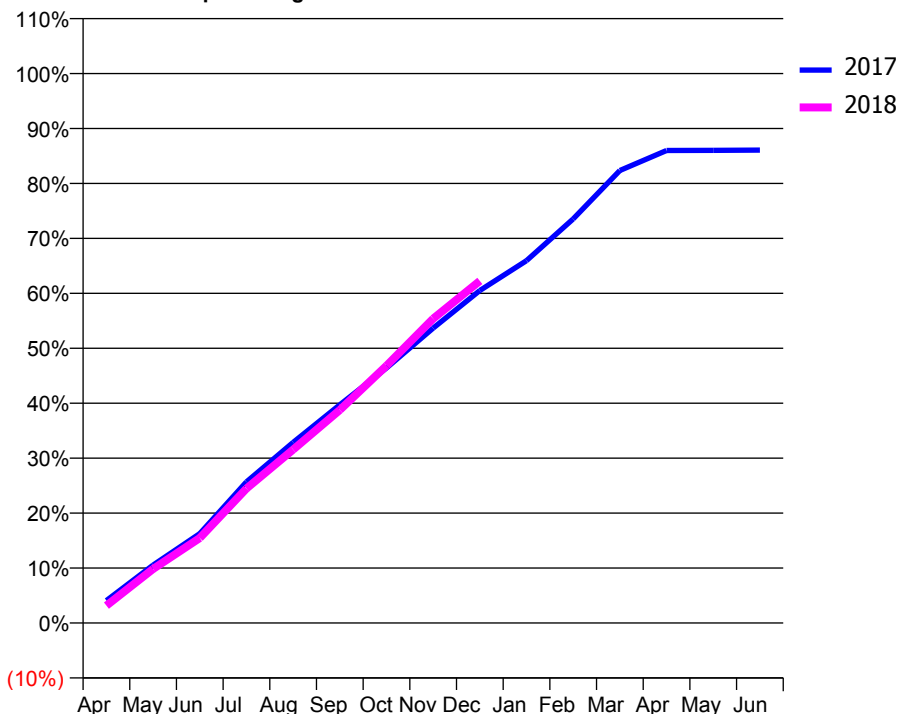
ACCESS*

Patients seen in 24 months	Total	Change since previous quarter
Quarter ending December 2016	17,391	
Quarter ending March 2017	17,586	→
Quarter ending June 2017	17,544	→
Quarter ending September 2017	17,723	→
Quarter ending December 2017	18,148	↑
Variance since December 2016	4.4%	↑



ACTIVITY

Cumulative percentage of contracted UDA delivered 2017 & 2018



Month	Adjusted Scheduled Activity (UDA)	
	2017	2018
April	2,498	1,930
May	6,443	6,017
June	9,954	9,462
July	15,709	14,960
August	20,101	19,301
September	24,281	23,706
October	28,383	28,642
November	32,818	33,870
December	37,011	38,067
January	40,322	
February	44,968	
March	50,355	
April	52,590	
May	52,600	
June	52,633	

QUALITY

	Quantity	Base Number	Contract	AT	Region	England
% of FP17s for the same patient ID Re-attending within 3 months - Children	281	4,134	6.8%	10.8%	12.9%	12.0%
% of FP17s for the same patient ID Re-attending within 3 months - Adults	1,767	14,449	12.2%	14.4%	16.5%	15.9%
% of FP17s for the same patient ID Re-attending between 3 & 9 months - Children	2,335	4,134	56.5%	57.8%	59.6%	58.0%
% of FP17s for the same patient ID Re-attending between 3 & 9 months - Adults	7,658	14,449	53.0%	52.6%	52.8%	50.5%
% of FP17s for Band 1 Urgent Courses	1,393	17,683	7.9%	8.1%	9.1%	9.0%
% of FP17s Relating to Free Repair or Replacements	186	17,683	1.1%	1.1%	1.0%	0.8%
% of FP17s Relating to Continuations	277	17,683	1.6%	1.4%	1.2%	1.1%
% of Patients satisfied with the dentistry they have received	17	20	85.0%	92.8%	91.6%	91.5%
% of Patients satisfied with the time they had to wait for an appointment	17	20	85.0%	88.7%	88.3%	87.9%

* This is based on patients treated on this contract for their most recent course of treatment. Figures in italics indicate the base number of FP17s or Patient Questionnaire responses are less than 100. N/A is shown where the base number of responses is less than 10 during the period. % is calculated as Quantity/Base number*100

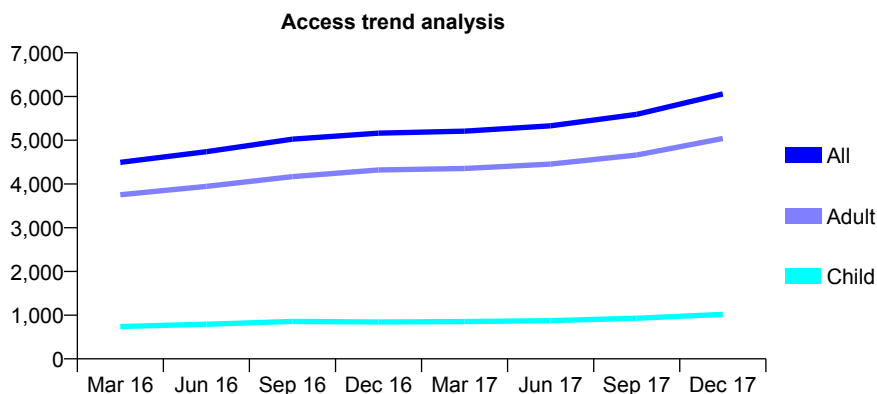
Q49 - Vital Signs At a Glance Contract Report for 118060/0023 - December 2017

Name or company name	Genix Healthcare Ltd
Contract type name	PDS Plus Contract
Purpose of contract	General
Contract start date	25/08/2010
Contract end date	31/03/2020

17/18 Contracted general activity (UDA)	20,000
Carry forward general activity (UDA)	0
17/18 Contracted orthodontic activity (UOA)	0
Carry forward orthodontic activity (UOA)	0
Baseline contract value	£298,149.99

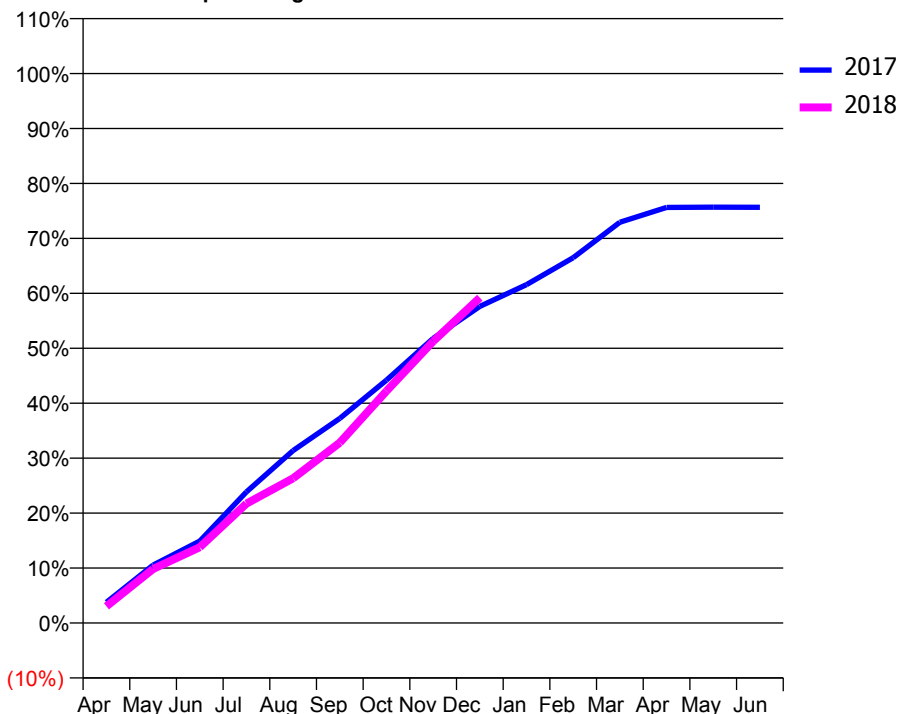
ACCESS*

Patients seen in 24 months	Total	Change since previous quarter
Quarter ending December 2016	5,162	
Quarter ending March 2017	5,208	→
Quarter ending June 2017	5,329	↑
Quarter ending September 2017	5,592	↑
Quarter ending December 2017	6,058	↑
Variance since December 2016	17.4%	↑



ACTIVITY

Cumulative percentage of contracted UDA delivered 2017 & 2018



Month	Adjusted Scheduled Activity (UDA)	
	2017	2018
April	755	610
May	2,110	1,966
June	2,984	2,759
July	4,774	4,348
August	6,276	5,266
September	7,446	6,567
October	8,841	8,441
November	10,362	10,255
December	11,526	11,838
January	12,315	
February	13,298	
March	14,585	
April	15,124	
May	15,134	
June	15,132	

QUALITY

	Quantity	Base Number	Contract	AT	Region	England
% of FP17s for the same patient ID Re-attending within 3 months - Children	39	1,052	3.7%	10.8%	12.9%	12.0%
% of FP17s for the same patient ID Re-attending within 3 months - Adults	424	5,073	8.4%	14.4%	16.5%	15.9%
% of FP17s for the same patient ID Re-attending between 3 & 9 months - Children	579	1,052	55.0%	57.8%	59.6%	58.0%
% of FP17s for the same patient ID Re-attending between 3 & 9 months - Adults	2,438	5,073	48.1%	52.6%	52.8%	50.5%
% of FP17s for Band 1 Urgent Courses	257	5,870	4.4%	8.1%	9.1%	9.0%
% of FP17s Relating to Free Repair or Replacements	61	5,870	1.0%	1.1%	1.0%	0.8%
% of FP17s Relating to Continuations	75	5,870	1.3%	1.4%	1.2%	1.1%
% of Patients satisfied with the dentistry they have received	14	14	100.0%	92.8%	91.6%	91.5%
% of Patients satisfied with the time they had to wait for an appointment	14	14	100.0%	88.7%	88.3%	87.9%

* This is based on patients treated on this contract for their most recent course of treatment. Figures in italics indicate the base number of FP17s or Patient Questionnaire responses are less than 100. N/A is shown where the base number of responses is less than 10 during the period. % is calculated as Quantity/Base number*100

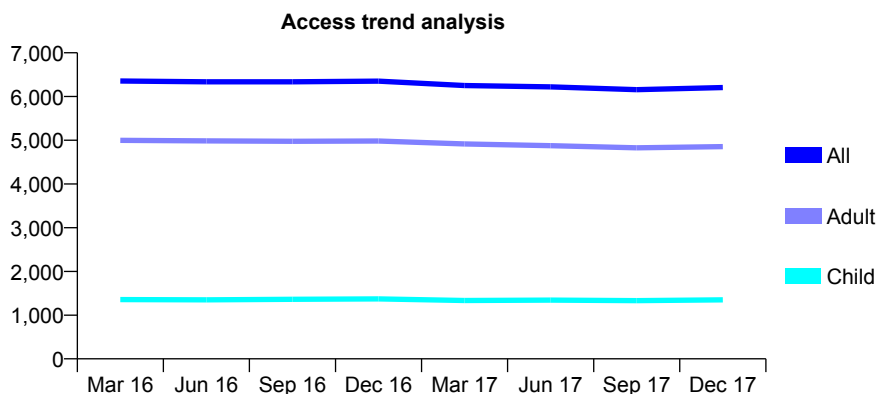
Q49 - Vital Signs At a Glance Contract Report for 118060/0024 - December 2017

Name or company name	Genix Healthcare Ltd
Contract type name	PDS Plus Contract
Purpose of contract	General
Contract start date	25/08/2010
Contract end date	31/03/2020

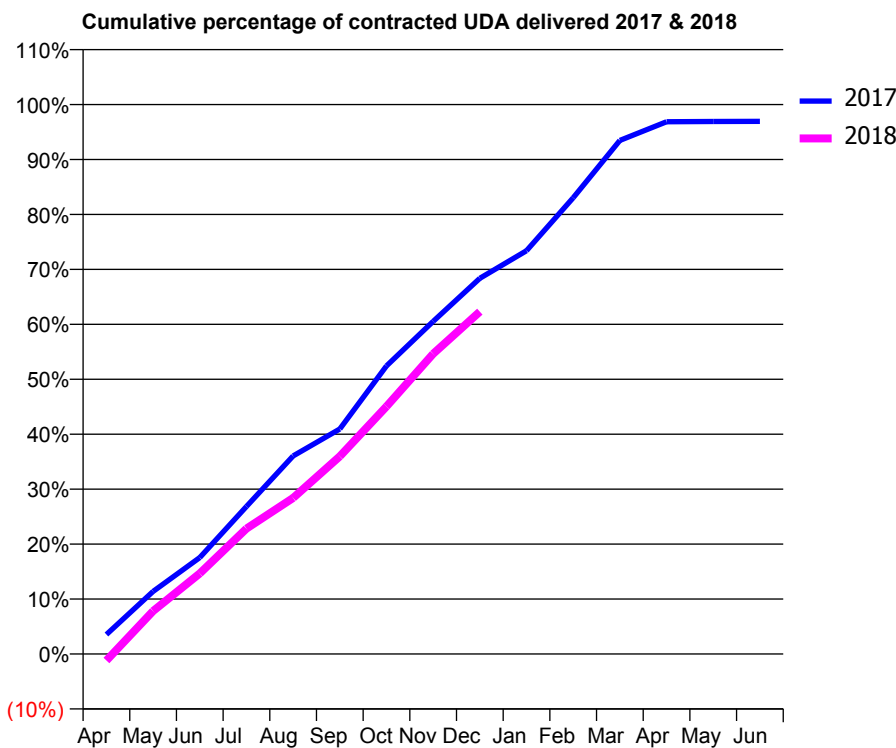
17/18 Contracted general activity (UDA)	20,000
Carry forward general activity (UDA)	615
17/18 Contracted orthodontic activity (UOA)	0
Carry forward orthodontic activity (UOA)	0
Baseline contract value	£296,077.46

ACCESS*

Patients seen in 24 months	Total	Change since previous quarter
Quarter ending December 2016	6,352	
Quarter ending March 2017	6,250	↓
Quarter ending June 2017	6,220	→
Quarter ending September 2017	6,157	↓
Quarter ending December 2017	6,204	→
Variance since December 2016	(2.3%)	↓



ACTIVITY



Month	Adjusted Scheduled Activity (UDA)	
	2017	2018
April	713	-239
May	2,280	1,563
June	3,512	2,932
July	5,370	4,566
August	7,209	5,681
September	8,189	7,195
October	10,486	9,009
November	12,105	10,928
December	13,675	12,463
January	14,680	
February	16,607	
March	18,693	
April	19,373	
May	19,381	
June	19,385	

QUALITY

	Quantity	Base Number	Contract	AT	Region	England
% of FP17s for the same patient ID Re-attending within 3 months - Children	90	1,468	6.1%	10.8%	12.9%	12.0%
% of FP17s for the same patient ID Re-attending within 3 months - Adults	382	4,306	8.9%	14.4%	16.5%	15.9%
% of FP17s for the same patient ID Re-attending between 3 & 9 months - Children	897	1,468	61.1%	57.8%	59.6%	58.0%
% of FP17s for the same patient ID Re-attending between 3 & 9 months - Adults	2,274	4,306	52.8%	52.6%	52.8%	50.5%
% of FP17s for Band 1 Urgent Courses	23	5,481	0.4%	8.1%	9.1%	9.0%
% of FP17s Relating to Free Repair or Replacements	73	5,481	1.3%	1.1%	1.0%	0.8%
% of FP17s Relating to Continuations	40	5,481	0.7%	1.4%	1.2%	1.1%
% of Patients satisfied with the dentistry they have received	9	12	75.0%	92.8%	91.6%	91.5%
% of Patients satisfied with the time they had to wait for an appointment	10	12	83.3%	88.7%	88.3%	87.9%

* This is based on patients treated on this contract for their most recent course of treatment. Figures in italics indicate the base number of FP17s or Patient Questionnaire responses are less than 100. N/A is shown where the base number of responses is less than 10 during the period. % is calculated as Quantity/Base number*100

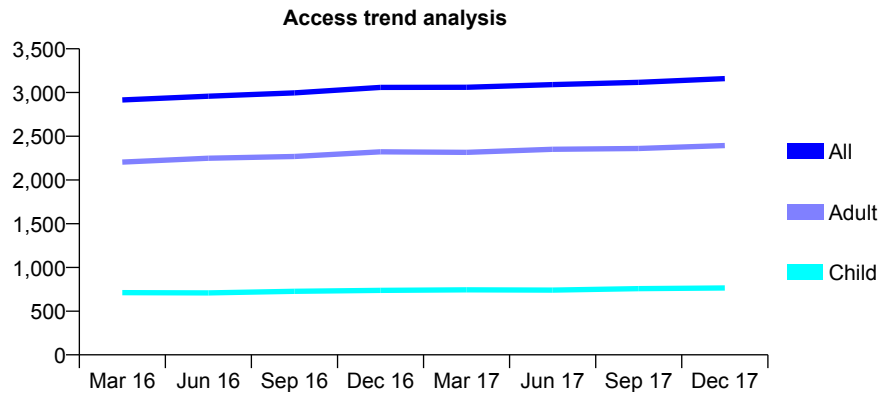
Q49 - Vital Signs At a Glance Contract Report for 122181/0001 - December 2017

Name or company name	Sedbergh Dental Practice
Contract type name	GDS Contract
Purpose of contract	General
Contract start date	01/04/2010
Contract end date	

17/18 Contracted general activity (UDA)	8,754
Carry forward general activity (UDA)	-75
17/18 Contracted orthodontic activity (UOA)	0
Carry forward orthodontic activity (UOA)	0
Baseline contract value	£221,510.10

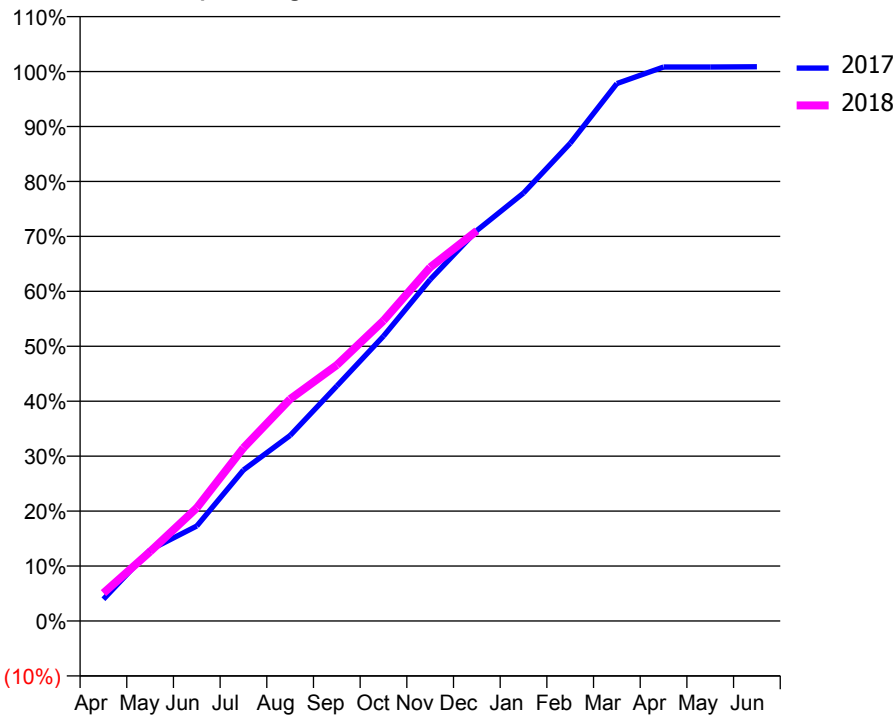
ACCESS*

Patients seen in 24 months	Total	Change since previous quarter
Quarter ending December 2016	3,059	
Quarter ending March 2017	3,060	→
Quarter ending June 2017	3,091	→
Quarter ending September 2017	3,117	→
Quarter ending December 2017	3,159	→
Variance since December 2016	3.3%	↑



ACTIVITY

Cumulative percentage of contracted UDA delivered 2017 & 2018



Month	Adjusted Scheduled Activity (UDA)	
	2017	2018
April	347	446
May	1,134	1,106
June	1,513	1,803
July	2,405	2,759
August	2,956	3,536
September	3,744	4,078
October	4,540	4,785
November	5,440	5,635
December	6,222	6,216
January	6,818	
February	7,610	
March	8,561	
April	8,826	
May	8,826	
June	8,829	

QUALITY

	Quantity	Base Number	Contract	AT	Region	England
% of FP17s for the same patient ID Re-attending within 3 months - Children	91	1,075	8.5%	10.8%	12.9%	12.0%
% of FP17s for the same patient ID Re-attending within 3 months - Adults	519	3,239	16.0%	14.4%	16.5%	15.9%
% of FP17s for the same patient ID Re-attending between 3 & 9 months - Children	794	1,075	73.9%	57.8%	59.6%	58.0%
% of FP17s for the same patient ID Re-attending between 3 & 9 months - Adults	2,248	3,239	69.4%	52.6%	52.8%	50.5%
% of FP17s for Band 1 Urgent Courses	234	3,486	6.7%	8.1%	9.1%	9.0%
% of FP17s Relating to Free Repair or Replacements	40	3,486	1.1%	1.1%	1.0%	0.8%
% of FP17s Relating to Continuations	86	3,486	2.5%	1.4%	1.2%	1.1%
% of Patients satisfied with the dentistry they have received	8	9	N/A	92.8%	91.6%	91.5%
% of Patients satisfied with the time they had to wait for an appointment	9	9	N/A	88.7%	88.3%	87.9%

* This is based on patients treated on this contract for their most recent course of treatment. Figures in italics indicate the base number of FP17s or Patient Questionnaire responses are less than 100. N/A is shown where the base number of responses is less than 10 during the period. % is calculated as Quantity/Base number*100

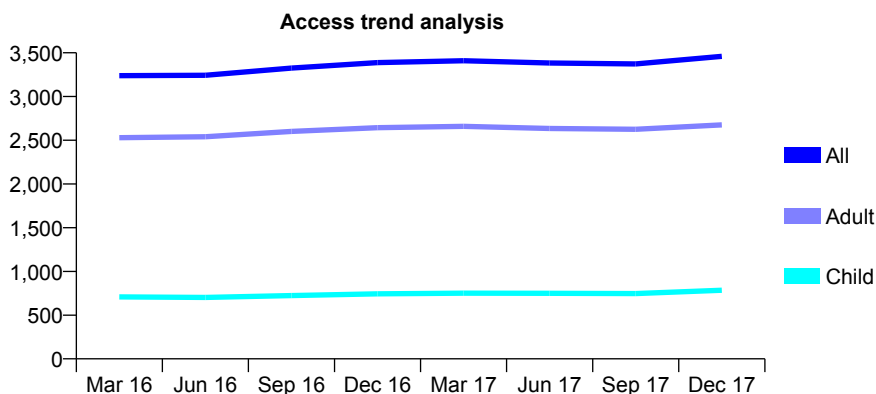
Q49 - Vital Signs At a Glance Contract Report for 123145/0001 - December 2017

Name or company name	Melita Dental Practice Limited
Contract type name	GDS Contract
Purpose of contract	General
Contract start date	01/11/2012
Contract end date	

17/18 Contracted general activity (UDA)	8,408
Carry forward general activity (UDA)	-168
17/18 Contracted orthodontic activity (UOA)	0
Carry forward orthodontic activity (UOA)	0
Baseline contract value	£182,401.50

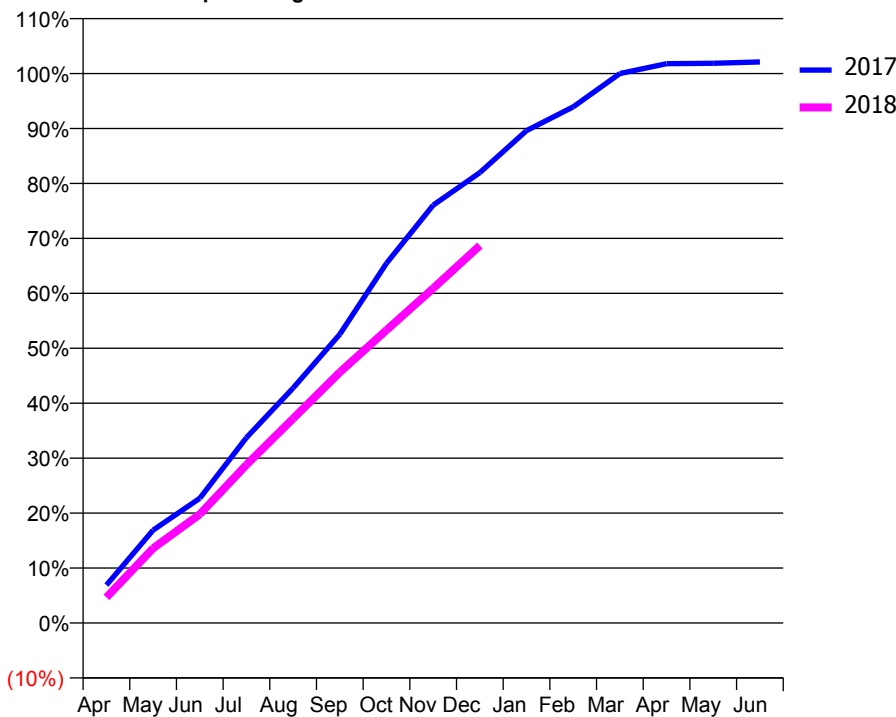
ACCESS*

Patients seen in 24 months	Total	Change since previous quarter
Quarter ending December 2016	3,388	
Quarter ending March 2017	3,410	→
Quarter ending June 2017	3,384	→
Quarter ending September 2017	3,372	→
Quarter ending December 2017	3,460	↑
Variance since December 2016	2.1%	↑



ACTIVITY

Cumulative percentage of contracted UDA delivered 2017 & 2018



Month	Adjusted Scheduled Activity (UDA)	
	2017	2018
April	581	392
May	1,420	1,144
June	1,909	1,663
July	2,837	2,421
August	3,596	3,129
September	4,418	3,836
October	5,504	4,481
November	6,393	5,120
December	6,892	5,775
January	7,535	
February	7,897	
March	8,408	
April	8,559	
May	8,564	
June	8,585	

QUALITY

	Quantity	Base Number	Contract	AT	Region	England
% of FP17s for the same patient ID Re-attending within 3 months - Children	56	960	5.8%	10.8%	12.9%	12.0%
% of FP17s for the same patient ID Re-attending within 3 months - Adults	322	3,289	9.8%	14.4%	16.5%	15.9%
% of FP17s for the same patient ID Re-attending between 3 & 9 months - Children	689	960	71.8%	57.8%	59.6%	58.0%
% of FP17s for the same patient ID Re-attending between 3 & 9 months - Adults	2,150	3,289	65.4%	52.6%	52.8%	50.5%
% of FP17s for Band 1 Urgent Courses	249	3,809	6.5%	8.1%	9.1%	9.0%
% of FP17s Relating to Free Repair or Replacements	4	3,809	0.1%	1.1%	1.0%	0.8%
% of FP17s Relating to Continuations	29	3,809	0.8%	1.4%	1.2%	1.1%
% of Patients satisfied with the dentistry they have received	8	8	N/A	92.8%	91.6%	91.5%
% of Patients satisfied with the time they had to wait for an appointment	7	8	N/A	88.7%	88.3%	87.9%

* This is based on patients treated on this contract for their most recent course of treatment. Figures in italics indicate the base number of FP17s or Patient Questionnaire responses are less than 100. N/A is shown where the base number of responses is less than 10 during the period. % is calculated as Quantity/Base number*100

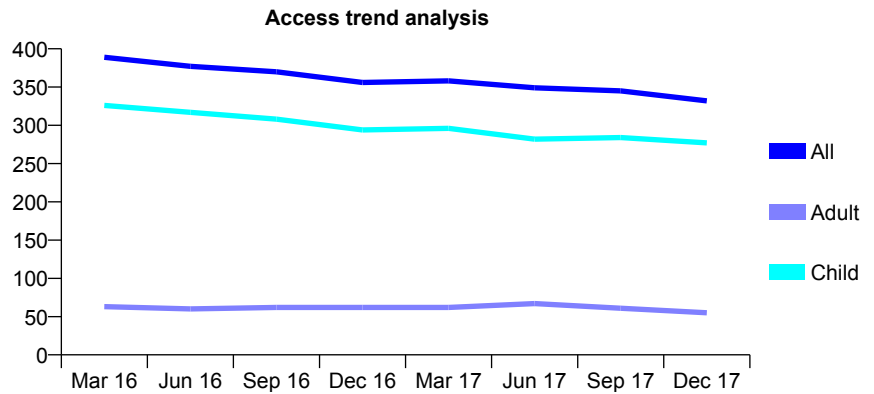
Q49 - Vital Signs At a Glance Contract Report for 123730/0001 - December 2017

Name or company name	J B Jefferies The Dental Surgery Ltd
Contract type name	GDS Contract
Purpose of contract	General
Contract start date	01/04/2010
Contract end date	

17/18 Contracted general activity (UDA)	815
Carry forward general activity (UDA)	-15
17/18 Contracted orthodontic activity (UOA)	0
Carry forward orthodontic activity (UOA)	0
Baseline contract value	£19,489.83

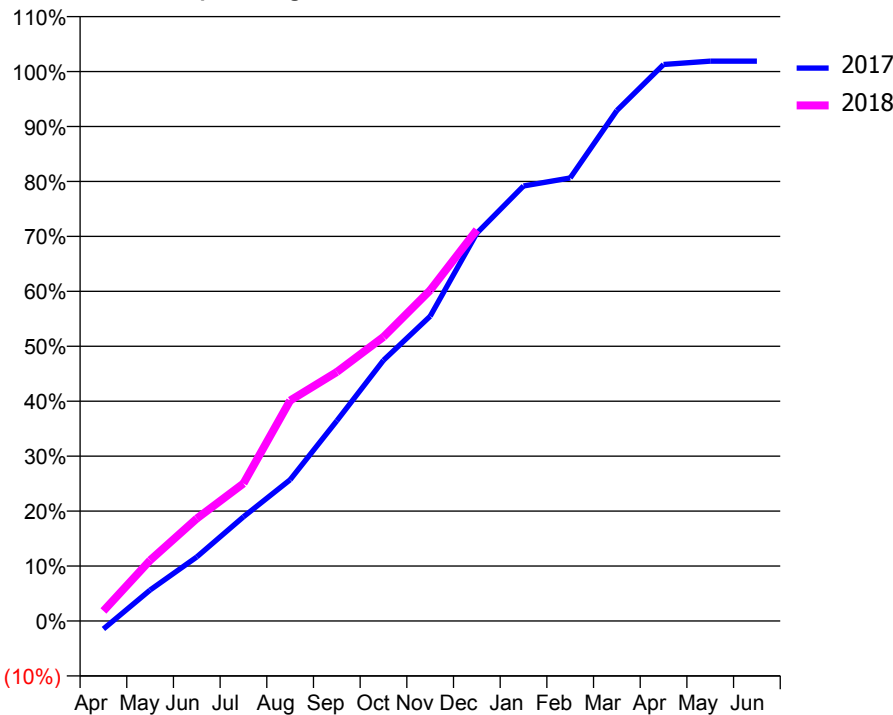
ACCESS*

Patients seen in 24 months	Total	Change since previous quarter
Quarter ending December 2016	356	
Quarter ending March 2017	358	→
Quarter ending June 2017	349	↓
Quarter ending September 2017	345	↓
Quarter ending December 2017	332	↓
Variance since December 2016	(6.7%)	↓



ACTIVITY

Cumulative percentage of contracted UDA delivered 2017 & 2018



Month	Adjusted Scheduled Activity (UDA)	
	2017	2018
April	-12	15
May	46	90
June	95	152
July	155	204
August	210	327
September	297	369
October	387	421
November	452	491
December	575	580
January	645	
February	657	
March	757	
April	825	
May	830	
June	830	

QUALITY

	Quantity	Base Number	Contract	AT	Region	England
% of FP17s for the same patient ID Re-attending within 3 months - Children	43	397	10.8%	10.8%	12.9%	12.0%
% of FP17s for the same patient ID Re-attending within 3 months - Adults	0	10	0.0%	14.4%	16.5%	15.9%
% of FP17s for the same patient ID Re-attending between 3 & 9 months - Children	270	397	68.0%	57.8%	59.6%	58.0%
% of FP17s for the same patient ID Re-attending between 3 & 9 months - Adults	0	10	0.0%	52.6%	52.8%	50.5%
% of FP17s for Band 1 Urgent Courses	11	352	3.1%	8.1%	9.1%	9.0%
% of FP17s Relating to Free Repair or Replacements	0	352	0.0%	1.1%	1.0%	0.8%
% of FP17s Relating to Continuations	0	352	0.0%	1.4%	1.2%	1.1%
% of Patients satisfied with the dentistry they have received	0	0	N/A	92.8%	91.6%	91.5%
% of Patients satisfied with the time they had to wait for an appointment	0	0	N/A	88.7%	88.3%	87.9%

* This is based on patients treated on this contract for their most recent course of treatment. Figures in italics indicate the base number of FP17s or Patient Questionnaire responses are less than 100. N/A is shown where the base number of responses is less than 10 during the period. % is calculated as Quantity/Base number*100

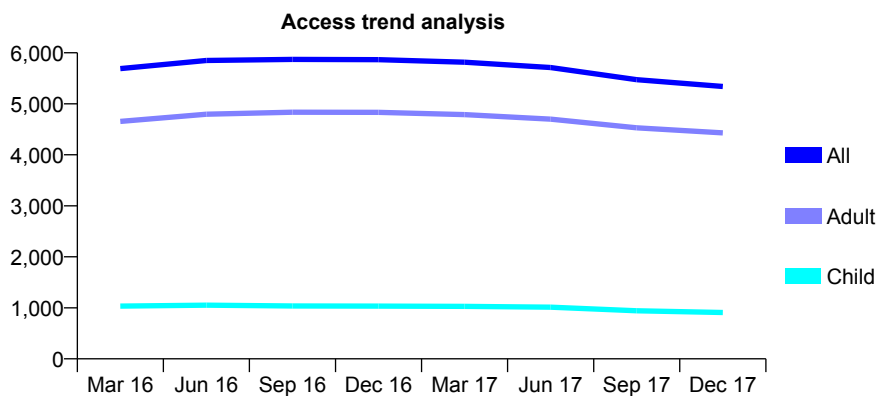
Q49 - Vital Signs At a Glance Contract Report for 125989/0001 - December 2017

Name or company name	Cottage Dental Practice
Contract type name	GDS Contract
Purpose of contract	General
Contract start date	01/04/2013
Contract end date	

17/18 Contracted general activity (UDA)	18,141
Carry forward general activity (UDA)	0
17/18 Contracted orthodontic activity (UOA)	0
Carry forward orthodontic activity (UOA)	0
Baseline contract value	£459,547.46

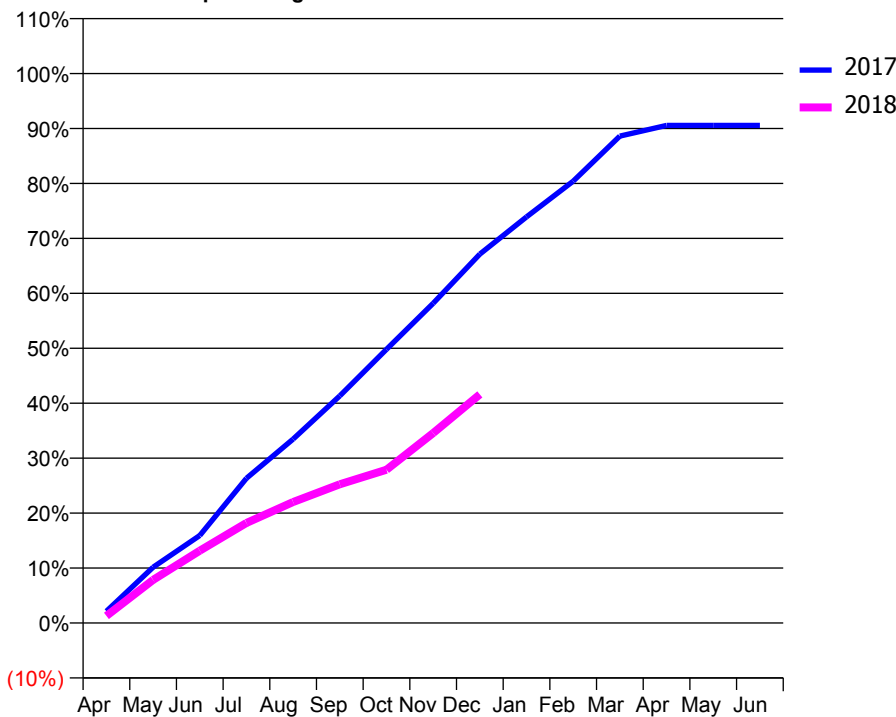
ACCESS*

Patients seen in 24 months	Total	Change since previous quarter
Quarter ending December 2016	5,865	
Quarter ending March 2017	5,816	→
Quarter ending June 2017	5,712	↓
Quarter ending September 2017	5,473	↓
Quarter ending December 2017	5,339	↓
Variance since December 2016	(9.0%)	↓



ACTIVITY

Cumulative percentage of contracted UDA delivered 2017 & 2018



Month	Adjusted Scheduled Activity (UDA)	
	2017	2018
April	392	237
May	1,842	1,424
June	2,888	2,388
July	4,779	3,302
August	6,074	3,995
September	7,498	4,579
October	9,034	5,060
November	10,554	6,271
December	12,179	7,546
January	13,408	
February	14,588	
March	16,077	
April	16,426	
May	16,429	
June	16,429	

QUALITY

	Quantity	Base Number	Contract	AT	Region	England
% of FP17s for the same patient ID Re-attending within 3 months - Children	61	748	8.2%	10.8%	12.9%	12.0%
% of FP17s for the same patient ID Re-attending within 3 months - Adults	551	3,639	15.1%	14.4%	16.5%	15.9%
% of FP17s for the same patient ID Re-attending between 3 & 9 months - Children	394	748	52.7%	57.8%	59.6%	58.0%
% of FP17s for the same patient ID Re-attending between 3 & 9 months - Adults	1,895	3,639	52.1%	52.6%	52.8%	50.5%
% of FP17s for Band 1 Urgent Courses	501	4,200	11.9%	8.1%	9.1%	9.0%
% of FP17s Relating to Free Repair or Replacements	99	4,200	2.4%	1.1%	1.0%	0.8%
% of FP17s Relating to Continuations	90	4,200	2.1%	1.4%	1.2%	1.1%
% of Patients satisfied with the dentistry they have received	3	4	N/A	92.8%	91.6%	91.5%
% of Patients satisfied with the time they had to wait for an appointment	3	4	N/A	88.7%	88.3%	87.9%

* This is based on patients treated on this contract for their most recent course of treatment. Figures in italics indicate the base number of FP17s or Patient Questionnaire responses are less than 100. N/A is shown where the base number of responses is less than 10 during the period. % is calculated as Quantity/Base number*100

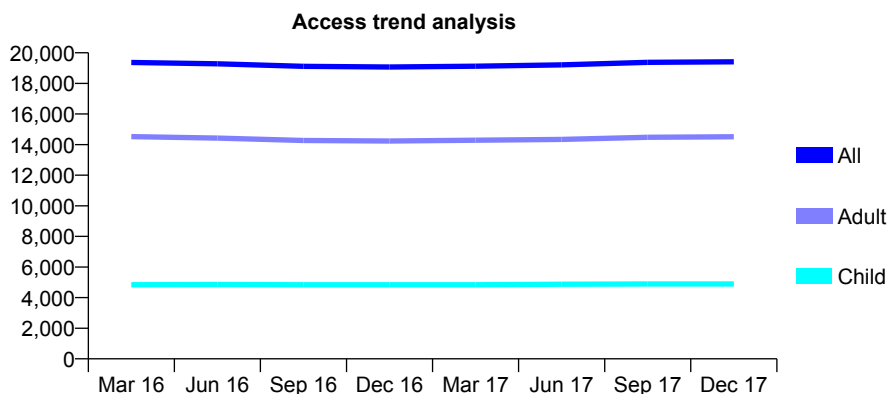
Q49 - Vital Signs At a Glance Contract Report for 126624/0001 - December 2017

Name or company name	The Killingworth Dental Practice Partnership
Contract type name	GDS Contract
Purpose of contract	General and Orthodontic
Contract start date	01/05/2013
Contract end date	

17/18 Contracted general activity (UDA)	58,286
Carry forward general activity (UDA)	1,524
17/18 Contracted orthodontic activity (UOA)	2,619
Carry forward orthodontic activity (UOA)	0
Baseline contract value	£1,869,913.22

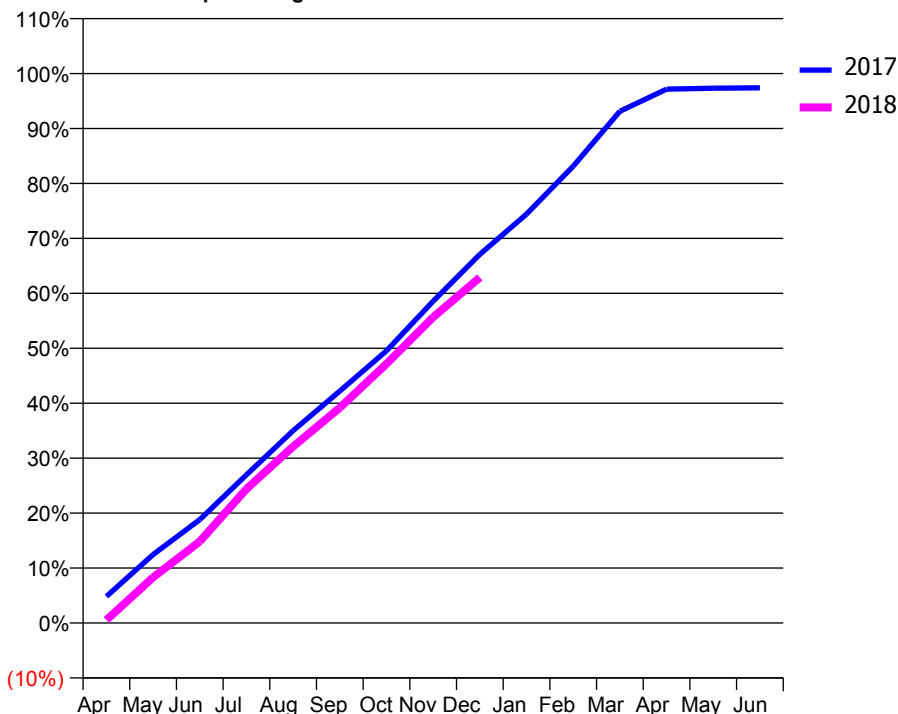
ACCESS*

Patients seen in 24 months	Total	Change since previous quarter
Quarter ending December 2016	19,076	
Quarter ending March 2017	19,123	→
Quarter ending June 2017	19,212	→
Quarter ending September 2017	19,376	→
Quarter ending December 2017	19,408	→
Variance since December 2016	1.7%	→



ACTIVITY

Cumulative percentage of contracted UDA delivered 2017 & 2018



Month	Adjusted Scheduled Activity (UDA)	
	2017	2018
April	2,823	323
May	7,257	4,848
June	10,973	8,647
July	15,717	14,221
August	20,399	18,718
September	24,609	22,840
October	28,875	27,486
November	34,134	32,433
December	39,102	36,655
January	43,377	
February	48,452	
March	54,279	
April	56,621	
May	56,722	
June	56,762	

QUALITY

	Quantity	Base Number	Contract	AT	Region	England
% of FP17s for the same patient ID Re-attending within 3 months - Children	380	4,727	8.0%	10.8%	12.9%	12.0%
% of FP17s for the same patient ID Re-attending within 3 months - Adults	1,694	13,015	13.0%	14.4%	16.5%	15.9%
% of FP17s for the same patient ID Re-attending between 3 & 9 months - Children	2,594	4,727	54.9%	57.8%	59.6%	58.0%
% of FP17s for the same patient ID Re-attending between 3 & 9 months - Adults	6,319	13,015	48.6%	52.6%	52.8%	50.5%
% of FP17s for Band 1 Urgent Courses	1,651	16,719	9.9%	8.1%	9.1%	9.0%
% of FP17s Relating to Free Repair or Replacements	196	16,719	1.2%	1.1%	1.0%	0.8%
% of FP17s Relating to Continuations	244	16,719	1.5%	1.4%	1.2%	1.1%
% of Patients satisfied with the dentistry they have received	10	10	100.0%	92.8%	91.6%	91.5%
% of Patients satisfied with the time they had to wait for an appointment	8	10	80.0%	88.7%	88.3%	87.9%

* This is based on patients treated on this contract for their most recent course of treatment. Figures in italics indicate the base number of FP17s or Patient Questionnaire responses are less than 100. N/A is shown where the base number of responses is less than 10 during the period. % is calculated as Quantity/Base number*100

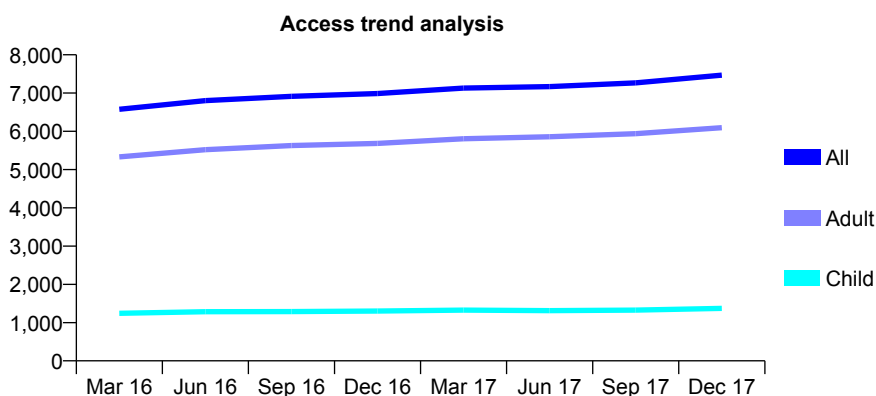
Q49 - Vital Signs At a Glance Contract Report for 127825/0001 - December 2017

Name or company name	Chandlers Lane Dental Practice Ltd
Contract type name	GDS Contract
Purpose of contract	General and Orthodontic
Contract start date	01/05/2011
Contract end date	

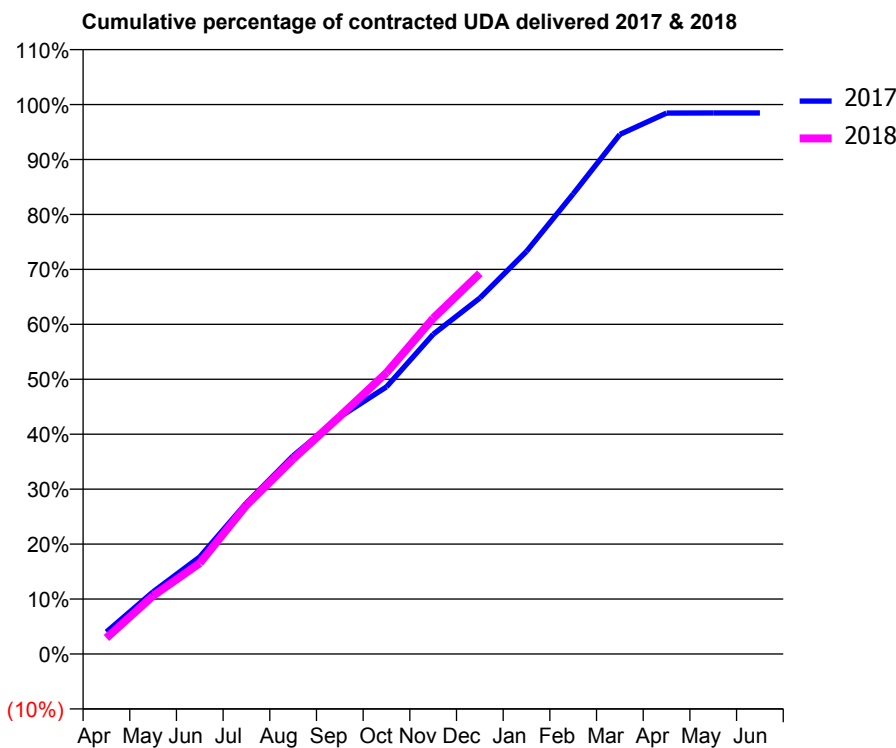
17/18 Contracted general activity (UDA)	20,958
Carry forward general activity (UDA)	197
17/18 Contracted orthodontic activity (UOA)	0
Carry forward orthodontic activity (UOA)	0
Baseline contract value	£515,457.07

ACCESS*

Patients seen in 24 months	Total	Change since previous quarter
Quarter ending December 2016	6,986	
Quarter ending March 2017	7,131	↑
Quarter ending June 2017	7,169	→
Quarter ending September 2017	7,265	→
Quarter ending December 2017	7,467	↑
Variance since December 2016	6.9%	↑



ACTIVITY



Month	Adjusted Scheduled Activity (UDA)	
	2017	2018
April	843	611
May	2,371	2,219
June	3,704	3,464
July	5,762	5,678
August	7,561	7,439
September	9,040	9,066
October	10,189	10,729
November	12,196	12,806
December	13,575	14,516
January	15,357	
February	17,547	
March	19,815	
April	20,633	
May	20,635	
June	20,635	

QUALITY

	Quantity	Base Number	Contract	AT	Region	England
% of FP17s for the same patient ID Re-attending within 3 months - Children	134	1,803	7.4%	10.8%	12.9%	12.0%
% of FP17s for the same patient ID Re-attending within 3 months - Adults	1,002	7,645	13.1%	14.4%	16.5%	15.9%
% of FP17s for the same patient ID Re-attending between 3 & 9 months - Children	1,292	1,803	71.7%	57.8%	59.6%	58.0%
% of FP17s for the same patient ID Re-attending between 3 & 9 months - Adults	5,031	7,645	65.8%	52.6%	52.8%	50.5%
% of FP17s for Band 1 Urgent Courses	423	8,613	4.9%	8.1%	9.1%	9.0%
% of FP17s Relating to Free Repair or Replacements	95	8,613	1.1%	1.1%	1.0%	0.8%
% of FP17s Relating to Continuations	186	8,613	2.2%	1.4%	1.2%	1.1%
% of Patients satisfied with the dentistry they have received	10	12	83.3%	92.8%	91.6%	91.5%
% of Patients satisfied with the time they had to wait for an appointment	10	12	83.3%	88.7%	88.3%	87.9%

* This is based on patients treated on this contract for their most recent course of treatment. Figures in italics indicate the base number of FP17s or Patient Questionnaire responses are less than 100. N/A is shown where the base number of responses is less than 10 during the period. % is calculated as Quantity/Base number*100

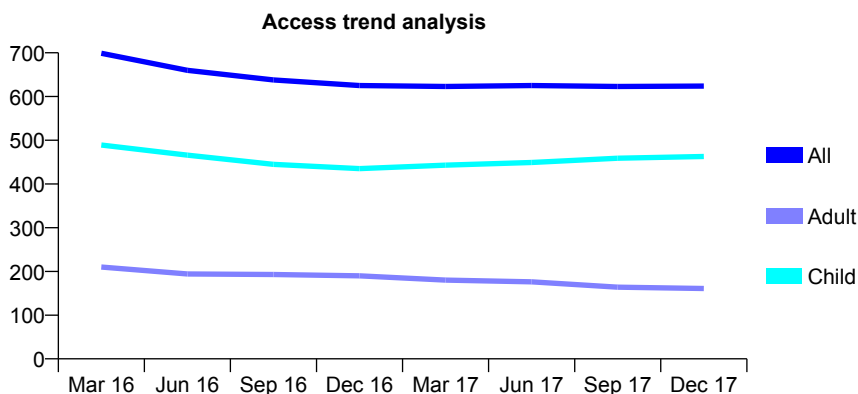
Q49 - Vital Signs At a Glance Contract Report for 128147/0001 - December 2017

Name or company name	Derwent Dental Care Limited
Contract type name	GDS Contract
Purpose of contract	General
Contract start date	11/03/2011
Contract end date	

17/18 Contracted general activity (UDA)	1,700
Carry forward general activity (UDA)	25
17/18 Contracted orthodontic activity (UOA)	0
Carry forward orthodontic activity (UOA)	0
Baseline contract value	£40,657.92

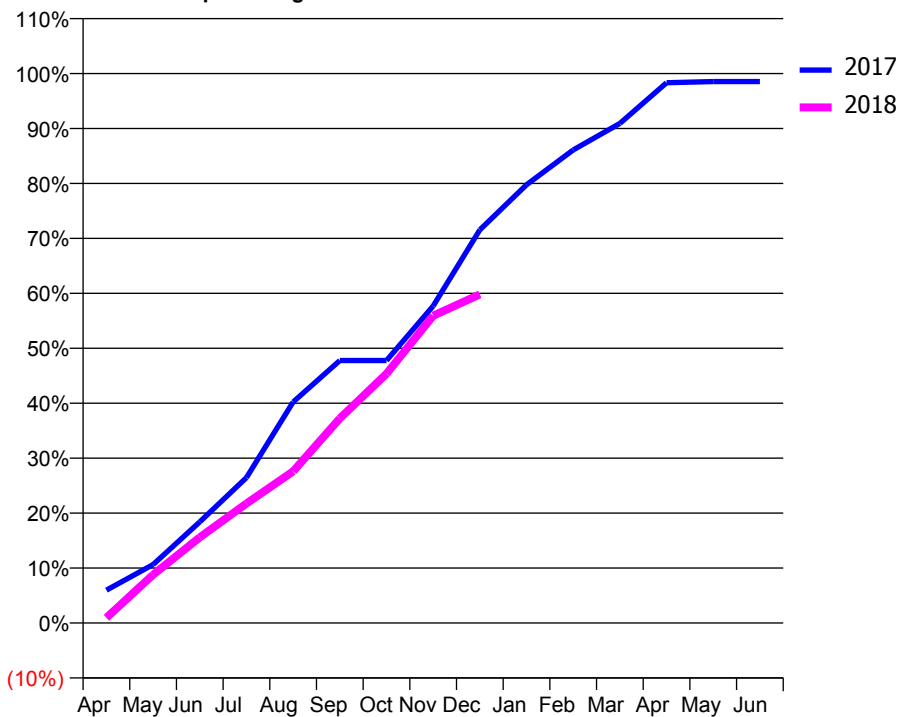
ACCESS*

Patients seen in 24 months	Total	Change since previous quarter
Quarter ending December 2016	625	
Quarter ending March 2017	623	→
Quarter ending June 2017	625	→
Quarter ending September 2017	623	→
Quarter ending December 2017	624	→
Variance since December 2016	(0.2%)	→



ACTIVITY

Cumulative percentage of contracted UDA delivered 2017 & 2018



Adjusted Scheduled Activity (UDA)

Month	2017	2018
April	102	16
May	181	149
June	313	265
July	450	370
August	684	469
September	812	633
October	812	771
November	981	951
December	1,216	1,017
January	1,356	
February	1,464	
March	1,546	
April	1,671	
May	1,675	
June	1,675	

QUALITY

	Quantity	Base Number	Contract	AT	Region	England
% of FP17s for the same patient ID Re-attending within 3 months - Children	44	595	7.4%	10.8%	12.9%	12.0%
% of FP17s for the same patient ID Re-attending within 3 months - Adults	33	143	23.1%	14.4%	16.5%	15.9%
% of FP17s for the same patient ID Re-attending between 3 & 9 months - Children	363	595	61.0%	57.8%	59.6%	58.0%
% of FP17s for the same patient ID Re-attending between 3 & 9 months - Adults	77	143	53.8%	52.6%	52.8%	50.5%
% of FP17s for Band 1 Urgent Courses	33	647	5.1%	8.1%	9.1%	9.0%
% of FP17s Relating to Free Repair or Replacements	0	647	0.0%	1.1%	1.0%	0.8%
% of FP17s Relating to Continuations	7	647	1.1%	1.4%	1.2%	1.1%
% of Patients satisfied with the dentistry they have received	1	1	N/A	92.8%	91.6%	91.5%
% of Patients satisfied with the time they had to wait for an appointment	0	1	N/A	88.7%	88.3%	87.9%

* This is based on patients treated on this contract for their most recent course of treatment. Figures in italics indicate the base number of FP17s or Patient Questionnaire responses are less than 100. N/A is shown where the base number of responses is less than 10 during the period. % is calculated as Quantity/Base number*100

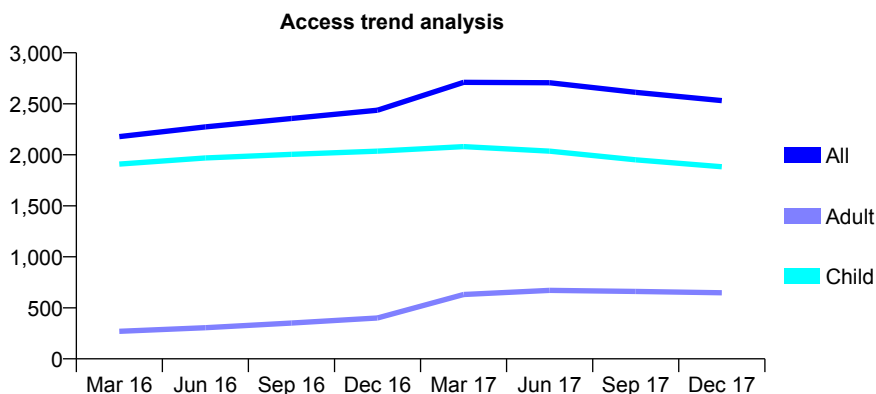
Q49 - Vital Signs At a Glance Contract Report for 128295/0001 - December 2017

Name or company name	Olivers Dental Studio Partnership
Contract type name	GDS Contract
Purpose of contract	General
Contract start date	31/03/2015
Contract end date	

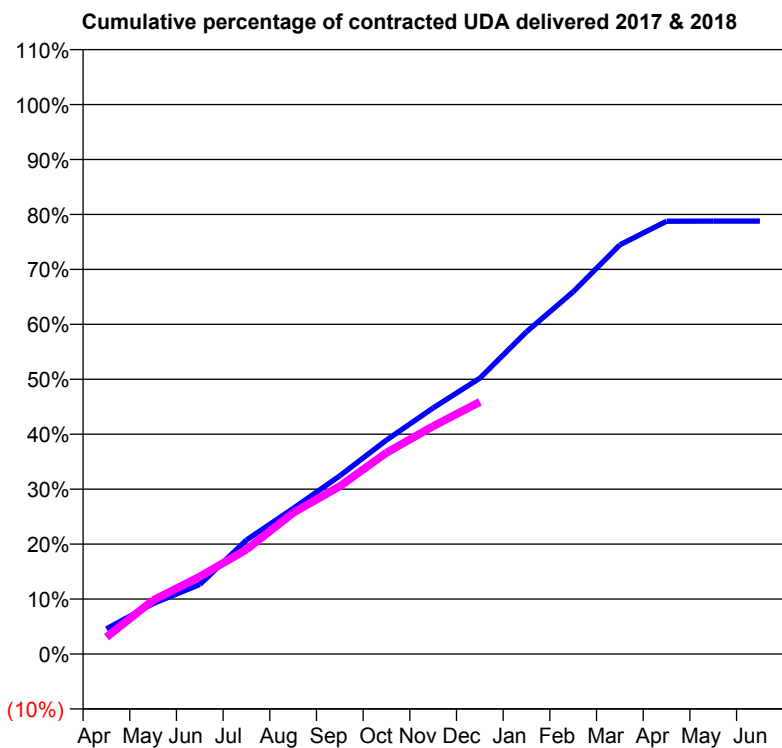
17/18 Contracted general activity (UDA)	9,774
Carry forward general activity (UDA)	0
17/18 Contracted orthodontic activity (UOA)	0
Carry forward orthodontic activity (UOA)	0
Baseline contract value	£245,340.41

ACCESS*

Patients seen in 24 months	Total	Change since previous quarter
Quarter ending December 2016	2,437	
Quarter ending March 2017	2,711	↑
Quarter ending June 2017	2,707	→
Quarter ending September 2017	2,612	↓
Quarter ending December 2017	2,531	↓
Variance since December 2016	3.9%	↑



ACTIVITY



Month	Adjusted Scheduled Activity (UDA)	
	2017	2018
April	448	301
May	899	956
June	1,236	1,377
July	2,027	1,858
August	2,590	2,510
September	3,169	2,986
October	3,806	3,579
November	4,377	4,051
December	4,906	4,483
January	5,732	
February	6,442	
March	7,278	
April	7,697	
May	7,699	
June	7,701	

QUALITY

	Quantity	Base Number	Contract	AT	Region	England
% of FP17s for the same patient ID Re-attending within 3 months - Children	199	2,609	7.6%	10.8%	12.9%	12.0%
% of FP17s for the same patient ID Re-attending within 3 months - Adults	55	502	11.0%	14.4%	16.5%	15.9%
% of FP17s for the same patient ID Re-attending between 3 & 9 months - Children	1,907	2,609	73.1%	57.8%	59.6%	58.0%
% of FP17s for the same patient ID Re-attending between 3 & 9 months - Adults	251	502	50.0%	52.6%	52.8%	50.5%
% of FP17s for Band 1 Urgent Courses	182	2,881	6.3%	8.1%	9.1%	9.0%
% of FP17s Relating to Free Repair or Replacements	3	2,881	0.1%	1.1%	1.0%	0.8%
% of FP17s Relating to Continuations	25	2,881	0.9%	1.4%	1.2%	1.1%
% of Patients satisfied with the dentistry they have received	0	0	N/A	92.8%	91.6%	91.5%
% of Patients satisfied with the time they had to wait for an appointment	0	0	N/A	88.7%	88.3%	87.9%

* This is based on patients treated on this contract for their most recent course of treatment. Figures in italics indicate the base number of FP17s or Patient Questionnaire responses are less than 100. N/A is shown where the base number of responses is less than 10 during the period. % is calculated as Quantity/Base number*100

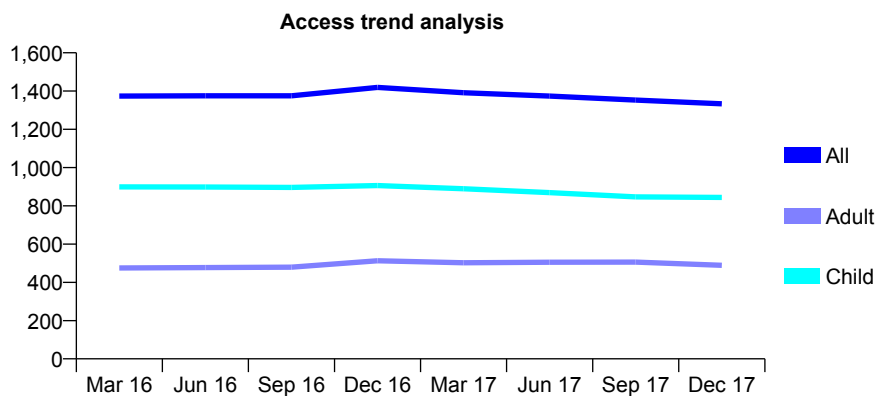
Q49 - Vital Signs At a Glance Contract Report for 129593/0002 - December 2017

Name or company name	Horn Hill Care Services Limited
Contract type name	GDS Contract
Purpose of contract	General and Orthodontic
Contract start date	01/08/2012
Contract end date	

17/18 Contracted general activity (UDA)	5,064
Carry forward general activity (UDA)	-12
17/18 Contracted orthodontic activity (UOA)	0
Carry forward orthodontic activity (UOA)	0
Baseline contract value	£146,737.65

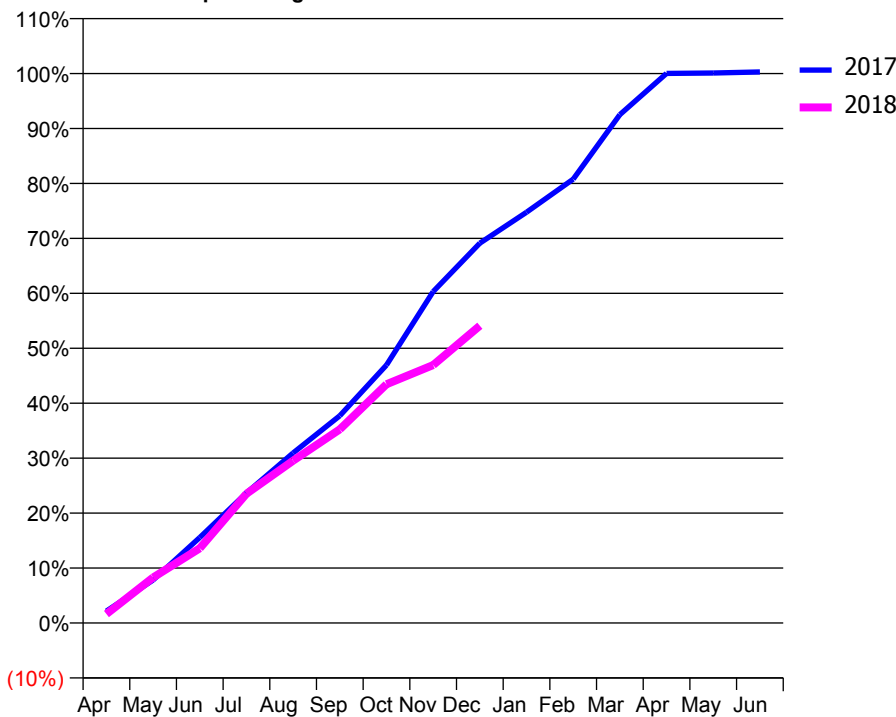
ACCESS*

Patients seen in 24 months	Total	Change since previous quarter
Quarter ending December 2016	1,419	
Quarter ending March 2017	1,391	↓
Quarter ending June 2017	1,374	↓
Quarter ending September 2017	1,353	↓
Quarter ending December 2017	1,333	↓
Variance since December 2016	(6.1%)	↓



ACTIVITY

Cumulative percentage of contracted UDA delivered 2017 & 2018



Month	Adjusted Scheduled Activity (UDA)	
	2017	2018
April	94	83
May	337	419
June	670	688
July	1,019	1,191
August	1,332	1,496
September	1,624	1,784
October	2,020	2,200
November	2,596	2,378
December	2,975	2,740
January	3,218	
February	3,476	
March	3,982	
April	4,305	
May	4,308	
June	4,316	

QUALITY

	Quantity	Base Number	Contract	AT	Region	England
% of FP17s for the same patient ID Re-attending within 3 months - Children	112	1,196	9.4%	10.8%	12.9%	12.0%
% of FP17s for the same patient ID Re-attending within 3 months - Adults	89	473	18.8%	14.4%	16.5%	15.9%
% of FP17s for the same patient ID Re-attending between 3 & 9 months - Children	909	1,196	76.0%	57.8%	59.6%	58.0%
% of FP17s for the same patient ID Re-attending between 3 & 9 months - Adults	288	473	60.9%	52.6%	52.8%	50.5%
% of FP17s for Band 1 Urgent Courses	111	1,491	7.4%	8.1%	9.1%	9.0%
% of FP17s Relating to Free Repair or Replacements	1	1,491	0.1%	1.1%	1.0%	0.8%
% of FP17s Relating to Continuations	5	1,491	0.3%	1.4%	1.2%	1.1%
% of Patients satisfied with the dentistry they have received	1	1	N/A	92.8%	91.6%	91.5%
% of Patients satisfied with the time they had to wait for an appointment	1	1	N/A	88.7%	88.3%	87.9%

* This is based on patients treated on this contract for their most recent course of treatment. Figures in italics indicate the base number of FP17s or Patient Questionnaire responses are less than 100. N/A is shown where the base number of responses is less than 10 during the period. % is calculated as Quantity/Base number*100

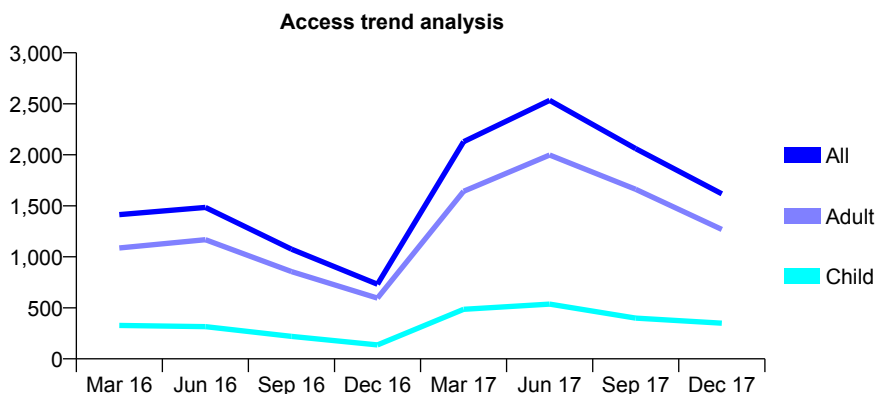
Q49 - Vital Signs At a Glance Contract Report for 130966/0001 - December 2017

Name or company name	Saint Andrews Dental Practice Partnership
Contract type name	GDS Contract
Purpose of contract	General
Contract start date	01/09/2015
Contract end date	

17/18 Contracted general activity (UDA)	8,785
Carry forward general activity (UDA)	0
17/18 Contracted orthodontic activity (UOA)	0
Carry forward orthodontic activity (UOA)	0
Baseline contract value	£210,044.92

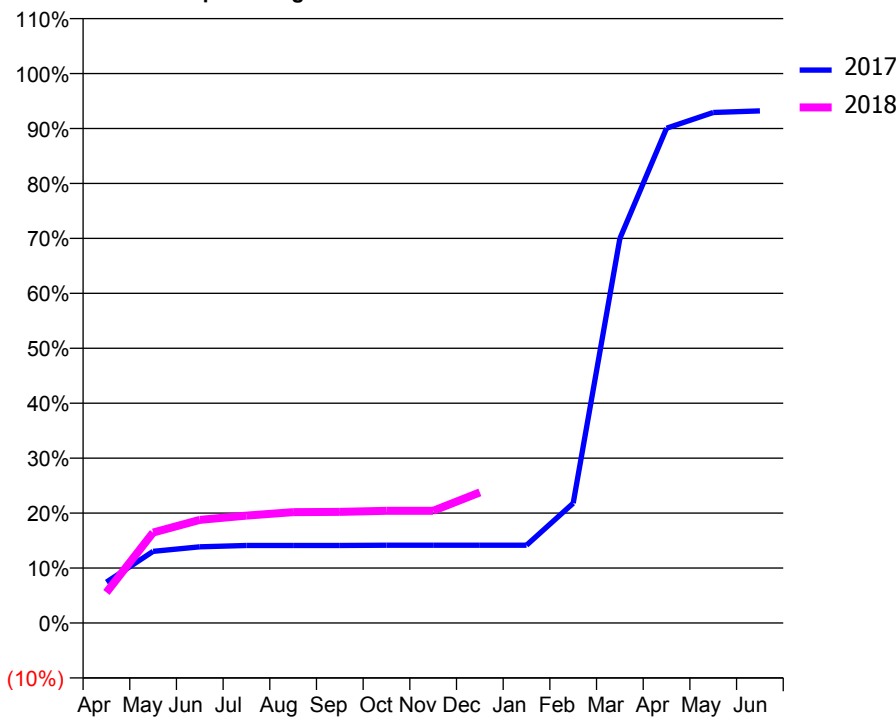
ACCESS*

Patients seen in 24 months	Total	Change since previous quarter
Quarter ending December 2016	732	
Quarter ending March 2017	2,129	↑
Quarter ending June 2017	2,534	↑
Quarter ending September 2017	2,061	↓
Quarter ending December 2017	1,618	↓
Variance since December 2016	121.0%	↑



ACTIVITY

Cumulative percentage of contracted UDA delivered 2017 & 2018



Month	Adjusted Scheduled Activity (UDA)	
	2017	2018
April	356	489
May	624	1,446
June	664	1,648
July	675	1,718
August	675	1,773
September	675	1,778
October	678	1,794
November	678	1,794
December	678	2,089
January	678	
February	1,043	
March	3,348	
April	4,308	
May	4,446	
June	4,459	

QUALITY

	Quantity	Base Number	Contract	AT	Region	England
% of FP17s for the same patient ID Re-attending within 3 months - Children	7	248	2.8%	10.8%	12.9%	12.0%
% of FP17s for the same patient ID Re-attending within 3 months - Adults	68	952	7.1%	14.4%	16.5%	15.9%
% of FP17s for the same patient ID Re-attending between 3 & 9 months - Children	4	248	1.6%	57.8%	59.6%	58.0%
% of FP17s for the same patient ID Re-attending between 3 & 9 months - Adults	12	952	1.3%	52.6%	52.8%	50.5%
% of FP17s for Band 1 Urgent Courses	71	728	9.8%	8.1%	9.1%	9.0%
% of FP17s Relating to Free Repair or Replacements	3	728	0.4%	1.1%	1.0%	0.8%
% of FP17s Relating to Continuations	8	728	1.1%	1.4%	1.2%	1.1%
% of Patients satisfied with the dentistry they have received	2	2	N/A	92.8%	91.6%	91.5%
% of Patients satisfied with the time they had to wait for an appointment	2	2	N/A	88.7%	88.3%	87.9%

* This is based on patients treated on this contract for their most recent course of treatment. Figures in italics indicate the base number of FP17s or Patient Questionnaire responses are less than 100. N/A is shown where the base number of responses is less than 10 during the period. % is calculated as Quantity/Base number*100

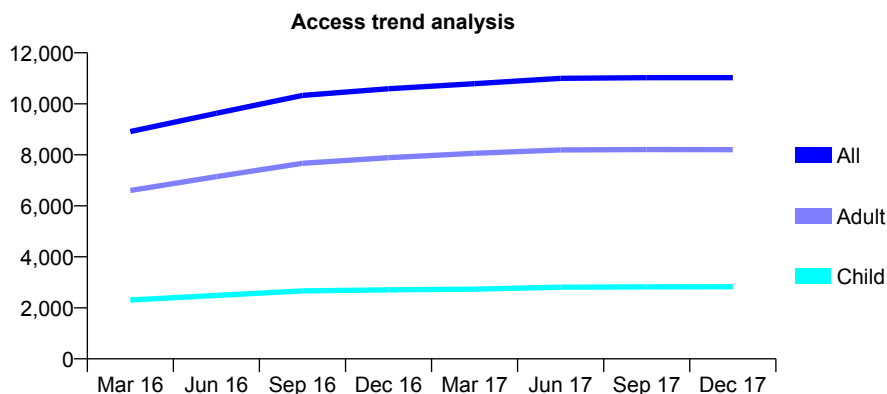
Q49 - Vital Signs At a Glance Contract Report for 130974/0001 - December 2017

Name or company name	Heaton and Blakelaw Partnership
Contract type name	GDS Contract
Purpose of contract	General
Contract start date	27/10/2014
Contract end date	

17/18 Contracted general activity (UDA)	39,634
Carry forward general activity (UDA)	0
17/18 Contracted orthodontic activity (UOA)	0
Carry forward orthodontic activity (UOA)	0
Baseline contract value	£934,181.56

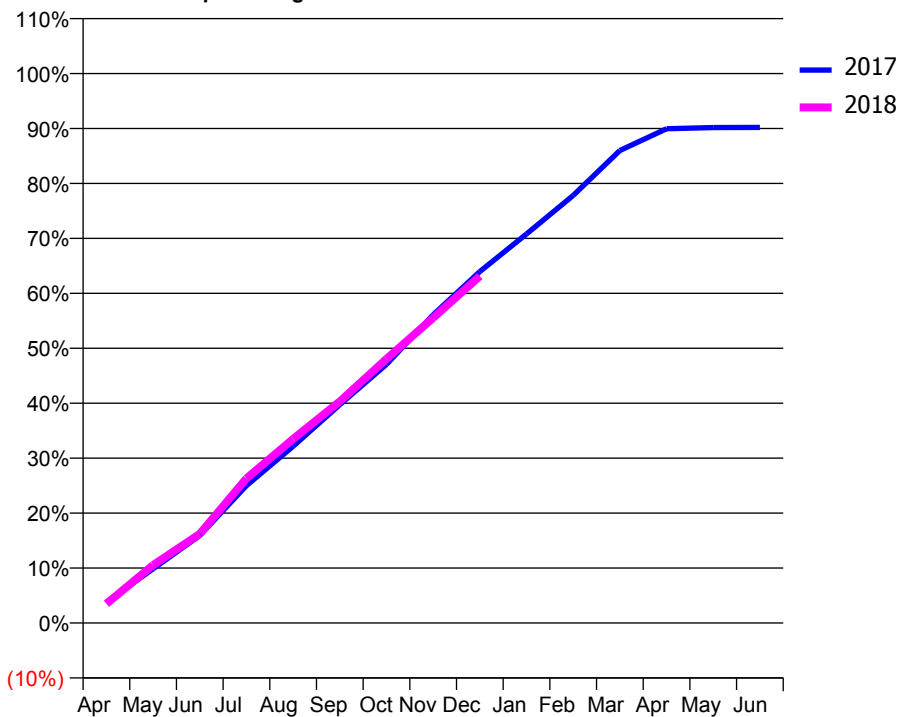
ACCESS*

Patients seen in 24 months	Total	Change since previous quarter
Quarter ending December 2016	10,591	
Quarter ending March 2017	10,788	→
Quarter ending June 2017	10,999	→
Quarter ending September 2017	11,024	→
Quarter ending December 2017	11,024	→
Variance since December 2016	4.1%	↑



ACTIVITY

Cumulative percentage of contracted UDA delivered 2017 & 2018



Month	Adjusted Scheduled Activity (UDA)	
	2017	2018
April	1,519	1,388
May	3,907	4,179
June	6,311	6,431
July	9,911	10,434
August	12,750	13,278
September	15,753	15,977
October	18,652	19,046
November	22,231	22,009
December	25,352	25,020
January	28,058	
February	30,840	
March	34,081	
April	35,650	
May	35,737	
June	35,743	

QUALITY

	Quantity	Base Number	Contract	AT	Region	England
% of FP17s for the same patient ID Re-attending within 3 months - Children	138	2,785	5.0%	10.8%	12.9%	12.0%
% of FP17s for the same patient ID Re-attending within 3 months - Adults	1,086	7,944	13.7%	14.4%	16.5%	15.9%
% of FP17s for the same patient ID Re-attending between 3 & 9 months - Children	1,597	2,785	57.3%	57.8%	59.6%	58.0%
% of FP17s for the same patient ID Re-attending between 3 & 9 months - Adults	4,150	7,944	52.2%	52.6%	52.8%	50.5%
% of FP17s for Band 1 Urgent Courses	615	10,154	6.1%	8.1%	9.1%	9.0%
% of FP17s Relating to Free Repair or Replacements	150	10,154	1.5%	1.1%	1.0%	0.8%
% of FP17s Relating to Continuations	228	10,154	2.2%	1.4%	1.2%	1.1%
% of Patients satisfied with the dentistry they have received	7	9	N/A	92.8%	91.6%	91.5%
% of Patients satisfied with the time they had to wait for an appointment	8	9	N/A	88.7%	88.3%	87.9%

* This is based on patients treated on this contract for their most recent course of treatment. Figures in italics indicate the base number of FP17s or Patient Questionnaire responses are less than 100. N/A is shown where the base number of responses is less than 10 during the period. % is calculated as Quantity/Base number*100

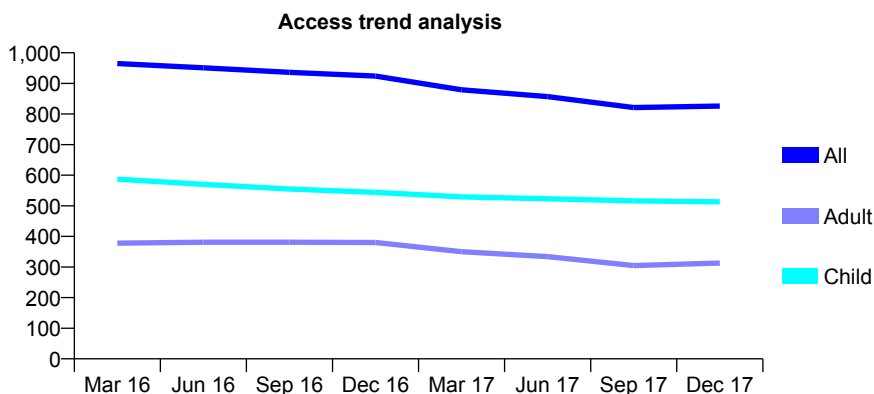
Q49 - Vital Signs At a Glance Contract Report for 131962/0001 - December 2017

Name or company name	Gateshead Lobley Hill Partnership
Contract type name	GDS Contract
Purpose of contract	General
Contract start date	01/07/2013
Contract end date	

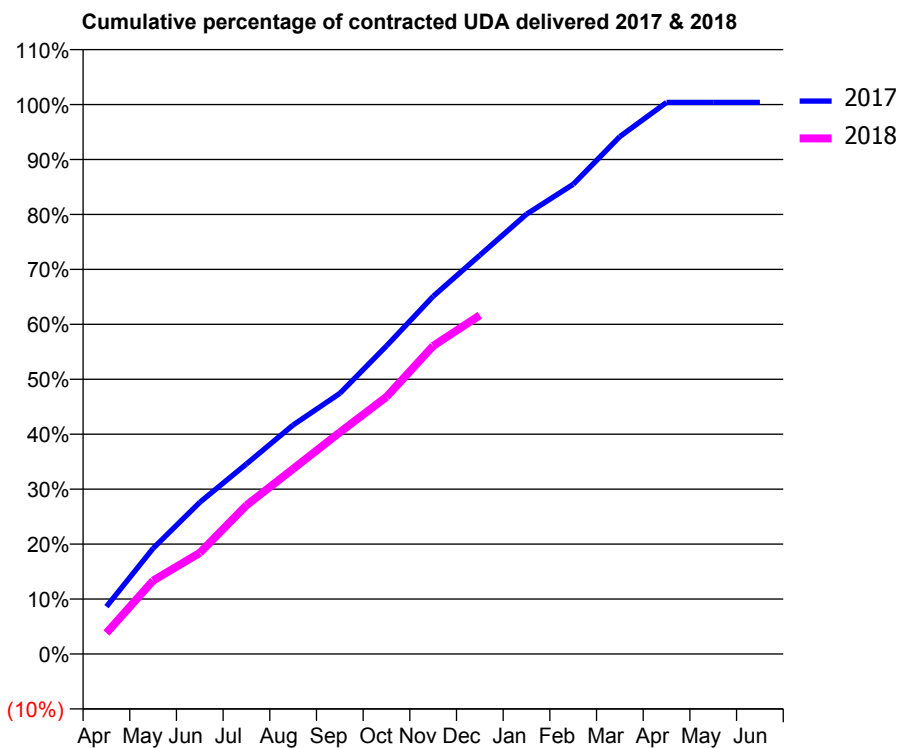
17/18 Contracted general activity (UDA)	2,475
Carry forward general activity (UDA)	-9
17/18 Contracted orthodontic activity (UOA)	0
Carry forward orthodontic activity (UOA)	0
Baseline contract value	£67,778.10

ACCESS*

Patients seen in 24 months	Total	Change since previous quarter
Quarter ending December 2016	924	
Quarter ending March 2017	879	↓
Quarter ending June 2017	857	↓
Quarter ending September 2017	821	↓
Quarter ending December 2017	826	→
Variance since December 2016	(10.6%)	↓



ACTIVITY



Month	Adjusted Scheduled Activity (UDA)	
	2017	2018
April	214	95
May	476	331
June	683	456
July	856	670
August	1,032	834
September	1,174	998
October	1,388	1,158
November	1,611	1,388
December	1,796	1,526
January	1,981	
February	2,116	
March	2,331	
April	2,484	
May	2,484	
June	2,484	

QUALITY

	Quantity	Base Number	Contract	AT	Region	England
% of FP17s for the same patient ID Re-attending within 3 months - Children	66	688	9.6%	10.8%	12.9%	12.0%
% of FP17s for the same patient ID Re-attending within 3 months - Adults	49	301	16.3%	14.4%	16.5%	15.9%
% of FP17s for the same patient ID Re-attending between 3 & 9 months - Children	457	688	66.4%	57.8%	59.6%	58.0%
% of FP17s for the same patient ID Re-attending between 3 & 9 months - Adults	163	301	54.2%	52.6%	52.8%	50.5%
% of FP17s for Band 1 Urgent Courses	55	906	6.1%	8.1%	9.1%	9.0%
% of FP17s Relating to Free Repair or Replacements	3	906	0.3%	1.1%	1.0%	0.8%
% of FP17s Relating to Continuations	19	906	2.1%	1.4%	1.2%	1.1%
% of Patients satisfied with the dentistry they have received	2	3	N/A	92.8%	91.6%	91.5%
% of Patients satisfied with the time they had to wait for an appointment	2	3	N/A	88.7%	88.3%	87.9%

* This is based on patients treated on this contract for their most recent course of treatment. Figures in italics indicate the base number of FP17s or Patient Questionnaire responses are less than 100. N/A is shown where the base number of responses is less than 10 during the period. % is calculated as Quantity/Base number*100

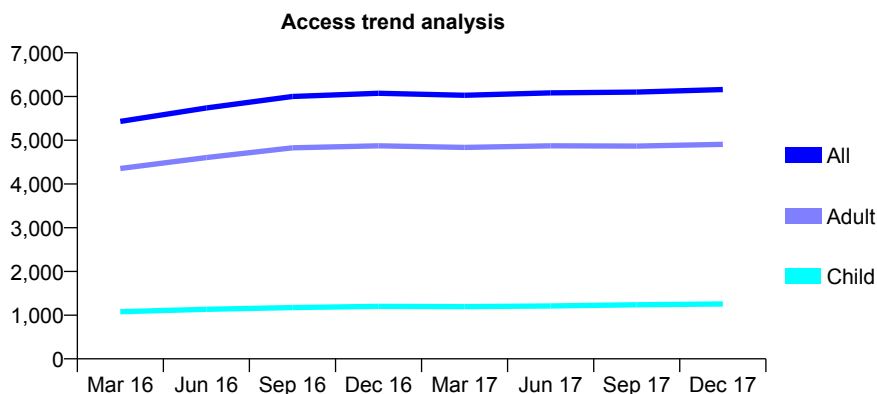
Q49 - Vital Signs At a Glance Contract Report for 132098/0001 - December 2017

Name or company name	Ryton Dental Clinic
Contract type name	GDS Contract
Purpose of contract	General
Contract start date	01/11/2014
Contract end date	

17/18 Contracted general activity (UDA)	20,000
Carry forward general activity (UDA)	-177
17/18 Contracted orthodontic activity (UOA)	0
Carry forward orthodontic activity (UOA)	0
Baseline contract value	£459,849.23

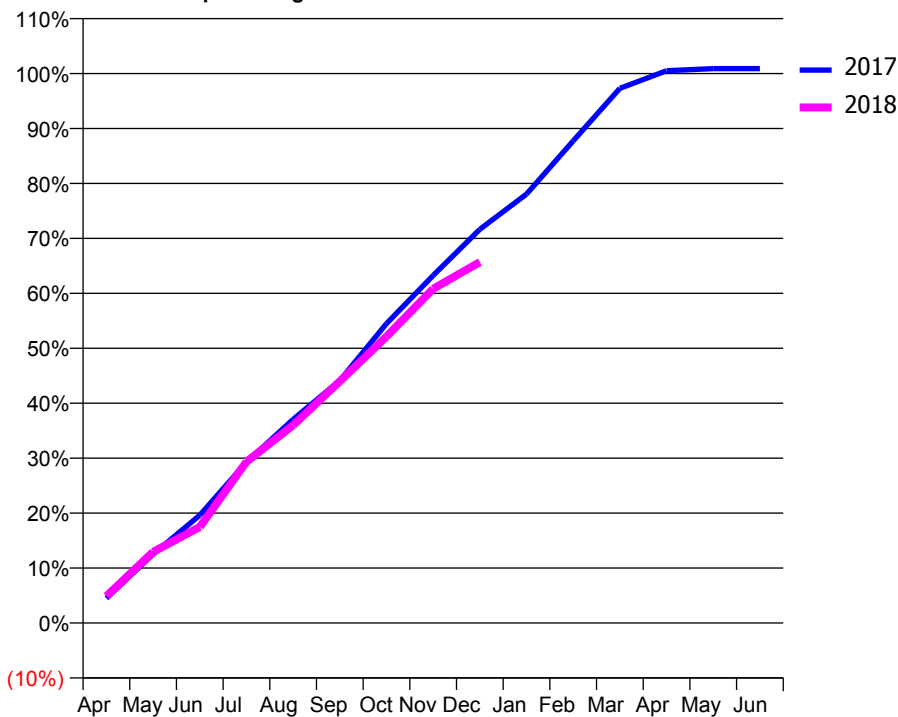
ACCESS*

Patients seen in 24 months	Total	Change since previous quarter
Quarter ending December 2016	6,074	
Quarter ending March 2017	6,030	→
Quarter ending June 2017	6,083	→
Quarter ending September 2017	6,102	→
Quarter ending December 2017	6,160	→
Variance since December 2016	1.4%	→



ACTIVITY

Cumulative percentage of contracted UDA delivered 2017 & 2018



Month	Adjusted Scheduled Activity (UDA)	
	2017	2018
April	899	976
May	2,509	2,588
June	3,925	3,497
July	5,855	5,871
August	7,414	7,202
September	8,825	8,797
October	10,898	10,429
November	12,652	12,165
December	14,331	13,138
January	15,611	
February	17,549	
March	19,461	
April	20,098	
May	20,177	
June	20,177	

QUALITY

	Quantity	Base Number	Contract	AT	Region	England
% of FP17s for the same patient ID Re-attending within 3 months - Children	113	1,377	8.2%	10.8%	12.9%	12.0%
% of FP17s for the same patient ID Re-attending within 3 months - Adults	562	5,023	11.2%	14.4%	16.5%	15.9%
% of FP17s for the same patient ID Re-attending between 3 & 9 months - Children	861	1,377	62.5%	57.8%	59.6%	58.0%
% of FP17s for the same patient ID Re-attending between 3 & 9 months - Adults	3,262	5,023	64.9%	52.6%	52.8%	50.5%
% of FP17s for Band 1 Urgent Courses	237	5,826	4.1%	8.1%	9.1%	9.0%
% of FP17s Relating to Free Repair or Replacements	58	5,826	1.0%	1.1%	1.0%	0.8%
% of FP17s Relating to Continuations	115	5,826	2.0%	1.4%	1.2%	1.1%
% of Patients satisfied with the dentistry they have received	8	8	N/A	92.8%	91.6%	91.5%
% of Patients satisfied with the time they had to wait for an appointment	8	8	N/A	88.7%	88.3%	87.9%

* This is based on patients treated on this contract for their most recent course of treatment. Figures in italics indicate the base number of FP17s or Patient Questionnaire responses are less than 100. N/A is shown where the base number of responses is less than 10 during the period. % is calculated as Quantity/Base number*100

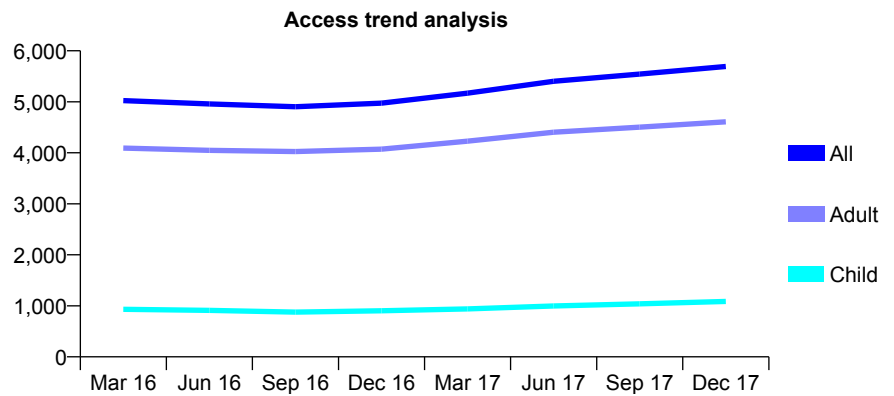
Q49 - Vital Signs At a Glance Contract Report for 133027/0001 - December 2017

Name or company name	Dalton Dental Surgery Partnership
Contract type name	GDS Contract
Purpose of contract	General
Contract start date	01/11/2013
Contract end date	

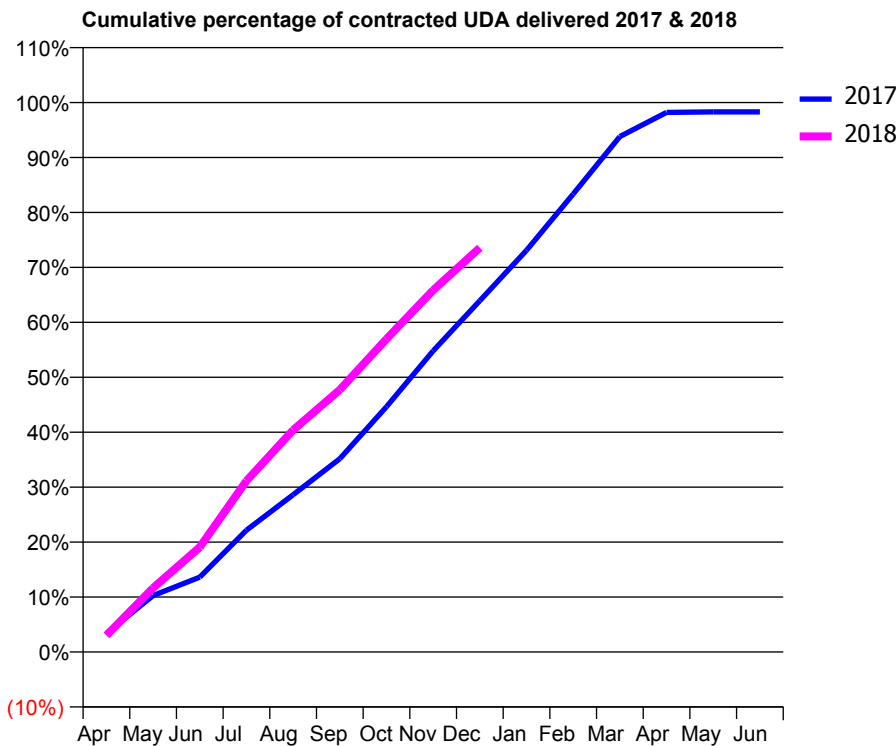
17/18 Contracted general activity (UDA)	16,000
Carry forward general activity (UDA)	257
17/18 Contracted orthodontic activity (UOA)	0
Carry forward orthodontic activity (UOA)	0
Baseline contract value	£445,177.82

ACCESS*

Patients seen in 24 months	Total	Change since previous quarter
Quarter ending December 2016	4,973	
Quarter ending March 2017	5,169	↑
Quarter ending June 2017	5,402	↑
Quarter ending September 2017	5,544	↑
Quarter ending December 2017	5,692	↑
Variance since December 2016	14.5%	↑



ACTIVITY



Month	Adjusted Scheduled Activity (UDA)	
	2017	2018
April	508	482
May	1,541	1,864
June	2,045	3,054
July	3,325	4,985
August	4,293	6,465
September	5,277	7,637
October	6,696	9,113
November	8,222	10,537
December	9,591	11,772
January	10,964	
February	12,502	
March	14,071	
April	14,729	
May	14,743	
June	14,743	

QUALITY

	Quantity	Base Number	Contract	AT	Region	England
% of FP17s for the same patient ID Re-attending within 3 months - Children	60	1,276	4.7%	10.8%	12.9%	12.0%
% of FP17s for the same patient ID Re-attending within 3 months - Adults	564	5,102	11.1%	14.4%	16.5%	15.9%
% of FP17s for the same patient ID Re-attending between 3 & 9 months - Children	809	1,276	63.4%	57.8%	59.6%	58.0%
% of FP17s for the same patient ID Re-attending between 3 & 9 months - Adults	2,802	5,102	54.9%	52.6%	52.8%	50.5%
% of FP17s for Band 1 Urgent Courses	432	6,078	7.1%	8.1%	9.1%	9.0%
% of FP17s Relating to Free Repair or Replacements	78	6,078	1.3%	1.1%	1.0%	0.8%
% of FP17s Relating to Continuations	61	6,078	1.0%	1.4%	1.2%	1.1%
% of Patients satisfied with the dentistry they have received	13	14	92.9%	92.8%	91.6%	91.5%
% of Patients satisfied with the time they had to wait for an appointment	11	14	78.6%	88.7%	88.3%	87.9%

* This is based on patients treated on this contract for their most recent course of treatment. Figures in italics indicate the base number of FP17s or Patient Questionnaire responses are less than 100. N/A is shown where the base number of responses is less than 10 during the period. % is calculated as Quantity/Base number*100

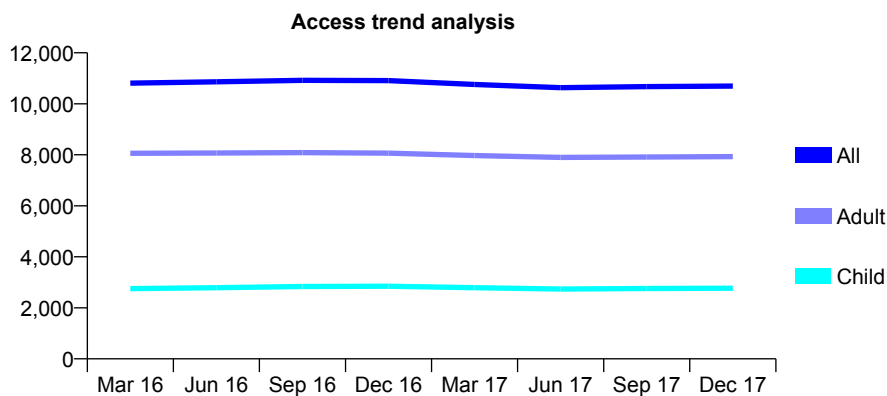
Q49 - Vital Signs At a Glance Contract Report for 133639/0001 - December 2017

Name or company name	DP Rundle Dentalcare Partnership
Contract type name	GDS Contract
Purpose of contract	General
Contract start date	20/01/2014
Contract end date	

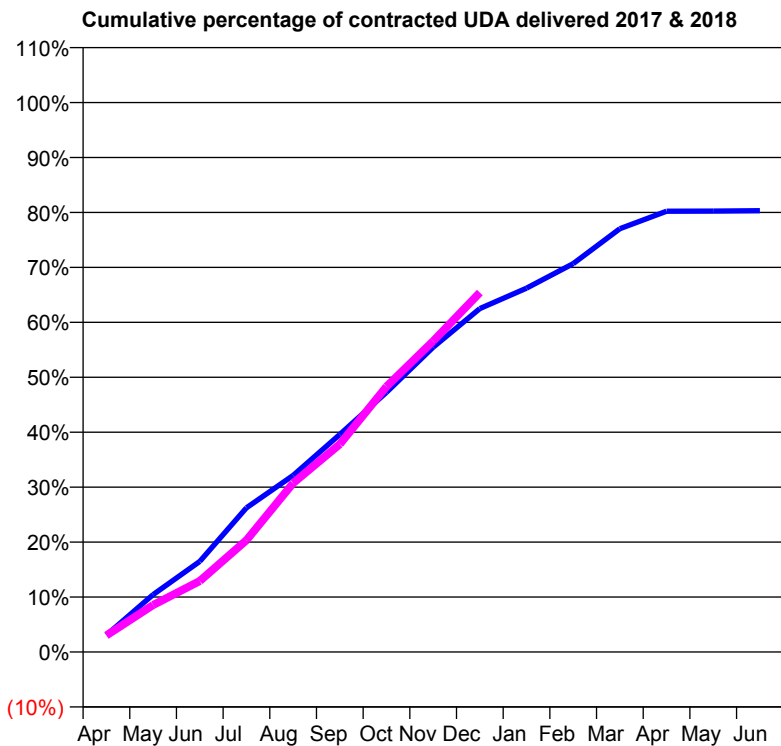
17/18 Contracted general activity (UDA)	27,000
Carry forward general activity (UDA)	0
17/18 Contracted orthodontic activity (UOA)	0
Carry forward orthodontic activity (UOA)	0
Baseline contract value	£786,382.11

ACCESS*

Patients seen in 24 months	Total	Change since previous quarter
Quarter ending December 2016	10,911	
Quarter ending March 2017	10,759	↓
Quarter ending June 2017	10,634	↓
Quarter ending September 2017	10,673	→
Quarter ending December 2017	10,697	→
Variance since December 2016	(2.0%)	↓



ACTIVITY



Month	Adjusted Scheduled Activity (UDA)	
	2017	2018
April	879	819
May	2,981	2,310
June	4,696	3,488
July	7,477	5,491
August	9,157	8,298
September	11,281	10,214
October	13,470	13,043
November	15,808	15,274
December	17,816	17,662
January	18,873	
February	20,143	
March	21,956	
April	22,861	
May	22,866	
June	22,886	

QUALITY

	Quantity	Base Number	Contract	AT	Region	England
% of FP17s for the same patient ID Re-attending within 3 months - Children	121	2,549	4.7%	10.8%	12.9%	12.0%
% of FP17s for the same patient ID Re-attending within 3 months - Adults	1,000	7,254	13.8%	14.4%	16.5%	15.9%
% of FP17s for the same patient ID Re-attending between 3 & 9 months - Children	907	2,549	35.6%	57.8%	59.6%	58.0%
% of FP17s for the same patient ID Re-attending between 3 & 9 months - Adults	2,767	7,254	38.1%	52.6%	52.8%	50.5%
% of FP17s for Band 1 Urgent Courses	949	9,330	10.2%	8.1%	9.1%	9.0%
% of FP17s Relating to Free Repair or Replacements	39	9,330	0.4%	1.1%	1.0%	0.8%
% of FP17s Relating to Continuations	121	9,330	1.3%	1.4%	1.2%	1.1%
% of Patients satisfied with the dentistry they have received	10	10	100.0%	92.8%	91.6%	91.5%
% of Patients satisfied with the time they had to wait for an appointment	9	10	90.0%	88.7%	88.3%	87.9%

* This is based on patients treated on this contract for their most recent course of treatment. Figures in italics indicate the base number of FP17s or Patient Questionnaire responses are less than 100. N/A is shown where the base number of responses is less than 10 during the period. % is calculated as Quantity/Base number*100

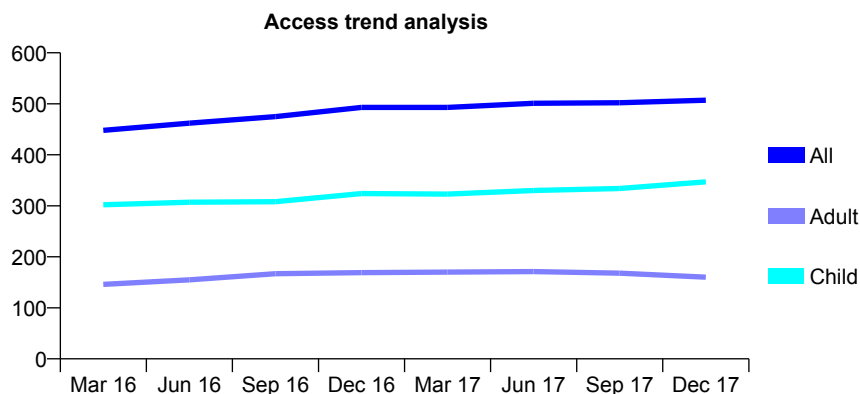
Q49 - Vital Signs At a Glance Contract Report for 134015/0001 - December 2017

Name or company name	Alistair Morgan and Associates Limited
Contract type name	GDS Contract
Purpose of contract	General
Contract start date	01/02/2015
Contract end date	

17/18 Contracted general activity (UDA)	1,700
Carry forward general activity (UDA)	0
17/18 Contracted orthodontic activity (UOA)	0
Carry forward orthodontic activity (UOA)	0
Baseline contract value	£43,134.29

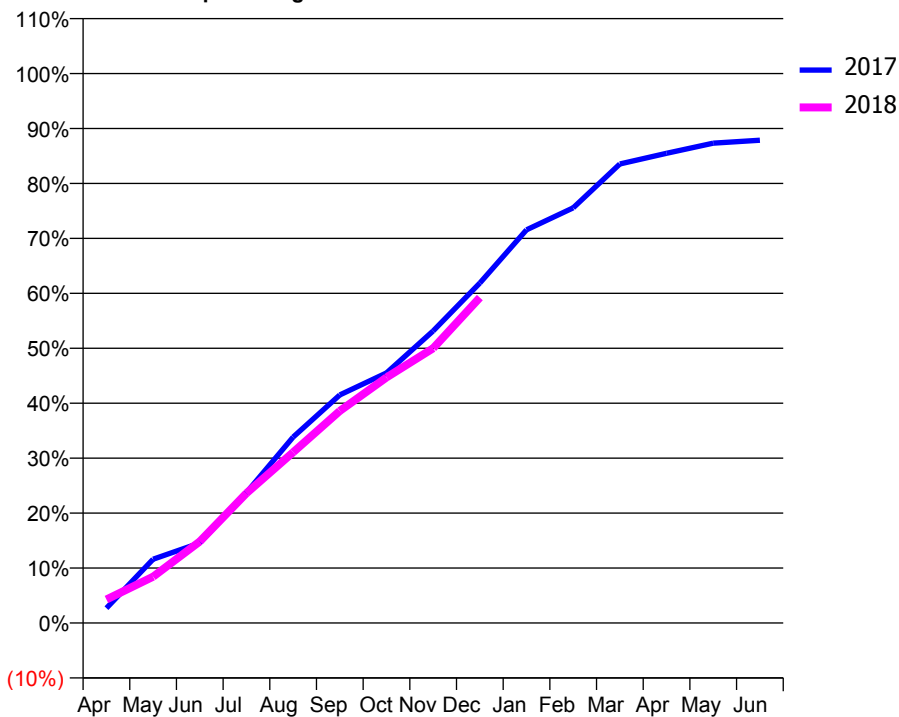
ACCESS*

Patients seen in 24 months	Total	Change since previous quarter
Quarter ending December 2016	493	
Quarter ending March 2017	493	→
Quarter ending June 2017	501	→
Quarter ending September 2017	502	→
Quarter ending December 2017	507	→
Variance since December 2016	2.8%	↑



ACTIVITY

Cumulative percentage of contracted UDA delivered 2017 & 2018



Month	Adjusted Scheduled Activity (UDA)	
	2017	2018
April	46	73
May	197	143
June	248	252
July	404	402
August	575	528
September	706	656
October	774	760
November	904	850
December	1,052	1,007
January	1,216	
February	1,285	
March	1,420	
April	1,453	
May	1,485	
June	1,494	

QUALITY

	Quantity	Base Number	Contract	AT	Region	England
% of FP17s for the same patient ID Re-attending within 3 months - Children	77	571	13.5%	10.8%	12.9%	12.0%
% of FP17s for the same patient ID Re-attending within 3 months - Adults	14	133	10.5%	14.4%	16.5%	15.9%
% of FP17s for the same patient ID Re-attending between 3 & 9 months - Children	403	571	70.6%	57.8%	59.6%	58.0%
% of FP17s for the same patient ID Re-attending between 3 & 9 months - Adults	103	133	77.4%	52.6%	52.8%	50.5%
% of FP17s for Band 1 Urgent Courses	25	663	3.8%	8.1%	9.1%	9.0%
% of FP17s Relating to Free Repair or Replacements	0	663	0.0%	1.1%	1.0%	0.8%
% of FP17s Relating to Continuations	6	663	0.9%	1.4%	1.2%	1.1%
% of Patients satisfied with the dentistry they have received	0	0	N/A	92.8%	91.6%	91.5%
% of Patients satisfied with the time they had to wait for an appointment	0	0	N/A	88.7%	88.3%	87.9%

* This is based on patients treated on this contract for their most recent course of treatment. Figures in italics indicate the base number of FP17s or Patient Questionnaire responses are less than 100. N/A is shown where the base number of responses is less than 10 during the period. % is calculated as Quantity/Base number*100

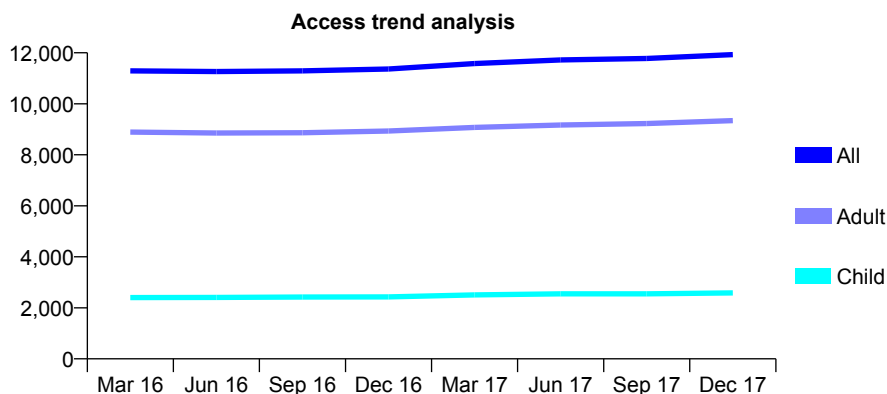
Q49 - Vital Signs At a Glance Contract Report for 134058/0001 - December 2017

Name or company name	Alison Brett Dental Care LLP
Contract type name	GDS Contract
Purpose of contract	General and Orthodontic
Contract start date	01/08/2012
Contract end date	

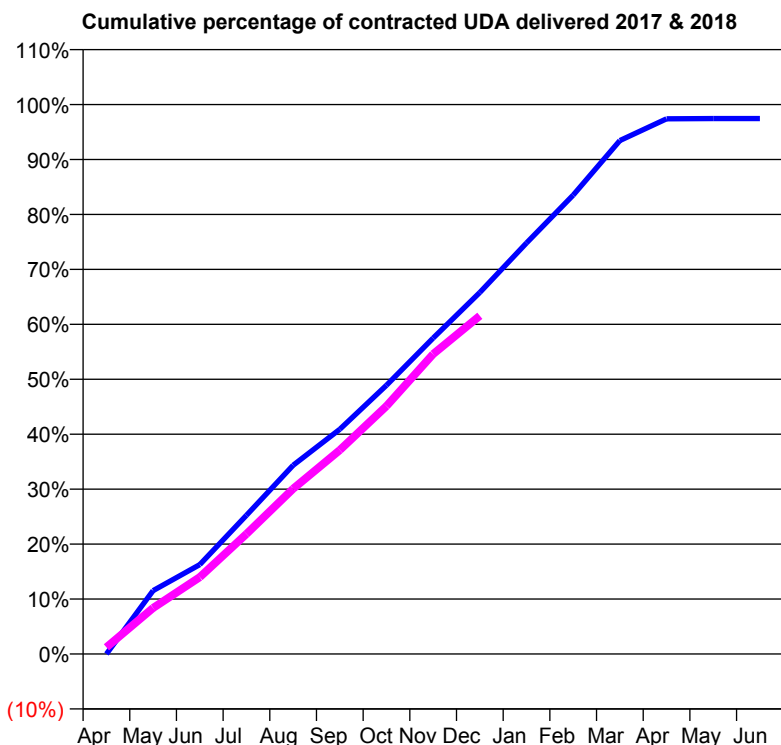
17/18 Contracted general activity (UDA)	35,029
Carry forward general activity (UDA)	894
17/18 Contracted orthodontic activity (UOA)	300
Carry forward orthodontic activity (UOA)	0
Baseline contract value	£1,029,728.93

ACCESS*

Patients seen in 24 months	Total	Change since previous quarter
Quarter ending December 2016	11,364	
Quarter ending March 2017	11,580	→
Quarter ending June 2017	11,718	→
Quarter ending September 2017	11,777	→
Quarter ending December 2017	11,929	→
Variance since December 2016	5.0%	↑



ACTIVITY



Month	Adjusted Scheduled Activity (UDA)	
	2017	2018
April	0	425
May	4,038	2,939
June	5,696	4,896
July	8,847	7,657
August	12,030	10,533
September	14,326	12,999
October	17,131	15,807
November	20,139	19,121
December	23,051	21,557
January	26,202	
February	29,254	
March	32,735	
April	34,119	
May	34,133	
June	34,135	

QUALITY

	Quantity	Base Number	Contract	AT	Region	England
% of FP17s for the same patient ID Re-attending within 3 months - Children	278	3,232	8.6%	10.8%	12.9%	12.0%
% of FP17s for the same patient ID Re-attending within 3 months - Adults	1,584	10,461	15.1%	14.4%	16.5%	15.9%
% of FP17s for the same patient ID Re-attending between 3 & 9 months - Children	2,203	3,232	68.2%	57.8%	59.6%	58.0%
% of FP17s for the same patient ID Re-attending between 3 & 9 months - Adults	5,991	10,461	57.3%	52.6%	52.8%	50.5%
% of FP17s for Band 1 Urgent Courses	1,397	11,579	12.1%	8.1%	9.1%	9.0%
% of FP17s Relating to Free Repair or Replacements	149	11,579	1.3%	1.1%	1.0%	0.8%
% of FP17s Relating to Continuations	144	11,579	1.2%	1.4%	1.2%	1.1%
% of Patients satisfied with the dentistry they have received	21	21	100.0%	92.8%	91.6%	91.5%
% of Patients satisfied with the time they had to wait for an appointment	21	21	100.0%	88.7%	88.3%	87.9%

* This is based on patients treated on this contract for their most recent course of treatment. Figures in italics indicate the base number of FP17s or Patient Questionnaire responses are less than 100. N/A is shown where the base number of responses is less than 10 during the period. % is calculated as Quantity/Base number*100

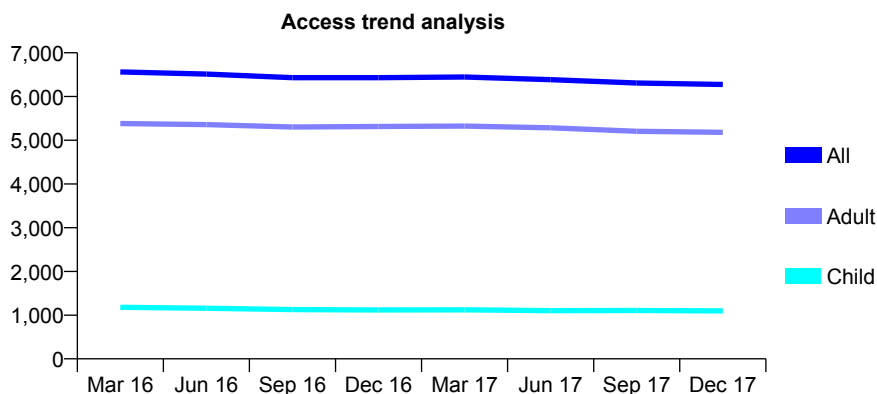
Q49 - Vital Signs At a Glance Contract Report for 136360/0001 - December 2017

Name or company name	The Mill Dental Practice Partnership
Contract type name	GDS Contract
Purpose of contract	General
Contract start date	31/01/2014
Contract end date	

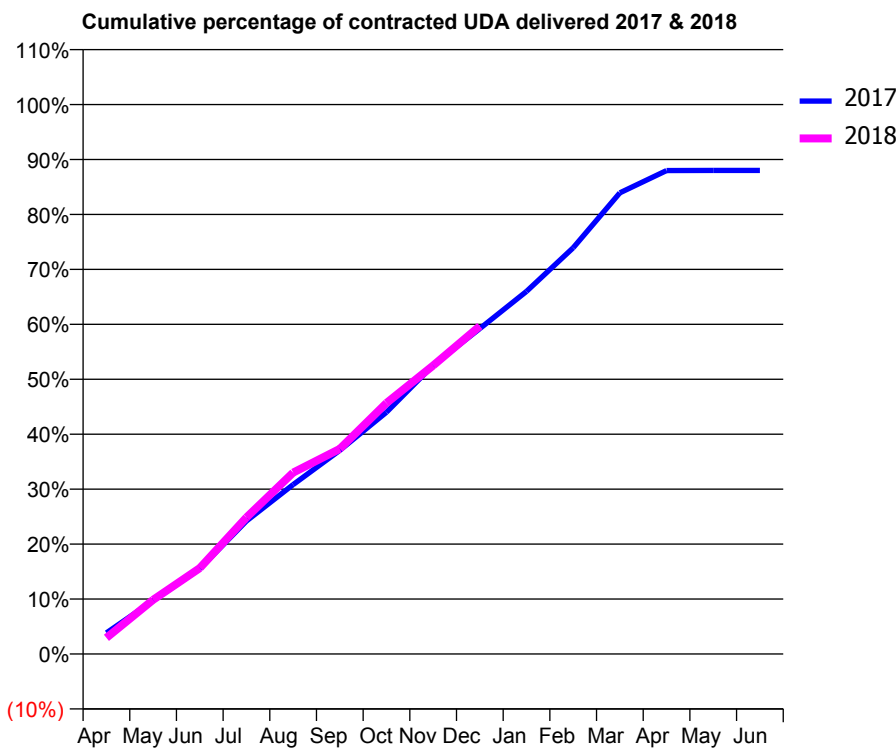
17/18 Contracted general activity (UDA)	20,058
Carry forward general activity (UDA)	0
17/18 Contracted orthodontic activity (UOA)	0
Carry forward orthodontic activity (UOA)	0
Baseline contract value	£521,831.89

ACCESS*

Patients seen in 24 months	Total	Change since previous quarter
Quarter ending December 2016	6,432	
Quarter ending March 2017	6,446	→
Quarter ending June 2017	6,385	→
Quarter ending September 2017	6,310	↓
Quarter ending December 2017	6,277	→
Variance since December 2016	(2.4%)	↓



ACTIVITY



Month	Adjusted Scheduled Activity (UDA)	
	2017	2018
April	808	591
May	2,039	1,978
June	3,261	3,135
July	5,083	4,986
August	6,476	6,621
September	7,782	7,490
October	9,240	9,163
November	11,036	10,530
December	12,439	11,971
January	13,859	
February	15,526	
March	17,623	
April	18,475	
May	18,482	
June	18,483	

QUALITY

	Quantity	Base Number	Contract	AT	Region	England
% of FP17s for the same patient ID Re-attending within 3 months - Children	65	1,194	5.4%	10.8%	12.9%	12.0%
% of FP17s for the same patient ID Re-attending within 3 months - Adults	541	4,752	11.4%	14.4%	16.5%	15.9%
% of FP17s for the same patient ID Re-attending between 3 & 9 months - Children	738	1,194	61.8%	57.8%	59.6%	58.0%
% of FP17s for the same patient ID Re-attending between 3 & 9 months - Adults	2,595	4,752	54.6%	52.6%	52.8%	50.5%
% of FP17s for Band 1 Urgent Courses	307	5,583	5.5%	8.1%	9.1%	9.0%
% of FP17s Relating to Free Repair or Replacements	74	5,583	1.3%	1.1%	1.0%	0.8%
% of FP17s Relating to Continuations	90	5,583	1.6%	1.4%	1.2%	1.1%
% of Patients satisfied with the dentistry they have received	3	3	N/A	92.8%	91.6%	91.5%
% of Patients satisfied with the time they had to wait for an appointment	3	3	N/A	88.7%	88.3%	87.9%

* This is based on patients treated on this contract for their most recent course of treatment. Figures in italics indicate the base number of FP17s or Patient Questionnaire responses are less than 100. N/A is shown where the base number of responses is less than 10 during the period. % is calculated as Quantity/Base number*100

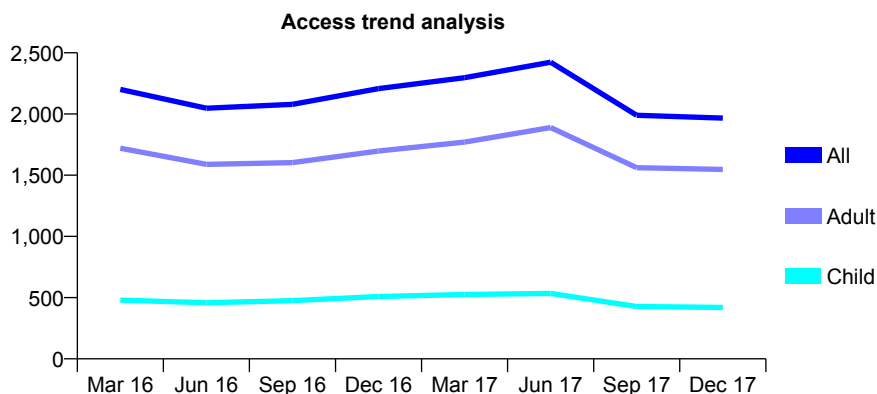
Q49 - Vital Signs At a Glance Contract Report for 138576/0001 - December 2017

Name or company name	Dr J A Richards Limited
Contract type name	GDS Contract
Purpose of contract	General
Contract start date	01/04/2009
Contract end date	

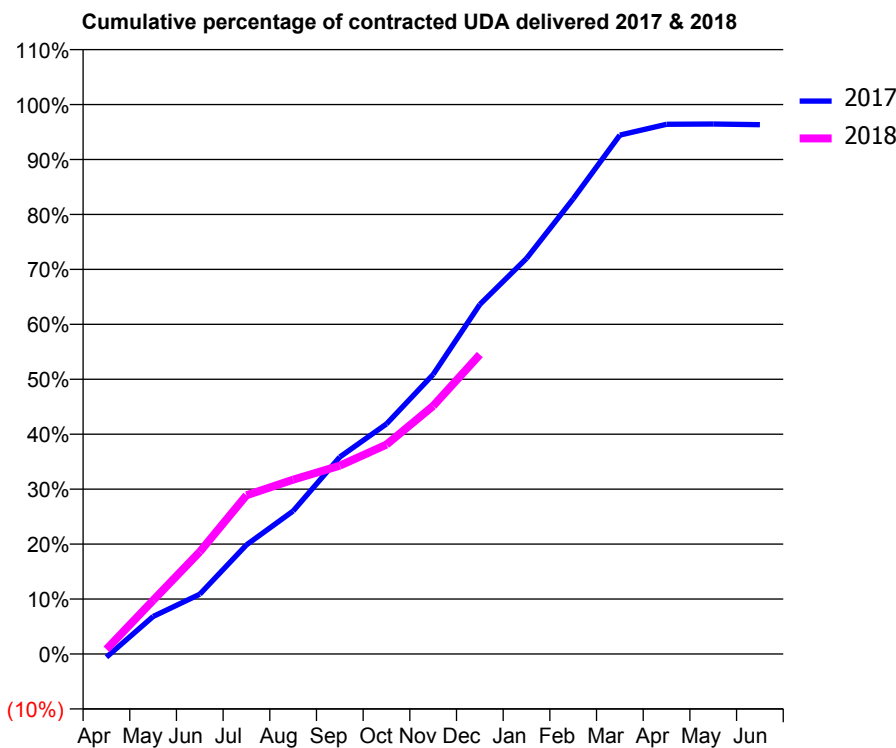
17/18 Contracted general activity (UDA)	7,000
Carry forward general activity (UDA)	257
17/18 Contracted orthodontic activity (UOA)	0
Carry forward orthodontic activity (UOA)	0
Baseline contract value	£167,397.18

ACCESS*

Patients seen in 24 months	Total	Change since previous quarter
Quarter ending December 2016	2,207	
Quarter ending March 2017	2,297	↑
Quarter ending June 2017	2,423	↑
Quarter ending September 2017	1,990	↓
Quarter ending December 2017	1,967	↓
Variance since December 2016	(10.9%)	↓



ACTIVITY



Month	Adjusted Scheduled Activity (UDA)	
	2017	2018
April	-41	61
May	478	684
June	761	1,303
July	1,390	2,022
August	1,822	2,221
September	2,509	2,399
October	2,930	2,667
November	3,561	3,161
December	4,453	3,814
January	5,039	
February	5,799	
March	6,611	
April	6,748	
May	6,752	
June	6,743	

QUALITY

	Quantity	Base Number	Contract	AT	Region	England
% of FP17s for the same patient ID Re-attending within 3 months - Children	50	612	8.2%	10.8%	12.9%	12.0%
% of FP17s for the same patient ID Re-attending within 3 months - Adults	251	1,859	13.5%	14.4%	16.5%	15.9%
% of FP17s for the same patient ID Re-attending between 3 & 9 months - Children	445	612	72.7%	57.8%	59.6%	58.0%
% of FP17s for the same patient ID Re-attending between 3 & 9 months - Adults	958	1,859	51.5%	52.6%	52.8%	50.5%
% of FP17s for Band 1 Urgent Courses	182	2,385	7.6%	8.1%	9.1%	9.0%
% of FP17s Relating to Free Repair or Replacements	44	2,385	1.8%	1.1%	1.0%	0.8%
% of FP17s Relating to Continuations	29	2,385	1.2%	1.4%	1.2%	1.1%
% of Patients satisfied with the dentistry they have received	8	8	N/A	92.8%	91.6%	91.5%
% of Patients satisfied with the time they had to wait for an appointment	6	8	N/A	88.7%	88.3%	87.9%

* This is based on patients treated on this contract for their most recent course of treatment. Figures in italics indicate the base number of FP17s or Patient Questionnaire responses are less than 100. N/A is shown where the base number of responses is less than 10 during the period. % is calculated as Quantity/Base number*100

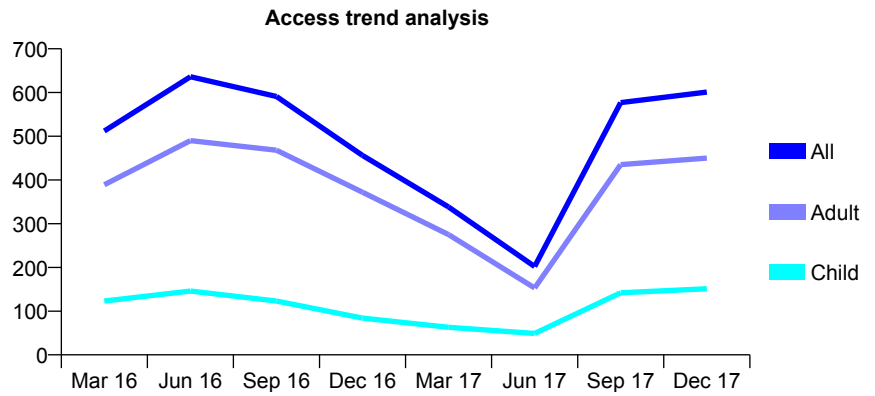
Q49 - Vital Signs At a Glance Contract Report for 138576/0002 - December 2017

Name or company name	Dr J A Richards Limited
Contract type name	GDS Contract
Purpose of contract	General
Contract start date	01/04/2009
Contract end date	

17/18 Contracted general activity (UDA)	1,350
Carry forward general activity (UDA)	12
17/18 Contracted orthodontic activity (UOA)	0
Carry forward orthodontic activity (UOA)	0
Baseline contract value	£35,571.90

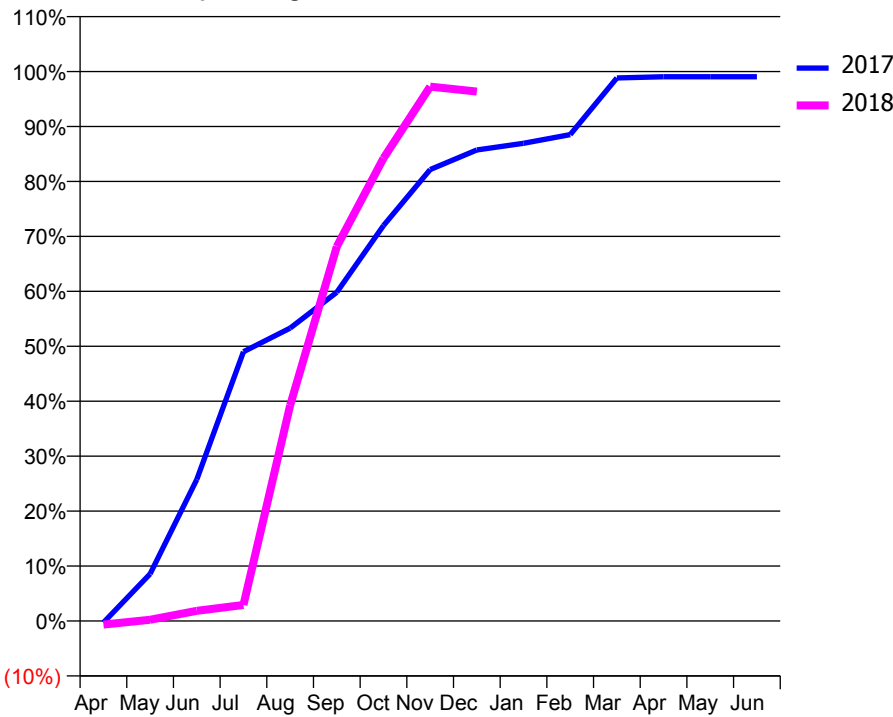
ACCESS*

Patients seen in 24 months	Total	Change since previous quarter
Quarter ending December 2016	456	
Quarter ending March 2017	338	↓
Quarter ending June 2017	202	↓
Quarter ending September 2017	577	↑
Quarter ending December 2017	601	↑
Variance since December 2016	31.8%	↑



ACTIVITY

Cumulative percentage of contracted UDA delivered 2017 & 2018



Month	Adjusted Scheduled Activity (UDA)	
	2017	2018
April	-4	-9
May	116	3
June	348	25
July	662	39
August	720	530
September	808	920
October	971	1,137
November	1,109	1,313
December	1,157	1,301
January	1,174	
February	1,195	
March	1,334	
April	1,337	
May	1,337	
June	1,337	

QUALITY

	Quantity	Base Number	Contract	AT	Region	England
% of FP17s for the same patient ID Re-attending within 3 months - Children	5	173	2.9%	10.8%	12.9%	12.0%
% of FP17s for the same patient ID Re-attending within 3 months - Adults	38	518	7.3%	14.4%	16.5%	15.9%
% of FP17s for the same patient ID Re-attending between 3 & 9 months - Children	17	173	9.8%	57.8%	59.6%	58.0%
% of FP17s for the same patient ID Re-attending between 3 & 9 months - Adults	32	518	6.2%	52.6%	52.8%	50.5%
% of FP17s for Band 1 Urgent Courses	49	689	7.1%	8.1%	9.1%	9.0%
% of FP17s Relating to Free Repair or Replacements	16	689	2.3%	1.1%	1.0%	0.8%
% of FP17s Relating to Continuations	13	689	1.9%	1.4%	1.2%	1.1%
% of Patients satisfied with the dentistry they have received	1	1	N/A	92.8%	91.6%	91.5%
% of Patients satisfied with the time they had to wait for an appointment	1	1	N/A	88.7%	88.3%	87.9%

* This is based on patients treated on this contract for their most recent course of treatment. Figures in italics indicate the base number of FP17s or Patient Questionnaire responses are less than 100. N/A is shown where the base number of responses is less than 10 during the period. % is calculated as Quantity/Base number*100

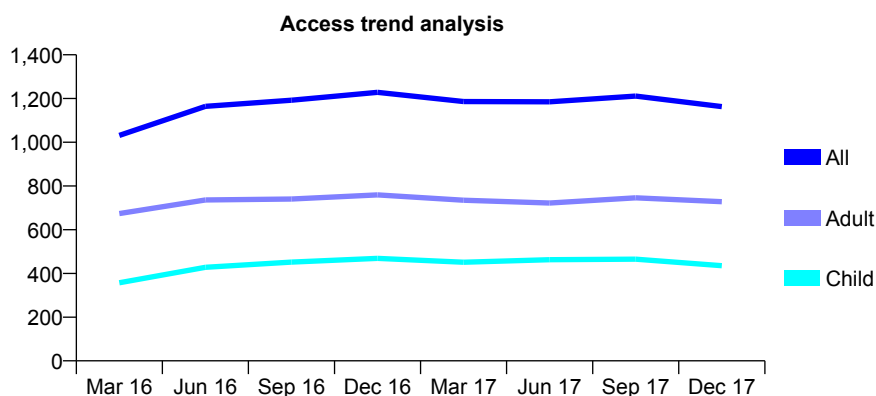
Q49 - Vital Signs At a Glance Contract Report for 140449/0001 - December 2017

Name or company name	South Tyneside Foundation Trust
Contract type name	PDS Contract
Purpose of contract	General
Contract start date	01/06/2013
Contract end date	31/03/2020

17/18 Contracted general activity (UDA)	2,200
Carry forward general activity (UDA)	0
17/18 Contracted orthodontic activity (UOA)	0
Carry forward orthodontic activity (UOA)	0
Baseline contract value	£969,034.84

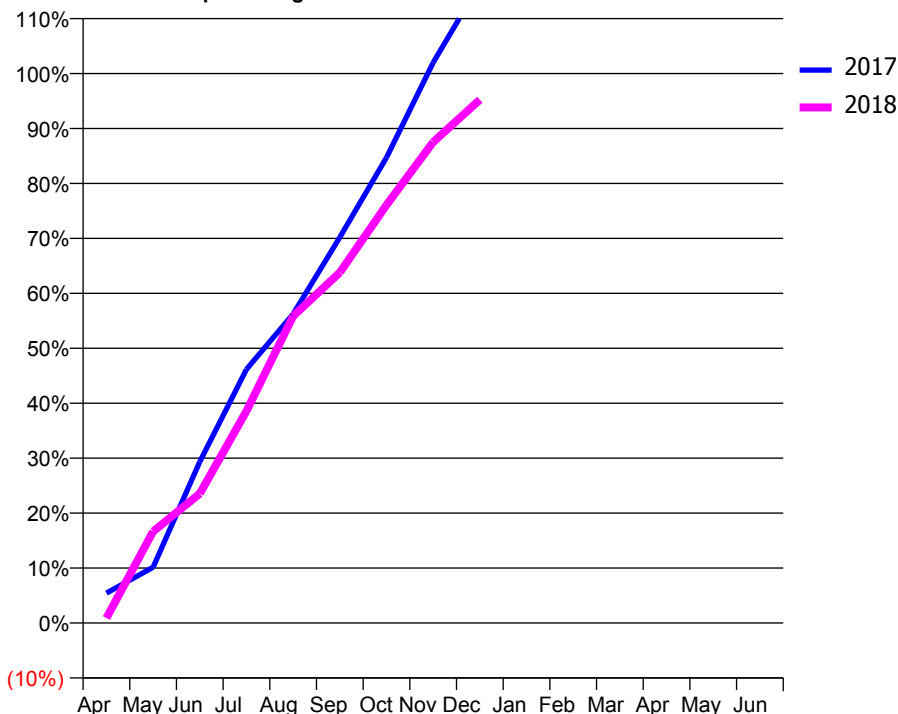
ACCESS*

Patients seen in 24 months	Total	Change since previous quarter
Quarter ending December 2016	1,228	
Quarter ending March 2017	1,186	↓
Quarter ending June 2017	1,185	→
Quarter ending September 2017	1,211	↑
Quarter ending December 2017	1,163	↓
Variance since December 2016	(5.3%)	↓



ACTIVITY

Cumulative percentage of contracted UDA delivered 2017 & 2018



Month	Adjusted Scheduled Activity (UDA)	
	2017	2018
April	120	20
May	224	366
June	646	518
July	1,016	849
August	1,237	1,229
September	1,544	1,403
October	1,864	1,674
November	2,244	1,925
December	2,558	2,095
January	2,790	
February	2,921	
March	3,247	
April	3,395	
May	3,419	
June	3,420	

QUALITY

	Quantity	Base Number	Contract	AT	Region	England
% of FP17s for the same patient ID Re-attending within 3 months - Children	53	546	9.7%	10.8%	12.9%	12.0%
% of FP17s for the same patient ID Re-attending within 3 months - Adults	66	675	9.8%	14.4%	16.5%	15.9%
% of FP17s for the same patient ID Re-attending between 3 & 9 months - Children	180	546	33.0%	57.8%	59.6%	58.0%
% of FP17s for the same patient ID Re-attending between 3 & 9 months - Adults	286	675	42.4%	52.6%	52.8%	50.5%
% of FP17s for Band 1 Urgent Courses	22	1,121	2.0%	8.1%	9.1%	9.0%
% of FP17s Relating to Free Repair or Replacements	2	1,121	0.2%	1.1%	1.0%	0.8%
% of FP17s Relating to Continuations	25	1,121	2.2%	1.4%	1.2%	1.1%
% of Patients satisfied with the dentistry they have received	3	3	N/A	92.8%	91.6%	91.5%
% of Patients satisfied with the time they had to wait for an appointment	3	3	N/A	88.7%	88.3%	87.9%

* This is based on patients treated on this contract for their most recent course of treatment. Figures in italics indicate the base number of FP17s or Patient Questionnaire responses are less than 100. N/A is shown where the base number of responses is less than 10 during the period. % is calculated as Quantity/Base number*100

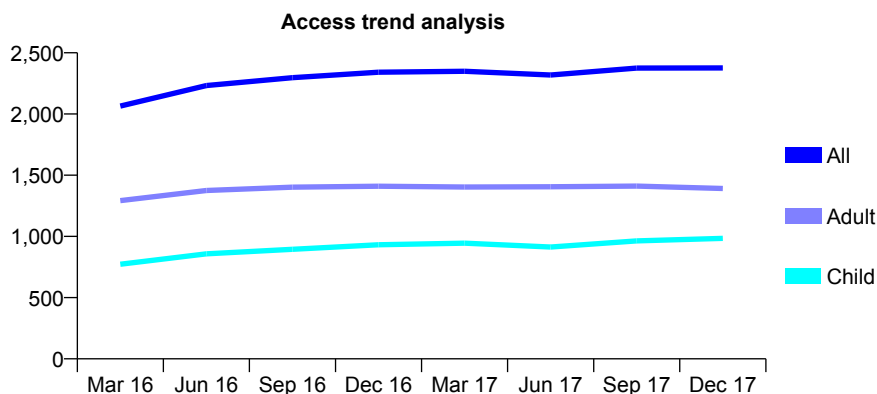
Q49 - Vital Signs At a Glance Contract Report for 140449/0002 - December 2017

Name or company name	South Tyneside Foundation Trust
Contract type name	PDS Contract
Purpose of contract	General
Contract start date	01/06/2013
Contract end date	31/03/2020

17/18 Contracted general activity (UDA)	5,050
Carry forward general activity (UDA)	0
17/18 Contracted orthodontic activity (UOA)	0
Carry forward orthodontic activity (UOA)	0
Baseline contract value	£2,077,012.65

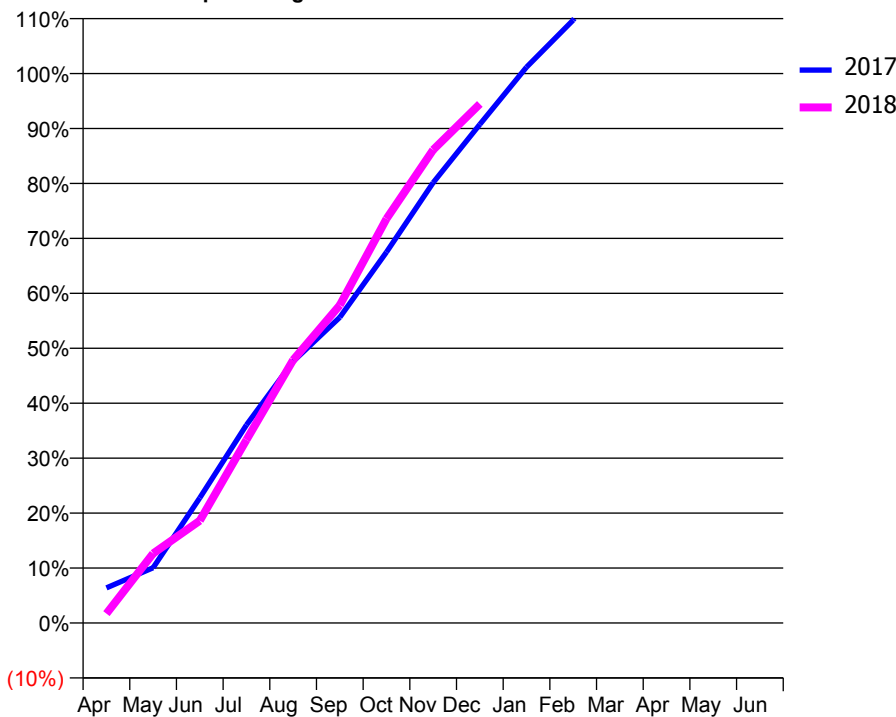
ACCESS*

Patients seen in 24 months	Total	Change since previous quarter
Quarter ending December 2016	2,342	
Quarter ending March 2017	2,349	→
Quarter ending June 2017	2,319	↓
Quarter ending September 2017	2,375	↑
Quarter ending December 2017	2,376	→
Variance since December 2016	1.5%	→



ACTIVITY

Cumulative percentage of contracted UDA delivered 2017 & 2018



Month	Adjusted Scheduled Activity (UDA)	
	2017	2018
April	322	87
May	508	639
June	1,150	940
July	1,821	1,684
August	2,403	2,417
September	2,809	2,921
October	3,409	3,715
November	4,048	4,348
December	4,583	4,770
January	5,109	
February	5,541	
March	6,148	
April	6,481	
May	6,502	
June	6,514	

QUALITY

	Quantity	Base Number	Contract	AT	Region	England
% of FP17s for the same patient ID Re-attending within 3 months - Children	62	1,092	5.7%	10.8%	12.9%	12.0%
% of FP17s for the same patient ID Re-attending within 3 months - Adults	101	1,348	7.5%	14.4%	16.5%	15.9%
% of FP17s for the same patient ID Re-attending between 3 & 9 months - Children	248	1,092	22.7%	57.8%	59.6%	58.0%
% of FP17s for the same patient ID Re-attending between 3 & 9 months - Adults	650	1,348	48.2%	52.6%	52.8%	50.5%
% of FP17s for Band 1 Urgent Courses	20	2,258	0.9%	8.1%	9.1%	9.0%
% of FP17s Relating to Free Repair or Replacements	6	2,258	0.3%	1.1%	1.0%	0.8%
% of FP17s Relating to Continuations	32	2,258	1.4%	1.4%	1.2%	1.1%
% of Patients satisfied with the dentistry they have received	2	2	N/A	92.8%	91.6%	91.5%
% of Patients satisfied with the time they had to wait for an appointment	2	2	N/A	88.7%	88.3%	87.9%

* This is based on patients treated on this contract for their most recent course of treatment. Figures in italics indicate the base number of FP17s or Patient Questionnaire responses are less than 100. N/A is shown where the base number of responses is less than 10 during the period. % is calculated as Quantity/Base number*100

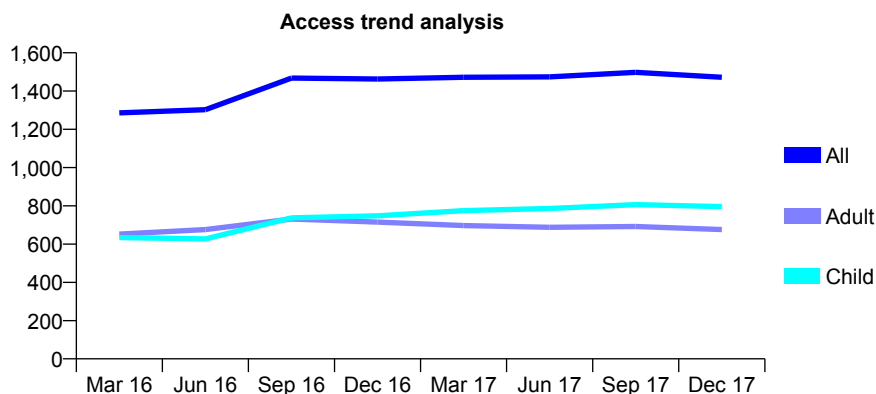
Q49 - Vital Signs At a Glance Contract Report for 140449/0003 - December 2017

Name or company name	South Tyneside Foundation Trust
Contract type name	PDS Contract
Purpose of contract	General
Contract start date	01/06/2013
Contract end date	31/03/2020

17/18 Contracted general activity (UDA)	2,195
Carry forward general activity (UDA)	0
17/18 Contracted orthodontic activity (UOA)	0
Carry forward orthodontic activity (UOA)	0
Baseline contract value	£1,236,241.28

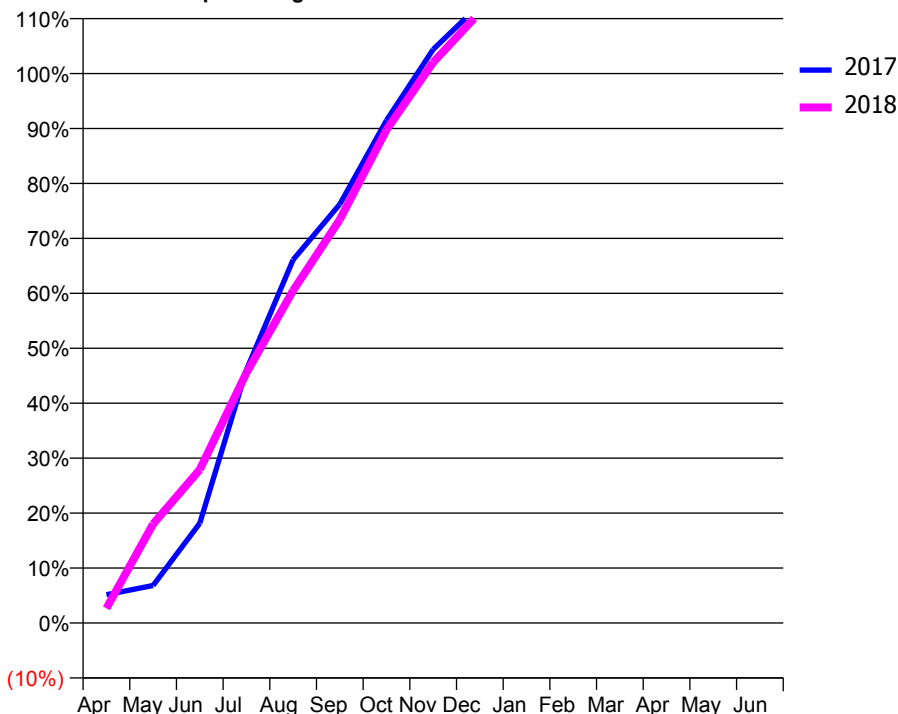
ACCESS*

Patients seen in 24 months	Total	Change since previous quarter
Quarter ending December 2016	1,463	
Quarter ending March 2017	1,472	→
Quarter ending June 2017	1,474	→
Quarter ending September 2017	1,498	→
Quarter ending December 2017	1,472	↓
Variance since December 2016	0.6%	→



ACTIVITY

Cumulative percentage of contracted UDA delivered 2017 & 2018



Adjusted Scheduled Activity (UDA)		
Month	2017	2018
April	113	59
May	150	396
June	399	613
July	1,012	1,000
August	1,451	1,328
September	1,673	1,611
October	2,008	1,970
November	2,291	2,240
December	2,470	2,439
January	2,789	
February	3,026	
March	3,354	
April	3,529	
May	3,557	
June	3,567	

QUALITY

	Quantity	Base Number	Contract	AT	Region	England
% of FP17s for the same patient ID Re-attending within 3 months - Children	124	906	13.7%	10.8%	12.9%	12.0%
% of FP17s for the same patient ID Re-attending within 3 months - Adults	61	581	10.5%	14.4%	16.5%	15.9%
% of FP17s for the same patient ID Re-attending between 3 & 9 months - Children	294	906	32.5%	57.8%	59.6%	58.0%
% of FP17s for the same patient ID Re-attending between 3 & 9 months - Adults	178	581	30.6%	52.6%	52.8%	50.5%
% of FP17s for Band 1 Urgent Courses	31	1,369	2.3%	8.1%	9.1%	9.0%
% of FP17s Relating to Free Repair or Replacements	0	1,369	0.0%	1.1%	1.0%	0.8%
% of FP17s Relating to Continuations	42	1,369	3.1%	1.4%	1.2%	1.1%
% of Patients satisfied with the dentistry they have received	1	1	N/A	92.8%	91.6%	91.5%
% of Patients satisfied with the time they had to wait for an appointment	0	1	N/A	88.7%	88.3%	87.9%

* This is based on patients treated on this contract for their most recent course of treatment. Figures in italics indicate the base number of FP17s or Patient Questionnaire responses are less than 100. N/A is shown where the base number of responses is less than 10 during the period. % is calculated as Quantity/Base number*100

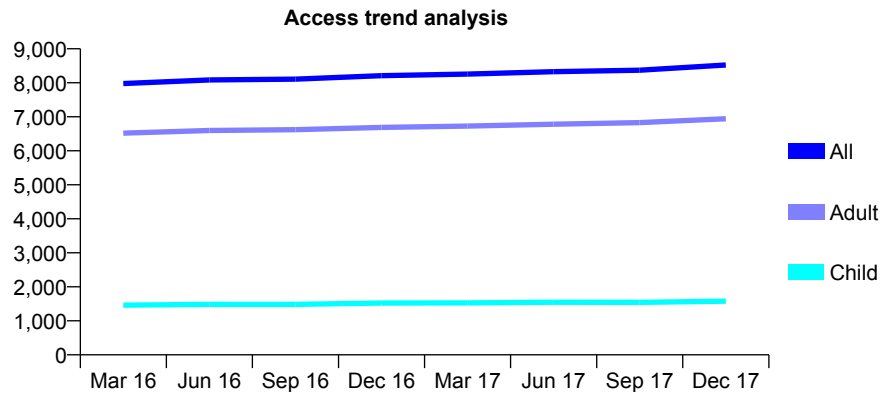
Q49 - Vital Signs At a Glance Contract Report for 141593/0001 - December 2017

Name or company name	J R P Jones and Associates
Contract type name	GDS Contract
Purpose of contract	General and Orthodontic
Contract start date	01/03/2012
Contract end date	

17/18 Contracted general activity (UDA)	26,411
Carry forward general activity (UDA)	0
17/18 Contracted orthodontic activity (UOA)	300
Carry forward orthodontic activity (UOA)	0
Baseline contract value	£705,924.32

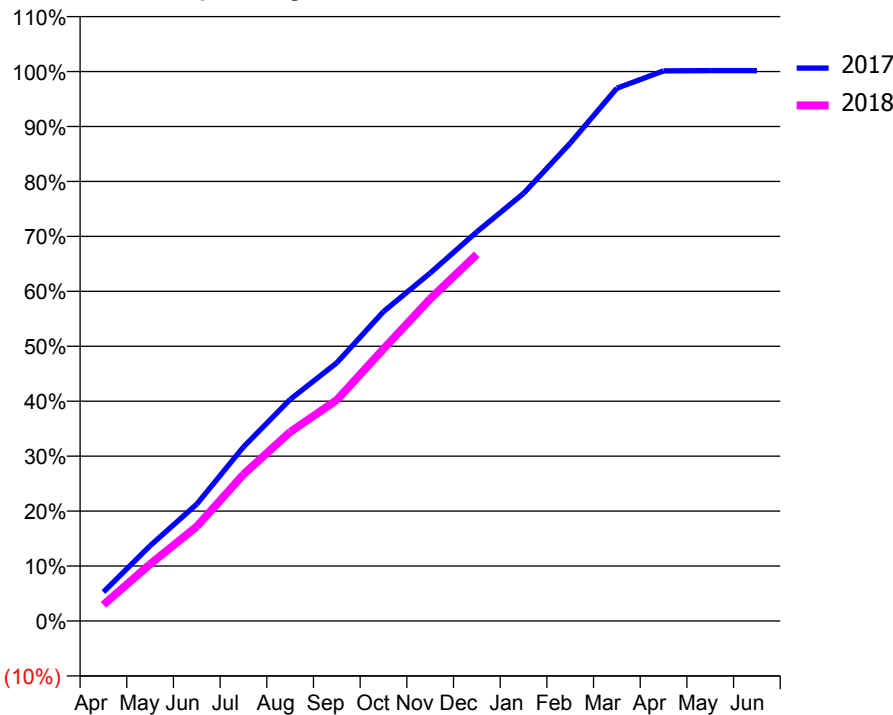
ACCESS*

Patients seen in 24 months	Total	Change since previous quarter
Quarter ending December 2016	8,209	
Quarter ending March 2017	8,256	→
Quarter ending June 2017	8,328	→
Quarter ending September 2017	8,372	→
Quarter ending December 2017	8,522	→
Variance since December 2016	3.8%	↑



ACTIVITY

Cumulative percentage of contracted UDA delivered 2017 & 2018



Month	Adjusted Scheduled Activity (UDA)	
	2017	2018
April	1,396	778
May	3,620	2,736
June	5,616	4,539
July	8,365	7,045
August	10,646	9,084
September	12,414	10,621
October	14,874	13,079
November	16,722	15,484
December	18,703	17,624
January	20,551	
February	22,964	
March	25,610	
April	26,439	
May	26,454	
June	26,456	

QUALITY

	Quantity	Base Number	Contract	AT	Region	England
% of FP17s for the same patient ID Re-attending within 3 months - Children	137	2,117	6.5%	10.8%	12.9%	12.0%
% of FP17s for the same patient ID Re-attending within 3 months - Adults	948	8,517	11.1%	14.4%	16.5%	15.9%
% of FP17s for the same patient ID Re-attending between 3 & 9 months - Children	1,559	2,117	73.6%	57.8%	59.6%	58.0%
% of FP17s for the same patient ID Re-attending between 3 & 9 months - Adults	5,968	8,517	70.1%	52.6%	52.8%	50.5%
% of FP17s for Band 1 Urgent Courses	480	9,624	5.0%	8.1%	9.1%	9.0%
% of FP17s Relating to Free Repair or Replacements	163	9,624	1.7%	1.1%	1.0%	0.8%
% of FP17s Relating to Continuations	150	9,624	1.6%	1.4%	1.2%	1.1%
% of Patients satisfied with the dentistry they have received	13	17	76.5%	92.8%	91.6%	91.5%
% of Patients satisfied with the time they had to wait for an appointment	12	17	70.6%	88.7%	88.3%	87.9%

* This is based on patients treated on this contract for their most recent course of treatment. Figures in italics indicate the base number of FP17s or Patient Questionnaire responses are less than 100. N/A is shown where the base number of responses is less than 10 during the period. % is calculated as Quantity/Base number*100

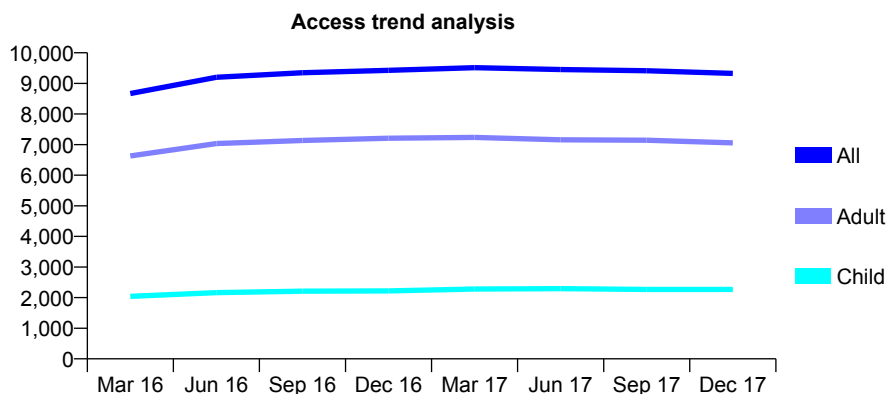
Q49 - Vital Signs At a Glance Contract Report for 141852/0001 - December 2017

Name or company name	Perfect Smile Gateshead Partnership
Contract type name	GDS Contract
Purpose of contract	General and Orthodontic
Contract start date	01/07/2014
Contract end date	

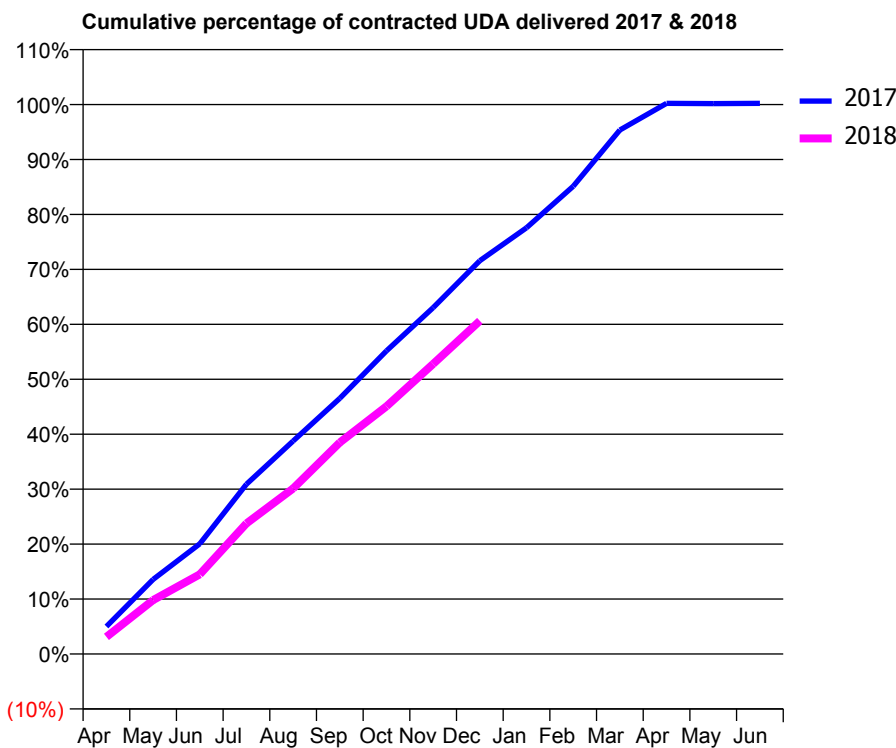
17/18 Contracted general activity (UDA)	28,872
Carry forward general activity (UDA)	-59
17/18 Contracted orthodontic activity (UOA)	500
Carry forward orthodontic activity (UOA)	0
Baseline contract value	£858,767.72

ACCESS*

Patients seen in 24 months	Total	Change since previous quarter
Quarter ending December 2016	9,429	
Quarter ending March 2017	9,514	→
Quarter ending June 2017	9,451	→
Quarter ending September 2017	9,412	→
Quarter ending December 2017	9,326	→
Variance since December 2016	(1.1%)	↓



ACTIVITY



Month	Adjusted Scheduled Activity (UDA)	
	2017	2018
April	1,444	902
May	3,920	2,834
June	5,791	4,185
July	8,921	6,861
August	11,189	8,696
September	13,436	11,116
October	15,927	13,013
November	18,200	15,245
December	20,667	17,508
January	22,394	
February	24,574	
March	27,531	
April	28,934	
May	28,921	
June	28,931	

QUALITY

	Quantity	Base Number	Contract	AT	Region	England
% of FP17s for the same patient ID Re-attending within 3 months - Children	75	1,716	4.4%	10.8%	12.9%	12.0%
% of FP17s for the same patient ID Re-attending within 3 months - Adults	384	5,536	6.9%	14.4%	16.5%	15.9%
% of FP17s for the same patient ID Re-attending between 3 & 9 months - Children	731	1,716	42.6%	57.8%	59.6%	58.0%
% of FP17s for the same patient ID Re-attending between 3 & 9 months - Adults	2,612	5,536	47.2%	52.6%	52.8%	50.5%
% of FP17s for Band 1 Urgent Courses	611	6,763	9.0%	8.1%	9.1%	9.0%
% of FP17s Relating to Free Repair or Replacements	108	6,763	1.6%	1.1%	1.0%	0.8%
% of FP17s Relating to Continuations	19	6,763	0.3%	1.4%	1.2%	1.1%
% of Patients satisfied with the dentistry they have received	9	9	N/A	92.8%	91.6%	91.5%
% of Patients satisfied with the time they had to wait for an appointment	7	9	N/A	88.7%	88.3%	87.9%

* This is based on patients treated on this contract for their most recent course of treatment. Figures in italics indicate the base number of FP17s or Patient Questionnaire responses are less than 100. N/A is shown where the base number of responses is less than 10 during the period. % is calculated as Quantity/Base number*100

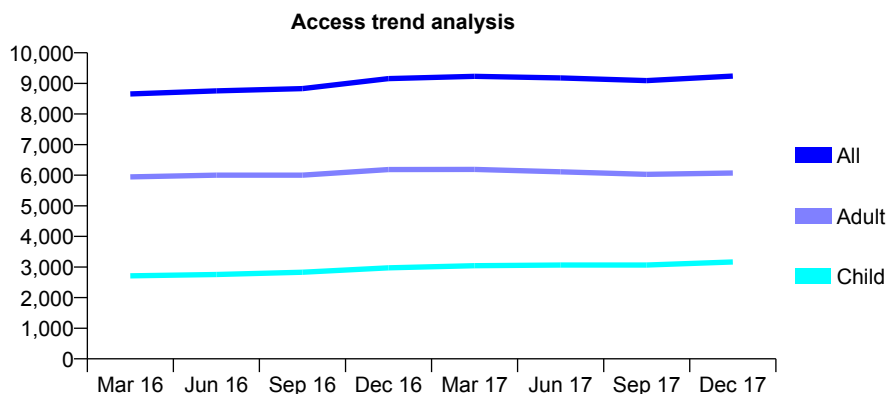
Q49 - Vital Signs At a Glance Contract Report for 142050/0001 - December 2017

Name or company name	The Grainger Stockton, Birtley and Stanley
Contract type name	GDS Contract
Purpose of contract	General
Contract start date	01/02/2014
Contract end date	

17/18 Contracted general activity (UDA)	32,500
Carry forward general activity (UDA)	0
17/18 Contracted orthodontic activity (UOA)	0
Carry forward orthodontic activity (UOA)	0
Baseline contract value	£769,638.32

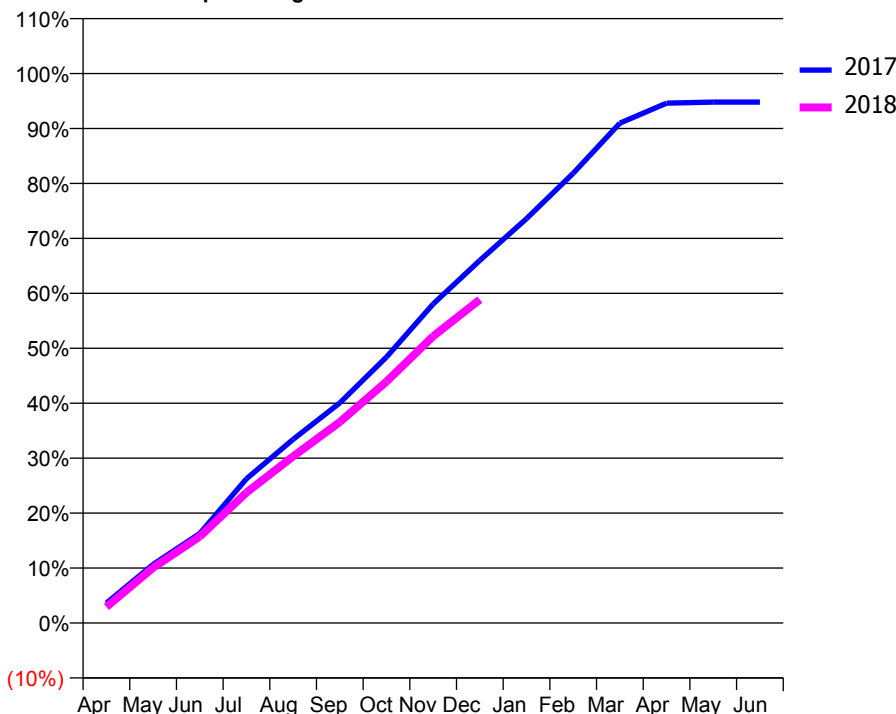
ACCESS*

Patients seen in 24 months	Total	Change since previous quarter
Quarter ending December 2016	9,159	
Quarter ending March 2017	9,233	→
Quarter ending June 2017	9,177	→
Quarter ending September 2017	9,093	→
Quarter ending December 2017	9,239	→
Variance since December 2016	0.9%	→



ACTIVITY

Cumulative percentage of contracted UDA delivered 2017 & 2018



Month	Adjusted Scheduled Activity (UDA)	
	2017	2018
April	1,176	949
May	3,466	3,266
June	5,295	5,117
July	8,530	7,716
August	10,864	9,851
September	13,019	11,891
October	15,732	14,275
November	18,868	16,957
December	21,452	19,128
January	23,913	
February	26,596	
March	29,561	
April	30,747	
May	30,809	
June	30,809	

QUALITY

	Quantity	Base Number	Contract	AT	Region	England
% of FP17s for the same patient ID Re-attending within 3 months - Children	144	3,269	4.4%	10.8%	12.9%	12.0%
% of FP17s for the same patient ID Re-attending within 3 months - Adults	542	5,449	9.9%	14.4%	16.5%	15.9%
% of FP17s for the same patient ID Re-attending between 3 & 9 months - Children	2,011	3,269	61.5%	57.8%	59.6%	58.0%
% of FP17s for the same patient ID Re-attending between 3 & 9 months - Adults	3,127	5,449	57.4%	52.6%	52.8%	50.5%
% of FP17s for Band 1 Urgent Courses	510	8,269	6.2%	8.1%	9.1%	9.0%
% of FP17s Relating to Free Repair or Replacements	39	8,269	0.5%	1.1%	1.0%	0.8%
% of FP17s Relating to Continuations	48	8,269	0.6%	1.4%	1.2%	1.1%
% of Patients satisfied with the dentistry they have received	5	8	N/A	92.8%	91.6%	91.5%
% of Patients satisfied with the time they had to wait for an appointment	7	8	N/A	88.7%	88.3%	87.9%

* This is based on patients treated on this contract for their most recent course of treatment. Figures in italics indicate the base number of FP17s or Patient Questionnaire responses are less than 100. N/A is shown where the base number of responses is less than 10 during the period. % is calculated as Quantity/Base number*100

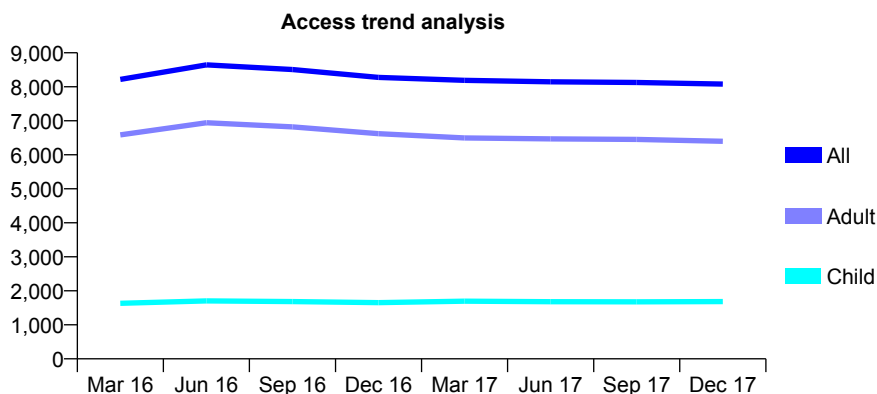
Q49 - Vital Signs At a Glance Contract Report for 143324/0001 - December 2017

Name or company name	Perfect Smile Blaydon Partnership
Contract type name	GDS Contract
Purpose of contract	General
Contract start date	01/07/2014
Contract end date	

17/18 Contracted general activity (UDA)	22,584
Carry forward general activity (UDA)	109
17/18 Contracted orthodontic activity (UOA)	0
Carry forward orthodontic activity (UOA)	0
Baseline contract value	£715,395.00

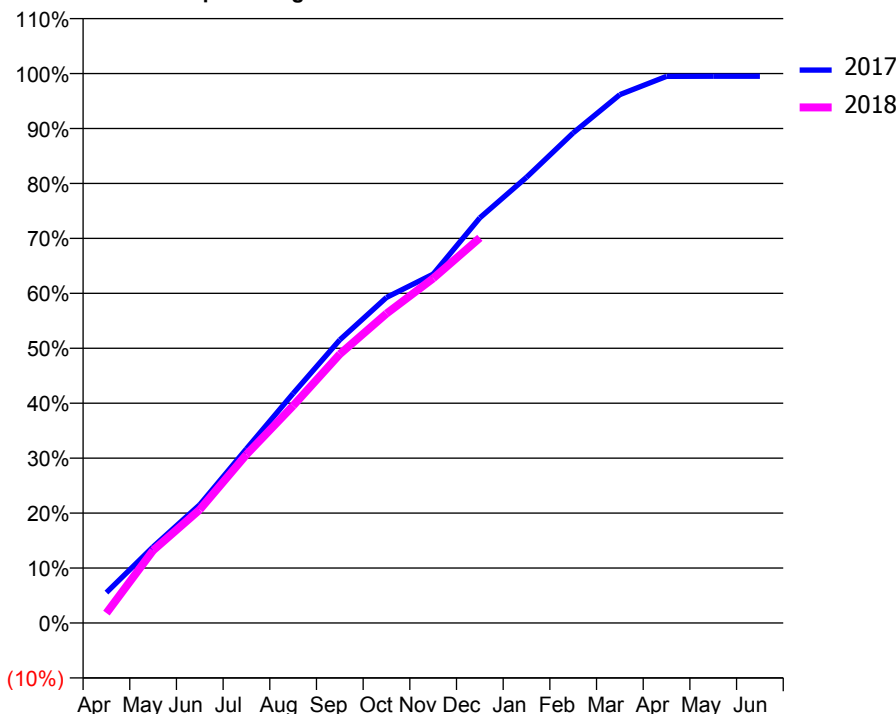
ACCESS*

Patients seen in 24 months	Total	Change since previous quarter
Quarter ending December 2016	8,275	
Quarter ending March 2017	8,190	↓
Quarter ending June 2017	8,149	→
Quarter ending September 2017	8,127	→
Quarter ending December 2017	8,082	→
Variance since December 2016	(2.3%)	↓



ACTIVITY

Cumulative percentage of contracted UDA delivered 2017 & 2018



Adjusted Scheduled Activity (UDA)

Month	2017	2018
April	1,250	409
May	3,131	2,986
June	4,862	4,660
July	7,162	6,924
August	9,435	8,932
September	11,640	11,053
October	13,383	12,716
November	14,342	14,162
December	16,651	15,831
January	18,320	
February	20,141	
March	21,719	
April	22,469	
May	22,473	
June	22,475	

QUALITY

	Quantity	Base Number	Contract	AT	Region	England
% of FP17s for the same patient ID Re-attending within 3 months - Children	78	1,542	5.1%	10.8%	12.9%	12.0%
% of FP17s for the same patient ID Re-attending within 3 months - Adults	539	5,254	10.3%	14.4%	16.5%	15.9%
% of FP17s for the same patient ID Re-attending between 3 & 9 months - Children	661	1,542	42.9%	57.8%	59.6%	58.0%
% of FP17s for the same patient ID Re-attending between 3 & 9 months - Adults	2,112	5,254	40.2%	52.6%	52.8%	50.5%
% of FP17s for Band 1 Urgent Courses	309	6,448	4.8%	8.1%	9.1%	9.0%
% of FP17s Relating to Free Repair or Replacements	67	6,448	1.0%	1.1%	1.0%	0.8%
% of FP17s Relating to Continuations	94	6,448	1.5%	1.4%	1.2%	1.1%
% of Patients satisfied with the dentistry they have received	11	12	91.7%	92.8%	91.6%	91.5%
% of Patients satisfied with the time they had to wait for an appointment	10	12	83.3%	88.7%	88.3%	87.9%

* This is based on patients treated on this contract for their most recent course of treatment. Figures in italics indicate the base number of FP17s or Patient Questionnaire responses are less than 100. N/A is shown where the base number of responses is less than 10 during the period. % is calculated as Quantity/Base number*100

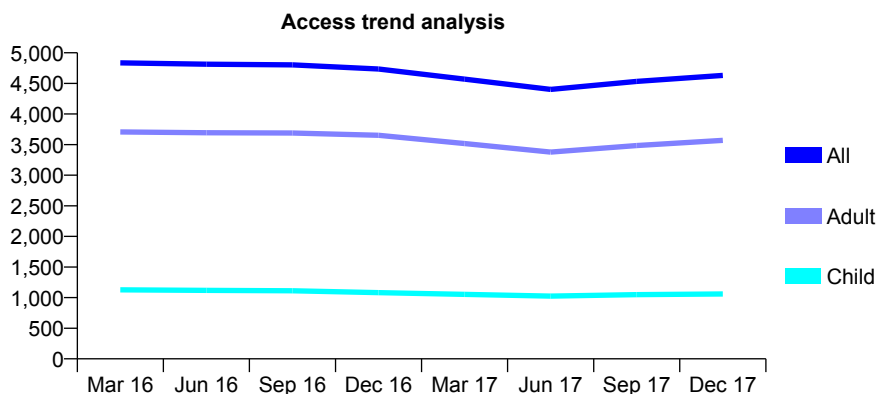
Q49 - Vital Signs At a Glance Contract Report for 143960/0001 - December 2017

Name or company name	1A Dental Practice Partnership
Contract type name	GDS Contract
Purpose of contract	General
Contract start date	31/01/2014
Contract end date	

17/18 Contracted general activity (UDA)	19,000
Carry forward general activity (UDA)	0
17/18 Contracted orthodontic activity (UOA)	0
Carry forward orthodontic activity (UOA)	0
Baseline contract value	£588,201.49

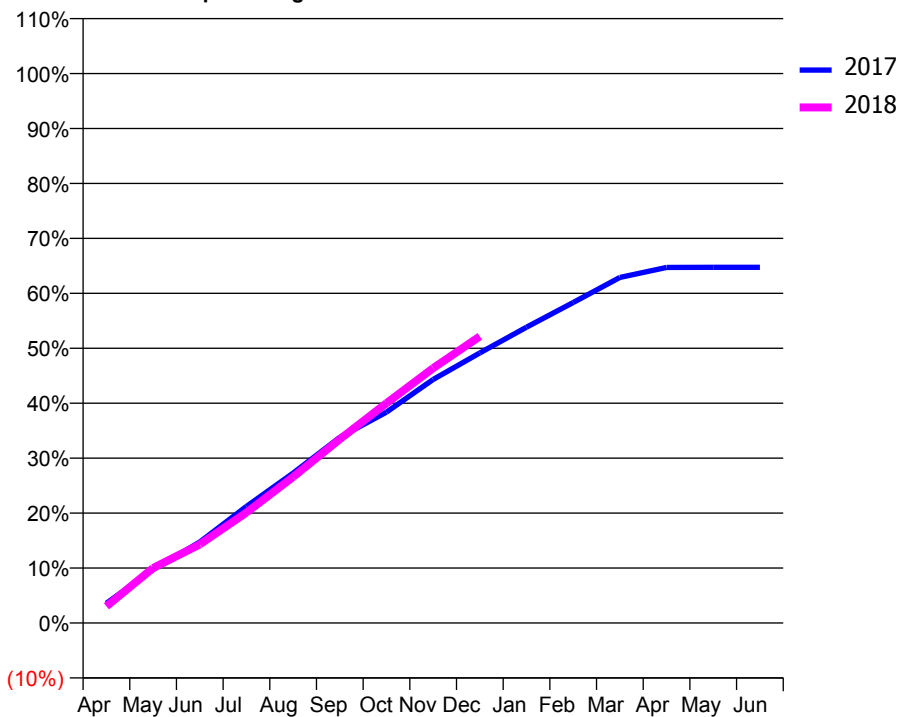
ACCESS*

Patients seen in 24 months	Total	Change since previous quarter
Quarter ending December 2016	4,735	
Quarter ending March 2017	4,570	↓
Quarter ending June 2017	4,402	↓
Quarter ending September 2017	4,533	↑
Quarter ending December 2017	4,630	↑
Variance since December 2016	(2.2%)	↓



ACTIVITY

Cumulative percentage of contracted UDA delivered 2017 & 2018



Month	Adjusted Scheduled Activity (UDA)	
	2017	2018
April	827	578
May	2,240	1,901
June	3,393	2,719
July	4,881	3,822
August	6,275	5,052
September	7,771	6,355
October	8,825	7,599
November	10,192	8,814
December	11,303	9,910
January	12,385	
February	13,413	
March	14,463	
April	14,885	
May	14,889	
June	14,890	

QUALITY

	Quantity	Base Number	Contract	AT	Region	England
% of FP17s for the same patient ID Re-attending within 3 months - Children	45	1,017	4.4%	10.8%	12.9%	12.0%
% of FP17s for the same patient ID Re-attending within 3 months - Adults	282	3,009	9.4%	14.4%	16.5%	15.9%
% of FP17s for the same patient ID Re-attending between 3 & 9 months - Children	514	1,017	50.5%	57.8%	59.6%	58.0%
% of FP17s for the same patient ID Re-attending between 3 & 9 months - Adults	1,253	3,009	41.6%	52.6%	52.8%	50.5%
% of FP17s for Band 1 Urgent Courses	249	3,859	6.5%	8.1%	9.1%	9.0%
% of FP17s Relating to Free Repair or Replacements	31	3,859	0.8%	1.1%	1.0%	0.8%
% of FP17s Relating to Continuations	44	3,859	1.1%	1.4%	1.2%	1.1%
% of Patients satisfied with the dentistry they have received	4	4	N/A	92.8%	91.6%	91.5%
% of Patients satisfied with the time they had to wait for an appointment	4	4	N/A	88.7%	88.3%	87.9%

* This is based on patients treated on this contract for their most recent course of treatment. Figures in italics indicate the base number of FP17s or Patient Questionnaire responses are less than 100. N/A is shown where the base number of responses is less than 10 during the period. % is calculated as Quantity/Base number*100

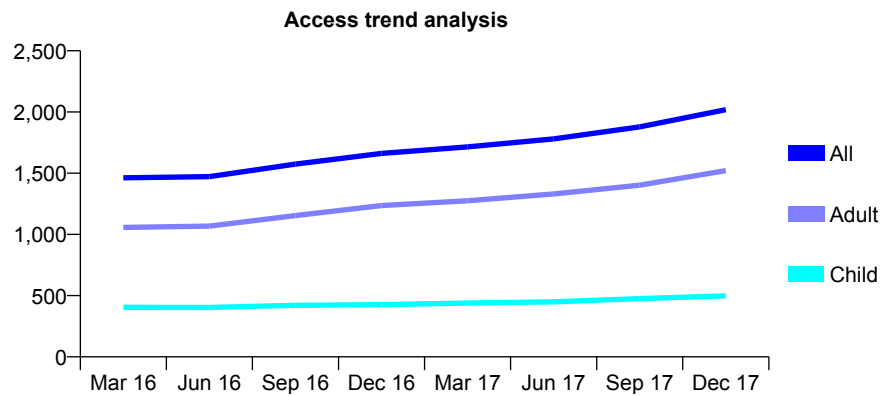
Q49 - Vital Signs At a Glance Contract Report for 144479/0001 - December 2017

Name or company name	CSDP(UK) Ltd
Contract type name	GDS Contract
Purpose of contract	General
Contract start date	01/07/2010
Contract end date	

17/18 Contracted general activity (UDA)	6,622
Carry forward general activity (UDA)	-98
17/18 Contracted orthodontic activity (UOA)	0
Carry forward orthodontic activity (UOA)	0
Baseline contract value	£182,281.48

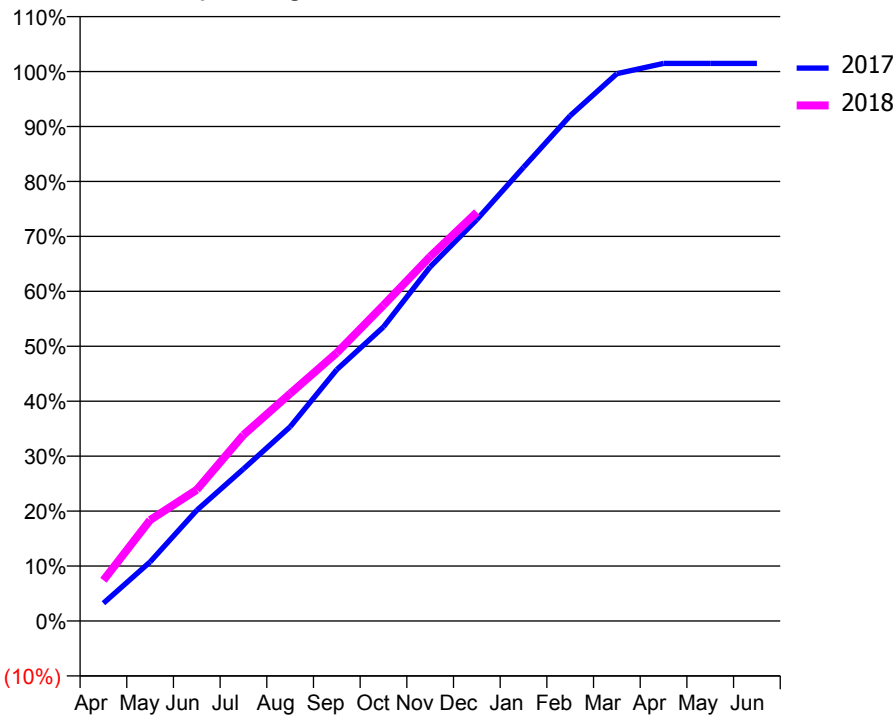
ACCESS*

Patients seen in 24 months	Total	Change since previous quarter
Quarter ending December 2016	1,662	
Quarter ending March 2017	1,715	↑
Quarter ending June 2017	1,780	↑
Quarter ending September 2017	1,879	↑
Quarter ending December 2017	2,019	↑
Variance since December 2016	21.5%	↑



ACTIVITY

Cumulative percentage of contracted UDA delivered 2017 & 2018



Month	Adjusted Scheduled Activity (UDA)	
	2017	2018
April	214	492
May	713	1,218
June	1,335	1,583
July	1,833	2,243
August	2,341	2,741
September	3,030	3,233
October	3,544	3,807
November	4,267	4,393
December	4,838	4,926
January	5,467	
February	6,089	
March	6,595	
April	6,720	
May	6,720	
June	6,720	

QUALITY

	Quantity	Base Number	Contract	AT	Region	England
% of FP17s for the same patient ID Re-attending within 3 months - Children	33	627	5.3%	10.8%	12.9%	12.0%
% of FP17s for the same patient ID Re-attending within 3 months - Adults	110	1,464	7.5%	14.4%	16.5%	15.9%
% of FP17s for the same patient ID Re-attending between 3 & 9 months - Children	402	627	64.1%	57.8%	59.6%	58.0%
% of FP17s for the same patient ID Re-attending between 3 & 9 months - Adults	795	1,464	54.3%	52.6%	52.8%	50.5%
% of FP17s for Band 1 Urgent Courses	53	2,016	2.6%	8.1%	9.1%	9.0%
% of FP17s Relating to Free Repair or Replacements	24	2,016	1.2%	1.1%	1.0%	0.8%
% of FP17s Relating to Continuations	19	2,016	0.9%	1.4%	1.2%	1.1%
% of Patients satisfied with the dentistry they have received	2	2	N/A	92.8%	91.6%	91.5%
% of Patients satisfied with the time they had to wait for an appointment	2	2	N/A	88.7%	88.3%	87.9%

* This is based on patients treated on this contract for their most recent course of treatment. Figures in italics indicate the base number of FP17s or Patient Questionnaire responses are less than 100. N/A is shown where the base number of responses is less than 10 during the period. % is calculated as Quantity/Base number*100

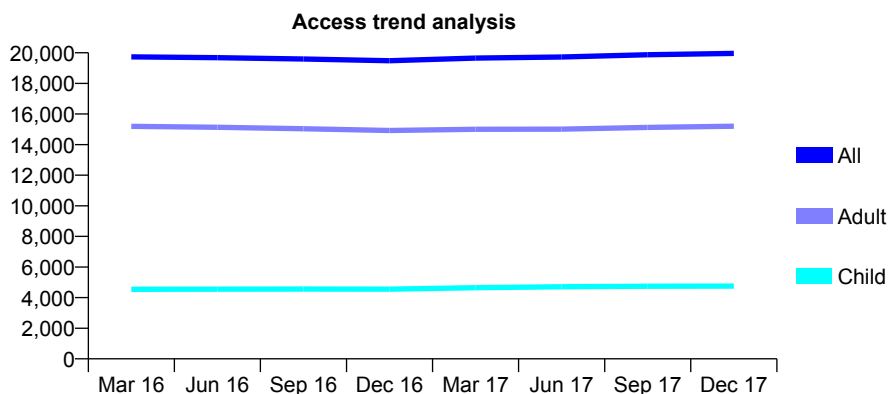
Q49 - Vital Signs At a Glance Contract Report for 144770/0001 - December 2017

Name or company name	Newcastle and Wallsend Dental Practice P
Contract type name	GDS Contract
Purpose of contract	General
Contract start date	01/05/2013
Contract end date	

17/18 Contracted general activity (UDA)	69,738
Carry forward general activity (UDA)	0
17/18 Contracted orthodontic activity (UOA)	0
Carry forward orthodontic activity (UOA)	0
Baseline contract value	£1,810,087.03

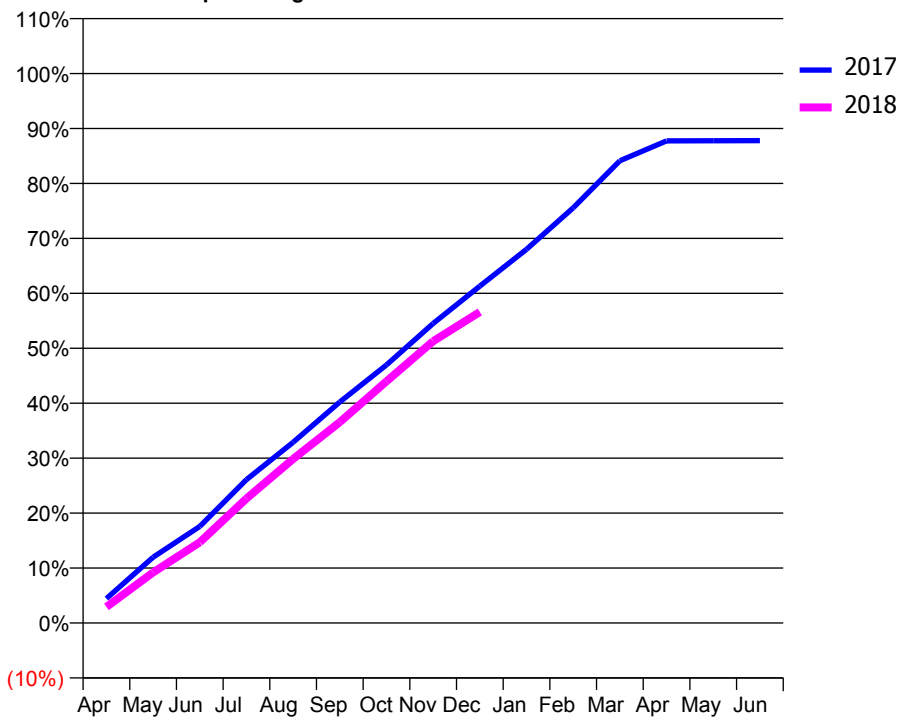
ACCESS*

Patients seen in 24 months	Total	Change since previous quarter
Quarter ending December 2016	19,478	
Quarter ending March 2017	19,653	→
Quarter ending June 2017	19,722	→
Quarter ending September 2017	19,873	→
Quarter ending December 2017	19,958	→
Variance since December 2016	2.5%	↑



ACTIVITY

Cumulative percentage of contracted UDA delivered 2017 & 2018



Month	Adjusted Scheduled Activity (UDA)	
	2017	2018
April	3,104	2,044
May	8,348	6,423
June	12,265	10,247
July	18,206	15,797
August	22,943	20,822
September	28,045	25,503
October	32,750	30,677
November	38,019	35,773
December	42,757	39,470
January	47,422	
February	52,687	
March	58,665	
April	61,193	
May	61,207	
June	61,213	

QUALITY

	Quantity	Base Number	Contract	AT	Region	England
% of FP17s for the same patient ID Re-attending within 3 months - Children	240	4,727	5.1%	10.8%	12.9%	12.0%
% of FP17s for the same patient ID Re-attending within 3 months - Adults	1,686	14,776	11.4%	14.4%	16.5%	15.9%
% of FP17s for the same patient ID Re-attending between 3 & 9 months - Children	2,929	4,727	62.0%	57.8%	59.6%	58.0%
% of FP17s for the same patient ID Re-attending between 3 & 9 months - Adults	8,429	14,776	57.0%	52.6%	52.8%	50.5%
% of FP17s for Band 1 Urgent Courses	1,598	18,444	8.7%	8.1%	9.1%	9.0%
% of FP17s Relating to Free Repair or Replacements	173	18,444	0.9%	1.1%	1.0%	0.8%
% of FP17s Relating to Continuations	259	18,444	1.4%	1.4%	1.2%	1.1%
% of Patients satisfied with the dentistry they have received	22	23	95.7%	92.8%	91.6%	91.5%
% of Patients satisfied with the time they had to wait for an appointment	22	23	95.7%	88.7%	88.3%	87.9%

* This is based on patients treated on this contract for their most recent course of treatment. Figures in italics indicate the base number of FP17s or Patient Questionnaire responses are less than 100. N/A is shown where the base number of responses is less than 10 during the period. % is calculated as Quantity/Base number*100

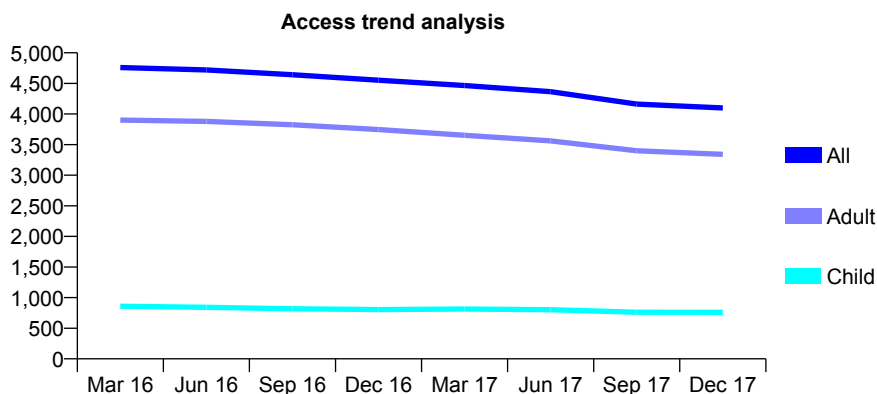
Q49 - Vital Signs At a Glance Contract Report for 144878/0001 - December 2017

Name or company name	Geoff Antons Limited
Contract type name	GDS Contract
Purpose of contract	General
Contract start date	01/04/2008
Contract end date	

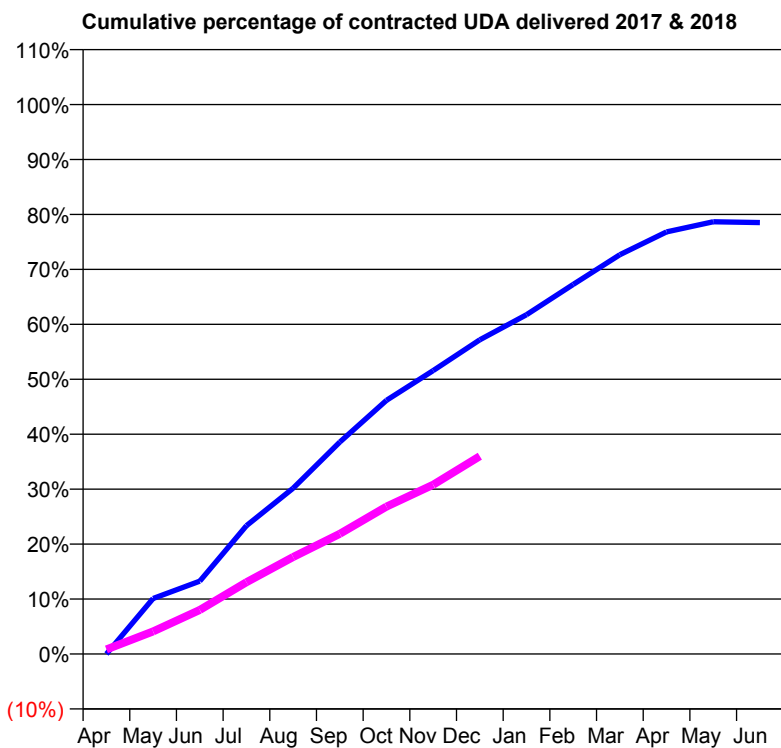
17/18 Contracted general activity (UDA)	19,462
Carry forward general activity (UDA)	0
17/18 Contracted orthodontic activity (UOA)	0
Carry forward orthodontic activity (UOA)	0
Baseline contract value	£518,578.48

ACCESS*

Patients seen in 24 months	Total	Change since previous quarter
Quarter ending December 2016	4,552	
Quarter ending March 2017	4,466	↓
Quarter ending June 2017	4,365	↓
Quarter ending September 2017	4,162	↓
Quarter ending December 2017	4,099	↓
Variance since December 2016	(10.0%)	↓



ACTIVITY



Month	Adjusted Scheduled Activity (UDA)	
	2017	2018
April	0	161
May	1,966	802
June	2,580	1,560
July	4,548	2,543
August	5,874	3,434
September	7,507	4,258
October	8,987	5,221
November	10,039	5,998
December	11,132	7,006
January	12,018	
February	13,089	
March	14,145	
April	14,950	
May	15,308	
June	15,281	

QUALITY

	Quantity	Base Number	Contract	AT	Region	England
% of FP17s for the same patient ID Re-attending within 3 months - Children	53	820	6.5%	10.8%	12.9%	12.0%
% of FP17s for the same patient ID Re-attending within 3 months - Adults	265	3,304	8.0%	14.4%	16.5%	15.9%
% of FP17s for the same patient ID Re-attending between 3 & 9 months - Children	487	820	59.4%	57.8%	59.6%	58.0%
% of FP17s for the same patient ID Re-attending between 3 & 9 months - Adults	2,253	3,304	68.2%	52.6%	52.8%	50.5%
% of FP17s for Band 1 Urgent Courses	100	3,691	2.7%	8.1%	9.1%	9.0%
% of FP17s Relating to Free Repair or Replacements	80	3,691	2.2%	1.1%	1.0%	0.8%
% of FP17s Relating to Continuations	29	3,691	0.8%	1.4%	1.2%	1.1%
% of Patients satisfied with the dentistry they have received	4	4	N/A	92.8%	91.6%	91.5%
% of Patients satisfied with the time they had to wait for an appointment	4	4	N/A	88.7%	88.3%	87.9%

* This is based on patients treated on this contract for their most recent course of treatment. Figures in italics indicate the base number of FP17s or Patient Questionnaire responses are less than 100. N/A is shown where the base number of responses is less than 10 during the period. % is calculated as Quantity/Base number*100

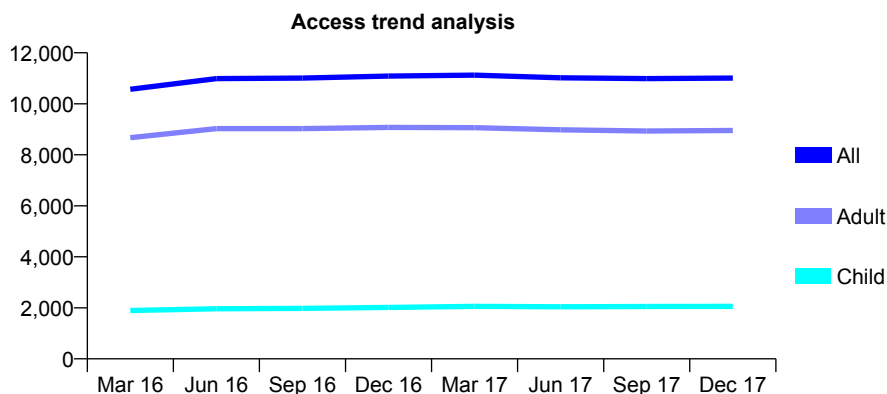
Q49 - Vital Signs At a Glance Contract Report for 148792/0001 - December 2017

Name or company name	Perfect Smile North Shields Partnership
Contract type name	GDS Contract
Purpose of contract	General
Contract start date	01/07/2014
Contract end date	

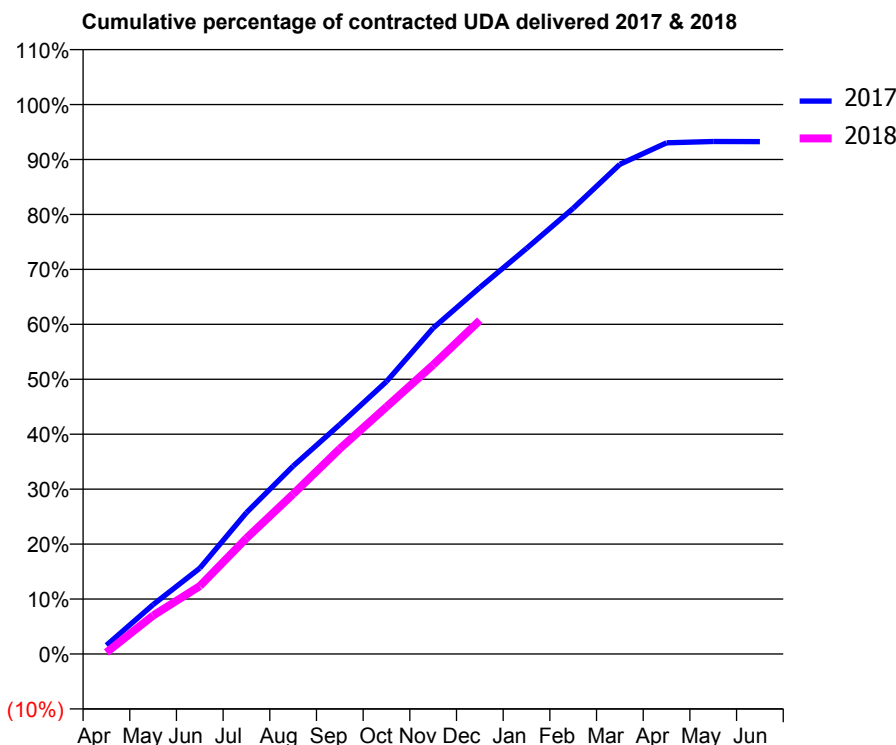
17/18 Contracted general activity (UDA)	36,119
Carry forward general activity (UDA)	0
17/18 Contracted orthodontic activity (UOA)	0
Carry forward orthodontic activity (UOA)	0
Baseline contract value	£856,729.78

ACCESS*

Patients seen in 24 months	Total	Change since previous quarter
Quarter ending December 2016	11,087	
Quarter ending March 2017	11,123	→
Quarter ending June 2017	11,019	→
Quarter ending September 2017	10,986	→
Quarter ending December 2017	11,009	→
Variance since December 2016	(0.7%)	→



ACTIVITY



Month	Adjusted Scheduled Activity (UDA)	
	2017	2018
April	574	100
May	3,245	2,529
June	5,638	4,468
July	9,298	7,611
August	12,353	10,516
September	15,090	13,491
October	17,910	16,249
November	21,427	19,006
December	24,089	21,931
January	26,659	
February	29,300	
March	32,190	
April	33,599	
May	33,685	
June	33,677	

QUALITY

	Quantity	Base Number	Contract	AT	Region	England
% of FP17s for the same patient ID Re-attending within 3 months - Children	73	2,144	3.4%	10.8%	12.9%	12.0%
% of FP17s for the same patient ID Re-attending within 3 months - Adults	997	9,643	10.3%	14.4%	16.5%	15.9%
% of FP17s for the same patient ID Re-attending between 3 & 9 months - Children	1,397	2,144	65.2%	57.8%	59.6%	58.0%
% of FP17s for the same patient ID Re-attending between 3 & 9 months - Adults	6,578	9,643	68.2%	52.6%	52.8%	50.5%
% of FP17s for Band 1 Urgent Courses	427	11,114	3.8%	8.1%	9.1%	9.0%
% of FP17s Relating to Free Repair or Replacements	88	11,114	0.8%	1.1%	1.0%	0.8%
% of FP17s Relating to Continuations	52	11,114	0.5%	1.4%	1.2%	1.1%
% of Patients satisfied with the dentistry they have received	10	10	100.0%	92.8%	91.6%	91.5%
% of Patients satisfied with the time they had to wait for an appointment	10	10	100.0%	88.7%	88.3%	87.9%

* This is based on patients treated on this contract for their most recent course of treatment. Figures in italics indicate the base number of FP17s or Patient Questionnaire responses are less than 100. N/A is shown where the base number of responses is less than 10 during the period. % is calculated as Quantity/Base number*100

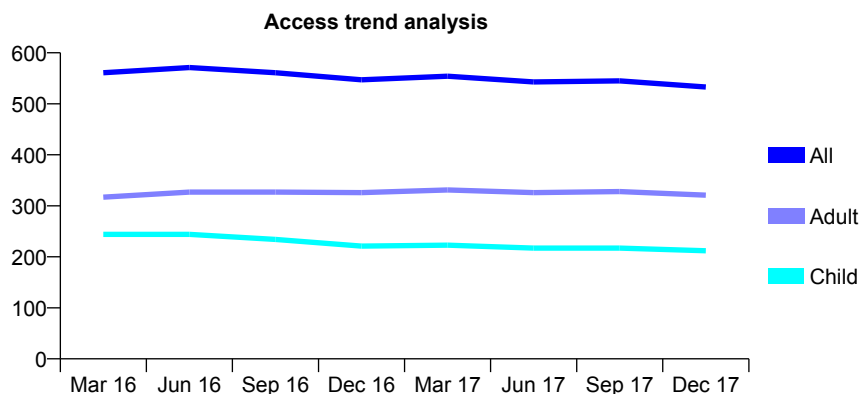
Q49 - Vital Signs At a Glance Contract Report for 150622/0001 - December 2017

Name or company name	Newgate Dental Practice
Contract type name	GDS Contract
Purpose of contract	General
Contract start date	29/07/2014
Contract end date	

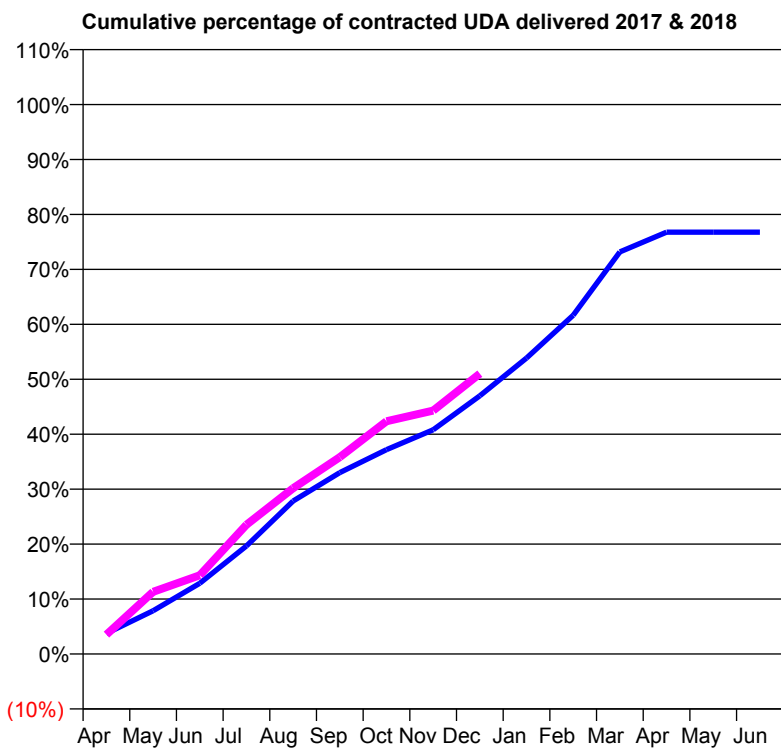
17/18 Contracted general activity (UDA)	1,759
Carry forward general activity (UDA)	0
17/18 Contracted orthodontic activity (UOA)	0
Carry forward orthodontic activity (UOA)	0
Baseline contract value	£39,352.96

ACCESS*

Patients seen in 24 months	Total	Change since previous quarter
Quarter ending December 2016	547	
Quarter ending March 2017	554	→
Quarter ending June 2017	543	↓
Quarter ending September 2017	545	→
Quarter ending December 2017	533	↓
Variance since December 2016	(2.6%)	↓



ACTIVITY



Month	Adjusted Scheduled Activity (UDA)	
	2017	2018
April	66	62
May	138	199
June	226	252
July	346	414
August	490	531
September	581	630
October	654	745
November	718	779
December	826	897
January	948	
February	1,084	
March	1,287	
April	1,350	
May	1,350	
June	1,350	

QUALITY

	Quantity	Base Number	Contract	AT	Region	England
% of FP17s for the same patient ID Re-attending within 3 months - Children	14	234	6.0%	10.8%	12.9%	12.0%
% of FP17s for the same patient ID Re-attending within 3 months - Adults	45	338	13.3%	14.4%	16.5%	15.9%
% of FP17s for the same patient ID Re-attending between 3 & 9 months - Children	165	234	70.5%	57.8%	59.6%	58.0%
% of FP17s for the same patient ID Re-attending between 3 & 9 months - Adults	203	338	60.1%	52.6%	52.8%	50.5%
% of FP17s for Band 1 Urgent Courses	21	536	3.9%	8.1%	9.1%	9.0%
% of FP17s Relating to Free Repair or Replacements	2	536	0.4%	1.1%	1.0%	0.8%
% of FP17s Relating to Continuations	13	536	2.4%	1.4%	1.2%	1.1%
% of Patients satisfied with the dentistry they have received	0	0	N/A	92.8%	91.6%	91.5%
% of Patients satisfied with the time they had to wait for an appointment	0	0	N/A	88.7%	88.3%	87.9%

* This is based on patients treated on this contract for their most recent course of treatment. Figures in italics indicate the base number of FP17s or Patient Questionnaire responses are less than 100. N/A is shown where the base number of responses is less than 10 during the period. % is calculated as Quantity/Base number*100

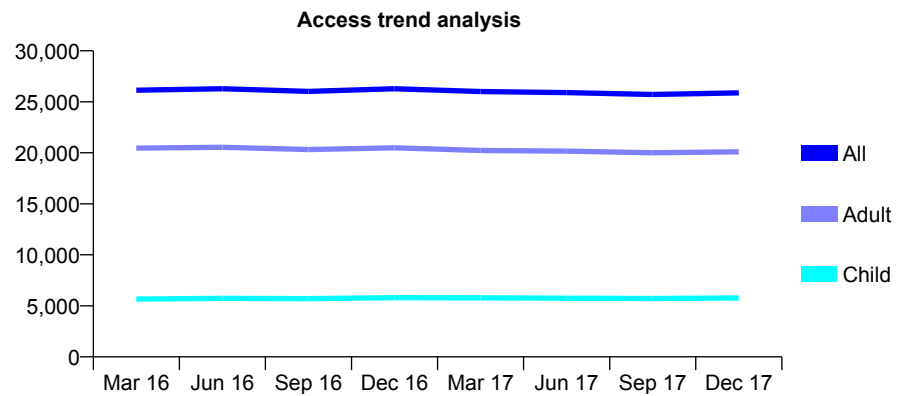
Q49 - Vital Signs At a Glance Contract Report for 150886/0001 - December 2017

Name or company name	Silver and Charlton
Contract type name	GDS Contract
Purpose of contract	General
Contract start date	01/07/2013
Contract end date	

17/18 Contracted general activity (UDA)	90,873
Carry forward general activity (UDA)	0
17/18 Contracted orthodontic activity (UOA)	0
Carry forward orthodontic activity (UOA)	0
Baseline contract value	£2,468,788.35

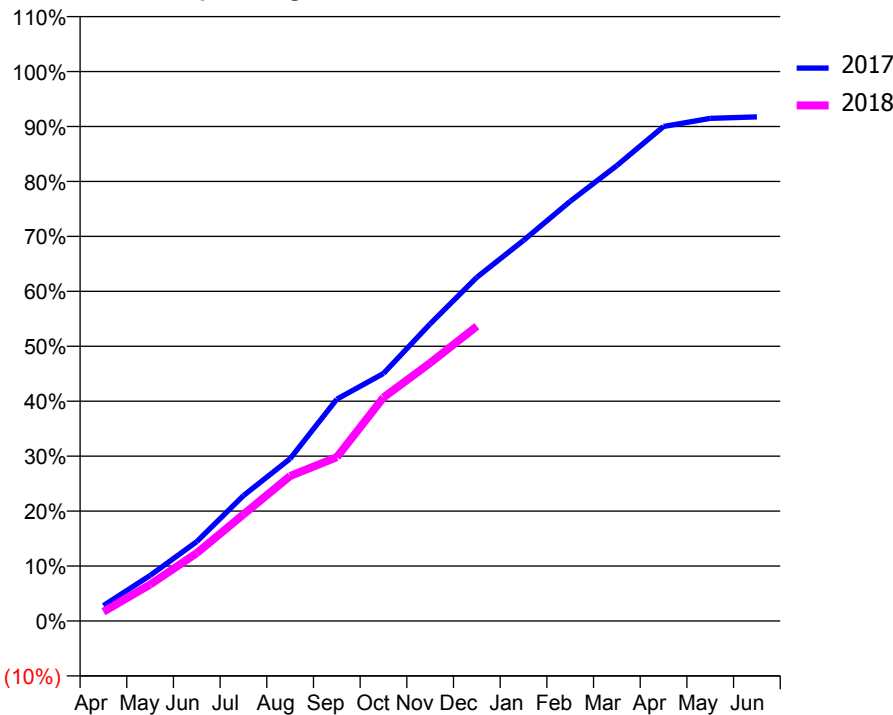
ACCESS*

Patients seen in 24 months	Total	Change since previous quarter
Quarter ending December 2016	26,285	
Quarter ending March 2017	26,013	↓
Quarter ending June 2017	25,902	→
Quarter ending September 2017	25,717	→
Quarter ending December 2017	25,871	→
Variance since December 2016	(1.6%)	↓



ACTIVITY

Cumulative percentage of contracted UDA delivered 2017 & 2018



Month	2017	2018
April	2,552	1,537
May	7,559	6,034
June	13,154	11,239
July	20,799	17,620
August	26,915	23,977
September	36,767	27,096
October	41,045	36,965
November	49,256	42,691
December	56,977	48,747
January	63,088	
February	69,576	
March	75,495	
April	81,982	
May	83,319	
June	83,561	

QUALITY

	Quantity	Base Number	Contract	AT	Region	England
% of FP17s for the same patient ID Re-attending within 3 months - Children	428	5,084	8.4%	10.8%	12.9%	12.0%
% of FP17s for the same patient ID Re-attending within 3 months - Adults	2,886	17,594	16.4%	14.4%	16.5%	15.9%
% of FP17s for the same patient ID Re-attending between 3 & 9 months - Children	2,071	5,084	40.7%	57.8%	59.6%	58.0%
% of FP17s for the same patient ID Re-attending between 3 & 9 months - Adults	7,255	17,594	41.2%	52.6%	52.8%	50.5%
% of FP17s for Band 1 Urgent Courses	1,416	20,194	7.0%	8.1%	9.1%	9.0%
% of FP17s Relating to Free Repair or Replacements	336	20,194	1.7%	1.1%	1.0%	0.8%
% of FP17s Relating to Continuations	463	20,194	2.3%	1.4%	1.2%	1.1%
% of Patients satisfied with the dentistry they have received	12	15	80.0%	92.8%	91.6%	91.5%
% of Patients satisfied with the time they had to wait for an appointment	12	15	80.0%	88.7%	88.3%	87.9%

* This is based on patients treated on this contract for their most recent course of treatment. Figures in italics indicate the base number of FP17s or Patient Questionnaire responses are less than 100. N/A is shown where the base number of responses is less than 10 during the period. % is calculated as Quantity/Base number*100

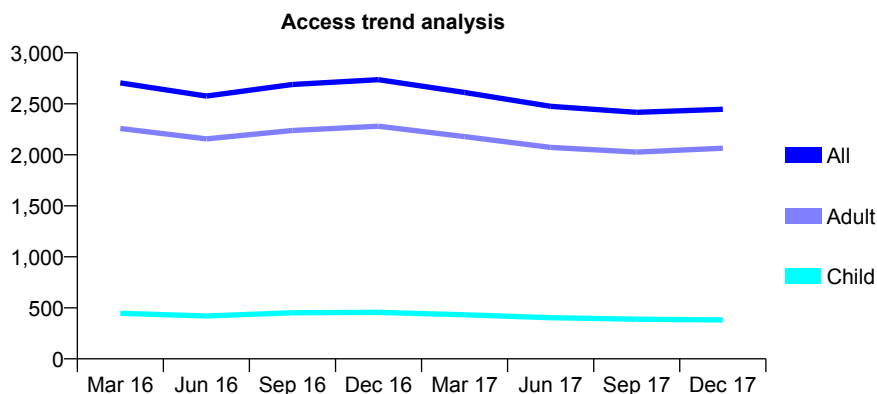
Q49 - Vital Signs At a Glance Contract Report for 153303/0001 - December 2017

Name or company name	William Shardlow BDP
Contract type name	GDS Contract
Purpose of contract	General
Contract start date	01/01/2014
Contract end date	

17/18 Contracted general activity (UDA)	11,039
Carry forward general activity (UDA)	0
17/18 Contracted orthodontic activity (UOA)	0
Carry forward orthodontic activity (UOA)	0
Baseline contract value	£275,115.25

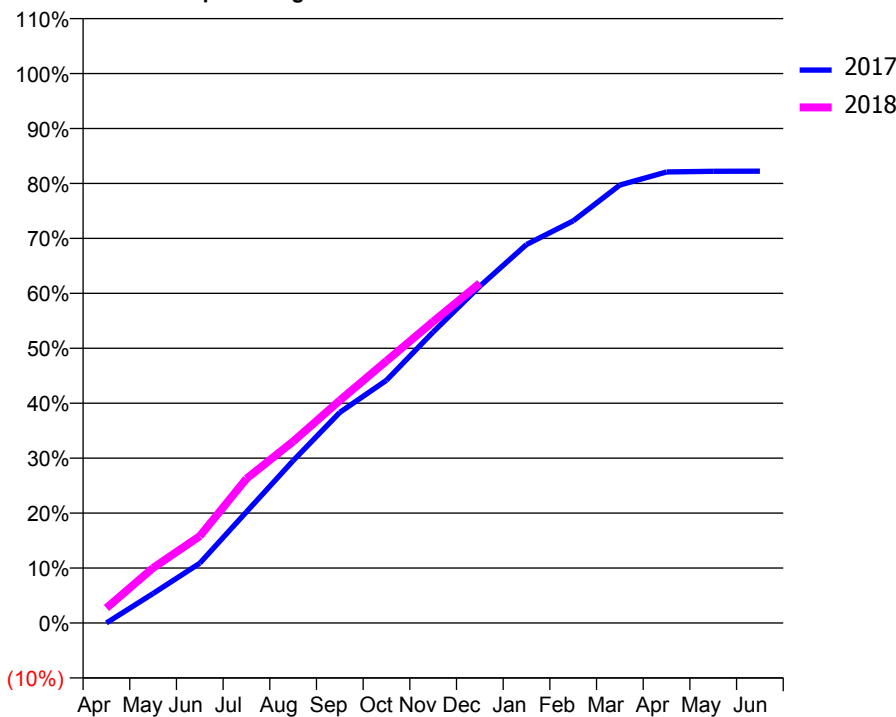
ACCESS*

Patients seen in 24 months	Total	Change since previous quarter
Quarter ending December 2016	2,736	
Quarter ending March 2017	2,611	↓
Quarter ending June 2017	2,475	↓
Quarter ending September 2017	2,416	↓
Quarter ending December 2017	2,446	→
Variance since December 2016	(10.6%)	↓



ACTIVITY

Cumulative percentage of contracted UDA delivered 2017 & 2018



Month	Adjusted Scheduled Activity (UDA)	
	2017	2018
April	0	301
May	593	1,107
June	1,200	1,745
July	2,233	2,899
August	3,262	3,647
September	4,232	4,473
October	4,877	5,265
November	5,846	6,054
December	6,765	6,828
January	7,604	
February	8,079	
March	8,799	
April	9,061	
May	9,074	
June	9,077	

QUALITY

	Quantity	Base Number	Contract	AT	Region	England
% of FP17s for the same patient ID Re-attending within 3 months - Children	24	382	6.3%	10.8%	12.9%	12.0%
% of FP17s for the same patient ID Re-attending within 3 months - Adults	282	2,268	12.4%	14.4%	16.5%	15.9%
% of FP17s for the same patient ID Re-attending between 3 & 9 months - Children	228	382	59.7%	57.8%	59.6%	58.0%
% of FP17s for the same patient ID Re-attending between 3 & 9 months - Adults	1,374	2,268	60.6%	52.6%	52.8%	50.5%
% of FP17s for Band 1 Urgent Courses	98	2,539	3.9%	8.1%	9.1%	9.0%
% of FP17s Relating to Free Repair or Replacements	22	2,539	0.9%	1.1%	1.0%	0.8%
% of FP17s Relating to Continuations	57	2,539	2.2%	1.4%	1.2%	1.1%
% of Patients satisfied with the dentistry they have received	2	3	N/A	92.8%	91.6%	91.5%
% of Patients satisfied with the time they had to wait for an appointment	1	3	N/A	88.7%	88.3%	87.9%

* This is based on patients treated on this contract for their most recent course of treatment. Figures in italics indicate the base number of FP17s or Patient Questionnaire responses are less than 100. N/A is shown where the base number of responses is less than 10 during the period. % is calculated as Quantity/Base number*100

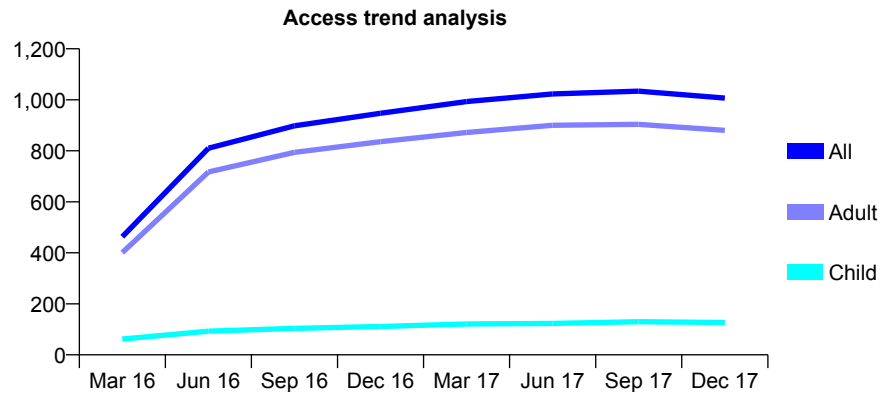
Q49 - Vital Signs At a Glance Contract Report for 153923/0001 - December 2017

Name or company name	Mr Devanand Isukapatla
Contract type name	GDS Contract
Purpose of contract	General
Contract start date	01/11/2015
Contract end date	

17/18 Contracted general activity (UDA)	3,371
Carry forward general activity (UDA)	-43
17/18 Contracted orthodontic activity (UOA)	0
Carry forward orthodontic activity (UOA)	0
Baseline contract value	£86,172.98

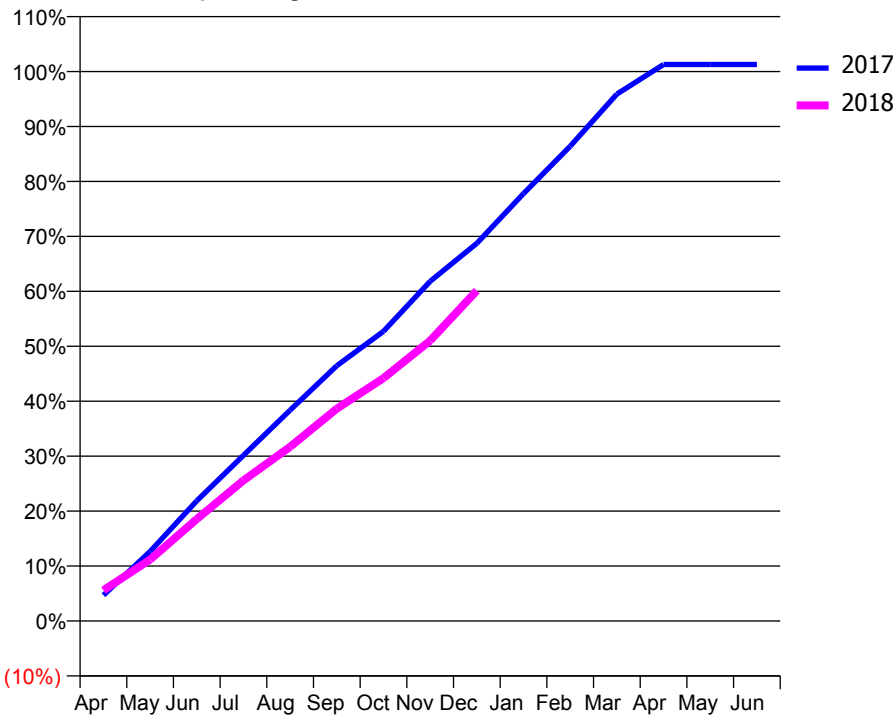
ACCESS*

Patients seen in 24 months	Total	Change since previous quarter
Quarter ending December 2016	947	
Quarter ending March 2017	993	↑
Quarter ending June 2017	1,023	↑
Quarter ending September 2017	1,034	→
Quarter ending December 2017	1,007	↓
Variance since December 2016	6.3%	↑



ACTIVITY

Cumulative percentage of contracted UDA delivered 2017 & 2018



Month	Adjusted Scheduled Activity (UDA)	
	2017	2018
April	158	189
May	426	377
June	737	626
July	1,016	863
August	1,294	1,068
September	1,566	1,302
October	1,777	1,490
November	2,084	1,720
December	2,317	2,027
January	2,623	
February	2,912	
March	3,232	
April	3,414	
May	3,414	
June	3,414	

QUALITY

	Quantity	Base Number	Contract	AT	Region	England
% of FP17s for the same patient ID Re-attending within 3 months - Children	13	140	9.3%	10.8%	12.9%	12.0%
% of FP17s for the same patient ID Re-attending within 3 months - Adults	141	1,120	12.6%	14.4%	16.5%	15.9%
% of FP17s for the same patient ID Re-attending between 3 & 9 months - Children	85	140	60.7%	57.8%	59.6%	58.0%
% of FP17s for the same patient ID Re-attending between 3 & 9 months - Adults	835	1,120	74.6%	52.6%	52.8%	50.5%
% of FP17s for Band 1 Urgent Courses	80	1,182	6.8%	8.1%	9.1%	9.0%
% of FP17s Relating to Free Repair or Replacements	11	1,182	0.9%	1.1%	1.0%	0.8%
% of FP17s Relating to Continuations	10	1,182	0.8%	1.4%	1.2%	1.1%
% of Patients satisfied with the dentistry they have received	0	0	N/A	92.8%	91.6%	91.5%
% of Patients satisfied with the time they had to wait for an appointment	0	0	N/A	88.7%	88.3%	87.9%

* This is based on patients treated on this contract for their most recent course of treatment. Figures in italics indicate the base number of FP17s or Patient Questionnaire responses are less than 100. N/A is shown where the base number of responses is less than 10 during the period. % is calculated as Quantity/Base number*100

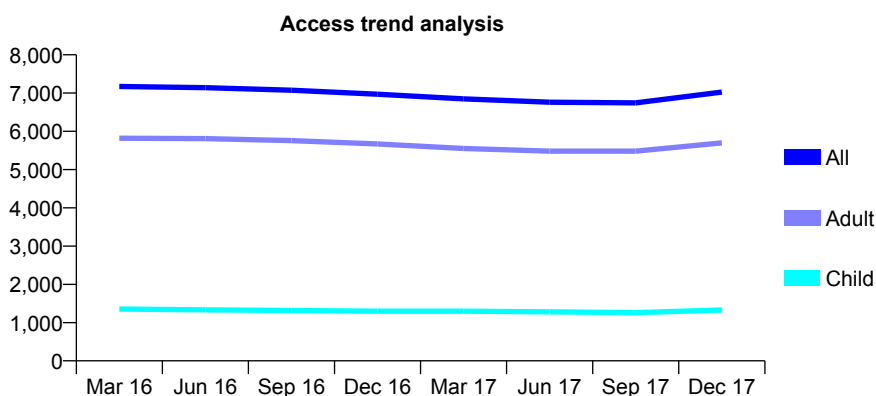
Q49 - Vital Signs At a Glance Contract Report for 156663/0001 - December 2017

Name or company name	The Belvedere Dental Practice Ltd
Contract type name	GDS Contract
Purpose of contract	General and Orthodontic
Contract start date	01/09/2010
Contract end date	

17/18 Contracted general activity (UDA)	21,163
Carry forward general activity (UDA)	-207
17/18 Contracted orthodontic activity (UOA)	0
Carry forward orthodontic activity (UOA)	0
Baseline contract value	£509,225.34

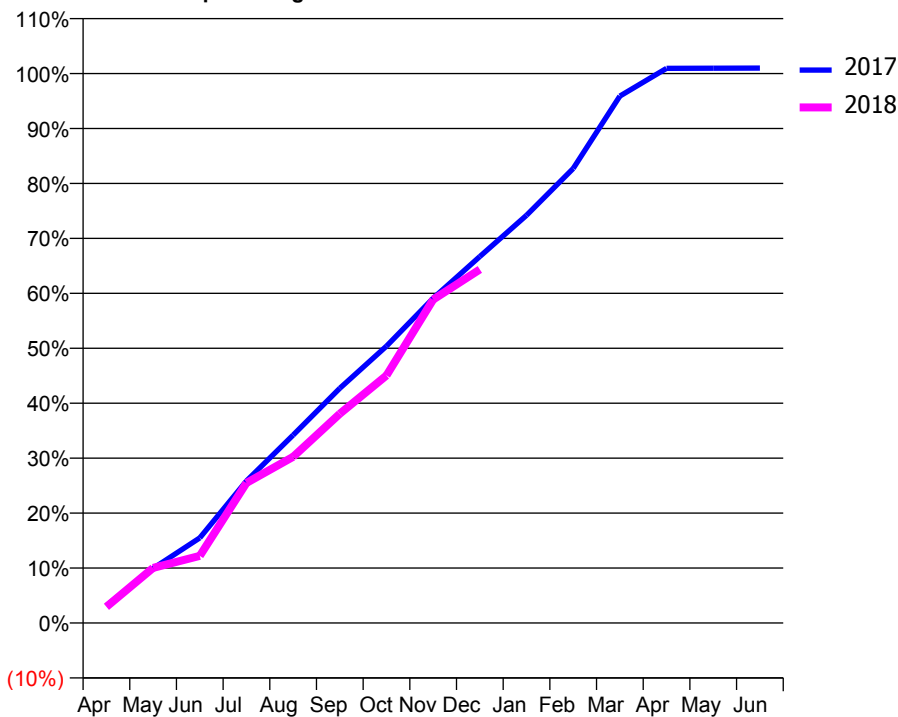
ACCESS*

Patients seen in 24 months	Total	Change since previous quarter
Quarter ending December 2016	6,970	
Quarter ending March 2017	6,847	↓
Quarter ending June 2017	6,762	↓
Quarter ending September 2017	6,743	→
Quarter ending December 2017	7,027	↑
Variance since December 2016	0.8%	→



ACTIVITY

Cumulative percentage of contracted UDA delivered 2017 & 2018



Month	Adjusted Scheduled Activity (UDA)	
	2017	2018
April	672	625
May	2,106	2,125
June	3,278	2,586
July	5,471	5,394
August	7,236	6,399
September	9,044	8,062
October	10,663	9,534
November	12,509	12,458
December	14,113	13,619
January	15,702	
February	17,506	
March	20,293	
April	21,362	
May	21,365	
June	21,370	

QUALITY

	Quantity	Base Number	Contract	AT	Region	England
% of FP17s for the same patient ID Re-attending within 3 months - Children	120	1,597	7.5%	10.8%	12.9%	12.0%
% of FP17s for the same patient ID Re-attending within 3 months - Adults	1,125	6,826	16.5%	14.4%	16.5%	15.9%
% of FP17s for the same patient ID Re-attending between 3 & 9 months - Children	997	1,597	62.4%	57.8%	59.6%	58.0%
% of FP17s for the same patient ID Re-attending between 3 & 9 months - Adults	4,208	6,826	61.6%	52.6%	52.8%	50.5%
% of FP17s for Band 1 Urgent Courses	931	7,905	11.8%	8.1%	9.1%	9.0%
% of FP17s Relating to Free Repair or Replacements	75	7,905	0.9%	1.1%	1.0%	0.8%
% of FP17s Relating to Continuations	152	7,905	1.9%	1.4%	1.2%	1.1%
% of Patients satisfied with the dentistry they have received	6	6	N/A	92.8%	91.6%	91.5%
% of Patients satisfied with the time they had to wait for an appointment	4	6	N/A	88.7%	88.3%	87.9%

* This is based on patients treated on this contract for their most recent course of treatment. Figures in italics indicate the base number of FP17s or Patient Questionnaire responses are less than 100. N/A is shown where the base number of responses is less than 10 during the period. % is calculated as Quantity/Base number*100

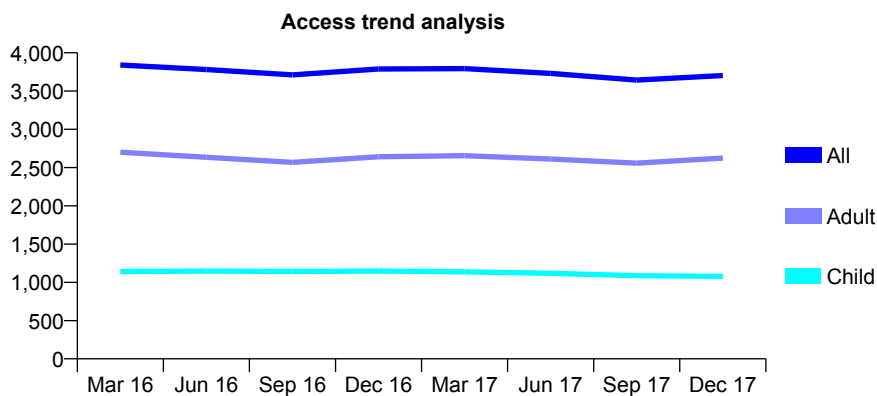
Q49 - Vital Signs At a Glance Contract Report for 157457/0001 - December 2017

Name or company name	Northumbria Dental Care Limited
Contract type name	Pilot Contract
Purpose of contract	General and Orthodontic
Contract start date	01/01/2012
Contract end date	

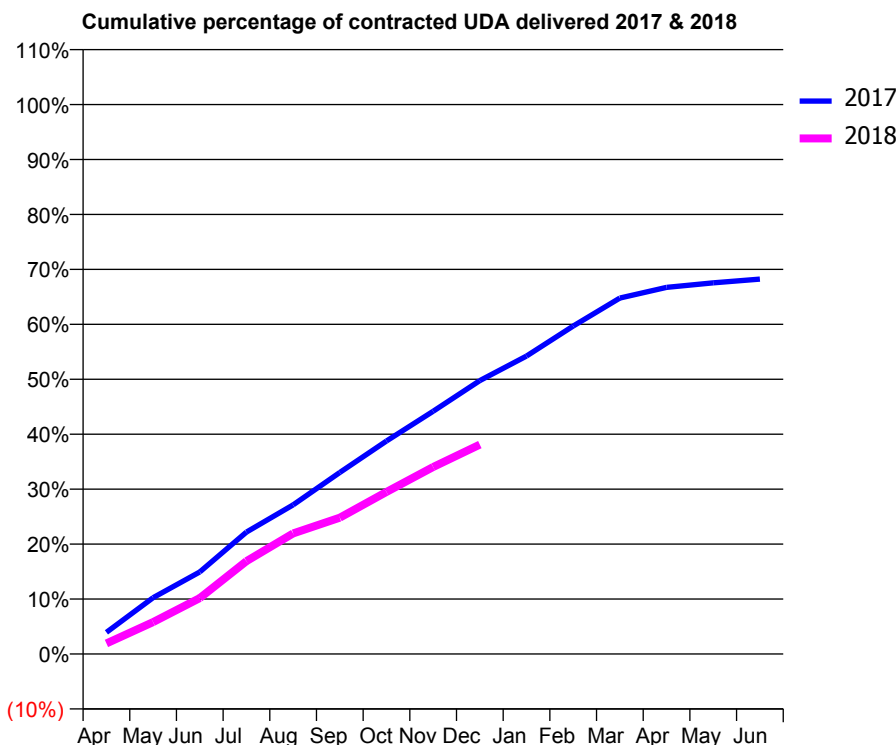
17/18 Contracted general activity (UDA)	12,713
Carry forward general activity (UDA)	0
17/18 Contracted orthodontic activity (UOA)	420
Carry forward orthodontic activity (UOA)	0
Baseline contract value	£383,786.55

ACCESS*

Patients seen in 24 months	Total	Change since previous quarter
Quarter ending December 2016	3,789	
Quarter ending March 2017	3,793	→
Quarter ending June 2017	3,730	↓
Quarter ending September 2017	3,644	↓
Quarter ending December 2017	3,702	→
Variance since December 2016	(2.3%)	↓



ACTIVITY



Month	Adjusted Scheduled Activity (UDA)	
	2017	2018
April	501	245
May	1,303	739
June	1,897	1,293
July	2,821	2,147
August	3,449	2,789
September	4,200	3,154
October	4,929	3,749
November	5,617	4,327
December	6,325	4,846
January	6,895	
February	7,589	
March	8,236	
April	8,483	
May	8,586	
June	8,673	

QUALITY

	Quantity	Base Number	Contract	AT	Region	England
% of FP17s for the same patient ID Re-attending within 3 months - Children	86	942	9.1%	10.8%	12.9%	12.0%
% of FP17s for the same patient ID Re-attending within 3 months - Adults	174	1,753	9.9%	14.4%	16.5%	15.9%
% of FP17s for the same patient ID Re-attending between 3 & 9 months - Children	405	942	43.0%	57.8%	59.6%	58.0%
% of FP17s for the same patient ID Re-attending between 3 & 9 months - Adults	576	1,753	32.9%	52.6%	52.8%	50.5%
% of FP17s for Band 1 Urgent Courses	123	2,230	5.5%	8.1%	9.1%	9.0%
% of FP17s Relating to Free Repair or Replacements	14	2,230	0.6%	1.1%	1.0%	0.8%
% of FP17s Relating to Continuations	28	2,230	1.3%	1.4%	1.2%	1.1%
% of Patients satisfied with the dentistry they have received	1	1	N/A	92.8%	91.6%	91.5%
% of Patients satisfied with the time they had to wait for an appointment	1	1	N/A	88.7%	88.3%	87.9%

* This is based on patients treated on this contract for their most recent course of treatment. Figures in italics indicate the base number of FP17s or Patient Questionnaire responses are less than 100. N/A is shown where the base number of responses is less than 10 during the period. % is calculated as Quantity/Base number*100

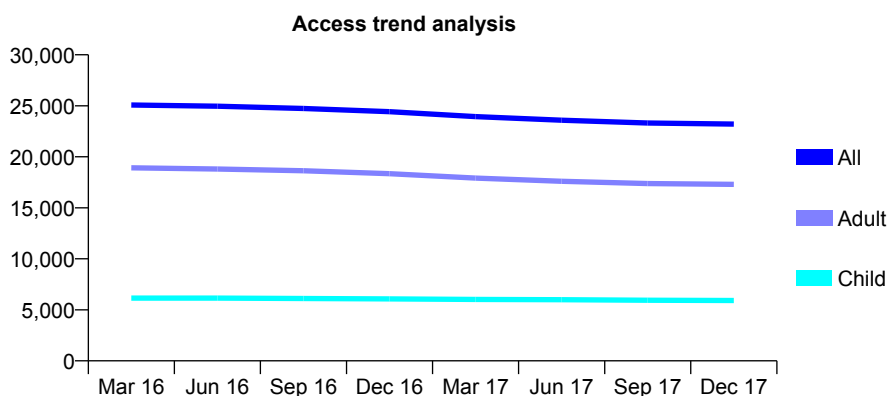
Q49 - Vital Signs At a Glance Contract Report for 159891/0001 - December 2017

Name or company name	The Southwick and Whitburn Dental Practic
Contract type name	GDS Contract
Purpose of contract	General
Contract start date	01/04/2014
Contract end date	

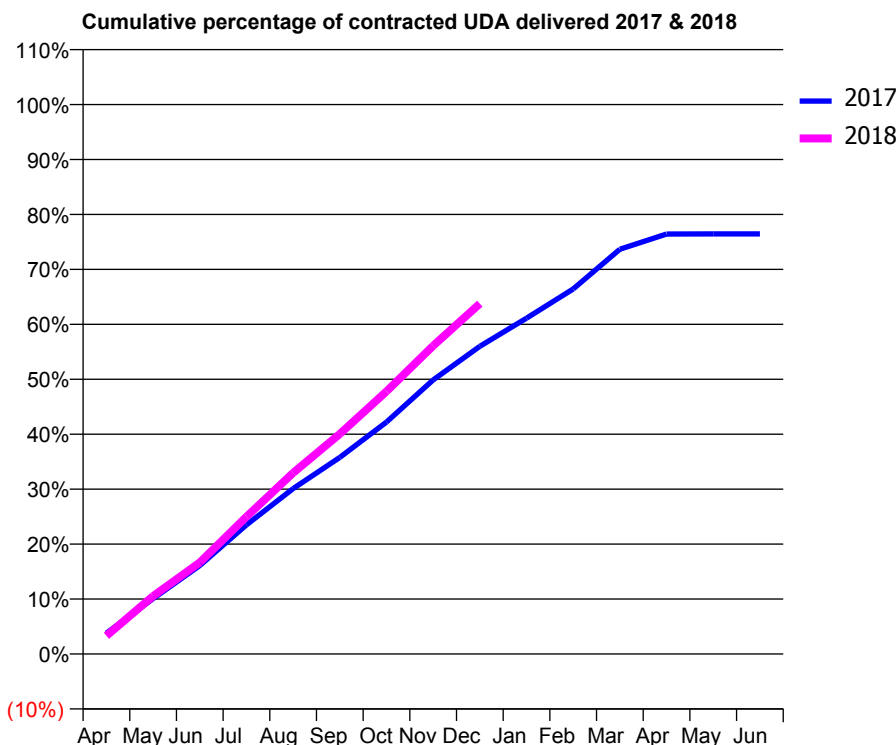
17/18 Contracted general activity (UDA)	65,484
Carry forward general activity (UDA)	0
17/18 Contracted orthodontic activity (UOA)	0
Carry forward orthodontic activity (UOA)	0
Baseline contract value	£1,754,293.65

ACCESS*

Patients seen in 24 months	Total	Change since previous quarter
Quarter ending December 2016	24,426	
Quarter ending March 2017	23,943	↓
Quarter ending June 2017	23,589	↓
Quarter ending September 2017	23,320	↓
Quarter ending December 2017	23,206	→
Variance since December 2016	(5.0%)	↓



ACTIVITY



Month	Adjusted Scheduled Activity (UDA)	
	2017	2018
April	3,061	2,177
May	8,099	6,899
June	12,934	10,912
July	18,895	16,367
August	24,198	21,596
September	28,767	26,229
October	33,925	31,297
November	40,090	36,726
December	45,015	41,751
January	49,132	
February	53,395	
March	59,219	
April	61,445	
May	61,447	
June	61,447	

QUALITY

	Quantity	Base Number	Contract	AT	Region	England
% of FP17s for the same patient ID Re-attending within 3 months - Children	336	5,605	6.0%	10.8%	12.9%	12.0%
% of FP17s for the same patient ID Re-attending within 3 months - Adults	1,634	15,074	10.8%	14.4%	16.5%	15.9%
% of FP17s for the same patient ID Re-attending between 3 & 9 months - Children	2,862	5,605	51.1%	57.8%	59.6%	58.0%
% of FP17s for the same patient ID Re-attending between 3 & 9 months - Adults	7,463	15,074	49.5%	52.6%	52.8%	50.5%
% of FP17s for Band 1 Urgent Courses	1,516	19,700	7.7%	8.1%	9.1%	9.0%
% of FP17s Relating to Free Repair or Replacements	114	19,700	0.6%	1.1%	1.0%	0.8%
% of FP17s Relating to Continuations	209	19,700	1.1%	1.4%	1.2%	1.1%
% of Patients satisfied with the dentistry they have received	44	45	97.8%	92.8%	91.6%	91.5%
% of Patients satisfied with the time they had to wait for an appointment	42	45	93.3%	88.7%	88.3%	87.9%

* This is based on patients treated on this contract for their most recent course of treatment. Figures in italics indicate the base number of FP17s or Patient Questionnaire responses are less than 100. N/A is shown where the base number of responses is less than 10 during the period. % is calculated as Quantity/Base number*100

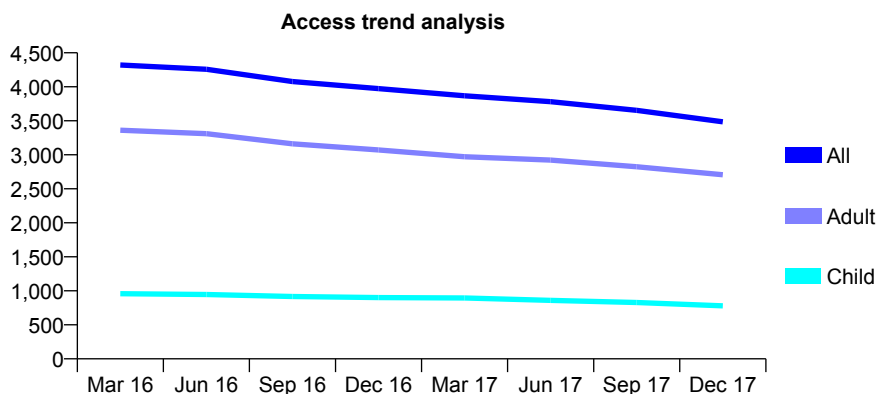
Q49 - Vital Signs At a Glance Contract Report for 160296/0001 - December 2017

Name or company name	Queen Street Dental Practice Partnership
Contract type name	GDS Contract
Purpose of contract	General
Contract start date	22/10/2009
Contract end date	

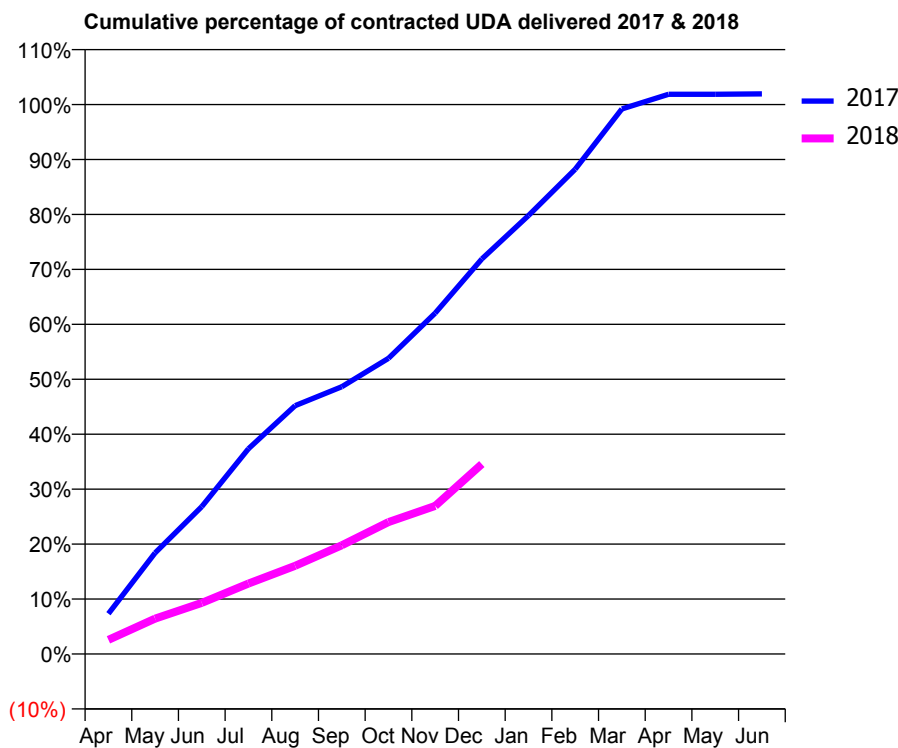
17/18 Contracted general activity (UDA)	12,000
Carry forward general activity (UDA)	-139
17/18 Contracted orthodontic activity (UOA)	0
Carry forward orthodontic activity (UOA)	0
Baseline contract value	£330,485.06

ACCESS*

Patients seen in 24 months	Total	Change since previous quarter
Quarter ending December 2016	3,973	
Quarter ending March 2017	3,867	↓
Quarter ending June 2017	3,782	↓
Quarter ending September 2017	3,653	↓
Quarter ending December 2017	3,486	↓
Variance since December 2016	(12.3%)	↓



ACTIVITY



Month	Adjusted Scheduled Activity (UDA)	
	2017	2018
April	531	310
May	1,330	774
June	1,938	1,118
July	2,699	1,540
August	3,265	1,925
September	3,514	2,376
October	3,888	2,881
November	4,482	3,234
December	5,194	4,147
January	5,766	
February	6,375	
March	7,166	
April	7,360	
May	7,360	
June	7,364	

QUALITY

	Quantity	Base Number	Contract	AT	Region	England
% of FP17s for the same patient ID Re-attending within 3 months - Children	25	379	6.6%	10.8%	12.9%	12.0%
% of FP17s for the same patient ID Re-attending within 3 months - Adults	158	1,497	10.6%	14.4%	16.5%	15.9%
% of FP17s for the same patient ID Re-attending between 3 & 9 months - Children	90	379	23.7%	57.8%	59.6%	58.0%
% of FP17s for the same patient ID Re-attending between 3 & 9 months - Adults	524	1,497	35.0%	52.6%	52.8%	50.5%
% of FP17s for Band 1 Urgent Courses	251	1,786	14.1%	8.1%	9.1%	9.0%
% of FP17s Relating to Free Repair or Replacements	50	1,786	2.8%	1.1%	1.0%	0.8%
% of FP17s Relating to Continuations	17	1,786	1.0%	1.4%	1.2%	1.1%
% of Patients satisfied with the dentistry they have received	2	3	N/A	92.8%	91.6%	91.5%
% of Patients satisfied with the time they had to wait for an appointment	2	3	N/A	88.7%	88.3%	87.9%

* This is based on patients treated on this contract for their most recent course of treatment. Figures in italics indicate the base number of FP17s or Patient Questionnaire responses are less than 100. N/A is shown where the base number of responses is less than 10 during the period. % is calculated as Quantity/Base number*100

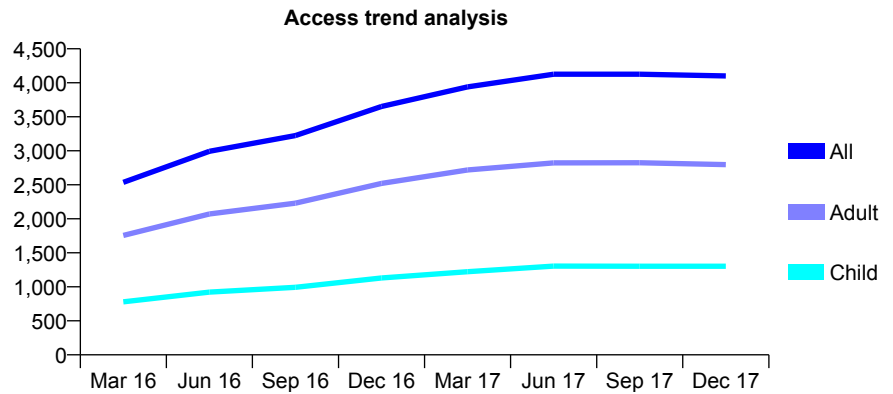
Q49 - Vital Signs At a Glance Contract Report for 162507/0001 - December 2017

Name or company name	Tyneview Dental Practice
Contract type name	GDS Contract
Purpose of contract	General
Contract start date	04/06/2015
Contract end date	

17/18 Contracted general activity (UDA)	13,000
Carry forward general activity (UDA)	-249
17/18 Contracted orthodontic activity (UOA)	0
Carry forward orthodontic activity (UOA)	0
Baseline contract value	£319,699.14

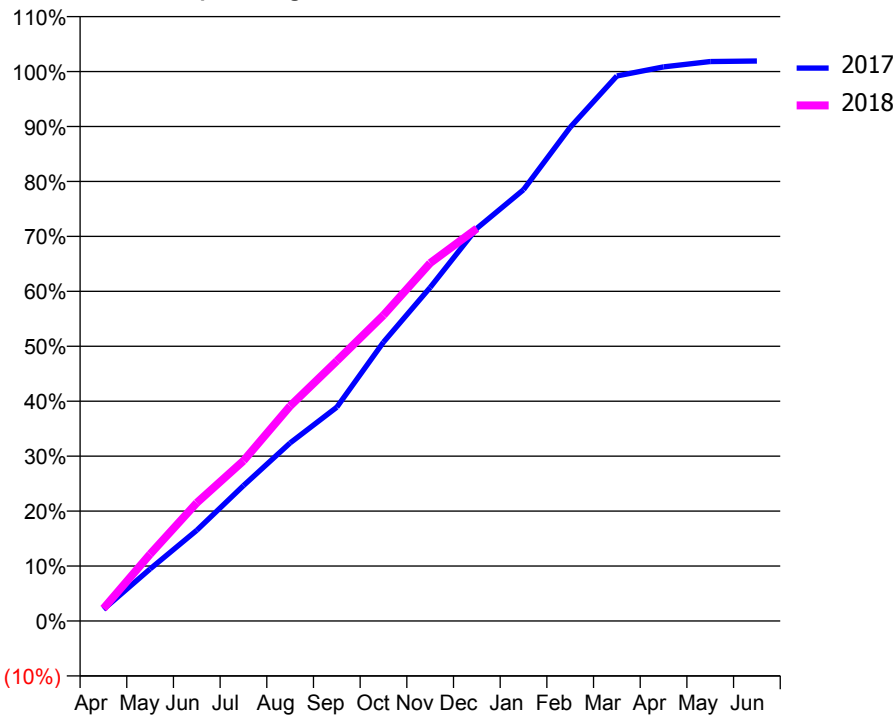
ACCESS*

Patients seen in 24 months	Total	Change since previous quarter
Quarter ending December 2016	3,651	
Quarter ending March 2017	3,941	↑
Quarter ending June 2017	4,126	↑
Quarter ending September 2017	4,126	→
Quarter ending December 2017	4,101	→
Variance since December 2016	12.3%	↑



ACTIVITY

Cumulative percentage of contracted UDA delivered 2017 & 2018



Month	Adjusted Scheduled Activity (UDA)	
	2017	2018
April	275	295
May	1,232	1,582
June	2,147	2,798
July	3,203	3,789
August	4,214	5,088
September	5,059	6,152
October	6,598	7,235
November	7,890	8,469
December	9,290	9,287
January	10,203	
February	11,680	
March	12,895	
April	13,110	
May	13,236	
June	13,249	

QUALITY

	Quantity	Base Number	Contract	AT	Region	England
% of FP17s for the same patient ID Re-attending within 3 months - Children	50	1,109	4.5%	10.8%	12.9%	12.0%
% of FP17s for the same patient ID Re-attending within 3 months - Adults	244	2,078	11.7%	14.4%	16.5%	15.9%
% of FP17s for the same patient ID Re-attending between 3 & 9 months - Children	502	1,109	45.3%	57.8%	59.6%	58.0%
% of FP17s for the same patient ID Re-attending between 3 & 9 months - Adults	767	2,078	36.9%	52.6%	52.8%	50.5%
% of FP17s for Band 1 Urgent Courses	206	3,155	6.5%	8.1%	9.1%	9.0%
% of FP17s Relating to Free Repair or Replacements	30	3,155	1.0%	1.1%	1.0%	0.8%
% of FP17s Relating to Continuations	7	3,155	0.2%	1.4%	1.2%	1.1%
% of Patients satisfied with the dentistry they have received	4	4	N/A	92.8%	91.6%	91.5%
% of Patients satisfied with the time they had to wait for an appointment	4	4	N/A	88.7%	88.3%	87.9%

* This is based on patients treated on this contract for their most recent course of treatment. Figures in italics indicate the base number of FP17s or Patient Questionnaire responses are less than 100. N/A is shown where the base number of responses is less than 10 during the period. % is calculated as Quantity/Base number*100

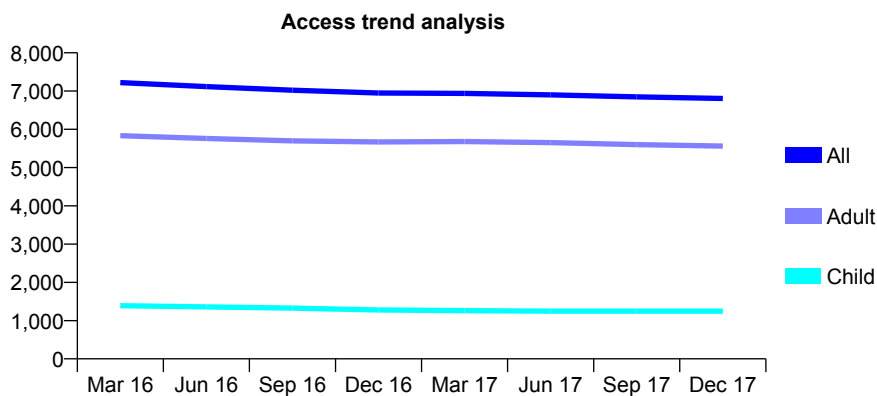
Q49 - Vital Signs At a Glance Contract Report for 165158/0001 - December 2017

Name or company name	The Haverflatts Lane Dental Practice
Contract type name	GDS Contract
Purpose of contract	General
Contract start date	25/11/2009
Contract end date	

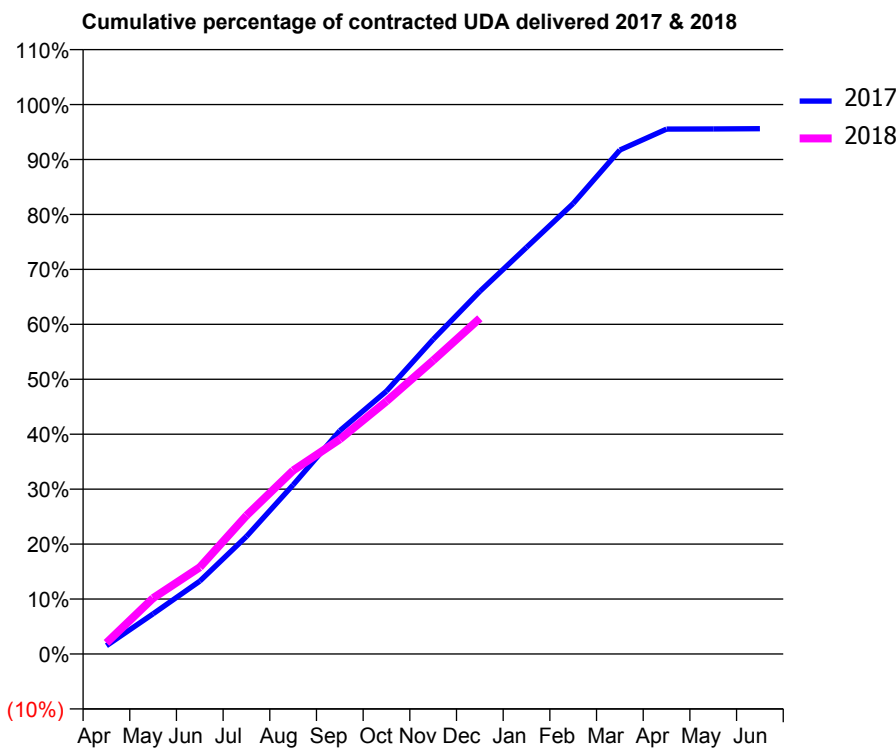
17/18 Contracted general activity (UDA)	21,001
Carry forward general activity (UDA)	0
17/18 Contracted orthodontic activity (UOA)	0
Carry forward orthodontic activity (UOA)	0
Baseline contract value	£552,675.50

ACCESS*

Patients seen in 24 months	Total	Change since previous quarter
Quarter ending December 2016	6,948	
Quarter ending March 2017	6,940	→
Quarter ending June 2017	6,899	→
Quarter ending September 2017	6,847	→
Quarter ending December 2017	6,806	→
Variance since December 2016	(2.0%)	↓



ACTIVITY



Month	Adjusted Scheduled Activity (UDA)	
	2017	2018
April	290	427
May	1,413	2,135
June	2,559	3,317
July	4,129	5,293
August	5,940	7,015
September	7,841	8,207
October	9,233	9,662
November	11,049	11,220
December	12,739	12,830
January	14,285	
February	15,825	
March	17,701	
April	18,439	
May	18,442	
June	18,454	

QUALITY

	Quantity	Base Number	Contract	AT	Region	England
% of FP17s for the same patient ID Re-attending within 3 months - Children	63	1,430	4.4%	10.8%	12.9%	12.0%
% of FP17s for the same patient ID Re-attending within 3 months - Adults	559	5,550	10.1%	14.4%	16.5%	15.9%
% of FP17s for the same patient ID Re-attending between 3 & 9 months - Children	968	1,430	67.7%	57.8%	59.6%	58.0%
% of FP17s for the same patient ID Re-attending between 3 & 9 months - Adults	2,522	5,550	45.4%	52.6%	52.8%	50.5%
% of FP17s for Band 1 Urgent Courses	298	6,655	4.5%	8.1%	9.1%	9.0%
% of FP17s Relating to Free Repair or Replacements	41	6,655	0.6%	1.1%	1.0%	0.8%
% of FP17s Relating to Continuations	139	6,655	2.1%	1.4%	1.2%	1.1%
% of Patients satisfied with the dentistry they have received	15	15	100.0%	92.8%	91.6%	91.5%
% of Patients satisfied with the time they had to wait for an appointment	15	15	100.0%	88.7%	88.3%	87.9%

* This is based on patients treated on this contract for their most recent course of treatment. Figures in italics indicate the base number of FP17s or Patient Questionnaire responses are less than 100. N/A is shown where the base number of responses is less than 10 during the period. % is calculated as Quantity/Base number*100

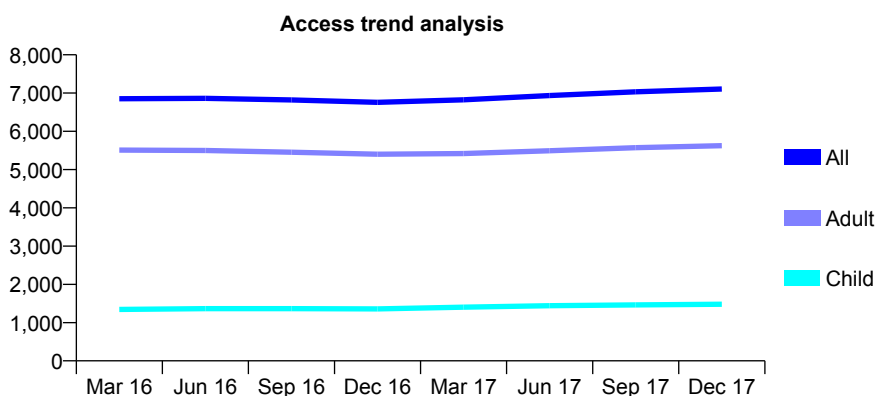
Q49 - Vital Signs At a Glance Contract Report for 168564/0001 - December 2017

Name or company name	The Grainger Stockton, Birtley and Stanley
Contract type name	GDS Contract
Purpose of contract	General
Contract start date	01/02/2014
Contract end date	

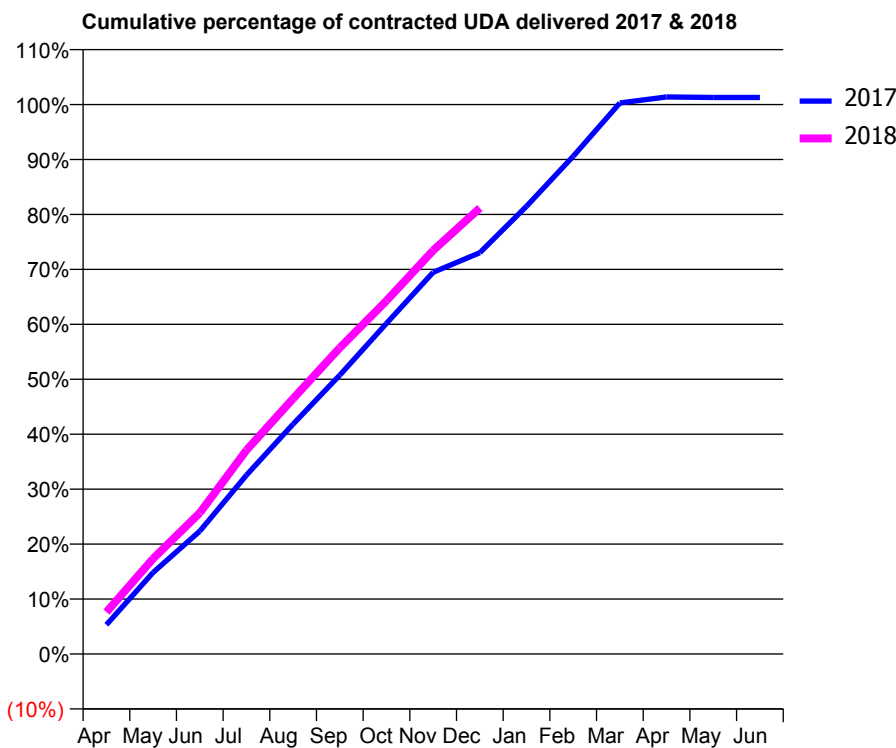
17/18 Contracted general activity (UDA)	21,272
Carry forward general activity (UDA)	-273
17/18 Contracted orthodontic activity (UOA)	0
Carry forward orthodontic activity (UOA)	0
Baseline contract value	£475,645.62

ACCESS*

Patients seen in 24 months	Total	Change since previous quarter
Quarter ending December 2016	6,759	
Quarter ending March 2017	6,823	→
Quarter ending June 2017	6,934	→
Quarter ending September 2017	7,034	→
Quarter ending December 2017	7,107	→
Variance since December 2016	5.1%	↑



ACTIVITY



Month	Adjusted Scheduled Activity (UDA)	
	2017	2018
April	1,133	1,623
May	3,155	3,693
June	4,756	5,462
July	6,927	7,891
August	8,900	9,889
September	10,796	11,856
October	12,801	13,675
November	14,777	15,623
December	15,533	17,265
January	17,331	
February	19,268	
March	21,334	
April	21,567	
May	21,545	
June	21,545	

QUALITY

	Quantity	Base Number	Contract	AT	Region	England
% of FP17s for the same patient ID Re-attending within 3 months - Children	73	1,694	4.3%	10.8%	12.9%	12.0%
% of FP17s for the same patient ID Re-attending within 3 months - Adults	387	6,041	6.4%	14.4%	16.5%	15.9%
% of FP17s for the same patient ID Re-attending between 3 & 9 months - Children	1,093	1,694	64.5%	57.8%	59.6%	58.0%
% of FP17s for the same patient ID Re-attending between 3 & 9 months - Adults	3,899	6,041	64.5%	52.6%	52.8%	50.5%
% of FP17s for Band 1 Urgent Courses	379	7,632	5.0%	8.1%	9.1%	9.0%
% of FP17s Relating to Free Repair or Replacements	6	7,632	0.1%	1.1%	1.0%	0.8%
% of FP17s Relating to Continuations	20	7,632	0.3%	1.4%	1.2%	1.1%
% of Patients satisfied with the dentistry they have received	10	11	90.9%	92.8%	91.6%	91.5%
% of Patients satisfied with the time they had to wait for an appointment	11	11	100.0%	88.7%	88.3%	87.9%

* This is based on patients treated on this contract for their most recent course of treatment. Figures in italics indicate the base number of FP17s or Patient Questionnaire responses are less than 100. N/A is shown where the base number of responses is less than 10 during the period. % is calculated as Quantity/Base number*100

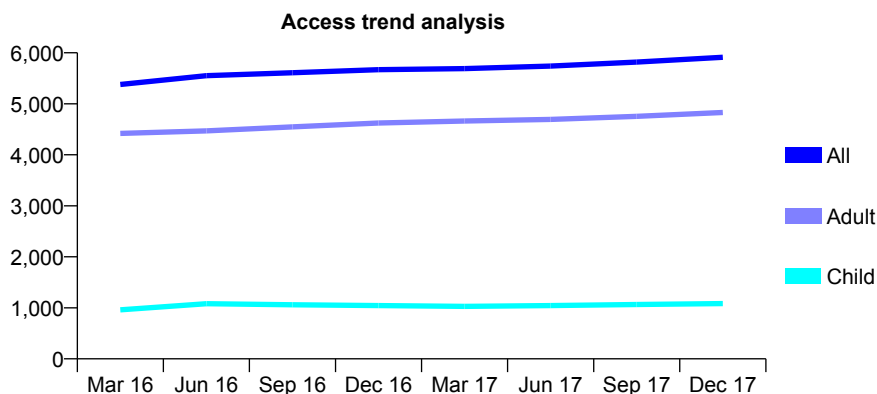
Q49 - Vital Signs At a Glance Contract Report for 168866/0001 - December 2017

Name or company name	H Singh & Associates Ltd
Contract type name	GDS Contract
Purpose of contract	General and Orthodontic
Contract start date	01/04/2010
Contract end date	

17/18 Contracted general activity (UDA)	18,452
Carry forward general activity (UDA)	-369
17/18 Contracted orthodontic activity (UOA)	0
Carry forward orthodontic activity (UOA)	0
Baseline contract value	£502,488.13

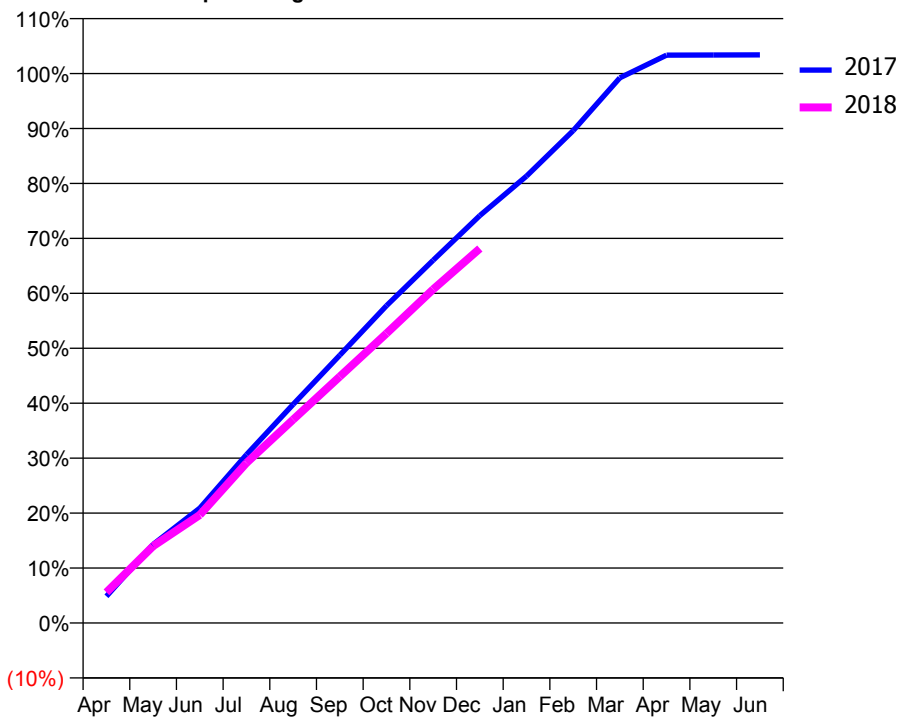
ACCESS*

Patients seen in 24 months	Total	Change since previous quarter
Quarter ending December 2016	5,668	
Quarter ending March 2017	5,690	→
Quarter ending June 2017	5,740	→
Quarter ending September 2017	5,819	→
Quarter ending December 2017	5,913	→
Variance since December 2016	4.3%	↑



ACTIVITY

Cumulative percentage of contracted UDA delivered 2017 & 2018



Month	Adjusted Scheduled Activity (UDA)	
	2017	2018
April	896	1,032
May	2,638	2,580
June	3,859	3,629
July	5,652	5,373
August	7,341	6,829
September	8,994	8,276
October	10,653	9,725
November	12,180	11,204
December	13,681	12,578
January	15,009	
February	16,533	
March	18,309	
April	19,069	
May	19,073	
June	19,078	

QUALITY

	Quantity	Base Number	Contract	AT	Region	England
% of FP17s for the same patient ID Re-attending within 3 months - Children	106	1,107	9.6%	10.8%	12.9%	12.0%
% of FP17s for the same patient ID Re-attending within 3 months - Adults	1,180	5,398	21.9%	14.4%	16.5%	15.9%
% of FP17s for the same patient ID Re-attending between 3 & 9 months - Children	529	1,107	47.8%	57.8%	59.6%	58.0%
% of FP17s for the same patient ID Re-attending between 3 & 9 months - Adults	2,674	5,398	49.5%	52.6%	52.8%	50.5%
% of FP17s for Band 1 Urgent Courses	508	6,159	8.2%	8.1%	9.1%	9.0%
% of FP17s Relating to Free Repair or Replacements	170	6,159	2.8%	1.1%	1.0%	0.8%
% of FP17s Relating to Continuations	187	6,159	3.0%	1.4%	1.2%	1.1%
% of Patients satisfied with the dentistry they have received	10	10	100.0%	92.8%	91.6%	91.5%
% of Patients satisfied with the time they had to wait for an appointment	9	10	90.0%	88.7%	88.3%	87.9%

* This is based on patients treated on this contract for their most recent course of treatment. Figures in italics indicate the base number of FP17s or Patient Questionnaire responses are less than 100. N/A is shown where the base number of responses is less than 10 during the period. % is calculated as Quantity/Base number*100

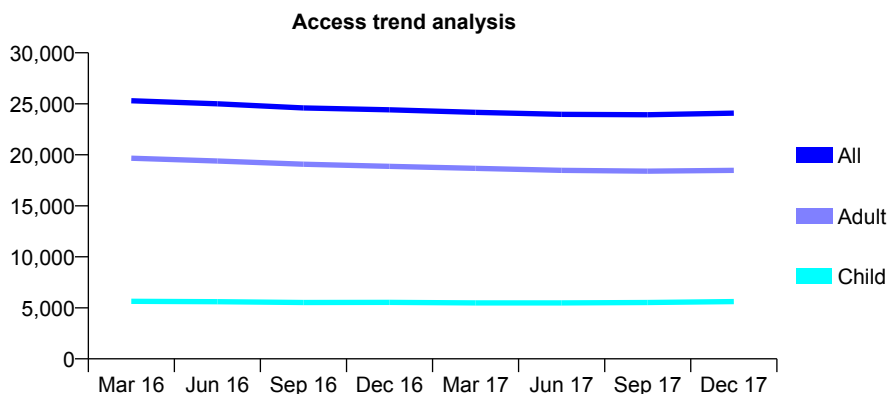
Q49 - Vital Signs At a Glance Contract Report for 170011/0001 - December 2017

Name or company name	SRDP
Contract type name	GDS Contract
Purpose of contract	General and Orthodontic
Contract start date	01/10/2007
Contract end date	

17/18 Contracted general activity (UDA)	74,715
Carry forward general activity (UDA)	0
17/18 Contracted orthodontic activity (UOA)	1,281
Carry forward orthodontic activity (UOA)	0
Baseline contract value	£2,113,459.91

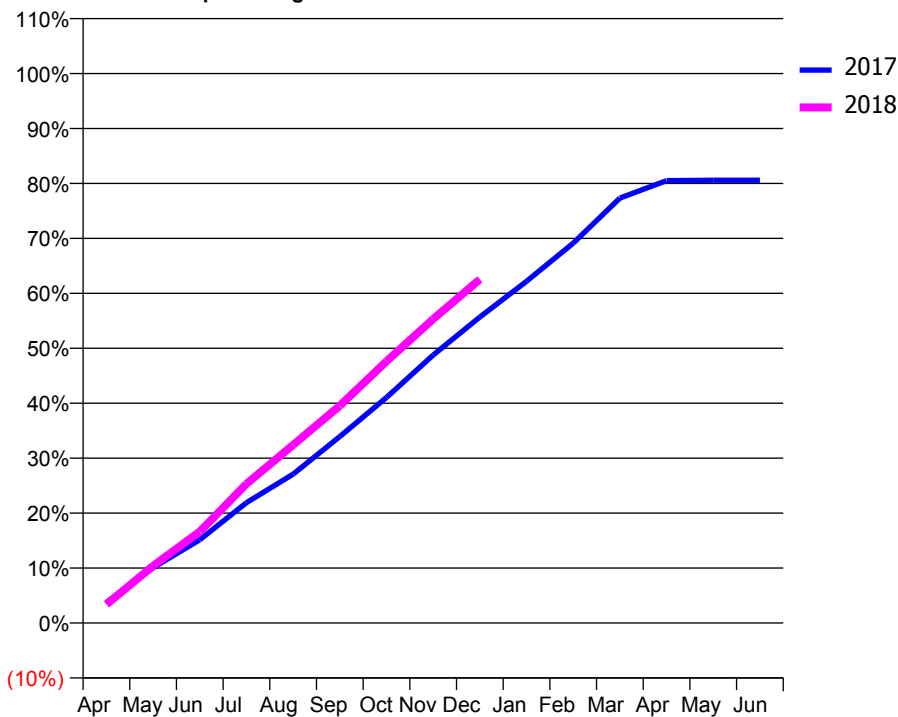
ACCESS*

Patients seen in 24 months	Total	Change since previous quarter
Quarter ending December 2016	24,411	
Quarter ending March 2017	24,166	↓
Quarter ending June 2017	23,967	→
Quarter ending September 2017	23,929	→
Quarter ending December 2017	24,090	→
Variance since December 2016	(1.3%)	↓



ACTIVITY

Cumulative percentage of contracted UDA delivered 2017 & 2018



Month	Adjusted Scheduled Activity (UDA)	
	2017	2018
April	2,796	2,521
May	7,506	7,762
June	11,315	12,427
July	16,371	18,916
August	20,246	24,218
September	25,355	29,549
October	30,674	35,582
November	36,435	41,323
December	41,605	46,733
January	46,463	
February	51,653	
March	57,778	
April	60,142	
May	60,207	
June	60,202	

QUALITY

	Quantity	Base Number	Contract	AT	Region	England
% of FP17s for the same patient ID Re-attending within 3 months - Children	393	5,695	6.9%	10.8%	12.9%	12.0%
% of FP17s for the same patient ID Re-attending within 3 months - Adults	1,919	16,863	11.4%	14.4%	16.5%	15.9%
% of FP17s for the same patient ID Re-attending between 3 & 9 months - Children	2,639	5,695	46.3%	57.8%	59.6%	58.0%
% of FP17s for the same patient ID Re-attending between 3 & 9 months - Adults	7,890	16,863	46.8%	52.6%	52.8%	50.5%
% of FP17s for Band 1 Urgent Courses	926	21,078	4.4%	8.1%	9.1%	9.0%
% of FP17s Relating to Free Repair or Replacements	231	21,078	1.1%	1.1%	1.0%	0.8%
% of FP17s Relating to Continuations	471	21,078	2.2%	1.4%	1.2%	1.1%
% of Patients satisfied with the dentistry they have received	27	30	90.0%	92.8%	91.6%	91.5%
% of Patients satisfied with the time they had to wait for an appointment	27	30	90.0%	88.7%	88.3%	87.9%

* This is based on patients treated on this contract for their most recent course of treatment. Figures in italics indicate the base number of FP17s or Patient Questionnaire responses are less than 100. N/A is shown where the base number of responses is less than 10 during the period. % is calculated as Quantity/Base number*100

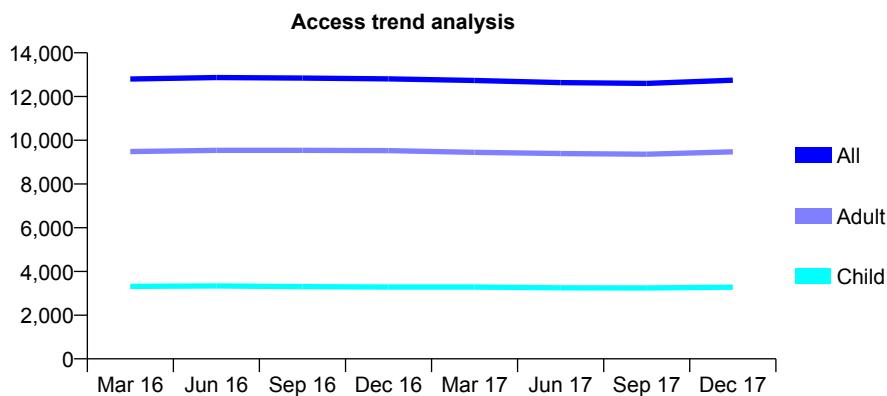
Q49 - Vital Signs At a Glance Contract Report for 170941/0001 - December 2017

Name or company name	InDental Practice Limited
Contract type name	GDS Contract
Purpose of contract	General
Contract start date	01/07/2008
Contract end date	

17/18 Contracted general activity (UDA)	36,554
Carry forward general activity (UDA)	1,298
17/18 Contracted orthodontic activity (UOA)	0
Carry forward orthodontic activity (UOA)	0
Baseline contract value	£1,127,738.43

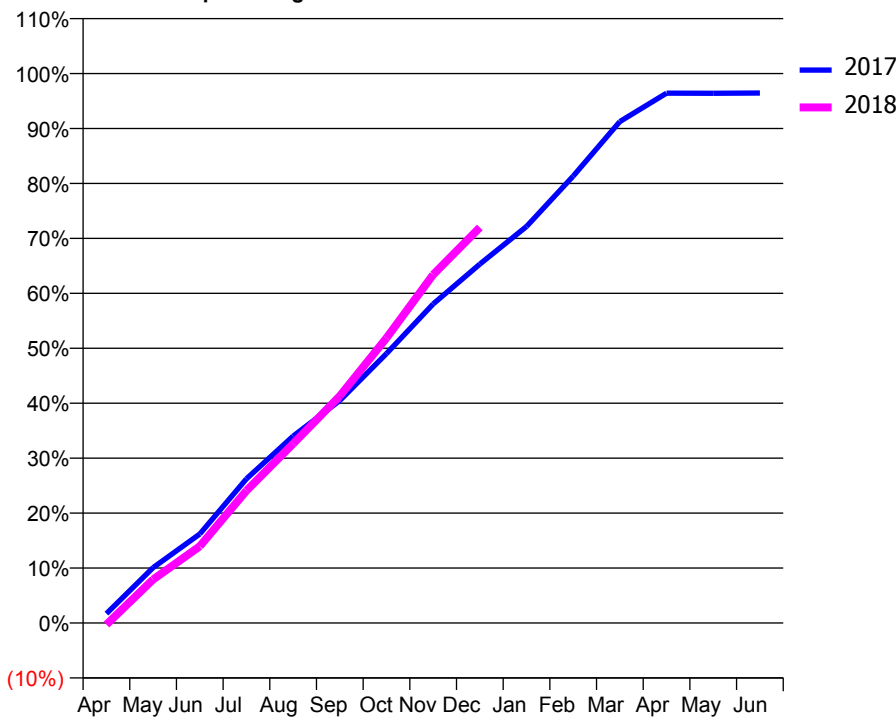
ACCESS*

Patients seen in 24 months	Total	Change since previous quarter
Quarter ending December 2016	12,808	
Quarter ending March 2017	12,734	→
Quarter ending June 2017	12,636	→
Quarter ending September 2017	12,601	→
Quarter ending December 2017	12,748	→
Variance since December 2016	(0.5%)	→



ACTIVITY

Cumulative percentage of contracted UDA delivered 2017 & 2018



Month	Adjusted Scheduled Activity (UDA)	
	2017	2018
April	624	-107
May	3,687	2,898
June	5,923	5,106
July	9,595	8,808
August	12,436	11,928
September	14,797	15,105
October	17,919	18,963
November	21,219	23,172
December	23,877	26,313
January	26,377	
February	29,733	
March	33,361	
April	35,245	
May	35,235	
June	35,256	

QUALITY

	Quantity	Base Number	Contract	AT	Region	England
% of FP17s for the same patient ID Re-attending within 3 months - Children	267	3,307	8.1%	10.8%	12.9%	12.0%
% of FP17s for the same patient ID Re-attending within 3 months - Adults	1,758	9,530	18.4%	14.4%	16.5%	15.9%
% of FP17s for the same patient ID Re-attending between 3 & 9 months - Children	1,706	3,307	51.6%	57.8%	59.6%	58.0%
% of FP17s for the same patient ID Re-attending between 3 & 9 months - Adults	4,501	9,530	47.2%	52.6%	52.8%	50.5%
% of FP17s for Band 1 Urgent Courses	1,396	11,707	11.9%	8.1%	9.1%	9.0%
% of FP17s Relating to Free Repair or Replacements	128	11,707	1.1%	1.1%	1.0%	0.8%
% of FP17s Relating to Continuations	91	11,707	0.8%	1.4%	1.2%	1.1%
% of Patients satisfied with the dentistry they have received	12	13	92.3%	92.8%	91.6%	91.5%
% of Patients satisfied with the time they had to wait for an appointment	10	13	76.9%	88.7%	88.3%	87.9%

* This is based on patients treated on this contract for their most recent course of treatment. Figures in italics indicate the base number of FP17s or Patient Questionnaire responses are less than 100. N/A is shown where the base number of responses is less than 10 during the period. % is calculated as Quantity/Base number*100

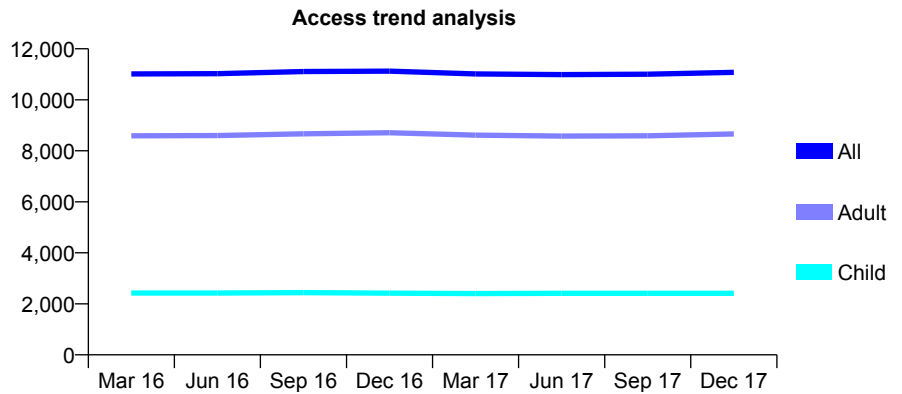
Q49 - Vital Signs At a Glance Contract Report for 172847/0001 - December 2017

Name or company name	Newcastle and Wallsend Dental Practice P
Contract type name	GDS Contract
Purpose of contract	General
Contract start date	01/05/2013
Contract end date	

17/18 Contracted general activity (UDA)	38,921
Carry forward general activity (UDA)	0
17/18 Contracted orthodontic activity (UOA)	0
Carry forward orthodontic activity (UOA)	0
Baseline contract value	£1,030,794.05

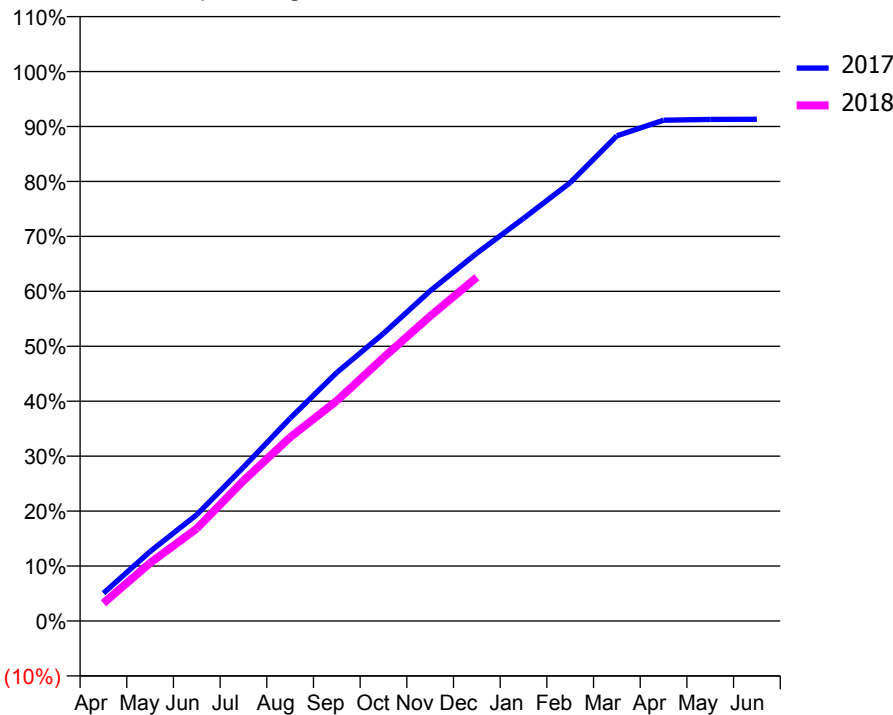
ACCESS*

Patients seen in 24 months	Total	Change since previous quarter
Quarter ending December 2016	11,124	
Quarter ending March 2017	11,014	→
Quarter ending June 2017	10,990	→
Quarter ending September 2017	11,003	→
Quarter ending December 2017	11,079	→
Variance since December 2016	(0.4%)	→



ACTIVITY

Cumulative percentage of contracted UDA delivered 2017 & 2018



Month	Adjusted Scheduled Activity (UDA)	
	2017	2018
April	1,971	1,261
May	4,923	4,109
June	7,534	6,549
July	10,899	9,945
August	14,359	13,009
September	17,598	15,597
October	20,372	18,655
November	23,379	21,595
December	26,057	24,348
January	28,523	
February	31,050	
March	34,368	
April	35,468	
May	35,526	
June	35,532	

QUALITY

	Quantity	Base Number	Contract	AT	Region	England
% of FP17s for the same patient ID Re-attending within 3 months - Children	111	2,461	4.5%	10.8%	12.9%	12.0%
% of FP17s for the same patient ID Re-attending within 3 months - Adults	892	8,548	10.4%	14.4%	16.5%	15.9%
% of FP17s for the same patient ID Re-attending between 3 & 9 months - Children	1,336	2,461	54.3%	57.8%	59.6%	58.0%
% of FP17s for the same patient ID Re-attending between 3 & 9 months - Adults	4,478	8,548	52.4%	52.6%	52.8%	50.5%
% of FP17s for Band 1 Urgent Courses	655	10,554	6.2%	8.1%	9.1%	9.0%
% of FP17s Relating to Free Repair or Replacements	59	10,554	0.6%	1.1%	1.0%	0.8%
% of FP17s Relating to Continuations	153	10,554	1.4%	1.4%	1.2%	1.1%
% of Patients satisfied with the dentistry they have received	13	13	100.0%	92.8%	91.6%	91.5%
% of Patients satisfied with the time they had to wait for an appointment	13	13	100.0%	88.7%	88.3%	87.9%

* This is based on patients treated on this contract for their most recent course of treatment. Figures in italics indicate the base number of FP17s or Patient Questionnaire responses are less than 100. N/A is shown where the base number of responses is less than 10 during the period. % is calculated as Quantity/Base number*100

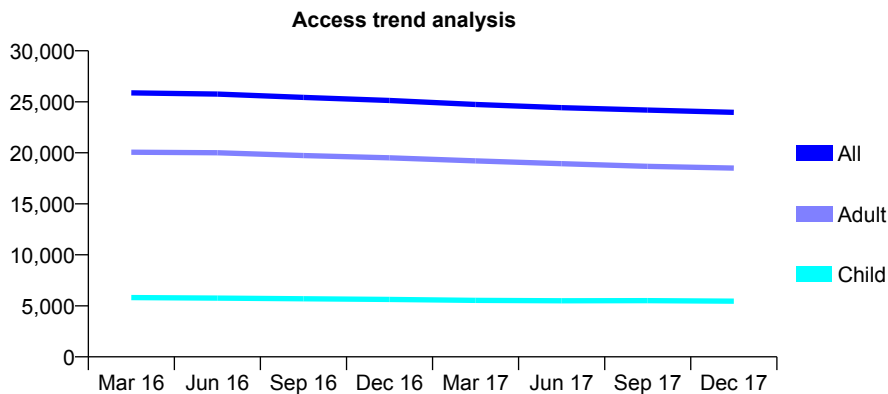
Q49 - Vital Signs At a Glance Contract Report for 176648/0001 - December 2017

Name or company name	South Tyneside Smiles Limited
Contract type name	GDS Contract
Purpose of contract	General and Orthodontic
Contract start date	01/04/2008
Contract end date	

17/18 Contracted general activity (UDA)	85,974
Carry forward general activity (UDA)	-770
17/18 Contracted orthodontic activity (UOA)	2,119
Carry forward orthodontic activity (UOA)	7
Baseline contract value	£2,477,125.89

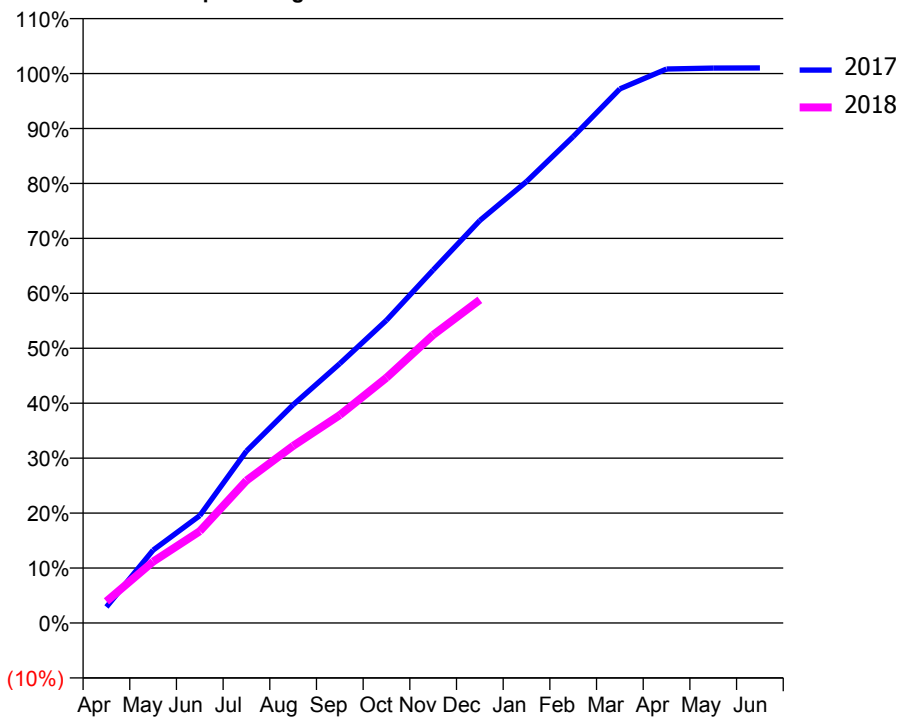
ACCESS*

Patients seen in 24 months	Total	Change since previous quarter
Quarter ending December 2016	25,137	
Quarter ending March 2017	24,741	↓
Quarter ending June 2017	24,429	↓
Quarter ending September 2017	24,195	→
Quarter ending December 2017	23,961	→
Variance since December 2016	(4.7%)	↓



ACTIVITY

Cumulative percentage of contracted UDA delivered 2017 & 2018



QUALITY

	Quantity	Base Number	Contract	AT	Region	England
% of FP17s for the same patient ID Re-attending within 3 months - Children	404	5,881	6.9%	10.8%	12.9%	12.0%
% of FP17s for the same patient ID Re-attending within 3 months - Adults	2,028	17,341	11.7%	14.4%	16.5%	15.9%
% of FP17s for the same patient ID Re-attending between 3 & 9 months - Children	3,319	5,881	56.4%	57.8%	59.6%	58.0%
% of FP17s for the same patient ID Re-attending between 3 & 9 months - Adults	8,500	17,341	49.0%	52.6%	52.8%	50.5%
% of FP17s for Band 1 Urgent Courses	1,551	21,522	7.2%	8.1%	9.1%	9.0%
% of FP17s Relating to Free Repair or Replacements	182	21,522	0.8%	1.1%	1.0%	0.8%
% of FP17s Relating to Continuations	317	21,522	1.5%	1.4%	1.2%	1.1%
% of Patients satisfied with the dentistry they have received	36	39	92.3%	92.8%	91.6%	91.5%
% of Patients satisfied with the time they had to wait for an appointment	29	39	74.4%	88.7%	88.3%	87.9%

* This is based on patients treated on this contract for their most recent course of treatment. Figures in italics indicate the base number of FP17s or Patient Questionnaire responses are less than 100. N/A is shown where the base number of responses is less than 10 during the period. % is calculated as Quantity/Base number*100

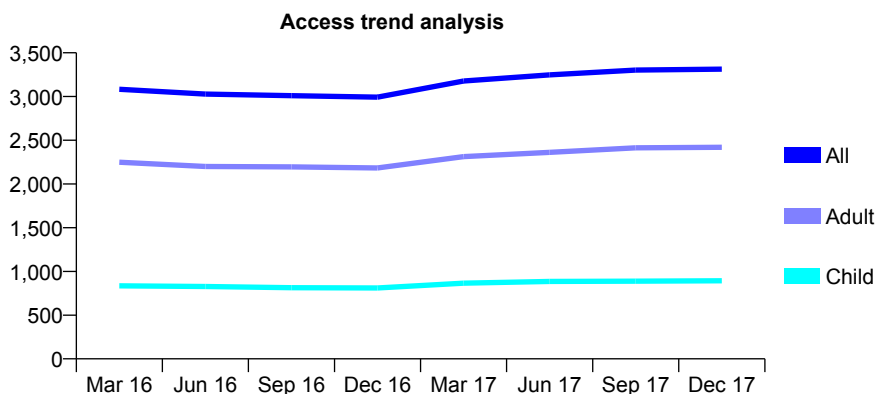
Q49 - Vital Signs At a Glance Contract Report for 177644/0001 - December 2017

Name or company name	Goodteeth Dental Surgeries Ltd
Contract type name	GDS Contract
Purpose of contract	General and Orthodontic
Contract start date	01/09/2009
Contract end date	

17/18 Contracted general activity (UDA)	8,745
Carry forward general activity (UDA)	-175
17/18 Contracted orthodontic activity (UOA)	418
Carry forward orthodontic activity (UOA)	-7
Baseline contract value	£236,393.67

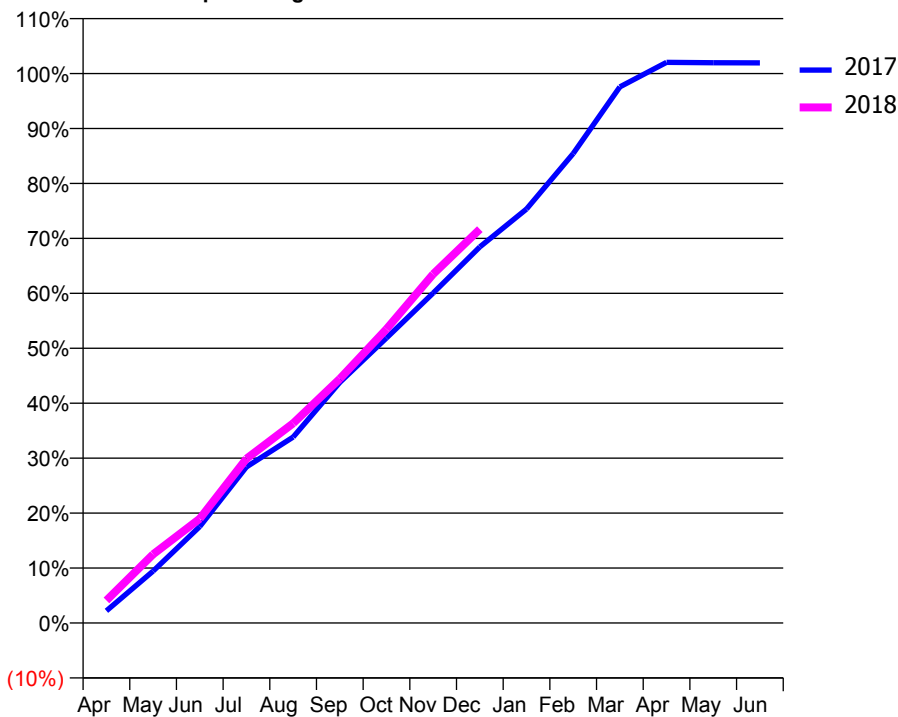
ACCESS*

Patients seen in 24 months	Total	Change since previous quarter
Quarter ending December 2016	2,993	
Quarter ending March 2017	3,178	↑
Quarter ending June 2017	3,247	↑
Quarter ending September 2017	3,303	→
Quarter ending December 2017	3,313	→
Variance since December 2016	10.7%	↑



ACTIVITY

Cumulative percentage of contracted UDA delivered 2017 & 2018



Month	Adjusted Scheduled Activity (UDA)	
	2017	2018
April	194	359
May	827	1,094
June	1,536	1,661
July	2,485	2,616
August	2,959	3,177
September	3,830	3,887
October	4,536	4,678
November	5,250	5,552
December	5,986	6,268
January	6,589	
February	7,471	
March	8,532	
April	8,923	
May	8,916	
June	8,915	

QUALITY

	Quantity	Base Number	Contract	AT	Region	England
% of FP17s for the same patient ID Re-attending within 3 months - Children	80	899	8.9%	10.8%	12.9%	12.0%
% of FP17s for the same patient ID Re-attending within 3 months - Adults	281	2,316	12.1%	14.4%	16.5%	15.9%
% of FP17s for the same patient ID Re-attending between 3 & 9 months - Children	504	899	56.1%	57.8%	59.6%	58.0%
% of FP17s for the same patient ID Re-attending between 3 & 9 months - Adults	1,113	2,316	48.1%	52.6%	52.8%	50.5%
% of FP17s for Band 1 Urgent Courses	255	3,031	8.4%	8.1%	9.1%	9.0%
% of FP17s Relating to Free Repair or Replacements	19	3,031	0.6%	1.1%	1.0%	0.8%
% of FP17s Relating to Continuations	60	3,031	2.0%	1.4%	1.2%	1.1%
% of Patients satisfied with the dentistry they have received	3	3	N/A	92.8%	91.6%	91.5%
% of Patients satisfied with the time they had to wait for an appointment	3	3	N/A	88.7%	88.3%	87.9%

* This is based on patients treated on this contract for their most recent course of treatment. Figures in italics indicate the base number of FP17s or Patient Questionnaire responses are less than 100. N/A is shown where the base number of responses is less than 10 during the period. % is calculated as Quantity/Base number*100

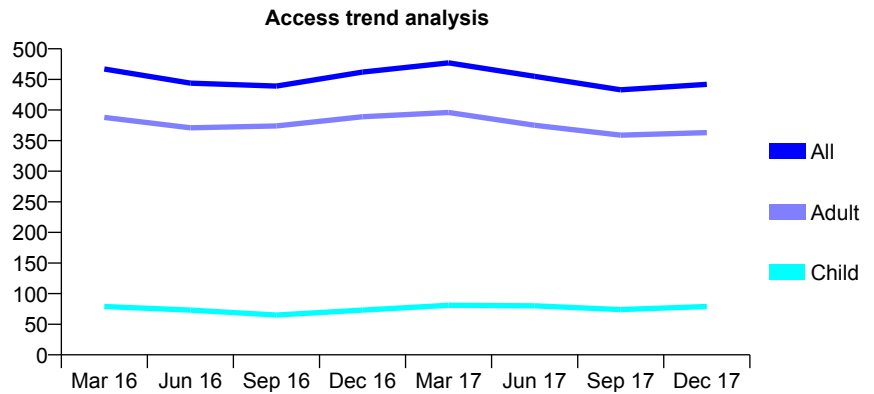
Q49 - Vital Signs At a Glance Contract Report for 177644/0002 - December 2017

Name or company name	Alston Dental Practice Limited
Contract type name	GDS Contract
Purpose of contract	General
Contract start date	01/09/2009
Contract end date	

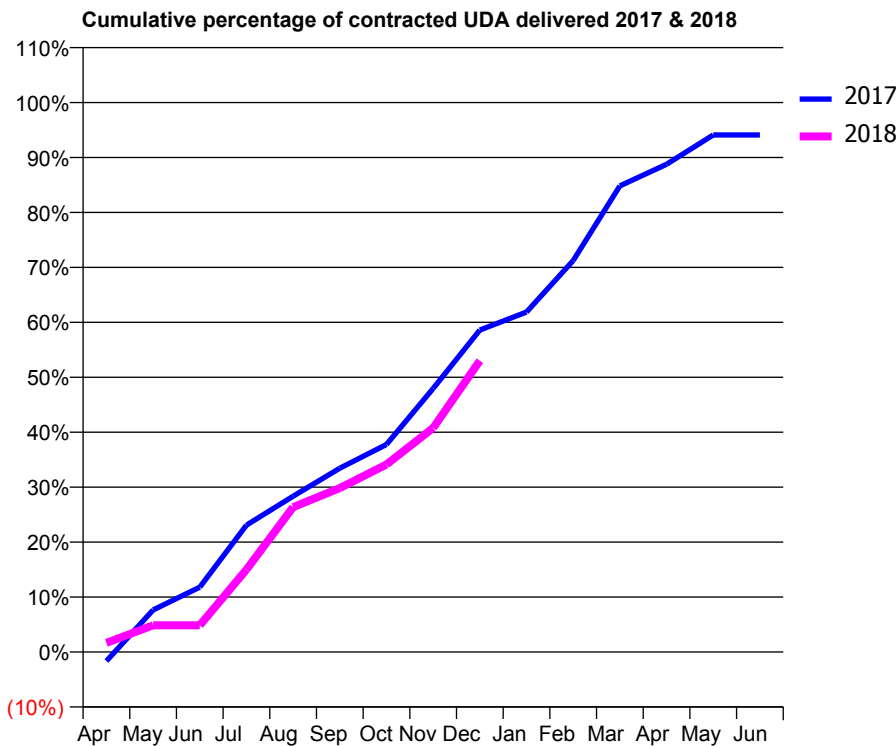
17/18 Contracted general activity (UDA)	1,500
Carry forward general activity (UDA)	0
17/18 Contracted orthodontic activity (UOA)	0
Carry forward orthodontic activity (UOA)	0
Baseline contract value	£43,322.57

ACCESS*

Patients seen in 24 months	Total	Change since previous quarter
Quarter ending December 2016	462	
Quarter ending March 2017	477	↑
Quarter ending June 2017	455	↓
Quarter ending September 2017	433	↓
Quarter ending December 2017	442	↑
Variance since December 2016	(4.3%)	↓



ACTIVITY



Month	Adjusted Scheduled Activity (UDA)	
	2017	2018
April	-25	25
May	115	73
June	177	73
July	346	225
August	425	395
September	502	448
October	567	512
November	720	612
December	879	795
January	928	
February	1,068	
March	1,272	
April	1,331	
May	1,411	
June	1,411	

QUALITY

	Quantity	Base Number	Contract	AT	Region	England
% of FP17s for the same patient ID Re-attending within 3 months - Children	1	72	1.4%	10.8%	12.9%	12.0%
% of FP17s for the same patient ID Re-attending within 3 months - Adults	16	304	5.3%	14.4%	16.5%	15.9%
% of FP17s for the same patient ID Re-attending between 3 & 9 months - Children	40	72	55.6%	57.8%	59.6%	58.0%
% of FP17s for the same patient ID Re-attending between 3 & 9 months - Adults	161	304	53.0%	52.6%	52.8%	50.5%
% of FP17s for Band 1 Urgent Courses	6	339	1.8%	8.1%	9.1%	9.0%
% of FP17s Relating to Free Repair or Replacements	0	339	0.0%	1.1%	1.0%	0.8%
% of FP17s Relating to Continuations	2	339	0.6%	1.4%	1.2%	1.1%
% of Patients satisfied with the dentistry they have received	1	1	N/A	92.8%	91.6%	91.5%
% of Patients satisfied with the time they had to wait for an appointment	1	1	N/A	88.7%	88.3%	87.9%

* This is based on patients treated on this contract for their most recent course of treatment. Figures in italics indicate the base number of FP17s or Patient Questionnaire responses are less than 100. N/A is shown where the base number of responses is less than 10 during the period. % is calculated as Quantity/Base number*100

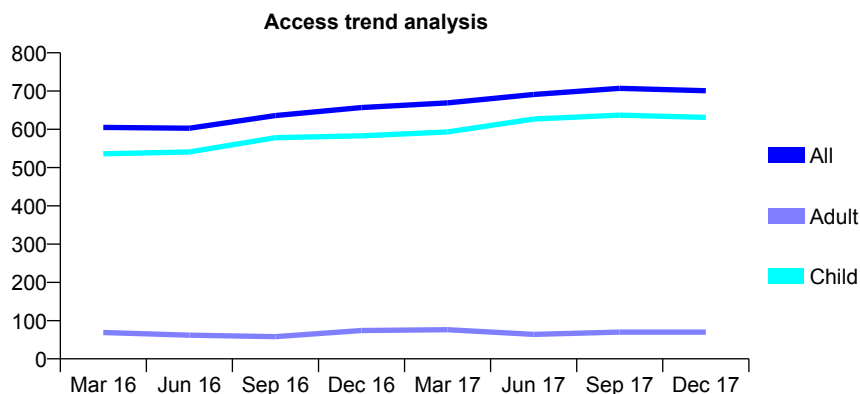
Q49 - Vital Signs At a Glance Contract Report for 177709/0001 - December 2017

Name or company name	Green Dental Partnership
Contract type name	GDS Contract
Purpose of contract	General and Orthodontic
Contract start date	01/04/2013
Contract end date	

17/18 Contracted general activity (UDA)	1,466
Carry forward general activity (UDA)	0
17/18 Contracted orthodontic activity (UOA)	94
Carry forward orthodontic activity (UOA)	0
Baseline contract value	£37,388.23

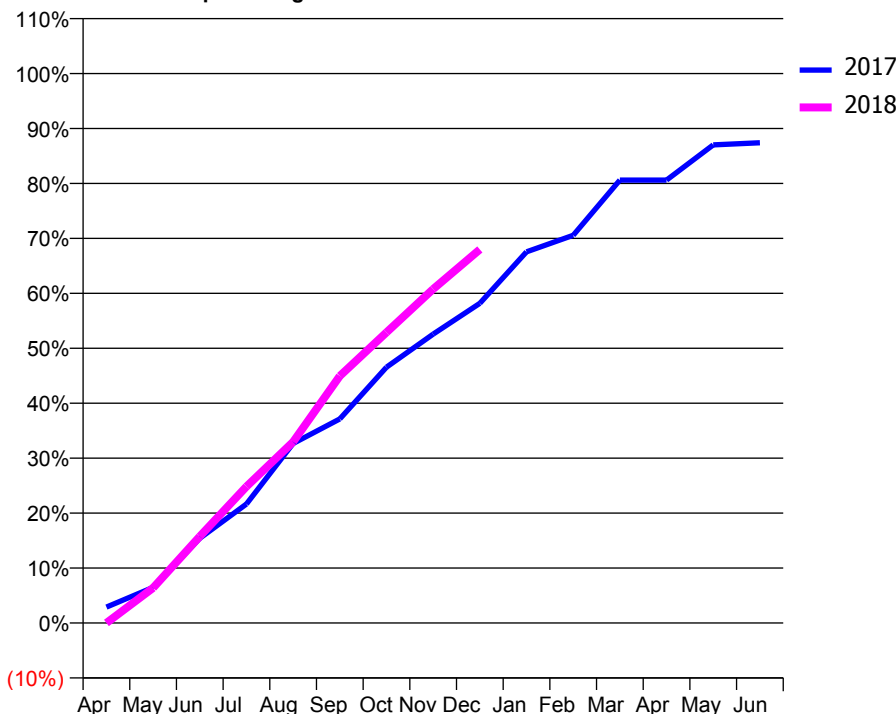
ACCESS*

Patients seen in 24 months	Total	Change since previous quarter
Quarter ending December 2016	657	
Quarter ending March 2017	669	→
Quarter ending June 2017	691	↑
Quarter ending September 2017	707	↑
Quarter ending December 2017	701	→
Variance since December 2016	6.7%	↑



ACTIVITY

Cumulative percentage of contracted UDA delivered 2017 & 2018



Month	Adjusted Scheduled Activity (UDA)	
	2017	2018
April	43	0
May	95	94
June	226	231
July	317	364
August	479	483
September	544	659
October	682	775
November	771	891
December	853	997
January	990	
February	1,034	
March	1,182	
April	1,182	
May	1,275	
June	1,281	

QUALITY

	Quantity	Base Number	Contract	AT	Region	England
% of FP17s for the same patient ID Re-attending within 3 months - Children	80	939	8.5%	10.8%	12.9%	12.0%
% of FP17s for the same patient ID Re-attending within 3 months - Adults	0	0	N/A	14.4%	16.5%	15.9%
% of FP17s for the same patient ID Re-attending between 3 & 9 months - Children	622	939	66.2%	57.8%	59.6%	58.0%
% of FP17s for the same patient ID Re-attending between 3 & 9 months - Adults	0	0	N/A	52.6%	52.8%	50.5%
% of FP17s for Band 1 Urgent Courses	38	766	5.0%	8.1%	9.1%	9.0%
% of FP17s Relating to Free Repair or Replacements	0	766	0.0%	1.1%	1.0%	0.8%
% of FP17s Relating to Continuations	6	766	0.8%	1.4%	1.2%	1.1%
% of Patients satisfied with the dentistry they have received	1	1	N/A	92.8%	91.6%	91.5%
% of Patients satisfied with the time they had to wait for an appointment	0	1	N/A	88.7%	88.3%	87.9%

* This is based on patients treated on this contract for their most recent course of treatment. Figures in italics indicate the base number of FP17s or Patient Questionnaire responses are less than 100. N/A is shown where the base number of responses is less than 10 during the period. % is calculated as Quantity/Base number*100

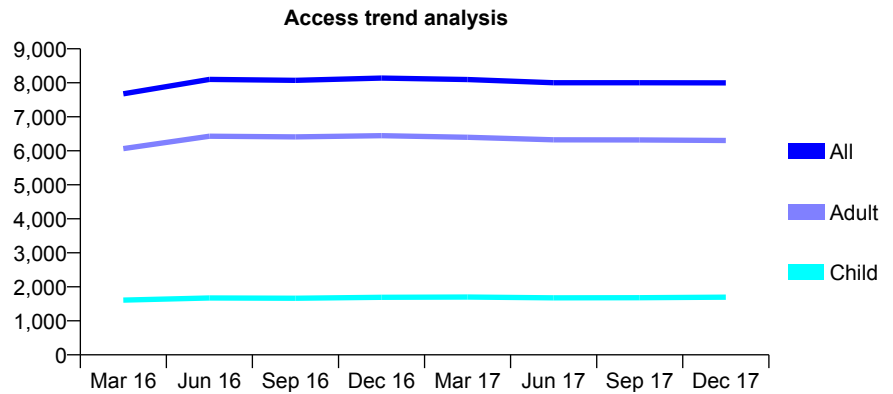
Q49 - Vital Signs At a Glance Contract Report for 180866/0001 - December 2017

Name or company name	Perfect Smile Acorn Dental Partnership
Contract type name	GDS Contract
Purpose of contract	General
Contract start date	01/07/2014
Contract end date	

17/18 Contracted general activity (UDA)	20,230
Carry forward general activity (UDA)	-274
17/18 Contracted orthodontic activity (UOA)	0
Carry forward orthodontic activity (UOA)	0
Baseline contract value	£569,291.12

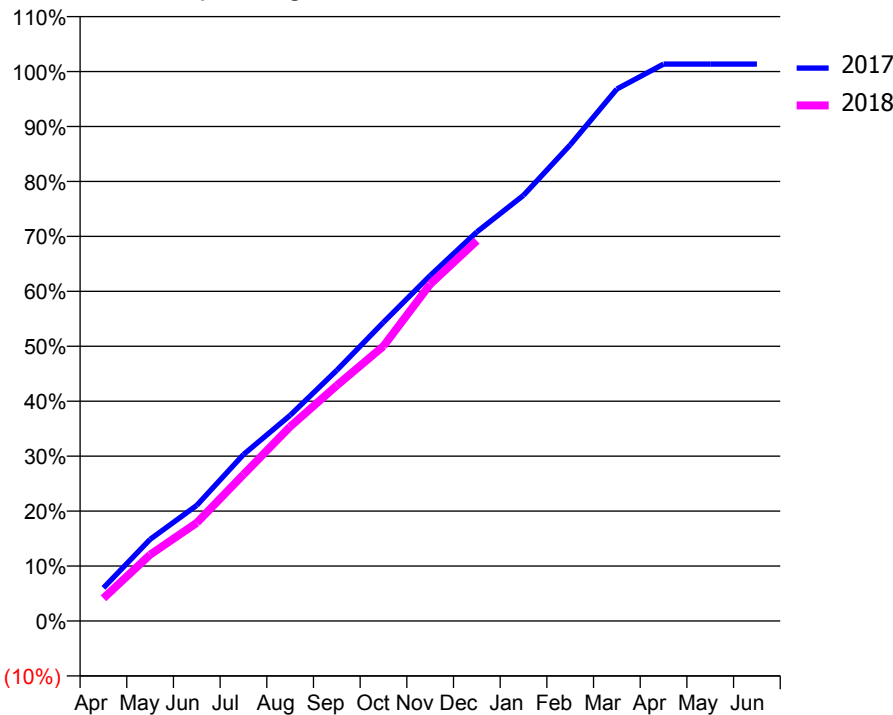
ACCESS*

Patients seen in 24 months	Total	Change since previous quarter
Quarter ending December 2016	8,138	
Quarter ending March 2017	8,097	→
Quarter ending June 2017	8,003	↓
Quarter ending September 2017	8,000	→
Quarter ending December 2017	7,999	→
Variance since December 2016	(1.7%)	↓



ACTIVITY

Cumulative percentage of contracted UDA delivered 2017 & 2018



Month	Adjusted Scheduled Activity (UDA)	
	2017	2018
April	1,218	839
May	3,007	2,443
June	4,261	3,615
July	6,127	5,390
August	7,574	7,155
September	9,233	8,671
October	11,000	10,118
November	12,719	12,397
December	14,320	13,997
January	15,670	
February	17,530	
March	19,586	
April	20,504	
May	20,504	
June	20,504	

QUALITY

	Quantity	Base Number	Contract	AT	Region	England
% of FP17s for the same patient ID Re-attending within 3 months - Children	137	1,703	8.0%	10.8%	12.9%	12.0%
% of FP17s for the same patient ID Re-attending within 3 months - Adults	1,020	6,099	16.7%	14.4%	16.5%	15.9%
% of FP17s for the same patient ID Re-attending between 3 & 9 months - Children	943	1,703	55.4%	57.8%	59.6%	58.0%
% of FP17s for the same patient ID Re-attending between 3 & 9 months - Adults	2,783	6,099	45.6%	52.6%	52.8%	50.5%
% of FP17s for Band 1 Urgent Courses	828	6,877	12.0%	8.1%	9.1%	9.0%
% of FP17s Relating to Free Repair or Replacements	116	6,877	1.7%	1.1%	1.0%	0.8%
% of FP17s Relating to Continuations	168	6,877	2.4%	1.4%	1.2%	1.1%
% of Patients satisfied with the dentistry they have received	9	9	N/A	92.8%	91.6%	91.5%
% of Patients satisfied with the time they had to wait for an appointment	9	9	N/A	88.7%	88.3%	87.9%

* This is based on patients treated on this contract for their most recent course of treatment. Figures in italics indicate the base number of FP17s or Patient Questionnaire responses are less than 100. N/A is shown where the base number of responses is less than 10 during the period. % is calculated as Quantity/Base number*100

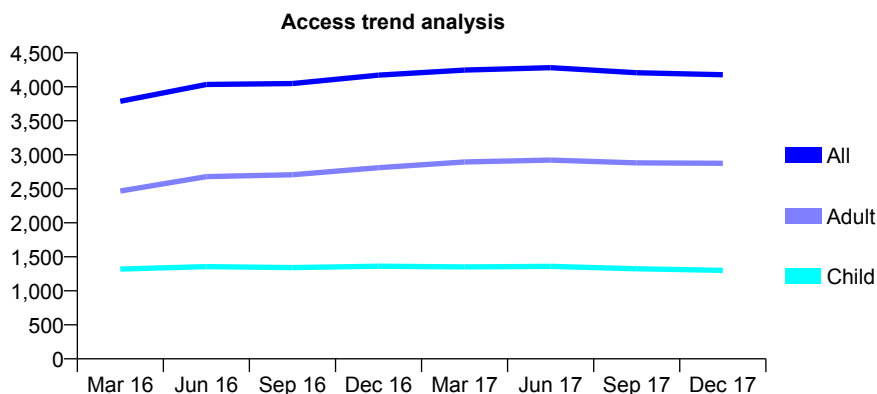
Q49 - Vital Signs At a Glance Contract Report for 181986/0001 - December 2017

Name or company name	Perfect Smile Laburnum Partnership
Contract type name	GDS Contract
Purpose of contract	General
Contract start date	01/07/2014
Contract end date	

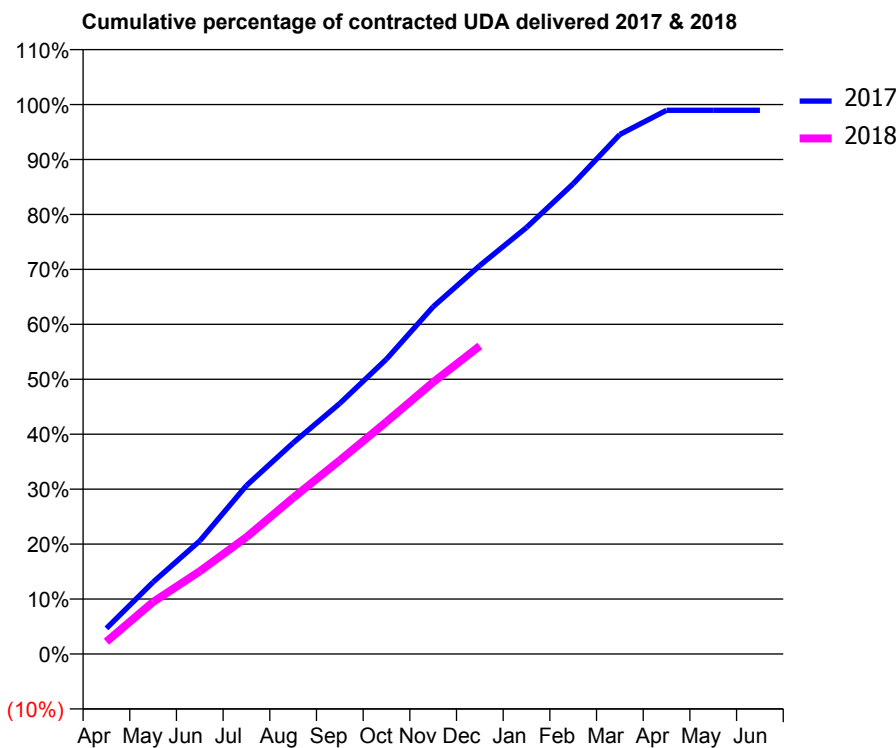
17/18 Contracted general activity (UDA)	15,601
Carry forward general activity (UDA)	166
17/18 Contracted orthodontic activity (UOA)	0
Carry forward orthodontic activity (UOA)	0
Baseline contract value	£377,538.54

ACCESS*

Patients seen in 24 months	Total	Change since previous quarter
Quarter ending December 2016	4,172	
Quarter ending March 2017	4,247	→
Quarter ending June 2017	4,282	→
Quarter ending September 2017	4,206	↓
Quarter ending December 2017	4,177	→
Variance since December 2016	0.1%	→



ACTIVITY



Month	Adjusted Scheduled Activity (UDA)	
	2017	2018
April	727	351
May	2,041	1,478
June	3,214	2,349
July	4,784	3,320
August	5,997	4,437
September	7,115	5,499
October	8,371	6,592
November	9,859	7,717
December	11,031	8,748
January	12,109	
February	13,353	
March	14,752	
April	15,435	
May	15,435	
June	15,435	

QUALITY

	Quantity	Base Number	Contract	AT	Region	England
% of FP17s for the same patient ID Re-attending within 3 months - Children	66	1,280	5.2%	10.8%	12.9%	12.0%
% of FP17s for the same patient ID Re-attending within 3 months - Adults	365	2,475	14.7%	14.4%	16.5%	15.9%
% of FP17s for the same patient ID Re-attending between 3 & 9 months - Children	747	1,280	58.4%	57.8%	59.6%	58.0%
% of FP17s for the same patient ID Re-attending between 3 & 9 months - Adults	1,349	2,475	54.5%	52.6%	52.8%	50.5%
% of FP17s for Band 1 Urgent Courses	176	3,514	5.0%	8.1%	9.1%	9.0%
% of FP17s Relating to Free Repair or Replacements	13	3,514	0.4%	1.1%	1.0%	0.8%
% of FP17s Relating to Continuations	61	3,514	1.7%	1.4%	1.2%	1.1%
% of Patients satisfied with the dentistry they have received	5	7	N/A	92.8%	91.6%	91.5%
% of Patients satisfied with the time they had to wait for an appointment	6	7	N/A	88.7%	88.3%	87.9%

* This is based on patients treated on this contract for their most recent course of treatment. Figures in italics indicate the base number of FP17s or Patient Questionnaire responses are less than 100. N/A is shown where the base number of responses is less than 10 during the period. % is calculated as Quantity/Base number*100

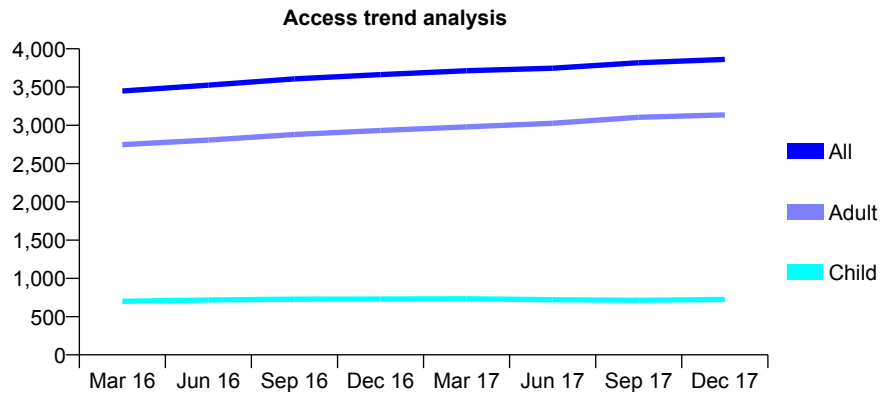
Q49 - Vital Signs At a Glance Contract Report for 182834/0001 - December 2017

Name or company name	Princes Street Dental Practice Limited
Contract type name	GDS Contract
Purpose of contract	General
Contract start date	01/04/2011
Contract end date	

17/18 Contracted general activity (UDA)	8,772
Carry forward general activity (UDA)	-164
17/18 Contracted orthodontic activity (UOA)	0
Carry forward orthodontic activity (UOA)	0
Baseline contract value	£197,720.45

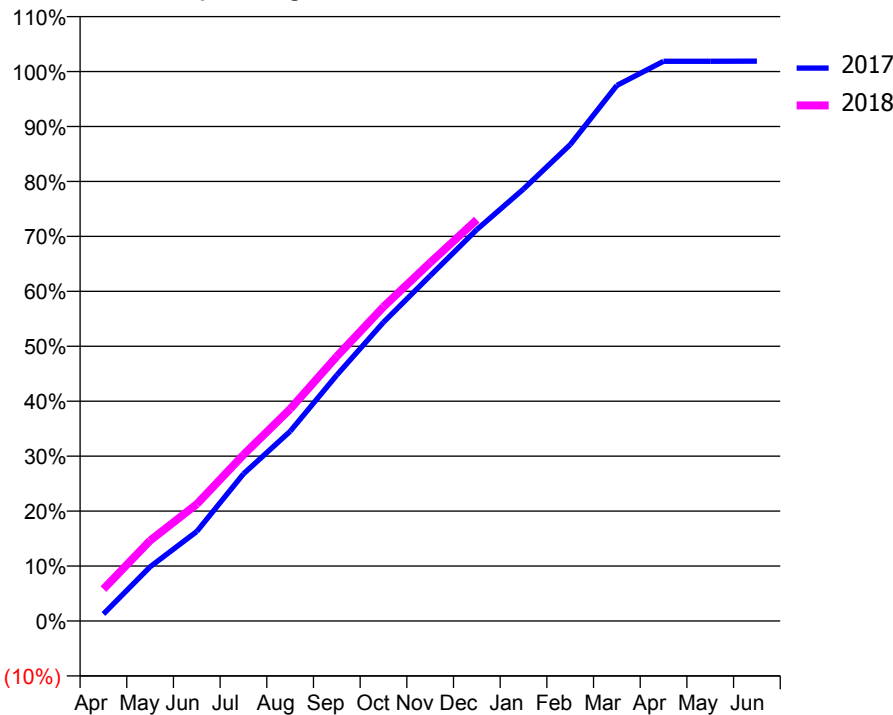
ACCESS*

Patients seen in 24 months	Total	Change since previous quarter
Quarter ending December 2016	3,662	
Quarter ending March 2017	3,713	→
Quarter ending June 2017	3,746	→
Quarter ending September 2017	3,818	→
Quarter ending December 2017	3,861	→
Variance since December 2016	5.4%	↑



ACTIVITY

Cumulative percentage of contracted UDA delivered 2017 & 2018



Month	Adjusted Scheduled Activity (UDA)	
	2017	2018
April	111	510
May	866	1,285
June	1,430	1,867
July	2,349	2,652
August	3,029	3,383
September	3,927	4,224
October	4,769	5,016
November	5,512	5,721
December	6,250	6,406
January	6,895	
February	7,605	
March	8,551	
April	8,935	
May	8,935	
June	8,936	

QUALITY

	Quantity	Base Number	Contract	AT	Region	England
% of FP17s for the same patient ID Re-attending within 3 months - Children	68	800	8.5%	10.8%	12.9%	12.0%
% of FP17s for the same patient ID Re-attending within 3 months - Adults	403	2,972	13.6%	14.4%	16.5%	15.9%
% of FP17s for the same patient ID Re-attending between 3 & 9 months - Children	482	800	60.3%	57.8%	59.6%	58.0%
% of FP17s for the same patient ID Re-attending between 3 & 9 months - Adults	1,239	2,972	41.7%	52.6%	52.8%	50.5%
% of FP17s for Band 1 Urgent Courses	278	3,564	7.8%	8.1%	9.1%	9.0%
% of FP17s Relating to Free Repair or Replacements	39	3,564	1.1%	1.1%	1.0%	0.8%
% of FP17s Relating to Continuations	43	3,564	1.2%	1.4%	1.2%	1.1%
% of Patients satisfied with the dentistry they have received	4	6	N/A	92.8%	91.6%	91.5%
% of Patients satisfied with the time they had to wait for an appointment	6	6	N/A	88.7%	88.3%	87.9%

* This is based on patients treated on this contract for their most recent course of treatment. Figures in italics indicate the base number of FP17s or Patient Questionnaire responses are less than 100. N/A is shown where the base number of responses is less than 10 during the period. % is calculated as Quantity/Base number*100

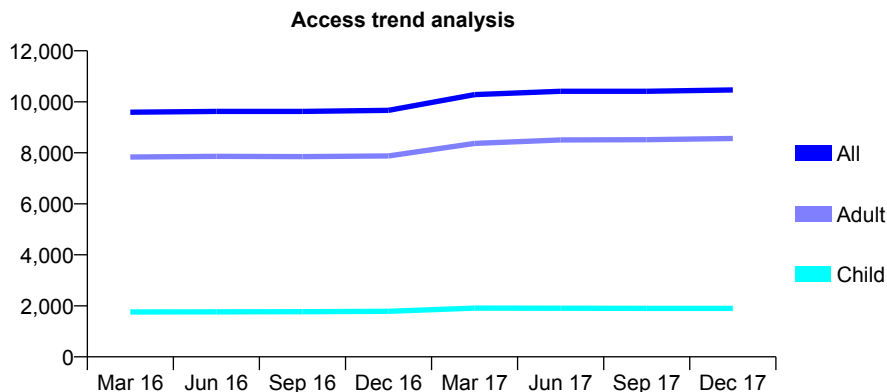
Q49 - Vital Signs At a Glance Contract Report for 183962/0001 - December 2017

Name or company name	Goodwin and Associates
Contract type name	Pilot Contract
Purpose of contract	General and Orthodontic
Contract start date	01/04/2008
Contract end date	

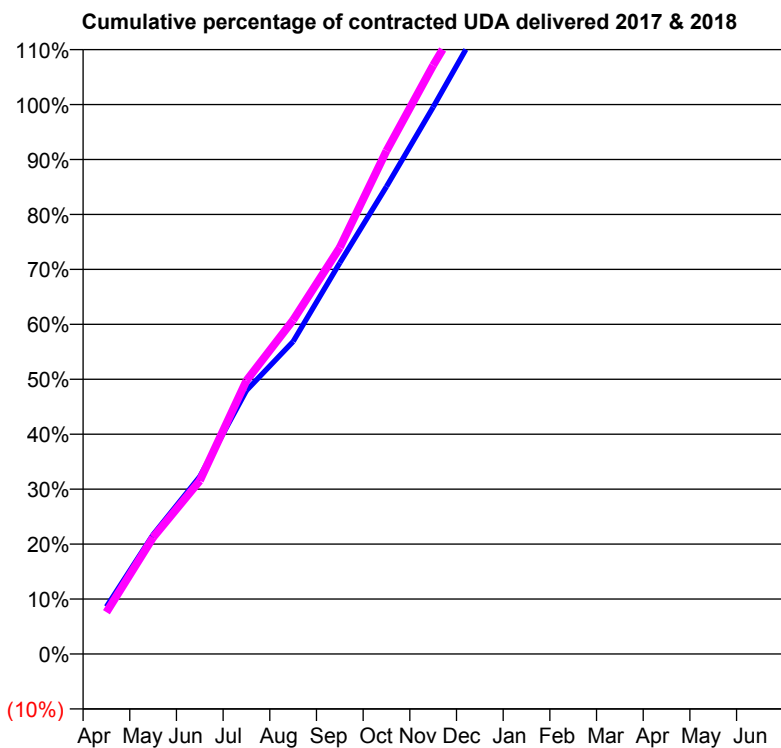
17/18 Contracted general activity (UDA)	14,876
Carry forward general activity (UDA)	0
17/18 Contracted orthodontic activity (UOA)	400
Carry forward orthodontic activity (UOA)	0
Baseline contract value	£773,020.39

ACCESS*

Patients seen in 24 months	Total	Change since previous quarter
Quarter ending December 2016	9,663	
Quarter ending March 2017	10,282	↑
Quarter ending June 2017	10,411	→
Quarter ending September 2017	10,413	→
Quarter ending December 2017	10,463	→
Variance since December 2016	8.3%	↑



ACTIVITY



Month	Adjusted Scheduled Activity (UDA)	
	2017	2018
April	1,281	1,133
May	3,234	3,156
June	4,802	4,693
July	7,136	7,400
August	8,459	9,039
September	10,589	11,006
October	12,656	13,623
November	14,805	15,937
December	17,026	18,042
January	19,029	
February	21,633	
March	24,429	
April	25,334	
May	25,344	
June	25,348	

QUALITY

	Quantity	Base Number	Contract	AT	Region	England
% of FP17s for the same patient ID Re-attending within 3 months - Children	212	2,387	8.9%	10.8%	12.9%	12.0%
% of FP17s for the same patient ID Re-attending within 3 months - Adults	1,373	8,921	15.4%	14.4%	16.5%	15.9%
% of FP17s for the same patient ID Re-attending between 3 & 9 months - Children	1,660	2,387	69.5%	57.8%	59.6%	58.0%
% of FP17s for the same patient ID Re-attending between 3 & 9 months - Adults	4,316	8,921	48.4%	52.6%	52.8%	50.5%
% of FP17s for Band 1 Urgent Courses	1,133	10,745	10.5%	8.1%	9.1%	9.0%
% of FP17s Relating to Free Repair or Replacements	56	10,745	0.5%	1.1%	1.0%	0.8%
% of FP17s Relating to Continuations	48	10,745	0.4%	1.4%	1.2%	1.1%
% of Patients satisfied with the dentistry they have received	7	7	N/A	92.8%	91.6%	91.5%
% of Patients satisfied with the time they had to wait for an appointment	7	7	N/A	88.7%	88.3%	87.9%

* This is based on patients treated on this contract for their most recent course of treatment. Figures in italics indicate the base number of FP17s or Patient Questionnaire responses are less than 100. N/A is shown where the base number of responses is less than 10 during the period. % is calculated as Quantity/Base number*100

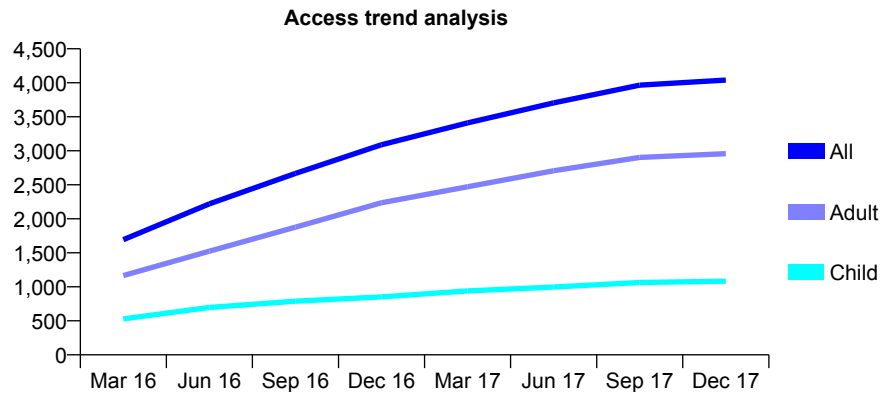
Q49 - Vital Signs At a Glance Contract Report for 185590/0001 - December 2017

Name or company name	The Grange Dental Centre
Contract type name	GDS Contract
Purpose of contract	General
Contract start date	01/10/2015
Contract end date	

17/18 Contracted general activity (UDA)	7,288
Carry forward general activity (UDA)	-122
17/18 Contracted orthodontic activity (UOA)	0
Carry forward orthodontic activity (UOA)	0
Baseline contract value	£158,106.85

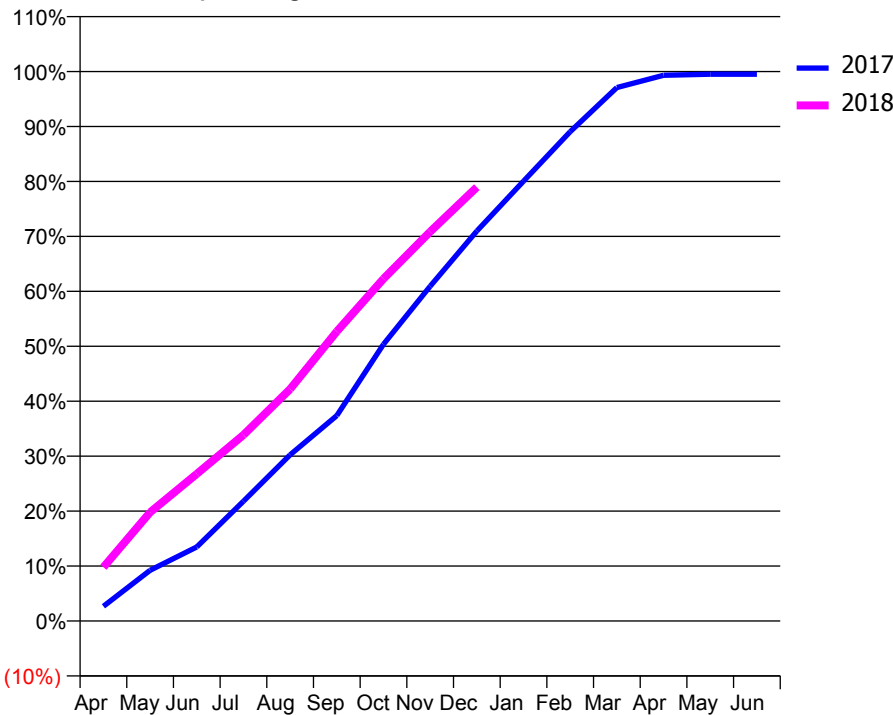
ACCESS*

Patients seen in 24 months	Total	Change since previous quarter
Quarter ending December 2016	3,089	
Quarter ending March 2017	3,411	↑
Quarter ending June 2017	3,704	↑
Quarter ending September 2017	3,966	↑
Quarter ending December 2017	4,041	→
Variance since December 2016	30.8%	↑



ACTIVITY

Cumulative percentage of contracted UDA delivered 2017 & 2018



Month	Adjusted Scheduled Activity (UDA)	
	2017	2018
April	195	714
May	672	1,442
June	982	1,951
July	1,589	2,468
August	2,204	3,076
September	2,724	3,840
October	3,671	4,540
November	4,439	5,163
December	5,172	5,754
January	5,834	
February	6,490	
March	7,074	
April	7,238	
May	7,252	
June	7,253	

QUALITY

	Quantity	Base Number	Contract	AT	Region	England
% of FP17s for the same patient ID Re-attending within 3 months - Children	117	1,301	9.0%	10.8%	12.9%	12.0%
% of FP17s for the same patient ID Re-attending within 3 months - Adults	436	2,876	15.2%	14.4%	16.5%	15.9%
% of FP17s for the same patient ID Re-attending between 3 & 9 months - Children	790	1,301	60.7%	57.8%	59.6%	58.0%
% of FP17s for the same patient ID Re-attending between 3 & 9 months - Adults	1,266	2,876	44.0%	52.6%	52.8%	50.5%
% of FP17s for Band 1 Urgent Courses	299	3,246	9.2%	8.1%	9.1%	9.0%
% of FP17s Relating to Free Repair or Replacements	38	3,246	1.2%	1.1%	1.0%	0.8%
% of FP17s Relating to Continuations	26	3,246	0.8%	1.4%	1.2%	1.1%
% of Patients satisfied with the dentistry they have received	7	7	N/A	92.8%	91.6%	91.5%
% of Patients satisfied with the time they had to wait for an appointment	7	7	N/A	88.7%	88.3%	87.9%

* This is based on patients treated on this contract for their most recent course of treatment. Figures in italics indicate the base number of FP17s or Patient Questionnaire responses are less than 100. N/A is shown where the base number of responses is less than 10 during the period. % is calculated as Quantity/Base number*100

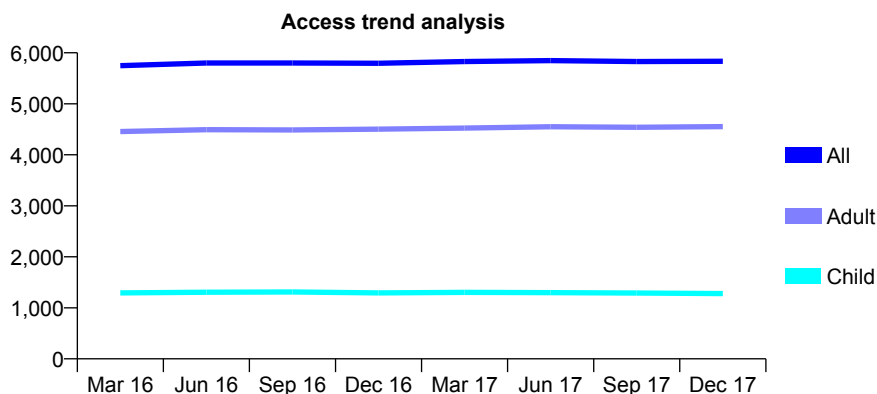
Q49 - Vital Signs At a Glance Contract Report for 185957/0001 - December 2017

Name or company name	T. S. Lalli Limited
Contract type name	GDS Contract
Purpose of contract	General
Contract start date	01/11/2006
Contract end date	

17/18 Contracted general activity (UDA)	13,428
Carry forward general activity (UDA)	-268
17/18 Contracted orthodontic activity (UOA)	0
Carry forward orthodontic activity (UOA)	0
Baseline contract value	£383,603.87

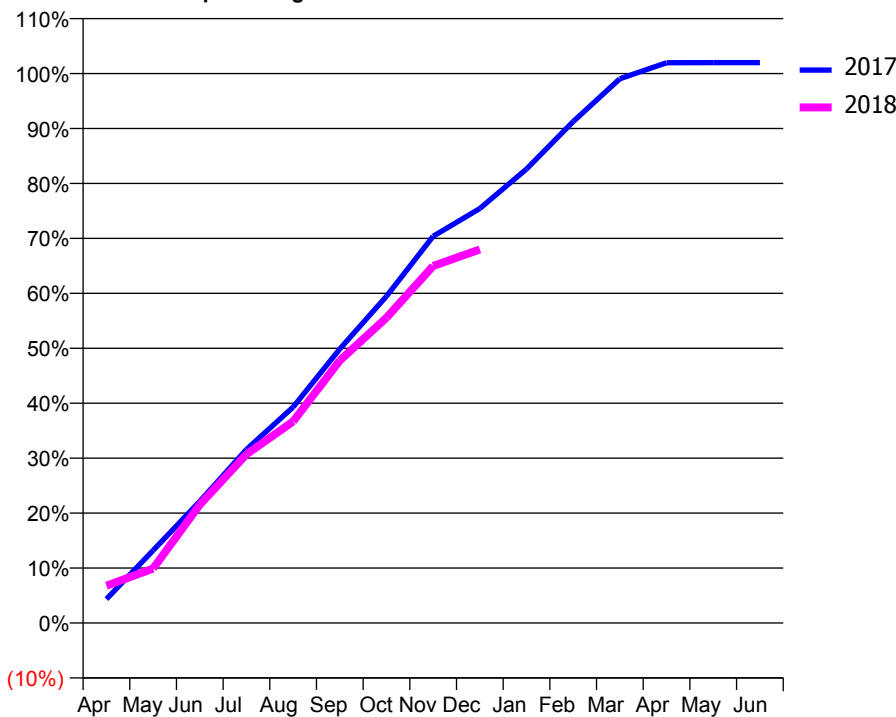
ACCESS*

Patients seen in 24 months	Total	Change since previous quarter
Quarter ending December 2016	5,796	
Quarter ending March 2017	5,829	→
Quarter ending June 2017	5,847	→
Quarter ending September 2017	5,830	→
Quarter ending December 2017	5,833	→
Variance since December 2016	0.6%	→



ACTIVITY

Cumulative percentage of contracted UDA delivered 2017 & 2018



Month	Adjusted Scheduled Activity (UDA)	
	2017	2018
April	585	911
May	1,775	1,330
June	2,973	2,893
July	4,239	4,125
August	5,277	4,925
September	6,699	6,416
October	7,985	7,461
November	9,451	8,725
December	10,129	9,128
January	11,092	
February	12,254	
March	13,300	
April	13,691	
May	13,694	
June	13,696	

QUALITY

	Quantity	Base Number	Contract	AT	Region	England
% of FP17s for the same patient ID Re-attending within 3 months - Children	47	1,133	4.1%	10.8%	12.9%	12.0%
% of FP17s for the same patient ID Re-attending within 3 months - Adults	373	3,918	9.5%	14.4%	16.5%	15.9%
% of FP17s for the same patient ID Re-attending between 3 & 9 months - Children	587	1,133	51.8%	57.8%	59.6%	58.0%
% of FP17s for the same patient ID Re-attending between 3 & 9 months - Adults	1,921	3,918	49.0%	52.6%	52.8%	50.5%
% of FP17s for Band 1 Urgent Courses	305	4,751	6.4%	8.1%	9.1%	9.0%
% of FP17s Relating to Free Repair or Replacements	13	4,751	0.3%	1.1%	1.0%	0.8%
% of FP17s Relating to Continuations	15	4,751	0.3%	1.4%	1.2%	1.1%
% of Patients satisfied with the dentistry they have received	41	45	91.1%	92.8%	91.6%	91.5%
% of Patients satisfied with the time they had to wait for an appointment	42	45	93.3%	88.7%	88.3%	87.9%

* This is based on patients treated on this contract for their most recent course of treatment. Figures in italics indicate the base number of FP17s or Patient Questionnaire responses are less than 100. N/A is shown where the base number of responses is less than 10 during the period. % is calculated as Quantity/Base number*100

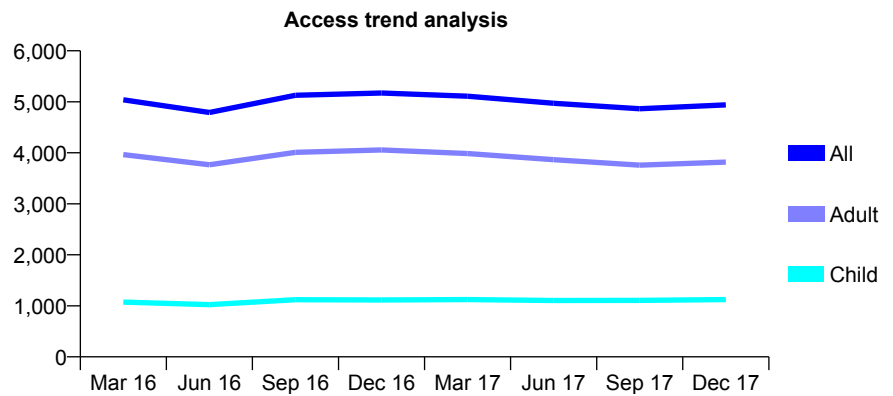
Q49 - Vital Signs At a Glance Contract Report for 186481/0001 - December 2017

Name or company name	Bensham and Sunnyside Dental Practices
Contract type name	GDS Contract
Purpose of contract	General and Orthodontic
Contract start date	12/07/2013
Contract end date	

17/18 Contracted general activity (UDA)	17,310
Carry forward general activity (UDA)	-366
17/18 Contracted orthodontic activity (UOA)	0
Carry forward orthodontic activity (UOA)	0
Baseline contract value	£414,358.66

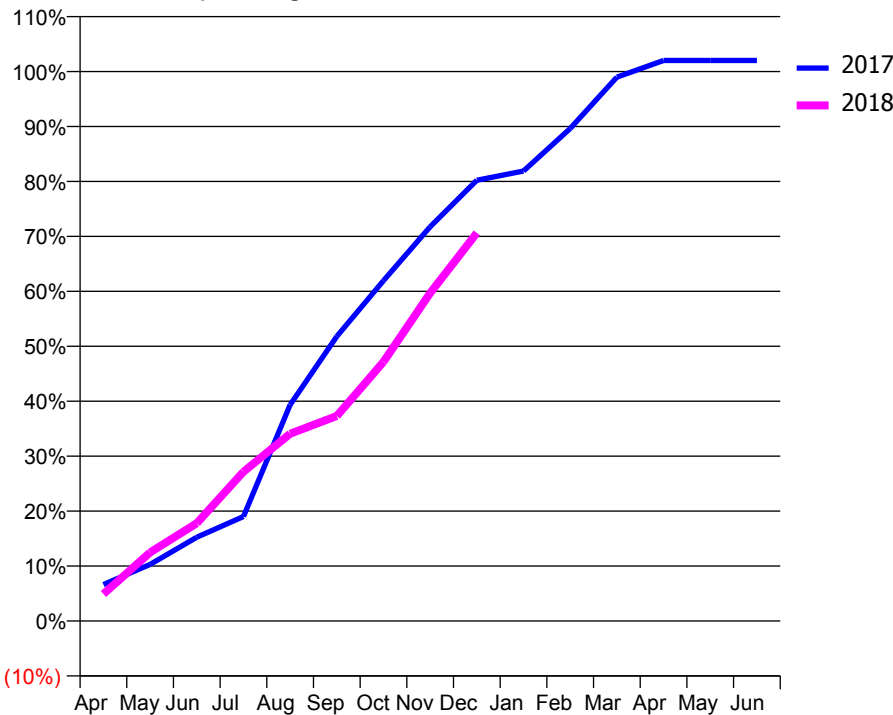
ACCESS*

Patients seen in 24 months	Total	Change since previous quarter
Quarter ending December 2016	5,172	
Quarter ending March 2017	5,109	↓
Quarter ending June 2017	4,970	↓
Quarter ending September 2017	4,865	↓
Quarter ending December 2017	4,941	→
Variance since December 2016	(4.5%)	↓



ACTIVITY

Cumulative percentage of contracted UDA delivered 2017 & 2018



Month	Adjusted Scheduled Activity (UDA)	
	2017	2018
April	1,213	852
May	1,884	2,162
June	2,792	3,083
July	3,479	4,701
August	7,204	5,901
September	9,485	6,458
October	11,340	8,164
November	13,137	10,332
December	14,687	12,225
January	14,993	
February	16,410	
March	18,122	
April	18,678	
May	18,677	
June	18,677	

QUALITY

	Quantity	Base Number	Contract	AT	Region	England
% of FP17s for the same patient ID Re-attending within 3 months - Children	75	1,023	7.3%	10.8%	12.9%	12.0%
% of FP17s for the same patient ID Re-attending within 3 months - Adults	461	3,204	14.4%	14.4%	16.5%	15.9%
% of FP17s for the same patient ID Re-attending between 3 & 9 months - Children	491	1,023	48.0%	57.8%	59.6%	58.0%
% of FP17s for the same patient ID Re-attending between 3 & 9 months - Adults	1,371	3,204	42.8%	52.6%	52.8%	50.5%
% of FP17s for Band 1 Urgent Courses	343	4,010	8.6%	8.1%	9.1%	9.0%
% of FP17s Relating to Free Repair or Replacements	18	4,010	0.4%	1.1%	1.0%	0.8%
% of FP17s Relating to Continuations	66	4,010	1.6%	1.4%	1.2%	1.1%
% of Patients satisfied with the dentistry they have received	2	2	N/A	92.8%	91.6%	91.5%
% of Patients satisfied with the time they had to wait for an appointment	2	2	N/A	88.7%	88.3%	87.9%

* This is based on patients treated on this contract for their most recent course of treatment. Figures in italics indicate the base number of FP17s or Patient Questionnaire responses are less than 100. N/A is shown where the base number of responses is less than 10 during the period. % is calculated as Quantity/Base number*100

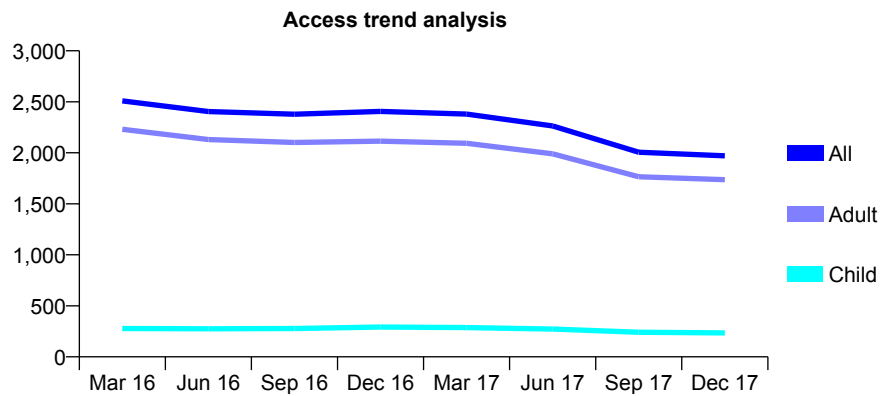
Q49 - Vital Signs At a Glance Contract Report for 187879/0001 - December 2017

Name or company name	Newcastle Dental Care Practice Partnership
Contract type name	GDS Contract
Purpose of contract	General
Contract start date	01/03/2014
Contract end date	

17/18 Contracted general activity (UDA)	14,000
Carry forward general activity (UDA)	0
17/18 Contracted orthodontic activity (UOA)	0
Carry forward orthodontic activity (UOA)	0
Baseline contract value	£427,515.30

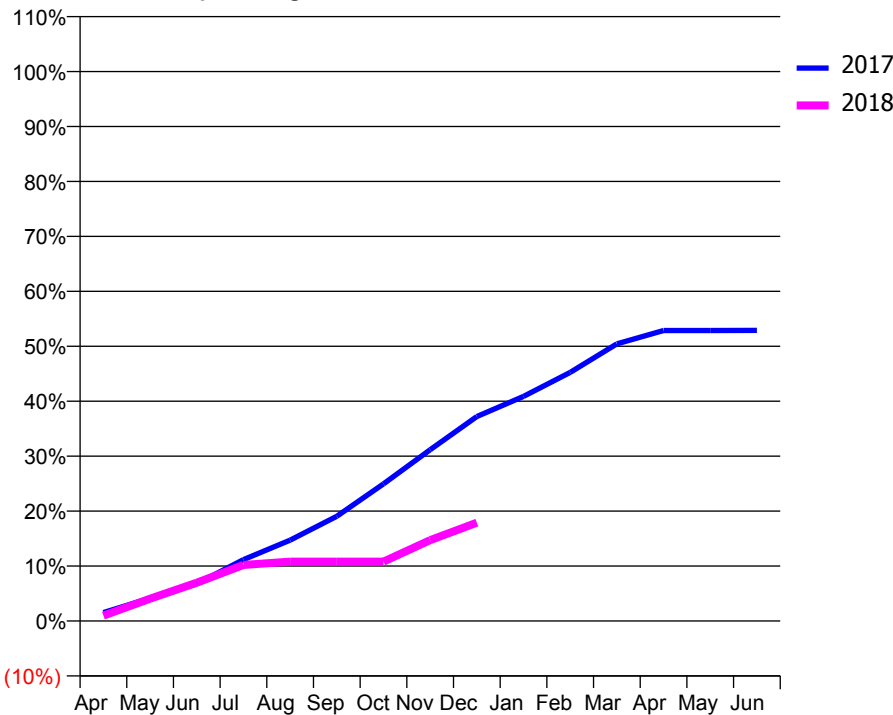
ACCESS*

Patients seen in 24 months	Total	Change since previous quarter
Quarter ending December 2016	2,406	
Quarter ending March 2017	2,380	↓
Quarter ending June 2017	2,263	↓
Quarter ending September 2017	2,006	↓
Quarter ending December 2017	1,971	↓
Variance since December 2016	(18.1%)	↓



ACTIVITY

Cumulative percentage of contracted UDA delivered 2017 & 2018



Month	Adjusted Scheduled Activity (UDA)	
	2017	2018
April	217	139
May	584	568
June	949	975
July	1,564	1,429
August	2,059	1,512
September	2,667	1,512
October	3,495	1,512
November	4,363	2,061
December	5,209	2,504
January	5,724	
February	6,334	
March	7,060	
April	7,402	
May	7,402	
June	7,403	

QUALITY

	Quantity	Base Number	Contract	AT	Region	England
% of FP17s for the same patient ID Re-attending within 3 months - Children	5	107	4.7%	10.8%	12.9%	12.0%
% of FP17s for the same patient ID Re-attending within 3 months - Adults	68	976	7.0%	14.4%	16.5%	15.9%
% of FP17s for the same patient ID Re-attending between 3 & 9 months - Children	49	107	45.8%	57.8%	59.6%	58.0%
% of FP17s for the same patient ID Re-attending between 3 & 9 months - Adults	519	976	53.2%	52.6%	52.8%	50.5%
% of FP17s for Band 1 Urgent Courses	61	966	6.3%	8.1%	9.1%	9.0%
% of FP17s Relating to Free Repair or Replacements	17	966	1.8%	1.1%	1.0%	0.8%
% of FP17s Relating to Continuations	4	966	0.4%	1.4%	1.2%	1.1%
% of Patients satisfied with the dentistry they have received	1	1	N/A	92.8%	91.6%	91.5%
% of Patients satisfied with the time they had to wait for an appointment	1	1	N/A	88.7%	88.3%	87.9%

* This is based on patients treated on this contract for their most recent course of treatment. Figures in italics indicate the base number of FP17s or Patient Questionnaire responses are less than 100. N/A is shown where the base number of responses is less than 10 during the period. % is calculated as Quantity/Base number*100

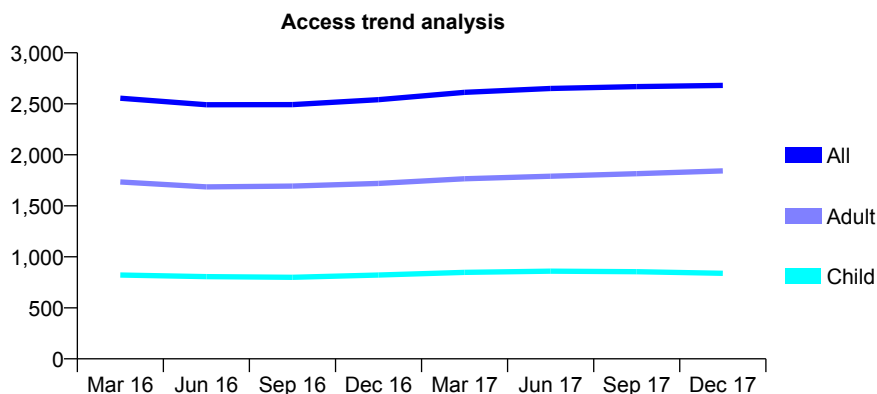
Q49 - Vital Signs At a Glance Contract Report for 193372/0001 - December 2017

Name or company name	Alistair Bartlett Dental Practice Limited
Contract type name	GDS Contract
Purpose of contract	General
Contract start date	01/08/2012
Contract end date	

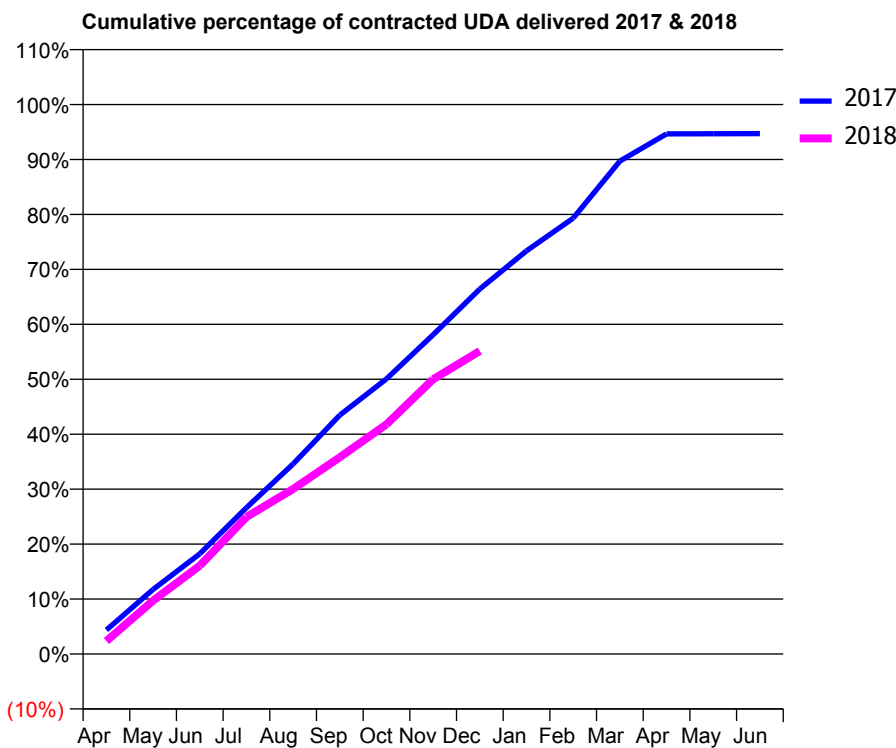
17/18 Contracted general activity (UDA)	7,887
Carry forward general activity (UDA)	0
17/18 Contracted orthodontic activity (UOA)	0
Carry forward orthodontic activity (UOA)	0
Baseline contract value	£202,359.90

ACCESS*

Patients seen in 24 months	Total	Change since previous quarter
Quarter ending December 2016	2,541	
Quarter ending March 2017	2,613	↑
Quarter ending June 2017	2,650	→
Quarter ending September 2017	2,669	→
Quarter ending December 2017	2,681	→
Variance since December 2016	5.5%	↑



ACTIVITY



Month	Adjusted Scheduled Activity (UDA)	
	2017	2018
April	346	186
May	927	767
June	1,438	1,267
July	2,100	1,967
August	2,728	2,369
September	3,429	2,823
October	3,949	3,297
November	4,582	3,943
December	5,240	4,350
January	5,786	
February	6,256	
March	7,075	
April	7,465	
May	7,468	
June	7,469	

QUALITY

	Quantity	Base Number	Contract	AT	Region	England
% of FP17s for the same patient ID Re-attending within 3 months - Children	48	768	6.3%	10.8%	12.9%	12.0%
% of FP17s for the same patient ID Re-attending within 3 months - Adults	223	1,650	13.5%	14.4%	16.5%	15.9%
% of FP17s for the same patient ID Re-attending between 3 & 9 months - Children	446	768	58.1%	57.8%	59.6%	58.0%
% of FP17s for the same patient ID Re-attending between 3 & 9 months - Adults	907	1,650	55.0%	52.6%	52.8%	50.5%
% of FP17s for Band 1 Urgent Courses	217	2,249	9.6%	8.1%	9.1%	9.0%
% of FP17s Relating to Free Repair or Replacements	13	2,249	0.6%	1.1%	1.0%	0.8%
% of FP17s Relating to Continuations	19	2,249	0.8%	1.4%	1.2%	1.1%
% of Patients satisfied with the dentistry they have received	2	2	N/A	92.8%	91.6%	91.5%
% of Patients satisfied with the time they had to wait for an appointment	2	2	N/A	88.7%	88.3%	87.9%

* This is based on patients treated on this contract for their most recent course of treatment. Figures in italics indicate the base number of FP17s or Patient Questionnaire responses are less than 100. N/A is shown where the base number of responses is less than 10 during the period. % is calculated as Quantity/Base number*100

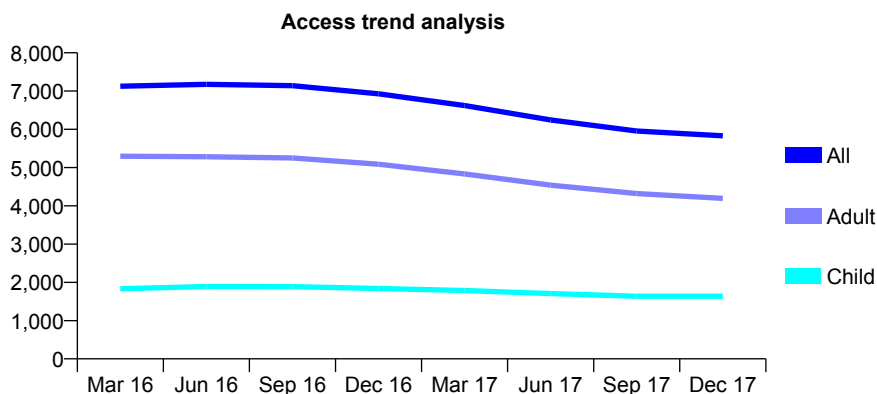
Q49 - Vital Signs At a Glance Contract Report for 193372/0002 - December 2017

Name or company name	Alistair Bartlett Dental Practice Limited
Contract type name	GDS Contract
Purpose of contract	General
Contract start date	01/08/2012
Contract end date	

17/18 Contracted general activity (UDA)	19,000
Carry forward general activity (UDA)	0
17/18 Contracted orthodontic activity (UOA)	0
Carry forward orthodontic activity (UOA)	0
Baseline contract value	£526,914.73

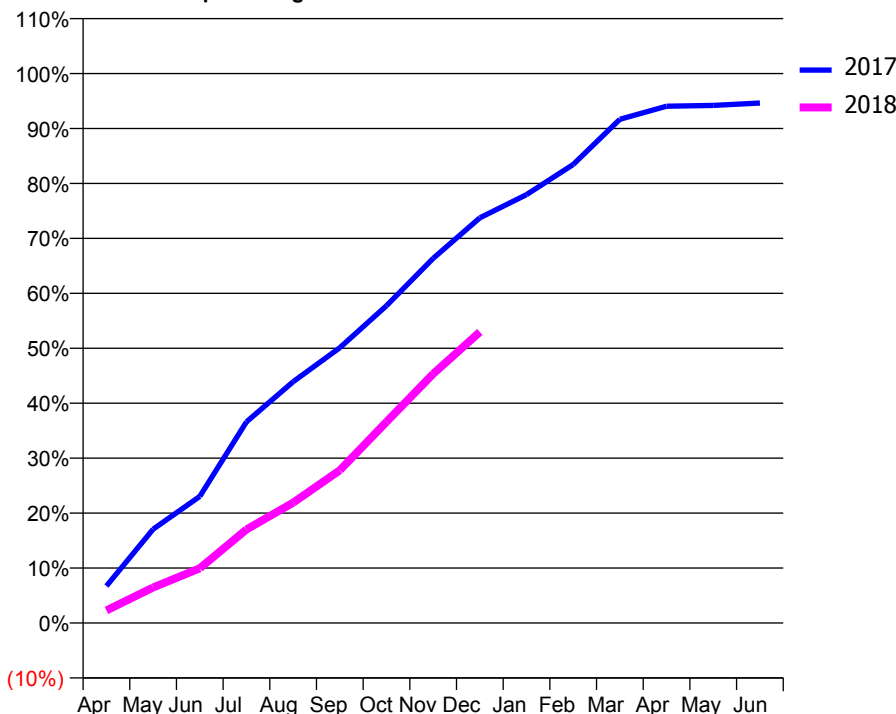
ACCESS*

Patients seen in 24 months	Total	Change since previous quarter
Quarter ending December 2016	6,927	
Quarter ending March 2017	6,620	↓
Quarter ending June 2017	6,246	↓
Quarter ending September 2017	5,957	↓
Quarter ending December 2017	5,830	↓
Variance since December 2016	(15.8%)	↓



ACTIVITY

Cumulative percentage of contracted UDA delivered 2017 & 2018



Month	Adjusted Scheduled Activity (UDA)	
	2017	2018
April	1,280	436
May	3,245	1,229
June	4,378	1,890
July	6,954	3,232
August	8,342	4,161
September	9,517	5,283
October	10,970	6,956
November	12,606	8,616
December	14,011	10,064
January	14,814	
February	15,853	
March	17,416	
April	17,868	
May	17,895	
June	17,978	

QUALITY

	Quantity	Base Number	Contract	AT	Region	England
% of FP17s for the same patient ID Re-attending within 3 months - Children	139	1,702	8.2%	10.8%	12.9%	12.0%
% of FP17s for the same patient ID Re-attending within 3 months - Adults	379	3,453	11.0%	14.4%	16.5%	15.9%
% of FP17s for the same patient ID Re-attending between 3 & 9 months - Children	937	1,702	55.1%	57.8%	59.6%	58.0%
% of FP17s for the same patient ID Re-attending between 3 & 9 months - Adults	1,894	3,453	54.9%	52.6%	52.8%	50.5%
% of FP17s for Band 1 Urgent Courses	291	4,868	6.0%	8.1%	9.1%	9.0%
% of FP17s Relating to Free Repair or Replacements	72	4,868	1.5%	1.1%	1.0%	0.8%
% of FP17s Relating to Continuations	19	4,868	0.4%	1.4%	1.2%	1.1%
% of Patients satisfied with the dentistry they have received	5	6	N/A	92.8%	91.6%	91.5%
% of Patients satisfied with the time they had to wait for an appointment	5	6	N/A	88.7%	88.3%	87.9%

* This is based on patients treated on this contract for their most recent course of treatment. Figures in italics indicate the base number of FP17s or Patient Questionnaire responses are less than 100. N/A is shown where the base number of responses is less than 10 during the period. % is calculated as Quantity/Base number*100

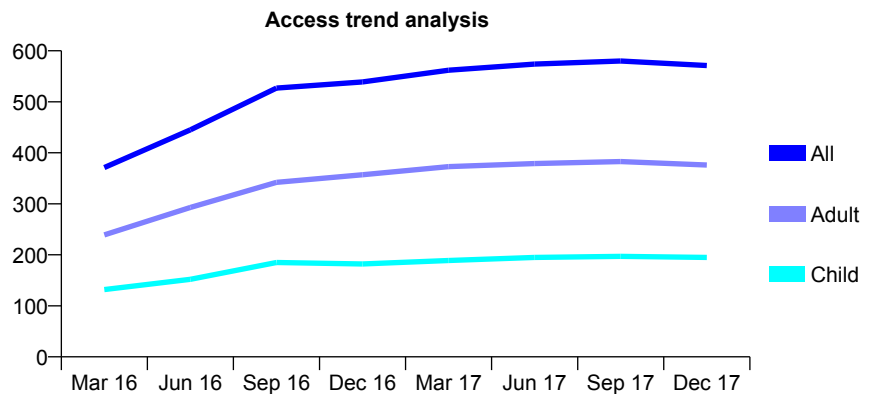
Q49 - Vital Signs At a Glance Contract Report for 194948/0001 - December 2017

Name or company name	Wessington Way Dental Practice
Contract type name	GDS Contract
Purpose of contract	General
Contract start date	01/10/2015
Contract end date	

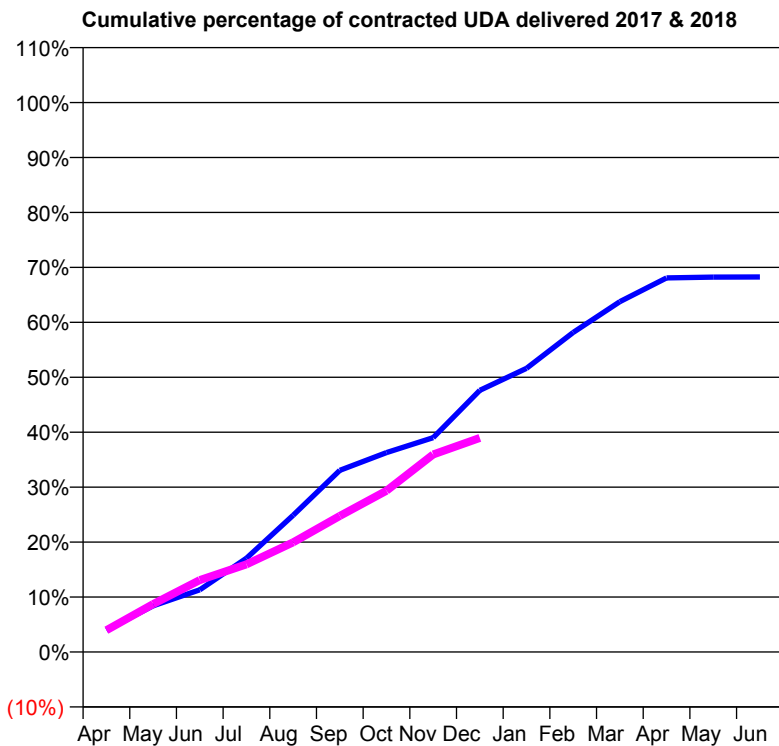
17/18 Contracted general activity (UDA)	2,400
Carry forward general activity (UDA)	0
17/18 Contracted orthodontic activity (UOA)	0
Carry forward orthodontic activity (UOA)	0
Baseline contract value	£59,632.55

ACCESS*

Patients seen in 24 months	Total	Change since previous quarter
Quarter ending December 2016	539	
Quarter ending March 2017	562	↑
Quarter ending June 2017	574	↑
Quarter ending September 2017	580	→
Quarter ending December 2017	571	↓
Variance since December 2016	5.9%	↑



ACTIVITY



Month	Adjusted Scheduled Activity (UDA)	
	2017	2018
April	96	95
May	202	210
June	272	314
July	410	383
August	597	479
September	794	594
October	871	704
November	936	863
December	1,143	935
January	1,239	
February	1,396	
March	1,530	
April	1,634	
May	1,637	
June	1,638	

QUALITY

	Quantity	Base Number	Contract	AT	Region	England
% of FP17s for the same patient ID Re-attending within 3 months - Children	12	228	5.3%	10.8%	12.9%	12.0%
% of FP17s for the same patient ID Re-attending within 3 months - Adults	56	449	12.5%	14.4%	16.5%	15.9%
% of FP17s for the same patient ID Re-attending between 3 & 9 months - Children	164	228	71.9%	57.8%	59.6%	58.0%
% of FP17s for the same patient ID Re-attending between 3 & 9 months - Adults	327	449	72.8%	52.6%	52.8%	50.5%
% of FP17s for Band 1 Urgent Courses	49	608	8.1%	8.1%	9.1%	9.0%
% of FP17s Relating to Free Repair or Replacements	3	608	0.5%	1.1%	1.0%	0.8%
% of FP17s Relating to Continuations	4	608	0.7%	1.4%	1.2%	1.1%
% of Patients satisfied with the dentistry they have received	0	0	N/A	92.8%	91.6%	91.5%
% of Patients satisfied with the time they had to wait for an appointment	0	0	N/A	88.7%	88.3%	87.9%

* This is based on patients treated on this contract for their most recent course of treatment. Figures in italics indicate the base number of FP17s or Patient Questionnaire responses are less than 100. N/A is shown where the base number of responses is less than 10 during the period. % is calculated as Quantity/Base number*100

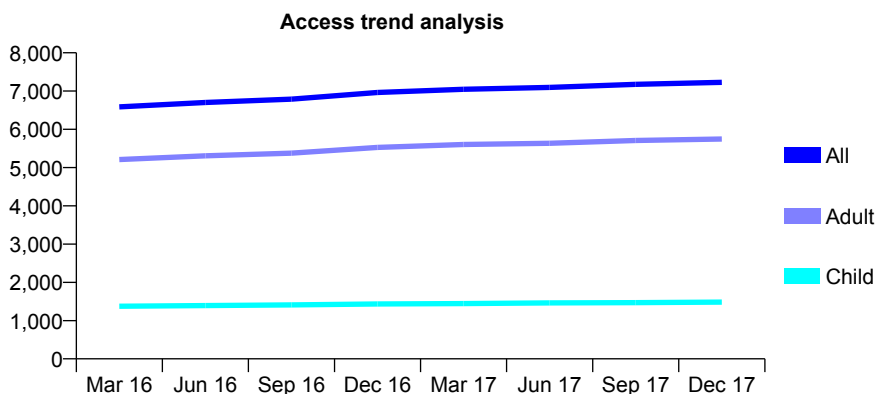
Q49 - Vital Signs At a Glance Contract Report for 196851/0001 - December 2017

Name or company name	Low Fell Dental Practice
Contract type name	GDS Contract
Purpose of contract	General
Contract start date	01/10/2013
Contract end date	

17/18 Contracted general activity (UDA)	25,488
Carry forward general activity (UDA)	-39
17/18 Contracted orthodontic activity (UOA)	0
Carry forward orthodontic activity (UOA)	0
Baseline contract value	£745,684.08

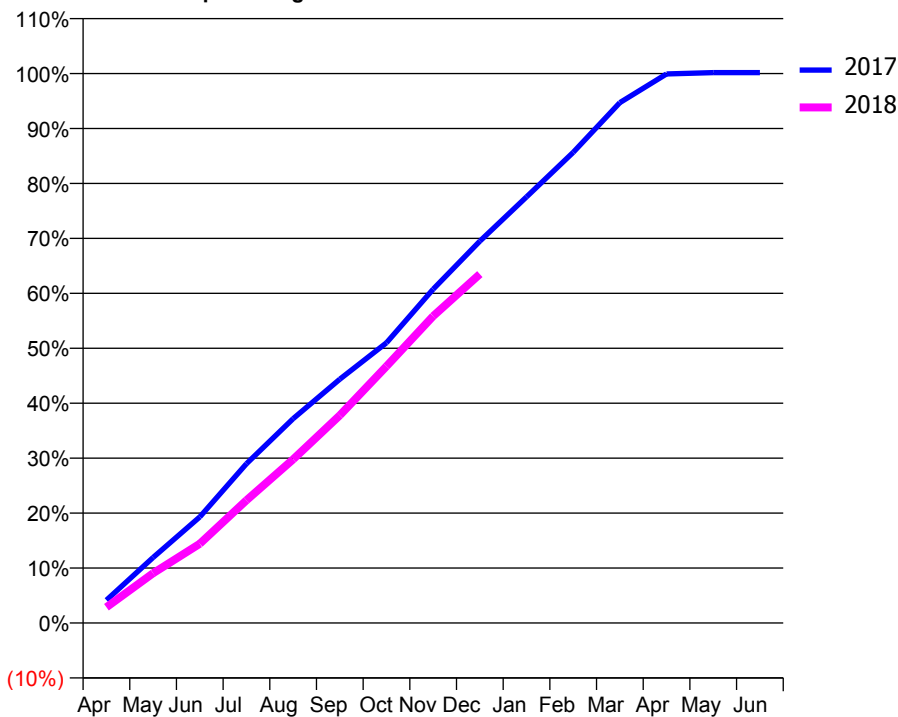
ACCESS*

Patients seen in 24 months	Total	Change since previous quarter
Quarter ending December 2016	6,962	
Quarter ending March 2017	7,048	→
Quarter ending June 2017	7,097	→
Quarter ending September 2017	7,175	→
Quarter ending December 2017	7,228	→
Variance since December 2016	3.8%	↑



ACTIVITY

Cumulative percentage of contracted UDA delivered 2017 & 2018



Month	Adjusted Scheduled Activity (UDA)	
	2017	2018
April	1,063	731
May	3,040	2,308
June	4,920	3,680
July	7,391	5,693
August	9,481	7,594
September	11,308	9,635
October	13,000	11,912
November	15,483	14,238
December	17,714	16,182
January	19,766	
February	21,828	
March	24,135	
April	25,468	
May	25,526	
June	25,527	

QUALITY

	Quantity	Base Number	Contract	AT	Region	England
% of FP17s for the same patient ID Re-attending within 3 months - Children	92	1,777	5.2%	10.8%	12.9%	12.0%
% of FP17s for the same patient ID Re-attending within 3 months - Adults	824	6,603	12.5%	14.4%	16.5%	15.9%
% of FP17s for the same patient ID Re-attending between 3 & 9 months - Children	1,222	1,777	68.8%	57.8%	59.6%	58.0%
% of FP17s for the same patient ID Re-attending between 3 & 9 months - Adults	4,079	6,603	61.8%	52.6%	52.8%	50.5%
% of FP17s for Band 1 Urgent Courses	552	7,938	7.0%	8.1%	9.1%	9.0%
% of FP17s Relating to Free Repair or Replacements	60	7,938	0.8%	1.1%	1.0%	0.8%
% of FP17s Relating to Continuations	136	7,938	1.7%	1.4%	1.2%	1.1%
% of Patients satisfied with the dentistry they have received	10	11	90.9%	92.8%	91.6%	91.5%
% of Patients satisfied with the time they had to wait for an appointment	10	11	90.9%	88.7%	88.3%	87.9%

* This is based on patients treated on this contract for their most recent course of treatment. Figures in italics indicate the base number of FP17s or Patient Questionnaire responses are less than 100. N/A is shown where the base number of responses is less than 10 during the period. % is calculated as Quantity/Base number*100

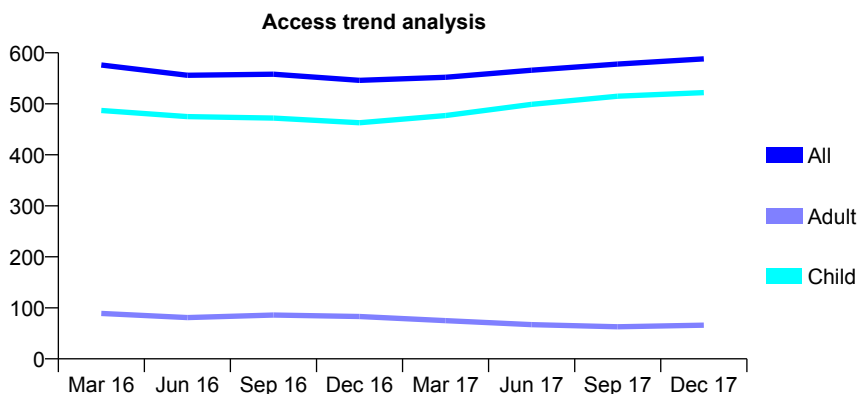
Q49 - Vital Signs At a Glance Contract Report for 203947/0001 - December 2017

Name or company name	Campbell and Wilson Dental Practice
Contract type name	GDS Contract
Purpose of contract	General
Contract start date	01/07/2012
Contract end date	

17/18 Contracted general activity (UDA)	1,839
Carry forward general activity (UDA)	0
17/18 Contracted orthodontic activity (UOA)	0
Carry forward orthodontic activity (UOA)	0
Baseline contract value	£43,980.74

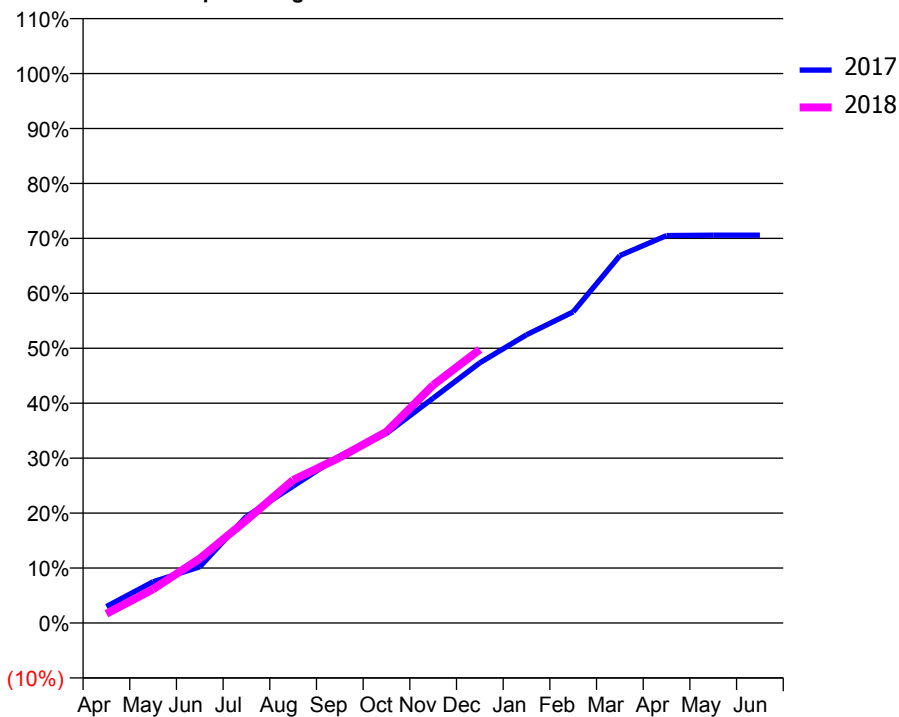
ACCESS*

Patients seen in 24 months	Total	Change since previous quarter
Quarter ending December 2016	546	
Quarter ending March 2017	552	→
Quarter ending June 2017	566	↑
Quarter ending September 2017	578	↑
Quarter ending December 2017	588	→
Variance since December 2016	7.7%	↑



ACTIVITY

Cumulative percentage of contracted UDA delivered 2017 & 2018



Month	Adjusted Scheduled Activity (UDA)	
	2017	2018
April	55	31
May	138	113
June	188	216
July	357	344
August	458	479
September	559	554
October	635	640
November	753	796
December	871	915
January	965	
February	1,041	
March	1,230	
April	1,297	
May	1,298	
June	1,298	

QUALITY

	Quantity	Base Number	Contract	AT	Region	England
% of FP17s for the same patient ID Re-attending within 3 months - Children	110	800	13.8%	10.8%	12.9%	12.0%
% of FP17s for the same patient ID Re-attending within 3 months - Adults	0	1	0.0%	14.4%	16.5%	15.9%
% of FP17s for the same patient ID Re-attending between 3 & 9 months - Children	533	800	66.6%	57.8%	59.6%	58.0%
% of FP17s for the same patient ID Re-attending between 3 & 9 months - Adults	0	1	0.0%	52.6%	52.8%	50.5%
% of FP17s for Band 1 Urgent Courses	12	758	1.6%	8.1%	9.1%	9.0%
% of FP17s Relating to Free Repair or Replacements	0	758	0.0%	1.1%	1.0%	0.8%
% of FP17s Relating to Continuations	0	758	0.0%	1.4%	1.2%	1.1%
% of Patients satisfied with the dentistry they have received	1	1	N/A	92.8%	91.6%	91.5%
% of Patients satisfied with the time they had to wait for an appointment	1	1	N/A	88.7%	88.3%	87.9%

* This is based on patients treated on this contract for their most recent course of treatment. Figures in italics indicate the base number of FP17s or Patient Questionnaire responses are less than 100. N/A is shown where the base number of responses is less than 10 during the period. % is calculated as Quantity/Base number*100

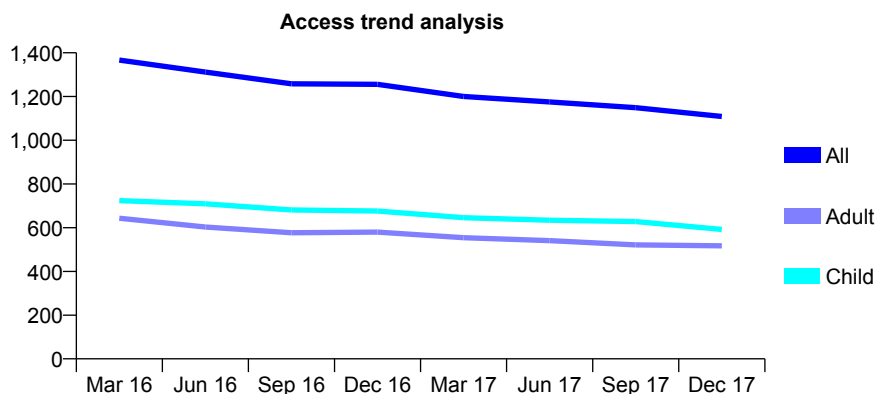
Q49 - Vital Signs At a Glance Contract Report for 209503/0001 - December 2017

Name or company name	MRS AE PASS
Contract type name	GDS Contract
Purpose of contract	General
Contract start date	01/04/2006
Contract end date	

17/18 Contracted general activity (UDA)	3,700
Carry forward general activity (UDA)	0
17/18 Contracted orthodontic activity (UOA)	0
Carry forward orthodontic activity (UOA)	0
Baseline contract value	£80,770.34

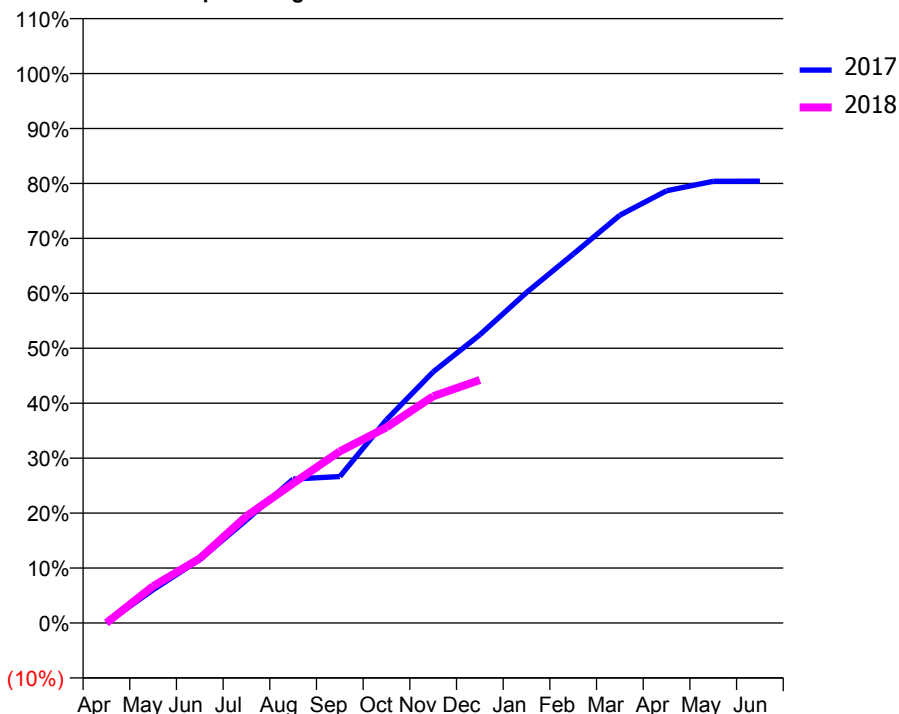
ACCESS*

Patients seen in 24 months	Total	Change since previous quarter
Quarter ending December 2016	1,256	
Quarter ending March 2017	1,200	↓
Quarter ending June 2017	1,175	↓
Quarter ending September 2017	1,149	↓
Quarter ending December 2017	1,109	↓
Variance since December 2016	(11.7%)	↓



ACTIVITY

Cumulative percentage of contracted UDA delivered 2017 & 2018



Month	Adjusted Scheduled Activity (UDA)	
	2017	2018
April	0	0
May	224	248
June	427	435
July	694	720
August	969	941
September	987	1,156
October	1,369	1,318
November	1,691	1,526
December	1,941	1,637
January	2,225	
February	2,484	
March	2,746	
April	2,910	
May	2,974	
June	2,975	

QUALITY

	Quantity	Base Number	Contract	AT	Region	England
% of FP17s for the same patient ID Re-attending within 3 months - Children	64	665	9.6%	10.8%	12.9%	12.0%
% of FP17s for the same patient ID Re-attending within 3 months - Adults	109	435	25.1%	14.4%	16.5%	15.9%
% of FP17s for the same patient ID Re-attending between 3 & 9 months - Children	429	665	64.5%	57.8%	59.6%	58.0%
% of FP17s for the same patient ID Re-attending between 3 & 9 months - Adults	222	435	51.0%	52.6%	52.8%	50.5%
% of FP17s for Band 1 Urgent Courses	55	970	5.7%	8.1%	9.1%	9.0%
% of FP17s Relating to Free Repair or Replacements	2	970	0.2%	1.1%	1.0%	0.8%
% of FP17s Relating to Continuations	0	970	0.0%	1.4%	1.2%	1.1%
% of Patients satisfied with the dentistry they have received	4	4	N/A	92.8%	91.6%	91.5%
% of Patients satisfied with the time they had to wait for an appointment	4	4	N/A	88.7%	88.3%	87.9%

* This is based on patients treated on this contract for their most recent course of treatment. Figures in italics indicate the base number of FP17s or Patient Questionnaire responses are less than 100. N/A is shown where the base number of responses is less than 10 during the period. % is calculated as Quantity/Base number*100

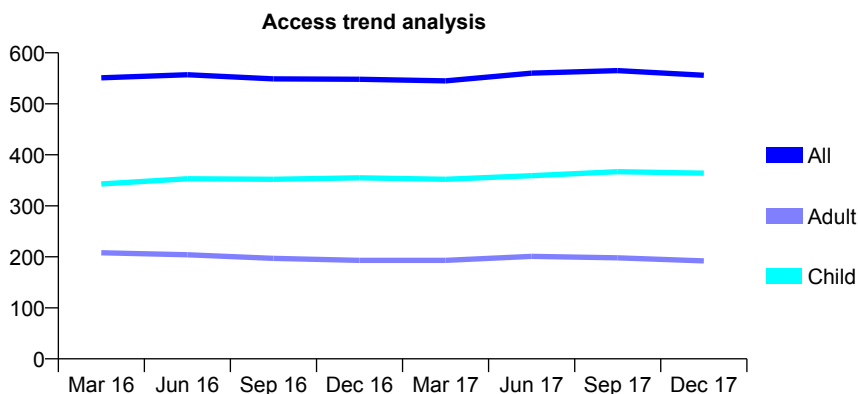
Q49 - Vital Signs At a Glance Contract Report for 213756/0002 - December 2017

Name or company name	Lismore House Dental Care
Contract type name	GDS Contract
Purpose of contract	General
Contract start date	26/12/2012
Contract end date	

17/18 Contracted general activity (UDA)	1,300
Carry forward general activity (UDA)	23
17/18 Contracted orthodontic activity (UOA)	0
Carry forward orthodontic activity (UOA)	0
Baseline contract value	£31,091.36

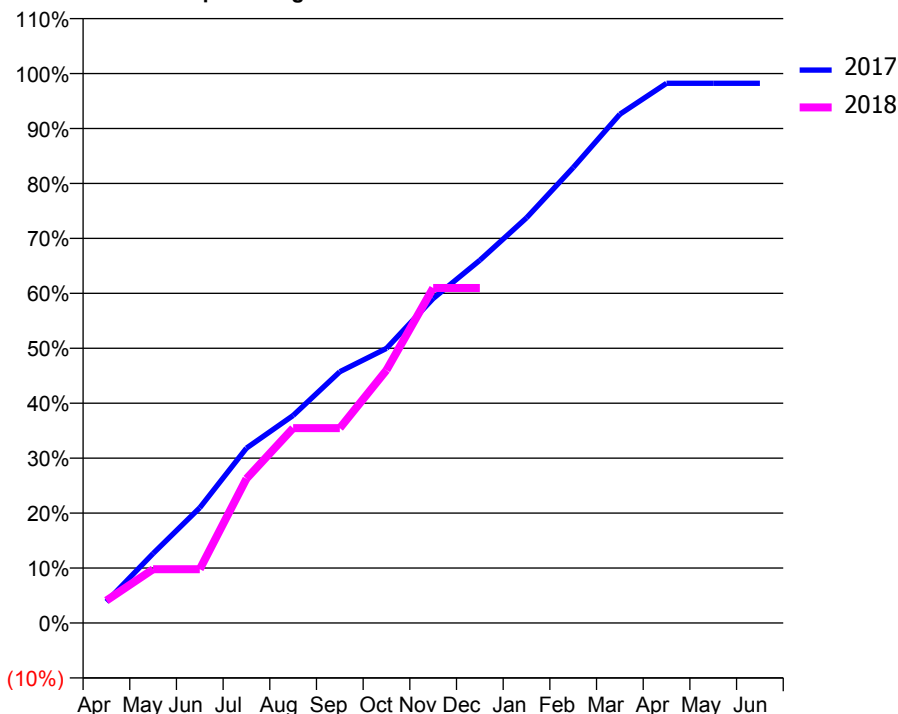
ACCESS*

Patients seen in 24 months	Total	Change since previous quarter
Quarter ending December 2016	548	
Quarter ending March 2017	545	→
Quarter ending June 2017	560	↑
Quarter ending September 2017	565	→
Quarter ending December 2017	556	↓
Variance since December 2016	1.5%	→



ACTIVITY

Cumulative percentage of contracted UDA delivered 2017 & 2018



Month	Adjusted Scheduled Activity (UDA)	
	2017	2018
April	50	53
May	165	127
June	273	127
July	414	342
August	491	461
September	594	461
October	650	598
November	768	793
December	858	793
January	959	
February	1,077	
March	1,204	
April	1,277	
May	1,277	
June	1,277	

QUALITY

	Quantity	Base Number	Contract	AT	Region	England
% of FP17s for the same patient ID Re-attending within 3 months - Children	39	452	8.6%	10.8%	12.9%	12.0%
% of FP17s for the same patient ID Re-attending within 3 months - Adults	19	160	11.9%	14.4%	16.5%	15.9%
% of FP17s for the same patient ID Re-attending between 3 & 9 months - Children	317	452	70.1%	57.8%	59.6%	58.0%
% of FP17s for the same patient ID Re-attending between 3 & 9 months - Adults	93	160	58.1%	52.6%	52.8%	50.5%
% of FP17s for Band 1 Urgent Courses	18	593	3.0%	8.1%	9.1%	9.0%
% of FP17s Relating to Free Repair or Replacements	0	593	0.0%	1.1%	1.0%	0.8%
% of FP17s Relating to Continuations	0	593	0.0%	1.4%	1.2%	1.1%
% of Patients satisfied with the dentistry they have received	0	0	N/A	92.8%	91.6%	91.5%
% of Patients satisfied with the time they had to wait for an appointment	0	0	N/A	88.7%	88.3%	87.9%

* This is based on patients treated on this contract for their most recent course of treatment. Figures in italics indicate the base number of FP17s or Patient Questionnaire responses are less than 100. N/A is shown where the base number of responses is less than 10 during the period. % is calculated as Quantity/Base number*100

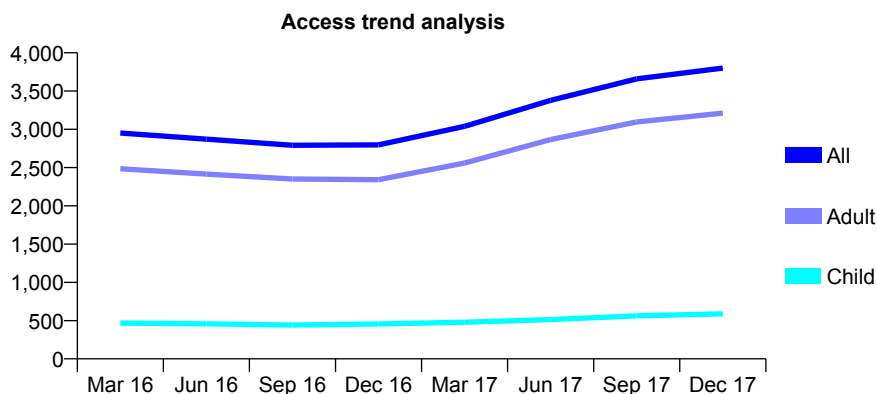
Q49 - Vital Signs At a Glance Contract Report for 214329/0001 - December 2017

Name or company name	Castlegate Dental Practice Partnership
Contract type name	GDS Contract
Purpose of contract	General
Contract start date	01/04/2006
Contract end date	

17/18 Contracted general activity (UDA)	10,700
Carry forward general activity (UDA)	0
17/18 Contracted orthodontic activity (UOA)	0
Carry forward orthodontic activity (UOA)	0
Baseline contract value	£240,726.72

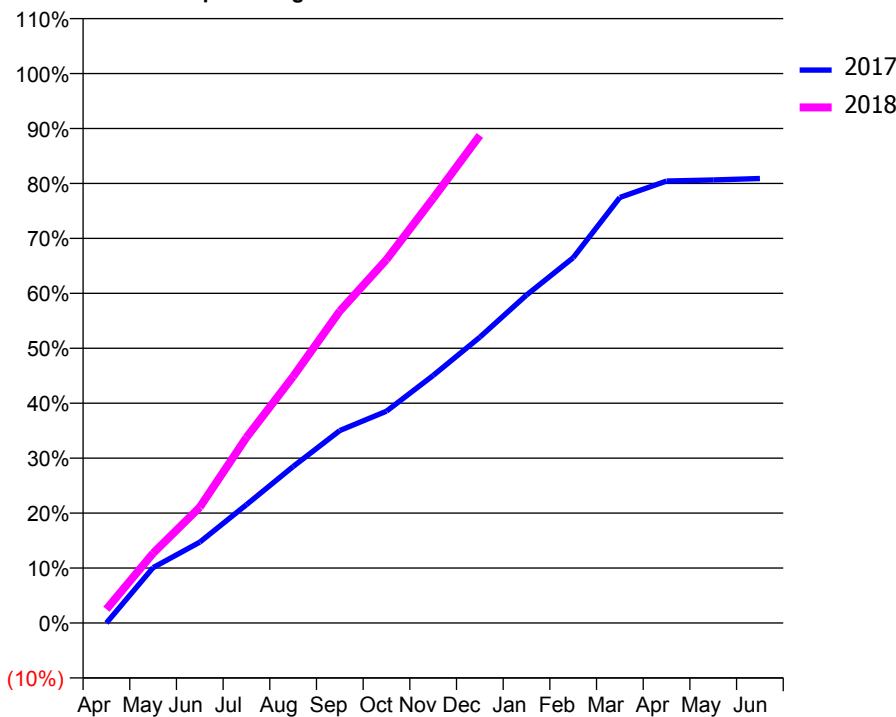
ACCESS*

Patients seen in 24 months	Total	Change since previous quarter
Quarter ending December 2016	2,797	
Quarter ending March 2017	3,038	↑
Quarter ending June 2017	3,379	↑
Quarter ending September 2017	3,659	↑
Quarter ending December 2017	3,801	↑
Variance since December 2016	35.9%	↑



ACTIVITY

Cumulative percentage of contracted UDA delivered 2017 & 2018



Month	Adjusted Scheduled Activity (UDA)	
	2017	2018
April	0	268
May	1,079	1,360
June	1,575	2,254
July	2,303	3,613
August	3,047	4,800
September	3,748	6,075
October	4,125	7,078
November	4,821	8,270
December	5,565	9,495
January	6,386	
February	7,114	
March	8,286	
April	8,606	
May	8,627	
June	8,654	

QUALITY

	Quantity	Base Number	Contract	AT	Region	England
% of FP17s for the same patient ID Re-attending within 3 months - Children	22	583	3.8%	10.8%	12.9%	12.0%
% of FP17s for the same patient ID Re-attending within 3 months - Adults	250	3,148	7.9%	14.4%	16.5%	15.9%
% of FP17s for the same patient ID Re-attending between 3 & 9 months - Children	239	583	41.0%	57.8%	59.6%	58.0%
% of FP17s for the same patient ID Re-attending between 3 & 9 months - Adults	1,418	3,148	45.0%	52.6%	52.8%	50.5%
% of FP17s for Band 1 Urgent Courses	256	3,586	7.1%	8.1%	9.1%	9.0%
% of FP17s Relating to Free Repair or Replacements	15	3,586	0.4%	1.1%	1.0%	0.8%
% of FP17s Relating to Continuations	23	3,586	0.6%	1.4%	1.2%	1.1%
% of Patients satisfied with the dentistry they have received	7	7	N/A	92.8%	91.6%	91.5%
% of Patients satisfied with the time they had to wait for an appointment	5	7	N/A	88.7%	88.3%	87.9%

* This is based on patients treated on this contract for their most recent course of treatment. Figures in italics indicate the base number of FP17s or Patient Questionnaire responses are less than 100. N/A is shown where the base number of responses is less than 10 during the period. % is calculated as Quantity/Base number*100

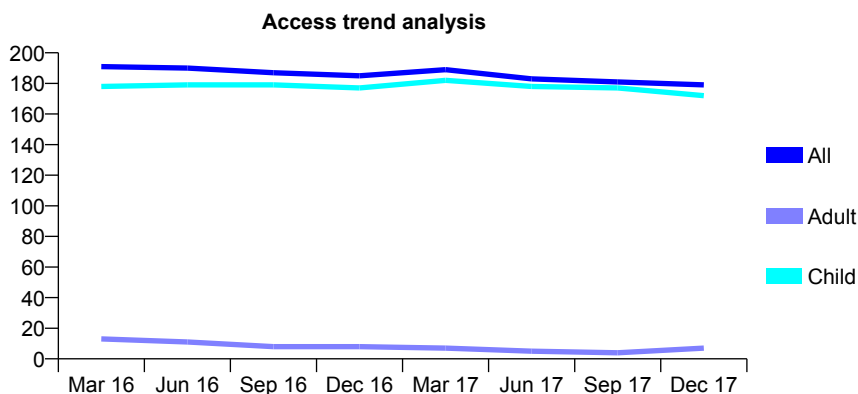
Q49 - Vital Signs At a Glance Contract Report for 214922/0001 - December 2017

Name or company name	MISS AL DAVIDSON
Contract type name	GDS Contract
Purpose of contract	General and Orthodontic
Contract start date	01/04/2006
Contract end date	

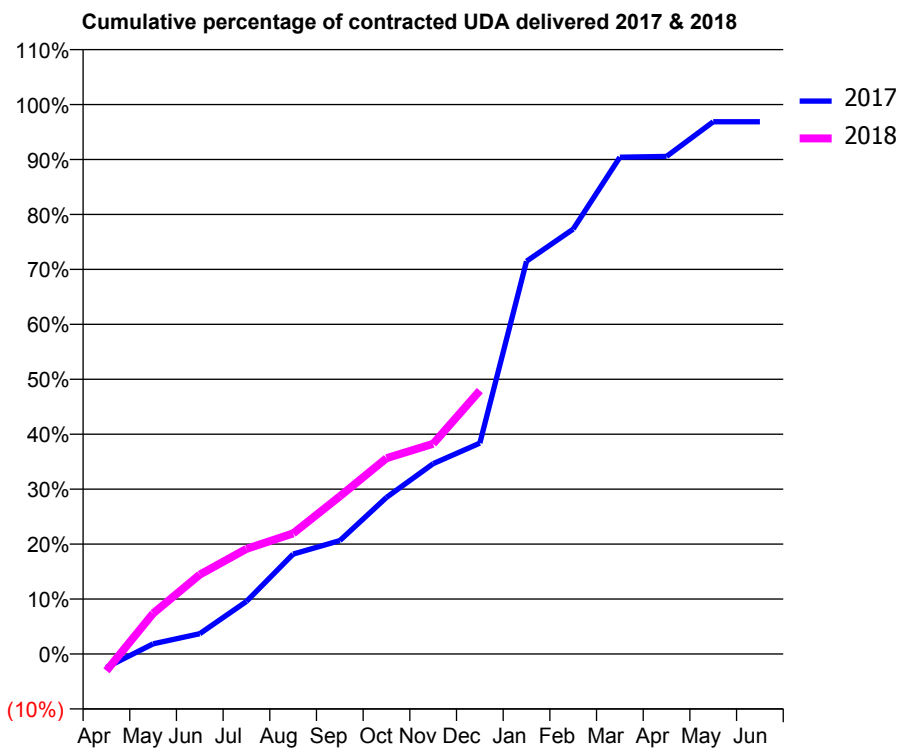
17/18 Contracted general activity (UDA)	650
Carry forward general activity (UDA)	20
17/18 Contracted orthodontic activity (UOA)	33
Carry forward orthodontic activity (UOA)	0
Baseline contract value	£21,472.87

ACCESS*

Patients seen in 24 months	Total	Change since previous quarter
Quarter ending December 2016	185	
Quarter ending March 2017	189	↑
Quarter ending June 2017	183	↓
Quarter ending September 2017	181	↓
Quarter ending December 2017	179	↓
Variance since December 2016	(3.2%)	↓



ACTIVITY



Month	Adjusted Scheduled Activity (UDA)	
	2017	2018
April	-16	-20
May	12	48
June	24	94
July	62	124
August	118	143
September	134	187
October	185	232
November	225	249
December	249	312
January	465	
February	503	
March	588	
April	589	
May	630	
June	630	

QUALITY

	Quantity	Base Number	Contract	AT	Region	England
% of FP17s for the same patient ID Re-attending within 3 months - Children	16	221	7.2%	10.8%	12.9%	12.0%
% of FP17s for the same patient ID Re-attending within 3 months - Adults	0	0	N/A	14.4%	16.5%	15.9%
% of FP17s for the same patient ID Re-attending between 3 & 9 months - Children	166	221	75.1%	57.8%	59.6%	58.0%
% of FP17s for the same patient ID Re-attending between 3 & 9 months - Adults	0	0	N/A	52.6%	52.8%	50.5%
% of FP17s for Band 1 Urgent Courses	8	156	5.1%	8.1%	9.1%	9.0%
% of FP17s Relating to Free Repair or Replacements	0	156	0.0%	1.1%	1.0%	0.8%
% of FP17s Relating to Continuations	2	156	1.3%	1.4%	1.2%	1.1%
% of Patients satisfied with the dentistry they have received	1	1	N/A	92.8%	91.6%	91.5%
% of Patients satisfied with the time they had to wait for an appointment	1	1	N/A	88.7%	88.3%	87.9%

* This is based on patients treated on this contract for their most recent course of treatment. Figures in italics indicate the base number of FP17s or Patient Questionnaire responses are less than 100. N/A is shown where the base number of responses is less than 10 during the period. % is calculated as Quantity/Base number*100

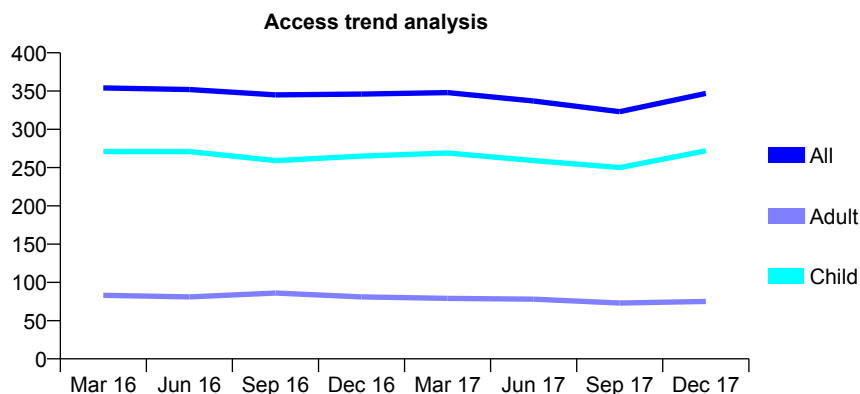
Q49 - Vital Signs At a Glance Contract Report for 215031/0001 - December 2017

Name or company name	MR RJ GOVAN
Contract type name	GDS Contract
Purpose of contract	General and Orthodontic
Contract start date	01/04/2006
Contract end date	

17/18 Contracted general activity (UDA)	1,100
Carry forward general activity (UDA)	0
17/18 Contracted orthodontic activity (UOA)	442
Carry forward orthodontic activity (UOA)	5
Baseline contract value	£47,366.92

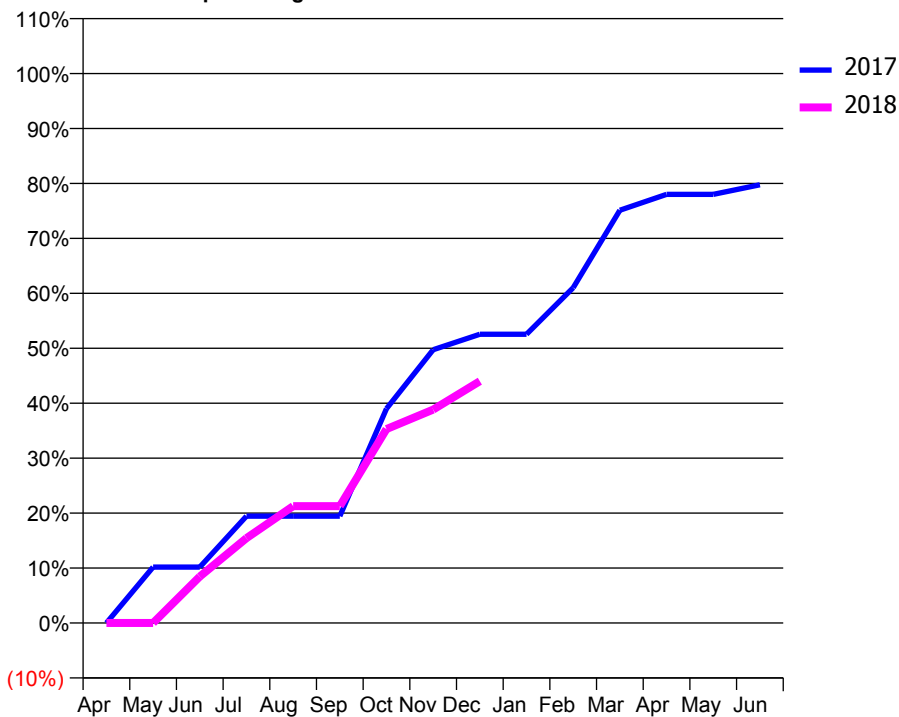
ACCESS*

Patients seen in 24 months	Total	Change since previous quarter
Quarter ending December 2016	346	
Quarter ending March 2017	348	→
Quarter ending June 2017	337	↓
Quarter ending September 2017	323	↓
Quarter ending December 2017	347	↑
Variance since December 2016	0.3%	→



ACTIVITY

Cumulative percentage of contracted UDA delivered 2017 & 2018



Month	Adjusted Scheduled Activity (UDA)	
	2017	2018
April	0	0
May	112	0
June	112	93
July	214	170
August	214	234
September	214	234
October	429	388
November	547	427
December	578	484
January	578	
February	671	
March	826	
April	858	
May	858	
June	877	

QUALITY

	Quantity	Base Number	Contract	AT	Region	England
% of FP17s for the same patient ID Re-attending within 3 months - Children	26	331	7.9%	10.8%	12.9%	12.0%
% of FP17s for the same patient ID Re-attending within 3 months - Adults	3	32	9.4%	14.4%	16.5%	15.9%
% of FP17s for the same patient ID Re-attending between 3 & 9 months - Children	221	331	66.8%	57.8%	59.6%	58.0%
% of FP17s for the same patient ID Re-attending between 3 & 9 months - Adults	24	32	75.0%	52.6%	52.8%	50.5%
% of FP17s for Band 1 Urgent Courses	1	301	0.3%	8.1%	9.1%	9.0%
% of FP17s Relating to Free Repair or Replacements	0	301	0.0%	1.1%	1.0%	0.8%
% of FP17s Relating to Continuations	0	301	0.0%	1.4%	1.2%	1.1%
% of Patients satisfied with the dentistry they have received	0	0	N/A	92.8%	91.6%	91.5%
% of Patients satisfied with the time they had to wait for an appointment	0	0	N/A	88.7%	88.3%	87.9%

* This is based on patients treated on this contract for their most recent course of treatment. Figures in italics indicate the base number of FP17s or Patient Questionnaire responses are less than 100. N/A is shown where the base number of responses is less than 10 during the period. % is calculated as Quantity/Base number*100

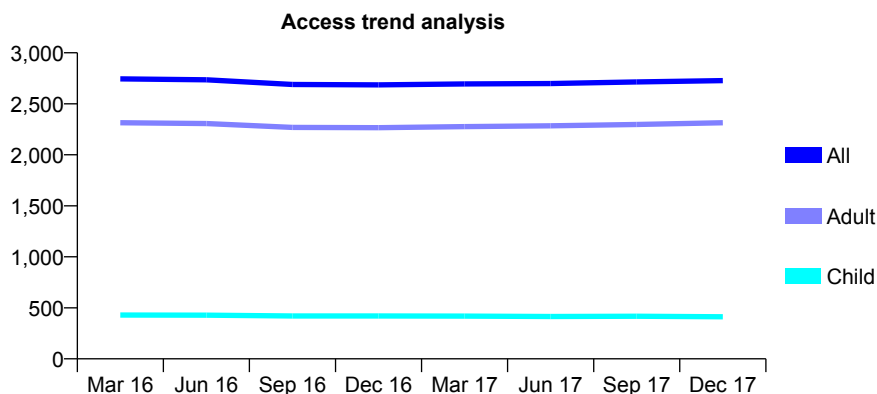
Q49 - Vital Signs At a Glance Contract Report for 218731/0001 - December 2017

Name or company name	Mr S Harrison, Mr S Solaiman and Mr K Niç
Contract type name	GDS Contract
Purpose of contract	General and Orthodontic
Contract start date	01/04/2006
Contract end date	

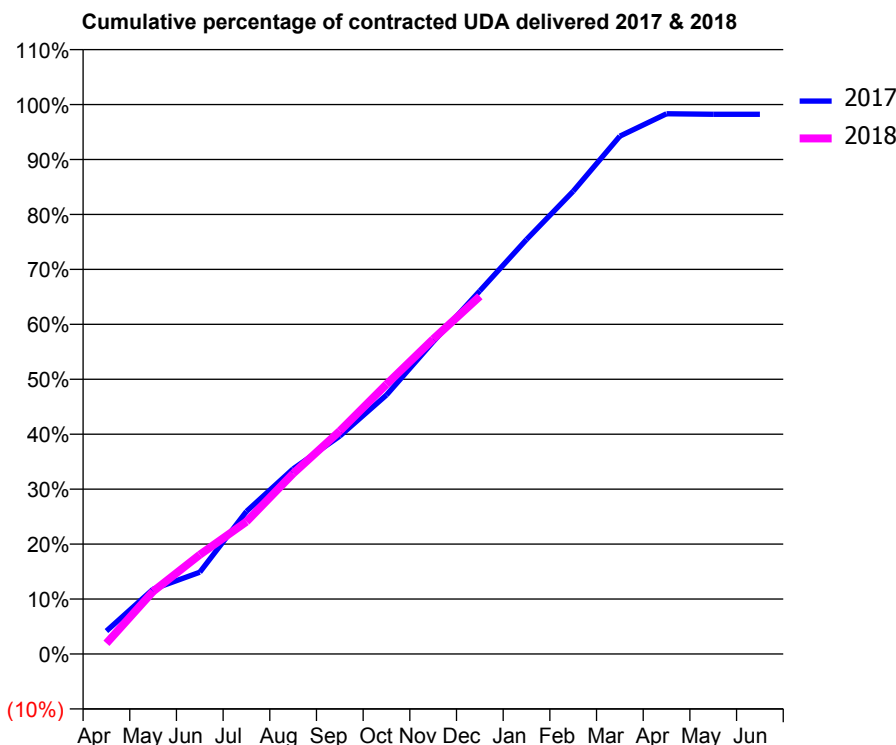
17/18 Contracted general activity (UDA)	8,954
Carry forward general activity (UDA)	0
17/18 Contracted orthodontic activity (UOA)	0
Carry forward orthodontic activity (UOA)	0
Baseline contract value	£203,035.38

ACCESS*

Patients seen in 24 months	Total	Change since previous quarter
Quarter ending December 2016	2,686	
Quarter ending March 2017	2,695	→
Quarter ending June 2017	2,699	→
Quarter ending September 2017	2,714	→
Quarter ending December 2017	2,728	→
Variance since December 2016	1.6%	→



ACTIVITY



Month	Adjusted Scheduled Activity (UDA)	
	2017	2018
April	375	174
May	1,056	1,021
June	1,333	1,618
July	2,323	2,157
August	3,017	2,942
September	3,552	3,634
October	4,220	4,396
November	5,089	5,132
December	5,917	5,828
January	6,755	
February	7,540	
March	8,439	
April	8,804	
May	8,795	
June	8,795	

QUALITY

	Quantity	Base Number	Contract	AT	Region	England
% of FP17s for the same patient ID Re-attending within 3 months - Children	66	512	12.9%	10.8%	12.9%	12.0%
% of FP17s for the same patient ID Re-attending within 3 months - Adults	312	2,799	11.1%	14.4%	16.5%	15.9%
% of FP17s for the same patient ID Re-attending between 3 & 9 months - Children	303	512	59.2%	57.8%	59.6%	58.0%
% of FP17s for the same patient ID Re-attending between 3 & 9 months - Adults	1,968	2,799	70.3%	52.6%	52.8%	50.5%
% of FP17s for Band 1 Urgent Courses	27	3,188	0.8%	8.1%	9.1%	9.0%
% of FP17s Relating to Free Repair or Replacements	8	3,188	0.3%	1.1%	1.0%	0.8%
% of FP17s Relating to Continuations	20	3,188	0.6%	1.4%	1.2%	1.1%
% of Patients satisfied with the dentistry they have received	5	5	N/A	92.8%	91.6%	91.5%
% of Patients satisfied with the time they had to wait for an appointment	5	5	N/A	88.7%	88.3%	87.9%

* This is based on patients treated on this contract for their most recent course of treatment. Figures in italics indicate the base number of FP17s or Patient Questionnaire responses are less than 100. N/A is shown where the base number of responses is less than 10 during the period. % is calculated as Quantity/Base number*100

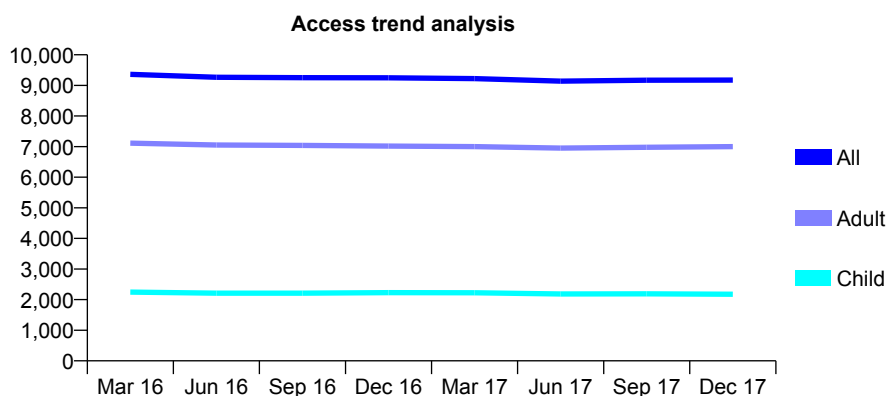
Q49 - Vital Signs At a Glance Contract Report for 219576/0001 - December 2017

Name or company name	MR DJ WHITE
Contract type name	GDS Contract
Purpose of contract	General and Orthodontic
Contract start date	01/04/2006
Contract end date	

17/18 Contracted general activity (UDA)	29,524
Carry forward general activity (UDA)	-366
17/18 Contracted orthodontic activity (UOA)	100
Carry forward orthodontic activity (UOA)	2
Baseline contract value	£791,541.31

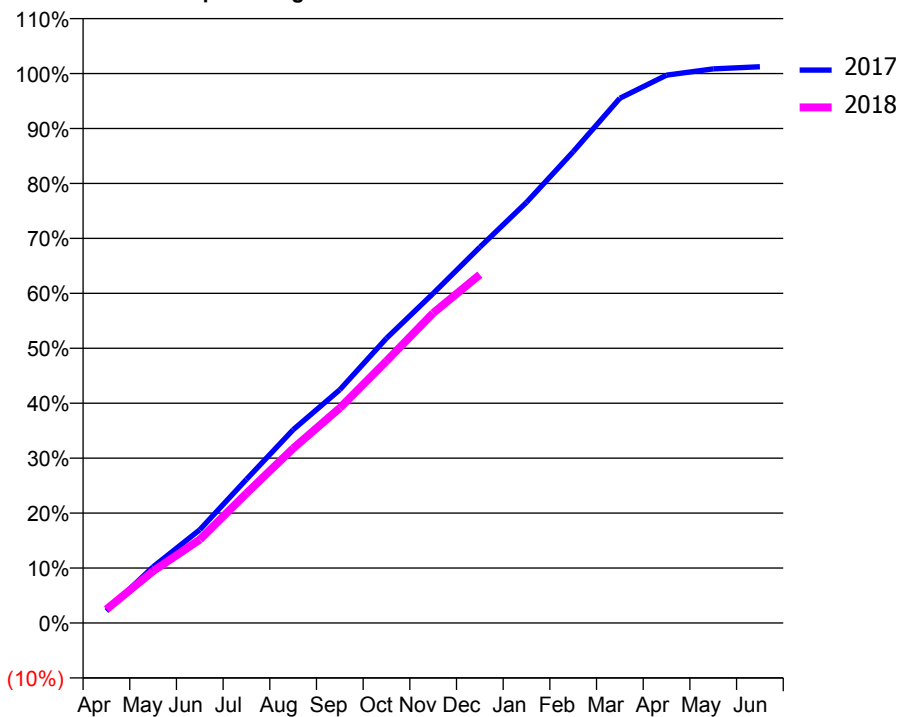
ACCESS*

Patients seen in 24 months	Total	Change since previous quarter
Quarter ending December 2016	9,247	
Quarter ending March 2017	9,224	→
Quarter ending June 2017	9,138	→
Quarter ending September 2017	9,169	→
Quarter ending December 2017	9,174	→
Variance since December 2016	(0.8%)	→



ACTIVITY

Cumulative percentage of contracted UDA delivered 2017 & 2018



QUALITY

	Quantity	Base Number	Contract	AT	Region	England
% of FP17s for the same patient ID Re-attending within 3 months - Children	242	2,086	11.6%	10.8%	12.9%	12.0%
% of FP17s for the same patient ID Re-attending within 3 months - Adults	1,584	7,224	21.9%	14.4%	16.5%	15.9%
% of FP17s for the same patient ID Re-attending between 3 & 9 months - Children	874	2,086	41.9%	57.8%	59.6%	58.0%
% of FP17s for the same patient ID Re-attending between 3 & 9 months - Adults	3,231	7,224	44.7%	52.6%	52.8%	50.5%
% of FP17s for Band 1 Urgent Courses	1,175	8,583	13.7%	8.1%	9.1%	9.0%
% of FP17s Relating to Free Repair or Replacements	270	8,583	3.1%	1.1%	1.0%	0.8%
% of FP17s Relating to Continuations	198	8,583	2.3%	1.4%	1.2%	1.1%
% of Patients satisfied with the dentistry they have received	11	11	100.0%	92.8%	91.6%	91.5%
% of Patients satisfied with the time they had to wait for an appointment	9	11	81.8%	88.7%	88.3%	87.9%

* This is based on patients treated on this contract for their most recent course of treatment. Figures in italics indicate the base number of FP17s or Patient Questionnaire responses are less than 100. N/A is shown where the base number of responses is less than 10 during the period. % is calculated as Quantity/Base number*100

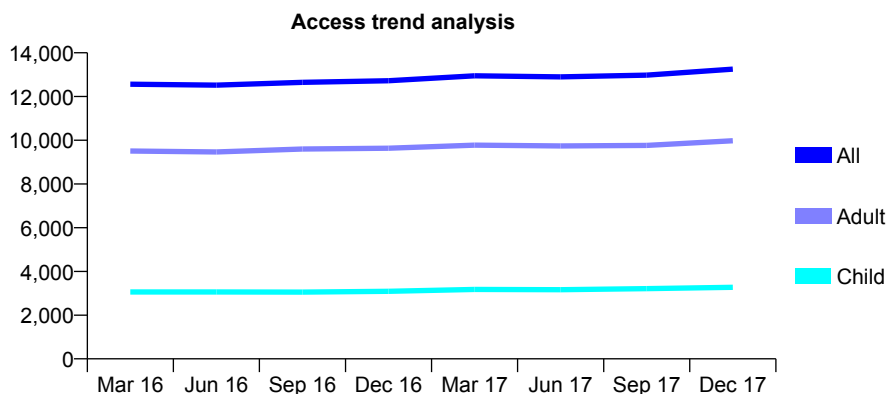
Q49 - Vital Signs At a Glance Contract Report for 220639/0001 - December 2017

Name or company name	MR PG KILKER
Contract type name	GDS Contract
Purpose of contract	General and Orthodontic
Contract start date	01/04/2006
Contract end date	

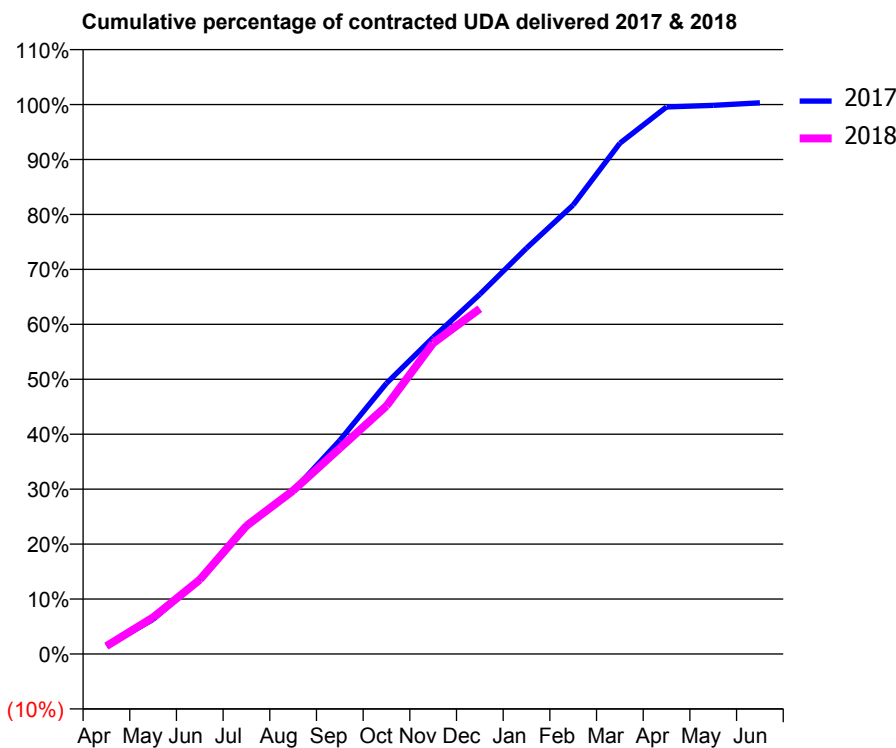
17/18 Contracted general activity (UDA)	32,937
Carry forward general activity (UDA)	-99
17/18 Contracted orthodontic activity (UOA)	0
Carry forward orthodontic activity (UOA)	0
Baseline contract value	£896,237.41

ACCESS*

Patients seen in 24 months	Total	Change since previous quarter
Quarter ending December 2016	12,723	
Quarter ending March 2017	12,949	→
Quarter ending June 2017	12,899	→
Quarter ending September 2017	12,979	→
Quarter ending December 2017	13,250	↑
Variance since December 2016	4.1%	↑



ACTIVITY



Month	Adjusted Scheduled Activity (UDA)	
	2017	2018
April	482	477
May	2,077	2,193
June	4,494	4,456
July	7,731	7,683
August	9,782	9,795
September	12,812	12,341
October	16,228	14,869
November	18,979	18,633
December	21,557	20,698
January	24,326	
February	26,914	
March	30,614	
April	32,792	
May	32,889	
June	33,036	

QUALITY

	Quantity	Base Number	Contract	AT	Region	England
% of FP17s for the same patient ID Re-attending within 3 months - Children	220	2,742	8.0%	10.8%	12.9%	12.0%
% of FP17s for the same patient ID Re-attending within 3 months - Adults	998	7,572	13.2%	14.4%	16.5%	15.9%
% of FP17s for the same patient ID Re-attending between 3 & 9 months - Children	1,105	2,742	40.3%	57.8%	59.6%	58.0%
% of FP17s for the same patient ID Re-attending between 3 & 9 months - Adults	3,020	7,572	39.9%	52.6%	52.8%	50.5%
% of FP17s for Band 1 Urgent Courses	1,022	8,974	11.4%	8.1%	9.1%	9.0%
% of FP17s Relating to Free Repair or Replacements	91	8,974	1.0%	1.1%	1.0%	0.8%
% of FP17s Relating to Continuations	73	8,974	0.8%	1.4%	1.2%	1.1%
% of Patients satisfied with the dentistry they have received	18	20	90.0%	92.8%	91.6%	91.5%
% of Patients satisfied with the time they had to wait for an appointment	14	20	70.0%	88.7%	88.3%	87.9%

* This is based on patients treated on this contract for their most recent course of treatment. Figures in italics indicate the base number of FP17s or Patient Questionnaire responses are less than 100. N/A is shown where the base number of responses is less than 10 during the period. % is calculated as Quantity/Base number*100

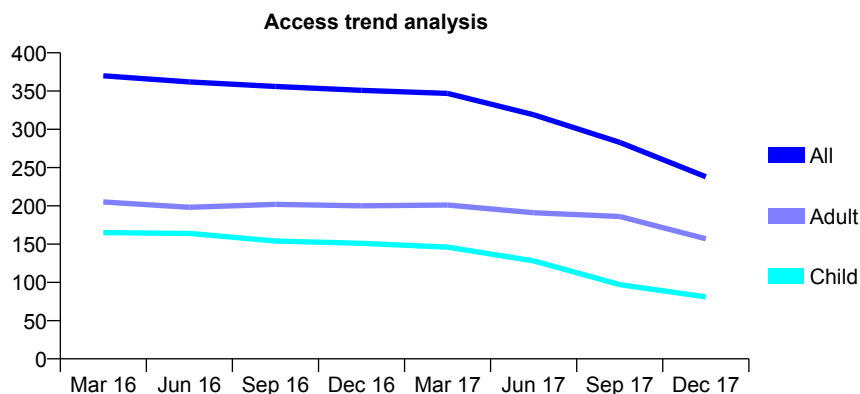
Q49 - Vital Signs At a Glance Contract Report for 224499/0001 - December 2017

Name or company name	MR DS ROW
Contract type name	GDS Contract
Purpose of contract	General
Contract start date	01/04/2006
Contract end date	

17/18 Contracted general activity (UDA)	1,218
Carry forward general activity (UDA)	0
17/18 Contracted orthodontic activity (UOA)	0
Carry forward orthodontic activity (UOA)	0
Baseline contract value	£28,605.51

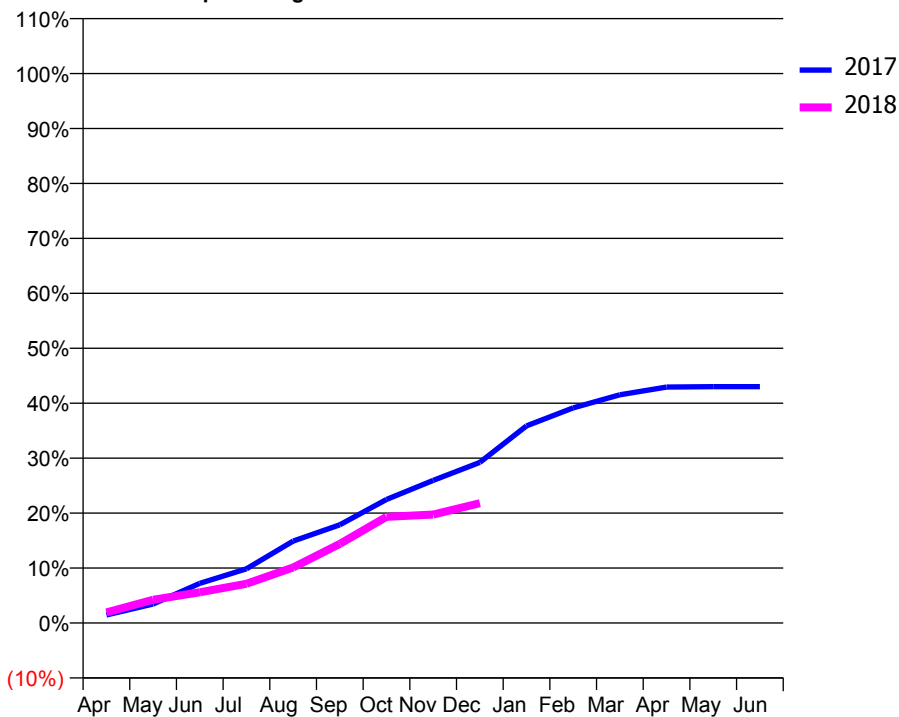
ACCESS*

Patients seen in 24 months	Total	Change since previous quarter
Quarter ending December 2016	351	
Quarter ending March 2017	347	↓
Quarter ending June 2017	319	↓
Quarter ending September 2017	283	↓
Quarter ending December 2017	238	↓
Variance since December 2016	(32.2%)	↓



ACTIVITY

Cumulative percentage of contracted UDA delivered 2017 & 2018



Month	Adjusted Scheduled Activity (UDA)	
	2017	2018
April	18	23
May	42	52
June	88	68
July	120	87
August	182	123
September	218	175
October	274	235
November	316	240
December	356	266
January	437	
February	477	
March	506	
April	523	
May	524	
June	524	

QUALITY

	Quantity	Base Number	Contract	AT	Region	England
% of FP17s for the same patient ID Re-attending within 3 months - Children	1	84	1.2%	10.8%	12.9%	12.0%
% of FP17s for the same patient ID Re-attending within 3 months - Adults	3	114	2.6%	14.4%	16.5%	15.9%
% of FP17s for the same patient ID Re-attending between 3 & 9 months - Children	42	84	50.0%	57.8%	59.6%	58.0%
% of FP17s for the same patient ID Re-attending between 3 & 9 months - Adults	68	114	59.6%	52.6%	52.8%	50.5%
% of FP17s for Band 1 Urgent Courses	9	174	5.2%	8.1%	9.1%	9.0%
% of FP17s Relating to Free Repair or Replacements	0	174	0.0%	1.1%	1.0%	0.8%
% of FP17s Relating to Continuations	0	174	0.0%	1.4%	1.2%	1.1%
% of Patients satisfied with the dentistry they have received	1	1	N/A	92.8%	91.6%	91.5%
% of Patients satisfied with the time they had to wait for an appointment	1	1	N/A	88.7%	88.3%	87.9%

* This is based on patients treated on this contract for their most recent course of treatment. Figures in italics indicate the base number of FP17s or Patient Questionnaire responses are less than 100. N/A is shown where the base number of responses is less than 10 during the period. % is calculated as Quantity/Base number*100

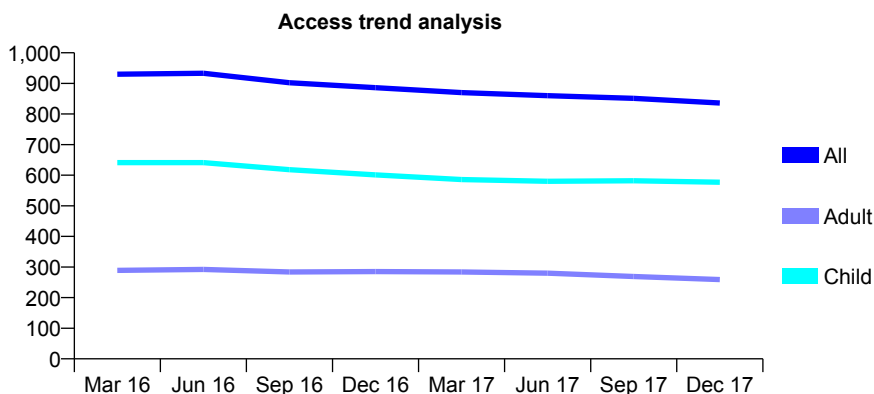
Q49 - Vital Signs At a Glance Contract Report for 229261/0001 - December 2017

Name or company name	MR JH SIMPSON
Contract type name	GDS Contract
Purpose of contract	General
Contract start date	01/04/2006
Contract end date	

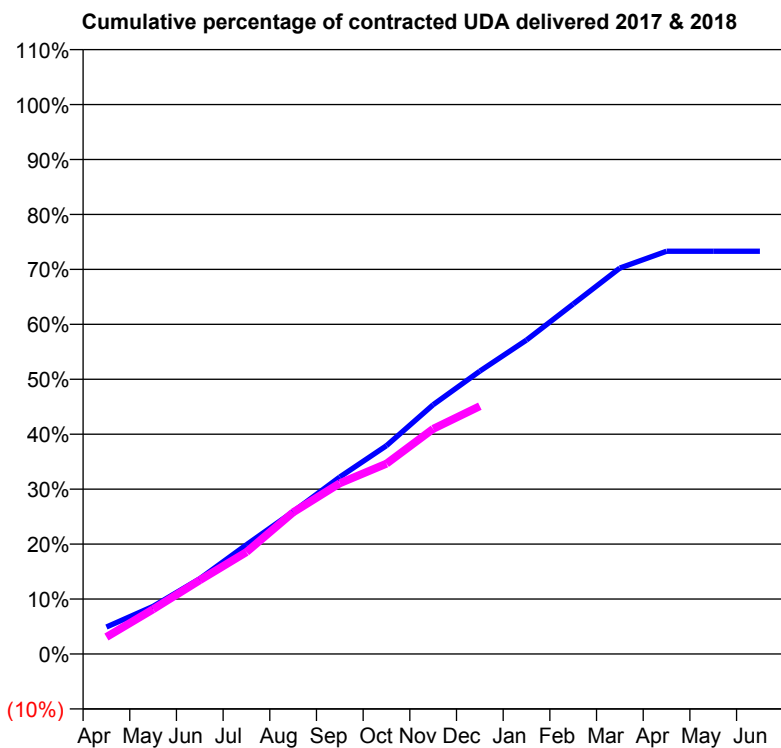
17/18 Contracted general activity (UDA)	3,017
Carry forward general activity (UDA)	0
17/18 Contracted orthodontic activity (UOA)	0
Carry forward orthodontic activity (UOA)	0
Baseline contract value	£69,813.98

ACCESS*

Patients seen in 24 months	Total	Change since previous quarter
Quarter ending December 2016	886	
Quarter ending March 2017	870	↓
Quarter ending June 2017	860	↓
Quarter ending September 2017	851	↓
Quarter ending December 2017	836	↓
Variance since December 2016	(5.6%)	↓



ACTIVITY



Adjusted Scheduled Activity (UDA)		
Month	2017	2018
April	148	93
May	261	246
June	414	405
July	600	560
August	782	778
September	972	938
October	1,144	1,045
November	1,368	1,236
December	1,553	1,361
January	1,724	
February	1,922	
March	2,119	
April	2,211	
May	2,211	
June	2,211	

QUALITY

	Quantity	Base Number	Contract	AT	Region	England
% of FP17s for the same patient ID Re-attending within 3 months - Children	195	959	20.3%	10.8%	12.9%	12.0%
% of FP17s for the same patient ID Re-attending within 3 months - Adults	24	196	12.2%	14.4%	16.5%	15.9%
% of FP17s for the same patient ID Re-attending between 3 & 9 months - Children	626	959	65.3%	57.8%	59.6%	58.0%
% of FP17s for the same patient ID Re-attending between 3 & 9 months - Adults	137	196	69.9%	52.6%	52.8%	50.5%
% of FP17s for Band 1 Urgent Courses	22	1,087	2.0%	8.1%	9.1%	9.0%
% of FP17s Relating to Free Repair or Replacements	0	1,087	0.0%	1.1%	1.0%	0.8%
% of FP17s Relating to Continuations	2	1,087	0.2%	1.4%	1.2%	1.1%
% of Patients satisfied with the dentistry they have received	2	2	N/A	92.8%	91.6%	91.5%
% of Patients satisfied with the time they had to wait for an appointment	2	2	N/A	88.7%	88.3%	87.9%

* This is based on patients treated on this contract for their most recent course of treatment. Figures in italics indicate the base number of FP17s or Patient Questionnaire responses are less than 100. N/A is shown where the base number of responses is less than 10 during the period. % is calculated as Quantity/Base number*100

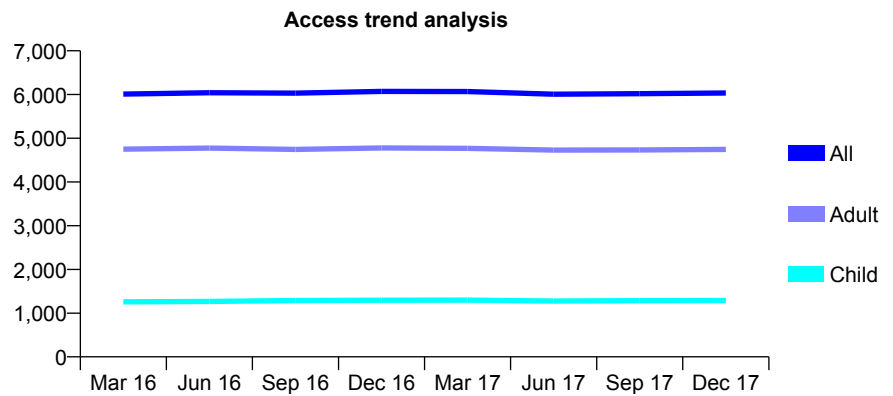
Q49 - Vital Signs At a Glance Contract Report for 230618/0001 - December 2017

Name or company name	MR AP BROUGHTON
Contract type name	GDS Contract
Purpose of contract	General
Contract start date	01/04/2006
Contract end date	

17/18 Contracted general activity (UDA)	20,660
Carry forward general activity (UDA)	43
17/18 Contracted orthodontic activity (UOA)	0
Carry forward orthodontic activity (UOA)	0
Baseline contract value	£547,158.41

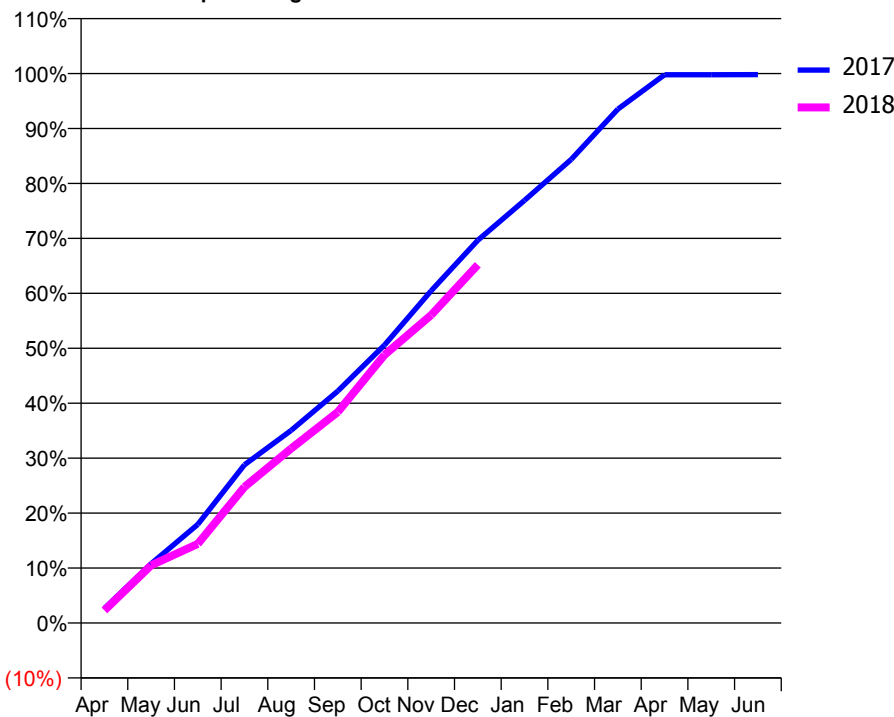
ACCESS*

Patients seen in 24 months	Total	Change since previous quarter
Quarter ending December 2016	6,072	
Quarter ending March 2017	6,067	→
Quarter ending June 2017	6,006	↓
Quarter ending September 2017	6,018	→
Quarter ending December 2017	6,035	→
Variance since December 2016	(0.6%)	→



ACTIVITY

Cumulative percentage of contracted UDA delivered 2017 & 2018



Month	Adjusted Scheduled Activity (UDA)	
	2017	2018
April	549	472
May	2,227	2,169
June	3,708	2,975
July	5,948	5,115
August	7,240	6,560
September	8,722	7,932
October	10,448	10,080
November	12,492	11,580
December	14,390	13,471
January	15,891	
February	17,429	
March	19,319	
April	20,611	
May	20,614	
June	20,617	

QUALITY

	Quantity	Base Number	Contract	AT	Region	England
% of FP17s for the same patient ID Re-attending within 3 months - Children	100	1,612	6.2%	10.8%	12.9%	12.0%
% of FP17s for the same patient ID Re-attending within 3 months - Adults	949	6,155	15.4%	14.4%	16.5%	15.9%
% of FP17s for the same patient ID Re-attending between 3 & 9 months - Children	1,102	1,612	68.4%	57.8%	59.6%	58.0%
% of FP17s for the same patient ID Re-attending between 3 & 9 months - Adults	4,029	6,155	65.5%	52.6%	52.8%	50.5%
% of FP17s for Band 1 Urgent Courses	578	7,217	8.0%	8.1%	9.1%	9.0%
% of FP17s Relating to Free Repair or Replacements	38	7,217	0.5%	1.1%	1.0%	0.8%
% of FP17s Relating to Continuations	86	7,217	1.2%	1.4%	1.2%	1.1%
% of Patients satisfied with the dentistry they have received	9	9	N/A	92.8%	91.6%	91.5%
% of Patients satisfied with the time they had to wait for an appointment	9	9	N/A	88.7%	88.3%	87.9%

* This is based on patients treated on this contract for their most recent course of treatment. Figures in italics indicate the base number of FP17s or Patient Questionnaire responses are less than 100. N/A is shown where the base number of responses is less than 10 during the period. % is calculated as Quantity/Base number*100

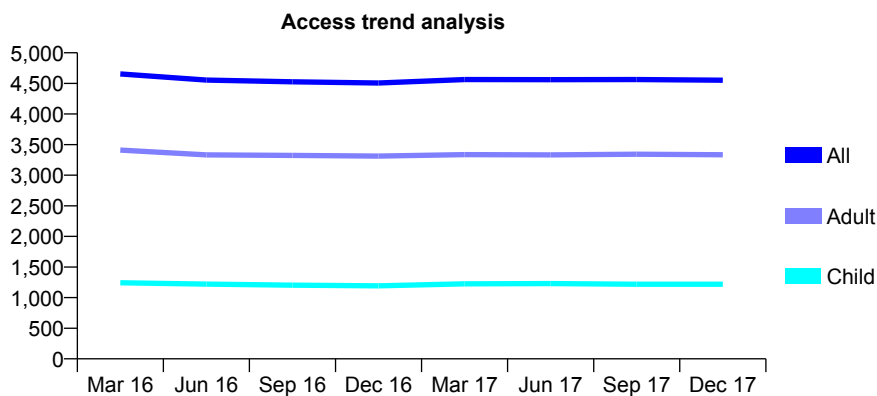
Q49 - Vital Signs At a Glance Contract Report for 232750/0002 - December 2017

Name or company name	MR PE RIDGWAY
Contract type name	GDS Contract
Purpose of contract	General
Contract start date	01/09/2011
Contract end date	

17/18 Contracted general activity (UDA)	16,513
Carry forward general activity (UDA)	0
17/18 Contracted orthodontic activity (UOA)	0
Carry forward orthodontic activity (UOA)	0
Baseline contract value	£431,963.61

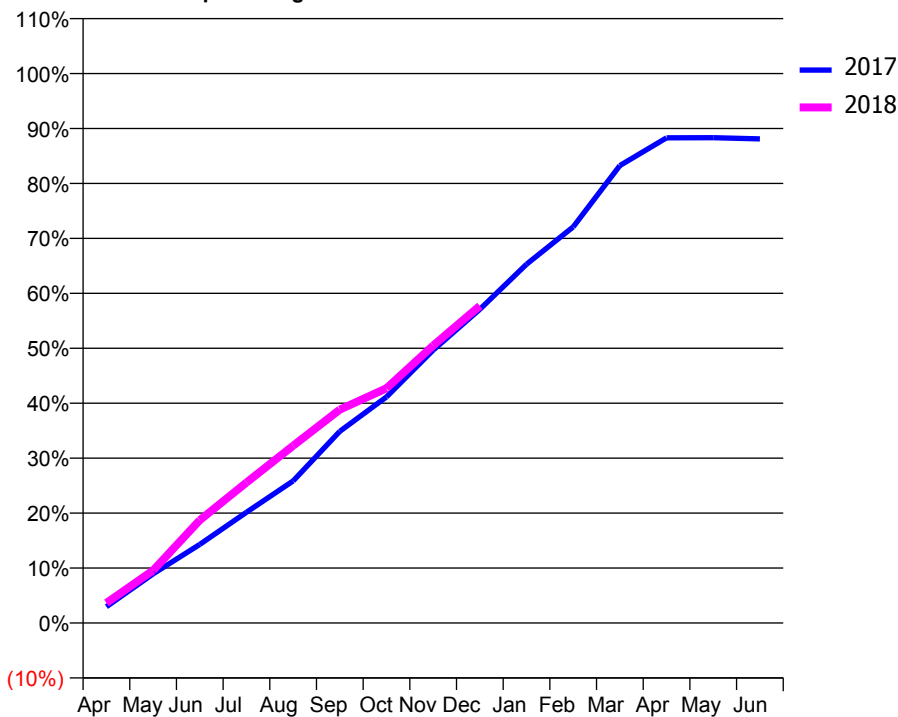
ACCESS*

Patients seen in 24 months	Total	Change since previous quarter
Quarter ending December 2016	4,506	
Quarter ending March 2017	4,563	→
Quarter ending June 2017	4,562	→
Quarter ending September 2017	4,564	→
Quarter ending December 2017	4,553	→
Variance since December 2016	1.0%	→



ACTIVITY

Cumulative percentage of contracted UDA delivered 2017 & 2018



Month	Adjusted Scheduled Activity (UDA)	
	2017	2018
April	493	605
May	1,476	1,581
June	2,363	3,091
July	3,328	4,221
August	4,270	5,328
September	5,761	6,415
October	6,795	7,054
November	8,201	8,337
December	9,429	9,530
January	10,780	
February	11,904	
March	13,748	
April	14,580	
May	14,583	
June	14,547	

QUALITY

	Quantity	Base Number	Contract	AT	Region	England
% of FP17s for the same patient ID Re-attending within 3 months - Children	59	992	5.9%	10.8%	12.9%	12.0%
% of FP17s for the same patient ID Re-attending within 3 months - Adults	467	3,019	15.5%	14.4%	16.5%	15.9%
% of FP17s for the same patient ID Re-attending between 3 & 9 months - Children	436	992	44.0%	57.8%	59.6%	58.0%
% of FP17s for the same patient ID Re-attending between 3 & 9 months - Adults	1,411	3,019	46.7%	52.6%	52.8%	50.5%
% of FP17s for Band 1 Urgent Courses	245	3,724	6.6%	8.1%	9.1%	9.0%
% of FP17s Relating to Free Repair or Replacements	81	3,724	2.2%	1.1%	1.0%	0.8%
% of FP17s Relating to Continuations	29	3,724	0.8%	1.4%	1.2%	1.1%
% of Patients satisfied with the dentistry they have received	4	6	N/A	92.8%	91.6%	91.5%
% of Patients satisfied with the time they had to wait for an appointment	6	6	N/A	88.7%	88.3%	87.9%

* This is based on patients treated on this contract for their most recent course of treatment. Figures in italics indicate the base number of FP17s or Patient Questionnaire responses are less than 100. N/A is shown where the base number of responses is less than 10 during the period. % is calculated as Quantity/Base number*100

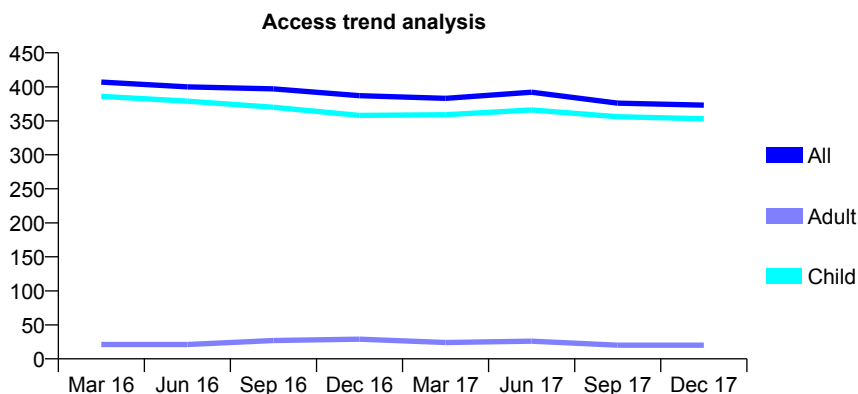
Q49 - Vital Signs At a Glance Contract Report for 233099/0001 - December 2017

Name or company name	MR AW LEYS
Contract type name	GDS Contract
Purpose of contract	General
Contract start date	01/04/2006
Contract end date	

17/18 Contracted general activity (UDA)	1,034
Carry forward general activity (UDA)	0
17/18 Contracted orthodontic activity (UOA)	0
Carry forward orthodontic activity (UOA)	0
Baseline contract value	£23,979.76

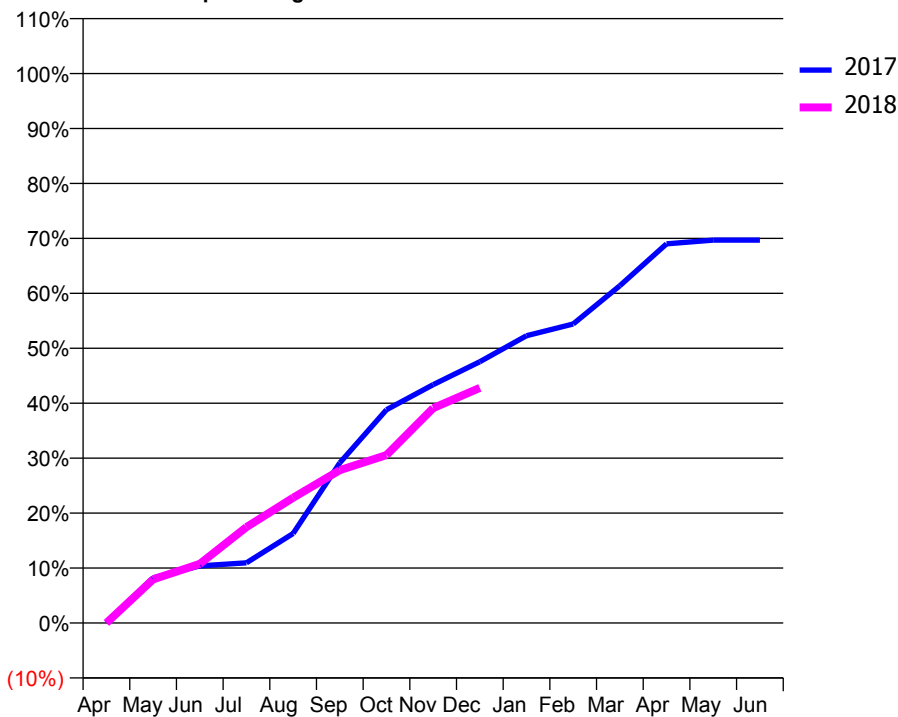
ACCESS*

Patients seen in 24 months	Total	Change since previous quarter
Quarter ending December 2016	387	
Quarter ending March 2017	383	↓
Quarter ending June 2017	392	↑
Quarter ending September 2017	376	↓
Quarter ending December 2017	373	→
Variance since December 2016	(3.6%)	↓



ACTIVITY

Cumulative percentage of contracted UDA delivered 2017 & 2018



Adjusted Scheduled Activity (UDA)

Month	2017	2018
April	0	0
May	85	82
June	107	111
July	113	181
August	169	236
September	301	288
October	401	316
November	449	404
December	492	442
January	541	
February	563	
March	635	
April	714	
May	721	
June	721	

QUALITY

	Quantity	Base Number	Contract	AT	Region	England
% of FP17s for the same patient ID Re-attending within 3 months - Children	28	386	7.3%	10.8%	12.9%	12.0%
% of FP17s for the same patient ID Re-attending within 3 months - Adults	0	0	N/A	14.4%	16.5%	15.9%
% of FP17s for the same patient ID Re-attending between 3 & 9 months - Children	201	386	52.1%	57.8%	59.6%	58.0%
% of FP17s for the same patient ID Re-attending between 3 & 9 months - Adults	0	0	N/A	52.6%	52.8%	50.5%
% of FP17s for Band 1 Urgent Courses	7	332	2.1%	8.1%	9.1%	9.0%
% of FP17s Relating to Free Repair or Replacements	0	332	0.0%	1.1%	1.0%	0.8%
% of FP17s Relating to Continuations	0	332	0.0%	1.4%	1.2%	1.1%
% of Patients satisfied with the dentistry they have received	1	1	N/A	92.8%	91.6%	91.5%
% of Patients satisfied with the time they had to wait for an appointment	1	1	N/A	88.7%	88.3%	87.9%

* This is based on patients treated on this contract for their most recent course of treatment. Figures in italics indicate the base number of FP17s or Patient Questionnaire responses are less than 100. N/A is shown where the base number of responses is less than 10 during the period. % is calculated as Quantity/Base number*100

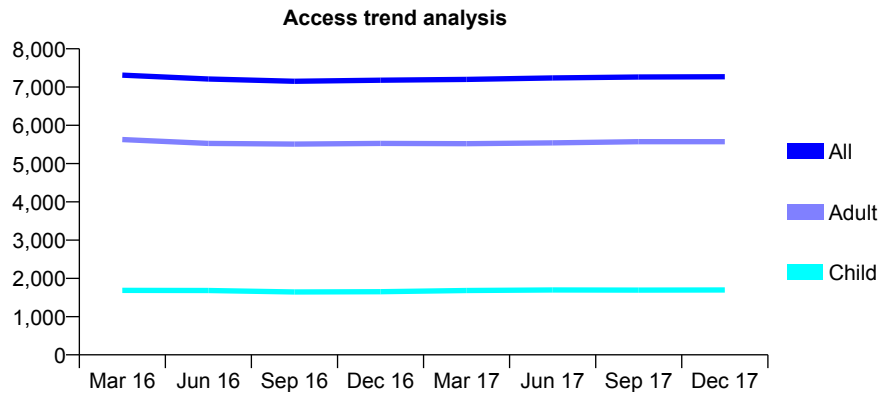
Q49 - Vital Signs At a Glance Contract Report for 235296/0001 - December 2017

Name or company name	MR RK SAJJANHAR
Contract type name	GDS Contract
Purpose of contract	General
Contract start date	01/04/2006
Contract end date	

17/18 Contracted general activity (UDA)	21,582
Carry forward general activity (UDA)	0
17/18 Contracted orthodontic activity (UOA)	0
Carry forward orthodontic activity (UOA)	0
Baseline contract value	£667,139.30

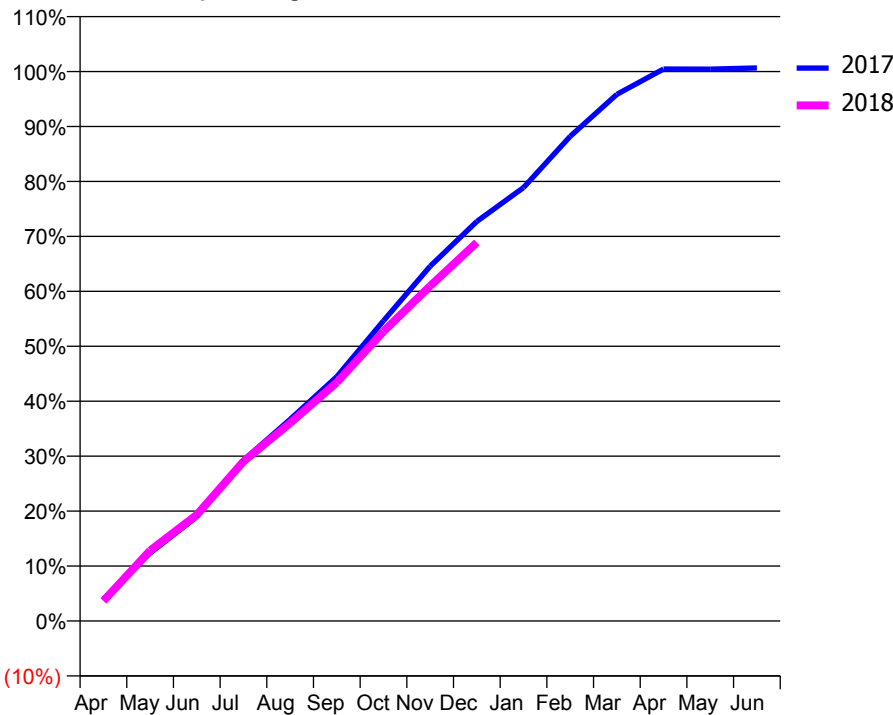
ACCESS*

Patients seen in 24 months	Total	Change since previous quarter
Quarter ending December 2016	7,180	
Quarter ending March 2017	7,201	→
Quarter ending June 2017	7,239	→
Quarter ending September 2017	7,262	→
Quarter ending December 2017	7,268	→
Variance since December 2016	1.2%	→



ACTIVITY

Cumulative percentage of contracted UDA delivered 2017 & 2018



Month	Adjusted Scheduled Activity (UDA)	
	2017	2018
April	861	788
May	2,668	2,765
June	4,096	4,169
July	6,315	6,264
August	7,923	7,775
September	9,595	9,371
October	11,794	11,374
November	13,933	13,160
December	15,694	14,867
January	17,025	
February	19,034	
March	20,683	
April	21,682	
May	21,676	
June	21,722	

QUALITY

	Quantity	Base Number	Contract	AT	Region	England
% of FP17s for the same patient ID Re-attending within 3 months - Children	111	2,030	5.5%	10.8%	12.9%	12.0%
% of FP17s for the same patient ID Re-attending within 3 months - Adults	755	5,967	12.7%	14.4%	16.5%	15.9%
% of FP17s for the same patient ID Re-attending between 3 & 9 months - Children	1,410	2,030	69.5%	57.8%	59.6%	58.0%
% of FP17s for the same patient ID Re-attending between 3 & 9 months - Adults	3,501	5,967	58.7%	52.6%	52.8%	50.5%
% of FP17s for Band 1 Urgent Courses	492	7,489	6.6%	8.1%	9.1%	9.0%
% of FP17s Relating to Free Repair or Replacements	176	7,489	2.4%	1.1%	1.0%	0.8%
% of FP17s Relating to Continuations	48	7,489	0.6%	1.4%	1.2%	1.1%
% of Patients satisfied with the dentistry they have received	8	9	N/A	92.8%	91.6%	91.5%
% of Patients satisfied with the time they had to wait for an appointment	7	9	N/A	88.7%	88.3%	87.9%

* This is based on patients treated on this contract for their most recent course of treatment. Figures in italics indicate the base number of FP17s or Patient Questionnaire responses are less than 100. N/A is shown where the base number of responses is less than 10 during the period. % is calculated as Quantity/Base number*100

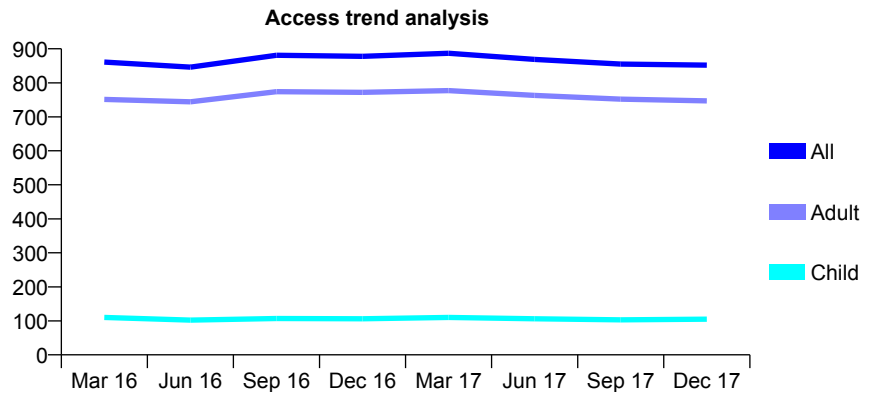
Q49 - Vital Signs At a Glance Contract Report for 237728/0001 - December 2017

Name or company name	MISS SL GOODMAN
Contract type name	GDS Contract
Purpose of contract	General
Contract start date	01/04/2006
Contract end date	

17/18 Contracted general activity (UDA)	2,425
Carry forward general activity (UDA)	-37
17/18 Contracted orthodontic activity (UOA)	0
Carry forward orthodontic activity (UOA)	0
Baseline contract value	£65,346.85

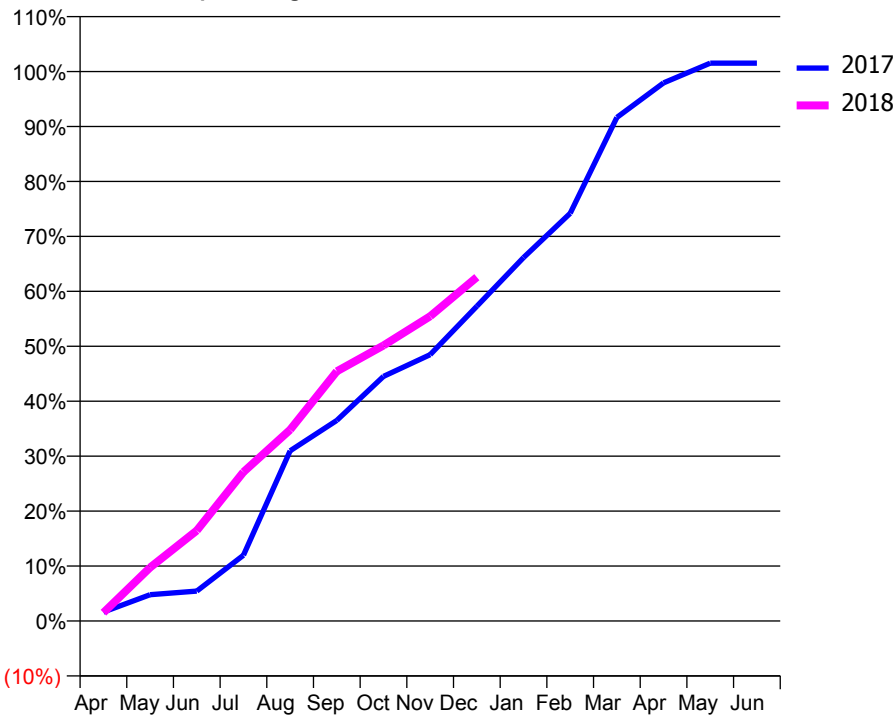
ACCESS*

Patients seen in 24 months	Total	Change since previous quarter
Quarter ending December 2016	878	
Quarter ending March 2017	887	→
Quarter ending June 2017	869	↓
Quarter ending September 2017	855	↓
Quarter ending December 2017	852	→
Variance since December 2016	(3.0%)	↓



ACTIVITY

Cumulative percentage of contracted UDA delivered 2017 & 2018



Month	Adjusted Scheduled Activity (UDA)	
	2017	2018
April	40	37
May	116	236
June	132	399
July	291	657
August	751	844
September	885	1,102
October	1,080	1,216
November	1,176	1,345
December	1,389	1,517
January	1,604	
February	1,799	
March	2,222	
April	2,375	
May	2,462	
June	2,462	

QUALITY

	Quantity	Base Number	Contract	AT	Region	England
% of FP17s for the same patient ID Re-attending within 3 months - Children	4	89	4.5%	10.8%	12.9%	12.0%
% of FP17s for the same patient ID Re-attending within 3 months - Adults	64	642	10.0%	14.4%	16.5%	15.9%
% of FP17s for the same patient ID Re-attending between 3 & 9 months - Children	41	89	46.1%	57.8%	59.6%	58.0%
% of FP17s for the same patient ID Re-attending between 3 & 9 months - Adults	346	642	53.9%	52.6%	52.8%	50.5%
% of FP17s for Band 1 Urgent Courses	22	655	3.4%	8.1%	9.1%	9.0%
% of FP17s Relating to Free Repair or Replacements	10	655	1.5%	1.1%	1.0%	0.8%
% of FP17s Relating to Continuations	8	655	1.2%	1.4%	1.2%	1.1%
% of Patients satisfied with the dentistry they have received	2	2	N/A	92.8%	91.6%	91.5%
% of Patients satisfied with the time they had to wait for an appointment	2	2	N/A	88.7%	88.3%	87.9%

* This is based on patients treated on this contract for their most recent course of treatment. Figures in italics indicate the base number of FP17s or Patient Questionnaire responses are less than 100. N/A is shown where the base number of responses is less than 10 during the period. % is calculated as Quantity/Base number*100

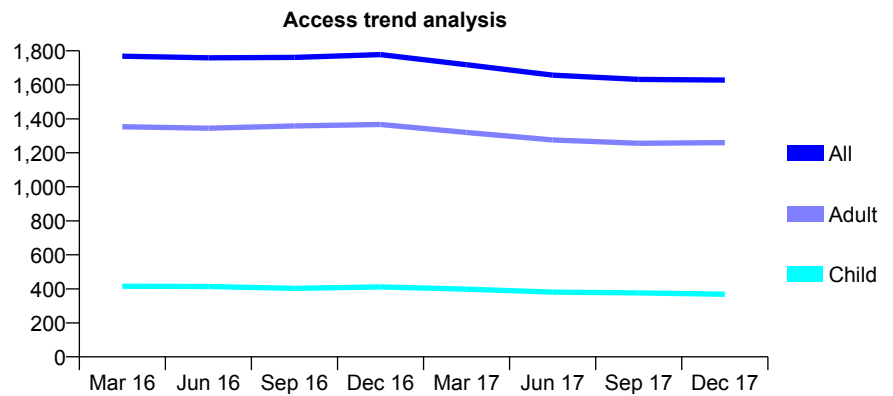
Q49 - Vital Signs At a Glance Contract Report for 243469/0002 - December 2017

Name or company name	MR PP NANA
Contract type name	GDS Contract
Purpose of contract	General
Contract start date	24/02/2014
Contract end date	

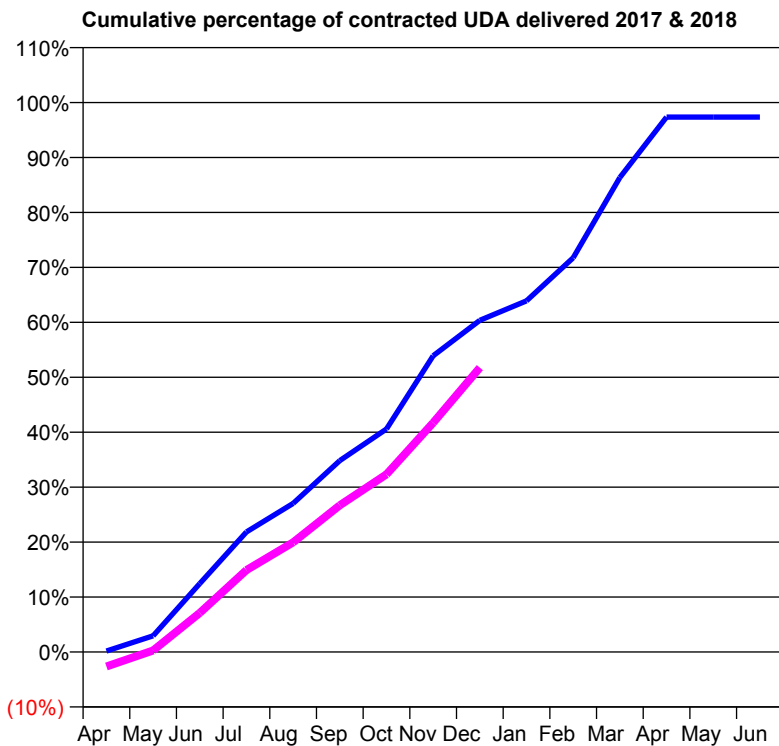
17/18 Contracted general activity (UDA)	7,000
Carry forward general activity (UDA)	186
17/18 Contracted orthodontic activity (UOA)	0
Carry forward orthodontic activity (UOA)	0
Baseline contract value	£199,458.71

ACCESS*

Patients seen in 24 months	Total	Change since previous quarter
Quarter ending December 2016	1,778	
Quarter ending March 2017	1,718	↓
Quarter ending June 2017	1,657	↓
Quarter ending September 2017	1,632	↓
Quarter ending December 2017	1,628	→
Variance since December 2016	(8.4%)	↓



ACTIVITY



Month	Adjusted Scheduled Activity (UDA)	
	2017	2018
April	13	-186
May	207	19
June	872	498
July	1,529	1,044
August	1,893	1,398
September	2,439	1,870
October	2,841	2,263
November	3,773	2,921
December	4,226	3,622
January	4,474	
February	5,022	
March	6,044	
April	6,814	
May	6,814	
June	6,814	

QUALITY

	Quantity	Base Number	Contract	AT	Region	England
% of FP17s for the same patient ID Re-attending within 3 months - Children	19	324	5.9%	10.8%	12.9%	12.0%
% of FP17s for the same patient ID Re-attending within 3 months - Adults	116	1,087	10.7%	14.4%	16.5%	15.9%
% of FP17s for the same patient ID Re-attending between 3 & 9 months - Children	150	324	46.3%	57.8%	59.6%	58.0%
% of FP17s for the same patient ID Re-attending between 3 & 9 months - Adults	546	1,087	50.2%	52.6%	52.8%	50.5%
% of FP17s for Band 1 Urgent Courses	0	1,277	0.0%	8.1%	9.1%	9.0%
% of FP17s Relating to Free Repair or Replacements	0	1,277	0.0%	1.1%	1.0%	0.8%
% of FP17s Relating to Continuations	40	1,277	3.1%	1.4%	1.2%	1.1%
% of Patients satisfied with the dentistry they have received	1	2	N/A	92.8%	91.6%	91.5%
% of Patients satisfied with the time they had to wait for an appointment	2	2	N/A	88.7%	88.3%	87.9%

* This is based on patients treated on this contract for their most recent course of treatment. Figures in italics indicate the base number of FP17s or Patient Questionnaire responses are less than 100. N/A is shown where the base number of responses is less than 10 during the period. % is calculated as Quantity/Base number*100

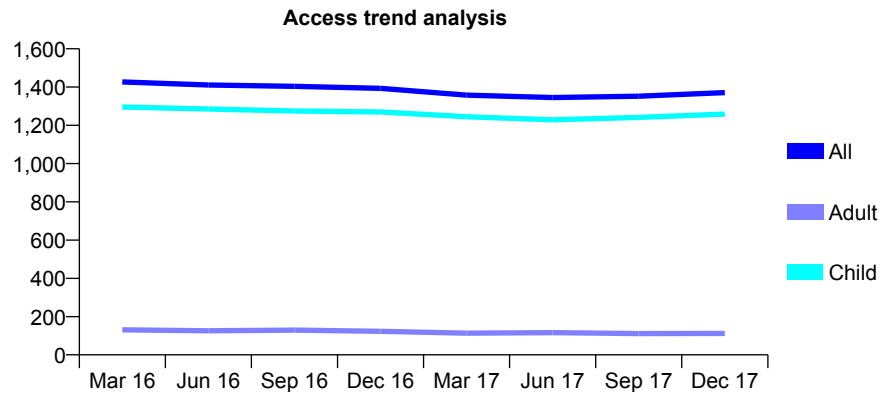
Q49 - Vital Signs At a Glance Contract Report for 245380/0001 - December 2017

Name or company name	MR JI SPEDDING
Contract type name	GDS Contract
Purpose of contract	General and Orthodontic
Contract start date	01/04/2006
Contract end date	

17/18 Contracted general activity (UDA)	3,500
Carry forward general activity (UDA)	0
17/18 Contracted orthodontic activity (UOA)	176
Carry forward orthodontic activity (UOA)	0
Baseline contract value	£88,026.56

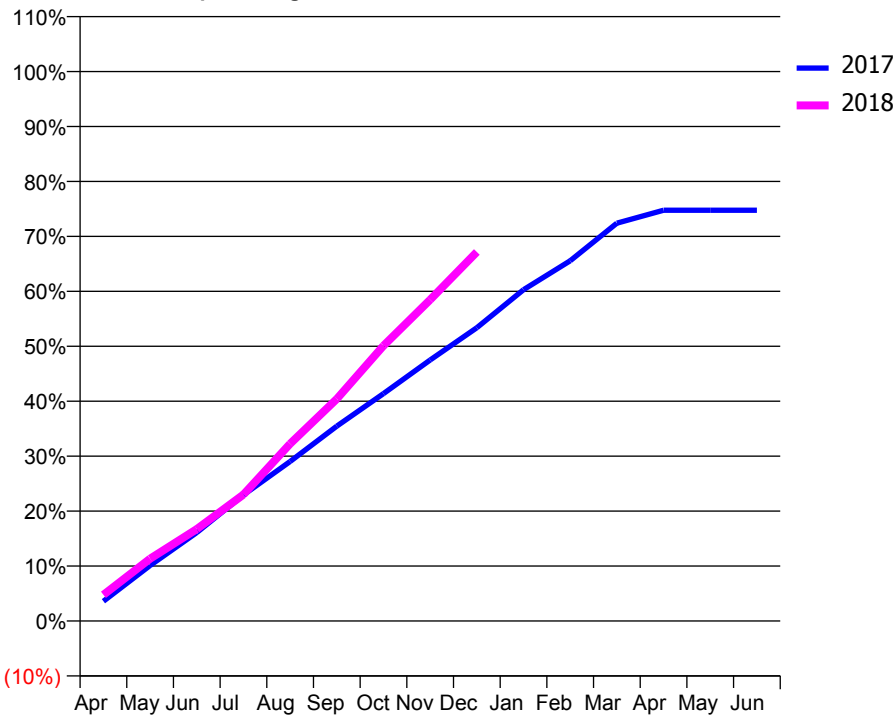
ACCESS*

Patients seen in 24 months	Total	Change since previous quarter
Quarter ending December 2016	1,393	
Quarter ending March 2017	1,358	↓
Quarter ending June 2017	1,345	→
Quarter ending September 2017	1,352	→
Quarter ending December 2017	1,371	→
Variance since December 2016	(1.6%)	↓



ACTIVITY

Cumulative percentage of contracted UDA delivered 2017 & 2018



Month	Adjusted Scheduled Activity (UDA)	
	2017	2018
April	144	167
May	404	397
June	644	585
July	918	806
August	1,162	1,130
September	1,418	1,415
October	1,656	1,753
November	1,900	2,046
December	2,135	2,350
January	2,411	
February	2,622	
March	2,896	
April	2,991	
May	2,991	
June	2,991	

QUALITY

	Quantity	Base Number	Contract	AT	Region	England
% of FP17s for the same patient ID Re-attending within 3 months - Children	137	1,789	7.7%	10.8%	12.9%	12.0%
% of FP17s for the same patient ID Re-attending within 3 months - Adults	0	0	N/A	14.4%	16.5%	15.9%
% of FP17s for the same patient ID Re-attending between 3 & 9 months - Children	1,371	1,789	76.6%	57.8%	59.6%	58.0%
% of FP17s for the same patient ID Re-attending between 3 & 9 months - Adults	0	0	N/A	52.6%	52.8%	50.5%
% of FP17s for Band 1 Urgent Courses	46	1,674	2.7%	8.1%	9.1%	9.0%
% of FP17s Relating to Free Repair or Replacements	0	1,674	0.0%	1.1%	1.0%	0.8%
% of FP17s Relating to Continuations	0	1,674	0.0%	1.4%	1.2%	1.1%
% of Patients satisfied with the dentistry they have received	1	1	N/A	92.8%	91.6%	91.5%
% of Patients satisfied with the time they had to wait for an appointment	1	1	N/A	88.7%	88.3%	87.9%

* This is based on patients treated on this contract for their most recent course of treatment. Figures in italics indicate the base number of FP17s or Patient Questionnaire responses are less than 100. N/A is shown where the base number of responses is less than 10 during the period. % is calculated as Quantity/Base number*100

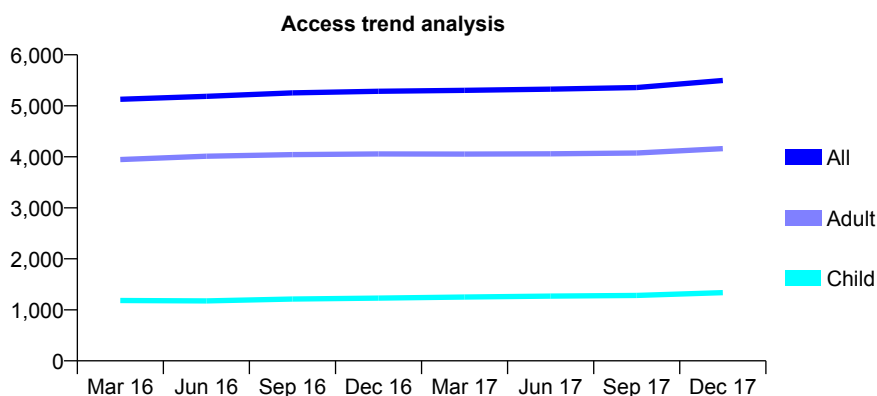
Q49 - Vital Signs At a Glance Contract Report for 275786/0005 - December 2017

Name or company name	MR MA QURAISHI
Contract type name	GDS Contract
Purpose of contract	General
Contract start date	01/11/2010
Contract end date	

17/18 Contracted general activity (UDA)	21,309
Carry forward general activity (UDA)	76
17/18 Contracted orthodontic activity (UOA)	0
Carry forward orthodontic activity (UOA)	0
Baseline contract value	£480,226.02

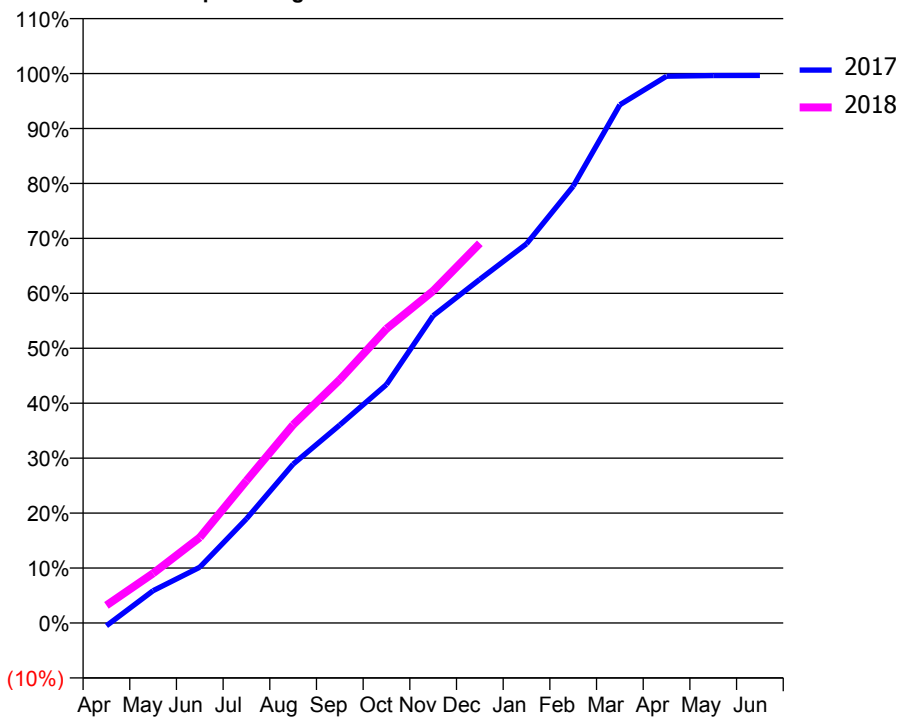
ACCESS*

Patients seen in 24 months	Total	Change since previous quarter
Quarter ending December 2016	5,285	
Quarter ending March 2017	5,304	→
Quarter ending June 2017	5,328	→
Quarter ending September 2017	5,358	→
Quarter ending December 2017	5,498	↑
Variance since December 2016	4.0%	↑



ACTIVITY

Cumulative percentage of contracted UDA delivered 2017 & 2018



Month	Adjusted Scheduled Activity (UDA)	
	2017	2018
April	-112	685
May	1,254	1,925
June	2,164	3,319
July	4,040	5,521
August	6,163	7,688
September	7,683	9,442
October	9,248	11,410
November	11,916	12,878
December	13,328	14,723
January	14,706	
February	16,938	
March	20,096	
April	21,203	
May	21,232	
June	21,233	

QUALITY

	Quantity	Base Number	Contract	AT	Region	England
% of FP17s for the same patient ID Re-attending within 3 months - Children	74	1,458	5.1%	10.8%	12.9%	12.0%
% of FP17s for the same patient ID Re-attending within 3 months - Adults	558	4,040	13.8%	14.4%	16.5%	15.9%
% of FP17s for the same patient ID Re-attending between 3 & 9 months - Children	866	1,458	59.4%	57.8%	59.6%	58.0%
% of FP17s for the same patient ID Re-attending between 3 & 9 months - Adults	2,111	4,040	52.3%	52.6%	52.8%	50.5%
% of FP17s for Band 1 Urgent Courses	459	5,158	8.9%	8.1%	9.1%	9.0%
% of FP17s Relating to Free Repair or Replacements	62	5,158	1.2%	1.1%	1.0%	0.8%
% of FP17s Relating to Continuations	35	5,158	0.7%	1.4%	1.2%	1.1%
% of Patients satisfied with the dentistry they have received	13	15	86.7%	92.8%	91.6%	91.5%
% of Patients satisfied with the time they had to wait for an appointment	13	15	86.7%	88.7%	88.3%	87.9%

* This is based on patients treated on this contract for their most recent course of treatment. Figures in italics indicate the base number of FP17s or Patient Questionnaire responses are less than 100. N/A is shown where the base number of responses is less than 10 during the period. % is calculated as Quantity/Base number*100

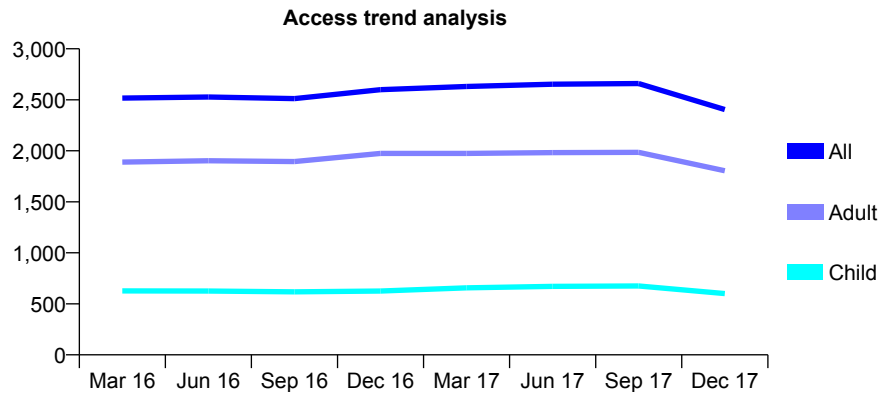
Q49 - Vital Signs At a Glance Contract Report for 275786/0006 - December 2017

Name or company name	MR MA QURAISHI
Contract type name	GDS Contract
Purpose of contract	General
Contract start date	01/07/2011
Contract end date	

17/18 Contracted general activity (UDA)	10,507
Carry forward general activity (UDA)	344
17/18 Contracted orthodontic activity (UOA)	0
Carry forward orthodontic activity (UOA)	0
Baseline contract value	£232,532.40

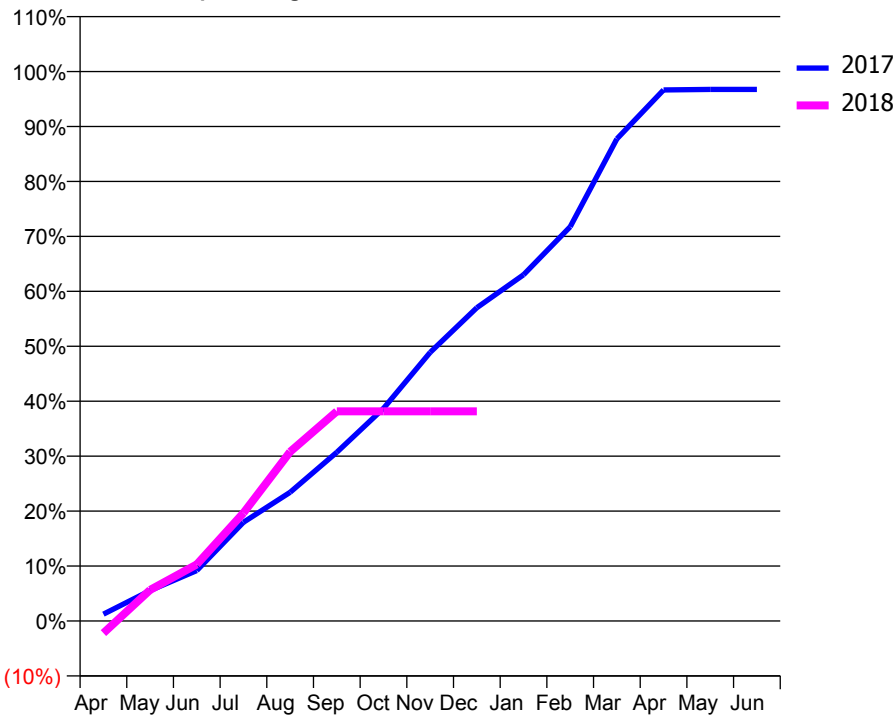
ACCESS*

Patients seen in 24 months	Total	Change since previous quarter
Quarter ending December 2016	2,599	
Quarter ending March 2017	2,631	→
Quarter ending June 2017	2,653	→
Quarter ending September 2017	2,660	→
Quarter ending December 2017	2,404	↓
Variance since December 2016	(7.5%)	↓



ACTIVITY

Cumulative percentage of contracted UDA delivered 2017 & 2018



Month	Adjusted Scheduled Activity (UDA)	
	2017	2018
April	131	-232
May	583	596
June	965	1,082
July	1,888	2,067
August	2,461	3,238
September	3,228	4,009
October	4,065	4,009
November	5,137	4,009
December	5,991	4,009
January	6,620	
February	7,538	
March	9,217	
April	10,155	
May	10,163	
June	10,163	

QUALITY

	Quantity	Base Number	Contract	AT	Region	England
% of FP17s for the same patient ID Re-attending within 3 months - Children	26	481	5.4%	10.8%	12.9%	12.0%
% of FP17s for the same patient ID Re-attending within 3 months - Adults	239	1,369	17.5%	14.4%	16.5%	15.9%
% of FP17s for the same patient ID Re-attending between 3 & 9 months - Children	289	481	60.1%	57.8%	59.6%	58.0%
% of FP17s for the same patient ID Re-attending between 3 & 9 months - Adults	696	1,369	50.8%	52.6%	52.8%	50.5%
% of FP17s for Band 1 Urgent Courses	185	1,580	11.7%	8.1%	9.1%	9.0%
% of FP17s Relating to Free Repair or Replacements	21	1,580	1.3%	1.1%	1.0%	0.8%
% of FP17s Relating to Continuations	13	1,580	0.8%	1.4%	1.2%	1.1%
% of Patients satisfied with the dentistry they have received	3	4	N/A	92.8%	91.6%	91.5%
% of Patients satisfied with the time they had to wait for an appointment	4	4	N/A	88.7%	88.3%	87.9%

* This is based on patients treated on this contract for their most recent course of treatment. Figures in italics indicate the base number of FP17s or Patient Questionnaire responses are less than 100. N/A is shown where the base number of responses is less than 10 during the period. % is calculated as Quantity/Base number*100

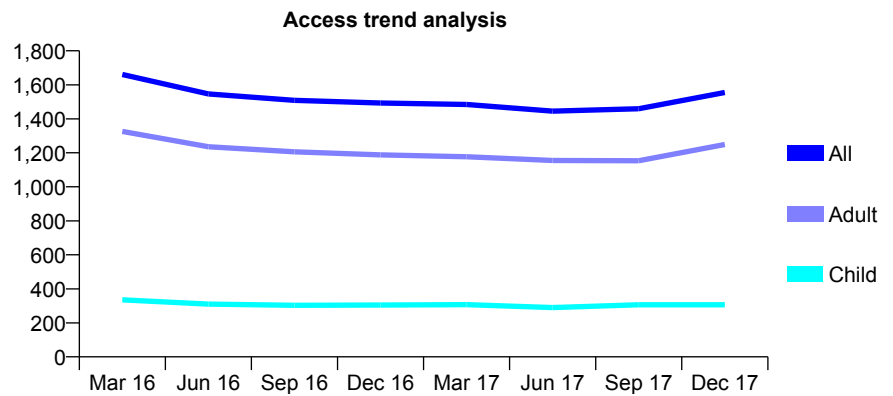
Q49 - Vital Signs At a Glance Contract Report for 275786/0007 - December 2017

Name or company name	MR MA QURAISHI
Contract type name	GDS Contract
Purpose of contract	General
Contract start date	16/12/2013
Contract end date	

17/18 Contracted general activity (UDA)	7,281
Carry forward general activity (UDA)	0
17/18 Contracted orthodontic activity (UOA)	0
Carry forward orthodontic activity (UOA)	0
Baseline contract value	£193,272.16

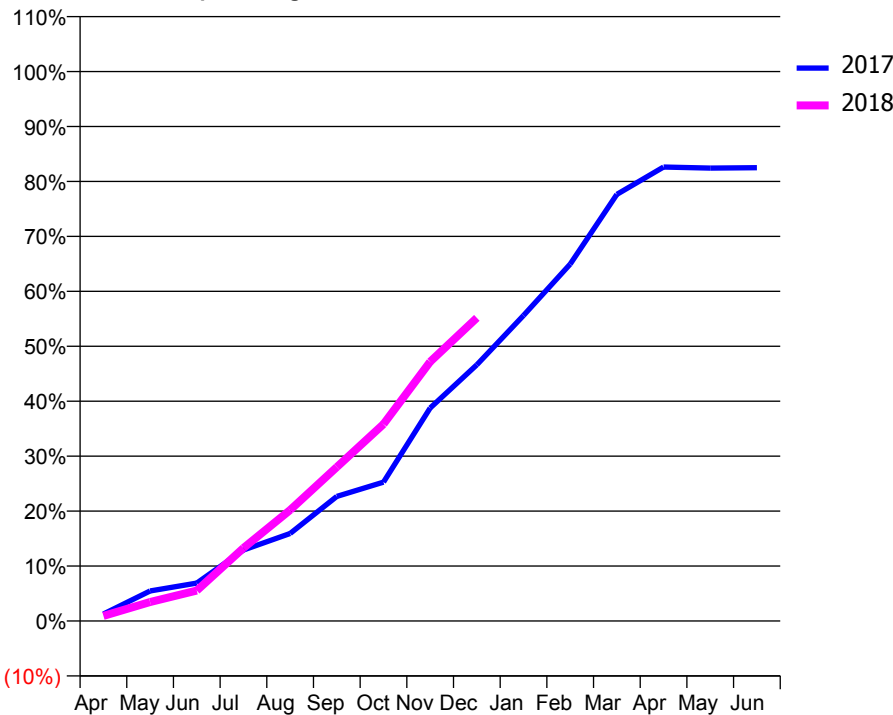
ACCESS*

Patients seen in 24 months	Total	Change since previous quarter
Quarter ending December 2016	1,493	
Quarter ending March 2017	1,484	→
Quarter ending June 2017	1,445	↓
Quarter ending September 2017	1,459	→
Quarter ending December 2017	1,555	↑
Variance since December 2016	4.2%	↑



ACTIVITY

Cumulative percentage of contracted UDA delivered 2017 & 2018



Month	Adjusted Scheduled Activity (UDA)	
	2017	2018
April	93	68
May	399	253
June	502	404
July	941	967
August	1,161	1,470
September	1,651	2,039
October	1,840	2,609
November	2,822	3,436
December	3,395	4,017
January	4,049	
February	4,728	
March	5,652	
April	6,016	
May	6,002	
June	6,006	

QUALITY

	Quantity	Base Number	Contract	AT	Region	England
% of FP17s for the same patient ID Re-attending within 3 months - Children	40	300	13.3%	10.8%	12.9%	12.0%
% of FP17s for the same patient ID Re-attending within 3 months - Adults	201	1,129	17.8%	14.4%	16.5%	15.9%
% of FP17s for the same patient ID Re-attending between 3 & 9 months - Children	111	300	37.0%	57.8%	59.6%	58.0%
% of FP17s for the same patient ID Re-attending between 3 & 9 months - Adults	440	1,129	39.0%	52.6%	52.8%	50.5%
% of FP17s for Band 1 Urgent Courses	156	1,238	12.6%	8.1%	9.1%	9.0%
% of FP17s Relating to Free Repair or Replacements	31	1,238	2.5%	1.1%	1.0%	0.8%
% of FP17s Relating to Continuations	23	1,238	1.9%	1.4%	1.2%	1.1%
% of Patients satisfied with the dentistry they have received	2	3	N/A	92.8%	91.6%	91.5%
% of Patients satisfied with the time they had to wait for an appointment	3	3	N/A	88.7%	88.3%	87.9%

* This is based on patients treated on this contract for their most recent course of treatment. Figures in italics indicate the base number of FP17s or Patient Questionnaire responses are less than 100. N/A is shown where the base number of responses is less than 10 during the period. % is calculated as Quantity/Base number*100

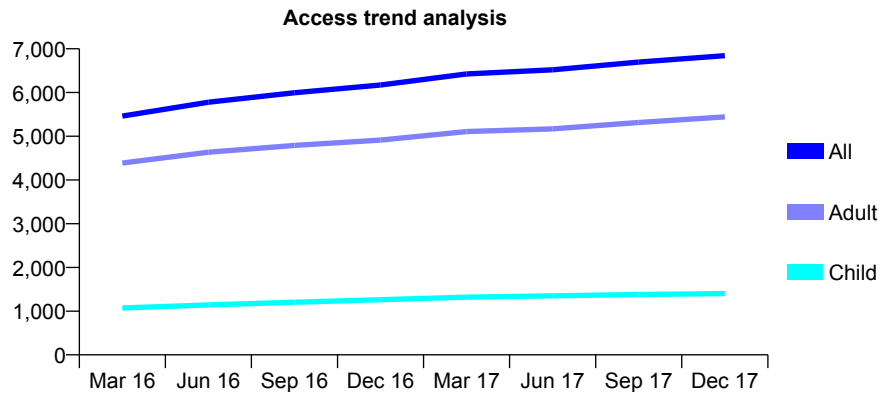
Q49 - Vital Signs At a Glance Contract Report for 303194/0003 - December 2017

Name or company name	MR AA WAUGH
Contract type name	GDS Contract
Purpose of contract	General
Contract start date	01/06/2014
Contract end date	

17/18 Contracted general activity (UDA)	21,177
Carry forward general activity (UDA)	0
17/18 Contracted orthodontic activity (UOA)	0
Carry forward orthodontic activity (UOA)	0
Baseline contract value	£470,644.87

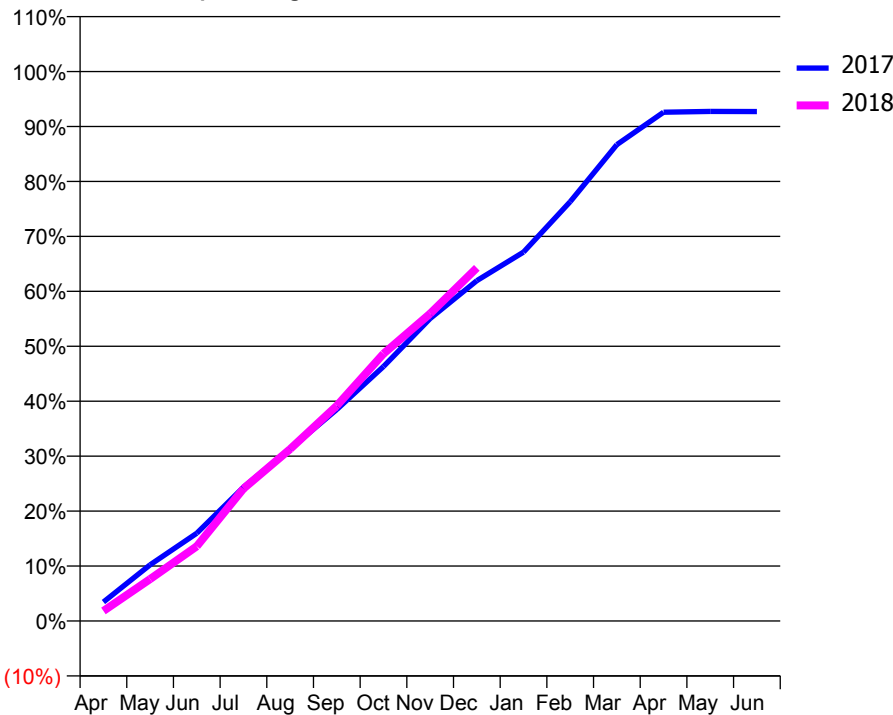
ACCESS*

Patients seen in 24 months	Total	Change since previous quarter
Quarter ending December 2016	6,172	
Quarter ending March 2017	6,426	↑
Quarter ending June 2017	6,519	→
Quarter ending September 2017	6,697	↑
Quarter ending December 2017	6,843	↑
Variance since December 2016	10.9%	↑



ACTIVITY

Cumulative percentage of contracted UDA delivered 2017 & 2018



Month	Adjusted Scheduled Activity (UDA)	
	2017	2018
April	733	387
May	2,164	1,618
June	3,385	2,880
July	5,155	5,101
August	6,630	6,625
September	8,152	8,296
October	9,807	10,302
November	11,656	11,848
December	13,118	13,608
January	14,216	
February	16,159	
March	18,358	
April	19,606	
May	19,637	
June	19,631	

QUALITY

	Quantity	Base Number	Contract	AT	Region	England
% of FP17s for the same patient ID Re-attending within 3 months - Children	59	1,231	4.8%	10.8%	12.9%	12.0%
% of FP17s for the same patient ID Re-attending within 3 months - Adults	473	4,424	10.7%	14.4%	16.5%	15.9%
% of FP17s for the same patient ID Re-attending between 3 & 9 months - Children	649	1,231	52.7%	57.8%	59.6%	58.0%
% of FP17s for the same patient ID Re-attending between 3 & 9 months - Adults	1,975	4,424	44.6%	52.6%	52.8%	50.5%
% of FP17s for Band 1 Urgent Courses	152	5,234	2.9%	8.1%	9.1%	9.0%
% of FP17s Relating to Free Repair or Replacements	36	5,234	0.7%	1.1%	1.0%	0.8%
% of FP17s Relating to Continuations	130	5,234	2.5%	1.4%	1.2%	1.1%
% of Patients satisfied with the dentistry they have received	1	2	N/A	92.8%	91.6%	91.5%
% of Patients satisfied with the time they had to wait for an appointment	2	2	N/A	88.7%	88.3%	87.9%

* This is based on patients treated on this contract for their most recent course of treatment. Figures in italics indicate the base number of FP17s or Patient Questionnaire responses are less than 100. N/A is shown where the base number of responses is less than 10 during the period. % is calculated as Quantity/Base number*100

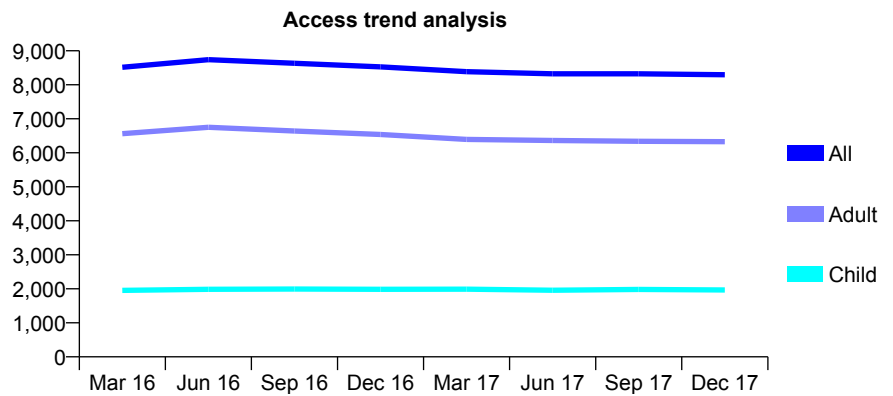
Q49 - Vital Signs At a Glance Contract Report for 303194/0004 - December 2017

Name or company name	MR AA WAUGH
Contract type name	GDS Contract
Purpose of contract	General
Contract start date	01/06/2014
Contract end date	

17/18 Contracted general activity (UDA)	29,358
Carry forward general activity (UDA)	-458
17/18 Contracted orthodontic activity (UOA)	0
Carry forward orthodontic activity (UOA)	0
Baseline contract value	£706,223.82

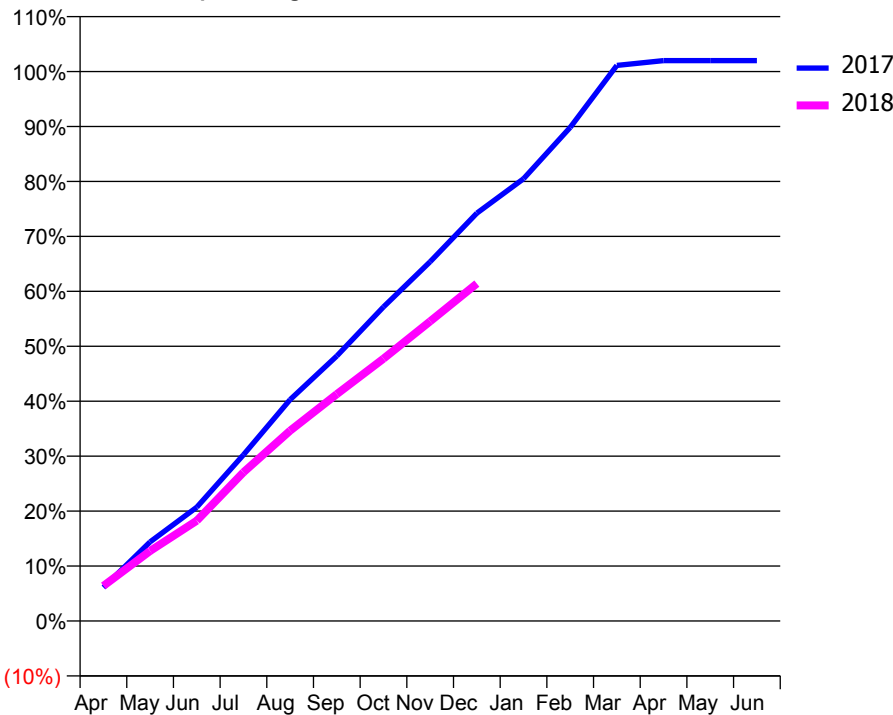
ACCESS*

Patients seen in 24 months	Total	Change since previous quarter
Quarter ending December 2016	8,527	
Quarter ending March 2017	8,385	↓
Quarter ending June 2017	8,322	→
Quarter ending September 2017	8,325	→
Quarter ending December 2017	8,296	→
Variance since December 2016	(2.7%)	↓



ACTIVITY

Cumulative percentage of contracted UDA delivered 2017 & 2018



Month	Adjusted Scheduled Activity (UDA)	
	2017	2018
April	1,409	1,880
May	3,319	3,747
June	4,771	5,360
July	6,973	7,947
August	9,289	10,171
September	11,118	12,124
October	13,175	14,017
November	15,073	16,013
December	17,108	18,027
January	18,547	
February	20,704	
March	23,303	
April	23,503	
May	23,506	
June	23,506	

QUALITY

	Quantity	Base Number	Contract	AT	Region	England
% of FP17s for the same patient ID Re-attending within 3 months - Children	85	1,850	4.6%	10.8%	12.9%	12.0%
% of FP17s for the same patient ID Re-attending within 3 months - Adults	506	5,302	9.5%	14.4%	16.5%	15.9%
% of FP17s for the same patient ID Re-attending between 3 & 9 months - Children	1,075	1,850	58.1%	57.8%	59.6%	58.0%
% of FP17s for the same patient ID Re-attending between 3 & 9 months - Adults	2,787	5,302	52.6%	52.6%	52.8%	50.5%
% of FP17s for Band 1 Urgent Courses	131	7,057	1.9%	8.1%	9.1%	9.0%
% of FP17s Relating to Free Repair or Replacements	63	7,057	0.9%	1.1%	1.0%	0.8%
% of FP17s Relating to Continuations	128	7,057	1.8%	1.4%	1.2%	1.1%
% of Patients satisfied with the dentistry they have received	10	11	90.9%	92.8%	91.6%	91.5%
% of Patients satisfied with the time they had to wait for an appointment	10	11	90.9%	88.7%	88.3%	87.9%

* This is based on patients treated on this contract for their most recent course of treatment. Figures in italics indicate the base number of FP17s or Patient Questionnaire responses are less than 100. N/A is shown where the base number of responses is less than 10 during the period. % is calculated as Quantity/Base number*100

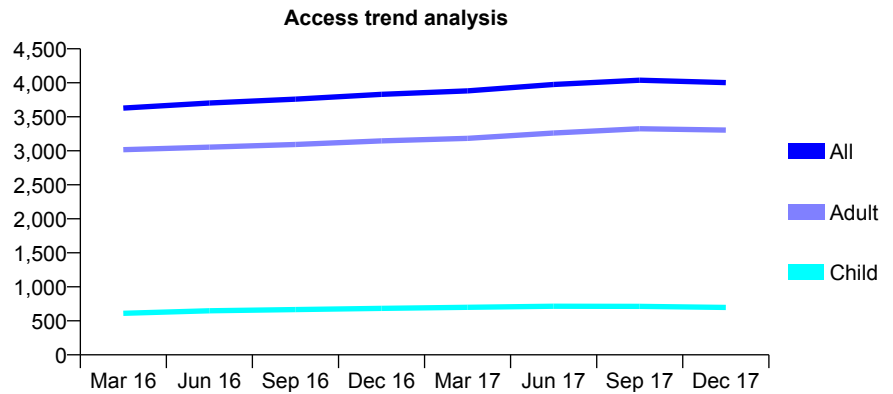
Q49 - Vital Signs At a Glance Contract Report for 306266/0001 - December 2017

Name or company name	Mr YA Nojib and Mr J Robinson
Contract type name	GDS Contract
Purpose of contract	General
Contract start date	01/04/2006
Contract end date	

17/18 Contracted general activity (UDA)	10,000
Carry forward general activity (UDA)	-160
17/18 Contracted orthodontic activity (UOA)	0
Carry forward orthodontic activity (UOA)	0
Baseline contract value	£277,056.21

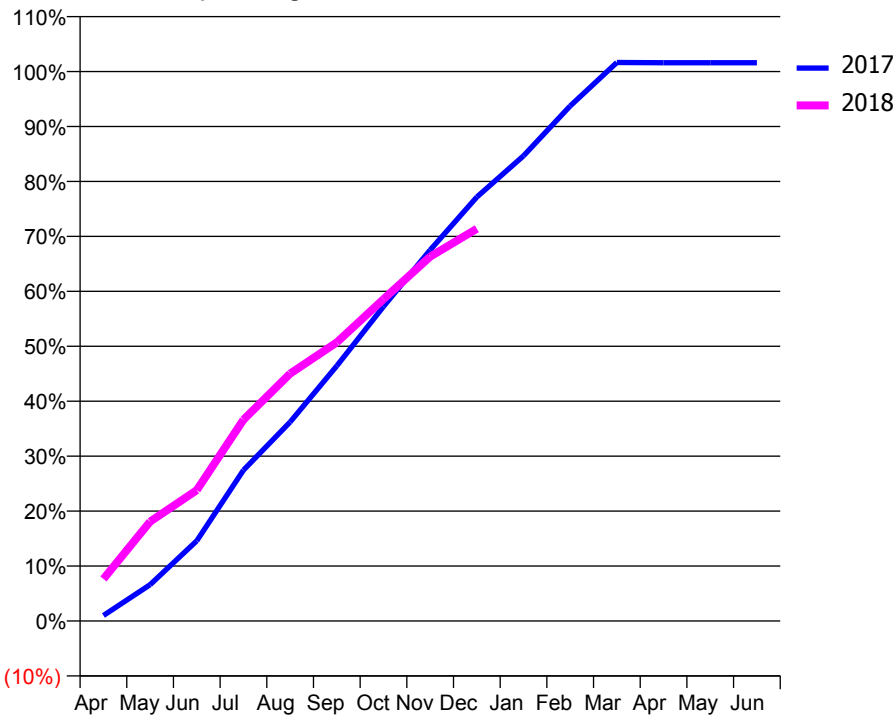
ACCESS*

Patients seen in 24 months	Total	Change since previous quarter
Quarter ending December 2016	3,830	
Quarter ending March 2017	3,882	→
Quarter ending June 2017	3,976	↑
Quarter ending September 2017	4,038	→
Quarter ending December 2017	4,002	→
Variance since December 2016	4.5%	↑



ACTIVITY

Cumulative percentage of contracted UDA delivered 2017 & 2018



Month	Adjusted Scheduled Activity (UDA)	
	2017	2018
April	100	765
May	661	1,809
June	1,459	2,381
July	2,746	3,664
August	3,622	4,503
September	4,644	5,070
October	5,723	5,857
November	6,752	6,630
December	7,716	7,138
January	8,465	
February	9,373	
March	10,164	
April	10,159	
May	10,160	
June	10,160	

QUALITY

	Quantity	Base Number	Contract	AT	Region	England
% of FP17s for the same patient ID Re-attending within 3 months - Children	39	668	5.8%	10.8%	12.9%	12.0%
% of FP17s for the same patient ID Re-attending within 3 months - Adults	417	3,155	13.2%	14.4%	16.5%	15.9%
% of FP17s for the same patient ID Re-attending between 3 & 9 months - Children	391	668	58.5%	57.8%	59.6%	58.0%
% of FP17s for the same patient ID Re-attending between 3 & 9 months - Adults	1,697	3,155	53.8%	52.6%	52.8%	50.5%
% of FP17s for Band 1 Urgent Courses	334	3,669	9.1%	8.1%	9.1%	9.0%
% of FP17s Relating to Free Repair or Replacements	42	3,669	1.1%	1.1%	1.0%	0.8%
% of FP17s Relating to Continuations	72	3,669	2.0%	1.4%	1.2%	1.1%
% of Patients satisfied with the dentistry they have received	9	9	N/A	92.8%	91.6%	91.5%
% of Patients satisfied with the time they had to wait for an appointment	9	9	N/A	88.7%	88.3%	87.9%

* This is based on patients treated on this contract for their most recent course of treatment. Figures in italics indicate the base number of FP17s or Patient Questionnaire responses are less than 100. N/A is shown where the base number of responses is less than 10 during the period. % is calculated as Quantity/Base number*100

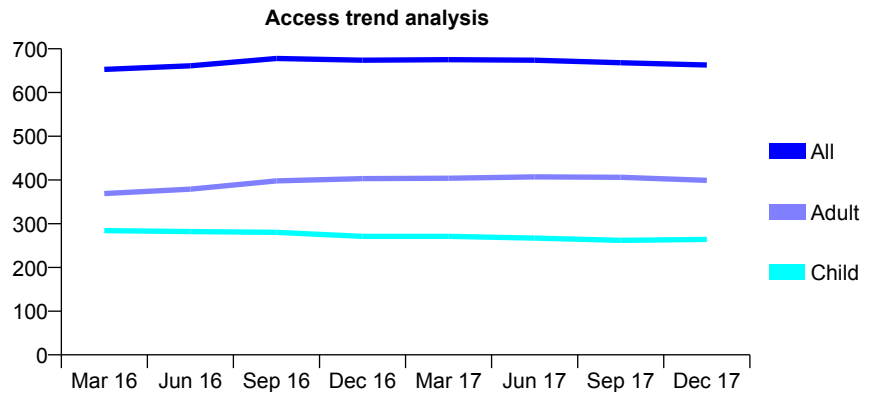
Q49 - Vital Signs At a Glance Contract Report for 309516/0001 - December 2017

Name or company name	DR ID GRIME
Contract type name	GDS Contract
Purpose of contract	General
Contract start date	01/04/2006
Contract end date	

17/18 Contracted general activity (UDA)	1,650
Carry forward general activity (UDA)	13
17/18 Contracted orthodontic activity (UOA)	0
Carry forward orthodontic activity (UOA)	0
Baseline contract value	£42,716.50

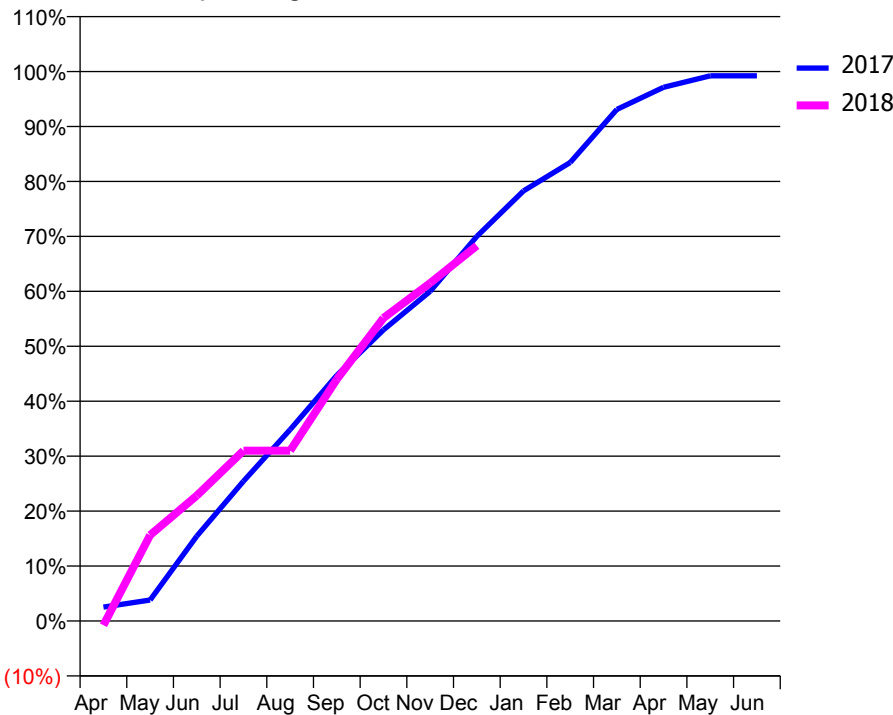
ACCESS*

Patients seen in 24 months	Total	Change since previous quarter
Quarter ending December 2016	674	
Quarter ending March 2017	675	→
Quarter ending June 2017	674	→
Quarter ending September 2017	668	→
Quarter ending December 2017	663	→
Variance since December 2016	(1.6%)	↓



ACTIVITY

Cumulative percentage of contracted UDA delivered 2017 & 2018



Month	Adjusted Scheduled Activity (UDA)	
	2017	2018
April	42	-13
May	63	258
June	255	377
July	420	512
August	575	512
September	738	726
October	874	910
November	990	1,015
December	1,155	1,127
January	1,291	
February	1,377	
March	1,536	
April	1,603	
May	1,637	
June	1,637	

QUALITY

	Quantity	Base Number	Contract	AT	Region	England
% of FP17s for the same patient ID Re-attending within 3 months - Children	18	297	6.1%	10.8%	12.9%	12.0%
% of FP17s for the same patient ID Re-attending within 3 months - Adults	45	419	10.7%	14.4%	16.5%	15.9%
% of FP17s for the same patient ID Re-attending between 3 & 9 months - Children	198	297	66.7%	57.8%	59.6%	58.0%
% of FP17s for the same patient ID Re-attending between 3 & 9 months - Adults	280	419	66.8%	52.6%	52.8%	50.5%
% of FP17s for Band 1 Urgent Courses	25	644	3.9%	8.1%	9.1%	9.0%
% of FP17s Relating to Free Repair or Replacements	0	644	0.0%	1.1%	1.0%	0.8%
% of FP17s Relating to Continuations	7	644	1.1%	1.4%	1.2%	1.1%
% of Patients satisfied with the dentistry they have received	0	0	N/A	92.8%	91.6%	91.5%
% of Patients satisfied with the time they had to wait for an appointment	0	0	N/A	88.7%	88.3%	87.9%

* This is based on patients treated on this contract for their most recent course of treatment. Figures in italics indicate the base number of FP17s or Patient Questionnaire responses are less than 100. N/A is shown where the base number of responses is less than 10 during the period. % is calculated as Quantity/Base number*100

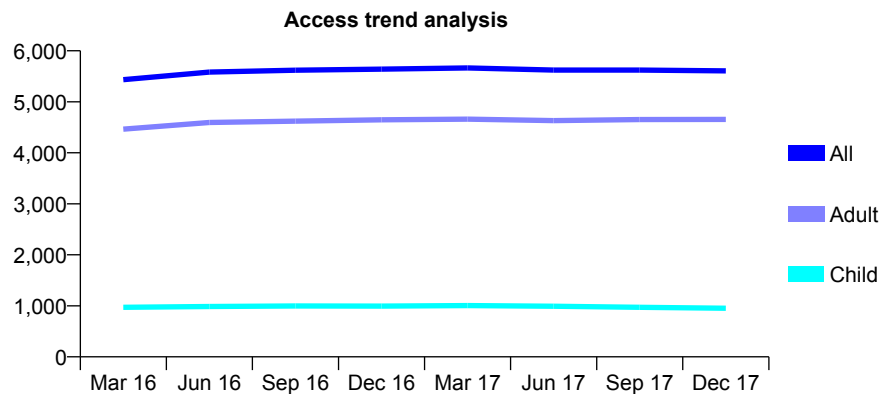
Q49 - Vital Signs At a Glance Contract Report for 320978/0001 - December 2017

Name or company name	MR SL MCKENZIE
Contract type name	GDS Contract
Purpose of contract	General and Orthodontic
Contract start date	01/04/2006
Contract end date	

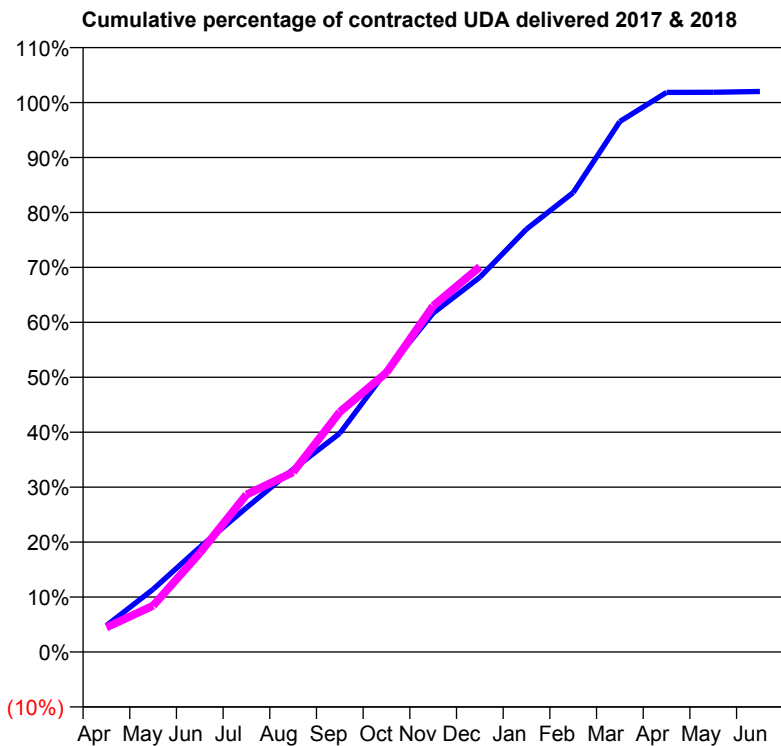
17/18 Contracted general activity (UDA)	13,427
Carry forward general activity (UDA)	-262
17/18 Contracted orthodontic activity (UOA)	0
Carry forward orthodontic activity (UOA)	0
Baseline contract value	£394,384.61

ACCESS*

Patients seen in 24 months	Total	Change since previous quarter
Quarter ending December 2016	5,640	
Quarter ending March 2017	5,665	→
Quarter ending June 2017	5,623	→
Quarter ending September 2017	5,621	→
Quarter ending December 2017	5,607	→
Variance since December 2016	(0.6%)	→



ACTIVITY



Month	Adjusted Scheduled Activity (UDA)	
	2017	2018
April	632	602
May	1,493	1,134
June	2,494	2,420
July	3,437	3,845
August	4,352	4,395
September	5,210	5,868
October	6,698	6,828
November	8,072	8,456
December	8,927	9,410
January	10,072	
February	10,941	
March	12,636	
April	13,327	
May	13,329	
June	13,350	

QUALITY

	Quantity	Base Number	Contract	AT	Region	England
% of FP17s for the same patient ID Re-attending within 3 months - Children	84	1,008	8.3%	10.8%	12.9%	12.0%
% of FP17s for the same patient ID Re-attending within 3 months - Adults	986	4,834	20.4%	14.4%	16.5%	15.9%
% of FP17s for the same patient ID Re-attending between 3 & 9 months - Children	580	1,008	57.5%	57.8%	59.6%	58.0%
% of FP17s for the same patient ID Re-attending between 3 & 9 months - Adults	2,381	4,834	49.3%	52.6%	52.8%	50.5%
% of FP17s for Band 1 Urgent Courses	602	5,052	11.9%	8.1%	9.1%	9.0%
% of FP17s Relating to Free Repair or Replacements	26	5,052	0.5%	1.1%	1.0%	0.8%
% of FP17s Relating to Continuations	75	5,052	1.5%	1.4%	1.2%	1.1%
% of Patients satisfied with the dentistry they have received	75	80	93.8%	92.8%	91.6%	91.5%
% of Patients satisfied with the time they had to wait for an appointment	72	80	90.0%	88.7%	88.3%	87.9%

* This is based on patients treated on this contract for their most recent course of treatment. Figures in italics indicate the base number of FP17s or Patient Questionnaire responses are less than 100. N/A is shown where the base number of responses is less than 10 during the period. % is calculated as Quantity/Base number*100

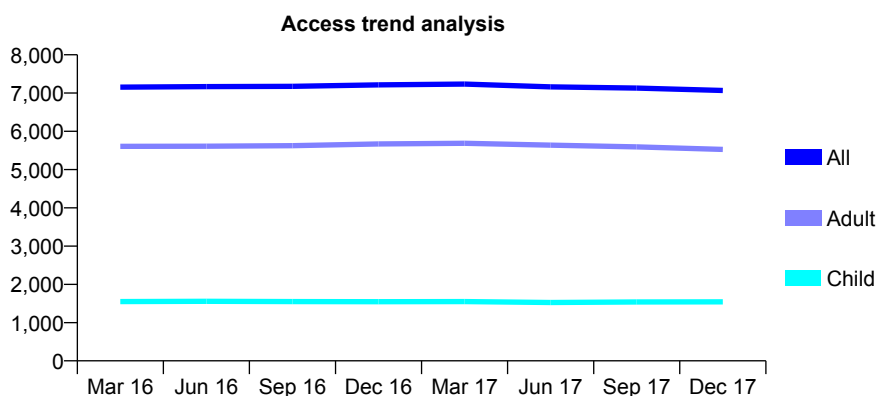
Q49 - Vital Signs At a Glance Contract Report for 324604/0001 - December 2017

Name or company name	MR MG HAILS
Contract type name	GDS Contract
Purpose of contract	General and Orthodontic
Contract start date	01/04/2006
Contract end date	

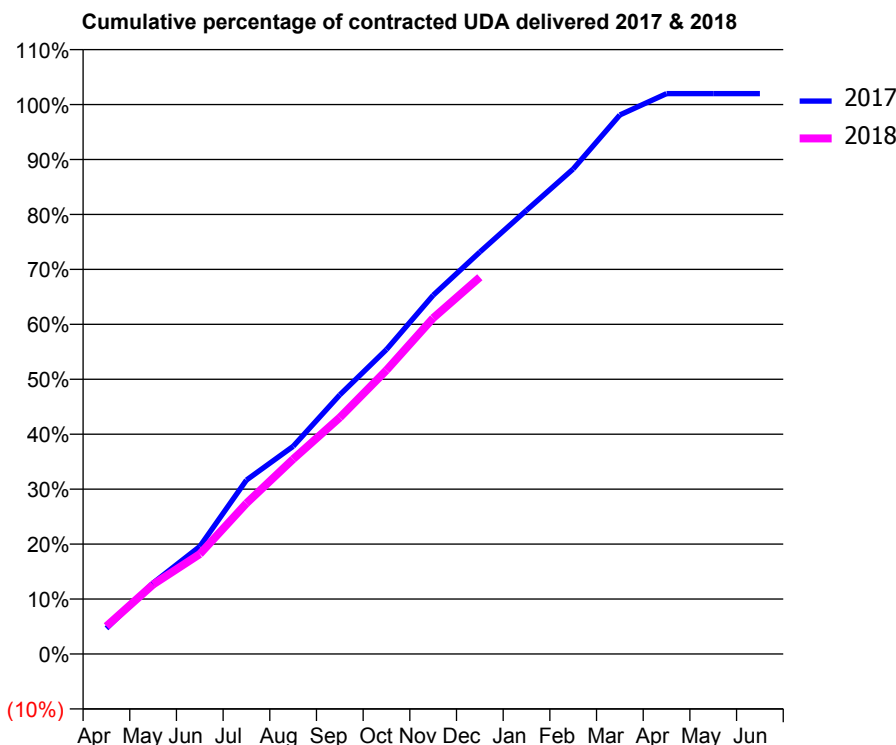
17/18 Contracted general activity (UDA)	19,424
Carry forward general activity (UDA)	-380
17/18 Contracted orthodontic activity (UOA)	119
Carry forward orthodontic activity (UOA)	0
Baseline contract value	£448,682.61

ACCESS*

Patients seen in 24 months	Total	Change since previous quarter
Quarter ending December 2016	7,214	
Quarter ending March 2017	7,236	→
Quarter ending June 2017	7,162	↓
Quarter ending September 2017	7,131	→
Quarter ending December 2017	7,067	→
Variance since December 2016	(2.0%)	↓



ACTIVITY



Month	Adjusted Scheduled Activity (UDA)	
	2017	2018
April	894	983
May	2,471	2,458
June	3,741	3,532
July	6,049	5,327
August	7,224	6,887
September	9,014	8,359
October	10,594	10,034
November	12,477	11,877
December	13,984	13,317
January	15,434	
February	16,871	
March	18,748	
April	19,493	
May	19,494	
June	19,494	

QUALITY

	Quantity	Base Number	Contract	AT	Region	England
% of FP17s for the same patient ID Re-attending within 3 months - Children	76	1,435	5.3%	10.8%	12.9%	12.0%
% of FP17s for the same patient ID Re-attending within 3 months - Adults	593	4,915	12.1%	14.4%	16.5%	15.9%
% of FP17s for the same patient ID Re-attending between 3 & 9 months - Children	804	1,435	56.0%	57.8%	59.6%	58.0%
% of FP17s for the same patient ID Re-attending between 3 & 9 months - Adults	2,581	4,915	52.5%	52.6%	52.8%	50.5%
% of FP17s for Band 1 Urgent Courses	403	6,007	6.7%	8.1%	9.1%	9.0%
% of FP17s Relating to Free Repair or Replacements	28	6,007	0.5%	1.1%	1.0%	0.8%
% of FP17s Relating to Continuations	119	6,007	2.0%	1.4%	1.2%	1.1%
% of Patients satisfied with the dentistry they have received	8	8	N/A	92.8%	91.6%	91.5%
% of Patients satisfied with the time they had to wait for an appointment	8	8	N/A	88.7%	88.3%	87.9%

* This is based on patients treated on this contract for their most recent course of treatment. Figures in italics indicate the base number of FP17s or Patient Questionnaire responses are less than 100. N/A is shown where the base number of responses is less than 10 during the period. % is calculated as Quantity/Base number*100

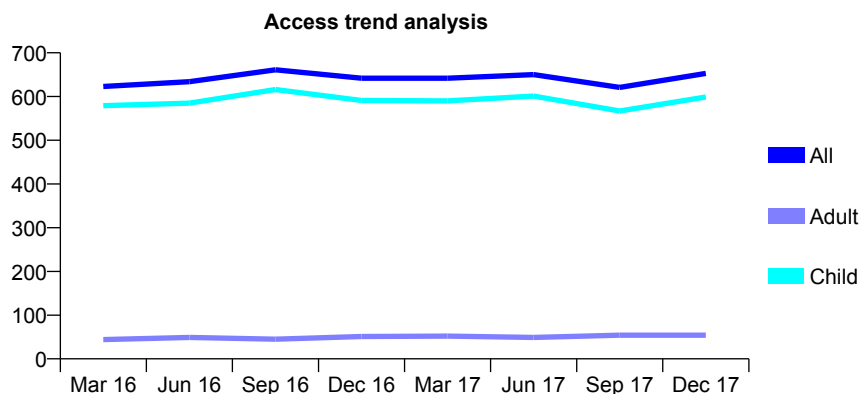
Q49 - Vital Signs At a Glance Contract Report for 326976/0001 - December 2017

Name or company name	MR RA HELLEN
Contract type name	GDS Contract
Purpose of contract	General
Contract start date	01/04/2006
Contract end date	

17/18 Contracted general activity (UDA)	1,300
Carry forward general activity (UDA)	-26
17/18 Contracted orthodontic activity (UOA)	0
Carry forward orthodontic activity (UOA)	0
Baseline contract value	£31,409.59

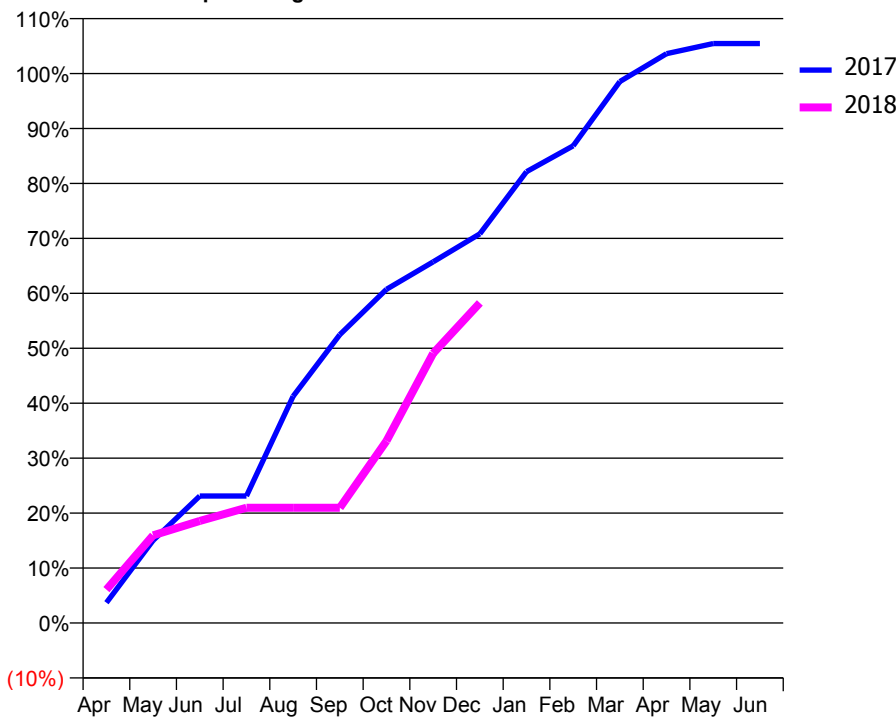
ACCESS*

Patients seen in 24 months	Total	Change since previous quarter
Quarter ending December 2016	642	
Quarter ending March 2017	642	→
Quarter ending June 2017	650	→
Quarter ending September 2017	621	↓
Quarter ending December 2017	653	↑
Variance since December 2016	1.7%	→



ACTIVITY

Cumulative percentage of contracted UDA delivered 2017 & 2018



Month	Adjusted Scheduled Activity (UDA)	
	2017	2018
April	48	79
May	195	207
June	301	241
July	301	273
August	536	273
September	682	273
October	790	431
November	855	638
December	921	757
January	1,068	
February	1,129	
March	1,281	
April	1,347	
May	1,371	
June	1,371	

QUALITY

	Quantity	Base Number	Contract	AT	Region	England
% of FP17s for the same patient ID Re-attending within 3 months - Children	83	739	11.2%	10.8%	12.9%	12.0%
% of FP17s for the same patient ID Re-attending within 3 months - Adults	0	0	N/A	14.4%	16.5%	15.9%
% of FP17s for the same patient ID Re-attending between 3 & 9 months - Children	428	739	57.9%	57.8%	59.6%	58.0%
% of FP17s for the same patient ID Re-attending between 3 & 9 months - Adults	0	0	N/A	52.6%	52.8%	50.5%
% of FP17s for Band 1 Urgent Courses	17	691	2.5%	8.1%	9.1%	9.0%
% of FP17s Relating to Free Repair or Replacements	0	691	0.0%	1.1%	1.0%	0.8%
% of FP17s Relating to Continuations	25	691	3.6%	1.4%	1.2%	1.1%
% of Patients satisfied with the dentistry they have received	0	0	N/A	92.8%	91.6%	91.5%
% of Patients satisfied with the time they had to wait for an appointment	0	0	N/A	88.7%	88.3%	87.9%

* This is based on patients treated on this contract for their most recent course of treatment. Figures in italics indicate the base number of FP17s or Patient Questionnaire responses are less than 100. N/A is shown where the base number of responses is less than 10 during the period. % is calculated as Quantity/Base number*100

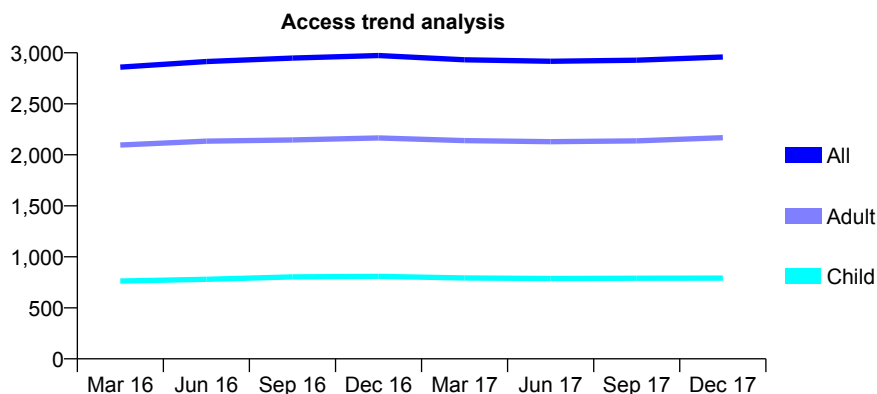
Q49 - Vital Signs At a Glance Contract Report for 327646/0001 - December 2017

Name or company name	MR TW CHEUNG
Contract type name	GDS Contract
Purpose of contract	General
Contract start date	01/04/2006
Contract end date	

17/18 Contracted general activity (UDA)	12,362
Carry forward general activity (UDA)	0
17/18 Contracted orthodontic activity (UOA)	0
Carry forward orthodontic activity (UOA)	0
Baseline contract value	£292,313.10

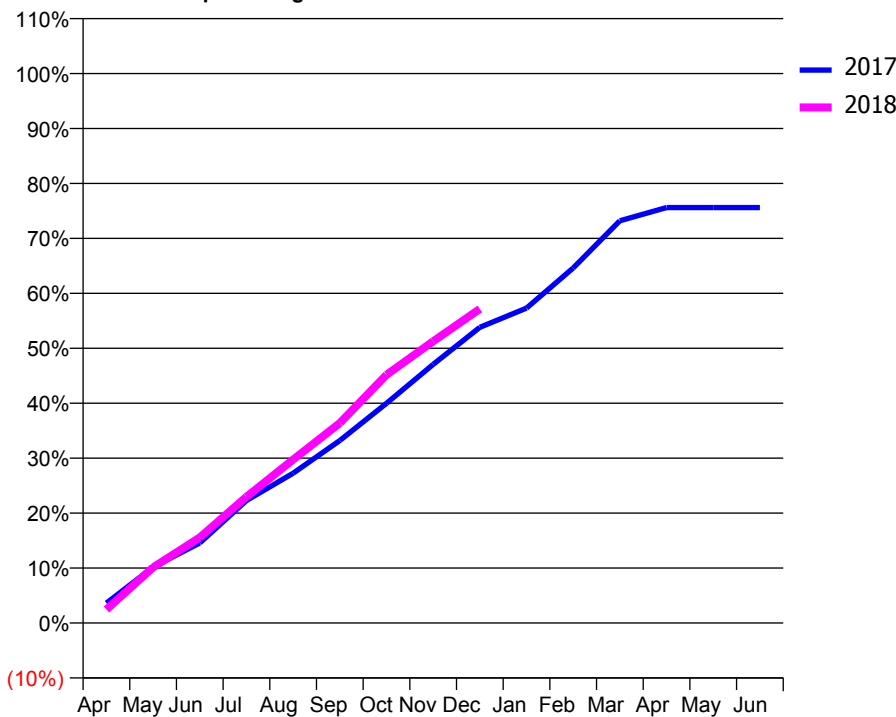
ACCESS*

Patients seen in 24 months	Total	Change since previous quarter
Quarter ending December 2016	2,973	
Quarter ending March 2017	2,932	↓
Quarter ending June 2017	2,917	→
Quarter ending September 2017	2,927	→
Quarter ending December 2017	2,959	→
Variance since December 2016	(0.5%)	→



ACTIVITY

Cumulative percentage of contracted UDA delivered 2017 & 2018



Month	Adjusted Scheduled Activity (UDA)	
	2017	2018
April	450	305
May	1,257	1,252
June	1,801	1,925
July	2,755	2,840
August	3,369	3,676
September	4,105	4,499
October	4,942	5,585
November	5,819	6,337
December	6,653	7,067
January	7,084	
February	7,987	
March	9,050	
April	9,347	
May	9,347	
June	9,347	

QUALITY

	Quantity	Base Number	Contract	AT	Region	England
% of FP17s for the same patient ID Re-attending within 3 months - Children	58	924	6.3%	10.8%	12.9%	12.0%
% of FP17s for the same patient ID Re-attending within 3 months - Adults	210	2,101	10.0%	14.4%	16.5%	15.9%
% of FP17s for the same patient ID Re-attending between 3 & 9 months - Children	492	924	53.2%	57.8%	59.6%	58.0%
% of FP17s for the same patient ID Re-attending between 3 & 9 months - Adults	1,033	2,101	49.2%	52.6%	52.8%	50.5%
% of FP17s for Band 1 Urgent Courses	88	2,913	3.0%	8.1%	9.1%	9.0%
% of FP17s Relating to Free Repair or Replacements	23	2,913	0.8%	1.1%	1.0%	0.8%
% of FP17s Relating to Continuations	42	2,913	1.4%	1.4%	1.2%	1.1%
% of Patients satisfied with the dentistry they have received	4	5	N/A	92.8%	91.6%	91.5%
% of Patients satisfied with the time they had to wait for an appointment	3	5	N/A	88.7%	88.3%	87.9%

* This is based on patients treated on this contract for their most recent course of treatment. Figures in italics indicate the base number of FP17s or Patient Questionnaire responses are less than 100. N/A is shown where the base number of responses is less than 10 during the period. % is calculated as Quantity/Base number*100

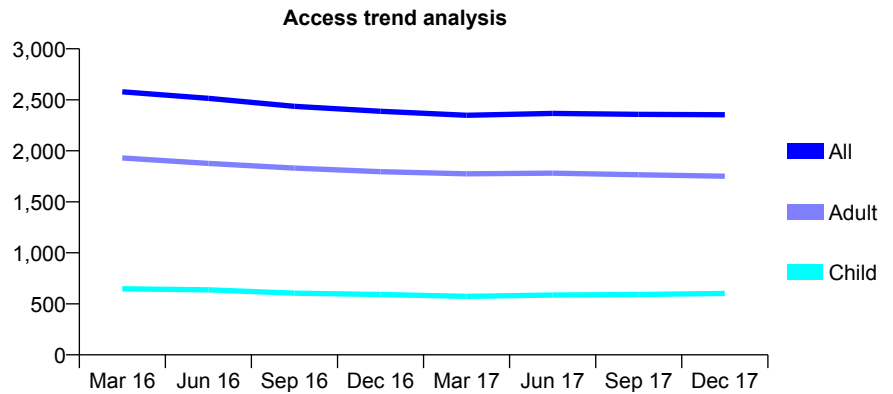
Q49 - Vital Signs At a Glance Contract Report for 329711/0001 - December 2017

Name or company name	MR S NEPALI
Contract type name	GDS Contract
Purpose of contract	General and Orthodontic
Contract start date	01/04/2006
Contract end date	

17/18 Contracted general activity (UDA)	9,100
Carry forward general activity (UDA)	0
17/18 Contracted orthodontic activity (UOA)	250
Carry forward orthodontic activity (UOA)	0
Baseline contract value	£231,550.00

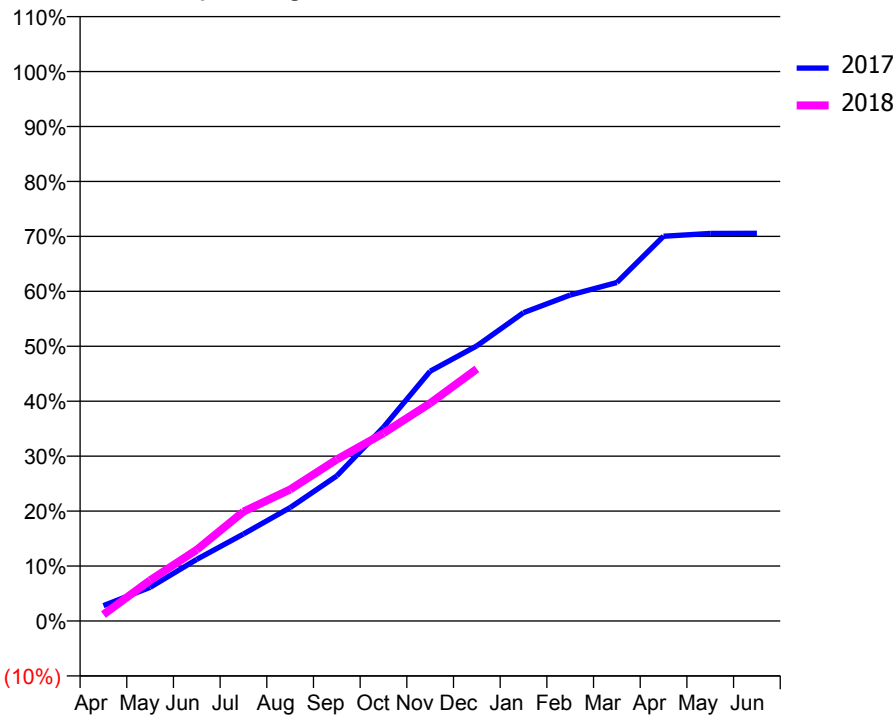
ACCESS*

Patients seen in 24 months	Total	Change since previous quarter
Quarter ending December 2016	2,387	
Quarter ending March 2017	2,348	↓
Quarter ending June 2017	2,367	→
Quarter ending September 2017	2,357	→
Quarter ending December 2017	2,353	→
Variance since December 2016	(1.4%)	↓



ACTIVITY

Cumulative percentage of contracted UDA delivered 2017 & 2018



Month	Adjusted Scheduled Activity (UDA)	
	2017	2018
April	256	108
May	557	675
June	1,021	1,181
July	1,440	1,812
August	1,878	2,177
September	2,403	2,675
October	3,210	3,111
November	4,137	3,608
December	4,556	4,175
January	5,107	
February	5,398	
March	5,605	
April	6,372	
May	6,419	
June	6,421	

QUALITY

	Quantity	Base Number	Contract	AT	Region	England
% of FP17s for the same patient ID Re-attending within 3 months - Children	41	611	6.7%	10.8%	12.9%	12.0%
% of FP17s for the same patient ID Re-attending within 3 months - Adults	202	1,762	11.5%	14.4%	16.5%	15.9%
% of FP17s for the same patient ID Re-attending between 3 & 9 months - Children	302	611	49.4%	57.8%	59.6%	58.0%
% of FP17s for the same patient ID Re-attending between 3 & 9 months - Adults	937	1,762	53.2%	52.6%	52.8%	50.5%
% of FP17s for Band 1 Urgent Courses	128	2,039	6.3%	8.1%	9.1%	9.0%
% of FP17s Relating to Free Repair or Replacements	13	2,039	0.6%	1.1%	1.0%	0.8%
% of FP17s Relating to Continuations	36	2,039	1.8%	1.4%	1.2%	1.1%
% of Patients satisfied with the dentistry they have received	2	2	N/A	92.8%	91.6%	91.5%
% of Patients satisfied with the time they had to wait for an appointment	2	2	N/A	88.7%	88.3%	87.9%

* This is based on patients treated on this contract for their most recent course of treatment. Figures in italics indicate the base number of FP17s or Patient Questionnaire responses are less than 100. N/A is shown where the base number of responses is less than 10 during the period. % is calculated as Quantity/Base number*100

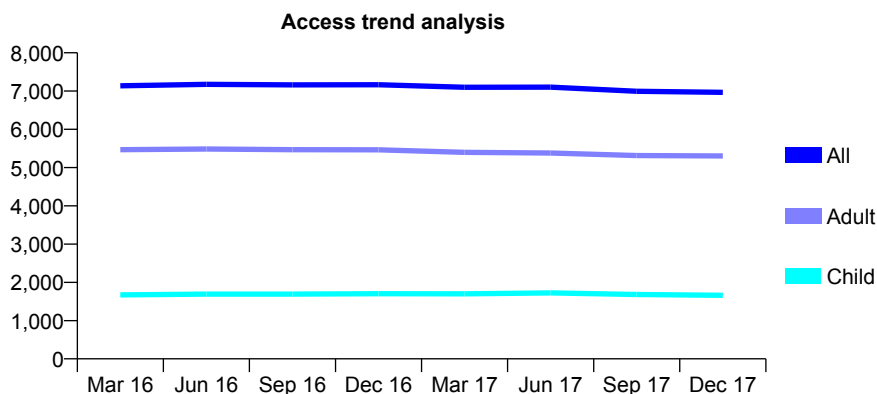
Q49 - Vital Signs At a Glance Contract Report for 331015/0001 - December 2017

Name or company name	MR KC MCCARTHY
Contract type name	GDS Contract
Purpose of contract	General
Contract start date	01/04/2006
Contract end date	

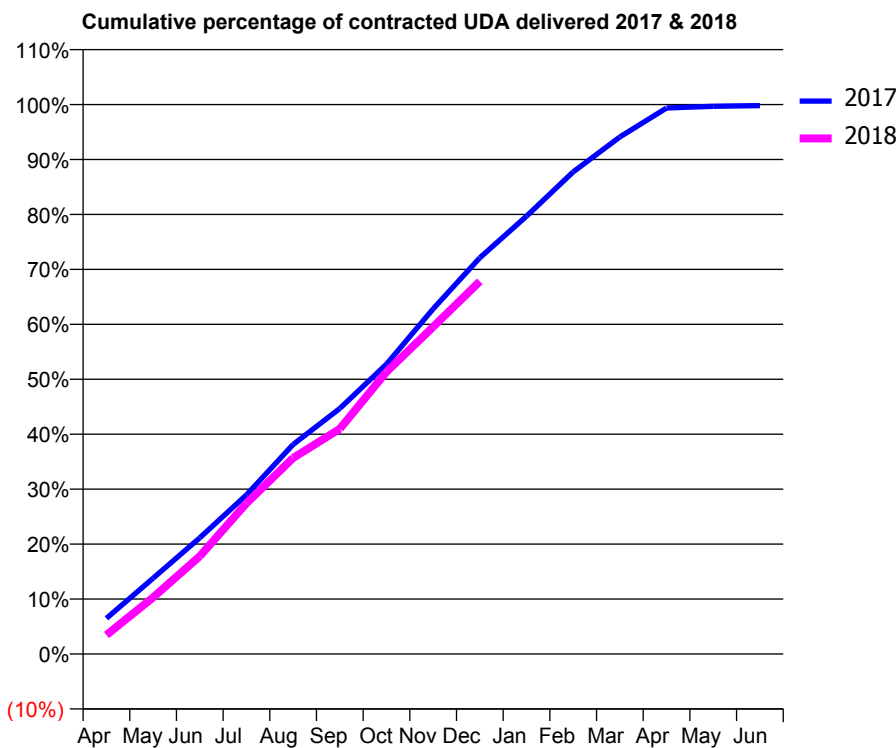
17/18 Contracted general activity (UDA)	16,742
Carry forward general activity (UDA)	35
17/18 Contracted orthodontic activity (UOA)	0
Carry forward orthodontic activity (UOA)	0
Baseline contract value	£452,046.99

ACCESS*

Patients seen in 24 months	Total	Change since previous quarter
Quarter ending December 2016	7,166	
Quarter ending March 2017	7,099	→
Quarter ending June 2017	7,104	→
Quarter ending September 2017	6,996	↓
Quarter ending December 2017	6,965	→
Variance since December 2016	(2.8%)	↓



ACTIVITY



Month	Adjusted Scheduled Activity (UDA)	
	2017	2018
April	1,087	579
May	2,311	1,726
June	3,539	2,982
July	4,848	4,594
August	6,385	5,975
September	7,480	6,860
October	8,831	8,596
November	10,516	9,969
December	12,073	11,352
January	13,340	
February	14,688	
March	15,754	
April	16,637	
May	16,690	
June	16,707	

QUALITY

	Quantity	Base Number	Contract	AT	Region	England
% of FP17s for the same patient ID Re-attending within 3 months - Children	67	1,419	4.7%	10.8%	12.9%	12.0%
% of FP17s for the same patient ID Re-attending within 3 months - Adults	364	3,868	9.4%	14.4%	16.5%	15.9%
% of FP17s for the same patient ID Re-attending between 3 & 9 months - Children	322	1,419	22.7%	57.8%	59.6%	58.0%
% of FP17s for the same patient ID Re-attending between 3 & 9 months - Adults	871	3,868	22.5%	52.6%	52.8%	50.5%
% of FP17s for Band 1 Urgent Courses	201	4,944	4.1%	8.1%	9.1%	9.0%
% of FP17s Relating to Free Repair or Replacements	91	4,944	1.8%	1.1%	1.0%	0.8%
% of FP17s Relating to Continuations	98	4,944	2.0%	1.4%	1.2%	1.1%
% of Patients satisfied with the dentistry they have received	2	4	N/A	92.8%	91.6%	91.5%
% of Patients satisfied with the time they had to wait for an appointment	4	4	N/A	88.7%	88.3%	87.9%

* This is based on patients treated on this contract for their most recent course of treatment. Figures in italics indicate the base number of FP17s or Patient Questionnaire responses are less than 100. N/A is shown where the base number of responses is less than 10 during the period. % is calculated as Quantity/Base number*100

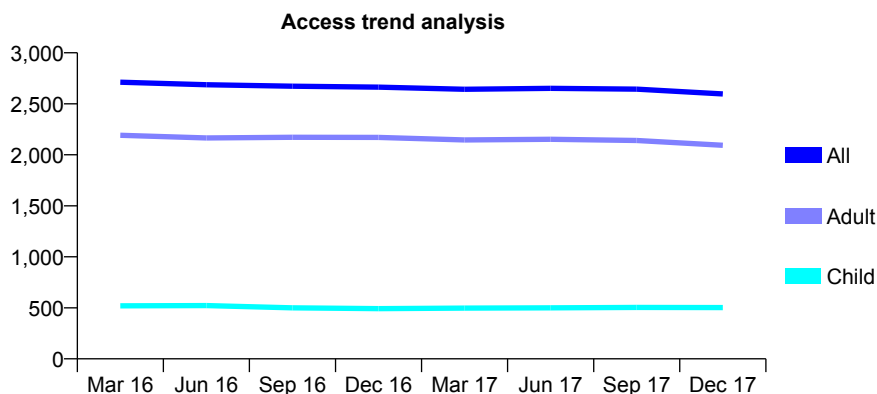
Q49 - Vital Signs At a Glance Contract Report for 333026/0002 - December 2017

Name or company name	MR K NUTT
Contract type name	GDS Contract
Purpose of contract	General
Contract start date	01/04/2006
Contract end date	

17/18 Contracted general activity (UDA)	8,454
Carry forward general activity (UDA)	-169
17/18 Contracted orthodontic activity (UOA)	0
Carry forward orthodontic activity (UOA)	0
Baseline contract value	£209,927.66

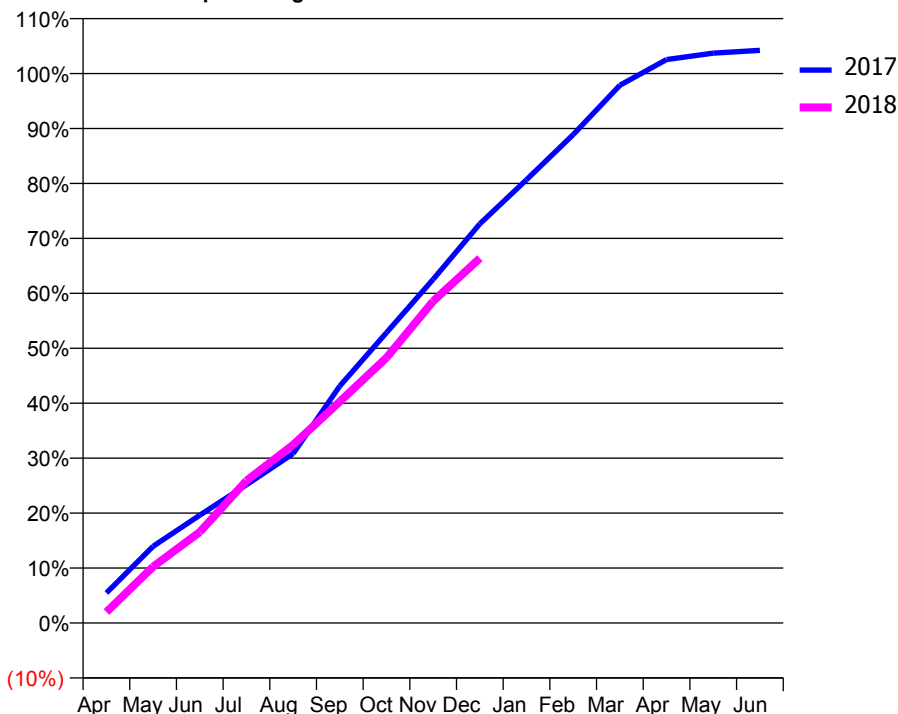
ACCESS*

Patients seen in 24 months	Total	Change since previous quarter
Quarter ending December 2016	2,663	
Quarter ending March 2017	2,643	→
Quarter ending June 2017	2,652	→
Quarter ending September 2017	2,644	→
Quarter ending December 2017	2,597	↓
Variance since December 2016	(2.5%)	↓



ACTIVITY

Cumulative percentage of contracted UDA delivered 2017 & 2018



Month	Adjusted Scheduled Activity (UDA)	
	2017	2018
April	462	169
May	1,180	867
June	1,659	1,400
July	2,127	2,190
August	2,607	2,742
September	3,646	3,406
October	4,468	4,082
November	5,289	4,951
December	6,141	5,612
January	6,821	
February	7,514	
March	8,272	
April	8,669	
May	8,766	
June	8,810	

QUALITY

	Quantity	Base Number	Contract	AT	Region	England
% of FP17s for the same patient ID Re-attending within 3 months - Children	39	616	6.3%	10.8%	12.9%	12.0%
% of FP17s for the same patient ID Re-attending within 3 months - Adults	370	2,494	14.8%	14.4%	16.5%	15.9%
% of FP17s for the same patient ID Re-attending between 3 & 9 months - Children	436	616	70.8%	57.8%	59.6%	58.0%
% of FP17s for the same patient ID Re-attending between 3 & 9 months - Adults	1,597	2,494	64.0%	52.6%	52.8%	50.5%
% of FP17s for Band 1 Urgent Courses	133	2,843	4.7%	8.1%	9.1%	9.0%
% of FP17s Relating to Free Repair or Replacements	31	2,843	1.1%	1.1%	1.0%	0.8%
% of FP17s Relating to Continuations	36	2,843	1.3%	1.4%	1.2%	1.1%
% of Patients satisfied with the dentistry they have received	2	2	N/A	92.8%	91.6%	91.5%
% of Patients satisfied with the time they had to wait for an appointment	2	2	N/A	88.7%	88.3%	87.9%

* This is based on patients treated on this contract for their most recent course of treatment. Figures in italics indicate the base number of FP17s or Patient Questionnaire responses are less than 100. N/A is shown where the base number of responses is less than 10 during the period. % is calculated as Quantity/Base number*100

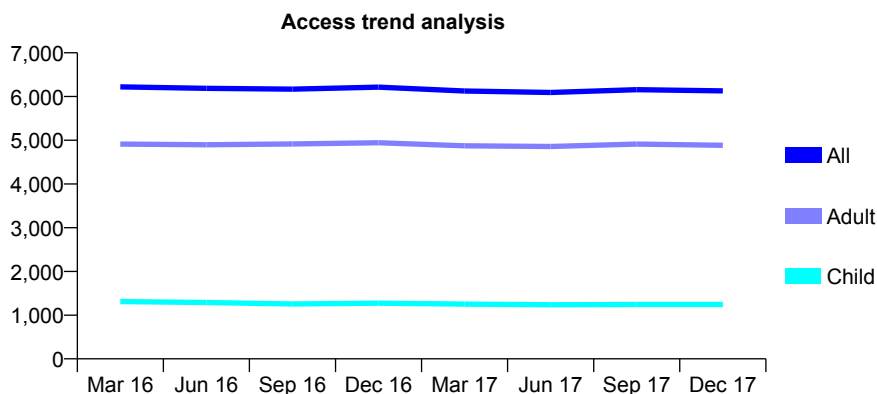
Q49 - Vital Signs At a Glance Contract Report for 334189/0001 - December 2017

Name or company name	MR GW MAW
Contract type name	GDS Contract
Purpose of contract	General
Contract start date	01/04/2006
Contract end date	

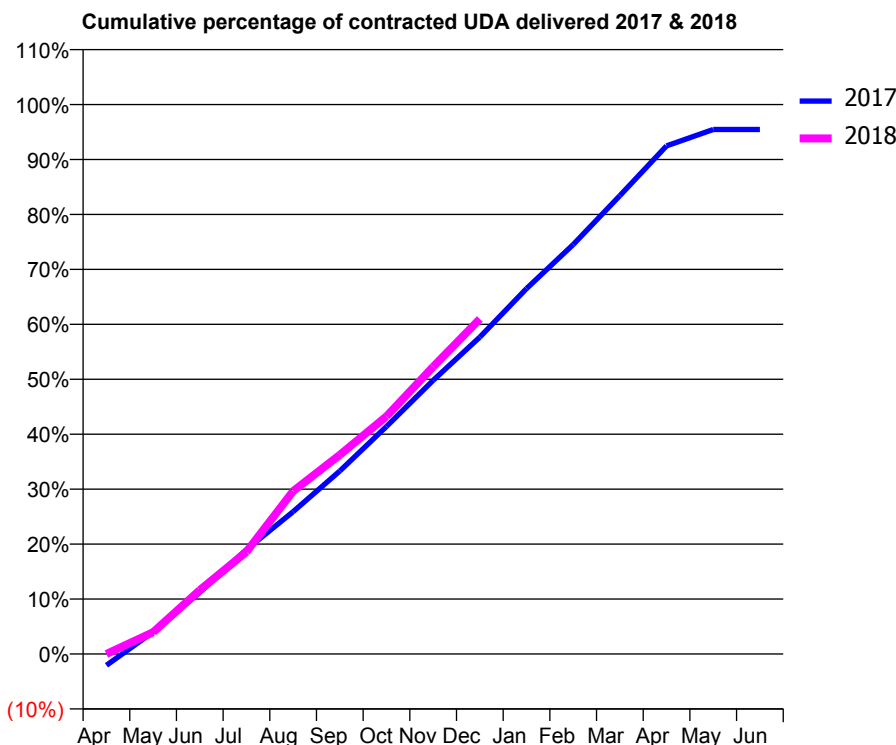
17/18 Contracted general activity (UDA)	19,221
Carry forward general activity (UDA)	0
17/18 Contracted orthodontic activity (UOA)	0
Carry forward orthodontic activity (UOA)	0
Baseline contract value	£447,822.83

ACCESS*

Patients seen in 24 months	Total	Change since previous quarter
Quarter ending December 2016	6,216	
Quarter ending March 2017	6,126	↓
Quarter ending June 2017	6,094	→
Quarter ending September 2017	6,156	→
Quarter ending December 2017	6,130	→
Variance since December 2016	(1.4%)	↓



ACTIVITY



Month	Adjusted Scheduled Activity (UDA)	
	2017	2018
April	-397	0
May	774	762
June	2,158	2,238
July	3,654	3,576
August	4,980	5,698
September	6,403	6,968
October	7,961	8,313
November	9,573	10,051
December	11,087	11,717
January	12,784	
February	14,320	
March	16,034	
April	17,773	
May	18,345	
June	18,346	

QUALITY

	Quantity	Base Number	Contract	AT	Region	England
% of FP17s for the same patient ID Re-attending within 3 months - Children	120	1,568	7.7%	10.8%	12.9%	12.0%
% of FP17s for the same patient ID Re-attending within 3 months - Adults	722	5,650	12.8%	14.4%	16.5%	15.9%
% of FP17s for the same patient ID Re-attending between 3 & 9 months - Children	1,030	1,568	65.7%	57.8%	59.6%	58.0%
% of FP17s for the same patient ID Re-attending between 3 & 9 months - Adults	3,381	5,650	59.8%	52.6%	52.8%	50.5%
% of FP17s for Band 1 Urgent Courses	453	6,174	7.3%	8.1%	9.1%	9.0%
% of FP17s Relating to Free Repair or Replacements	42	6,174	0.7%	1.1%	1.0%	0.8%
% of FP17s Relating to Continuations	84	6,174	1.4%	1.4%	1.2%	1.1%
% of Patients satisfied with the dentistry they have received	3	3	N/A	92.8%	91.6%	91.5%
% of Patients satisfied with the time they had to wait for an appointment	3	3	N/A	88.7%	88.3%	87.9%

* This is based on patients treated on this contract for their most recent course of treatment. Figures in italics indicate the base number of FP17s or Patient Questionnaire responses are less than 100. N/A is shown where the base number of responses is less than 10 during the period. % is calculated as Quantity/Base number*100

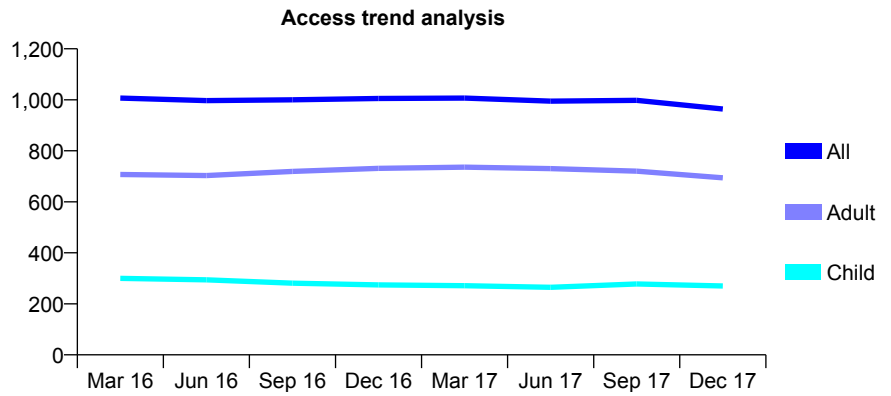
Q49 - Vital Signs At a Glance Contract Report for 334952/0001 - December 2017

Name or company name	MR JP OLD
Contract type name	GDS Contract
Purpose of contract	General
Contract start date	01/04/2006
Contract end date	

17/18 Contracted general activity (UDA)	2,872
Carry forward general activity (UDA)	-129
17/18 Contracted orthodontic activity (UOA)	0
Carry forward orthodontic activity (UOA)	0
Baseline contract value	£83,675.84

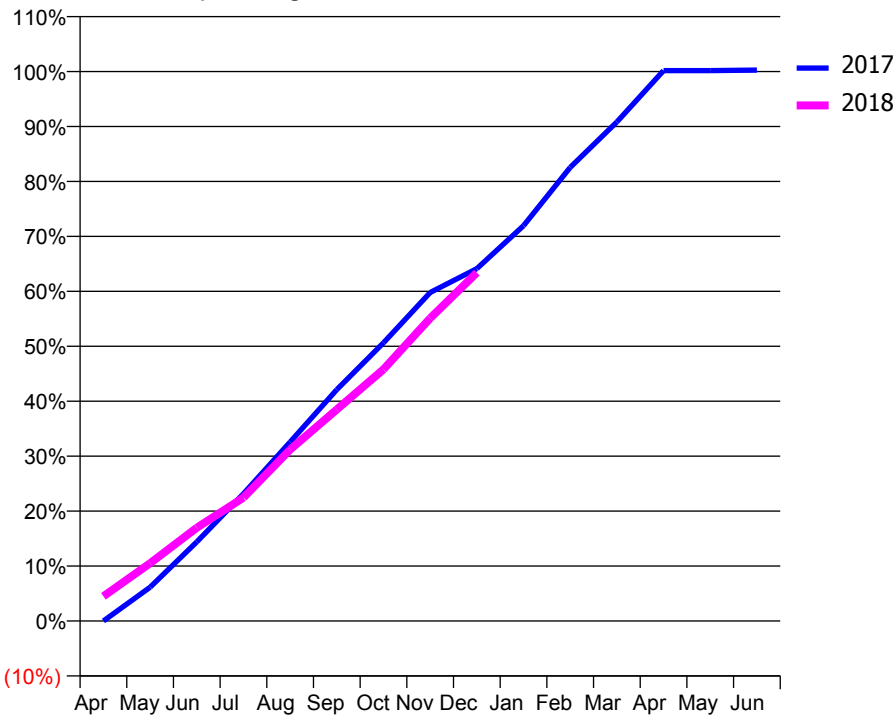
ACCESS*

Patients seen in 24 months	Total	Change since previous quarter
Quarter ending December 2016	1,005	
Quarter ending March 2017	1,007	→
Quarter ending June 2017	995	↓
Quarter ending September 2017	998	→
Quarter ending December 2017	964	↓
Variance since December 2016	(4.1%)	↓



ACTIVITY

Cumulative percentage of contracted UDA delivered 2017 & 2018



Month	Adjusted Scheduled Activity (UDA)	
	2017	2018
April	0	129
May	177	302
June	414	488
July	665	645
August	936	896
September	1,209	1,106
October	1,454	1,316
November	1,717	1,583
December	1,841	1,821
January	2,066	
February	2,371	
March	2,608	
April	2,876	
May	2,876	
June	2,879	

QUALITY

	Quantity	Base Number	Contract	AT	Region	England
% of FP17s for the same patient ID Re-attending within 3 months - Children	22	350	6.3%	10.8%	12.9%	12.0%
% of FP17s for the same patient ID Re-attending within 3 months - Adults	100	889	11.2%	14.4%	16.5%	15.9%
% of FP17s for the same patient ID Re-attending between 3 & 9 months - Children	243	350	69.4%	57.8%	59.6%	58.0%
% of FP17s for the same patient ID Re-attending between 3 & 9 months - Adults	513	889	57.7%	52.6%	52.8%	50.5%
% of FP17s for Band 1 Urgent Courses	45	1,074	4.2%	8.1%	9.1%	9.0%
% of FP17s Relating to Free Repair or Replacements	2	1,074	0.2%	1.1%	1.0%	0.8%
% of FP17s Relating to Continuations	18	1,074	1.7%	1.4%	1.2%	1.1%
% of Patients satisfied with the dentistry they have received	3	3	N/A	92.8%	91.6%	91.5%
% of Patients satisfied with the time they had to wait for an appointment	3	3	N/A	88.7%	88.3%	87.9%

* This is based on patients treated on this contract for their most recent course of treatment. Figures in italics indicate the base number of FP17s or Patient Questionnaire responses are less than 100. N/A is shown where the base number of responses is less than 10 during the period. % is calculated as Quantity/Base number*100

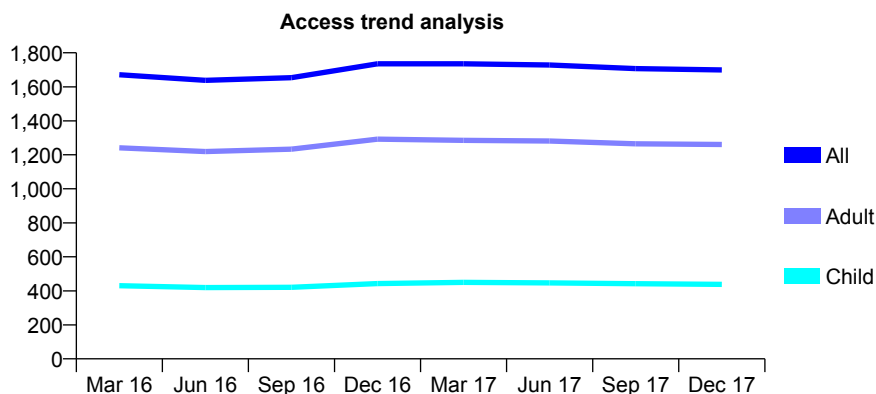
Q49 - Vital Signs At a Glance Contract Report for 334952/0002 - December 2017

Name or company name	MR JP OLD
Contract type name	GDS Contract
Purpose of contract	General
Contract start date	01/04/2006
Contract end date	

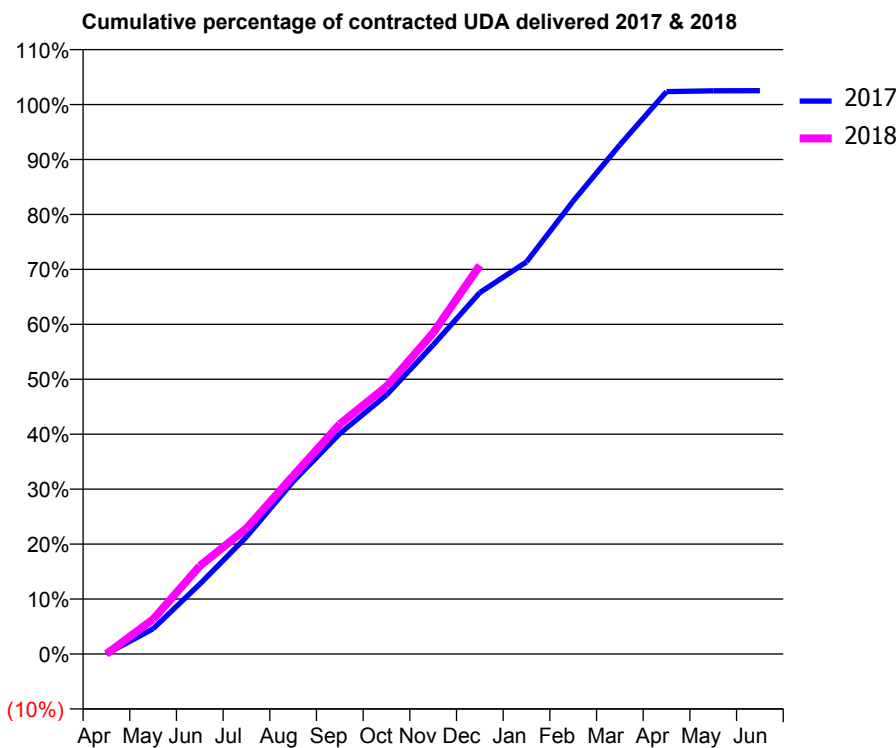
17/18 Contracted general activity (UDA)	4,832
Carry forward general activity (UDA)	0
17/18 Contracted orthodontic activity (UOA)	0
Carry forward orthodontic activity (UOA)	0
Baseline contract value	£140,768.18

ACCESS*

Patients seen in 24 months	Total	Change since previous quarter
Quarter ending December 2016	1,735	
Quarter ending March 2017	1,735	→
Quarter ending June 2017	1,728	→
Quarter ending September 2017	1,707	↓
Quarter ending December 2017	1,699	→
Variance since December 2016	(2.1%)	↓



ACTIVITY



Month	Adjusted Scheduled Activity (UDA)	
	2017	2018
April	0	0
May	223	305
June	615	774
July	1,030	1,105
August	1,517	1,568
September	1,938	2,022
October	2,277	2,352
November	2,717	2,825
December	3,178	3,417
January	3,448	
February	3,983	
March	4,477	
April	4,945	
May	4,953	
June	4,954	

QUALITY

	Quantity	Base Number	Contract	AT	Region	England
% of FP17s for the same patient ID Re-attending within 3 months - Children	43	578	7.4%	10.8%	12.9%	12.0%
% of FP17s for the same patient ID Re-attending within 3 months - Adults	276	1,665	16.6%	14.4%	16.5%	15.9%
% of FP17s for the same patient ID Re-attending between 3 & 9 months - Children	394	578	68.2%	57.8%	59.6%	58.0%
% of FP17s for the same patient ID Re-attending between 3 & 9 months - Adults	1,029	1,665	61.8%	52.6%	52.8%	50.5%
% of FP17s for Band 1 Urgent Courses	97	1,973	4.9%	8.1%	9.1%	9.0%
% of FP17s Relating to Free Repair or Replacements	5	1,973	0.3%	1.1%	1.0%	0.8%
% of FP17s Relating to Continuations	37	1,973	1.9%	1.4%	1.2%	1.1%
% of Patients satisfied with the dentistry they have received	6	6	N/A	92.8%	91.6%	91.5%
% of Patients satisfied with the time they had to wait for an appointment	6	6	N/A	88.7%	88.3%	87.9%

* This is based on patients treated on this contract for their most recent course of treatment. Figures in italics indicate the base number of FP17s or Patient Questionnaire responses are less than 100. N/A is shown where the base number of responses is less than 10 during the period. % is calculated as Quantity/Base number*100

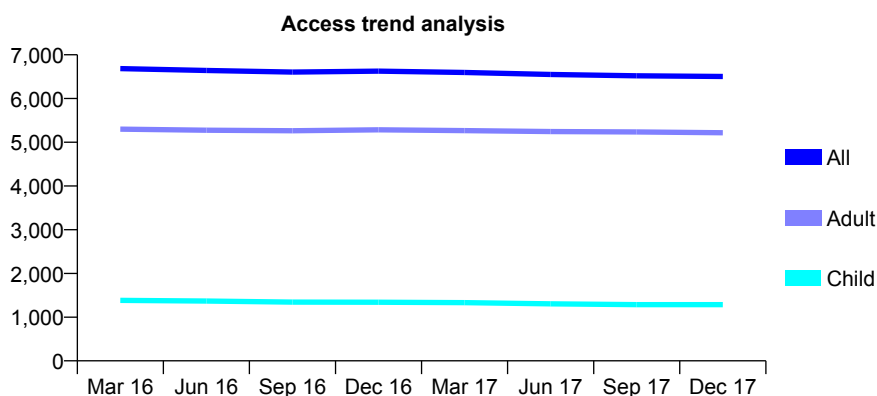
Q49 - Vital Signs At a Glance Contract Report for 336610/0001 - December 2017

Name or company name	MISS EL ALPIN
Contract type name	GDS Contract
Purpose of contract	General
Contract start date	01/04/2006
Contract end date	

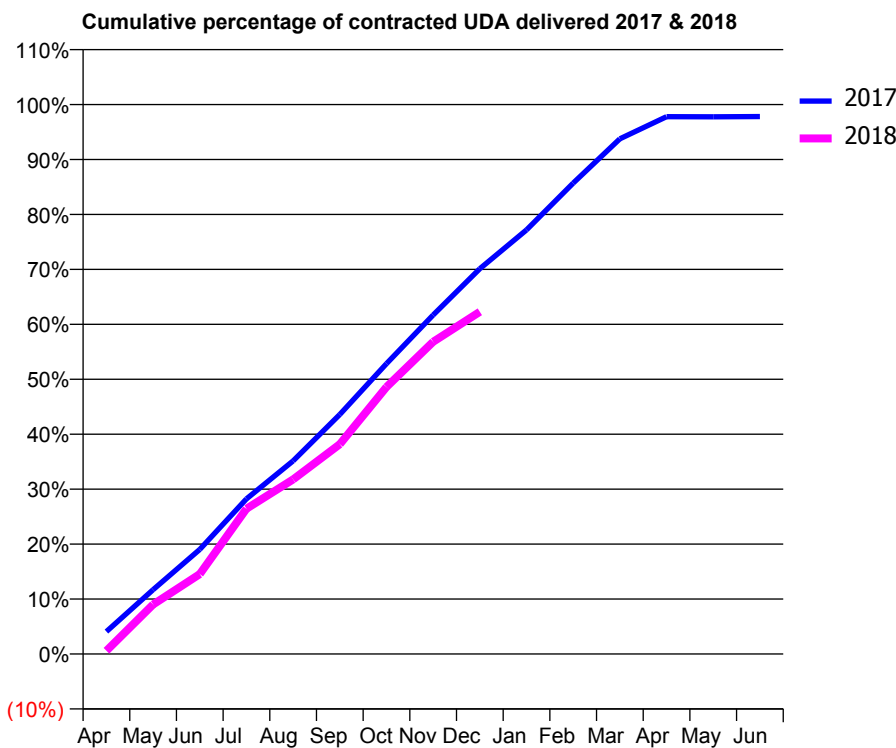
17/18 Contracted general activity (UDA)	22,901
Carry forward general activity (UDA)	504
17/18 Contracted orthodontic activity (UOA)	0
Carry forward orthodontic activity (UOA)	0
Baseline contract value	£521,273.17

ACCESS*

Patients seen in 24 months	Total	Change since previous quarter
Quarter ending December 2016	6,626	
Quarter ending March 2017	6,596	→
Quarter ending June 2017	6,549	→
Quarter ending September 2017	6,519	→
Quarter ending December 2017	6,503	→
Variance since December 2016	(1.9%)	↓



ACTIVITY



Month	Adjusted Scheduled Activity (UDA)	
	2017	2018
April	937	137
May	2,684	2,062
June	4,357	3,330
July	6,466	6,054
August	8,052	7,275
September	9,985	8,743
October	12,100	11,128
November	14,128	13,014
December	16,059	14,264
January	17,677	
February	19,627	
March	21,473	
April	22,396	
May	22,388	
June	22,397	

QUALITY

	Quantity	Base Number	Contract	AT	Region	England
% of FP17s for the same patient ID Re-attending within 3 months - Children	105	1,439	7.3%	10.8%	12.9%	12.0%
% of FP17s for the same patient ID Re-attending within 3 months - Adults	777	5,438	14.3%	14.4%	16.5%	15.9%
% of FP17s for the same patient ID Re-attending between 3 & 9 months - Children	888	1,439	61.7%	57.8%	59.6%	58.0%
% of FP17s for the same patient ID Re-attending between 3 & 9 months - Adults	2,995	5,438	55.1%	52.6%	52.8%	50.5%
% of FP17s for Band 1 Urgent Courses	328	6,528	5.0%	8.1%	9.1%	9.0%
% of FP17s Relating to Free Repair or Replacements	117	6,528	1.8%	1.1%	1.0%	0.8%
% of FP17s Relating to Continuations	197	6,528	3.0%	1.4%	1.2%	1.1%
% of Patients satisfied with the dentistry they have received	4	4	N/A	92.8%	91.6%	91.5%
% of Patients satisfied with the time they had to wait for an appointment	4	4	N/A	88.7%	88.3%	87.9%

* This is based on patients treated on this contract for their most recent course of treatment. Figures in italics indicate the base number of FP17s or Patient Questionnaire responses are less than 100. N/A is shown where the base number of responses is less than 10 during the period. % is calculated as Quantity/Base number*100

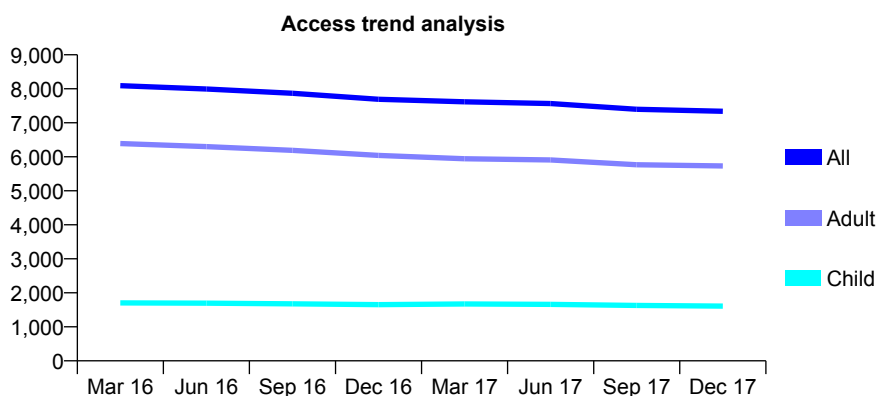
Q49 - Vital Signs At a Glance Contract Report for 336610/0002 - December 2017

Name or company name	MISS EL ALPIN
Contract type name	GDS Contract
Purpose of contract	General
Contract start date	01/02/2007
Contract end date	

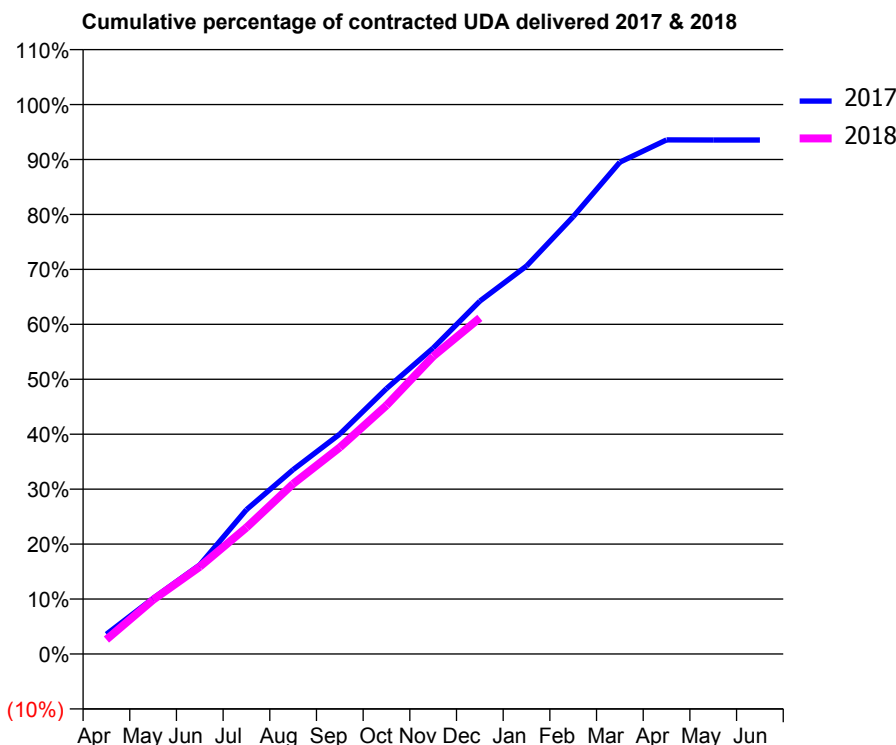
17/18 Contracted general activity (UDA)	22,500
Carry forward general activity (UDA)	0
17/18 Contracted orthodontic activity (UOA)	0
Carry forward orthodontic activity (UOA)	0
Baseline contract value	£622,152.33

ACCESS*

Patients seen in 24 months	Total	Change since previous quarter
Quarter ending December 2016	7,694	
Quarter ending March 2017	7,616	↓
Quarter ending June 2017	7,568	→
Quarter ending September 2017	7,397	↓
Quarter ending December 2017	7,341	→
Variance since December 2016	(4.6%)	↓



ACTIVITY



Month	Adjusted Scheduled Activity (UDA)	
	2017	2018
April	810	590
May	2,282	2,221
June	3,649	3,575
July	5,911	5,177
August	7,547	6,971
September	9,009	8,459
October	10,866	10,180
November	12,528	12,188
December	14,449	13,760
January	15,885	
February	17,905	
March	20,137	
April	21,049	
May	21,047	
June	21,047	

QUALITY

	Quantity	Base Number	Contract	AT	Region	England
% of FP17s for the same patient ID Re-attending within 3 months - Children	62	1,482	4.2%	10.8%	12.9%	12.0%
% of FP17s for the same patient ID Re-attending within 3 months - Adults	696	5,339	13.0%	14.4%	16.5%	15.9%
% of FP17s for the same patient ID Re-attending between 3 & 9 months - Children	895	1,482	60.4%	57.8%	59.6%	58.0%
% of FP17s for the same patient ID Re-attending between 3 & 9 months - Adults	2,910	5,339	54.5%	52.6%	52.8%	50.5%
% of FP17s for Band 1 Urgent Courses	273	6,455	4.2%	8.1%	9.1%	9.0%
% of FP17s Relating to Free Repair or Replacements	133	6,455	2.1%	1.1%	1.0%	0.8%
% of FP17s Relating to Continuations	131	6,455	2.0%	1.4%	1.2%	1.1%
% of Patients satisfied with the dentistry they have received	21	22	95.5%	92.8%	91.6%	91.5%
% of Patients satisfied with the time they had to wait for an appointment	19	22	86.4%	88.7%	88.3%	87.9%

* This is based on patients treated on this contract for their most recent course of treatment. Figures in italics indicate the base number of FP17s or Patient Questionnaire responses are less than 100. N/A is shown where the base number of responses is less than 10 during the period. % is calculated as Quantity/Base number*100

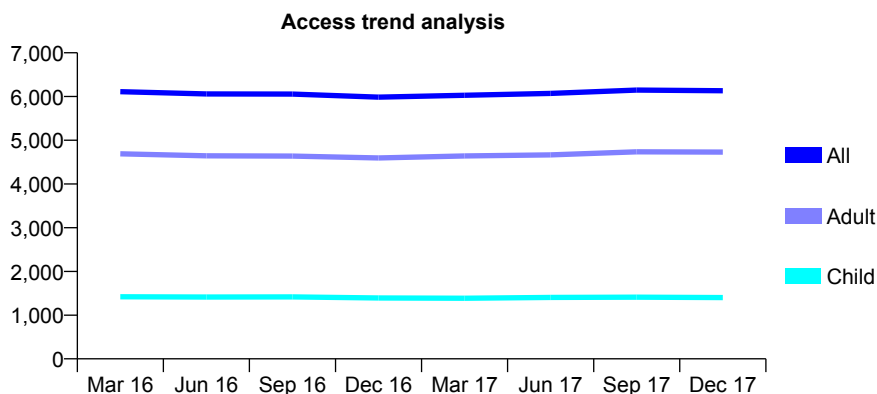
Q49 - Vital Signs At a Glance Contract Report for 336610/0003 - December 2017

Name or company name	MISS EL ALPIN
Contract type name	GDS Contract
Purpose of contract	General
Contract start date	08/02/2007
Contract end date	

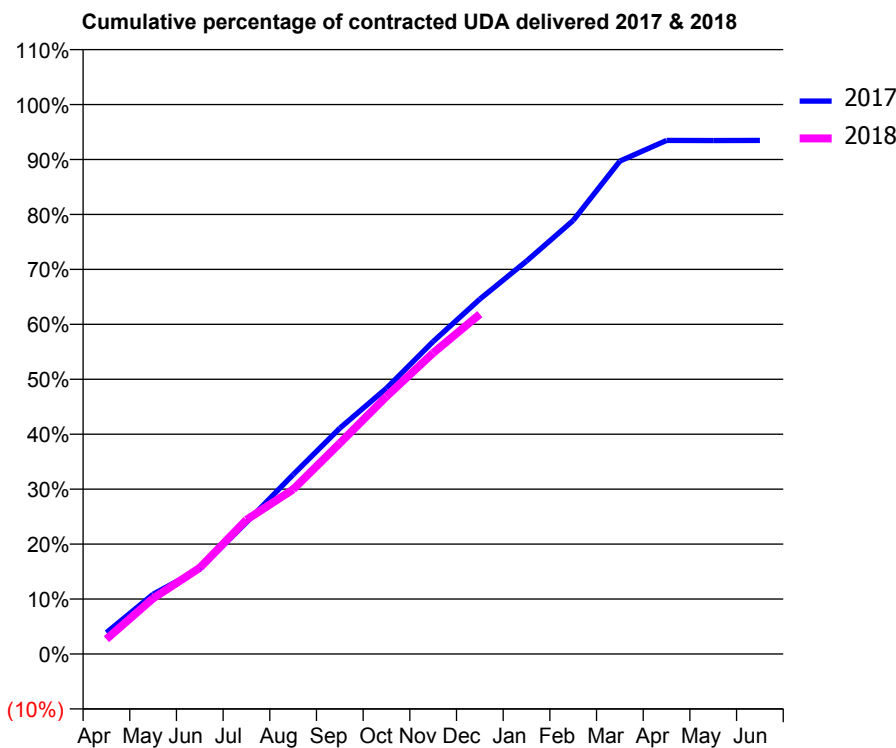
17/18 Contracted general activity (UDA)	19,419
Carry forward general activity (UDA)	0
17/18 Contracted orthodontic activity (UOA)	0
Carry forward orthodontic activity (UOA)	0
Baseline contract value	£421,491.06

ACCESS*

Patients seen in 24 months	Total	Change since previous quarter
Quarter ending December 2016	5,987	
Quarter ending March 2017	6,029	→
Quarter ending June 2017	6,072	→
Quarter ending September 2017	6,146	→
Quarter ending December 2017	6,131	→
Variance since December 2016	2.4%	↑



ACTIVITY



Month	Adjusted Scheduled Activity (UDA)	
	2017	2018
April	755	525
May	2,112	1,969
June	3,007	3,045
July	4,654	4,743
August	6,342	5,816
September	7,982	7,449
October	9,395	9,102
November	11,044	10,640
December	12,542	12,011
January	13,884	
February	15,323	
March	17,420	
April	18,148	
May	18,147	
June	18,148	

QUALITY

	Quantity	Base Number	Contract	AT	Region	England
% of FP17s for the same patient ID Re-attending within 3 months - Children	61	1,380	4.4%	10.8%	12.9%	12.0%
% of FP17s for the same patient ID Re-attending within 3 months - Adults	507	4,455	11.4%	14.4%	16.5%	15.9%
% of FP17s for the same patient ID Re-attending between 3 & 9 months - Children	805	1,380	58.3%	57.8%	59.6%	58.0%
% of FP17s for the same patient ID Re-attending between 3 & 9 months - Adults	2,417	4,455	54.3%	52.6%	52.8%	50.5%
% of FP17s for Band 1 Urgent Courses	204	5,573	3.7%	8.1%	9.1%	9.0%
% of FP17s Relating to Free Repair or Replacements	123	5,573	2.2%	1.1%	1.0%	0.8%
% of FP17s Relating to Continuations	102	5,573	1.8%	1.4%	1.2%	1.1%
% of Patients satisfied with the dentistry they have received	9	9	N/A	92.8%	91.6%	91.5%
% of Patients satisfied with the time they had to wait for an appointment	8	9	N/A	88.7%	88.3%	87.9%

* This is based on patients treated on this contract for their most recent course of treatment. Figures in italics indicate the base number of FP17s or Patient Questionnaire responses are less than 100. N/A is shown where the base number of responses is less than 10 during the period. % is calculated as Quantity/Base number*100

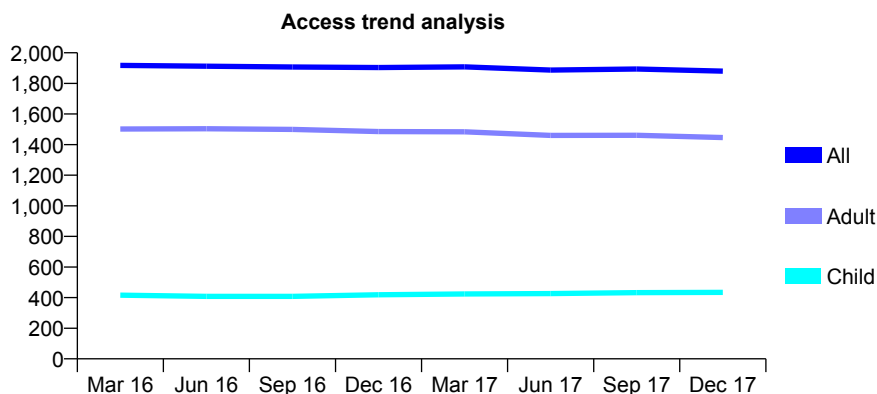
Q49 - Vital Signs At a Glance Contract Report for 336610/0004 - December 2017

Name or company name	MISS EL ALPIN
Contract type name	GDS Contract
Purpose of contract	General
Contract start date	01/05/2010
Contract end date	

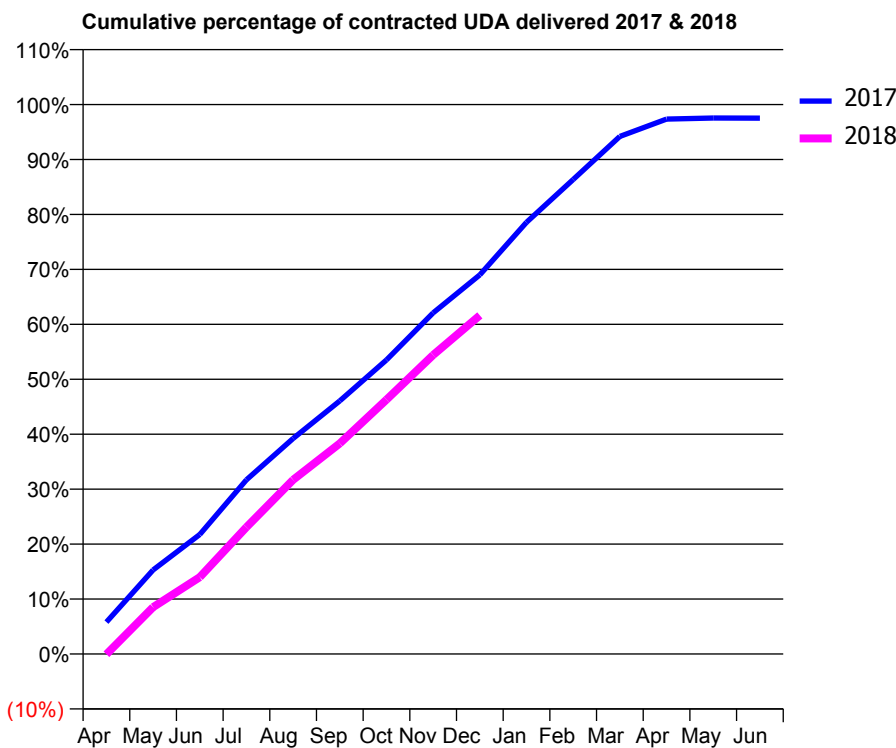
17/18 Contracted general activity (UDA)	6,000
Carry forward general activity (UDA)	149
17/18 Contracted orthodontic activity (UOA)	0
Carry forward orthodontic activity (UOA)	0
Baseline contract value	£130,166.02

ACCESS*

Patients seen in 24 months	Total	Change since previous quarter
Quarter ending December 2016	1,904	
Quarter ending March 2017	1,908	→
Quarter ending June 2017	1,887	↓
Quarter ending September 2017	1,894	→
Quarter ending December 2017	1,880	→
Variance since December 2016	(1.3%)	↓



ACTIVITY



Month	Adjusted Scheduled Activity (UDA)	
	2017	2018
April	348	-4
May	918	512
June	1,305	840
July	1,903	1,385
August	2,354	1,903
September	2,764	2,299
October	3,211	2,778
November	3,726	3,265
December	4,141	3,697
January	4,714	
February	5,182	
March	5,651	
April	5,841	
May	5,853	
June	5,851	

QUALITY

	Quantity	Base Number	Contract	AT	Region	England
% of FP17s for the same patient ID Re-attending within 3 months - Children	26	471	5.5%	10.8%	12.9%	12.0%
% of FP17s for the same patient ID Re-attending within 3 months - Adults	229	1,420	16.1%	14.4%	16.5%	15.9%
% of FP17s for the same patient ID Re-attending between 3 & 9 months - Children	267	471	56.7%	57.8%	59.6%	58.0%
% of FP17s for the same patient ID Re-attending between 3 & 9 months - Adults	681	1,420	48.0%	52.6%	52.8%	50.5%
% of FP17s for Band 1 Urgent Courses	116	1,816	6.4%	8.1%	9.1%	9.0%
% of FP17s Relating to Free Repair or Replacements	57	1,816	3.1%	1.1%	1.0%	0.8%
% of FP17s Relating to Continuations	51	1,816	2.8%	1.4%	1.2%	1.1%
% of Patients satisfied with the dentistry they have received	7	7	N/A	92.8%	91.6%	91.5%
% of Patients satisfied with the time they had to wait for an appointment	7	7	N/A	88.7%	88.3%	87.9%

* This is based on patients treated on this contract for their most recent course of treatment. Figures in italics indicate the base number of FP17s or Patient Questionnaire responses are less than 100. N/A is shown where the base number of responses is less than 10 during the period. % is calculated as Quantity/Base number*100

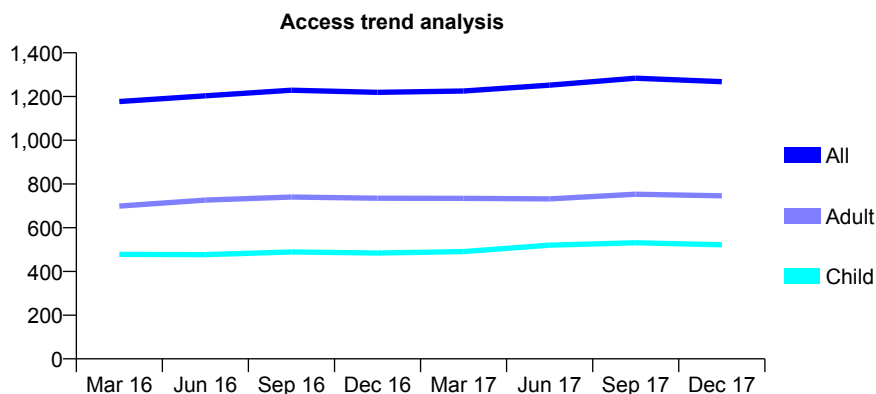
Q49 - Vital Signs At a Glance Contract Report for 338206/0001 - December 2017

Name or company name	MRS J CANTY
Contract type name	GDS Contract
Purpose of contract	General and Orthodontic
Contract start date	01/04/2006
Contract end date	

17/18 Contracted general activity (UDA)	5,300
Carry forward general activity (UDA)	0
17/18 Contracted orthodontic activity (UOA)	0
Carry forward orthodontic activity (UOA)	0
Baseline contract value	£129,731.83

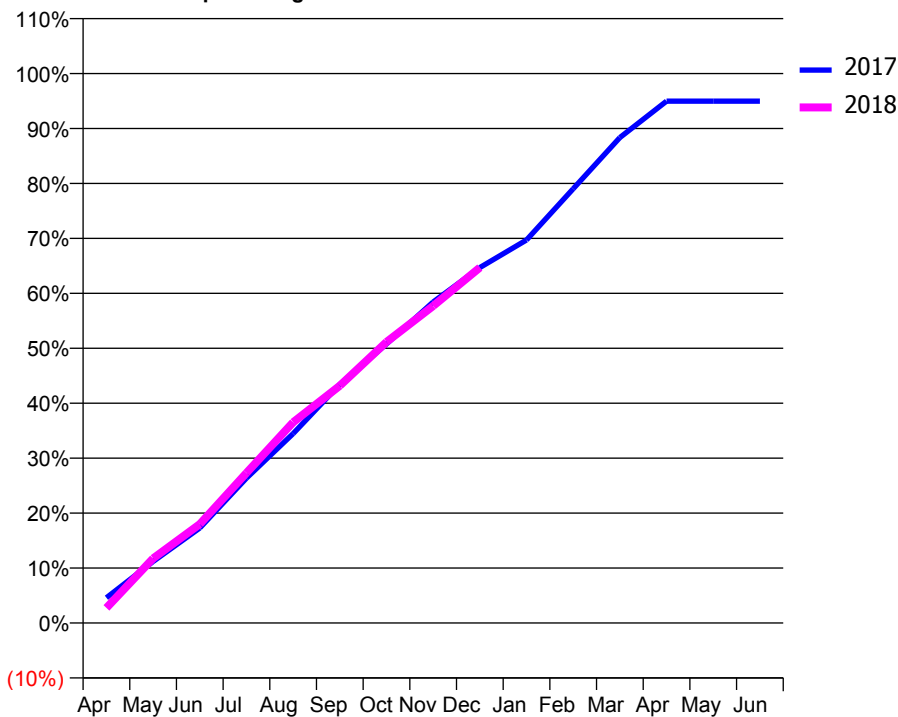
ACCESS*

Patients seen in 24 months	Total	Change since previous quarter
Quarter ending December 2016	1,219	
Quarter ending March 2017	1,225	→
Quarter ending June 2017	1,252	↑
Quarter ending September 2017	1,284	↑
Quarter ending December 2017	1,268	↓
Variance since December 2016	4.0%	↑



ACTIVITY

Cumulative percentage of contracted UDA delivered 2017 & 2018



Month	Adjusted Scheduled Activity (UDA)	
	2017	2018
April	253	146
May	617	623
June	953	954
July	1,451	1,448
August	1,898	1,936
September	2,390	2,289
October	2,796	2,711
November	3,216	3,058
December	3,561	3,428
January	3,837	
February	4,351	
March	4,864	
April	5,229	
May	5,229	
June	5,229	

QUALITY

	Quantity	Base Number	Contract	AT	Region	England
% of FP17s for the same patient ID Re-attending within 3 months - Children	34	552	6.2%	10.8%	12.9%	12.0%
% of FP17s for the same patient ID Re-attending within 3 months - Adults	107	685	15.6%	14.4%	16.5%	15.9%
% of FP17s for the same patient ID Re-attending between 3 & 9 months - Children	220	552	39.9%	57.8%	59.6%	58.0%
% of FP17s for the same patient ID Re-attending between 3 & 9 months - Adults	244	685	35.6%	52.6%	52.8%	50.5%
% of FP17s for Band 1 Urgent Courses	58	1,157	5.0%	8.1%	9.1%	9.0%
% of FP17s Relating to Free Repair or Replacements	0	1,157	0.0%	1.1%	1.0%	0.8%
% of FP17s Relating to Continuations	1	1,157	0.1%	1.4%	1.2%	1.1%
% of Patients satisfied with the dentistry they have received	6	6	N/A	92.8%	91.6%	91.5%
% of Patients satisfied with the time they had to wait for an appointment	6	6	N/A	88.7%	88.3%	87.9%

* This is based on patients treated on this contract for their most recent course of treatment. Figures in italics indicate the base number of FP17s or Patient Questionnaire responses are less than 100. N/A is shown where the base number of responses is less than 10 during the period. % is calculated as Quantity/Base number*100

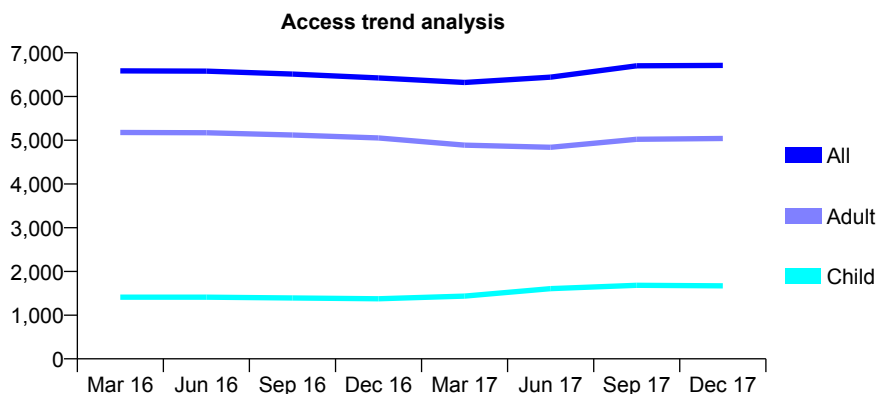
Q49 - Vital Signs At a Glance Contract Report for 340103/0001 - December 2017

Name or company name	MRS JA COATES
Contract type name	GDS Contract
Purpose of contract	General
Contract start date	07/06/2007
Contract end date	

17/18 Contracted general activity (UDA)	22,010
Carry forward general activity (UDA)	0
17/18 Contracted orthodontic activity (UOA)	0
Carry forward orthodontic activity (UOA)	0
Baseline contract value	£585,375.66

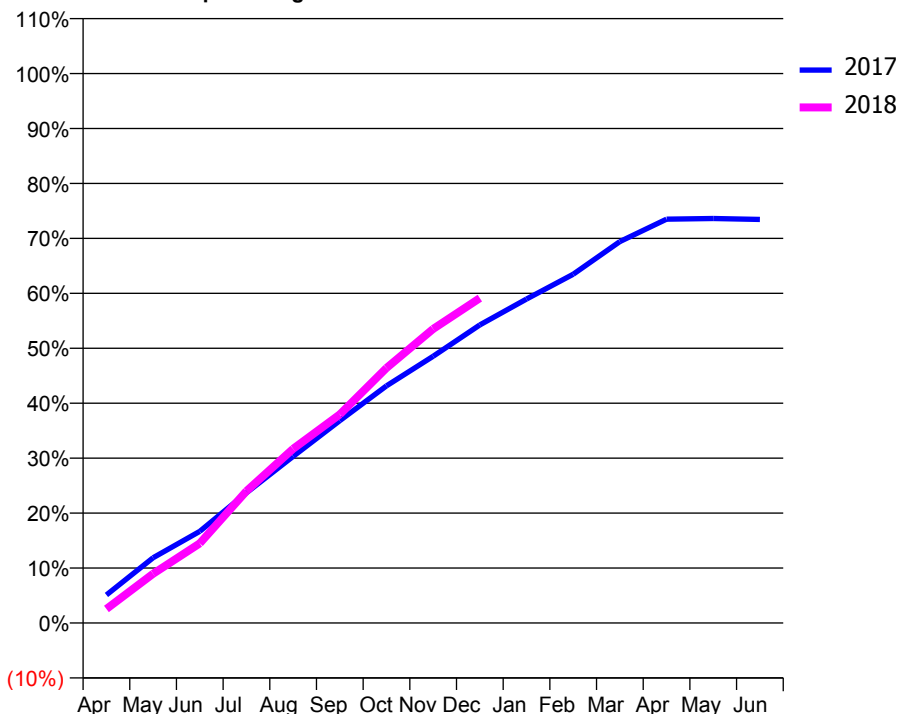
ACCESS*

Patients seen in 24 months	Total	Change since previous quarter
Quarter ending December 2016	6,426	
Quarter ending March 2017	6,322	↓
Quarter ending June 2017	6,444	→
Quarter ending September 2017	6,704	↑
Quarter ending December 2017	6,711	→
Variance since December 2016	4.4%	↑



ACTIVITY

Cumulative percentage of contracted UDA delivered 2017 & 2018



Month	Adjusted Scheduled Activity (UDA)	
	2017	2018
April	1,123	563
May	2,615	1,972
June	3,675	3,192
July	5,217	5,286
August	6,676	6,978
September	8,106	8,357
October	9,498	10,213
November	10,683	11,777
December	11,939	13,013
January	12,976	
February	13,971	
March	15,281	
April	16,178	
May	16,200	
June	16,166	

QUALITY

	Quantity	Base Number	Contract	AT	Region	England
% of FP17s for the same patient ID Re-attending within 3 months - Children	118	1,768	6.7%	10.8%	12.9%	12.0%
% of FP17s for the same patient ID Re-attending within 3 months - Adults	931	5,133	18.1%	14.4%	16.5%	15.9%
% of FP17s for the same patient ID Re-attending between 3 & 9 months - Children	618	1,768	35.0%	57.8%	59.6%	58.0%
% of FP17s for the same patient ID Re-attending between 3 & 9 months - Adults	1,982	5,133	38.6%	52.6%	52.8%	50.5%
% of FP17s for Band 1 Urgent Courses	991	6,383	15.5%	8.1%	9.1%	9.0%
% of FP17s Relating to Free Repair or Replacements	136	6,383	2.1%	1.1%	1.0%	0.8%
% of FP17s Relating to Continuations	47	6,383	0.7%	1.4%	1.2%	1.1%
% of Patients satisfied with the dentistry they have received	8	9	N/A	92.8%	91.6%	91.5%
% of Patients satisfied with the time they had to wait for an appointment	7	9	N/A	88.7%	88.3%	87.9%

* This is based on patients treated on this contract for their most recent course of treatment. Figures in italics indicate the base number of FP17s or Patient Questionnaire responses are less than 100. N/A is shown where the base number of responses is less than 10 during the period. % is calculated as Quantity/Base number*100

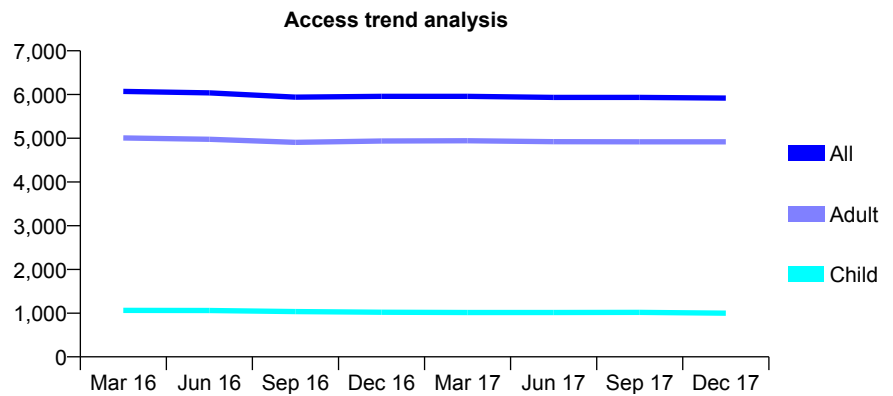
Q49 - Vital Signs At a Glance Contract Report for 341894/0001 - December 2017

Name or company name	MR YA NOJIB
Contract type name	GDS Contract
Purpose of contract	General
Contract start date	14/04/2007
Contract end date	

17/18 Contracted general activity (UDA)	18,117
Carry forward general activity (UDA)	63
17/18 Contracted orthodontic activity (UOA)	0
Carry forward orthodontic activity (UOA)	0
Baseline contract value	£491,369.65

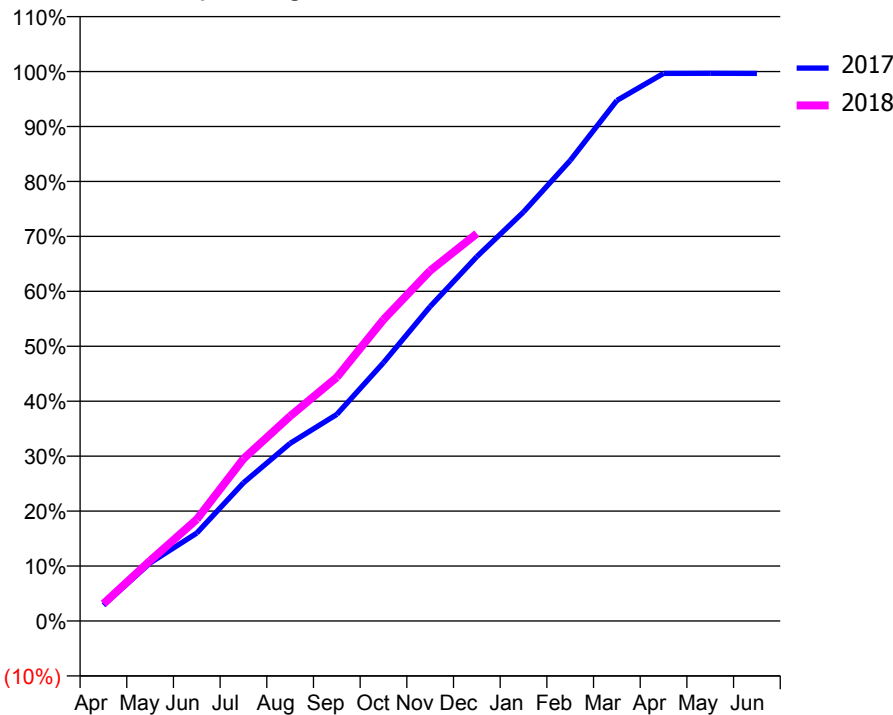
ACCESS*

Patients seen in 24 months	Total	Change since previous quarter
Quarter ending December 2016	5,957	
Quarter ending March 2017	5,958	→
Quarter ending June 2017	5,935	→
Quarter ending September 2017	5,935	→
Quarter ending December 2017	5,919	→
Variance since December 2016	(0.6%)	→



ACTIVITY

Cumulative percentage of contracted UDA delivered 2017 & 2018



Month	Adjusted Scheduled Activity (UDA)	
	2017	2018
April	522	571
May	1,916	1,990
June	2,901	3,353
July	4,556	5,348
August	5,860	6,755
September	6,811	8,035
October	8,518	9,939
November	10,371	11,553
December	12,015	12,774
January	13,485	
February	15,184	
March	17,160	
April	18,056	
May	18,057	
June	18,054	

QUALITY

	Quantity	Base Number	Contract	AT	Region	England
% of FP17s for the same patient ID Re-attending within 3 months - Children	93	1,244	7.5%	10.8%	12.9%	12.0%
% of FP17s for the same patient ID Re-attending within 3 months - Adults	876	6,120	14.3%	14.4%	16.5%	15.9%
% of FP17s for the same patient ID Re-attending between 3 & 9 months - Children	821	1,244	66.0%	57.8%	59.6%	58.0%
% of FP17s for the same patient ID Re-attending between 3 & 9 months - Adults	4,233	6,120	69.2%	52.6%	52.8%	50.5%
% of FP17s for Band 1 Urgent Courses	235	6,862	3.4%	8.1%	9.1%	9.0%
% of FP17s Relating to Free Repair or Replacements	124	6,862	1.8%	1.1%	1.0%	0.8%
% of FP17s Relating to Continuations	213	6,862	3.1%	1.4%	1.2%	1.1%
% of Patients satisfied with the dentistry they have received	8	8	N/A	92.8%	91.6%	91.5%
% of Patients satisfied with the time they had to wait for an appointment	8	8	N/A	88.7%	88.3%	87.9%

* This is based on patients treated on this contract for their most recent course of treatment. Figures in italics indicate the base number of FP17s or Patient Questionnaire responses are less than 100. N/A is shown where the base number of responses is less than 10 during the period. % is calculated as Quantity/Base number*100

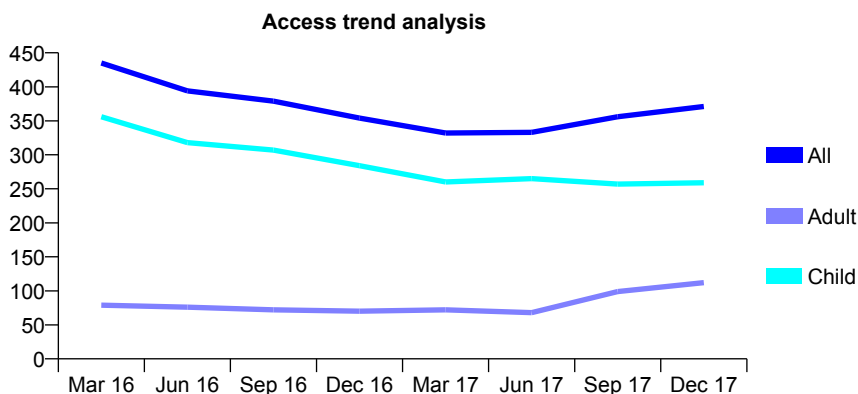
Q49 - Vital Signs At a Glance Contract Report for 341894/0004 - December 2017

Name or company name	MR YA NOJIB
Contract type name	GDS Contract
Purpose of contract	General
Contract start date	01/04/2011
Contract end date	

17/18 Contracted general activity (UDA)	2,031
Carry forward general activity (UDA)	0
17/18 Contracted orthodontic activity (UOA)	0
Carry forward orthodontic activity (UOA)	0
Baseline contract value	£44,052.10

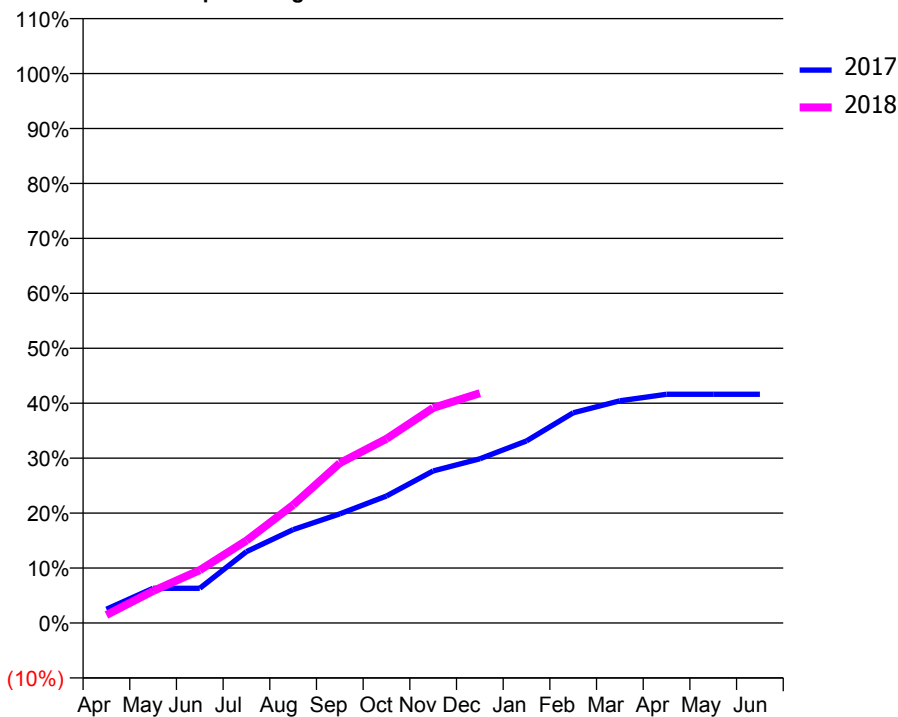
ACCESS*

Patients seen in 24 months	Total	Change since previous quarter
Quarter ending December 2016	354	
Quarter ending March 2017	332	↓
Quarter ending June 2017	333	→
Quarter ending September 2017	356	↑
Quarter ending December 2017	371	↑
Variance since December 2016	4.8%	↑



ACTIVITY

Cumulative percentage of contracted UDA delivered 2017 & 2018



Month	Adjusted Scheduled Activity (UDA)	
	2017	2018
April	51	30
May	128	118
June	128	196
July	264	305
August	345	437
September	403	591
October	469	681
November	562	795
December	607	850
January	673	
February	777	
March	822	
April	846	
May	846	
June	846	

QUALITY

	Quantity	Base Number	Contract	AT	Region	England
% of FP17s for the same patient ID Re-attending within 3 months - Children	58	391	14.8%	10.8%	12.9%	12.0%
% of FP17s for the same patient ID Re-attending within 3 months - Adults	10	99	10.1%	14.4%	16.5%	15.9%
% of FP17s for the same patient ID Re-attending between 3 & 9 months - Children	244	391	62.4%	57.8%	59.6%	58.0%
% of FP17s for the same patient ID Re-attending between 3 & 9 months - Adults	22	99	22.2%	52.6%	52.8%	50.5%
% of FP17s for Band 1 Urgent Courses	23	472	4.9%	8.1%	9.1%	9.0%
% of FP17s Relating to Free Repair or Replacements	0	472	0.0%	1.1%	1.0%	0.8%
% of FP17s Relating to Continuations	7	472	1.5%	1.4%	1.2%	1.1%
% of Patients satisfied with the dentistry they have received	0	0	N/A	92.8%	91.6%	91.5%
% of Patients satisfied with the time they had to wait for an appointment	0	0	N/A	88.7%	88.3%	87.9%

* This is based on patients treated on this contract for their most recent course of treatment. Figures in italics indicate the base number of FP17s or Patient Questionnaire responses are less than 100. N/A is shown where the base number of responses is less than 10 during the period. % is calculated as Quantity/Base number*100

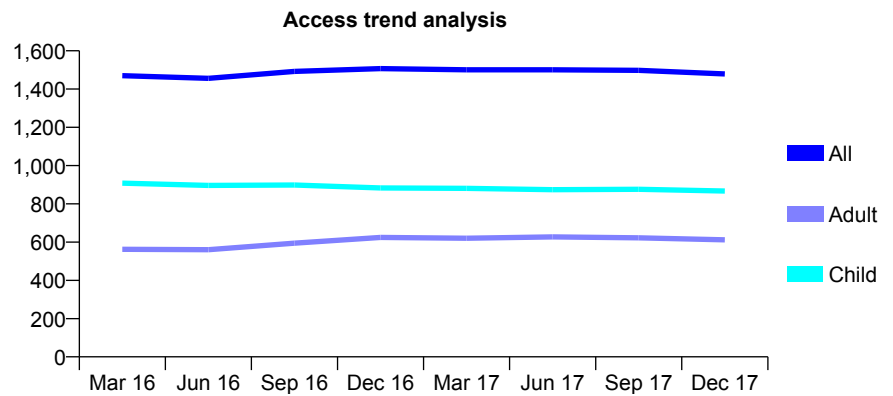
Q49 - Vital Signs At a Glance Contract Report for 344702/0001 - December 2017

Name or company name	MRS EM GRIFFIN
Contract type name	GDS Contract
Purpose of contract	General
Contract start date	01/01/2012
Contract end date	

17/18 Contracted general activity (UDA)	4,000
Carry forward general activity (UDA)	23
17/18 Contracted orthodontic activity (UOA)	0
Carry forward orthodontic activity (UOA)	0
Baseline contract value	£98,885.45

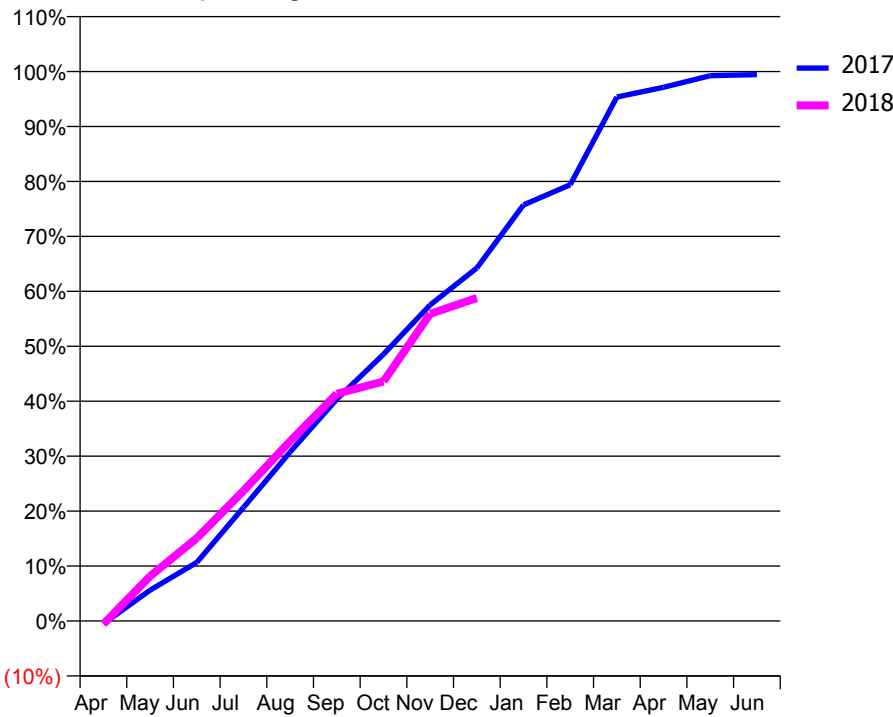
ACCESS*

Patients seen in 24 months	Total	Change since previous quarter
Quarter ending December 2016	1,507	
Quarter ending March 2017	1,501	→
Quarter ending June 2017	1,501	→
Quarter ending September 2017	1,498	→
Quarter ending December 2017	1,479	↓
Variance since December 2016	(1.9%)	↓



ACTIVITY

Cumulative percentage of contracted UDA delivered 2017 & 2018



Month	Adjusted Scheduled Activity (UDA)	
	2017	2018
April	-21	-23
May	225	326
June	426	603
July	826	948
August	1,230	1,309
September	1,615	1,654
October	1,942	1,744
November	2,301	2,236
December	2,570	2,352
January	3,029	
February	3,175	
March	3,814	
April	3,885	
May	3,970	
June	3,977	

QUALITY

	Quantity	Base Number	Contract	AT	Region	England
% of FP17s for the same patient ID Re-attending within 3 months - Children	98	1,046	9.4%	10.8%	12.9%	12.0%
% of FP17s for the same patient ID Re-attending within 3 months - Adults	86	587	14.7%	14.4%	16.5%	15.9%
% of FP17s for the same patient ID Re-attending between 3 & 9 months - Children	797	1,046	76.2%	57.8%	59.6%	58.0%
% of FP17s for the same patient ID Re-attending between 3 & 9 months - Adults	417	587	71.0%	52.6%	52.8%	50.5%
% of FP17s for Band 1 Urgent Courses	78	1,535	5.1%	8.1%	9.1%	9.0%
% of FP17s Relating to Free Repair or Replacements	3	1,535	0.2%	1.1%	1.0%	0.8%
% of FP17s Relating to Continuations	6	1,535	0.4%	1.4%	1.2%	1.1%
% of Patients satisfied with the dentistry they have received	4	4	N/A	92.8%	91.6%	91.5%
% of Patients satisfied with the time they had to wait for an appointment	3	4	N/A	88.7%	88.3%	87.9%

* This is based on patients treated on this contract for their most recent course of treatment. Figures in italics indicate the base number of FP17s or Patient Questionnaire responses are less than 100. N/A is shown where the base number of responses is less than 10 during the period. % is calculated as Quantity/Base number*100

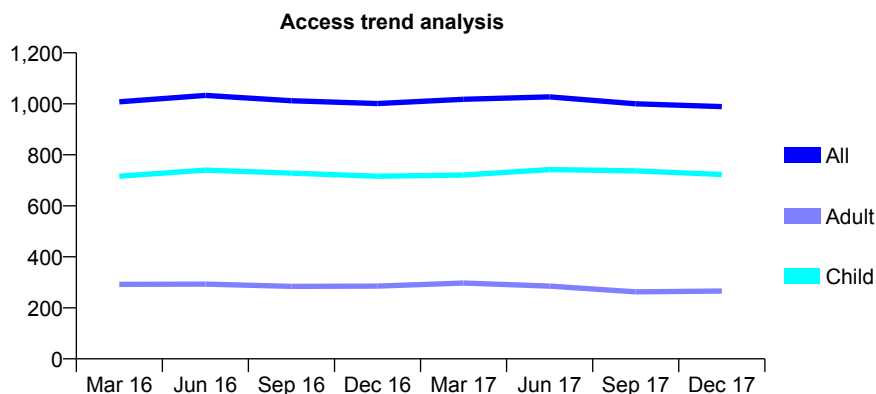
Q49 - Vital Signs At a Glance Contract Report for 357499/0001 - December 2017

Name or company name	MR TD DAVIES
Contract type name	GDS Contract
Purpose of contract	General
Contract start date	01/08/2012
Contract end date	

17/18 Contracted general activity (UDA)	3,093
Carry forward general activity (UDA)	0
17/18 Contracted orthodontic activity (UOA)	0
Carry forward orthodontic activity (UOA)	0
Baseline contract value	£68,842.58

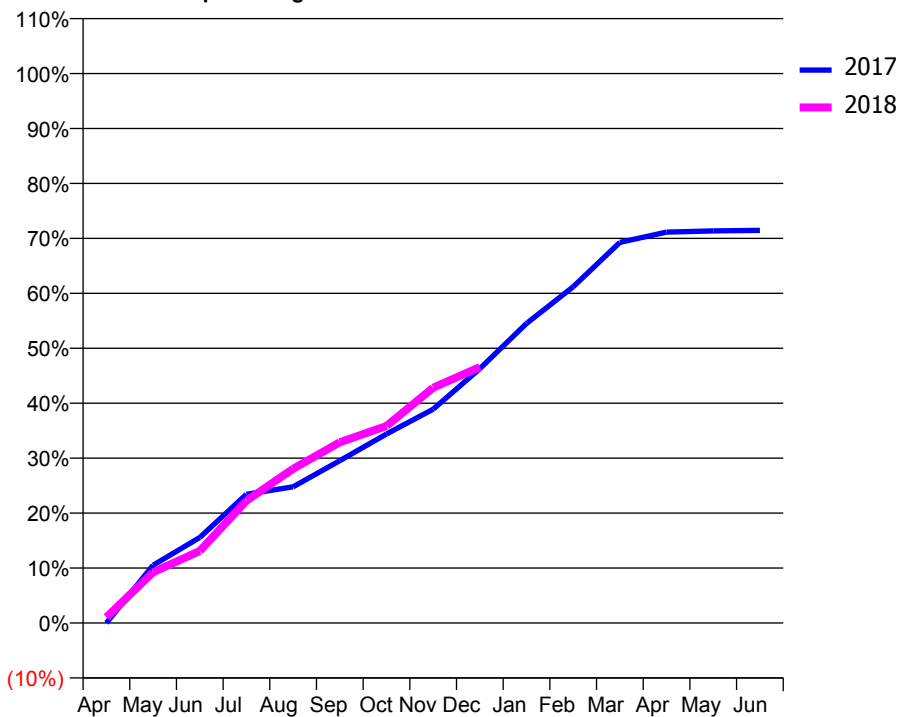
ACCESS*

Patients seen in 24 months	Total	Change since previous quarter
Quarter ending December 2016	1,001	
Quarter ending March 2017	1,018	→
Quarter ending June 2017	1,027	→
Quarter ending September 2017	1,000	↓
Quarter ending December 2017	989	↓
Variance since December 2016	(1.2%)	↓



ACTIVITY

Cumulative percentage of contracted UDA delivered 2017 & 2018



Month	Adjusted Scheduled Activity (UDA)	
	2017	2018
April	0	33
May	325	286
June	481	406
July	725	689
August	767	868
September	914	1,017
October	1,064	1,109
November	1,203	1,325
December	1,432	1,441
January	1,686	
February	1,893	
March	2,143	
April	2,200	
May	2,207	
June	2,210	

QUALITY

	Quantity	Base Number	Contract	AT	Region	England
% of FP17s for the same patient ID Re-attending within 3 months - Children	37	710	5.2%	10.8%	12.9%	12.0%
% of FP17s for the same patient ID Re-attending within 3 months - Adults	56	222	25.2%	14.4%	16.5%	15.9%
% of FP17s for the same patient ID Re-attending between 3 & 9 months - Children	370	710	52.1%	57.8%	59.6%	58.0%
% of FP17s for the same patient ID Re-attending between 3 & 9 months - Adults	96	222	43.2%	52.6%	52.8%	50.5%
% of FP17s for Band 1 Urgent Courses	38	892	4.3%	8.1%	9.1%	9.0%
% of FP17s Relating to Free Repair or Replacements	0	892	0.0%	1.1%	1.0%	0.8%
% of FP17s Relating to Continuations	13	892	1.5%	1.4%	1.2%	1.1%
% of Patients satisfied with the dentistry they have received	1	1	N/A	92.8%	91.6%	91.5%
% of Patients satisfied with the time they had to wait for an appointment	1	1	N/A	88.7%	88.3%	87.9%

* This is based on patients treated on this contract for their most recent course of treatment. Figures in italics indicate the base number of FP17s or Patient Questionnaire responses are less than 100. N/A is shown where the base number of responses is less than 10 during the period. % is calculated as Quantity/Base number*100

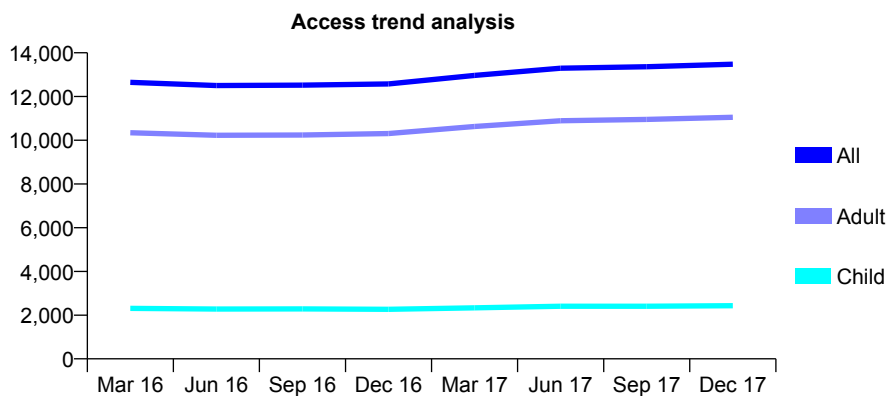
Q49 - Vital Signs At a Glance Contract Report for 358398/0001 - December 2017

Name or company name	MR DJ RYNN
Contract type name	GDS Contract
Purpose of contract	General
Contract start date	01/04/2011
Contract end date	

17/18 Contracted general activity (UDA)	37,204
Carry forward general activity (UDA)	308
17/18 Contracted orthodontic activity (UOA)	0
Carry forward orthodontic activity (UOA)	0
Baseline contract value	£876,208.24

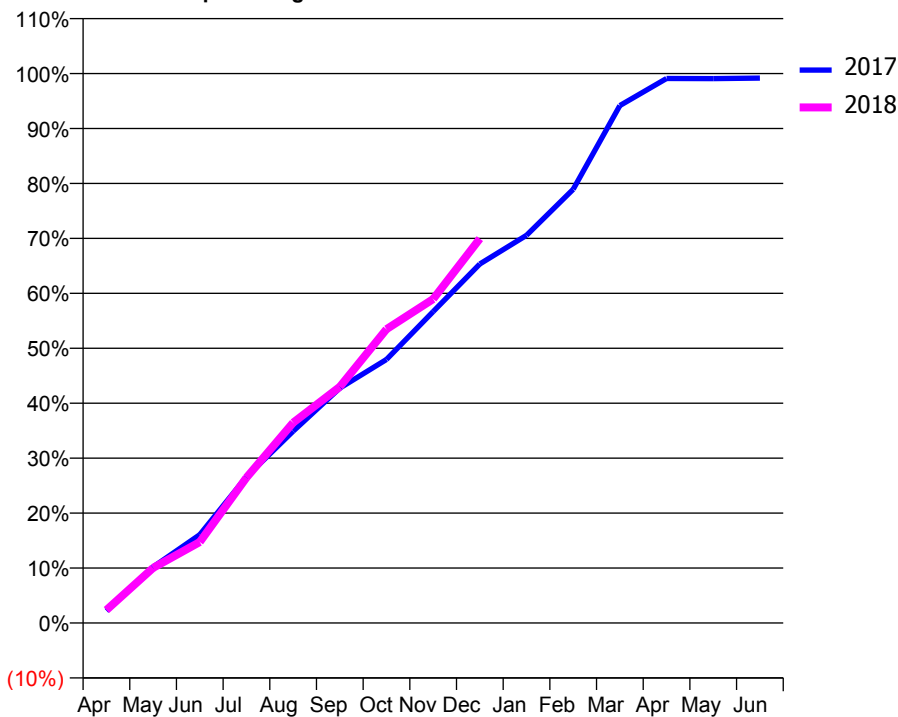
ACCESS*

Patients seen in 24 months	Total	Change since previous quarter
Quarter ending December 2016	12,573	
Quarter ending March 2017	12,967	↑
Quarter ending June 2017	13,293	↑
Quarter ending September 2017	13,362	→
Quarter ending December 2017	13,477	→
Variance since December 2016	7.2%	↑



ACTIVITY

Cumulative percentage of contracted UDA delivered 2017 & 2018



Month	Adjusted Scheduled Activity (UDA)	
	2017	2018
April	828	878
May	3,795	3,732
June	5,984	5,484
July	9,895	9,843
August	12,988	13,569
September	15,901	15,994
October	17,846	19,892
November	21,083	21,937
December	24,306	26,028
January	26,247	
February	29,368	
March	35,032	
April	36,865	
May	36,858	
June	36,896	

QUALITY

	Quantity	Base Number	Contract	AT	Region	England
% of FP17s for the same patient ID Re-attending within 3 months - Children	180	3,106	5.8%	10.8%	12.9%	12.0%
% of FP17s for the same patient ID Re-attending within 3 months - Adults	1,484	14,175	10.5%	14.4%	16.5%	15.9%
% of FP17s for the same patient ID Re-attending between 3 & 9 months - Children	2,309	3,106	74.3%	57.8%	59.6%	58.0%
% of FP17s for the same patient ID Re-attending between 3 & 9 months - Adults	10,590	14,175	74.7%	52.6%	52.8%	50.5%
% of FP17s for Band 1 Urgent Courses	850	15,558	5.5%	8.1%	9.1%	9.0%
% of FP17s Relating to Free Repair or Replacements	153	15,558	1.0%	1.1%	1.0%	0.8%
% of FP17s Relating to Continuations	170	15,558	1.1%	1.4%	1.2%	1.1%
% of Patients satisfied with the dentistry they have received	20	20	100.0%	92.8%	91.6%	91.5%
% of Patients satisfied with the time they had to wait for an appointment	19	20	95.0%	88.7%	88.3%	87.9%

* This is based on patients treated on this contract for their most recent course of treatment. Figures in italics indicate the base number of FP17s or Patient Questionnaire responses are less than 100. N/A is shown where the base number of responses is less than 10 during the period. % is calculated as Quantity/Base number*100

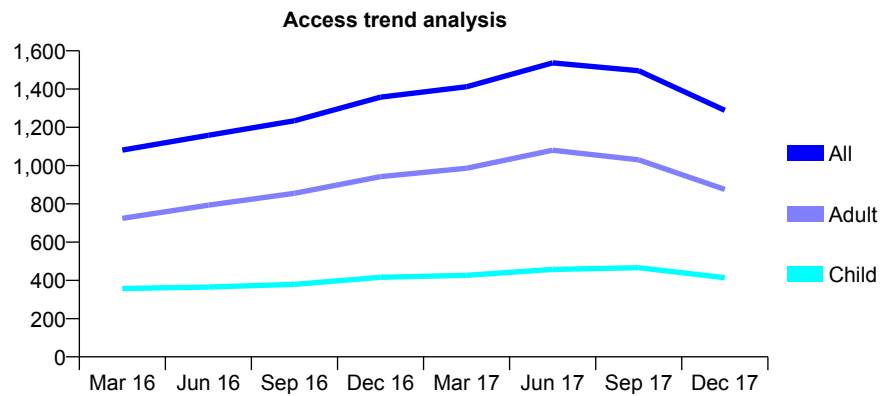
Q49 - Vital Signs At a Glance Contract Report for 367672/0001 - December 2017

Name or company name	MR GA HARRISON
Contract type name	GDS Contract
Purpose of contract	General
Contract start date	01/08/2006
Contract end date	

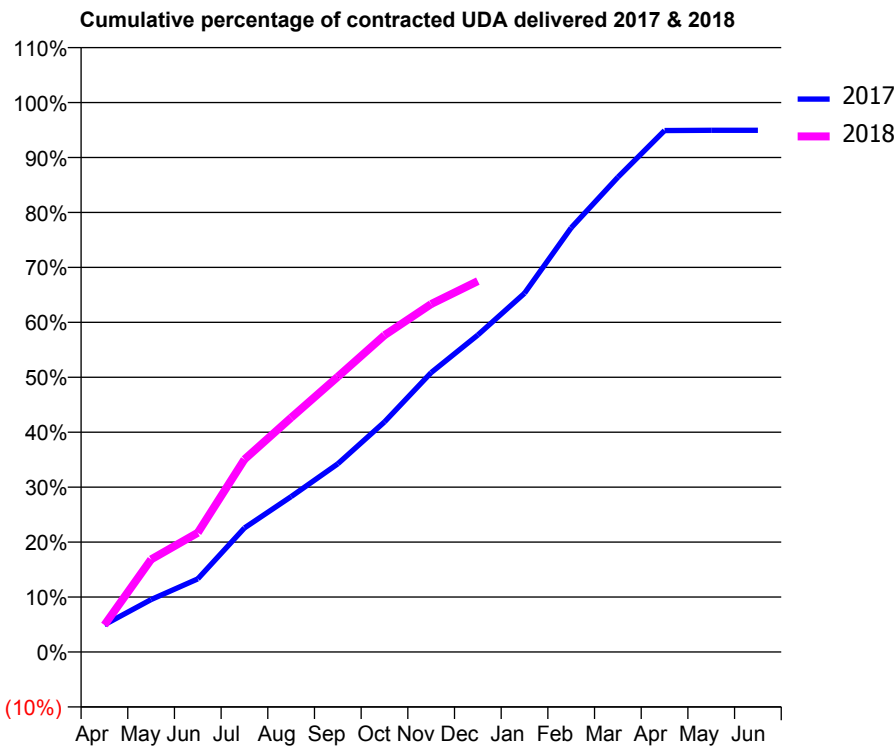
17/18 Contracted general activity (UDA)	2,190
Carry forward general activity (UDA)	0
17/18 Contracted orthodontic activity (UOA)	0
Carry forward orthodontic activity (UOA)	0
Baseline contract value	£52,371.40

ACCESS*

Patients seen in 24 months	Total	Change since previous quarter
Quarter ending December 2016	1,358	
Quarter ending March 2017	1,412	↑
Quarter ending June 2017	1,537	↑
Quarter ending September 2017	1,496	↓
Quarter ending December 2017	1,289	↓
Variance since December 2016	(5.1%)	↓



ACTIVITY



Month	Adjusted Scheduled Activity (UDA)	
	2017	2018
April	109	108
May	209	369
June	292	476
July	494	768
August	620	934
September	750	1,097
October	917	1,263
November	1,113	1,387
December	1,264	1,478
January	1,430	
February	1,691	
March	1,892	
April	2,078	
May	2,079	
June	2,079	

QUALITY

	Quantity	Base Number	Contract	AT	Region	England
% of FP17s for the same patient ID Re-attending within 3 months - Children	44	547	8.0%	10.8%	12.9%	12.0%
% of FP17s for the same patient ID Re-attending within 3 months - Adults	192	1,225	15.7%	14.4%	16.5%	15.9%
% of FP17s for the same patient ID Re-attending between 3 & 9 months - Children	307	547	56.1%	57.8%	59.6%	58.0%
% of FP17s for the same patient ID Re-attending between 3 & 9 months - Adults	566	1,225	46.2%	52.6%	52.8%	50.5%
% of FP17s for Band 1 Urgent Courses	87	891	9.8%	8.1%	9.1%	9.0%
% of FP17s Relating to Free Repair or Replacements	17	891	1.9%	1.1%	1.0%	0.8%
% of FP17s Relating to Continuations	22	891	2.5%	1.4%	1.2%	1.1%
% of Patients satisfied with the dentistry they have received	1	1	N/A	92.8%	91.6%	91.5%
% of Patients satisfied with the time they had to wait for an appointment	1	1	N/A	88.7%	88.3%	87.9%

* This is based on patients treated on this contract for their most recent course of treatment. Figures in italics indicate the base number of FP17s or Patient Questionnaire responses are less than 100. N/A is shown where the base number of responses is less than 10 during the period. % is calculated as Quantity/Base number*100

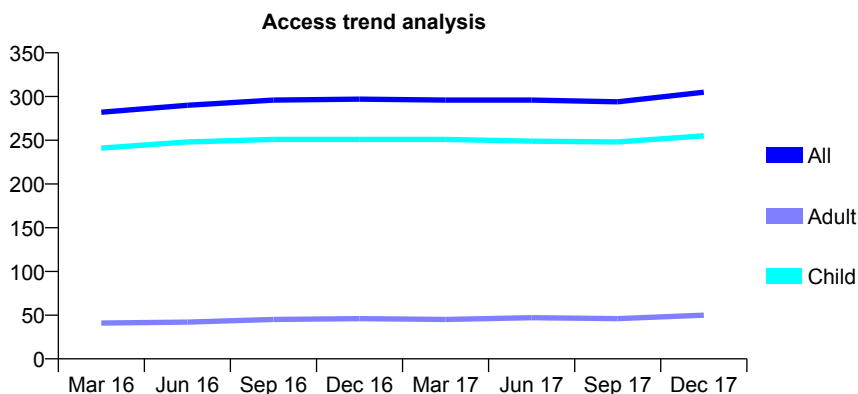
Q49 - Vital Signs At a Glance Contract Report for 565989/0001 - December 2017

Name or company name	Wetheral Dental Practice
Contract type name	GDS Contract
Purpose of contract	General
Contract start date	01/04/2006
Contract end date	

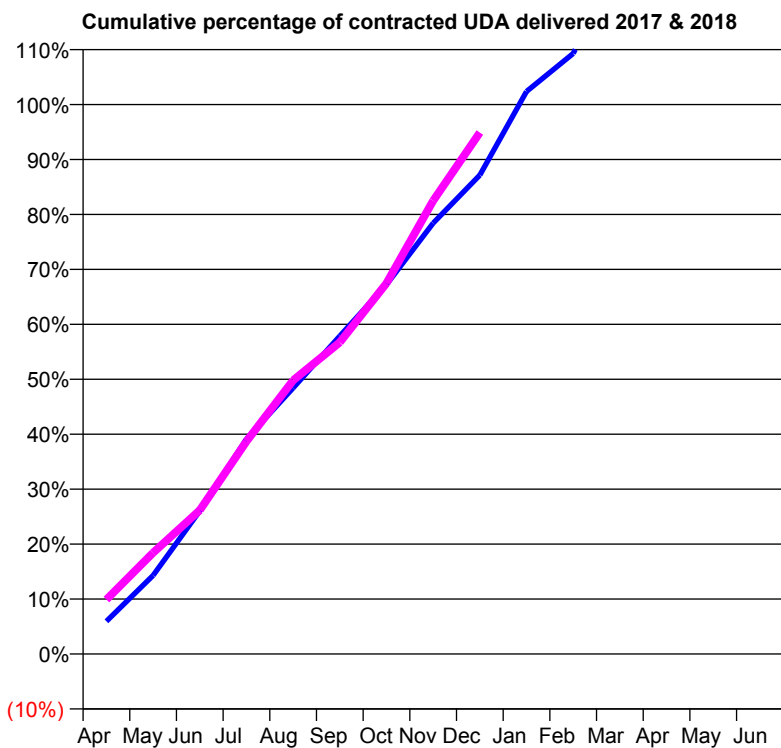
17/18 Contracted general activity (UDA)	506
Carry forward general activity (UDA)	-10
17/18 Contracted orthodontic activity (UOA)	0
Carry forward orthodontic activity (UOA)	0
Baseline contract value	£12,453.02

ACCESS*

Patients seen in 24 months	Total	Change since previous quarter
Quarter ending December 2016	297	
Quarter ending March 2017	296	→
Quarter ending June 2017	296	→
Quarter ending September 2017	294	→
Quarter ending December 2017	305	↑
Variance since December 2016	2.7%	↑



ACTIVITY



Month	Adjusted Scheduled Activity (UDA)	
	2017	2018
April	30	50
May	72	93
June	132	132
July	198	196
August	245	252
September	293	287
October	340	341
November	397	417
December	441	480
January	518	
February	553	
March	633	
April	650	
May	650	
June	653	

QUALITY

	Quantity	Base Number	Contract	AT	Region	England
% of FP17s for the same patient ID Re-attending within 3 months - Children	14	363	3.9%	10.8%	12.9%	12.0%
% of FP17s for the same patient ID Re-attending within 3 months - Adults	3	25	12.0%	14.4%	16.5%	15.9%
% of FP17s for the same patient ID Re-attending between 3 & 9 months - Children	286	363	78.8%	57.8%	59.6%	58.0%
% of FP17s for the same patient ID Re-attending between 3 & 9 months - Adults	19	25	76.0%	52.6%	52.8%	50.5%
% of FP17s for Band 1 Urgent Courses	11	374	2.9%	8.1%	9.1%	9.0%
% of FP17s Relating to Free Repair or Replacements	0	374	0.0%	1.1%	1.0%	0.8%
% of FP17s Relating to Continuations	0	374	0.0%	1.4%	1.2%	1.1%
% of Patients satisfied with the dentistry they have received	0	0	N/A	92.8%	91.6%	91.5%
% of Patients satisfied with the time they had to wait for an appointment	0	0	N/A	88.7%	88.3%	87.9%

* This is based on patients treated on this contract for their most recent course of treatment. Figures in italics indicate the base number of FP17s or Patient Questionnaire responses are less than 100. N/A is shown where the base number of responses is less than 10 during the period. % is calculated as Quantity/Base number*100

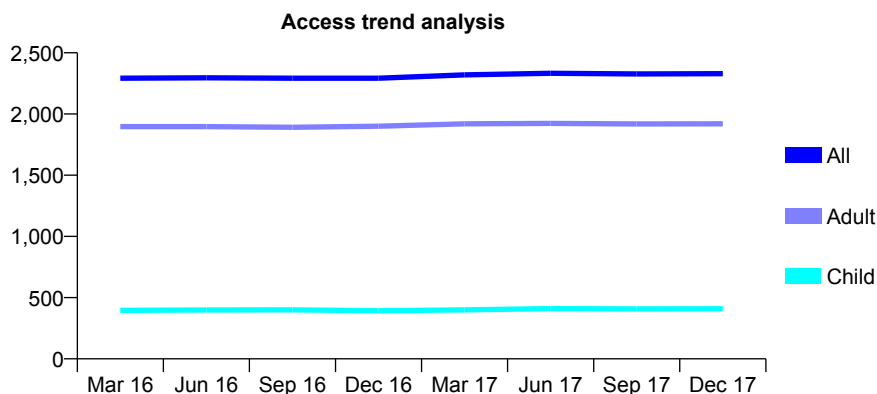
Q49 - Vital Signs At a Glance Contract Report for 567337/0001 - December 2017

Name or company name	Harley House Dental Practice
Contract type name	GDS Contract
Purpose of contract	General and Orthodontic
Contract start date	01/04/2006
Contract end date	

17/18 Contracted general activity (UDA)	7,344
Carry forward general activity (UDA)	-54
17/18 Contracted orthodontic activity (UOA)	0
Carry forward orthodontic activity (UOA)	0
Baseline contract value	£185,325.46

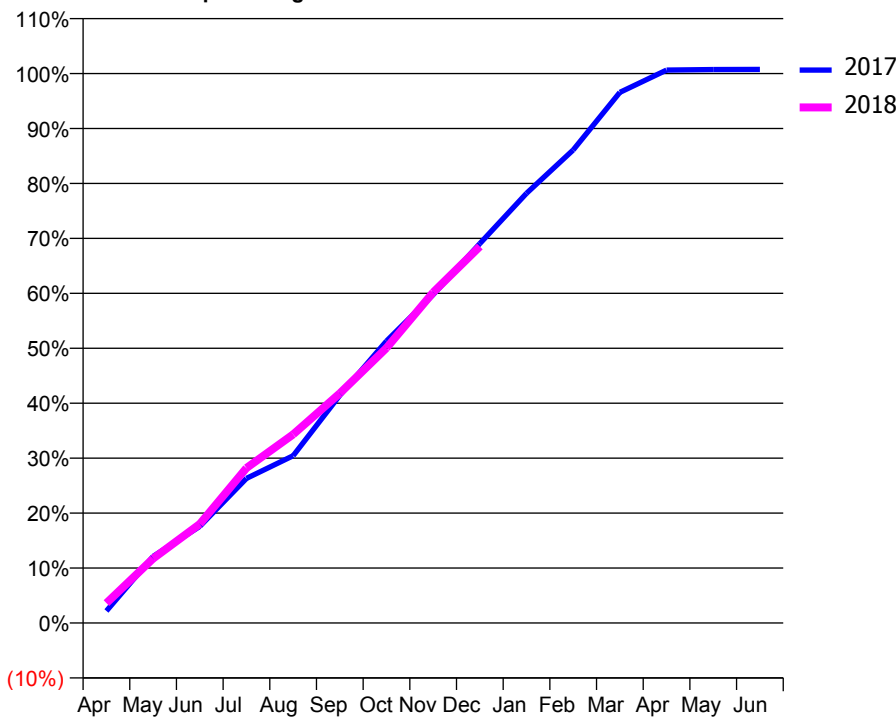
ACCESS*

Patients seen in 24 months	Total	Change since previous quarter
Quarter ending December 2016	2,293	
Quarter ending March 2017	2,320	→
Quarter ending June 2017	2,333	→
Quarter ending September 2017	2,327	→
Quarter ending December 2017	2,329	→
Variance since December 2016	1.6%	→



ACTIVITY

Cumulative percentage of contracted UDA delivered 2017 & 2018



Month	Adjusted Scheduled Activity (UDA)	
	2017	2018
April	161	267
May	890	861
June	1,291	1,323
July	1,933	2,073
August	2,236	2,521
September	3,044	3,070
October	3,768	3,676
November	4,388	4,419
December	5,072	5,032
January	5,744	
February	6,322	
March	7,092	
April	7,390	
May	7,396	
June	7,398	

QUALITY

	Quantity	Base Number	Contract	AT	Region	England
% of FP17s for the same patient ID Re-attending within 3 months - Children	53	572	9.3%	10.8%	12.9%	12.0%
% of FP17s for the same patient ID Re-attending within 3 months - Adults	312	2,393	13.0%	14.4%	16.5%	15.9%
% of FP17s for the same patient ID Re-attending between 3 & 9 months - Children	404	572	70.6%	57.8%	59.6%	58.0%
% of FP17s for the same patient ID Re-attending between 3 & 9 months - Adults	1,674	2,393	70.0%	52.6%	52.8%	50.5%
% of FP17s for Band 1 Urgent Courses	256	2,800	9.1%	8.1%	9.1%	9.0%
% of FP17s Relating to Free Repair or Replacements	5	2,800	0.2%	1.1%	1.0%	0.8%
% of FP17s Relating to Continuations	17	2,800	0.6%	1.4%	1.2%	1.1%
% of Patients satisfied with the dentistry they have received	2	3	N/A	92.8%	91.6%	91.5%
% of Patients satisfied with the time they had to wait for an appointment	3	3	N/A	88.7%	88.3%	87.9%

* This is based on patients treated on this contract for their most recent course of treatment. Figures in italics indicate the base number of FP17s or Patient Questionnaire responses are less than 100. N/A is shown where the base number of responses is less than 10 during the period. % is calculated as Quantity/Base number*100

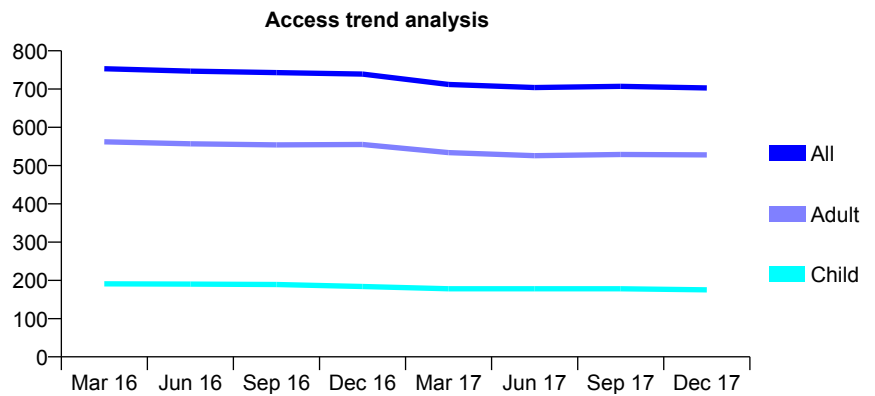
Q49 - Vital Signs At a Glance Contract Report for 570869/0001 - December 2017

Name or company name	MR MI BHOLAH
Contract type name	GDS Contract
Purpose of contract	General and Orthodontic
Contract start date	01/04/2006
Contract end date	

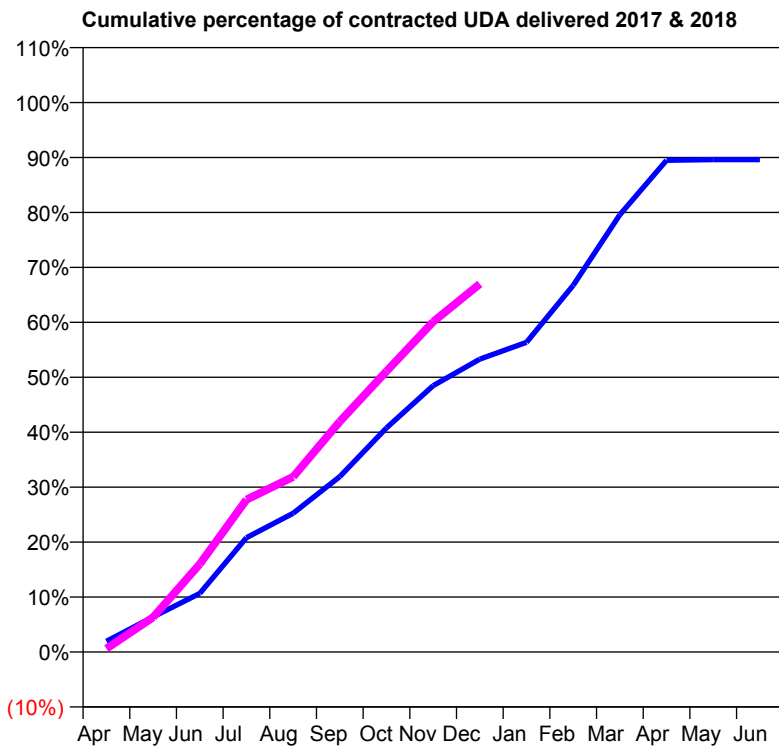
17/18 Contracted general activity (UDA)	3,219
Carry forward general activity (UDA)	0
17/18 Contracted orthodontic activity (UOA)	0
Carry forward orthodontic activity (UOA)	0
Baseline contract value	£86,230.07

ACCESS*

Patients seen in 24 months	Total	Change since previous quarter
Quarter ending December 2016	739	
Quarter ending March 2017	712	↓
Quarter ending June 2017	704	↓
Quarter ending September 2017	707	→
Quarter ending December 2017	703	→
Variance since December 2016	(4.9%)	↓



ACTIVITY



Month	Adjusted Scheduled Activity (UDA)	
	2017	2018
April	63	20
May	206	203
June	343	515
July	670	893
August	813	1,026
September	1,028	1,350
October	1,313	1,645
November	1,560	1,935
December	1,716	2,156
January	1,815	
February	2,148	
March	2,561	
April	2,880	
May	2,884	
June	2,884	

QUALITY

	Quantity	Base Number	Contract	AT	Region	England
% of FP17s for the same patient ID Re-attending within 3 months - Children	2	204	1.0%	10.8%	12.9%	12.0%
% of FP17s for the same patient ID Re-attending within 3 months - Adults	53	558	9.5%	14.4%	16.5%	15.9%
% of FP17s for the same patient ID Re-attending between 3 & 9 months - Children	148	204	72.5%	57.8%	59.6%	58.0%
% of FP17s for the same patient ID Re-attending between 3 & 9 months - Adults	328	558	58.8%	52.6%	52.8%	50.5%
% of FP17s for Band 1 Urgent Courses	20	687	2.9%	8.1%	9.1%	9.0%
% of FP17s Relating to Free Repair or Replacements	0	687	0.0%	1.1%	1.0%	0.8%
% of FP17s Relating to Continuations	8	687	1.2%	1.4%	1.2%	1.1%
% of Patients satisfied with the dentistry they have received	2	3	N/A	92.8%	91.6%	91.5%
% of Patients satisfied with the time they had to wait for an appointment	2	3	N/A	88.7%	88.3%	87.9%

* This is based on patients treated on this contract for their most recent course of treatment. Figures in italics indicate the base number of FP17s or Patient Questionnaire responses are less than 100. N/A is shown where the base number of responses is less than 10 during the period. % is calculated as Quantity/Base number*100

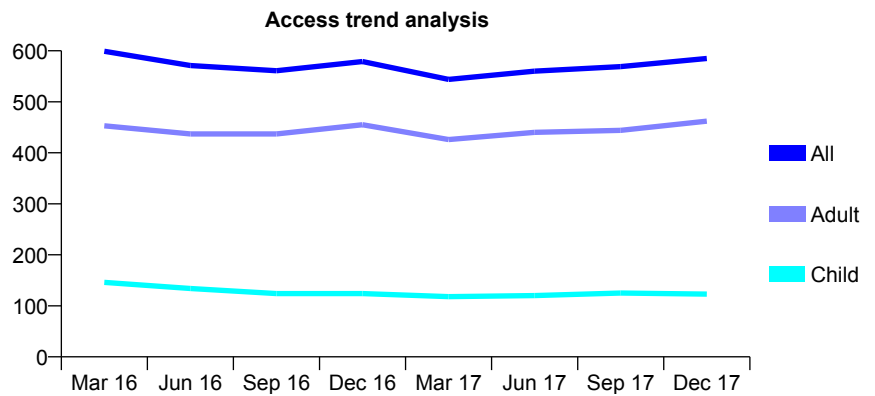
Q49 - Vital Signs At a Glance Contract Report for 570869/0002 - December 2017

Name or company name	MR MI BHOLAH
Contract type name	GDS Contract
Purpose of contract	General and Orthodontic
Contract start date	01/04/2006
Contract end date	

17/18 Contracted general activity (UDA)	2,956
Carry forward general activity (UDA)	0
17/18 Contracted orthodontic activity (UOA)	0
Carry forward orthodontic activity (UOA)	0
Baseline contract value	£92,810.50

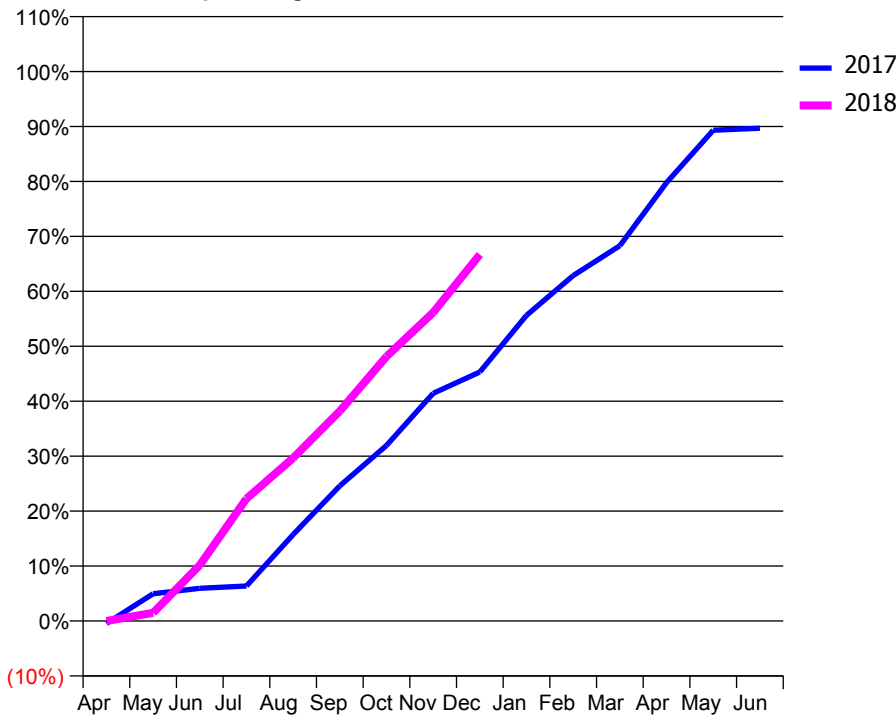
ACCESS*

Patients seen in 24 months	Total	Change since previous quarter
Quarter ending December 2016	579	
Quarter ending March 2017	544	↓
Quarter ending June 2017	560	↑
Quarter ending September 2017	569	→
Quarter ending December 2017	585	↑
Variance since December 2016	1.0%	→



ACTIVITY

Cumulative percentage of contracted UDA delivered 2017 & 2018



Month	Adjusted Scheduled Activity (UDA)	
	2017	2018
April	-14	0
May	146	44
June	176	301
July	188	658
August	465	877
September	727	1,130
October	944	1,423
November	1,225	1,659
December	1,339	1,971
January	1,644	
February	1,859	
March	2,019	
April	2,358	
May	2,640	
June	2,651	

QUALITY

	Quantity	Base Number	Contract	AT	Region	England
% of FP17s for the same patient ID Re-attending within 3 months - Children	7	126	5.6%	10.8%	12.9%	12.0%
% of FP17s for the same patient ID Re-attending within 3 months - Adults	56	435	12.9%	14.4%	16.5%	15.9%
% of FP17s for the same patient ID Re-attending between 3 & 9 months - Children	68	126	54.0%	57.8%	59.6%	58.0%
% of FP17s for the same patient ID Re-attending between 3 & 9 months - Adults	208	435	47.8%	52.6%	52.8%	50.5%
% of FP17s for Band 1 Urgent Courses	17	460	3.7%	8.1%	9.1%	9.0%
% of FP17s Relating to Free Repair or Replacements	1	460	0.2%	1.1%	1.0%	0.8%
% of FP17s Relating to Continuations	0	460	0.0%	1.4%	1.2%	1.1%
% of Patients satisfied with the dentistry they have received	1	1	N/A	92.8%	91.6%	91.5%
% of Patients satisfied with the time they had to wait for an appointment	1	1	N/A	88.7%	88.3%	87.9%

* This is based on patients treated on this contract for their most recent course of treatment. Figures in italics indicate the base number of FP17s or Patient Questionnaire responses are less than 100. N/A is shown where the base number of responses is less than 10 during the period. % is calculated as Quantity/Base number*100

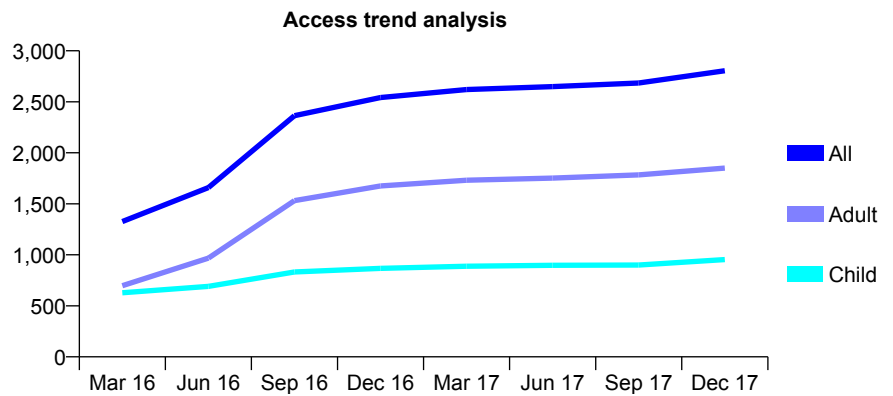
Q49 - Vital Signs At a Glance Contract Report for 572276/0002 - December 2017

Name or company name	Curzon Street Dental Practice
Contract type name	GDS Contract
Purpose of contract	General
Contract start date	01/04/2006
Contract end date	

17/18 Contracted general activity (UDA)	10,191
Carry forward general activity (UDA)	184
17/18 Contracted orthodontic activity (UOA)	0
Carry forward orthodontic activity (UOA)	0
Baseline contract value	£243,732.23

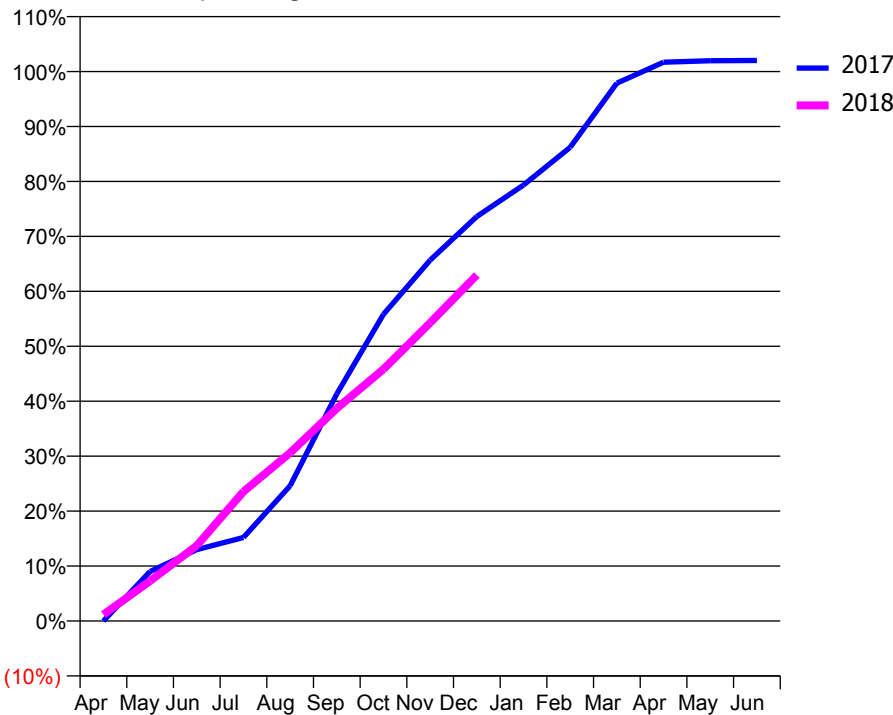
ACCESS*

Patients seen in 24 months	Total	Change since previous quarter
Quarter ending December 2016	2,542	
Quarter ending March 2017	2,620	↑
Quarter ending June 2017	2,649	→
Quarter ending September 2017	2,684	→
Quarter ending December 2017	2,804	↑
Variance since December 2016	10.3%	↑



ACTIVITY

Cumulative percentage of contracted UDA delivered 2017 & 2018



Month	Adjusted Scheduled Activity (UDA)	
	2017	2018
April	0	121
May	829	742
June	1,195	1,398
July	1,400	2,399
August	2,265	3,119
September	3,802	3,943
October	5,136	4,671
November	6,043	5,531
December	6,773	6,416
January	7,299	
February	7,930	
March	9,005	
April	9,356	
May	9,381	
June	9,384	

QUALITY

	Quantity	Base Number	Contract	AT	Region	England
% of FP17s for the same patient ID Re-attending within 3 months - Children	89	1,069	8.3%	10.8%	12.9%	12.0%
% of FP17s for the same patient ID Re-attending within 3 months - Adults	481	2,325	20.7%	14.4%	16.5%	15.9%
% of FP17s for the same patient ID Re-attending between 3 & 9 months - Children	678	1,069	63.4%	57.8%	59.6%	58.0%
% of FP17s for the same patient ID Re-attending between 3 & 9 months - Adults	1,453	2,325	62.5%	52.6%	52.8%	50.5%
% of FP17s for Band 1 Urgent Courses	153	3,218	4.8%	8.1%	9.1%	9.0%
% of FP17s Relating to Free Repair or Replacements	43	3,218	1.3%	1.1%	1.0%	0.8%
% of FP17s Relating to Continuations	155	3,218	4.8%	1.4%	1.2%	1.1%
% of Patients satisfied with the dentistry they have received	0	0	N/A	92.8%	91.6%	91.5%
% of Patients satisfied with the time they had to wait for an appointment	0	0	N/A	88.7%	88.3%	87.9%

* This is based on patients treated on this contract for their most recent course of treatment. Figures in italics indicate the base number of FP17s or Patient Questionnaire responses are less than 100. N/A is shown where the base number of responses is less than 10 during the period. % is calculated as Quantity/Base number*100

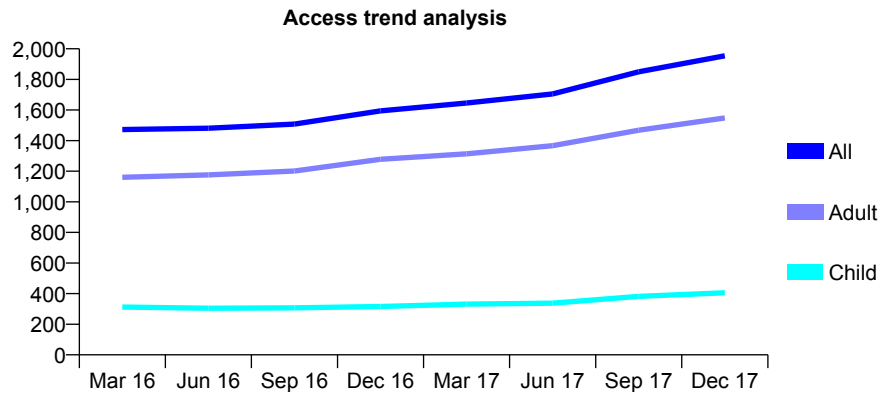
Q49 - Vital Signs At a Glance Contract Report for 573639/0004 - December 2017

Name or company name	MR SB PABARY
Contract type name	GDS Contract
Purpose of contract	General
Contract start date	01/06/2007
Contract end date	

17/18 Contracted general activity (UDA)	7,426
Carry forward general activity (UDA)	0
17/18 Contracted orthodontic activity (UOA)	0
Carry forward orthodontic activity (UOA)	0
Baseline contract value	£204,127.42

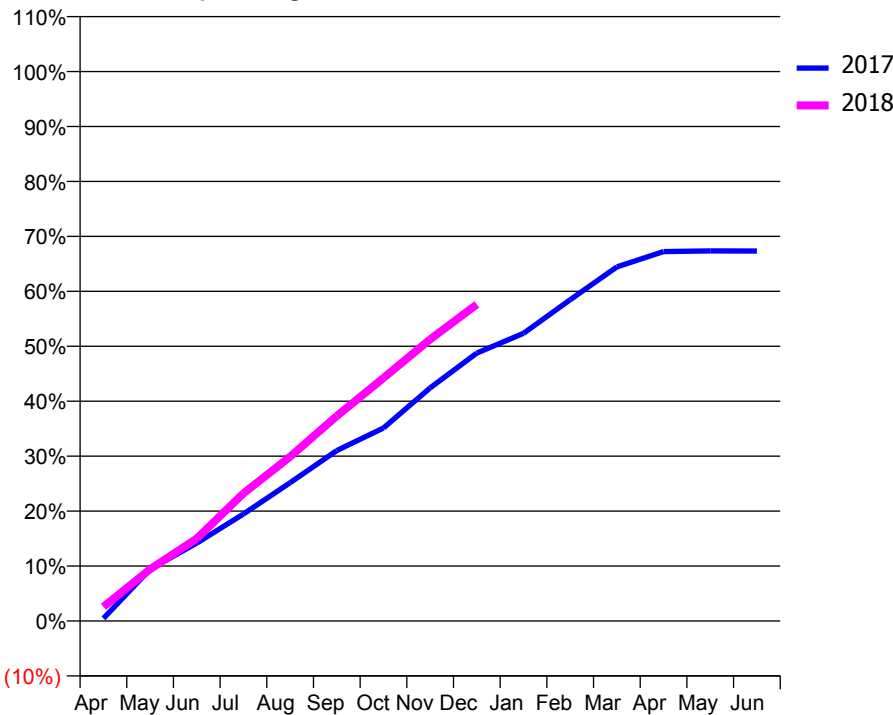
ACCESS*

Patients seen in 24 months	Total	Change since previous quarter
Quarter ending December 2016	1,594	
Quarter ending March 2017	1,646	↑
Quarter ending June 2017	1,705	↑
Quarter ending September 2017	1,850	↑
Quarter ending December 2017	1,954	↑
Variance since December 2016	22.6%	↑



ACTIVITY

Cumulative percentage of contracted UDA delivered 2017 & 2018



Month	Adjusted Scheduled Activity (UDA)	
	2017	2018
April	39	192
May	770	700
June	1,159	1,115
July	1,590	1,725
August	2,057	2,222
September	2,535	2,771
October	2,870	3,283
November	3,466	3,807
December	3,984	4,280
January	4,278	
February	4,777	
March	5,263	
April	5,492	
May	5,503	
June	5,501	

QUALITY

	Quantity	Base Number	Contract	AT	Region	England
% of FP17s for the same patient ID Re-attending within 3 months - Children	11	453	2.4%	10.8%	12.9%	12.0%
% of FP17s for the same patient ID Re-attending within 3 months - Adults	161	1,722	9.3%	14.4%	16.5%	15.9%
% of FP17s for the same patient ID Re-attending between 3 & 9 months - Children	248	453	54.7%	57.8%	59.6%	58.0%
% of FP17s for the same patient ID Re-attending between 3 & 9 months - Adults	1,003	1,722	58.2%	52.6%	52.8%	50.5%
% of FP17s for Band 1 Urgent Courses	134	2,001	6.7%	8.1%	9.1%	9.0%
% of FP17s Relating to Free Repair or Replacements	16	2,001	0.8%	1.1%	1.0%	0.8%
% of FP17s Relating to Continuations	2	2,001	0.1%	1.4%	1.2%	1.1%
% of Patients satisfied with the dentistry they have received	4	4	N/A	92.8%	91.6%	91.5%
% of Patients satisfied with the time they had to wait for an appointment	4	4	N/A	88.7%	88.3%	87.9%

* This is based on patients treated on this contract for their most recent course of treatment. Figures in italics indicate the base number of FP17s or Patient Questionnaire responses are less than 100. N/A is shown where the base number of responses is less than 10 during the period. % is calculated as Quantity/Base number*100

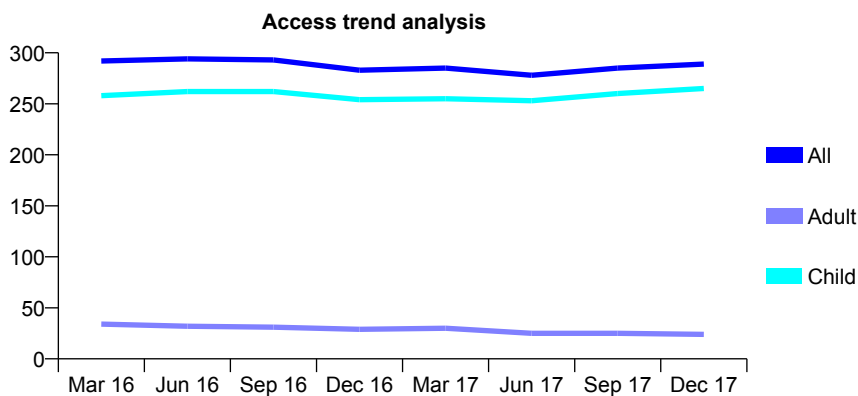
Q49 - Vital Signs At a Glance Contract Report for 573663/0001 - December 2017

Name or company name	Broadway Dental Surgery
Contract type name	GDS Contract
Purpose of contract	General
Contract start date	01/04/2006
Contract end date	

17/18 Contracted general activity (UDA)	740
Carry forward general activity (UDA)	0
17/18 Contracted orthodontic activity (UOA)	0
Carry forward orthodontic activity (UOA)	0
Baseline contract value	£17,449.42

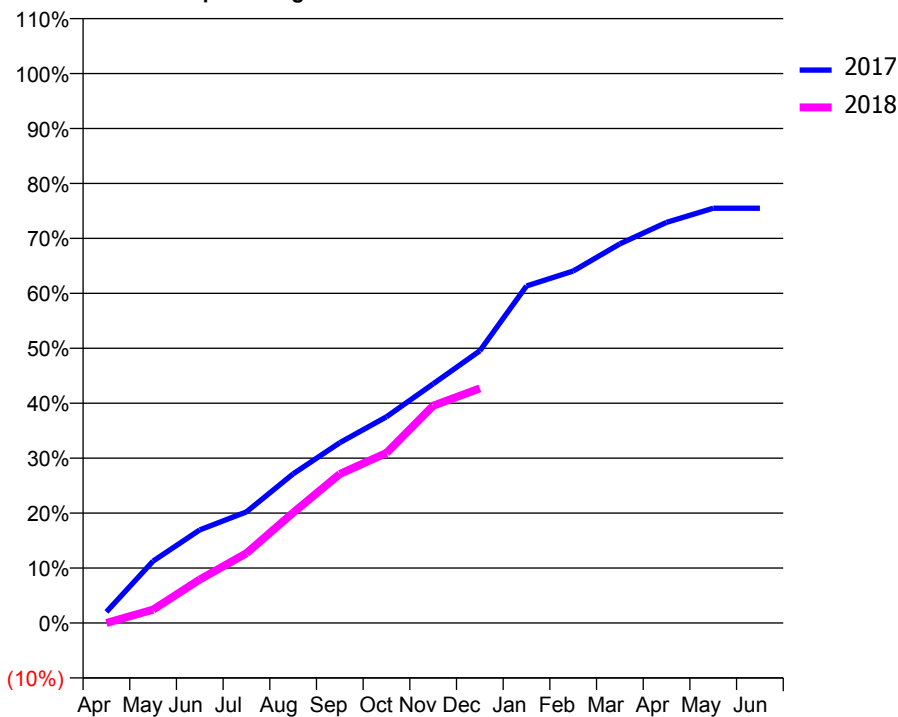
ACCESS*

Patients seen in 24 months	Total	Change since previous quarter
Quarter ending December 2016	283	
Quarter ending March 2017	285	→
Quarter ending June 2017	278	↓
Quarter ending September 2017	285	↑
Quarter ending December 2017	289	→
Variance since December 2016	2.1%	↑



ACTIVITY

Cumulative percentage of contracted UDA delivered 2017 & 2018



Month	Adjusted Scheduled Activity (UDA)	
	2017	2018
April	15	0
May	83	18
June	125	59
July	150	94
August	201	149
September	243	201
October	278	229
November	322	293
December	367	316
January	454	
February	474	
March	511	
April	540	
May	559	
June	559	

QUALITY

	Quantity	Base Number	Contract	AT	Region	England
% of FP17s for the same patient ID Re-attending within 3 months - Children	21	283	7.4%	10.8%	12.9%	12.0%
% of FP17s for the same patient ID Re-attending within 3 months - Adults	0	0	N/A	14.4%	16.5%	15.9%
% of FP17s for the same patient ID Re-attending between 3 & 9 months - Children	162	283	57.2%	57.8%	59.6%	58.0%
% of FP17s for the same patient ID Re-attending between 3 & 9 months - Adults	0	0	N/A	52.6%	52.8%	50.5%
% of FP17s for Band 1 Urgent Courses	15	245	6.1%	8.1%	9.1%	9.0%
% of FP17s Relating to Free Repair or Replacements	0	245	0.0%	1.1%	1.0%	0.8%
% of FP17s Relating to Continuations	0	245	0.0%	1.4%	1.2%	1.1%
% of Patients satisfied with the dentistry they have received	2	2	N/A	92.8%	91.6%	91.5%
% of Patients satisfied with the time they had to wait for an appointment	2	2	N/A	88.7%	88.3%	87.9%

* This is based on patients treated on this contract for their most recent course of treatment. Figures in italics indicate the base number of FP17s or Patient Questionnaire responses are less than 100. N/A is shown where the base number of responses is less than 10 during the period. % is calculated as Quantity/Base number*100

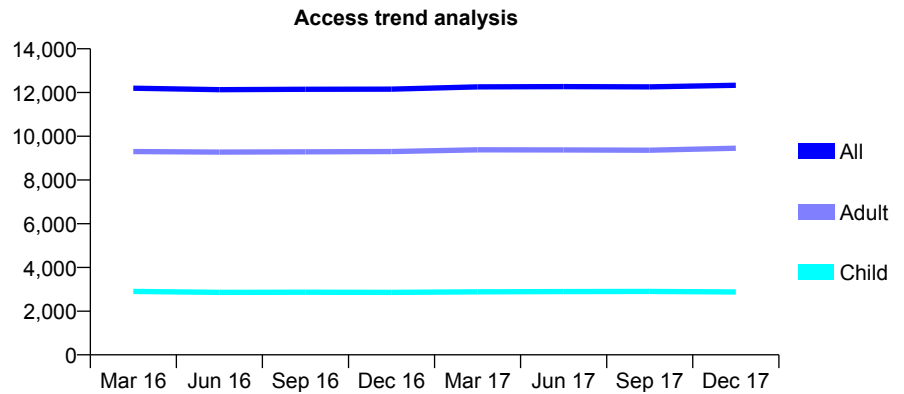
Q49 - Vital Signs At a Glance Contract Report for 574112/0001 - December 2017

Name or company name	Vine, Williamson and Hall
Contract type name	GDS Contract
Purpose of contract	General and Orthodontic
Contract start date	01/04/2006
Contract end date	

17/18 Contracted general activity (UDA)	40,129
Carry forward general activity (UDA)	644
17/18 Contracted orthodontic activity (UOA)	33
Carry forward orthodontic activity (UOA)	0
Baseline contract value	£1,029,809.09

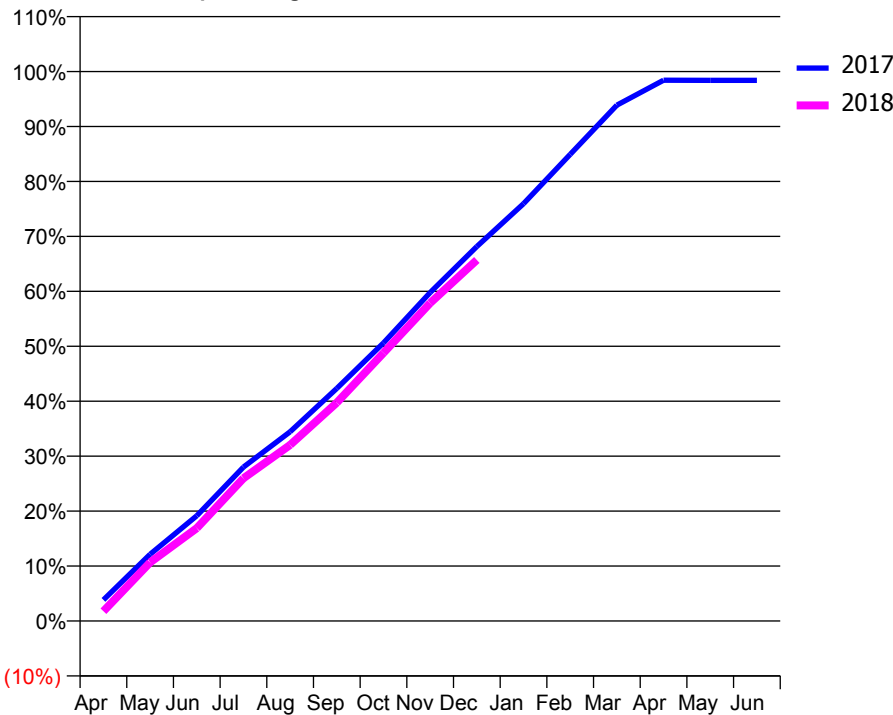
ACCESS*

Patients seen in 24 months	Total	Change since previous quarter
Quarter ending December 2016	12,152	
Quarter ending March 2017	12,259	→
Quarter ending June 2017	12,269	→
Quarter ending September 2017	12,260	→
Quarter ending December 2017	12,331	→
Variance since December 2016	1.5%	→



ACTIVITY

Cumulative percentage of contracted UDA delivered 2017 & 2018



Month	Adjusted Scheduled Activity (UDA)	
	2017	2018
April	1,545	711
May	4,876	4,278
June	7,687	6,787
July	11,245	10,420
August	13,821	12,858
September	16,989	15,950
October	20,306	19,580
November	23,986	23,225
December	27,347	26,362
January	30,471	
February	34,080	
March	37,673	
April	39,493	
May	39,486	
June	39,485	

QUALITY

	Quantity	Base Number	Contract	AT	Region	England
% of FP17s for the same patient ID Re-attending within 3 months - Children	146	2,886	5.1%	10.8%	12.9%	12.0%
% of FP17s for the same patient ID Re-attending within 3 months - Adults	1,009	9,512	10.6%	14.4%	16.5%	15.9%
% of FP17s for the same patient ID Re-attending between 3 & 9 months - Children	1,614	2,886	55.9%	57.8%	59.6%	58.0%
% of FP17s for the same patient ID Re-attending between 3 & 9 months - Adults	5,467	9,512	57.5%	52.6%	52.8%	50.5%
% of FP17s for Band 1 Urgent Courses	701	11,688	6.0%	8.1%	9.1%	9.0%
% of FP17s Relating to Free Repair or Replacements	224	11,688	1.9%	1.1%	1.0%	0.8%
% of FP17s Relating to Continuations	121	11,688	1.0%	1.4%	1.2%	1.1%
% of Patients satisfied with the dentistry they have received	17	17	100.0%	92.8%	91.6%	91.5%
% of Patients satisfied with the time they had to wait for an appointment	15	17	88.2%	88.7%	88.3%	87.9%

* This is based on patients treated on this contract for their most recent course of treatment. Figures in italics indicate the base number of FP17s or Patient Questionnaire responses are less than 100. N/A is shown where the base number of responses is less than 10 during the period. % is calculated as Quantity/Base number*100

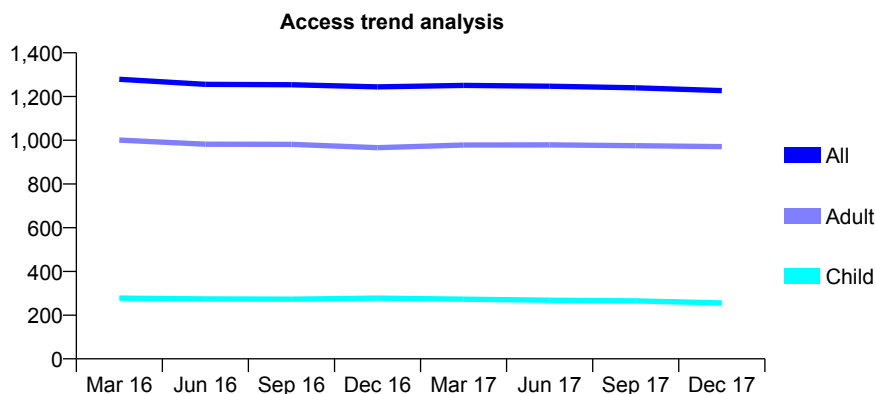
Q49 - Vital Signs At a Glance Contract Report for 575488/0001 - December 2017

Name or company name	MISS S DOWNS
Contract type name	GDS Contract
Purpose of contract	General
Contract start date	01/04/2006
Contract end date	

17/18 Contracted general activity (UDA)	3,941
Carry forward general activity (UDA)	0
17/18 Contracted orthodontic activity (UOA)	0
Carry forward orthodontic activity (UOA)	0
Baseline contract value	£85,502.72

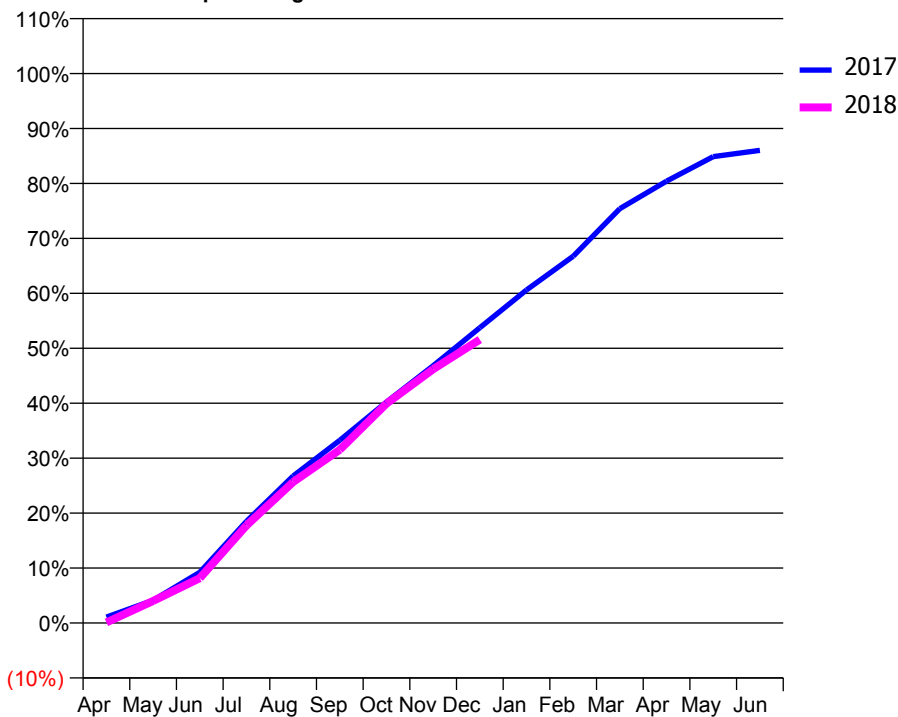
ACCESS*

Patients seen in 24 months	Total	Change since previous quarter
Quarter ending December 2016	1,244	
Quarter ending March 2017	1,251	→
Quarter ending June 2017	1,247	→
Quarter ending September 2017	1,240	→
Quarter ending December 2017	1,227	↓
Variance since December 2016	(1.4%)	↓



ACTIVITY

Cumulative percentage of contracted UDA delivered 2017 & 2018



Month	Adjusted Scheduled Activity (UDA)	
	2017	2018
April	42	4
May	163	159
June	364	322
July	729	699
August	1,054	1,011
September	1,310	1,242
October	1,586	1,574
November	1,845	1,821
December	2,118	2,033
January	2,388	
February	2,630	
March	2,972	
April	3,169	
May	3,344	
June	3,389	

QUALITY

	Quantity	Base Number	Contract	AT	Region	England
% of FP17s for the same patient ID Re-attending within 3 months - Children	28	287	9.8%	10.8%	12.9%	12.0%
% of FP17s for the same patient ID Re-attending within 3 months - Adults	196	1,115	17.6%	14.4%	16.5%	15.9%
% of FP17s for the same patient ID Re-attending between 3 & 9 months - Children	182	287	63.4%	57.8%	59.6%	58.0%
% of FP17s for the same patient ID Re-attending between 3 & 9 months - Adults	667	1,115	59.8%	52.6%	52.8%	50.5%
% of FP17s for Band 1 Urgent Courses	25	1,156	2.2%	8.1%	9.1%	9.0%
% of FP17s Relating to Free Repair or Replacements	8	1,156	0.7%	1.1%	1.0%	0.8%
% of FP17s Relating to Continuations	30	1,156	2.6%	1.4%	1.2%	1.1%
% of Patients satisfied with the dentistry they have received	2	2	N/A	92.8%	91.6%	91.5%
% of Patients satisfied with the time they had to wait for an appointment	2	2	N/A	88.7%	88.3%	87.9%

* This is based on patients treated on this contract for their most recent course of treatment. Figures in italics indicate the base number of FP17s or Patient Questionnaire responses are less than 100. N/A is shown where the base number of responses is less than 10 during the period. % is calculated as Quantity/Base number*100

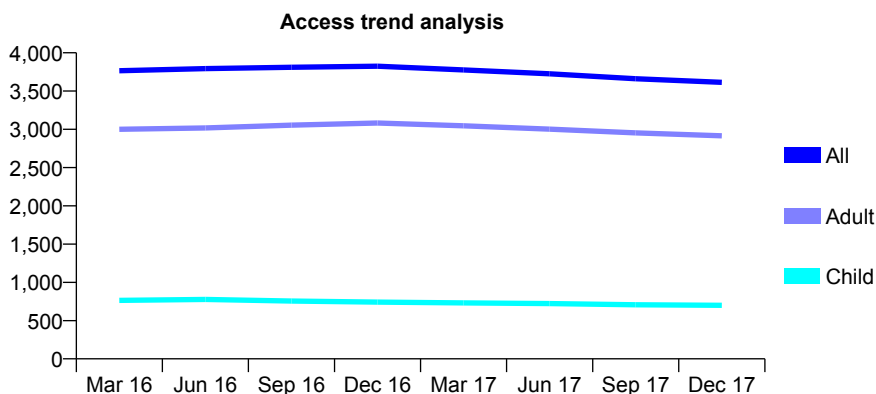
Q49 - Vital Signs At a Glance Contract Report for 578940/0001 - December 2017

Name or company name	MR CJ BELFIELD
Contract type name	GDS Contract
Purpose of contract	General
Contract start date	01/04/2006
Contract end date	

17/18 Contracted general activity (UDA)	9,000
Carry forward general activity (UDA)	0
17/18 Contracted orthodontic activity (UOA)	0
Carry forward orthodontic activity (UOA)	0
Baseline contract value	£234,039.24

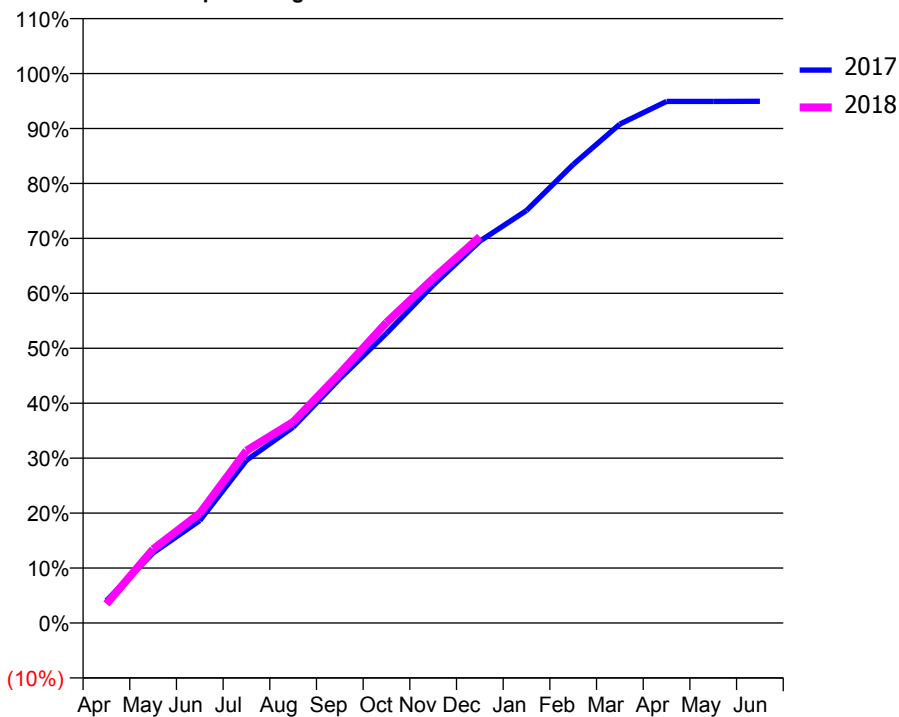
ACCESS*

Patients seen in 24 months	Total	Change since previous quarter
Quarter ending December 2016	3,824	
Quarter ending March 2017	3,776	↓
Quarter ending June 2017	3,725	↓
Quarter ending September 2017	3,661	↓
Quarter ending December 2017	3,614	↓
Variance since December 2016	(5.5%)	↓



ACTIVITY

Cumulative percentage of contracted UDA delivered 2017 & 2018



Month	Adjusted Scheduled Activity (UDA)	
	2017	2018
April	404	313
May	1,269	1,210
June	1,855	1,796
July	2,944	2,823
August	3,542	3,292
September	4,422	4,087
October	5,242	4,922
November	6,113	5,643
December	6,909	6,324
January	7,464	
February	8,295	
March	9,026	
April	9,437	
May	9,437	
June	9,438	

QUALITY

	Quantity	Base Number	Contract	AT	Region	England
% of FP17s for the same patient ID Re-attending within 3 months - Children	48	806	6.0%	10.8%	12.9%	12.0%
% of FP17s for the same patient ID Re-attending within 3 months - Adults	298	3,151	9.5%	14.4%	16.5%	15.9%
% of FP17s for the same patient ID Re-attending between 3 & 9 months - Children	507	806	62.9%	57.8%	59.6%	58.0%
% of FP17s for the same patient ID Re-attending between 3 & 9 months - Adults	2,222	3,151	70.5%	52.6%	52.8%	50.5%
% of FP17s for Band 1 Urgent Courses	171	3,736	4.6%	8.1%	9.1%	9.0%
% of FP17s Relating to Free Repair or Replacements	28	3,736	0.7%	1.1%	1.0%	0.8%
% of FP17s Relating to Continuations	7	3,736	0.2%	1.4%	1.2%	1.1%
% of Patients satisfied with the dentistry they have received	2	2	N/A	92.8%	91.6%	91.5%
% of Patients satisfied with the time they had to wait for an appointment	2	2	N/A	88.7%	88.3%	87.9%

* This is based on patients treated on this contract for their most recent course of treatment. Figures in italics indicate the base number of FP17s or Patient Questionnaire responses are less than 100. N/A is shown where the base number of responses is less than 10 during the period. % is calculated as Quantity/Base number*100

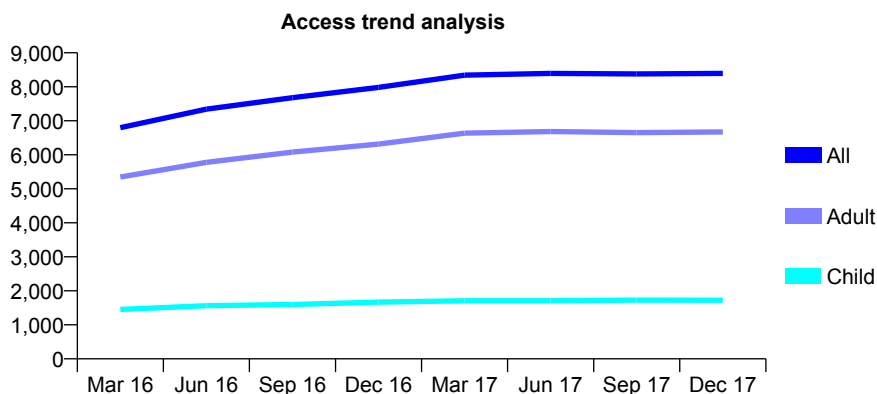
Q49 - Vital Signs At a Glance Contract Report for 601365/0001 - December 2017

Name or company name	MRS JA OWEN
Contract type name	GDS Contract
Purpose of contract	General
Contract start date	01/05/2015
Contract end date	

17/18 Contracted general activity (UDA)	23,296
Carry forward general activity (UDA)	-434
17/18 Contracted orthodontic activity (UOA)	0
Carry forward orthodontic activity (UOA)	0
Baseline contract value	£668,808.88

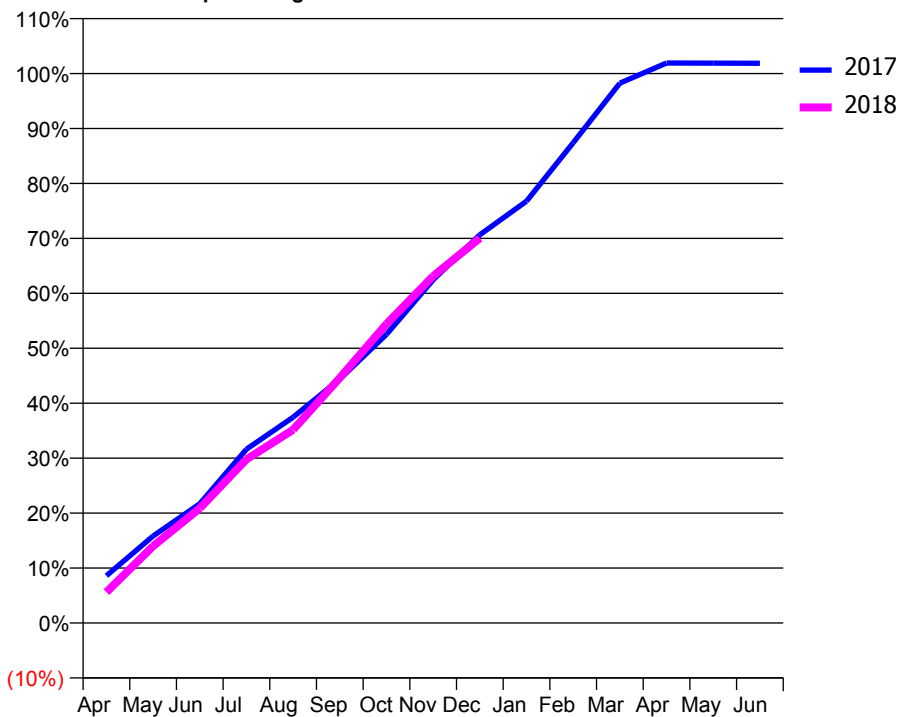
ACCESS*

Patients seen in 24 months	Total	Change since previous quarter
Quarter ending December 2016	7,984	
Quarter ending March 2017	8,345	↑
Quarter ending June 2017	8,394	→
Quarter ending September 2017	8,379	→
Quarter ending December 2017	8,396	→
Variance since December 2016	5.2%	↑



ACTIVITY

Cumulative percentage of contracted UDA delivered 2017 & 2018



Month	Adjusted Scheduled Activity (UDA)	
	2017	2018
April	2,003	1,310
May	3,691	3,259
June	5,055	4,864
July	7,369	6,941
August	8,725	8,197
September	10,345	10,394
October	12,238	12,675
November	14,546	14,709
December	16,459	16,320
January	17,886	
February	20,361	
March	22,889	
April	23,743	
May	23,735	
June	23,730	

QUALITY

	Quantity	Base Number	Contract	AT	Region	England
% of FP17s for the same patient ID Re-attending within 3 months - Children	75	1,680	4.5%	10.8%	12.9%	12.0%
% of FP17s for the same patient ID Re-attending within 3 months - Adults	721	6,558	11.0%	14.4%	16.5%	15.9%
% of FP17s for the same patient ID Re-attending between 3 & 9 months - Children	949	1,680	56.5%	57.8%	59.6%	58.0%
% of FP17s for the same patient ID Re-attending between 3 & 9 months - Adults	3,927	6,558	59.9%	52.6%	52.8%	50.5%
% of FP17s for Band 1 Urgent Courses	53	7,543	0.7%	8.1%	9.1%	9.0%
% of FP17s Relating to Free Repair or Replacements	251	7,543	3.3%	1.1%	1.0%	0.8%
% of FP17s Relating to Continuations	70	7,543	0.9%	1.4%	1.2%	1.1%
% of Patients satisfied with the dentistry they have received	9	10	90.0%	92.8%	91.6%	91.5%
% of Patients satisfied with the time they had to wait for an appointment	9	10	90.0%	88.7%	88.3%	87.9%

* This is based on patients treated on this contract for their most recent course of treatment. Figures in italics indicate the base number of FP17s or Patient Questionnaire responses are less than 100. N/A is shown where the base number of responses is less than 10 during the period. % is calculated as Quantity/Base number*100

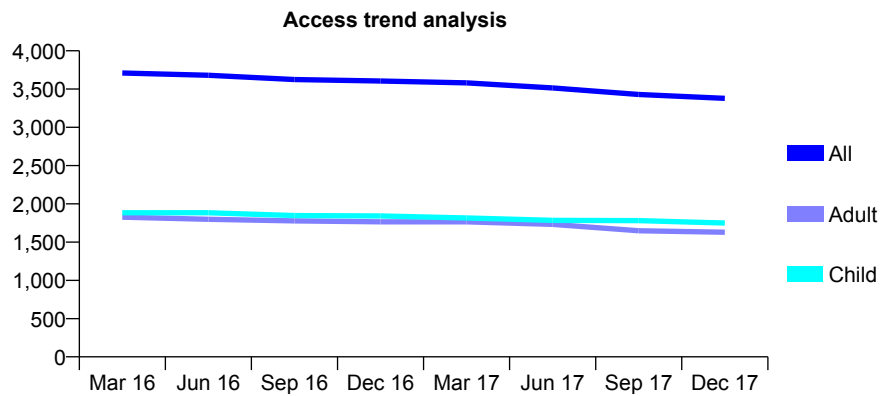
Q49 - Vital Signs At a Glance Contract Report for 622605/0001 - December 2017

Name or company name	MR RA GRANT
Contract type name	GDS Contract
Purpose of contract	General
Contract start date	01/04/2006
Contract end date	

17/18 Contracted general activity (UDA)	11,293
Carry forward general activity (UDA)	0
17/18 Contracted orthodontic activity (UOA)	0
Carry forward orthodontic activity (UOA)	0
Baseline contract value	£294,322.53

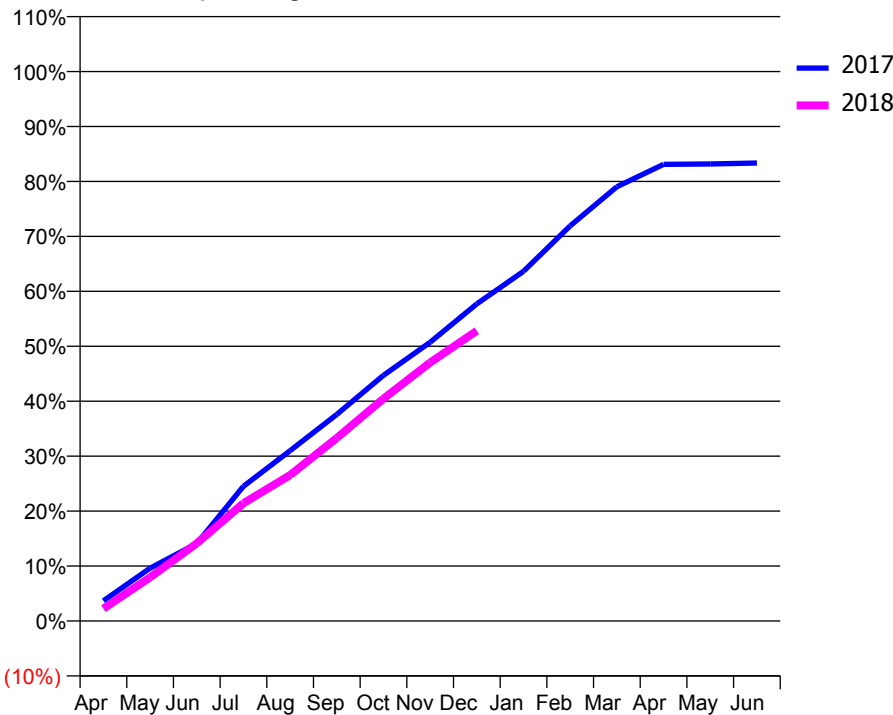
ACCESS*

Patients seen in 24 months	Total	Change since previous quarter
Quarter ending December 2016	3,605	
Quarter ending March 2017	3,580	→
Quarter ending June 2017	3,515	↓
Quarter ending September 2017	3,429	↓
Quarter ending December 2017	3,378	↓
Variance since December 2016	(6.3%)	↓



ACTIVITY

Cumulative percentage of contracted UDA delivered 2017 & 2018



Month	Adjusted Scheduled Activity (UDA)	
	2017	2018
April	415	253
May	1,086	897
June	1,592	1,595
July	2,770	2,422
August	3,502	3,000
September	4,247	3,761
October	5,050	4,569
November	5,729	5,312
December	6,519	5,965
January	7,188	
February	8,121	
March	8,924	
April	9,384	
May	9,392	
June	9,411	

QUALITY

	Quantity	Base Number	Contract	AT	Region	England
% of FP17s for the same patient ID Re-attending within 3 months - Children	83	1,750	4.7%	10.8%	12.9%	12.0%
% of FP17s for the same patient ID Re-attending within 3 months - Adults	171	1,419	12.1%	14.4%	16.5%	15.9%
% of FP17s for the same patient ID Re-attending between 3 & 9 months - Children	935	1,750	53.4%	57.8%	59.6%	58.0%
% of FP17s for the same patient ID Re-attending between 3 & 9 months - Adults	759	1,419	53.5%	52.6%	52.8%	50.5%
% of FP17s for Band 1 Urgent Courses	191	2,952	6.5%	8.1%	9.1%	9.0%
% of FP17s Relating to Free Repair or Replacements	0	2,952	0.0%	1.1%	1.0%	0.8%
% of FP17s Relating to Continuations	0	2,952	0.0%	1.4%	1.2%	1.1%
% of Patients satisfied with the dentistry they have received	3	3	N/A	92.8%	91.6%	91.5%
% of Patients satisfied with the time they had to wait for an appointment	3	3	N/A	88.7%	88.3%	87.9%

* This is based on patients treated on this contract for their most recent course of treatment. Figures in italics indicate the base number of FP17s or Patient Questionnaire responses are less than 100. N/A is shown where the base number of responses is less than 10 during the period. % is calculated as Quantity/Base number*100

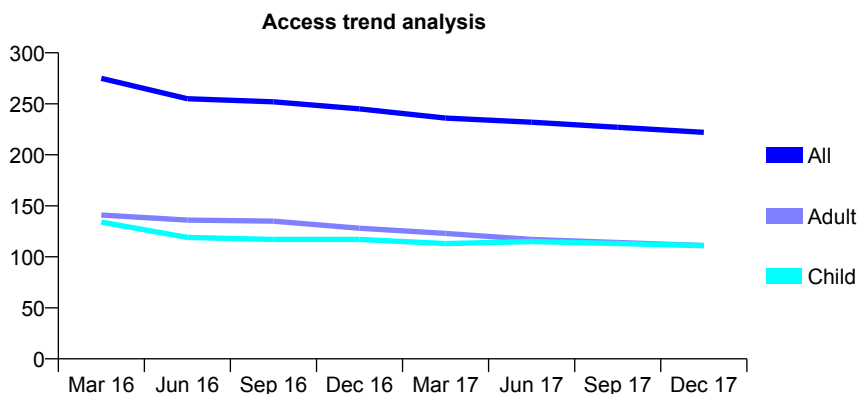
Q49 - Vital Signs At a Glance Contract Report for 622605/0002 - December 2017

Name or company name	MR RA GRANT
Contract type name	GDS Contract
Purpose of contract	General
Contract start date	01/04/2006
Contract end date	

17/18 Contracted general activity (UDA)	813
Carry forward general activity (UDA)	0
17/18 Contracted orthodontic activity (UOA)	0
Carry forward orthodontic activity (UOA)	0
Baseline contract value	£20,128.61

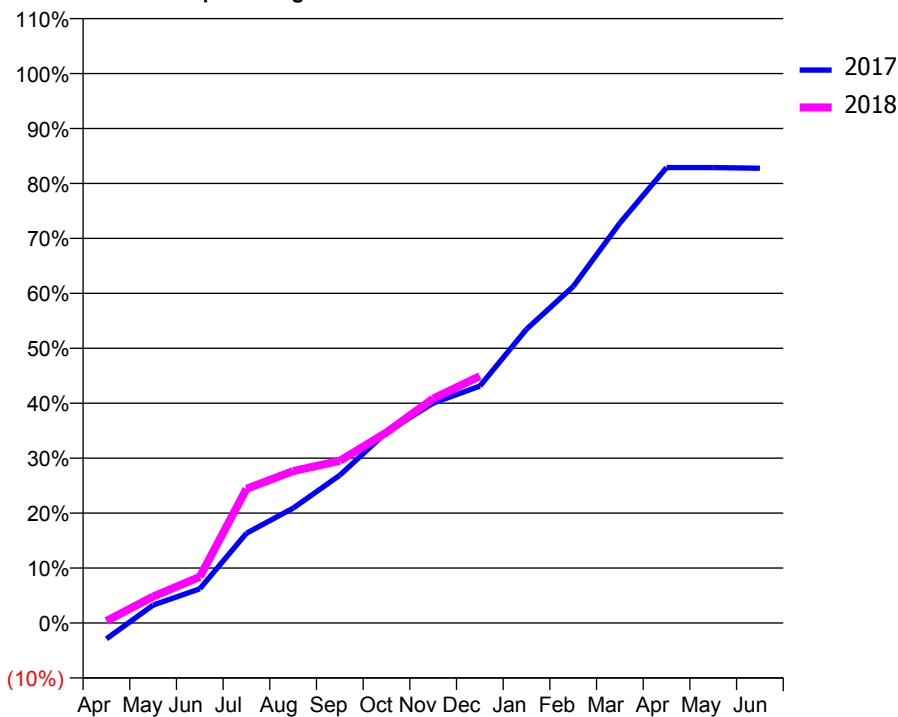
ACCESS*

Patients seen in 24 months	Total	Change since previous quarter
Quarter ending December 2016	245	
Quarter ending March 2017	236	↓
Quarter ending June 2017	232	↓
Quarter ending September 2017	227	↓
Quarter ending December 2017	222	↓
Variance since December 2016	(9.4%)	↓



ACTIVITY

Cumulative percentage of contracted UDA delivered 2017 & 2018



Month	Adjusted Scheduled Activity (UDA)	
	2017	2018
April	-24	3
May	27	39
June	51	68
July	133	199
August	170	225
September	219	240
October	282	282
November	325	332
December	350	365
January	435	
February	498	
March	592	
April	674	
May	674	
June	673	

QUALITY

	Quantity	Base Number	Contract	AT	Region	England
% of FP17s for the same patient ID Re-attending within 3 months - Children	4	97	4.1%	10.8%	12.9%	12.0%
% of FP17s for the same patient ID Re-attending within 3 months - Adults	18	100	18.0%	14.4%	16.5%	15.9%
% of FP17s for the same patient ID Re-attending between 3 & 9 months - Children	55	97	56.7%	57.8%	59.6%	58.0%
% of FP17s for the same patient ID Re-attending between 3 & 9 months - Adults	54	100	54.0%	52.6%	52.8%	50.5%
% of FP17s for Band 1 Urgent Courses	6	171	3.5%	8.1%	9.1%	9.0%
% of FP17s Relating to Free Repair or Replacements	0	171	0.0%	1.1%	1.0%	0.8%
% of FP17s Relating to Continuations	0	171	0.0%	1.4%	1.2%	1.1%
% of Patients satisfied with the dentistry they have received	0	0	N/A	92.8%	91.6%	91.5%
% of Patients satisfied with the time they had to wait for an appointment	0	0	N/A	88.7%	88.3%	87.9%

* This is based on patients treated on this contract for their most recent course of treatment. Figures in italics indicate the base number of FP17s or Patient Questionnaire responses are less than 100. N/A is shown where the base number of responses is less than 10 during the period. % is calculated as Quantity/Base number*100

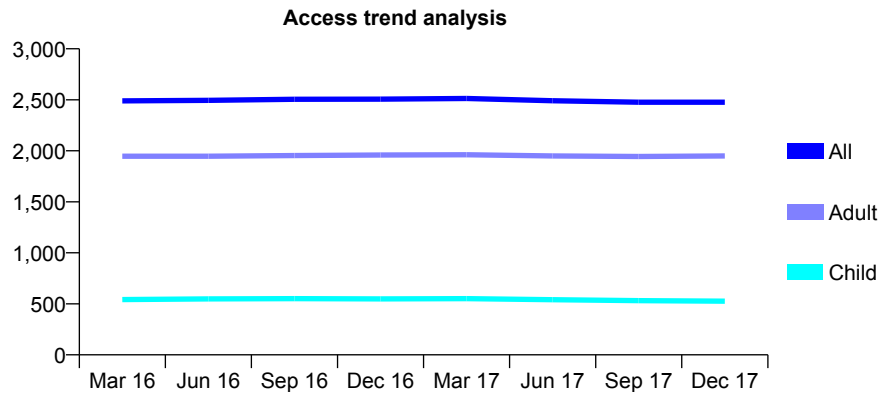
Q49 - Vital Signs At a Glance Contract Report for 631434/0001 - December 2017

Name or company name	MR JM ATKINSON
Contract type name	GDS Contract
Purpose of contract	General
Contract start date	01/04/2006
Contract end date	

17/18 Contracted general activity (UDA)	8,350
Carry forward general activity (UDA)	24
17/18 Contracted orthodontic activity (UOA)	0
Carry forward orthodontic activity (UOA)	0
Baseline contract value	£193,651.98

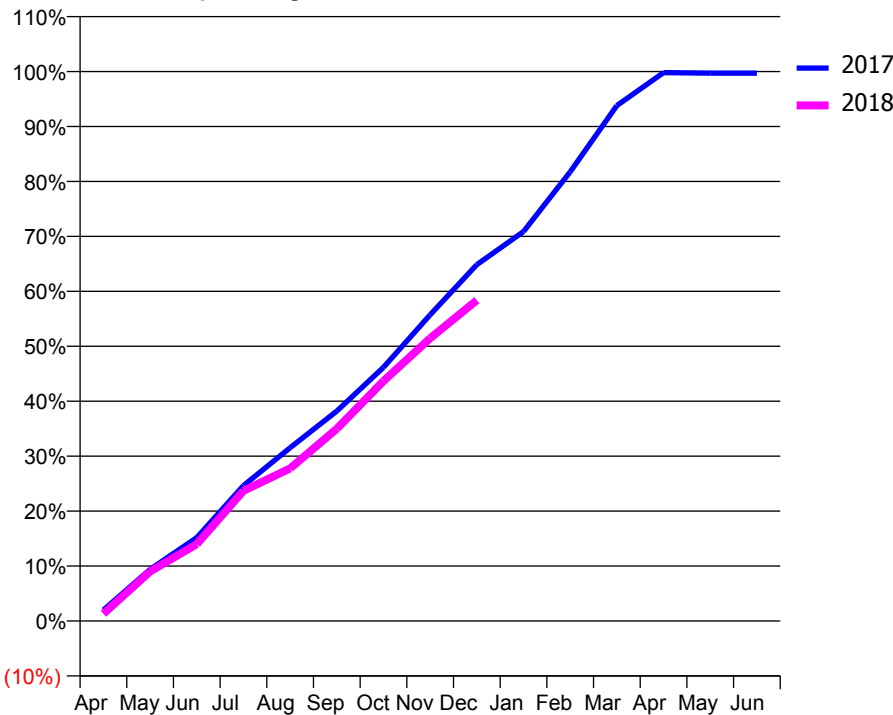
ACCESS*

Patients seen in 24 months	Total	Change since previous quarter
Quarter ending December 2016	2,507	
Quarter ending March 2017	2,513	→
Quarter ending June 2017	2,491	→
Quarter ending September 2017	2,477	→
Quarter ending December 2017	2,476	→
Variance since December 2016	(1.2%)	↓



ACTIVITY

Cumulative percentage of contracted UDA delivered 2017 & 2018



Month	Adjusted Scheduled Activity (UDA)	
	2017	2018
April	167	111
May	784	753
June	1,268	1,169
July	2,058	1,979
August	2,633	2,318
September	3,190	2,921
October	3,854	3,646
November	4,653	4,297
December	5,415	4,873
January	5,918	
February	6,825	
March	7,833	
April	8,334	
May	8,326	
June	8,326	

QUALITY

	Quantity	Base Number	Contract	AT	Region	England
% of FP17s for the same patient ID Re-attending within 3 months - Children	19	563	3.4%	10.8%	12.9%	12.0%
% of FP17s for the same patient ID Re-attending within 3 months - Adults	388	2,162	17.9%	14.4%	16.5%	15.9%
% of FP17s for the same patient ID Re-attending between 3 & 9 months - Children	383	563	68.0%	57.8%	59.6%	58.0%
% of FP17s for the same patient ID Re-attending between 3 & 9 months - Adults	1,319	2,162	61.0%	52.6%	52.8%	50.5%
% of FP17s for Band 1 Urgent Courses	82	2,542	3.2%	8.1%	9.1%	9.0%
% of FP17s Relating to Free Repair or Replacements	66	2,542	2.6%	1.1%	1.0%	0.8%
% of FP17s Relating to Continuations	36	2,542	1.4%	1.4%	1.2%	1.1%
% of Patients satisfied with the dentistry they have received	2	3	N/A	92.8%	91.6%	91.5%
% of Patients satisfied with the time they had to wait for an appointment	3	3	N/A	88.7%	88.3%	87.9%

* This is based on patients treated on this contract for their most recent course of treatment. Figures in italics indicate the base number of FP17s or Patient Questionnaire responses are less than 100. N/A is shown where the base number of responses is less than 10 during the period. % is calculated as Quantity/Base number*100

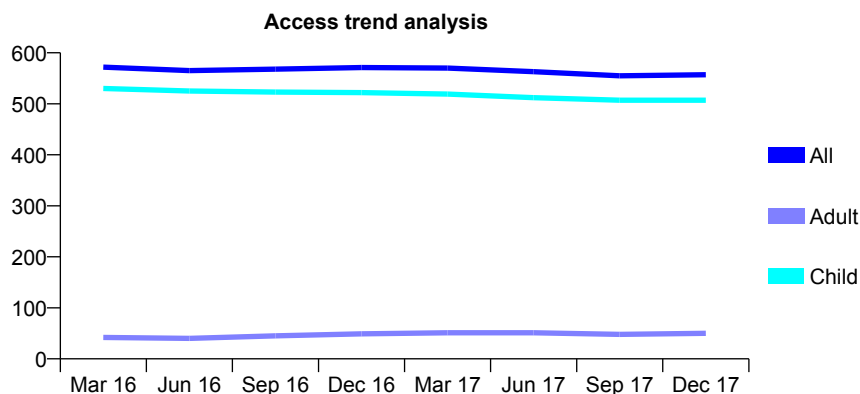
Q49 - Vital Signs At a Glance Contract Report for 635081/0001 - December 2017

Name or company name	MR WA TAYLOR
Contract type name	GDS Contract
Purpose of contract	General and Orthodontic
Contract start date	01/04/2006
Contract end date	

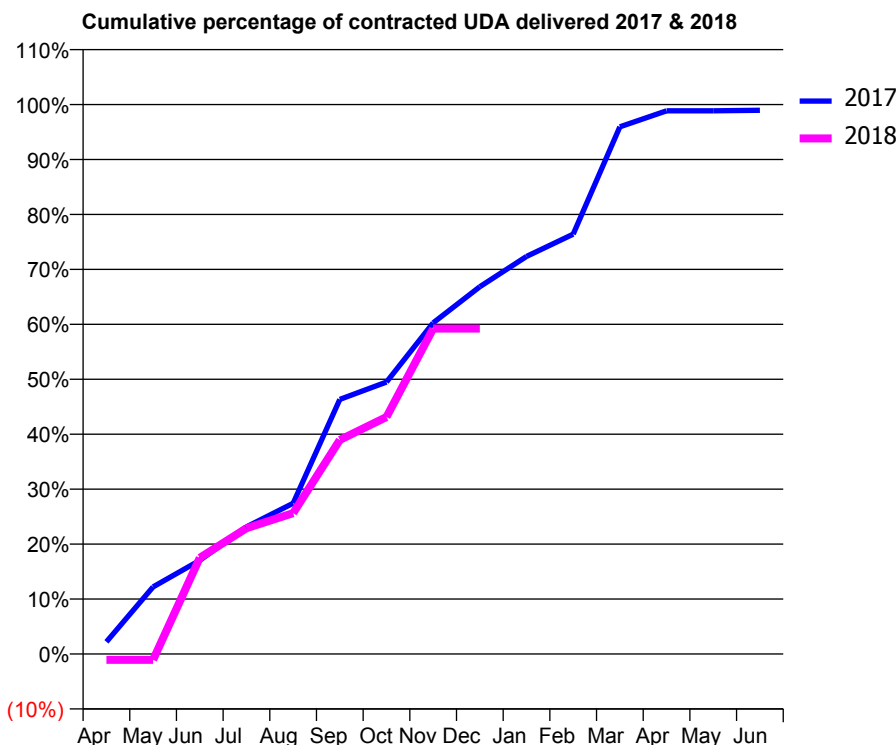
17/18 Contracted general activity (UDA)	1,400
Carry forward general activity (UDA)	15
17/18 Contracted orthodontic activity (UOA)	0
Carry forward orthodontic activity (UOA)	0
Baseline contract value	£33,478.30

ACCESS*

Patients seen in 24 months	Total	Change since previous quarter
Quarter ending December 2016	571	
Quarter ending March 2017	570	→
Quarter ending June 2017	563	↓
Quarter ending September 2017	555	↓
Quarter ending December 2017	557	→
Variance since December 2016	(2.5%)	↓



ACTIVITY



Month	Adjusted Scheduled Activity (UDA)	
	2017	2018
April	31	-15
May	171	-15
June	239	245
July	324	320
August	384	359
September	649	545
October	693	604
November	844	829
December	936	829
January	1,013	
February	1,070	
March	1,343	
April	1,384	
May	1,384	
June	1,385	

QUALITY

	Quantity	Base Number	Contract	AT	Region	England
% of FP17s for the same patient ID Re-attending within 3 months - Children	60	616	9.7%	10.8%	12.9%	12.0%
% of FP17s for the same patient ID Re-attending within 3 months - Adults	0	0	N/A	14.4%	16.5%	15.9%
% of FP17s for the same patient ID Re-attending between 3 & 9 months - Children	467	616	75.8%	57.8%	59.6%	58.0%
% of FP17s for the same patient ID Re-attending between 3 & 9 months - Adults	0	0	N/A	52.6%	52.8%	50.5%
% of FP17s for Band 1 Urgent Courses	35	583	6.0%	8.1%	9.1%	9.0%
% of FP17s Relating to Free Repair or Replacements	0	583	0.0%	1.1%	1.0%	0.8%
% of FP17s Relating to Continuations	2	583	0.3%	1.4%	1.2%	1.1%
% of Patients satisfied with the dentistry they have received	1	1	N/A	92.8%	91.6%	91.5%
% of Patients satisfied with the time they had to wait for an appointment	1	1	N/A	88.7%	88.3%	87.9%

* This is based on patients treated on this contract for their most recent course of treatment. Figures in italics indicate the base number of FP17s or Patient Questionnaire responses are less than 100. N/A is shown where the base number of responses is less than 10 during the period. % is calculated as Quantity/Base number*100

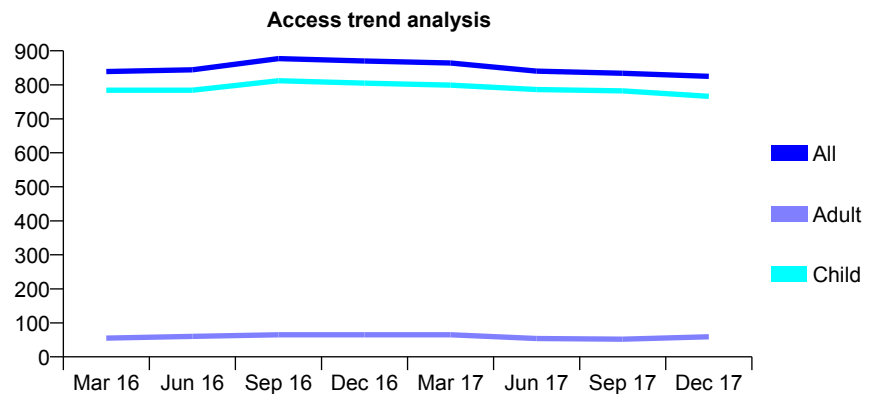
Q49 - Vital Signs At a Glance Contract Report for 636029/0001 - December 2017

Name or company name	MRS JM STEVENSON
Contract type name	GDS Contract
Purpose of contract	General and Orthodontic
Contract start date	01/04/2006
Contract end date	

17/18 Contracted general activity (UDA)	1,515
Carry forward general activity (UDA)	-30
17/18 Contracted orthodontic activity (UOA)	0
Carry forward orthodontic activity (UOA)	0
Baseline contract value	£36,587.25

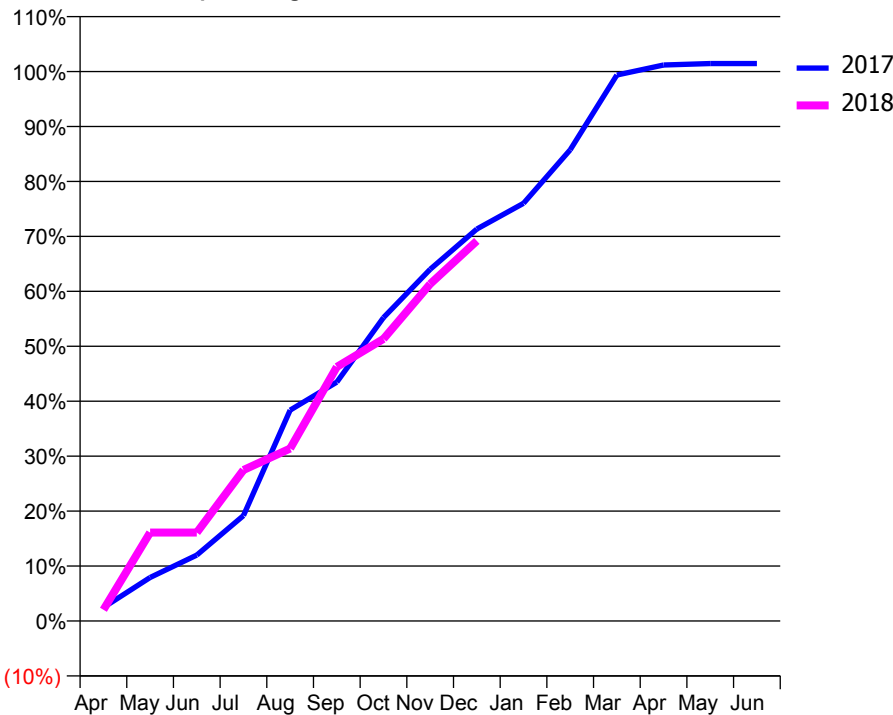
ACCESS*

Patients seen in 24 months	Total	Change since previous quarter
Quarter ending December 2016	870	
Quarter ending March 2017	864	→
Quarter ending June 2017	840	↓
Quarter ending September 2017	834	→
Quarter ending December 2017	825	↓
Variance since December 2016	(5.2%)	↓



ACTIVITY

Cumulative percentage of contracted UDA delivered 2017 & 2018



Month	Adjusted Scheduled Activity (UDA)	
	2017	2018
April	37	31
May	120	244
June	182	244
July	291	416
August	582	476
September	659	700
October	836	778
November	970	929
December	1,081	1,048
January	1,152	
February	1,299	
March	1,505	
April	1,533	
May	1,537	
June	1,537	

QUALITY

	Quantity	Base Number	Contract	AT	Region	England
% of FP17s for the same patient ID Re-attending within 3 months - Children	60	750	8.0%	10.8%	12.9%	12.0%
% of FP17s for the same patient ID Re-attending within 3 months - Adults	0	0	N/A	14.4%	16.5%	15.9%
% of FP17s for the same patient ID Re-attending between 3 & 9 months - Children	388	750	51.7%	57.8%	59.6%	58.0%
% of FP17s for the same patient ID Re-attending between 3 & 9 months - Adults	0	0	N/A	52.6%	52.8%	50.5%
% of FP17s for Band 1 Urgent Courses	40	718	5.6%	8.1%	9.1%	9.0%
% of FP17s Relating to Free Repair or Replacements	0	718	0.0%	1.1%	1.0%	0.8%
% of FP17s Relating to Continuations	7	718	1.0%	1.4%	1.2%	1.1%
% of Patients satisfied with the dentistry they have received	1	1	N/A	92.8%	91.6%	91.5%
% of Patients satisfied with the time they had to wait for an appointment	1	1	N/A	88.7%	88.3%	87.9%

* This is based on patients treated on this contract for their most recent course of treatment. Figures in italics indicate the base number of FP17s or Patient Questionnaire responses are less than 100. N/A is shown where the base number of responses is less than 10 during the period. % is calculated as Quantity/Base number*100

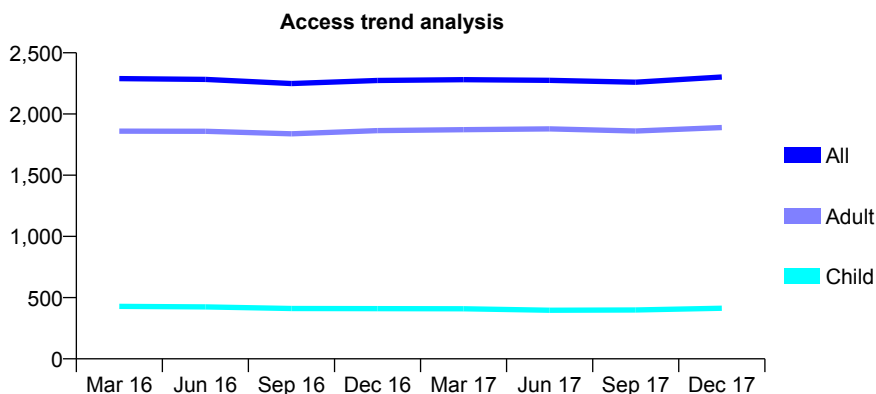
Q49 - Vital Signs At a Glance Contract Report for 636746/0001 - December 2017

Name or company name	MR B DONOGHUE
Contract type name	GDS Contract
Purpose of contract	General and Orthodontic
Contract start date	01/04/2006
Contract end date	

17/18 Contracted general activity (UDA)	8,724
Carry forward general activity (UDA)	-155
17/18 Contracted orthodontic activity (UOA)	0
Carry forward orthodontic activity (UOA)	0
Baseline contract value	£232,430.01

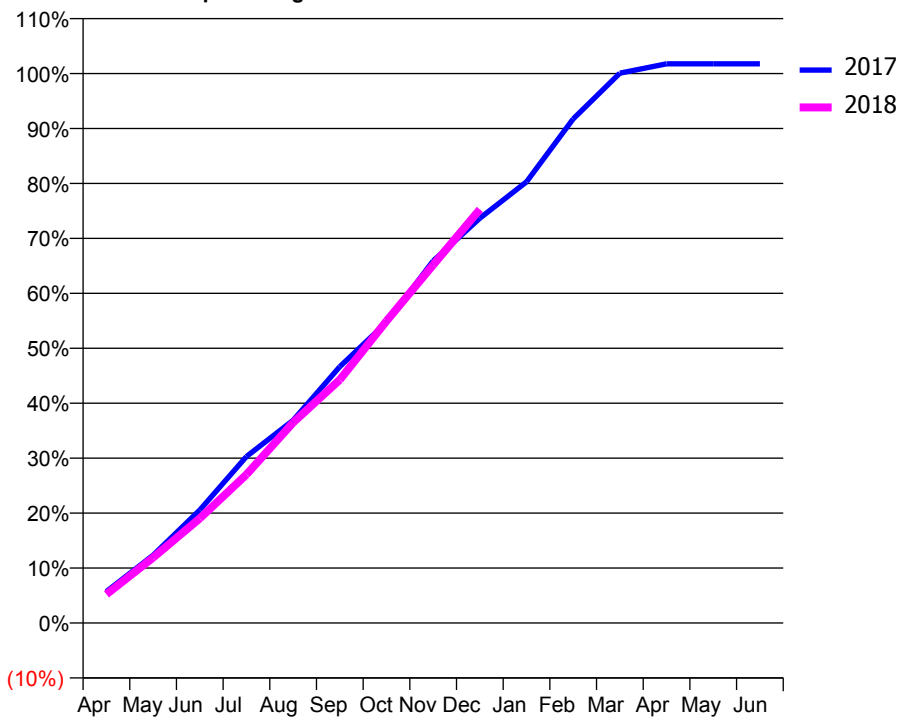
ACCESS*

Patients seen in 24 months	Total	Change since previous quarter
Quarter ending December 2016	2,274	
Quarter ending March 2017	2,281	→
Quarter ending June 2017	2,275	→
Quarter ending September 2017	2,260	→
Quarter ending December 2017	2,302	→
Variance since December 2016	1.2%	→



ACTIVITY

Cumulative percentage of contracted UDA delivered 2017 & 2018



Month	2017	2018
April	498	456
May	1,074	1,039
June	1,789	1,661
July	2,637	2,357
August	3,209	3,183
September	4,058	3,862
October	4,760	4,793
November	5,731	5,685
December	6,408	6,567
January	6,983	
February	7,980	
March	8,705	
April	8,853	
May	8,853	
June	8,853	

QUALITY

	Quantity	Base Number	Contract	AT	Region	England
% of FP17s for the same patient ID Re-attending within 3 months - Children	26	467	5.6%	10.8%	12.9%	12.0%
% of FP17s for the same patient ID Re-attending within 3 months - Adults	278	2,133	13.0%	14.4%	16.5%	15.9%
% of FP17s for the same patient ID Re-attending between 3 & 9 months - Children	297	467	63.6%	57.8%	59.6%	58.0%
% of FP17s for the same patient ID Re-attending between 3 & 9 months - Adults	1,284	2,133	60.2%	52.6%	52.8%	50.5%
% of FP17s for Band 1 Urgent Courses	131	2,548	5.1%	8.1%	9.1%	9.0%
% of FP17s Relating to Free Repair or Replacements	29	2,548	1.1%	1.1%	1.0%	0.8%
% of FP17s Relating to Continuations	76	2,548	3.0%	1.4%	1.2%	1.1%
% of Patients satisfied with the dentistry they have received	5	6	N/A	92.8%	91.6%	91.5%
% of Patients satisfied with the time they had to wait for an appointment	6	6	N/A	88.7%	88.3%	87.9%

* This is based on patients treated on this contract for their most recent course of treatment. Figures in italics indicate the base number of FP17s or Patient Questionnaire responses are less than 100. N/A is shown where the base number of responses is less than 10 during the period. % is calculated as Quantity/Base number*100

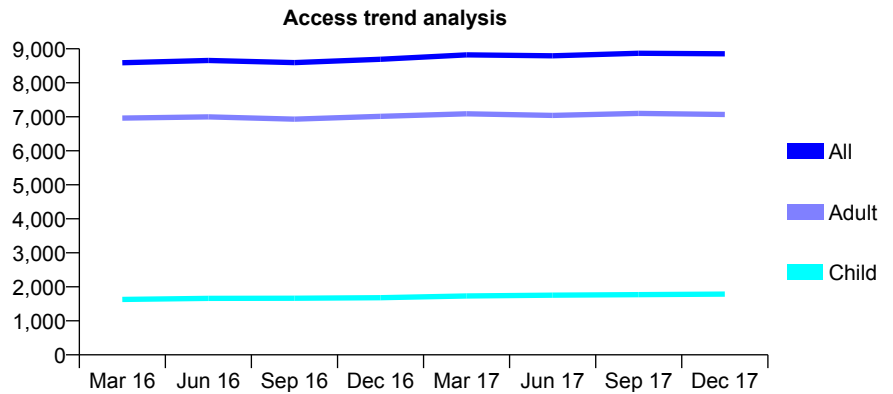
Q49 - Vital Signs At a Glance Contract Report for 636827/0001 - December 2017

Name or company name	MR OS DHANOYA
Contract type name	GDS Contract
Purpose of contract	General
Contract start date	01/04/2006
Contract end date	

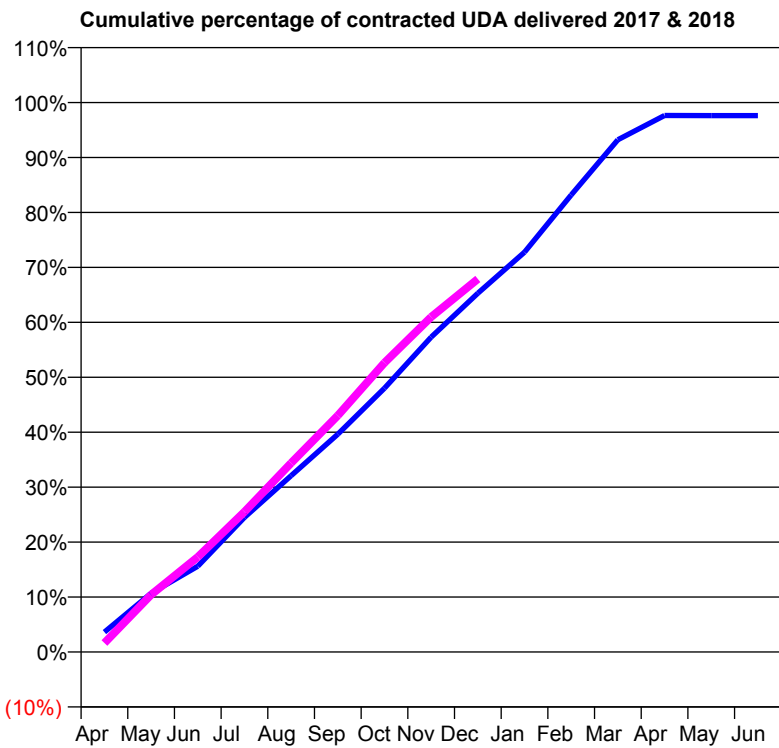
17/18 Contracted general activity (UDA)	17,950
Carry forward general activity (UDA)	428
17/18 Contracted orthodontic activity (UOA)	0
Carry forward orthodontic activity (UOA)	0
Baseline contract value	£470,420.72

ACCESS*

Patients seen in 24 months	Total	Change since previous quarter
Quarter ending December 2016	8,691	
Quarter ending March 2017	8,821	→
Quarter ending June 2017	8,795	→
Quarter ending September 2017	8,870	→
Quarter ending December 2017	8,853	→
Variance since December 2016	1.9%	→



ACTIVITY



Month	Adjusted Scheduled Activity (UDA)	
	2017	2018
April	647	294
May	1,912	1,872
June	2,790	3,102
July	4,379	4,579
August	5,735	6,176
September	7,084	7,724
October	8,581	9,449
November	10,242	10,946
December	11,667	12,186
January	13,005	
February	14,862	
March	16,660	
April	17,447	
May	17,445	
June	17,443	

QUALITY

	Quantity	Base Number	Contract	AT	Region	England
% of FP17s for the same patient ID Re-attending within 3 months - Children	102	1,940	5.3%	10.8%	12.9%	12.0%
% of FP17s for the same patient ID Re-attending within 3 months - Adults	872	6,944	12.6%	14.4%	16.5%	15.9%
% of FP17s for the same patient ID Re-attending between 3 & 9 months - Children	1,198	1,940	61.8%	57.8%	59.6%	58.0%
% of FP17s for the same patient ID Re-attending between 3 & 9 months - Adults	3,726	6,944	53.7%	52.6%	52.8%	50.5%
% of FP17s for Band 1 Urgent Courses	796	7,540	10.6%	8.1%	9.1%	9.0%
% of FP17s Relating to Free Repair or Replacements	34	7,540	0.5%	1.1%	1.0%	0.8%
% of FP17s Relating to Continuations	17	7,540	0.2%	1.4%	1.2%	1.1%
% of Patients satisfied with the dentistry they have received	7	8	N/A	92.8%	91.6%	91.5%
% of Patients satisfied with the time they had to wait for an appointment	8	8	N/A	88.7%	88.3%	87.9%

* This is based on patients treated on this contract for their most recent course of treatment. Figures in italics indicate the base number of FP17s or Patient Questionnaire responses are less than 100. N/A is shown where the base number of responses is less than 10 during the period. % is calculated as Quantity/Base number*100

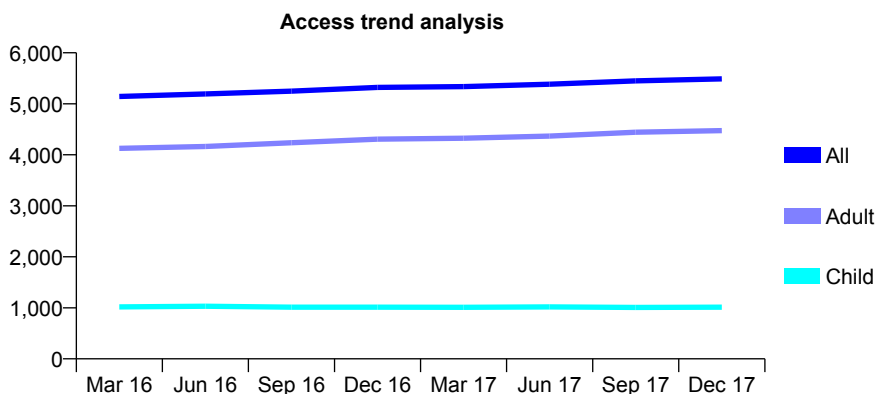
Q49 - Vital Signs At a Glance Contract Report for 642495/0001 - December 2017

Name or company name	MR PJ GARVEY
Contract type name	GDS Contract
Purpose of contract	General and Orthodontic
Contract start date	01/04/2006
Contract end date	

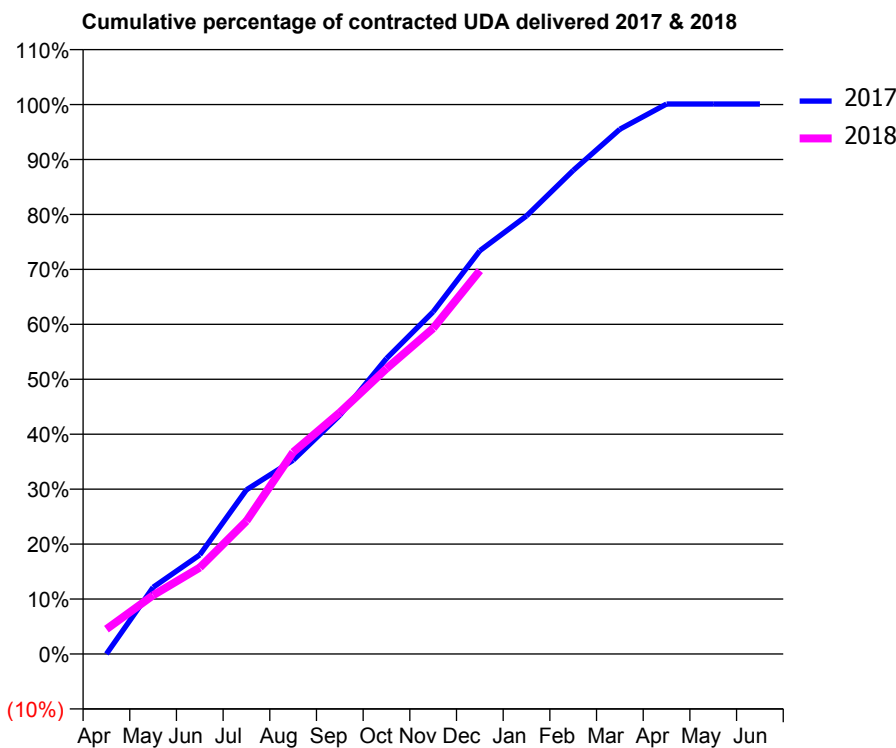
17/18 Contracted general activity (UDA)	19,348
Carry forward general activity (UDA)	-16
17/18 Contracted orthodontic activity (UOA)	0
Carry forward orthodontic activity (UOA)	0
Baseline contract value	£555,746.36

ACCESS*

Patients seen in 24 months	Total	Change since previous quarter
Quarter ending December 2016	5,322	
Quarter ending March 2017	5,336	→
Quarter ending June 2017	5,385	→
Quarter ending September 2017	5,449	→
Quarter ending December 2017	5,488	→
Variance since December 2016	3.1%	↑



ACTIVITY



Month	Adjusted Scheduled Activity (UDA)	
	2017	2018
April	0	874
May	2,352	2,069
June	3,490	3,046
July	5,783	4,686
August	6,826	7,105
September	8,409	8,506
October	10,407	10,051
November	12,048	11,469
December	14,201	13,501
January	15,425	
February	17,028	
March	18,478	
April	19,363	
May	19,363	
June	19,364	

QUALITY

	Quantity	Base Number	Contract	AT	Region	England
% of FP17s for the same patient ID Re-attending within 3 months - Children	64	1,170	5.5%	10.8%	12.9%	12.0%
% of FP17s for the same patient ID Re-attending within 3 months - Adults	679	5,008	13.6%	14.4%	16.5%	15.9%
% of FP17s for the same patient ID Re-attending between 3 & 9 months - Children	703	1,170	60.1%	57.8%	59.6%	58.0%
% of FP17s for the same patient ID Re-attending between 3 & 9 months - Adults	2,838	5,008	56.7%	52.6%	52.8%	50.5%
% of FP17s for Band 1 Urgent Courses	362	5,798	6.2%	8.1%	9.1%	9.0%
% of FP17s Relating to Free Repair or Replacements	57	5,798	1.0%	1.1%	1.0%	0.8%
% of FP17s Relating to Continuations	100	5,798	1.7%	1.4%	1.2%	1.1%
% of Patients satisfied with the dentistry they have received	10	10	100.0%	92.8%	91.6%	91.5%
% of Patients satisfied with the time they had to wait for an appointment	10	10	100.0%	88.7%	88.3%	87.9%

* This is based on patients treated on this contract for their most recent course of treatment. Figures in italics indicate the base number of FP17s or Patient Questionnaire responses are less than 100. N/A is shown where the base number of responses is less than 10 during the period. % is calculated as Quantity/Base number*100

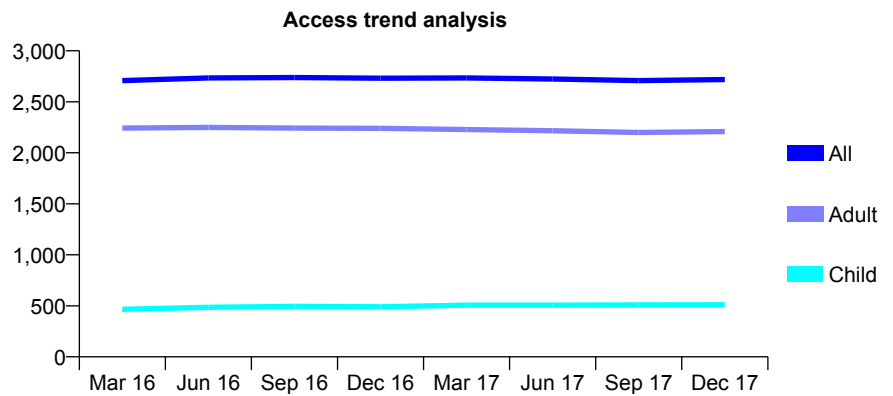
Q49 - Vital Signs At a Glance Contract Report for 643874/0001 - December 2017

Name or company name	MR M STEPHENSON
Contract type name	GDS Contract
Purpose of contract	General
Contract start date	01/04/2006
Contract end date	

17/18 Contracted general activity (UDA)	8,954
Carry forward general activity (UDA)	0
17/18 Contracted orthodontic activity (UOA)	0
Carry forward orthodontic activity (UOA)	0
Baseline contract value	£194,255.95

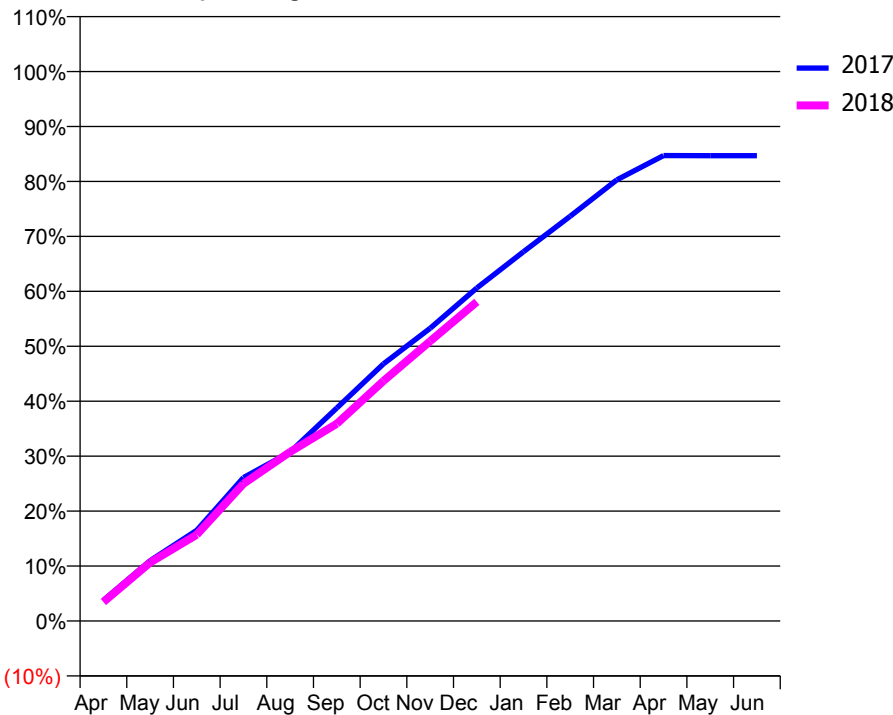
ACCESS*

Patients seen in 24 months	Total	Change since previous quarter
Quarter ending December 2016	2,731	
Quarter ending March 2017	2,734	→
Quarter ending June 2017	2,723	→
Quarter ending September 2017	2,708	→
Quarter ending December 2017	2,718	→
Variance since December 2016	(0.5%)	→



ACTIVITY

Cumulative percentage of contracted UDA delivered 2017 & 2018



Month	Adjusted Scheduled Activity (UDA)	
	2017	2018
April	338	310
May	984	953
June	1,478	1,407
July	2,337	2,238
August	2,753	2,756
September	3,472	3,215
October	4,190	3,912
November	4,772	4,560
December	5,426	5,201
January	6,019	
February	6,596	
March	7,189	
April	7,585	
May	7,582	
June	7,582	

QUALITY

	Quantity	Base Number	Contract	AT	Region	England
% of FP17s for the same patient ID Re-attending within 3 months - Children	28	540	5.2%	10.8%	12.9%	12.0%
% of FP17s for the same patient ID Re-attending within 3 months - Adults	272	2,407	11.3%	14.4%	16.5%	15.9%
% of FP17s for the same patient ID Re-attending between 3 & 9 months - Children	320	540	59.3%	57.8%	59.6%	58.0%
% of FP17s for the same patient ID Re-attending between 3 & 9 months - Adults	1,467	2,407	60.9%	52.6%	52.8%	50.5%
% of FP17s for Band 1 Urgent Courses	263	2,772	9.5%	8.1%	9.1%	9.0%
% of FP17s Relating to Free Repair or Replacements	61	2,772	2.2%	1.1%	1.0%	0.8%
% of FP17s Relating to Continuations	26	2,772	0.9%	1.4%	1.2%	1.1%
% of Patients satisfied with the dentistry they have received	3	3	N/A	92.8%	91.6%	91.5%
% of Patients satisfied with the time they had to wait for an appointment	3	3	N/A	88.7%	88.3%	87.9%

* This is based on patients treated on this contract for their most recent course of treatment. Figures in italics indicate the base number of FP17s or Patient Questionnaire responses are less than 100. N/A is shown where the base number of responses is less than 10 during the period. % is calculated as Quantity/Base number*100

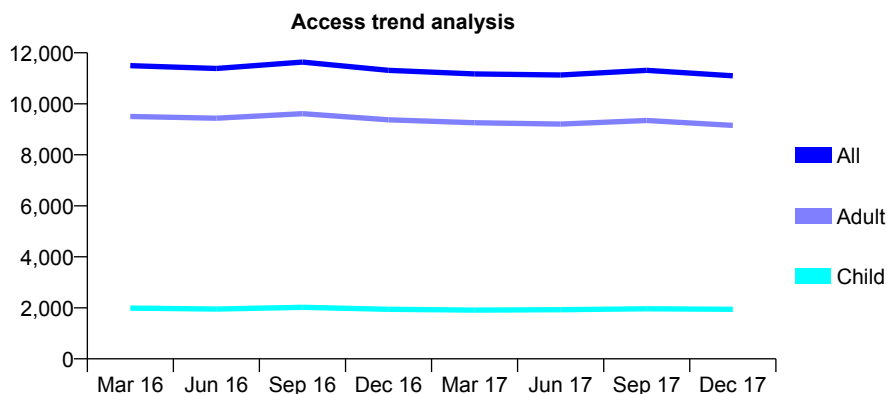
Q49 - Vital Signs At a Glance Contract Report for 644366/0001 - December 2017

Name or company name	S J Smith & Associates
Contract type name	GDS Contract
Purpose of contract	General
Contract start date	01/04/2006
Contract end date	

17/18 Contracted general activity (UDA)	27,687
Carry forward general activity (UDA)	569
17/18 Contracted orthodontic activity (UOA)	0
Carry forward orthodontic activity (UOA)	0
Baseline contract value	£714,185.33

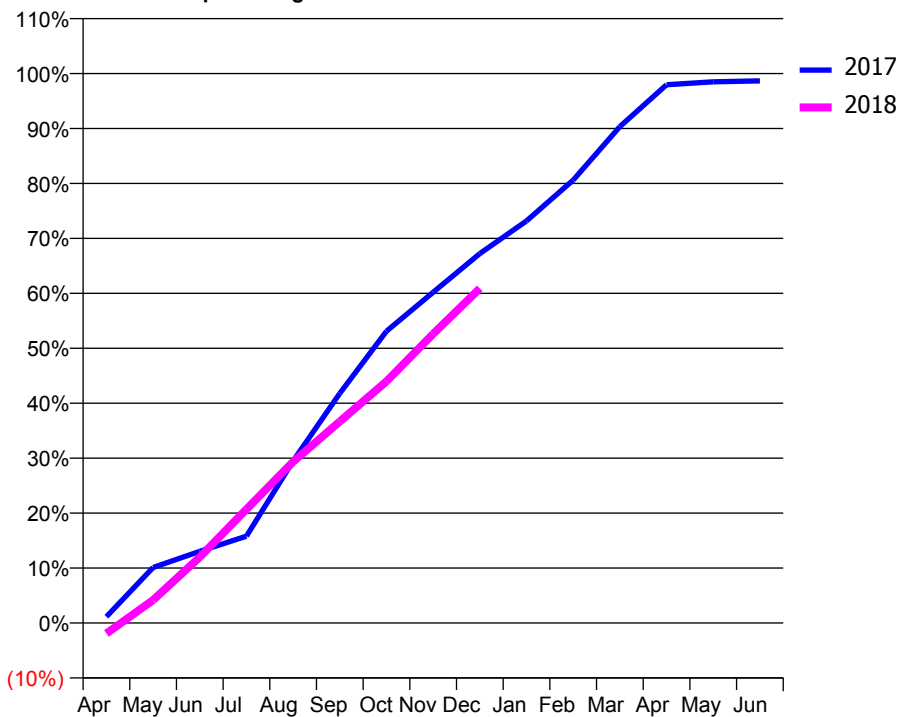
ACCESS*

Patients seen in 24 months	Total	Change since previous quarter
Quarter ending December 2016	11,313	
Quarter ending March 2017	11,170	↓
Quarter ending June 2017	11,132	→
Quarter ending September 2017	11,311	→
Quarter ending December 2017	11,097	↓
Variance since December 2016	(1.9%)	↓



ACTIVITY

Cumulative percentage of contracted UDA delivered 2017 & 2018



Month	Adjusted Scheduled Activity (UDA)	
	2017	2018
April	320	-531
May	2,800	1,158
June	3,612	3,319
July	4,375	5,738
August	8,166	8,128
September	11,572	10,158
October	14,707	12,178
November	16,663	14,568
December	18,612	16,859
January	20,259	
February	22,315	
March	25,014	
April	27,120	
May	27,270	
June	27,317	

QUALITY

	Quantity	Base Number	Contract	AT	Region	England
% of FP17s for the same patient ID Re-attending within 3 months - Children	63	1,616	3.9%	10.8%	12.9%	12.0%
% of FP17s for the same patient ID Re-attending within 3 months - Adults	703	7,111	9.9%	14.4%	16.5%	15.9%
% of FP17s for the same patient ID Re-attending between 3 & 9 months - Children	605	1,616	37.4%	57.8%	59.6%	58.0%
% of FP17s for the same patient ID Re-attending between 3 & 9 months - Adults	2,394	7,111	33.7%	52.6%	52.8%	50.5%
% of FP17s for Band 1 Urgent Courses	551	7,734	7.1%	8.1%	9.1%	9.0%
% of FP17s Relating to Free Repair or Replacements	76	7,734	1.0%	1.1%	1.0%	0.8%
% of FP17s Relating to Continuations	61	7,734	0.8%	1.4%	1.2%	1.1%
% of Patients satisfied with the dentistry they have received	17	17	100.0%	92.8%	91.6%	91.5%
% of Patients satisfied with the time they had to wait for an appointment	14	17	82.4%	88.7%	88.3%	87.9%

* This is based on patients treated on this contract for their most recent course of treatment. Figures in italics indicate the base number of FP17s or Patient Questionnaire responses are less than 100. N/A is shown where the base number of responses is less than 10 during the period. % is calculated as Quantity/Base number*100

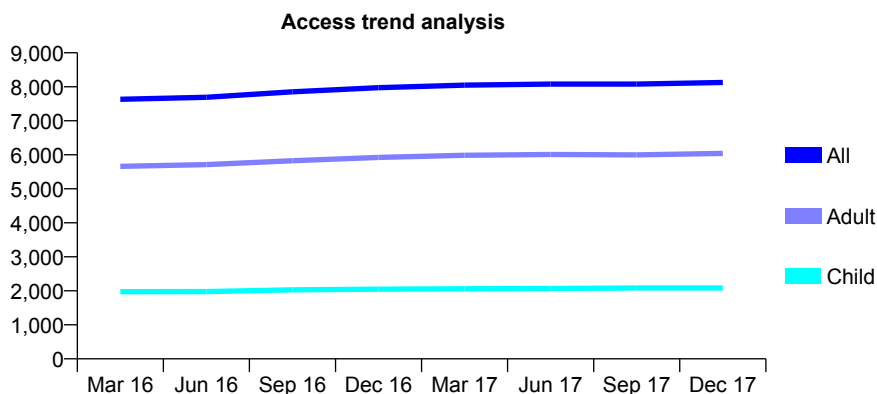
Q49 - Vital Signs At a Glance Contract Report for 644676/0001 - December 2017

Name or company name	MRS JM DORAN
Contract type name	Pilot Contract
Purpose of contract	General
Contract start date	01/04/2006
Contract end date	

17/18 Contracted general activity (UDA)	29,584
Carry forward general activity (UDA)	0
17/18 Contracted orthodontic activity (UOA)	0
Carry forward orthodontic activity (UOA)	0
Baseline contract value	£708,546.34

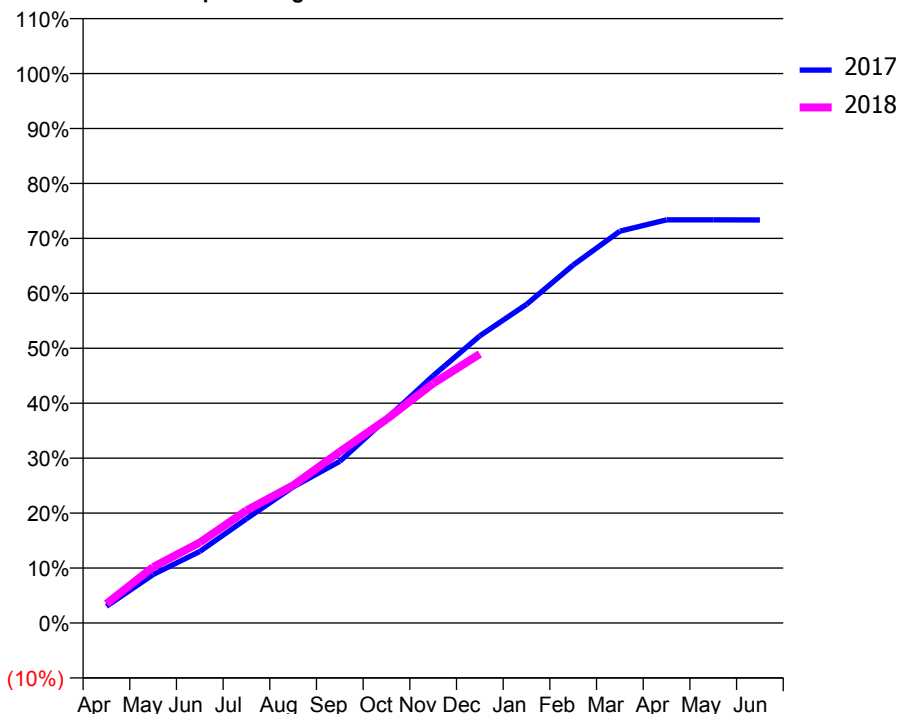
ACCESS*

Patients seen in 24 months	Total	Change since previous quarter
Quarter ending December 2016	7,973	
Quarter ending March 2017	8,048	→
Quarter ending June 2017	8,079	→
Quarter ending September 2017	8,080	→
Quarter ending December 2017	8,126	→
Variance since December 2016	1.9%	→



ACTIVITY

Cumulative percentage of contracted UDA delivered 2017 & 2018



Month	Adjusted Scheduled Activity (UDA)	
	2017	2018
April	904	1,038
May	2,613	3,012
June	3,851	4,331
July	5,610	6,060
August	7,329	7,412
September	8,704	9,225
October	10,992	10,966
November	13,317	12,900
December	15,459	14,485
January	17,153	
February	19,271	
March	21,096	
April	21,706	
May	21,709	
June	21,698	

QUALITY

	Quantity	Base Number	Contract	AT	Region	England
% of FP17s for the same patient ID Re-attending within 3 months - Children	164	2,445	6.7%	10.8%	12.9%	12.0%
% of FP17s for the same patient ID Re-attending within 3 months - Adults	626	5,312	11.8%	14.4%	16.5%	15.9%
% of FP17s for the same patient ID Re-attending between 3 & 9 months - Children	1,600	2,445	65.4%	57.8%	59.6%	58.0%
% of FP17s for the same patient ID Re-attending between 3 & 9 months - Adults	2,544	5,312	47.9%	52.6%	52.8%	50.5%
% of FP17s for Band 1 Urgent Courses	119	6,986	1.7%	8.1%	9.1%	9.0%
% of FP17s Relating to Free Repair or Replacements	32	6,986	0.5%	1.1%	1.0%	0.8%
% of FP17s Relating to Continuations	73	6,986	1.0%	1.4%	1.2%	1.1%
% of Patients satisfied with the dentistry they have received	5	5	N/A	92.8%	91.6%	91.5%
% of Patients satisfied with the time they had to wait for an appointment	4	5	N/A	88.7%	88.3%	87.9%

* This is based on patients treated on this contract for their most recent course of treatment. Figures in italics indicate the base number of FP17s or Patient Questionnaire responses are less than 100. N/A is shown where the base number of responses is less than 10 during the period. % is calculated as Quantity/Base number*100

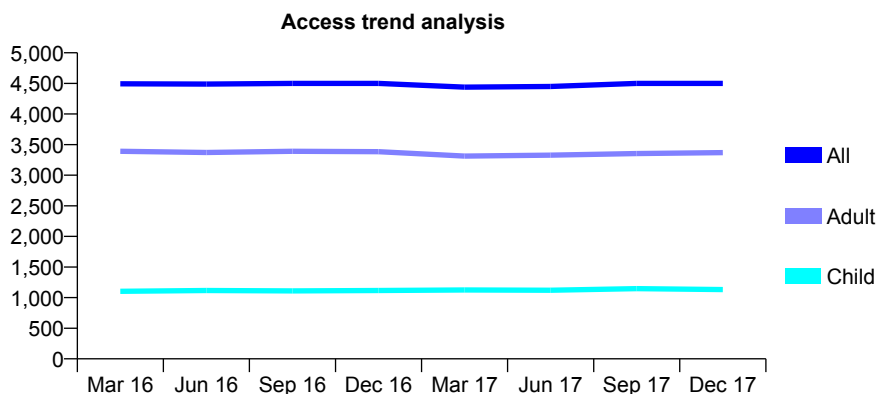
Q49 - Vital Signs At a Glance Contract Report for 644676/0002 - December 2017

Name or company name	MRS JM DORAN
Contract type name	Pilot Contract
Purpose of contract	General
Contract start date	24/05/2008
Contract end date	

17/18 Contracted general activity (UDA)	15,366
Carry forward general activity (UDA)	0
17/18 Contracted orthodontic activity (UOA)	0
Carry forward orthodontic activity (UOA)	0
Baseline contract value	£344,164.18

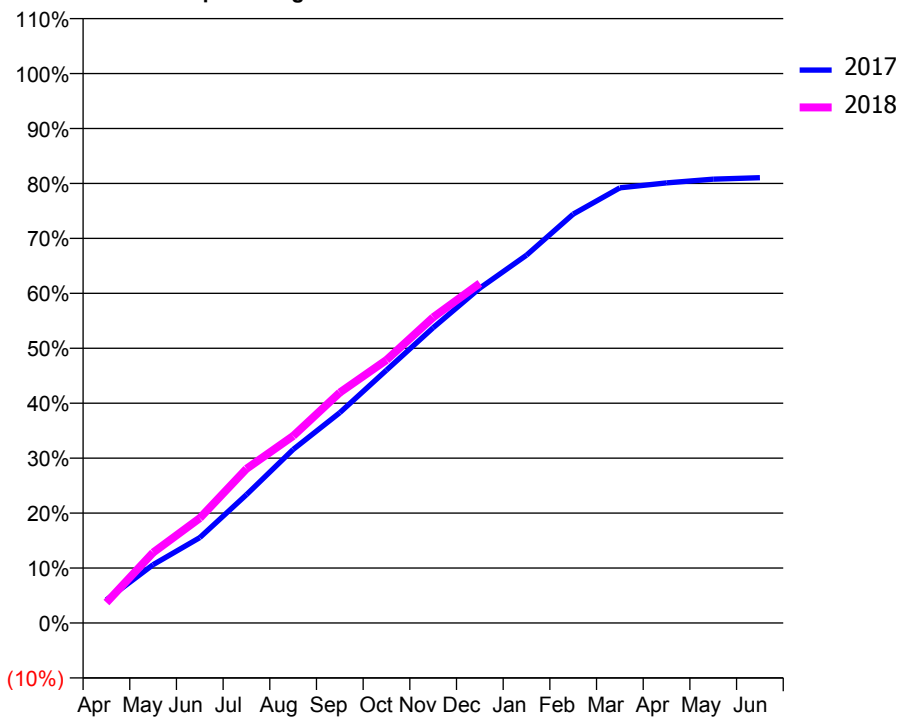
ACCESS*

Patients seen in 24 months	Total	Change since previous quarter
Quarter ending December 2016	4,501	
Quarter ending March 2017	4,438	↓
Quarter ending June 2017	4,449	→
Quarter ending September 2017	4,501	→
Quarter ending December 2017	4,501	→
Variance since December 2016	0.0%	→



ACTIVITY

Cumulative percentage of contracted UDA delivered 2017 & 2018



Month	Adjusted Scheduled Activity (UDA)	
	2017	2018
April	645	571
May	1,622	1,972
June	2,374	2,934
July	3,569	4,311
August	4,826	5,230
September	5,849	6,447
October	7,033	7,356
November	8,211	8,549
December	9,314	9,499
January	10,227	
February	11,371	
March	12,102	
April	12,237	
May	12,343	
June	12,383	

QUALITY

	Quantity	Base Number	Contract	AT	Region	England
% of FP17s for the same patient ID Re-attending within 3 months - Children	56	1,292	4.3%	10.8%	12.9%	12.0%
% of FP17s for the same patient ID Re-attending within 3 months - Adults	314	3,073	10.2%	14.4%	16.5%	15.9%
% of FP17s for the same patient ID Re-attending between 3 & 9 months - Children	903	1,292	69.9%	57.8%	59.6%	58.0%
% of FP17s for the same patient ID Re-attending between 3 & 9 months - Adults	1,449	3,073	47.2%	52.6%	52.8%	50.5%
% of FP17s for Band 1 Urgent Courses	54	4,232	1.3%	8.1%	9.1%	9.0%
% of FP17s Relating to Free Repair or Replacements	21	4,232	0.5%	1.1%	1.0%	0.8%
% of FP17s Relating to Continuations	72	4,232	1.7%	1.4%	1.2%	1.1%
% of Patients satisfied with the dentistry they have received	1	1	N/A	92.8%	91.6%	91.5%
% of Patients satisfied with the time they had to wait for an appointment	1	1	N/A	88.7%	88.3%	87.9%

* This is based on patients treated on this contract for their most recent course of treatment. Figures in italics indicate the base number of FP17s or Patient Questionnaire responses are less than 100. N/A is shown where the base number of responses is less than 10 during the period. % is calculated as Quantity/Base number*100

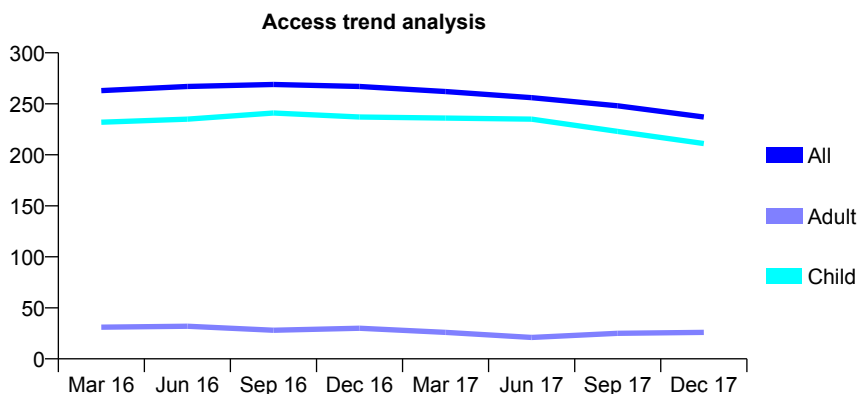
Q49 - Vital Signs At a Glance Contract Report for 649341/0001 - December 2017

Name or company name	MR SR MORRIS
Contract type name	GDS Contract
Purpose of contract	General
Contract start date	01/04/2006
Contract end date	

17/18 Contracted general activity (UDA)	300
Carry forward general activity (UDA)	-6
17/18 Contracted orthodontic activity (UOA)	0
Carry forward orthodontic activity (UOA)	0
Baseline contract value	£6,315.11

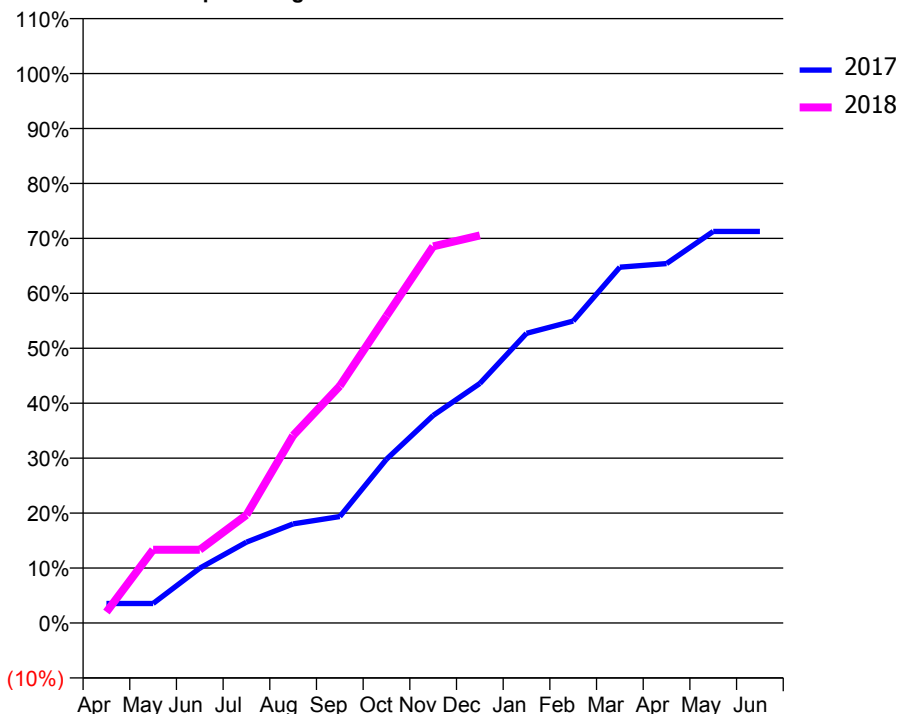
ACCESS*

Patients seen in 24 months	Total	Change since previous quarter
Quarter ending December 2016	267	
Quarter ending March 2017	262	↓
Quarter ending June 2017	256	↓
Quarter ending September 2017	248	↓
Quarter ending December 2017	237	↓
Variance since December 2016	(11.2%)	↓



ACTIVITY

Cumulative percentage of contracted UDA delivered 2017 & 2018



Month	Adjusted Scheduled Activity (UDA)	
	2017	2018
April	16	6
May	16	40
June	45	40
July	66	59
August	81	102
September	87	129
October	134	168
November	170	206
December	197	212
January	238	
February	248	
March	292	
April	295	
May	321	
June	321	

QUALITY

	Quantity	Base Number	Contract	AT	Region	England
% of FP17s for the same patient ID Re-attending within 3 months - Children	6	174	3.4%	10.8%	12.9%	12.0%
% of FP17s for the same patient ID Re-attending within 3 months - Adults	0	0	N/A	14.4%	16.5%	15.9%
% of FP17s for the same patient ID Re-attending between 3 & 9 months - Children	100	174	57.5%	57.8%	59.6%	58.0%
% of FP17s for the same patient ID Re-attending between 3 & 9 months - Adults	0	0	N/A	52.6%	52.8%	50.5%
% of FP17s for Band 1 Urgent Courses	3	147	2.0%	8.1%	9.1%	9.0%
% of FP17s Relating to Free Repair or Replacements	0	147	0.0%	1.1%	1.0%	0.8%
% of FP17s Relating to Continuations	0	147	0.0%	1.4%	1.2%	1.1%
% of Patients satisfied with the dentistry they have received	0	0	N/A	92.8%	91.6%	91.5%
% of Patients satisfied with the time they had to wait for an appointment	0	0	N/A	88.7%	88.3%	87.9%

* This is based on patients treated on this contract for their most recent course of treatment. Figures in italics indicate the base number of FP17s or Patient Questionnaire responses are less than 100. N/A is shown where the base number of responses is less than 10 during the period. % is calculated as Quantity/Base number*100

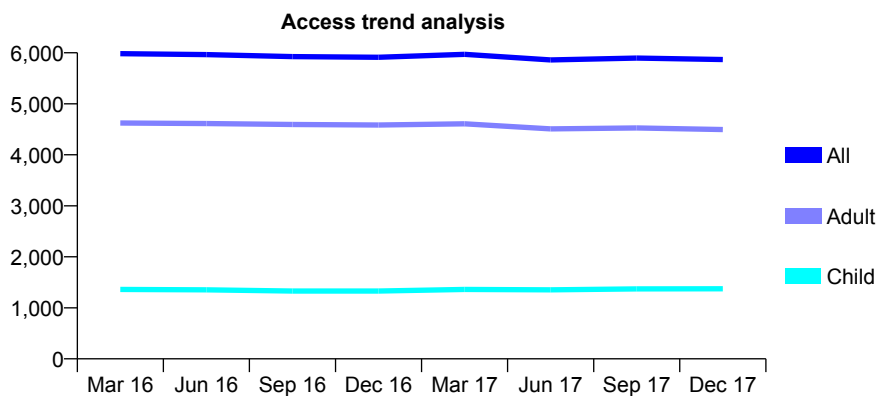
Q49 - Vital Signs At a Glance Contract Report for 650803/0001 - December 2017

Name or company name	MRS KA BRANTINGHAM
Contract type name	GDS Contract
Purpose of contract	General
Contract start date	01/04/2006
Contract end date	

17/18 Contracted general activity (UDA)	17,629
Carry forward general activity (UDA)	507
17/18 Contracted orthodontic activity (UOA)	0
Carry forward orthodontic activity (UOA)	0
Baseline contract value	£549,105.78

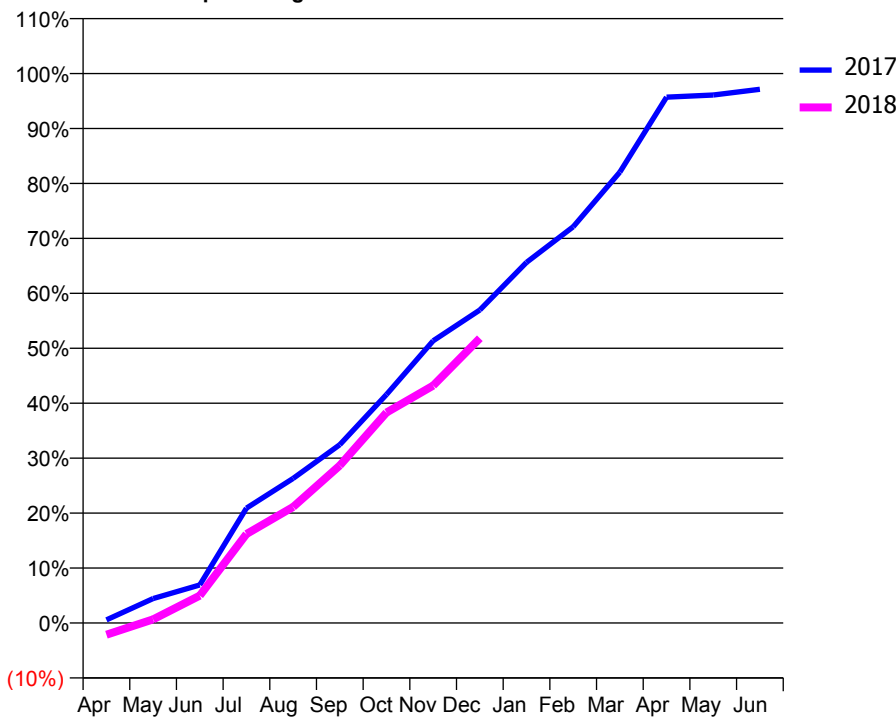
ACCESS*

Patients seen in 24 months	Total	Change since previous quarter
Quarter ending December 2016	5,913	
Quarter ending March 2017	5,971	→
Quarter ending June 2017	5,861	↓
Quarter ending September 2017	5,897	→
Quarter ending December 2017	5,869	→
Variance since December 2016	(0.7%)	→



ACTIVITY

Cumulative percentage of contracted UDA delivered 2017 & 2018



Month	Adjusted Scheduled Activity (UDA)	
	2017	2018
April	102	-378
May	784	119
June	1,220	878
July	3,686	2,855
August	4,641	3,722
September	5,720	5,056
October	7,328	6,751
November	9,055	7,618
December	10,042	9,134
January	11,569	
February	12,711	
March	14,465	
April	16,872	
May	16,938	
June	17,122	

QUALITY

	Quantity	Base Number	Contract	AT	Region	England
% of FP17s for the same patient ID Re-attending within 3 months - Children	96	1,302	7.4%	10.8%	12.9%	12.0%
% of FP17s for the same patient ID Re-attending within 3 months - Adults	890	4,486	19.8%	14.4%	16.5%	15.9%
% of FP17s for the same patient ID Re-attending between 3 & 9 months - Children	604	1,302	46.4%	57.8%	59.6%	58.0%
% of FP17s for the same patient ID Re-attending between 3 & 9 months - Adults	2,022	4,486	45.1%	52.6%	52.8%	50.5%
% of FP17s for Band 1 Urgent Courses	457	4,736	9.6%	8.1%	9.1%	9.0%
% of FP17s Relating to Free Repair or Replacements	94	4,736	2.0%	1.1%	1.0%	0.8%
% of FP17s Relating to Continuations	118	4,736	2.5%	1.4%	1.2%	1.1%
% of Patients satisfied with the dentistry they have received	8	9	N/A	92.8%	91.6%	91.5%
% of Patients satisfied with the time they had to wait for an appointment	8	9	N/A	88.7%	88.3%	87.9%

* This is based on patients treated on this contract for their most recent course of treatment. Figures in italics indicate the base number of FP17s or Patient Questionnaire responses are less than 100. N/A is shown where the base number of responses is less than 10 during the period. % is calculated as Quantity/Base number*100

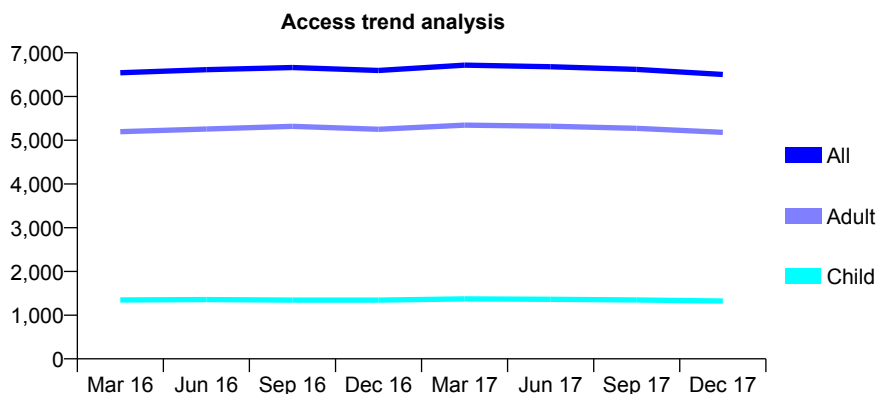
Q49 - Vital Signs At a Glance Contract Report for 653314/0001 - December 2017

Name or company name	MR JN BUTTERWORTH
Contract type name	GDS Contract
Purpose of contract	General and Orthodontic
Contract start date	01/04/2006
Contract end date	

17/18 Contracted general activity (UDA)	19,662
Carry forward general activity (UDA)	419
17/18 Contracted orthodontic activity (UOA)	374
Carry forward orthodontic activity (UOA)	0
Baseline contract value	£472,446.80

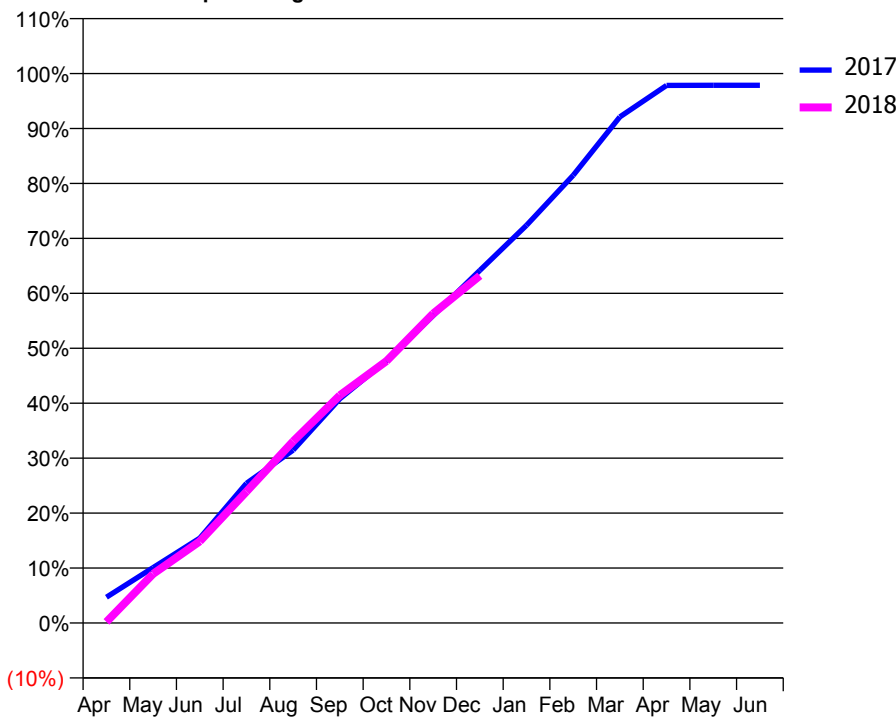
ACCESS*

Patients seen in 24 months	Total	Change since previous quarter
Quarter ending December 2016	6,595	
Quarter ending March 2017	6,718	→
Quarter ending June 2017	6,682	→
Quarter ending September 2017	6,619	→
Quarter ending December 2017	6,503	↓
Variance since December 2016	(1.4%)	↓



ACTIVITY

Cumulative percentage of contracted UDA delivered 2017 & 2018



Month	Adjusted Scheduled Activity (UDA)	
	2017	2018
April	921	38
May	1,981	1,757
June	3,037	2,922
July	4,998	4,700
August	6,188	6,503
September	8,024	8,147
October	9,387	9,372
November	10,999	11,071
December	12,620	12,428
January	14,229	
February	16,022	
March	18,107	
April	19,237	
May	19,243	
June	19,243	

QUALITY

	Quantity	Base Number	Contract	AT	Region	England
% of FP17s for the same patient ID Re-attending within 3 months - Children	181	1,573	11.5%	10.8%	12.9%	12.0%
% of FP17s for the same patient ID Re-attending within 3 months - Adults	1,377	6,325	21.8%	14.4%	16.5%	15.9%
% of FP17s for the same patient ID Re-attending between 3 & 9 months - Children	1,023	1,573	65.0%	57.8%	59.6%	58.0%
% of FP17s for the same patient ID Re-attending between 3 & 9 months - Adults	3,822	6,325	60.4%	52.6%	52.8%	50.5%
% of FP17s for Band 1 Urgent Courses	865	6,983	12.4%	8.1%	9.1%	9.0%
% of FP17s Relating to Free Repair or Replacements	105	6,983	1.5%	1.1%	1.0%	0.8%
% of FP17s Relating to Continuations	130	6,983	1.9%	1.4%	1.2%	1.1%
% of Patients satisfied with the dentistry they have received	7	7	N/A	92.8%	91.6%	91.5%
% of Patients satisfied with the time they had to wait for an appointment	7	7	N/A	88.7%	88.3%	87.9%

* This is based on patients treated on this contract for their most recent course of treatment. Figures in italics indicate the base number of FP17s or Patient Questionnaire responses are less than 100. N/A is shown where the base number of responses is less than 10 during the period. % is calculated as Quantity/Base number*100

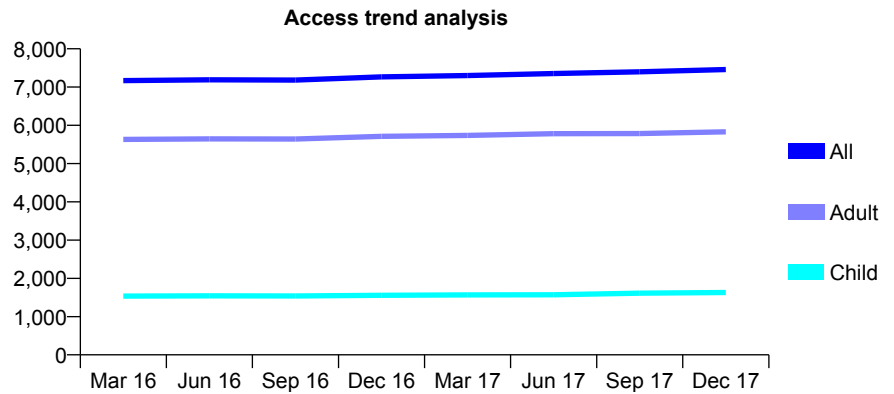
Q49 - Vital Signs At a Glance Contract Report for 654205/0001 - December 2017

Name or company name	MRS KK AMLANI
Contract type name	Pilot Contract
Purpose of contract	General and Orthodontic
Contract start date	01/04/2006
Contract end date	

17/18 Contracted general activity (UDA)	27,729
Carry forward general activity (UDA)	0
17/18 Contracted orthodontic activity (UOA)	5
Carry forward orthodontic activity (UOA)	0
Baseline contract value	£629,150.44

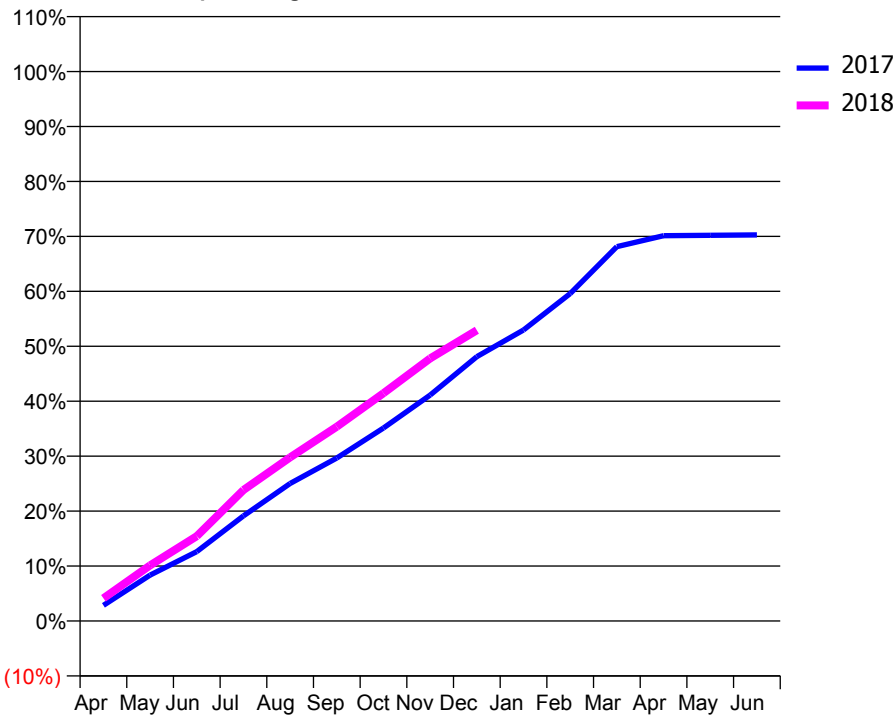
ACCESS*

Patients seen in 24 months	Total	Change since previous quarter
Quarter ending December 2016	7,267	
Quarter ending March 2017	7,302	→
Quarter ending June 2017	7,354	→
Quarter ending September 2017	7,397	→
Quarter ending December 2017	7,457	→
Variance since December 2016	2.6%	↑



ACTIVITY

Cumulative percentage of contracted UDA delivered 2017 & 2018



Month	Adjusted Scheduled Activity (UDA)	
	2017	2018
April	789	1,145
May	2,321	2,806
June	3,499	4,280
July	5,308	6,611
August	6,942	8,259
September	8,226	9,809
October	9,741	11,494
November	11,401	13,253
December	13,342	14,675
January	14,683	
February	16,526	
March	18,895	
April	19,445	
May	19,463	
June	19,482	

QUALITY

	Quantity	Base Number	Contract	AT	Region	England
% of FP17s for the same patient ID Re-attending within 3 months - Children	80	1,731	4.6%	10.8%	12.9%	12.0%
% of FP17s for the same patient ID Re-attending within 3 months - Adults	1,141	6,613	17.3%	14.4%	16.5%	15.9%
% of FP17s for the same patient ID Re-attending between 3 & 9 months - Children	1,060	1,731	61.2%	57.8%	59.6%	58.0%
% of FP17s for the same patient ID Re-attending between 3 & 9 months - Adults	3,994	6,613	60.4%	52.6%	52.8%	50.5%
% of FP17s for Band 1 Urgent Courses	173	7,512	2.3%	8.1%	9.1%	9.0%
% of FP17s Relating to Free Repair or Replacements	100	7,512	1.3%	1.1%	1.0%	0.8%
% of FP17s Relating to Continuations	21	7,512	0.3%	1.4%	1.2%	1.1%
% of Patients satisfied with the dentistry they have received	7	8	N/A	92.8%	91.6%	91.5%
% of Patients satisfied with the time they had to wait for an appointment	6	8	N/A	88.7%	88.3%	87.9%

* This is based on patients treated on this contract for their most recent course of treatment. Figures in italics indicate the base number of FP17s or Patient Questionnaire responses are less than 100. N/A is shown where the base number of responses is less than 10 during the period. % is calculated as Quantity/Base number*100

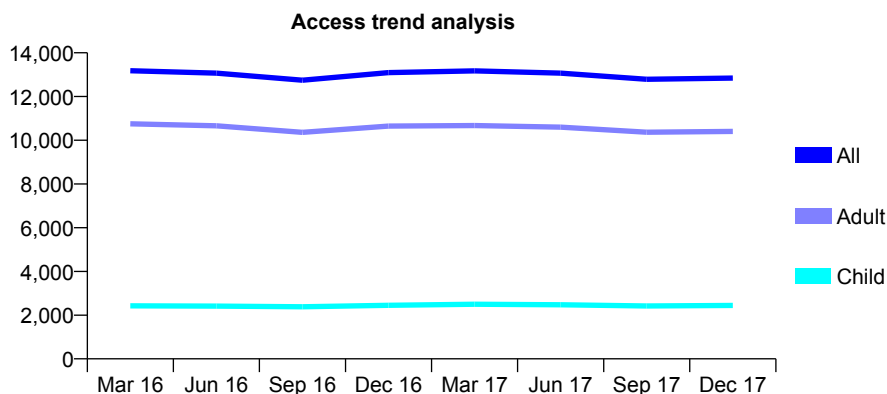
Q49 - Vital Signs At a Glance Contract Report for 654337/0001 - December 2017

Name or company name	MR F ANSARI-ARDABILI
Contract type name	GDS Contract
Purpose of contract	General
Contract start date	01/04/2006
Contract end date	

17/18 Contracted general activity (UDA)	44,500
Carry forward general activity (UDA)	296
17/18 Contracted orthodontic activity (UOA)	0
Carry forward orthodontic activity (UOA)	0
Baseline contract value	£1,172,555.06

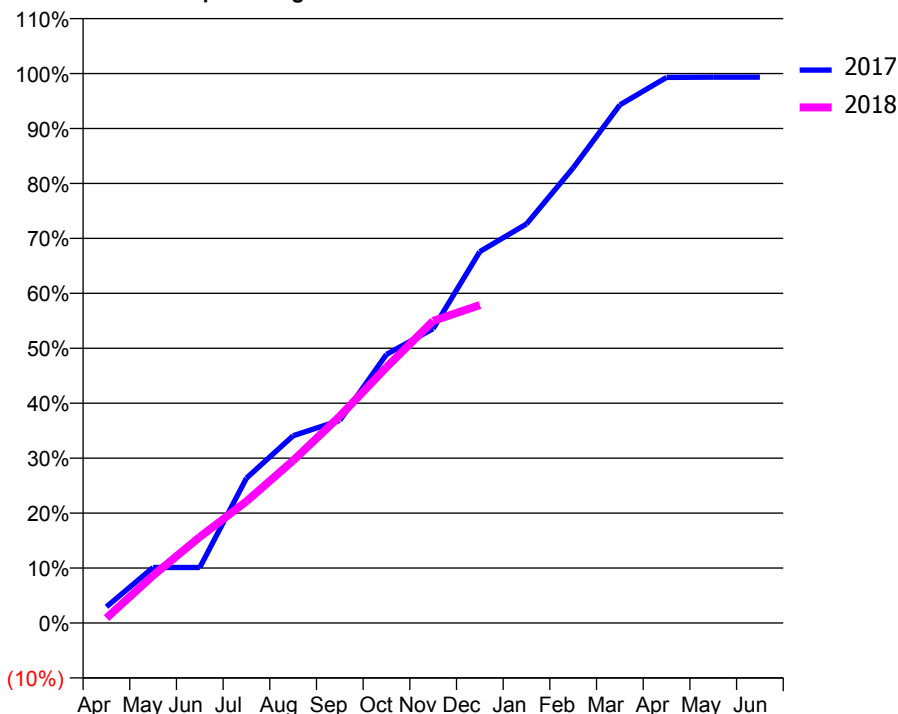
ACCESS*

Patients seen in 24 months	Total	Change since previous quarter
Quarter ending December 2016	13,097	
Quarter ending March 2017	13,172	→
Quarter ending June 2017	13,070	→
Quarter ending September 2017	12,790	↓
Quarter ending December 2017	12,846	→
Variance since December 2016	(1.9%)	↓



ACTIVITY

Cumulative percentage of contracted UDA delivered 2017 & 2018



Month	Adjusted Scheduled Activity (UDA)	
	2017	2018
April	1,315	408
May	4,493	3,848
June	4,493	6,976
July	11,735	9,852
August	15,168	13,159
September	16,405	16,752
October	21,753	20,722
November	23,839	24,469
December	30,085	25,745
January	32,311	
February	36,862	
March	41,961	
April	44,186	
May	44,200	
June	44,204	

QUALITY

	Quantity	Base Number	Contract	AT	Region	England
% of FP17s for the same patient ID Re-attending within 3 months - Children	75	1,914	3.9%	10.8%	12.9%	12.0%
% of FP17s for the same patient ID Re-attending within 3 months - Adults	646	7,840	8.2%	14.4%	16.5%	15.9%
% of FP17s for the same patient ID Re-attending between 3 & 9 months - Children	894	1,914	46.7%	57.8%	59.6%	58.0%
% of FP17s for the same patient ID Re-attending between 3 & 9 months - Adults	3,869	7,840	49.3%	52.6%	52.8%	50.5%
% of FP17s for Band 1 Urgent Courses	303	9,087	3.3%	8.1%	9.1%	9.0%
% of FP17s Relating to Free Repair or Replacements	231	9,087	2.5%	1.1%	1.0%	0.8%
% of FP17s Relating to Continuations	67	9,087	0.7%	1.4%	1.2%	1.1%
% of Patients satisfied with the dentistry they have received	34	37	91.9%	92.8%	91.6%	91.5%
% of Patients satisfied with the time they had to wait for an appointment	33	37	89.2%	88.7%	88.3%	87.9%

* This is based on patients treated on this contract for their most recent course of treatment. Figures in italics indicate the base number of FP17s or Patient Questionnaire responses are less than 100. N/A is shown where the base number of responses is less than 10 during the period. % is calculated as Quantity/Base number*100

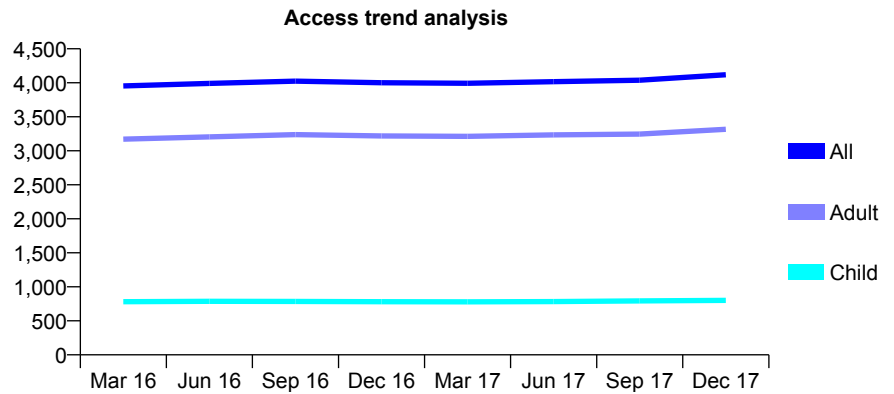
Q49 - Vital Signs At a Glance Contract Report for 658170/0001 - December 2017

Name or company name	MR ME BENN
Contract type name	GDS Contract
Purpose of contract	General
Contract start date	01/04/2006
Contract end date	

17/18 Contracted general activity (UDA)	11,451
Carry forward general activity (UDA)	-189
17/18 Contracted orthodontic activity (UOA)	0
Carry forward orthodontic activity (UOA)	0
Baseline contract value	£336,209.10

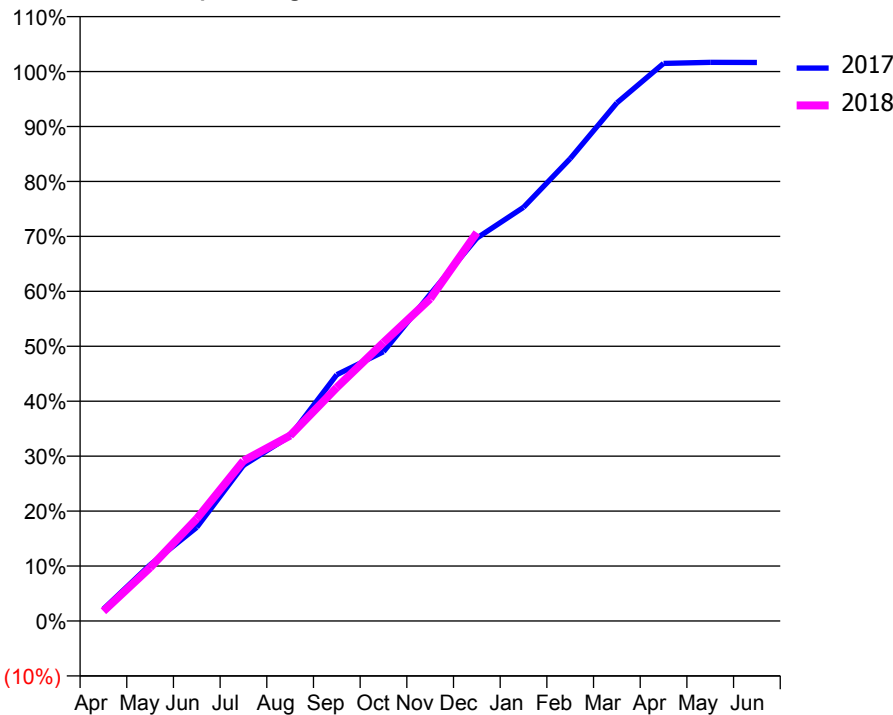
ACCESS*

Patients seen in 24 months	Total	Change since previous quarter
Quarter ending December 2016	4,001	
Quarter ending March 2017	3,993	→
Quarter ending June 2017	4,017	→
Quarter ending September 2017	4,039	→
Quarter ending December 2017	4,118	→
Variance since December 2016	2.9%	↑



ACTIVITY

Cumulative percentage of contracted UDA delivered 2017 & 2018



Month	2017	2018
April	250	203
May	1,172	1,113
June	1,953	2,134
July	3,245	3,340
August	3,856	3,863
September	5,133	4,866
October	5,611	5,804
November	6,808	6,715
December	7,979	8,094
January	8,623	
February	9,635	
March	10,798	
April	11,619	
May	11,643	
June	11,640	

QUALITY

	Quantity	Base Number	Contract	AT	Region	England
% of FP17s for the same patient ID Re-attending within 3 months - Children	23	676	3.4%	10.8%	12.9%	12.0%
% of FP17s for the same patient ID Re-attending within 3 months - Adults	337	3,346	10.1%	14.4%	16.5%	15.9%
% of FP17s for the same patient ID Re-attending between 3 & 9 months - Children	241	676	35.7%	57.8%	59.6%	58.0%
% of FP17s for the same patient ID Re-attending between 3 & 9 months - Adults	1,534	3,346	45.8%	52.6%	52.8%	50.5%
% of FP17s for Band 1 Urgent Courses	222	3,667	6.1%	8.1%	9.1%	9.0%
% of FP17s Relating to Free Repair or Replacements	52	3,667	1.4%	1.1%	1.0%	0.8%
% of FP17s Relating to Continuations	31	3,667	0.8%	1.4%	1.2%	1.1%
% of Patients satisfied with the dentistry they have received	7	7	N/A	92.8%	91.6%	91.5%
% of Patients satisfied with the time they had to wait for an appointment	6	7	N/A	88.7%	88.3%	87.9%

* This is based on patients treated on this contract for their most recent course of treatment. Figures in italics indicate the base number of FP17s or Patient Questionnaire responses are less than 100. N/A is shown where the base number of responses is less than 10 during the period. % is calculated as Quantity/Base number*100

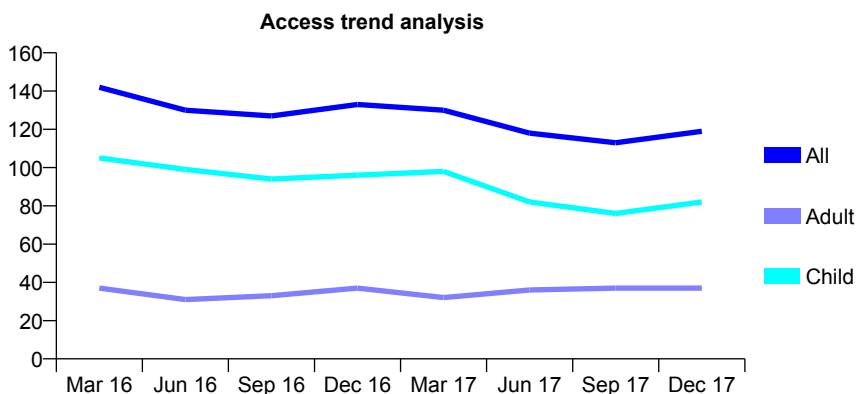
Q49 - Vital Signs At a Glance Contract Report for 660957/0002 - December 2017

Name or company name	MR CJ BARR
Contract type name	GDS Contract
Purpose of contract	General and Orthodontic
Contract start date	17/03/2012
Contract end date	

17/18 Contracted general activity (UDA)	200
Carry forward general activity (UDA)	0
17/18 Contracted orthodontic activity (UOA)	2,548
Carry forward orthodontic activity (UOA)	0
Baseline contract value	£173,643.23

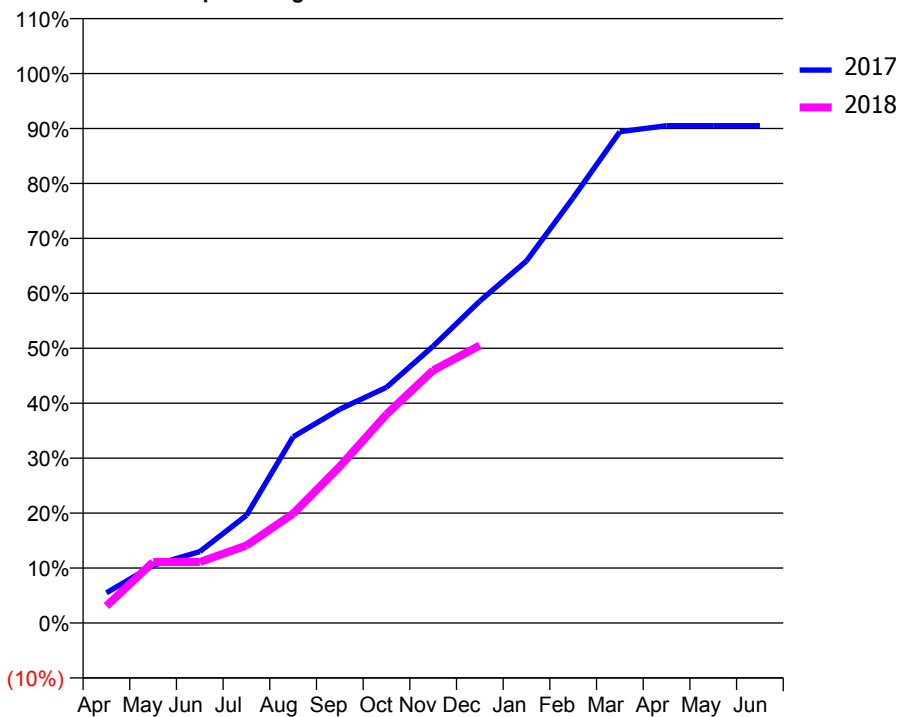
ACCESS*

Patients seen in 24 months	Total	Change since previous quarter
Quarter ending December 2016	133	
Quarter ending March 2017	130	↓
Quarter ending June 2017	118	↓
Quarter ending September 2017	113	↓
Quarter ending December 2017	119	↑
Variance since December 2016	(10.5%)	↓



ACTIVITY

Cumulative percentage of contracted UDA delivered 2017 & 2018



Month	Adjusted Scheduled Activity (UDA)	
	2017	2018
April	11	6
May	21	22
June	26	22
July	39	28
August	68	40
September	78	57
October	86	76
November	101	92
December	117	101
January	132	
February	155	
March	179	
April	181	
May	181	
June	181	

QUALITY

	Quantity	Base Number	Contract	AT	Region	England
% of FP17s for the same patient ID Re-attending within 3 months - Children	9	177	5.1%	10.8%	12.9%	12.0%
% of FP17s for the same patient ID Re-attending within 3 months - Adults	0	11	0.0%	14.4%	16.5%	15.9%
% of FP17s for the same patient ID Re-attending between 3 & 9 months - Children	24	177	13.6%	57.8%	59.6%	58.0%
% of FP17s for the same patient ID Re-attending between 3 & 9 months - Adults	2	11	18.2%	52.6%	52.8%	50.5%
% of FP17s for Band 1 Urgent Courses	5	71	7.0%	8.1%	9.1%	9.0%
% of FP17s Relating to Free Repair or Replacements	0	71	0.0%	1.1%	1.0%	0.8%
% of FP17s Relating to Continuations	0	71	0.0%	1.4%	1.2%	1.1%
% of Patients satisfied with the dentistry they have received	0	0	N/A	92.8%	91.6%	91.5%
% of Patients satisfied with the time they had to wait for an appointment	0	0	N/A	88.7%	88.3%	87.9%

* This is based on patients treated on this contract for their most recent course of treatment. Figures in italics indicate the base number of FP17s or Patient Questionnaire responses are less than 100. N/A is shown where the base number of responses is less than 10 during the period. % is calculated as Quantity/Base number*100

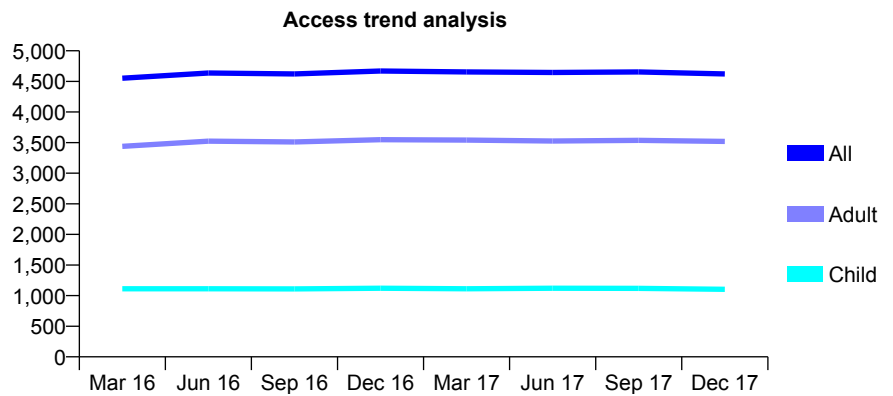
Q49 - Vital Signs At a Glance Contract Report for 661155/0001 - December 2017

Name or company name	MR G REID
Contract type name	GDS Contract
Purpose of contract	General
Contract start date	01/04/2006
Contract end date	

17/18 Contracted general activity (UDA)	13,848
Carry forward general activity (UDA)	-14
17/18 Contracted orthodontic activity (UOA)	0
Carry forward orthodontic activity (UOA)	0
Baseline contract value	£410,003.02

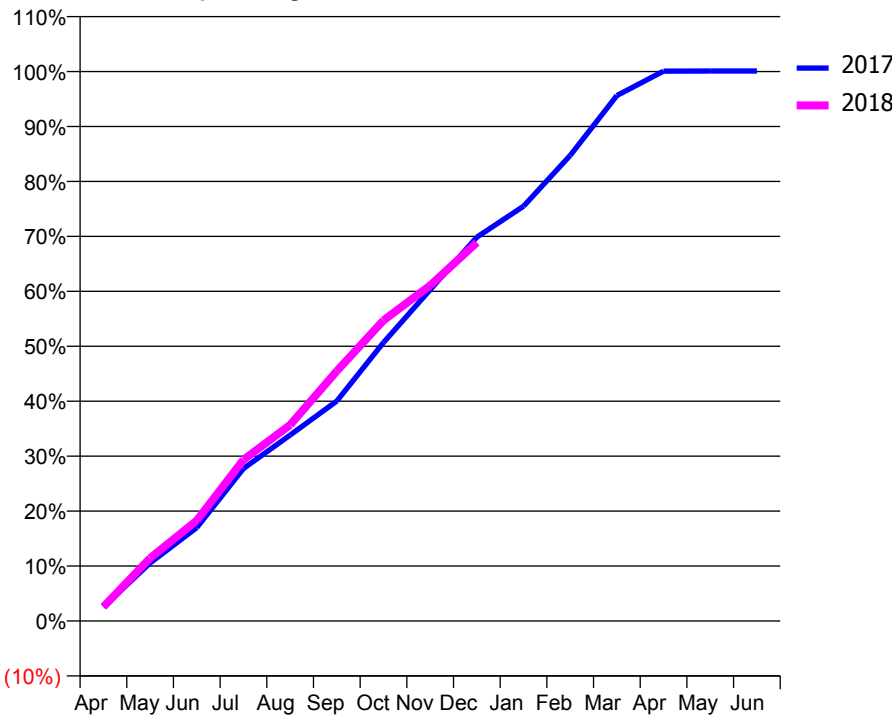
ACCESS*

Patients seen in 24 months	Total	Change since previous quarter
Quarter ending December 2016	4,669	
Quarter ending March 2017	4,655	→
Quarter ending June 2017	4,647	→
Quarter ending September 2017	4,655	→
Quarter ending December 2017	4,623	→
Variance since December 2016	(1.0%)	→



ACTIVITY

Cumulative percentage of contracted UDA delivered 2017 & 2018



Month	Adjusted Scheduled Activity (UDA)	
	2017	2018
April	355	359
May	1,464	1,584
June	2,354	2,534
July	3,844	4,063
August	4,687	4,941
September	5,543	6,300
October	7,017	7,575
November	8,348	8,458
December	9,673	9,539
January	10,454	
February	11,735	
March	13,241	
April	13,858	
May	13,861	
June	13,862	

QUALITY

	Quantity	Base Number	Contract	AT	Region	England
% of FP17s for the same patient ID Re-attending within 3 months - Children	97	1,285	7.5%	10.8%	12.9%	12.0%
% of FP17s for the same patient ID Re-attending within 3 months - Adults	681	3,973	17.1%	14.4%	16.5%	15.9%
% of FP17s for the same patient ID Re-attending between 3 & 9 months - Children	830	1,285	64.6%	57.8%	59.6%	58.0%
% of FP17s for the same patient ID Re-attending between 3 & 9 months - Adults	2,388	3,973	60.1%	52.6%	52.8%	50.5%
% of FP17s for Band 1 Urgent Courses	241	4,943	4.9%	8.1%	9.1%	9.0%
% of FP17s Relating to Free Repair or Replacements	101	4,943	2.0%	1.1%	1.0%	0.8%
% of FP17s Relating to Continuations	138	4,943	2.8%	1.4%	1.2%	1.1%
% of Patients satisfied with the dentistry they have received	5	6	N/A	92.8%	91.6%	91.5%
% of Patients satisfied with the time they had to wait for an appointment	4	6	N/A	88.7%	88.3%	87.9%

* This is based on patients treated on this contract for their most recent course of treatment. Figures in italics indicate the base number of FP17s or Patient Questionnaire responses are less than 100. N/A is shown where the base number of responses is less than 10 during the period. % is calculated as Quantity/Base number*100

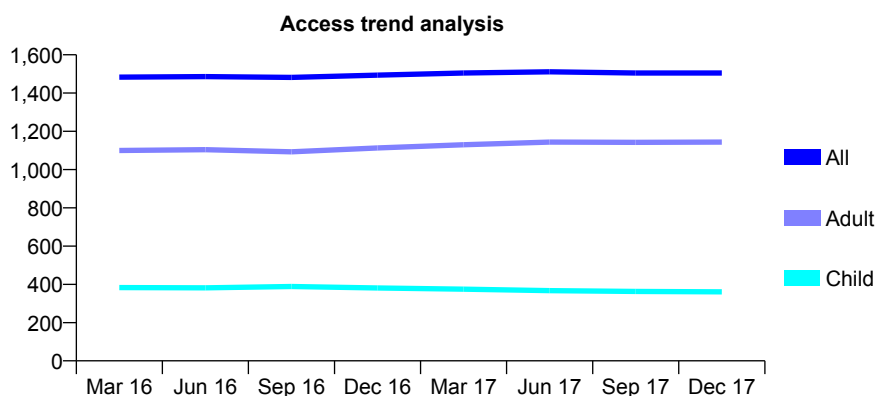
Q49 - Vital Signs At a Glance Contract Report for 674303/0001 - December 2017

Name or company name	MR JH NOWICKI
Contract type name	GDS Contract
Purpose of contract	General
Contract start date	01/04/2006
Contract end date	

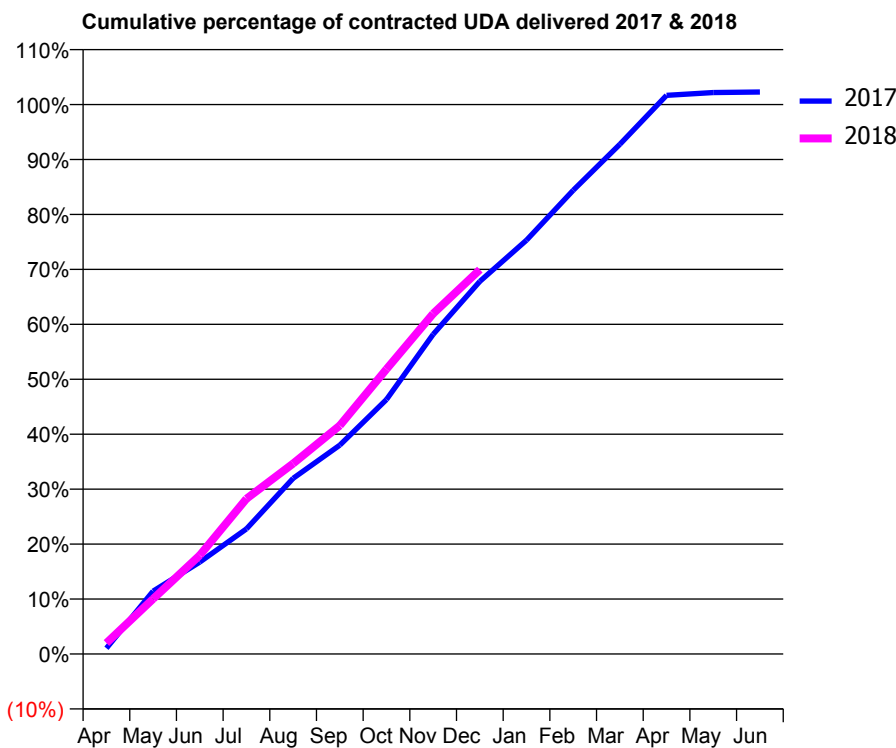
17/18 Contracted general activity (UDA)	3,602
Carry forward general activity (UDA)	-72
17/18 Contracted orthodontic activity (UOA)	0
Carry forward orthodontic activity (UOA)	0
Baseline contract value	£86,141.22

ACCESS*

Patients seen in 24 months	Total	Change since previous quarter
Quarter ending December 2016	1,494	
Quarter ending March 2017	1,505	→
Quarter ending June 2017	1,511	→
Quarter ending September 2017	1,505	→
Quarter ending December 2017	1,505	→
Variance since December 2016	0.7%	→



ACTIVITY



Month	Adjusted Scheduled Activity (UDA)	
	2017	2018
April	38	72
May	412	362
June	603	647
July	821	1,018
August	1,152	1,249
September	1,369	1,498
October	1,668	1,867
November	2,096	2,231
December	2,443	2,520
January	2,713	
February	3,039	
March	3,341	
April	3,662	
May	3,681	
June	3,684	

QUALITY

	Quantity	Base Number	Contract	AT	Region	England
% of FP17s for the same patient ID Re-attending within 3 months - Children	16	396	4.0%	10.8%	12.9%	12.0%
% of FP17s for the same patient ID Re-attending within 3 months - Adults	121	1,177	10.3%	14.4%	16.5%	15.9%
% of FP17s for the same patient ID Re-attending between 3 & 9 months - Children	231	396	58.3%	57.8%	59.6%	58.0%
% of FP17s for the same patient ID Re-attending between 3 & 9 months - Adults	658	1,177	55.9%	52.6%	52.8%	50.5%
% of FP17s for Band 1 Urgent Courses	116	1,385	8.4%	8.1%	9.1%	9.0%
% of FP17s Relating to Free Repair or Replacements	9	1,385	0.6%	1.1%	1.0%	0.8%
% of FP17s Relating to Continuations	9	1,385	0.6%	1.4%	1.2%	1.1%
% of Patients satisfied with the dentistry they have received	2	2	N/A	92.8%	91.6%	91.5%
% of Patients satisfied with the time they had to wait for an appointment	2	2	N/A	88.7%	88.3%	87.9%

* This is based on patients treated on this contract for their most recent course of treatment. Figures in italics indicate the base number of FP17s or Patient Questionnaire responses are less than 100. N/A is shown where the base number of responses is less than 10 during the period. % is calculated as Quantity/Base number*100

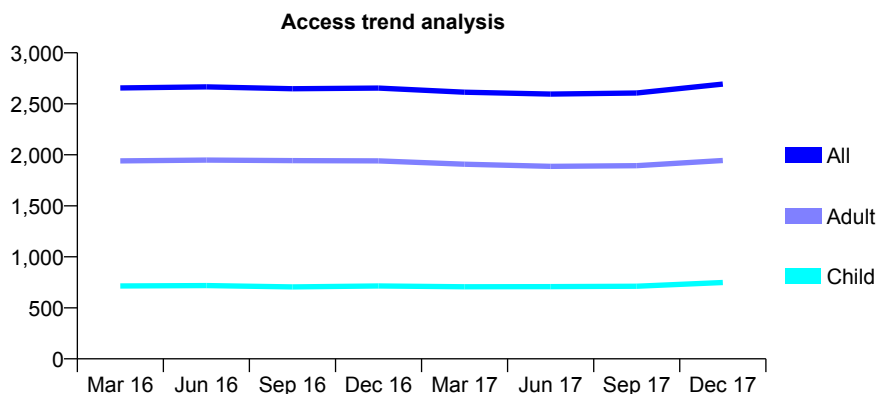
Q49 - Vital Signs At a Glance Contract Report for 674338/0001 - December 2017

Name or company name	MRS LJ HUNTER
Contract type name	GDS Contract
Purpose of contract	General
Contract start date	01/04/2006
Contract end date	

17/18 Contracted general activity (UDA)	8,826
Carry forward general activity (UDA)	-46
17/18 Contracted orthodontic activity (UOA)	0
Carry forward orthodontic activity (UOA)	0
Baseline contract value	£244,299.96

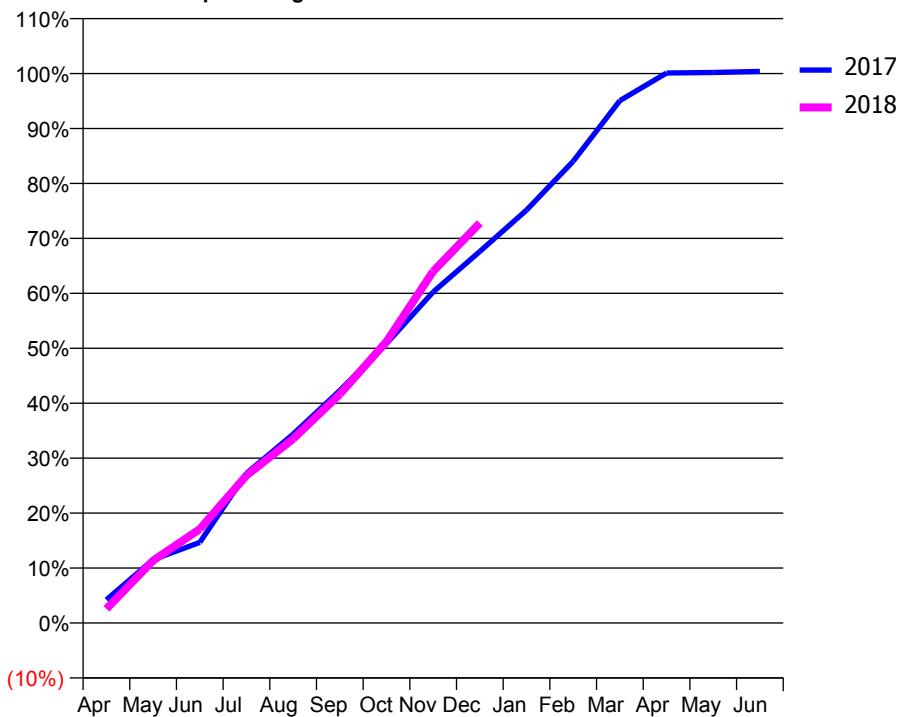
ACCESS*

Patients seen in 24 months	Total	Change since previous quarter
Quarter ending December 2016	2,654	
Quarter ending March 2017	2,614	↓
Quarter ending June 2017	2,595	→
Quarter ending September 2017	2,606	→
Quarter ending December 2017	2,693	↑
Variance since December 2016	1.5%	→



ACTIVITY

Cumulative percentage of contracted UDA delivered 2017 & 2018



Month	Adjusted Scheduled Activity (UDA)	
	2017	2018
April	373	228
May	1,018	1,003
June	1,295	1,510
July	2,404	2,370
August	3,033	2,956
September	3,733	3,673
October	4,488	4,519
November	5,318	5,650
December	5,968	6,423
January	6,632	
February	7,416	
March	8,390	
April	8,833	
May	8,842	
June	8,859	

QUALITY

	Quantity	Base Number	Contract	AT	Region	England
% of FP17s for the same patient ID Re-attending within 3 months - Children	105	832	12.6%	10.8%	12.9%	12.0%
% of FP17s for the same patient ID Re-attending within 3 months - Adults	352	2,003	17.6%	14.4%	16.5%	15.9%
% of FP17s for the same patient ID Re-attending between 3 & 9 months - Children	401	832	48.2%	57.8%	59.6%	58.0%
% of FP17s for the same patient ID Re-attending between 3 & 9 months - Adults	888	2,003	44.3%	52.6%	52.8%	50.5%
% of FP17s for Band 1 Urgent Courses	142	2,698	5.3%	8.1%	9.1%	9.0%
% of FP17s Relating to Free Repair or Replacements	72	2,698	2.7%	1.1%	1.0%	0.8%
% of FP17s Relating to Continuations	37	2,698	1.4%	1.4%	1.2%	1.1%
% of Patients satisfied with the dentistry they have received	0	0	N/A	92.8%	91.6%	91.5%
% of Patients satisfied with the time they had to wait for an appointment	0	0	N/A	88.7%	88.3%	87.9%

* This is based on patients treated on this contract for their most recent course of treatment. Figures in italics indicate the base number of FP17s or Patient Questionnaire responses are less than 100. N/A is shown where the base number of responses is less than 10 during the period. % is calculated as Quantity/Base number*100

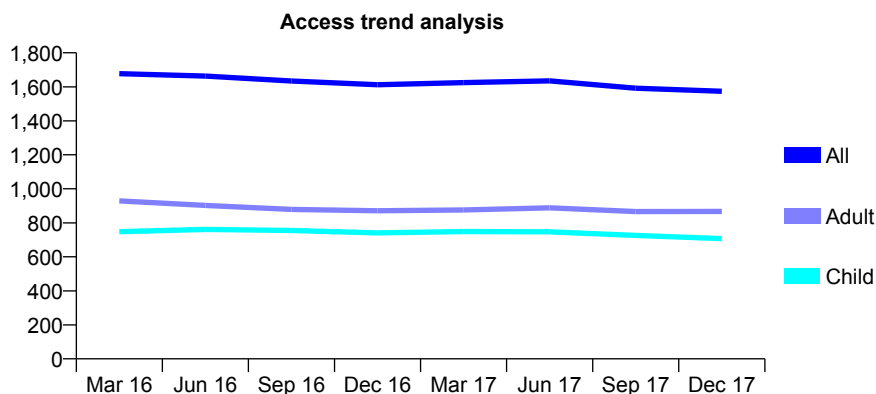
Q49 - Vital Signs At a Glance Contract Report for 676098/0001 - December 2017

Name or company name	MR BS LIVERSIDGE
Contract type name	GDS Contract
Purpose of contract	General and Orthodontic
Contract start date	01/04/2006
Contract end date	

17/18 Contracted general activity (UDA)	6,054
Carry forward general activity (UDA)	193
17/18 Contracted orthodontic activity (UOA)	0
Carry forward orthodontic activity (UOA)	0
Baseline contract value	£155,317.15

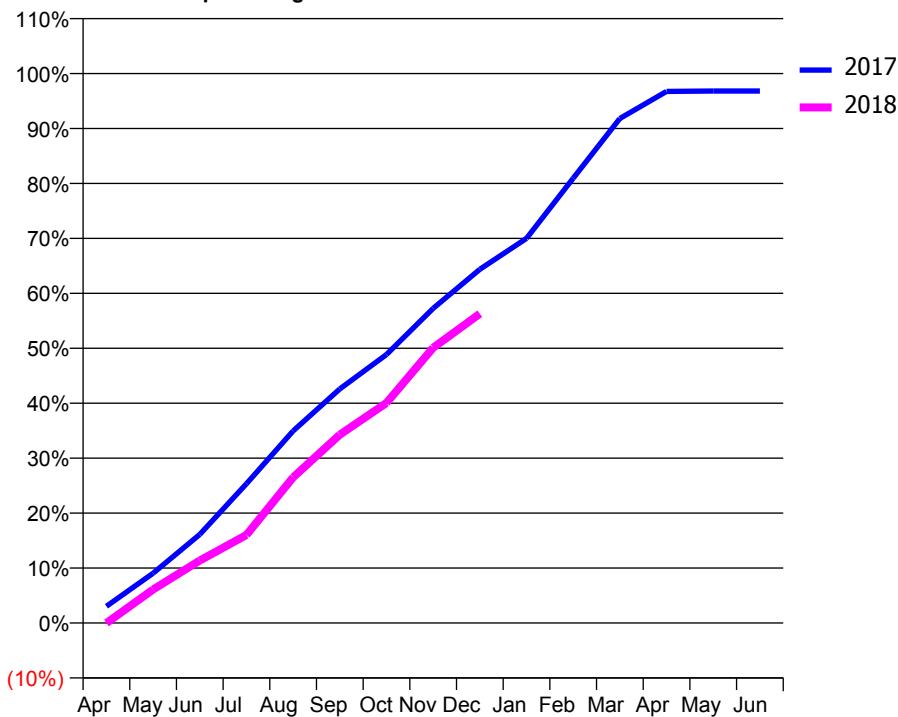
ACCESS*

Patients seen in 24 months	Total	Change since previous quarter
Quarter ending December 2016	1,612	
Quarter ending March 2017	1,625	→
Quarter ending June 2017	1,635	→
Quarter ending September 2017	1,592	↓
Quarter ending December 2017	1,574	↓
Variance since December 2016	(2.4%)	↓



ACTIVITY

Cumulative percentage of contracted UDA delivered 2017 & 2018



Month	Adjusted Scheduled Activity (UDA)	
	2017	2018
April	185	-2
May	549	369
June	977	688
July	1,534	971
August	2,116	1,606
September	2,579	2,076
October	2,959	2,424
November	3,467	3,032
December	3,896	3,407
January	4,238	
February	4,900	
March	5,558	
April	5,857	
May	5,861	
June	5,861	

QUALITY

	Quantity	Base Number	Contract	AT	Region	England
% of FP17s for the same patient ID Re-attending within 3 months - Children	29	659	4.4%	10.8%	12.9%	12.0%
% of FP17s for the same patient ID Re-attending within 3 months - Adults	92	706	13.0%	14.4%	16.5%	15.9%
% of FP17s for the same patient ID Re-attending between 3 & 9 months - Children	292	659	44.3%	57.8%	59.6%	58.0%
% of FP17s for the same patient ID Re-attending between 3 & 9 months - Adults	279	706	39.5%	52.6%	52.8%	50.5%
% of FP17s for Band 1 Urgent Courses	41	1,282	3.2%	8.1%	9.1%	9.0%
% of FP17s Relating to Free Repair or Replacements	0	1,282	0.0%	1.1%	1.0%	0.8%
% of FP17s Relating to Continuations	0	1,282	0.0%	1.4%	1.2%	1.1%
% of Patients satisfied with the dentistry they have received	3	3	N/A	92.8%	91.6%	91.5%
% of Patients satisfied with the time they had to wait for an appointment	3	3	N/A	88.7%	88.3%	87.9%

* This is based on patients treated on this contract for their most recent course of treatment. Figures in italics indicate the base number of FP17s or Patient Questionnaire responses are less than 100. N/A is shown where the base number of responses is less than 10 during the period. % is calculated as Quantity/Base number*100

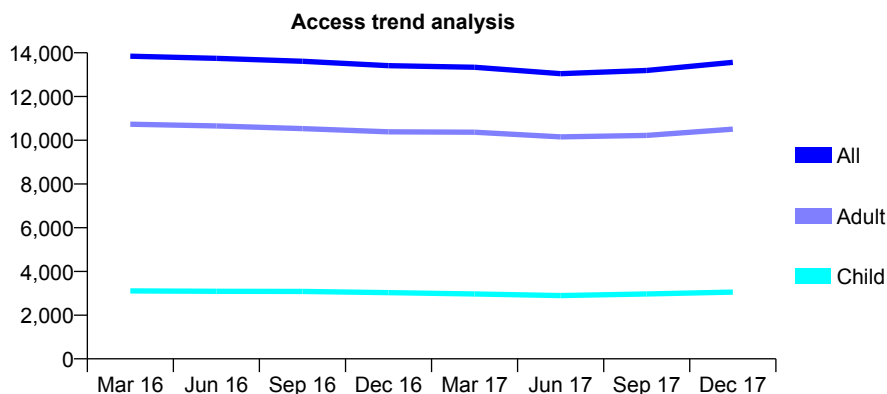
Q49 - Vital Signs At a Glance Contract Report for 678457/0001 - December 2017

Name or company name	MR LA NIGHTINGALE
Contract type name	GDS Contract
Purpose of contract	General
Contract start date	01/04/2006
Contract end date	

17/18 Contracted general activity (UDA)	47,798
Carry forward general activity (UDA)	0
17/18 Contracted orthodontic activity (UOA)	0
Carry forward orthodontic activity (UOA)	0
Baseline contract value	£1,139,409.61

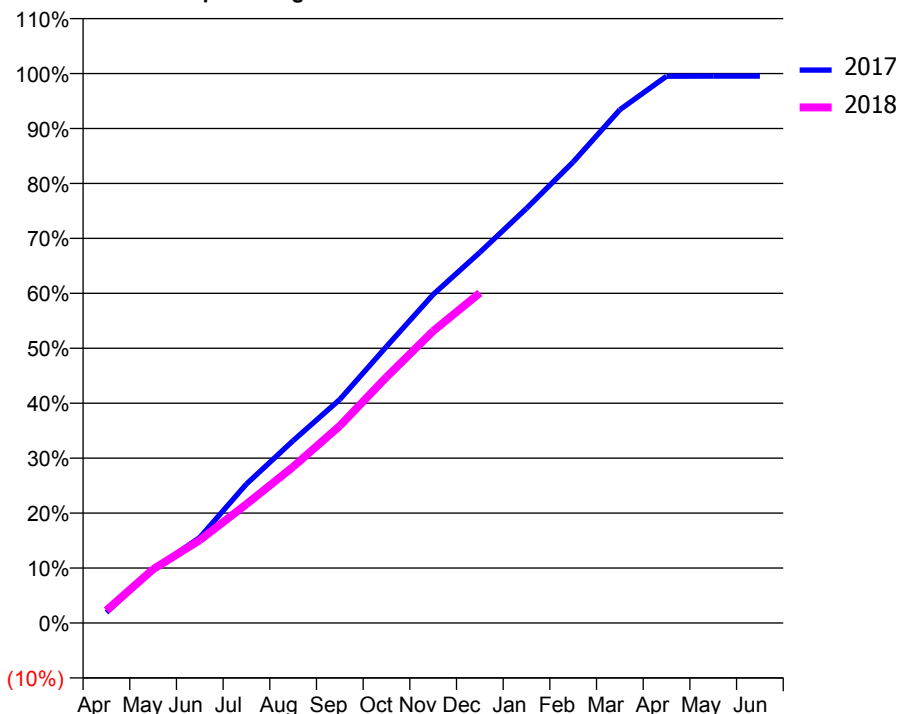
ACCESS*

Patients seen in 24 months	Total	Change since previous quarter
Quarter ending December 2016	13,409	
Quarter ending March 2017	13,336	→
Quarter ending June 2017	13,047	↓
Quarter ending September 2017	13,189	→
Quarter ending December 2017	13,562	↑
Variance since December 2016	1.1%	→



ACTIVITY

Cumulative percentage of contracted UDA delivered 2017 & 2018



Month	Adjusted Scheduled Activity (UDA)	
	2017	2018
April	790	1,090
May	3,975	4,686
June	6,362	7,206
July	10,329	10,340
August	13,557	13,583
September	16,613	17,155
October	20,547	21,391
November	24,417	25,391
December	27,547	28,712
January	30,816	
February	34,273	
March	38,154	
April	40,642	
May	40,652	
June	40,654	

QUALITY

	Quantity	Base Number	Contract	AT	Region	England
% of FP17s for the same patient ID Re-attending within 3 months - Children	240	3,455	6.9%	10.8%	12.9%	12.0%
% of FP17s for the same patient ID Re-attending within 3 months - Adults	1,733	11,570	15.0%	14.4%	16.5%	15.9%
% of FP17s for the same patient ID Re-attending between 3 & 9 months - Children	1,903	3,455	55.1%	57.8%	59.6%	58.0%
% of FP17s for the same patient ID Re-attending between 3 & 9 months - Adults	6,346	11,570	54.8%	52.6%	52.8%	50.5%
% of FP17s for Band 1 Urgent Courses	878	13,682	6.4%	8.1%	9.1%	9.0%
% of FP17s Relating to Free Repair or Replacements	137	13,682	1.0%	1.1%	1.0%	0.8%
% of FP17s Relating to Continuations	294	13,682	2.1%	1.4%	1.2%	1.1%
% of Patients satisfied with the dentistry they have received	18	18	100.0%	92.8%	91.6%	91.5%
% of Patients satisfied with the time they had to wait for an appointment	14	18	77.8%	88.7%	88.3%	87.9%

* This is based on patients treated on this contract for their most recent course of treatment. Figures in italics indicate the base number of FP17s or Patient Questionnaire responses are less than 100. N/A is shown where the base number of responses is less than 10 during the period. % is calculated as Quantity/Base number*100

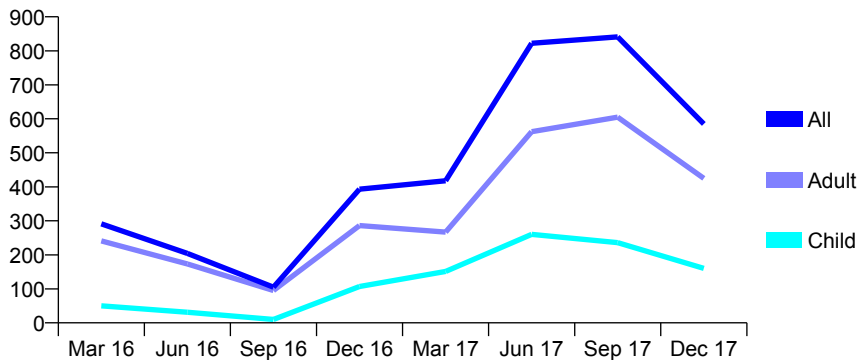
Q49 - Vital Signs At a Glance Contract Report for 678457/0002 - December 2017

Name or company name	MR LA NIGHTINGALE
Contract type name	GDS Contract
Purpose of contract	General
Contract start date	01/04/2008
Contract end date	31/07/2017

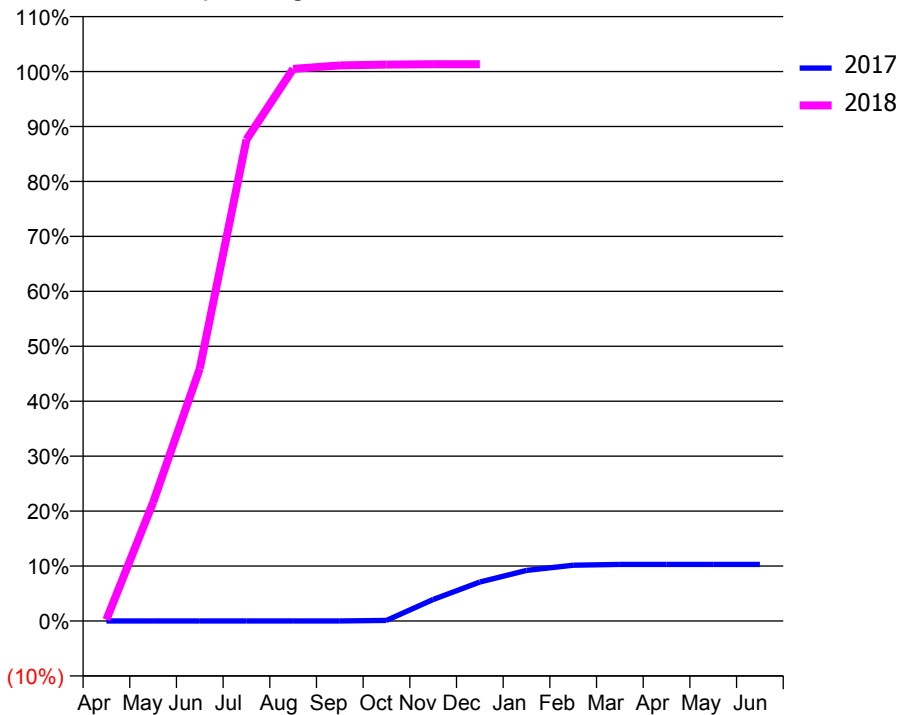
17/18 Contracted general activity (UDA)	2,318
Carry forward general activity (UDA)	0
17/18 Contracted orthodontic activity (UOA)	0
Carry forward orthodontic activity (UOA)	0
Baseline contract value	£50,284.36

ACCESS*

Patients seen in 24 months	Total	Change since previous quarter
Quarter ending December 2016	393	
Quarter ending March 2017	418	↑
Quarter ending June 2017	822	↑
Quarter ending September 2017	841	↑
Quarter ending December 2017	585	↓
Variance since December 2016	48.9%	↑

Access trend analysis


ACTIVITY

Cumulative percentage of contracted UDA delivered 2017 & 2018


Month	Adjusted Scheduled Activity (UDA)	
	2017	2018
April	0	6
May	0	501
June	0	1,065
July	0	2,031
August	0	2,329
September	0	2,344
October	7	2,347
November	273	2,349
December	493	2,349
January	640	
February	706	
March	716	
April	716	
May	716	
June	716	

QUALITY

	Quantity	Base Number	Contract	AT	Region	England
% of FP17s for the same patient ID Re-attending within 3 months - Children	10	224	4.5%	10.8%	12.9%	12.0%
% of FP17s for the same patient ID Re-attending within 3 months - Adults	51	721	7.1%	14.4%	16.5%	15.9%
% of FP17s for the same patient ID Re-attending between 3 & 9 months - Children	3	224	1.3%	57.8%	59.6%	58.0%
% of FP17s for the same patient ID Re-attending between 3 & 9 months - Adults	16	721	2.2%	52.6%	52.8%	50.5%
% of FP17s for Band 1 Urgent Courses	119	945	12.6%	8.1%	9.1%	9.0%
% of FP17s Relating to Free Repair or Replacements	14	945	1.5%	1.1%	1.0%	0.8%
% of FP17s Relating to Continuations	15	945	1.6%	1.4%	1.2%	1.1%
% of Patients satisfied with the dentistry they have received	2	2	N/A	92.8%	91.6%	91.5%
% of Patients satisfied with the time they had to wait for an appointment	2	2	N/A	88.7%	88.3%	87.9%

* This is based on patients treated on this contract for their most recent course of treatment. Figures in italics indicate the base number of FP17s or Patient Questionnaire responses are less than 100. N/A is shown where the base number of responses is less than 10 during the period. % is calculated as Quantity/Base number*100

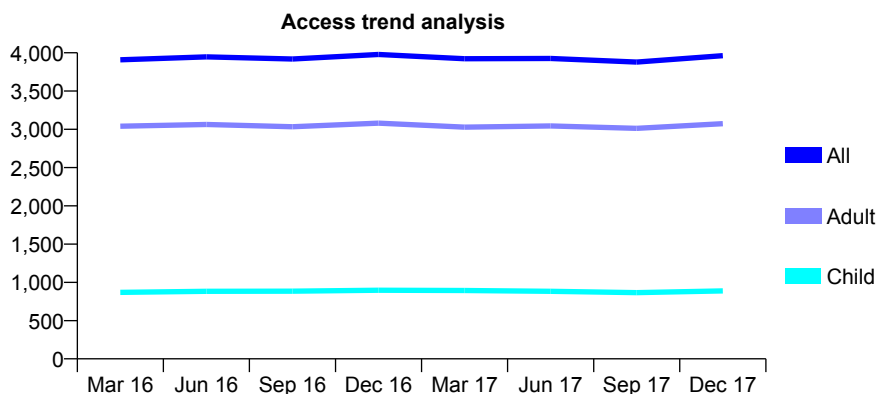
Q49 - Vital Signs At a Glance Contract Report for 688703/0001 - December 2017

Name or company name	MR KA NIGHTINGALE
Contract type name	GDS Contract
Purpose of contract	General
Contract start date	01/04/2006
Contract end date	

17/18 Contracted general activity (UDA)	13,450
Carry forward general activity (UDA)	-145
17/18 Contracted orthodontic activity (UOA)	0
Carry forward orthodontic activity (UOA)	0
Baseline contract value	£314,803.64

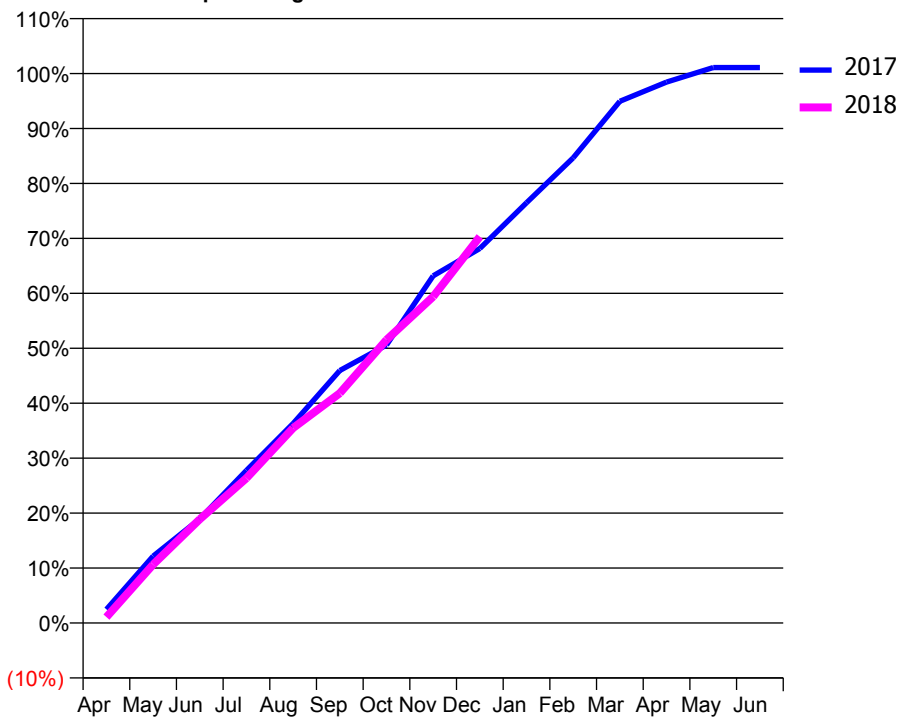
ACCESS*

Patients seen in 24 months	Total	Change since previous quarter
Quarter ending December 2016	3,978	
Quarter ending March 2017	3,922	↓
Quarter ending June 2017	3,926	→
Quarter ending September 2017	3,878	↓
Quarter ending December 2017	3,962	↑
Variance since December 2016	(0.4%)	→



ACTIVITY

Cumulative percentage of contracted UDA delivered 2017 & 2018



Month	Adjusted Scheduled Activity (UDA)	
	2017	2018
April	334	145
May	1,636	1,430
June	2,549	2,542
July	3,736	3,545
August	4,885	4,773
September	6,179	5,625
October	6,804	6,930
November	8,497	7,987
December	9,165	9,457
January	10,286	
February	11,385	
March	12,770	
April	13,240	
May	13,595	
June	13,595	

QUALITY

	Quantity	Base Number	Contract	AT	Region	England
% of FP17s for the same patient ID Re-attending within 3 months - Children	41	796	5.2%	10.8%	12.9%	12.0%
% of FP17s for the same patient ID Re-attending within 3 months - Adults	239	2,558	9.3%	14.4%	16.5%	15.9%
% of FP17s for the same patient ID Re-attending between 3 & 9 months - Children	376	796	47.2%	57.8%	59.6%	58.0%
% of FP17s for the same patient ID Re-attending between 3 & 9 months - Adults	1,126	2,558	44.0%	52.6%	52.8%	50.5%
% of FP17s for Band 1 Urgent Courses	261	3,123	8.4%	8.1%	9.1%	9.0%
% of FP17s Relating to Free Repair or Replacements	28	3,123	0.9%	1.1%	1.0%	0.8%
% of FP17s Relating to Continuations	60	3,123	1.9%	1.4%	1.2%	1.1%
% of Patients satisfied with the dentistry they have received	13	14	92.9%	92.8%	91.6%	91.5%
% of Patients satisfied with the time they had to wait for an appointment	12	14	85.7%	88.7%	88.3%	87.9%

* This is based on patients treated on this contract for their most recent course of treatment. Figures in italics indicate the base number of FP17s or Patient Questionnaire responses are less than 100. N/A is shown where the base number of responses is less than 10 during the period. % is calculated as Quantity/Base number*100

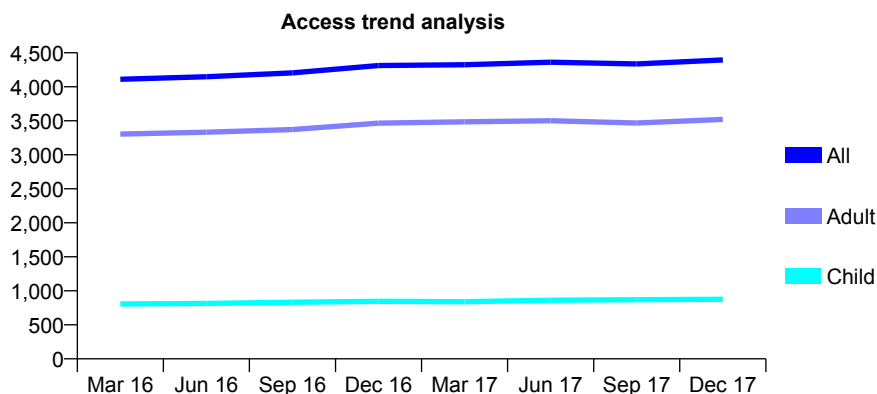
Q49 - Vital Signs At a Glance Contract Report for 688703/0005 - December 2017

Name or company name	MR KA NIGHTINGALE
Contract type name	GDS Contract
Purpose of contract	General
Contract start date	29/11/2010
Contract end date	

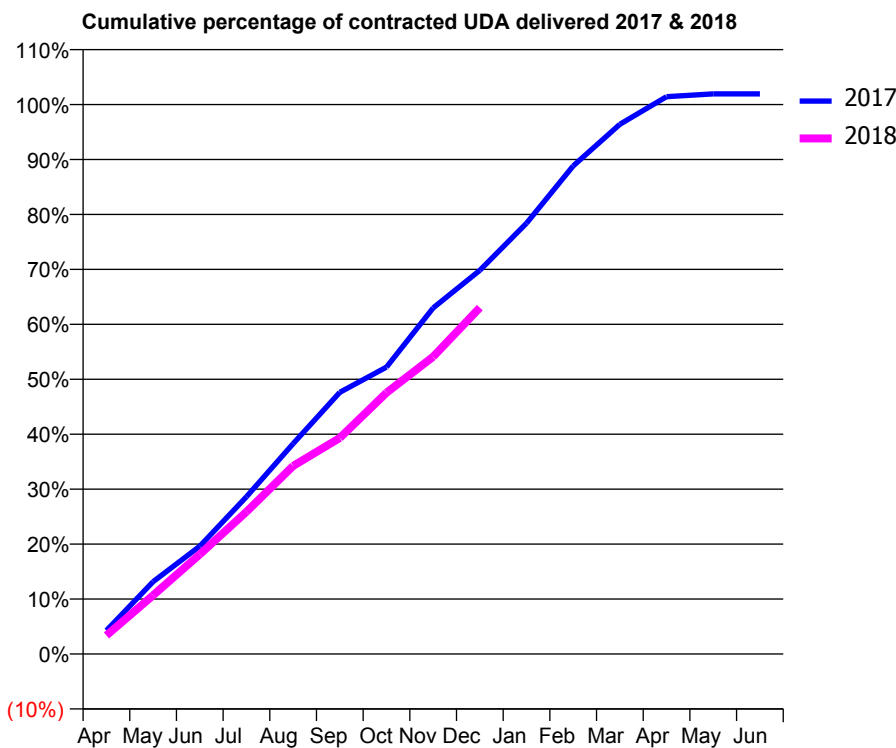
17/18 Contracted general activity (UDA)	15,000
Carry forward general activity (UDA)	-289
17/18 Contracted orthodontic activity (UOA)	0
Carry forward orthodontic activity (UOA)	0
Baseline contract value	£382,781.29

ACCESS*

Patients seen in 24 months	Total	Change since previous quarter
Quarter ending December 2016	4,312	
Quarter ending March 2017	4,325	→
Quarter ending June 2017	4,362	→
Quarter ending September 2017	4,337	→
Quarter ending December 2017	4,396	→
Variance since December 2016	1.9%	→



ACTIVITY



Month	Adjusted Scheduled Activity (UDA)	
	2017	2018
April	642	508
May	1,973	1,603
June	2,943	2,721
July	4,295	3,880
August	5,741	5,135
September	7,142	5,898
October	7,831	7,133
November	9,448	8,114
December	10,473	9,455
January	11,760	
February	13,324	
March	14,460	
April	15,214	
May	15,289	
June	15,289	

QUALITY

	Quantity	Base Number	Contract	AT	Region	England
% of FP17s for the same patient ID Re-attending within 3 months - Children	23	708	3.2%	10.8%	12.9%	12.0%
% of FP17s for the same patient ID Re-attending within 3 months - Adults	280	2,849	9.8%	14.4%	16.5%	15.9%
% of FP17s for the same patient ID Re-attending between 3 & 9 months - Children	317	708	44.8%	57.8%	59.6%	58.0%
% of FP17s for the same patient ID Re-attending between 3 & 9 months - Adults	1,391	2,849	48.8%	52.6%	52.8%	50.5%
% of FP17s for Band 1 Urgent Courses	283	3,270	8.7%	8.1%	9.1%	9.0%
% of FP17s Relating to Free Repair or Replacements	31	3,270	0.9%	1.1%	1.0%	0.8%
% of FP17s Relating to Continuations	49	3,270	1.5%	1.4%	1.2%	1.1%
% of Patients satisfied with the dentistry they have received	6	9	N/A	92.8%	91.6%	91.5%
% of Patients satisfied with the time they had to wait for an appointment	7	9	N/A	88.7%	88.3%	87.9%

* This is based on patients treated on this contract for their most recent course of treatment. Figures in italics indicate the base number of FP17s or Patient Questionnaire responses are less than 100. N/A is shown where the base number of responses is less than 10 during the period. % is calculated as Quantity/Base number*100

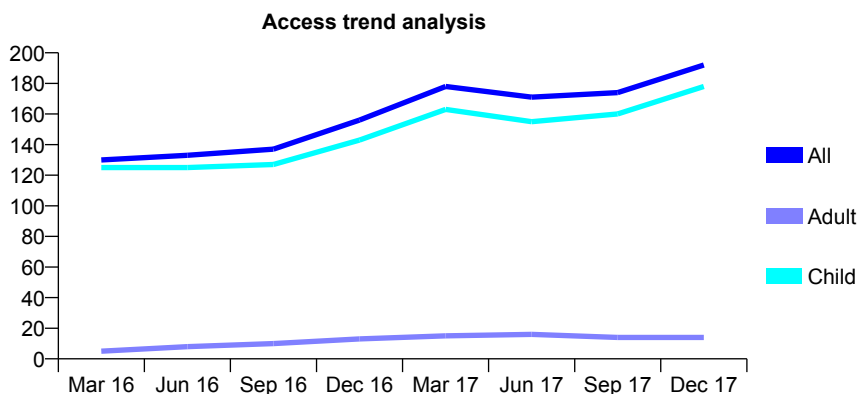
Q49 - Vital Signs At a Glance Contract Report for 701181/0001 - December 2017

Name or company name	MR KN MIRZA
Contract type name	GDS Contract
Purpose of contract	General
Contract start date	01/06/2015
Contract end date	

17/18 Contracted general activity (UDA)	400
Carry forward general activity (UDA)	-7
17/18 Contracted orthodontic activity (UOA)	0
Carry forward orthodontic activity (UOA)	0
Baseline contract value	£9,563.61

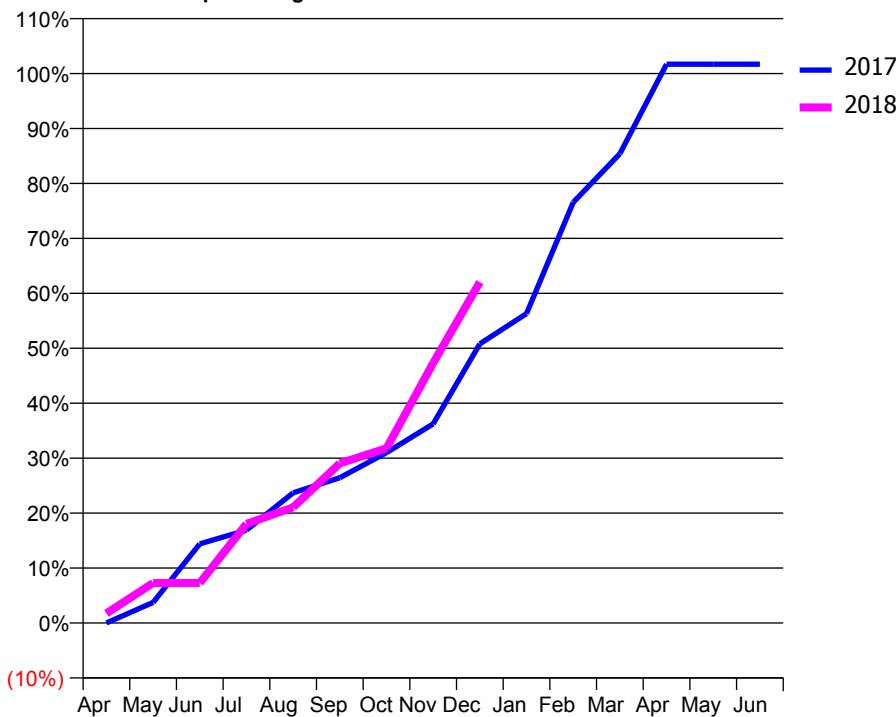
ACCESS*

Patients seen in 24 months	Total	Change since previous quarter
Quarter ending December 2016	156	
Quarter ending March 2017	178	↑
Quarter ending June 2017	171	↓
Quarter ending September 2017	174	→
Quarter ending December 2017	192	↑
Variance since December 2016	23.1%	↑



ACTIVITY

Cumulative percentage of contracted UDA delivered 2017 & 2018



Month	Adjusted Scheduled Activity (UDA)	
	2017	2018
April	0	7
May	15	29
June	58	29
July	68	72
August	95	84
September	106	116
October	124	127
November	145	189
December	203	248
January	225	
February	306	
March	342	
April	407	
May	407	
June	407	

QUALITY

	Quantity	Base Number	Contract	AT	Region	England
% of FP17s for the same patient ID Re-attending within 3 months - Children	6	175	3.4%	10.8%	12.9%	12.0%
% of FP17s for the same patient ID Re-attending within 3 months - Adults	0	4	0.0%	14.4%	16.5%	15.9%
% of FP17s for the same patient ID Re-attending between 3 & 9 months - Children	97	175	55.4%	57.8%	59.6%	58.0%
% of FP17s for the same patient ID Re-attending between 3 & 9 months - Adults	2	4	50.0%	52.6%	52.8%	50.5%
% of FP17s for Band 1 Urgent Courses	1	150	0.7%	8.1%	9.1%	9.0%
% of FP17s Relating to Free Repair or Replacements	0	150	0.0%	1.1%	1.0%	0.8%
% of FP17s Relating to Continuations	0	150	0.0%	1.4%	1.2%	1.1%
% of Patients satisfied with the dentistry they have received	0	0	N/A	92.8%	91.6%	91.5%
% of Patients satisfied with the time they had to wait for an appointment	0	0	N/A	88.7%	88.3%	87.9%

* This is based on patients treated on this contract for their most recent course of treatment. Figures in italics indicate the base number of FP17s or Patient Questionnaire responses are less than 100. N/A is shown where the base number of responses is less than 10 during the period. % is calculated as Quantity/Base number*100

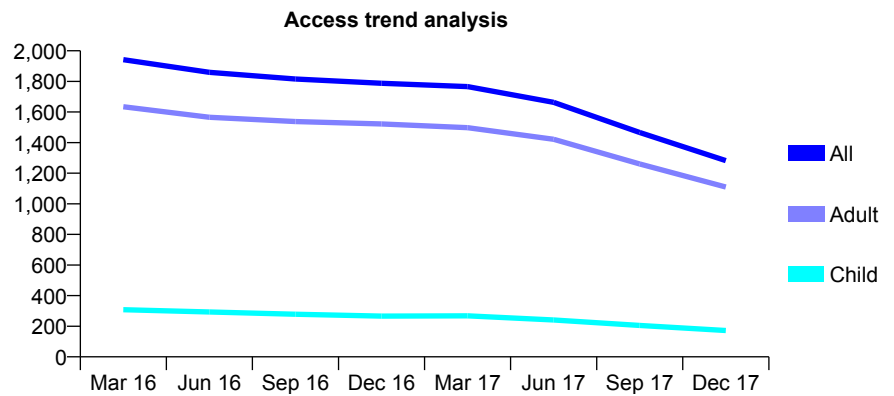
Q49 - Vital Signs At a Glance Contract Report for 716367/0001 - December 2017

Name or company name	MR FM CONCEICA SEQUEIRA
Contract type name	GDS Contract
Purpose of contract	General
Contract start date	01/04/2012
Contract end date	30/04/2017

17/18 Contracted general activity (UDA)	667
Carry forward general activity (UDA)	0
17/18 Contracted orthodontic activity (UOA)	0
Carry forward orthodontic activity (UOA)	0
Baseline contract value	£14,598.32

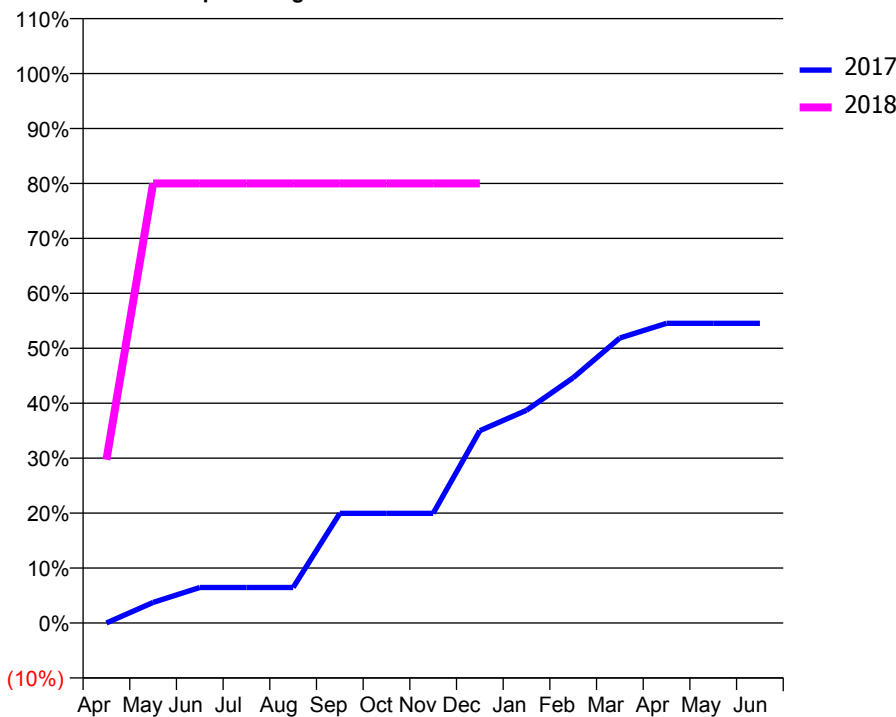
ACCESS*

Patients seen in 24 months	Total	Change since previous quarter
Quarter ending December 2016	1,788	
Quarter ending March 2017	1,766	↓
Quarter ending June 2017	1,663	↓
Quarter ending September 2017	1,466	↓
Quarter ending December 2017	1,282	↓
Variance since December 2016	(28.3%)	↓



ACTIVITY

Cumulative percentage of contracted UDA delivered 2017 & 2018



Month	Adjusted Scheduled Activity (UDA)	
	2017	2018
April	0	198
May	300	534
June	517	534
July	517	534
August	517	534
September	1,597	534
October	1,597	534
November	1,597	534
December	2,800	534
January	3,097	
February	3,571	
March	4,149	
April	4,362	
May	4,362	
June	4,362	

QUALITY

	Quantity	Base Number	Contract	AT	Region	England
% of FP17s for the same patient ID Re-attending within 3 months - Children	5	49	10.2%	10.8%	12.9%	12.0%
% of FP17s for the same patient ID Re-attending within 3 months - Adults	41	239	17.2%	14.4%	16.5%	15.9%
% of FP17s for the same patient ID Re-attending between 3 & 9 months - Children	24	49	49.0%	57.8%	59.6%	58.0%
% of FP17s for the same patient ID Re-attending between 3 & 9 months - Adults	99	239	41.4%	52.6%	52.8%	50.5%
% of FP17s for Band 1 Urgent Courses	18	202	8.9%	8.1%	9.1%	9.0%
% of FP17s Relating to Free Repair or Replacements	1	202	0.5%	1.1%	1.0%	0.8%
% of FP17s Relating to Continuations	3	202	1.5%	1.4%	1.2%	1.1%
% of Patients satisfied with the dentistry they have received	2	3	N/A	92.8%	91.6%	91.5%
% of Patients satisfied with the time they had to wait for an appointment	1	3	N/A	88.7%	88.3%	87.9%

* This is based on patients treated on this contract for their most recent course of treatment. Figures in italics indicate the base number of FP17s or Patient Questionnaire responses are less than 100. N/A is shown where the base number of responses is less than 10 during the period. % is calculated as Quantity/Base number*100

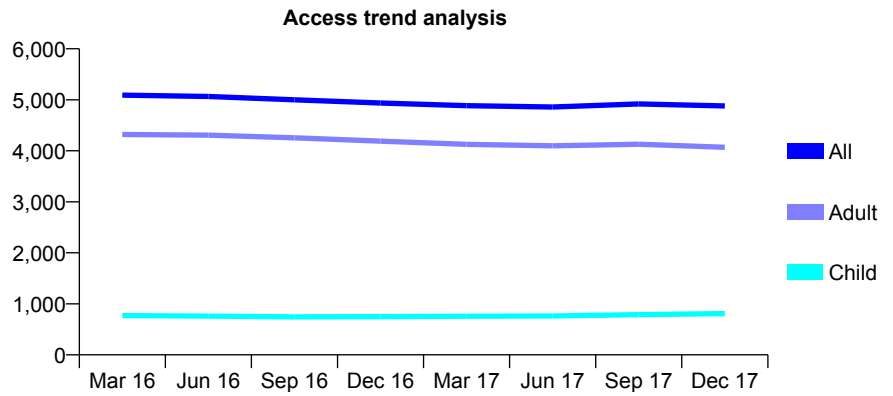
Q49 - Vital Signs At a Glance Contract Report for 724491/0002 - December 2017

Name or company name	Avondale Dental Practice
Contract type name	GDS Contract
Purpose of contract	General
Contract start date	01/04/2006
Contract end date	

17/18 Contracted general activity (UDA)	15,203
Carry forward general activity (UDA)	-304
17/18 Contracted orthodontic activity (UOA)	0
Carry forward orthodontic activity (UOA)	0
Baseline contract value	£363,487.32

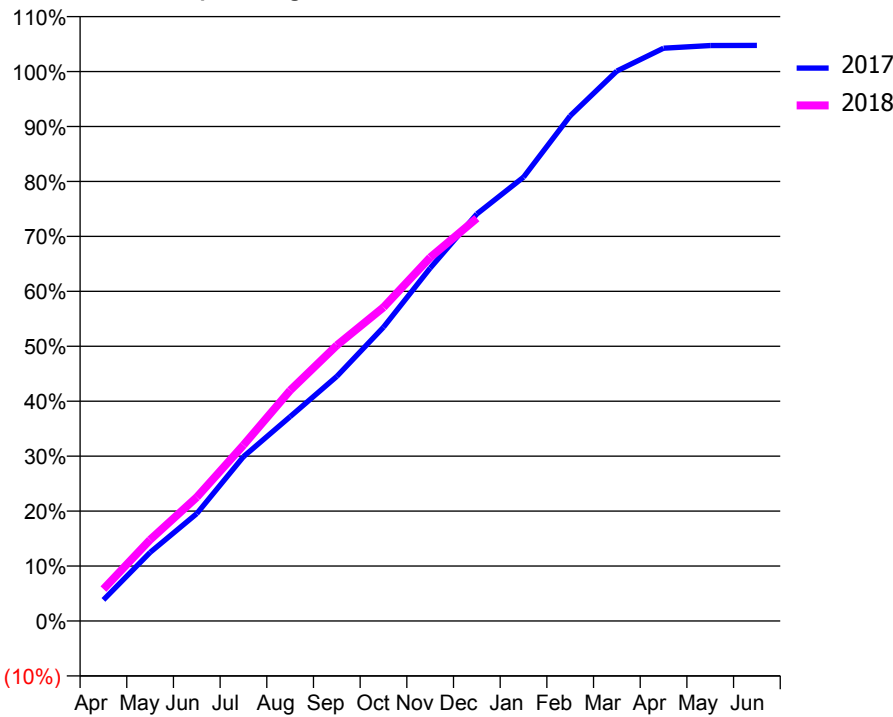
ACCESS*

Patients seen in 24 months	Total	Change since previous quarter
Quarter ending December 2016	4,938	
Quarter ending March 2017	4,885	↓
Quarter ending June 2017	4,860	→
Quarter ending September 2017	4,918	→
Quarter ending December 2017	4,880	→
Variance since December 2016	(1.2%)	↓



ACTIVITY

Cumulative percentage of contracted UDA delivered 2017 & 2018



Month	Adjusted Scheduled Activity (UDA)	
	2017	2018
April	585	884
May	1,897	2,249
June	2,972	3,425
July	4,546	4,868
August	5,652	6,379
September	6,767	7,628
October	8,130	8,680
November	9,764	10,059
December	11,261	11,142
January	12,279	
February	13,976	
March	15,217	
April	15,848	
May	15,920	
June	15,924	

QUALITY

	Quantity	Base Number	Contract	AT	Region	England
% of FP17s for the same patient ID Re-attending within 3 months - Children	65	763	8.5%	10.8%	12.9%	12.0%
% of FP17s for the same patient ID Re-attending within 3 months - Adults	906	3,904	23.2%	14.4%	16.5%	15.9%
% of FP17s for the same patient ID Re-attending between 3 & 9 months - Children	259	763	33.9%	57.8%	59.6%	58.0%
% of FP17s for the same patient ID Re-attending between 3 & 9 months - Adults	1,426	3,904	36.5%	52.6%	52.8%	50.5%
% of FP17s for Band 1 Urgent Courses	655	4,384	14.9%	8.1%	9.1%	9.0%
% of FP17s Relating to Free Repair or Replacements	260	4,384	5.9%	1.1%	1.0%	0.8%
% of FP17s Relating to Continuations	140	4,384	3.2%	1.4%	1.2%	1.1%
% of Patients satisfied with the dentistry they have received	11	11	100.0%	92.8%	91.6%	91.5%
% of Patients satisfied with the time they had to wait for an appointment	11	11	100.0%	88.7%	88.3%	87.9%

* This is based on patients treated on this contract for their most recent course of treatment. Figures in italics indicate the base number of FP17s or Patient Questionnaire responses are less than 100. N/A is shown where the base number of responses is less than 10 during the period. % is calculated as Quantity/Base number*100

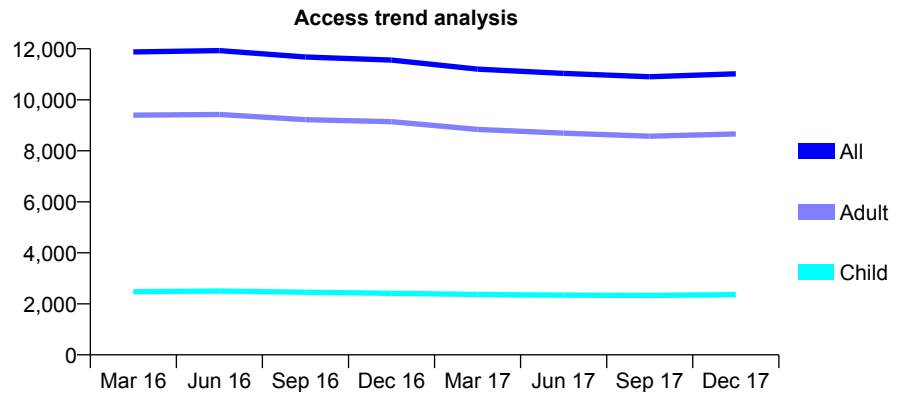
Q49 - Vital Signs At a Glance Contract Report for 724491/0003 - December 2017

Name or company name	Cavendish Dental Practice
Contract type name	GDS Contract
Purpose of contract	General
Contract start date	01/04/2006
Contract end date	

17/18 Contracted general activity (UDA)	33,996
Carry forward general activity (UDA)	-265
17/18 Contracted orthodontic activity (UOA)	0
Carry forward orthodontic activity (UOA)	0
Baseline contract value	£825,235.77

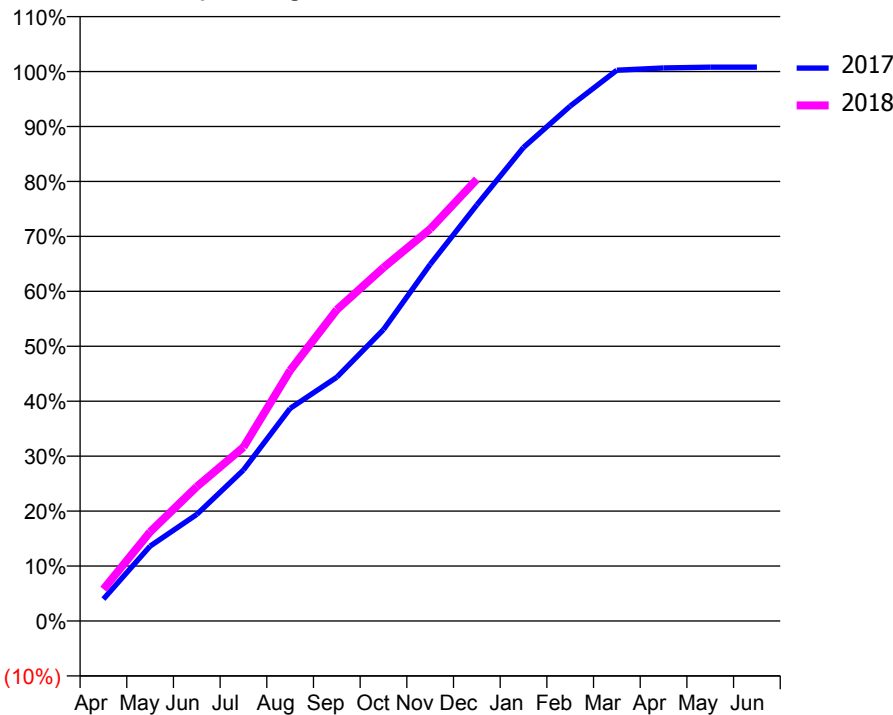
ACCESS*

Patients seen in 24 months	Total	Change since previous quarter
Quarter ending December 2016	11,557	
Quarter ending March 2017	11,205	↓
Quarter ending June 2017	11,033	↓
Quarter ending September 2017	10,903	↓
Quarter ending December 2017	11,018	→
Variance since December 2016	(4.7%)	↓



ACTIVITY

Cumulative percentage of contracted UDA delivered 2017 & 2018



Month	Adjusted Scheduled Activity (UDA)	
	2017	2018
April	1,360	1,969
May	4,631	5,514
June	6,598	8,313
July	9,345	10,751
August	13,153	15,502
September	15,081	19,258
October	18,027	21,868
November	22,065	24,252
December	25,741	27,329
January	29,298	
February	31,854	
March	34,074	
April	34,215	
May	34,264	
June	34,262	

QUALITY

	Quantity	Base Number	Contract	AT	Region	England
% of FP17s for the same patient ID Re-attending within 3 months - Children	251	2,925	8.6%	10.8%	12.9%	12.0%
% of FP17s for the same patient ID Re-attending within 3 months - Adults	1,198	8,316	14.4%	14.4%	16.5%	15.9%
% of FP17s for the same patient ID Re-attending between 3 & 9 months - Children	1,487	2,925	50.8%	57.8%	59.6%	58.0%
% of FP17s for the same patient ID Re-attending between 3 & 9 months - Adults	3,704	8,316	44.5%	52.6%	52.8%	50.5%
% of FP17s for Band 1 Urgent Courses	644	11,176	5.8%	8.1%	9.1%	9.0%
% of FP17s Relating to Free Repair or Replacements	185	11,176	1.7%	1.1%	1.0%	0.8%
% of FP17s Relating to Continuations	83	11,176	0.7%	1.4%	1.2%	1.1%
% of Patients satisfied with the dentistry they have received	15	15	100.0%	92.8%	91.6%	91.5%
% of Patients satisfied with the time they had to wait for an appointment	14	15	93.3%	88.7%	88.3%	87.9%

* This is based on patients treated on this contract for their most recent course of treatment. Figures in italics indicate the base number of FP17s or Patient Questionnaire responses are less than 100. N/A is shown where the base number of responses is less than 10 during the period. % is calculated as Quantity/Base number*100

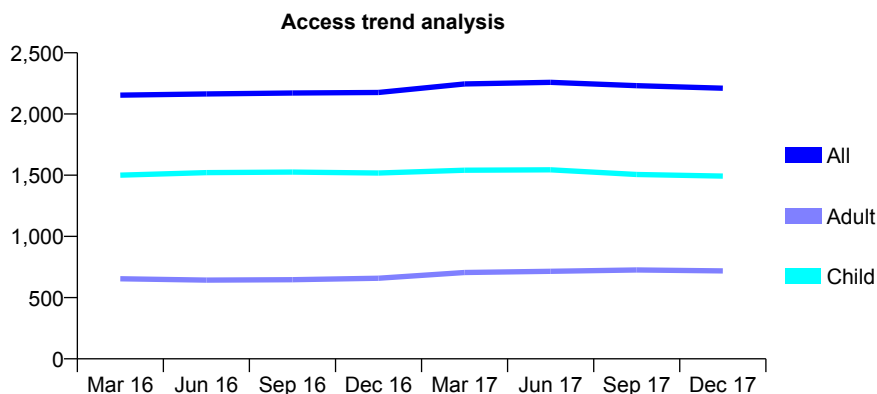
Q49 - Vital Signs At a Glance Contract Report for 729086/0001 - December 2017

Name or company name	Fir Tree Dental Practice
Contract type name	GDS Contract
Purpose of contract	General and Orthodontic
Contract start date	01/04/2006
Contract end date	

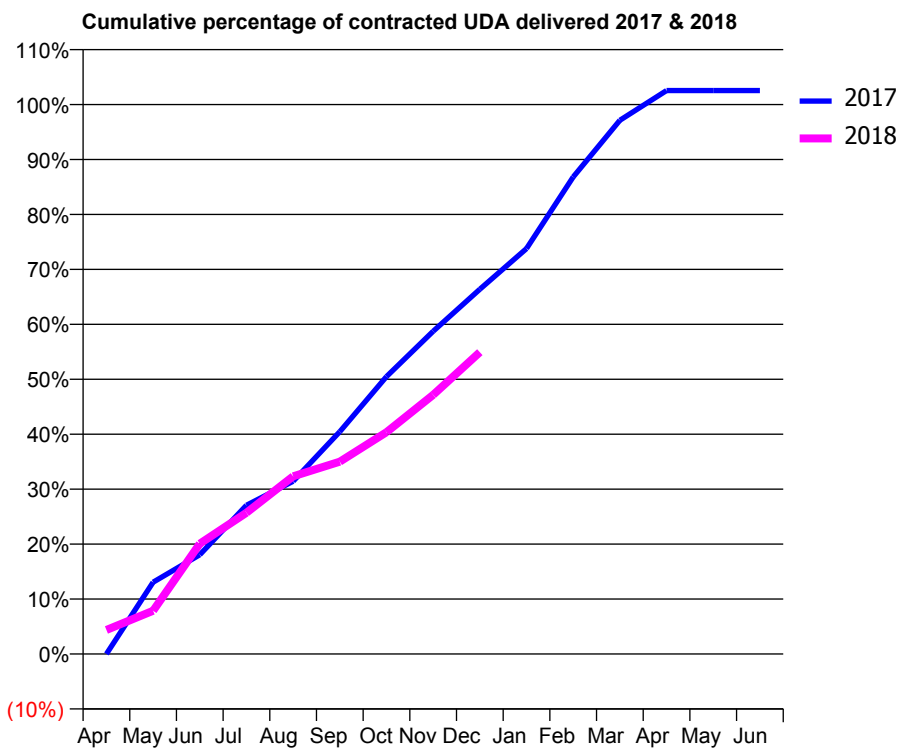
17/18 Contracted general activity (UDA)	6,118
Carry forward general activity (UDA)	-110
17/18 Contracted orthodontic activity (UOA)	0
Carry forward orthodontic activity (UOA)	0
Baseline contract value	£148,028.88

ACCESS*

Patients seen in 24 months	Total	Change since previous quarter
Quarter ending December 2016	2,176	
Quarter ending March 2017	2,246	↑
Quarter ending June 2017	2,259	→
Quarter ending September 2017	2,232	↓
Quarter ending December 2017	2,211	→
Variance since December 2016	1.6%	→



ACTIVITY



Month	Adjusted Scheduled Activity (UDA)	
	2017	2018
April	0	269
May	721	482
June	996	1,228
July	1,494	1,572
August	1,735	1,979
September	2,233	2,141
October	2,785	2,469
November	3,241	2,885
December	3,663	3,360
January	4,071	
February	4,791	
March	5,359	
April	5,658	
May	5,658	
June	5,659	

QUALITY

	Quantity	Base Number	Contract	AT	Region	England
% of FP17s for the same patient ID Re-attending within 3 months - Children	183	1,830	10.0%	10.8%	12.9%	12.0%
% of FP17s for the same patient ID Re-attending within 3 months - Adults	91	555	16.4%	14.4%	16.5%	15.9%
% of FP17s for the same patient ID Re-attending between 3 & 9 months - Children	1,354	1,830	74.0%	57.8%	59.6%	58.0%
% of FP17s for the same patient ID Re-attending between 3 & 9 months - Adults	312	555	56.2%	52.6%	52.8%	50.5%
% of FP17s for Band 1 Urgent Courses	135	2,203	6.1%	8.1%	9.1%	9.0%
% of FP17s Relating to Free Repair or Replacements	0	2,203	0.0%	1.1%	1.0%	0.8%
% of FP17s Relating to Continuations	7	2,203	0.3%	1.4%	1.2%	1.1%
% of Patients satisfied with the dentistry they have received	2	2	N/A	92.8%	91.6%	91.5%
% of Patients satisfied with the time they had to wait for an appointment	2	2	N/A	88.7%	88.3%	87.9%

* This is based on patients treated on this contract for their most recent course of treatment. Figures in italics indicate the base number of FP17s or Patient Questionnaire responses are less than 100. N/A is shown where the base number of responses is less than 10 during the period. % is calculated as Quantity/Base number*100

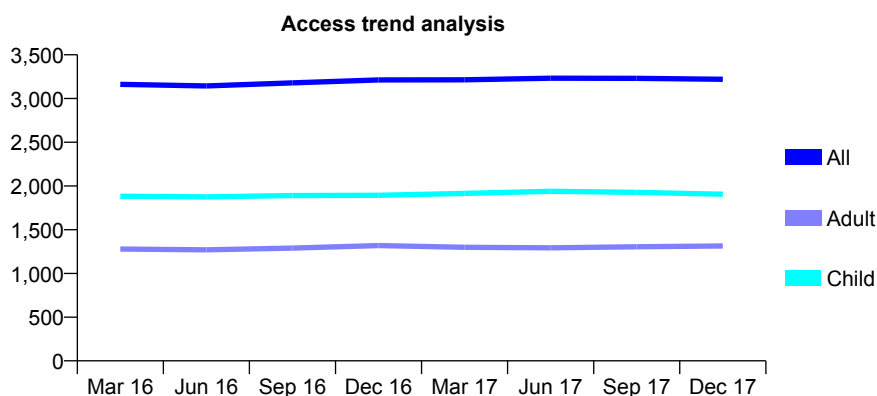
Q49 - Vital Signs At a Glance Contract Report for 729566/0001 - December 2017

Name or company name	MR IF DAVIDSON
Contract type name	GDS Contract
Purpose of contract	General and Orthodontic
Contract start date	01/04/2006
Contract end date	

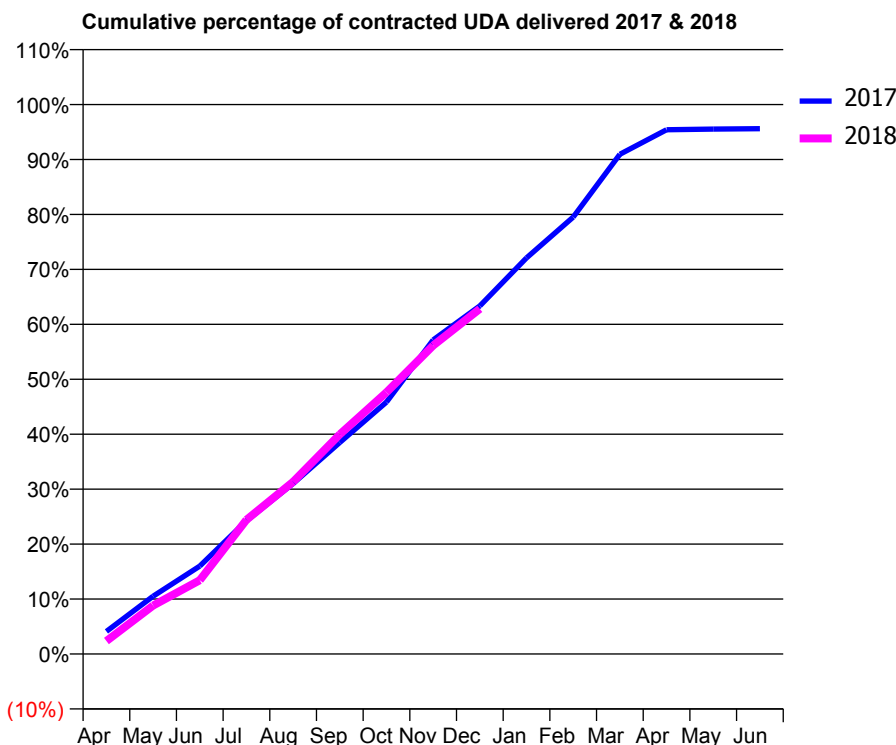
17/18 Contracted general activity (UDA)	8,708
Carry forward general activity (UDA)	0
17/18 Contracted orthodontic activity (UOA)	539
Carry forward orthodontic activity (UOA)	0
Baseline contract value	£249,723.70

ACCESS*

Patients seen in 24 months	Total	Change since previous quarter
Quarter ending December 2016	3,213	
Quarter ending March 2017	3,214	→
Quarter ending June 2017	3,232	→
Quarter ending September 2017	3,231	→
Quarter ending December 2017	3,220	→
Variance since December 2016	0.2%	→



ACTIVITY



Month	Adjusted Scheduled Activity (UDA)	
	2017	2018
April	358	205
May	916	768
June	1,395	1,170
July	2,112	2,126
August	2,703	2,730
September	3,352	3,481
October	3,993	4,148
November	4,978	4,888
December	5,517	5,470
January	6,276	
February	6,924	
March	7,919	
April	8,307	
May	8,319	
June	8,325	

QUALITY

	Quantity	Base Number	Contract	AT	Region	England
% of FP17s for the same patient ID Re-attending within 3 months - Children	218	2,214	9.8%	10.8%	12.9%	12.0%
% of FP17s for the same patient ID Re-attending within 3 months - Adults	151	1,178	12.8%	14.4%	16.5%	15.9%
% of FP17s for the same patient ID Re-attending between 3 & 9 months - Children	1,416	2,214	64.0%	57.8%	59.6%	58.0%
% of FP17s for the same patient ID Re-attending between 3 & 9 months - Adults	660	1,178	56.0%	52.6%	52.8%	50.5%
% of FP17s for Band 1 Urgent Courses	137	3,162	4.3%	8.1%	9.1%	9.0%
% of FP17s Relating to Free Repair or Replacements	0	3,162	0.0%	1.1%	1.0%	0.8%
% of FP17s Relating to Continuations	1	3,162	0.0%	1.4%	1.2%	1.1%
% of Patients satisfied with the dentistry they have received	0	0	N/A	92.8%	91.6%	91.5%
% of Patients satisfied with the time they had to wait for an appointment	0	0	N/A	88.7%	88.3%	87.9%

* This is based on patients treated on this contract for their most recent course of treatment. Figures in italics indicate the base number of FP17s or Patient Questionnaire responses are less than 100. N/A is shown where the base number of responses is less than 10 during the period. % is calculated as Quantity/Base number*100

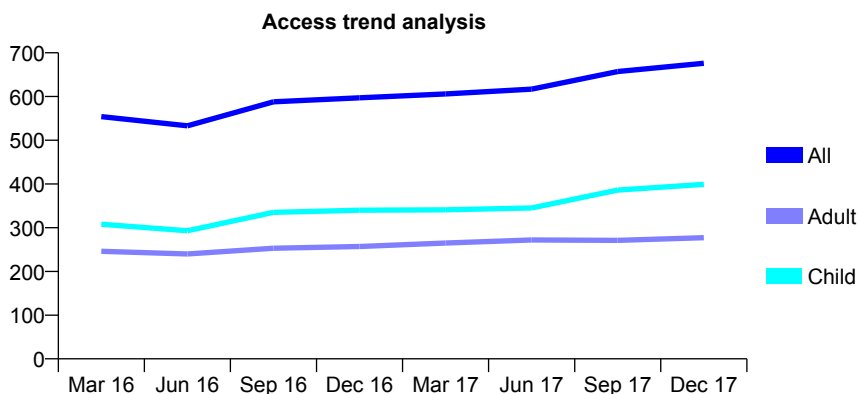
Q49 - Vital Signs At a Glance Contract Report for 730661/0001 - December 2017

Name or company name	MR PH COULTHARD
Contract type name	GDS Contract
Purpose of contract	General
Contract start date	01/04/2006
Contract end date	

17/18 Contracted general activity (UDA)	1,280
Carry forward general activity (UDA)	0
17/18 Contracted orthodontic activity (UOA)	0
Carry forward orthodontic activity (UOA)	0
Baseline contract value	£30,730.32

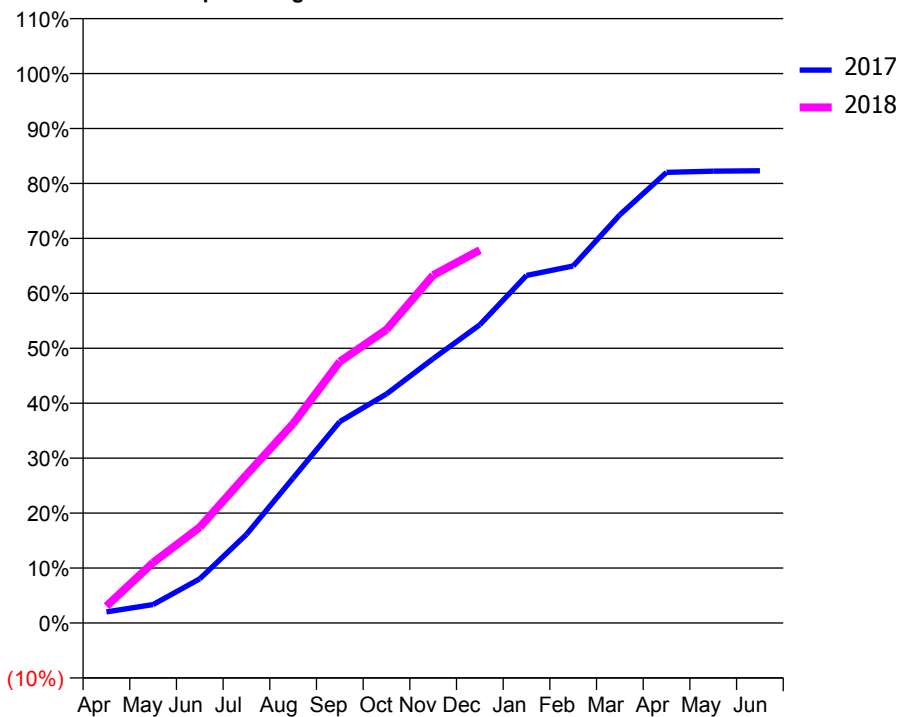
ACCESS*

Patients seen in 24 months	Total	Change since previous quarter
Quarter ending December 2016	597	
Quarter ending March 2017	606	→
Quarter ending June 2017	617	→
Quarter ending September 2017	657	↑
Quarter ending December 2017	676	↑
Variance since December 2016	13.2%	↑



ACTIVITY

Cumulative percentage of contracted UDA delivered 2017 & 2018



Month	Adjusted Scheduled Activity (UDA)	
	2017	2018
April	26	39
May	43	141
June	103	223
July	206	345
August	338	465
September	469	609
October	534	683
November	616	810
December	695	869
January	810	
February	832	
March	951	
April	1,050	
May	1,053	
June	1,054	

QUALITY

	Quantity	Base Number	Contract	AT	Region	England
% of FP17s for the same patient ID Re-attending within 3 months - Children	24	485	4.9%	10.8%	12.9%	12.0%
% of FP17s for the same patient ID Re-attending within 3 months - Adults	17	251	6.8%	14.4%	16.5%	15.9%
% of FP17s for the same patient ID Re-attending between 3 & 9 months - Children	276	485	56.9%	57.8%	59.6%	58.0%
% of FP17s for the same patient ID Re-attending between 3 & 9 months - Adults	129	251	51.4%	52.6%	52.8%	50.5%
% of FP17s for Band 1 Urgent Courses	24	666	3.6%	8.1%	9.1%	9.0%
% of FP17s Relating to Free Repair or Replacements	0	666	0.0%	1.1%	1.0%	0.8%
% of FP17s Relating to Continuations	0	666	0.0%	1.4%	1.2%	1.1%
% of Patients satisfied with the dentistry they have received	0	0	N/A	92.8%	91.6%	91.5%
% of Patients satisfied with the time they had to wait for an appointment	0	0	N/A	88.7%	88.3%	87.9%

* This is based on patients treated on this contract for their most recent course of treatment. Figures in italics indicate the base number of FP17s or Patient Questionnaire responses are less than 100. N/A is shown where the base number of responses is less than 10 during the period. % is calculated as Quantity/Base number*100

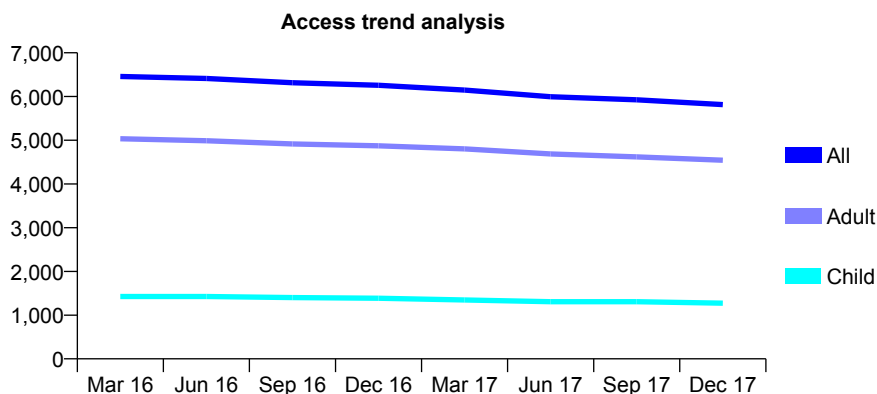
Q49 - Vital Signs At a Glance Contract Report for 730696/0001 - December 2017

Name or company name	Pearsons Dental Practice Partnership
Contract type name	GDS Contract
Purpose of contract	General and Orthodontic
Contract start date	01/04/2006
Contract end date	

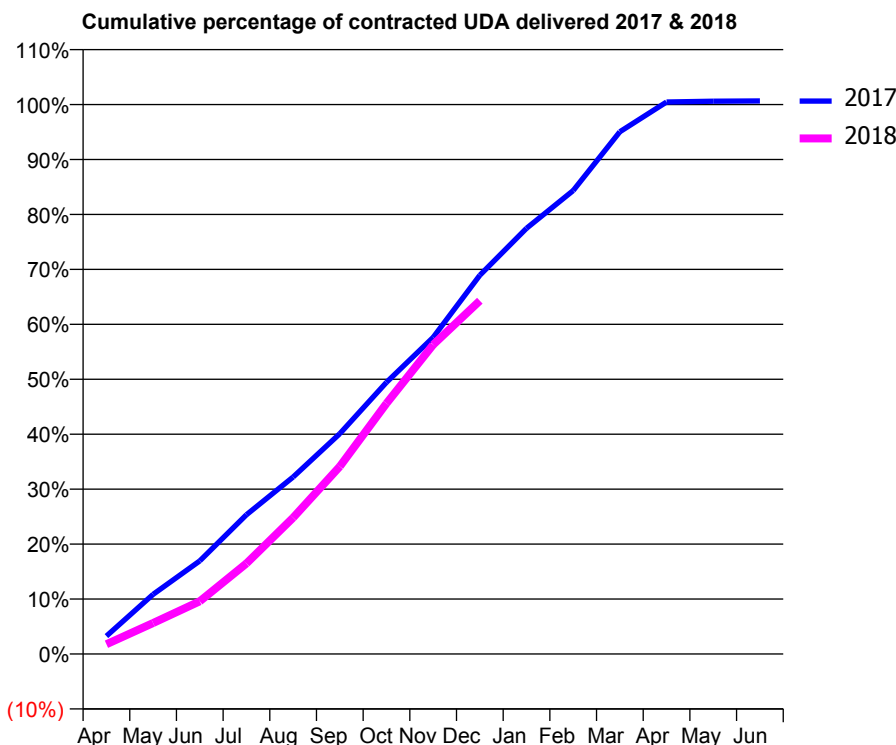
17/18 Contracted general activity (UDA)	18,500
Carry forward general activity (UDA)	-120
17/18 Contracted orthodontic activity (UOA)	205
Carry forward orthodontic activity (UOA)	0
Baseline contract value	£472,732.52

ACCESS*

Patients seen in 24 months	Total	Change since previous quarter
Quarter ending December 2016	6,257	
Quarter ending March 2017	6,148	↓
Quarter ending June 2017	5,995	↓
Quarter ending September 2017	5,924	↓
Quarter ending December 2017	5,816	↓
Variance since December 2016	(7.0%)	↓



ACTIVITY



Month	Adjusted Scheduled Activity (UDA)	
	2017	2018
April	604	328
May	2,009	1,043
June	3,138	1,774
July	4,687	3,050
August	5,960	4,590
September	7,419	6,315
October	9,146	8,436
November	10,661	10,415
December	12,752	11,894
January	14,331	
February	15,604	
March	17,581	
April	18,585	
May	18,611	
June	18,620	

QUALITY

	Quantity	Base Number	Contract	AT	Region	England
% of FP17s for the same patient ID Re-attending within 3 months - Children	77	1,463	5.3%	10.8%	12.9%	12.0%
% of FP17s for the same patient ID Re-attending within 3 months - Adults	693	5,649	12.3%	14.4%	16.5%	15.9%
% of FP17s for the same patient ID Re-attending between 3 & 9 months - Children	1,030	1,463	70.4%	57.8%	59.6%	58.0%
% of FP17s for the same patient ID Re-attending between 3 & 9 months - Adults	4,143	5,649	73.3%	52.6%	52.8%	50.5%
% of FP17s for Band 1 Urgent Courses	220	6,530	3.4%	8.1%	9.1%	9.0%
% of FP17s Relating to Free Repair or Replacements	124	6,530	1.9%	1.1%	1.0%	0.8%
% of FP17s Relating to Continuations	102	6,530	1.6%	1.4%	1.2%	1.1%
% of Patients satisfied with the dentistry they have received	35	40	87.5%	92.8%	91.6%	91.5%
% of Patients satisfied with the time they had to wait for an appointment	38	40	95.0%	88.7%	88.3%	87.9%

* This is based on patients treated on this contract for their most recent course of treatment. Figures in italics indicate the base number of FP17s or Patient Questionnaire responses are less than 100. N/A is shown where the base number of responses is less than 10 during the period. % is calculated as Quantity/Base number*100

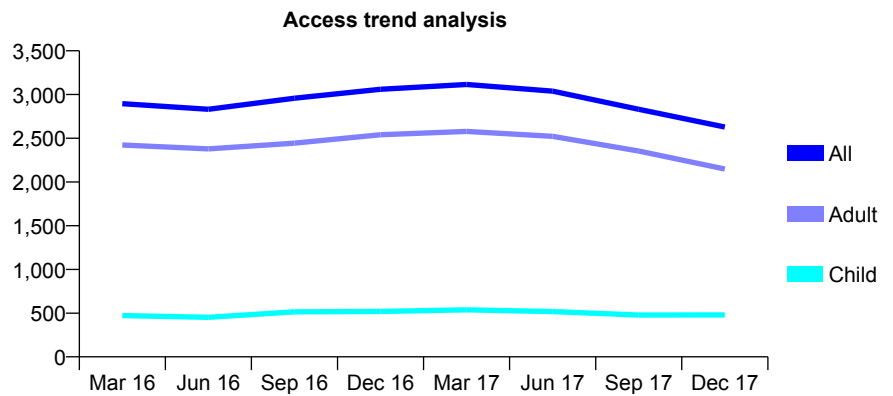
Q49 - Vital Signs At a Glance Contract Report for 736473/0001 - December 2017

Name or company name	Westmount Dental Surgery Jarrow
Contract type name	GDS Contract
Purpose of contract	General and Orthodontic
Contract start date	01/04/2006
Contract end date	

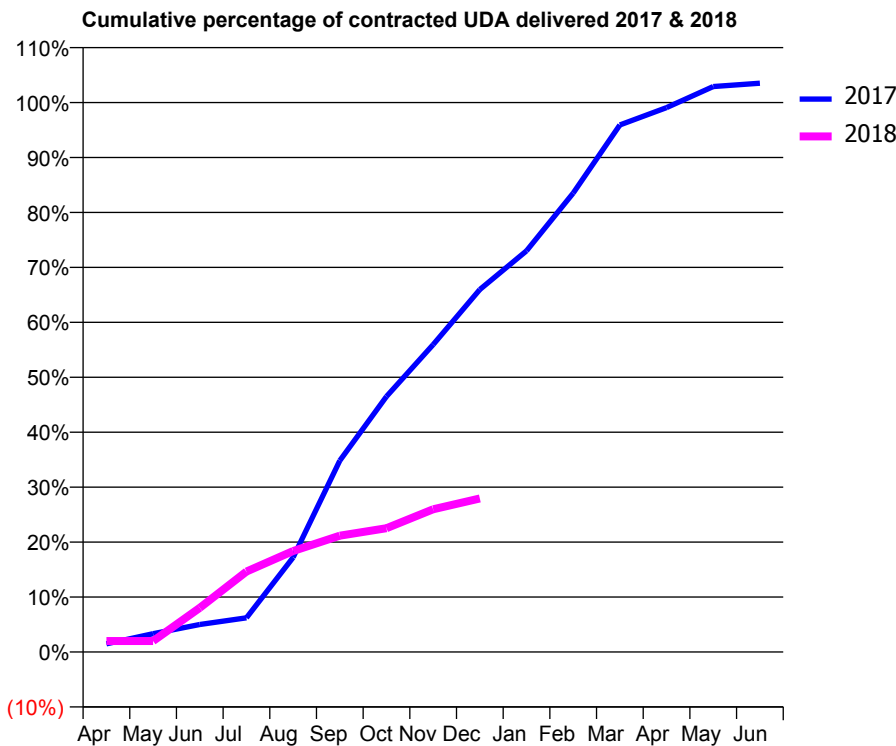
17/18 Contracted general activity (UDA)	10,929
Carry forward general activity (UDA)	-219
17/18 Contracted orthodontic activity (UOA)	0
Carry forward orthodontic activity (UOA)	0
Baseline contract value	£350,797.52

ACCESS*

Patients seen in 24 months	Total	Change since previous quarter
Quarter ending December 2016	3,060	
Quarter ending March 2017	3,115	→
Quarter ending June 2017	3,038	↓
Quarter ending September 2017	2,832	↓
Quarter ending December 2017	2,628	↓
Variance since December 2016	(14.1%)	↓



ACTIVITY



Month	Adjusted Scheduled Activity (UDA)	
	2017	2018
April	164	219
May	363	219
June	547	878
July	681	1,600
August	1,881	2,009
September	3,807	2,314
October	5,082	2,462
November	6,114	2,839
December	7,209	3,054
January	7,980	
February	9,128	
March	10,483	
April	10,828	
May	11,247	
June	11,312	

QUALITY

	Quantity	Base Number	Contract	AT	Region	England
% of FP17s for the same patient ID Re-attending within 3 months - Children	24	278	8.6%	10.8%	12.9%	12.0%
% of FP17s for the same patient ID Re-attending within 3 months - Adults	218	1,207	18.1%	14.4%	16.5%	15.9%
% of FP17s for the same patient ID Re-attending between 3 & 9 months - Children	70	278	25.2%	57.8%	59.6%	58.0%
% of FP17s for the same patient ID Re-attending between 3 & 9 months - Adults	365	1,207	30.2%	52.6%	52.8%	50.5%
% of FP17s for Band 1 Urgent Courses	253	1,243	20.4%	8.1%	9.1%	9.0%
% of FP17s Relating to Free Repair or Replacements	29	1,243	2.3%	1.1%	1.0%	0.8%
% of FP17s Relating to Continuations	9	1,243	0.7%	1.4%	1.2%	1.1%
% of Patients satisfied with the dentistry they have received	1	2	N/A	92.8%	91.6%	91.5%
% of Patients satisfied with the time they had to wait for an appointment	2	2	N/A	88.7%	88.3%	87.9%

* This is based on patients treated on this contract for their most recent course of treatment. Figures in italics indicate the base number of FP17s or Patient Questionnaire responses are less than 100. N/A is shown where the base number of responses is less than 10 during the period. % is calculated as Quantity/Base number*100

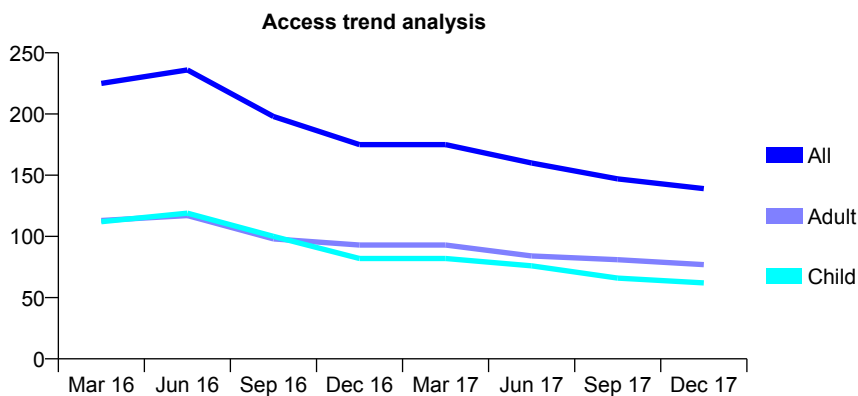
Q49 - Vital Signs At a Glance Contract Report for 737798/0001 - December 2017

Name or company name	MR AR GREENWOOD
Contract type name	GDS Contract
Purpose of contract	General
Contract start date	01/04/2006
Contract end date	

17/18 Contracted general activity (UDA)	400
Carry forward general activity (UDA)	0
17/18 Contracted orthodontic activity (UOA)	0
Carry forward orthodontic activity (UOA)	0
Baseline contract value	£10,009.56

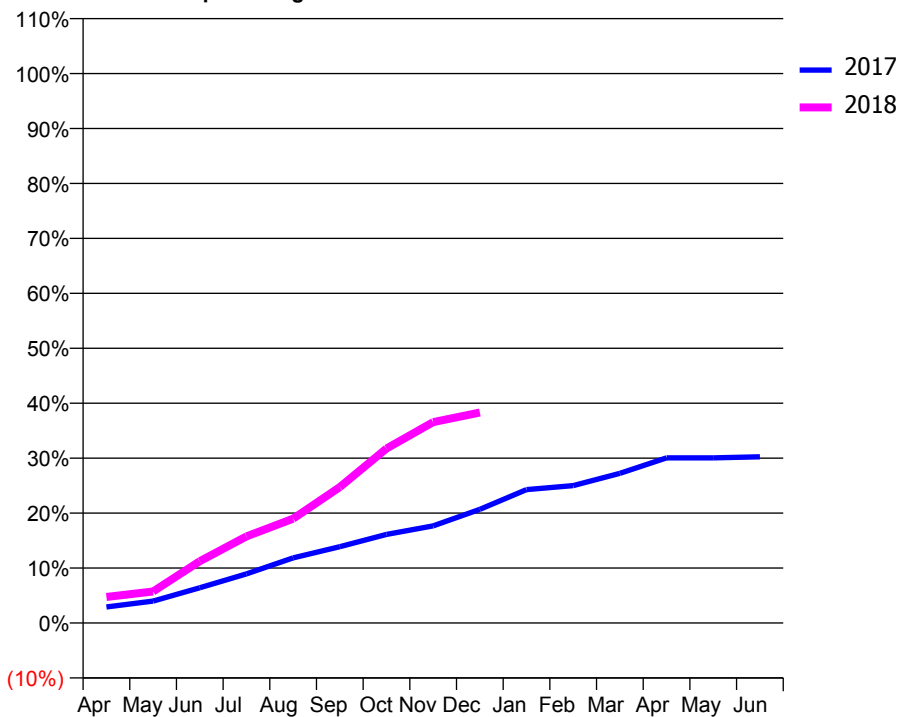
ACCESS*

Patients seen in 24 months	Total	Change since previous quarter
Quarter ending December 2016	175	
Quarter ending March 2017	175	→
Quarter ending June 2017	160	↓
Quarter ending September 2017	147	↓
Quarter ending December 2017	139	↓
Variance since December 2016	(20.6%)	↓



ACTIVITY

Cumulative percentage of contracted UDA delivered 2017 & 2018



Month	Adjusted Scheduled Activity (UDA)	
	2017	2018
April	30	19
May	41	23
June	66	45
July	92	63
August	122	76
September	143	99
October	166	127
November	182	146
December	213	153
January	250	
February	258	
March	281	
April	310	
May	310	
June	312	

QUALITY

	Quantity	Base Number	Contract	AT	Region	England
% of FP17s for the same patient ID Re-attending within 3 months - Children	2	78	2.6%	10.8%	12.9%	12.0%
% of FP17s for the same patient ID Re-attending within 3 months - Adults	5	69	7.2%	14.4%	16.5%	15.9%
% of FP17s for the same patient ID Re-attending between 3 & 9 months - Children	54	78	69.2%	57.8%	59.6%	58.0%
% of FP17s for the same patient ID Re-attending between 3 & 9 months - Adults	31	69	44.9%	52.6%	52.8%	50.5%
% of FP17s for Band 1 Urgent Courses	2	114	1.8%	8.1%	9.1%	9.0%
% of FP17s Relating to Free Repair or Replacements	0	114	0.0%	1.1%	1.0%	0.8%
% of FP17s Relating to Continuations	0	114	0.0%	1.4%	1.2%	1.1%
% of Patients satisfied with the dentistry they have received	0	0	N/A	92.8%	91.6%	91.5%
% of Patients satisfied with the time they had to wait for an appointment	0	0	N/A	88.7%	88.3%	87.9%

* This is based on patients treated on this contract for their most recent course of treatment. Figures in italics indicate the base number of FP17s or Patient Questionnaire responses are less than 100. N/A is shown where the base number of responses is less than 10 during the period. % is calculated as Quantity/Base number*100

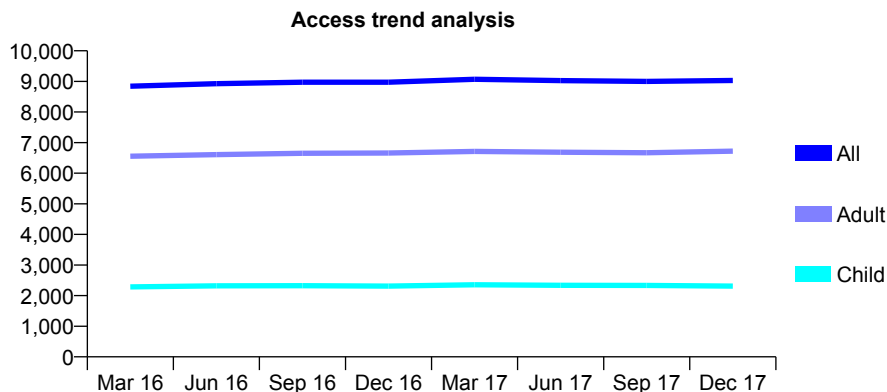
Q49 - Vital Signs At a Glance Contract Report for 737917/0001 - December 2017

Name or company name	MR DS SOMAL
Contract type name	GDS Contract
Purpose of contract	General
Contract start date	01/04/2006
Contract end date	

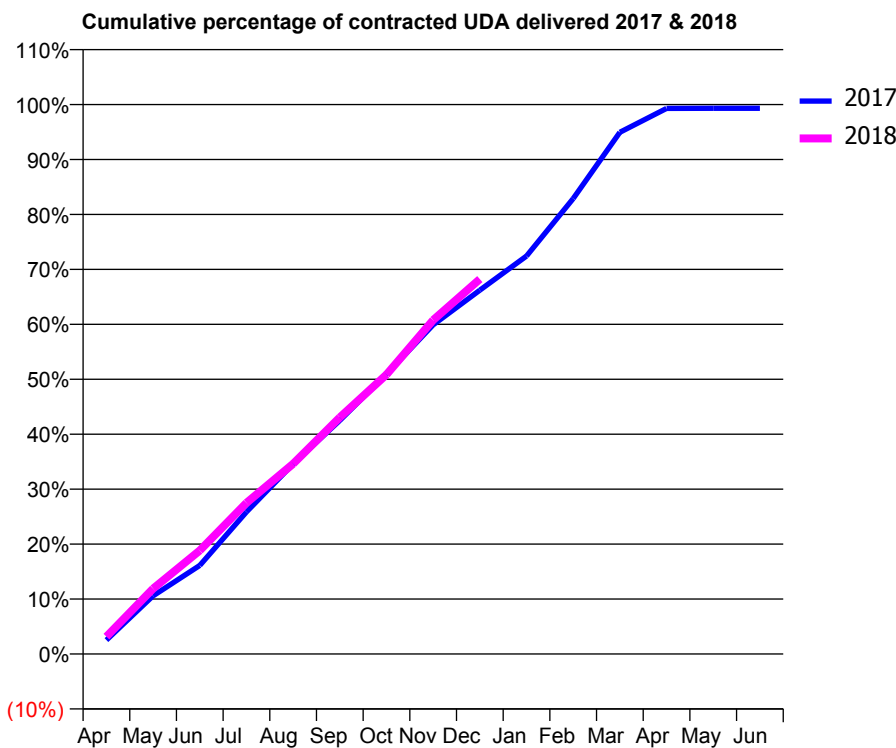
17/18 Contracted general activity (UDA)	19,383
Carry forward general activity (UDA)	135
17/18 Contracted orthodontic activity (UOA)	0
Carry forward orthodontic activity (UOA)	0
Baseline contract value	£591,192.01

ACCESS*

Patients seen in 24 months	Total	Change since previous quarter
Quarter ending December 2016	8,973	
Quarter ending March 2017	9,068	→
Quarter ending June 2017	9,027	→
Quarter ending September 2017	9,002	→
Quarter ending December 2017	9,031	→
Variance since December 2016	0.6%	→



ACTIVITY



Month	Adjusted Scheduled Activity (UDA)	
	2017	2018
April	489	615
May	2,054	2,307
June	3,125	3,651
July	5,013	5,332
August	6,703	6,709
September	8,241	8,348
October	9,872	9,856
November	11,610	11,783
December	12,834	13,226
January	14,039	
February	16,067	
March	18,403	
April	19,245	
May	19,248	
June	19,248	

QUALITY

	Quantity	Base Number	Contract	AT	Region	England
% of FP17s for the same patient ID Re-attending within 3 months - Children	167	2,394	7.0%	10.8%	12.9%	12.0%
% of FP17s for the same patient ID Re-attending within 3 months - Adults	878	6,363	13.8%	14.4%	16.5%	15.9%
% of FP17s for the same patient ID Re-attending between 3 & 9 months - Children	1,406	2,394	58.7%	57.8%	59.6%	58.0%
% of FP17s for the same patient ID Re-attending between 3 & 9 months - Adults	2,860	6,363	44.9%	52.6%	52.8%	50.5%
% of FP17s for Band 1 Urgent Courses	987	7,880	12.5%	8.1%	9.1%	9.0%
% of FP17s Relating to Free Repair or Replacements	47	7,880	0.6%	1.1%	1.0%	0.8%
% of FP17s Relating to Continuations	31	7,880	0.4%	1.4%	1.2%	1.1%
% of Patients satisfied with the dentistry they have received	12	13	92.3%	92.8%	91.6%	91.5%
% of Patients satisfied with the time they had to wait for an appointment	12	13	92.3%	88.7%	88.3%	87.9%

* This is based on patients treated on this contract for their most recent course of treatment. Figures in italics indicate the base number of FP17s or Patient Questionnaire responses are less than 100. N/A is shown where the base number of responses is less than 10 during the period. % is calculated as Quantity/Base number*100

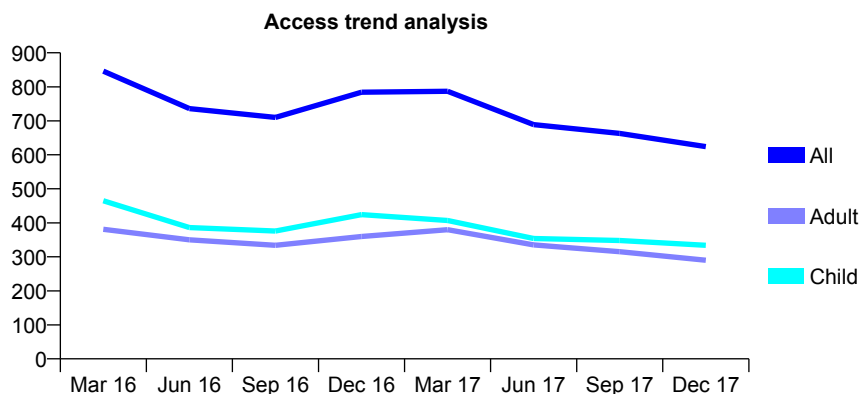
Q49 - Vital Signs At a Glance Contract Report for 740950/0001 - December 2017

Name or company name	MR PN JACKSON
Contract type name	GDS Contract
Purpose of contract	General
Contract start date	01/04/2006
Contract end date	

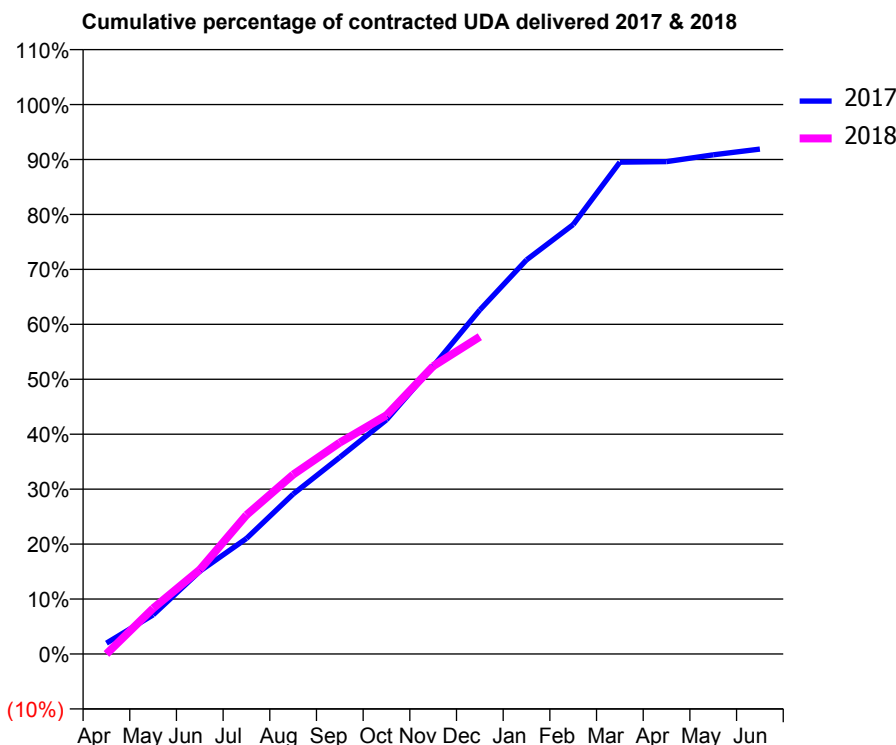
17/18 Contracted general activity (UDA)	1,932
Carry forward general activity (UDA)	0
17/18 Contracted orthodontic activity (UOA)	0
Carry forward orthodontic activity (UOA)	0
Baseline contract value	£48,462.93

ACCESS*

Patients seen in 24 months	Total	Change since previous quarter
Quarter ending December 2016	784	
Quarter ending March 2017	787	→
Quarter ending June 2017	689	↓
Quarter ending September 2017	663	↓
Quarter ending December 2017	624	↓
Variance since December 2016	(20.4%)	↓



ACTIVITY



Month	Adjusted Scheduled Activity (UDA)	
	2017	2018
April	38	0
May	138	160
June	291	296
July	406	489
August	562	631
September	692	743
October	823	840
November	1,012	1,012
December	1,210	1,116
January	1,386	
February	1,510	
March	1,729	
April	1,731	
May	1,755	
June	1,775	

QUALITY

	Quantity	Base Number	Contract	AT	Region	England
% of FP17s for the same patient ID Re-attending within 3 months - Children	17	359	4.7%	10.8%	12.9%	12.0%
% of FP17s for the same patient ID Re-attending within 3 months - Adults	20	253	7.9%	14.4%	16.5%	15.9%
% of FP17s for the same patient ID Re-attending between 3 & 9 months - Children	142	359	39.6%	57.8%	59.6%	58.0%
% of FP17s for the same patient ID Re-attending between 3 & 9 months - Adults	77	253	30.4%	52.6%	52.8%	50.5%
% of FP17s for Band 1 Urgent Courses	23	600	3.8%	8.1%	9.1%	9.0%
% of FP17s Relating to Free Repair or Replacements	1	600	0.2%	1.1%	1.0%	0.8%
% of FP17s Relating to Continuations	0	600	0.0%	1.4%	1.2%	1.1%
% of Patients satisfied with the dentistry they have received	1	1	N/A	92.8%	91.6%	91.5%
% of Patients satisfied with the time they had to wait for an appointment	1	1	N/A	88.7%	88.3%	87.9%

* This is based on patients treated on this contract for their most recent course of treatment. Figures in italics indicate the base number of FP17s or Patient Questionnaire responses are less than 100. N/A is shown where the base number of responses is less than 10 during the period. % is calculated as Quantity/Base number*100

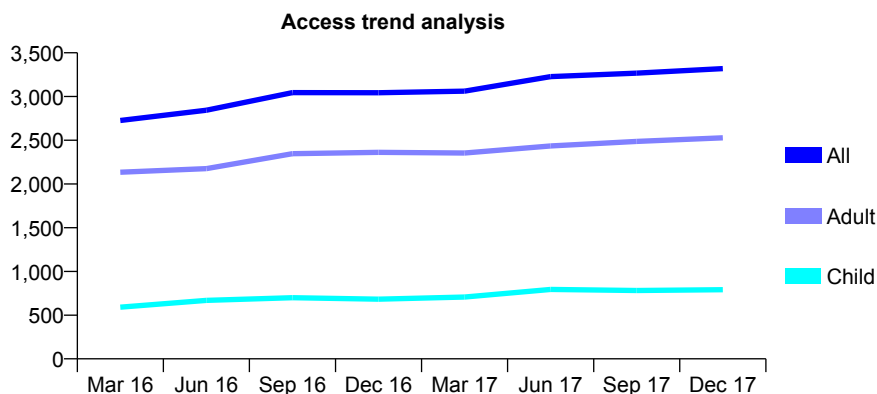
Q49 - Vital Signs At a Glance Contract Report for 740950/0002 - December 2017

Name or company name	MR PN JACKSON
Contract type name	GDS Contract
Purpose of contract	General
Contract start date	01/04/2006
Contract end date	

17/18 Contracted general activity (UDA)	13,302
Carry forward general activity (UDA)	0
17/18 Contracted orthodontic activity (UOA)	0
Carry forward orthodontic activity (UOA)	0
Baseline contract value	£315,196.16

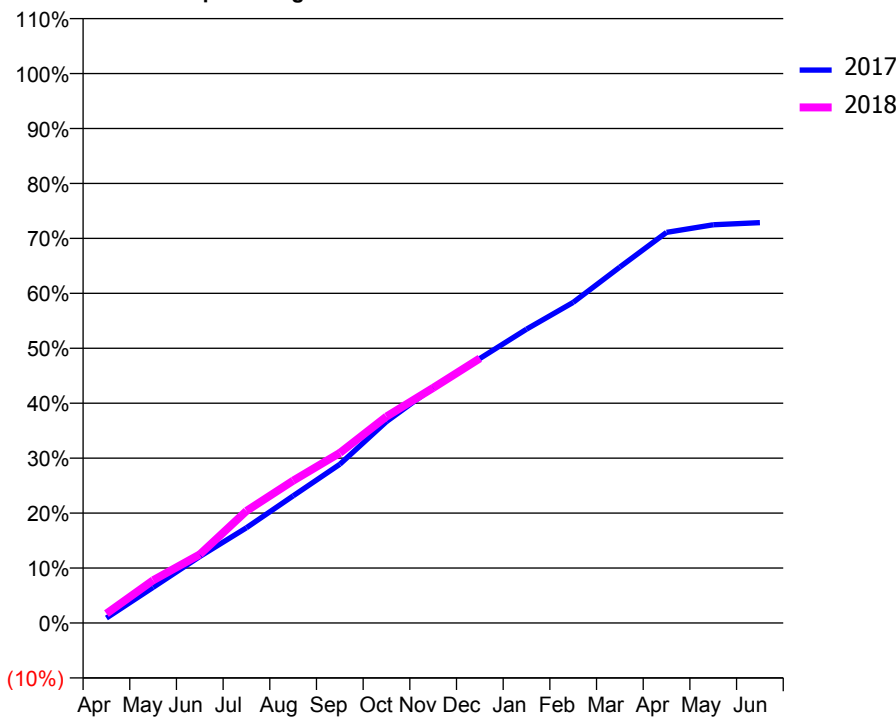
ACCESS*

Patients seen in 24 months	Total	Change since previous quarter
Quarter ending December 2016	3,043	
Quarter ending March 2017	3,061	→
Quarter ending June 2017	3,228	↑
Quarter ending September 2017	3,268	→
Quarter ending December 2017	3,319	→
Variance since December 2016	9.1%	↑



ACTIVITY

Cumulative percentage of contracted UDA delivered 2017 & 2018



Month	Adjusted Scheduled Activity (UDA)	
	2017	2018
April	122	229
May	863	1,034
June	1,608	1,662
July	2,306	2,712
August	3,079	3,445
September	3,844	4,116
October	4,875	4,999
November	5,699	5,694
December	6,402	6,406
January	7,113	
February	7,760	
March	8,616	
April	9,455	
May	9,640	
June	9,691	

QUALITY

	Quantity	Base Number	Contract	AT	Region	England
% of FP17s for the same patient ID Re-attending within 3 months - Children	58	990	5.9%	10.8%	12.9%	12.0%
% of FP17s for the same patient ID Re-attending within 3 months - Adults	337	2,985	11.3%	14.4%	16.5%	15.9%
% of FP17s for the same patient ID Re-attending between 3 & 9 months - Children	464	990	46.9%	57.8%	59.6%	58.0%
% of FP17s for the same patient ID Re-attending between 3 & 9 months - Adults	1,778	2,985	59.6%	52.6%	52.8%	50.5%
% of FP17s for Band 1 Urgent Courses	219	3,476	6.3%	8.1%	9.1%	9.0%
% of FP17s Relating to Free Repair or Replacements	34	3,476	1.0%	1.1%	1.0%	0.8%
% of FP17s Relating to Continuations	16	3,476	0.5%	1.4%	1.2%	1.1%
% of Patients satisfied with the dentistry they have received	3	3	N/A	92.8%	91.6%	91.5%
% of Patients satisfied with the time they had to wait for an appointment	3	3	N/A	88.7%	88.3%	87.9%

* This is based on patients treated on this contract for their most recent course of treatment. Figures in italics indicate the base number of FP17s or Patient Questionnaire responses are less than 100. N/A is shown where the base number of responses is less than 10 during the period. % is calculated as Quantity/Base number*100

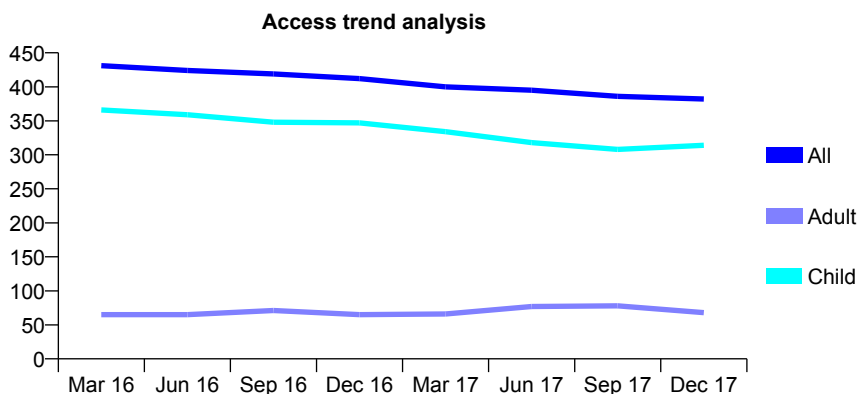
Q49 - Vital Signs At a Glance Contract Report for 745219/0001 - December 2017

Name or company name	MR BA MCLOUGHLIN
Contract type name	GDS Contract
Purpose of contract	General
Contract start date	01/04/2006
Contract end date	

17/18 Contracted general activity (UDA)	1,500
Carry forward general activity (UDA)	0
17/18 Contracted orthodontic activity (UOA)	0
Carry forward orthodontic activity (UOA)	0
Baseline contract value	£35,862.42

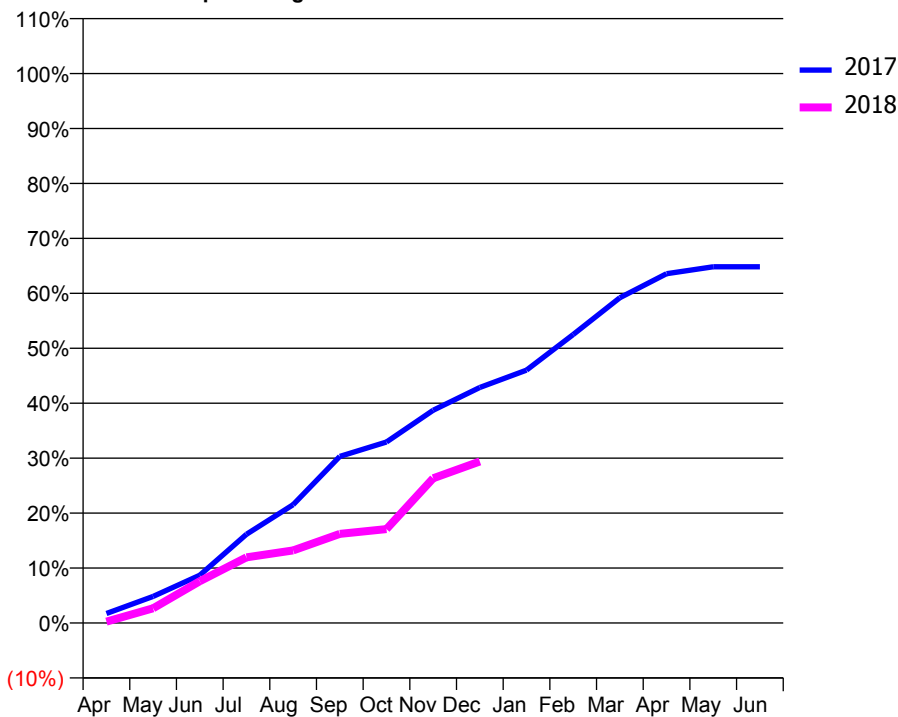
ACCESS*

Patients seen in 24 months	Total	Change since previous quarter
Quarter ending December 2016	412	
Quarter ending March 2017	400	↓
Quarter ending June 2017	395	↓
Quarter ending September 2017	386	↓
Quarter ending December 2017	382	↓
Variance since December 2016	(7.3%)	↓



ACTIVITY

Cumulative percentage of contracted UDA delivered 2017 & 2018



Month	Adjusted Scheduled Activity (UDA)	
	2017	2018
April	26	4
May	73	40
June	131	114
July	242	179
August	323	198
September	455	243
October	494	257
November	581	395
December	643	441
January	690	
February	788	
March	888	
April	953	
May	972	
June	972	

QUALITY

	Quantity	Base Number	Contract	AT	Region	England
% of FP17s for the same patient ID Re-attending within 3 months - Children	81	463	17.5%	10.8%	12.9%	12.0%
% of FP17s for the same patient ID Re-attending within 3 months - Adults	0	0	N/A	14.4%	16.5%	15.9%
% of FP17s for the same patient ID Re-attending between 3 & 9 months - Children	327	463	70.6%	57.8%	59.6%	58.0%
% of FP17s for the same patient ID Re-attending between 3 & 9 months - Adults	0	0	N/A	52.6%	52.8%	50.5%
% of FP17s for Band 1 Urgent Courses	13	397	3.3%	8.1%	9.1%	9.0%
% of FP17s Relating to Free Repair or Replacements	0	397	0.0%	1.1%	1.0%	0.8%
% of FP17s Relating to Continuations	0	397	0.0%	1.4%	1.2%	1.1%
% of Patients satisfied with the dentistry they have received	0	0	N/A	92.8%	91.6%	91.5%
% of Patients satisfied with the time they had to wait for an appointment	0	0	N/A	88.7%	88.3%	87.9%

* This is based on patients treated on this contract for their most recent course of treatment. Figures in italics indicate the base number of FP17s or Patient Questionnaire responses are less than 100. N/A is shown where the base number of responses is less than 10 during the period. % is calculated as Quantity/Base number*100

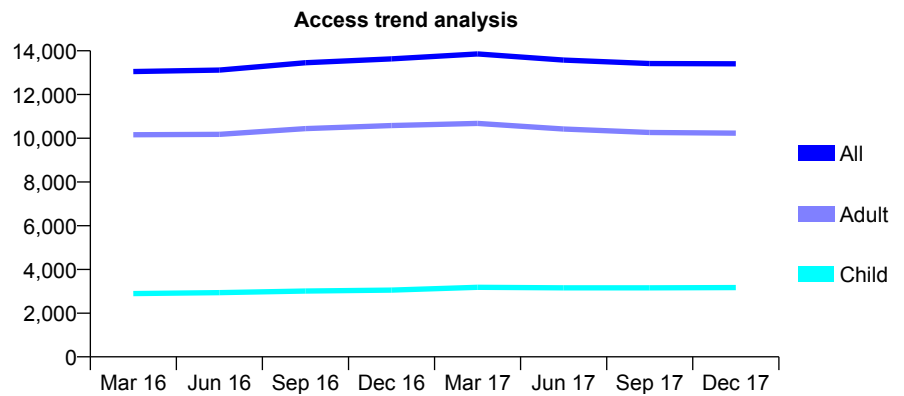
Q49 - Vital Signs At a Glance Contract Report for 746088/0001 - December 2017

Name or company name	MISS JM FORDE
Contract type name	GDS Contract
Purpose of contract	General
Contract start date	01/04/2006
Contract end date	

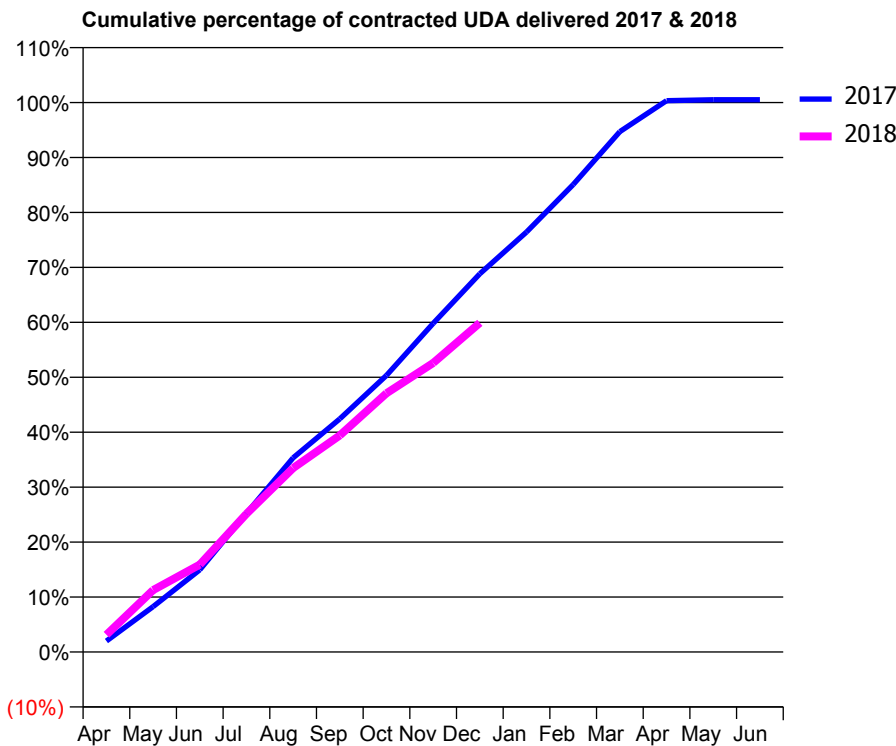
17/18 Contracted general activity (UDA)	37,842
Carry forward general activity (UDA)	-185
17/18 Contracted orthodontic activity (UOA)	0
Carry forward orthodontic activity (UOA)	0
Baseline contract value	£926,255.61

ACCESS*

Patients seen in 24 months	Total	Change since previous quarter
Quarter ending December 2016	13,630	
Quarter ending March 2017	13,859	→
Quarter ending June 2017	13,577	↓
Quarter ending September 2017	13,420	↓
Quarter ending December 2017	13,403	→
Variance since December 2016	(1.7%)	↓



ACTIVITY



Month	Adjusted Scheduled Activity (UDA)	
	2017	2018
April	757	1,193
May	3,122	4,263
June	5,662	6,016
July	9,556	9,519
August	13,372	12,667
September	16,061	14,915
October	19,047	17,819
November	22,628	19,902
December	26,047	22,668
January	28,924	
February	32,192	
March	35,841	
April	37,966	
May	38,027	
June	38,027	

QUALITY

	Quantity	Base Number	Contract	AT	Region	England
% of FP17s for the same patient ID Re-attending within 3 months - Children	164	3,152	5.2%	10.8%	12.9%	12.0%
% of FP17s for the same patient ID Re-attending within 3 months - Adults	1,253	10,227	12.3%	14.4%	16.5%	15.9%
% of FP17s for the same patient ID Re-attending between 3 & 9 months - Children	1,839	3,152	58.3%	57.8%	59.6%	58.0%
% of FP17s for the same patient ID Re-attending between 3 & 9 months - Adults	5,999	10,227	58.7%	52.6%	52.8%	50.5%
% of FP17s for Band 1 Urgent Courses	551	12,375	4.5%	8.1%	9.1%	9.0%
% of FP17s Relating to Free Repair or Replacements	368	12,375	3.0%	1.1%	1.0%	0.8%
% of FP17s Relating to Continuations	245	12,375	2.0%	1.4%	1.2%	1.1%
% of Patients satisfied with the dentistry they have received	16	16	100.0%	92.8%	91.6%	91.5%
% of Patients satisfied with the time they had to wait for an appointment	15	16	93.8%	88.7%	88.3%	87.9%

* This is based on patients treated on this contract for their most recent course of treatment. Figures in italics indicate the base number of FP17s or Patient Questionnaire responses are less than 100. N/A is shown where the base number of responses is less than 10 during the period. % is calculated as Quantity/Base number*100

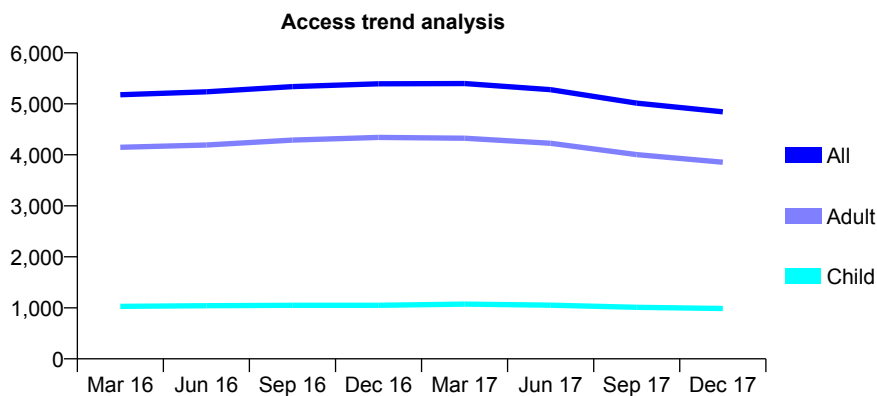
Q49 - Vital Signs At a Glance Contract Report for 746088/0002 - December 2017

Name or company name	MISS JM FORDE
Contract type name	GDS Contract
Purpose of contract	General
Contract start date	01/12/2006
Contract end date	

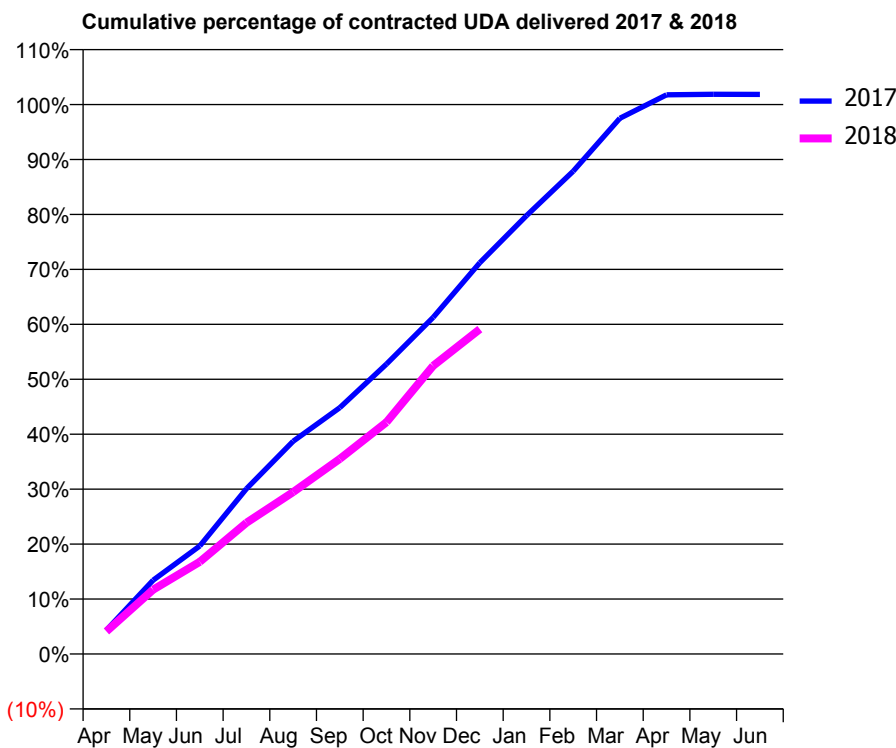
17/18 Contracted general activity (UDA)	14,000
Carry forward general activity (UDA)	-256
17/18 Contracted orthodontic activity (UOA)	0
Carry forward orthodontic activity (UOA)	0
Baseline contract value	£334,794.37

ACCESS*

Patients seen in 24 months	Total	Change since previous quarter
Quarter ending December 2016	5,391	
Quarter ending March 2017	5,398	→
Quarter ending June 2017	5,277	↓
Quarter ending September 2017	5,014	↓
Quarter ending December 2017	4,843	↓
Variance since December 2016	(10.2%)	↓



ACTIVITY



Month	Adjusted Scheduled Activity (UDA)	
	2017	2018
April	611	577
May	1,881	1,641
June	2,753	2,348
July	4,210	3,344
August	5,421	4,128
September	6,276	4,970
October	7,387	5,906
November	8,577	7,345
December	9,969	8,277
January	11,169	
February	12,300	
March	13,650	
April	14,247	
May	14,259	
June	14,257	

QUALITY

	Quantity	Base Number	Contract	AT	Region	England
% of FP17s for the same patient ID Re-attending within 3 months - Children	71	1,041	6.8%	10.8%	12.9%	12.0%
% of FP17s for the same patient ID Re-attending within 3 months - Adults	567	3,731	15.2%	14.4%	16.5%	15.9%
% of FP17s for the same patient ID Re-attending between 3 & 9 months - Children	626	1,041	60.1%	57.8%	59.6%	58.0%
% of FP17s for the same patient ID Re-attending between 3 & 9 months - Adults	1,949	3,731	52.2%	52.6%	52.8%	50.5%
% of FP17s for Band 1 Urgent Courses	161	4,439	3.6%	8.1%	9.1%	9.0%
% of FP17s Relating to Free Repair or Replacements	145	4,439	3.3%	1.1%	1.0%	0.8%
% of FP17s Relating to Continuations	209	4,439	4.7%	1.4%	1.2%	1.1%
% of Patients satisfied with the dentistry they have received	4	4	N/A	92.8%	91.6%	91.5%
% of Patients satisfied with the time they had to wait for an appointment	4	4	N/A	88.7%	88.3%	87.9%

* This is based on patients treated on this contract for their most recent course of treatment. Figures in italics indicate the base number of FP17s or Patient Questionnaire responses are less than 100. N/A is shown where the base number of responses is less than 10 during the period. % is calculated as Quantity/Base number*100

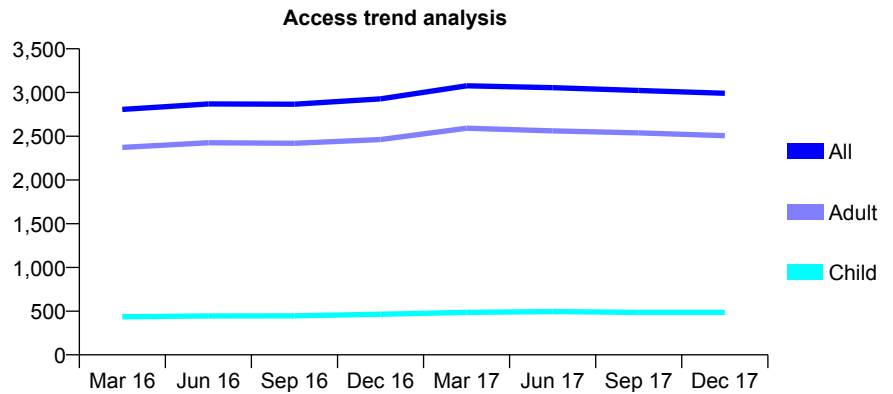
Q49 - Vital Signs At a Glance Contract Report for 746088/0003 - December 2017

Name or company name	MISS JM FORDE
Contract type name	GDS Contract
Purpose of contract	General
Contract start date	01/04/2008
Contract end date	

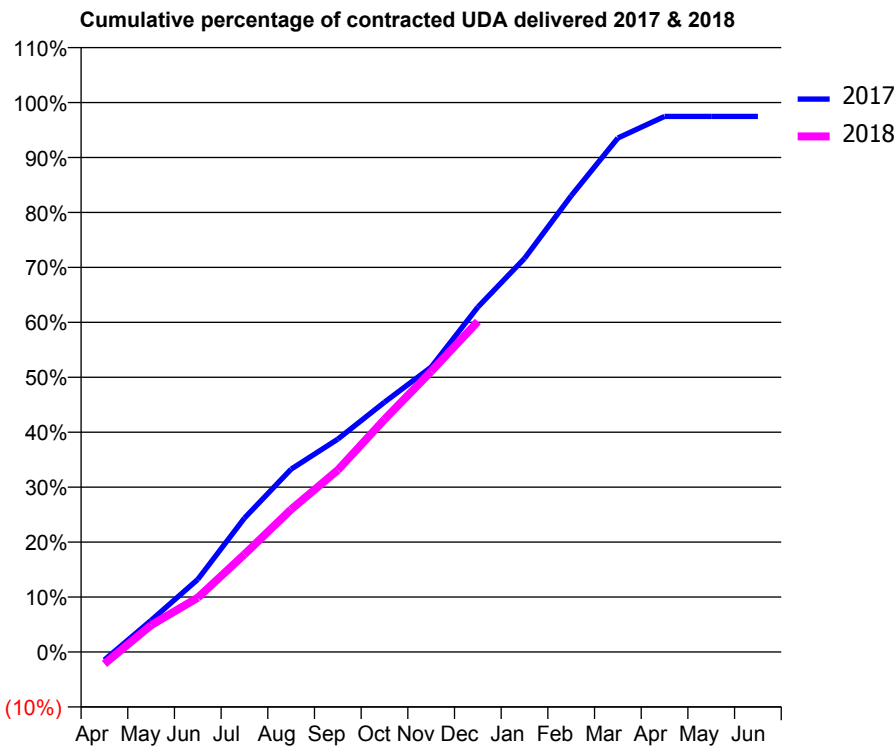
17/18 Contracted general activity (UDA)	8,000
Carry forward general activity (UDA)	203
17/18 Contracted orthodontic activity (UOA)	0
Carry forward orthodontic activity (UOA)	0
Baseline contract value	£229,797.91

ACCESS*

Patients seen in 24 months	Total	Change since previous quarter
Quarter ending December 2016	2,927	
Quarter ending March 2017	3,077	↑
Quarter ending June 2017	3,056	→
Quarter ending September 2017	3,024	↓
Quarter ending December 2017	2,991	↓
Variance since December 2016	2.2%	↑



ACTIVITY



Month	Adjusted Scheduled Activity (UDA)	
	2017	2018
April	-117	-173
May	461	391
June	1,058	791
July	1,949	1,422
August	2,662	2,076
September	3,099	2,650
October	3,638	3,387
November	4,147	4,086
December	5,022	4,812
January	5,729	
February	6,643	
March	7,482	
April	7,798	
May	7,797	
June	7,797	

QUALITY

	Quantity	Base Number	Contract	AT	Region	England
% of FP17s for the same patient ID Re-attending within 3 months - Children	29	489	5.9%	10.8%	12.9%	12.0%
% of FP17s for the same patient ID Re-attending within 3 months - Adults	231	2,254	10.2%	14.4%	16.5%	15.9%
% of FP17s for the same patient ID Re-attending between 3 & 9 months - Children	242	489	49.5%	57.8%	59.6%	58.0%
% of FP17s for the same patient ID Re-attending between 3 & 9 months - Adults	1,236	2,254	54.8%	52.6%	52.8%	50.5%
% of FP17s for Band 1 Urgent Courses	59	2,591	2.3%	8.1%	9.1%	9.0%
% of FP17s Relating to Free Repair or Replacements	51	2,591	2.0%	1.1%	1.0%	0.8%
% of FP17s Relating to Continuations	46	2,591	1.8%	1.4%	1.2%	1.1%
% of Patients satisfied with the dentistry they have received	7	7	N/A	92.8%	91.6%	91.5%
% of Patients satisfied with the time they had to wait for an appointment	7	7	N/A	88.7%	88.3%	87.9%

* This is based on patients treated on this contract for their most recent course of treatment. Figures in italics indicate the base number of FP17s or Patient Questionnaire responses are less than 100. N/A is shown where the base number of responses is less than 10 during the period. % is calculated as Quantity/Base number*100

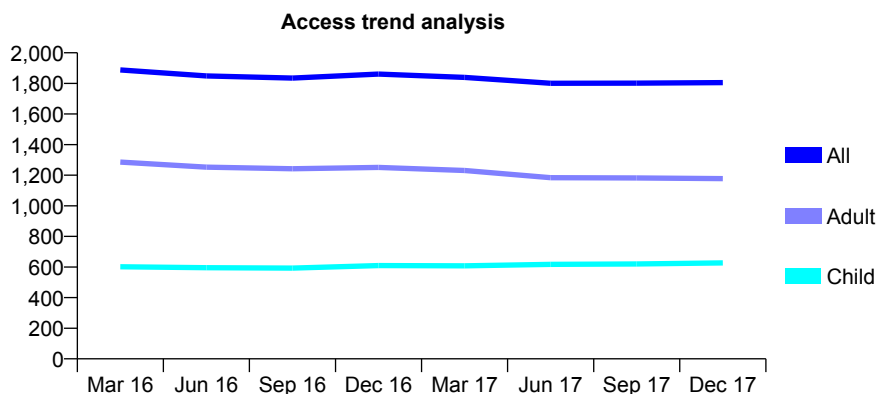
Q49 - Vital Signs At a Glance Contract Report for 749141/0001 - December 2017

Name or company name	MRS LK CAVE
Contract type name	GDS Contract
Purpose of contract	General
Contract start date	01/04/2006
Contract end date	

17/18 Contracted general activity (UDA)	5,333
Carry forward general activity (UDA)	-77
17/18 Contracted orthodontic activity (UOA)	0
Carry forward orthodontic activity (UOA)	0
Baseline contract value	£149,957.49

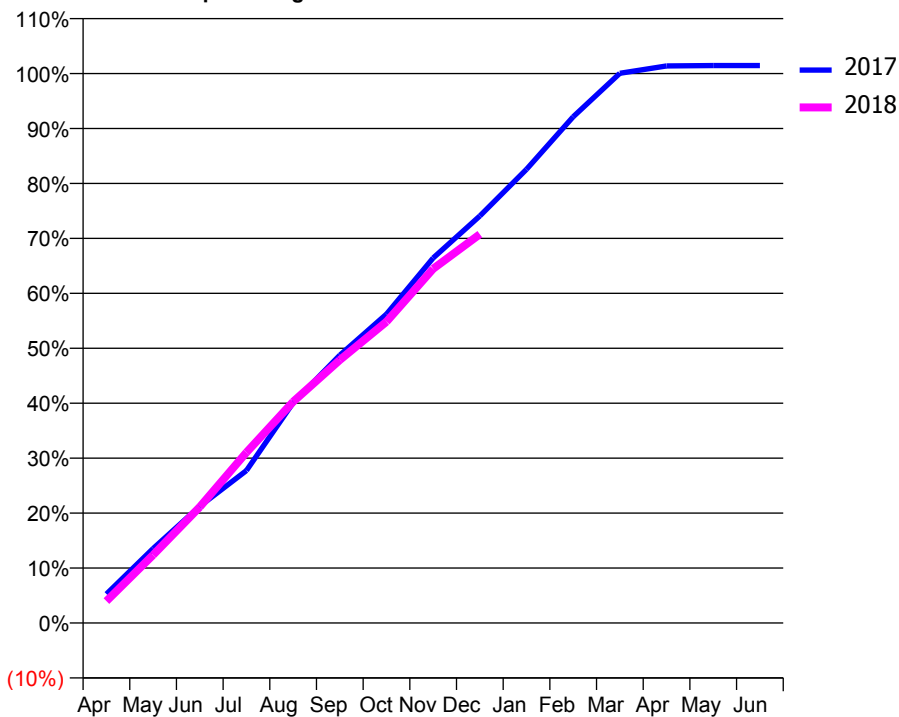
ACCESS*

Patients seen in 24 months	Total	Change since previous quarter
Quarter ending December 2016	1,861	
Quarter ending March 2017	1,839	↓
Quarter ending June 2017	1,801	↓
Quarter ending September 2017	1,802	→
Quarter ending December 2017	1,805	→
Variance since December 2016	(3.0%)	↓



ACTIVITY

Cumulative percentage of contracted UDA delivered 2017 & 2018



Month	Adjusted Scheduled Activity (UDA)	
	2017	2018
April	282	213
May	723	661
June	1,133	1,127
July	1,480	1,656
August	2,137	2,148
September	2,599	2,552
October	2,998	2,924
November	3,543	3,438
December	3,951	3,774
January	4,404	
February	4,913	
March	5,335	
April	5,407	
May	5,410	
June	5,410	

QUALITY

	Quantity	Base Number	Contract	AT	Region	England
% of FP17s for the same patient ID Re-attending within 3 months - Children	52	689	7.5%	10.8%	12.9%	12.0%
% of FP17s for the same patient ID Re-attending within 3 months - Adults	223	1,137	19.6%	14.4%	16.5%	15.9%
% of FP17s for the same patient ID Re-attending between 3 & 9 months - Children	423	689	61.4%	57.8%	59.6%	58.0%
% of FP17s for the same patient ID Re-attending between 3 & 9 months - Adults	562	1,137	49.4%	52.6%	52.8%	50.5%
% of FP17s for Band 1 Urgent Courses	63	1,788	3.5%	8.1%	9.1%	9.0%
% of FP17s Relating to Free Repair or Replacements	4	1,788	0.2%	1.1%	1.0%	0.8%
% of FP17s Relating to Continuations	20	1,788	1.1%	1.4%	1.2%	1.1%
% of Patients satisfied with the dentistry they have received	3	3	N/A	92.8%	91.6%	91.5%
% of Patients satisfied with the time they had to wait for an appointment	3	3	N/A	88.7%	88.3%	87.9%

* This is based on patients treated on this contract for their most recent course of treatment. Figures in italics indicate the base number of FP17s or Patient Questionnaire responses are less than 100. N/A is shown where the base number of responses is less than 10 during the period. % is calculated as Quantity/Base number*100

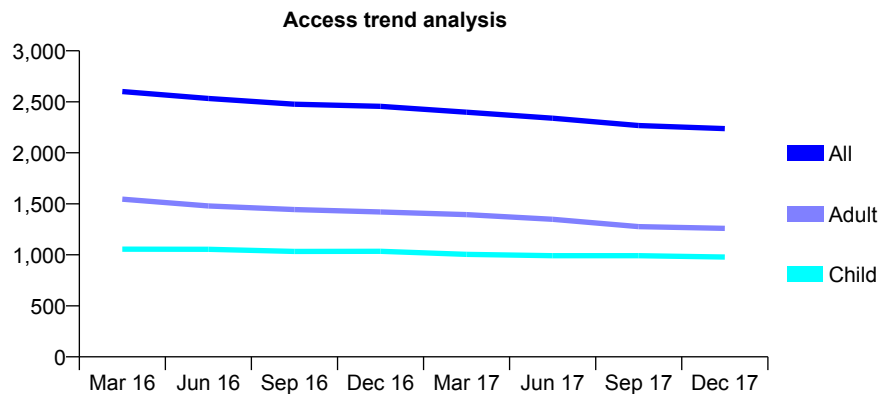
Q49 - Vital Signs At a Glance Contract Report for 751847/0001 - December 2017

Name or company name	MR TB JUKES
Contract type name	GDS Contract
Purpose of contract	General
Contract start date	01/04/2006
Contract end date	

17/18 Contracted general activity (UDA)	10,962
Carry forward general activity (UDA)	0
17/18 Contracted orthodontic activity (UOA)	0
Carry forward orthodontic activity (UOA)	0
Baseline contract value	£283,183.09

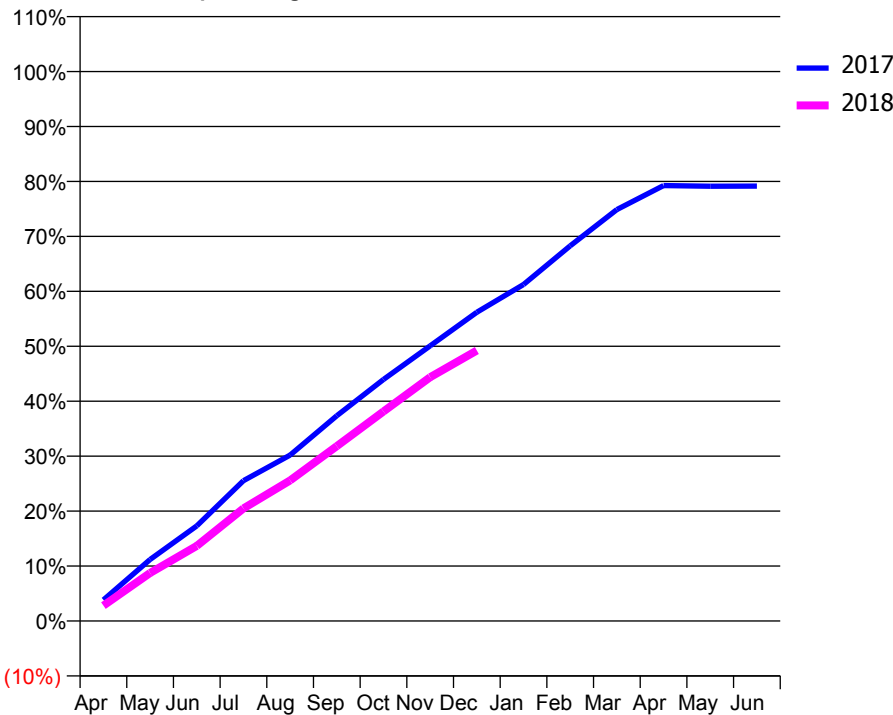
ACCESS*

Patients seen in 24 months	Total	Change since previous quarter
Quarter ending December 2016	2,455	
Quarter ending March 2017	2,398	↓
Quarter ending June 2017	2,339	↓
Quarter ending September 2017	2,267	↓
Quarter ending December 2017	2,237	↓
Variance since December 2016	(8.9%)	↓



ACTIVITY

Cumulative percentage of contracted UDA delivered 2017 & 2018



Month	Adjusted Scheduled Activity (UDA)	
	2017	2018
April	421	308
May	1,229	958
June	1,899	1,499
July	2,801	2,246
August	3,310	2,806
September	4,094	3,488
October	4,818	4,182
November	5,490	4,864
December	6,161	5,397
January	6,713	
February	7,485	
March	8,207	
April	8,686	
May	8,674	
June	8,677	

QUALITY

	Quantity	Base Number	Contract	AT	Region	England
% of FP17s for the same patient ID Re-attending within 3 months - Children	71	985	7.2%	10.8%	12.9%	12.0%
% of FP17s for the same patient ID Re-attending within 3 months - Adults	530	1,546	34.3%	14.4%	16.5%	15.9%
% of FP17s for the same patient ID Re-attending between 3 & 9 months - Children	527	985	53.5%	57.8%	59.6%	58.0%
% of FP17s for the same patient ID Re-attending between 3 & 9 months - Adults	675	1,546	43.7%	52.6%	52.8%	50.5%
% of FP17s for Band 1 Urgent Courses	88	2,331	3.8%	8.1%	9.1%	9.0%
% of FP17s Relating to Free Repair or Replacements	0	2,331	0.0%	1.1%	1.0%	0.8%
% of FP17s Relating to Continuations	12	2,331	0.5%	1.4%	1.2%	1.1%
% of Patients satisfied with the dentistry they have received	2	2	N/A	92.8%	91.6%	91.5%
% of Patients satisfied with the time they had to wait for an appointment	2	2	N/A	88.7%	88.3%	87.9%

* This is based on patients treated on this contract for their most recent course of treatment. Figures in italics indicate the base number of FP17s or Patient Questionnaire responses are less than 100. N/A is shown where the base number of responses is less than 10 during the period. % is calculated as Quantity/Base number*100

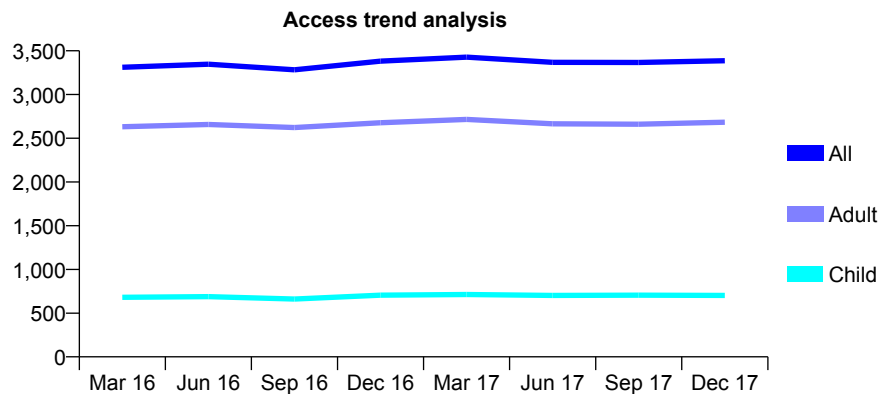
Q49 - Vital Signs At a Glance Contract Report for 754722/0001 - December 2017

Name or company name	MR K ROBSON
Contract type name	GDS Contract
Purpose of contract	General
Contract start date	01/08/2011
Contract end date	

17/18 Contracted general activity (UDA)	11,463
Carry forward general activity (UDA)	223
17/18 Contracted orthodontic activity (UOA)	0
Carry forward orthodontic activity (UOA)	0
Baseline contract value	£301,000.11

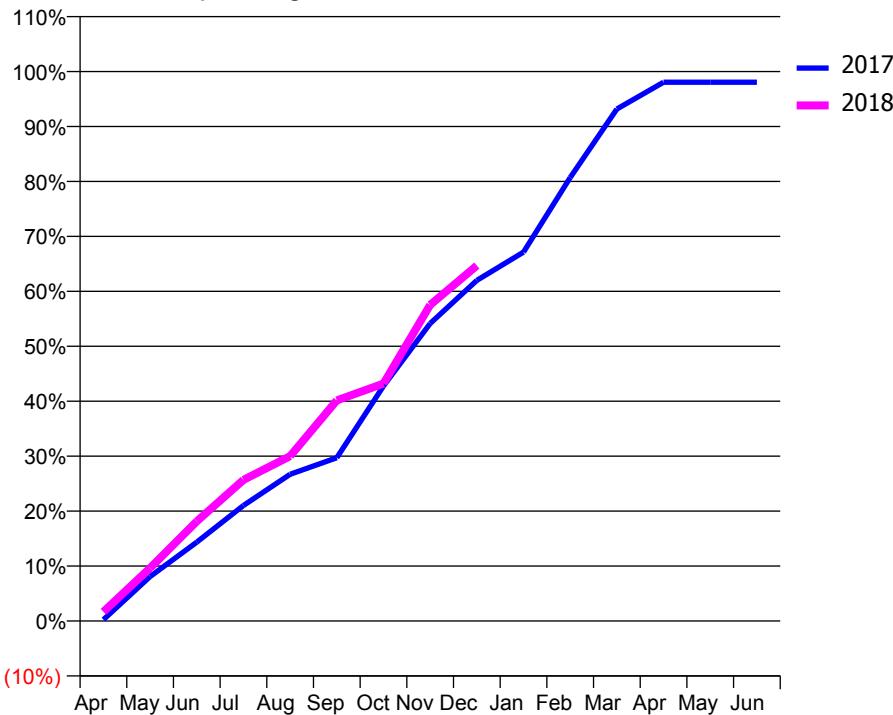
ACCESS*

Patients seen in 24 months	Total	Change since previous quarter
Quarter ending December 2016	3,382	
Quarter ending March 2017	3,428	→
Quarter ending June 2017	3,368	↓
Quarter ending September 2017	3,367	→
Quarter ending December 2017	3,387	→
Variance since December 2016	0.1%	→



ACTIVITY

Cumulative percentage of contracted UDA delivered 2017 & 2018



Month	Adjusted Scheduled Activity (UDA)	
	2017	2018
April	28	194
May	928	1,106
June	1,645	2,079
July	2,410	2,946
August	3,061	3,439
September	3,407	4,604
October	4,903	4,953
November	6,209	6,593
December	7,105	7,416
January	7,696	
February	9,250	
March	10,680	
April	11,239	
May	11,240	
June	11,240	

QUALITY

	Quantity	Base Number	Contract	AT	Region	England
% of FP17s for the same patient ID Re-attending within 3 months - Children	50	748	6.7%	10.8%	12.9%	12.0%
% of FP17s for the same patient ID Re-attending within 3 months - Adults	564	3,136	18.0%	14.4%	16.5%	15.9%
% of FP17s for the same patient ID Re-attending between 3 & 9 months - Children	447	748	59.8%	57.8%	59.6%	58.0%
% of FP17s for the same patient ID Re-attending between 3 & 9 months - Adults	1,869	3,136	59.6%	52.6%	52.8%	50.5%
% of FP17s for Band 1 Urgent Courses	206	3,680	5.6%	8.1%	9.1%	9.0%
% of FP17s Relating to Free Repair or Replacements	64	3,680	1.7%	1.1%	1.0%	0.8%
% of FP17s Relating to Continuations	23	3,680	0.6%	1.4%	1.2%	1.1%
% of Patients satisfied with the dentistry they have received	3	3	N/A	92.8%	91.6%	91.5%
% of Patients satisfied with the time they had to wait for an appointment	3	3	N/A	88.7%	88.3%	87.9%

* This is based on patients treated on this contract for their most recent course of treatment. Figures in italics indicate the base number of FP17s or Patient Questionnaire responses are less than 100. N/A is shown where the base number of responses is less than 10 during the period. % is calculated as Quantity/Base number*100

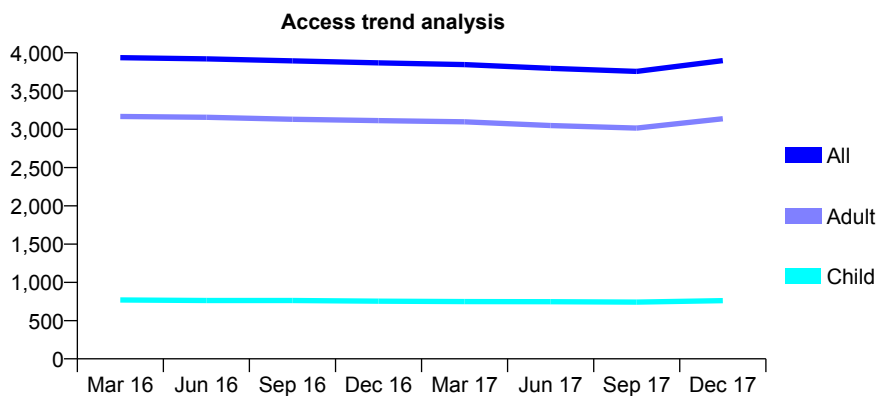
Q49 - Vital Signs At a Glance Contract Report for 761028/0001 - December 2017

Name or company name	Mr Amit Nayyar
Contract type name	GDS Contract
Purpose of contract	General
Contract start date	01/04/2006
Contract end date	

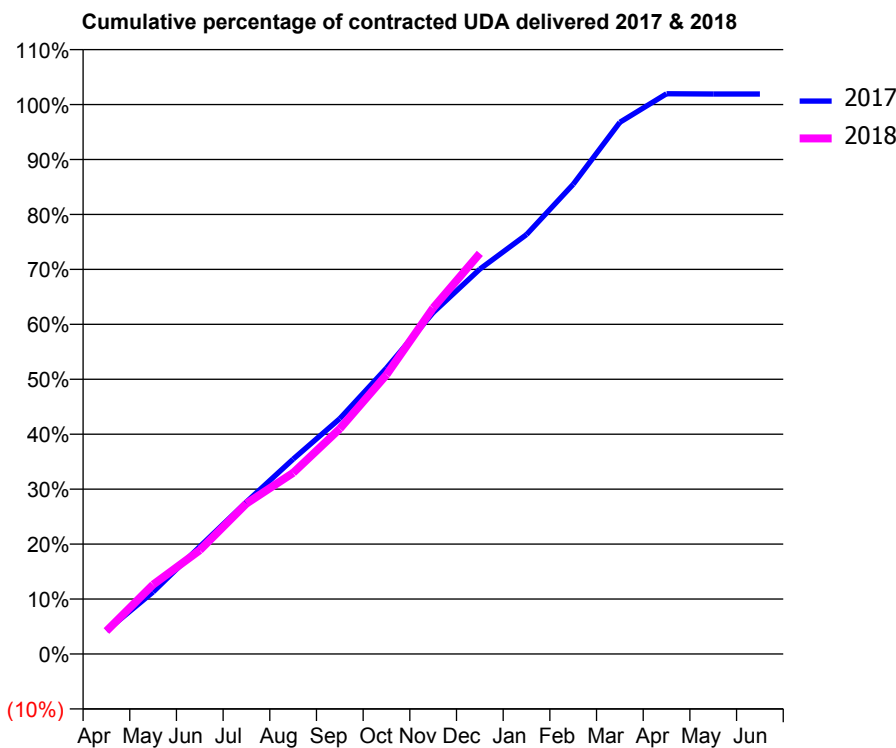
17/18 Contracted general activity (UDA)	10,751
Carry forward general activity (UDA)	-206
17/18 Contracted orthodontic activity (UOA)	0
Carry forward orthodontic activity (UOA)	0
Baseline contract value	£328,221.21

ACCESS*

Patients seen in 24 months	Total	Change since previous quarter
Quarter ending December 2016	3,868	
Quarter ending March 2017	3,846	→
Quarter ending June 2017	3,797	↓
Quarter ending September 2017	3,757	↓
Quarter ending December 2017	3,898	↑
Variance since December 2016	0.8%	→



ACTIVITY



Month	Adjusted Scheduled Activity (UDA)	
	2017	2018
April	455	450
May	1,216	1,359
June	2,103	2,031
July	2,975	2,943
August	3,813	3,543
September	4,605	4,408
October	5,595	5,465
November	6,680	6,771
December	7,531	7,840
January	8,205	
February	9,189	
March	10,402	
April	10,963	
May	10,957	
June	10,957	

QUALITY

	Quantity	Base Number	Contract	AT	Region	England
% of FP17s for the same patient ID Re-attending within 3 months - Children	72	912	7.9%	10.8%	12.9%	12.0%
% of FP17s for the same patient ID Re-attending within 3 months - Adults	533	3,374	15.8%	14.4%	16.5%	15.9%
% of FP17s for the same patient ID Re-attending between 3 & 9 months - Children	583	912	63.9%	57.8%	59.6%	58.0%
% of FP17s for the same patient ID Re-attending between 3 & 9 months - Adults	1,656	3,374	49.1%	52.6%	52.8%	50.5%
% of FP17s for Band 1 Urgent Courses	298	4,022	7.4%	8.1%	9.1%	9.0%
% of FP17s Relating to Free Repair or Replacements	21	4,022	0.5%	1.1%	1.0%	0.8%
% of FP17s Relating to Continuations	34	4,022	0.8%	1.4%	1.2%	1.1%
% of Patients satisfied with the dentistry they have received	10	10	100.0%	92.8%	91.6%	91.5%
% of Patients satisfied with the time they had to wait for an appointment	9	10	90.0%	88.7%	88.3%	87.9%

* This is based on patients treated on this contract for their most recent course of treatment. Figures in italics indicate the base number of FP17s or Patient Questionnaire responses are less than 100. N/A is shown where the base number of responses is less than 10 during the period. % is calculated as Quantity/Base number*100

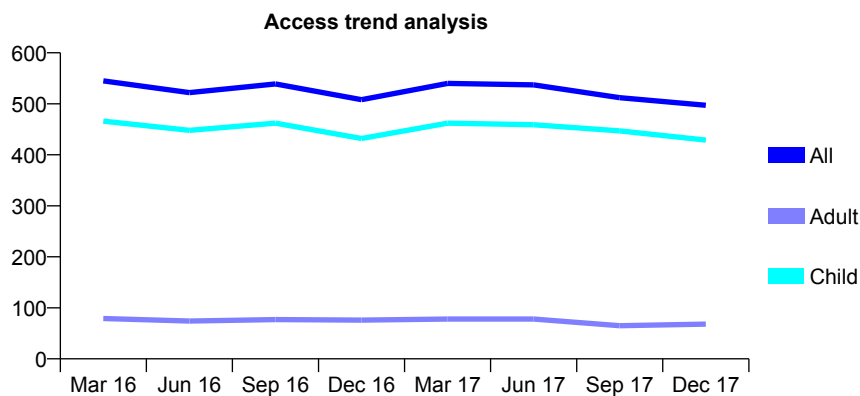
Q49 - Vital Signs At a Glance Contract Report for 761044/0001 - December 2017

Name or company name	MR RA WINTER
Contract type name	GDS Contract
Purpose of contract	General
Contract start date	01/11/2011
Contract end date	

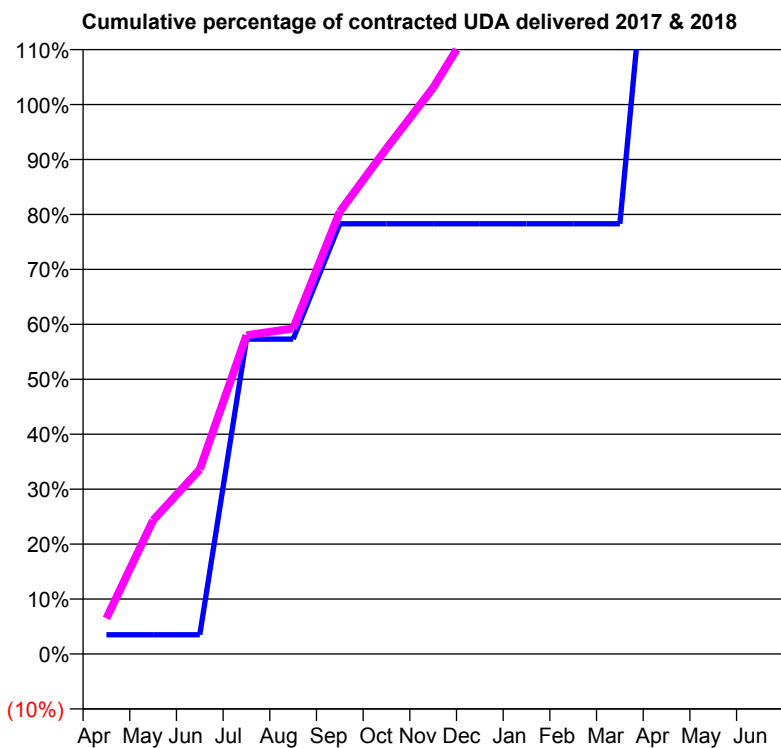
17/18 Contracted general activity (UDA)	400
Carry forward general activity (UDA)	-8
17/18 Contracted orthodontic activity (UOA)	0
Carry forward orthodontic activity (UOA)	0
Baseline contract value	£9,339.40

ACCESS*

Patients seen in 24 months	Total	Change since previous quarter
Quarter ending December 2016	508	
Quarter ending March 2017	540	↑
Quarter ending June 2017	537	→
Quarter ending September 2017	512	↓
Quarter ending December 2017	497	↓
Variance since December 2016	(2.2%)	↓



ACTIVITY



Month	Adjusted Scheduled Activity (UDA)	
	2017	2018
April	14	26
May	14	97
June	14	134
July	229	232
August	229	237
September	313	322
October	313	368
November	313	412
December	313	467
January	313	
February	313	
March	313	
April	673	
May	673	
June	673	

QUALITY

	Quantity	Base Number	Contract	AT	Region	England
% of FP17s for the same patient ID Re-attending within 3 months - Children	22	693	3.2%	10.8%	12.9%	12.0%
% of FP17s for the same patient ID Re-attending within 3 months - Adults	0	31	0.0%	14.4%	16.5%	15.9%
% of FP17s for the same patient ID Re-attending between 3 & 9 months - Children	351	693	50.6%	57.8%	59.6%	58.0%
% of FP17s for the same patient ID Re-attending between 3 & 9 months - Adults	11	31	35.5%	52.6%	52.8%	50.5%
% of FP17s for Band 1 Urgent Courses	7	388	1.8%	8.1%	9.1%	9.0%
% of FP17s Relating to Free Repair or Replacements	0	388	0.0%	1.1%	1.0%	0.8%
% of FP17s Relating to Continuations	1	388	0.3%	1.4%	1.2%	1.1%
% of Patients satisfied with the dentistry they have received	0	0	N/A	92.8%	91.6%	91.5%
% of Patients satisfied with the time they had to wait for an appointment	0	0	N/A	88.7%	88.3%	87.9%

* This is based on patients treated on this contract for their most recent course of treatment. Figures in italics indicate the base number of FP17s or Patient Questionnaire responses are less than 100. N/A is shown where the base number of responses is less than 10 during the period. % is calculated as Quantity/Base number*100

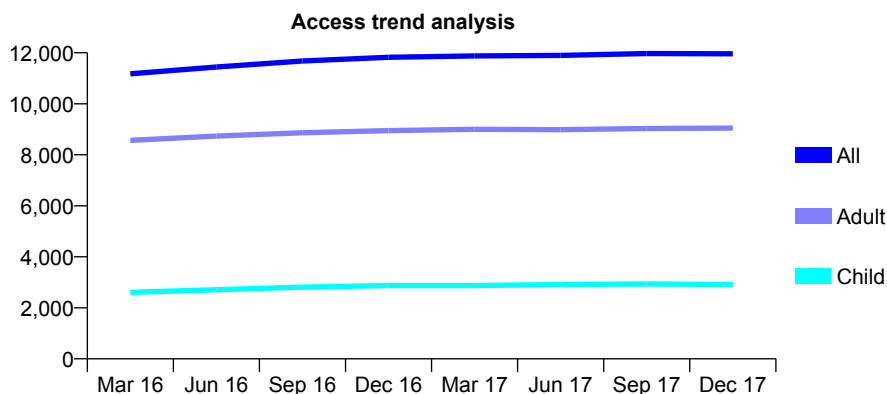
Q49 - Vital Signs At a Glance Contract Report for 762083/0001 - December 2017

Name or company name	Westerhope Limited
Contract type name	GDS Contract
Purpose of contract	General
Contract start date	01/04/2006
Contract end date	

17/18 Contracted general activity (UDA)	37,862
Carry forward general activity (UDA)	1,438
17/18 Contracted orthodontic activity (UOA)	0
Carry forward orthodontic activity (UOA)	0
Baseline contract value	£993,905.14

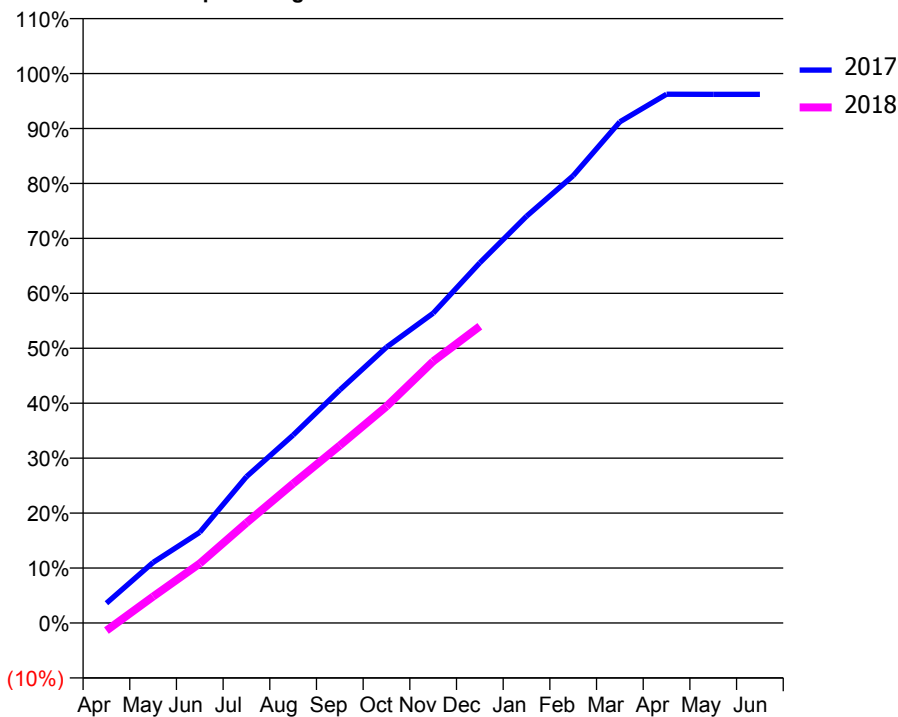
ACCESS*

Patients seen in 24 months	Total	Change since previous quarter
Quarter ending December 2016	11,823	
Quarter ending March 2017	11,875	→
Quarter ending June 2017	11,900	→
Quarter ending September 2017	11,973	→
Quarter ending December 2017	11,961	→
Variance since December 2016	1.2%	→



ACTIVITY

Cumulative percentage of contracted UDA delivered 2017 & 2018



Month	Adjusted Scheduled Activity (UDA)	
	2017	2018
April	1,369	-528
May	4,173	1,822
June	6,250	4,099
July	10,086	6,906
August	12,953	9,608
September	16,058	12,229
October	19,003	14,924
November	21,345	18,033
December	24,826	20,452
January	28,028	
February	30,817	
March	34,537	
April	36,436	
May	36,427	
June	36,424	

QUALITY

	Quantity	Base Number	Contract	AT	Region	England
% of FP17s for the same patient ID Re-attending within 3 months - Children	210	2,726	7.7%	10.8%	12.9%	12.0%
% of FP17s for the same patient ID Re-attending within 3 months - Adults	1,201	7,937	15.1%	14.4%	16.5%	15.9%
% of FP17s for the same patient ID Re-attending between 3 & 9 months - Children	1,370	2,726	50.3%	57.8%	59.6%	58.0%
% of FP17s for the same patient ID Re-attending between 3 & 9 months - Adults	3,712	7,937	46.8%	52.6%	52.8%	50.5%
% of FP17s for Band 1 Urgent Courses	1,096	9,416	11.6%	8.1%	9.1%	9.0%
% of FP17s Relating to Free Repair or Replacements	76	9,416	0.8%	1.1%	1.0%	0.8%
% of FP17s Relating to Continuations	57	9,416	0.6%	1.4%	1.2%	1.1%
% of Patients satisfied with the dentistry they have received	13	13	100.0%	92.8%	91.6%	91.5%
% of Patients satisfied with the time they had to wait for an appointment	13	13	100.0%	88.7%	88.3%	87.9%

* This is based on patients treated on this contract for their most recent course of treatment. Figures in italics indicate the base number of FP17s or Patient Questionnaire responses are less than 100. N/A is shown where the base number of responses is less than 10 during the period. % is calculated as Quantity/Base number*100

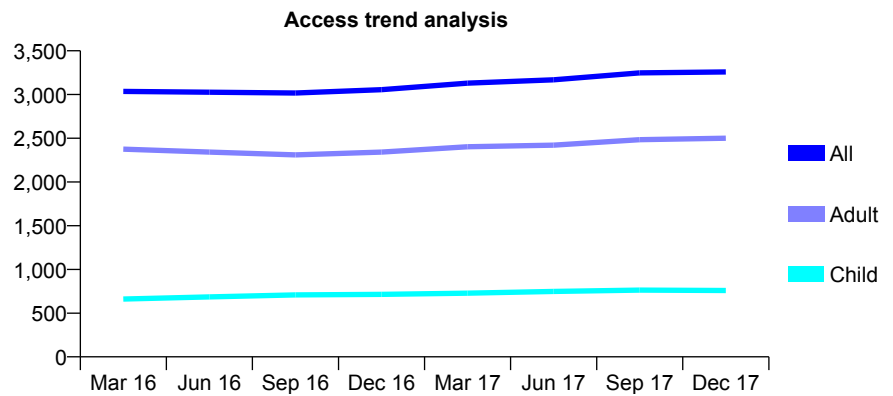
Q49 - Vital Signs At a Glance Contract Report for 762083/0002 - December 2017

Name or company name	MR SU CHOCHAN
Contract type name	GDS Contract
Purpose of contract	General and Orthodontic
Contract start date	01/12/2010
Contract end date	

17/18 Contracted general activity (UDA)	13,500
Carry forward general activity (UDA)	-155
17/18 Contracted orthodontic activity (UOA)	0
Carry forward orthodontic activity (UOA)	0
Baseline contract value	£379,650.88

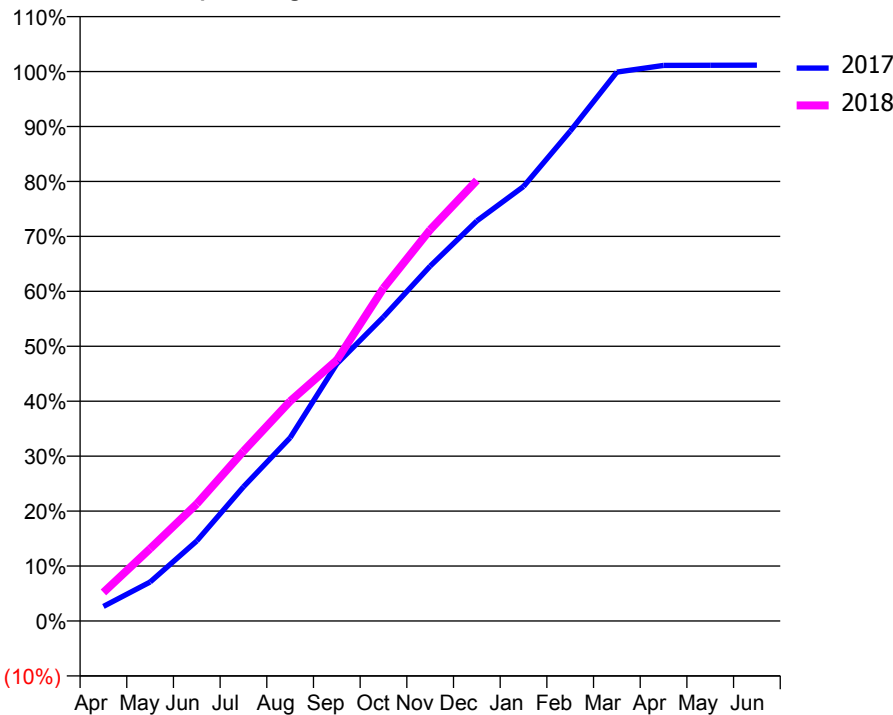
ACCESS*

Patients seen in 24 months	Total	Change since previous quarter
Quarter ending December 2016	3,056	
Quarter ending March 2017	3,130	↑
Quarter ending June 2017	3,169	→
Quarter ending September 2017	3,247	↑
Quarter ending December 2017	3,259	→
Variance since December 2016	6.6%	↑



ACTIVITY

Cumulative percentage of contracted UDA delivered 2017 & 2018



Month	Adjusted Scheduled Activity (UDA)	
	2017	2018
April	358	702
May	958	1,778
June	1,967	2,877
July	3,297	4,172
August	4,504	5,399
September	6,317	6,410
October	7,470	8,178
November	8,719	9,613
December	9,830	10,825
January	10,675	
February	12,034	
March	13,487	
April	13,650	
May	13,654	
June	13,655	

QUALITY

	Quantity	Base Number	Contract	AT	Region	England
% of FP17s for the same patient ID Re-attending within 3 months - Children	61	757	8.1%	10.8%	12.9%	12.0%
% of FP17s for the same patient ID Re-attending within 3 months - Adults	364	2,420	15.0%	14.4%	16.5%	15.9%
% of FP17s for the same patient ID Re-attending between 3 & 9 months - Children	419	757	55.4%	57.8%	59.6%	58.0%
% of FP17s for the same patient ID Re-attending between 3 & 9 months - Adults	1,256	2,420	51.9%	52.6%	52.8%	50.5%
% of FP17s for Band 1 Urgent Courses	143	3,116	4.6%	8.1%	9.1%	9.0%
% of FP17s Relating to Free Repair or Replacements	31	3,116	1.0%	1.1%	1.0%	0.8%
% of FP17s Relating to Continuations	48	3,116	1.5%	1.4%	1.2%	1.1%
% of Patients satisfied with the dentistry they have received	14	14	100.0%	92.8%	91.6%	91.5%
% of Patients satisfied with the time they had to wait for an appointment	14	14	100.0%	88.7%	88.3%	87.9%

* This is based on patients treated on this contract for their most recent course of treatment. Figures in italics indicate the base number of FP17s or Patient Questionnaire responses are less than 100. N/A is shown where the base number of responses is less than 10 during the period. % is calculated as Quantity/Base number*100

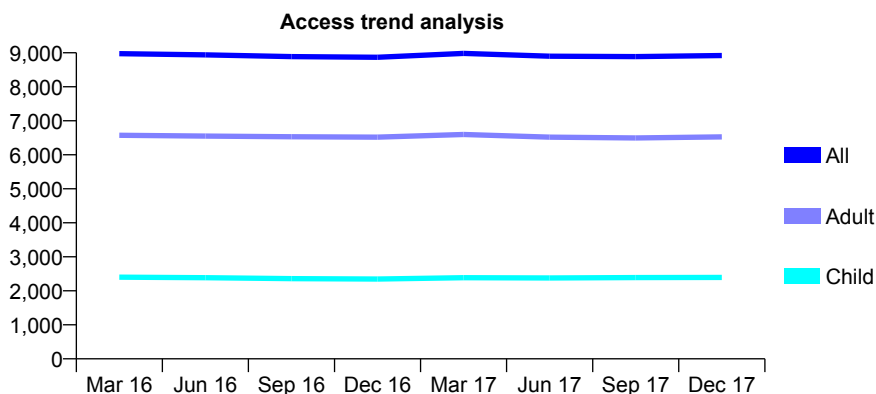
Q49 - Vital Signs At a Glance Contract Report for 766747/0001 - December 2017

Name or company name	MR S BEDI
Contract type name	GDS Contract
Purpose of contract	General and Orthodontic
Contract start date	01/04/2006
Contract end date	

17/18 Contracted general activity (UDA)	25,485
Carry forward general activity (UDA)	-112
17/18 Contracted orthodontic activity (UOA)	0
Carry forward orthodontic activity (UOA)	0
Baseline contract value	£662,491.68

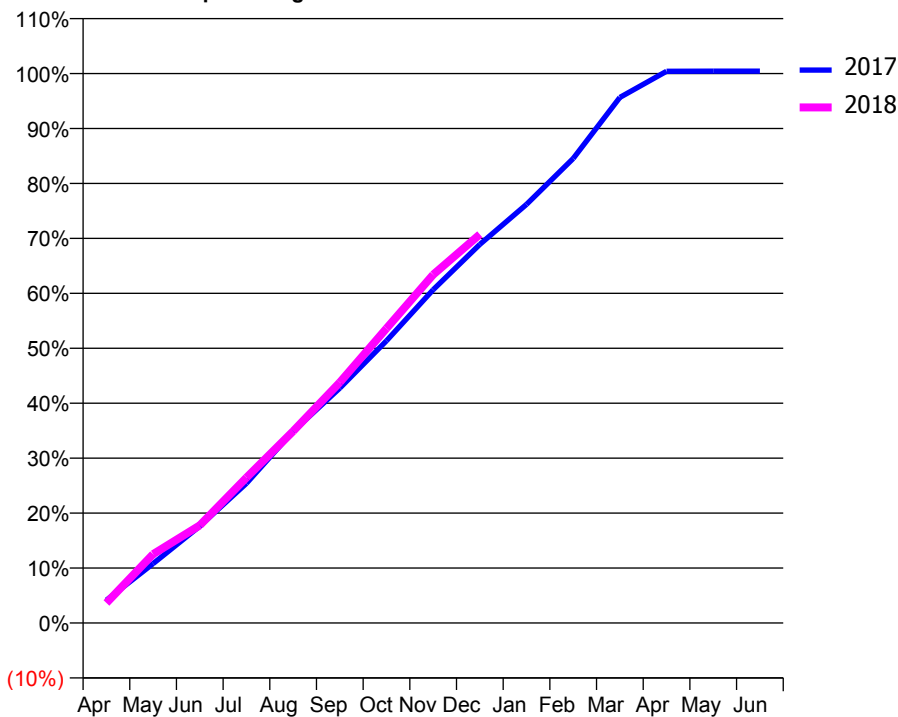
ACCESS*

Patients seen in 24 months	Total	Change since previous quarter
Quarter ending December 2016	8,868	
Quarter ending March 2017	8,983	→
Quarter ending June 2017	8,900	→
Quarter ending September 2017	8,888	→
Quarter ending December 2017	8,919	→
Variance since December 2016	0.6%	→



ACTIVITY

Cumulative percentage of contracted UDA delivered 2017 & 2018



Month	Adjusted Scheduled Activity (UDA)	
	2017	2018
April	1,058	933
May	2,754	3,197
June	4,491	4,532
July	6,479	6,745
August	8,891	8,895
September	10,893	11,161
October	13,086	13,666
November	15,455	16,156
December	17,561	18,025
January	19,418	
February	21,543	
March	24,376	
April	25,590	
May	25,591	
June	25,597	

QUALITY

	Quantity	Base Number	Contract	AT	Region	England
% of FP17s for the same patient ID Re-attending within 3 months - Children	143	2,377	6.0%	10.8%	12.9%	12.0%
% of FP17s for the same patient ID Re-attending within 3 months - Adults	932	6,379	14.6%	14.4%	16.5%	15.9%
% of FP17s for the same patient ID Re-attending between 3 & 9 months - Children	1,376	2,377	57.9%	57.8%	59.6%	58.0%
% of FP17s for the same patient ID Re-attending between 3 & 9 months - Adults	3,201	6,379	50.2%	52.6%	52.8%	50.5%
% of FP17s for Band 1 Urgent Courses	499	8,060	6.2%	8.1%	9.1%	9.0%
% of FP17s Relating to Free Repair or Replacements	70	8,060	0.9%	1.1%	1.0%	0.8%
% of FP17s Relating to Continuations	168	8,060	2.1%	1.4%	1.2%	1.1%
% of Patients satisfied with the dentistry they have received	12	12	100.0%	92.8%	91.6%	91.5%
% of Patients satisfied with the time they had to wait for an appointment	12	12	100.0%	88.7%	88.3%	87.9%

* This is based on patients treated on this contract for their most recent course of treatment. Figures in italics indicate the base number of FP17s or Patient Questionnaire responses are less than 100. N/A is shown where the base number of responses is less than 10 during the period. % is calculated as Quantity/Base number*100

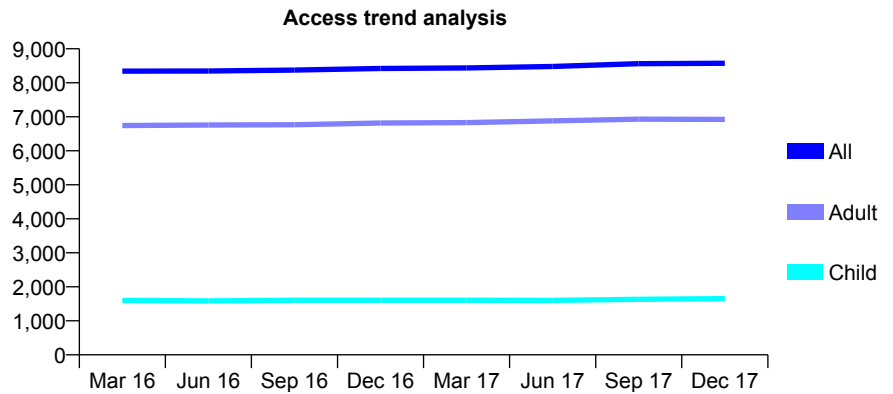
Q49 - Vital Signs At a Glance Contract Report for 767514/0001 - December 2017

Name or company name	MISS KE BOOTH
Contract type name	GDS Contract
Purpose of contract	General and Orthodontic
Contract start date	01/04/2006
Contract end date	

17/18 Contracted general activity (UDA)	25,201
Carry forward general activity (UDA)	0
17/18 Contracted orthodontic activity (UOA)	220
Carry forward orthodontic activity (UOA)	0
Baseline contract value	£564,697.98

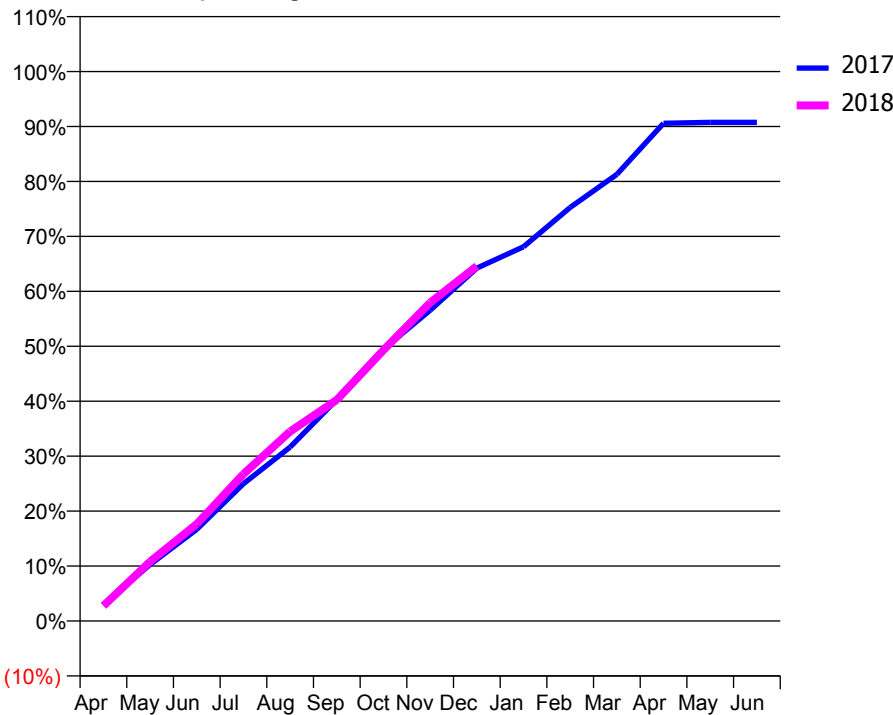
ACCESS*

Patients seen in 24 months	Total	Change since previous quarter
Quarter ending December 2016	8,423	
Quarter ending March 2017	8,437	→
Quarter ending June 2017	8,481	→
Quarter ending September 2017	8,564	→
Quarter ending December 2017	8,576	→
Variance since December 2016	1.8%	→



ACTIVITY

Cumulative percentage of contracted UDA delivered 2017 & 2018



Month	Adjusted Scheduled Activity (UDA)	
	2017	2018
April	753	692
May	2,590	2,725
June	4,203	4,449
July	6,295	6,743
August	7,976	8,693
September	10,155	10,141
October	12,466	12,422
November	14,253	14,598
December	16,186	16,275
January	17,161	
February	18,966	
March	20,485	
April	22,825	
May	22,870	
June	22,869	

QUALITY

	Quantity	Base Number	Contract	AT	Region	England
% of FP17s for the same patient ID Re-attending within 3 months - Children	182	2,178	8.4%	10.8%	12.9%	12.0%
% of FP17s for the same patient ID Re-attending within 3 months - Adults	1,687	8,771	19.2%	14.4%	16.5%	15.9%
% of FP17s for the same patient ID Re-attending between 3 & 9 months - Children	1,409	2,178	64.7%	57.8%	59.6%	58.0%
% of FP17s for the same patient ID Re-attending between 3 & 9 months - Adults	4,969	8,771	56.7%	52.6%	52.8%	50.5%
% of FP17s for Band 1 Urgent Courses	828	9,173	9.0%	8.1%	9.1%	9.0%
% of FP17s Relating to Free Repair or Replacements	66	9,173	0.7%	1.1%	1.0%	0.8%
% of FP17s Relating to Continuations	55	9,173	0.6%	1.4%	1.2%	1.1%
% of Patients satisfied with the dentistry they have received	17	18	94.4%	92.8%	91.6%	91.5%
% of Patients satisfied with the time they had to wait for an appointment	18	18	100.0%	88.7%	88.3%	87.9%

* This is based on patients treated on this contract for their most recent course of treatment. Figures in italics indicate the base number of FP17s or Patient Questionnaire responses are less than 100. N/A is shown where the base number of responses is less than 10 during the period. % is calculated as Quantity/Base number*100

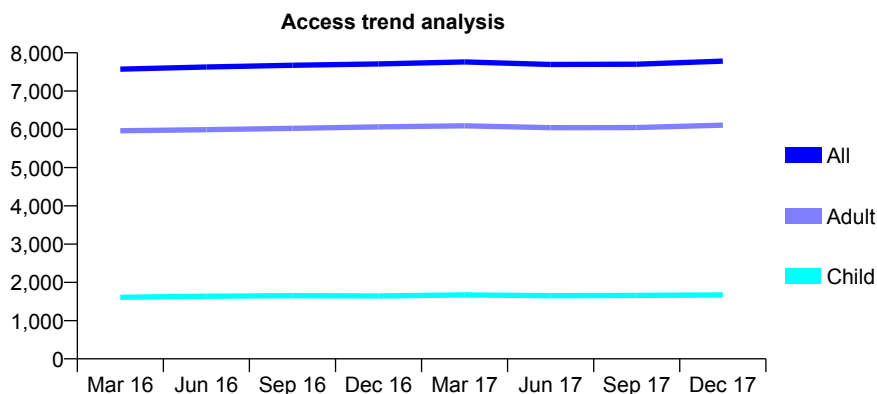
Q49 - Vital Signs At a Glance Contract Report for 768820/0001 - December 2017

Name or company name	MRS S HYDER
Contract type name	GDS Contract
Purpose of contract	General
Contract start date	01/10/2008
Contract end date	

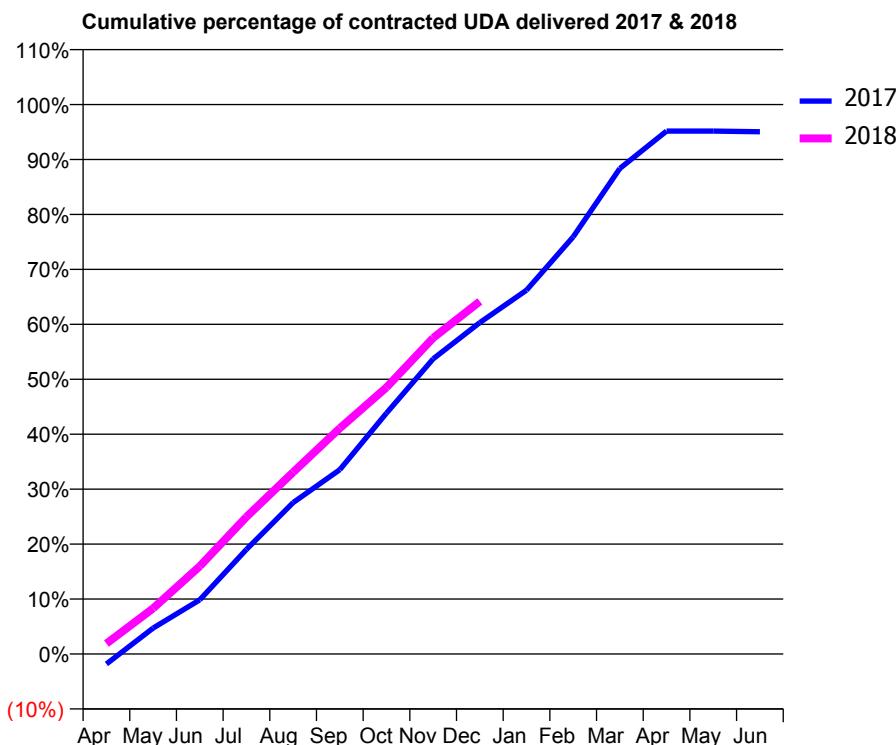
17/18 Contracted general activity (UDA)	21,792
Carry forward general activity (UDA)	0
17/18 Contracted orthodontic activity (UOA)	0
Carry forward orthodontic activity (UOA)	0
Baseline contract value	£521,520.05

ACCESS*

Patients seen in 24 months	Total	Change since previous quarter
Quarter ending December 2016	7,708	
Quarter ending March 2017	7,760	→
Quarter ending June 2017	7,694	→
Quarter ending September 2017	7,701	→
Quarter ending December 2017	7,781	→
Variance since December 2016	0.9%	→



ACTIVITY



Month	Adjusted Scheduled Activity (UDA)	
	2017	2018
April	-400	415
May	1,030	1,813
June	2,150	3,481
July	4,150	5,439
August	6,007	7,208
September	7,311	8,956
October	9,551	10,574
November	11,704	12,535
December	13,144	13,982
January	14,432	
February	16,542	
March	19,258	
April	20,738	
May	20,736	
June	20,711	

QUALITY

	Quantity	Base Number	Contract	AT	Region	England
% of FP17s for the same patient ID Re-attending within 3 months - Children	150	1,861	8.1%	10.8%	12.9%	12.0%
% of FP17s for the same patient ID Re-attending within 3 months - Adults	1,080	6,581	16.4%	14.4%	16.5%	15.9%
% of FP17s for the same patient ID Re-attending between 3 & 9 months - Children	1,203	1,861	64.6%	57.8%	59.6%	58.0%
% of FP17s for the same patient ID Re-attending between 3 & 9 months - Adults	3,935	6,581	59.8%	52.6%	52.8%	50.5%
% of FP17s for Band 1 Urgent Courses	738	7,156	10.3%	8.1%	9.1%	9.0%
% of FP17s Relating to Free Repair or Replacements	117	7,156	1.6%	1.1%	1.0%	0.8%
% of FP17s Relating to Continuations	59	7,156	0.8%	1.4%	1.2%	1.1%
% of Patients satisfied with the dentistry they have received	12	12	100.0%	92.8%	91.6%	91.5%
% of Patients satisfied with the time they had to wait for an appointment	12	12	100.0%	88.7%	88.3%	87.9%

* This is based on patients treated on this contract for their most recent course of treatment. Figures in italics indicate the base number of FP17s or Patient Questionnaire responses are less than 100. N/A is shown where the base number of responses is less than 10 during the period. % is calculated as Quantity/Base number*100

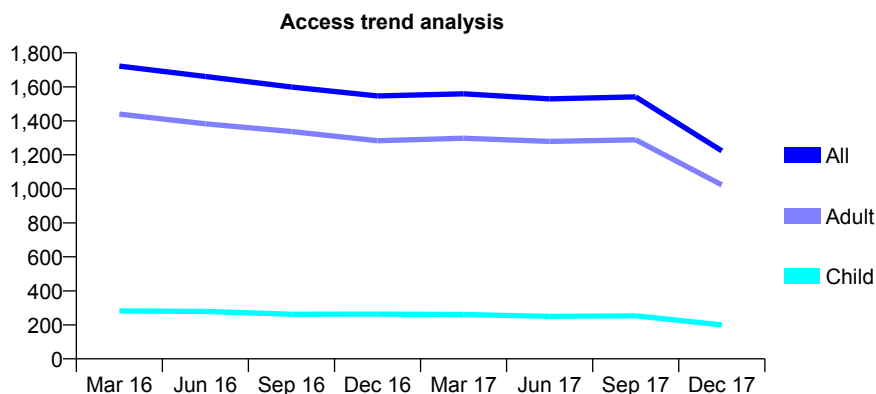
Q49 - Vital Signs At a Glance Contract Report for 769207/0001 - December 2017

Name or company name	MR SC FRANCIS
Contract type name	GDS Contract
Purpose of contract	General
Contract start date	01/09/2013
Contract end date	13/10/2017

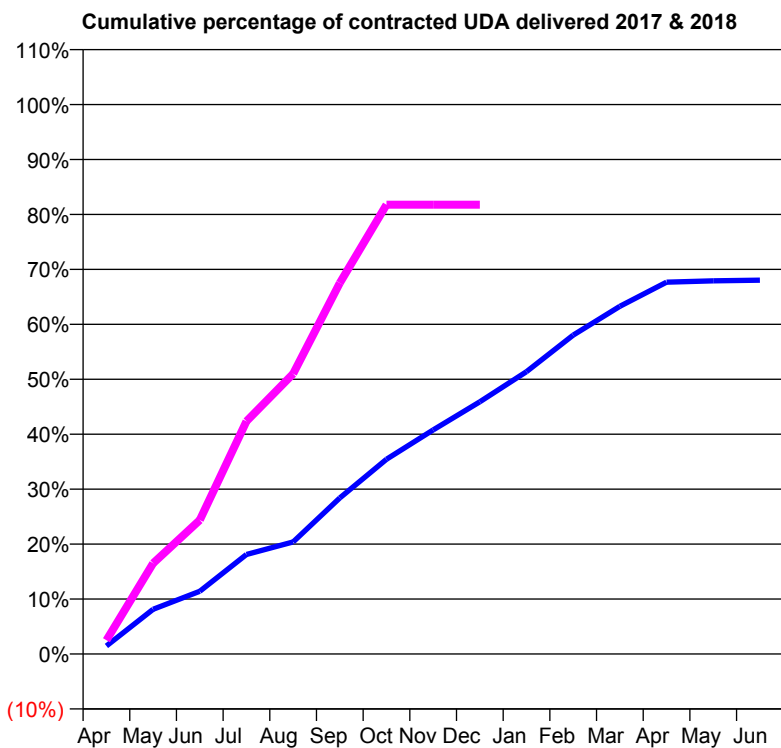
17/18 Contracted general activity (UDA)	3,210
Carry forward general activity (UDA)	0
17/18 Contracted orthodontic activity (UOA)	0
Carry forward orthodontic activity (UOA)	0
Baseline contract value	£80,400.85

ACCESS*

Patients seen in 24 months	Total	Change since previous quarter
Quarter ending December 2016	1,546	
Quarter ending March 2017	1,559	→
Quarter ending June 2017	1,529	↓
Quarter ending September 2017	1,541	→
Quarter ending December 2017	1,223	↓
Variance since December 2016	(20.9%)	↓



ACTIVITY



Month	Adjusted Scheduled Activity (UDA)	
	2017	2018
April	117	81
May	645	530
June	903	782
July	1,434	1,360
August	1,615	1,637
September	2,250	2,167
October	2,806	2,625
November	3,229	2,625
December	3,635	2,625
January	4,068	
February	4,596	
March	5,010	
April	5,359	
May	5,377	
June	5,387	

QUALITY

	Quantity	Base Number	Contract	AT	Region	England
% of FP17s for the same patient ID Re-attending within 3 months - Children	16	185	8.6%	10.8%	12.9%	12.0%
% of FP17s for the same patient ID Re-attending within 3 months - Adults	215	1,134	19.0%	14.4%	16.5%	15.9%
% of FP17s for the same patient ID Re-attending between 3 & 9 months - Children	93	185	50.3%	57.8%	59.6%	58.0%
% of FP17s for the same patient ID Re-attending between 3 & 9 months - Adults	569	1,134	50.2%	52.6%	52.8%	50.5%
% of FP17s for Band 1 Urgent Courses	26	1,158	2.2%	8.1%	9.1%	9.0%
% of FP17s Relating to Free Repair or Replacements	104	1,158	9.0%	1.1%	1.0%	0.8%
% of FP17s Relating to Continuations	36	1,158	3.1%	1.4%	1.2%	1.1%
% of Patients satisfied with the dentistry they have received	2	2	N/A	92.8%	91.6%	91.5%
% of Patients satisfied with the time they had to wait for an appointment	1	2	N/A	88.7%	88.3%	87.9%

* This is based on patients treated on this contract for their most recent course of treatment. Figures in italics indicate the base number of FP17s or Patient Questionnaire responses are less than 100. N/A is shown where the base number of responses is less than 10 during the period. % is calculated as Quantity/Base number*100

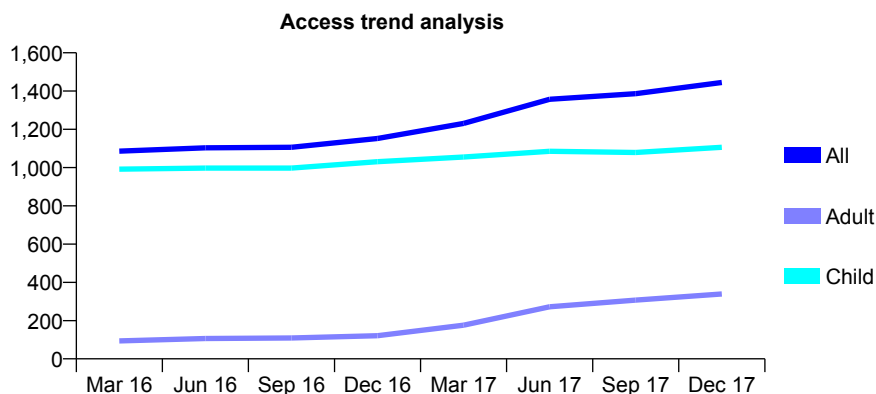
Q49 - Vital Signs At a Glance Contract Report for 781525/0001 - December 2017

Name or company name	Ardent Dental Care Practice Partnership
Contract type name	GDS Contract
Purpose of contract	General
Contract start date	01/07/2012
Contract end date	

17/18 Contracted general activity (UDA)	3,404
Carry forward general activity (UDA)	0
17/18 Contracted orthodontic activity (UOA)	0
Carry forward orthodontic activity (UOA)	0
Baseline contract value	£81,402.85

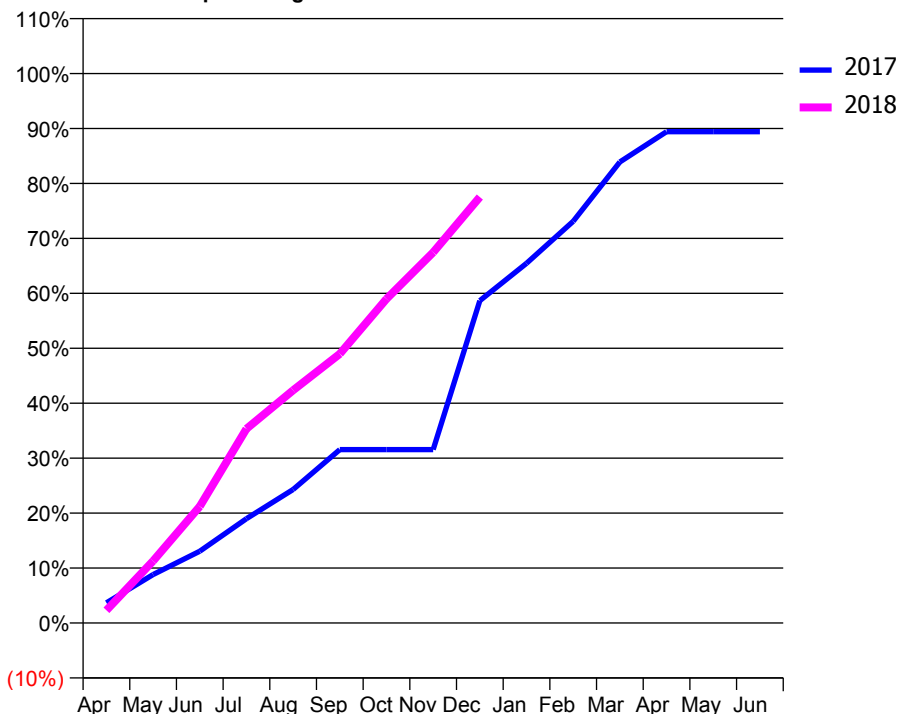
ACCESS*

Patients seen in 24 months	Total	Change since previous quarter
Quarter ending December 2016	1,152	
Quarter ending March 2017	1,231	↑
Quarter ending June 2017	1,357	↑
Quarter ending September 2017	1,386	↑
Quarter ending December 2017	1,445	↑
Variance since December 2016	25.4%	↑



ACTIVITY

Cumulative percentage of contracted UDA delivered 2017 & 2018



Month	Adjusted Scheduled Activity (UDA)	
	2017	2018
April	125	79
May	301	384
June	445	722
July	646	1,203
August	827	1,442
September	1,075	1,667
October	1,075	2,008
November	1,075	2,296
December	1,997	2,638
January	2,228	
February	2,489	
March	2,856	
April	3,043	
May	3,043	
June	3,043	

QUALITY

	Quantity	Base Number	Contract	AT	Region	England
% of FP17s for the same patient ID Re-attending within 3 months - Children	129	1,385	9.3%	10.8%	12.9%	12.0%
% of FP17s for the same patient ID Re-attending within 3 months - Adults	29	325	8.9%	14.4%	16.5%	15.9%
% of FP17s for the same patient ID Re-attending between 3 & 9 months - Children	910	1,385	65.7%	57.8%	59.6%	58.0%
% of FP17s for the same patient ID Re-attending between 3 & 9 months - Adults	119	325	36.6%	52.6%	52.8%	50.5%
% of FP17s for Band 1 Urgent Courses	97	1,610	6.0%	8.1%	9.1%	9.0%
% of FP17s Relating to Free Repair or Replacements	2	1,610	0.1%	1.1%	1.0%	0.8%
% of FP17s Relating to Continuations	33	1,610	2.0%	1.4%	1.2%	1.1%
% of Patients satisfied with the dentistry they have received	1	1	N/A	92.8%	91.6%	91.5%
% of Patients satisfied with the time they had to wait for an appointment	1	1	N/A	88.7%	88.3%	87.9%

* This is based on patients treated on this contract for their most recent course of treatment. Figures in italics indicate the base number of FP17s or Patient Questionnaire responses are less than 100. N/A is shown where the base number of responses is less than 10 during the period. % is calculated as Quantity/Base number*100

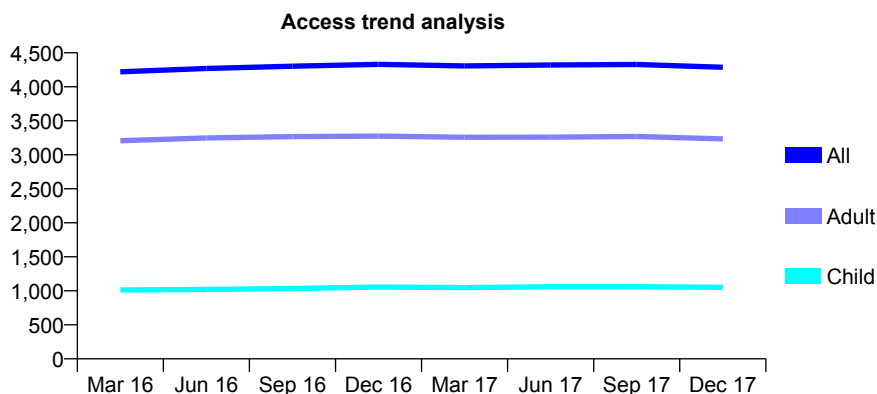
Q49 - Vital Signs At a Glance Contract Report for 784540/0001 - December 2017

Name or company name	JL and VA Gamon
Contract type name	GDS Contract
Purpose of contract	General and Orthodontic
Contract start date	12/04/2009
Contract end date	

17/18 Contracted general activity (UDA)	13,247
Carry forward general activity (UDA)	-265
17/18 Contracted orthodontic activity (UOA)	375
Carry forward orthodontic activity (UOA)	0
Baseline contract value	£320,131.07

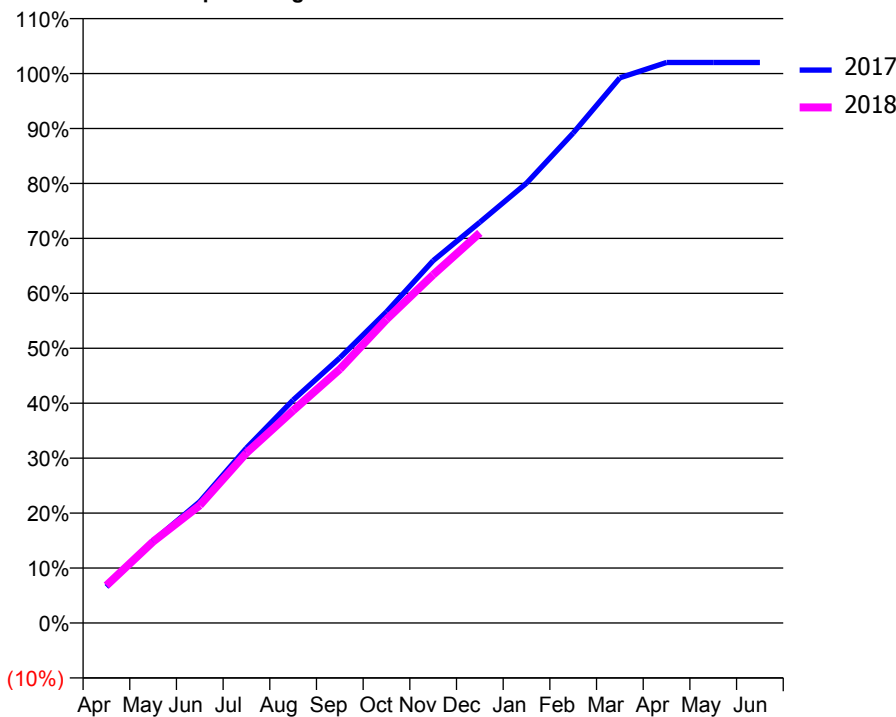
ACCESS*

Patients seen in 24 months	Total	Change since previous quarter
Quarter ending December 2016	4,330	
Quarter ending March 2017	4,307	→
Quarter ending June 2017	4,320	→
Quarter ending September 2017	4,329	→
Quarter ending December 2017	4,287	→
Variance since December 2016	(1.0%)	→



ACTIVITY

Cumulative percentage of contracted UDA delivered 2017 & 2018



Month	Adjusted Scheduled Activity (UDA)	
	2017	2018
April	873	903
May	1,979	1,964
June	2,927	2,838
July	4,219	4,100
August	5,375	5,123
September	6,392	6,120
October	7,501	7,319
November	8,737	8,395
December	9,660	9,404
January	10,604	
February	11,812	
March	13,144	
April	13,512	
May	13,512	
June	13,512	

QUALITY

	Quantity	Base Number	Contract	AT	Region	England
% of FP17s for the same patient ID Re-attending within 3 months - Children	87	1,135	7.7%	10.8%	12.9%	12.0%
% of FP17s for the same patient ID Re-attending within 3 months - Adults	404	3,097	13.0%	14.4%	16.5%	15.9%
% of FP17s for the same patient ID Re-attending between 3 & 9 months - Children	726	1,135	64.0%	57.8%	59.6%	58.0%
% of FP17s for the same patient ID Re-attending between 3 & 9 months - Adults	1,586	3,097	51.2%	52.6%	52.8%	50.5%
% of FP17s for Band 1 Urgent Courses	298	4,047	7.4%	8.1%	9.1%	9.0%
% of FP17s Relating to Free Repair or Replacements	32	4,047	0.8%	1.1%	1.0%	0.8%
% of FP17s Relating to Continuations	81	4,047	2.0%	1.4%	1.2%	1.1%
% of Patients satisfied with the dentistry they have received	7	7	N/A	92.8%	91.6%	91.5%
% of Patients satisfied with the time they had to wait for an appointment	6	7	N/A	88.7%	88.3%	87.9%

* This is based on patients treated on this contract for their most recent course of treatment. Figures in italics indicate the base number of FP17s or Patient Questionnaire responses are less than 100. N/A is shown where the base number of responses is less than 10 during the period. % is calculated as Quantity/Base number*100

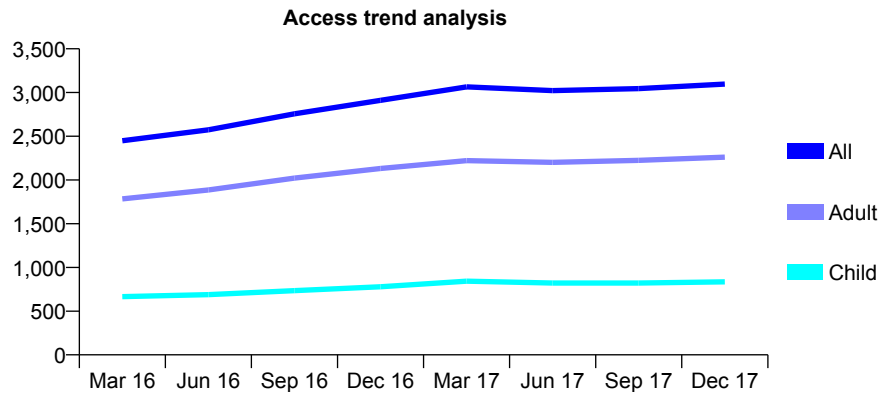
Q49 - Vital Signs At a Glance Contract Report for 789348/0001 - December 2017

Name or company name	MR B MOHRI
Contract type name	GDS Contract
Purpose of contract	General
Contract start date	01/01/2015
Contract end date	

17/18 Contracted general activity (UDA)	11,409
Carry forward general activity (UDA)	0
17/18 Contracted orthodontic activity (UOA)	0
Carry forward orthodontic activity (UOA)	0
Baseline contract value	£247,505.60

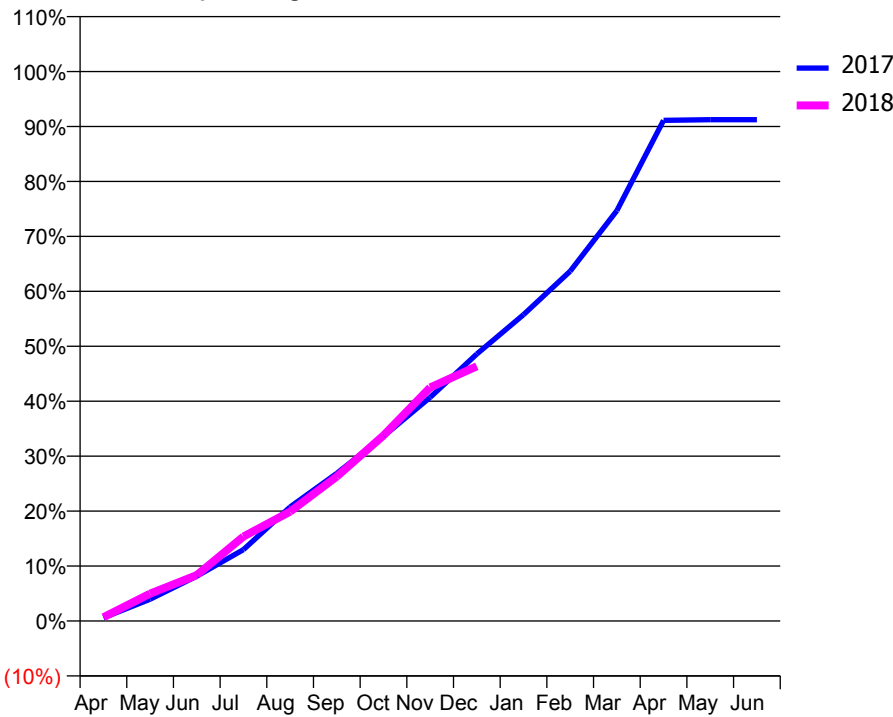
ACCESS*

Patients seen in 24 months	Total	Change since previous quarter
Quarter ending December 2016	2,910	
Quarter ending March 2017	3,065	↑
Quarter ending June 2017	3,022	↓
Quarter ending September 2017	3,045	→
Quarter ending December 2017	3,096	→
Variance since December 2016	6.4%	↑



ACTIVITY

Cumulative percentage of contracted UDA delivered 2017 & 2018



Month	Adjusted Scheduled Activity (UDA)	
	2017	2018
April	68	80
May	454	570
June	933	953
July	1,482	1,755
August	2,368	2,272
September	3,066	2,999
October	3,837	3,854
November	4,645	4,850
December	5,544	5,291
January	6,360	
February	7,263	
March	8,521	
April	10,396	
May	10,409	
June	10,409	

QUALITY

	Quantity	Base Number	Contract	AT	Region	England
% of FP17s for the same patient ID Re-attending within 3 months - Children	41	722	5.7%	10.8%	12.9%	12.0%
% of FP17s for the same patient ID Re-attending within 3 months - Adults	286	1,900	15.1%	14.4%	16.5%	15.9%
% of FP17s for the same patient ID Re-attending between 3 & 9 months - Children	354	722	49.0%	57.8%	59.6%	58.0%
% of FP17s for the same patient ID Re-attending between 3 & 9 months - Adults	811	1,900	42.7%	52.6%	52.8%	50.5%
% of FP17s for Band 1 Urgent Courses	176	2,160	8.1%	8.1%	9.1%	9.0%
% of FP17s Relating to Free Repair or Replacements	6	2,160	0.3%	1.1%	1.0%	0.8%
% of FP17s Relating to Continuations	55	2,160	2.5%	1.4%	1.2%	1.1%
% of Patients satisfied with the dentistry they have received	3	6	N/A	92.8%	91.6%	91.5%
% of Patients satisfied with the time they had to wait for an appointment	5	6	N/A	88.7%	88.3%	87.9%

* This is based on patients treated on this contract for their most recent course of treatment. Figures in italics indicate the base number of FP17s or Patient Questionnaire responses are less than 100. N/A is shown where the base number of responses is less than 10 during the period. % is calculated as Quantity/Base number*100

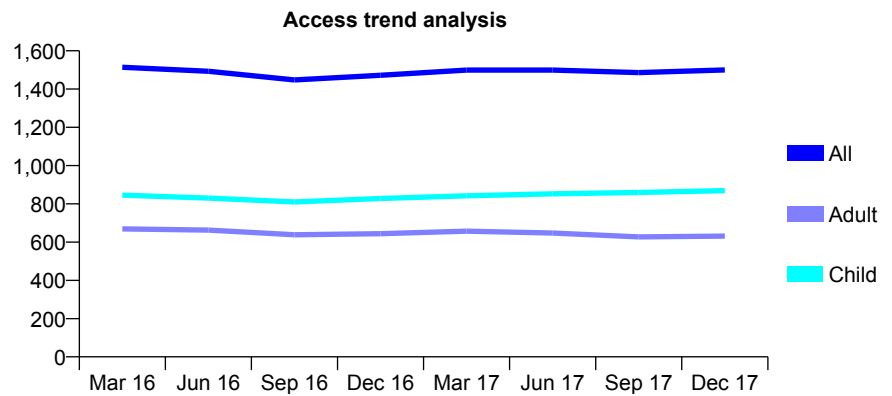
Q49 - Vital Signs At a Glance Contract Report for 804991/0001 - December 2017

Name or company name	Kingston Park Dental Practice
Contract type name	GDS Contract
Purpose of contract	General
Contract start date	01/04/2006
Contract end date	

17/18 Contracted general activity (UDA)	3,405
Carry forward general activity (UDA)	-68
17/18 Contracted orthodontic activity (UOA)	0
Carry forward orthodontic activity (UOA)	0
Baseline contract value	£80,153.14

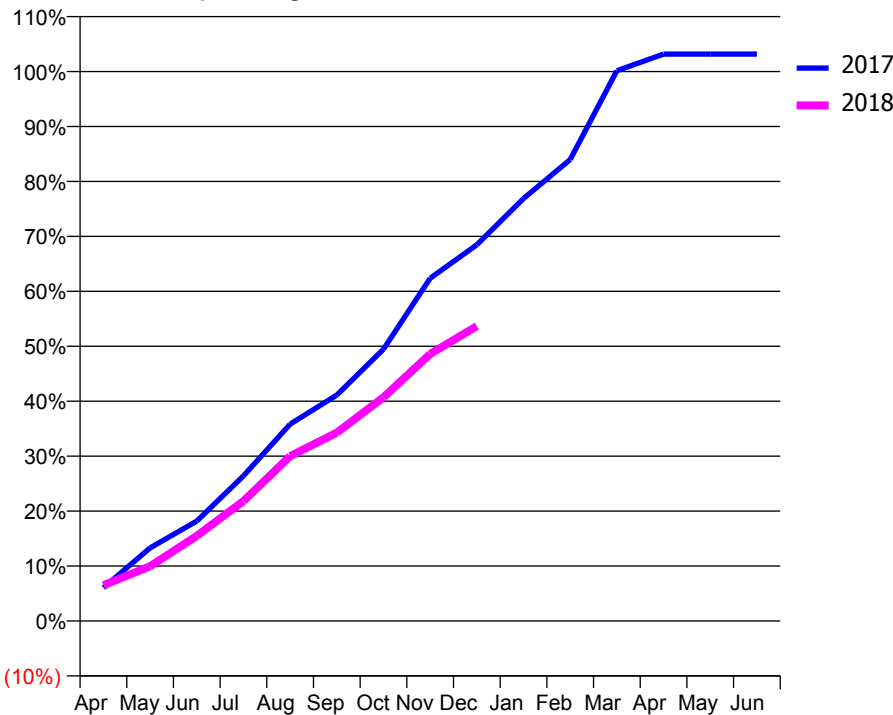
ACCESS*

Patients seen in 24 months	Total	Change since previous quarter
Quarter ending December 2016	1,472	
Quarter ending March 2017	1,499	→
Quarter ending June 2017	1,499	→
Quarter ending September 2017	1,486	→
Quarter ending December 2017	1,500	→
Variance since December 2016	1.9%	→



ACTIVITY

Cumulative percentage of contracted UDA delivered 2017 & 2018



Month	Adjusted Scheduled Activity (UDA)	
	2017	2018
April	206	222
May	453	339
June	619	527
July	900	743
August	1,220	1,022
September	1,400	1,167
October	1,684	1,386
November	2,124	1,655
December	2,331	1,827
January	2,618	
February	2,860	
March	3,410	
April	3,513	
May	3,513	
June	3,513	

QUALITY

	Quantity	Base Number	Contract	AT	Region	England
% of FP17s for the same patient ID Re-attending within 3 months - Children	37	816	4.5%	10.8%	12.9%	12.0%
% of FP17s for the same patient ID Re-attending within 3 months - Adults	46	420	11.0%	14.4%	16.5%	15.9%
% of FP17s for the same patient ID Re-attending between 3 & 9 months - Children	441	816	54.0%	57.8%	59.6%	58.0%
% of FP17s for the same patient ID Re-attending between 3 & 9 months - Adults	220	420	52.4%	52.6%	52.8%	50.5%
% of FP17s for Band 1 Urgent Courses	20	1,174	1.7%	8.1%	9.1%	9.0%
% of FP17s Relating to Free Repair or Replacements	1	1,174	0.1%	1.1%	1.0%	0.8%
% of FP17s Relating to Continuations	10	1,174	0.9%	1.4%	1.2%	1.1%
% of Patients satisfied with the dentistry they have received	4	4	N/A	92.8%	91.6%	91.5%
% of Patients satisfied with the time they had to wait for an appointment	3	4	N/A	88.7%	88.3%	87.9%

* This is based on patients treated on this contract for their most recent course of treatment. Figures in italics indicate the base number of FP17s or Patient Questionnaire responses are less than 100. N/A is shown where the base number of responses is less than 10 during the period. % is calculated as Quantity/Base number*100

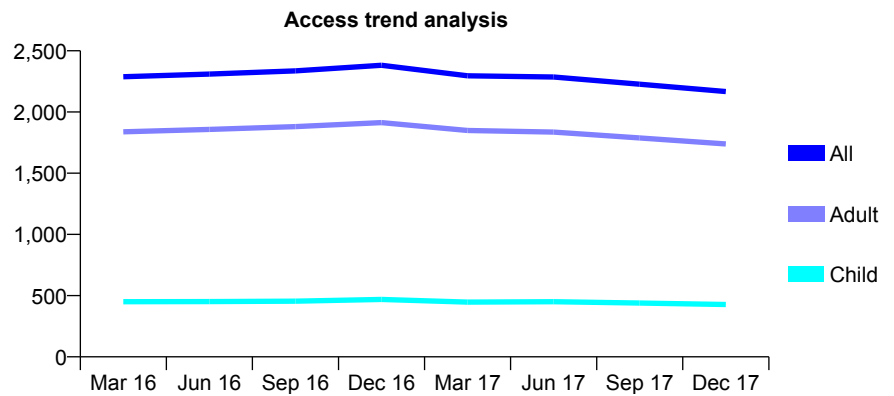
Q49 - Vital Signs At a Glance Contract Report for 808172/0001 - December 2017

Name or company name	Mrs S Kothiwala
Contract type name	GDS Contract
Purpose of contract	General and Orthodontic
Contract start date	01/04/2006
Contract end date	

17/18 Contracted general activity (UDA)	5,697
Carry forward general activity (UDA)	-107
17/18 Contracted orthodontic activity (UOA)	0
Carry forward orthodontic activity (UOA)	0
Baseline contract value	£166,837.61

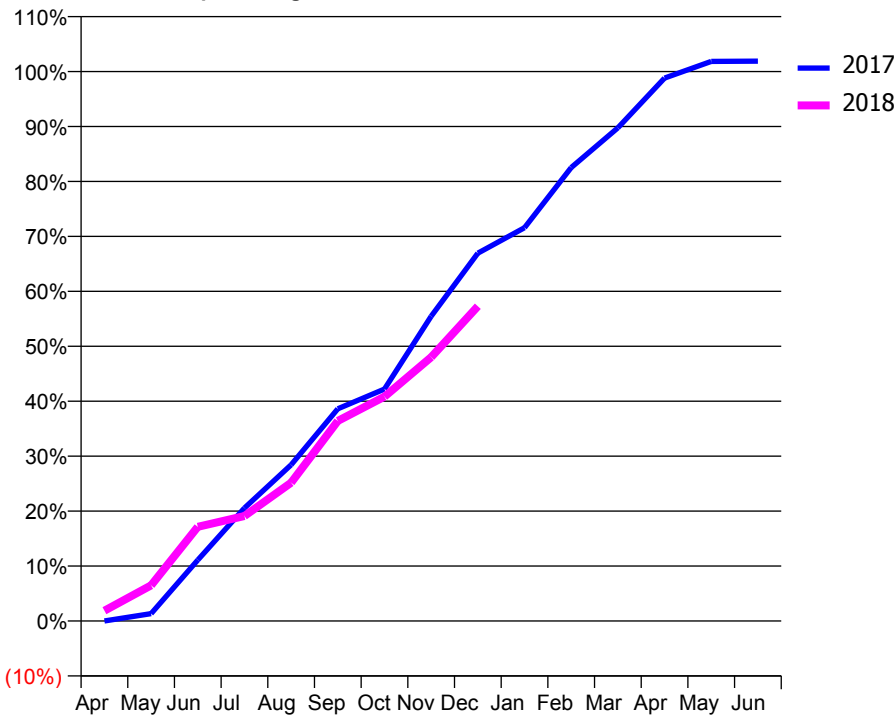
ACCESS*

Patients seen in 24 months	Total	Change since previous quarter
Quarter ending December 2016	2,382	
Quarter ending March 2017	2,296	↓
Quarter ending June 2017	2,286	→
Quarter ending September 2017	2,227	↓
Quarter ending December 2017	2,167	↓
Variance since December 2016	(9.0%)	↓



ACTIVITY

Cumulative percentage of contracted UDA delivered 2017 & 2018



Month	Adjusted Scheduled Activity (UDA)	
	2017	2018
April	0	107
May	77	369
June	633	976
July	1,171	1,089
August	1,620	1,434
September	2,200	2,074
October	2,405	2,325
November	3,160	2,736
December	3,814	3,264
January	4,077	
February	4,701	
March	5,113	
April	5,629	
May	5,801	
June	5,804	

QUALITY

	Quantity	Base Number	Contract	AT	Region	England
% of FP17s for the same patient ID Re-attending within 3 months - Children	78	523	14.9%	10.8%	12.9%	12.0%
% of FP17s for the same patient ID Re-attending within 3 months - Adults	140	1,537	9.1%	14.4%	16.5%	15.9%
% of FP17s for the same patient ID Re-attending between 3 & 9 months - Children	289	523	55.3%	57.8%	59.6%	58.0%
% of FP17s for the same patient ID Re-attending between 3 & 9 months - Adults	838	1,537	54.5%	52.6%	52.8%	50.5%
% of FP17s for Band 1 Urgent Courses	14	1,739	0.8%	8.1%	9.1%	9.0%
% of FP17s Relating to Free Repair or Replacements	7	1,739	0.4%	1.1%	1.0%	0.8%
% of FP17s Relating to Continuations	8	1,739	0.5%	1.4%	1.2%	1.1%
% of Patients satisfied with the dentistry they have received	4	5	N/A	92.8%	91.6%	91.5%
% of Patients satisfied with the time they had to wait for an appointment	5	5	N/A	88.7%	88.3%	87.9%

* This is based on patients treated on this contract for their most recent course of treatment. Figures in italics indicate the base number of FP17s or Patient Questionnaire responses are less than 100. N/A is shown where the base number of responses is less than 10 during the period. % is calculated as Quantity/Base number*100

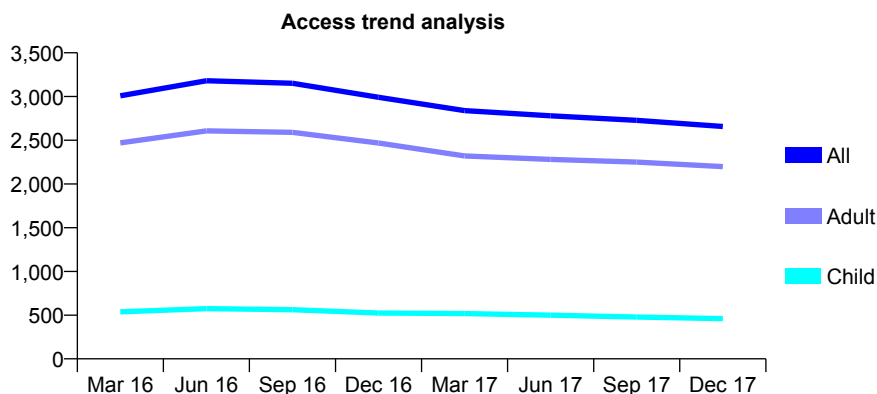
Q49 - Vital Signs At a Glance Contract Report for 813257/0001 - December 2017

Name or company name	The Berwick Dental Practice Partnership
Contract type name	GDS Contract
Purpose of contract	General
Contract start date	01/04/2006
Contract end date	

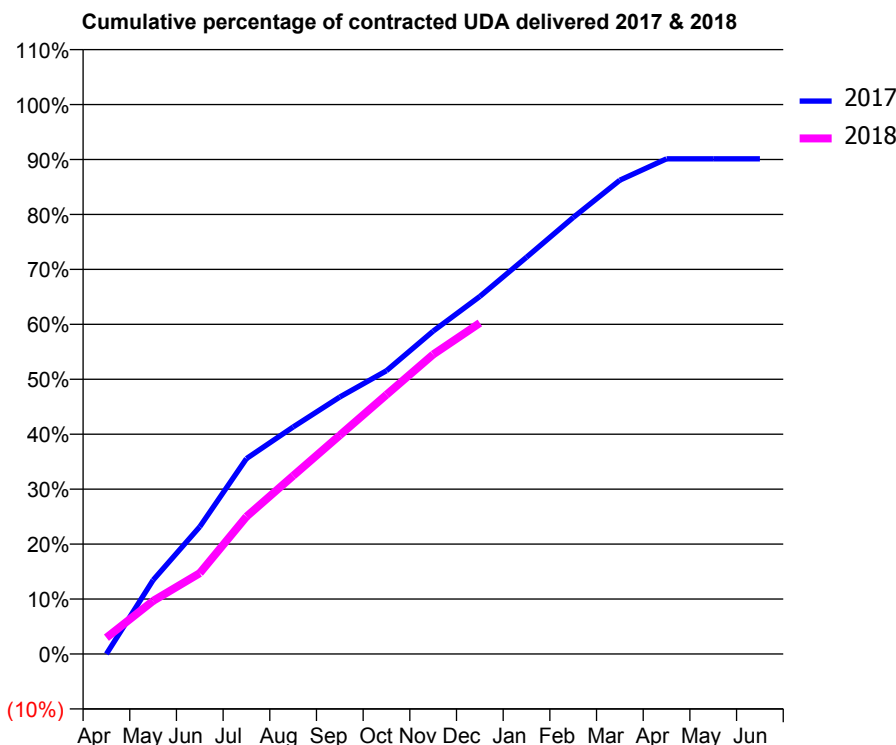
17/18 Contracted general activity (UDA)	10,736
Carry forward general activity (UDA)	0
17/18 Contracted orthodontic activity (UOA)	0
Carry forward orthodontic activity (UOA)	0
Baseline contract value	£275,691.21

ACCESS*

Patients seen in 24 months	Total	Change since previous quarter
Quarter ending December 2016	2,992	
Quarter ending March 2017	2,839	↓
Quarter ending June 2017	2,780	↓
Quarter ending September 2017	2,728	↓
Quarter ending December 2017	2,658	↓
Variance since December 2016	(11.2%)	↓



ACTIVITY



Month	Adjusted Scheduled Activity (UDA)	
	2017	2018
April	0	319
May	1,444	1,038
June	2,487	1,581
July	3,818	2,684
August	4,435	3,482
September	5,022	4,275
October	5,536	5,065
November	6,310	5,854
December	6,985	6,466
January	7,753	
February	8,528	
March	9,259	
April	9,675	
May	9,675	
June	9,675	

QUALITY

	Quantity	Base Number	Contract	AT	Region	England
% of FP17s for the same patient ID Re-attending within 3 months - Children	43	511	8.4%	10.8%	12.9%	12.0%
% of FP17s for the same patient ID Re-attending within 3 months - Adults	435	2,686	16.2%	14.4%	16.5%	15.9%
% of FP17s for the same patient ID Re-attending between 3 & 9 months - Children	320	511	62.6%	57.8%	59.6%	58.0%
% of FP17s for the same patient ID Re-attending between 3 & 9 months - Adults	1,682	2,686	62.6%	52.6%	52.8%	50.5%
% of FP17s for Band 1 Urgent Courses	203	3,014	6.7%	8.1%	9.1%	9.0%
% of FP17s Relating to Free Repair or Replacements	44	3,014	1.5%	1.1%	1.0%	0.8%
% of FP17s Relating to Continuations	69	3,014	2.3%	1.4%	1.2%	1.1%
% of Patients satisfied with the dentistry they have received	5	6	N/A	92.8%	91.6%	91.5%
% of Patients satisfied with the time they had to wait for an appointment	5	6	N/A	88.7%	88.3%	87.9%

* This is based on patients treated on this contract for their most recent course of treatment. Figures in italics indicate the base number of FP17s or Patient Questionnaire responses are less than 100. N/A is shown where the base number of responses is less than 10 during the period. % is calculated as Quantity/Base number*100

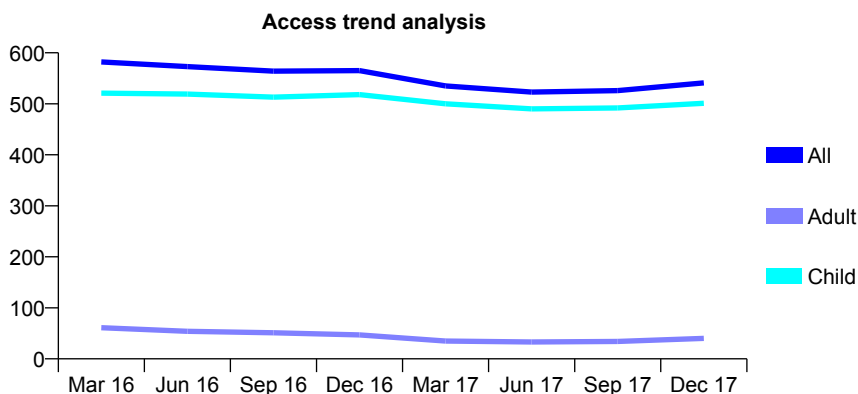
Q49 - Vital Signs At a Glance Contract Report for 814016/0001 - December 2017

Name or company name	MR JW LEIGH
Contract type name	GDS Contract
Purpose of contract	General
Contract start date	01/04/2006
Contract end date	

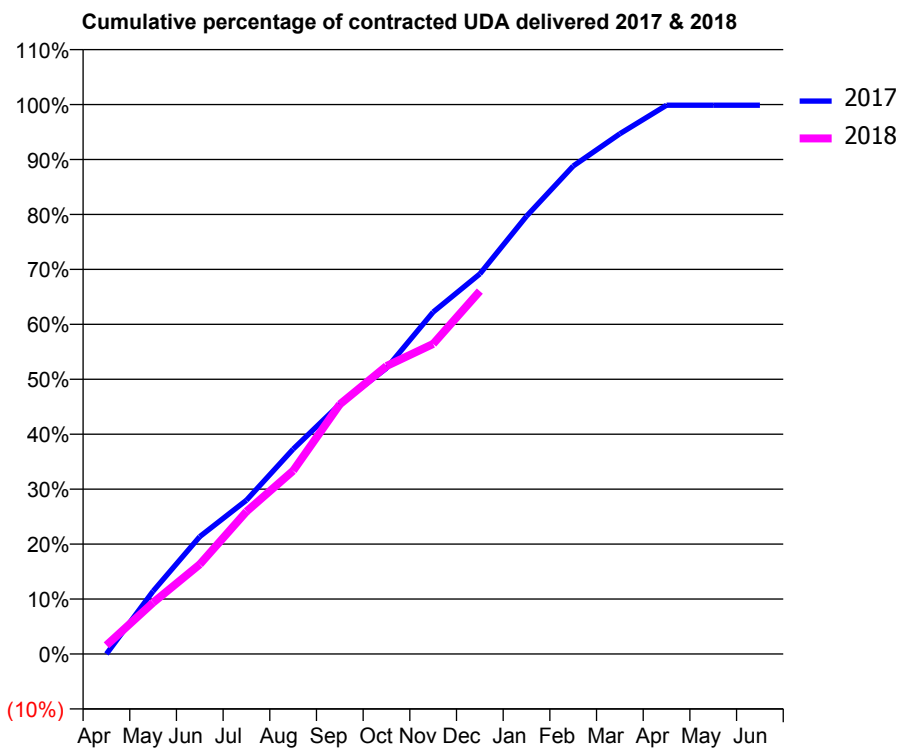
17/18 Contracted general activity (UDA)	1,250
Carry forward general activity (UDA)	2
17/18 Contracted orthodontic activity (UOA)	0
Carry forward orthodontic activity (UOA)	0
Baseline contract value	£30,356.83

ACCESS*

Patients seen in 24 months	Total	Change since previous quarter
Quarter ending December 2016	565	
Quarter ending March 2017	535	↓
Quarter ending June 2017	523	↓
Quarter ending September 2017	526	→
Quarter ending December 2017	541	↑
Variance since December 2016	(4.2%)	↓



ACTIVITY



Month	Adjusted Scheduled Activity (UDA)	
	2017	2018
April	0	20
May	143	117
June	267	204
July	350	324
August	466	417
September	568	568
October	650	655
November	778	705
December	865	826
January	996	
February	1,110	
March	1,183	
April	1,248	
May	1,248	
June	1,248	

QUALITY

	Quantity	Base Number	Contract	AT	Region	England
% of FP17s for the same patient ID Re-attending within 3 months - Children	37	596	6.2%	10.8%	12.9%	12.0%
% of FP17s for the same patient ID Re-attending within 3 months - Adults	0	0	N/A	14.4%	16.5%	15.9%
% of FP17s for the same patient ID Re-attending between 3 & 9 months - Children	420	596	70.5%	57.8%	59.6%	58.0%
% of FP17s for the same patient ID Re-attending between 3 & 9 months - Adults	0	0	N/A	52.6%	52.8%	50.5%
% of FP17s for Band 1 Urgent Courses	3	563	0.5%	8.1%	9.1%	9.0%
% of FP17s Relating to Free Repair or Replacements	0	563	0.0%	1.1%	1.0%	0.8%
% of FP17s Relating to Continuations	0	563	0.0%	1.4%	1.2%	1.1%
% of Patients satisfied with the dentistry they have received	0	0	N/A	92.8%	91.6%	91.5%
% of Patients satisfied with the time they had to wait for an appointment	0	0	N/A	88.7%	88.3%	87.9%

* This is based on patients treated on this contract for their most recent course of treatment. Figures in italics indicate the base number of FP17s or Patient Questionnaire responses are less than 100. N/A is shown where the base number of responses is less than 10 during the period. % is calculated as Quantity/Base number*100

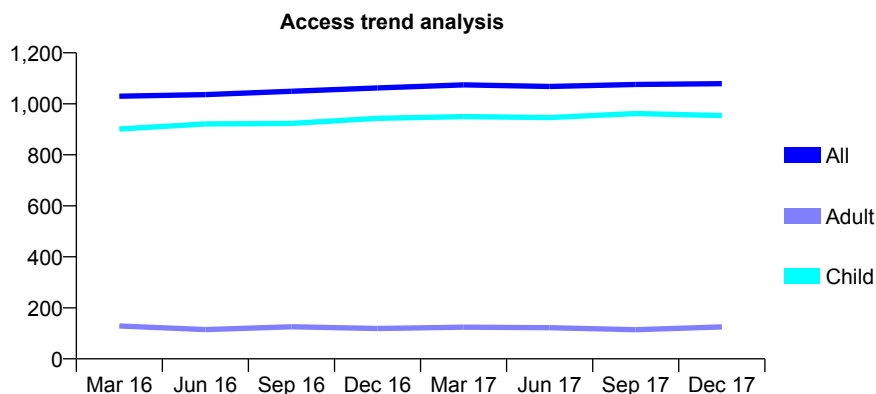
Q49 - Vital Signs At a Glance Contract Report for 817201/0001 - December 2017

Name or company name	MR JB LEWIS
Contract type name	GDS Contract
Purpose of contract	General
Contract start date	01/04/2011
Contract end date	

17/18 Contracted general activity (UDA)	2,408
Carry forward general activity (UDA)	-27
17/18 Contracted orthodontic activity (UOA)	0
Carry forward orthodontic activity (UOA)	0
Baseline contract value	£58,301.77

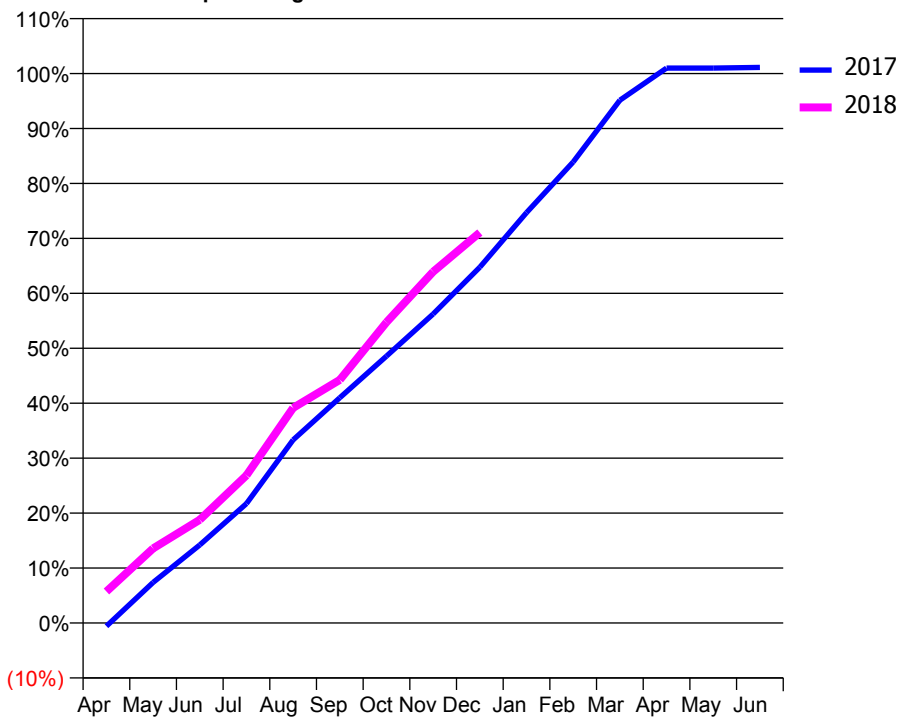
ACCESS*

Patients seen in 24 months	Total	Change since previous quarter
Quarter ending December 2016	1,062	
Quarter ending March 2017	1,074	→
Quarter ending June 2017	1,068	→
Quarter ending September 2017	1,076	→
Quarter ending December 2017	1,079	→
Variance since December 2016	1.6%	→



ACTIVITY

Cumulative percentage of contracted UDA delivered 2017 & 2018



Month	Adjusted Scheduled Activity (UDA)	
	2017	2018
April	-15	138
May	178	327
June	342	453
July	523	647
August	803	943
September	987	1,065
October	1,170	1,318
November	1,354	1,539
December	1,559	1,711
January	1,798	
February	2,020	
March	2,291	
April	2,432	
May	2,432	
June	2,435	

QUALITY

	Quantity	Base Number	Contract	AT	Region	England
% of FP17s for the same patient ID Re-attending within 3 months - Children	139	1,285	10.8%	10.8%	12.9%	12.0%
% of FP17s for the same patient ID Re-attending within 3 months - Adults	0	0	N/A	14.4%	16.5%	15.9%
% of FP17s for the same patient ID Re-attending between 3 & 9 months - Children	914	1,285	71.1%	57.8%	59.6%	58.0%
% of FP17s for the same patient ID Re-attending between 3 & 9 months - Adults	0	0	N/A	52.6%	52.8%	50.5%
% of FP17s for Band 1 Urgent Courses	62	1,196	5.2%	8.1%	9.1%	9.0%
% of FP17s Relating to Free Repair or Replacements	0	1,196	0.0%	1.1%	1.0%	0.8%
% of FP17s Relating to Continuations	0	1,196	0.0%	1.4%	1.2%	1.1%
% of Patients satisfied with the dentistry they have received	1	1	N/A	92.8%	91.6%	91.5%
% of Patients satisfied with the time they had to wait for an appointment	1	1	N/A	88.7%	88.3%	87.9%

* This is based on patients treated on this contract for their most recent course of treatment. Figures in italics indicate the base number of FP17s or Patient Questionnaire responses are less than 100. N/A is shown where the base number of responses is less than 10 during the period. % is calculated as Quantity/Base number*100

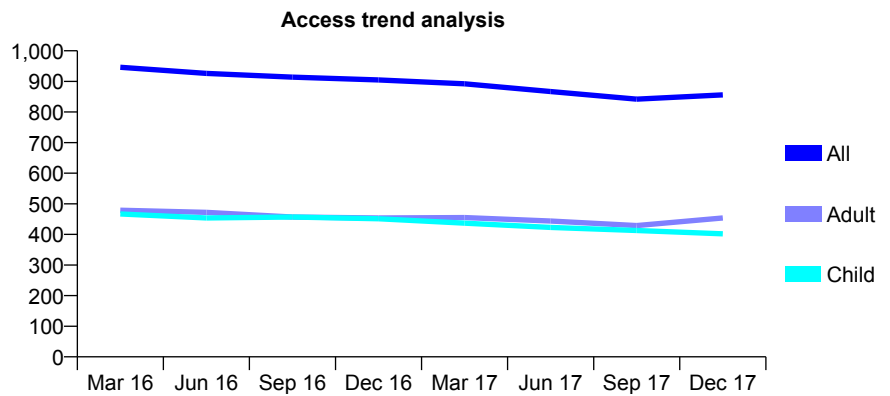
Q49 - Vital Signs At a Glance Contract Report for 819042/0001 - December 2017

Name or company name	Mr D W Thomas
Contract type name	GDS Contract
Purpose of contract	General
Contract start date	01/04/2006
Contract end date	

17/18 Contracted general activity (UDA)	3,200
Carry forward general activity (UDA)	0
17/18 Contracted orthodontic activity (UOA)	0
Carry forward orthodontic activity (UOA)	0
Baseline contract value	£87,499.88

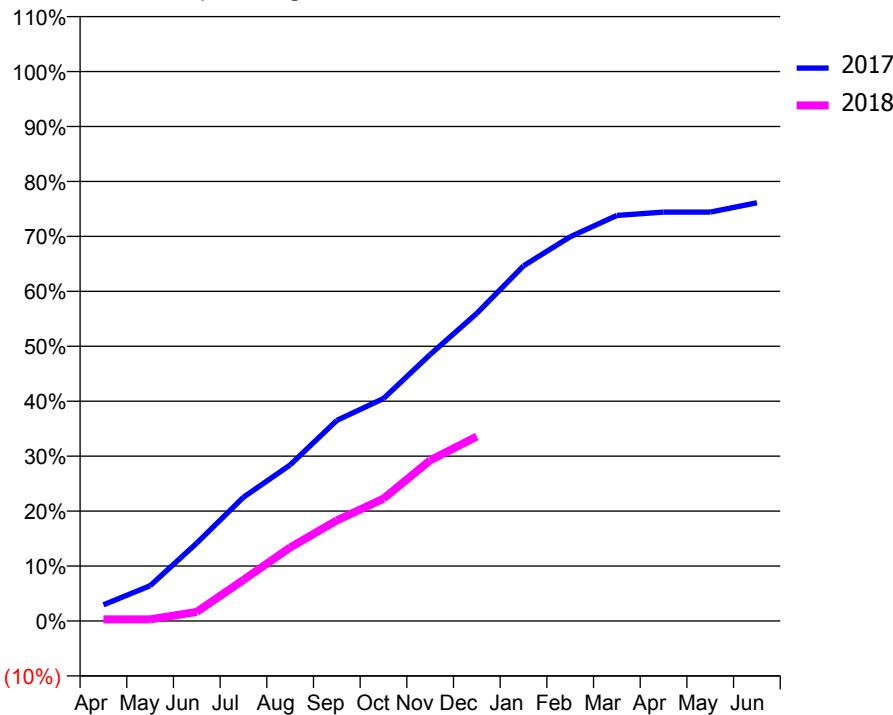
ACCESS*

Patients seen in 24 months	Total	Change since previous quarter
Quarter ending December 2016	905	
Quarter ending March 2017	892	↓
Quarter ending June 2017	867	↓
Quarter ending September 2017	842	↓
Quarter ending December 2017	856	→
Variance since December 2016	(5.4%)	↓



ACTIVITY

Cumulative percentage of contracted UDA delivered 2017 & 2018



Month	Adjusted Scheduled Activity (UDA)	
	2017	2018
April	94	10
May	205	10
June	454	53
July	721	239
August	909	428
September	1,168	586
October	1,296	712
November	1,552	936
December	1,792	1,075
January	2,069	
February	2,238	
March	2,362	
April	2,382	
May	2,382	
June	2,436	

QUALITY

	Quantity	Base Number	Contract	AT	Region	England
% of FP17s for the same patient ID Re-attending within 3 months - Children	28	385	7.3%	10.8%	12.9%	12.0%
% of FP17s for the same patient ID Re-attending within 3 months - Adults	52	375	13.9%	14.4%	16.5%	15.9%
% of FP17s for the same patient ID Re-attending between 3 & 9 months - Children	218	385	56.6%	57.8%	59.6%	58.0%
% of FP17s for the same patient ID Re-attending between 3 & 9 months - Adults	215	375	57.3%	52.6%	52.8%	50.5%
% of FP17s for Band 1 Urgent Courses	39	685	5.7%	8.1%	9.1%	9.0%
% of FP17s Relating to Free Repair or Replacements	0	685	0.0%	1.1%	1.0%	0.8%
% of FP17s Relating to Continuations	11	685	1.6%	1.4%	1.2%	1.1%
% of Patients satisfied with the dentistry they have received	1	1	N/A	92.8%	91.6%	91.5%
% of Patients satisfied with the time they had to wait for an appointment	1	1	N/A	88.7%	88.3%	87.9%

* This is based on patients treated on this contract for their most recent course of treatment. Figures in italics indicate the base number of FP17s or Patient Questionnaire responses are less than 100. N/A is shown where the base number of responses is less than 10 during the period. % is calculated as Quantity/Base number*100

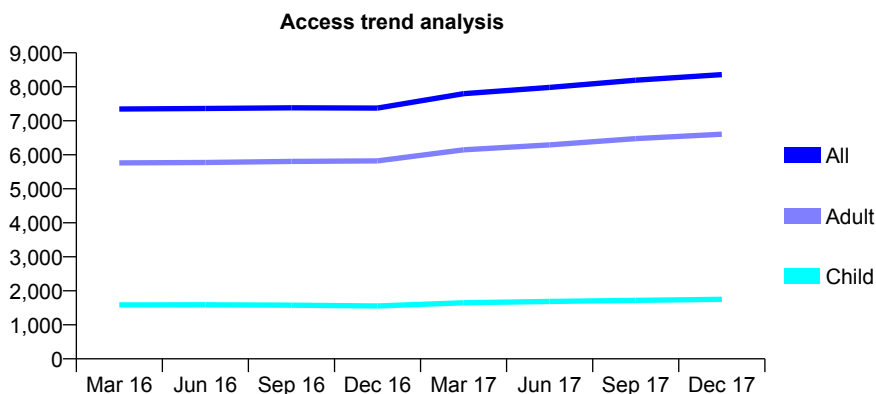
Q49 - Vital Signs At a Glance Contract Report for 819786/0001 - December 2017

Name or company name	MR CA TURNER
Contract type name	GDS Contract
Purpose of contract	General
Contract start date	01/10/2013
Contract end date	

17/18 Contracted general activity (UDA)	22,621
Carry forward general activity (UDA)	657
17/18 Contracted orthodontic activity (UOA)	0
Carry forward orthodontic activity (UOA)	0
Baseline contract value	£837,891.40

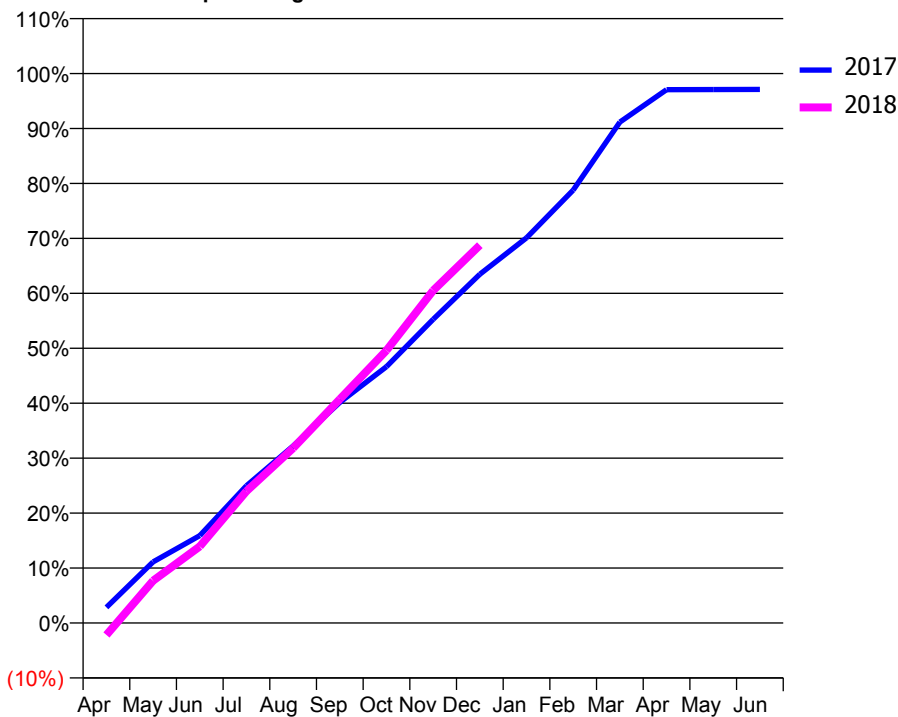
ACCESS*

Patients seen in 24 months	Total	Change since previous quarter
Quarter ending December 2016	7,376	
Quarter ending March 2017	7,799	↑
Quarter ending June 2017	7,983	↑
Quarter ending September 2017	8,196	↑
Quarter ending December 2017	8,357	→
Variance since December 2016	13.3%	↑



ACTIVITY

Cumulative percentage of contracted UDA delivered 2017 & 2018



Month	Adjusted Scheduled Activity (UDA)	
	2017	2018
April	646	-499
May	2,519	1,744
June	3,598	3,152
July	5,651	5,424
August	7,288	7,199
September	9,080	9,212
October	10,551	11,222
November	12,503	13,685
December	14,356	15,552
January	15,854	
February	17,820	
March	20,620	
April	21,954	
May	21,963	
June	21,963	

QUALITY

	Quantity	Base Number	Contract	AT	Region	England
% of FP17s for the same patient ID Re-attending within 3 months - Children	176	2,180	8.1%	10.8%	12.9%	12.0%
% of FP17s for the same patient ID Re-attending within 3 months - Adults	887	6,461	13.7%	14.4%	16.5%	15.9%
% of FP17s for the same patient ID Re-attending between 3 & 9 months - Children	1,416	2,180	65.0%	57.8%	59.6%	58.0%
% of FP17s for the same patient ID Re-attending between 3 & 9 months - Adults	2,425	6,461	37.5%	52.6%	52.8%	50.5%
% of FP17s for Band 1 Urgent Courses	776	8,040	9.7%	8.1%	9.1%	9.0%
% of FP17s Relating to Free Repair or Replacements	233	8,040	2.9%	1.1%	1.0%	0.8%
% of FP17s Relating to Continuations	91	8,040	1.1%	1.4%	1.2%	1.1%
% of Patients satisfied with the dentistry they have received	14	15	93.3%	92.8%	91.6%	91.5%
% of Patients satisfied with the time they had to wait for an appointment	15	15	100.0%	88.7%	88.3%	87.9%

* This is based on patients treated on this contract for their most recent course of treatment. Figures in italics indicate the base number of FP17s or Patient Questionnaire responses are less than 100. N/A is shown where the base number of responses is less than 10 during the period. % is calculated as Quantity/Base number*100

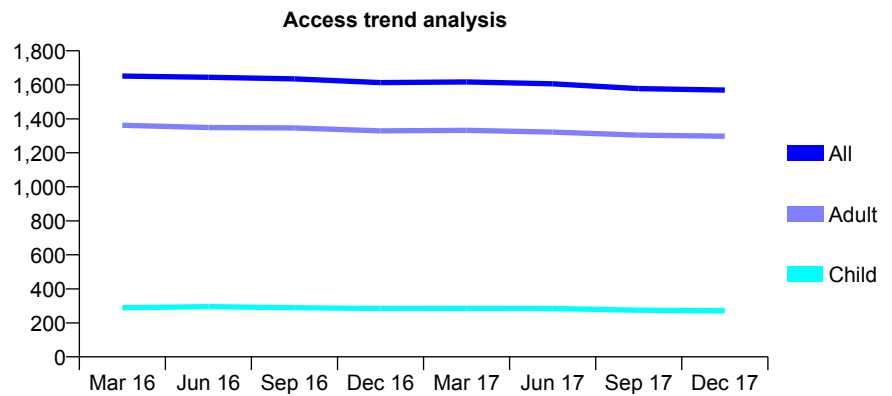
Q49 - Vital Signs At a Glance Contract Report for 826324/0002 - December 2017

Name or company name	MR B SWIFT
Contract type name	GDS Contract
Purpose of contract	General
Contract start date	06/04/2013
Contract end date	

17/18 Contracted general activity (UDA)	6,000
Carry forward general activity (UDA)	0
17/18 Contracted orthodontic activity (UOA)	0
Carry forward orthodontic activity (UOA)	0
Baseline contract value	£140,385.90

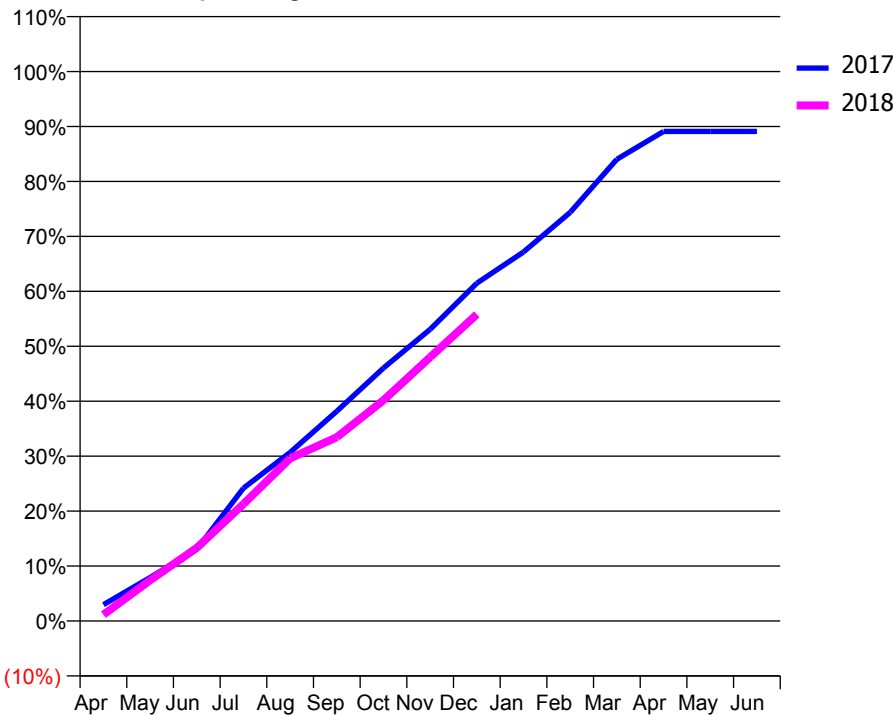
ACCESS*

Patients seen in 24 months	Total	Change since previous quarter
Quarter ending December 2016	1,613	
Quarter ending March 2017	1,617	→
Quarter ending June 2017	1,606	→
Quarter ending September 2017	1,578	↓
Quarter ending December 2017	1,569	→
Variance since December 2016	(2.7%)	↓



ACTIVITY

Cumulative percentage of contracted UDA delivered 2017 & 2018



Month	Adjusted Scheduled Activity (UDA)	
	2017	2018
April	178	69
May	475	444
June	784	799
July	1,451	1,277
August	1,841	1,776
September	2,292	2,007
October	2,763	2,411
November	3,185	2,881
December	3,689	3,348
January	4,029	
February	4,462	
March	5,042	
April	5,346	
May	5,346	
June	5,346	

QUALITY

	Quantity	Base Number	Contract	AT	Region	England
% of FP17s for the same patient ID Re-attending within 3 months - Children	21	295	7.1%	10.8%	12.9%	12.0%
% of FP17s for the same patient ID Re-attending within 3 months - Adults	287	1,632	17.6%	14.4%	16.5%	15.9%
% of FP17s for the same patient ID Re-attending between 3 & 9 months - Children	188	295	63.7%	57.8%	59.6%	58.0%
% of FP17s for the same patient ID Re-attending between 3 & 9 months - Adults	1,078	1,632	66.1%	52.6%	52.8%	50.5%
% of FP17s for Band 1 Urgent Courses	197	1,806	10.9%	8.1%	9.1%	9.0%
% of FP17s Relating to Free Repair or Replacements	28	1,806	1.6%	1.1%	1.0%	0.8%
% of FP17s Relating to Continuations	14	1,806	0.8%	1.4%	1.2%	1.1%
% of Patients satisfied with the dentistry they have received	4	4	N/A	92.8%	91.6%	91.5%
% of Patients satisfied with the time they had to wait for an appointment	4	4	N/A	88.7%	88.3%	87.9%

* This is based on patients treated on this contract for their most recent course of treatment. Figures in italics indicate the base number of FP17s or Patient Questionnaire responses are less than 100. N/A is shown where the base number of responses is less than 10 during the period. % is calculated as Quantity/Base number*100

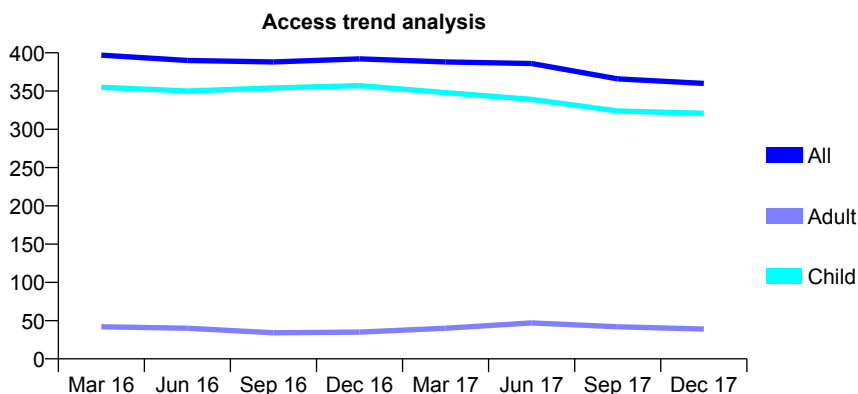
Q49 - Vital Signs At a Glance Contract Report for 826693/0001 - December 2017

Name or company name	MR JR MCHUGH
Contract type name	GDS Contract
Purpose of contract	General
Contract start date	01/04/2006
Contract end date	

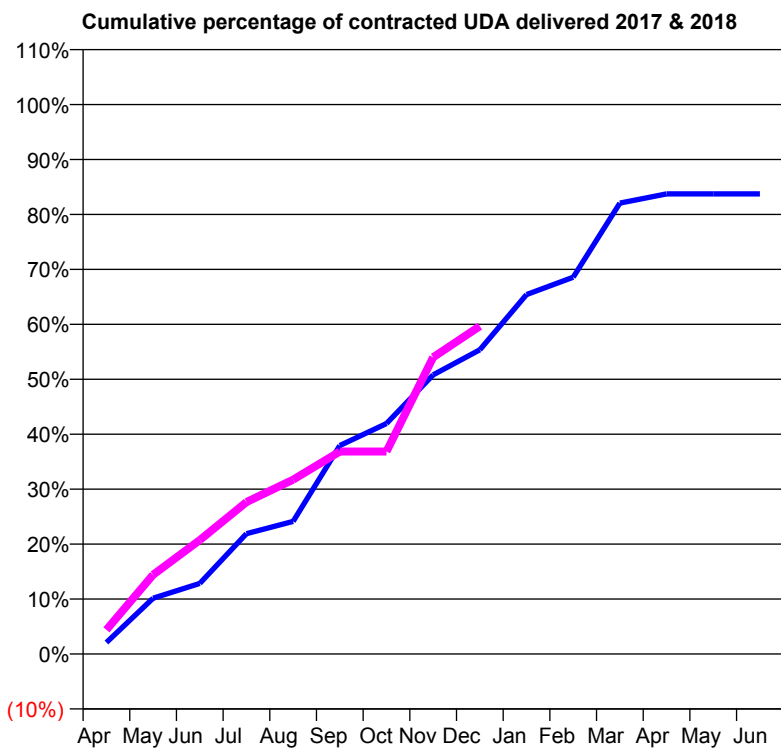
17/18 Contracted general activity (UDA)	750
Carry forward general activity (UDA)	0
17/18 Contracted orthodontic activity (UOA)	0
Carry forward orthodontic activity (UOA)	0
Baseline contract value	£17,935.40

ACCESS*

Patients seen in 24 months	Total	Change since previous quarter
Quarter ending December 2016	392	
Quarter ending March 2017	388	↓
Quarter ending June 2017	386	→
Quarter ending September 2017	366	↓
Quarter ending December 2017	360	↓
Variance since December 2016	(8.2%)	↓



ACTIVITY



Month	Adjusted Scheduled Activity (UDA)	
	2017	2018
April	19	33
May	91	108
June	116	156
July	197	207
August	217	238
September	341	276
October	377	276
November	457	405
December	498	447
January	589	
February	617	
March	739	
April	754	
May	754	
June	754	

QUALITY

	Quantity	Base Number	Contract	AT	Region	England
% of FP17s for the same patient ID Re-attending within 3 months - Children	25	363	6.9%	10.8%	12.9%	12.0%
% of FP17s for the same patient ID Re-attending within 3 months - Adults	0	0	N/A	14.4%	16.5%	15.9%
% of FP17s for the same patient ID Re-attending between 3 & 9 months - Children	229	363	63.1%	57.8%	59.6%	58.0%
% of FP17s for the same patient ID Re-attending between 3 & 9 months - Adults	0	0	N/A	52.6%	52.8%	50.5%
% of FP17s for Band 1 Urgent Courses	17	350	4.9%	8.1%	9.1%	9.0%
% of FP17s Relating to Free Repair or Replacements	0	350	0.0%	1.1%	1.0%	0.8%
% of FP17s Relating to Continuations	0	350	0.0%	1.4%	1.2%	1.1%
% of Patients satisfied with the dentistry they have received	1	1	N/A	92.8%	91.6%	91.5%
% of Patients satisfied with the time they had to wait for an appointment	1	1	N/A	88.7%	88.3%	87.9%

* This is based on patients treated on this contract for their most recent course of treatment. Figures in italics indicate the base number of FP17s or Patient Questionnaire responses are less than 100. N/A is shown where the base number of responses is less than 10 during the period. % is calculated as Quantity/Base number*100

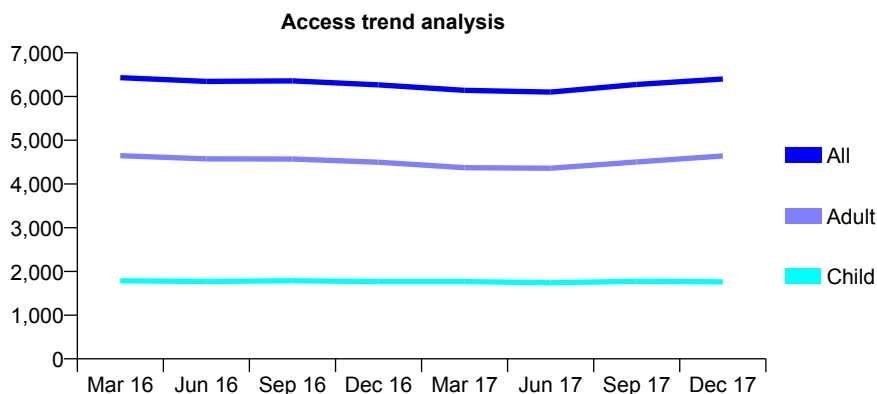
Q49 - Vital Signs At a Glance Contract Report for 829390/0001 - December 2017

Name or company name	MR DA CUNNINGHAM
Contract type name	GDS Contract
Purpose of contract	General
Contract start date	01/04/2006
Contract end date	

17/18 Contracted general activity (UDA)	18,500
Carry forward general activity (UDA)	0
17/18 Contracted orthodontic activity (UOA)	0
Carry forward orthodontic activity (UOA)	0
Baseline contract value	£413,079.20

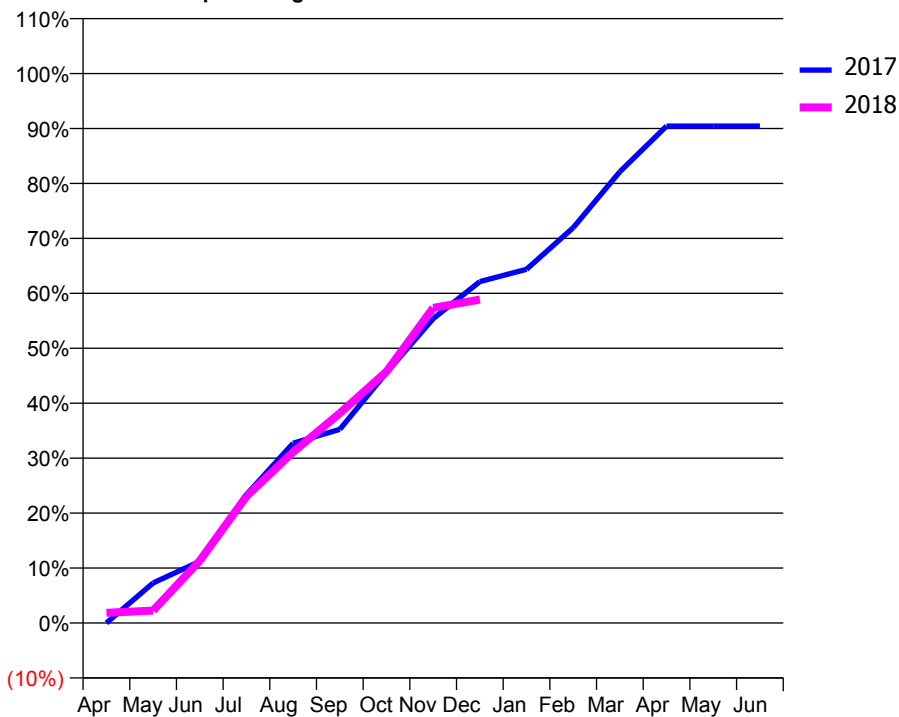
ACCESS*

Patients seen in 24 months	Total	Change since previous quarter
Quarter ending December 2016	6,265	
Quarter ending March 2017	6,141	↓
Quarter ending June 2017	6,101	→
Quarter ending September 2017	6,275	↑
Quarter ending December 2017	6,402	↑
Variance since December 2016	2.2%	↑



ACTIVITY

Cumulative percentage of contracted UDA delivered 2017 & 2018



Month	Adjusted Scheduled Activity (UDA)	
	2017	2018
April	0	344
May	1,351	419
June	2,075	2,101
July	4,324	4,266
August	6,055	5,757
September	6,520	7,065
October	8,430	8,463
November	10,245	10,612
December	11,495	10,888
January	11,908	
February	13,308	
March	15,193	
April	16,731	
May	16,731	
June	16,731	

QUALITY

	Quantity	Base Number	Contract	AT	Region	England
% of FP17s for the same patient ID Re-attending within 3 months - Children	161	2,016	8.0%	10.8%	12.9%	12.0%
% of FP17s for the same patient ID Re-attending within 3 months - Adults	681	5,293	12.9%	14.4%	16.5%	15.9%
% of FP17s for the same patient ID Re-attending between 3 & 9 months - Children	1,280	2,016	63.5%	57.8%	59.6%	58.0%
% of FP17s for the same patient ID Re-attending between 3 & 9 months - Adults	3,417	5,293	64.6%	52.6%	52.8%	50.5%
% of FP17s for Band 1 Urgent Courses	479	6,461	7.4%	8.1%	9.1%	9.0%
% of FP17s Relating to Free Repair or Replacements	33	6,461	0.5%	1.1%	1.0%	0.8%
% of FP17s Relating to Continuations	128	6,461	2.0%	1.4%	1.2%	1.1%
% of Patients satisfied with the dentistry they have received	5	5	N/A	92.8%	91.6%	91.5%
% of Patients satisfied with the time they had to wait for an appointment	4	5	N/A	88.7%	88.3%	87.9%

* This is based on patients treated on this contract for their most recent course of treatment. Figures in italics indicate the base number of FP17s or Patient Questionnaire responses are less than 100. N/A is shown where the base number of responses is less than 10 during the period. % is calculated as Quantity/Base number*100

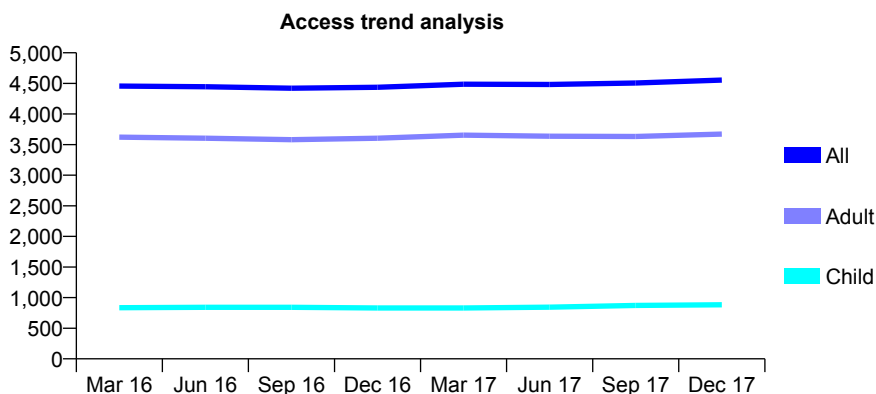
Q49 - Vital Signs At a Glance Contract Report for 830003/0001 - December 2017

Name or company name	MR PJ KNOPS
Contract type name	GDS Contract
Purpose of contract	General
Contract start date	01/04/2006
Contract end date	

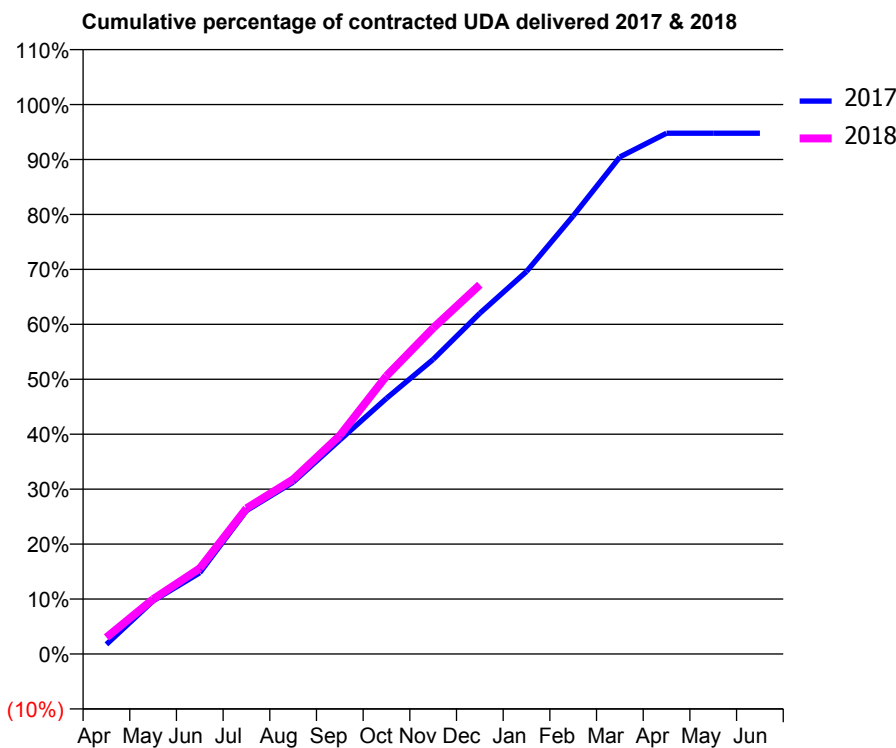
17/18 Contracted general activity (UDA)	13,493
Carry forward general activity (UDA)	0
17/18 Contracted orthodontic activity (UOA)	0
Carry forward orthodontic activity (UOA)	0
Baseline contract value	£352,123.87

ACCESS*

Patients seen in 24 months	Total	Change since previous quarter
Quarter ending December 2016	4,437	
Quarter ending March 2017	4,486	→
Quarter ending June 2017	4,482	→
Quarter ending September 2017	4,506	→
Quarter ending December 2017	4,555	→
Variance since December 2016	2.7%	↑



ACTIVITY



Month	Adjusted Scheduled Activity (UDA)	
	2017	2018
April	234	408
May	1,291	1,346
June	1,974	2,105
July	3,484	3,577
August	4,176	4,287
September	5,198	5,365
October	6,214	6,828
November	7,159	8,004
December	8,282	9,067
January	9,296	
February	10,646	
March	12,080	
April	12,654	
May	12,654	
June	12,654	

QUALITY

	Quantity	Base Number	Contract	AT	Region	England
% of FP17s for the same patient ID Re-attending within 3 months - Children	88	938	9.4%	10.8%	12.9%	12.0%
% of FP17s for the same patient ID Re-attending within 3 months - Adults	672	3,669	18.3%	14.4%	16.5%	15.9%
% of FP17s for the same patient ID Re-attending between 3 & 9 months - Children	489	938	52.1%	57.8%	59.6%	58.0%
% of FP17s for the same patient ID Re-attending between 3 & 9 months - Adults	1,741	3,669	47.5%	52.6%	52.8%	50.5%
% of FP17s for Band 1 Urgent Courses	409	4,048	10.1%	8.1%	9.1%	9.0%
% of FP17s Relating to Free Repair or Replacements	22	4,048	0.5%	1.1%	1.0%	0.8%
% of FP17s Relating to Continuations	89	4,048	2.2%	1.4%	1.2%	1.1%
% of Patients satisfied with the dentistry they have received	8	8	N/A	92.8%	91.6%	91.5%
% of Patients satisfied with the time they had to wait for an appointment	8	8	N/A	88.7%	88.3%	87.9%

* This is based on patients treated on this contract for their most recent course of treatment. Figures in italics indicate the base number of FP17s or Patient Questionnaire responses are less than 100. N/A is shown where the base number of responses is less than 10 during the period. % is calculated as Quantity/Base number*100

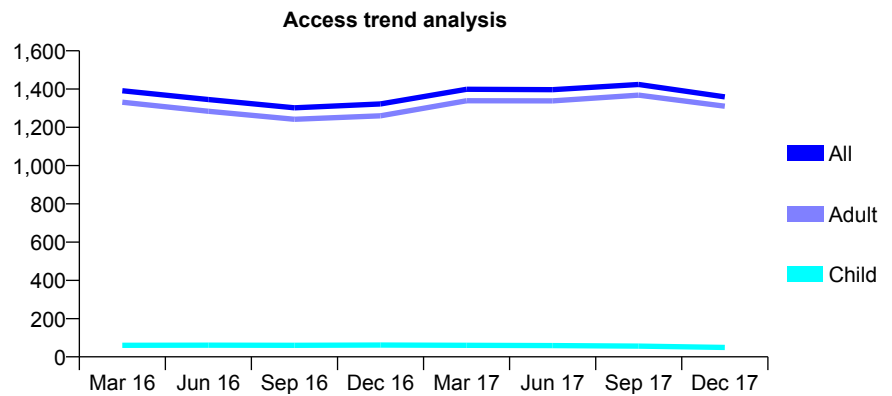
Q49 - Vital Signs At a Glance Contract Report for 830631/0001 - December 2017

Name or company name	MR ME LITTLE
Contract type name	GDS Contract
Purpose of contract	General
Contract start date	01/04/2006
Contract end date	

17/18 Contracted general activity (UDA)	4,365
Carry forward general activity (UDA)	0
17/18 Contracted orthodontic activity (UOA)	0
Carry forward orthodontic activity (UOA)	0
Baseline contract value	£124,267.59

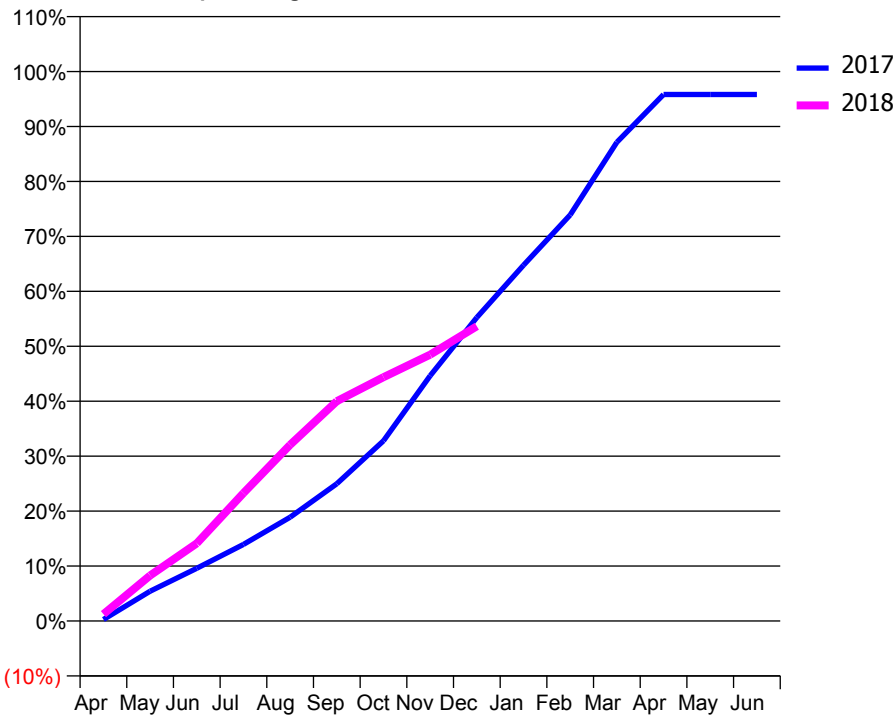
ACCESS*

Patients seen in 24 months	Total	Change since previous quarter
Quarter ending December 2016	1,322	
Quarter ending March 2017	1,399	↑
Quarter ending June 2017	1,397	→
Quarter ending September 2017	1,424	→
Quarter ending December 2017	1,359	↓
Variance since December 2016	2.8%	↑



ACTIVITY

Cumulative percentage of contracted UDA delivered 2017 & 2018



Month	Adjusted Scheduled Activity (UDA)	
	2017	2018
April	12	55
May	237	362
June	419	617
July	609	1,016
August	825	1,400
September	1,091	1,746
October	1,432	1,937
November	1,949	2,116
December	2,411	2,342
January	2,827	
February	3,226	
March	3,803	
April	4,182	
May	4,182	
June	4,182	

QUALITY

	Quantity	Base Number	Contract	AT	Region	England
% of FP17s for the same patient ID Re-attending within 3 months - Children	1	40	2.5%	10.8%	12.9%	12.0%
% of FP17s for the same patient ID Re-attending within 3 months - Adults	28	947	3.0%	14.4%	16.5%	15.9%
% of FP17s for the same patient ID Re-attending between 3 & 9 months - Children	14	40	35.0%	57.8%	59.6%	58.0%
% of FP17s for the same patient ID Re-attending between 3 & 9 months - Adults	505	947	53.3%	52.6%	52.8%	50.5%
% of FP17s for Band 1 Urgent Courses	0	888	0.0%	8.1%	9.1%	9.0%
% of FP17s Relating to Free Repair or Replacements	0	888	0.0%	1.1%	1.0%	0.8%
% of FP17s Relating to Continuations	1	888	0.1%	1.4%	1.2%	1.1%
% of Patients satisfied with the dentistry they have received	0	1	N/A	92.8%	91.6%	91.5%
% of Patients satisfied with the time they had to wait for an appointment	1	1	N/A	88.7%	88.3%	87.9%

* This is based on patients treated on this contract for their most recent course of treatment. Figures in italics indicate the base number of FP17s or Patient Questionnaire responses are less than 100. N/A is shown where the base number of responses is less than 10 during the period. % is calculated as Quantity/Base number*100

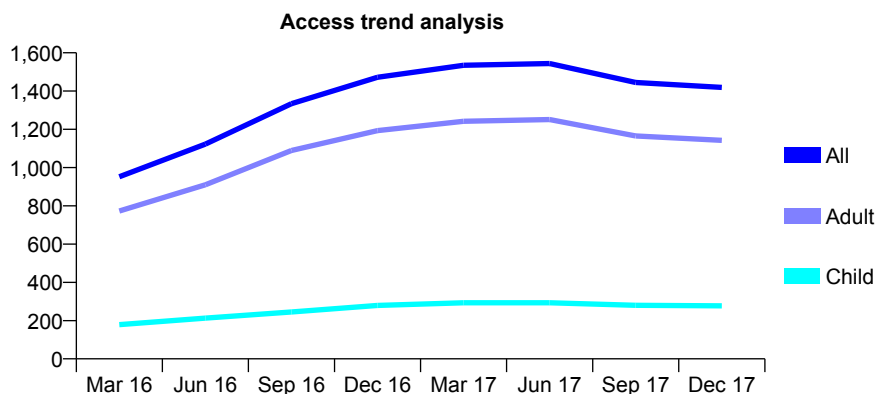
Q49 - Vital Signs At a Glance Contract Report for 833037/0017 - December 2017

Name or company name	MR MA HYDER
Contract type name	PDS Contract
Purpose of contract	General
Contract start date	01/07/2015
Contract end date	31/03/2020

17/18 Contracted general activity (UDA)	4,330
Carry forward general activity (UDA)	0
17/18 Contracted orthodontic activity (UOA)	0
Carry forward orthodontic activity (UOA)	0
Baseline contract value	£108,373.38

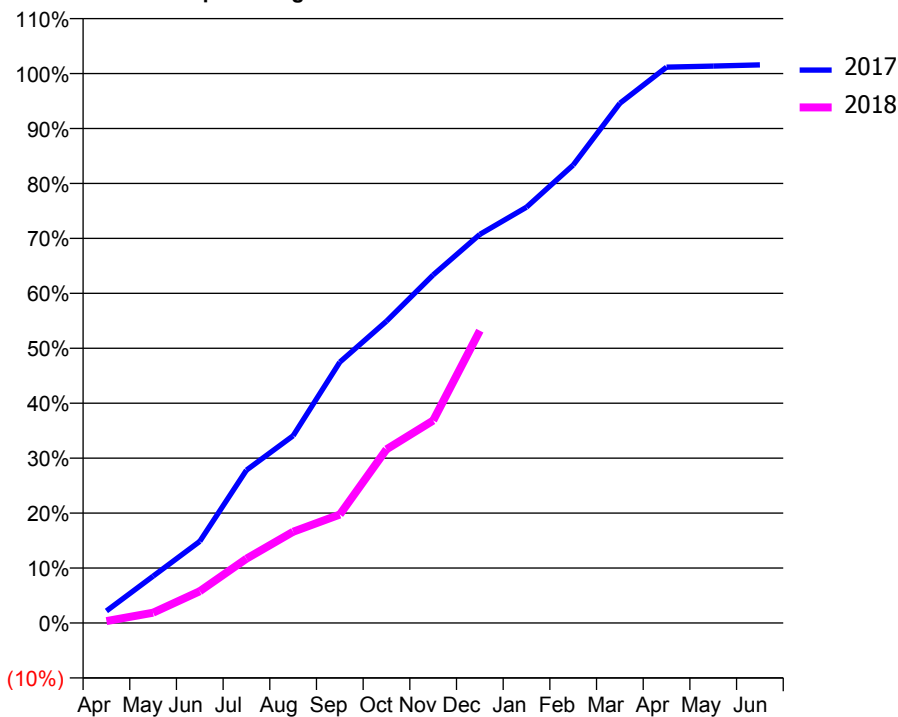
ACCESS*

Patients seen in 24 months	Total	Change since previous quarter
Quarter ending December 2016	1,472	
Quarter ending March 2017	1,535	↑
Quarter ending June 2017	1,544	→
Quarter ending September 2017	1,445	↓
Quarter ending December 2017	1,419	↓
Variance since December 2016	(3.6%)	↓



ACTIVITY

Cumulative percentage of contracted UDA delivered 2017 & 2018



Month	Adjusted Scheduled Activity (UDA)	
	2017	2018
April	96	15
May	370	82
June	643	250
July	1,204	507
August	1,476	719
September	2,056	855
October	2,378	1,369
November	2,743	1,596
December	3,062	2,304
January	3,277	
February	3,609	
March	4,095	
April	4,380	
May	4,388	
June	4,398	

QUALITY

	Quantity	Base Number	Contract	AT	Region	England
% of FP17s for the same patient ID Re-attending within 3 months - Children	14	201	7.0%	10.8%	12.9%	12.0%
% of FP17s for the same patient ID Re-attending within 3 months - Adults	102	841	12.1%	14.4%	16.5%	15.9%
% of FP17s for the same patient ID Re-attending between 3 & 9 months - Children	90	201	44.8%	57.8%	59.6%	58.0%
% of FP17s for the same patient ID Re-attending between 3 & 9 months - Adults	383	841	45.5%	52.6%	52.8%	50.5%
% of FP17s for Band 1 Urgent Courses	111	951	11.7%	8.1%	9.1%	9.0%
% of FP17s Relating to Free Repair or Replacements	16	951	1.7%	1.1%	1.0%	0.8%
% of FP17s Relating to Continuations	0	951	0.0%	1.4%	1.2%	1.1%
% of Patients satisfied with the dentistry they have received	2	2	N/A	92.8%	91.6%	91.5%
% of Patients satisfied with the time they had to wait for an appointment	2	2	N/A	88.7%	88.3%	87.9%

* This is based on patients treated on this contract for their most recent course of treatment. Figures in italics indicate the base number of FP17s or Patient Questionnaire responses are less than 100. N/A is shown where the base number of responses is less than 10 during the period. % is calculated as Quantity/Base number*100

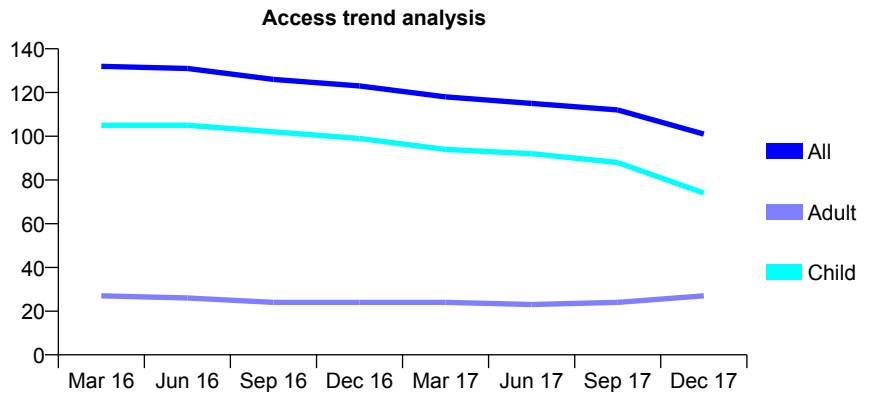
Q49 - Vital Signs At a Glance Contract Report for 833991/0001 - December 2017

Name or company name	MR AG COOPER
Contract type name	GDS Contract
Purpose of contract	General
Contract start date	01/04/2006
Contract end date	

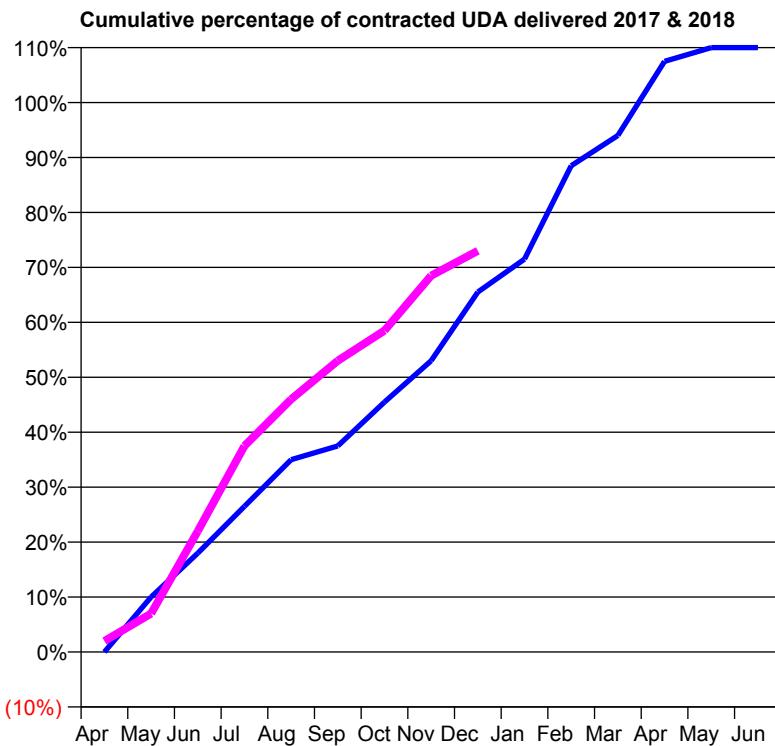
17/18 Contracted general activity (UDA)	200
Carry forward general activity (UDA)	-4
17/18 Contracted orthodontic activity (UOA)	0
Carry forward orthodontic activity (UOA)	0
Baseline contract value	£4,937.65

ACCESS*

Patients seen in 24 months	Total	Change since previous quarter
Quarter ending December 2016	123	
Quarter ending March 2017	118	↓
Quarter ending June 2017	115	↓
Quarter ending September 2017	112	↓
Quarter ending December 2017	101	↓
Variance since December 2016	(17.9%)	↓



ACTIVITY



Month	Adjusted Scheduled Activity (UDA)	
	2017	2018
April	0	4
May	20	14
June	36	44
July	53	75
August	70	92
September	75	106
October	91	117
November	106	137
December	131	146
January	143	
February	177	
March	188	
April	215	
May	220	
June	220	

QUALITY

	Quantity	Base Number	Contract	AT	Region	England
% of FP17s for the same patient ID Re-attending within 3 months - Children	8	118	6.8%	10.8%	12.9%	12.0%
% of FP17s for the same patient ID Re-attending within 3 months - Adults	0	10	0.0%	14.4%	16.5%	15.9%
% of FP17s for the same patient ID Re-attending between 3 & 9 months - Children	84	118	71.2%	57.8%	59.6%	58.0%
% of FP17s for the same patient ID Re-attending between 3 & 9 months - Adults	9	10	90.0%	52.6%	52.8%	50.5%
% of FP17s for Band 1 Urgent Courses	0	111	0.0%	8.1%	9.1%	9.0%
% of FP17s Relating to Free Repair or Replacements	0	111	0.0%	1.1%	1.0%	0.8%
% of FP17s Relating to Continuations	0	111	0.0%	1.4%	1.2%	1.1%
% of Patients satisfied with the dentistry they have received	0	0	N/A	92.8%	91.6%	91.5%
% of Patients satisfied with the time they had to wait for an appointment	0	0	N/A	88.7%	88.3%	87.9%

* This is based on patients treated on this contract for their most recent course of treatment. Figures in italics indicate the base number of FP17s or Patient Questionnaire responses are less than 100. N/A is shown where the base number of responses is less than 10 during the period. % is calculated as Quantity/Base number*100

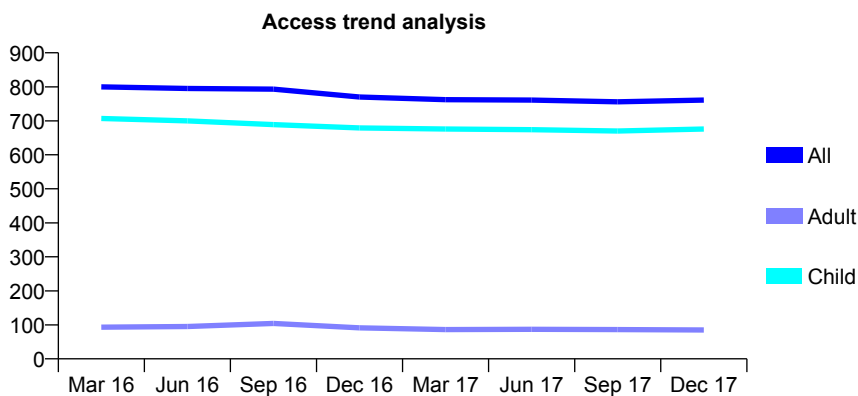
Q49 - Vital Signs At a Glance Contract Report for 836184/0001 - December 2017

Name or company name	MR JS BREEDON
Contract type name	GDS Contract
Purpose of contract	General and Orthodontic
Contract start date	01/04/2006
Contract end date	

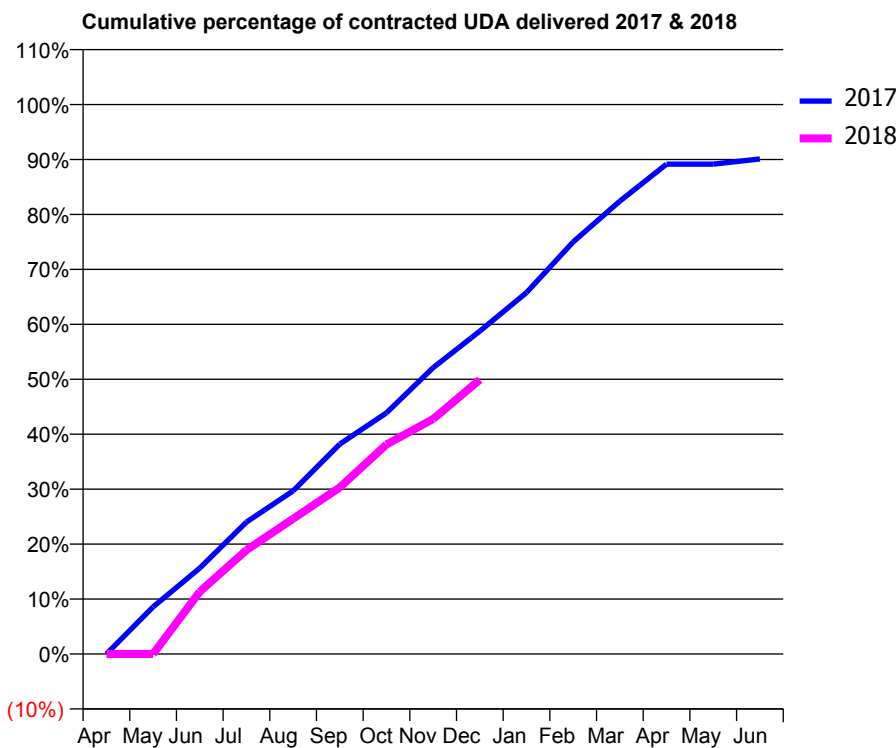
17/18 Contracted general activity (UDA)	2,100
Carry forward general activity (UDA)	0
17/18 Contracted orthodontic activity (UOA)	348
Carry forward orthodontic activity (UOA)	3
Baseline contract value	£62,542.39

ACCESS*

Patients seen in 24 months	Total	Change since previous quarter
Quarter ending December 2016	770	
Quarter ending March 2017	762	↓
Quarter ending June 2017	761	→
Quarter ending September 2017	756	→
Quarter ending December 2017	761	→
Variance since December 2016	(1.2%)	↓



ACTIVITY



Month	Adjusted Scheduled Activity (UDA)	
	2017	2018
April	0	0
May	163	0
June	297	238
July	456	397
August	564	517
September	726	637
October	834	801
November	990	898
December	1,116	1,048
January	1,250	
February	1,425	
March	1,566	
April	1,694	
May	1,694	
June	1,712	

QUALITY

	Quantity	Base Number	Contract	AT	Region	England
% of FP17s for the same patient ID Re-attending within 3 months - Children	59	888	6.6%	10.8%	12.9%	12.0%
% of FP17s for the same patient ID Re-attending within 3 months - Adults	0	0	N/A	14.4%	16.5%	15.9%
% of FP17s for the same patient ID Re-attending between 3 & 9 months - Children	630	888	70.9%	57.8%	59.6%	58.0%
% of FP17s for the same patient ID Re-attending between 3 & 9 months - Adults	0	0	N/A	52.6%	52.8%	50.5%
% of FP17s for Band 1 Urgent Courses	2	758	0.3%	8.1%	9.1%	9.0%
% of FP17s Relating to Free Repair or Replacements	0	758	0.0%	1.1%	1.0%	0.8%
% of FP17s Relating to Continuations	13	758	1.7%	1.4%	1.2%	1.1%
% of Patients satisfied with the dentistry they have received	2	3	N/A	92.8%	91.6%	91.5%
% of Patients satisfied with the time they had to wait for an appointment	3	3	N/A	88.7%	88.3%	87.9%

* This is based on patients treated on this contract for their most recent course of treatment. Figures in italics indicate the base number of FP17s or Patient Questionnaire responses are less than 100. N/A is shown where the base number of responses is less than 10 during the period. % is calculated as Quantity/Base number*100

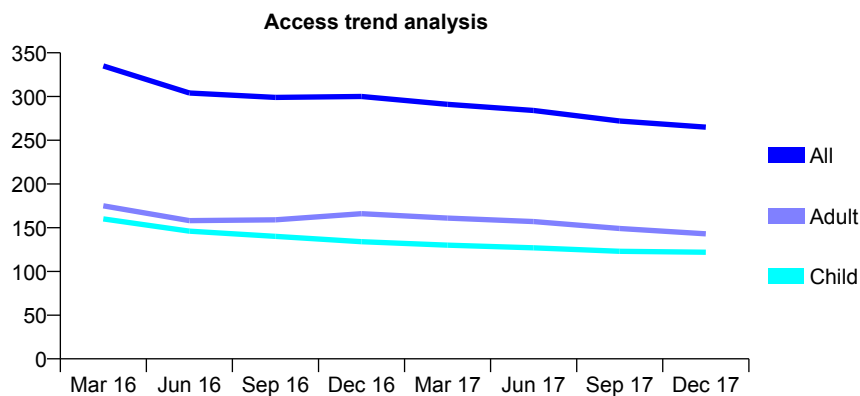
Q49 - Vital Signs At a Glance Contract Report for 836257/0001 - December 2017

Name or company name	MR TA KANJOO
Contract type name	GDS Contract
Purpose of contract	General
Contract start date	01/04/2006
Contract end date	

17/18 Contracted general activity (UDA)	600
Carry forward general activity (UDA)	16
17/18 Contracted orthodontic activity (UOA)	0
Carry forward orthodontic activity (UOA)	0
Baseline contract value	£14,350.80

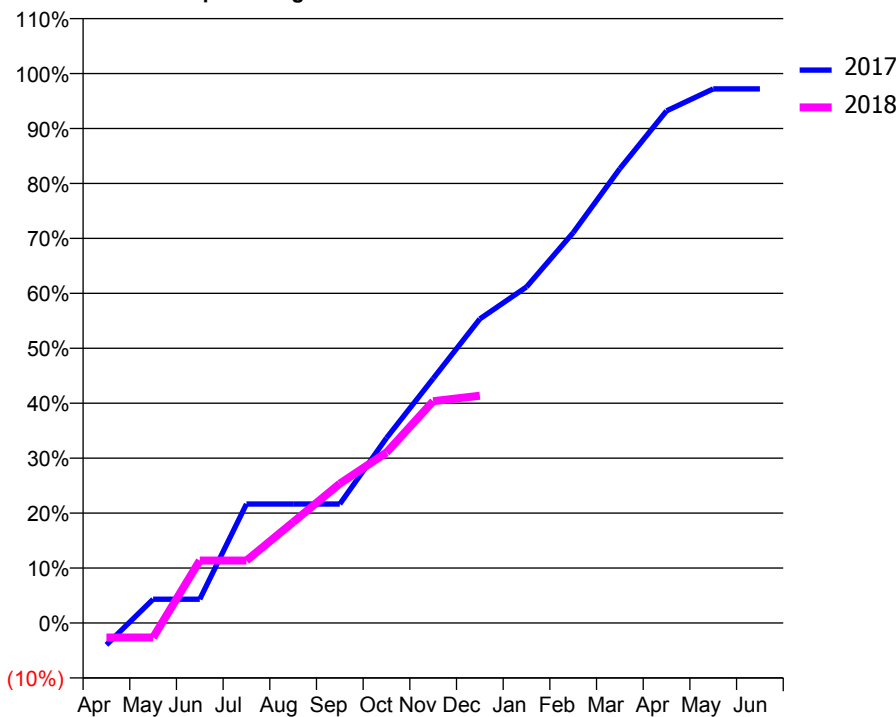
ACCESS*

Patients seen in 24 months	Total	Change since previous quarter
Quarter ending December 2016	300	
Quarter ending March 2017	291	↓
Quarter ending June 2017	284	↓
Quarter ending September 2017	272	↓
Quarter ending December 2017	265	↓
Variance since December 2016	(11.7%)	↓



ACTIVITY

Cumulative percentage of contracted UDA delivered 2017 & 2018



Month	Adjusted Scheduled Activity (UDA)	
	2017	2018
April	-24	-16
May	26	-16
June	26	68
July	130	68
August	130	110
September	130	152
October	202	186
November	267	242
December	332	248
January	367	
February	426	
March	496	
April	559	
May	583	
June	583	

QUALITY

	Quantity	Base Number	Contract	AT	Region	England
% of FP17s for the same patient ID Re-attending within 3 months - Children	7	104	6.7%	10.8%	12.9%	12.0%
% of FP17s for the same patient ID Re-attending within 3 months - Adults	12	114	10.5%	14.4%	16.5%	15.9%
% of FP17s for the same patient ID Re-attending between 3 & 9 months - Children	61	104	58.7%	57.8%	59.6%	58.0%
% of FP17s for the same patient ID Re-attending between 3 & 9 months - Adults	76	114	66.7%	52.6%	52.8%	50.5%
% of FP17s for Band 1 Urgent Courses	1	173	0.6%	8.1%	9.1%	9.0%
% of FP17s Relating to Free Repair or Replacements	0	173	0.0%	1.1%	1.0%	0.8%
% of FP17s Relating to Continuations	0	173	0.0%	1.4%	1.2%	1.1%
% of Patients satisfied with the dentistry they have received	0	0	N/A	92.8%	91.6%	91.5%
% of Patients satisfied with the time they had to wait for an appointment	0	0	N/A	88.7%	88.3%	87.9%

* This is based on patients treated on this contract for their most recent course of treatment. Figures in italics indicate the base number of FP17s or Patient Questionnaire responses are less than 100. N/A is shown where the base number of responses is less than 10 during the period. % is calculated as Quantity/Base number*100

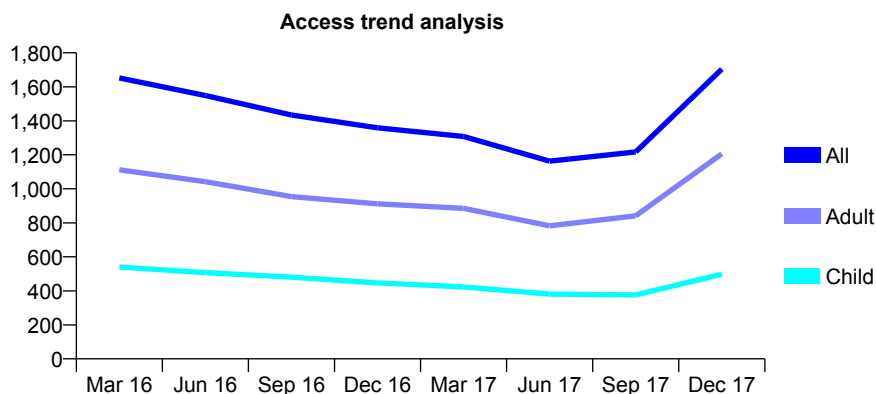
Q49 - Vital Signs At a Glance Contract Report for 840505/0001 - December 2017

Name or company name	MISS E MATHER
Contract type name	GDS Contract
Purpose of contract	General
Contract start date	01/04/2006
Contract end date	

17/18 Contracted general activity (UDA)	5,520
Carry forward general activity (UDA)	0
17/18 Contracted orthodontic activity (UOA)	0
Carry forward orthodontic activity (UOA)	0
Baseline contract value	£135,598.80

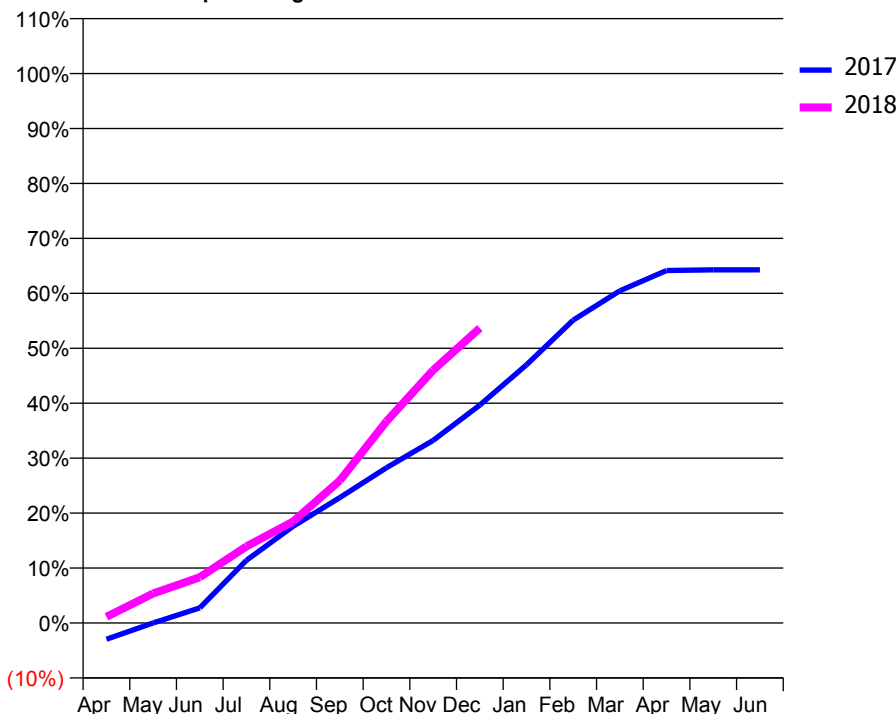
ACCESS*

Patients seen in 24 months	Total	Change since previous quarter
Quarter ending December 2016	1,359	
Quarter ending March 2017	1,308	↓
Quarter ending June 2017	1,163	↓
Quarter ending September 2017	1,217	↑
Quarter ending December 2017	1,704	↑
Variance since December 2016	25.4%	↑



ACTIVITY

Cumulative percentage of contracted UDA delivered 2017 & 2018



Month	Adjusted Scheduled Activity (UDA)	
	2017	2018
April	-164	62
May	-1	297
June	152	461
July	630	770
August	972	1,020
September	1,260	1,431
October	1,559	2,025
November	1,835	2,541
December	2,190	2,963
January	2,594	
February	3,043	
March	3,338	
April	3,541	
May	3,548	
June	3,548	

QUALITY

	Quantity	Base Number	Contract	AT	Region	England
% of FP17s for the same patient ID Re-attending within 3 months - Children	33	587	5.6%	10.8%	12.9%	12.0%
% of FP17s for the same patient ID Re-attending within 3 months - Adults	111	1,264	8.8%	14.4%	16.5%	15.9%
% of FP17s for the same patient ID Re-attending between 3 & 9 months - Children	278	587	47.4%	57.8%	59.6%	58.0%
% of FP17s for the same patient ID Re-attending between 3 & 9 months - Adults	475	1,264	37.6%	52.6%	52.8%	50.5%
% of FP17s for Band 1 Urgent Courses	119	1,698	7.0%	8.1%	9.1%	9.0%
% of FP17s Relating to Free Repair or Replacements	6	1,698	0.4%	1.1%	1.0%	0.8%
% of FP17s Relating to Continuations	28	1,698	1.6%	1.4%	1.2%	1.1%
% of Patients satisfied with the dentistry they have received	1	1	N/A	92.8%	91.6%	91.5%
% of Patients satisfied with the time they had to wait for an appointment	1	1	N/A	88.7%	88.3%	87.9%

* This is based on patients treated on this contract for their most recent course of treatment. Figures in italics indicate the base number of FP17s or Patient Questionnaire responses are less than 100. N/A is shown where the base number of responses is less than 10 during the period. % is calculated as Quantity/Base number*100

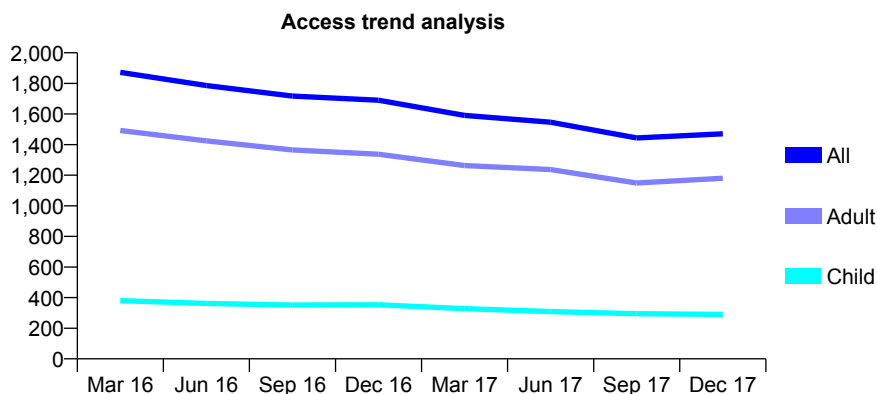
Q49 - Vital Signs At a Glance Contract Report for 840645/0001 - December 2017

Name or company name	MR KS BAMRAH
Contract type name	GDS Contract
Purpose of contract	General
Contract start date	01/04/2006
Contract end date	

17/18 Contracted general activity (UDA)	10,061
Carry forward general activity (UDA)	0
17/18 Contracted orthodontic activity (UOA)	0
Carry forward orthodontic activity (UOA)	0
Baseline contract value	£261,728.05

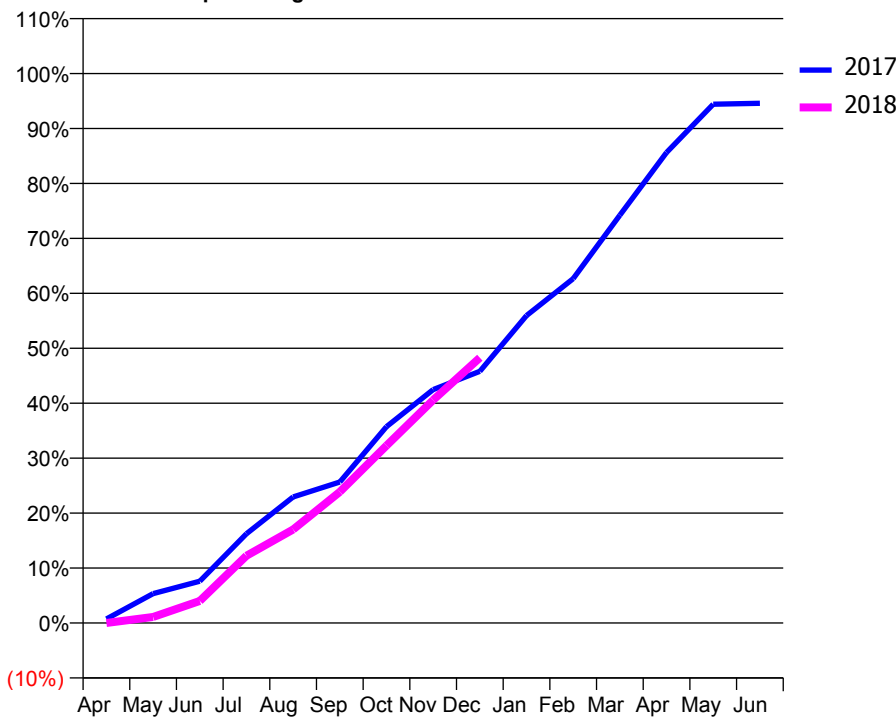
ACCESS*

Patients seen in 24 months	Total	Change since previous quarter
Quarter ending December 2016	1,690	
Quarter ending March 2017	1,591	↓
Quarter ending June 2017	1,546	↓
Quarter ending September 2017	1,444	↓
Quarter ending December 2017	1,471	→
Variance since December 2016	(13.0%)	↓



ACTIVITY

Cumulative percentage of contracted UDA delivered 2017 & 2018



Month	Adjusted Scheduled Activity (UDA)	
	2017	2018
April	75	0
May	538	111
June	764	405
July	1,634	1,232
August	2,309	1,713
September	2,583	2,401
October	3,595	3,249
November	4,274	4,084
December	4,608	4,857
January	5,630	
February	6,304	
March	7,468	
April	8,614	
May	9,500	
June	9,515	

QUALITY

	Quantity	Base Number	Contract	AT	Region	England
% of FP17s for the same patient ID Re-attending within 3 months - Children	24	263	9.1%	10.8%	12.9%	12.0%
% of FP17s for the same patient ID Re-attending within 3 months - Adults	234	1,101	21.3%	14.4%	16.5%	15.9%
% of FP17s for the same patient ID Re-attending between 3 & 9 months - Children	111	263	42.2%	57.8%	59.6%	58.0%
% of FP17s for the same patient ID Re-attending between 3 & 9 months - Adults	453	1,101	41.1%	52.6%	52.8%	50.5%
% of FP17s for Band 1 Urgent Courses	216	1,084	19.9%	8.1%	9.1%	9.0%
% of FP17s Relating to Free Repair or Replacements	7	1,084	0.6%	1.1%	1.0%	0.8%
% of FP17s Relating to Continuations	3	1,084	0.3%	1.4%	1.2%	1.1%
% of Patients satisfied with the dentistry they have received	4	4	N/A	92.8%	91.6%	91.5%
% of Patients satisfied with the time they had to wait for an appointment	4	4	N/A	88.7%	88.3%	87.9%

* This is based on patients treated on this contract for their most recent course of treatment. Figures in italics indicate the base number of FP17s or Patient Questionnaire responses are less than 100. N/A is shown where the base number of responses is less than 10 during the period. % is calculated as Quantity/Base number*100

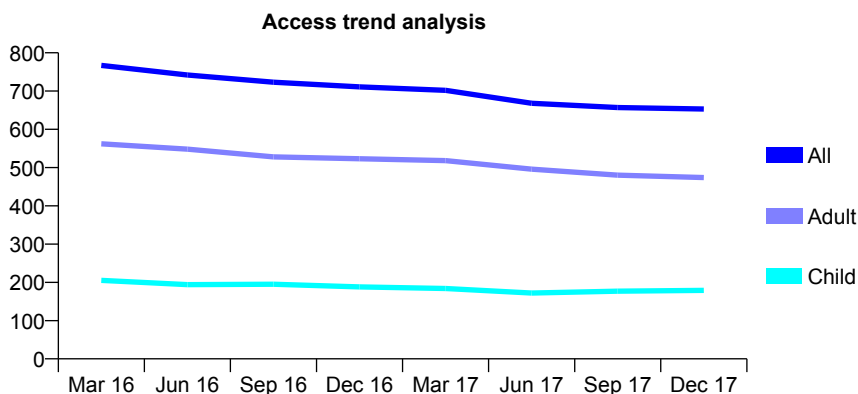
Q49 - Vital Signs At a Glance Contract Report for 840645/0002 - December 2017

Name or company name	MR KS BAMRAH
Contract type name	GDS Contract
Purpose of contract	General
Contract start date	01/04/2006
Contract end date	

17/18 Contracted general activity (UDA)	3,407
Carry forward general activity (UDA)	-9
17/18 Contracted orthodontic activity (UOA)	0
Carry forward orthodontic activity (UOA)	0
Baseline contract value	£72,243.52

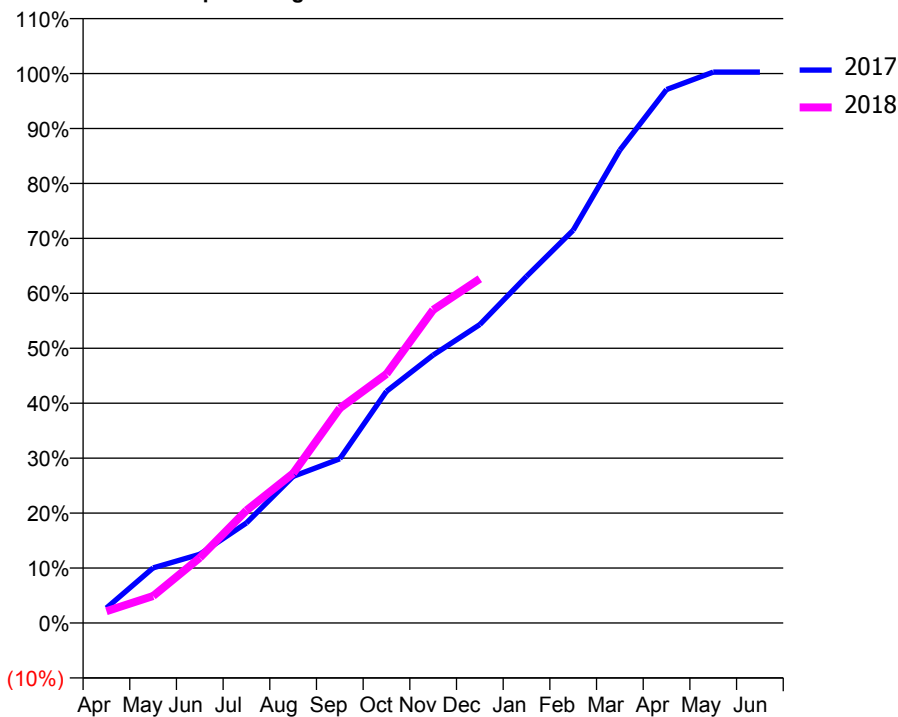
ACCESS*

Patients seen in 24 months	Total	Change since previous quarter
Quarter ending December 2016	711	
Quarter ending March 2017	702	↓
Quarter ending June 2017	668	↓
Quarter ending September 2017	657	↓
Quarter ending December 2017	653	→
Variance since December 2016	(8.2%)	↓



ACTIVITY

Cumulative percentage of contracted UDA delivered 2017 & 2018



Month	Adjusted Scheduled Activity (UDA)	
	2017	2018
April	93	73
May	342	168
June	426	405
July	621	698
August	909	928
September	1,018	1,332
October	1,437	1,544
November	1,662	1,942
December	1,851	2,135
January	2,150	
February	2,435	
March	2,932	
April	3,308	
May	3,416	
June	3,416	

QUALITY

	Quantity	Base Number	Contract	AT	Region	England
% of FP17s for the same patient ID Re-attending within 3 months - Children	23	165	13.9%	10.8%	12.9%	12.0%
% of FP17s for the same patient ID Re-attending within 3 months - Adults	94	399	23.6%	14.4%	16.5%	15.9%
% of FP17s for the same patient ID Re-attending between 3 & 9 months - Children	60	165	36.4%	57.8%	59.6%	58.0%
% of FP17s for the same patient ID Re-attending between 3 & 9 months - Adults	132	399	33.1%	52.6%	52.8%	50.5%
% of FP17s for Band 1 Urgent Courses	108	499	21.6%	8.1%	9.1%	9.0%
% of FP17s Relating to Free Repair or Replacements	5	499	1.0%	1.1%	1.0%	0.8%
% of FP17s Relating to Continuations	0	499	0.0%	1.4%	1.2%	1.1%
% of Patients satisfied with the dentistry they have received	2	2	N/A	92.8%	91.6%	91.5%
% of Patients satisfied with the time they had to wait for an appointment	2	2	N/A	88.7%	88.3%	87.9%

* This is based on patients treated on this contract for their most recent course of treatment. Figures in italics indicate the base number of FP17s or Patient Questionnaire responses are less than 100. N/A is shown where the base number of responses is less than 10 during the period. % is calculated as Quantity/Base number*100

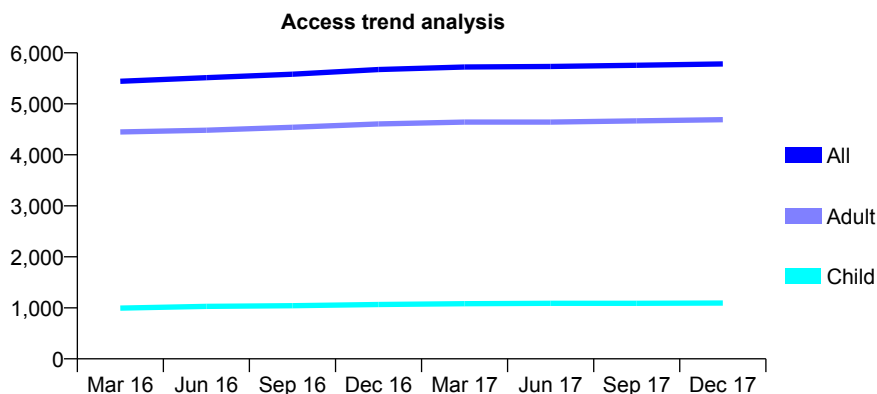
Q49 - Vital Signs At a Glance Contract Report for 858358/0001 - December 2017

Name or company name	MR RG SMITH
Contract type name	GDS Contract
Purpose of contract	General
Contract start date	06/04/2011
Contract end date	

17/18 Contracted general activity (UDA)	16,808
Carry forward general activity (UDA)	55
17/18 Contracted orthodontic activity (UOA)	0
Carry forward orthodontic activity (UOA)	0
Baseline contract value	£364,637.93

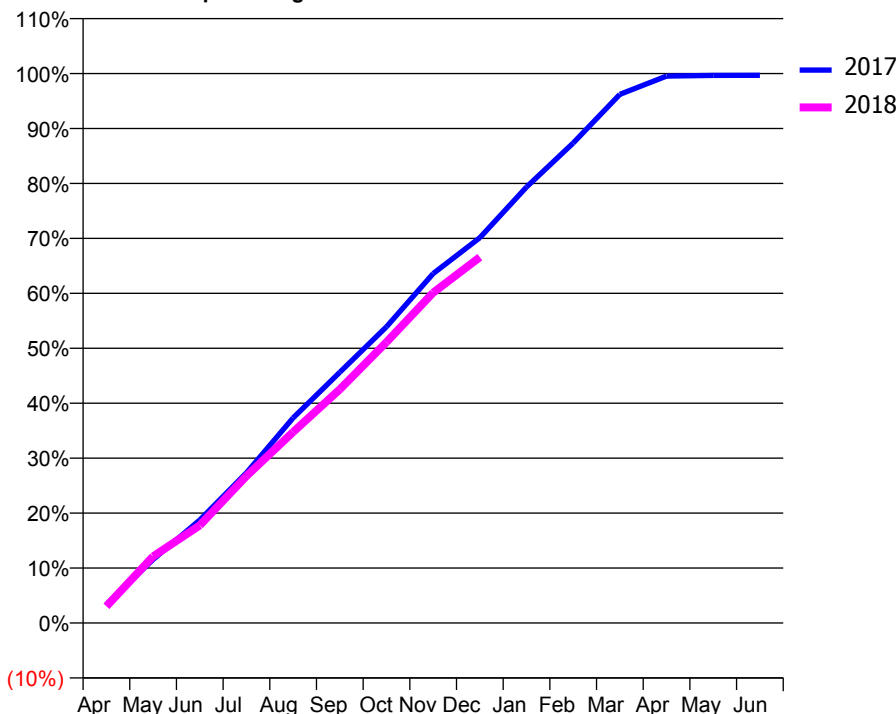
ACCESS*

Patients seen in 24 months	Total	Change since previous quarter
Quarter ending December 2016	5,671	
Quarter ending March 2017	5,721	→
Quarter ending June 2017	5,731	→
Quarter ending September 2017	5,755	→
Quarter ending December 2017	5,783	→
Variance since December 2016	2.0%	→



ACTIVITY

Cumulative percentage of contracted UDA delivered 2017 & 2018



Month	Adjusted Scheduled Activity (UDA)	
	2017	2018
April	569	511
May	1,945	2,039
June	3,150	2,987
July	4,595	4,499
August	6,276	5,843
September	7,668	7,150
October	9,060	8,593
November	10,687	10,107
December	11,784	11,189
January	13,337	
February	14,682	
March	16,169	
April	16,729	
May	16,751	
June	16,753	

QUALITY

	Quantity	Base Number	Contract	AT	Region	England
% of FP17s for the same patient ID Re-attending within 3 months - Children	84	1,127	7.5%	10.8%	12.9%	12.0%
% of FP17s for the same patient ID Re-attending within 3 months - Adults	807	5,136	15.7%	14.4%	16.5%	15.9%
% of FP17s for the same patient ID Re-attending between 3 & 9 months - Children	663	1,127	58.8%	57.8%	59.6%	58.0%
% of FP17s for the same patient ID Re-attending between 3 & 9 months - Adults	3,052	5,136	59.4%	52.6%	52.8%	50.5%
% of FP17s for Band 1 Urgent Courses	639	5,407	11.8%	8.1%	9.1%	9.0%
% of FP17s Relating to Free Repair or Replacements	44	5,407	0.8%	1.1%	1.0%	0.8%
% of FP17s Relating to Continuations	16	5,407	0.3%	1.4%	1.2%	1.1%
% of Patients satisfied with the dentistry they have received	5	5	N/A	92.8%	91.6%	91.5%
% of Patients satisfied with the time they had to wait for an appointment	5	5	N/A	88.7%	88.3%	87.9%

* This is based on patients treated on this contract for their most recent course of treatment. Figures in italics indicate the base number of FP17s or Patient Questionnaire responses are less than 100. N/A is shown where the base number of responses is less than 10 during the period. % is calculated as Quantity/Base number*100

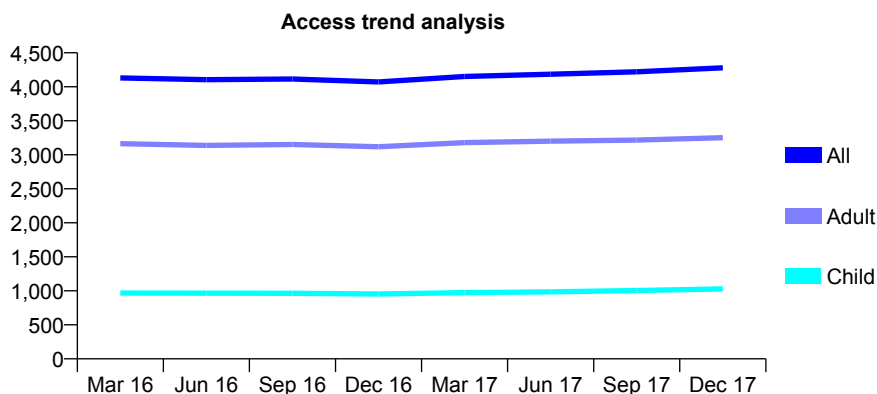
Q49 - Vital Signs At a Glance Contract Report for 866253/0001 - December 2017

Name or company name	MR LB FERGUSON
Contract type name	GDS Contract
Purpose of contract	General
Contract start date	01/04/2010
Contract end date	

17/18 Contracted general activity (UDA)	10,475
Carry forward general activity (UDA)	150
17/18 Contracted orthodontic activity (UOA)	0
Carry forward orthodontic activity (UOA)	0
Baseline contract value	£227,258.93

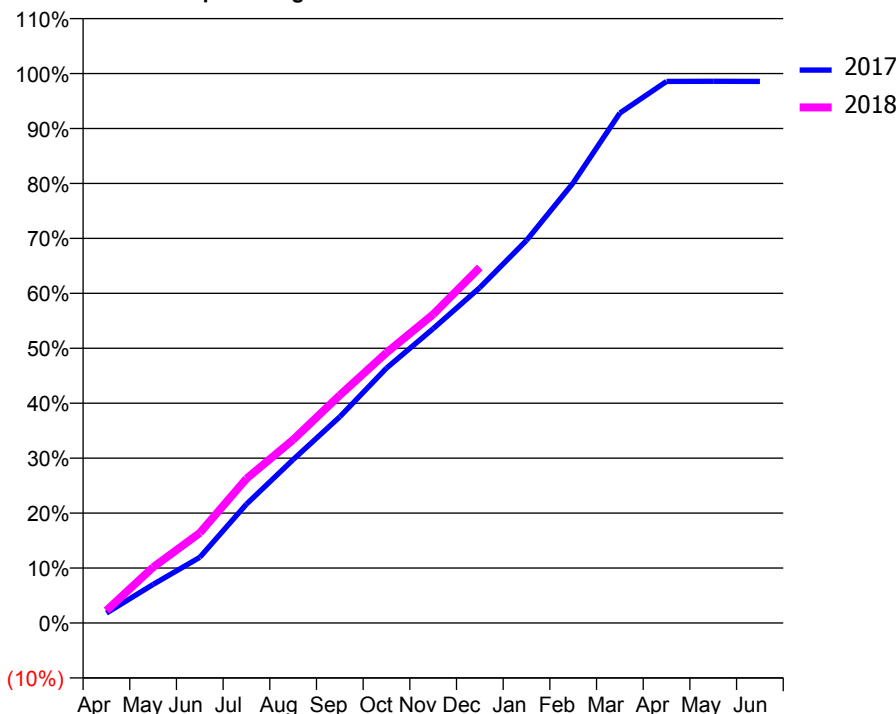
ACCESS*

Patients seen in 24 months	Total	Change since previous quarter
Quarter ending December 2016	4,072	
Quarter ending March 2017	4,152	→
Quarter ending June 2017	4,185	→
Quarter ending September 2017	4,221	→
Quarter ending December 2017	4,280	→
Variance since December 2016	5.1%	↑



ACTIVITY

Cumulative percentage of contracted UDA delivered 2017 & 2018



Month	Adjusted Scheduled Activity (UDA)	
	2017	2018
April	189	237
May	735	1,064
June	1,251	1,717
July	2,267	2,752
August	3,115	3,494
September	3,932	4,343
October	4,860	5,153
November	5,612	5,884
December	6,394	6,778
January	7,295	
February	8,391	
March	9,721	
April	10,325	
May	10,326	
June	10,325	

QUALITY

	Quantity	Base Number	Contract	AT	Region	England
% of FP17s for the same patient ID Re-attending within 3 months - Children	66	1,004	6.6%	10.8%	12.9%	12.0%
% of FP17s for the same patient ID Re-attending within 3 months - Adults	385	3,339	11.5%	14.4%	16.5%	15.9%
% of FP17s for the same patient ID Re-attending between 3 & 9 months - Children	554	1,004	55.2%	57.8%	59.6%	58.0%
% of FP17s for the same patient ID Re-attending between 3 & 9 months - Adults	2,047	3,339	61.3%	52.6%	52.8%	50.5%
% of FP17s for Band 1 Urgent Courses	268	3,399	7.9%	8.1%	9.1%	9.0%
% of FP17s Relating to Free Repair or Replacements	39	3,399	1.1%	1.1%	1.0%	0.8%
% of FP17s Relating to Continuations	21	3,399	0.6%	1.4%	1.2%	1.1%
% of Patients satisfied with the dentistry they have received	10	10	100.0%	92.8%	91.6%	91.5%
% of Patients satisfied with the time they had to wait for an appointment	10	10	100.0%	88.7%	88.3%	87.9%

* This is based on patients treated on this contract for their most recent course of treatment. Figures in italics indicate the base number of FP17s or Patient Questionnaire responses are less than 100. N/A is shown where the base number of responses is less than 10 during the period. % is calculated as Quantity/Base number*100

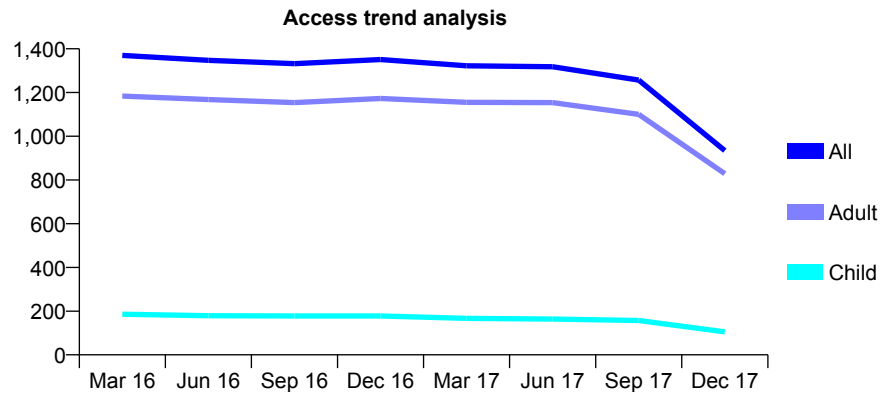
Q49 - Vital Signs At a Glance Contract Report for 906166/0001 - December 2017

Name or company name	MR JP CRAWFORD
Contract type name	GDS Contract
Purpose of contract	General
Contract start date	01/04/2006
Contract end date	22/09/2017

17/18 Contracted general activity (UDA)	1,433
Carry forward general activity (UDA)	-59
17/18 Contracted orthodontic activity (UOA)	0
Carry forward orthodontic activity (UOA)	0
Baseline contract value	£34,106.58

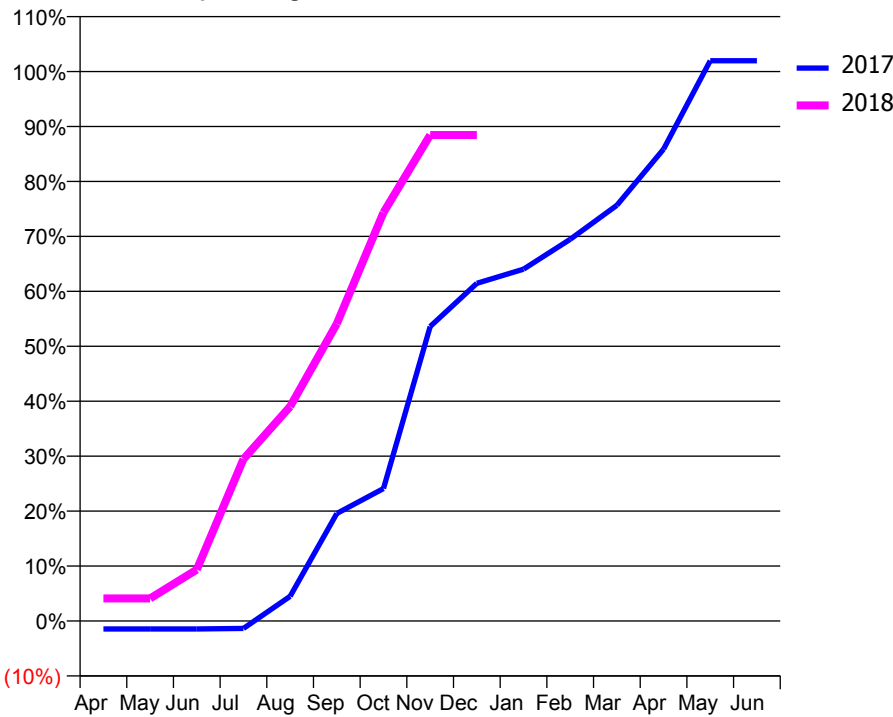
ACCESS*

Patients seen in 24 months	Total	Change since previous quarter
Quarter ending December 2016	1,351	
Quarter ending March 2017	1,322	↓
Quarter ending June 2017	1,318	→
Quarter ending September 2017	1,257	↓
Quarter ending December 2017	934	↓
Variance since December 2016	(30.9%)	↓



ACTIVITY

Cumulative percentage of contracted UDA delivered 2017 & 2018



Month	Adjusted Scheduled Activity (UDA)	
	2017	2018
April	-44	59
May	-44	59
June	-44	134
July	-41	422
August	135	559
September	587	775
October	723	1,065
November	1,608	1,267
December	1,844	1,267
January	1,921	
February	2,084	
March	2,270	
April	2,576	
May	3,059	
June	3,059	

QUALITY

	Quantity	Base Number	Contract	AT	Region	England
% of FP17s for the same patient ID Re-attending within 3 months - Children	4	142	2.8%	10.8%	12.9%	12.0%
% of FP17s for the same patient ID Re-attending within 3 months - Adults	37	1,031	3.6%	14.4%	16.5%	15.9%
% of FP17s for the same patient ID Re-attending between 3 & 9 months - Children	77	142	54.2%	57.8%	59.6%	58.0%
% of FP17s for the same patient ID Re-attending between 3 & 9 months - Adults	644	1,031	62.5%	52.6%	52.8%	50.5%
% of FP17s for Band 1 Urgent Courses	2	733	0.3%	8.1%	9.1%	9.0%
% of FP17s Relating to Free Repair or Replacements	21	733	2.9%	1.1%	1.0%	0.8%
% of FP17s Relating to Continuations	9	733	1.2%	1.4%	1.2%	1.1%
% of Patients satisfied with the dentistry they have received	0	0	N/A	92.8%	91.6%	91.5%
% of Patients satisfied with the time they had to wait for an appointment	0	0	N/A	88.7%	88.3%	87.9%

* This is based on patients treated on this contract for their most recent course of treatment. Figures in italics indicate the base number of FP17s or Patient Questionnaire responses are less than 100. N/A is shown where the base number of responses is less than 10 during the period. % is calculated as Quantity/Base number*100

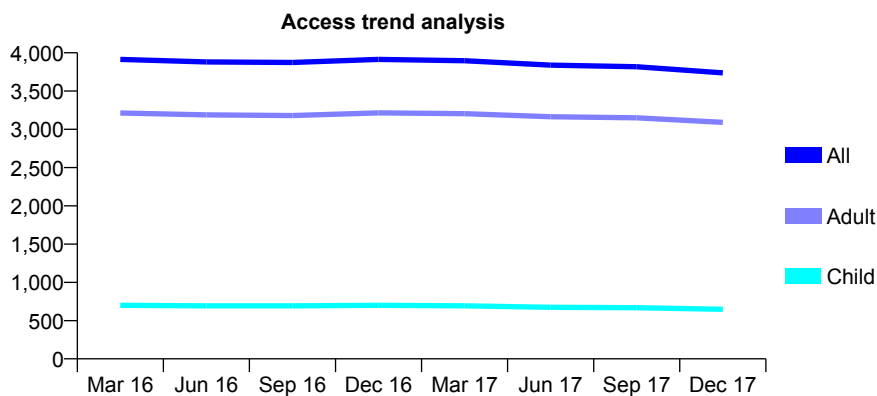
Q49 - Vital Signs At a Glance Contract Report for 907979/0001 - December 2017

Name or company name	MR GA CONLON
Contract type name	GDS Contract
Purpose of contract	General
Contract start date	01/04/2006
Contract end date	

17/18 Contracted general activity (UDA)	12,000
Carry forward general activity (UDA)	0
17/18 Contracted orthodontic activity (UOA)	0
Carry forward orthodontic activity (UOA)	0
Baseline contract value	£259,869.87

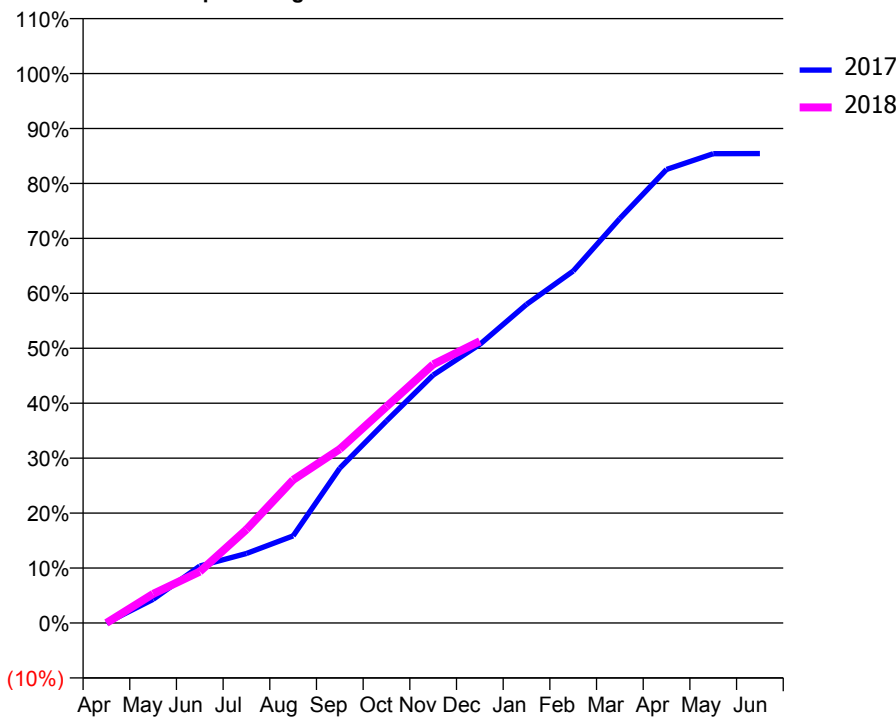
ACCESS*

Patients seen in 24 months	Total	Change since previous quarter
Quarter ending December 2016	3,913	
Quarter ending March 2017	3,897	→
Quarter ending June 2017	3,838	↓
Quarter ending September 2017	3,818	→
Quarter ending December 2017	3,738	↓
Variance since December 2016	(4.5%)	↓



ACTIVITY

Cumulative percentage of contracted UDA delivered 2017 & 2018



Month	Adjusted Scheduled Activity (UDA)	
	2017	2018
April	1	0
May	558	636
June	1,342	1,122
July	1,636	2,043
August	2,051	3,125
September	3,645	3,800
October	4,756	4,725
November	5,835	5,647
December	6,555	6,156
January	7,496	
February	8,283	
March	9,518	
April	10,672	
May	11,042	
June	11,045	

QUALITY

	Quantity	Base Number	Contract	AT	Region	England
% of FP17s for the same patient ID Re-attending within 3 months - Children	37	626	5.9%	10.8%	12.9%	12.0%
% of FP17s for the same patient ID Re-attending within 3 months - Adults	439	3,051	14.4%	14.4%	16.5%	15.9%
% of FP17s for the same patient ID Re-attending between 3 & 9 months - Children	342	626	54.6%	57.8%	59.6%	58.0%
% of FP17s for the same patient ID Re-attending between 3 & 9 months - Adults	1,614	3,051	52.9%	52.6%	52.8%	50.5%
% of FP17s for Band 1 Urgent Courses	25	3,065	0.8%	8.1%	9.1%	9.0%
% of FP17s Relating to Free Repair or Replacements	11	3,065	0.4%	1.1%	1.0%	0.8%
% of FP17s Relating to Continuations	71	3,065	2.3%	1.4%	1.2%	1.1%
% of Patients satisfied with the dentistry they have received	11	12	91.7%	92.8%	91.6%	91.5%
% of Patients satisfied with the time they had to wait for an appointment	11	12	91.7%	88.7%	88.3%	87.9%

* This is based on patients treated on this contract for their most recent course of treatment. Figures in italics indicate the base number of FP17s or Patient Questionnaire responses are less than 100. N/A is shown where the base number of responses is less than 10 during the period. % is calculated as Quantity/Base number*100

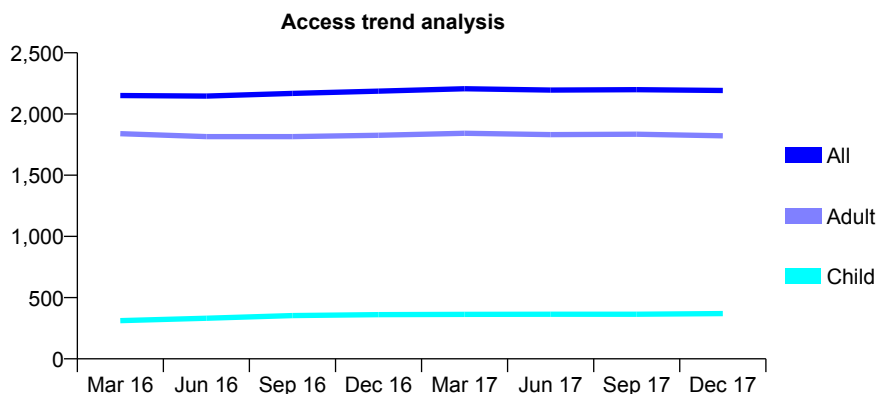
Q49 - Vital Signs At a Glance Contract Report for 912948/0001 - December 2017

Name or company name	MR MF LEE
Contract type name	GDS Contract
Purpose of contract	General
Contract start date	01/04/2006
Contract end date	

17/18 Contracted general activity (UDA)	6,547
Carry forward general activity (UDA)	0
17/18 Contracted orthodontic activity (UOA)	0
Carry forward orthodontic activity (UOA)	0
Baseline contract value	£172,731.03

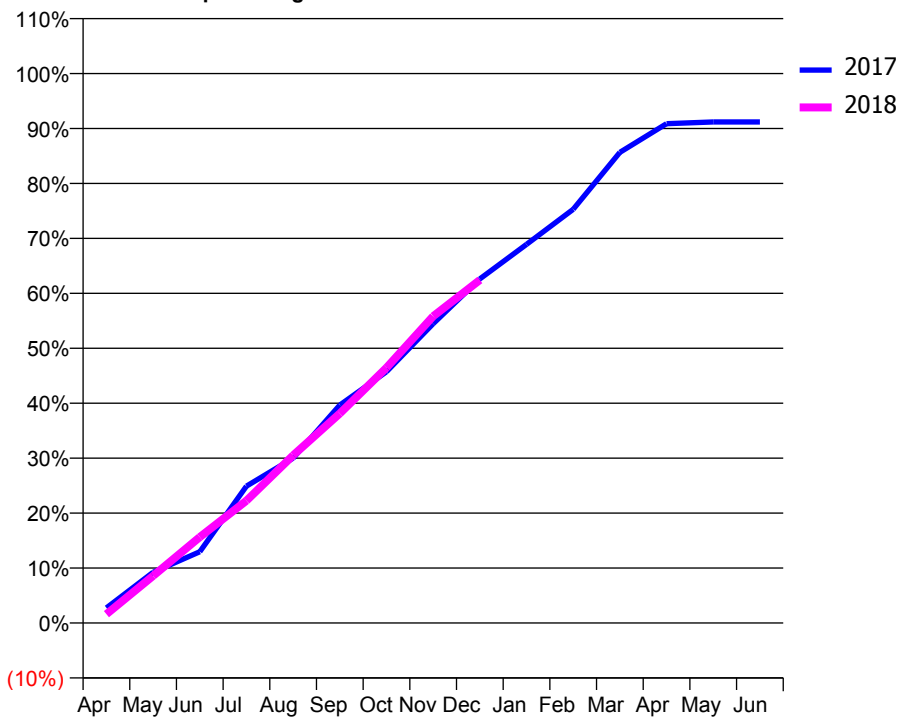
ACCESS*

Patients seen in 24 months	Total	Change since previous quarter
Quarter ending December 2016	2,187	
Quarter ending March 2017	2,206	→
Quarter ending June 2017	2,196	→
Quarter ending September 2017	2,199	→
Quarter ending December 2017	2,192	→
Variance since December 2016	0.2%	→



ACTIVITY

Cumulative percentage of contracted UDA delivered 2017 & 2018



Month	Adjusted Scheduled Activity (UDA)	
	2017	2018
April	180	106
May	605	561
June	848	1,024
July	1,632	1,458
August	1,964	1,998
September	2,597	2,496
October	2,993	3,042
November	3,566	3,655
December	4,100	4,087
January	4,511	
February	4,929	
March	5,608	
April	5,949	
May	5,969	
June	5,969	

QUALITY

	Quantity	Base Number	Contract	AT	Region	England
% of FP17s for the same patient ID Re-attending within 3 months - Children	28	312	9.0%	10.8%	12.9%	12.0%
% of FP17s for the same patient ID Re-attending within 3 months - Adults	137	1,478	9.3%	14.4%	16.5%	15.9%
% of FP17s for the same patient ID Re-attending between 3 & 9 months - Children	150	312	48.1%	57.8%	59.6%	58.0%
% of FP17s for the same patient ID Re-attending between 3 & 9 months - Adults	682	1,478	46.1%	52.6%	52.8%	50.5%
% of FP17s for Band 1 Urgent Courses	150	1,684	8.9%	8.1%	9.1%	9.0%
% of FP17s Relating to Free Repair or Replacements	0	1,684	0.0%	1.1%	1.0%	0.8%
% of FP17s Relating to Continuations	8	1,684	0.5%	1.4%	1.2%	1.1%
% of Patients satisfied with the dentistry they have received	1	1	N/A	92.8%	91.6%	91.5%
% of Patients satisfied with the time they had to wait for an appointment	1	1	N/A	88.7%	88.3%	87.9%

* This is based on patients treated on this contract for their most recent course of treatment. Figures in italics indicate the base number of FP17s or Patient Questionnaire responses are less than 100. N/A is shown where the base number of responses is less than 10 during the period. % is calculated as Quantity/Base number*100

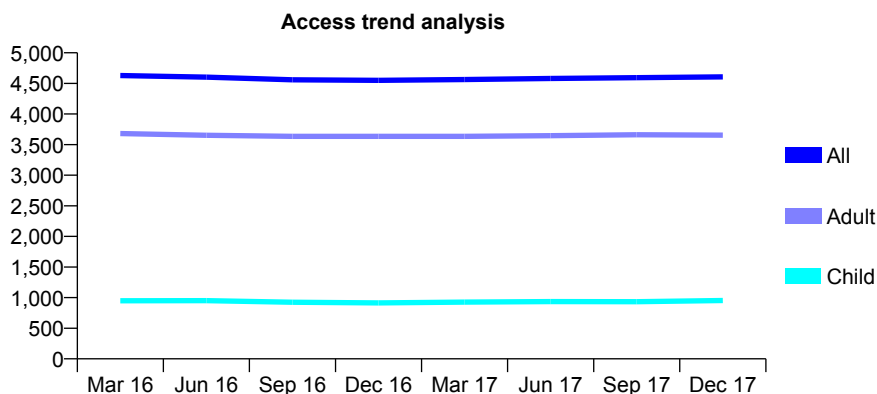
Q49 - Vital Signs At a Glance Contract Report for 914223/0001 - December 2017

Name or company name	MR S TAYLOR
Contract type name	GDS Contract
Purpose of contract	General
Contract start date	01/04/2006
Contract end date	

17/18 Contracted general activity (UDA)	12,600
Carry forward general activity (UDA)	163
17/18 Contracted orthodontic activity (UOA)	0
Carry forward orthodontic activity (UOA)	0
Baseline contract value	£374,782.44

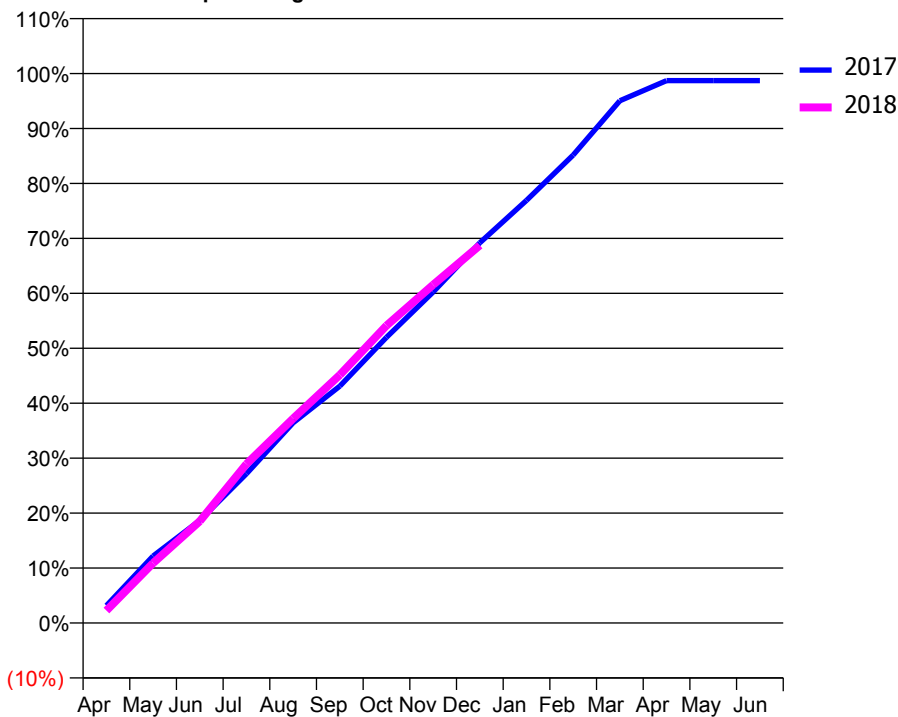
ACCESS*

Patients seen in 24 months	Total	Change since previous quarter
Quarter ending December 2016	4,550	
Quarter ending March 2017	4,563	→
Quarter ending June 2017	4,580	→
Quarter ending September 2017	4,594	→
Quarter ending December 2017	4,607	→
Variance since December 2016	1.3%	→



ACTIVITY

Cumulative percentage of contracted UDA delivered 2017 & 2018



Month	Adjusted Scheduled Activity (UDA)	
	2017	2018
April	400	285
May	1,537	1,374
June	2,354	2,334
July	3,424	3,646
August	4,592	4,689
September	5,431	5,688
October	6,552	6,820
November	7,589	7,754
December	8,718	8,661
January	9,690	
February	10,732	
March	11,976	
April	12,437	
May	12,437	
June	12,437	

QUALITY

	Quantity	Base Number	Contract	AT	Region	England
% of FP17s for the same patient ID Re-attending within 3 months - Children	54	1,049	5.1%	10.8%	12.9%	12.0%
% of FP17s for the same patient ID Re-attending within 3 months - Adults	467	4,056	11.5%	14.4%	16.5%	15.9%
% of FP17s for the same patient ID Re-attending between 3 & 9 months - Children	685	1,049	65.3%	57.8%	59.6%	58.0%
% of FP17s for the same patient ID Re-attending between 3 & 9 months - Adults	2,570	4,056	63.4%	52.6%	52.8%	50.5%
% of FP17s for Band 1 Urgent Courses	185	4,906	3.8%	8.1%	9.1%	9.0%
% of FP17s Relating to Free Repair or Replacements	52	4,906	1.1%	1.1%	1.0%	0.8%
% of FP17s Relating to Continuations	83	4,906	1.7%	1.4%	1.2%	1.1%
% of Patients satisfied with the dentistry they have received	4	4	N/A	92.8%	91.6%	91.5%
% of Patients satisfied with the time they had to wait for an appointment	4	4	N/A	88.7%	88.3%	87.9%

* This is based on patients treated on this contract for their most recent course of treatment. Figures in italics indicate the base number of FP17s or Patient Questionnaire responses are less than 100. N/A is shown where the base number of responses is less than 10 during the period. % is calculated as Quantity/Base number*100

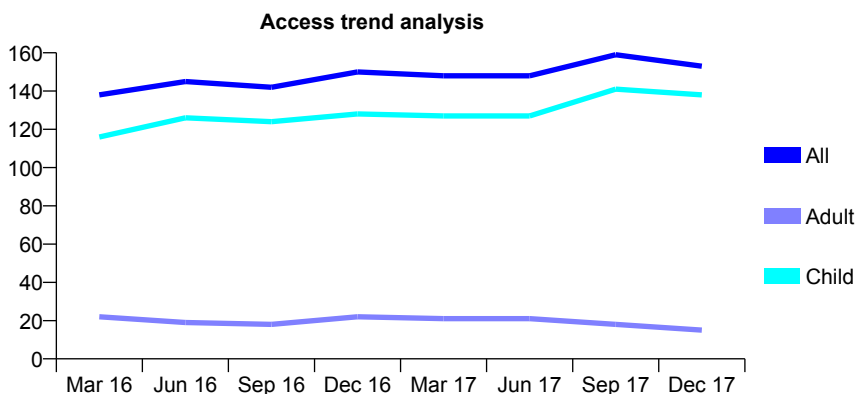
Q49 - Vital Signs At a Glance Contract Report for 914797/0001 - December 2017

Name or company name	MR RJ PARKER
Contract type name	GDS Contract
Purpose of contract	General and Orthodontic
Contract start date	01/04/2006
Contract end date	

17/18 Contracted general activity (UDA)	300
Carry forward general activity (UDA)	-1
17/18 Contracted orthodontic activity (UOA)	810
Carry forward orthodontic activity (UOA)	0
Baseline contract value	£59,882.66

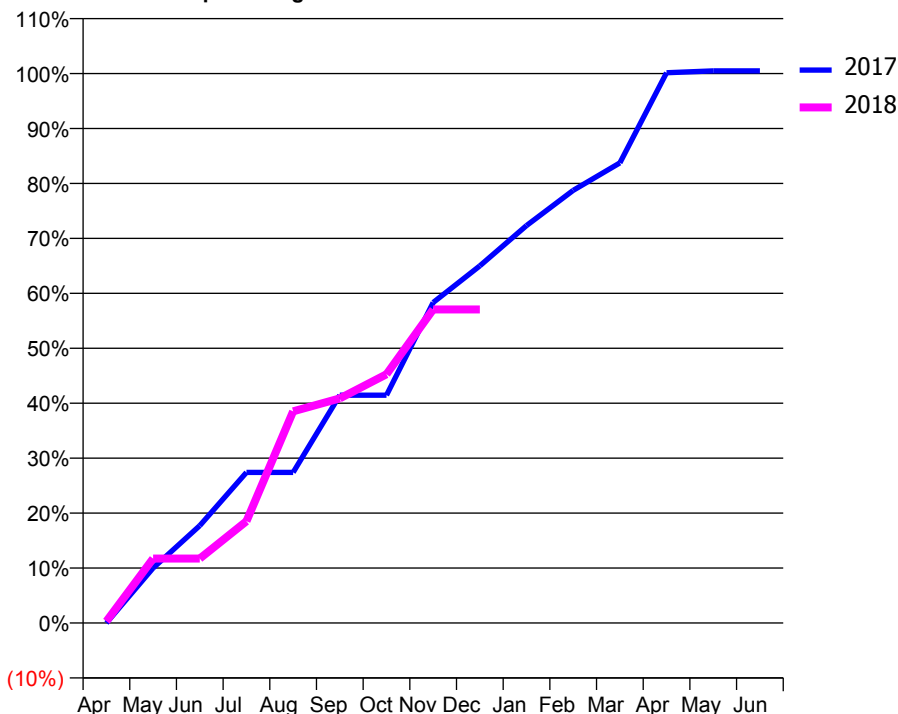
ACCESS*

Patients seen in 24 months	Total	Change since previous quarter
Quarter ending December 2016	150	
Quarter ending March 2017	148	↓
Quarter ending June 2017	148	→
Quarter ending September 2017	159	↑
Quarter ending December 2017	153	↓
Variance since December 2016	2.0%	↑



ACTIVITY

Cumulative percentage of contracted UDA delivered 2017 & 2018



Month	Adjusted Scheduled Activity (UDA)	
	2017	2018
April	0	1
May	30	35
June	53	35
July	82	56
August	82	116
September	124	123
October	124	136
November	175	171
December	195	171
January	217	
February	236	
March	251	
April	300	
May	301	
June	301	

QUALITY

	Quantity	Base Number	Contract	AT	Region	England
% of FP17s for the same patient ID Re-attending within 3 months - Children	27	276	9.8%	10.8%	12.9%	12.0%
% of FP17s for the same patient ID Re-attending within 3 months - Adults	0	1	0.0%	14.4%	16.5%	15.9%
% of FP17s for the same patient ID Re-attending between 3 & 9 months - Children	99	276	35.9%	57.8%	59.6%	58.0%
% of FP17s for the same patient ID Re-attending between 3 & 9 months - Adults	0	1	0.0%	52.6%	52.8%	50.5%
% of FP17s for Band 1 Urgent Courses	6	117	5.1%	8.1%	9.1%	9.0%
% of FP17s Relating to Free Repair or Replacements	0	117	0.0%	1.1%	1.0%	0.8%
% of FP17s Relating to Continuations	0	117	0.0%	1.4%	1.2%	1.1%
% of Patients satisfied with the dentistry they have received	0	0	N/A	92.8%	91.6%	91.5%
% of Patients satisfied with the time they had to wait for an appointment	0	0	N/A	88.7%	88.3%	87.9%

* This is based on patients treated on this contract for their most recent course of treatment. Figures in italics indicate the base number of FP17s or Patient Questionnaire responses are less than 100. N/A is shown where the base number of responses is less than 10 during the period. % is calculated as Quantity/Base number*100

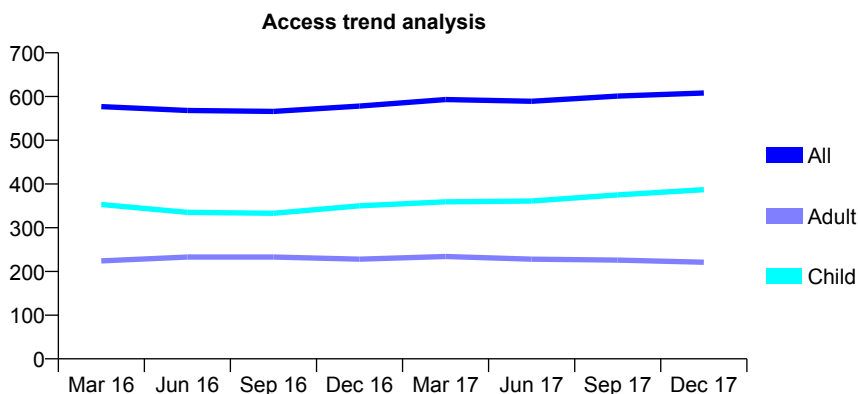
Q49 - Vital Signs At a Glance Contract Report for 916870/0001 - December 2017

Name or company name	MR WD DOBLE
Contract type name	GDS Contract
Purpose of contract	General and Orthodontic
Contract start date	01/10/2013
Contract end date	

17/18 Contracted general activity (UDA)	1,921
Carry forward general activity (UDA)	0
17/18 Contracted orthodontic activity (UOA)	0
Carry forward orthodontic activity (UOA)	0
Baseline contract value	£47,557.69

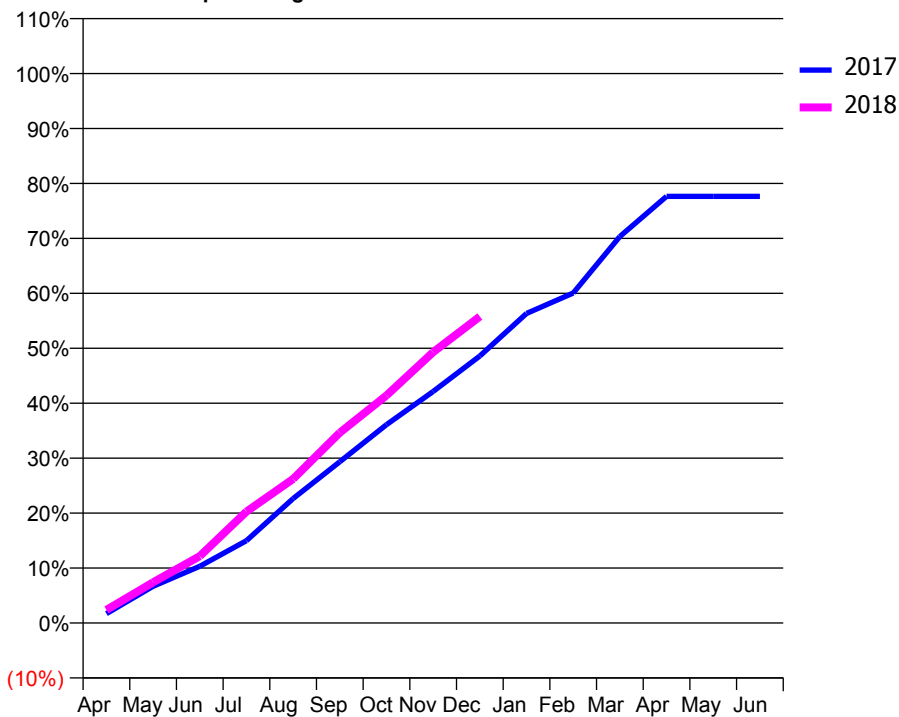
ACCESS*

Patients seen in 24 months	Total	Change since previous quarter
Quarter ending December 2016	578	
Quarter ending March 2017	593	↑
Quarter ending June 2017	589	→
Quarter ending September 2017	601	↑
Quarter ending December 2017	608	→
Variance since December 2016	5.2%	↑



ACTIVITY

Cumulative percentage of contracted UDA delivered 2017 & 2018



Month	Adjusted Scheduled Activity (UDA)	
	2017	2018
April	33	46
May	128	143
June	198	234
July	288	389
August	435	504
September	564	665
October	694	795
November	810	947
December	934	1,071
January	1,082	
February	1,154	
March	1,351	
April	1,491	
May	1,491	
June	1,491	

QUALITY

	Quantity	Base Number	Contract	AT	Region	England
% of FP17s for the same patient ID Re-attending within 3 months - Children	59	554	10.6%	10.8%	12.9%	12.0%
% of FP17s for the same patient ID Re-attending within 3 months - Adults	28	204	13.7%	14.4%	16.5%	15.9%
% of FP17s for the same patient ID Re-attending between 3 & 9 months - Children	392	554	70.8%	57.8%	59.6%	58.0%
% of FP17s for the same patient ID Re-attending between 3 & 9 months - Adults	148	204	72.5%	52.6%	52.8%	50.5%
% of FP17s for Band 1 Urgent Courses	17	680	2.5%	8.1%	9.1%	9.0%
% of FP17s Relating to Free Repair or Replacements	1	680	0.1%	1.1%	1.0%	0.8%
% of FP17s Relating to Continuations	1	680	0.1%	1.4%	1.2%	1.1%
% of Patients satisfied with the dentistry they have received	0	0	N/A	92.8%	91.6%	91.5%
% of Patients satisfied with the time they had to wait for an appointment	0	0	N/A	88.7%	88.3%	87.9%

* This is based on patients treated on this contract for their most recent course of treatment. Figures in italics indicate the base number of FP17s or Patient Questionnaire responses are less than 100. N/A is shown where the base number of responses is less than 10 during the period. % is calculated as Quantity/Base number*100

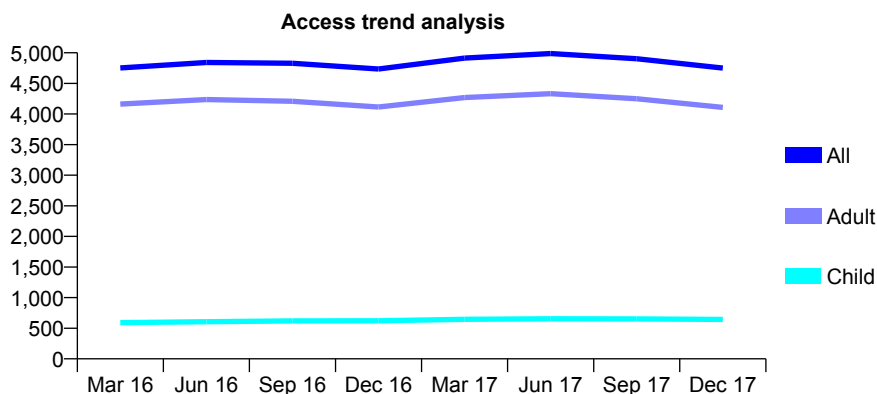
Q49 - Vital Signs At a Glance Contract Report for 917427/0003 - December 2017

Name or company name	MR P BRANTINGHAM
Contract type name	GDS Contract
Purpose of contract	General
Contract start date	01/04/2006
Contract end date	

17/18 Contracted general activity (UDA)	13,884
Carry forward general activity (UDA)	-265
17/18 Contracted orthodontic activity (UOA)	0
Carry forward orthodontic activity (UOA)	0
Baseline contract value	£457,540.99

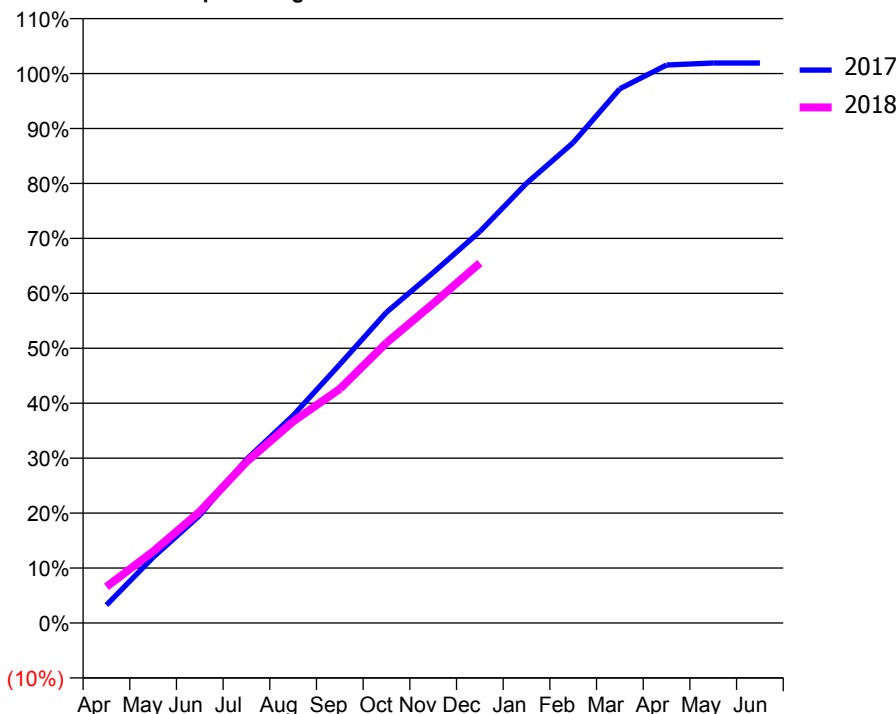
ACCESS*

Patients seen in 24 months	Total	Change since previous quarter
Quarter ending December 2016	4,736	
Quarter ending March 2017	4,914	↑
Quarter ending June 2017	4,987	→
Quarter ending September 2017	4,903	↓
Quarter ending December 2017	4,750	↓
Variance since December 2016	0.3%	→



ACTIVITY

Cumulative percentage of contracted UDA delivered 2017 & 2018



Month	Adjusted Scheduled Activity (UDA)	
	2017	2018
April	454	914
May	1,659	1,806
June	2,721	2,816
July	4,137	4,073
August	5,243	5,091
September	6,534	5,916
October	7,853	7,079
November	8,852	8,071
December	9,891	9,096
January	11,108	
February	12,136	
March	13,498	
April	14,098	
May	14,148	
June	14,149	

QUALITY

	Quantity	Base Number	Contract	AT	Region	England
% of FP17s for the same patient ID Re-attending within 3 months - Children	47	599	7.8%	10.8%	12.9%	12.0%
% of FP17s for the same patient ID Re-attending within 3 months - Adults	699	3,594	19.4%	14.4%	16.5%	15.9%
% of FP17s for the same patient ID Re-attending between 3 & 9 months - Children	307	599	51.3%	57.8%	59.6%	58.0%
% of FP17s for the same patient ID Re-attending between 3 & 9 months - Adults	1,517	3,594	42.2%	52.6%	52.8%	50.5%
% of FP17s for Band 1 Urgent Courses	387	3,832	10.1%	8.1%	9.1%	9.0%
% of FP17s Relating to Free Repair or Replacements	58	3,832	1.5%	1.1%	1.0%	0.8%
% of FP17s Relating to Continuations	149	3,832	3.9%	1.4%	1.2%	1.1%
% of Patients satisfied with the dentistry they have received	6	6	N/A	92.8%	91.6%	91.5%
% of Patients satisfied with the time they had to wait for an appointment	4	6	N/A	88.7%	88.3%	87.9%

* This is based on patients treated on this contract for their most recent course of treatment. Figures in italics indicate the base number of FP17s or Patient Questionnaire responses are less than 100. N/A is shown where the base number of responses is less than 10 during the period. % is calculated as Quantity/Base number*100

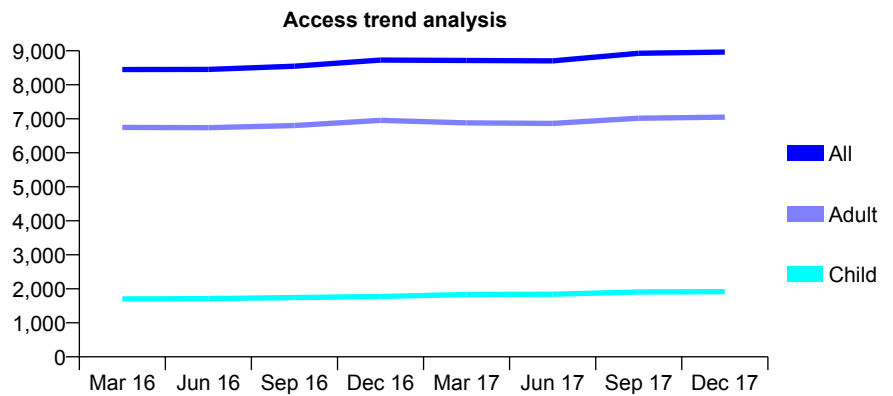
Q49 - Vital Signs At a Glance Contract Report for 917427/0004 - December 2017

Name or company name	MR P BRANTINGHAM
Contract type name	GDS Contract
Purpose of contract	General
Contract start date	01/04/2006
Contract end date	

17/18 Contracted general activity (UDA)	33,157
Carry forward general activity (UDA)	0
17/18 Contracted orthodontic activity (UOA)	0
Carry forward orthodontic activity (UOA)	0
Baseline contract value	£964,410.54

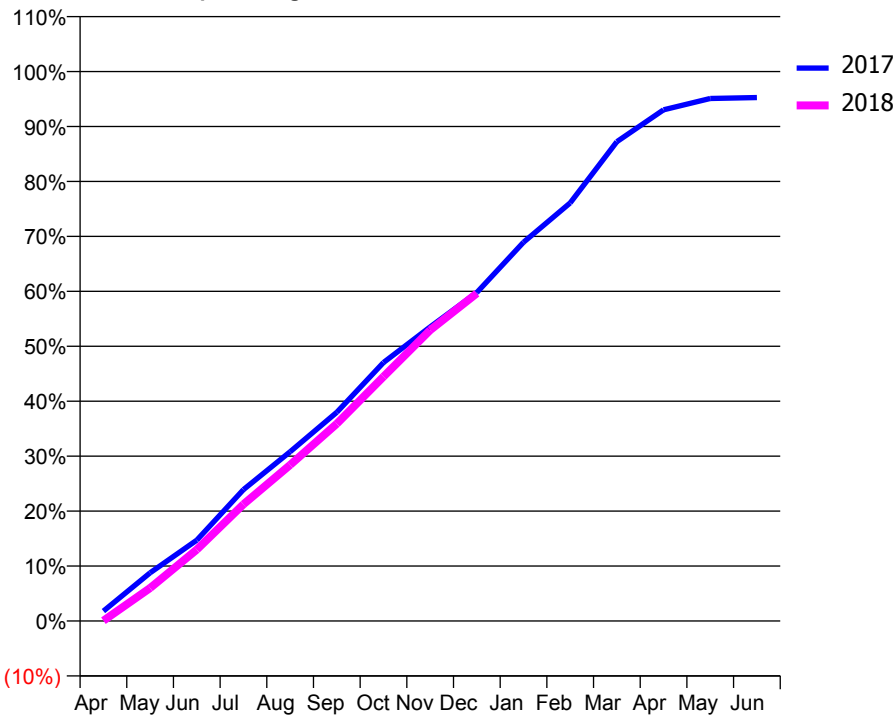
ACCESS*

Patients seen in 24 months	Total	Change since previous quarter
Quarter ending December 2016	8,726	
Quarter ending March 2017	8,716	→
Quarter ending June 2017	8,705	→
Quarter ending September 2017	8,927	↑
Quarter ending December 2017	8,964	→
Variance since December 2016	2.7%	↑



ACTIVITY

Cumulative percentage of contracted UDA delivered 2017 & 2018



Month	Adjusted Scheduled Activity (UDA)	
	2017	2018
April	584	19
May	2,845	1,989
June	4,773	4,306
July	7,759	7,041
August	9,995	9,421
September	12,327	11,904
October	15,258	14,741
November	17,364	17,549
December	19,393	19,774
January	22,359	
February	24,685	
March	28,295	
April	30,179	
May	30,850	
June	30,903	

QUALITY

	Quantity	Base Number	Contract	AT	Region	England
% of FP17s for the same patient ID Re-attending within 3 months - Children	256	2,022	12.7%	10.8%	12.9%	12.0%
% of FP17s for the same patient ID Re-attending within 3 months - Adults	1,561	7,156	21.8%	14.4%	16.5%	15.9%
% of FP17s for the same patient ID Re-attending between 3 & 9 months - Children	975	2,022	48.2%	57.8%	59.6%	58.0%
% of FP17s for the same patient ID Re-attending between 3 & 9 months - Adults	2,957	7,156	41.3%	52.6%	52.8%	50.5%
% of FP17s for Band 1 Urgent Courses	1,196	8,372	14.3%	8.1%	9.1%	9.0%
% of FP17s Relating to Free Repair or Replacements	186	8,372	2.2%	1.1%	1.0%	0.8%
% of FP17s Relating to Continuations	212	8,372	2.5%	1.4%	1.2%	1.1%
% of Patients satisfied with the dentistry they have received	8	8	N/A	92.8%	91.6%	91.5%
% of Patients satisfied with the time they had to wait for an appointment	7	8	N/A	88.7%	88.3%	87.9%

* This is based on patients treated on this contract for their most recent course of treatment. Figures in italics indicate the base number of FP17s or Patient Questionnaire responses are less than 100. N/A is shown where the base number of responses is less than 10 during the period. % is calculated as Quantity/Base number*100

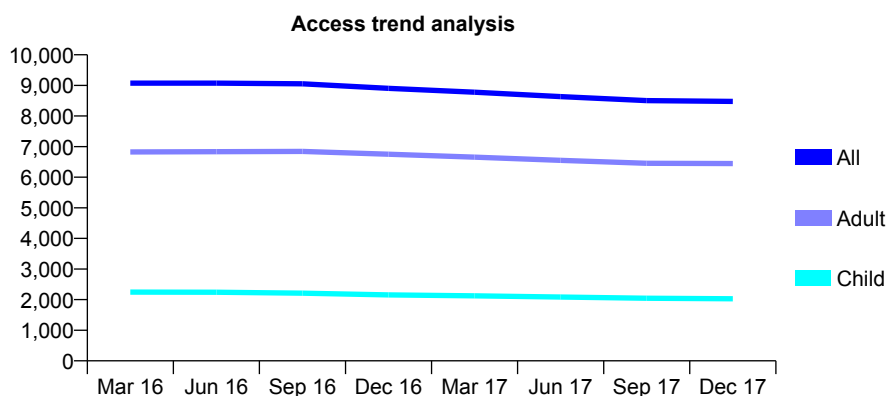
Q49 - Vital Signs At a Glance Contract Report for 920045/0002 - December 2017

Name or company name	MRS PA DODD
Contract type name	GDS Contract
Purpose of contract	General and Orthodontic
Contract start date	01/04/2006
Contract end date	

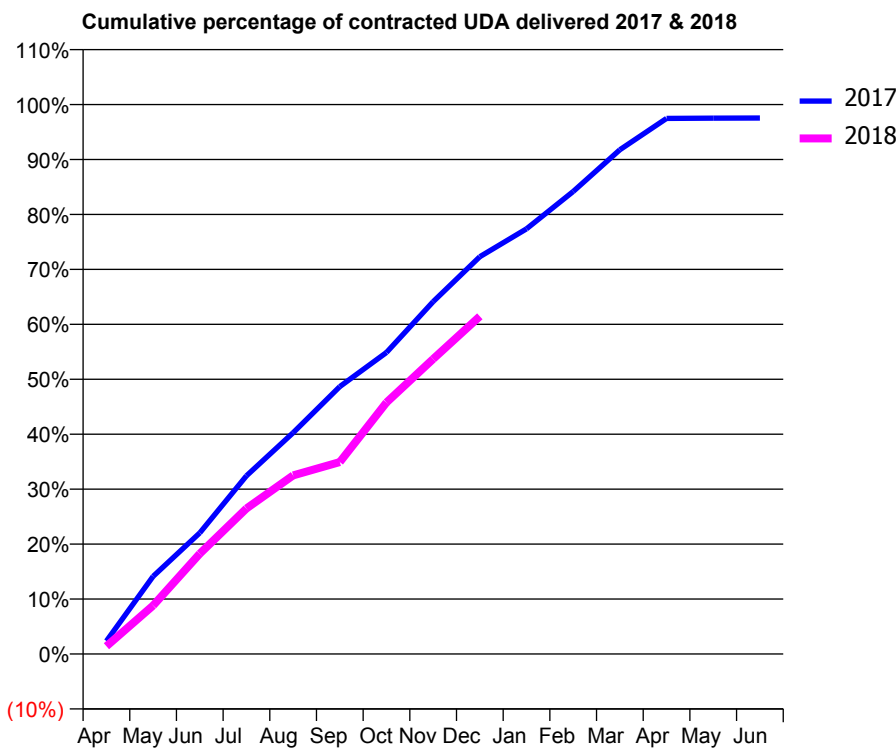
17/18 Contracted general activity (UDA)	23,731
Carry forward general activity (UDA)	494
17/18 Contracted orthodontic activity (UOA)	0
Carry forward orthodontic activity (UOA)	0
Baseline contract value	£616,713.33

ACCESS*

Patients seen in 24 months	Total	Change since previous quarter
Quarter ending December 2016	8,906	
Quarter ending March 2017	8,779	↓
Quarter ending June 2017	8,636	↓
Quarter ending September 2017	8,502	↓
Quarter ending December 2017	8,476	→
Variance since December 2016	(4.8%)	↓



ACTIVITY



Month	Adjusted Scheduled Activity (UDA)	
	2017	2018
April	554	337
May	3,304	2,096
June	5,152	4,335
July	7,584	6,283
August	9,418	7,714
September	11,377	8,288
October	12,831	10,862
November	14,996	12,739
December	16,906	14,582
January	18,092	
February	19,678	
March	21,454	
April	22,786	
May	22,801	
June	22,806	

QUALITY

	Quantity	Base Number	Contract	AT	Region	England
% of FP17s for the same patient ID Re-attending within 3 months - Children	166	2,588	6.4%	10.8%	12.9%	12.0%
% of FP17s for the same patient ID Re-attending within 3 months - Adults	830	7,433	11.2%	14.4%	16.5%	15.9%
% of FP17s for the same patient ID Re-attending between 3 & 9 months - Children	1,857	2,588	71.8%	57.8%	59.6%	58.0%
% of FP17s for the same patient ID Re-attending between 3 & 9 months - Adults	4,966	7,433	66.8%	52.6%	52.8%	50.5%
% of FP17s for Band 1 Urgent Courses	245	8,163	3.0%	8.1%	9.1%	9.0%
% of FP17s Relating to Free Repair or Replacements	75	8,163	0.9%	1.1%	1.0%	0.8%
% of FP17s Relating to Continuations	123	8,163	1.5%	1.4%	1.2%	1.1%
% of Patients satisfied with the dentistry they have received	10	12	83.3%	92.8%	91.6%	91.5%
% of Patients satisfied with the time they had to wait for an appointment	9	12	75.0%	88.7%	88.3%	87.9%

* This is based on patients treated on this contract for their most recent course of treatment. Figures in italics indicate the base number of FP17s or Patient Questionnaire responses are less than 100. N/A is shown where the base number of responses is less than 10 during the period. % is calculated as Quantity/Base number*100

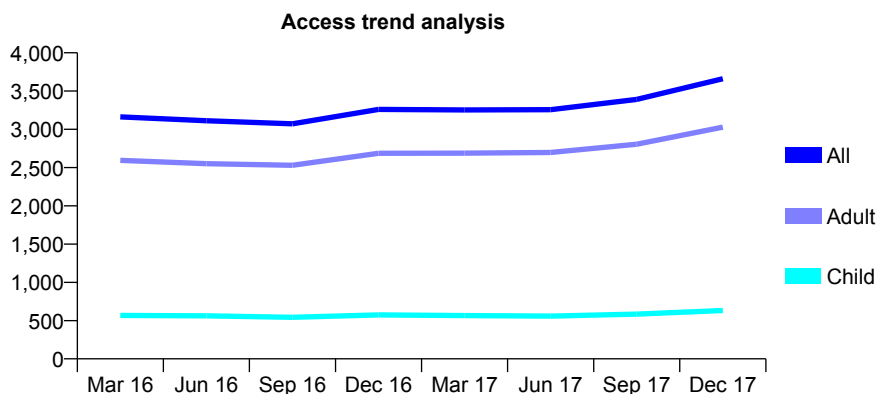
Q49 - Vital Signs At a Glance Contract Report for 920576/0001 - December 2017

Name or company name	MR G BAYTUG
Contract type name	GDS Contract
Purpose of contract	General
Contract start date	01/04/2006
Contract end date	

17/18 Contracted general activity (UDA)	15,354
Carry forward general activity (UDA)	0
17/18 Contracted orthodontic activity (UOA)	0
Carry forward orthodontic activity (UOA)	0
Baseline contract value	£693,356.50

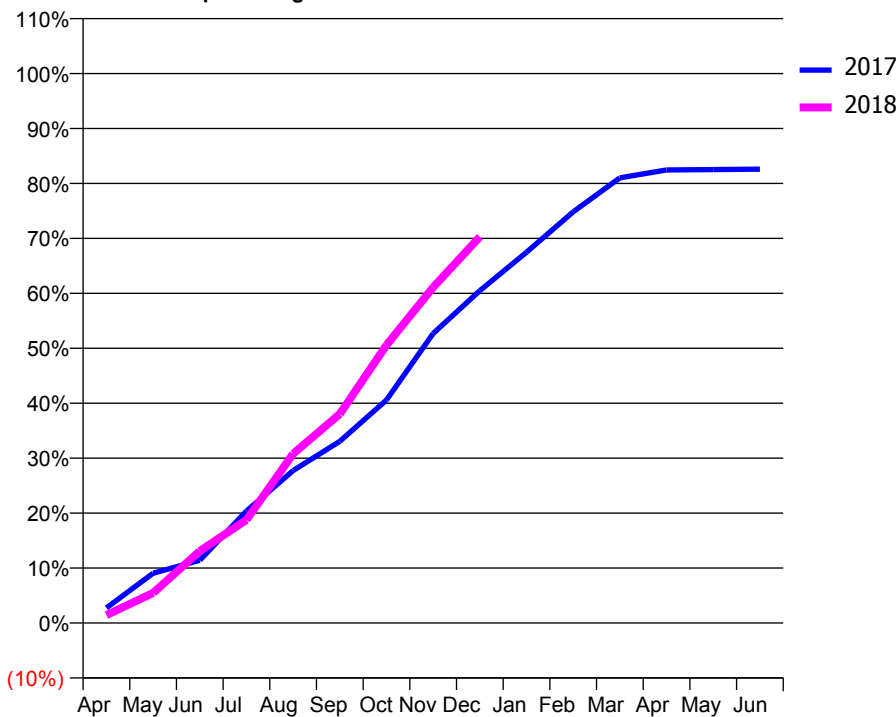
ACCESS*

Patients seen in 24 months	Total	Change since previous quarter
Quarter ending December 2016	3,261	
Quarter ending March 2017	3,253	→
Quarter ending June 2017	3,257	→
Quarter ending September 2017	3,390	↑
Quarter ending December 2017	3,661	↑
Variance since December 2016	12.3%	↑



ACTIVITY

Cumulative percentage of contracted UDA delivered 2017 & 2018



Month	Adjusted Scheduled Activity (UDA)	
	2017	2018
April	424	220
May	1,390	840
June	1,753	2,011
July	3,127	2,883
August	4,261	4,729
September	5,078	5,840
October	6,230	7,767
November	8,090	9,382
December	9,287	10,791
January	10,361	
February	11,491	
March	12,438	
April	12,659	
May	12,668	
June	12,682	

QUALITY

	Quantity	Base Number	Contract	AT	Region	England
% of FP17s for the same patient ID Re-attending within 3 months - Children	75	757	9.9%	10.8%	12.9%	12.0%
% of FP17s for the same patient ID Re-attending within 3 months - Adults	803	4,030	19.9%	14.4%	16.5%	15.9%
% of FP17s for the same patient ID Re-attending between 3 & 9 months - Children	421	757	55.6%	57.8%	59.6%	58.0%
% of FP17s for the same patient ID Re-attending between 3 & 9 months - Adults	2,284	4,030	56.7%	52.6%	52.8%	50.5%
% of FP17s for Band 1 Urgent Courses	237	4,658	5.1%	8.1%	9.1%	9.0%
% of FP17s Relating to Free Repair or Replacements	59	4,658	1.3%	1.1%	1.0%	0.8%
% of FP17s Relating to Continuations	262	4,658	5.6%	1.4%	1.2%	1.1%
% of Patients satisfied with the dentistry they have received	4	5	N/A	92.8%	91.6%	91.5%
% of Patients satisfied with the time they had to wait for an appointment	4	5	N/A	88.7%	88.3%	87.9%

* This is based on patients treated on this contract for their most recent course of treatment. Figures in italics indicate the base number of FP17s or Patient Questionnaire responses are less than 100. N/A is shown where the base number of responses is less than 10 during the period. % is calculated as Quantity/Base number*100

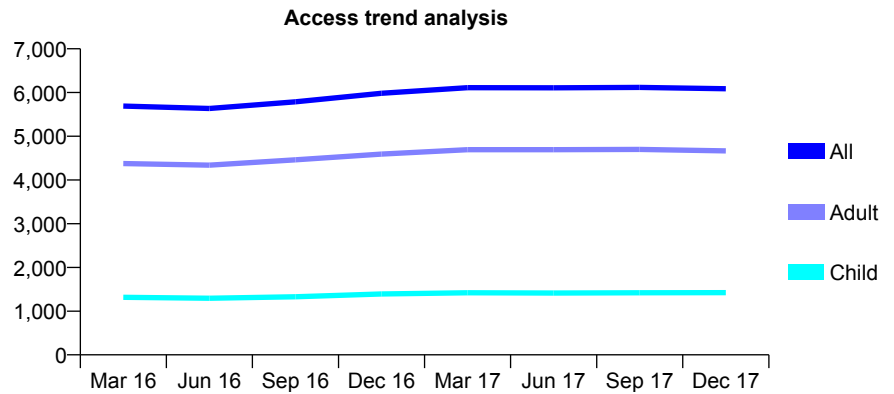
Q49 - Vital Signs At a Glance Contract Report for 925705/0001 - December 2017

Name or company name	MR SA EABORN
Contract type name	GDS Contract
Purpose of contract	General
Contract start date	01/04/2006
Contract end date	

17/18 Contracted general activity (UDA)	16,440
Carry forward general activity (UDA)	-309
17/18 Contracted orthodontic activity (UOA)	0
Carry forward orthodontic activity (UOA)	0
Baseline contract value	£440,231.74

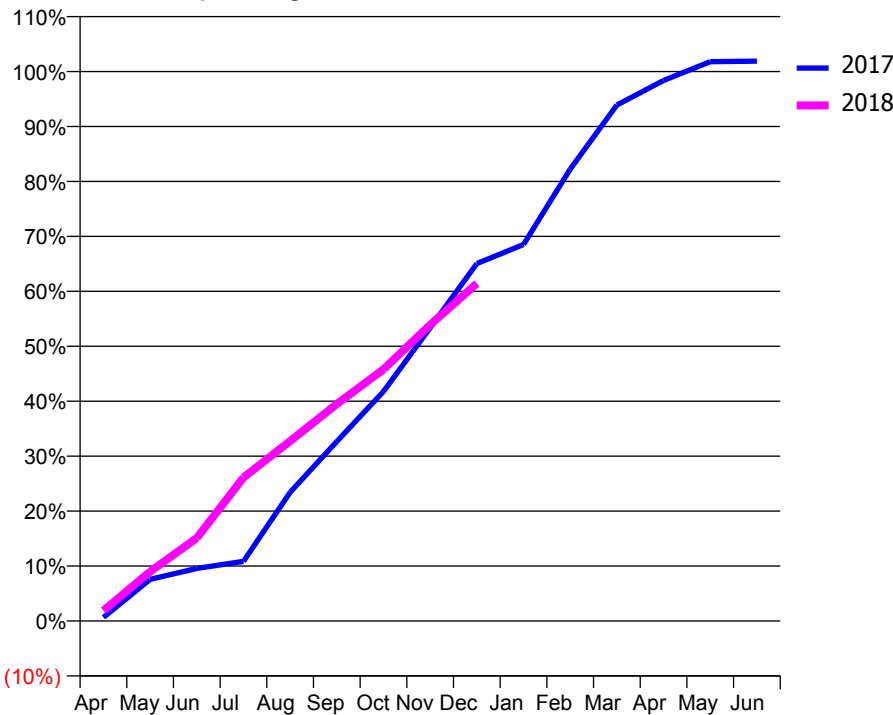
ACCESS*

Patients seen in 24 months	Total	Change since previous quarter
Quarter ending December 2016	5,982	
Quarter ending March 2017	6,112	↑
Quarter ending June 2017	6,107	→
Quarter ending September 2017	6,117	→
Quarter ending December 2017	6,087	→
Variance since December 2016	1.8%	→



ACTIVITY

Cumulative percentage of contracted UDA delivered 2017 & 2018



Month	Adjusted Scheduled Activity (UDA)	
	2017	2018
April	111	309
May	1,247	1,479
June	1,576	2,484
July	1,784	4,296
August	3,852	5,382
September	5,372	6,492
October	6,870	7,532
November	8,774	8,861
December	10,694	10,100
January	11,265	
February	13,520	
March	15,438	
April	16,171	
May	16,736	
June	16,749	

QUALITY

	Quantity	Base Number	Contract	AT	Region	England
% of FP17s for the same patient ID Re-attending within 3 months - Children	90	1,212	7.4%	10.8%	12.9%	12.0%
% of FP17s for the same patient ID Re-attending within 3 months - Adults	513	3,635	14.1%	14.4%	16.5%	15.9%
% of FP17s for the same patient ID Re-attending between 3 & 9 months - Children	557	1,212	46.0%	57.8%	59.6%	58.0%
% of FP17s for the same patient ID Re-attending between 3 & 9 months - Adults	1,655	3,635	45.5%	52.6%	52.8%	50.5%
% of FP17s for Band 1 Urgent Courses	377	4,295	8.8%	8.1%	9.1%	9.0%
% of FP17s Relating to Free Repair or Replacements	56	4,295	1.3%	1.1%	1.0%	0.8%
% of FP17s Relating to Continuations	43	4,295	1.0%	1.4%	1.2%	1.1%
% of Patients satisfied with the dentistry they have received	7	7	N/A	92.8%	91.6%	91.5%
% of Patients satisfied with the time they had to wait for an appointment	7	7	N/A	88.7%	88.3%	87.9%

* This is based on patients treated on this contract for their most recent course of treatment. Figures in italics indicate the base number of FP17s or Patient Questionnaire responses are less than 100. N/A is shown where the base number of responses is less than 10 during the period. % is calculated as Quantity/Base number*100

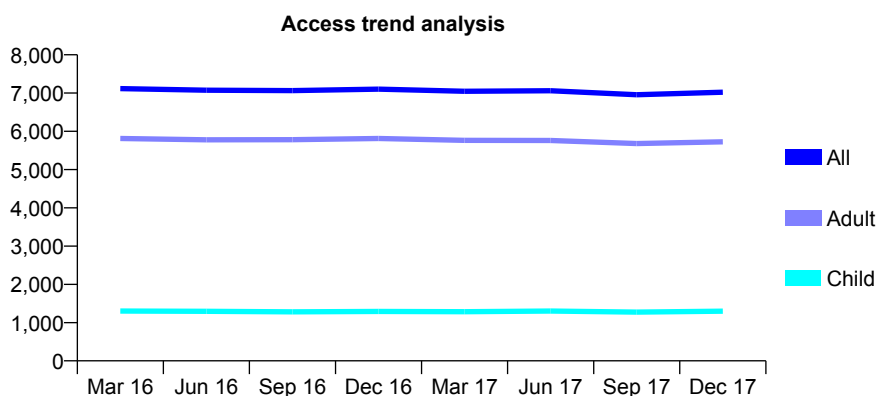
Q49 - Vital Signs At a Glance Contract Report for 933406/0001 - December 2017

Name or company name	MR JI SYKES
Contract type name	GDS Contract
Purpose of contract	General
Contract start date	11/08/2007
Contract end date	

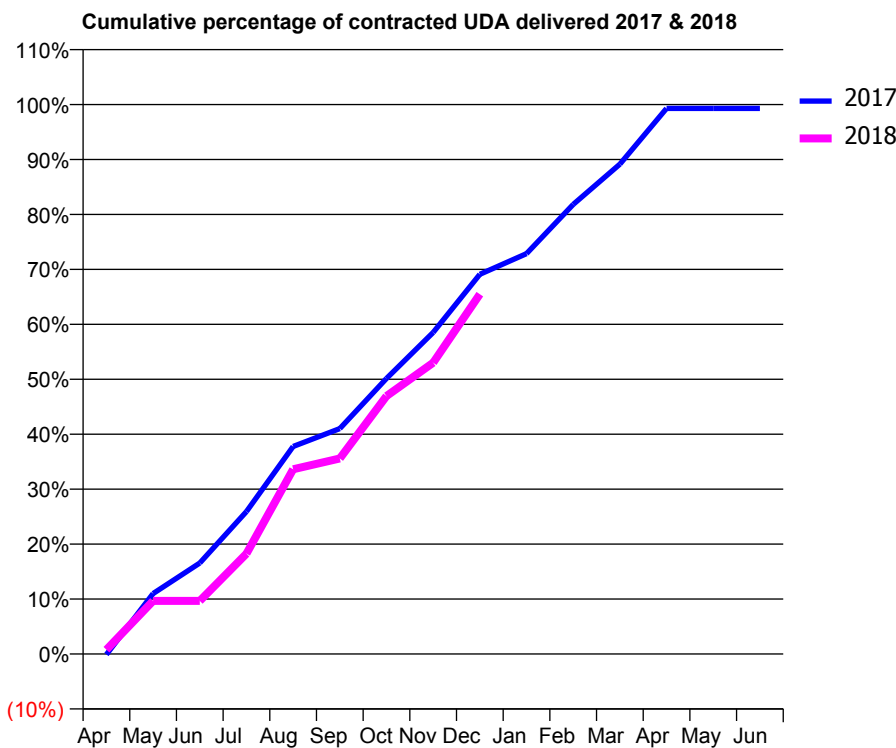
17/18 Contracted general activity (UDA)	19,332
Carry forward general activity (UDA)	136
17/18 Contracted orthodontic activity (UOA)	0
Carry forward orthodontic activity (UOA)	0
Baseline contract value	£434,385.99

ACCESS*

Patients seen in 24 months	Total	Change since previous quarter
Quarter ending December 2016	7,103	
Quarter ending March 2017	7,048	→
Quarter ending June 2017	7,061	→
Quarter ending September 2017	6,955	↓
Quarter ending December 2017	7,023	→
Variance since December 2016	(1.1%)	↓



ACTIVITY



Month	Adjusted Scheduled Activity (UDA)	
	2017	2018
April	-23	153
May	2,130	1,871
June	3,202	1,871
July	5,012	3,530
August	7,302	6,500
September	7,932	6,881
October	9,695	9,074
November	11,313	10,250
December	13,359	12,660
January	14,087	
February	15,819	
March	17,235	
April	19,196	
May	19,196	
June	19,196	

QUALITY

	Quantity	Base Number	Contract	AT	Region	England
% of FP17s for the same patient ID Re-attending within 3 months - Children	96	1,551	6.2%	10.8%	12.9%	12.0%
% of FP17s for the same patient ID Re-attending within 3 months - Adults	641	5,382	11.9%	14.4%	16.5%	15.9%
% of FP17s for the same patient ID Re-attending between 3 & 9 months - Children	960	1,551	61.9%	57.8%	59.6%	58.0%
% of FP17s for the same patient ID Re-attending between 3 & 9 months - Adults	2,447	5,382	45.5%	52.6%	52.8%	50.5%
% of FP17s for Band 1 Urgent Courses	493	5,984	8.2%	8.1%	9.1%	9.0%
% of FP17s Relating to Free Repair or Replacements	65	5,984	1.1%	1.1%	1.0%	0.8%
% of FP17s Relating to Continuations	49	5,984	0.8%	1.4%	1.2%	1.1%
% of Patients satisfied with the dentistry they have received	13	14	92.9%	92.8%	91.6%	91.5%
% of Patients satisfied with the time they had to wait for an appointment	12	14	85.7%	88.7%	88.3%	87.9%

* This is based on patients treated on this contract for their most recent course of treatment. Figures in italics indicate the base number of FP17s or Patient Questionnaire responses are less than 100. N/A is shown where the base number of responses is less than 10 during the period. % is calculated as Quantity/Base number*100

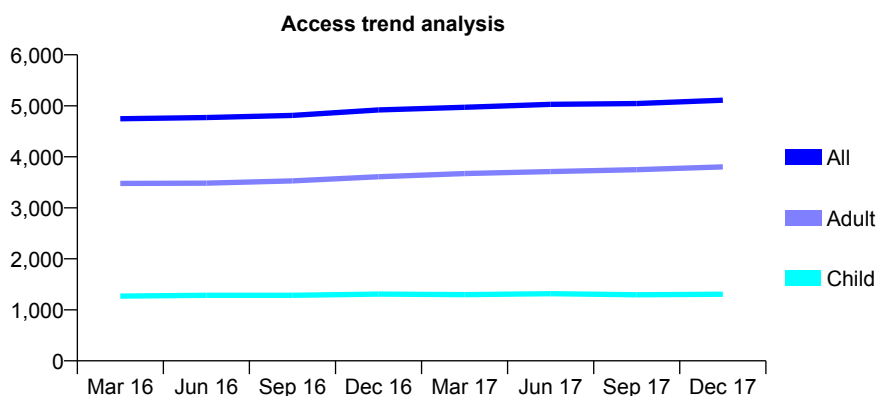
Q49 - Vital Signs At a Glance Contract Report for 934518/0001 - December 2017

Name or company name	Mrs J D Black and Mr G Cowie
Contract type name	GDS Contract
Purpose of contract	General
Contract start date	01/04/2006
Contract end date	

17/18 Contracted general activity (UDA)	16,241
Carry forward general activity (UDA)	105
17/18 Contracted orthodontic activity (UOA)	0
Carry forward orthodontic activity (UOA)	0
Baseline contract value	£436,049.69

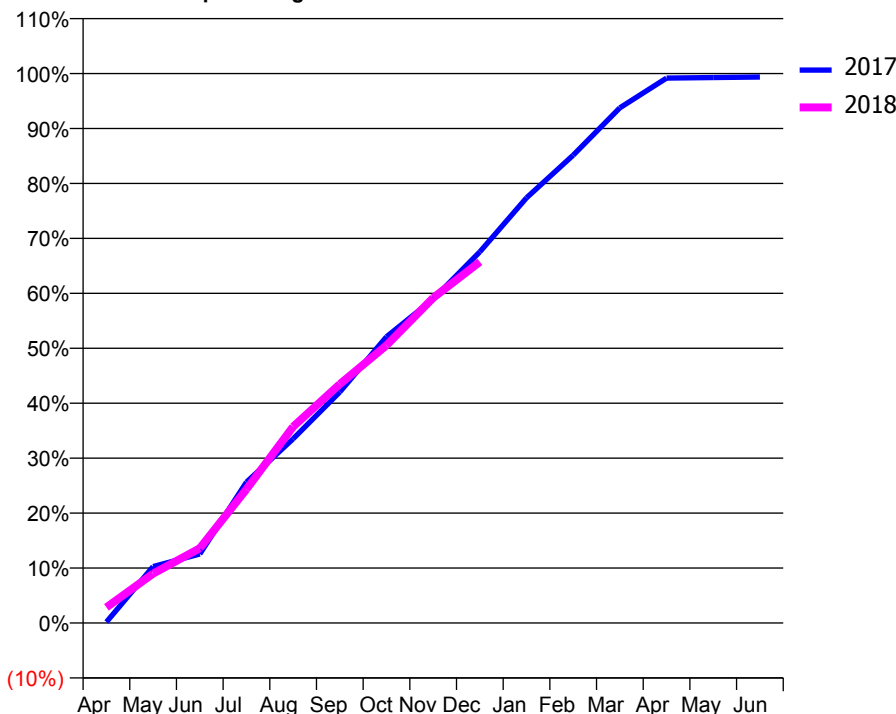
ACCESS*

Patients seen in 24 months	Total	Change since previous quarter
Quarter ending December 2016	4,918	
Quarter ending March 2017	4,970	→
Quarter ending June 2017	5,029	→
Quarter ending September 2017	5,044	→
Quarter ending December 2017	5,110	→
Variance since December 2016	3.9%	↑



ACTIVITY

Cumulative percentage of contracted UDA delivered 2017 & 2018



Month	Adjusted Scheduled Activity (UDA)	
	2017	2018
April	28	464
May	1,667	1,462
June	2,035	2,210
July	4,159	3,955
August	5,436	5,803
September	6,818	7,060
October	8,446	8,206
November	9,559	9,612
December	10,955	10,674
January	12,549	
February	13,808	
March	15,203	
April	16,079	
May	16,096	
June	16,111	

QUALITY

	Quantity	Base Number	Contract	AT	Region	England
% of FP17s for the same patient ID Re-attending within 3 months - Children	97	1,300	7.5%	10.8%	12.9%	12.0%
% of FP17s for the same patient ID Re-attending within 3 months - Adults	441	3,296	13.4%	14.4%	16.5%	15.9%
% of FP17s for the same patient ID Re-attending between 3 & 9 months - Children	692	1,300	53.2%	57.8%	59.6%	58.0%
% of FP17s for the same patient ID Re-attending between 3 & 9 months - Adults	1,583	3,296	48.0%	52.6%	52.8%	50.5%
% of FP17s for Band 1 Urgent Courses	304	4,287	7.1%	8.1%	9.1%	9.0%
% of FP17s Relating to Free Repair or Replacements	46	4,287	1.1%	1.1%	1.0%	0.8%
% of FP17s Relating to Continuations	14	4,287	0.3%	1.4%	1.2%	1.1%
% of Patients satisfied with the dentistry they have received	10	10	100.0%	92.8%	91.6%	91.5%
% of Patients satisfied with the time they had to wait for an appointment	7	10	70.0%	88.7%	88.3%	87.9%

* This is based on patients treated on this contract for their most recent course of treatment. Figures in italics indicate the base number of FP17s or Patient Questionnaire responses are less than 100. N/A is shown where the base number of responses is less than 10 during the period. % is calculated as Quantity/Base number*100

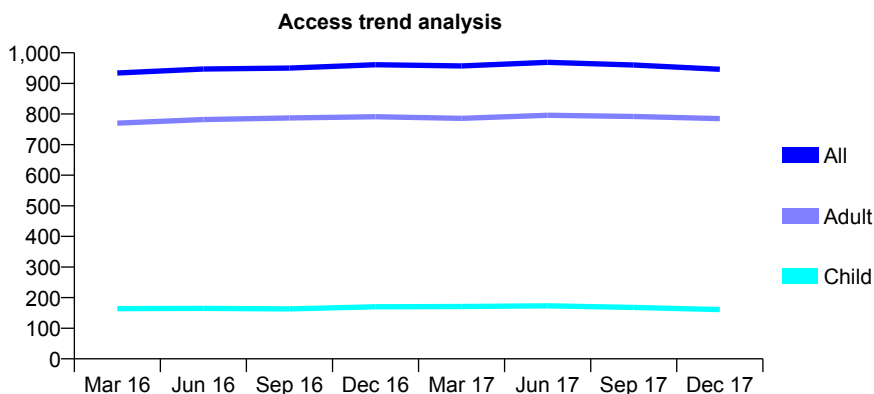
Q49 - Vital Signs At a Glance Contract Report for 937932/0003 - December 2017

Name or company name	MR I STEELE
Contract type name	GDS Contract
Purpose of contract	General
Contract start date	02/01/2014
Contract end date	

17/18 Contracted general activity (UDA)	3,000
Carry forward general activity (UDA)	109
17/18 Contracted orthodontic activity (UOA)	0
Carry forward orthodontic activity (UOA)	0
Baseline contract value	£72,590.66

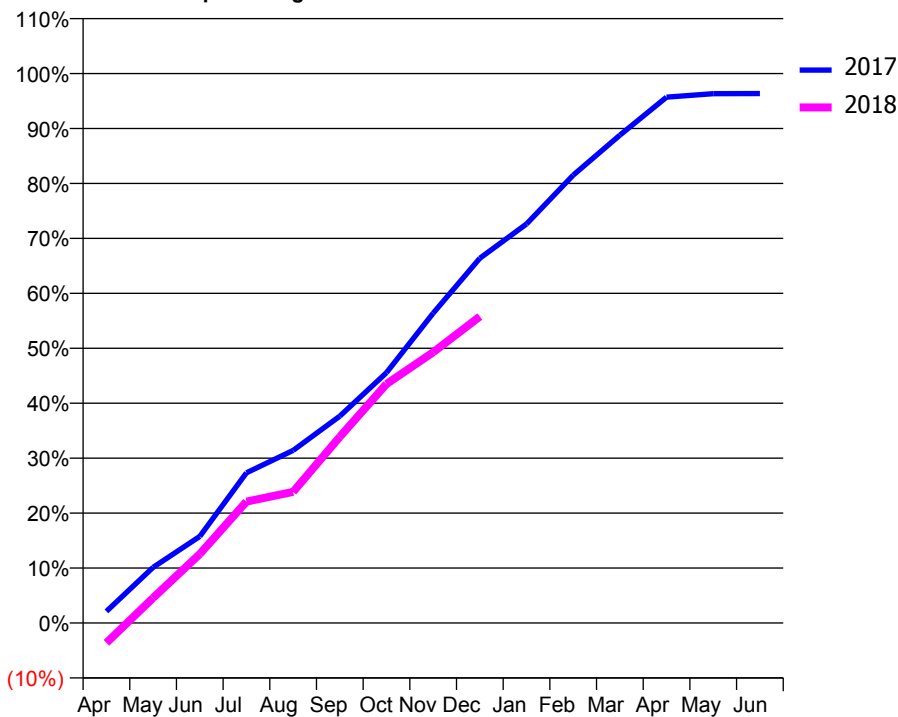
ACCESS*

Patients seen in 24 months	Total	Change since previous quarter
Quarter ending December 2016	961	
Quarter ending March 2017	957	→
Quarter ending June 2017	969	→
Quarter ending September 2017	960	→
Quarter ending December 2017	946	↓
Variance since December 2016	(1.6%)	↓



ACTIVITY

Cumulative percentage of contracted UDA delivered 2017 & 2018



Month	Adjusted Scheduled Activity (UDA)	
	2017	2018
April	64	-109
May	304	137
June	473	377
July	820	663
August	942	716
September	1,129	1,017
October	1,367	1,305
November	1,692	1,478
December	1,992	1,673
January	2,179	
February	2,445	
March	2,663	
April	2,871	
May	2,890	
June	2,891	

QUALITY

	Quantity	Base Number	Contract	AT	Region	England
% of FP17s for the same patient ID Re-attending within 3 months - Children	10	185	5.4%	10.8%	12.9%	12.0%
% of FP17s for the same patient ID Re-attending within 3 months - Adults	142	988	14.4%	14.4%	16.5%	15.9%
% of FP17s for the same patient ID Re-attending between 3 & 9 months - Children	140	185	75.7%	57.8%	59.6%	58.0%
% of FP17s for the same patient ID Re-attending between 3 & 9 months - Adults	673	988	68.1%	52.6%	52.8%	50.5%
% of FP17s for Band 1 Urgent Courses	11	1,036	1.1%	8.1%	9.1%	9.0%
% of FP17s Relating to Free Repair or Replacements	24	1,036	2.3%	1.1%	1.0%	0.8%
% of FP17s Relating to Continuations	37	1,036	3.6%	1.4%	1.2%	1.1%
% of Patients satisfied with the dentistry they have received	2	2	N/A	92.8%	91.6%	91.5%
% of Patients satisfied with the time they had to wait for an appointment	2	2	N/A	88.7%	88.3%	87.9%

* This is based on patients treated on this contract for their most recent course of treatment. Figures in italics indicate the base number of FP17s or Patient Questionnaire responses are less than 100. N/A is shown where the base number of responses is less than 10 during the period. % is calculated as Quantity/Base number*100

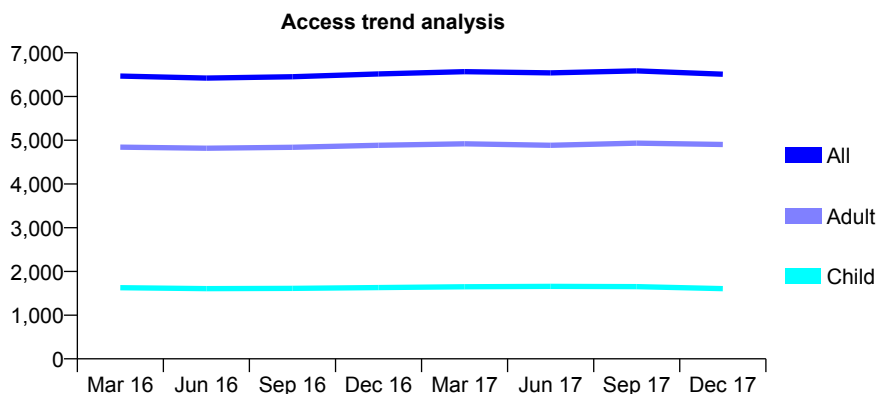
Q49 - Vital Signs At a Glance Contract Report for 941212/0001 - December 2017

Name or company name	MR I DAVIES
Contract type name	GDS Contract
Purpose of contract	General
Contract start date	01/05/2011
Contract end date	

17/18 Contracted general activity (UDA)	21,674
Carry forward general activity (UDA)	0
17/18 Contracted orthodontic activity (UOA)	0
Carry forward orthodontic activity (UOA)	0
Baseline contract value	£563,747.89

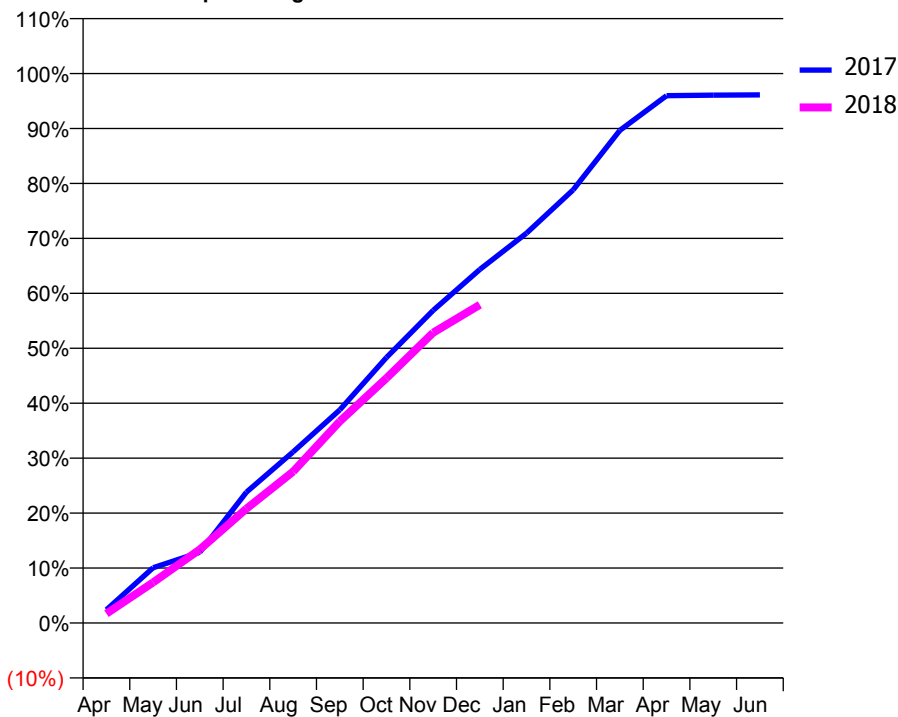
ACCESS*

Patients seen in 24 months	Total	Change since previous quarter
Quarter ending December 2016	6,517	
Quarter ending March 2017	6,567	→
Quarter ending June 2017	6,542	→
Quarter ending September 2017	6,586	→
Quarter ending December 2017	6,509	↓
Variance since December 2016	(0.1%)	→



ACTIVITY

Cumulative percentage of contracted UDA delivered 2017 & 2018



Month	Adjusted Scheduled Activity (UDA)	
	2017	2018
April	525	372
May	2,178	1,602
June	2,788	2,902
July	5,164	4,510
August	6,752	5,971
September	8,407	7,957
October	10,476	9,660
November	12,331	11,455
December	13,946	12,554
January	15,374	
February	17,086	
March	19,431	
April	20,798	
May	20,819	
June	20,833	

QUALITY

	Quantity	Base Number	Contract	AT	Region	England
% of FP17s for the same patient ID Re-attending within 3 months - Children	154	1,611	9.6%	10.8%	12.9%	12.0%
% of FP17s for the same patient ID Re-attending within 3 months - Adults	932	4,828	19.3%	14.4%	16.5%	15.9%
% of FP17s for the same patient ID Re-attending between 3 & 9 months - Children	837	1,611	52.0%	57.8%	59.6%	58.0%
% of FP17s for the same patient ID Re-attending between 3 & 9 months - Adults	2,419	4,828	50.1%	52.6%	52.8%	50.5%
% of FP17s for Band 1 Urgent Courses	657	5,249	12.5%	8.1%	9.1%	9.0%
% of FP17s Relating to Free Repair or Replacements	100	5,249	1.9%	1.1%	1.0%	0.8%
% of FP17s Relating to Continuations	106	5,249	2.0%	1.4%	1.2%	1.1%
% of Patients satisfied with the dentistry they have received	5	6	N/A	92.8%	91.6%	91.5%
% of Patients satisfied with the time they had to wait for an appointment	6	6	N/A	88.7%	88.3%	87.9%

* This is based on patients treated on this contract for their most recent course of treatment. Figures in italics indicate the base number of FP17s or Patient Questionnaire responses are less than 100. N/A is shown where the base number of responses is less than 10 during the period. % is calculated as Quantity/Base number*100

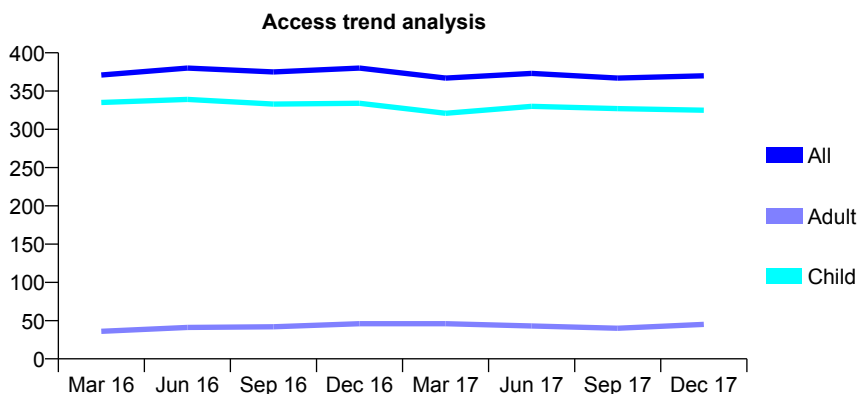
Q49 - Vital Signs At a Glance Contract Report for 943754/0003 - December 2017

Name or company name	MR S ISMAIL
Contract type name	GDS Contract
Purpose of contract	General and Orthodontic
Contract start date	01/07/2012
Contract end date	

17/18 Contracted general activity (UDA)	2,000
Carry forward general activity (UDA)	0
17/18 Contracted orthodontic activity (UOA)	0
Carry forward orthodontic activity (UOA)	0
Baseline contract value	£50,300.00

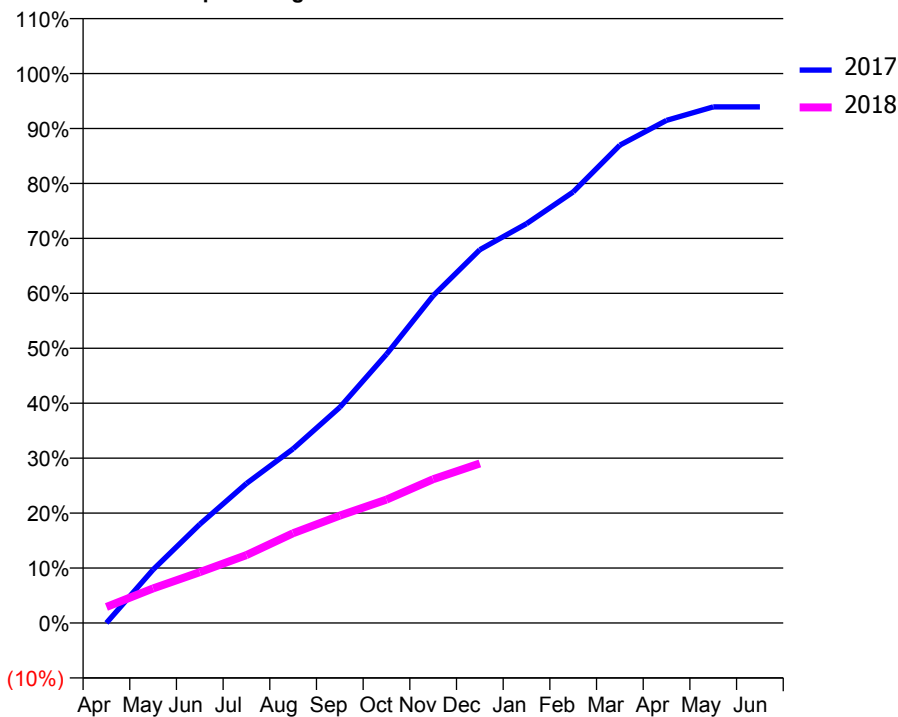
ACCESS*

Patients seen in 24 months	Total	Change since previous quarter
Quarter ending December 2016	380	
Quarter ending March 2017	367	↓
Quarter ending June 2017	373	→
Quarter ending September 2017	367	↓
Quarter ending December 2017	370	→
Variance since December 2016	(2.6%)	↓



ACTIVITY

Cumulative percentage of contracted UDA delivered 2017 & 2018



Month	Adjusted Scheduled Activity (UDA)	
	2017	2018
April	0	58
May	84	126
June	156	185
July	220	247
August	275	327
September	340	391
October	424	449
November	516	523
December	588	581
January	629	
February	679	
March	753	
April	792	
May	813	
June	813	

QUALITY

	Quantity	Base Number	Contract	AT	Region	England
% of FP17s for the same patient ID Re-attending within 3 months - Children	36	446	8.1%	10.8%	12.9%	12.0%
% of FP17s for the same patient ID Re-attending within 3 months - Adults	0	0	N/A	14.4%	16.5%	15.9%
% of FP17s for the same patient ID Re-attending between 3 & 9 months - Children	311	446	69.7%	57.8%	59.6%	58.0%
% of FP17s for the same patient ID Re-attending between 3 & 9 months - Adults	0	0	N/A	52.6%	52.8%	50.5%
% of FP17s for Band 1 Urgent Courses	19	410	4.6%	8.1%	9.1%	9.0%
% of FP17s Relating to Free Repair or Replacements	0	410	0.0%	1.1%	1.0%	0.8%
% of FP17s Relating to Continuations	0	410	0.0%	1.4%	1.2%	1.1%
% of Patients satisfied with the dentistry they have received	1	4	N/A	92.8%	91.6%	91.5%
% of Patients satisfied with the time they had to wait for an appointment	4	4	N/A	88.7%	88.3%	87.9%

* This is based on patients treated on this contract for their most recent course of treatment. Figures in italics indicate the base number of FP17s or Patient Questionnaire responses are less than 100. N/A is shown where the base number of responses is less than 10 during the period. % is calculated as Quantity/Base number*100

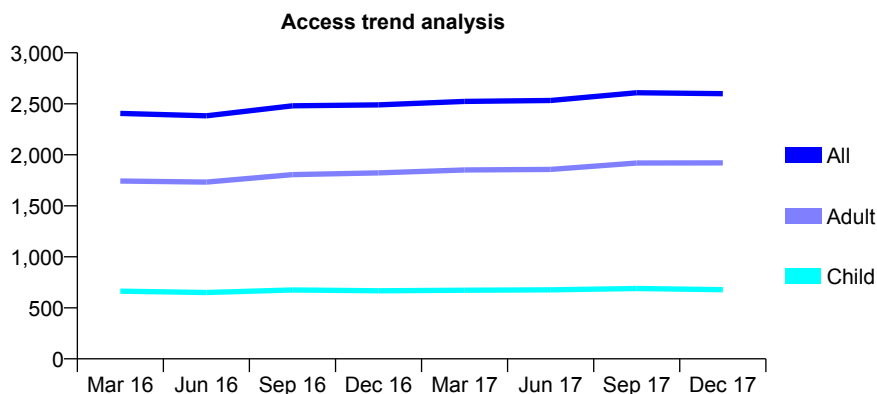
Q49 - Vital Signs At a Glance Contract Report for 960322/0001 - December 2017

Name or company name	MR AJ CHURM
Contract type name	GDS Contract
Purpose of contract	General
Contract start date	01/08/2009
Contract end date	

17/18 Contracted general activity (UDA)	5,962
Carry forward general activity (UDA)	-27
17/18 Contracted orthodontic activity (UOA)	0
Carry forward orthodontic activity (UOA)	0
Baseline contract value	£173,621.34

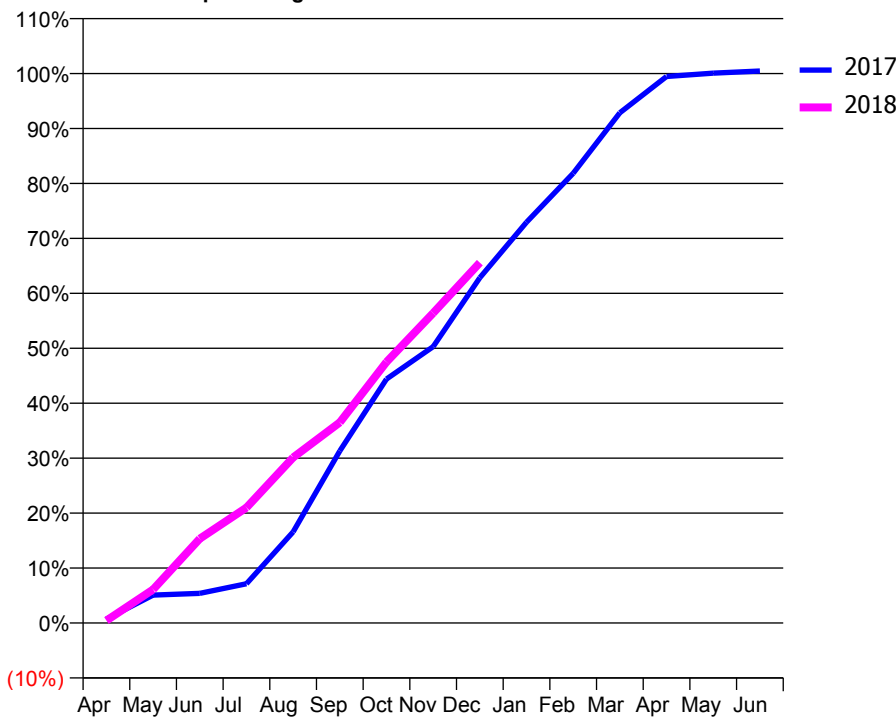
ACCESS*

Patients seen in 24 months	Total	Change since previous quarter
Quarter ending December 2016	2,490	
Quarter ending March 2017	2,523	→
Quarter ending June 2017	2,533	→
Quarter ending September 2017	2,609	↑
Quarter ending December 2017	2,599	→
Variance since December 2016	4.4%	↑



ACTIVITY

Cumulative percentage of contracted UDA delivered 2017 & 2018



Month	Adjusted Scheduled Activity (UDA)	
	2017	2018
April	42	27
May	303	364
June	322	916
July	426	1,253
August	989	1,796
September	1,867	2,177
October	2,647	2,832
November	2,999	3,362
December	3,746	3,909
January	4,348	
February	4,880	
March	5,536	
April	5,930	
May	5,966	
June	5,989	

QUALITY

	Quantity	Base Number	Contract	AT	Region	England
% of FP17s for the same patient ID Re-attending within 3 months - Children	56	685	8.2%	10.8%	12.9%	12.0%
% of FP17s for the same patient ID Re-attending within 3 months - Adults	294	1,758	16.7%	14.4%	16.5%	15.9%
% of FP17s for the same patient ID Re-attending between 3 & 9 months - Children	322	685	47.0%	57.8%	59.6%	58.0%
% of FP17s for the same patient ID Re-attending between 3 & 9 months - Adults	769	1,758	43.7%	52.6%	52.8%	50.5%
% of FP17s for Band 1 Urgent Courses	129	1,736	7.4%	8.1%	9.1%	9.0%
% of FP17s Relating to Free Repair or Replacements	33	1,736	1.9%	1.1%	1.0%	0.8%
% of FP17s Relating to Continuations	10	1,736	0.6%	1.4%	1.2%	1.1%
% of Patients satisfied with the dentistry they have received	2	2	N/A	92.8%	91.6%	91.5%
% of Patients satisfied with the time they had to wait for an appointment	1	2	N/A	88.7%	88.3%	87.9%

* This is based on patients treated on this contract for their most recent course of treatment. Figures in italics indicate the base number of FP17s or Patient Questionnaire responses are less than 100. N/A is shown where the base number of responses is less than 10 during the period. % is calculated as Quantity/Base number*100

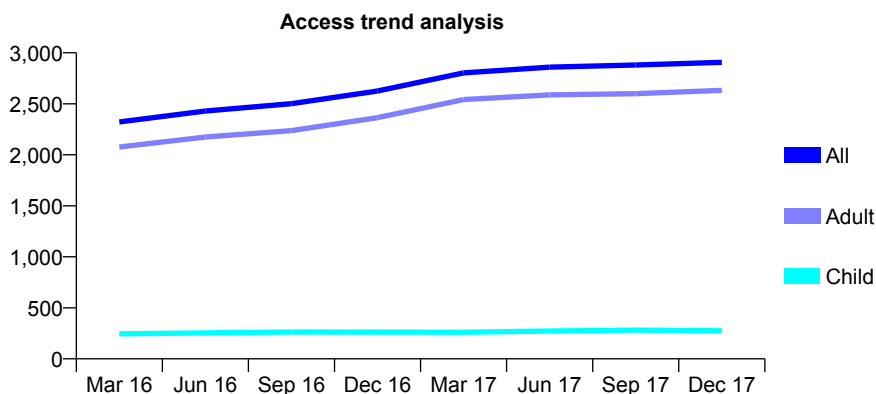
Q49 - Vital Signs At a Glance Contract Report for 962295/0001 - December 2017

Name or company name	MR S SOLAIMAN
Contract type name	GDS Contract
Purpose of contract	General
Contract start date	01/06/2007
Contract end date	

17/18 Contracted general activity (UDA)	9,211
Carry forward general activity (UDA)	-178
17/18 Contracted orthodontic activity (UOA)	0
Carry forward orthodontic activity (UOA)	0
Baseline contract value	£256,208.94

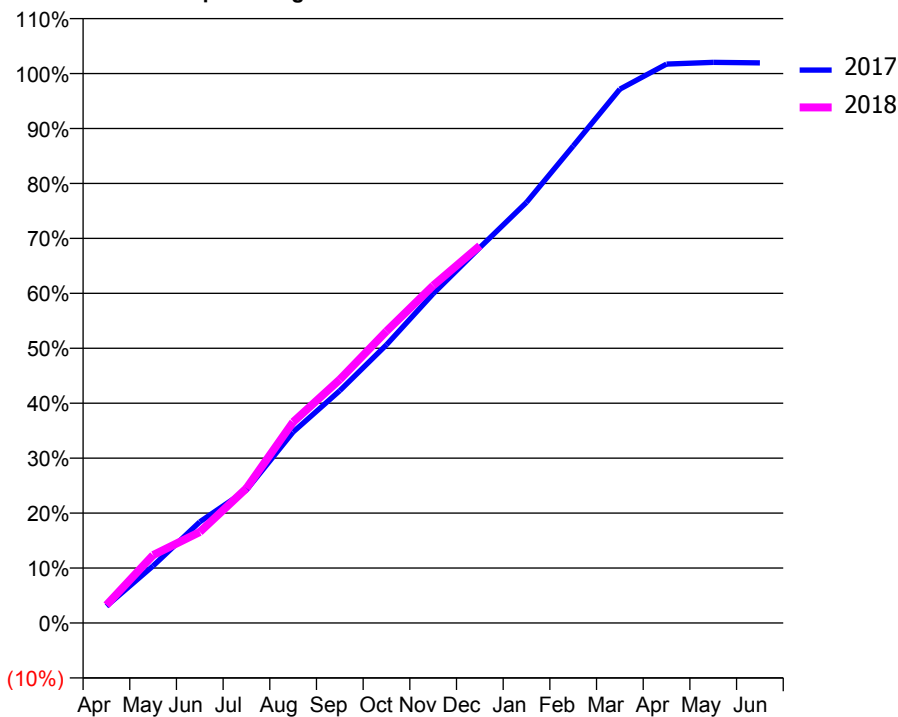
ACCESS*

Patients seen in 24 months	Total	Change since previous quarter
Quarter ending December 2016	2,626	
Quarter ending March 2017	2,803	↑
Quarter ending June 2017	2,860	↑
Quarter ending September 2017	2,881	→
Quarter ending December 2017	2,907	→
Variance since December 2016	10.7%	↑



ACTIVITY

Cumulative percentage of contracted UDA delivered 2017 & 2018



Month	Adjusted Scheduled Activity (UDA)	
	2017	2018
April	283	302
May	957	1,139
June	1,695	1,525
July	2,230	2,259
August	3,203	3,371
September	3,894	4,082
October	4,665	4,892
November	5,519	5,657
December	6,294	6,325
January	7,051	
February	7,997	
March	8,950	
April	9,368	
May	9,398	
June	9,389	

QUALITY

	Quantity	Base Number	Contract	AT	Region	England
% of FP17s for the same patient ID Re-attending within 3 months - Children	15	221	6.8%	10.8%	12.9%	12.0%
% of FP17s for the same patient ID Re-attending within 3 months - Adults	242	1,869	12.9%	14.4%	16.5%	15.9%
% of FP17s for the same patient ID Re-attending between 3 & 9 months - Children	92	221	41.6%	57.8%	59.6%	58.0%
% of FP17s for the same patient ID Re-attending between 3 & 9 months - Adults	654	1,869	35.0%	52.6%	52.8%	50.5%
% of FP17s for Band 1 Urgent Courses	217	1,968	11.0%	8.1%	9.1%	9.0%
% of FP17s Relating to Free Repair or Replacements	4	1,968	0.2%	1.1%	1.0%	0.8%
% of FP17s Relating to Continuations	28	1,968	1.4%	1.4%	1.2%	1.1%
% of Patients satisfied with the dentistry they have received	5	5	N/A	92.8%	91.6%	91.5%
% of Patients satisfied with the time they had to wait for an appointment	3	5	N/A	88.7%	88.3%	87.9%

* This is based on patients treated on this contract for their most recent course of treatment. Figures in italics indicate the base number of FP17s or Patient Questionnaire responses are less than 100. N/A is shown where the base number of responses is less than 10 during the period. % is calculated as Quantity/Base number*100

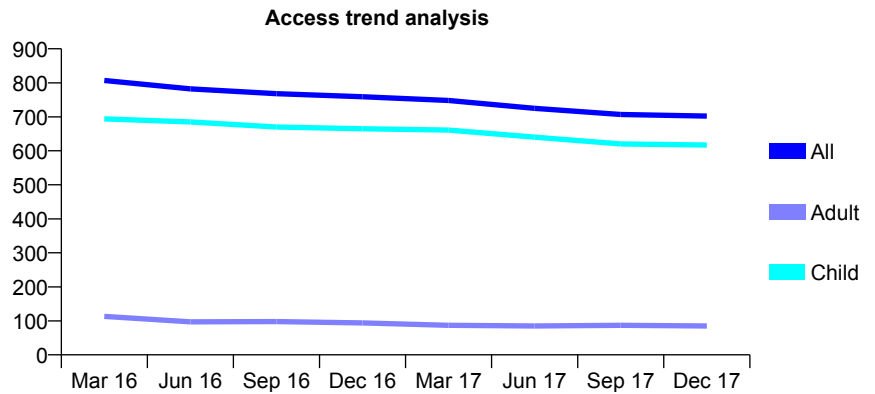
Q49 - Vital Signs At a Glance Contract Report for 962740/0001 - December 2017

Name or company name	Stricklandgate Dental Practice
Contract type name	GDS Contract
Purpose of contract	General
Contract start date	01/02/2013
Contract end date	

17/18 Contracted general activity (UDA)	2,278
Carry forward general activity (UDA)	0
17/18 Contracted orthodontic activity (UOA)	0
Carry forward orthodontic activity (UOA)	0
Baseline contract value	£55,776.28

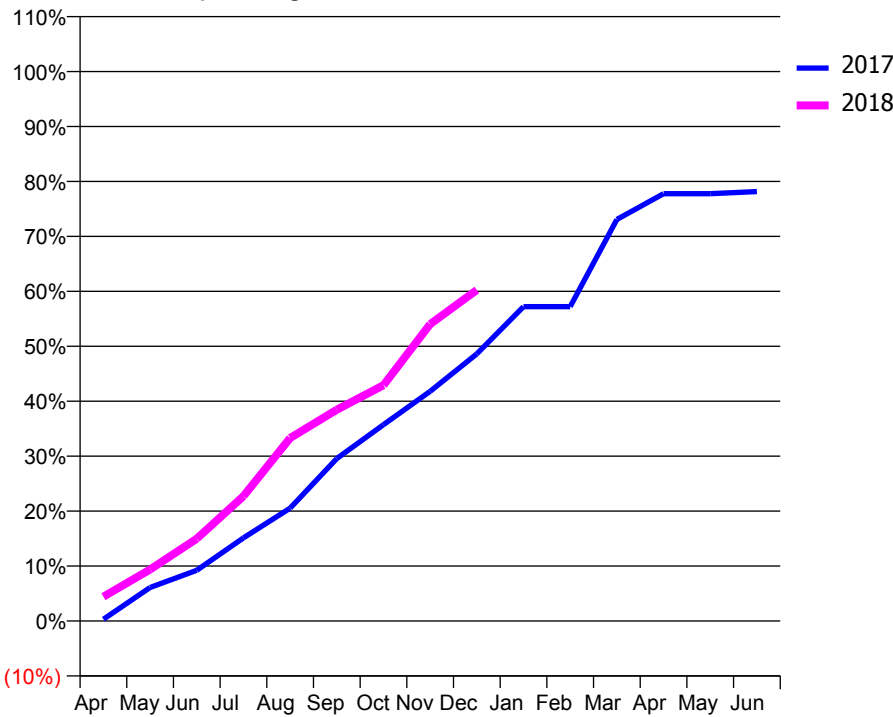
ACCESS*

Patients seen in 24 months	Total	Change since previous quarter
Quarter ending December 2016	759	
Quarter ending March 2017	748	↓
Quarter ending June 2017	725	↓
Quarter ending September 2017	707	↓
Quarter ending December 2017	702	→
Variance since December 2016	(7.5%)	↓



ACTIVITY

Cumulative percentage of contracted UDA delivered 2017 & 2018



Month	Adjusted Scheduled Activity (UDA)	
	2017	2018
April	7	101
May	139	214
June	211	341
July	345	518
August	468	759
September	674	876
October	814	978
November	952	1,231
December	1,107	1,373
January	1,303	
February	1,303	
March	1,665	
April	1,771	
May	1,771	
June	1,780	

QUALITY

	Quantity	Base Number	Contract	AT	Region	England
% of FP17s for the same patient ID Re-attending within 3 months - Children	253	1,023	24.7%	10.8%	12.9%	12.0%
% of FP17s for the same patient ID Re-attending within 3 months - Adults	0	0	N/A	14.4%	16.5%	15.9%
% of FP17s for the same patient ID Re-attending between 3 & 9 months - Children	550	1,023	53.8%	57.8%	59.6%	58.0%
% of FP17s for the same patient ID Re-attending between 3 & 9 months - Adults	0	0	N/A	52.6%	52.8%	50.5%
% of FP17s for Band 1 Urgent Courses	28	960	2.9%	8.1%	9.1%	9.0%
% of FP17s Relating to Free Repair or Replacements	0	960	0.0%	1.1%	1.0%	0.8%
% of FP17s Relating to Continuations	0	960	0.0%	1.4%	1.2%	1.1%
% of Patients satisfied with the dentistry they have received	1	1	N/A	92.8%	91.6%	91.5%
% of Patients satisfied with the time they had to wait for an appointment	1	1	N/A	88.7%	88.3%	87.9%

* This is based on patients treated on this contract for their most recent course of treatment. Figures in italics indicate the base number of FP17s or Patient Questionnaire responses are less than 100. N/A is shown where the base number of responses is less than 10 during the period. % is calculated as Quantity/Base number*100

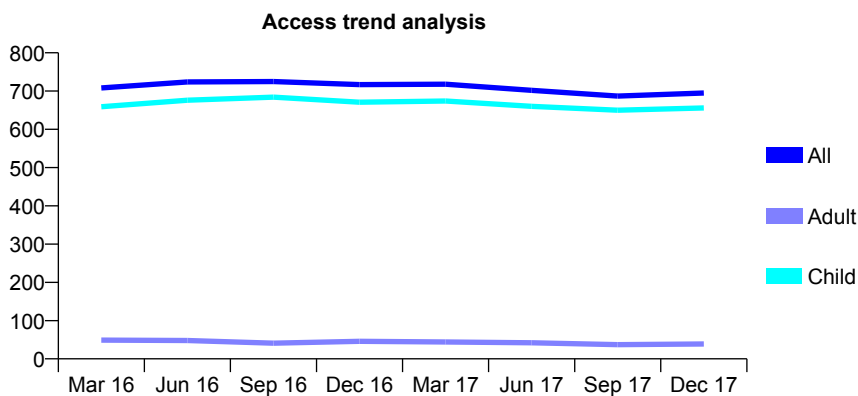
Q49 - Vital Signs At a Glance Contract Report for 967912/0001 - December 2017

Name or company name	MR M CAREW
Contract type name	GDS Contract
Purpose of contract	General
Contract start date	01/06/2011
Contract end date	

17/18 Contracted general activity (UDA)	1,558
Carry forward general activity (UDA)	0
17/18 Contracted orthodontic activity (UOA)	0
Carry forward orthodontic activity (UOA)	0
Baseline contract value	£33,800.78

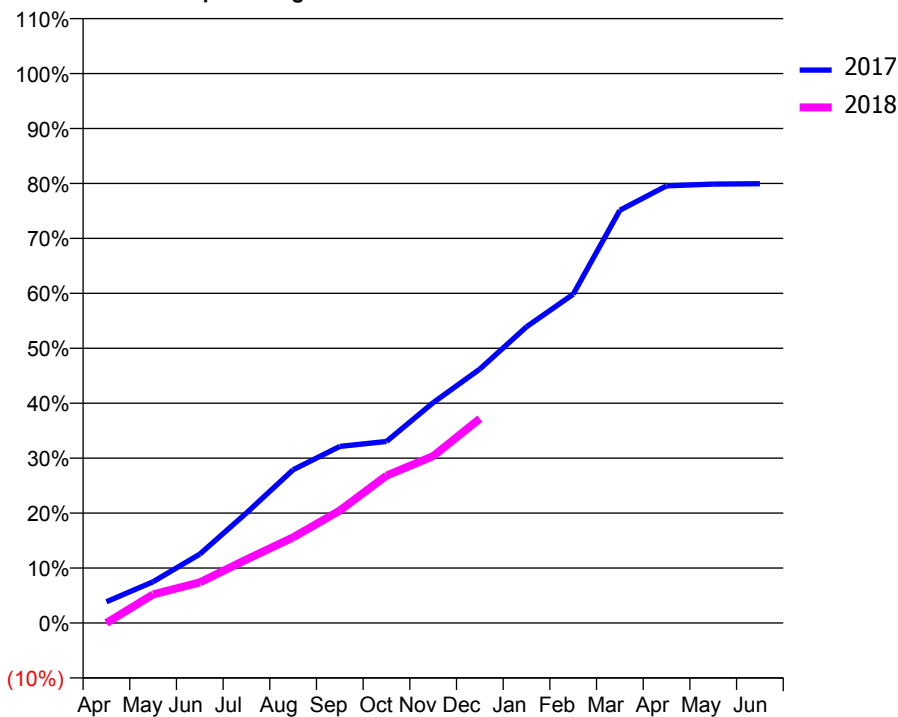
ACCESS*

Patients seen in 24 months	Total	Change since previous quarter
Quarter ending December 2016	717	
Quarter ending March 2017	718	→
Quarter ending June 2017	702	↓
Quarter ending September 2017	687	↓
Quarter ending December 2017	695	→
Variance since December 2016	(3.1%)	↓



ACTIVITY

Cumulative percentage of contracted UDA delivered 2017 & 2018



Month	Adjusted Scheduled Activity (UDA)	
	2017	2018
April	60	0
May	117	81
June	195	115
July	312	180
August	435	243
September	501	319
October	515	418
November	625	473
December	720	579
January	840	
February	932	
March	1,170	
April	1,239	
May	1,244	
June	1,245	

QUALITY

	Quantity	Base Number	Contract	AT	Region	England
% of FP17s for the same patient ID Re-attending within 3 months - Children	21	443	4.7%	10.8%	12.9%	12.0%
% of FP17s for the same patient ID Re-attending within 3 months - Adults	0	0	N/A	14.4%	16.5%	15.9%
% of FP17s for the same patient ID Re-attending between 3 & 9 months - Children	238	443	53.7%	57.8%	59.6%	58.0%
% of FP17s for the same patient ID Re-attending between 3 & 9 months - Adults	0	0	N/A	52.6%	52.8%	50.5%
% of FP17s for Band 1 Urgent Courses	7	397	1.8%	8.1%	9.1%	9.0%
% of FP17s Relating to Free Repair or Replacements	0	397	0.0%	1.1%	1.0%	0.8%
% of FP17s Relating to Continuations	1	397	0.3%	1.4%	1.2%	1.1%
% of Patients satisfied with the dentistry they have received	0	0	N/A	92.8%	91.6%	91.5%
% of Patients satisfied with the time they had to wait for an appointment	0	0	N/A	88.7%	88.3%	87.9%

* This is based on patients treated on this contract for their most recent course of treatment. Figures in italics indicate the base number of FP17s or Patient Questionnaire responses are less than 100. N/A is shown where the base number of responses is less than 10 during the period. % is calculated as Quantity/Base number*100

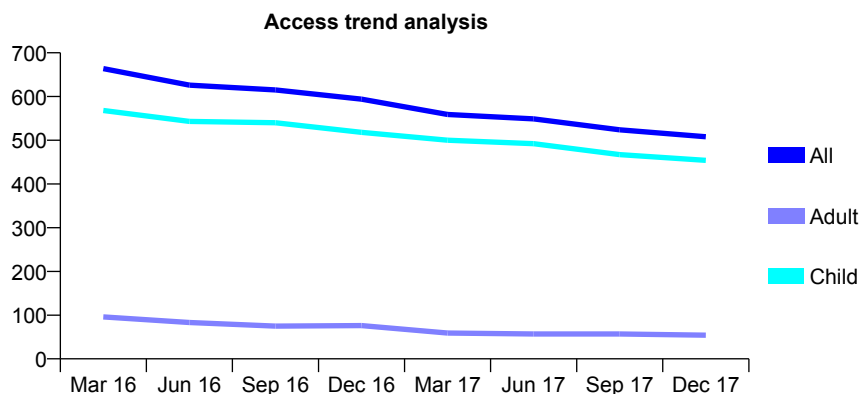
Q49 - Vital Signs At a Glance Contract Report for 998478/0001 - December 2017

Name or company name	MR R HURST
Contract type name	GDS Contract
Purpose of contract	General
Contract start date	01/04/2006
Contract end date	

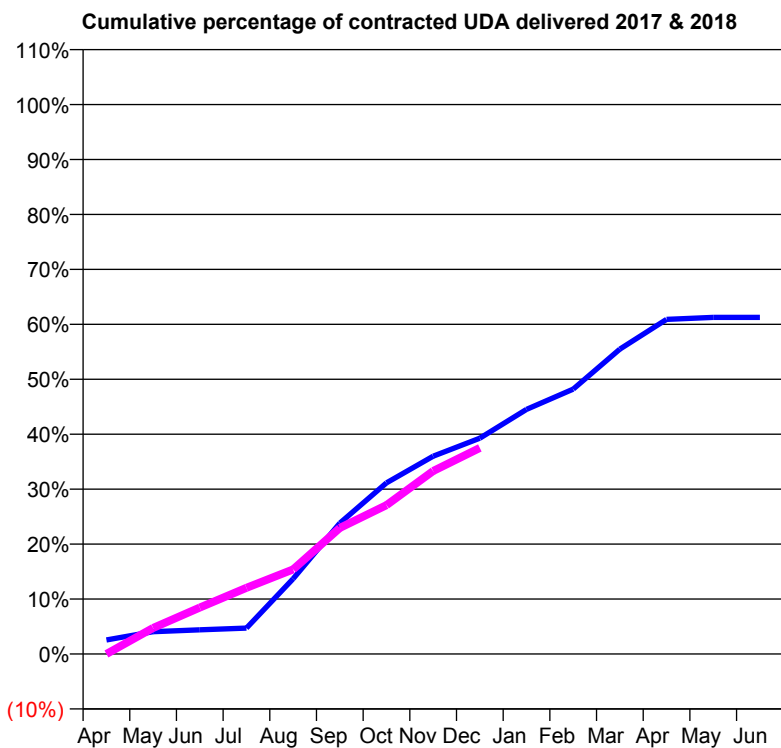
17/18 Contracted general activity (UDA)	1,961
Carry forward general activity (UDA)	0
17/18 Contracted orthodontic activity (UOA)	0
Carry forward orthodontic activity (UOA)	0
Baseline contract value	£42,536.61

ACCESS*

Patients seen in 24 months	Total	Change since previous quarter
Quarter ending December 2016	594	
Quarter ending March 2017	559	↓
Quarter ending June 2017	549	↓
Quarter ending September 2017	524	↓
Quarter ending December 2017	508	↓
Variance since December 2016	(14.5%)	↓



ACTIVITY



Month	Adjusted Scheduled Activity (UDA)	
	2017	2018
April	50	0
May	80	93
June	87	166
July	93	236
August	269	302
September	467	450
October	611	531
November	706	653
December	770	736
January	873	
February	945	
March	1,088	
April	1,194	
May	1,201	
June	1,201	

QUALITY

	Quantity	Base Number	Contract	AT	Region	England
% of FP17s for the same patient ID Re-attending within 3 months - Children	62	628	9.9%	10.8%	12.9%	12.0%
% of FP17s for the same patient ID Re-attending within 3 months - Adults	2	18	11.1%	14.4%	16.5%	15.9%
% of FP17s for the same patient ID Re-attending between 3 & 9 months - Children	449	628	71.5%	57.8%	59.6%	58.0%
% of FP17s for the same patient ID Re-attending between 3 & 9 months - Adults	12	18	66.7%	52.6%	52.8%	50.5%
% of FP17s for Band 1 Urgent Courses	33	571	5.8%	8.1%	9.1%	9.0%
% of FP17s Relating to Free Repair or Replacements	0	571	0.0%	1.1%	1.0%	0.8%
% of FP17s Relating to Continuations	0	571	0.0%	1.4%	1.2%	1.1%
% of Patients satisfied with the dentistry they have received	0	0	N/A	92.8%	91.6%	91.5%
% of Patients satisfied with the time they had to wait for an appointment	0	0	N/A	88.7%	88.3%	87.9%

* This is based on patients treated on this contract for their most recent course of treatment. Figures in italics indicate the base number of FP17s or Patient Questionnaire responses are less than 100. N/A is shown where the base number of responses is less than 10 during the period. % is calculated as Quantity/Base number*100

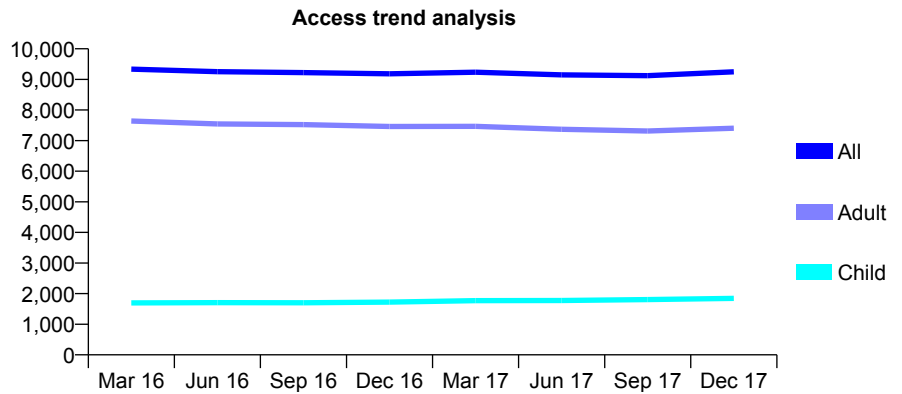
Q49 - Vital Signs At a Glance Contract Report for 999199/0001 - December 2017

Name or company name	MR JC HALL
Contract type name	GDS Contract
Purpose of contract	General
Contract start date	01/04/2006
Contract end date	

17/18 Contracted general activity (UDA)	25,993
Carry forward general activity (UDA)	0
17/18 Contracted orthodontic activity (UOA)	0
Carry forward orthodontic activity (UOA)	0
Baseline contract value	£828,721.50

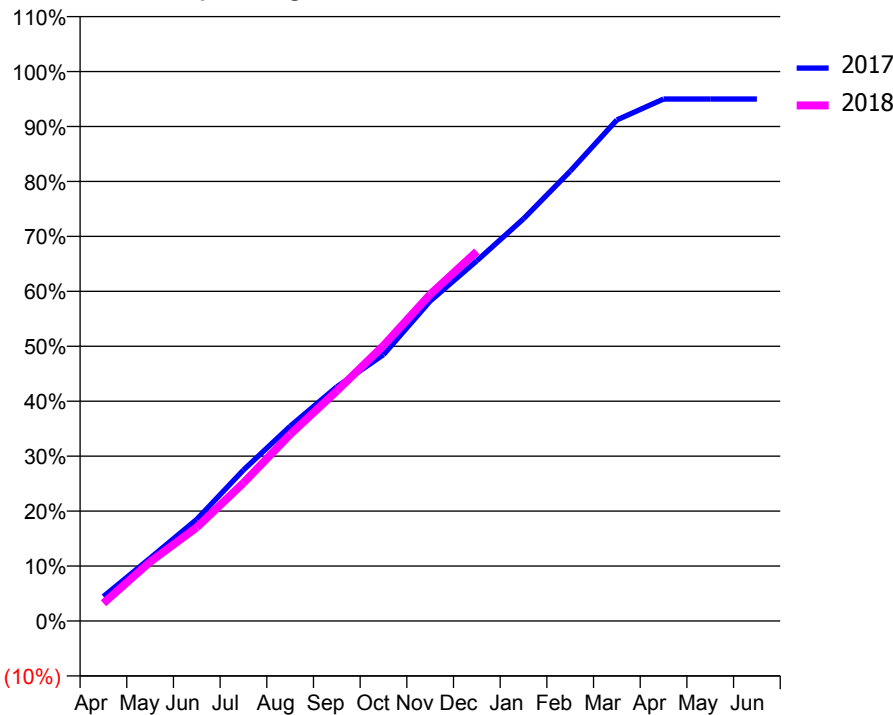
ACCESS*

Patients seen in 24 months	Total	Change since previous quarter
Quarter ending December 2016	9,185	
Quarter ending March 2017	9,237	→
Quarter ending June 2017	9,146	→
Quarter ending September 2017	9,122	→
Quarter ending December 2017	9,250	→
Variance since December 2016	0.7%	→



ACTIVITY

Cumulative percentage of contracted UDA delivered 2017 & 2018



Month	Adjusted Scheduled Activity (UDA)	
	2017	2018
April	1,156	845
May	2,971	2,799
June	4,807	4,430
July	7,145	6,532
August	9,215	8,825
September	11,083	10,881
October	12,597	13,029
November	15,134	15,450
December	17,038	17,483
January	19,026	
February	21,277	
March	23,702	
April	24,691	
May	24,694	
June	24,694	

QUALITY

	Quantity	Base Number	Contract	AT	Region	England
% of FP17s for the same patient ID Re-attending within 3 months - Children	517	2,787	18.6%	10.8%	12.9%	12.0%
% of FP17s for the same patient ID Re-attending within 3 months - Adults	906	7,728	11.7%	14.4%	16.5%	15.9%
% of FP17s for the same patient ID Re-attending between 3 & 9 months - Children	1,751	2,787	62.8%	57.8%	59.6%	58.0%
% of FP17s for the same patient ID Re-attending between 3 & 9 months - Adults	4,012	7,728	51.9%	52.6%	52.8%	50.5%
% of FP17s for Band 1 Urgent Courses	1,033	10,018	10.3%	8.1%	9.1%	9.0%
% of FP17s Relating to Free Repair or Replacements	39	10,018	0.4%	1.1%	1.0%	0.8%
% of FP17s Relating to Continuations	43	10,018	0.4%	1.4%	1.2%	1.1%
% of Patients satisfied with the dentistry they have received	13	14	92.9%	92.8%	91.6%	91.5%
% of Patients satisfied with the time they had to wait for an appointment	12	14	85.7%	88.7%	88.3%	87.9%

* This is based on patients treated on this contract for their most recent course of treatment. Figures in italics indicate the base number of FP17s or Patient Questionnaire responses are less than 100. N/A is shown where the base number of responses is less than 10 during the period. % is calculated as Quantity/Base number*100

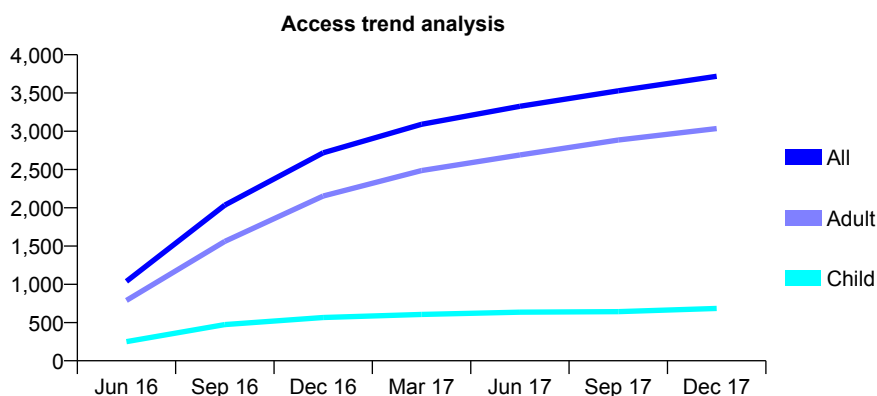
Q50 - Vital Signs At a Glance Contract Report for 100105/0000 - December 2017

Name or company name	Dental Logic Dental Care
Contract type name	GDS Contract
Purpose of contract	General
Contract start date	01/04/2016
Contract end date	

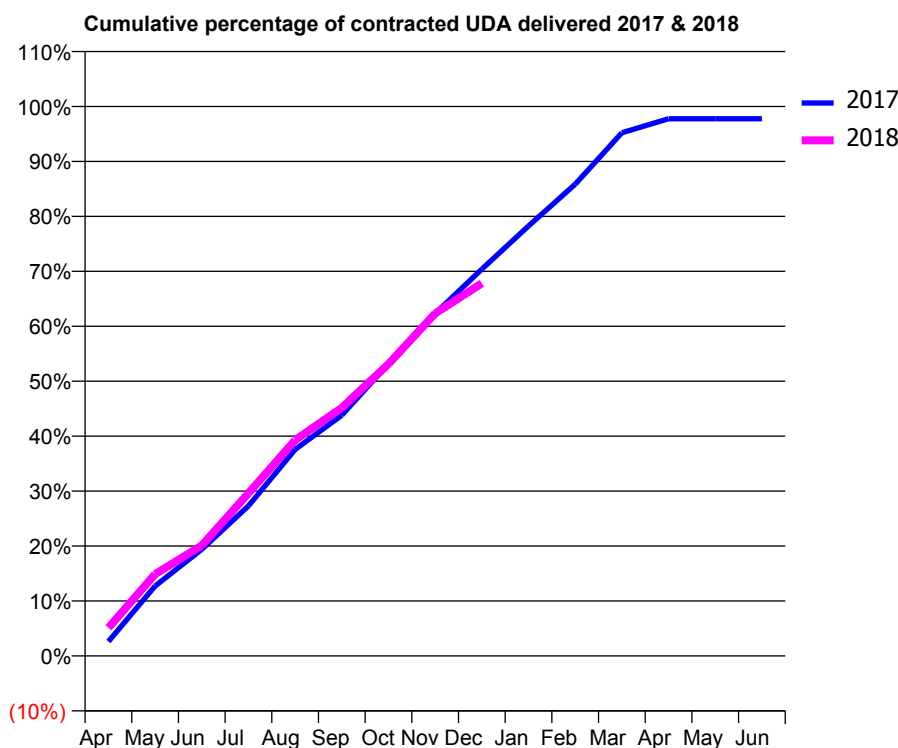
17/18 Contracted general activity (UDA)	8,624
Carry forward general activity (UDA)	-17
17/18 Contracted orthodontic activity (UOA)	0
Carry forward orthodontic activity (UOA)	0
Baseline contract value	£208,762.29

ACCESS*

Patients seen in 24 months	Total	Change since previous quarter
Quarter ending December 2016	2,718	
Quarter ending March 2017	3,091	↑
Quarter ending June 2017	3,326	↑
Quarter ending September 2017	3,528	↑
Quarter ending December 2017	3,719	↑
Variance since December 2016	36.8%	↑



ACTIVITY



Month	Adjusted Scheduled Activity (UDA)	
	2017	2018
April	227	444
May	1,098	1,284
June	1,672	1,733
July	2,356	2,554
August	3,240	3,386
September	3,778	3,895
October	4,586	4,582
November	5,376	5,376
December	6,070	5,848
January	6,748	
February	7,403	
March	8,210	
April	8,432	
May	8,432	
June	8,432	

QUALITY

	Quantity	Base Number	Contract	AT	Region	England
% of FP17s for the same patient ID Re-attending within 3 months - Children	47	778	6.0%	9.8%	12.9%	12.0%
% of FP17s for the same patient ID Re-attending within 3 months - Adults	315	3,169	9.9%	13.4%	16.5%	15.9%
% of FP17s for the same patient ID Re-attending between 3 & 9 months - Children	453	778	58.2%	63.4%	59.6%	58.0%
% of FP17s for the same patient ID Re-attending between 3 & 9 months - Adults	1,777	3,169	56.1%	55.0%	52.8%	50.5%
% of FP17s for Band 1 Urgent Courses	265	3,840	6.9%	7.3%	9.1%	9.0%
% of FP17s Relating to Free Repair or Replacements	0	3,840	0.0%	0.9%	1.0%	0.8%
% of FP17s Relating to Continuations	43	3,840	1.1%	1.2%	1.2%	1.1%
% of Patients satisfied with the dentistry they have received	1	3	N/A	92.0%	91.6%	91.5%
% of Patients satisfied with the time they had to wait for an appointment	3	3	N/A	88.4%	88.3%	87.9%

* This is based on patients treated on this contract for their most recent course of treatment. Figures in italics indicate the base number of FP17s or Patient Questionnaire responses are less than 100. N/A is shown where the base number of responses is less than 10 during the period. % is calculated as Quantity/Base number*100

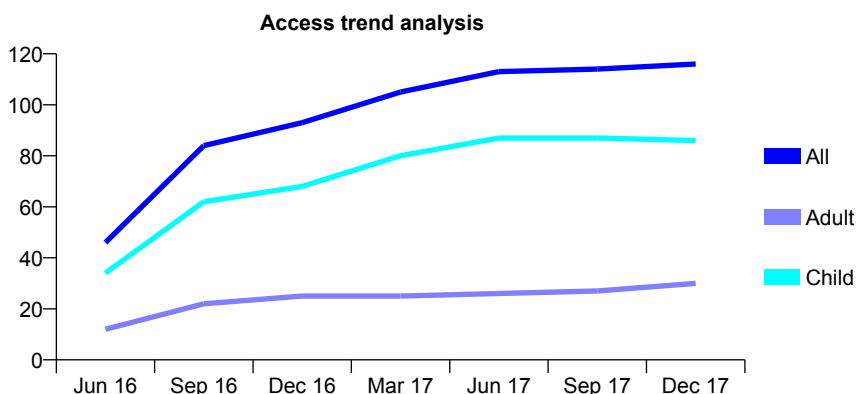
Q50 - Vital Signs At a Glance Contract Report for 100111/0000 - December 2017

Name or company name	Bodental Practice
Contract type name	GDS Contract
Purpose of contract	General
Contract start date	01/04/2016
Contract end date	

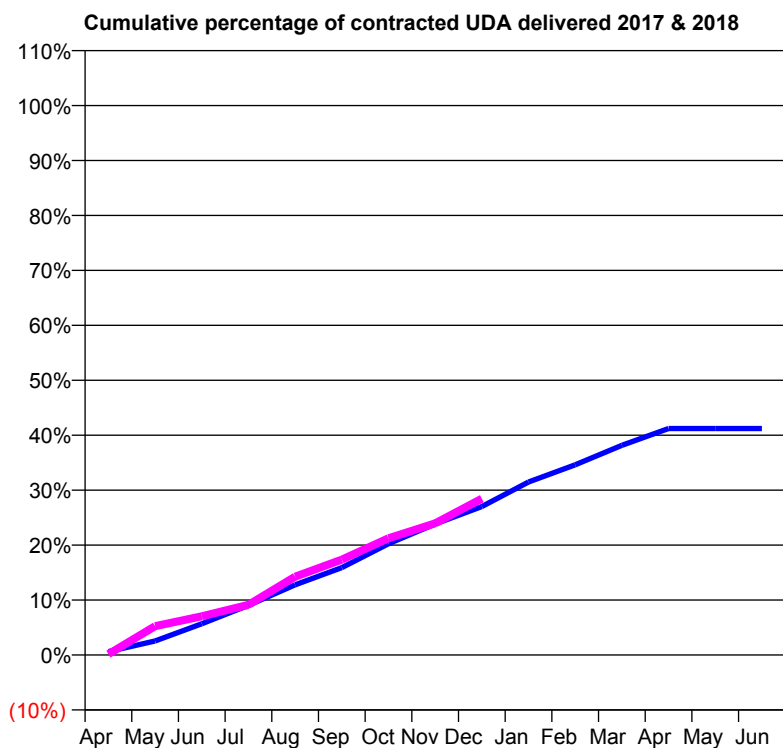
17/18 Contracted general activity (UDA)	670
Carry forward general activity (UDA)	0
17/18 Contracted orthodontic activity (UOA)	0
Carry forward orthodontic activity (UOA)	0
Baseline contract value	£16,607.54

ACCESS*

Patients seen in 24 months	Total	Change since previous quarter
Quarter ending December 2016	93	
Quarter ending March 2017	105	↑
Quarter ending June 2017	113	↑
Quarter ending September 2017	114	→
Quarter ending December 2017	116	→
Variance since December 2016	24.7%	↑



ACTIVITY



Month	Adjusted Scheduled Activity (UDA)	
	2017	2018
April	4	1
May	17	35
June	38	47
July	61	61
August	86	96
September	107	116
October	136	142
November	160	161
December	181	191
January	211	
February	232	
March	256	
April	276	
May	276	
June	276	

QUALITY

	Quantity	Base Number	Contract	AT	Region	England
% of FP17s for the same patient ID Re-attending within 3 months - Children	25	120	20.8%	9.8%	12.9%	12.0%
% of FP17s for the same patient ID Re-attending within 3 months - Adults	18	35	51.4%	13.4%	16.5%	15.9%
% of FP17s for the same patient ID Re-attending between 3 & 9 months - Children	76	120	63.3%	63.4%	59.6%	58.0%
% of FP17s for the same patient ID Re-attending between 3 & 9 months - Adults	16	35	45.7%	55.0%	52.8%	50.5%
% of FP17s for Band 1 Urgent Courses	13	139	9.4%	7.3%	9.1%	9.0%
% of FP17s Relating to Free Repair or Replacements	0	139	0.0%	0.9%	1.0%	0.8%
% of FP17s Relating to Continuations	0	139	0.0%	1.2%	1.2%	1.1%
% of Patients satisfied with the dentistry they have received	0	0	N/A	92.0%	91.6%	91.5%
% of Patients satisfied with the time they had to wait for an appointment	0	0	N/A	88.4%	88.3%	87.9%

* This is based on patients treated on this contract for their most recent course of treatment. Figures in italics indicate the base number of FP17s or Patient Questionnaire responses are less than 100. N/A is shown where the base number of responses is less than 10 during the period. % is calculated as Quantity/Base number*100

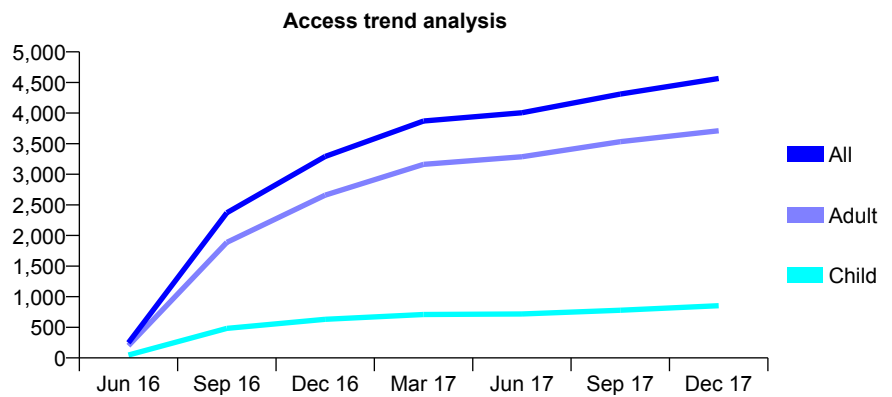
Q50 - Vital Signs At a Glance Contract Report for 100135/0000 - December 2017

Name or company name	MR N TIBREWAL
Contract type name	GDS Contract
Purpose of contract	General
Contract start date	01/05/2016
Contract end date	

17/18 Contracted general activity (UDA)	16,464
Carry forward general activity (UDA)	-74
17/18 Contracted orthodontic activity (UOA)	0
Carry forward orthodontic activity (UOA)	0
Baseline contract value	£463,542.70

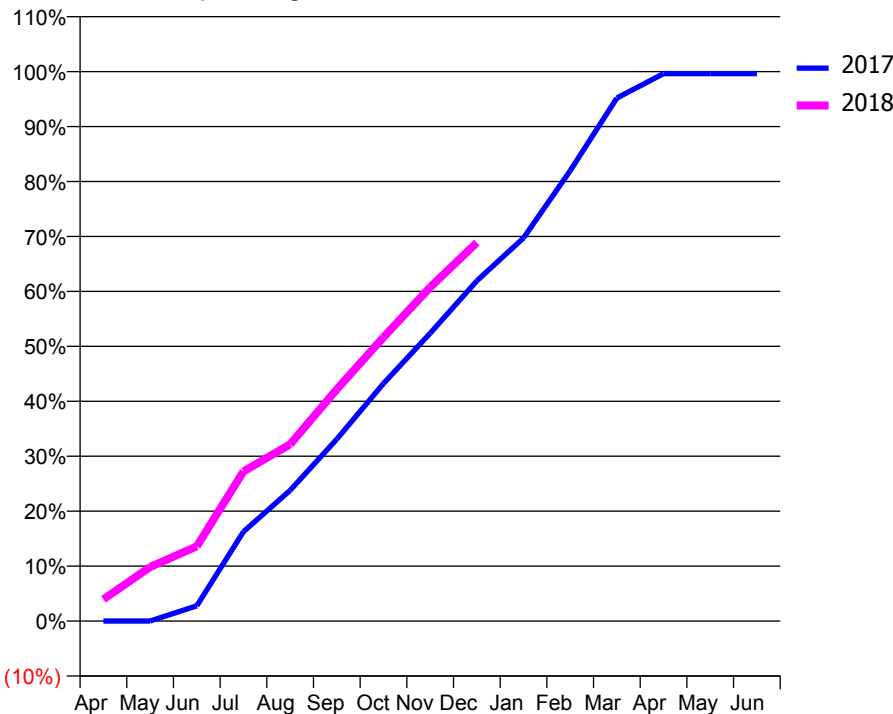
ACCESS*

Patients seen in 24 months	Total	Change since previous quarter
Quarter ending December 2016	3,290	
Quarter ending March 2017	3,871	↑
Quarter ending June 2017	4,005	↑
Quarter ending September 2017	4,310	↑
Quarter ending December 2017	4,565	↑
Variance since December 2016	38.8%	↑



ACTIVITY

Cumulative percentage of contracted UDA delivered 2017 & 2018



Month	Adjusted Scheduled Activity (UDA)	
	2017	2018
April	0	652
May	0	1,621
June	418	2,238
July	2,454	4,483
August	3,591	5,294
September	4,997	6,945
October	6,525	8,504
November	7,904	10,001
December	9,345	11,340
January	10,524	
February	12,368	
March	14,364	
April	15,037	
May	15,037	
June	15,036	

QUALITY

	Quantity	Base Number	Contract	AT	Region	England
% of FP17s for the same patient ID Re-attending within 3 months - Children	78	996	7.8%	9.8%	12.9%	12.0%
% of FP17s for the same patient ID Re-attending within 3 months - Adults	834	4,732	17.6%	13.4%	16.5%	15.9%
% of FP17s for the same patient ID Re-attending between 3 & 9 months - Children	567	996	56.9%	63.4%	59.6%	58.0%
% of FP17s for the same patient ID Re-attending between 3 & 9 months - Adults	2,894	4,732	61.2%	55.0%	52.8%	50.5%
% of FP17s for Band 1 Urgent Courses	434	5,443	8.0%	7.3%	9.1%	9.0%
% of FP17s Relating to Free Repair or Replacements	94	5,443	1.7%	0.9%	1.0%	0.8%
% of FP17s Relating to Continuations	65	5,443	1.2%	1.2%	1.2%	1.1%
% of Patients satisfied with the dentistry they have received	8	10	80.0%	92.0%	91.6%	91.5%
% of Patients satisfied with the time they had to wait for an appointment	6	10	60.0%	88.4%	88.3%	87.9%

* This is based on patients treated on this contract for their most recent course of treatment. Figures in italics indicate the base number of FP17s or Patient Questionnaire responses are less than 100. N/A is shown where the base number of responses is less than 10 during the period. % is calculated as Quantity/Base number*100

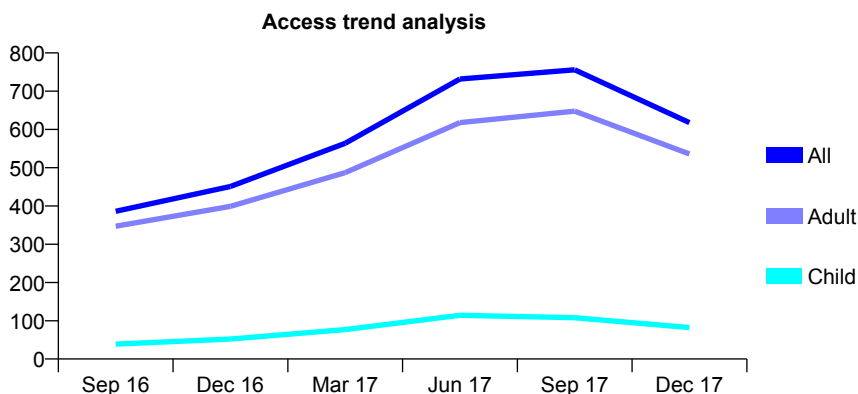
Q50 - Vital Signs At a Glance Contract Report for 100140/0000 - December 2017

Name or company name	Ishak & Bee
Contract type name	GDS Contract
Purpose of contract	General
Contract start date	01/05/2016
Contract end date	

17/18 Contracted general activity (UDA)	4,102
Carry forward general activity (UDA)	46
17/18 Contracted orthodontic activity (UOA)	0
Carry forward orthodontic activity (UOA)	0
Baseline contract value	£105,936.73

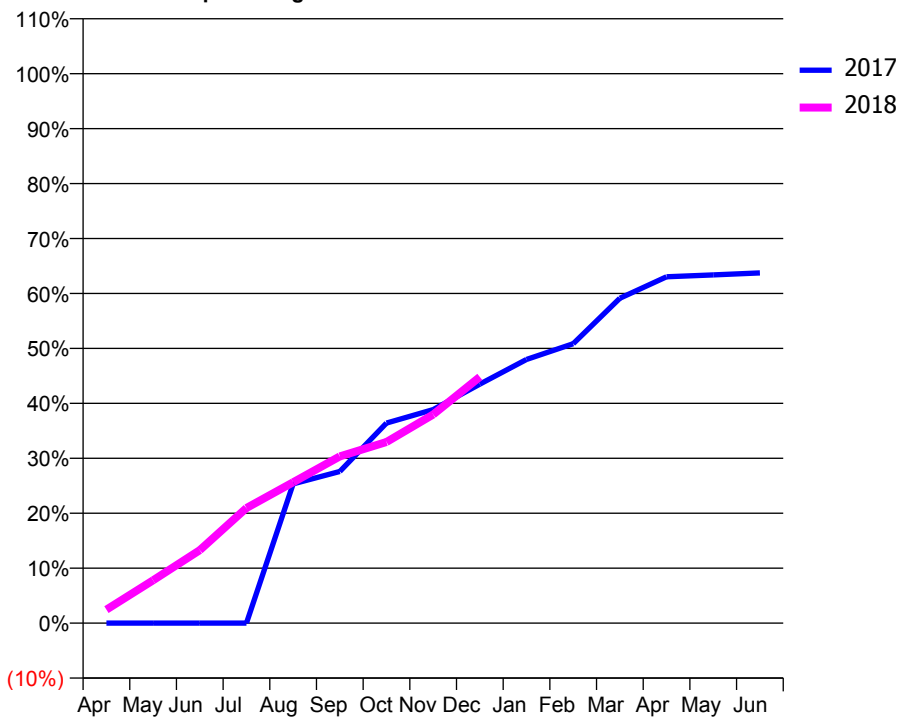
ACCESS*

Patients seen in 24 months	Total	Change since previous quarter
Quarter ending December 2016	451	
Quarter ending March 2017	564	↑
Quarter ending June 2017	732	↑
Quarter ending September 2017	756	↑
Quarter ending December 2017	618	↓
Variance since December 2016	37.0%	↑



ACTIVITY

Cumulative percentage of contracted UDA delivered 2017 & 2018



Month	Adjusted Scheduled Activity (UDA)	
	2017	2018
April	0	101
May	0	320
June	0	545
July	0	860
August	953	1,052
September	1,038	1,245
October	1,369	1,352
November	1,461	1,557
December	1,636	1,838
January	1,805	
February	1,912	
March	2,223	
April	2,370	
May	2,383	
June	2,397	

QUALITY

	Quantity	Base Number	Contract	AT	Region	England
% of FP17s for the same patient ID Re-attending within 3 months - Children	8	123	6.5%	9.8%	12.9%	12.0%
% of FP17s for the same patient ID Re-attending within 3 months - Adults	109	677	16.1%	13.4%	16.5%	15.9%
% of FP17s for the same patient ID Re-attending between 3 & 9 months - Children	30	123	24.4%	63.4%	59.6%	58.0%
% of FP17s for the same patient ID Re-attending between 3 & 9 months - Adults	239	677	35.3%	55.0%	52.8%	50.5%
% of FP17s for Band 1 Urgent Courses	59	741	8.0%	7.3%	9.1%	9.0%
% of FP17s Relating to Free Repair or Replacements	0	741	0.0%	0.9%	1.0%	0.8%
% of FP17s Relating to Continuations	15	741	2.0%	1.2%	1.2%	1.1%
% of Patients satisfied with the dentistry they have received	1	1	N/A	92.0%	91.6%	91.5%
% of Patients satisfied with the time they had to wait for an appointment	1	1	N/A	88.4%	88.3%	87.9%

* This is based on patients treated on this contract for their most recent course of treatment. Figures in italics indicate the base number of FP17s or Patient Questionnaire responses are less than 100. N/A is shown where the base number of responses is less than 10 during the period. % is calculated as Quantity/Base number*100

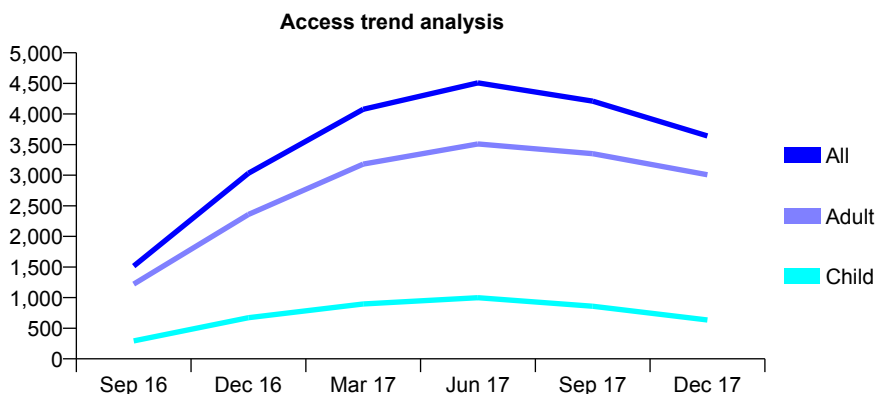
Q50 - Vital Signs At a Glance Contract Report for 100187/0000 - December 2017

Name or company name	Philip Godfrey & Partners
Contract type name	GDS Contract
Purpose of contract	General
Contract start date	01/07/2016
Contract end date	31/07/2017

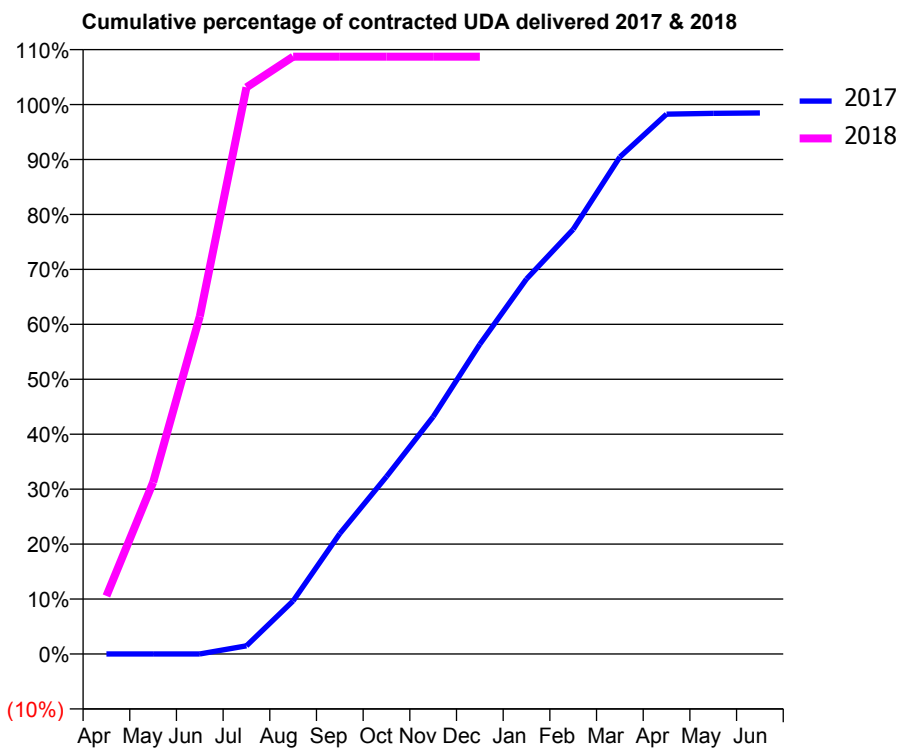
17/18 Contracted general activity (UDA)	4,333
Carry forward general activity (UDA)	0
17/18 Contracted orthodontic activity (UOA)	0
Carry forward orthodontic activity (UOA)	0
Baseline contract value	£122,628.88

ACCESS*

Patients seen in 24 months	Total	Change since previous quarter
Quarter ending December 2016	3,032	
Quarter ending March 2017	4,078	↑
Quarter ending June 2017	4,509	↑
Quarter ending September 2017	4,211	↓
Quarter ending December 2017	3,642	↓
Variance since December 2016	20.1%	↑



ACTIVITY



Month	Adjusted Scheduled Activity (UDA)	
	2017	2018
April	0	458
May	0	1,354
June	0	2,662
July	146	4,468
August	944	4,710
September	2,138	4,710
October	3,149	4,710
November	4,209	4,710
December	5,497	4,710
January	6,656	
February	7,534	
March	8,819	
April	9,578	
May	9,593	
June	9,600	

QUALITY

	Quantity	Base Number	Contract	AT	Region	England
% of FP17s for the same patient ID Re-attending within 3 months - Children	24	726	3.3%	9.8%	12.9%	12.0%
% of FP17s for the same patient ID Re-attending within 3 months - Adults	88	1,905	4.6%	13.4%	16.5%	15.9%
% of FP17s for the same patient ID Re-attending between 3 & 9 months - Children	466	726	64.2%	63.4%	59.6%	58.0%
% of FP17s for the same patient ID Re-attending between 3 & 9 months - Adults	1,080	1,905	56.7%	55.0%	52.8%	50.5%
% of FP17s for Band 1 Urgent Courses	47	2,262	2.1%	7.3%	9.1%	9.0%
% of FP17s Relating to Free Repair or Replacements	0	2,262	0.0%	0.9%	1.0%	0.8%
% of FP17s Relating to Continuations	5	2,262	0.2%	1.2%	1.2%	1.1%
% of Patients satisfied with the dentistry they have received	13	13	100.0%	92.0%	91.6%	91.5%
% of Patients satisfied with the time they had to wait for an appointment	12	13	92.3%	88.4%	88.3%	87.9%

* This is based on patients treated on this contract for their most recent course of treatment. Figures in italics indicate the base number of FP17s or Patient Questionnaire responses are less than 100. N/A is shown where the base number of responses is less than 10 during the period. % is calculated as Quantity/Base number*100

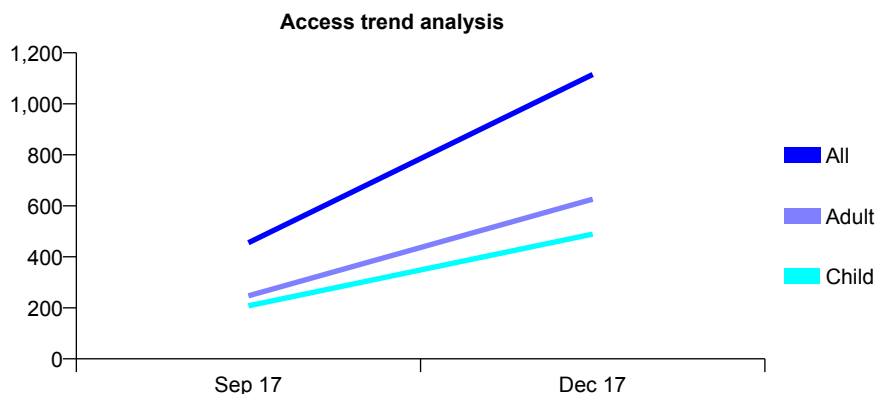
Q50 - Vital Signs At a Glance Contract Report for 100473/0000 - December 2017

Name or company name	The Dental Design Studio
Contract type name	PDS Contract
Purpose of contract	General
Contract start date	01/07/2017
Contract end date	30/06/2020

17/18 Contracted general activity (UDA)	9,750
Carry forward general activity (UDA)	0
17/18 Contracted orthodontic activity (UOA)	0
Carry forward orthodontic activity (UOA)	0
Baseline contract value	£246,430.14

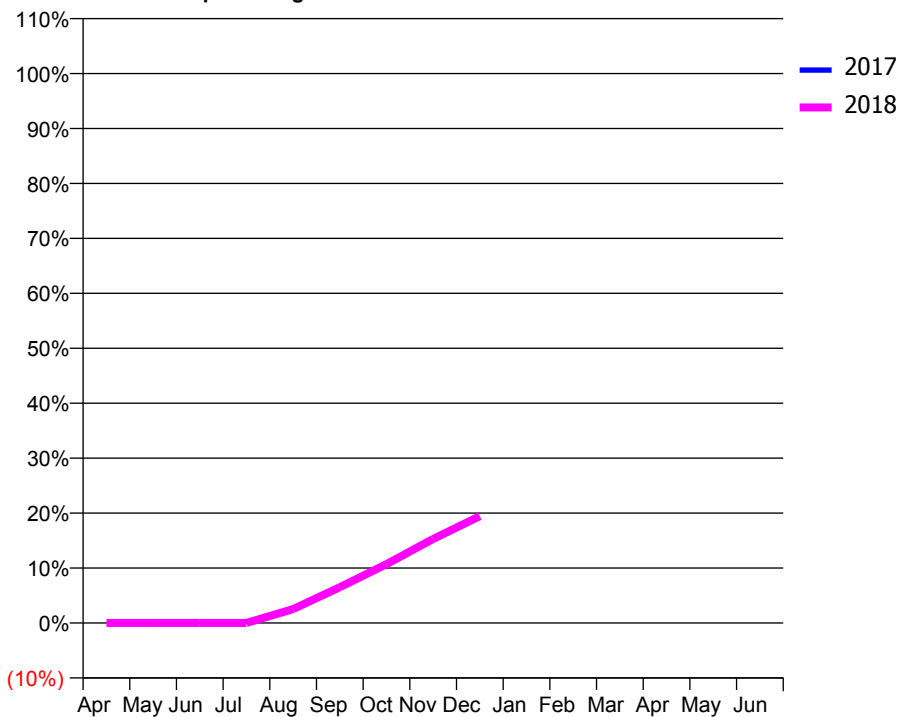
ACCESS*

Patients seen in 24 months	Total	Change since previous quarter
Quarter ending December 2016	0	
Quarter ending March 2017	0	
Quarter ending June 2017	0	
Quarter ending September 2017	455	↑
Quarter ending December 2017	1,115	↑
Variance since December 2016	N/A	



ACTIVITY

Cumulative percentage of contracted UDA delivered 2017 & 2018



Month	Adjusted Scheduled Activity (UDA)	
	2017	2018
April	0	0
May	0	0
June	0	0
July	0	0
August	0	247
September	0	635
October	0	1,045
November	0	1,491
December	0	1,896
January	0	
February	0	
March	0	
April	0	
May	0	
June	0	

QUALITY

	Quantity	Base Number	Contract	AT	Region	England
% of FP17s for the same patient ID Re-attending within 3 months - Children	11	507	2.2%	9.8%	12.9%	12.0%
% of FP17s for the same patient ID Re-attending within 3 months - Adults	24	659	3.6%	13.4%	16.5%	15.9%
% of FP17s for the same patient ID Re-attending between 3 & 9 months - Children	5	507	1.0%	63.4%	59.6%	58.0%
% of FP17s for the same patient ID Re-attending between 3 & 9 months - Adults	2	659	0.3%	55.0%	52.8%	50.5%
% of FP17s for Band 1 Urgent Courses	48	1,166	4.1%	7.3%	9.1%	9.0%
% of FP17s Relating to Free Repair or Replacements	0	1,166	0.0%	0.9%	1.0%	0.8%
% of FP17s Relating to Continuations	1	1,166	0.1%	1.2%	1.2%	1.1%
% of Patients satisfied with the dentistry they have received	1	1	N/A	92.0%	91.6%	91.5%
% of Patients satisfied with the time they had to wait for an appointment	1	1	N/A	88.4%	88.3%	87.9%

* This is based on patients treated on this contract for their most recent course of treatment. Figures in italics indicate the base number of FP17s or Patient Questionnaire responses are less than 100. N/A is shown where the base number of responses is less than 10 during the period. % is calculated as Quantity/Base number*100

Q50 - Vital Signs At a Glance Contract Report for 100524/0000 - December 2017


Name or company name	Mr Muhammad Farooq
Contract type name	GDS Contract
Purpose of contract	General
Contract start date	01/10/2017
Contract end date	31/03/2018

17/18 Contracted general activity (UDA)	3,000
Carry forward general activity (UDA)	0
17/18 Contracted orthodontic activity (UOA)	0
Carry forward orthodontic activity (UOA)	0
Baseline contract value	£84,900.00

ACCESS*

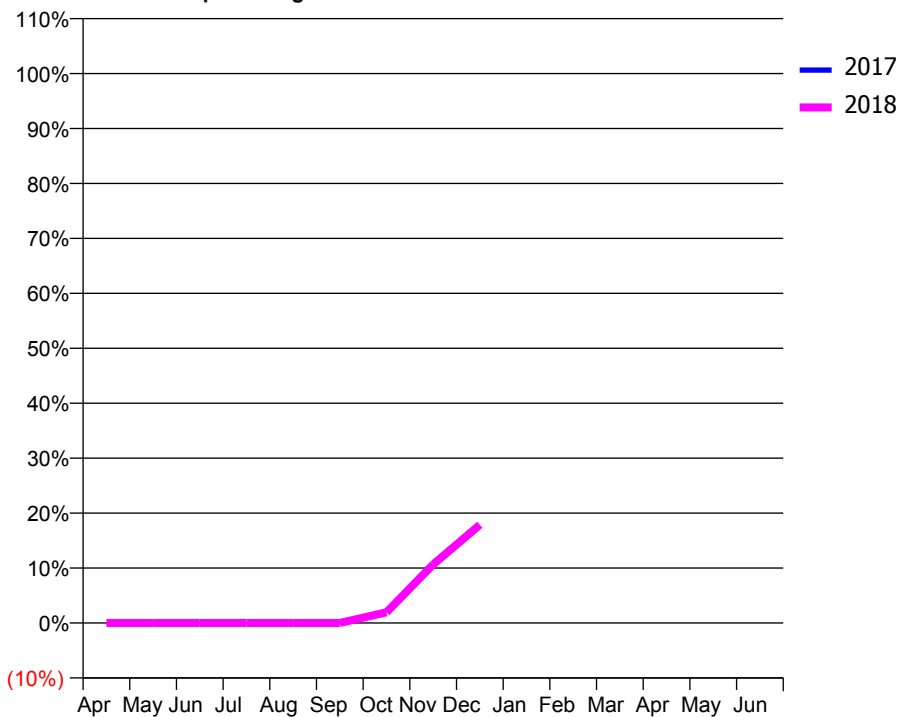
Patients seen in 24 months	Total	Change since previous quarter
Quarter ending December 2016	0	
Quarter ending March 2017	0	
Quarter ending June 2017	0	
Quarter ending September 2017	0	
Quarter ending December 2017	279	↑
Variance since December 2016	N/A	

Access trend analysis



ACTIVITY

Cumulative percentage of contracted UDA delivered 2017 & 2018



Month	Adjusted Scheduled Activity (UDA)	
	2017	2018
April	0	0
May	0	0
June	0	0
July	0	0
August	0	0
September	0	0
October	0	59
November	0	320
December	0	536
January	0	
February	0	
March	0	
April	0	
May	0	
June	0	

QUALITY

	Quantity	Base Number	Contract	AT	Region	England
% of FP17s for the same patient ID Re-attending within 3 months - Children	0	77	0.0%	9.8%	12.9%	12.0%
% of FP17s for the same patient ID Re-attending within 3 months - Adults	4	180	2.2%	13.4%	16.5%	15.9%
% of FP17s for the same patient ID Re-attending between 3 & 9 months - Children	0	77	0.0%	63.4%	59.6%	58.0%
% of FP17s for the same patient ID Re-attending between 3 & 9 months - Adults	0	180	0.0%	55.0%	52.8%	50.5%
% of FP17s for Band 1 Urgent Courses	20	257	7.8%	7.3%	9.1%	9.0%
% of FP17s Relating to Free Repair or Replacements	1	257	0.4%	0.9%	1.0%	0.8%
% of FP17s Relating to Continuations	0	257	0.0%	1.2%	1.2%	1.1%
% of Patients satisfied with the dentistry they have received	0	0	N/A	92.0%	91.6%	91.5%
% of Patients satisfied with the time they had to wait for an appointment	0	0	N/A	88.4%	88.3%	87.9%

* This is based on patients treated on this contract for their most recent course of treatment. Figures in italics indicate the base number of FP17s or Patient Questionnaire responses are less than 100. N/A is shown where the base number of responses is less than 10 during the period. % is calculated as Quantity/Base number*100

Q50 - Vital Signs At a Glance Contract Report for 100525/0000 - December 2017


Name or company name	MR N TIBREWAL
Contract type name	GDS Contract
Purpose of contract	General
Contract start date	01/10/2017
Contract end date	31/03/2018

17/18 Contracted general activity (UDA)	1,000
Carry forward general activity (UDA)	0
17/18 Contracted orthodontic activity (UOA)	0
Carry forward orthodontic activity (UOA)	0
Baseline contract value	£28,300.00

ACCESS*

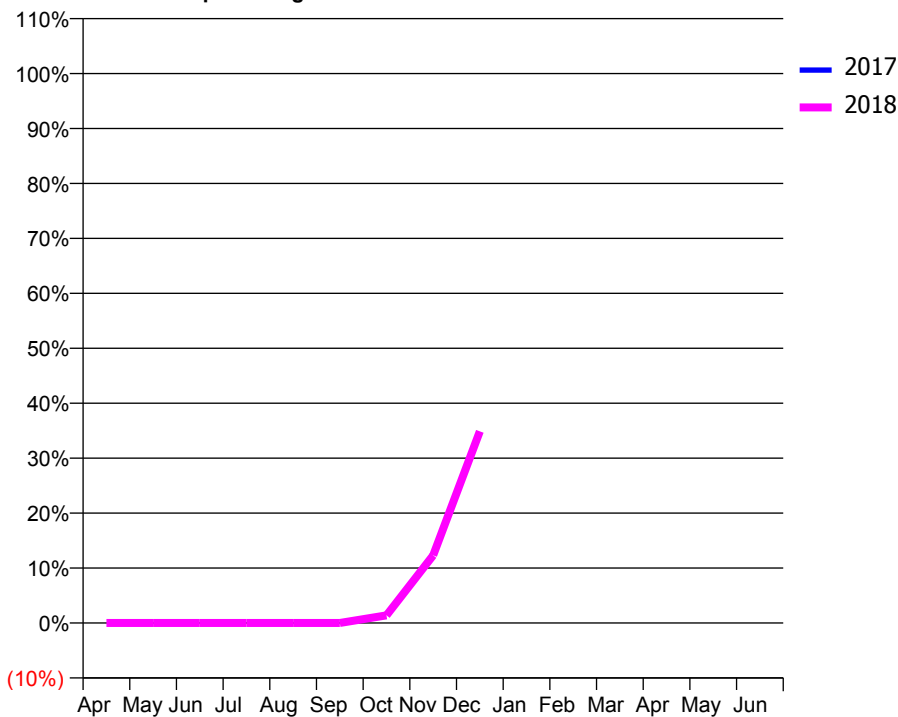
Patients seen in 24 months	Total	Change since previous quarter
Quarter ending December 2016	0	
Quarter ending March 2017	0	
Quarter ending June 2017	0	
Quarter ending September 2017	0	
Quarter ending December 2017	146	↑
Variance since December 2016	N/A	

Access trend analysis



ACTIVITY

Cumulative percentage of contracted UDA delivered 2017 & 2018



Month	Adjusted Scheduled Activity (UDA)	
	2017	2018
April	0	0
May	0	0
June	0	0
July	0	0
August	0	0
September	0	0
October	0	14
November	0	123
December	0	349
January	0	
February	0	
March	0	
April	0	
May	0	
June	0	

QUALITY

	Quantity	Base Number	Contract	AT	Region	England
% of FP17s for the same patient ID Re-attending within 3 months - Children	0	43	0.0%	9.8%	12.9%	12.0%
% of FP17s for the same patient ID Re-attending within 3 months - Adults	4	101	4.0%	13.4%	16.5%	15.9%
% of FP17s for the same patient ID Re-attending between 3 & 9 months - Children	0	43	0.0%	63.4%	59.6%	58.0%
% of FP17s for the same patient ID Re-attending between 3 & 9 months - Adults	0	101	0.0%	55.0%	52.8%	50.5%
% of FP17s for Band 1 Urgent Courses	19	144	13.2%	7.3%	9.1%	9.0%
% of FP17s Relating to Free Repair or Replacements	0	144	0.0%	0.9%	1.0%	0.8%
% of FP17s Relating to Continuations	3	144	2.1%	1.2%	1.2%	1.1%
% of Patients satisfied with the dentistry they have received	0	0	N/A	92.0%	91.6%	91.5%
% of Patients satisfied with the time they had to wait for an appointment	0	0	N/A	88.4%	88.3%	87.9%

* This is based on patients treated on this contract for their most recent course of treatment. Figures in italics indicate the base number of FP17s or Patient Questionnaire responses are less than 100. N/A is shown where the base number of responses is less than 10 during the period. % is calculated as Quantity/Base number*100

Q50 - Vital Signs At a Glance Contract Report for 100528/0000 - December 2017


Name or company name	Glen Lea Dental Suite
Contract type name	GDS Contract
Purpose of contract	General
Contract start date	01/10/2017
Contract end date	31/03/2018

17/18 Contracted general activity (UDA)	4,000
Carry forward general activity (UDA)	0
17/18 Contracted orthodontic activity (UOA)	0
Carry forward orthodontic activity (UOA)	0
Baseline contract value	£113,200.00

ACCESS*

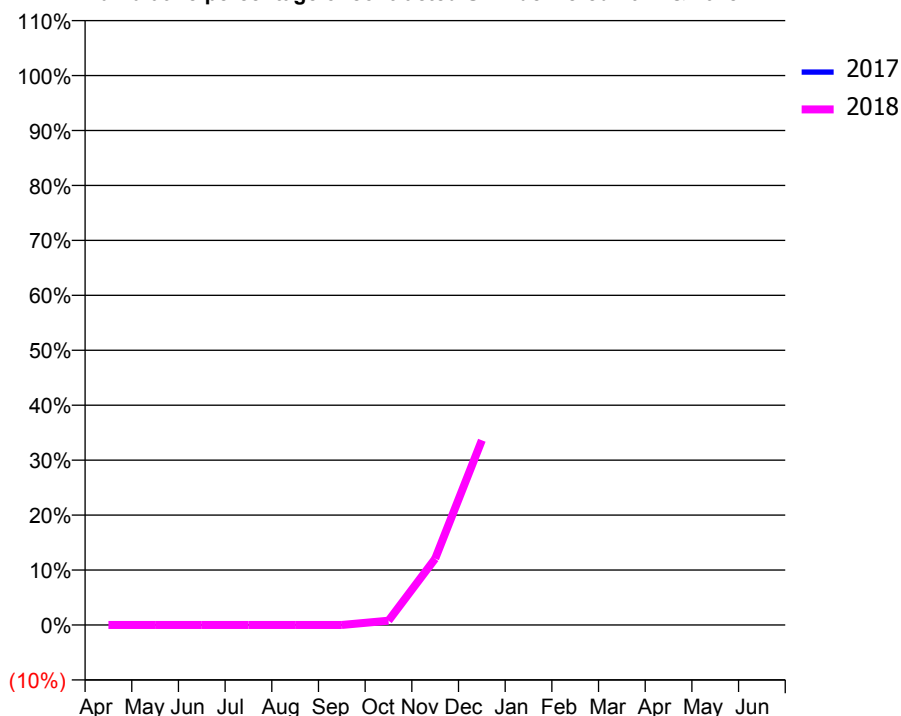
Patients seen in 24 months	Total	Change since previous quarter
Quarter ending December 2016	0	
Quarter ending March 2017	0	
Quarter ending June 2017	0	
Quarter ending September 2017	0	
Quarter ending December 2017	784	↑
Variance since December 2016	N/A	

Access trend analysis



ACTIVITY

Cumulative percentage of contracted UDA delivered 2017 & 2018



Month	Adjusted Scheduled Activity (UDA)	
	2017	2018
April	0	0
May	0	0
June	0	0
July	0	0
August	0	0
September	0	0
October	0	31
November	0	483
December	0	1,344
January	0	
February	0	
March	0	
April	0	
May	0	
June	0	

QUALITY

	Quantity	Base Number	Contract	AT	Region	England
% of FP17s for the same patient ID Re-attending within 3 months - Children	2	180	1.1%	9.8%	12.9%	12.0%
% of FP17s for the same patient ID Re-attending within 3 months - Adults	9	518	1.7%	13.4%	16.5%	15.9%
% of FP17s for the same patient ID Re-attending between 3 & 9 months - Children	0	180	0.0%	63.4%	59.6%	58.0%
% of FP17s for the same patient ID Re-attending between 3 & 9 months - Adults	0	518	0.0%	55.0%	52.8%	50.5%
% of FP17s for Band 1 Urgent Courses	67	698	9.6%	7.3%	9.1%	9.0%
% of FP17s Relating to Free Repair or Replacements	1	698	0.1%	0.9%	1.0%	0.8%
% of FP17s Relating to Continuations	4	698	0.6%	1.2%	1.2%	1.1%
% of Patients satisfied with the dentistry they have received	0	0	N/A	92.0%	91.6%	91.5%
% of Patients satisfied with the time they had to wait for an appointment	0	0	N/A	88.4%	88.3%	87.9%

* This is based on patients treated on this contract for their most recent course of treatment. Figures in italics indicate the base number of FP17s or Patient Questionnaire responses are less than 100. N/A is shown where the base number of responses is less than 10 during the period. % is calculated as Quantity/Base number*100

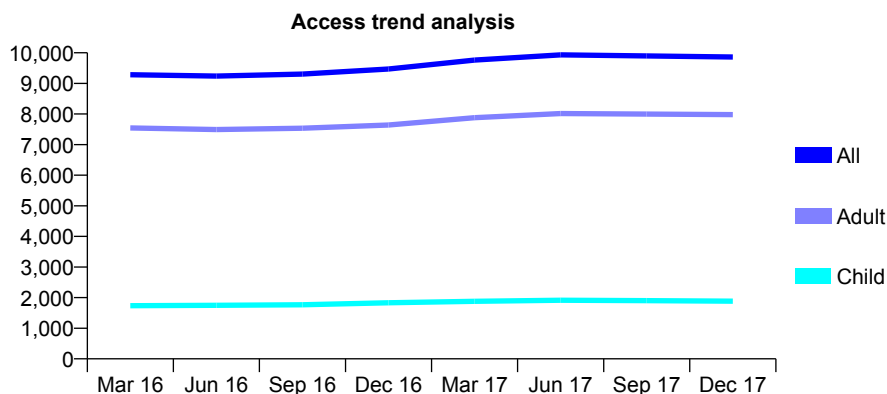
Q50 - Vital Signs At a Glance Contract Report for 101281/0039 - December 2017

Name or company name	OASIS DENTAL CARE LTD
Contract type name	GDS Contract
Purpose of contract	General
Contract start date	01/04/2006
Contract end date	

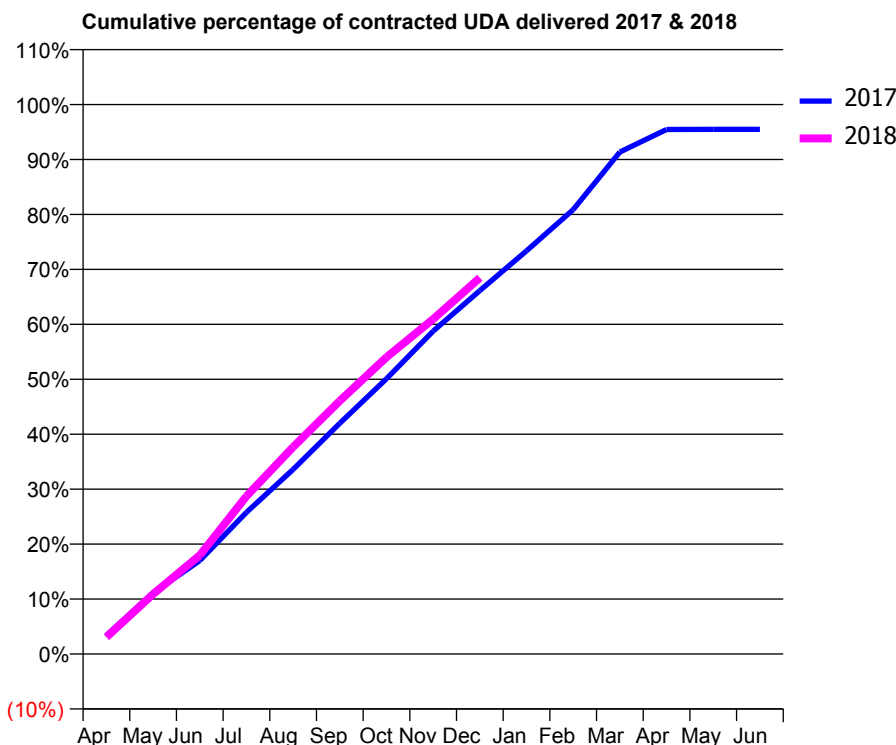
17/18 Contracted general activity (UDA)	28,313
Carry forward general activity (UDA)	0
17/18 Contracted orthodontic activity (UOA)	0
Carry forward orthodontic activity (UOA)	0
Baseline contract value	£836,434.98

ACCESS*

Patients seen in 24 months	Total	Change since previous quarter
Quarter ending December 2016	9,472	
Quarter ending March 2017	9,764	↑
Quarter ending June 2017	9,931	→
Quarter ending September 2017	9,899	→
Quarter ending December 2017	9,863	→
Variance since December 2016	4.1%	↑



ACTIVITY



Month	Adjusted Scheduled Activity (UDA)	
	2017	2018
April	953	866
May	3,102	3,090
June	4,747	5,087
July	7,195	8,129
August	9,377	10,666
September	11,726	13,047
October	13,990	15,291
November	16,404	17,253
December	18,467	19,387
January	20,486	
February	22,580	
March	25,506	
April	26,653	
May	26,657	
June	26,657	

QUALITY

	Quantity	Base Number	Contract	AT	Region	England
% of FP17s for the same patient ID Re-attending within 3 months - Children	157	2,266	6.9%	9.8%	12.9%	12.0%
% of FP17s for the same patient ID Re-attending within 3 months - Adults	1,689	9,916	17.0%	13.4%	16.5%	15.9%
% of FP17s for the same patient ID Re-attending between 3 & 9 months - Children	1,486	2,266	65.6%	63.4%	59.6%	58.0%
% of FP17s for the same patient ID Re-attending between 3 & 9 months - Adults	6,044	9,916	61.0%	55.0%	52.8%	50.5%
% of FP17s for Band 1 Urgent Courses	1,019	11,558	8.8%	7.3%	9.1%	9.0%
% of FP17s Relating to Free Repair or Replacements	124	11,558	1.1%	0.9%	1.0%	0.8%
% of FP17s Relating to Continuations	236	11,558	2.0%	1.2%	1.2%	1.1%
% of Patients satisfied with the dentistry they have received	18	19	94.7%	92.0%	91.6%	91.5%
% of Patients satisfied with the time they had to wait for an appointment	18	19	94.7%	88.4%	88.3%	87.9%

* This is based on patients treated on this contract for their most recent course of treatment. Figures in italics indicate the base number of FP17s or Patient Questionnaire responses are less than 100. N/A is shown where the base number of responses is less than 10 during the period. % is calculated as Quantity/Base number*100

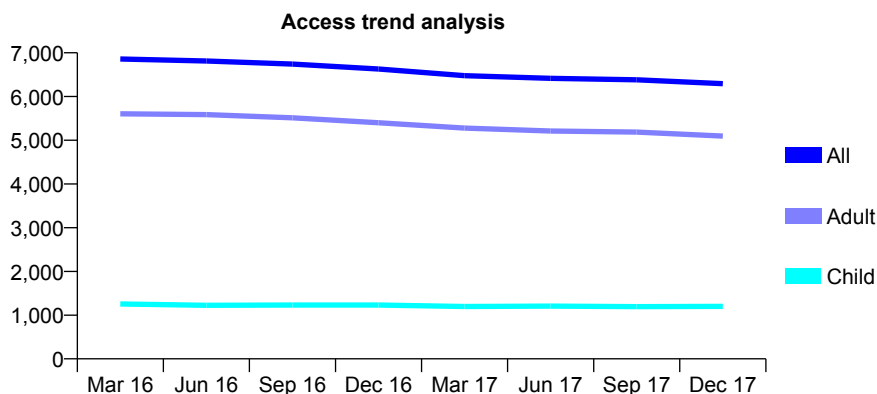
Q50 - Vital Signs At a Glance Contract Report for 101281/0089 - December 2017

Name or company name	OASIS DENTAL CARE LTD
Contract type name	GDS Contract
Purpose of contract	General
Contract start date	01/04/2006
Contract end date	

17/18 Contracted general activity (UDA)	21,438
Carry forward general activity (UDA)	0
17/18 Contracted orthodontic activity (UOA)	0
Carry forward orthodontic activity (UOA)	0
Baseline contract value	£658,293.30

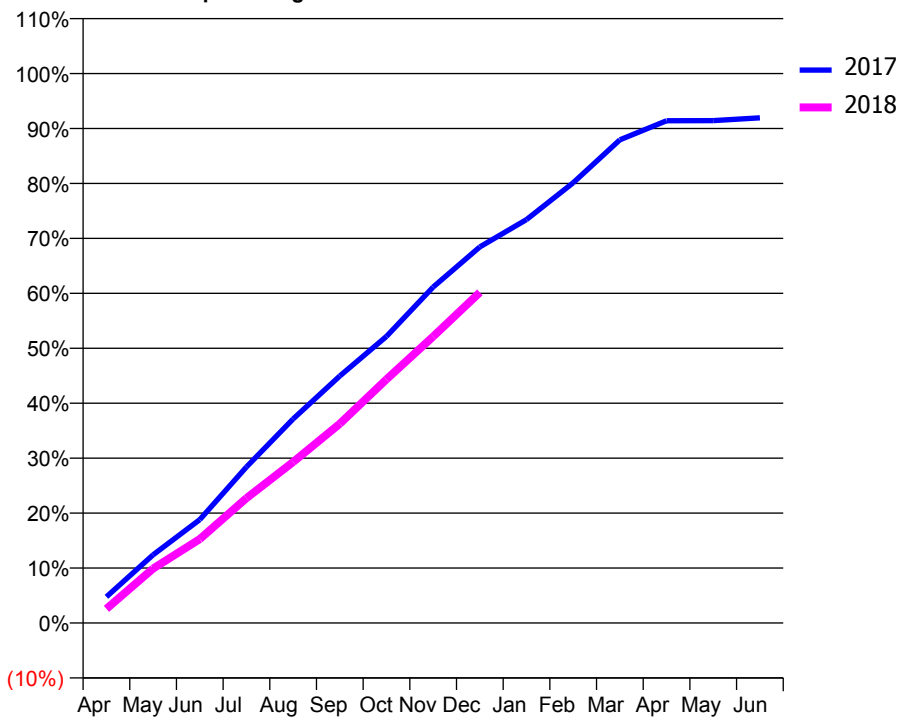
ACCESS*

Patients seen in 24 months	Total	Change since previous quarter
Quarter ending December 2016	6,630	
Quarter ending March 2017	6,477	↓
Quarter ending June 2017	6,416	→
Quarter ending September 2017	6,381	→
Quarter ending December 2017	6,294	↓
Variance since December 2016	(5.1%)	↓



ACTIVITY

Cumulative percentage of contracted UDA delivered 2017 & 2018



Adjusted Scheduled Activity (UDA)

Month	2017	2018
April	1,023	555
May	2,663	2,125
June	4,035	3,276
July	6,088	4,872
August	7,961	6,280
September	9,637	7,776
October	11,185	9,508
November	13,107	11,177
December	14,675	12,897
January	15,742	
February	17,174	
March	18,849	
April	19,596	
May	19,599	
June	19,710	

QUALITY

	Quantity	Base Number	Contract	AT	Region	England
% of FP17s for the same patient ID Re-attending within 3 months - Children	110	1,400	7.9%	9.8%	12.9%	12.0%
% of FP17s for the same patient ID Re-attending within 3 months - Adults	984	5,821	16.9%	13.4%	16.5%	15.9%
% of FP17s for the same patient ID Re-attending between 3 & 9 months - Children	872	1,400	62.3%	63.4%	59.6%	58.0%
% of FP17s for the same patient ID Re-attending between 3 & 9 months - Adults	3,288	5,821	56.5%	55.0%	52.8%	50.5%
% of FP17s for Band 1 Urgent Courses	180	6,779	2.7%	7.3%	9.1%	9.0%
% of FP17s Relating to Free Repair or Replacements	153	6,779	2.3%	0.9%	1.0%	0.8%
% of FP17s Relating to Continuations	363	6,779	5.4%	1.2%	1.2%	1.1%
% of Patients satisfied with the dentistry they have received	12	12	100.0%	92.0%	91.6%	91.5%
% of Patients satisfied with the time they had to wait for an appointment	11	12	91.7%	88.4%	88.3%	87.9%

* This is based on patients treated on this contract for their most recent course of treatment. Figures in italics indicate the base number of FP17s or Patient Questionnaire responses are less than 100. N/A is shown where the base number of responses is less than 10 during the period. % is calculated as Quantity/Base number*100

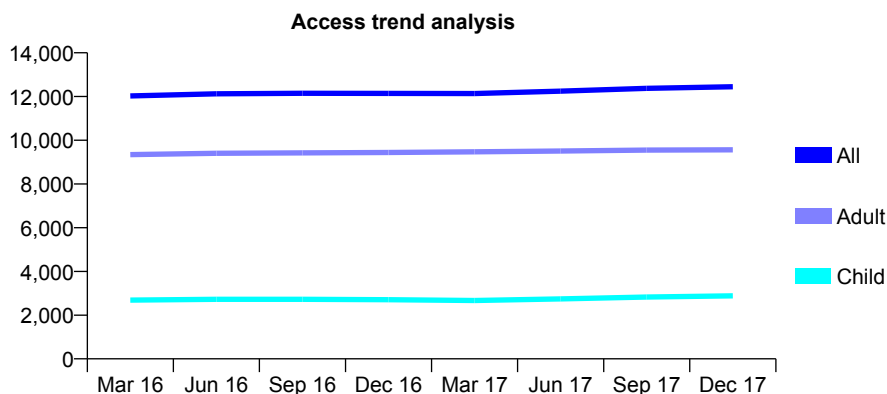
Q50 - Vital Signs At a Glance Contract Report for 101281/0096 - December 2017

Name or company name	OASIS DENTAL CARE LTD
Contract type name	GDS Contract
Purpose of contract	General
Contract start date	01/04/2006
Contract end date	

17/18 Contracted general activity (UDA)	30,555
Carry forward general activity (UDA)	0
17/18 Contracted orthodontic activity (UOA)	0
Carry forward orthodontic activity (UOA)	0
Baseline contract value	£949,741.95

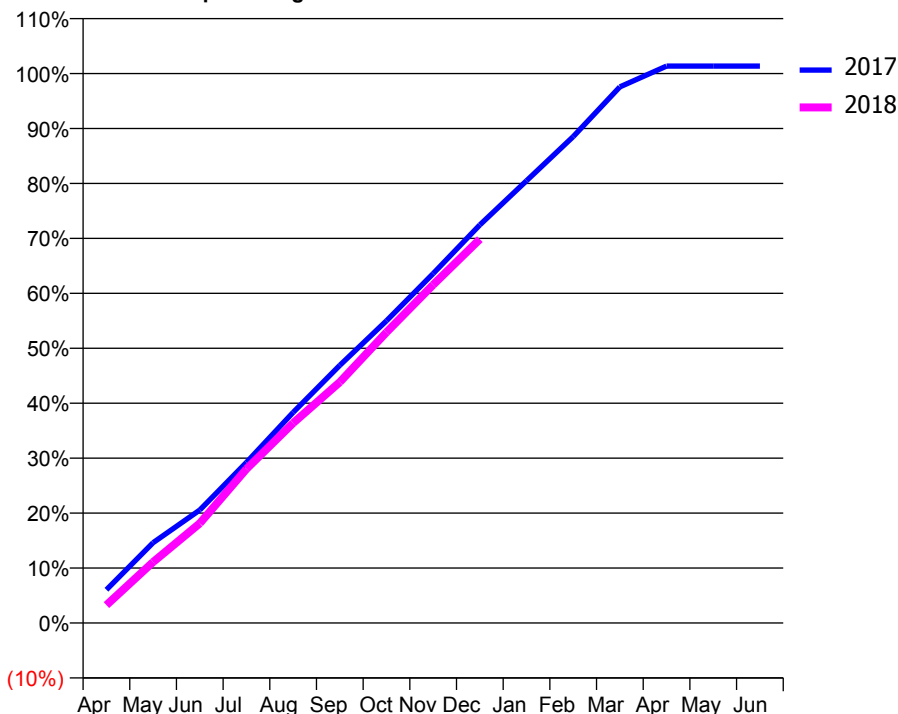
ACCESS*

Patients seen in 24 months	Total	Change since previous quarter
Quarter ending December 2016	12,144	
Quarter ending March 2017	12,137	→
Quarter ending June 2017	12,245	→
Quarter ending September 2017	12,376	→
Quarter ending December 2017	12,445	→
Variance since December 2016	2.5%	↑



ACTIVITY

Cumulative percentage of contracted UDA delivered 2017 & 2018



Month	Adjusted Scheduled Activity (UDA)	
	2017	2018
April	1,850	995
May	4,464	3,393
June	6,286	5,540
July	8,931	8,568
August	11,710	11,118
September	14,330	13,397
October	16,806	16,170
November	19,429	18,807
December	22,135	21,344
January	24,593	
February	27,049	
March	29,810	
April	30,967	
May	30,969	
June	30,971	

QUALITY

	Quantity	Base Number	Contract	AT	Region	England
% of FP17s for the same patient ID Re-attending within 3 months - Children	230	3,710	6.2%	9.8%	12.9%	12.0%
% of FP17s for the same patient ID Re-attending within 3 months - Adults	1,311	10,305	12.7%	13.4%	16.5%	15.9%
% of FP17s for the same patient ID Re-attending between 3 & 9 months - Children	2,643	3,710	71.2%	63.4%	59.6%	58.0%
% of FP17s for the same patient ID Re-attending between 3 & 9 months - Adults	4,185	10,305	40.6%	55.0%	52.8%	50.5%
% of FP17s for Band 1 Urgent Courses	1,049	13,310	7.9%	7.3%	9.1%	9.0%
% of FP17s Relating to Free Repair or Replacements	269	13,310	2.0%	0.9%	1.0%	0.8%
% of FP17s Relating to Continuations	223	13,310	1.7%	1.2%	1.2%	1.1%
% of Patients satisfied with the dentistry they have received	20	20	100.0%	92.0%	91.6%	91.5%
% of Patients satisfied with the time they had to wait for an appointment	20	20	100.0%	88.4%	88.3%	87.9%

* This is based on patients treated on this contract for their most recent course of treatment. Figures in italics indicate the base number of FP17s or Patient Questionnaire responses are less than 100. N/A is shown where the base number of responses is less than 10 during the period. % is calculated as Quantity/Base number*100

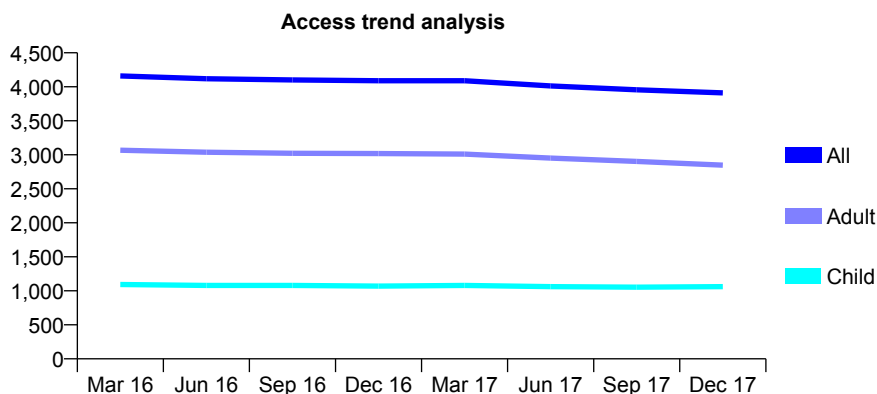
Q50 - Vital Signs At a Glance Contract Report for 101281/0104 - December 2017

Name or company name	OASIS DENTAL CARE LTD
Contract type name	GDS Contract
Purpose of contract	General
Contract start date	01/04/2006
Contract end date	

17/18 Contracted general activity (UDA)	13,717
Carry forward general activity (UDA)	0
17/18 Contracted orthodontic activity (UOA)	0
Carry forward orthodontic activity (UOA)	0
Baseline contract value	£408,682.23

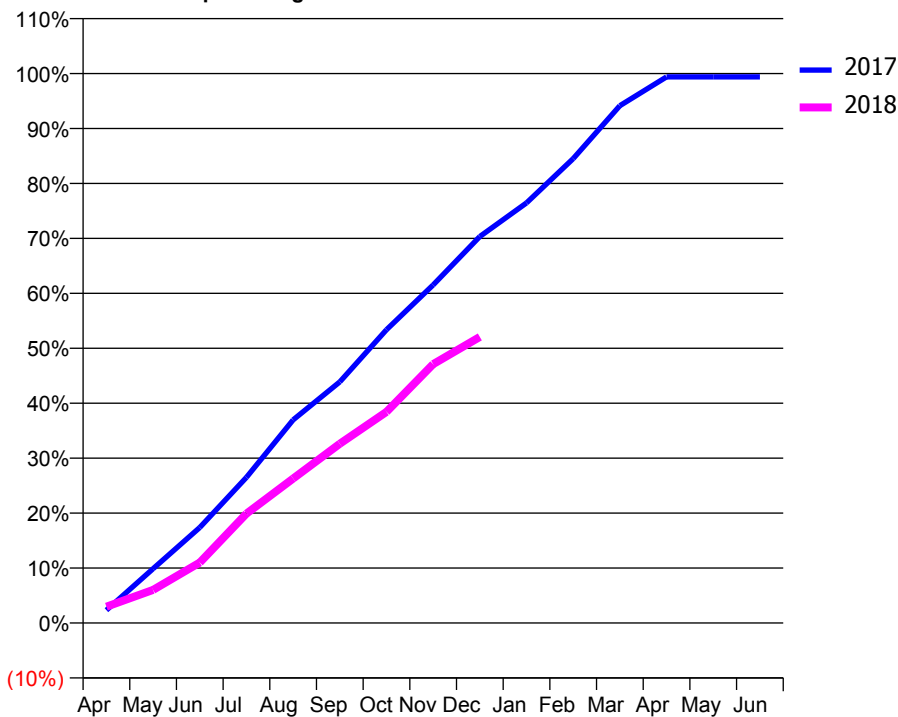
ACCESS*

Patients seen in 24 months	Total	Change since previous quarter
Quarter ending December 2016	4,089	
Quarter ending March 2017	4,090	→
Quarter ending June 2017	4,012	↓
Quarter ending September 2017	3,955	↓
Quarter ending December 2017	3,910	↓
Variance since December 2016	(4.4%)	↓



ACTIVITY

Cumulative percentage of contracted UDA delivered 2017 & 2018



Month	Adjusted Scheduled Activity (UDA)	
	2017	2018
April	320	407
May	1,356	826
June	2,384	1,510
July	3,637	2,732
August	5,072	3,605
September	6,021	4,475
October	7,322	5,271
November	8,440	6,462
December	9,648	7,141
January	10,487	
February	11,593	
March	12,912	
April	13,633	
May	13,631	
June	13,633	

QUALITY

	Quantity	Base Number	Contract	AT	Region	England
% of FP17s for the same patient ID Re-attending within 3 months - Children	127	1,274	10.0%	9.8%	12.9%	12.0%
% of FP17s for the same patient ID Re-attending within 3 months - Adults	436	3,026	14.4%	13.4%	16.5%	15.9%
% of FP17s for the same patient ID Re-attending between 3 & 9 months - Children	868	1,274	68.1%	63.4%	59.6%	58.0%
% of FP17s for the same patient ID Re-attending between 3 & 9 months - Adults	1,952	3,026	64.5%	55.0%	52.8%	50.5%
% of FP17s for Band 1 Urgent Courses	352	3,965	8.9%	7.3%	9.1%	9.0%
% of FP17s Relating to Free Repair or Replacements	48	3,965	1.2%	0.9%	1.0%	0.8%
% of FP17s Relating to Continuations	25	3,965	0.6%	1.2%	1.2%	1.1%
% of Patients satisfied with the dentistry they have received	11	11	100.0%	92.0%	91.6%	91.5%
% of Patients satisfied with the time they had to wait for an appointment	10	11	90.9%	88.4%	88.3%	87.9%

* This is based on patients treated on this contract for their most recent course of treatment. Figures in italics indicate the base number of FP17s or Patient Questionnaire responses are less than 100. N/A is shown where the base number of responses is less than 10 during the period. % is calculated as Quantity/Base number*100

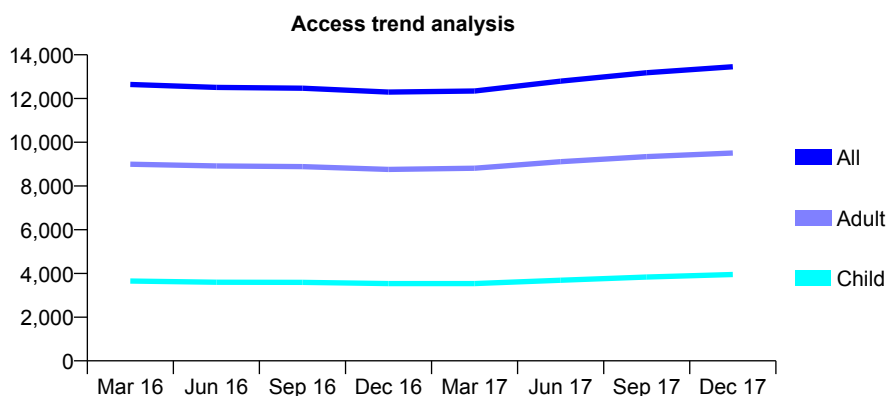
Q50 - Vital Signs At a Glance Contract Report for 101281/0106 - December 2017

Name or company name	OASIS DENTAL CARE LTD
Contract type name	GDS Contract
Purpose of contract	General
Contract start date	01/04/2006
Contract end date	

17/18 Contracted general activity (UDA)	40,965
Carry forward general activity (UDA)	3,000
17/18 Contracted orthodontic activity (UOA)	0
Carry forward orthodontic activity (UOA)	0
Baseline contract value	£1,119,074.24

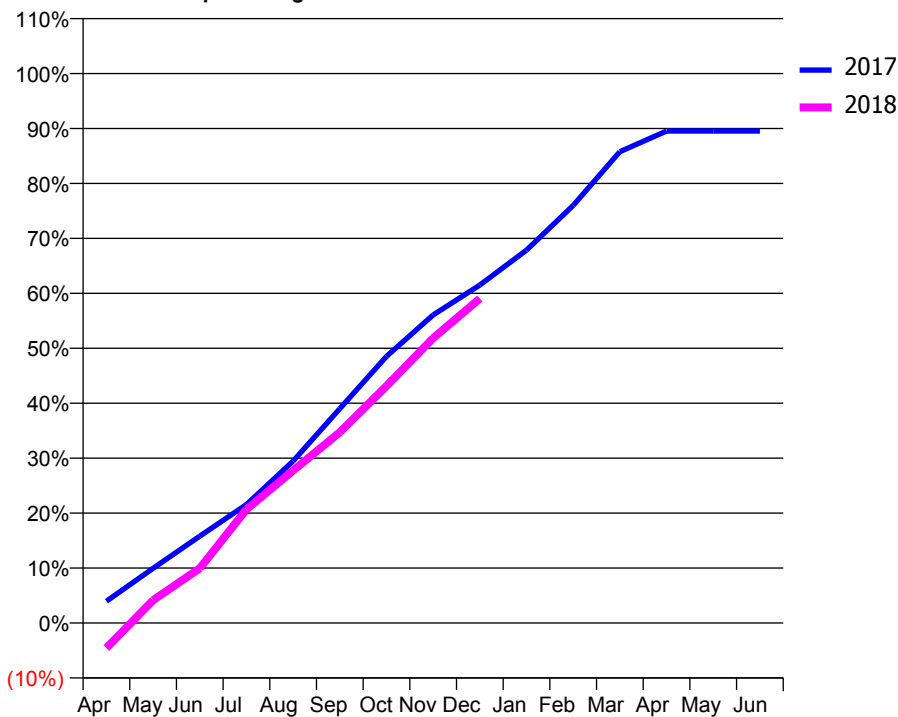
ACCESS*

Patients seen in 24 months	Total	Change since previous quarter
Quarter ending December 2016	12,293	
Quarter ending March 2017	12,346	→
Quarter ending June 2017	12,793	↑
Quarter ending September 2017	13,177	↑
Quarter ending December 2017	13,455	↑
Variance since December 2016	9.5%	↑



ACTIVITY

Cumulative percentage of contracted UDA delivered 2017 & 2018



Month	Adjusted Scheduled Activity (UDA)	
	2017	2018
April	1,629	-1,874
May	4,081	1,703
June	6,479	4,082
July	8,832	8,473
August	12,071	11,366
September	15,977	14,220
October	19,874	17,669
November	22,970	21,237
December	25,198	24,188
January	27,798	
February	31,127	
March	35,132	
April	36,679	
May	36,678	
June	36,678	

QUALITY

	Quantity	Base Number	Contract	AT	Region	England
% of FP17s for the same patient ID Re-attending within 3 months - Children	332	4,376	7.6%	9.8%	12.9%	12.0%
% of FP17s for the same patient ID Re-attending within 3 months - Adults	1,379	10,260	13.4%	13.4%	16.5%	15.9%
% of FP17s for the same patient ID Re-attending between 3 & 9 months - Children	2,484	4,376	56.8%	63.4%	59.6%	58.0%
% of FP17s for the same patient ID Re-attending between 3 & 9 months - Adults	5,410	10,260	52.7%	55.0%	52.8%	50.5%
% of FP17s for Band 1 Urgent Courses	1,660	13,927	11.9%	7.3%	9.1%	9.0%
% of FP17s Relating to Free Repair or Replacements	93	13,927	0.7%	0.9%	1.0%	0.8%
% of FP17s Relating to Continuations	92	13,927	0.7%	1.2%	1.2%	1.1%
% of Patients satisfied with the dentistry they have received	9	10	90.0%	92.0%	91.6%	91.5%
% of Patients satisfied with the time they had to wait for an appointment	8	10	80.0%	88.4%	88.3%	87.9%

* This is based on patients treated on this contract for their most recent course of treatment. Figures in italics indicate the base number of FP17s or Patient Questionnaire responses are less than 100. N/A is shown where the base number of responses is less than 10 during the period. % is calculated as Quantity/Base number*100

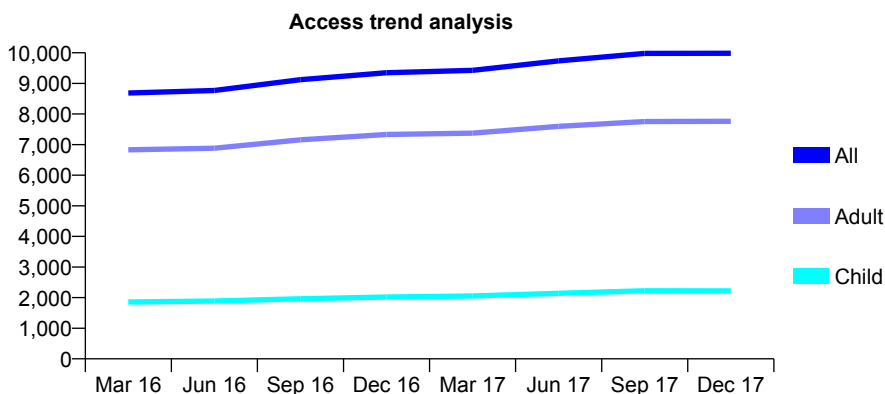
Q50 - Vital Signs At a Glance Contract Report for 101281/0121 - December 2017

Name or company name	OASIS DENTAL CARE LTD
Contract type name	GDS Contract
Purpose of contract	General
Contract start date	01/04/2006
Contract end date	

17/18 Contracted general activity (UDA)	31,745
Carry forward general activity (UDA)	0
17/18 Contracted orthodontic activity (UOA)	0
Carry forward orthodontic activity (UOA)	0
Baseline contract value	£846,914.89

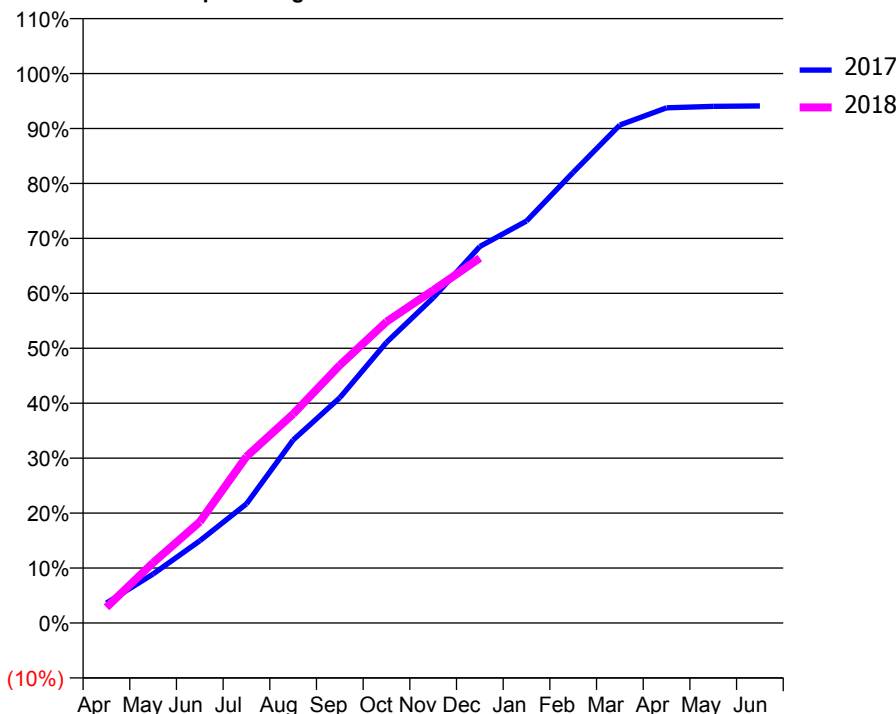
ACCESS*

Patients seen in 24 months	Total	Change since previous quarter
Quarter ending December 2016	9,349	
Quarter ending March 2017	9,428	→
Quarter ending June 2017	9,736	↑
Quarter ending September 2017	9,979	↑
Quarter ending December 2017	9,983	→
Variance since December 2016	6.8%	↑



ACTIVITY

Cumulative percentage of contracted UDA delivered 2017 & 2018



Month	Adjusted Scheduled Activity (UDA)	
	2017	2018
April	1,151	906
May	2,828	3,483
June	4,748	5,846
July	6,880	9,619
August	10,574	12,074
September	13,014	14,892
October	16,210	17,408
November	18,782	19,223
December	21,749	21,080
January	23,224	
February	26,033	
March	28,770	
April	29,763	
May	29,844	
June	29,867	

QUALITY

	Quantity	Base Number	Contract	AT	Region	England
% of FP17s for the same patient ID Re-attending within 3 months - Children	179	2,351	7.6%	9.8%	12.9%	12.0%
% of FP17s for the same patient ID Re-attending within 3 months - Adults	1,223	7,669	15.9%	13.4%	16.5%	15.9%
% of FP17s for the same patient ID Re-attending between 3 & 9 months - Children	1,344	2,351	57.2%	63.4%	59.6%	58.0%
% of FP17s for the same patient ID Re-attending between 3 & 9 months - Adults	3,623	7,669	47.2%	55.0%	52.8%	50.5%
% of FP17s for Band 1 Urgent Courses	1,147	9,528	12.0%	7.3%	9.1%	9.0%
% of FP17s Relating to Free Repair or Replacements	184	9,528	1.9%	0.9%	1.0%	0.8%
% of FP17s Relating to Continuations	57	9,528	0.6%	1.2%	1.2%	1.1%
% of Patients satisfied with the dentistry they have received	15	16	93.8%	92.0%	91.6%	91.5%
% of Patients satisfied with the time they had to wait for an appointment	14	16	87.5%	88.4%	88.3%	87.9%

* This is based on patients treated on this contract for their most recent course of treatment. Figures in italics indicate the base number of FP17s or Patient Questionnaire responses are less than 100. N/A is shown where the base number of responses is less than 10 during the period. % is calculated as Quantity/Base number*100

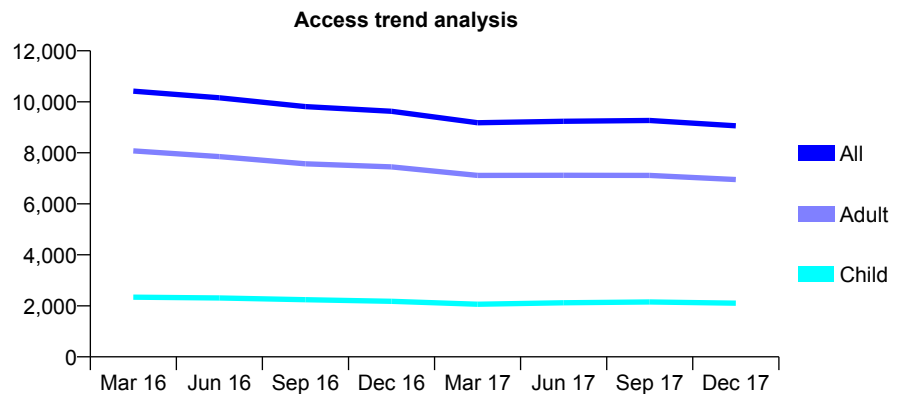
Q50 - Vital Signs At a Glance Contract Report for 101281/0147 - December 2017

Name or company name	OASIS DENTAL CARE LTD
Contract type name	GDS Contract
Purpose of contract	General
Contract start date	01/04/2006
Contract end date	

17/18 Contracted general activity (UDA)	37,658
Carry forward general activity (UDA)	0
17/18 Contracted orthodontic activity (UOA)	0
Carry forward orthodontic activity (UOA)	0
Baseline contract value	£1,064,337.43

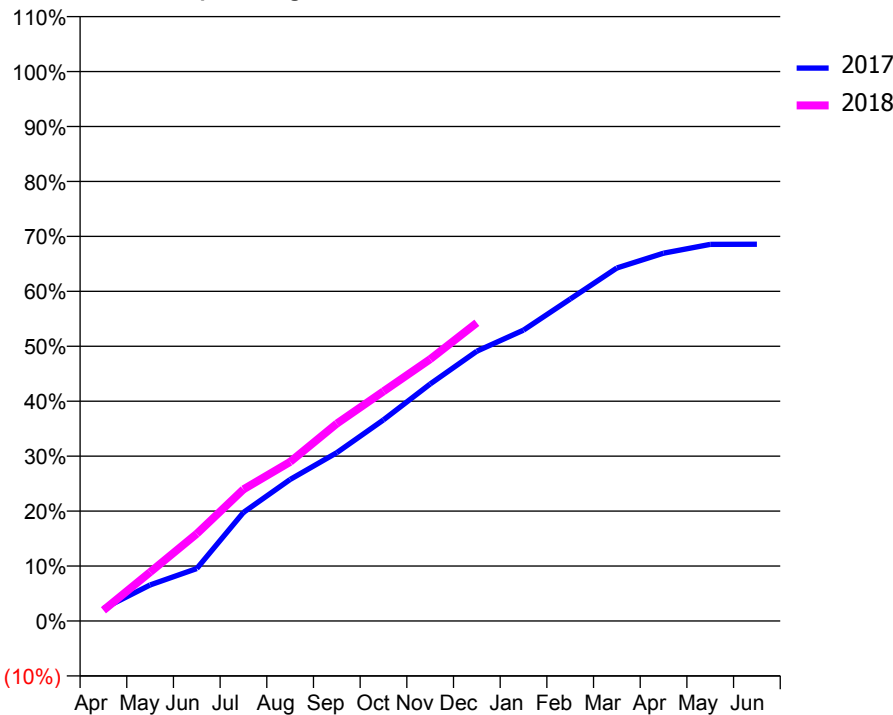
ACCESS*

Patients seen in 24 months	Total	Change since previous quarter
Quarter ending December 2016	9,628	
Quarter ending March 2017	9,177	↓
Quarter ending June 2017	9,235	→
Quarter ending September 2017	9,266	→
Quarter ending December 2017	9,059	↓
Variance since December 2016	(5.9%)	↓



ACTIVITY

Cumulative percentage of contracted UDA delivered 2017 & 2018



Month	Adjusted Scheduled Activity (UDA)	
	2017	2018
April	859	735
May	2,473	3,353
June	3,592	5,978
July	7,439	9,025
August	9,703	10,906
September	11,538	13,526
October	13,789	15,740
November	16,240	17,947
December	18,489	20,436
January	19,935	
February	22,063	
March	24,193	
April	25,206	
May	25,807	
June	25,818	

QUALITY

	Quantity	Base Number	Contract	AT	Region	England
% of FP17s for the same patient ID Re-attending within 3 months - Children	243	2,602	9.3%	9.8%	12.9%	12.0%
% of FP17s for the same patient ID Re-attending within 3 months - Adults	1,205	8,003	15.1%	13.4%	16.5%	15.9%
% of FP17s for the same patient ID Re-attending between 3 & 9 months - Children	1,603	2,602	61.6%	63.4%	59.6%	58.0%
% of FP17s for the same patient ID Re-attending between 3 & 9 months - Adults	4,783	8,003	59.8%	55.0%	52.8%	50.5%
% of FP17s for Band 1 Urgent Courses	900	9,761	9.2%	7.3%	9.1%	9.0%
% of FP17s Relating to Free Repair or Replacements	77	9,761	0.8%	0.9%	1.0%	0.8%
% of FP17s Relating to Continuations	27	9,761	0.3%	1.2%	1.2%	1.1%
% of Patients satisfied with the dentistry they have received	10	11	90.9%	92.0%	91.6%	91.5%
% of Patients satisfied with the time they had to wait for an appointment	9	11	81.8%	88.4%	88.3%	87.9%

* This is based on patients treated on this contract for their most recent course of treatment. Figures in italics indicate the base number of FP17s or Patient Questionnaire responses are less than 100. N/A is shown where the base number of responses is less than 10 during the period. % is calculated as Quantity/Base number*100

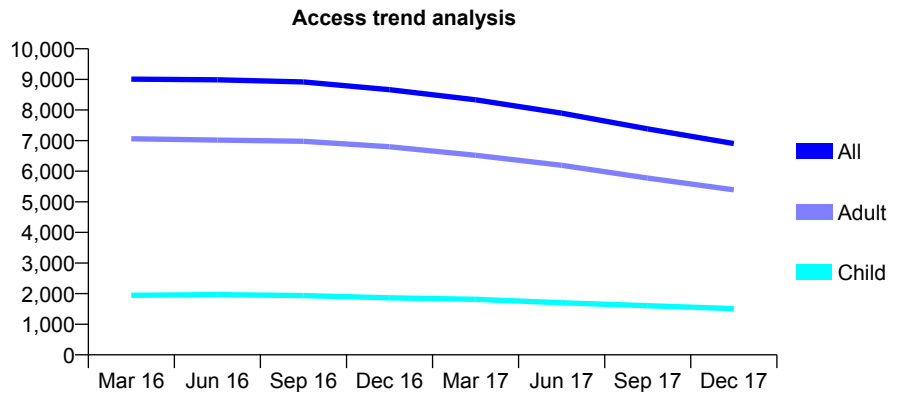
Q50 - Vital Signs At a Glance Contract Report for 101338/0049 - December 2017

Name or company name	Whitecross Dental Care Limited
Contract type name	GDS Contract
Purpose of contract	General
Contract start date	01/04/2007
Contract end date	

17/18 Contracted general activity (UDA)	30,272
Carry forward general activity (UDA)	0
17/18 Contracted orthodontic activity (UOA)	0
Carry forward orthodontic activity (UOA)	0
Baseline contract value	£737,960.98

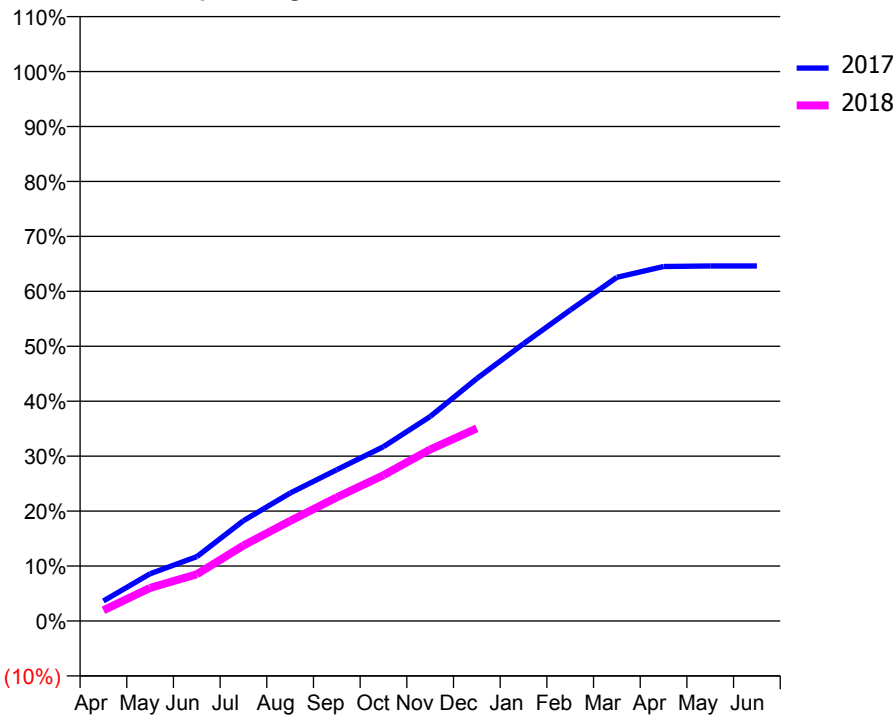
ACCESS*

Patients seen in 24 months	Total	Change since previous quarter
Quarter ending December 2016	8,664	
Quarter ending March 2017	8,333	↓
Quarter ending June 2017	7,898	↓
Quarter ending September 2017	7,382	↓
Quarter ending December 2017	6,903	↓
Variance since December 2016	(20.3%)	↓



ACTIVITY

Cumulative percentage of contracted UDA delivered 2017 & 2018



Month	Adjusted Scheduled Activity (UDA)	
	2017	2018
April	1,106	595
May	2,603	1,824
June	3,541	2,575
July	5,529	4,164
August	7,046	5,512
September	8,336	6,811
October	9,607	8,034
November	11,268	9,454
December	13,357	10,611
January	15,280	
February	17,129	
March	18,931	
April	19,533	
May	19,557	
June	19,560	

QUALITY

	Quantity	Base Number	Contract	AT	Region	England
% of FP17s for the same patient ID Re-attending within 3 months - Children	65	981	6.6%	9.8%	12.9%	12.0%
% of FP17s for the same patient ID Re-attending within 3 months - Adults	654	3,842	17.0%	13.4%	16.5%	15.9%
% of FP17s for the same patient ID Re-attending between 3 & 9 months - Children	388	981	39.6%	63.4%	59.6%	58.0%
% of FP17s for the same patient ID Re-attending between 3 & 9 months - Adults	1,636	3,842	42.6%	55.0%	52.8%	50.5%
% of FP17s for Band 1 Urgent Courses	642	4,528	14.2%	7.3%	9.1%	9.0%
% of FP17s Relating to Free Repair or Replacements	41	4,528	0.9%	0.9%	1.0%	0.8%
% of FP17s Relating to Continuations	108	4,528	2.4%	1.2%	1.2%	1.1%
% of Patients satisfied with the dentistry they have received	8	11	72.7%	92.0%	91.6%	91.5%
% of Patients satisfied with the time they had to wait for an appointment	8	11	72.7%	88.4%	88.3%	87.9%

* This is based on patients treated on this contract for their most recent course of treatment. Figures in italics indicate the base number of FP17s or Patient Questionnaire responses are less than 100. N/A is shown where the base number of responses is less than 10 during the period. % is calculated as Quantity/Base number*100

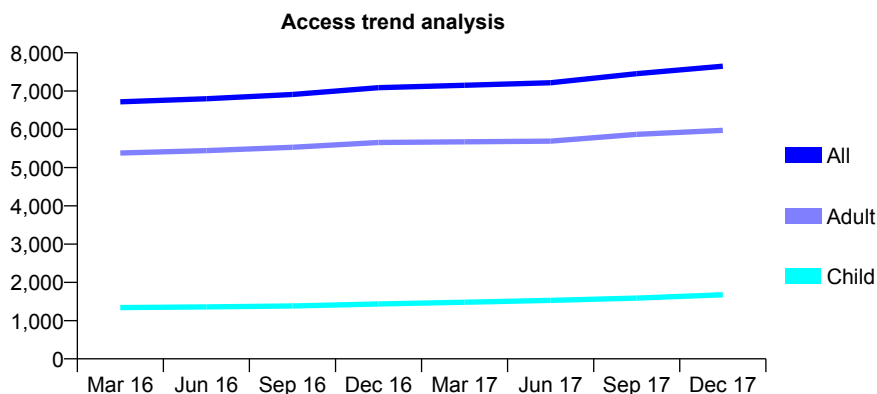
Q50 - Vital Signs At a Glance Contract Report for 101338/0124 - December 2017

Name or company name	Whitecross Dental Care Limited
Contract type name	GDS Contract
Purpose of contract	General
Contract start date	24/08/2010
Contract end date	

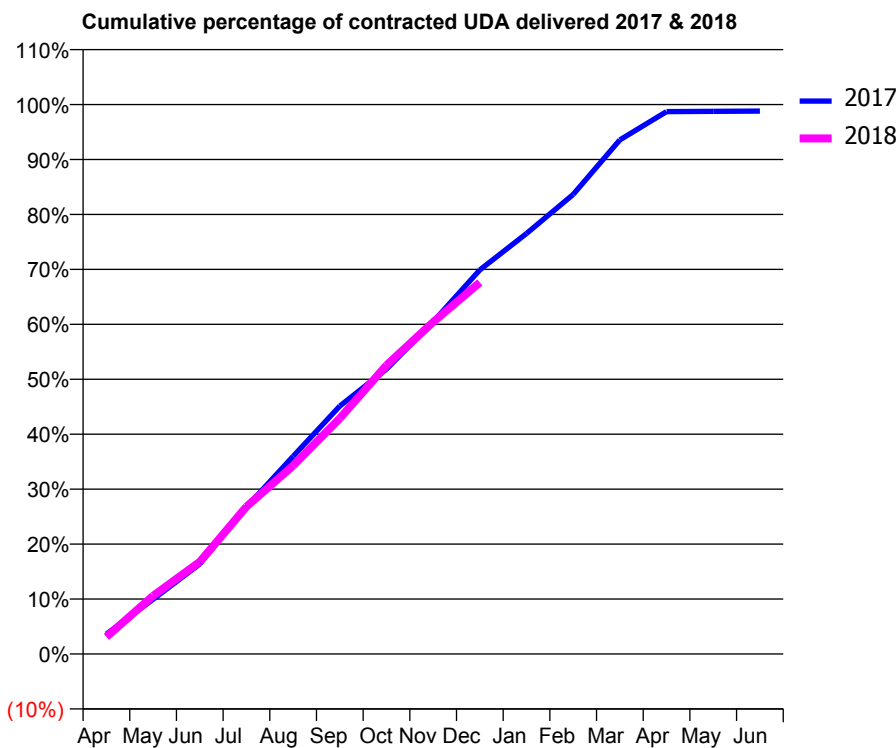
17/18 Contracted general activity (UDA)	24,000
Carry forward general activity (UDA)	0
17/18 Contracted orthodontic activity (UOA)	0
Carry forward orthodontic activity (UOA)	0
Baseline contract value	£652,249.13

ACCESS*

Patients seen in 24 months	Total	Change since previous quarter
Quarter ending December 2016	7,089	
Quarter ending March 2017	7,152	→
Quarter ending June 2017	7,218	→
Quarter ending September 2017	7,455	↑
Quarter ending December 2017	7,649	↑
Variance since December 2016	7.9%	↑



ACTIVITY



Month	Adjusted Scheduled Activity (UDA)	
	2017	2018
April	871	749
May	2,389	2,545
June	3,932	4,025
July	6,419	6,436
August	8,631	8,224
September	10,833	10,297
October	12,443	12,609
November	14,510	14,501
December	16,774	16,231
January	18,365	
February	20,072	
March	22,456	
April	23,687	
May	23,703	
June	23,710	

QUALITY

	Quantity	Base Number	Contract	AT	Region	England
% of FP17s for the same patient ID Re-attending within 3 months - Children	83	1,922	4.3%	9.8%	12.9%	12.0%
% of FP17s for the same patient ID Re-attending within 3 months - Adults	737	6,542	11.3%	13.4%	16.5%	15.9%
% of FP17s for the same patient ID Re-attending between 3 & 9 months - Children	1,224	1,922	63.7%	63.4%	59.6%	58.0%
% of FP17s for the same patient ID Re-attending between 3 & 9 months - Adults	3,448	6,542	52.7%	55.0%	52.8%	50.5%
% of FP17s for Band 1 Urgent Courses	409	7,994	5.1%	7.3%	9.1%	9.0%
% of FP17s Relating to Free Repair or Replacements	50	7,994	0.6%	0.9%	1.0%	0.8%
% of FP17s Relating to Continuations	137	7,994	1.7%	1.2%	1.2%	1.1%
% of Patients satisfied with the dentistry they have received	18	18	100.0%	92.0%	91.6%	91.5%
% of Patients satisfied with the time they had to wait for an appointment	17	18	94.4%	88.4%	88.3%	87.9%

* This is based on patients treated on this contract for their most recent course of treatment. Figures in italics indicate the base number of FP17s or Patient Questionnaire responses are less than 100. N/A is shown where the base number of responses is less than 10 during the period. % is calculated as Quantity/Base number*100

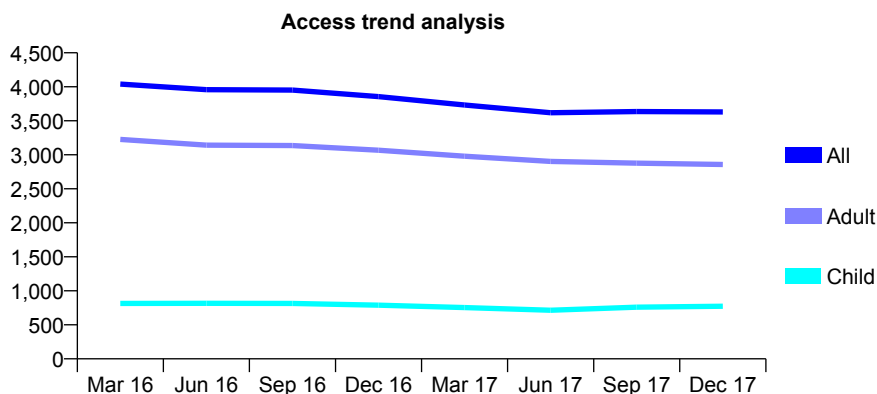
Q50 - Vital Signs At a Glance Contract Report for 101338/0130 - December 2017

Name or company name	Whitecross Dental Care Limited
Contract type name	GDS Contract
Purpose of contract	General
Contract start date	01/12/2010
Contract end date	

17/18 Contracted general activity (UDA)	16,319
Carry forward general activity (UDA)	0
17/18 Contracted orthodontic activity (UOA)	0
Carry forward orthodontic activity (UOA)	0
Baseline contract value	£363,446.03

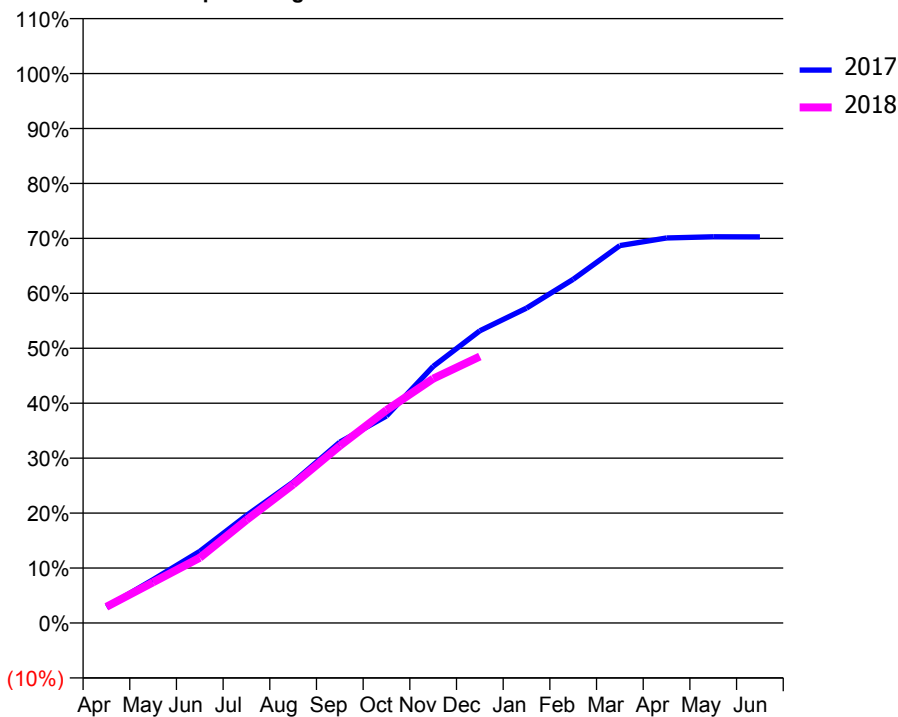
ACCESS*

Patients seen in 24 months	Total	Change since previous quarter
Quarter ending December 2016	3,856	
Quarter ending March 2017	3,733	↓
Quarter ending June 2017	3,618	↓
Quarter ending September 2017	3,637	→
Quarter ending December 2017	3,631	→
Variance since December 2016	(5.8%)	↓



ACTIVITY

Cumulative percentage of contracted UDA delivered 2017 & 2018



Month	Adjusted Scheduled Activity (UDA)	
	2017	2018
April	478	483
May	1,289	1,208
June	2,129	1,938
July	3,194	3,058
August	4,184	4,112
September	5,373	5,260
October	6,147	6,324
November	7,623	7,256
December	8,678	7,914
January	9,353	
February	10,208	
March	11,208	
April	11,435	
May	11,470	
June	11,467	

QUALITY

	Quantity	Base Number	Contract	AT	Region	England
% of FP17s for the same patient ID Re-attending within 3 months - Children	41	685	6.0%	9.8%	12.9%	12.0%
% of FP17s for the same patient ID Re-attending within 3 months - Adults	418	2,756	15.2%	13.4%	16.5%	15.9%
% of FP17s for the same patient ID Re-attending between 3 & 9 months - Children	275	685	40.1%	63.4%	59.6%	58.0%
% of FP17s for the same patient ID Re-attending between 3 & 9 months - Adults	1,477	2,756	53.6%	55.0%	52.8%	50.5%
% of FP17s for Band 1 Urgent Courses	236	3,344	7.1%	7.3%	9.1%	9.0%
% of FP17s Relating to Free Repair or Replacements	39	3,344	1.2%	0.9%	1.0%	0.8%
% of FP17s Relating to Continuations	80	3,344	2.4%	1.2%	1.2%	1.1%
% of Patients satisfied with the dentistry they have received	9	11	81.8%	92.0%	91.6%	91.5%
% of Patients satisfied with the time they had to wait for an appointment	7	11	63.6%	88.4%	88.3%	87.9%

* This is based on patients treated on this contract for their most recent course of treatment. Figures in italics indicate the base number of FP17s or Patient Questionnaire responses are less than 100. N/A is shown where the base number of responses is less than 10 during the period. % is calculated as Quantity/Base number*100

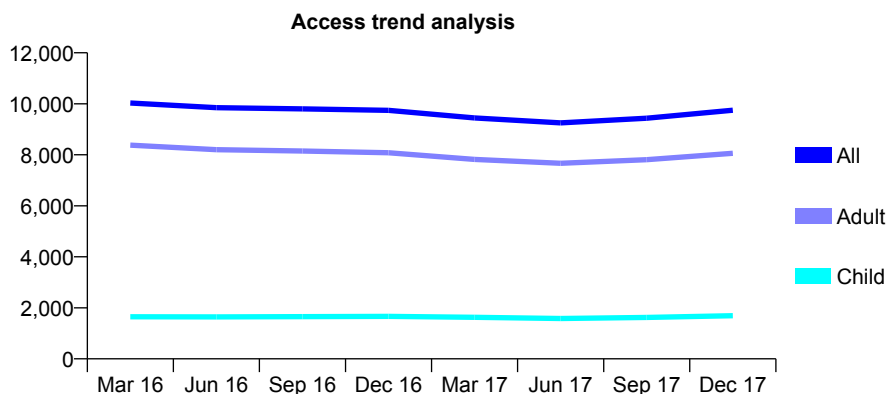
Q50 - Vital Signs At a Glance Contract Report for 101338/0135 - December 2017

Name or company name	Whitecross Dental Care Limited
Contract type name	GDS Contract
Purpose of contract	General
Contract start date	01/02/2012
Contract end date	

17/18 Contracted general activity (UDA)	33,200
Carry forward general activity (UDA)	0
17/18 Contracted orthodontic activity (UOA)	0
Carry forward orthodontic activity (UOA)	0
Baseline contract value	£880,294.77

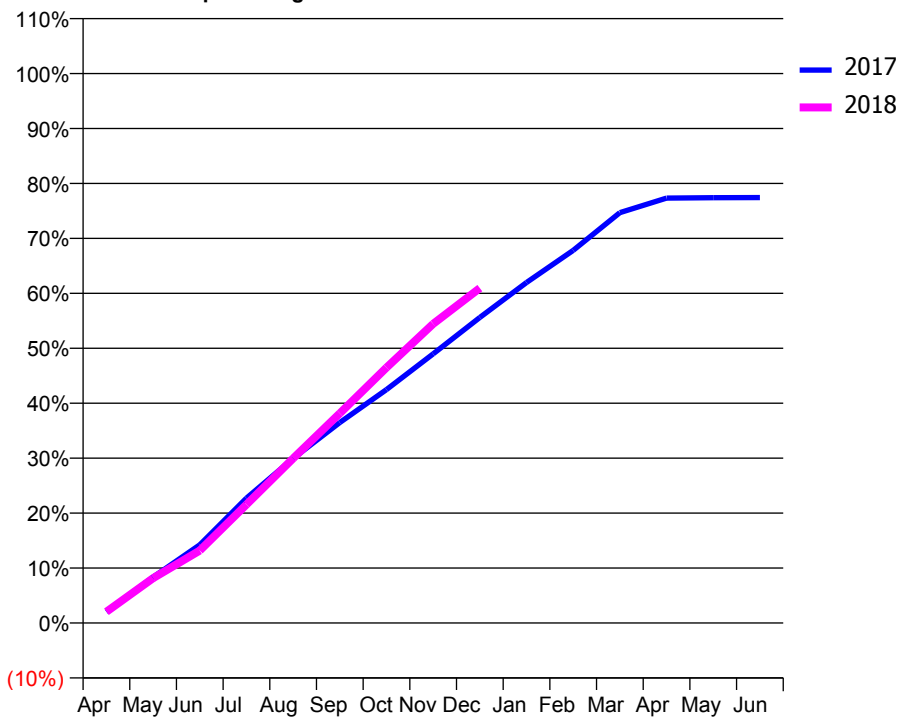
ACCESS*

Patients seen in 24 months	Total	Change since previous quarter
Quarter ending December 2016	9,743	
Quarter ending March 2017	9,445	↓
Quarter ending June 2017	9,251	↓
Quarter ending September 2017	9,435	→
Quarter ending December 2017	9,750	↑
Variance since December 2016	0.1%	→



ACTIVITY

Cumulative percentage of contracted UDA delivered 2017 & 2018



Month	Adjusted Scheduled Activity (UDA)	
	2017	2018
April	674	683
May	2,772	2,714
June	4,724	4,379
July	7,549	7,156
August	9,949	9,946
September	12,115	12,665
October	14,106	15,431
November	16,262	18,078
December	18,466	20,237
January	20,570	
February	22,515	
March	24,797	
April	25,673	
May	25,695	
June	25,701	

QUALITY

	Quantity	Base Number	Contract	AT	Region	England
% of FP17s for the same patient ID Re-attending within 3 months - Children	69	1,918	3.6%	9.8%	12.9%	12.0%
% of FP17s for the same patient ID Re-attending within 3 months - Adults	784	8,570	9.1%	13.4%	16.5%	15.9%
% of FP17s for the same patient ID Re-attending between 3 & 9 months - Children	1,098	1,918	57.2%	63.4%	59.6%	58.0%
% of FP17s for the same patient ID Re-attending between 3 & 9 months - Adults	4,342	8,570	50.7%	55.0%	52.8%	50.5%
% of FP17s for Band 1 Urgent Courses	205	10,107	2.0%	7.3%	9.1%	9.0%
% of FP17s Relating to Free Repair or Replacements	51	10,107	0.5%	0.9%	1.0%	0.8%
% of FP17s Relating to Continuations	259	10,107	2.6%	1.2%	1.2%	1.1%
% of Patients satisfied with the dentistry they have received	29	29	100.0%	92.0%	91.6%	91.5%
% of Patients satisfied with the time they had to wait for an appointment	27	29	93.1%	88.4%	88.3%	87.9%

* This is based on patients treated on this contract for their most recent course of treatment. Figures in italics indicate the base number of FP17s or Patient Questionnaire responses are less than 100. N/A is shown where the base number of responses is less than 10 during the period. % is calculated as Quantity/Base number*100

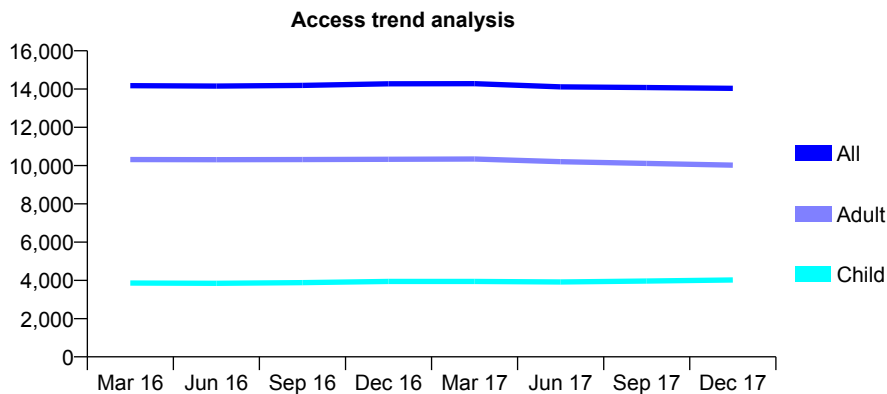
Q50 - Vital Signs At a Glance Contract Report for 101338/0136 - December 2017

Name or company name	Whitecross Dental Care Limited
Contract type name	GDS Contract
Purpose of contract	General
Contract start date	01/06/2012
Contract end date	

17/18 Contracted general activity (UDA)	34,166
Carry forward general activity (UDA)	0
17/18 Contracted orthodontic activity (UOA)	0
Carry forward orthodontic activity (UOA)	0
Baseline contract value	£921,641.06

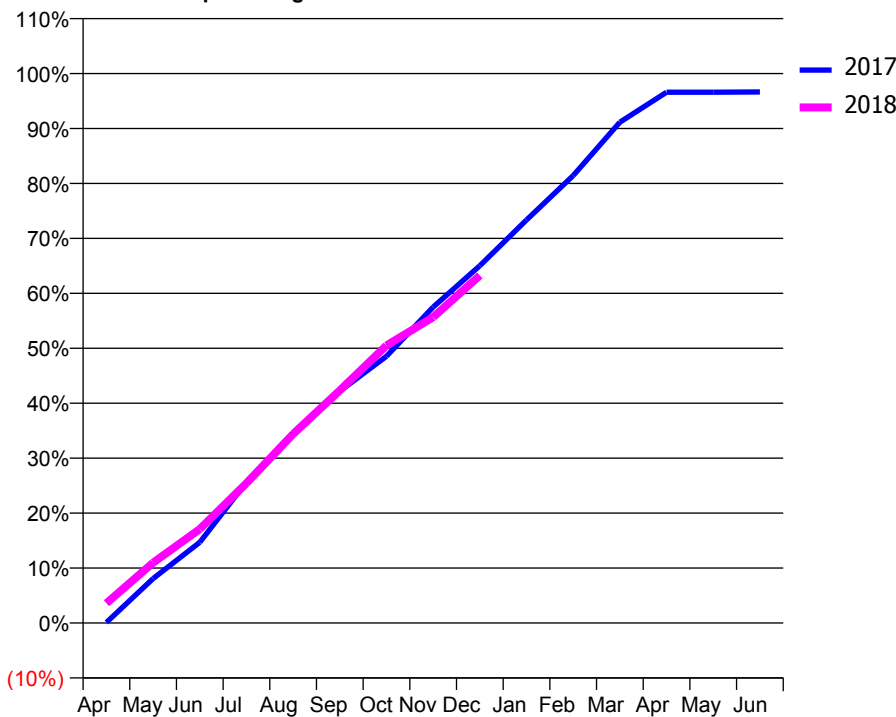
ACCESS*

Patients seen in 24 months	Total	Change since previous quarter
Quarter ending December 2016	14,273	
Quarter ending March 2017	14,282	→
Quarter ending June 2017	14,117	↓
Quarter ending September 2017	14,080	→
Quarter ending December 2017	14,038	→
Variance since December 2016	(1.6%)	↓



ACTIVITY

Cumulative percentage of contracted UDA delivered 2017 & 2018



Month	Adjusted Scheduled Activity (UDA)	
	2017	2018
April	38	1,228
May	2,764	3,755
June	5,024	5,837
July	8,759	8,691
August	11,780	11,754
September	14,417	14,462
October	16,588	17,261
November	19,648	19,013
December	22,219	21,607
January	25,062	
February	27,821	
March	31,139	
April	33,002	
May	33,002	
June	33,021	

QUALITY

	Quantity	Base Number	Contract	AT	Region	England
% of FP17s for the same patient ID Re-attending within 3 months - Children	233	4,103	5.7%	9.8%	12.9%	12.0%
% of FP17s for the same patient ID Re-attending within 3 months - Adults	883	8,897	9.9%	13.4%	16.5%	15.9%
% of FP17s for the same patient ID Re-attending between 3 & 9 months - Children	2,548	4,103	62.1%	63.4%	59.6%	58.0%
% of FP17s for the same patient ID Re-attending between 3 & 9 months - Adults	4,682	8,897	52.6%	55.0%	52.8%	50.5%
% of FP17s for Band 1 Urgent Courses	987	12,205	8.1%	7.3%	9.1%	9.0%
% of FP17s Relating to Free Repair or Replacements	93	12,205	0.8%	0.9%	1.0%	0.8%
% of FP17s Relating to Continuations	107	12,205	0.9%	1.2%	1.2%	1.1%
% of Patients satisfied with the dentistry they have received	19	21	90.5%	92.0%	91.6%	91.5%
% of Patients satisfied with the time they had to wait for an appointment	16	21	76.2%	88.4%	88.3%	87.9%

* This is based on patients treated on this contract for their most recent course of treatment. Figures in italics indicate the base number of FP17s or Patient Questionnaire responses are less than 100. N/A is shown where the base number of responses is less than 10 during the period. % is calculated as Quantity/Base number*100

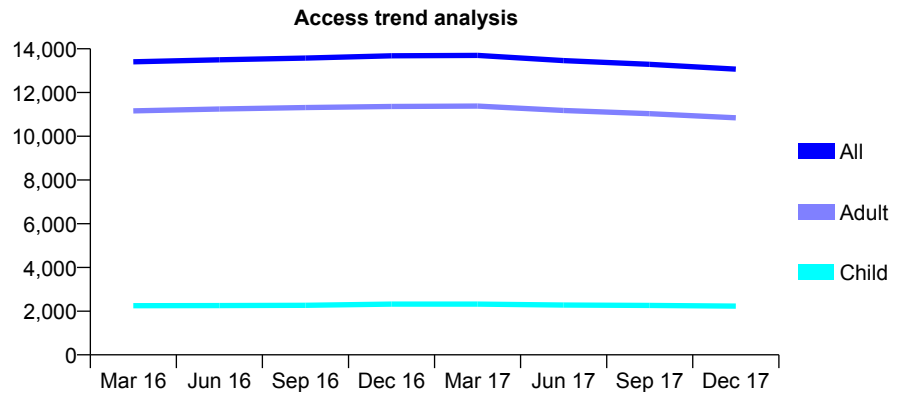
Q50 - Vital Signs At a Glance Contract Report for 101370/0090 - December 2017

Name or company name	Petrie Tucker and Partners Ltd
Contract type name	GDS Contract
Purpose of contract	General
Contract start date	01/04/2007
Contract end date	

17/18 Contracted general activity (UDA)	41,727
Carry forward general activity (UDA)	0
17/18 Contracted orthodontic activity (UOA)	0
Carry forward orthodontic activity (UOA)	0
Baseline contract value	£1,206,522.17

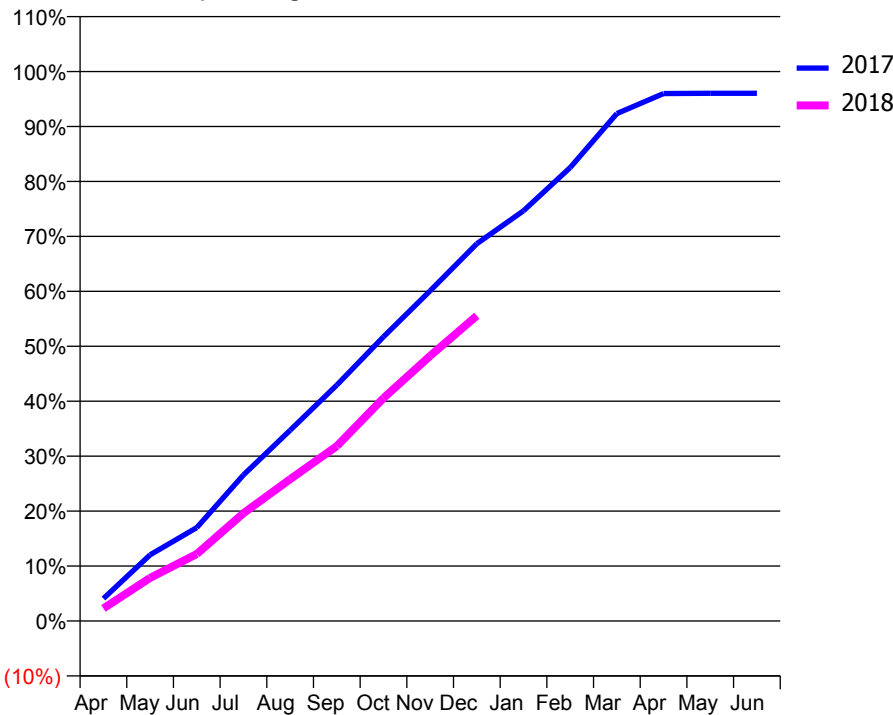
ACCESS*

Patients seen in 24 months	Total	Change since previous quarter
Quarter ending December 2016	13,682	
Quarter ending March 2017	13,700	→
Quarter ending June 2017	13,458	↓
Quarter ending September 2017	13,289	↓
Quarter ending December 2017	13,070	↓
Variance since December 2016	(4.5%)	↓



ACTIVITY

Cumulative percentage of contracted UDA delivered 2017 & 2018



Month	Adjusted Scheduled Activity (UDA)	
	2017	2018
April	1,710	954
May	5,026	3,273
June	7,091	5,088
July	11,095	8,191
August	14,487	10,767
September	17,913	13,277
October	21,588	16,930
November	25,074	20,140
December	28,650	23,183
January	31,150	
February	34,434	
March	38,535	
April	40,055	
May	40,069	
June	40,069	

QUALITY

	Quantity	Base Number	Contract	AT	Region	England
% of FP17s for the same patient ID Re-attending within 3 months - Children	118	2,237	5.3%	9.8%	12.9%	12.0%
% of FP17s for the same patient ID Re-attending within 3 months - Adults	1,077	10,275	10.5%	13.4%	16.5%	15.9%
% of FP17s for the same patient ID Re-attending between 3 & 9 months - Children	1,357	2,237	60.7%	63.4%	59.6%	58.0%
% of FP17s for the same patient ID Re-attending between 3 & 9 months - Adults	5,942	10,275	57.8%	55.0%	52.8%	50.5%
% of FP17s for Band 1 Urgent Courses	546	11,858	4.6%	7.3%	9.1%	9.0%
% of FP17s Relating to Free Repair or Replacements	39	11,858	0.3%	0.9%	1.0%	0.8%
% of FP17s Relating to Continuations	166	11,858	1.4%	1.2%	1.2%	1.1%
% of Patients satisfied with the dentistry they have received	32	35	91.4%	92.0%	91.6%	91.5%
% of Patients satisfied with the time they had to wait for an appointment	26	35	74.3%	88.4%	88.3%	87.9%

* This is based on patients treated on this contract for their most recent course of treatment. Figures in italics indicate the base number of FP17s or Patient Questionnaire responses are less than 100. N/A is shown where the base number of responses is less than 10 during the period. % is calculated as Quantity/Base number*100

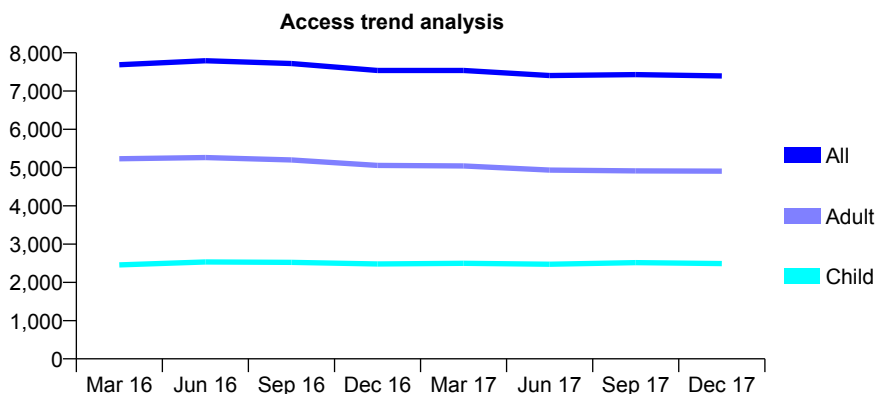
Q50 - Vital Signs At a Glance Contract Report for 101435/0063 - December 2017

Name or company name	IDH Limited
Contract type name	GDS Contract
Purpose of contract	General
Contract start date	01/06/2007
Contract end date	

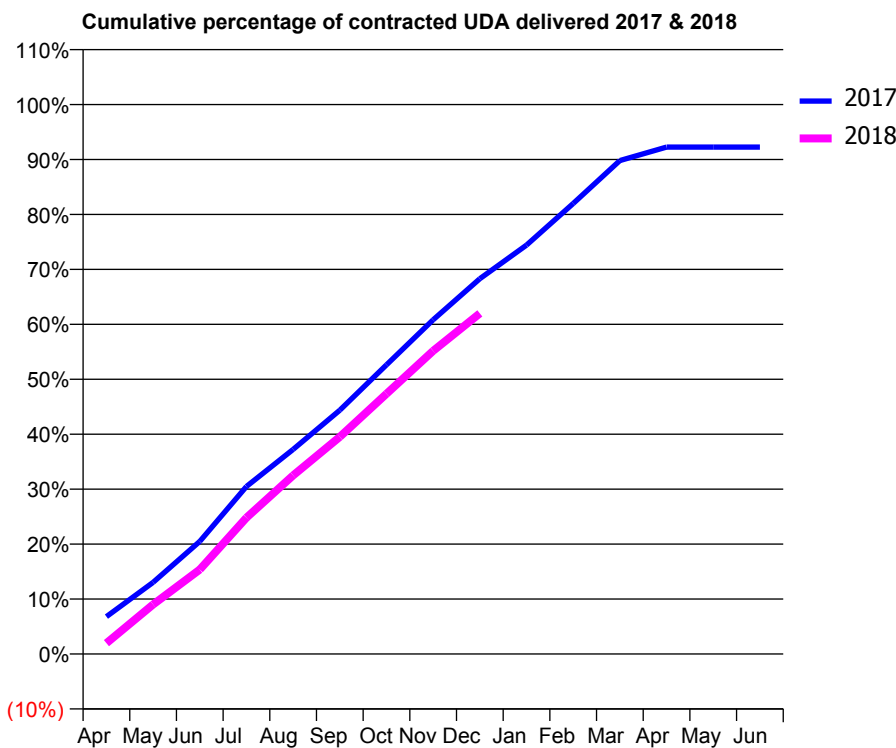
17/18 Contracted general activity (UDA)	23,500
Carry forward general activity (UDA)	0
17/18 Contracted orthodontic activity (UOA)	0
Carry forward orthodontic activity (UOA)	0
Baseline contract value	£607,933.02

ACCESS*

Patients seen in 24 months	Total	Change since previous quarter
Quarter ending December 2016	7,537	
Quarter ending March 2017	7,539	→
Quarter ending June 2017	7,407	↓
Quarter ending September 2017	7,431	→
Quarter ending December 2017	7,394	→
Variance since December 2016	(1.9%)	↓



ACTIVITY



Month	Adjusted Scheduled Activity (UDA)	
	2017	2018
April	1,600	468
May	3,067	2,117
June	4,816	3,614
July	7,168	5,833
August	8,753	7,639
September	10,425	9,287
October	12,367	11,128
November	14,291	12,965
December	16,050	14,567
January	17,489	
February	19,268	
March	21,104	
April	21,678	
May	21,678	
June	21,678	

QUALITY

	Quantity	Base Number	Contract	AT	Region	England
% of FP17s for the same patient ID Re-attending within 3 months - Children	133	2,226	6.0%	9.8%	12.9%	12.0%
% of FP17s for the same patient ID Re-attending within 3 months - Adults	366	3,874	9.4%	13.4%	16.5%	15.9%
% of FP17s for the same patient ID Re-attending between 3 & 9 months - Children	1,219	2,226	54.8%	63.4%	59.6%	58.0%
% of FP17s for the same patient ID Re-attending between 3 & 9 months - Adults	1,863	3,874	48.1%	55.0%	52.8%	50.5%
% of FP17s for Band 1 Urgent Courses	350	5,896	5.9%	7.3%	9.1%	9.0%
% of FP17s Relating to Free Repair or Replacements	2	5,896	0.0%	0.9%	1.0%	0.8%
% of FP17s Relating to Continuations	79	5,896	1.3%	1.2%	1.2%	1.1%
% of Patients satisfied with the dentistry they have received	6	6	N/A	92.0%	91.6%	91.5%
% of Patients satisfied with the time they had to wait for an appointment	3	6	N/A	88.4%	88.3%	87.9%

* This is based on patients treated on this contract for their most recent course of treatment. Figures in italics indicate the base number of FP17s or Patient Questionnaire responses are less than 100. N/A is shown where the base number of responses is less than 10 during the period. % is calculated as Quantity/Base number*100

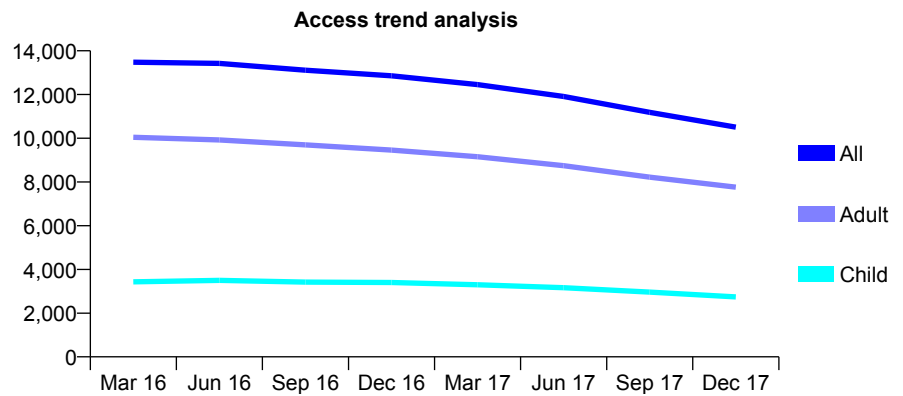
Q50 - Vital Signs At a Glance Contract Report for 101435/0071 - December 2017

Name or company name	IDH Limited
Contract type name	GDS Contract
Purpose of contract	General
Contract start date	01/01/2008
Contract end date	

17/18 Contracted general activity (UDA)	37,500
Carry forward general activity (UDA)	0
17/18 Contracted orthodontic activity (UOA)	0
Carry forward orthodontic activity (UOA)	0
Baseline contract value	£896,469.89

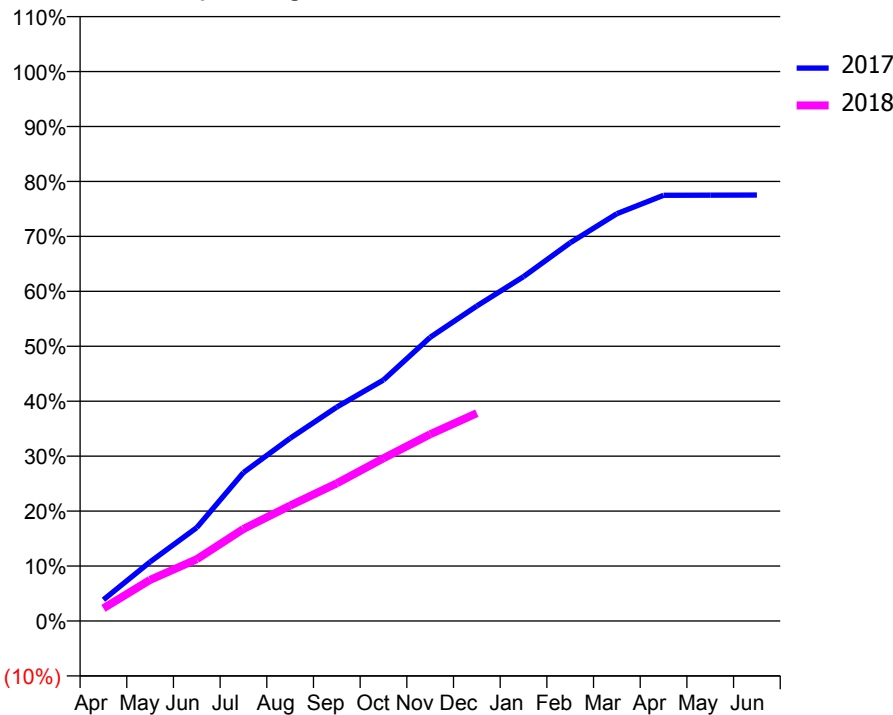
ACCESS*

Patients seen in 24 months	Total	Change since previous quarter
Quarter ending December 2016	12,856	
Quarter ending March 2017	12,455	↓
Quarter ending June 2017	11,912	↓
Quarter ending September 2017	11,184	↓
Quarter ending December 2017	10,508	↓
Variance since December 2016	(18.3%)	↓



ACTIVITY

Cumulative percentage of contracted UDA delivered 2017 & 2018



Month	Adjusted Scheduled Activity (UDA)	
	2017	2018
April	1,452	867
May	4,034	2,805
June	6,372	4,217
July	10,135	6,281
August	12,475	7,873
September	14,599	9,398
October	16,447	11,105
November	19,364	12,742
December	21,502	14,181
January	23,505	
February	25,809	
March	27,798	
April	29,055	
May	29,061	
June	29,068	

QUALITY

	Quantity	Base Number	Contract	AT	Region	England
% of FP17s for the same patient ID Re-attending within 3 months - Children	151	2,276	6.6%	9.8%	12.9%	12.0%
% of FP17s for the same patient ID Re-attending within 3 months - Adults	726	5,709	12.7%	13.4%	16.5%	15.9%
% of FP17s for the same patient ID Re-attending between 3 & 9 months - Children	1,323	2,276	58.1%	63.4%	59.6%	58.0%
% of FP17s for the same patient ID Re-attending between 3 & 9 months - Adults	2,921	5,709	51.2%	55.0%	52.8%	50.5%
% of FP17s for Band 1 Urgent Courses	595	7,368	8.1%	7.3%	9.1%	9.0%
% of FP17s Relating to Free Repair or Replacements	18	7,368	0.2%	0.9%	1.0%	0.8%
% of FP17s Relating to Continuations	97	7,368	1.3%	1.2%	1.2%	1.1%
% of Patients satisfied with the dentistry they have received	8	10	80.0%	92.0%	91.6%	91.5%
% of Patients satisfied with the time they had to wait for an appointment	7	10	70.0%	88.4%	88.3%	87.9%

* This is based on patients treated on this contract for their most recent course of treatment. Figures in italics indicate the base number of FP17s or Patient Questionnaire responses are less than 100. N/A is shown where the base number of responses is less than 10 during the period. % is calculated as Quantity/Base number*100

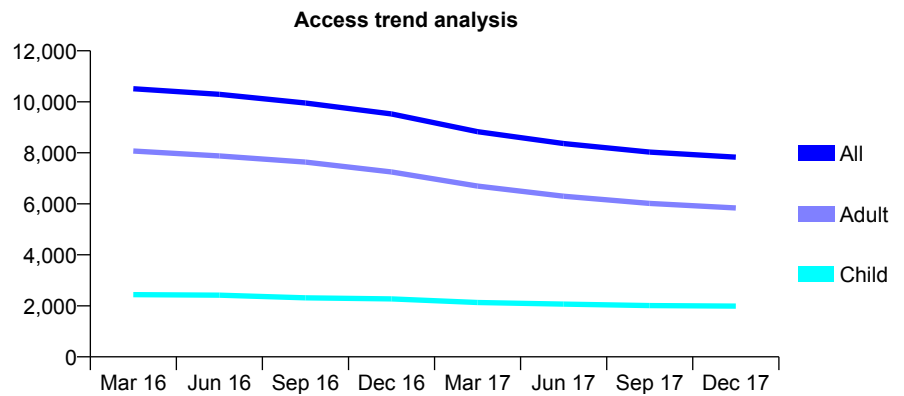
Q50 - Vital Signs At a Glance Contract Report for 101435/0072 - December 2017

Name or company name	IDH Limited
Contract type name	GDS Contract
Purpose of contract	General
Contract start date	01/12/2007
Contract end date	

17/18 Contracted general activity (UDA)	30,373
Carry forward general activity (UDA)	0
17/18 Contracted orthodontic activity (UOA)	0
Carry forward orthodontic activity (UOA)	0
Baseline contract value	£809,470.30

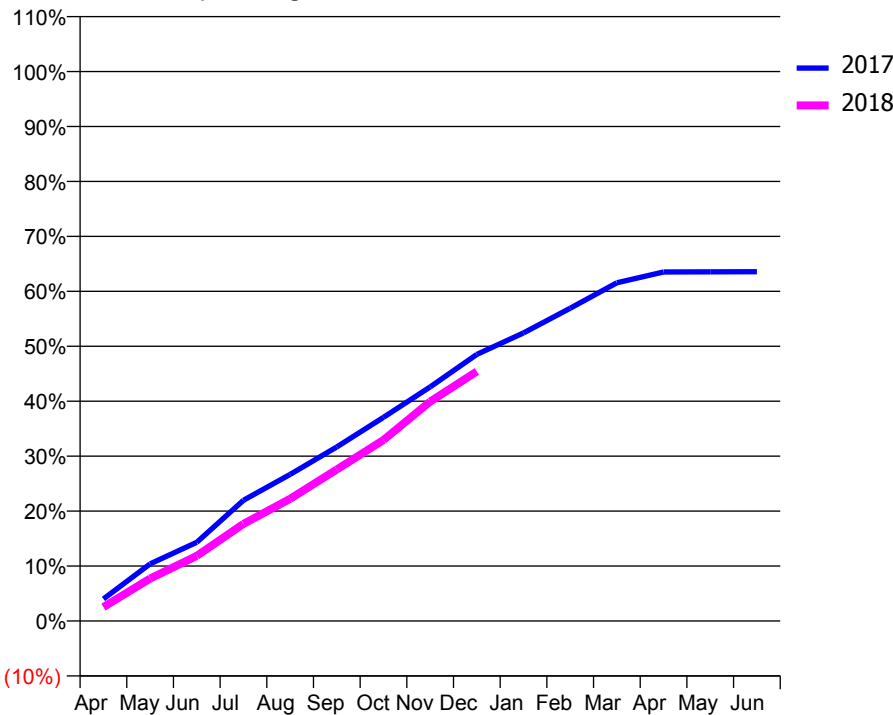
ACCESS*

Patients seen in 24 months	Total	Change since previous quarter
Quarter ending December 2016	9,525	
Quarter ending March 2017	8,827	↓
Quarter ending June 2017	8,364	↓
Quarter ending September 2017	8,027	↓
Quarter ending December 2017	7,830	↓
Variance since December 2016	(17.8%)	↓



ACTIVITY

Cumulative percentage of contracted UDA delivered 2017 & 2018



Month	Adjusted Scheduled Activity (UDA)	
	2017	2018
April	1,523	768
May	3,937	2,350
June	5,431	3,600
July	8,318	5,369
August	10,107	6,754
September	12,002	8,379
October	14,035	10,005
November	16,134	12,129
December	18,380	13,797
January	19,858	
February	21,558	
March	23,316	
April	24,057	
May	24,070	
June	24,072	

QUALITY

	Quantity	Base Number	Contract	AT	Region	England
% of FP17s for the same patient ID Re-attending within 3 months - Children	112	1,607	7.0%	9.8%	12.9%	12.0%
% of FP17s for the same patient ID Re-attending within 3 months - Adults	483	4,676	10.3%	13.4%	16.5%	15.9%
% of FP17s for the same patient ID Re-attending between 3 & 9 months - Children	738	1,607	45.9%	63.4%	59.6%	58.0%
% of FP17s for the same patient ID Re-attending between 3 & 9 months - Adults	2,294	4,676	49.1%	55.0%	52.8%	50.5%
% of FP17s for Band 1 Urgent Courses	356	5,934	6.0%	7.3%	9.1%	9.0%
% of FP17s Relating to Free Repair or Replacements	57	5,934	1.0%	0.9%	1.0%	0.8%
% of FP17s Relating to Continuations	87	5,934	1.5%	1.2%	1.2%	1.1%
% of Patients satisfied with the dentistry they have received	12	13	92.3%	92.0%	91.6%	91.5%
% of Patients satisfied with the time they had to wait for an appointment	9	13	69.2%	88.4%	88.3%	87.9%

* This is based on patients treated on this contract for their most recent course of treatment. Figures in italics indicate the base number of FP17s or Patient Questionnaire responses are less than 100. N/A is shown where the base number of responses is less than 10 during the period. % is calculated as Quantity/Base number*100

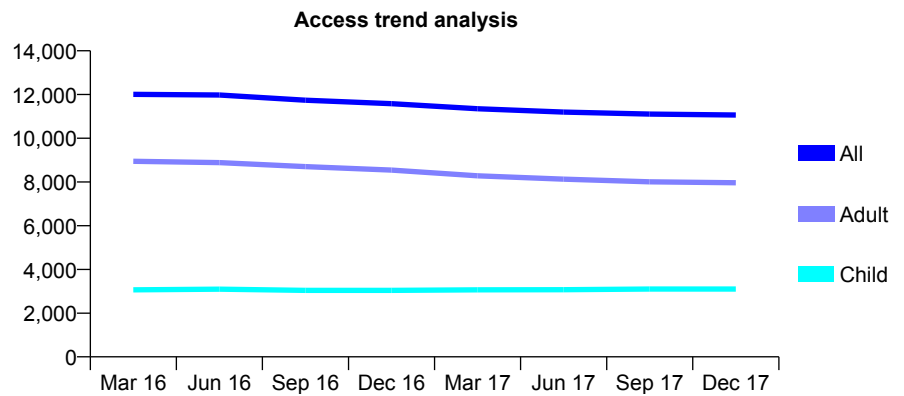
Q50 - Vital Signs At a Glance Contract Report for 101435/0073 - December 2017

Name or company name	IDH Limited
Contract type name	GDS Contract
Purpose of contract	General
Contract start date	01/12/2007
Contract end date	

17/18 Contracted general activity (UDA)	36,000
Carry forward general activity (UDA)	0
17/18 Contracted orthodontic activity (UOA)	0
Carry forward orthodontic activity (UOA)	0
Baseline contract value	£713,022.02

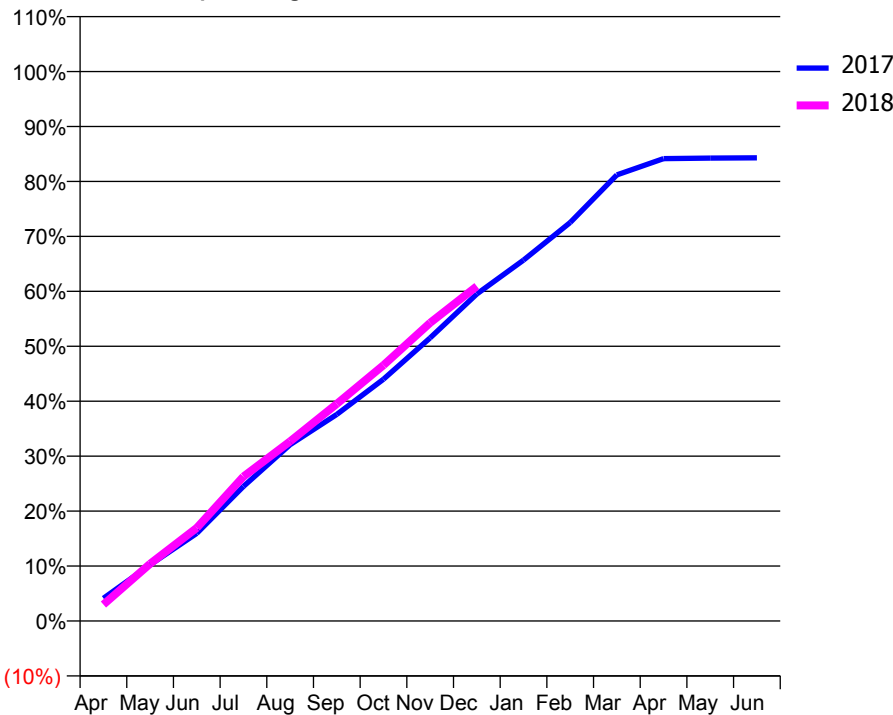
ACCESS*

Patients seen in 24 months	Total	Change since previous quarter
Quarter ending December 2016	11,584	
Quarter ending March 2017	11,351	↓
Quarter ending June 2017	11,199	↓
Quarter ending September 2017	11,108	→
Quarter ending December 2017	11,063	→
Variance since December 2016	(4.5%)	↓



ACTIVITY

Cumulative percentage of contracted UDA delivered 2017 & 2018



Month	Adjusted Scheduled Activity (UDA)	
	2017	2018
April	1,491	1,083
May	3,684	3,755
June	5,748	6,102
July	8,817	9,464
August	11,551	11,772
September	13,538	14,224
October	15,840	16,759
November	18,551	19,534
December	21,422	21,935
January	23,641	
February	26,104	
March	29,229	
April	30,289	
May	30,329	
June	30,349	

QUALITY

	Quantity	Base Number	Contract	AT	Region	England
% of FP17s for the same patient ID Re-attending within 3 months - Children	234	3,538	6.6%	9.8%	12.9%	12.0%
% of FP17s for the same patient ID Re-attending within 3 months - Adults	939	7,480	12.6%	13.4%	16.5%	15.9%
% of FP17s for the same patient ID Re-attending between 3 & 9 months - Children	2,255	3,538	63.7%	63.4%	59.6%	58.0%
% of FP17s for the same patient ID Re-attending between 3 & 9 months - Adults	3,351	7,480	44.8%	55.0%	52.8%	50.5%
% of FP17s for Band 1 Urgent Courses	729	10,555	6.9%	7.3%	9.1%	9.0%
% of FP17s Relating to Free Repair or Replacements	57	10,555	0.5%	0.9%	1.0%	0.8%
% of FP17s Relating to Continuations	186	10,555	1.8%	1.2%	1.2%	1.1%
% of Patients satisfied with the dentistry they have received	11	11	100.0%	92.0%	91.6%	91.5%
% of Patients satisfied with the time they had to wait for an appointment	10	11	90.9%	88.4%	88.3%	87.9%

* This is based on patients treated on this contract for their most recent course of treatment. Figures in italics indicate the base number of FP17s or Patient Questionnaire responses are less than 100. N/A is shown where the base number of responses is less than 10 during the period. % is calculated as Quantity/Base number*100

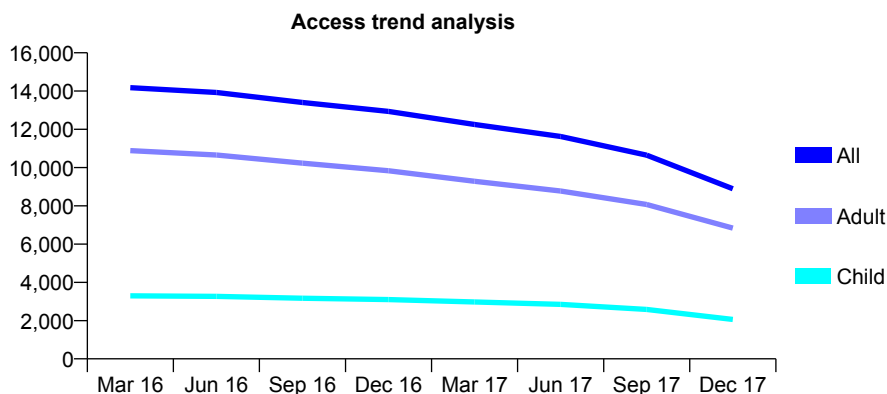
Q50 - Vital Signs At a Glance Contract Report for 101435/0074 - December 2017

Name or company name	IDH Limited
Contract type name	GDS Contract
Purpose of contract	General
Contract start date	01/12/2007
Contract end date	30/09/2017

17/18 Contracted general activity (UDA)	19,500
Carry forward general activity (UDA)	0
17/18 Contracted orthodontic activity (UOA)	0
Carry forward orthodontic activity (UOA)	0
Baseline contract value	£391,234.34

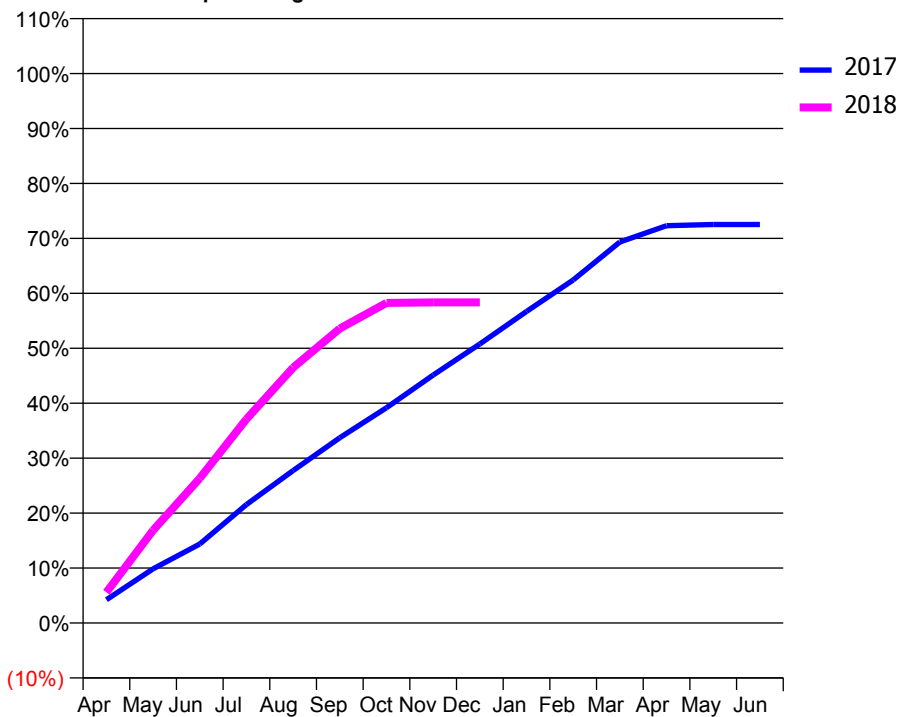
ACCESS*

Patients seen in 24 months	Total	Change since previous quarter
Quarter ending December 2016	12,934	
Quarter ending March 2017	12,256	↓
Quarter ending June 2017	11,625	↓
Quarter ending September 2017	10,651	↓
Quarter ending December 2017	8,891	↓
Variance since December 2016	(31.3%)	↓



ACTIVITY

Cumulative percentage of contracted UDA delivered 2017 & 2018



Month	Adjusted Scheduled Activity (UDA)	
	2017	2018
April	1,647	1,089
May	3,843	3,290
June	5,607	5,136
July	8,409	7,239
August	10,823	9,062
September	13,151	10,451
October	15,280	11,359
November	17,600	11,378
December	19,807	11,378
January	22,110	
February	24,342	
March	27,045	
April	28,200	
May	28,286	
June	28,287	

QUALITY

	Quantity	Base Number	Contract	AT	Region	England
% of FP17s for the same patient ID Re-attending within 3 months - Children	75	1,507	5.0%	9.8%	12.9%	12.0%
% of FP17s for the same patient ID Re-attending within 3 months - Adults	448	4,457	10.1%	13.4%	16.5%	15.9%
% of FP17s for the same patient ID Re-attending between 3 & 9 months - Children	808	1,507	53.6%	63.4%	59.6%	58.0%
% of FP17s for the same patient ID Re-attending between 3 & 9 months - Adults	2,460	4,457	55.2%	55.0%	52.8%	50.5%
% of FP17s for Band 1 Urgent Courses	242	5,329	4.5%	7.3%	9.1%	9.0%
% of FP17s Relating to Free Repair or Replacements	51	5,329	1.0%	0.9%	1.0%	0.8%
% of FP17s Relating to Continuations	80	5,329	1.5%	1.2%	1.2%	1.1%
% of Patients satisfied with the dentistry they have received	18	23	78.3%	92.0%	91.6%	91.5%
% of Patients satisfied with the time they had to wait for an appointment	15	23	65.2%	88.4%	88.3%	87.9%

* This is based on patients treated on this contract for their most recent course of treatment. Figures in italics indicate the base number of FP17s or Patient Questionnaire responses are less than 100. N/A is shown where the base number of responses is less than 10 during the period. % is calculated as Quantity/Base number*100

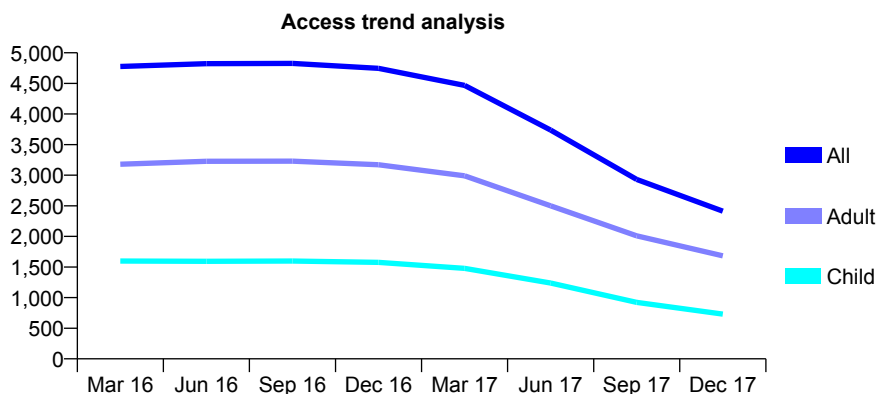
Q50 - Vital Signs At a Glance Contract Report for 101435/0123 - December 2017

Name or company name	IDH Limited
Contract type name	GDS Contract
Purpose of contract	General
Contract start date	20/07/2009
Contract end date	30/04/2017

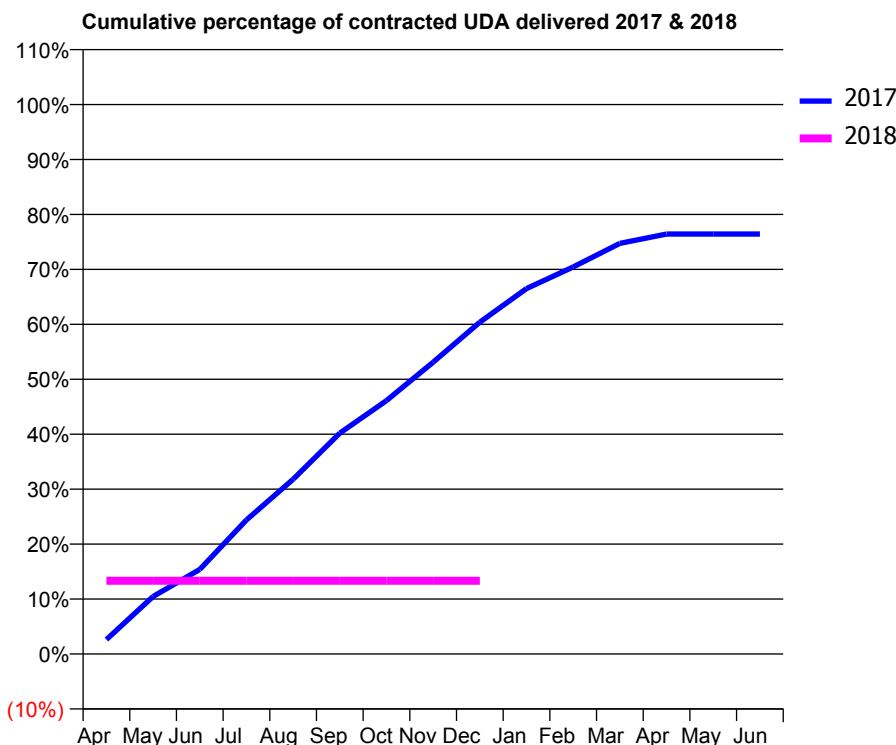
17/18 Contracted general activity (UDA)	1,333
Carry forward general activity (UDA)	0
17/18 Contracted orthodontic activity (UOA)	0
Carry forward orthodontic activity (UOA)	0
Baseline contract value	£31,456.79

ACCESS*

Patients seen in 24 months	Total	Change since previous quarter
Quarter ending December 2016	4,746	
Quarter ending March 2017	4,468	↓
Quarter ending June 2017	3,737	↓
Quarter ending September 2017	2,932	↓
Quarter ending December 2017	2,412	↓
Variance since December 2016	(49.2%)	↓



ACTIVITY



Month	Adjusted Scheduled Activity (UDA)	
	2017	2018
April	419	178
May	1,675	178
June	2,463	178
July	3,906	178
August	5,087	178
September	6,432	178
October	7,378	178
November	8,497	178
December	9,664	178
January	10,640	
February	11,271	
March	11,955	
April	12,229	
May	12,229	
June	12,229	

QUALITY

	Quantity	Base Number	Contract	AT	Region	England
% of FP17s for the same patient ID Re-attending within 3 months - Children	12	49	24.5%	9.8%	12.9%	12.0%
% of FP17s for the same patient ID Re-attending within 3 months - Adults	21	109	19.3%	13.4%	16.5%	15.9%
% of FP17s for the same patient ID Re-attending between 3 & 9 months - Children	19	49	38.8%	63.4%	59.6%	58.0%
% of FP17s for the same patient ID Re-attending between 3 & 9 months - Adults	47	109	43.1%	55.0%	52.8%	50.5%
% of FP17s for Band 1 Urgent Courses	24	67	35.8%	7.3%	9.1%	9.0%
% of FP17s Relating to Free Repair or Replacements	2	67	3.0%	0.9%	1.0%	0.8%
% of FP17s Relating to Continuations	3	67	4.5%	1.2%	1.2%	1.1%
% of Patients satisfied with the dentistry they have received	1	1	N/A	92.0%	91.6%	91.5%
% of Patients satisfied with the time they had to wait for an appointment	1	1	N/A	88.4%	88.3%	87.9%

* This is based on patients treated on this contract for their most recent course of treatment. Figures in italics indicate the base number of FP17s or Patient Questionnaire responses are less than 100. N/A is shown where the base number of responses is less than 10 during the period. % is calculated as Quantity/Base number*100

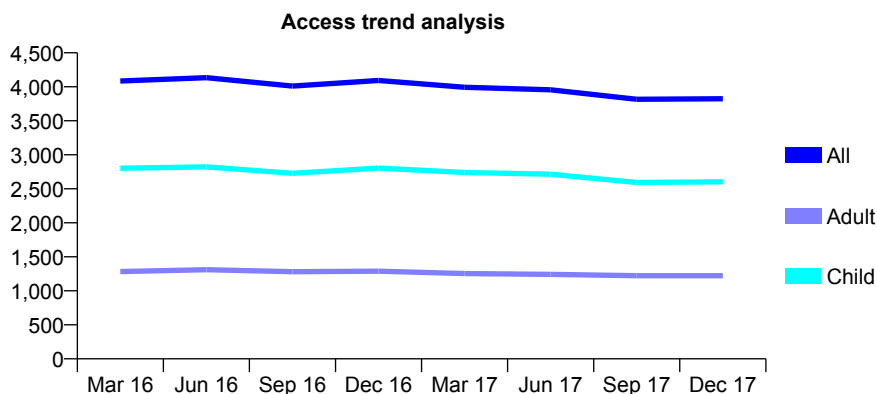
Q50 - Vital Signs At a Glance Contract Report for 102490/0003 - December 2017

Name or company name	Ashby Dental Clinic (CDS Unit)
Contract type name	PDS Contract
Purpose of contract	General
Contract start date	26/09/2011
Contract end date	30/09/2018

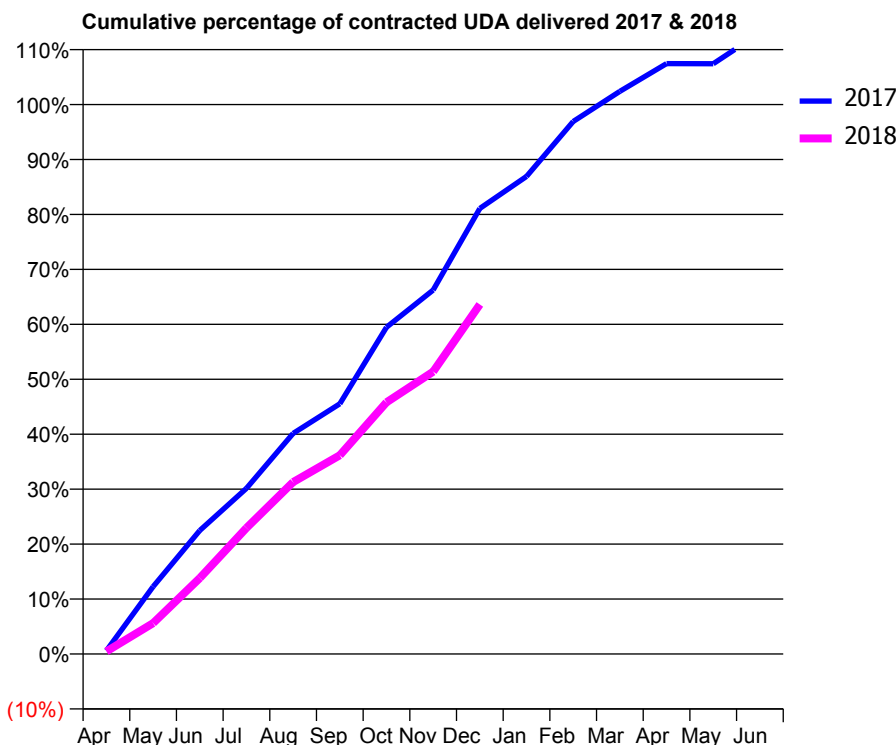
17/18 Contracted general activity (UDA)	6,924
Carry forward general activity (UDA)	0
17/18 Contracted orthodontic activity (UOA)	0
Carry forward orthodontic activity (UOA)	0
Baseline contract value	£556,967.91

ACCESS*

Patients seen in 24 months	Total	Change since previous quarter
Quarter ending December 2016	4,093	
Quarter ending March 2017	3,994	↓
Quarter ending June 2017	3,956	→
Quarter ending September 2017	3,817	↓
Quarter ending December 2017	3,824	→
Variance since December 2016	(6.6%)	↓



ACTIVITY



Month	Adjusted Scheduled Activity (UDA)	
	2017	2018
April	43	33
May	849	389
June	1,557	958
July	2,088	1,588
August	2,780	2,167
September	3,153	2,505
October	4,118	3,171
November	4,587	3,557
December	5,614	4,405
January	6,018	
February	6,711	
March	7,090	
April	7,439	
May	7,437	
June	7,825	

QUALITY

	Quantity	Base Number	Contract	AT	Region	England
% of FP17s for the same patient ID Re-attending within 3 months - Children	117	2,244	5.2%	9.8%	12.9%	12.0%
% of FP17s for the same patient ID Re-attending within 3 months - Adults	50	782	6.4%	13.4%	16.5%	15.9%
% of FP17s for the same patient ID Re-attending between 3 & 9 months - Children	895	2,244	39.9%	63.4%	59.6%	58.0%
% of FP17s for the same patient ID Re-attending between 3 & 9 months - Adults	221	782	28.3%	55.0%	52.8%	50.5%
% of FP17s for Band 1 Urgent Courses	96	2,545	3.8%	7.3%	9.1%	9.0%
% of FP17s Relating to Free Repair or Replacements	0	2,545	0.0%	0.9%	1.0%	0.8%
% of FP17s Relating to Continuations	0	2,545	0.0%	1.2%	1.2%	1.1%
% of Patients satisfied with the dentistry they have received	5	5	N/A	92.0%	91.6%	91.5%
% of Patients satisfied with the time they had to wait for an appointment	5	5	N/A	88.4%	88.3%	87.9%

* This is based on patients treated on this contract for their most recent course of treatment. Figures in italics indicate the base number of FP17s or Patient Questionnaire responses are less than 100. N/A is shown where the base number of responses is less than 10 during the period. % is calculated as Quantity/Base number*100

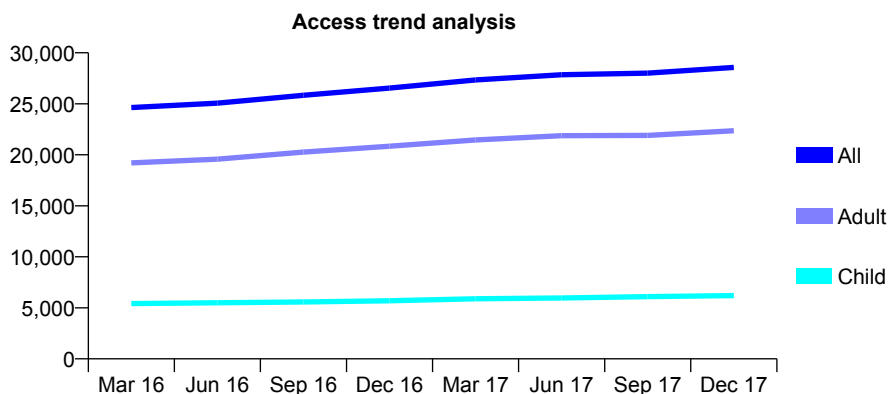
Q50 - Vital Signs At a Glance Contract Report for 104094/0001 - December 2017

Name or company name	543 Dental Centre Limited
Contract type name	GDS Contract
Purpose of contract	General
Contract start date	08/09/2008
Contract end date	

17/18 Contracted general activity (UDA)	79,925
Carry forward general activity (UDA)	0
17/18 Contracted orthodontic activity (UOA)	0
Carry forward orthodontic activity (UOA)	0
Baseline contract value	£2,427,648.43

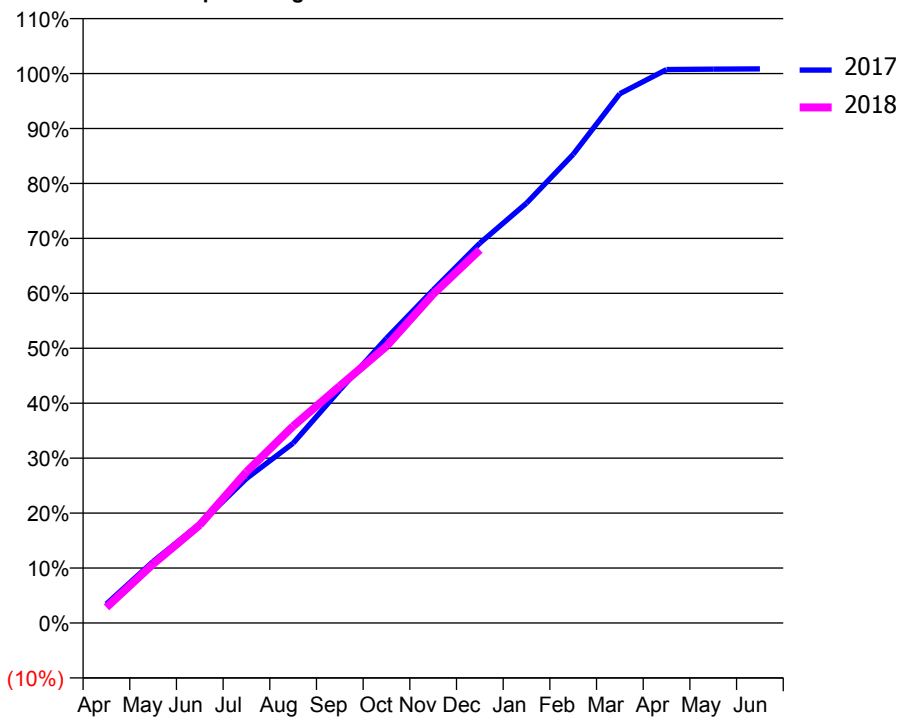
ACCESS*

Patients seen in 24 months	Total	Change since previous quarter
Quarter ending December 2016	26,543	
Quarter ending March 2017	27,340	↑
Quarter ending June 2017	27,846	→
Quarter ending September 2017	28,002	→
Quarter ending December 2017	28,563	↑
Variance since December 2016	7.6%	↑



ACTIVITY

Cumulative percentage of contracted UDA delivered 2017 & 2018



Month	Adjusted Scheduled Activity (UDA)	
	2017	2018
April	2,767	2,286
May	8,946	8,591
June	14,401	14,261
July	21,017	21,989
August	26,157	28,628
September	33,889	34,473
October	41,421	40,249
November	48,449	47,835
December	55,238	54,285
January	61,068	
February	68,173	
March	76,990	
April	80,501	
May	80,553	
June	80,588	

QUALITY

	Quantity	Base Number	Contract	AT	Region	England
% of FP17s for the same patient ID Re-attending within 3 months - Children	415	6,773	6.1%	9.8%	12.9%	12.0%
% of FP17s for the same patient ID Re-attending within 3 months - Adults	2,321	22,112	10.5%	13.4%	16.5%	15.9%
% of FP17s for the same patient ID Re-attending between 3 & 9 months - Children	4,412	6,773	65.1%	63.4%	59.6%	58.0%
% of FP17s for the same patient ID Re-attending between 3 & 9 months - Adults	13,824	22,112	62.5%	55.0%	52.8%	50.5%
% of FP17s for Band 1 Urgent Courses	1,545	26,910	5.7%	7.3%	9.1%	9.0%
% of FP17s Relating to Free Repair or Replacements	155	26,910	0.6%	0.9%	1.0%	0.8%
% of FP17s Relating to Continuations	10	26,910	0.0%	1.2%	1.2%	1.1%
% of Patients satisfied with the dentistry they have received	34	37	91.9%	92.0%	91.6%	91.5%
% of Patients satisfied with the time they had to wait for an appointment	35	37	94.6%	88.4%	88.3%	87.9%

* This is based on patients treated on this contract for their most recent course of treatment. Figures in italics indicate the base number of FP17s or Patient Questionnaire responses are less than 100. N/A is shown where the base number of responses is less than 10 during the period. % is calculated as Quantity/Base number*100

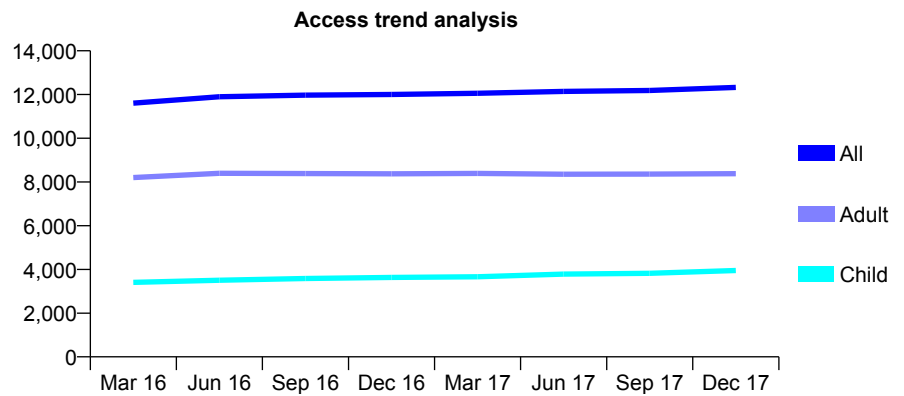
Q50 - Vital Signs At a Glance Contract Report for 104663/0001 - December 2017

Name or company name	Osborne Street Surgery Limited
Contract type name	GDS Contract
Purpose of contract	General
Contract start date	01/07/2007
Contract end date	

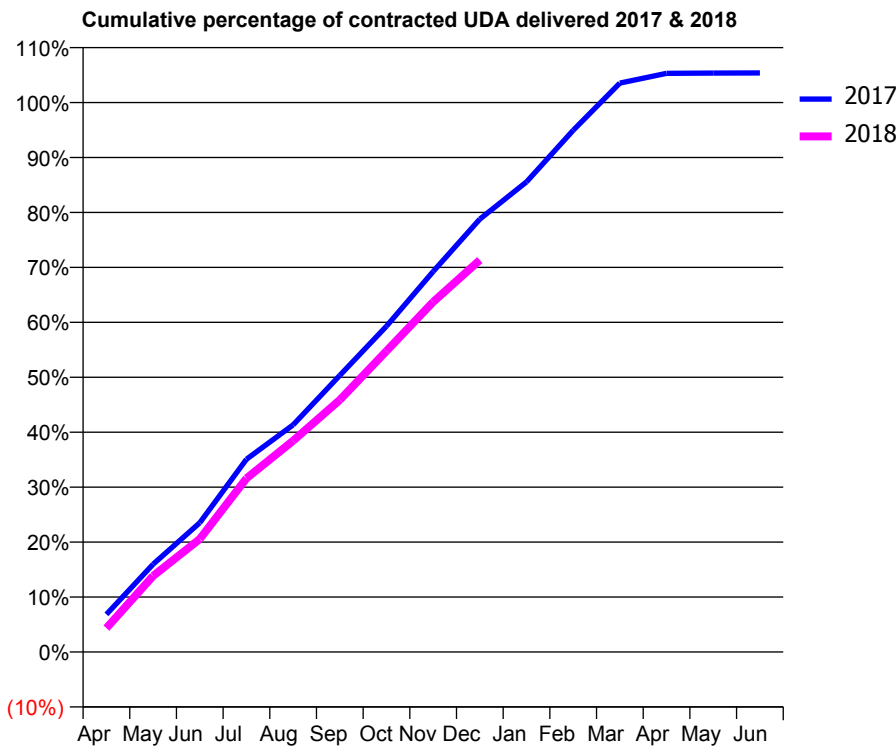
17/18 Contracted general activity (UDA)	32,000
Carry forward general activity (UDA)	0
17/18 Contracted orthodontic activity (UOA)	0
Carry forward orthodontic activity (UOA)	0
Baseline contract value	£950,147.84

ACCESS*

Patients seen in 24 months	Total	Change since previous quarter
Quarter ending December 2016	12,003	
Quarter ending March 2017	12,055	→
Quarter ending June 2017	12,140	→
Quarter ending September 2017	12,183	→
Quarter ending December 2017	12,323	→
Variance since December 2016	2.7%	↑



ACTIVITY



Month	Adjusted Scheduled Activity (UDA)	
	2017	2018
April	2,196	1,395
May	5,117	4,432
June	7,532	6,581
July	11,222	10,113
August	13,226	12,307
September	16,106	14,681
October	18,976	17,529
November	22,161	20,390
December	25,210	22,825
January	27,379	
February	30,384	
March	33,128	
April	33,694	
May	33,710	
June	33,721	

QUALITY

	Quantity	Base Number	Contract	AT	Region	England
% of FP17s for the same patient ID Re-attending within 3 months - Children	246	4,187	5.9%	9.8%	12.9%	12.0%
% of FP17s for the same patient ID Re-attending within 3 months - Adults	1,111	9,099	12.2%	13.4%	16.5%	15.9%
% of FP17s for the same patient ID Re-attending between 3 & 9 months - Children	2,525	4,187	60.3%	63.4%	59.6%	58.0%
% of FP17s for the same patient ID Re-attending between 3 & 9 months - Adults	5,860	9,099	64.4%	55.0%	52.8%	50.5%
% of FP17s for Band 1 Urgent Courses	1,049	12,946	8.1%	7.3%	9.1%	9.0%
% of FP17s Relating to Free Repair or Replacements	69	12,946	0.5%	0.9%	1.0%	0.8%
% of FP17s Relating to Continuations	4	12,946	0.0%	1.2%	1.2%	1.1%
% of Patients satisfied with the dentistry they have received	14	15	93.3%	92.0%	91.6%	91.5%
% of Patients satisfied with the time they had to wait for an appointment	12	15	80.0%	88.4%	88.3%	87.9%

* This is based on patients treated on this contract for their most recent course of treatment. Figures in italics indicate the base number of FP17s or Patient Questionnaire responses are less than 100. N/A is shown where the base number of responses is less than 10 during the period. % is calculated as Quantity/Base number*100

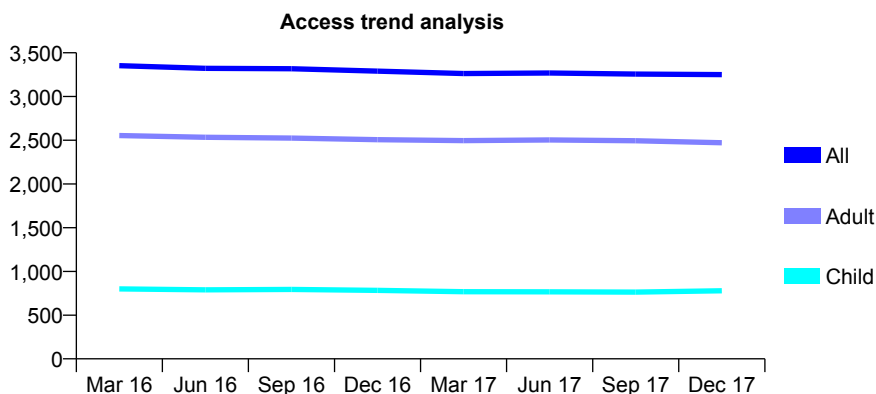
Q50 - Vital Signs At a Glance Contract Report for 108731/0001 - December 2017

Name or company name	Elmet Dental Care
Contract type name	GDS Contract
Purpose of contract	General
Contract start date	01/04/2006
Contract end date	

17/18 Contracted general activity (UDA)	7,506
Carry forward general activity (UDA)	0
17/18 Contracted orthodontic activity (UOA)	0
Carry forward orthodontic activity (UOA)	0
Baseline contract value	£229,164.44

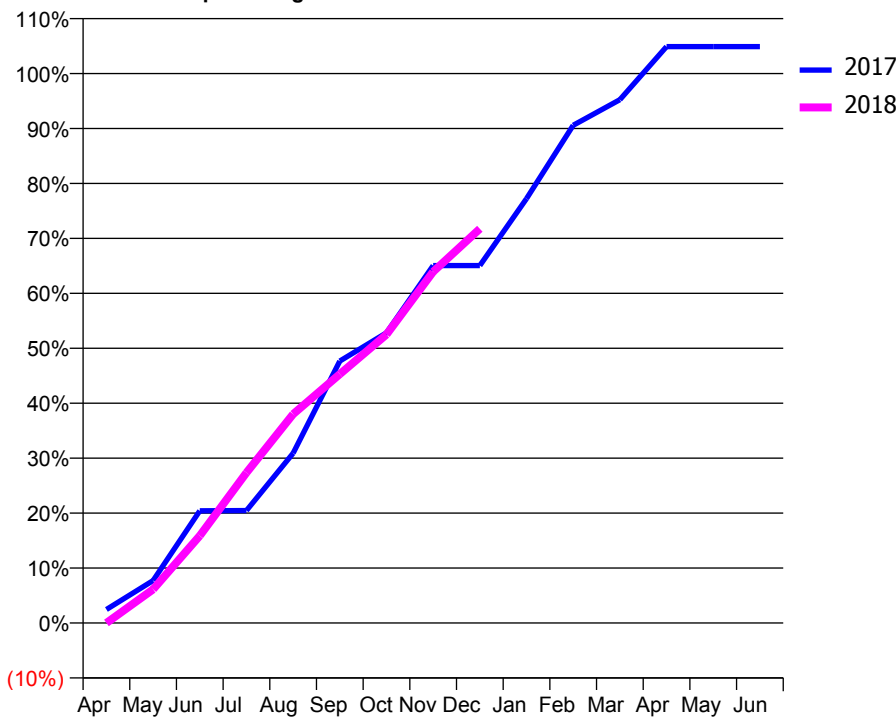
ACCESS*

Patients seen in 24 months	Total	Change since previous quarter
Quarter ending December 2016	3,290	
Quarter ending March 2017	3,263	→
Quarter ending June 2017	3,269	→
Quarter ending September 2017	3,257	→
Quarter ending December 2017	3,250	→
Variance since December 2016	(1.2%)	↓



ACTIVITY

Cumulative percentage of contracted UDA delivered 2017 & 2018



Month	Adjusted Scheduled Activity (UDA)	
	2017	2018
April	185	1
May	580	460
June	1,533	1,192
July	1,536	2,054
August	2,320	2,853
September	3,577	3,400
October	3,965	3,941
November	4,883	4,799
December	4,883	5,385
January	5,797	
February	6,798	
March	7,149	
April	7,874	
May	7,874	
June	7,874	

QUALITY

	Quantity	Base Number	Contract	AT	Region	England
% of FP17s for the same patient ID Re-attending within 3 months - Children	43	943	4.6%	9.8%	12.9%	12.0%
% of FP17s for the same patient ID Re-attending within 3 months - Adults	206	2,877	7.2%	13.4%	16.5%	15.9%
% of FP17s for the same patient ID Re-attending between 3 & 9 months - Children	594	943	63.0%	63.4%	59.6%	58.0%
% of FP17s for the same patient ID Re-attending between 3 & 9 months - Adults	1,996	2,877	69.4%	55.0%	52.8%	50.5%
% of FP17s for Band 1 Urgent Courses	105	3,323	3.2%	7.3%	9.1%	9.0%
% of FP17s Relating to Free Repair or Replacements	5	3,323	0.2%	0.9%	1.0%	0.8%
% of FP17s Relating to Continuations	23	3,323	0.7%	1.2%	1.2%	1.1%
% of Patients satisfied with the dentistry they have received	8	8	N/A	92.0%	91.6%	91.5%
% of Patients satisfied with the time they had to wait for an appointment	8	8	N/A	88.4%	88.3%	87.9%

* This is based on patients treated on this contract for their most recent course of treatment. Figures in italics indicate the base number of FP17s or Patient Questionnaire responses are less than 100. N/A is shown where the base number of responses is less than 10 during the period. % is calculated as Quantity/Base number*100

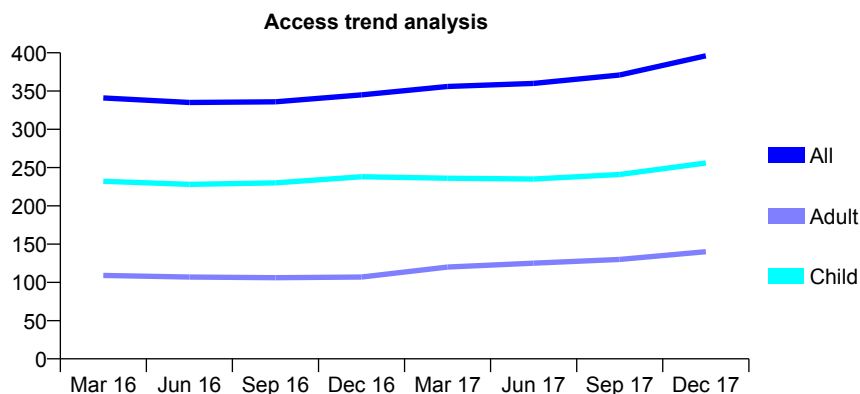
Q50 - Vital Signs At a Glance Contract Report for 110310/0001 - December 2017

Name or company name	Brown-Craven Limited
Contract type name	GDS Contract
Purpose of contract	General
Contract start date	01/01/2013
Contract end date	

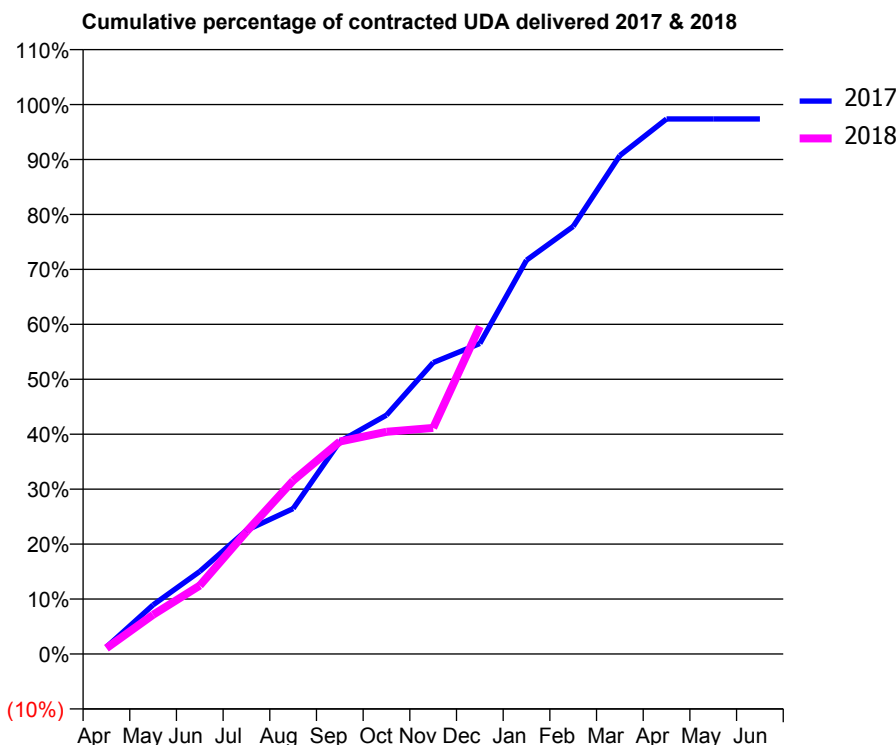
17/18 Contracted general activity (UDA)	861
Carry forward general activity (UDA)	0
17/18 Contracted orthodontic activity (UOA)	0
Carry forward orthodontic activity (UOA)	0
Baseline contract value	£22,736.03

ACCESS*

Patients seen in 24 months	Total	Change since previous quarter
Quarter ending December 2016	345	
Quarter ending March 2017	356	↑
Quarter ending June 2017	360	→
Quarter ending September 2017	371	↑
Quarter ending December 2017	396	↑
Variance since December 2016	14.8%	↑



ACTIVITY



Adjusted Scheduled Activity (UDA)		
Month	2017	2018
April	11	9
May	77	62
June	129	107
July	194	192
August	228	272
September	333	333
October	374	348
November	457	354
December	487	513
January	617	
February	670	
March	781	
April	838	
May	838	
June	838	

QUALITY

	Quantity	Base Number	Contract	AT	Region	England
% of FP17s for the same patient ID Re-attending within 3 months - Children	19	299	6.4%	9.8%	12.9%	12.0%
% of FP17s for the same patient ID Re-attending within 3 months - Adults	22	129	17.1%	13.4%	16.5%	15.9%
% of FP17s for the same patient ID Re-attending between 3 & 9 months - Children	199	299	66.6%	63.4%	59.6%	58.0%
% of FP17s for the same patient ID Re-attending between 3 & 9 months - Adults	62	129	48.1%	55.0%	52.8%	50.5%
% of FP17s for Band 1 Urgent Courses	21	394	5.3%	7.3%	9.1%	9.0%
% of FP17s Relating to Free Repair or Replacements	0	394	0.0%	0.9%	1.0%	0.8%
% of FP17s Relating to Continuations	2	394	0.5%	1.2%	1.2%	1.1%
% of Patients satisfied with the dentistry they have received	1	1	N/A	92.0%	91.6%	91.5%
% of Patients satisfied with the time they had to wait for an appointment	1	1	N/A	88.4%	88.3%	87.9%

* This is based on patients treated on this contract for their most recent course of treatment. Figures in italics indicate the base number of FP17s or Patient Questionnaire responses are less than 100. N/A is shown where the base number of responses is less than 10 during the period. % is calculated as Quantity/Base number*100

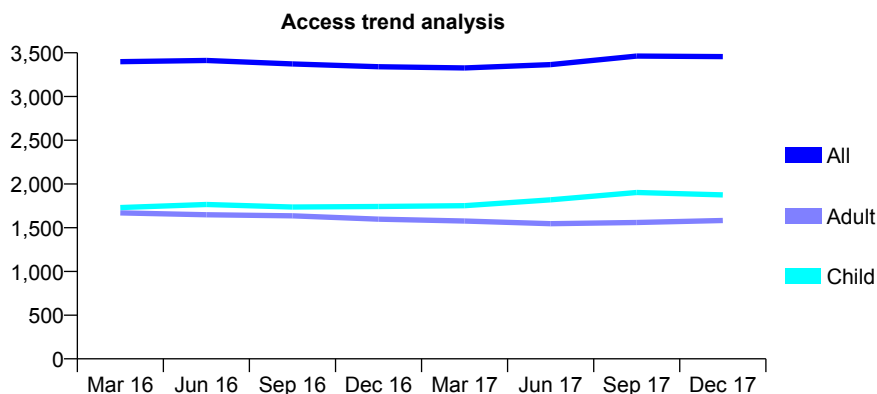
Q50 - Vital Signs At a Glance Contract Report for 114650/0002 - December 2017

Name or company name	Community Dental Clinic
Contract type name	PDS Contract
Purpose of contract	General and Orthodontic
Contract start date	01/05/2007
Contract end date	30/09/2018

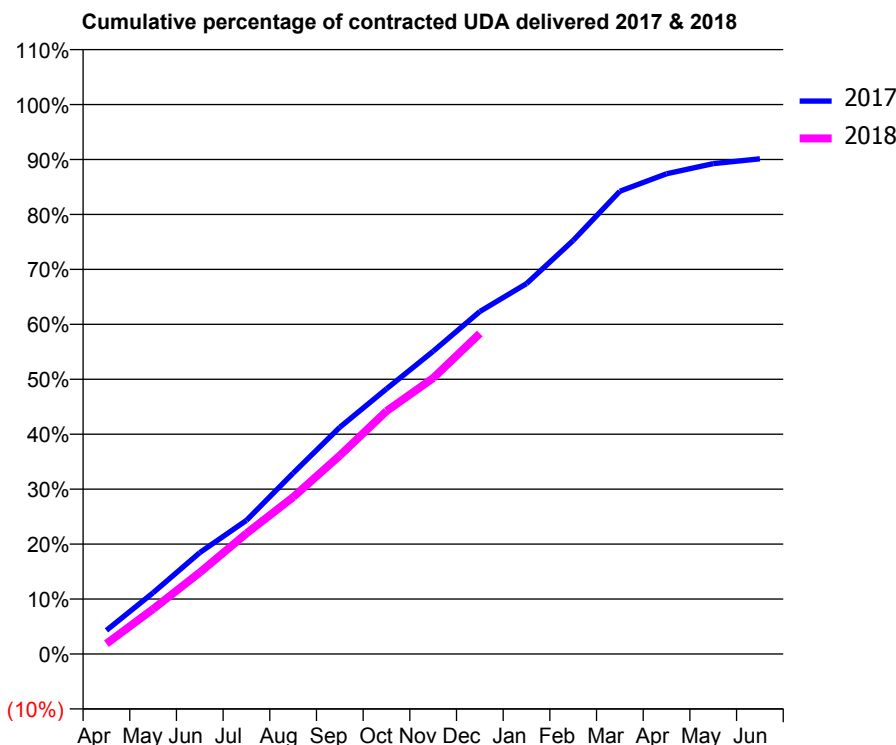
17/18 Contracted general activity (UDA)	9,000
Carry forward general activity (UDA)	0
17/18 Contracted orthodontic activity (UOA)	315
Carry forward orthodontic activity (UOA)	0
Baseline contract value	£881,931.80

ACCESS*

Patients seen in 24 months	Total	Change since previous quarter
Quarter ending December 2016	3,340	
Quarter ending March 2017	3,327	→
Quarter ending June 2017	3,365	→
Quarter ending September 2017	3,463	↑
Quarter ending December 2017	3,457	→
Variance since December 2016	3.5%	↑



ACTIVITY



Month	Adjusted Scheduled Activity (UDA)	
	2017	2018
April	389	169
May	1,003	737
June	1,661	1,336
July	2,189	1,975
August	2,964	2,570
September	3,714	3,251
October	4,343	3,979
November	4,959	4,519
December	5,610	5,249
January	6,066	
February	6,774	
March	7,579	
April	7,865	
May	8,031	
June	8,111	

QUALITY

	Quantity	Base Number	Contract	AT	Region	England
% of FP17s for the same patient ID Re-attending within 3 months - Children	86	1,741	4.9%	9.8%	12.9%	12.0%
% of FP17s for the same patient ID Re-attending within 3 months - Adults	124	1,183	10.5%	13.4%	16.5%	15.9%
% of FP17s for the same patient ID Re-attending between 3 & 9 months - Children	647	1,741	37.2%	63.4%	59.6%	58.0%
% of FP17s for the same patient ID Re-attending between 3 & 9 months - Adults	465	1,183	39.3%	55.0%	52.8%	50.5%
% of FP17s for Band 1 Urgent Courses	70	2,604	2.7%	7.3%	9.1%	9.0%
% of FP17s Relating to Free Repair or Replacements	7	2,604	0.3%	0.9%	1.0%	0.8%
% of FP17s Relating to Continuations	9	2,604	0.3%	1.2%	1.2%	1.1%
% of Patients satisfied with the dentistry they have received	4	6	N/A	92.0%	91.6%	91.5%
% of Patients satisfied with the time they had to wait for an appointment	6	6	N/A	88.4%	88.3%	87.9%

* This is based on patients treated on this contract for their most recent course of treatment. Figures in italics indicate the base number of FP17s or Patient Questionnaire responses are less than 100. N/A is shown where the base number of responses is less than 10 during the period. % is calculated as Quantity/Base number*100

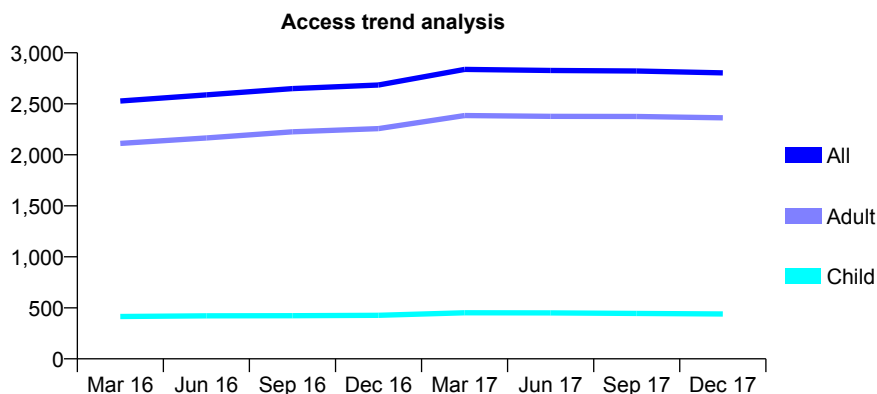
Q50 - Vital Signs At a Glance Contract Report for 115339/0001 - December 2017

Name or company name	Bondgate Dental Practice
Contract type name	GDS Contract
Purpose of contract	General and Orthodontic
Contract start date	01/03/2015
Contract end date	

17/18 Contracted general activity (UDA)	9,998
Carry forward general activity (UDA)	0
17/18 Contracted orthodontic activity (UOA)	228
Carry forward orthodontic activity (UOA)	0
Baseline contract value	£262,927.98

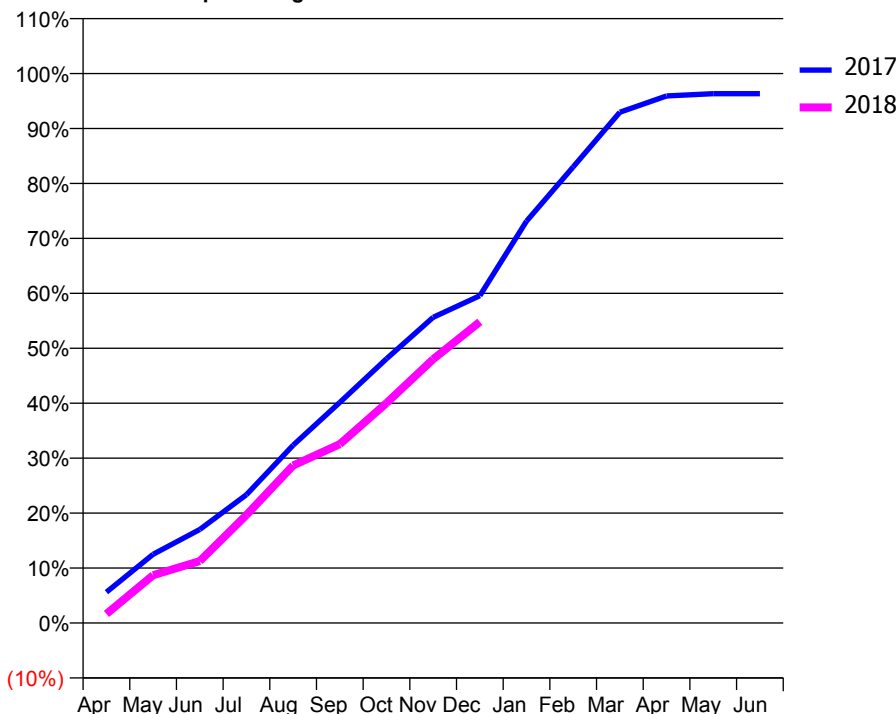
ACCESS*

Patients seen in 24 months	Total	Change since previous quarter
Quarter ending December 2016	2,684	
Quarter ending March 2017	2,837	↑
Quarter ending June 2017	2,827	→
Quarter ending September 2017	2,821	→
Quarter ending December 2017	2,803	→
Variance since December 2016	4.4%	↑



ACTIVITY

Cumulative percentage of contracted UDA delivered 2017 & 2018



Month	Adjusted Scheduled Activity (UDA)	
	2017	2018
April	561	166
May	1,250	869
June	1,701	1,127
July	2,334	1,967
August	3,235	2,866
September	4,015	3,255
October	4,808	4,002
November	5,562	4,801
December	5,955	5,480
January	7,312	
February	8,300	
March	9,294	
April	9,588	
May	9,631	
June	9,631	

QUALITY

	Quantity	Base Number	Contract	AT	Region	England
% of FP17s for the same patient ID Re-attending within 3 months - Children	58	557	10.4%	9.8%	12.9%	12.0%
% of FP17s for the same patient ID Re-attending within 3 months - Adults	457	2,708	16.9%	13.4%	16.5%	15.9%
% of FP17s for the same patient ID Re-attending between 3 & 9 months - Children	385	557	69.1%	63.4%	59.6%	58.0%
% of FP17s for the same patient ID Re-attending between 3 & 9 months - Adults	1,546	2,708	57.1%	55.0%	52.8%	50.5%
% of FP17s for Band 1 Urgent Courses	230	3,047	7.5%	7.3%	9.1%	9.0%
% of FP17s Relating to Free Repair or Replacements	58	3,047	1.9%	0.9%	1.0%	0.8%
% of FP17s Relating to Continuations	106	3,047	3.5%	1.2%	1.2%	1.1%
% of Patients satisfied with the dentistry they have received	2	2	N/A	92.0%	91.6%	91.5%
% of Patients satisfied with the time they had to wait for an appointment	2	2	N/A	88.4%	88.3%	87.9%

* This is based on patients treated on this contract for their most recent course of treatment. Figures in italics indicate the base number of FP17s or Patient Questionnaire responses are less than 100. N/A is shown where the base number of responses is less than 10 during the period. % is calculated as Quantity/Base number*100

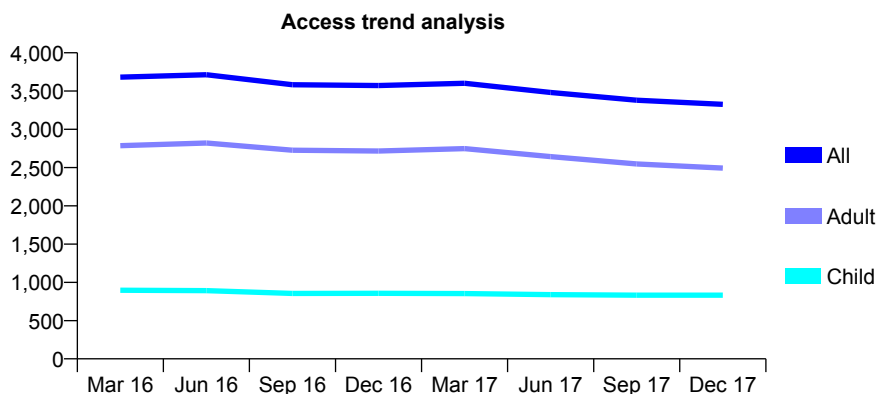
Q50 - Vital Signs At a Glance Contract Report for 118060/0010 - December 2017

Name or company name	Genix Healthcare Ltd
Contract type name	GDS Contract
Purpose of contract	General
Contract start date	01/01/2007
Contract end date	

17/18 Contracted general activity (UDA)	13,715
Carry forward general activity (UDA)	0
17/18 Contracted orthodontic activity (UOA)	0
Carry forward orthodontic activity (UOA)	0
Baseline contract value	£381,061.39

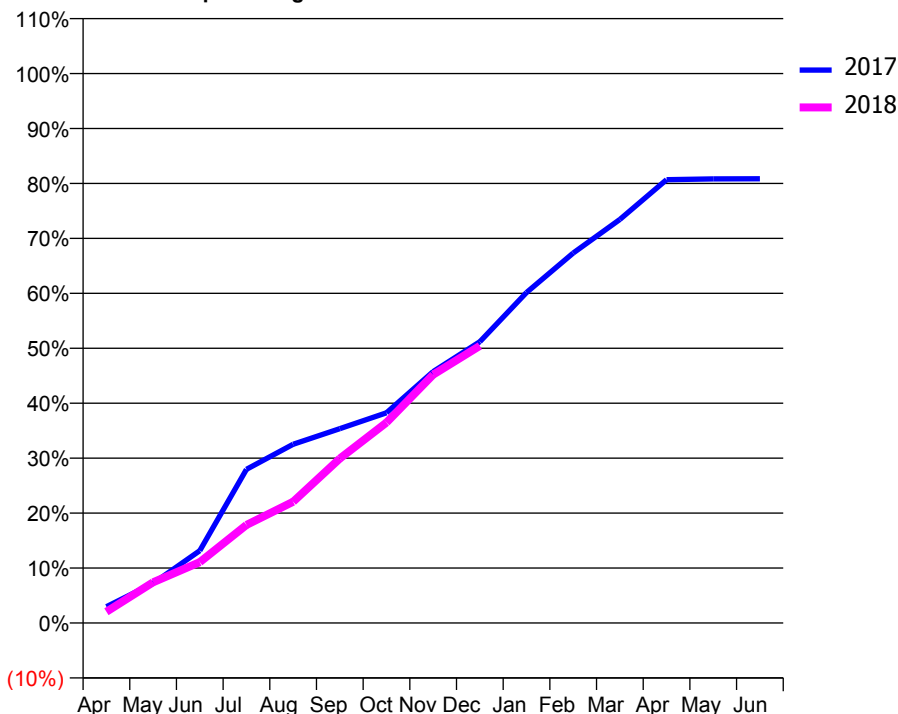
ACCESS*

Patients seen in 24 months	Total	Change since previous quarter
Quarter ending December 2016	3,572	
Quarter ending March 2017	3,602	→
Quarter ending June 2017	3,482	↓
Quarter ending September 2017	3,381	↓
Quarter ending December 2017	3,326	↓
Variance since December 2016	(6.9%)	↓



ACTIVITY

Cumulative percentage of contracted UDA delivered 2017 & 2018



Month	Adjusted Scheduled Activity (UDA)	
	2017	2018
April	408	282
May	992	1,016
June	1,806	1,519
July	3,836	2,449
August	4,462	3,027
September	4,852	4,106
October	5,247	5,004
November	6,277	6,197
December	7,022	6,919
January	8,250	
February	9,233	
March	10,073	
April	11,063	
May	11,085	
June	11,086	

QUALITY

	Quantity	Base Number	Contract	AT	Region	England
% of FP17s for the same patient ID Re-attending within 3 months - Children	97	868	11.2%	9.8%	12.9%	12.0%
% of FP17s for the same patient ID Re-attending within 3 months - Adults	430	2,599	16.5%	13.4%	16.5%	15.9%
% of FP17s for the same patient ID Re-attending between 3 & 9 months - Children	470	868	54.1%	63.4%	59.6%	58.0%
% of FP17s for the same patient ID Re-attending between 3 & 9 months - Adults	1,386	2,599	53.3%	55.0%	52.8%	50.5%
% of FP17s for Band 1 Urgent Courses	357	3,172	11.3%	7.3%	9.1%	9.0%
% of FP17s Relating to Free Repair or Replacements	36	3,172	1.1%	0.9%	1.0%	0.8%
% of FP17s Relating to Continuations	17	3,172	0.5%	1.2%	1.2%	1.1%
% of Patients satisfied with the dentistry they have received	4	8	N/A	92.0%	91.6%	91.5%
% of Patients satisfied with the time they had to wait for an appointment	7	8	N/A	88.4%	88.3%	87.9%

* This is based on patients treated on this contract for their most recent course of treatment. Figures in italics indicate the base number of FP17s or Patient Questionnaire responses are less than 100. N/A is shown where the base number of responses is less than 10 during the period. % is calculated as Quantity/Base number*100

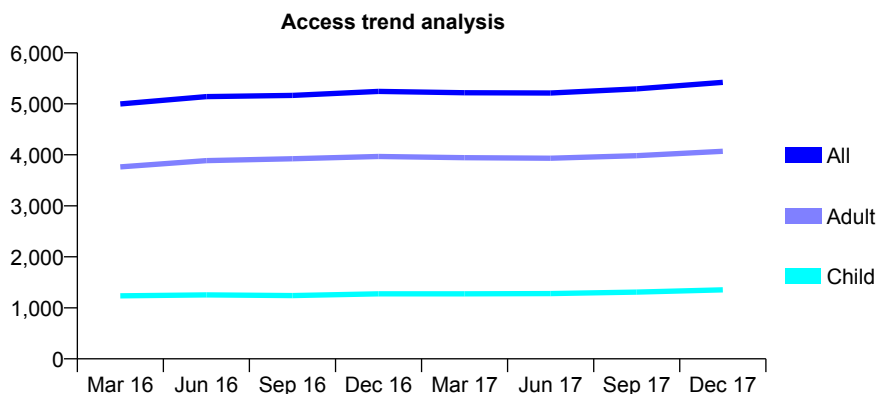
Q50 - Vital Signs At a Glance Contract Report for 118060/0017 - December 2017

Name or company name	Genix Healthcare Ltd
Contract type name	GDS Contract
Purpose of contract	General
Contract start date	01/10/2009
Contract end date	

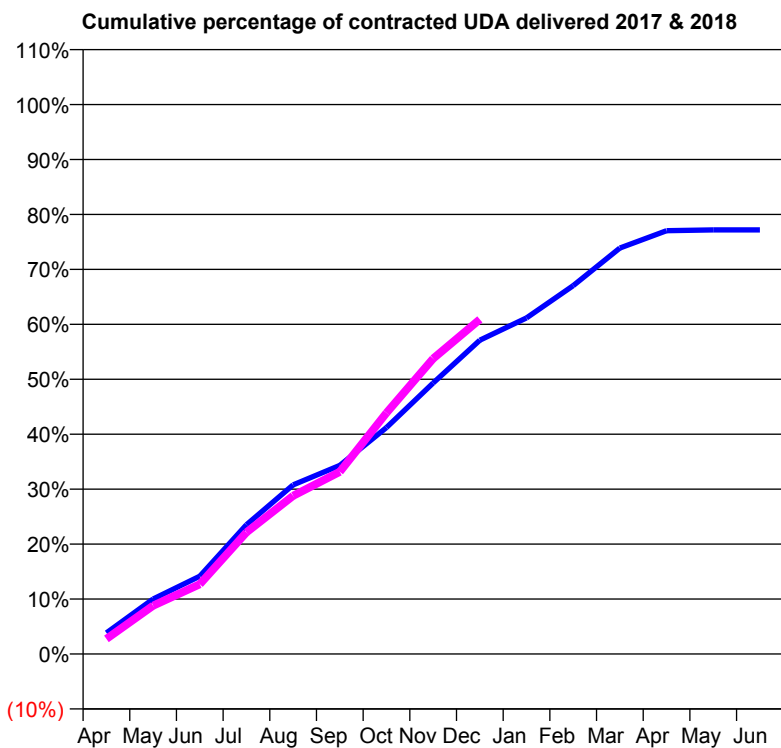
17/18 Contracted general activity (UDA)	15,000
Carry forward general activity (UDA)	0
17/18 Contracted orthodontic activity (UOA)	0
Carry forward orthodontic activity (UOA)	0
Baseline contract value	£390,948.76

ACCESS*

Patients seen in 24 months	Total	Change since previous quarter
Quarter ending December 2016	5,243	
Quarter ending March 2017	5,218	→
Quarter ending June 2017	5,213	→
Quarter ending September 2017	5,293	→
Quarter ending December 2017	5,421	↑
Variance since December 2016	3.4%	↑



ACTIVITY



Month	Adjusted Scheduled Activity (UDA)	
	2017	2018
April	575	412
May	1,500	1,320
June	2,125	1,904
July	3,528	3,321
August	4,616	4,319
September	5,149	4,975
October	6,184	6,581
November	7,400	8,065
December	8,567	9,134
January	9,175	
February	10,057	
March	11,081	
April	11,557	
May	11,578	
June	11,579	

QUALITY

	Quantity	Base Number	Contract	AT	Region	England
% of FP17s for the same patient ID Re-attending within 3 months - Children	88	1,391	6.3%	9.8%	12.9%	12.0%
% of FP17s for the same patient ID Re-attending within 3 months - Adults	478	4,044	11.8%	13.4%	16.5%	15.9%
% of FP17s for the same patient ID Re-attending between 3 & 9 months - Children	741	1,391	53.3%	63.4%	59.6%	58.0%
% of FP17s for the same patient ID Re-attending between 3 & 9 months - Adults	2,138	4,044	52.9%	55.0%	52.8%	50.5%
% of FP17s for Band 1 Urgent Courses	447	5,173	8.6%	7.3%	9.1%	9.0%
% of FP17s Relating to Free Repair or Replacements	41	5,173	0.8%	0.9%	1.0%	0.8%
% of FP17s Relating to Continuations	24	5,173	0.5%	1.2%	1.2%	1.1%
% of Patients satisfied with the dentistry they have received	13	14	92.9%	92.0%	91.6%	91.5%
% of Patients satisfied with the time they had to wait for an appointment	10	14	71.4%	88.4%	88.3%	87.9%

* This is based on patients treated on this contract for their most recent course of treatment. Figures in italics indicate the base number of FP17s or Patient Questionnaire responses are less than 100. N/A is shown where the base number of responses is less than 10 during the period. % is calculated as Quantity/Base number*100

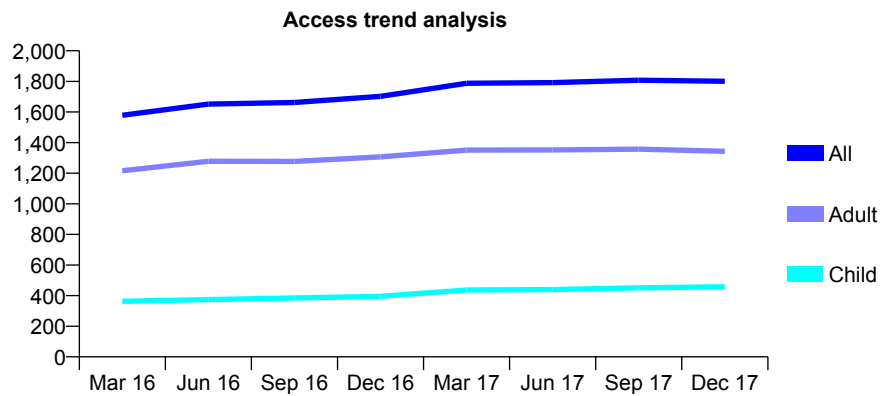
Q50 - Vital Signs At a Glance Contract Report for 120642/0001 - December 2017

Name or company name	Grimsby Dental Care
Contract type name	GDS Contract
Purpose of contract	General
Contract start date	01/02/2014
Contract end date	

17/18 Contracted general activity (UDA)	5,005
Carry forward general activity (UDA)	0
17/18 Contracted orthodontic activity (UOA)	0
Carry forward orthodontic activity (UOA)	0
Baseline contract value	£158,035.73

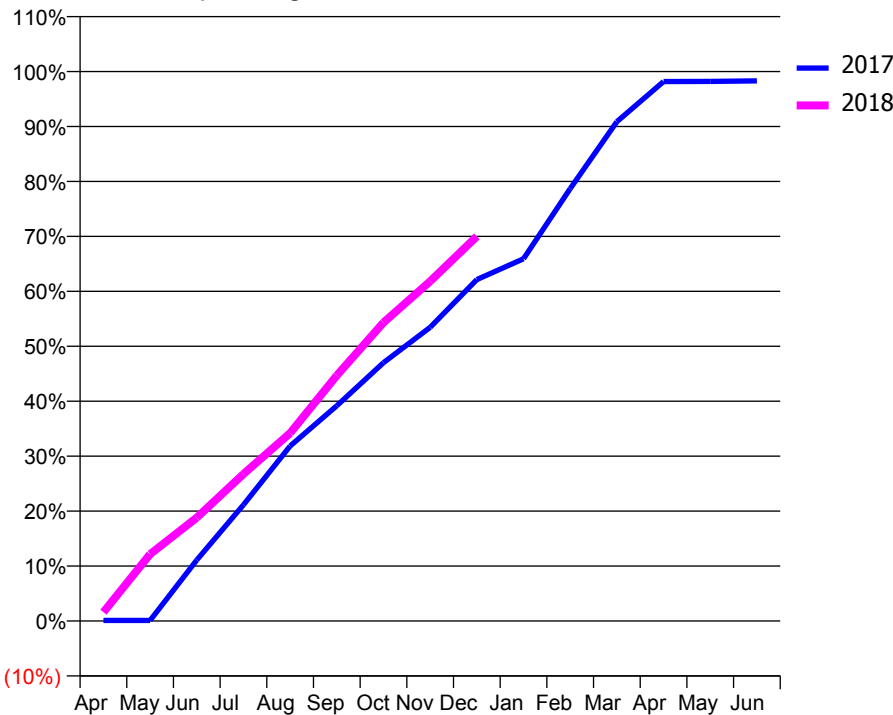
ACCESS*

Patients seen in 24 months	Total	Change since previous quarter
Quarter ending December 2016	1,702	
Quarter ending March 2017	1,788	↑
Quarter ending June 2017	1,792	→
Quarter ending September 2017	1,808	→
Quarter ending December 2017	1,801	→
Variance since December 2016	5.8%	↑



ACTIVITY

Cumulative percentage of contracted UDA delivered 2017 & 2018



Month	Adjusted Scheduled Activity (UDA)	
	2017	2018
April	5	81
May	5	609
June	556	942
July	1,058	1,339
August	1,594	1,712
September	1,961	2,236
October	2,353	2,719
November	2,675	3,094
December	3,110	3,504
January	3,299	
February	3,939	
March	4,548	
April	4,914	
May	4,915	
June	4,920	

QUALITY

	Quantity	Base Number	Contract	AT	Region	England
% of FP17s for the same patient ID Re-attending within 3 months - Children	27	554	4.9%	9.8%	12.9%	12.0%
% of FP17s for the same patient ID Re-attending within 3 months - Adults	163	1,546	10.5%	13.4%	16.5%	15.9%
% of FP17s for the same patient ID Re-attending between 3 & 9 months - Children	386	554	69.7%	63.4%	59.6%	58.0%
% of FP17s for the same patient ID Re-attending between 3 & 9 months - Adults	1,090	1,546	70.5%	55.0%	52.8%	50.5%
% of FP17s for Band 1 Urgent Courses	93	1,938	4.8%	7.3%	9.1%	9.0%
% of FP17s Relating to Free Repair or Replacements	29	1,938	1.5%	0.9%	1.0%	0.8%
% of FP17s Relating to Continuations	52	1,938	2.7%	1.2%	1.2%	1.1%
% of Patients satisfied with the dentistry they have received	3	3	N/A	92.0%	91.6%	91.5%
% of Patients satisfied with the time they had to wait for an appointment	3	3	N/A	88.4%	88.3%	87.9%

* This is based on patients treated on this contract for their most recent course of treatment. Figures in italics indicate the base number of FP17s or Patient Questionnaire responses are less than 100. N/A is shown where the base number of responses is less than 10 during the period. % is calculated as Quantity/Base number*100

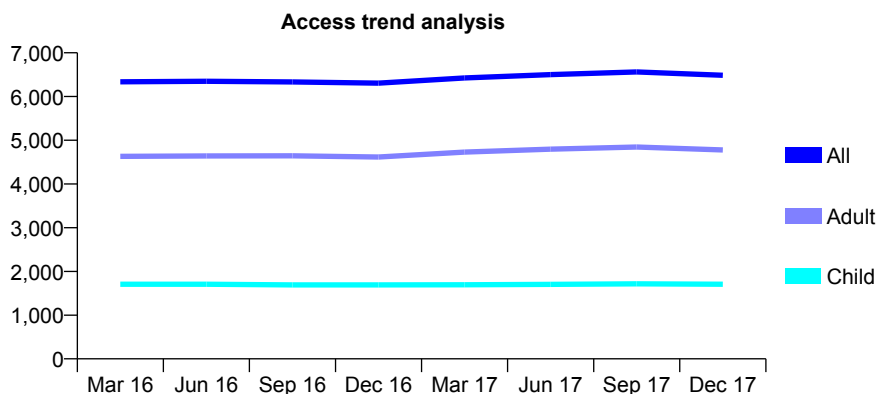
Q50 - Vital Signs At a Glance Contract Report for 121010/0001 - December 2017

Name or company name	Clifton Moor Dental Centre
Contract type name	GDS Contract
Purpose of contract	General
Contract start date	01/02/2014
Contract end date	

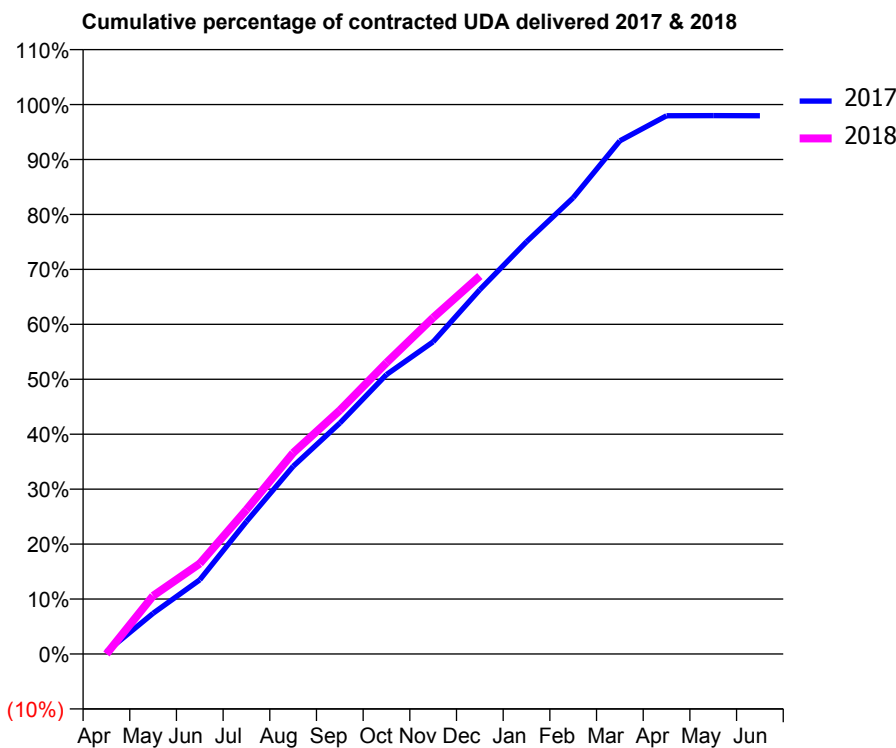
17/18 Contracted general activity (UDA)	19,203
Carry forward general activity (UDA)	0
17/18 Contracted orthodontic activity (UOA)	0
Carry forward orthodontic activity (UOA)	0
Baseline contract value	£561,152.51

ACCESS*

Patients seen in 24 months	Total	Change since previous quarter
Quarter ending December 2016	6,305	
Quarter ending March 2017	6,424	→
Quarter ending June 2017	6,502	→
Quarter ending September 2017	6,561	→
Quarter ending December 2017	6,485	↓
Variance since December 2016	2.9%	↑



ACTIVITY



Month	Adjusted Scheduled Activity (UDA)	
	2017	2018
April	81	0
May	1,424	2,032
June	2,596	3,164
July	4,632	5,043
August	6,557	7,032
September	8,068	8,516
October	9,764	10,182
November	10,911	11,753
December	12,734	13,206
January	14,406	
February	15,946	
March	17,936	
April	18,808	
May	18,812	
June	18,810	

QUALITY

	Quantity	Base Number	Contract	AT	Region	England
% of FP17s for the same patient ID Re-attending within 3 months - Children	191	2,278	8.4%	9.8%	12.9%	12.0%
% of FP17s for the same patient ID Re-attending within 3 months - Adults	822	5,506	14.9%	13.4%	16.5%	15.9%
% of FP17s for the same patient ID Re-attending between 3 & 9 months - Children	1,604	2,278	70.4%	63.4%	59.6%	58.0%
% of FP17s for the same patient ID Re-attending between 3 & 9 months - Adults	3,297	5,506	59.9%	55.0%	52.8%	50.5%
% of FP17s for Band 1 Urgent Courses	629	7,363	8.5%	7.3%	9.1%	9.0%
% of FP17s Relating to Free Repair or Replacements	66	7,363	0.9%	0.9%	1.0%	0.8%
% of FP17s Relating to Continuations	19	7,363	0.3%	1.2%	1.2%	1.1%
% of Patients satisfied with the dentistry they have received	7	7	N/A	92.0%	91.6%	91.5%
% of Patients satisfied with the time they had to wait for an appointment	7	7	N/A	88.4%	88.3%	87.9%

* This is based on patients treated on this contract for their most recent course of treatment. Figures in italics indicate the base number of FP17s or Patient Questionnaire responses are less than 100. N/A is shown where the base number of responses is less than 10 during the period. % is calculated as Quantity/Base number*100

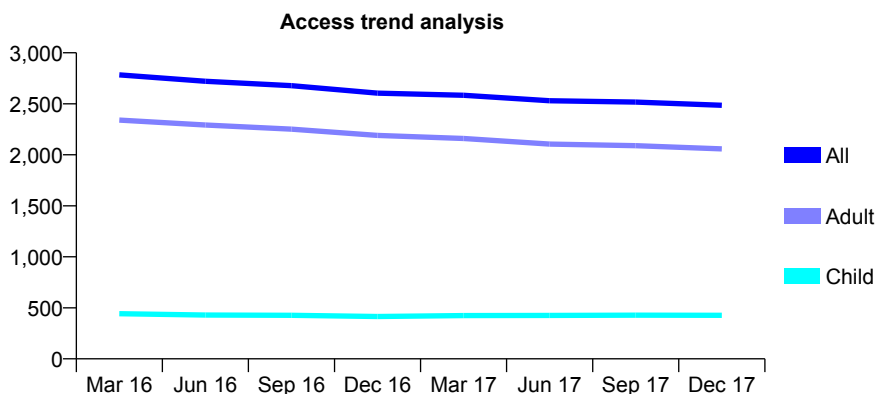
Q50 - Vital Signs At a Glance Contract Report for 121126/0001 - December 2017

Name or company name	Yorkshire Dental Practice
Contract type name	GDS Contract
Purpose of contract	General
Contract start date	01/10/2012
Contract end date	

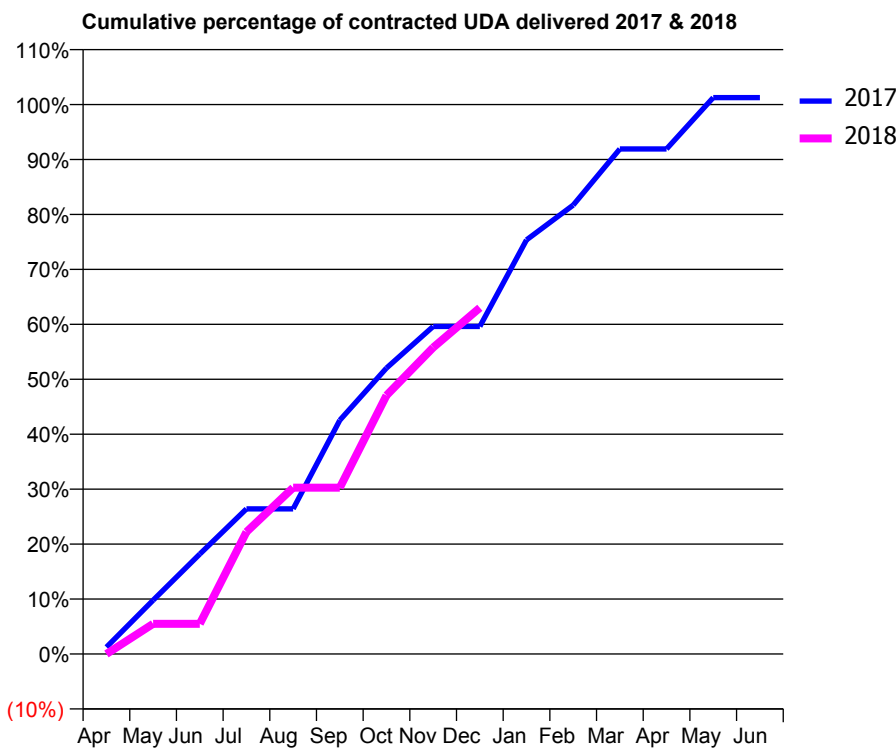
17/18 Contracted general activity (UDA)	7,600
Carry forward general activity (UDA)	0
17/18 Contracted orthodontic activity (UOA)	0
Carry forward orthodontic activity (UOA)	0
Baseline contract value	£177,962.85

ACCESS*

Patients seen in 24 months	Total	Change since previous quarter
Quarter ending December 2016	2,605	
Quarter ending March 2017	2,584	→
Quarter ending June 2017	2,530	↓
Quarter ending September 2017	2,517	→
Quarter ending December 2017	2,485	↓
Variance since December 2016	(4.6%)	↓



ACTIVITY



Month	Adjusted Scheduled Activity (UDA)	
	2017	2018
April	95	0
May	745	417
June	1,382	417
July	2,008	1,689
August	2,008	2,301
September	3,234	2,301
October	3,955	3,576
November	4,531	4,239
December	4,531	4,789
January	5,728	
February	6,208	
March	6,986	
April	6,986	
May	7,695	
June	7,695	

QUALITY

	Quantity	Base Number	Contract	AT	Region	England
% of FP17s for the same patient ID Re-attending within 3 months - Children	35	527	6.6%	9.8%	12.9%	12.0%
% of FP17s for the same patient ID Re-attending within 3 months - Adults	221	2,504	8.8%	13.4%	16.5%	15.9%
% of FP17s for the same patient ID Re-attending between 3 & 9 months - Children	351	527	66.6%	63.4%	59.6%	58.0%
% of FP17s for the same patient ID Re-attending between 3 & 9 months - Adults	1,767	2,504	70.6%	55.0%	52.8%	50.5%
% of FP17s for Band 1 Urgent Courses	210	2,681	7.8%	7.3%	9.1%	9.0%
% of FP17s Relating to Free Repair or Replacements	4	2,681	0.1%	0.9%	1.0%	0.8%
% of FP17s Relating to Continuations	1	2,681	0.0%	1.2%	1.2%	1.1%
% of Patients satisfied with the dentistry they have received	16	18	88.9%	92.0%	91.6%	91.5%
% of Patients satisfied with the time they had to wait for an appointment	17	18	94.4%	88.4%	88.3%	87.9%

* This is based on patients treated on this contract for their most recent course of treatment. Figures in italics indicate the base number of FP17s or Patient Questionnaire responses are less than 100. N/A is shown where the base number of responses is less than 10 during the period. % is calculated as Quantity/Base number*100

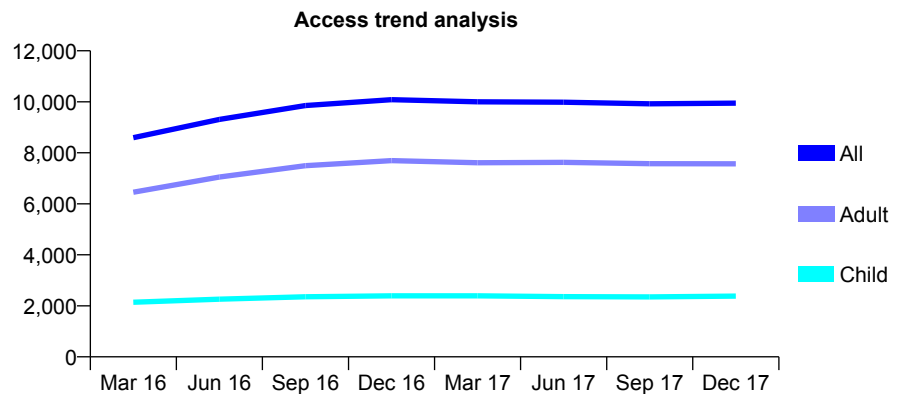
Q50 - Vital Signs At a Glance Contract Report for 121517/0001 - December 2017

Name or company name	K L DOBBS
Contract type name	GDS Contract
Purpose of contract	General and Orthodontic
Contract start date	01/11/2014
Contract end date	

17/18 Contracted general activity (UDA)	27,495
Carry forward general activity (UDA)	0
17/18 Contracted orthodontic activity (UOA)	87
Carry forward orthodontic activity (UOA)	0
Baseline contract value	£1,014,215.22

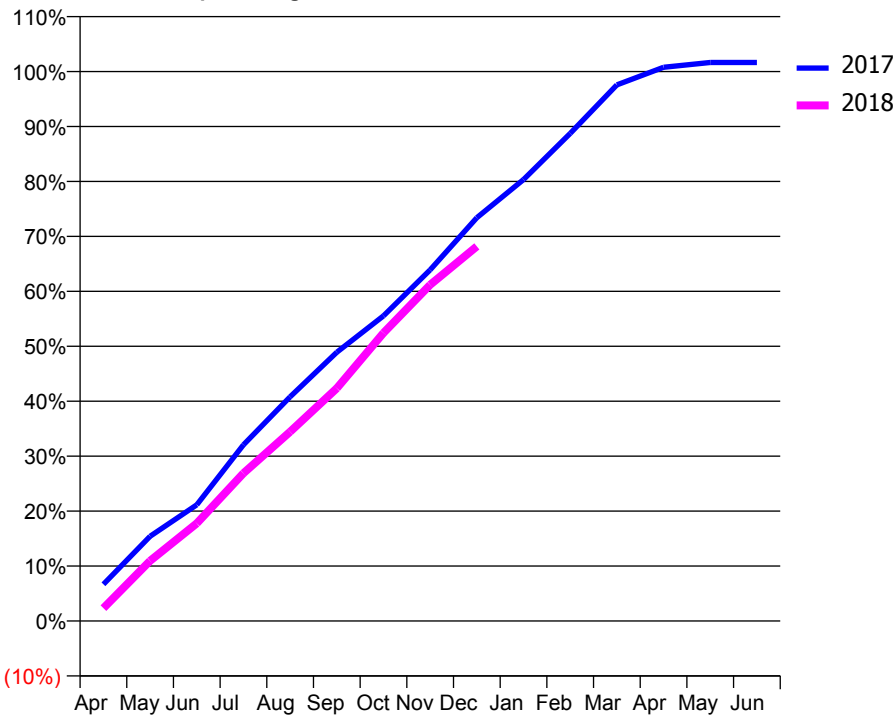
ACCESS*

Patients seen in 24 months	Total	Change since previous quarter
Quarter ending December 2016	10,084	
Quarter ending March 2017	10,002	→
Quarter ending June 2017	9,986	→
Quarter ending September 2017	9,922	→
Quarter ending December 2017	9,949	→
Variance since December 2016	(1.3%)	↓



ACTIVITY

Cumulative percentage of contracted UDA delivered 2017 & 2018



Month	Adjusted Scheduled Activity (UDA)	
	2017	2018
April	1,836	646
May	4,239	3,009
June	5,815	4,890
July	8,820	7,393
August	11,221	9,470
September	13,451	11,645
October	15,268	14,414
November	17,569	16,827
December	20,178	18,748
January	22,086	
February	24,396	
March	26,827	
April	27,708	
May	27,943	
June	27,943	

QUALITY

	Quantity	Base Number	Contract	AT	Region	England
% of FP17s for the same patient ID Re-attending within 3 months - Children	133	2,083	6.4%	9.8%	12.9%	12.0%
% of FP17s for the same patient ID Re-attending within 3 months - Adults	801	6,282	12.8%	13.4%	16.5%	15.9%
% of FP17s for the same patient ID Re-attending between 3 & 9 months - Children	624	2,083	30.0%	63.4%	59.6%	58.0%
% of FP17s for the same patient ID Re-attending between 3 & 9 months - Adults	2,008	6,282	32.0%	55.0%	52.8%	50.5%
% of FP17s for Band 1 Urgent Courses	875	7,913	11.1%	7.3%	9.1%	9.0%
% of FP17s Relating to Free Repair or Replacements	46	7,913	0.6%	0.9%	1.0%	0.8%
% of FP17s Relating to Continuations	150	7,913	1.9%	1.2%	1.2%	1.1%
% of Patients satisfied with the dentistry they have received	15	15	100.0%	92.0%	91.6%	91.5%
% of Patients satisfied with the time they had to wait for an appointment	13	15	86.7%	88.4%	88.3%	87.9%

* This is based on patients treated on this contract for their most recent course of treatment. Figures in italics indicate the base number of FP17s or Patient Questionnaire responses are less than 100. N/A is shown where the base number of responses is less than 10 during the period. % is calculated as Quantity/Base number*100

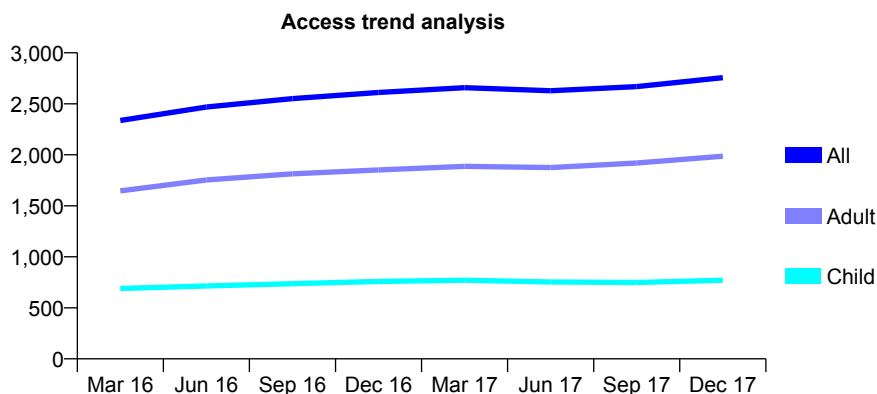
Q50 - Vital Signs At a Glance Contract Report for 121800/0001 - December 2017

Name or company name	Corner House Surgery
Contract type name	GDS Contract
Purpose of contract	General
Contract start date	01/04/2015
Contract end date	

17/18 Contracted general activity (UDA)	8,038
Carry forward general activity (UDA)	0
17/18 Contracted orthodontic activity (UOA)	0
Carry forward orthodontic activity (UOA)	0
Baseline contract value	£343,992.17

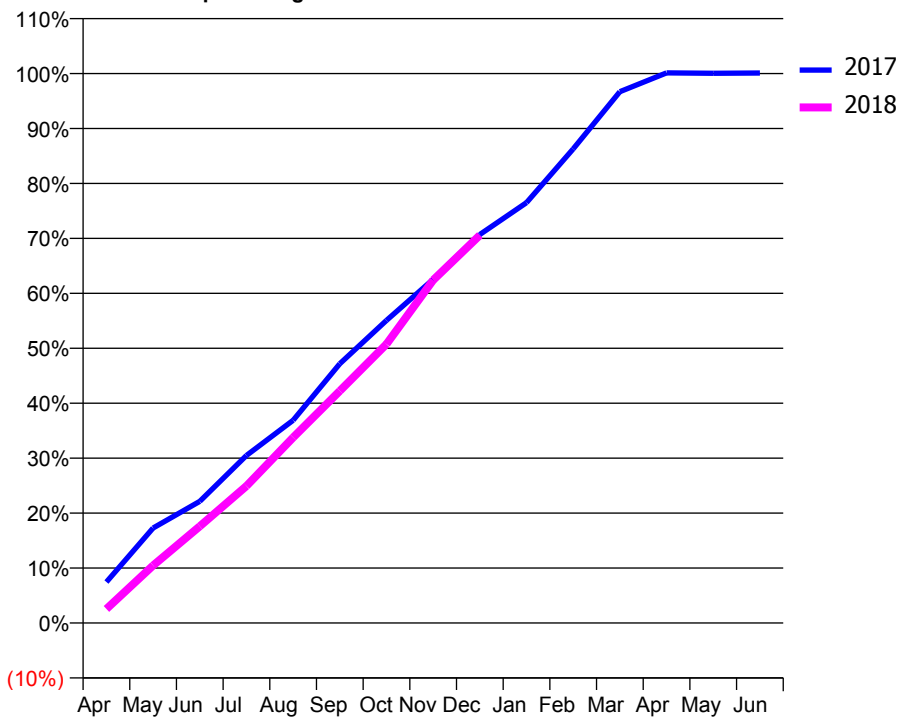
ACCESS*

Patients seen in 24 months	Total	Change since previous quarter
Quarter ending December 2016	2,611	
Quarter ending March 2017	2,658	→
Quarter ending June 2017	2,628	↓
Quarter ending September 2017	2,668	→
Quarter ending December 2017	2,756	↑
Variance since December 2016	5.6%	↑



ACTIVITY

Cumulative percentage of contracted UDA delivered 2017 & 2018



Month	Adjusted Scheduled Activity (UDA)	
	2017	2018
April	600	207
May	1,389	842
June	1,780	1,416
July	2,450	2,004
August	2,966	2,714
September	3,793	3,394
October	4,426	4,080
November	5,027	5,017
December	5,682	5,674
January	6,149	
February	6,936	
March	7,772	
April	8,046	
May	8,042	
June	8,044	

QUALITY

	Quantity	Base Number	Contract	AT	Region	England
% of FP17s for the same patient ID Re-attending within 3 months - Children	92	952	9.7%	9.8%	12.9%	12.0%
% of FP17s for the same patient ID Re-attending within 3 months - Adults	322	2,305	14.0%	13.4%	16.5%	15.9%
% of FP17s for the same patient ID Re-attending between 3 & 9 months - Children	612	952	64.3%	63.4%	59.6%	58.0%
% of FP17s for the same patient ID Re-attending between 3 & 9 months - Adults	1,402	2,305	60.8%	55.0%	52.8%	50.5%
% of FP17s for Band 1 Urgent Courses	233	3,110	7.5%	7.3%	9.1%	9.0%
% of FP17s Relating to Free Repair or Replacements	38	3,110	1.2%	0.9%	1.0%	0.8%
% of FP17s Relating to Continuations	6	3,110	0.2%	1.2%	1.2%	1.1%
% of Patients satisfied with the dentistry they have received	4	4	N/A	92.0%	91.6%	91.5%
% of Patients satisfied with the time they had to wait for an appointment	4	4	N/A	88.4%	88.3%	87.9%

* This is based on patients treated on this contract for their most recent course of treatment. Figures in italics indicate the base number of FP17s or Patient Questionnaire responses are less than 100. N/A is shown where the base number of responses is less than 10 during the period. % is calculated as Quantity/Base number*100

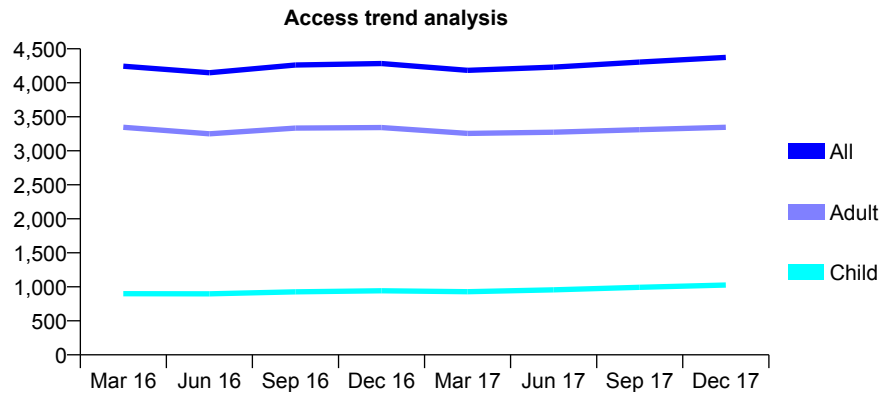
Q50 - Vital Signs At a Glance Contract Report for 122467/0001 - December 2017

Name or company name	Clifton Gardens Dental Practice
Contract type name	GDS Contract
Purpose of contract	General
Contract start date	01/07/2008
Contract end date	

17/18 Contracted general activity (UDA)	16,902
Carry forward general activity (UDA)	2,500
17/18 Contracted orthodontic activity (UOA)	0
Carry forward orthodontic activity (UOA)	0
Baseline contract value	£418,120.11

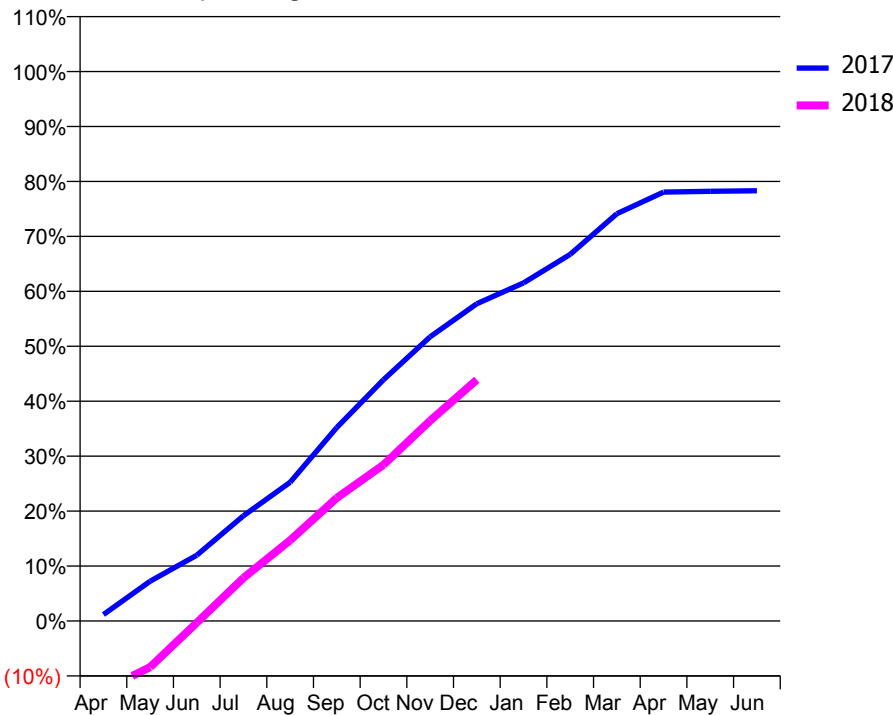
ACCESS*

Patients seen in 24 months	Total	Change since previous quarter
Quarter ending December 2016	4,284	
Quarter ending March 2017	4,184	↓
Quarter ending June 2017	4,230	→
Quarter ending September 2017	4,304	→
Quarter ending December 2017	4,374	→
Variance since December 2016	2.1%	↑



ACTIVITY

Cumulative percentage of contracted UDA delivered 2017 & 2018



Month	Adjusted Scheduled Activity (UDA)	
	2017	2018
April	199	-2,132
May	1,223	-1,421
June	2,026	-55
July	3,240	1,326
August	4,270	2,483
September	5,955	3,786
October	7,420	4,805
November	8,743	6,163
December	9,762	7,420
January	10,402	
February	11,276	
March	12,530	
April	13,193	
May	13,217	
June	13,233	

QUALITY

	Quantity	Base Number	Contract	AT	Region	England
% of FP17s for the same patient ID Re-attending within 3 months - Children	84	1,117	7.5%	9.8%	12.9%	12.0%
% of FP17s for the same patient ID Re-attending within 3 months - Adults	342	3,354	10.2%	13.4%	16.5%	15.9%
% of FP17s for the same patient ID Re-attending between 3 & 9 months - Children	622	1,117	55.7%	63.4%	59.6%	58.0%
% of FP17s for the same patient ID Re-attending between 3 & 9 months - Adults	1,997	3,354	59.5%	55.0%	52.8%	50.5%
% of FP17s for Band 1 Urgent Courses	310	4,186	7.4%	7.3%	9.1%	9.0%
% of FP17s Relating to Free Repair or Replacements	8	4,186	0.2%	0.9%	1.0%	0.8%
% of FP17s Relating to Continuations	16	4,186	0.4%	1.2%	1.2%	1.1%
% of Patients satisfied with the dentistry they have received	38	40	95.0%	92.0%	91.6%	91.5%
% of Patients satisfied with the time they had to wait for an appointment	38	40	95.0%	88.4%	88.3%	87.9%

* This is based on patients treated on this contract for their most recent course of treatment. Figures in italics indicate the base number of FP17s or Patient Questionnaire responses are less than 100. N/A is shown where the base number of responses is less than 10 during the period. % is calculated as Quantity/Base number*100

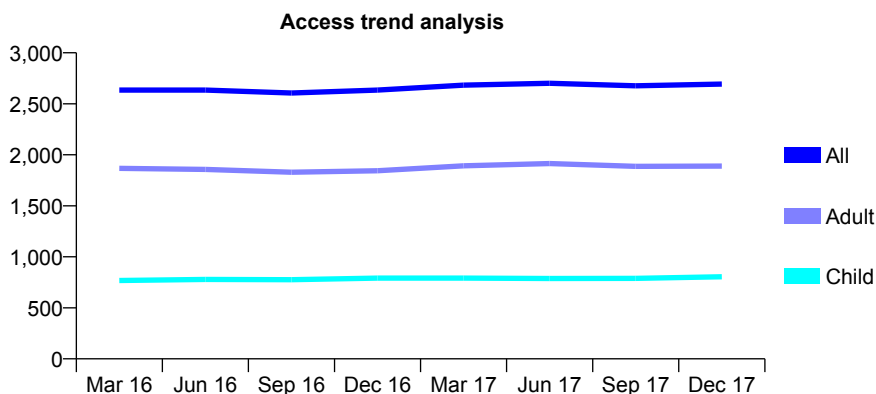
Q50 - Vital Signs At a Glance Contract Report for 122777/0001 - December 2017

Name or company name	Xeon Smiles UK Ltd
Contract type name	GDS Contract
Purpose of contract	General
Contract start date	01/11/2008
Contract end date	

17/18 Contracted general activity (UDA)	7,261
Carry forward general activity (UDA)	0
17/18 Contracted orthodontic activity (UOA)	0
Carry forward orthodontic activity (UOA)	0
Baseline contract value	£188,345.73

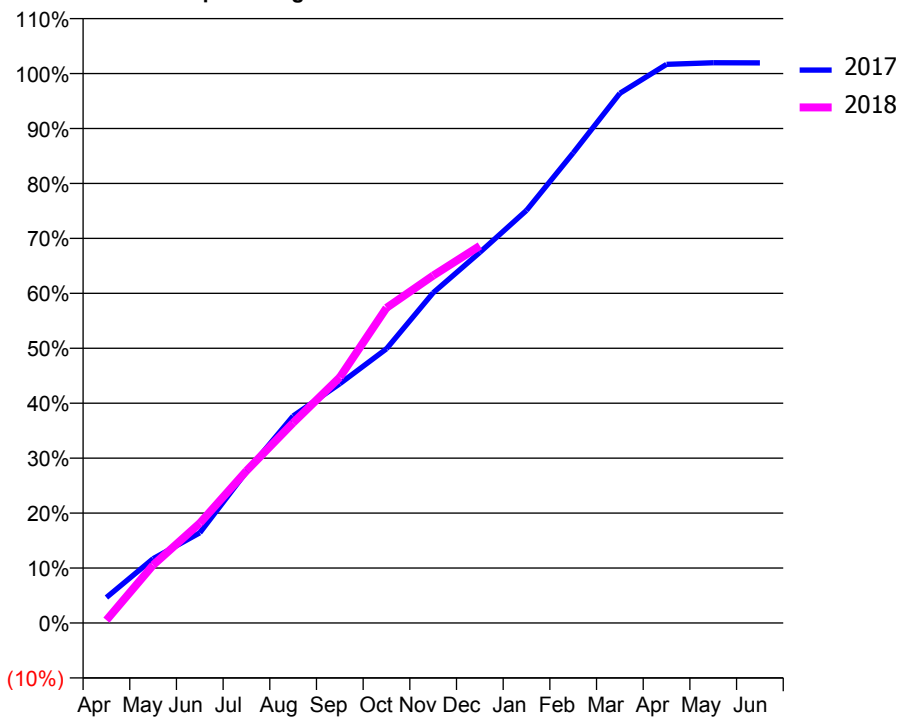
ACCESS*

Patients seen in 24 months	Total	Change since previous quarter
Quarter ending December 2016	2,635	
Quarter ending March 2017	2,683	→
Quarter ending June 2017	2,701	→
Quarter ending September 2017	2,676	→
Quarter ending December 2017	2,694	→
Variance since December 2016	2.2%	↑



ACTIVITY

Cumulative percentage of contracted UDA delivered 2017 & 2018



Month	Adjusted Scheduled Activity (UDA)	
	2017	2018
April	338	39
May	850	766
June	1,191	1,320
July	1,998	2,011
August	2,735	2,646
September	3,161	3,247
October	3,623	4,165
November	4,363	4,592
December	4,898	4,984
January	5,453	
February	6,213	
March	7,000	
April	7,382	
May	7,404	
June	7,401	

QUALITY

	Quantity	Base Number	Contract	AT	Region	England
% of FP17s for the same patient ID Re-attending within 3 months - Children	121	956	12.7%	9.8%	12.9%	12.0%
% of FP17s for the same patient ID Re-attending within 3 months - Adults	318	2,024	15.7%	13.4%	16.5%	15.9%
% of FP17s for the same patient ID Re-attending between 3 & 9 months - Children	601	956	62.9%	63.4%	59.6%	58.0%
% of FP17s for the same patient ID Re-attending between 3 & 9 months - Adults	1,241	2,024	61.3%	55.0%	52.8%	50.5%
% of FP17s for Band 1 Urgent Courses	166	2,825	5.9%	7.3%	9.1%	9.0%
% of FP17s Relating to Free Repair or Replacements	78	2,825	2.8%	0.9%	1.0%	0.8%
% of FP17s Relating to Continuations	13	2,825	0.5%	1.2%	1.2%	1.1%
% of Patients satisfied with the dentistry they have received	1	1	N/A	92.0%	91.6%	91.5%
% of Patients satisfied with the time they had to wait for an appointment	0	1	N/A	88.4%	88.3%	87.9%

* This is based on patients treated on this contract for their most recent course of treatment. Figures in italics indicate the base number of FP17s or Patient Questionnaire responses are less than 100. N/A is shown where the base number of responses is less than 10 during the period. % is calculated as Quantity/Base number*100

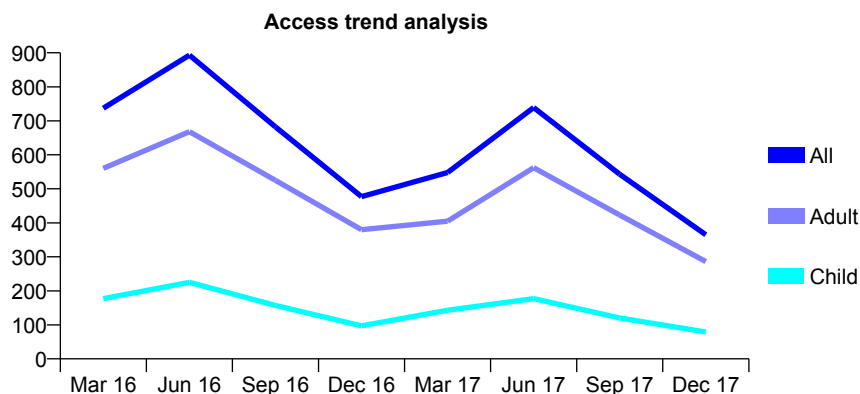
Q50 - Vital Signs At a Glance Contract Report for 124451/0001 - December 2017

Name or company name	MARKET LANE DENTAL CARE
Contract type name	GDS Contract
Purpose of contract	General
Contract start date	01/10/2013
Contract end date	

17/18 Contracted general activity (UDA)	4,700
Carry forward general activity (UDA)	0
17/18 Contracted orthodontic activity (UOA)	0
Carry forward orthodontic activity (UOA)	0
Baseline contract value	£108,092.47

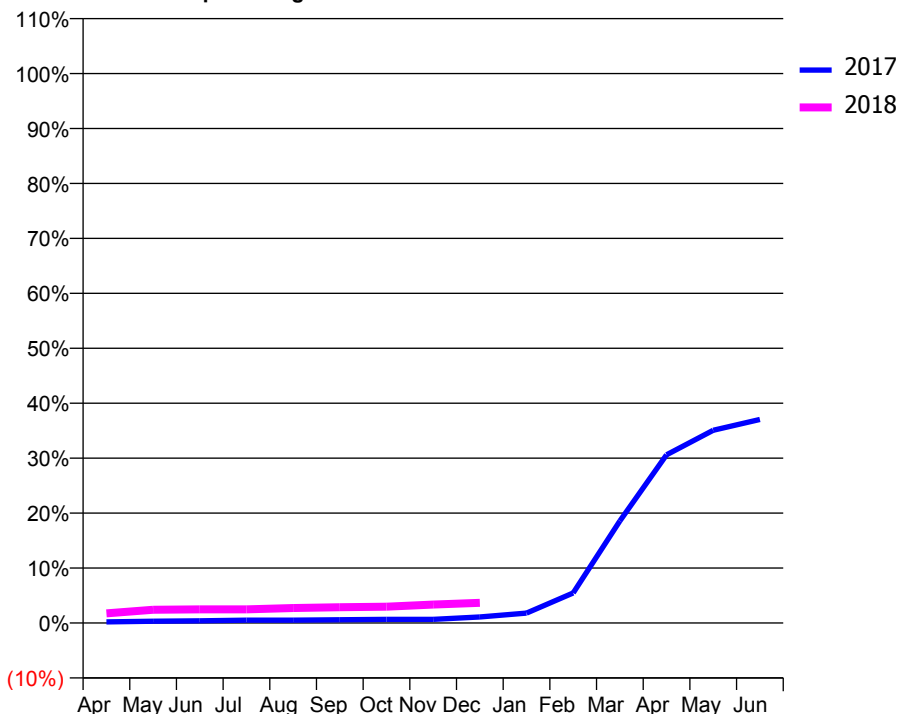
ACCESS*

Patients seen in 24 months	Total	Change since previous quarter
Quarter ending December 2016	477	
Quarter ending March 2017	548	↑
Quarter ending June 2017	739	↑
Quarter ending September 2017	543	↓
Quarter ending December 2017	365	↓
Variance since December 2016	(23.5%)	↓



ACTIVITY

Cumulative percentage of contracted UDA delivered 2017 & 2018



Month	Adjusted Scheduled Activity (UDA)	
	2017	2018
April	10	82
May	15	114
June	19	117
July	25	117
August	25	129
September	28	135
October	32	140
November	32	158
December	52	173
January	85	
February	257	
March	873	
April	1,439	
May	1,649	
June	1,741	

QUALITY

	Quantity	Base Number	Contract	AT	Region	England
% of FP17s for the same patient ID Re-attending within 3 months - Children	4	74	5.4%	9.8%	12.9%	12.0%
% of FP17s for the same patient ID Re-attending within 3 months - Adults	19	318	6.0%	13.4%	16.5%	15.9%
% of FP17s for the same patient ID Re-attending between 3 & 9 months - Children	0	74	0.0%	63.4%	59.6%	58.0%
% of FP17s for the same patient ID Re-attending between 3 & 9 months - Adults	8	318	2.5%	55.0%	52.8%	50.5%
% of FP17s for Band 1 Urgent Courses	8	65	12.3%	7.3%	9.1%	9.0%
% of FP17s Relating to Free Repair or Replacements	9	65	13.8%	0.9%	1.0%	0.8%
% of FP17s Relating to Continuations	1	65	1.5%	1.2%	1.2%	1.1%
% of Patients satisfied with the dentistry they have received	0	2	N/A	92.0%	91.6%	91.5%
% of Patients satisfied with the time they had to wait for an appointment	1	2	N/A	88.4%	88.3%	87.9%

* This is based on patients treated on this contract for their most recent course of treatment. Figures in italics indicate the base number of FP17s or Patient Questionnaire responses are less than 100. N/A is shown where the base number of responses is less than 10 during the period. % is calculated as Quantity/Base number*100

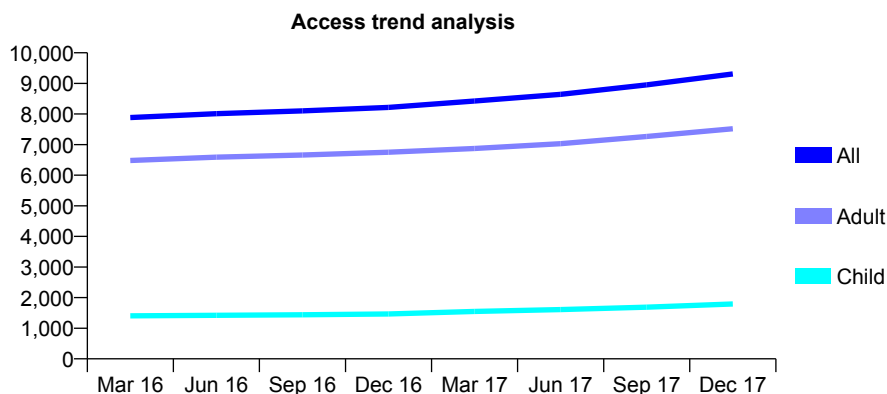
Q50 - Vital Signs At a Glance Contract Report for 125695/0001 - December 2017

Name or company name	Denbond Ltd
Contract type name	GDS Contract
Purpose of contract	General
Contract start date	22/03/2012
Contract end date	

17/18 Contracted general activity (UDA)	26,352
Carry forward general activity (UDA)	0
17/18 Contracted orthodontic activity (UOA)	0
Carry forward orthodontic activity (UOA)	0
Baseline contract value	£798,718.05

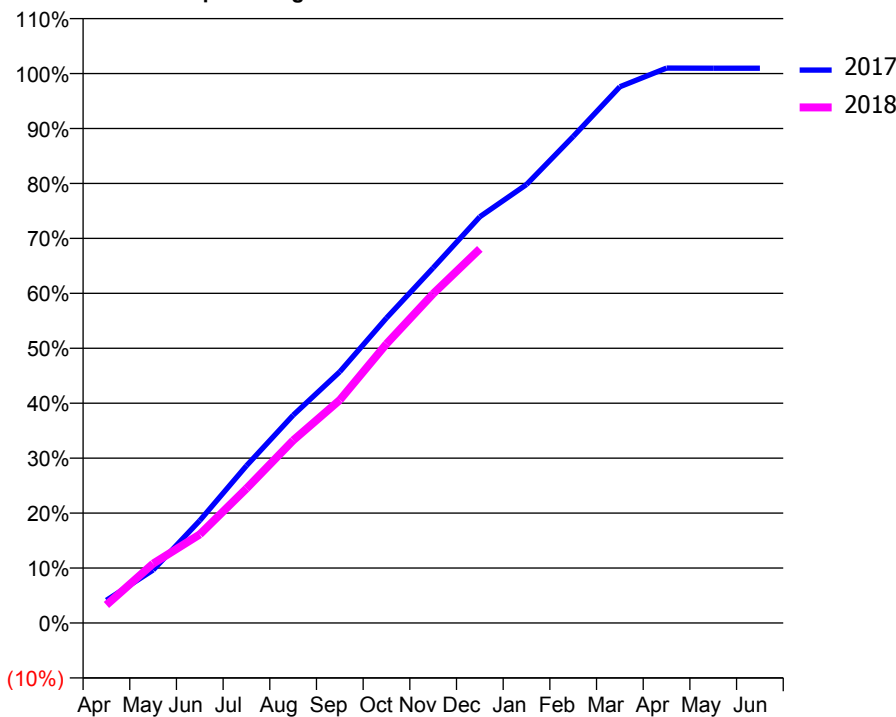
ACCESS*

Patients seen in 24 months	Total	Change since previous quarter
Quarter ending December 2016	8,217	
Quarter ending March 2017	8,424	↑
Quarter ending June 2017	8,642	↑
Quarter ending September 2017	8,954	↑
Quarter ending December 2017	9,310	↑
Variance since December 2016	13.3%	↑



ACTIVITY

Cumulative percentage of contracted UDA delivered 2017 & 2018



Month	Adjusted Scheduled Activity (UDA)	
	2017	2018
April	1,092	867
May	2,541	2,847
June	4,912	4,250
July	7,546	6,446
August	9,965	8,758
September	12,050	10,694
October	14,629	13,388
November	17,033	15,793
December	19,480	17,941
January	21,029	
February	23,331	
March	25,714	
April	26,611	
May	26,607	
June	26,607	

QUALITY

	Quantity	Base Number	Contract	AT	Region	England
% of FP17s for the same patient ID Re-attending within 3 months - Children	97	1,993	4.9%	9.8%	12.9%	12.0%
% of FP17s for the same patient ID Re-attending within 3 months - Adults	835	7,839	10.7%	13.4%	16.5%	15.9%
% of FP17s for the same patient ID Re-attending between 3 & 9 months - Children	1,230	1,993	61.7%	63.4%	59.6%	58.0%
% of FP17s for the same patient ID Re-attending between 3 & 9 months - Adults	4,600	7,839	58.7%	55.0%	52.8%	50.5%
% of FP17s for Band 1 Urgent Courses	486	9,316	5.2%	7.3%	9.1%	9.0%
% of FP17s Relating to Free Repair or Replacements	33	9,316	0.4%	0.9%	1.0%	0.8%
% of FP17s Relating to Continuations	124	9,316	1.3%	1.2%	1.2%	1.1%
% of Patients satisfied with the dentistry they have received	14	14	100.0%	92.0%	91.6%	91.5%
% of Patients satisfied with the time they had to wait for an appointment	13	14	92.9%	88.4%	88.3%	87.9%

* This is based on patients treated on this contract for their most recent course of treatment. Figures in italics indicate the base number of FP17s or Patient Questionnaire responses are less than 100. N/A is shown where the base number of responses is less than 10 during the period. % is calculated as Quantity/Base number*100

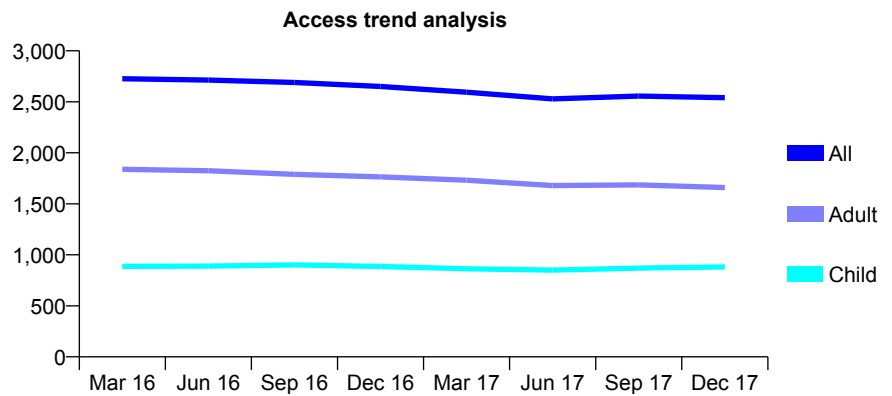
Q50 - Vital Signs At a Glance Contract Report for 125717/0001 - December 2017

Name or company name	Andrew Jones Dental Practice Ltd
Contract type name	GDS Contract
Purpose of contract	General and Orthodontic
Contract start date	01/04/2008
Contract end date	

17/18 Contracted general activity (UDA)	5,433
Carry forward general activity (UDA)	0
17/18 Contracted orthodontic activity (UOA)	42
Carry forward orthodontic activity (UOA)	0
Baseline contract value	£150,764.76

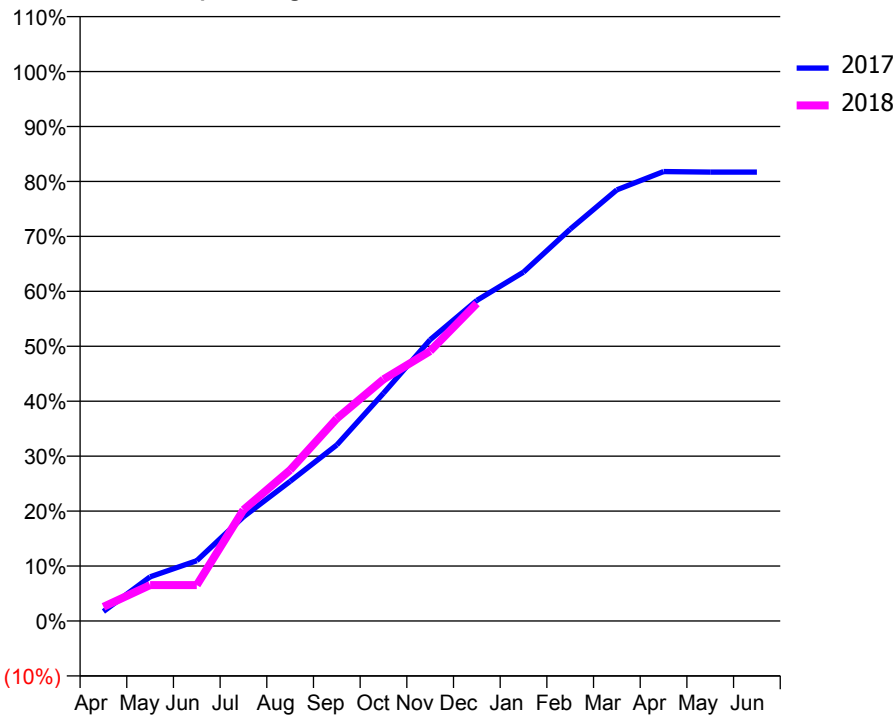
ACCESS*

Patients seen in 24 months	Total	Change since previous quarter
Quarter ending December 2016	2,650	
Quarter ending March 2017	2,594	↓
Quarter ending June 2017	2,529	↓
Quarter ending September 2017	2,556	→
Quarter ending December 2017	2,541	→
Variance since December 2016	(4.1%)	↓



ACTIVITY

Cumulative percentage of contracted UDA delivered 2017 & 2018



Month	Adjusted Scheduled Activity (UDA)	
	2017	2018
April	94	141
May	437	355
June	596	355
July	1,031	1,098
August	1,381	1,493
September	1,741	2,002
October	2,253	2,389
November	2,782	2,669
December	3,170	3,139
January	3,450	
February	3,874	
March	4,264	
April	4,443	
May	4,438	
June	4,438	

QUALITY

	Quantity	Base Number	Contract	AT	Region	England
% of FP17s for the same patient ID Re-attending within 3 months - Children	87	1,200	7.2%	9.8%	12.9%	12.0%
% of FP17s for the same patient ID Re-attending within 3 months - Adults	229	1,717	13.3%	13.4%	16.5%	15.9%
% of FP17s for the same patient ID Re-attending between 3 & 9 months - Children	830	1,200	69.2%	63.4%	59.6%	58.0%
% of FP17s for the same patient ID Re-attending between 3 & 9 months - Adults	1,086	1,717	63.2%	55.0%	52.8%	50.5%
% of FP17s for Band 1 Urgent Courses	96	1,769	5.4%	7.3%	9.1%	9.0%
% of FP17s Relating to Free Repair or Replacements	15	1,769	0.8%	0.9%	1.0%	0.8%
% of FP17s Relating to Continuations	6	1,769	0.3%	1.2%	1.2%	1.1%
% of Patients satisfied with the dentistry they have received	2	2	N/A	92.0%	91.6%	91.5%
% of Patients satisfied with the time they had to wait for an appointment	2	2	N/A	88.4%	88.3%	87.9%

* This is based on patients treated on this contract for their most recent course of treatment. Figures in italics indicate the base number of FP17s or Patient Questionnaire responses are less than 100. N/A is shown where the base number of responses is less than 10 during the period. % is calculated as Quantity/Base number*100

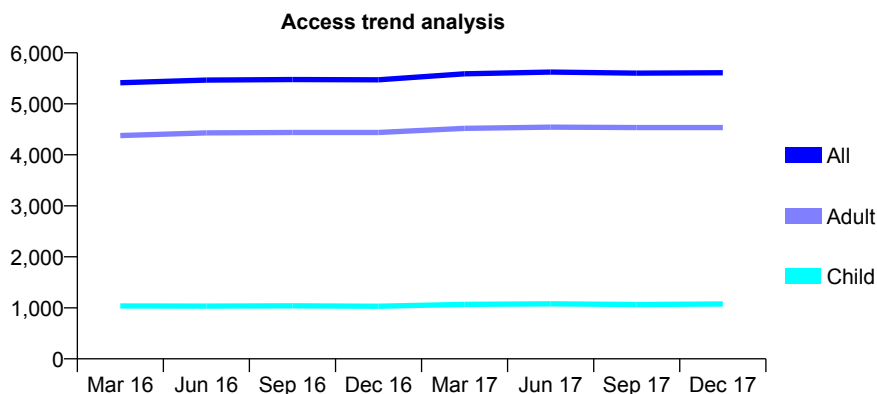
Q50 - Vital Signs At a Glance Contract Report for 126012/0001 - December 2017

Name or company name	Alpha Dental Dales
Contract type name	GDS Contract
Purpose of contract	General
Contract start date	21/10/2009
Contract end date	

17/18 Contracted general activity (UDA)	16,000
Carry forward general activity (UDA)	0
17/18 Contracted orthodontic activity (UOA)	0
Carry forward orthodontic activity (UOA)	0
Baseline contract value	£555,375.00

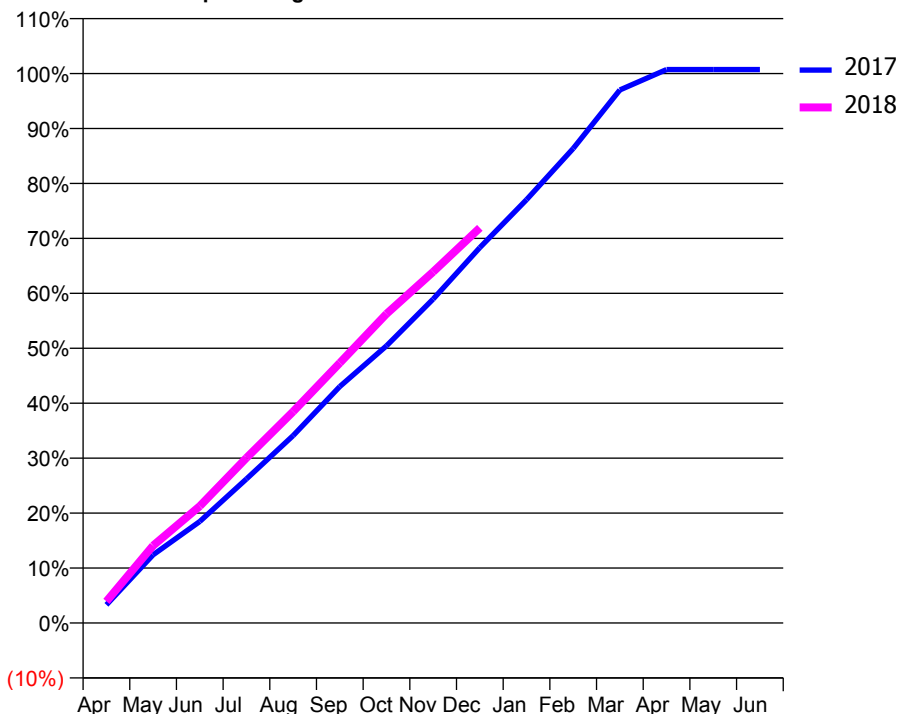
ACCESS*

Patients seen in 24 months	Total	Change since previous quarter
Quarter ending December 2016	5,470	
Quarter ending March 2017	5,588	↑
Quarter ending June 2017	5,622	→
Quarter ending September 2017	5,600	→
Quarter ending December 2017	5,610	→
Variance since December 2016	2.6%	↑



ACTIVITY

Cumulative percentage of contracted UDA delivered 2017 & 2018



Month	Adjusted Scheduled Activity (UDA)	
	2017	2018
April	529	632
May	1,985	2,256
June	2,958	3,404
July	4,194	4,807
August	5,456	6,154
September	6,886	7,572
October	8,071	9,000
November	9,434	10,223
December	10,934	11,506
January	12,328	
February	13,818	
March	15,523	
April	16,117	
May	16,117	
June	16,117	

QUALITY

	Quantity	Base Number	Contract	AT	Region	England
% of FP17s for the same patient ID Re-attending within 3 months - Children	76	1,346	5.6%	9.8%	12.9%	12.0%
% of FP17s for the same patient ID Re-attending within 3 months - Adults	638	5,177	12.3%	13.4%	16.5%	15.9%
% of FP17s for the same patient ID Re-attending between 3 & 9 months - Children	988	1,346	73.4%	63.4%	59.6%	58.0%
% of FP17s for the same patient ID Re-attending between 3 & 9 months - Adults	3,262	5,177	63.0%	55.0%	52.8%	50.5%
% of FP17s for Band 1 Urgent Courses	281	5,779	4.9%	7.3%	9.1%	9.0%
% of FP17s Relating to Free Repair or Replacements	63	5,779	1.1%	0.9%	1.0%	0.8%
% of FP17s Relating to Continuations	90	5,779	1.6%	1.2%	1.2%	1.1%
% of Patients satisfied with the dentistry they have received	14	14	100.0%	92.0%	91.6%	91.5%
% of Patients satisfied with the time they had to wait for an appointment	13	14	92.9%	88.4%	88.3%	87.9%

* This is based on patients treated on this contract for their most recent course of treatment. Figures in italics indicate the base number of FP17s or Patient Questionnaire responses are less than 100. N/A is shown where the base number of responses is less than 10 during the period. % is calculated as Quantity/Base number*100

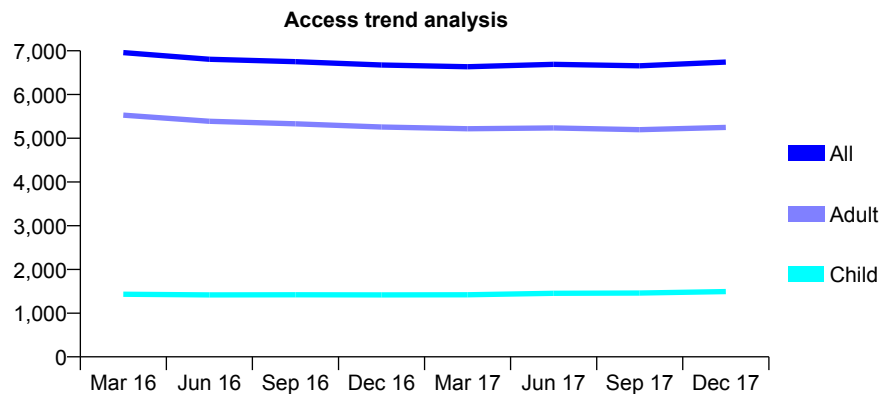
Q50 - Vital Signs At a Glance Contract Report for 126772/0002 - December 2017

Name or company name	Alpha Dental Studio Northallerton
Contract type name	GDS Contract
Purpose of contract	General
Contract start date	01/05/2009
Contract end date	

17/18 Contracted general activity (UDA)	21,000
Carry forward general activity (UDA)	0
17/18 Contracted orthodontic activity (UOA)	0
Carry forward orthodontic activity (UOA)	0
Baseline contract value	£603,644.94

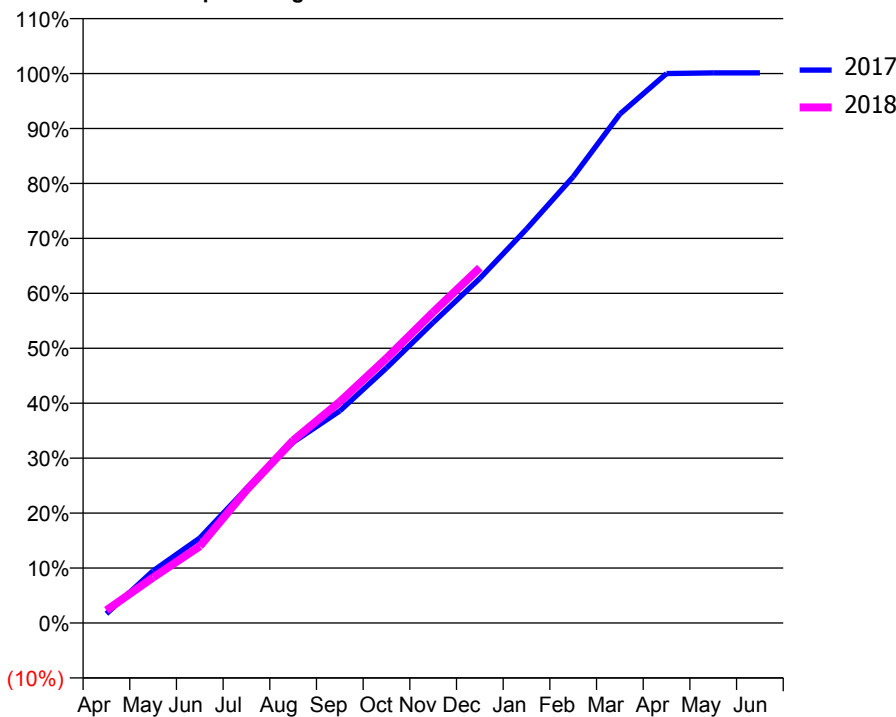
ACCESS*

Patients seen in 24 months	Total	Change since previous quarter
Quarter ending December 2016	6,675	
Quarter ending March 2017	6,637	→
Quarter ending June 2017	6,690	→
Quarter ending September 2017	6,658	→
Quarter ending December 2017	6,741	→
Variance since December 2016	1.0%	→



ACTIVITY

Cumulative percentage of contracted UDA delivered 2017 & 2018



Month	Adjusted Scheduled Activity (UDA)	
	2017	2018
April	355	486
May	1,994	1,740
June	3,251	2,932
July	5,140	5,078
August	6,906	6,979
September	8,106	8,457
October	9,746	10,118
November	11,484	11,881
December	13,173	13,578
January	15,057	
February	17,055	
March	19,450	
April	21,000	
May	21,026	
June	21,026	

QUALITY

	Quantity	Base Number	Contract	AT	Region	England
% of FP17s for the same patient ID Re-attending within 3 months - Children	109	1,681	6.5%	9.8%	12.9%	12.0%
% of FP17s for the same patient ID Re-attending within 3 months - Adults	697	5,714	12.2%	13.4%	16.5%	15.9%
% of FP17s for the same patient ID Re-attending between 3 & 9 months - Children	1,018	1,681	60.6%	63.4%	59.6%	58.0%
% of FP17s for the same patient ID Re-attending between 3 & 9 months - Adults	3,316	5,714	58.0%	55.0%	52.8%	50.5%
% of FP17s for Band 1 Urgent Courses	248	6,358	3.9%	7.3%	9.1%	9.0%
% of FP17s Relating to Free Repair or Replacements	89	6,358	1.4%	0.9%	1.0%	0.8%
% of FP17s Relating to Continuations	151	6,358	2.4%	1.2%	1.2%	1.1%
% of Patients satisfied with the dentistry they have received	17	20	85.0%	92.0%	91.6%	91.5%
% of Patients satisfied with the time they had to wait for an appointment	18	20	90.0%	88.4%	88.3%	87.9%

* This is based on patients treated on this contract for their most recent course of treatment. Figures in italics indicate the base number of FP17s or Patient Questionnaire responses are less than 100. N/A is shown where the base number of responses is less than 10 during the period. % is calculated as Quantity/Base number*100

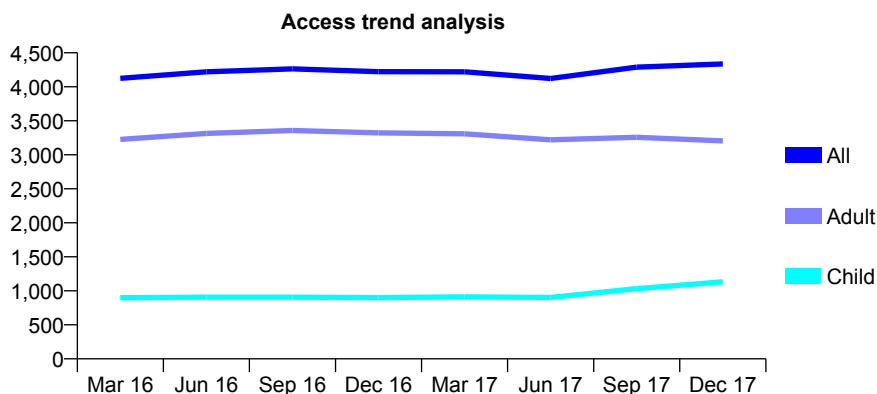
Q50 - Vital Signs At a Glance Contract Report for 130060/0001 - December 2017

Name or company name	Lion House Dental Practice Ltd
Contract type name	GDS Contract
Purpose of contract	General
Contract start date	01/02/2013
Contract end date	

17/18 Contracted general activity (UDA)	11,420
Carry forward general activity (UDA)	0
17/18 Contracted orthodontic activity (UOA)	0
Carry forward orthodontic activity (UOA)	0
Baseline contract value	£316,094.84

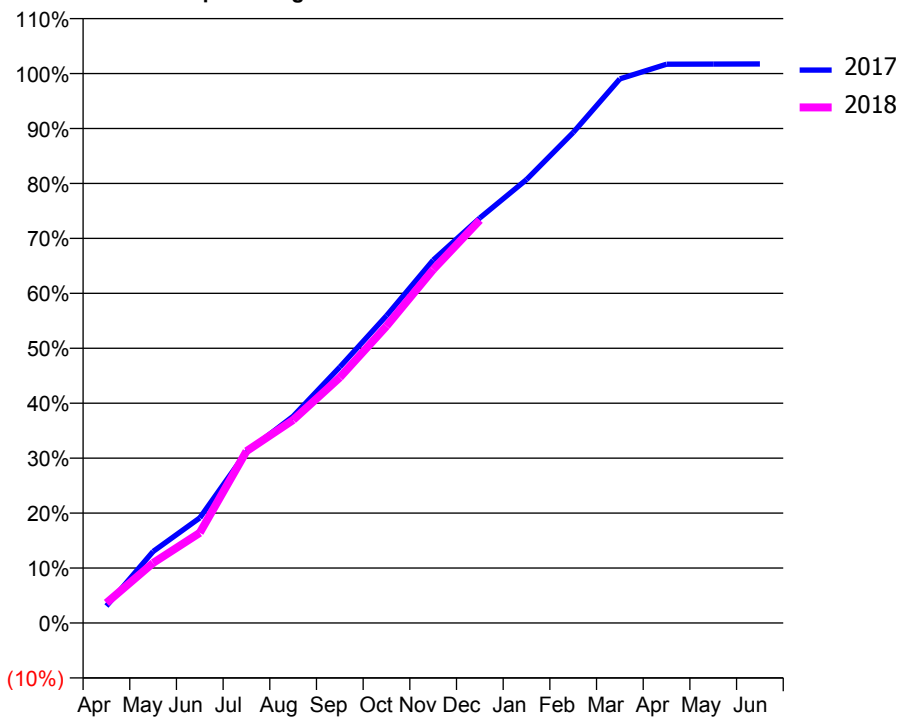
ACCESS*

Patients seen in 24 months	Total	Change since previous quarter
Quarter ending December 2016	4,223	
Quarter ending March 2017	4,220	→
Quarter ending June 2017	4,123	↓
Quarter ending September 2017	4,289	↑
Quarter ending December 2017	4,337	→
Variance since December 2016	2.7%	↑



ACTIVITY

Cumulative percentage of contracted UDA delivered 2017 & 2018



Month	2017	2018
April	353	417
May	1,487	1,248
June	2,185	1,874
July	3,553	3,571
August	4,297	4,220
September	5,320	5,103
October	6,386	6,170
November	7,543	7,347
December	8,417	8,373
January	9,215	
February	10,194	
March	11,307	
April	11,613	
May	11,616	
June	11,620	

QUALITY

	Quantity	Base Number	Contract	AT	Region	England
% of FP17s for the same patient ID Re-attending within 3 months - Children	124	1,377	9.0%	9.8%	12.9%	12.0%
% of FP17s for the same patient ID Re-attending within 3 months - Adults	816	3,783	21.6%	13.4%	16.5%	15.9%
% of FP17s for the same patient ID Re-attending between 3 & 9 months - Children	651	1,377	47.3%	63.4%	59.6%	58.0%
% of FP17s for the same patient ID Re-attending between 3 & 9 months - Adults	2,097	3,783	55.4%	55.0%	52.8%	50.5%
% of FP17s for Band 1 Urgent Courses	538	4,552	11.8%	7.3%	9.1%	9.0%
% of FP17s Relating to Free Repair or Replacements	57	4,552	1.3%	0.9%	1.0%	0.8%
% of FP17s Relating to Continuations	35	4,552	0.8%	1.2%	1.2%	1.1%
% of Patients satisfied with the dentistry they have received	16	17	94.1%	92.0%	91.6%	91.5%
% of Patients satisfied with the time they had to wait for an appointment	17	17	100.0%	88.4%	88.3%	87.9%

* This is based on patients treated on this contract for their most recent course of treatment. Figures in italics indicate the base number of FP17s or Patient Questionnaire responses are less than 100. N/A is shown where the base number of responses is less than 10 during the period. % is calculated as Quantity/Base number*100

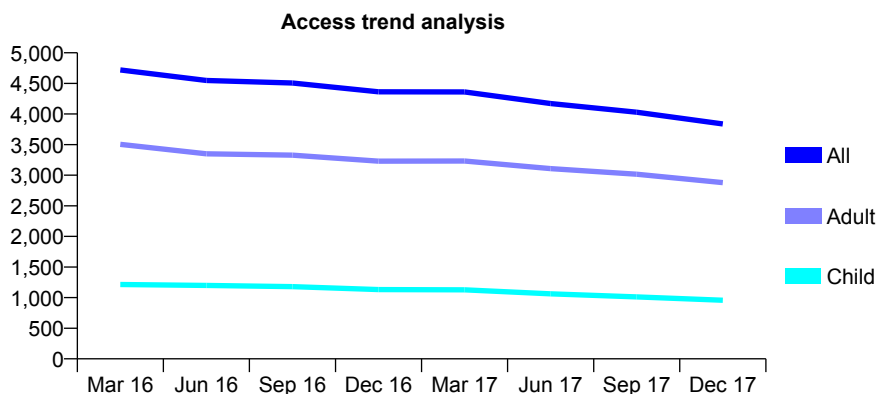
Q50 - Vital Signs At a Glance Contract Report for 131520/0001 - December 2017

Name or company name	Dentaris Limited
Contract type name	GDS Contract
Purpose of contract	General
Contract start date	01/04/2008
Contract end date	

17/18 Contracted general activity (UDA)	13,500
Carry forward general activity (UDA)	0
17/18 Contracted orthodontic activity (UOA)	0
Carry forward orthodontic activity (UOA)	0
Baseline contract value	£357,482.67

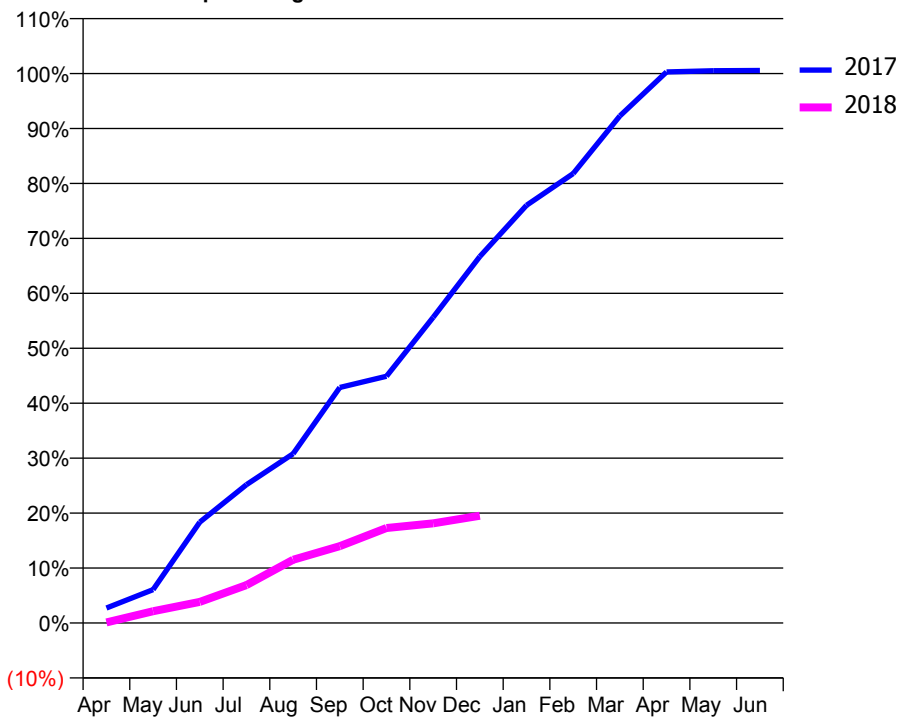
ACCESS*

Patients seen in 24 months	Total	Change since previous quarter
Quarter ending December 2016	4,362	
Quarter ending March 2017	4,360	→
Quarter ending June 2017	4,170	↓
Quarter ending September 2017	4,029	↓
Quarter ending December 2017	3,837	↓
Variance since December 2016	(12.0%)	↓



ACTIVITY

Cumulative percentage of contracted UDA delivered 2017 & 2018



Adjusted Scheduled Activity (UDA)

Month	2017	2018
April	368	15
May	820	289
June	2,480	518
July	3,400	933
August	4,159	1,556
September	5,788	1,887
October	6,063	2,333
November	7,510	2,450
December	9,004	2,636
January	10,262	
February	11,042	
March	12,456	
April	13,537	
May	13,567	
June	13,576	

QUALITY

	Quantity	Base Number	Contract	AT	Region	England
% of FP17s for the same patient ID Re-attending within 3 months - Children	11	359	3.1%	9.8%	12.9%	12.0%
% of FP17s for the same patient ID Re-attending within 3 months - Adults	85	1,166	7.3%	13.4%	16.5%	15.9%
% of FP17s for the same patient ID Re-attending between 3 & 9 months - Children	202	359	56.3%	63.4%	59.6%	58.0%
% of FP17s for the same patient ID Re-attending between 3 & 9 months - Adults	636	1,166	54.5%	55.0%	52.8%	50.5%
% of FP17s for Band 1 Urgent Courses	51	1,099	4.6%	7.3%	9.1%	9.0%
% of FP17s Relating to Free Repair or Replacements	5	1,099	0.5%	0.9%	1.0%	0.8%
% of FP17s Relating to Continuations	5	1,099	0.5%	1.2%	1.2%	1.1%
% of Patients satisfied with the dentistry they have received	0	1	N/A	92.0%	91.6%	91.5%
% of Patients satisfied with the time they had to wait for an appointment	1	1	N/A	88.4%	88.3%	87.9%

* This is based on patients treated on this contract for their most recent course of treatment. Figures in italics indicate the base number of FP17s or Patient Questionnaire responses are less than 100. N/A is shown where the base number of responses is less than 10 during the period. % is calculated as Quantity/Base number*100

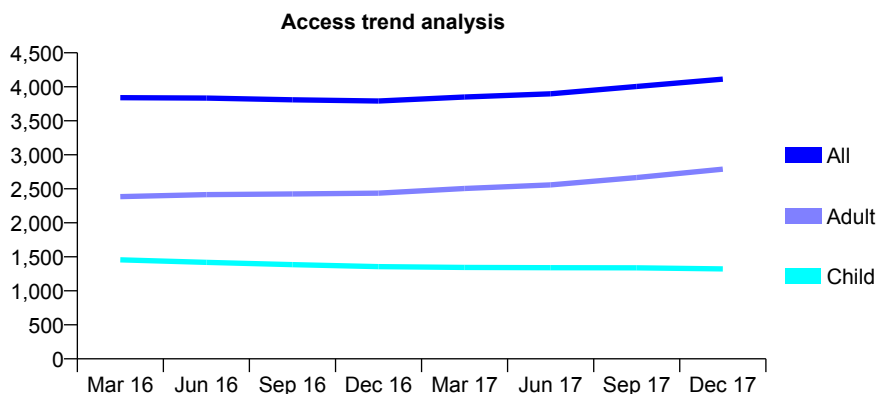
Q50 - Vital Signs At a Glance Contract Report for 132667/0001 - December 2017

Name or company name	Barton Dental Care Limited
Contract type name	GDS Contract
Purpose of contract	General and Orthodontic
Contract start date	01/04/2011
Contract end date	

17/18 Contracted general activity (UDA)	9,295
Carry forward general activity (UDA)	0
17/18 Contracted orthodontic activity (UOA)	548
Carry forward orthodontic activity (UOA)	0
Baseline contract value	£329,079.13

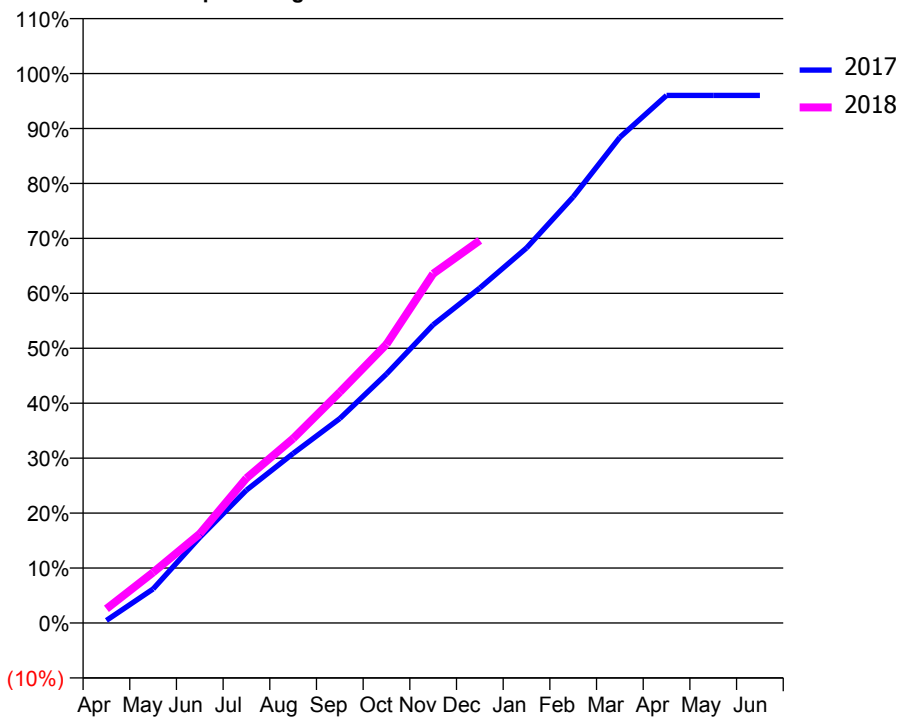
ACCESS*

Patients seen in 24 months	Total	Change since previous quarter
Quarter ending December 2016	3,792	
Quarter ending March 2017	3,850	→
Quarter ending June 2017	3,898	→
Quarter ending September 2017	4,004	↑
Quarter ending December 2017	4,112	↑
Variance since December 2016	8.4%	↑



ACTIVITY

Cumulative percentage of contracted UDA delivered 2017 & 2018



Month	Adjusted Scheduled Activity (UDA)	
	2017	2018
April	44	240
May	577	856
June	1,450	1,511
July	2,247	2,450
August	2,868	3,121
September	3,459	3,907
October	4,212	4,715
November	5,045	5,908
December	5,667	6,471
January	6,345	
February	7,208	
March	8,216	
April	8,924	
May	8,924	
June	8,924	

QUALITY

	Quantity	Base Number	Contract	AT	Region	England
% of FP17s for the same patient ID Re-attending within 3 months - Children	115	1,482	7.8%	9.8%	12.9%	12.0%
% of FP17s for the same patient ID Re-attending within 3 months - Adults	412	2,656	15.5%	13.4%	16.5%	15.9%
% of FP17s for the same patient ID Re-attending between 3 & 9 months - Children	902	1,482	60.9%	63.4%	59.6%	58.0%
% of FP17s for the same patient ID Re-attending between 3 & 9 months - Adults	945	2,656	35.6%	55.0%	52.8%	50.5%
% of FP17s for Band 1 Urgent Courses	217	3,725	5.8%	7.3%	9.1%	9.0%
% of FP17s Relating to Free Repair or Replacements	0	3,725	0.0%	0.9%	1.0%	0.8%
% of FP17s Relating to Continuations	59	3,725	1.6%	1.2%	1.2%	1.1%
% of Patients satisfied with the dentistry they have received	2	3	N/A	92.0%	91.6%	91.5%
% of Patients satisfied with the time they had to wait for an appointment	2	3	N/A	88.4%	88.3%	87.9%

* This is based on patients treated on this contract for their most recent course of treatment. Figures in italics indicate the base number of FP17s or Patient Questionnaire responses are less than 100. N/A is shown where the base number of responses is less than 10 during the period. % is calculated as Quantity/Base number*100

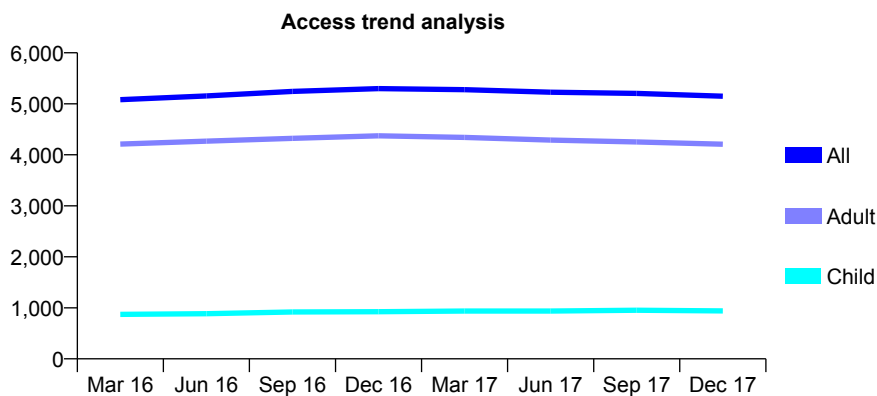
Q50 - Vital Signs At a Glance Contract Report for 132756/0001 - December 2017

Name or company name	North Marine Road Dental practice Partners
Contract type name	GDS Contract
Purpose of contract	General
Contract start date	30/11/2011
Contract end date	

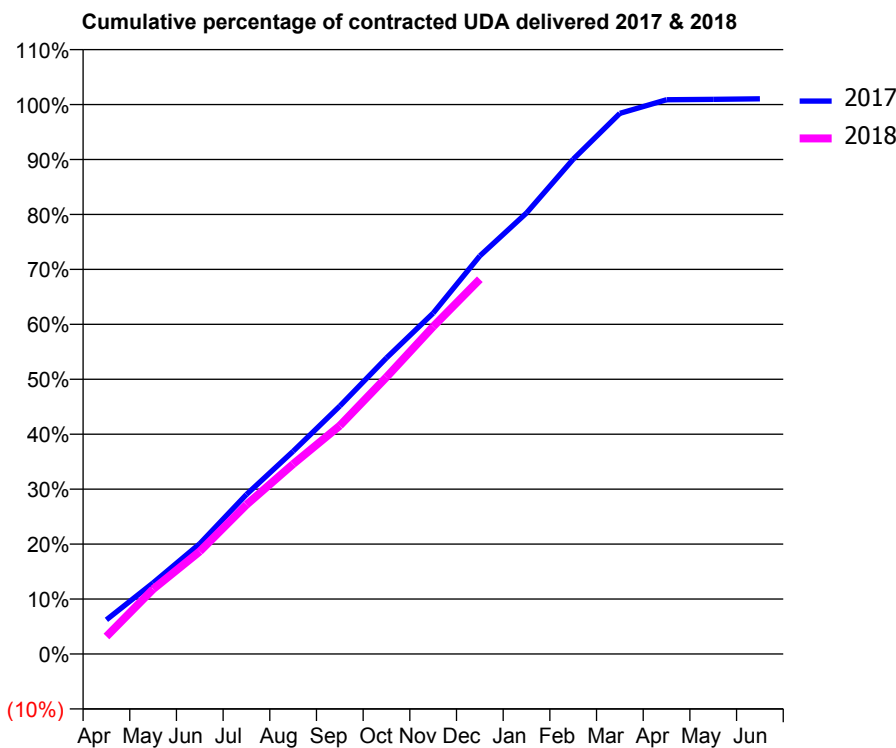
17/18 Contracted general activity (UDA)	14,442
Carry forward general activity (UDA)	0
17/18 Contracted orthodontic activity (UOA)	0
Carry forward orthodontic activity (UOA)	0
Baseline contract value	£505,508.20

ACCESS*

Patients seen in 24 months	Total	Change since previous quarter
Quarter ending December 2016	5,297	
Quarter ending March 2017	5,278	→
Quarter ending June 2017	5,228	→
Quarter ending September 2017	5,205	→
Quarter ending December 2017	5,148	↓
Variance since December 2016	(2.8%)	↓



ACTIVITY



Month	Adjusted Scheduled Activity (UDA)	
	2017	2018
April	898	462
May	1,871	1,705
June	2,900	2,697
July	4,193	3,924
August	5,328	4,991
September	6,516	6,002
October	7,781	7,278
November	8,960	8,605
December	10,463	9,850
January	11,593	
February	13,004	
March	14,210	
April	14,567	
May	14,577	
June	14,592	

QUALITY

	Quantity	Base Number	Contract	AT	Region	England
% of FP17s for the same patient ID Re-attending within 3 months - Children	27	942	2.9%	9.8%	12.9%	12.0%
% of FP17s for the same patient ID Re-attending within 3 months - Adults	480	4,167	11.5%	13.4%	16.5%	15.9%
% of FP17s for the same patient ID Re-attending between 3 & 9 months - Children	507	942	53.8%	63.4%	59.6%	58.0%
% of FP17s for the same patient ID Re-attending between 3 & 9 months - Adults	1,786	4,167	42.9%	55.0%	52.8%	50.5%
% of FP17s for Band 1 Urgent Courses	278	4,932	5.6%	7.3%	9.1%	9.0%
% of FP17s Relating to Free Repair or Replacements	18	4,932	0.4%	0.9%	1.0%	0.8%
% of FP17s Relating to Continuations	81	4,932	1.6%	1.2%	1.2%	1.1%
% of Patients satisfied with the dentistry they have received	9	11	81.8%	92.0%	91.6%	91.5%
% of Patients satisfied with the time they had to wait for an appointment	9	11	81.8%	88.4%	88.3%	87.9%

* This is based on patients treated on this contract for their most recent course of treatment. Figures in italics indicate the base number of FP17s or Patient Questionnaire responses are less than 100. N/A is shown where the base number of responses is less than 10 during the period. % is calculated as Quantity/Base number*100

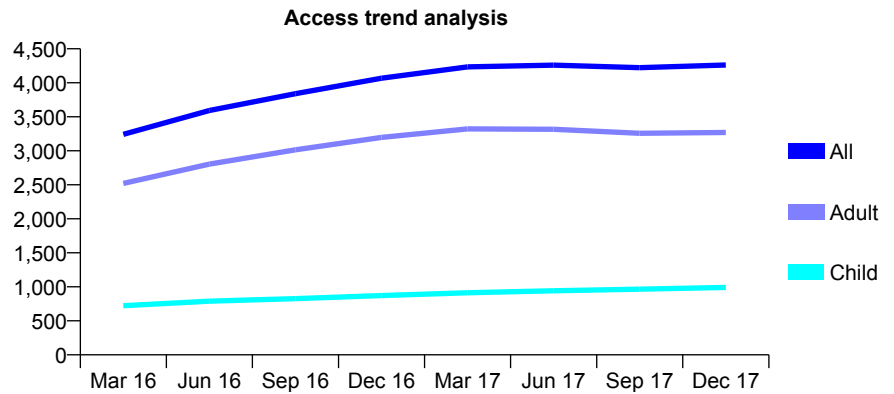
Q50 - Vital Signs At a Glance Contract Report for 137545/0001 - December 2017

Name or company name	The Dental Design Studio
Contract type name	GDS Contract
Purpose of contract	General
Contract start date	01/05/2015
Contract end date	

17/18 Contracted general activity (UDA)	11,000
Carry forward general activity (UDA)	0
17/18 Contracted orthodontic activity (UOA)	0
Carry forward orthodontic activity (UOA)	0
Baseline contract value	£354,877.95

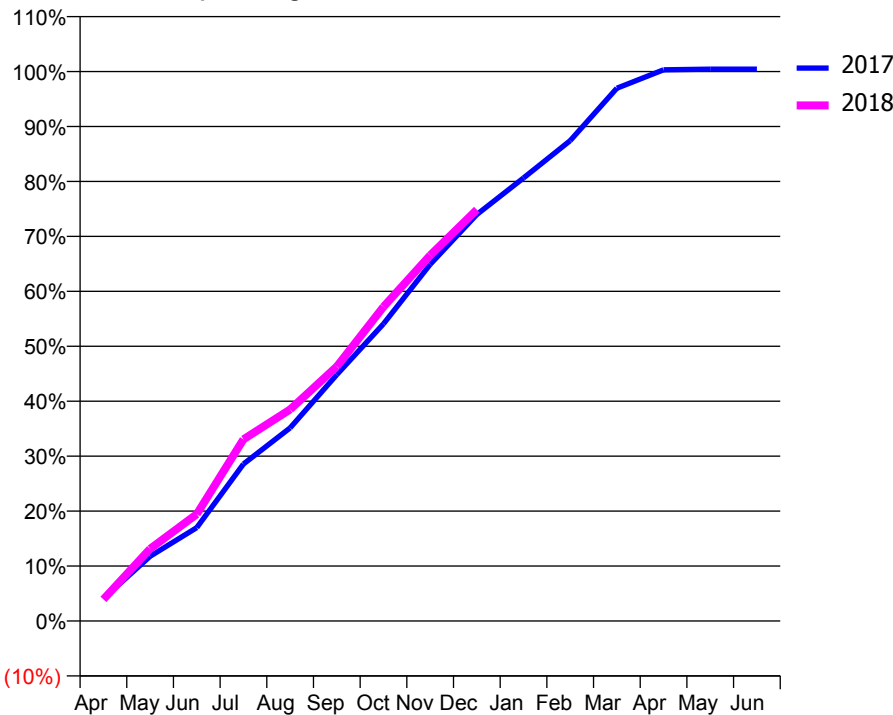
ACCESS*

Patients seen in 24 months	Total	Change since previous quarter
Quarter ending December 2016	4,068	
Quarter ending March 2017	4,235	↑
Quarter ending June 2017	4,259	→
Quarter ending September 2017	4,223	→
Quarter ending December 2017	4,261	→
Variance since December 2016	4.7%	↑



ACTIVITY

Cumulative percentage of contracted UDA delivered 2017 & 2018



Month	Adjusted Scheduled Activity (UDA)	
	2017	2018
April	451	433
May	1,297	1,445
June	1,869	2,139
July	3,144	3,636
August	3,867	4,235
September	4,931	5,094
October	5,950	6,290
November	7,140	7,322
December	8,138	8,233
January	8,868	
February	9,617	
March	10,666	
April	11,034	
May	11,046	
June	11,046	

QUALITY

	Quantity	Base Number	Contract	AT	Region	England
% of FP17s for the same patient ID Re-attending within 3 months - Children	92	1,198	7.7%	9.8%	12.9%	12.0%
% of FP17s for the same patient ID Re-attending within 3 months - Adults	645	3,976	16.2%	13.4%	16.5%	15.9%
% of FP17s for the same patient ID Re-attending between 3 & 9 months - Children	771	1,198	64.4%	63.4%	59.6%	58.0%
% of FP17s for the same patient ID Re-attending between 3 & 9 months - Adults	2,557	3,976	64.3%	55.0%	52.8%	50.5%
% of FP17s for Band 1 Urgent Courses	496	4,940	10.0%	7.3%	9.1%	9.0%
% of FP17s Relating to Free Repair or Replacements	48	4,940	1.0%	0.9%	1.0%	0.8%
% of FP17s Relating to Continuations	87	4,940	1.8%	1.2%	1.2%	1.1%
% of Patients satisfied with the dentistry they have received	6	6	N/A	92.0%	91.6%	91.5%
% of Patients satisfied with the time they had to wait for an appointment	4	6	N/A	88.4%	88.3%	87.9%

* This is based on patients treated on this contract for their most recent course of treatment. Figures in italics indicate the base number of FP17s or Patient Questionnaire responses are less than 100. N/A is shown where the base number of responses is less than 10 during the period. % is calculated as Quantity/Base number*100

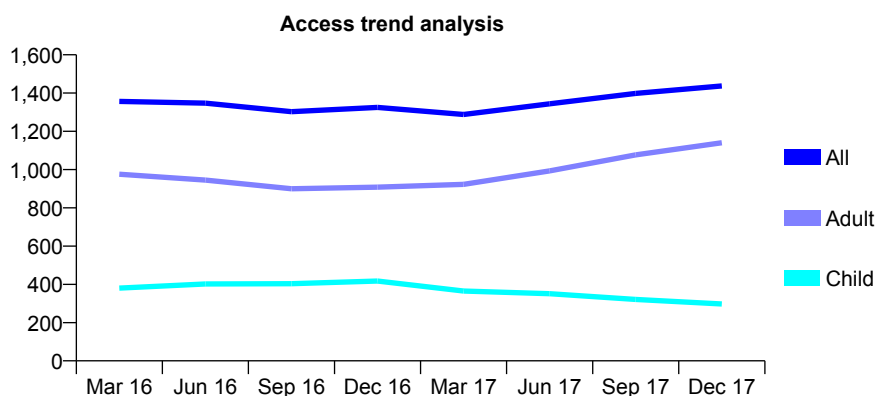
Q50 - Vital Signs At a Glance Contract Report for 137561/0001 - December 2017

Name or company name	The Limes Dental Practice
Contract type name	GDS Contract
Purpose of contract	General
Contract start date	01/09/2011
Contract end date	

17/18 Contracted general activity (UDA)	3,877
Carry forward general activity (UDA)	0
17/18 Contracted orthodontic activity (UOA)	0
Carry forward orthodontic activity (UOA)	0
Baseline contract value	£122,712.53

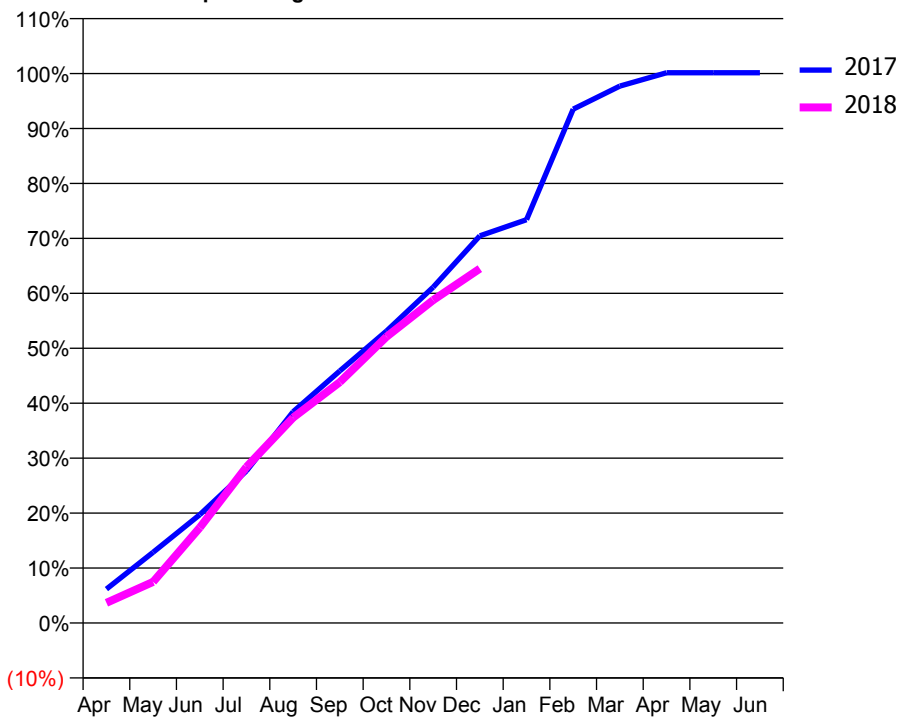
ACCESS*

Patients seen in 24 months	Total	Change since previous quarter
Quarter ending December 2016	1,325	
Quarter ending March 2017	1,288	↓
Quarter ending June 2017	1,344	↑
Quarter ending September 2017	1,398	↑
Quarter ending December 2017	1,437	↑
Variance since December 2016	8.5%	↑



ACTIVITY

Cumulative percentage of contracted UDA delivered 2017 & 2018



Month	Adjusted Scheduled Activity (UDA)	
	2017	2018
April	240	143
May	499	290
June	765	673
July	1,073	1,101
August	1,491	1,450
September	1,778	1,699
October	2,060	2,020
November	2,370	2,278
December	2,732	2,500
January	2,845	
February	3,625	
March	3,788	
April	3,882	
May	3,882	
June	3,882	

QUALITY

	Quantity	Base Number	Contract	AT	Region	England
% of FP17s for the same patient ID Re-attending within 3 months - Children	12	389	3.1%	9.8%	12.9%	12.0%
% of FP17s for the same patient ID Re-attending within 3 months - Adults	81	1,141	7.1%	13.4%	16.5%	15.9%
% of FP17s for the same patient ID Re-attending between 3 & 9 months - Children	194	389	49.9%	63.4%	59.6%	58.0%
% of FP17s for the same patient ID Re-attending between 3 & 9 months - Adults	293	1,141	25.7%	55.0%	52.8%	50.5%
% of FP17s for Band 1 Urgent Courses	79	1,495	5.3%	7.3%	9.1%	9.0%
% of FP17s Relating to Free Repair or Replacements	11	1,495	0.7%	0.9%	1.0%	0.8%
% of FP17s Relating to Continuations	25	1,495	1.7%	1.2%	1.2%	1.1%
% of Patients satisfied with the dentistry they have received	1	1	N/A	92.0%	91.6%	91.5%
% of Patients satisfied with the time they had to wait for an appointment	1	1	N/A	88.4%	88.3%	87.9%

* This is based on patients treated on this contract for their most recent course of treatment. Figures in italics indicate the base number of FP17s or Patient Questionnaire responses are less than 100. N/A is shown where the base number of responses is less than 10 during the period. % is calculated as Quantity/Base number*100

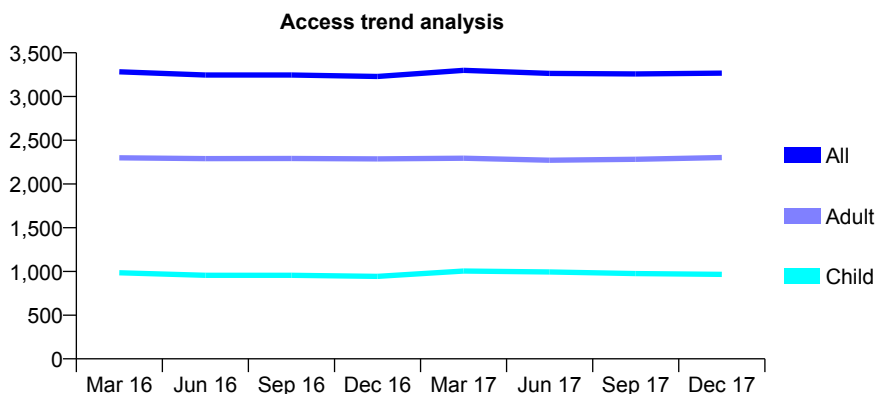
Q50 - Vital Signs At a Glance Contract Report for 139017/0001 - December 2017

Name or company name	Bottesford Dental Practice
Contract type name	GDS Contract
Purpose of contract	General
Contract start date	01/06/2011
Contract end date	

17/18 Contracted general activity (UDA)	7,204
Carry forward general activity (UDA)	0
17/18 Contracted orthodontic activity (UOA)	0
Carry forward orthodontic activity (UOA)	0
Baseline contract value	£224,868.28

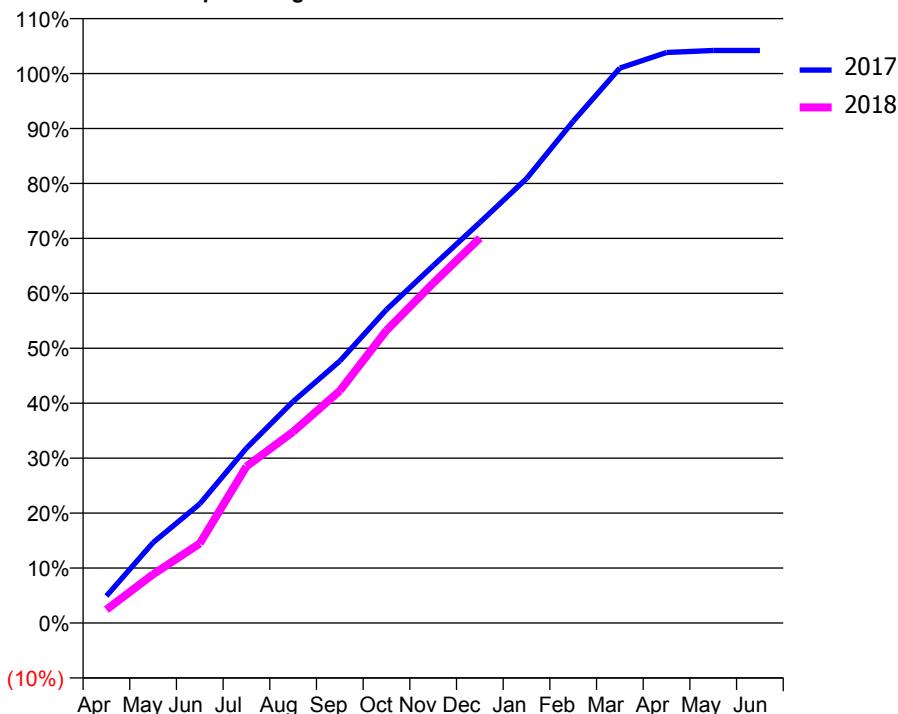
ACCESS*

Patients seen in 24 months	Total	Change since previous quarter
Quarter ending December 2016	3,230	
Quarter ending March 2017	3,299	↑
Quarter ending June 2017	3,265	↓
Quarter ending September 2017	3,258	→
Quarter ending December 2017	3,268	→
Variance since December 2016	1.2%	→



ACTIVITY

Cumulative percentage of contracted UDA delivered 2017 & 2018



Month	Adjusted Scheduled Activity (UDA)	
	2017	2018
April	353	176
May	1,055	640
June	1,563	1,042
July	2,292	2,054
August	2,905	2,508
September	3,434	3,045
October	4,108	3,837
November	4,685	4,455
December	5,251	5,047
January	5,825	
February	6,577	
March	7,275	
April	7,480	
May	7,506	
June	7,506	

QUALITY

	Quantity	Base Number	Contract	AT	Region	England
% of FP17s for the same patient ID Re-attending within 3 months - Children	31	898	3.5%	9.8%	12.9%	12.0%
% of FP17s for the same patient ID Re-attending within 3 months - Adults	142	1,789	7.9%	13.4%	16.5%	15.9%
% of FP17s for the same patient ID Re-attending between 3 & 9 months - Children	485	898	54.0%	63.4%	59.6%	58.0%
% of FP17s for the same patient ID Re-attending between 3 & 9 months - Adults	482	1,789	26.9%	55.0%	52.8%	50.5%
% of FP17s for Band 1 Urgent Courses	95	2,566	3.7%	7.3%	9.1%	9.0%
% of FP17s Relating to Free Repair or Replacements	40	2,566	1.6%	0.9%	1.0%	0.8%
% of FP17s Relating to Continuations	18	2,566	0.7%	1.2%	1.2%	1.1%
% of Patients satisfied with the dentistry they have received	2	2	N/A	92.0%	91.6%	91.5%
% of Patients satisfied with the time they had to wait for an appointment	2	2	N/A	88.4%	88.3%	87.9%

* This is based on patients treated on this contract for their most recent course of treatment. Figures in italics indicate the base number of FP17s or Patient Questionnaire responses are less than 100. N/A is shown where the base number of responses is less than 10 during the period. % is calculated as Quantity/Base number*100

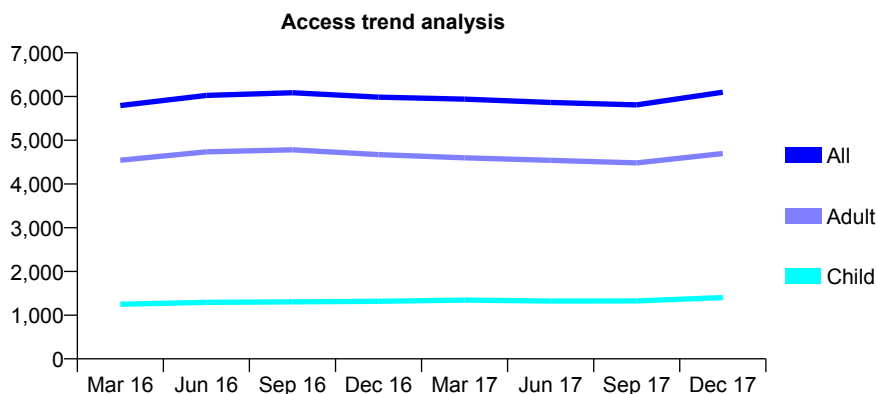
Q50 - Vital Signs At a Glance Contract Report for 139300/0001 - December 2017

Name or company name	Grassington Dental Care Ltd
Contract type name	GDS Contract
Purpose of contract	General
Contract start date	01/07/2014
Contract end date	

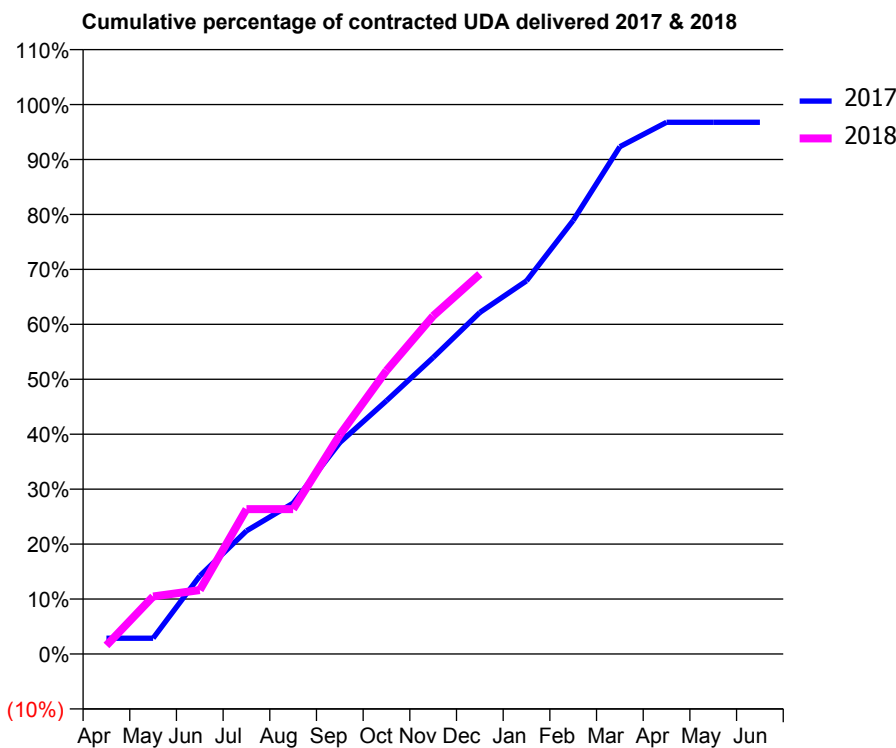
17/18 Contracted general activity (UDA)	16,308
Carry forward general activity (UDA)	0
17/18 Contracted orthodontic activity (UOA)	0
Carry forward orthodontic activity (UOA)	0
Baseline contract value	£440,495.88

ACCESS*

Patients seen in 24 months	Total	Change since previous quarter
Quarter ending December 2016	5,987	
Quarter ending March 2017	5,941	→
Quarter ending June 2017	5,864	↓
Quarter ending September 2017	5,809	→
Quarter ending December 2017	6,098	↑
Variance since December 2016	1.9%	→



ACTIVITY



Month	Adjusted Scheduled Activity (UDA)	
	2017	2018
April	470	254
May	470	1,710
June	2,318	1,899
July	3,656	4,300
August	4,479	4,300
September	6,274	6,503
October	7,517	8,410
November	8,799	10,035
December	10,138	11,271
January	11,074	
February	12,870	
March	15,057	
April	15,780	
May	15,780	
June	15,780	

QUALITY

	Quantity	Base Number	Contract	AT	Region	England
% of FP17s for the same patient ID Re-attending within 3 months - Children	108	1,674	6.5%	9.8%	12.9%	12.0%
% of FP17s for the same patient ID Re-attending within 3 months - Adults	819	4,976	16.5%	13.4%	16.5%	15.9%
% of FP17s for the same patient ID Re-attending between 3 & 9 months - Children	1,137	1,674	67.9%	63.4%	59.6%	58.0%
% of FP17s for the same patient ID Re-attending between 3 & 9 months - Adults	2,702	4,976	54.3%	55.0%	52.8%	50.5%
% of FP17s for Band 1 Urgent Courses	637	6,263	10.2%	7.3%	9.1%	9.0%
% of FP17s Relating to Free Repair or Replacements	63	6,263	1.0%	0.9%	1.0%	0.8%
% of FP17s Relating to Continuations	111	6,263	1.8%	1.2%	1.2%	1.1%
% of Patients satisfied with the dentistry they have received	8	8	N/A	92.0%	91.6%	91.5%
% of Patients satisfied with the time they had to wait for an appointment	8	8	N/A	88.4%	88.3%	87.9%

* This is based on patients treated on this contract for their most recent course of treatment. Figures in italics indicate the base number of FP17s or Patient Questionnaire responses are less than 100. N/A is shown where the base number of responses is less than 10 during the period. % is calculated as Quantity/Base number*100

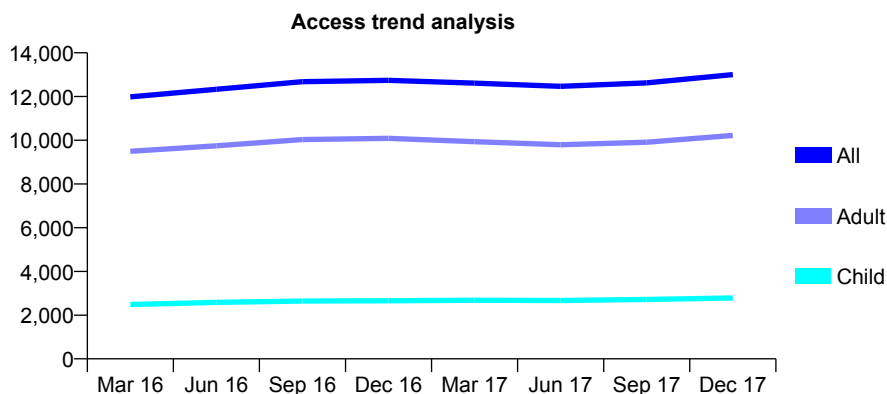
Q50 - Vital Signs At a Glance Contract Report for 142921/0001 - December 2017

Name or company name	Andrew Burnell
Contract type name	PDS Contract
Purpose of contract	General
Contract start date	01/06/2010
Contract end date	31/03/2018

17/18 Contracted general activity (UDA)	36,200
Carry forward general activity (UDA)	0
17/18 Contracted orthodontic activity (UOA)	0
Carry forward orthodontic activity (UOA)	0
Baseline contract value	£1,293,892.11

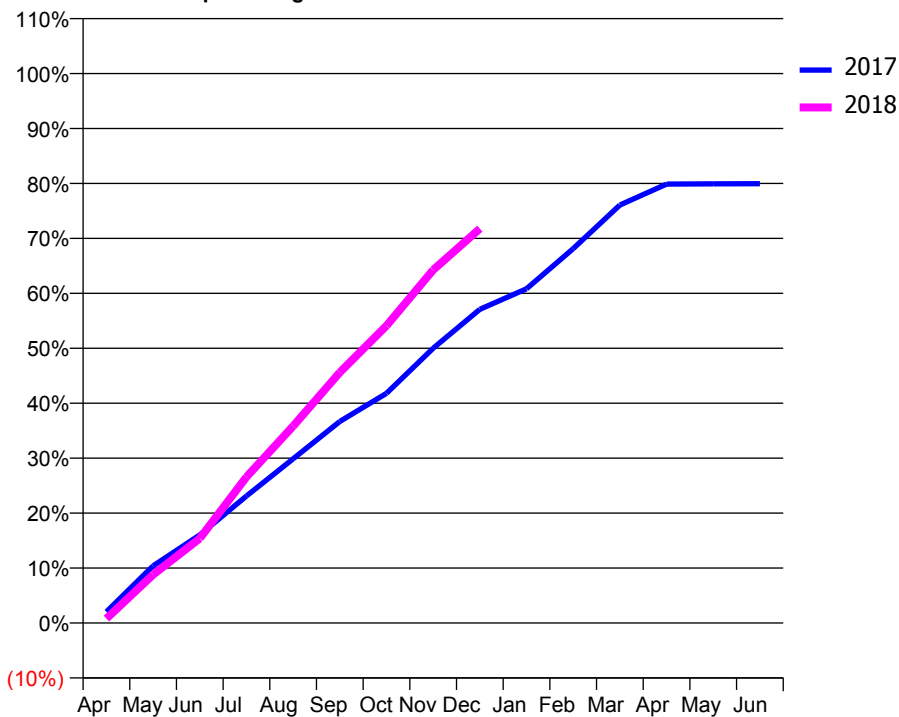
ACCESS*

Patients seen in 24 months	Total	Change since previous quarter
Quarter ending December 2016	12,741	
Quarter ending March 2017	12,613	↓
Quarter ending June 2017	12,463	↓
Quarter ending September 2017	12,627	→
Quarter ending December 2017	13,000	↑
Variance since December 2016	2.0%	↑



ACTIVITY

Cumulative percentage of contracted UDA delivered 2017 & 2018



Month	Adjusted Scheduled Activity (UDA)	
	2017	2018
April	922	296
May	4,657	3,183
June	7,186	5,570
July	10,355	9,622
August	13,393	12,967
September	16,441	16,509
October	18,735	19,583
November	22,409	23,261
December	25,586	25,979
January	27,264	
February	30,537	
March	34,093	
April	35,795	
May	35,814	
June	35,825	

QUALITY

	Quantity	Base Number	Contract	AT	Region	England
% of FP17s for the same patient ID Re-attending within 3 months - Children	275	2,440	11.3%	9.8%	12.9%	12.0%
% of FP17s for the same patient ID Re-attending within 3 months - Adults	1,749	8,913	19.6%	13.4%	16.5%	15.9%
% of FP17s for the same patient ID Re-attending between 3 & 9 months - Children	979	2,440	40.1%	63.4%	59.6%	58.0%
% of FP17s for the same patient ID Re-attending between 3 & 9 months - Adults	2,842	8,913	31.9%	55.0%	52.8%	50.5%
% of FP17s for Band 1 Urgent Courses	2,885	10,756	26.8%	7.3%	9.1%	9.0%
% of FP17s Relating to Free Repair or Replacements	46	10,756	0.4%	0.9%	1.0%	0.8%
% of FP17s Relating to Continuations	192	10,756	1.8%	1.2%	1.2%	1.1%
% of Patients satisfied with the dentistry they have received	13	17	76.5%	92.0%	91.6%	91.5%
% of Patients satisfied with the time they had to wait for an appointment	17	17	100.0%	88.4%	88.3%	87.9%

* This is based on patients treated on this contract for their most recent course of treatment. Figures in italics indicate the base number of FP17s or Patient Questionnaire responses are less than 100. N/A is shown where the base number of responses is less than 10 during the period. % is calculated as Quantity/Base number*100

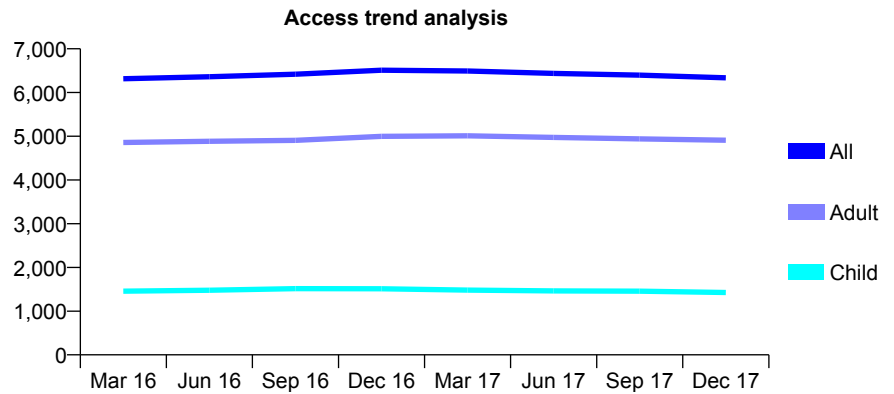
Q50 - Vital Signs At a Glance Contract Report for 143332/0001 - December 2017

Name or company name	Cleethorpes Dental Practice Limited
Contract type name	GDS Contract
Purpose of contract	General
Contract start date	01/07/2012
Contract end date	

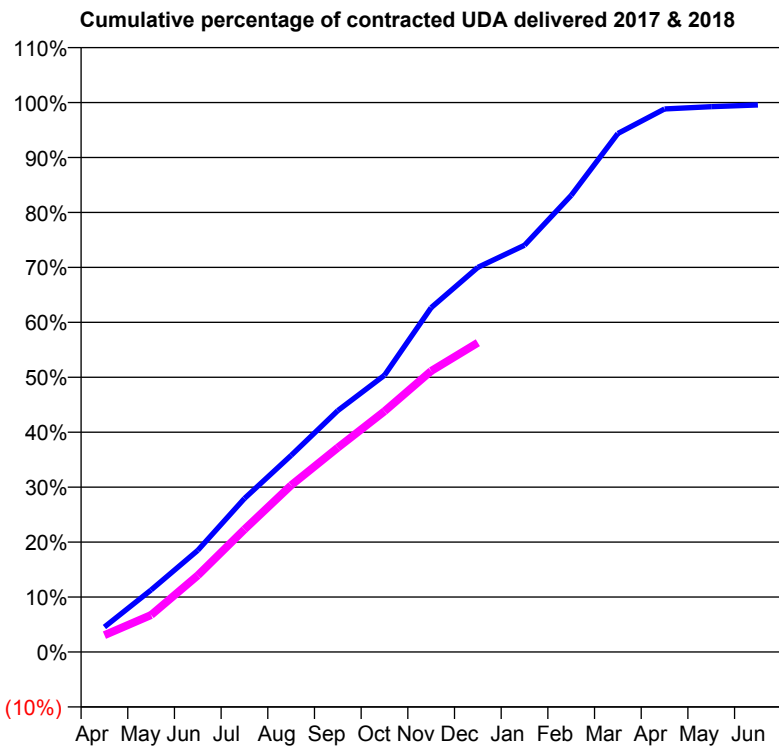
17/18 Contracted general activity (UDA)	21,404
Carry forward general activity (UDA)	0
17/18 Contracted orthodontic activity (UOA)	0
Carry forward orthodontic activity (UOA)	0
Baseline contract value	£709,410.78

ACCESS*

Patients seen in 24 months	Total	Change since previous quarter
Quarter ending December 2016	6,510	
Quarter ending March 2017	6,491	→
Quarter ending June 2017	6,438	→
Quarter ending September 2017	6,398	→
Quarter ending December 2017	6,336	→
Variance since December 2016	(2.7%)	↓



ACTIVITY



Month	Adjusted Scheduled Activity (UDA)	
	2017	2018
April	974	655
May	2,416	1,443
June	3,959	2,983
July	5,983	4,775
August	7,656	6,497
September	9,402	7,959
October	10,778	9,377
November	13,412	10,946
December	14,981	12,048
January	15,844	
February	17,785	
March	20,195	
April	21,152	
May	21,242	
June	21,308	

QUALITY

	Quantity	Base Number	Contract	AT	Region	England
% of FP17s for the same patient ID Re-attending within 3 months - Children	148	1,456	10.2%	9.8%	12.9%	12.0%
% of FP17s for the same patient ID Re-attending within 3 months - Adults	755	4,751	15.9%	13.4%	16.5%	15.9%
% of FP17s for the same patient ID Re-attending between 3 & 9 months - Children	816	1,456	56.0%	63.4%	59.6%	58.0%
% of FP17s for the same patient ID Re-attending between 3 & 9 months - Adults	2,484	4,751	52.3%	55.0%	52.8%	50.5%
% of FP17s for Band 1 Urgent Courses	314	5,786	5.4%	7.3%	9.1%	9.0%
% of FP17s Relating to Free Repair or Replacements	130	5,786	2.2%	0.9%	1.0%	0.8%
% of FP17s Relating to Continuations	104	5,786	1.8%	1.2%	1.2%	1.1%
% of Patients satisfied with the dentistry they have received	3	3	N/A	92.0%	91.6%	91.5%
% of Patients satisfied with the time they had to wait for an appointment	3	3	N/A	88.4%	88.3%	87.9%

* This is based on patients treated on this contract for their most recent course of treatment. Figures in italics indicate the base number of FP17s or Patient Questionnaire responses are less than 100. N/A is shown where the base number of responses is less than 10 during the period. % is calculated as Quantity/Base number*100

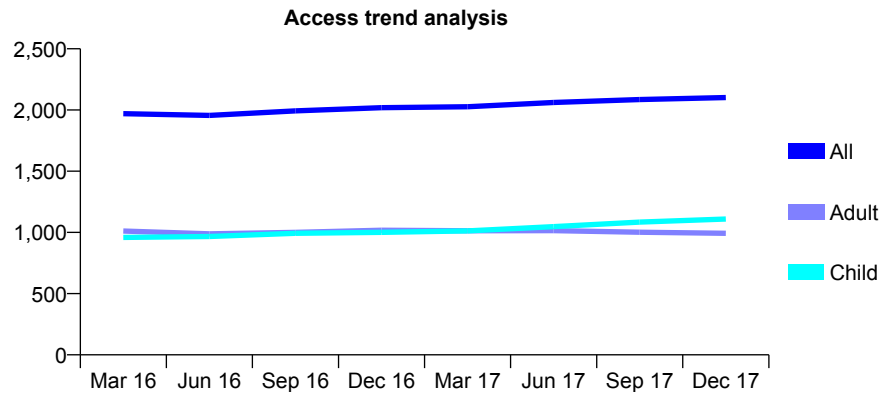
Q50 - Vital Signs At a Glance Contract Report for 143464/0001 - December 2017

Name or company name	The Dental Health Practice Ltd.
Contract type name	GDS Contract
Purpose of contract	General and Orthodontic
Contract start date	01/01/2009
Contract end date	

17/18 Contracted general activity (UDA)	5,931
Carry forward general activity (UDA)	0
17/18 Contracted orthodontic activity (UOA)	585
Carry forward orthodontic activity (UOA)	0
Baseline contract value	£225,454.18

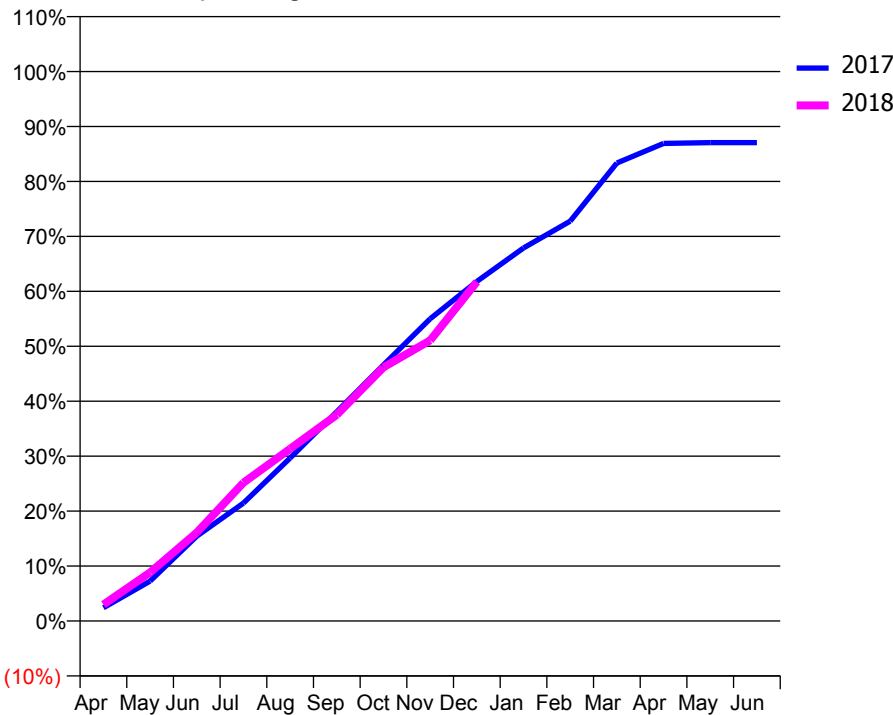
ACCESS*

Patients seen in 24 months	Total	Change since previous quarter
Quarter ending December 2016	2,019	
Quarter ending March 2017	2,027	→
Quarter ending June 2017	2,062	→
Quarter ending September 2017	2,086	→
Quarter ending December 2017	2,102	→
Variance since December 2016	4.1%	↑



ACTIVITY

Cumulative percentage of contracted UDA delivered 2017 & 2018



Month	Adjusted Scheduled Activity (UDA)	
	2017	2018
April	143	177
May	430	524
June	916	955
July	1,273	1,493
August	1,759	1,859
September	2,259	2,226
October	2,765	2,738
November	3,262	3,029
December	3,664	3,661
January	4,027	
February	4,315	
March	4,943	
April	5,155	
May	5,163	
June	5,163	

QUALITY

	Quantity	Base Number	Contract	AT	Region	England
% of FP17s for the same patient ID Re-attending within 3 months - Children	112	1,399	8.0%	9.8%	12.9%	12.0%
% of FP17s for the same patient ID Re-attending within 3 months - Adults	113	1,012	11.2%	13.4%	16.5%	15.9%
% of FP17s for the same patient ID Re-attending between 3 & 9 months - Children	849	1,399	60.7%	63.4%	59.6%	58.0%
% of FP17s for the same patient ID Re-attending between 3 & 9 months - Adults	620	1,012	61.3%	55.0%	52.8%	50.5%
% of FP17s for Band 1 Urgent Courses	83	2,212	3.8%	7.3%	9.1%	9.0%
% of FP17s Relating to Free Repair or Replacements	11	2,212	0.5%	0.9%	1.0%	0.8%
% of FP17s Relating to Continuations	2	2,212	0.1%	1.2%	1.2%	1.1%
% of Patients satisfied with the dentistry they have received	4	4	N/A	92.0%	91.6%	91.5%
% of Patients satisfied with the time they had to wait for an appointment	4	4	N/A	88.4%	88.3%	87.9%

* This is based on patients treated on this contract for their most recent course of treatment. Figures in italics indicate the base number of FP17s or Patient Questionnaire responses are less than 100. N/A is shown where the base number of responses is less than 10 during the period. % is calculated as Quantity/Base number*100

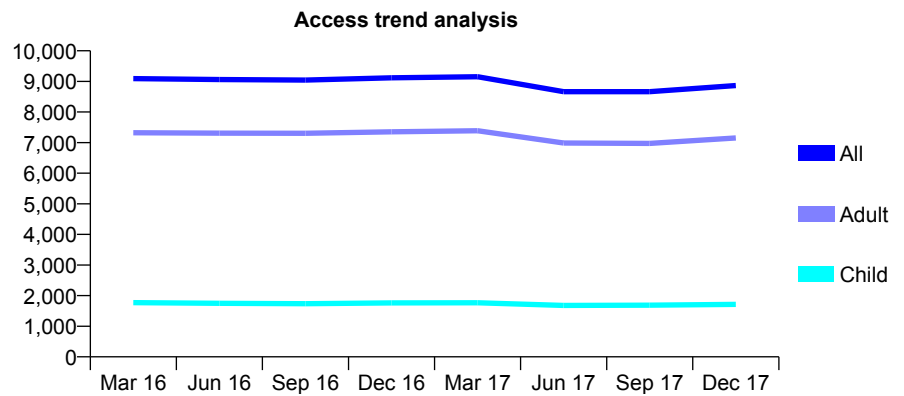
Q50 - Vital Signs At a Glance Contract Report for 143782/0001 - December 2017

Name or company name	HAVELOCK DENTAL PRACTICE
Contract type name	GDS Contract
Purpose of contract	General
Contract start date	01/04/2013
Contract end date	

17/18 Contracted general activity (UDA)	23,860
Carry forward general activity (UDA)	0
17/18 Contracted orthodontic activity (UOA)	0
Carry forward orthodontic activity (UOA)	0
Baseline contract value	£751,722.25

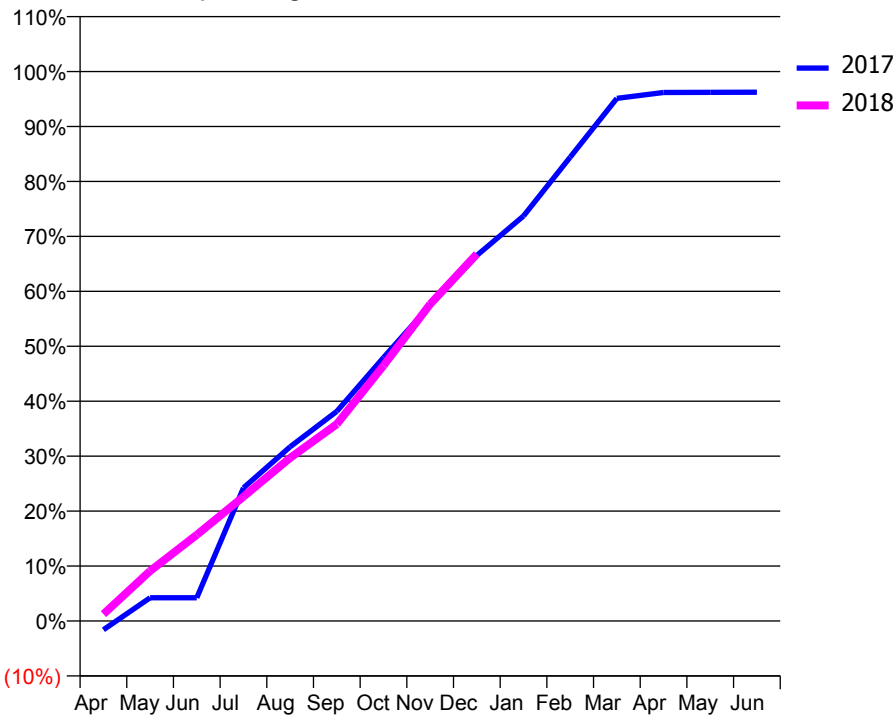
ACCESS*

Patients seen in 24 months	Total	Change since previous quarter
Quarter ending December 2016	9,117	
Quarter ending March 2017	9,153	→
Quarter ending June 2017	8,666	↓
Quarter ending September 2017	8,664	→
Quarter ending December 2017	8,867	↑
Variance since December 2016	(2.7%)	↓



ACTIVITY

Cumulative percentage of contracted UDA delivered 2017 & 2018



Month	Adjusted Scheduled Activity (UDA)	
	2017	2018
April	-386	296
May	1,010	2,175
June	1,010	3,745
July	5,782	5,396
August	7,565	7,087
September	9,102	8,550
October	11,438	11,094
November	13,712	13,762
December	15,874	15,935
January	17,588	
February	20,142	
March	22,693	
April	22,950	
May	22,953	
June	22,960	

QUALITY

	Quantity	Base Number	Contract	AT	Region	England
% of FP17s for the same patient ID Re-attending within 3 months - Children	109	1,585	6.9%	9.8%	12.9%	12.0%
% of FP17s for the same patient ID Re-attending within 3 months - Adults	731	6,054	12.1%	13.4%	16.5%	15.9%
% of FP17s for the same patient ID Re-attending between 3 & 9 months - Children	659	1,585	41.6%	63.4%	59.6%	58.0%
% of FP17s for the same patient ID Re-attending between 3 & 9 months - Adults	2,044	6,054	33.8%	55.0%	52.8%	50.5%
% of FP17s for Band 1 Urgent Courses	697	7,492	9.3%	7.3%	9.1%	9.0%
% of FP17s Relating to Free Repair or Replacements	39	7,492	0.5%	0.9%	1.0%	0.8%
% of FP17s Relating to Continuations	103	7,492	1.4%	1.2%	1.2%	1.1%
% of Patients satisfied with the dentistry they have received	19	21	90.5%	92.0%	91.6%	91.5%
% of Patients satisfied with the time they had to wait for an appointment	20	21	95.2%	88.4%	88.3%	87.9%

* This is based on patients treated on this contract for their most recent course of treatment. Figures in italics indicate the base number of FP17s or Patient Questionnaire responses are less than 100. N/A is shown where the base number of responses is less than 10 during the period. % is calculated as Quantity/Base number*100

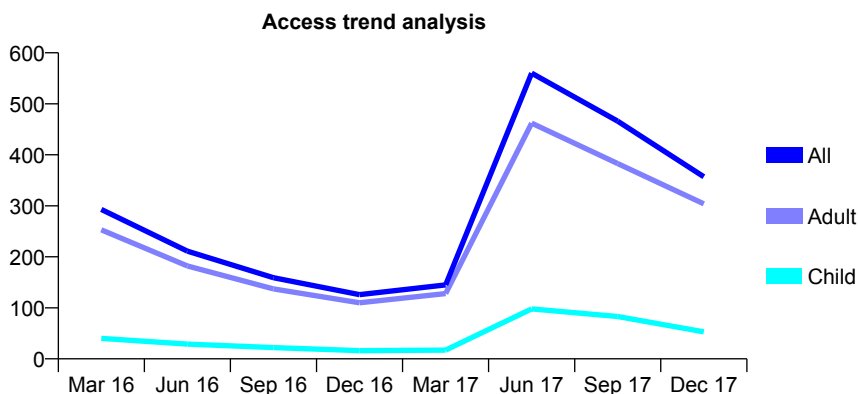
Q50 - Vital Signs At a Glance Contract Report for 143782/0002 - December 2017

Name or company name	HAVELOCK DENTAL PRACTICE
Contract type name	GDS Contract
Purpose of contract	General
Contract start date	01/04/2013
Contract end date	

17/18 Contracted general activity (UDA)	2,446
Carry forward general activity (UDA)	0
17/18 Contracted orthodontic activity (UOA)	0
Carry forward orthodontic activity (UOA)	0
Baseline contract value	£65,980.51

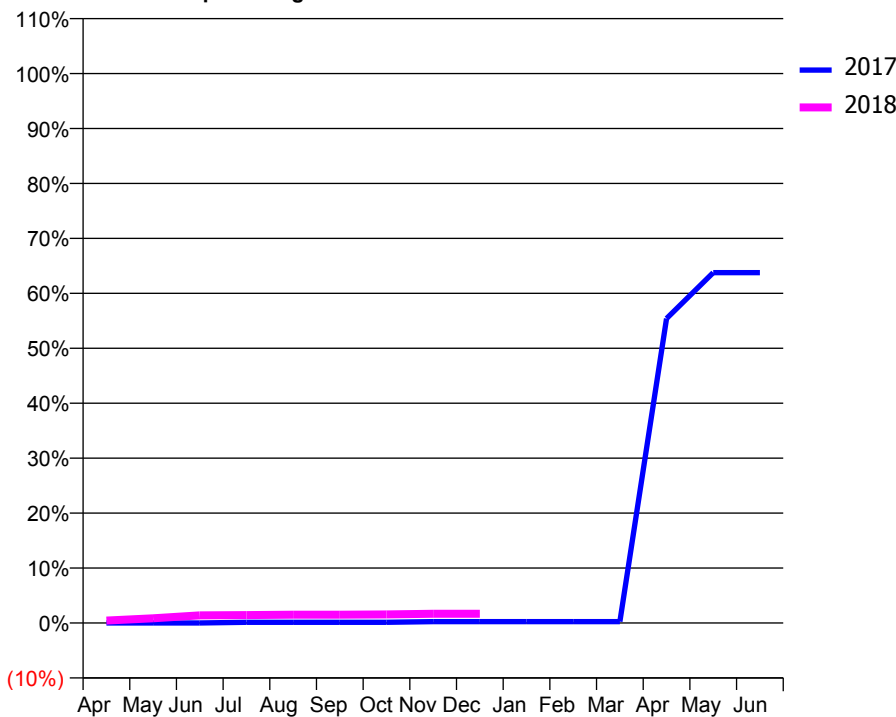
ACCESS*

Patients seen in 24 months	Total	Change since previous quarter
Quarter ending December 2016	126	
Quarter ending March 2017	145	↑
Quarter ending June 2017	560	↑
Quarter ending September 2017	466	↓
Quarter ending December 2017	357	↓
Variance since December 2016	183.3%	↑



ACTIVITY

Cumulative percentage of contracted UDA delivered 2017 & 2018



Month	Adjusted Scheduled Activity (UDA)	
	2017	2018
April	0	11
May	0	21
June	0	34
July	3	35
August	3	37
September	3	37
October	3	38
November	6	41
December	6	41
January	6	
February	6	
March	6	
April	1,355	
May	1,559	
June	1,559	

QUALITY

	Quantity	Base Number	Contract	AT	Region	England
% of FP17s for the same patient ID Re-attending within 3 months - Children	2	108	1.9%	9.8%	12.9%	12.0%
% of FP17s for the same patient ID Re-attending within 3 months - Adults	6	550	1.1%	13.4%	16.5%	15.9%
% of FP17s for the same patient ID Re-attending between 3 & 9 months - Children	0	108	0.0%	63.4%	59.6%	58.0%
% of FP17s for the same patient ID Re-attending between 3 & 9 months - Adults	2	550	0.4%	55.0%	52.8%	50.5%
% of FP17s for Band 1 Urgent Courses	1	16	6.3%	7.3%	9.1%	9.0%
% of FP17s Relating to Free Repair or Replacements	0	16	0.0%	0.9%	1.0%	0.8%
% of FP17s Relating to Continuations	3	16	18.8%	1.2%	1.2%	1.1%
% of Patients satisfied with the dentistry they have received	2	2	N/A	92.0%	91.6%	91.5%
% of Patients satisfied with the time they had to wait for an appointment	1	2	N/A	88.4%	88.3%	87.9%

* This is based on patients treated on this contract for their most recent course of treatment. Figures in italics indicate the base number of FP17s or Patient Questionnaire responses are less than 100. N/A is shown where the base number of responses is less than 10 during the period. % is calculated as Quantity/Base number*100

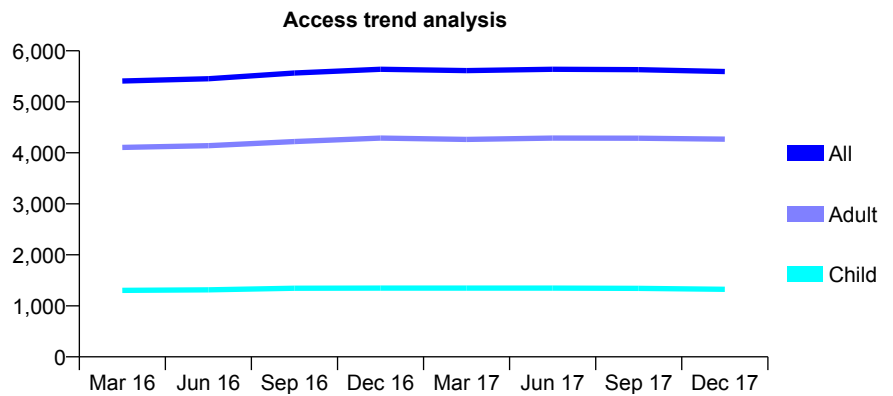
Q50 - Vital Signs At a Glance Contract Report for 145777/0001 - December 2017

Name or company name	Burnby Lane Dental Practice
Contract type name	GDS Contract
Purpose of contract	General
Contract start date	28/03/2014
Contract end date	

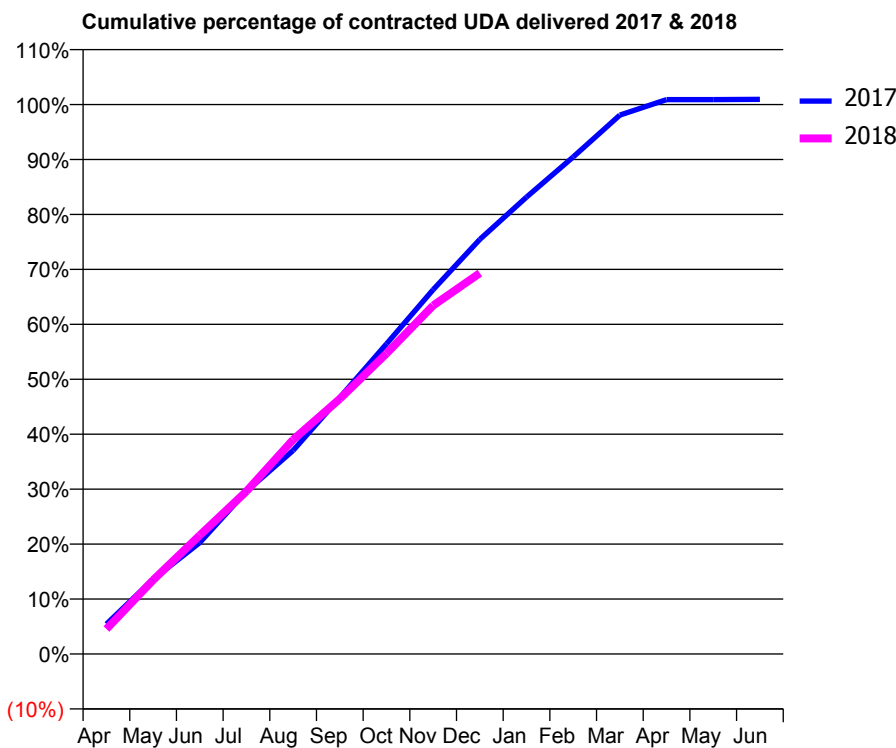
17/18 Contracted general activity (UDA)	14,520
Carry forward general activity (UDA)	0
17/18 Contracted orthodontic activity (UOA)	0
Carry forward orthodontic activity (UOA)	0
Baseline contract value	£417,329.91

ACCESS*

Patients seen in 24 months	Total	Change since previous quarter
Quarter ending December 2016	5,637	
Quarter ending March 2017	5,613	→
Quarter ending June 2017	5,639	→
Quarter ending September 2017	5,630	→
Quarter ending December 2017	5,593	→
Variance since December 2016	(0.8%)	→



ACTIVITY



Month	Adjusted Scheduled Activity (UDA)	
	2017	2018
April	789	659
May	1,976	1,955
June	2,944	3,138
July	4,301	4,300
August	5,377	5,665
September	6,779	6,742
October	8,192	7,942
November	9,628	9,210
December	10,955	10,065
January	12,075	
February	13,134	
March	14,241	
April	14,650	
May	14,649	
June	14,655	

QUALITY

	Quantity	Base Number	Contract	AT	Region	England
% of FP17s for the same patient ID Re-attending within 3 months - Children	71	1,562	4.5%	9.8%	12.9%	12.0%
% of FP17s for the same patient ID Re-attending within 3 months - Adults	521	4,227	12.3%	13.4%	16.5%	15.9%
% of FP17s for the same patient ID Re-attending between 3 & 9 months - Children	1,049	1,562	67.2%	63.4%	59.6%	58.0%
% of FP17s for the same patient ID Re-attending between 3 & 9 months - Adults	2,034	4,227	48.1%	55.0%	52.8%	50.5%
% of FP17s for Band 1 Urgent Courses	356	5,538	6.4%	7.3%	9.1%	9.0%
% of FP17s Relating to Free Repair or Replacements	76	5,538	1.4%	0.9%	1.0%	0.8%
% of FP17s Relating to Continuations	72	5,538	1.3%	1.2%	1.2%	1.1%
% of Patients satisfied with the dentistry they have received	9	9	N/A	92.0%	91.6%	91.5%
% of Patients satisfied with the time they had to wait for an appointment	7	9	N/A	88.4%	88.3%	87.9%

* This is based on patients treated on this contract for their most recent course of treatment. Figures in italics indicate the base number of FP17s or Patient Questionnaire responses are less than 100. N/A is shown where the base number of responses is less than 10 during the period. % is calculated as Quantity/Base number*100

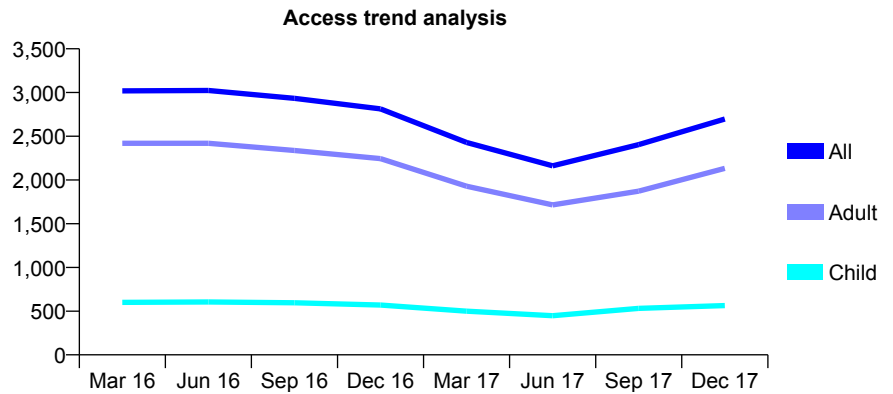
Q50 - Vital Signs At a Glance Contract Report for 146269/0001 - December 2017

Name or company name	Ishak Practices Ltd
Contract type name	GDS Contract
Purpose of contract	General
Contract start date	01/04/2011
Contract end date	

17/18 Contracted general activity (UDA)	16,000
Carry forward general activity (UDA)	0
17/18 Contracted orthodontic activity (UOA)	0
Carry forward orthodontic activity (UOA)	0
Baseline contract value	£433,886.71

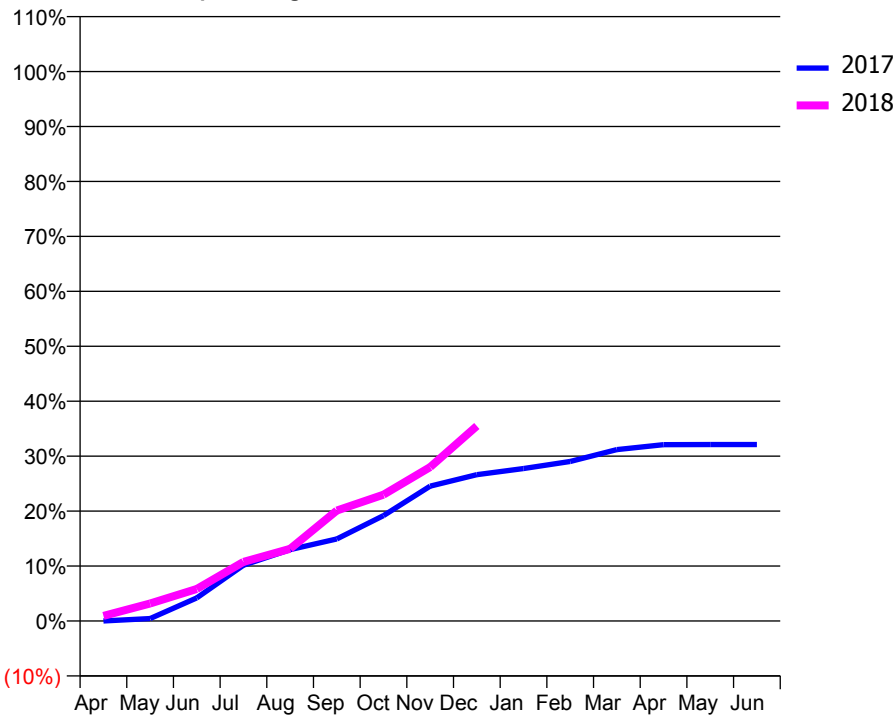
ACCESS*

Patients seen in 24 months	Total	Change since previous quarter
Quarter ending December 2016	2,813	
Quarter ending March 2017	2,428	↓
Quarter ending June 2017	2,162	↓
Quarter ending September 2017	2,404	↑
Quarter ending December 2017	2,697	↑
Variance since December 2016	(4.1%)	↓



ACTIVITY

Cumulative percentage of contracted UDA delivered 2017 & 2018



Month	Adjusted Scheduled Activity (UDA)	
	2017	2018
April	0	148
May	74	512
June	674	934
July	1,624	1,724
August	2,078	2,101
September	2,390	3,215
October	3,068	3,679
November	3,927	4,484
December	4,260	5,678
January	4,441	
February	4,647	
March	4,991	
April	5,136	
May	5,138	
June	5,140	

QUALITY

	Quantity	Base Number	Contract	AT	Region	England
% of FP17s for the same patient ID Re-attending within 3 months - Children	51	568	9.0%	9.8%	12.9%	12.0%
% of FP17s for the same patient ID Re-attending within 3 months - Adults	231	1,766	13.1%	13.4%	16.5%	15.9%
% of FP17s for the same patient ID Re-attending between 3 & 9 months - Children	199	568	35.0%	63.4%	59.6%	58.0%
% of FP17s for the same patient ID Re-attending between 3 & 9 months - Adults	390	1,766	22.1%	55.0%	52.8%	50.5%
% of FP17s for Band 1 Urgent Courses	194	2,279	8.5%	7.3%	9.1%	9.0%
% of FP17s Relating to Free Repair or Replacements	3	2,279	0.1%	0.9%	1.0%	0.8%
% of FP17s Relating to Continuations	73	2,279	3.2%	1.2%	1.2%	1.1%
% of Patients satisfied with the dentistry they have received	3	3	N/A	92.0%	91.6%	91.5%
% of Patients satisfied with the time they had to wait for an appointment	2	3	N/A	88.4%	88.3%	87.9%

* This is based on patients treated on this contract for their most recent course of treatment. Figures in italics indicate the base number of FP17s or Patient Questionnaire responses are less than 100. N/A is shown where the base number of responses is less than 10 during the period. % is calculated as Quantity/Base number*100

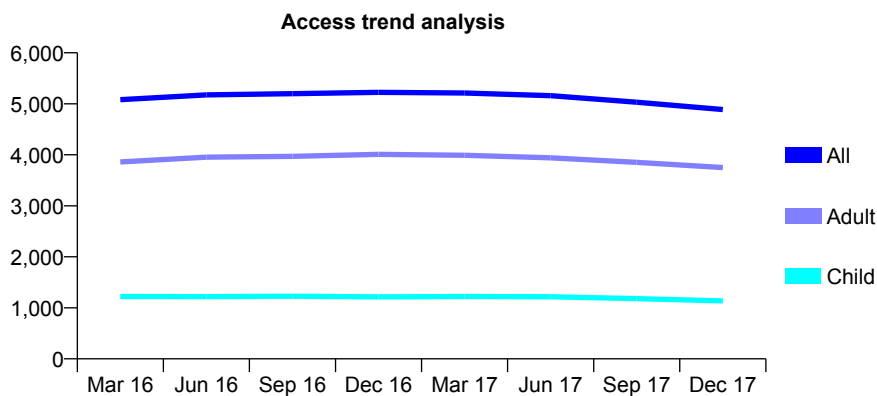
Q50 - Vital Signs At a Glance Contract Report for 146293/0001 - December 2017

Name or company name	Willerby Dental Care
Contract type name	GDS Contract
Purpose of contract	General
Contract start date	01/04/2009
Contract end date	

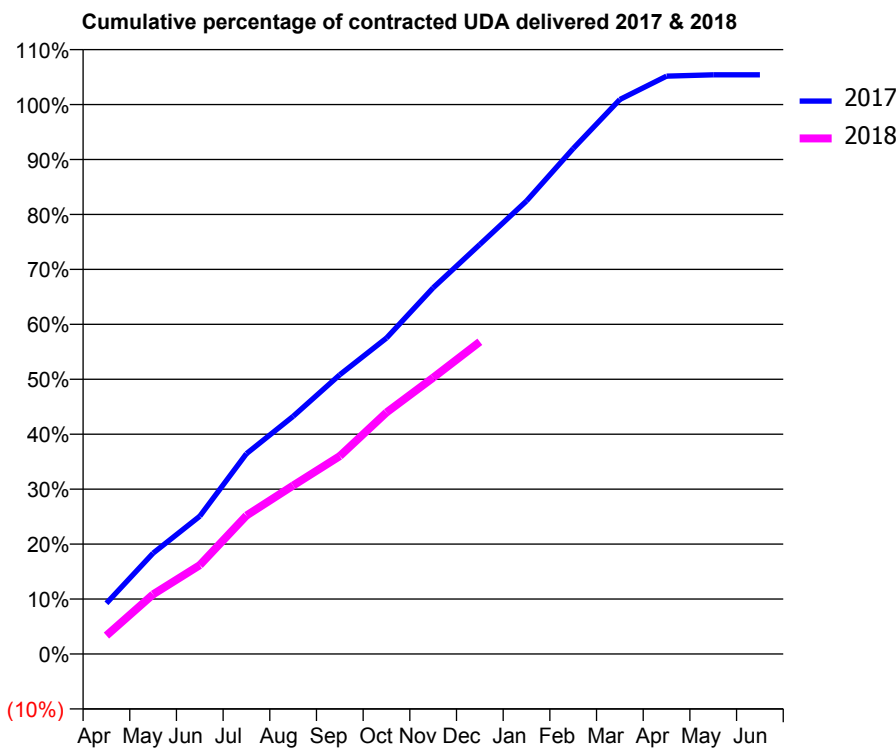
17/18 Contracted general activity (UDA)	12,500
Carry forward general activity (UDA)	0
17/18 Contracted orthodontic activity (UOA)	0
Carry forward orthodontic activity (UOA)	0
Baseline contract value	£403,388.07

ACCESS*

Patients seen in 24 months	Total	Change since previous quarter
Quarter ending December 2016	5,224	
Quarter ending March 2017	5,213	→
Quarter ending June 2017	5,160	↓
Quarter ending September 2017	5,032	↓
Quarter ending December 2017	4,887	↓
Variance since December 2016	(6.5%)	↓



ACTIVITY



Month	Adjusted Scheduled Activity (UDA)	
	2017	2018
April	1,155	419
May	2,295	1,357
June	3,136	2,021
July	4,556	3,151
August	5,406	3,832
September	6,353	4,503
October	7,189	5,495
November	8,331	6,288
December	9,317	7,103
January	10,306	
February	11,499	
March	12,614	
April	13,147	
May	13,175	
June	13,176	

QUALITY

	Quantity	Base Number	Contract	AT	Region	England
% of FP17s for the same patient ID Re-attending within 3 months - Children	72	1,260	5.7%	9.8%	12.9%	12.0%
% of FP17s for the same patient ID Re-attending within 3 months - Adults	397	3,347	11.9%	13.4%	16.5%	15.9%
% of FP17s for the same patient ID Re-attending between 3 & 9 months - Children	882	1,260	70.0%	63.4%	59.6%	58.0%
% of FP17s for the same patient ID Re-attending between 3 & 9 months - Adults	1,422	3,347	42.5%	55.0%	52.8%	50.5%
% of FP17s for Band 1 Urgent Courses	355	4,345	8.2%	7.3%	9.1%	9.0%
% of FP17s Relating to Free Repair or Replacements	20	4,345	0.5%	0.9%	1.0%	0.8%
% of FP17s Relating to Continuations	44	4,345	1.0%	1.2%	1.2%	1.1%
% of Patients satisfied with the dentistry they have received	11	12	91.7%	92.0%	91.6%	91.5%
% of Patients satisfied with the time they had to wait for an appointment	10	12	83.3%	88.4%	88.3%	87.9%

* This is based on patients treated on this contract for their most recent course of treatment. Figures in italics indicate the base number of FP17s or Patient Questionnaire responses are less than 100. N/A is shown where the base number of responses is less than 10 during the period. % is calculated as Quantity/Base number*100

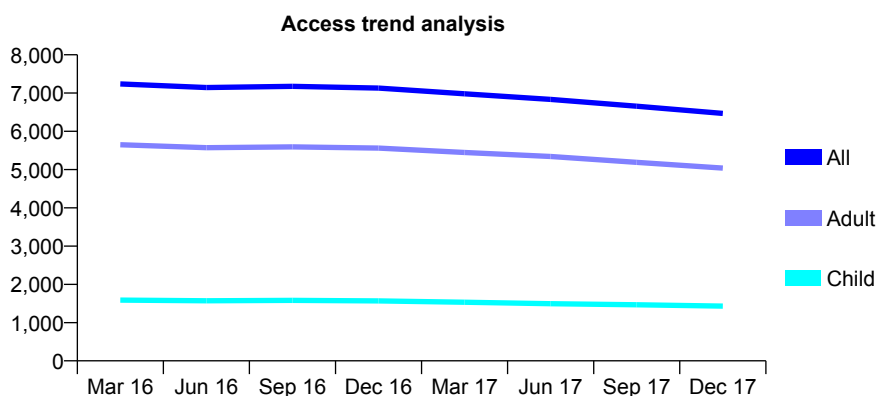
Q50 - Vital Signs At a Glance Contract Report for 148016/0001 - December 2017

Name or company name	CROMWELL DENTAL PRACTICE LIMITED
Contract type name	GDS Contract
Purpose of contract	General
Contract start date	01/01/2008
Contract end date	

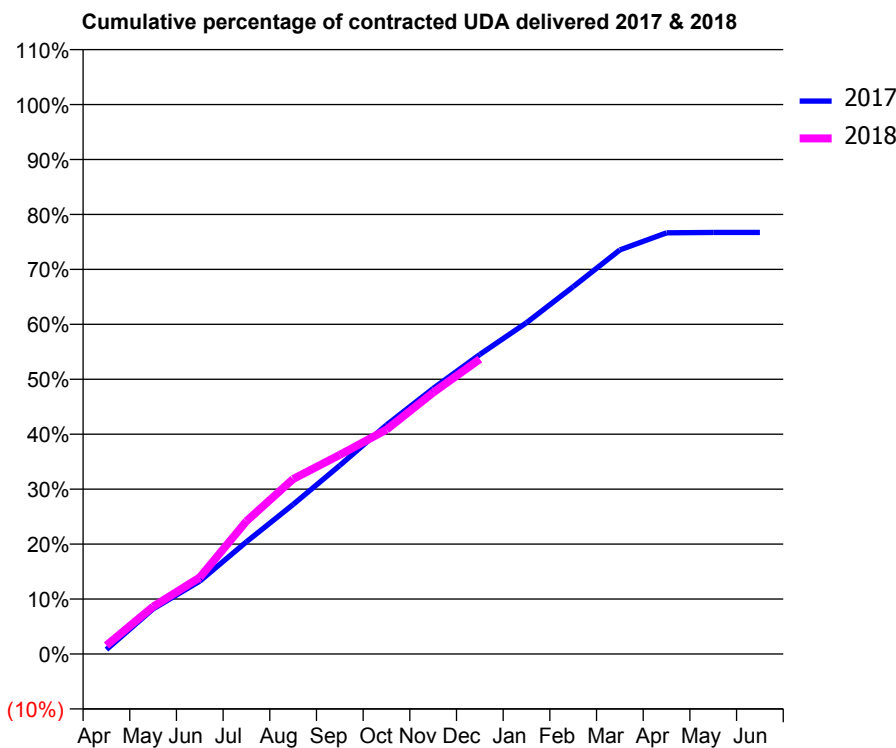
17/18 Contracted general activity (UDA)	18,271
Carry forward general activity (UDA)	0
17/18 Contracted orthodontic activity (UOA)	0
Carry forward orthodontic activity (UOA)	0
Baseline contract value	£544,337.13

ACCESS*

Patients seen in 24 months	Total	Change since previous quarter
Quarter ending December 2016	7,129	
Quarter ending March 2017	6,979	↓
Quarter ending June 2017	6,835	↓
Quarter ending September 2017	6,655	↓
Quarter ending December 2017	6,468	↓
Variance since December 2016	(9.3%)	↓



ACTIVITY



Month	Adjusted Scheduled Activity (UDA)	
	2017	2018
April	150	285
May	1,502	1,578
June	2,422	2,548
July	3,729	4,418
August	4,971	5,819
September	6,273	6,623
October	7,614	7,461
November	8,829	8,691
December	9,959	9,806
January	11,018	
February	12,214	
March	13,438	
April	14,004	
May	14,017	
June	14,017	

QUALITY

	Quantity	Base Number	Contract	AT	Region	England
% of FP17s for the same patient ID Re-attending within 3 months - Children	56	1,138	4.9%	9.8%	12.9%	12.0%
% of FP17s for the same patient ID Re-attending within 3 months - Adults	365	3,682	9.9%	13.4%	16.5%	15.9%
% of FP17s for the same patient ID Re-attending between 3 & 9 months - Children	615	1,138	54.0%	63.4%	59.6%	58.0%
% of FP17s for the same patient ID Re-attending between 3 & 9 months - Adults	1,376	3,682	37.4%	55.0%	52.8%	50.5%
% of FP17s for Band 1 Urgent Courses	426	4,559	9.3%	7.3%	9.1%	9.0%
% of FP17s Relating to Free Repair or Replacements	64	4,559	1.4%	0.9%	1.0%	0.8%
% of FP17s Relating to Continuations	74	4,559	1.6%	1.2%	1.2%	1.1%
% of Patients satisfied with the dentistry they have received	10	10	100.0%	92.0%	91.6%	91.5%
% of Patients satisfied with the time they had to wait for an appointment	6	10	60.0%	88.4%	88.3%	87.9%

* This is based on patients treated on this contract for their most recent course of treatment. Figures in italics indicate the base number of FP17s or Patient Questionnaire responses are less than 100. N/A is shown where the base number of responses is less than 10 during the period. % is calculated as Quantity/Base number*100

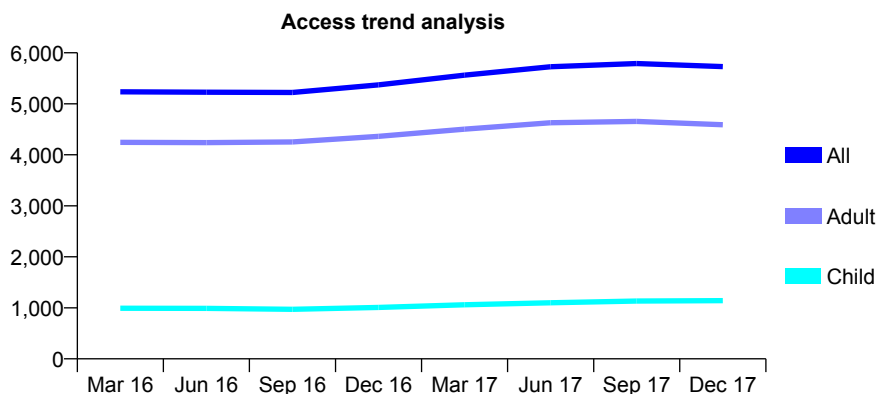
Q50 - Vital Signs At a Glance Contract Report for 149624/0001 - December 2017

Name or company name	Alpha Dental Kirkbymoorside
Contract type name	GDS Contract
Purpose of contract	General
Contract start date	01/11/2011
Contract end date	

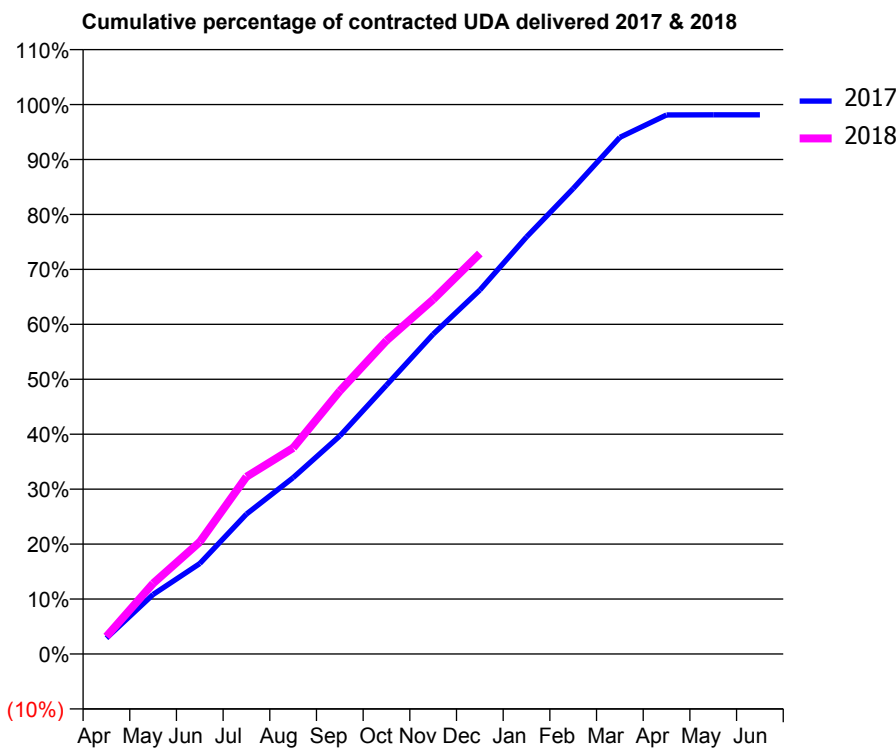
17/18 Contracted general activity (UDA)	13,809
Carry forward general activity (UDA)	0
17/18 Contracted orthodontic activity (UOA)	0
Carry forward orthodontic activity (UOA)	0
Baseline contract value	£339,813.01

ACCESS*

Patients seen in 24 months	Total	Change since previous quarter
Quarter ending December 2016	5,370	
Quarter ending March 2017	5,562	↑
Quarter ending June 2017	5,728	↑
Quarter ending September 2017	5,789	→
Quarter ending December 2017	5,730	↓
Variance since December 2016	6.7%	↑



ACTIVITY



Month	Adjusted Scheduled Activity (UDA)	
	2017	2018
April	401	442
May	1,495	1,773
June	2,275	2,818
July	3,518	4,456
August	4,431	5,177
September	5,481	6,609
October	6,756	7,877
November	8,037	8,908
December	9,148	10,064
January	10,480	
February	11,695	
March	12,983	
April	13,545	
May	13,548	
June	13,548	

QUALITY

	Quantity	Base Number	Contract	AT	Region	England
% of FP17s for the same patient ID Re-attending within 3 months - Children	76	1,127	6.7%	9.8%	12.9%	12.0%
% of FP17s for the same patient ID Re-attending within 3 months - Adults	475	4,096	11.6%	13.4%	16.5%	15.9%
% of FP17s for the same patient ID Re-attending between 3 & 9 months - Children	541	1,127	48.0%	63.4%	59.6%	58.0%
% of FP17s for the same patient ID Re-attending between 3 & 9 months - Adults	1,913	4,096	46.7%	55.0%	52.8%	50.5%
% of FP17s for Band 1 Urgent Courses	151	4,580	3.3%	7.3%	9.1%	9.0%
% of FP17s Relating to Free Repair or Replacements	47	4,580	1.0%	0.9%	1.0%	0.8%
% of FP17s Relating to Continuations	68	4,580	1.5%	1.2%	1.2%	1.1%
% of Patients satisfied with the dentistry they have received	20	20	100.0%	92.0%	91.6%	91.5%
% of Patients satisfied with the time they had to wait for an appointment	19	20	95.0%	88.4%	88.3%	87.9%

* This is based on patients treated on this contract for their most recent course of treatment. Figures in italics indicate the base number of FP17s or Patient Questionnaire responses are less than 100. N/A is shown where the base number of responses is less than 10 during the period. % is calculated as Quantity/Base number*100

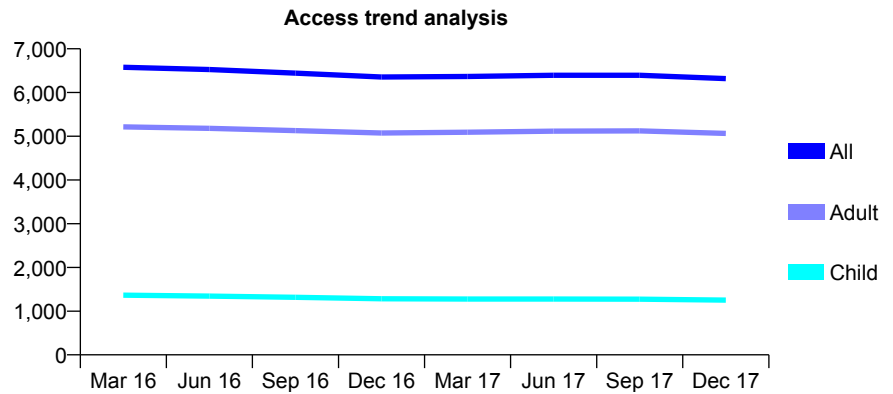
Q50 - Vital Signs At a Glance Contract Report for 149918/0001 - December 2017

Name or company name	North Park Dental Practice
Contract type name	GDS Contract
Purpose of contract	General
Contract start date	01/11/2008
Contract end date	

17/18 Contracted general activity (UDA)	16,902
Carry forward general activity (UDA)	0
17/18 Contracted orthodontic activity (UOA)	0
Carry forward orthodontic activity (UOA)	0
Baseline contract value	£431,383.46

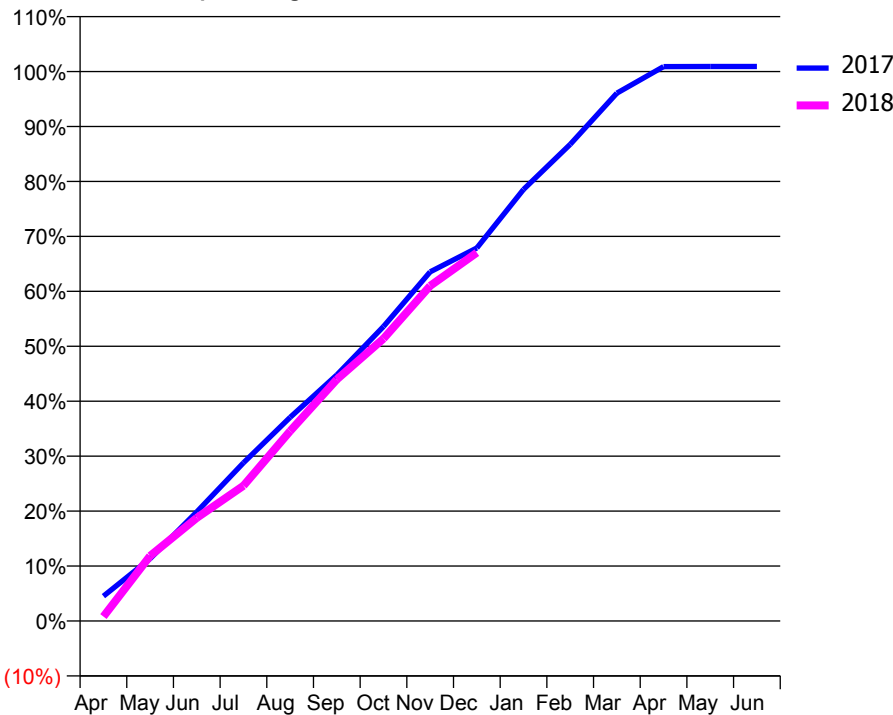
ACCESS*

Patients seen in 24 months	Total	Change since previous quarter
Quarter ending December 2016	6,356	
Quarter ending March 2017	6,368	→
Quarter ending June 2017	6,394	→
Quarter ending September 2017	6,394	→
Quarter ending December 2017	6,317	↓
Variance since December 2016	(0.6%)	→



ACTIVITY

Cumulative percentage of contracted UDA delivered 2017 & 2018



Month	Adjusted Scheduled Activity (UDA)	
	2017	2018
April	765	137
May	1,919	2,002
June	3,357	3,171
July	4,865	4,159
August	6,266	5,843
September	7,570	7,430
October	9,060	8,686
November	10,739	10,307
December	11,473	11,329
January	13,275	
February	14,660	
March	16,234	
April	17,051	
May	17,057	
June	17,055	

QUALITY

	Quantity	Base Number	Contract	AT	Region	England
% of FP17s for the same patient ID Re-attending within 3 months - Children	113	1,450	7.8%	9.8%	12.9%	12.0%
% of FP17s for the same patient ID Re-attending within 3 months - Adults	809	5,570	14.5%	13.4%	16.5%	15.9%
% of FP17s for the same patient ID Re-attending between 3 & 9 months - Children	1,020	1,450	70.3%	63.4%	59.6%	58.0%
% of FP17s for the same patient ID Re-attending between 3 & 9 months - Adults	3,638	5,570	65.3%	55.0%	52.8%	50.5%
% of FP17s for Band 1 Urgent Courses	544	6,087	8.9%	7.3%	9.1%	9.0%
% of FP17s Relating to Free Repair or Replacements	111	6,087	1.8%	0.9%	1.0%	0.8%
% of FP17s Relating to Continuations	28	6,087	0.5%	1.2%	1.2%	1.1%
% of Patients satisfied with the dentistry they have received	32	34	94.1%	92.0%	91.6%	91.5%
% of Patients satisfied with the time they had to wait for an appointment	29	34	85.3%	88.4%	88.3%	87.9%

* This is based on patients treated on this contract for their most recent course of treatment. Figures in italics indicate the base number of FP17s or Patient Questionnaire responses are less than 100. N/A is shown where the base number of responses is less than 10 during the period. % is calculated as Quantity/Base number*100

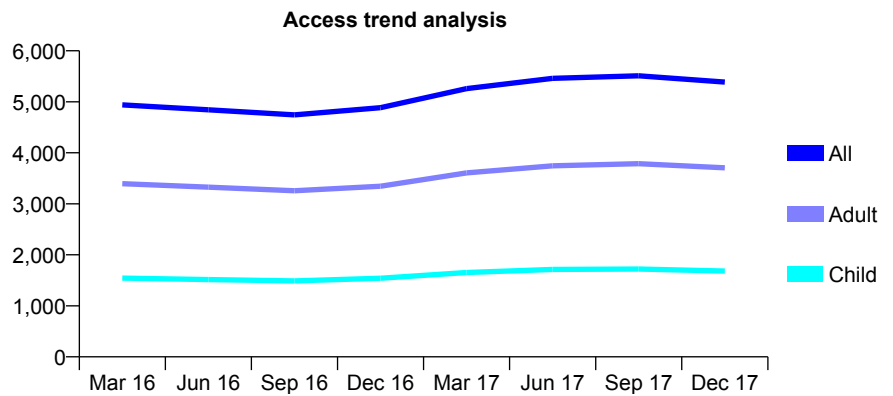
Q50 - Vital Signs At a Glance Contract Report for 150118/0001 - December 2017

Name or company name	Alpha Dental Studio
Contract type name	GDS Contract
Purpose of contract	General
Contract start date	01/10/2008
Contract end date	

17/18 Contracted general activity (UDA)	13,000
Carry forward general activity (UDA)	0
17/18 Contracted orthodontic activity (UOA)	0
Carry forward orthodontic activity (UOA)	0
Baseline contract value	£336,331.36

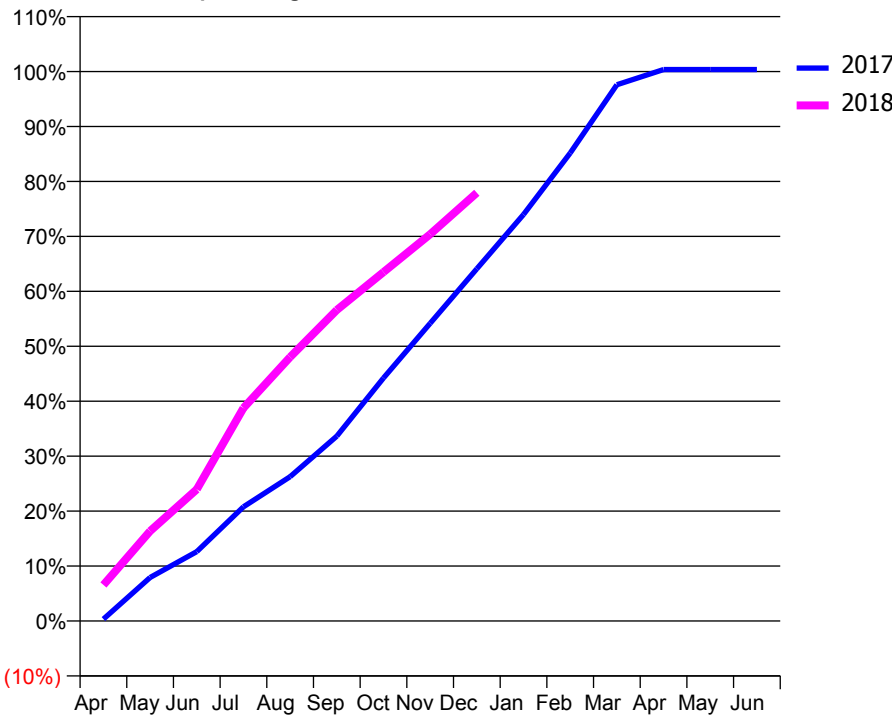
ACCESS*

Patients seen in 24 months	Total	Change since previous quarter
Quarter ending December 2016	4,886	
Quarter ending March 2017	5,260	↑
Quarter ending June 2017	5,460	↑
Quarter ending September 2017	5,509	→
Quarter ending December 2017	5,388	↓
Variance since December 2016	10.3%	↑



ACTIVITY

Cumulative percentage of contracted UDA delivered 2017 & 2018



Month	Adjusted Scheduled Activity (UDA)	
	2017	2018
April	47	855
May	1,031	2,127
June	1,643	3,116
July	2,701	5,040
August	3,414	6,244
September	4,374	7,358
October	5,749	8,253
November	7,042	9,150
December	8,332	10,133
January	9,617	
February	11,072	
March	12,686	
April	13,045	
May	13,045	
June	13,045	

QUALITY

	Quantity	Base Number	Contract	AT	Region	England
% of FP17s for the same patient ID Re-attending within 3 months - Children	163	1,799	9.1%	9.8%	12.9%	12.0%
% of FP17s for the same patient ID Re-attending within 3 months - Adults	481	3,590	13.4%	13.4%	16.5%	15.9%
% of FP17s for the same patient ID Re-attending between 3 & 9 months - Children	998	1,799	55.5%	63.4%	59.6%	58.0%
% of FP17s for the same patient ID Re-attending between 3 & 9 months - Adults	1,974	3,590	55.0%	55.0%	52.8%	50.5%
% of FP17s for Band 1 Urgent Courses	218	4,638	4.7%	7.3%	9.1%	9.0%
% of FP17s Relating to Free Repair or Replacements	44	4,638	0.9%	0.9%	1.0%	0.8%
% of FP17s Relating to Continuations	120	4,638	2.6%	1.2%	1.2%	1.1%
% of Patients satisfied with the dentistry they have received	6	7	N/A	92.0%	91.6%	91.5%
% of Patients satisfied with the time they had to wait for an appointment	7	7	N/A	88.4%	88.3%	87.9%

* This is based on patients treated on this contract for their most recent course of treatment. Figures in italics indicate the base number of FP17s or Patient Questionnaire responses are less than 100. N/A is shown where the base number of responses is less than 10 during the period. % is calculated as Quantity/Base number*100

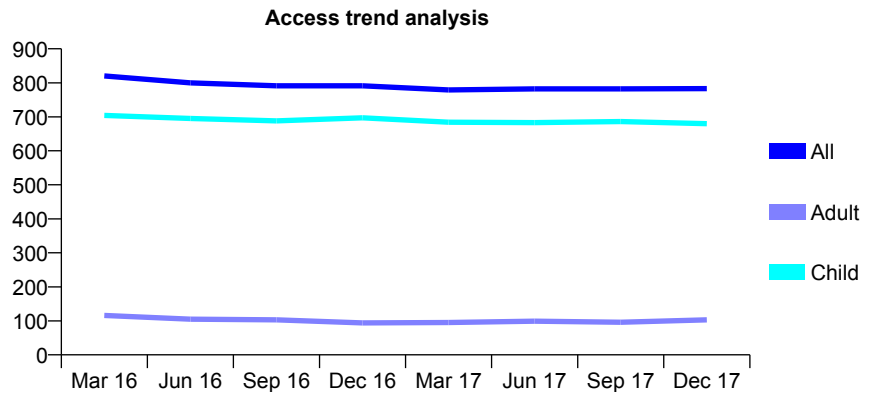
Q50 - Vital Signs At a Glance Contract Report for 150681/0001 - December 2017

Name or company name	Leyburn Dental Practice Ltd
Contract type name	GDS Contract
Purpose of contract	General
Contract start date	01/06/2013
Contract end date	

17/18 Contracted general activity (UDA)	2,103
Carry forward general activity (UDA)	0
17/18 Contracted orthodontic activity (UOA)	0
Carry forward orthodontic activity (UOA)	0
Baseline contract value	£55,339.90

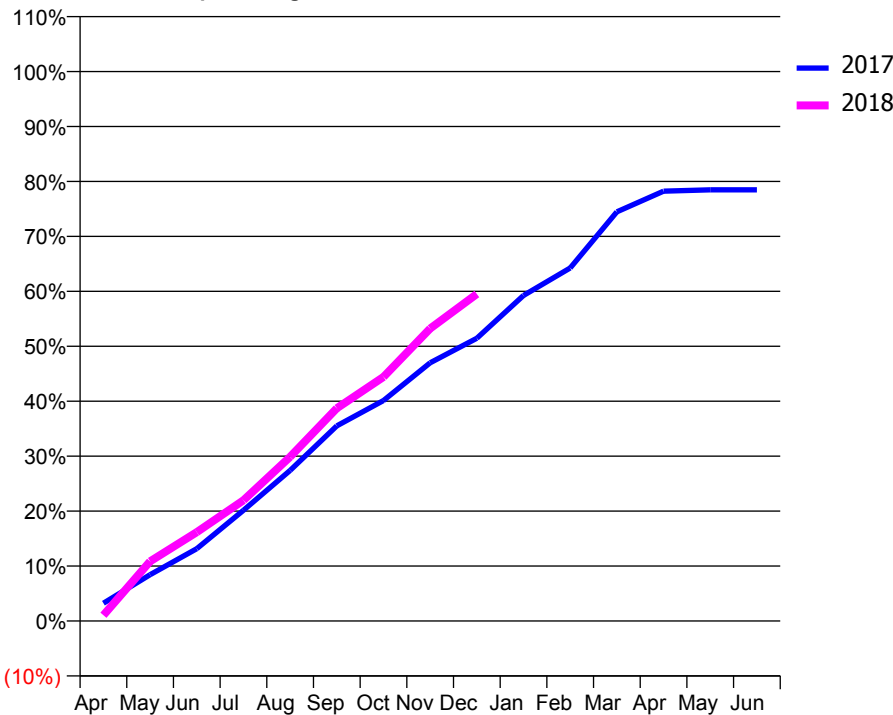
ACCESS*

Patients seen in 24 months	Total	Change since previous quarter
Quarter ending December 2016	791	
Quarter ending March 2017	779	↓
Quarter ending June 2017	782	→
Quarter ending September 2017	782	→
Quarter ending December 2017	783	→
Variance since December 2016	(1.0%)	↓



ACTIVITY

Cumulative percentage of contracted UDA delivered 2017 & 2018



Month	Adjusted Scheduled Activity (UDA)	
	2017	2018
April	78	22
May	202	228
June	316	340
July	484	462
August	658	628
September	852	814
October	963	934
November	1,128	1,119
December	1,235	1,252
January	1,422	
February	1,542	
March	1,787	
April	1,877	
May	1,883	
June	1,883	

QUALITY

	Quantity	Base Number	Contract	AT	Region	England
% of FP17s for the same patient ID Re-attending within 3 months - Children	137	1,027	13.3%	9.8%	12.9%	12.0%
% of FP17s for the same patient ID Re-attending within 3 months - Adults	0	0	N/A	13.4%	16.5%	15.9%
% of FP17s for the same patient ID Re-attending between 3 & 9 months - Children	704	1,027	68.5%	63.4%	59.6%	58.0%
% of FP17s for the same patient ID Re-attending between 3 & 9 months - Adults	0	0	N/A	55.0%	52.8%	50.5%
% of FP17s for Band 1 Urgent Courses	18	957	1.9%	7.3%	9.1%	9.0%
% of FP17s Relating to Free Repair or Replacements	0	957	0.0%	0.9%	1.0%	0.8%
% of FP17s Relating to Continuations	1	957	0.1%	1.2%	1.2%	1.1%
% of Patients satisfied with the dentistry they have received	0	0	N/A	92.0%	91.6%	91.5%
% of Patients satisfied with the time they had to wait for an appointment	0	0	N/A	88.4%	88.3%	87.9%

* This is based on patients treated on this contract for their most recent course of treatment. Figures in italics indicate the base number of FP17s or Patient Questionnaire responses are less than 100. N/A is shown where the base number of responses is less than 10 during the period. % is calculated as Quantity/Base number*100

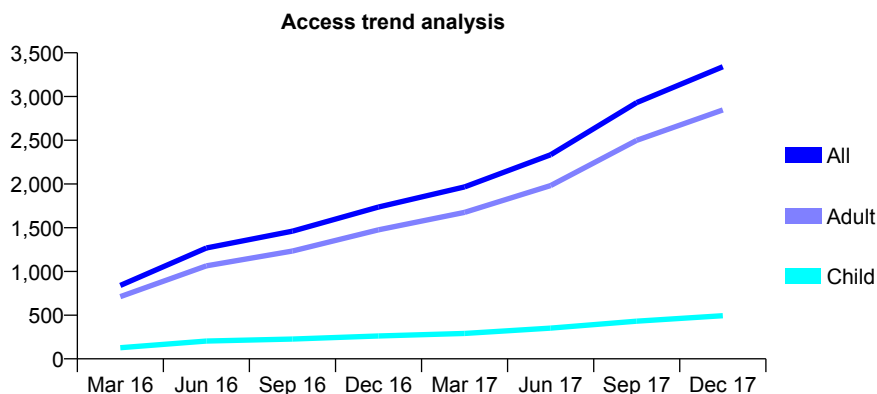
Q50 - Vital Signs At a Glance Contract Report for 151874/0001 - December 2017

Name or company name	Miss Z Ishak
Contract type name	GDS Contract
Purpose of contract	General
Contract start date	01/10/2015
Contract end date	

17/18 Contracted general activity (UDA)	9,461
Carry forward general activity (UDA)	0
17/18 Contracted orthodontic activity (UOA)	0
Carry forward orthodontic activity (UOA)	0
Baseline contract value	£294,759.38

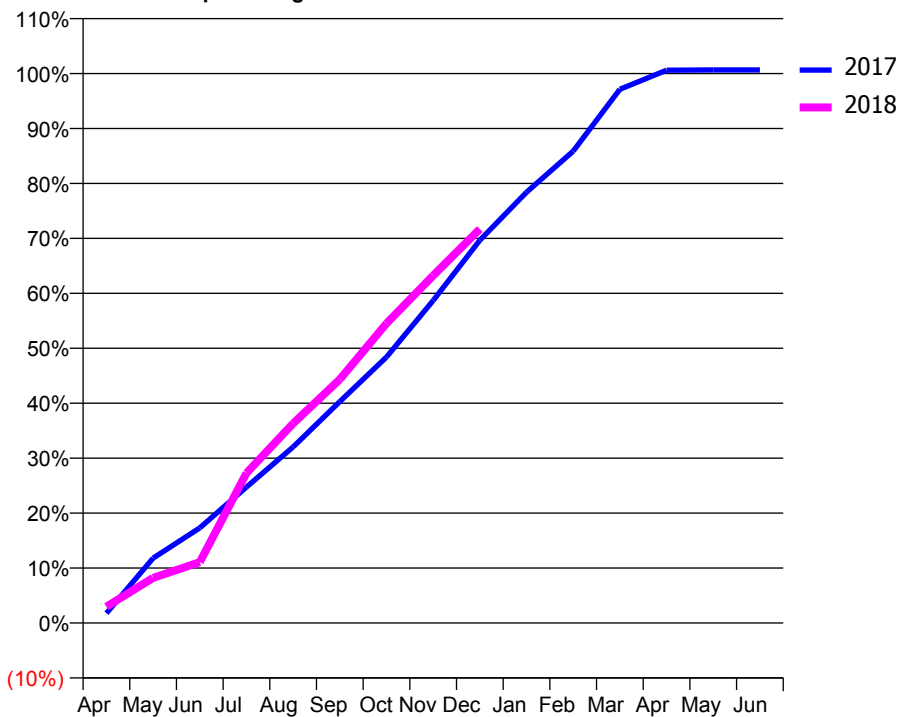
ACCESS*

Patients seen in 24 months	Total	Change since previous quarter
Quarter ending December 2016	1,736	
Quarter ending March 2017	1,967	↑
Quarter ending June 2017	2,334	↑
Quarter ending September 2017	2,930	↑
Quarter ending December 2017	3,340	↑
Variance since December 2016	92.4%	↑



ACTIVITY

Cumulative percentage of contracted UDA delivered 2017 & 2018



Month	Adjusted Scheduled Activity (UDA)	
	2017	2018
April	105	282
May	693	777
June	1,018	1,047
July	1,453	2,581
August	1,883	3,436
September	2,367	4,195
October	2,843	5,158
November	3,449	5,983
December	4,092	6,784
January	4,605	
February	5,045	
March	5,706	
April	5,911	
May	5,913	
June	5,913	

QUALITY

	Quantity	Base Number	Contract	AT	Region	England
% of FP17s for the same patient ID Re-attending within 3 months - Children	17	545	3.1%	9.8%	12.9%	12.0%
% of FP17s for the same patient ID Re-attending within 3 months - Adults	323	3,206	10.1%	13.4%	16.5%	15.9%
% of FP17s for the same patient ID Re-attending between 3 & 9 months - Children	224	545	41.1%	63.4%	59.6%	58.0%
% of FP17s for the same patient ID Re-attending between 3 & 9 months - Adults	1,183	3,206	36.9%	55.0%	52.8%	50.5%
% of FP17s for Band 1 Urgent Courses	121	3,643	3.3%	7.3%	9.1%	9.0%
% of FP17s Relating to Free Repair or Replacements	7	3,643	0.2%	0.9%	1.0%	0.8%
% of FP17s Relating to Continuations	55	3,643	1.5%	1.2%	1.2%	1.1%
% of Patients satisfied with the dentistry they have received	4	5	N/A	92.0%	91.6%	91.5%
% of Patients satisfied with the time they had to wait for an appointment	5	5	N/A	88.4%	88.3%	87.9%

* This is based on patients treated on this contract for their most recent course of treatment. Figures in italics indicate the base number of FP17s or Patient Questionnaire responses are less than 100. N/A is shown where the base number of responses is less than 10 during the period. % is calculated as Quantity/Base number*100

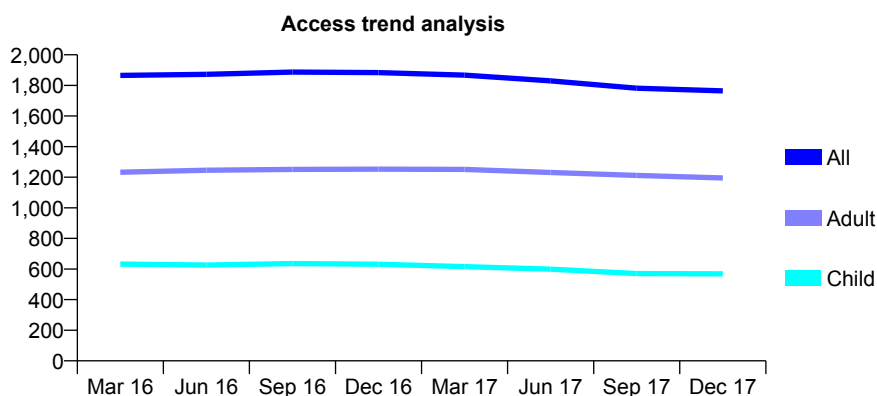
Q50 - Vital Signs At a Glance Contract Report for 152293/0001 - December 2017

Name or company name	Winterton Dental Practice Limited
Contract type name	GDS Contract
Purpose of contract	General
Contract start date	01/06/2012
Contract end date	

17/18 Contracted general activity (UDA)	4,467
Carry forward general activity (UDA)	0
17/18 Contracted orthodontic activity (UOA)	0
Carry forward orthodontic activity (UOA)	0
Baseline contract value	£139,936.72

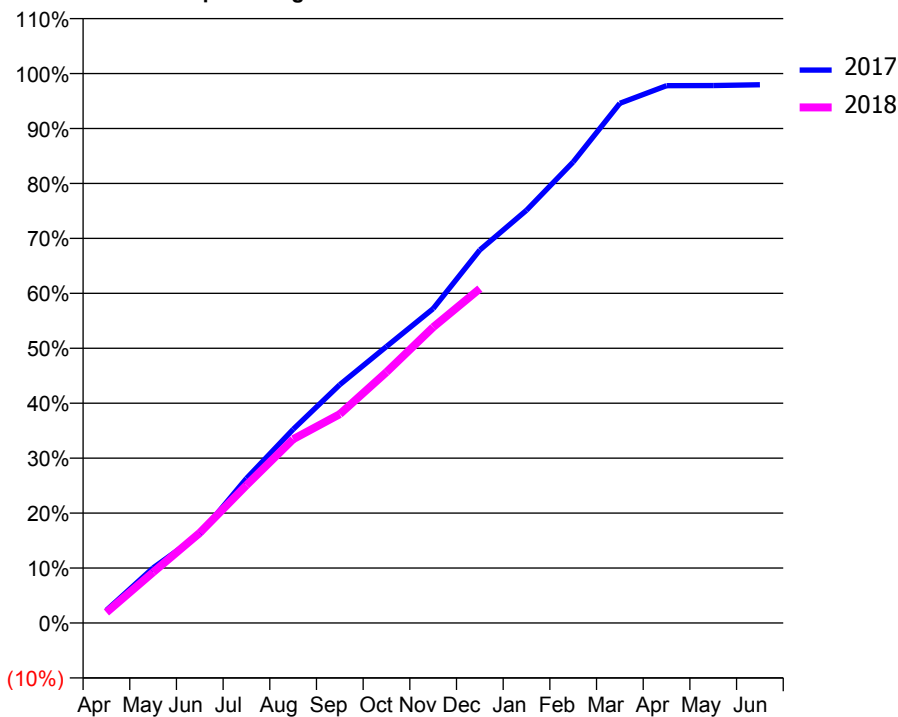
ACCESS*

Patients seen in 24 months	Total	Change since previous quarter
Quarter ending December 2016	1,884	
Quarter ending March 2017	1,867	→
Quarter ending June 2017	1,830	↓
Quarter ending September 2017	1,782	↓
Quarter ending December 2017	1,764	↓
Variance since December 2016	(6.4%)	↓



ACTIVITY

Cumulative percentage of contracted UDA delivered 2017 & 2018



Month	Adjusted Scheduled Activity (UDA)	
	2017	2018
April	104	86
May	448	413
June	721	734
July	1,176	1,121
August	1,574	1,494
September	1,938	1,698
October	2,248	2,040
November	2,556	2,405
December	3,033	2,718
January	3,355	
February	3,748	
March	4,224	
April	4,368	
May	4,369	
June	4,375	

QUALITY

	Quantity	Base Number	Contract	AT	Region	England
% of FP17s for the same patient ID Re-attending within 3 months - Children	27	646	4.2%	9.8%	12.9%	12.0%
% of FP17s for the same patient ID Re-attending within 3 months - Adults	115	1,146	10.0%	13.4%	16.5%	15.9%
% of FP17s for the same patient ID Re-attending between 3 & 9 months - Children	456	646	70.6%	63.4%	59.6%	58.0%
% of FP17s for the same patient ID Re-attending between 3 & 9 months - Adults	580	1,146	50.6%	55.0%	52.8%	50.5%
% of FP17s for Band 1 Urgent Courses	96	1,719	5.6%	7.3%	9.1%	9.0%
% of FP17s Relating to Free Repair or Replacements	24	1,719	1.4%	0.9%	1.0%	0.8%
% of FP17s Relating to Continuations	9	1,719	0.5%	1.2%	1.2%	1.1%
% of Patients satisfied with the dentistry they have received	1	1	N/A	92.0%	91.6%	91.5%
% of Patients satisfied with the time they had to wait for an appointment	1	1	N/A	88.4%	88.3%	87.9%

* This is based on patients treated on this contract for their most recent course of treatment. Figures in italics indicate the base number of FP17s or Patient Questionnaire responses are less than 100. N/A is shown where the base number of responses is less than 10 during the period. % is calculated as Quantity/Base number*100

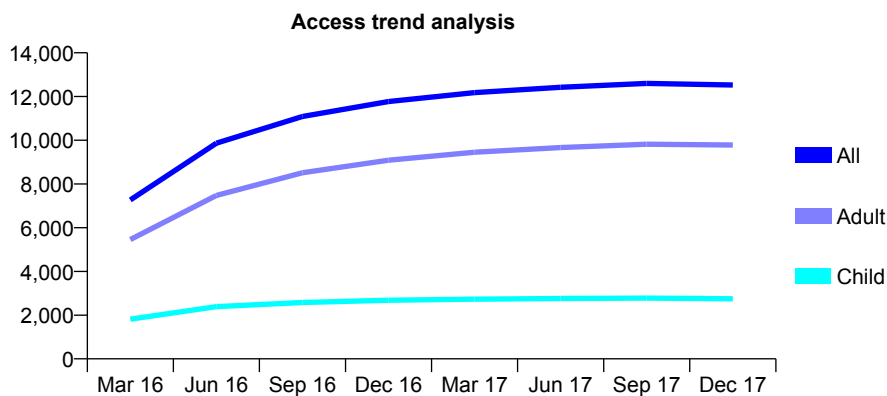
Q50 - Vital Signs At a Glance Contract Report for 152404/0001 - December 2017

Name or company name	York Dental Limited
Contract type name	GDS Contract
Purpose of contract	General
Contract start date	01/11/2015
Contract end date	

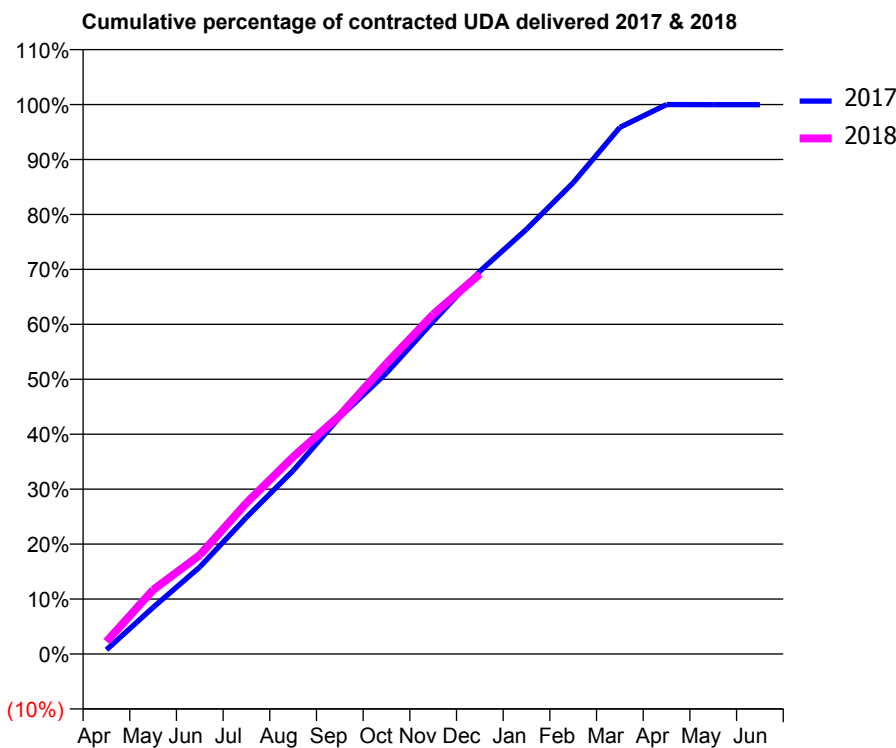
17/18 Contracted general activity (UDA)	30,321
Carry forward general activity (UDA)	0
17/18 Contracted orthodontic activity (UOA)	0
Carry forward orthodontic activity (UOA)	0
Baseline contract value	£883,094.75

ACCESS*

Patients seen in 24 months	Total	Change since previous quarter
Quarter ending December 2016	11,772	
Quarter ending March 2017	12,181	↑
Quarter ending June 2017	12,426	↑
Quarter ending September 2017	12,601	→
Quarter ending December 2017	12,527	→
Variance since December 2016	6.4%	↑



ACTIVITY



Month	Adjusted Scheduled Activity (UDA)	
	2017	2018
April	228	686
May	2,574	3,543
June	4,801	5,466
July	7,544	8,337
August	10,118	10,876
September	13,081	13,164
October	15,505	16,033
November	18,352	18,745
December	21,124	20,973
January	23,437	
February	26,010	
March	29,061	
April	30,320	
May	30,309	
June	30,308	

QUALITY

	Quantity	Base Number	Contract	AT	Region	England
% of FP17s for the same patient ID Re-attending within 3 months - Children	251	3,402	7.4%	9.8%	12.9%	12.0%
% of FP17s for the same patient ID Re-attending within 3 months - Adults	1,330	10,837	12.3%	13.4%	16.5%	15.9%
% of FP17s for the same patient ID Re-attending between 3 & 9 months - Children	2,507	3,402	73.7%	63.4%	59.6%	58.0%
% of FP17s for the same patient ID Re-attending between 3 & 9 months - Adults	7,049	10,837	65.0%	55.0%	52.8%	50.5%
% of FP17s for Band 1 Urgent Courses	1,011	12,995	7.8%	7.3%	9.1%	9.0%
% of FP17s Relating to Free Repair or Replacements	157	12,995	1.2%	0.9%	1.0%	0.8%
% of FP17s Relating to Continuations	58	12,995	0.4%	1.2%	1.2%	1.1%
% of Patients satisfied with the dentistry they have received	22	26	84.6%	92.0%	91.6%	91.5%
% of Patients satisfied with the time they had to wait for an appointment	21	26	80.8%	88.4%	88.3%	87.9%

* This is based on patients treated on this contract for their most recent course of treatment. Figures in italics indicate the base number of FP17s or Patient Questionnaire responses are less than 100. N/A is shown where the base number of responses is less than 10 during the period. % is calculated as Quantity/Base number*100

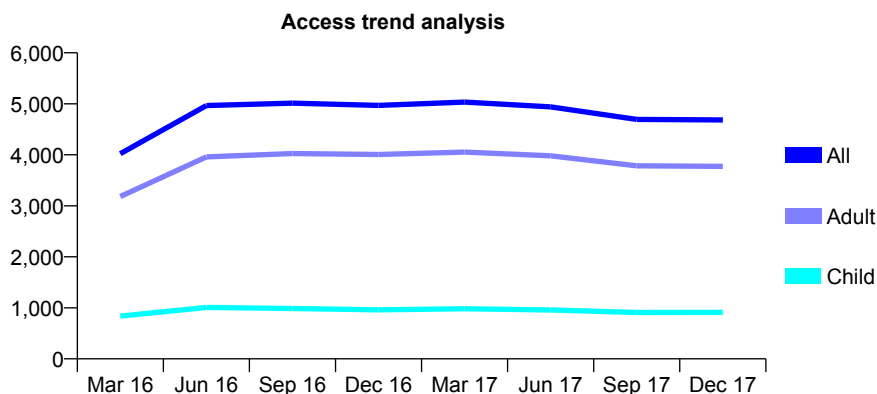
Q50 - Vital Signs At a Glance Contract Report for 155365/0002 - December 2017

Name or company name	Ishak Practices Ltd
Contract type name	GDS Contract
Purpose of contract	General and Orthodontic
Contract start date	01/06/2015
Contract end date	

17/18 Contracted general activity (UDA)	17,246
Carry forward general activity (UDA)	0
17/18 Contracted orthodontic activity (UOA)	756
Carry forward orthodontic activity (UOA)	0
Baseline contract value	£451,042.11

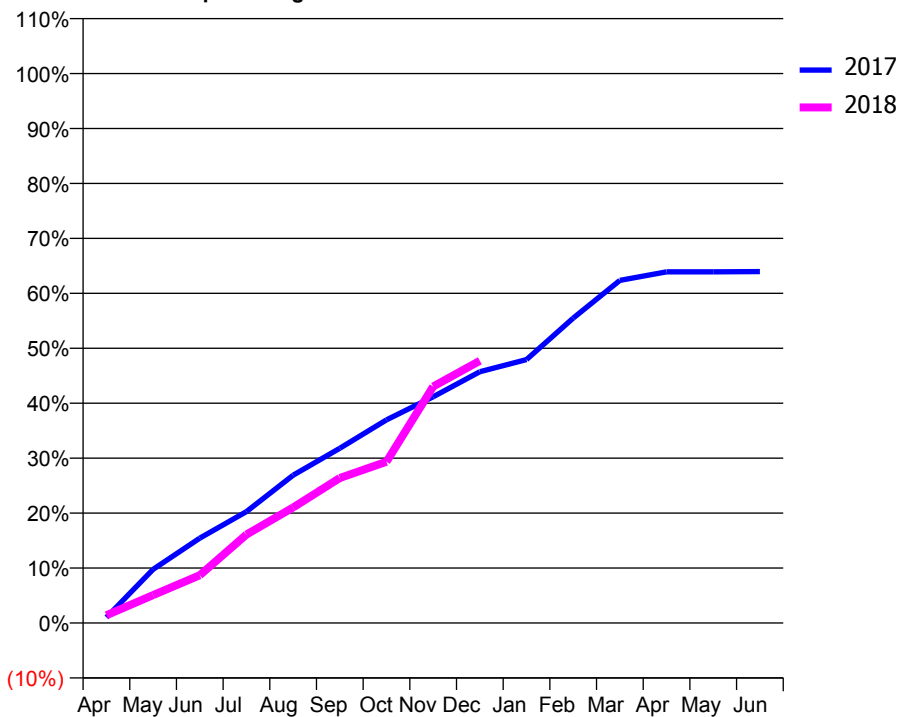
ACCESS*

Patients seen in 24 months	Total	Change since previous quarter
Quarter ending December 2016	4,968	
Quarter ending March 2017	5,034	→
Quarter ending June 2017	4,939	↓
Quarter ending September 2017	4,693	↓
Quarter ending December 2017	4,684	→
Variance since December 2016	(5.7%)	↓



ACTIVITY

Cumulative percentage of contracted UDA delivered 2017 & 2018



Month	Adjusted Scheduled Activity (UDA)	
	2017	2018
April	180	243
May	1,686	878
June	2,664	1,498
July	3,497	2,777
August	4,640	3,625
September	5,485	4,551
October	6,376	5,063
November	7,099	7,421
December	7,887	8,229
January	8,267	
February	9,568	
March	10,755	
April	11,022	
May	11,022	
June	11,028	

QUALITY

	Quantity	Base Number	Contract	AT	Region	England
% of FP17s for the same patient ID Re-attending within 3 months - Children	79	973	8.1%	9.8%	12.9%	12.0%
% of FP17s for the same patient ID Re-attending within 3 months - Adults	400	3,742	10.7%	13.4%	16.5%	15.9%
% of FP17s for the same patient ID Re-attending between 3 & 9 months - Children	591	973	60.7%	63.4%	59.6%	58.0%
% of FP17s for the same patient ID Re-attending between 3 & 9 months - Adults	1,894	3,742	50.6%	55.0%	52.8%	50.5%
% of FP17s for Band 1 Urgent Courses	262	4,499	5.8%	7.3%	9.1%	9.0%
% of FP17s Relating to Free Repair or Replacements	31	4,499	0.7%	0.9%	1.0%	0.8%
% of FP17s Relating to Continuations	55	4,499	1.2%	1.2%	1.2%	1.1%
% of Patients satisfied with the dentistry they have received	4	4	N/A	92.0%	91.6%	91.5%
% of Patients satisfied with the time they had to wait for an appointment	3	4	N/A	88.4%	88.3%	87.9%

* This is based on patients treated on this contract for their most recent course of treatment. Figures in italics indicate the base number of FP17s or Patient Questionnaire responses are less than 100. N/A is shown where the base number of responses is less than 10 during the period. % is calculated as Quantity/Base number*100

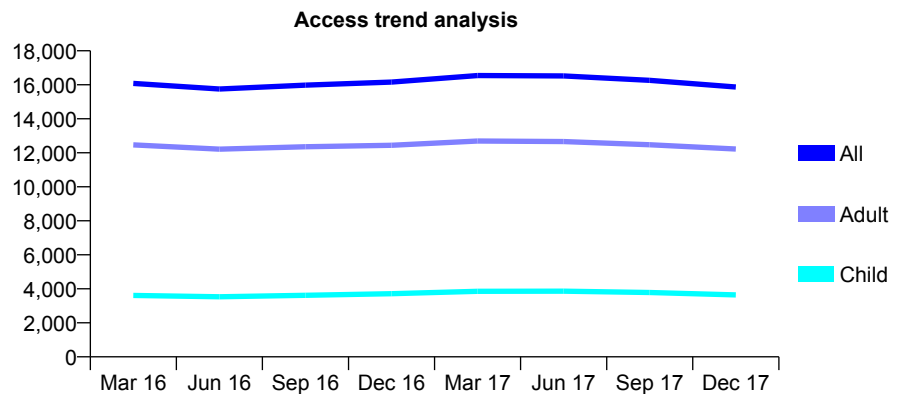
Q50 - Vital Signs At a Glance Contract Report for 156655/0001 - December 2017

Name or company name	Burrell & Stokes Dental Practice
Contract type name	GDS Contract
Purpose of contract	General
Contract start date	01/01/2013
Contract end date	

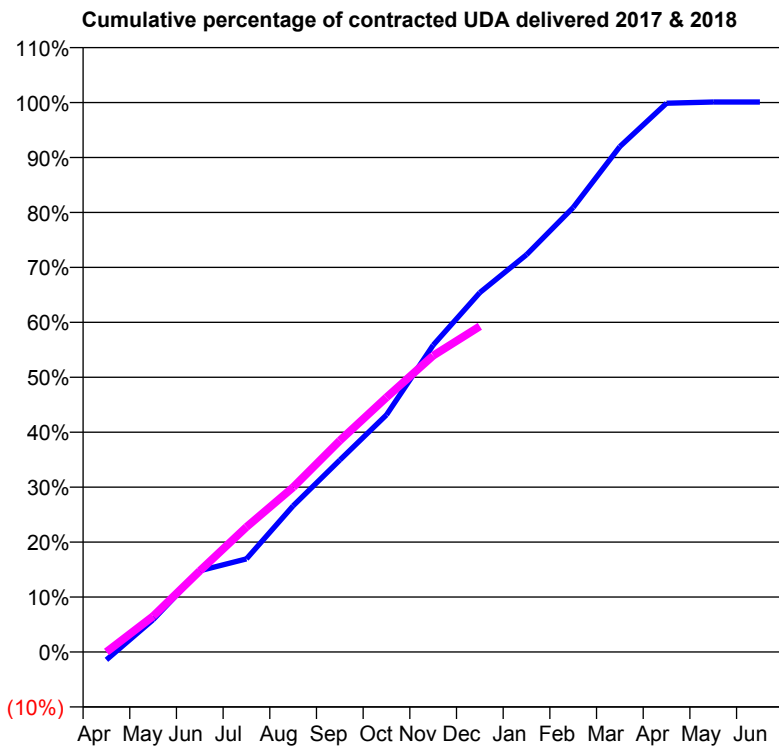
17/18 Contracted general activity (UDA)	45,300
Carry forward general activity (UDA)	0
17/18 Contracted orthodontic activity (UOA)	0
Carry forward orthodontic activity (UOA)	0
Baseline contract value	£1,188,023.36

ACCESS*

Patients seen in 24 months	Total	Change since previous quarter
Quarter ending December 2016	16,161	
Quarter ending March 2017	16,546	↑
Quarter ending June 2017	16,524	→
Quarter ending September 2017	16,262	↓
Quarter ending December 2017	15,869	↓
Variance since December 2016	(1.8%)	↓



ACTIVITY



Month	Adjusted Scheduled Activity (UDA)	
	2017	2018
April	-656	0
May	2,667	2,950
June	6,701	6,685
July	7,680	10,309
August	12,054	13,577
September	15,820	17,434
October	19,550	20,996
November	25,305	24,428
December	29,630	26,845
January	32,753	
February	36,644	
March	41,668	
April	45,242	
May	45,342	
June	45,343	

QUALITY

	Quantity	Base Number	Contract	AT	Region	England
% of FP17s for the same patient ID Re-attending within 3 months - Children	144	3,279	4.4%	9.8%	12.9%	12.0%
% of FP17s for the same patient ID Re-attending within 3 months - Adults	1,090	10,280	10.6%	13.4%	16.5%	15.9%
% of FP17s for the same patient ID Re-attending between 3 & 9 months - Children	2,007	3,279	61.2%	63.4%	59.6%	58.0%
% of FP17s for the same patient ID Re-attending between 3 & 9 months - Adults	3,563	10,280	34.7%	55.0%	52.8%	50.5%
% of FP17s for Band 1 Urgent Courses	60	11,994	0.5%	7.3%	9.1%	9.0%
% of FP17s Relating to Free Repair or Replacements	82	11,994	0.7%	0.9%	1.0%	0.8%
% of FP17s Relating to Continuations	336	11,994	2.8%	1.2%	1.2%	1.1%
% of Patients satisfied with the dentistry they have received	13	13	100.0%	92.0%	91.6%	91.5%
% of Patients satisfied with the time they had to wait for an appointment	12	13	92.3%	88.4%	88.3%	87.9%

* This is based on patients treated on this contract for their most recent course of treatment. Figures in italics indicate the base number of FP17s or Patient Questionnaire responses are less than 100. N/A is shown where the base number of responses is less than 10 during the period. % is calculated as Quantity/Base number*100

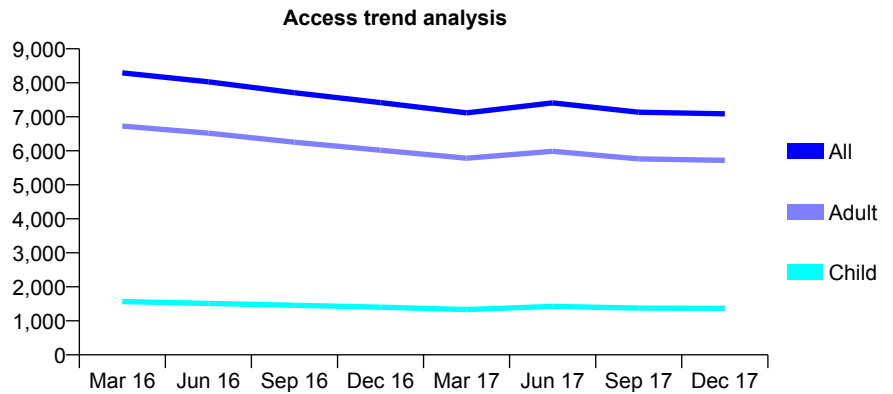
Q50 - Vital Signs At a Glance Contract Report for 157341/0001 - December 2017

Name or company name	Freetown Way Surgery Limited
Contract type name	GDS Contract
Purpose of contract	General
Contract start date	01/04/2013
Contract end date	

17/18 Contracted general activity (UDA)	16,371
Carry forward general activity (UDA)	0
17/18 Contracted orthodontic activity (UOA)	0
Carry forward orthodontic activity (UOA)	0
Baseline contract value	£322,287.26

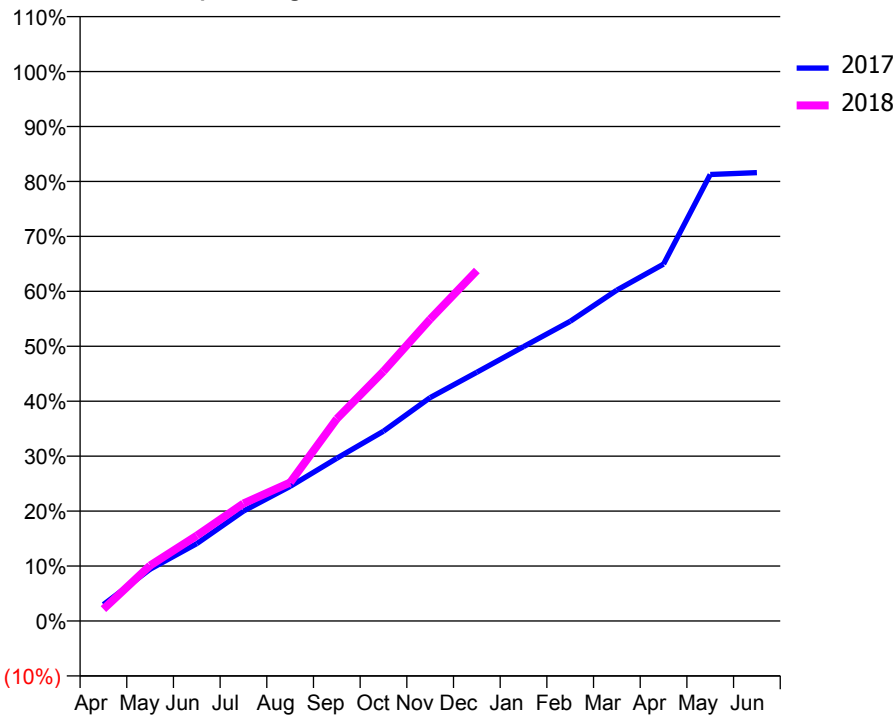
ACCESS*

Patients seen in 24 months	Total	Change since previous quarter
Quarter ending December 2016	7,417	
Quarter ending March 2017	7,116	↓
Quarter ending June 2017	7,411	↑
Quarter ending September 2017	7,137	↓
Quarter ending December 2017	7,087	→
Variance since December 2016	(4.4%)	↓



ACTIVITY

Cumulative percentage of contracted UDA delivered 2017 & 2018



Month	Adjusted Scheduled Activity (UDA)	
	2017	2018
April	712	354
May	2,239	1,654
June	3,348	2,546
July	4,752	3,503
August	5,820	4,124
September	7,034	6,024
October	8,207	7,438
November	9,661	8,990
December	10,754	10,442
January	11,860	
February	12,958	
March	14,305	
April	15,428	
May	19,305	
June	19,385	

QUALITY

	Quantity	Base Number	Contract	AT	Region	England
% of FP17s for the same patient ID Re-attending within 3 months - Children	107	1,758	6.1%	9.8%	12.9%	12.0%
% of FP17s for the same patient ID Re-attending within 3 months - Adults	929	6,756	13.8%	13.4%	16.5%	15.9%
% of FP17s for the same patient ID Re-attending between 3 & 9 months - Children	949	1,758	54.0%	63.4%	59.6%	58.0%
% of FP17s for the same patient ID Re-attending between 3 & 9 months - Adults	3,410	6,756	50.5%	55.0%	52.8%	50.5%
% of FP17s for Band 1 Urgent Courses	1,235	5,798	21.3%	7.3%	9.1%	9.0%
% of FP17s Relating to Free Repair or Replacements	49	5,798	0.8%	0.9%	1.0%	0.8%
% of FP17s Relating to Continuations	5	5,798	0.1%	1.2%	1.2%	1.1%
% of Patients satisfied with the dentistry they have received	9	9	N/A	92.0%	91.6%	91.5%
% of Patients satisfied with the time they had to wait for an appointment	7	9	N/A	88.4%	88.3%	87.9%

* This is based on patients treated on this contract for their most recent course of treatment. Figures in italics indicate the base number of FP17s or Patient Questionnaire responses are less than 100. N/A is shown where the base number of responses is less than 10 during the period. % is calculated as Quantity/Base number*100

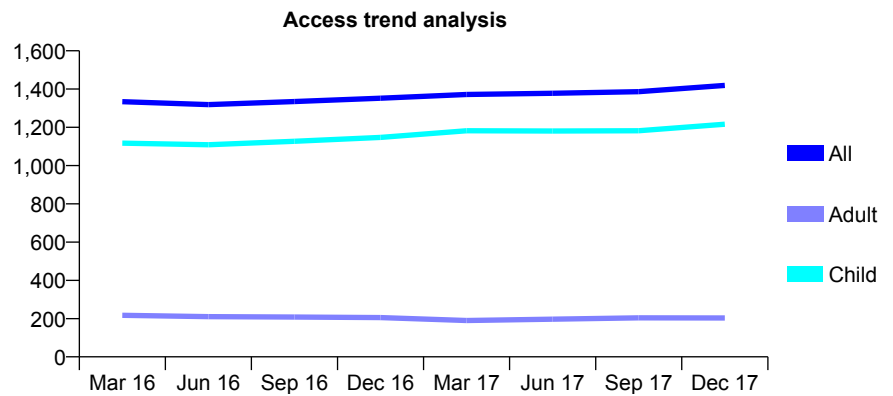
Q50 - Vital Signs At a Glance Contract Report for 158488/0001 - December 2017

Name or company name	Bedale Dental Practice Ltd
Contract type name	GDS Contract
Purpose of contract	General and Orthodontic
Contract start date	01/02/2012
Contract end date	

17/18 Contracted general activity (UDA)	3,500
Carry forward general activity (UDA)	0
17/18 Contracted orthodontic activity (UOA)	463
Carry forward orthodontic activity (UOA)	0
Baseline contract value	£119,359.80

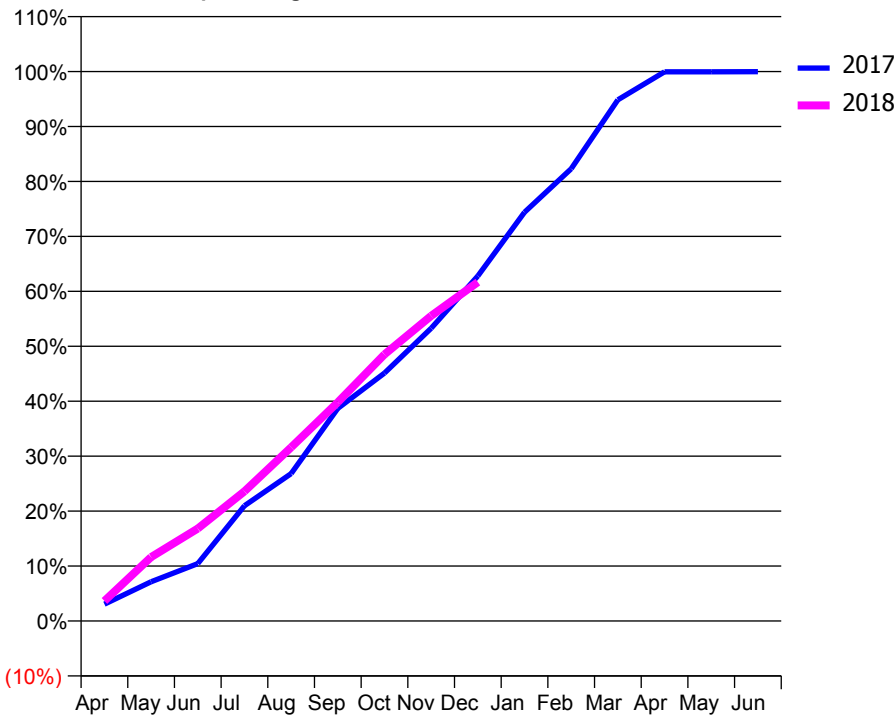
ACCESS*

Patients seen in 24 months	Total	Change since previous quarter
Quarter ending December 2016	1,352	
Quarter ending March 2017	1,372	→
Quarter ending June 2017	1,378	→
Quarter ending September 2017	1,386	→
Quarter ending December 2017	1,419	↑
Variance since December 2016	5.0%	↑



ACTIVITY

Cumulative percentage of contracted UDA delivered 2017 & 2018



Month	Adjusted Scheduled Activity (UDA)	
	2017	2018
April	107	128
May	250	408
June	366	589
July	734	826
August	939	1,106
September	1,354	1,394
October	1,580	1,698
November	1,864	1,944
December	2,198	2,159
January	2,603	
February	2,881	
March	3,319	
April	3,498	
May	3,498	
June	3,499	

QUALITY

	Quantity	Base Number	Contract	AT	Region	England
% of FP17s for the same patient ID Re-attending within 3 months - Children	382	1,804	21.2%	9.8%	12.9%	12.0%
% of FP17s for the same patient ID Re-attending within 3 months - Adults	5	68	7.4%	13.4%	16.5%	15.9%
% of FP17s for the same patient ID Re-attending between 3 & 9 months - Children	1,098	1,804	60.9%	63.4%	59.6%	58.0%
% of FP17s for the same patient ID Re-attending between 3 & 9 months - Adults	57	68	83.8%	55.0%	52.8%	50.5%
% of FP17s for Band 1 Urgent Courses	85	1,727	4.9%	7.3%	9.1%	9.0%
% of FP17s Relating to Free Repair or Replacements	0	1,727	0.0%	0.9%	1.0%	0.8%
% of FP17s Relating to Continuations	0	1,727	0.0%	1.2%	1.2%	1.1%
% of Patients satisfied with the dentistry they have received	3	4	N/A	92.0%	91.6%	91.5%
% of Patients satisfied with the time they had to wait for an appointment	3	4	N/A	88.4%	88.3%	87.9%

* This is based on patients treated on this contract for their most recent course of treatment. Figures in italics indicate the base number of FP17s or Patient Questionnaire responses are less than 100. N/A is shown where the base number of responses is less than 10 during the period. % is calculated as Quantity/Base number*100

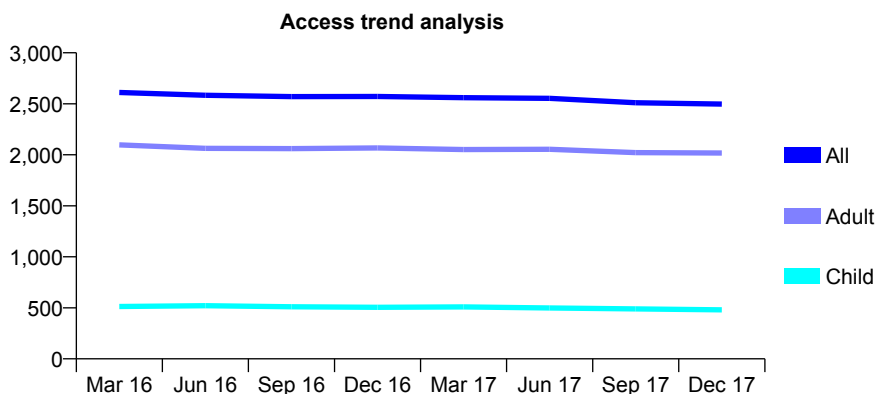
Q50 - Vital Signs At a Glance Contract Report for 159786/0001 - December 2017

Name or company name	A R Brosgill Ltd
Contract type name	GDS Contract
Purpose of contract	General
Contract start date	01/05/2008
Contract end date	

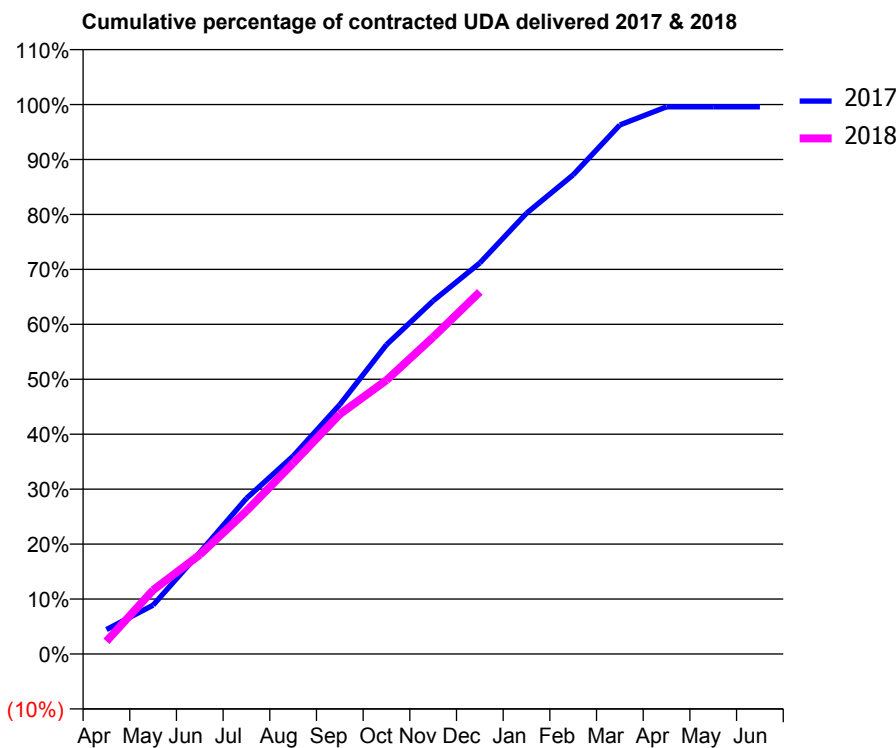
17/18 Contracted general activity (UDA)	6,650
Carry forward general activity (UDA)	0
17/18 Contracted orthodontic activity (UOA)	0
Carry forward orthodontic activity (UOA)	0
Baseline contract value	£228,101.13

ACCESS*

Patients seen in 24 months	Total	Change since previous quarter
Quarter ending December 2016	2,572	
Quarter ending March 2017	2,560	→
Quarter ending June 2017	2,553	→
Quarter ending September 2017	2,510	↓
Quarter ending December 2017	2,498	→
Variance since December 2016	(2.9%)	↓



ACTIVITY



Month	Adjusted Scheduled Activity (UDA)	
	2017	2018
April	295	155
May	591	774
June	1,228	1,201
July	1,884	1,731
August	2,396	2,310
September	3,018	2,902
October	3,744	3,313
November	4,275	3,836
December	4,732	4,382
January	5,334	
February	5,799	
March	6,403	
April	6,623	
May	6,623	
June	6,622	

QUALITY

	Quantity	Base Number	Contract	AT	Region	England
% of FP17s for the same patient ID Re-attending within 3 months - Children	32	565	5.7%	9.8%	12.9%	12.0%
% of FP17s for the same patient ID Re-attending within 3 months - Adults	293	2,417	12.1%	13.4%	16.5%	15.9%
% of FP17s for the same patient ID Re-attending between 3 & 9 months - Children	443	565	78.4%	63.4%	59.6%	58.0%
% of FP17s for the same patient ID Re-attending between 3 & 9 months - Adults	1,713	2,417	70.9%	55.0%	52.8%	50.5%
% of FP17s for Band 1 Urgent Courses	199	2,855	7.0%	7.3%	9.1%	9.0%
% of FP17s Relating to Free Repair or Replacements	25	2,855	0.9%	0.9%	1.0%	0.8%
% of FP17s Relating to Continuations	18	2,855	0.6%	1.2%	1.2%	1.1%
% of Patients satisfied with the dentistry they have received	6	7	N/A	92.0%	91.6%	91.5%
% of Patients satisfied with the time they had to wait for an appointment	7	7	N/A	88.4%	88.3%	87.9%

* This is based on patients treated on this contract for their most recent course of treatment. Figures in italics indicate the base number of FP17s or Patient Questionnaire responses are less than 100. N/A is shown where the base number of responses is less than 10 during the period. % is calculated as Quantity/Base number*100

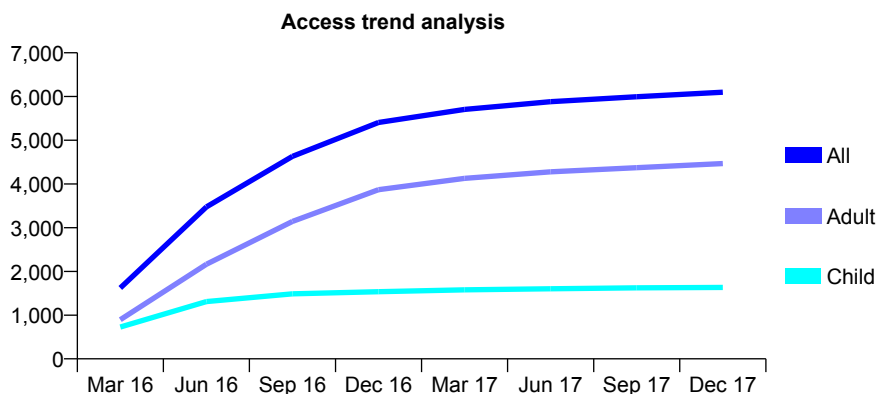
Q50 - Vital Signs At a Glance Contract Report for 161586/0001 - December 2017

Name or company name	B & R Dental Care
Contract type name	GDS Contract
Purpose of contract	General
Contract start date	01/12/2015
Contract end date	

17/18 Contracted general activity (UDA)	16,800
Carry forward general activity (UDA)	0
17/18 Contracted orthodontic activity (UOA)	0
Carry forward orthodontic activity (UOA)	0
Baseline contract value	£503,238.32

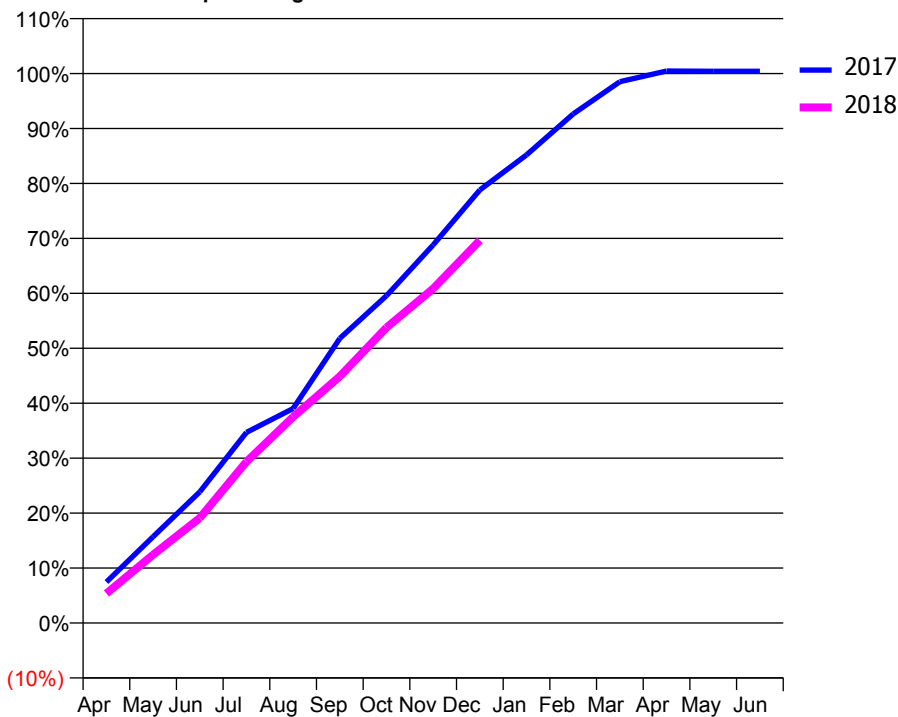
ACCESS*

Patients seen in 24 months	Total	Change since previous quarter
Quarter ending December 2016	5,405	
Quarter ending March 2017	5,705	↑
Quarter ending June 2017	5,882	↑
Quarter ending September 2017	5,995	→
Quarter ending December 2017	6,098	→
Variance since December 2016	12.8%	↑



ACTIVITY

Cumulative percentage of contracted UDA delivered 2017 & 2018



Month	Adjusted Scheduled Activity (UDA)	
	2017	2018
April	1,254	902
May	2,640	2,088
June	4,012	3,209
July	5,828	4,931
August	6,559	6,302
September	8,700	7,540
October	10,007	9,032
November	11,560	10,224
December	13,238	11,699
January	14,310	
February	15,562	
March	16,550	
April	16,875	
May	16,868	
June	16,869	

QUALITY

	Quantity	Base Number	Contract	AT	Region	England
% of FP17s for the same patient ID Re-attending within 3 months - Children	222	2,346	9.5%	9.8%	12.9%	12.0%
% of FP17s for the same patient ID Re-attending within 3 months - Adults	355	3,982	8.9%	13.4%	16.5%	15.9%
% of FP17s for the same patient ID Re-attending between 3 & 9 months - Children	1,626	2,346	69.3%	63.4%	59.6%	58.0%
% of FP17s for the same patient ID Re-attending between 3 & 9 months - Adults	798	3,982	20.0%	55.0%	52.8%	50.5%
% of FP17s for Band 1 Urgent Courses	411	6,131	6.7%	7.3%	9.1%	9.0%
% of FP17s Relating to Free Repair or Replacements	27	6,131	0.4%	0.9%	1.0%	0.8%
% of FP17s Relating to Continuations	46	6,131	0.8%	1.2%	1.2%	1.1%
% of Patients satisfied with the dentistry they have received	7	7	N/A	92.0%	91.6%	91.5%
% of Patients satisfied with the time they had to wait for an appointment	7	7	N/A	88.4%	88.3%	87.9%

* This is based on patients treated on this contract for their most recent course of treatment. Figures in italics indicate the base number of FP17s or Patient Questionnaire responses are less than 100. N/A is shown where the base number of responses is less than 10 during the period. % is calculated as Quantity/Base number*100

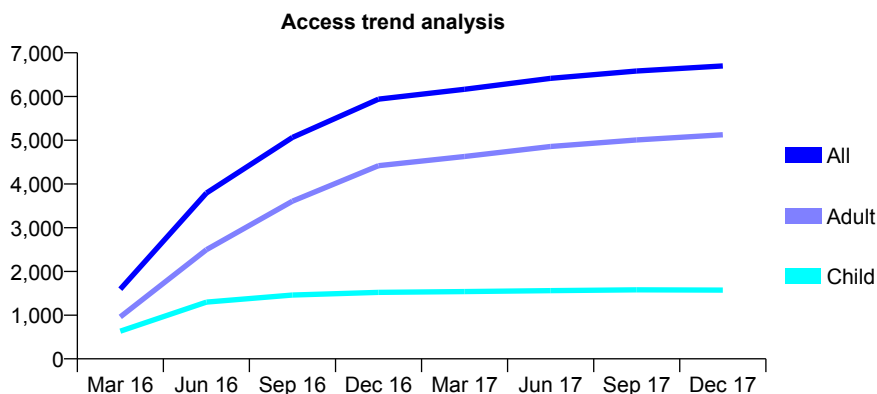
Q50 - Vital Signs At a Glance Contract Report for 161586/0002 - December 2017

Name or company name	B & R Dental Care
Contract type name	GDS Contract
Purpose of contract	General
Contract start date	01/12/2015
Contract end date	

17/18 Contracted general activity (UDA)	16,800
Carry forward general activity (UDA)	0
17/18 Contracted orthodontic activity (UOA)	0
Carry forward orthodontic activity (UOA)	0
Baseline contract value	£502,238.29

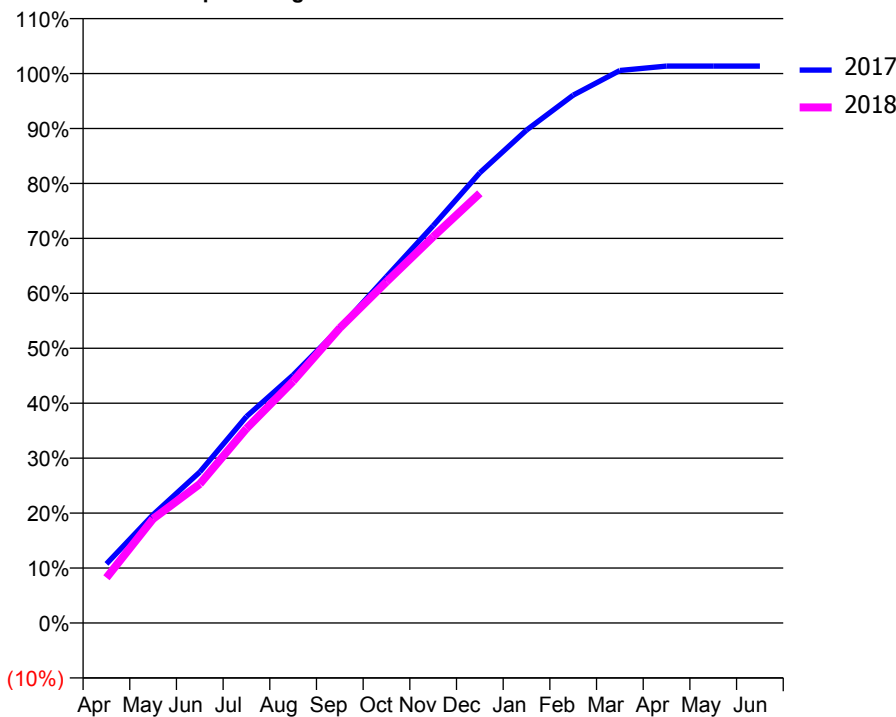
ACCESS*

Patients seen in 24 months	Total	Change since previous quarter
Quarter ending December 2016	5,940	
Quarter ending March 2017	6,167	↑
Quarter ending June 2017	6,416	↑
Quarter ending September 2017	6,584	↑
Quarter ending December 2017	6,699	→
Variance since December 2016	12.8%	↑



ACTIVITY

Cumulative percentage of contracted UDA delivered 2017 & 2018



Month	Adjusted Scheduled Activity (UDA)	
	2017	2018
April	1,808	1,386
May	3,314	3,187
June	4,617	4,248
July	6,313	5,946
August	7,580	7,394
September	9,024	9,020
October	10,589	10,432
November	12,146	11,807
December	13,767	13,139
January	15,069	
February	16,137	
March	16,892	
April	17,026	
May	17,028	
June	17,027	

QUALITY

	Quantity	Base Number	Contract	AT	Region	England
% of FP17s for the same patient ID Re-attending within 3 months - Children	194	2,286	8.5%	9.8%	12.9%	12.0%
% of FP17s for the same patient ID Re-attending within 3 months - Adults	333	4,572	7.3%	13.4%	16.5%	15.9%
% of FP17s for the same patient ID Re-attending between 3 & 9 months - Children	1,580	2,286	69.1%	63.4%	59.6%	58.0%
% of FP17s for the same patient ID Re-attending between 3 & 9 months - Adults	916	4,572	20.0%	55.0%	52.8%	50.5%
% of FP17s for Band 1 Urgent Courses	486	6,743	7.2%	7.3%	9.1%	9.0%
% of FP17s Relating to Free Repair or Replacements	20	6,743	0.3%	0.9%	1.0%	0.8%
% of FP17s Relating to Continuations	44	6,743	0.7%	1.2%	1.2%	1.1%
% of Patients satisfied with the dentistry they have received	10	11	90.9%	92.0%	91.6%	91.5%
% of Patients satisfied with the time they had to wait for an appointment	11	11	100.0%	88.4%	88.3%	87.9%

* This is based on patients treated on this contract for their most recent course of treatment. Figures in italics indicate the base number of FP17s or Patient Questionnaire responses are less than 100. N/A is shown where the base number of responses is less than 10 during the period. % is calculated as Quantity/Base number*100

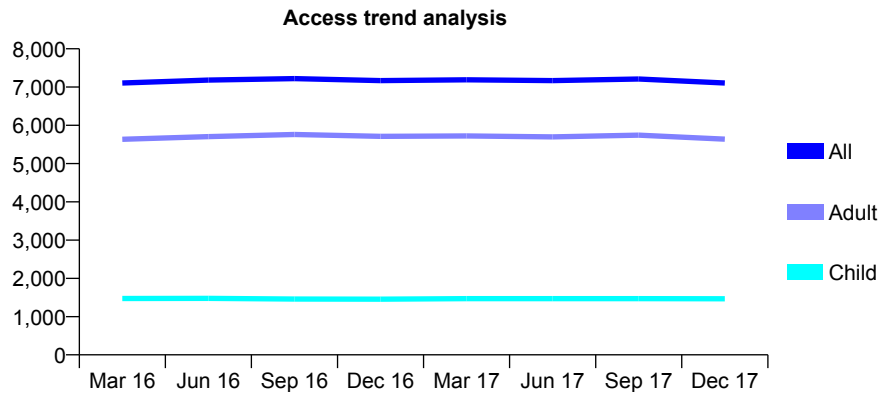
Q50 - Vital Signs At a Glance Contract Report for 161829/0001 - December 2017

Name or company name	Exchange Street Practice Ltd
Contract type name	GDS Contract
Purpose of contract	General
Contract start date	01/04/2011
Contract end date	

17/18 Contracted general activity (UDA)	21,484
Carry forward general activity (UDA)	0
17/18 Contracted orthodontic activity (UOA)	0
Carry forward orthodontic activity (UOA)	0
Baseline contract value	£663,792.44

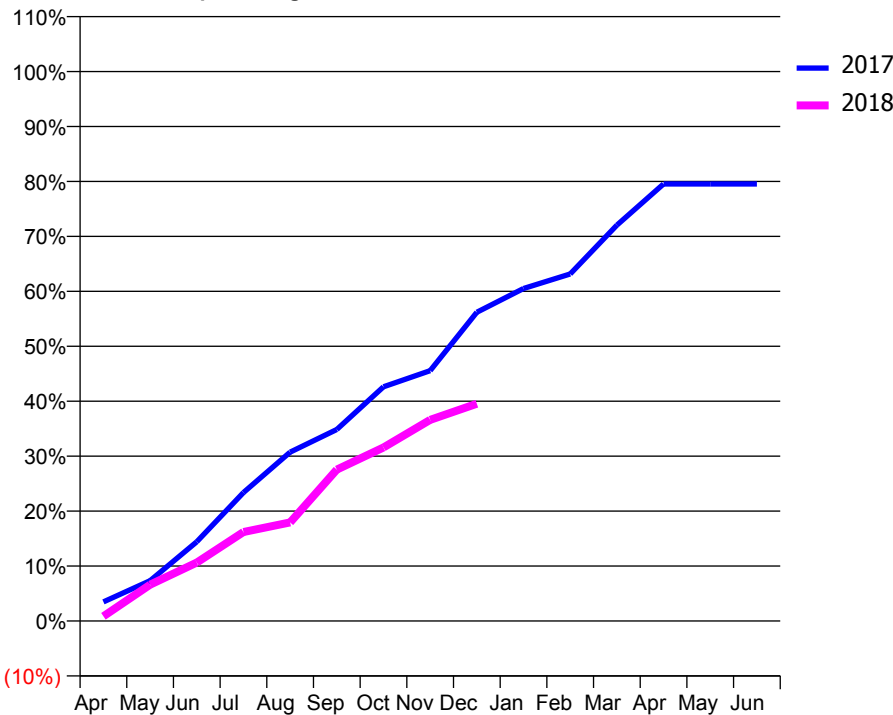
ACCESS*

Patients seen in 24 months	Total	Change since previous quarter
Quarter ending December 2016	7,170	
Quarter ending March 2017	7,190	→
Quarter ending June 2017	7,167	→
Quarter ending September 2017	7,210	→
Quarter ending December 2017	7,107	↓
Variance since December 2016	(0.9%)	→



ACTIVITY

Cumulative percentage of contracted UDA delivered 2017 & 2018



Month	Adjusted Scheduled Activity (UDA)	
	2017	2018
April	750	183
May	1,579	1,421
June	3,098	2,284
July	5,022	3,479
August	6,602	3,855
September	7,488	5,921
October	9,158	6,783
November	9,790	7,862
December	12,069	8,498
January	13,002	
February	13,567	
March	15,478	
April	17,085	
May	17,088	
June	17,089	

QUALITY

	Quantity	Base Number	Contract	AT	Region	England
% of FP17s for the same patient ID Re-attending within 3 months - Children	72	1,376	5.2%	9.8%	12.9%	12.0%
% of FP17s for the same patient ID Re-attending within 3 months - Adults	440	4,770	9.2%	13.4%	16.5%	15.9%
% of FP17s for the same patient ID Re-attending between 3 & 9 months - Children	664	1,376	48.3%	63.4%	59.6%	58.0%
% of FP17s for the same patient ID Re-attending between 3 & 9 months - Adults	2,234	4,770	46.8%	55.0%	52.8%	50.5%
% of FP17s for Band 1 Urgent Courses	250	4,607	5.4%	7.3%	9.1%	9.0%
% of FP17s Relating to Free Repair or Replacements	21	4,607	0.5%	0.9%	1.0%	0.8%
% of FP17s Relating to Continuations	44	4,607	1.0%	1.2%	1.2%	1.1%
% of Patients satisfied with the dentistry they have received	11	12	91.7%	92.0%	91.6%	91.5%
% of Patients satisfied with the time they had to wait for an appointment	12	12	100.0%	88.4%	88.3%	87.9%

* This is based on patients treated on this contract for their most recent course of treatment. Figures in italics indicate the base number of FP17s or Patient Questionnaire responses are less than 100. N/A is shown where the base number of responses is less than 10 during the period. % is calculated as Quantity/Base number*100

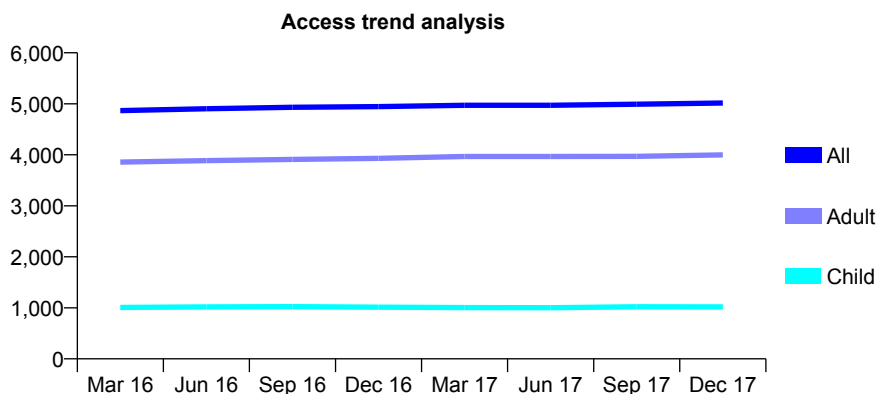
Q50 - Vital Signs At a Glance Contract Report for 163252/0001 - December 2017

Name or company name	Alpha Dental Great Ayton
Contract type name	GDS Contract
Purpose of contract	General
Contract start date	01/04/2009
Contract end date	

17/18 Contracted general activity (UDA)	14,000
Carry forward general activity (UDA)	0
17/18 Contracted orthodontic activity (UOA)	0
Carry forward orthodontic activity (UOA)	0
Baseline contract value	£366,175.89

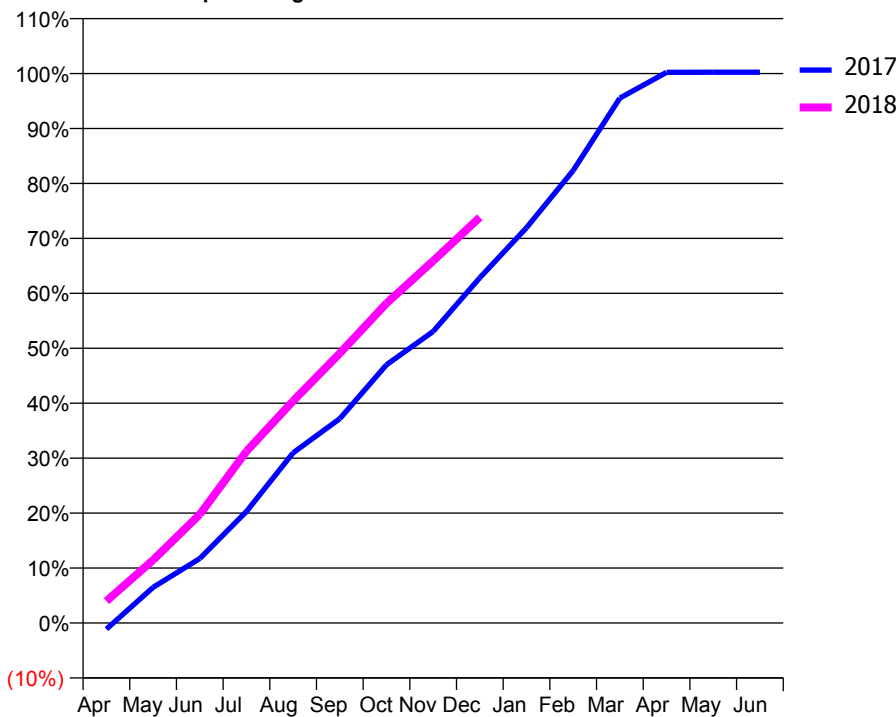
ACCESS*

Patients seen in 24 months	Total	Change since previous quarter
Quarter ending December 2016	4,944	
Quarter ending March 2017	4,972	→
Quarter ending June 2017	4,970	→
Quarter ending September 2017	4,992	→
Quarter ending December 2017	5,016	→
Variance since December 2016	1.5%	→



ACTIVITY

Cumulative percentage of contracted UDA delivered 2017 & 2018



Month	Adjusted Scheduled Activity (UDA)	
	2017	2018
April	-158	559
May	910	1,607
June	1,643	2,768
July	2,842	4,375
August	4,338	5,658
September	5,208	6,870
October	6,578	8,145
November	7,428	9,227
December	8,797	10,338
January	10,072	
February	11,528	
March	13,375	
April	14,030	
May	14,031	
June	14,031	

QUALITY

	Quantity	Base Number	Contract	AT	Region	England
% of FP17s for the same patient ID Re-attending within 3 months - Children	69	1,021	6.8%	9.8%	12.9%	12.0%
% of FP17s for the same patient ID Re-attending within 3 months - Adults	620	3,781	16.4%	13.4%	16.5%	15.9%
% of FP17s for the same patient ID Re-attending between 3 & 9 months - Children	583	1,021	57.1%	63.4%	59.6%	58.0%
% of FP17s for the same patient ID Re-attending between 3 & 9 months - Adults	1,848	3,781	48.9%	55.0%	52.8%	50.5%
% of FP17s for Band 1 Urgent Courses	341	4,430	7.7%	7.3%	9.1%	9.0%
% of FP17s Relating to Free Repair or Replacements	84	4,430	1.9%	0.9%	1.0%	0.8%
% of FP17s Relating to Continuations	113	4,430	2.6%	1.2%	1.2%	1.1%
% of Patients satisfied with the dentistry they have received	10	11	90.9%	92.0%	91.6%	91.5%
% of Patients satisfied with the time they had to wait for an appointment	9	11	81.8%	88.4%	88.3%	87.9%

* This is based on patients treated on this contract for their most recent course of treatment. Figures in italics indicate the base number of FP17s or Patient Questionnaire responses are less than 100. N/A is shown where the base number of responses is less than 10 during the period. % is calculated as Quantity/Base number*100

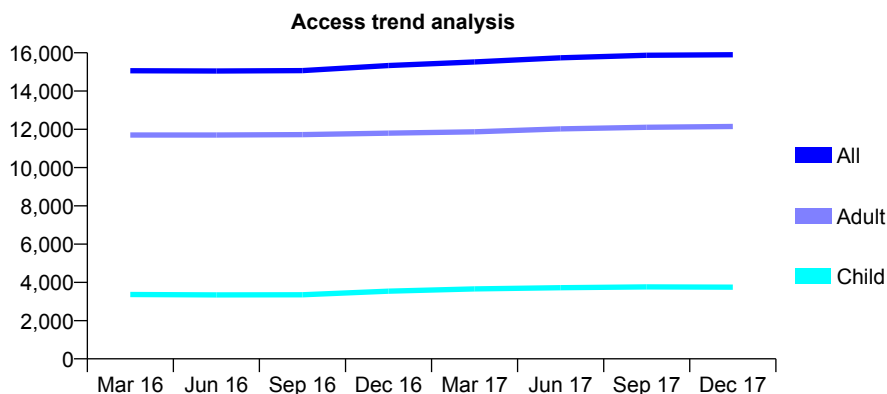
Q50 - Vital Signs At a Glance Contract Report for 163880/0001 - December 2017

Name or company name	Lawrence Street Dental Practice Ltd
Contract type name	GDS Contract
Purpose of contract	General
Contract start date	01/03/2008
Contract end date	

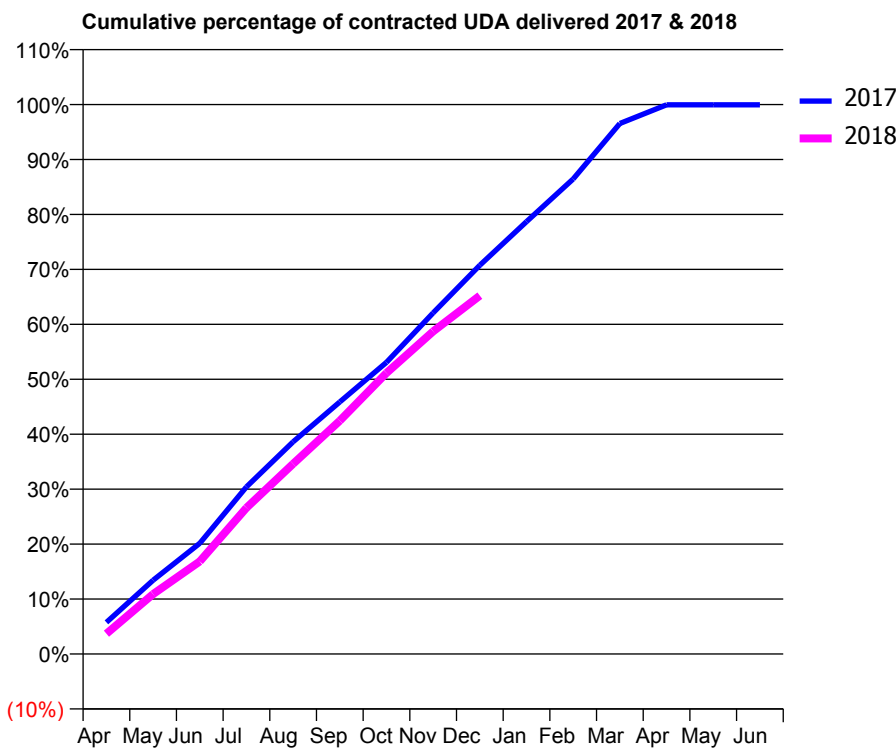
17/18 Contracted general activity (UDA)	44,087
Carry forward general activity (UDA)	0
17/18 Contracted orthodontic activity (UOA)	0
Carry forward orthodontic activity (UOA)	0
Baseline contract value	£1,418,203.64

ACCESS*

Patients seen in 24 months	Total	Change since previous quarter
Quarter ending December 2016	15,337	
Quarter ending March 2017	15,522	→
Quarter ending June 2017	15,740	→
Quarter ending September 2017	15,871	→
Quarter ending December 2017	15,896	→
Variance since December 2016	3.6%	↑



ACTIVITY



Month	Adjusted Scheduled Activity (UDA)	
	2017	2018
April	2,536	1,628
May	5,921	4,804
June	8,886	7,431
July	13,411	11,729
August	17,031	15,258
September	20,230	18,717
October	23,398	22,550
November	27,368	25,889
December	31,188	28,750
January	34,695	
February	38,112	
March	42,569	
April	44,059	
May	44,063	
June	44,060	

QUALITY

	Quantity	Base Number	Contract	AT	Region	England
% of FP17s for the same patient ID Re-attending within 3 months - Children	298	4,084	7.3%	9.8%	12.9%	12.0%
% of FP17s for the same patient ID Re-attending within 3 months - Adults	1,667	14,034	11.9%	13.4%	16.5%	15.9%
% of FP17s for the same patient ID Re-attending between 3 & 9 months - Children	2,582	4,084	63.2%	63.4%	59.6%	58.0%
% of FP17s for the same patient ID Re-attending between 3 & 9 months - Adults	8,423	14,034	60.0%	55.0%	52.8%	50.5%
% of FP17s for Band 1 Urgent Courses	1,004	17,306	5.8%	7.3%	9.1%	9.0%
% of FP17s Relating to Free Repair or Replacements	94	17,306	0.5%	0.9%	1.0%	0.8%
% of FP17s Relating to Continuations	388	17,306	2.2%	1.2%	1.2%	1.1%
% of Patients satisfied with the dentistry they have received	17	18	94.4%	92.0%	91.6%	91.5%
% of Patients satisfied with the time they had to wait for an appointment	17	18	94.4%	88.4%	88.3%	87.9%

* This is based on patients treated on this contract for their most recent course of treatment. Figures in italics indicate the base number of FP17s or Patient Questionnaire responses are less than 100. N/A is shown where the base number of responses is less than 10 during the period. % is calculated as Quantity/Base number*100

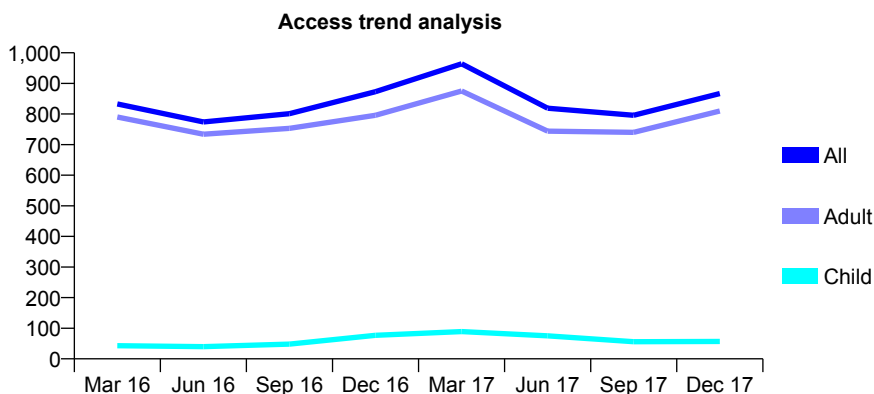
Q50 - Vital Signs At a Glance Contract Report for 163880/0002 - December 2017

Name or company name	Lawrence Street Dental Practice Ltd
Contract type name	PDS Contract
Purpose of contract	General
Contract start date	01/06/2011
Contract end date	31/03/2018

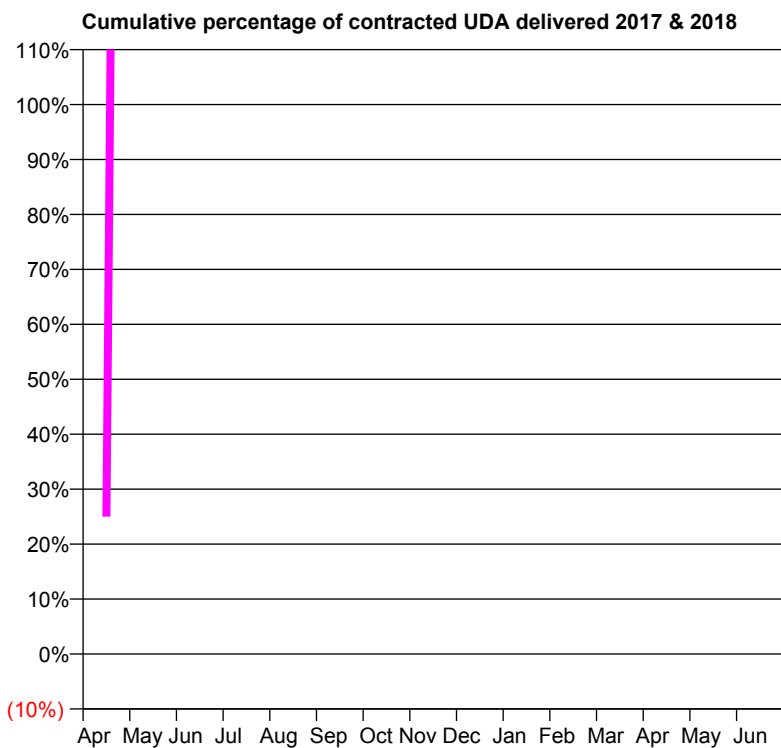
17/18 Contracted general activity (UDA)	4
Carry forward general activity (UDA)	0
17/18 Contracted orthodontic activity (UOA)	0
Carry forward orthodontic activity (UOA)	0
Baseline contract value	£72,327.95

ACCESS*

Patients seen in 24 months	Total	Change since previous quarter
Quarter ending December 2016	873	
Quarter ending March 2017	964	↑
Quarter ending June 2017	819	↓
Quarter ending September 2017	796	↓
Quarter ending December 2017	867	↑
Variance since December 2016	(0.7%)	→



ACTIVITY



Month	Adjusted Scheduled Activity (UDA)	
	2017	2018
April	42	1
May	126	38
June	158	72
July	185	168
August	286	247
September	478	458
October	565	582
November	667	738
December	822	827
January	1,030	
February	1,130	
March	1,292	
April	1,358	
May	1,373	
June	1,373	

QUALITY

	Quantity	Base Number	Contract	AT	Region	England
% of FP17s for the same patient ID Re-attending within 3 months - Children	0	84	0.0%	9.8%	12.9%	12.0%
% of FP17s for the same patient ID Re-attending within 3 months - Adults	10	655	1.5%	13.4%	16.5%	15.9%
% of FP17s for the same patient ID Re-attending between 3 & 9 months - Children	0	84	0.0%	63.4%	59.6%	58.0%
% of FP17s for the same patient ID Re-attending between 3 & 9 months - Adults	8	655	1.2%	55.0%	52.8%	50.5%
% of FP17s for Band 1 Urgent Courses	590	672	87.8%	7.3%	9.1%	9.0%
% of FP17s Relating to Free Repair or Replacements	0	672	0.0%	0.9%	1.0%	0.8%
% of FP17s Relating to Continuations	0	672	0.0%	1.2%	1.2%	1.1%
% of Patients satisfied with the dentistry they have received	1	1	N/A	92.0%	91.6%	91.5%
% of Patients satisfied with the time they had to wait for an appointment	1	1	N/A	88.4%	88.3%	87.9%

* This is based on patients treated on this contract for their most recent course of treatment. Figures in italics indicate the base number of FP17s or Patient Questionnaire responses are less than 100. N/A is shown where the base number of responses is less than 10 during the period. % is calculated as Quantity/Base number*100

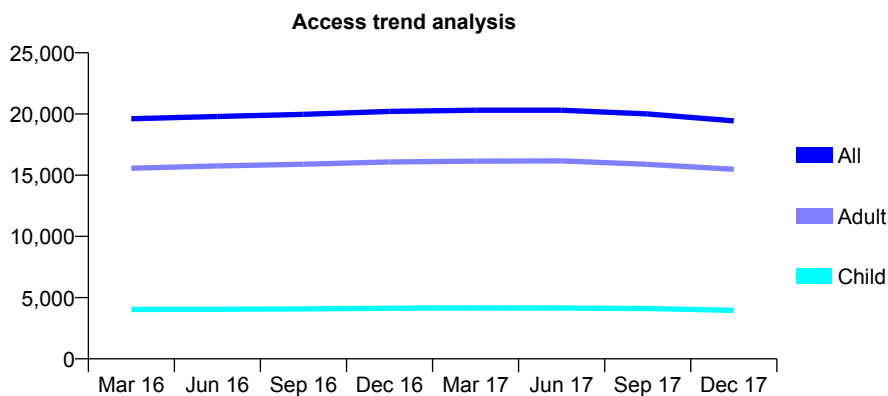
Q50 - Vital Signs At a Glance Contract Report for 163961/0001 - December 2017

Name or company name	Pierce & Geddes Limited
Contract type name	GDS Contract
Purpose of contract	General
Contract start date	01/12/2008
Contract end date	

17/18 Contracted general activity (UDA)	65,063
Carry forward general activity (UDA)	0
17/18 Contracted orthodontic activity (UOA)	0
Carry forward orthodontic activity (UOA)	0
Baseline contract value	£2,006,643.63

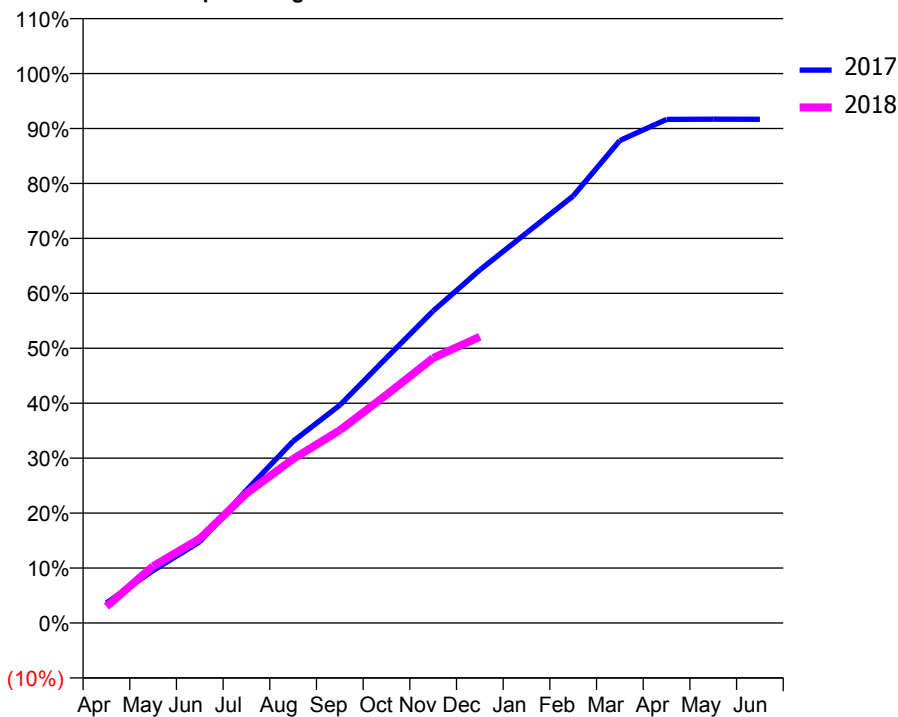
ACCESS*

Patients seen in 24 months	Total	Change since previous quarter
Quarter ending December 2016	20,217	
Quarter ending March 2017	20,306	→
Quarter ending June 2017	20,313	→
Quarter ending September 2017	20,006	↓
Quarter ending December 2017	19,442	↓
Variance since December 2016	(3.8%)	↓



ACTIVITY

Cumulative percentage of contracted UDA delivered 2017 & 2018



Month	Adjusted Scheduled Activity (UDA)	
	2017	2018
April	2,381	1,950
May	6,221	6,732
June	9,619	9,993
July	15,741	15,333
August	21,535	19,433
September	25,798	22,815
October	31,392	27,020
November	36,955	31,383
December	41,800	33,884
January	46,195	
February	50,567	
March	57,125	
April	59,628	
May	59,652	
June	59,649	

QUALITY

	Quantity	Base Number	Contract	AT	Region	England
% of FP17s for the same patient ID Re-attending within 3 months - Children	282	4,913	5.7%	9.8%	12.9%	12.0%
% of FP17s for the same patient ID Re-attending within 3 months - Adults	1,474	15,940	9.2%	13.4%	16.5%	15.9%
% of FP17s for the same patient ID Re-attending between 3 & 9 months - Children	3,744	4,913	76.2%	63.4%	59.6%	58.0%
% of FP17s for the same patient ID Re-attending between 3 & 9 months - Adults	11,302	15,940	70.9%	55.0%	52.8%	50.5%
% of FP17s for Band 1 Urgent Courses	1,303	19,633	6.6%	7.3%	9.1%	9.0%
% of FP17s Relating to Free Repair or Replacements	108	19,633	0.6%	0.9%	1.0%	0.8%
% of FP17s Relating to Continuations	110	19,633	0.6%	1.2%	1.2%	1.1%
% of Patients satisfied with the dentistry they have received	23	25	92.0%	92.0%	91.6%	91.5%
% of Patients satisfied with the time they had to wait for an appointment	25	25	100.0%	88.4%	88.3%	87.9%

* This is based on patients treated on this contract for their most recent course of treatment. Figures in italics indicate the base number of FP17s or Patient Questionnaire responses are less than 100. N/A is shown where the base number of responses is less than 10 during the period. % is calculated as Quantity/Base number*100

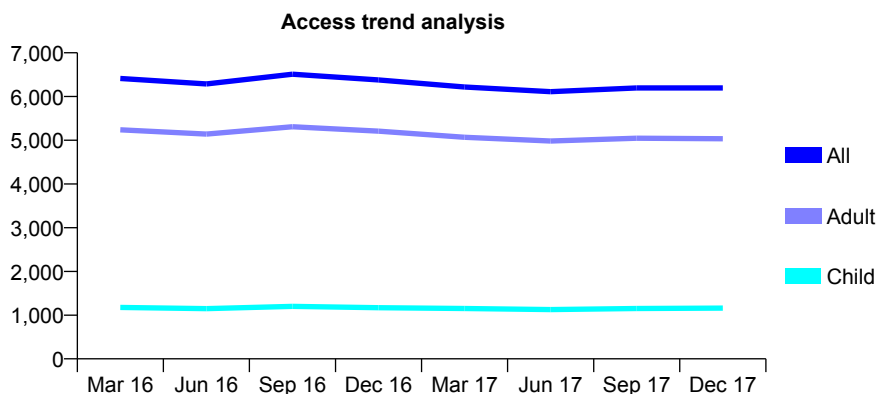
Q50 - Vital Signs At a Glance Contract Report for 164119/0001 - December 2017

Name or company name	Filey Dental Care Centre Partnership
Contract type name	GDS Contract
Purpose of contract	General
Contract start date	24/08/2012
Contract end date	

17/18 Contracted general activity (UDA)	23,000
Carry forward general activity (UDA)	0
17/18 Contracted orthodontic activity (UOA)	0
Carry forward orthodontic activity (UOA)	0
Baseline contract value	£616,473.40

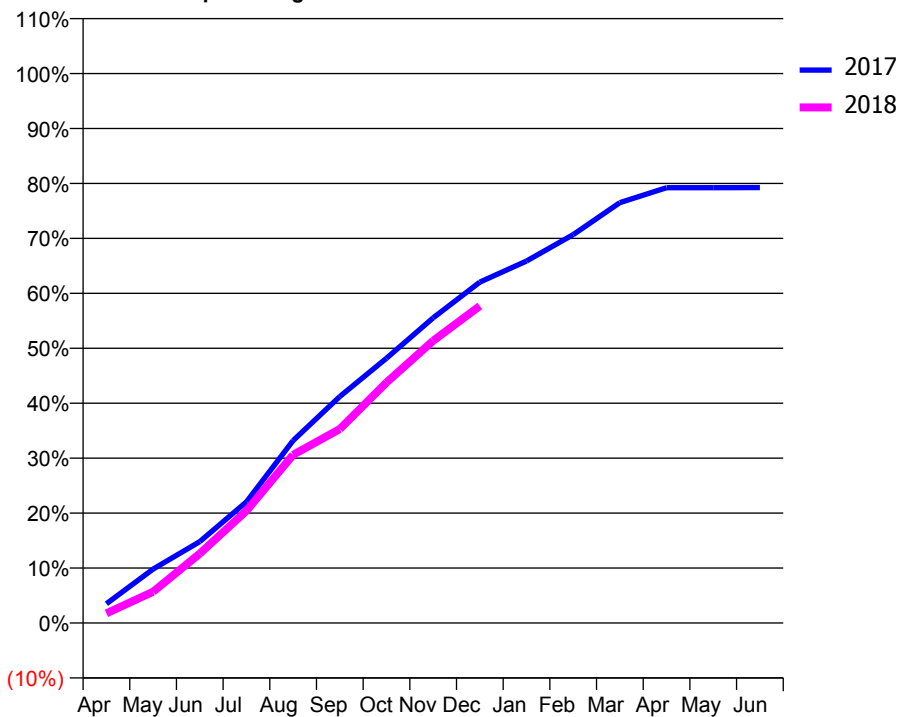
ACCESS*

Patients seen in 24 months	Total	Change since previous quarter
Quarter ending December 2016	6,378	
Quarter ending March 2017	6,219	↓
Quarter ending June 2017	6,110	↓
Quarter ending September 2017	6,195	→
Quarter ending December 2017	6,195	→
Variance since December 2016	(2.9%)	↓



ACTIVITY

Cumulative percentage of contracted UDA delivered 2017 & 2018



Month	Adjusted Scheduled Activity (UDA)	
	2017	2018
April	806	404
May	2,257	1,310
June	3,409	2,902
July	5,069	4,698
August	7,637	7,041
September	9,482	8,117
October	11,080	10,065
November	12,771	11,812
December	14,267	13,267
January	15,150	
February	16,257	
March	17,595	
April	18,219	
May	18,222	
June	18,228	

QUALITY

	Quantity	Base Number	Contract	AT	Region	England
% of FP17s for the same patient ID Re-attending within 3 months - Children	60	1,249	4.8%	9.8%	12.9%	12.0%
% of FP17s for the same patient ID Re-attending within 3 months - Adults	669	5,109	13.1%	13.4%	16.5%	15.9%
% of FP17s for the same patient ID Re-attending between 3 & 9 months - Children	677	1,249	54.2%	63.4%	59.6%	58.0%
% of FP17s for the same patient ID Re-attending between 3 & 9 months - Adults	1,884	5,109	36.9%	55.0%	52.8%	50.5%
% of FP17s for Band 1 Urgent Courses	467	6,076	7.7%	7.3%	9.1%	9.0%
% of FP17s Relating to Free Repair or Replacements	69	6,076	1.1%	0.9%	1.0%	0.8%
% of FP17s Relating to Continuations	100	6,076	1.6%	1.2%	1.2%	1.1%
% of Patients satisfied with the dentistry they have received	15	19	78.9%	92.0%	91.6%	91.5%
% of Patients satisfied with the time they had to wait for an appointment	15	19	78.9%	88.4%	88.3%	87.9%

* This is based on patients treated on this contract for their most recent course of treatment. Figures in italics indicate the base number of FP17s or Patient Questionnaire responses are less than 100. N/A is shown where the base number of responses is less than 10 during the period. % is calculated as Quantity/Base number*100

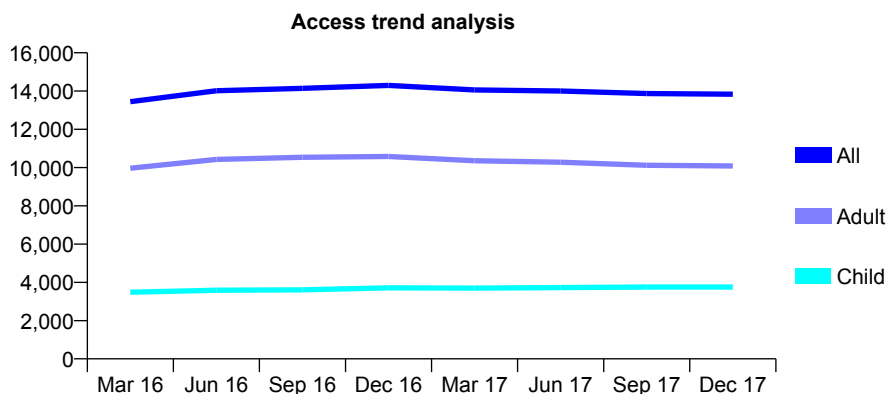
Q50 - Vital Signs At a Glance Contract Report for 164623/0001 - December 2017

Name or company name	Clock House Dental Practice
Contract type name	GDS Contract
Purpose of contract	General
Contract start date	01/07/2014
Contract end date	

17/18 Contracted general activity (UDA)	38,182
Carry forward general activity (UDA)	0
17/18 Contracted orthodontic activity (UOA)	0
Carry forward orthodontic activity (UOA)	0
Baseline contract value	£1,103,259.65

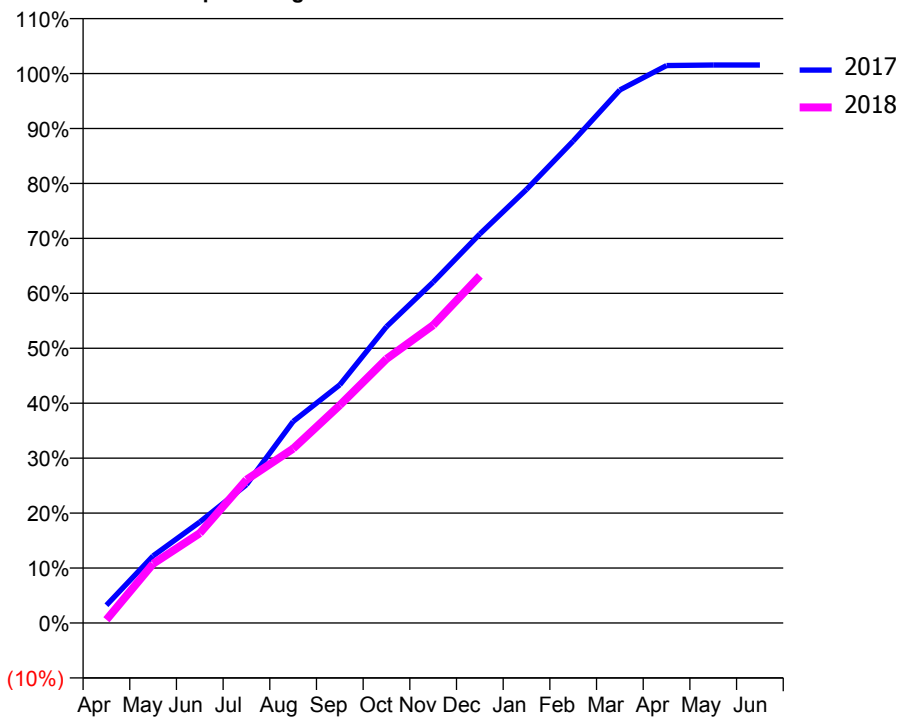
ACCESS*

Patients seen in 24 months	Total	Change since previous quarter
Quarter ending December 2016	14,293	
Quarter ending March 2017	14,055	↓
Quarter ending June 2017	14,006	→
Quarter ending September 2017	13,871	→
Quarter ending December 2017	13,836	→
Variance since December 2016	(3.2%)	↓



ACTIVITY

Cumulative percentage of contracted UDA delivered 2017 & 2018



QUALITY

	Quantity	Base Number	Contract	AT	Region	England
% of FP17s for the same patient ID Re-attending within 3 months - Children	245	4,025	6.1%	9.8%	12.9%	12.0%
% of FP17s for the same patient ID Re-attending within 3 months - Adults	1,114	9,763	11.4%	13.4%	16.5%	15.9%
% of FP17s for the same patient ID Re-attending between 3 & 9 months - Children	2,431	4,025	60.4%	63.4%	59.6%	58.0%
% of FP17s for the same patient ID Re-attending between 3 & 9 months - Adults	5,723	9,763	58.6%	55.0%	52.8%	50.5%
% of FP17s for Band 1 Urgent Courses	961	12,959	7.4%	7.3%	9.1%	9.0%
% of FP17s Relating to Free Repair or Replacements	57	12,959	0.4%	0.9%	1.0%	0.8%
% of FP17s Relating to Continuations	88	12,959	0.7%	1.2%	1.2%	1.1%
% of Patients satisfied with the dentistry they have received	20	21	95.2%	92.0%	91.6%	91.5%
% of Patients satisfied with the time they had to wait for an appointment	20	21	95.2%	88.4%	88.3%	87.9%

* This is based on patients treated on this contract for their most recent course of treatment. Figures in italics indicate the base number of FP17s or Patient Questionnaire responses are less than 100. N/A is shown where the base number of responses is less than 10 during the period. % is calculated as Quantity/Base number*100

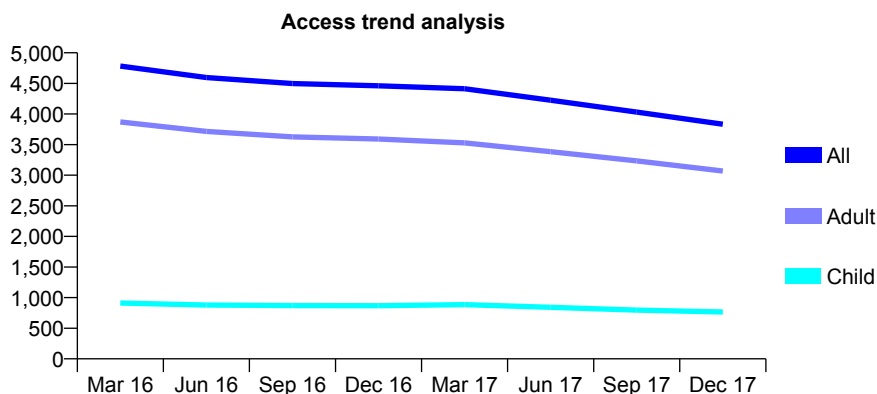
Q50 - Vital Signs At a Glance Contract Report for 164690/0001 - December 2017

Name or company name	IDH 477 Limited
Contract type name	GDS Contract
Purpose of contract	General
Contract start date	01/04/2008
Contract end date	

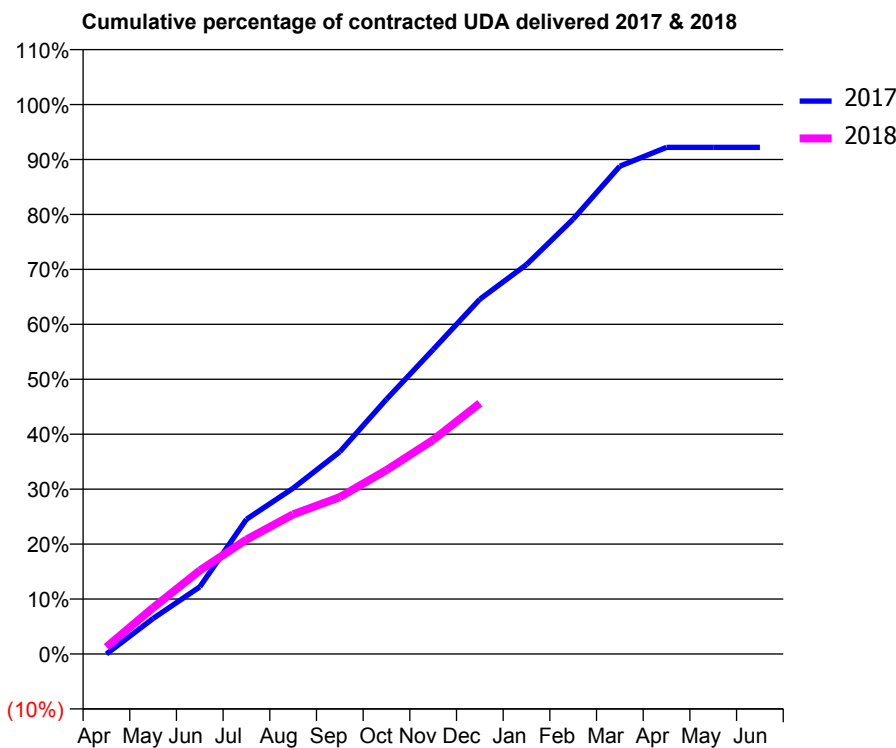
17/18 Contracted general activity (UDA)	11,845
Carry forward general activity (UDA)	0
17/18 Contracted orthodontic activity (UOA)	0
Carry forward orthodontic activity (UOA)	0
Baseline contract value	£371,895.11

ACCESS*

Patients seen in 24 months	Total	Change since previous quarter
Quarter ending December 2016	4,460	
Quarter ending March 2017	4,413	↓
Quarter ending June 2017	4,225	↓
Quarter ending September 2017	4,031	↓
Quarter ending December 2017	3,834	↓
Variance since December 2016	(14.0%)	↓



ACTIVITY



Month	Adjusted Scheduled Activity (UDA)	
	2017	2018
April	0	150
May	766	998
June	1,447	1,801
July	2,904	2,468
August	3,574	3,010
September	4,358	3,382
October	5,491	3,965
November	6,564	4,616
December	7,648	5,404
January	8,396	
February	9,374	
March	10,517	
April	10,922	
May	10,922	
June	10,922	

QUALITY

	Quantity	Base Number	Contract	AT	Region	England
% of FP17s for the same patient ID Re-attending within 3 months - Children	29	539	5.4%	9.8%	12.9%	12.0%
% of FP17s for the same patient ID Re-attending within 3 months - Adults	282	2,123	13.3%	13.4%	16.5%	15.9%
% of FP17s for the same patient ID Re-attending between 3 & 9 months - Children	199	539	36.9%	63.4%	59.6%	58.0%
% of FP17s for the same patient ID Re-attending between 3 & 9 months - Adults	707	2,123	33.3%	55.0%	52.8%	50.5%
% of FP17s for Band 1 Urgent Courses	185	2,509	7.4%	7.3%	9.1%	9.0%
% of FP17s Relating to Free Repair or Replacements	37	2,509	1.5%	0.9%	1.0%	0.8%
% of FP17s Relating to Continuations	31	2,509	1.2%	1.2%	1.2%	1.1%
% of Patients satisfied with the dentistry they have received	3	4	N/A	92.0%	91.6%	91.5%
% of Patients satisfied with the time they had to wait for an appointment	1	4	N/A	88.4%	88.3%	87.9%

* This is based on patients treated on this contract for their most recent course of treatment. Figures in italics indicate the base number of FP17s or Patient Questionnaire responses are less than 100. N/A is shown where the base number of responses is less than 10 during the period. % is calculated as Quantity/Base number*100

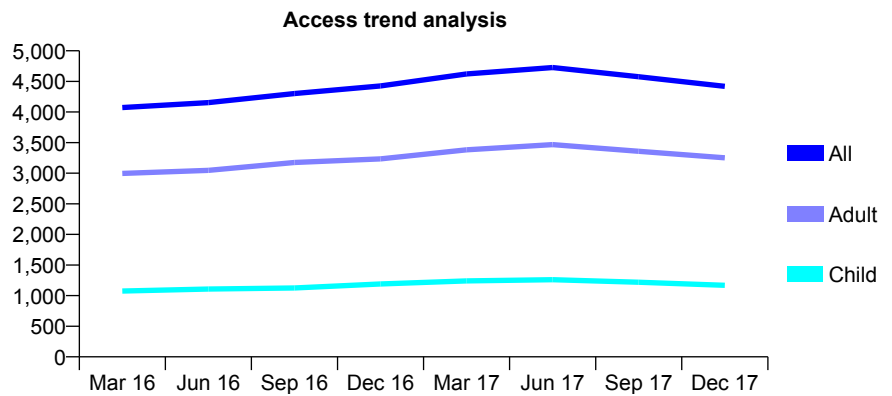
Q50 - Vital Signs At a Glance Contract Report for 164925/0001 - December 2017

Name or company name	City Health Dental
Contract type name	PDS Contract
Purpose of contract	General
Contract start date	01/06/2010
Contract end date	31/03/2018

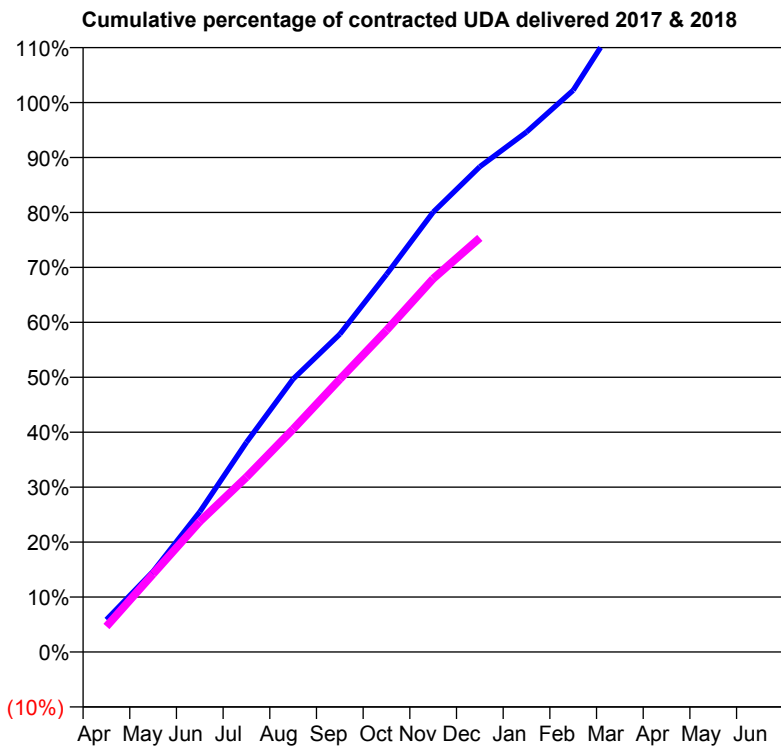
17/18 Contracted general activity (UDA)	10,000
Carry forward general activity (UDA)	0
17/18 Contracted orthodontic activity (UOA)	0
Carry forward orthodontic activity (UOA)	0
Baseline contract value	£357,428.76

ACCESS*

Patients seen in 24 months	Total	Change since previous quarter
Quarter ending December 2016	4,425	
Quarter ending March 2017	4,622	↑
Quarter ending June 2017	4,727	↑
Quarter ending September 2017	4,576	↓
Quarter ending December 2017	4,420	↓
Variance since December 2016	(0.1%)	→



ACTIVITY



Month	Adjusted Scheduled Activity (UDA)	
	2017	2018
April	589	465
May	1,467	1,420
June	2,552	2,375
July	3,815	3,184
August	4,969	4,056
September	5,783	4,963
October	6,872	5,854
November	8,004	6,793
December	8,832	7,535
January	9,462	
February	10,222	
March	11,553	
April	12,023	
May	12,025	
June	12,025	

QUALITY

	Quantity	Base Number	Contract	AT	Region	England
% of FP17s for the same patient ID Re-attending within 3 months - Children	84	1,158	7.3%	9.8%	12.9%	12.0%
% of FP17s for the same patient ID Re-attending within 3 months - Adults	514	3,287	15.6%	13.4%	16.5%	15.9%
% of FP17s for the same patient ID Re-attending between 3 & 9 months - Children	644	1,158	55.6%	63.4%	59.6%	58.0%
% of FP17s for the same patient ID Re-attending between 3 & 9 months - Adults	1,761	3,287	53.6%	55.0%	52.8%	50.5%
% of FP17s for Band 1 Urgent Courses	451	4,222	10.7%	7.3%	9.1%	9.0%
% of FP17s Relating to Free Repair or Replacements	62	4,222	1.5%	0.9%	1.0%	0.8%
% of FP17s Relating to Continuations	74	4,222	1.8%	1.2%	1.2%	1.1%
% of Patients satisfied with the dentistry they have received	11	12	91.7%	92.0%	91.6%	91.5%
% of Patients satisfied with the time they had to wait for an appointment	10	12	83.3%	88.4%	88.3%	87.9%

* This is based on patients treated on this contract for their most recent course of treatment. Figures in italics indicate the base number of FP17s or Patient Questionnaire responses are less than 100. N/A is shown where the base number of responses is less than 10 during the period. % is calculated as Quantity/Base number*100

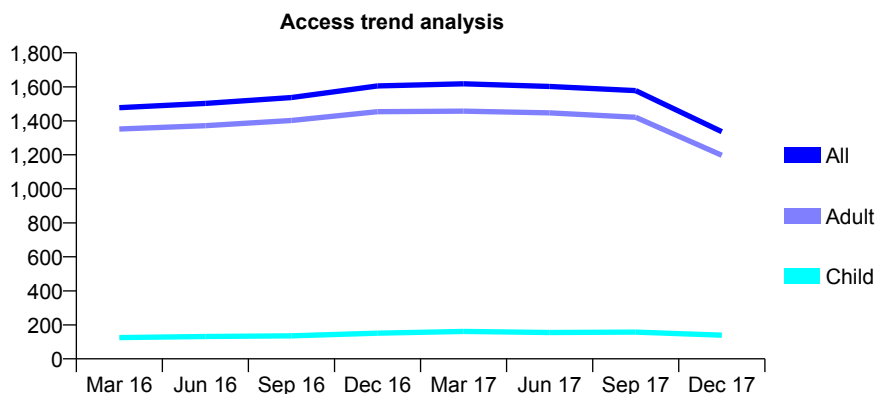
Q50 - Vital Signs At a Glance Contract Report for 164925/0002 - December 2017

Name or company name	City Health Dental
Contract type name	PDS Contract
Purpose of contract	General
Contract start date	01/06/2010
Contract end date	31/03/2018

17/18 Contracted general activity (UDA)	6,000
Carry forward general activity (UDA)	0
17/18 Contracted orthodontic activity (UOA)	0
Carry forward orthodontic activity (UOA)	0
Baseline contract value	£230,994.14

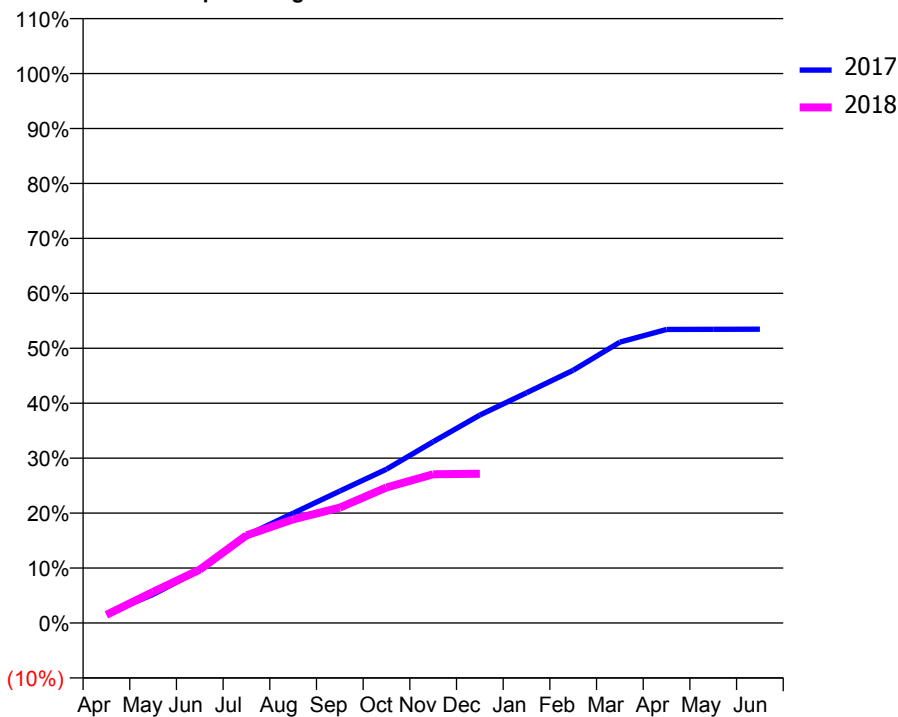
ACCESS*

Patients seen in 24 months	Total	Change since previous quarter
Quarter ending December 2016	1,605	
Quarter ending March 2017	1,618	→
Quarter ending June 2017	1,602	→
Quarter ending September 2017	1,578	↓
Quarter ending December 2017	1,336	↓
Variance since December 2016	(16.8%)	↓



ACTIVITY

Cumulative percentage of contracted UDA delivered 2017 & 2018



Month	Adjusted Scheduled Activity (UDA)	
	2017	2018
April	100	89
May	313	340
June	579	584
July	956	957
August	1,199	1,132
September	1,441	1,260
October	1,679	1,480
November	1,979	1,625
December	2,271	1,630
January	2,514	
February	2,760	
March	3,067	
April	3,205	
May	3,207	
June	3,208	

QUALITY

	Quantity	Base Number	Contract	AT	Region	England
% of FP17s for the same patient ID Re-attending within 3 months - Children	14	141	9.9%	9.8%	12.9%	12.0%
% of FP17s for the same patient ID Re-attending within 3 months - Adults	141	1,035	13.6%	13.4%	16.5%	15.9%
% of FP17s for the same patient ID Re-attending between 3 & 9 months - Children	51	141	36.2%	63.4%	59.6%	58.0%
% of FP17s for the same patient ID Re-attending between 3 & 9 months - Adults	307	1,035	29.7%	55.0%	52.8%	50.5%
% of FP17s for Band 1 Urgent Courses	548	1,106	49.5%	7.3%	9.1%	9.0%
% of FP17s Relating to Free Repair or Replacements	9	1,106	0.8%	0.9%	1.0%	0.8%
% of FP17s Relating to Continuations	13	1,106	1.2%	1.2%	1.2%	1.1%
% of Patients satisfied with the dentistry they have received	1	1	N/A	92.0%	91.6%	91.5%
% of Patients satisfied with the time they had to wait for an appointment	0	1	N/A	88.4%	88.3%	87.9%

* This is based on patients treated on this contract for their most recent course of treatment. Figures in italics indicate the base number of FP17s or Patient Questionnaire responses are less than 100. N/A is shown where the base number of responses is less than 10 during the period. % is calculated as Quantity/Base number*100

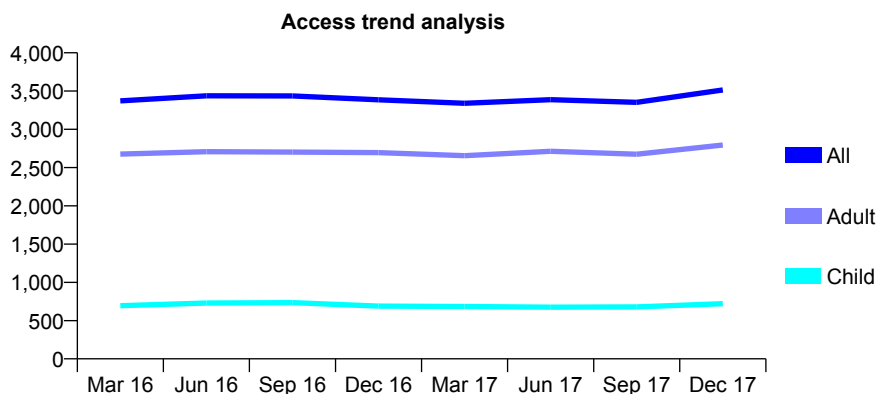
Q50 - Vital Signs At a Glance Contract Report for 164925/0003 - December 2017

Name or company name	City Health Dental
Contract type name	PDS Contract
Purpose of contract	General
Contract start date	01/06/2010
Contract end date	31/03/2018

17/18 Contracted general activity (UDA)	11,000
Carry forward general activity (UDA)	0
17/18 Contracted orthodontic activity (UOA)	0
Carry forward orthodontic activity (UOA)	0
Baseline contract value	£393,171.64

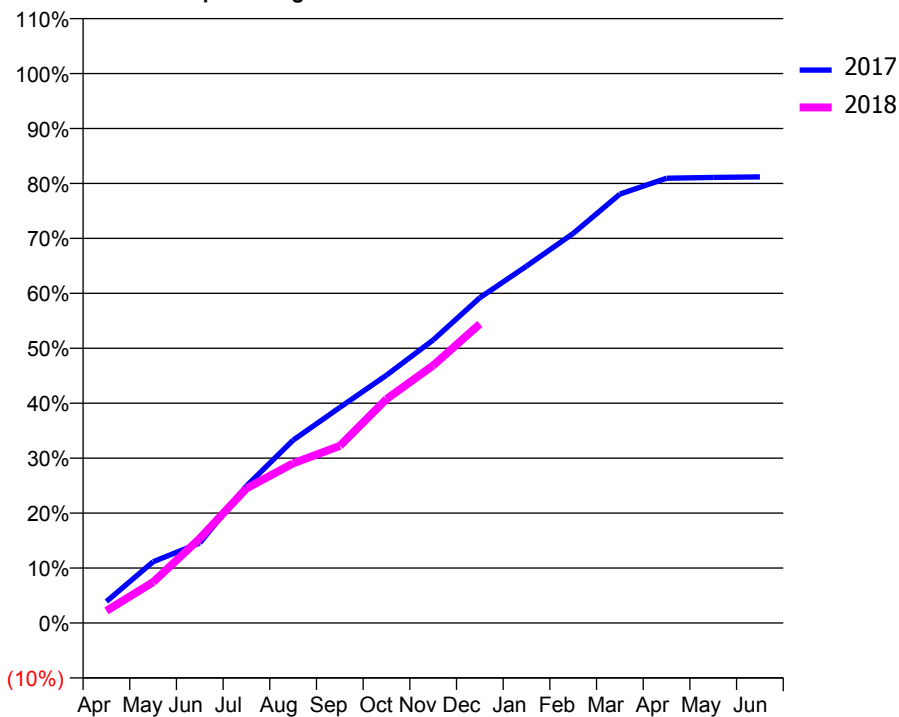
ACCESS*

Patients seen in 24 months	Total	Change since previous quarter
Quarter ending December 2016	3,385	
Quarter ending March 2017	3,340	↓
Quarter ending June 2017	3,388	→
Quarter ending September 2017	3,353	↓
Quarter ending December 2017	3,515	↑
Variance since December 2016	3.8%	↑



ACTIVITY

Cumulative percentage of contracted UDA delivered 2017 & 2018



Month	Adjusted Scheduled Activity (UDA)	
	2017	2018
April	432	244
May	1,227	818
June	1,602	1,695
July	2,742	2,694
August	3,662	3,196
September	4,314	3,547
October	4,961	4,482
November	5,665	5,155
December	6,511	5,985
January	7,144	
February	7,798	
March	8,586	
April	8,903	
May	8,918	
June	8,931	

QUALITY

	Quantity	Base Number	Contract	AT	Region	England
% of FP17s for the same patient ID Re-attending within 3 months - Children	55	721	7.6%	9.8%	12.9%	12.0%
% of FP17s for the same patient ID Re-attending within 3 months - Adults	451	2,938	15.4%	13.4%	16.5%	15.9%
% of FP17s for the same patient ID Re-attending between 3 & 9 months - Children	369	721	51.2%	63.4%	59.6%	58.0%
% of FP17s for the same patient ID Re-attending between 3 & 9 months - Adults	1,326	2,938	45.1%	55.0%	52.8%	50.5%
% of FP17s for Band 1 Urgent Courses	791	3,523	22.5%	7.3%	9.1%	9.0%
% of FP17s Relating to Free Repair or Replacements	24	3,523	0.7%	0.9%	1.0%	0.8%
% of FP17s Relating to Continuations	46	3,523	1.3%	1.2%	1.2%	1.1%
% of Patients satisfied with the dentistry they have received	5	6	N/A	92.0%	91.6%	91.5%
% of Patients satisfied with the time they had to wait for an appointment	5	6	N/A	88.4%	88.3%	87.9%

* This is based on patients treated on this contract for their most recent course of treatment. Figures in italics indicate the base number of FP17s or Patient Questionnaire responses are less than 100. N/A is shown where the base number of responses is less than 10 during the period. % is calculated as Quantity/Base number*100

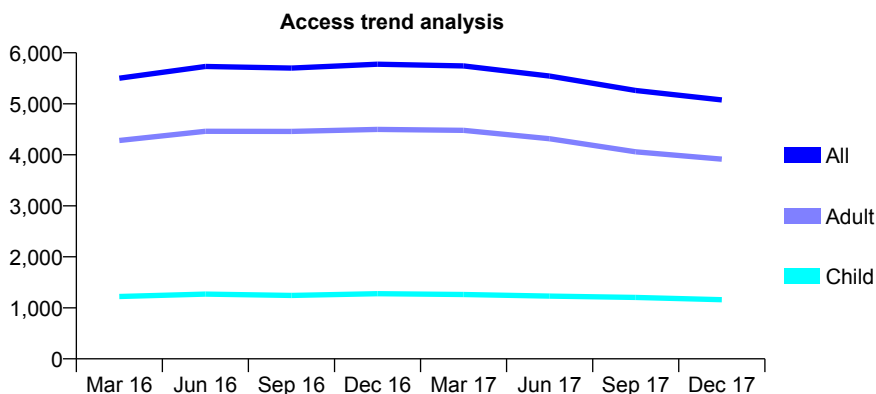
Q50 - Vital Signs At a Glance Contract Report for 164925/0004 - December 2017

Name or company name	City Health Dental
Contract type name	PDS Contract
Purpose of contract	General
Contract start date	01/06/2010
Contract end date	31/03/2018

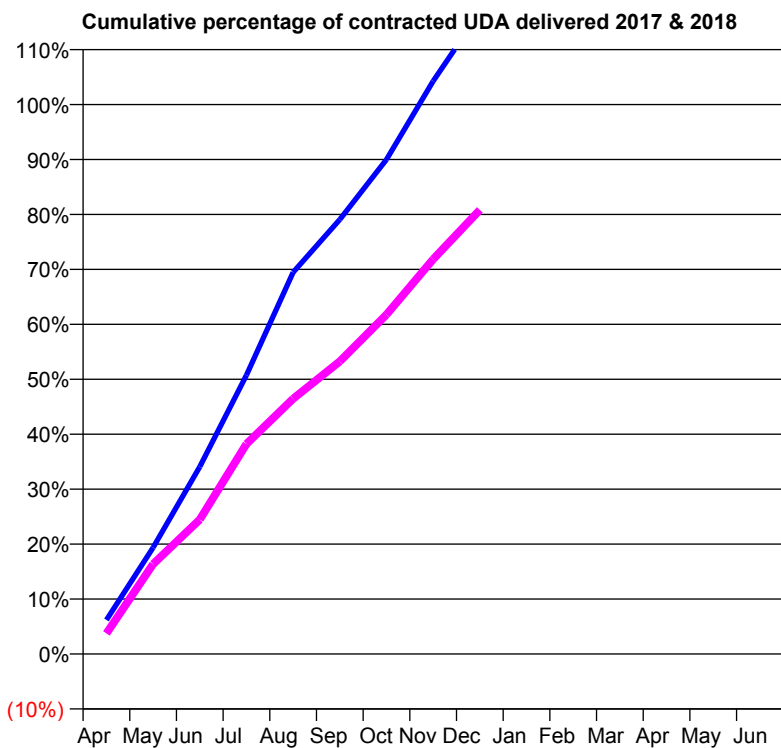
17/18 Contracted general activity (UDA)	10,000
Carry forward general activity (UDA)	0
17/18 Contracted orthodontic activity (UOA)	0
Carry forward orthodontic activity (UOA)	0
Baseline contract value	£357,428.76

ACCESS*

Patients seen in 24 months	Total	Change since previous quarter
Quarter ending December 2016	5,776	
Quarter ending March 2017	5,742	→
Quarter ending June 2017	5,544	↓
Quarter ending September 2017	5,261	↓
Quarter ending December 2017	5,075	↓
Variance since December 2016	(12.1%)	↓



ACTIVITY



Month	Adjusted Scheduled Activity (UDA)	
	2017	2018
April	620	374
May	1,937	1,636
June	3,409	2,448
July	5,075	3,824
August	6,946	4,646
September	7,907	5,325
October	8,999	6,177
November	10,427	7,185
December	11,676	8,083
January	12,695	
February	14,029	
March	15,567	
April	16,455	
May	16,458	
June	16,458	

QUALITY

	Quantity	Base Number	Contract	AT	Region	England
% of FP17s for the same patient ID Re-attending within 3 months - Children	69	1,108	6.2%	9.8%	12.9%	12.0%
% of FP17s for the same patient ID Re-attending within 3 months - Adults	401	3,349	12.0%	13.4%	16.5%	15.9%
% of FP17s for the same patient ID Re-attending between 3 & 9 months - Children	674	1,108	60.8%	63.4%	59.6%	58.0%
% of FP17s for the same patient ID Re-attending between 3 & 9 months - Adults	2,079	3,349	62.1%	55.0%	52.8%	50.5%
% of FP17s for Band 1 Urgent Courses	410	4,054	10.1%	7.3%	9.1%	9.0%
% of FP17s Relating to Free Repair or Replacements	45	4,054	1.1%	0.9%	1.0%	0.8%
% of FP17s Relating to Continuations	46	4,054	1.1%	1.2%	1.2%	1.1%
% of Patients satisfied with the dentistry they have received	10	11	90.9%	92.0%	91.6%	91.5%
% of Patients satisfied with the time they had to wait for an appointment	8	11	72.7%	88.4%	88.3%	87.9%

* This is based on patients treated on this contract for their most recent course of treatment. Figures in italics indicate the base number of FP17s or Patient Questionnaire responses are less than 100. N/A is shown where the base number of responses is less than 10 during the period. % is calculated as Quantity/Base number*100

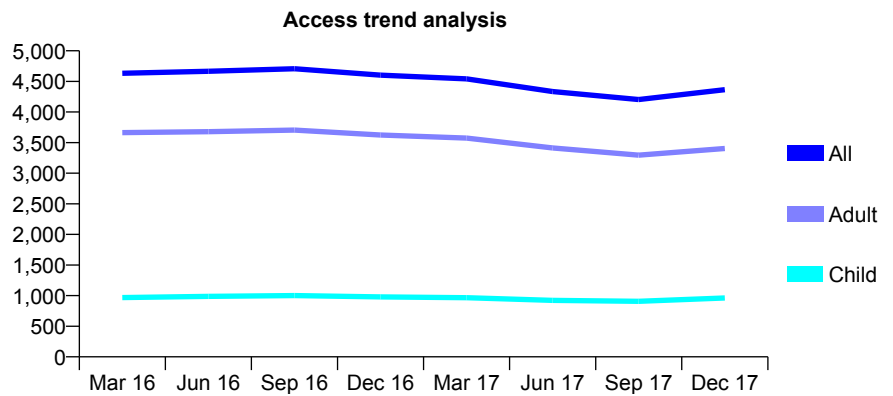
Q50 - Vital Signs At a Glance Contract Report for 164925/0006 - December 2017

Name or company name	City Health Dental
Contract type name	PDS Contract
Purpose of contract	General
Contract start date	01/06/2010
Contract end date	31/03/2018

17/18 Contracted general activity (UDA)	13,000
Carry forward general activity (UDA)	0
17/18 Contracted orthodontic activity (UOA)	0
Carry forward orthodontic activity (UOA)	0
Baseline contract value	£464,657.39

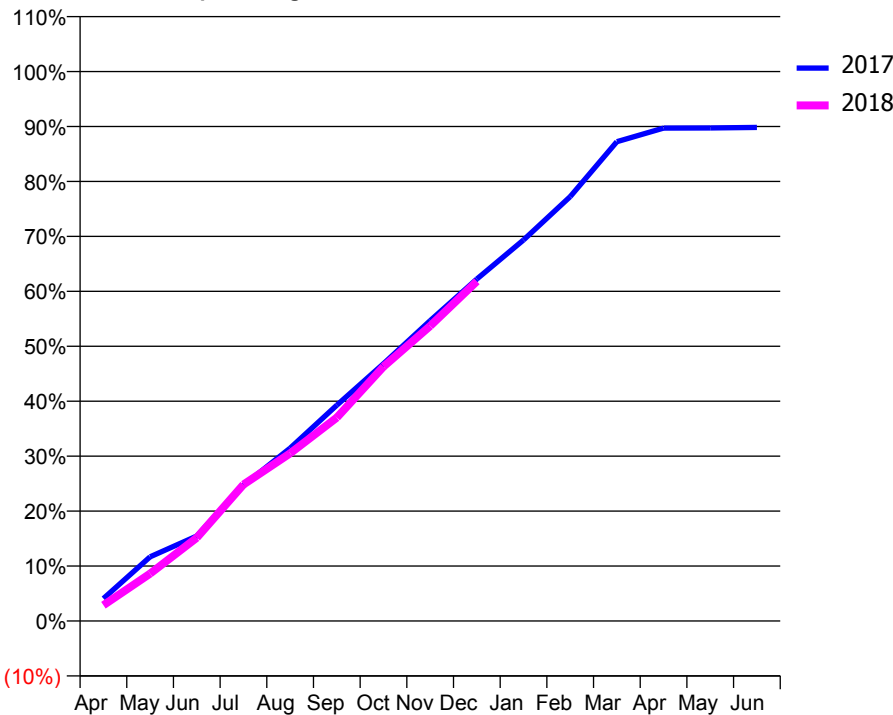
ACCESS*

Patients seen in 24 months	Total	Change since previous quarter
Quarter ending December 2016	4,603	
Quarter ending March 2017	4,542	↓
Quarter ending June 2017	4,334	↓
Quarter ending September 2017	4,203	↓
Quarter ending December 2017	4,366	↑
Variance since December 2016	(5.1%)	↓



ACTIVITY

Cumulative percentage of contracted UDA delivered 2017 & 2018



Month	Adjusted Scheduled Activity (UDA)	
	2017	2018
April	532	375
May	1,520	1,121
June	2,012	1,970
July	3,212	3,227
August	4,089	3,968
September	5,105	4,813
October	6,087	6,018
November	7,105	6,979
December	8,089	8,036
January	9,016	
February	10,039	
March	11,339	
April	11,661	
May	11,664	
June	11,677	

QUALITY

	Quantity	Base Number	Contract	AT	Region	England
% of FP17s for the same patient ID Re-attending within 3 months - Children	54	944	5.7%	9.8%	12.9%	12.0%
% of FP17s for the same patient ID Re-attending within 3 months - Adults	559	3,566	15.7%	13.4%	16.5%	15.9%
% of FP17s for the same patient ID Re-attending between 3 & 9 months - Children	530	944	56.1%	63.4%	59.6%	58.0%
% of FP17s for the same patient ID Re-attending between 3 & 9 months - Adults	2,024	3,566	56.8%	55.0%	52.8%	50.5%
% of FP17s for Band 1 Urgent Courses	504	4,360	11.6%	7.3%	9.1%	9.0%
% of FP17s Relating to Free Repair or Replacements	117	4,360	2.7%	0.9%	1.0%	0.8%
% of FP17s Relating to Continuations	58	4,360	1.3%	1.2%	1.2%	1.1%
% of Patients satisfied with the dentistry they have received	7	7	N/A	92.0%	91.6%	91.5%
% of Patients satisfied with the time they had to wait for an appointment	6	7	N/A	88.4%	88.3%	87.9%

* This is based on patients treated on this contract for their most recent course of treatment. Figures in italics indicate the base number of FP17s or Patient Questionnaire responses are less than 100. N/A is shown where the base number of responses is less than 10 during the period. % is calculated as Quantity/Base number*100

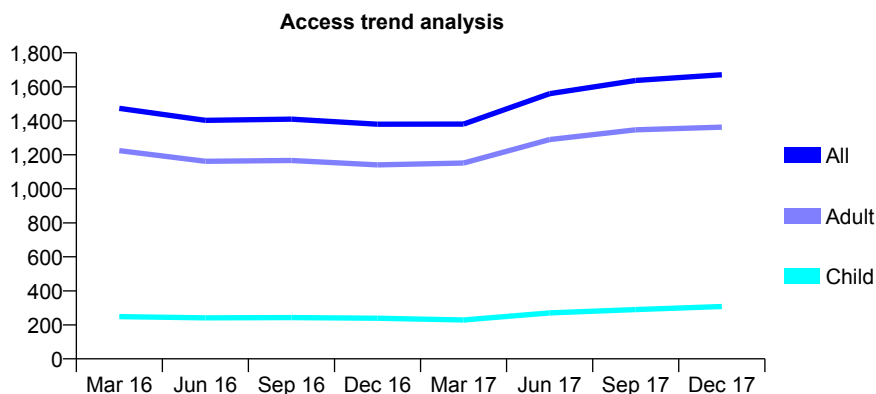
Q50 - Vital Signs At a Glance Contract Report for 164925/0007 - December 2017

Name or company name	City Health Dental
Contract type name	PDS Contract
Purpose of contract	General
Contract start date	01/06/2010
Contract end date	31/03/2018

17/18 Contracted general activity (UDA)	7,500
Carry forward general activity (UDA)	0
17/18 Contracted orthodontic activity (UOA)	0
Carry forward orthodontic activity (UOA)	0
Baseline contract value	£268,071.57

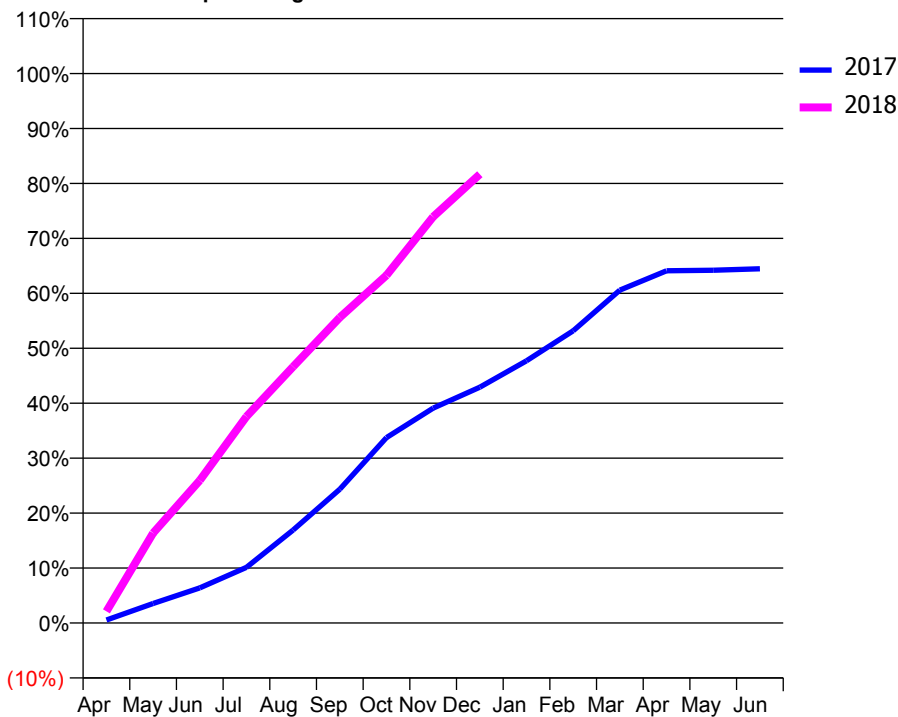
ACCESS*

Patients seen in 24 months	Total	Change since previous quarter
Quarter ending December 2016	1,380	
Quarter ending March 2017	1,381	→
Quarter ending June 2017	1,560	↑
Quarter ending September 2017	1,637	↑
Quarter ending December 2017	1,671	↑
Variance since December 2016	21.1%	↑



ACTIVITY

Cumulative percentage of contracted UDA delivered 2017 & 2018



Month	Adjusted Scheduled Activity (UDA)	
	2017	2018
April	33	159
May	213	1,228
June	383	1,946
July	608	2,819
August	1,015	3,498
September	1,462	4,171
October	2,025	4,745
November	2,347	5,545
December	2,575	6,125
January	2,864	
February	3,190	
March	3,635	
April	3,846	
May	3,853	
June	3,868	

QUALITY

	Quantity	Base Number	Contract	AT	Region	England
% of FP17s for the same patient ID Re-attending within 3 months - Children	28	382	7.3%	9.8%	12.9%	12.0%
% of FP17s for the same patient ID Re-attending within 3 months - Adults	310	1,732	17.9%	13.4%	16.5%	15.9%
% of FP17s for the same patient ID Re-attending between 3 & 9 months - Children	154	382	40.3%	63.4%	59.6%	58.0%
% of FP17s for the same patient ID Re-attending between 3 & 9 months - Adults	735	1,732	42.4%	55.0%	52.8%	50.5%
% of FP17s for Band 1 Urgent Courses	120	2,033	5.9%	7.3%	9.1%	9.0%
% of FP17s Relating to Free Repair or Replacements	55	2,033	2.7%	0.9%	1.0%	0.8%
% of FP17s Relating to Continuations	49	2,033	2.4%	1.2%	1.2%	1.1%
% of Patients satisfied with the dentistry they have received	7	7	N/A	92.0%	91.6%	91.5%
% of Patients satisfied with the time they had to wait for an appointment	6	7	N/A	88.4%	88.3%	87.9%

* This is based on patients treated on this contract for their most recent course of treatment. Figures in italics indicate the base number of FP17s or Patient Questionnaire responses are less than 100. N/A is shown where the base number of responses is less than 10 during the period. % is calculated as Quantity/Base number*100

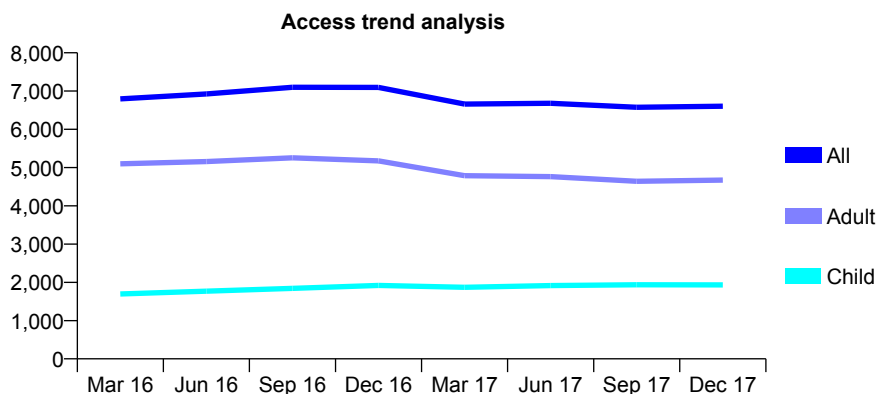
Q50 - Vital Signs At a Glance Contract Report for 166103/0001 - December 2017

Name or company name	The Dental Design Studio
Contract type name	GDS Contract
Purpose of contract	General
Contract start date	01/09/2013
Contract end date	

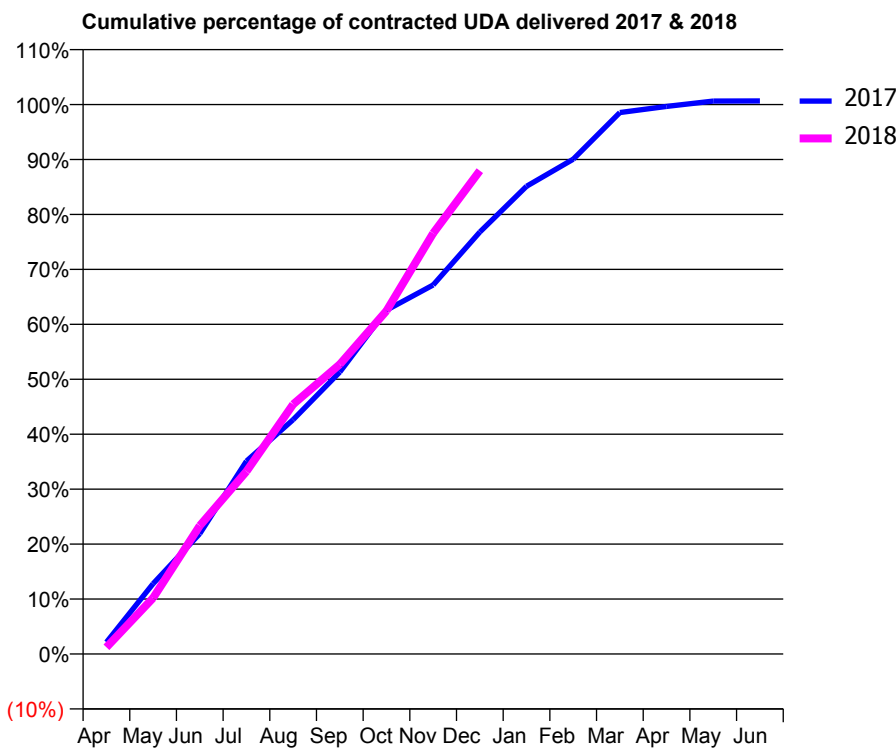
17/18 Contracted general activity (UDA)	11,620
Carry forward general activity (UDA)	0
17/18 Contracted orthodontic activity (UOA)	0
Carry forward orthodontic activity (UOA)	0
Baseline contract value	£367,923.73

ACCESS*

Patients seen in 24 months	Total	Change since previous quarter
Quarter ending December 2016	7,094	
Quarter ending March 2017	6,658	↓
Quarter ending June 2017	6,679	→
Quarter ending September 2017	6,576	↓
Quarter ending December 2017	6,604	→
Variance since December 2016	(6.9%)	↓



ACTIVITY



Month	Adjusted Scheduled Activity (UDA)	
	2017	2018
April	250	141
May	1,488	1,185
June	2,544	2,713
July	4,078	3,863
August	4,957	5,281
September	5,962	6,127
October	7,271	7,258
November	7,804	8,898
December	8,924	10,220
January	9,892	
February	10,462	
March	11,451	
April	11,581	
May	11,693	
June	11,696	

QUALITY

	Quantity	Base Number	Contract	AT	Region	England
% of FP17s for the same patient ID Re-attending within 3 months - Children	102	2,146	4.8%	9.8%	12.9%	12.0%
% of FP17s for the same patient ID Re-attending within 3 months - Adults	291	3,815	7.6%	13.4%	16.5%	15.9%
% of FP17s for the same patient ID Re-attending between 3 & 9 months - Children	1,305	2,146	60.8%	63.4%	59.6%	58.0%
% of FP17s for the same patient ID Re-attending between 3 & 9 months - Adults	656	3,815	17.2%	55.0%	52.8%	50.5%
% of FP17s for Band 1 Urgent Courses	335	5,829	5.7%	7.3%	9.1%	9.0%
% of FP17s Relating to Free Repair or Replacements	12	5,829	0.2%	0.9%	1.0%	0.8%
% of FP17s Relating to Continuations	46	5,829	0.8%	1.2%	1.2%	1.1%
% of Patients satisfied with the dentistry they have received	7	8	N/A	92.0%	91.6%	91.5%
% of Patients satisfied with the time they had to wait for an appointment	7	8	N/A	88.4%	88.3%	87.9%

* This is based on patients treated on this contract for their most recent course of treatment. Figures in italics indicate the base number of FP17s or Patient Questionnaire responses are less than 100. N/A is shown where the base number of responses is less than 10 during the period. % is calculated as Quantity/Base number*100

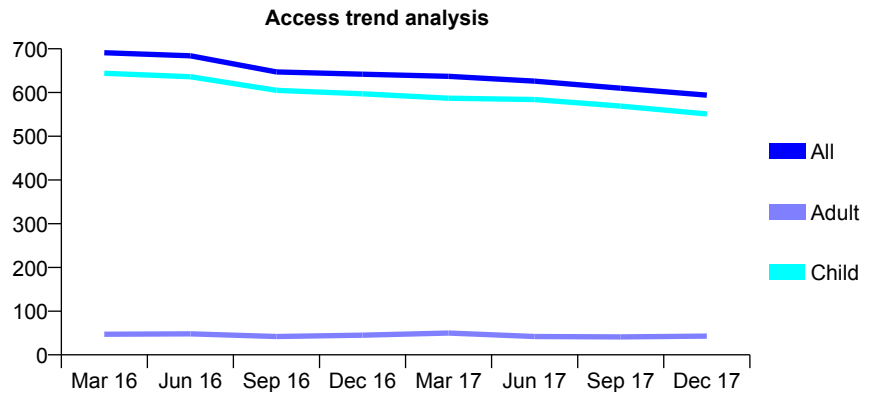
Q50 - Vital Signs At a Glance Contract Report for 167037/0001 - December 2017

Name or company name	Scartho Dental Practice Limited
Contract type name	GDS Contract
Purpose of contract	General
Contract start date	21/03/2013
Contract end date	

17/18 Contracted general activity (UDA)	1,100
Carry forward general activity (UDA)	0
17/18 Contracted orthodontic activity (UOA)	0
Carry forward orthodontic activity (UOA)	0
Baseline contract value	£27,979.23

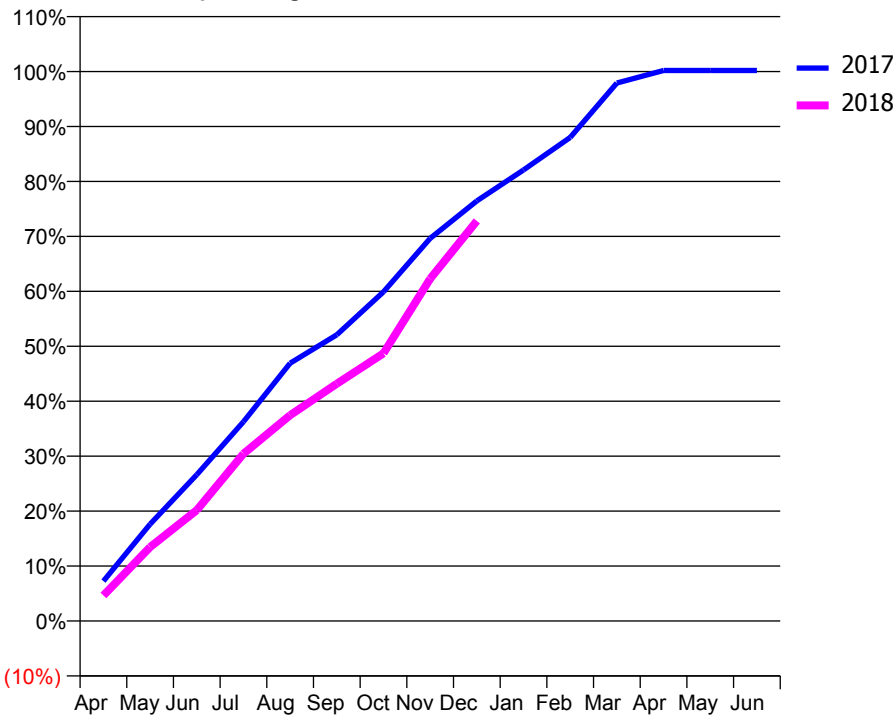
ACCESS*

Patients seen in 24 months	Total	Change since previous quarter
Quarter ending December 2016	642	
Quarter ending March 2017	637	→
Quarter ending June 2017	626	↓
Quarter ending September 2017	610	↓
Quarter ending December 2017	594	↓
Variance since December 2016	(7.5%)	↓



ACTIVITY

Cumulative percentage of contracted UDA delivered 2017 & 2018



Month	Adjusted Scheduled Activity (UDA)	
	2017	2018
April	80	51
May	194	148
June	293	222
July	399	335
August	516	412
September	573	475
October	659	536
November	766	685
December	841	801
January	903	
February	968	
March	1,077	
April	1,102	
May	1,102	
June	1,102	

QUALITY

	Quantity	Base Number	Contract	AT	Region	England
% of FP17s for the same patient ID Re-attending within 3 months - Children	23	613	3.8%	9.8%	12.9%	12.0%
% of FP17s for the same patient ID Re-attending within 3 months - Adults	0	0	N/A	13.4%	16.5%	15.9%
% of FP17s for the same patient ID Re-attending between 3 & 9 months - Children	384	613	62.6%	63.4%	59.6%	58.0%
% of FP17s for the same patient ID Re-attending between 3 & 9 months - Adults	0	0	N/A	55.0%	52.8%	50.5%
% of FP17s for Band 1 Urgent Courses	0	590	0.0%	7.3%	9.1%	9.0%
% of FP17s Relating to Free Repair or Replacements	0	590	0.0%	0.9%	1.0%	0.8%
% of FP17s Relating to Continuations	2	590	0.3%	1.2%	1.2%	1.1%
% of Patients satisfied with the dentistry they have received	0	0	N/A	92.0%	91.6%	91.5%
% of Patients satisfied with the time they had to wait for an appointment	0	0	N/A	88.4%	88.3%	87.9%

* This is based on patients treated on this contract for their most recent course of treatment. Figures in italics indicate the base number of FP17s or Patient Questionnaire responses are less than 100. N/A is shown where the base number of responses is less than 10 during the period. % is calculated as Quantity/Base number*100

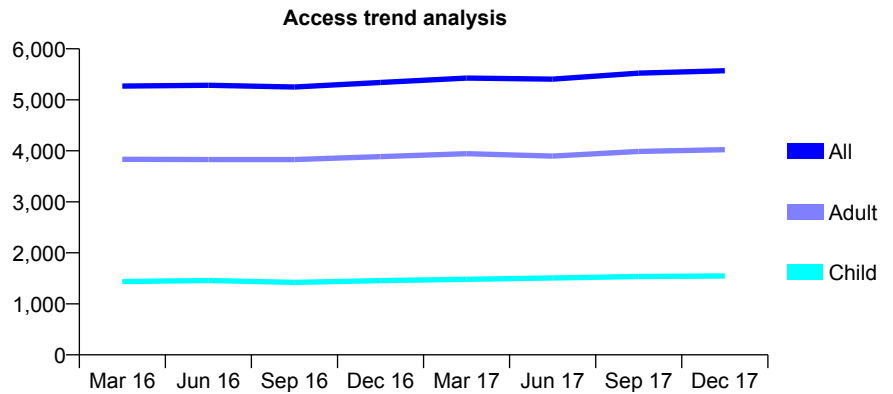
Q50 - Vital Signs At a Glance Contract Report for 167150/0001 - December 2017

Name or company name	Harris Family Dental Practice
Contract type name	GDS Contract
Purpose of contract	General
Contract start date	09/08/2012
Contract end date	

17/18 Contracted general activity (UDA)	17,600
Carry forward general activity (UDA)	0
17/18 Contracted orthodontic activity (UOA)	0
Carry forward orthodontic activity (UOA)	0
Baseline contract value	£512,623.25

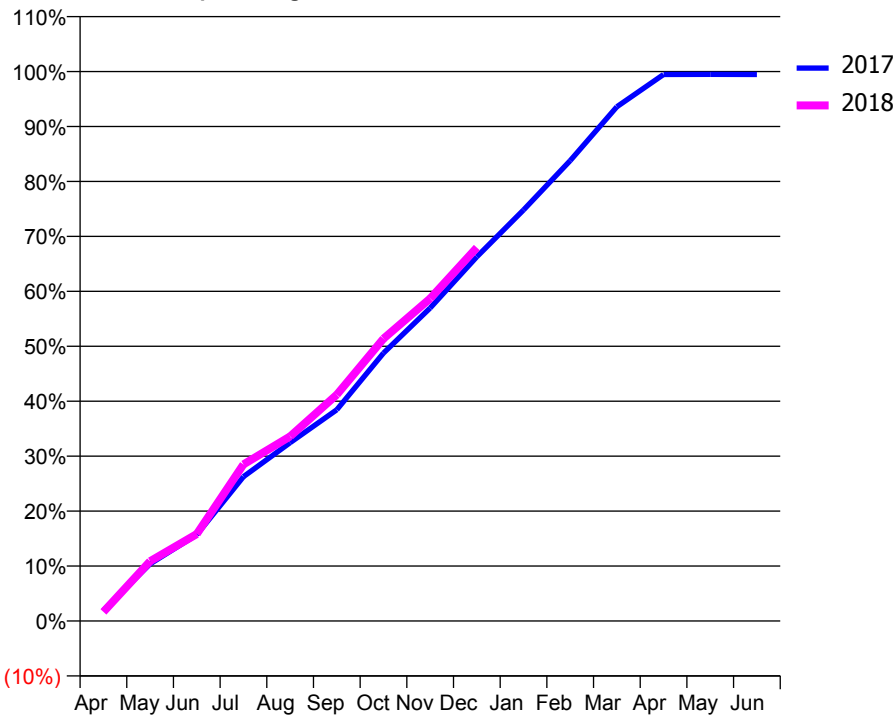
ACCESS*

Patients seen in 24 months	Total	Change since previous quarter
Quarter ending December 2016	5,340	
Quarter ending March 2017	5,426	→
Quarter ending June 2017	5,404	→
Quarter ending September 2017	5,523	↑
Quarter ending December 2017	5,569	→
Variance since December 2016	4.3%	↑



ACTIVITY

Cumulative percentage of contracted UDA delivered 2017 & 2018



Month	Adjusted Scheduled Activity (UDA)	
	2017	2018
April	340	293
May	1,828	1,917
June	2,764	2,785
July	4,623	5,015
August	5,713	5,914
September	6,767	7,250
October	8,585	9,042
November	10,028	10,329
December	11,665	11,963
January	13,165	
February	14,747	
March	16,473	
April	17,505	
May	17,508	
June	17,505	

QUALITY

	Quantity	Base Number	Contract	AT	Region	England
% of FP17s for the same patient ID Re-attending within 3 months - Children	77	1,805	4.3%	9.8%	12.9%	12.0%
% of FP17s for the same patient ID Re-attending within 3 months - Adults	507	4,658	10.9%	13.4%	16.5%	15.9%
% of FP17s for the same patient ID Re-attending between 3 & 9 months - Children	1,263	1,805	70.0%	63.4%	59.6%	58.0%
% of FP17s for the same patient ID Re-attending between 3 & 9 months - Adults	3,044	4,658	65.3%	55.0%	52.8%	50.5%
% of FP17s for Band 1 Urgent Courses	304	6,008	5.1%	7.3%	9.1%	9.0%
% of FP17s Relating to Free Repair or Replacements	61	6,008	1.0%	0.9%	1.0%	0.8%
% of FP17s Relating to Continuations	33	6,008	0.5%	1.2%	1.2%	1.1%
% of Patients satisfied with the dentistry they have received	10	11	90.9%	92.0%	91.6%	91.5%
% of Patients satisfied with the time they had to wait for an appointment	10	11	90.9%	88.4%	88.3%	87.9%

* This is based on patients treated on this contract for their most recent course of treatment. Figures in italics indicate the base number of FP17s or Patient Questionnaire responses are less than 100. N/A is shown where the base number of responses is less than 10 during the period. % is calculated as Quantity/Base number*100

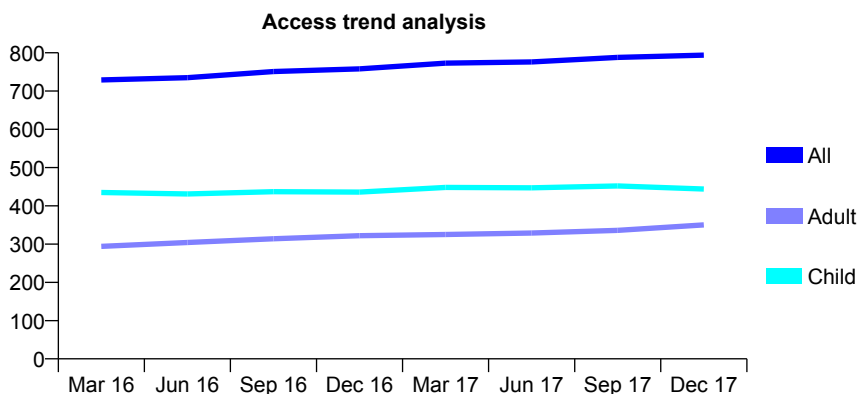
Q50 - Vital Signs At a Glance Contract Report for 167347/0001 - December 2017

Name or company name	Clifton Dental Practice Limited
Contract type name	GDS Contract
Purpose of contract	General
Contract start date	01/04/2008
Contract end date	

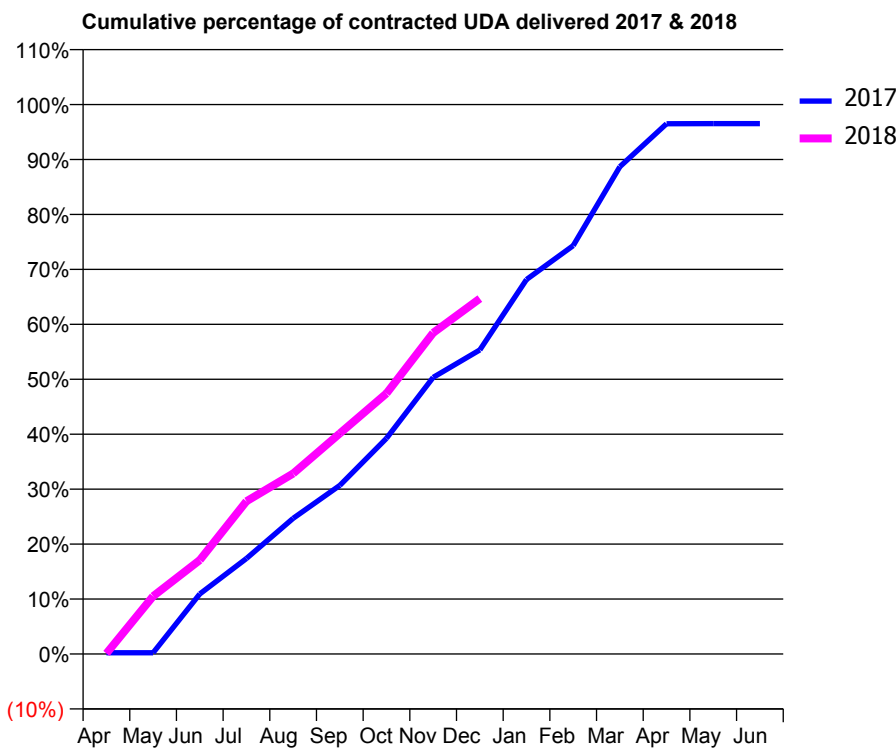
17/18 Contracted general activity (UDA)	2,700
Carry forward general activity (UDA)	0
17/18 Contracted orthodontic activity (UOA)	0
Carry forward orthodontic activity (UOA)	0
Baseline contract value	£80,193.56

ACCESS*

Patients seen in 24 months	Total	Change since previous quarter
Quarter ending December 2016	758	
Quarter ending March 2017	773	→
Quarter ending June 2017	776	→
Quarter ending September 2017	788	→
Quarter ending December 2017	794	→
Variance since December 2016	4.7%	↑



ACTIVITY



Month	Adjusted Scheduled Activity (UDA)	
	2017	2018
April	6	3
May	6	284
June	295	461
July	469	751
August	666	887
September	828	1,084
October	1,060	1,281
November	1,359	1,578
December	1,494	1,746
January	1,840	
February	2,006	
March	2,394	
April	2,605	
May	2,606	
June	2,606	

QUALITY

	Quantity	Base Number	Contract	AT	Region	England
% of FP17s for the same patient ID Re-attending within 3 months - Children	49	571	8.6%	9.8%	12.9%	12.0%
% of FP17s for the same patient ID Re-attending within 3 months - Adults	41	332	12.3%	13.4%	16.5%	15.9%
% of FP17s for the same patient ID Re-attending between 3 & 9 months - Children	432	571	75.7%	63.4%	59.6%	58.0%
% of FP17s for the same patient ID Re-attending between 3 & 9 months - Adults	216	332	65.1%	55.0%	52.8%	50.5%
% of FP17s for Band 1 Urgent Courses	16	823	1.9%	7.3%	9.1%	9.0%
% of FP17s Relating to Free Repair or Replacements	2	823	0.2%	0.9%	1.0%	0.8%
% of FP17s Relating to Continuations	3	823	0.4%	1.2%	1.2%	1.1%
% of Patients satisfied with the dentistry they have received	2	2	N/A	92.0%	91.6%	91.5%
% of Patients satisfied with the time they had to wait for an appointment	2	2	N/A	88.4%	88.3%	87.9%

* This is based on patients treated on this contract for their most recent course of treatment. Figures in italics indicate the base number of FP17s or Patient Questionnaire responses are less than 100. N/A is shown where the base number of responses is less than 10 during the period. % is calculated as Quantity/Base number*100

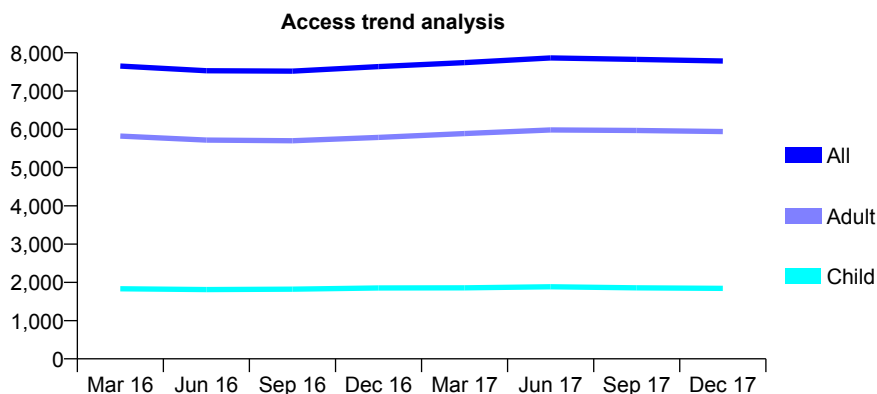
Q50 - Vital Signs At a Glance Contract Report for 169781/0001 - December 2017

Name or company name	Scunthorpe Health Club Limited
Contract type name	GDS Contract
Purpose of contract	General
Contract start date	01/09/2007
Contract end date	

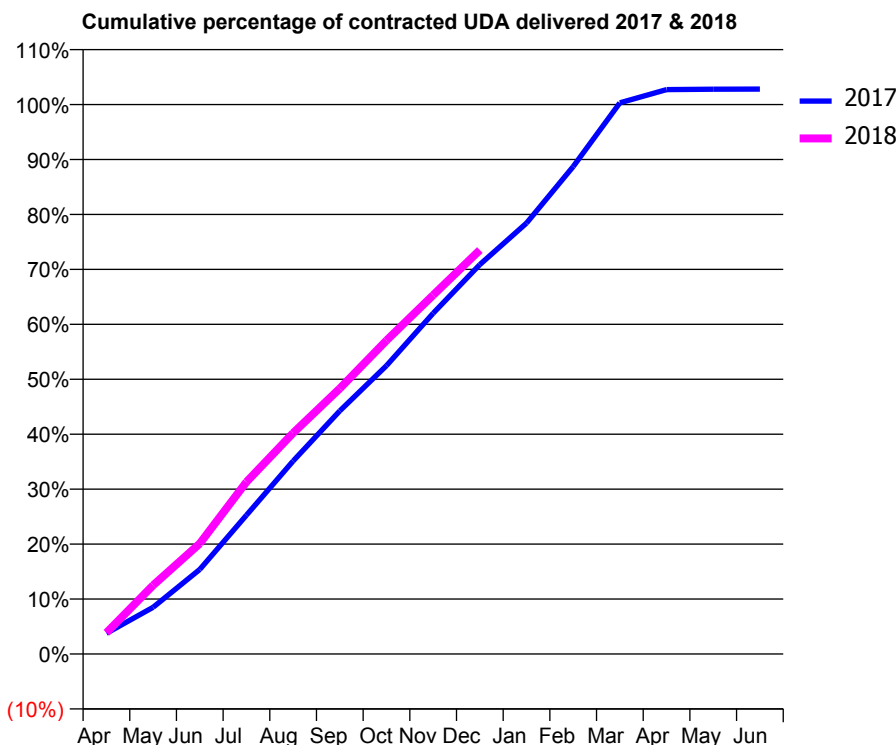
17/18 Contracted general activity (UDA)	18,030
Carry forward general activity (UDA)	0
17/18 Contracted orthodontic activity (UOA)	0
Carry forward orthodontic activity (UOA)	0
Baseline contract value	£562,922.57

ACCESS*

Patients seen in 24 months	Total	Change since previous quarter
Quarter ending December 2016	7,640	
Quarter ending March 2017	7,744	→
Quarter ending June 2017	7,867	→
Quarter ending September 2017	7,827	→
Quarter ending December 2017	7,784	→
Variance since December 2016	1.9%	→



ACTIVITY



Month	Adjusted Scheduled Activity (UDA)	
	2017	2018
April	679	700
May	1,532	2,255
June	2,778	3,625
July	4,559	5,645
August	6,332	7,250
September	7,978	8,712
October	9,463	10,287
November	11,181	11,778
December	12,780	13,254
January	14,138	
February	15,995	
March	18,086	
April	18,517	
May	18,530	
June	18,534	

QUALITY

	Quantity	Base Number	Contract	AT	Region	England
% of FP17s for the same patient ID Re-attending within 3 months - Children	97	1,749	5.5%	9.8%	12.9%	12.0%
% of FP17s for the same patient ID Re-attending within 3 months - Adults	700	5,202	13.5%	13.4%	16.5%	15.9%
% of FP17s for the same patient ID Re-attending between 3 & 9 months - Children	933	1,749	53.3%	63.4%	59.6%	58.0%
% of FP17s for the same patient ID Re-attending between 3 & 9 months - Adults	1,578	5,202	30.3%	55.0%	52.8%	50.5%
% of FP17s for Band 1 Urgent Courses	1,055	6,747	15.6%	7.3%	9.1%	9.0%
% of FP17s Relating to Free Repair or Replacements	9	6,747	0.1%	0.9%	1.0%	0.8%
% of FP17s Relating to Continuations	14	6,747	0.2%	1.2%	1.2%	1.1%
% of Patients satisfied with the dentistry they have received	6	8	N/A	92.0%	91.6%	91.5%
% of Patients satisfied with the time they had to wait for an appointment	6	8	N/A	88.4%	88.3%	87.9%

* This is based on patients treated on this contract for their most recent course of treatment. Figures in italics indicate the base number of FP17s or Patient Questionnaire responses are less than 100. N/A is shown where the base number of responses is less than 10 during the period. % is calculated as Quantity/Base number*100

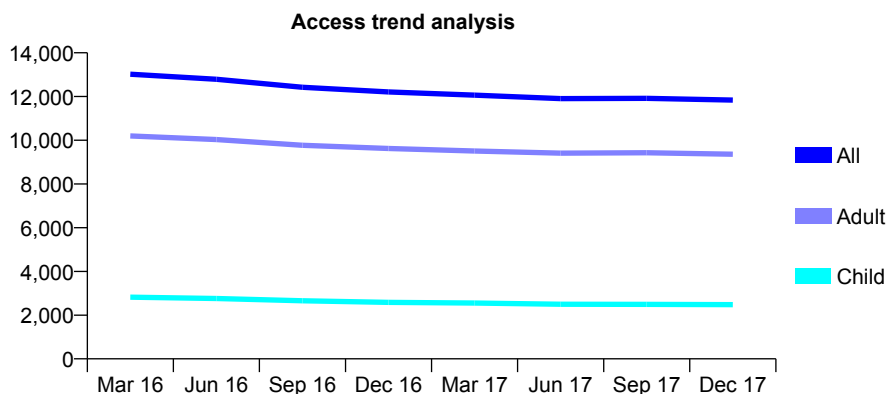
Q50 - Vital Signs At a Glance Contract Report for 170550/0001 - December 2017

Name or company name	V I Dental Centre
Contract type name	GDS Contract
Purpose of contract	General
Contract start date	01/04/2009
Contract end date	

17/18 Contracted general activity (UDA)	42,874
Carry forward general activity (UDA)	0
17/18 Contracted orthodontic activity (UOA)	0
Carry forward orthodontic activity (UOA)	0
Baseline contract value	£1,288,756.70

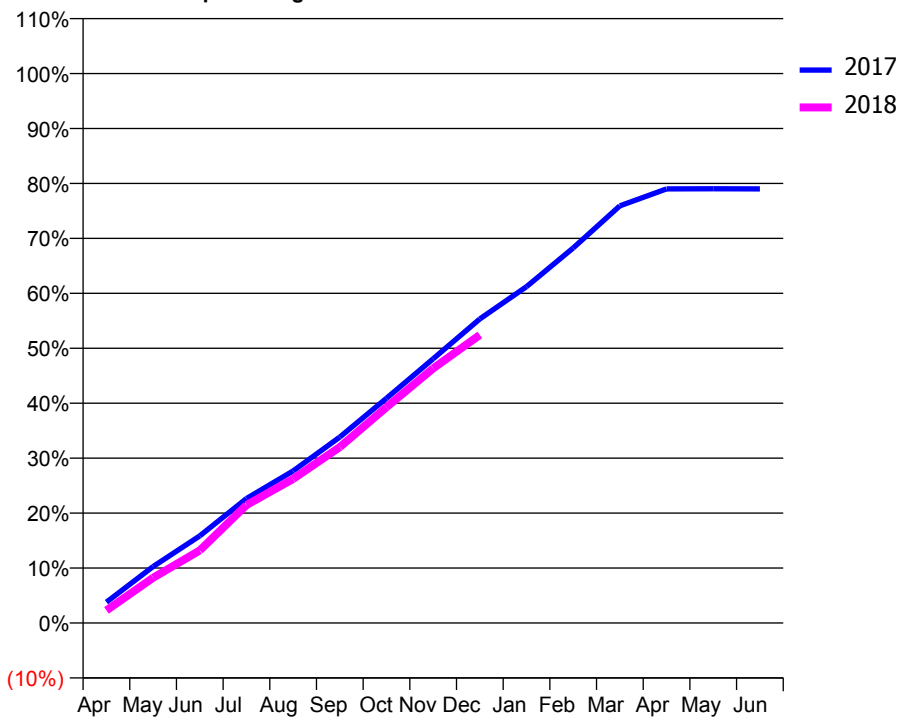
ACCESS*

Patients seen in 24 months	Total	Change since previous quarter
Quarter ending December 2016	12,209	
Quarter ending March 2017	12,062	↓
Quarter ending June 2017	11,906	↓
Quarter ending September 2017	11,918	→
Quarter ending December 2017	11,837	→
Variance since December 2016	(3.0%)	↓



ACTIVITY

Cumulative percentage of contracted UDA delivered 2017 & 2018



Month	Adjusted Scheduled Activity (UDA)	
	2017	2018
April	1,626	982
May	4,401	3,536
June	6,795	5,670
July	9,717	9,202
August	11,863	11,244
September	14,505	13,725
October	17,540	16,839
November	20,617	19,867
December	23,724	22,480
January	26,241	
February	29,263	
March	32,545	
April	33,875	
May	33,881	
June	33,873	

QUALITY

	Quantity	Base Number	Contract	AT	Region	England
% of FP17s for the same patient ID Re-attending within 3 months - Children	113	2,566	4.4%	9.8%	12.9%	12.0%
% of FP17s for the same patient ID Re-attending within 3 months - Adults	806	9,641	8.4%	13.4%	16.5%	15.9%
% of FP17s for the same patient ID Re-attending between 3 & 9 months - Children	1,504	2,566	58.6%	63.4%	59.6%	58.0%
% of FP17s for the same patient ID Re-attending between 3 & 9 months - Adults	5,420	9,641	56.2%	55.0%	52.8%	50.5%
% of FP17s for Band 1 Urgent Courses	557	11,596	4.8%	7.3%	9.1%	9.0%
% of FP17s Relating to Free Repair or Replacements	58	11,596	0.5%	0.9%	1.0%	0.8%
% of FP17s Relating to Continuations	130	11,596	1.1%	1.2%	1.2%	1.1%
% of Patients satisfied with the dentistry they have received	28	29	96.6%	92.0%	91.6%	91.5%
% of Patients satisfied with the time they had to wait for an appointment	26	29	89.7%	88.4%	88.3%	87.9%

* This is based on patients treated on this contract for their most recent course of treatment. Figures in italics indicate the base number of FP17s or Patient Questionnaire responses are less than 100. N/A is shown where the base number of responses is less than 10 during the period. % is calculated as Quantity/Base number*100

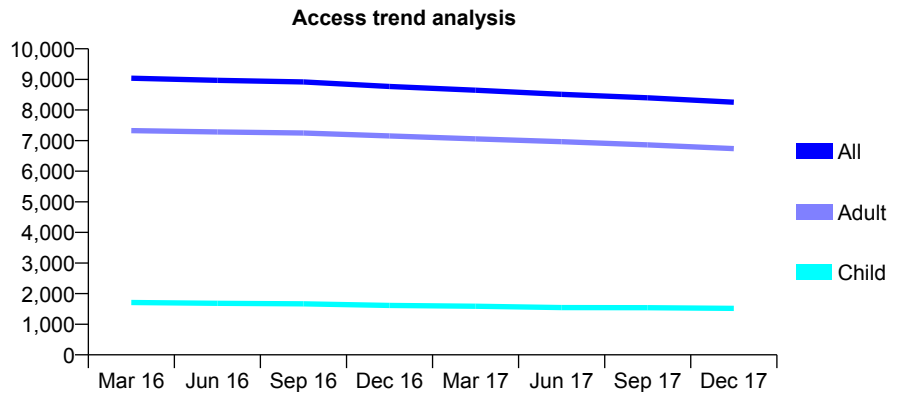
Q50 - Vital Signs At a Glance Contract Report for 170690/0001 - December 2017

Name or company name	Church House Dental Practice
Contract type name	GDS Contract
Purpose of contract	General and Orthodontic
Contract start date	18/03/2014
Contract end date	

17/18 Contracted general activity (UDA)	26,382
Carry forward general activity (UDA)	0
17/18 Contracted orthodontic activity (UOA)	900
Carry forward orthodontic activity (UOA)	0
Baseline contract value	£894,529.24

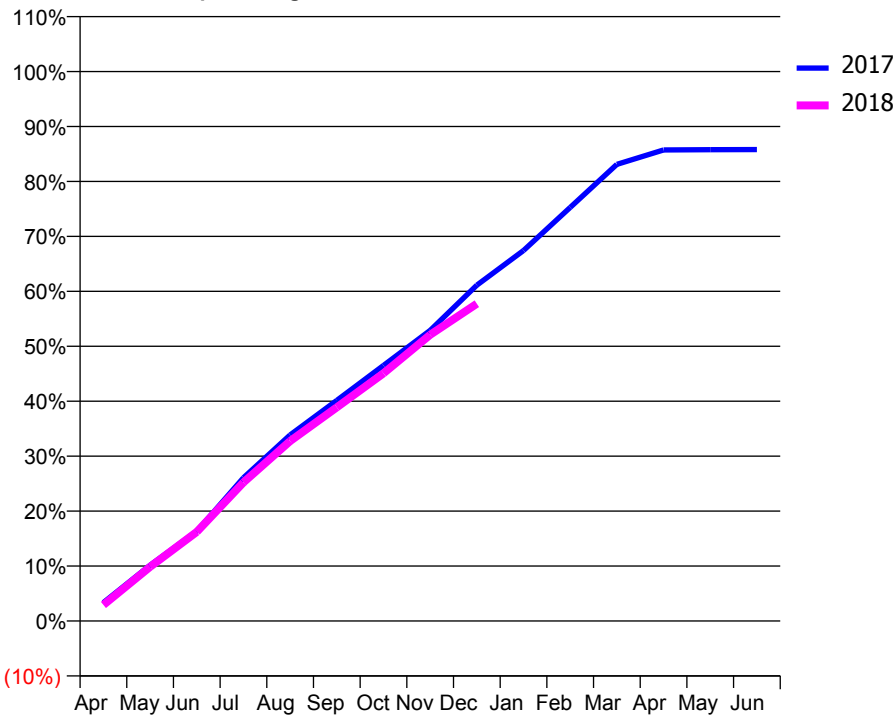
ACCESS*

Patients seen in 24 months	Total	Change since previous quarter
Quarter ending December 2016	8,767	
Quarter ending March 2017	8,647	↓
Quarter ending June 2017	8,512	↓
Quarter ending September 2017	8,400	↓
Quarter ending December 2017	8,256	↓
Variance since December 2016	(5.8%)	↓



ACTIVITY

Cumulative percentage of contracted UDA delivered 2017 & 2018



Month	Adjusted Scheduled Activity (UDA)	
	2017	2018
April	884	771
May	2,676	2,600
June	4,310	4,280
July	6,878	6,654
August	8,931	8,637
September	10,592	10,262
October	12,269	11,892
November	13,951	13,745
December	16,122	15,237
January	17,790	
February	19,853	
March	21,927	
April	22,616	
May	22,630	
June	22,637	

QUALITY

	Quantity	Base Number	Contract	AT	Region	England
% of FP17s for the same patient ID Re-attending within 3 months - Children	120	1,675	7.2%	9.8%	12.9%	12.0%
% of FP17s for the same patient ID Re-attending within 3 months - Adults	695	6,134	11.3%	13.4%	16.5%	15.9%
% of FP17s for the same patient ID Re-attending between 3 & 9 months - Children	956	1,675	57.1%	63.4%	59.6%	58.0%
% of FP17s for the same patient ID Re-attending between 3 & 9 months - Adults	2,429	6,134	39.6%	55.0%	52.8%	50.5%
% of FP17s for Band 1 Urgent Courses	462	7,441	6.2%	7.3%	9.1%	9.0%
% of FP17s Relating to Free Repair or Replacements	65	7,441	0.9%	0.9%	1.0%	0.8%
% of FP17s Relating to Continuations	129	7,441	1.7%	1.2%	1.2%	1.1%
% of Patients satisfied with the dentistry they have received	14	14	100.0%	92.0%	91.6%	91.5%
% of Patients satisfied with the time they had to wait for an appointment	12	14	85.7%	88.4%	88.3%	87.9%

* This is based on patients treated on this contract for their most recent course of treatment. Figures in italics indicate the base number of FP17s or Patient Questionnaire responses are less than 100. N/A is shown where the base number of responses is less than 10 during the period. % is calculated as Quantity/Base number*100

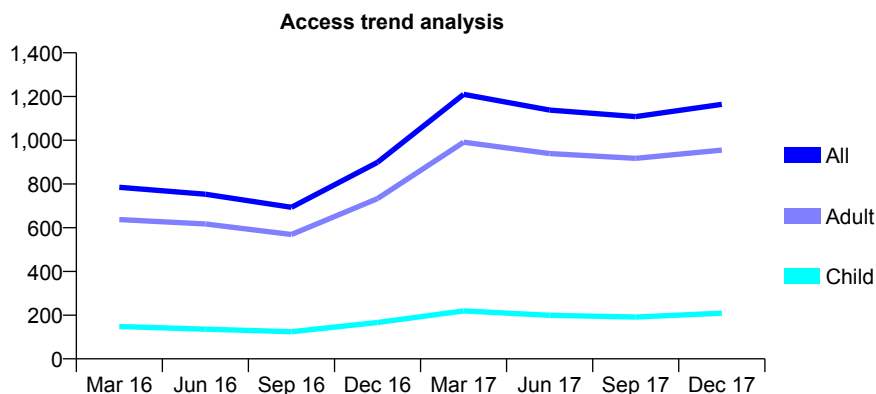
Q50 - Vital Signs At a Glance Contract Report for 171344/0002 - December 2017

Name or company name	Ishak Practices Ltd
Contract type name	GDS Contract
Purpose of contract	General
Contract start date	06/05/2015
Contract end date	

17/18 Contracted general activity (UDA)	4,500
Carry forward general activity (UDA)	0
17/18 Contracted orthodontic activity (UOA)	0
Carry forward orthodontic activity (UOA)	0
Baseline contract value	£184,942.01

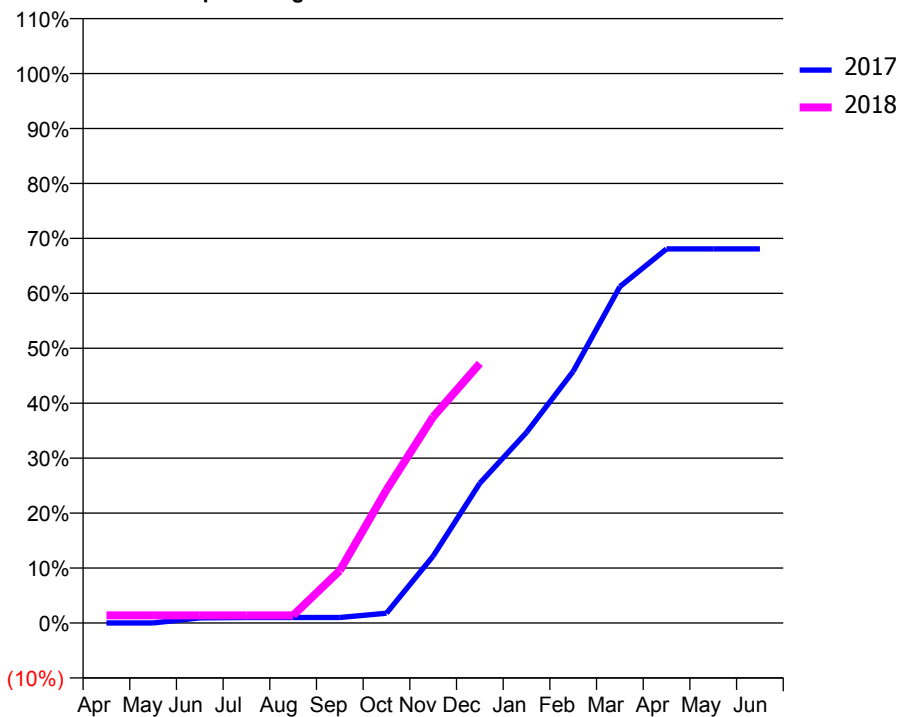
ACCESS*

Patients seen in 24 months	Total	Change since previous quarter
Quarter ending December 2016	899	
Quarter ending March 2017	1,210	↑
Quarter ending June 2017	1,138	↓
Quarter ending September 2017	1,108	↓
Quarter ending December 2017	1,164	↑
Variance since December 2016	29.5%	↑



ACTIVITY

Cumulative percentage of contracted UDA delivered 2017 & 2018



Month	Adjusted Scheduled Activity (UDA)	
	2017	2018
April	0	63
May	0	63
June	42	63
July	45	63
August	45	63
September	45	430
October	80	1,091
November	549	1,689
December	1,145	2,126
January	1,561	
February	2,061	
March	2,755	
April	3,064	
May	3,064	
June	3,064	

QUALITY

	Quantity	Base Number	Contract	AT	Region	England
% of FP17s for the same patient ID Re-attending within 3 months - Children	6	143	4.2%	9.8%	12.9%	12.0%
% of FP17s for the same patient ID Re-attending within 3 months - Adults	80	701	11.4%	13.4%	16.5%	15.9%
% of FP17s for the same patient ID Re-attending between 3 & 9 months - Children	61	143	42.7%	63.4%	59.6%	58.0%
% of FP17s for the same patient ID Re-attending between 3 & 9 months - Adults	229	701	32.7%	55.0%	52.8%	50.5%
% of FP17s for Band 1 Urgent Courses	95	734	12.9%	7.3%	9.1%	9.0%
% of FP17s Relating to Free Repair or Replacements	0	734	0.0%	0.9%	1.0%	0.8%
% of FP17s Relating to Continuations	3	734	0.4%	1.2%	1.2%	1.1%
% of Patients satisfied with the dentistry they have received	3	4	N/A	92.0%	91.6%	91.5%
% of Patients satisfied with the time they had to wait for an appointment	4	4	N/A	88.4%	88.3%	87.9%

* This is based on patients treated on this contract for their most recent course of treatment. Figures in italics indicate the base number of FP17s or Patient Questionnaire responses are less than 100. N/A is shown where the base number of responses is less than 10 during the period. % is calculated as Quantity/Base number*100

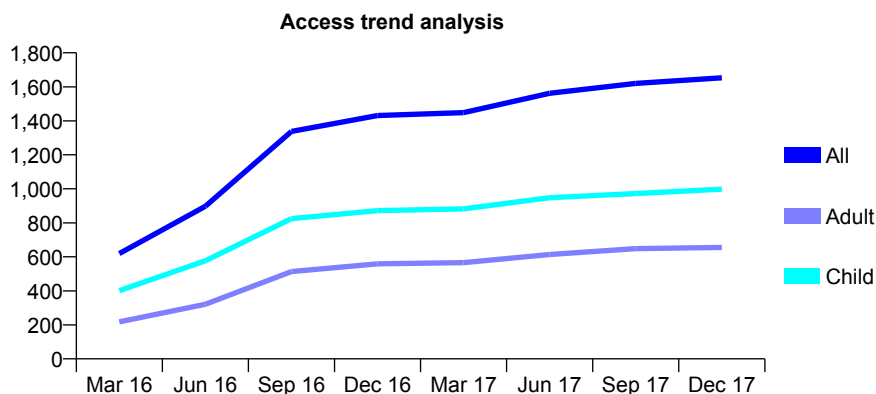
Q50 - Vital Signs At a Glance Contract Report for 173320/0001 - December 2017

Name or company name	Malpas House Family Dental Practice
Contract type name	GDS Contract
Purpose of contract	General
Contract start date	01/12/2015
Contract end date	

17/18 Contracted general activity (UDA)	4,000
Carry forward general activity (UDA)	0
17/18 Contracted orthodontic activity (UOA)	0
Carry forward orthodontic activity (UOA)	0
Baseline contract value	£99,967.54

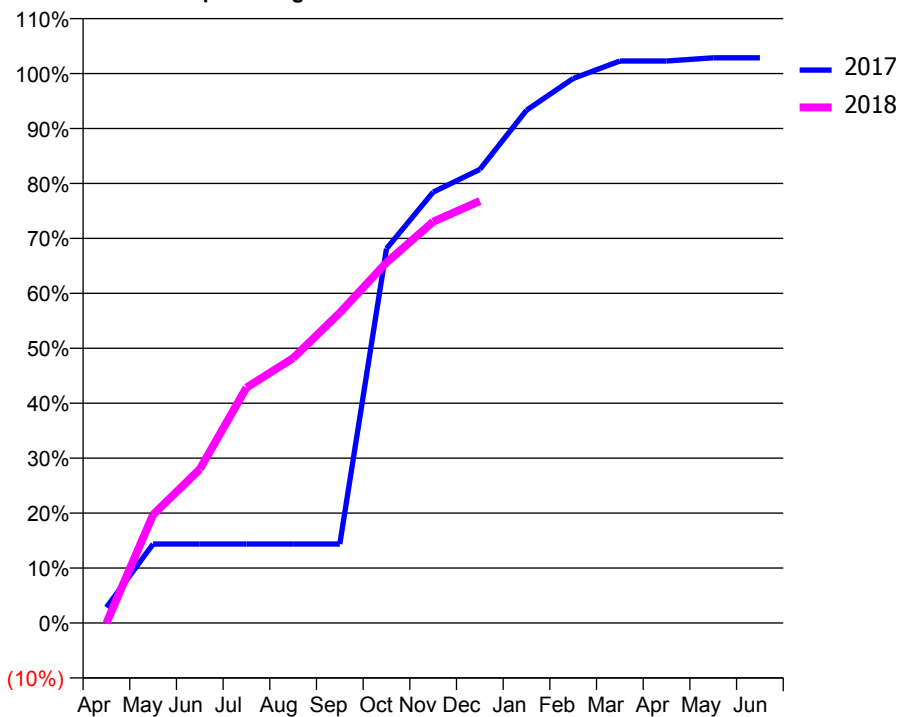
ACCESS*

Patients seen in 24 months	Total	Change since previous quarter
Quarter ending December 2016	1,431	
Quarter ending March 2017	1,448	→
Quarter ending June 2017	1,562	↑
Quarter ending September 2017	1,620	↑
Quarter ending December 2017	1,653	↑
Variance since December 2016	15.5%	↑



ACTIVITY

Cumulative percentage of contracted UDA delivered 2017 & 2018



Month	Adjusted Scheduled Activity (UDA)	
	2017	2018
April	114	0
May	576	789
June	576	1,119
July	576	1,713
August	576	1,929
September	576	2,258
October	2,726	2,624
November	3,137	2,921
December	3,301	3,072
January	3,732	
February	3,964	
March	4,091	
April	4,091	
May	4,114	
June	4,114	

QUALITY

	Quantity	Base Number	Contract	AT	Region	England
% of FP17s for the same patient ID Re-attending within 3 months - Children	107	1,243	8.6%	9.8%	12.9%	12.0%
% of FP17s for the same patient ID Re-attending within 3 months - Adults	96	555	17.3%	13.4%	16.5%	15.9%
% of FP17s for the same patient ID Re-attending between 3 & 9 months - Children	773	1,243	62.2%	63.4%	59.6%	58.0%
% of FP17s for the same patient ID Re-attending between 3 & 9 months - Adults	316	555	56.9%	55.0%	52.8%	50.5%
% of FP17s for Band 1 Urgent Courses	75	1,779	4.2%	7.3%	9.1%	9.0%
% of FP17s Relating to Free Repair or Replacements	5	1,779	0.3%	0.9%	1.0%	0.8%
% of FP17s Relating to Continuations	32	1,779	1.8%	1.2%	1.2%	1.1%
% of Patients satisfied with the dentistry they have received	3	3	N/A	92.0%	91.6%	91.5%
% of Patients satisfied with the time they had to wait for an appointment	3	3	N/A	88.4%	88.3%	87.9%

* This is based on patients treated on this contract for their most recent course of treatment. Figures in italics indicate the base number of FP17s or Patient Questionnaire responses are less than 100. N/A is shown where the base number of responses is less than 10 during the period. % is calculated as Quantity/Base number*100

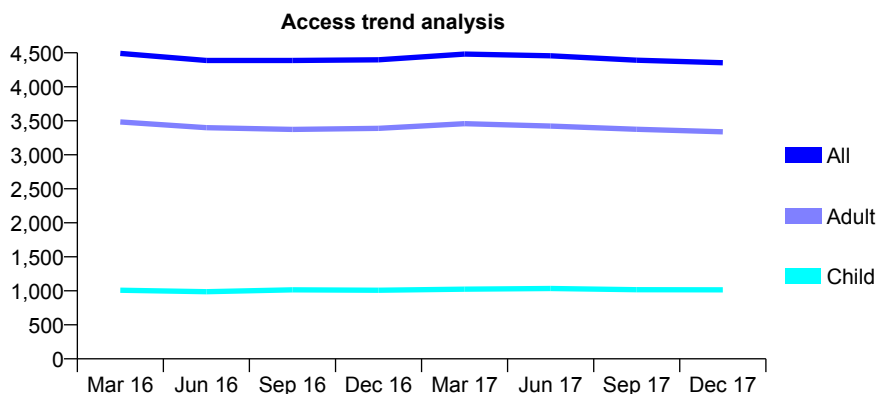
Q50 - Vital Signs At a Glance Contract Report for 173592/0002 - December 2017

Name or company name	Pearl Smile Limited
Contract type name	GDS Contract
Purpose of contract	General
Contract start date	30/04/2010
Contract end date	

17/18 Contracted general activity (UDA)	12,576
Carry forward general activity (UDA)	0
17/18 Contracted orthodontic activity (UOA)	0
Carry forward orthodontic activity (UOA)	0
Baseline contract value	£398,212.19

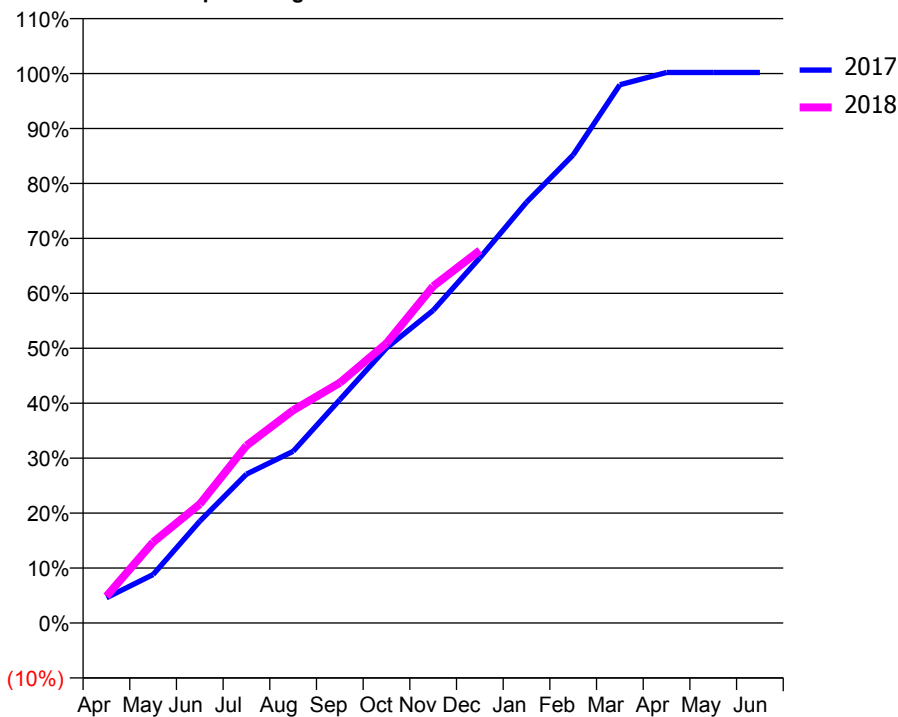
ACCESS*

Patients seen in 24 months	Total	Change since previous quarter
Quarter ending December 2016	4,397	
Quarter ending March 2017	4,481	→
Quarter ending June 2017	4,456	→
Quarter ending September 2017	4,392	↓
Quarter ending December 2017	4,353	→
Variance since December 2016	(1.0%)	↓



ACTIVITY

Cumulative percentage of contracted UDA delivered 2017 & 2018



Month	Adjusted Scheduled Activity (UDA)	
	2017	2018
April	577	611
May	1,108	1,849
June	2,331	2,720
July	3,409	4,059
August	3,929	4,868
September	5,109	5,497
October	6,293	6,401
November	7,155	7,707
December	8,358	8,529
January	9,629	
February	10,713	
March	12,317	
April	12,600	
May	12,600	
June	12,600	

QUALITY

	Quantity	Base Number	Contract	AT	Region	England
% of FP17s for the same patient ID Re-attending within 3 months - Children	58	1,094	5.3%	9.8%	12.9%	12.0%
% of FP17s for the same patient ID Re-attending within 3 months - Adults	312	3,358	9.3%	13.4%	16.5%	15.9%
% of FP17s for the same patient ID Re-attending between 3 & 9 months - Children	730	1,094	66.7%	63.4%	59.6%	58.0%
% of FP17s for the same patient ID Re-attending between 3 & 9 months - Adults	2,181	3,358	64.9%	55.0%	52.8%	50.5%
% of FP17s for Band 1 Urgent Courses	266	4,348	6.1%	7.3%	9.1%	9.0%
% of FP17s Relating to Free Repair or Replacements	76	4,348	1.7%	0.9%	1.0%	0.8%
% of FP17s Relating to Continuations	5	4,348	0.1%	1.2%	1.2%	1.1%
% of Patients satisfied with the dentistry they have received	13	14	92.9%	92.0%	91.6%	91.5%
% of Patients satisfied with the time they had to wait for an appointment	14	14	100.0%	88.4%	88.3%	87.9%

* This is based on patients treated on this contract for their most recent course of treatment. Figures in italics indicate the base number of FP17s or Patient Questionnaire responses are less than 100. N/A is shown where the base number of responses is less than 10 during the period. % is calculated as Quantity/Base number*100

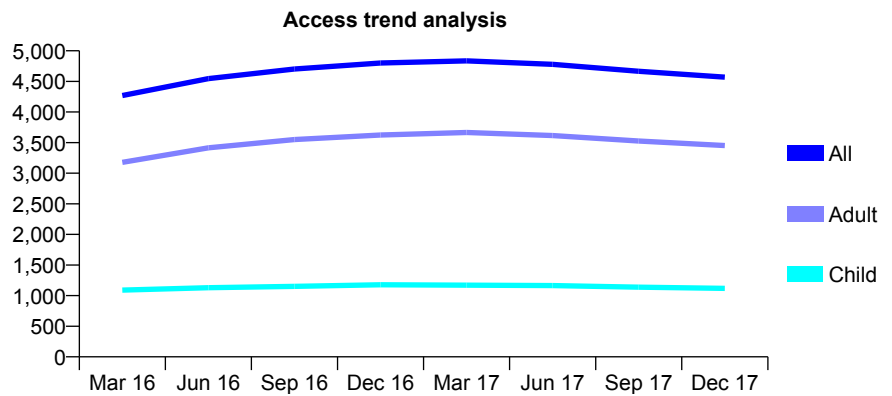
Q50 - Vital Signs At a Glance Contract Report for 174777/0001 - December 2017

Name or company name	Perfect 32 Dentistry
Contract type name	GDS Contract
Purpose of contract	General
Contract start date	10/04/2015
Contract end date	

17/18 Contracted general activity (UDA)	12,300
Carry forward general activity (UDA)	0
17/18 Contracted orthodontic activity (UOA)	0
Carry forward orthodontic activity (UOA)	0
Baseline contract value	£357,427.77

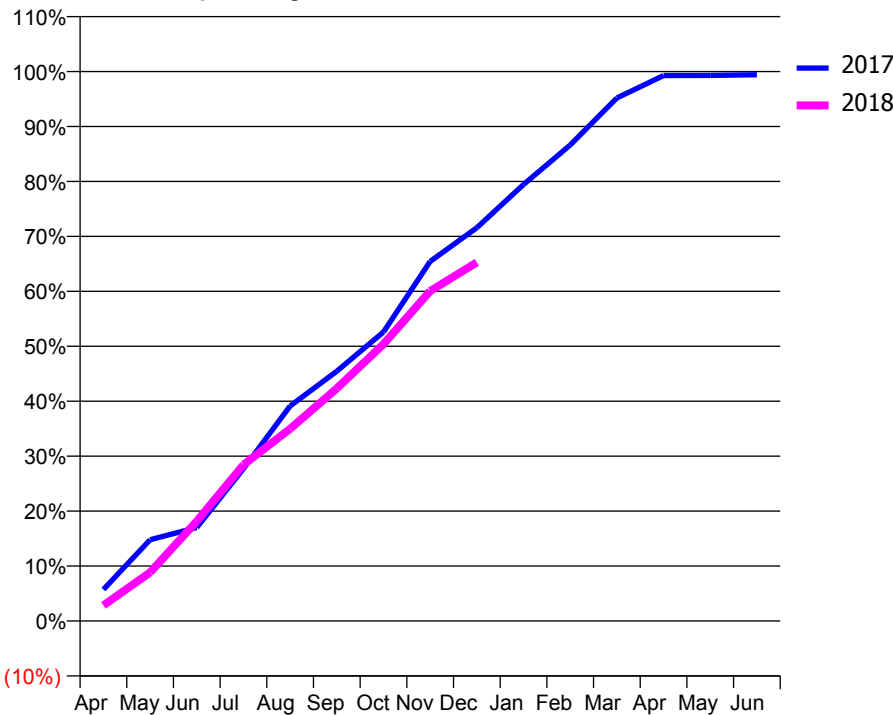
ACCESS*

Patients seen in 24 months	Total	Change since previous quarter
Quarter ending December 2016	4,801	
Quarter ending March 2017	4,836	→
Quarter ending June 2017	4,779	↓
Quarter ending September 2017	4,666	↓
Quarter ending December 2017	4,570	↓
Variance since December 2016	(4.8%)	↓



ACTIVITY

Cumulative percentage of contracted UDA delivered 2017 & 2018



Month	Adjusted Scheduled Activity (UDA)	
	2017	2018
April	707	349
May	1,818	1,089
June	2,095	2,233
July	3,412	3,497
August	4,814	4,304
September	5,592	5,207
October	6,471	6,198
November	8,049	7,386
December	8,804	8,029
January	9,771	
February	10,655	
March	11,708	
April	12,210	
May	12,213	
June	12,227	

QUALITY

	Quantity	Base Number	Contract	AT	Region	England
% of FP17s for the same patient ID Re-attending within 3 months - Children	73	1,186	6.2%	9.8%	12.9%	12.0%
% of FP17s for the same patient ID Re-attending within 3 months - Adults	332	3,357	9.9%	13.4%	16.5%	15.9%
% of FP17s for the same patient ID Re-attending between 3 & 9 months - Children	703	1,186	59.3%	63.4%	59.6%	58.0%
% of FP17s for the same patient ID Re-attending between 3 & 9 months - Adults	1,992	3,357	59.3%	55.0%	52.8%	50.5%
% of FP17s for Band 1 Urgent Courses	333	4,252	7.8%	7.3%	9.1%	9.0%
% of FP17s Relating to Free Repair or Replacements	44	4,252	1.0%	0.9%	1.0%	0.8%
% of FP17s Relating to Continuations	19	4,252	0.4%	1.2%	1.2%	1.1%
% of Patients satisfied with the dentistry they have received	2	2	N/A	92.0%	91.6%	91.5%
% of Patients satisfied with the time they had to wait for an appointment	2	2	N/A	88.4%	88.3%	87.9%

* This is based on patients treated on this contract for their most recent course of treatment. Figures in italics indicate the base number of FP17s or Patient Questionnaire responses are less than 100. N/A is shown where the base number of responses is less than 10 during the period. % is calculated as Quantity/Base number*100

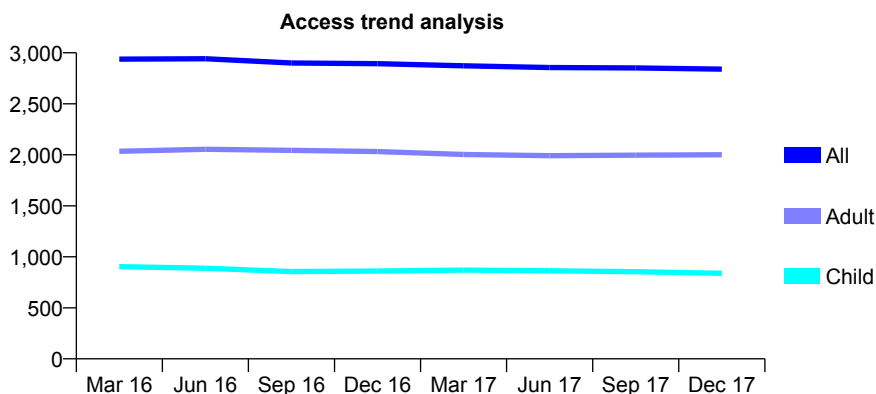
Q50 - Vital Signs At a Glance Contract Report for 175838/0001 - December 2017

Name or company name	Mr R A FROST & Mr N J RANNS
Contract type name	GDS Contract
Purpose of contract	General
Contract start date	01/05/2012
Contract end date	

17/18 Contracted general activity (UDA)	7,505
Carry forward general activity (UDA)	0
17/18 Contracted orthodontic activity (UOA)	0
Carry forward orthodontic activity (UOA)	0
Baseline contract value	£212,462.71

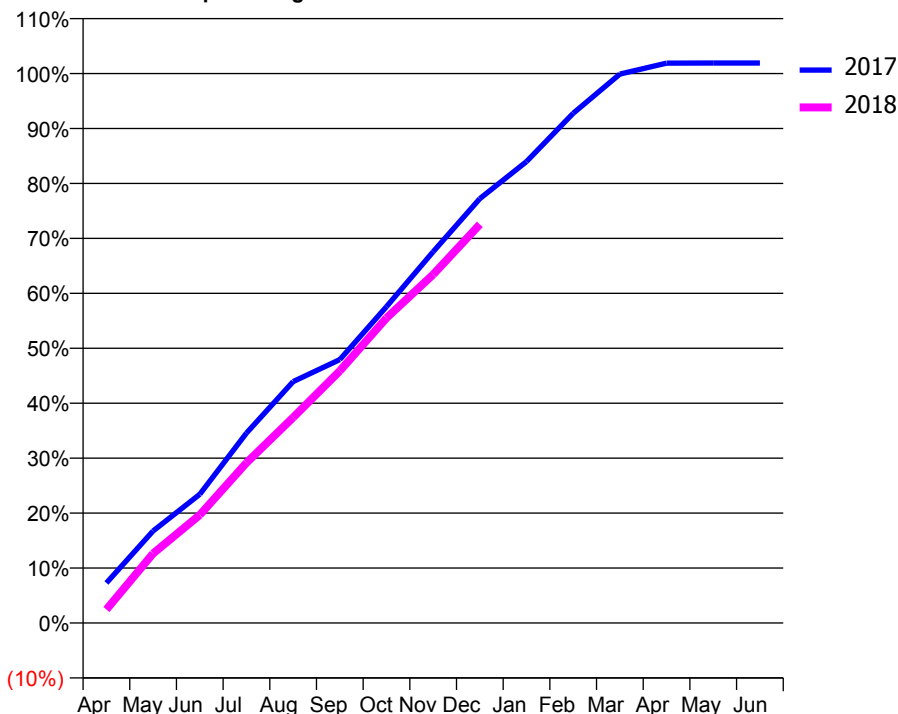
ACCESS*

Patients seen in 24 months	Total	Change since previous quarter
Quarter ending December 2016	2,893	
Quarter ending March 2017	2,873	→
Quarter ending June 2017	2,855	→
Quarter ending September 2017	2,851	→
Quarter ending December 2017	2,840	→
Variance since December 2016	(1.8%)	↓



ACTIVITY

Cumulative percentage of contracted UDA delivered 2017 & 2018



QUALITY

	Quantity	Base Number	Contract	AT	Region	England
% of FP17s for the same patient ID Re-attending within 3 months - Children	42	931	4.5%	9.8%	12.9%	12.0%
% of FP17s for the same patient ID Re-attending within 3 months - Adults	237	2,119	11.2%	13.4%	16.5%	15.9%
% of FP17s for the same patient ID Re-attending between 3 & 9 months - Children	666	931	71.5%	63.4%	59.6%	58.0%
% of FP17s for the same patient ID Re-attending between 3 & 9 months - Adults	1,382	2,119	65.2%	55.0%	52.8%	50.5%
% of FP17s for Band 1 Urgent Courses	172	2,944	5.8%	7.3%	9.1%	9.0%
% of FP17s Relating to Free Repair or Replacements	9	2,944	0.3%	0.9%	1.0%	0.8%
% of FP17s Relating to Continuations	16	2,944	0.5%	1.2%	1.2%	1.1%
% of Patients satisfied with the dentistry they have received	2	3	N/A	92.0%	91.6%	91.5%
% of Patients satisfied with the time they had to wait for an appointment	2	3	N/A	88.4%	88.3%	87.9%

* This is based on patients treated on this contract for their most recent course of treatment. Figures in italics indicate the base number of FP17s or Patient Questionnaire responses are less than 100. N/A is shown where the base number of responses is less than 10 during the period. % is calculated as Quantity/Base number*100

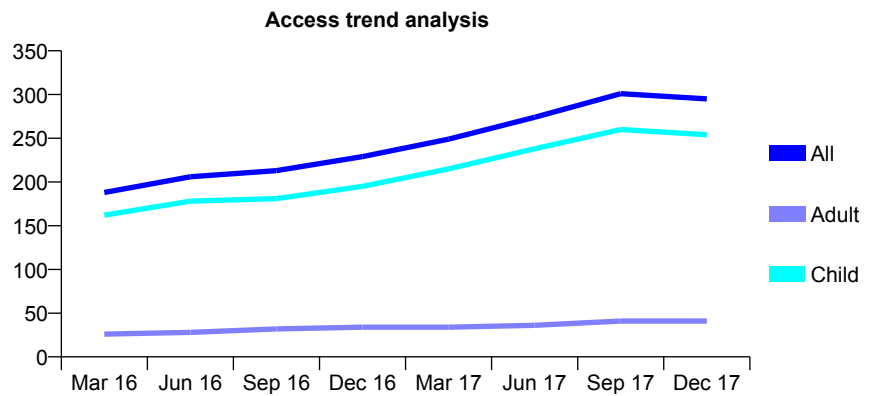
Q50 - Vital Signs At a Glance Contract Report for 177032/0001 - December 2017

Name or company name	Orchard House Dental Care
Contract type name	GDS Contract
Purpose of contract	General and Orthodontic
Contract start date	01/04/2015
Contract end date	

17/18 Contracted general activity (UDA)	390
Carry forward general activity (UDA)	0
17/18 Contracted orthodontic activity (UOA)	134
Carry forward orthodontic activity (UOA)	0
Baseline contract value	£27,789.28

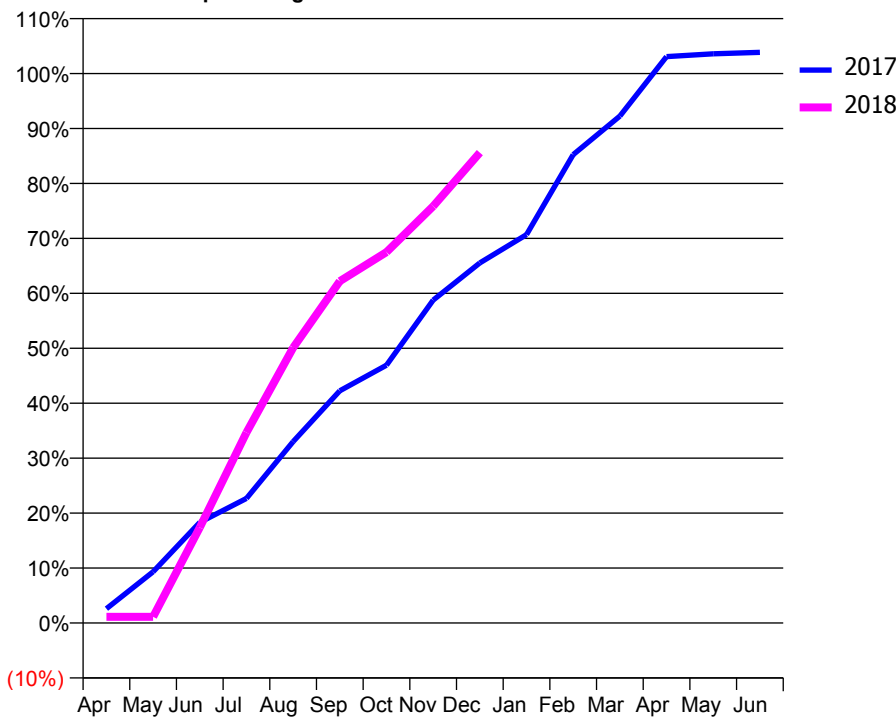
ACCESS*

Patients seen in 24 months	Total	Change since previous quarter
Quarter ending December 2016	229	
Quarter ending March 2017	249	↑
Quarter ending June 2017	274	↑
Quarter ending September 2017	301	↑
Quarter ending December 2017	295	↓
Variance since December 2016	28.8%	↑



ACTIVITY

Cumulative percentage of contracted UDA delivered 2017 & 2018



Month	Adjusted Scheduled Activity (UDA)	
	2017	2018
April	10	4
May	36	4
June	71	68
July	88	135
August	129	195
September	165	243
October	183	263
November	229	296
December	256	334
January	276	
February	332	
March	360	
April	402	
May	404	
June	405	

QUALITY

	Quantity	Base Number	Contract	AT	Region	England
% of FP17s for the same patient ID Re-attending within 3 months - Children	25	330	7.6%	9.8%	12.9%	12.0%
% of FP17s for the same patient ID Re-attending within 3 months - Adults	0	10	0.0%	13.4%	16.5%	15.9%
% of FP17s for the same patient ID Re-attending between 3 & 9 months - Children	146	330	44.2%	63.4%	59.6%	58.0%
% of FP17s for the same patient ID Re-attending between 3 & 9 months - Adults	2	10	20.0%	55.0%	52.8%	50.5%
% of FP17s for Band 1 Urgent Courses	14	239	5.9%	7.3%	9.1%	9.0%
% of FP17s Relating to Free Repair or Replacements	0	239	0.0%	0.9%	1.0%	0.8%
% of FP17s Relating to Continuations	0	239	0.0%	1.2%	1.2%	1.1%
% of Patients satisfied with the dentistry they have received	3	3	N/A	92.0%	91.6%	91.5%
% of Patients satisfied with the time they had to wait for an appointment	3	3	N/A	88.4%	88.3%	87.9%

* This is based on patients treated on this contract for their most recent course of treatment. Figures in italics indicate the base number of FP17s or Patient Questionnaire responses are less than 100. N/A is shown where the base number of responses is less than 10 during the period. % is calculated as Quantity/Base number*100

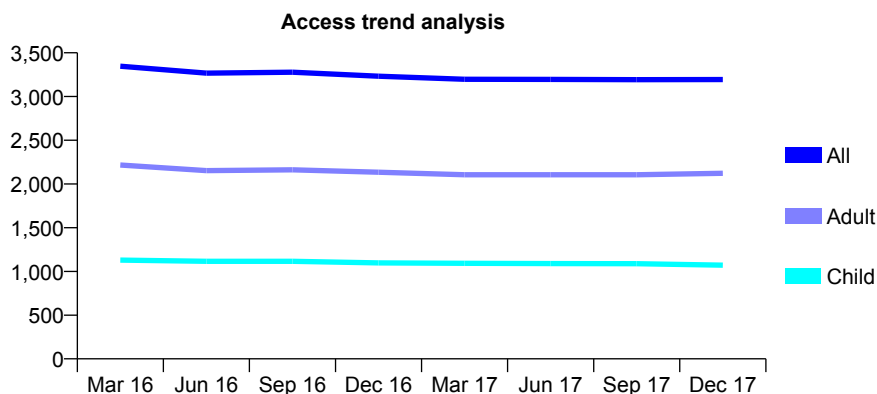
Q50 - Vital Signs At a Glance Contract Report for 177717/0001 - December 2017

Name or company name	Smile Lincs Ltd
Contract type name	GDS Contract
Purpose of contract	General
Contract start date	01/07/2007
Contract end date	

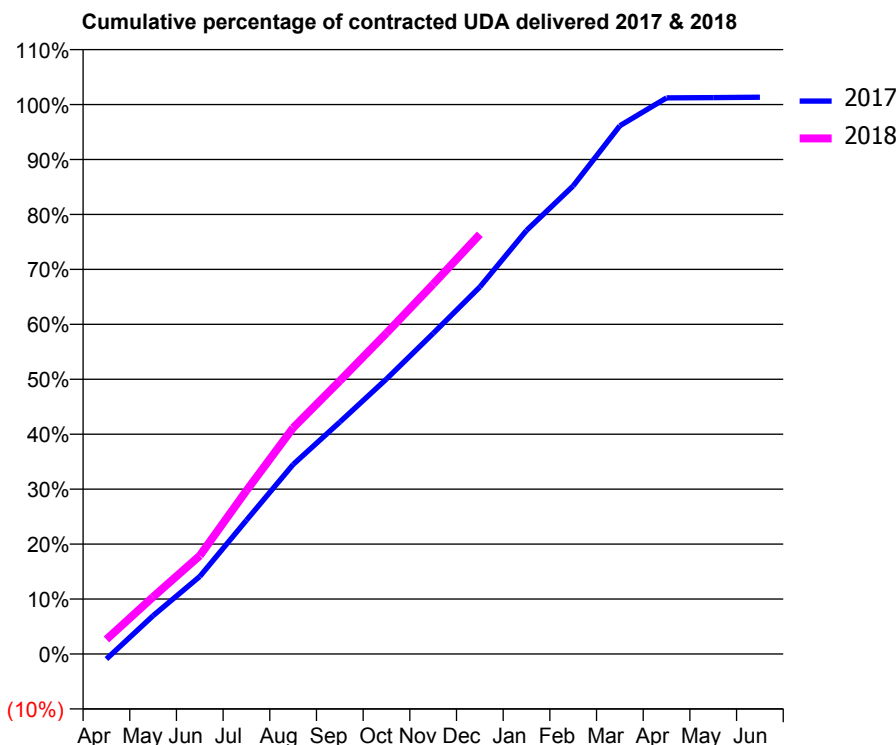
17/18 Contracted general activity (UDA)	9,473
Carry forward general activity (UDA)	0
17/18 Contracted orthodontic activity (UOA)	0
Carry forward orthodontic activity (UOA)	0
Baseline contract value	£234,522.15

ACCESS*

Patients seen in 24 months	Total	Change since previous quarter
Quarter ending December 2016	3,233	
Quarter ending March 2017	3,198	↓
Quarter ending June 2017	3,195	→
Quarter ending September 2017	3,193	→
Quarter ending December 2017	3,194	→
Variance since December 2016	(1.2%)	↓



ACTIVITY



Month	Adjusted Scheduled Activity (UDA)	
	2017	2018
April	-88	252
May	661	984
June	1,337	1,696
July	2,307	2,818
August	3,268	3,900
September	3,998	4,710
October	4,740	5,531
November	5,527	6,376
December	6,328	7,235
January	7,302	
February	8,071	
March	9,107	
April	9,588	
May	9,592	
June	9,598	

QUALITY

	Quantity	Base Number	Contract	AT	Region	England
% of FP17s for the same patient ID Re-attending within 3 months - Children	138	1,220	11.3%	9.8%	12.9%	12.0%
% of FP17s for the same patient ID Re-attending within 3 months - Adults	343	2,114	16.2%	13.4%	16.5%	15.9%
% of FP17s for the same patient ID Re-attending between 3 & 9 months - Children	702	1,220	57.5%	63.4%	59.6%	58.0%
% of FP17s for the same patient ID Re-attending between 3 & 9 months - Adults	1,008	2,114	47.7%	55.0%	52.8%	50.5%
% of FP17s for Band 1 Urgent Courses	300	3,148	9.5%	7.3%	9.1%	9.0%
% of FP17s Relating to Free Repair or Replacements	19	3,148	0.6%	0.9%	1.0%	0.8%
% of FP17s Relating to Continuations	67	3,148	2.1%	1.2%	1.2%	1.1%
% of Patients satisfied with the dentistry they have received	5	5	N/A	92.0%	91.6%	91.5%
% of Patients satisfied with the time they had to wait for an appointment	5	5	N/A	88.4%	88.3%	87.9%

* This is based on patients treated on this contract for their most recent course of treatment. Figures in italics indicate the base number of FP17s or Patient Questionnaire responses are less than 100. N/A is shown where the base number of responses is less than 10 during the period. % is calculated as Quantity/Base number*100

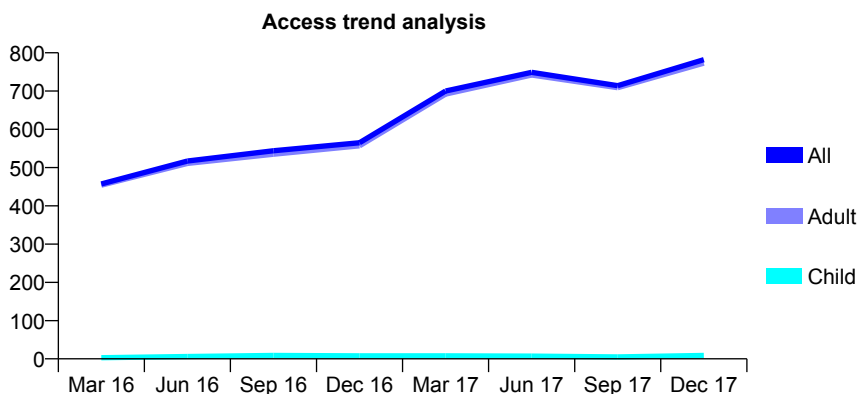
Q50 - Vital Signs At a Glance Contract Report for 177717/0002 - December 2017

Name or company name	Smile Lincs Ltd
Contract type name	PDS Contract
Purpose of contract	General
Contract start date	01/01/2011
Contract end date	31/12/2020

17/18 Contracted general activity (UDA)	1,632
Carry forward general activity (UDA)	0
17/18 Contracted orthodontic activity (UOA)	0
Carry forward orthodontic activity (UOA)	0
Baseline contract value	£166,631.56

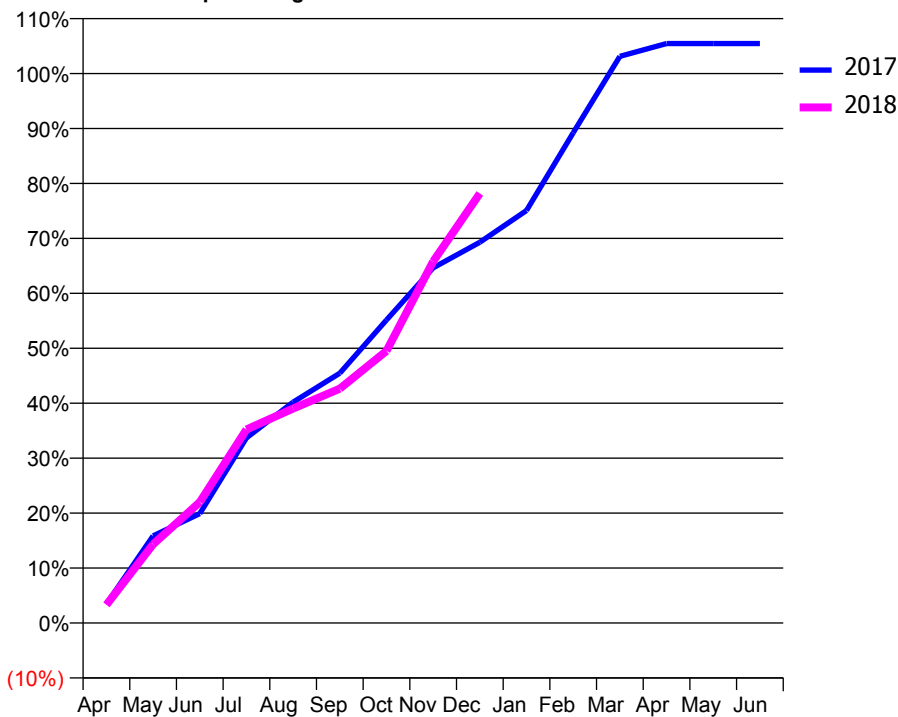
ACCESS*

Patients seen in 24 months	Total	Change since previous quarter
Quarter ending December 2016	565	
Quarter ending March 2017	700	↑
Quarter ending June 2017	749	↑
Quarter ending September 2017	714	↓
Quarter ending December 2017	782	↑
Variance since December 2016	38.4%	↑



ACTIVITY

Cumulative percentage of contracted UDA delivered 2017 & 2018



Month	Adjusted Scheduled Activity (UDA)	
	2017	2018
April	57	54
May	259	234
June	325	359
July	550	575
August	656	637
September	742	696
October	900	808
November	1,055	1,074
December	1,131	1,276
January	1,225	
February	1,456	
March	1,683	
April	1,721	
May	1,721	
June	1,721	

QUALITY

	Quantity	Base Number	Contract	AT	Region	England
% of FP17s for the same patient ID Re-attending within 3 months - Children	0	5	0.0%	9.8%	12.9%	12.0%
% of FP17s for the same patient ID Re-attending within 3 months - Adults	16	508	3.1%	13.4%	16.5%	15.9%
% of FP17s for the same patient ID Re-attending between 3 & 9 months - Children	0	5	0.0%	63.4%	59.6%	58.0%
% of FP17s for the same patient ID Re-attending between 3 & 9 months - Adults	6	508	1.2%	55.0%	52.8%	50.5%
% of FP17s for Band 1 Urgent Courses	0	496	0.0%	7.3%	9.1%	9.0%
% of FP17s Relating to Free Repair or Replacements	0	496	0.0%	0.9%	1.0%	0.8%
% of FP17s Relating to Continuations	0	496	0.0%	1.2%	1.2%	1.1%
% of Patients satisfied with the dentistry they have received	0	0	N/A	92.0%	91.6%	91.5%
% of Patients satisfied with the time they had to wait for an appointment	0	0	N/A	88.4%	88.3%	87.9%

* This is based on patients treated on this contract for their most recent course of treatment. Figures in italics indicate the base number of FP17s or Patient Questionnaire responses are less than 100. N/A is shown where the base number of responses is less than 10 during the period. % is calculated as Quantity/Base number*100

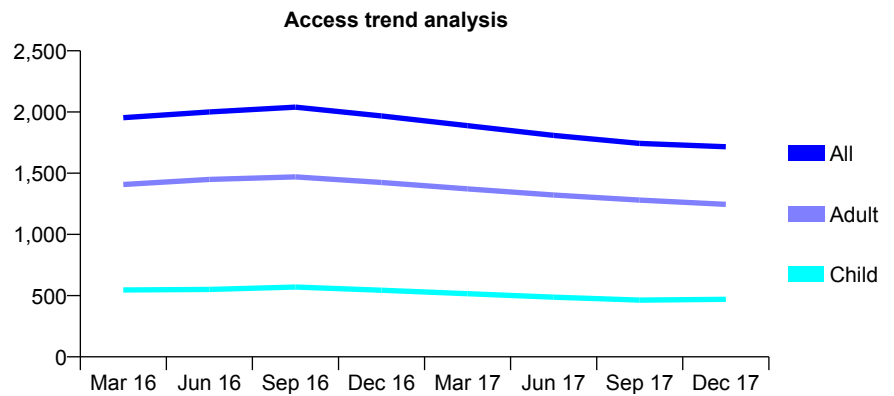
Q50 - Vital Signs At a Glance Contract Report for 178691/0001 - December 2017

Name or company name	The Regent Street Dental Practice
Contract type name	GDS Contract
Purpose of contract	General and Orthodontic
Contract start date	01/10/2014
Contract end date	

17/18 Contracted general activity (UDA)	5,508
Carry forward general activity (UDA)	0
17/18 Contracted orthodontic activity (UOA)	221
Carry forward orthodontic activity (UOA)	0
Baseline contract value	£162,781.58

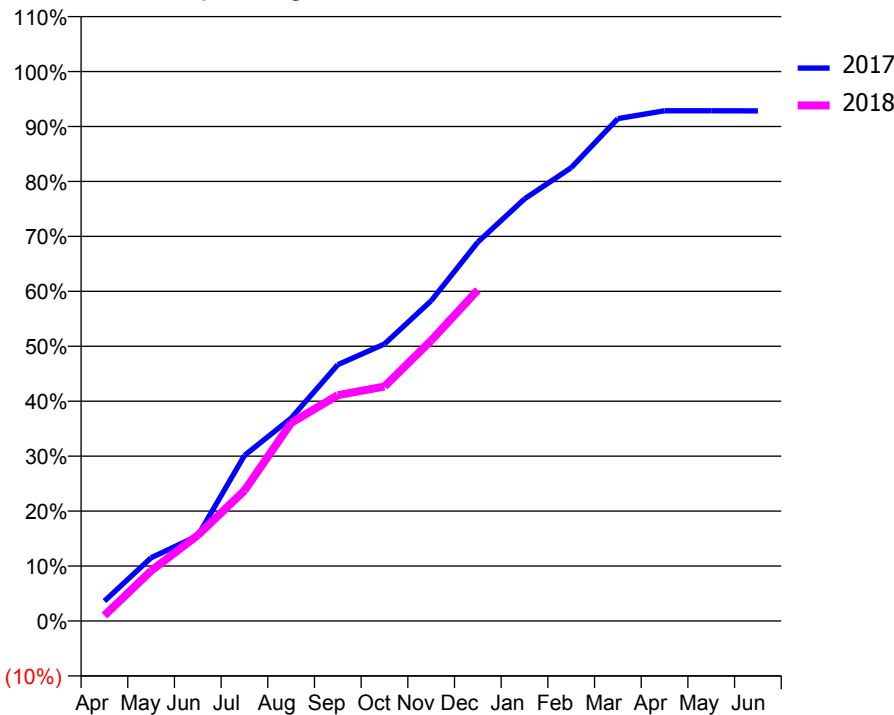
ACCESS*

Patients seen in 24 months	Total	Change since previous quarter
Quarter ending December 2016	1,968	
Quarter ending March 2017	1,888	↓
Quarter ending June 2017	1,809	↓
Quarter ending September 2017	1,744	↓
Quarter ending December 2017	1,716	↓
Variance since December 2016	(12.8%)	↓



ACTIVITY

Cumulative percentage of contracted UDA delivered 2017 & 2018



Month	Adjusted Scheduled Activity (UDA)	
	2017	2018
April	200	55
May	635	503
June	855	860
July	1,660	1,308
August	2,033	1,986
September	2,570	2,263
October	2,777	2,350
November	3,210	2,812
December	3,798	3,318
January	4,231	
February	4,543	
March	5,036	
April	5,115	
May	5,115	
June	5,114	

QUALITY

	Quantity	Base Number	Contract	AT	Region	England
% of FP17s for the same patient ID Re-attending within 3 months - Children	38	652	5.8%	9.8%	12.9%	12.0%
% of FP17s for the same patient ID Re-attending within 3 months - Adults	221	1,619	13.7%	13.4%	16.5%	15.9%
% of FP17s for the same patient ID Re-attending between 3 & 9 months - Children	469	652	71.9%	63.4%	59.6%	58.0%
% of FP17s for the same patient ID Re-attending between 3 & 9 months - Adults	1,148	1,619	70.9%	55.0%	52.8%	50.5%
% of FP17s for Band 1 Urgent Courses	120	2,178	5.5%	7.3%	9.1%	9.0%
% of FP17s Relating to Free Repair or Replacements	22	2,178	1.0%	0.9%	1.0%	0.8%
% of FP17s Relating to Continuations	13	2,178	0.6%	1.2%	1.2%	1.1%
% of Patients satisfied with the dentistry they have received	5	5	N/A	92.0%	91.6%	91.5%
% of Patients satisfied with the time they had to wait for an appointment	5	5	N/A	88.4%	88.3%	87.9%

* This is based on patients treated on this contract for their most recent course of treatment. Figures in italics indicate the base number of FP17s or Patient Questionnaire responses are less than 100. N/A is shown where the base number of responses is less than 10 during the period. % is calculated as Quantity/Base number*100

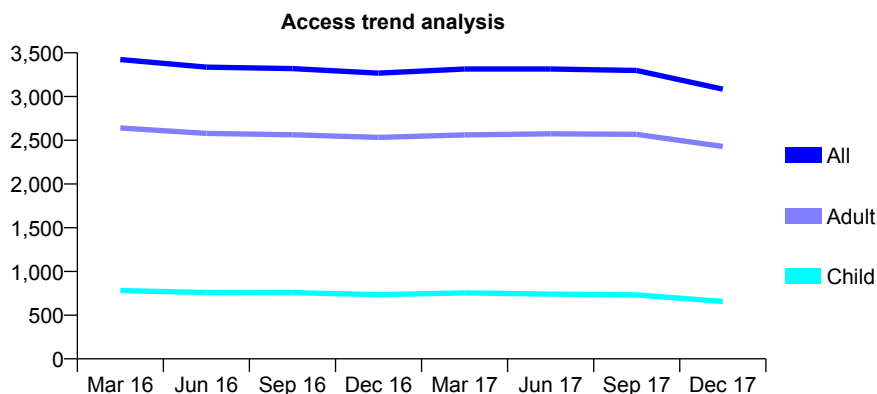
Q50 - Vital Signs At a Glance Contract Report for 178780/0001 - December 2017

Name or company name	Scarborough Dental Care Limited
Contract type name	GDS Contract
Purpose of contract	General
Contract start date	01/09/2008
Contract end date	

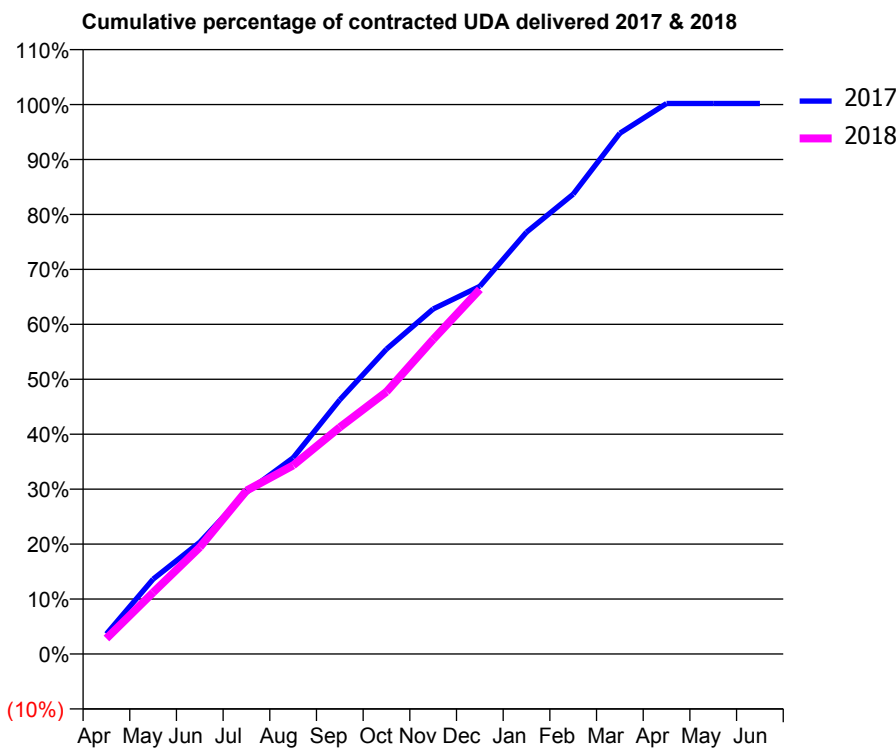
17/18 Contracted general activity (UDA)	8,780
Carry forward general activity (UDA)	0
17/18 Contracted orthodontic activity (UOA)	0
Carry forward orthodontic activity (UOA)	0
Baseline contract value	£258,344.09

ACCESS*

Patients seen in 24 months	Total	Change since previous quarter
Quarter ending December 2016	3,267	
Quarter ending March 2017	3,315	→
Quarter ending June 2017	3,314	→
Quarter ending September 2017	3,298	→
Quarter ending December 2017	3,085	↓
Variance since December 2016	(5.6%)	↓



ACTIVITY



Month	Adjusted Scheduled Activity (UDA)	
	2017	2018
April	322	247
May	1,196	984
June	1,787	1,706
July	2,585	2,612
August	3,135	3,014
September	4,062	3,623
October	4,871	4,190
November	5,513	5,028
December	5,875	5,827
January	6,741	
February	7,348	
March	8,322	
April	8,796	
May	8,795	
June	8,796	

QUALITY

	Quantity	Base Number	Contract	AT	Region	England
% of FP17s for the same patient ID Re-attending within 3 months - Children	107	858	12.5%	9.8%	12.9%	12.0%
% of FP17s for the same patient ID Re-attending within 3 months - Adults	586	2,963	19.8%	13.4%	16.5%	15.9%
% of FP17s for the same patient ID Re-attending between 3 & 9 months - Children	507	858	59.1%	63.4%	59.6%	58.0%
% of FP17s for the same patient ID Re-attending between 3 & 9 months - Adults	1,733	2,963	58.5%	55.0%	52.8%	50.5%
% of FP17s for Band 1 Urgent Courses	329	3,252	10.1%	7.3%	9.1%	9.0%
% of FP17s Relating to Free Repair or Replacements	45	3,252	1.4%	0.9%	1.0%	0.8%
% of FP17s Relating to Continuations	84	3,252	2.6%	1.2%	1.2%	1.1%
% of Patients satisfied with the dentistry they have received	3	5	N/A	92.0%	91.6%	91.5%
% of Patients satisfied with the time they had to wait for an appointment	5	5	N/A	88.4%	88.3%	87.9%

* This is based on patients treated on this contract for their most recent course of treatment. Figures in italics indicate the base number of FP17s or Patient Questionnaire responses are less than 100. N/A is shown where the base number of responses is less than 10 during the period. % is calculated as Quantity/Base number*100

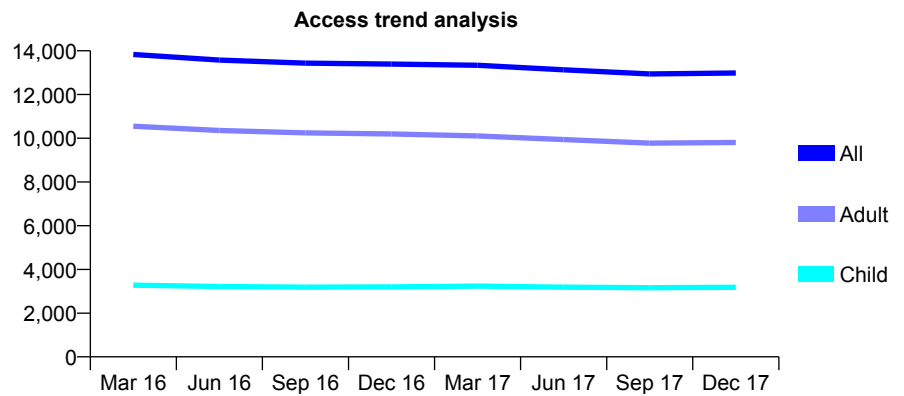
Q50 - Vital Signs At a Glance Contract Report for 179582/0001 - December 2017

Name or company name	Abbey Dental Care
Contract type name	GDS Contract
Purpose of contract	General
Contract start date	01/02/2012
Contract end date	

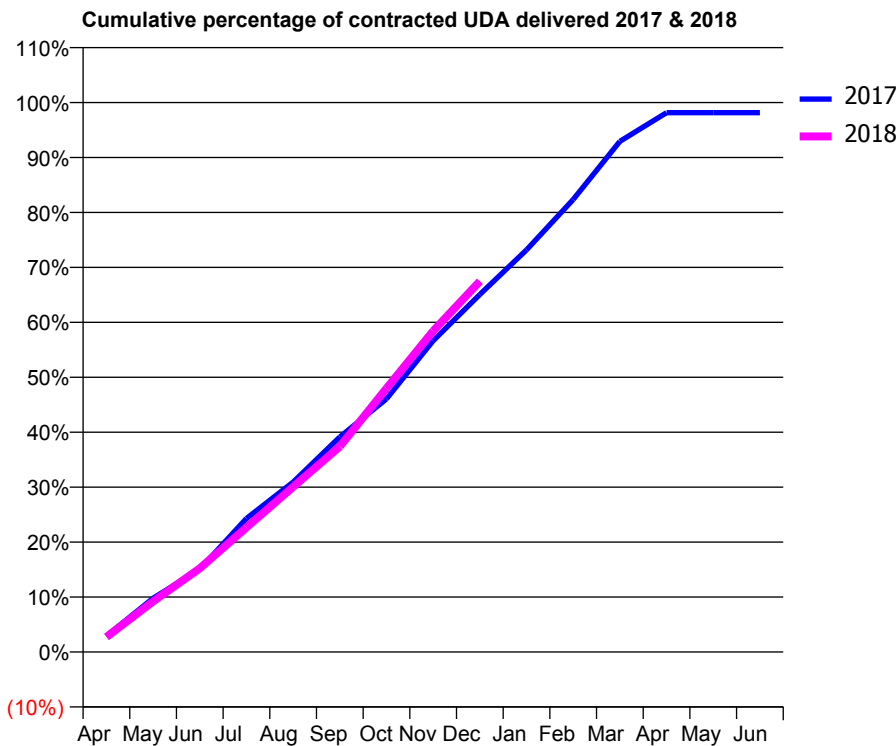
17/18 Contracted general activity (UDA)	40,900
Carry forward general activity (UDA)	0
17/18 Contracted orthodontic activity (UOA)	0
Carry forward orthodontic activity (UOA)	0
Baseline contract value	£1,202,977.07

ACCESS*

Patients seen in 24 months	Total	Change since previous quarter
Quarter ending December 2016	13,396	
Quarter ending March 2017	13,341	→
Quarter ending June 2017	13,130	↓
Quarter ending September 2017	12,941	↓
Quarter ending December 2017	12,986	→
Variance since December 2016	(3.1%)	↓



ACTIVITY



Month	Adjusted Scheduled Activity (UDA)	
	2017	2018
April	1,197	1,119
May	4,007	3,765
June	6,170	6,228
July	9,938	9,273
August	12,654	12,295
September	16,001	15,297
October	18,847	19,629
November	23,174	23,891
December	26,618	27,598
January	29,930	
February	33,679	
March	38,010	
April	40,147	
May	40,141	
June	40,138	

QUALITY

	Quantity	Base Number	Contract	AT	Region	England
% of FP17s for the same patient ID Re-attending within 3 months - Children	495	4,330	11.4%	9.8%	12.9%	12.0%
% of FP17s for the same patient ID Re-attending within 3 months - Adults	2,535	12,821	19.8%	13.4%	16.5%	15.9%
% of FP17s for the same patient ID Re-attending between 3 & 9 months - Children	2,985	4,330	68.9%	63.4%	59.6%	58.0%
% of FP17s for the same patient ID Re-attending between 3 & 9 months - Adults	7,715	12,821	60.2%	55.0%	52.8%	50.5%
% of FP17s for Band 1 Urgent Courses	1,210	16,229	7.5%	7.3%	9.1%	9.0%
% of FP17s Relating to Free Repair or Replacements	167	16,229	1.0%	0.9%	1.0%	0.8%
% of FP17s Relating to Continuations	130	16,229	0.8%	1.2%	1.2%	1.1%
% of Patients satisfied with the dentistry they have received	22	23	95.7%	92.0%	91.6%	91.5%
% of Patients satisfied with the time they had to wait for an appointment	20	23	87.0%	88.4%	88.3%	87.9%

* This is based on patients treated on this contract for their most recent course of treatment. Figures in italics indicate the base number of FP17s or Patient Questionnaire responses are less than 100. N/A is shown where the base number of responses is less than 10 during the period. % is calculated as Quantity/Base number*100

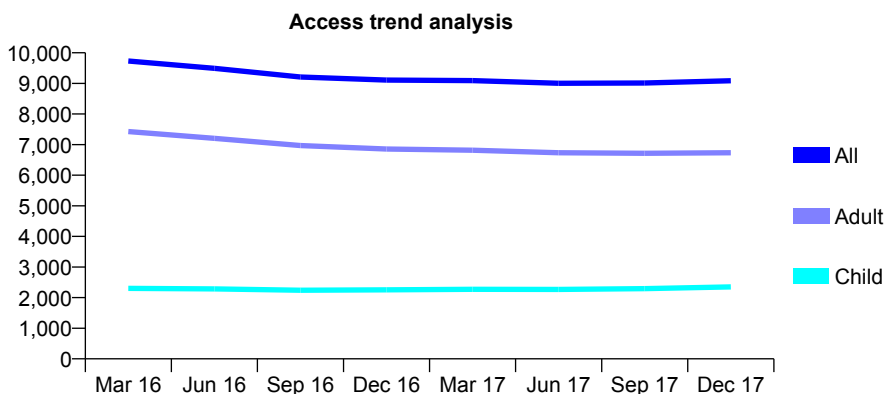
Q50 - Vital Signs At a Glance Contract Report for 180904/0003 - December 2017

Name or company name	Perfect Smile Clinic (UK) Ltd
Contract type name	GDS Contract
Purpose of contract	General
Contract start date	25/06/2012
Contract end date	

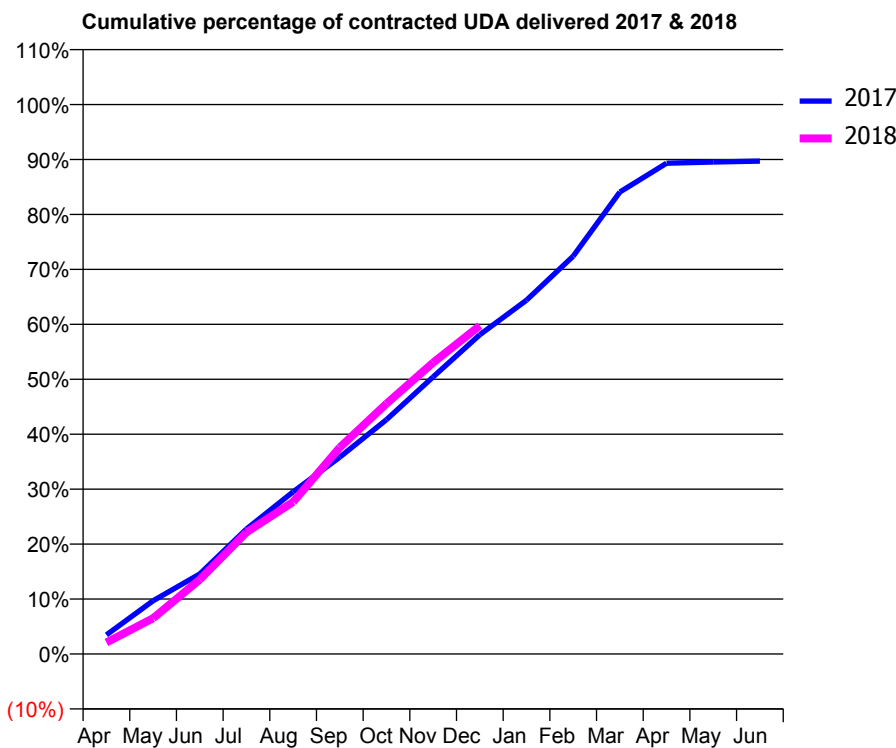
17/18 Contracted general activity (UDA)	32,500
Carry forward general activity (UDA)	0
17/18 Contracted orthodontic activity (UOA)	0
Carry forward orthodontic activity (UOA)	0
Baseline contract value	£834,360.50

ACCESS*

Patients seen in 24 months	Total	Change since previous quarter
Quarter ending December 2016	9,111	
Quarter ending March 2017	9,090	→
Quarter ending June 2017	9,003	→
Quarter ending September 2017	9,014	→
Quarter ending December 2017	9,086	→
Variance since December 2016	(0.3%)	→



ACTIVITY



Month	Adjusted Scheduled Activity (UDA)	
	2017	2018
April	1,130	680
May	3,152	2,120
June	4,733	4,405
July	7,396	7,200
August	9,598	8,991
September	11,648	12,220
October	13,858	14,809
November	16,390	17,239
December	18,881	19,422
January	20,931	
February	23,533	
March	27,325	
April	29,025	
May	29,099	
June	29,153	

QUALITY

	Quantity	Base Number	Contract	AT	Region	England
% of FP17s for the same patient ID Re-attending within 3 months - Children	212	2,878	7.4%	9.8%	12.9%	12.0%
% of FP17s for the same patient ID Re-attending within 3 months - Adults	983	7,456	13.2%	13.4%	16.5%	15.9%
% of FP17s for the same patient ID Re-attending between 3 & 9 months - Children	1,914	2,878	66.5%	63.4%	59.6%	58.0%
% of FP17s for the same patient ID Re-attending between 3 & 9 months - Adults	4,785	7,456	64.2%	55.0%	52.8%	50.5%
% of FP17s for Band 1 Urgent Courses	798	9,511	8.4%	7.3%	9.1%	9.0%
% of FP17s Relating to Free Repair or Replacements	112	9,511	1.2%	0.9%	1.0%	0.8%
% of FP17s Relating to Continuations	97	9,511	1.0%	1.2%	1.2%	1.1%
% of Patients satisfied with the dentistry they have received	10	11	90.9%	92.0%	91.6%	91.5%
% of Patients satisfied with the time they had to wait for an appointment	10	11	90.9%	88.4%	88.3%	87.9%

* This is based on patients treated on this contract for their most recent course of treatment. Figures in italics indicate the base number of FP17s or Patient Questionnaire responses are less than 100. N/A is shown where the base number of responses is less than 10 during the period. % is calculated as Quantity/Base number*100

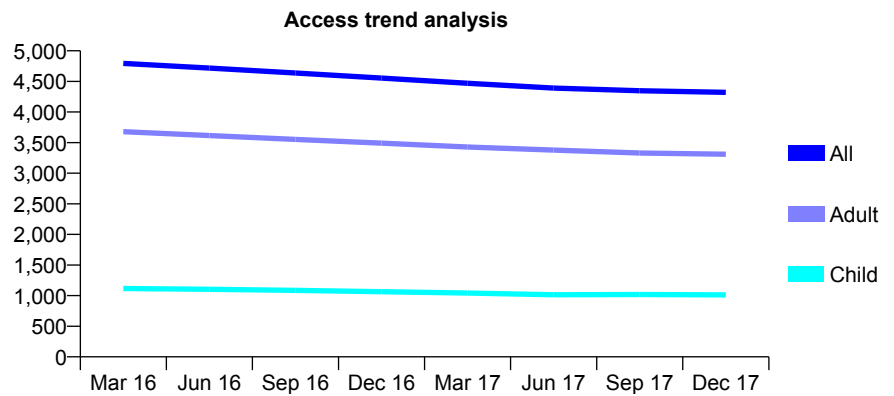
Q50 - Vital Signs At a Glance Contract Report for 182176/0001 - December 2017

Name or company name	Snaith Dental Care
Contract type name	GDS Contract
Purpose of contract	General
Contract start date	11/01/2010
Contract end date	

17/18 Contracted general activity (UDA)	15,000
Carry forward general activity (UDA)	0
17/18 Contracted orthodontic activity (UOA)	0
Carry forward orthodontic activity (UOA)	0
Baseline contract value	£391,107.42

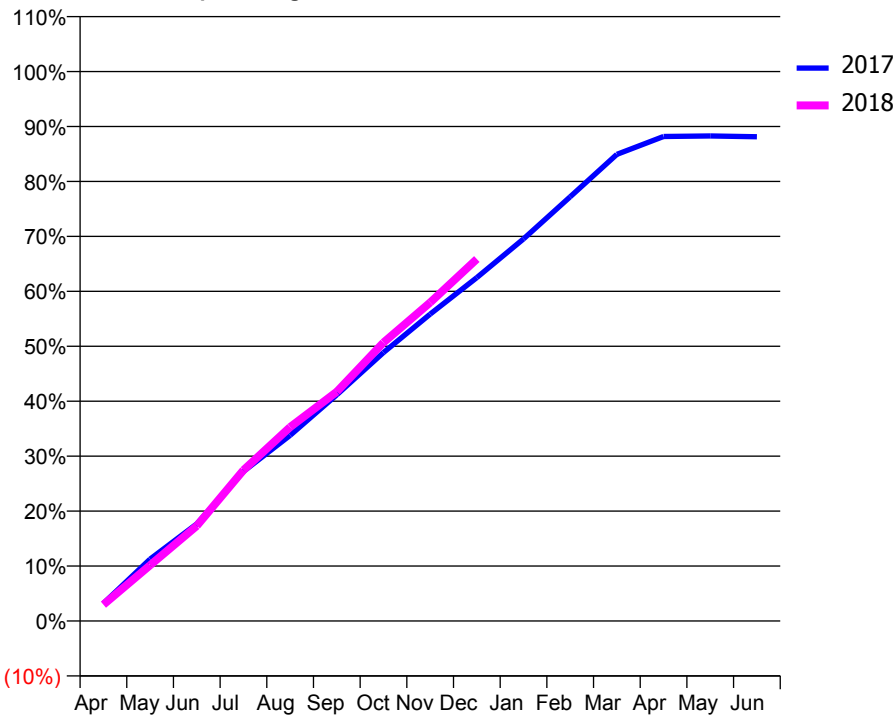
ACCESS*

Patients seen in 24 months	Total	Change since previous quarter
Quarter ending December 2016	4,555	
Quarter ending March 2017	4,470	↓
Quarter ending June 2017	4,392	↓
Quarter ending September 2017	4,348	↓
Quarter ending December 2017	4,322	→
Variance since December 2016	(5.1%)	↓



ACTIVITY

Cumulative percentage of contracted UDA delivered 2017 & 2018



Month	Adjusted Scheduled Activity (UDA)	
	2017	2018
April	483	447
May	1,691	1,524
June	2,651	2,597
July	4,081	4,118
August	5,069	5,293
September	6,175	6,261
October	7,328	7,603
November	8,377	8,693
December	9,375	9,880
January	10,430	
February	11,580	
March	12,737	
April	13,227	
May	13,242	
June	13,219	

QUALITY

	Quantity	Base Number	Contract	AT	Region	England
% of FP17s for the same patient ID Re-attending within 3 months - Children	143	1,366	10.5%	9.8%	12.9%	12.0%
% of FP17s for the same patient ID Re-attending within 3 months - Adults	699	4,154	16.8%	13.4%	16.5%	15.9%
% of FP17s for the same patient ID Re-attending between 3 & 9 months - Children	982	1,366	71.9%	63.4%	59.6%	58.0%
% of FP17s for the same patient ID Re-attending between 3 & 9 months - Adults	2,733	4,154	65.8%	55.0%	52.8%	50.5%
% of FP17s for Band 1 Urgent Courses	334	5,199	6.4%	7.3%	9.1%	9.0%
% of FP17s Relating to Free Repair or Replacements	118	5,199	2.3%	0.9%	1.0%	0.8%
% of FP17s Relating to Continuations	20	5,199	0.4%	1.2%	1.2%	1.1%
% of Patients satisfied with the dentistry they have received	23	26	88.5%	92.0%	91.6%	91.5%
% of Patients satisfied with the time they had to wait for an appointment	26	26	100.0%	88.4%	88.3%	87.9%

* This is based on patients treated on this contract for their most recent course of treatment. Figures in italics indicate the base number of FP17s or Patient Questionnaire responses are less than 100. N/A is shown where the base number of responses is less than 10 during the period. % is calculated as Quantity/Base number*100

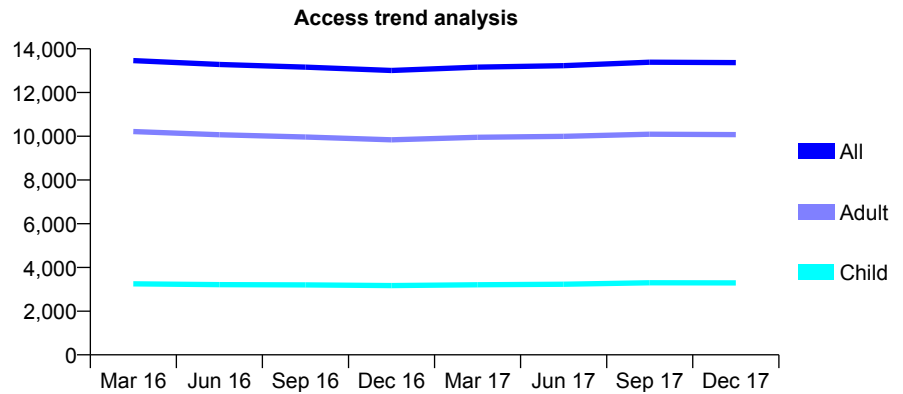
Q50 - Vital Signs At a Glance Contract Report for 183679/0001 - December 2017

Name or company name	Hessle Grange Dental Care Ltd.
Contract type name	GDS Contract
Purpose of contract	General
Contract start date	01/07/2008
Contract end date	

17/18 Contracted general activity (UDA)	33,167
Carry forward general activity (UDA)	0
17/18 Contracted orthodontic activity (UOA)	0
Carry forward orthodontic activity (UOA)	0
Baseline contract value	£989,948.89

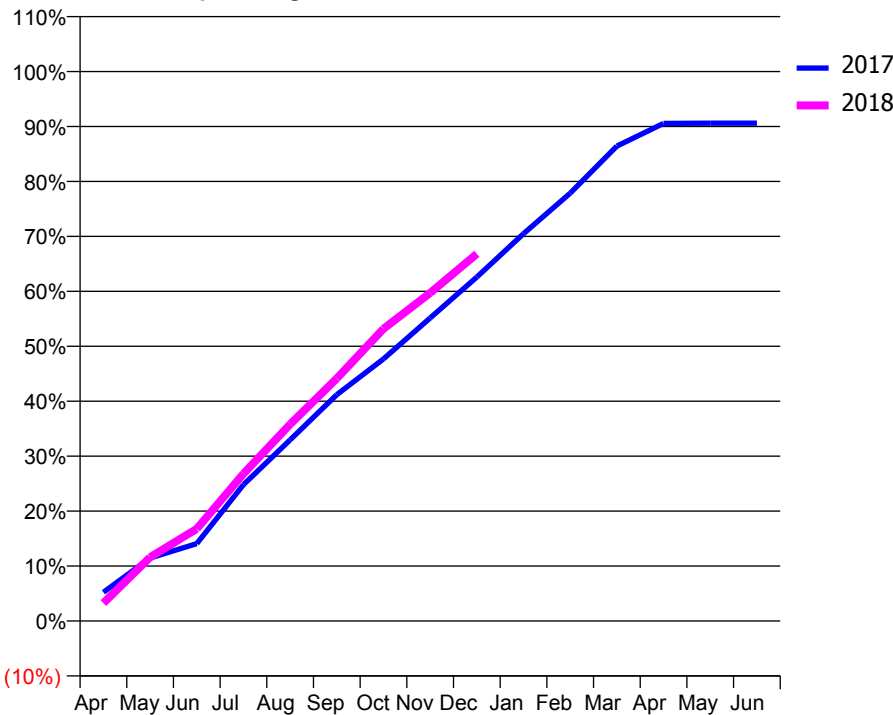
ACCESS*

Patients seen in 24 months	Total	Change since previous quarter
Quarter ending December 2016	13,009	
Quarter ending March 2017	13,160	→
Quarter ending June 2017	13,227	→
Quarter ending September 2017	13,388	→
Quarter ending December 2017	13,367	→
Variance since December 2016	2.8%	↑



ACTIVITY

Cumulative percentage of contracted UDA delivered 2017 & 2018



Month	Adjusted Scheduled Activity (UDA)	
	2017	2018
April	1,731	1,081
May	3,803	3,855
June	4,669	5,569
July	8,233	8,886
August	10,937	11,879
September	13,664	14,642
October	15,817	17,638
November	18,289	19,807
December	20,758	22,161
January	23,375	
February	25,825	
March	28,662	
April	30,037	
May	30,049	
June	30,050	

QUALITY

	Quantity	Base Number	Contract	AT	Region	England
% of FP17s for the same patient ID Re-attending within 3 months - Children	293	3,925	7.5%	9.8%	12.9%	12.0%
% of FP17s for the same patient ID Re-attending within 3 months - Adults	1,293	10,196	12.7%	13.4%	16.5%	15.9%
% of FP17s for the same patient ID Re-attending between 3 & 9 months - Children	2,551	3,925	65.0%	63.4%	59.6%	58.0%
% of FP17s for the same patient ID Re-attending between 3 & 9 months - Adults	4,000	10,196	39.2%	55.0%	52.8%	50.5%
% of FP17s for Band 1 Urgent Courses	1,173	12,702	9.2%	7.3%	9.1%	9.0%
% of FP17s Relating to Free Repair or Replacements	109	12,702	0.9%	0.9%	1.0%	0.8%
% of FP17s Relating to Continuations	226	12,702	1.8%	1.2%	1.2%	1.1%
% of Patients satisfied with the dentistry they have received	10	11	90.9%	92.0%	91.6%	91.5%
% of Patients satisfied with the time they had to wait for an appointment	10	11	90.9%	88.4%	88.3%	87.9%

* This is based on patients treated on this contract for their most recent course of treatment. Figures in italics indicate the base number of FP17s or Patient Questionnaire responses are less than 100. N/A is shown where the base number of responses is less than 10 during the period. % is calculated as Quantity/Base number*100

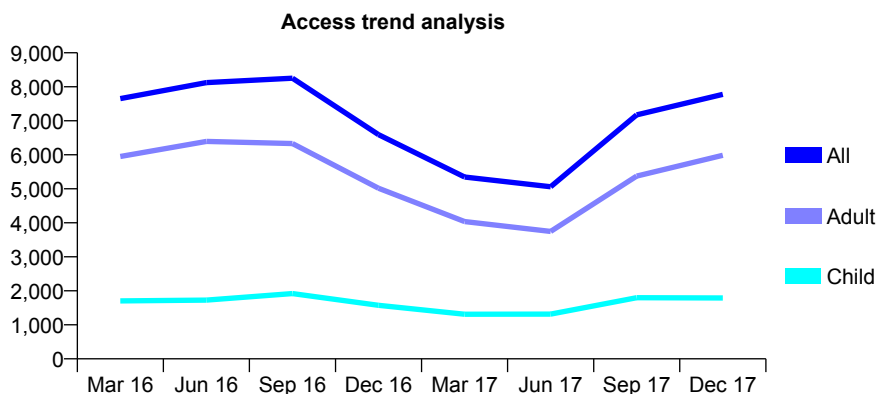
Q50 - Vital Signs At a Glance Contract Report for 189995/0001 - December 2017

Name or company name	Priority House Dental Care Ltd.
Contract type name	GDS Contract
Purpose of contract	General
Contract start date	01/04/2009
Contract end date	

17/18 Contracted general activity (UDA)	18,750
Carry forward general activity (UDA)	0
17/18 Contracted orthodontic activity (UOA)	0
Carry forward orthodontic activity (UOA)	0
Baseline contract value	£503,938.81

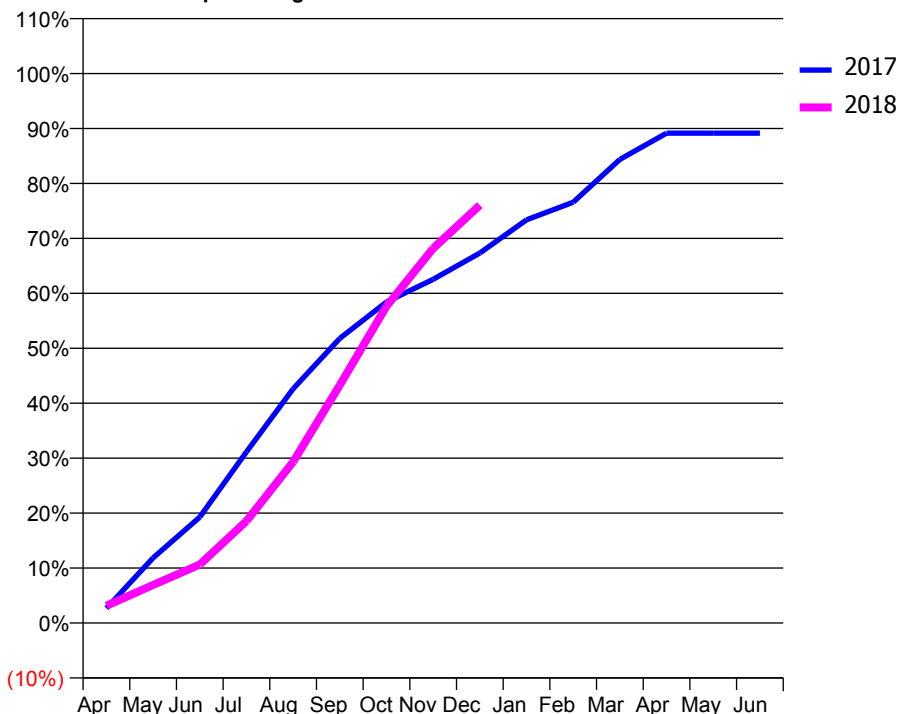
ACCESS*

Patients seen in 24 months	Total	Change since previous quarter
Quarter ending December 2016	6,593	
Quarter ending March 2017	5,349	↓
Quarter ending June 2017	5,060	↓
Quarter ending September 2017	7,173	↑
Quarter ending December 2017	7,778	↑
Variance since December 2016	18.0%	↑



ACTIVITY

Cumulative percentage of contracted UDA delivered 2017 & 2018



Month	Adjusted Scheduled Activity (UDA)	
	2017	2018
April	505	589
May	2,224	1,297
June	3,617	1,997
July	5,839	3,477
August	7,990	5,501
September	9,711	8,118
October	10,956	10,808
November	11,728	12,782
December	12,625	14,256
January	13,758	
February	14,358	
March	15,820	
April	16,715	
May	16,715	
June	16,714	

QUALITY

	Quantity	Base Number	Contract	AT	Region	England
% of FP17s for the same patient ID Re-attending within 3 months - Children	114	2,109	5.4%	9.8%	12.9%	12.0%
% of FP17s for the same patient ID Re-attending within 3 months - Adults	538	6,559	8.2%	13.4%	16.5%	15.9%
% of FP17s for the same patient ID Re-attending between 3 & 9 months - Children	609	2,109	28.9%	63.4%	59.6%	58.0%
% of FP17s for the same patient ID Re-attending between 3 & 9 months - Adults	1,493	6,559	22.8%	55.0%	52.8%	50.5%
% of FP17s for Band 1 Urgent Courses	758	7,931	9.6%	7.3%	9.1%	9.0%
% of FP17s Relating to Free Repair or Replacements	79	7,931	1.0%	0.9%	1.0%	0.8%
% of FP17s Relating to Continuations	57	7,931	0.7%	1.2%	1.2%	1.1%
% of Patients satisfied with the dentistry they have received	16	16	100.0%	92.0%	91.6%	91.5%
% of Patients satisfied with the time they had to wait for an appointment	12	16	75.0%	88.4%	88.3%	87.9%

* This is based on patients treated on this contract for their most recent course of treatment. Figures in italics indicate the base number of FP17s or Patient Questionnaire responses are less than 100. N/A is shown where the base number of responses is less than 10 during the period. % is calculated as Quantity/Base number*100

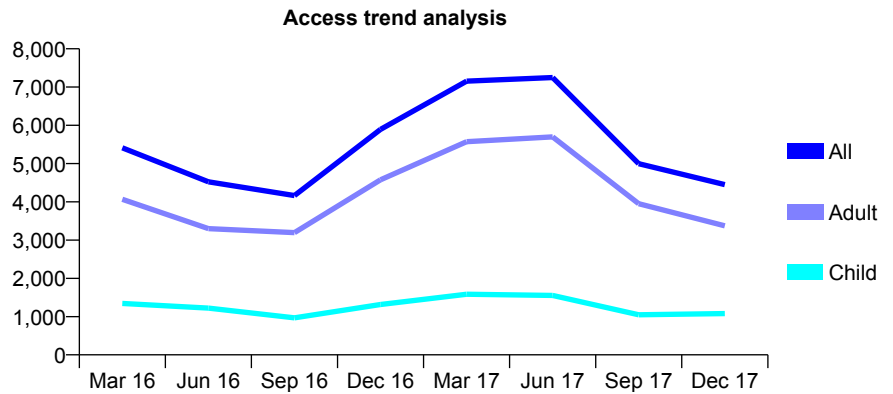
Q50 - Vital Signs At a Glance Contract Report for 189995/0002 - December 2017

Name or company name	Priory House Dental Care Ltd.
Contract type name	PDS Plus Contract
Purpose of contract	General
Contract start date	01/01/2011
Contract end date	31/03/2018

17/18 Contracted general activity (UDA)	18,000
Carry forward general activity (UDA)	0
17/18 Contracted orthodontic activity (UOA)	0
Carry forward orthodontic activity (UOA)	0
Baseline contract value	£480,978.29

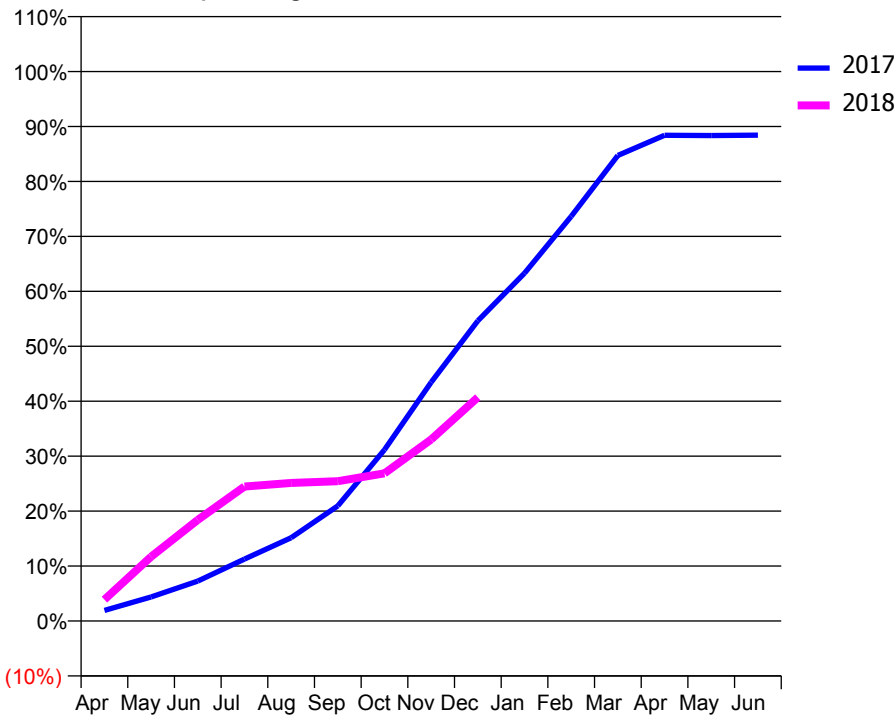
ACCESS*

Patients seen in 24 months	Total	Change since previous quarter
Quarter ending December 2016	5,892	
Quarter ending March 2017	7,156	↑
Quarter ending June 2017	7,248	→
Quarter ending September 2017	4,997	↓
Quarter ending December 2017	4,450	↓
Variance since December 2016	(24.5%)	↓



ACTIVITY

Cumulative percentage of contracted UDA delivered 2017 & 2018



Month	Adjusted Scheduled Activity (UDA)	
	2017	2018
April	346	700
May	790	2,107
June	1,310	3,314
July	2,029	4,404
August	2,728	4,522
September	3,771	4,581
October	5,610	4,837
November	7,820	5,945
December	9,836	7,326
January	11,395	
February	13,257	
March	15,252	
April	15,913	
May	15,904	
June	15,915	

QUALITY

	Quantity	Base Number	Contract	AT	Region	England
% of FP17s for the same patient ID Re-attending within 3 months - Children	21	1,130	1.9%	9.8%	12.9%	12.0%
% of FP17s for the same patient ID Re-attending within 3 months - Adults	163	3,588	4.5%	13.4%	16.5%	15.9%
% of FP17s for the same patient ID Re-attending between 3 & 9 months - Children	417	1,130	36.9%	63.4%	59.6%	58.0%
% of FP17s for the same patient ID Re-attending between 3 & 9 months - Adults	1,492	3,588	41.6%	55.0%	52.8%	50.5%
% of FP17s for Band 1 Urgent Courses	323	4,365	7.4%	7.3%	9.1%	9.0%
% of FP17s Relating to Free Repair or Replacements	31	4,365	0.7%	0.9%	1.0%	0.8%
% of FP17s Relating to Continuations	13	4,365	0.3%	1.2%	1.2%	1.1%
% of Patients satisfied with the dentistry they have received	3	3	N/A	92.0%	91.6%	91.5%
% of Patients satisfied with the time they had to wait for an appointment	3	3	N/A	88.4%	88.3%	87.9%

* This is based on patients treated on this contract for their most recent course of treatment. Figures in italics indicate the base number of FP17s or Patient Questionnaire responses are less than 100. N/A is shown where the base number of responses is less than 10 during the period. % is calculated as Quantity/Base number*100

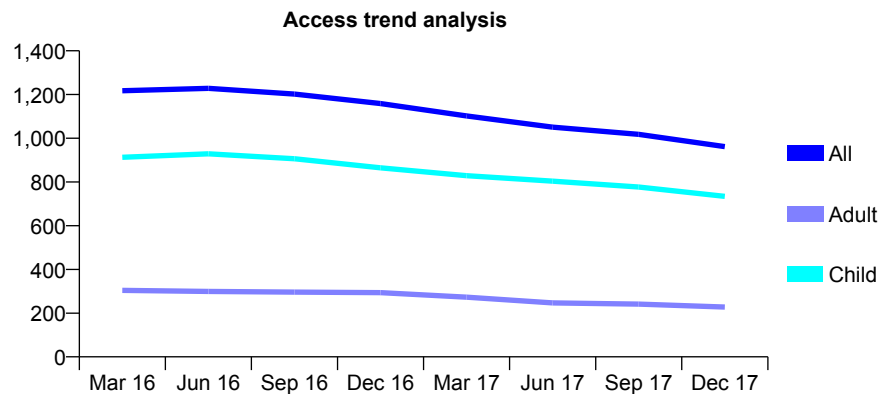
Q50 - Vital Signs At a Glance Contract Report for 190195/0005 - December 2017

Name or company name	Xeon Smiles UK Ltd
Contract type name	GDS Contract
Purpose of contract	General
Contract start date	01/05/2008
Contract end date	

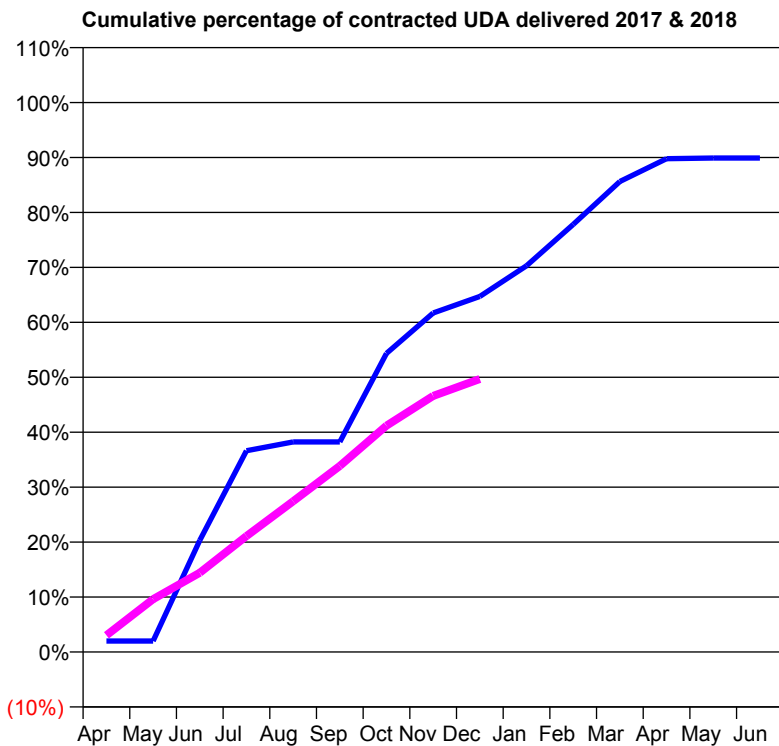
17/18 Contracted general activity (UDA)	2,200
Carry forward general activity (UDA)	0
17/18 Contracted orthodontic activity (UOA)	0
Carry forward orthodontic activity (UOA)	0
Baseline contract value	£52,786.75

ACCESS*

Patients seen in 24 months	Total	Change since previous quarter
Quarter ending December 2016	1,159	
Quarter ending March 2017	1,102	↓
Quarter ending June 2017	1,051	↓
Quarter ending September 2017	1,018	↓
Quarter ending December 2017	962	↓
Variance since December 2016	(17.0%)	↓



ACTIVITY



Month	Adjusted Scheduled Activity (UDA)	
	2017	2018
April	44	67
May	44	212
June	447	317
July	806	464
August	841	604
September	841	745
October	1,196	906
November	1,357	1,025
December	1,424	1,093
January	1,546	
February	1,712	
March	1,884	
April	1,975	
May	1,978	
June	1,978	

QUALITY

	Quantity	Base Number	Contract	AT	Region	England
% of FP17s for the same patient ID Re-attending within 3 months - Children	46	737	6.2%	9.8%	12.9%	12.0%
% of FP17s for the same patient ID Re-attending within 3 months - Adults	13	155	8.4%	13.4%	16.5%	15.9%
% of FP17s for the same patient ID Re-attending between 3 & 9 months - Children	472	737	64.0%	63.4%	59.6%	58.0%
% of FP17s for the same patient ID Re-attending between 3 & 9 months - Adults	75	155	48.4%	55.0%	52.8%	50.5%
% of FP17s for Band 1 Urgent Courses	40	830	4.8%	7.3%	9.1%	9.0%
% of FP17s Relating to Free Repair or Replacements	2	830	0.2%	0.9%	1.0%	0.8%
% of FP17s Relating to Continuations	0	830	0.0%	1.2%	1.2%	1.1%
% of Patients satisfied with the dentistry they have received	1	1	N/A	92.0%	91.6%	91.5%
% of Patients satisfied with the time they had to wait for an appointment	1	1	N/A	88.4%	88.3%	87.9%

* This is based on patients treated on this contract for their most recent course of treatment. Figures in italics indicate the base number of FP17s or Patient Questionnaire responses are less than 100. N/A is shown where the base number of responses is less than 10 during the period. % is calculated as Quantity/Base number*100

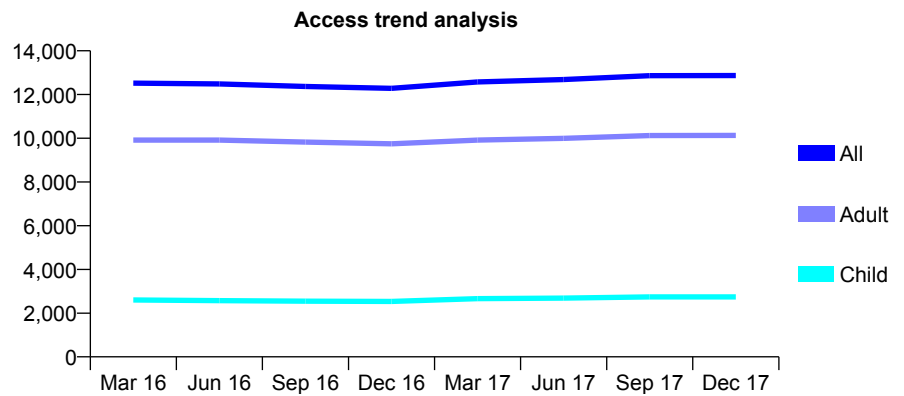
Q50 - Vital Signs At a Glance Contract Report for 190586/0001 - December 2017

Name or company name	SELBY DENTAL CARE LTD
Contract type name	GDS Contract
Purpose of contract	General
Contract start date	01/04/2011
Contract end date	

17/18 Contracted general activity (UDA)	34,448
Carry forward general activity (UDA)	0
17/18 Contracted orthodontic activity (UOA)	0
Carry forward orthodontic activity (UOA)	0
Baseline contract value	£1,005,927.23

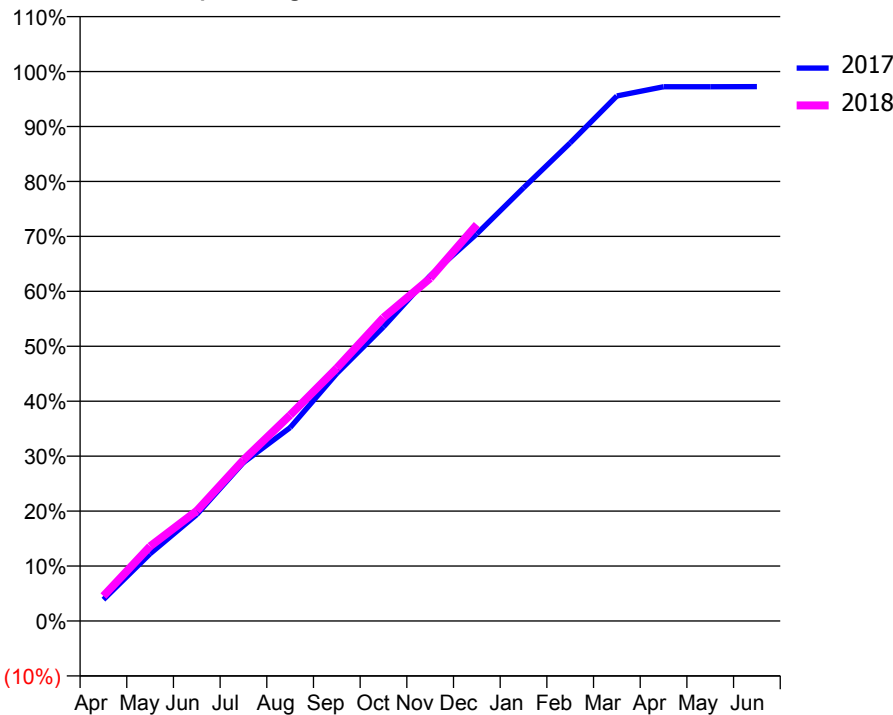
ACCESS*

Patients seen in 24 months	Total	Change since previous quarter
Quarter ending December 2016	12,281	
Quarter ending March 2017	12,577	↑
Quarter ending June 2017	12,684	→
Quarter ending September 2017	12,864	→
Quarter ending December 2017	12,869	→
Variance since December 2016	4.8%	↑



ACTIVITY

Cumulative percentage of contracted UDA delivered 2017 & 2018



Month	Adjusted Scheduled Activity (UDA)	
	2017	2018
April	1,340	1,565
May	4,216	4,686
June	6,672	6,911
July	9,936	10,094
August	12,123	12,915
September	15,521	15,856
October	18,437	19,019
November	21,649	21,488
December	24,273	24,847
January	27,157	
February	29,974	
March	32,918	
April	33,496	
May	33,495	
June	33,497	

QUALITY

	Quantity	Base Number	Contract	AT	Region	England
% of FP17s for the same patient ID Re-attending within 3 months - Children	286	3,663	7.8%	9.8%	12.9%	12.0%
% of FP17s for the same patient ID Re-attending within 3 months - Adults	1,162	11,652	10.0%	13.4%	16.5%	15.9%
% of FP17s for the same patient ID Re-attending between 3 & 9 months - Children	2,655	3,663	72.5%	63.4%	59.6%	58.0%
% of FP17s for the same patient ID Re-attending between 3 & 9 months - Adults	6,988	11,652	60.0%	55.0%	52.8%	50.5%
% of FP17s for Band 1 Urgent Courses	532	13,892	3.8%	7.3%	9.1%	9.0%
% of FP17s Relating to Free Repair or Replacements	82	13,892	0.6%	0.9%	1.0%	0.8%
% of FP17s Relating to Continuations	173	13,892	1.2%	1.2%	1.2%	1.1%
% of Patients satisfied with the dentistry they have received	14	16	87.5%	92.0%	91.6%	91.5%
% of Patients satisfied with the time they had to wait for an appointment	14	16	87.5%	88.4%	88.3%	87.9%

* This is based on patients treated on this contract for their most recent course of treatment. Figures in italics indicate the base number of FP17s or Patient Questionnaire responses are less than 100. N/A is shown where the base number of responses is less than 10 during the period. % is calculated as Quantity/Base number*100

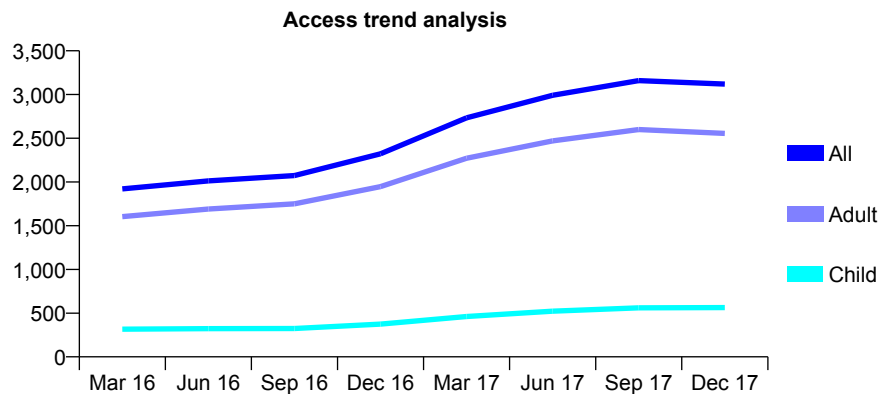
Q50 - Vital Signs At a Glance Contract Report for 191116/0002 - December 2017

Name or company name	THE COSMETIC DENTAL PRACTICE LIM
Contract type name	GDS Contract
Purpose of contract	General
Contract start date	20/04/2015
Contract end date	

17/18 Contracted general activity (UDA)	12,000
Carry forward general activity (UDA)	0
17/18 Contracted orthodontic activity (UOA)	0
Carry forward orthodontic activity (UOA)	0
Baseline contract value	£379,747.62

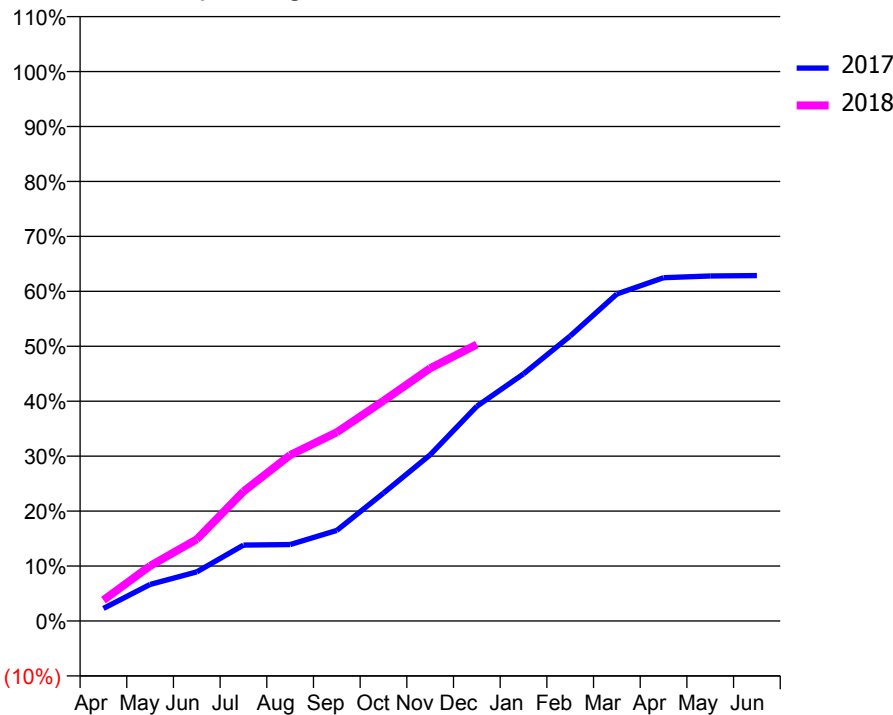
ACCESS*

Patients seen in 24 months	Total	Change since previous quarter
Quarter ending December 2016	2,322	
Quarter ending March 2017	2,733	↑
Quarter ending June 2017	2,992	↑
Quarter ending September 2017	3,159	↑
Quarter ending December 2017	3,119	↓
Variance since December 2016	34.3%	↑



ACTIVITY

Cumulative percentage of contracted UDA delivered 2017 & 2018



Month	Adjusted Scheduled Activity (UDA)	
	2017	2018
April	275	456
May	801	1,204
June	1,074	1,783
July	1,658	2,830
August	1,670	3,623
September	1,978	4,123
October	2,793	4,809
November	3,629	5,521
December	4,690	6,038
January	5,399	
February	6,224	
March	7,142	
April	7,497	
May	7,534	
June	7,543	

QUALITY

	Quantity	Base Number	Contract	AT	Region	England
% of FP17s for the same patient ID Re-attending within 3 months - Children	60	629	9.5%	9.8%	12.9%	12.0%
% of FP17s for the same patient ID Re-attending within 3 months - Adults	306	2,740	11.2%	13.4%	16.5%	15.9%
% of FP17s for the same patient ID Re-attending between 3 & 9 months - Children	327	629	52.0%	63.4%	59.6%	58.0%
% of FP17s for the same patient ID Re-attending between 3 & 9 months - Adults	1,539	2,740	56.2%	55.0%	52.8%	50.5%
% of FP17s for Band 1 Urgent Courses	305	3,193	9.6%	7.3%	9.1%	9.0%
% of FP17s Relating to Free Repair or Replacements	8	3,193	0.3%	0.9%	1.0%	0.8%
% of FP17s Relating to Continuations	21	3,193	0.7%	1.2%	1.2%	1.1%
% of Patients satisfied with the dentistry they have received	6	6	N/A	92.0%	91.6%	91.5%
% of Patients satisfied with the time they had to wait for an appointment	5	6	N/A	88.4%	88.3%	87.9%

* This is based on patients treated on this contract for their most recent course of treatment. Figures in italics indicate the base number of FP17s or Patient Questionnaire responses are less than 100. N/A is shown where the base number of responses is less than 10 during the period. % is calculated as Quantity/Base number*100

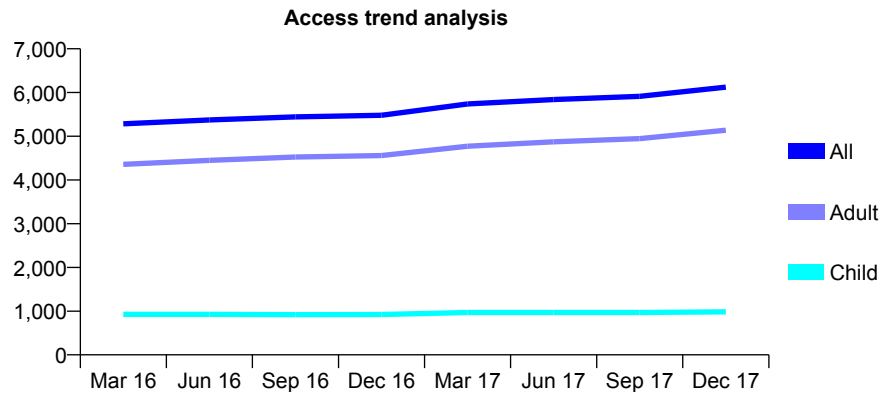
Q50 - Vital Signs At a Glance Contract Report for 191361/0001 - December 2017

Name or company name	Hopkins & Poyner Dental Surgery
Contract type name	GDS Contract
Purpose of contract	General
Contract start date	01/12/2014
Contract end date	

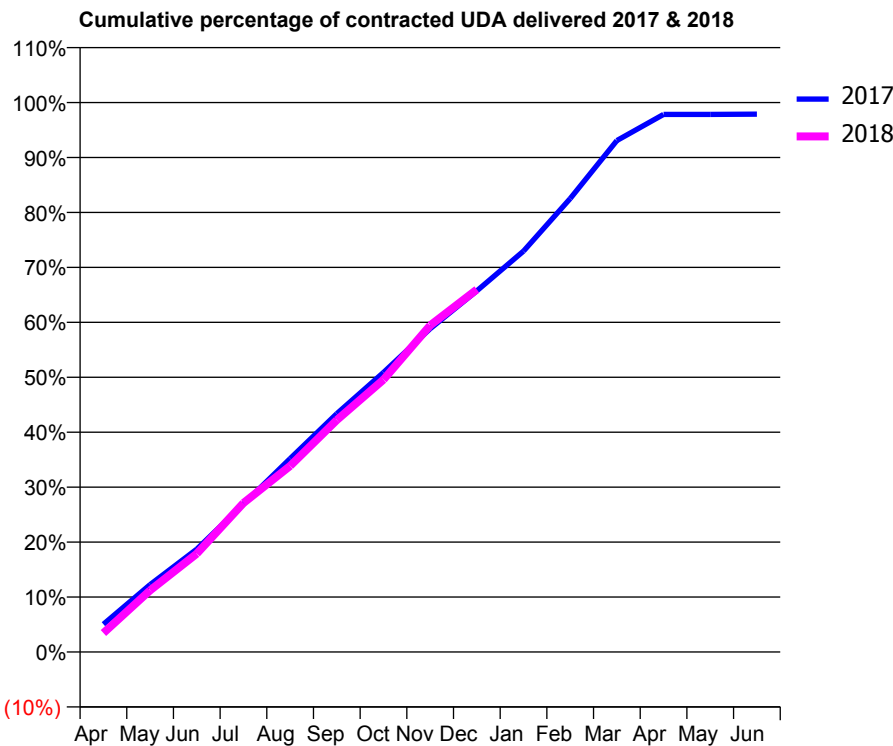
17/18 Contracted general activity (UDA)	16,835
Carry forward general activity (UDA)	0
17/18 Contracted orthodontic activity (UOA)	0
Carry forward orthodontic activity (UOA)	0
Baseline contract value	£495,392.70

ACCESS*

Patients seen in 24 months	Total	Change since previous quarter
Quarter ending December 2016	5,481	
Quarter ending March 2017	5,740	↑
Quarter ending June 2017	5,840	→
Quarter ending September 2017	5,912	→
Quarter ending December 2017	6,122	↑
Variance since December 2016	11.7%	↑



ACTIVITY



Month	Adjusted Scheduled Activity (UDA)	
	2017	2018
April	852	583
May	2,064	1,890
June	3,153	3,014
July	4,532	4,566
August	5,924	5,700
September	7,303	7,107
October	8,563	8,343
November	9,904	10,005
December	11,066	11,108
January	12,282	
February	13,892	
March	15,668	
April	16,469	
May	16,472	
June	16,477	

QUALITY

	Quantity	Base Number	Contract	AT	Region	England
% of FP17s for the same patient ID Re-attending within 3 months - Children	76	1,097	6.9%	9.8%	12.9%	12.0%
% of FP17s for the same patient ID Re-attending within 3 months - Adults	773	5,744	13.5%	13.4%	16.5%	15.9%
% of FP17s for the same patient ID Re-attending between 3 & 9 months - Children	669	1,097	61.0%	63.4%	59.6%	58.0%
% of FP17s for the same patient ID Re-attending between 3 & 9 months - Adults	3,433	5,744	59.8%	55.0%	52.8%	50.5%
% of FP17s for Band 1 Urgent Courses	323	5,919	5.5%	7.3%	9.1%	9.0%
% of FP17s Relating to Free Repair or Replacements	87	5,919	1.5%	0.9%	1.0%	0.8%
% of FP17s Relating to Continuations	116	5,919	2.0%	1.2%	1.2%	1.1%
% of Patients satisfied with the dentistry they have received	20	24	83.3%	92.0%	91.6%	91.5%
% of Patients satisfied with the time they had to wait for an appointment	21	24	87.5%	88.4%	88.3%	87.9%

* This is based on patients treated on this contract for their most recent course of treatment. Figures in italics indicate the base number of FP17s or Patient Questionnaire responses are less than 100. N/A is shown where the base number of responses is less than 10 during the period. % is calculated as Quantity/Base number*100

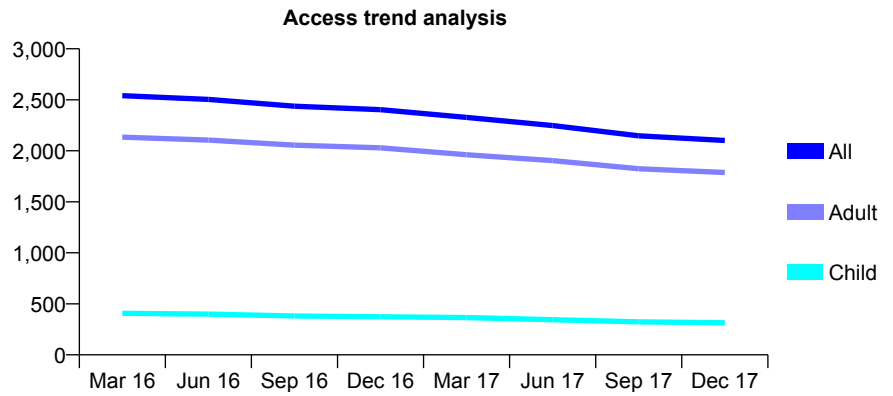
Q50 - Vital Signs At a Glance Contract Report for 191833/0001 - December 2017

Name or company name	Aishwaryam Limited
Contract type name	GDS Contract
Purpose of contract	General
Contract start date	01/04/2012
Contract end date	

17/18 Contracted general activity (UDA)	8,265
Carry forward general activity (UDA)	0
17/18 Contracted orthodontic activity (UOA)	0
Carry forward orthodontic activity (UOA)	0
Baseline contract value	£246,589.36

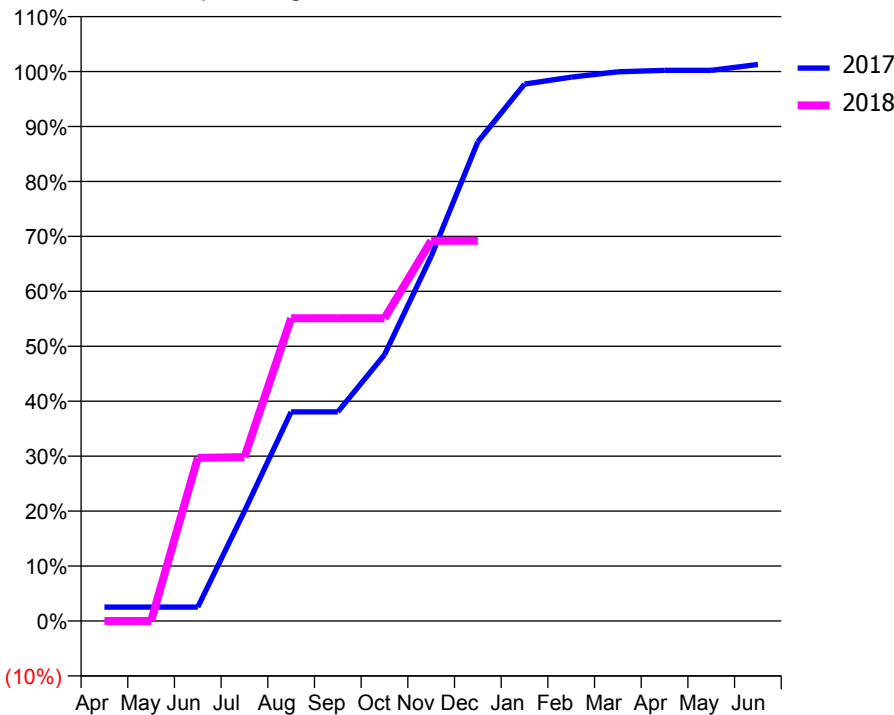
ACCESS*

Patients seen in 24 months	Total	Change since previous quarter
Quarter ending December 2016	2,403	
Quarter ending March 2017	2,327	↓
Quarter ending June 2017	2,248	↓
Quarter ending September 2017	2,147	↓
Quarter ending December 2017	2,101	↓
Variance since December 2016	(12.6%)	↓



ACTIVITY

Cumulative percentage of contracted UDA delivered 2017 & 2018



Month	Adjusted Scheduled Activity (UDA)	
	2017	2018
April	210	0
May	210	0
June	210	2,455
July	1,651	2,467
August	3,145	4,554
September	3,145	4,554
October	4,004	4,554
November	5,485	5,719
December	7,208	5,719
January	8,077	
February	8,181	
March	8,260	
April	8,283	
May	8,283	
June	8,371	

QUALITY

	Quantity	Base Number	Contract	AT	Region	England
% of FP17s for the same patient ID Re-attending within 3 months - Children	10	251	4.0%	9.8%	12.9%	12.0%
% of FP17s for the same patient ID Re-attending within 3 months - Adults	108	1,413	7.6%	13.4%	16.5%	15.9%
% of FP17s for the same patient ID Re-attending between 3 & 9 months - Children	146	251	58.2%	63.4%	59.6%	58.0%
% of FP17s for the same patient ID Re-attending between 3 & 9 months - Adults	924	1,413	65.4%	55.0%	52.8%	50.5%
% of FP17s for Band 1 Urgent Courses	114	1,607	7.1%	7.3%	9.1%	9.0%
% of FP17s Relating to Free Repair or Replacements	1	1,607	0.1%	0.9%	1.0%	0.8%
% of FP17s Relating to Continuations	13	1,607	0.8%	1.2%	1.2%	1.1%
% of Patients satisfied with the dentistry they have received	7	7	N/A	92.0%	91.6%	91.5%
% of Patients satisfied with the time they had to wait for an appointment	6	7	N/A	88.4%	88.3%	87.9%

* This is based on patients treated on this contract for their most recent course of treatment. Figures in italics indicate the base number of FP17s or Patient Questionnaire responses are less than 100. N/A is shown where the base number of responses is less than 10 during the period. % is calculated as Quantity/Base number*100

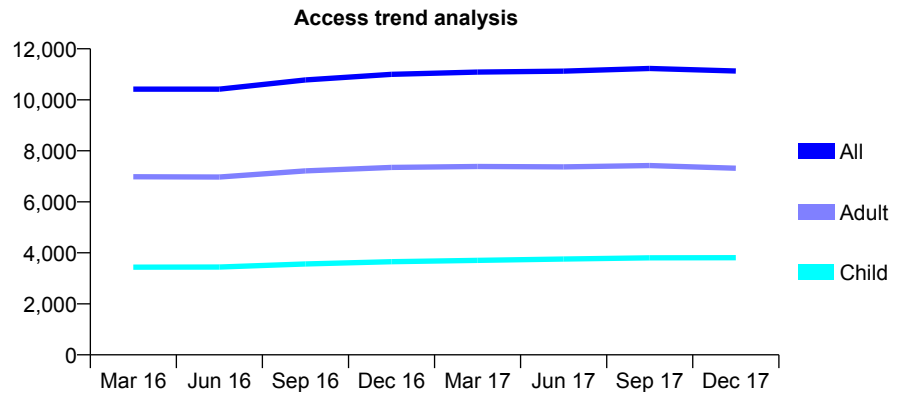
Q50 - Vital Signs At a Glance Contract Report for 193445/0001 - December 2017

Name or company name	Genesis Dental Care
Contract type name	GDS Contract
Purpose of contract	General
Contract start date	17/08/2009
Contract end date	

17/18 Contracted general activity (UDA)	29,200
Carry forward general activity (UDA)	0
17/18 Contracted orthodontic activity (UOA)	0
Carry forward orthodontic activity (UOA)	0
Baseline contract value	£776,006.39

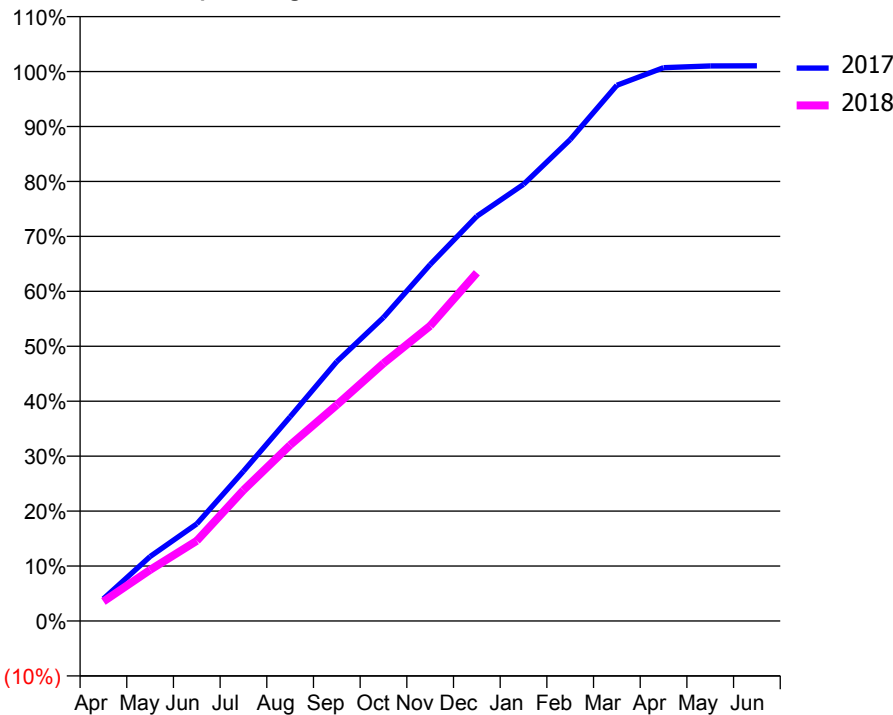
ACCESS*

Patients seen in 24 months	Total	Change since previous quarter
Quarter ending December 2016	10,997	
Quarter ending March 2017	11,089	→
Quarter ending June 2017	11,126	→
Quarter ending September 2017	11,228	→
Quarter ending December 2017	11,129	→
Variance since December 2016	1.2%	→



ACTIVITY

Cumulative percentage of contracted UDA delivered 2017 & 2018



Month	Adjusted Scheduled Activity (UDA)	
	2017	2018
April	1,178	1,040
May	3,429	2,714
June	5,161	4,265
July	7,963	6,952
August	10,851	9,348
September	13,785	11,480
October	16,131	13,696
November	18,943	15,683
December	21,507	18,507
January	23,204	
February	25,587	
March	28,470	
April	29,404	
May	29,497	
June	29,506	

QUALITY

	Quantity	Base Number	Contract	AT	Region	England
% of FP17s for the same patient ID Re-attending within 3 months - Children	135	3,753	3.6%	9.8%	12.9%	12.0%
% of FP17s for the same patient ID Re-attending within 3 months - Adults	386	6,167	6.3%	13.4%	16.5%	15.9%
% of FP17s for the same patient ID Re-attending between 3 & 9 months - Children	2,203	3,753	58.7%	63.4%	59.6%	58.0%
% of FP17s for the same patient ID Re-attending between 3 & 9 months - Adults	3,535	6,167	57.3%	55.0%	52.8%	50.5%
% of FP17s for Band 1 Urgent Courses	574	9,372	6.1%	7.3%	9.1%	9.0%
% of FP17s Relating to Free Repair or Replacements	51	9,372	0.5%	0.9%	1.0%	0.8%
% of FP17s Relating to Continuations	36	9,372	0.4%	1.2%	1.2%	1.1%
% of Patients satisfied with the dentistry they have received	11	12	91.7%	92.0%	91.6%	91.5%
% of Patients satisfied with the time they had to wait for an appointment	10	12	83.3%	88.4%	88.3%	87.9%

* This is based on patients treated on this contract for their most recent course of treatment. Figures in italics indicate the base number of FP17s or Patient Questionnaire responses are less than 100. N/A is shown where the base number of responses is less than 10 during the period. % is calculated as Quantity/Base number*100

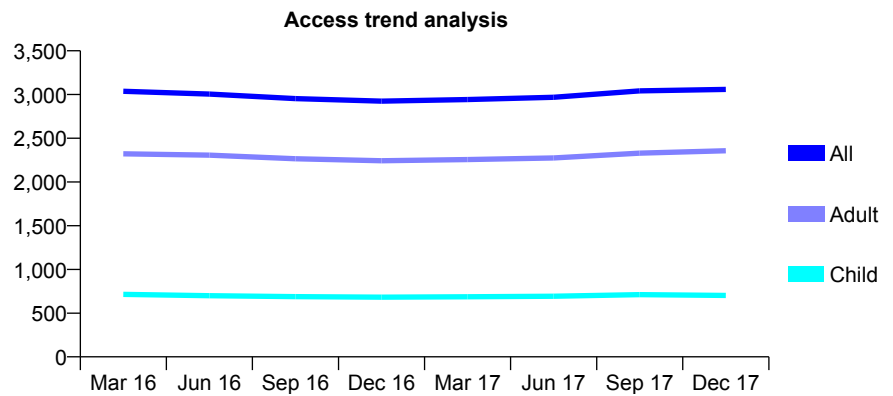
Q50 - Vital Signs At a Glance Contract Report for 194581/0001 - December 2017

Name or company name	East Ayton Dental Practice Limited
Contract type name	GDS Contract
Purpose of contract	General
Contract start date	01/10/2007
Contract end date	

17/18 Contracted general activity (UDA)	10,658
Carry forward general activity (UDA)	0
17/18 Contracted orthodontic activity (UOA)	0
Carry forward orthodontic activity (UOA)	0
Baseline contract value	£330,429.75

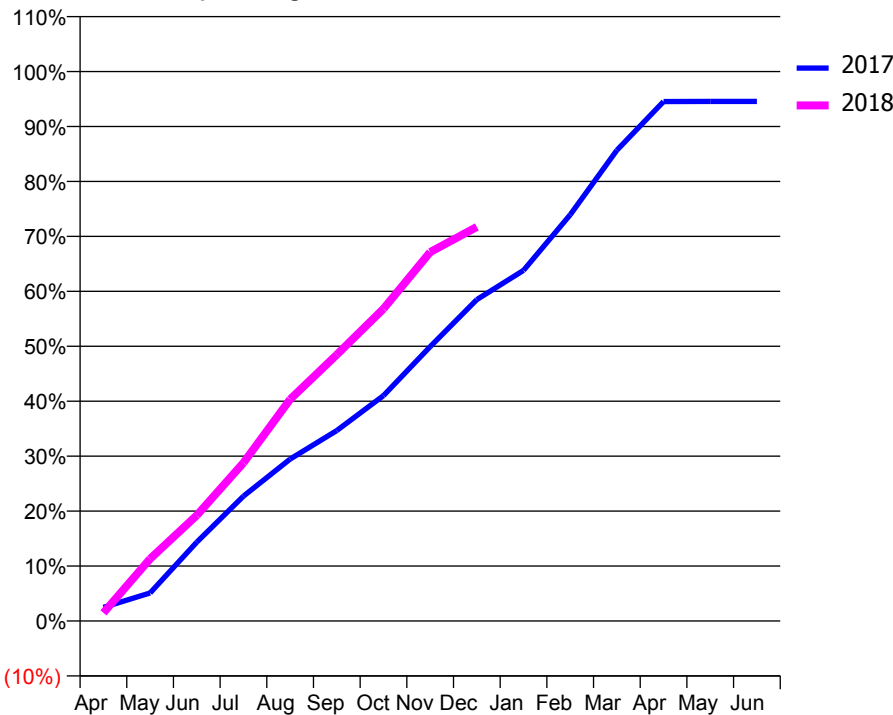
ACCESS*

Patients seen in 24 months	Total	Change since previous quarter
Quarter ending December 2016	2,925	
Quarter ending March 2017	2,943	→
Quarter ending June 2017	2,968	→
Quarter ending September 2017	3,041	↑
Quarter ending December 2017	3,059	→
Variance since December 2016	4.6%	↑



ACTIVITY

Cumulative percentage of contracted UDA delivered 2017 & 2018



Month	Adjusted Scheduled Activity (UDA)	
	2017	2018
April	266	159
May	545	1,206
June	1,529	2,049
July	2,423	3,069
August	3,141	4,300
September	3,694	5,167
October	4,371	6,056
November	5,321	7,155
December	6,234	7,644
January	6,800	
February	7,879	
March	9,130	
April	10,075	
May	10,079	
June	10,079	

QUALITY

	Quantity	Base Number	Contract	AT	Region	England
% of FP17s for the same patient ID Re-attending within 3 months - Children	91	938	9.7%	9.8%	12.9%	12.0%
% of FP17s for the same patient ID Re-attending within 3 months - Adults	563	3,105	18.1%	13.4%	16.5%	15.9%
% of FP17s for the same patient ID Re-attending between 3 & 9 months - Children	630	938	67.2%	63.4%	59.6%	58.0%
% of FP17s for the same patient ID Re-attending between 3 & 9 months - Adults	1,996	3,105	64.3%	55.0%	52.8%	50.5%
% of FP17s for Band 1 Urgent Courses	200	3,726	5.4%	7.3%	9.1%	9.0%
% of FP17s Relating to Free Repair or Replacements	82	3,726	2.2%	0.9%	1.0%	0.8%
% of FP17s Relating to Continuations	135	3,726	3.6%	1.2%	1.2%	1.1%
% of Patients satisfied with the dentistry they have received	5	6	N/A	92.0%	91.6%	91.5%
% of Patients satisfied with the time they had to wait for an appointment	5	6	N/A	88.4%	88.3%	87.9%

* This is based on patients treated on this contract for their most recent course of treatment. Figures in italics indicate the base number of FP17s or Patient Questionnaire responses are less than 100. N/A is shown where the base number of responses is less than 10 during the period. % is calculated as Quantity/Base number*100

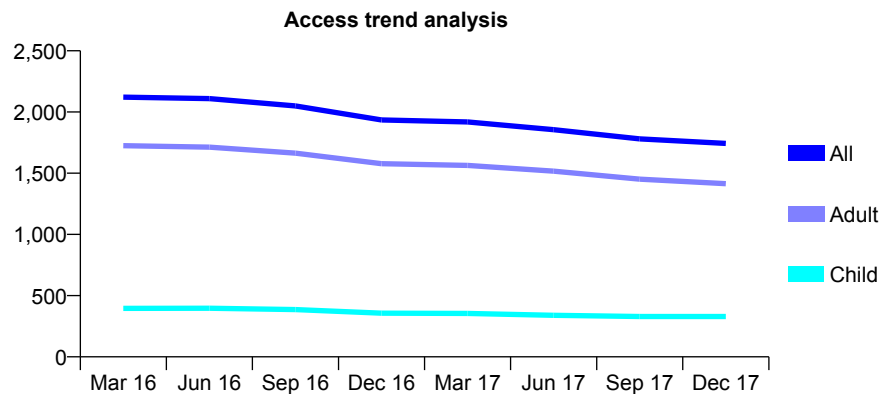
Q50 - Vital Signs At a Glance Contract Report for 194794/0001 - December 2017

Name or company name	The Corner Dental Practice
Contract type name	GDS Contract
Purpose of contract	General
Contract start date	01/07/2012
Contract end date	

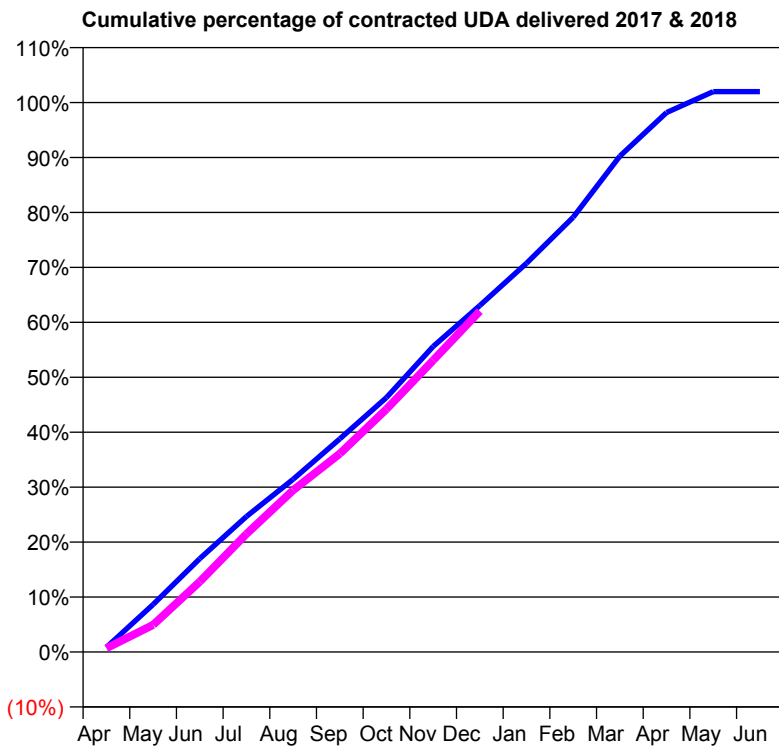
17/18 Contracted general activity (UDA)	5,500
Carry forward general activity (UDA)	0
17/18 Contracted orthodontic activity (UOA)	0
Carry forward orthodontic activity (UOA)	0
Baseline contract value	£157,817.20

ACCESS*

Patients seen in 24 months	Total	Change since previous quarter
Quarter ending December 2016	1,935	
Quarter ending March 2017	1,919	→
Quarter ending June 2017	1,856	↓
Quarter ending September 2017	1,780	↓
Quarter ending December 2017	1,744	↓
Variance since December 2016	(9.9%)	↓



ACTIVITY



Month	Adjusted Scheduled Activity (UDA)	
	2017	2018
April	47	38
May	476	272
June	935	703
July	1,357	1,182
August	1,729	1,620
September	2,133	1,985
October	2,547	2,431
November	3,059	2,919
December	3,468	3,412
January	3,891	
February	4,351	
March	4,964	
April	5,399	
May	5,610	
June	5,610	

QUALITY

	Quantity	Base Number	Contract	AT	Region	England
% of FP17s for the same patient ID Re-attending within 3 months - Children	8	359	2.2%	9.8%	12.9%	12.0%
% of FP17s for the same patient ID Re-attending within 3 months - Adults	40	1,156	3.5%	13.4%	16.5%	15.9%
% of FP17s for the same patient ID Re-attending between 3 & 9 months - Children	202	359	56.3%	63.4%	59.6%	58.0%
% of FP17s for the same patient ID Re-attending between 3 & 9 months - Adults	654	1,156	56.6%	55.0%	52.8%	50.5%
% of FP17s for Band 1 Urgent Courses	45	1,282	3.5%	7.3%	9.1%	9.0%
% of FP17s Relating to Free Repair or Replacements	0	1,282	0.0%	0.9%	1.0%	0.8%
% of FP17s Relating to Continuations	0	1,282	0.0%	1.2%	1.2%	1.1%
% of Patients satisfied with the dentistry they have received	9	13	69.2%	92.0%	91.6%	91.5%
% of Patients satisfied with the time they had to wait for an appointment	10	13	76.9%	88.4%	88.3%	87.9%

* This is based on patients treated on this contract for their most recent course of treatment. Figures in italics indicate the base number of FP17s or Patient Questionnaire responses are less than 100. N/A is shown where the base number of responses is less than 10 during the period. % is calculated as Quantity/Base number*100

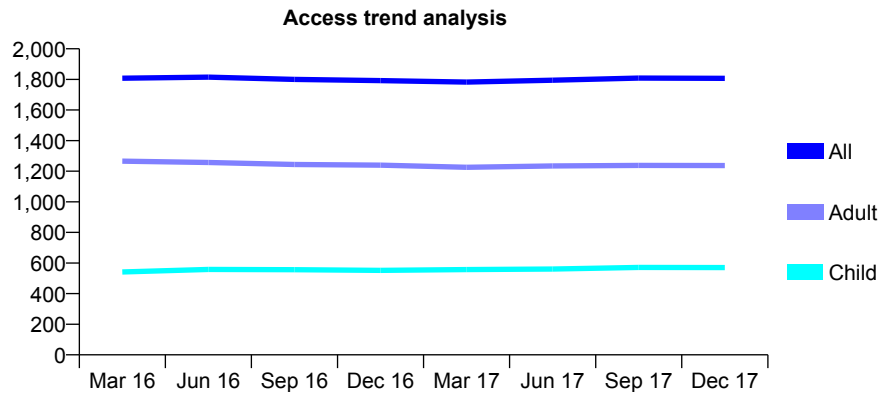
Q50 - Vital Signs At a Glance Contract Report for 197432/0001 - December 2017

Name or company name	FINKLE HILL DENTAL CARE LTD
Contract type name	GDS Contract
Purpose of contract	General
Contract start date	01/05/2012
Contract end date	

17/18 Contracted general activity (UDA)	4,000
Carry forward general activity (UDA)	0
17/18 Contracted orthodontic activity (UOA)	0
Carry forward orthodontic activity (UOA)	0
Baseline contract value	£121,092.91

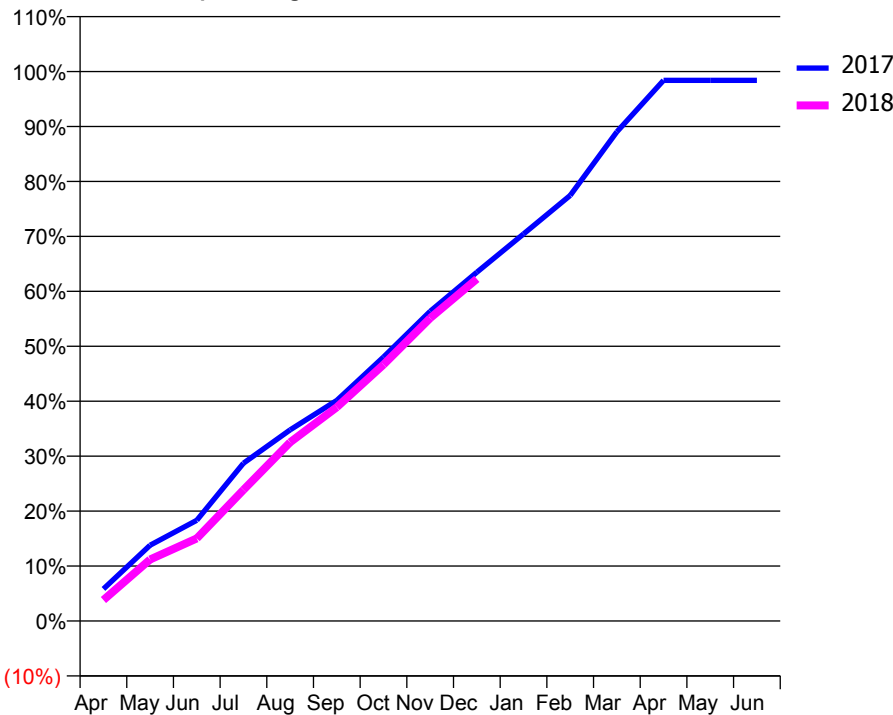
ACCESS*

Patients seen in 24 months	Total	Change since previous quarter
Quarter ending December 2016	1,792	
Quarter ending March 2017	1,783	→
Quarter ending June 2017	1,795	→
Quarter ending September 2017	1,809	→
Quarter ending December 2017	1,807	→
Variance since December 2016	0.8%	→



ACTIVITY

Cumulative percentage of contracted UDA delivered 2017 & 2018



Month	Adjusted Scheduled Activity (UDA)	
	2017	2018
April	233	153
May	552	448
June	734	601
July	1,148	954
August	1,392	1,301
September	1,606	1,557
October	1,921	1,867
November	2,254	2,205
December	2,539	2,490
January	2,818	
February	3,098	
March	3,561	
April	3,936	
May	3,936	
June	3,936	

QUALITY

	Quantity	Base Number	Contract	AT	Region	England
% of FP17s for the same patient ID Re-attending within 3 months - Children	71	728	9.8%	9.8%	12.9%	12.0%
% of FP17s for the same patient ID Re-attending within 3 months - Adults	189	1,358	13.9%	13.4%	16.5%	15.9%
% of FP17s for the same patient ID Re-attending between 3 & 9 months - Children	466	728	64.0%	63.4%	59.6%	58.0%
% of FP17s for the same patient ID Re-attending between 3 & 9 months - Adults	890	1,358	65.5%	55.0%	52.8%	50.5%
% of FP17s for Band 1 Urgent Courses	58	1,536	3.8%	7.3%	9.1%	9.0%
% of FP17s Relating to Free Repair or Replacements	4	1,536	0.3%	0.9%	1.0%	0.8%
% of FP17s Relating to Continuations	4	1,536	0.3%	1.2%	1.2%	1.1%
% of Patients satisfied with the dentistry they have received	1	1	N/A	92.0%	91.6%	91.5%
% of Patients satisfied with the time they had to wait for an appointment	1	1	N/A	88.4%	88.3%	87.9%

* This is based on patients treated on this contract for their most recent course of treatment. Figures in italics indicate the base number of FP17s or Patient Questionnaire responses are less than 100. N/A is shown where the base number of responses is less than 10 during the period. % is calculated as Quantity/Base number*100

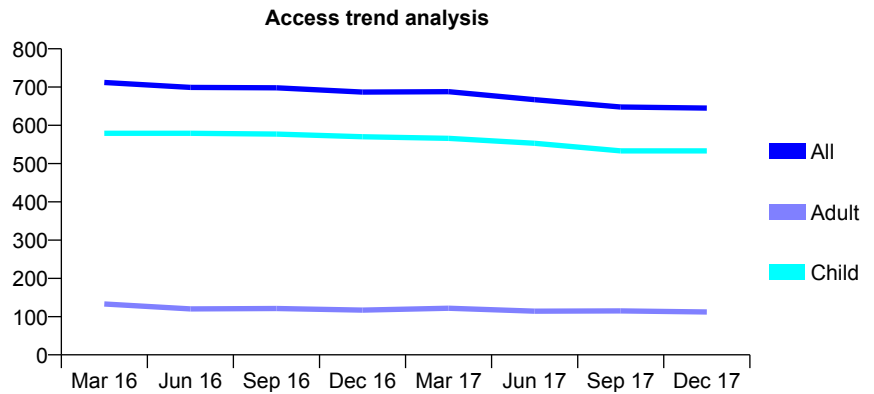
Q50 - Vital Signs At a Glance Contract Report for 197580/0001 - December 2017

Name or company name	CLOCK TOWER DENTAL CARE LTD.
Contract type name	GDS Contract
Purpose of contract	General and Orthodontic
Contract start date	01/12/2012
Contract end date	

17/18 Contracted general activity (UDA)	2,000
Carry forward general activity (UDA)	0
17/18 Contracted orthodontic activity (UOA)	398
Carry forward orthodontic activity (UOA)	0
Baseline contract value	£91,171.56

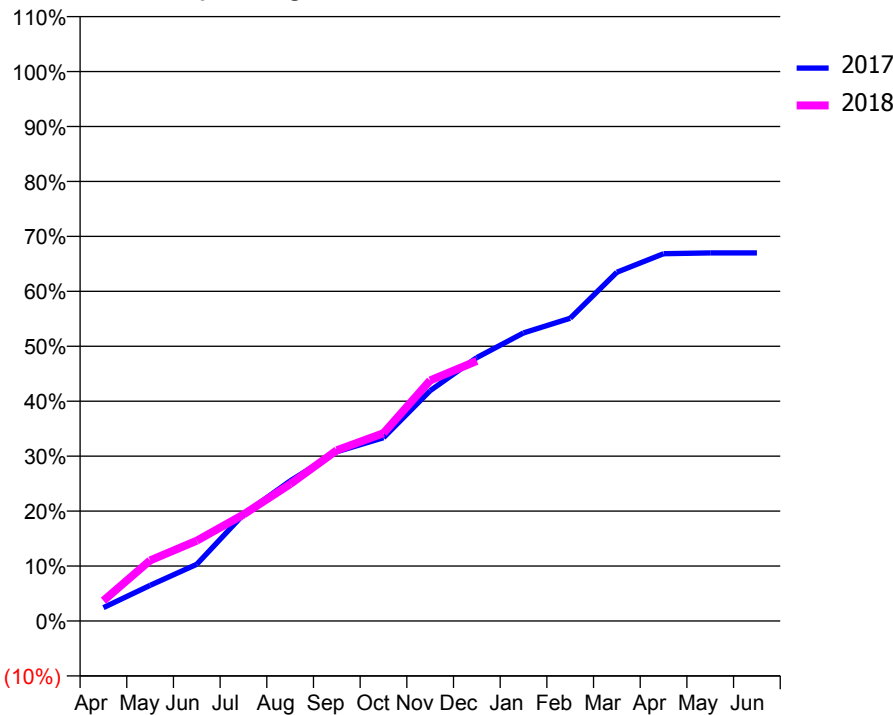
ACCESS*

Patients seen in 24 months	Total	Change since previous quarter
Quarter ending December 2016	687	
Quarter ending March 2017	688	→
Quarter ending June 2017	667	↓
Quarter ending September 2017	648	↓
Quarter ending December 2017	645	→
Variance since December 2016	(6.1%)	↓



ACTIVITY

Cumulative percentage of contracted UDA delivered 2017 & 2018



Month	Adjusted Scheduled Activity (UDA)	
	2017	2018
April	49	74
May	130	221
June	207	293
July	388	388
August	510	498
September	616	622
October	667	684
November	838	876
December	959	947
January	1,048	
February	1,102	
March	1,270	
April	1,337	
May	1,340	
June	1,340	

QUALITY

	Quantity	Base Number	Contract	AT	Region	England
% of FP17s for the same patient ID Re-attending within 3 months - Children	84	718	11.7%	9.8%	12.9%	12.0%
% of FP17s for the same patient ID Re-attending within 3 months - Adults	5	45	11.1%	13.4%	16.5%	15.9%
% of FP17s for the same patient ID Re-attending between 3 & 9 months - Children	503	718	70.1%	63.4%	59.6%	58.0%
% of FP17s for the same patient ID Re-attending between 3 & 9 months - Adults	31	45	68.9%	55.0%	52.8%	50.5%
% of FP17s for Band 1 Urgent Courses	14	669	2.1%	7.3%	9.1%	9.0%
% of FP17s Relating to Free Repair or Replacements	0	669	0.0%	0.9%	1.0%	0.8%
% of FP17s Relating to Continuations	0	669	0.0%	1.2%	1.2%	1.1%
% of Patients satisfied with the dentistry they have received	0	0	N/A	92.0%	91.6%	91.5%
% of Patients satisfied with the time they had to wait for an appointment	0	0	N/A	88.4%	88.3%	87.9%

* This is based on patients treated on this contract for their most recent course of treatment. Figures in italics indicate the base number of FP17s or Patient Questionnaire responses are less than 100. N/A is shown where the base number of responses is less than 10 during the period. % is calculated as Quantity/Base number*100

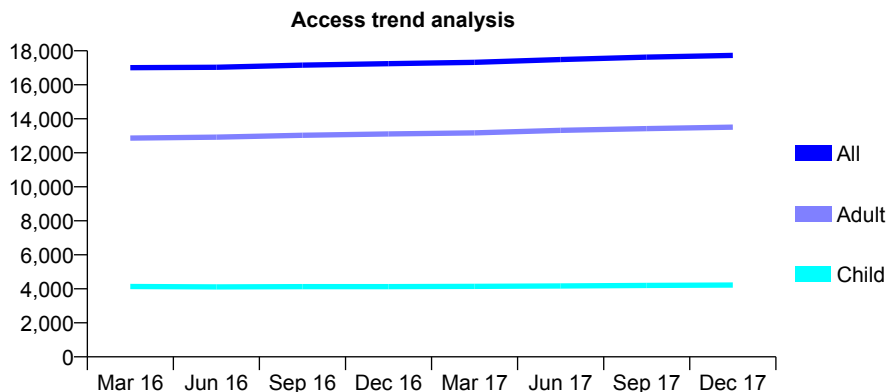
Q50 - Vital Signs At a Glance Contract Report for 213683/0001 - December 2017

Name or company name	MRS C BOLLAND
Contract type name	GDS Contract
Purpose of contract	General
Contract start date	01/04/2006
Contract end date	

17/18 Contracted general activity (UDA)	43,039
Carry forward general activity (UDA)	0
17/18 Contracted orthodontic activity (UOA)	0
Carry forward orthodontic activity (UOA)	0
Baseline contract value	£1,075,625.80

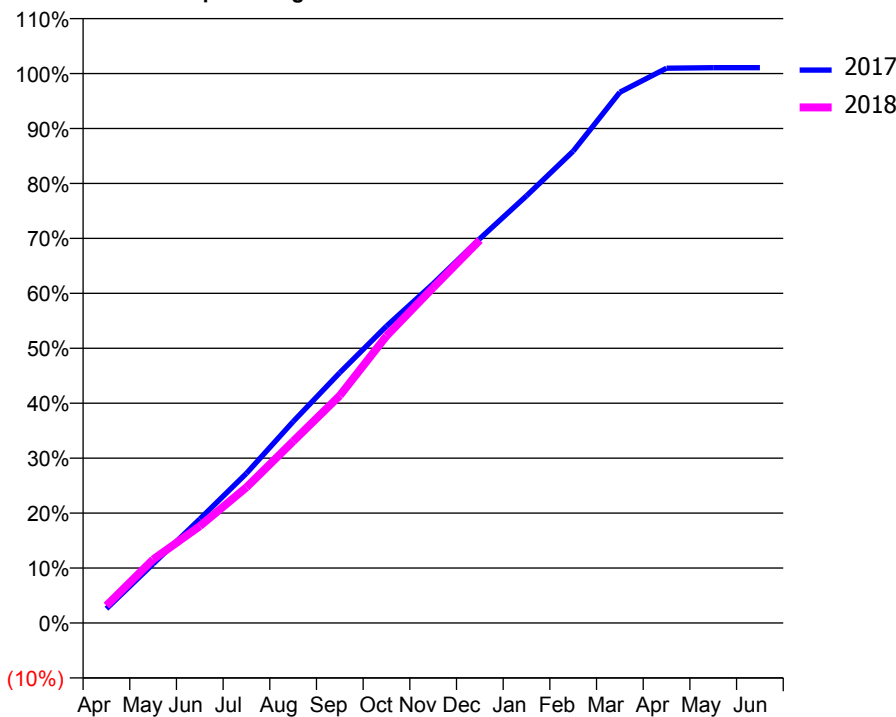
ACCESS*

Patients seen in 24 months	Total	Change since previous quarter
Quarter ending December 2016	17,243	
Quarter ending March 2017	17,321	→
Quarter ending June 2017	17,487	→
Quarter ending September 2017	17,630	→
Quarter ending December 2017	17,729	→
Variance since December 2016	2.8%	↑



ACTIVITY

Cumulative percentage of contracted UDA delivered 2017 & 2018



Month	Adjusted Scheduled Activity (UDA)	
	2017	2018
April	1,124	1,368
May	4,634	4,973
June	8,142	7,592
July	11,728	10,623
August	15,774	14,227
September	19,605	17,809
October	23,252	22,482
November	26,577	26,271
December	30,106	29,994
January	33,456	
February	36,954	
March	41,576	
April	43,457	
May	43,496	
June	43,496	

QUALITY

	Quantity	Base Number	Contract	AT	Region	England
% of FP17s for the same patient ID Re-attending within 3 months - Children	279	4,960	5.6%	9.8%	12.9%	12.0%
% of FP17s for the same patient ID Re-attending within 3 months - Adults	1,611	14,876	10.8%	13.4%	16.5%	15.9%
% of FP17s for the same patient ID Re-attending between 3 & 9 months - Children	3,535	4,960	71.3%	63.4%	59.6%	58.0%
% of FP17s for the same patient ID Re-attending between 3 & 9 months - Adults	9,401	14,876	63.2%	55.0%	52.8%	50.5%
% of FP17s for Band 1 Urgent Courses	1,267	18,809	6.7%	7.3%	9.1%	9.0%
% of FP17s Relating to Free Repair or Replacements	145	18,809	0.8%	0.9%	1.0%	0.8%
% of FP17s Relating to Continuations	218	18,809	1.2%	1.2%	1.2%	1.1%
% of Patients satisfied with the dentistry they have received	16	18	88.9%	92.0%	91.6%	91.5%
% of Patients satisfied with the time they had to wait for an appointment	15	18	83.3%	88.4%	88.3%	87.9%

* This is based on patients treated on this contract for their most recent course of treatment. Figures in italics indicate the base number of FP17s or Patient Questionnaire responses are less than 100. N/A is shown where the base number of responses is less than 10 during the period. % is calculated as Quantity/Base number*100

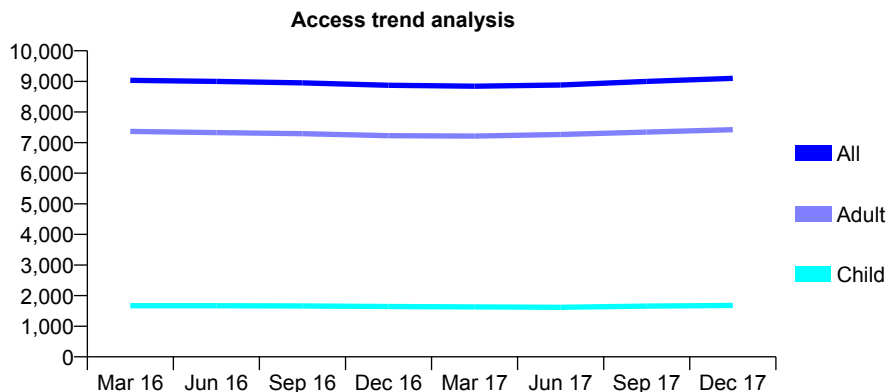
Q50 - Vital Signs At a Glance Contract Report for 219789/0001 - December 2017

Name or company name	MR JD WHITE
Contract type name	GDS Contract
Purpose of contract	General
Contract start date	01/04/2006
Contract end date	

17/18 Contracted general activity (UDA)	25,582
Carry forward general activity (UDA)	0
17/18 Contracted orthodontic activity (UOA)	0
Carry forward orthodontic activity (UOA)	0
Baseline contract value	£747,787.02

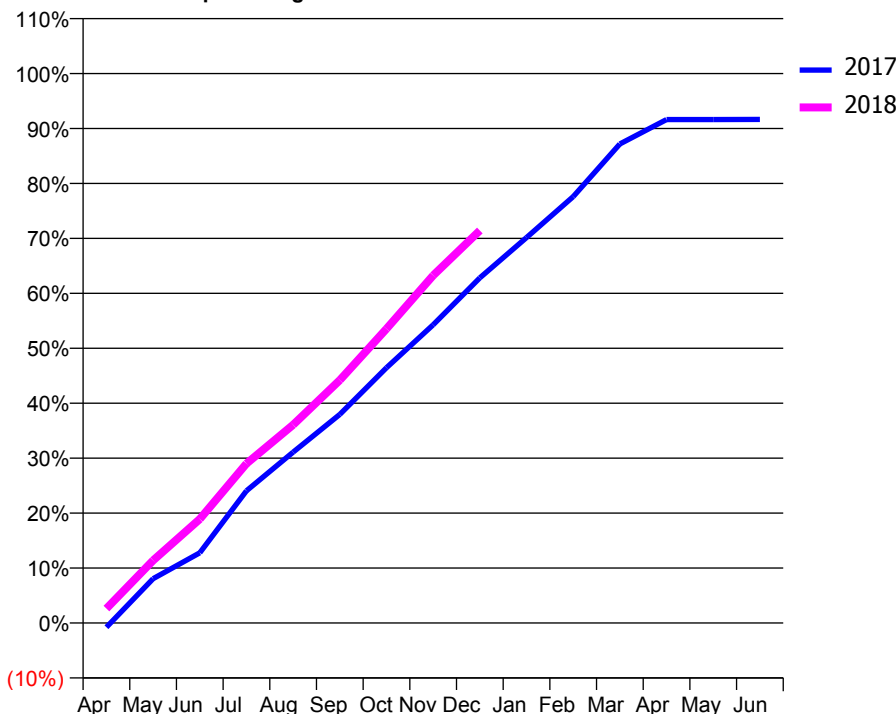
ACCESS*

Patients seen in 24 months	Total	Change since previous quarter
Quarter ending December 2016	8,874	
Quarter ending March 2017	8,844	→
Quarter ending June 2017	8,884	→
Quarter ending September 2017	9,001	→
Quarter ending December 2017	9,100	→
Variance since December 2016	2.5%	↑



ACTIVITY

Cumulative percentage of contracted UDA delivered 2017 & 2018



Month	Adjusted Scheduled Activity (UDA)	
	2017	2018
April	-204	674
May	2,066	2,915
June	3,266	4,841
July	6,153	7,420
August	7,953	9,225
September	9,710	11,306
October	11,884	13,696
November	13,882	16,182
December	16,069	18,273
January	17,944	
February	19,852	
March	22,300	
April	23,439	
May	23,441	
June	23,442	

QUALITY

	Quantity	Base Number	Contract	AT	Region	England
% of FP17s for the same patient ID Re-attending within 3 months - Children	138	2,152	6.4%	9.8%	12.9%	12.0%
% of FP17s for the same patient ID Re-attending within 3 months - Adults	1,063	8,846	12.0%	13.4%	16.5%	15.9%
% of FP17s for the same patient ID Re-attending between 3 & 9 months - Children	1,545	2,152	71.8%	63.4%	59.6%	58.0%
% of FP17s for the same patient ID Re-attending between 3 & 9 months - Adults	5,400	8,846	61.0%	55.0%	52.8%	50.5%
% of FP17s for Band 1 Urgent Courses	702	10,420	6.7%	7.3%	9.1%	9.0%
% of FP17s Relating to Free Repair or Replacements	93	10,420	0.9%	0.9%	1.0%	0.8%
% of FP17s Relating to Continuations	104	10,420	1.0%	1.2%	1.2%	1.1%
% of Patients satisfied with the dentistry they have received	24	24	100.0%	92.0%	91.6%	91.5%
% of Patients satisfied with the time they had to wait for an appointment	20	24	83.3%	88.4%	88.3%	87.9%

* This is based on patients treated on this contract for their most recent course of treatment. Figures in italics indicate the base number of FP17s or Patient Questionnaire responses are less than 100. N/A is shown where the base number of responses is less than 10 during the period. % is calculated as Quantity/Base number*100

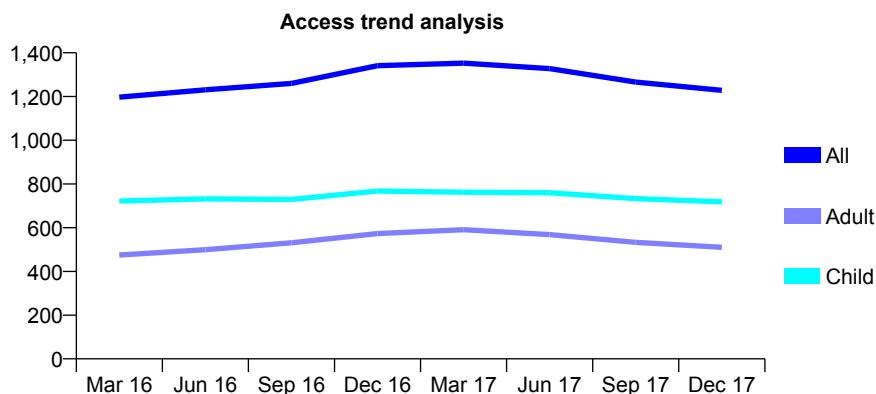
Q50 - Vital Signs At a Glance Contract Report for 222577/0002 - December 2017

Name or company name	MR AK FINN
Contract type name	GDS Contract
Purpose of contract	General and Orthodontic
Contract start date	01/12/2014
Contract end date	

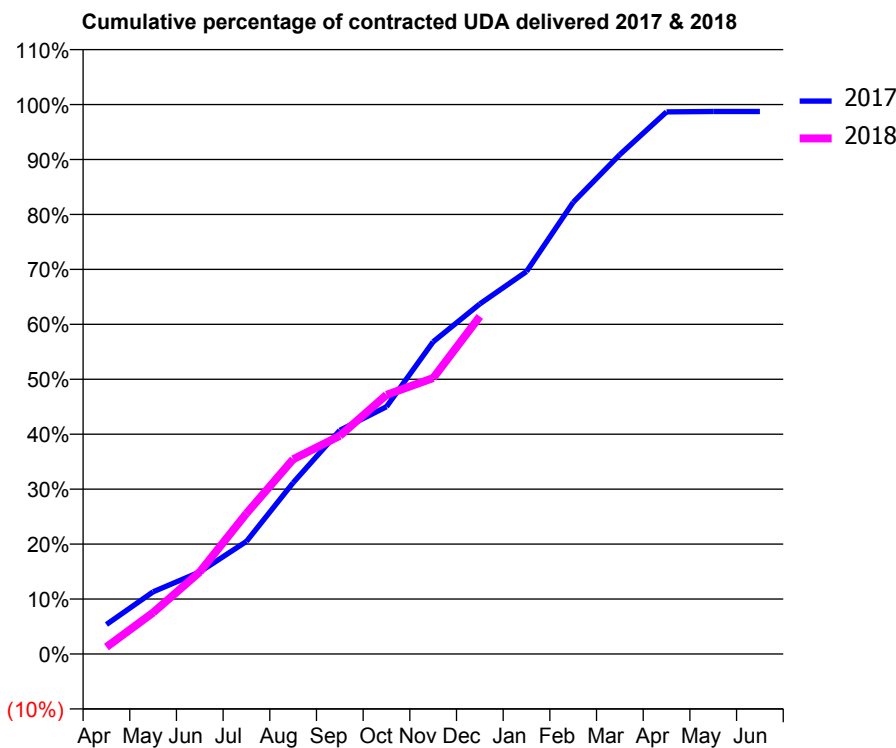
17/18 Contracted general activity (UDA)	3,545
Carry forward general activity (UDA)	0
17/18 Contracted orthodontic activity (UOA)	1,240
Carry forward orthodontic activity (UOA)	0
Baseline contract value	£194,643.18

ACCESS*

Patients seen in 24 months	Total	Change since previous quarter
Quarter ending December 2016	1,341	
Quarter ending March 2017	1,353	→
Quarter ending June 2017	1,328	↓
Quarter ending September 2017	1,266	↓
Quarter ending December 2017	1,228	↓
Variance since December 2016	(8.4%)	↓



ACTIVITY



Month	Adjusted Scheduled Activity (UDA)	
	2017	2018
April	190	45
May	402	267
June	529	530
July	726	907
August	1,105	1,256
September	1,443	1,408
October	1,595	1,672
November	2,014	1,780
December	2,259	2,178
January	2,468	
February	2,914	
March	3,222	
April	3,497	
May	3,500	
June	3,500	

QUALITY

	Quantity	Base Number	Contract	AT	Region	England
% of FP17s for the same patient ID Re-attending within 3 months - Children	114	926	12.3%	9.8%	12.9%	12.0%
% of FP17s for the same patient ID Re-attending within 3 months - Adults	148	495	29.9%	13.4%	16.5%	15.9%
% of FP17s for the same patient ID Re-attending between 3 & 9 months - Children	531	926	57.3%	63.4%	59.6%	58.0%
% of FP17s for the same patient ID Re-attending between 3 & 9 months - Adults	232	495	46.9%	55.0%	52.8%	50.5%
% of FP17s for Band 1 Urgent Courses	175	1,170	15.0%	7.3%	9.1%	9.0%
% of FP17s Relating to Free Repair or Replacements	2	1,170	0.2%	0.9%	1.0%	0.8%
% of FP17s Relating to Continuations	11	1,170	0.9%	1.2%	1.2%	1.1%
% of Patients satisfied with the dentistry they have received	4	4	N/A	92.0%	91.6%	91.5%
% of Patients satisfied with the time they had to wait for an appointment	4	4	N/A	88.4%	88.3%	87.9%

* This is based on patients treated on this contract for their most recent course of treatment. Figures in italics indicate the base number of FP17s or Patient Questionnaire responses are less than 100. N/A is shown where the base number of responses is less than 10 during the period. % is calculated as Quantity/Base number*100

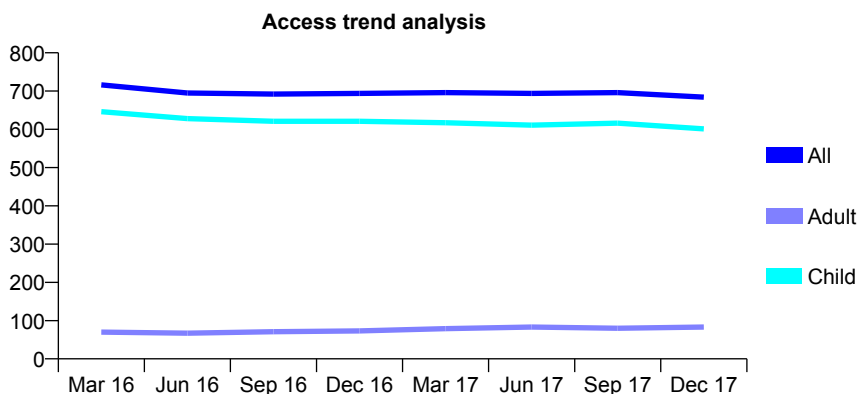
Q50 - Vital Signs At a Glance Contract Report for 239534/0001 - December 2017

Name or company name	Wigginton Dental Practice
Contract type name	GDS Contract
Purpose of contract	General
Contract start date	01/04/2006
Contract end date	

17/18 Contracted general activity (UDA)	1,442
Carry forward general activity (UDA)	0
17/18 Contracted orthodontic activity (UOA)	0
Carry forward orthodontic activity (UOA)	0
Baseline contract value	£50,856.05

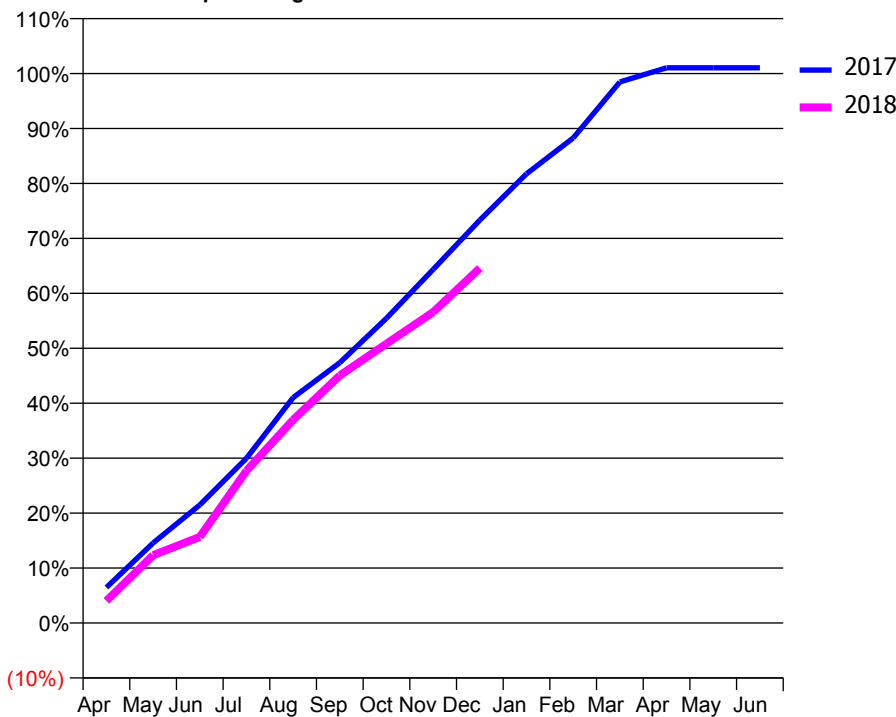
ACCESS*

Patients seen in 24 months	Total	Change since previous quarter
Quarter ending December 2016	694	
Quarter ending March 2017	696	→
Quarter ending June 2017	694	→
Quarter ending September 2017	696	→
Quarter ending December 2017	684	↓
Variance since December 2016	(1.4%)	↓



ACTIVITY

Cumulative percentage of contracted UDA delivered 2017 & 2018



Month	Adjusted Scheduled Activity (UDA)	
	2017	2018
April	93	58
May	210	178
June	310	226
July	432	399
August	592	533
September	683	650
October	800	733
November	928	816
December	1,057	931
January	1,179	
February	1,273	
March	1,420	
April	1,457	
May	1,457	
June	1,457	

QUALITY

	Quantity	Base Number	Contract	AT	Region	England
% of FP17s for the same patient ID Re-attending within 3 months - Children	53	750	7.1%	9.8%	12.9%	12.0%
% of FP17s for the same patient ID Re-attending within 3 months - Adults	0	36	0.0%	13.4%	16.5%	15.9%
% of FP17s for the same patient ID Re-attending between 3 & 9 months - Children	551	750	73.5%	63.4%	59.6%	58.0%
% of FP17s for the same patient ID Re-attending between 3 & 9 months - Adults	30	36	83.3%	55.0%	52.8%	50.5%
% of FP17s for Band 1 Urgent Courses	16	757	2.1%	7.3%	9.1%	9.0%
% of FP17s Relating to Free Repair or Replacements	0	757	0.0%	0.9%	1.0%	0.8%
% of FP17s Relating to Continuations	0	757	0.0%	1.2%	1.2%	1.1%
% of Patients satisfied with the dentistry they have received	0	0	N/A	92.0%	91.6%	91.5%
% of Patients satisfied with the time they had to wait for an appointment	0	0	N/A	88.4%	88.3%	87.9%

* This is based on patients treated on this contract for their most recent course of treatment. Figures in italics indicate the base number of FP17s or Patient Questionnaire responses are less than 100. N/A is shown where the base number of responses is less than 10 during the period. % is calculated as Quantity/Base number*100

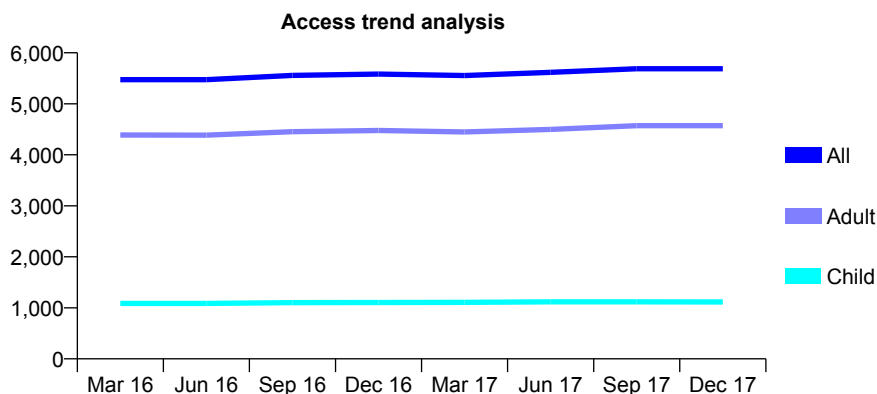
Q50 - Vital Signs At a Glance Contract Report for 243892/0002 - December 2017

Name or company name	MR JA MCCOURT
Contract type name	GDS Contract
Purpose of contract	General
Contract start date	01/04/2006
Contract end date	

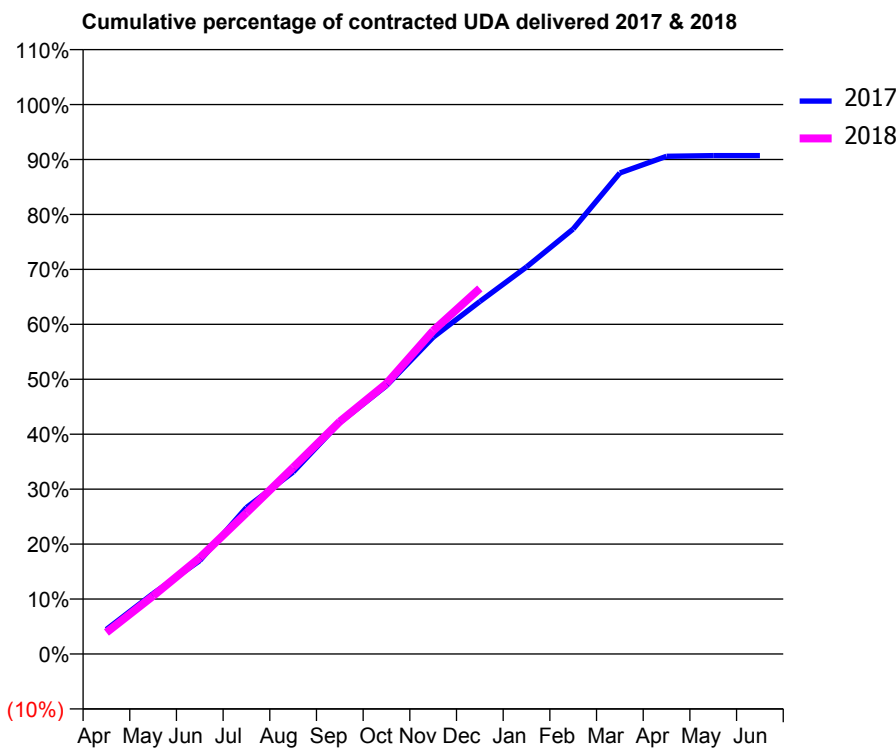
17/18 Contracted general activity (UDA)	18,750
Carry forward general activity (UDA)	0
17/18 Contracted orthodontic activity (UOA)	0
Carry forward orthodontic activity (UOA)	0
Baseline contract value	£547,007.58

ACCESS*

Patients seen in 24 months	Total	Change since previous quarter
Quarter ending December 2016	5,583	
Quarter ending March 2017	5,555	→
Quarter ending June 2017	5,617	→
Quarter ending September 2017	5,687	→
Quarter ending December 2017	5,687	→
Variance since December 2016	1.9%	→



ACTIVITY



Month	Adjusted Scheduled Activity (UDA)	
	2017	2018
April	883	736
May	2,174	1,983
June	3,359	3,288
July	5,265	4,818
August	6,539	6,365
September	8,319	7,934
October	9,645	9,228
November	11,387	11,033
December	12,672	12,472
January	13,909	
February	15,278	
March	17,288	
April	17,887	
May	17,914	
June	17,912	

QUALITY

	Quantity	Base Number	Contract	AT	Region	England
% of FP17s for the same patient ID Re-attending within 3 months - Children	53	1,488	3.6%	9.8%	12.9%	12.0%
% of FP17s for the same patient ID Re-attending within 3 months - Adults	426	5,186	8.2%	13.4%	16.5%	15.9%
% of FP17s for the same patient ID Re-attending between 3 & 9 months - Children	1,148	1,488	77.2%	63.4%	59.6%	58.0%
% of FP17s for the same patient ID Re-attending between 3 & 9 months - Adults	3,682	5,186	71.0%	55.0%	52.8%	50.5%
% of FP17s for Band 1 Urgent Courses	92	6,379	1.4%	7.3%	9.1%	9.0%
% of FP17s Relating to Free Repair or Replacements	46	6,379	0.7%	0.9%	1.0%	0.8%
% of FP17s Relating to Continuations	49	6,379	0.8%	1.2%	1.2%	1.1%
% of Patients satisfied with the dentistry they have received	10	11	90.9%	92.0%	91.6%	91.5%
% of Patients satisfied with the time they had to wait for an appointment	9	11	81.8%	88.4%	88.3%	87.9%

* This is based on patients treated on this contract for their most recent course of treatment. Figures in italics indicate the base number of FP17s or Patient Questionnaire responses are less than 100. N/A is shown where the base number of responses is less than 10 during the period. % is calculated as Quantity/Base number*100

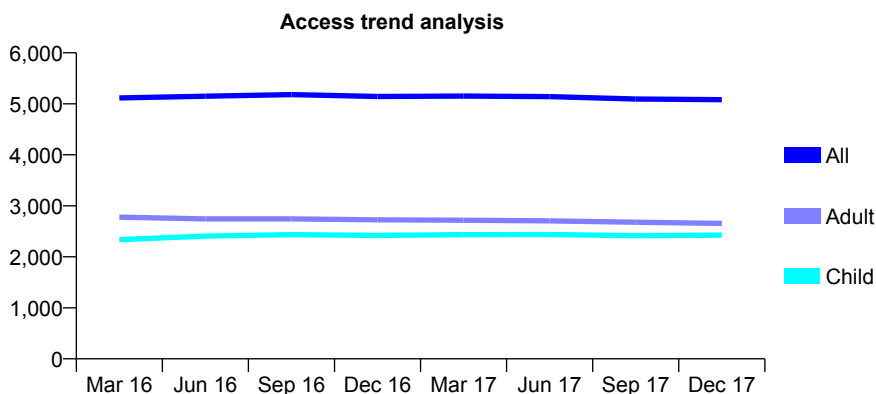
Q50 - Vital Signs At a Glance Contract Report for 278564/0001 - December 2017

Name or company name	MR K LEESON
Contract type name	GDS Contract
Purpose of contract	General
Contract start date	14/01/2008
Contract end date	

17/18 Contracted general activity (UDA)	9,708
Carry forward general activity (UDA)	0
17/18 Contracted orthodontic activity (UOA)	0
Carry forward orthodontic activity (UOA)	0
Baseline contract value	£291,282.95

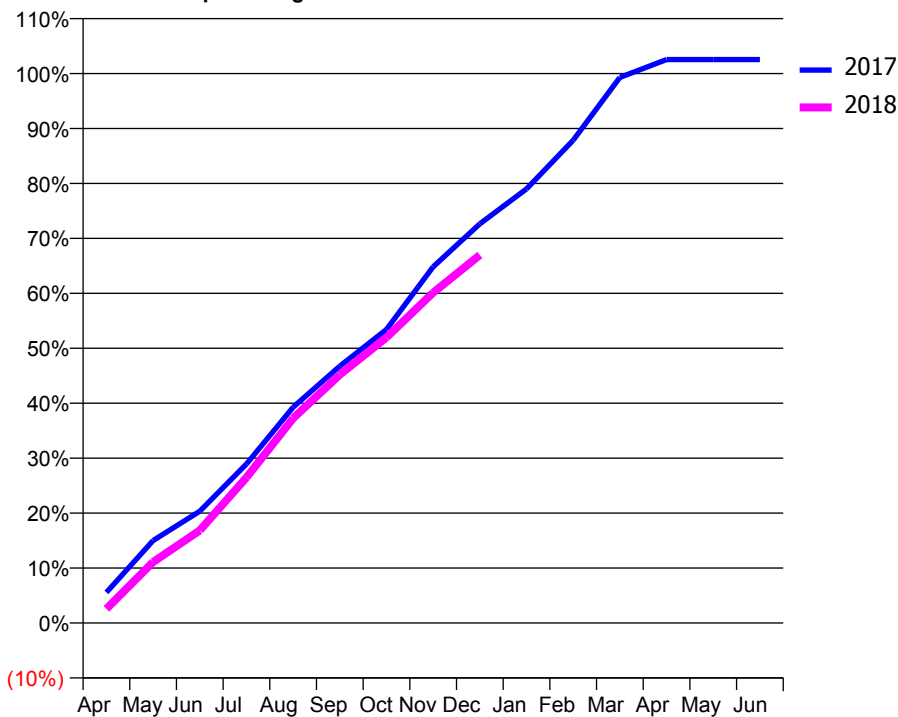
ACCESS*

Patients seen in 24 months	Total	Change since previous quarter
Quarter ending December 2016	5,145	
Quarter ending March 2017	5,152	→
Quarter ending June 2017	5,141	→
Quarter ending September 2017	5,094	→
Quarter ending December 2017	5,080	→
Variance since December 2016	(1.3%)	↓



ACTIVITY

Cumulative percentage of contracted UDA delivered 2017 & 2018



Month	Adjusted Scheduled Activity (UDA)	
	2017	2018
April	541	251
May	1,458	1,078
June	1,975	1,636
July	2,810	2,572
August	3,814	3,618
September	4,539	4,387
October	5,186	5,044
November	6,294	5,836
December	7,051	6,502
January	7,669	
February	8,530	
March	9,640	
April	9,954	
May	9,955	
June	9,956	

QUALITY

	Quantity	Base Number	Contract	AT	Region	England
% of FP17s for the same patient ID Re-attending within 3 months - Children	291	3,373	8.6%	9.8%	12.9%	12.0%
% of FP17s for the same patient ID Re-attending within 3 months - Adults	483	3,306	14.6%	13.4%	16.5%	15.9%
% of FP17s for the same patient ID Re-attending between 3 & 9 months - Children	2,517	3,373	74.6%	63.4%	59.6%	58.0%
% of FP17s for the same patient ID Re-attending between 3 & 9 months - Adults	2,316	3,306	70.1%	55.0%	52.8%	50.5%
% of FP17s for Band 1 Urgent Courses	260	4,697	5.5%	7.3%	9.1%	9.0%
% of FP17s Relating to Free Repair or Replacements	11	4,697	0.2%	0.9%	1.0%	0.8%
% of FP17s Relating to Continuations	43	4,697	0.9%	1.2%	1.2%	1.1%
% of Patients satisfied with the dentistry they have received	8	8	N/A	92.0%	91.6%	91.5%
% of Patients satisfied with the time they had to wait for an appointment	7	8	N/A	88.4%	88.3%	87.9%

* This is based on patients treated on this contract for their most recent course of treatment. Figures in italics indicate the base number of FP17s or Patient Questionnaire responses are less than 100. N/A is shown where the base number of responses is less than 10 during the period. % is calculated as Quantity/Base number*100

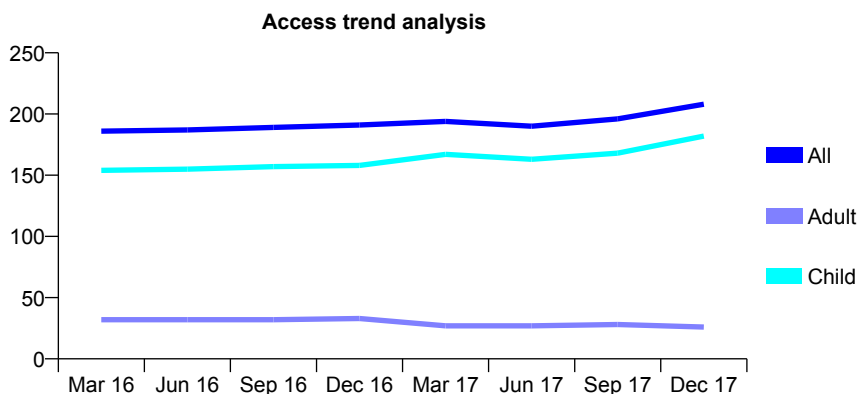
Q50 - Vital Signs At a Glance Contract Report for 309850/0001 - December 2017

Name or company name	MR JJ SCARLETT
Contract type name	GDS Contract
Purpose of contract	General
Contract start date	01/04/2006
Contract end date	

17/18 Contracted general activity (UDA)	572
Carry forward general activity (UDA)	0
17/18 Contracted orthodontic activity (UOA)	0
Carry forward orthodontic activity (UOA)	0
Baseline contract value	£13,329.91

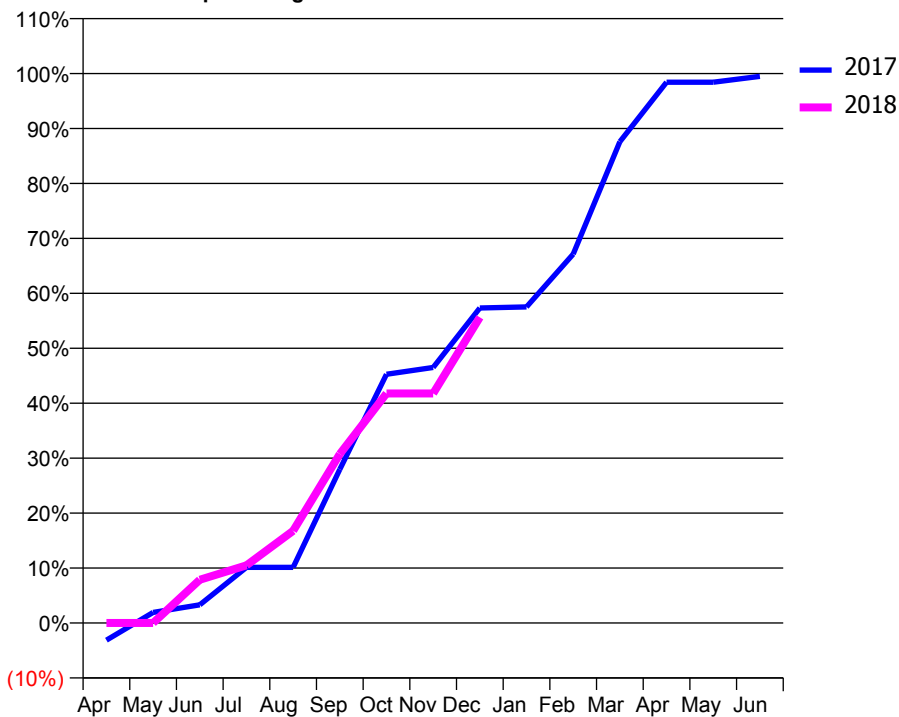
ACCESS*

Patients seen in 24 months	Total	Change since previous quarter
Quarter ending December 2016	191	
Quarter ending March 2017	194	→
Quarter ending June 2017	190	↓
Quarter ending September 2017	196	↑
Quarter ending December 2017	208	↑
Variance since December 2016	8.9%	↑



ACTIVITY

Cumulative percentage of contracted UDA delivered 2017 & 2018



Month	Adjusted Scheduled Activity (UDA)	
	2017	2018
April	-18	0
May	11	0
June	19	45
July	58	60
August	58	96
September	160	176
October	259	239
November	266	239
December	328	318
January	329	
February	384	
March	501	
April	563	
May	563	
June	569	

QUALITY

	Quantity	Base Number	Contract	AT	Region	England
% of FP17s for the same patient ID Re-attending within 3 months - Children	7	201	3.5%	9.8%	12.9%	12.0%
% of FP17s for the same patient ID Re-attending within 3 months - Adults	0	14	0.0%	13.4%	16.5%	15.9%
% of FP17s for the same patient ID Re-attending between 3 & 9 months - Children	137	201	68.2%	63.4%	59.6%	58.0%
% of FP17s for the same patient ID Re-attending between 3 & 9 months - Adults	12	14	85.7%	55.0%	52.8%	50.5%
% of FP17s for Band 1 Urgent Courses	1	182	0.5%	7.3%	9.1%	9.0%
% of FP17s Relating to Free Repair or Replacements	0	182	0.0%	0.9%	1.0%	0.8%
% of FP17s Relating to Continuations	0	182	0.0%	1.2%	1.2%	1.1%
% of Patients satisfied with the dentistry they have received	0	0	N/A	92.0%	91.6%	91.5%
% of Patients satisfied with the time they had to wait for an appointment	0	0	N/A	88.4%	88.3%	87.9%

* This is based on patients treated on this contract for their most recent course of treatment. Figures in italics indicate the base number of FP17s or Patient Questionnaire responses are less than 100. N/A is shown where the base number of responses is less than 10 during the period. % is calculated as Quantity/Base number*100

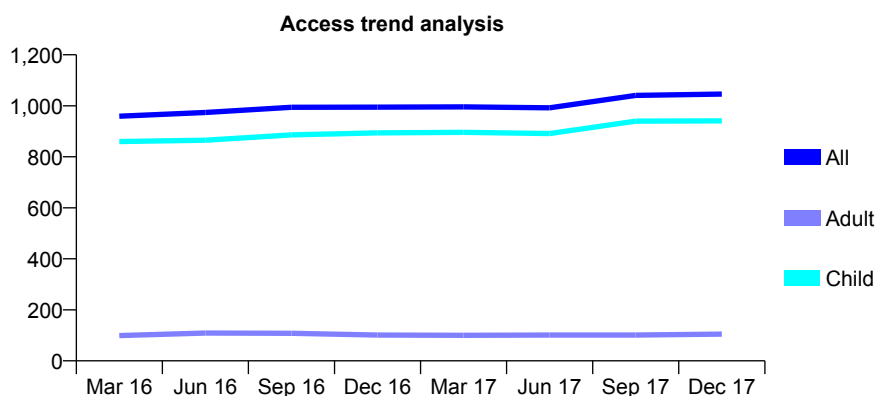
Q50 - Vital Signs At a Glance Contract Report for 321524/0001 - December 2017

Name or company name	MR ML LUND
Contract type name	GDS Contract
Purpose of contract	General
Contract start date	01/04/2006
Contract end date	

17/18 Contracted general activity (UDA)	2,362
Carry forward general activity (UDA)	0
17/18 Contracted orthodontic activity (UOA)	0
Carry forward orthodontic activity (UOA)	0
Baseline contract value	£72,683.45

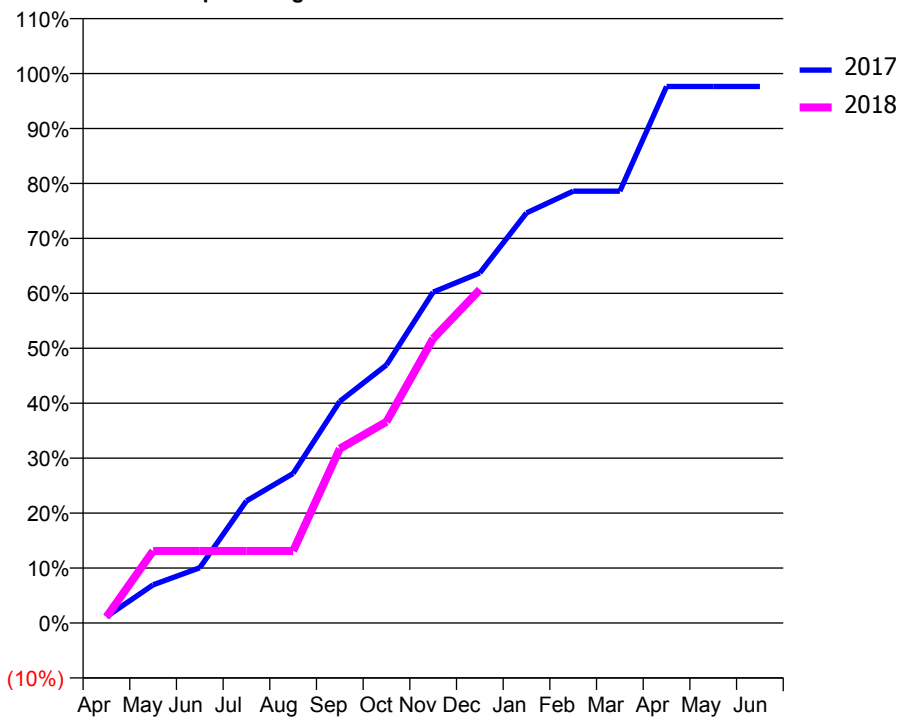
ACCESS*

Patients seen in 24 months	Total	Change since previous quarter
Quarter ending December 2016	995	
Quarter ending March 2017	996	→
Quarter ending June 2017	992	→
Quarter ending September 2017	1,041	↑
Quarter ending December 2017	1,046	→
Variance since December 2016	5.1%	↑



ACTIVITY

Cumulative percentage of contracted UDA delivered 2017 & 2018



Month	Adjusted Scheduled Activity (UDA)	
	2017	2018
April	27	26
May	164	310
June	238	310
July	525	310
August	643	310
September	953	749
October	1,110	865
November	1,422	1,223
December	1,505	1,433
January	1,763	
February	1,856	
March	1,856	
April	2,306	
May	2,306	
June	2,306	

QUALITY

	Quantity	Base Number	Contract	AT	Region	England
% of FP17s for the same patient ID Re-attending within 3 months - Children	137	1,564	8.8%	9.8%	12.9%	12.0%
% of FP17s for the same patient ID Re-attending within 3 months - Adults	0	0	N/A	13.4%	16.5%	15.9%
% of FP17s for the same patient ID Re-attending between 3 & 9 months - Children	1,122	1,564	71.7%	63.4%	59.6%	58.0%
% of FP17s for the same patient ID Re-attending between 3 & 9 months - Adults	0	0	N/A	55.0%	52.8%	50.5%
% of FP17s for Band 1 Urgent Courses	32	1,253	2.6%	7.3%	9.1%	9.0%
% of FP17s Relating to Free Repair or Replacements	0	1,253	0.0%	0.9%	1.0%	0.8%
% of FP17s Relating to Continuations	0	1,253	0.0%	1.2%	1.2%	1.1%
% of Patients satisfied with the dentistry they have received	0	0	N/A	92.0%	91.6%	91.5%
% of Patients satisfied with the time they had to wait for an appointment	0	0	N/A	88.4%	88.3%	87.9%

* This is based on patients treated on this contract for their most recent course of treatment. Figures in italics indicate the base number of FP17s or Patient Questionnaire responses are less than 100. N/A is shown where the base number of responses is less than 10 during the period. % is calculated as Quantity/Base number*100

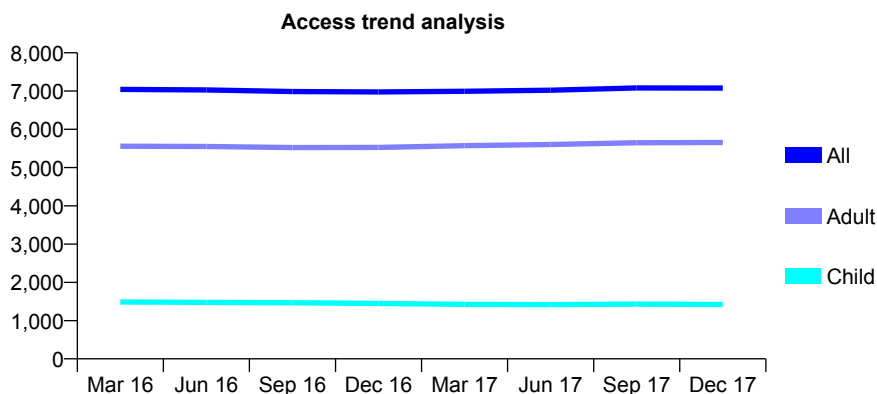
Q50 - Vital Signs At a Glance Contract Report for 328170/0001 - December 2017

Name or company name	MR CD AYER
Contract type name	GDS Contract
Purpose of contract	General
Contract start date	01/04/2006
Contract end date	

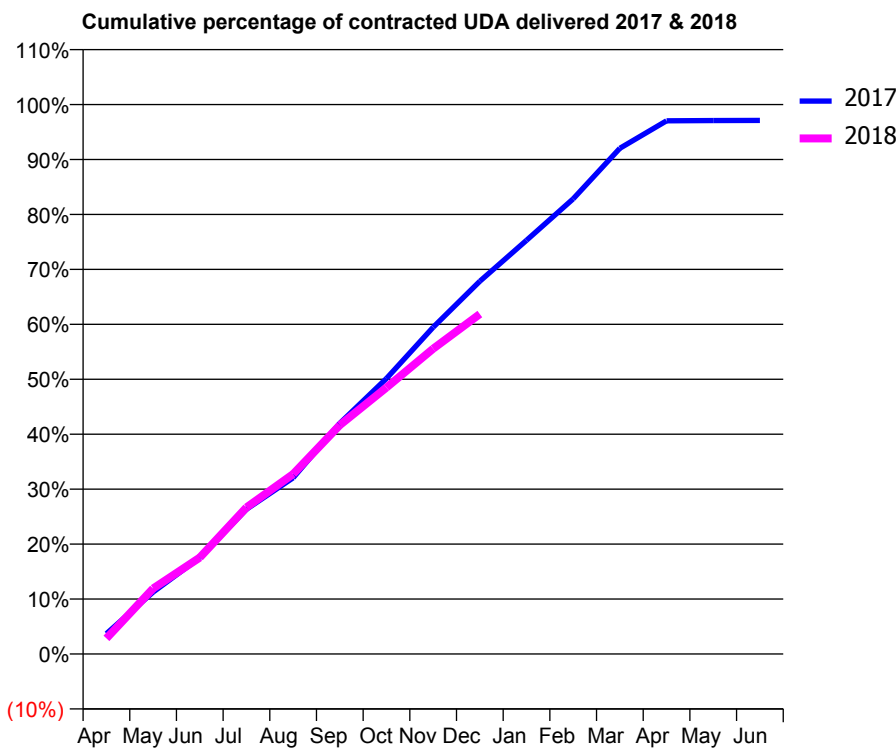
17/18 Contracted general activity (UDA)	22,000
Carry forward general activity (UDA)	0
17/18 Contracted orthodontic activity (UOA)	0
Carry forward orthodontic activity (UOA)	0
Baseline contract value	£609,166.69

ACCESS*

Patients seen in 24 months	Total	Change since previous quarter
Quarter ending December 2016	6,977	
Quarter ending March 2017	6,994	→
Quarter ending June 2017	7,023	→
Quarter ending September 2017	7,080	→
Quarter ending December 2017	7,077	→
Variance since December 2016	1.4%	→



ACTIVITY



Month	Adjusted Scheduled Activity (UDA)	
	2017	2018
April	813	630
May	2,482	2,627
June	3,858	3,865
July	5,797	5,871
August	7,056	7,207
September	9,241	9,162
October	11,034	10,671
November	13,081	12,224
December	14,923	13,610
January	16,561	
February	18,226	
March	20,247	
April	21,347	
May	21,359	
June	21,362	

QUALITY

	Quantity	Base Number	Contract	AT	Region	England
% of FP17s for the same patient ID Re-attending within 3 months - Children	119	1,569	7.6%	9.8%	12.9%	12.0%
% of FP17s for the same patient ID Re-attending within 3 months - Adults	608	5,566	10.9%	13.4%	16.5%	15.9%
% of FP17s for the same patient ID Re-attending between 3 & 9 months - Children	980	1,569	62.5%	63.4%	59.6%	58.0%
% of FP17s for the same patient ID Re-attending between 3 & 9 months - Adults	2,782	5,566	50.0%	55.0%	52.8%	50.5%
% of FP17s for Band 1 Urgent Courses	292	6,645	4.4%	7.3%	9.1%	9.0%
% of FP17s Relating to Free Repair or Replacements	95	6,645	1.4%	0.9%	1.0%	0.8%
% of FP17s Relating to Continuations	74	6,645	1.1%	1.2%	1.2%	1.1%
% of Patients satisfied with the dentistry they have received	6	8	N/A	92.0%	91.6%	91.5%
% of Patients satisfied with the time they had to wait for an appointment	7	8	N/A	88.4%	88.3%	87.9%

* This is based on patients treated on this contract for their most recent course of treatment. Figures in italics indicate the base number of FP17s or Patient Questionnaire responses are less than 100. N/A is shown where the base number of responses is less than 10 during the period. % is calculated as Quantity/Base number*100

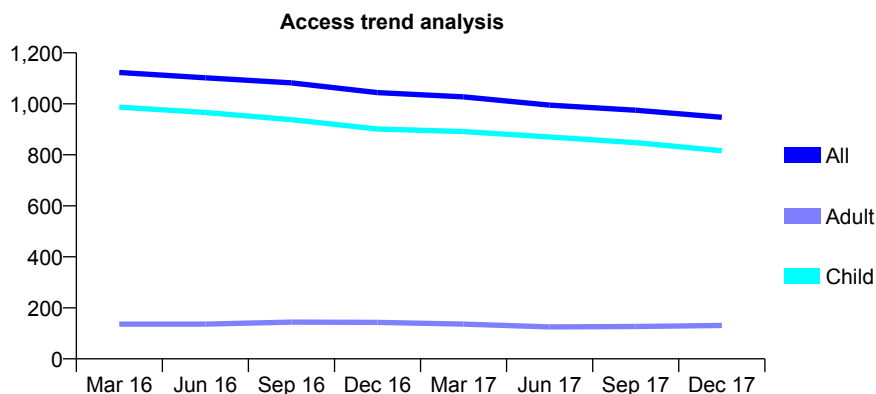
Q50 - Vital Signs At a Glance Contract Report for 334855/0001 - December 2017

Name or company name	MRS CJ TANNAHILL
Contract type name	GDS Contract
Purpose of contract	General
Contract start date	01/04/2007
Contract end date	

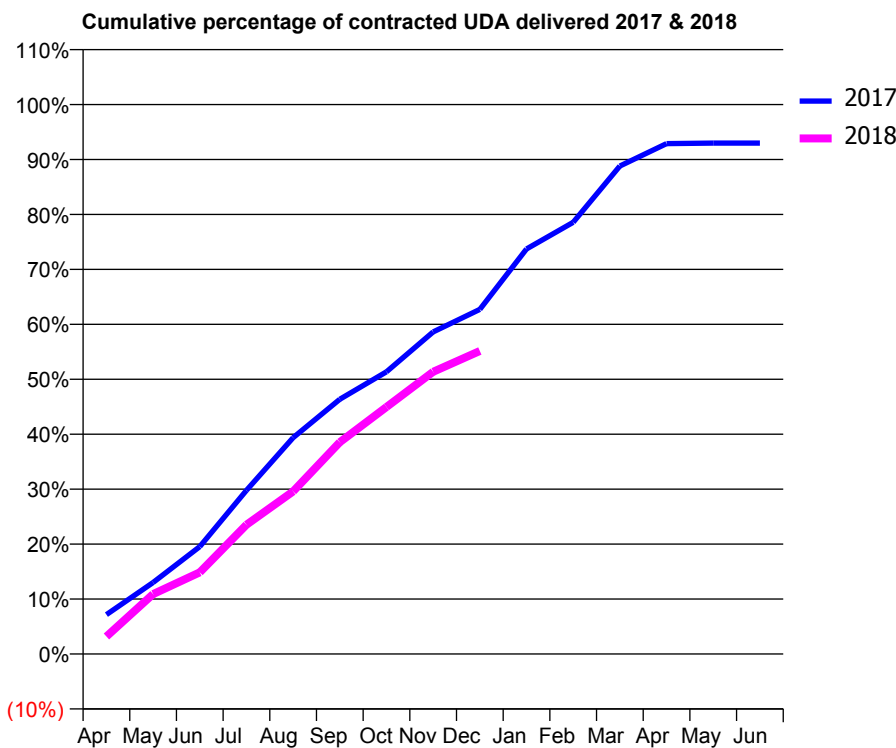
17/18 Contracted general activity (UDA)	2,200
Carry forward general activity (UDA)	0
17/18 Contracted orthodontic activity (UOA)	0
Carry forward orthodontic activity (UOA)	0
Baseline contract value	£49,001.81

ACCESS*

Patients seen in 24 months	Total	Change since previous quarter
Quarter ending December 2016	1,044	
Quarter ending March 2017	1,027	↓
Quarter ending June 2017	995	↓
Quarter ending September 2017	975	↓
Quarter ending December 2017	947	↓
Variance since December 2016	(9.3%)	↓



ACTIVITY



Month	Adjusted Scheduled Activity (UDA)	
	2017	2018
April	158	70
May	286	240
June	430	327
July	655	517
August	866	651
September	1,020	848
October	1,130	989
November	1,290	1,130
December	1,380	1,213
January	1,622	
February	1,728	
March	1,954	
April	2,044	
May	2,046	
June	2,046	

QUALITY

	Quantity	Base Number	Contract	AT	Region	England
% of FP17s for the same patient ID Re-attending within 3 months - Children	78	956	8.2%	9.8%	12.9%	12.0%
% of FP17s for the same patient ID Re-attending within 3 months - Adults	3	35	8.6%	13.4%	16.5%	15.9%
% of FP17s for the same patient ID Re-attending between 3 & 9 months - Children	685	956	71.7%	63.4%	59.6%	58.0%
% of FP17s for the same patient ID Re-attending between 3 & 9 months - Adults	24	35	68.6%	55.0%	52.8%	50.5%
% of FP17s for Band 1 Urgent Courses	11	937	1.2%	7.3%	9.1%	9.0%
% of FP17s Relating to Free Repair or Replacements	0	937	0.0%	0.9%	1.0%	0.8%
% of FP17s Relating to Continuations	0	937	0.0%	1.2%	1.2%	1.1%
% of Patients satisfied with the dentistry they have received	1	1	N/A	92.0%	91.6%	91.5%
% of Patients satisfied with the time they had to wait for an appointment	1	1	N/A	88.4%	88.3%	87.9%

* This is based on patients treated on this contract for their most recent course of treatment. Figures in italics indicate the base number of FP17s or Patient Questionnaire responses are less than 100. N/A is shown where the base number of responses is less than 10 during the period. % is calculated as Quantity/Base number*100

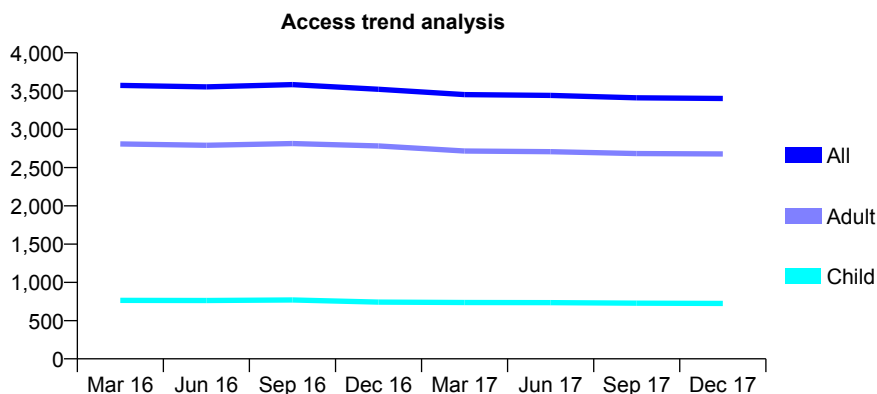
Q50 - Vital Signs At a Glance Contract Report for 336998/0001 - December 2017

Name or company name	MR C LANGLEY
Contract type name	GDS Contract
Purpose of contract	General
Contract start date	01/04/2006
Contract end date	

17/18 Contracted general activity (UDA)	9,765
Carry forward general activity (UDA)	0
17/18 Contracted orthodontic activity (UOA)	0
Carry forward orthodontic activity (UOA)	0
Baseline contract value	£279,017.57

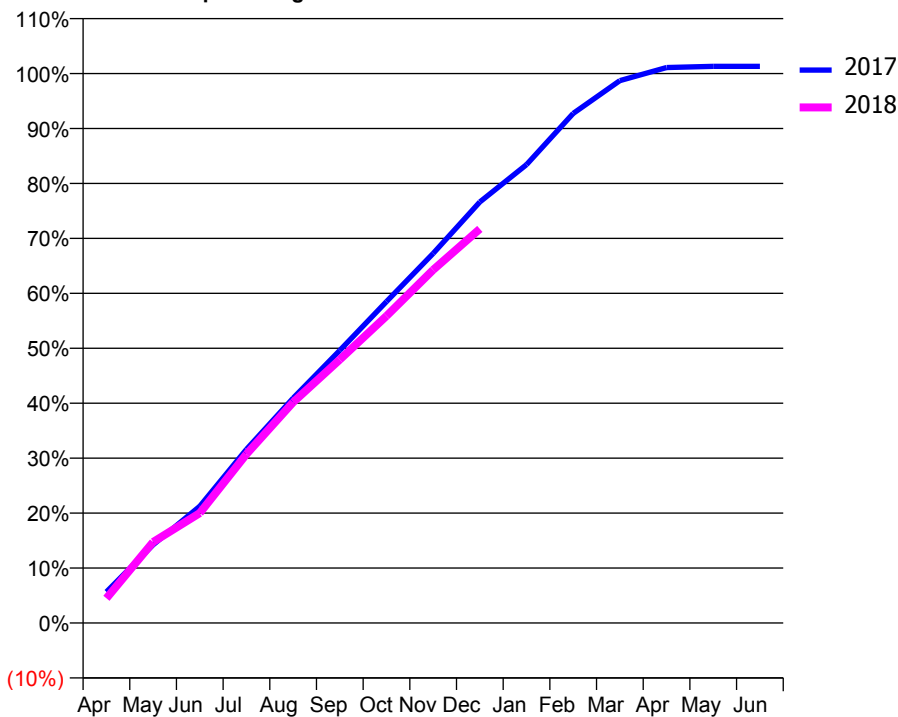
ACCESS*

Patients seen in 24 months	Total	Change since previous quarter
Quarter ending December 2016	3,523	
Quarter ending March 2017	3,453	↓
Quarter ending June 2017	3,443	→
Quarter ending September 2017	3,412	→
Quarter ending December 2017	3,403	→
Variance since December 2016	(3.4%)	↓



ACTIVITY

Cumulative percentage of contracted UDA delivered 2017 & 2018



Month	Adjusted Scheduled Activity (UDA)	
	2017	2018
April	521	440
May	1,309	1,440
June	1,952	1,954
July	2,903	3,000
August	3,759	3,922
September	4,558	4,682
October	5,375	5,456
November	6,180	6,275
December	7,040	7,002
January	7,665	
February	8,521	
March	9,069	
April	9,288	
May	9,308	
June	9,308	

QUALITY

	Quantity	Base Number	Contract	AT	Region	England
% of FP17s for the same patient ID Re-attending within 3 months - Children	47	894	5.3%	9.8%	12.9%	12.0%
% of FP17s for the same patient ID Re-attending within 3 months - Adults	623	3,529	17.7%	13.4%	16.5%	15.9%
% of FP17s for the same patient ID Re-attending between 3 & 9 months - Children	635	894	71.0%	63.4%	59.6%	58.0%
% of FP17s for the same patient ID Re-attending between 3 & 9 months - Adults	2,111	3,529	59.8%	55.0%	52.8%	50.5%
% of FP17s for Band 1 Urgent Courses	387	4,274	9.1%	7.3%	9.1%	9.0%
% of FP17s Relating to Free Repair or Replacements	15	4,274	0.4%	0.9%	1.0%	0.8%
% of FP17s Relating to Continuations	77	4,274	1.8%	1.2%	1.2%	1.1%
% of Patients satisfied with the dentistry they have received	13	14	92.9%	92.0%	91.6%	91.5%
% of Patients satisfied with the time they had to wait for an appointment	14	14	100.0%	88.4%	88.3%	87.9%

* This is based on patients treated on this contract for their most recent course of treatment. Figures in italics indicate the base number of FP17s or Patient Questionnaire responses are less than 100. N/A is shown where the base number of responses is less than 10 during the period. % is calculated as Quantity/Base number*100

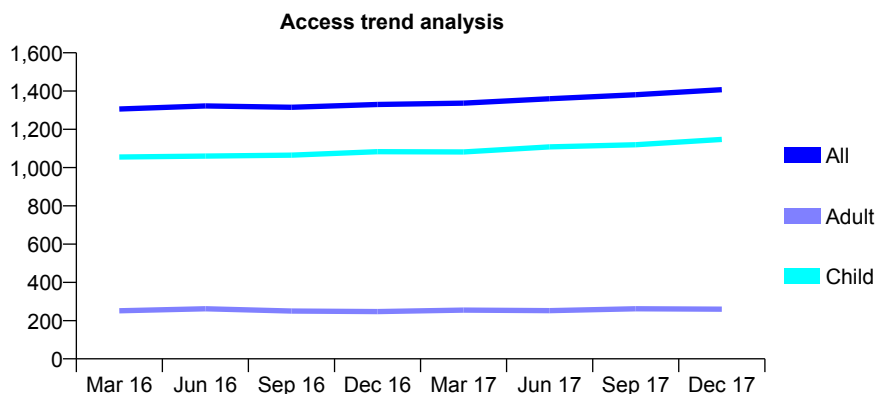
Q50 - Vital Signs At a Glance Contract Report for 352004/0003 - December 2017

Name or company name	MR JG MURRAY
Contract type name	GDS Contract
Purpose of contract	General
Contract start date	01/04/2014
Contract end date	

17/18 Contracted general activity (UDA)	2,811
Carry forward general activity (UDA)	0
17/18 Contracted orthodontic activity (UOA)	0
Carry forward orthodontic activity (UOA)	0
Baseline contract value	£88,557.19

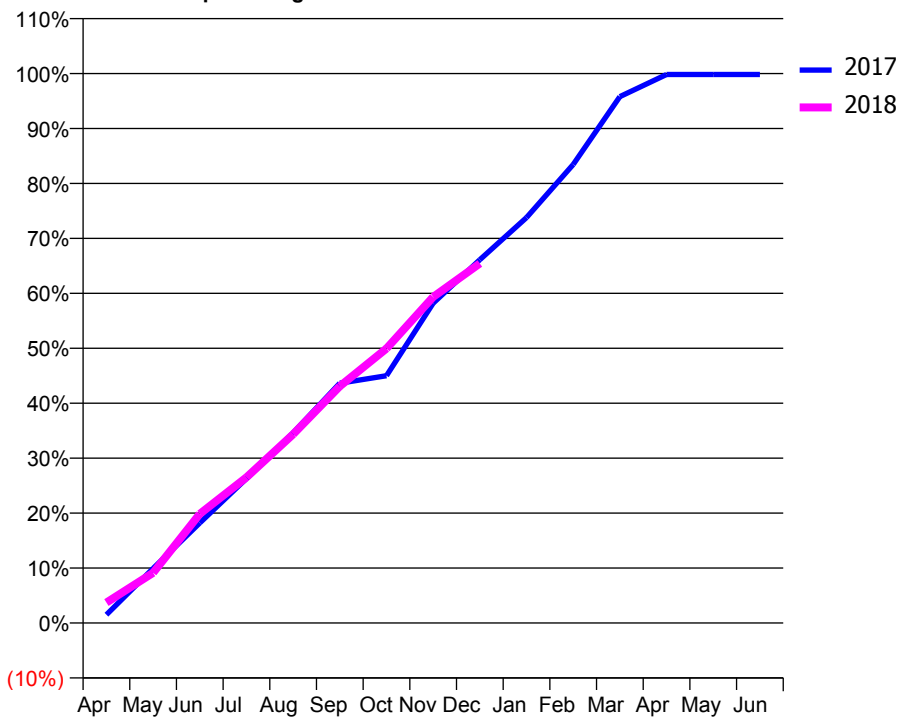
ACCESS*

Patients seen in 24 months	Total	Change since previous quarter
Quarter ending December 2016	1,330	
Quarter ending March 2017	1,337	→
Quarter ending June 2017	1,360	→
Quarter ending September 2017	1,381	→
Quarter ending December 2017	1,407	→
Variance since December 2016	5.8%	↑



ACTIVITY

Cumulative percentage of contracted UDA delivered 2017 & 2018



Month	Adjusted Scheduled Activity (UDA)	
	2017	2018
April	43	104
May	279	257
June	512	558
July	739	745
August	973	965
September	1,227	1,211
October	1,265	1,404
November	1,636	1,668
December	1,859	1,839
January	2,074	
February	2,346	
March	2,693	
April	2,806	
May	2,806	
June	2,806	

QUALITY

	Quantity	Base Number	Contract	AT	Region	England
% of FP17s for the same patient ID Re-attending within 3 months - Children	102	1,326	7.7%	9.8%	12.9%	12.0%
% of FP17s for the same patient ID Re-attending within 3 months - Adults	24	158	15.2%	13.4%	16.5%	15.9%
% of FP17s for the same patient ID Re-attending between 3 & 9 months - Children	890	1,326	67.1%	63.4%	59.6%	58.0%
% of FP17s for the same patient ID Re-attending between 3 & 9 months - Adults	96	158	60.8%	55.0%	52.8%	50.5%
% of FP17s for Band 1 Urgent Courses	56	1,399	4.0%	7.3%	9.1%	9.0%
% of FP17s Relating to Free Repair or Replacements	1	1,399	0.1%	0.9%	1.0%	0.8%
% of FP17s Relating to Continuations	1	1,399	0.1%	1.2%	1.2%	1.1%
% of Patients satisfied with the dentistry they have received	0	0	N/A	92.0%	91.6%	91.5%
% of Patients satisfied with the time they had to wait for an appointment	0	0	N/A	88.4%	88.3%	87.9%

* This is based on patients treated on this contract for their most recent course of treatment. Figures in italics indicate the base number of FP17s or Patient Questionnaire responses are less than 100. N/A is shown where the base number of responses is less than 10 during the period. % is calculated as Quantity/Base number*100

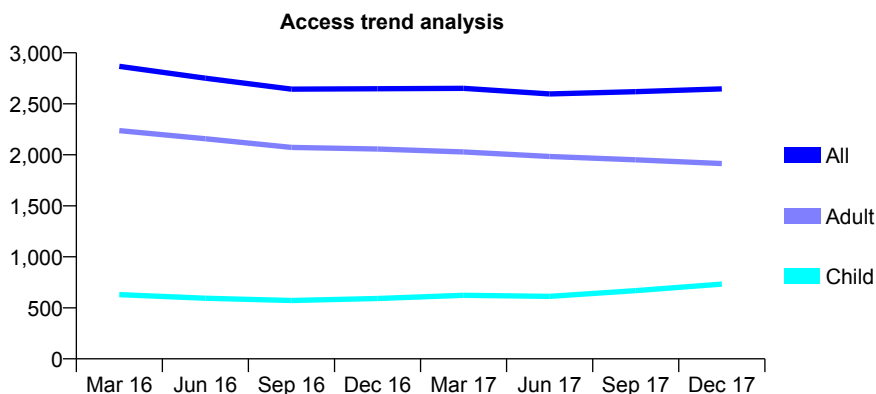
Q50 - Vital Signs At a Glance Contract Report for 358231/0003 - December 2017

Name or company name	Falsgrave Dental Surgery
Contract type name	GDS Contract
Purpose of contract	General
Contract start date	01/07/2011
Contract end date	

17/18 Contracted general activity (UDA)	10,769
Carry forward general activity (UDA)	0
17/18 Contracted orthodontic activity (UOA)	0
Carry forward orthodontic activity (UOA)	0
Baseline contract value	£333,873.42

ACCESS*

Patients seen in 24 months	Total	Change since previous quarter
Quarter ending December 2016	2,648	
Quarter ending March 2017	2,651	→
Quarter ending June 2017	2,597	↓
Quarter ending September 2017	2,619	→
Quarter ending December 2017	2,647	→
Variance since December 2016	(0.0%)	→



ACTIVITY

Cumulative percentage of contracted UDA delivered 2017 & 2018



Month	Adjusted Scheduled Activity (UDA)	
	2017	2018
April	153	178
May	557	670
June	830	1,136
July	1,329	2,025
August	1,940	2,769
September	2,512	3,749
October	3,469	4,624
November	4,422	5,669
December	5,382	6,422
January	6,212	
February	7,013	
March	8,121	
April	9,073	
May	9,052	
June	9,024	

QUALITY

	Quantity	Base Number	Contract	AT	Region	England
% of FP17s for the same patient ID Re-attending within 3 months - Children	122	922	13.2%	9.8%	12.9%	12.0%
% of FP17s for the same patient ID Re-attending within 3 months - Adults	382	2,202	17.3%	13.4%	16.5%	15.9%
% of FP17s for the same patient ID Re-attending between 3 & 9 months - Children	489	922	53.0%	63.4%	59.6%	58.0%
% of FP17s for the same patient ID Re-attending between 3 & 9 months - Adults	1,429	2,202	64.9%	55.0%	52.8%	50.5%
% of FP17s for Band 1 Urgent Courses	319	2,872	11.1%	7.3%	9.1%	9.0%
% of FP17s Relating to Free Repair or Replacements	48	2,872	1.7%	0.9%	1.0%	0.8%
% of FP17s Relating to Continuations	14	2,872	0.5%	1.2%	1.2%	1.1%
% of Patients satisfied with the dentistry they have received	6	6	N/A	92.0%	91.6%	91.5%
% of Patients satisfied with the time they had to wait for an appointment	5	6	N/A	88.4%	88.3%	87.9%

* This is based on patients treated on this contract for their most recent course of treatment. Figures in italics indicate the base number of FP17s or Patient Questionnaire responses are less than 100. N/A is shown where the base number of responses is less than 10 during the period. % is calculated as Quantity/Base number*100

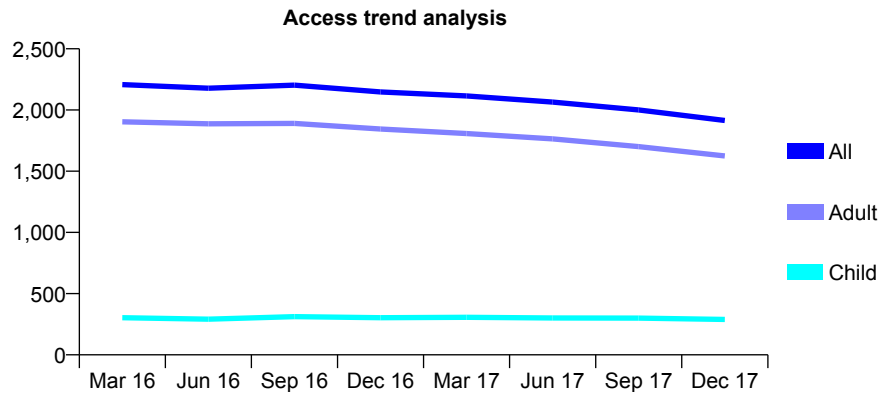
Q50 - Vital Signs At a Glance Contract Report for 359157/0001 - December 2017

Name or company name	MR D TOMKINSON
Contract type name	GDS Contract
Purpose of contract	General
Contract start date	01/04/2014
Contract end date	

17/18 Contracted general activity (UDA)	5,735
Carry forward general activity (UDA)	0
17/18 Contracted orthodontic activity (UOA)	0
Carry forward orthodontic activity (UOA)	0
Baseline contract value	£171,272.28

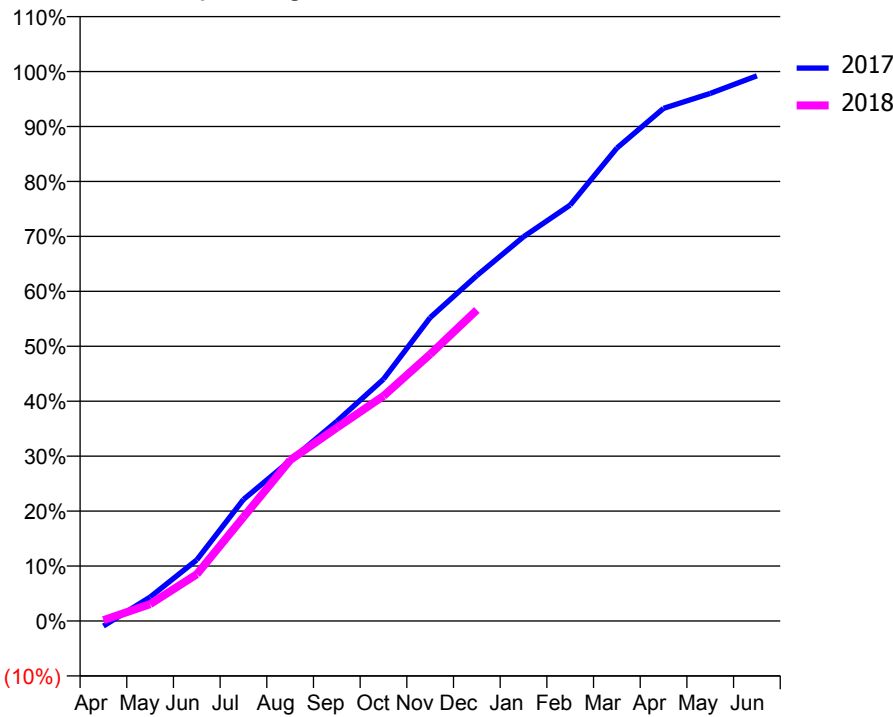
ACCESS*

Patients seen in 24 months	Total	Change since previous quarter
Quarter ending December 2016	2,148	
Quarter ending March 2017	2,115	↓
Quarter ending June 2017	2,065	↓
Quarter ending September 2017	2,001	↓
Quarter ending December 2017	1,914	↓
Variance since December 2016	(10.9%)	↓



ACTIVITY

Cumulative percentage of contracted UDA delivered 2017 & 2018



Month	Adjusted Scheduled Activity (UDA)	
	2017	2018
April	-54	9
May	249	176
June	638	488
July	1,268	1,085
August	1,675	1,679
September	2,084	2,018
October	2,524	2,349
November	3,167	2,784
December	3,606	3,246
January	4,011	
February	4,341	
March	4,936	
April	5,351	
May	5,507	
June	5,690	

QUALITY

	Quantity	Base Number	Contract	AT	Region	England
% of FP17s for the same patient ID Re-attending within 3 months - Children	57	362	15.7%	9.8%	12.9%	12.0%
% of FP17s for the same patient ID Re-attending within 3 months - Adults	291	1,483	19.6%	13.4%	16.5%	15.9%
% of FP17s for the same patient ID Re-attending between 3 & 9 months - Children	185	362	51.1%	63.4%	59.6%	58.0%
% of FP17s for the same patient ID Re-attending between 3 & 9 months - Adults	523	1,483	35.3%	55.0%	52.8%	50.5%
% of FP17s for Band 1 Urgent Courses	109	1,557	7.0%	7.3%	9.1%	9.0%
% of FP17s Relating to Free Repair or Replacements	25	1,557	1.6%	0.9%	1.0%	0.8%
% of FP17s Relating to Continuations	30	1,557	1.9%	1.2%	1.2%	1.1%
% of Patients satisfied with the dentistry they have received	21	24	87.5%	92.0%	91.6%	91.5%
% of Patients satisfied with the time they had to wait for an appointment	18	24	75.0%	88.4%	88.3%	87.9%

* This is based on patients treated on this contract for their most recent course of treatment. Figures in italics indicate the base number of FP17s or Patient Questionnaire responses are less than 100. N/A is shown where the base number of responses is less than 10 during the period. % is calculated as Quantity/Base number*100

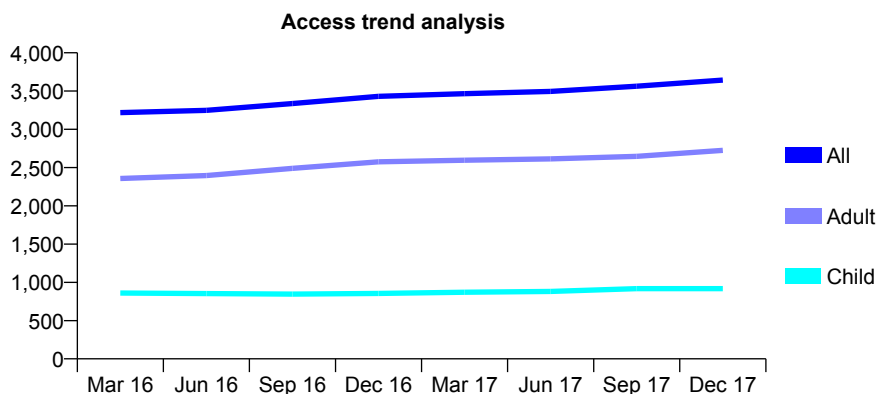
Q50 - Vital Signs At a Glance Contract Report for 567205/0001 - December 2017

Name or company name	Mr Muhammad Farooq
Contract type name	GDS Contract
Purpose of contract	General
Contract start date	01/04/2006
Contract end date	

17/18 Contracted general activity (UDA)	8,540
Carry forward general activity (UDA)	0
17/18 Contracted orthodontic activity (UOA)	0
Carry forward orthodontic activity (UOA)	0
Baseline contract value	£258,485.20

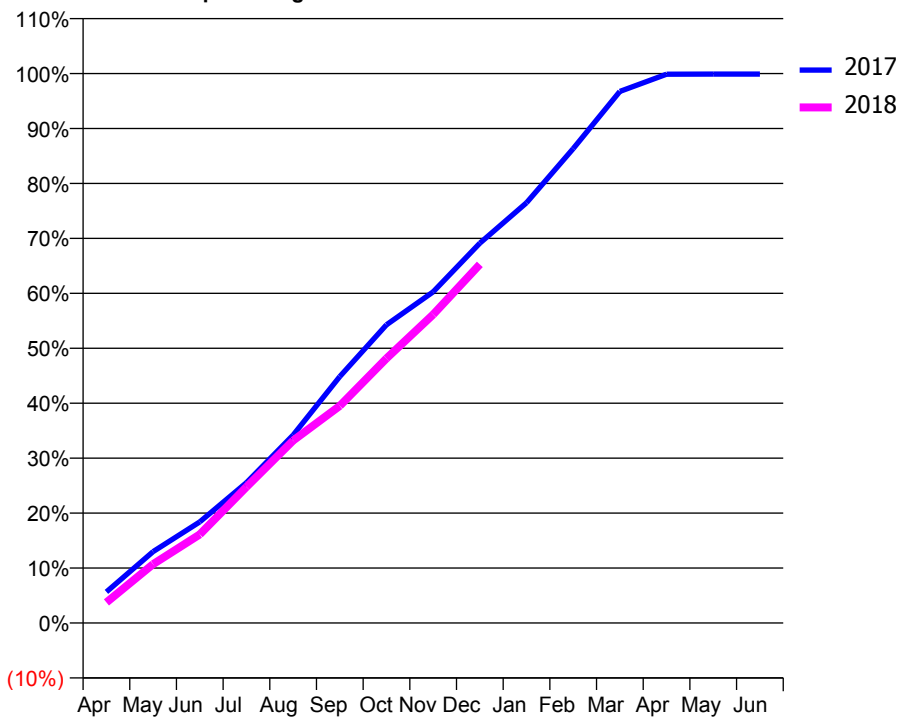
ACCESS*

Patients seen in 24 months	Total	Change since previous quarter
Quarter ending December 2016	3,431	
Quarter ending March 2017	3,466	→
Quarter ending June 2017	3,495	→
Quarter ending September 2017	3,564	→
Quarter ending December 2017	3,643	↑
Variance since December 2016	6.2%	↑



ACTIVITY

Cumulative percentage of contracted UDA delivered 2017 & 2018



Month	Adjusted Scheduled Activity (UDA)	
	2017	2018
April	483	320
May	1,109	915
June	1,572	1,378
July	2,181	2,114
August	2,921	2,837
September	3,830	3,374
October	4,634	4,112
November	5,148	4,794
December	5,903	5,574
January	6,530	
February	7,373	
March	8,261	
April	8,528	
May	8,531	
June	8,531	

QUALITY

	Quantity	Base Number	Contract	AT	Region	England
% of FP17s for the same patient ID Re-attending within 3 months - Children	45	1,012	4.4%	9.8%	12.9%	12.0%
% of FP17s for the same patient ID Re-attending within 3 months - Adults	170	2,328	7.3%	13.4%	16.5%	15.9%
% of FP17s for the same patient ID Re-attending between 3 & 9 months - Children	690	1,012	68.2%	63.4%	59.6%	58.0%
% of FP17s for the same patient ID Re-attending between 3 & 9 months - Adults	1,375	2,328	59.1%	55.0%	52.8%	50.5%
% of FP17s for Band 1 Urgent Courses	174	3,187	5.5%	7.3%	9.1%	9.0%
% of FP17s Relating to Free Repair or Replacements	10	3,187	0.3%	0.9%	1.0%	0.8%
% of FP17s Relating to Continuations	19	3,187	0.6%	1.2%	1.2%	1.1%
% of Patients satisfied with the dentistry they have received	3	3	N/A	92.0%	91.6%	91.5%
% of Patients satisfied with the time they had to wait for an appointment	3	3	N/A	88.4%	88.3%	87.9%

* This is based on patients treated on this contract for their most recent course of treatment. Figures in italics indicate the base number of FP17s or Patient Questionnaire responses are less than 100. N/A is shown where the base number of responses is less than 10 during the period. % is calculated as Quantity/Base number*100

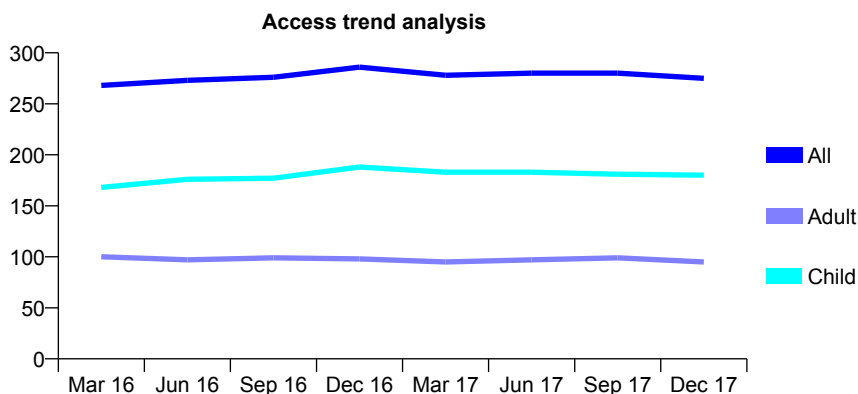
Q50 - Vital Signs At a Glance Contract Report for 572063/0001 - December 2017

Name or company name	Peasholm Dental Practice (Moran)
Contract type name	GDS Contract
Purpose of contract	General
Contract start date	01/04/2006
Contract end date	

17/18 Contracted general activity (UDA)	700
Carry forward general activity (UDA)	0
17/18 Contracted orthodontic activity (UOA)	0
Carry forward orthodontic activity (UOA)	0
Baseline contract value	£15,611.25

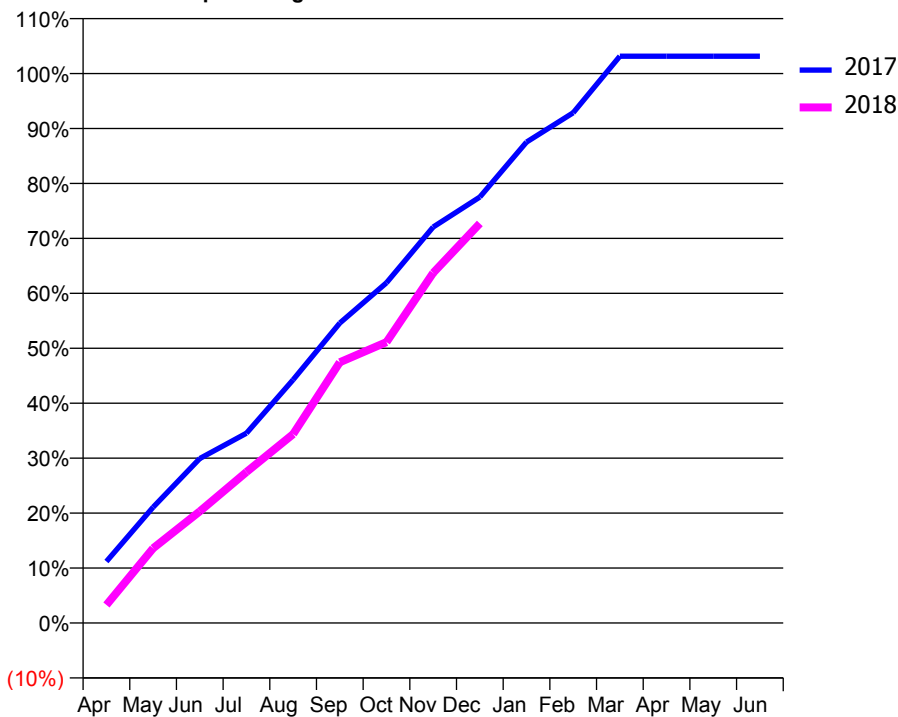
ACCESS*

Patients seen in 24 months	Total	Change since previous quarter
Quarter ending December 2016	286	
Quarter ending March 2017	278	↓
Quarter ending June 2017	280	→
Quarter ending September 2017	280	→
Quarter ending December 2017	275	↓
Variance since December 2016	(3.8%)	↓



ACTIVITY

Cumulative percentage of contracted UDA delivered 2017 & 2018



Month	Adjusted Scheduled Activity (UDA)	
	2017	2018
April	78	23
May	148	95
June	210	142
July	242	192
August	310	241
September	382	332
October	433	358
November	504	446
December	543	509
January	613	
February	650	
March	722	
April	722	
May	722	
June	722	

QUALITY

	Quantity	Base Number	Contract	AT	Region	England
% of FP17s for the same patient ID Re-attending within 3 months - Children	15	243	6.2%	9.8%	12.9%	12.0%
% of FP17s for the same patient ID Re-attending within 3 months - Adults	13	91	14.3%	13.4%	16.5%	15.9%
% of FP17s for the same patient ID Re-attending between 3 & 9 months - Children	178	243	73.3%	63.4%	59.6%	58.0%
% of FP17s for the same patient ID Re-attending between 3 & 9 months - Adults	54	91	59.3%	55.0%	52.8%	50.5%
% of FP17s for Band 1 Urgent Courses	10	334	3.0%	7.3%	9.1%	9.0%
% of FP17s Relating to Free Repair or Replacements	0	334	0.0%	0.9%	1.0%	0.8%
% of FP17s Relating to Continuations	7	334	2.1%	1.2%	1.2%	1.1%
% of Patients satisfied with the dentistry they have received	0	0	N/A	92.0%	91.6%	91.5%
% of Patients satisfied with the time they had to wait for an appointment	0	0	N/A	88.4%	88.3%	87.9%

* This is based on patients treated on this contract for their most recent course of treatment. Figures in italics indicate the base number of FP17s or Patient Questionnaire responses are less than 100. N/A is shown where the base number of responses is less than 10 during the period. % is calculated as Quantity/Base number*100

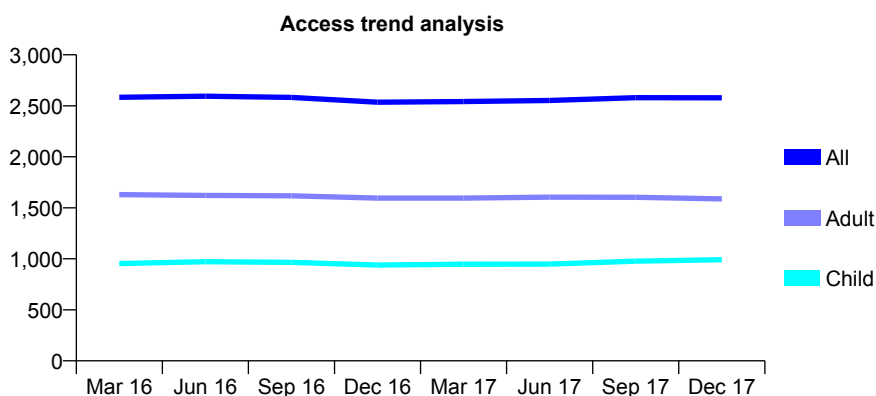
Q50 - Vital Signs At a Glance Contract Report for 573973/0001 - December 2017

Name or company name	MR SB JAMIESON
Contract type name	GDS Contract
Purpose of contract	General and Orthodontic
Contract start date	01/04/2006
Contract end date	

17/18 Contracted general activity (UDA)	8,938
Carry forward general activity (UDA)	0
17/18 Contracted orthodontic activity (UOA)	339
Carry forward orthodontic activity (UOA)	0
Baseline contract value	£228,665.10

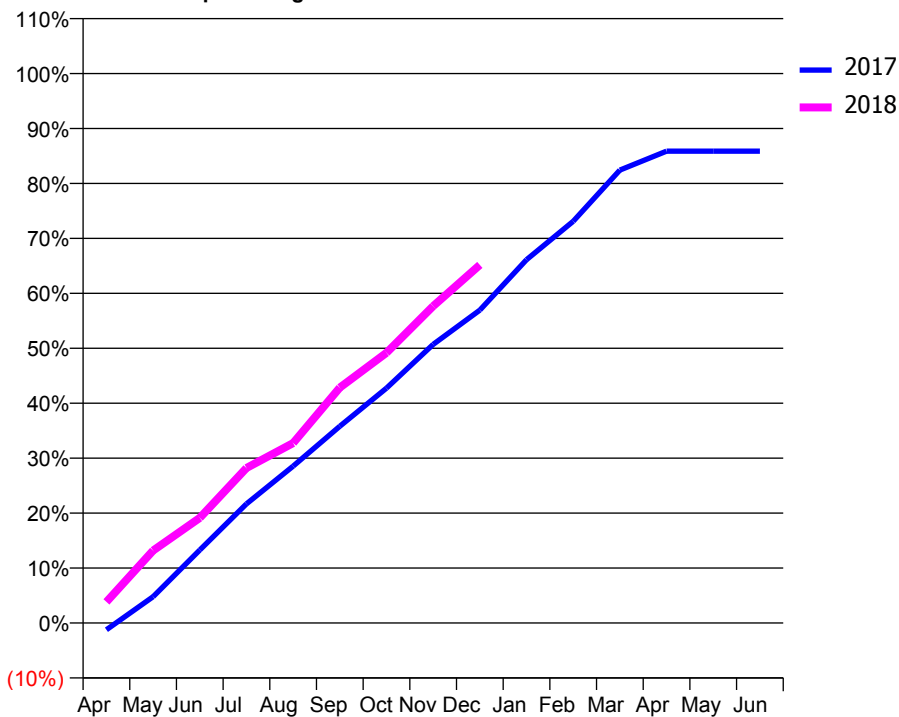
ACCESS*

Patients seen in 24 months	Total	Change since previous quarter
Quarter ending December 2016	2,535	
Quarter ending March 2017	2,542	→
Quarter ending June 2017	2,552	→
Quarter ending September 2017	2,580	→
Quarter ending December 2017	2,579	→
Variance since December 2016	1.7%	→



ACTIVITY

Cumulative percentage of contracted UDA delivered 2017 & 2018



Month	Adjusted Scheduled Activity (UDA)	
	2017	2018
April	-111	344
May	429	1,178
June	1,189	1,711
July	1,938	2,521
August	2,551	2,926
September	3,201	3,829
October	3,820	4,395
November	4,533	5,154
December	5,089	5,826
January	5,908	
February	6,533	
March	7,366	
April	7,676	
May	7,676	
June	7,676	

QUALITY

	Quantity	Base Number	Contract	AT	Region	England
% of FP17s for the same patient ID Re-attending within 3 months - Children	397	1,634	24.3%	9.8%	12.9%	12.0%
% of FP17s for the same patient ID Re-attending within 3 months - Adults	325	2,056	15.8%	13.4%	16.5%	15.9%
% of FP17s for the same patient ID Re-attending between 3 & 9 months - Children	986	1,634	60.3%	63.4%	59.6%	58.0%
% of FP17s for the same patient ID Re-attending between 3 & 9 months - Adults	1,504	2,056	73.2%	55.0%	52.8%	50.5%
% of FP17s for Band 1 Urgent Courses	188	3,475	5.4%	7.3%	9.1%	9.0%
% of FP17s Relating to Free Repair or Replacements	25	3,475	0.7%	0.9%	1.0%	0.8%
% of FP17s Relating to Continuations	69	3,475	2.0%	1.2%	1.2%	1.1%
% of Patients satisfied with the dentistry they have received	0	0	N/A	92.0%	91.6%	91.5%
% of Patients satisfied with the time they had to wait for an appointment	0	0	N/A	88.4%	88.3%	87.9%

* This is based on patients treated on this contract for their most recent course of treatment. Figures in italics indicate the base number of FP17s or Patient Questionnaire responses are less than 100. N/A is shown where the base number of responses is less than 10 during the period. % is calculated as Quantity/Base number*100

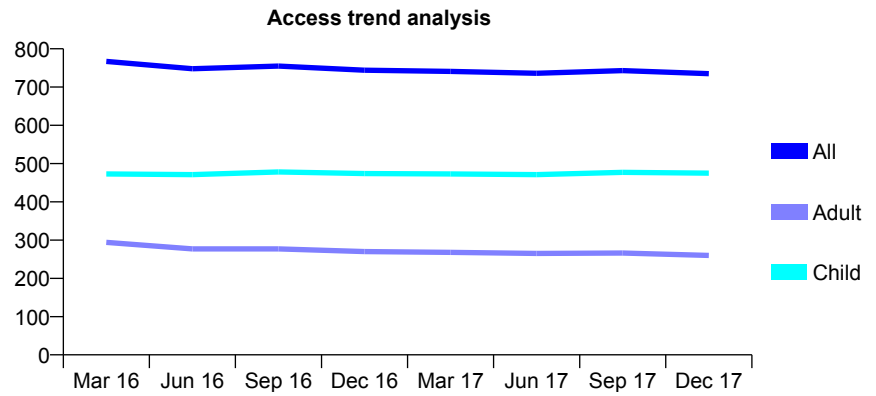
Q50 - Vital Signs At a Glance Contract Report for 576549/0002 - December 2017

Name or company name	MR SK ASHBY
Contract type name	GDS Contract
Purpose of contract	General and Orthodontic
Contract start date	01/04/2006
Contract end date	

17/18 Contracted general activity (UDA)	1,700
Carry forward general activity (UDA)	0
17/18 Contracted orthodontic activity (UOA)	0
Carry forward orthodontic activity (UOA)	0
Baseline contract value	£38,661.61

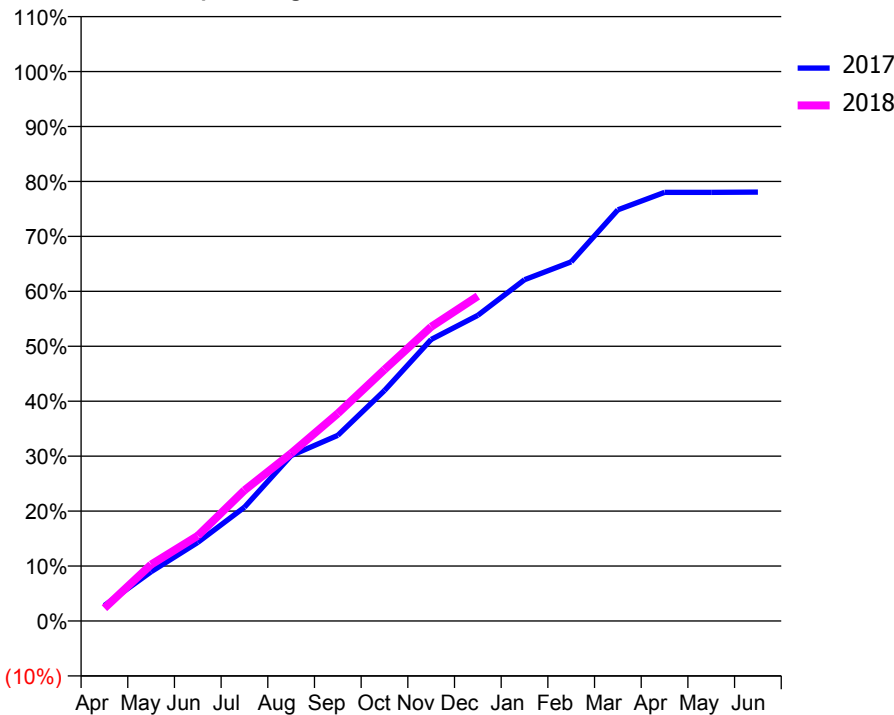
ACCESS*

Patients seen in 24 months	Total	Change since previous quarter
Quarter ending December 2016	744	
Quarter ending March 2017	741	→
Quarter ending June 2017	736	→
Quarter ending September 2017	743	→
Quarter ending December 2017	735	↓
Variance since December 2016	(1.2%)	↓



ACTIVITY

Cumulative percentage of contracted UDA delivered 2017 & 2018



Month	Adjusted Scheduled Activity (UDA)	
	2017	2018
April	59	40
May	188	175
June	301	264
July	435	405
August	632	519
September	709	642
October	881	778
November	1,076	910
December	1,168	1,005
January	1,304	
February	1,373	
March	1,572	
April	1,638	
May	1,638	
June	1,639	

QUALITY

	Quantity	Base Number	Contract	AT	Region	England
% of FP17s for the same patient ID Re-attending within 3 months - Children	38	623	6.1%	9.8%	12.9%	12.0%
% of FP17s for the same patient ID Re-attending within 3 months - Adults	16	175	9.1%	13.4%	16.5%	15.9%
% of FP17s for the same patient ID Re-attending between 3 & 9 months - Children	465	623	74.6%	63.4%	59.6%	58.0%
% of FP17s for the same patient ID Re-attending between 3 & 9 months - Adults	84	175	48.0%	55.0%	52.8%	50.5%
% of FP17s for Band 1 Urgent Courses	26	751	3.5%	7.3%	9.1%	9.0%
% of FP17s Relating to Free Repair or Replacements	0	751	0.0%	0.9%	1.0%	0.8%
% of FP17s Relating to Continuations	9	751	1.2%	1.2%	1.2%	1.1%
% of Patients satisfied with the dentistry they have received	1	1	N/A	92.0%	91.6%	91.5%
% of Patients satisfied with the time they had to wait for an appointment	1	1	N/A	88.4%	88.3%	87.9%

* This is based on patients treated on this contract for their most recent course of treatment. Figures in italics indicate the base number of FP17s or Patient Questionnaire responses are less than 100. N/A is shown where the base number of responses is less than 10 during the period. % is calculated as Quantity/Base number*100

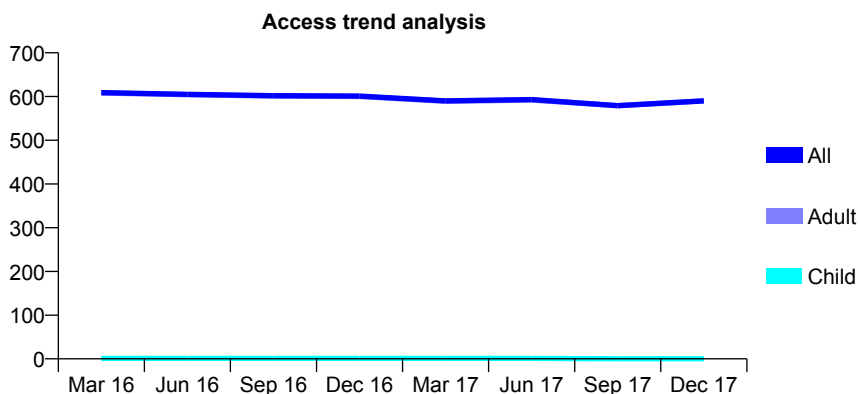
Q50 - Vital Signs At a Glance Contract Report for 577308/0001 - December 2017

Name or company name	MR BR DAVIES
Contract type name	GDS Contract
Purpose of contract	General
Contract start date	01/04/2006
Contract end date	

17/18 Contracted general activity (UDA)	4,000
Carry forward general activity (UDA)	0
17/18 Contracted orthodontic activity (UOA)	0
Carry forward orthodontic activity (UOA)	0
Baseline contract value	£170,895.42

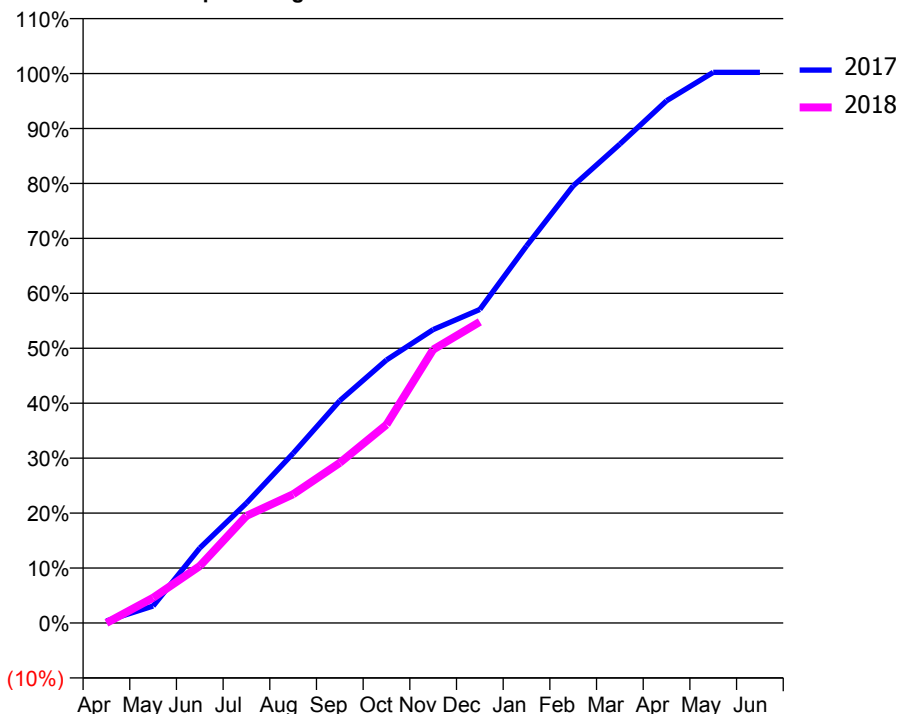
ACCESS*

Patients seen in 24 months	Total	Change since previous quarter
Quarter ending December 2016	601	
Quarter ending March 2017	590	↓
Quarter ending June 2017	593	→
Quarter ending September 2017	579	↓
Quarter ending December 2017	590	→
Variance since December 2016	(1.8%)	↓



ACTIVITY

Cumulative percentage of contracted UDA delivered 2017 & 2018



Month	Adjusted Scheduled Activity (UDA)	
	2017	2018
April	15	0
May	124	184
June	546	415
July	873	780
August	1,235	937
September	1,619	1,166
October	1,915	1,444
November	2,136	1,990
December	2,283	2,192
January	2,745	
February	3,182	
March	3,486	
April	3,802	
May	4,008	
June	4,008	

QUALITY

	Quantity	Base Number	Contract	AT	Region	England
% of FP17s for the same patient ID Re-attending within 3 months - Children	0	0	N/A	9.8%	12.9%	12.0%
% of FP17s for the same patient ID Re-attending within 3 months - Adults	5	259	1.9%	13.4%	16.5%	15.9%
% of FP17s for the same patient ID Re-attending between 3 & 9 months - Children	0	0	N/A	63.4%	59.6%	58.0%
% of FP17s for the same patient ID Re-attending between 3 & 9 months - Adults	12	259	4.6%	55.0%	52.8%	50.5%
% of FP17s for Band 1 Urgent Courses	0	210	0.0%	7.3%	9.1%	9.0%
% of FP17s Relating to Free Repair or Replacements	0	210	0.0%	0.9%	1.0%	0.8%
% of FP17s Relating to Continuations	0	210	0.0%	1.2%	1.2%	1.1%
% of Patients satisfied with the dentistry they have received	1	2	N/A	92.0%	91.6%	91.5%
% of Patients satisfied with the time they had to wait for an appointment	2	2	N/A	88.4%	88.3%	87.9%

* This is based on patients treated on this contract for their most recent course of treatment. Figures in italics indicate the base number of FP17s or Patient Questionnaire responses are less than 100. N/A is shown where the base number of responses is less than 10 during the period. % is calculated as Quantity/Base number*100

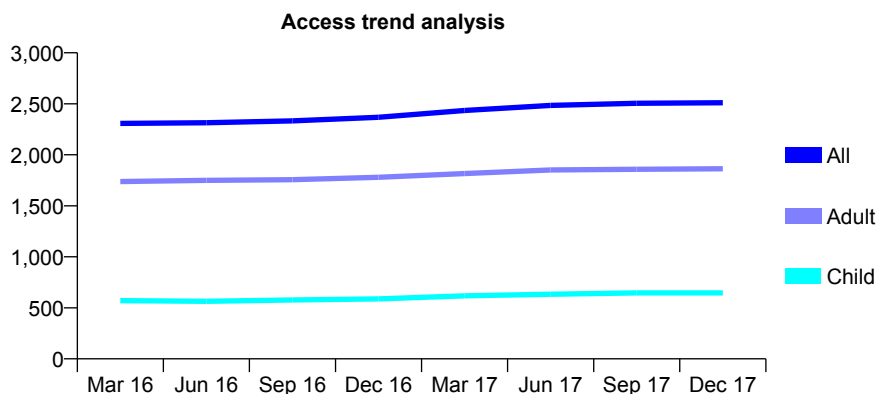
Q50 - Vital Signs At a Glance Contract Report for 610194/0001 - December 2017

Name or company name	MISS C DURNING
Contract type name	GDS Contract
Purpose of contract	General
Contract start date	01/01/2013
Contract end date	

17/18 Contracted general activity (UDA)	7,098
Carry forward general activity (UDA)	0
17/18 Contracted orthodontic activity (UOA)	0
Carry forward orthodontic activity (UOA)	0
Baseline contract value	£185,131.51

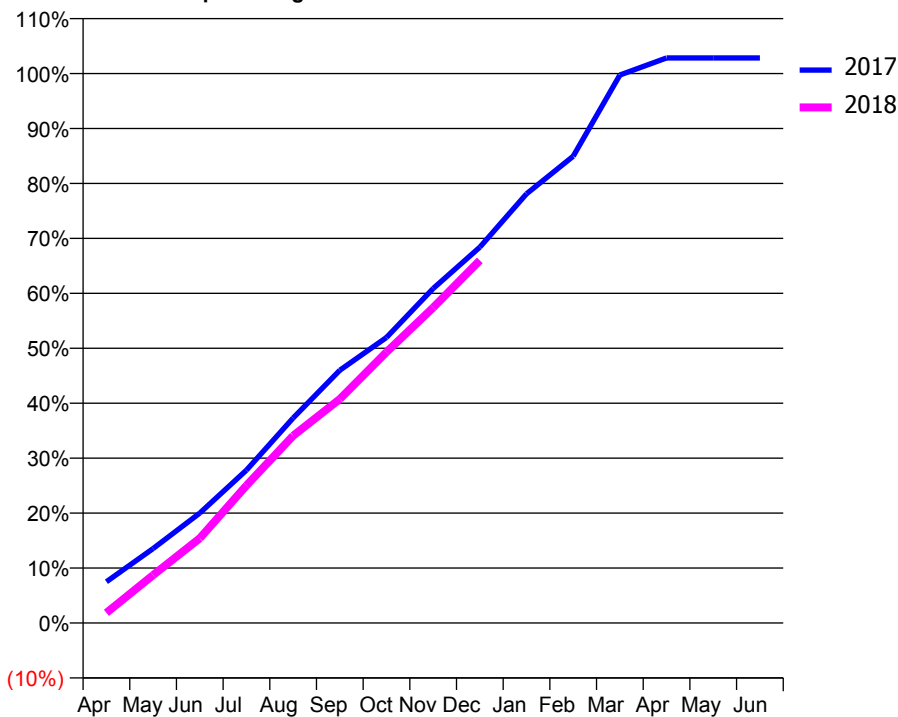
ACCESS*

Patients seen in 24 months	Total	Change since previous quarter
Quarter ending December 2016	2,368	
Quarter ending March 2017	2,434	↑
Quarter ending June 2017	2,484	↑
Quarter ending September 2017	2,505	→
Quarter ending December 2017	2,510	→
Variance since December 2016	6.0%	↑



ACTIVITY

Cumulative percentage of contracted UDA delivered 2017 & 2018



Month	Adjusted Scheduled Activity (UDA)	
	2017	2018
April	534	133
May	963	618
June	1,420	1,094
July	1,975	1,777
August	2,649	2,419
September	3,264	2,893
October	3,688	3,499
November	4,321	4,074
December	4,854	4,685
January	5,544	
February	6,030	
March	7,078	
April	7,298	
May	7,298	
June	7,298	

QUALITY

	Quantity	Base Number	Contract	AT	Region	England
% of FP17s for the same patient ID Re-attending within 3 months - Children	73	781	9.3%	9.8%	12.9%	12.0%
% of FP17s for the same patient ID Re-attending within 3 months - Adults	302	2,087	14.5%	13.4%	16.5%	15.9%
% of FP17s for the same patient ID Re-attending between 3 & 9 months - Children	521	781	66.7%	63.4%	59.6%	58.0%
% of FP17s for the same patient ID Re-attending between 3 & 9 months - Adults	1,262	2,087	60.5%	55.0%	52.8%	50.5%
% of FP17s for Band 1 Urgent Courses	194	2,749	7.1%	7.3%	9.1%	9.0%
% of FP17s Relating to Free Repair or Replacements	23	2,749	0.8%	0.9%	1.0%	0.8%
% of FP17s Relating to Continuations	61	2,749	2.2%	1.2%	1.2%	1.1%
% of Patients satisfied with the dentistry they have received	2	3	N/A	92.0%	91.6%	91.5%
% of Patients satisfied with the time they had to wait for an appointment	3	3	N/A	88.4%	88.3%	87.9%

* This is based on patients treated on this contract for their most recent course of treatment. Figures in italics indicate the base number of FP17s or Patient Questionnaire responses are less than 100. N/A is shown where the base number of responses is less than 10 during the period. % is calculated as Quantity/Base number*100

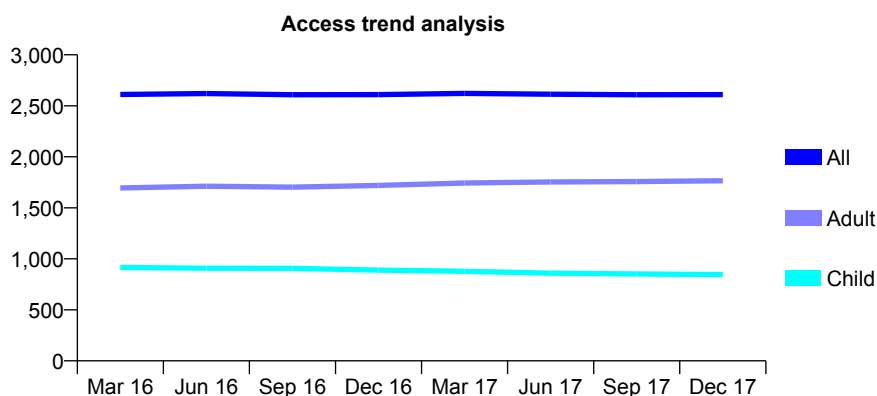
Q50 - Vital Signs At a Glance Contract Report for 618594/0002 - December 2017

Name or company name	Booth, Law, Spence & Maher
Contract type name	GDS Contract
Purpose of contract	General
Contract start date	01/11/2010
Contract end date	

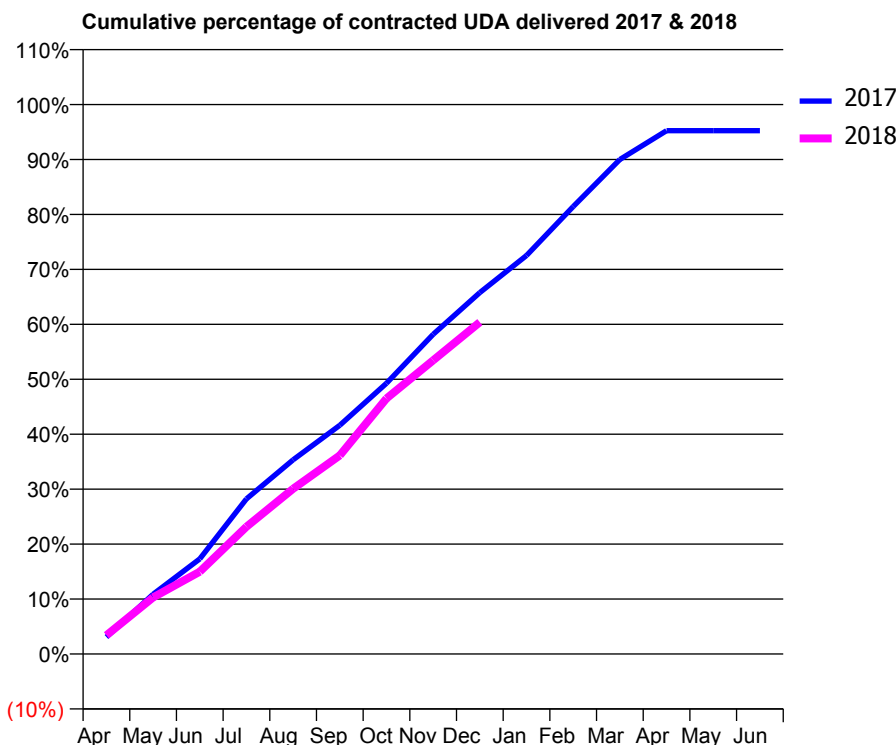
17/18 Contracted general activity (UDA)	7,000
Carry forward general activity (UDA)	0
17/18 Contracted orthodontic activity (UOA)	0
Carry forward orthodontic activity (UOA)	0
Baseline contract value	£203,355.34

ACCESS*

Patients seen in 24 months	Total	Change since previous quarter
Quarter ending December 2016	2,610	
Quarter ending March 2017	2,621	→
Quarter ending June 2017	2,614	→
Quarter ending September 2017	2,609	→
Quarter ending December 2017	2,610	→
Variance since December 2016	0.0%	→



ACTIVITY



Month	Adjusted Scheduled Activity (UDA)	
	2017	2018
April	216	239
May	762	721
June	1,212	1,050
July	1,976	1,622
August	2,474	2,105
September	2,914	2,529
October	3,449	3,255
November	4,073	3,742
December	4,604	4,227
January	5,077	
February	5,700	
March	6,300	
April	6,666	
May	6,666	
June	6,666	

QUALITY

	Quantity	Base Number	Contract	AT	Region	England
% of FP17s for the same patient ID Re-attending within 3 months - Children	68	1,047	6.5%	9.8%	12.9%	12.0%
% of FP17s for the same patient ID Re-attending within 3 months - Adults	315	2,032	15.5%	13.4%	16.5%	15.9%
% of FP17s for the same patient ID Re-attending between 3 & 9 months - Children	756	1,047	72.2%	63.4%	59.6%	58.0%
% of FP17s for the same patient ID Re-attending between 3 & 9 months - Adults	1,327	2,032	65.3%	55.0%	52.8%	50.5%
% of FP17s for Band 1 Urgent Courses	138	2,863	4.8%	7.3%	9.1%	9.0%
% of FP17s Relating to Free Repair or Replacements	0	2,863	0.0%	0.9%	1.0%	0.8%
% of FP17s Relating to Continuations	75	2,863	2.6%	1.2%	1.2%	1.1%
% of Patients satisfied with the dentistry they have received	3	3	N/A	92.0%	91.6%	91.5%
% of Patients satisfied with the time they had to wait for an appointment	3	3	N/A	88.4%	88.3%	87.9%

* This is based on patients treated on this contract for their most recent course of treatment. Figures in italics indicate the base number of FP17s or Patient Questionnaire responses are less than 100. N/A is shown where the base number of responses is less than 10 during the period. % is calculated as Quantity/Base number*100

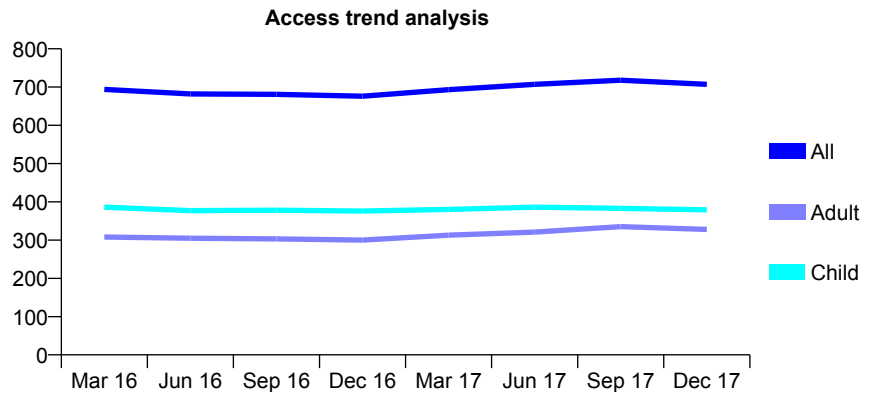
Q50 - Vital Signs At a Glance Contract Report for 620610/0001 - December 2017

Name or company name	MR S OSBORNE
Contract type name	GDS Contract
Purpose of contract	General
Contract start date	01/04/2006
Contract end date	

17/18 Contracted general activity (UDA)	1,600
Carry forward general activity (UDA)	0
17/18 Contracted orthodontic activity (UOA)	0
Carry forward orthodontic activity (UOA)	0
Baseline contract value	£37,050.23

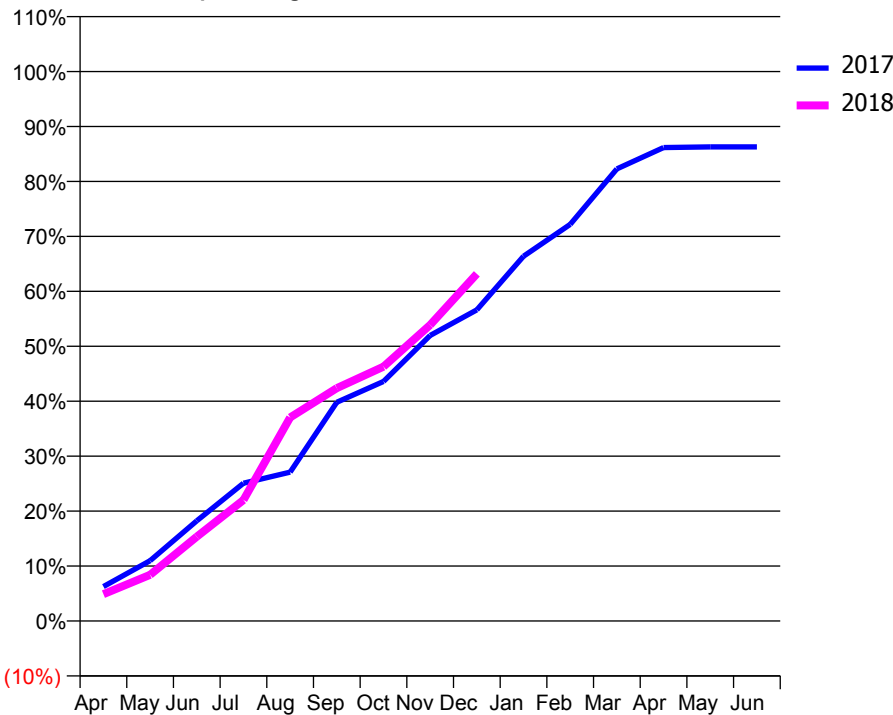
ACCESS*

Patients seen in 24 months	Total	Change since previous quarter
Quarter ending December 2016	676	
Quarter ending March 2017	693	↑
Quarter ending June 2017	707	↑
Quarter ending September 2017	718	→
Quarter ending December 2017	707	↓
Variance since December 2016	4.6%	↑



ACTIVITY

Cumulative percentage of contracted UDA delivered 2017 & 2018



Month	Adjusted Scheduled Activity (UDA)	
	2017	2018
April	100	78
May	176	135
June	292	246
July	401	352
August	433	593
September	637	678
October	698	741
November	831	862
December	906	1,011
January	1,062	
February	1,155	
March	1,316	
April	1,379	
May	1,381	
June	1,381	

QUALITY

	Quantity	Base Number	Contract	AT	Region	England
% of FP17s for the same patient ID Re-attending within 3 months - Children	32	469	6.8%	9.8%	12.9%	12.0%
% of FP17s for the same patient ID Re-attending within 3 months - Adults	24	235	10.2%	13.4%	16.5%	15.9%
% of FP17s for the same patient ID Re-attending between 3 & 9 months - Children	312	469	66.5%	63.4%	59.6%	58.0%
% of FP17s for the same patient ID Re-attending between 3 & 9 months - Adults	117	235	49.8%	55.0%	52.8%	50.5%
% of FP17s for Band 1 Urgent Courses	30	670	4.5%	7.3%	9.1%	9.0%
% of FP17s Relating to Free Repair or Replacements	0	670	0.0%	0.9%	1.0%	0.8%
% of FP17s Relating to Continuations	6	670	0.9%	1.2%	1.2%	1.1%
% of Patients satisfied with the dentistry they have received	2	2	N/A	92.0%	91.6%	91.5%
% of Patients satisfied with the time they had to wait for an appointment	2	2	N/A	88.4%	88.3%	87.9%

* This is based on patients treated on this contract for their most recent course of treatment. Figures in italics indicate the base number of FP17s or Patient Questionnaire responses are less than 100. N/A is shown where the base number of responses is less than 10 during the period. % is calculated as Quantity/Base number*100

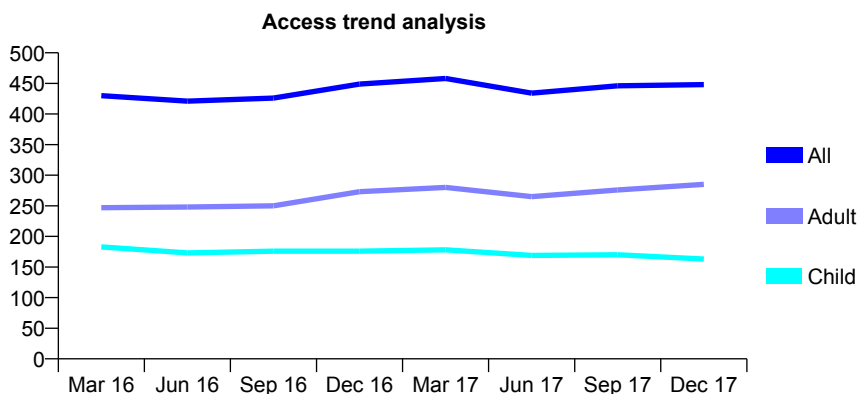
Q50 - Vital Signs At a Glance Contract Report for 632201/0001 - December 2017

Name or company name	MRS FC HEYLINGS
Contract type name	GDS Contract
Purpose of contract	General
Contract start date	01/04/2006
Contract end date	

17/18 Contracted general activity (UDA)	960
Carry forward general activity (UDA)	0
17/18 Contracted orthodontic activity (UOA)	0
Carry forward orthodontic activity (UOA)	0
Baseline contract value	£24,032.15

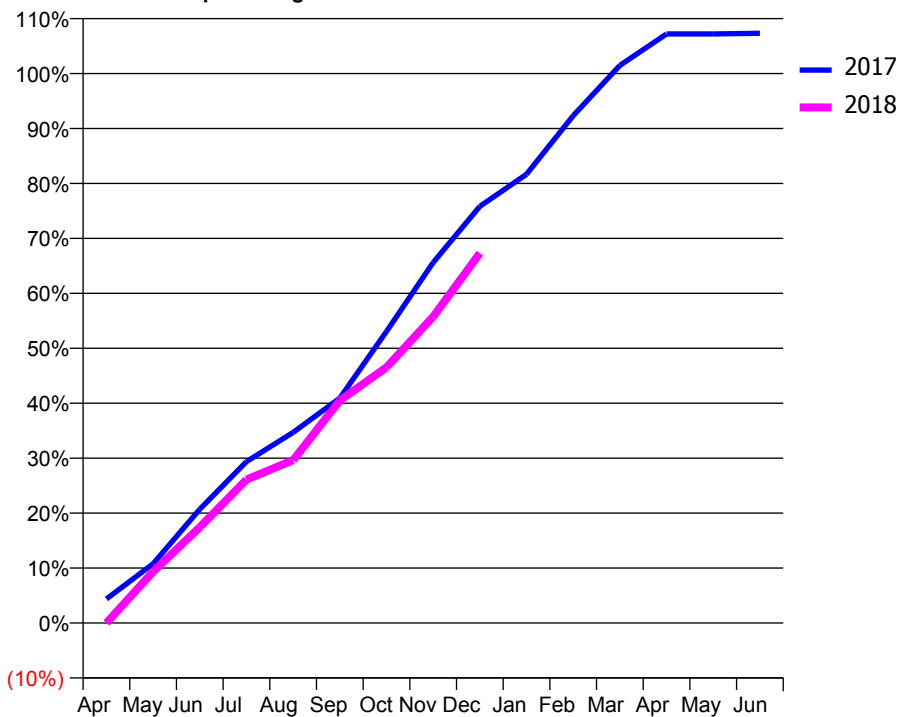
ACCESS*

Patients seen in 24 months	Total	Change since previous quarter
Quarter ending December 2016	449	
Quarter ending March 2017	458	↑
Quarter ending June 2017	434	↓
Quarter ending September 2017	446	↑
Quarter ending December 2017	448	→
Variance since December 2016	(0.2%)	→



ACTIVITY

Cumulative percentage of contracted UDA delivered 2017 & 2018



Month	Adjusted Scheduled Activity (UDA)	
	2017	2018
April	42	0
May	104	90
June	199	167
July	282	251
August	333	285
September	393	389
October	509	447
November	630	535
December	728	646
January	784	
February	886	
March	974	
April	1,029	
May	1,029	
June	1,030	

QUALITY

	Quantity	Base Number	Contract	AT	Region	England
% of FP17s for the same patient ID Re-attending within 3 months - Children	5	145	3.4%	9.8%	12.9%	12.0%
% of FP17s for the same patient ID Re-attending within 3 months - Adults	34	273	12.5%	13.4%	16.5%	15.9%
% of FP17s for the same patient ID Re-attending between 3 & 9 months - Children	87	145	60.0%	63.4%	59.6%	58.0%
% of FP17s for the same patient ID Re-attending between 3 & 9 months - Adults	135	273	49.5%	55.0%	52.8%	50.5%
% of FP17s for Band 1 Urgent Courses	16	391	4.1%	7.3%	9.1%	9.0%
% of FP17s Relating to Free Repair or Replacements	0	391	0.0%	0.9%	1.0%	0.8%
% of FP17s Relating to Continuations	0	391	0.0%	1.2%	1.2%	1.1%
% of Patients satisfied with the dentistry they have received	1	1	N/A	92.0%	91.6%	91.5%
% of Patients satisfied with the time they had to wait for an appointment	1	1	N/A	88.4%	88.3%	87.9%

* This is based on patients treated on this contract for their most recent course of treatment. Figures in italics indicate the base number of FP17s or Patient Questionnaire responses are less than 100. N/A is shown where the base number of responses is less than 10 during the period. % is calculated as Quantity/Base number*100

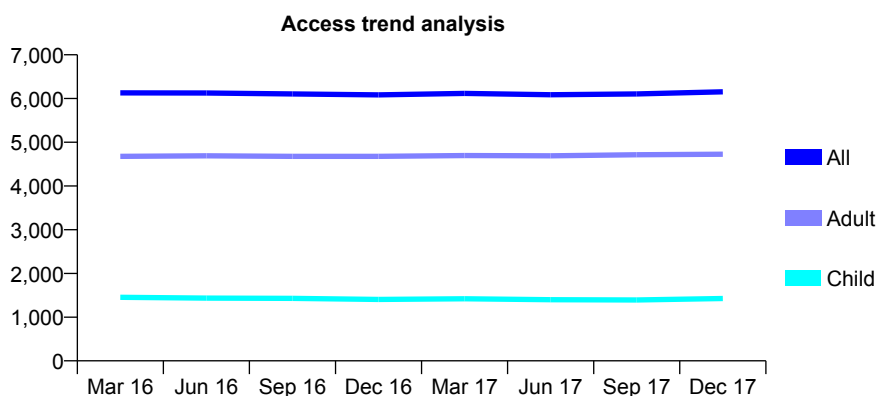
Q50 - Vital Signs At a Glance Contract Report for 638536/0001 - December 2017

Name or company name	MR B WILSON
Contract type name	GDS Contract
Purpose of contract	General
Contract start date	01/04/2006
Contract end date	

17/18 Contracted general activity (UDA)	27,839
Carry forward general activity (UDA)	0
17/18 Contracted orthodontic activity (UOA)	0
Carry forward orthodontic activity (UOA)	0
Baseline contract value	£586,336.56

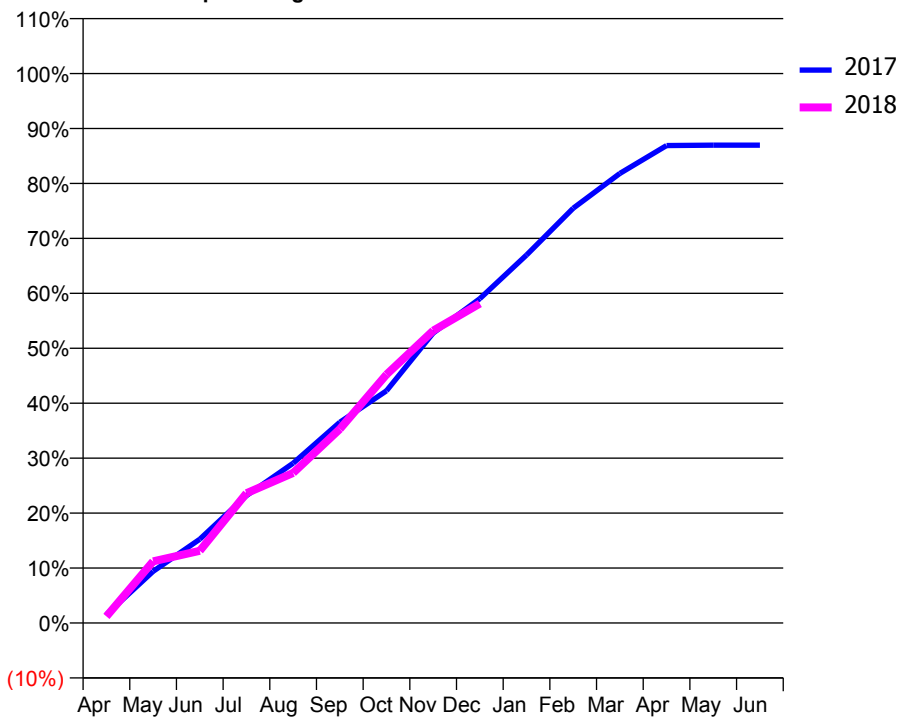
ACCESS*

Patients seen in 24 months	Total	Change since previous quarter
Quarter ending December 2016	6,083	
Quarter ending March 2017	6,117	→
Quarter ending June 2017	6,088	→
Quarter ending September 2017	6,105	→
Quarter ending December 2017	6,154	→
Variance since December 2016	1.2%	→



ACTIVITY

Cumulative percentage of contracted UDA delivered 2017 & 2018



Month	Adjusted Scheduled Activity (UDA)	
	2017	2018
April	430	334
May	2,619	3,122
June	4,249	3,658
July	6,455	6,574
August	8,099	7,606
September	10,174	9,826
October	11,766	12,588
November	14,693	14,811
December	16,431	16,181
January	18,639	
February	21,014	
March	22,778	
April	24,192	
May	24,206	
June	24,210	

QUALITY

	Quantity	Base Number	Contract	AT	Region	England
% of FP17s for the same patient ID Re-attending within 3 months - Children	140	1,700	8.2%	9.8%	12.9%	12.0%
% of FP17s for the same patient ID Re-attending within 3 months - Adults	839	5,624	14.9%	13.4%	16.5%	15.9%
% of FP17s for the same patient ID Re-attending between 3 & 9 months - Children	1,139	1,700	67.0%	63.4%	59.6%	58.0%
% of FP17s for the same patient ID Re-attending between 3 & 9 months - Adults	3,712	5,624	66.0%	55.0%	52.8%	50.5%
% of FP17s for Band 1 Urgent Courses	163	6,720	2.4%	7.3%	9.1%	9.0%
% of FP17s Relating to Free Repair or Replacements	295	6,720	4.4%	0.9%	1.0%	0.8%
% of FP17s Relating to Continuations	125	6,720	1.9%	1.2%	1.2%	1.1%
% of Patients satisfied with the dentistry they have received	36	39	92.3%	92.0%	91.6%	91.5%
% of Patients satisfied with the time they had to wait for an appointment	38	39	97.4%	88.4%	88.3%	87.9%

* This is based on patients treated on this contract for their most recent course of treatment. Figures in italics indicate the base number of FP17s or Patient Questionnaire responses are less than 100. N/A is shown where the base number of responses is less than 10 during the period. % is calculated as Quantity/Base number*100

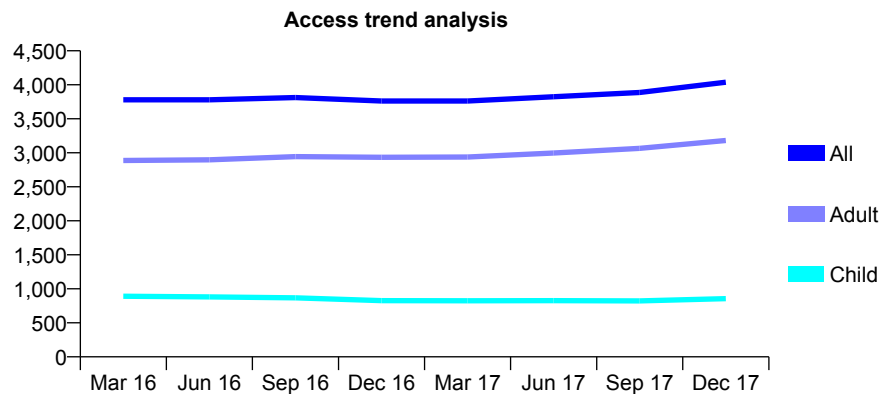
Q50 - Vital Signs At a Glance Contract Report for 643173/0001 - December 2017

Name or company name	The White House Dental Practice
Contract type name	GDS Contract
Purpose of contract	General
Contract start date	01/04/2006
Contract end date	

17/18 Contracted general activity (UDA)	19,500
Carry forward general activity (UDA)	0
17/18 Contracted orthodontic activity (UOA)	0
Carry forward orthodontic activity (UOA)	0
Baseline contract value	£660,045.95

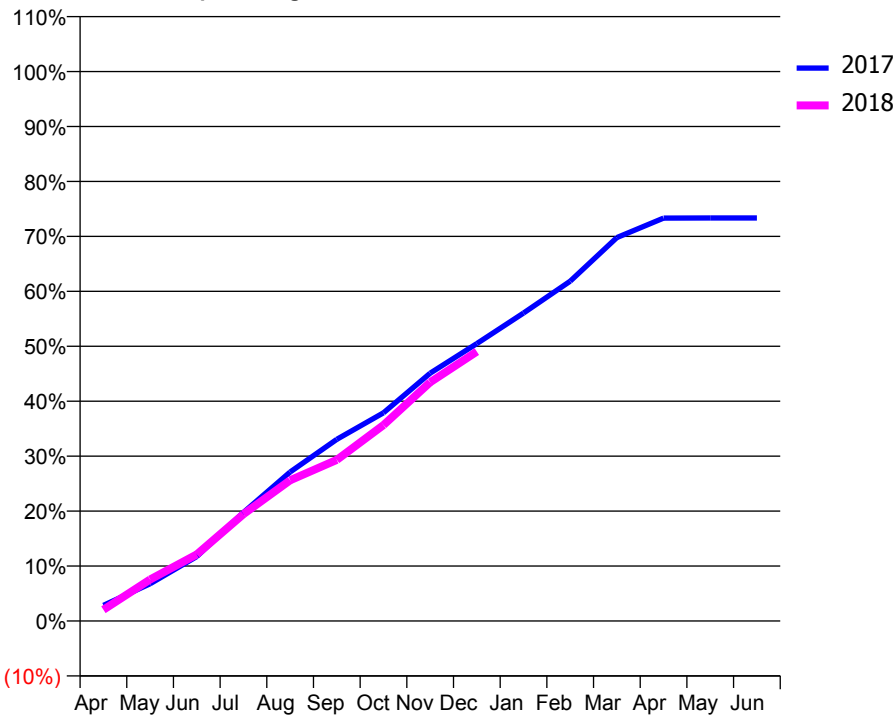
ACCESS*

Patients seen in 24 months	Total	Change since previous quarter
Quarter ending December 2016	3,762	
Quarter ending March 2017	3,762	→
Quarter ending June 2017	3,824	→
Quarter ending September 2017	3,887	→
Quarter ending December 2017	4,038	↑
Variance since December 2016	7.3%	↑



ACTIVITY

Cumulative percentage of contracted UDA delivered 2017 & 2018



Month	Adjusted Scheduled Activity (UDA)	
	2017	2018
April	556	401
May	1,321	1,475
June	2,286	2,363
July	3,854	3,792
August	5,290	4,994
September	6,449	5,717
October	7,391	6,954
November	8,792	8,474
December	9,844	9,561
January	10,927	
February	12,061	
March	13,606	
April	14,297	
May	14,302	
June	14,303	

QUALITY

	Quantity	Base Number	Contract	AT	Region	England
% of FP17s for the same patient ID Re-attending within 3 months - Children	66	900	7.3%	9.8%	12.9%	12.0%
% of FP17s for the same patient ID Re-attending within 3 months - Adults	425	3,156	13.5%	13.4%	16.5%	15.9%
% of FP17s for the same patient ID Re-attending between 3 & 9 months - Children	536	900	59.6%	63.4%	59.6%	58.0%
% of FP17s for the same patient ID Re-attending between 3 & 9 months - Adults	1,787	3,156	56.6%	55.0%	52.8%	50.5%
% of FP17s for Band 1 Urgent Courses	429	3,808	11.3%	7.3%	9.1%	9.0%
% of FP17s Relating to Free Repair or Replacements	66	3,808	1.7%	0.9%	1.0%	0.8%
% of FP17s Relating to Continuations	72	3,808	1.9%	1.2%	1.2%	1.1%
% of Patients satisfied with the dentistry they have received	5	6	N/A	92.0%	91.6%	91.5%
% of Patients satisfied with the time they had to wait for an appointment	4	6	N/A	88.4%	88.3%	87.9%

* This is based on patients treated on this contract for their most recent course of treatment. Figures in italics indicate the base number of FP17s or Patient Questionnaire responses are less than 100. N/A is shown where the base number of responses is less than 10 during the period. % is calculated as Quantity/Base number*100

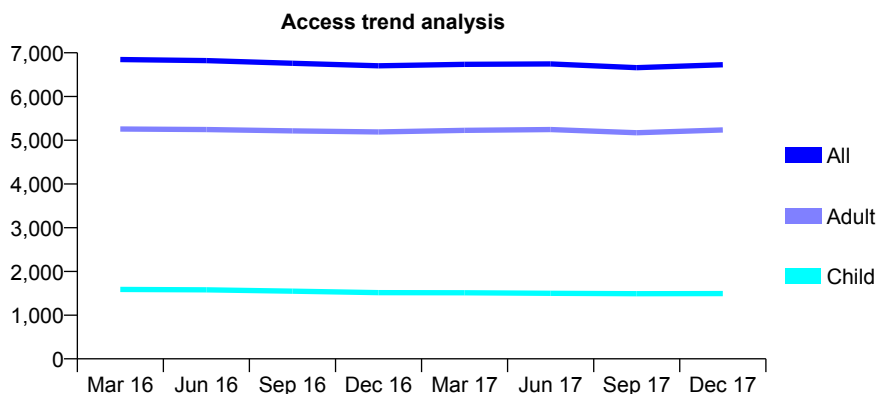
Q50 - Vital Signs At a Glance Contract Report for 643181/0002 - December 2017

Name or company name	MR RP BERRY
Contract type name	GDS Contract
Purpose of contract	General
Contract start date	01/04/2006
Contract end date	

17/18 Contracted general activity (UDA)	17,500
Carry forward general activity (UDA)	0
17/18 Contracted orthodontic activity (UOA)	0
Carry forward orthodontic activity (UOA)	0
Baseline contract value	£527,244.61

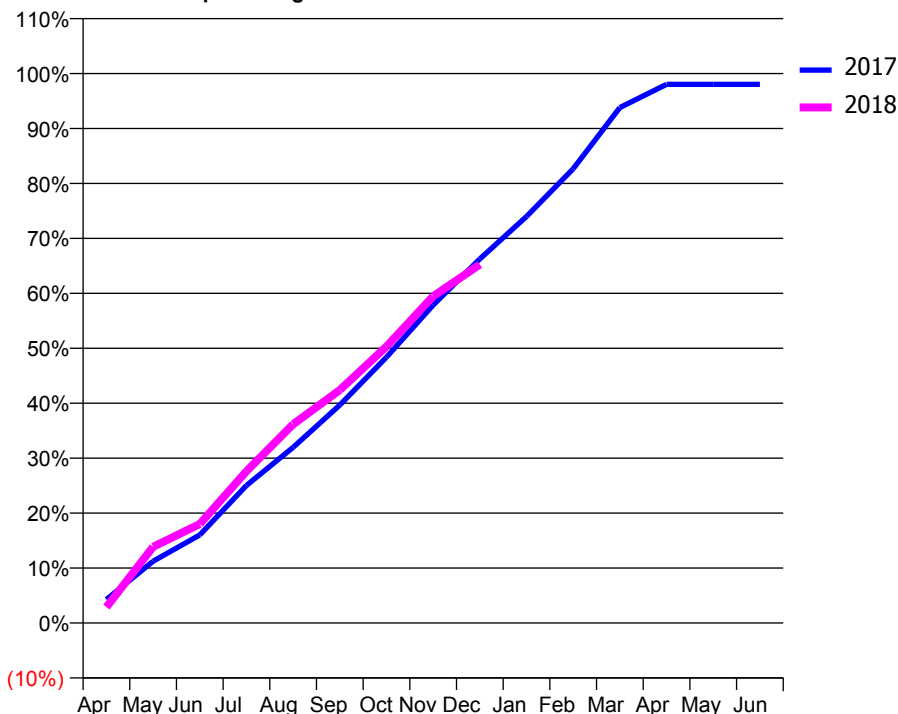
ACCESS*

Patients seen in 24 months	Total	Change since previous quarter
Quarter ending December 2016	6,703	
Quarter ending March 2017	6,737	→
Quarter ending June 2017	6,746	→
Quarter ending September 2017	6,661	↓
Quarter ending December 2017	6,728	→
Variance since December 2016	0.4%	→



ACTIVITY

Cumulative percentage of contracted UDA delivered 2017 & 2018



Month	Adjusted Scheduled Activity (UDA)	
	2017	2018
April	750	508
May	1,967	2,426
June	2,803	3,153
July	4,382	4,835
August	5,594	6,331
September	6,943	7,422
October	8,467	8,806
November	10,125	10,406
December	11,595	11,417
January	12,947	
February	14,468	
March	16,415	
April	17,155	
May	17,153	
June	17,156	

QUALITY

	Quantity	Base Number	Contract	AT	Region	England
% of FP17s for the same patient ID Re-attending within 3 months - Children	105	1,732	6.1%	9.8%	12.9%	12.0%
% of FP17s for the same patient ID Re-attending within 3 months - Adults	729	5,606	13.0%	13.4%	16.5%	15.9%
% of FP17s for the same patient ID Re-attending between 3 & 9 months - Children	1,184	1,732	68.4%	63.4%	59.6%	58.0%
% of FP17s for the same patient ID Re-attending between 3 & 9 months - Adults	3,017	5,606	53.8%	55.0%	52.8%	50.5%
% of FP17s for Band 1 Urgent Courses	522	5,824	9.0%	7.3%	9.1%	9.0%
% of FP17s Relating to Free Repair or Replacements	41	5,824	0.7%	0.9%	1.0%	0.8%
% of FP17s Relating to Continuations	36	5,824	0.6%	1.2%	1.2%	1.1%
% of Patients satisfied with the dentistry they have received	43	46	93.5%	92.0%	91.6%	91.5%
% of Patients satisfied with the time they had to wait for an appointment	42	46	91.3%	88.4%	88.3%	87.9%

* This is based on patients treated on this contract for their most recent course of treatment. Figures in italics indicate the base number of FP17s or Patient Questionnaire responses are less than 100. N/A is shown where the base number of responses is less than 10 during the period. % is calculated as Quantity/Base number*100

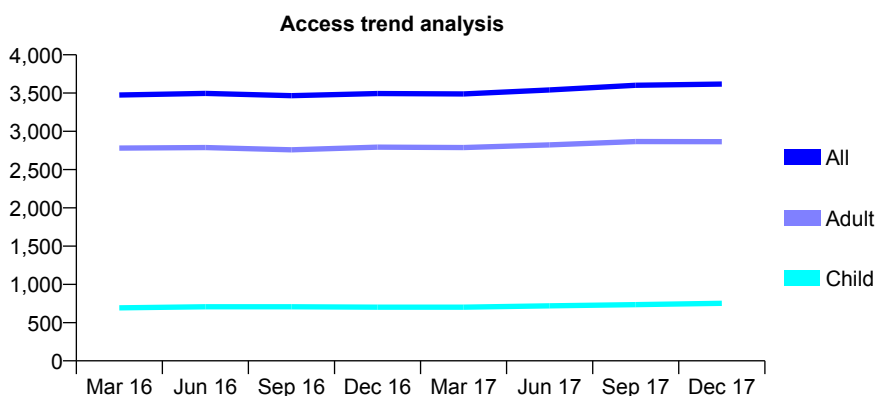
Q50 - Vital Signs At a Glance Contract Report for 648647/0001 - December 2017

Name or company name	Dental Design Studio
Contract type name	GDS Contract
Purpose of contract	General
Contract start date	01/04/2006
Contract end date	

17/18 Contracted general activity (UDA)	8,752
Carry forward general activity (UDA)	0
17/18 Contracted orthodontic activity (UOA)	0
Carry forward orthodontic activity (UOA)	0
Baseline contract value	£272,473.82

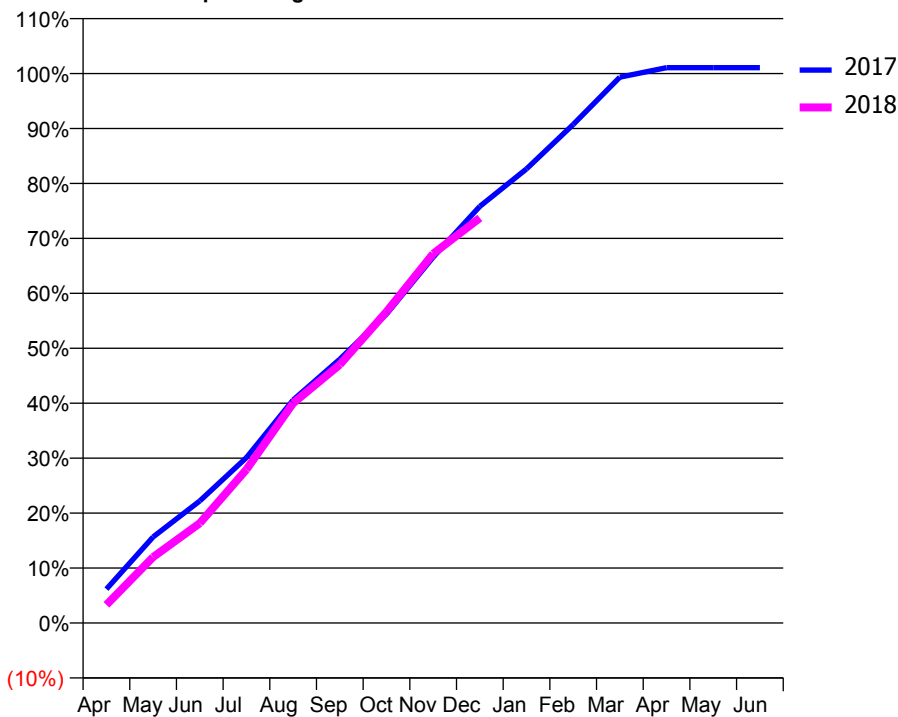
ACCESS*

Patients seen in 24 months	Total	Change since previous quarter
Quarter ending December 2016	3,494	
Quarter ending March 2017	3,489	→
Quarter ending June 2017	3,541	→
Quarter ending September 2017	3,601	→
Quarter ending December 2017	3,617	→
Variance since December 2016	3.5%	↑



ACTIVITY

Cumulative percentage of contracted UDA delivered 2017 & 2018



QUALITY

	Quantity	Base Number	Contract	AT	Region	England
% of FP17s for the same patient ID Re-attending within 3 months - Children	15	865	1.7%	9.8%	12.9%	12.0%
% of FP17s for the same patient ID Re-attending within 3 months - Adults	157	2,607	6.0%	13.4%	16.5%	15.9%
% of FP17s for the same patient ID Re-attending between 3 & 9 months - Children	587	865	67.9%	63.4%	59.6%	58.0%
% of FP17s for the same patient ID Re-attending between 3 & 9 months - Adults	695	2,607	26.7%	55.0%	52.8%	50.5%
% of FP17s for Band 1 Urgent Courses	48	3,372	1.4%	7.3%	9.1%	9.0%
% of FP17s Relating to Free Repair or Replacements	4	3,372	0.1%	0.9%	1.0%	0.8%
% of FP17s Relating to Continuations	17	3,372	0.5%	1.2%	1.2%	1.1%
% of Patients satisfied with the dentistry they have received	7	7	N/A	92.0%	91.6%	91.5%
% of Patients satisfied with the time they had to wait for an appointment	7	7	N/A	88.4%	88.3%	87.9%

* This is based on patients treated on this contract for their most recent course of treatment. Figures in italics indicate the base number of FP17s or Patient Questionnaire responses are less than 100. N/A is shown where the base number of responses is less than 10 during the period. % is calculated as Quantity/Base number*100

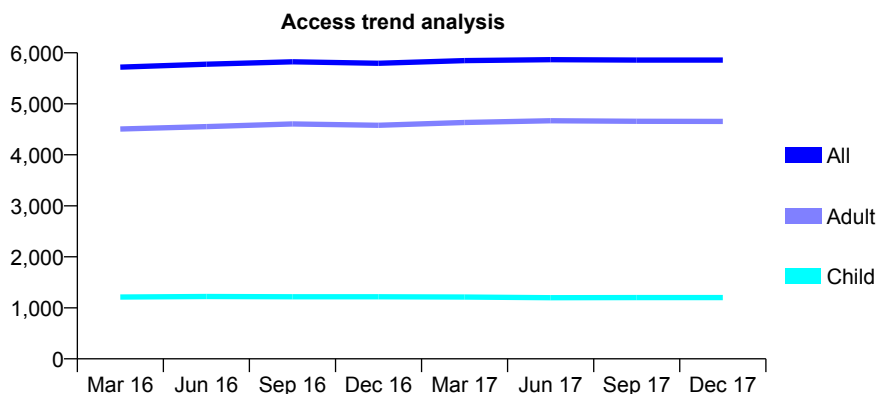
Q50 - Vital Signs At a Glance Contract Report for 651311/0001 - December 2017

Name or company name	MR MA AMOS
Contract type name	GDS Contract
Purpose of contract	General
Contract start date	01/04/2006
Contract end date	

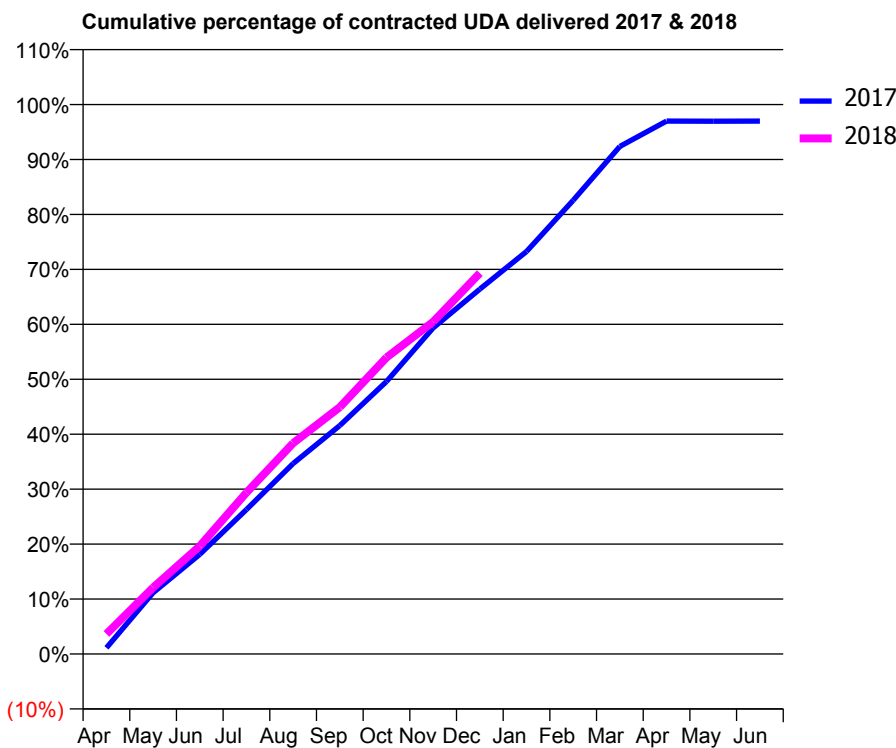
17/18 Contracted general activity (UDA)	14,800
Carry forward general activity (UDA)	0
17/18 Contracted orthodontic activity (UOA)	0
Carry forward orthodontic activity (UOA)	0
Baseline contract value	£346,269.66

ACCESS*

Patients seen in 24 months	Total	Change since previous quarter
Quarter ending December 2016	5,796	
Quarter ending March 2017	5,847	→
Quarter ending June 2017	5,866	→
Quarter ending September 2017	5,858	→
Quarter ending December 2017	5,858	→
Variance since December 2016	1.1%	→



ACTIVITY



Month	Adjusted Scheduled Activity (UDA)	
	2017	2018
April	169	541
May	1,650	1,790
June	2,686	2,907
July	3,891	4,346
August	5,132	5,681
September	6,155	6,651
October	7,338	7,985
November	8,783	8,947
December	9,828	10,258
January	10,842	
February	12,220	
March	13,669	
April	14,353	
May	14,351	
June	14,352	

QUALITY

	Quantity	Base Number	Contract	AT	Region	England
% of FP17s for the same patient ID Re-attending within 3 months - Children	173	1,645	10.5%	9.8%	12.9%	12.0%
% of FP17s for the same patient ID Re-attending within 3 months - Adults	752	5,267	14.3%	13.4%	16.5%	15.9%
% of FP17s for the same patient ID Re-attending between 3 & 9 months - Children	1,158	1,645	70.4%	63.4%	59.6%	58.0%
% of FP17s for the same patient ID Re-attending between 3 & 9 months - Adults	2,943	5,267	55.9%	55.0%	52.8%	50.5%
% of FP17s for Band 1 Urgent Courses	212	5,708	3.7%	7.3%	9.1%	9.0%
% of FP17s Relating to Free Repair or Replacements	55	5,708	1.0%	0.9%	1.0%	0.8%
% of FP17s Relating to Continuations	56	5,708	1.0%	1.2%	1.2%	1.1%
% of Patients satisfied with the dentistry they have received	19	20	95.0%	92.0%	91.6%	91.5%
% of Patients satisfied with the time they had to wait for an appointment	19	20	95.0%	88.4%	88.3%	87.9%

* This is based on patients treated on this contract for their most recent course of treatment. Figures in italics indicate the base number of FP17s or Patient Questionnaire responses are less than 100. N/A is shown where the base number of responses is less than 10 during the period. % is calculated as Quantity/Base number*100

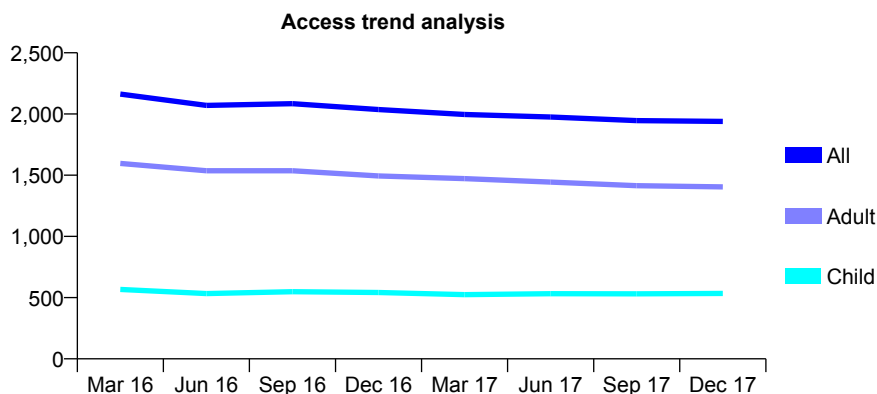
Q50 - Vital Signs At a Glance Contract Report for 651788/0001 - December 2017

Name or company name	MR A MOHAGH
Contract type name	GDS Contract
Purpose of contract	General
Contract start date	01/04/2006
Contract end date	

17/18 Contracted general activity (UDA)	5,051
Carry forward general activity (UDA)	0
17/18 Contracted orthodontic activity (UOA)	0
Carry forward orthodontic activity (UOA)	0
Baseline contract value	£129,571.50

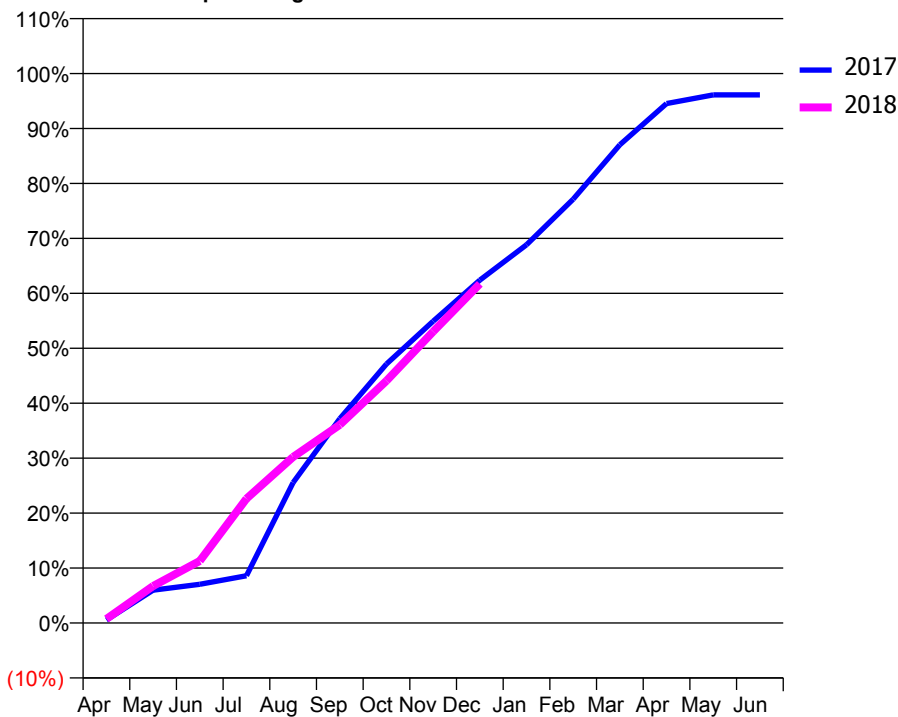
ACCESS*

Patients seen in 24 months	Total	Change since previous quarter
Quarter ending December 2016	2,036	
Quarter ending March 2017	1,996	↓
Quarter ending June 2017	1,976	↓
Quarter ending September 2017	1,946	↓
Quarter ending December 2017	1,939	→
Variance since December 2016	(4.8%)	↓



ACTIVITY

Cumulative percentage of contracted UDA delivered 2017 & 2018



Month	Adjusted Scheduled Activity (UDA)	
	2017	2018
April	27	37
May	302	340
June	357	571
July	435	1,143
August	1,291	1,527
September	1,879	1,822
October	2,380	2,227
November	2,775	2,679
December	3,152	3,117
January	3,476	
February	3,895	
March	4,397	
April	4,774	
May	4,855	
June	4,855	

QUALITY

	Quantity	Base Number	Contract	AT	Region	England
% of FP17s for the same patient ID Re-attending within 3 months - Children	77	624	12.3%	9.8%	12.9%	12.0%
% of FP17s for the same patient ID Re-attending within 3 months - Adults	82	1,052	7.8%	13.4%	16.5%	15.9%
% of FP17s for the same patient ID Re-attending between 3 & 9 months - Children	331	624	53.0%	63.4%	59.6%	58.0%
% of FP17s for the same patient ID Re-attending between 3 & 9 months - Adults	370	1,052	35.2%	55.0%	52.8%	50.5%
% of FP17s for Band 1 Urgent Courses	103	1,521	6.8%	7.3%	9.1%	9.0%
% of FP17s Relating to Free Repair or Replacements	2	1,521	0.1%	0.9%	1.0%	0.8%
% of FP17s Relating to Continuations	0	1,521	0.0%	1.2%	1.2%	1.1%
% of Patients satisfied with the dentistry they have received	7	8	N/A	92.0%	91.6%	91.5%
% of Patients satisfied with the time they had to wait for an appointment	7	8	N/A	88.4%	88.3%	87.9%

* This is based on patients treated on this contract for their most recent course of treatment. Figures in italics indicate the base number of FP17s or Patient Questionnaire responses are less than 100. N/A is shown where the base number of responses is less than 10 during the period. % is calculated as Quantity/Base number*100

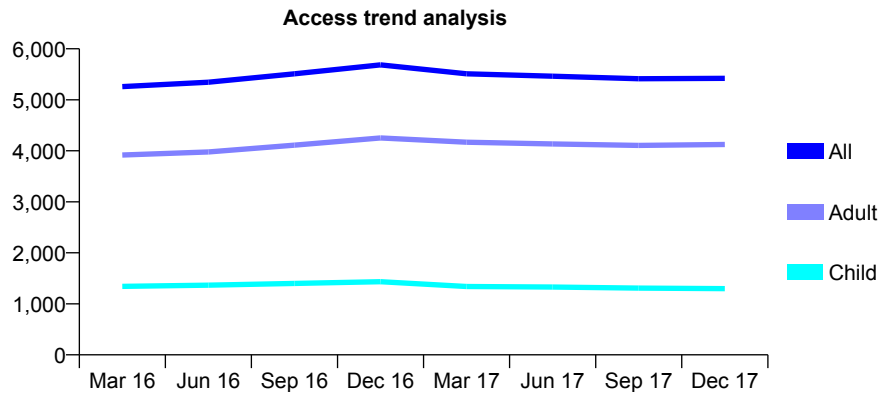
Q50 - Vital Signs At a Glance Contract Report for 678473/0001 - December 2017

Name or company name	MR TJ SPENCE
Contract type name	GDS Contract
Purpose of contract	General
Contract start date	01/04/2006
Contract end date	

17/18 Contracted general activity (UDA)	16,050
Carry forward general activity (UDA)	0
17/18 Contracted orthodontic activity (UOA)	0
Carry forward orthodontic activity (UOA)	0
Baseline contract value	£451,509.89

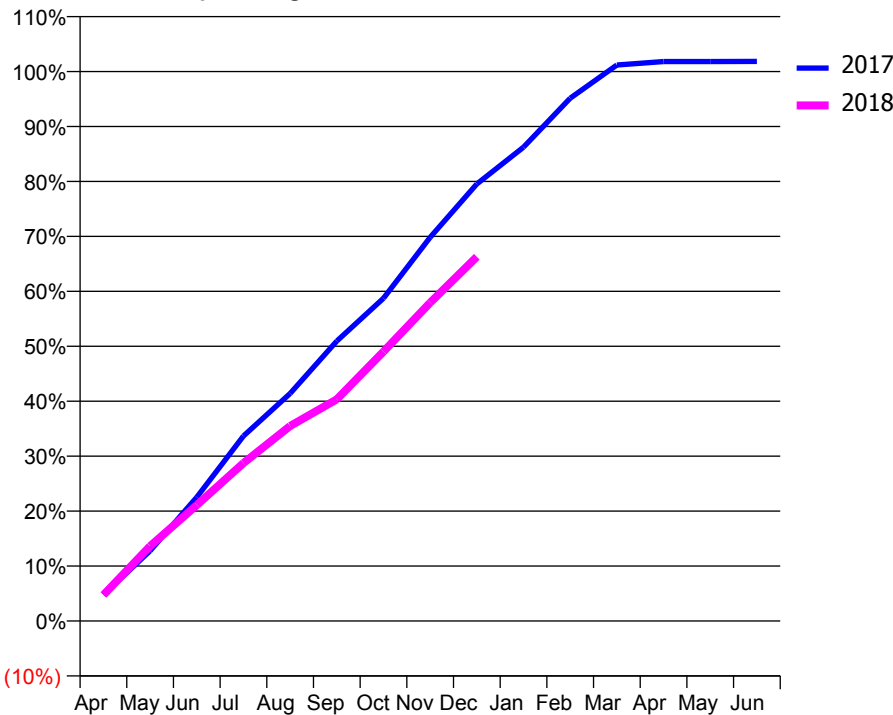
ACCESS*

Patients seen in 24 months	Total	Change since previous quarter
Quarter ending December 2016	5,686	
Quarter ending March 2017	5,509	↓
Quarter ending June 2017	5,464	→
Quarter ending September 2017	5,414	→
Quarter ending December 2017	5,421	→
Variance since December 2016	(4.7%)	↓



ACTIVITY

Cumulative percentage of contracted UDA delivered 2017 & 2018



Month	Adjusted Scheduled Activity (UDA)	
	2017	2018
April	764	760
May	2,050	2,186
June	3,616	3,387
July	5,406	4,612
August	6,646	5,695
September	8,176	6,475
October	9,429	7,869
November	11,209	9,297
December	12,765	10,638
January	13,838	
February	15,270	
March	16,239	
April	16,339	
May	16,342	
June	16,344	

QUALITY

	Quantity	Base Number	Contract	AT	Region	England
% of FP17s for the same patient ID Re-attending within 3 months - Children	109	1,555	7.0%	9.8%	12.9%	12.0%
% of FP17s for the same patient ID Re-attending within 3 months - Adults	453	4,542	10.0%	13.4%	16.5%	15.9%
% of FP17s for the same patient ID Re-attending between 3 & 9 months - Children	1,094	1,555	70.4%	63.4%	59.6%	58.0%
% of FP17s for the same patient ID Re-attending between 3 & 9 months - Adults	2,992	4,542	65.9%	55.0%	52.8%	50.5%
% of FP17s for Band 1 Urgent Courses	318	6,058	5.2%	7.3%	9.1%	9.0%
% of FP17s Relating to Free Repair or Replacements	53	6,058	0.9%	0.9%	1.0%	0.8%
% of FP17s Relating to Continuations	43	6,058	0.7%	1.2%	1.2%	1.1%
% of Patients satisfied with the dentistry they have received	10	11	90.9%	92.0%	91.6%	91.5%
% of Patients satisfied with the time they had to wait for an appointment	10	11	90.9%	88.4%	88.3%	87.9%

* This is based on patients treated on this contract for their most recent course of treatment. Figures in italics indicate the base number of FP17s or Patient Questionnaire responses are less than 100. N/A is shown where the base number of responses is less than 10 during the period. % is calculated as Quantity/Base number*100

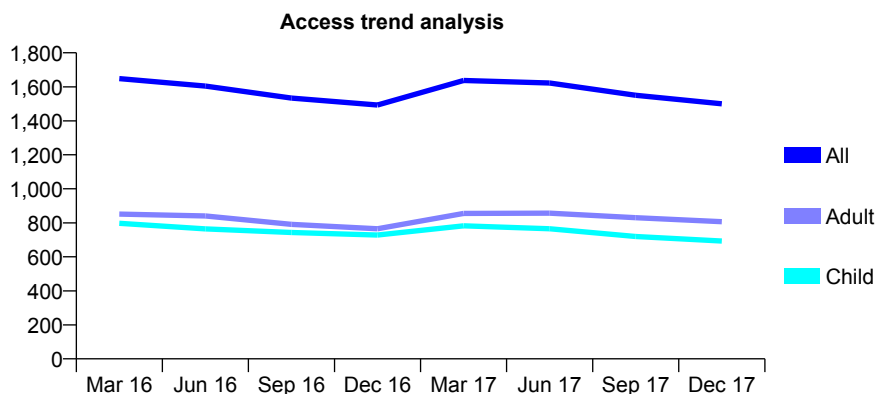
Q50 - Vital Signs At a Glance Contract Report for 678473/0002 - December 2017

Name or company name	MR TJ SPENCE
Contract type name	GDS Contract
Purpose of contract	General
Contract start date	01/04/2006
Contract end date	

17/18 Contracted general activity (UDA)	3,787
Carry forward general activity (UDA)	0
17/18 Contracted orthodontic activity (UOA)	0
Carry forward orthodontic activity (UOA)	0
Baseline contract value	£98,558.23

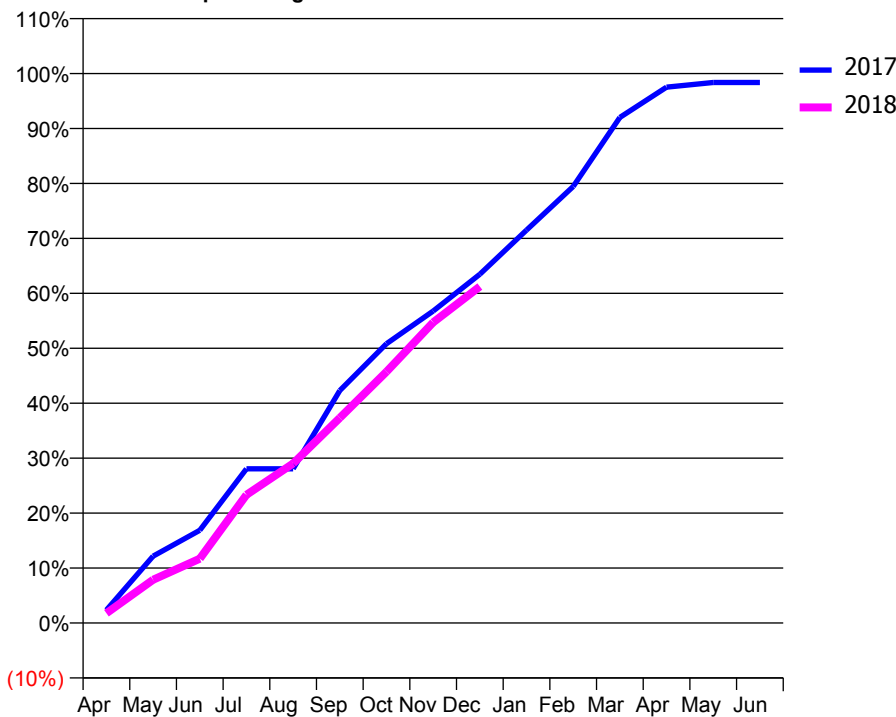
ACCESS*

Patients seen in 24 months	Total	Change since previous quarter
Quarter ending December 2016	1,493	
Quarter ending March 2017	1,637	↑
Quarter ending June 2017	1,622	→
Quarter ending September 2017	1,550	↓
Quarter ending December 2017	1,500	↓
Variance since December 2016	0.5%	→



ACTIVITY

Cumulative percentage of contracted UDA delivered 2017 & 2018



Month	Adjusted Scheduled Activity (UDA)	
	2017	2018
April	90	67
May	461	299
June	639	443
July	1,063	883
August	1,063	1,100
September	1,602	1,414
October	1,924	1,731
November	2,150	2,072
December	2,404	2,319
January	2,708	
February	3,008	
March	3,484	
April	3,693	
May	3,725	
June	3,725	

QUALITY

	Quantity	Base Number	Contract	AT	Region	England
% of FP17s for the same patient ID Re-attending within 3 months - Children	59	775	7.6%	9.8%	12.9%	12.0%
% of FP17s for the same patient ID Re-attending within 3 months - Adults	57	712	8.0%	13.4%	16.5%	15.9%
% of FP17s for the same patient ID Re-attending between 3 & 9 months - Children	524	775	67.6%	63.4%	59.6%	58.0%
% of FP17s for the same patient ID Re-attending between 3 & 9 months - Adults	451	712	63.3%	55.0%	52.8%	50.5%
% of FP17s for Band 1 Urgent Courses	43	1,392	3.1%	7.3%	9.1%	9.0%
% of FP17s Relating to Free Repair or Replacements	17	1,392	1.2%	0.9%	1.0%	0.8%
% of FP17s Relating to Continuations	5	1,392	0.4%	1.2%	1.2%	1.1%
% of Patients satisfied with the dentistry they have received	3	4	N/A	92.0%	91.6%	91.5%
% of Patients satisfied with the time they had to wait for an appointment	3	4	N/A	88.4%	88.3%	87.9%

* This is based on patients treated on this contract for their most recent course of treatment. Figures in italics indicate the base number of FP17s or Patient Questionnaire responses are less than 100. N/A is shown where the base number of responses is less than 10 during the period. % is calculated as Quantity/Base number*100

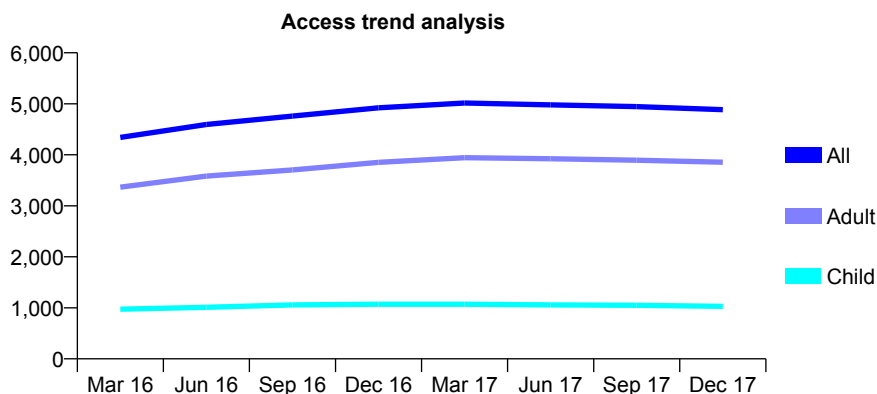
Q50 - Vital Signs At a Glance Contract Report for 682985/0001 - December 2017

Name or company name	MRS ZR BURNS
Contract type name	GDS Contract
Purpose of contract	General
Contract start date	01/04/2015
Contract end date	

17/18 Contracted general activity (UDA)	16,157
Carry forward general activity (UDA)	0
17/18 Contracted orthodontic activity (UOA)	0
Carry forward orthodontic activity (UOA)	0
Baseline contract value	£381,662.63

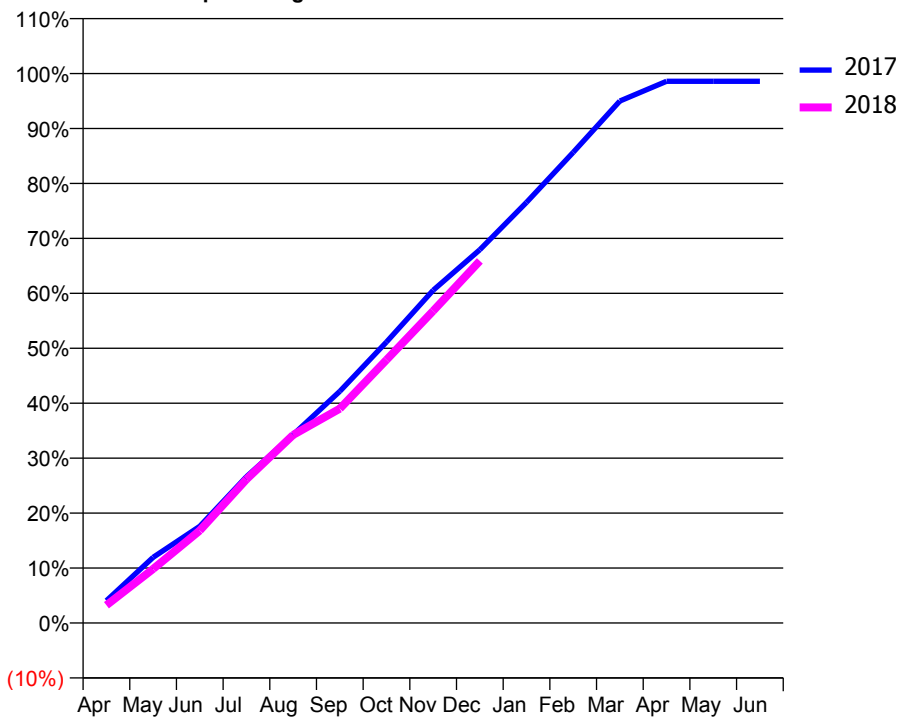
ACCESS*

Patients seen in 24 months	Total	Change since previous quarter
Quarter ending December 2016	4,922	
Quarter ending March 2017	5,015	→
Quarter ending June 2017	4,979	→
Quarter ending September 2017	4,945	→
Quarter ending December 2017	4,885	↓
Variance since December 2016	(0.8%)	→



ACTIVITY

Cumulative percentage of contracted UDA delivered 2017 & 2018



Month	Adjusted Scheduled Activity (UDA)	
	2017	2018
April	657	524
May	1,932	1,591
June	2,845	2,721
July	4,305	4,225
August	5,540	5,532
September	6,811	6,301
October	8,262	7,739
November	9,786	9,176
December	10,976	10,645
January	12,370	
February	13,839	
March	15,349	
April	15,928	
May	15,929	
June	15,929	

QUALITY

	Quantity	Base Number	Contract	AT	Region	England
% of FP17s for the same patient ID Re-attending within 3 months - Children	95	1,219	7.8%	9.8%	12.9%	12.0%
% of FP17s for the same patient ID Re-attending within 3 months - Adults	549	4,363	12.6%	13.4%	16.5%	15.9%
% of FP17s for the same patient ID Re-attending between 3 & 9 months - Children	847	1,219	69.5%	63.4%	59.6%	58.0%
% of FP17s for the same patient ID Re-attending between 3 & 9 months - Adults	2,935	4,363	67.3%	55.0%	52.8%	50.5%
% of FP17s for Band 1 Urgent Courses	257	5,337	4.8%	7.3%	9.1%	9.0%
% of FP17s Relating to Free Repair or Replacements	33	5,337	0.6%	0.9%	1.0%	0.8%
% of FP17s Relating to Continuations	61	5,337	1.1%	1.2%	1.2%	1.1%
% of Patients satisfied with the dentistry they have received	1	1	N/A	92.0%	91.6%	91.5%
% of Patients satisfied with the time they had to wait for an appointment	1	1	N/A	88.4%	88.3%	87.9%

* This is based on patients treated on this contract for their most recent course of treatment. Figures in italics indicate the base number of FP17s or Patient Questionnaire responses are less than 100. N/A is shown where the base number of responses is less than 10 during the period. % is calculated as Quantity/Base number*100

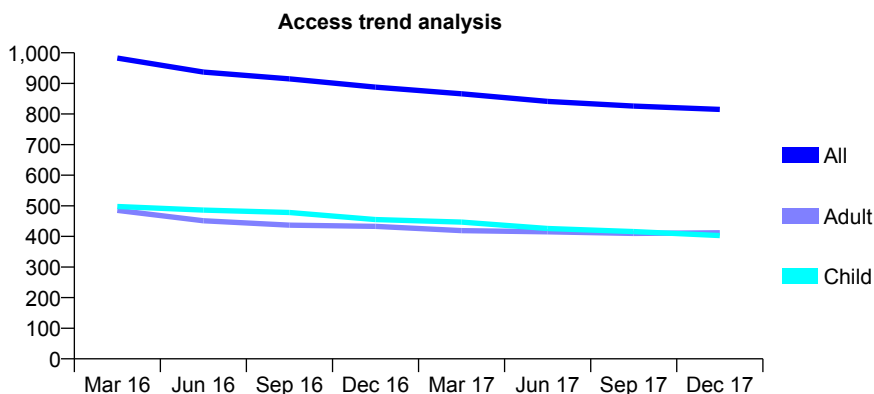
Q50 - Vital Signs At a Glance Contract Report for 706523/0001 - December 2017

Name or company name	Market Place Dentistry
Contract type name	GDS Contract
Purpose of contract	General
Contract start date	01/04/2014
Contract end date	

17/18 Contracted general activity (UDA)	2,320
Carry forward general activity (UDA)	0
17/18 Contracted orthodontic activity (UOA)	0
Carry forward orthodontic activity (UOA)	0
Baseline contract value	£64,917.02

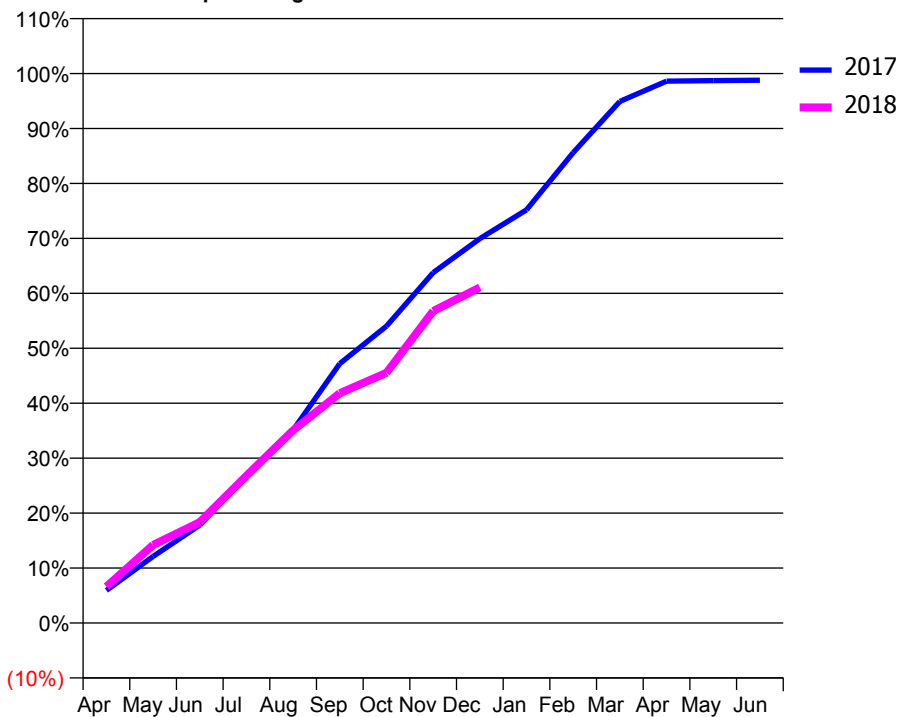
ACCESS*

Patients seen in 24 months	Total	Change since previous quarter
Quarter ending December 2016	888	
Quarter ending March 2017	866	↓
Quarter ending June 2017	841	↓
Quarter ending September 2017	826	↓
Quarter ending December 2017	815	↓
Variance since December 2016	(8.2%)	↓



ACTIVITY

Cumulative percentage of contracted UDA delivered 2017 & 2018



Adjusted Scheduled Activity (UDA)

Month	2017	2018
April	138	154
May	281	330
June	413	426
July	624	622
August	815	814
September	1,095	970
October	1,253	1,057
November	1,479	1,317
December	1,623	1,417
January	1,744	
February	1,986	
March	2,202	
April	2,288	
May	2,290	
June	2,292	

QUALITY

	Quantity	Base Number	Contract	AT	Region	England
% of FP17s for the same patient ID Re-attending within 3 months - Children	44	564	7.8%	9.8%	12.9%	12.0%
% of FP17s for the same patient ID Re-attending within 3 months - Adults	68	410	16.6%	13.4%	16.5%	15.9%
% of FP17s for the same patient ID Re-attending between 3 & 9 months - Children	443	564	78.5%	63.4%	59.6%	58.0%
% of FP17s for the same patient ID Re-attending between 3 & 9 months - Adults	248	410	60.5%	55.0%	52.8%	50.5%
% of FP17s for Band 1 Urgent Courses	24	914	2.6%	7.3%	9.1%	9.0%
% of FP17s Relating to Free Repair or Replacements	2	914	0.2%	0.9%	1.0%	0.8%
% of FP17s Relating to Continuations	20	914	2.2%	1.2%	1.2%	1.1%
% of Patients satisfied with the dentistry they have received	2	2	N/A	92.0%	91.6%	91.5%
% of Patients satisfied with the time they had to wait for an appointment	2	2	N/A	88.4%	88.3%	87.9%

* This is based on patients treated on this contract for their most recent course of treatment. Figures in italics indicate the base number of FP17s or Patient Questionnaire responses are less than 100. N/A is shown where the base number of responses is less than 10 during the period. % is calculated as Quantity/Base number*100

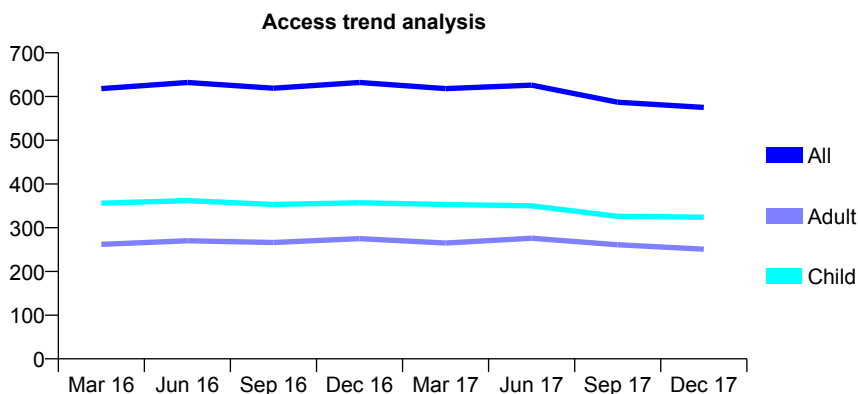
Q50 - Vital Signs At a Glance Contract Report for 725153/0002 - December 2017

Name or company name	MR DC GILKESON
Contract type name	GDS Contract
Purpose of contract	General
Contract start date	23/12/2012
Contract end date	

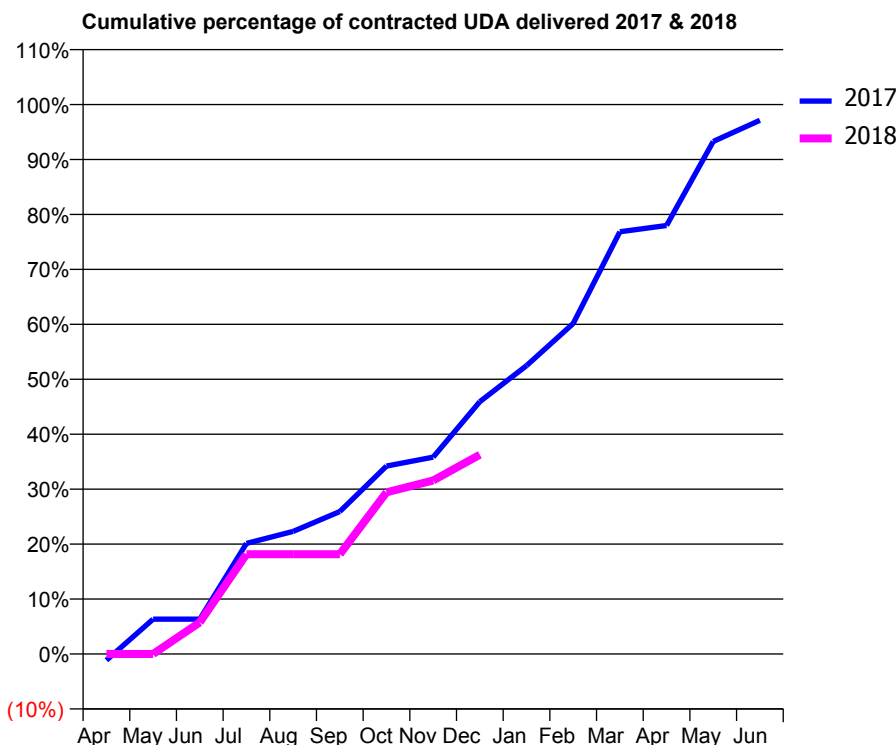
17/18 Contracted general activity (UDA)	1,390
Carry forward general activity (UDA)	0
17/18 Contracted orthodontic activity (UOA)	0
Carry forward orthodontic activity (UOA)	0
Baseline contract value	£41,832.16

ACCESS*

Patients seen in 24 months	Total	Change since previous quarter
Quarter ending December 2016	632	
Quarter ending March 2017	618	↓
Quarter ending June 2017	626	→
Quarter ending September 2017	587	↓
Quarter ending December 2017	575	↓
Variance since December 2016	(9.0%)	↓



ACTIVITY



Month	Adjusted Scheduled Activity (UDA)	
	2017	2018
April	-16	0
May	88	0
June	88	80
July	280	253
August	310	253
September	360	253
October	475	409
November	498	439
December	638	504
January	729	
February	836	
March	1,068	
April	1,084	
May	1,296	
June	1,350	

QUALITY

	Quantity	Base Number	Contract	AT	Region	England
% of FP17s for the same patient ID Re-attending within 3 months - Children	4	270	1.5%	9.8%	12.9%	12.0%
% of FP17s for the same patient ID Re-attending within 3 months - Adults	9	142	6.3%	13.4%	16.5%	15.9%
% of FP17s for the same patient ID Re-attending between 3 & 9 months - Children	173	270	64.1%	63.4%	59.6%	58.0%
% of FP17s for the same patient ID Re-attending between 3 & 9 months - Adults	79	142	55.6%	55.0%	52.8%	50.5%
% of FP17s for Band 1 Urgent Courses	0	292	0.0%	7.3%	9.1%	9.0%
% of FP17s Relating to Free Repair or Replacements	0	292	0.0%	0.9%	1.0%	0.8%
% of FP17s Relating to Continuations	1	292	0.3%	1.2%	1.2%	1.1%
% of Patients satisfied with the dentistry they have received	0	0	N/A	92.0%	91.6%	91.5%
% of Patients satisfied with the time they had to wait for an appointment	0	0	N/A	88.4%	88.3%	87.9%

* This is based on patients treated on this contract for their most recent course of treatment. Figures in italics indicate the base number of FP17s or Patient Questionnaire responses are less than 100. N/A is shown where the base number of responses is less than 10 during the period. % is calculated as Quantity/Base number*100

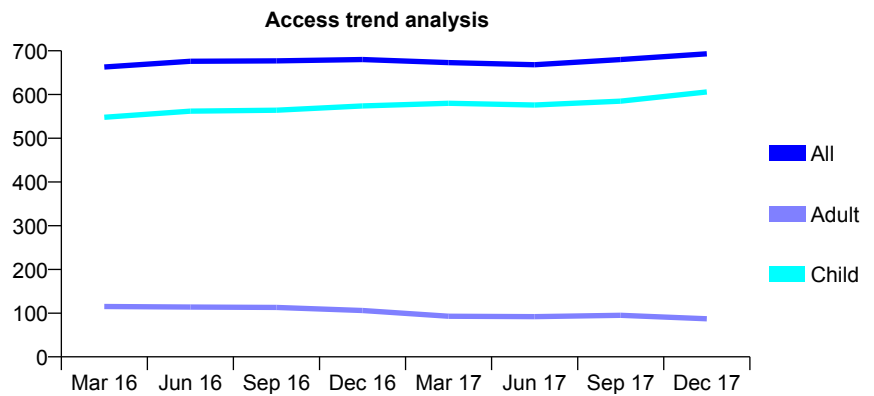
Q50 - Vital Signs At a Glance Contract Report for 732974/0001 - December 2017

Name or company name	MR IJ AUCKLAND
Contract type name	GDS Contract
Purpose of contract	General and Orthodontic
Contract start date	01/04/2006
Contract end date	

17/18 Contracted general activity (UDA)	1,480
Carry forward general activity (UDA)	0
17/18 Contracted orthodontic activity (UOA)	815
Carry forward orthodontic activity (UOA)	0
Baseline contract value	£113,046.54

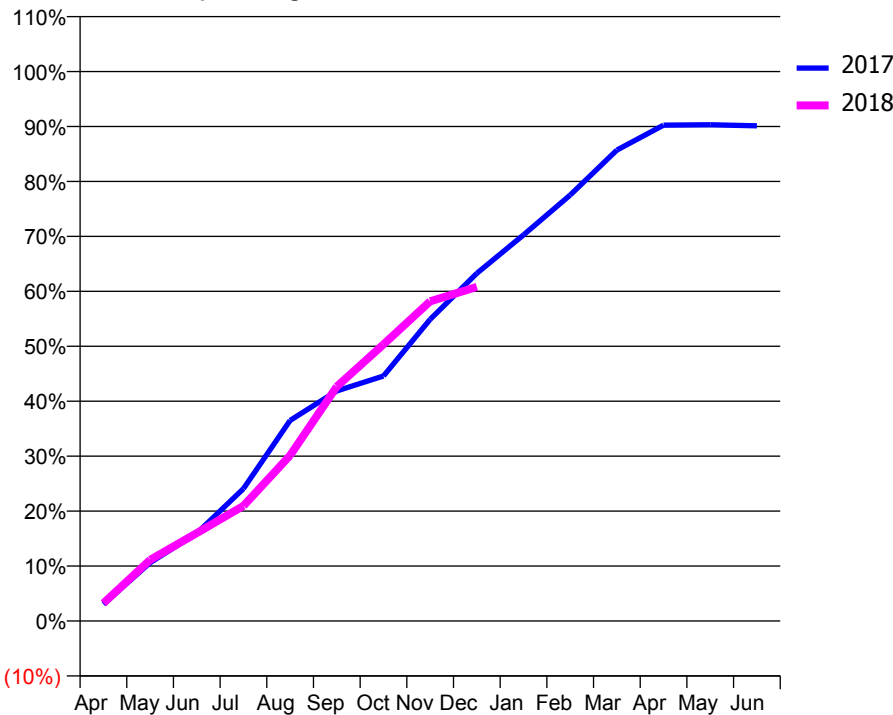
ACCESS*

Patients seen in 24 months	Total	Change since previous quarter
Quarter ending December 2016	680	
Quarter ending March 2017	673	↓
Quarter ending June 2017	668	→
Quarter ending September 2017	680	→
Quarter ending December 2017	693	→
Variance since December 2016	1.9%	→



ACTIVITY

Cumulative percentage of contracted UDA delivered 2017 & 2018



Month	Adjusted Scheduled Activity (UDA)	
	2017	2018
April	45	48
May	157	165
June	236	237
July	357	310
August	540	446
September	620	632
October	660	745
November	813	861
December	936	900
January	1,040	
February	1,147	
March	1,268	
April	1,336	
May	1,337	
June	1,334	

QUALITY

	Quantity	Base Number	Contract	AT	Region	England
% of FP17s for the same patient ID Re-attending within 3 months - Children	75	796	9.4%	9.8%	12.9%	12.0%
% of FP17s for the same patient ID Re-attending within 3 months - Adults	0	26	0.0%	13.4%	16.5%	15.9%
% of FP17s for the same patient ID Re-attending between 3 & 9 months - Children	520	796	65.3%	63.4%	59.6%	58.0%
% of FP17s for the same patient ID Re-attending between 3 & 9 months - Adults	18	26	69.2%	55.0%	52.8%	50.5%
% of FP17s for Band 1 Urgent Courses	10	653	1.5%	7.3%	9.1%	9.0%
% of FP17s Relating to Free Repair or Replacements	0	653	0.0%	0.9%	1.0%	0.8%
% of FP17s Relating to Continuations	0	653	0.0%	1.2%	1.2%	1.1%
% of Patients satisfied with the dentistry they have received	1	1	N/A	92.0%	91.6%	91.5%
% of Patients satisfied with the time they had to wait for an appointment	1	1	N/A	88.4%	88.3%	87.9%

* This is based on patients treated on this contract for their most recent course of treatment. Figures in italics indicate the base number of FP17s or Patient Questionnaire responses are less than 100. N/A is shown where the base number of responses is less than 10 during the period. % is calculated as Quantity/Base number*100

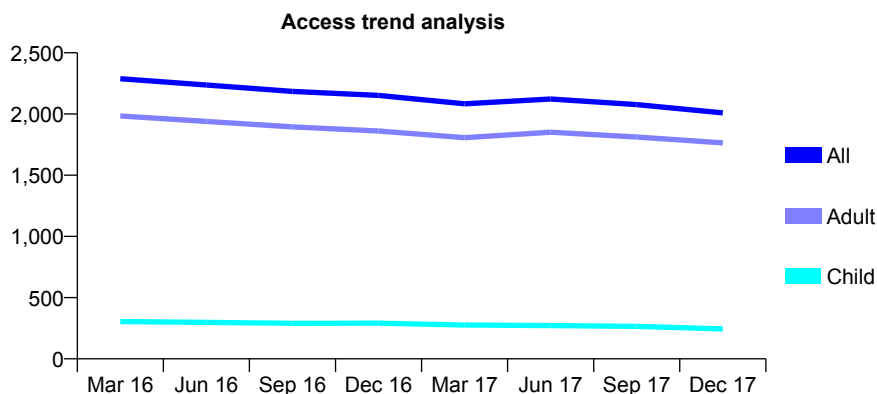
Q50 - Vital Signs At a Glance Contract Report for 736449/0001 - December 2017

Name or company name	MR N SINCLAIR
Contract type name	GDS Contract
Purpose of contract	General
Contract start date	01/04/2006
Contract end date	

17/18 Contracted general activity (UDA)	9,815
Carry forward general activity (UDA)	0
17/18 Contracted orthodontic activity (UOA)	0
Carry forward orthodontic activity (UOA)	0
Baseline contract value	£225,568.47

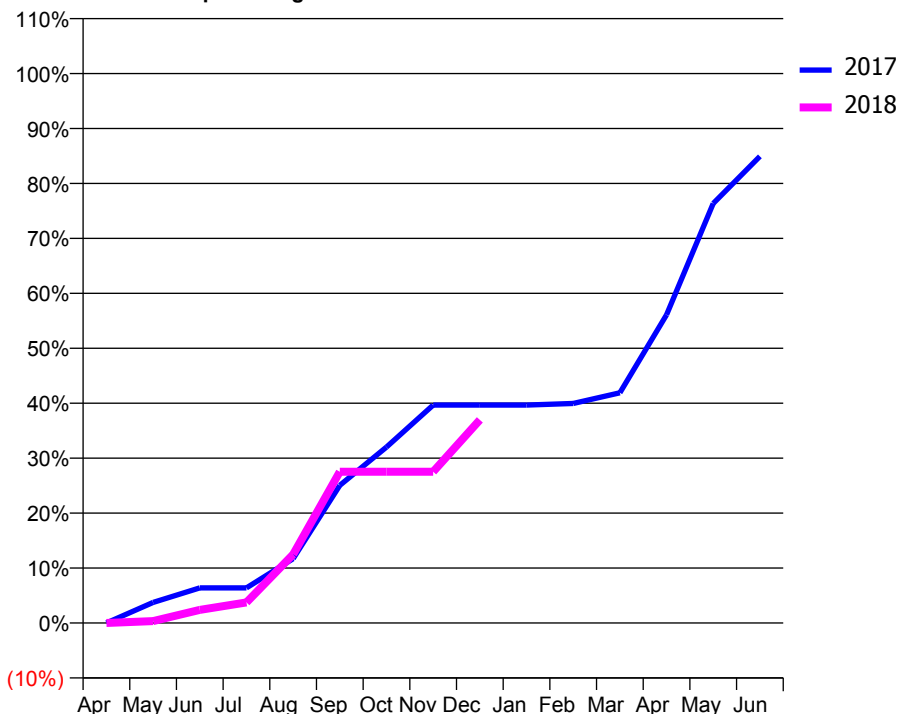
ACCESS*

Patients seen in 24 months	Total	Change since previous quarter
Quarter ending December 2016	2,152	
Quarter ending March 2017	2,083	↓
Quarter ending June 2017	2,123	→
Quarter ending September 2017	2,077	↓
Quarter ending December 2017	2,009	↓
Variance since December 2016	(6.6%)	↓



ACTIVITY

Cumulative percentage of contracted UDA delivered 2017 & 2018



Adjusted Scheduled Activity (UDA)

Month	2017	2018
April	0	0
May	368	36
June	628	235
July	628	369
August	1,150	1,226
September	2,458	2,702
October	3,143	2,702
November	3,893	2,702
December	3,893	3,630
January	3,893	
February	3,923	
March	4,113	
April	5,506	
May	7,493	
June	8,334	

QUALITY

	Quantity	Base Number	Contract	AT	Region	England
% of FP17s for the same patient ID Re-attending within 3 months - Children	25	401	6.2%	9.8%	12.9%	12.0%
% of FP17s for the same patient ID Re-attending within 3 months - Adults	443	2,878	15.4%	13.4%	16.5%	15.9%
% of FP17s for the same patient ID Re-attending between 3 & 9 months - Children	308	401	76.8%	63.4%	59.6%	58.0%
% of FP17s for the same patient ID Re-attending between 3 & 9 months - Adults	1,968	2,878	68.4%	55.0%	52.8%	50.5%
% of FP17s for Band 1 Urgent Courses	172	1,574	10.9%	7.3%	9.1%	9.0%
% of FP17s Relating to Free Repair or Replacements	28	1,574	1.8%	0.9%	1.0%	0.8%
% of FP17s Relating to Continuations	10	1,574	0.6%	1.2%	1.2%	1.1%
% of Patients satisfied with the dentistry they have received	10	12	83.3%	92.0%	91.6%	91.5%
% of Patients satisfied with the time they had to wait for an appointment	10	12	83.3%	88.4%	88.3%	87.9%

* This is based on patients treated on this contract for their most recent course of treatment. Figures in italics indicate the base number of FP17s or Patient Questionnaire responses are less than 100. N/A is shown where the base number of responses is less than 10 during the period. % is calculated as Quantity/Base number*100

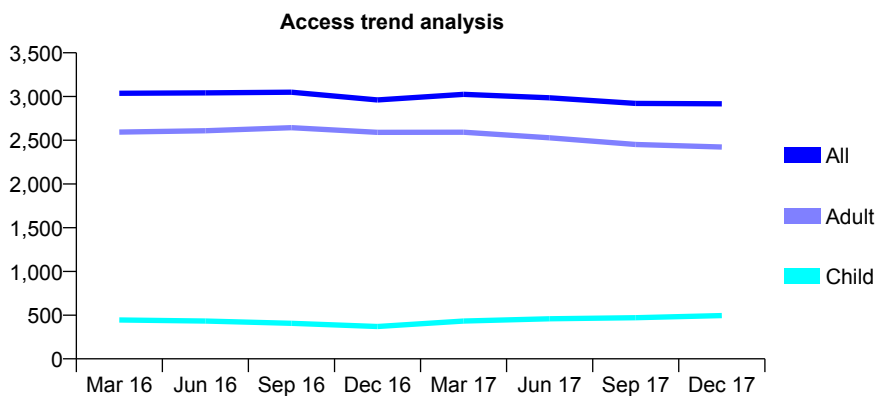
Q50 - Vital Signs At a Glance Contract Report for 737089/0001 - December 2017

Name or company name	MR AN GATECLIFF
Contract type name	GDS Contract
Purpose of contract	General
Contract start date	01/04/2006
Contract end date	

17/18 Contracted general activity (UDA)	8,178
Carry forward general activity (UDA)	0
17/18 Contracted orthodontic activity (UOA)	0
Carry forward orthodontic activity (UOA)	0
Baseline contract value	£258,953.40

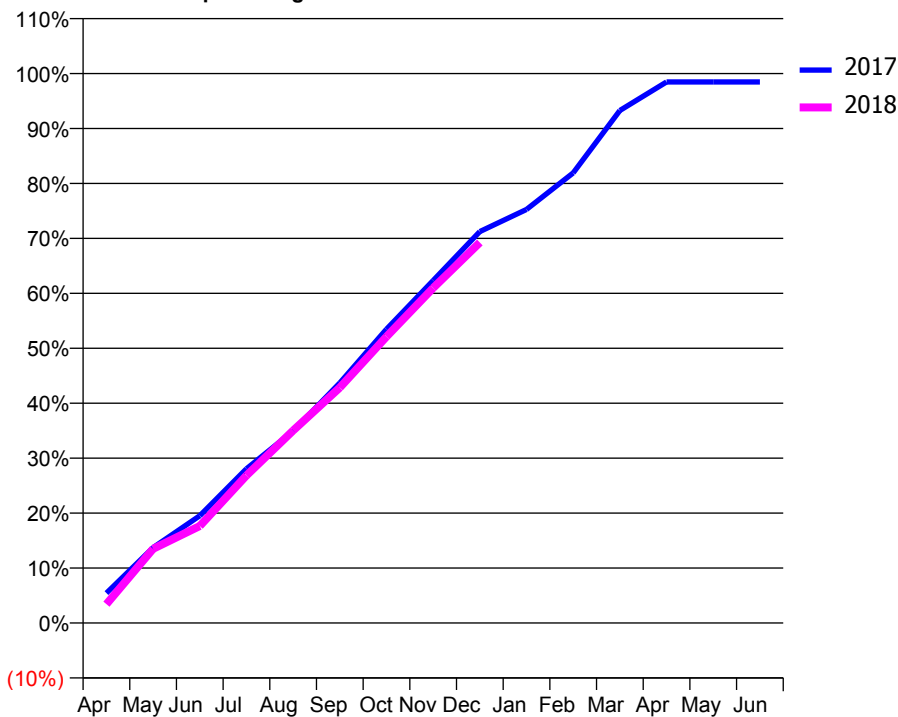
ACCESS*

Patients seen in 24 months	Total	Change since previous quarter
Quarter ending December 2016	2,961	
Quarter ending March 2017	3,025	↑
Quarter ending June 2017	2,986	↓
Quarter ending September 2017	2,921	↓
Quarter ending December 2017	2,917	→
Variance since December 2016	(1.5%)	↓



ACTIVITY

Cumulative percentage of contracted UDA delivered 2017 & 2018



Month	Adjusted Scheduled Activity (UDA)	
	2017	2018
April	446	280
May	1,123	1,105
June	1,596	1,443
July	2,295	2,195
August	2,858	2,864
September	3,572	3,505
October	4,374	4,262
November	5,097	4,986
December	5,826	5,663
January	6,154	
February	6,700	
March	7,627	
April	8,053	
May	8,053	
June	8,053	

QUALITY

	Quantity	Base Number	Contract	AT	Region	England
% of FP17s for the same patient ID Re-attending within 3 months - Children	19	664	2.9%	9.8%	12.9%	12.0%
% of FP17s for the same patient ID Re-attending within 3 months - Adults	253	2,438	10.4%	13.4%	16.5%	15.9%
% of FP17s for the same patient ID Re-attending between 3 & 9 months - Children	292	664	44.0%	63.4%	59.6%	58.0%
% of FP17s for the same patient ID Re-attending between 3 & 9 months - Adults	680	2,438	27.9%	55.0%	52.8%	50.5%
% of FP17s for Band 1 Urgent Courses	131	2,881	4.5%	7.3%	9.1%	9.0%
% of FP17s Relating to Free Repair or Replacements	37	2,881	1.3%	0.9%	1.0%	0.8%
% of FP17s Relating to Continuations	71	2,881	2.5%	1.2%	1.2%	1.1%
% of Patients satisfied with the dentistry they have received	7	7	N/A	92.0%	91.6%	91.5%
% of Patients satisfied with the time they had to wait for an appointment	7	7	N/A	88.4%	88.3%	87.9%

* This is based on patients treated on this contract for their most recent course of treatment. Figures in italics indicate the base number of FP17s or Patient Questionnaire responses are less than 100. N/A is shown where the base number of responses is less than 10 during the period. % is calculated as Quantity/Base number*100

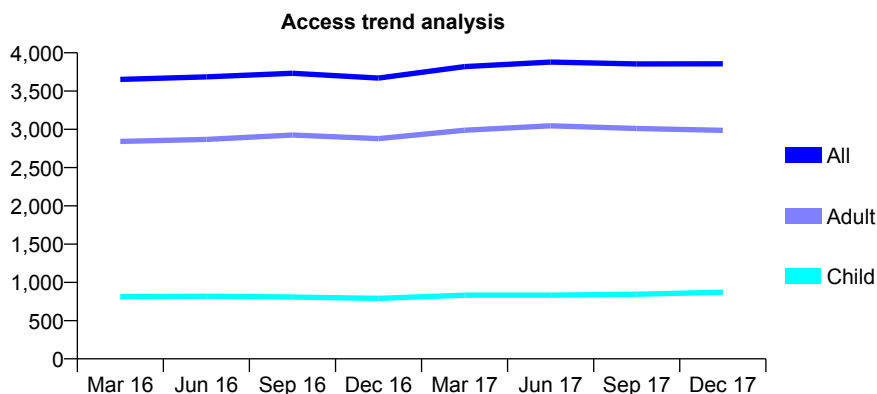
Q50 - Vital Signs At a Glance Contract Report for 739146/0001 - December 2017

Name or company name	MR MA HOMA
Contract type name	GDS Contract
Purpose of contract	General
Contract start date	01/04/2006
Contract end date	

17/18 Contracted general activity (UDA)	7,753
Carry forward general activity (UDA)	0
17/18 Contracted orthodontic activity (UOA)	0
Carry forward orthodontic activity (UOA)	0
Baseline contract value	£221,365.22

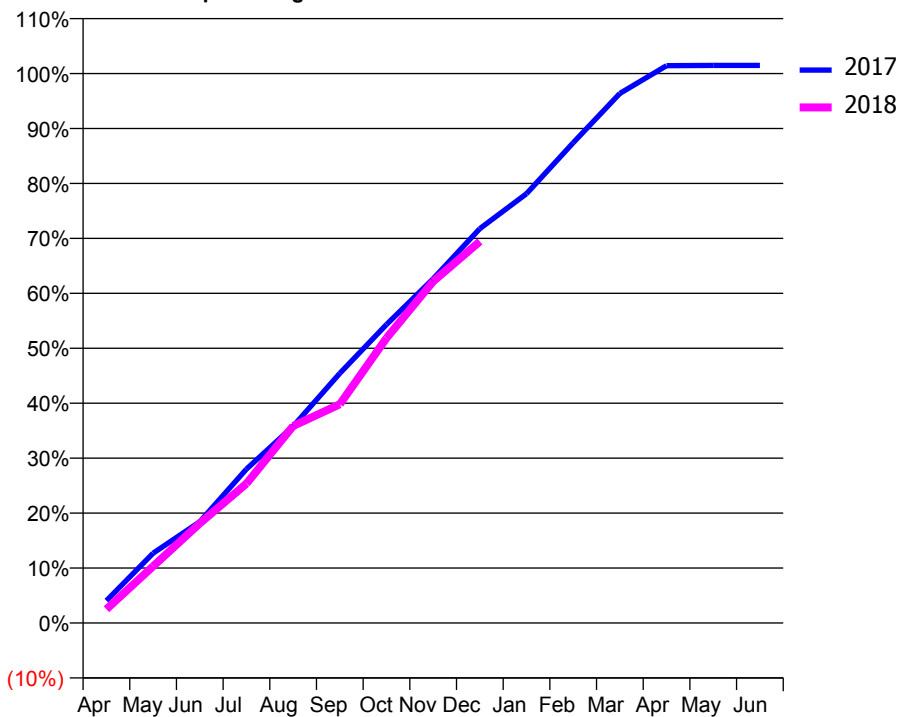
ACCESS*

Patients seen in 24 months	Total	Change since previous quarter
Quarter ending December 2016	3,669	
Quarter ending March 2017	3,820	↑
Quarter ending June 2017	3,878	→
Quarter ending September 2017	3,855	→
Quarter ending December 2017	3,856	→
Variance since December 2016	5.1%	↑



ACTIVITY

Cumulative percentage of contracted UDA delivered 2017 & 2018



Month	Adjusted Scheduled Activity (UDA)	
	2017	2018
April	316	194
May	984	800
June	1,429	1,407
July	2,172	1,967
August	2,776	2,781
September	3,524	3,087
October	4,212	4,020
November	4,858	4,819
December	5,565	5,384
January	6,058	
February	6,775	
March	7,473	
April	7,864	
May	7,867	
June	7,867	

QUALITY

	Quantity	Base Number	Contract	AT	Region	England
% of FP17s for the same patient ID Re-attending within 3 months - Children	38	925	4.1%	9.8%	12.9%	12.0%
% of FP17s for the same patient ID Re-attending within 3 months - Adults	406	2,973	13.7%	13.4%	16.5%	15.9%
% of FP17s for the same patient ID Re-attending between 3 & 9 months - Children	564	925	61.0%	63.4%	59.6%	58.0%
% of FP17s for the same patient ID Re-attending between 3 & 9 months - Adults	1,524	2,973	51.3%	55.0%	52.8%	50.5%
% of FP17s for Band 1 Urgent Courses	169	2,779	6.1%	7.3%	9.1%	9.0%
% of FP17s Relating to Free Repair or Replacements	9	2,779	0.3%	0.9%	1.0%	0.8%
% of FP17s Relating to Continuations	65	2,779	2.3%	1.2%	1.2%	1.1%
% of Patients satisfied with the dentistry they have received	5	5	N/A	92.0%	91.6%	91.5%
% of Patients satisfied with the time they had to wait for an appointment	4	5	N/A	88.4%	88.3%	87.9%

* This is based on patients treated on this contract for their most recent course of treatment. Figures in italics indicate the base number of FP17s or Patient Questionnaire responses are less than 100. N/A is shown where the base number of responses is less than 10 during the period. % is calculated as Quantity/Base number*100

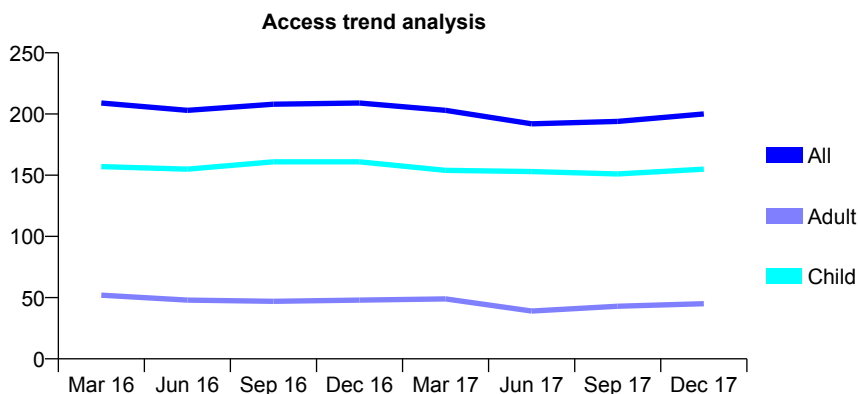
Q50 - Vital Signs At a Glance Contract Report for 739375/0001 - December 2017

Name or company name	MRS JJ HOLBROOK
Contract type name	GDS Contract
Purpose of contract	General
Contract start date	01/04/2006
Contract end date	

17/18 Contracted general activity (UDA)	400
Carry forward general activity (UDA)	0
17/18 Contracted orthodontic activity (UOA)	0
Carry forward orthodontic activity (UOA)	0
Baseline contract value	£11,844.86

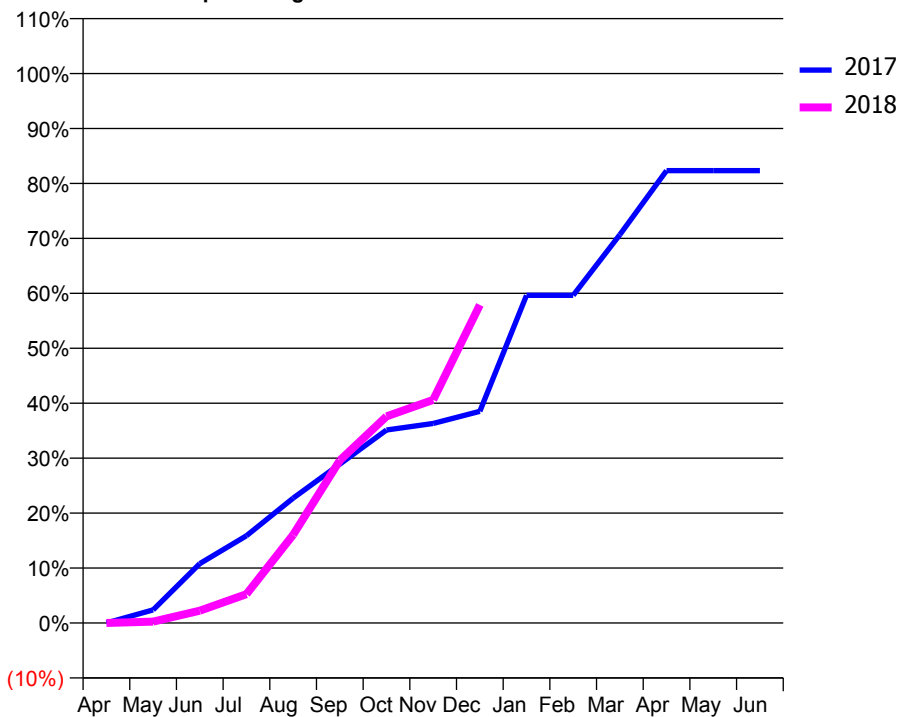
ACCESS*

Patients seen in 24 months	Total	Change since previous quarter
Quarter ending December 2016	209	
Quarter ending March 2017	203	↓
Quarter ending June 2017	192	↓
Quarter ending September 2017	194	→
Quarter ending December 2017	200	↑
Variance since December 2016	(4.3%)	↓



ACTIVITY

Cumulative percentage of contracted UDA delivered 2017 & 2018



Month	Adjusted Scheduled Activity (UDA)	
	2017	2018
April	0	0
May	12	1
June	54	9
July	79	21
August	114	64
September	145	118
October	176	150
November	182	162
December	193	232
January	298	
February	298	
March	353	
April	412	
May	412	
June	412	

QUALITY

	Quantity	Base Number	Contract	AT	Region	England
% of FP17s for the same patient ID Re-attending within 3 months - Children	15	190	7.9%	9.8%	12.9%	12.0%
% of FP17s for the same patient ID Re-attending within 3 months - Adults	3	19	15.8%	13.4%	16.5%	15.9%
% of FP17s for the same patient ID Re-attending between 3 & 9 months - Children	108	190	56.8%	63.4%	59.6%	58.0%
% of FP17s for the same patient ID Re-attending between 3 & 9 months - Adults	9	19	47.4%	55.0%	52.8%	50.5%
% of FP17s for Band 1 Urgent Courses	3	171	1.8%	7.3%	9.1%	9.0%
% of FP17s Relating to Free Repair or Replacements	0	171	0.0%	0.9%	1.0%	0.8%
% of FP17s Relating to Continuations	5	171	2.9%	1.2%	1.2%	1.1%
% of Patients satisfied with the dentistry they have received	0	0	N/A	92.0%	91.6%	91.5%
% of Patients satisfied with the time they had to wait for an appointment	0	0	N/A	88.4%	88.3%	87.9%

* This is based on patients treated on this contract for their most recent course of treatment. Figures in italics indicate the base number of FP17s or Patient Questionnaire responses are less than 100. N/A is shown where the base number of responses is less than 10 during the period. % is calculated as Quantity/Base number*100

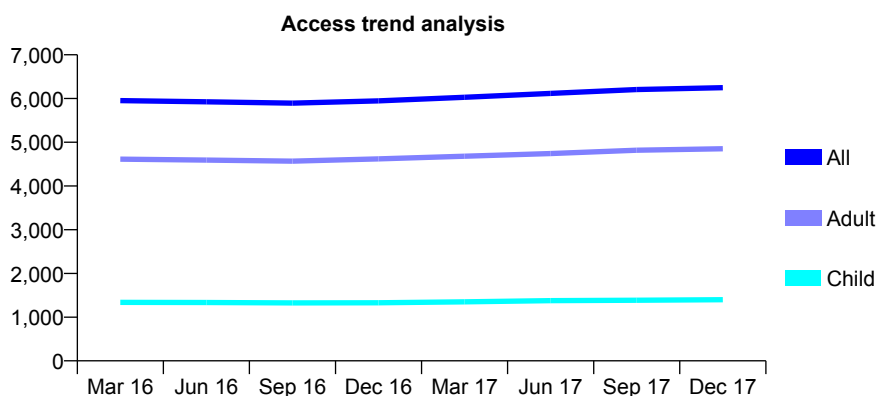
Q50 - Vital Signs At a Glance Contract Report for 739766/0001 - December 2017

Name or company name	MR DG BOFF
Contract type name	GDS Contract
Purpose of contract	General
Contract start date	01/04/2006
Contract end date	

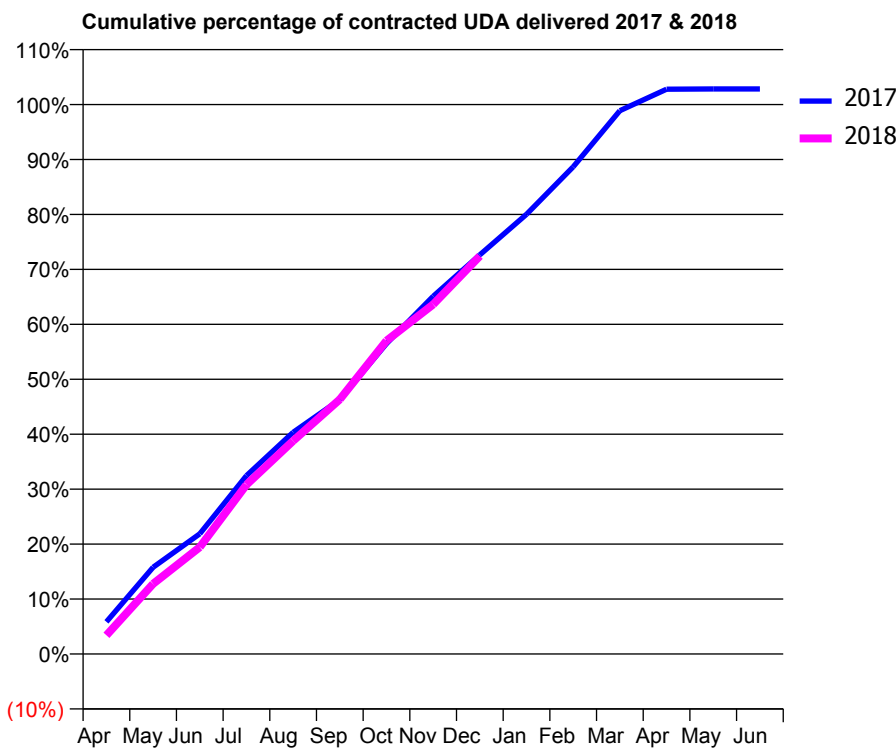
17/18 Contracted general activity (UDA)	15,658
Carry forward general activity (UDA)	0
17/18 Contracted orthodontic activity (UOA)	0
Carry forward orthodontic activity (UOA)	0
Baseline contract value	£475,309.36

ACCESS*

Patients seen in 24 months	Total	Change since previous quarter
Quarter ending December 2016	5,946	
Quarter ending March 2017	6,029	→
Quarter ending June 2017	6,118	→
Quarter ending September 2017	6,204	→
Quarter ending December 2017	6,248	→
Variance since December 2016	5.1%	↑



ACTIVITY



Month	Adjusted Scheduled Activity (UDA)	
	2017	2018
April	918	533
May	2,473	2,000
June	3,427	3,047
July	5,083	4,825
August	6,318	6,076
September	7,249	7,257
October	8,844	8,929
November	10,192	9,961
December	11,373	11,342
January	12,528	
February	13,882	
March	15,482	
April	16,095	
May	16,103	
June	16,103	

QUALITY

	Quantity	Base Number	Contract	AT	Region	England
% of FP17s for the same patient ID Re-attending within 3 months - Children	207	1,943	10.7%	9.8%	12.9%	12.0%
% of FP17s for the same patient ID Re-attending within 3 months - Adults	586	4,878	12.0%	13.4%	16.5%	15.9%
% of FP17s for the same patient ID Re-attending between 3 & 9 months - Children	1,302	1,943	67.0%	63.4%	59.6%	58.0%
% of FP17s for the same patient ID Re-attending between 3 & 9 months - Adults	1,859	4,878	38.1%	55.0%	52.8%	50.5%
% of FP17s for Band 1 Urgent Courses	43	6,451	0.7%	7.3%	9.1%	9.0%
% of FP17s Relating to Free Repair or Replacements	27	6,451	0.4%	0.9%	1.0%	0.8%
% of FP17s Relating to Continuations	85	6,451	1.3%	1.2%	1.2%	1.1%
% of Patients satisfied with the dentistry they have received	6	6	N/A	92.0%	91.6%	91.5%
% of Patients satisfied with the time they had to wait for an appointment	6	6	N/A	88.4%	88.3%	87.9%

* This is based on patients treated on this contract for their most recent course of treatment. Figures in italics indicate the base number of FP17s or Patient Questionnaire responses are less than 100. N/A is shown where the base number of responses is less than 10 during the period. % is calculated as Quantity/Base number*100

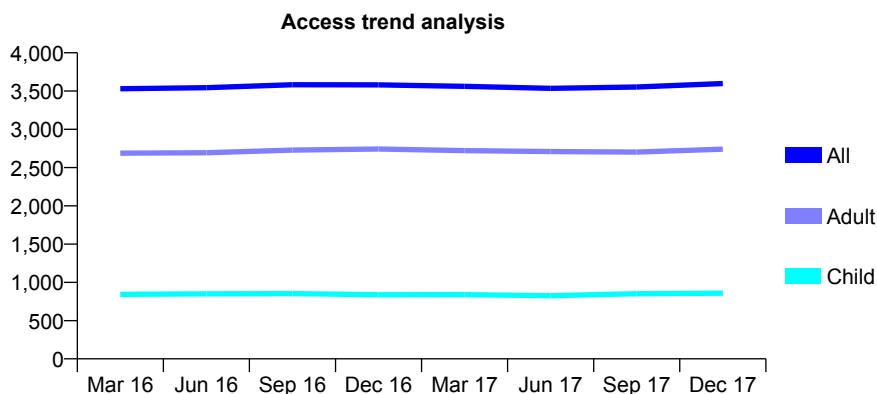
Q50 - Vital Signs At a Glance Contract Report for 739766/0002 - December 2017

Name or company name	MR DG BOFF
Contract type name	GDS Contract
Purpose of contract	General
Contract start date	01/04/2006
Contract end date	

17/18 Contracted general activity (UDA)	18,000
Carry forward general activity (UDA)	0
17/18 Contracted orthodontic activity (UOA)	0
Carry forward orthodontic activity (UOA)	0
Baseline contract value	£583,801.50

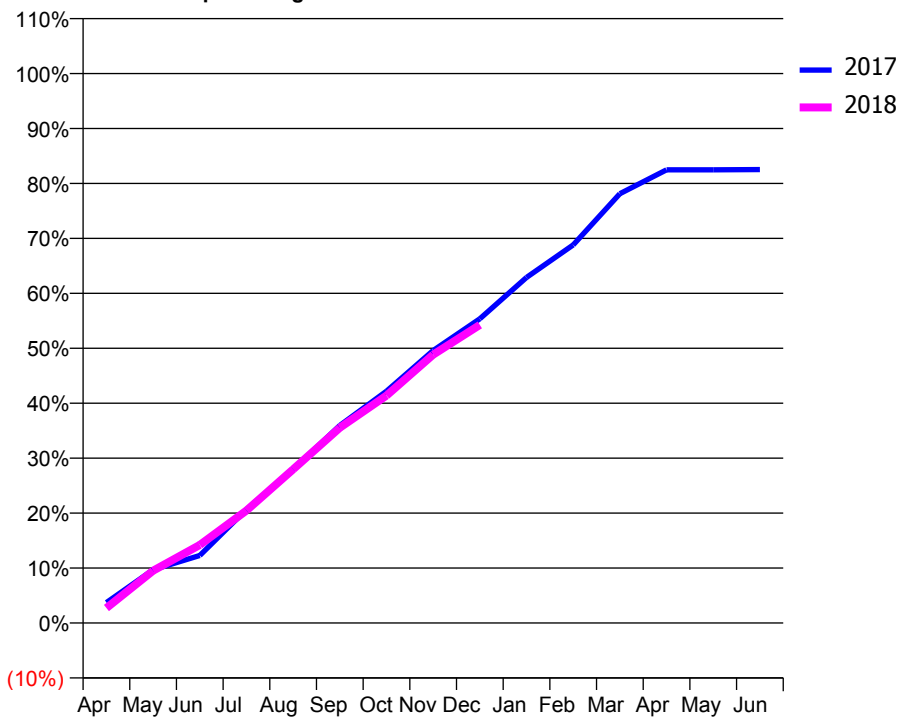
ACCESS*

Patients seen in 24 months	Total	Change since previous quarter
Quarter ending December 2016	3,580	
Quarter ending March 2017	3,562	→
Quarter ending June 2017	3,536	→
Quarter ending September 2017	3,553	→
Quarter ending December 2017	3,599	→
Variance since December 2016	0.5%	→



ACTIVITY

Cumulative percentage of contracted UDA delivered 2017 & 2018



Month	Adjusted Scheduled Activity (UDA)	
	2017	2018
April	671	489
May	1,746	1,714
June	2,211	2,557
July	3,721	3,684
August	5,032	5,032
September	6,470	6,398
October	7,593	7,448
November	8,925	8,790
December	9,968	9,766
January	11,320	
February	12,386	
March	14,062	
April	14,845	
May	14,845	
June	14,854	

QUALITY

	Quantity	Base Number	Contract	AT	Region	England
% of FP17s for the same patient ID Re-attending within 3 months - Children	112	1,218	9.2%	9.8%	12.9%	12.0%
% of FP17s for the same patient ID Re-attending within 3 months - Adults	608	3,191	19.1%	13.4%	16.5%	15.9%
% of FP17s for the same patient ID Re-attending between 3 & 9 months - Children	810	1,218	66.5%	63.4%	59.6%	58.0%
% of FP17s for the same patient ID Re-attending between 3 & 9 months - Adults	1,858	3,191	58.2%	55.0%	52.8%	50.5%
% of FP17s for Band 1 Urgent Courses	351	4,115	8.5%	7.3%	9.1%	9.0%
% of FP17s Relating to Free Repair or Replacements	61	4,115	1.5%	0.9%	1.0%	0.8%
% of FP17s Relating to Continuations	86	4,115	2.1%	1.2%	1.2%	1.1%
% of Patients satisfied with the dentistry they have received	10	10	100.0%	92.0%	91.6%	91.5%
% of Patients satisfied with the time they had to wait for an appointment	10	10	100.0%	88.4%	88.3%	87.9%

* This is based on patients treated on this contract for their most recent course of treatment. Figures in italics indicate the base number of FP17s or Patient Questionnaire responses are less than 100. N/A is shown where the base number of responses is less than 10 during the period. % is calculated as Quantity/Base number*100

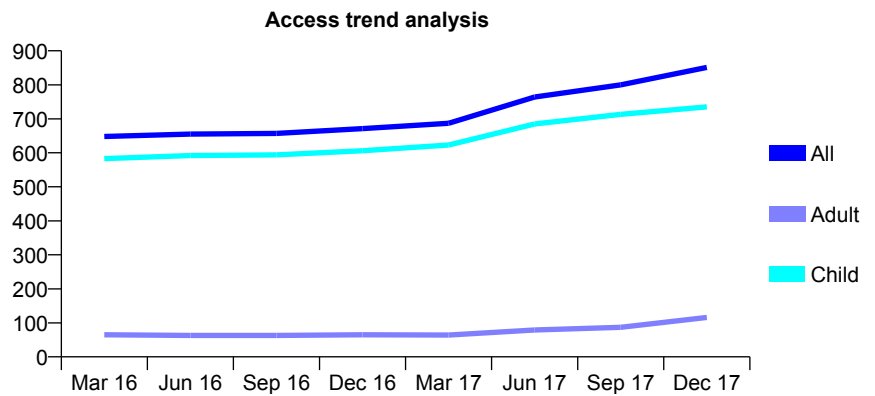
Q50 - Vital Signs At a Glance Contract Report for 740683/0001 - December 2017

Name or company name	MR JW MUIRHEAD
Contract type name	GDS Contract
Purpose of contract	General
Contract start date	01/04/2006
Contract end date	

17/18 Contracted general activity (UDA)	1,404
Carry forward general activity (UDA)	0
17/18 Contracted orthodontic activity (UOA)	0
Carry forward orthodontic activity (UOA)	0
Baseline contract value	£35,542.02

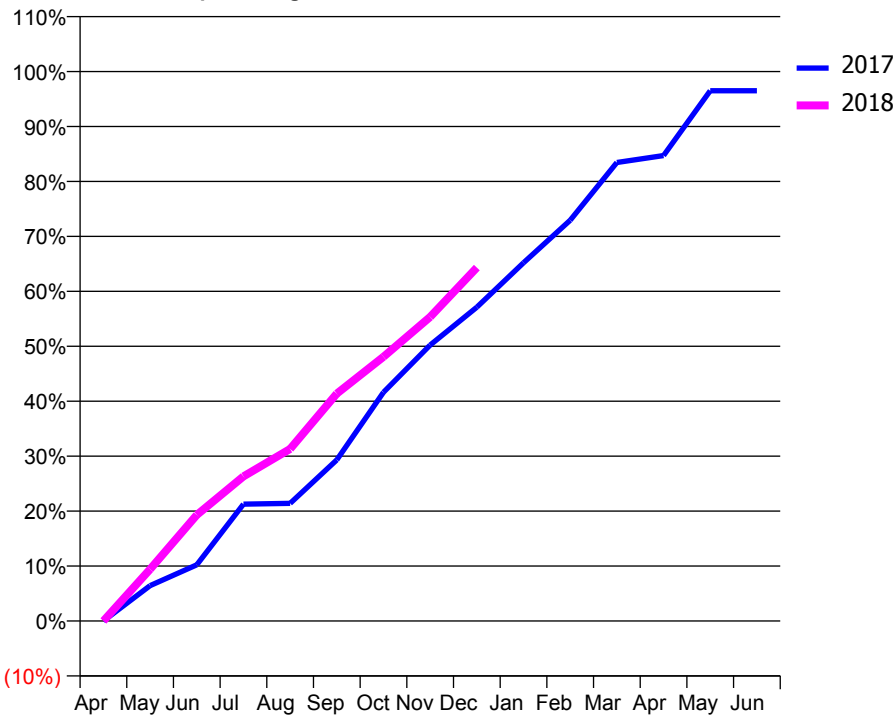
ACCESS*

Patients seen in 24 months	Total	Change since previous quarter
Quarter ending December 2016	671	
Quarter ending March 2017	687	↑
Quarter ending June 2017	764	↑
Quarter ending September 2017	800	↑
Quarter ending December 2017	851	↑
Variance since December 2016	26.8%	↑



ACTIVITY

Cumulative percentage of contracted UDA delivered 2017 & 2018



Month	Adjusted Scheduled Activity (UDA)	
	2017	2018
April	0	0
May	90	132
June	144	271
July	299	370
August	301	440
September	412	581
October	585	675
November	705	777
December	802	903
January	915	
February	1,024	
March	1,171	
April	1,189	
May	1,355	
June	1,355	

QUALITY

	Quantity	Base Number	Contract	AT	Region	England
% of FP17s for the same patient ID Re-attending within 3 months - Children	35	765	4.6%	9.8%	12.9%	12.0%
% of FP17s for the same patient ID Re-attending within 3 months - Adults	2	67	3.0%	13.4%	16.5%	15.9%
% of FP17s for the same patient ID Re-attending between 3 & 9 months - Children	425	765	55.6%	63.4%	59.6%	58.0%
% of FP17s for the same patient ID Re-attending between 3 & 9 months - Adults	13	67	19.4%	55.0%	52.8%	50.5%
% of FP17s for Band 1 Urgent Courses	46	703	6.5%	7.3%	9.1%	9.0%
% of FP17s Relating to Free Repair or Replacements	0	703	0.0%	0.9%	1.0%	0.8%
% of FP17s Relating to Continuations	0	703	0.0%	1.2%	1.2%	1.1%
% of Patients satisfied with the dentistry they have received	1	1	N/A	92.0%	91.6%	91.5%
% of Patients satisfied with the time they had to wait for an appointment	1	1	N/A	88.4%	88.3%	87.9%

* This is based on patients treated on this contract for their most recent course of treatment. Figures in italics indicate the base number of FP17s or Patient Questionnaire responses are less than 100. N/A is shown where the base number of responses is less than 10 during the period. % is calculated as Quantity/Base number*100

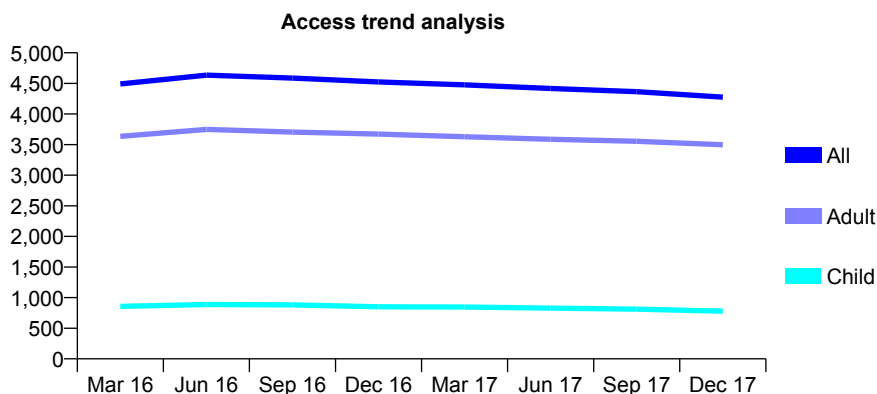
Q50 - Vital Signs At a Glance Contract Report for 740888/0002 - December 2017

Name or company name	MR A FORDY
Contract type name	GDS Contract
Purpose of contract	General
Contract start date	01/04/2006
Contract end date	

17/18 Contracted general activity (UDA)	13,620
Carry forward general activity (UDA)	0
17/18 Contracted orthodontic activity (UOA)	0
Carry forward orthodontic activity (UOA)	0
Baseline contract value	£422,284.27

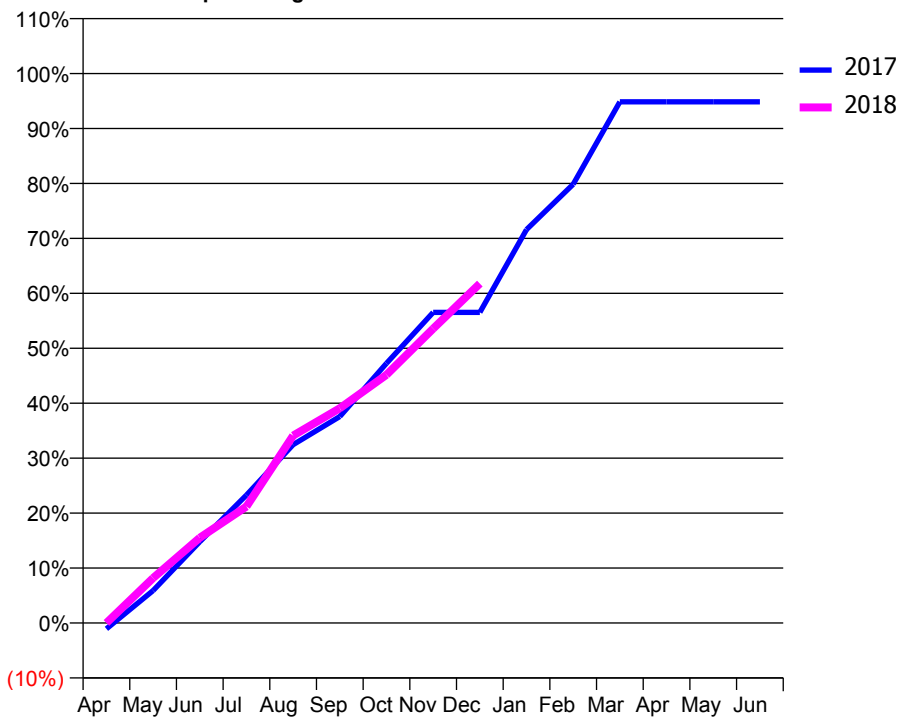
ACCESS*

Patients seen in 24 months	Total	Change since previous quarter
Quarter ending December 2016	4,524	
Quarter ending March 2017	4,475	↓
Quarter ending June 2017	4,418	↓
Quarter ending September 2017	4,366	↓
Quarter ending December 2017	4,276	↓
Variance since December 2016	(5.5%)	↓



ACTIVITY

Cumulative percentage of contracted UDA delivered 2017 & 2018



Month	Adjusted Scheduled Activity (UDA)	
	2017	2018
April	-147	0
May	804	1,115
June	2,015	2,115
July	3,171	2,886
August	4,422	4,644
September	5,117	5,322
October	6,436	6,154
November	7,701	7,295
December	7,701	8,414
January	9,752	
February	10,874	
March	12,920	
April	12,920	
May	12,920	
June	12,920	

QUALITY

	Quantity	Base Number	Contract	AT	Region	England
% of FP17s for the same patient ID Re-attending within 3 months - Children	51	919	5.5%	9.8%	12.9%	12.0%
% of FP17s for the same patient ID Re-attending within 3 months - Adults	498	3,429	14.5%	13.4%	16.5%	15.9%
% of FP17s for the same patient ID Re-attending between 3 & 9 months - Children	692	919	75.3%	63.4%	59.6%	58.0%
% of FP17s for the same patient ID Re-attending between 3 & 9 months - Adults	1,511	3,429	44.1%	55.0%	52.8%	50.5%
% of FP17s for Band 1 Urgent Courses	60	4,173	1.4%	7.3%	9.1%	9.0%
% of FP17s Relating to Free Repair or Replacements	56	4,173	1.3%	0.9%	1.0%	0.8%
% of FP17s Relating to Continuations	115	4,173	2.8%	1.2%	1.2%	1.1%
% of Patients satisfied with the dentistry they have received	8	8	N/A	92.0%	91.6%	91.5%
% of Patients satisfied with the time they had to wait for an appointment	7	8	N/A	88.4%	88.3%	87.9%

* This is based on patients treated on this contract for their most recent course of treatment. Figures in italics indicate the base number of FP17s or Patient Questionnaire responses are less than 100. N/A is shown where the base number of responses is less than 10 during the period. % is calculated as Quantity/Base number*100

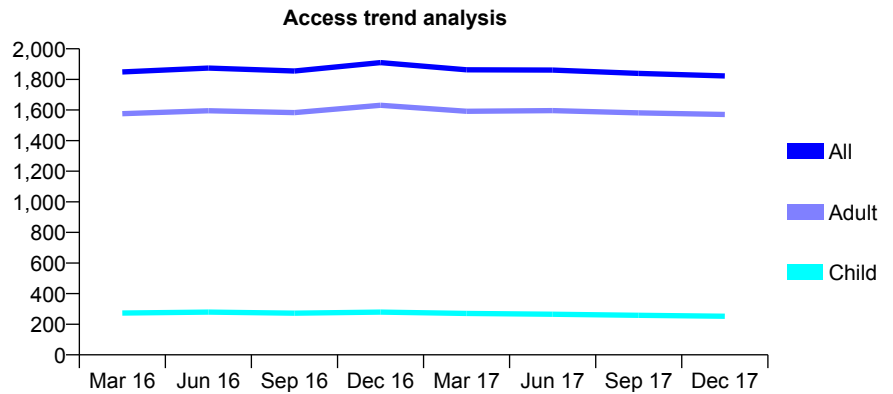
Q50 - Vital Signs At a Glance Contract Report for 741671/0002 - December 2017

Name or company name	MR DA JACKSON
Contract type name	GDS Contract
Purpose of contract	General
Contract start date	01/04/2006
Contract end date	

17/18 Contracted general activity (UDA)	5,851
Carry forward general activity (UDA)	0
17/18 Contracted orthodontic activity (UOA)	0
Carry forward orthodontic activity (UOA)	0
Baseline contract value	£133,660.25

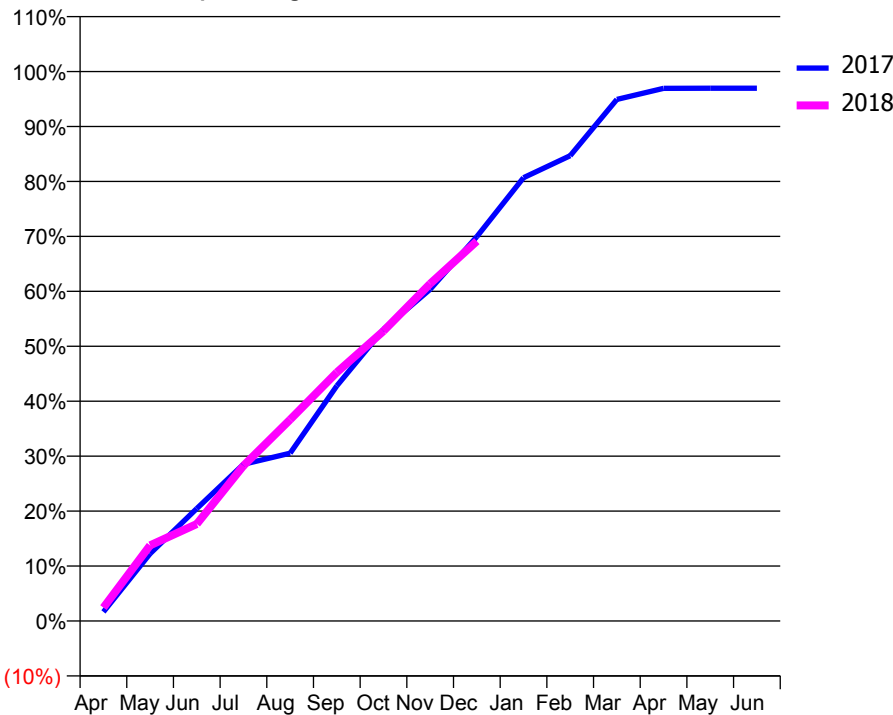
ACCESS*

Patients seen in 24 months	Total	Change since previous quarter
Quarter ending December 2016	1,910	
Quarter ending March 2017	1,863	↓
Quarter ending June 2017	1,861	→
Quarter ending September 2017	1,839	↓
Quarter ending December 2017	1,823	→
Variance since December 2016	(4.6%)	↓



ACTIVITY

Cumulative percentage of contracted UDA delivered 2017 & 2018



Month	Adjusted Scheduled Activity (UDA)	
	2017	2018
April	98	143
May	718	806
June	1,197	1,034
July	1,669	1,653
August	1,786	2,145
September	2,504	2,648
October	3,106	3,087
November	3,532	3,592
December	4,093	4,044
January	4,720	
February	4,954	
March	5,554	
April	5,671	
May	5,673	
June	5,673	

QUALITY

	Quantity	Base Number	Contract	AT	Region	England
% of FP17s for the same patient ID Re-attending within 3 months - Children	20	278	7.2%	9.8%	12.9%	12.0%
% of FP17s for the same patient ID Re-attending within 3 months - Adults	283	1,789	15.8%	13.4%	16.5%	15.9%
% of FP17s for the same patient ID Re-attending between 3 & 9 months - Children	184	278	66.2%	63.4%	59.6%	58.0%
% of FP17s for the same patient ID Re-attending between 3 & 9 months - Adults	1,061	1,789	59.3%	55.0%	52.8%	50.5%
% of FP17s for Band 1 Urgent Courses	151	1,985	7.6%	7.3%	9.1%	9.0%
% of FP17s Relating to Free Repair or Replacements	21	1,985	1.1%	0.9%	1.0%	0.8%
% of FP17s Relating to Continuations	50	1,985	2.5%	1.2%	1.2%	1.1%
% of Patients satisfied with the dentistry they have received	2	2	N/A	92.0%	91.6%	91.5%
% of Patients satisfied with the time they had to wait for an appointment	2	2	N/A	88.4%	88.3%	87.9%

* This is based on patients treated on this contract for their most recent course of treatment. Figures in italics indicate the base number of FP17s or Patient Questionnaire responses are less than 100. N/A is shown where the base number of responses is less than 10 during the period. % is calculated as Quantity/Base number*100

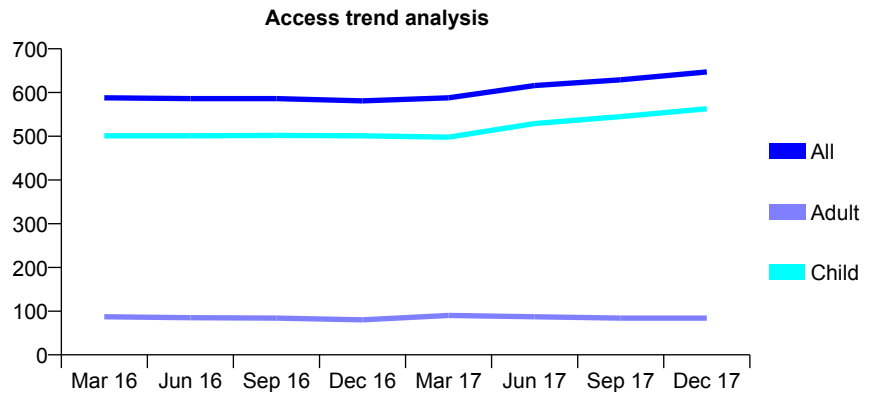
Q50 - Vital Signs At a Glance Contract Report for 742775/0001 - December 2017

Name or company name	Mr M Adamson
Contract type name	GDS Contract
Purpose of contract	General
Contract start date	01/04/2006
Contract end date	

17/18 Contracted general activity (UDA)	1,350
Carry forward general activity (UDA)	0
17/18 Contracted orthodontic activity (UOA)	0
Carry forward orthodontic activity (UOA)	0
Baseline contract value	£29,350.81

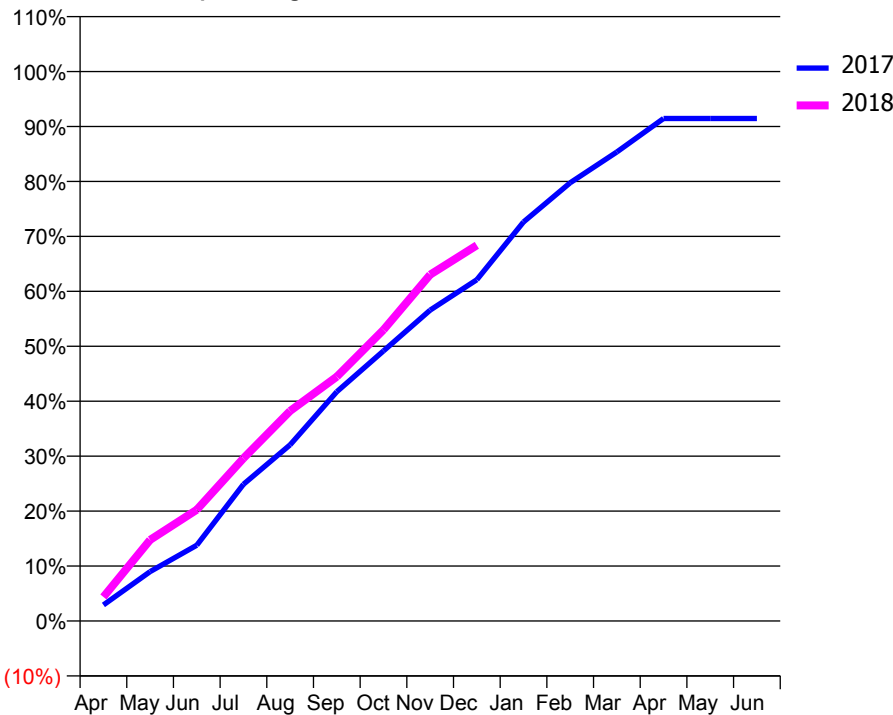
ACCESS*

Patients seen in 24 months	Total	Change since previous quarter
Quarter ending December 2016	581	
Quarter ending March 2017	588	→
Quarter ending June 2017	616	↑
Quarter ending September 2017	629	↑
Quarter ending December 2017	647	↑
Variance since December 2016	11.4%	↑



ACTIVITY

Cumulative percentage of contracted UDA delivered 2017 & 2018



Month	Adjusted Scheduled Activity (UDA)	
	2017	2018
April	39	59
May	121	199
June	186	273
July	336	400
August	433	516
September	563	600
October	664	715
November	764	851
December	838	923
January	980	
February	1,077	
March	1,152	
April	1,235	
May	1,235	
June	1,235	

QUALITY

	Quantity	Base Number	Contract	AT	Region	England
% of FP17s for the same patient ID Re-attending within 3 months - Children	49	761	6.4%	9.8%	12.9%	12.0%
% of FP17s for the same patient ID Re-attending within 3 months - Adults	2	43	4.7%	13.4%	16.5%	15.9%
% of FP17s for the same patient ID Re-attending between 3 & 9 months - Children	537	761	70.6%	63.4%	59.6%	58.0%
% of FP17s for the same patient ID Re-attending between 3 & 9 months - Adults	31	43	72.1%	55.0%	52.8%	50.5%
% of FP17s for Band 1 Urgent Courses	10	749	1.3%	7.3%	9.1%	9.0%
% of FP17s Relating to Free Repair or Replacements	0	749	0.0%	0.9%	1.0%	0.8%
% of FP17s Relating to Continuations	0	749	0.0%	1.2%	1.2%	1.1%
% of Patients satisfied with the dentistry they have received	1	1	N/A	92.0%	91.6%	91.5%
% of Patients satisfied with the time they had to wait for an appointment	1	1	N/A	88.4%	88.3%	87.9%

* This is based on patients treated on this contract for their most recent course of treatment. Figures in italics indicate the base number of FP17s or Patient Questionnaire responses are less than 100. N/A is shown where the base number of responses is less than 10 during the period. % is calculated as Quantity/Base number*100

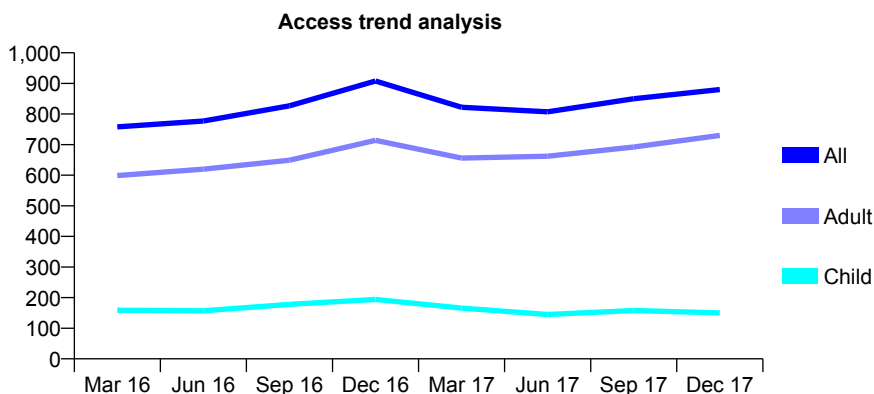
Q50 - Vital Signs At a Glance Contract Report for 749869/0001 - December 2017

Name or company name	MRS ML GATECLIFF
Contract type name	GDS Contract
Purpose of contract	General and Orthodontic
Contract start date	01/04/2006
Contract end date	

17/18 Contracted general activity (UDA)	2,024
Carry forward general activity (UDA)	0
17/18 Contracted orthodontic activity (UOA)	420
Carry forward orthodontic activity (UOA)	0
Baseline contract value	£91,549.27

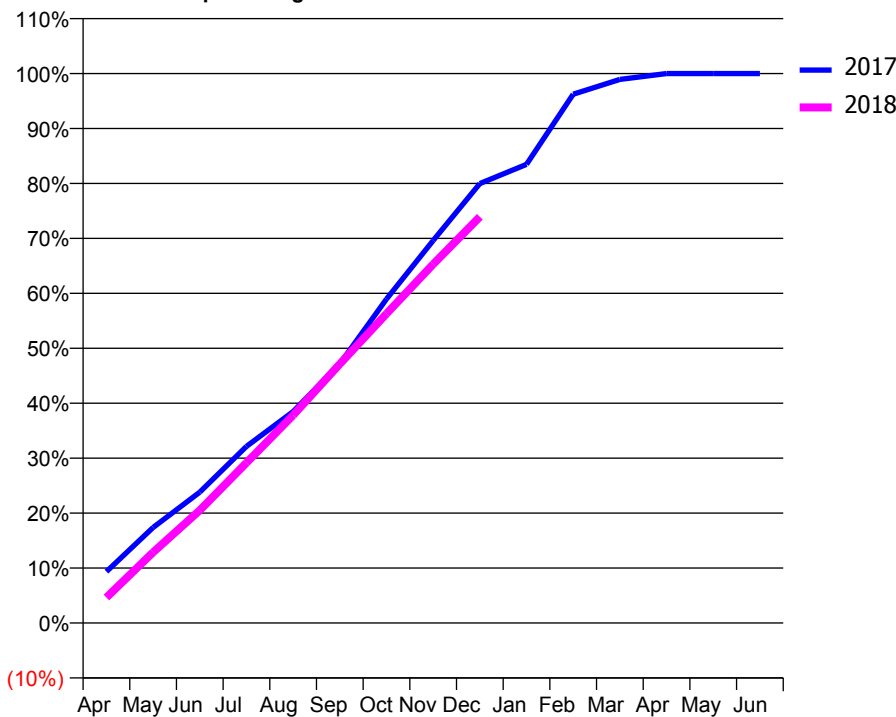
ACCESS*

Patients seen in 24 months	Total	Change since previous quarter
Quarter ending December 2016	908	
Quarter ending March 2017	822	↓
Quarter ending June 2017	807	↓
Quarter ending September 2017	850	↑
Quarter ending December 2017	880	↑
Variance since December 2016	(3.1%)	↓



ACTIVITY

Cumulative percentage of contracted UDA delivered 2017 & 2018



Month	Adjusted Scheduled Activity (UDA)	
	2017	2018
April	189	94
May	352	261
June	482	415
July	650	590
August	779	765
September	955	954
October	1,193	1,139
November	1,409	1,322
December	1,619	1,496
January	1,689	
February	1,948	
March	2,002	
April	2,024	
May	2,024	
June	2,024	

QUALITY

	Quantity	Base Number	Contract	AT	Region	England
% of FP17s for the same patient ID Re-attending within 3 months - Children	11	235	4.7%	9.8%	12.9%	12.0%
% of FP17s for the same patient ID Re-attending within 3 months - Adults	60	796	7.5%	13.4%	16.5%	15.9%
% of FP17s for the same patient ID Re-attending between 3 & 9 months - Children	104	235	44.3%	63.4%	59.6%	58.0%
% of FP17s for the same patient ID Re-attending between 3 & 9 months - Adults	256	796	32.2%	55.0%	52.8%	50.5%
% of FP17s for Band 1 Urgent Courses	21	985	2.1%	7.3%	9.1%	9.0%
% of FP17s Relating to Free Repair or Replacements	13	985	1.3%	0.9%	1.0%	0.8%
% of FP17s Relating to Continuations	19	985	1.9%	1.2%	1.2%	1.1%
% of Patients satisfied with the dentistry they have received	2	2	N/A	92.0%	91.6%	91.5%
% of Patients satisfied with the time they had to wait for an appointment	2	2	N/A	88.4%	88.3%	87.9%

* This is based on patients treated on this contract for their most recent course of treatment. Figures in italics indicate the base number of FP17s or Patient Questionnaire responses are less than 100. N/A is shown where the base number of responses is less than 10 during the period. % is calculated as Quantity/Base number*100

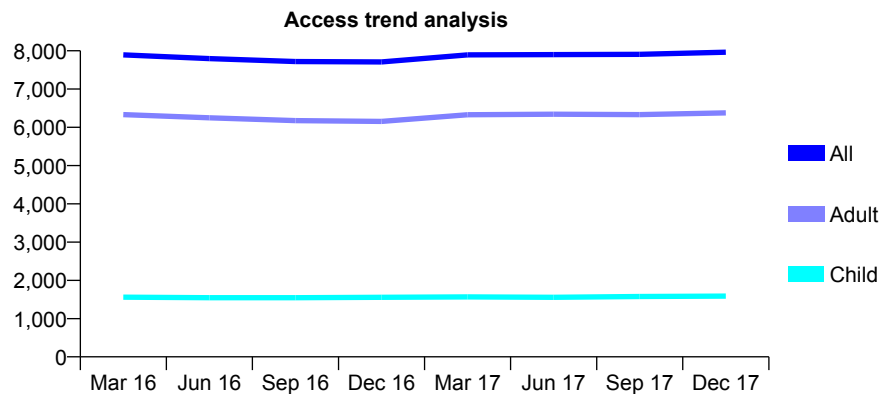
Q50 - Vital Signs At a Glance Contract Report for 750069/0001 - December 2017

Name or company name	MISS IT GREENSTREET
Contract type name	GDS Contract
Purpose of contract	General
Contract start date	01/04/2006
Contract end date	

17/18 Contracted general activity (UDA)	17,900
Carry forward general activity (UDA)	0
17/18 Contracted orthodontic activity (UOA)	0
Carry forward orthodontic activity (UOA)	0
Baseline contract value	£554,826.09

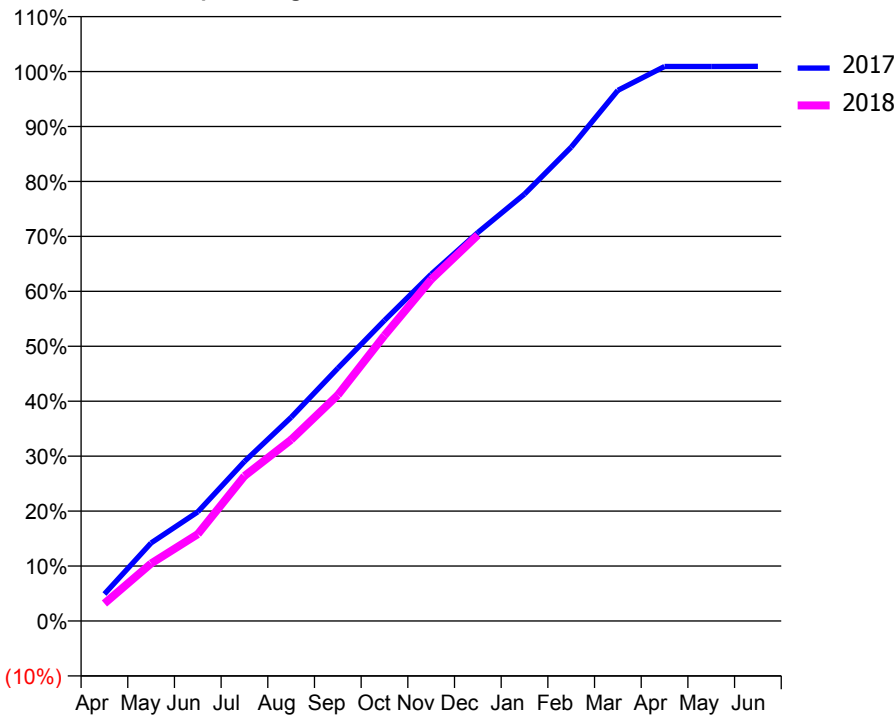
ACCESS*

Patients seen in 24 months	Total	Change since previous quarter
Quarter ending December 2016	7,708	
Quarter ending March 2017	7,894	↑
Quarter ending June 2017	7,900	→
Quarter ending September 2017	7,909	→
Quarter ending December 2017	7,964	→
Variance since December 2016	3.3%	↑



ACTIVITY

Cumulative percentage of contracted UDA delivered 2017 & 2018



Month	Adjusted Scheduled Activity (UDA)	
	2017	2018
April	878	573
May	2,545	1,875
June	3,556	2,832
July	5,197	4,726
August	6,636	5,907
September	8,233	7,358
October	9,794	9,301
November	11,296	11,125
December	12,656	12,574
January	13,905	
February	15,435	
March	17,285	
April	18,062	
May	18,062	
June	18,066	

QUALITY

	Quantity	Base Number	Contract	AT	Region	England
% of FP17s for the same patient ID Re-attending within 3 months - Children	87	1,772	4.9%	9.8%	12.9%	12.0%
% of FP17s for the same patient ID Re-attending within 3 months - Adults	1,037	7,350	14.1%	13.4%	16.5%	15.9%
% of FP17s for the same patient ID Re-attending between 3 & 9 months - Children	1,174	1,772	66.3%	63.4%	59.6%	58.0%
% of FP17s for the same patient ID Re-attending between 3 & 9 months - Adults	4,178	7,350	56.8%	55.0%	52.8%	50.5%
% of FP17s for Band 1 Urgent Courses	595	7,384	8.1%	7.3%	9.1%	9.0%
% of FP17s Relating to Free Repair or Replacements	108	7,384	1.5%	0.9%	1.0%	0.8%
% of FP17s Relating to Continuations	23	7,384	0.3%	1.2%	1.2%	1.1%
% of Patients satisfied with the dentistry they have received	18	19	94.7%	92.0%	91.6%	91.5%
% of Patients satisfied with the time they had to wait for an appointment	19	19	100.0%	88.4%	88.3%	87.9%

* This is based on patients treated on this contract for their most recent course of treatment. Figures in italics indicate the base number of FP17s or Patient Questionnaire responses are less than 100. N/A is shown where the base number of responses is less than 10 during the period. % is calculated as Quantity/Base number*100

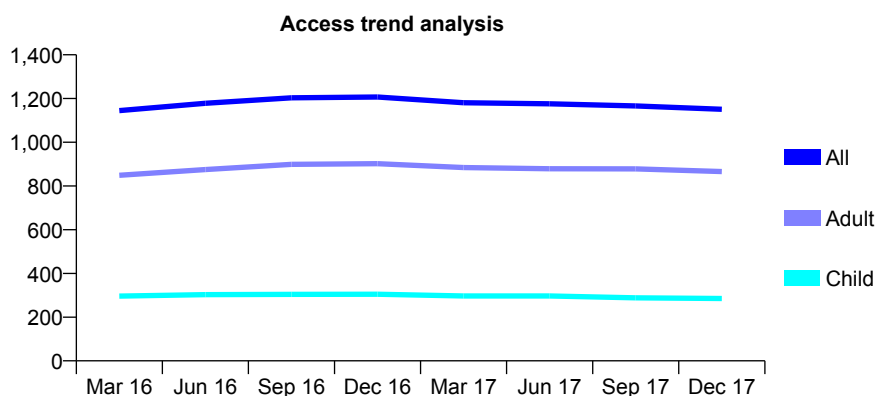
Q50 - Vital Signs At a Glance Contract Report for 750069/0002 - December 2017

Name or company name	MISS IT GREENSTREET
Contract type name	GDS Contract
Purpose of contract	General
Contract start date	01/11/2014
Contract end date	

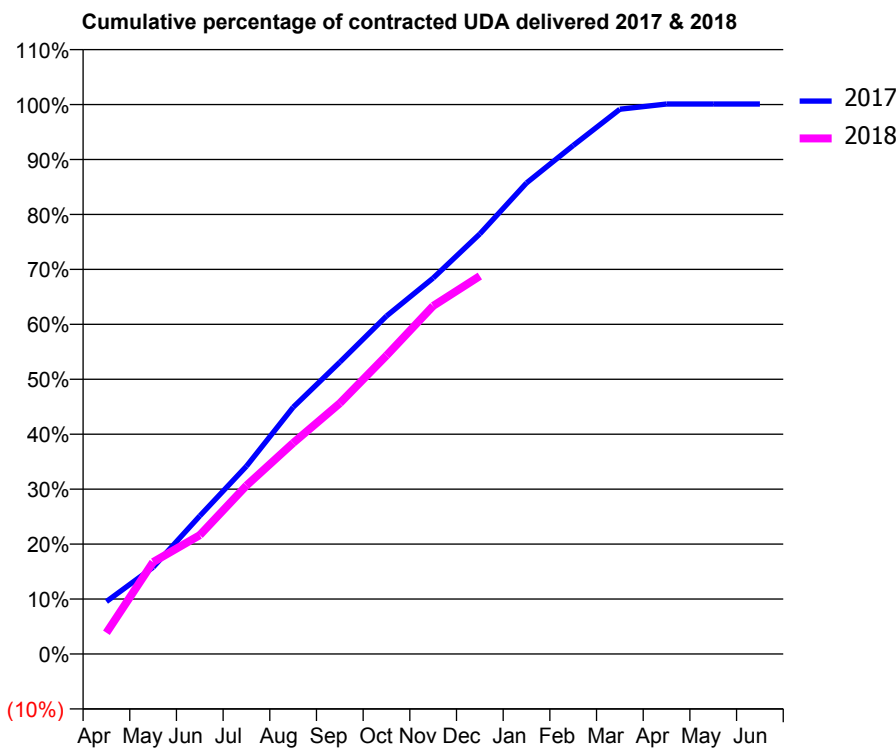
17/18 Contracted general activity (UDA)	3,210
Carry forward general activity (UDA)	0
17/18 Contracted orthodontic activity (UOA)	0
Carry forward orthodontic activity (UOA)	0
Baseline contract value	£99,505.54

ACCESS*

Patients seen in 24 months	Total	Change since previous quarter
Quarter ending December 2016	1,207	
Quarter ending March 2017	1,181	↓
Quarter ending June 2017	1,176	→
Quarter ending September 2017	1,166	→
Quarter ending December 2017	1,151	↓
Variance since December 2016	(4.6%)	↓



ACTIVITY



Month	Adjusted Scheduled Activity (UDA)	
	2017	2018
April	307	125
May	507	537
June	807	695
July	1,097	984
August	1,441	1,233
September	1,704	1,465
October	1,974	1,744
November	2,196	2,033
December	2,454	2,208
January	2,752	
February	2,971	
March	3,183	
April	3,213	
May	3,213	
June	3,213	

QUALITY

	Quantity	Base Number	Contract	AT	Region	England
% of FP17s for the same patient ID Re-attending within 3 months - Children	12	367	3.3%	9.8%	12.9%	12.0%
% of FP17s for the same patient ID Re-attending within 3 months - Adults	128	1,081	11.8%	13.4%	16.5%	15.9%
% of FP17s for the same patient ID Re-attending between 3 & 9 months - Children	317	367	86.4%	63.4%	59.6%	58.0%
% of FP17s for the same patient ID Re-attending between 3 & 9 months - Adults	773	1,081	71.5%	55.0%	52.8%	50.5%
% of FP17s for Band 1 Urgent Courses	91	1,421	6.4%	7.3%	9.1%	9.0%
% of FP17s Relating to Free Repair or Replacements	10	1,421	0.7%	0.9%	1.0%	0.8%
% of FP17s Relating to Continuations	1	1,421	0.1%	1.2%	1.2%	1.1%
% of Patients satisfied with the dentistry they have received	2	2	N/A	92.0%	91.6%	91.5%
% of Patients satisfied with the time they had to wait for an appointment	2	2	N/A	88.4%	88.3%	87.9%

* This is based on patients treated on this contract for their most recent course of treatment. Figures in italics indicate the base number of FP17s or Patient Questionnaire responses are less than 100. N/A is shown where the base number of responses is less than 10 during the period. % is calculated as Quantity/Base number*100

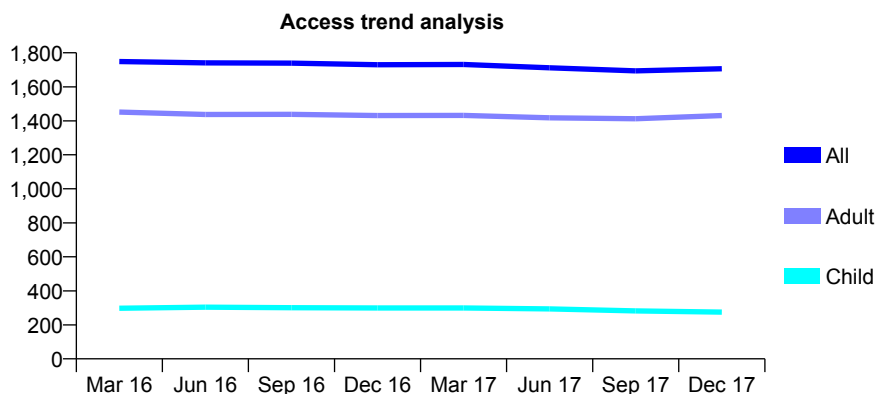
Q50 - Vital Signs At a Glance Contract Report for 761060/0001 - December 2017

Name or company name	Park Street Dental Practice
Contract type name	GDS Contract
Purpose of contract	General
Contract start date	01/04/2006
Contract end date	

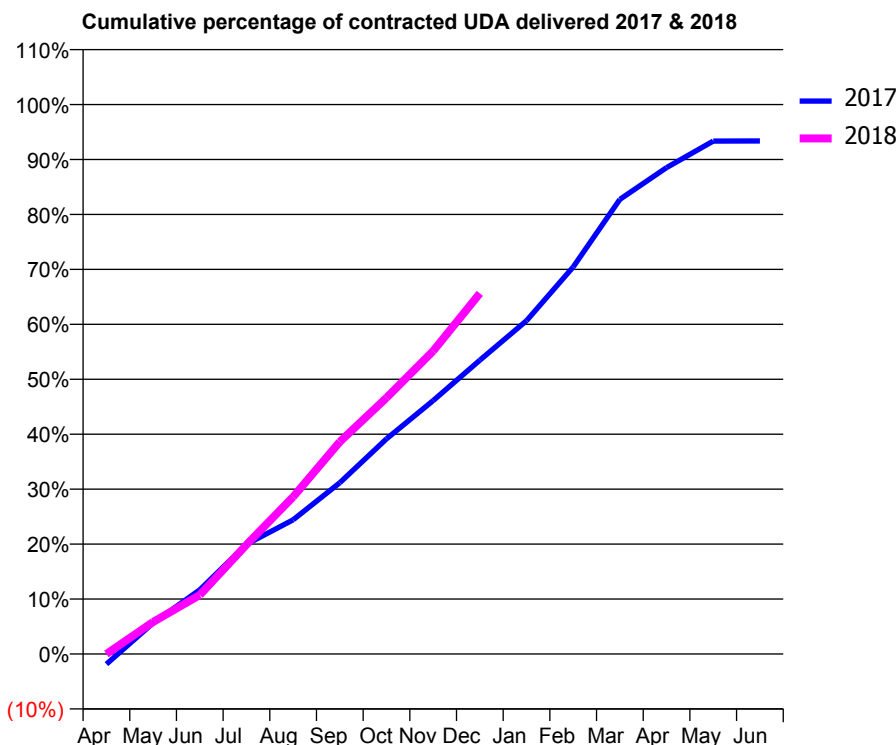
17/18 Contracted general activity (UDA)	6,072
Carry forward general activity (UDA)	0
17/18 Contracted orthodontic activity (UOA)	0
Carry forward orthodontic activity (UOA)	0
Baseline contract value	£178,758.88

ACCESS*

Patients seen in 24 months	Total	Change since previous quarter
Quarter ending December 2016	1,730	
Quarter ending March 2017	1,731	→
Quarter ending June 2017	1,712	↓
Quarter ending September 2017	1,694	↓
Quarter ending December 2017	1,706	→
Variance since December 2016	(1.4%)	↓



ACTIVITY



Month	Adjusted Scheduled Activity (UDA)	
	2017	2018
April	-112	0
May	342	354
June	709	652
July	1,213	1,207
August	1,483	1,736
September	1,893	2,345
October	2,378	2,831
November	2,800	3,349
December	3,246	3,985
January	3,682	
February	4,277	
March	5,024	
April	5,374	
May	5,668	
June	5,670	

QUALITY

	Quantity	Base Number	Contract	AT	Region	England
% of FP17s for the same patient ID Re-attending within 3 months - Children	41	379	10.8%	9.8%	12.9%	12.0%
% of FP17s for the same patient ID Re-attending within 3 months - Adults	204	1,897	10.8%	13.4%	16.5%	15.9%
% of FP17s for the same patient ID Re-attending between 3 & 9 months - Children	298	379	78.6%	63.4%	59.6%	58.0%
% of FP17s for the same patient ID Re-attending between 3 & 9 months - Adults	1,439	1,897	75.9%	55.0%	52.8%	50.5%
% of FP17s for Band 1 Urgent Courses	81	2,090	3.9%	7.3%	9.1%	9.0%
% of FP17s Relating to Free Repair or Replacements	27	2,090	1.3%	0.9%	1.0%	0.8%
% of FP17s Relating to Continuations	18	2,090	0.9%	1.2%	1.2%	1.1%
% of Patients satisfied with the dentistry they have received	4	4	N/A	92.0%	91.6%	91.5%
% of Patients satisfied with the time they had to wait for an appointment	4	4	N/A	88.4%	88.3%	87.9%

* This is based on patients treated on this contract for their most recent course of treatment. Figures in italics indicate the base number of FP17s or Patient Questionnaire responses are less than 100. N/A is shown where the base number of responses is less than 10 during the period. % is calculated as Quantity/Base number*100

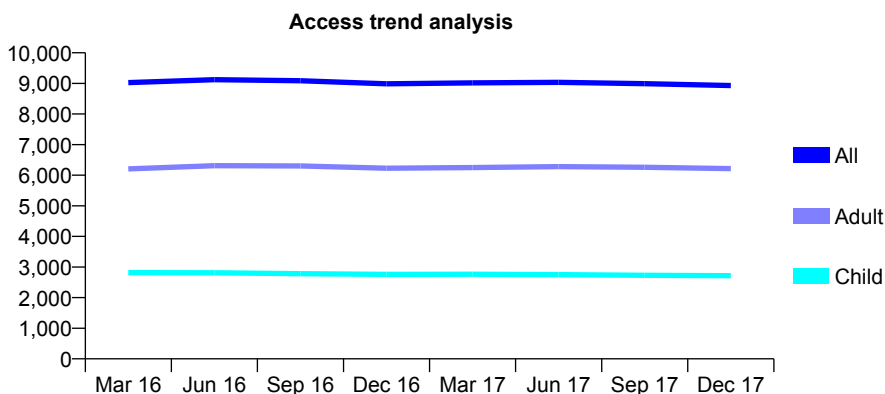
Q50 - Vital Signs At a Glance Contract Report for 762180/0001 - December 2017

Name or company name	MR RJ BROMILEY
Contract type name	GDS Contract
Purpose of contract	General
Contract start date	01/04/2006
Contract end date	

17/18 Contracted general activity (UDA)	23,124
Carry forward general activity (UDA)	0
17/18 Contracted orthodontic activity (UOA)	0
Carry forward orthodontic activity (UOA)	0
Baseline contract value	£775,880.24

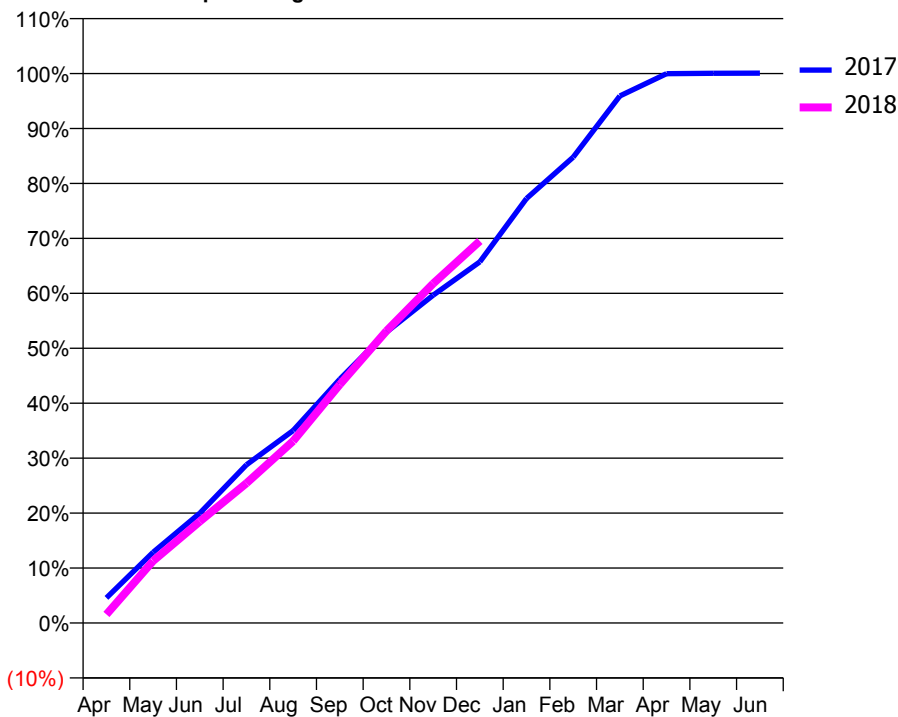
ACCESS*

Patients seen in 24 months	Total	Change since previous quarter
Quarter ending December 2016	8,988	
Quarter ending March 2017	9,017	→
Quarter ending June 2017	9,036	→
Quarter ending September 2017	8,990	→
Quarter ending December 2017	8,932	→
Variance since December 2016	(0.6%)	→



ACTIVITY

Cumulative percentage of contracted UDA delivered 2017 & 2018



Month	Adjusted Scheduled Activity (UDA)	
	2017	2018
April	1,057	361
May	2,975	2,613
June	4,622	4,271
July	6,658	5,883
August	8,097	7,659
September	10,259	10,033
October	12,242	12,290
November	13,793	14,286
December	15,200	16,076
January	17,866	
February	19,603	
March	22,182	
April	23,117	
May	23,131	
June	23,138	

QUALITY

	Quantity	Base Number	Contract	AT	Region	England
% of FP17s for the same patient ID Re-attending within 3 months - Children	369	3,647	10.1%	9.8%	12.9%	12.0%
% of FP17s for the same patient ID Re-attending within 3 months - Adults	1,324	7,369	18.0%	13.4%	16.5%	15.9%
% of FP17s for the same patient ID Re-attending between 3 & 9 months - Children	2,708	3,647	74.3%	63.4%	59.6%	58.0%
% of FP17s for the same patient ID Re-attending between 3 & 9 months - Adults	4,234	7,369	57.5%	55.0%	52.8%	50.5%
% of FP17s for Band 1 Urgent Courses	1,093	9,543	11.5%	7.3%	9.1%	9.0%
% of FP17s Relating to Free Repair or Replacements	131	9,543	1.4%	0.9%	1.0%	0.8%
% of FP17s Relating to Continuations	25	9,543	0.3%	1.2%	1.2%	1.1%
% of Patients satisfied with the dentistry they have received	28	28	100.0%	92.0%	91.6%	91.5%
% of Patients satisfied with the time they had to wait for an appointment	27	28	96.4%	88.4%	88.3%	87.9%

* This is based on patients treated on this contract for their most recent course of treatment. Figures in italics indicate the base number of FP17s or Patient Questionnaire responses are less than 100. N/A is shown where the base number of responses is less than 10 during the period. % is calculated as Quantity/Base number*100

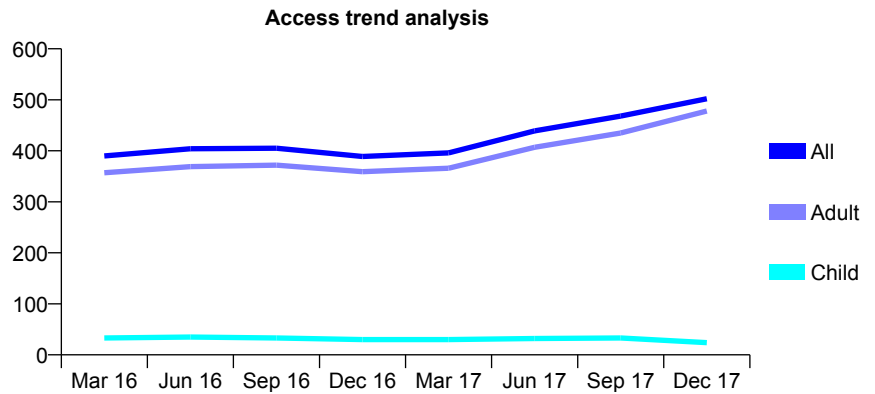
Q50 - Vital Signs At a Glance Contract Report for 762180/0003 - December 2017

Name or company name	MR RJ BROMILEY
Contract type name	PDS Contract
Purpose of contract	General
Contract start date	01/02/2010
Contract end date	31/03/2018

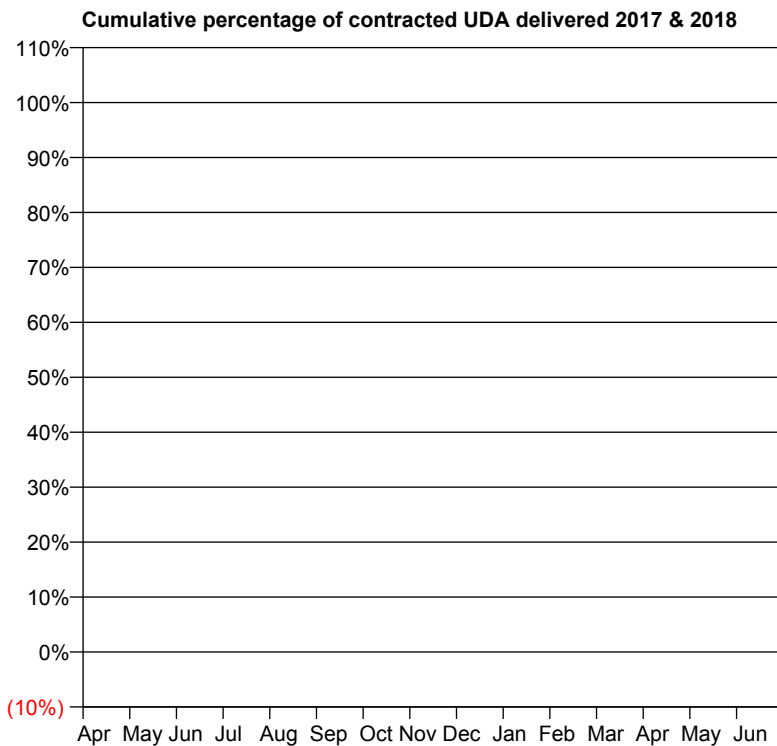
17/18 Contracted general activity (UDA)	4
Carry forward general activity (UDA)	0
17/18 Contracted orthodontic activity (UOA)	0
Carry forward orthodontic activity (UOA)	0
Baseline contract value	£67,686.33

ACCESS*

Patients seen in 24 months	Total	Change since previous quarter
Quarter ending December 2016	389	
Quarter ending March 2017	396	→
Quarter ending June 2017	439	↑
Quarter ending September 2017	468	↑
Quarter ending December 2017	502	↑
Variance since December 2016	29.0%	↑



ACTIVITY



Adjusted Scheduled Activity (UDA)		
Month	2017	2018
April	33	12
May	83	157
June	133	237
July	181	315
August	213	390
September	279	521
October	315	597
November	355	696
December	388	738
January	458	
February	487	
March	536	
April	602	
May	602	
June	602	

QUALITY

	Quantity	Base Number	Contract	AT	Region	England
% of FP17s for the same patient ID Re-attending within 3 months - Children	0	70	0.0%	9.8%	12.9%	12.0%
% of FP17s for the same patient ID Re-attending within 3 months - Adults	20	601	3.3%	13.4%	16.5%	15.9%
% of FP17s for the same patient ID Re-attending between 3 & 9 months - Children	0	70	0.0%	63.4%	59.6%	58.0%
% of FP17s for the same patient ID Re-attending between 3 & 9 months - Adults	6	601	1.0%	55.0%	52.8%	50.5%
% of FP17s for Band 1 Urgent Courses	611	616	99.2%	7.3%	9.1%	9.0%
% of FP17s Relating to Free Repair or Replacements	0	616	0.0%	0.9%	1.0%	0.8%
% of FP17s Relating to Continuations	0	616	0.0%	1.2%	1.2%	1.1%
% of Patients satisfied with the dentistry they have received	0	0	N/A	92.0%	91.6%	91.5%
% of Patients satisfied with the time they had to wait for an appointment	0	0	N/A	88.4%	88.3%	87.9%

* This is based on patients treated on this contract for their most recent course of treatment. Figures in italics indicate the base number of FP17s or Patient Questionnaire responses are less than 100. N/A is shown where the base number of responses is less than 10 during the period. % is calculated as Quantity/Base number*100

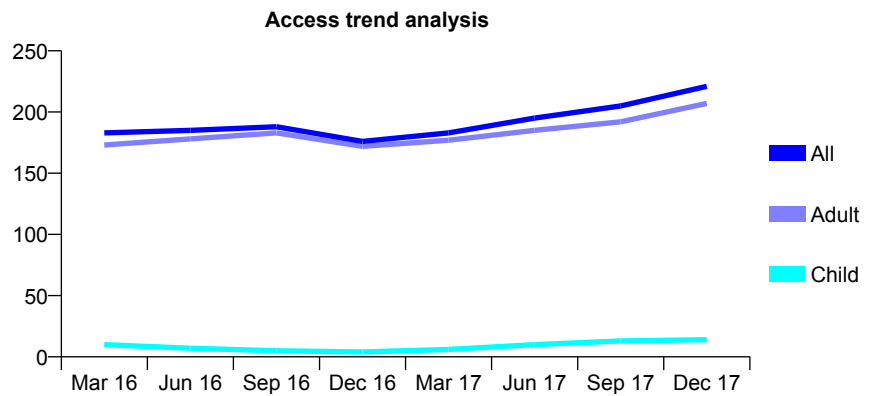
Q50 - Vital Signs At a Glance Contract Report for 762180/0004 - December 2017

Name or company name	MR RJ BROMILEY
Contract type name	PDS Contract
Purpose of contract	General
Contract start date	01/02/2010
Contract end date	31/03/2018

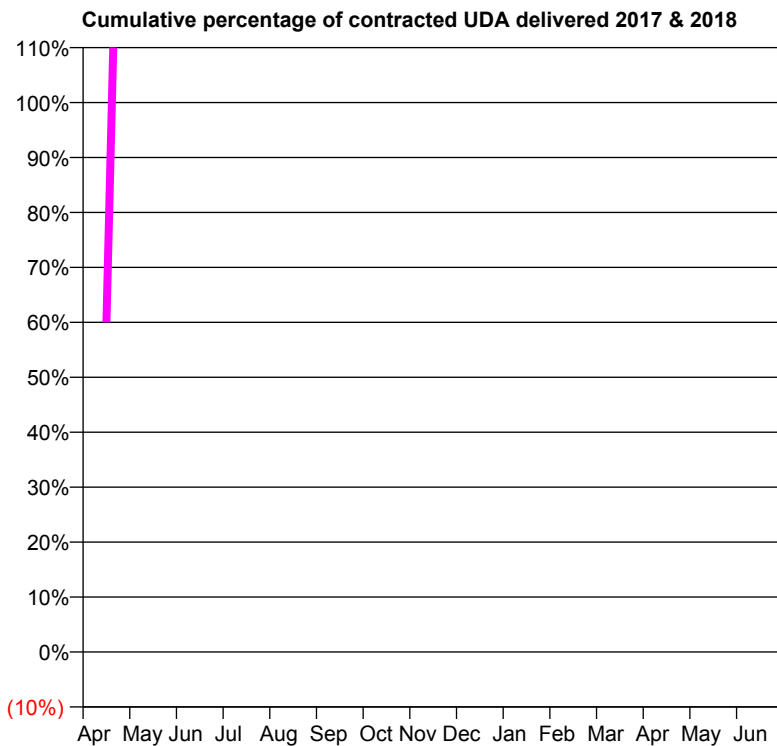
17/18 Contracted general activity (UDA)	16
Carry forward general activity (UDA)	0
17/18 Contracted orthodontic activity (UOA)	0
Carry forward orthodontic activity (UOA)	0
Baseline contract value	£29,612.78

ACCESS*

Patients seen in 24 months	Total	Change since previous quarter
Quarter ending December 2016	176	
Quarter ending March 2017	183	↑
Quarter ending June 2017	195	↑
Quarter ending September 2017	205	↑
Quarter ending December 2017	221	↑
Variance since December 2016	25.6%	↑



ACTIVITY



Adjusted Scheduled Activity (UDA)		
Month	2017	2018
April	25	10
May	31	64
June	77	92
July	87	112
August	106	144
September	140	195
October	152	219
November	166	243
December	174	260
January	209	
February	227	
March	252	
April	257	
May	257	
June	257	

QUALITY

	Quantity	Base Number	Contract	AT	Region	England
% of FP17s for the same patient ID Re-attending within 3 months - Children	1	27	3.7%	9.8%	12.9%	12.0%
% of FP17s for the same patient ID Re-attending within 3 months - Adults	3	198	1.5%	13.4%	16.5%	15.9%
% of FP17s for the same patient ID Re-attending between 3 & 9 months - Children	0	27	0.0%	63.4%	59.6%	58.0%
% of FP17s for the same patient ID Re-attending between 3 & 9 months - Adults	2	198	1.0%	55.0%	52.8%	50.5%
% of FP17s for Band 1 Urgent Courses	214	220	97.3%	7.3%	9.1%	9.0%
% of FP17s Relating to Free Repair or Replacements	0	220	0.0%	0.9%	1.0%	0.8%
% of FP17s Relating to Continuations	0	220	0.0%	1.2%	1.2%	1.1%
% of Patients satisfied with the dentistry they have received	0	1	N/A	92.0%	91.6%	91.5%
% of Patients satisfied with the time they had to wait for an appointment	1	1	N/A	88.4%	88.3%	87.9%

* This is based on patients treated on this contract for their most recent course of treatment. Figures in italics indicate the base number of FP17s or Patient Questionnaire responses are less than 100. N/A is shown where the base number of responses is less than 10 during the period. % is calculated as Quantity/Base number*100

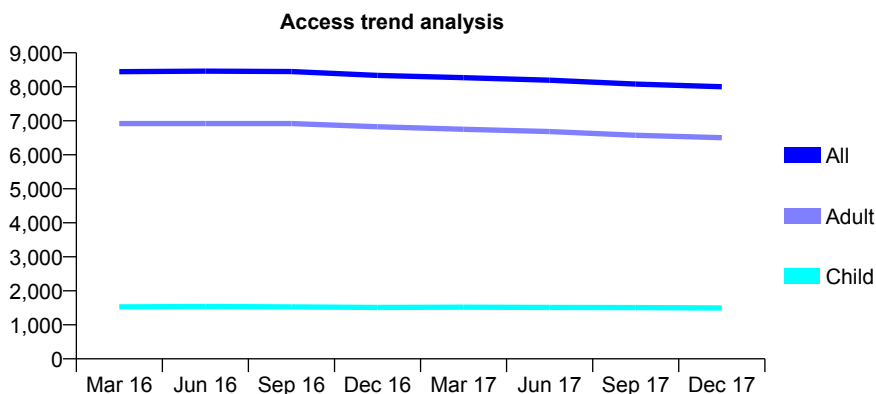
Q50 - Vital Signs At a Glance Contract Report for 772275/0001 - December 2017

Name or company name	MS MM ODUKOYA
Contract type name	GDS Contract
Purpose of contract	General
Contract start date	01/04/2006
Contract end date	

17/18 Contracted general activity (UDA)	19,042
Carry forward general activity (UDA)	0
17/18 Contracted orthodontic activity (UOA)	0
Carry forward orthodontic activity (UOA)	0
Baseline contract value	£599,902.95

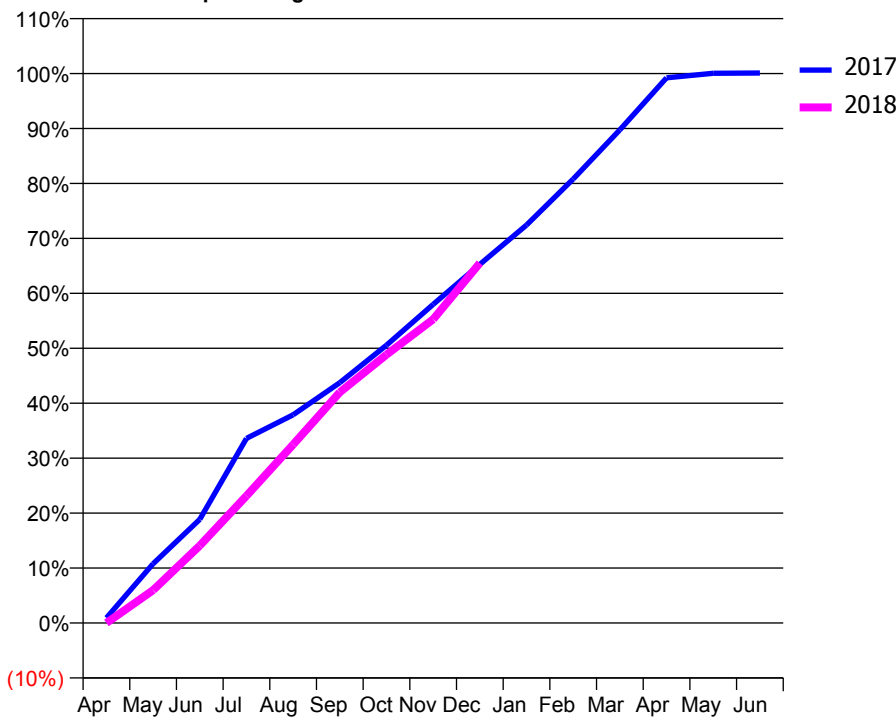
ACCESS*

Patients seen in 24 months	Total	Change since previous quarter
Quarter ending December 2016	8,335	
Quarter ending March 2017	8,269	→
Quarter ending June 2017	8,194	→
Quarter ending September 2017	8,079	↓
Quarter ending December 2017	8,000	→
Variance since December 2016	(4.0%)	↓



ACTIVITY

Cumulative percentage of contracted UDA delivered 2017 & 2018



Month	Adjusted Scheduled Activity (UDA)	
	2017	2018
April	179	0
May	2,056	1,137
June	3,593	2,684
July	6,398	4,407
August	7,214	6,187
September	8,331	7,994
October	9,626	9,298
November	11,042	10,524
December	12,427	12,476
January	13,792	
February	15,386	
March	17,091	
April	18,892	
May	19,050	
June	19,058	

QUALITY

	Quantity	Base Number	Contract	AT	Region	England
% of FP17s for the same patient ID Re-attending within 3 months - Children	136	1,856	7.3%	9.8%	12.9%	12.0%
% of FP17s for the same patient ID Re-attending within 3 months - Adults	974	6,831	14.3%	13.4%	16.5%	15.9%
% of FP17s for the same patient ID Re-attending between 3 & 9 months - Children	1,190	1,856	64.1%	63.4%	59.6%	58.0%
% of FP17s for the same patient ID Re-attending between 3 & 9 months - Adults	2,837	6,831	41.5%	55.0%	52.8%	50.5%
% of FP17s for Band 1 Urgent Courses	646	7,453	8.7%	7.3%	9.1%	9.0%
% of FP17s Relating to Free Repair or Replacements	109	7,453	1.5%	0.9%	1.0%	0.8%
% of FP17s Relating to Continuations	54	7,453	0.7%	1.2%	1.2%	1.1%
% of Patients satisfied with the dentistry they have received	4	4	N/A	92.0%	91.6%	91.5%
% of Patients satisfied with the time they had to wait for an appointment	4	4	N/A	88.4%	88.3%	87.9%

* This is based on patients treated on this contract for their most recent course of treatment. Figures in italics indicate the base number of FP17s or Patient Questionnaire responses are less than 100. N/A is shown where the base number of responses is less than 10 during the period. % is calculated as Quantity/Base number*100

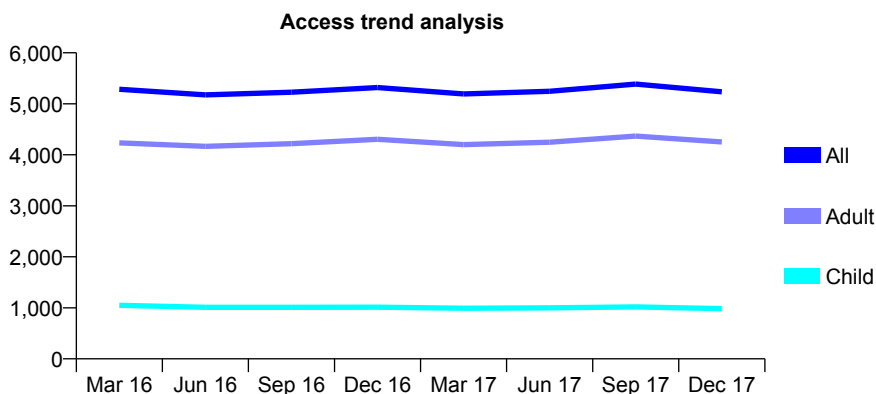
Q50 - Vital Signs At a Glance Contract Report for 776882/0001 - December 2017

Name or company name	Dental Design Studio Hull
Contract type name	GDS Contract
Purpose of contract	General
Contract start date	01/12/2006
Contract end date	

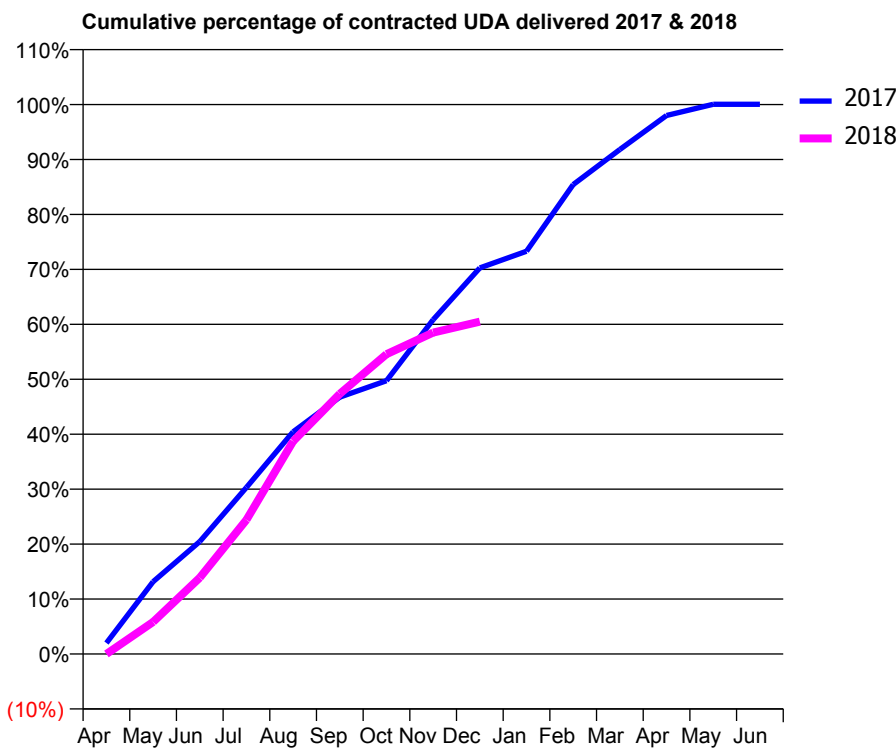
17/18 Contracted general activity (UDA)	13,078
Carry forward general activity (UDA)	0
17/18 Contracted orthodontic activity (UOA)	0
Carry forward orthodontic activity (UOA)	0
Baseline contract value	£348,159.60

ACCESS*

Patients seen in 24 months	Total	Change since previous quarter
Quarter ending December 2016	5,318	
Quarter ending March 2017	5,193	↓
Quarter ending June 2017	5,245	→
Quarter ending September 2017	5,386	↑
Quarter ending December 2017	5,235	↓
Variance since December 2016	(1.6%)	↓



ACTIVITY



Month	Adjusted Scheduled Activity (UDA)	
	2017	2018
April	262	0
May	1,723	765
June	2,676	1,818
July	3,966	3,193
August	5,289	5,064
September	6,114	6,194
October	6,504	7,135
November	7,959	7,649
December	9,190	7,911
January	9,587	
February	11,172	
March	12,008	
April	12,818	
May	13,084	
June	13,084	

QUALITY

	Quantity	Base Number	Contract	AT	Region	England
% of FP17s for the same patient ID Re-attending within 3 months - Children	70	957	7.3%	9.8%	12.9%	12.0%
% of FP17s for the same patient ID Re-attending within 3 months - Adults	419	3,923	10.7%	13.4%	16.5%	15.9%
% of FP17s for the same patient ID Re-attending between 3 & 9 months - Children	522	957	54.5%	63.4%	59.6%	58.0%
% of FP17s for the same patient ID Re-attending between 3 & 9 months - Adults	1,971	3,923	50.2%	55.0%	52.8%	50.5%
% of FP17s for Band 1 Urgent Courses	193	3,666	5.3%	7.3%	9.1%	9.0%
% of FP17s Relating to Free Repair or Replacements	38	3,666	1.0%	0.9%	1.0%	0.8%
% of FP17s Relating to Continuations	46	3,666	1.3%	1.2%	1.2%	1.1%
% of Patients satisfied with the dentistry they have received	8	10	80.0%	92.0%	91.6%	91.5%
% of Patients satisfied with the time they had to wait for an appointment	8	10	80.0%	88.4%	88.3%	87.9%

* This is based on patients treated on this contract for their most recent course of treatment. Figures in italics indicate the base number of FP17s or Patient Questionnaire responses are less than 100. N/A is shown where the base number of responses is less than 10 during the period. % is calculated as Quantity/Base number*100

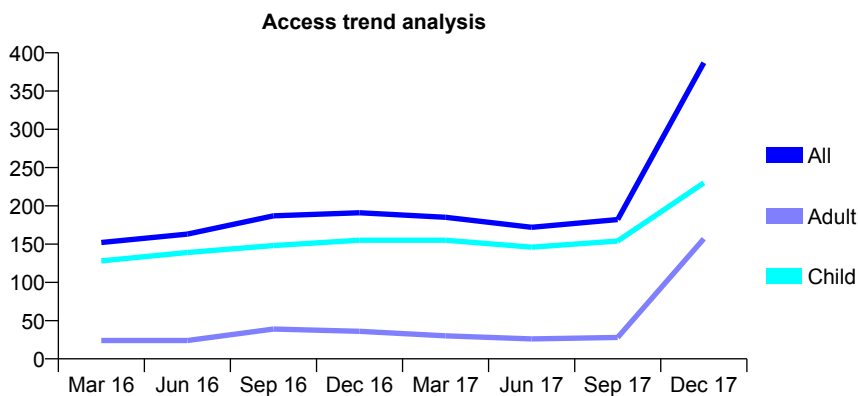
Q50 - Vital Signs At a Glance Contract Report for 802425/0001 - December 2017

Name or company name	Skipper & Moran
Contract type name	GDS Contract
Purpose of contract	General and Orthodontic
Contract start date	01/04/2006
Contract end date	

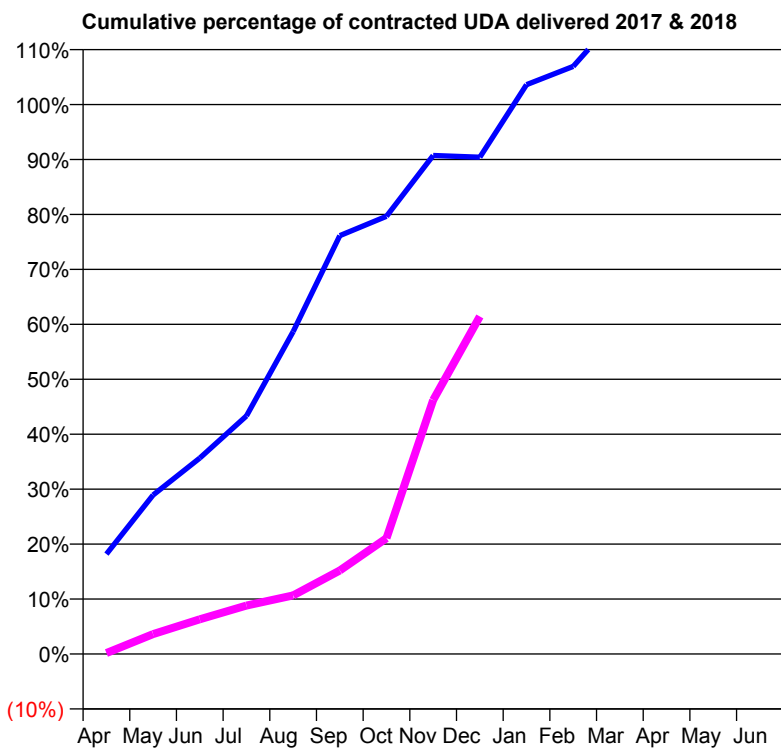
17/18 Contracted general activity (UDA)	1,053
Carry forward general activity (UDA)	0
17/18 Contracted orthodontic activity (UOA)	0
Carry forward orthodontic activity (UOA)	0
Baseline contract value	£83,829.21

ACCESS*

Patients seen in 24 months	Total	Change since previous quarter
Quarter ending December 2016	191	
Quarter ending March 2017	185	↓
Quarter ending June 2017	172	↓
Quarter ending September 2017	182	↑
Quarter ending December 2017	387	↑
Variance since December 2016	102.6%	↑



ACTIVITY



Adjusted Scheduled Activity (UDA)		
Month	2017	2018
April	55	2
May	87	38
June	107	67
July	130	93
August	176	112
September	228	160
October	239	222
November	272	487
December	271	647
January	311	
February	321	
March	349	
April	362	
May	362	
June	362	

QUALITY

	Quantity	Base Number	Contract	AT	Region	England
% of FP17s for the same patient ID Re-attending within 3 months - Children	17	304	5.6%	9.8%	12.9%	12.0%
% of FP17s for the same patient ID Re-attending within 3 months - Adults	6	164	3.7%	13.4%	16.5%	15.9%
% of FP17s for the same patient ID Re-attending between 3 & 9 months - Children	107	304	35.2%	63.4%	59.6%	58.0%
% of FP17s for the same patient ID Re-attending between 3 & 9 months - Adults	3	164	1.8%	55.0%	52.8%	50.5%
% of FP17s for Band 1 Urgent Courses	55	408	13.5%	7.3%	9.1%	9.0%
% of FP17s Relating to Free Repair or Replacements	0	408	0.0%	0.9%	1.0%	0.8%
% of FP17s Relating to Continuations	2	408	0.5%	1.2%	1.2%	1.1%
% of Patients satisfied with the dentistry they have received	0	0	N/A	92.0%	91.6%	91.5%
% of Patients satisfied with the time they had to wait for an appointment	0	0	N/A	88.4%	88.3%	87.9%

* This is based on patients treated on this contract for their most recent course of treatment. Figures in italics indicate the base number of FP17s or Patient Questionnaire responses are less than 100. N/A is shown where the base number of responses is less than 10 during the period. % is calculated as Quantity/Base number*100

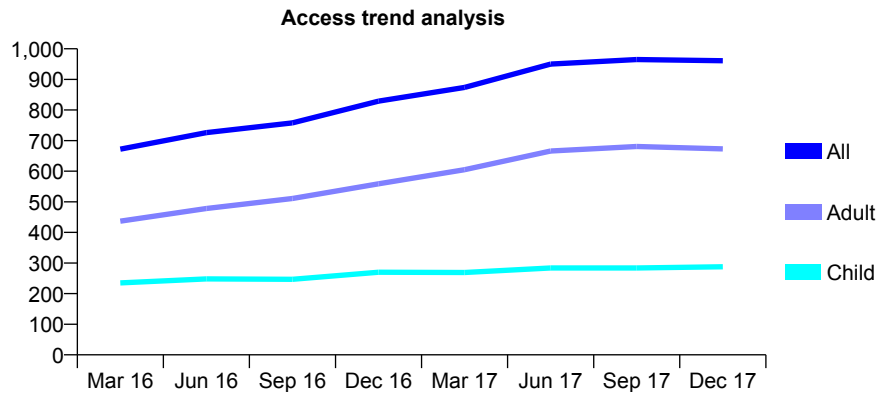
Q50 - Vital Signs At a Glance Contract Report for 810223/0001 - December 2017

Name or company name	MR SW HEYLINGS
Contract type name	GDS Contract
Purpose of contract	General
Contract start date	01/04/2006
Contract end date	

17/18 Contracted general activity (UDA)	2,635
Carry forward general activity (UDA)	0
17/18 Contracted orthodontic activity (UOA)	0
Carry forward orthodontic activity (UOA)	0
Baseline contract value	£72,283.40

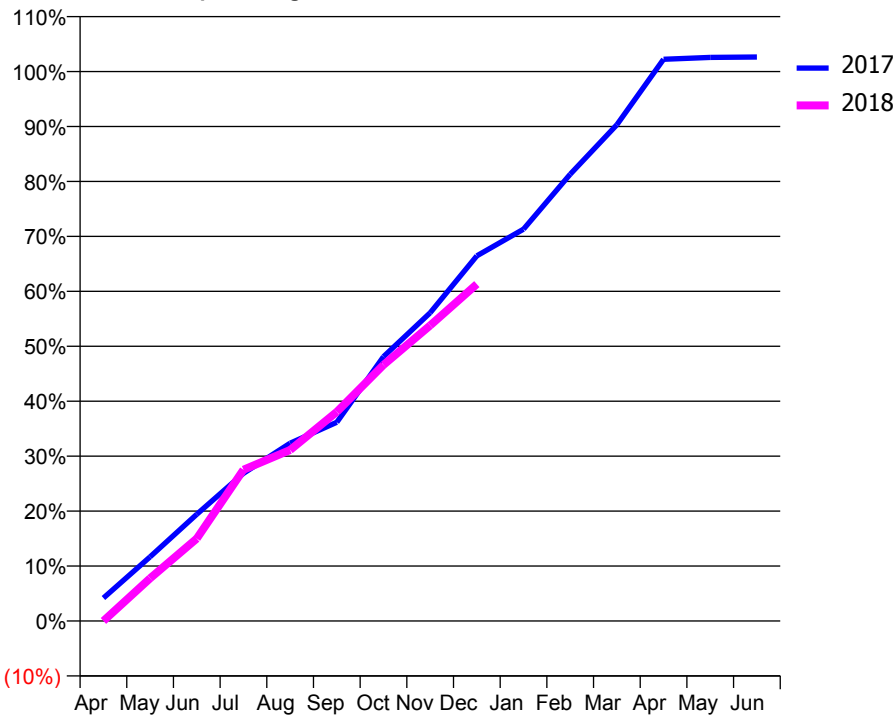
ACCESS*

Patients seen in 24 months	Total	Change since previous quarter
Quarter ending December 2016	829	
Quarter ending March 2017	874	↑
Quarter ending June 2017	950	↑
Quarter ending September 2017	965	→
Quarter ending December 2017	961	→
Variance since December 2016	15.9%	↑



ACTIVITY

Cumulative percentage of contracted UDA delivered 2017 & 2018



Month	Adjusted Scheduled Activity (UDA)	
	2017	2018
April	110	0
May	308	205
June	512	396
July	708	726
August	852	820
September	953	1,003
October	1,268	1,228
November	1,478	1,417
December	1,751	1,616
January	1,879	
February	2,142	
March	2,380	
April	2,694	
May	2,703	
June	2,705	

QUALITY

	Quantity	Base Number	Contract	AT	Region	England
% of FP17s for the same patient ID Re-attending within 3 months - Children	20	293	6.8%	9.8%	12.9%	12.0%
% of FP17s for the same patient ID Re-attending within 3 months - Adults	93	708	13.1%	13.4%	16.5%	15.9%
% of FP17s for the same patient ID Re-attending between 3 & 9 months - Children	167	293	57.0%	63.4%	59.6%	58.0%
% of FP17s for the same patient ID Re-attending between 3 & 9 months - Adults	372	708	52.5%	55.0%	52.8%	50.5%
% of FP17s for Band 1 Urgent Courses	43	842	5.1%	7.3%	9.1%	9.0%
% of FP17s Relating to Free Repair or Replacements	0	842	0.0%	0.9%	1.0%	0.8%
% of FP17s Relating to Continuations	5	842	0.6%	1.2%	1.2%	1.1%
% of Patients satisfied with the dentistry they have received	7	8	N/A	92.0%	91.6%	91.5%
% of Patients satisfied with the time they had to wait for an appointment	6	8	N/A	88.4%	88.3%	87.9%

* This is based on patients treated on this contract for their most recent course of treatment. Figures in italics indicate the base number of FP17s or Patient Questionnaire responses are less than 100. N/A is shown where the base number of responses is less than 10 during the period. % is calculated as Quantity/Base number*100

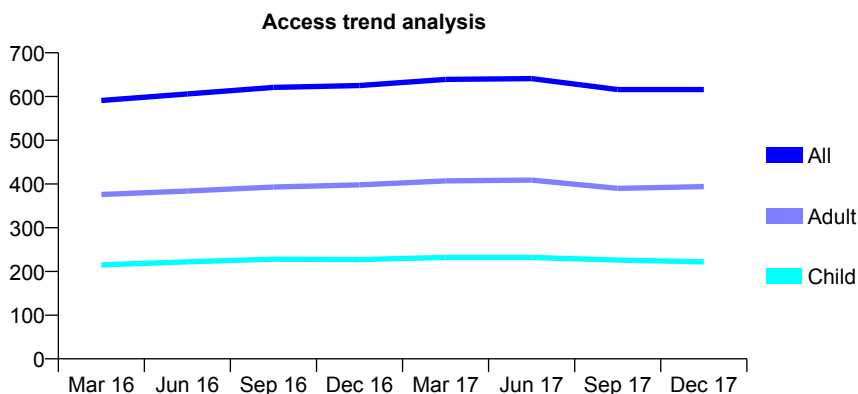
Q50 - Vital Signs At a Glance Contract Report for 810290/0001 - December 2017

Name or company name	MR PA RIDING
Contract type name	GDS Contract
Purpose of contract	General
Contract start date	01/04/2006
Contract end date	

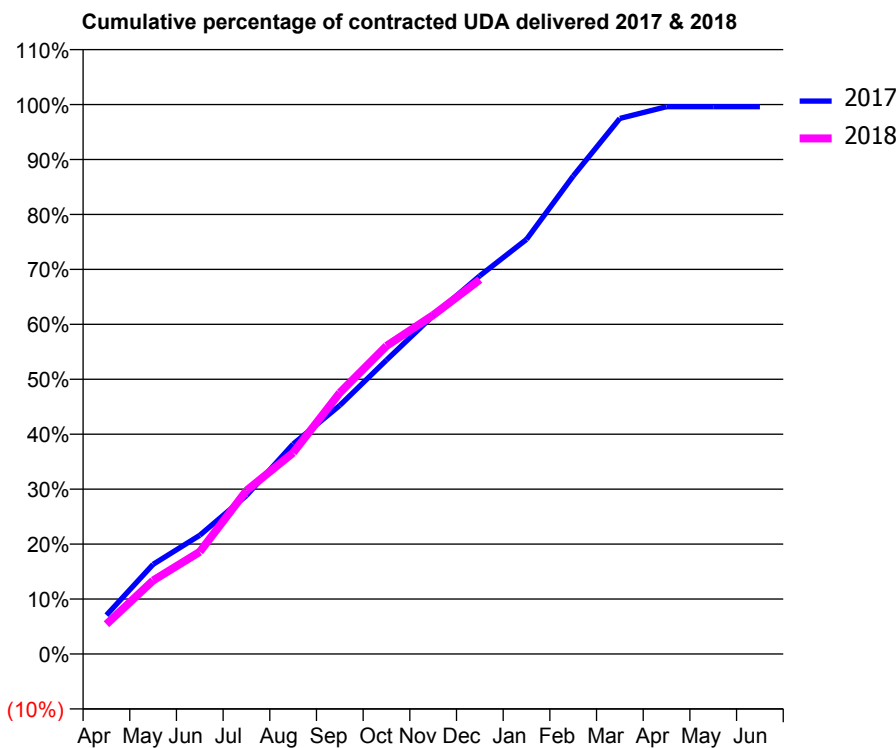
17/18 Contracted general activity (UDA)	1,711
Carry forward general activity (UDA)	0
17/18 Contracted orthodontic activity (UOA)	0
Carry forward orthodontic activity (UOA)	0
Baseline contract value	£51,717.65

ACCESS*

Patients seen in 24 months	Total	Change since previous quarter
Quarter ending December 2016	625	
Quarter ending March 2017	639	↑
Quarter ending June 2017	641	→
Quarter ending September 2017	616	↓
Quarter ending December 2017	616	→
Variance since December 2016	(1.4%)	↓



ACTIVITY



Month	Adjusted Scheduled Activity (UDA)	
	2017	2018
April	121	93
May	279	229
June	370	318
July	493	509
August	654	627
September	774	814
October	915	959
November	1,054	1,055
December	1,178	1,166
January	1,291	
February	1,488	
March	1,668	
April	1,704	
May	1,704	
June	1,704	

QUALITY

	Quantity	Base Number	Contract	AT	Region	England
% of FP17s for the same patient ID Re-attending within 3 months - Children	17	218	7.8%	9.8%	12.9%	12.0%
% of FP17s for the same patient ID Re-attending within 3 months - Adults	24	327	7.3%	13.4%	16.5%	15.9%
% of FP17s for the same patient ID Re-attending between 3 & 9 months - Children	133	218	61.0%	63.4%	59.6%	58.0%
% of FP17s for the same patient ID Re-attending between 3 & 9 months - Adults	174	327	53.2%	55.0%	52.8%	50.5%
% of FP17s for Band 1 Urgent Courses	19	524	3.6%	7.3%	9.1%	9.0%
% of FP17s Relating to Free Repair or Replacements	0	524	0.0%	0.9%	1.0%	0.8%
% of FP17s Relating to Continuations	1	524	0.2%	1.2%	1.2%	1.1%
% of Patients satisfied with the dentistry they have received	0	1	N/A	92.0%	91.6%	91.5%
% of Patients satisfied with the time they had to wait for an appointment	1	1	N/A	88.4%	88.3%	87.9%

* This is based on patients treated on this contract for their most recent course of treatment. Figures in italics indicate the base number of FP17s or Patient Questionnaire responses are less than 100. N/A is shown where the base number of responses is less than 10 during the period. % is calculated as Quantity/Base number*100

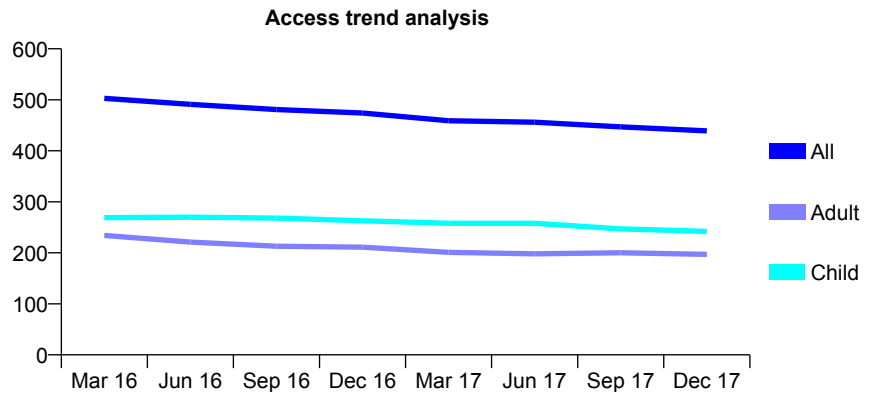
Q50 - Vital Signs At a Glance Contract Report for 811076/0001 - December 2017

Name or company name	MR DR FEIRN
Contract type name	GDS Contract
Purpose of contract	General and Orthodontic
Contract start date	01/04/2006
Contract end date	

17/18 Contracted general activity (UDA)	1,214
Carry forward general activity (UDA)	0
17/18 Contracted orthodontic activity (UOA)	220
Carry forward orthodontic activity (UOA)	0
Baseline contract value	£45,957.79

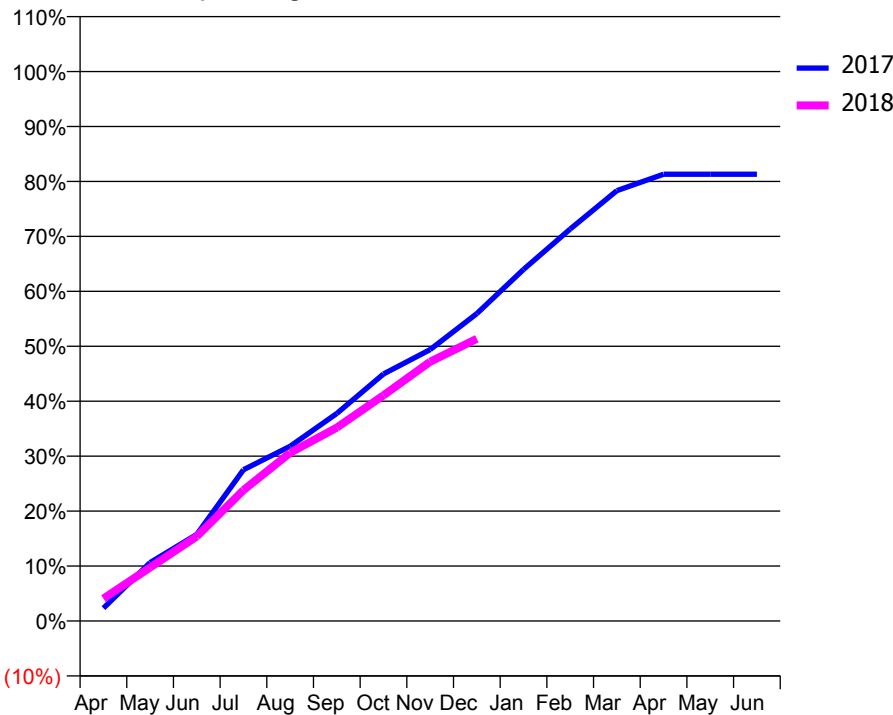
ACCESS*

Patients seen in 24 months	Total	Change since previous quarter
Quarter ending December 2016	474	
Quarter ending March 2017	459	↓
Quarter ending June 2017	456	→
Quarter ending September 2017	447	↓
Quarter ending December 2017	439	↓
Variance since December 2016	(7.4%)	↓



ACTIVITY

Cumulative percentage of contracted UDA delivered 2017 & 2018



Month	Adjusted Scheduled Activity (UDA)	
	2017	2018
April	28	50
May	129	118
June	191	187
July	334	289
August	386	372
September	459	427
October	546	499
November	600	573
December	679	624
January	777	
February	866	
March	951	
April	987	
May	987	
June	987	

QUALITY

	Quantity	Base Number	Contract	AT	Region	England
% of FP17s for the same patient ID Re-attending within 3 months - Children	26	290	9.0%	9.8%	12.9%	12.0%
% of FP17s for the same patient ID Re-attending within 3 months - Adults	38	179	21.2%	13.4%	16.5%	15.9%
% of FP17s for the same patient ID Re-attending between 3 & 9 months - Children	188	290	64.8%	63.4%	59.6%	58.0%
% of FP17s for the same patient ID Re-attending between 3 & 9 months - Adults	93	179	52.0%	55.0%	52.8%	50.5%
% of FP17s for Band 1 Urgent Courses	38	435	8.7%	7.3%	9.1%	9.0%
% of FP17s Relating to Free Repair or Replacements	0	435	0.0%	0.9%	1.0%	0.8%
% of FP17s Relating to Continuations	1	435	0.2%	1.2%	1.2%	1.1%
% of Patients satisfied with the dentistry they have received	1	1	N/A	92.0%	91.6%	91.5%
% of Patients satisfied with the time they had to wait for an appointment	1	1	N/A	88.4%	88.3%	87.9%

* This is based on patients treated on this contract for their most recent course of treatment. Figures in italics indicate the base number of FP17s or Patient Questionnaire responses are less than 100. N/A is shown where the base number of responses is less than 10 during the period. % is calculated as Quantity/Base number*100

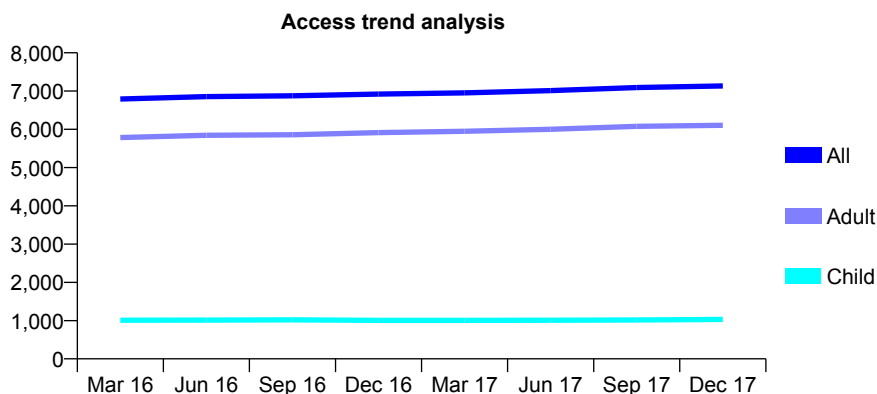
Q50 - Vital Signs At a Glance Contract Report for 819794/0001 - December 2017

Name or company name	MR DJ HARRIS
Contract type name	GDS Contract
Purpose of contract	General
Contract start date	01/12/2006
Contract end date	

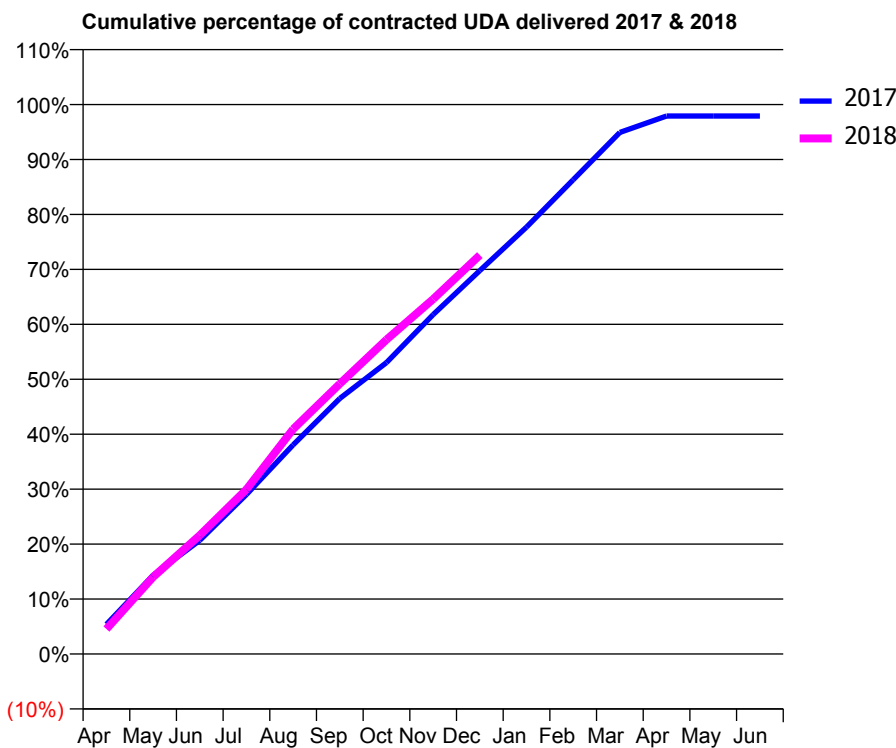
17/18 Contracted general activity (UDA)	24,510
Carry forward general activity (UDA)	0
17/18 Contracted orthodontic activity (UOA)	0
Carry forward orthodontic activity (UOA)	0
Baseline contract value	£575,708.23

ACCESS*

Patients seen in 24 months	Total	Change since previous quarter
Quarter ending December 2016	6,920	
Quarter ending March 2017	6,953	→
Quarter ending June 2017	7,012	→
Quarter ending September 2017	7,092	→
Quarter ending December 2017	7,135	→
Variance since December 2016	3.1%	↑



ACTIVITY



Month	Adjusted Scheduled Activity (UDA)	
	2017	2018
April	1,324	1,116
May	3,510	3,435
June	5,069	5,294
July	7,117	7,340
August	9,329	10,029
September	11,396	12,056
October	12,996	14,021
November	15,140	15,831
December	17,100	17,795
January	19,040	
February	21,154	
March	23,268	
April	23,994	
May	23,994	
June	23,994	

QUALITY

	Quantity	Base Number	Contract	AT	Region	England
% of FP17s for the same patient ID Re-attending within 3 months - Children	84	1,338	6.3%	9.8%	12.9%	12.0%
% of FP17s for the same patient ID Re-attending within 3 months - Adults	1,473	8,580	17.2%	13.4%	16.5%	15.9%
% of FP17s for the same patient ID Re-attending between 3 & 9 months - Children	880	1,338	65.8%	63.4%	59.6%	58.0%
% of FP17s for the same patient ID Re-attending between 3 & 9 months - Adults	5,695	8,580	66.4%	55.0%	52.8%	50.5%
% of FP17s for Band 1 Urgent Courses	702	9,511	7.4%	7.3%	9.1%	9.0%
% of FP17s Relating to Free Repair or Replacements	276	9,511	2.9%	0.9%	1.0%	0.8%
% of FP17s Relating to Continuations	253	9,511	2.7%	1.2%	1.2%	1.1%
% of Patients satisfied with the dentistry they have received	31	31	100.0%	92.0%	91.6%	91.5%
% of Patients satisfied with the time they had to wait for an appointment	31	31	100.0%	88.4%	88.3%	87.9%

* This is based on patients treated on this contract for their most recent course of treatment. Figures in italics indicate the base number of FP17s or Patient Questionnaire responses are less than 100. N/A is shown where the base number of responses is less than 10 during the period. % is calculated as Quantity/Base number*100

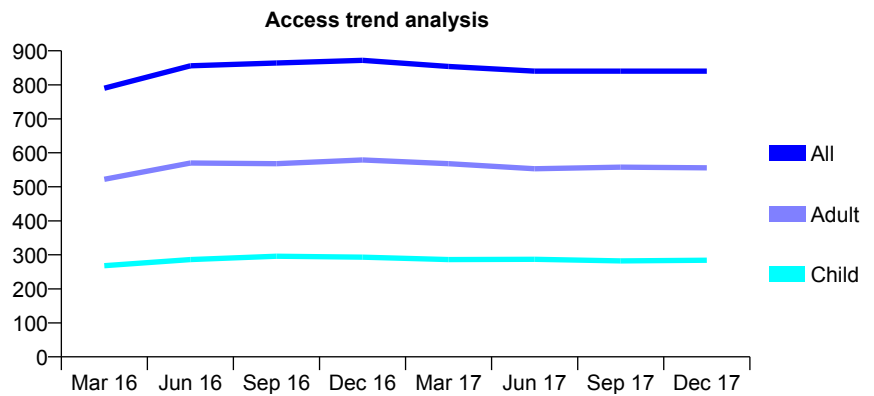
Q50 - Vital Signs At a Glance Contract Report for 824100/0001 - December 2017

Name or company name	MR AR DICKENS
Contract type name	GDS Contract
Purpose of contract	General
Contract start date	01/04/2006
Contract end date	

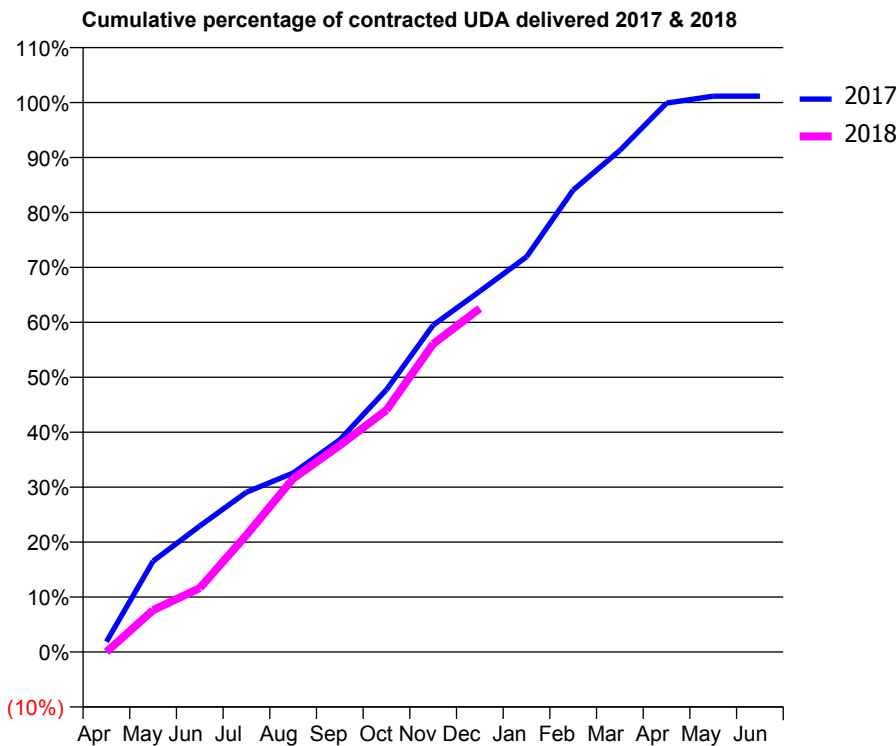
17/18 Contracted general activity (UDA)	1,924
Carry forward general activity (UDA)	0
17/18 Contracted orthodontic activity (UOA)	0
Carry forward orthodontic activity (UOA)	0
Baseline contract value	£58,477.80

ACCESS*

Patients seen in 24 months	Total	Change since previous quarter
Quarter ending December 2016	872	
Quarter ending March 2017	854	↓
Quarter ending June 2017	840	↓
Quarter ending September 2017	840	→
Quarter ending December 2017	840	→
Variance since December 2016	(3.7%)	↓



ACTIVITY



Month	Adjusted Scheduled Activity (UDA)	
	2017	2018
April	36	0
May	318	147
June	441	224
July	560	410
August	627	607
September	743	724
October	918	847
November	1,145	1,079
December	1,263	1,203
January	1,384	
February	1,618	
March	1,756	
April	1,922	
May	1,946	
June	1,946	

QUALITY

	Quantity	Base Number	Contract	AT	Region	England
% of FP17s for the same patient ID Re-attending within 3 months - Children	16	273	5.9%	9.8%	12.9%	12.0%
% of FP17s for the same patient ID Re-attending within 3 months - Adults	56	450	12.4%	13.4%	16.5%	15.9%
% of FP17s for the same patient ID Re-attending between 3 & 9 months - Children	139	273	50.9%	63.4%	59.6%	58.0%
% of FP17s for the same patient ID Re-attending between 3 & 9 months - Adults	196	450	43.6%	55.0%	52.8%	50.5%
% of FP17s for Band 1 Urgent Courses	54	638	8.5%	7.3%	9.1%	9.0%
% of FP17s Relating to Free Repair or Replacements	1	638	0.2%	0.9%	1.0%	0.8%
% of FP17s Relating to Continuations	4	638	0.6%	1.2%	1.2%	1.1%
% of Patients satisfied with the dentistry they have received	3	3	N/A	92.0%	91.6%	91.5%
% of Patients satisfied with the time they had to wait for an appointment	3	3	N/A	88.4%	88.3%	87.9%

* This is based on patients treated on this contract for their most recent course of treatment. Figures in italics indicate the base number of FP17s or Patient Questionnaire responses are less than 100. N/A is shown where the base number of responses is less than 10 during the period. % is calculated as Quantity/Base number*100

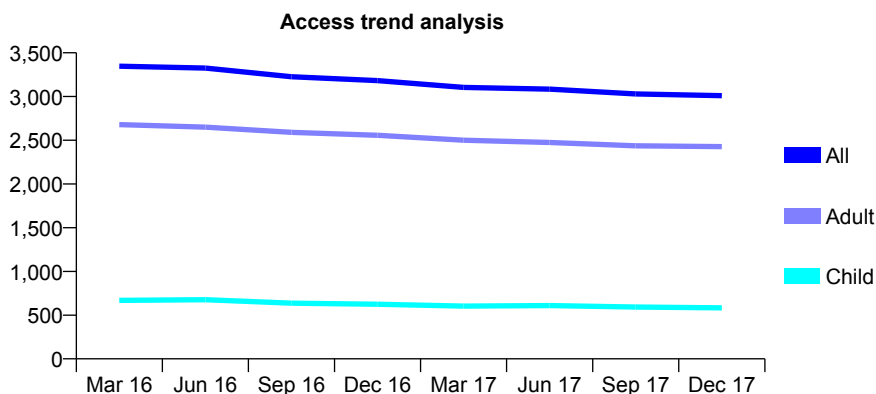
Q50 - Vital Signs At a Glance Contract Report for 844152/0001 - December 2017

Name or company name	MR ST COLES
Contract type name	GDS Contract
Purpose of contract	General
Contract start date	01/04/2006
Contract end date	

17/18 Contracted general activity (UDA)	8,810
Carry forward general activity (UDA)	0
17/18 Contracted orthodontic activity (UOA)	0
Carry forward orthodontic activity (UOA)	0
Baseline contract value	£272,676.98

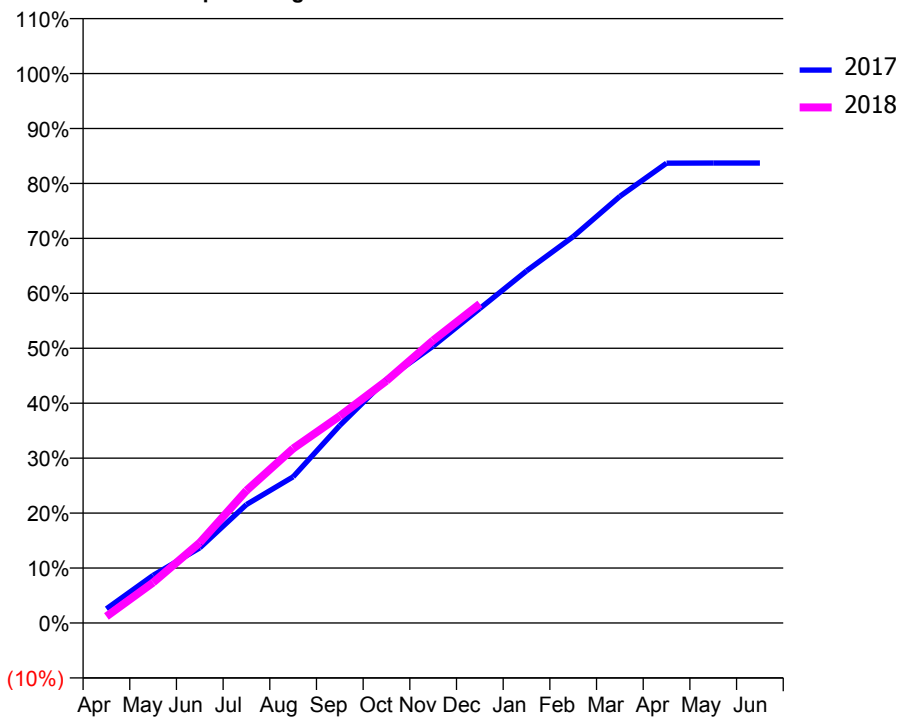
ACCESS*

Patients seen in 24 months	Total	Change since previous quarter
Quarter ending December 2016	3,182	
Quarter ending March 2017	3,104	↓
Quarter ending June 2017	3,085	→
Quarter ending September 2017	3,029	↓
Quarter ending December 2017	3,010	→
Variance since December 2016	(5.4%)	↓



ACTIVITY

Cumulative percentage of contracted UDA delivered 2017 & 2018



Month	Adjusted Scheduled Activity (UDA)	
	2017	2018
April	228	105
May	765	650
June	1,205	1,288
July	1,900	2,124
August	2,345	2,798
September	3,167	3,319
October	3,905	3,883
November	4,440	4,532
December	5,042	5,116
January	5,646	
February	6,194	
March	6,840	
April	7,373	
May	7,374	
June	7,374	

QUALITY

	Quantity	Base Number	Contract	AT	Region	England
% of FP17s for the same patient ID Re-attending within 3 months - Children	22	445	4.9%	9.8%	12.9%	12.0%
% of FP17s for the same patient ID Re-attending within 3 months - Adults	275	1,954	14.1%	13.4%	16.5%	15.9%
% of FP17s for the same patient ID Re-attending between 3 & 9 months - Children	91	445	20.4%	63.4%	59.6%	58.0%
% of FP17s for the same patient ID Re-attending between 3 & 9 months - Adults	427	1,954	21.9%	55.0%	52.8%	50.5%
% of FP17s for Band 1 Urgent Courses	129	2,164	6.0%	7.3%	9.1%	9.0%
% of FP17s Relating to Free Repair or Replacements	49	2,164	2.3%	0.9%	1.0%	0.8%
% of FP17s Relating to Continuations	32	2,164	1.5%	1.2%	1.2%	1.1%
% of Patients satisfied with the dentistry they have received	8	8	N/A	92.0%	91.6%	91.5%
% of Patients satisfied with the time they had to wait for an appointment	8	8	N/A	88.4%	88.3%	87.9%

* This is based on patients treated on this contract for their most recent course of treatment. Figures in italics indicate the base number of FP17s or Patient Questionnaire responses are less than 100. N/A is shown where the base number of responses is less than 10 during the period. % is calculated as Quantity/Base number*100

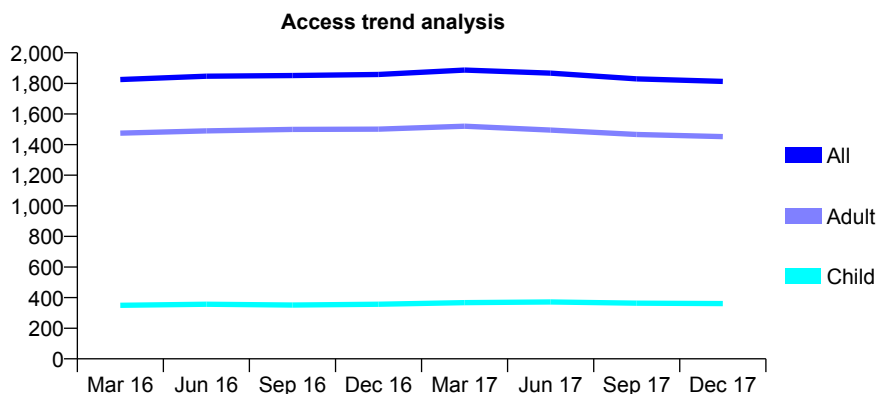
Q50 - Vital Signs At a Glance Contract Report for 854549/0001 - December 2017

Name or company name	MR N THAKKER
Contract type name	GDS Contract
Purpose of contract	General
Contract start date	20/07/2009
Contract end date	

17/18 Contracted general activity (UDA)	7,000
Carry forward general activity (UDA)	0
17/18 Contracted orthodontic activity (UOA)	0
Carry forward orthodontic activity (UOA)	0
Baseline contract value	£190,204.54

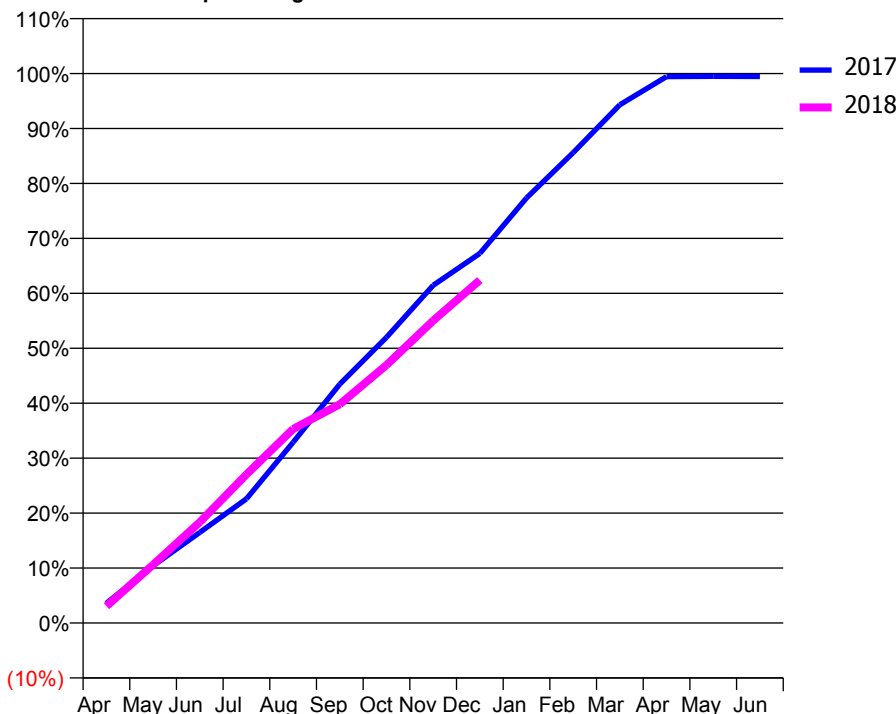
ACCESS*

Patients seen in 24 months	Total	Change since previous quarter
Quarter ending December 2016	1,858	
Quarter ending March 2017	1,887	→
Quarter ending June 2017	1,867	↓
Quarter ending September 2017	1,830	↓
Quarter ending December 2017	1,813	→
Variance since December 2016	(2.4%)	↓



ACTIVITY

Cumulative percentage of contracted UDA delivered 2017 & 2018



Month	Adjusted Scheduled Activity (UDA)	
	2017	2018
April	252	215
May	730	742
June	1,154	1,285
July	1,583	1,893
August	2,303	2,473
September	3,043	2,786
October	3,639	3,286
November	4,302	3,851
December	4,708	4,367
January	5,415	
February	5,992	
March	6,603	
April	6,961	
May	6,964	
June	6,962	

QUALITY

	Quantity	Base Number	Contract	AT	Region	England
% of FP17s for the same patient ID Re-attending within 3 months - Children	54	496	10.9%	9.8%	12.9%	12.0%
% of FP17s for the same patient ID Re-attending within 3 months - Adults	241	1,889	12.8%	13.4%	16.5%	15.9%
% of FP17s for the same patient ID Re-attending between 3 & 9 months - Children	376	496	75.8%	63.4%	59.6%	58.0%
% of FP17s for the same patient ID Re-attending between 3 & 9 months - Adults	1,423	1,889	75.3%	55.0%	52.8%	50.5%
% of FP17s for Band 1 Urgent Courses	107	2,277	4.7%	7.3%	9.1%	9.0%
% of FP17s Relating to Free Repair or Replacements	20	2,277	0.9%	0.9%	1.0%	0.8%
% of FP17s Relating to Continuations	8	2,277	0.4%	1.2%	1.2%	1.1%
% of Patients satisfied with the dentistry they have received	4	5	N/A	92.0%	91.6%	91.5%
% of Patients satisfied with the time they had to wait for an appointment	4	5	N/A	88.4%	88.3%	87.9%

* This is based on patients treated on this contract for their most recent course of treatment. Figures in italics indicate the base number of FP17s or Patient Questionnaire responses are less than 100. N/A is shown where the base number of responses is less than 10 during the period. % is calculated as Quantity/Base number*100

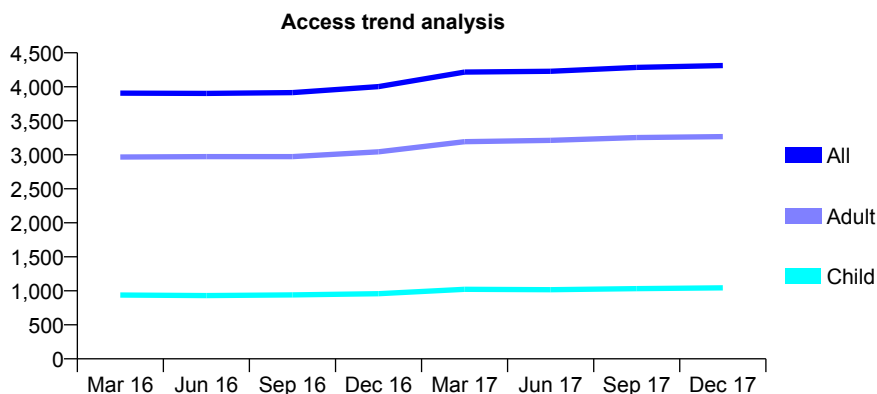
Q50 - Vital Signs At a Glance Contract Report for 858404/0001 - December 2017

Name or company name	MR MS AKHTAR
Contract type name	GDS Contract
Purpose of contract	General
Contract start date	01/12/2009
Contract end date	

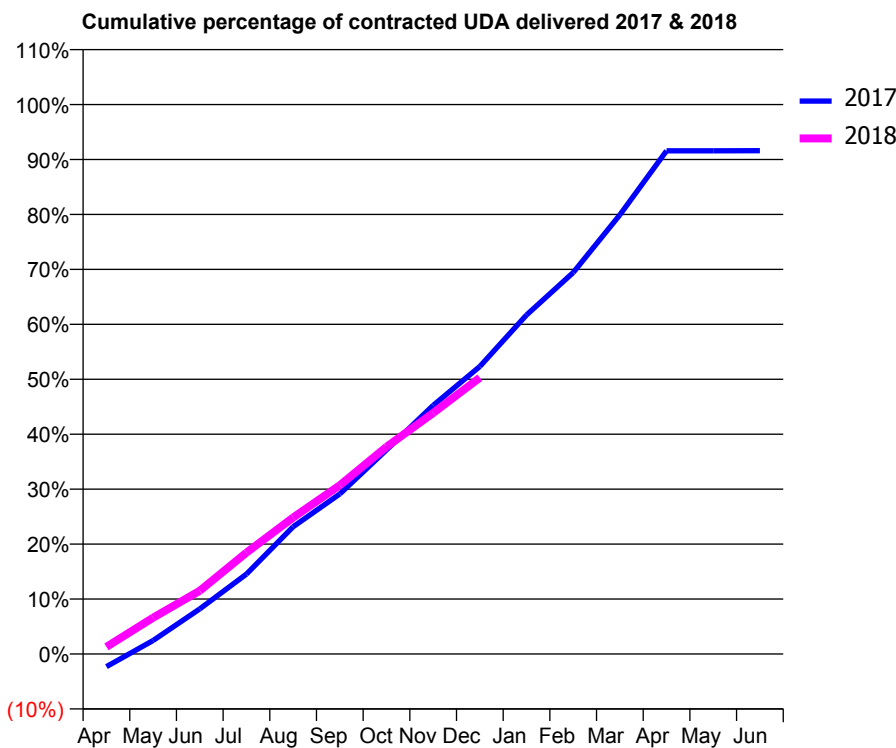
17/18 Contracted general activity (UDA)	14,000
Carry forward general activity (UDA)	0
17/18 Contracted orthodontic activity (UOA)	0
Carry forward orthodontic activity (UOA)	0
Baseline contract value	£364,885.47

ACCESS*

Patients seen in 24 months	Total	Change since previous quarter
Quarter ending December 2016	4,003	
Quarter ending March 2017	4,217	↑
Quarter ending June 2017	4,229	→
Quarter ending September 2017	4,285	→
Quarter ending December 2017	4,312	→
Variance since December 2016	7.7%	↑



ACTIVITY



Month	Adjusted Scheduled Activity (UDA)	
	2017	2018
April	-324	183
May	344	925
June	1,151	1,611
July	2,038	2,584
August	3,243	3,476
September	4,077	4,299
October	5,201	5,277
November	6,333	6,140
December	7,326	7,041
January	8,636	
February	9,719	
March	11,191	
April	12,820	
May	12,819	
June	12,822	

QUALITY

	Quantity	Base Number	Contract	AT	Region	England
% of FP17s for the same patient ID Re-attending within 3 months - Children	59	945	6.2%	9.8%	12.9%	12.0%
% of FP17s for the same patient ID Re-attending within 3 months - Adults	388	3,112	12.5%	13.4%	16.5%	15.9%
% of FP17s for the same patient ID Re-attending between 3 & 9 months - Children	573	945	60.6%	63.4%	59.6%	58.0%
% of FP17s for the same patient ID Re-attending between 3 & 9 months - Adults	1,931	3,112	62.1%	55.0%	52.8%	50.5%
% of FP17s for Band 1 Urgent Courses	258	3,513	7.3%	7.3%	9.1%	9.0%
% of FP17s Relating to Free Repair or Replacements	57	3,513	1.6%	0.9%	1.0%	0.8%
% of FP17s Relating to Continuations	35	3,513	1.0%	1.2%	1.2%	1.1%
% of Patients satisfied with the dentistry they have received	13	13	100.0%	92.0%	91.6%	91.5%
% of Patients satisfied with the time they had to wait for an appointment	13	13	100.0%	88.4%	88.3%	87.9%

* This is based on patients treated on this contract for their most recent course of treatment. Figures in italics indicate the base number of FP17s or Patient Questionnaire responses are less than 100. N/A is shown where the base number of responses is less than 10 during the period. % is calculated as Quantity/Base number*100

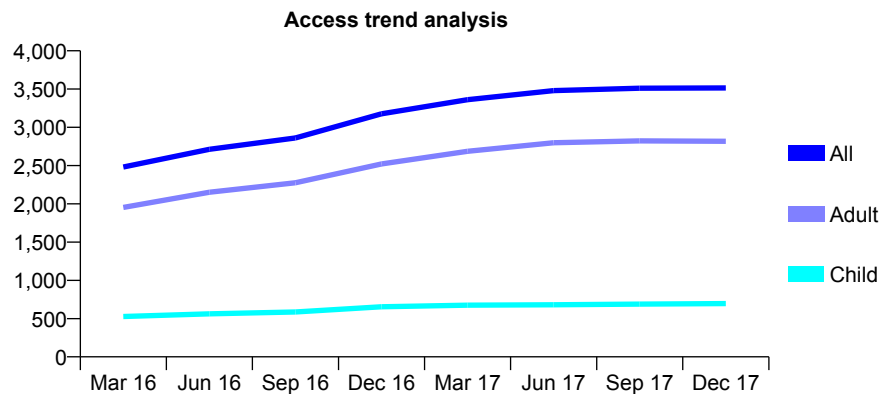
Q50 - Vital Signs At a Glance Contract Report for 876712/0001 - December 2017

Name or company name	MR A BAGGA
Contract type name	GDS Contract
Purpose of contract	General
Contract start date	01/09/2015
Contract end date	

17/18 Contracted general activity (UDA)	9,841
Carry forward general activity (UDA)	0
17/18 Contracted orthodontic activity (UOA)	0
Carry forward orthodontic activity (UOA)	0
Baseline contract value	£307,492.01

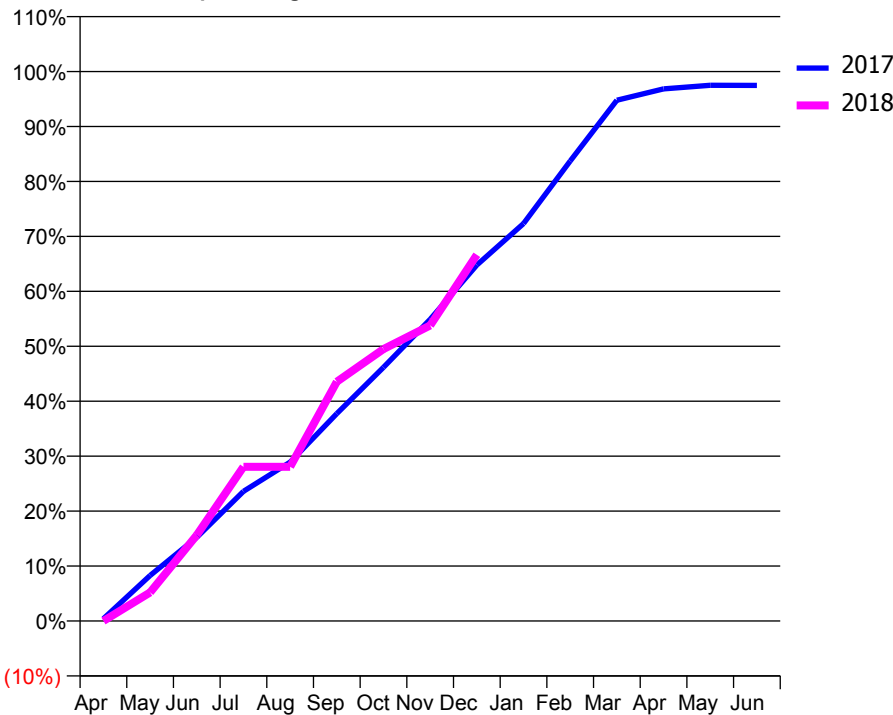
ACCESS*

Patients seen in 24 months	Total	Change since previous quarter
Quarter ending December 2016	3,176	
Quarter ending March 2017	3,361	↑
Quarter ending June 2017	3,479	↑
Quarter ending September 2017	3,511	→
Quarter ending December 2017	3,514	→
Variance since December 2016	10.6%	↑



ACTIVITY

Cumulative percentage of contracted UDA delivered 2017 & 2018



Month	Adjusted Scheduled Activity (UDA)	
	2017	2018
April	42	0
May	814	512
June	1,497	1,540
July	2,323	2,762
August	2,847	2,762
September	3,714	4,285
October	4,543	4,872
November	5,404	5,293
December	6,376	6,558
January	7,117	
February	8,238	
March	9,328	
April	9,530	
May	9,593	
June	9,592	

QUALITY

	Quantity	Base Number	Contract	AT	Region	England
% of FP17s for the same patient ID Re-attending within 3 months - Children	17	719	2.4%	9.8%	12.9%	12.0%
% of FP17s for the same patient ID Re-attending within 3 months - Adults	253	2,883	8.8%	13.4%	16.5%	15.9%
% of FP17s for the same patient ID Re-attending between 3 & 9 months - Children	493	719	68.6%	63.4%	59.6%	58.0%
% of FP17s for the same patient ID Re-attending between 3 & 9 months - Adults	1,991	2,883	69.1%	55.0%	52.8%	50.5%
% of FP17s for Band 1 Urgent Courses	130	3,463	3.8%	7.3%	9.1%	9.0%
% of FP17s Relating to Free Repair or Replacements	49	3,463	1.4%	0.9%	1.0%	0.8%
% of FP17s Relating to Continuations	19	3,463	0.5%	1.2%	1.2%	1.1%
% of Patients satisfied with the dentistry they have received	2	2	N/A	92.0%	91.6%	91.5%
% of Patients satisfied with the time they had to wait for an appointment	2	2	N/A	88.4%	88.3%	87.9%

* This is based on patients treated on this contract for their most recent course of treatment. Figures in italics indicate the base number of FP17s or Patient Questionnaire responses are less than 100. N/A is shown where the base number of responses is less than 10 during the period. % is calculated as Quantity/Base number*100

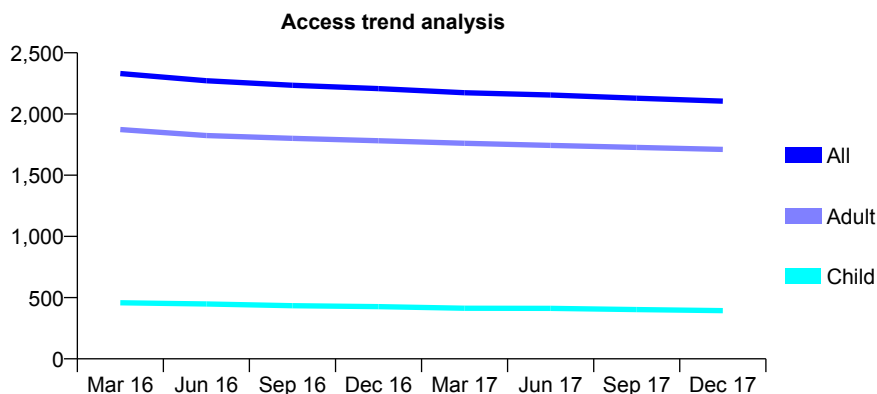
Q50 - Vital Signs At a Glance Contract Report for 878340/0001 - December 2017

Name or company name	Bridge Street Dental Surgery
Contract type name	GDS Contract
Purpose of contract	General
Contract start date	01/06/2012
Contract end date	

17/18 Contracted general activity (UDA)	5,696
Carry forward general activity (UDA)	0
17/18 Contracted orthodontic activity (UOA)	0
Carry forward orthodontic activity (UOA)	0
Baseline contract value	£171,671.60

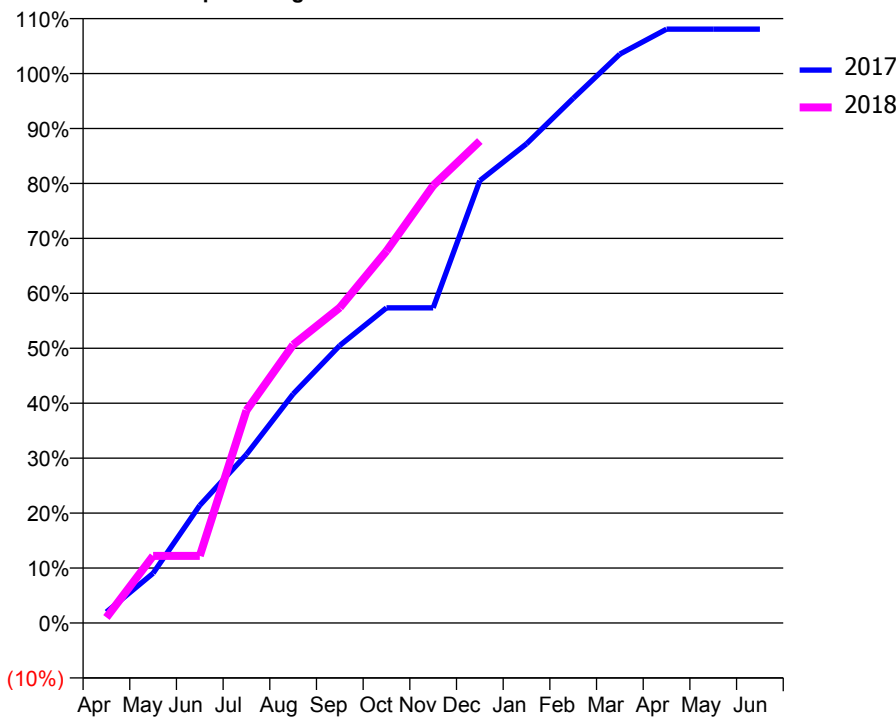
ACCESS*

Patients seen in 24 months	Total	Change since previous quarter
Quarter ending December 2016	2,208	
Quarter ending March 2017	2,174	↓
Quarter ending June 2017	2,155	→
Quarter ending September 2017	2,129	↓
Quarter ending December 2017	2,105	↓
Variance since December 2016	(4.7%)	↓



ACTIVITY

Cumulative percentage of contracted UDA delivered 2017 & 2018



Month	Adjusted Scheduled Activity (UDA)	
	2017	2018
April	114	57
May	516	697
June	1,219	697
July	1,748	2,204
August	2,375	2,884
September	2,878	3,270
October	3,267	3,856
November	3,267	4,535
December	4,585	4,996
January	4,967	
February	5,439	
March	5,897	
April	6,155	
May	6,155	
June	6,155	

QUALITY

	Quantity	Base Number	Contract	AT	Region	England
% of FP17s for the same patient ID Re-attending within 3 months - Children	43	538	8.0%	9.8%	12.9%	12.0%
% of FP17s for the same patient ID Re-attending within 3 months - Adults	421	2,473	17.0%	13.4%	16.5%	15.9%
% of FP17s for the same patient ID Re-attending between 3 & 9 months - Children	396	538	73.6%	63.4%	59.6%	58.0%
% of FP17s for the same patient ID Re-attending between 3 & 9 months - Adults	1,595	2,473	64.5%	55.0%	52.8%	50.5%
% of FP17s for Band 1 Urgent Courses	139	2,880	4.8%	7.3%	9.1%	9.0%
% of FP17s Relating to Free Repair or Replacements	16	2,880	0.6%	0.9%	1.0%	0.8%
% of FP17s Relating to Continuations	44	2,880	1.5%	1.2%	1.2%	1.1%
% of Patients satisfied with the dentistry they have received	4	4	N/A	92.0%	91.6%	91.5%
% of Patients satisfied with the time they had to wait for an appointment	4	4	N/A	88.4%	88.3%	87.9%

* This is based on patients treated on this contract for their most recent course of treatment. Figures in italics indicate the base number of FP17s or Patient Questionnaire responses are less than 100. N/A is shown where the base number of responses is less than 10 during the period. % is calculated as Quantity/Base number*100

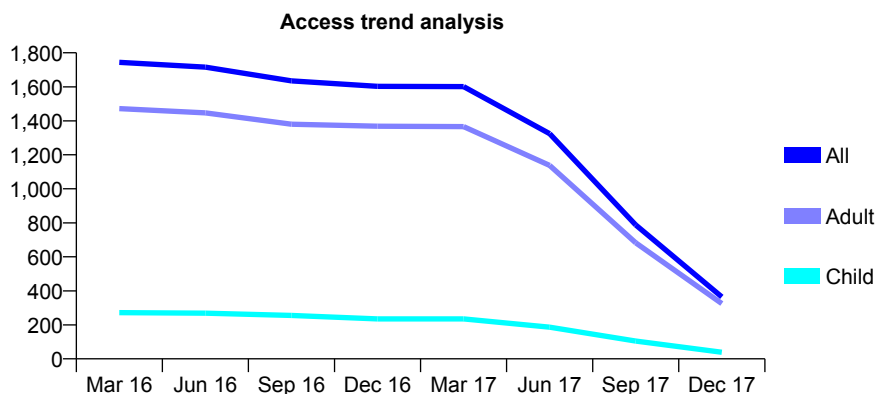
Q50 - Vital Signs At a Glance Contract Report for 895318/0001 - December 2017

Name or company name	Miss Z Ishak (formerly Wells St Practice)
Contract type name	GDS Contract
Purpose of contract	General
Contract start date	01/04/2006
Contract end date	31/05/2017

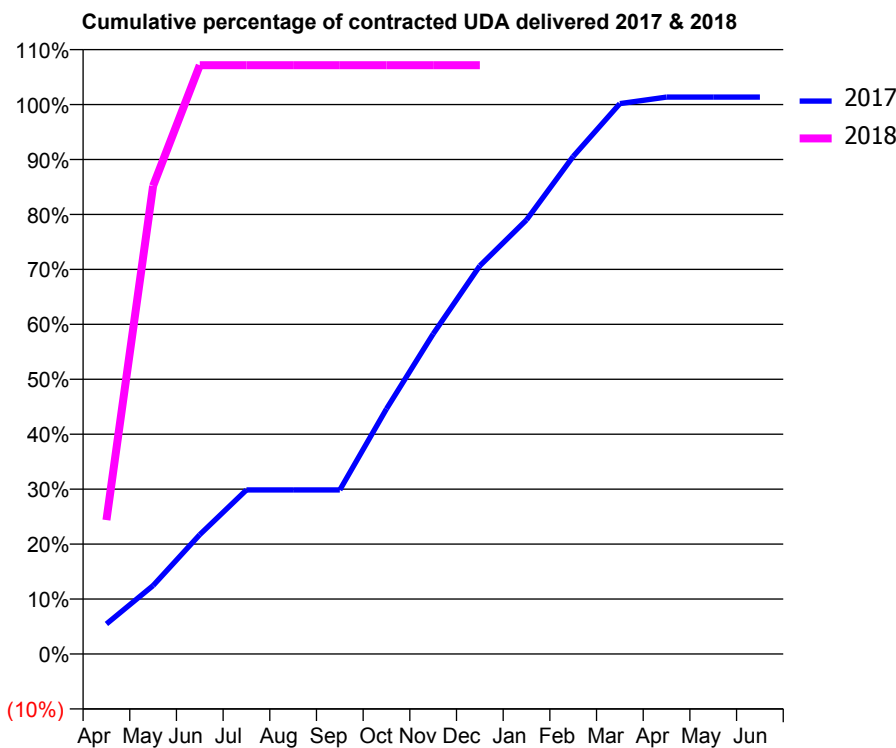
17/18 Contracted general activity (UDA)	717
Carry forward general activity (UDA)	0
17/18 Contracted orthodontic activity (UOA)	0
Carry forward orthodontic activity (UOA)	0
Baseline contract value	£22,213.76

ACCESS*

Patients seen in 24 months	Total	Change since previous quarter
Quarter ending December 2016	1,603	
Quarter ending March 2017	1,601	→
Quarter ending June 2017	1,324	↓
Quarter ending September 2017	788	↓
Quarter ending December 2017	364	↓
Variance since December 2016	(77.3%)	↓



ACTIVITY



Month	Adjusted Scheduled Activity (UDA)	
	2017	2018
April	235	175
May	536	611
June	935	768
July	1,285	768
August	1,285	768
September	1,285	768
October	1,920	768
November	2,507	768
December	3,040	768
January	3,399	
February	3,896	
March	4,310	
April	4,362	
May	4,362	
June	4,362	

QUALITY

	Quantity	Base Number	Contract	AT	Region	England
% of FP17s for the same patient ID Re-attending within 3 months - Children	3	56	5.4%	9.8%	12.9%	12.0%
% of FP17s for the same patient ID Re-attending within 3 months - Adults	31	412	7.5%	13.4%	16.5%	15.9%
% of FP17s for the same patient ID Re-attending between 3 & 9 months - Children	42	56	75.0%	63.4%	59.6%	58.0%
% of FP17s for the same patient ID Re-attending between 3 & 9 months - Adults	268	412	65.0%	55.0%	52.8%	50.5%
% of FP17s for Band 1 Urgent Courses	31	453	6.8%	7.3%	9.1%	9.0%
% of FP17s Relating to Free Repair or Replacements	1	453	0.2%	0.9%	1.0%	0.8%
% of FP17s Relating to Continuations	3	453	0.7%	1.2%	1.2%	1.1%
% of Patients satisfied with the dentistry they have received	1	1	N/A	92.0%	91.6%	91.5%
% of Patients satisfied with the time they had to wait for an appointment	1	1	N/A	88.4%	88.3%	87.9%

* This is based on patients treated on this contract for their most recent course of treatment. Figures in italics indicate the base number of FP17s or Patient Questionnaire responses are less than 100. N/A is shown where the base number of responses is less than 10 during the period. % is calculated as Quantity/Base number*100

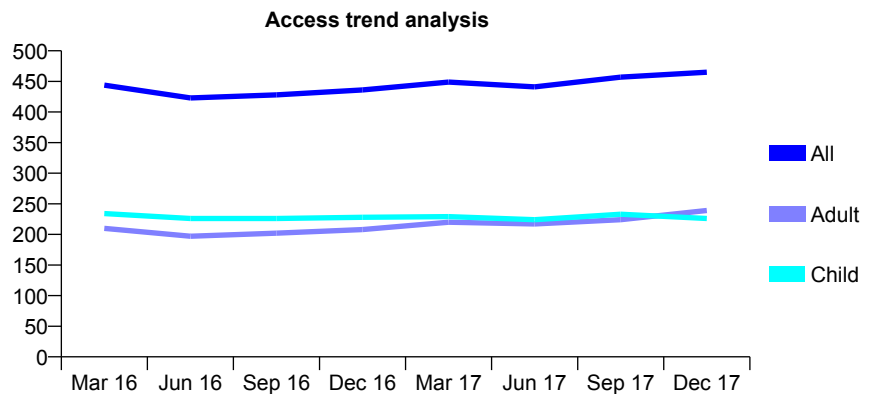
Q50 - Vital Signs At a Glance Contract Report for 911747/0001 - December 2017

Name or company name	MR N MUHAIREZ
Contract type name	GDS Contract
Purpose of contract	General
Contract start date	01/04/2006
Contract end date	

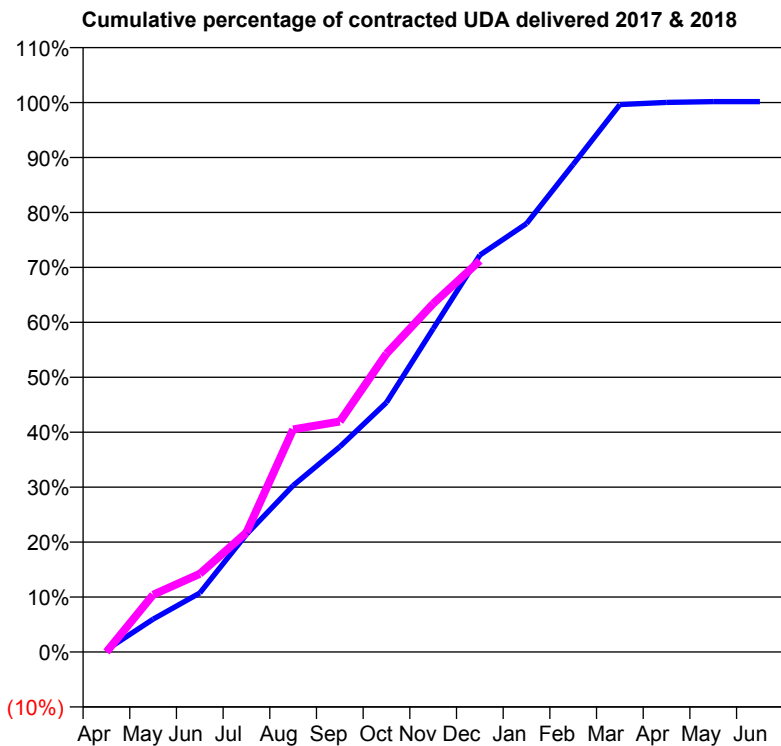
17/18 Contracted general activity (UDA)	1,850
Carry forward general activity (UDA)	0
17/18 Contracted orthodontic activity (UOA)	0
Carry forward orthodontic activity (UOA)	0
Baseline contract value	£43,358.55

ACCESS*

Patients seen in 24 months	Total	Change since previous quarter
Quarter ending December 2016	436	
Quarter ending March 2017	449	↑
Quarter ending June 2017	441	↓
Quarter ending September 2017	457	↑
Quarter ending December 2017	465	→
Variance since December 2016	6.7%	↑



ACTIVITY



Month	Adjusted Scheduled Activity (UDA)	
	2017	2018
April	7	0
May	111	193
June	199	263
July	396	402
August	560	749
September	691	776
October	840	1,005
November	1,089	1,173
December	1,336	1,317
January	1,442	
February	1,641	
March	1,843	
April	1,850	
May	1,853	
June	1,853	

QUALITY

	Quantity	Base Number	Contract	AT	Region	England
% of FP17s for the same patient ID Re-attending within 3 months - Children	32	316	10.1%	9.8%	12.9%	12.0%
% of FP17s for the same patient ID Re-attending within 3 months - Adults	49	251	19.5%	13.4%	16.5%	15.9%
% of FP17s for the same patient ID Re-attending between 3 & 9 months - Children	225	316	71.2%	63.4%	59.6%	58.0%
% of FP17s for the same patient ID Re-attending between 3 & 9 months - Adults	159	251	63.3%	55.0%	52.8%	50.5%
% of FP17s for Band 1 Urgent Courses	22	559	3.9%	7.3%	9.1%	9.0%
% of FP17s Relating to Free Repair or Replacements	3	559	0.5%	0.9%	1.0%	0.8%
% of FP17s Relating to Continuations	0	559	0.0%	1.2%	1.2%	1.1%
% of Patients satisfied with the dentistry they have received	0	0	N/A	92.0%	91.6%	91.5%
% of Patients satisfied with the time they had to wait for an appointment	0	0	N/A	88.4%	88.3%	87.9%

* This is based on patients treated on this contract for their most recent course of treatment. Figures in italics indicate the base number of FP17s or Patient Questionnaire responses are less than 100. N/A is shown where the base number of responses is less than 10 during the period. % is calculated as Quantity/Base number*100

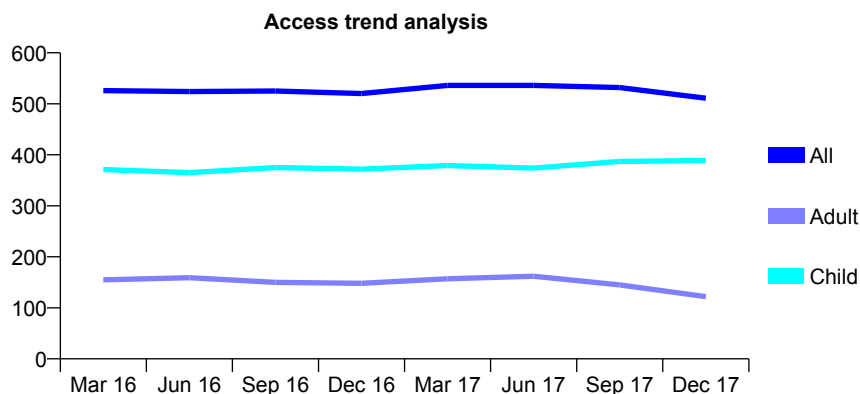
Q50 - Vital Signs At a Glance Contract Report for 915009/0001 - December 2017

Name or company name	MR NJ ALLDAY
Contract type name	GDS Contract
Purpose of contract	General and Orthodontic
Contract start date	01/04/2006
Contract end date	

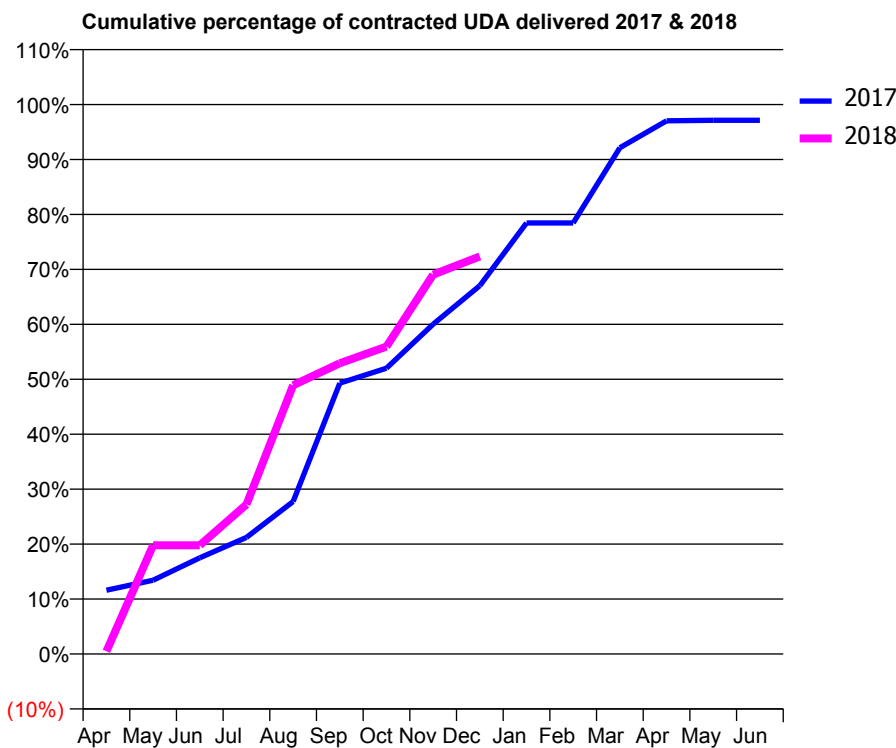
17/18 Contracted general activity (UDA)	1,000
Carry forward general activity (UDA)	0
17/18 Contracted orthodontic activity (UOA)	147
Carry forward orthodontic activity (UOA)	0
Baseline contract value	£36,828.42

ACCESS*

Patients seen in 24 months	Total	Change since previous quarter
Quarter ending December 2016	520	
Quarter ending March 2017	536	↑
Quarter ending June 2017	536	→
Quarter ending September 2017	532	→
Quarter ending December 2017	511	↓
Variance since December 2016	(1.7%)	↓



ACTIVITY



Month	Adjusted Scheduled Activity (UDA)	
	2017	2018
April	116	5
May	134	198
June	175	198
July	212	272
August	278	489
September	493	529
October	520	559
November	600	690
December	670	723
January	784	
February	784	
March	921	
April	970	
May	971	
June	971	

QUALITY

	Quantity	Base Number	Contract	AT	Region	England
% of FP17s for the same patient ID Re-attending within 3 months - Children	90	539	16.7%	9.8%	12.9%	12.0%
% of FP17s for the same patient ID Re-attending within 3 months - Adults	4	87	4.6%	13.4%	16.5%	15.9%
% of FP17s for the same patient ID Re-attending between 3 & 9 months - Children	327	539	60.7%	63.4%	59.6%	58.0%
% of FP17s for the same patient ID Re-attending between 3 & 9 months - Adults	41	87	47.1%	55.0%	52.8%	50.5%
% of FP17s for Band 1 Urgent Courses	7	600	1.2%	7.3%	9.1%	9.0%
% of FP17s Relating to Free Repair or Replacements	0	600	0.0%	0.9%	1.0%	0.8%
% of FP17s Relating to Continuations	0	600	0.0%	1.2%	1.2%	1.1%
% of Patients satisfied with the dentistry they have received	0	0	N/A	92.0%	91.6%	91.5%
% of Patients satisfied with the time they had to wait for an appointment	0	0	N/A	88.4%	88.3%	87.9%

* This is based on patients treated on this contract for their most recent course of treatment. Figures in italics indicate the base number of FP17s or Patient Questionnaire responses are less than 100. N/A is shown where the base number of responses is less than 10 during the period. % is calculated as Quantity/Base number*100

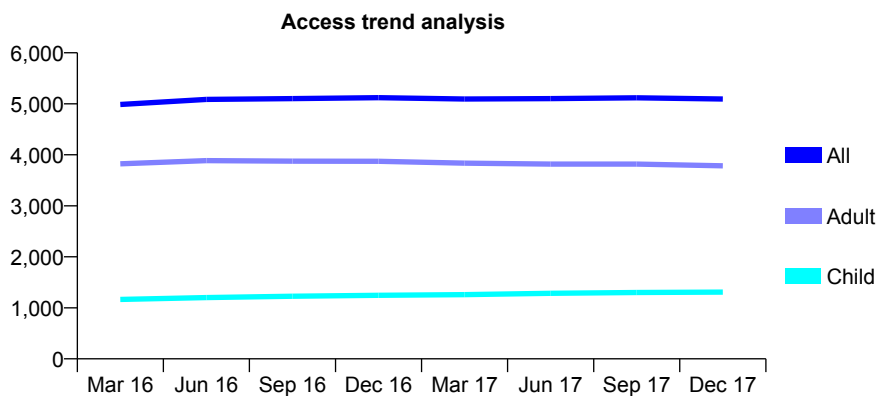
Q50 - Vital Signs At a Glance Contract Report for 917370/0012 - December 2017

Name or company name	Chatsworth House Dental Clinic
Contract type name	GDS Contract
Purpose of contract	General
Contract start date	19/02/2009
Contract end date	

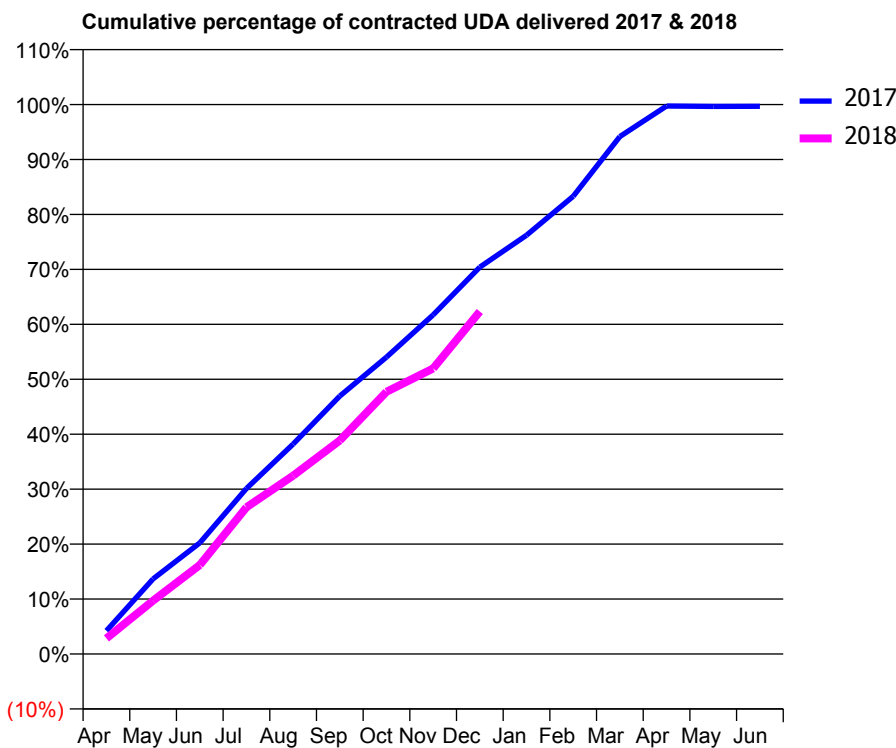
17/18 Contracted general activity (UDA)	14,100
Carry forward general activity (UDA)	0
17/18 Contracted orthodontic activity (UOA)	0
Carry forward orthodontic activity (UOA)	0
Baseline contract value	£319,921.69

ACCESS*

Patients seen in 24 months	Total	Change since previous quarter
Quarter ending December 2016	5,119	
Quarter ending March 2017	5,094	→
Quarter ending June 2017	5,103	→
Quarter ending September 2017	5,118	→
Quarter ending December 2017	5,093	→
Variance since December 2016	(0.5%)	→



ACTIVITY



Month	Adjusted Scheduled Activity (UDA)	
	2017	2018
April	596	401
May	1,927	1,372
June	2,852	2,286
July	4,249	3,765
August	5,386	4,576
September	6,619	5,480
October	7,617	6,728
November	8,703	7,328
December	9,927	8,787
January	10,745	
February	11,746	
March	13,277	
April	14,061	
May	14,052	
June	14,054	

QUALITY

	Quantity	Base Number	Contract	AT	Region	England
% of FP17s for the same patient ID Re-attending within 3 months - Children	68	1,348	5.0%	9.8%	12.9%	12.0%
% of FP17s for the same patient ID Re-attending within 3 months - Adults	461	4,036	11.4%	13.4%	16.5%	15.9%
% of FP17s for the same patient ID Re-attending between 3 & 9 months - Children	769	1,348	57.0%	63.4%	59.6%	58.0%
% of FP17s for the same patient ID Re-attending between 3 & 9 months - Adults	2,271	4,036	56.3%	55.0%	52.8%	50.5%
% of FP17s for Band 1 Urgent Courses	144	5,068	2.8%	7.3%	9.1%	9.0%
% of FP17s Relating to Free Repair or Replacements	39	5,068	0.8%	0.9%	1.0%	0.8%
% of FP17s Relating to Continuations	38	5,068	0.7%	1.2%	1.2%	1.1%
% of Patients satisfied with the dentistry they have received	7	7	N/A	92.0%	91.6%	91.5%
% of Patients satisfied with the time they had to wait for an appointment	5	7	N/A	88.4%	88.3%	87.9%

* This is based on patients treated on this contract for their most recent course of treatment. Figures in italics indicate the base number of FP17s or Patient Questionnaire responses are less than 100. N/A is shown where the base number of responses is less than 10 during the period. % is calculated as Quantity/Base number*100

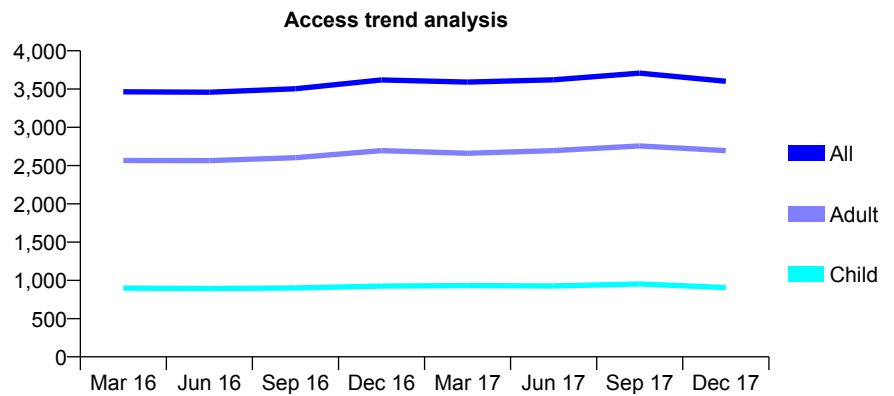
Q50 - Vital Signs At a Glance Contract Report for 925802/0001 - December 2017

Name or company name	MR KB SINCLAIR
Contract type name	GDS Contract
Purpose of contract	General
Contract start date	01/04/2006
Contract end date	

17/18 Contracted general activity (UDA)	10,969
Carry forward general activity (UDA)	0
17/18 Contracted orthodontic activity (UOA)	0
Carry forward orthodontic activity (UOA)	0
Baseline contract value	£324,899.35

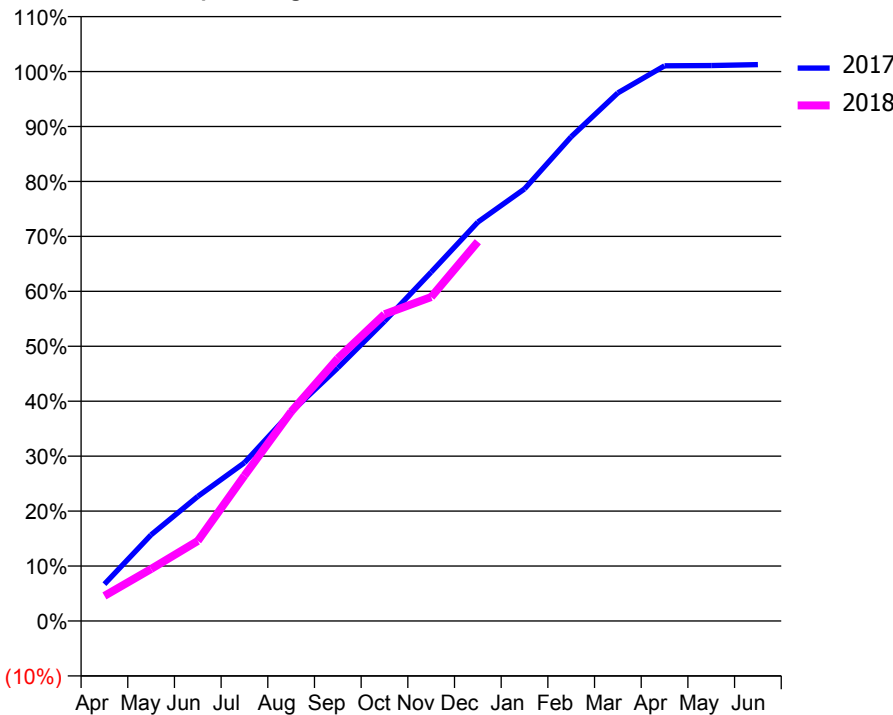
ACCESS*

Patients seen in 24 months	Total	Change since previous quarter
Quarter ending December 2016	3,620	
Quarter ending March 2017	3,592	→
Quarter ending June 2017	3,621	→
Quarter ending September 2017	3,708	↑
Quarter ending December 2017	3,602	↓
Variance since December 2016	(0.5%)	→



ACTIVITY

Cumulative percentage of contracted UDA delivered 2017 & 2018



Month	Adjusted Scheduled Activity (UDA)	
	2017	2018
April	737	501
May	1,721	1,040
June	2,487	1,598
July	3,162	2,903
August	4,173	4,178
September	5,054	5,242
October	5,981	6,123
November	6,964	6,468
December	7,964	7,572
January	8,626	
February	9,665	
March	10,541	
April	11,082	
May	11,087	
June	11,106	

QUALITY

	Quantity	Base Number	Contract	AT	Region	England
% of FP17s for the same patient ID Re-attending within 3 months - Children	130	1,186	11.0%	9.8%	12.9%	12.0%
% of FP17s for the same patient ID Re-attending within 3 months - Adults	333	2,732	12.2%	13.4%	16.5%	15.9%
% of FP17s for the same patient ID Re-attending between 3 & 9 months - Children	727	1,186	61.3%	63.4%	59.6%	58.0%
% of FP17s for the same patient ID Re-attending between 3 & 9 months - Adults	1,127	2,732	41.3%	55.0%	52.8%	50.5%
% of FP17s for Band 1 Urgent Courses	147	3,653	4.0%	7.3%	9.1%	9.0%
% of FP17s Relating to Free Repair or Replacements	43	3,653	1.2%	0.9%	1.0%	0.8%
% of FP17s Relating to Continuations	27	3,653	0.7%	1.2%	1.2%	1.1%
% of Patients satisfied with the dentistry they have received	4	4	N/A	92.0%	91.6%	91.5%
% of Patients satisfied with the time they had to wait for an appointment	4	4	N/A	88.4%	88.3%	87.9%

* This is based on patients treated on this contract for their most recent course of treatment. Figures in italics indicate the base number of FP17s or Patient Questionnaire responses are less than 100. N/A is shown where the base number of responses is less than 10 during the period. % is calculated as Quantity/Base number*100

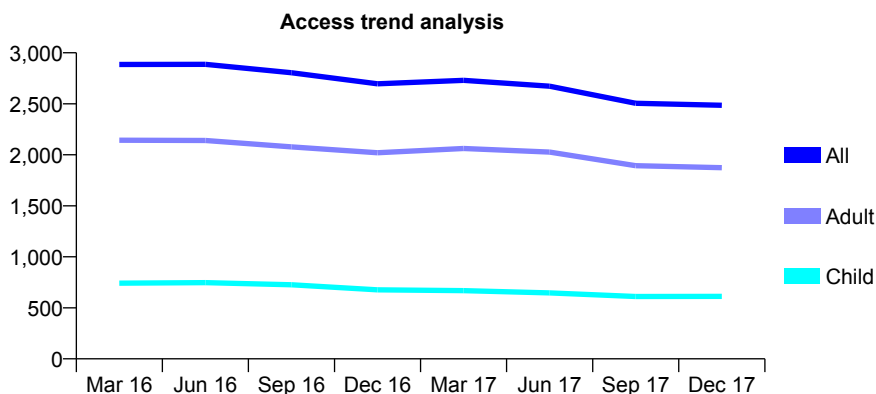
Q50 - Vital Signs At a Glance Contract Report for 925802/0002 - December 2017

Name or company name	MR KB SINCLAIR
Contract type name	GDS Contract
Purpose of contract	General
Contract start date	01/04/2012
Contract end date	

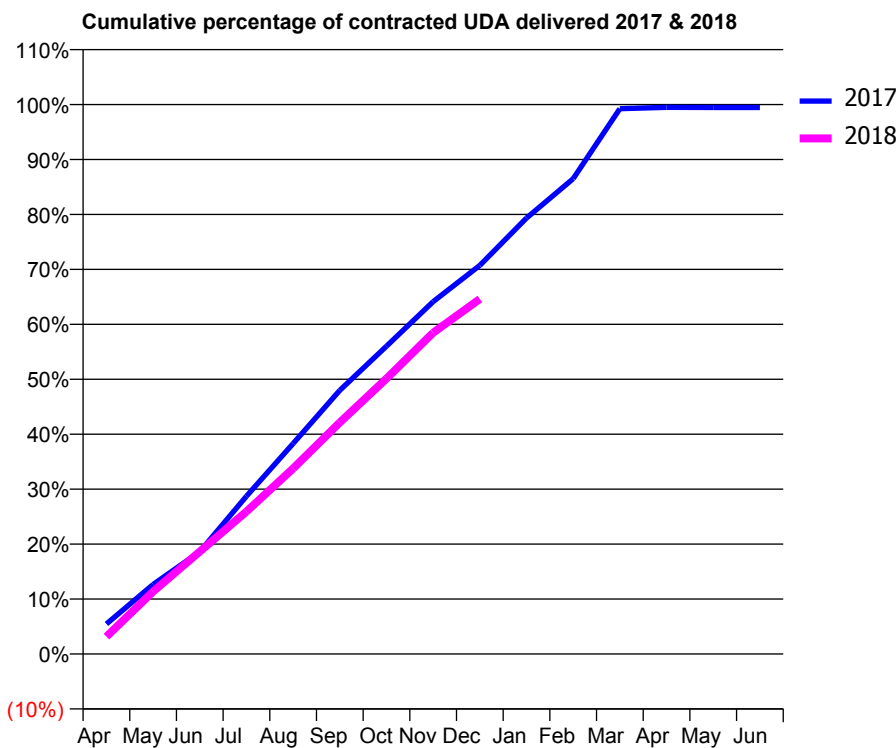
17/18 Contracted general activity (UDA)	8,831
Carry forward general activity (UDA)	0
17/18 Contracted orthodontic activity (UOA)	0
Carry forward orthodontic activity (UOA)	0
Baseline contract value	£215,936.21

ACCESS*

Patients seen in 24 months	Total	Change since previous quarter
Quarter ending December 2016	2,696	
Quarter ending March 2017	2,730	→
Quarter ending June 2017	2,673	↓
Quarter ending September 2017	2,505	↓
Quarter ending December 2017	2,486	→
Variance since December 2016	(7.8%)	↓



ACTIVITY



Month	Adjusted Scheduled Activity (UDA)	
	2017	2018
April	484	279
May	1,118	1,005
June	1,645	1,647
July	2,537	2,290
August	3,383	2,983
September	4,238	3,722
October	4,947	4,427
November	5,663	5,163
December	6,245	5,705
January	7,008	
February	7,638	
March	8,765	
April	8,785	
May	8,783	
June	8,783	

QUALITY

	Quantity	Base Number	Contract	AT	Region	England
% of FP17s for the same patient ID Re-attending within 3 months - Children	108	884	12.2%	9.8%	12.9%	12.0%
% of FP17s for the same patient ID Re-attending within 3 months - Adults	258	2,269	11.4%	13.4%	16.5%	15.9%
% of FP17s for the same patient ID Re-attending between 3 & 9 months - Children	586	884	66.3%	63.4%	59.6%	58.0%
% of FP17s for the same patient ID Re-attending between 3 & 9 months - Adults	1,475	2,269	65.0%	55.0%	52.8%	50.5%
% of FP17s for Band 1 Urgent Courses	86	3,143	2.7%	7.3%	9.1%	9.0%
% of FP17s Relating to Free Repair or Replacements	23	3,143	0.7%	0.9%	1.0%	0.8%
% of FP17s Relating to Continuations	28	3,143	0.9%	1.2%	1.2%	1.1%
% of Patients satisfied with the dentistry they have received	4	7	N/A	92.0%	91.6%	91.5%
% of Patients satisfied with the time they had to wait for an appointment	6	7	N/A	88.4%	88.3%	87.9%

* This is based on patients treated on this contract for their most recent course of treatment. Figures in italics indicate the base number of FP17s or Patient Questionnaire responses are less than 100. N/A is shown where the base number of responses is less than 10 during the period. % is calculated as Quantity/Base number*100

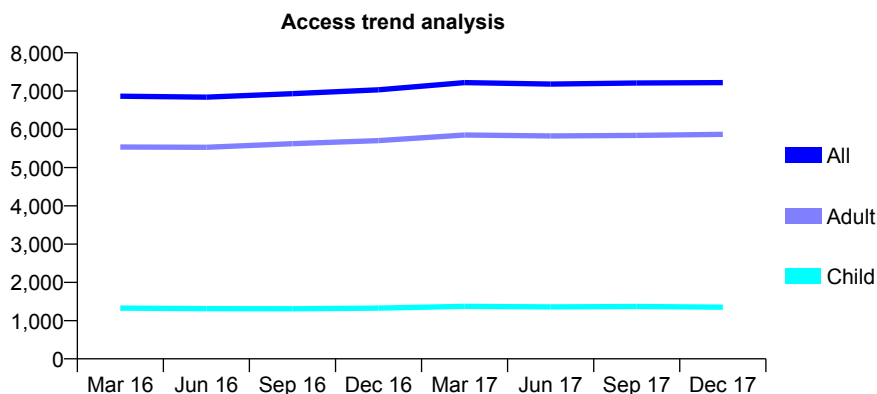
Q50 - Vital Signs At a Glance Contract Report for 938912/0004 - December 2017

Name or company name	Lloyd Lane Dental Partnership
Contract type name	GDS Contract
Purpose of contract	General
Contract start date	09/09/2012
Contract end date	

17/18 Contracted general activity (UDA)	20,240
Carry forward general activity (UDA)	0
17/18 Contracted orthodontic activity (UOA)	0
Carry forward orthodontic activity (UOA)	0
Baseline contract value	£586,792.20

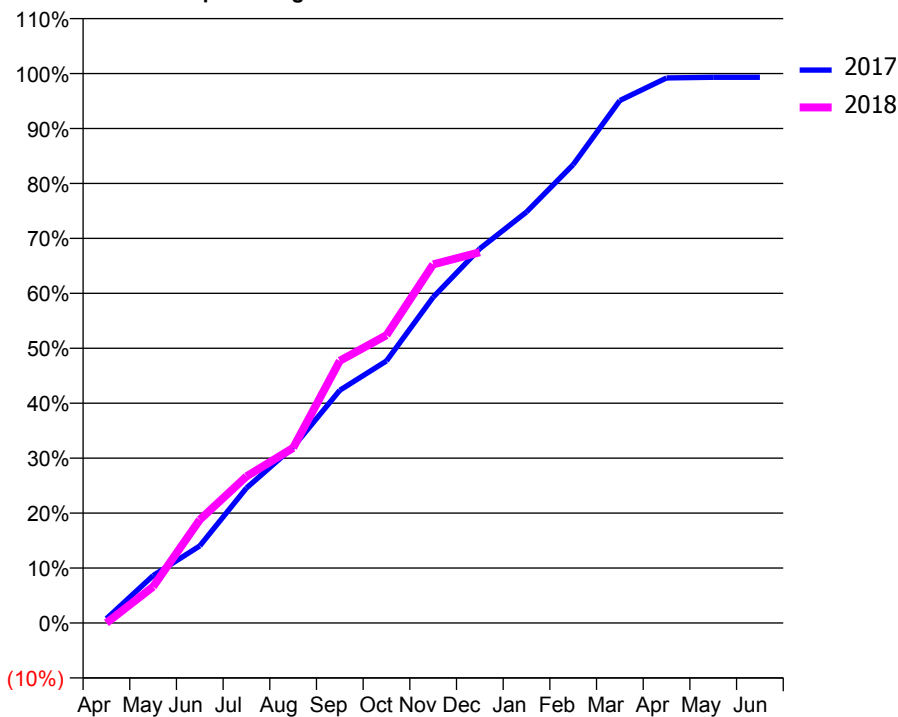
ACCESS*

Patients seen in 24 months	Total	Change since previous quarter
Quarter ending December 2016	7,031	
Quarter ending March 2017	7,221	↑
Quarter ending June 2017	7,184	→
Quarter ending September 2017	7,210	→
Quarter ending December 2017	7,222	→
Variance since December 2016	2.7%	↑



ACTIVITY

Cumulative percentage of contracted UDA delivered 2017 & 2018



Month	Adjusted Scheduled Activity (UDA)	
	2017	2018
April	159	0
May	1,745	1,340
June	2,844	3,806
July	4,971	5,400
August	6,480	6,450
September	8,574	9,660
October	9,656	10,604
November	12,003	13,209
December	13,791	13,659
January	15,140	
February	16,883	
March	19,246	
April	20,075	
May	20,099	
June	20,101	

QUALITY

	Quantity	Base Number	Contract	AT	Region	England
% of FP17s for the same patient ID Re-attending within 3 months - Children	138	1,754	7.9%	9.8%	12.9%	12.0%
% of FP17s for the same patient ID Re-attending within 3 months - Adults	972	7,055	13.8%	13.4%	16.5%	15.9%
% of FP17s for the same patient ID Re-attending between 3 & 9 months - Children	1,274	1,754	72.6%	63.4%	59.6%	58.0%
% of FP17s for the same patient ID Re-attending between 3 & 9 months - Adults	4,804	7,055	68.1%	55.0%	52.8%	50.5%
% of FP17s for Band 1 Urgent Courses	404	8,306	4.9%	7.3%	9.1%	9.0%
% of FP17s Relating to Free Repair or Replacements	72	8,306	0.9%	0.9%	1.0%	0.8%
% of FP17s Relating to Continuations	170	8,306	2.0%	1.2%	1.2%	1.1%
% of Patients satisfied with the dentistry they have received	20	20	100.0%	92.0%	91.6%	91.5%
% of Patients satisfied with the time they had to wait for an appointment	20	20	100.0%	88.4%	88.3%	87.9%

* This is based on patients treated on this contract for their most recent course of treatment. Figures in italics indicate the base number of FP17s or Patient Questionnaire responses are less than 100. N/A is shown where the base number of responses is less than 10 during the period. % is calculated as Quantity/Base number*100

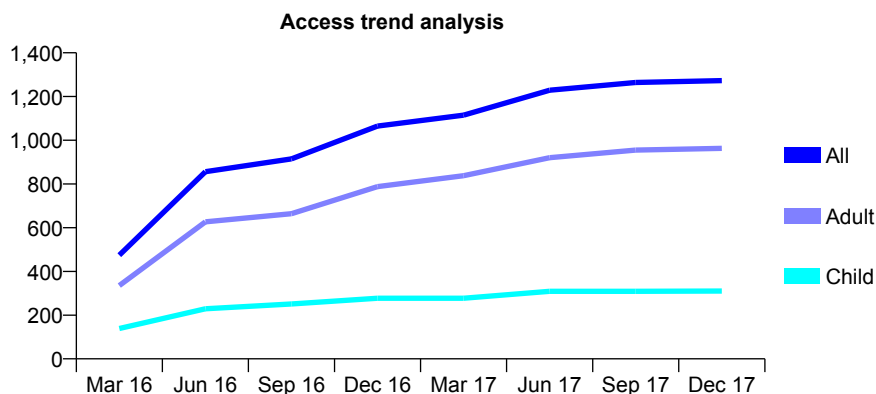
Q50 - Vital Signs At a Glance Contract Report for 939838/0010 - December 2017

Name or company name	MISS Z ISHAK
Contract type name	GDS Contract
Purpose of contract	General
Contract start date	01/10/2015
Contract end date	

17/18 Contracted general activity (UDA)	3,800
Carry forward general activity (UDA)	0
17/18 Contracted orthodontic activity (UOA)	0
Carry forward orthodontic activity (UOA)	0
Baseline contract value	£101,180.32

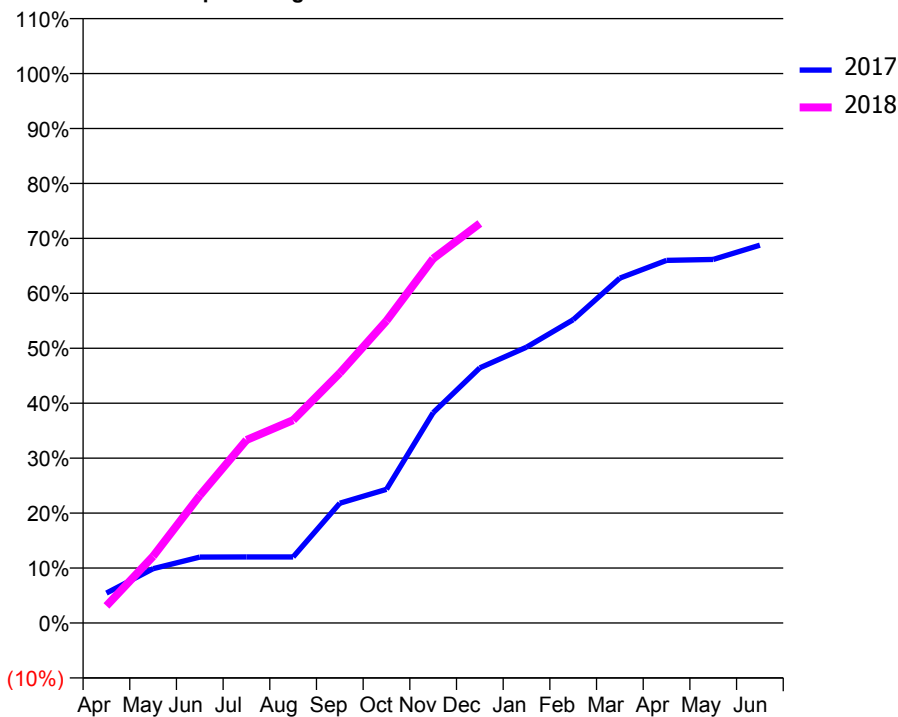
ACCESS*

Patients seen in 24 months	Total	Change since previous quarter
Quarter ending December 2016	1,065	
Quarter ending March 2017	1,115	↑
Quarter ending June 2017	1,229	↑
Quarter ending September 2017	1,264	↑
Quarter ending December 2017	1,273	→
Variance since December 2016	19.5%	↑



ACTIVITY

Cumulative percentage of contracted UDA delivered 2017 & 2018



Month	Adjusted Scheduled Activity (UDA)	
	2017	2018
April	207	119
May	376	462
June	456	882
July	457	1,266
August	457	1,403
September	829	1,729
October	924	2,090
November	1,455	2,519
December	1,764	2,763
January	1,907	
February	2,097	
March	2,385	
April	2,508	
May	2,515	
June	2,613	

QUALITY

	Quantity	Base Number	Contract	AT	Region	England
% of FP17s for the same patient ID Re-attending within 3 months - Children	23	409	5.6%	9.8%	12.9%	12.0%
% of FP17s for the same patient ID Re-attending within 3 months - Adults	107	1,190	9.0%	13.4%	16.5%	15.9%
% of FP17s for the same patient ID Re-attending between 3 & 9 months - Children	265	409	64.8%	63.4%	59.6%	58.0%
% of FP17s for the same patient ID Re-attending between 3 & 9 months - Adults	693	1,190	58.2%	55.0%	52.8%	50.5%
% of FP17s for Band 1 Urgent Courses	96	1,463	6.6%	7.3%	9.1%	9.0%
% of FP17s Relating to Free Repair or Replacements	7	1,463	0.5%	0.9%	1.0%	0.8%
% of FP17s Relating to Continuations	11	1,463	0.8%	1.2%	1.2%	1.1%
% of Patients satisfied with the dentistry they have received	0	0	N/A	92.0%	91.6%	91.5%
% of Patients satisfied with the time they had to wait for an appointment	0	0	N/A	88.4%	88.3%	87.9%

* This is based on patients treated on this contract for their most recent course of treatment. Figures in italics indicate the base number of FP17s or Patient Questionnaire responses are less than 100. N/A is shown where the base number of responses is less than 10 during the period. % is calculated as Quantity/Base number*100

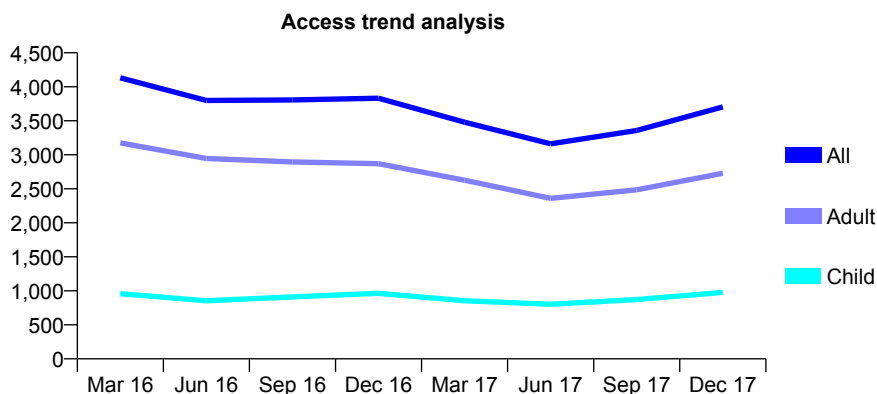
Q50 - Vital Signs At a Glance Contract Report for 950289/0001 - December 2017

Name or company name	MR JS GAKHAL
Contract type name	GDS Contract
Purpose of contract	General
Contract start date	01/04/2006
Contract end date	

17/18 Contracted general activity (UDA)	11,851
Carry forward general activity (UDA)	0
17/18 Contracted orthodontic activity (UOA)	0
Carry forward orthodontic activity (UOA)	0
Baseline contract value	£342,684.11

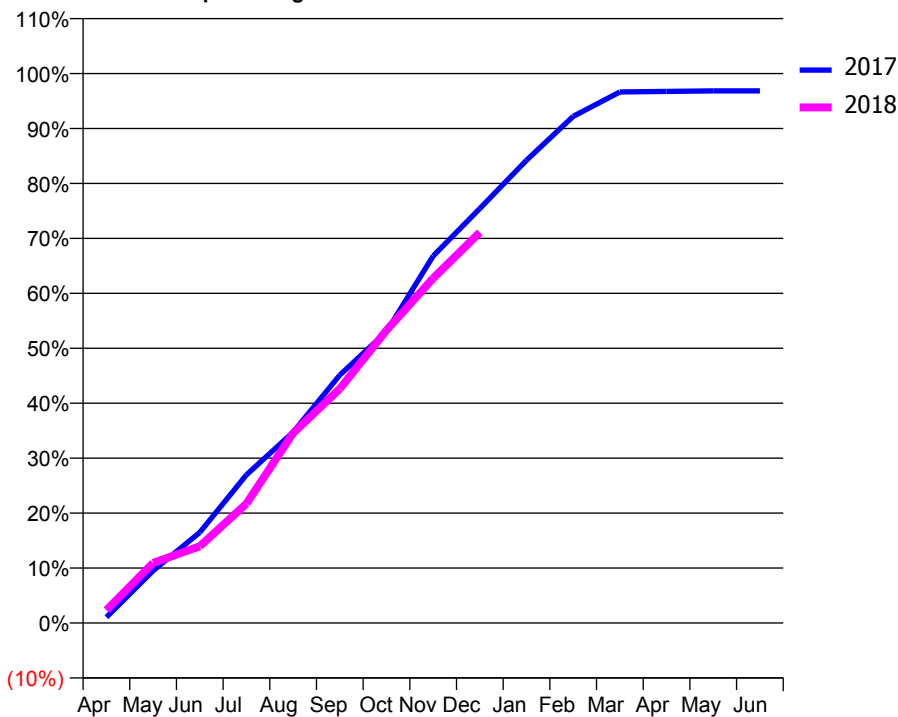
ACCESS*

Patients seen in 24 months	Total	Change since previous quarter
Quarter ending December 2016	3,832	
Quarter ending March 2017	3,480	↓
Quarter ending June 2017	3,162	↓
Quarter ending September 2017	3,358	↑
Quarter ending December 2017	3,705	↑
Variance since December 2016	(3.3%)	↓



ACTIVITY

Cumulative percentage of contracted UDA delivered 2017 & 2018



Month	Adjusted Scheduled Activity (UDA)	
	2017	2018
April	125	277
May	1,130	1,295
June	1,953	1,656
July	3,196	2,575
August	4,117	4,097
September	5,347	5,050
October	6,284	6,313
November	7,915	7,437
December	8,941	8,424
January	9,981	
February	10,926	
March	11,452	
April	11,464	
May	11,475	
June	11,476	

QUALITY

	Quantity	Base Number	Contract	AT	Region	England
% of FP17s for the same patient ID Re-attending within 3 months - Children	57	961	5.9%	9.8%	12.9%	12.0%
% of FP17s for the same patient ID Re-attending within 3 months - Adults	294	2,487	11.8%	13.4%	16.5%	15.9%
% of FP17s for the same patient ID Re-attending between 3 & 9 months - Children	455	961	47.3%	63.4%	59.6%	58.0%
% of FP17s for the same patient ID Re-attending between 3 & 9 months - Adults	1,053	2,487	42.3%	55.0%	52.8%	50.5%
% of FP17s for Band 1 Urgent Courses	290	3,441	8.4%	7.3%	9.1%	9.0%
% of FP17s Relating to Free Repair or Replacements	35	3,441	1.0%	0.9%	1.0%	0.8%
% of FP17s Relating to Continuations	30	3,441	0.9%	1.2%	1.2%	1.1%
% of Patients satisfied with the dentistry they have received	9	9	N/A	92.0%	91.6%	91.5%
% of Patients satisfied with the time they had to wait for an appointment	8	9	N/A	88.4%	88.3%	87.9%

* This is based on patients treated on this contract for their most recent course of treatment. Figures in italics indicate the base number of FP17s or Patient Questionnaire responses are less than 100. N/A is shown where the base number of responses is less than 10 during the period. % is calculated as Quantity/Base number*100

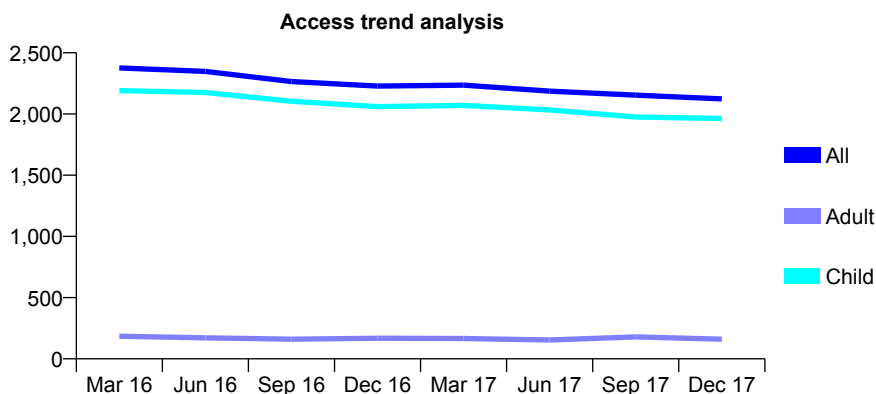
Q50 - Vital Signs At a Glance Contract Report for 952907/0001 - December 2017

Name or company name	Campbell Dental Health
Contract type name	GDS Contract
Purpose of contract	General
Contract start date	01/04/2006
Contract end date	

17/18 Contracted general activity (UDA)	4,232
Carry forward general activity (UDA)	0
17/18 Contracted orthodontic activity (UOA)	0
Carry forward orthodontic activity (UOA)	0
Baseline contract value	£97,866.25

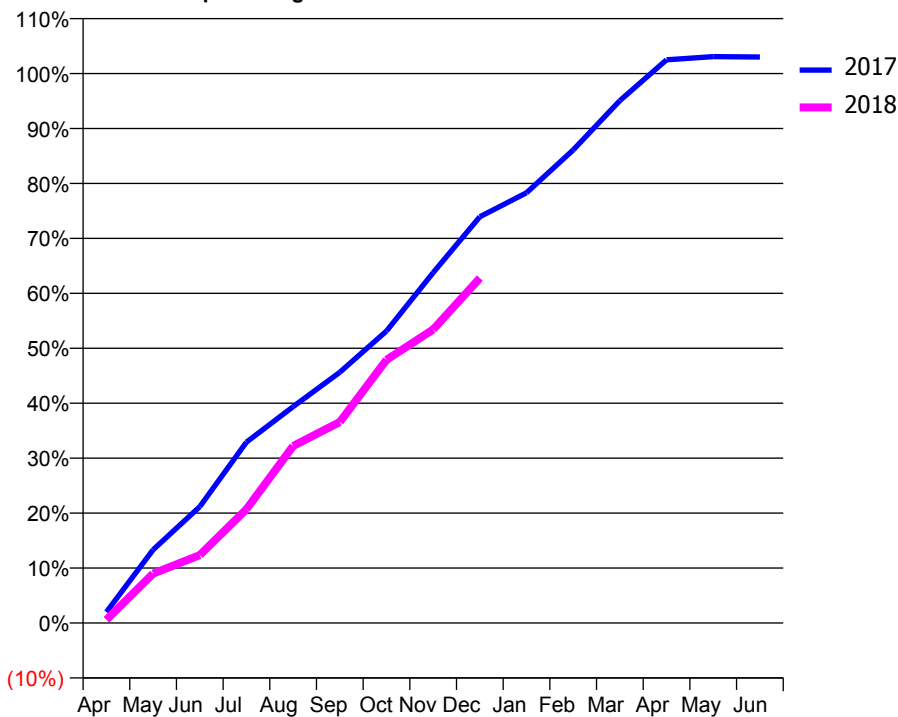
ACCESS*

Patients seen in 24 months	Total	Change since previous quarter
Quarter ending December 2016	2,228	
Quarter ending March 2017	2,236	→
Quarter ending June 2017	2,187	↓
Quarter ending September 2017	2,154	↓
Quarter ending December 2017	2,124	↓
Variance since December 2016	(4.7%)	↓



ACTIVITY

Cumulative percentage of contracted UDA delivered 2017 & 2018



Month	Adjusted Scheduled Activity (UDA)	
	2017	2018
April	85	25
May	565	381
June	896	523
July	1,393	876
August	1,666	1,363
September	1,932	1,548
October	2,248	2,026
November	2,698	2,260
December	3,129	2,656
January	3,314	
February	3,643	
March	4,023	
April	4,337	
May	4,362	
June	4,359	

QUALITY

	Quantity	Base Number	Contract	AT	Region	England
% of FP17s for the same patient ID Re-attending within 3 months - Children	153	2,111	7.2%	9.8%	12.9%	12.0%
% of FP17s for the same patient ID Re-attending within 3 months - Adults	0	0	N/A	13.4%	16.5%	15.9%
% of FP17s for the same patient ID Re-attending between 3 & 9 months - Children	1,273	2,111	60.3%	63.4%	59.6%	58.0%
% of FP17s for the same patient ID Re-attending between 3 & 9 months - Adults	0	0	N/A	55.0%	52.8%	50.5%
% of FP17s for Band 1 Urgent Courses	77	1,899	4.1%	7.3%	9.1%	9.0%
% of FP17s Relating to Free Repair or Replacements	0	1,899	0.0%	0.9%	1.0%	0.8%
% of FP17s Relating to Continuations	1	1,899	0.1%	1.2%	1.2%	1.1%
% of Patients satisfied with the dentistry they have received	2	2	N/A	92.0%	91.6%	91.5%
% of Patients satisfied with the time they had to wait for an appointment	1	2	N/A	88.4%	88.3%	87.9%

* This is based on patients treated on this contract for their most recent course of treatment. Figures in italics indicate the base number of FP17s or Patient Questionnaire responses are less than 100. N/A is shown where the base number of responses is less than 10 during the period. % is calculated as Quantity/Base number*100

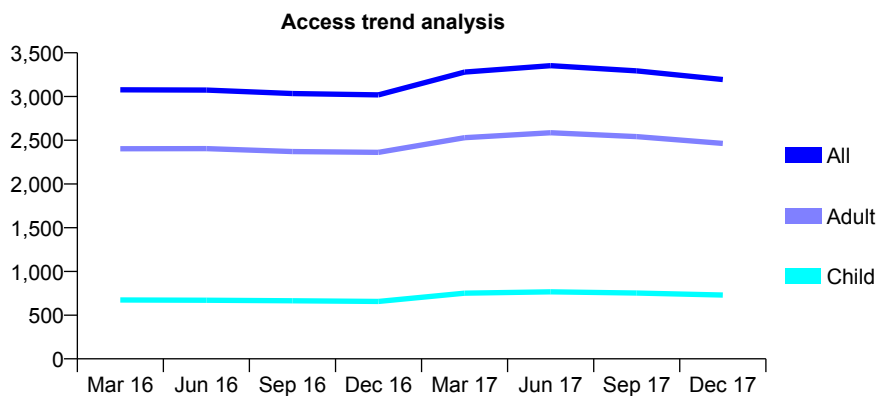
Q50 - Vital Signs At a Glance Contract Report for 962147/0002 - December 2017

Name or company name	MS Z NEMCIK
Contract type name	GDS Contract
Purpose of contract	General
Contract start date	01/07/2011
Contract end date	

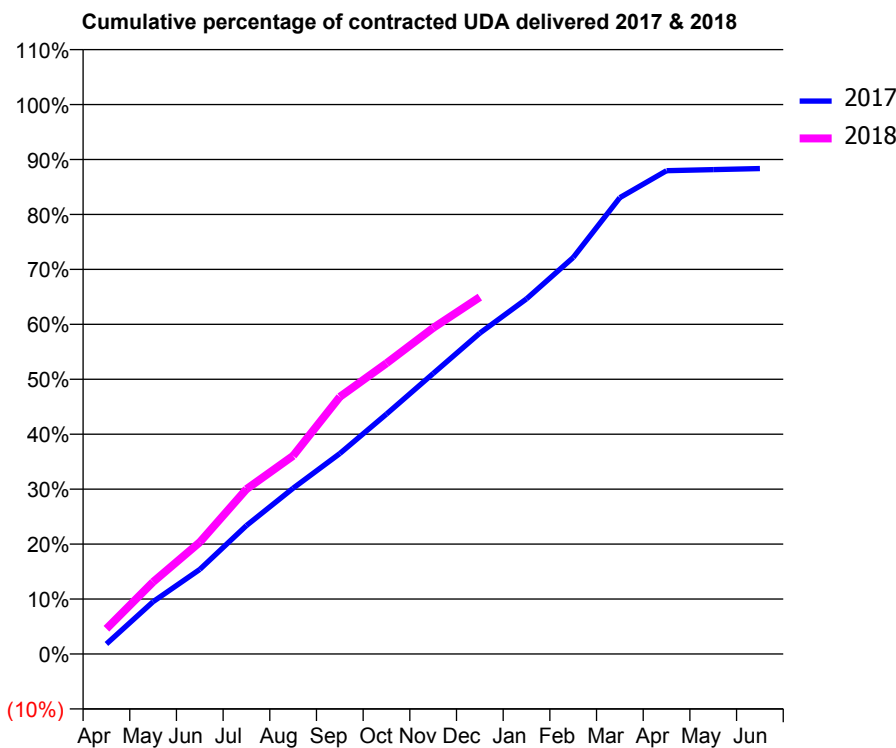
17/18 Contracted general activity (UDA)	10,769
Carry forward general activity (UDA)	0
17/18 Contracted orthodontic activity (UOA)	0
Carry forward orthodontic activity (UOA)	0
Baseline contract value	£333,873.42

ACCESS*

Patients seen in 24 months	Total	Change since previous quarter
Quarter ending December 2016	3,019	
Quarter ending March 2017	3,280	↑
Quarter ending June 2017	3,353	↑
Quarter ending September 2017	3,294	↓
Quarter ending December 2017	3,194	↓
Variance since December 2016	5.8%	↑



ACTIVITY



Month	Adjusted Scheduled Activity (UDA)	
	2017	2018
April	199	496
May	1,025	1,413
June	1,659	2,191
July	2,518	3,231
August	3,249	3,885
September	3,928	5,039
October	4,703	5,697
November	5,496	6,391
December	6,289	6,994
January	6,960	
February	7,770	
March	8,944	
April	9,473	
May	9,494	
June	9,515	

QUALITY

	Quantity	Base Number	Contract	AT	Region	England
% of FP17s for the same patient ID Re-attending within 3 months - Children	66	702	9.4%	9.8%	12.9%	12.0%
% of FP17s for the same patient ID Re-attending within 3 months - Adults	484	2,738	17.7%	13.4%	16.5%	15.9%
% of FP17s for the same patient ID Re-attending between 3 & 9 months - Children	425	702	60.5%	63.4%	59.6%	58.0%
% of FP17s for the same patient ID Re-attending between 3 & 9 months - Adults	1,627	2,738	59.4%	55.0%	52.8%	50.5%
% of FP17s for Band 1 Urgent Courses	141	3,186	4.4%	7.3%	9.1%	9.0%
% of FP17s Relating to Free Repair or Replacements	45	3,186	1.4%	0.9%	1.0%	0.8%
% of FP17s Relating to Continuations	55	3,186	1.7%	1.2%	1.2%	1.1%
% of Patients satisfied with the dentistry they have received	8	8	N/A	92.0%	91.6%	91.5%
% of Patients satisfied with the time they had to wait for an appointment	5	8	N/A	88.4%	88.3%	87.9%

* This is based on patients treated on this contract for their most recent course of treatment. Figures in italics indicate the base number of FP17s or Patient Questionnaire responses are less than 100. N/A is shown where the base number of responses is less than 10 during the period. % is calculated as Quantity/Base number*100

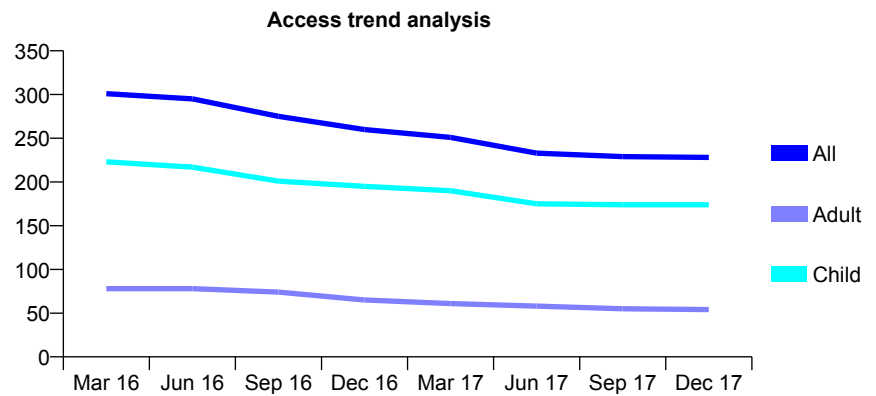
Q50 - Vital Signs At a Glance Contract Report for 999334/0001 - December 2017

Name or company name	MR EO DUODU
Contract type name	GDS Contract
Purpose of contract	General and Orthodontic
Contract start date	01/04/2006
Contract end date	

17/18 Contracted general activity (UDA)	1,043
Carry forward general activity (UDA)	0
17/18 Contracted orthodontic activity (UOA)	154
Carry forward orthodontic activity (UOA)	0
Baseline contract value	£41,609.46

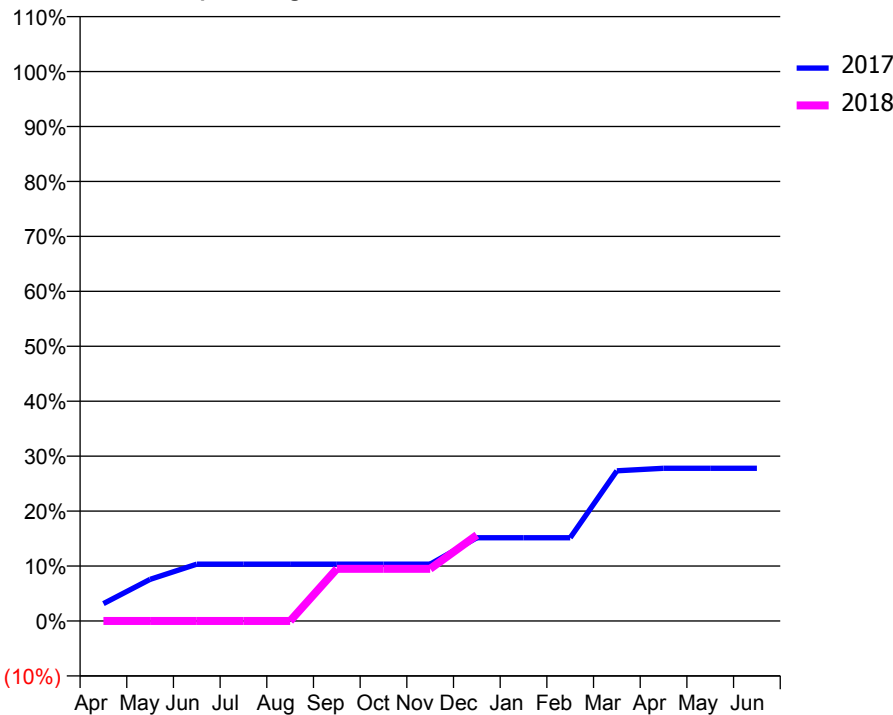
ACCESS*

Patients seen in 24 months	Total	Change since previous quarter
Quarter ending December 2016	260	
Quarter ending March 2017	251	↓
Quarter ending June 2017	233	↓
Quarter ending September 2017	229	↓
Quarter ending December 2017	228	→
Variance since December 2016	(12.3%)	↓



ACTIVITY

Cumulative percentage of contracted UDA delivered 2017 & 2018



Month	Adjusted Scheduled Activity (UDA)	
	2017	2018
April	33	0
May	79	0
June	108	0
July	108	0
August	108	0
September	108	99
October	108	99
November	108	99
December	158	163
January	158	
February	158	
March	285	
April	290	
May	290	
June	290	

QUALITY

	Quantity	Base Number	Contract	AT	Region	England
% of FP17s for the same patient ID Re-attending within 3 months - Children	11	181	6.1%	9.8%	12.9%	12.0%
% of FP17s for the same patient ID Re-attending within 3 months - Adults	2	30	6.7%	13.4%	16.5%	15.9%
% of FP17s for the same patient ID Re-attending between 3 & 9 months - Children	81	181	44.8%	63.4%	59.6%	58.0%
% of FP17s for the same patient ID Re-attending between 3 & 9 months - Adults	12	30	40.0%	55.0%	52.8%	50.5%
% of FP17s for Band 1 Urgent Courses	0	200	0.0%	7.3%	9.1%	9.0%
% of FP17s Relating to Free Repair or Replacements	0	200	0.0%	0.9%	1.0%	0.8%
% of FP17s Relating to Continuations	4	200	2.0%	1.2%	1.2%	1.1%
% of Patients satisfied with the dentistry they have received	0	0	N/A	92.0%	91.6%	91.5%
% of Patients satisfied with the time they had to wait for an appointment	0	0	N/A	88.4%	88.3%	87.9%

* This is based on patients treated on this contract for their most recent course of treatment. Figures in italics indicate the base number of FP17s or Patient Questionnaire responses are less than 100. N/A is shown where the base number of responses is less than 10 during the period. % is calculated as Quantity/Base number*100

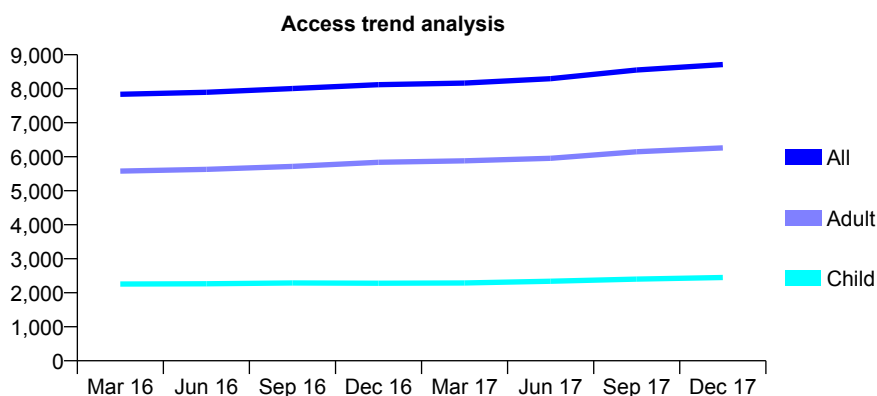
Q51 - Vital Signs At a Glance Contract Report for 101281/0026 - December 2017

Name or company name	OASIS DENTAL CARE LTD
Contract type name	GDS Contract
Purpose of contract	General
Contract start date	01/04/2006
Contract end date	

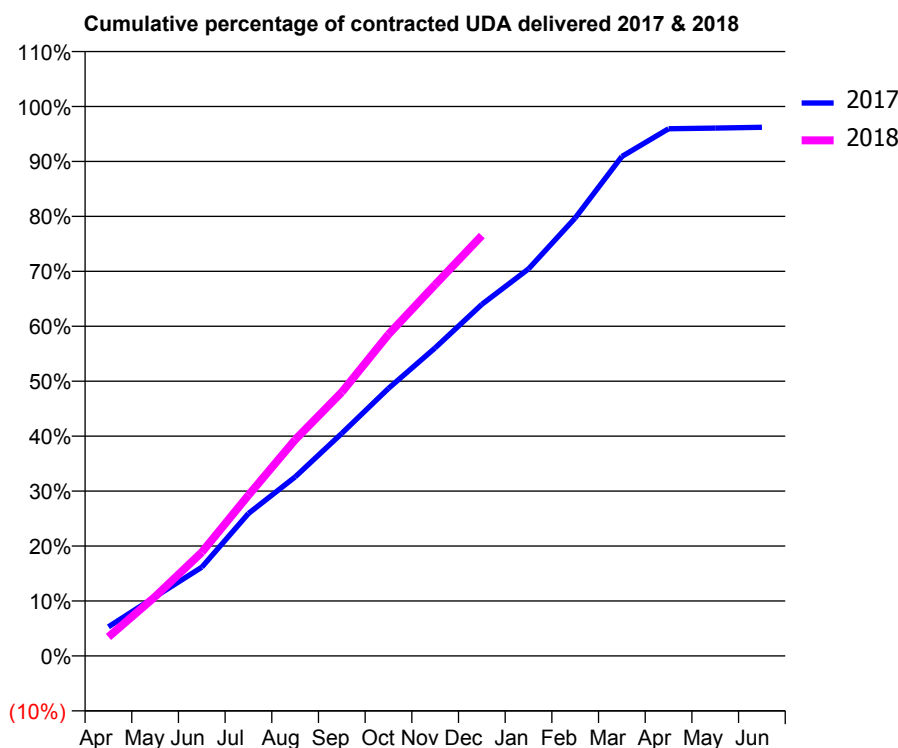
17/18 Contracted general activity (UDA)	25,823
Carry forward general activity (UDA)	0
17/18 Contracted orthodontic activity (UOA)	0
Carry forward orthodontic activity (UOA)	0
Baseline contract value	£617,039.06

ACCESS*

Patients seen in 24 months	Total	Change since previous quarter
Quarter ending December 2016	8,119	
Quarter ending March 2017	8,168	→
Quarter ending June 2017	8,295	→
Quarter ending September 2017	8,551	↑
Quarter ending December 2017	8,710	→
Variance since December 2016	7.3%	↑



ACTIVITY



Month	Adjusted Scheduled Activity (UDA)	
	2017	2018
April	1,372	893
May	2,778	2,786
June	4,173	4,873
July	6,694	7,553
August	8,416	10,161
September	10,464	12,397
October	12,576	15,110
November	14,480	17,452
December	16,522	19,754
January	18,191	
February	20,585	
March	23,473	
April	24,776	
May	24,805	
June	24,843	

QUALITY

	Quantity	Base Number	Contract	AT	Region	England
% of FP17s for the same patient ID Re-attending within 3 months - Children	296	2,938	10.1%	9.8%	12.9%	12.0%
% of FP17s for the same patient ID Re-attending within 3 months - Adults	918	6,782	13.5%	14.3%	16.5%	15.9%
% of FP17s for the same patient ID Re-attending between 3 & 9 months - Children	1,776	2,938	60.4%	58.8%	59.6%	58.0%
% of FP17s for the same patient ID Re-attending between 3 & 9 months - Adults	3,940	6,782	58.1%	53.0%	52.8%	50.5%
% of FP17s for Band 1 Urgent Courses	559	9,102	6.1%	7.5%	9.1%	9.0%
% of FP17s Relating to Free Repair or Replacements	171	9,102	1.9%	1.2%	1.0%	0.8%
% of FP17s Relating to Continuations	125	9,102	1.4%	1.3%	1.2%	1.1%
% of Patients satisfied with the dentistry they have received	11	11	100.0%	92.7%	91.6%	91.5%
% of Patients satisfied with the time they had to wait for an appointment	11	11	100.0%	88.3%	88.3%	87.9%

* This is based on patients treated on this contract for their most recent course of treatment. Figures in italics indicate the base number of FP17s or Patient Questionnaire responses are less than 100. N/A is shown where the base number of responses is less than 10 during the period. % is calculated as Quantity/Base number*100

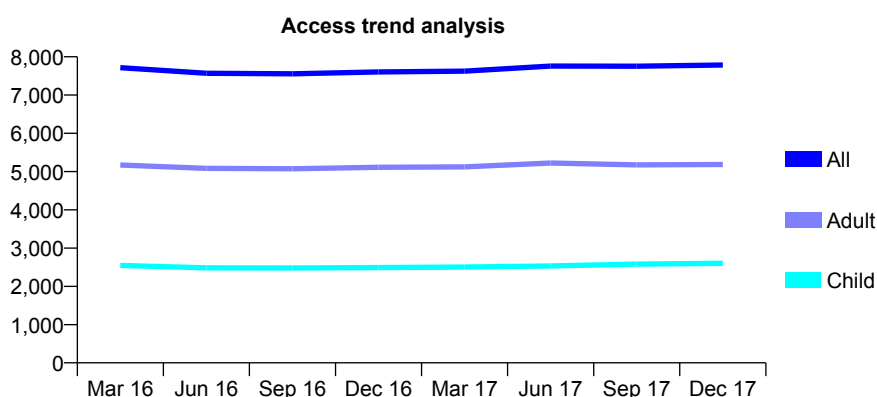
Q51 - Vital Signs At a Glance Contract Report for 101281/0179 - December 2017

Name or company name	OASIS DENTAL CARE LTD
Contract type name	GDS Contract
Purpose of contract	General
Contract start date	01/06/2008
Contract end date	

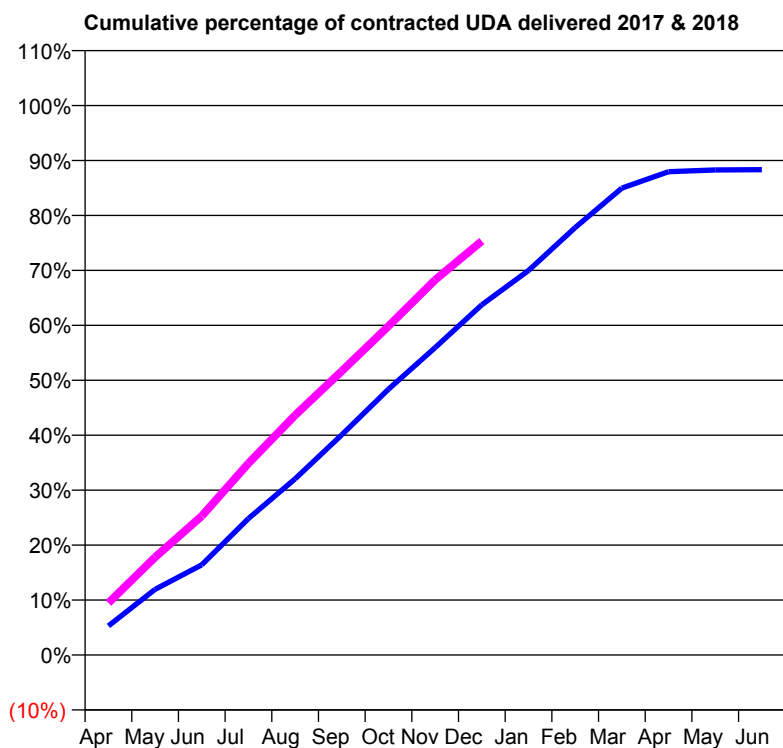
17/18 Contracted general activity (UDA)	25,086
Carry forward general activity (UDA)	-1,650
17/18 Contracted orthodontic activity (UOA)	0
Carry forward orthodontic activity (UOA)	0
Baseline contract value	£734,118.26

ACCESS*

Patients seen in 24 months	Total	Change since previous quarter
Quarter ending December 2016	7,604	
Quarter ending March 2017	7,627	→
Quarter ending June 2017	7,756	→
Quarter ending September 2017	7,754	→
Quarter ending December 2017	7,785	→
Variance since December 2016	2.4%	↑



ACTIVITY



Month	Adjusted Scheduled Activity (UDA)	
	2017	2018
April	1,330	2,376
May	2,999	4,464
June	4,117	6,346
July	6,228	8,750
August	8,043	10,951
September	10,055	12,961
October	12,138	15,017
November	14,033	17,130
December	15,987	18,900
January	17,552	
February	19,513	
March	21,314	
April	22,064	
May	22,142	
June	22,158	

QUALITY

	Quantity	Base Number	Contract	AT	Region	England
% of FP17s for the same patient ID Re-attending within 3 months - Children	148	2,796	5.3%	9.8%	12.9%	12.0%
% of FP17s for the same patient ID Re-attending within 3 months - Adults	467	5,167	9.0%	14.3%	16.5%	15.9%
% of FP17s for the same patient ID Re-attending between 3 & 9 months - Children	1,564	2,796	55.9%	58.8%	59.6%	58.0%
% of FP17s for the same patient ID Re-attending between 3 & 9 months - Adults	2,943	5,167	57.0%	53.0%	52.8%	50.5%
% of FP17s for Band 1 Urgent Courses	167	7,581	2.2%	7.5%	9.1%	9.0%
% of FP17s Relating to Free Repair or Replacements	68	7,581	0.9%	1.2%	1.0%	0.8%
% of FP17s Relating to Continuations	99	7,581	1.3%	1.3%	1.2%	1.1%
% of Patients satisfied with the dentistry they have received	5	5	N/A	92.7%	91.6%	91.5%
% of Patients satisfied with the time they had to wait for an appointment	4	5	N/A	88.3%	88.3%	87.9%

* This is based on patients treated on this contract for their most recent course of treatment. Figures in italics indicate the base number of FP17s or Patient Questionnaire responses are less than 100. N/A is shown where the base number of responses is less than 10 during the period. % is calculated as Quantity/Base number*100

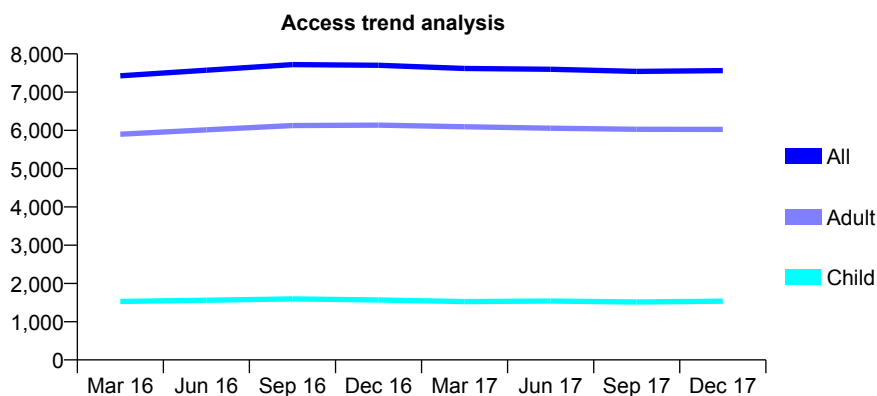
Q51 - Vital Signs At a Glance Contract Report for 101338/0069 - December 2017

Name or company name	Whitecross Dental Care Limited
Contract type name	GDS Contract
Purpose of contract	General and Orthodontic
Contract start date	01/11/2008
Contract end date	

17/18 Contracted general activity (UDA)	24,277
Carry forward general activity (UDA)	0
17/18 Contracted orthodontic activity (UOA)	1,008
Carry forward orthodontic activity (UOA)	0
Baseline contract value	£760,924.45

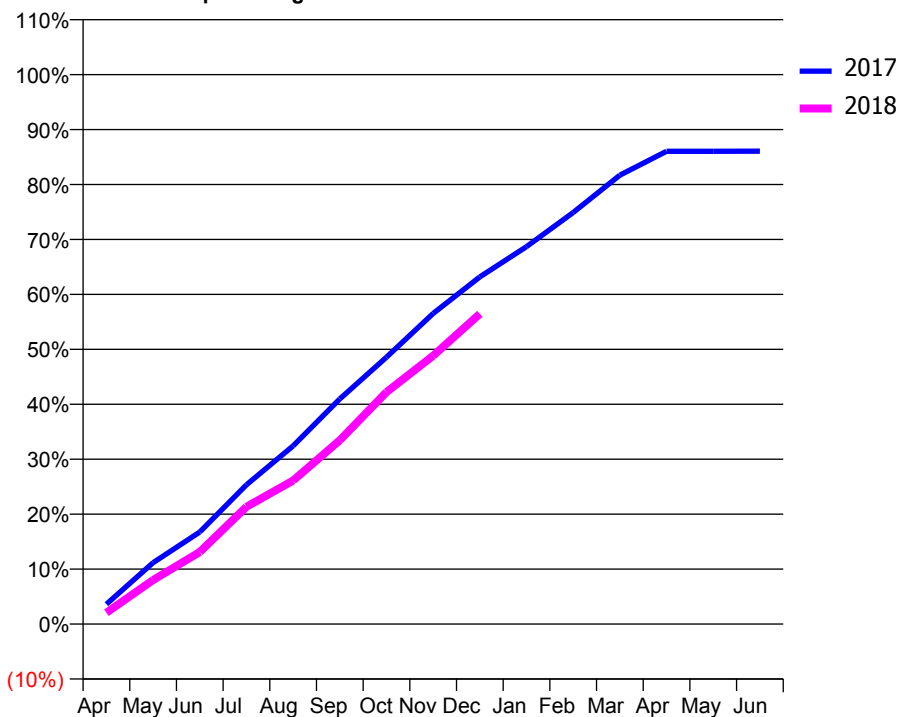
ACCESS*

Patients seen in 24 months	Total	Change since previous quarter
Quarter ending December 2016	7,703	
Quarter ending March 2017	7,620	↓
Quarter ending June 2017	7,596	→
Quarter ending September 2017	7,542	→
Quarter ending December 2017	7,561	→
Variance since December 2016	(1.8%)	↓



ACTIVITY

Cumulative percentage of contracted UDA delivered 2017 & 2018



Month	Adjusted Scheduled Activity (UDA)	
	2017	2018
April	881	507
May	2,712	1,946
June	4,065	3,184
July	6,151	5,182
August	7,876	6,342
September	9,948	8,119
October	11,792	10,248
November	13,723	11,855
December	15,341	13,708
January	16,674	
February	18,184	
March	19,835	
April	20,886	
May	20,888	
June	20,895	

QUALITY

	Quantity	Base Number	Contract	AT	Region	England
% of FP17s for the same patient ID Re-attending within 3 months - Children	174	1,585	11.0%	9.8%	12.9%	12.0%
% of FP17s for the same patient ID Re-attending within 3 months - Adults	702	5,463	12.9%	14.3%	16.5%	15.9%
% of FP17s for the same patient ID Re-attending between 3 & 9 months - Children	652	1,585	41.1%	58.8%	59.6%	58.0%
% of FP17s for the same patient ID Re-attending between 3 & 9 months - Adults	2,199	5,463	40.3%	53.0%	52.8%	50.5%
% of FP17s for Band 1 Urgent Courses	491	6,620	7.4%	7.5%	9.1%	9.0%
% of FP17s Relating to Free Repair or Replacements	49	6,620	0.7%	1.2%	1.0%	0.8%
% of FP17s Relating to Continuations	149	6,620	2.3%	1.3%	1.2%	1.1%
% of Patients satisfied with the dentistry they have received	6	6	N/A	92.7%	91.6%	91.5%
% of Patients satisfied with the time they had to wait for an appointment	5	6	N/A	88.3%	88.3%	87.9%

* This is based on patients treated on this contract for their most recent course of treatment. Figures in italics indicate the base number of FP17s or Patient Questionnaire responses are less than 100. N/A is shown where the base number of responses is less than 10 during the period. % is calculated as Quantity/Base number*100

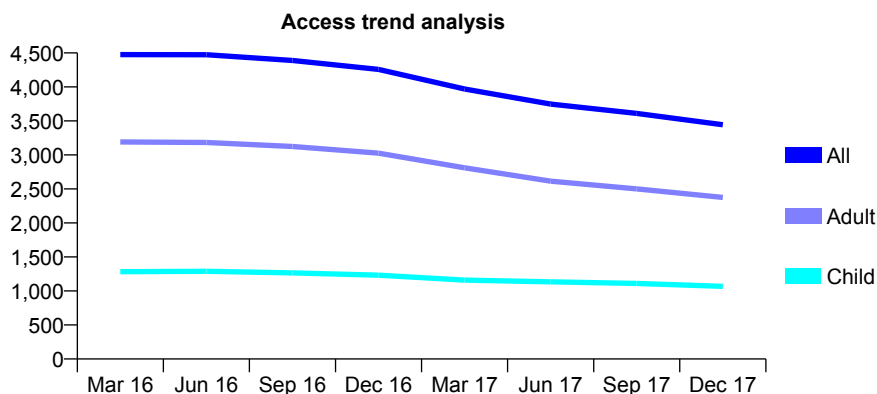
Q51 - Vital Signs At a Glance Contract Report for 101338/0086 - December 2017

Name or company name	Whitecross Dental Care Limited
Contract type name	GDS Contract
Purpose of contract	General
Contract start date	01/04/2009
Contract end date	

17/18 Contracted general activity (UDA)	13,567
Carry forward general activity (UDA)	0
17/18 Contracted orthodontic activity (UOA)	0
Carry forward orthodontic activity (UOA)	0
Baseline contract value	£380,236.15

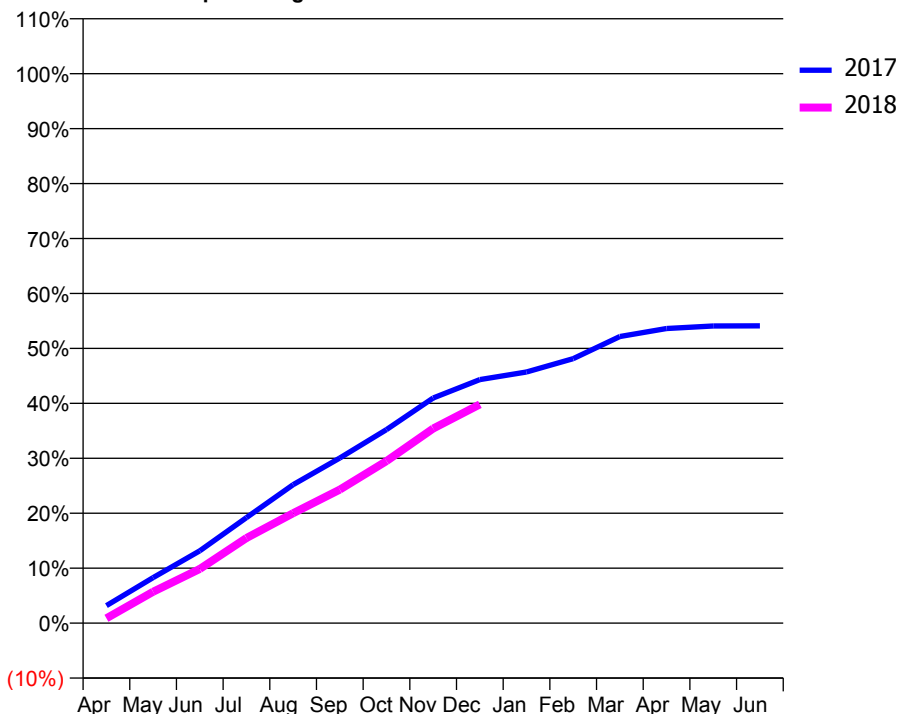
ACCESS*

Patients seen in 24 months	Total	Change since previous quarter
Quarter ending December 2016	4,258	
Quarter ending March 2017	3,970	↓
Quarter ending June 2017	3,749	↓
Quarter ending September 2017	3,610	↓
Quarter ending December 2017	3,444	↓
Variance since December 2016	(19.1%)	↓



ACTIVITY

Cumulative percentage of contracted UDA delivered 2017 & 2018



Month	Adjusted Scheduled Activity (UDA)	
	2017	2018
April	432	120
May	1,125	776
June	1,786	1,338
July	2,607	2,103
August	3,420	2,715
September	4,077	3,298
October	4,777	4,003
November	5,560	4,805
December	6,013	5,401
January	6,202	
February	6,529	
March	7,078	
April	7,275	
May	7,338	
June	7,339	

QUALITY

	Quantity	Base Number	Contract	AT	Region	England
% of FP17s for the same patient ID Re-attending within 3 months - Children	45	864	5.2%	9.8%	12.9%	12.0%
% of FP17s for the same patient ID Re-attending within 3 months - Adults	182	1,647	11.1%	14.3%	16.5%	15.9%
% of FP17s for the same patient ID Re-attending between 3 & 9 months - Children	251	864	29.1%	58.8%	59.6%	58.0%
% of FP17s for the same patient ID Re-attending between 3 & 9 months - Adults	505	1,647	30.7%	53.0%	52.8%	50.5%
% of FP17s for Band 1 Urgent Courses	157	2,388	6.6%	7.5%	9.1%	9.0%
% of FP17s Relating to Free Repair or Replacements	19	2,388	0.8%	1.2%	1.0%	0.8%
% of FP17s Relating to Continuations	31	2,388	1.3%	1.3%	1.2%	1.1%
% of Patients satisfied with the dentistry they have received	1	3	N/A	92.7%	91.6%	91.5%
% of Patients satisfied with the time they had to wait for an appointment	1	3	N/A	88.3%	88.3%	87.9%

* This is based on patients treated on this contract for their most recent course of treatment. Figures in italics indicate the base number of FP17s or Patient Questionnaire responses are less than 100. N/A is shown where the base number of responses is less than 10 during the period. % is calculated as Quantity/Base number*100

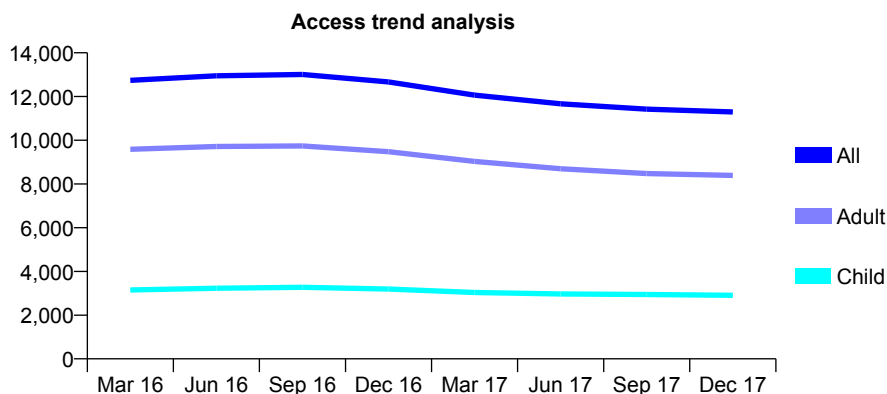
Q51 - Vital Signs At a Glance Contract Report for 101338/0090 - December 2017

Name or company name	Whitecross Dental Care Limited
Contract type name	GDS Contract
Purpose of contract	General
Contract start date	01/08/2009
Contract end date	

17/18 Contracted general activity (UDA)	36,924
Carry forward general activity (UDA)	0
17/18 Contracted orthodontic activity (UOA)	0
Carry forward orthodontic activity (UOA)	0
Baseline contract value	£1,056,948.87

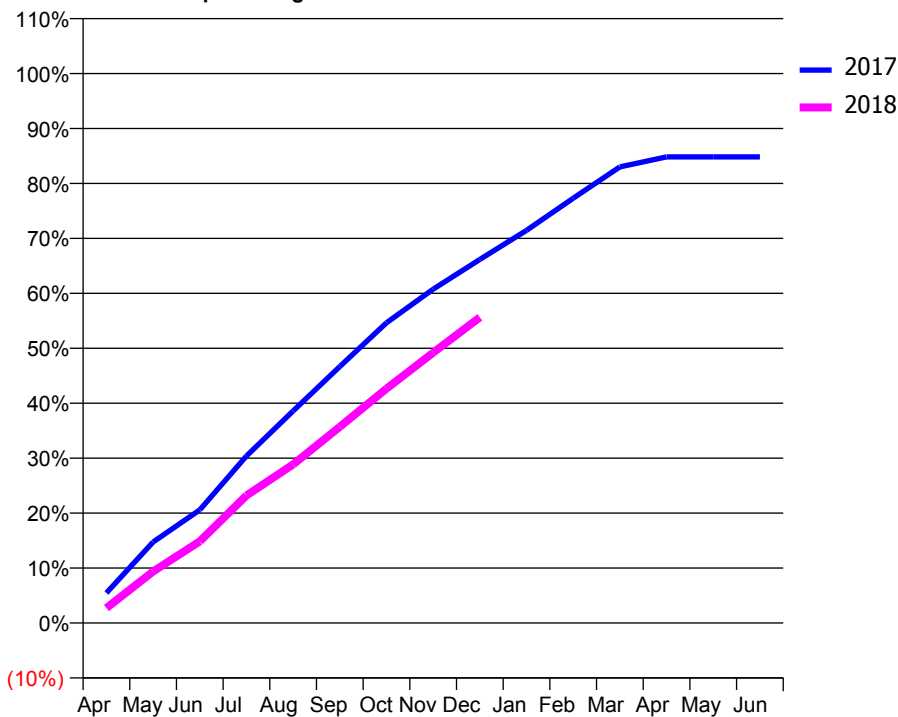
ACCESS*

Patients seen in 24 months	Total	Change since previous quarter
Quarter ending December 2016	12,669	
Quarter ending March 2017	12,064	↓
Quarter ending June 2017	11,667	↓
Quarter ending September 2017	11,422	↓
Quarter ending December 2017	11,292	↓
Variance since December 2016	(10.9%)	↓



ACTIVITY

Cumulative percentage of contracted UDA delivered 2017 & 2018



Month	Adjusted Scheduled Activity (UDA)	
	2017	2018
April	2,024	1,005
May	5,446	3,467
June	7,602	5,487
July	11,223	8,570
August	14,249	10,659
September	17,233	13,183
October	20,176	15,748
November	22,432	18,168
December	24,429	20,541
January	26,382	
February	28,540	
March	30,647	
April	31,318	
May	31,320	
June	31,322	

QUALITY

	Quantity	Base Number	Contract	AT	Region	England
% of FP17s for the same patient ID Re-attending within 3 months - Children	168	2,870	5.9%	9.8%	12.9%	12.0%
% of FP17s for the same patient ID Re-attending within 3 months - Adults	830	7,794	10.6%	14.3%	16.5%	15.9%
% of FP17s for the same patient ID Re-attending between 3 & 9 months - Children	1,388	2,870	48.4%	58.8%	59.6%	58.0%
% of FP17s for the same patient ID Re-attending between 3 & 9 months - Adults	3,502	7,794	44.9%	53.0%	52.8%	50.5%
% of FP17s for Band 1 Urgent Courses	615	10,323	6.0%	7.5%	9.1%	9.0%
% of FP17s Relating to Free Repair or Replacements	79	10,323	0.8%	1.2%	1.0%	0.8%
% of FP17s Relating to Continuations	152	10,323	1.5%	1.3%	1.2%	1.1%
% of Patients satisfied with the dentistry they have received	10	10	100.0%	92.7%	91.6%	91.5%
% of Patients satisfied with the time they had to wait for an appointment	8	10	80.0%	88.3%	88.3%	87.9%

* This is based on patients treated on this contract for their most recent course of treatment. Figures in italics indicate the base number of FP17s or Patient Questionnaire responses are less than 100. N/A is shown where the base number of responses is less than 10 during the period. % is calculated as Quantity/Base number*100

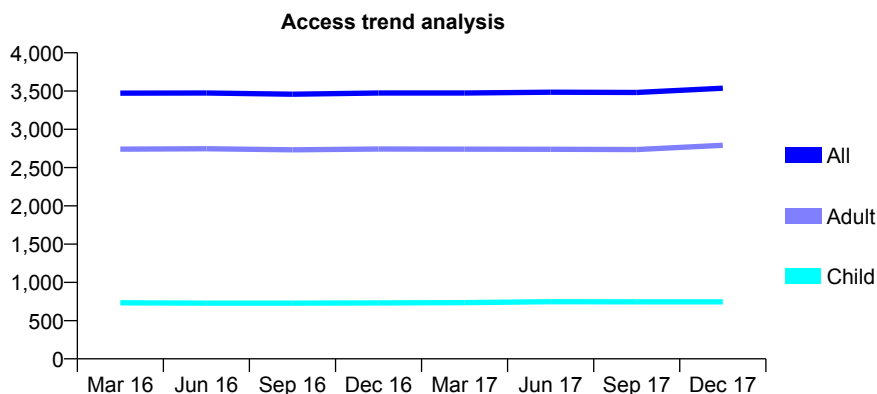
Q51 - Vital Signs At a Glance Contract Report for 101338/0093 - December 2017

Name or company name	Whitecross Dental Care Limited
Contract type name	GDS Contract
Purpose of contract	General
Contract start date	01/08/2009
Contract end date	

17/18 Contracted general activity (UDA)	10,563
Carry forward general activity (UDA)	49
17/18 Contracted orthodontic activity (UOA)	0
Carry forward orthodontic activity (UOA)	0
Baseline contract value	£276,829.59

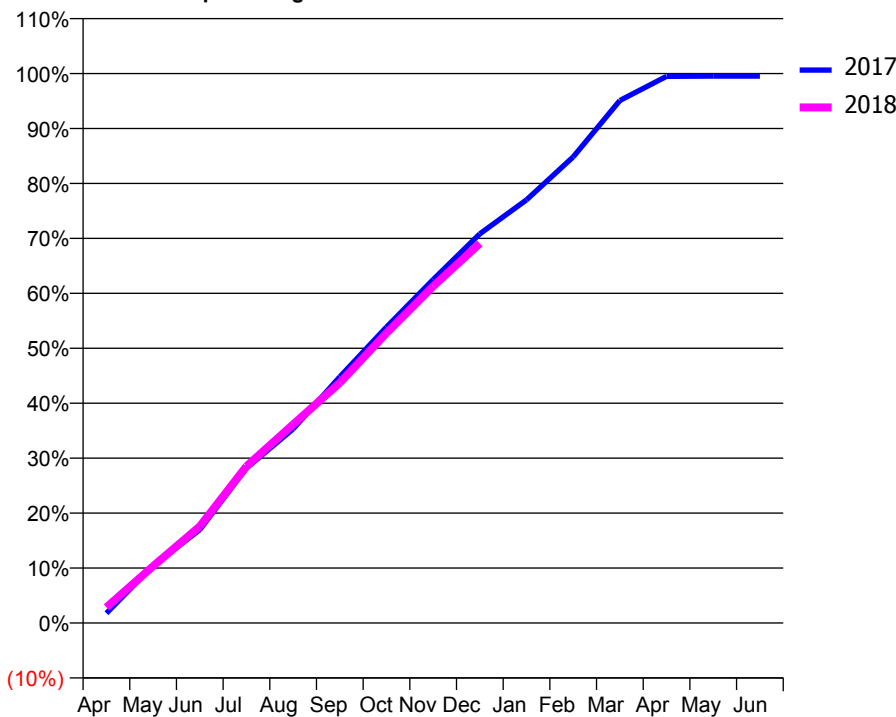
ACCESS*

Patients seen in 24 months	Total	Change since previous quarter
Quarter ending December 2016	3,475	
Quarter ending March 2017	3,474	→
Quarter ending June 2017	3,485	→
Quarter ending September 2017	3,481	→
Quarter ending December 2017	3,537	→
Variance since December 2016	1.8%	→



ACTIVITY

Cumulative percentage of contracted UDA delivered 2017 & 2018



Month	Adjusted Scheduled Activity (UDA)	
	2017	2018
April	188	302
May	1,105	1,094
June	1,793	1,856
July	2,977	3,013
August	3,731	3,818
September	4,732	4,617
October	5,690	5,575
November	6,602	6,474
December	7,480	7,296
January	8,135	
February	8,960	
March	10,044	
April	10,509	
May	10,514	
June	10,514	

QUALITY

	Quantity	Base Number	Contract	AT	Region	England
% of FP17s for the same patient ID Re-attending within 3 months - Children	55	821	6.7%	9.8%	12.9%	12.0%
% of FP17s for the same patient ID Re-attending within 3 months - Adults	380	2,876	13.2%	14.3%	16.5%	15.9%
% of FP17s for the same patient ID Re-attending between 3 & 9 months - Children	474	821	57.7%	58.8%	59.6%	58.0%
% of FP17s for the same patient ID Re-attending between 3 & 9 months - Adults	1,521	2,876	52.9%	53.0%	52.8%	50.5%
% of FP17s for Band 1 Urgent Courses	262	3,496	7.5%	7.5%	9.1%	9.0%
% of FP17s Relating to Free Repair or Replacements	13	3,496	0.4%	1.2%	1.0%	0.8%
% of FP17s Relating to Continuations	73	3,496	2.1%	1.3%	1.2%	1.1%
% of Patients satisfied with the dentistry they have received	6	7	N/A	92.7%	91.6%	91.5%
% of Patients satisfied with the time they had to wait for an appointment	6	7	N/A	88.3%	88.3%	87.9%

* This is based on patients treated on this contract for their most recent course of treatment. Figures in italics indicate the base number of FP17s or Patient Questionnaire responses are less than 100. N/A is shown where the base number of responses is less than 10 during the period. % is calculated as Quantity/Base number*100

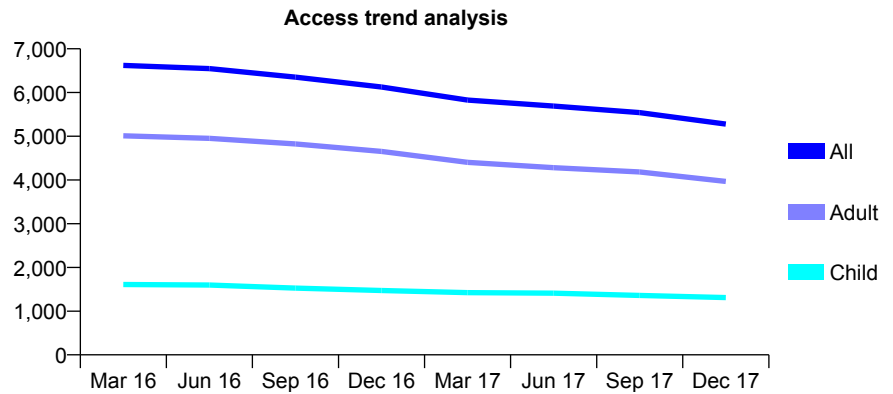
Q51 - Vital Signs At a Glance Contract Report for 101338/0108 - December 2017

Name or company name	Whitecross Dental Care Limited
Contract type name	GDS Contract
Purpose of contract	General
Contract start date	01/12/2009
Contract end date	

17/18 Contracted general activity (UDA)	22,070
Carry forward general activity (UDA)	0
17/18 Contracted orthodontic activity (UOA)	0
Carry forward orthodontic activity (UOA)	0
Baseline contract value	£589,015.63

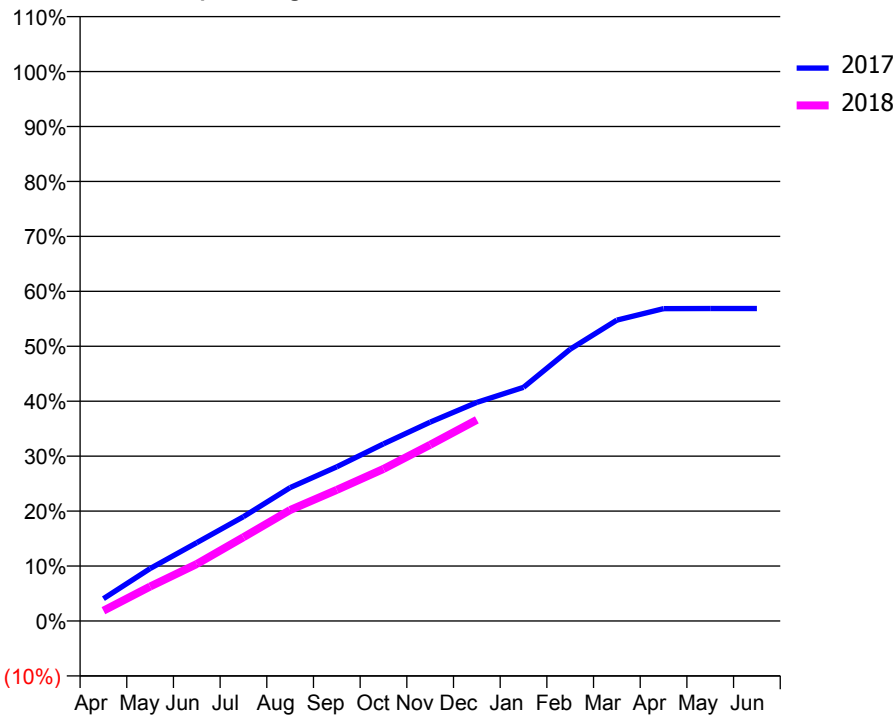
ACCESS*

Patients seen in 24 months	Total	Change since previous quarter
Quarter ending December 2016	6,127	
Quarter ending March 2017	5,828	↓
Quarter ending June 2017	5,690	↓
Quarter ending September 2017	5,540	↓
Quarter ending December 2017	5,277	↓
Variance since December 2016	(13.9%)	↓



ACTIVITY

Cumulative percentage of contracted UDA delivered 2017 & 2018



Month	Adjusted Scheduled Activity (UDA)	
	2017	2018
April	899	413
May	2,108	1,386
June	3,148	2,291
July	4,192	3,364
August	5,358	4,459
September	6,191	5,269
October	7,114	6,111
November	7,988	7,079
December	8,779	8,081
January	9,388	
February	10,918	
March	12,088	
April	12,547	
May	12,550	
June	12,551	

QUALITY

	Quantity	Base Number	Contract	AT	Region	England
% of FP17s for the same patient ID Re-attending within 3 months - Children	74	1,033	7.2%	9.8%	12.9%	12.0%
% of FP17s for the same patient ID Re-attending within 3 months - Adults	378	3,020	12.5%	14.3%	16.5%	15.9%
% of FP17s for the same patient ID Re-attending between 3 & 9 months - Children	250	1,033	24.2%	58.8%	59.6%	58.0%
% of FP17s for the same patient ID Re-attending between 3 & 9 months - Adults	925	3,020	30.6%	53.0%	52.8%	50.5%
% of FP17s for Band 1 Urgent Courses	383	3,854	9.9%	7.5%	9.1%	9.0%
% of FP17s Relating to Free Repair or Replacements	23	3,854	0.6%	1.2%	1.0%	0.8%
% of FP17s Relating to Continuations	41	3,854	1.1%	1.3%	1.2%	1.1%
% of Patients satisfied with the dentistry they have received	5	7	N/A	92.7%	91.6%	91.5%
% of Patients satisfied with the time they had to wait for an appointment	6	7	N/A	88.3%	88.3%	87.9%

* This is based on patients treated on this contract for their most recent course of treatment. Figures in italics indicate the base number of FP17s or Patient Questionnaire responses are less than 100. N/A is shown where the base number of responses is less than 10 during the period. % is calculated as Quantity/Base number*100

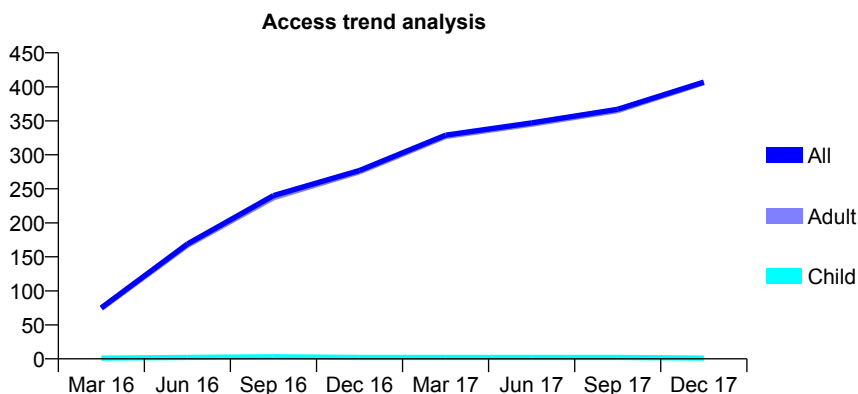
Q51 - Vital Signs At a Glance Contract Report for 101338/0153 - December 2017

Name or company name	Whitecross Dental Care Limited
Contract type name	PDS Contract
Purpose of contract	General
Contract start date	01/05/2015
Contract end date	30/04/2020

17/18 Contracted general activity (UDA)	1,200
Carry forward general activity (UDA)	0
17/18 Contracted orthodontic activity (UOA)	0
Carry forward orthodontic activity (UOA)	0
Baseline contract value	£50,776.54

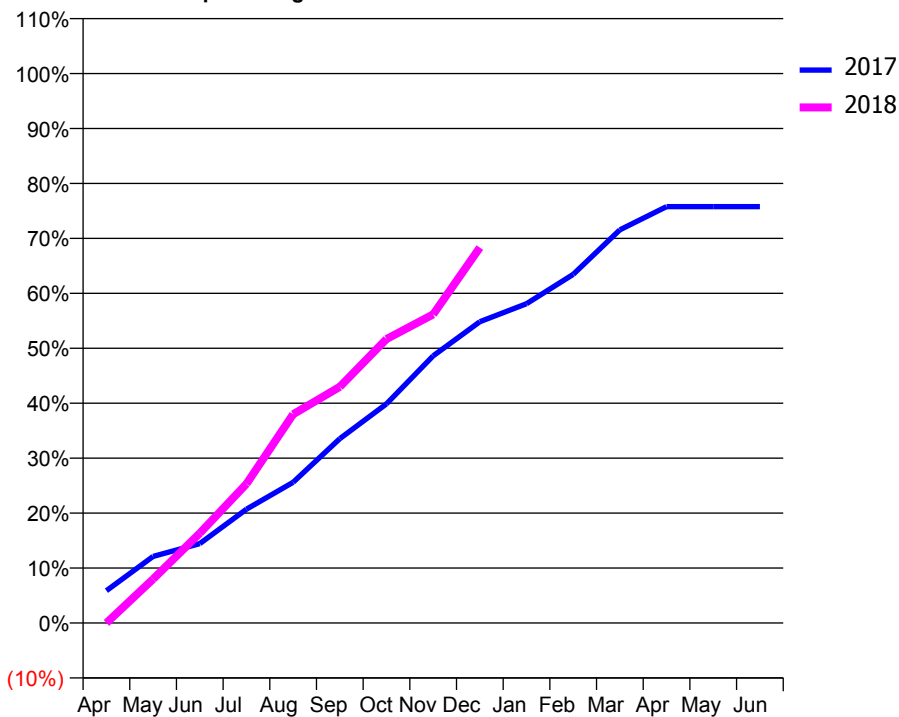
ACCESS*

Patients seen in 24 months	Total	Change since previous quarter
Quarter ending December 2016	277	
Quarter ending March 2017	329	↑
Quarter ending June 2017	347	↑
Quarter ending September 2017	367	↑
Quarter ending December 2017	407	↑
Variance since December 2016	46.9%	↑



ACTIVITY

Cumulative percentage of contracted UDA delivered 2017 & 2018



Month	Adjusted Scheduled Activity (UDA)	
	2017	2018
April	106	0
May	218	96
June	260	196
July	373	304
August	461	456
September	604	516
October	718	620
November	875	674
December	987	820
January	1,046	
February	1,142	
March	1,288	
April	1,364	
May	1,364	
June	1,364	

QUALITY

	Quantity	Base Number	Contract	AT	Region	England
% of FP17s for the same patient ID Re-attending within 3 months - Children	0	0	N/A	9.8%	12.9%	12.0%
% of FP17s for the same patient ID Re-attending within 3 months - Adults	25	346	7.2%	14.3%	16.5%	15.9%
% of FP17s for the same patient ID Re-attending between 3 & 9 months - Children	0	0	N/A	58.8%	59.6%	58.0%
% of FP17s for the same patient ID Re-attending between 3 & 9 months - Adults	3	346	0.9%	53.0%	52.8%	50.5%
% of FP17s for Band 1 Urgent Courses	0	318	0.0%	7.5%	9.1%	9.0%
% of FP17s Relating to Free Repair or Replacements	0	318	0.0%	1.2%	1.0%	0.8%
% of FP17s Relating to Continuations	0	318	0.0%	1.3%	1.2%	1.1%
% of Patients satisfied with the dentistry they have received	0	0	N/A	92.7%	91.6%	91.5%
% of Patients satisfied with the time they had to wait for an appointment	0	0	N/A	88.3%	88.3%	87.9%

* This is based on patients treated on this contract for their most recent course of treatment. Figures in italics indicate the base number of FP17s or Patient Questionnaire responses are less than 100. N/A is shown where the base number of responses is less than 10 during the period. % is calculated as Quantity/Base number*100

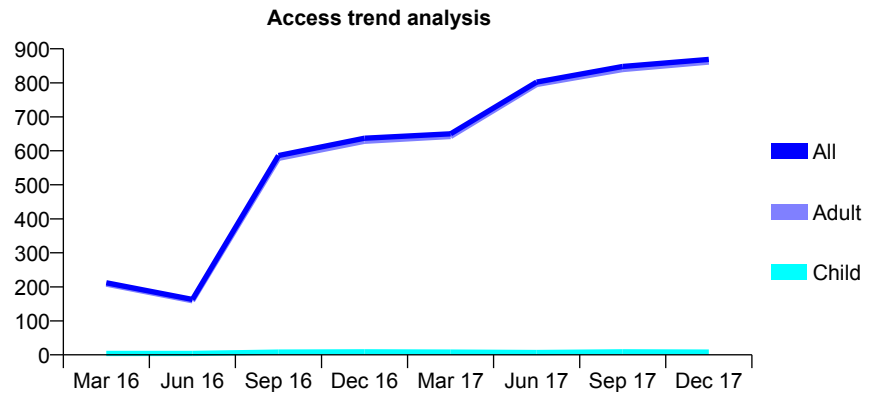
Q51 - Vital Signs At a Glance Contract Report for 101338/0154 - December 2017

Name or company name	Whitecross Dental Care Limited
Contract type name	PDS Contract
Purpose of contract	General
Contract start date	01/05/2015
Contract end date	30/04/2020

17/18 Contracted general activity (UDA)	3,150
Carry forward general activity (UDA)	0
17/18 Contracted orthodontic activity (UOA)	0
Carry forward orthodontic activity (UOA)	0
Baseline contract value	£133,288.43

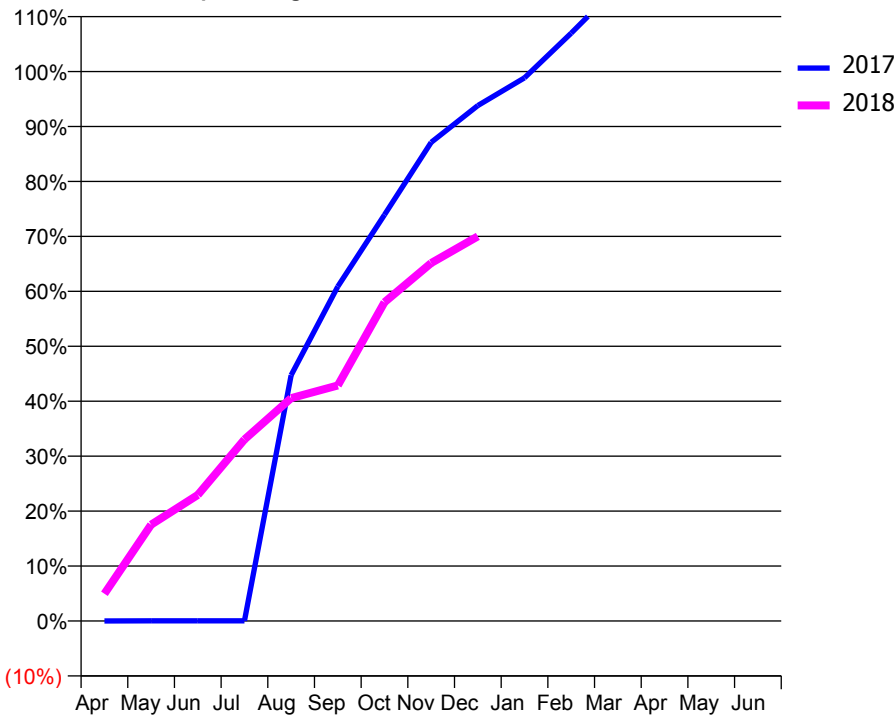
ACCESS*

Patients seen in 24 months	Total	Change since previous quarter
Quarter ending December 2016	637	
Quarter ending March 2017	650	↑
Quarter ending June 2017	802	↑
Quarter ending September 2017	848	↑
Quarter ending December 2017	869	↑
Variance since December 2016	36.4%	↑



ACTIVITY

Cumulative percentage of contracted UDA delivered 2017 & 2018



Month	Adjusted Scheduled Activity (UDA)	
	2017	2018
April	0	156
May	1	552
June	1	723
July	1	1,041
August	1,141	1,278
September	1,552	1,350
October	1,885	1,827
November	2,221	2,052
December	2,392	2,205
January	2,521	
February	2,728	
March	2,944	
April	3,034	
May	3,034	
June	3,034	

QUALITY

	Quantity	Base Number	Contract	AT	Region	England
% of FP17s for the same patient ID Re-attending within 3 months - Children	0	4	0.0%	9.8%	12.9%	12.0%
% of FP17s for the same patient ID Re-attending within 3 months - Adults	63	761	8.3%	14.3%	16.5%	15.9%
% of FP17s for the same patient ID Re-attending between 3 & 9 months - Children	0	4	0.0%	58.8%	59.6%	58.0%
% of FP17s for the same patient ID Re-attending between 3 & 9 months - Adults	7	761	0.9%	53.0%	52.8%	50.5%
% of FP17s for Band 1 Urgent Courses	0	735	0.0%	7.5%	9.1%	9.0%
% of FP17s Relating to Free Repair or Replacements	0	735	0.0%	1.2%	1.0%	0.8%
% of FP17s Relating to Continuations	1	735	0.1%	1.3%	1.2%	1.1%
% of Patients satisfied with the dentistry they have received	1	1	N/A	92.7%	91.6%	91.5%
% of Patients satisfied with the time they had to wait for an appointment	1	1	N/A	88.3%	88.3%	87.9%

* This is based on patients treated on this contract for their most recent course of treatment. Figures in italics indicate the base number of FP17s or Patient Questionnaire responses are less than 100. N/A is shown where the base number of responses is less than 10 during the period. % is calculated as Quantity/Base number*100

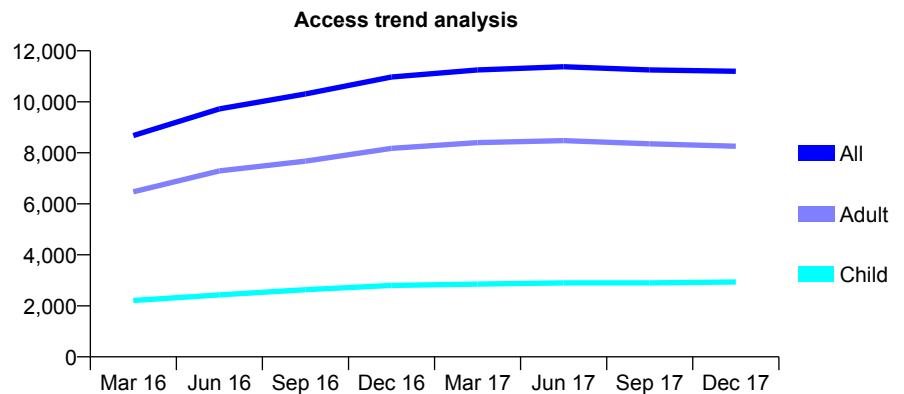
Q51 - Vital Signs At a Glance Contract Report for 101338/0155 - December 2017

Name or company name	Whitecross Dental Care Limited
Contract type name	GDS Contract
Purpose of contract	General
Contract start date	01/06/2015
Contract end date	

17/18 Contracted general activity (UDA)	42,692
Carry forward general activity (UDA)	0
17/18 Contracted orthodontic activity (UOA)	0
Carry forward orthodontic activity (UOA)	0
Baseline contract value	£1,197,112.41

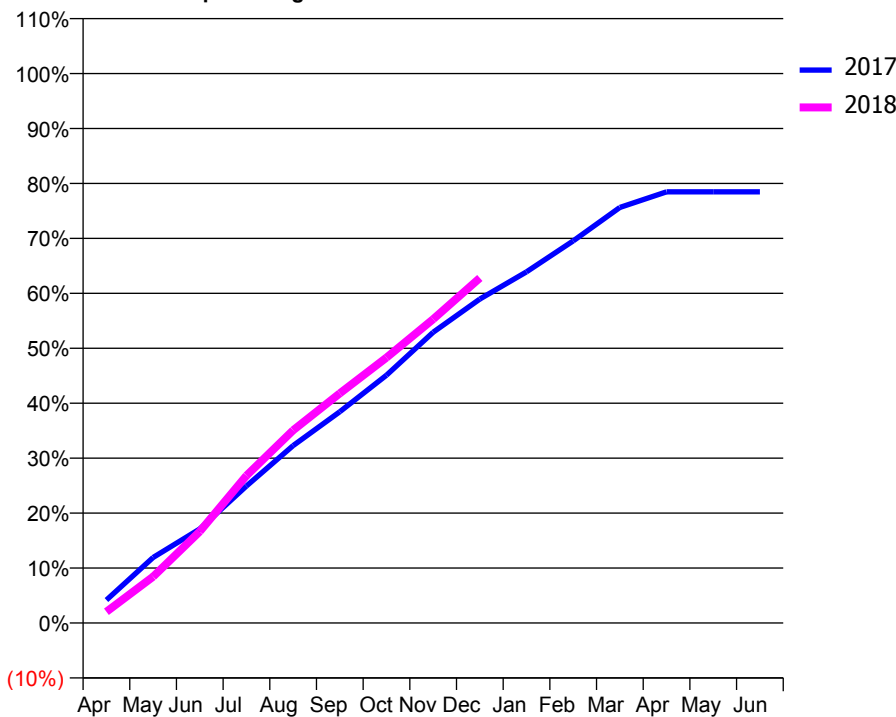
ACCESS*

Patients seen in 24 months	Total	Change since previous quarter
Quarter ending December 2016	10,974	
Quarter ending March 2017	11,252	↑
Quarter ending June 2017	11,375	→
Quarter ending September 2017	11,252	↓
Quarter ending December 2017	11,197	→
Variance since December 2016	2.0%	↑



ACTIVITY

Cumulative percentage of contracted UDA delivered 2017 & 2018



Month	Adjusted Scheduled Activity (UDA)	
	2017	2018
April	1,783	872
May	5,095	3,595
June	7,304	7,110
July	10,645	11,449
August	13,780	14,972
September	16,420	17,842
October	19,258	20,618
November	22,587	23,603
December	25,170	26,805
January	27,282	
February	29,685	
March	32,288	
April	33,501	
May	33,501	
June	33,494	

QUALITY

	Quantity	Base Number	Contract	AT	Region	England
% of FP17s for the same patient ID Re-attending within 3 months - Children	227	3,431	6.6%	9.8%	12.9%	12.0%
% of FP17s for the same patient ID Re-attending within 3 months - Adults	1,006	8,231	12.2%	14.3%	16.5%	15.9%
% of FP17s for the same patient ID Re-attending between 3 & 9 months - Children	1,993	3,431	58.1%	58.8%	59.6%	58.0%
% of FP17s for the same patient ID Re-attending between 3 & 9 months - Adults	3,660	8,231	44.5%	53.0%	52.8%	50.5%
% of FP17s for Band 1 Urgent Courses	376	11,170	3.4%	7.5%	9.1%	9.0%
% of FP17s Relating to Free Repair or Replacements	129	11,170	1.2%	1.2%	1.0%	0.8%
% of FP17s Relating to Continuations	362	11,170	3.2%	1.3%	1.2%	1.1%
% of Patients satisfied with the dentistry they have received	31	35	88.6%	92.7%	91.6%	91.5%
% of Patients satisfied with the time they had to wait for an appointment	26	35	74.3%	88.3%	88.3%	87.9%

* This is based on patients treated on this contract for their most recent course of treatment. Figures in italics indicate the base number of FP17s or Patient Questionnaire responses are less than 100. N/A is shown where the base number of responses is less than 10 during the period. % is calculated as Quantity/Base number*100

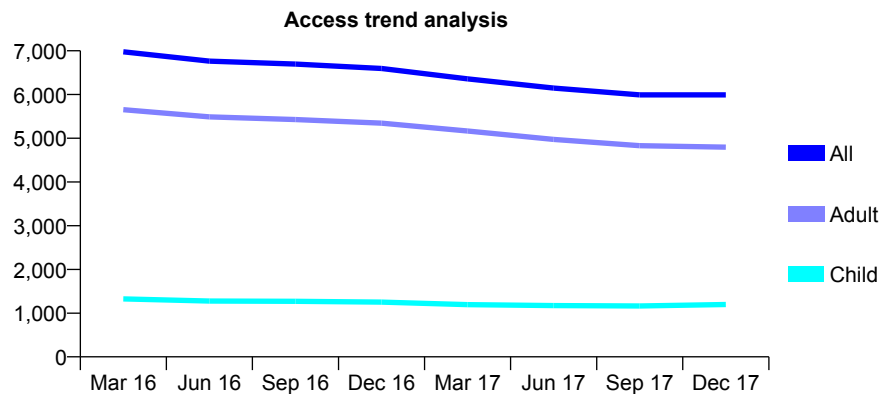
Q51 - Vital Signs At a Glance Contract Report for 101370/0005 - December 2017

Name or company name	Petrie Tucker and Partners Ltd
Contract type name	GDS Contract
Purpose of contract	General and Orthodontic
Contract start date	01/04/2006
Contract end date	

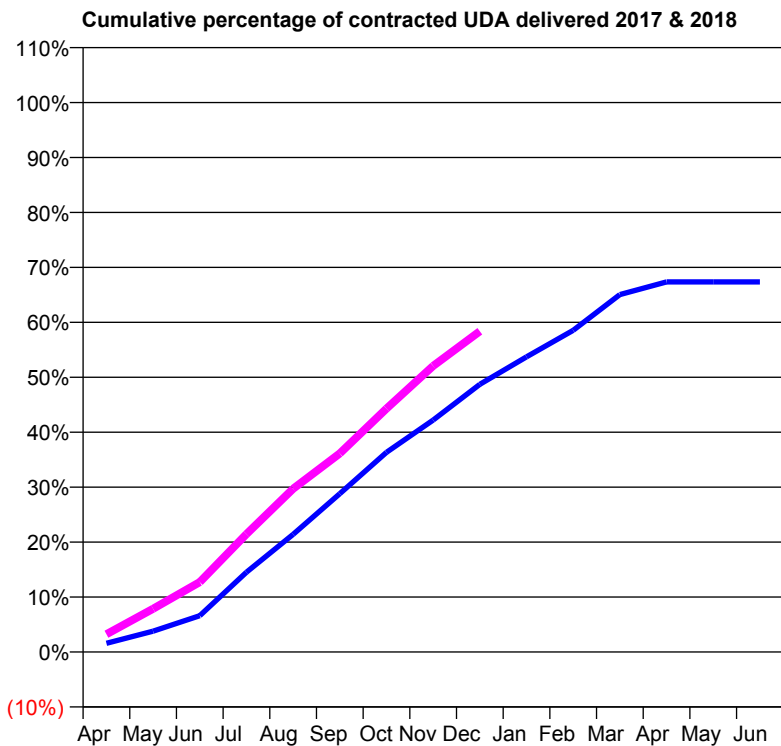
17/18 Contracted general activity (UDA)	24,146
Carry forward general activity (UDA)	0
17/18 Contracted orthodontic activity (UOA)	630
Carry forward orthodontic activity (UOA)	0
Baseline contract value	£732,388.77

ACCESS*

Patients seen in 24 months	Total	Change since previous quarter
Quarter ending December 2016	6,597	
Quarter ending March 2017	6,358	↓
Quarter ending June 2017	6,146	↓
Quarter ending September 2017	5,992	↓
Quarter ending December 2017	5,991	→
Variance since December 2016	(9.2%)	↓



ACTIVITY



Month	Adjusted Scheduled Activity (UDA)	
	2017	2018
April	381	781
May	917	1,901
June	1,598	3,076
July	3,510	5,184
August	5,171	7,173
September	6,958	8,730
October	8,772	10,699
November	10,195	12,571
December	11,765	14,094
January	12,968	
February	14,137	
March	15,707	
April	16,260	
May	16,262	
June	16,263	

QUALITY

	Quantity	Base Number	Contract	AT	Region	England
% of FP17s for the same patient ID Re-attending within 3 months - Children	101	1,242	8.1%	9.8%	12.9%	12.0%
% of FP17s for the same patient ID Re-attending within 3 months - Adults	429	4,569	9.4%	14.3%	16.5%	15.9%
% of FP17s for the same patient ID Re-attending between 3 & 9 months - Children	445	1,242	35.8%	58.8%	59.6%	58.0%
% of FP17s for the same patient ID Re-attending between 3 & 9 months - Adults	1,917	4,569	42.0%	53.0%	52.8%	50.5%
% of FP17s for Band 1 Urgent Courses	436	5,535	7.9%	7.5%	9.1%	9.0%
% of FP17s Relating to Free Repair or Replacements	37	5,535	0.7%	1.2%	1.0%	0.8%
% of FP17s Relating to Continuations	56	5,535	1.0%	1.3%	1.2%	1.1%
% of Patients satisfied with the dentistry they have received	13	15	86.7%	92.7%	91.6%	91.5%
% of Patients satisfied with the time they had to wait for an appointment	14	15	93.3%	88.3%	88.3%	87.9%

* This is based on patients treated on this contract for their most recent course of treatment. Figures in italics indicate the base number of FP17s or Patient Questionnaire responses are less than 100. N/A is shown where the base number of responses is less than 10 during the period. % is calculated as Quantity/Base number*100

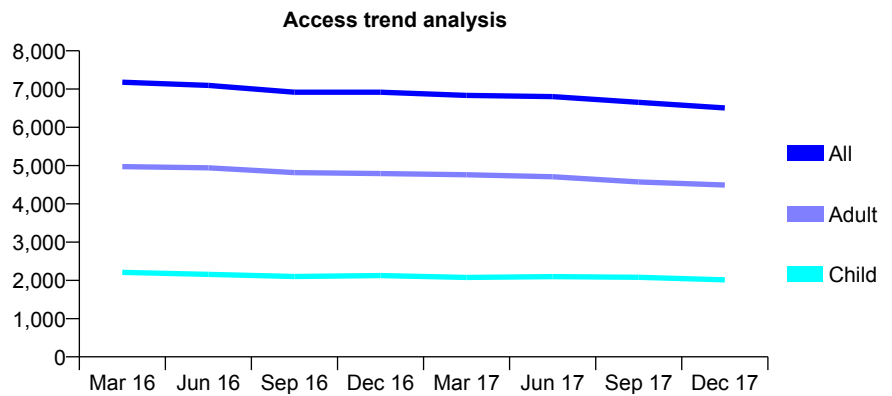
Q51 - Vital Signs At a Glance Contract Report for 101370/0010 - December 2017

Name or company name	Petrie Tucker and Partners Ltd
Contract type name	Pilot Contract
Purpose of contract	General
Contract start date	01/04/2006
Contract end date	

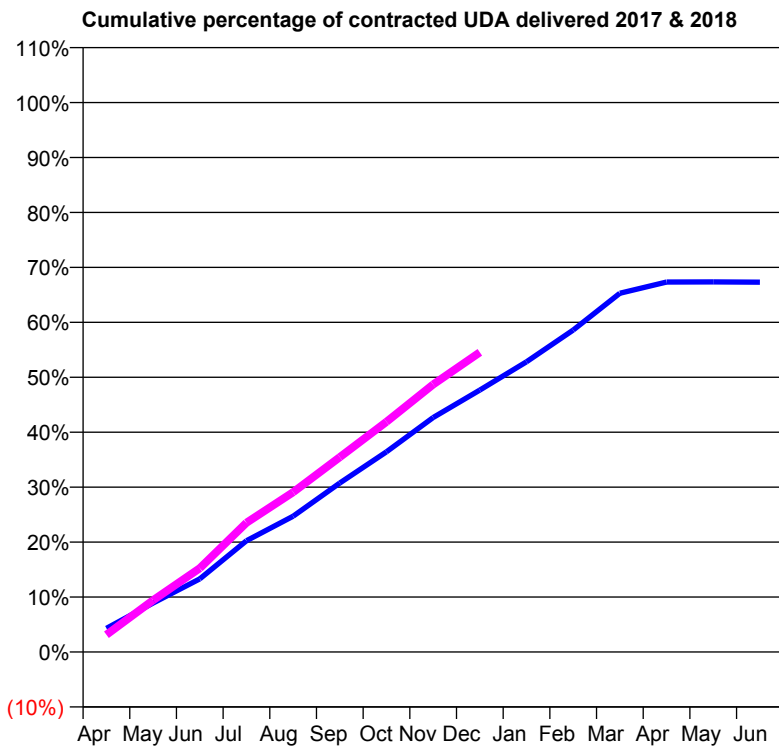
17/18 Contracted general activity (UDA)	20,443
Carry forward general activity (UDA)	0
17/18 Contracted orthodontic activity (UOA)	0
Carry forward orthodontic activity (UOA)	0
Baseline contract value	£557,834.74

ACCESS*

Patients seen in 24 months	Total	Change since previous quarter
Quarter ending December 2016	6,916	
Quarter ending March 2017	6,834	↓
Quarter ending June 2017	6,804	→
Quarter ending September 2017	6,654	↓
Quarter ending December 2017	6,506	↓
Variance since December 2016	(5.9%)	↓



ACTIVITY



Month	Adjusted Scheduled Activity (UDA)	
	2017	2018
April	878	641
May	1,821	1,927
June	2,721	3,119
July	4,140	4,811
August	5,052	5,946
September	6,289	7,249
October	7,450	8,564
November	8,724	9,952
December	9,744	11,150
January	10,798	
February	11,976	
March	13,350	
April	13,766	
May	13,768	
June	13,758	

QUALITY

	Quantity	Base Number	Contract	AT	Region	England
% of FP17s for the same patient ID Re-attending within 3 months - Children	57	1,530	3.7%	9.8%	12.9%	12.0%
% of FP17s for the same patient ID Re-attending within 3 months - Adults	173	3,297	5.2%	14.3%	16.5%	15.9%
% of FP17s for the same patient ID Re-attending between 3 & 9 months - Children	499	1,530	32.6%	58.8%	59.6%	58.0%
% of FP17s for the same patient ID Re-attending between 3 & 9 months - Adults	1,247	3,297	37.8%	53.0%	52.8%	50.5%
% of FP17s for Band 1 Urgent Courses	15	4,643	0.3%	7.5%	9.1%	9.0%
% of FP17s Relating to Free Repair or Replacements	23	4,643	0.5%	1.2%	1.0%	0.8%
% of FP17s Relating to Continuations	30	4,643	0.6%	1.3%	1.2%	1.1%
% of Patients satisfied with the dentistry they have received	7	7	N/A	92.7%	91.6%	91.5%
% of Patients satisfied with the time they had to wait for an appointment	3	7	N/A	88.3%	88.3%	87.9%

* This is based on patients treated on this contract for their most recent course of treatment. Figures in italics indicate the base number of FP17s or Patient Questionnaire responses are less than 100. N/A is shown where the base number of responses is less than 10 during the period. % is calculated as Quantity/Base number*100

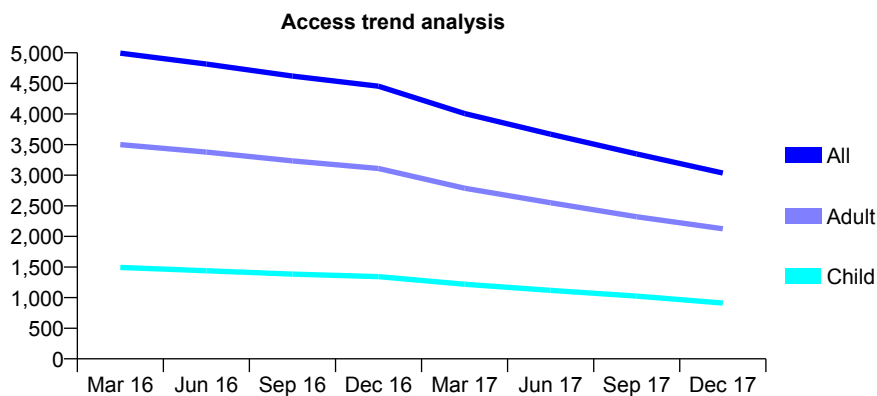
Q51 - Vital Signs At a Glance Contract Report for 101370/0069 - December 2017

Name or company name	Petrie Tucker and Partners Ltd
Contract type name	GDS Contract
Purpose of contract	General
Contract start date	26/05/2006
Contract end date	

17/18 Contracted general activity (UDA)	14,267
Carry forward general activity (UDA)	0
17/18 Contracted orthodontic activity (UOA)	0
Carry forward orthodontic activity (UOA)	0
Baseline contract value	£408,329.49

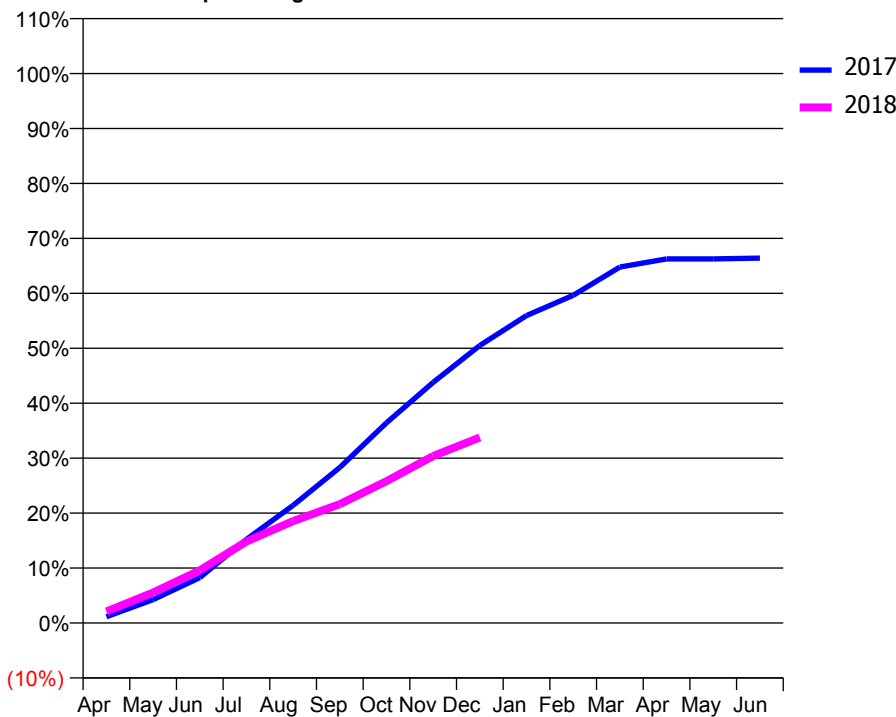
ACCESS*

Patients seen in 24 months	Total	Change since previous quarter
Quarter ending December 2016	4,454	
Quarter ending March 2017	4,008	↓
Quarter ending June 2017	3,670	↓
Quarter ending September 2017	3,347	↓
Quarter ending December 2017	3,037	↓
Variance since December 2016	(31.8%)	↓



ACTIVITY

Cumulative percentage of contracted UDA delivered 2017 & 2018



Month	Adjusted Scheduled Activity (UDA)	
	2017	2018
April	165	298
May	608	791
June	1,180	1,364
July	2,173	2,118
August	3,054	2,646
September	4,038	3,085
October	5,199	3,682
November	6,246	4,335
December	7,208	4,818
January	7,983	
February	8,509	
March	9,243	
April	9,455	
May	9,455	
June	9,473	

QUALITY

	Quantity	Base Number	Contract	AT	Region	England
% of FP17s for the same patient ID Re-attending within 3 months - Children	75	835	9.0%	9.8%	12.9%	12.0%
% of FP17s for the same patient ID Re-attending within 3 months - Adults	163	1,467	11.1%	14.3%	16.5%	15.9%
% of FP17s for the same patient ID Re-attending between 3 & 9 months - Children	451	835	54.0%	58.8%	59.6%	58.0%
% of FP17s for the same patient ID Re-attending between 3 & 9 months - Adults	708	1,467	48.3%	53.0%	52.8%	50.5%
% of FP17s for Band 1 Urgent Courses	148	2,196	6.7%	7.5%	9.1%	9.0%
% of FP17s Relating to Free Repair or Replacements	8	2,196	0.4%	1.2%	1.0%	0.8%
% of FP17s Relating to Continuations	29	2,196	1.3%	1.3%	1.2%	1.1%
% of Patients satisfied with the dentistry they have received	6	6	N/A	92.7%	91.6%	91.5%
% of Patients satisfied with the time they had to wait for an appointment	5	6	N/A	88.3%	88.3%	87.9%

* This is based on patients treated on this contract for their most recent course of treatment. Figures in italics indicate the base number of FP17s or Patient Questionnaire responses are less than 100. N/A is shown where the base number of responses is less than 10 during the period. % is calculated as Quantity/Base number*100

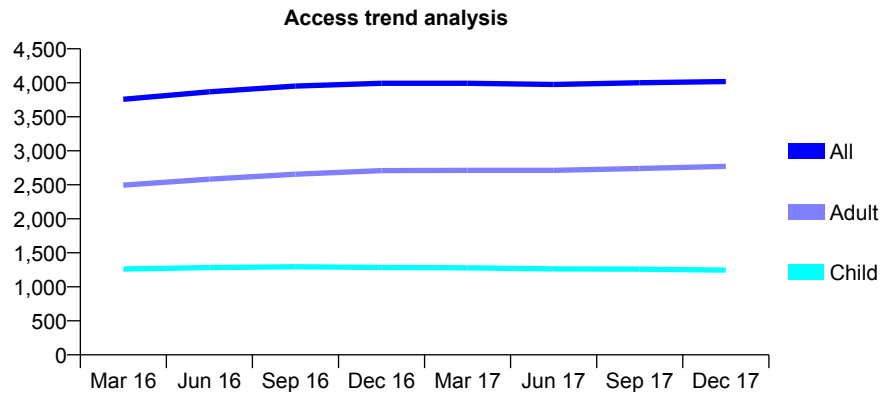
Q51 - Vital Signs At a Glance Contract Report for 101370/0109 - December 2017

Name or company name	Petrie Tucker and Partners Ltd
Contract type name	GDS Contract
Purpose of contract	General
Contract start date	01/10/2008
Contract end date	

17/18 Contracted general activity (UDA)	12,748
Carry forward general activity (UDA)	464
17/18 Contracted orthodontic activity (UOA)	0
Carry forward orthodontic activity (UOA)	0
Baseline contract value	£357,462.50

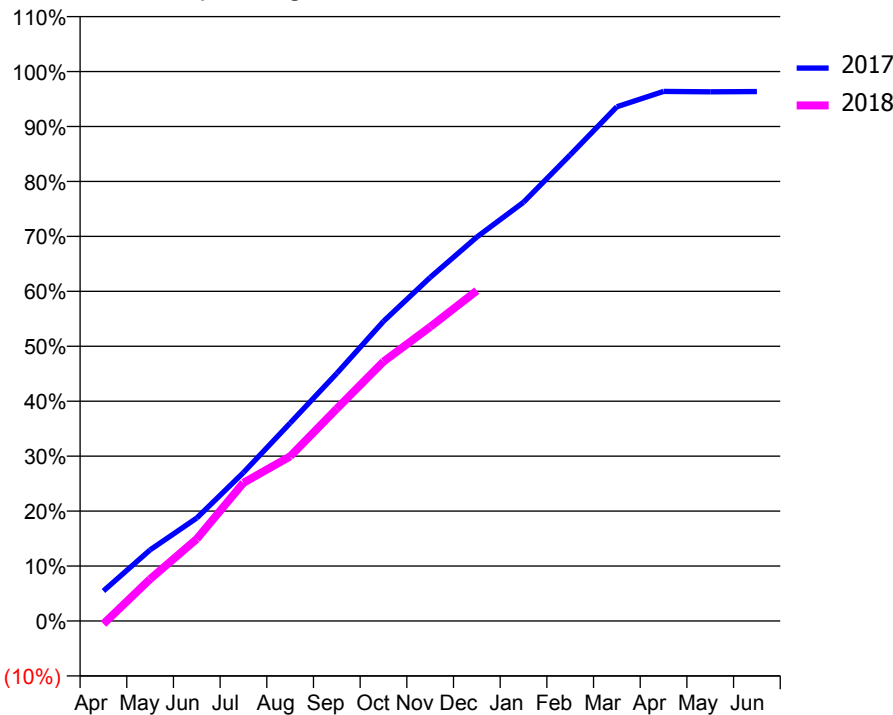
ACCESS*

Patients seen in 24 months	Total	Change since previous quarter
Quarter ending December 2016	3,994	
Quarter ending March 2017	3,993	→
Quarter ending June 2017	3,975	→
Quarter ending September 2017	4,000	→
Quarter ending December 2017	4,018	→
Variance since December 2016	0.6%	→



ACTIVITY

Cumulative percentage of contracted UDA delivered 2017 & 2018



Month	Adjusted Scheduled Activity (UDA)	
	2017	2018
April	697	-69
May	1,650	973
June	2,390	1,904
July	3,446	3,207
August	4,593	3,820
September	5,748	4,927
October	6,954	6,018
November	7,971	6,822
December	8,909	7,663
January	9,714	
February	10,812	
March	11,931	
April	12,285	
May	12,278	
June	12,284	

QUALITY

	Quantity	Base Number	Contract	AT	Region	England
% of FP17s for the same patient ID Re-attending within 3 months - Children	54	1,160	4.7%	9.8%	12.9%	12.0%
% of FP17s for the same patient ID Re-attending within 3 months - Adults	225	2,282	9.9%	14.3%	16.5%	15.9%
% of FP17s for the same patient ID Re-attending between 3 & 9 months - Children	682	1,160	58.8%	58.8%	59.6%	58.0%
% of FP17s for the same patient ID Re-attending between 3 & 9 months - Adults	935	2,282	41.0%	53.0%	52.8%	50.5%
% of FP17s for Band 1 Urgent Courses	140	3,295	4.2%	7.5%	9.1%	9.0%
% of FP17s Relating to Free Repair or Replacements	30	3,295	0.9%	1.2%	1.0%	0.8%
% of FP17s Relating to Continuations	45	3,295	1.4%	1.3%	1.2%	1.1%
% of Patients satisfied with the dentistry they have received	3	3	N/A	92.7%	91.6%	91.5%
% of Patients satisfied with the time they had to wait for an appointment	3	3	N/A	88.3%	88.3%	87.9%

* This is based on patients treated on this contract for their most recent course of treatment. Figures in italics indicate the base number of FP17s or Patient Questionnaire responses are less than 100. N/A is shown where the base number of responses is less than 10 during the period. % is calculated as Quantity/Base number*100

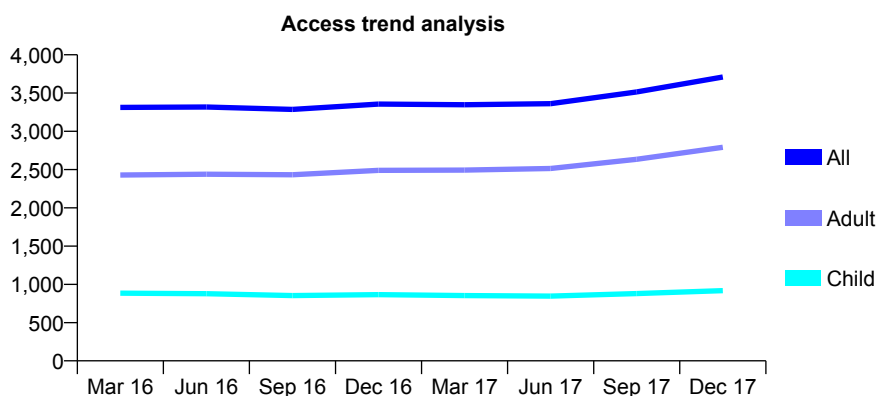
Q51 - Vital Signs At a Glance Contract Report for 101435/0106 - December 2017

Name or company name	IDH Limited
Contract type name	GDS Contract
Purpose of contract	General
Contract start date	01/08/2008
Contract end date	

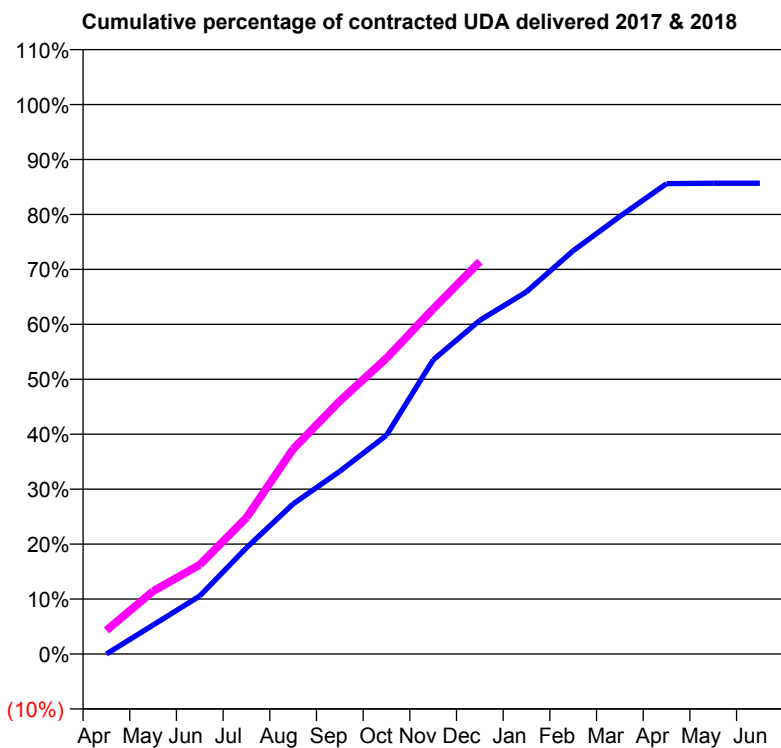
17/18 Contracted general activity (UDA)	11,883
Carry forward general activity (UDA)	0
17/18 Contracted orthodontic activity (UOA)	0
Carry forward orthodontic activity (UOA)	0
Baseline contract value	£349,087.05

ACCESS*

Patients seen in 24 months	Total	Change since previous quarter
Quarter ending December 2016	3,356	
Quarter ending March 2017	3,348	→
Quarter ending June 2017	3,361	→
Quarter ending September 2017	3,514	↑
Quarter ending December 2017	3,709	↑
Variance since December 2016	10.5%	↑



ACTIVITY



Month	Adjusted Scheduled Activity (UDA)	
	2017	2018
April	0	511
May	629	1,359
June	1,257	1,932
July	2,296	2,949
August	3,246	4,434
September	3,951	5,471
October	4,729	6,397
November	6,361	7,463
December	7,216	8,485
January	7,833	
February	8,721	
March	9,464	
April	10,173	
May	10,180	
June	10,180	

QUALITY

	Quantity	Base Number	Contract	AT	Region	England
% of FP17s for the same patient ID Re-attending within 3 months - Children	85	1,231	6.9%	9.8%	12.9%	12.0%
% of FP17s for the same patient ID Re-attending within 3 months - Adults	457	3,486	13.1%	14.3%	16.5%	15.9%
% of FP17s for the same patient ID Re-attending between 3 & 9 months - Children	840	1,231	68.2%	58.8%	59.6%	58.0%
% of FP17s for the same patient ID Re-attending between 3 & 9 months - Adults	2,173	3,486	62.3%	53.0%	52.8%	50.5%
% of FP17s for Band 1 Urgent Courses	254	4,320	5.9%	7.5%	9.1%	9.0%
% of FP17s Relating to Free Repair or Replacements	40	4,320	0.9%	1.2%	1.0%	0.8%
% of FP17s Relating to Continuations	102	4,320	2.4%	1.3%	1.2%	1.1%
% of Patients satisfied with the dentistry they have received	3	4	N/A	92.7%	91.6%	91.5%
% of Patients satisfied with the time they had to wait for an appointment	2	4	N/A	88.3%	88.3%	87.9%

* This is based on patients treated on this contract for their most recent course of treatment. Figures in italics indicate the base number of FP17s or Patient Questionnaire responses are less than 100. N/A is shown where the base number of responses is less than 10 during the period. % is calculated as Quantity/Base number*100

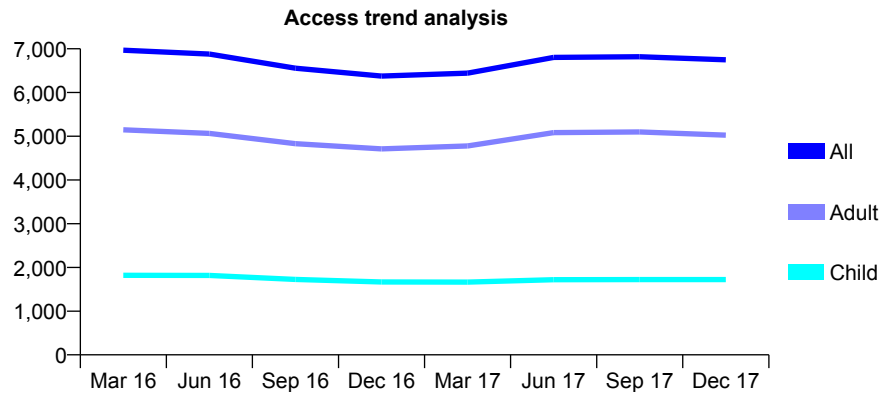
Q51 - Vital Signs At a Glance Contract Report for 101435/0112 - December 2017

Name or company name	IDH Limited
Contract type name	GDS Contract
Purpose of contract	General
Contract start date	01/08/2008
Contract end date	

17/18 Contracted general activity (UDA)	18,223
Carry forward general activity (UDA)	0
17/18 Contracted orthodontic activity (UOA)	0
Carry forward orthodontic activity (UOA)	0
Baseline contract value	£505,906.90

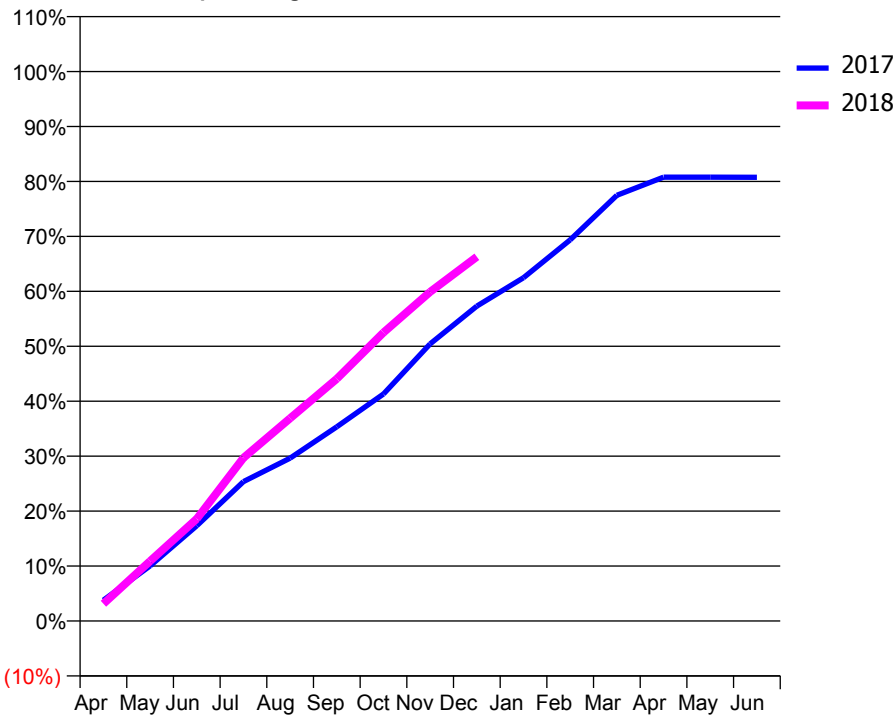
ACCESS*

Patients seen in 24 months	Total	Change since previous quarter
Quarter ending December 2016	6,376	
Quarter ending March 2017	6,442	→
Quarter ending June 2017	6,802	↑
Quarter ending September 2017	6,819	→
Quarter ending December 2017	6,749	↓
Variance since December 2016	5.9%	↑



ACTIVITY

Cumulative percentage of contracted UDA delivered 2017 & 2018



Month	Adjusted Scheduled Activity (UDA)	
	2017	2018
April	691	571
May	1,830	1,986
June	3,158	3,390
July	4,622	5,410
August	5,404	6,725
September	6,441	8,031
October	7,530	9,568
November	9,193	10,918
December	10,441	12,080
January	11,387	
February	12,640	
March	14,116	
April	14,719	
May	14,718	
June	14,717	

QUALITY

	Quantity	Base Number	Contract	AT	Region	England
% of FP17s for the same patient ID Re-attending within 3 months - Children	77	1,428	5.4%	9.8%	12.9%	12.0%
% of FP17s for the same patient ID Re-attending within 3 months - Adults	424	4,160	10.2%	14.3%	16.5%	15.9%
% of FP17s for the same patient ID Re-attending between 3 & 9 months - Children	519	1,428	36.3%	58.8%	59.6%	58.0%
% of FP17s for the same patient ID Re-attending between 3 & 9 months - Adults	1,456	4,160	35.0%	53.0%	52.8%	50.5%
% of FP17s for Band 1 Urgent Courses	311	5,345	5.8%	7.5%	9.1%	9.0%
% of FP17s Relating to Free Repair or Replacements	27	5,345	0.5%	1.2%	1.0%	0.8%
% of FP17s Relating to Continuations	113	5,345	2.1%	1.3%	1.2%	1.1%
% of Patients satisfied with the dentistry they have received	8	8	N/A	92.7%	91.6%	91.5%
% of Patients satisfied with the time they had to wait for an appointment	8	8	N/A	88.3%	88.3%	87.9%

* This is based on patients treated on this contract for their most recent course of treatment. Figures in italics indicate the base number of FP17s or Patient Questionnaire responses are less than 100. N/A is shown where the base number of responses is less than 10 during the period. % is calculated as Quantity/Base number*100

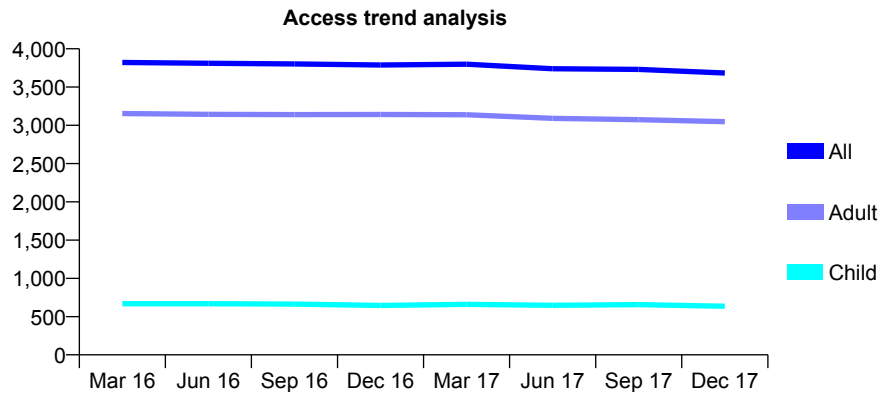
Q51 - Vital Signs At a Glance Contract Report for 101613/0001 - December 2017

Name or company name	Yorkshire Smiles Limited
Contract type name	GDS Contract
Purpose of contract	General
Contract start date	01/07/2012
Contract end date	

17/18 Contracted general activity (UDA)	16,000
Carry forward general activity (UDA)	0
17/18 Contracted orthodontic activity (UOA)	0
Carry forward orthodontic activity (UOA)	0
Baseline contract value	£448,576.13

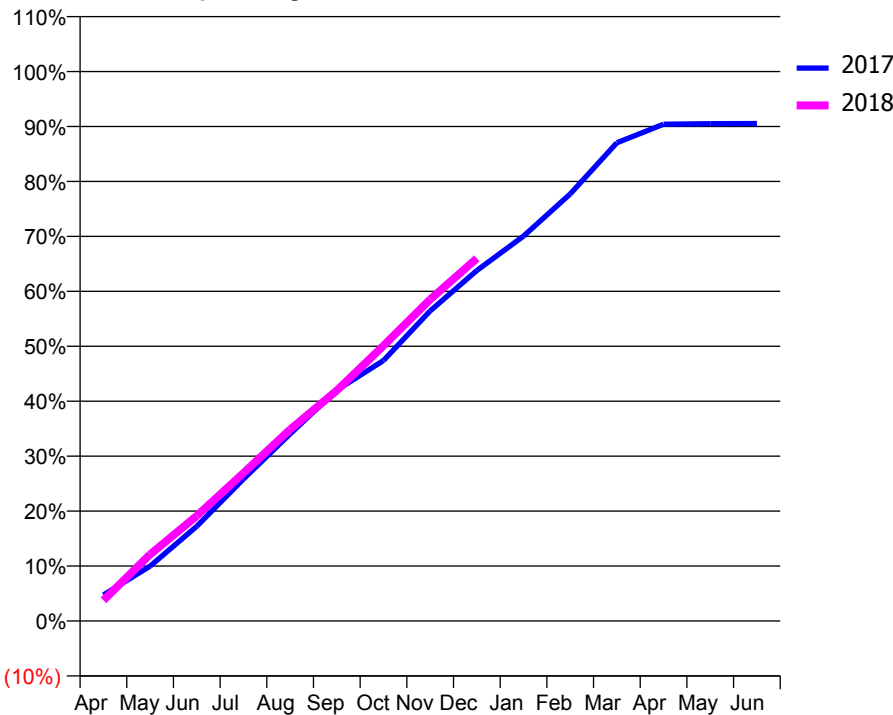
ACCESS*

Patients seen in 24 months	Total	Change since previous quarter
Quarter ending December 2016	3,788	
Quarter ending March 2017	3,798	→
Quarter ending June 2017	3,739	↓
Quarter ending September 2017	3,730	→
Quarter ending December 2017	3,683	↓
Variance since December 2016	(2.8%)	↓



ACTIVITY

Cumulative percentage of contracted UDA delivered 2017 & 2018



Month	Adjusted Scheduled Activity (UDA)	
	2017	2018
April	801	603
May	1,685	1,939
June	2,909	3,060
July	4,358	4,306
August	5,743	5,579
September	7,086	6,711
October	7,995	8,014
November	9,520	9,363
December	10,760	10,561
January	11,813	
February	13,110	
March	14,678	
April	15,250	
May	15,266	
June	15,267	

QUALITY

	Quantity	Base Number	Contract	AT	Region	England
% of FP17s for the same patient ID Re-attending within 3 months - Children	90	812	11.1%	9.8%	12.9%	12.0%
% of FP17s for the same patient ID Re-attending within 3 months - Adults	663	3,366	19.7%	14.3%	16.5%	15.9%
% of FP17s for the same patient ID Re-attending between 3 & 9 months - Children	500	812	61.6%	58.8%	59.6%	58.0%
% of FP17s for the same patient ID Re-attending between 3 & 9 months - Adults	1,815	3,366	53.9%	53.0%	52.8%	50.5%
% of FP17s for Band 1 Urgent Courses	199	4,011	5.0%	7.5%	9.1%	9.0%
% of FP17s Relating to Free Repair or Replacements	67	4,011	1.7%	1.2%	1.0%	0.8%
% of FP17s Relating to Continuations	191	4,011	4.8%	1.3%	1.2%	1.1%
% of Patients satisfied with the dentistry they have received	3	4	N/A	92.7%	91.6%	91.5%
% of Patients satisfied with the time they had to wait for an appointment	4	4	N/A	88.3%	88.3%	87.9%

* This is based on patients treated on this contract for their most recent course of treatment. Figures in italics indicate the base number of FP17s or Patient Questionnaire responses are less than 100. N/A is shown where the base number of responses is less than 10 during the period. % is calculated as Quantity/Base number*100

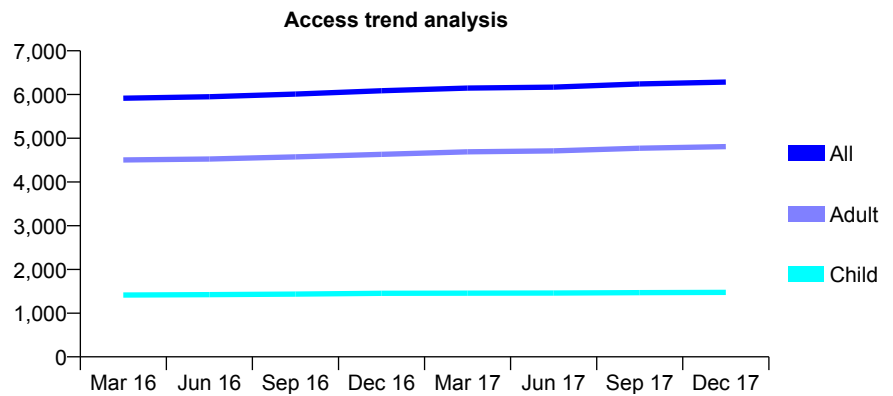
Q51 - Vital Signs At a Glance Contract Report for 102334/0001 - December 2017

Name or company name	157 Dental Care Limited
Contract type name	GDS Contract
Purpose of contract	General
Contract start date	01/11/2010
Contract end date	

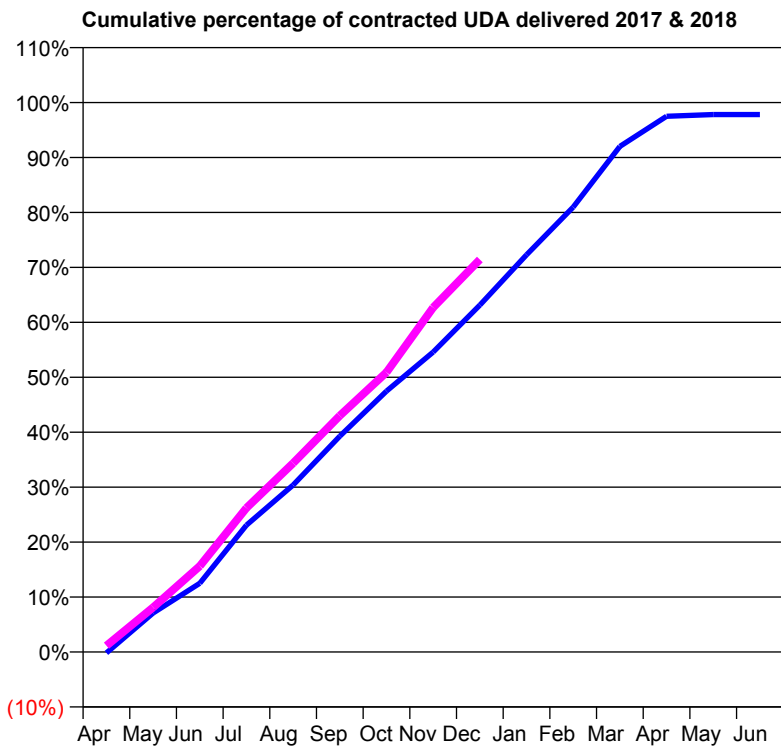
17/18 Contracted general activity (UDA)	17,639
Carry forward general activity (UDA)	386
17/18 Contracted orthodontic activity (UOA)	0
Carry forward orthodontic activity (UOA)	0
Baseline contract value	£501,672.12

ACCESS*

Patients seen in 24 months	Total	Change since previous quarter
Quarter ending December 2016	6,086	
Quarter ending March 2017	6,146	→
Quarter ending June 2017	6,168	→
Quarter ending September 2017	6,241	→
Quarter ending December 2017	6,284	→
Variance since December 2016	3.3%	↑



ACTIVITY



Month	Adjusted Scheduled Activity (UDA)	
	2017	2018
April	-31	202
May	1,251	1,432
June	2,207	2,757
July	4,073	4,626
August	5,362	6,065
September	6,928	7,589
October	8,376	8,979
November	9,629	11,058
December	11,135	12,601
January	12,748	
February	14,280	
March	16,229	
April	17,195	
May	17,254	
June	17,253	

QUALITY

	Quantity	Base Number	Contract	AT	Region	England
% of FP17s for the same patient ID Re-attending within 3 months - Children	108	1,682	6.4%	9.8%	12.9%	12.0%
% of FP17s for the same patient ID Re-attending within 3 months - Adults	691	4,511	15.3%	14.3%	16.5%	15.9%
% of FP17s for the same patient ID Re-attending between 3 & 9 months - Children	1,029	1,682	61.2%	58.8%	59.6%	58.0%
% of FP17s for the same patient ID Re-attending between 3 & 9 months - Adults	1,918	4,511	42.5%	53.0%	52.8%	50.5%
% of FP17s for Band 1 Urgent Courses	550	5,821	9.4%	7.5%	9.1%	9.0%
% of FP17s Relating to Free Repair or Replacements	122	5,821	2.1%	1.2%	1.0%	0.8%
% of FP17s Relating to Continuations	157	5,821	2.7%	1.3%	1.2%	1.1%
% of Patients satisfied with the dentistry they have received	12	13	92.3%	92.7%	91.6%	91.5%
% of Patients satisfied with the time they had to wait for an appointment	12	13	92.3%	88.3%	88.3%	87.9%

* This is based on patients treated on this contract for their most recent course of treatment. Figures in italics indicate the base number of FP17s or Patient Questionnaire responses are less than 100. N/A is shown where the base number of responses is less than 10 during the period. % is calculated as Quantity/Base number*100

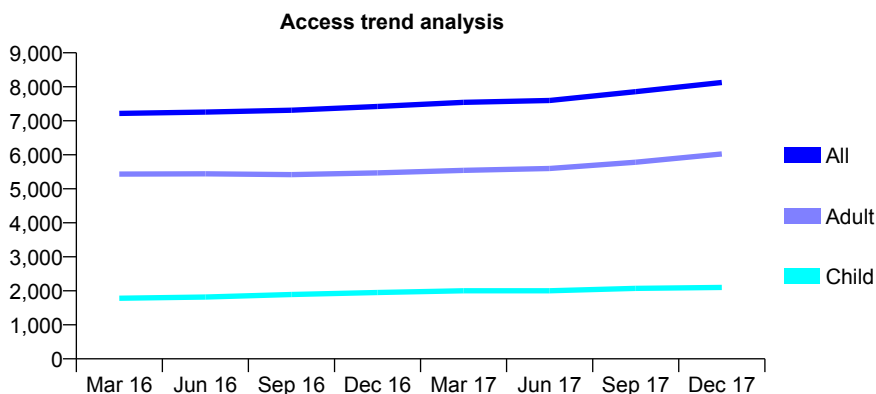
Q51 - Vital Signs At a Glance Contract Report for 104221/0001 - December 2017

Name or company name	Hoyland Family Dental Centre
Contract type name	GDS Contract
Purpose of contract	General
Contract start date	01/01/2009
Contract end date	

17/18 Contracted general activity (UDA)	24,001
Carry forward general activity (UDA)	911
17/18 Contracted orthodontic activity (UOA)	0
Carry forward orthodontic activity (UOA)	0
Baseline contract value	£673,004.19

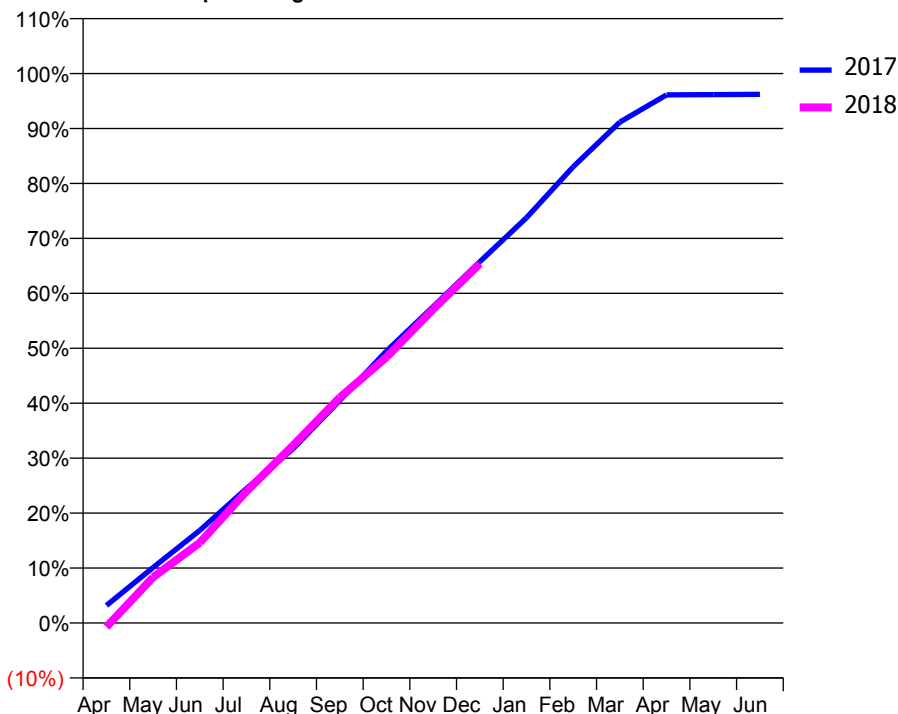
ACCESS*

Patients seen in 24 months	Total	Change since previous quarter
Quarter ending December 2016	7,420	
Quarter ending March 2017	7,544	→
Quarter ending June 2017	7,599	→
Quarter ending September 2017	7,855	↑
Quarter ending December 2017	8,127	↑
Variance since December 2016	9.5%	↑



ACTIVITY

Cumulative percentage of contracted UDA delivered 2017 & 2018



Month	Adjusted Scheduled Activity (UDA)	
	2017	2018
April	766	-178
May	2,426	2,003
June	4,043	3,510
July	5,871	5,753
August	7,612	7,760
September	9,723	9,851
October	11,876	11,613
November	13,817	13,701
December	15,779	15,691
January	17,701	
February	19,929	
March	21,879	
April	23,068	
May	23,081	
June	23,090	

QUALITY

	Quantity	Base Number	Contract	AT	Region	England
% of FP17s for the same patient ID Re-attending within 3 months - Children	171	2,327	7.3%	9.8%	12.9%	12.0%
% of FP17s for the same patient ID Re-attending within 3 months - Adults	787	6,249	12.6%	14.3%	16.5%	15.9%
% of FP17s for the same patient ID Re-attending between 3 & 9 months - Children	1,409	2,327	60.6%	58.8%	59.6%	58.0%
% of FP17s for the same patient ID Re-attending between 3 & 9 months - Adults	3,259	6,249	52.2%	53.0%	52.8%	50.5%
% of FP17s for Band 1 Urgent Courses	493	7,969	6.2%	7.5%	9.1%	9.0%
% of FP17s Relating to Free Repair or Replacements	81	7,969	1.0%	1.2%	1.0%	0.8%
% of FP17s Relating to Continuations	165	7,969	2.1%	1.3%	1.2%	1.1%
% of Patients satisfied with the dentistry they have received	7	7	N/A	92.7%	91.6%	91.5%
% of Patients satisfied with the time they had to wait for an appointment	7	7	N/A	88.3%	88.3%	87.9%

* This is based on patients treated on this contract for their most recent course of treatment. Figures in italics indicate the base number of FP17s or Patient Questionnaire responses are less than 100. N/A is shown where the base number of responses is less than 10 during the period. % is calculated as Quantity/Base number*100

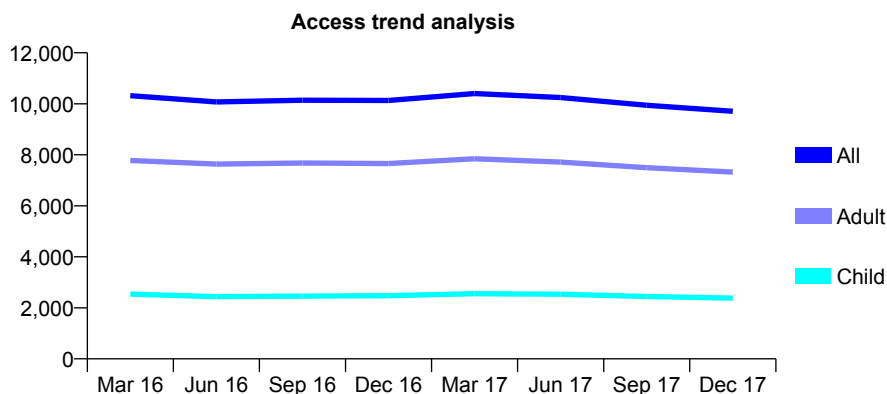
Q51 - Vital Signs At a Glance Contract Report for 108022/0001 - December 2017

Name or company name	P B Robinson Doncaster Ltd
Contract type name	GDS Contract
Purpose of contract	General
Contract start date	01/10/2011
Contract end date	

17/18 Contracted general activity (UDA)	28,644
Carry forward general activity (UDA)	-937
17/18 Contracted orthodontic activity (UOA)	0
Carry forward orthodontic activity (UOA)	0
Baseline contract value	£819,816.87

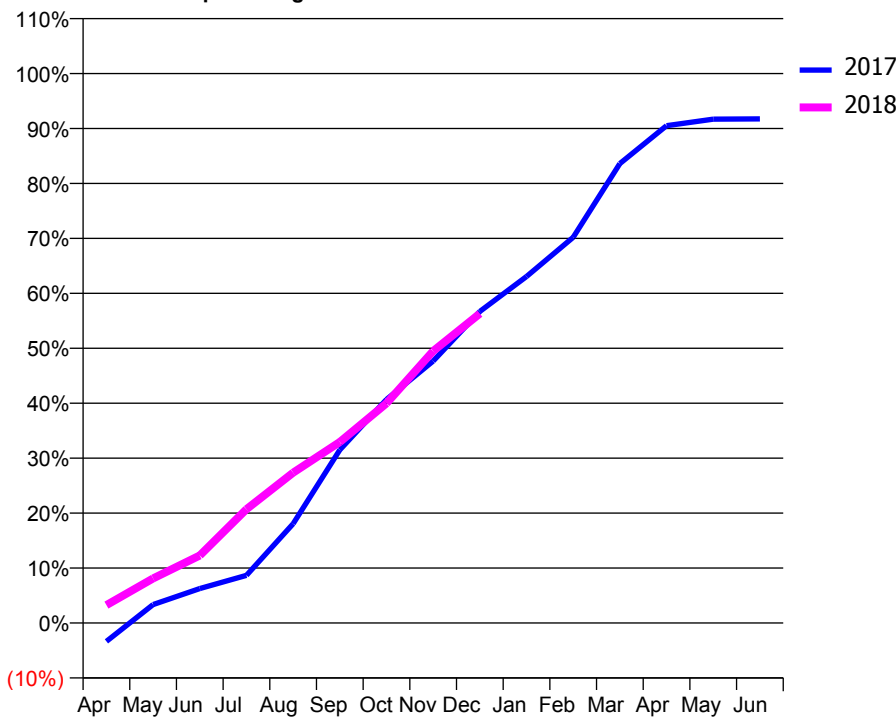
ACCESS*

Patients seen in 24 months	Total	Change since previous quarter
Quarter ending December 2016	10,130	
Quarter ending March 2017	10,400	↑
Quarter ending June 2017	10,248	↓
Quarter ending September 2017	9,941	↓
Quarter ending December 2017	9,707	↓
Variance since December 2016	(4.2%)	↓



ACTIVITY

Cumulative percentage of contracted UDA delivered 2017 & 2018



Month	Adjusted Scheduled Activity (UDA)	
	2017	2018
April	-963	937
May	965	2,323
June	1,799	3,518
July	2,485	5,934
August	5,178	7,836
September	9,025	9,433
October	11,650	11,455
November	13,654	14,178
December	16,238	16,127
January	18,061	
February	20,104	
March	23,952	
April	25,926	
May	26,266	
June	26,281	

QUALITY

	Quantity	Base Number	Contract	AT	Region	England
% of FP17s for the same patient ID Re-attending within 3 months - Children	155	2,005	7.7%	9.8%	12.9%	12.0%
% of FP17s for the same patient ID Re-attending within 3 months - Adults	748	5,946	12.6%	14.3%	16.5%	15.9%
% of FP17s for the same patient ID Re-attending between 3 & 9 months - Children	902	2,005	45.0%	58.8%	59.6%	58.0%
% of FP17s for the same patient ID Re-attending between 3 & 9 months - Adults	2,453	5,946	41.3%	53.0%	52.8%	50.5%
% of FP17s for Band 1 Urgent Courses	724	6,984	10.4%	7.5%	9.1%	9.0%
% of FP17s Relating to Free Repair or Replacements	47	6,984	0.7%	1.2%	1.0%	0.8%
% of FP17s Relating to Continuations	70	6,984	1.0%	1.3%	1.2%	1.1%
% of Patients satisfied with the dentistry they have received	14	17	82.4%	92.7%	91.6%	91.5%
% of Patients satisfied with the time they had to wait for an appointment	16	17	94.1%	88.3%	88.3%	87.9%

* This is based on patients treated on this contract for their most recent course of treatment. Figures in italics indicate the base number of FP17s or Patient Questionnaire responses are less than 100. N/A is shown where the base number of responses is less than 10 during the period. % is calculated as Quantity/Base number*100

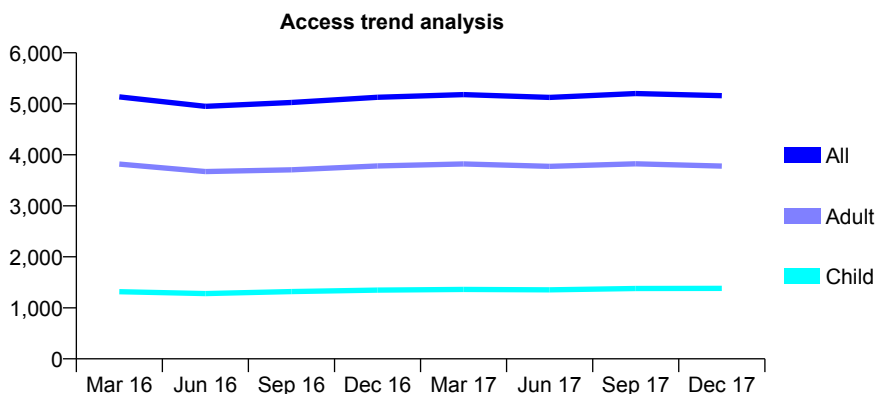
Q51 - Vital Signs At a Glance Contract Report for 108022/0002 - December 2017

Name or company name	P B Robinson Doncaster Ltd
Contract type name	GDS Contract
Purpose of contract	General
Contract start date	01/10/2011
Contract end date	

17/18 Contracted general activity (UDA)	14,348
Carry forward general activity (UDA)	267
17/18 Contracted orthodontic activity (UOA)	0
Carry forward orthodontic activity (UOA)	0
Baseline contract value	£410,711.14

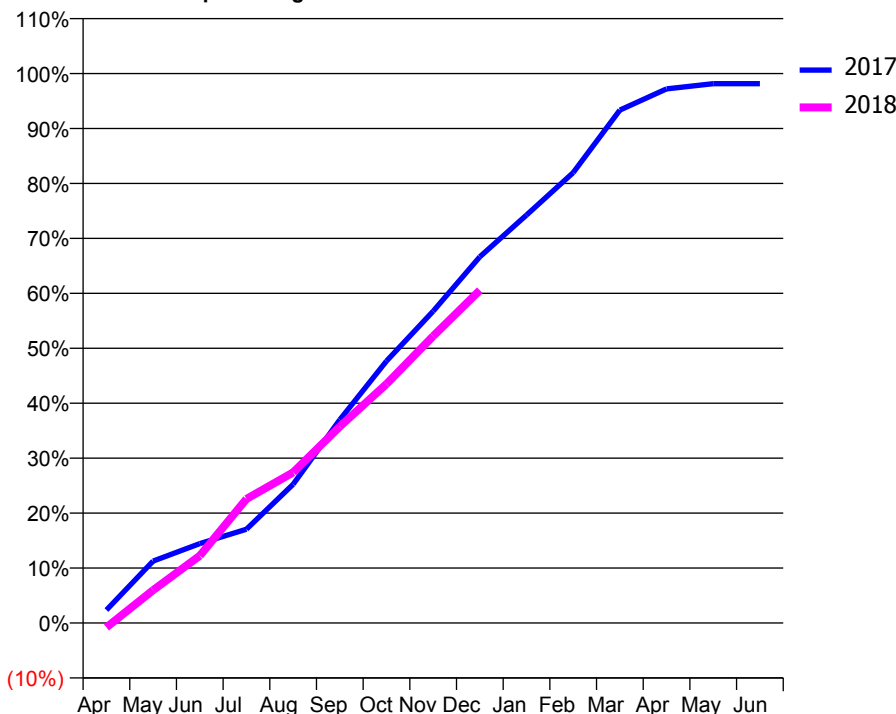
ACCESS*

Patients seen in 24 months	Total	Change since previous quarter
Quarter ending December 2016	5,129	
Quarter ending March 2017	5,181	→
Quarter ending June 2017	5,125	↓
Quarter ending September 2017	5,202	→
Quarter ending December 2017	5,160	→
Variance since December 2016	0.6%	→



ACTIVITY

Cumulative percentage of contracted UDA delivered 2017 & 2018



Month	Adjusted Scheduled Activity (UDA)	
	2017	2018
April	340	-118
May	1,619	857
June	2,072	1,758
July	2,448	3,241
August	3,624	3,932
September	5,307	5,131
October	6,841	6,242
November	8,142	7,492
December	9,562	8,690
January	10,654	
February	11,761	
March	13,394	
April	13,948	
May	14,081	
June	14,081	

QUALITY

	Quantity	Base Number	Contract	AT	Region	England
% of FP17s for the same patient ID Re-attending within 3 months - Children	85	1,196	7.1%	9.8%	12.9%	12.0%
% of FP17s for the same patient ID Re-attending within 3 months - Adults	273	3,127	8.7%	14.3%	16.5%	15.9%
% of FP17s for the same patient ID Re-attending between 3 & 9 months - Children	631	1,196	52.8%	58.8%	59.6%	58.0%
% of FP17s for the same patient ID Re-attending between 3 & 9 months - Adults	1,550	3,127	49.6%	53.0%	52.8%	50.5%
% of FP17s for Band 1 Urgent Courses	356	4,095	8.7%	7.5%	9.1%	9.0%
% of FP17s Relating to Free Repair or Replacements	11	4,095	0.3%	1.2%	1.0%	0.8%
% of FP17s Relating to Continuations	3	4,095	0.1%	1.3%	1.2%	1.1%
% of Patients satisfied with the dentistry they have received	9	10	90.0%	92.7%	91.6%	91.5%
% of Patients satisfied with the time they had to wait for an appointment	9	10	90.0%	88.3%	88.3%	87.9%

* This is based on patients treated on this contract for their most recent course of treatment. Figures in italics indicate the base number of FP17s or Patient Questionnaire responses are less than 100. N/A is shown where the base number of responses is less than 10 during the period. % is calculated as Quantity/Base number*100

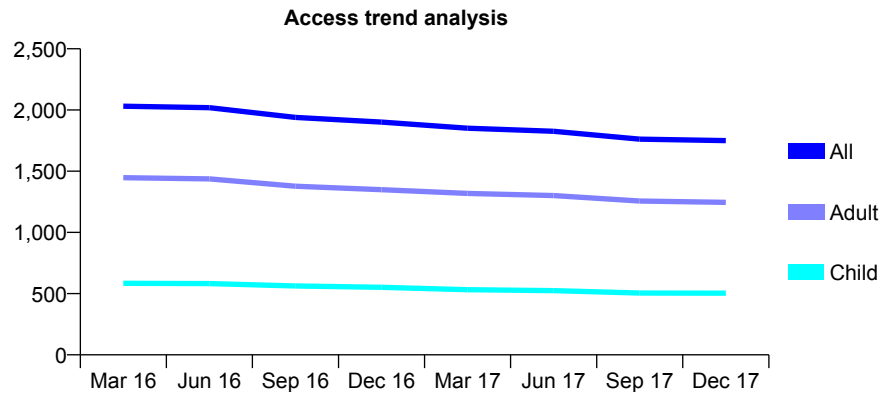
Q51 - Vital Signs At a Glance Contract Report for 108022/0003 - December 2017

Name or company name	P B Robinson Doncaster Ltd
Contract type name	GDS Contract
Purpose of contract	General
Contract start date	01/10/2011
Contract end date	

17/18 Contracted general activity (UDA)	4,696
Carry forward general activity (UDA)	15
17/18 Contracted orthodontic activity (UOA)	0
Carry forward orthodontic activity (UOA)	0
Baseline contract value	£134,402.54

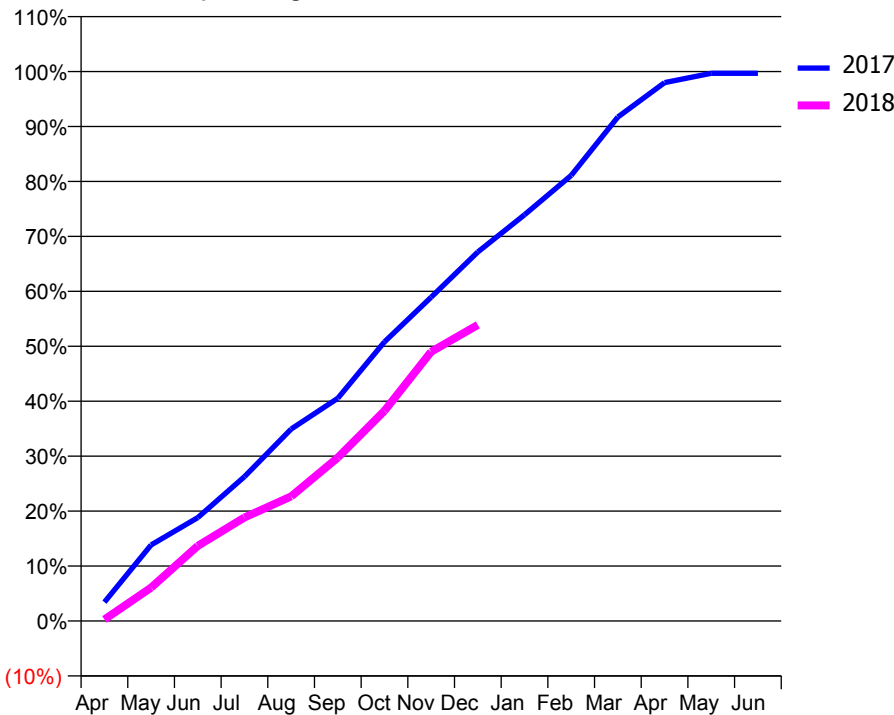
ACCESS*

Patients seen in 24 months	Total	Change since previous quarter
Quarter ending December 2016	1,901	
Quarter ending March 2017	1,851	↓
Quarter ending June 2017	1,826	↓
Quarter ending September 2017	1,762	↓
Quarter ending December 2017	1,750	→
Variance since December 2016	(7.9%)	↓



ACTIVITY

Cumulative percentage of contracted UDA delivered 2017 & 2018



Month	Adjusted Scheduled Activity (UDA)	
	2017	2018
April	162	14
May	650	285
June	884	642
July	1,234	885
August	1,640	1,065
September	1,904	1,396
October	2,385	1,797
November	2,767	2,301
December	3,154	2,531
January	3,472	
February	3,808	
March	4,307	
April	4,601	
May	4,681	
June	4,681	

QUALITY

	Quantity	Base Number	Contract	AT	Region	England
% of FP17s for the same patient ID Re-attending within 3 months - Children	36	430	8.4%	9.8%	12.9%	12.0%
% of FP17s for the same patient ID Re-attending within 3 months - Adults	124	1,043	11.9%	14.3%	16.5%	15.9%
% of FP17s for the same patient ID Re-attending between 3 & 9 months - Children	196	430	45.6%	58.8%	59.6%	58.0%
% of FP17s for the same patient ID Re-attending between 3 & 9 months - Adults	539	1,043	51.7%	53.0%	52.8%	50.5%
% of FP17s for Band 1 Urgent Courses	139	1,317	10.6%	7.5%	9.1%	9.0%
% of FP17s Relating to Free Repair or Replacements	13	1,317	1.0%	1.2%	1.0%	0.8%
% of FP17s Relating to Continuations	15	1,317	1.1%	1.3%	1.2%	1.1%
% of Patients satisfied with the dentistry they have received	3	3	N/A	92.7%	91.6%	91.5%
% of Patients satisfied with the time they had to wait for an appointment	3	3	N/A	88.3%	88.3%	87.9%

* This is based on patients treated on this contract for their most recent course of treatment. Figures in italics indicate the base number of FP17s or Patient Questionnaire responses are less than 100. N/A is shown where the base number of responses is less than 10 during the period. % is calculated as Quantity/Base number*100

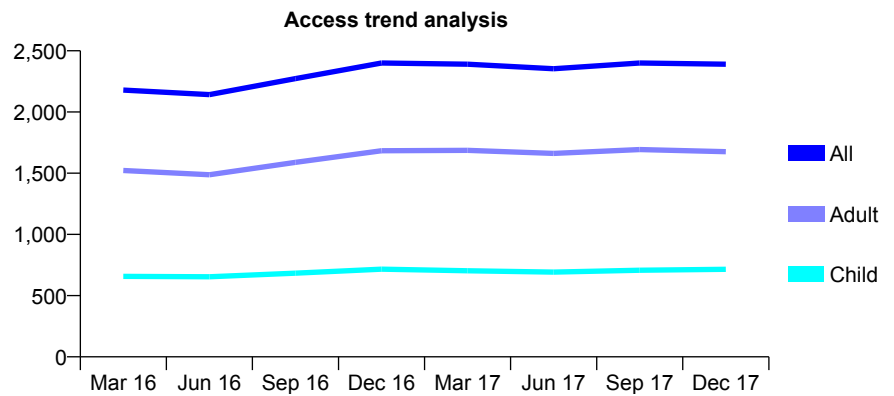
Q51 - Vital Signs At a Glance Contract Report for 108022/0004 - December 2017

Name or company name	P B Robinson Doncaster Ltd
Contract type name	GDS Contract
Purpose of contract	General
Contract start date	01/10/2011
Contract end date	

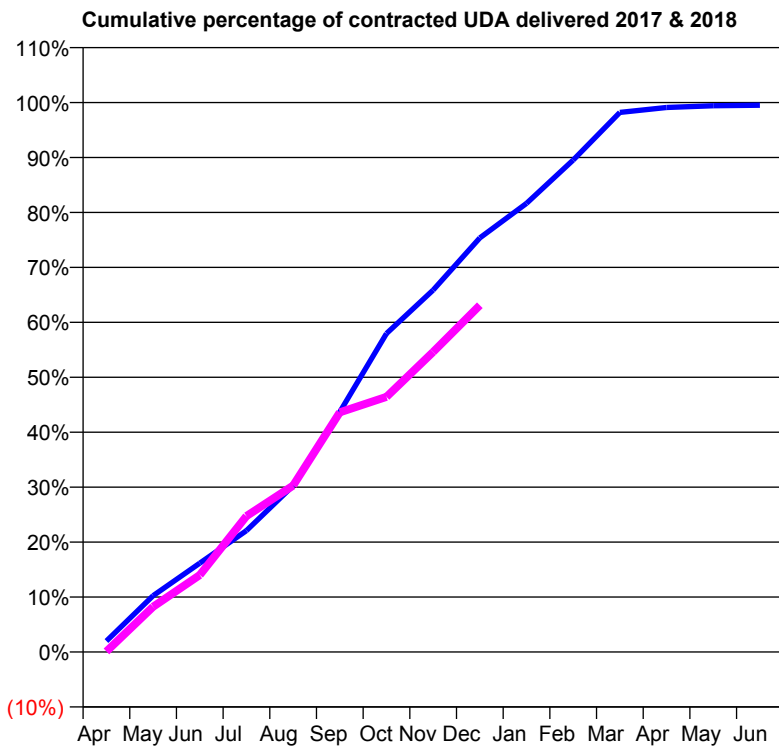
17/18 Contracted general activity (UDA)	6,618
Carry forward general activity (UDA)	-7
17/18 Contracted orthodontic activity (UOA)	0
Carry forward orthodontic activity (UOA)	0
Baseline contract value	£189,413.07

ACCESS*

Patients seen in 24 months	Total	Change since previous quarter
Quarter ending December 2016	2,400	
Quarter ending March 2017	2,390	→
Quarter ending June 2017	2,354	↓
Quarter ending September 2017	2,400	→
Quarter ending December 2017	2,391	→
Variance since December 2016	(0.4%)	→



ACTIVITY



Month	Adjusted Scheduled Activity (UDA)	
	2017	2018
April	132	7
May	678	546
June	1,070	928
July	1,462	1,637
August	2,003	2,005
September	2,891	2,886
October	3,836	3,072
November	4,359	3,614
December	4,988	4,177
January	5,404	
February	5,925	
March	6,498	
April	6,558	
May	6,579	
June	6,585	

QUALITY

	Quantity	Base Number	Contract	AT	Region	England
% of FP17s for the same patient ID Re-attending within 3 months - Children	29	549	5.3%	9.8%	12.9%	12.0%
% of FP17s for the same patient ID Re-attending within 3 months - Adults	188	1,319	14.3%	14.3%	16.5%	15.9%
% of FP17s for the same patient ID Re-attending between 3 & 9 months - Children	234	549	42.6%	58.8%	59.6%	58.0%
% of FP17s for the same patient ID Re-attending between 3 & 9 months - Adults	480	1,319	36.4%	53.0%	52.8%	50.5%
% of FP17s for Band 1 Urgent Courses	214	1,805	11.9%	7.5%	9.1%	9.0%
% of FP17s Relating to Free Repair or Replacements	25	1,805	1.4%	1.2%	1.0%	0.8%
% of FP17s Relating to Continuations	14	1,805	0.8%	1.3%	1.2%	1.1%
% of Patients satisfied with the dentistry they have received	1	1	N/A	92.7%	91.6%	91.5%
% of Patients satisfied with the time they had to wait for an appointment	1	1	N/A	88.3%	88.3%	87.9%

* This is based on patients treated on this contract for their most recent course of treatment. Figures in italics indicate the base number of FP17s or Patient Questionnaire responses are less than 100. N/A is shown where the base number of responses is less than 10 during the period. % is calculated as Quantity/Base number*100

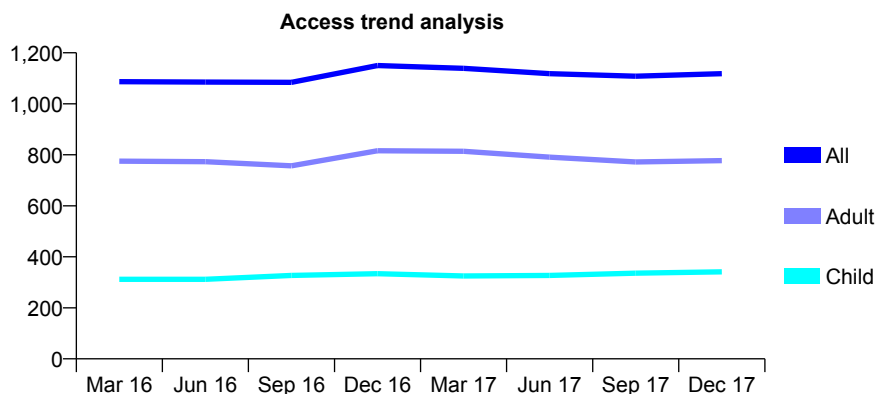
Q51 - Vital Signs At a Glance Contract Report for 108022/0005 - December 2017

Name or company name	P B Robinson Doncaster Ltd
Contract type name	GDS Contract
Purpose of contract	General
Contract start date	01/11/2011
Contract end date	

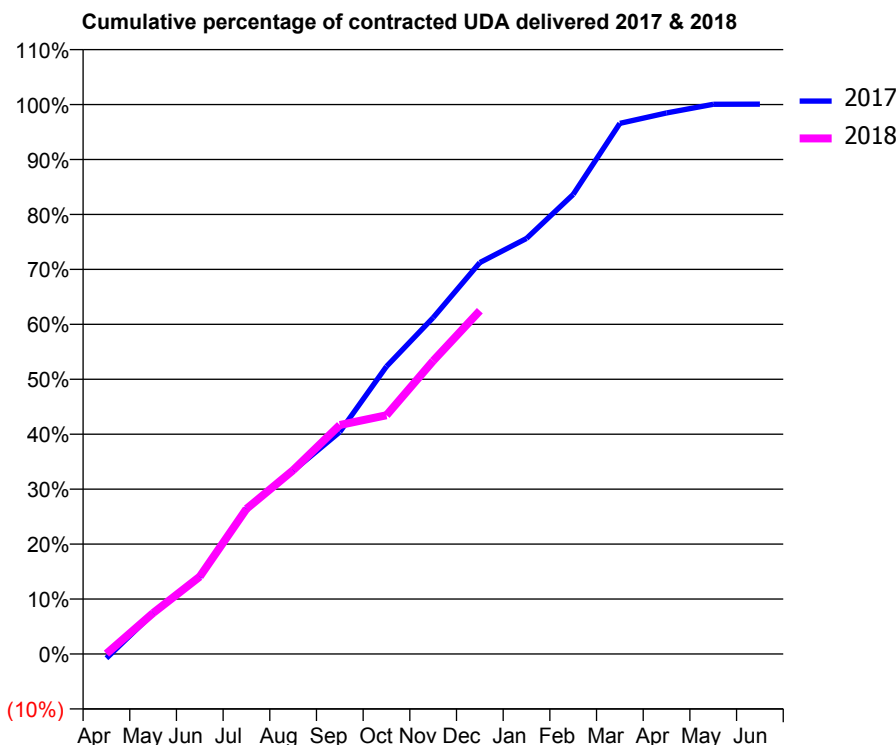
17/18 Contracted general activity (UDA)	3,346
Carry forward general activity (UDA)	-2
17/18 Contracted orthodontic activity (UOA)	0
Carry forward orthodontic activity (UOA)	0
Baseline contract value	£87,690.21

ACCESS*

Patients seen in 24 months	Total	Change since previous quarter
Quarter ending December 2016	1,150	
Quarter ending March 2017	1,139	→
Quarter ending June 2017	1,118	↓
Quarter ending September 2017	1,108	→
Quarter ending December 2017	1,118	→
Variance since December 2016	(2.8%)	↓



ACTIVITY



Month	Adjusted Scheduled Activity (UDA)	
	2017	2018
April	-26	2
May	247	250
June	468	471
July	885	884
August	1,116	1,119
September	1,352	1,394
October	1,751	1,454
November	2,049	1,785
December	2,384	2,090
January	2,530	
February	2,799	
March	3,231	
April	3,295	
May	3,347	
June	3,348	

QUALITY

	Quantity	Base Number	Contract	AT	Region	England
% of FP17s for the same patient ID Re-attending within 3 months - Children	37	319	11.6%	9.8%	12.9%	12.0%
% of FP17s for the same patient ID Re-attending within 3 months - Adults	70	601	11.6%	14.3%	16.5%	15.9%
% of FP17s for the same patient ID Re-attending between 3 & 9 months - Children	148	319	46.4%	58.8%	59.6%	58.0%
% of FP17s for the same patient ID Re-attending between 3 & 9 months - Adults	259	601	43.1%	53.0%	52.8%	50.5%
% of FP17s for Band 1 Urgent Courses	66	877	7.5%	7.5%	9.1%	9.0%
% of FP17s Relating to Free Repair or Replacements	17	877	1.9%	1.2%	1.0%	0.8%
% of FP17s Relating to Continuations	6	877	0.7%	1.3%	1.2%	1.1%
% of Patients satisfied with the dentistry they have received	0	0	N/A	92.7%	91.6%	91.5%
% of Patients satisfied with the time they had to wait for an appointment	0	0	N/A	88.3%	88.3%	87.9%

* This is based on patients treated on this contract for their most recent course of treatment. Figures in italics indicate the base number of FP17s or Patient Questionnaire responses are less than 100. N/A is shown where the base number of responses is less than 10 during the period. % is calculated as Quantity/Base number*100

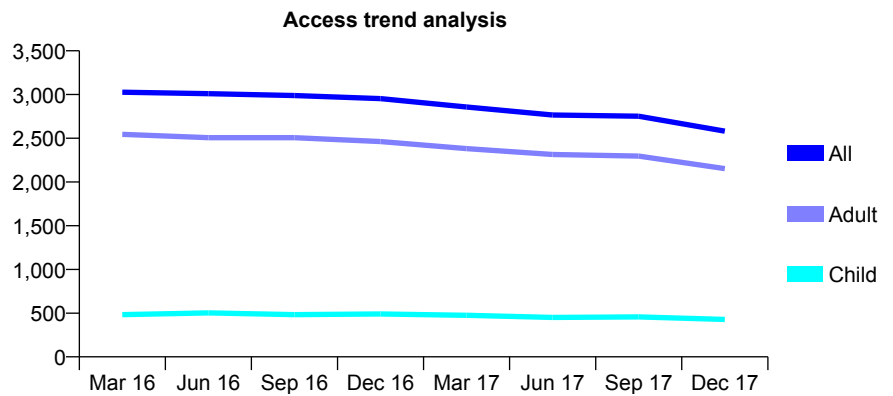
Q51 - Vital Signs At a Glance Contract Report for 108022/0006 - December 2017

Name or company name	P B Robinson Doncaster Ltd
Contract type name	GDS Contract
Purpose of contract	General
Contract start date	01/11/2011
Contract end date	

17/18 Contracted general activity (UDA)	8,800
Carry forward general activity (UDA)	276
17/18 Contracted orthodontic activity (UOA)	0
Carry forward orthodontic activity (UOA)	0
Baseline contract value	£251,835.95

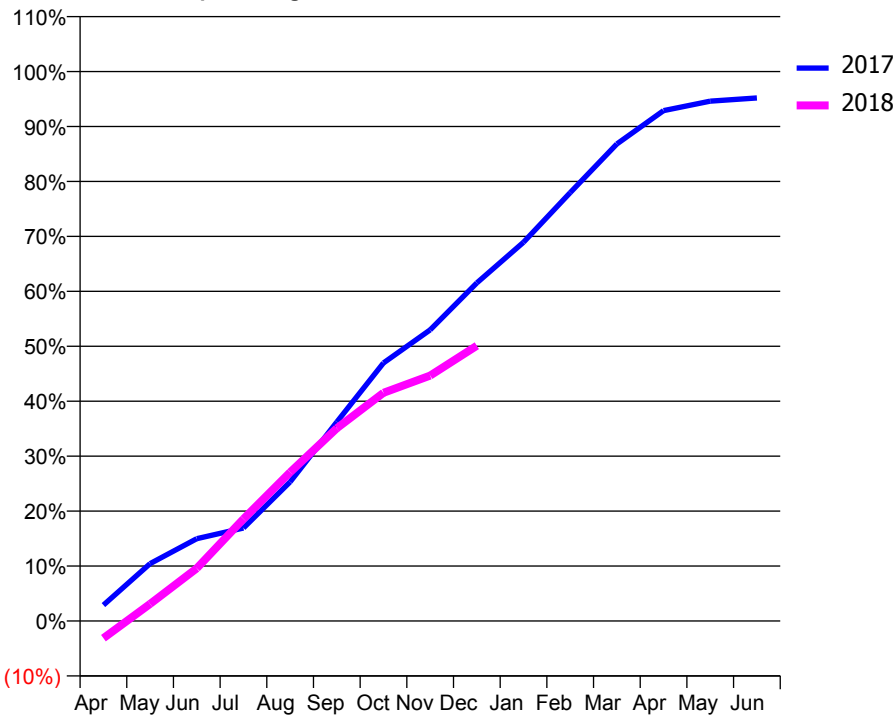
ACCESS*

Patients seen in 24 months	Total	Change since previous quarter
Quarter ending December 2016	2,953	
Quarter ending March 2017	2,857	↓
Quarter ending June 2017	2,765	↓
Quarter ending September 2017	2,752	→
Quarter ending December 2017	2,581	↓
Variance since December 2016	(12.6%)	↓



ACTIVITY

Cumulative percentage of contracted UDA delivered 2017 & 2018



Month	Adjusted Scheduled Activity (UDA)	
	2017	2018
April	256	-276
May	920	274
June	1,318	844
July	1,489	1,636
August	2,228	2,383
September	3,188	3,087
October	4,133	3,655
November	4,662	3,931
December	5,414	4,408
January	6,067	
February	6,861	
March	7,640	
April	8,173	
May	8,326	
June	8,377	

QUALITY

	Quantity	Base Number	Contract	AT	Region	England
% of FP17s for the same patient ID Re-attending within 3 months - Children	25	342	7.3%	9.8%	12.9%	12.0%
% of FP17s for the same patient ID Re-attending within 3 months - Adults	193	1,607	12.0%	14.3%	16.5%	15.9%
% of FP17s for the same patient ID Re-attending between 3 & 9 months - Children	170	342	49.7%	58.8%	59.6%	58.0%
% of FP17s for the same patient ID Re-attending between 3 & 9 months - Adults	758	1,607	47.2%	53.0%	52.8%	50.5%
% of FP17s for Band 1 Urgent Courses	182	1,710	10.6%	7.5%	9.1%	9.0%
% of FP17s Relating to Free Repair or Replacements	10	1,710	0.6%	1.2%	1.0%	0.8%
% of FP17s Relating to Continuations	22	1,710	1.3%	1.3%	1.2%	1.1%
% of Patients satisfied with the dentistry they have received	6	6	N/A	92.7%	91.6%	91.5%
% of Patients satisfied with the time they had to wait for an appointment	6	6	N/A	88.3%	88.3%	87.9%

* This is based on patients treated on this contract for their most recent course of treatment. Figures in italics indicate the base number of FP17s or Patient Questionnaire responses are less than 100. N/A is shown where the base number of responses is less than 10 during the period. % is calculated as Quantity/Base number*100

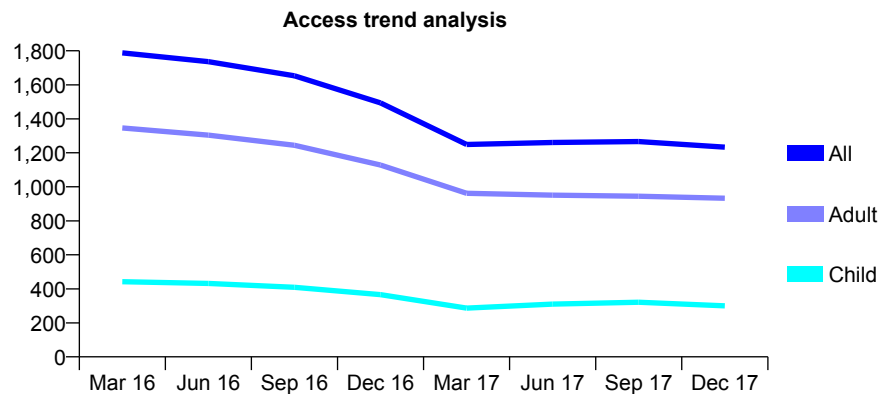
Q51 - Vital Signs At a Glance Contract Report for 108022/0007 - December 2017

Name or company name	P B Robinson Doncaster Ltd
Contract type name	GDS Contract
Purpose of contract	General
Contract start date	01/02/2013
Contract end date	

17/18 Contracted general activity (UDA)	5,120
Carry forward general activity (UDA)	0
17/18 Contracted orthodontic activity (UOA)	0
Carry forward orthodontic activity (UOA)	0
Baseline contract value	£163,264.24

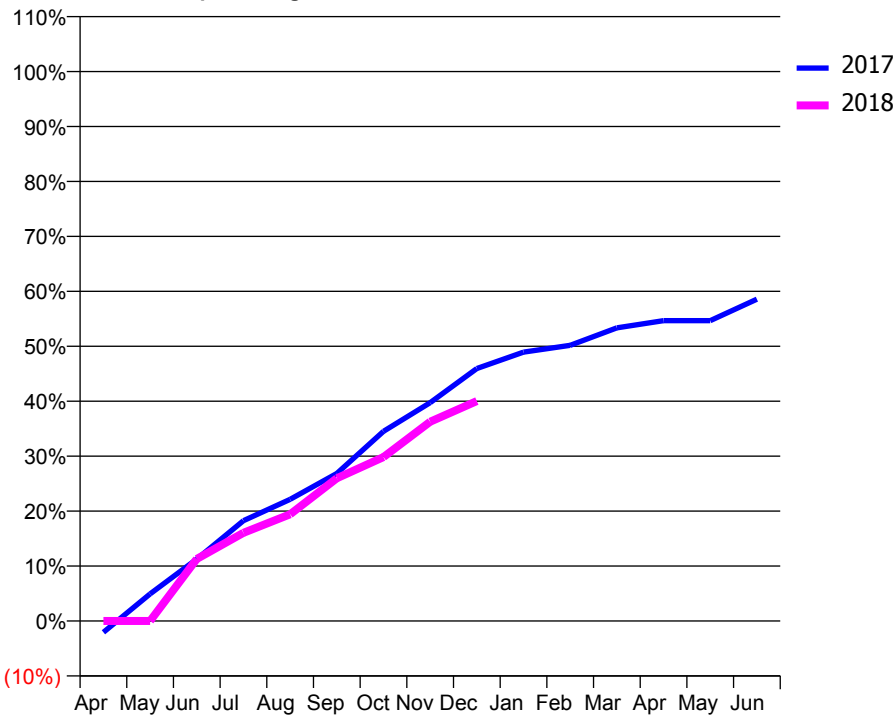
ACCESS*

Patients seen in 24 months	Total	Change since previous quarter
Quarter ending December 2016	1,494	
Quarter ending March 2017	1,249	↓
Quarter ending June 2017	1,261	→
Quarter ending September 2017	1,266	→
Quarter ending December 2017	1,233	↓
Variance since December 2016	(17.5%)	↓



ACTIVITY

Cumulative percentage of contracted UDA delivered 2017 & 2018



Month	Adjusted Scheduled Activity (UDA)	
	2017	2018
April	-106	0
May	253	0
June	577	578
July	935	821
August	1,134	995
September	1,375	1,330
October	1,767	1,527
November	2,034	1,857
December	2,352	2,050
January	2,506	
February	2,569	
March	2,732	
April	2,798	
May	2,798	
June	2,999	

QUALITY

	Quantity	Base Number	Contract	AT	Region	England
% of FP17s for the same patient ID Re-attending within 3 months - Children	11	309	3.6%	9.8%	12.9%	12.0%
% of FP17s for the same patient ID Re-attending within 3 months - Adults	81	938	8.6%	14.3%	16.5%	15.9%
% of FP17s for the same patient ID Re-attending between 3 & 9 months - Children	97	309	31.4%	58.8%	59.6%	58.0%
% of FP17s for the same patient ID Re-attending between 3 & 9 months - Adults	366	938	39.0%	53.0%	52.8%	50.5%
% of FP17s for Band 1 Urgent Courses	103	1,074	9.6%	7.5%	9.1%	9.0%
% of FP17s Relating to Free Repair or Replacements	6	1,074	0.6%	1.2%	1.0%	0.8%
% of FP17s Relating to Continuations	9	1,074	0.8%	1.3%	1.2%	1.1%
% of Patients satisfied with the dentistry they have received	0	0	N/A	92.7%	91.6%	91.5%
% of Patients satisfied with the time they had to wait for an appointment	0	0	N/A	88.3%	88.3%	87.9%

* This is based on patients treated on this contract for their most recent course of treatment. Figures in italics indicate the base number of FP17s or Patient Questionnaire responses are less than 100. N/A is shown where the base number of responses is less than 10 during the period. % is calculated as Quantity/Base number*100

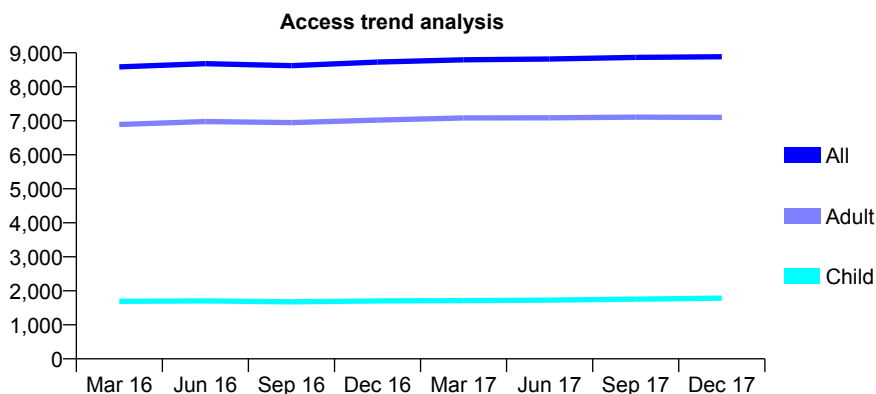
Q51 - Vital Signs At a Glance Contract Report for 109134/0001 - December 2017

Name or company name	Number 9 Dental Care Ltd
Contract type name	GDS Contract
Purpose of contract	General
Contract start date	01/06/2014
Contract end date	

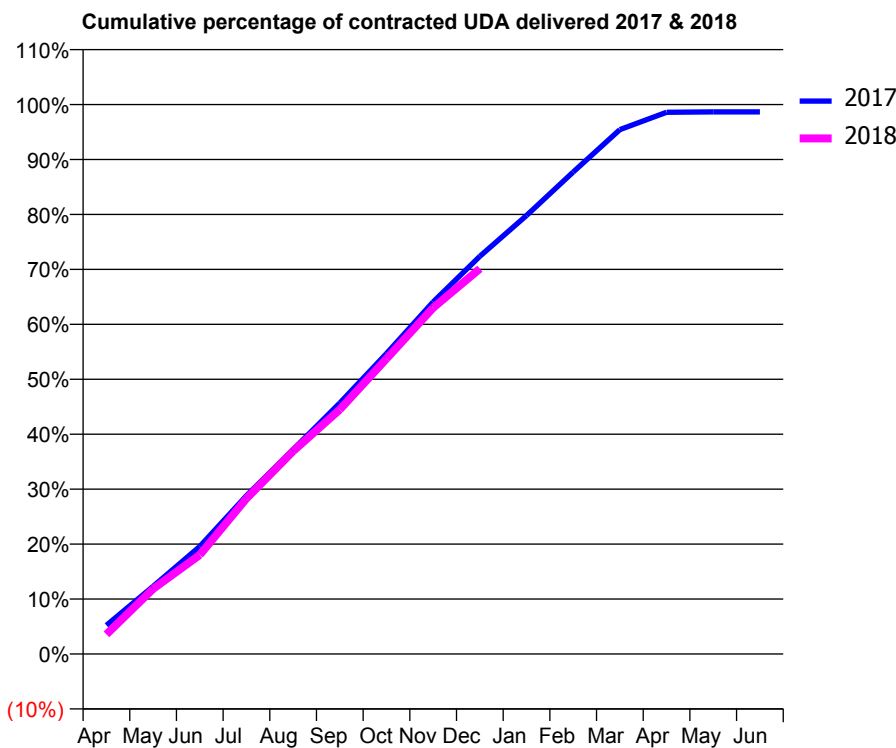
17/18 Contracted general activity (UDA)	27,894
Carry forward general activity (UDA)	-15
17/18 Contracted orthodontic activity (UOA)	0
Carry forward orthodontic activity (UOA)	0
Baseline contract value	£789,612.10

ACCESS*

Patients seen in 24 months	Total	Change since previous quarter
Quarter ending December 2016	8,726	
Quarter ending March 2017	8,794	→
Quarter ending June 2017	8,818	→
Quarter ending September 2017	8,863	→
Quarter ending December 2017	8,886	→
Variance since December 2016	1.8%	→



ACTIVITY



Month	Adjusted Scheduled Activity (UDA)	
	2017	2018
April	1,459	999
May	3,438	3,310
June	5,459	5,035
July	8,039	7,894
August	10,380	10,299
September	12,740	12,410
October	15,253	14,993
November	17,877	17,575
December	20,188	19,557
January	22,261	
February	24,469	
March	26,616	
April	27,502	
May	27,522	
June	27,522	

QUALITY

	Quantity	Base Number	Contract	AT	Region	England
% of FP17s for the same patient ID Re-attending within 3 months - Children	130	1,821	7.1%	9.8%	12.9%	12.0%
% of FP17s for the same patient ID Re-attending within 3 months - Adults	1,290	7,818	16.5%	14.3%	16.5%	15.9%
% of FP17s for the same patient ID Re-attending between 3 & 9 months - Children	919	1,821	50.5%	58.8%	59.6%	58.0%
% of FP17s for the same patient ID Re-attending between 3 & 9 months - Adults	4,010	7,818	51.3%	53.0%	52.8%	50.5%
% of FP17s for Band 1 Urgent Courses	762	9,208	8.3%	7.5%	9.1%	9.0%
% of FP17s Relating to Free Repair or Replacements	178	9,208	1.9%	1.2%	1.0%	0.8%
% of FP17s Relating to Continuations	164	9,208	1.8%	1.3%	1.2%	1.1%
% of Patients satisfied with the dentistry they have received	19	20	95.0%	92.7%	91.6%	91.5%
% of Patients satisfied with the time they had to wait for an appointment	19	20	95.0%	88.3%	88.3%	87.9%

* This is based on patients treated on this contract for their most recent course of treatment. Figures in italics indicate the base number of FP17s or Patient Questionnaire responses are less than 100. N/A is shown where the base number of responses is less than 10 during the period. % is calculated as Quantity/Base number*100

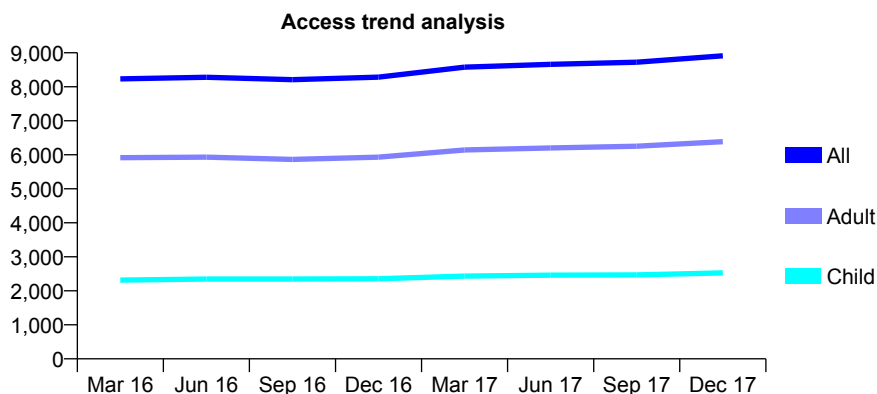
Q51 - Vital Signs At a Glance Contract Report for 109630/0001 - December 2017

Name or company name	TSJ Smile Limited
Contract type name	GDS Contract
Purpose of contract	General
Contract start date	01/04/2012
Contract end date	

17/18 Contracted general activity (UDA)	25,537
Carry forward general activity (UDA)	441
17/18 Contracted orthodontic activity (UOA)	0
Carry forward orthodontic activity (UOA)	0
Baseline contract value	£726,249.41

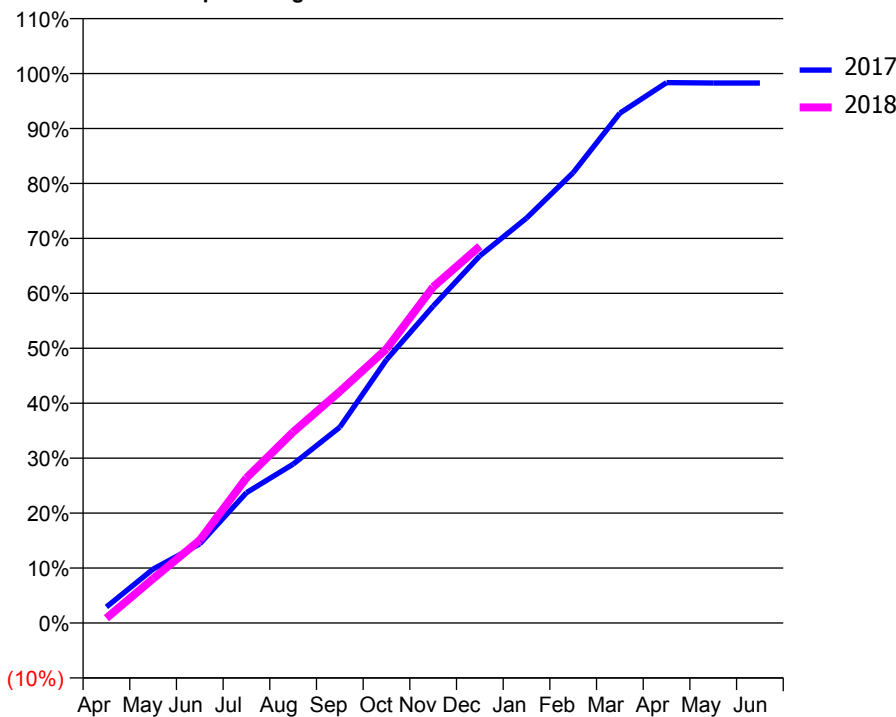
ACCESS*

Patients seen in 24 months	Total	Change since previous quarter
Quarter ending December 2016	8,284	
Quarter ending March 2017	8,577	↑
Quarter ending June 2017	8,662	→
Quarter ending September 2017	8,724	→
Quarter ending December 2017	8,912	↑
Variance since December 2016	7.6%	↑



ACTIVITY

Cumulative percentage of contracted UDA delivered 2017 & 2018



Month	Adjusted Scheduled Activity (UDA)	
	2017	2018
April	749	225
May	2,508	2,061
June	3,680	3,851
July	6,056	6,748
August	7,385	8,880
September	9,103	10,762
October	12,238	12,739
November	14,727	15,623
December	17,065	17,510
January	18,819	
February	20,933	
March	23,695	
April	25,115	
May	25,098	
June	25,096	

QUALITY

	Quantity	Base Number	Contract	AT	Region	England
% of FP17s for the same patient ID Re-attending within 3 months - Children	298	2,951	10.1%	9.8%	12.9%	12.0%
% of FP17s for the same patient ID Re-attending within 3 months - Adults	1,014	6,508	15.6%	14.3%	16.5%	15.9%
% of FP17s for the same patient ID Re-attending between 3 & 9 months - Children	1,789	2,951	60.6%	58.8%	59.6%	58.0%
% of FP17s for the same patient ID Re-attending between 3 & 9 months - Adults	3,423	6,508	52.6%	53.0%	52.8%	50.5%
% of FP17s for Band 1 Urgent Courses	994	8,683	11.4%	7.5%	9.1%	9.0%
% of FP17s Relating to Free Repair or Replacements	84	8,683	1.0%	1.2%	1.0%	0.8%
% of FP17s Relating to Continuations	40	8,683	0.5%	1.3%	1.2%	1.1%
% of Patients satisfied with the dentistry they have received	10	10	100.0%	92.7%	91.6%	91.5%
% of Patients satisfied with the time they had to wait for an appointment	9	10	90.0%	88.3%	88.3%	87.9%

* This is based on patients treated on this contract for their most recent course of treatment. Figures in italics indicate the base number of FP17s or Patient Questionnaire responses are less than 100. N/A is shown where the base number of responses is less than 10 during the period. % is calculated as Quantity/Base number*100

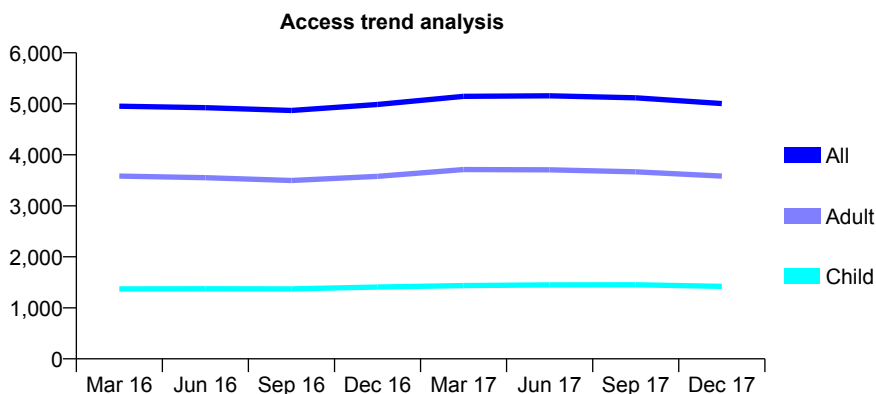
Q51 - Vital Signs At a Glance Contract Report for 109630/0002 - December 2017

Name or company name	TSJ Smile Limited
Contract type name	GDS Contract
Purpose of contract	General
Contract start date	01/04/2012
Contract end date	

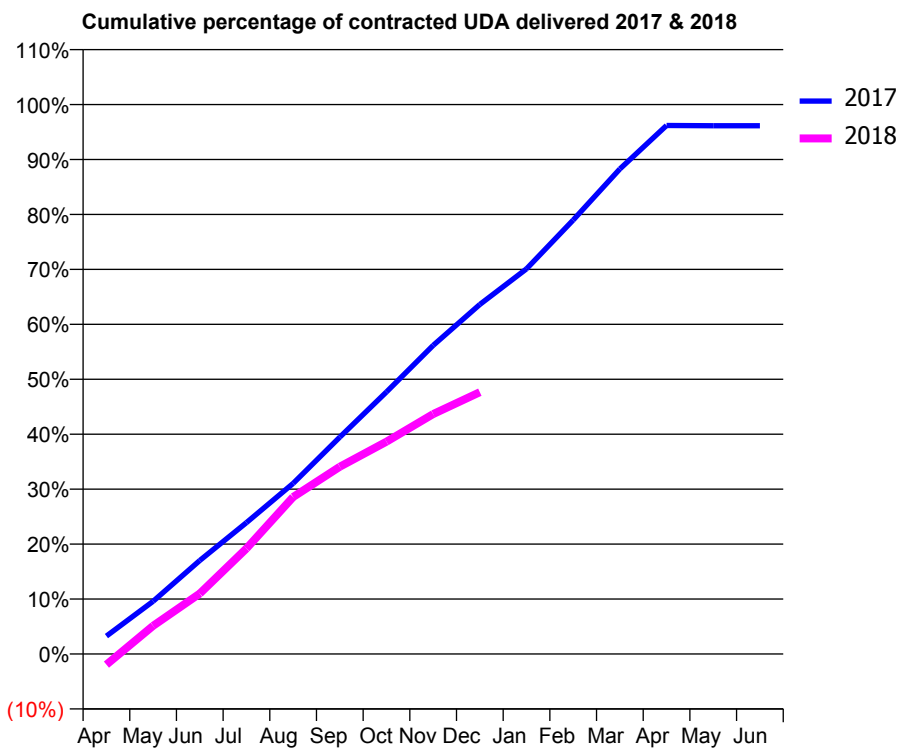
17/18 Contracted general activity (UDA)	15,000
Carry forward general activity (UDA)	579
17/18 Contracted orthodontic activity (UOA)	0
Carry forward orthodontic activity (UOA)	0
Baseline contract value	£420,610.10

ACCESS*

Patients seen in 24 months	Total	Change since previous quarter
Quarter ending December 2016	4,986	
Quarter ending March 2017	5,147	↑
Quarter ending June 2017	5,156	→
Quarter ending September 2017	5,118	→
Quarter ending December 2017	5,004	↓
Variance since December 2016	0.4%	→



ACTIVITY



Month	Adjusted Scheduled Activity (UDA)	
	2017	2018
April	489	-292
May	1,441	771
June	2,554	1,652
July	3,587	2,883
August	4,658	4,288
September	5,921	5,113
October	7,154	5,797
November	8,426	6,551
December	9,543	7,148
January	10,515	
February	11,846	
March	13,241	
April	14,428	
May	14,421	
June	14,421	

QUALITY

	Quantity	Base Number	Contract	AT	Region	England
% of FP17s for the same patient ID Re-attending within 3 months - Children	147	1,377	10.7%	9.8%	12.9%	12.0%
% of FP17s for the same patient ID Re-attending within 3 months - Adults	505	3,084	16.4%	14.3%	16.5%	15.9%
% of FP17s for the same patient ID Re-attending between 3 & 9 months - Children	776	1,377	56.4%	58.8%	59.6%	58.0%
% of FP17s for the same patient ID Re-attending between 3 & 9 months - Adults	1,500	3,084	48.6%	53.0%	52.8%	50.5%
% of FP17s for Band 1 Urgent Courses	537	3,897	13.8%	7.5%	9.1%	9.0%
% of FP17s Relating to Free Repair or Replacements	47	3,897	1.2%	1.2%	1.0%	0.8%
% of FP17s Relating to Continuations	20	3,897	0.5%	1.3%	1.2%	1.1%
% of Patients satisfied with the dentistry they have received	10	10	100.0%	92.7%	91.6%	91.5%
% of Patients satisfied with the time they had to wait for an appointment	9	10	90.0%	88.3%	88.3%	87.9%

* This is based on patients treated on this contract for their most recent course of treatment. Figures in italics indicate the base number of FP17s or Patient Questionnaire responses are less than 100. N/A is shown where the base number of responses is less than 10 during the period. % is calculated as Quantity/Base number*100

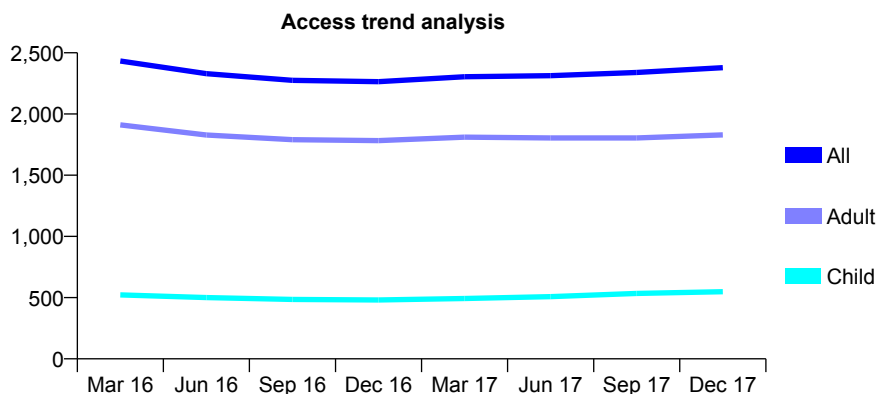
Q51 - Vital Signs At a Glance Contract Report for 109630/0006 - December 2017

Name or company name	TSJ Smile Limited
Contract type name	GDS Contract
Purpose of contract	General
Contract start date	01/12/2012
Contract end date	

17/18 Contracted general activity (UDA)	7,500
Carry forward general activity (UDA)	-150
17/18 Contracted orthodontic activity (UOA)	0
Carry forward orthodontic activity (UOA)	0
Baseline contract value	£210,305.04

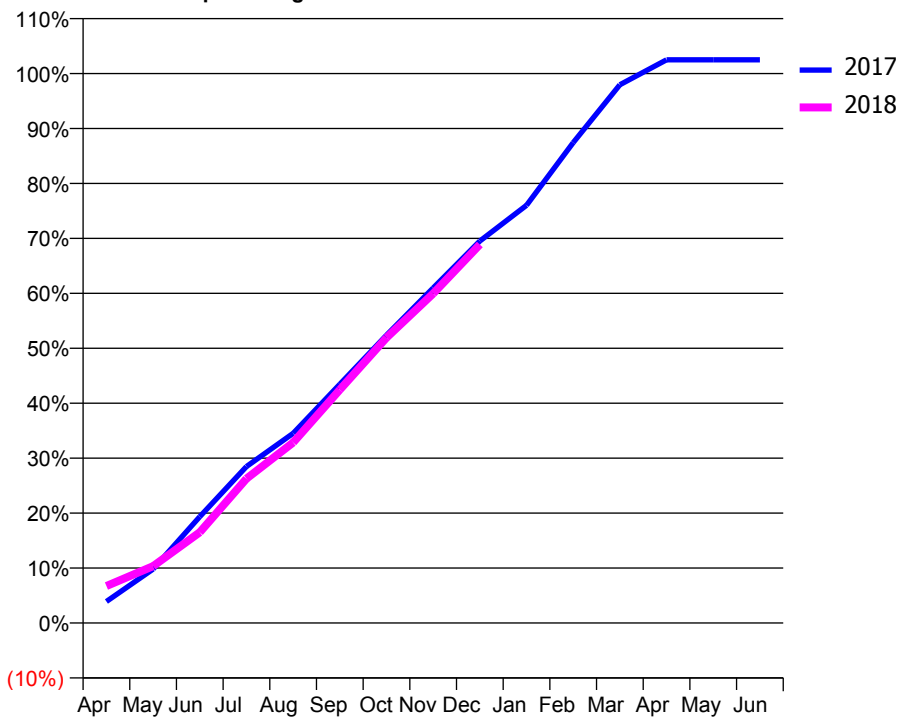
ACCESS*

Patients seen in 24 months	Total	Change since previous quarter
Quarter ending December 2016	2,264	
Quarter ending March 2017	2,304	→
Quarter ending June 2017	2,313	→
Quarter ending September 2017	2,339	→
Quarter ending December 2017	2,378	→
Variance since December 2016	5.0%	↑



ACTIVITY

Cumulative percentage of contracted UDA delivered 2017 & 2018



Month	Adjusted Scheduled Activity (UDA)	
	2017	2018
April	293	505
May	735	777
June	1,452	1,239
July	2,136	1,969
August	2,588	2,463
September	3,258	3,184
October	3,928	3,893
November	4,573	4,497
December	5,213	5,167
January	5,701	
February	6,556	
March	7,347	
April	7,687	
May	7,687	
June	7,687	

QUALITY

	Quantity	Base Number	Contract	AT	Region	England
% of FP17s for the same patient ID Re-attending within 3 months - Children	25	595	4.2%	9.8%	12.9%	12.0%
% of FP17s for the same patient ID Re-attending within 3 months - Adults	129	1,854	7.0%	14.3%	16.5%	15.9%
% of FP17s for the same patient ID Re-attending between 3 & 9 months - Children	351	595	59.0%	58.8%	59.6%	58.0%
% of FP17s for the same patient ID Re-attending between 3 & 9 months - Adults	1,056	1,854	57.0%	53.0%	52.8%	50.5%
% of FP17s for Band 1 Urgent Courses	59	2,316	2.5%	7.5%	9.1%	9.0%
% of FP17s Relating to Free Repair or Replacements	14	2,316	0.6%	1.2%	1.0%	0.8%
% of FP17s Relating to Continuations	25	2,316	1.1%	1.3%	1.2%	1.1%
% of Patients satisfied with the dentistry they have received	5	5	N/A	92.7%	91.6%	91.5%
% of Patients satisfied with the time they had to wait for an appointment	5	5	N/A	88.3%	88.3%	87.9%

* This is based on patients treated on this contract for their most recent course of treatment. Figures in italics indicate the base number of FP17s or Patient Questionnaire responses are less than 100. N/A is shown where the base number of responses is less than 10 during the period. % is calculated as Quantity/Base number*100

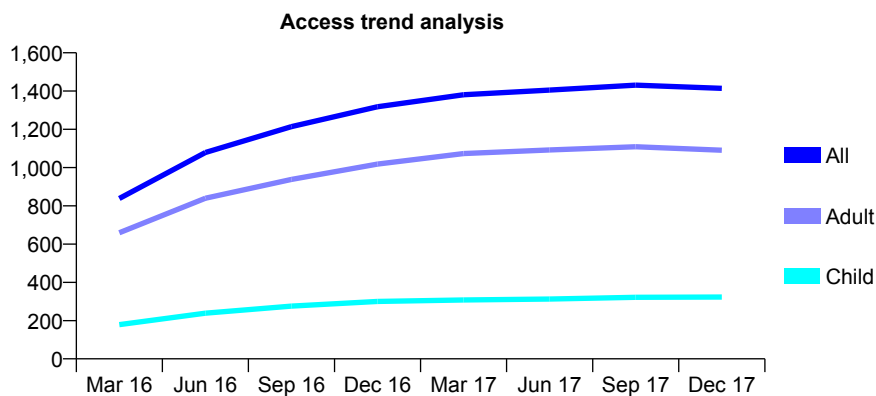
Q51 - Vital Signs At a Glance Contract Report for 109630/0007 - December 2017

Name or company name	TSJ Smile Limited
Contract type name	GDS Contract
Purpose of contract	General
Contract start date	01/10/2015
Contract end date	

17/18 Contracted general activity (UDA)	6,086
Carry forward general activity (UDA)	0
17/18 Contracted orthodontic activity (UOA)	0
Carry forward orthodontic activity (UOA)	0
Baseline contract value	£170,655.52

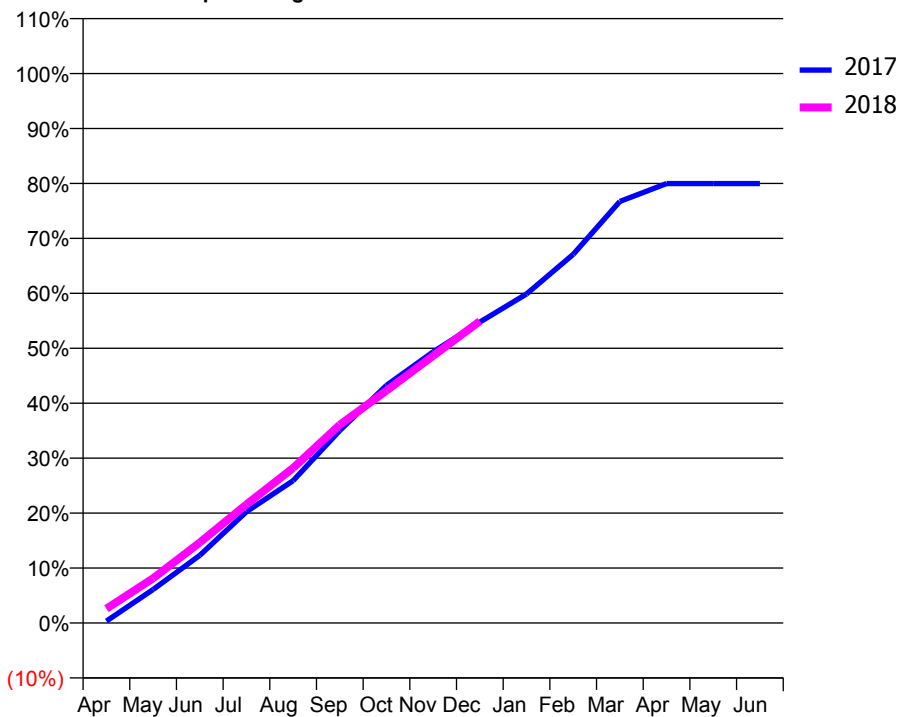
ACCESS*

Patients seen in 24 months	Total	Change since previous quarter
Quarter ending December 2016	1,318	
Quarter ending March 2017	1,381	↑
Quarter ending June 2017	1,405	→
Quarter ending September 2017	1,431	→
Quarter ending December 2017	1,414	↓
Variance since December 2016	7.3%	↑



ACTIVITY

Cumulative percentage of contracted UDA delivered 2017 & 2018



Month	Adjusted Scheduled Activity (UDA)	
	2017	2018
April	22	158
May	372	495
June	749	891
July	1,233	1,314
August	1,577	1,717
September	2,132	2,195
October	2,633	2,574
November	3,003	2,959
December	3,332	3,342
January	3,645	
February	4,083	
March	4,669	
April	4,867	
May	4,868	
June	4,867	

QUALITY

	Quantity	Base Number	Contract	AT	Region	England
% of FP17s for the same patient ID Re-attending within 3 months - Children	27	397	6.8%	9.8%	12.9%	12.0%
% of FP17s for the same patient ID Re-attending within 3 months - Adults	125	1,282	9.8%	14.3%	16.5%	15.9%
% of FP17s for the same patient ID Re-attending between 3 & 9 months - Children	277	397	69.8%	58.8%	59.6%	58.0%
% of FP17s for the same patient ID Re-attending between 3 & 9 months - Adults	917	1,282	71.5%	53.0%	52.8%	50.5%
% of FP17s for Band 1 Urgent Courses	101	1,585	6.4%	7.5%	9.1%	9.0%
% of FP17s Relating to Free Repair or Replacements	33	1,585	2.1%	1.2%	1.0%	0.8%
% of FP17s Relating to Continuations	16	1,585	1.0%	1.3%	1.2%	1.1%
% of Patients satisfied with the dentistry they have received	2	2	N/A	92.7%	91.6%	91.5%
% of Patients satisfied with the time they had to wait for an appointment	2	2	N/A	88.3%	88.3%	87.9%

* This is based on patients treated on this contract for their most recent course of treatment. Figures in italics indicate the base number of FP17s or Patient Questionnaire responses are less than 100. N/A is shown where the base number of responses is less than 10 during the period. % is calculated as Quantity/Base number*100

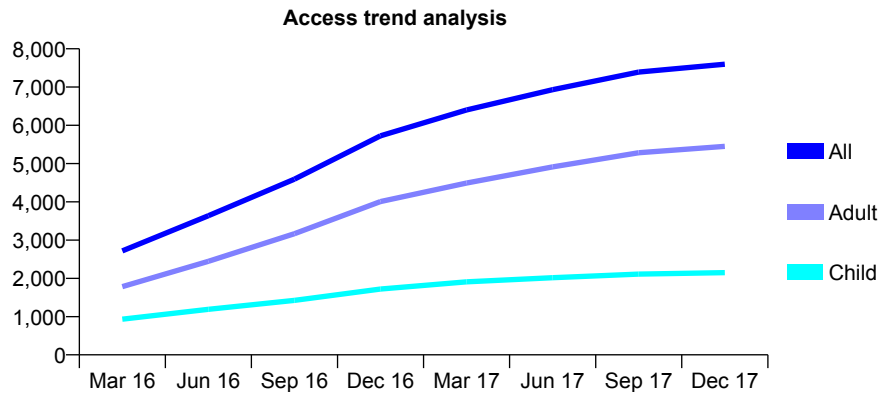
Q51 - Vital Signs At a Glance Contract Report for 109630/0008 - December 2017

Name or company name	TSJ Smile Limited
Contract type name	GDS Contract
Purpose of contract	General
Contract start date	01/10/2015
Contract end date	

17/18 Contracted general activity (UDA)	24,500
Carry forward general activity (UDA)	585
17/18 Contracted orthodontic activity (UOA)	0
Carry forward orthodontic activity (UOA)	0
Baseline contract value	£686,964.74

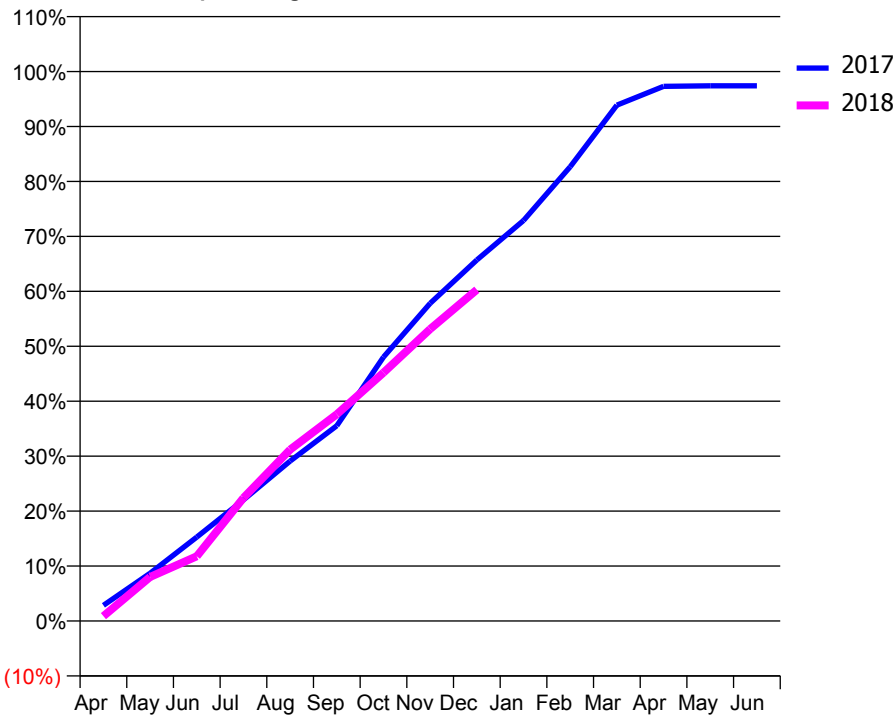
ACCESS*

Patients seen in 24 months	Total	Change since previous quarter
Quarter ending December 2016	5,727	
Quarter ending March 2017	6,400	↑
Quarter ending June 2017	6,930	↑
Quarter ending September 2017	7,393	↑
Quarter ending December 2017	7,598	↑
Variance since December 2016	32.7%	↑



ACTIVITY

Cumulative percentage of contracted UDA delivered 2017 & 2018



Month	Adjusted Scheduled Activity (UDA)	
	2017	2018
April	643	215
May	1,955	1,965
June	3,437	2,888
July	4,962	5,493
August	6,551	7,643
September	7,996	9,219
October	10,810	11,071
November	13,009	13,020
December	14,786	14,771
January	16,401	
February	18,601	
March	21,122	
April	21,894	
May	21,912	
June	21,915	

QUALITY

	Quantity	Base Number	Contract	AT	Region	England
% of FP17s for the same patient ID Re-attending within 3 months - Children	255	2,284	11.2%	9.8%	12.9%	12.0%
% of FP17s for the same patient ID Re-attending within 3 months - Adults	909	5,096	17.8%	14.3%	16.5%	15.9%
% of FP17s for the same patient ID Re-attending between 3 & 9 months - Children	1,251	2,284	54.8%	58.8%	59.6%	58.0%
% of FP17s for the same patient ID Re-attending between 3 & 9 months - Adults	2,343	5,096	46.0%	53.0%	52.8%	50.5%
% of FP17s for Band 1 Urgent Courses	1,117	7,026	15.9%	7.5%	9.1%	9.0%
% of FP17s Relating to Free Repair or Replacements	51	7,026	0.7%	1.2%	1.0%	0.8%
% of FP17s Relating to Continuations	76	7,026	1.1%	1.3%	1.2%	1.1%
% of Patients satisfied with the dentistry they have received	4	4	N/A	92.7%	91.6%	91.5%
% of Patients satisfied with the time they had to wait for an appointment	4	4	N/A	88.3%	88.3%	87.9%

* This is based on patients treated on this contract for their most recent course of treatment. Figures in italics indicate the base number of FP17s or Patient Questionnaire responses are less than 100. N/A is shown where the base number of responses is less than 10 during the period. % is calculated as Quantity/Base number*100

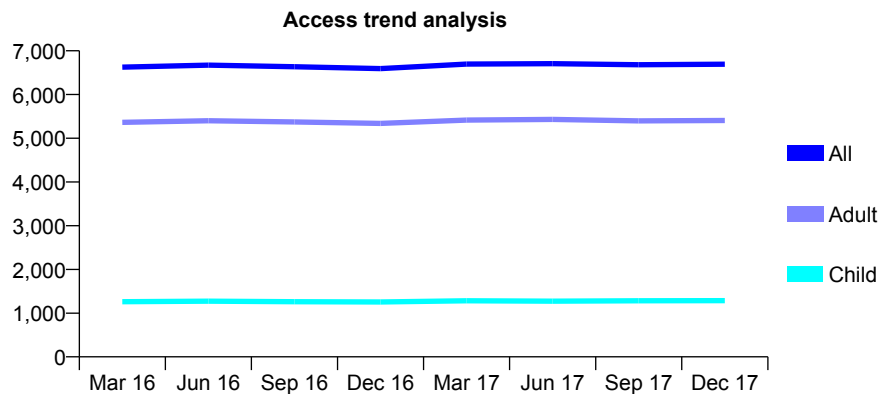
Q51 - Vital Signs At a Glance Contract Report for 109983/0001 - December 2017

Name or company name	Smile Create Ltd
Contract type name	GDS Contract
Purpose of contract	General and Orthodontic
Contract start date	01/04/2012
Contract end date	

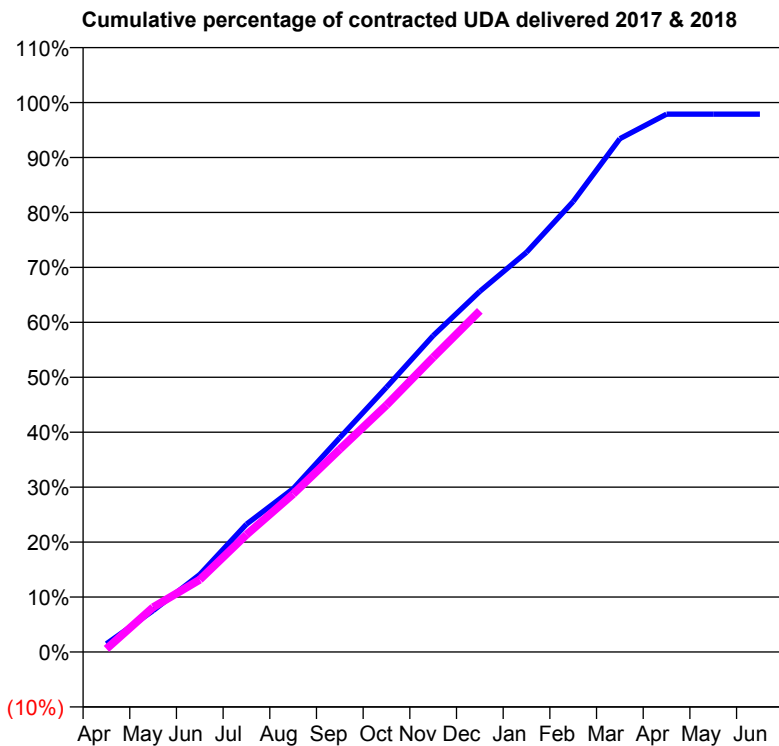
17/18 Contracted general activity (UDA)	15,796
Carry forward general activity (UDA)	334
17/18 Contracted orthodontic activity (UOA)	1,575
Carry forward orthodontic activity (UOA)	0
Baseline contract value	£555,377.07

ACCESS*

Patients seen in 24 months	Total	Change since previous quarter
Quarter ending December 2016	6,594	
Quarter ending March 2017	6,698	→
Quarter ending June 2017	6,706	→
Quarter ending September 2017	6,681	→
Quarter ending December 2017	6,692	→
Variance since December 2016	1.5%	→



ACTIVITY



Month	Adjusted Scheduled Activity (UDA)	
	2017	2018
April	237	90
May	1,189	1,287
June	2,227	2,079
July	3,674	3,371
August	4,692	4,539
September	6,163	5,827
October	7,611	7,097
November	9,092	8,471
December	10,368	9,808
January	11,490	
February	12,951	
March	14,755	
April	15,460	
May	15,462	
June	15,462	

QUALITY

	Quantity	Base Number	Contract	AT	Region	England
% of FP17s for the same patient ID Re-attending within 3 months - Children	152	1,523	10.0%	9.8%	12.9%	12.0%
% of FP17s for the same patient ID Re-attending within 3 months - Adults	818	5,362	15.3%	14.3%	16.5%	15.9%
% of FP17s for the same patient ID Re-attending between 3 & 9 months - Children	925	1,523	60.7%	58.8%	59.6%	58.0%
% of FP17s for the same patient ID Re-attending between 3 & 9 months - Adults	2,491	5,362	46.5%	53.0%	52.8%	50.5%
% of FP17s for Band 1 Urgent Courses	496	5,722	8.7%	7.5%	9.1%	9.0%
% of FP17s Relating to Free Repair or Replacements	111	5,722	1.9%	1.2%	1.0%	0.8%
% of FP17s Relating to Continuations	24	5,722	0.4%	1.3%	1.2%	1.1%
% of Patients satisfied with the dentistry they have received	22	22	100.0%	92.7%	91.6%	91.5%
% of Patients satisfied with the time they had to wait for an appointment	22	22	100.0%	88.3%	88.3%	87.9%

* This is based on patients treated on this contract for their most recent course of treatment. Figures in italics indicate the base number of FP17s or Patient Questionnaire responses are less than 100. N/A is shown where the base number of responses is less than 10 during the period. % is calculated as Quantity/Base number*100

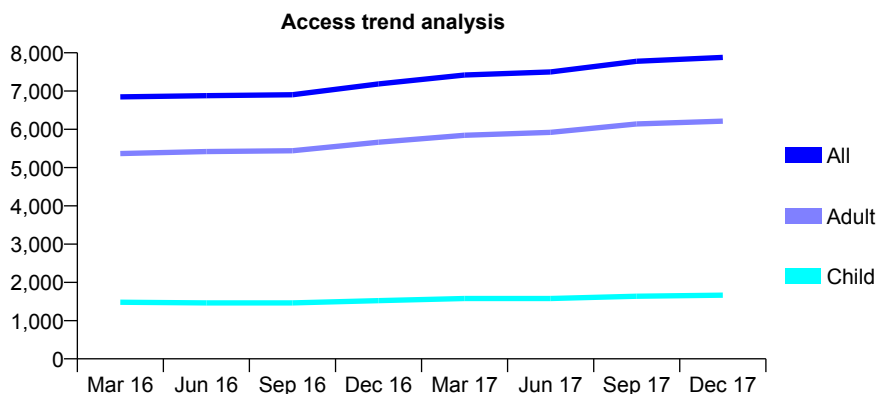
Q51 - Vital Signs At a Glance Contract Report for 110590/0001 - December 2017

Name or company name	London Road Dental Practice Partnership
Contract type name	GDS Contract
Purpose of contract	General
Contract start date	01/04/2012
Contract end date	

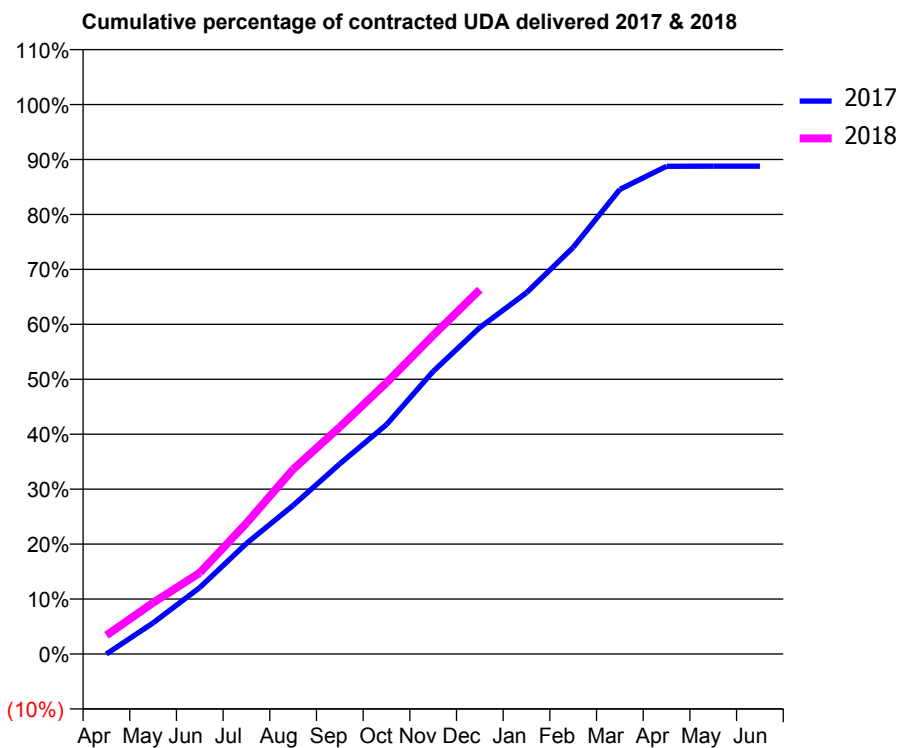
17/18 Contracted general activity (UDA)	23,897
Carry forward general activity (UDA)	0
17/18 Contracted orthodontic activity (UOA)	0
Carry forward orthodontic activity (UOA)	0
Baseline contract value	£764,217.18

ACCESS*

Patients seen in 24 months	Total	Change since previous quarter
Quarter ending December 2016	7,186	
Quarter ending March 2017	7,420	↑
Quarter ending June 2017	7,499	→
Quarter ending September 2017	7,779	↑
Quarter ending December 2017	7,878	→
Variance since December 2016	9.6%	↑



ACTIVITY



Month	Adjusted Scheduled Activity (UDA)	
	2017	2018
April	-5	815
May	1,355	2,228
June	2,890	3,535
July	4,813	5,691
August	6,463	8,035
September	8,274	9,875
October	9,979	11,799
November	12,294	13,859
December	14,201	15,846
January	15,711	
February	17,682	
March	20,208	
April	21,209	
May	21,214	
June	21,214	

QUALITY

	Quantity	Base Number	Contract	AT	Region	England
% of FP17s for the same patient ID Re-attending within 3 months - Children	120	1,678	7.2%	9.8%	12.9%	12.0%
% of FP17s for the same patient ID Re-attending within 3 months - Adults	673	5,779	11.6%	14.3%	16.5%	15.9%
% of FP17s for the same patient ID Re-attending between 3 & 9 months - Children	960	1,678	57.2%	58.8%	59.6%	58.0%
% of FP17s for the same patient ID Re-attending between 3 & 9 months - Adults	2,941	5,779	50.9%	53.0%	52.8%	50.5%
% of FP17s for Band 1 Urgent Courses	353	7,066	5.0%	7.5%	9.1%	9.0%
% of FP17s Relating to Free Repair or Replacements	63	7,066	0.9%	1.2%	1.0%	0.8%
% of FP17s Relating to Continuations	139	7,066	2.0%	1.3%	1.2%	1.1%
% of Patients satisfied with the dentistry they have received	20	21	95.2%	92.7%	91.6%	91.5%
% of Patients satisfied with the time they had to wait for an appointment	21	21	100.0%	88.3%	88.3%	87.9%

* This is based on patients treated on this contract for their most recent course of treatment. Figures in italics indicate the base number of FP17s or Patient Questionnaire responses are less than 100. N/A is shown where the base number of responses is less than 10 during the period. % is calculated as Quantity/Base number*100

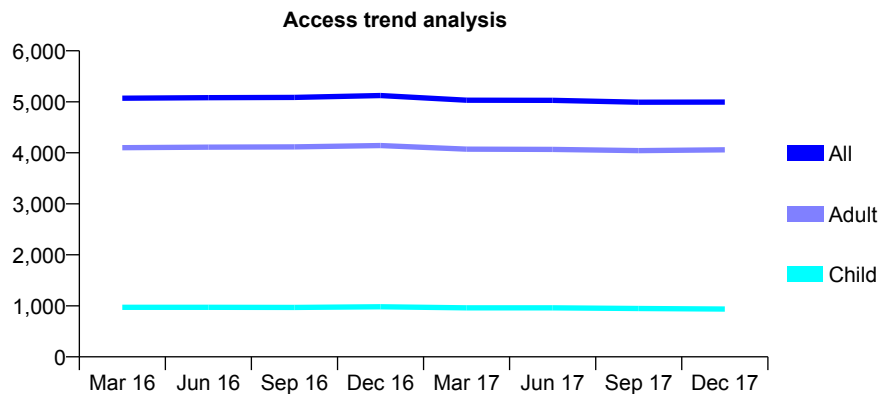
Q51 - Vital Signs At a Glance Contract Report for 111619/0001 - December 2017

Name or company name	SCA Collins Limited
Contract type name	GDS Contract
Purpose of contract	General
Contract start date	01/10/2013
Contract end date	

17/18 Contracted general activity (UDA)	12,834
Carry forward general activity (UDA)	0
17/18 Contracted orthodontic activity (UOA)	0
Carry forward orthodontic activity (UOA)	0
Baseline contract value	£383,571.02

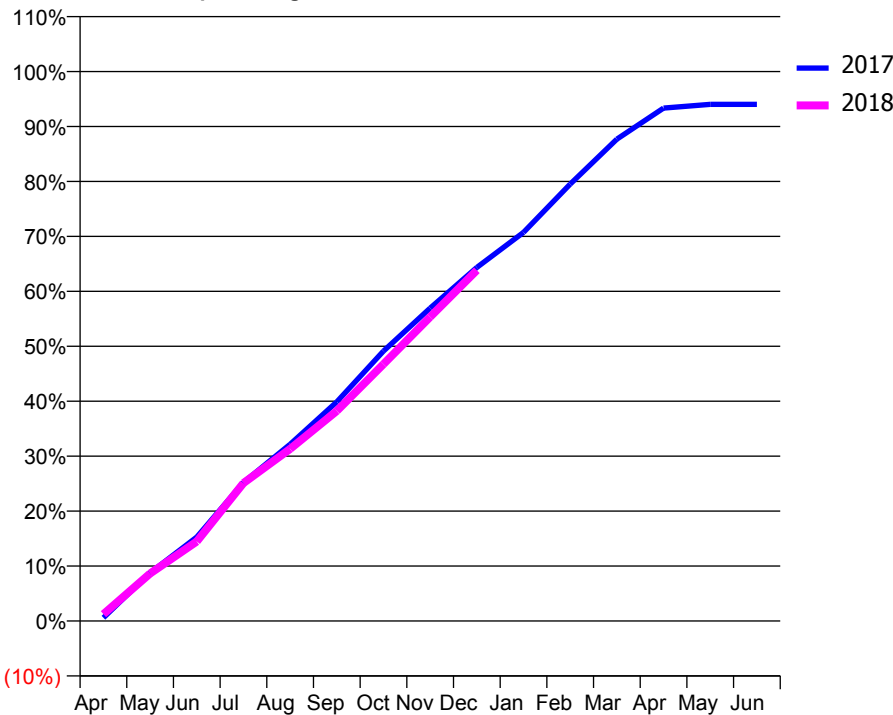
ACCESS*

Patients seen in 24 months	Total	Change since previous quarter
Quarter ending December 2016	5,124	
Quarter ending March 2017	5,032	↓
Quarter ending June 2017	5,028	→
Quarter ending September 2017	4,993	→
Quarter ending December 2017	4,995	→
Variance since December 2016	(2.5%)	↓



ACTIVITY

Cumulative percentage of contracted UDA delivered 2017 & 2018



Month	Adjusted Scheduled Activity (UDA)	
	2017	2018
April	77	160
May	1,127	1,110
June	1,961	1,859
July	3,238	3,222
August	4,127	4,019
September	5,120	4,906
October	6,306	5,999
November	7,309	7,101
December	8,257	8,192
January	9,076	
February	10,205	
March	11,254	
April	11,979	
May	12,066	
June	12,066	

QUALITY

	Quantity	Base Number	Contract	AT	Region	England
% of FP17s for the same patient ID Re-attending within 3 months - Children	54	889	6.1%	9.8%	12.9%	12.0%
% of FP17s for the same patient ID Re-attending within 3 months - Adults	646	4,020	16.1%	14.3%	16.5%	15.9%
% of FP17s for the same patient ID Re-attending between 3 & 9 months - Children	427	889	48.0%	58.8%	59.6%	58.0%
% of FP17s for the same patient ID Re-attending between 3 & 9 months - Adults	1,831	4,020	45.5%	53.0%	52.8%	50.5%
% of FP17s for Band 1 Urgent Courses	346	4,519	7.7%	7.5%	9.1%	9.0%
% of FP17s Relating to Free Repair or Replacements	48	4,519	1.1%	1.2%	1.0%	0.8%
% of FP17s Relating to Continuations	60	4,519	1.3%	1.3%	1.2%	1.1%
% of Patients satisfied with the dentistry they have received	7	8	N/A	92.7%	91.6%	91.5%
% of Patients satisfied with the time they had to wait for an appointment	7	8	N/A	88.3%	88.3%	87.9%

* This is based on patients treated on this contract for their most recent course of treatment. Figures in italics indicate the base number of FP17s or Patient Questionnaire responses are less than 100. N/A is shown where the base number of responses is less than 10 during the period. % is calculated as Quantity/Base number*100

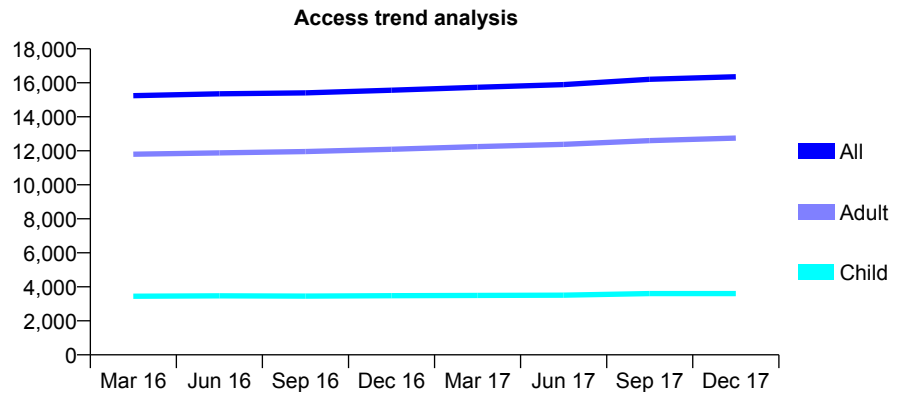
Q51 - Vital Signs At a Glance Contract Report for 112348/0001 - December 2017

Name or company name	Wright Dental Care Ltd
Contract type name	GDS Contract
Purpose of contract	General and Orthodontic
Contract start date	01/12/2011
Contract end date	

17/18 Contracted general activity (UDA)	50,922
Carry forward general activity (UDA)	1,533
17/18 Contracted orthodontic activity (UOA)	300
Carry forward orthodontic activity (UOA)	0
Baseline contract value	£1,354,632.30

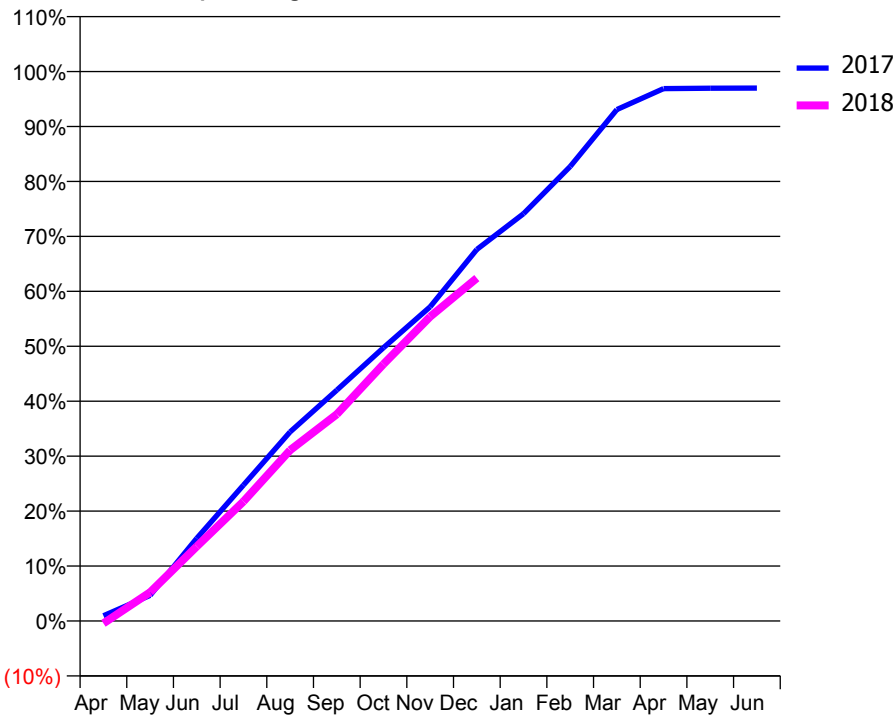
ACCESS*

Patients seen in 24 months	Total	Change since previous quarter
Quarter ending December 2016	15,567	
Quarter ending March 2017	15,739	→
Quarter ending June 2017	15,895	→
Quarter ending September 2017	16,207	→
Quarter ending December 2017	16,354	→
Variance since December 2016	5.1%	↑



ACTIVITY

Cumulative percentage of contracted UDA delivered 2017 & 2018



Month	Adjusted Scheduled Activity (UDA)	
	2017	2018
April	493	-225
May	2,377	2,661
June	7,665	6,918
July	12,602	11,075
August	17,528	15,831
September	21,397	19,162
October	25,323	23,800
November	29,116	28,208
December	34,431	31,773
January	37,746	
February	42,115	
March	47,394	
April	49,335	
May	49,371	
June	49,389	

QUALITY

	Quantity	Base Number	Contract	AT	Region	England
% of FP17s for the same patient ID Re-attending within 3 months - Children	240	3,826	6.3%	9.8%	12.9%	12.0%
% of FP17s for the same patient ID Re-attending within 3 months - Adults	1,886	13,509	14.0%	14.3%	16.5%	15.9%
% of FP17s for the same patient ID Re-attending between 3 & 9 months - Children	2,204	3,826	57.6%	58.8%	59.6%	58.0%
% of FP17s for the same patient ID Re-attending between 3 & 9 months - Adults	7,282	13,509	53.9%	53.0%	52.8%	50.5%
% of FP17s for Band 1 Urgent Courses	989	15,947	6.2%	7.5%	9.1%	9.0%
% of FP17s Relating to Free Repair or Replacements	216	15,947	1.4%	1.2%	1.0%	0.8%
% of FP17s Relating to Continuations	392	15,947	2.5%	1.3%	1.2%	1.1%
% of Patients satisfied with the dentistry they have received	26	26	100.0%	92.7%	91.6%	91.5%
% of Patients satisfied with the time they had to wait for an appointment	23	26	88.5%	88.3%	88.3%	87.9%

* This is based on patients treated on this contract for their most recent course of treatment. Figures in italics indicate the base number of FP17s or Patient Questionnaire responses are less than 100. N/A is shown where the base number of responses is less than 10 during the period. % is calculated as Quantity/Base number*100

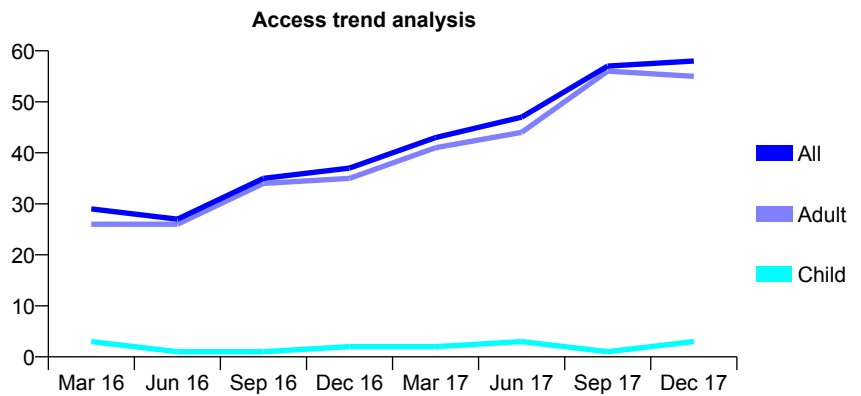
Q51 - Vital Signs At a Glance Contract Report for 112348/0002 - December 2017

Name or company name	Wright Dental Care Ltd
Contract type name	GDS Contract
Purpose of contract	General
Contract start date	01/05/2012
Contract end date	

17/18 Contracted general activity (UDA)	208
Carry forward general activity (UDA)	0
17/18 Contracted orthodontic activity (UOA)	0
Carry forward orthodontic activity (UOA)	0
Baseline contract value	£8,754.46

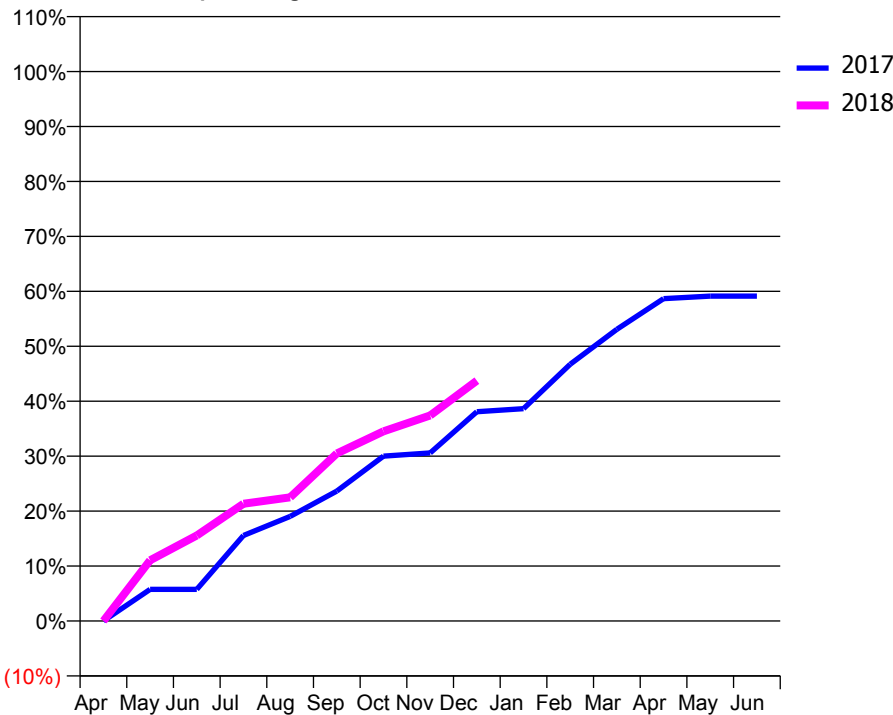
ACCESS*

Patients seen in 24 months	Total	Change since previous quarter
Quarter ending December 2016	37	
Quarter ending March 2017	43	↑
Quarter ending June 2017	47	↑
Quarter ending September 2017	57	↑
Quarter ending December 2017	58	→
Variance since December 2016	56.8%	↑



ACTIVITY

Cumulative percentage of contracted UDA delivered 2017 & 2018



Month	Adjusted Scheduled Activity (UDA)	
	2017	2018
April	0	0
May	12	23
June	12	32
July	32	44
August	40	47
September	49	63
October	62	72
November	64	78
December	79	91
January	80	
February	97	
March	110	
April	122	
May	123	
June	123	

QUALITY

	Quantity	Base Number	Contract	AT	Region	England
% of FP17s for the same patient ID Re-attending within 3 months - Children	0	11	0.0%	9.8%	12.9%	12.0%
% of FP17s for the same patient ID Re-attending within 3 months - Adults	0	89	0.0%	14.3%	16.5%	15.9%
% of FP17s for the same patient ID Re-attending between 3 & 9 months - Children	0	11	0.0%	58.8%	59.6%	58.0%
% of FP17s for the same patient ID Re-attending between 3 & 9 months - Adults	0	89	0.0%	53.0%	52.8%	50.5%
% of FP17s for Band 1 Urgent Courses	70	87	80.5%	7.5%	9.1%	9.0%
% of FP17s Relating to Free Repair or Replacements	0	87	0.0%	1.2%	1.0%	0.8%
% of FP17s Relating to Continuations	0	87	0.0%	1.3%	1.2%	1.1%
% of Patients satisfied with the dentistry they have received	0	0	N/A	92.7%	91.6%	91.5%
% of Patients satisfied with the time they had to wait for an appointment	0	0	N/A	88.3%	88.3%	87.9%

* This is based on patients treated on this contract for their most recent course of treatment. Figures in italics indicate the base number of FP17s or Patient Questionnaire responses are less than 100. N/A is shown where the base number of responses is less than 10 during the period. % is calculated as Quantity/Base number*100

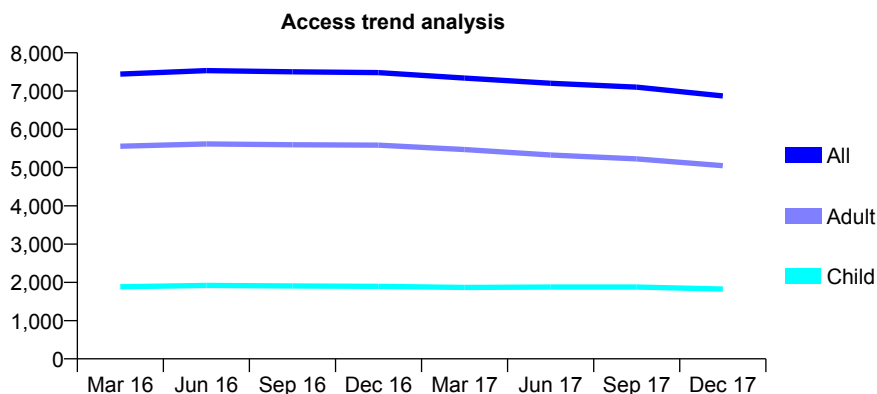
Q51 - Vital Signs At a Glance Contract Report for 113395/0001 - December 2017

Name or company name	Ffolliott Bird Associates Ltd
Contract type name	GDS Contract
Purpose of contract	General
Contract start date	01/09/2007
Contract end date	

17/18 Contracted general activity (UDA)	22,918
Carry forward general activity (UDA)	0
17/18 Contracted orthodontic activity (UOA)	0
Carry forward orthodontic activity (UOA)	0
Baseline contract value	£642,539.80

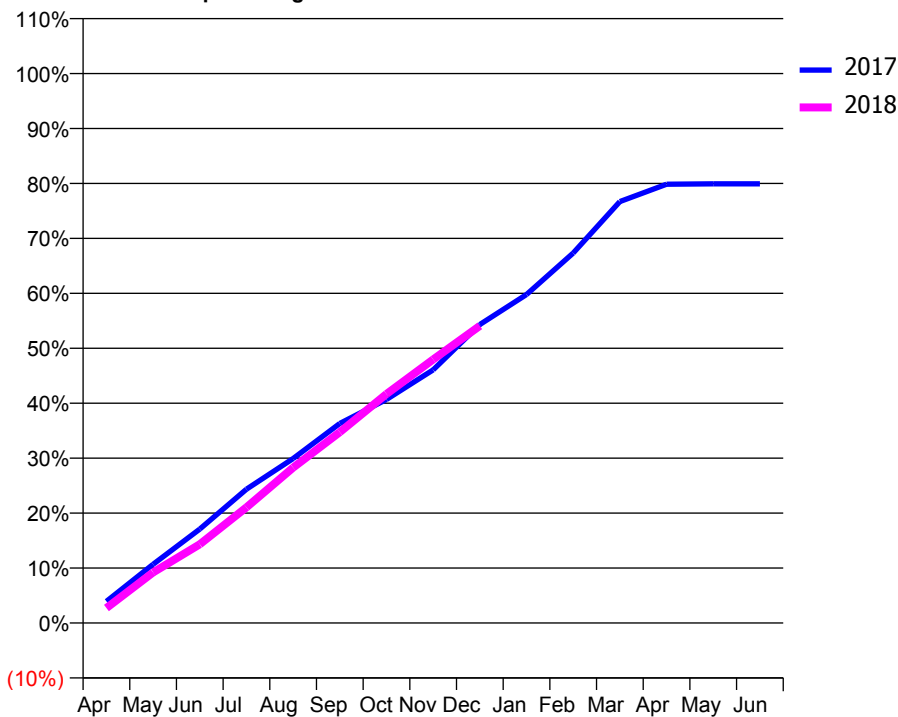
ACCESS*

Patients seen in 24 months	Total	Change since previous quarter
Quarter ending December 2016	7,483	
Quarter ending March 2017	7,340	↓
Quarter ending June 2017	7,204	↓
Quarter ending September 2017	7,103	↓
Quarter ending December 2017	6,874	↓
Variance since December 2016	(8.1%)	↓



ACTIVITY

Cumulative percentage of contracted UDA delivered 2017 & 2018



Month	Adjusted Scheduled Activity (UDA)	
	2017	2018
April	905	624
May	2,448	2,110
June	3,917	3,284
July	5,580	4,825
August	6,863	6,480
September	8,322	7,962
October	9,326	9,551
November	10,558	10,994
December	12,452	12,396
January	13,699	
February	15,429	
March	17,580	
April	18,300	
May	18,319	
June	18,316	

QUALITY

	Quantity	Base Number	Contract	AT	Region	England
% of FP17s for the same patient ID Re-attending within 3 months - Children	130	1,797	7.2%	9.8%	12.9%	12.0%
% of FP17s for the same patient ID Re-attending within 3 months - Adults	445	4,133	10.8%	14.3%	16.5%	15.9%
% of FP17s for the same patient ID Re-attending between 3 & 9 months - Children	930	1,797	51.8%	58.8%	59.6%	58.0%
% of FP17s for the same patient ID Re-attending between 3 & 9 months - Adults	1,804	4,133	43.6%	53.0%	52.8%	50.5%
% of FP17s for Band 1 Urgent Courses	253	5,625	4.5%	7.5%	9.1%	9.0%
% of FP17s Relating to Free Repair or Replacements	53	5,625	0.9%	1.2%	1.0%	0.8%
% of FP17s Relating to Continuations	92	5,625	1.6%	1.3%	1.2%	1.1%
% of Patients satisfied with the dentistry they have received	6	6	N/A	92.7%	91.6%	91.5%
% of Patients satisfied with the time they had to wait for an appointment	6	6	N/A	88.3%	88.3%	87.9%

* This is based on patients treated on this contract for their most recent course of treatment. Figures in italics indicate the base number of FP17s or Patient Questionnaire responses are less than 100. N/A is shown where the base number of responses is less than 10 during the period. % is calculated as Quantity/Base number*100

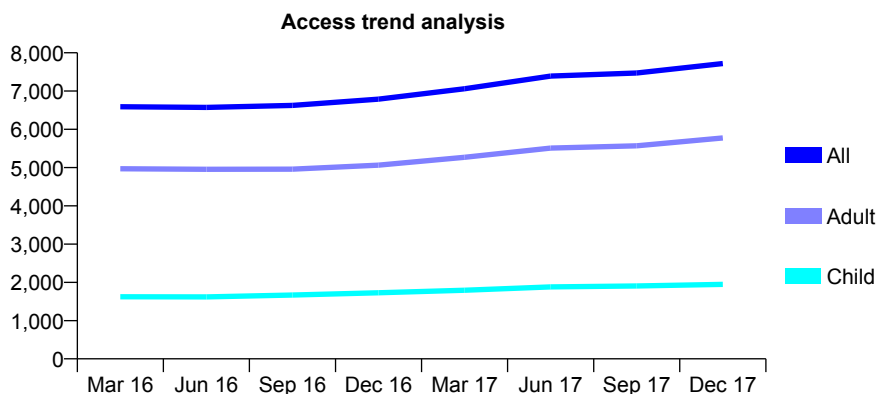
Q51 - Vital Signs At a Glance Contract Report for 113395/0002 - December 2017

Name or company name	Ffolliott Bird Associates Ltd
Contract type name	GDS Contract
Purpose of contract	General
Contract start date	01/09/2007
Contract end date	

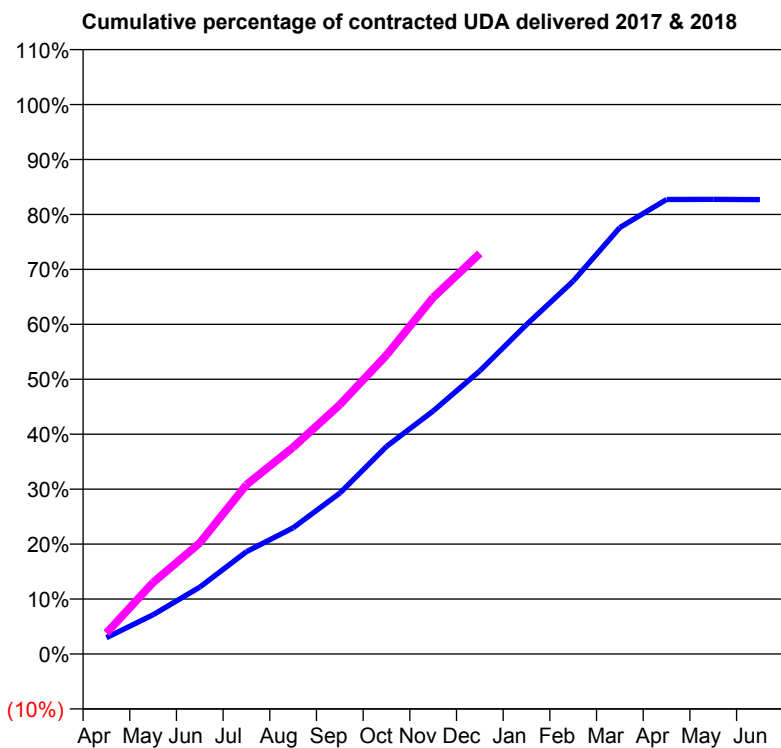
17/18 Contracted general activity (UDA)	19,686
Carry forward general activity (UDA)	0
17/18 Contracted orthodontic activity (UOA)	0
Carry forward orthodontic activity (UOA)	0
Baseline contract value	£633,800.33

ACCESS*

Patients seen in 24 months	Total	Change since previous quarter
Quarter ending December 2016	6,788	
Quarter ending March 2017	7,061	↑
Quarter ending June 2017	7,390	↑
Quarter ending September 2017	7,473	→
Quarter ending December 2017	7,721	↑
Variance since December 2016	13.7%	↑



ACTIVITY



Month	Adjusted Scheduled Activity (UDA)	
	2017	2018
April	584	750
May	1,407	2,563
June	2,396	3,982
July	3,667	6,066
August	4,523	7,406
September	5,766	8,929
October	7,435	10,706
November	8,704	12,773
December	10,142	14,350
January	11,803	
February	13,359	
March	15,280	
April	16,285	
May	16,286	
June	16,276	

QUALITY

	Quantity	Base Number	Contract	AT	Region	England
% of FP17s for the same patient ID Re-attending within 3 months - Children	89	2,021	4.4%	9.8%	12.9%	12.0%
% of FP17s for the same patient ID Re-attending within 3 months - Adults	611	5,897	10.4%	14.3%	16.5%	15.9%
% of FP17s for the same patient ID Re-attending between 3 & 9 months - Children	1,091	2,021	54.0%	58.8%	59.6%	58.0%
% of FP17s for the same patient ID Re-attending between 3 & 9 months - Adults	2,922	5,897	49.6%	53.0%	52.8%	50.5%
% of FP17s for Band 1 Urgent Courses	421	7,436	5.7%	7.5%	9.1%	9.0%
% of FP17s Relating to Free Repair or Replacements	56	7,436	0.8%	1.2%	1.0%	0.8%
% of FP17s Relating to Continuations	82	7,436	1.1%	1.3%	1.2%	1.1%
% of Patients satisfied with the dentistry they have received	30	33	90.9%	92.7%	91.6%	91.5%
% of Patients satisfied with the time they had to wait for an appointment	25	33	75.8%	88.3%	88.3%	87.9%

* This is based on patients treated on this contract for their most recent course of treatment. Figures in italics indicate the base number of FP17s or Patient Questionnaire responses are less than 100. N/A is shown where the base number of responses is less than 10 during the period. % is calculated as Quantity/Base number*100

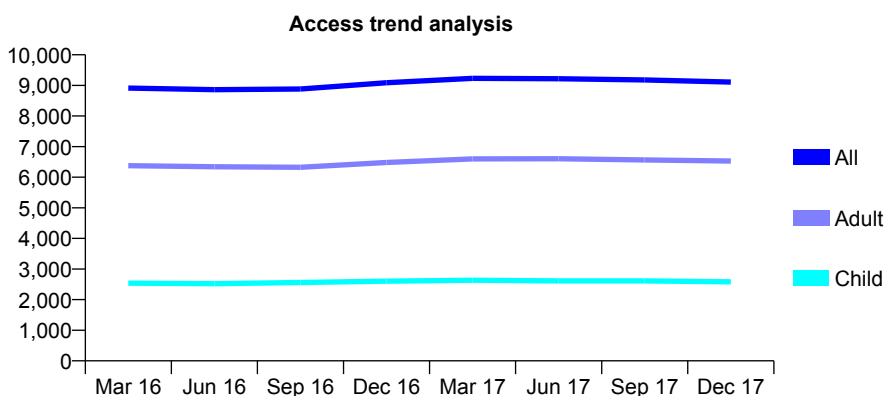
Q51 - Vital Signs At a Glance Contract Report for 113395/0003 - December 2017

Name or company name	Ffolliott Bird Associates Ltd
Contract type name	GDS Contract
Purpose of contract	General
Contract start date	01/09/2007
Contract end date	

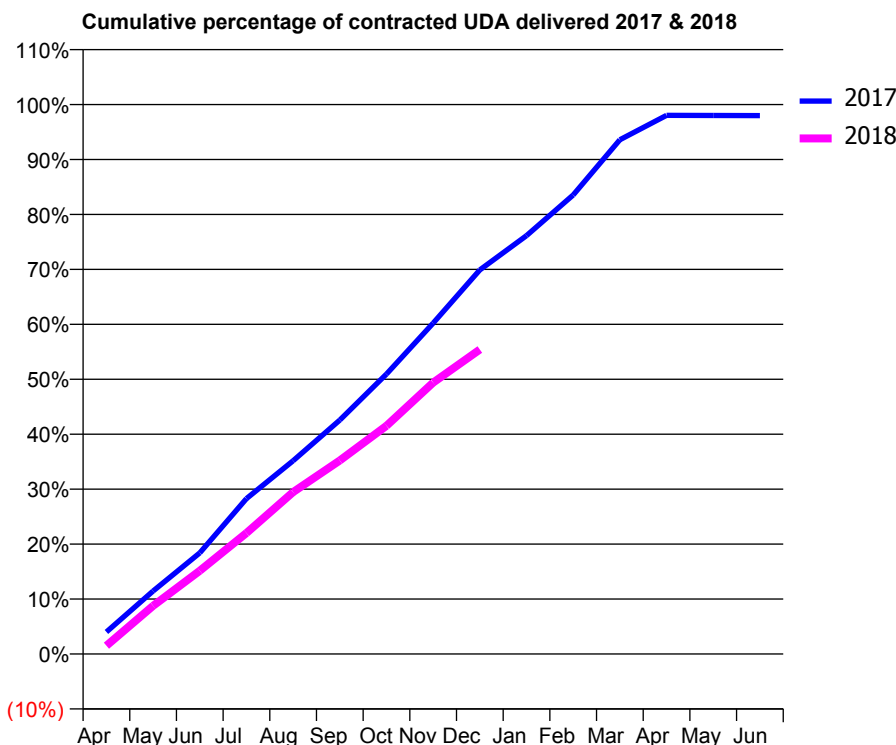
17/18 Contracted general activity (UDA)	26,371
Carry forward general activity (UDA)	531
17/18 Contracted orthodontic activity (UOA)	0
Carry forward orthodontic activity (UOA)	0
Baseline contract value	£832,004.25

ACCESS*

Patients seen in 24 months	Total	Change since previous quarter
Quarter ending December 2016	9,086	
Quarter ending March 2017	9,233	→
Quarter ending June 2017	9,217	→
Quarter ending September 2017	9,177	→
Quarter ending December 2017	9,111	→
Variance since December 2016	0.3%	→



ACTIVITY



Month	Adjusted Scheduled Activity (UDA)	
	2017	2018
April	1,060	399
May	3,023	2,316
June	4,857	3,995
July	7,457	5,810
August	9,276	7,772
September	11,230	9,286
October	13,434	10,955
November	15,881	13,026
December	18,435	14,612
January	20,081	
February	22,032	
March	24,677	
April	25,850	
May	25,846	
June	25,840	

QUALITY

	Quantity	Base Number	Contract	AT	Region	England
% of FP17s for the same patient ID Re-attending within 3 months - Children	135	2,172	6.2%	9.8%	12.9%	12.0%
% of FP17s for the same patient ID Re-attending within 3 months - Adults	540	4,990	10.8%	14.3%	16.5%	15.9%
% of FP17s for the same patient ID Re-attending between 3 & 9 months - Children	1,066	2,172	49.1%	58.8%	59.6%	58.0%
% of FP17s for the same patient ID Re-attending between 3 & 9 months - Adults	2,066	4,990	41.4%	53.0%	52.8%	50.5%
% of FP17s for Band 1 Urgent Courses	354	6,728	5.3%	7.5%	9.1%	9.0%
% of FP17s Relating to Free Repair or Replacements	38	6,728	0.6%	1.2%	1.0%	0.8%
% of FP17s Relating to Continuations	121	6,728	1.8%	1.3%	1.2%	1.1%
% of Patients satisfied with the dentistry they have received	9	10	90.0%	92.7%	91.6%	91.5%
% of Patients satisfied with the time they had to wait for an appointment	9	10	90.0%	88.3%	88.3%	87.9%

* This is based on patients treated on this contract for their most recent course of treatment. Figures in italics indicate the base number of FP17s or Patient Questionnaire responses are less than 100. N/A is shown where the base number of responses is less than 10 during the period. % is calculated as Quantity/Base number*100

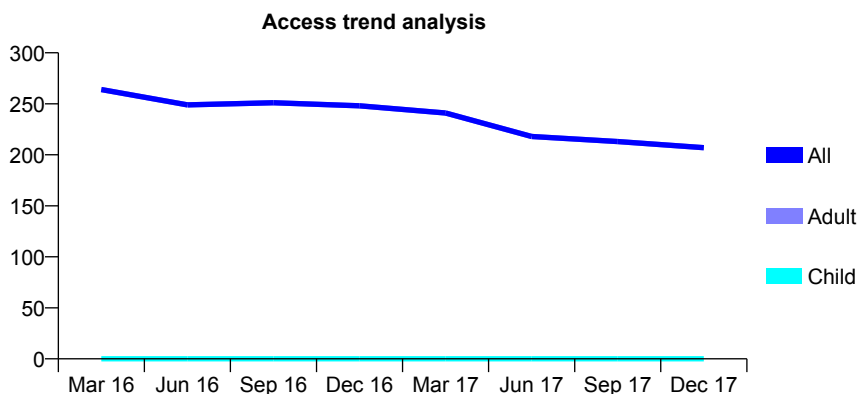
Q51 - Vital Signs At a Glance Contract Report for 113395/0004 - December 2017

Name or company name	Ffolliott Bird Associates Ltd
Contract type name	GDS Contract
Purpose of contract	General
Contract start date	01/04/2008
Contract end date	

17/18 Contracted general activity (UDA)	1,080
Carry forward general activity (UDA)	0
17/18 Contracted orthodontic activity (UOA)	0
Carry forward orthodontic activity (UOA)	0
Baseline contract value	£65,741.42

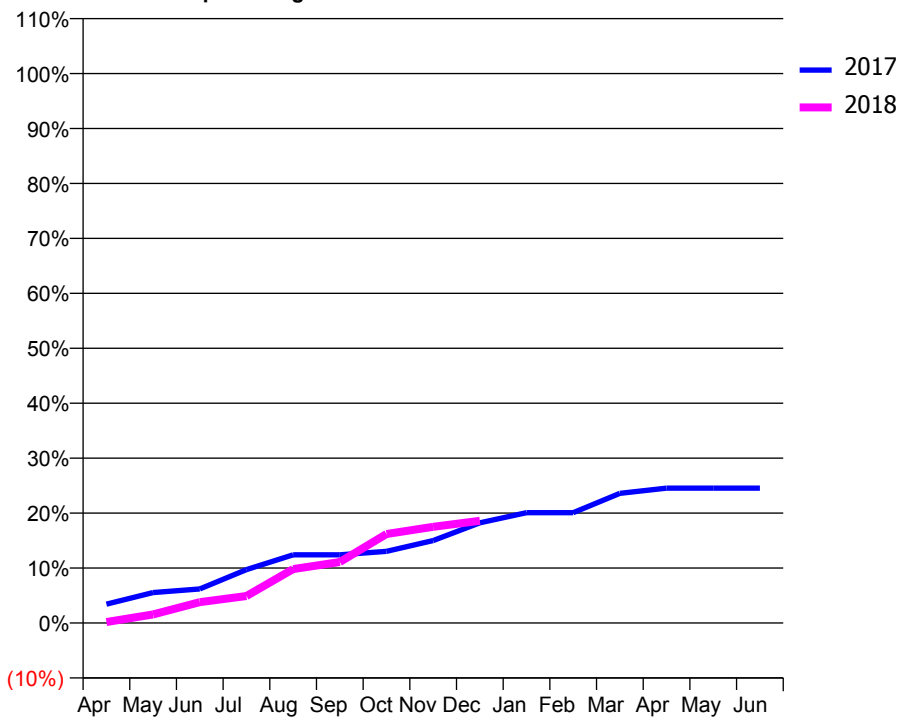
ACCESS*

Patients seen in 24 months	Total	Change since previous quarter
Quarter ending December 2016	248	
Quarter ending March 2017	241	↓
Quarter ending June 2017	218	↓
Quarter ending September 2017	213	↓
Quarter ending December 2017	207	↓
Variance since December 2016	(16.5%)	↓



ACTIVITY

Cumulative percentage of contracted UDA delivered 2017 & 2018



Month	Adjusted Scheduled Activity (UDA)	
	2017	2018
April	37	2
May	60	17
June	67	41
July	105	53
August	134	106
September	134	120
October	141	175
November	162	189
December	197	201
January	217	
February	217	
March	255	
April	265	
May	265	
June	265	

QUALITY

	Quantity	Base Number	Contract	AT	Region	England
% of FP17s for the same patient ID Re-attending within 3 months - Children	0	0	N/A	9.8%	12.9%	12.0%
% of FP17s for the same patient ID Re-attending within 3 months - Adults	1	44	2.3%	14.3%	16.5%	15.9%
% of FP17s for the same patient ID Re-attending between 3 & 9 months - Children	0	0	N/A	58.8%	59.6%	58.0%
% of FP17s for the same patient ID Re-attending between 3 & 9 months - Adults	8	44	18.2%	53.0%	52.8%	50.5%
% of FP17s for Band 1 Urgent Courses	0	34	0.0%	7.5%	9.1%	9.0%
% of FP17s Relating to Free Repair or Replacements	0	34	0.0%	1.2%	1.0%	0.8%
% of FP17s Relating to Continuations	0	34	0.0%	1.3%	1.2%	1.1%
% of Patients satisfied with the dentistry they have received	0	0	N/A	92.7%	91.6%	91.5%
% of Patients satisfied with the time they had to wait for an appointment	0	0	N/A	88.3%	88.3%	87.9%

* This is based on patients treated on this contract for their most recent course of treatment. Figures in italics indicate the base number of FP17s or Patient Questionnaire responses are less than 100. N/A is shown where the base number of responses is less than 10 during the period. % is calculated as Quantity/Base number*100

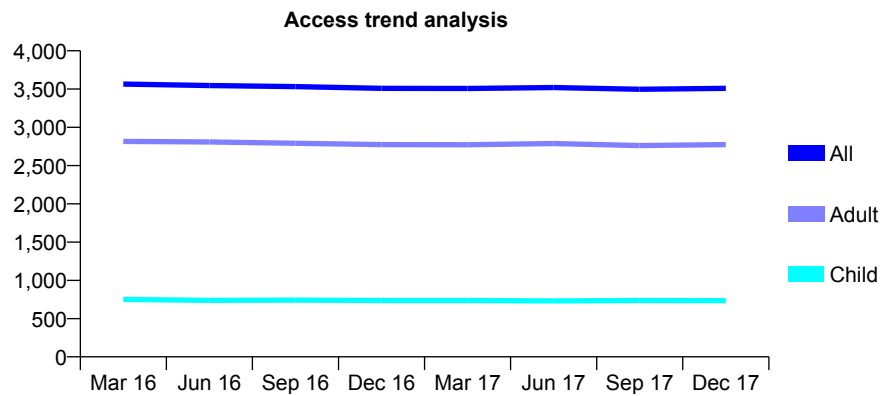
Q51 - Vital Signs At a Glance Contract Report for 114227/0001 - December 2017

Name or company name	Holme Lane Dental Practice
Contract type name	GDS Contract
Purpose of contract	General
Contract start date	01/11/2008
Contract end date	

17/18 Contracted general activity (UDA)	10,817
Carry forward general activity (UDA)	0
17/18 Contracted orthodontic activity (UOA)	0
Carry forward orthodontic activity (UOA)	0
Baseline contract value	£345,369.25

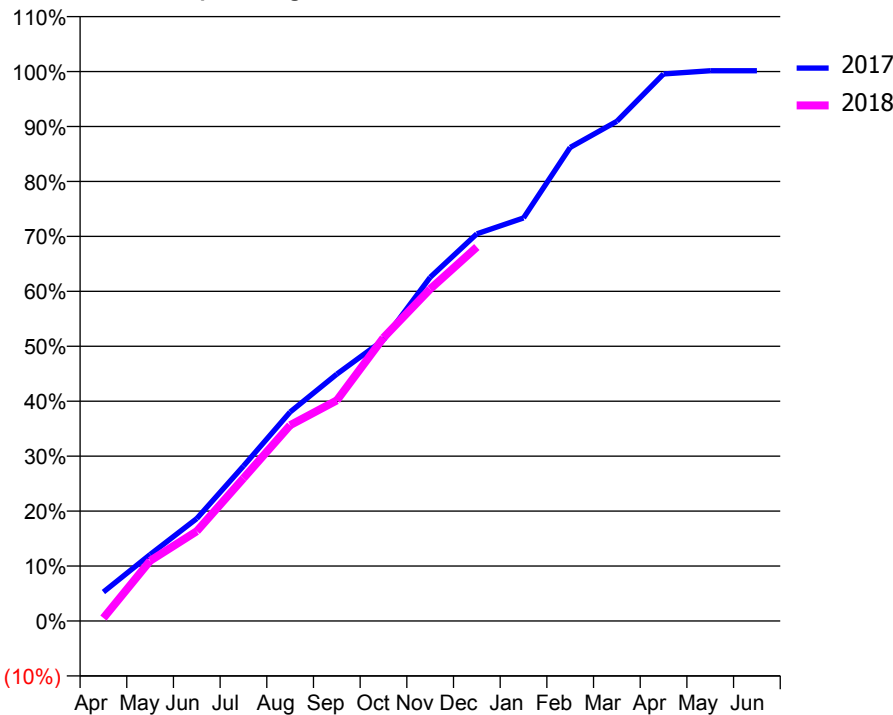
ACCESS*

Patients seen in 24 months	Total	Change since previous quarter
Quarter ending December 2016	3,510	
Quarter ending March 2017	3,508	→
Quarter ending June 2017	3,519	→
Quarter ending September 2017	3,498	→
Quarter ending December 2017	3,509	→
Variance since December 2016	(0.0%)	→



ACTIVITY

Cumulative percentage of contracted UDA delivered 2017 & 2018



Month	Adjusted Scheduled Activity (UDA)	
	2017	2018
April	572	58
May	1,308	1,186
June	2,018	1,768
July	3,053	2,810
August	4,116	3,855
September	4,860	4,344
October	5,532	5,577
November	6,766	6,536
December	7,621	7,362
January	7,934	
February	9,321	
March	9,837	
April	10,770	
May	10,832	
June	10,832	

QUALITY

	Quantity	Base Number	Contract	AT	Region	England
% of FP17s for the same patient ID Re-attending within 3 months - Children	50	762	6.6%	9.8%	12.9%	12.0%
% of FP17s for the same patient ID Re-attending within 3 months - Adults	455	2,835	16.0%	14.3%	16.5%	15.9%
% of FP17s for the same patient ID Re-attending between 3 & 9 months - Children	370	762	48.6%	58.8%	59.6%	58.0%
% of FP17s for the same patient ID Re-attending between 3 & 9 months - Adults	1,227	2,835	43.3%	53.0%	52.8%	50.5%
% of FP17s for Band 1 Urgent Courses	180	3,164	5.7%	7.5%	9.1%	9.0%
% of FP17s Relating to Free Repair or Replacements	73	3,164	2.3%	1.2%	1.0%	0.8%
% of FP17s Relating to Continuations	92	3,164	2.9%	1.3%	1.2%	1.1%
% of Patients satisfied with the dentistry they have received	4	4	N/A	92.7%	91.6%	91.5%
% of Patients satisfied with the time they had to wait for an appointment	4	4	N/A	88.3%	88.3%	87.9%

* This is based on patients treated on this contract for their most recent course of treatment. Figures in italics indicate the base number of FP17s or Patient Questionnaire responses are less than 100. N/A is shown where the base number of responses is less than 10 during the period. % is calculated as Quantity/Base number*100

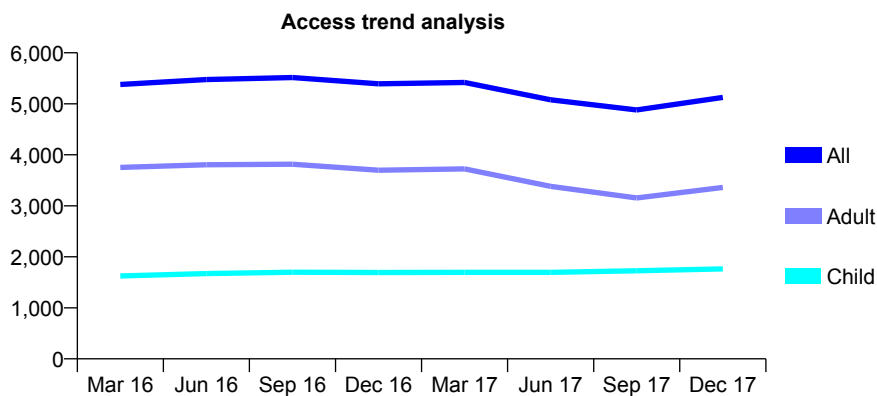
Q51 - Vital Signs At a Glance Contract Report for 114871/0001 - December 2017

Name or company name	Abbeydale Road Family Dental Centre
Contract type name	GDS Contract
Purpose of contract	General
Contract start date	01/04/2012
Contract end date	

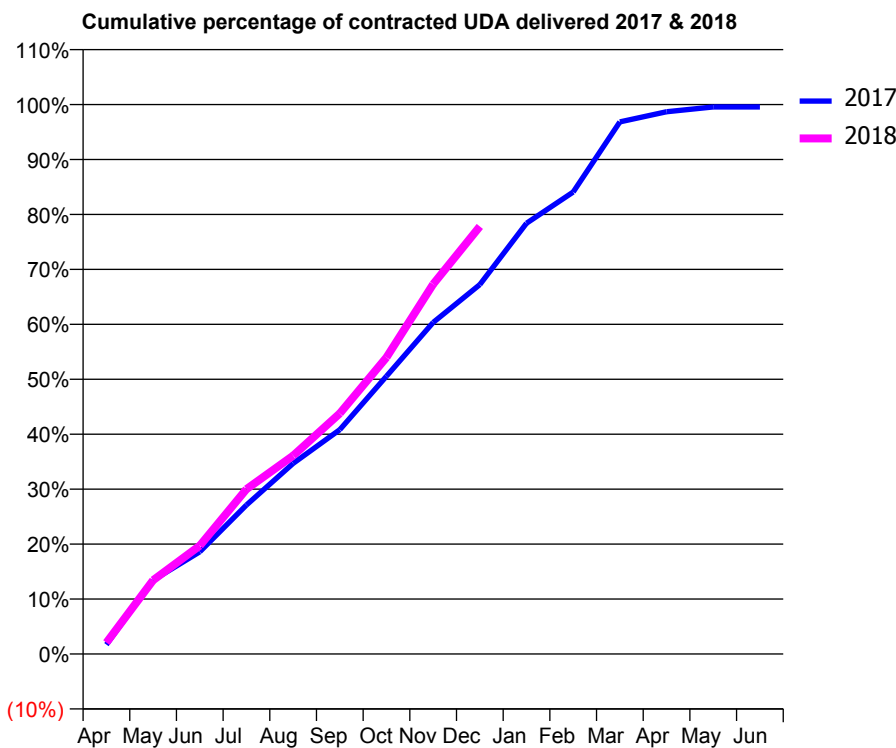
17/18 Contracted general activity (UDA)	13,643
Carry forward general activity (UDA)	60
17/18 Contracted orthodontic activity (UOA)	0
Carry forward orthodontic activity (UOA)	0
Baseline contract value	£361,976.16

ACCESS*

Patients seen in 24 months	Total	Change since previous quarter
Quarter ending December 2016	5,392	
Quarter ending March 2017	5,418	→
Quarter ending June 2017	5,079	↓
Quarter ending September 2017	4,881	↓
Quarter ending December 2017	5,125	↑
Variance since December 2016	(5.0%)	↓



ACTIVITY



Month	Adjusted Scheduled Activity (UDA)	
	2017	2018
April	235	284
May	1,832	1,831
June	2,537	2,690
July	3,701	4,092
August	4,732	4,926
September	5,570	5,976
October	6,898	7,366
November	8,233	9,182
December	9,171	10,616
January	10,695	
February	11,469	
March	13,211	
April	13,463	
May	13,583	
June	13,583	

QUALITY

	Quantity	Base Number	Contract	AT	Region	England
% of FP17s for the same patient ID Re-attending within 3 months - Children	129	1,720	7.5%	9.8%	12.9%	12.0%
% of FP17s for the same patient ID Re-attending within 3 months - Adults	503	2,795	18.0%	14.3%	16.5%	15.9%
% of FP17s for the same patient ID Re-attending between 3 & 9 months - Children	913	1,720	53.1%	58.8%	59.6%	58.0%
% of FP17s for the same patient ID Re-attending between 3 & 9 months - Adults	1,080	2,795	38.6%	53.0%	52.8%	50.5%
% of FP17s for Band 1 Urgent Courses	302	4,326	7.0%	7.5%	9.1%	9.0%
% of FP17s Relating to Free Repair or Replacements	1	4,326	0.0%	1.2%	1.0%	0.8%
% of FP17s Relating to Continuations	142	4,326	3.3%	1.3%	1.2%	1.1%
% of Patients satisfied with the dentistry they have received	2	3	N/A	92.7%	91.6%	91.5%
% of Patients satisfied with the time they had to wait for an appointment	2	3	N/A	88.3%	88.3%	87.9%

* This is based on patients treated on this contract for their most recent course of treatment. Figures in italics indicate the base number of FP17s or Patient Questionnaire responses are less than 100. N/A is shown where the base number of responses is less than 10 during the period. % is calculated as Quantity/Base number*100

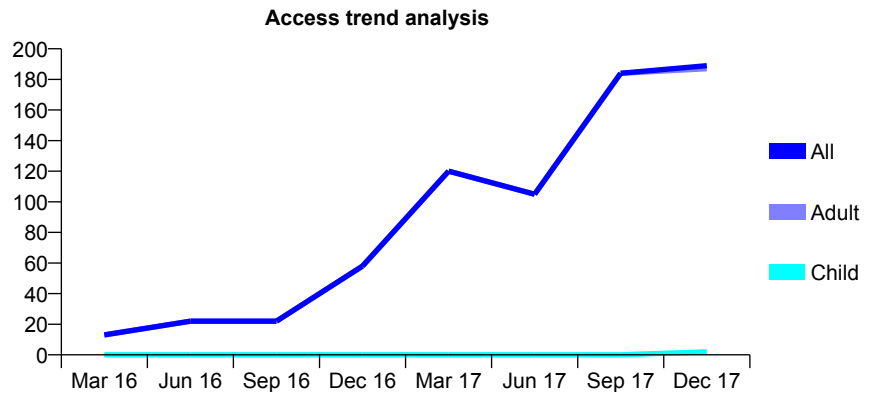
Q51 - Vital Signs At a Glance Contract Report for 115142/0001 - December 2017

Name or company name	Sheffield Teaching Hospital NHS FT
Contract type name	PDS Contract
Purpose of contract	General
Contract start date	01/05/2015
Contract end date	30/04/2020

17/18 Contracted general activity (UDA)	1,800
Carry forward general activity (UDA)	0
17/18 Contracted orthodontic activity (UOA)	0
Carry forward orthodontic activity (UOA)	0
Baseline contract value	£75,551.73

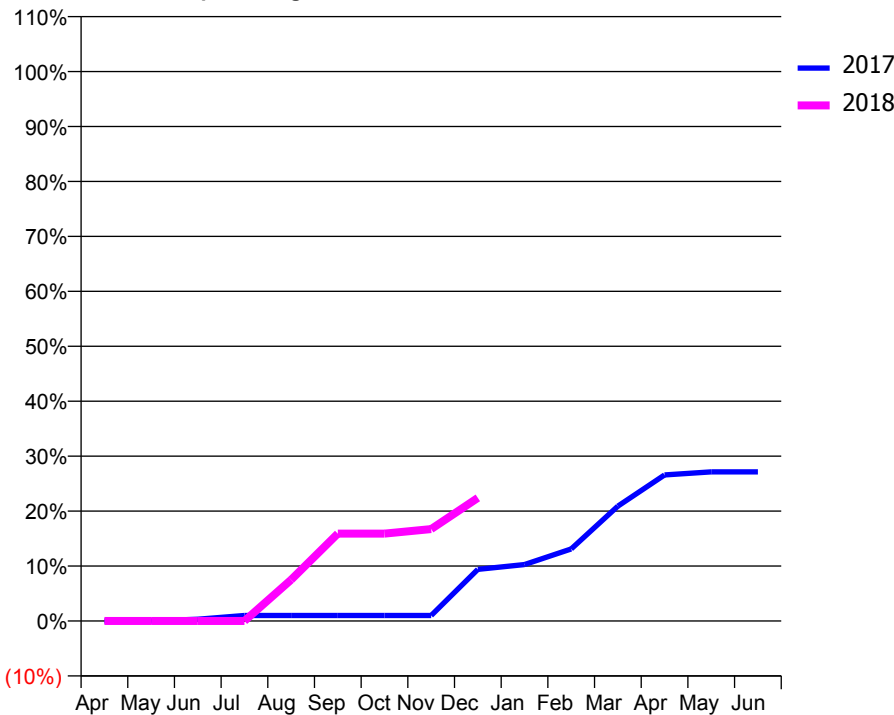
ACCESS*

Patients seen in 24 months	Total	Change since previous quarter
Quarter ending December 2016	58	
Quarter ending March 2017	120	↑
Quarter ending June 2017	105	↓
Quarter ending September 2017	184	↑
Quarter ending December 2017	189	↑
Variance since December 2016	225.9%	↑



ACTIVITY

Cumulative percentage of contracted UDA delivered 2017 & 2018



Month	Adjusted Scheduled Activity (UDA)	
	2017	2018
April	0	0
May	0	0
June	6	0
July	18	0
August	18	135
September	18	286
October	18	286
November	18	301
December	169	403
January	185	
February	236	
March	376	
April	479	
May	489	
June	489	

QUALITY

	Quantity	Base Number	Contract	AT	Region	England
% of FP17s for the same patient ID Re-attending within 3 months - Children	0	2	0.0%	9.8%	12.9%	12.0%
% of FP17s for the same patient ID Re-attending within 3 months - Adults	5	214	2.3%	14.3%	16.5%	15.9%
% of FP17s for the same patient ID Re-attending between 3 & 9 months - Children	0	2	0.0%	58.8%	59.6%	58.0%
% of FP17s for the same patient ID Re-attending between 3 & 9 months - Adults	0	214	0.0%	53.0%	52.8%	50.5%
% of FP17s for Band 1 Urgent Courses	1	157	0.6%	7.5%	9.1%	9.0%
% of FP17s Relating to Free Repair or Replacements	0	157	0.0%	1.2%	1.0%	0.8%
% of FP17s Relating to Continuations	0	157	0.0%	1.3%	1.2%	1.1%
% of Patients satisfied with the dentistry they have received	0	0	N/A	92.7%	91.6%	91.5%
% of Patients satisfied with the time they had to wait for an appointment	0	0	N/A	88.3%	88.3%	87.9%

* This is based on patients treated on this contract for their most recent course of treatment. Figures in italics indicate the base number of FP17s or Patient Questionnaire responses are less than 100. N/A is shown where the base number of responses is less than 10 during the period. % is calculated as Quantity/Base number*100

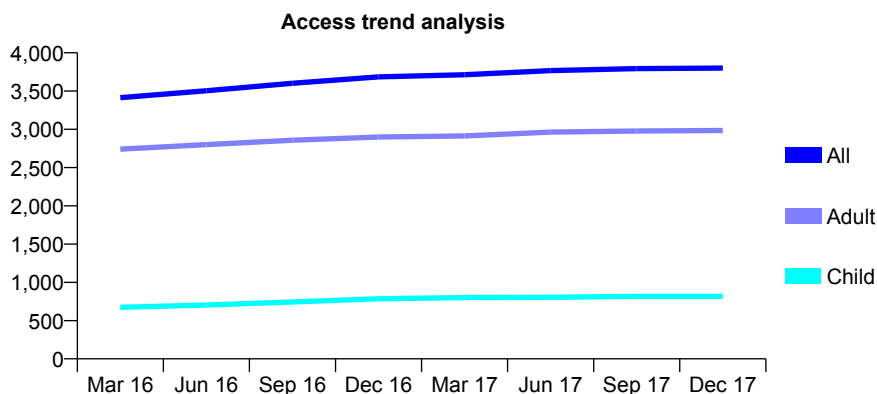
Q51 - Vital Signs At a Glance Contract Report for 116823/0001 - December 2017

Name or company name	Rayner and Horscroft
Contract type name	GDS Contract
Purpose of contract	General
Contract start date	27/01/2010
Contract end date	

17/18 Contracted general activity (UDA)	10,751
Carry forward general activity (UDA)	-5
17/18 Contracted orthodontic activity (UOA)	0
Carry forward orthodontic activity (UOA)	0
Baseline contract value	£344,147.84

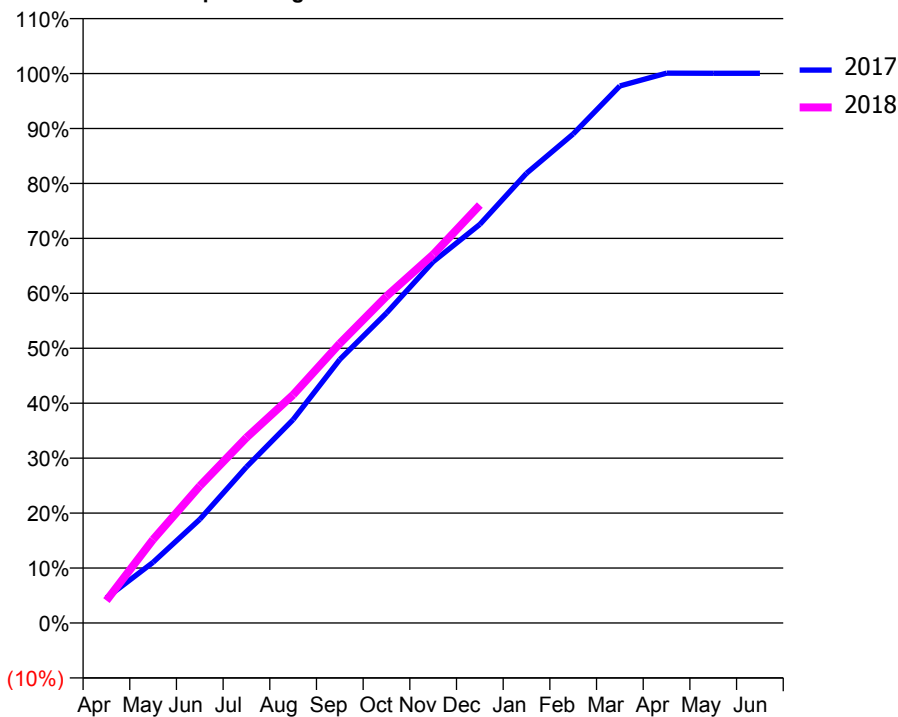
ACCESS*

Patients seen in 24 months	Total	Change since previous quarter
Quarter ending December 2016	3,685	
Quarter ending March 2017	3,714	→
Quarter ending June 2017	3,768	→
Quarter ending September 2017	3,794	→
Quarter ending December 2017	3,801	→
Variance since December 2016	3.1%	↑



ACTIVITY

Cumulative percentage of contracted UDA delivered 2017 & 2018



Month	Adjusted Scheduled Activity (UDA)	
	2017	2018
April	491	440
May	1,189	1,633
June	2,029	2,681
July	3,055	3,627
August	3,979	4,466
September	5,157	5,470
October	6,063	6,394
November	7,068	7,211
December	7,798	8,179
January	8,800	
February	9,569	
March	10,508	
April	10,757	
May	10,756	
June	10,756	

QUALITY

	Quantity	Base Number	Contract	AT	Region	England
% of FP17s for the same patient ID Re-attending within 3 months - Children	204	1,195	17.1%	9.8%	12.9%	12.0%
% of FP17s for the same patient ID Re-attending within 3 months - Adults	463	4,074	11.4%	14.3%	16.5%	15.9%
% of FP17s for the same patient ID Re-attending between 3 & 9 months - Children	787	1,195	65.9%	58.8%	59.6%	58.0%
% of FP17s for the same patient ID Re-attending between 3 & 9 months - Adults	3,068	4,074	75.3%	53.0%	52.8%	50.5%
% of FP17s for Band 1 Urgent Courses	119	5,112	2.3%	7.5%	9.1%	9.0%
% of FP17s Relating to Free Repair or Replacements	14	5,112	0.3%	1.2%	1.0%	0.8%
% of FP17s Relating to Continuations	45	5,112	0.9%	1.3%	1.2%	1.1%
% of Patients satisfied with the dentistry they have received	6	7	N/A	92.7%	91.6%	91.5%
% of Patients satisfied with the time they had to wait for an appointment	6	7	N/A	88.3%	88.3%	87.9%

* This is based on patients treated on this contract for their most recent course of treatment. Figures in italics indicate the base number of FP17s or Patient Questionnaire responses are less than 100. N/A is shown where the base number of responses is less than 10 during the period. % is calculated as Quantity/Base number*100

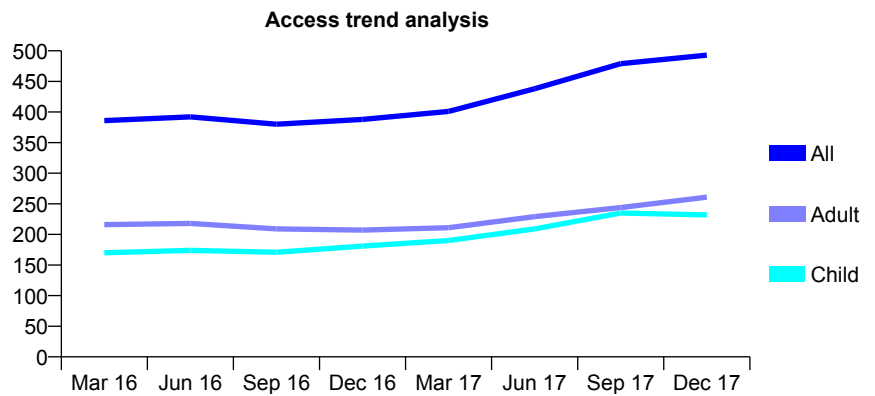
Q51 - Vital Signs At a Glance Contract Report for 117641/0001 - December 2017

Name or company name	Bealby & Jones
Contract type name	GDS Contract
Purpose of contract	General
Contract start date	01/04/2006
Contract end date	

17/18 Contracted general activity (UDA)	1,207
Carry forward general activity (UDA)	0
17/18 Contracted orthodontic activity (UOA)	0
Carry forward orthodontic activity (UOA)	0
Baseline contract value	£38,430.14

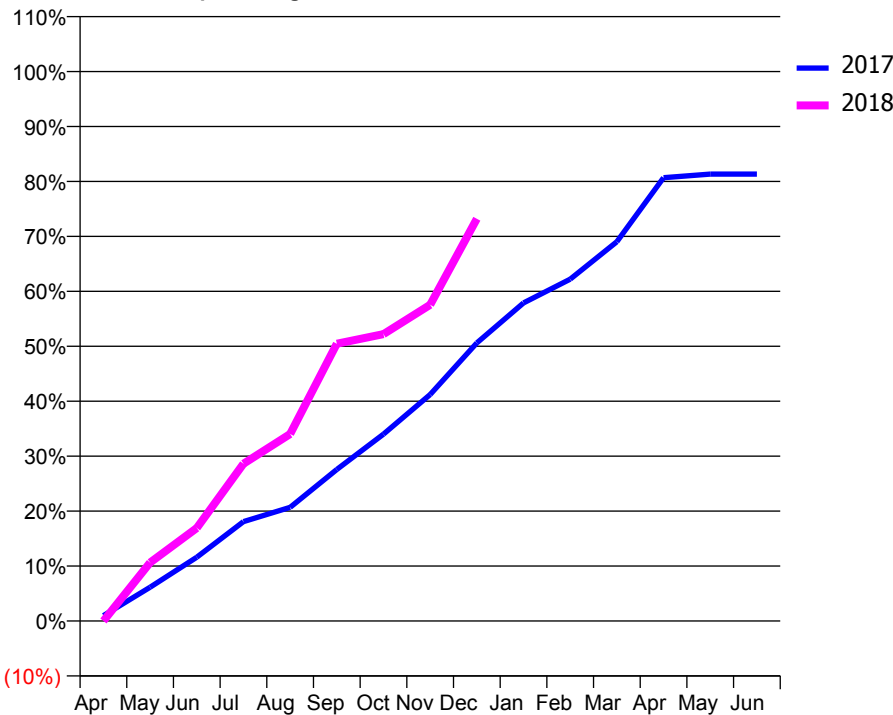
ACCESS*

Patients seen in 24 months	Total	Change since previous quarter
Quarter ending December 2016	388	
Quarter ending March 2017	401	↑
Quarter ending June 2017	438	↑
Quarter ending September 2017	479	↑
Quarter ending December 2017	493	↑
Variance since December 2016	27.1%	↑



ACTIVITY

Cumulative percentage of contracted UDA delivered 2017 & 2018



Month	Adjusted Scheduled Activity (UDA)	
	2017	2018
April	12	0
May	74	128
June	140	204
July	218	346
August	250	411
September	333	609
October	410	630
November	498	695
December	611	884
January	699	
February	751	
March	833	
April	974	
May	982	
June	982	

QUALITY

	Quantity	Base Number	Contract	AT	Region	England
% of FP17s for the same patient ID Re-attending within 3 months - Children	16	270	5.9%	9.8%	12.9%	12.0%
% of FP17s for the same patient ID Re-attending within 3 months - Adults	23	270	8.5%	14.3%	16.5%	15.9%
% of FP17s for the same patient ID Re-attending between 3 & 9 months - Children	129	270	47.8%	58.8%	59.6%	58.0%
% of FP17s for the same patient ID Re-attending between 3 & 9 months - Adults	120	270	44.4%	53.0%	52.8%	50.5%
% of FP17s for Band 1 Urgent Courses	33	466	7.1%	7.5%	9.1%	9.0%
% of FP17s Relating to Free Repair or Replacements	0	466	0.0%	1.2%	1.0%	0.8%
% of FP17s Relating to Continuations	0	466	0.0%	1.3%	1.2%	1.1%
% of Patients satisfied with the dentistry they have received	2	2	N/A	92.7%	91.6%	91.5%
% of Patients satisfied with the time they had to wait for an appointment	2	2	N/A	88.3%	88.3%	87.9%

* This is based on patients treated on this contract for their most recent course of treatment. Figures in italics indicate the base number of FP17s or Patient Questionnaire responses are less than 100. N/A is shown where the base number of responses is less than 10 during the period. % is calculated as Quantity/Base number*100

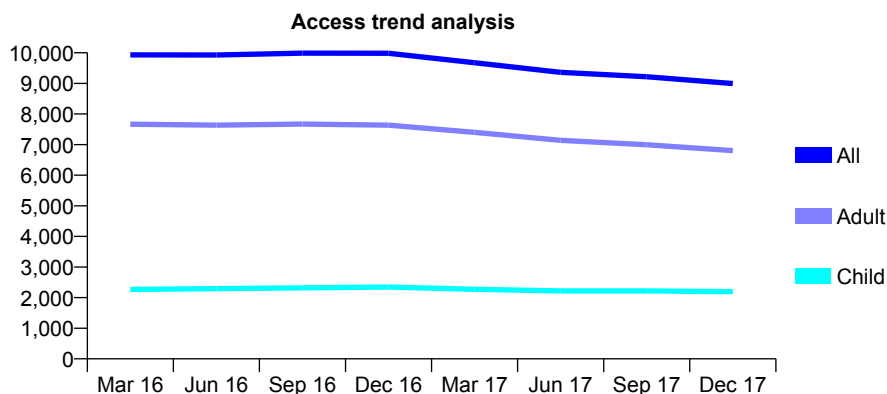
Q51 - Vital Signs At a Glance Contract Report for 118060/0005 - December 2017

Name or company name	Genix Healthcare Ltd
Contract type name	GDS Contract
Purpose of contract	General
Contract start date	01/11/2006
Contract end date	

17/18 Contracted general activity (UDA)	28,148
Carry forward general activity (UDA)	0
17/18 Contracted orthodontic activity (UOA)	0
Carry forward orthodontic activity (UOA)	0
Baseline contract value	£734,677.10

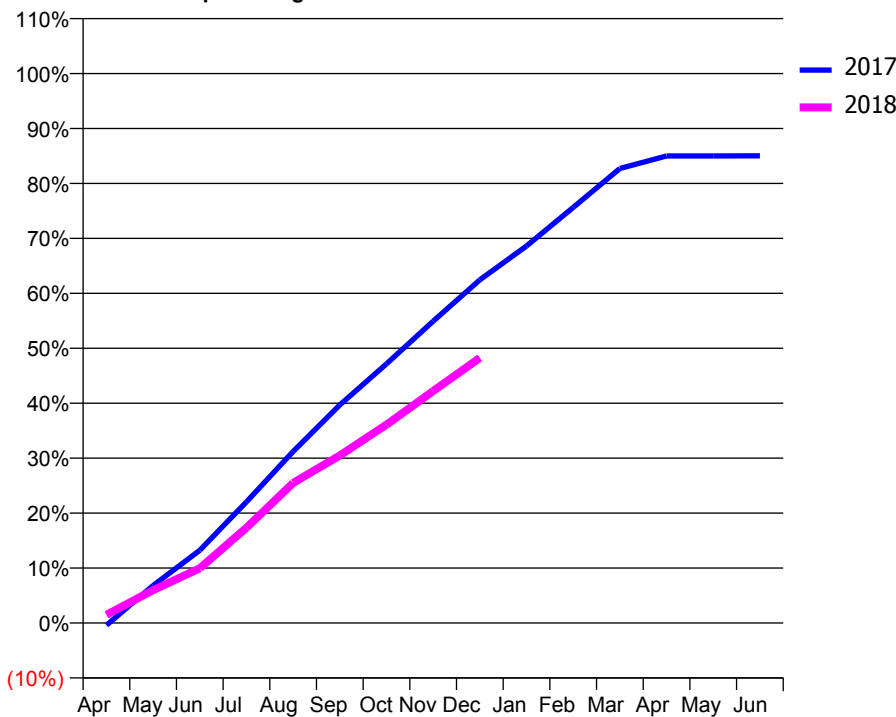
ACCESS*

Patients seen in 24 months	Total	Change since previous quarter
Quarter ending December 2016	9,985	
Quarter ending March 2017	9,675	↓
Quarter ending June 2017	9,361	↓
Quarter ending September 2017	9,218	↓
Quarter ending December 2017	8,995	↓
Variance since December 2016	(9.9%)	↓



ACTIVITY

Cumulative percentage of contracted UDA delivered 2017 & 2018



Month	Adjusted Scheduled Activity (UDA)	
	2017	2018
April	-123	422
May	1,923	1,680
June	3,723	2,806
July	6,204	4,883
August	8,787	7,178
September	11,171	8,581
October	13,273	10,161
November	15,463	11,879
December	17,576	13,580
January	19,313	
February	21,289	
March	23,280	
April	23,921	
May	23,926	
June	23,929	

QUALITY

	Quantity	Base Number	Contract	AT	Region	England
% of FP17s for the same patient ID Re-attending within 3 months - Children	205	2,385	8.6%	9.8%	12.9%	12.0%
% of FP17s for the same patient ID Re-attending within 3 months - Adults	738	6,431	11.5%	14.3%	16.5%	15.9%
% of FP17s for the same patient ID Re-attending between 3 & 9 months - Children	1,527	2,385	64.0%	58.8%	59.6%	58.0%
% of FP17s for the same patient ID Re-attending between 3 & 9 months - Adults	3,774	6,431	58.7%	53.0%	52.8%	50.5%
% of FP17s for Band 1 Urgent Courses	734	8,429	8.7%	7.5%	9.1%	9.0%
% of FP17s Relating to Free Repair or Replacements	59	8,429	0.7%	1.2%	1.0%	0.8%
% of FP17s Relating to Continuations	38	8,429	0.5%	1.3%	1.2%	1.1%
% of Patients satisfied with the dentistry they have received	11	14	78.6%	92.7%	91.6%	91.5%
% of Patients satisfied with the time they had to wait for an appointment	11	14	78.6%	88.3%	88.3%	87.9%

* This is based on patients treated on this contract for their most recent course of treatment. Figures in italics indicate the base number of FP17s or Patient Questionnaire responses are less than 100. N/A is shown where the base number of responses is less than 10 during the period. % is calculated as Quantity/Base number*100

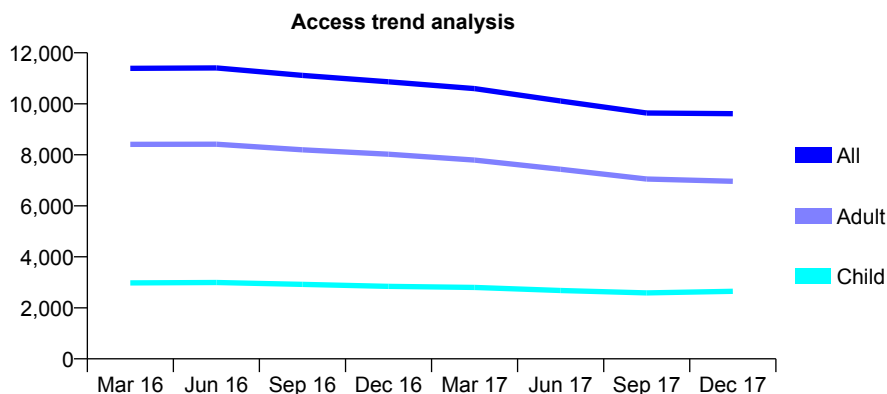
Q51 - Vital Signs At a Glance Contract Report for 118060/0007 - December 2017

Name or company name	Genix Healthcare Ltd
Contract type name	GDS Contract
Purpose of contract	General
Contract start date	01/01/2007
Contract end date	

17/18 Contracted general activity (UDA)	31,865
Carry forward general activity (UDA)	1,050
17/18 Contracted orthodontic activity (UOA)	0
Carry forward orthodontic activity (UOA)	0
Baseline contract value	£911,993.98

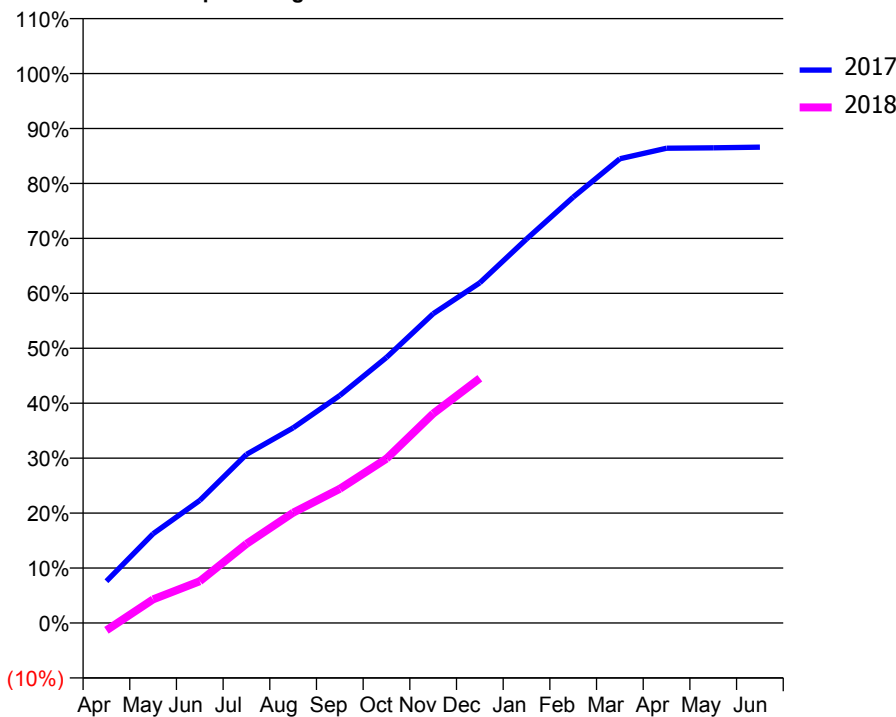
ACCESS*

Patients seen in 24 months	Total	Change since previous quarter
Quarter ending December 2016	10,864	
Quarter ending March 2017	10,596	↓
Quarter ending June 2017	10,112	↓
Quarter ending September 2017	9,638	↓
Quarter ending December 2017	9,613	→
Variance since December 2016	(11.5%)	↓



ACTIVITY

Cumulative percentage of contracted UDA delivered 2017 & 2018



Month	Adjusted Scheduled Activity (UDA)	
	2017	2018
April	2,421	-426
May	5,177	1,371
June	7,110	2,428
July	9,778	4,587
August	11,313	6,399
September	13,194	7,783
October	15,397	9,528
November	17,939	12,147
December	19,731	14,195
January	22,270	
February	24,694	
March	26,917	
April	27,530	
May	27,553	
June	27,590	

QUALITY

	Quantity	Base Number	Contract	AT	Region	England
% of FP17s for the same patient ID Re-attending within 3 months - Children	105	2,232	4.7%	9.8%	12.9%	12.0%
% of FP17s for the same patient ID Re-attending within 3 months - Adults	587	5,595	10.5%	14.3%	16.5%	15.9%
% of FP17s for the same patient ID Re-attending between 3 & 9 months - Children	1,061	2,232	47.5%	58.8%	59.6%	58.0%
% of FP17s for the same patient ID Re-attending between 3 & 9 months - Adults	2,658	5,595	47.5%	53.0%	52.8%	50.5%
% of FP17s for Band 1 Urgent Courses	371	7,520	4.9%	7.5%	9.1%	9.0%
% of FP17s Relating to Free Repair or Replacements	56	7,520	0.7%	1.2%	1.0%	0.8%
% of FP17s Relating to Continuations	34	7,520	0.5%	1.3%	1.2%	1.1%
% of Patients satisfied with the dentistry they have received	5	6	N/A	92.7%	91.6%	91.5%
% of Patients satisfied with the time they had to wait for an appointment	4	6	N/A	88.3%	88.3%	87.9%

* This is based on patients treated on this contract for their most recent course of treatment. Figures in italics indicate the base number of FP17s or Patient Questionnaire responses are less than 100. N/A is shown where the base number of responses is less than 10 during the period. % is calculated as Quantity/Base number*100

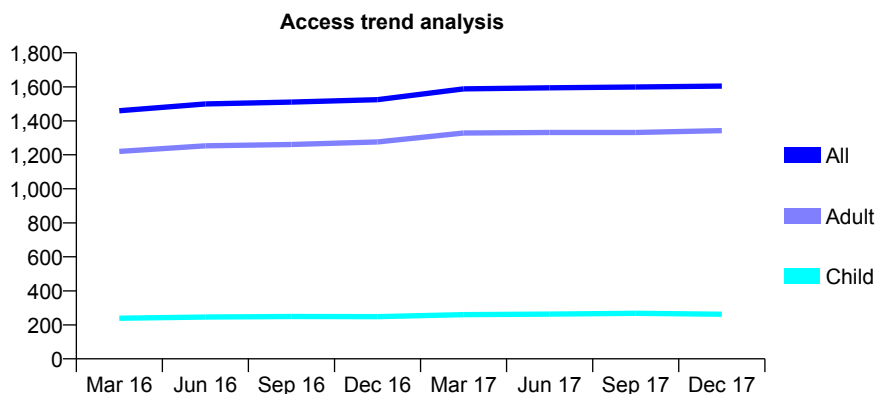
Q51 - Vital Signs At a Glance Contract Report for 118060/0011 - December 2017

Name or company name	Genix Healthcare Ltd
Contract type name	GDS Contract
Purpose of contract	General
Contract start date	01/04/2007
Contract end date	

17/18 Contracted general activity (UDA)	4,381
Carry forward general activity (UDA)	-88
17/18 Contracted orthodontic activity (UOA)	0
Carry forward orthodontic activity (UOA)	0
Baseline contract value	£125,387.01

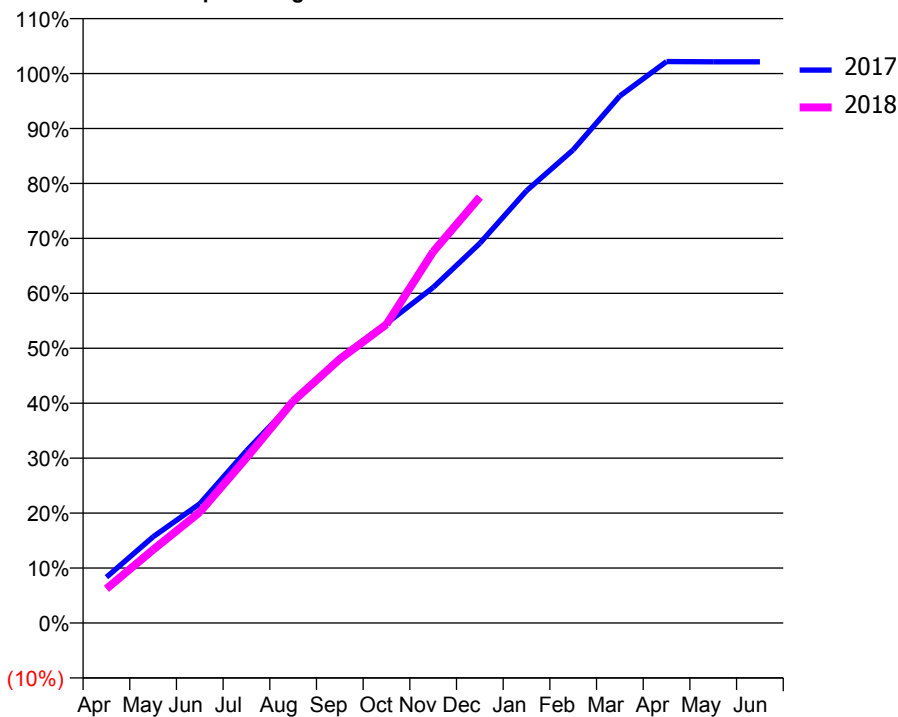
ACCESS*

Patients seen in 24 months	Total	Change since previous quarter
Quarter ending December 2016	1,524	
Quarter ending March 2017	1,588	↑
Quarter ending June 2017	1,594	→
Quarter ending September 2017	1,599	→
Quarter ending December 2017	1,604	→
Variance since December 2016	5.2%	↑



ACTIVITY

Cumulative percentage of contracted UDA delivered 2017 & 2018



Month	Adjusted Scheduled Activity (UDA)	
	2017	2018
April	366	273
May	688	584
June	951	884
July	1,373	1,317
August	1,762	1,768
September	2,115	2,104
October	2,388	2,381
November	2,676	2,960
December	3,027	3,397
January	3,446	
February	3,772	
March	4,202	
April	4,476	
May	4,474	
June	4,474	

QUALITY

	Quantity	Base Number	Contract	AT	Region	England
% of FP17s for the same patient ID Re-attending within 3 months - Children	28	356	7.9%	9.8%	12.9%	12.0%
% of FP17s for the same patient ID Re-attending within 3 months - Adults	187	1,571	11.9%	14.3%	16.5%	15.9%
% of FP17s for the same patient ID Re-attending between 3 & 9 months - Children	246	356	69.1%	58.8%	59.6%	58.0%
% of FP17s for the same patient ID Re-attending between 3 & 9 months - Adults	940	1,571	59.8%	53.0%	52.8%	50.5%
% of FP17s for Band 1 Urgent Courses	128	1,821	7.0%	7.5%	9.1%	9.0%
% of FP17s Relating to Free Repair or Replacements	2	1,821	0.1%	1.2%	1.0%	0.8%
% of FP17s Relating to Continuations	14	1,821	0.8%	1.3%	1.2%	1.1%
% of Patients satisfied with the dentistry they have received	3	3	N/A	92.7%	91.6%	91.5%
% of Patients satisfied with the time they had to wait for an appointment	3	3	N/A	88.3%	88.3%	87.9%

* This is based on patients treated on this contract for their most recent course of treatment. Figures in italics indicate the base number of FP17s or Patient Questionnaire responses are less than 100. N/A is shown where the base number of responses is less than 10 during the period. % is calculated as Quantity/Base number*100

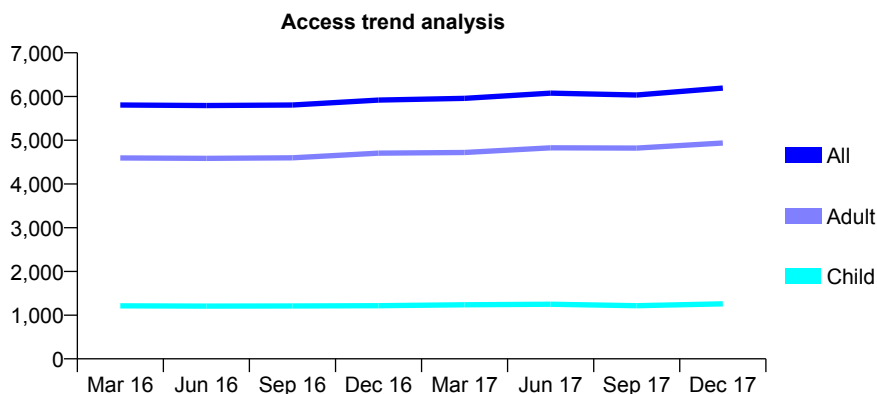
Q51 - Vital Signs At a Glance Contract Report for 118060/0013 - December 2017

Name or company name	Genix Healthcare Ltd
Contract type name	GDS Contract
Purpose of contract	General
Contract start date	01/05/2007
Contract end date	

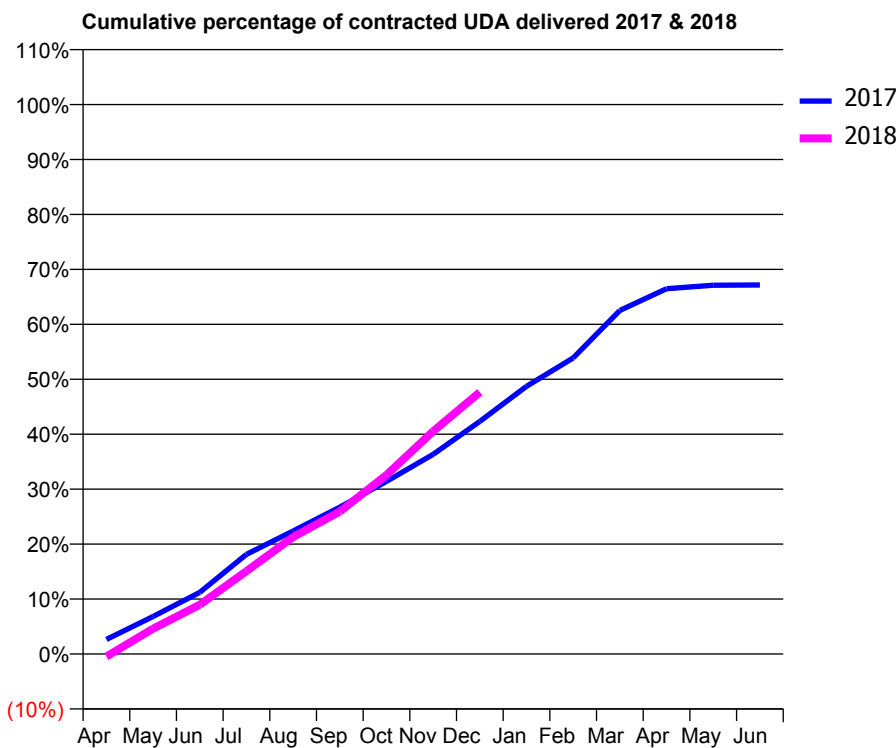
17/18 Contracted general activity (UDA)	25,767
Carry forward general activity (UDA)	450
17/18 Contracted orthodontic activity (UOA)	0
Carry forward orthodontic activity (UOA)	0
Baseline contract value	£878,456.71

ACCESS*

Patients seen in 24 months	Total	Change since previous quarter
Quarter ending December 2016	5,920	
Quarter ending March 2017	5,958	→
Quarter ending June 2017	6,077	→
Quarter ending September 2017	6,036	→
Quarter ending December 2017	6,193	↑
Variance since December 2016	4.6%	↑



ACTIVITY



Month	Adjusted Scheduled Activity (UDA)	
	2017	2018
April	686	-121
May	1,758	1,189
June	2,889	2,311
July	4,673	3,883
August	5,767	5,484
September	6,888	6,682
October	8,093	8,394
November	9,365	10,444
December	10,910	12,281
January	12,554	
February	13,883	
March	16,108	
April	17,129	
May	17,290	
June	17,305	

QUALITY

	Quantity	Base Number	Contract	AT	Region	England
% of FP17s for the same patient ID Re-attending within 3 months - Children	136	1,431	9.5%	9.8%	12.9%	12.0%
% of FP17s for the same patient ID Re-attending within 3 months - Adults	570	4,801	11.9%	14.3%	16.5%	15.9%
% of FP17s for the same patient ID Re-attending between 3 & 9 months - Children	791	1,431	55.3%	58.8%	59.6%	58.0%
% of FP17s for the same patient ID Re-attending between 3 & 9 months - Adults	2,031	4,801	42.3%	53.0%	52.8%	50.5%
% of FP17s for Band 1 Urgent Courses	683	5,817	11.7%	7.5%	9.1%	9.0%
% of FP17s Relating to Free Repair or Replacements	61	5,817	1.0%	1.2%	1.0%	0.8%
% of FP17s Relating to Continuations	32	5,817	0.6%	1.3%	1.2%	1.1%
% of Patients satisfied with the dentistry they have received	8	10	80.0%	92.7%	91.6%	91.5%
% of Patients satisfied with the time they had to wait for an appointment	8	10	80.0%	88.3%	88.3%	87.9%

* This is based on patients treated on this contract for their most recent course of treatment. Figures in italics indicate the base number of FP17s or Patient Questionnaire responses are less than 100. N/A is shown where the base number of responses is less than 10 during the period. % is calculated as Quantity/Base number*100

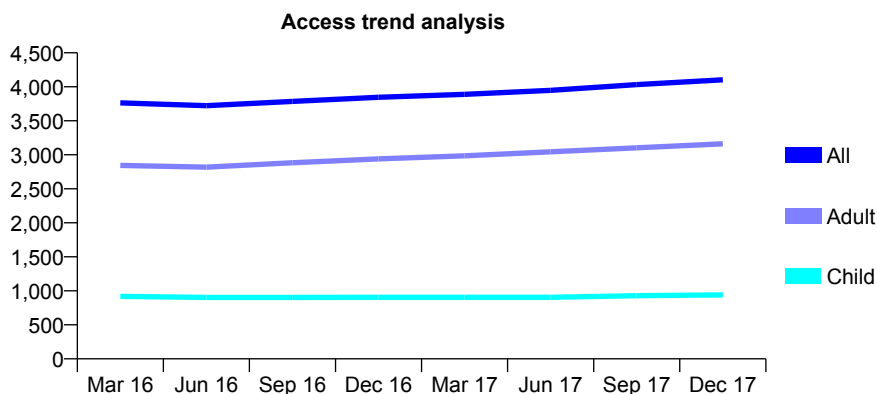
Q51 - Vital Signs At a Glance Contract Report for 119008/0001 - December 2017

Name or company name	765 Dental Care
Contract type name	GDS Contract
Purpose of contract	General
Contract start date	01/04/2014
Contract end date	

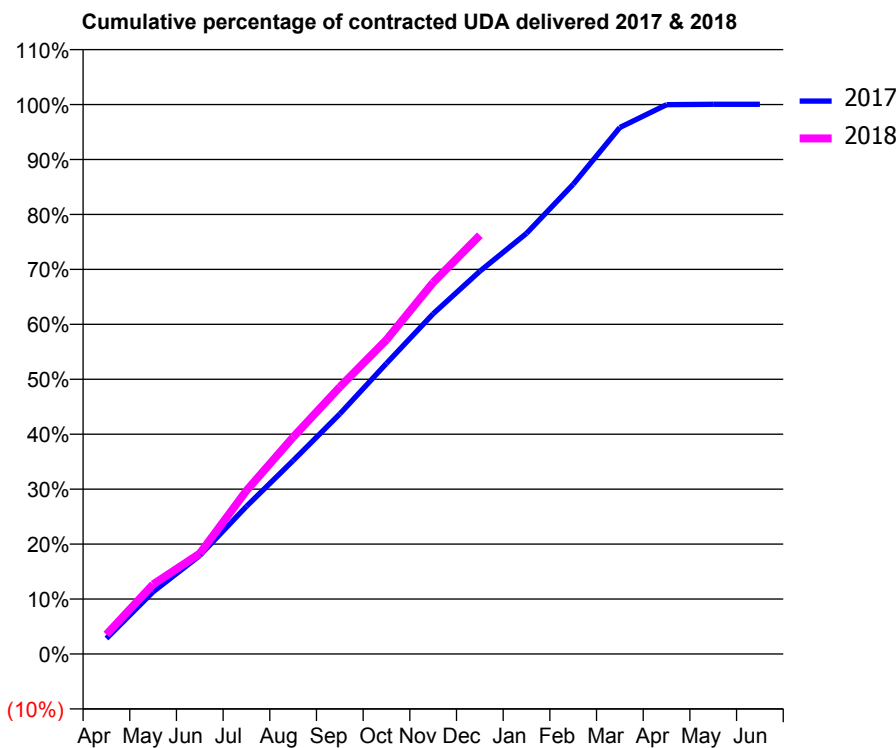
17/18 Contracted general activity (UDA)	11,430
Carry forward general activity (UDA)	0
17/18 Contracted orthodontic activity (UOA)	0
Carry forward orthodontic activity (UOA)	0
Baseline contract value	£346,754.17

ACCESS*

Patients seen in 24 months	Total	Change since previous quarter
Quarter ending December 2016	3,846	
Quarter ending March 2017	3,890	→
Quarter ending June 2017	3,948	→
Quarter ending September 2017	4,032	↑
Quarter ending December 2017	4,103	→
Variance since December 2016	6.7%	↑



ACTIVITY



Month	Adjusted Scheduled Activity (UDA)	
	2017	2018
April	323	406
May	1,293	1,449
June	2,049	2,090
July	3,071	3,400
August	4,024	4,512
September	4,994	5,553
October	6,045	6,538
November	7,076	7,728
December	7,961	8,711
January	8,749	
February	9,770	
March	10,952	
April	11,425	
May	11,435	
June	11,435	

QUALITY

	Quantity	Base Number	Contract	AT	Region	England
% of FP17s for the same patient ID Re-attending within 3 months - Children	87	1,153	7.5%	9.8%	12.9%	12.0%
% of FP17s for the same patient ID Re-attending within 3 months - Adults	548	3,860	14.2%	14.3%	16.5%	15.9%
% of FP17s for the same patient ID Re-attending between 3 & 9 months - Children	771	1,153	66.9%	58.8%	59.6%	58.0%
% of FP17s for the same patient ID Re-attending between 3 & 9 months - Adults	2,456	3,860	63.6%	53.0%	52.8%	50.5%
% of FP17s for Band 1 Urgent Courses	261	4,784	5.5%	7.5%	9.1%	9.0%
% of FP17s Relating to Free Repair or Replacements	41	4,784	0.9%	1.2%	1.0%	0.8%
% of FP17s Relating to Continuations	52	4,784	1.1%	1.3%	1.2%	1.1%
% of Patients satisfied with the dentistry they have received	3	3	N/A	92.7%	91.6%	91.5%
% of Patients satisfied with the time they had to wait for an appointment	3	3	N/A	88.3%	88.3%	87.9%

* This is based on patients treated on this contract for their most recent course of treatment. Figures in italics indicate the base number of FP17s or Patient Questionnaire responses are less than 100. N/A is shown where the base number of responses is less than 10 during the period. % is calculated as Quantity/Base number*100

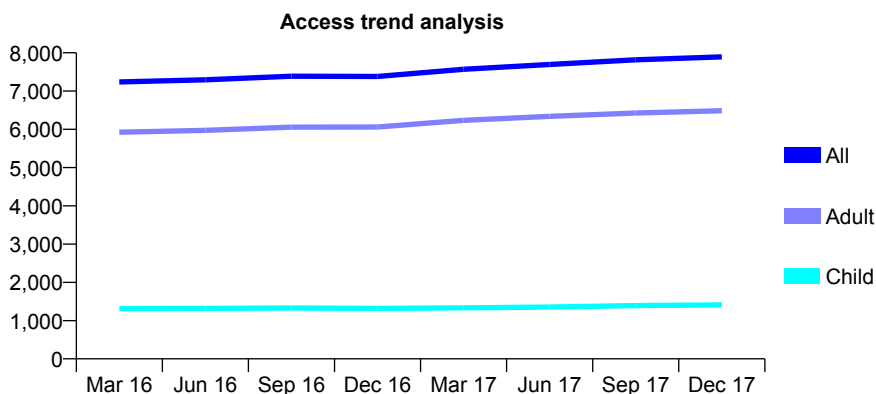
Q51 - Vital Signs At a Glance Contract Report for 120324/0001 - December 2017

Name or company name	HUGHES-DOCHERTY & BASMA SABER
Contract type name	GDS Contract
Purpose of contract	General
Contract start date	01/04/2006
Contract end date	

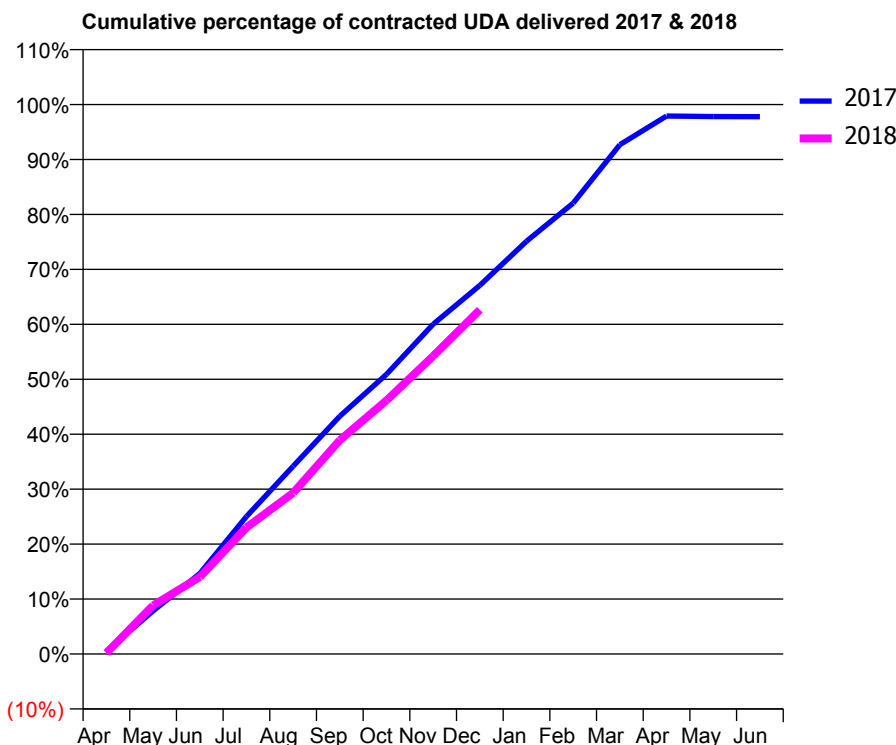
17/18 Contracted general activity (UDA)	21,825
Carry forward general activity (UDA)	482
17/18 Contracted orthodontic activity (UOA)	0
Carry forward orthodontic activity (UOA)	0
Baseline contract value	£698,043.72

ACCESS*

Patients seen in 24 months	Total	Change since previous quarter
Quarter ending December 2016	7,381	
Quarter ending March 2017	7,568	↑
Quarter ending June 2017	7,695	→
Quarter ending September 2017	7,818	→
Quarter ending December 2017	7,894	→
Variance since December 2016	7.0%	↑



ACTIVITY



Month	Adjusted Scheduled Activity (UDA)	
	2017	2018
April	116	37
May	1,715	1,930
June	3,196	3,057
July	5,466	5,022
August	7,458	6,403
September	9,446	8,495
October	11,111	10,071
November	13,099	11,837
December	14,641	13,675
January	16,394	
February	17,910	
March	20,228	
April	21,366	
May	21,345	
June	21,343	

QUALITY

	Quantity	Base Number	Contract	AT	Region	England
% of FP17s for the same patient ID Re-attending within 3 months - Children	121	1,775	6.8%	9.8%	12.9%	12.0%
% of FP17s for the same patient ID Re-attending within 3 months - Adults	1,113	7,972	14.0%	14.3%	16.5%	15.9%
% of FP17s for the same patient ID Re-attending between 3 & 9 months - Children	1,256	1,775	70.8%	58.8%	59.6%	58.0%
% of FP17s for the same patient ID Re-attending between 3 & 9 months - Adults	4,862	7,972	61.0%	53.0%	52.8%	50.5%
% of FP17s for Band 1 Urgent Courses	256	8,180	3.1%	7.5%	9.1%	9.0%
% of FP17s Relating to Free Repair or Replacements	136	8,180	1.7%	1.2%	1.0%	0.8%
% of FP17s Relating to Continuations	72	8,180	0.9%	1.3%	1.2%	1.1%
% of Patients satisfied with the dentistry they have received	13	13	100.0%	92.7%	91.6%	91.5%
% of Patients satisfied with the time they had to wait for an appointment	13	13	100.0%	88.3%	88.3%	87.9%

* This is based on patients treated on this contract for their most recent course of treatment. Figures in italics indicate the base number of FP17s or Patient Questionnaire responses are less than 100. N/A is shown where the base number of responses is less than 10 during the period. % is calculated as Quantity/Base number*100

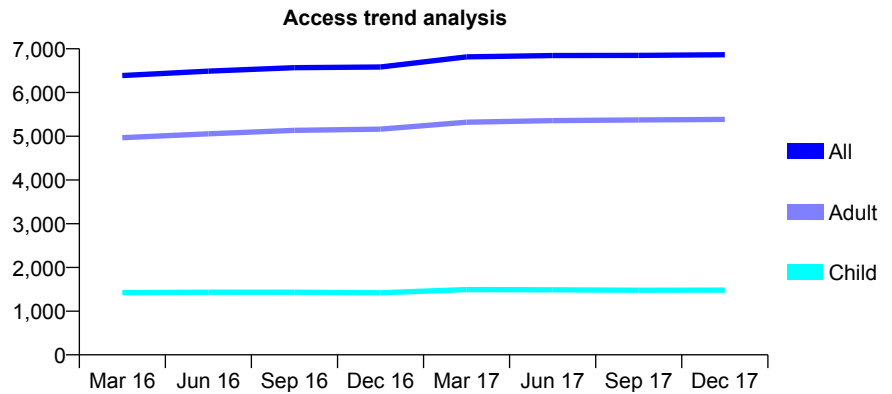
Q51 - Vital Signs At a Glance Contract Report for 122270/0001 - December 2017

Name or company name	Birley Moor Dental Practice Partnership
Contract type name	GDS Contract
Purpose of contract	General
Contract start date	31/03/2012
Contract end date	

17/18 Contracted general activity (UDA)	19,200
Carry forward general activity (UDA)	-26
17/18 Contracted orthodontic activity (UOA)	0
Carry forward orthodontic activity (UOA)	0
Baseline contract value	£515,299.48

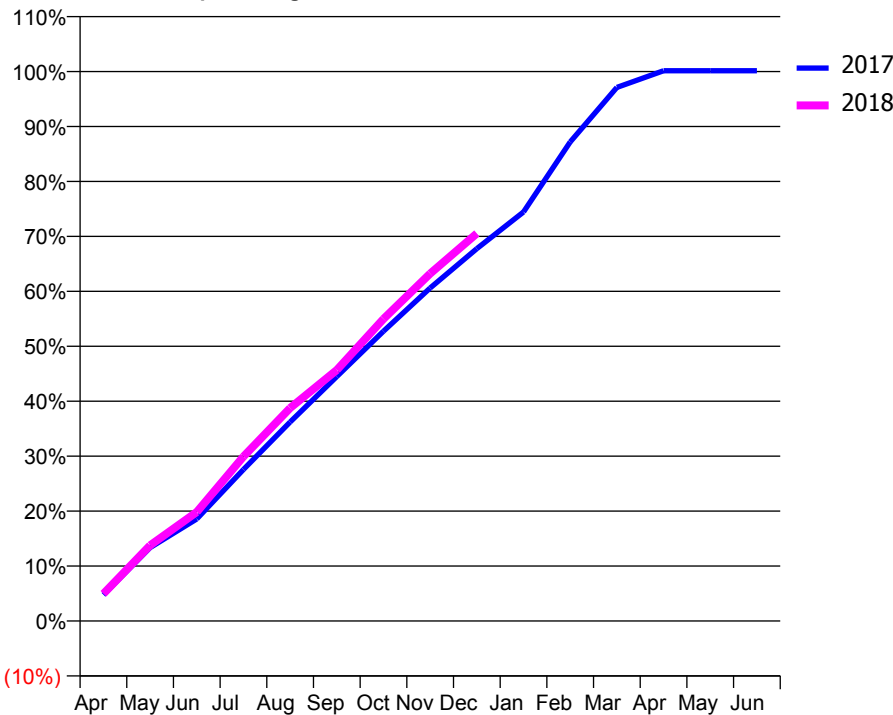
ACCESS*

Patients seen in 24 months	Total	Change since previous quarter
Quarter ending December 2016	6,584	
Quarter ending March 2017	6,815	↑
Quarter ending June 2017	6,847	→
Quarter ending September 2017	6,849	→
Quarter ending December 2017	6,865	→
Variance since December 2016	4.3%	↑



ACTIVITY

Cumulative percentage of contracted UDA delivered 2017 & 2018



Month	Adjusted Scheduled Activity (UDA)	
	2017	2018
April	915	952
May	2,566	2,645
June	3,565	3,810
July	5,295	5,745
August	6,956	7,444
September	8,541	8,772
October	10,128	10,557
November	11,634	12,142
December	13,010	13,541
January	14,291	
February	16,738	
March	18,642	
April	19,226	
May	19,226	
June	19,226	

QUALITY

	Quantity	Base Number	Contract	AT	Region	England
% of FP17s for the same patient ID Re-attending within 3 months - Children	117	1,857	6.3%	9.8%	12.9%	12.0%
% of FP17s for the same patient ID Re-attending within 3 months - Adults	747	6,423	11.6%	14.3%	16.5%	15.9%
% of FP17s for the same patient ID Re-attending between 3 & 9 months - Children	1,405	1,857	75.7%	58.8%	59.6%	58.0%
% of FP17s for the same patient ID Re-attending between 3 & 9 months - Adults	4,280	6,423	66.6%	53.0%	52.8%	50.5%
% of FP17s for Band 1 Urgent Courses	464	7,946	5.8%	7.5%	9.1%	9.0%
% of FP17s Relating to Free Repair or Replacements	32	7,946	0.4%	1.2%	1.0%	0.8%
% of FP17s Relating to Continuations	100	7,946	1.3%	1.3%	1.2%	1.1%
% of Patients satisfied with the dentistry they have received	9	10	90.0%	92.7%	91.6%	91.5%
% of Patients satisfied with the time they had to wait for an appointment	9	10	90.0%	88.3%	88.3%	87.9%

* This is based on patients treated on this contract for their most recent course of treatment. Figures in italics indicate the base number of FP17s or Patient Questionnaire responses are less than 100. N/A is shown where the base number of responses is less than 10 during the period. % is calculated as Quantity/Base number*100

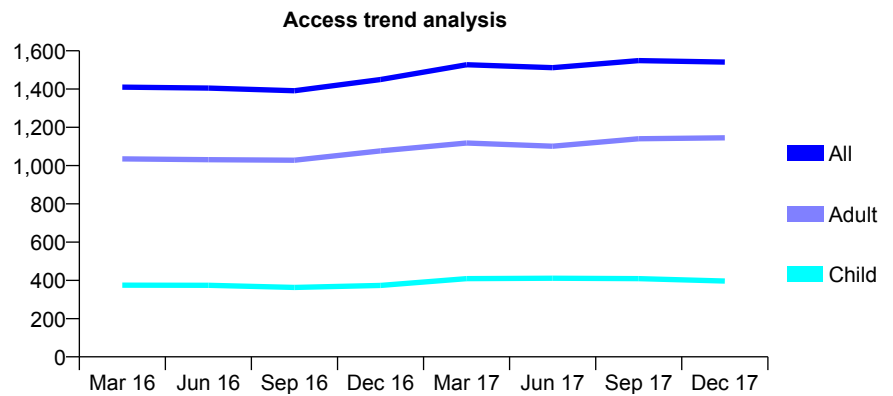
Q51 - Vital Signs At a Glance Contract Report for 122491/0001 - December 2017

Name or company name	Norfolk Park Family Dental Centre
Contract type name	GDS Contract
Purpose of contract	General
Contract start date	01/04/2012
Contract end date	

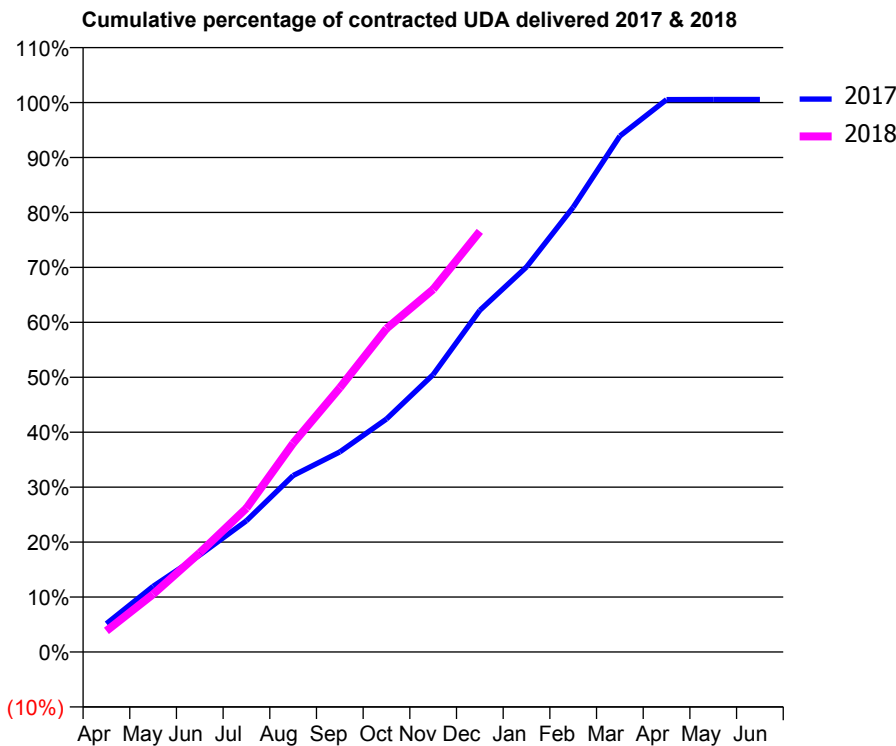
17/18 Contracted general activity (UDA)	4,621
Carry forward general activity (UDA)	-25
17/18 Contracted orthodontic activity (UOA)	0
Carry forward orthodontic activity (UOA)	0
Baseline contract value	£104,486.55

ACCESS*

Patients seen in 24 months	Total	Change since previous quarter
Quarter ending December 2016	1,450	
Quarter ending March 2017	1,527	↑
Quarter ending June 2017	1,512	→
Quarter ending September 2017	1,549	↑
Quarter ending December 2017	1,541	→
Variance since December 2016	6.3%	↑



ACTIVITY



Month	Adjusted Scheduled Activity (UDA)	
	2017	2018
April	238	178
May	552	487
June	816	834
July	1,104	1,209
August	1,484	1,756
September	1,683	2,222
October	1,960	2,720
November	2,333	3,050
December	2,873	3,538
January	3,238	
February	3,741	
March	4,339	
April	4,645	
May	4,646	
June	4,646	

QUALITY

	Quantity	Base Number	Contract	AT	Region	England
% of FP17s for the same patient ID Re-attending within 3 months - Children	29	381	7.6%	9.8%	12.9%	12.0%
% of FP17s for the same patient ID Re-attending within 3 months - Adults	90	955	9.4%	14.3%	16.5%	15.9%
% of FP17s for the same patient ID Re-attending between 3 & 9 months - Children	144	381	37.8%	58.8%	59.6%	58.0%
% of FP17s for the same patient ID Re-attending between 3 & 9 months - Adults	337	955	35.3%	53.0%	52.8%	50.5%
% of FP17s for Band 1 Urgent Courses	88	1,224	7.2%	7.5%	9.1%	9.0%
% of FP17s Relating to Free Repair or Replacements	11	1,224	0.9%	1.2%	1.0%	0.8%
% of FP17s Relating to Continuations	8	1,224	0.7%	1.3%	1.2%	1.1%
% of Patients satisfied with the dentistry they have received	1	1	N/A	92.7%	91.6%	91.5%
% of Patients satisfied with the time they had to wait for an appointment	1	1	N/A	88.3%	88.3%	87.9%

* This is based on patients treated on this contract for their most recent course of treatment. Figures in italics indicate the base number of FP17s or Patient Questionnaire responses are less than 100. N/A is shown where the base number of responses is less than 10 during the period. % is calculated as Quantity/Base number*100

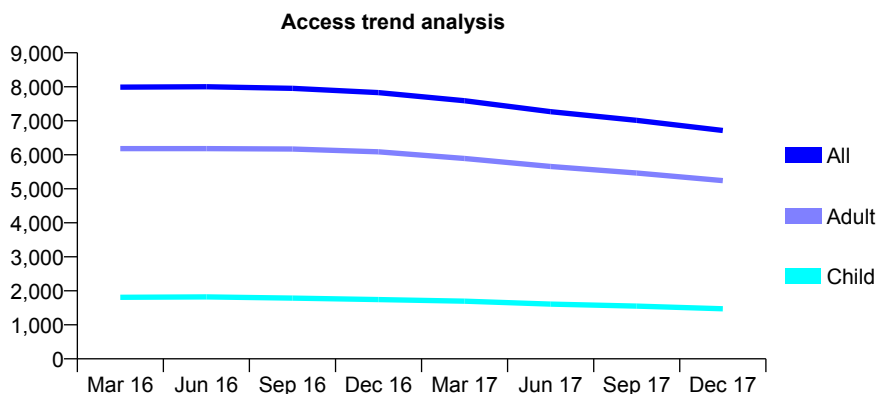
Q51 - Vital Signs At a Glance Contract Report for 125679/0001 - December 2017

Name or company name	Carcroft Dental Practice
Contract type name	GDS Contract
Purpose of contract	General
Contract start date	01/01/2012
Contract end date	

17/18 Contracted general activity (UDA)	21,566
Carry forward general activity (UDA)	164
17/18 Contracted orthodontic activity (UOA)	0
Carry forward orthodontic activity (UOA)	0
Baseline contract value	£617,231.46

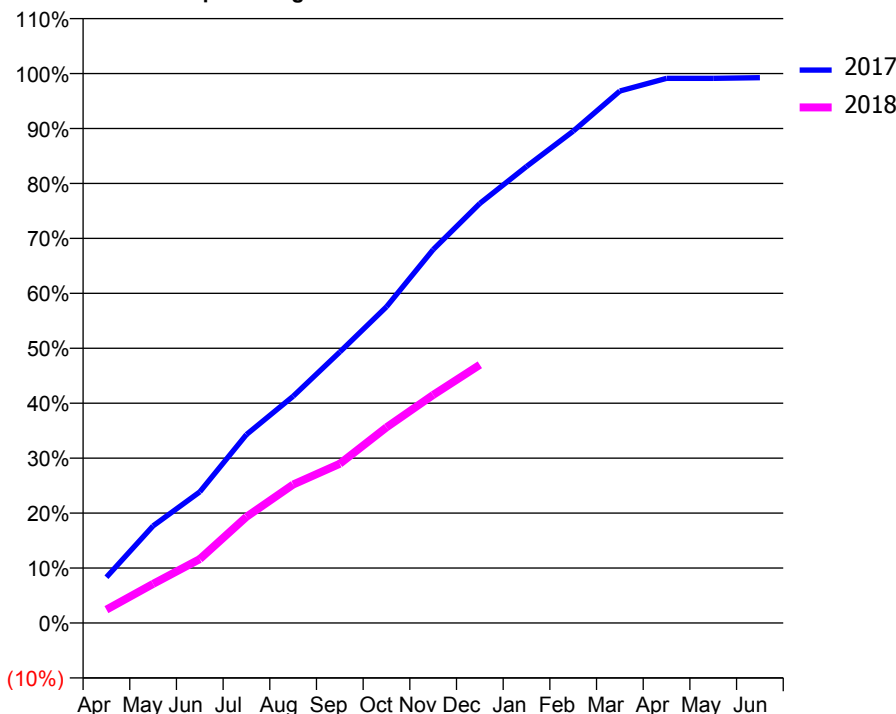
ACCESS*

Patients seen in 24 months	Total	Change since previous quarter
Quarter ending December 2016	7,829	
Quarter ending March 2017	7,589	↓
Quarter ending June 2017	7,267	↓
Quarter ending September 2017	7,013	↓
Quarter ending December 2017	6,714	↓
Variance since December 2016	(14.2%)	↓



ACTIVITY

Cumulative percentage of contracted UDA delivered 2017 & 2018



Month	Adjusted Scheduled Activity (UDA)	
	2017	2018
April	1,800	528
May	3,814	1,533
June	5,148	2,512
July	7,398	4,167
August	8,897	5,437
September	10,638	6,253
October	12,413	7,681
November	14,657	8,951
December	16,466	10,133
January	17,916	
February	19,305	
March	20,879	
April	21,375	
May	21,376	
June	21,402	

QUALITY

	Quantity	Base Number	Contract	AT	Region	England
% of FP17s for the same patient ID Re-attending within 3 months - Children	102	1,253	8.1%	9.8%	12.9%	12.0%
% of FP17s for the same patient ID Re-attending within 3 months - Adults	530	4,043	13.1%	14.3%	16.5%	15.9%
% of FP17s for the same patient ID Re-attending between 3 & 9 months - Children	579	1,253	46.2%	58.8%	59.6%	58.0%
% of FP17s for the same patient ID Re-attending between 3 & 9 months - Adults	1,449	4,043	35.8%	53.0%	52.8%	50.5%
% of FP17s for Band 1 Urgent Courses	378	5,075	7.4%	7.5%	9.1%	9.0%
% of FP17s Relating to Free Repair or Replacements	57	5,075	1.1%	1.2%	1.0%	0.8%
% of FP17s Relating to Continuations	93	5,075	1.8%	1.3%	1.2%	1.1%
% of Patients satisfied with the dentistry they have received	9	9	N/A	92.7%	91.6%	91.5%
% of Patients satisfied with the time they had to wait for an appointment	8	9	N/A	88.3%	88.3%	87.9%

* This is based on patients treated on this contract for their most recent course of treatment. Figures in italics indicate the base number of FP17s or Patient Questionnaire responses are less than 100. N/A is shown where the base number of responses is less than 10 during the period. % is calculated as Quantity/Base number*100

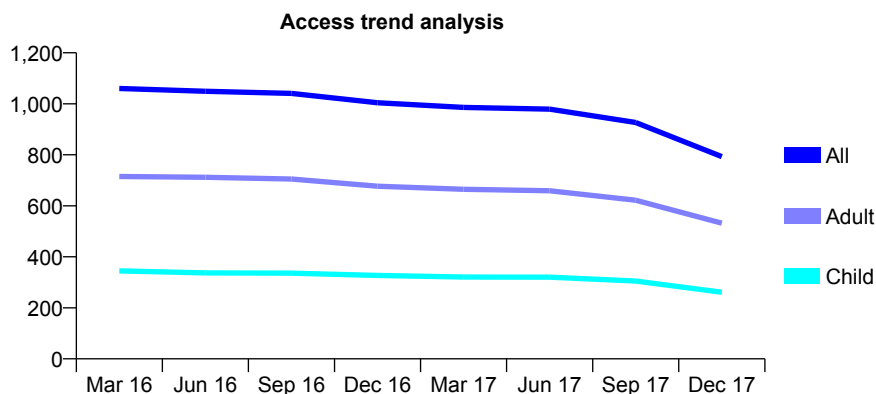
Q51 - Vital Signs At a Glance Contract Report for 126020/0001 - December 2017

Name or company name	Canterbury Dental Care
Contract type name	GDS Contract
Purpose of contract	General
Contract start date	01/04/2006
Contract end date	31/12/2017

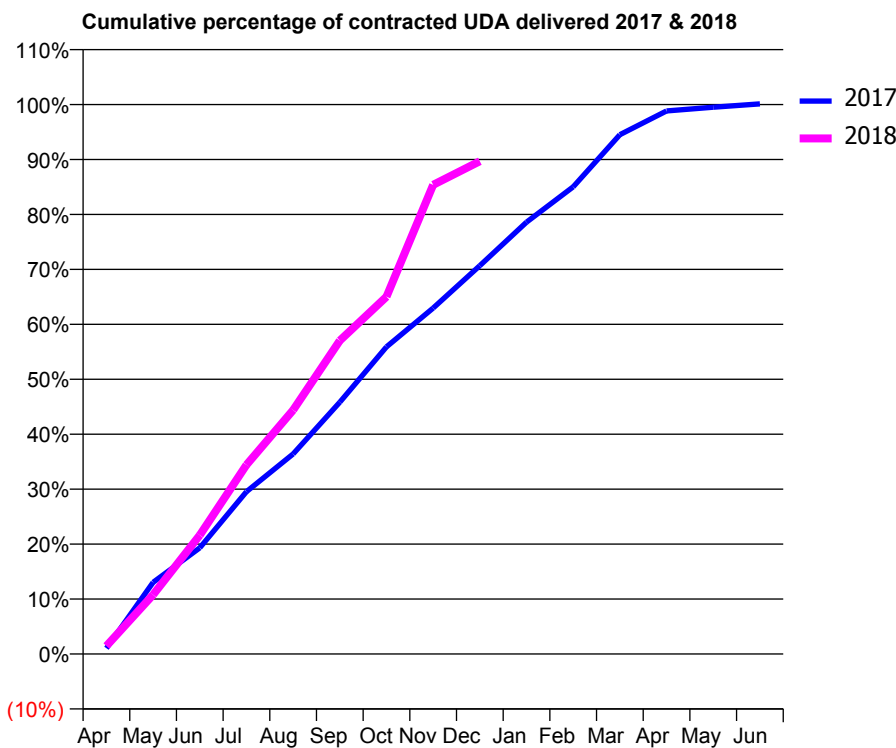
17/18 Contracted general activity (UDA)	1,847
Carry forward general activity (UDA)	-3
17/18 Contracted orthodontic activity (UOA)	0
Carry forward orthodontic activity (UOA)	0
Baseline contract value	£59,452.58

ACCESS*

Patients seen in 24 months	Total	Change since previous quarter
Quarter ending December 2016	1,004	
Quarter ending March 2017	986	↓
Quarter ending June 2017	979	→
Quarter ending September 2017	927	↓
Quarter ending December 2017	793	↓
Variance since December 2016	(21.0%)	↓



ACTIVITY



Month	Adjusted Scheduled Activity (UDA)	
	2017	2018
April	26	27
May	321	199
June	476	400
July	727	636
August	897	820
September	1,128	1,053
October	1,376	1,201
November	1,550	1,577
December	1,740	1,656
January	1,935	
February	2,093	
March	2,327	
April	2,433	
May	2,450	
June	2,465	

QUALITY

	Quantity	Base Number	Contract	AT	Region	England
% of FP17s for the same patient ID Re-attending within 3 months - Children	19	277	6.9%	9.8%	12.9%	12.0%
% of FP17s for the same patient ID Re-attending within 3 months - Adults	81	524	15.5%	14.3%	16.5%	15.9%
% of FP17s for the same patient ID Re-attending between 3 & 9 months - Children	152	277	54.9%	58.8%	59.6%	58.0%
% of FP17s for the same patient ID Re-attending between 3 & 9 months - Adults	230	524	43.9%	53.0%	52.8%	50.5%
% of FP17s for Band 1 Urgent Courses	60	731	8.2%	7.5%	9.1%	9.0%
% of FP17s Relating to Free Repair or Replacements	5	731	0.7%	1.2%	1.0%	0.8%
% of FP17s Relating to Continuations	9	731	1.2%	1.3%	1.2%	1.1%
% of Patients satisfied with the dentistry they have received	0	0	N/A	92.7%	91.6%	91.5%
% of Patients satisfied with the time they had to wait for an appointment	0	0	N/A	88.3%	88.3%	87.9%

* This is based on patients treated on this contract for their most recent course of treatment. Figures in italics indicate the base number of FP17s or Patient Questionnaire responses are less than 100. N/A is shown where the base number of responses is less than 10 during the period. % is calculated as Quantity/Base number*100

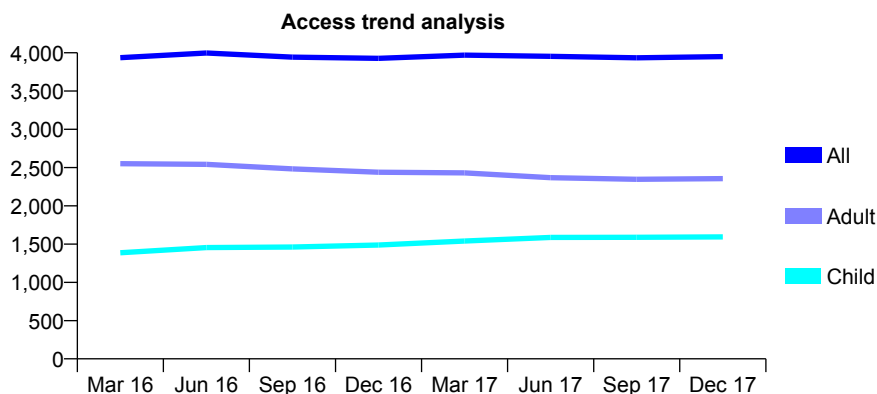
Q51 - Vital Signs At a Glance Contract Report for 127922/0001 - December 2017

Name or company name	Pitsmoor Dental Health
Contract type name	GDS Contract
Purpose of contract	General
Contract start date	01/07/2011
Contract end date	

17/18 Contracted general activity (UDA)	11,393
Carry forward general activity (UDA)	-59
17/18 Contracted orthodontic activity (UOA)	0
Carry forward orthodontic activity (UOA)	0
Baseline contract value	£370,161.13

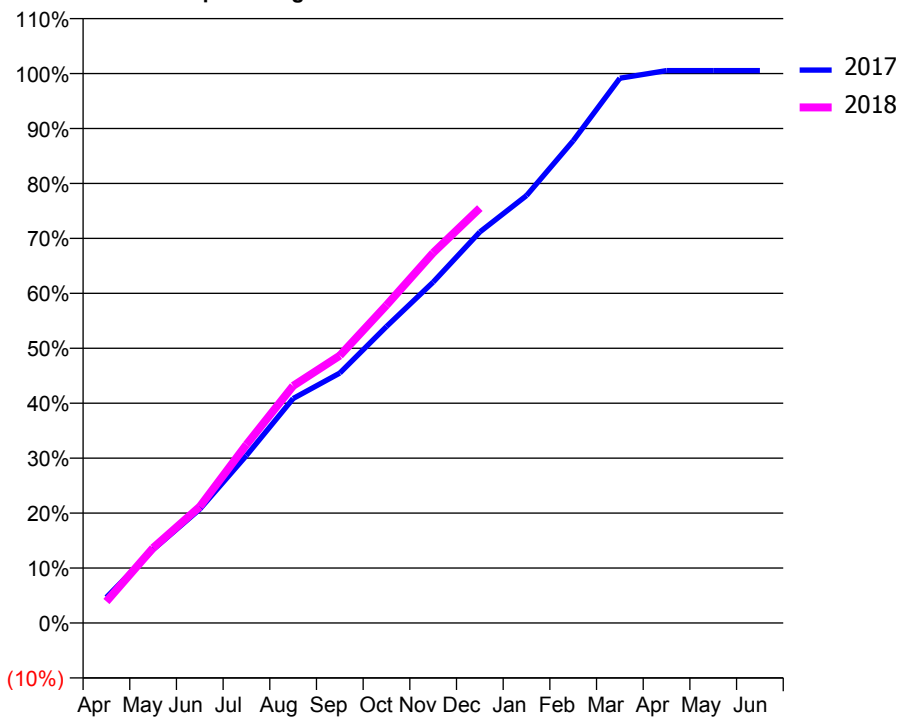
ACCESS*

Patients seen in 24 months	Total	Change since previous quarter
Quarter ending December 2016	3,928	
Quarter ending March 2017	3,970	→
Quarter ending June 2017	3,954	→
Quarter ending September 2017	3,935	→
Quarter ending December 2017	3,950	→
Variance since December 2016	0.6%	→



ACTIVITY

Cumulative percentage of contracted UDA delivered 2017 & 2018



Month	Adjusted Scheduled Activity (UDA)	
	2017	2018
April	531	448
May	1,521	1,558
June	2,360	2,412
July	3,473	3,700
August	4,656	4,918
September	5,181	5,543
October	6,148	6,590
November	7,067	7,676
December	8,107	8,602
January	8,861	
February	10,000	
March	11,294	
April	11,452	
May	11,452	
June	11,452	

QUALITY

	Quantity	Base Number	Contract	AT	Region	England
% of FP17s for the same patient ID Re-attending within 3 months - Children	137	1,780	7.7%	9.8%	12.9%	12.0%
% of FP17s for the same patient ID Re-attending within 3 months - Adults	376	2,577	14.6%	14.3%	16.5%	15.9%
% of FP17s for the same patient ID Re-attending between 3 & 9 months - Children	1,088	1,780	61.1%	58.8%	59.6%	58.0%
% of FP17s for the same patient ID Re-attending between 3 & 9 months - Adults	1,455	2,577	56.5%	53.0%	52.8%	50.5%
% of FP17s for Band 1 Urgent Courses	422	4,326	9.8%	7.5%	9.1%	9.0%
% of FP17s Relating to Free Repair or Replacements	18	4,326	0.4%	1.2%	1.0%	0.8%
% of FP17s Relating to Continuations	5	4,326	0.1%	1.3%	1.2%	1.1%
% of Patients satisfied with the dentistry they have received	1	1	N/A	92.7%	91.6%	91.5%
% of Patients satisfied with the time they had to wait for an appointment	1	1	N/A	88.3%	88.3%	87.9%

* This is based on patients treated on this contract for their most recent course of treatment. Figures in italics indicate the base number of FP17s or Patient Questionnaire responses are less than 100. N/A is shown where the base number of responses is less than 10 during the period. % is calculated as Quantity/Base number*100

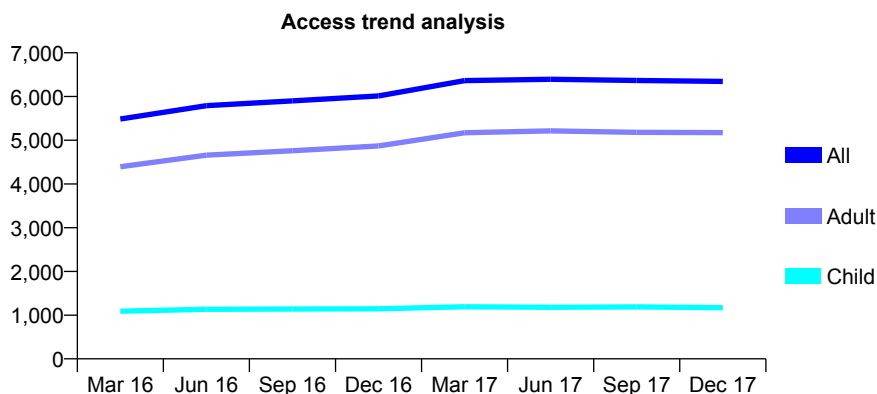
Q51 - Vital Signs At a Glance Contract Report for 128317/0001 - December 2017

Name or company name	Fern Cottage Dental Practice
Contract type name	GDS Contract
Purpose of contract	General
Contract start date	01/05/2015
Contract end date	

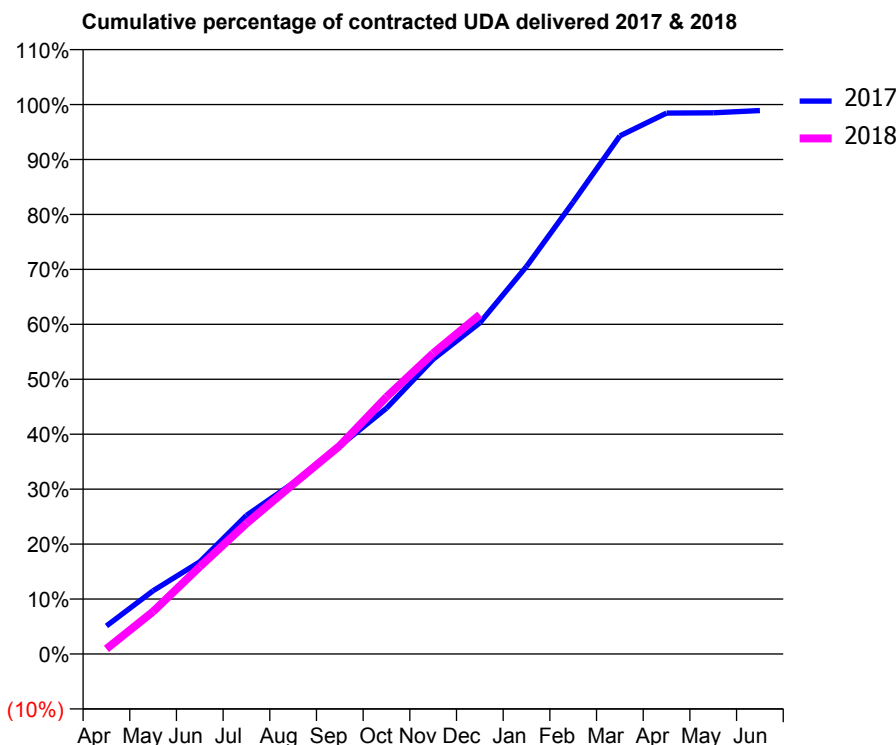
17/18 Contracted general activity (UDA)	20,208
Carry forward general activity (UDA)	221
17/18 Contracted orthodontic activity (UOA)	0
Carry forward orthodontic activity (UOA)	0
Baseline contract value	£561,014.47

ACCESS*

Patients seen in 24 months	Total	Change since previous quarter
Quarter ending December 2016	6,014	
Quarter ending March 2017	6,363	↑
Quarter ending June 2017	6,395	→
Quarter ending September 2017	6,368	→
Quarter ending December 2017	6,345	→
Variance since December 2016	5.5%	↑



ACTIVITY



Month	Adjusted Scheduled Activity (UDA)	
	2017	2018
April	1,033	187
May	2,325	1,563
June	3,393	3,208
July	5,098	4,804
August	6,287	6,245
September	7,650	7,664
October	9,038	9,454
November	10,841	11,063
December	12,178	12,479
January	14,252	
February	16,623	
March	19,056	
April	19,894	
May	19,900	
June	19,987	

QUALITY

	Quantity	Base Number	Contract	AT	Region	England
% of FP17s for the same patient ID Re-attending within 3 months - Children	69	1,177	5.9%	9.8%	12.9%	12.0%
% of FP17s for the same patient ID Re-attending within 3 months - Adults	511	5,029	10.2%	14.3%	16.5%	15.9%
% of FP17s for the same patient ID Re-attending between 3 & 9 months - Children	697	1,177	59.2%	58.8%	59.6%	58.0%
% of FP17s for the same patient ID Re-attending between 3 & 9 months - Adults	2,747	5,029	54.6%	53.0%	52.8%	50.5%
% of FP17s for Band 1 Urgent Courses	203	5,818	3.5%	7.5%	9.1%	9.0%
% of FP17s Relating to Free Repair or Replacements	71	5,818	1.2%	1.2%	1.0%	0.8%
% of FP17s Relating to Continuations	55	5,818	0.9%	1.3%	1.2%	1.1%
% of Patients satisfied with the dentistry they have received	16	21	76.2%	92.7%	91.6%	91.5%
% of Patients satisfied with the time they had to wait for an appointment	18	21	85.7%	88.3%	88.3%	87.9%

* This is based on patients treated on this contract for their most recent course of treatment. Figures in italics indicate the base number of FP17s or Patient Questionnaire responses are less than 100. N/A is shown where the base number of responses is less than 10 during the period. % is calculated as Quantity/Base number*100

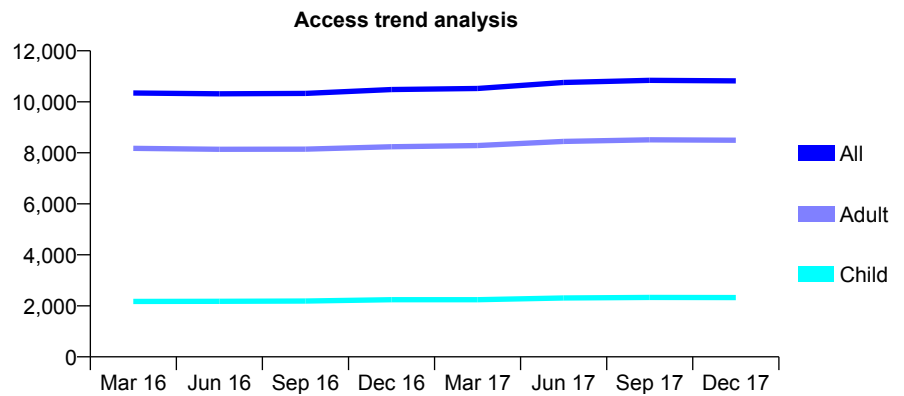
Q51 - Vital Signs At a Glance Contract Report for 129313/0001 - December 2017

Name or company name	Wiltorpe Park Dental Surgery
Contract type name	GDS Contract
Purpose of contract	General
Contract start date	01/02/2014
Contract end date	

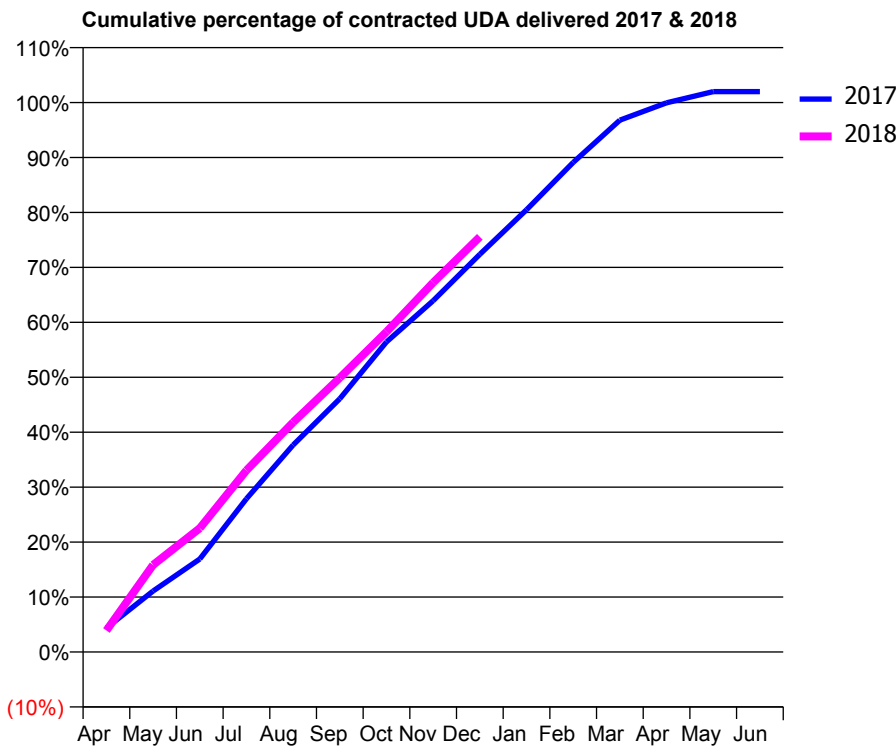
17/18 Contracted general activity (UDA)	29,500
Carry forward general activity (UDA)	-584
17/18 Contracted orthodontic activity (UOA)	0
Carry forward orthodontic activity (UOA)	0
Baseline contract value	£841,220.19

ACCESS*

Patients seen in 24 months	Total	Change since previous quarter
Quarter ending December 2016	10,482	
Quarter ending March 2017	10,525	→
Quarter ending June 2017	10,759	↑
Quarter ending September 2017	10,840	→
Quarter ending December 2017	10,819	→
Variance since December 2016	3.2%	↑



ACTIVITY



Month	Adjusted Scheduled Activity (UDA)	
	2017	2018
April	1,289	1,156
May	3,273	4,676
June	4,995	6,650
July	8,232	9,754
August	11,116	12,329
September	13,601	14,721
October	16,648	17,192
November	18,857	19,831
December	21,354	22,288
January	23,741	
February	26,282	
March	28,556	
April	29,481	
May	30,084	
June	30,084	

QUALITY

	Quantity	Base Number	Contract	AT	Region	England
% of FP17s for the same patient ID Re-attending within 3 months - Children	105	2,816	3.7%	9.8%	12.9%	12.0%
% of FP17s for the same patient ID Re-attending within 3 months - Adults	939	10,670	8.8%	14.3%	16.5%	15.9%
% of FP17s for the same patient ID Re-attending between 3 & 9 months - Children	1,960	2,816	69.6%	58.8%	59.6%	58.0%
% of FP17s for the same patient ID Re-attending between 3 & 9 months - Adults	7,486	10,670	70.2%	53.0%	52.8%	50.5%
% of FP17s for Band 1 Urgent Courses	253	12,032	2.1%	7.5%	9.1%	9.0%
% of FP17s Relating to Free Repair or Replacements	166	12,032	1.4%	1.2%	1.0%	0.8%
% of FP17s Relating to Continuations	36	12,032	0.3%	1.3%	1.2%	1.1%
% of Patients satisfied with the dentistry they have received	23	23	100.0%	92.7%	91.6%	91.5%
% of Patients satisfied with the time they had to wait for an appointment	21	23	91.3%	88.3%	88.3%	87.9%

* This is based on patients treated on this contract for their most recent course of treatment. Figures in italics indicate the base number of FP17s or Patient Questionnaire responses are less than 100. N/A is shown where the base number of responses is less than 10 during the period. % is calculated as Quantity/Base number*100

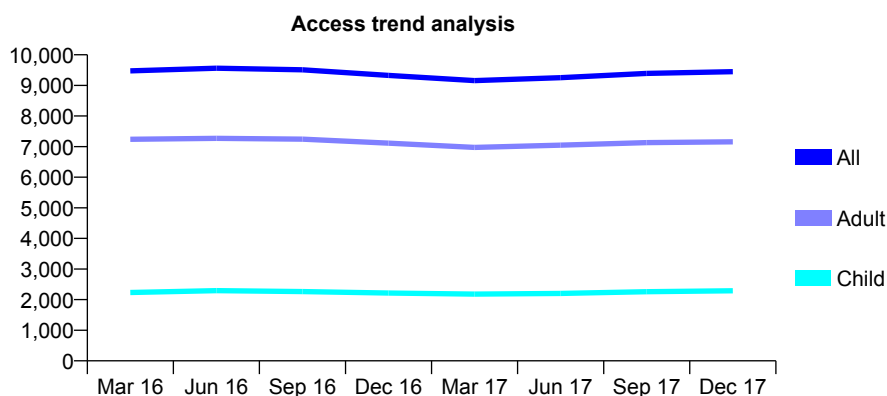
Q51 - Vital Signs At a Glance Contract Report for 129461/0001 - December 2017

Name or company name	IDH 622 Limited
Contract type name	GDS Contract
Purpose of contract	General
Contract start date	01/06/2012
Contract end date	

17/18 Contracted general activity (UDA)	27,284
Carry forward general activity (UDA)	0
17/18 Contracted orthodontic activity (UOA)	0
Carry forward orthodontic activity (UOA)	0
Baseline contract value	£765,061.72

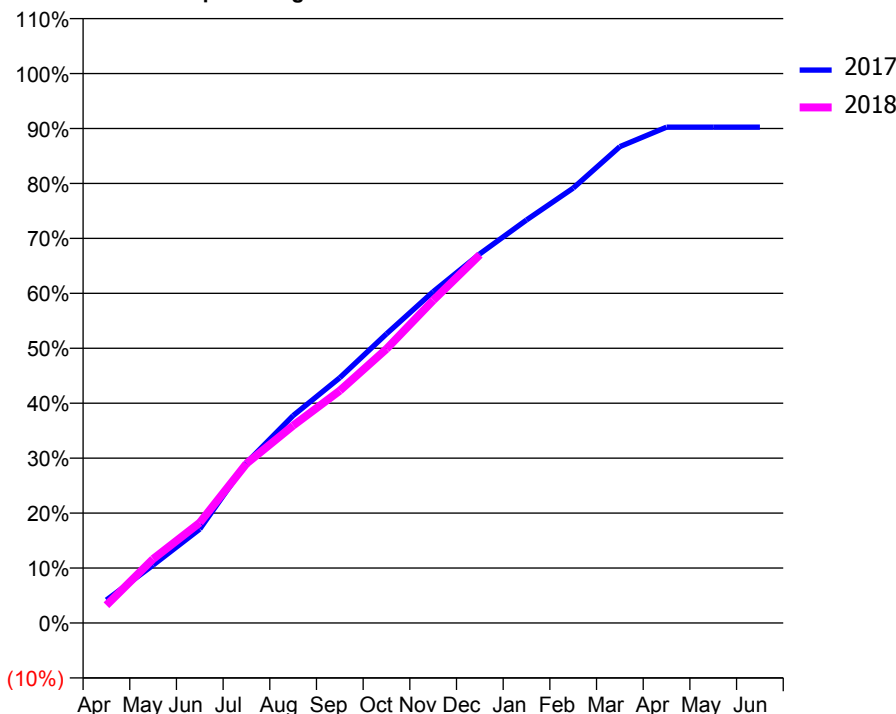
ACCESS*

Patients seen in 24 months	Total	Change since previous quarter
Quarter ending December 2016	9,328	
Quarter ending March 2017	9,157	↓
Quarter ending June 2017	9,252	→
Quarter ending September 2017	9,393	→
Quarter ending December 2017	9,448	→
Variance since December 2016	1.3%	→



ACTIVITY

Cumulative percentage of contracted UDA delivered 2017 & 2018



Month	Adjusted Scheduled Activity (UDA)	
	2017	2018
April	1,140	883
May	2,877	3,178
June	4,665	4,980
July	7,954	7,914
August	10,301	9,801
September	12,182	11,540
October	14,358	13,609
November	16,447	16,022
December	18,331	18,285
January	20,010	
February	21,596	
March	23,653	
April	24,621	
May	24,619	
June	24,622	

QUALITY

	Quantity	Base Number	Contract	AT	Region	England
% of FP17s for the same patient ID Re-attending within 3 months - Children	101	2,380	4.2%	9.8%	12.9%	12.0%
% of FP17s for the same patient ID Re-attending within 3 months - Adults	644	7,052	9.1%	14.3%	16.5%	15.9%
% of FP17s for the same patient ID Re-attending between 3 & 9 months - Children	1,275	2,380	53.6%	58.8%	59.6%	58.0%
% of FP17s for the same patient ID Re-attending between 3 & 9 months - Adults	3,341	7,052	47.4%	53.0%	52.8%	50.5%
% of FP17s for Band 1 Urgent Courses	355	8,982	4.0%	7.5%	9.1%	9.0%
% of FP17s Relating to Free Repair or Replacements	54	8,982	0.6%	1.2%	1.0%	0.8%
% of FP17s Relating to Continuations	130	8,982	1.4%	1.3%	1.2%	1.1%
% of Patients satisfied with the dentistry they have received	25	26	96.2%	92.7%	91.6%	91.5%
% of Patients satisfied with the time they had to wait for an appointment	22	26	84.6%	88.3%	88.3%	87.9%

* This is based on patients treated on this contract for their most recent course of treatment. Figures in italics indicate the base number of FP17s or Patient Questionnaire responses are less than 100. N/A is shown where the base number of responses is less than 10 during the period. % is calculated as Quantity/Base number*100

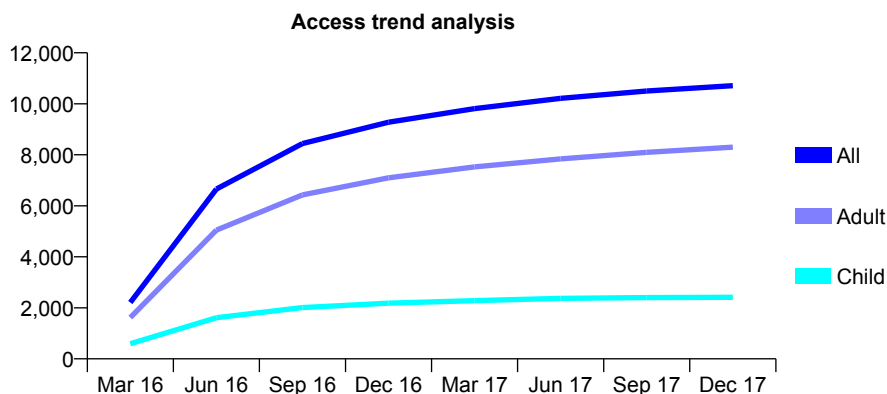
Q51 - Vital Signs At a Glance Contract Report for 129763/0001 - December 2017

Name or company name	Bramley Dental Practice
Contract type name	GDS Contract
Purpose of contract	General
Contract start date	01/01/2016
Contract end date	

17/18 Contracted general activity (UDA)	28,862
Carry forward general activity (UDA)	0
17/18 Contracted orthodontic activity (UOA)	0
Carry forward orthodontic activity (UOA)	0
Baseline contract value	£912,627.71

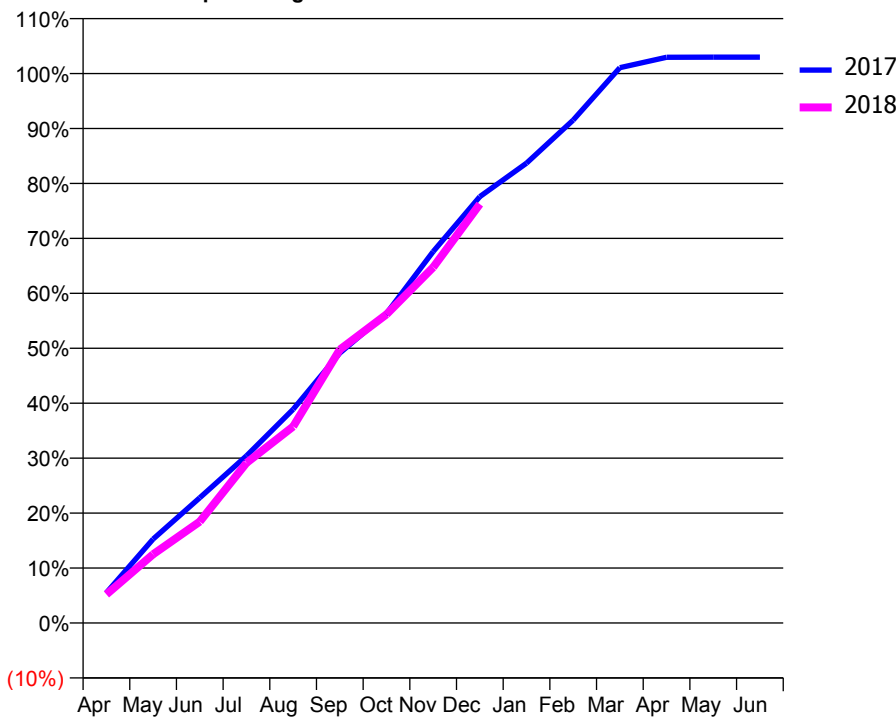
ACCESS*

Patients seen in 24 months	Total	Change since previous quarter
Quarter ending December 2016	9,278	
Quarter ending March 2017	9,812	↑
Quarter ending June 2017	10,213	↑
Quarter ending September 2017	10,500	↑
Quarter ending December 2017	10,713	↑
Variance since December 2016	15.5%	↑



ACTIVITY

Cumulative percentage of contracted UDA delivered 2017 & 2018



Month	2017	2018
April	1,596	1,502
May	4,410	3,610
June	6,583	5,327
July	8,777	8,410
August	11,225	10,320
September	14,177	14,363
October	16,259	16,210
November	19,509	18,682
December	22,392	22,004
January	24,152	
February	26,414	
March	29,167	
April	29,718	
May	29,720	
June	29,719	

QUALITY

	Quantity	Base Number	Contract	AT	Region	England
% of FP17s for the same patient ID Re-attending within 3 months - Children	147	2,883	5.1%	9.8%	12.9%	12.0%
% of FP17s for the same patient ID Re-attending within 3 months - Adults	958	10,048	9.5%	14.3%	16.5%	15.9%
% of FP17s for the same patient ID Re-attending between 3 & 9 months - Children	2,031	2,883	70.4%	58.8%	59.6%	58.0%
% of FP17s for the same patient ID Re-attending between 3 & 9 months - Adults	6,561	10,048	65.3%	53.0%	52.8%	50.5%
% of FP17s for Band 1 Urgent Courses	447	12,142	3.7%	7.5%	9.1%	9.0%
% of FP17s Relating to Free Repair or Replacements	86	12,142	0.7%	1.2%	1.0%	0.8%
% of FP17s Relating to Continuations	58	12,142	0.5%	1.3%	1.2%	1.1%
% of Patients satisfied with the dentistry they have received	13	15	86.7%	92.7%	91.6%	91.5%
% of Patients satisfied with the time they had to wait for an appointment	14	15	93.3%	88.3%	88.3%	87.9%

* This is based on patients treated on this contract for their most recent course of treatment. Figures in italics indicate the base number of FP17s or Patient Questionnaire responses are less than 100. N/A is shown where the base number of responses is less than 10 during the period. % is calculated as Quantity/Base number*100

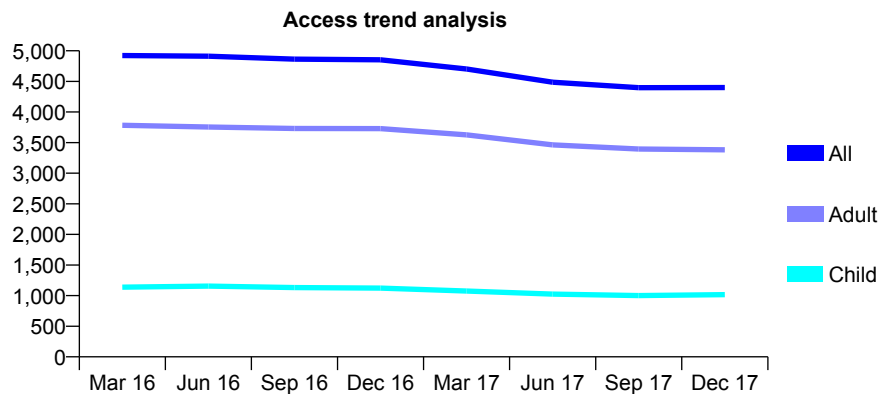
Q51 - Vital Signs At a Glance Contract Report for 131385/0001 - December 2017

Name or company name	HSN Dental Care Ltd
Contract type name	GDS Contract
Purpose of contract	General
Contract start date	01/12/2013
Contract end date	

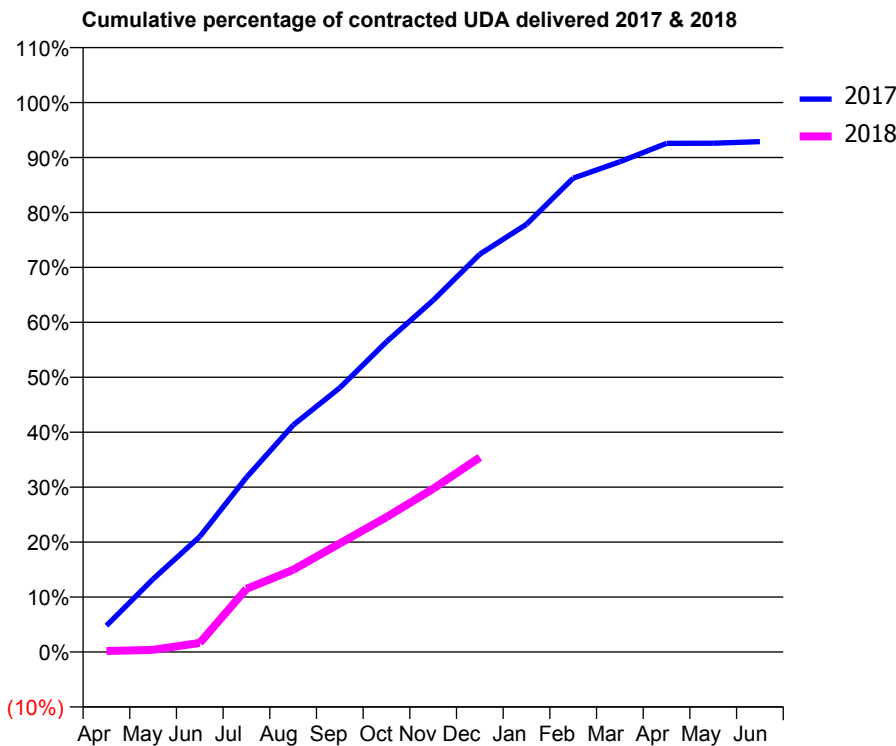
17/18 Contracted general activity (UDA)	13,641
Carry forward general activity (UDA)	0
17/18 Contracted orthodontic activity (UOA)	0
Carry forward orthodontic activity (UOA)	0
Baseline contract value	£407,687.68

ACCESS*

Patients seen in 24 months	Total	Change since previous quarter
Quarter ending December 2016	4,852	
Quarter ending March 2017	4,702	↓
Quarter ending June 2017	4,488	↓
Quarter ending September 2017	4,398	↓
Quarter ending December 2017	4,399	→
Variance since December 2016	(9.3%)	↓



ACTIVITY



Month	Adjusted Scheduled Activity (UDA)	
	2017	2018
April	654	25
May	1,814	54
June	2,866	228
July	4,334	1,569
August	5,633	2,040
September	6,558	2,697
October	7,700	3,350
November	8,732	4,053
December	9,877	4,830
January	10,617	
February	11,762	
March	12,169	
April	12,628	
May	12,629	
June	12,669	

QUALITY

	Quantity	Base Number	Contract	AT	Region	England
% of FP17s for the same patient ID Re-attending within 3 months - Children	57	716	8.0%	9.8%	12.9%	12.0%
% of FP17s for the same patient ID Re-attending within 3 months - Adults	424	2,424	17.5%	14.3%	16.5%	15.9%
% of FP17s for the same patient ID Re-attending between 3 & 9 months - Children	278	716	38.8%	58.8%	59.6%	58.0%
% of FP17s for the same patient ID Re-attending between 3 & 9 months - Adults	946	2,424	39.0%	53.0%	52.8%	50.5%
% of FP17s for Band 1 Urgent Courses	384	2,887	13.3%	7.5%	9.1%	9.0%
% of FP17s Relating to Free Repair or Replacements	17	2,887	0.6%	1.2%	1.0%	0.8%
% of FP17s Relating to Continuations	51	2,887	1.8%	1.3%	1.2%	1.1%
% of Patients satisfied with the dentistry they have received	5	5	N/A	92.7%	91.6%	91.5%
% of Patients satisfied with the time they had to wait for an appointment	3	5	N/A	88.3%	88.3%	87.9%

* This is based on patients treated on this contract for their most recent course of treatment. Figures in italics indicate the base number of FP17s or Patient Questionnaire responses are less than 100. N/A is shown where the base number of responses is less than 10 during the period. % is calculated as Quantity/Base number*100

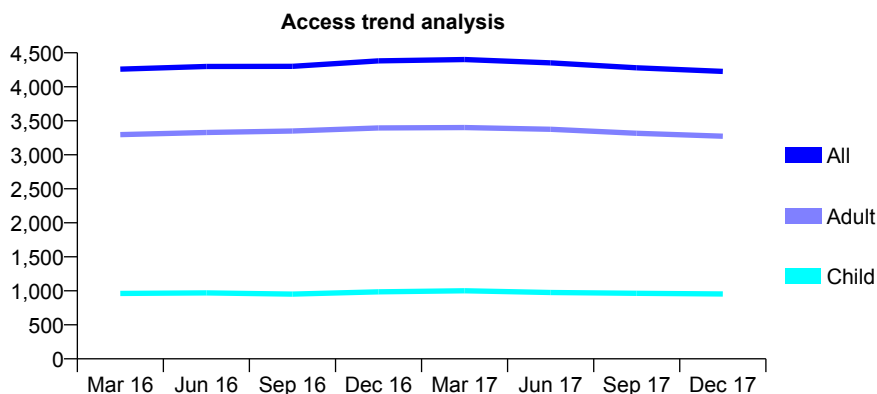
Q51 - Vital Signs At a Glance Contract Report for 131598/0001 - December 2017

Name or company name	Nostell Place Ltd
Contract type name	GDS Contract
Purpose of contract	General
Contract start date	01/12/2010
Contract end date	

17/18 Contracted general activity (UDA)	13,184
Carry forward general activity (UDA)	-54
17/18 Contracted orthodontic activity (UOA)	0
Carry forward orthodontic activity (UOA)	0
Baseline contract value	£377,400.92

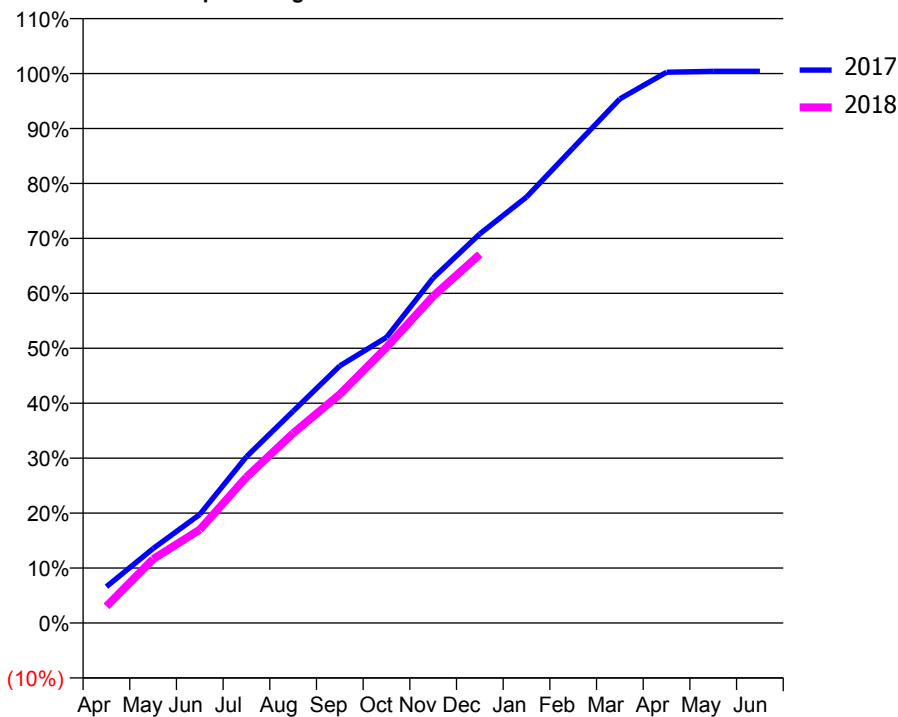
ACCESS*

Patients seen in 24 months	Total	Change since previous quarter
Quarter ending December 2016	4,382	
Quarter ending March 2017	4,401	→
Quarter ending June 2017	4,351	↓
Quarter ending September 2017	4,280	↓
Quarter ending December 2017	4,227	↓
Variance since December 2016	(3.5%)	↓



ACTIVITY

Cumulative percentage of contracted UDA delivered 2017 & 2018



Month	Adjusted Scheduled Activity (UDA)	
	2017	2018
April	871	402
May	1,787	1,535
June	2,607	2,241
July	3,991	3,501
August	5,081	4,555
September	6,171	5,489
October	6,856	6,614
November	8,277	7,844
December	9,339	8,844
January	10,221	
February	11,400	
March	12,574	
April	13,213	
May	13,236	
June	13,238	

QUALITY

	Quantity	Base Number	Contract	AT	Region	England
% of FP17s for the same patient ID Re-attending within 3 months - Children	88	1,148	7.7%	9.8%	12.9%	12.0%
% of FP17s for the same patient ID Re-attending within 3 months - Adults	643	3,434	18.7%	14.3%	16.5%	15.9%
% of FP17s for the same patient ID Re-attending between 3 & 9 months - Children	759	1,148	66.1%	58.8%	59.6%	58.0%
% of FP17s for the same patient ID Re-attending between 3 & 9 months - Adults	1,588	3,434	46.2%	53.0%	52.8%	50.5%
% of FP17s for Band 1 Urgent Courses	400	4,285	9.3%	7.5%	9.1%	9.0%
% of FP17s Relating to Free Repair or Replacements	93	4,285	2.2%	1.2%	1.0%	0.8%
% of FP17s Relating to Continuations	78	4,285	1.8%	1.3%	1.2%	1.1%
% of Patients satisfied with the dentistry they have received	7	7	N/A	92.7%	91.6%	91.5%
% of Patients satisfied with the time they had to wait for an appointment	7	7	N/A	88.3%	88.3%	87.9%

* This is based on patients treated on this contract for their most recent course of treatment. Figures in italics indicate the base number of FP17s or Patient Questionnaire responses are less than 100. N/A is shown where the base number of responses is less than 10 during the period. % is calculated as Quantity/Base number*100

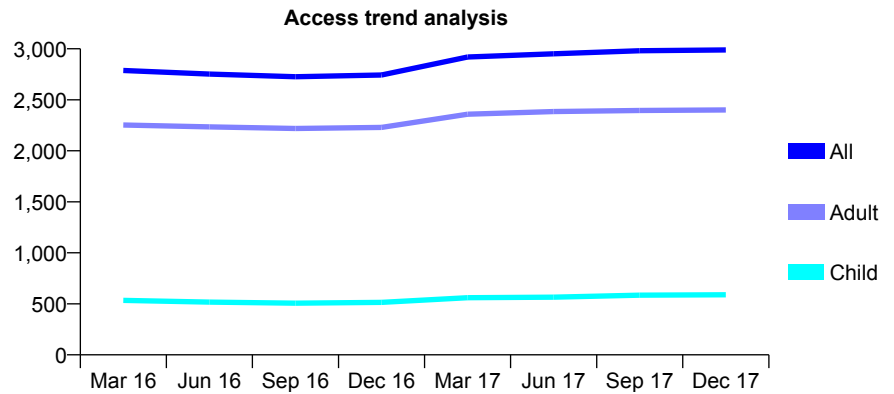
Q51 - Vital Signs At a Glance Contract Report for 132160/0001 - December 2017

Name or company name	L W T Dental Care
Contract type name	GDS Contract
Purpose of contract	General
Contract start date	01/04/2006
Contract end date	

17/18 Contracted general activity (UDA)	8,410
Carry forward general activity (UDA)	-108
17/18 Contracted orthodontic activity (UOA)	0
Carry forward orthodontic activity (UOA)	0
Baseline contract value	£187,934.47

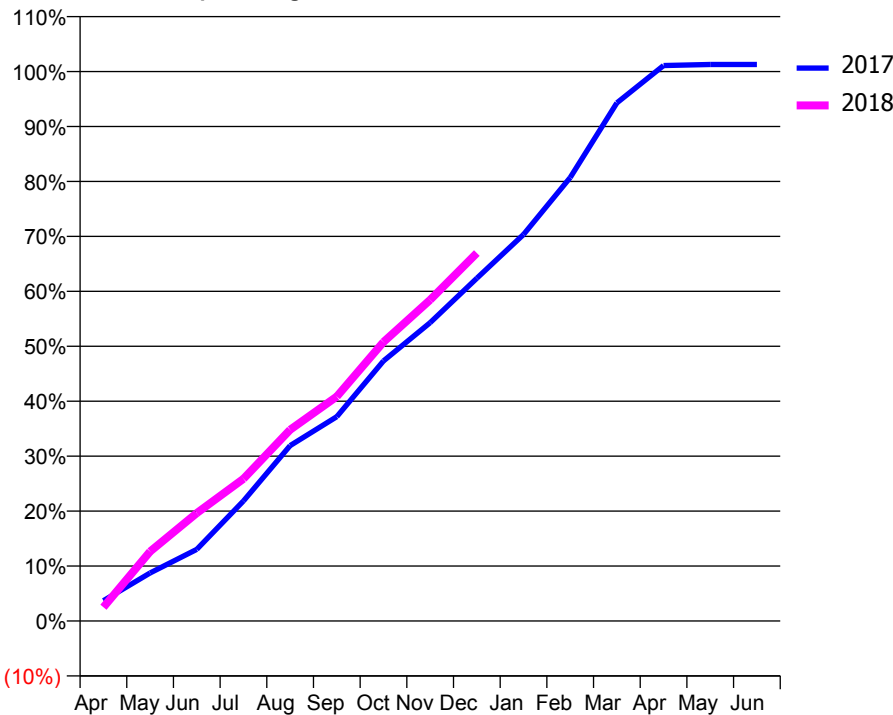
ACCESS*

Patients seen in 24 months	Total	Change since previous quarter
Quarter ending December 2016	2,743	
Quarter ending March 2017	2,919	↑
Quarter ending June 2017	2,951	→
Quarter ending September 2017	2,981	→
Quarter ending December 2017	2,989	→
Variance since December 2016	9.0%	↑



ACTIVITY

Cumulative percentage of contracted UDA delivered 2017 & 2018



Month	Adjusted Scheduled Activity (UDA)	
	2017	2018
April	311	211
May	735	1,064
June	1,097	1,652
July	1,837	2,177
August	2,685	2,928
September	3,128	3,436
October	3,980	4,270
November	4,567	4,916
December	5,246	5,632
January	5,916	
February	6,787	
March	7,929	
April	8,502	
May	8,517	
June	8,518	

QUALITY

	Quantity	Base Number	Contract	AT	Region	England
% of FP17s for the same patient ID Re-attending within 3 months - Children	43	638	6.7%	9.8%	12.9%	12.0%
% of FP17s for the same patient ID Re-attending within 3 months - Adults	342	2,711	12.6%	14.3%	16.5%	15.9%
% of FP17s for the same patient ID Re-attending between 3 & 9 months - Children	405	638	63.5%	58.8%	59.6%	58.0%
% of FP17s for the same patient ID Re-attending between 3 & 9 months - Adults	1,703	2,711	62.8%	53.0%	52.8%	50.5%
% of FP17s for Band 1 Urgent Courses	222	3,084	7.2%	7.5%	9.1%	9.0%
% of FP17s Relating to Free Repair or Replacements	17	3,084	0.6%	1.2%	1.0%	0.8%
% of FP17s Relating to Continuations	34	3,084	1.1%	1.3%	1.2%	1.1%
% of Patients satisfied with the dentistry they have received	13	14	92.9%	92.7%	91.6%	91.5%
% of Patients satisfied with the time they had to wait for an appointment	12	14	85.7%	88.3%	88.3%	87.9%

* This is based on patients treated on this contract for their most recent course of treatment. Figures in italics indicate the base number of FP17s or Patient Questionnaire responses are less than 100. N/A is shown where the base number of responses is less than 10 during the period. % is calculated as Quantity/Base number*100

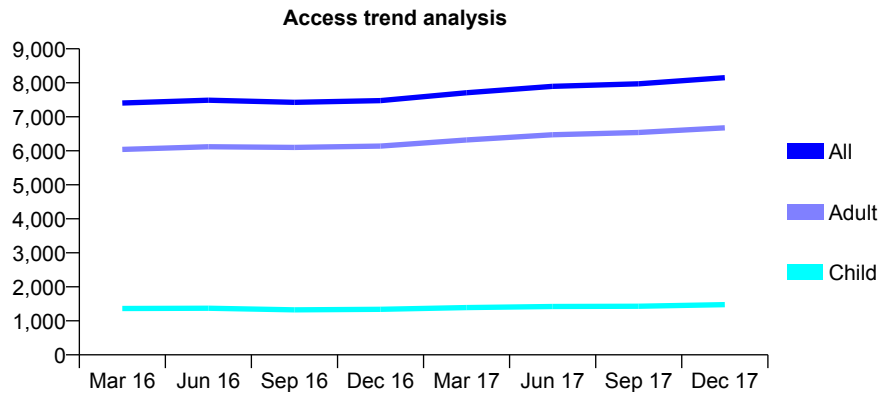
Q51 - Vital Signs At a Glance Contract Report for 132160/0002 - December 2017

Name or company name	L W T Dental Care
Contract type name	GDS Contract
Purpose of contract	General
Contract start date	01/04/2006
Contract end date	

17/18 Contracted general activity (UDA)	24,405
Carry forward general activity (UDA)	0
17/18 Contracted orthodontic activity (UOA)	0
Carry forward orthodontic activity (UOA)	0
Baseline contract value	£564,253.38

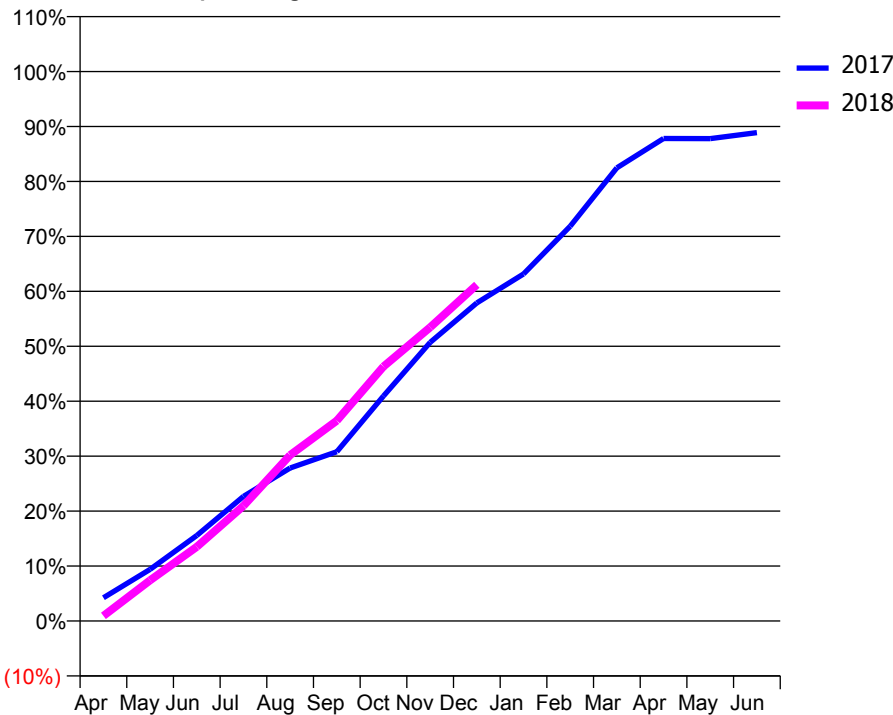
ACCESS*

Patients seen in 24 months	Total	Change since previous quarter
Quarter ending December 2016	7,478	
Quarter ending March 2017	7,709	↑
Quarter ending June 2017	7,895	↑
Quarter ending September 2017	7,970	→
Quarter ending December 2017	8,151	↑
Variance since December 2016	9.0%	↑



ACTIVITY

Cumulative percentage of contracted UDA delivered 2017 & 2018



Month	Adjusted Scheduled Activity (UDA)	
	2017	2018
April	1,031	225
May	2,294	1,812
June	3,801	3,297
July	5,532	5,116
August	6,793	7,368
September	7,518	8,896
October	9,996	11,302
November	12,376	13,041
December	14,130	14,936
January	15,411	
February	17,533	
March	20,125	
April	21,428	
May	21,425	
June	21,688	

QUALITY

	Quantity	Base Number	Contract	AT	Region	England
% of FP17s for the same patient ID Re-attending within 3 months - Children	79	1,825	4.3%	9.8%	12.9%	12.0%
% of FP17s for the same patient ID Re-attending within 3 months - Adults	954	7,709	12.4%	14.3%	16.5%	15.9%
% of FP17s for the same patient ID Re-attending between 3 & 9 months - Children	1,312	1,825	71.9%	58.8%	59.6%	58.0%
% of FP17s for the same patient ID Re-attending between 3 & 9 months - Adults	4,477	7,709	58.1%	53.0%	52.8%	50.5%
% of FP17s for Band 1 Urgent Courses	496	8,183	6.1%	7.5%	9.1%	9.0%
% of FP17s Relating to Free Repair or Replacements	86	8,183	1.1%	1.2%	1.0%	0.8%
% of FP17s Relating to Continuations	83	8,183	1.0%	1.3%	1.2%	1.1%
% of Patients satisfied with the dentistry they have received	31	33	93.9%	92.7%	91.6%	91.5%
% of Patients satisfied with the time they had to wait for an appointment	25	33	75.8%	88.3%	88.3%	87.9%

* This is based on patients treated on this contract for their most recent course of treatment. Figures in italics indicate the base number of FP17s or Patient Questionnaire responses are less than 100. N/A is shown where the base number of responses is less than 10 during the period. % is calculated as Quantity/Base number*100

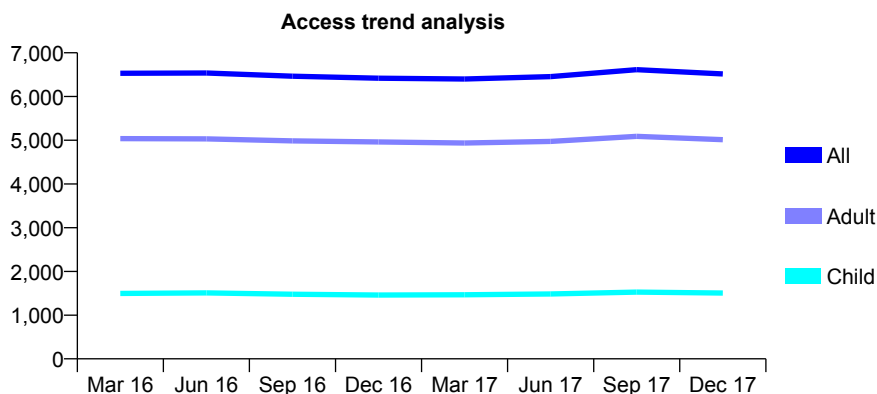
Q51 - Vital Signs At a Glance Contract Report for 132489/0001 - December 2017

Name or company name	Hillcrest Ionian
Contract type name	GDS Contract
Purpose of contract	General
Contract start date	26/04/2010
Contract end date	

17/18 Contracted general activity (UDA)	20,369
Carry forward general activity (UDA)	0
17/18 Contracted orthodontic activity (UOA)	0
Carry forward orthodontic activity (UOA)	0
Baseline contract value	£614,437.83

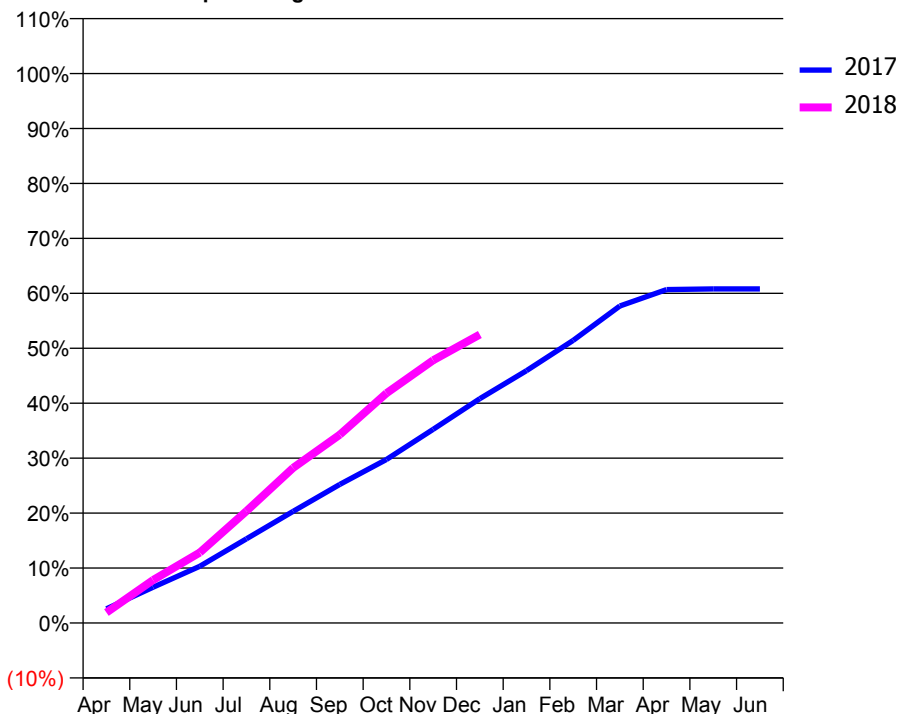
ACCESS*

Patients seen in 24 months	Total	Change since previous quarter
Quarter ending December 2016	6,418	
Quarter ending March 2017	6,402	→
Quarter ending June 2017	6,456	→
Quarter ending September 2017	6,615	↑
Quarter ending December 2017	6,518	↓
Variance since December 2016	1.6%	→



ACTIVITY

Cumulative percentage of contracted UDA delivered 2017 & 2018



Month	Adjusted Scheduled Activity (UDA)	
	2017	2018
April	527	386
May	1,326	1,596
June	2,105	2,613
July	3,122	4,151
August	4,142	5,752
September	5,137	6,981
October	6,063	8,519
November	7,182	9,742
December	8,318	10,695
January	9,353	
February	10,475	
March	11,751	
April	12,358	
May	12,384	
June	12,384	

QUALITY

	Quantity	Base Number	Contract	AT	Region	England
% of FP17s for the same patient ID Re-attending within 3 months - Children	71	1,367	5.2%	9.8%	12.9%	12.0%
% of FP17s for the same patient ID Re-attending within 3 months - Adults	487	4,345	11.2%	14.3%	16.5%	15.9%
% of FP17s for the same patient ID Re-attending between 3 & 9 months - Children	502	1,367	36.7%	58.8%	59.6%	58.0%
% of FP17s for the same patient ID Re-attending between 3 & 9 months - Adults	1,304	4,345	30.0%	53.0%	52.8%	50.5%
% of FP17s for Band 1 Urgent Courses	375	5,034	7.4%	7.5%	9.1%	9.0%
% of FP17s Relating to Free Repair or Replacements	43	5,034	0.9%	1.2%	1.0%	0.8%
% of FP17s Relating to Continuations	69	5,034	1.4%	1.3%	1.2%	1.1%
% of Patients satisfied with the dentistry they have received	19	20	95.0%	92.7%	91.6%	91.5%
% of Patients satisfied with the time they had to wait for an appointment	19	20	95.0%	88.3%	88.3%	87.9%

* This is based on patients treated on this contract for their most recent course of treatment. Figures in italics indicate the base number of FP17s or Patient Questionnaire responses are less than 100. N/A is shown where the base number of responses is less than 10 during the period. % is calculated as Quantity/Base number*100

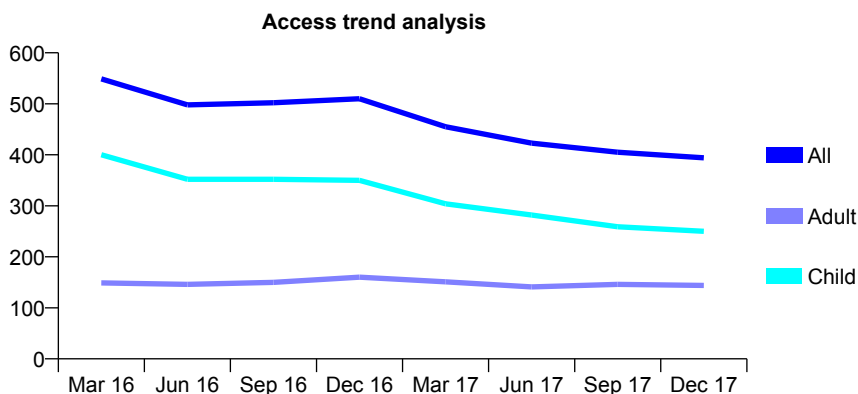
Q51 - Vital Signs At a Glance Contract Report for 133361/0001 - December 2017

Name or company name	D The D Limited
Contract type name	GDS Contract
Purpose of contract	General
Contract start date	01/06/2007
Contract end date	

17/18 Contracted general activity (UDA)	1,286
Carry forward general activity (UDA)	0
17/18 Contracted orthodontic activity (UOA)	0
Carry forward orthodontic activity (UOA)	0
Baseline contract value	£31,625.60

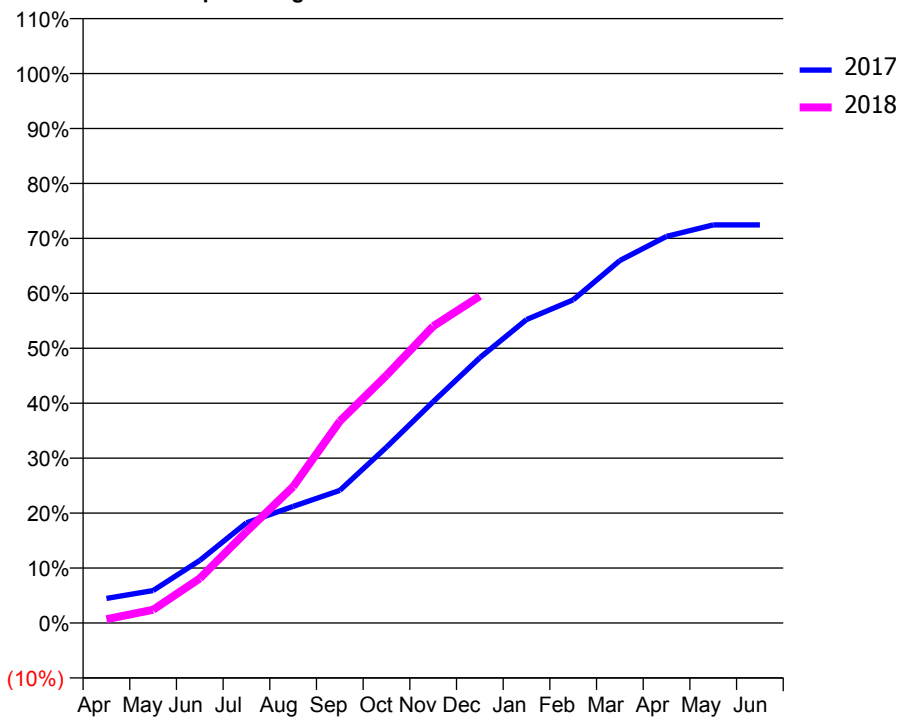
ACCESS*

Patients seen in 24 months	Total	Change since previous quarter
Quarter ending December 2016	510	
Quarter ending March 2017	455	↓
Quarter ending June 2017	423	↓
Quarter ending September 2017	405	↓
Quarter ending December 2017	394	↓
Variance since December 2016	(22.7%)	↓



ACTIVITY

Cumulative percentage of contracted UDA delivered 2017 & 2018



Month	Adjusted Scheduled Activity (UDA)	
	2017	2018
April	58	9
May	76	31
June	147	104
July	235	214
August	273	319
September	310	472
October	412	580
November	518	695
December	621	765
January	710	
February	756	
March	848	
April	905	
May	932	
June	932	

QUALITY

	Quantity	Base Number	Contract	AT	Region	England
% of FP17s for the same patient ID Re-attending within 3 months - Children	43	294	14.6%	9.8%	12.9%	12.0%
% of FP17s for the same patient ID Re-attending within 3 months - Adults	19	109	17.4%	14.3%	16.5%	15.9%
% of FP17s for the same patient ID Re-attending between 3 & 9 months - Children	135	294	45.9%	58.8%	59.6%	58.0%
% of FP17s for the same patient ID Re-attending between 3 & 9 months - Adults	39	109	35.8%	53.0%	52.8%	50.5%
% of FP17s for Band 1 Urgent Courses	10	356	2.8%	7.5%	9.1%	9.0%
% of FP17s Relating to Free Repair or Replacements	0	356	0.0%	1.2%	1.0%	0.8%
% of FP17s Relating to Continuations	8	356	2.2%	1.3%	1.2%	1.1%
% of Patients satisfied with the dentistry they have received	0	0	N/A	92.7%	91.6%	91.5%
% of Patients satisfied with the time they had to wait for an appointment	0	0	N/A	88.3%	88.3%	87.9%

* This is based on patients treated on this contract for their most recent course of treatment. Figures in italics indicate the base number of FP17s or Patient Questionnaire responses are less than 100. N/A is shown where the base number of responses is less than 10 during the period. % is calculated as Quantity/Base number*100

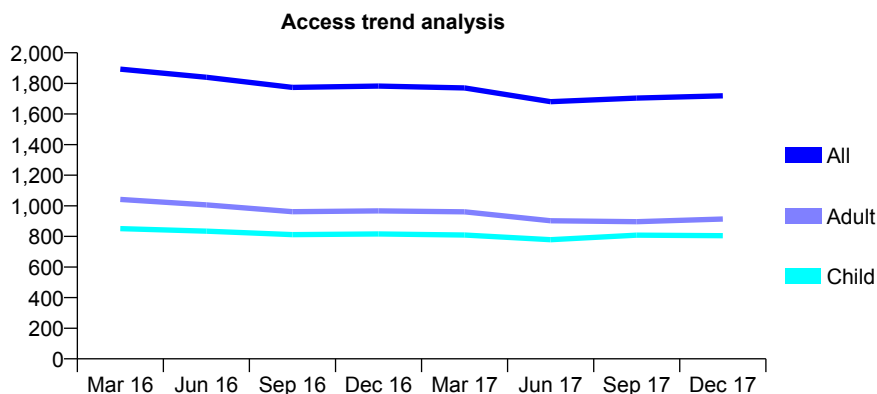
Q51 - Vital Signs At a Glance Contract Report for 133701/0001 - December 2017

Name or company name	The Dental House
Contract type name	GDS Contract
Purpose of contract	General
Contract start date	01/12/2011
Contract end date	

17/18 Contracted general activity (UDA)	6,150
Carry forward general activity (UDA)	0
17/18 Contracted orthodontic activity (UOA)	0
Carry forward orthodontic activity (UOA)	0
Baseline contract value	£161,163.05

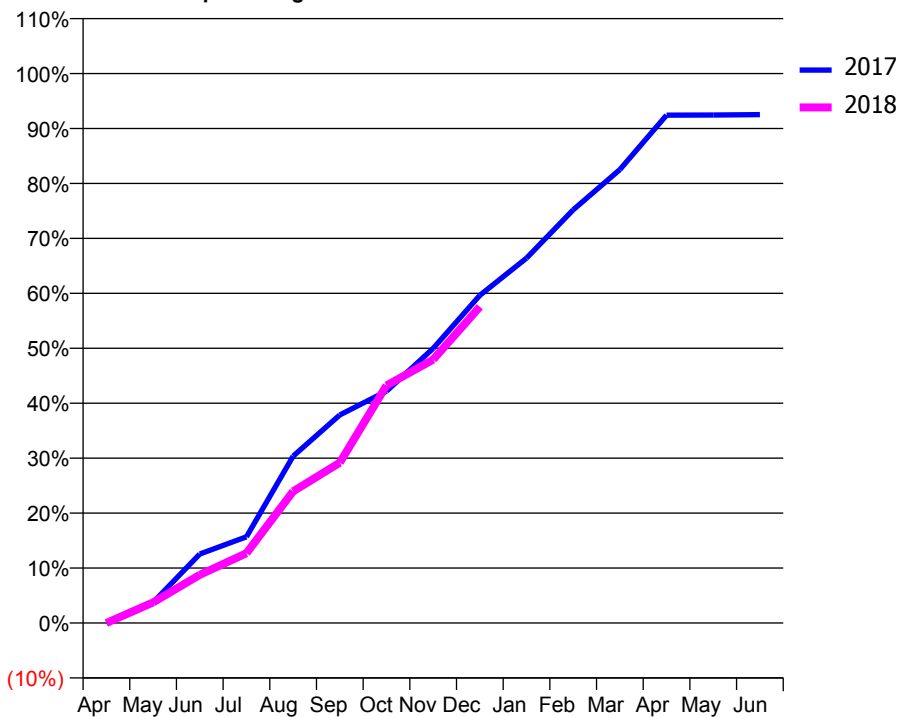
ACCESS*

Patients seen in 24 months	Total	Change since previous quarter
Quarter ending December 2016	1,783	
Quarter ending March 2017	1,770	→
Quarter ending June 2017	1,681	↓
Quarter ending September 2017	1,704	→
Quarter ending December 2017	1,719	→
Variance since December 2016	(3.6%)	↓



ACTIVITY

Cumulative percentage of contracted UDA delivered 2017 & 2018



Month	Adjusted Scheduled Activity (UDA)	
	2017	2018
April	0	0
May	234	230
June	785	540
July	980	781
August	1,899	1,474
September	2,366	1,794
October	2,637	2,659
November	3,123	2,949
December	3,728	3,539
January	4,150	
February	4,700	
March	5,157	
April	5,776	
May	5,778	
June	5,782	

QUALITY

	Quantity	Base Number	Contract	AT	Region	England
% of FP17s for the same patient ID Re-attending within 3 months - Children	88	945	9.3%	9.8%	12.9%	12.0%
% of FP17s for the same patient ID Re-attending within 3 months - Adults	194	883	22.0%	14.3%	16.5%	15.9%
% of FP17s for the same patient ID Re-attending between 3 & 9 months - Children	587	945	62.1%	58.8%	59.6%	58.0%
% of FP17s for the same patient ID Re-attending between 3 & 9 months - Adults	453	883	51.3%	53.0%	52.8%	50.5%
% of FP17s for Band 1 Urgent Courses	155	1,621	9.6%	7.5%	9.1%	9.0%
% of FP17s Relating to Free Repair or Replacements	11	1,621	0.7%	1.2%	1.0%	0.8%
% of FP17s Relating to Continuations	1	1,621	0.1%	1.3%	1.2%	1.1%
% of Patients satisfied with the dentistry they have received	0	0	N/A	92.7%	91.6%	91.5%
% of Patients satisfied with the time they had to wait for an appointment	0	0	N/A	88.3%	88.3%	87.9%

* This is based on patients treated on this contract for their most recent course of treatment. Figures in italics indicate the base number of FP17s or Patient Questionnaire responses are less than 100. N/A is shown where the base number of responses is less than 10 during the period. % is calculated as Quantity/Base number*100

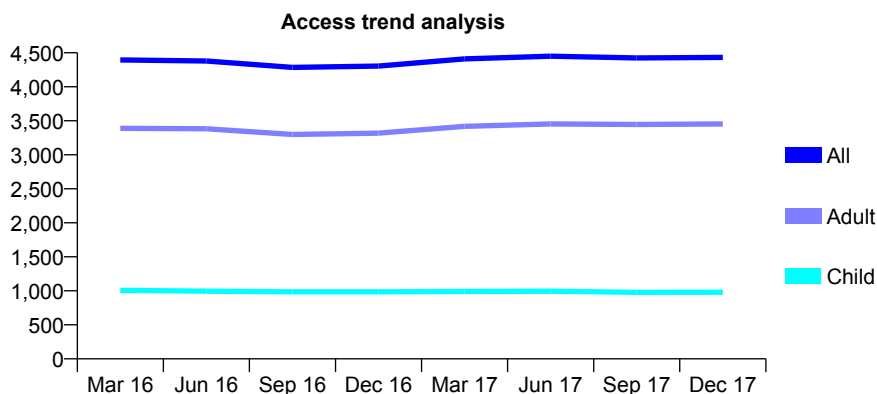
Q51 - Vital Signs At a Glance Contract Report for 134651/0001 - December 2017

Name or company name	DENTECARE (BARNSLEY) LIMITED
Contract type name	GDS Contract
Purpose of contract	General
Contract start date	01/04/2011
Contract end date	

17/18 Contracted general activity (UDA)	15,316
Carry forward general activity (UDA)	-1,300
17/18 Contracted orthodontic activity (UOA)	0
Carry forward orthodontic activity (UOA)	0
Baseline contract value	£436,533.59

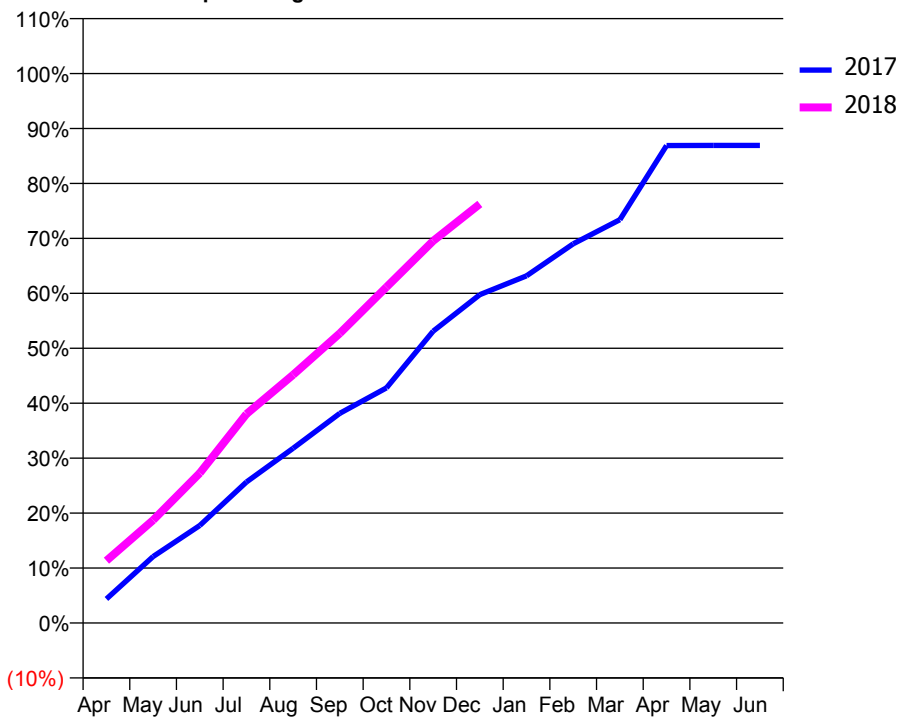
ACCESS*

Patients seen in 24 months	Total	Change since previous quarter
Quarter ending December 2016	4,304	
Quarter ending March 2017	4,411	↑
Quarter ending June 2017	4,450	→
Quarter ending September 2017	4,424	→
Quarter ending December 2017	4,432	→
Variance since December 2016	3.0%	↑



ACTIVITY

Cumulative percentage of contracted UDA delivered 2017 & 2018



Month	Adjusted Scheduled Activity (UDA)	
	2017	2018
April	669	1,738
May	1,851	2,868
June	2,720	4,179
July	3,930	5,824
August	4,871	6,920
September	5,844	8,073
October	6,556	9,363
November	8,135	10,649
December	9,153	11,680
January	9,678	
February	10,567	
March	11,240	
April	13,309	
May	13,310	
June	13,313	

QUALITY

	Quantity	Base Number	Contract	AT	Region	England
% of FP17s for the same patient ID Re-attending within 3 months - Children	123	1,226	10.0%	9.8%	12.9%	12.0%
% of FP17s for the same patient ID Re-attending within 3 months - Adults	730	4,222	17.3%	14.3%	16.5%	15.9%
% of FP17s for the same patient ID Re-attending between 3 & 9 months - Children	662	1,226	54.0%	58.8%	59.6%	58.0%
% of FP17s for the same patient ID Re-attending between 3 & 9 months - Adults	2,056	4,222	48.7%	53.0%	52.8%	50.5%
% of FP17s for Band 1 Urgent Courses	453	4,372	10.4%	7.5%	9.1%	9.0%
% of FP17s Relating to Free Repair or Replacements	48	4,372	1.1%	1.2%	1.0%	0.8%
% of FP17s Relating to Continuations	13	4,372	0.3%	1.3%	1.2%	1.1%
% of Patients satisfied with the dentistry they have received	6	9	N/A	92.7%	91.6%	91.5%
% of Patients satisfied with the time they had to wait for an appointment	5	9	N/A	88.3%	88.3%	87.9%

* This is based on patients treated on this contract for their most recent course of treatment. Figures in italics indicate the base number of FP17s or Patient Questionnaire responses are less than 100. N/A is shown where the base number of responses is less than 10 during the period. % is calculated as Quantity/Base number*100

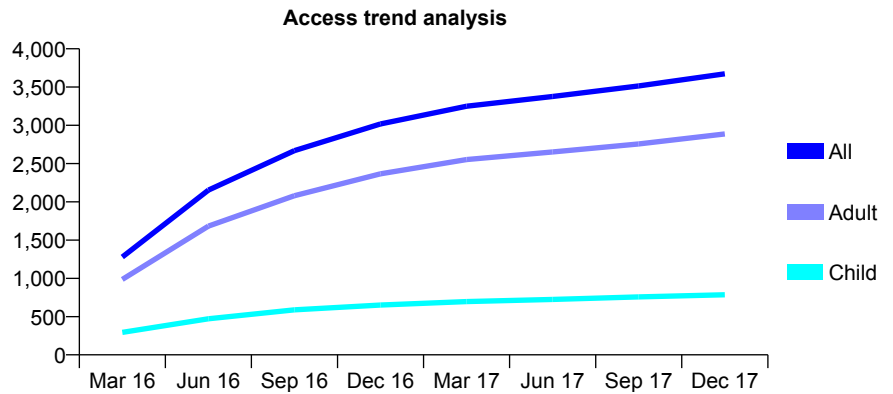
Q51 - Vital Signs At a Glance Contract Report for 138029/0001 - December 2017

Name or company name	Thurcroft Dental Practice
Contract type name	GDS Contract
Purpose of contract	General
Contract start date	01/01/2016
Contract end date	

17/18 Contracted general activity (UDA)	9,388
Carry forward general activity (UDA)	34
17/18 Contracted orthodontic activity (UOA)	0
Carry forward orthodontic activity (UOA)	0
Baseline contract value	£300,766.21

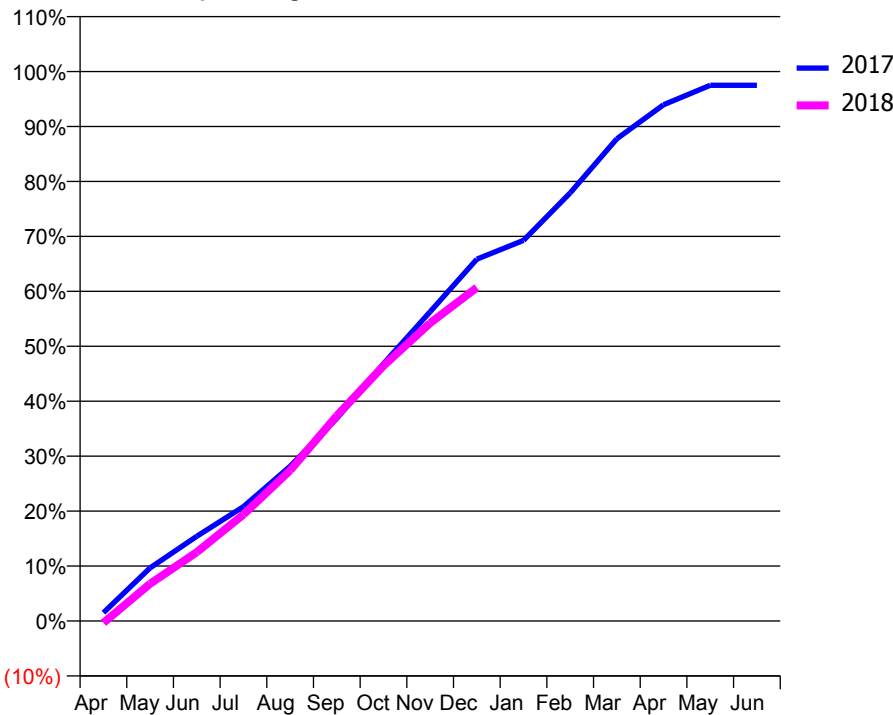
ACCESS*

Patients seen in 24 months	Total	Change since previous quarter
Quarter ending December 2016	3,017	
Quarter ending March 2017	3,249	↑
Quarter ending June 2017	3,377	↑
Quarter ending September 2017	3,514	↑
Quarter ending December 2017	3,673	↑
Variance since December 2016	21.7%	↑



ACTIVITY

Cumulative percentage of contracted UDA delivered 2017 & 2018



Month	Adjusted Scheduled Activity (UDA)	
	2017	2018
April	142	-34
May	908	636
June	1,448	1,176
July	1,953	1,820
August	2,645	2,573
September	3,462	3,508
October	4,395	4,360
November	5,284	5,091
December	6,182	5,696
January	6,504	
February	7,315	
March	8,238	
April	8,820	
May	9,152	
June	9,152	

QUALITY

	Quantity	Base Number	Contract	AT	Region	England
% of FP17s for the same patient ID Re-attending within 3 months - Children	34	812	4.2%	9.8%	12.9%	12.0%
% of FP17s for the same patient ID Re-attending within 3 months - Adults	265	2,890	9.2%	14.3%	16.5%	15.9%
% of FP17s for the same patient ID Re-attending between 3 & 9 months - Children	516	812	63.5%	58.8%	59.6%	58.0%
% of FP17s for the same patient ID Re-attending between 3 & 9 months - Adults	1,629	2,890	56.4%	53.0%	52.8%	50.5%
% of FP17s for Band 1 Urgent Courses	108	3,255	3.3%	7.5%	9.1%	9.0%
% of FP17s Relating to Free Repair or Replacements	29	3,255	0.9%	1.2%	1.0%	0.8%
% of FP17s Relating to Continuations	14	3,255	0.4%	1.3%	1.2%	1.1%
% of Patients satisfied with the dentistry they have received	5	5	N/A	92.7%	91.6%	91.5%
% of Patients satisfied with the time they had to wait for an appointment	5	5	N/A	88.3%	88.3%	87.9%

* This is based on patients treated on this contract for their most recent course of treatment. Figures in italics indicate the base number of FP17s or Patient Questionnaire responses are less than 100. N/A is shown where the base number of responses is less than 10 during the period. % is calculated as Quantity/Base number*100

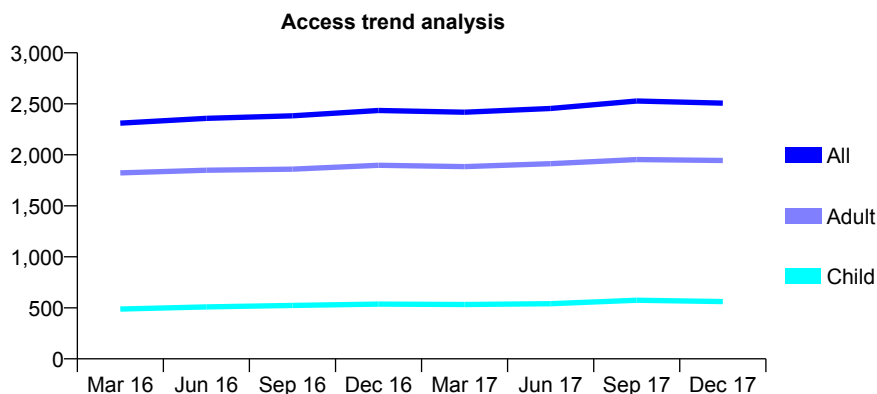
Q51 - Vital Signs At a Glance Contract Report for 140716/0001 - December 2017

Name or company name	Odai Dental Practice
Contract type name	GDS Contract
Purpose of contract	General
Contract start date	01/04/2014
Contract end date	

17/18 Contracted general activity (UDA)	6,249
Carry forward general activity (UDA)	-104
17/18 Contracted orthodontic activity (UOA)	0
Carry forward orthodontic activity (UOA)	0
Baseline contract value	£178,849.66

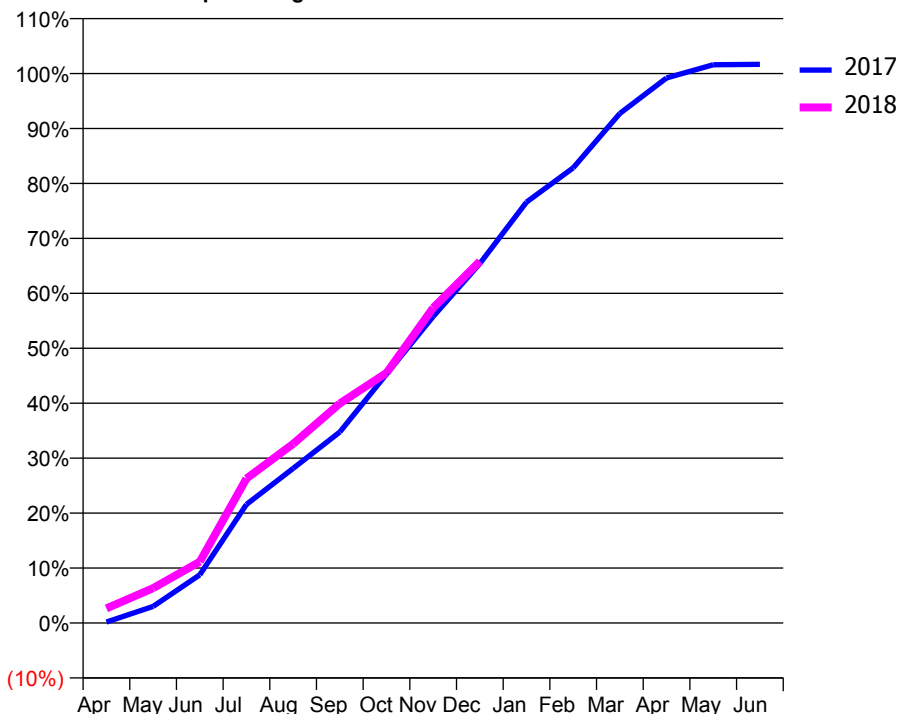
ACCESS*

Patients seen in 24 months	Total	Change since previous quarter
Quarter ending December 2016	2,434	
Quarter ending March 2017	2,417	→
Quarter ending June 2017	2,454	→
Quarter ending September 2017	2,528	↑
Quarter ending December 2017	2,506	→
Variance since December 2016	3.0%	↑



ACTIVITY

Cumulative percentage of contracted UDA delivered 2017 & 2018



Month	Adjusted Scheduled Activity (UDA)	
	2017	2018
April	11	166
May	188	396
June	548	697
July	1,348	1,643
August	1,759	2,038
September	2,173	2,497
October	2,830	2,843
November	3,485	3,584
December	4,088	4,114
January	4,787	
February	5,177	
March	5,795	
April	6,198	
May	6,349	
June	6,353	

QUALITY

	Quantity	Base Number	Contract	AT	Region	England
% of FP17s for the same patient ID Re-attending within 3 months - Children	54	547	9.9%	9.8%	12.9%	12.0%
% of FP17s for the same patient ID Re-attending within 3 months - Adults	273	1,885	14.5%	14.3%	16.5%	15.9%
% of FP17s for the same patient ID Re-attending between 3 & 9 months - Children	259	547	47.3%	58.8%	59.6%	58.0%
% of FP17s for the same patient ID Re-attending between 3 & 9 months - Adults	955	1,885	50.7%	53.0%	52.8%	50.5%
% of FP17s for Band 1 Urgent Courses	225	2,146	10.5%	7.5%	9.1%	9.0%
% of FP17s Relating to Free Repair or Replacements	13	2,146	0.6%	1.2%	1.0%	0.8%
% of FP17s Relating to Continuations	21	2,146	1.0%	1.3%	1.2%	1.1%
% of Patients satisfied with the dentistry they have received	3	3	N/A	92.7%	91.6%	91.5%
% of Patients satisfied with the time they had to wait for an appointment	3	3	N/A	88.3%	88.3%	87.9%

* This is based on patients treated on this contract for their most recent course of treatment. Figures in italics indicate the base number of FP17s or Patient Questionnaire responses are less than 100. N/A is shown where the base number of responses is less than 10 during the period. % is calculated as Quantity/Base number*100

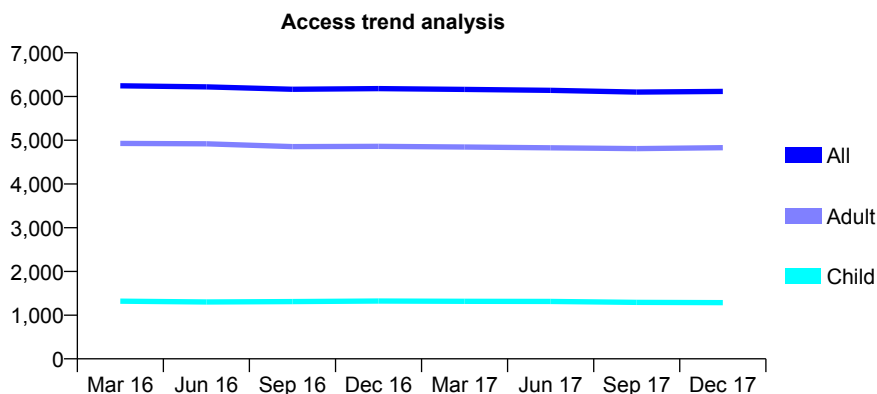
Q51 - Vital Signs At a Glance Contract Report for 142255/0001 - December 2017

Name or company name	Hislop and Wolverson
Contract type name	GDS Contract
Purpose of contract	General and Orthodontic
Contract start date	01/12/2010
Contract end date	

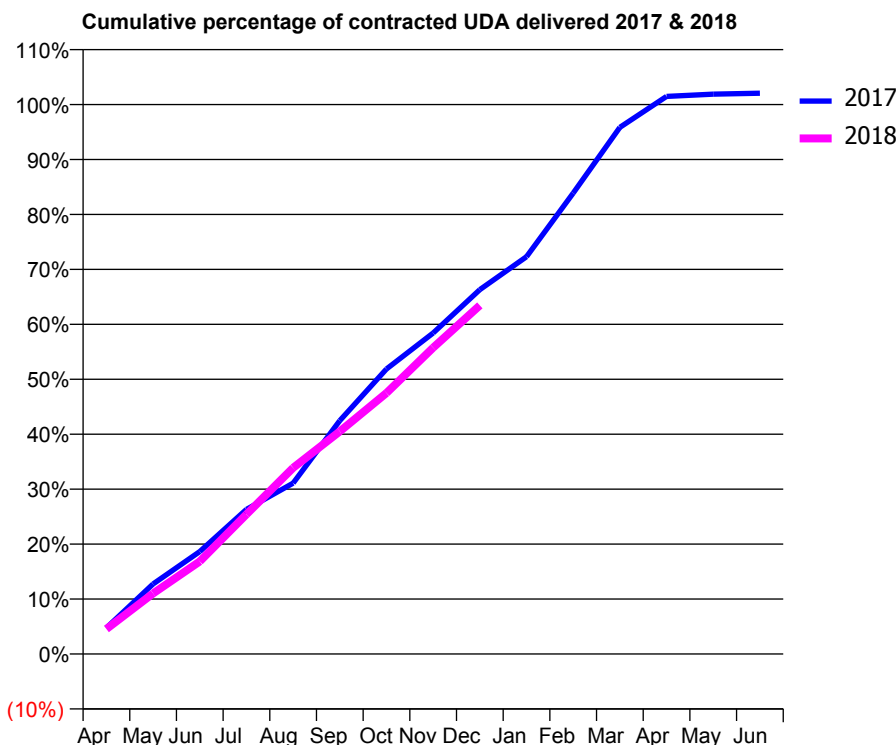
17/18 Contracted general activity (UDA)	21,997
Carry forward general activity (UDA)	-440
17/18 Contracted orthodontic activity (UOA)	525
Carry forward orthodontic activity (UOA)	0
Baseline contract value	£664,115.71

ACCESS*

Patients seen in 24 months	Total	Change since previous quarter
Quarter ending December 2016	6,181	
Quarter ending March 2017	6,162	→
Quarter ending June 2017	6,142	→
Quarter ending September 2017	6,103	→
Quarter ending December 2017	6,118	→
Variance since December 2016	(1.0%)	↓



ACTIVITY



Month	Adjusted Scheduled Activity (UDA)	
	2017	2018
April	1,048	1,000
May	2,803	2,424
June	4,101	3,707
July	5,788	5,589
August	6,843	7,457
September	9,342	8,914
October	11,408	10,451
November	12,850	12,263
December	14,586	13,954
January	15,907	
February	18,449	
March	21,080	
April	22,322	
May	22,414	
June	22,449	

QUALITY

	Quantity	Base Number	Contract	AT	Region	England
% of FP17s for the same patient ID Re-attending within 3 months - Children	193	1,622	11.9%	9.8%	12.9%	12.0%
% of FP17s for the same patient ID Re-attending within 3 months - Adults	892	5,438	16.4%	14.3%	16.5%	15.9%
% of FP17s for the same patient ID Re-attending between 3 & 9 months - Children	1,103	1,622	68.0%	58.8%	59.6%	58.0%
% of FP17s for the same patient ID Re-attending between 3 & 9 months - Adults	2,929	5,438	53.9%	53.0%	52.8%	50.5%
% of FP17s for Band 1 Urgent Courses	419	6,570	6.4%	7.5%	9.1%	9.0%
% of FP17s Relating to Free Repair or Replacements	86	6,570	1.3%	1.2%	1.0%	0.8%
% of FP17s Relating to Continuations	159	6,570	2.4%	1.3%	1.2%	1.1%
% of Patients satisfied with the dentistry they have received	18	19	94.7%	92.7%	91.6%	91.5%
% of Patients satisfied with the time they had to wait for an appointment	18	19	94.7%	88.3%	88.3%	87.9%

* This is based on patients treated on this contract for their most recent course of treatment. Figures in italics indicate the base number of FP17s or Patient Questionnaire responses are less than 100. N/A is shown where the base number of responses is less than 10 during the period. % is calculated as Quantity/Base number*100

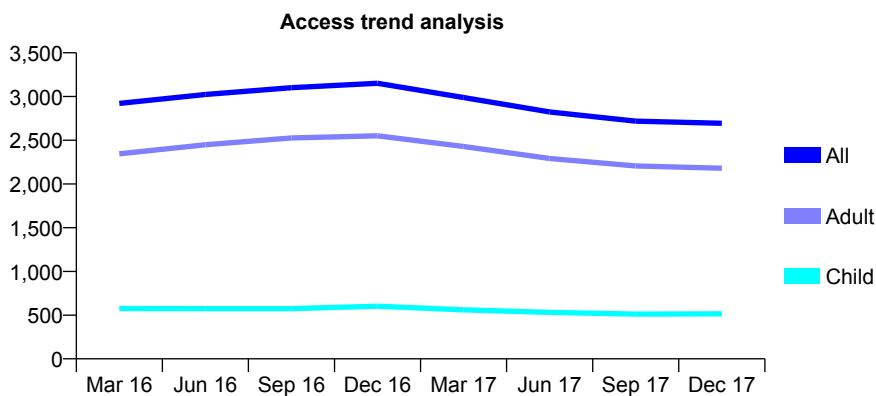
Q51 - Vital Signs At a Glance Contract Report for 142352/0001 - December 2017

Name or company name	Pawson Dental Partnership
Contract type name	GDS Contract
Purpose of contract	General
Contract start date	01/12/2014
Contract end date	

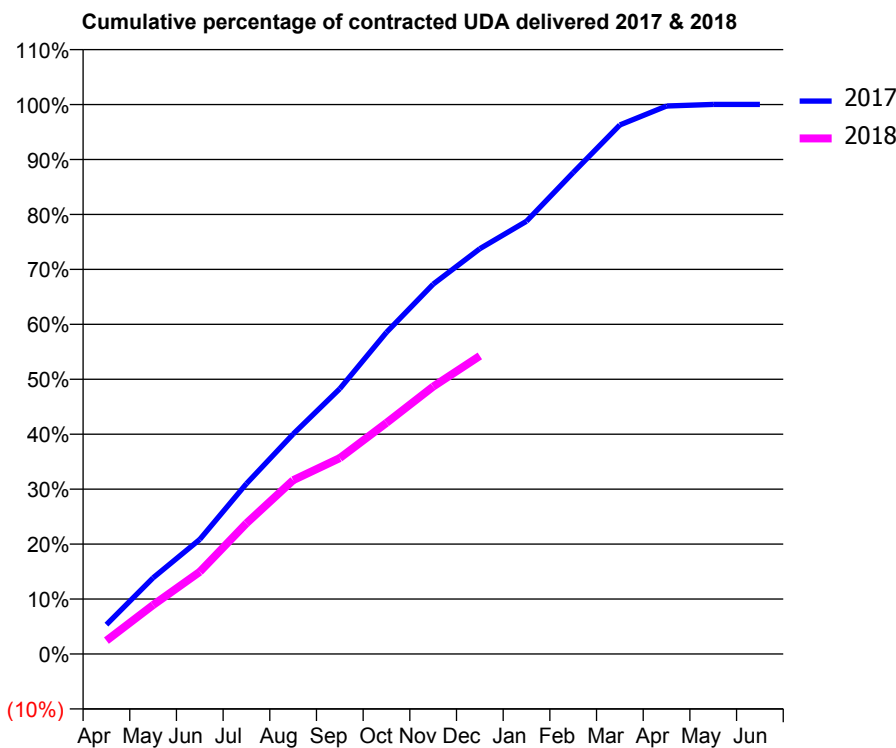
17/18 Contracted general activity (UDA)	10,000
Carry forward general activity (UDA)	-2
17/18 Contracted orthodontic activity (UOA)	0
Carry forward orthodontic activity (UOA)	0
Baseline contract value	£229,418.73

ACCESS*

Patients seen in 24 months	Total	Change since previous quarter
Quarter ending December 2016	3,152	
Quarter ending March 2017	2,988	↓
Quarter ending June 2017	2,823	↓
Quarter ending September 2017	2,718	↓
Quarter ending December 2017	2,694	→
Variance since December 2016	(14.5%)	↓



ACTIVITY



Month	Adjusted Scheduled Activity (UDA)	
	2017	2018
April	535	245
May	1,387	892
June	2,086	1,496
July	3,100	2,379
August	4,003	3,163
September	4,828	3,566
October	5,855	4,206
November	6,730	4,866
December	7,375	5,424
January	7,875	
February	8,762	
March	9,627	
April	9,972	
May	10,002	
June	10,002	

QUALITY

	Quantity	Base Number	Contract	AT	Region	England
% of FP17s for the same patient ID Re-attending within 3 months - Children	46	562	8.2%	9.8%	12.9%	12.0%
% of FP17s for the same patient ID Re-attending within 3 months - Adults	336	2,448	13.7%	14.3%	16.5%	15.9%
% of FP17s for the same patient ID Re-attending between 3 & 9 months - Children	350	562	62.3%	58.8%	59.6%	58.0%
% of FP17s for the same patient ID Re-attending between 3 & 9 months - Adults	1,564	2,448	63.9%	53.0%	52.8%	50.5%
% of FP17s for Band 1 Urgent Courses	180	2,826	6.4%	7.5%	9.1%	9.0%
% of FP17s Relating to Free Repair or Replacements	88	2,826	3.1%	1.2%	1.0%	0.8%
% of FP17s Relating to Continuations	24	2,826	0.8%	1.3%	1.2%	1.1%
% of Patients satisfied with the dentistry they have received	3	3	N/A	92.7%	91.6%	91.5%
% of Patients satisfied with the time they had to wait for an appointment	3	3	N/A	88.3%	88.3%	87.9%

* This is based on patients treated on this contract for their most recent course of treatment. Figures in italics indicate the base number of FP17s or Patient Questionnaire responses are less than 100. N/A is shown where the base number of responses is less than 10 during the period. % is calculated as Quantity/Base number*100

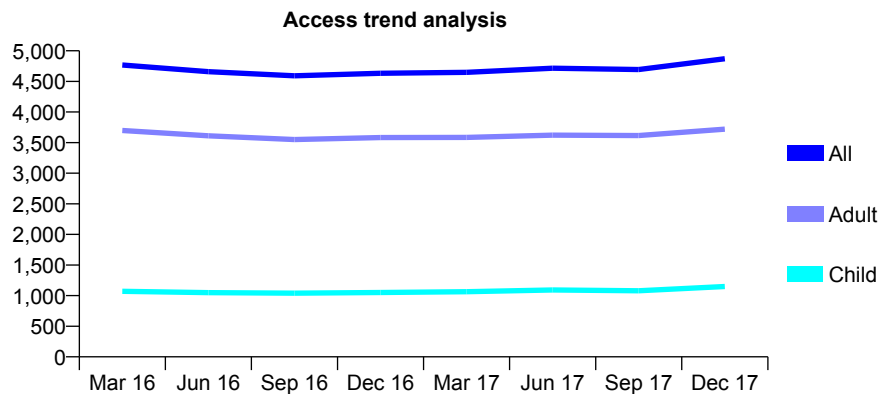
Q51 - Vital Signs At a Glance Contract Report for 143871/0001 - December 2017

Name or company name	Sandygate Dental Practice
Contract type name	GDS Contract
Purpose of contract	General
Contract start date	01/04/2009
Contract end date	

17/18 Contracted general activity (UDA)	12,975
Carry forward general activity (UDA)	0
17/18 Contracted orthodontic activity (UOA)	0
Carry forward orthodontic activity (UOA)	0
Baseline contract value	£294,910.30

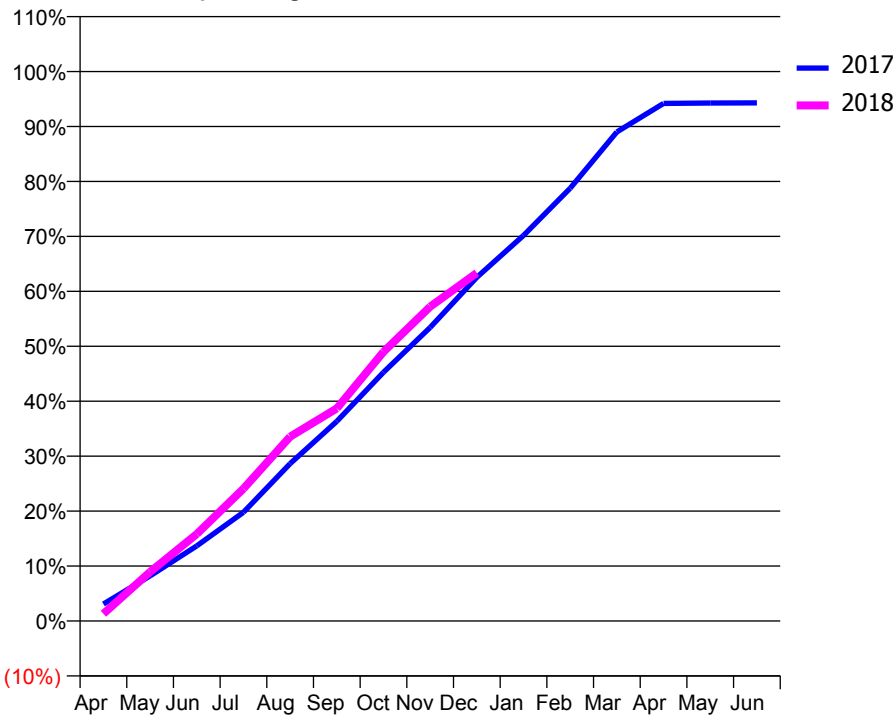
ACCESS*

Patients seen in 24 months	Total	Change since previous quarter
Quarter ending December 2016	4,633	
Quarter ending March 2017	4,649	→
Quarter ending June 2017	4,716	→
Quarter ending September 2017	4,694	→
Quarter ending December 2017	4,870	↑
Variance since December 2016	5.1%	↑



ACTIVITY

Cumulative percentage of contracted UDA delivered 2017 & 2018



Month	Adjusted Scheduled Activity (UDA)	
	2017	2018
April	401	173
May	1,065	1,161
June	1,774	2,053
July	2,568	3,125
August	3,715	4,353
September	4,714	5,021
October	5,874	6,355
November	6,932	7,424
December	8,116	8,220
January	9,105	
February	10,218	
March	11,547	
April	12,222	
May	12,232	
June	12,233	

QUALITY

	Quantity	Base Number	Contract	AT	Region	England
% of FP17s for the same patient ID Re-attending within 3 months - Children	101	1,571	6.4%	9.8%	12.9%	12.0%
% of FP17s for the same patient ID Re-attending within 3 months - Adults	551	4,383	12.6%	14.3%	16.5%	15.9%
% of FP17s for the same patient ID Re-attending between 3 & 9 months - Children	1,158	1,571	73.7%	58.8%	59.6%	58.0%
% of FP17s for the same patient ID Re-attending between 3 & 9 months - Adults	2,549	4,383	58.2%	53.0%	52.8%	50.5%
% of FP17s for Band 1 Urgent Courses	229	4,988	4.6%	7.5%	9.1%	9.0%
% of FP17s Relating to Free Repair or Replacements	41	4,988	0.8%	1.2%	1.0%	0.8%
% of FP17s Relating to Continuations	29	4,988	0.6%	1.3%	1.2%	1.1%
% of Patients satisfied with the dentistry they have received	6	6	N/A	92.7%	91.6%	91.5%
% of Patients satisfied with the time they had to wait for an appointment	4	6	N/A	88.3%	88.3%	87.9%

* This is based on patients treated on this contract for their most recent course of treatment. Figures in italics indicate the base number of FP17s or Patient Questionnaire responses are less than 100. N/A is shown where the base number of responses is less than 10 during the period. % is calculated as Quantity/Base number*100

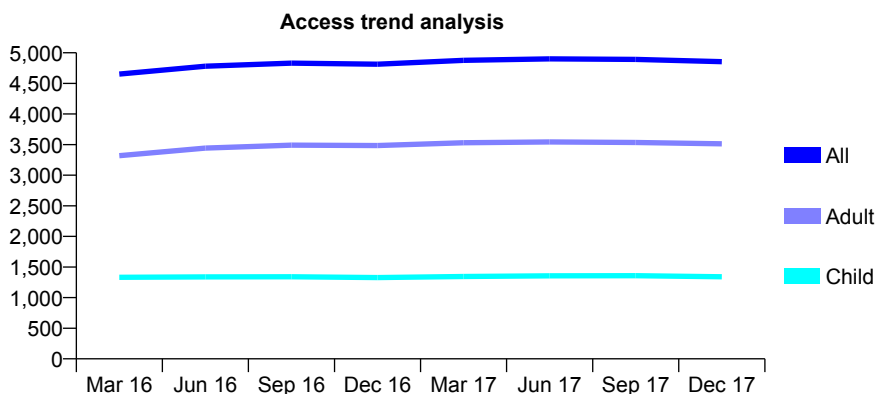
Q51 - Vital Signs At a Glance Contract Report for 144118/0001 - December 2017

Name or company name	Ecclesfield Dental
Contract type name	GDS Contract
Purpose of contract	General
Contract start date	01/04/2010
Contract end date	

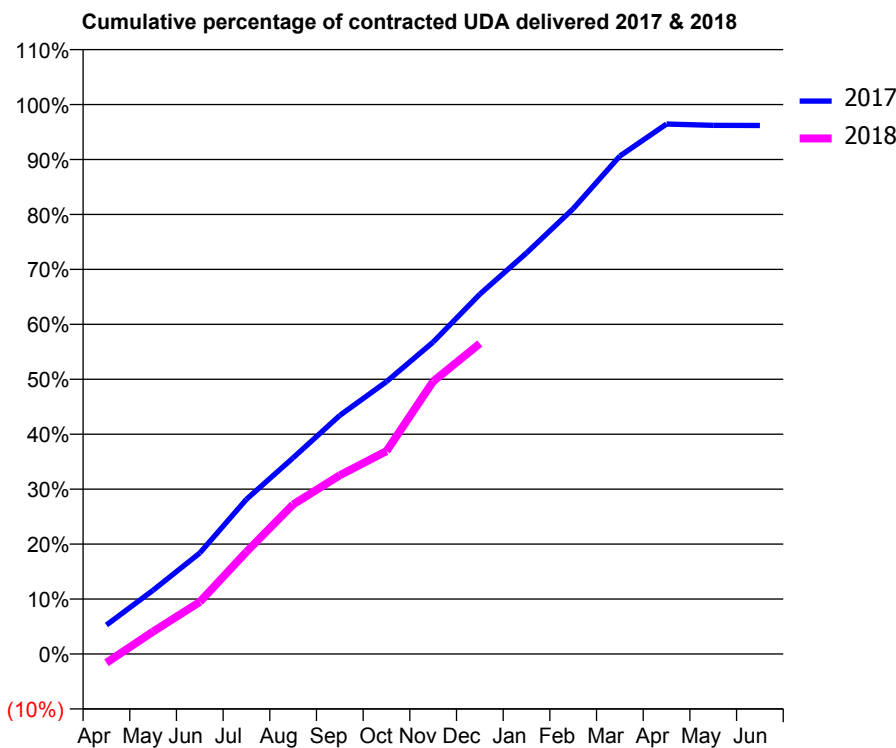
17/18 Contracted general activity (UDA)	15,500
Carry forward general activity (UDA)	542
17/18 Contracted orthodontic activity (UOA)	0
Carry forward orthodontic activity (UOA)	0
Baseline contract value	£490,931.99

ACCESS*

Patients seen in 24 months	Total	Change since previous quarter
Quarter ending December 2016	4,813	
Quarter ending March 2017	4,876	→
Quarter ending June 2017	4,901	→
Quarter ending September 2017	4,892	→
Quarter ending December 2017	4,855	→
Variance since December 2016	0.9%	→



ACTIVITY



Month	Adjusted Scheduled Activity (UDA)	
	2017	2018
April	818	-250
May	1,801	635
June	2,848	1,470
July	4,365	2,885
August	5,536	4,218
September	6,729	5,042
October	7,681	5,722
November	8,801	7,691
December	10,151	8,758
January	11,313	
February	12,562	
March	14,047	
April	14,948	
May	14,911	
June	14,908	

QUALITY

	Quantity	Base Number	Contract	AT	Region	England
% of FP17s for the same patient ID Re-attending within 3 months - Children	122	1,740	7.0%	9.8%	12.9%	12.0%
% of FP17s for the same patient ID Re-attending within 3 months - Adults	565	4,003	14.1%	14.3%	16.5%	15.9%
% of FP17s for the same patient ID Re-attending between 3 & 9 months - Children	1,198	1,740	68.9%	58.8%	59.6%	58.0%
% of FP17s for the same patient ID Re-attending between 3 & 9 months - Adults	2,513	4,003	62.8%	53.0%	52.8%	50.5%
% of FP17s for Band 1 Urgent Courses	417	5,364	7.8%	7.5%	9.1%	9.0%
% of FP17s Relating to Free Repair or Replacements	44	5,364	0.8%	1.2%	1.0%	0.8%
% of FP17s Relating to Continuations	32	5,364	0.6%	1.3%	1.2%	1.1%
% of Patients satisfied with the dentistry they have received	6	7	N/A	92.7%	91.6%	91.5%
% of Patients satisfied with the time they had to wait for an appointment	7	7	N/A	88.3%	88.3%	87.9%

* This is based on patients treated on this contract for their most recent course of treatment. Figures in italics indicate the base number of FP17s or Patient Questionnaire responses are less than 100. N/A is shown where the base number of responses is less than 10 during the period. % is calculated as Quantity/Base number*100

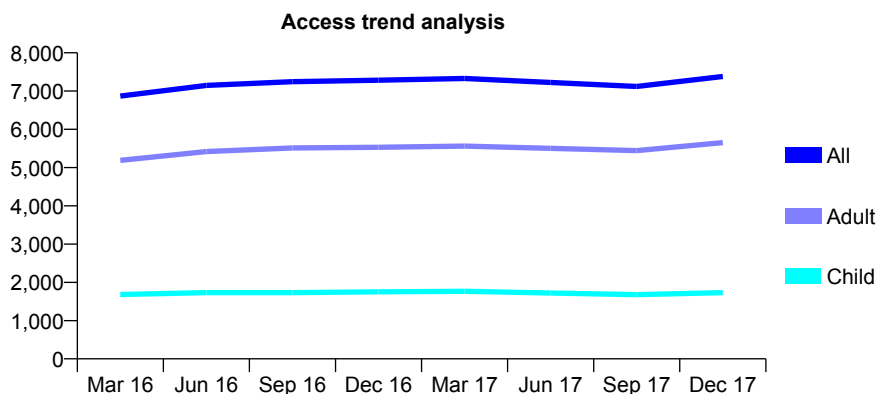
Q51 - Vital Signs At a Glance Contract Report for 144959/0001 - December 2017

Name or company name	Kaye and Rafferty Ltd
Contract type name	GDS Contract
Purpose of contract	General and Orthodontic
Contract start date	01/07/2014
Contract end date	

17/18 Contracted general activity (UDA)	21,500
Carry forward general activity (UDA)	0
17/18 Contracted orthodontic activity (UOA)	2,249
Carry forward orthodontic activity (UOA)	0
Baseline contract value	£714,315.27

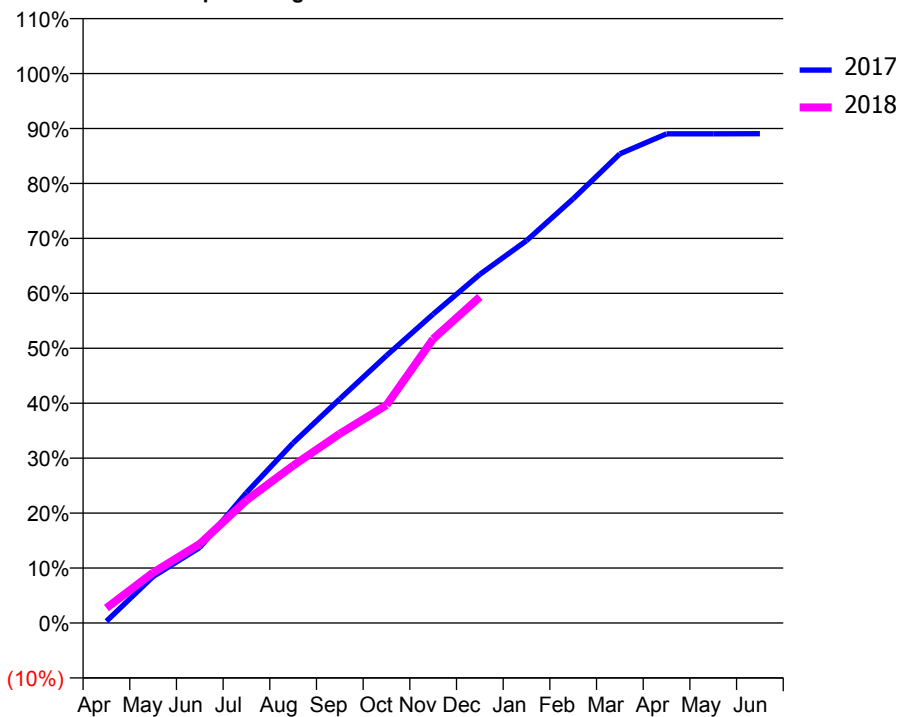
ACCESS*

Patients seen in 24 months	Total	Change since previous quarter
Quarter ending December 2016	7,284	
Quarter ending March 2017	7,328	→
Quarter ending June 2017	7,225	↓
Quarter ending September 2017	7,120	↓
Quarter ending December 2017	7,381	↑
Variance since December 2016	1.3%	→



ACTIVITY

Cumulative percentage of contracted UDA delivered 2017 & 2018



Month	Adjusted Scheduled Activity (UDA)	
	2017	2018
April	70	586
May	1,817	1,974
June	2,954	3,097
July	5,100	4,803
August	7,044	6,159
September	8,768	7,408
October	10,463	8,529
November	12,085	11,115
December	13,639	12,760
January	14,959	
February	16,597	
March	18,356	
April	19,139	
May	19,142	
June	19,144	

QUALITY

	Quantity	Base Number	Contract	AT	Region	England
% of FP17s for the same patient ID Re-attending within 3 months - Children	203	2,153	9.4%	9.8%	12.9%	12.0%
% of FP17s for the same patient ID Re-attending within 3 months - Adults	707	5,965	11.9%	14.3%	16.5%	15.9%
% of FP17s for the same patient ID Re-attending between 3 & 9 months - Children	1,280	2,153	59.5%	58.8%	59.6%	58.0%
% of FP17s for the same patient ID Re-attending between 3 & 9 months - Adults	3,393	5,965	56.9%	53.0%	52.8%	50.5%
% of FP17s for Band 1 Urgent Courses	482	7,532	6.4%	7.5%	9.1%	9.0%
% of FP17s Relating to Free Repair or Replacements	39	7,532	0.5%	1.2%	1.0%	0.8%
% of FP17s Relating to Continuations	94	7,532	1.2%	1.3%	1.2%	1.1%
% of Patients satisfied with the dentistry they have received	19	19	100.0%	92.7%	91.6%	91.5%
% of Patients satisfied with the time they had to wait for an appointment	17	19	89.5%	88.3%	88.3%	87.9%

* This is based on patients treated on this contract for their most recent course of treatment. Figures in italics indicate the base number of FP17s or Patient Questionnaire responses are less than 100. N/A is shown where the base number of responses is less than 10 during the period. % is calculated as Quantity/Base number*100

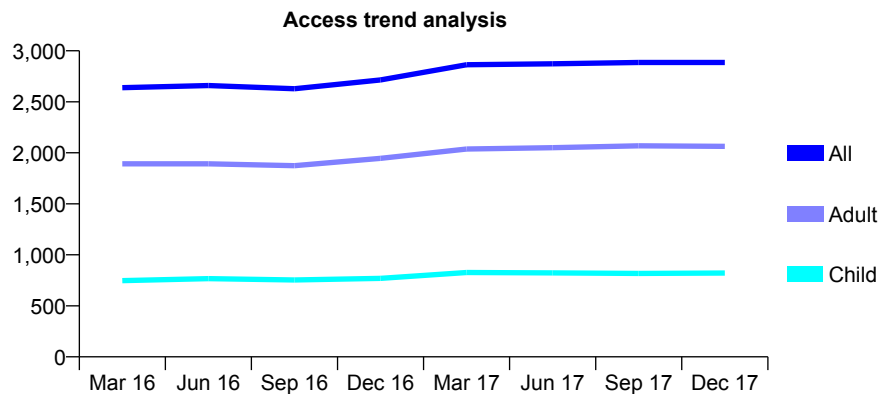
Q51 - Vital Signs At a Glance Contract Report for 145130/0001 - December 2017

Name or company name	Wensley & Wright
Contract type name	GDS Contract
Purpose of contract	General
Contract start date	01/04/2006
Contract end date	

17/18 Contracted general activity (UDA)	8,147
Carry forward general activity (UDA)	172
17/18 Contracted orthodontic activity (UOA)	0
Carry forward orthodontic activity (UOA)	0
Baseline contract value	£257,974.68

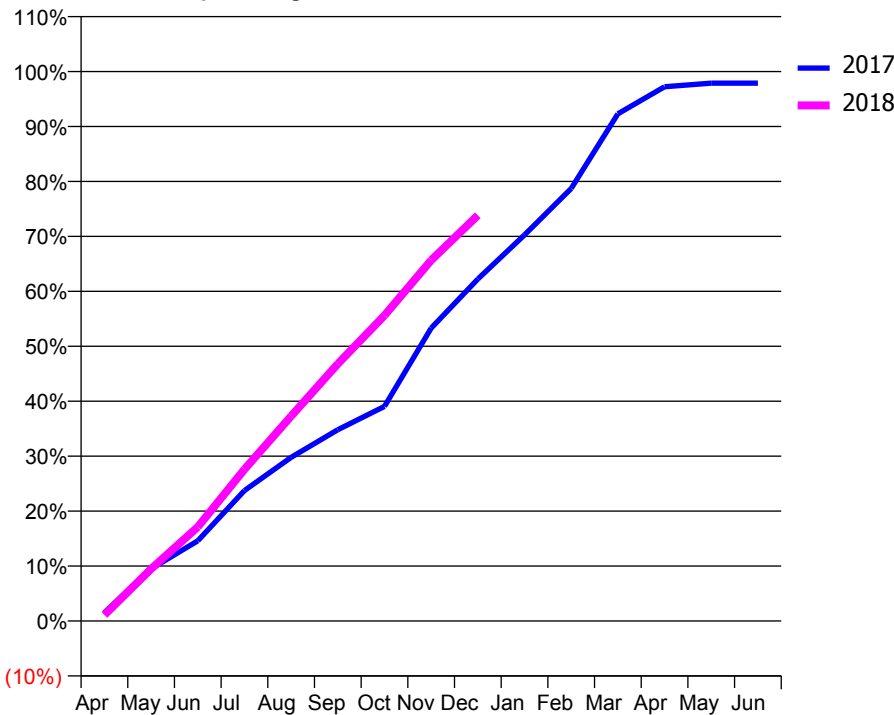
ACCESS*

Patients seen in 24 months	Total	Change since previous quarter
Quarter ending December 2016	2,715	
Quarter ending March 2017	2,864	↑
Quarter ending June 2017	2,873	→
Quarter ending September 2017	2,885	→
Quarter ending December 2017	2,885	→
Variance since December 2016	6.3%	↑



ACTIVITY

Cumulative percentage of contracted UDA delivered 2017 & 2018



Month	Adjusted Scheduled Activity (UDA)	
	2017	2018
April	126	90
May	774	773
June	1,189	1,394
July	1,934	2,249
August	2,426	3,038
September	2,837	3,814
October	3,181	4,529
November	4,342	5,349
December	5,069	6,015
January	5,724	
February	6,412	
March	7,520	
April	7,920	
May	7,974	
June	7,975	

QUALITY

	Quantity	Base Number	Contract	AT	Region	England
% of FP17s for the same patient ID Re-attending within 3 months - Children	46	757	6.1%	9.8%	12.9%	12.0%
% of FP17s for the same patient ID Re-attending within 3 months - Adults	273	1,992	13.7%	14.3%	16.5%	15.9%
% of FP17s for the same patient ID Re-attending between 3 & 9 months - Children	383	757	50.6%	58.8%	59.6%	58.0%
% of FP17s for the same patient ID Re-attending between 3 & 9 months - Adults	973	1,992	48.8%	53.0%	52.8%	50.5%
% of FP17s for Band 1 Urgent Courses	171	2,551	6.7%	7.5%	9.1%	9.0%
% of FP17s Relating to Free Repair or Replacements	23	2,551	0.9%	1.2%	1.0%	0.8%
% of FP17s Relating to Continuations	54	2,551	2.1%	1.3%	1.2%	1.1%
% of Patients satisfied with the dentistry they have received	1	1	N/A	92.7%	91.6%	91.5%
% of Patients satisfied with the time they had to wait for an appointment	0	1	N/A	88.3%	88.3%	87.9%

* This is based on patients treated on this contract for their most recent course of treatment. Figures in italics indicate the base number of FP17s or Patient Questionnaire responses are less than 100. N/A is shown where the base number of responses is less than 10 during the period. % is calculated as Quantity/Base number*100

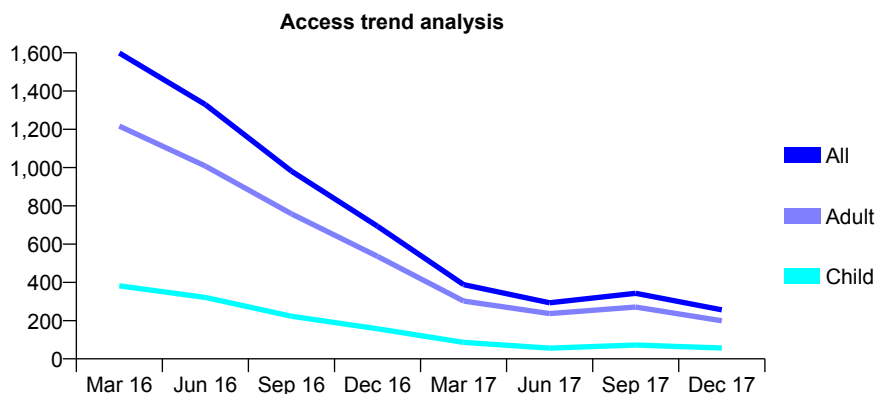
Q51 - Vital Signs At a Glance Contract Report for 145130/0002 - December 2017

Name or company name	Wensley & Wright
Contract type name	GDS Contract
Purpose of contract	General
Contract start date	01/04/2006
Contract end date	

17/18 Contracted general activity (UDA)	3,328
Carry forward general activity (UDA)	0
17/18 Contracted orthodontic activity (UOA)	0
Carry forward orthodontic activity (UOA)	0
Baseline contract value	£94,488.34

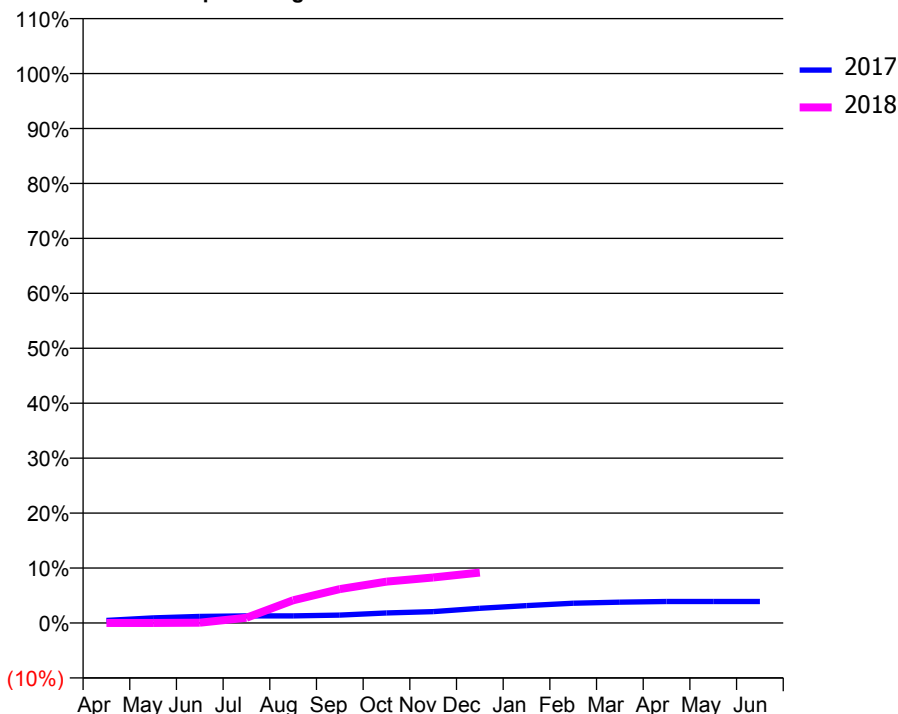
ACCESS*

Patients seen in 24 months	Total	Change since previous quarter
Quarter ending December 2016	693	
Quarter ending March 2017	388	↓
Quarter ending June 2017	293	↓
Quarter ending September 2017	343	↑
Quarter ending December 2017	256	↓
Variance since December 2016	(63.1%)	↓



ACTIVITY

Cumulative percentage of contracted UDA delivered 2017 & 2018



Month	Adjusted Scheduled Activity (UDA)	
	2017	2018
April	16	0
May	31	0
June	40	2
July	43	32
August	43	137
September	48	206
October	61	251
November	69	276
December	89	306
January	105	
February	120	
March	126	
April	130	
May	130	
June	130	

QUALITY

	Quantity	Base Number	Contract	AT	Region	England
% of FP17s for the same patient ID Re-attending within 3 months - Children	0	45	0.0%	9.8%	12.9%	12.0%
% of FP17s for the same patient ID Re-attending within 3 months - Adults	5	149	3.4%	14.3%	16.5%	15.9%
% of FP17s for the same patient ID Re-attending between 3 & 9 months - Children	5	45	11.1%	58.8%	59.6%	58.0%
% of FP17s for the same patient ID Re-attending between 3 & 9 months - Adults	5	149	3.4%	53.0%	52.8%	50.5%
% of FP17s for Band 1 Urgent Courses	30	192	15.6%	7.5%	9.1%	9.0%
% of FP17s Relating to Free Repair or Replacements	0	192	0.0%	1.2%	1.0%	0.8%
% of FP17s Relating to Continuations	0	192	0.0%	1.3%	1.2%	1.1%
% of Patients satisfied with the dentistry they have received	0	0	N/A	92.7%	91.6%	91.5%
% of Patients satisfied with the time they had to wait for an appointment	0	0	N/A	88.3%	88.3%	87.9%

* This is based on patients treated on this contract for their most recent course of treatment. Figures in italics indicate the base number of FP17s or Patient Questionnaire responses are less than 100. N/A is shown where the base number of responses is less than 10 during the period. % is calculated as Quantity/Base number*100

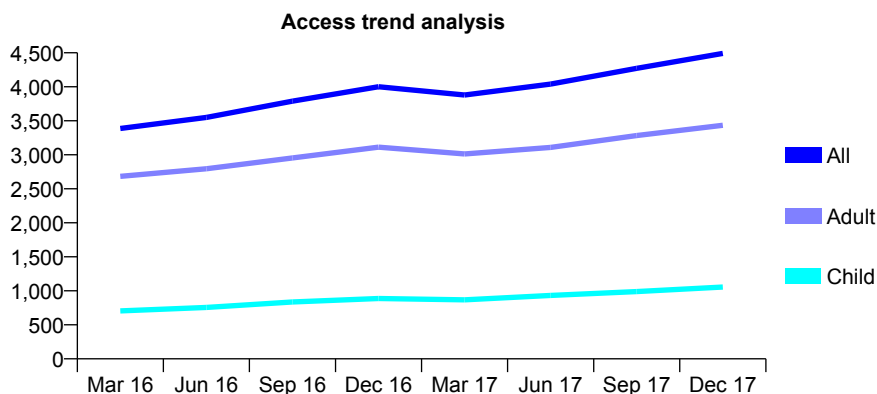
Q51 - Vital Signs At a Glance Contract Report for 146439/0001 - December 2017

Name or company name	Premier Dental Ltd
Contract type name	GDS Contract
Purpose of contract	General
Contract start date	24/02/2011
Contract end date	

17/18 Contracted general activity (UDA)	15,304
Carry forward general activity (UDA)	2
17/18 Contracted orthodontic activity (UOA)	0
Carry forward orthodontic activity (UOA)	0
Baseline contract value	£466,725.27

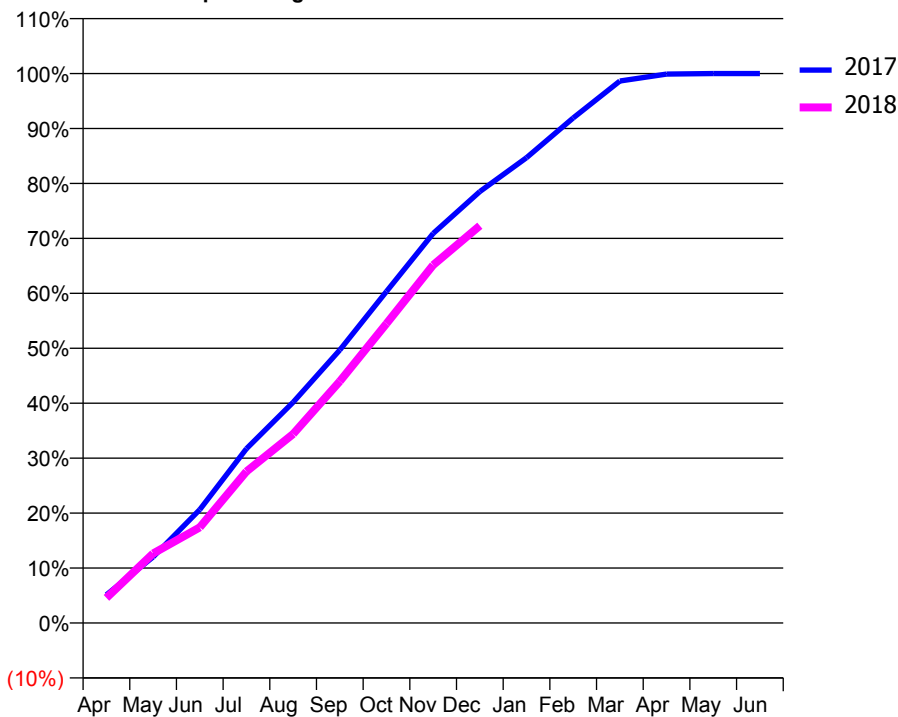
ACCESS*

Patients seen in 24 months	Total	Change since previous quarter
Quarter ending December 2016	4,000	
Quarter ending March 2017	3,879	↓
Quarter ending June 2017	4,041	↑
Quarter ending September 2017	4,272	↑
Quarter ending December 2017	4,491	↑
Variance since December 2016	12.3%	↑



ACTIVITY

Cumulative percentage of contracted UDA delivered 2017 & 2018



Month	Adjusted Scheduled Activity (UDA)	
	2017	2018
April	787	699
May	1,841	1,939
June	3,158	2,664
July	4,854	4,219
August	6,148	5,264
September	7,605	6,730
October	9,235	8,341
November	10,851	9,968
December	12,015	11,066
January	12,960	
February	14,068	
March	15,095	
April	15,289	
May	15,302	
June	15,302	

QUALITY

	Quantity	Base Number	Contract	AT	Region	England
% of FP17s for the same patient ID Re-attending within 3 months - Children	44	1,036	4.2%	9.8%	12.9%	12.0%
% of FP17s for the same patient ID Re-attending within 3 months - Adults	392	3,512	11.2%	14.3%	16.5%	15.9%
% of FP17s for the same patient ID Re-attending between 3 & 9 months - Children	466	1,036	45.0%	58.8%	59.6%	58.0%
% of FP17s for the same patient ID Re-attending between 3 & 9 months - Adults	1,739	3,512	49.5%	53.0%	52.8%	50.5%
% of FP17s for Band 1 Urgent Courses	190	4,470	4.3%	7.5%	9.1%	9.0%
% of FP17s Relating to Free Repair or Replacements	43	4,470	1.0%	1.2%	1.0%	0.8%
% of FP17s Relating to Continuations	90	4,470	2.0%	1.3%	1.2%	1.1%
% of Patients satisfied with the dentistry they have received	7	7	N/A	92.7%	91.6%	91.5%
% of Patients satisfied with the time they had to wait for an appointment	7	7	N/A	88.3%	88.3%	87.9%

* This is based on patients treated on this contract for their most recent course of treatment. Figures in italics indicate the base number of FP17s or Patient Questionnaire responses are less than 100. N/A is shown where the base number of responses is less than 10 during the period. % is calculated as Quantity/Base number*100

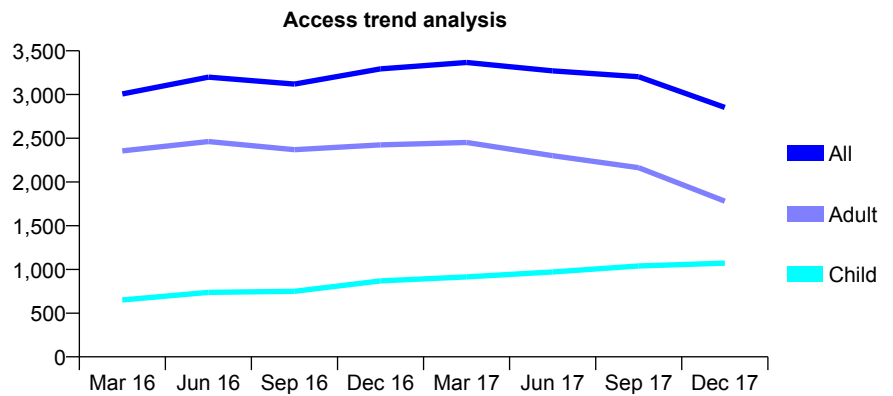
Q51 - Vital Signs At a Glance Contract Report for 147397/0001 - December 2017

Name or company name	Hillsborough Family Dental Centre
Contract type name	GDS Contract
Purpose of contract	General
Contract start date	01/04/2012
Contract end date	

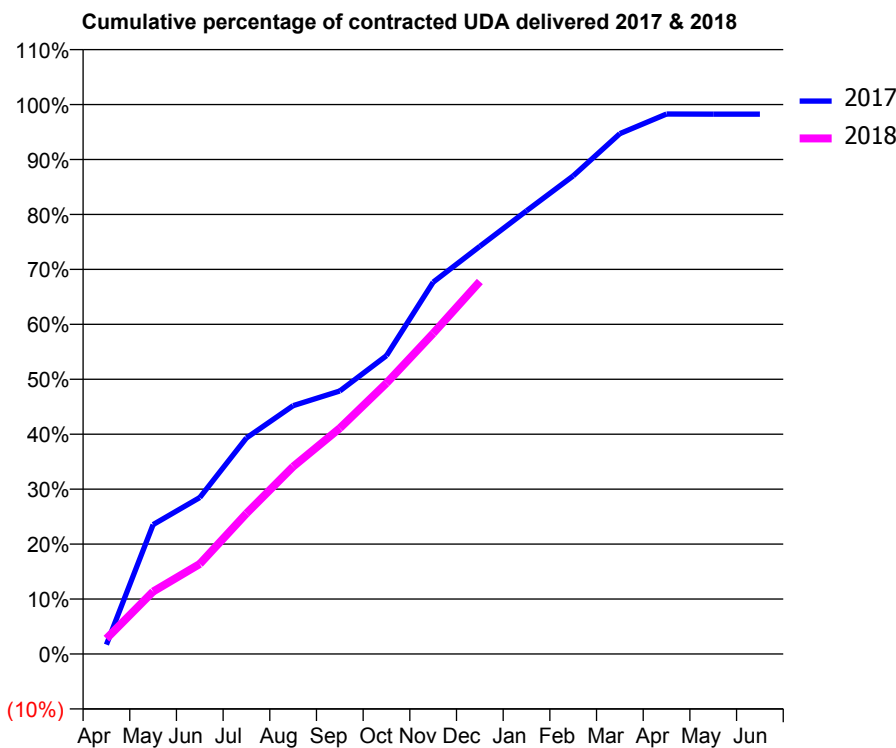
17/18 Contracted general activity (UDA)	8,664
Carry forward general activity (UDA)	151
17/18 Contracted orthodontic activity (UOA)	0
Carry forward orthodontic activity (UOA)	0
Baseline contract value	£237,198.99

ACCESS*

Patients seen in 24 months	Total	Change since previous quarter
Quarter ending December 2016	3,293	
Quarter ending March 2017	3,366	↑
Quarter ending June 2017	3,271	↓
Quarter ending September 2017	3,204	↓
Quarter ending December 2017	2,852	↓
Variance since December 2016	(13.4%)	↓



ACTIVITY



Month	Adjusted Scheduled Activity (UDA)	
	2017	2018
April	149	243
May	2,041	986
June	2,468	1,420
July	3,408	2,217
August	3,915	2,956
September	4,148	3,561
October	4,704	4,272
November	5,864	5,056
December	6,428	5,874
January	6,988	
February	7,539	
March	8,204	
April	8,515	
May	8,513	
June	8,513	

QUALITY

	Quantity	Base Number	Contract	AT	Region	England
% of FP17s for the same patient ID Re-attending within 3 months - Children	57	1,066	5.3%	9.8%	12.9%	12.0%
% of FP17s for the same patient ID Re-attending within 3 months - Adults	176	1,397	12.6%	14.3%	16.5%	15.9%
% of FP17s for the same patient ID Re-attending between 3 & 9 months - Children	581	1,066	54.5%	58.8%	59.6%	58.0%
% of FP17s for the same patient ID Re-attending between 3 & 9 months - Adults	597	1,397	42.7%	53.0%	52.8%	50.5%
% of FP17s for Band 1 Urgent Courses	94	2,331	4.0%	7.5%	9.1%	9.0%
% of FP17s Relating to Free Repair or Replacements	9	2,331	0.4%	1.2%	1.0%	0.8%
% of FP17s Relating to Continuations	60	2,331	2.6%	1.3%	1.2%	1.1%
% of Patients satisfied with the dentistry they have received	3	4	N/A	92.7%	91.6%	91.5%
% of Patients satisfied with the time they had to wait for an appointment	4	4	N/A	88.3%	88.3%	87.9%

* This is based on patients treated on this contract for their most recent course of treatment. Figures in italics indicate the base number of FP17s or Patient Questionnaire responses are less than 100. N/A is shown where the base number of responses is less than 10 during the period. % is calculated as Quantity/Base number*100

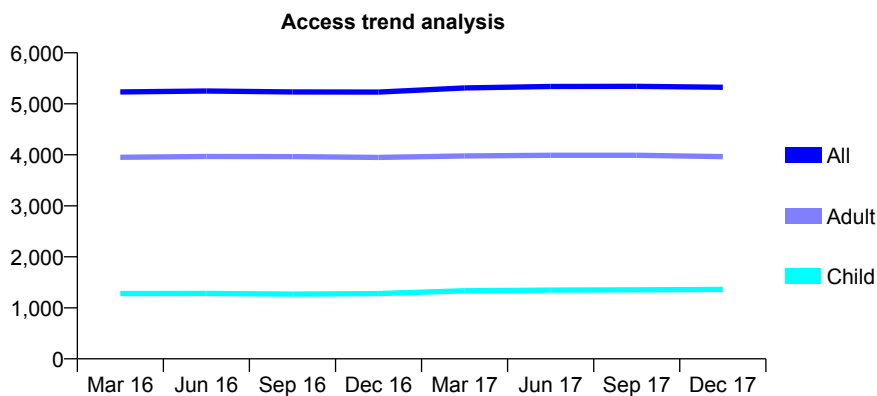
Q51 - Vital Signs At a Glance Contract Report for 147583/0001 - December 2017

Name or company name	Prime Dental Care Limited
Contract type name	GDS Contract
Purpose of contract	General
Contract start date	02/08/2010
Contract end date	

17/18 Contracted general activity (UDA)	13,805
Carry forward general activity (UDA)	0
17/18 Contracted orthodontic activity (UOA)	0
Carry forward orthodontic activity (UOA)	0
Baseline contract value	£423,373.08

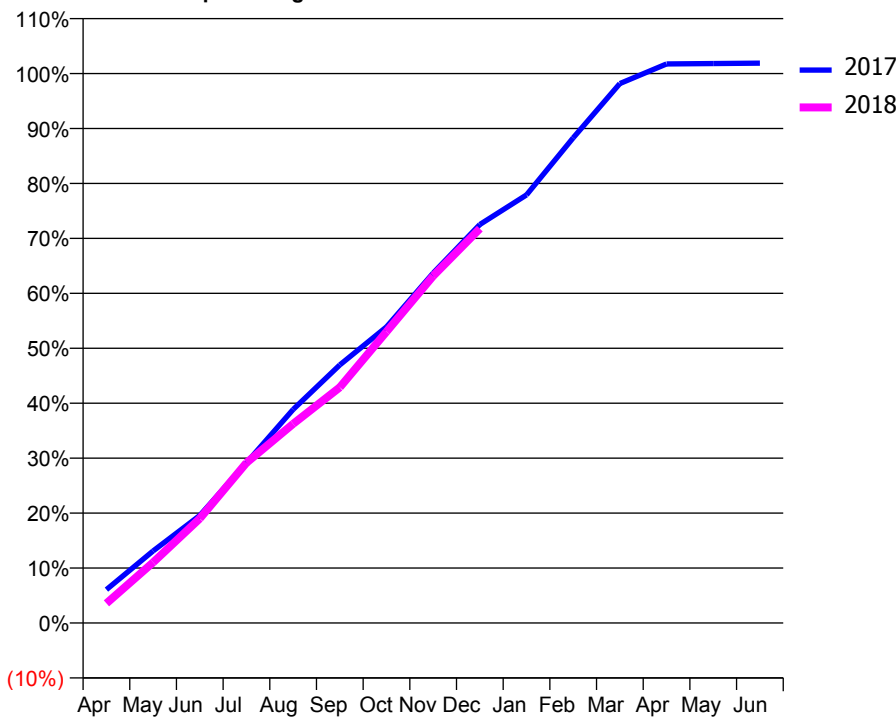
ACCESS*

Patients seen in 24 months	Total	Change since previous quarter
Quarter ending December 2016	5,229	
Quarter ending March 2017	5,312	→
Quarter ending June 2017	5,339	→
Quarter ending September 2017	5,343	→
Quarter ending December 2017	5,325	→
Variance since December 2016	1.8%	→



ACTIVITY

Cumulative percentage of contracted UDA delivered 2017 & 2018



Month	Adjusted Scheduled Activity (UDA)	
	2017	2018
April	839	493
May	1,811	1,521
June	2,701	2,625
July	4,027	4,025
August	5,365	5,002
September	6,484	5,920
October	7,440	7,319
November	8,793	8,720
December	10,013	9,909
January	10,757	
February	12,188	
March	13,552	
April	14,044	
May	14,054	
June	14,066	

QUALITY

	Quantity	Base Number	Contract	AT	Region	England
% of FP17s for the same patient ID Re-attending within 3 months - Children	83	1,354	6.1%	9.8%	12.9%	12.0%
% of FP17s for the same patient ID Re-attending within 3 months - Adults	535	4,131	13.0%	14.3%	16.5%	15.9%
% of FP17s for the same patient ID Re-attending between 3 & 9 months - Children	593	1,354	43.8%	58.8%	59.6%	58.0%
% of FP17s for the same patient ID Re-attending between 3 & 9 months - Adults	1,974	4,131	47.8%	53.0%	52.8%	50.5%
% of FP17s for Band 1 Urgent Courses	180	4,672	3.9%	7.5%	9.1%	9.0%
% of FP17s Relating to Free Repair or Replacements	85	4,672	1.8%	1.2%	1.0%	0.8%
% of FP17s Relating to Continuations	40	4,672	0.9%	1.3%	1.2%	1.1%
% of Patients satisfied with the dentistry they have received	3	5	N/A	92.7%	91.6%	91.5%
% of Patients satisfied with the time they had to wait for an appointment	3	5	N/A	88.3%	88.3%	87.9%

* This is based on patients treated on this contract for their most recent course of treatment. Figures in italics indicate the base number of FP17s or Patient Questionnaire responses are less than 100. N/A is shown where the base number of responses is less than 10 during the period. % is calculated as Quantity/Base number*100

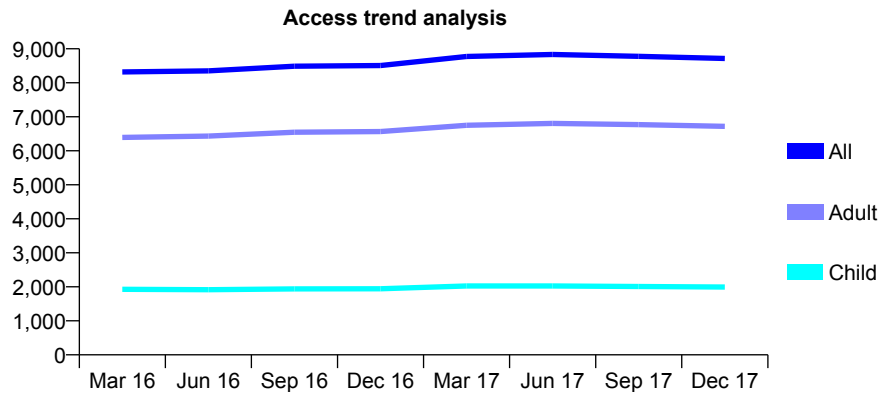
Q51 - Vital Signs At a Glance Contract Report for 149896/0001 - December 2017

Name or company name	Handsworth Dental Care
Contract type name	GDS Contract
Purpose of contract	General
Contract start date	30/10/2009
Contract end date	

17/18 Contracted general activity (UDA)	25,095
Carry forward general activity (UDA)	583
17/18 Contracted orthodontic activity (UOA)	0
Carry forward orthodontic activity (UOA)	0
Baseline contract value	£600,241.41

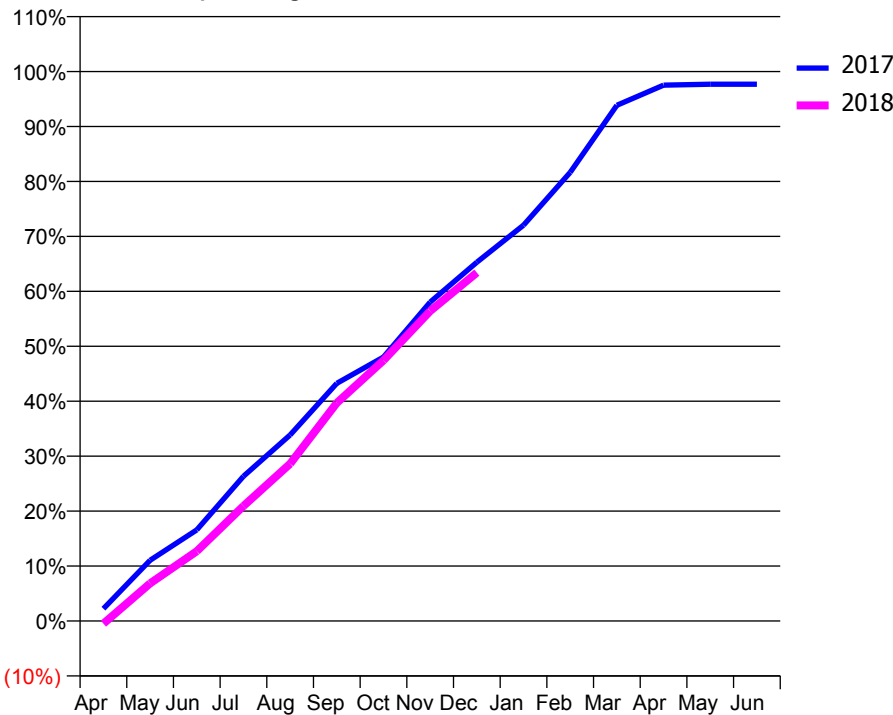
ACCESS*

Patients seen in 24 months	Total	Change since previous quarter
Quarter ending December 2016	8,507	
Quarter ending March 2017	8,776	↑
Quarter ending June 2017	8,832	→
Quarter ending September 2017	8,780	→
Quarter ending December 2017	8,715	→
Variance since December 2016	2.4%	↑



ACTIVITY

Cumulative percentage of contracted UDA delivered 2017 & 2018



Month	Adjusted Scheduled Activity (UDA)	
	2017	2018
April	562	-124
May	2,773	1,723
June	4,165	3,189
July	6,610	5,251
August	8,495	7,183
September	10,857	9,963
October	12,052	11,903
November	14,564	14,155
December	16,387	15,911
January	18,078	
February	20,487	
March	23,555	
April	24,471	
May	24,515	
June	24,512	

QUALITY

	Quantity	Base Number	Contract	AT	Region	England
% of FP17s for the same patient ID Re-attending within 3 months - Children	189	2,560	7.4%	9.8%	12.9%	12.0%
% of FP17s for the same patient ID Re-attending within 3 months - Adults	1,067	7,625	14.0%	14.3%	16.5%	15.9%
% of FP17s for the same patient ID Re-attending between 3 & 9 months - Children	1,803	2,560	70.4%	58.8%	59.6%	58.0%
% of FP17s for the same patient ID Re-attending between 3 & 9 months - Adults	4,702	7,625	61.7%	53.0%	52.8%	50.5%
% of FP17s for Band 1 Urgent Courses	596	8,908	6.7%	7.5%	9.1%	9.0%
% of FP17s Relating to Free Repair or Replacements	347	8,908	3.9%	1.2%	1.0%	0.8%
% of FP17s Relating to Continuations	76	8,908	0.9%	1.3%	1.2%	1.1%
% of Patients satisfied with the dentistry they have received	11	12	91.7%	92.7%	91.6%	91.5%
% of Patients satisfied with the time they had to wait for an appointment	11	12	91.7%	88.3%	88.3%	87.9%

* This is based on patients treated on this contract for their most recent course of treatment. Figures in italics indicate the base number of FP17s or Patient Questionnaire responses are less than 100. N/A is shown where the base number of responses is less than 10 during the period. % is calculated as Quantity/Base number*100

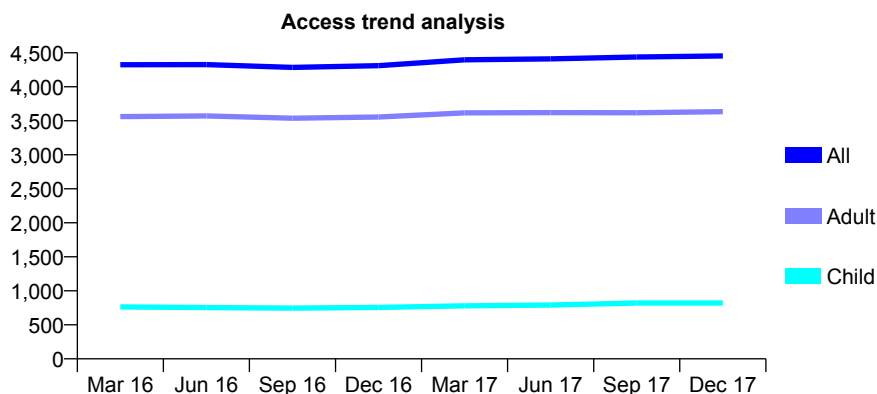
Q51 - Vital Signs At a Glance Contract Report for 150444/0001 - December 2017

Name or company name	Dore Dental Care
Contract type name	GDS Contract
Purpose of contract	General
Contract start date	01/04/2006
Contract end date	

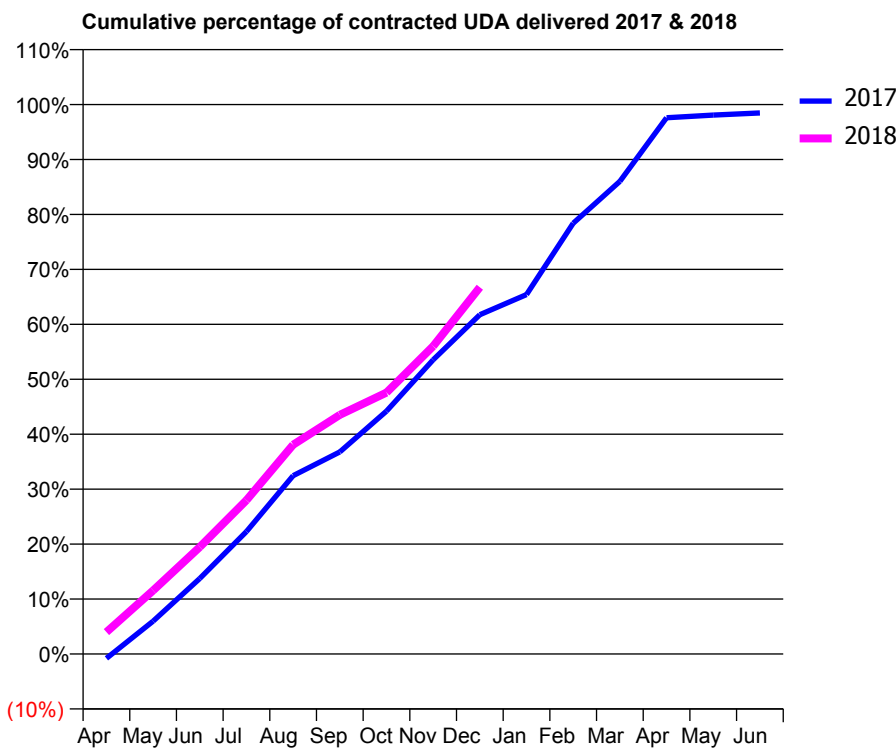
17/18 Contracted general activity (UDA)	12,151
Carry forward general activity (UDA)	-234
17/18 Contracted orthodontic activity (UOA)	0
Carry forward orthodontic activity (UOA)	0
Baseline contract value	£388,790.81

ACCESS*

Patients seen in 24 months	Total	Change since previous quarter
Quarter ending December 2016	4,311	
Quarter ending March 2017	4,397	→
Quarter ending June 2017	4,411	→
Quarter ending September 2017	4,439	→
Quarter ending December 2017	4,454	→
Variance since December 2016	3.3%	↑



ACTIVITY



Month	Adjusted Scheduled Activity (UDA)	
	2017	2018
April	-98	486
May	728	1,406
June	1,670	2,366
July	2,709	3,401
August	3,945	4,628
September	4,468	5,289
October	5,371	5,780
November	6,505	6,806
December	7,502	8,110
January	7,948	
February	9,525	
March	10,453	
April	11,858	
May	11,918	
June	11,964	

QUALITY

	Quantity	Base Number	Contract	AT	Region	England
% of FP17s for the same patient ID Re-attending within 3 months - Children	47	1,040	4.5%	9.8%	12.9%	12.0%
% of FP17s for the same patient ID Re-attending within 3 months - Adults	665	4,915	13.5%	14.3%	16.5%	15.9%
% of FP17s for the same patient ID Re-attending between 3 & 9 months - Children	697	1,040	67.0%	58.8%	59.6%	58.0%
% of FP17s for the same patient ID Re-attending between 3 & 9 months - Adults	3,322	4,915	67.6%	53.0%	52.8%	50.5%
% of FP17s for Band 1 Urgent Courses	254	5,140	4.9%	7.5%	9.1%	9.0%
% of FP17s Relating to Free Repair or Replacements	39	5,140	0.8%	1.2%	1.0%	0.8%
% of FP17s Relating to Continuations	105	5,140	2.0%	1.3%	1.2%	1.1%
% of Patients satisfied with the dentistry they have received	4	4	N/A	92.7%	91.6%	91.5%
% of Patients satisfied with the time they had to wait for an appointment	3	4	N/A	88.3%	88.3%	87.9%

* This is based on patients treated on this contract for their most recent course of treatment. Figures in italics indicate the base number of FP17s or Patient Questionnaire responses are less than 100. N/A is shown where the base number of responses is less than 10 during the period. % is calculated as Quantity/Base number*100

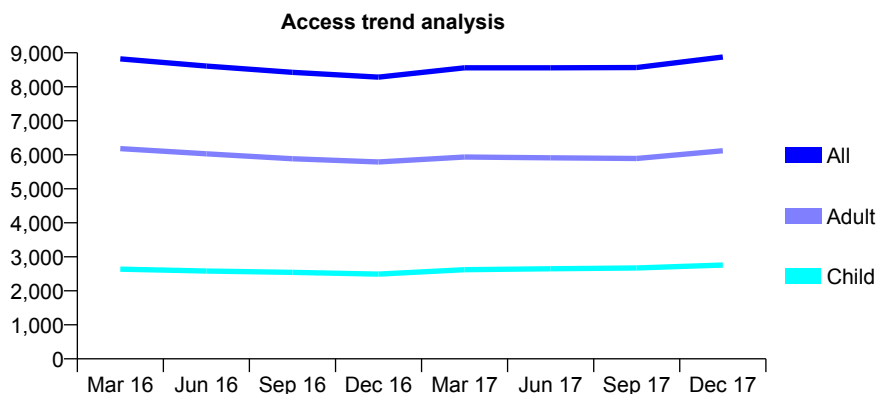
Q51 - Vital Signs At a Glance Contract Report for 151491/0001 - December 2017

Name or company name	A2 Dental Studio
Contract type name	GDS Contract
Purpose of contract	General
Contract start date	06/06/2011
Contract end date	

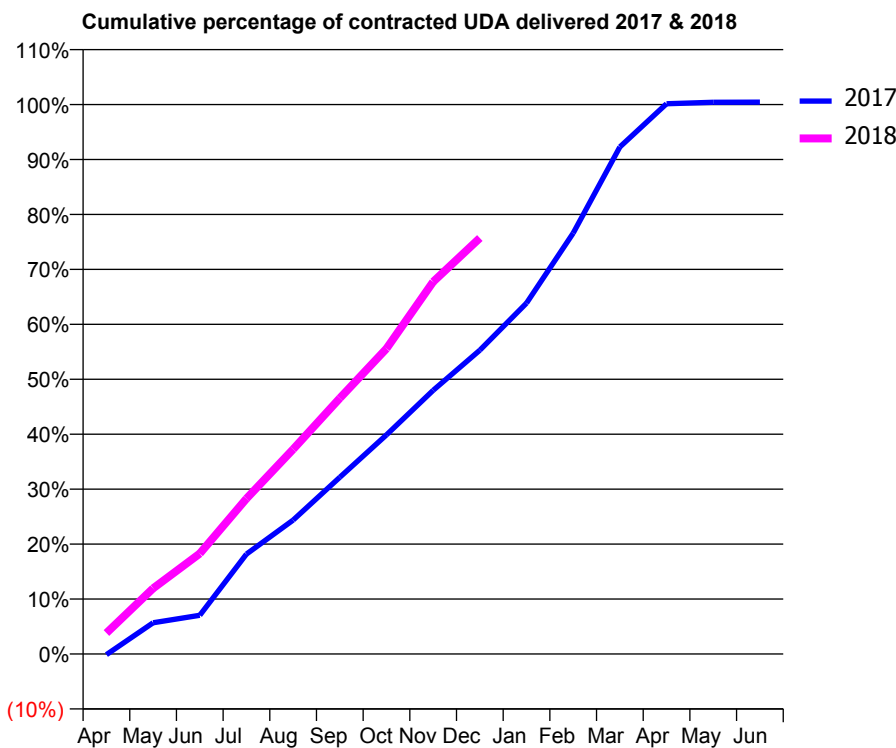
17/18 Contracted general activity (UDA)	22,823
Carry forward general activity (UDA)	-98
17/18 Contracted orthodontic activity (UOA)	0
Carry forward orthodontic activity (UOA)	0
Baseline contract value	£741,875.77

ACCESS*

Patients seen in 24 months	Total	Change since previous quarter
Quarter ending December 2016	8,284	
Quarter ending March 2017	8,560	↑
Quarter ending June 2017	8,559	→
Quarter ending September 2017	8,565	→
Quarter ending December 2017	8,878	↑
Variance since December 2016	7.2%	↑



ACTIVITY



Month	Adjusted Scheduled Activity (UDA)	
	2017	2018
April	-31	872
May	1,297	2,725
June	1,609	4,175
July	4,150	6,453
August	5,566	8,505
September	7,343	10,623
October	9,104	12,685
November	10,955	15,461
December	12,621	17,278
January	14,573	
February	17,484	
March	21,057	
April	22,854	
May	22,914	
June	22,921	

QUALITY

	Quantity	Base Number	Contract	AT	Region	England
% of FP17s for the same patient ID Re-attending within 3 months - Children	221	2,461	9.0%	9.8%	12.9%	12.0%
% of FP17s for the same patient ID Re-attending within 3 months - Adults	893	5,514	16.2%	14.3%	16.5%	15.9%
% of FP17s for the same patient ID Re-attending between 3 & 9 months - Children	1,149	2,461	46.7%	58.8%	59.6%	58.0%
% of FP17s for the same patient ID Re-attending between 3 & 9 months - Adults	2,374	5,514	43.1%	53.0%	52.8%	50.5%
% of FP17s for Band 1 Urgent Courses	651	6,877	9.5%	7.5%	9.1%	9.0%
% of FP17s Relating to Free Repair or Replacements	98	6,877	1.4%	1.2%	1.0%	0.8%
% of FP17s Relating to Continuations	110	6,877	1.6%	1.3%	1.2%	1.1%
% of Patients satisfied with the dentistry they have received	13	14	92.9%	92.7%	91.6%	91.5%
% of Patients satisfied with the time they had to wait for an appointment	14	14	100.0%	88.3%	88.3%	87.9%

* This is based on patients treated on this contract for their most recent course of treatment. Figures in italics indicate the base number of FP17s or Patient Questionnaire responses are less than 100. N/A is shown where the base number of responses is less than 10 during the period. % is calculated as Quantity/Base number*100

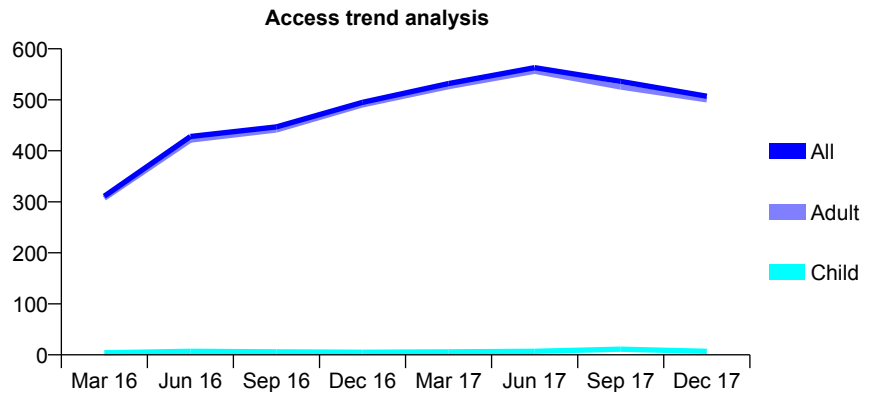
Q51 - Vital Signs At a Glance Contract Report for 151653/0003 - December 2017

Name or company name	The Forum Practice Ltd
Contract type name	PDS Contract
Purpose of contract	General
Contract start date	01/04/2012
Contract end date	31/03/2020

17/18 Contracted general activity (UDA)	1,800
Carry forward general activity (UDA)	0
17/18 Contracted orthodontic activity (UOA)	0
Carry forward orthodontic activity (UOA)	0
Baseline contract value	£66,752.40

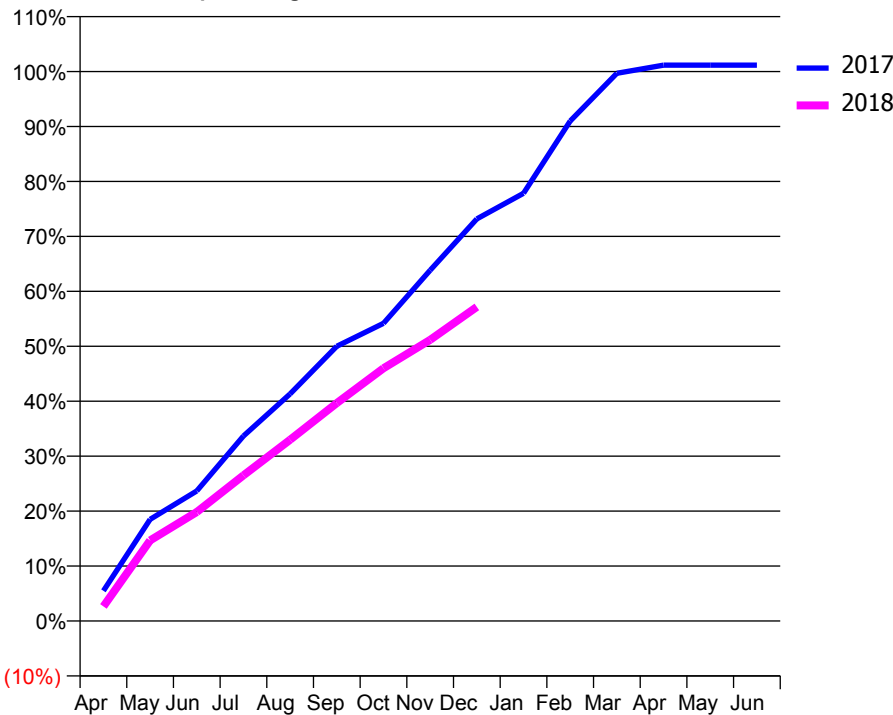
ACCESS*

Patients seen in 24 months	Total	Change since previous quarter
Quarter ending December 2016	495	
Quarter ending March 2017	532	↑
Quarter ending June 2017	563	↑
Quarter ending September 2017	536	↓
Quarter ending December 2017	507	↓
Variance since December 2016	2.4%	↑



ACTIVITY

Cumulative percentage of contracted UDA delivered 2017 & 2018



Month	Adjusted Scheduled Activity (UDA)	
	2017	2018
April	99	48
May	333	264
June	426	357
July	606	477
August	744	594
September	900	714
October	975	828
November	1,149	921
December	1,317	1,029
January	1,401	
February	1,638	
March	1,794	
April	1,821	
May	1,821	
June	1,821	

QUALITY

	Quantity	Base Number	Contract	AT	Region	England
% of FP17s for the same patient ID Re-attending within 3 months - Children	1	8	12.5%	9.8%	12.9%	12.0%
% of FP17s for the same patient ID Re-attending within 3 months - Adults	33	344	9.6%	14.3%	16.5%	15.9%
% of FP17s for the same patient ID Re-attending between 3 & 9 months - Children	1	8	12.5%	58.8%	59.6%	58.0%
% of FP17s for the same patient ID Re-attending between 3 & 9 months - Adults	1	344	0.3%	53.0%	52.8%	50.5%
% of FP17s for Band 1 Urgent Courses	0	343	0.0%	7.5%	9.1%	9.0%
% of FP17s Relating to Free Repair or Replacements	0	343	0.0%	1.2%	1.0%	0.8%
% of FP17s Relating to Continuations	0	343	0.0%	1.3%	1.2%	1.1%
% of Patients satisfied with the dentistry they have received	0	0	N/A	92.7%	91.6%	91.5%
% of Patients satisfied with the time they had to wait for an appointment	0	0	N/A	88.3%	88.3%	87.9%

* This is based on patients treated on this contract for their most recent course of treatment. Figures in italics indicate the base number of FP17s or Patient Questionnaire responses are less than 100. N/A is shown where the base number of responses is less than 10 during the period. % is calculated as Quantity/Base number*100

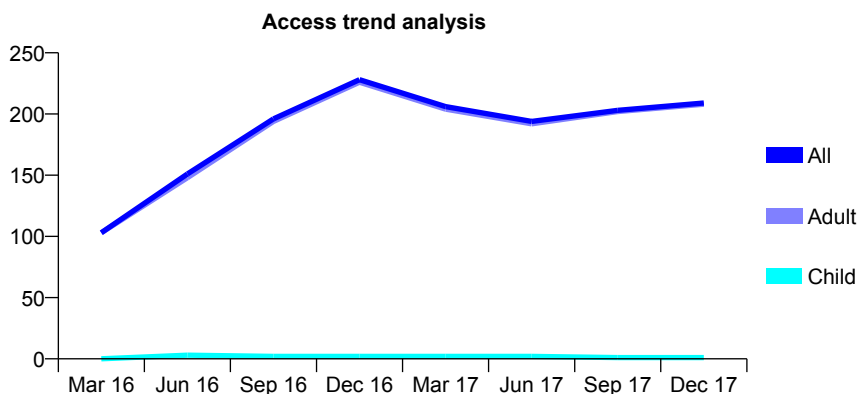
Q51 - Vital Signs At a Glance Contract Report for 151653/0004 - December 2017

Name or company name	The Forum Practice Ltd
Contract type name	PDS Contract
Purpose of contract	General
Contract start date	01/03/2012
Contract end date	30/04/2020

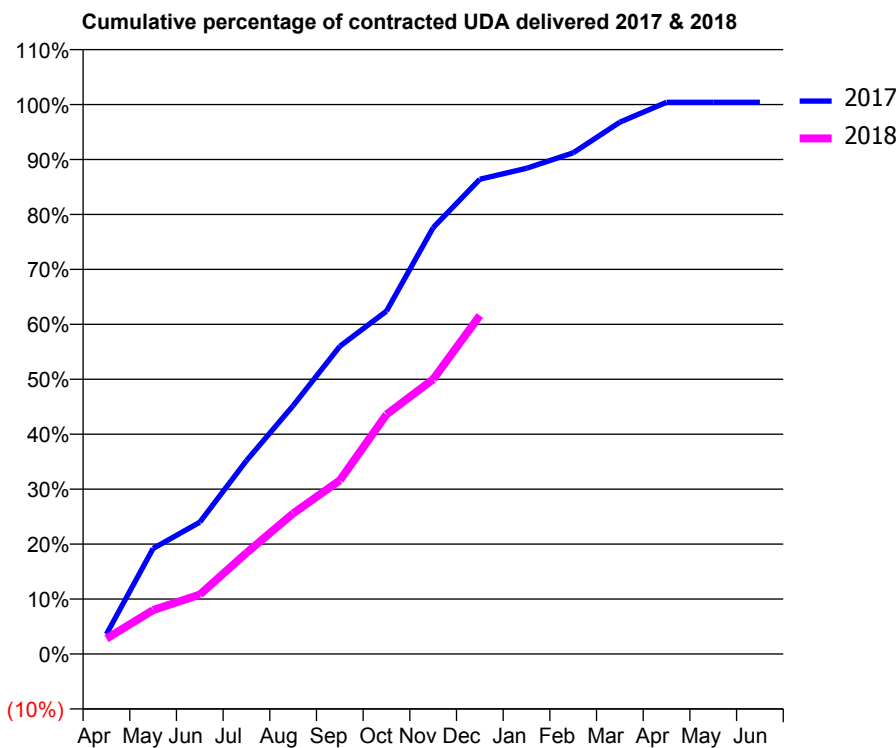
17/18 Contracted general activity (UDA)	750
Carry forward general activity (UDA)	0
17/18 Contracted orthodontic activity (UOA)	0
Carry forward orthodontic activity (UOA)	0
Baseline contract value	£35,089.75

ACCESS*

Patients seen in 24 months	Total	Change since previous quarter
Quarter ending December 2016	228	
Quarter ending March 2017	206	↓
Quarter ending June 2017	194	↓
Quarter ending September 2017	203	↑
Quarter ending December 2017	209	↑
Variance since December 2016	(8.3%)	↓



ACTIVITY



Month	Adjusted Scheduled Activity (UDA)	
	2017	2018
April	27	21
May	144	60
June	180	81
July	264	138
August	339	192
September	420	237
October	468	327
November	582	375
December	648	462
January	663	
February	684	
March	726	
April	753	
May	753	
June	753	

QUALITY

	Quantity	Base Number	Contract	AT	Region	England
% of FP17s for the same patient ID Re-attending within 3 months - Children	0	0	N/A	9.8%	12.9%	12.0%
% of FP17s for the same patient ID Re-attending within 3 months - Adults	12	163	7.4%	14.3%	16.5%	15.9%
% of FP17s for the same patient ID Re-attending between 3 & 9 months - Children	0	0	N/A	58.8%	59.6%	58.0%
% of FP17s for the same patient ID Re-attending between 3 & 9 months - Adults	0	163	0.0%	53.0%	52.8%	50.5%
% of FP17s for Band 1 Urgent Courses	0	154	0.0%	7.5%	9.1%	9.0%
% of FP17s Relating to Free Repair or Replacements	0	154	0.0%	1.2%	1.0%	0.8%
% of FP17s Relating to Continuations	0	154	0.0%	1.3%	1.2%	1.1%
% of Patients satisfied with the dentistry they have received	0	0	N/A	92.7%	91.6%	91.5%
% of Patients satisfied with the time they had to wait for an appointment	0	0	N/A	88.3%	88.3%	87.9%

* This is based on patients treated on this contract for their most recent course of treatment. Figures in italics indicate the base number of FP17s or Patient Questionnaire responses are less than 100. N/A is shown where the base number of responses is less than 10 during the period. % is calculated as Quantity/Base number*100

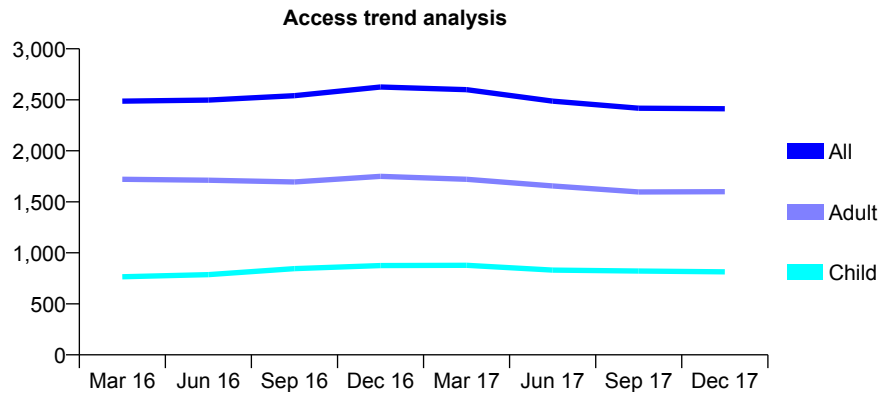
Q51 - Vital Signs At a Glance Contract Report for 152161/0001 - December 2017

Name or company name	Manor Dental Practice
Contract type name	GDS Contract
Purpose of contract	General
Contract start date	01/10/2007
Contract end date	

17/18 Contracted general activity (UDA)	8,728
Carry forward general activity (UDA)	53
17/18 Contracted orthodontic activity (UOA)	0
Carry forward orthodontic activity (UOA)	0
Baseline contract value	£231,566.69

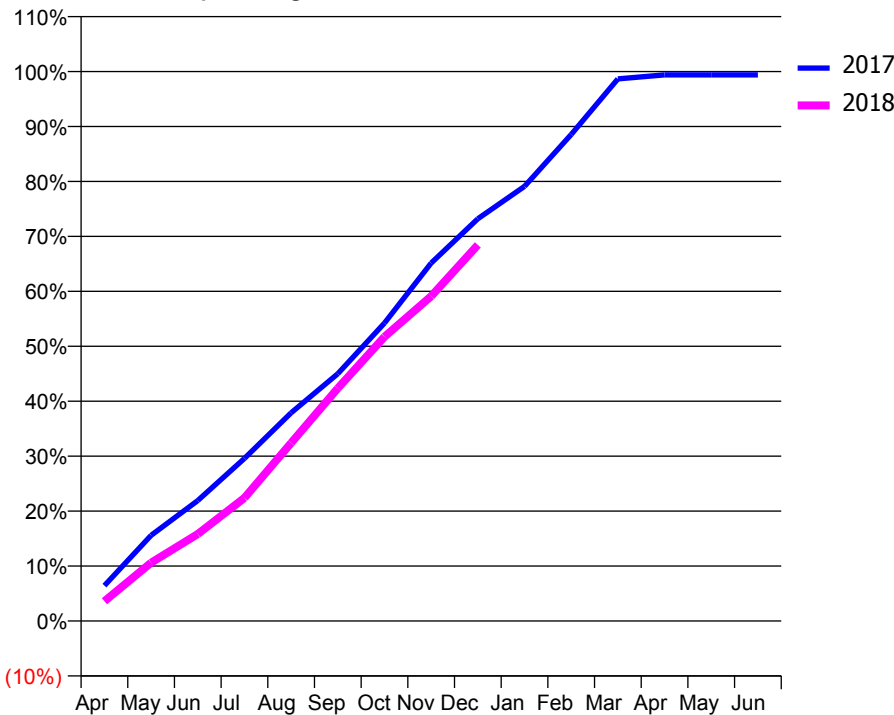
ACCESS*

Patients seen in 24 months	Total	Change since previous quarter
Quarter ending December 2016	2,625	
Quarter ending March 2017	2,599	→
Quarter ending June 2017	2,487	↓
Quarter ending September 2017	2,418	↓
Quarter ending December 2017	2,413	→
Variance since December 2016	(8.1%)	↓



ACTIVITY

Cumulative percentage of contracted UDA delivered 2017 & 2018



Month	Adjusted Scheduled Activity (UDA)	
	2017	2018
April	562	314
May	1,360	926
June	1,914	1,382
July	2,584	1,957
August	3,306	2,829
September	3,928	3,697
October	4,732	4,514
November	5,685	5,157
December	6,388	5,974
January	6,904	
February	7,727	
March	8,610	
April	8,675	
May	8,675	
June	8,675	

QUALITY

	Quantity	Base Number	Contract	AT	Region	England
% of FP17s for the same patient ID Re-attending within 3 months - Children	36	757	4.8%	9.8%	12.9%	12.0%
% of FP17s for the same patient ID Re-attending within 3 months - Adults	159	1,405	11.3%	14.3%	16.5%	15.9%
% of FP17s for the same patient ID Re-attending between 3 & 9 months - Children	371	757	49.0%	58.8%	59.6%	58.0%
% of FP17s for the same patient ID Re-attending between 3 & 9 months - Adults	541	1,405	38.5%	53.0%	52.8%	50.5%
% of FP17s for Band 1 Urgent Courses	155	2,132	7.3%	7.5%	9.1%	9.0%
% of FP17s Relating to Free Repair or Replacements	5	2,132	0.2%	1.2%	1.0%	0.8%
% of FP17s Relating to Continuations	13	2,132	0.6%	1.3%	1.2%	1.1%
% of Patients satisfied with the dentistry they have received	1	3	N/A	92.7%	91.6%	91.5%
% of Patients satisfied with the time they had to wait for an appointment	2	3	N/A	88.3%	88.3%	87.9%

* This is based on patients treated on this contract for their most recent course of treatment. Figures in italics indicate the base number of FP17s or Patient Questionnaire responses are less than 100. N/A is shown where the base number of responses is less than 10 during the period. % is calculated as Quantity/Base number*100

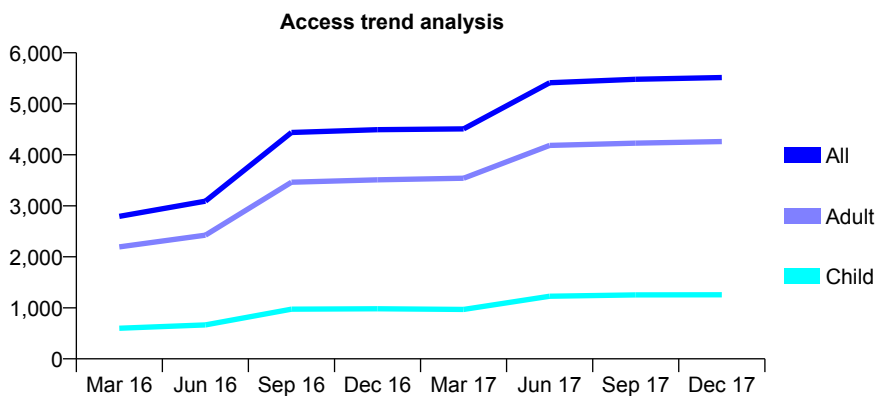
Q51 - Vital Signs At a Glance Contract Report for 152498/0001 - December 2017

Name or company name	Hatfield Dental Care Ltd
Contract type name	GDS Contract
Purpose of contract	General
Contract start date	01/10/2014
Contract end date	

17/18 Contracted general activity (UDA)	14,449
Carry forward general activity (UDA)	-110
17/18 Contracted orthodontic activity (UOA)	0
Carry forward orthodontic activity (UOA)	0
Baseline contract value	£413,539.21

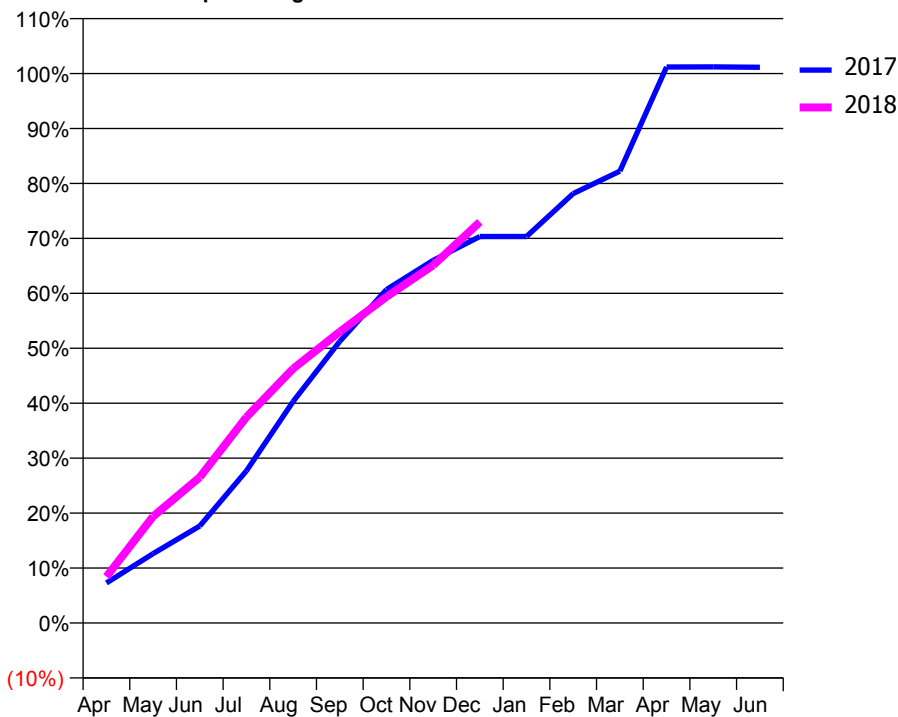
ACCESS*

Patients seen in 24 months	Total	Change since previous quarter
Quarter ending December 2016	4,493	
Quarter ending March 2017	4,508	→
Quarter ending June 2017	5,413	↑
Quarter ending September 2017	5,482	→
Quarter ending December 2017	5,514	→
Variance since December 2016	22.7%	↑



ACTIVITY

Cumulative percentage of contracted UDA delivered 2017 & 2018



Month	Adjusted Scheduled Activity (UDA)	
	2017	2018
April	1,035	1,218
May	1,795	2,802
June	2,510	3,835
July	3,940	5,417
August	5,732	6,689
September	7,290	7,659
October	8,629	8,579
November	9,384	9,406
December	10,003	10,547
January	10,003	
February	11,113	
March	11,694	
April	14,389	
May	14,392	
June	14,381	

QUALITY

	Quantity	Base Number	Contract	AT	Region	England
% of FP17s for the same patient ID Re-attending within 3 months - Children	152	1,684	9.0%	9.8%	12.9%	12.0%
% of FP17s for the same patient ID Re-attending within 3 months - Adults	596	5,000	11.9%	14.3%	16.5%	15.9%
% of FP17s for the same patient ID Re-attending between 3 & 9 months - Children	878	1,684	52.1%	58.8%	59.6%	58.0%
% of FP17s for the same patient ID Re-attending between 3 & 9 months - Adults	2,552	5,000	51.0%	53.0%	52.8%	50.5%
% of FP17s for Band 1 Urgent Courses	311	5,330	5.8%	7.5%	9.1%	9.0%
% of FP17s Relating to Free Repair or Replacements	45	5,330	0.8%	1.2%	1.0%	0.8%
% of FP17s Relating to Continuations	30	5,330	0.6%	1.3%	1.2%	1.1%
% of Patients satisfied with the dentistry they have received	6	8	N/A	92.7%	91.6%	91.5%
% of Patients satisfied with the time they had to wait for an appointment	8	8	N/A	88.3%	88.3%	87.9%

* This is based on patients treated on this contract for their most recent course of treatment. Figures in italics indicate the base number of FP17s or Patient Questionnaire responses are less than 100. N/A is shown where the base number of responses is less than 10 during the period. % is calculated as Quantity/Base number*100

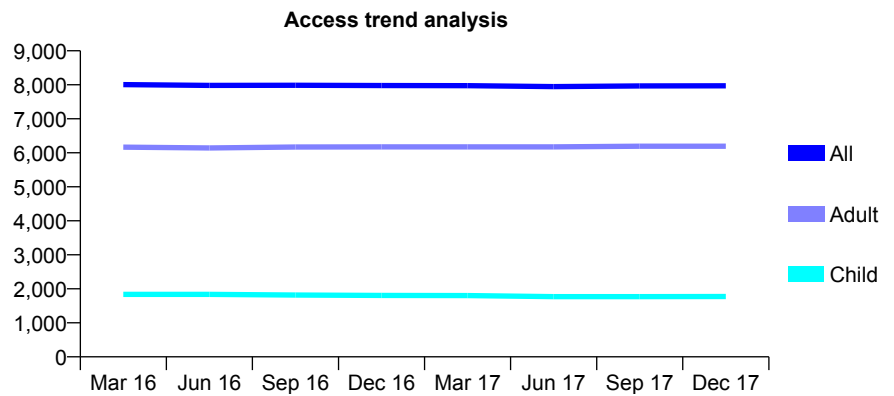
Q51 - Vital Signs At a Glance Contract Report for 153311/0001 - December 2017

Name or company name	Cantley Dental Centre Ltd
Contract type name	GDS Contract
Purpose of contract	General
Contract start date	01/10/2013
Contract end date	

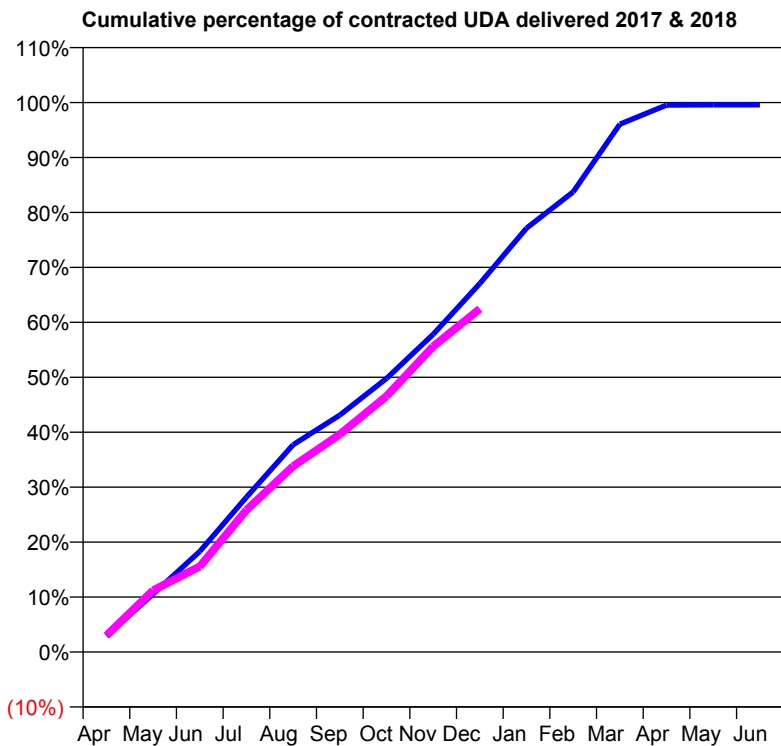
17/18 Contracted general activity (UDA)	20,539
Carry forward general activity (UDA)	87
17/18 Contracted orthodontic activity (UOA)	0
Carry forward orthodontic activity (UOA)	0
Baseline contract value	£587,997.73

ACCESS*

Patients seen in 24 months	Total	Change since previous quarter
Quarter ending December 2016	7,980	
Quarter ending March 2017	7,975	→
Quarter ending June 2017	7,947	→
Quarter ending September 2017	7,966	→
Quarter ending December 2017	7,969	→
Variance since December 2016	(0.1%)	→



ACTIVITY



Month	Adjusted Scheduled Activity (UDA)	
	2017	2018
April	597	618
May	2,169	2,306
June	3,762	3,199
July	5,788	5,306
August	7,747	6,946
September	8,855	8,139
October	10,223	9,562
November	11,875	11,422
December	13,773	12,825
January	15,841	
February	17,196	
March	19,732	
April	20,445	
May	20,452	
June	20,452	

QUALITY

	Quantity	Base Number	Contract	AT	Region	England
% of FP17s for the same patient ID Re-attending within 3 months - Children	101	1,684	6.0%	9.8%	12.9%	12.0%
% of FP17s for the same patient ID Re-attending within 3 months - Adults	514	5,198	9.9%	14.3%	16.5%	15.9%
% of FP17s for the same patient ID Re-attending between 3 & 9 months - Children	987	1,684	58.6%	58.8%	59.6%	58.0%
% of FP17s for the same patient ID Re-attending between 3 & 9 months - Adults	2,741	5,198	52.7%	53.0%	52.8%	50.5%
% of FP17s for Band 1 Urgent Courses	167	6,500	2.6%	7.5%	9.1%	9.0%
% of FP17s Relating to Free Repair or Replacements	36	6,500	0.6%	1.2%	1.0%	0.8%
% of FP17s Relating to Continuations	203	6,500	3.1%	1.3%	1.2%	1.1%
% of Patients satisfied with the dentistry they have received	12	13	92.3%	92.7%	91.6%	91.5%
% of Patients satisfied with the time they had to wait for an appointment	11	13	84.6%	88.3%	88.3%	87.9%

* This is based on patients treated on this contract for their most recent course of treatment. Figures in italics indicate the base number of FP17s or Patient Questionnaire responses are less than 100. N/A is shown where the base number of responses is less than 10 during the period. % is calculated as Quantity/Base number*100

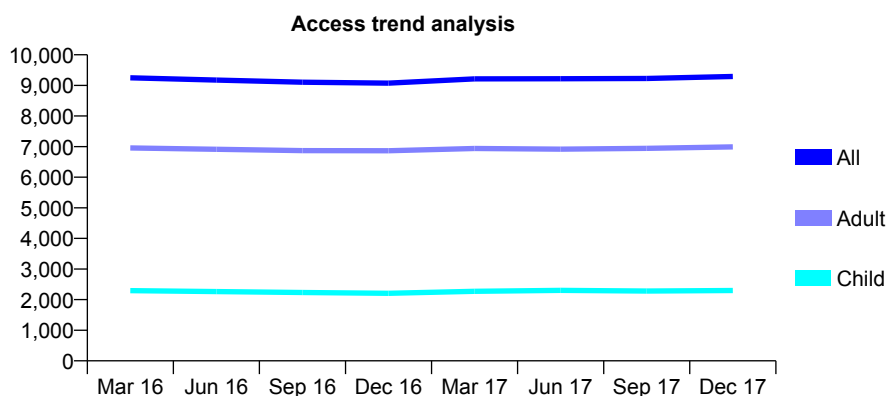
Q51 - Vital Signs At a Glance Contract Report for 153737/0001 - December 2017

Name or company name	High Green & Dinnington Dental Practices
Contract type name	GDS Contract
Purpose of contract	General
Contract start date	01/04/2006
Contract end date	

17/18 Contracted general activity (UDA)	25,958
Carry forward general activity (UDA)	0
17/18 Contracted orthodontic activity (UOA)	0
Carry forward orthodontic activity (UOA)	0
Baseline contract value	£862,808.26

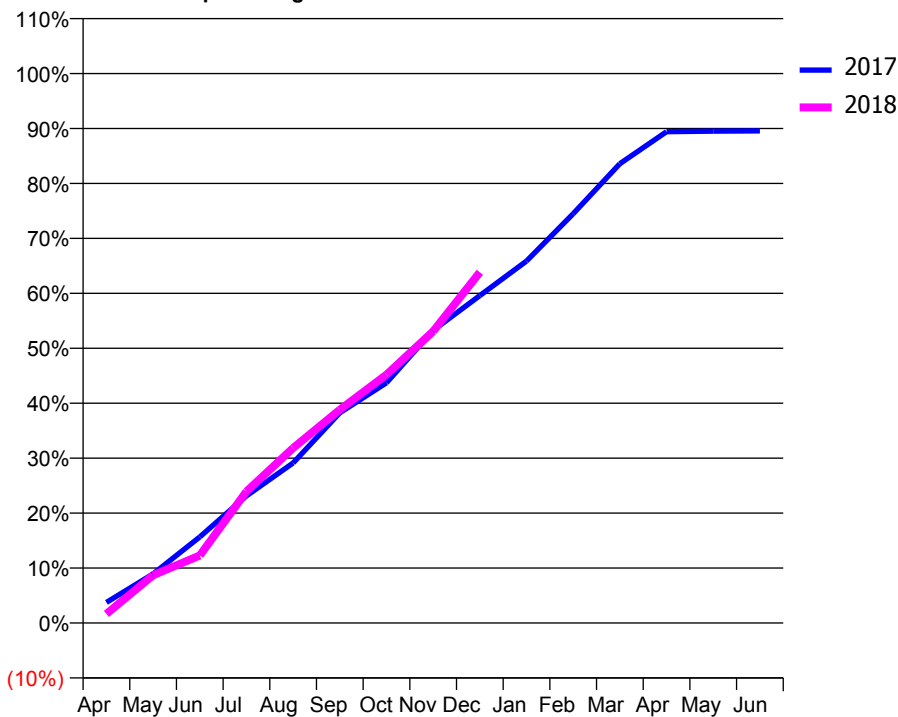
ACCESS*

Patients seen in 24 months	Total	Change since previous quarter
Quarter ending December 2016	9,074	
Quarter ending March 2017	9,214	→
Quarter ending June 2017	9,219	→
Quarter ending September 2017	9,227	→
Quarter ending December 2017	9,290	→
Variance since December 2016	2.4%	↑



ACTIVITY

Cumulative percentage of contracted UDA delivered 2017 & 2018



Month	Adjusted Scheduled Activity (UDA)	
	2017	2018
April	974	431
May	2,324	2,259
June	4,067	3,191
July	6,009	6,215
August	7,563	8,267
September	9,931	10,075
October	11,351	11,731
November	13,821	13,782
December	15,467	16,572
January	17,098	
February	19,335	
March	21,696	
April	23,212	
May	23,237	
June	23,248	

QUALITY

	Quantity	Base Number	Contract	AT	Region	England
% of FP17s for the same patient ID Re-attending within 3 months - Children	308	3,194	9.6%	9.8%	12.9%	12.0%
% of FP17s for the same patient ID Re-attending within 3 months - Adults	1,190	8,245	14.4%	14.3%	16.5%	15.9%
% of FP17s for the same patient ID Re-attending between 3 & 9 months - Children	2,244	3,194	70.3%	58.8%	59.6%	58.0%
% of FP17s for the same patient ID Re-attending between 3 & 9 months - Adults	4,926	8,245	59.7%	53.0%	52.8%	50.5%
% of FP17s for Band 1 Urgent Courses	621	9,277	6.7%	7.5%	9.1%	9.0%
% of FP17s Relating to Free Repair or Replacements	204	9,277	2.2%	1.2%	1.0%	0.8%
% of FP17s Relating to Continuations	68	9,277	0.7%	1.3%	1.2%	1.1%
% of Patients satisfied with the dentistry they have received	25	27	92.6%	92.7%	91.6%	91.5%
% of Patients satisfied with the time they had to wait for an appointment	23	27	85.2%	88.3%	88.3%	87.9%

* This is based on patients treated on this contract for their most recent course of treatment. Figures in italics indicate the base number of FP17s or Patient Questionnaire responses are less than 100. N/A is shown where the base number of responses is less than 10 during the period. % is calculated as Quantity/Base number*100

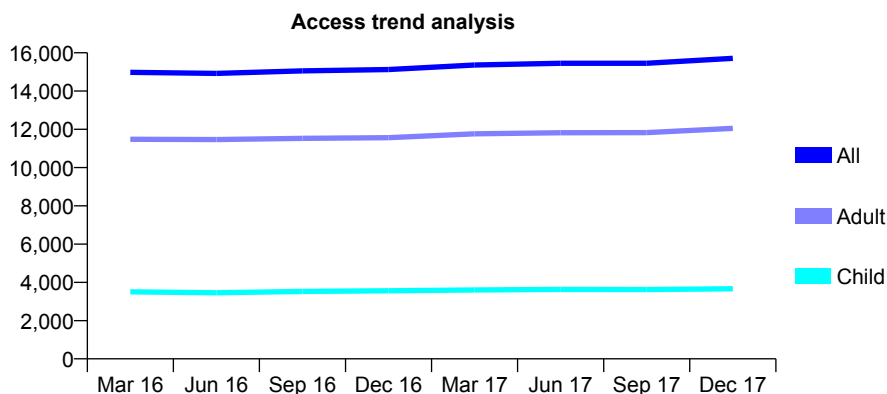
Q51 - Vital Signs At a Glance Contract Report for 153737/0003 - December 2017

Name or company name	High Green & Dinnington Dental Practices
Contract type name	GDS Contract
Purpose of contract	General
Contract start date	01/12/2013
Contract end date	

17/18 Contracted general activity (UDA)	45,179
Carry forward general activity (UDA)	0
17/18 Contracted orthodontic activity (UOA)	0
Carry forward orthodontic activity (UOA)	0
Baseline contract value	£1,471,981.43

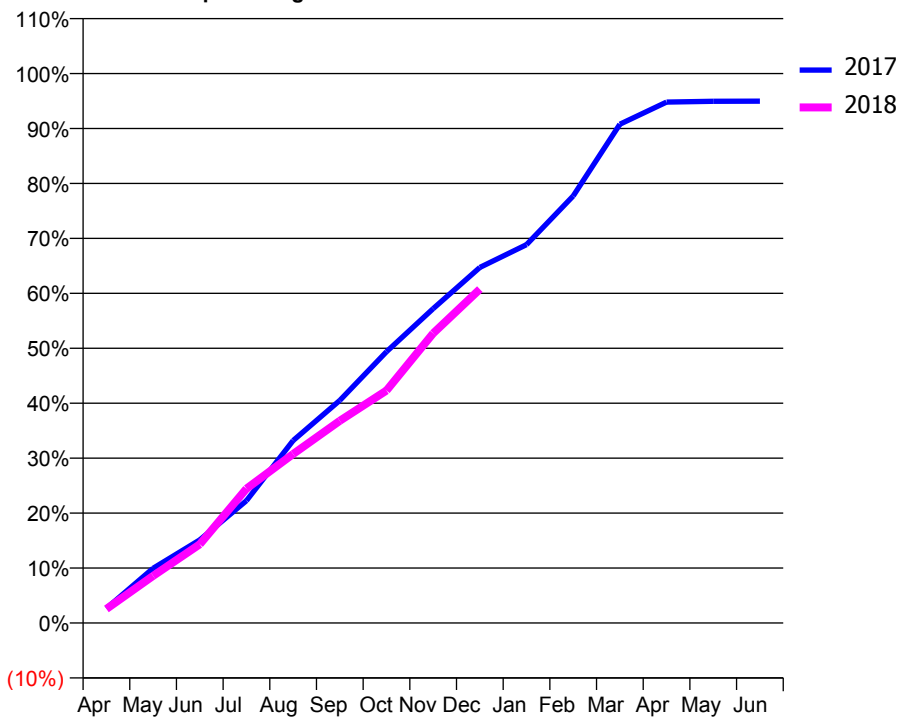
ACCESS*

Patients seen in 24 months	Total	Change since previous quarter
Quarter ending December 2016	15,123	
Quarter ending March 2017	15,364	→
Quarter ending June 2017	15,451	→
Quarter ending September 2017	15,450	→
Quarter ending December 2017	15,713	→
Variance since December 2016	3.9%	↑



ACTIVITY

Cumulative percentage of contracted UDA delivered 2017 & 2018



QUALITY

	Quantity	Base Number	Contract	AT	Region	England
% of FP17s for the same patient ID Re-attending within 3 months - Children	257	3,942	6.5%	9.8%	12.9%	12.0%
% of FP17s for the same patient ID Re-attending within 3 months - Adults	1,542	11,948	12.9%	14.3%	16.5%	15.9%
% of FP17s for the same patient ID Re-attending between 3 & 9 months - Children	2,477	3,942	62.8%	58.8%	59.6%	58.0%
% of FP17s for the same patient ID Re-attending between 3 & 9 months - Adults	6,705	11,948	56.1%	53.0%	52.8%	50.5%
% of FP17s for Band 1 Urgent Courses	1,053	14,383	7.3%	7.5%	9.1%	9.0%
% of FP17s Relating to Free Repair or Replacements	364	14,383	2.5%	1.2%	1.0%	0.8%
% of FP17s Relating to Continuations	91	14,383	0.6%	1.3%	1.2%	1.1%
% of Patients satisfied with the dentistry they have received	26	26	100.0%	92.7%	91.6%	91.5%
% of Patients satisfied with the time they had to wait for an appointment	24	26	92.3%	88.3%	88.3%	87.9%

* This is based on patients treated on this contract for their most recent course of treatment. Figures in italics indicate the base number of FP17s or Patient Questionnaire responses are less than 100. N/A is shown where the base number of responses is less than 10 during the period. % is calculated as Quantity/Base number*100

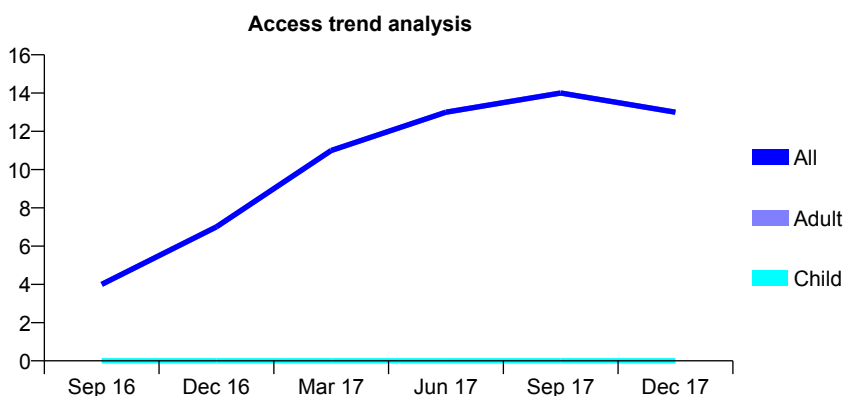
Q51 - Vital Signs At a Glance Contract Report for 153737/0004 - December 2017

Name or company name	High Green & Dinnington Dental Practices
Contract type name	GDS Contract
Purpose of contract	General
Contract start date	01/05/2015
Contract end date	

17/18 Contracted general activity (UDA)	849
Carry forward general activity (UDA)	0
17/18 Contracted orthodontic activity (UOA)	0
Carry forward orthodontic activity (UOA)	0
Baseline contract value	£28,305.29

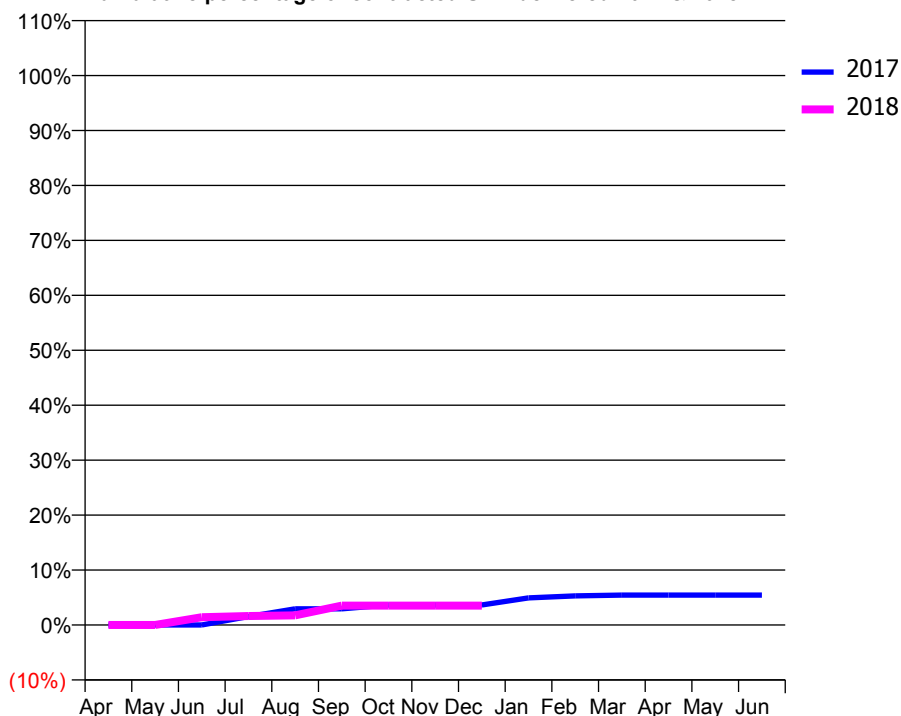
ACCESS*

Patients seen in 24 months	Total	Change since previous quarter
Quarter ending December 2016	7	
Quarter ending March 2017	11	↑
Quarter ending June 2017	13	↑
Quarter ending September 2017	14	↑
Quarter ending December 2017	13	↓
Variance since December 2016	85.7%	↑



ACTIVITY

Cumulative percentage of contracted UDA delivered 2017 & 2018



Month	Adjusted Scheduled Activity (UDA)	
	2017	2018
April	0	0
May	0	0
June	0	12
July	13	14
August	25	15
September	25	30
October	31	30
November	31	30
December	31	30
January	42	
February	45	
March	46	
April	46	
May	46	
June	46	

QUALITY

	Quantity	Base Number	Contract	AT	Region	England
% of FP17s for the same patient ID Re-attending within 3 months - Children	0	0	N/A	9.8%	12.9%	12.0%
% of FP17s for the same patient ID Re-attending within 3 months - Adults	1	6	16.7%	14.3%	16.5%	15.9%
% of FP17s for the same patient ID Re-attending between 3 & 9 months - Children	0	0	N/A	58.8%	59.6%	58.0%
% of FP17s for the same patient ID Re-attending between 3 & 9 months - Adults	1	6	16.7%	53.0%	52.8%	50.5%
% of FP17s for Band 1 Urgent Courses	0	6	0.0%	7.5%	9.1%	9.0%
% of FP17s Relating to Free Repair or Replacements	0	6	0.0%	1.2%	1.0%	0.8%
% of FP17s Relating to Continuations	0	6	0.0%	1.3%	1.2%	1.1%
% of Patients satisfied with the dentistry they have received	0	0	N/A	92.7%	91.6%	91.5%
% of Patients satisfied with the time they had to wait for an appointment	0	0	N/A	88.3%	88.3%	87.9%

* This is based on patients treated on this contract for their most recent course of treatment. Figures in italics indicate the base number of FP17s or Patient Questionnaire responses are less than 100. N/A is shown where the base number of responses is less than 10 during the period. % is calculated as Quantity/Base number*100

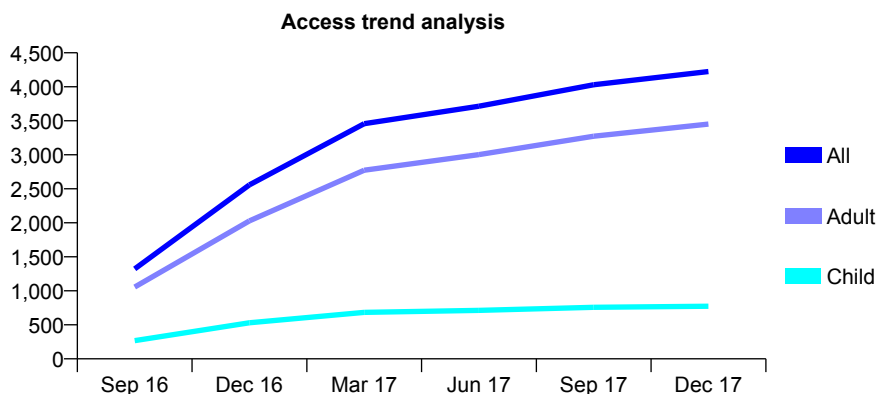
Q51 - Vital Signs At a Glance Contract Report for 153788/0001 - December 2017

Name or company name	Mr R Joseph
Contract type name	GDS Contract
Purpose of contract	General
Contract start date	01/01/2016
Contract end date	

17/18 Contracted general activity (UDA)	15,000
Carry forward general activity (UDA)	-1,000
17/18 Contracted orthodontic activity (UOA)	0
Carry forward orthodontic activity (UOA)	0
Baseline contract value	£487,157.46

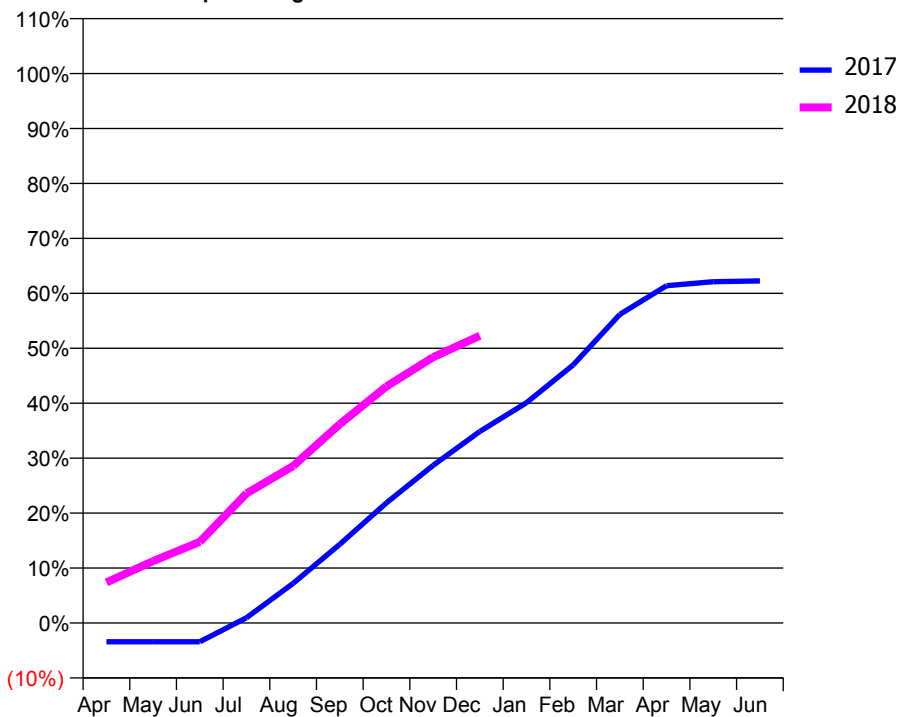
ACCESS*

Patients seen in 24 months	Total	Change since previous quarter
Quarter ending December 2016	2,558	
Quarter ending March 2017	3,458	↑
Quarter ending June 2017	3,715	↑
Quarter ending September 2017	4,030	↑
Quarter ending December 2017	4,225	↑
Variance since December 2016	65.2%	↑



ACTIVITY

Cumulative percentage of contracted UDA delivered 2017 & 2018



Month	Adjusted Scheduled Activity (UDA)	
	2017	2018
April	-514	1,110
May	-514	1,692
June	-514	2,213
July	145	3,537
August	1,081	4,285
September	2,151	5,429
October	3,281	6,458
November	4,304	7,257
December	5,230	7,843
January	6,017	
February	7,044	
March	8,425	
April	9,208	
May	9,316	
June	9,340	

QUALITY

	Quantity	Base Number	Contract	AT	Region	England
% of FP17s for the same patient ID Re-attending within 3 months - Children	43	799	5.4%	9.8%	12.9%	12.0%
% of FP17s for the same patient ID Re-attending within 3 months - Adults	328	3,426	9.6%	14.3%	16.5%	15.9%
% of FP17s for the same patient ID Re-attending between 3 & 9 months - Children	489	799	61.2%	58.8%	59.6%	58.0%
% of FP17s for the same patient ID Re-attending between 3 & 9 months - Adults	1,944	3,426	56.7%	53.0%	52.8%	50.5%
% of FP17s for Band 1 Urgent Courses	237	3,527	6.7%	7.5%	9.1%	9.0%
% of FP17s Relating to Free Repair or Replacements	119	3,527	3.4%	1.2%	1.0%	0.8%
% of FP17s Relating to Continuations	14	3,527	0.4%	1.3%	1.2%	1.1%
% of Patients satisfied with the dentistry they have received	10	10	100.0%	92.7%	91.6%	91.5%
% of Patients satisfied with the time they had to wait for an appointment	8	10	80.0%	88.3%	88.3%	87.9%

* This is based on patients treated on this contract for their most recent course of treatment. Figures in italics indicate the base number of FP17s or Patient Questionnaire responses are less than 100. N/A is shown where the base number of responses is less than 10 during the period. % is calculated as Quantity/Base number*100

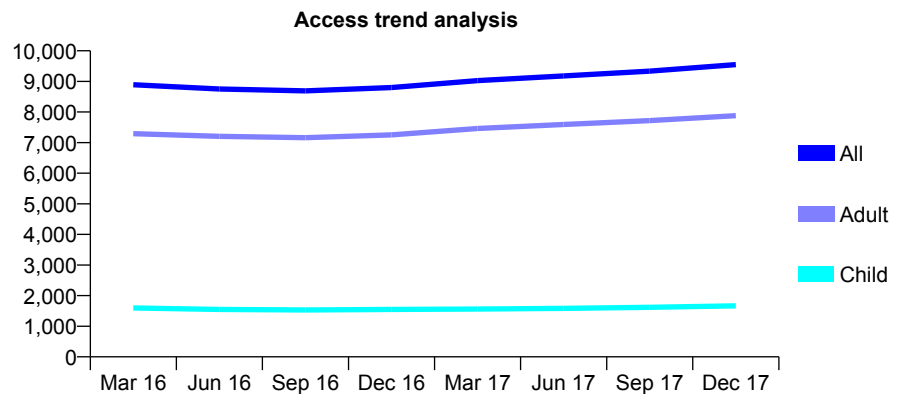
Q51 - Vital Signs At a Glance Contract Report for 153826/0001 - December 2017

Name or company name	School Road Dental Practice
Contract type name	GDS Contract
Purpose of contract	General
Contract start date	01/04/2006
Contract end date	

17/18 Contracted general activity (UDA)	26,832
Carry forward general activity (UDA)	11
17/18 Contracted orthodontic activity (UOA)	0
Carry forward orthodontic activity (UOA)	0
Baseline contract value	£761,595.15

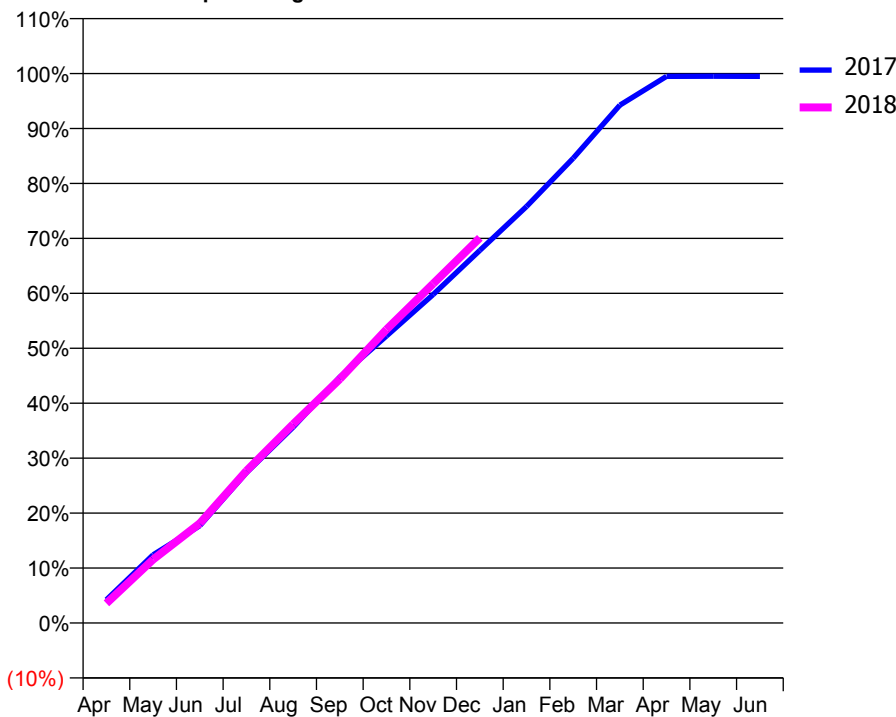
ACCESS*

Patients seen in 24 months	Total	Change since previous quarter
Quarter ending December 2016	8,800	
Quarter ending March 2017	9,025	↑
Quarter ending June 2017	9,178	→
Quarter ending September 2017	9,337	→
Quarter ending December 2017	9,548	↑
Variance since December 2016	8.5%	↑



ACTIVITY

Cumulative percentage of contracted UDA delivered 2017 & 2018



Month	Adjusted Scheduled Activity (UDA)	
	2017	2018
April	1,137	957
May	3,328	3,104
June	4,751	4,867
July	7,338	7,436
August	9,563	9,714
September	12,007	11,915
October	14,013	14,332
November	16,038	16,566
December	18,196	18,811
January	20,337	
February	22,695	
March	25,288	
April	26,695	
May	26,697	
June	26,696	

QUALITY

	Quantity	Base Number	Contract	AT	Region	England
% of FP17s for the same patient ID Re-attending within 3 months - Children	174	2,147	8.1%	9.8%	12.9%	12.0%
% of FP17s for the same patient ID Re-attending within 3 months - Adults	1,339	9,585	14.0%	14.3%	16.5%	15.9%
% of FP17s for the same patient ID Re-attending between 3 & 9 months - Children	1,511	2,147	70.4%	58.8%	59.6%	58.0%
% of FP17s for the same patient ID Re-attending between 3 & 9 months - Adults	5,806	9,585	60.6%	53.0%	52.8%	50.5%
% of FP17s for Band 1 Urgent Courses	637	11,112	5.7%	7.5%	9.1%	9.0%
% of FP17s Relating to Free Repair or Replacements	165	11,112	1.5%	1.2%	1.0%	0.8%
% of FP17s Relating to Continuations	84	11,112	0.8%	1.3%	1.2%	1.1%
% of Patients satisfied with the dentistry they have received	17	19	89.5%	92.7%	91.6%	91.5%
% of Patients satisfied with the time they had to wait for an appointment	18	19	94.7%	88.3%	88.3%	87.9%

* This is based on patients treated on this contract for their most recent course of treatment. Figures in italics indicate the base number of FP17s or Patient Questionnaire responses are less than 100. N/A is shown where the base number of responses is less than 10 during the period. % is calculated as Quantity/Base number*100

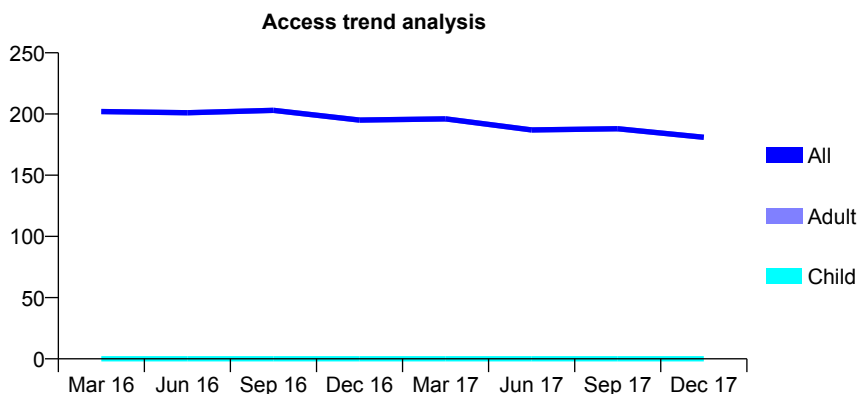
Q51 - Vital Signs At a Glance Contract Report for 153826/0002 - December 2017

Name or company name	School Road Dental Practice
Contract type name	GDS Contract
Purpose of contract	General
Contract start date	01/04/2008
Contract end date	

17/18 Contracted general activity (UDA)	675
Carry forward general activity (UDA)	0
17/18 Contracted orthodontic activity (UOA)	0
Carry forward orthodontic activity (UOA)	0
Baseline contract value	£38,805.52

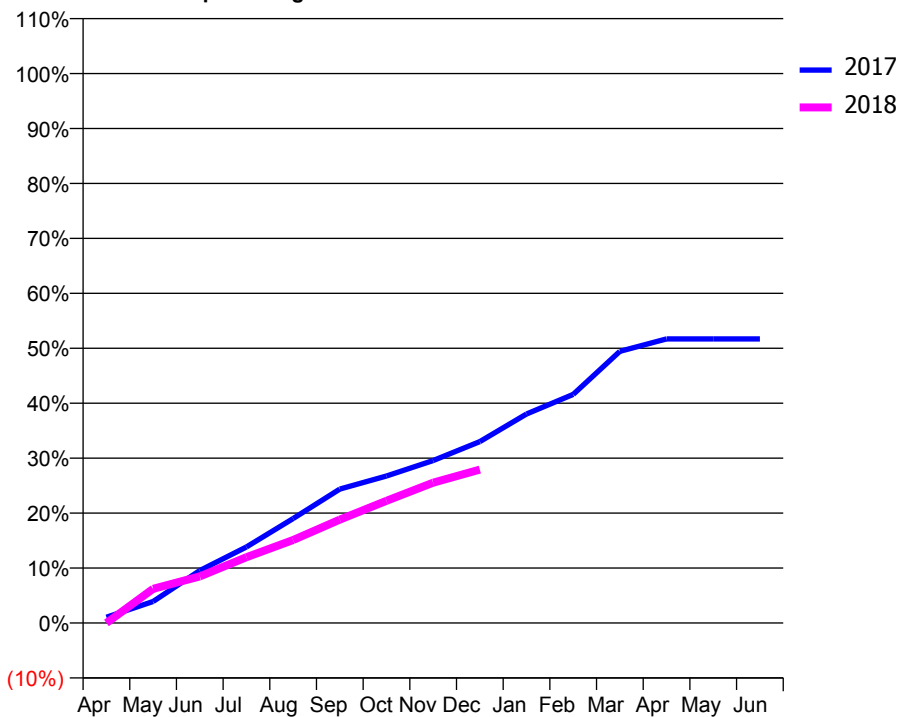
ACCESS*

Patients seen in 24 months	Total	Change since previous quarter
Quarter ending December 2016	195	
Quarter ending March 2017	196	→
Quarter ending June 2017	187	↓
Quarter ending September 2017	188	→
Quarter ending December 2017	181	↓
Variance since December 2016	(7.2%)	↓



ACTIVITY

Cumulative percentage of contracted UDA delivered 2017 & 2018



Month	Adjusted Scheduled Activity (UDA)	
	2017	2018
April	7	0
May	26	42
June	64	57
July	93	81
August	128	102
September	165	127
October	181	150
November	200	172
December	223	188
January	257	
February	281	
March	334	
April	349	
May	349	
June	349	

QUALITY

	Quantity	Base Number	Contract	AT	Region	England
% of FP17s for the same patient ID Re-attending within 3 months - Children	0	0	N/A	9.8%	12.9%	12.0%
% of FP17s for the same patient ID Re-attending within 3 months - Adults	15	121	12.4%	14.3%	16.5%	15.9%
% of FP17s for the same patient ID Re-attending between 3 & 9 months - Children	0	0	N/A	58.8%	59.6%	58.0%
% of FP17s for the same patient ID Re-attending between 3 & 9 months - Adults	40	121	33.1%	53.0%	52.8%	50.5%
% of FP17s for Band 1 Urgent Courses	7	115	6.1%	7.5%	9.1%	9.0%
% of FP17s Relating to Free Repair or Replacements	0	115	0.0%	1.2%	1.0%	0.8%
% of FP17s Relating to Continuations	0	115	0.0%	1.3%	1.2%	1.1%
% of Patients satisfied with the dentistry they have received	0	0	N/A	92.7%	91.6%	91.5%
% of Patients satisfied with the time they had to wait for an appointment	0	0	N/A	88.3%	88.3%	87.9%

* This is based on patients treated on this contract for their most recent course of treatment. Figures in italics indicate the base number of FP17s or Patient Questionnaire responses are less than 100. N/A is shown where the base number of responses is less than 10 during the period. % is calculated as Quantity/Base number*100

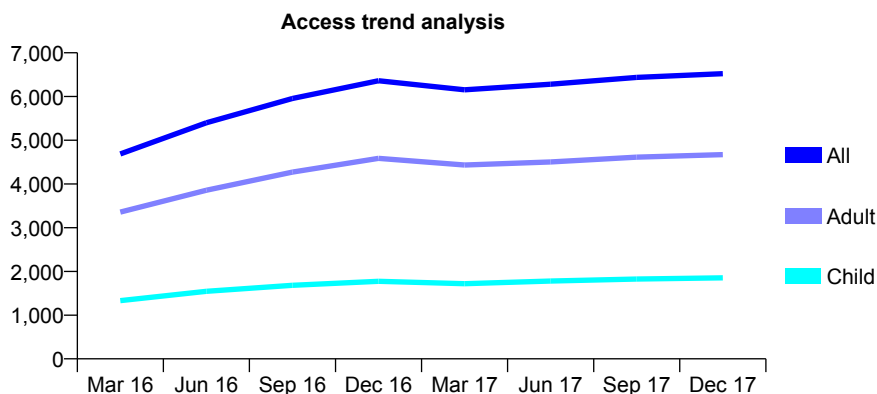
Q51 - Vital Signs At a Glance Contract Report for 155136/0001 - December 2017

Name or company name	Al-Kufaishi and Hanji Partnership
Contract type name	GDS Contract
Purpose of contract	General
Contract start date	01/01/2015
Contract end date	

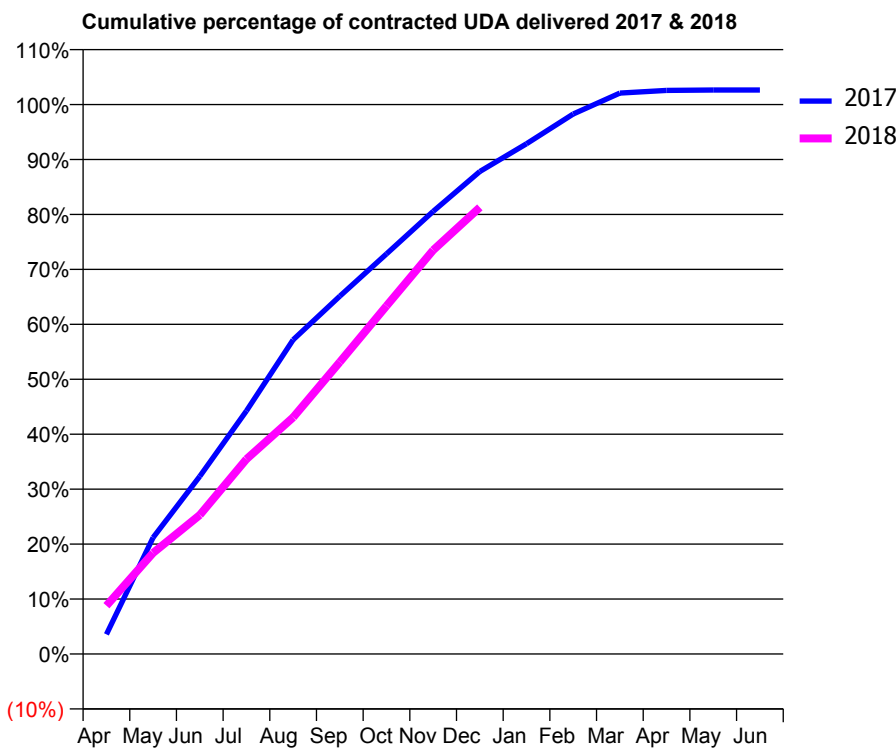
17/18 Contracted general activity (UDA)	18,547
Carry forward general activity (UDA)	-370
17/18 Contracted orthodontic activity (UOA)	0
Carry forward orthodontic activity (UOA)	0
Baseline contract value	£538,268.52

ACCESS*

Patients seen in 24 months	Total	Change since previous quarter
Quarter ending December 2016	6,360	
Quarter ending March 2017	6,153	↓
Quarter ending June 2017	6,281	↑
Quarter ending September 2017	6,438	↑
Quarter ending December 2017	6,523	→
Variance since December 2016	2.6%	↑



ACTIVITY



Month	Adjusted Scheduled Activity (UDA)	
	2017	2018
April	664	1,633
May	3,931	3,413
June	5,999	4,690
July	8,208	6,576
August	10,608	7,987
September	12,077	9,854
October	13,505	11,749
November	14,941	13,633
December	16,284	15,074
January	17,221	
February	18,227	
March	18,933	
April	19,024	
May	19,036	
June	19,036	

QUALITY

	Quantity	Base Number	Contract	AT	Region	England
% of FP17s for the same patient ID Re-attending within 3 months - Children	119	1,645	7.2%	9.8%	12.9%	12.0%
% of FP17s for the same patient ID Re-attending within 3 months - Adults	462	3,782	12.2%	14.3%	16.5%	15.9%
% of FP17s for the same patient ID Re-attending between 3 & 9 months - Children	546	1,645	33.2%	58.8%	59.6%	58.0%
% of FP17s for the same patient ID Re-attending between 3 & 9 months - Adults	1,304	3,782	34.5%	53.0%	52.8%	50.5%
% of FP17s for Band 1 Urgent Courses	277	5,367	5.2%	7.5%	9.1%	9.0%
% of FP17s Relating to Free Repair or Replacements	28	5,367	0.5%	1.2%	1.0%	0.8%
% of FP17s Relating to Continuations	37	5,367	0.7%	1.3%	1.2%	1.1%
% of Patients satisfied with the dentistry they have received	10	11	90.9%	92.7%	91.6%	91.5%
% of Patients satisfied with the time they had to wait for an appointment	10	11	90.9%	88.3%	88.3%	87.9%

* This is based on patients treated on this contract for their most recent course of treatment. Figures in italics indicate the base number of FP17s or Patient Questionnaire responses are less than 100. N/A is shown where the base number of responses is less than 10 during the period. % is calculated as Quantity/Base number*100

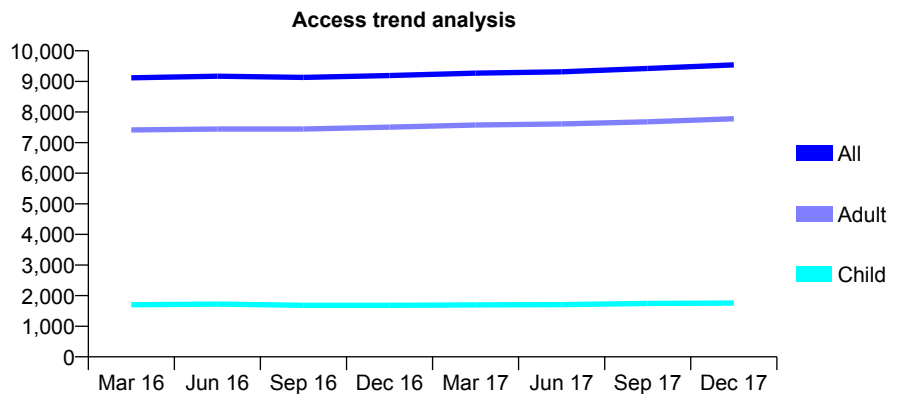
Q51 - Vital Signs At a Glance Contract Report for 157708/0001 - December 2017

Name or company name	Doncaster Dental Centre
Contract type name	GDS Contract
Purpose of contract	General and Orthodontic
Contract start date	01/09/2010
Contract end date	

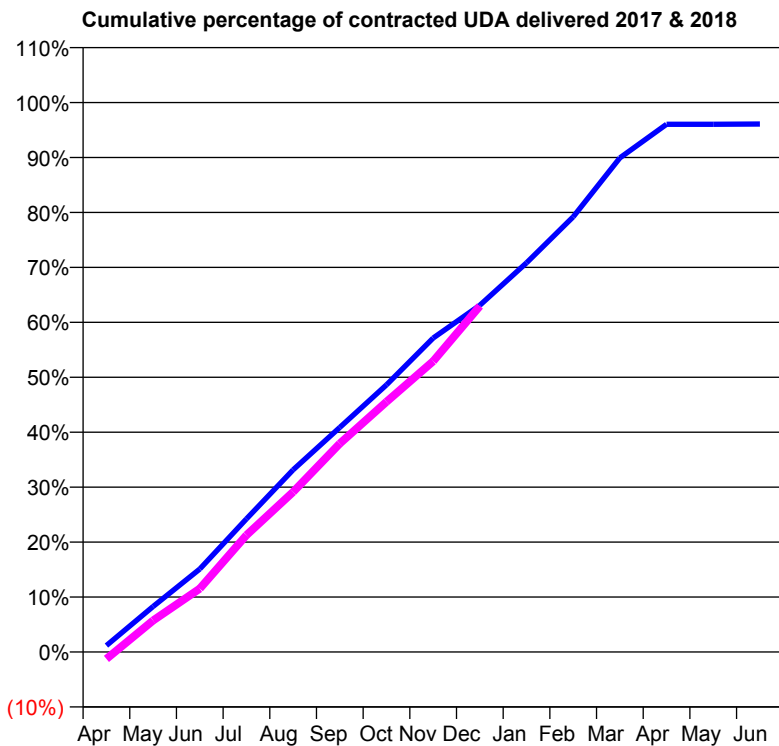
17/18 Contracted general activity (UDA)	32,715
Carry forward general activity (UDA)	1,279
17/18 Contracted orthodontic activity (UOA)	630
Carry forward orthodontic activity (UOA)	0
Baseline contract value	£977,636.49

ACCESS*

Patients seen in 24 months	Total	Change since previous quarter
Quarter ending December 2016	9,193	
Quarter ending March 2017	9,270	→
Quarter ending June 2017	9,315	→
Quarter ending September 2017	9,422	→
Quarter ending December 2017	9,540	→
Variance since December 2016	3.8%	↑



ACTIVITY



Month	Adjusted Scheduled Activity (UDA)	
	2017	2018
April	383	-417
May	2,708	1,880
June	4,938	3,771
July	7,930	6,961
August	10,845	9,531
September	13,373	12,413
October	15,906	14,901
November	18,696	17,310
December	20,648	20,595
January	23,171	
February	25,905	
March	29,416	
April	31,417	
May	31,421	
June	31,436	

QUALITY

	Quantity	Base Number	Contract	AT	Region	England
% of FP17s for the same patient ID Re-attending within 3 months - Children	161	1,994	8.1%	9.8%	12.9%	12.0%
% of FP17s for the same patient ID Re-attending within 3 months - Adults	1,102	9,630	11.4%	14.3%	16.5%	15.9%
% of FP17s for the same patient ID Re-attending between 3 & 9 months - Children	1,160	1,994	58.2%	58.8%	59.6%	58.0%
% of FP17s for the same patient ID Re-attending between 3 & 9 months - Adults	6,321	9,630	65.6%	53.0%	52.8%	50.5%
% of FP17s for Band 1 Urgent Courses	663	10,912	6.1%	7.5%	9.1%	9.0%
% of FP17s Relating to Free Repair or Replacements	77	10,912	0.7%	1.2%	1.0%	0.8%
% of FP17s Relating to Continuations	189	10,912	1.7%	1.3%	1.2%	1.1%
% of Patients satisfied with the dentistry they have received	12	12	100.0%	92.7%	91.6%	91.5%
% of Patients satisfied with the time they had to wait for an appointment	12	12	100.0%	88.3%	88.3%	87.9%

* This is based on patients treated on this contract for their most recent course of treatment. Figures in italics indicate the base number of FP17s or Patient Questionnaire responses are less than 100. N/A is shown where the base number of responses is less than 10 during the period. % is calculated as Quantity/Base number*100

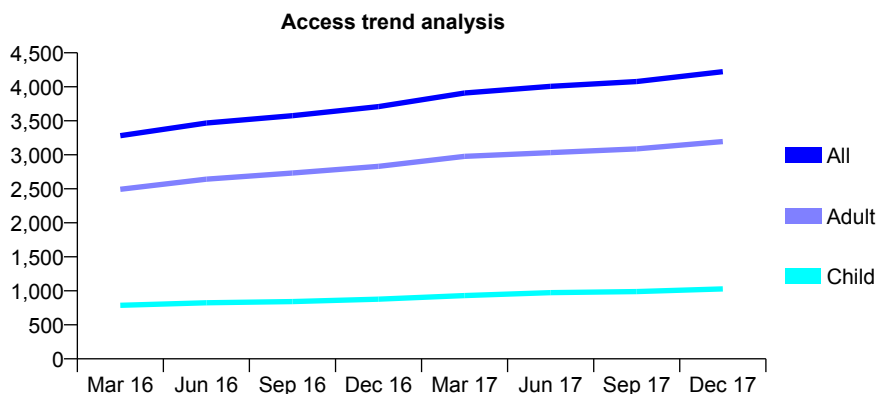
Q51 - Vital Signs At a Glance Contract Report for 158445/0001 - December 2017

Name or company name	Cudworth Dental Surgery Limited
Contract type name	GDS Contract
Purpose of contract	General
Contract start date	01/04/2014
Contract end date	

17/18 Contracted general activity (UDA)	13,414
Carry forward general activity (UDA)	459
17/18 Contracted orthodontic activity (UOA)	0
Carry forward orthodontic activity (UOA)	0
Baseline contract value	£470,819.66

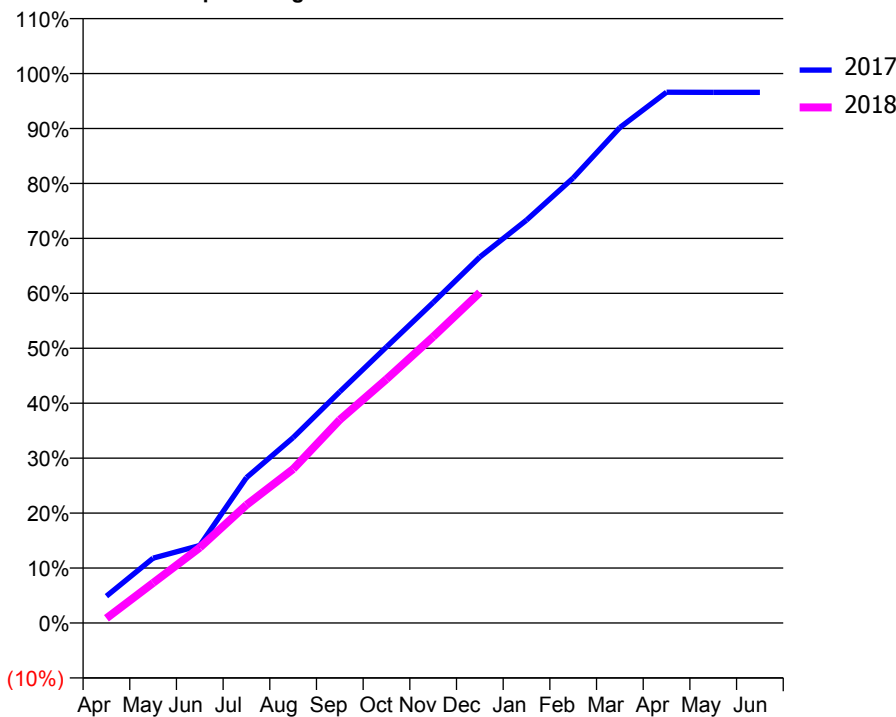
ACCESS*

Patients seen in 24 months	Total	Change since previous quarter
Quarter ending December 2016	3,708	
Quarter ending March 2017	3,909	↑
Quarter ending June 2017	4,006	↑
Quarter ending September 2017	4,077	→
Quarter ending December 2017	4,223	↑
Variance since December 2016	13.9%	↑



ACTIVITY

Cumulative percentage of contracted UDA delivered 2017 & 2018



Month	Adjusted Scheduled Activity (UDA)	
	2017	2018
April	654	115
May	1,585	977
June	1,893	1,840
July	3,549	2,883
August	4,527	3,759
September	5,646	4,964
October	6,740	5,952
November	7,825	6,987
December	8,934	8,067
January	9,837	
February	10,865	
March	12,095	
April	12,956	
May	12,954	
June	12,955	

QUALITY

	Quantity	Base Number	Contract	AT	Region	England
% of FP17s for the same patient ID Re-attending within 3 months - Children	177	1,230	14.4%	9.8%	12.9%	12.0%
% of FP17s for the same patient ID Re-attending within 3 months - Adults	410	2,979	13.8%	14.3%	16.5%	15.9%
% of FP17s for the same patient ID Re-attending between 3 & 9 months - Children	677	1,230	55.0%	58.8%	59.6%	58.0%
% of FP17s for the same patient ID Re-attending between 3 & 9 months - Adults	1,404	2,979	47.1%	53.0%	52.8%	50.5%
% of FP17s for Band 1 Urgent Courses	391	3,854	10.1%	7.5%	9.1%	9.0%
% of FP17s Relating to Free Repair or Replacements	48	3,854	1.2%	1.2%	1.0%	0.8%
% of FP17s Relating to Continuations	9	3,854	0.2%	1.3%	1.2%	1.1%
% of Patients satisfied with the dentistry they have received	4	7	N/A	92.7%	91.6%	91.5%
% of Patients satisfied with the time they had to wait for an appointment	3	7	N/A	88.3%	88.3%	87.9%

* This is based on patients treated on this contract for their most recent course of treatment. Figures in italics indicate the base number of FP17s or Patient Questionnaire responses are less than 100. N/A is shown where the base number of responses is less than 10 during the period. % is calculated as Quantity/Base number*100

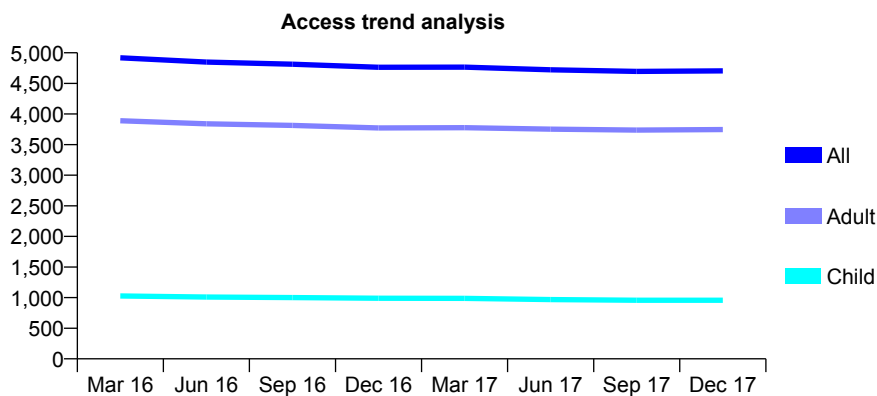
Q51 - Vital Signs At a Glance Contract Report for 158577/0001 - December 2017

Name or company name	Ridgeway Dental Practice
Contract type name	GDS Contract
Purpose of contract	General
Contract start date	01/07/2013
Contract end date	

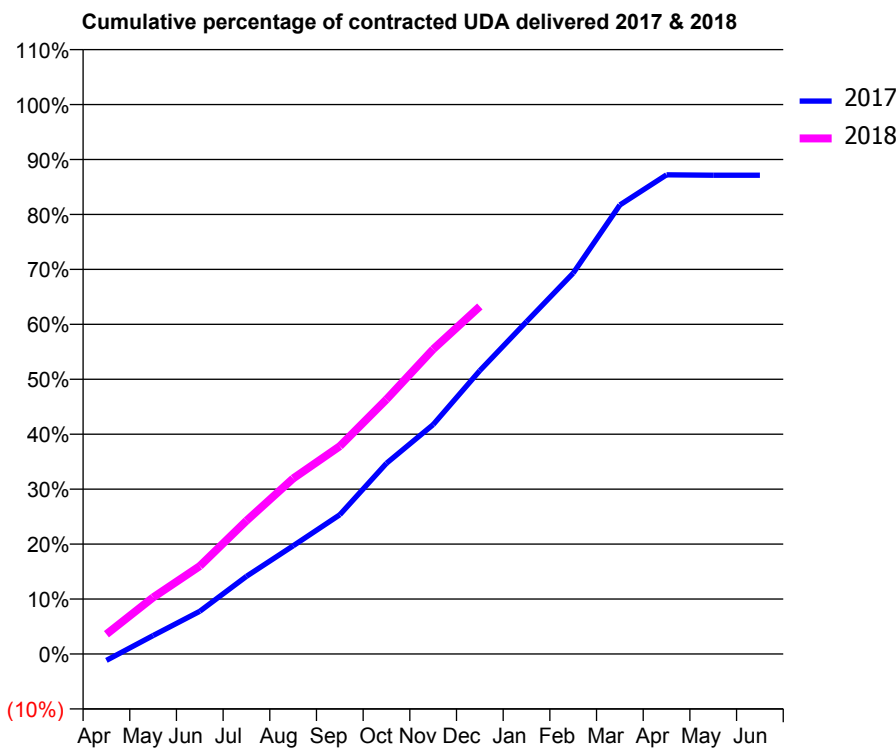
17/18 Contracted general activity (UDA)	14,089
Carry forward general activity (UDA)	0
17/18 Contracted orthodontic activity (UOA)	0
Carry forward orthodontic activity (UOA)	0
Baseline contract value	£451,648.44

ACCESS*

Patients seen in 24 months	Total	Change since previous quarter
Quarter ending December 2016	4,764	
Quarter ending March 2017	4,766	→
Quarter ending June 2017	4,722	→
Quarter ending September 2017	4,695	→
Quarter ending December 2017	4,704	→
Variance since December 2016	(1.3%)	↓



ACTIVITY



Month	Adjusted Scheduled Activity (UDA)	
	2017	2018
April	-166	508
May	475	1,453
June	1,095	2,253
July	1,991	3,416
August	2,776	4,502
September	3,572	5,328
October	4,890	6,529
November	5,884	7,814
December	7,268	8,913
January	8,520	
February	9,768	
March	11,513	
April	12,286	
May	12,277	
June	12,277	

QUALITY

	Quantity	Base Number	Contract	AT	Region	England
% of FP17s for the same patient ID Re-attending within 3 months - Children	50	1,071	4.7%	9.8%	12.9%	12.0%
% of FP17s for the same patient ID Re-attending within 3 months - Adults	468	4,279	10.9%	14.3%	16.5%	15.9%
% of FP17s for the same patient ID Re-attending between 3 & 9 months - Children	767	1,071	71.6%	58.8%	59.6%	58.0%
% of FP17s for the same patient ID Re-attending between 3 & 9 months - Adults	2,920	4,279	68.2%	53.0%	52.8%	50.5%
% of FP17s for Band 1 Urgent Courses	143	4,977	2.9%	7.5%	9.1%	9.0%
% of FP17s Relating to Free Repair or Replacements	43	4,977	0.9%	1.2%	1.0%	0.8%
% of FP17s Relating to Continuations	79	4,977	1.6%	1.3%	1.2%	1.1%
% of Patients satisfied with the dentistry they have received	8	9	N/A	92.7%	91.6%	91.5%
% of Patients satisfied with the time they had to wait for an appointment	6	9	N/A	88.3%	88.3%	87.9%

* This is based on patients treated on this contract for their most recent course of treatment. Figures in italics indicate the base number of FP17s or Patient Questionnaire responses are less than 100. N/A is shown where the base number of responses is less than 10 during the period. % is calculated as Quantity/Base number*100

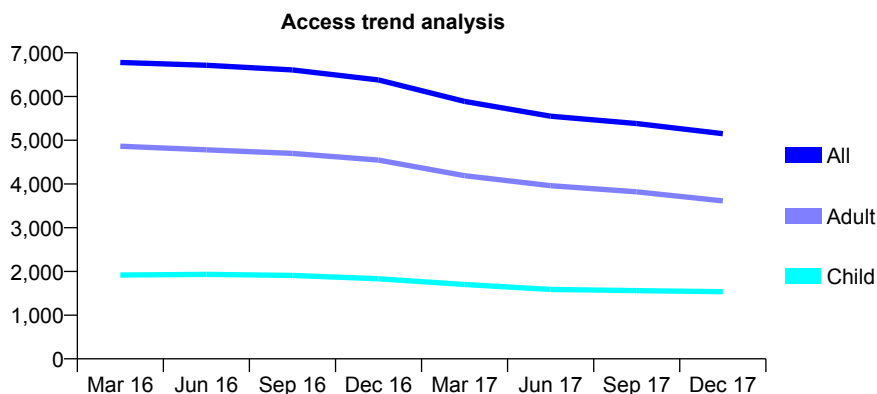
Q51 - Vital Signs At a Glance Contract Report for 159026/0001 - December 2017

Name or company name	SLS DentalCare Ltd
Contract type name	GDS Contract
Purpose of contract	General
Contract start date	01/04/2010
Contract end date	

17/18 Contracted general activity (UDA)	20,400
Carry forward general activity (UDA)	0
17/18 Contracted orthodontic activity (UOA)	0
Carry forward orthodontic activity (UOA)	0
Baseline contract value	£581,112.83

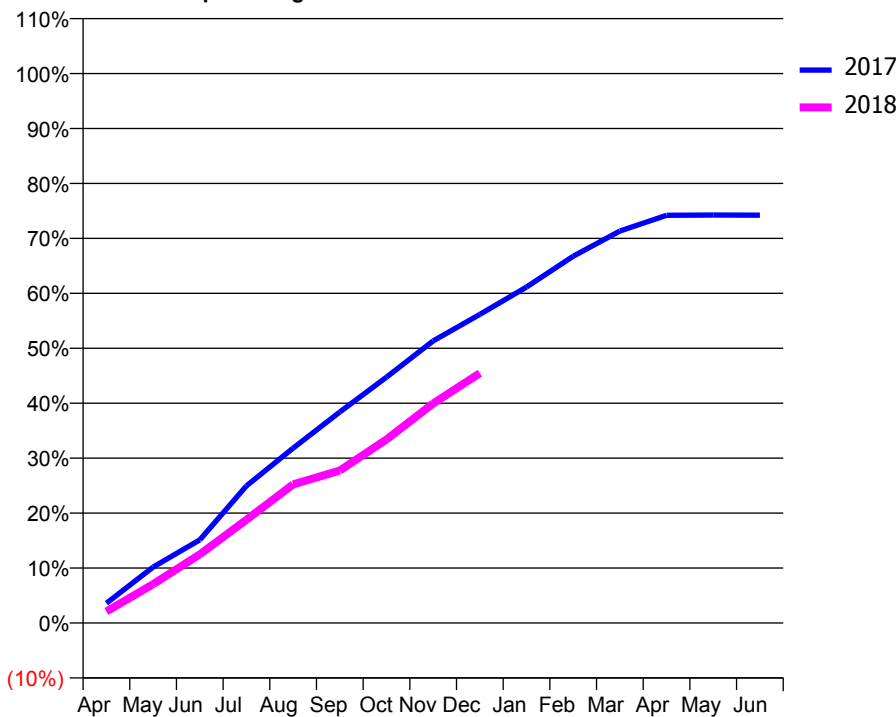
ACCESS*

Patients seen in 24 months	Total	Change since previous quarter
Quarter ending December 2016	6,380	
Quarter ending March 2017	5,889	↓
Quarter ending June 2017	5,550	↓
Quarter ending September 2017	5,381	↓
Quarter ending December 2017	5,149	↓
Variance since December 2016	(19.3%)	↓



ACTIVITY

Cumulative percentage of contracted UDA delivered 2017 & 2018



Month	Adjusted Scheduled Activity (UDA)	
	2017	2018
April	738	429
May	2,078	1,441
June	3,085	2,549
July	5,092	3,836
August	6,494	5,147
September	7,832	5,661
October	9,124	6,812
November	10,473	8,153
December	11,458	9,276
January	12,473	
February	13,615	
March	14,551	
April	15,135	
May	15,144	
June	15,143	

QUALITY

	Quantity	Base Number	Contract	AT	Region	England
% of FP17s for the same patient ID Re-attending within 3 months - Children	108	1,334	8.1%	9.8%	12.9%	12.0%
% of FP17s for the same patient ID Re-attending within 3 months - Adults	413	3,016	13.7%	14.3%	16.5%	15.9%
% of FP17s for the same patient ID Re-attending between 3 & 9 months - Children	516	1,334	38.7%	58.8%	59.6%	58.0%
% of FP17s for the same patient ID Re-attending between 3 & 9 months - Adults	1,355	3,016	44.9%	53.0%	52.8%	50.5%
% of FP17s for Band 1 Urgent Courses	285	4,095	7.0%	7.5%	9.1%	9.0%
% of FP17s Relating to Free Repair or Replacements	34	4,095	0.8%	1.2%	1.0%	0.8%
% of FP17s Relating to Continuations	79	4,095	1.9%	1.3%	1.2%	1.1%
% of Patients satisfied with the dentistry they have received	9	10	90.0%	92.7%	91.6%	91.5%
% of Patients satisfied with the time they had to wait for an appointment	6	10	60.0%	88.3%	88.3%	87.9%

* This is based on patients treated on this contract for their most recent course of treatment. Figures in italics indicate the base number of FP17s or Patient Questionnaire responses are less than 100. N/A is shown where the base number of responses is less than 10 during the period. % is calculated as Quantity/Base number*100

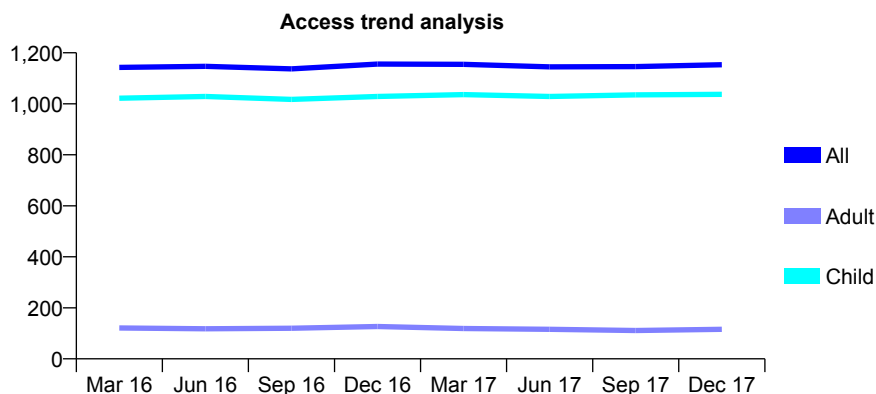
Q51 - Vital Signs At a Glance Contract Report for 159603/0001 - December 2017

Name or company name	GHB
Contract type name	GDS Contract
Purpose of contract	General
Contract start date	01/04/2012
Contract end date	

17/18 Contracted general activity (UDA)	2,915
Carry forward general activity (UDA)	-17
17/18 Contracted orthodontic activity (UOA)	0
Carry forward orthodontic activity (UOA)	0
Baseline contract value	£55,613.77

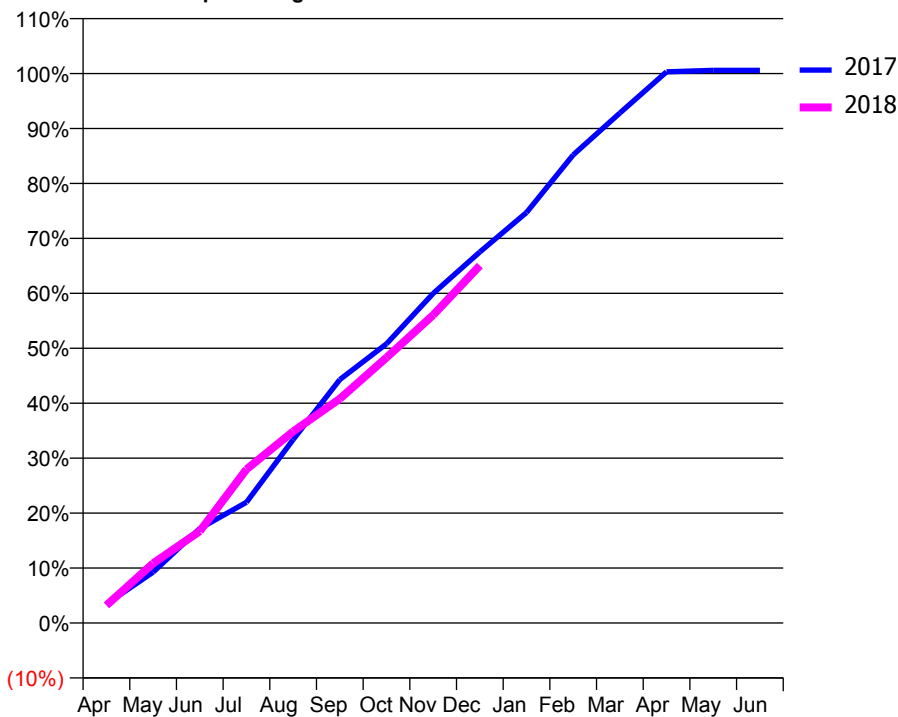
ACCESS*

Patients seen in 24 months	Total	Change since previous quarter
Quarter ending December 2016	1,156	
Quarter ending March 2017	1,155	→
Quarter ending June 2017	1,145	→
Quarter ending September 2017	1,146	→
Quarter ending December 2017	1,153	→
Variance since December 2016	(0.3%)	→



ACTIVITY

Cumulative percentage of contracted UDA delivered 2017 & 2018



QUALITY

	Quantity	Base Number	Contract	AT	Region	England
% of FP17s for the same patient ID Re-attending within 3 months - Children	148	1,326	11.2%	9.8%	12.9%	12.0%
% of FP17s for the same patient ID Re-attending within 3 months - Adults	0	2	0.0%	14.3%	16.5%	15.9%
% of FP17s for the same patient ID Re-attending between 3 & 9 months - Children	787	1,326	59.4%	58.8%	59.6%	58.0%
% of FP17s for the same patient ID Re-attending between 3 & 9 months - Adults	1	2	50.0%	53.0%	52.8%	50.5%
% of FP17s for Band 1 Urgent Courses	65	1,200	5.4%	7.5%	9.1%	9.0%
% of FP17s Relating to Free Repair or Replacements	1	1,200	0.1%	1.2%	1.0%	0.8%
% of FP17s Relating to Continuations	1	1,200	0.1%	1.3%	1.2%	1.1%
% of Patients satisfied with the dentistry they have received	1	1	N/A	92.7%	91.6%	91.5%
% of Patients satisfied with the time they had to wait for an appointment	1	1	N/A	88.3%	88.3%	87.9%

* This is based on patients treated on this contract for their most recent course of treatment. Figures in italics indicate the base number of FP17s or Patient Questionnaire responses are less than 100. N/A is shown where the base number of responses is less than 10 during the period. % is calculated as Quantity/Base number*100

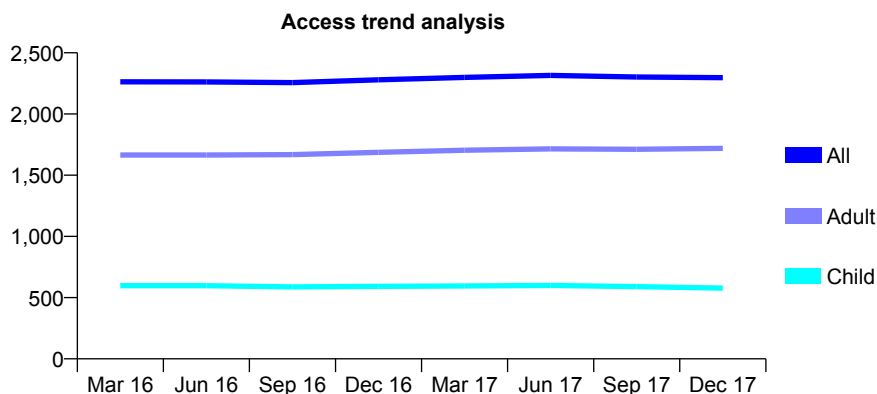
Q51 - Vital Signs At a Glance Contract Report for 160938/0001 - December 2017

Name or company name	Woodseats Dental Care
Contract type name	GDS Contract
Purpose of contract	General
Contract start date	01/04/2006
Contract end date	

17/18 Contracted general activity (UDA)	6,275
Carry forward general activity (UDA)	0
17/18 Contracted orthodontic activity (UOA)	0
Carry forward orthodontic activity (UOA)	0
Baseline contract value	£151,525.38

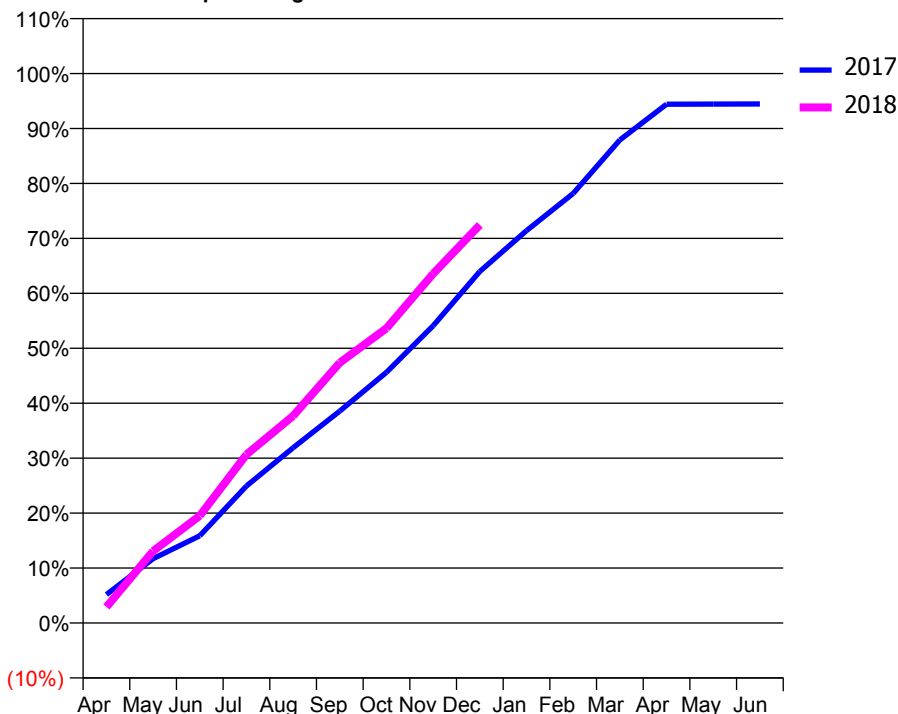
ACCESS*

Patients seen in 24 months	Total	Change since previous quarter
Quarter ending December 2016	2,279	
Quarter ending March 2017	2,299	→
Quarter ending June 2017	2,315	→
Quarter ending September 2017	2,302	→
Quarter ending December 2017	2,297	→
Variance since December 2016	0.8%	→



ACTIVITY

Cumulative percentage of contracted UDA delivered 2017 & 2018



Month	Adjusted Scheduled Activity (UDA)	
	2017	2018
April	406	184
May	918	822
June	1,245	1,225
July	1,957	1,924
August	2,502	2,365
September	3,025	2,974
October	3,580	3,367
November	4,244	3,989
December	5,018	4,546
January	5,601	
February	6,133	
March	6,896	
April	7,406	
May	7,408	
June	7,410	

QUALITY

	Quantity	Base Number	Contract	AT	Region	England
% of FP17s for the same patient ID Re-attending within 3 months - Children	60	670	9.0%	9.8%	12.9%	12.0%
% of FP17s for the same patient ID Re-attending within 3 months - Adults	345	2,163	16.0%	14.3%	16.5%	15.9%
% of FP17s for the same patient ID Re-attending between 3 & 9 months - Children	405	670	60.4%	58.8%	59.6%	58.0%
% of FP17s for the same patient ID Re-attending between 3 & 9 months - Adults	1,432	2,163	66.2%	53.0%	52.8%	50.5%
% of FP17s for Band 1 Urgent Courses	127	2,586	4.9%	7.5%	9.1%	9.0%
% of FP17s Relating to Free Repair or Replacements	13	2,586	0.5%	1.2%	1.0%	0.8%
% of FP17s Relating to Continuations	16	2,586	0.6%	1.3%	1.2%	1.1%
% of Patients satisfied with the dentistry they have received	4	5	N/A	92.7%	91.6%	91.5%
% of Patients satisfied with the time they had to wait for an appointment	5	5	N/A	88.3%	88.3%	87.9%

* This is based on patients treated on this contract for their most recent course of treatment. Figures in italics indicate the base number of FP17s or Patient Questionnaire responses are less than 100. N/A is shown where the base number of responses is less than 10 during the period. % is calculated as Quantity/Base number*100

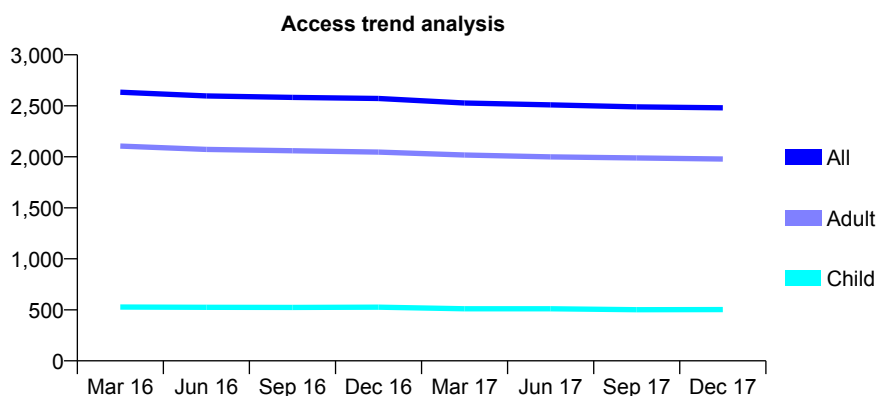
Q51 - Vital Signs At a Glance Contract Report for 161772/0001 - December 2017

Name or company name	J G Lafferty & N C Dalton
Contract type name	GDS Contract
Purpose of contract	General
Contract start date	01/04/2006
Contract end date	

17/18 Contracted general activity (UDA)	8,857
Carry forward general activity (UDA)	120
17/18 Contracted orthodontic activity (UOA)	0
Carry forward orthodontic activity (UOA)	0
Baseline contract value	£238,215.24

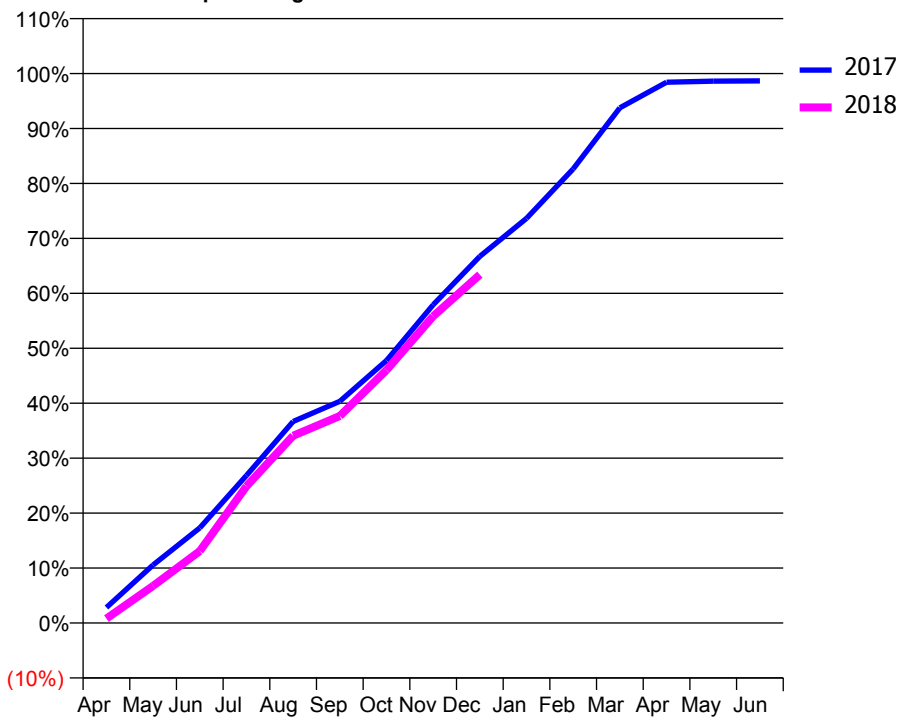
ACCESS*

Patients seen in 24 months	Total	Change since previous quarter
Quarter ending December 2016	2,572	
Quarter ending March 2017	2,527	↓
Quarter ending June 2017	2,509	→
Quarter ending September 2017	2,490	→
Quarter ending December 2017	2,481	→
Variance since December 2016	(3.5%)	↓



ACTIVITY

Cumulative percentage of contracted UDA delivered 2017 & 2018



Month	Adjusted Scheduled Activity (UDA)	
	2017	2018
April	251	72
May	936	599
June	1,534	1,160
July	2,377	2,205
August	3,249	3,018
September	3,573	3,338
October	4,231	4,075
November	5,129	4,944
December	5,910	5,615
January	6,522	
February	7,320	
March	8,303	
April	8,716	
May	8,734	
June	8,737	

QUALITY

	Quantity	Base Number	Contract	AT	Region	England
% of FP17s for the same patient ID Re-attending within 3 months - Children	28	657	4.3%	9.8%	12.9%	12.0%
% of FP17s for the same patient ID Re-attending within 3 months - Adults	442	3,246	13.6%	14.3%	16.5%	15.9%
% of FP17s for the same patient ID Re-attending between 3 & 9 months - Children	507	657	77.2%	58.8%	59.6%	58.0%
% of FP17s for the same patient ID Re-attending between 3 & 9 months - Adults	2,514	3,246	77.4%	53.0%	52.8%	50.5%
% of FP17s for Band 1 Urgent Courses	159	3,685	4.3%	7.5%	9.1%	9.0%
% of FP17s Relating to Free Repair or Replacements	37	3,685	1.0%	1.2%	1.0%	0.8%
% of FP17s Relating to Continuations	7	3,685	0.2%	1.3%	1.2%	1.1%
% of Patients satisfied with the dentistry they have received	4	4	N/A	92.7%	91.6%	91.5%
% of Patients satisfied with the time they had to wait for an appointment	4	4	N/A	88.3%	88.3%	87.9%

* This is based on patients treated on this contract for their most recent course of treatment. Figures in italics indicate the base number of FP17s or Patient Questionnaire responses are less than 100. N/A is shown where the base number of responses is less than 10 during the period. % is calculated as Quantity/Base number*100

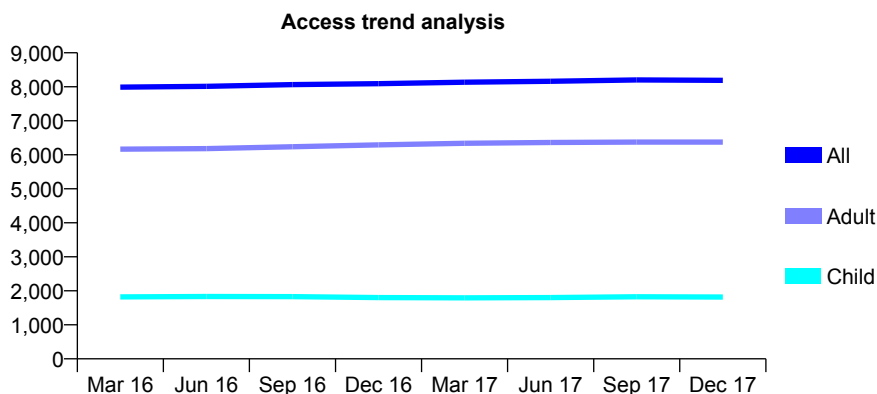
Q51 - Vital Signs At a Glance Contract Report for 162949/0001 - December 2017

Name or company name	Yorkshire and Humberside CDA Ltd t/a Ger
Contract type name	GDS Contract
Purpose of contract	General
Contract start date	01/09/2008
Contract end date	

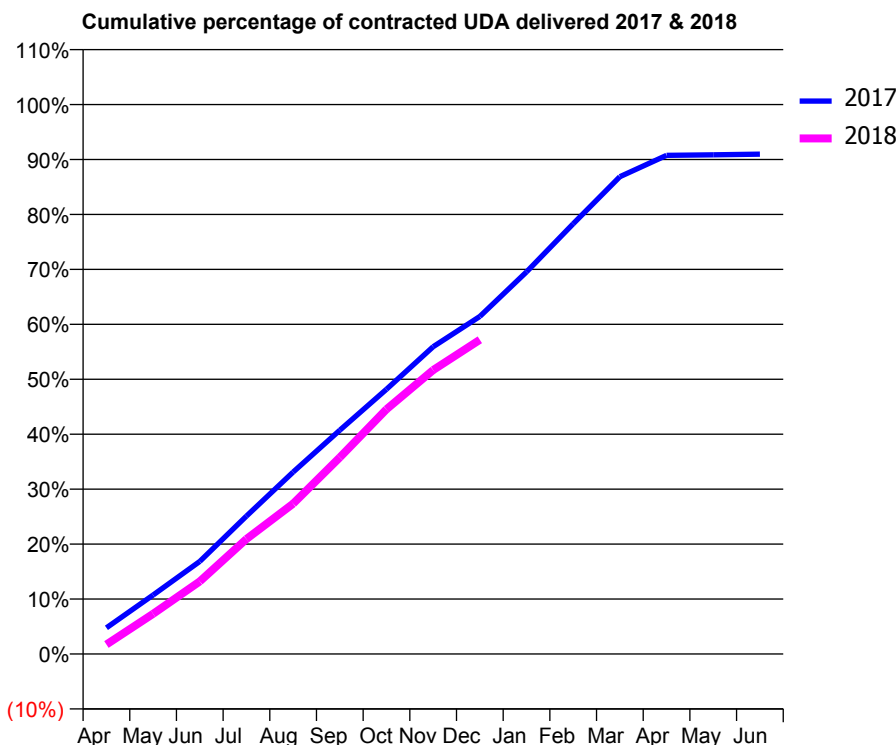
17/18 Contracted general activity (UDA)	27,279
Carry forward general activity (UDA)	135
17/18 Contracted orthodontic activity (UOA)	0
Carry forward orthodontic activity (UOA)	0
Baseline contract value	£771,984.20

ACCESS*

Patients seen in 24 months	Total	Change since previous quarter
Quarter ending December 2016	8,092	
Quarter ending March 2017	8,134	→
Quarter ending June 2017	8,164	→
Quarter ending September 2017	8,203	→
Quarter ending December 2017	8,192	→
Variance since December 2016	1.2%	→



ACTIVITY



Month	Adjusted Scheduled Activity (UDA)	
	2017	2018
April	1,301	471
May	2,931	1,996
June	4,597	3,605
July	6,847	5,711
August	9,030	7,465
September	11,112	9,760
October	13,144	12,149
November	15,254	14,100
December	16,758	15,599
January	18,967	
February	21,360	
March	23,695	
April	24,756	
May	24,783	
June	24,813	

QUALITY

	Quantity	Base Number	Contract	AT	Region	England
% of FP17s for the same patient ID Re-attending within 3 months - Children	222	2,129	10.4%	9.8%	12.9%	12.0%
% of FP17s for the same patient ID Re-attending within 3 months - Adults	920	6,700	13.7%	14.3%	16.5%	15.9%
% of FP17s for the same patient ID Re-attending between 3 & 9 months - Children	1,316	2,129	61.8%	58.8%	59.6%	58.0%
% of FP17s for the same patient ID Re-attending between 3 & 9 months - Adults	3,787	6,700	56.5%	53.0%	52.8%	50.5%
% of FP17s for Band 1 Urgent Courses	784	7,736	10.1%	7.5%	9.1%	9.0%
% of FP17s Relating to Free Repair or Replacements	64	7,736	0.8%	1.2%	1.0%	0.8%
% of FP17s Relating to Continuations	58	7,736	0.7%	1.3%	1.2%	1.1%
% of Patients satisfied with the dentistry they have received	7	8	N/A	92.7%	91.6%	91.5%
% of Patients satisfied with the time they had to wait for an appointment	8	8	N/A	88.3%	88.3%	87.9%

* This is based on patients treated on this contract for their most recent course of treatment. Figures in italics indicate the base number of FP17s or Patient Questionnaire responses are less than 100. N/A is shown where the base number of responses is less than 10 during the period. % is calculated as Quantity/Base number*100

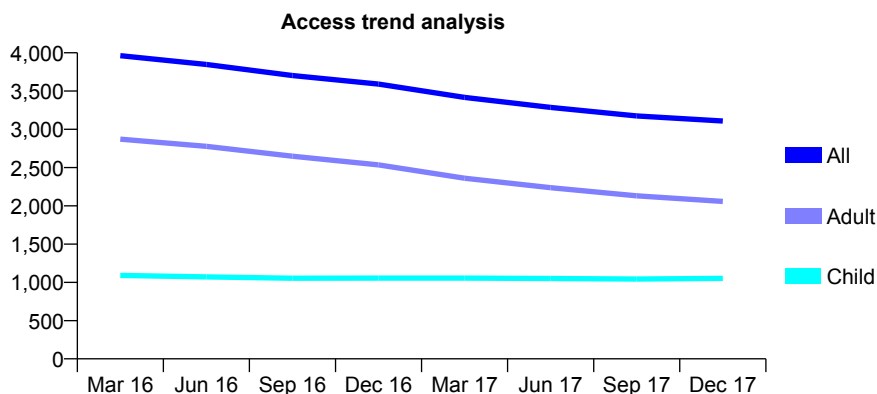
Q51 - Vital Signs At a Glance Contract Report for 162949/0002 - December 2017

Name or company name	Lowedges Dental Care Limited
Contract type name	GDS Contract
Purpose of contract	General
Contract start date	16/12/2008
Contract end date	

17/18 Contracted general activity (UDA)	11,332
Carry forward general activity (UDA)	-227
17/18 Contracted orthodontic activity (UOA)	0
Carry forward orthodontic activity (UOA)	0
Baseline contract value	£343,750.01

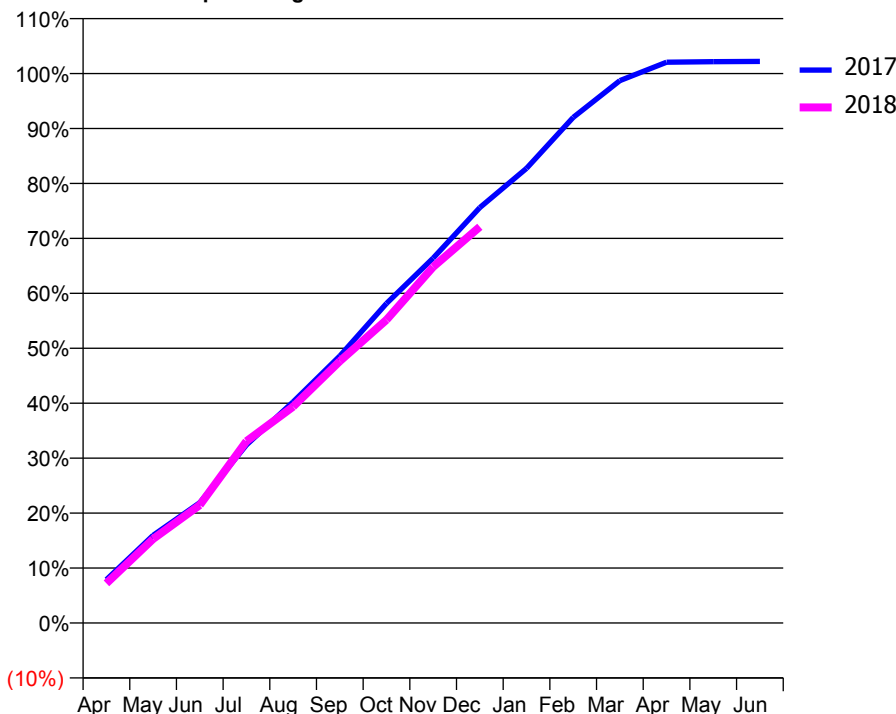
ACCESS*

Patients seen in 24 months	Total	Change since previous quarter
Quarter ending December 2016	3,591	
Quarter ending March 2017	3,417	↓
Quarter ending June 2017	3,287	↓
Quarter ending September 2017	3,174	↓
Quarter ending December 2017	3,108	↓
Variance since December 2016	(13.5%)	↓



ACTIVITY

Cumulative percentage of contracted UDA delivered 2017 & 2018



Month	Adjusted Scheduled Activity (UDA)	
	2017	2018
April	896	819
May	1,807	1,733
June	2,481	2,434
July	3,672	3,750
August	4,561	4,462
September	5,507	5,400
October	6,590	6,252
November	7,526	7,344
December	8,567	8,172
January	9,377	
February	10,425	
March	11,184	
April	11,564	
May	11,575	
June	11,582	

QUALITY

	Quantity	Base Number	Contract	AT	Region	England
% of FP17s for the same patient ID Re-attending within 3 months - Children	91	1,212	7.5%	9.8%	12.9%	12.0%
% of FP17s for the same patient ID Re-attending within 3 months - Adults	347	2,178	15.9%	14.3%	16.5%	15.9%
% of FP17s for the same patient ID Re-attending between 3 & 9 months - Children	636	1,212	52.5%	58.8%	59.6%	58.0%
% of FP17s for the same patient ID Re-attending between 3 & 9 months - Adults	1,097	2,178	50.4%	53.0%	52.8%	50.5%
% of FP17s for Band 1 Urgent Courses	181	3,212	5.6%	7.5%	9.1%	9.0%
% of FP17s Relating to Free Repair or Replacements	48	3,212	1.5%	1.2%	1.0%	0.8%
% of FP17s Relating to Continuations	105	3,212	3.3%	1.3%	1.2%	1.1%
% of Patients satisfied with the dentistry they have received	4	4	N/A	92.7%	91.6%	91.5%
% of Patients satisfied with the time they had to wait for an appointment	4	4	N/A	88.3%	88.3%	87.9%

* This is based on patients treated on this contract for their most recent course of treatment. Figures in italics indicate the base number of FP17s or Patient Questionnaire responses are less than 100. N/A is shown where the base number of responses is less than 10 during the period. % is calculated as Quantity/Base number*100

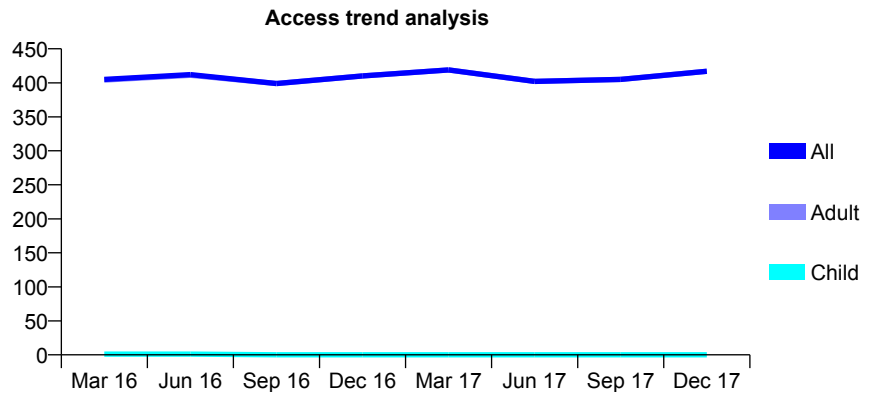
Q51 - Vital Signs At a Glance Contract Report for 162949/0003 - December 2017

Name or company name	Lowedges Dental Care Limited
Contract type name	GDS Contract
Purpose of contract	General
Contract start date	16/12/2008
Contract end date	

17/18 Contracted general activity (UDA)	1,330
Carry forward general activity (UDA)	0
17/18 Contracted orthodontic activity (UOA)	0
Carry forward orthodontic activity (UOA)	0
Baseline contract value	£69,869.85

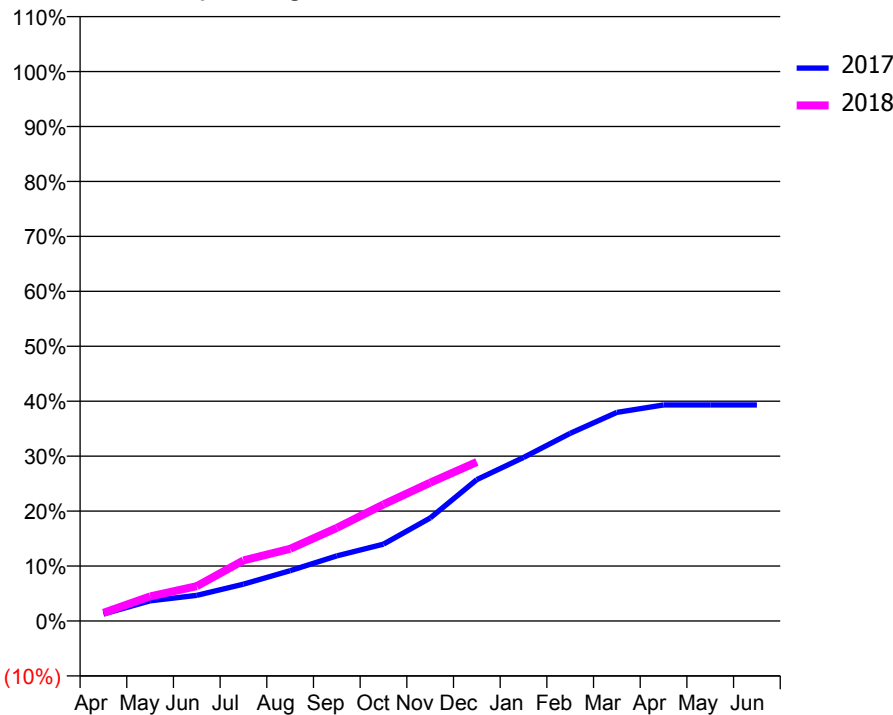
ACCESS*

Patients seen in 24 months	Total	Change since previous quarter
Quarter ending December 2016	410	
Quarter ending March 2017	419	↑
Quarter ending June 2017	402	↓
Quarter ending September 2017	405	→
Quarter ending December 2017	417	↑
Variance since December 2016	1.7%	→



ACTIVITY

Cumulative percentage of contracted UDA delivered 2017 & 2018



Month	Adjusted Scheduled Activity (UDA)	
	2017	2018
April	17	20
May	49	59
June	62	84
July	89	147
August	122	175
September	158	225
October	186	282
November	249	335
December	342	385
January	396	
February	454	
March	505	
April	523	
May	523	
June	523	

QUALITY

	Quantity	Base Number	Contract	AT	Region	England
% of FP17s for the same patient ID Re-attending within 3 months - Children	0	0	N/A	9.8%	12.9%	12.0%
% of FP17s for the same patient ID Re-attending within 3 months - Adults	13	212	6.1%	14.3%	16.5%	15.9%
% of FP17s for the same patient ID Re-attending between 3 & 9 months - Children	0	0	N/A	58.8%	59.6%	58.0%
% of FP17s for the same patient ID Re-attending between 3 & 9 months - Adults	12	212	5.7%	53.0%	52.8%	50.5%
% of FP17s for Band 1 Urgent Courses	15	205	7.3%	7.5%	9.1%	9.0%
% of FP17s Relating to Free Repair or Replacements	0	205	0.0%	1.2%	1.0%	0.8%
% of FP17s Relating to Continuations	1	205	0.5%	1.3%	1.2%	1.1%
% of Patients satisfied with the dentistry they have received	0	0	N/A	92.7%	91.6%	91.5%
% of Patients satisfied with the time they had to wait for an appointment	0	0	N/A	88.3%	88.3%	87.9%

* This is based on patients treated on this contract for their most recent course of treatment. Figures in italics indicate the base number of FP17s or Patient Questionnaire responses are less than 100. N/A is shown where the base number of responses is less than 10 during the period. % is calculated as Quantity/Base number*100

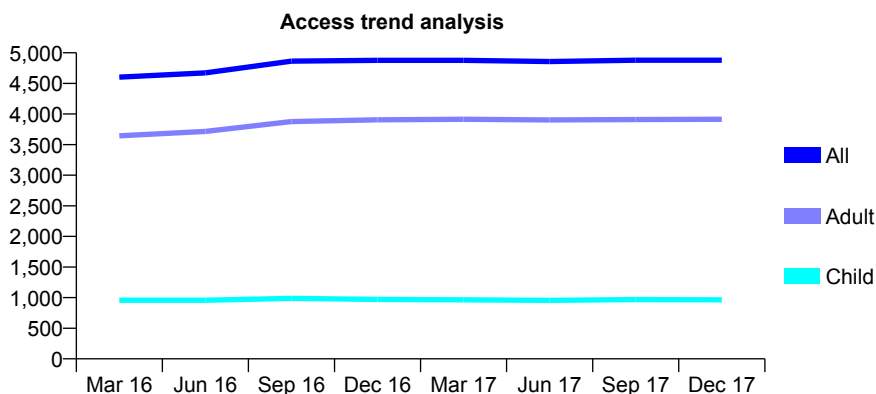
Q51 - Vital Signs At a Glance Contract Report for 163848/0001 - December 2017

Name or company name	Southfield Dental Practice Partnership
Contract type name	GDS Contract
Purpose of contract	General
Contract start date	01/10/2014
Contract end date	

17/18 Contracted general activity (UDA)	13,801
Carry forward general activity (UDA)	-114
17/18 Contracted orthodontic activity (UOA)	0
Carry forward orthodontic activity (UOA)	0
Baseline contract value	£395,000.82

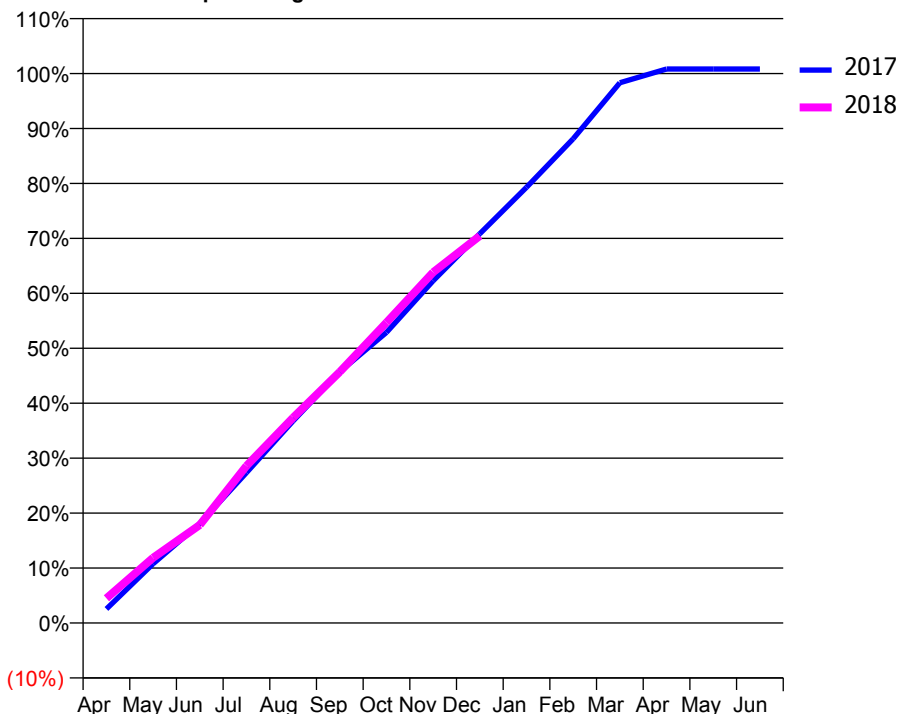
ACCESS*

Patients seen in 24 months	Total	Change since previous quarter
Quarter ending December 2016	4,876	
Quarter ending March 2017	4,877	→
Quarter ending June 2017	4,857	→
Quarter ending September 2017	4,878	→
Quarter ending December 2017	4,879	→
Variance since December 2016	0.1%	→



ACTIVITY

Cumulative percentage of contracted UDA delivered 2017 & 2018



Month	Adjusted Scheduled Activity (UDA)	
	2017	2018
April	355	622
May	1,488	1,639
June	2,495	2,465
July	3,775	3,948
August	5,076	5,159
September	6,313	6,309
October	7,299	7,546
November	8,597	8,808
December	9,777	9,725
January	10,942	
February	12,164	
March	13,568	
April	13,915	
May	13,915	
June	13,915	

QUALITY

	Quantity	Base Number	Contract	AT	Region	England
% of FP17s for the same patient ID Re-attending within 3 months - Children	90	1,309	6.9%	9.8%	12.9%	12.0%
% of FP17s for the same patient ID Re-attending within 3 months - Adults	568	4,038	14.1%	14.3%	16.5%	15.9%
% of FP17s for the same patient ID Re-attending between 3 & 9 months - Children	1,049	1,309	80.1%	58.8%	59.6%	58.0%
% of FP17s for the same patient ID Re-attending between 3 & 9 months - Adults	1,774	4,038	43.9%	53.0%	52.8%	50.5%
% of FP17s for Band 1 Urgent Courses	221	5,173	4.3%	7.5%	9.1%	9.0%
% of FP17s Relating to Free Repair or Replacements	52	5,173	1.0%	1.2%	1.0%	0.8%
% of FP17s Relating to Continuations	150	5,173	2.9%	1.3%	1.2%	1.1%
% of Patients satisfied with the dentistry they have received	5	6	N/A	92.7%	91.6%	91.5%
% of Patients satisfied with the time they had to wait for an appointment	6	6	N/A	88.3%	88.3%	87.9%

* This is based on patients treated on this contract for their most recent course of treatment. Figures in italics indicate the base number of FP17s or Patient Questionnaire responses are less than 100. N/A is shown where the base number of responses is less than 10 during the period. % is calculated as Quantity/Base number*100

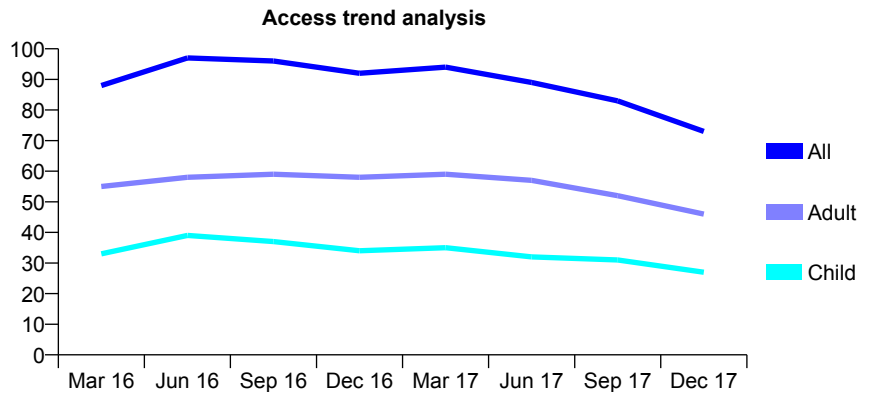
Q51 - Vital Signs At a Glance Contract Report for 165026/0004 - December 2017

Name or company name	Nottinghamshire Healthcare NHS Trust
Contract type name	PDS Contract
Purpose of contract	General
Contract start date	01/04/2012
Contract end date	15/09/2017

17/18 Contracted general activity (UDA)	413
Carry forward general activity (UDA)	0
17/18 Contracted orthodontic activity (UOA)	0
Carry forward orthodontic activity (UOA)	0
Baseline contract value	£10,261.38

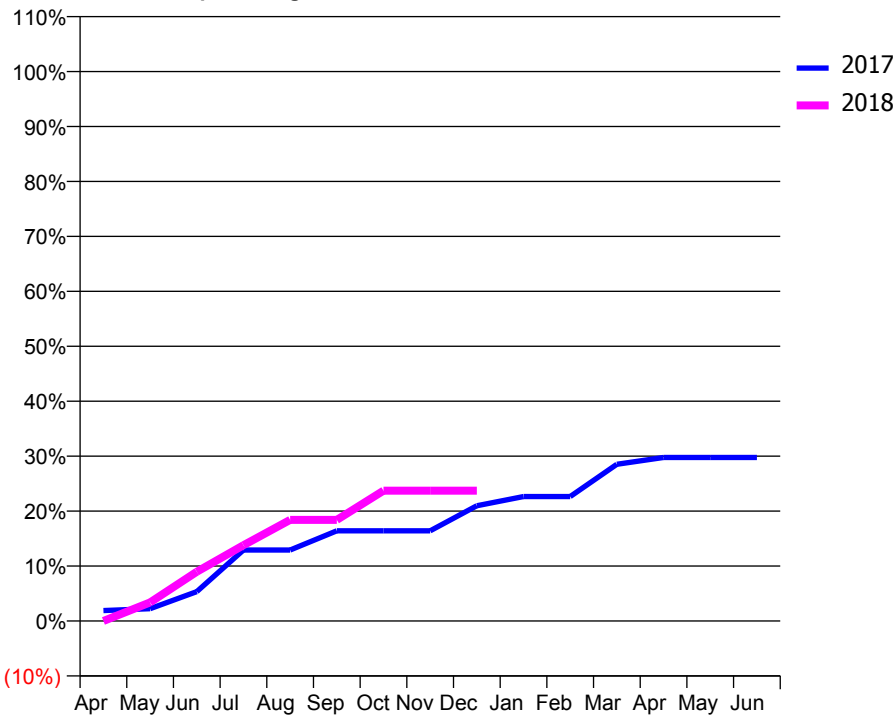
ACCESS*

Patients seen in 24 months	Total	Change since previous quarter
Quarter ending December 2016	92	
Quarter ending March 2017	94	↑
Quarter ending June 2017	89	↓
Quarter ending September 2017	83	↓
Quarter ending December 2017	73	↓
Variance since December 2016	(20.7%)	↓



ACTIVITY

Cumulative percentage of contracted UDA delivered 2017 & 2018



Month	Adjusted Scheduled Activity (UDA)	
	2017	2018
April	17	0
May	20	14
June	48	37
July	116	57
August	116	76
September	148	76
October	148	98
November	148	98
December	189	98
January	204	
February	204	
March	257	
April	268	
May	268	
June	268	

QUALITY

	Quantity	Base Number	Contract	AT	Region	England
% of FP17s for the same patient ID Re-attending within 3 months - Children	0	25	0.0%	9.8%	12.9%	12.0%
% of FP17s for the same patient ID Re-attending within 3 months - Adults	1	35	2.9%	14.3%	16.5%	15.9%
% of FP17s for the same patient ID Re-attending between 3 & 9 months - Children	7	25	28.0%	58.8%	59.6%	58.0%
% of FP17s for the same patient ID Re-attending between 3 & 9 months - Adults	20	35	57.1%	53.0%	52.8%	50.5%
% of FP17s for Band 1 Urgent Courses	0	55	0.0%	7.5%	9.1%	9.0%
% of FP17s Relating to Free Repair or Replacements	0	55	0.0%	1.2%	1.0%	0.8%
% of FP17s Relating to Continuations	0	55	0.0%	1.3%	1.2%	1.1%
% of Patients satisfied with the dentistry they have received	0	0	N/A	92.7%	91.6%	91.5%
% of Patients satisfied with the time they had to wait for an appointment	0	0	N/A	88.3%	88.3%	87.9%

* This is based on patients treated on this contract for their most recent course of treatment. Figures in italics indicate the base number of FP17s or Patient Questionnaire responses are less than 100. N/A is shown where the base number of responses is less than 10 during the period. % is calculated as Quantity/Base number*100

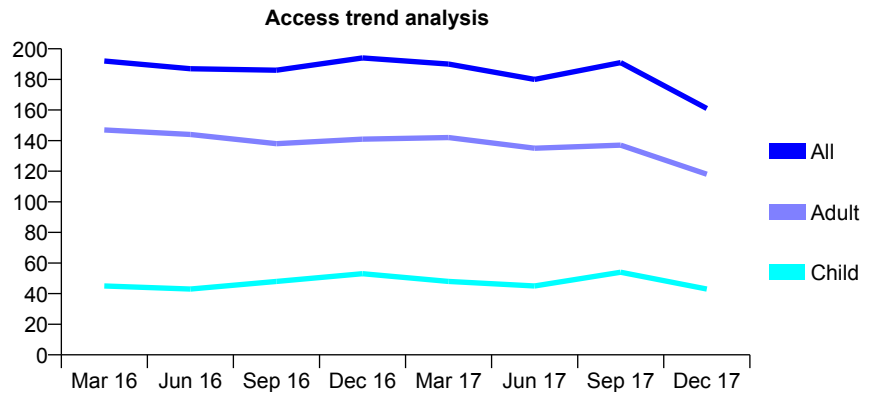
Q51 - Vital Signs At a Glance Contract Report for 165026/0005 - December 2017

Name or company name	Nottinghamshire Healthcare NHS Trust
Contract type name	PDS Contract
Purpose of contract	General
Contract start date	01/04/2012
Contract end date	15/09/2017

17/18 Contracted general activity (UDA)	1,238
Carry forward general activity (UDA)	0
17/18 Contracted orthodontic activity (UOA)	0
Carry forward orthodontic activity (UOA)	0
Baseline contract value	£72,510.89

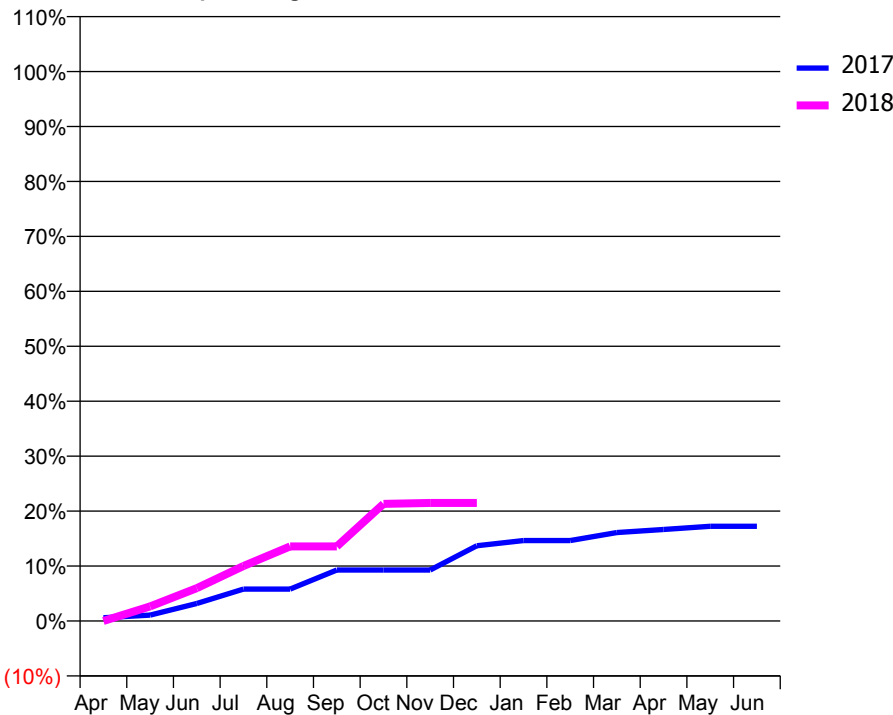
ACCESS*

Patients seen in 24 months	Total	Change since previous quarter
Quarter ending December 2016	194	
Quarter ending March 2017	190	↓
Quarter ending June 2017	180	↓
Quarter ending September 2017	191	↑
Quarter ending December 2017	161	↓
Variance since December 2016	(17.0%)	↓



ACTIVITY

Cumulative percentage of contracted UDA delivered 2017 & 2018



Month	Adjusted Scheduled Activity (UDA)	
	2017	2018
April	16	0
May	29	33
June	86	74
July	157	124
August	157	168
September	250	168
October	250	264
November	250	266
December	370	266
January	396	
February	396	
March	435	
April	450	
May	466	
June	466	

QUALITY

	Quantity	Base Number	Contract	AT	Region	England
% of FP17s for the same patient ID Re-attending within 3 months - Children	1	53	1.9%	9.8%	12.9%	12.0%
% of FP17s for the same patient ID Re-attending within 3 months - Adults	6	77	7.8%	14.3%	16.5%	15.9%
% of FP17s for the same patient ID Re-attending between 3 & 9 months - Children	12	53	22.6%	58.8%	59.6%	58.0%
% of FP17s for the same patient ID Re-attending between 3 & 9 months - Adults	27	77	35.1%	53.0%	52.8%	50.5%
% of FP17s for Band 1 Urgent Courses	0	121	0.0%	7.5%	9.1%	9.0%
% of FP17s Relating to Free Repair or Replacements	0	121	0.0%	1.2%	1.0%	0.8%
% of FP17s Relating to Continuations	2	121	1.7%	1.3%	1.2%	1.1%
% of Patients satisfied with the dentistry they have received	1	1	N/A	92.7%	91.6%	91.5%
% of Patients satisfied with the time they had to wait for an appointment	1	1	N/A	88.3%	88.3%	87.9%

* This is based on patients treated on this contract for their most recent course of treatment. Figures in italics indicate the base number of FP17s or Patient Questionnaire responses are less than 100. N/A is shown where the base number of responses is less than 10 during the period. % is calculated as Quantity/Base number*100

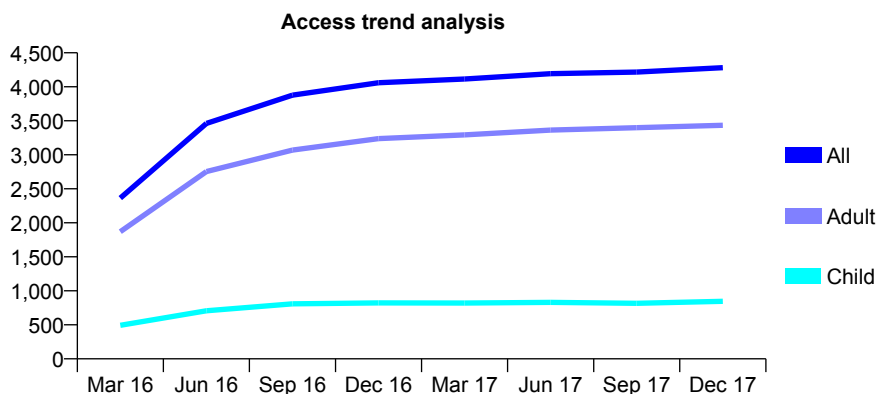
Q51 - Vital Signs At a Glance Contract Report for 166626/0001 - December 2017

Name or company name	Impressions Dental Care Limited
Contract type name	GDS Contract
Purpose of contract	General
Contract start date	01/11/2015
Contract end date	

17/18 Contracted general activity (UDA)	13,344
Carry forward general activity (UDA)	-70
17/18 Contracted orthodontic activity (UOA)	0
Carry forward orthodontic activity (UOA)	0
Baseline contract value	£381,912.32

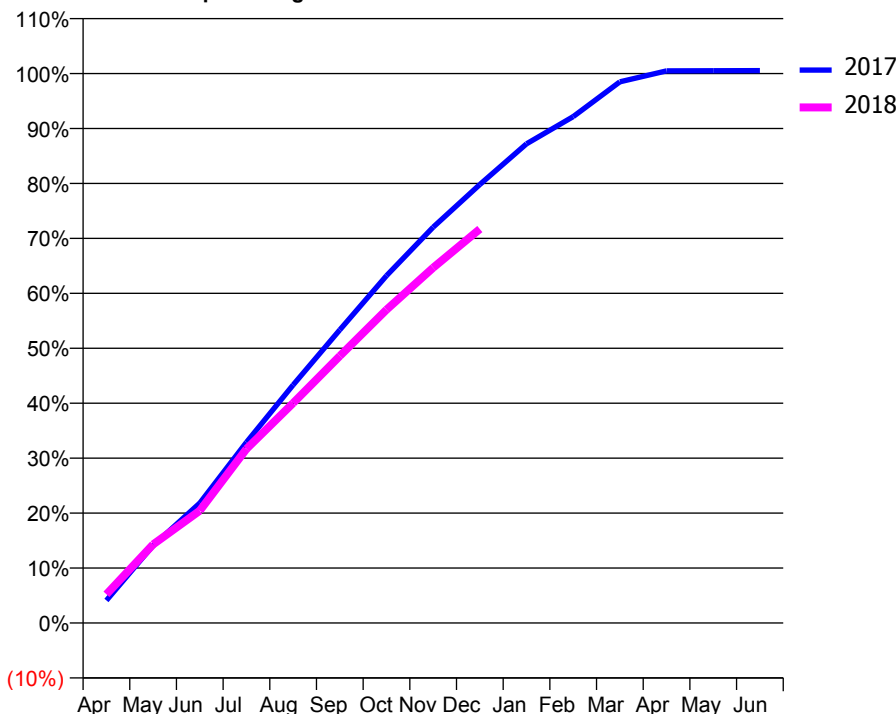
ACCESS*

Patients seen in 24 months	Total	Change since previous quarter
Quarter ending December 2016	4,060	
Quarter ending March 2017	4,114	→
Quarter ending June 2017	4,194	→
Quarter ending September 2017	4,216	→
Quarter ending December 2017	4,282	→
Variance since December 2016	5.5%	↑



ACTIVITY

Cumulative percentage of contracted UDA delivered 2017 & 2018



Month	Adjusted Scheduled Activity (UDA)	
	2017	2018
April	549	698
May	1,883	1,907
June	2,912	2,727
July	4,388	4,227
August	5,782	5,341
September	7,120	6,486
October	8,435	7,608
November	9,611	8,628
December	10,650	9,569
January	11,637	
February	12,297	
March	13,143	
April	13,407	
May	13,412	
June	13,414	

QUALITY

	Quantity	Base Number	Contract	AT	Region	England
% of FP17s for the same patient ID Re-attending within 3 months - Children	74	936	7.9%	9.8%	12.9%	12.0%
% of FP17s for the same patient ID Re-attending within 3 months - Adults	836	4,125	20.3%	14.3%	16.5%	15.9%
% of FP17s for the same patient ID Re-attending between 3 & 9 months - Children	495	936	52.9%	58.8%	59.6%	58.0%
% of FP17s for the same patient ID Re-attending between 3 & 9 months - Adults	2,367	4,125	57.4%	53.0%	52.8%	50.5%
% of FP17s for Band 1 Urgent Courses	458	4,836	9.5%	7.5%	9.1%	9.0%
% of FP17s Relating to Free Repair or Replacements	64	4,836	1.3%	1.2%	1.0%	0.8%
% of FP17s Relating to Continuations	82	4,836	1.7%	1.3%	1.2%	1.1%
% of Patients satisfied with the dentistry they have received	5	6	N/A	92.7%	91.6%	91.5%
% of Patients satisfied with the time they had to wait for an appointment	5	6	N/A	88.3%	88.3%	87.9%

* This is based on patients treated on this contract for their most recent course of treatment. Figures in italics indicate the base number of FP17s or Patient Questionnaire responses are less than 100. N/A is shown where the base number of responses is less than 10 during the period. % is calculated as Quantity/Base number*100

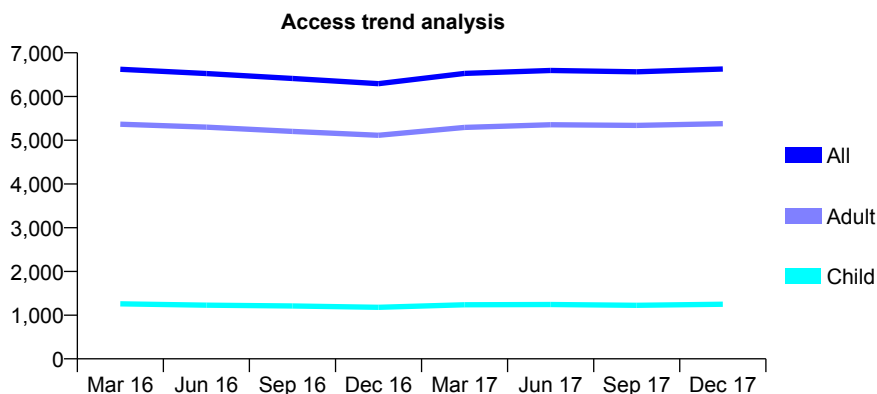
Q51 - Vital Signs At a Glance Contract Report for 166723/0001 - December 2017

Name or company name	Woodhouse Dental Practice
Contract type name	GDS Contract
Purpose of contract	General
Contract start date	01/04/2013
Contract end date	

17/18 Contracted general activity (UDA)	21,329
Carry forward general activity (UDA)	263
17/18 Contracted orthodontic activity (UOA)	0
Carry forward orthodontic activity (UOA)	0
Baseline contract value	£613,585.45

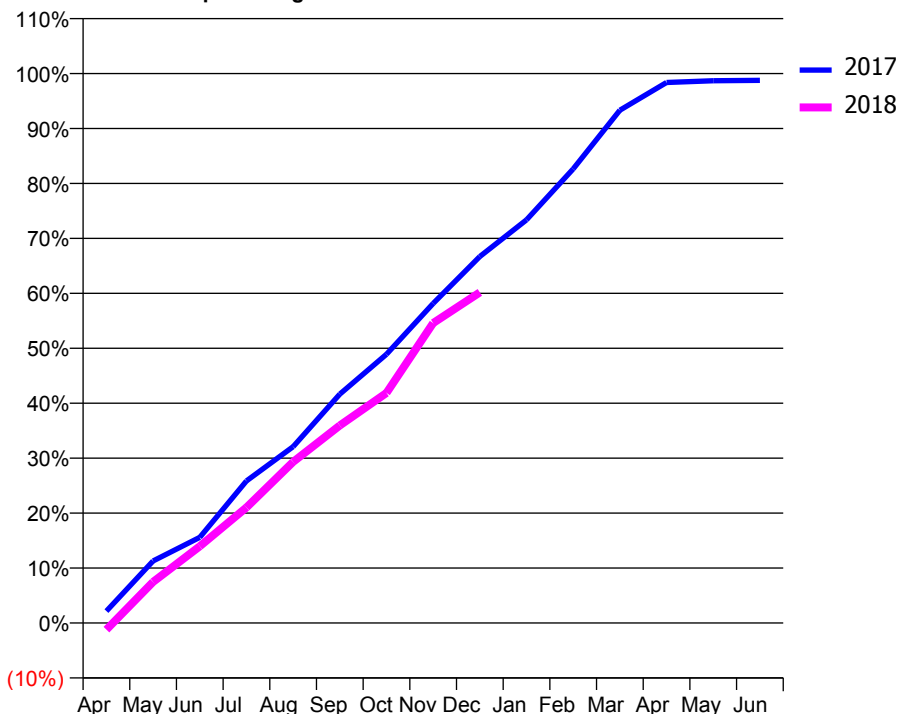
ACCESS*

Patients seen in 24 months	Total	Change since previous quarter
Quarter ending December 2016	6,295	
Quarter ending March 2017	6,528	↑
Quarter ending June 2017	6,596	→
Quarter ending September 2017	6,564	→
Quarter ending December 2017	6,630	→
Variance since December 2016	5.3%	↑



ACTIVITY

Cumulative percentage of contracted UDA delivered 2017 & 2018



Month	Adjusted Scheduled Activity (UDA)	
	2017	2018
April	462	-263
May	2,408	1,594
June	3,325	2,979
July	5,517	4,485
August	6,846	6,255
September	8,884	7,666
October	10,434	8,929
November	12,406	11,644
December	14,225	12,834
January	15,650	
February	17,627	
March	19,902	
April	20,981	
May	21,047	
June	21,066	

QUALITY

	Quantity	Base Number	Contract	AT	Region	England
% of FP17s for the same patient ID Re-attending within 3 months - Children	86	1,646	5.2%	9.8%	12.9%	12.0%
% of FP17s for the same patient ID Re-attending within 3 months - Adults	714	6,812	10.5%	14.3%	16.5%	15.9%
% of FP17s for the same patient ID Re-attending between 3 & 9 months - Children	1,243	1,646	75.5%	58.8%	59.6%	58.0%
% of FP17s for the same patient ID Re-attending between 3 & 9 months - Adults	4,653	6,812	68.3%	53.0%	52.8%	50.5%
% of FP17s for Band 1 Urgent Courses	324	7,415	4.4%	7.5%	9.1%	9.0%
% of FP17s Relating to Free Repair or Replacements	48	7,415	0.6%	1.2%	1.0%	0.8%
% of FP17s Relating to Continuations	67	7,415	0.9%	1.3%	1.2%	1.1%
% of Patients satisfied with the dentistry they have received	14	15	93.3%	92.7%	91.6%	91.5%
% of Patients satisfied with the time they had to wait for an appointment	14	15	93.3%	88.3%	88.3%	87.9%

* This is based on patients treated on this contract for their most recent course of treatment. Figures in italics indicate the base number of FP17s or Patient Questionnaire responses are less than 100. N/A is shown where the base number of responses is less than 10 during the period. % is calculated as Quantity/Base number*100

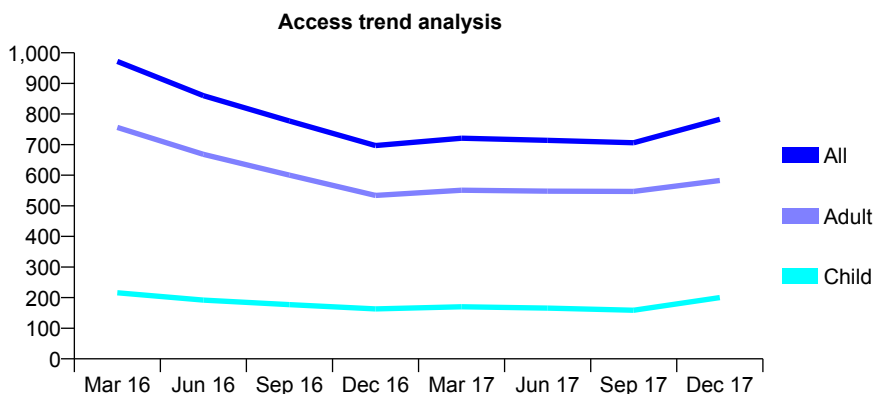
Q51 - Vital Signs At a Glance Contract Report for 166944/0004 - December 2017

Name or company name	Sheffield SPDCS
Contract type name	PDS Contract
Purpose of contract	General
Contract start date	01/04/2010
Contract end date	31/03/2020

17/18 Contracted general activity (UDA)	3,887
Carry forward general activity (UDA)	0
17/18 Contracted orthodontic activity (UOA)	0
Carry forward orthodontic activity (UOA)	0
Baseline contract value	£489,550.68

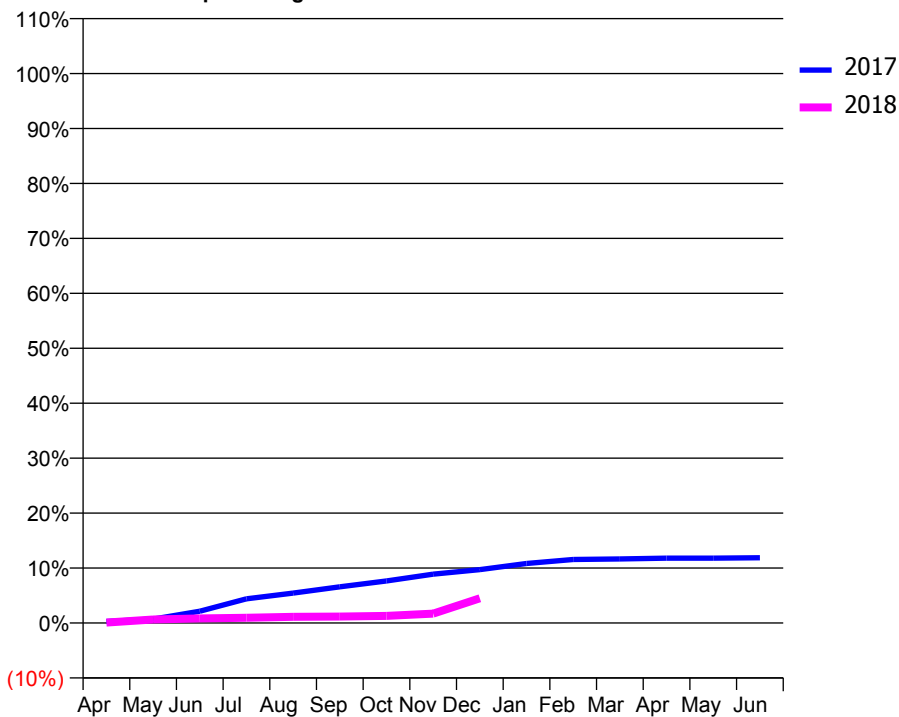
ACCESS*

Patients seen in 24 months	Total	Change since previous quarter
Quarter ending December 2016	697	
Quarter ending March 2017	721	↑
Quarter ending June 2017	714	→
Quarter ending September 2017	706	↓
Quarter ending December 2017	783	↑
Variance since December 2016	12.3%	↑



ACTIVITY

Cumulative percentage of contracted UDA delivered 2017 & 2018



Month	Adjusted Scheduled Activity (UDA)	
	2017	2018
April	11	3
May	28	25
June	83	32
July	171	37
August	211	44
September	256	46
October	298	50
November	346	67
December	378	175
January	422	
February	450	
March	453	
April	459	
May	459	
June	462	

QUALITY

	Quantity	Base Number	Contract	AT	Region	England
% of FP17s for the same patient ID Re-attending within 3 months - Children	5	174	2.9%	9.8%	12.9%	12.0%
% of FP17s for the same patient ID Re-attending within 3 months - Adults	49	492	10.0%	14.3%	16.5%	15.9%
% of FP17s for the same patient ID Re-attending between 3 & 9 months - Children	71	174	40.8%	58.8%	59.6%	58.0%
% of FP17s for the same patient ID Re-attending between 3 & 9 months - Adults	200	492	40.7%	53.0%	52.8%	50.5%
% of FP17s for Band 1 Urgent Courses	4	100	4.0%	7.5%	9.1%	9.0%
% of FP17s Relating to Free Repair or Replacements	2	100	2.0%	1.2%	1.0%	0.8%
% of FP17s Relating to Continuations	2	100	2.0%	1.3%	1.2%	1.1%
% of Patients satisfied with the dentistry they have received	0	0	N/A	92.7%	91.6%	91.5%
% of Patients satisfied with the time they had to wait for an appointment	0	0	N/A	88.3%	88.3%	87.9%

* This is based on patients treated on this contract for their most recent course of treatment. Figures in italics indicate the base number of FP17s or Patient Questionnaire responses are less than 100. N/A is shown where the base number of responses is less than 10 during the period. % is calculated as Quantity/Base number*100

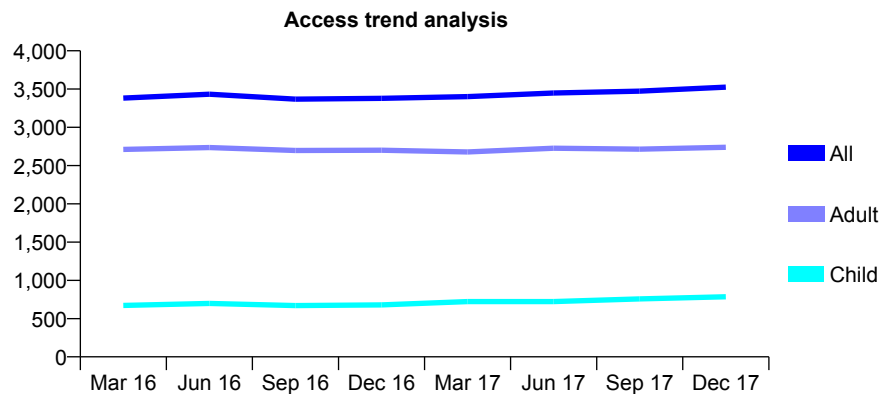
Q51 - Vital Signs At a Glance Contract Report for 166944/0007 - December 2017

Name or company name	Sheffield SPDCS
Contract type name	PDS Contract
Purpose of contract	General
Contract start date	01/08/2013
Contract end date	31/07/2023

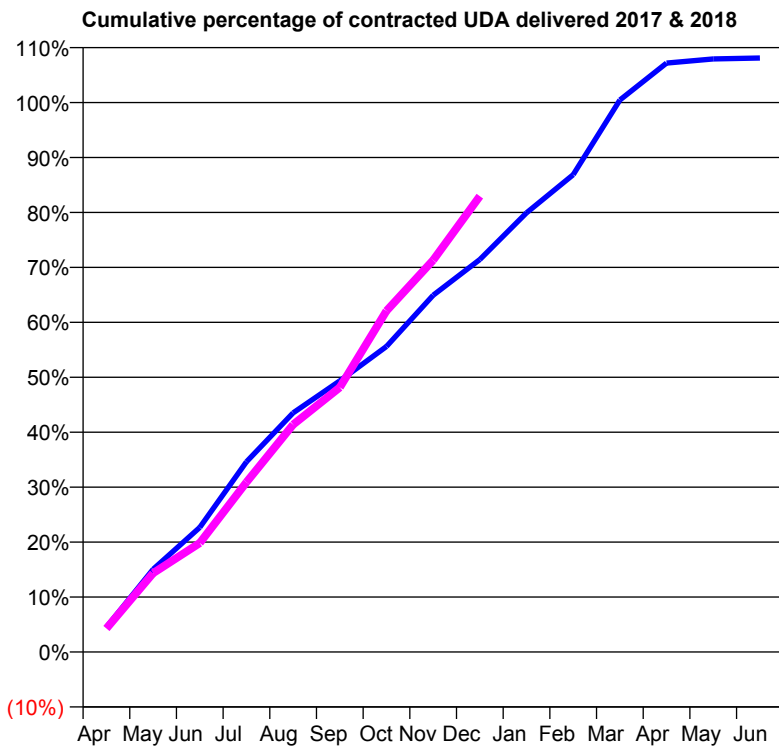
17/18 Contracted general activity (UDA)	8,544
Carry forward general activity (UDA)	0
17/18 Contracted orthodontic activity (UOA)	0
Carry forward orthodontic activity (UOA)	0
Baseline contract value	£1,573,763.87

ACCESS*

Patients seen in 24 months	Total	Change since previous quarter
Quarter ending December 2016	3,378	
Quarter ending March 2017	3,401	→
Quarter ending June 2017	3,449	→
Quarter ending September 2017	3,472	→
Quarter ending December 2017	3,525	→
Variance since December 2016	4.4%	↑



ACTIVITY



Month	Adjusted Scheduled Activity (UDA)	
	2017	2018
April	387	367
May	1,287	1,226
June	1,938	1,695
July	2,958	2,640
August	3,719	3,537
September	4,216	4,114
October	4,750	5,304
November	5,548	6,092
December	6,104	7,088
January	6,829	
February	7,422	
March	8,582	
April	9,157	
May	9,222	
June	9,235	

QUALITY

	Quantity	Base Number	Contract	AT	Region	England
% of FP17s for the same patient ID Re-attending within 3 months - Children	308	1,157	26.6%	9.8%	12.9%	12.0%
% of FP17s for the same patient ID Re-attending within 3 months - Adults	304	2,545	11.9%	14.3%	16.5%	15.9%
% of FP17s for the same patient ID Re-attending between 3 & 9 months - Children	426	1,157	36.8%	58.8%	59.6%	58.0%
% of FP17s for the same patient ID Re-attending between 3 & 9 months - Adults	1,025	2,545	40.3%	53.0%	52.8%	50.5%
% of FP17s for Band 1 Urgent Courses	72	3,443	2.1%	7.5%	9.1%	9.0%
% of FP17s Relating to Free Repair or Replacements	6	3,443	0.2%	1.2%	1.0%	0.8%
% of FP17s Relating to Continuations	139	3,443	4.0%	1.3%	1.2%	1.1%
% of Patients satisfied with the dentistry they have received	4	4	N/A	92.7%	91.6%	91.5%
% of Patients satisfied with the time they had to wait for an appointment	3	4	N/A	88.3%	88.3%	87.9%

* This is based on patients treated on this contract for their most recent course of treatment. Figures in italics indicate the base number of FP17s or Patient Questionnaire responses are less than 100. N/A is shown where the base number of responses is less than 10 during the period. % is calculated as Quantity/Base number*100

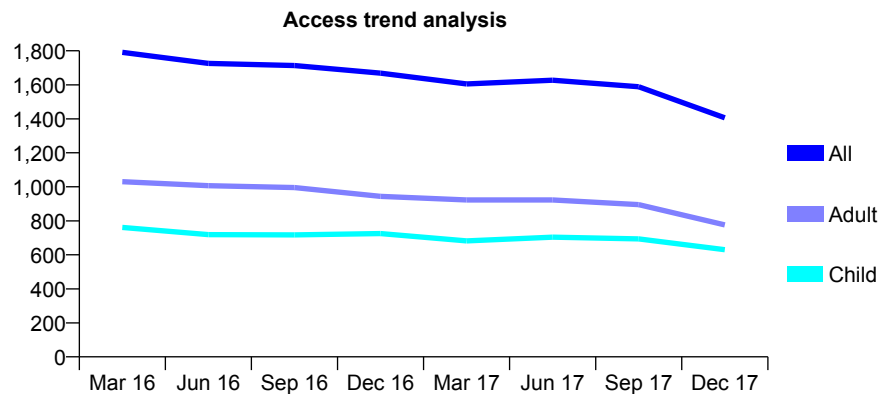
Q51 - Vital Signs At a Glance Contract Report for 166944/0008 - December 2017

Name or company name	Sheffield SPDCS
Contract type name	PDS Contract
Purpose of contract	General
Contract start date	01/08/2013
Contract end date	31/07/2023

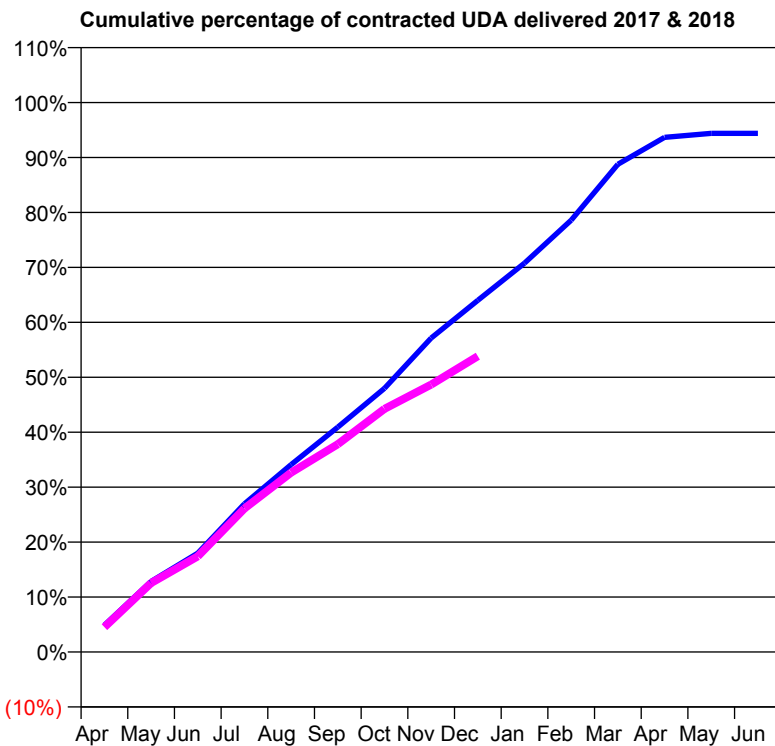
17/18 Contracted general activity (UDA)	4,488
Carry forward general activity (UDA)	0
17/18 Contracted orthodontic activity (UOA)	0
Carry forward orthodontic activity (UOA)	0
Baseline contract value	£716,970.07

ACCESS*

Patients seen in 24 months	Total	Change since previous quarter
Quarter ending December 2016	1,669	
Quarter ending March 2017	1,605	↓
Quarter ending June 2017	1,627	→
Quarter ending September 2017	1,589	↓
Quarter ending December 2017	1,406	↓
Variance since December 2016	(15.8%)	↓



ACTIVITY



Month	Adjusted Scheduled Activity (UDA)	
	2017	2018
April	219	204
May	577	564
June	808	782
July	1,211	1,172
August	1,531	1,465
September	1,837	1,697
October	2,153	1,986
November	2,564	2,184
December	2,872	2,416
January	3,176	
February	3,527	
March	3,983	
April	4,203	
May	4,236	
June	4,236	

QUALITY

	Quantity	Base Number	Contract	AT	Region	England
% of FP17s for the same patient ID Re-attending within 3 months - Children	35	579	6.0%	9.8%	12.9%	12.0%
% of FP17s for the same patient ID Re-attending within 3 months - Adults	64	628	10.2%	14.3%	16.5%	15.9%
% of FP17s for the same patient ID Re-attending between 3 & 9 months - Children	250	579	43.2%	58.8%	59.6%	58.0%
% of FP17s for the same patient ID Re-attending between 3 & 9 months - Adults	242	628	38.5%	53.0%	52.8%	50.5%
% of FP17s for Band 1 Urgent Courses	30	1,110	2.7%	7.5%	9.1%	9.0%
% of FP17s Relating to Free Repair or Replacements	2	1,110	0.2%	1.2%	1.0%	0.8%
% of FP17s Relating to Continuations	15	1,110	1.4%	1.3%	1.2%	1.1%
% of Patients satisfied with the dentistry they have received	2	2	N/A	92.7%	91.6%	91.5%
% of Patients satisfied with the time they had to wait for an appointment	2	2	N/A	88.3%	88.3%	87.9%

* This is based on patients treated on this contract for their most recent course of treatment. Figures in italics indicate the base number of FP17s or Patient Questionnaire responses are less than 100. N/A is shown where the base number of responses is less than 10 during the period. % is calculated as Quantity/Base number*100

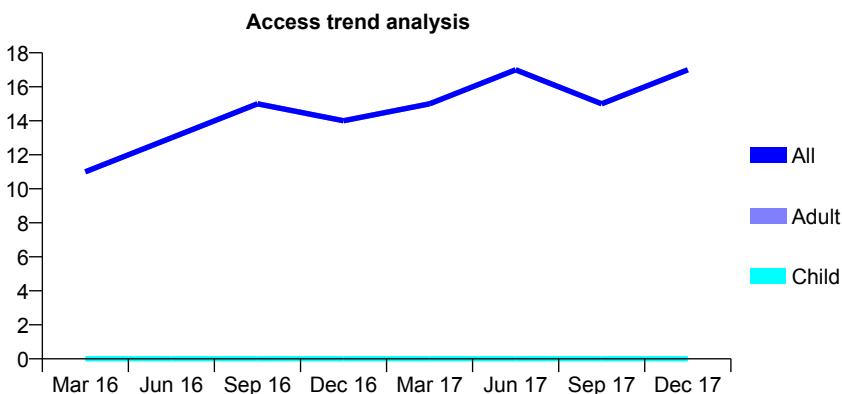
Q51 - Vital Signs At a Glance Contract Report for 166944/0009 - December 2017

Name or company name	Sheffield SPDCS
Contract type name	PDS Contract
Purpose of contract	General
Contract start date	01/08/2013
Contract end date	

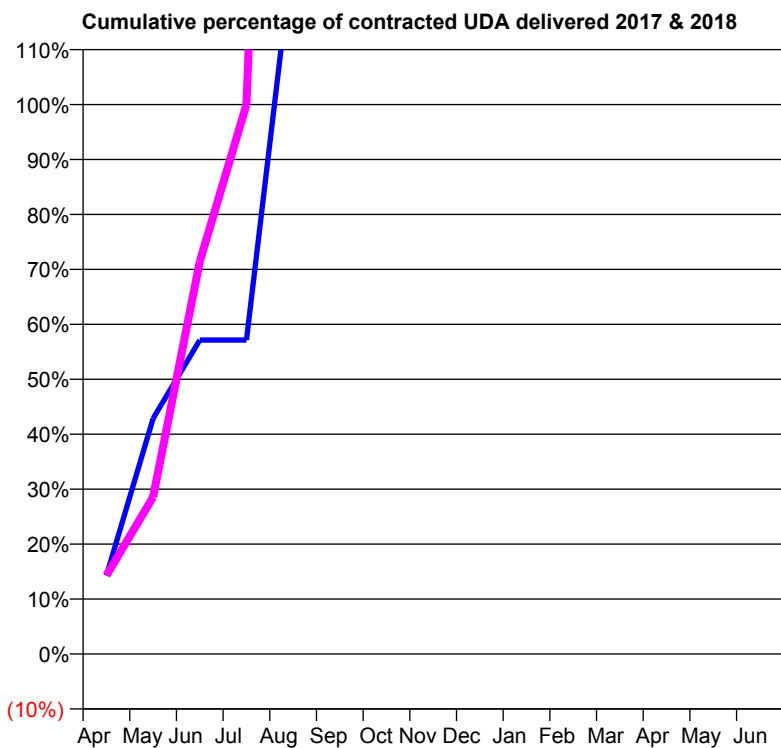
17/18 Contracted general activity (UDA)	7
Carry forward general activity (UDA)	0
17/18 Contracted orthodontic activity (UOA)	0
Carry forward orthodontic activity (UOA)	0
Baseline contract value	£71,695.92

ACCESS*

Patients seen in 24 months	Total	Change since previous quarter
Quarter ending December 2016	14	
Quarter ending March 2017	15	↑
Quarter ending June 2017	17	↑
Quarter ending September 2017	15	↓
Quarter ending December 2017	17	↑
Variance since December 2016	21.4%	↑



ACTIVITY



Month	Adjusted Scheduled Activity (UDA)	
	2017	2018
April	1	1
May	3	2
June	4	5
July	4	7
August	9	22
September	10	23
October	23	26
November	24	33
December	28	34
January	29	
February	29	
March	30	
April	31	
May	31	
June	31	

QUALITY

	Quantity	Base Number	Contract	AT	Region	England
% of FP17s for the same patient ID Re-attending within 3 months - Children	0	0	N/A	9.8%	12.9%	12.0%
% of FP17s for the same patient ID Re-attending within 3 months - Adults	0	18	0.0%	14.3%	16.5%	15.9%
% of FP17s for the same patient ID Re-attending between 3 & 9 months - Children	0	0	N/A	58.8%	59.6%	58.0%
% of FP17s for the same patient ID Re-attending between 3 & 9 months - Adults	6	18	33.3%	53.0%	52.8%	50.5%
% of FP17s for Band 1 Urgent Courses	0	16	0.0%	7.5%	9.1%	9.0%
% of FP17s Relating to Free Repair or Replacements	0	16	0.0%	1.2%	1.0%	0.8%
% of FP17s Relating to Continuations	1	16	6.3%	1.3%	1.2%	1.1%
% of Patients satisfied with the dentistry they have received	0	0	N/A	92.7%	91.6%	91.5%
% of Patients satisfied with the time they had to wait for an appointment	0	0	N/A	88.3%	88.3%	87.9%

* This is based on patients treated on this contract for their most recent course of treatment. Figures in italics indicate the base number of FP17s or Patient Questionnaire responses are less than 100. N/A is shown where the base number of responses is less than 10 during the period. % is calculated as Quantity/Base number*100

Q51 - Vital Signs At a Glance Contract Report for 166944/0010 - December 2017

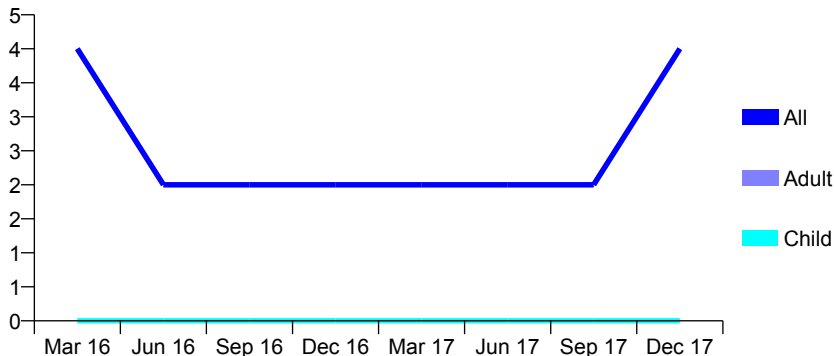
Name or company name	Sheffield SPDCS
Contract type name	PDS Contract
Purpose of contract	General
Contract start date	01/08/2013
Contract end date	

17/18 Contracted general activity (UDA)	19
Carry forward general activity (UDA)	0
17/18 Contracted orthodontic activity (UOA)	0
Carry forward orthodontic activity (UOA)	0
Baseline contract value	£71,695.92

ACCESS*

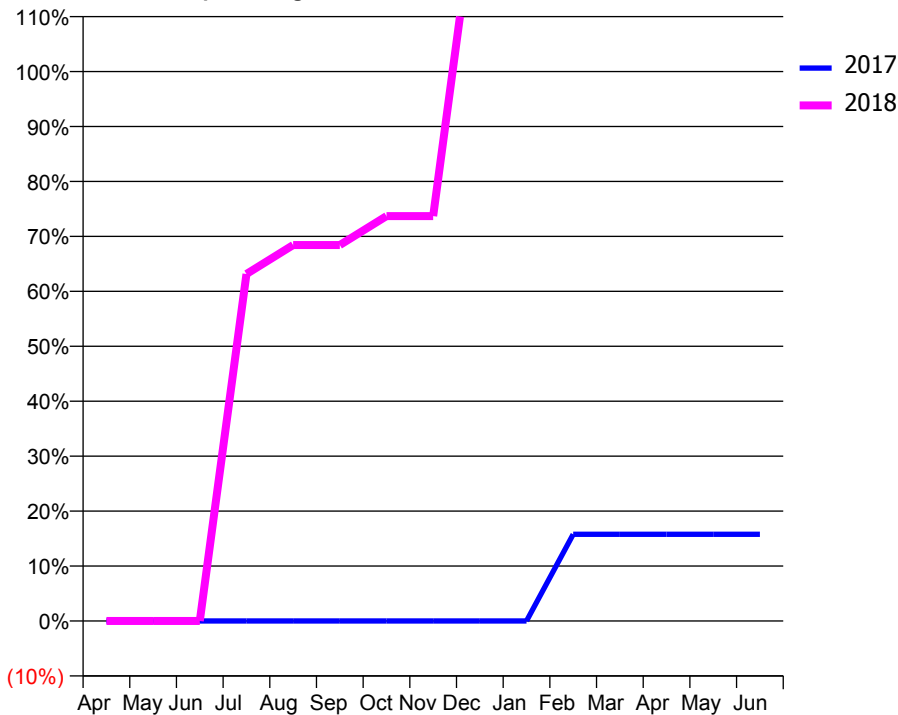
Patients seen in 24 months	Total	Change since previous quarter
Quarter ending December 2016	2	
Quarter ending March 2017	2	→
Quarter ending June 2017	2	→
Quarter ending September 2017	2	→
Quarter ending December 2017	4	↑
Variance since December 2016	100.0%	↑

Access trend analysis



ACTIVITY

Cumulative percentage of contracted UDA delivered 2017 & 2018



Month	Adjusted Scheduled Activity (UDA)	
	2017	2018
April	0	0
May	0	0
June	0	0
July	0	12
August	0	13
September	0	13
October	0	14
November	0	14
December	0	26
January	0	
February	3	
March	3	
April	3	
May	3	
June	3	

QUALITY

	Quantity	Base Number	Contract	AT	Region	England
% of FP17s for the same patient ID Re-attending within 3 months - Children	0	0	N/A	9.8%	12.9%	12.0%
% of FP17s for the same patient ID Re-attending within 3 months - Adults	0	4	0.0%	14.3%	16.5%	15.9%
% of FP17s for the same patient ID Re-attending between 3 & 9 months - Children	0	0	N/A	58.8%	59.6%	58.0%
% of FP17s for the same patient ID Re-attending between 3 & 9 months - Adults	0	4	0.0%	53.0%	52.8%	50.5%
% of FP17s for Band 1 Urgent Courses	0	4	0.0%	7.5%	9.1%	9.0%
% of FP17s Relating to Free Repair or Replacements	0	4	0.0%	1.2%	1.0%	0.8%
% of FP17s Relating to Continuations	0	4	0.0%	1.3%	1.2%	1.1%
% of Patients satisfied with the dentistry they have received	0	0	N/A	92.7%	91.6%	91.5%
% of Patients satisfied with the time they had to wait for an appointment	0	0	N/A	88.3%	88.3%	87.9%

* This is based on patients treated on this contract for their most recent course of treatment. Figures in italics indicate the base number of FP17s or Patient Questionnaire responses are less than 100. N/A is shown where the base number of responses is less than 10 during the period. % is calculated as Quantity/Base number*100

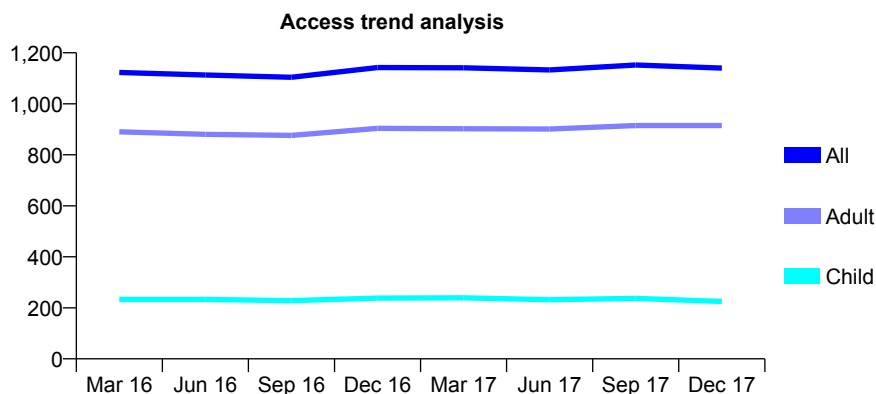
Q51 - Vital Signs At a Glance Contract Report for 167622/0001 - December 2017

Name or company name	JCS Dental Practice
Contract type name	GDS Contract
Purpose of contract	General
Contract start date	01/12/2010
Contract end date	

17/18 Contracted general activity (UDA)	4,471
Carry forward general activity (UDA)	0
17/18 Contracted orthodontic activity (UOA)	0
Carry forward orthodontic activity (UOA)	0
Baseline contract value	£127,997.35

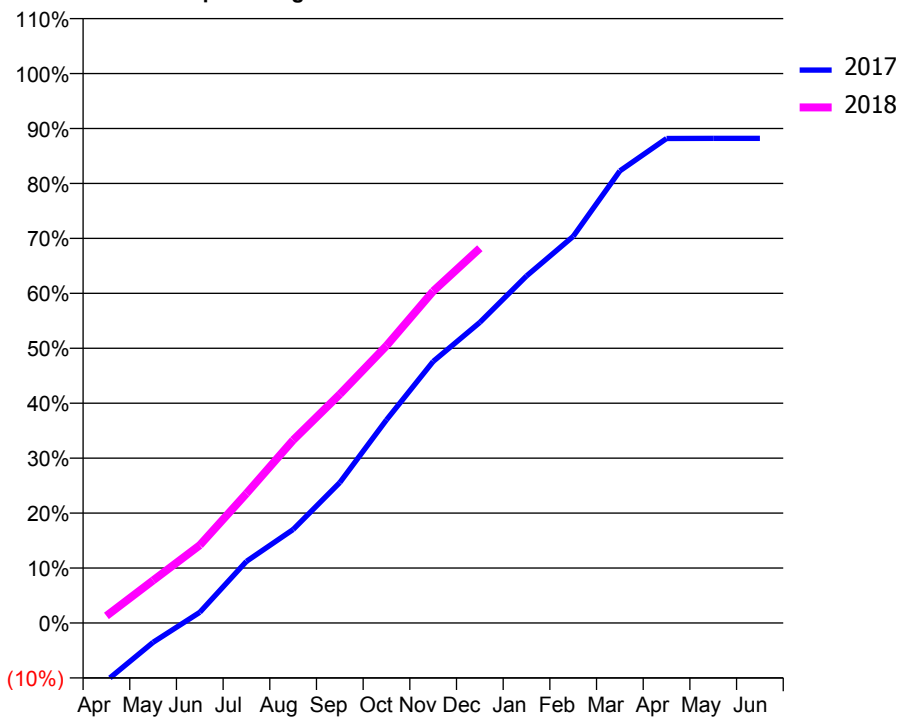
ACCESS*

Patients seen in 24 months	Total	Change since previous quarter
Quarter ending December 2016	1,142	
Quarter ending March 2017	1,141	→
Quarter ending June 2017	1,133	→
Quarter ending September 2017	1,152	→
Quarter ending December 2017	1,140	↓
Variance since December 2016	(0.2%)	→



ACTIVITY

Cumulative percentage of contracted UDA delivered 2017 & 2018



Month	Adjusted Scheduled Activity (UDA)	
	2017	2018
April	-471	58
May	-158	347
June	87	633
July	502	1,054
August	762	1,488
September	1,143	1,861
October	1,653	2,257
November	2,128	2,700
December	2,446	3,049
January	2,824	
February	3,146	
March	3,679	
April	3,943	
May	3,944	
June	3,944	

QUALITY

	Quantity	Base Number	Contract	AT	Region	England
% of FP17s for the same patient ID Re-attending within 3 months - Children	42	298	14.1%	9.8%	12.9%	12.0%
% of FP17s for the same patient ID Re-attending within 3 months - Adults	282	1,238	22.8%	14.3%	16.5%	15.9%
% of FP17s for the same patient ID Re-attending between 3 & 9 months - Children	177	298	59.4%	58.8%	59.6%	58.0%
% of FP17s for the same patient ID Re-attending between 3 & 9 months - Adults	711	1,238	57.4%	53.0%	52.8%	50.5%
% of FP17s for Band 1 Urgent Courses	102	1,442	7.1%	7.5%	9.1%	9.0%
% of FP17s Relating to Free Repair or Replacements	32	1,442	2.2%	1.2%	1.0%	0.8%
% of FP17s Relating to Continuations	57	1,442	4.0%	1.3%	1.2%	1.1%
% of Patients satisfied with the dentistry they have received	3	3	N/A	92.7%	91.6%	91.5%
% of Patients satisfied with the time they had to wait for an appointment	3	3	N/A	88.3%	88.3%	87.9%

* This is based on patients treated on this contract for their most recent course of treatment. Figures in italics indicate the base number of FP17s or Patient Questionnaire responses are less than 100. N/A is shown where the base number of responses is less than 10 during the period. % is calculated as Quantity/Base number*100

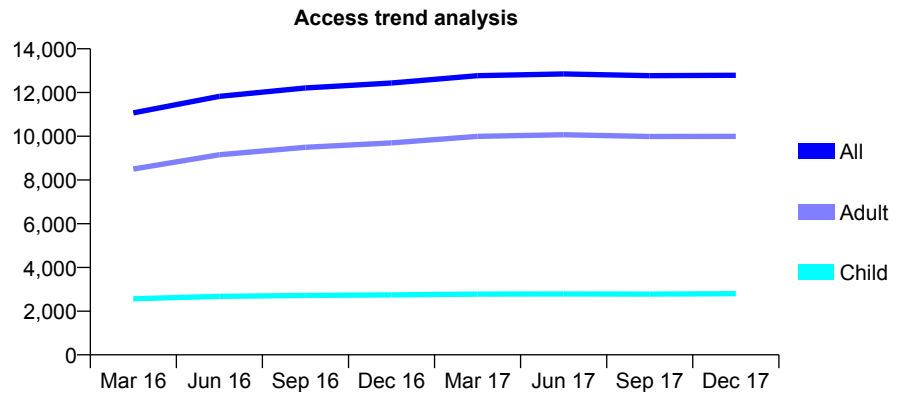
Q51 - Vital Signs At a Glance Contract Report for 167819/0001 - December 2017

Name or company name	Mr Peach and Mr Harper
Contract type name	GDS Contract
Purpose of contract	General
Contract start date	01/04/2015
Contract end date	

17/18 Contracted general activity (UDA)	29,661
Carry forward general activity (UDA)	-593
17/18 Contracted orthodontic activity (UOA)	0
Carry forward orthodontic activity (UOA)	0
Baseline contract value	£935,427.42

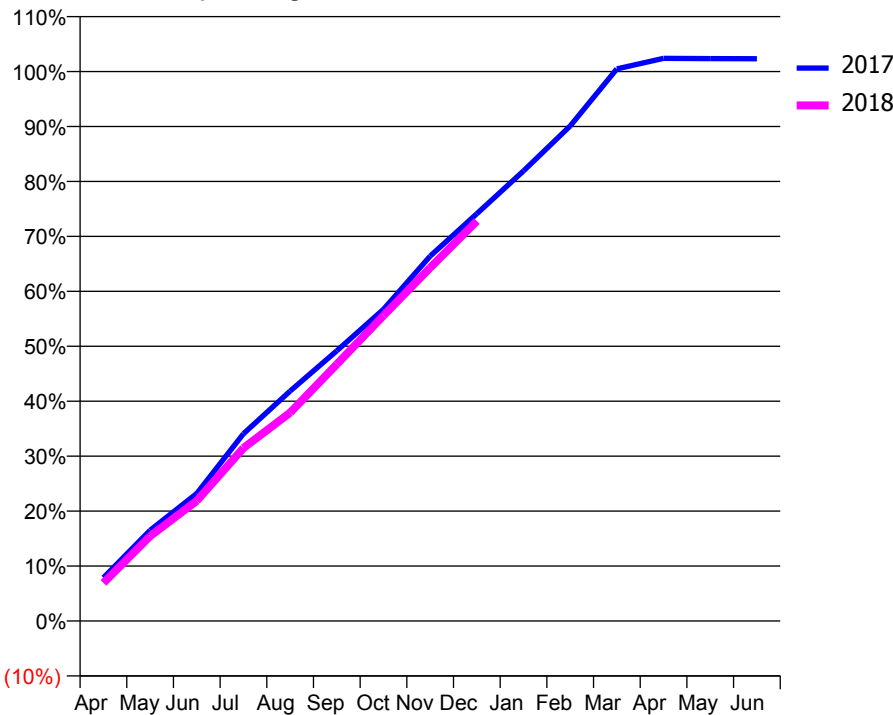
ACCESS*

Patients seen in 24 months	Total	Change since previous quarter
Quarter ending December 2016	12,435	
Quarter ending March 2017	12,773	↑
Quarter ending June 2017	12,853	→
Quarter ending September 2017	12,770	→
Quarter ending December 2017	12,792	→
Variance since December 2016	2.9%	↑



ACTIVITY

Cumulative percentage of contracted UDA delivered 2017 & 2018



Month	Adjusted Scheduled Activity (UDA)	
	2017	2018
April	2,333	2,055
May	4,900	4,580
June	6,887	6,489
July	10,106	9,341
August	12,414	11,244
September	14,589	13,858
October	16,825	16,487
November	19,696	19,072
December	21,986	21,593
January	24,300	
February	26,719	
March	29,803	
April	30,373	
May	30,354	
June	30,350	

QUALITY

	Quantity	Base Number	Contract	AT	Region	England
% of FP17s for the same patient ID Re-attending within 3 months - Children	217	3,483	6.2%	9.8%	12.9%	12.0%
% of FP17s for the same patient ID Re-attending within 3 months - Adults	545	9,452	5.8%	14.3%	16.5%	15.9%
% of FP17s for the same patient ID Re-attending between 3 & 9 months - Children	2,454	3,483	70.5%	58.8%	59.6%	58.0%
% of FP17s for the same patient ID Re-attending between 3 & 9 months - Adults	5,156	9,452	54.5%	53.0%	52.8%	50.5%
% of FP17s for Band 1 Urgent Courses	383	12,611	3.0%	7.5%	9.1%	9.0%
% of FP17s Relating to Free Repair or Replacements	91	12,611	0.7%	1.2%	1.0%	0.8%
% of FP17s Relating to Continuations	42	12,611	0.3%	1.3%	1.2%	1.1%
% of Patients satisfied with the dentistry they have received	19	19	100.0%	92.7%	91.6%	91.5%
% of Patients satisfied with the time they had to wait for an appointment	18	19	94.7%	88.3%	88.3%	87.9%

* This is based on patients treated on this contract for their most recent course of treatment. Figures in italics indicate the base number of FP17s or Patient Questionnaire responses are less than 100. N/A is shown where the base number of responses is less than 10 during the period. % is calculated as Quantity/Base number*100

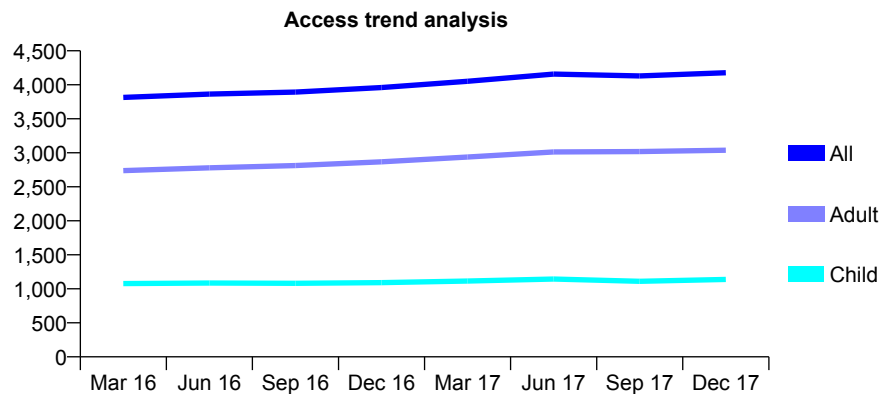
Q51 - Vital Signs At a Glance Contract Report for 174440/0001 - December 2017

Name or company name	IDH 474 Limited
Contract type name	GDS Contract
Purpose of contract	General
Contract start date	01/07/2011
Contract end date	

17/18 Contracted general activity (UDA)	14,895
Carry forward general activity (UDA)	374
17/18 Contracted orthodontic activity (UOA)	0
Carry forward orthodontic activity (UOA)	0
Baseline contract value	£460,132.84

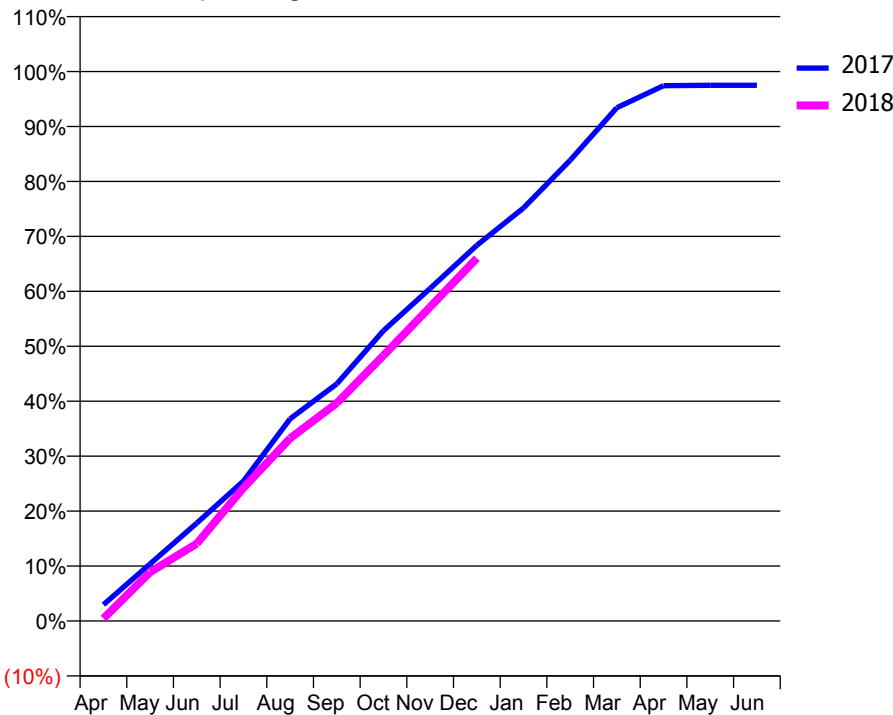
ACCESS*

Patients seen in 24 months	Total	Change since previous quarter
Quarter ending December 2016	3,960	
Quarter ending March 2017	4,052	↑
Quarter ending June 2017	4,158	↑
Quarter ending September 2017	4,130	→
Quarter ending December 2017	4,178	→
Variance since December 2016	5.5%	↑



ACTIVITY

Cumulative percentage of contracted UDA delivered 2017 & 2018



Month	Adjusted Scheduled Activity (UDA)	
	2017	2018
April	442	68
May	1,550	1,323
June	2,656	2,099
July	3,792	3,608
August	5,480	4,955
September	6,429	5,910
October	7,869	7,199
November	9,015	8,516
December	10,184	9,833
January	11,196	
February	12,489	
March	13,916	
April	14,511	
May	14,521	
June	14,521	

QUALITY

	Quantity	Base Number	Contract	AT	Region	England
% of FP17s for the same patient ID Re-attending within 3 months - Children	71	1,336	5.3%	9.8%	12.9%	12.0%
% of FP17s for the same patient ID Re-attending within 3 months - Adults	355	3,273	10.8%	14.3%	16.5%	15.9%
% of FP17s for the same patient ID Re-attending between 3 & 9 months - Children	867	1,336	64.9%	58.8%	59.6%	58.0%
% of FP17s for the same patient ID Re-attending between 3 & 9 months - Adults	1,893	3,273	57.8%	53.0%	52.8%	50.5%
% of FP17s for Band 1 Urgent Courses	199	4,344	4.6%	7.5%	9.1%	9.0%
% of FP17s Relating to Free Repair or Replacements	39	4,344	0.9%	1.2%	1.0%	0.8%
% of FP17s Relating to Continuations	72	4,344	1.7%	1.3%	1.2%	1.1%
% of Patients satisfied with the dentistry they have received	10	12	83.3%	92.7%	91.6%	91.5%
% of Patients satisfied with the time they had to wait for an appointment	8	12	66.7%	88.3%	88.3%	87.9%

* This is based on patients treated on this contract for their most recent course of treatment. Figures in italics indicate the base number of FP17s or Patient Questionnaire responses are less than 100. N/A is shown where the base number of responses is less than 10 during the period. % is calculated as Quantity/Base number*100

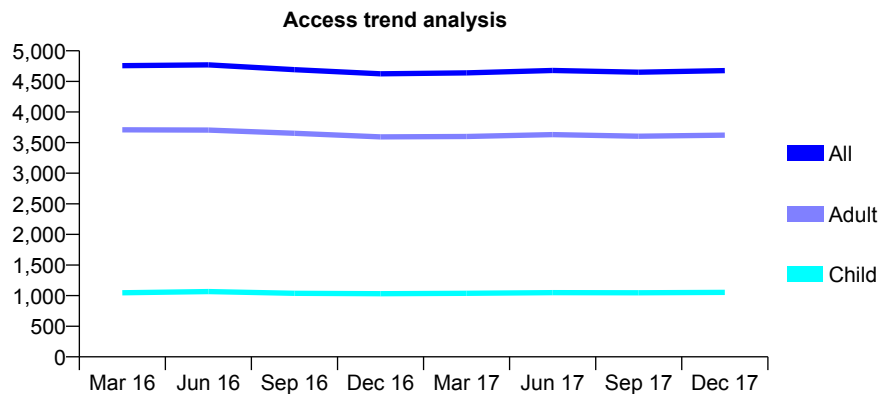
Q51 - Vital Signs At a Glance Contract Report for 175218/0003 - December 2017

Name or company name	Thompson & Thomas
Contract type name	GDS Contract
Purpose of contract	General
Contract start date	01/03/2012
Contract end date	

17/18 Contracted general activity (UDA)	16,553
Carry forward general activity (UDA)	0
17/18 Contracted orthodontic activity (UOA)	0
Carry forward orthodontic activity (UOA)	0
Baseline contract value	£532,841.15

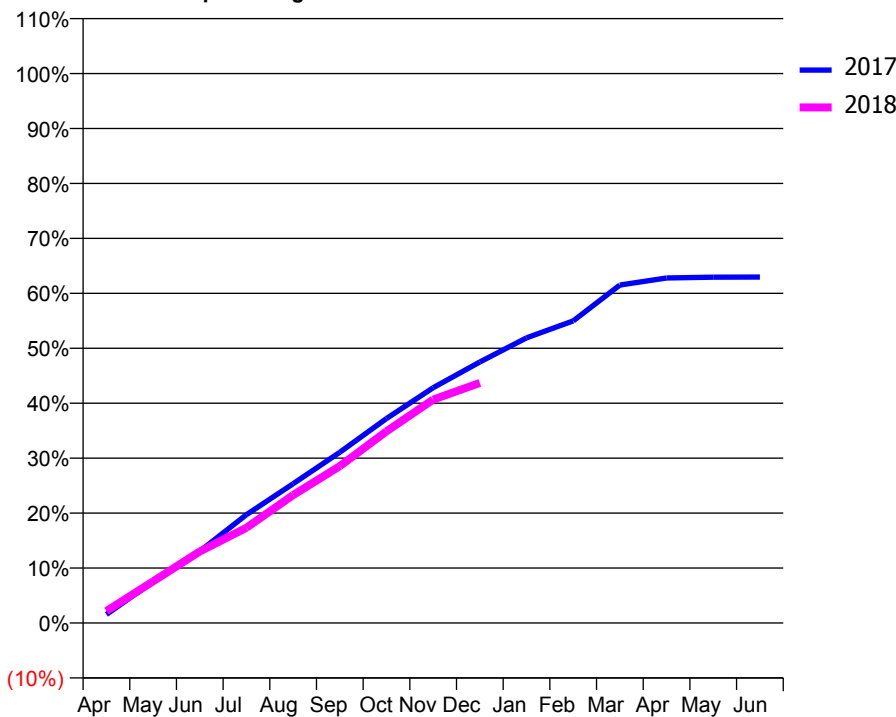
ACCESS*

Patients seen in 24 months	Total	Change since previous quarter
Quarter ending December 2016	4,625	
Quarter ending March 2017	4,639	→
Quarter ending June 2017	4,678	→
Quarter ending September 2017	4,651	→
Quarter ending December 2017	4,676	→
Variance since December 2016	1.1%	→



ACTIVITY

Cumulative percentage of contracted UDA delivered 2017 & 2018



Month	Adjusted Scheduled Activity (UDA)	
	2017	2018
April	258	360
May	1,245	1,254
June	2,165	2,155
July	3,264	2,872
August	4,195	3,855
September	5,144	4,725
October	6,160	5,775
November	7,090	6,730
December	7,864	7,233
January	8,589	
February	9,102	
March	10,180	
April	10,395	
May	10,418	
June	10,421	

QUALITY

	Quantity	Base Number	Contract	AT	Region	England
% of FP17s for the same patient ID Re-attending within 3 months - Children	89	1,119	8.0%	9.8%	12.9%	12.0%
% of FP17s for the same patient ID Re-attending within 3 months - Adults	517	3,598	14.4%	14.3%	16.5%	15.9%
% of FP17s for the same patient ID Re-attending between 3 & 9 months - Children	630	1,119	56.3%	58.8%	59.6%	58.0%
% of FP17s for the same patient ID Re-attending between 3 & 9 months - Adults	1,881	3,598	52.3%	53.0%	52.8%	50.5%
% of FP17s for Band 1 Urgent Courses	168	4,115	4.1%	7.5%	9.1%	9.0%
% of FP17s Relating to Free Repair or Replacements	93	4,115	2.3%	1.2%	1.0%	0.8%
% of FP17s Relating to Continuations	94	4,115	2.3%	1.3%	1.2%	1.1%
% of Patients satisfied with the dentistry they have received	6	7	N/A	92.7%	91.6%	91.5%
% of Patients satisfied with the time they had to wait for an appointment	6	7	N/A	88.3%	88.3%	87.9%

* This is based on patients treated on this contract for their most recent course of treatment. Figures in italics indicate the base number of FP17s or Patient Questionnaire responses are less than 100. N/A is shown where the base number of responses is less than 10 during the period. % is calculated as Quantity/Base number*100

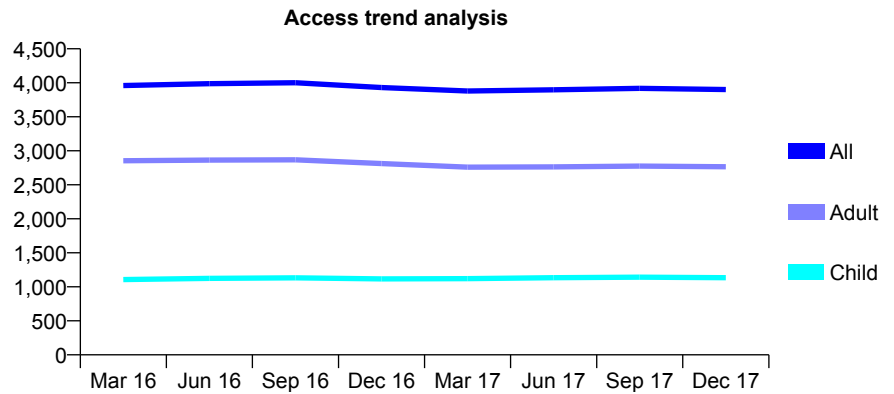
Q51 - Vital Signs At a Glance Contract Report for 175218/0004 - December 2017

Name or company name	Thompson & Thomas
Contract type name	GDS Contract
Purpose of contract	General
Contract start date	01/03/2012
Contract end date	

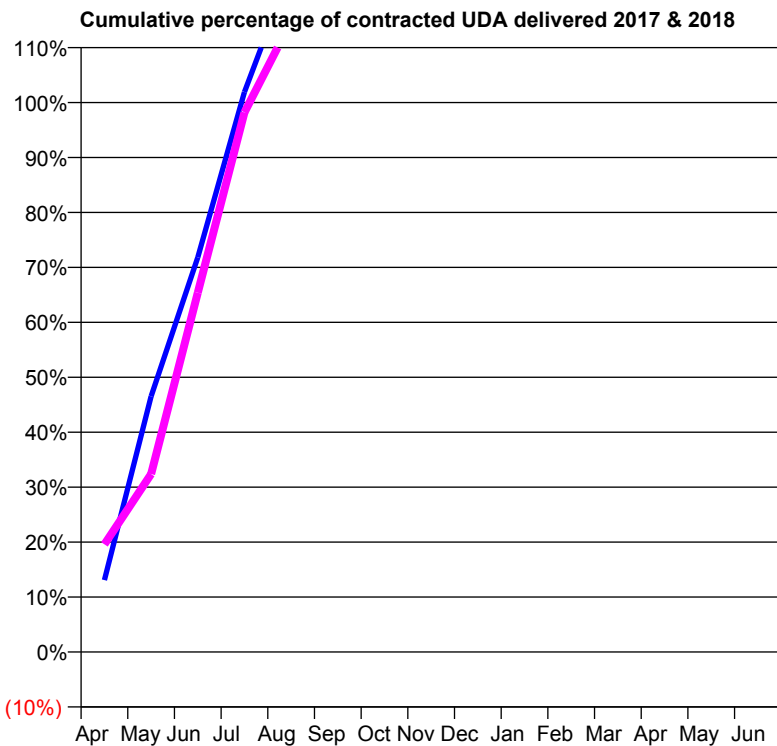
17/18 Contracted general activity (UDA)	2,558
Carry forward general activity (UDA)	-51
17/18 Contracted orthodontic activity (UOA)	0
Carry forward orthodontic activity (UOA)	0
Baseline contract value	£255,443.76

ACCESS*

Patients seen in 24 months	Total	Change since previous quarter
Quarter ending December 2016	3,930	
Quarter ending March 2017	3,880	↓
Quarter ending June 2017	3,898	→
Quarter ending September 2017	3,918	→
Quarter ending December 2017	3,901	→
Variance since December 2016	(0.7%)	→



ACTIVITY



Month	Adjusted Scheduled Activity (UDA)	
	2017	2018
April	335	501
May	1,190	828
June	1,837	1,672
July	2,607	2,512
August	3,181	2,936
September	3,854	3,718
October	4,419	4,386
November	5,114	4,873
December	6,044	5,717
January	6,625	
February	7,238	
March	8,109	
April	8,258	
May	8,255	
June	8,254	

QUALITY

	Quantity	Base Number	Contract	AT	Region	England
% of FP17s for the same patient ID Re-attending within 3 months - Children	76	1,115	6.8%	9.8%	12.9%	12.0%
% of FP17s for the same patient ID Re-attending within 3 months - Adults	405	2,647	15.3%	14.3%	16.5%	15.9%
% of FP17s for the same patient ID Re-attending between 3 & 9 months - Children	683	1,115	61.3%	58.8%	59.6%	58.0%
% of FP17s for the same patient ID Re-attending between 3 & 9 months - Adults	1,395	2,647	52.7%	53.0%	52.8%	50.5%
% of FP17s for Band 1 Urgent Courses	126	2,884	4.4%	7.5%	9.1%	9.0%
% of FP17s Relating to Free Repair or Replacements	38	2,884	1.3%	1.2%	1.0%	0.8%
% of FP17s Relating to Continuations	79	2,884	2.7%	1.3%	1.2%	1.1%
% of Patients satisfied with the dentistry they have received	8	10	80.0%	92.7%	91.6%	91.5%
% of Patients satisfied with the time they had to wait for an appointment	9	10	90.0%	88.3%	88.3%	87.9%

* This is based on patients treated on this contract for their most recent course of treatment. Figures in italics indicate the base number of FP17s or Patient Questionnaire responses are less than 100. N/A is shown where the base number of responses is less than 10 during the period. % is calculated as Quantity/Base number*100

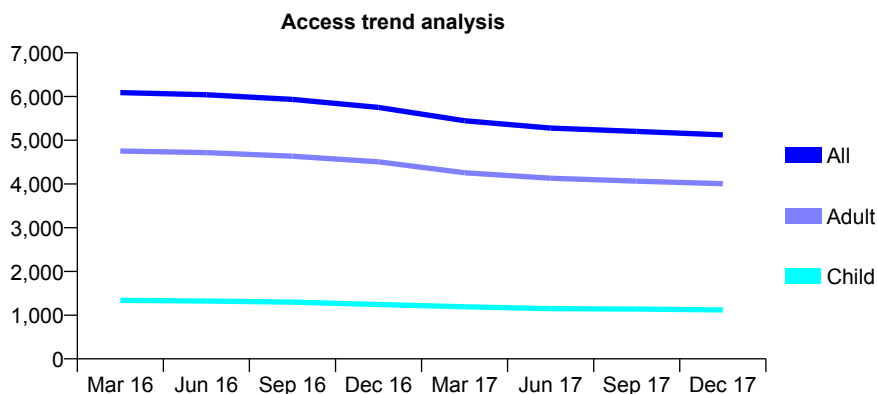
Q51 - Vital Signs At a Glance Contract Report for 175625/0001 - December 2017

Name or company name	Swinton Dental Practice
Contract type name	GDS Contract
Purpose of contract	General
Contract start date	30/07/2011
Contract end date	

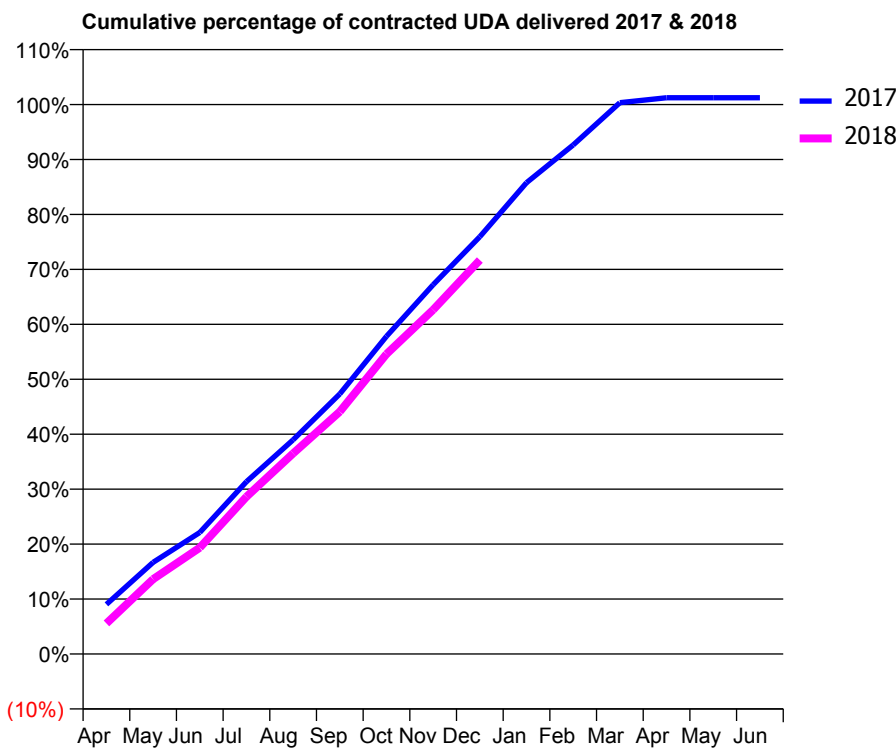
17/18 Contracted general activity (UDA)	15,024
Carry forward general activity (UDA)	-183
17/18 Contracted orthodontic activity (UOA)	0
Carry forward orthodontic activity (UOA)	0
Baseline contract value	£418,132.28

ACCESS*

Patients seen in 24 months	Total	Change since previous quarter
Quarter ending December 2016	5,750	
Quarter ending March 2017	5,445	↓
Quarter ending June 2017	5,279	↓
Quarter ending September 2017	5,201	↓
Quarter ending December 2017	5,124	↓
Variance since December 2016	(10.9%)	↓



ACTIVITY



Month	Adjusted Scheduled Activity (UDA)	
	2017	2018
April	1,357	837
May	2,508	2,046
June	3,324	2,907
July	4,711	4,301
August	5,857	5,485
September	7,111	6,626
October	8,687	8,201
November	10,097	9,413
December	11,410	10,771
January	12,888	
February	13,919	
March	15,073	
April	15,209	
May	15,207	
June	15,207	

QUALITY

	Quantity	Base Number	Contract	AT	Region	England
% of FP17s for the same patient ID Re-attending within 3 months - Children	62	1,358	4.6%	9.8%	12.9%	12.0%
% of FP17s for the same patient ID Re-attending within 3 months - Adults	450	3,904	11.5%	14.3%	16.5%	15.9%
% of FP17s for the same patient ID Re-attending between 3 & 9 months - Children	847	1,358	62.4%	58.8%	59.6%	58.0%
% of FP17s for the same patient ID Re-attending between 3 & 9 months - Adults	1,942	3,904	49.7%	53.0%	52.8%	50.5%
% of FP17s for Band 1 Urgent Courses	453	5,204	8.7%	7.5%	9.1%	9.0%
% of FP17s Relating to Free Repair or Replacements	98	5,204	1.9%	1.2%	1.0%	0.8%
% of FP17s Relating to Continuations	28	5,204	0.5%	1.3%	1.2%	1.1%
% of Patients satisfied with the dentistry they have received	9	12	75.0%	92.7%	91.6%	91.5%
% of Patients satisfied with the time they had to wait for an appointment	8	12	66.7%	88.3%	88.3%	87.9%

* This is based on patients treated on this contract for their most recent course of treatment. Figures in italics indicate the base number of FP17s or Patient Questionnaire responses are less than 100. N/A is shown where the base number of responses is less than 10 during the period. % is calculated as Quantity/Base number*100

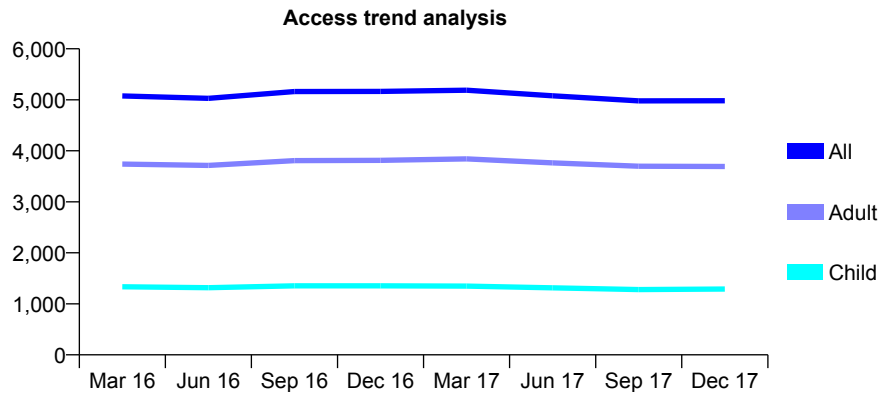
Q51 - Vital Signs At a Glance Contract Report for 177504/0001 - December 2017

Name or company name	Hurlfield Ltd
Contract type name	GDS Contract
Purpose of contract	General
Contract start date	05/10/2009
Contract end date	

17/18 Contracted general activity (UDA)	15,000
Carry forward general activity (UDA)	0
17/18 Contracted orthodontic activity (UOA)	0
Carry forward orthodontic activity (UOA)	0
Baseline contract value	£429,425.30

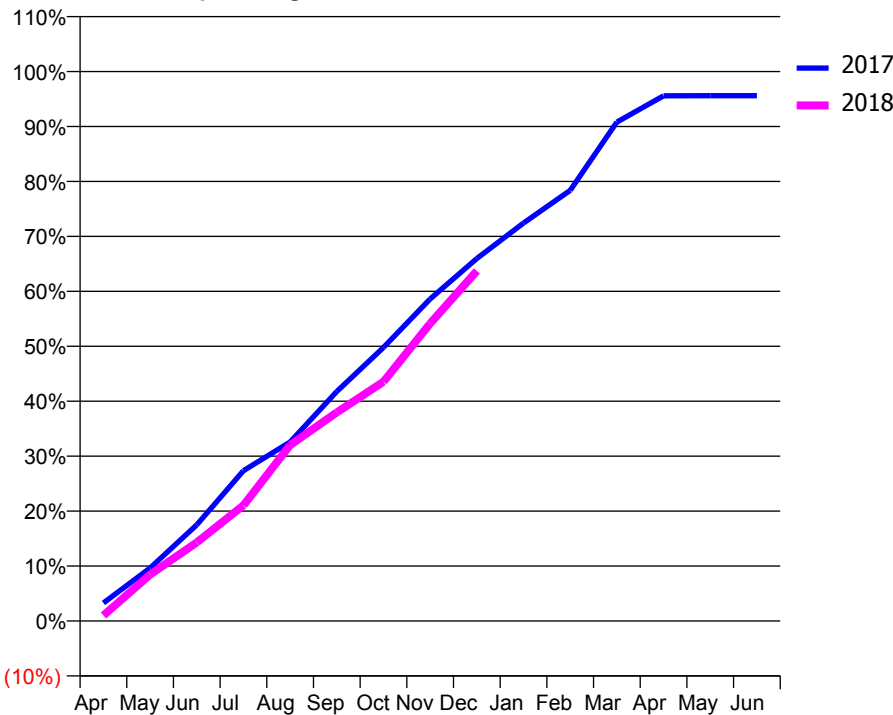
ACCESS*

Patients seen in 24 months	Total	Change since previous quarter
Quarter ending December 2016	5,164	
Quarter ending March 2017	5,189	→
Quarter ending June 2017	5,078	↓
Quarter ending September 2017	4,979	↓
Quarter ending December 2017	4,983	→
Variance since December 2016	(3.5%)	↓



ACTIVITY

Cumulative percentage of contracted UDA delivered 2017 & 2018



Month	Adjusted Scheduled Activity (UDA)	
	2017	2018
April	492	152
May	1,447	1,267
June	2,627	2,147
July	4,105	3,158
August	4,887	4,805
September	6,266	5,694
October	7,468	6,533
November	8,793	8,123
December	9,894	9,556
January	10,864	
February	11,754	
March	13,618	
April	14,338	
May	14,339	
June	14,339	

QUALITY

	Quantity	Base Number	Contract	AT	Region	England
% of FP17s for the same patient ID Re-attending within 3 months - Children	101	1,403	7.2%	9.8%	12.9%	12.0%
% of FP17s for the same patient ID Re-attending within 3 months - Adults	500	3,540	14.1%	14.3%	16.5%	15.9%
% of FP17s for the same patient ID Re-attending between 3 & 9 months - Children	888	1,403	63.3%	58.8%	59.6%	58.0%
% of FP17s for the same patient ID Re-attending between 3 & 9 months - Adults	1,959	3,540	55.3%	53.0%	52.8%	50.5%
% of FP17s for Band 1 Urgent Courses	314	4,635	6.8%	7.5%	9.1%	9.0%
% of FP17s Relating to Free Repair or Replacements	57	4,635	1.2%	1.2%	1.0%	0.8%
% of FP17s Relating to Continuations	50	4,635	1.1%	1.3%	1.2%	1.1%
% of Patients satisfied with the dentistry they have received	11	12	91.7%	92.7%	91.6%	91.5%
% of Patients satisfied with the time they had to wait for an appointment	12	12	100.0%	88.3%	88.3%	87.9%

* This is based on patients treated on this contract for their most recent course of treatment. Figures in italics indicate the base number of FP17s or Patient Questionnaire responses are less than 100. N/A is shown where the base number of responses is less than 10 during the period. % is calculated as Quantity/Base number*100

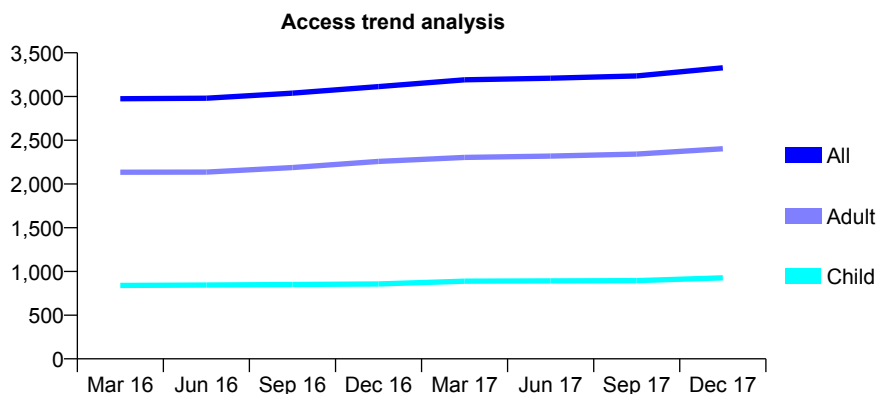
Q51 - Vital Signs At a Glance Contract Report for 180912/0001 - December 2017

Name or company name	Galer Farrer
Contract type name	GDS Contract
Purpose of contract	General
Contract start date	01/09/2009
Contract end date	

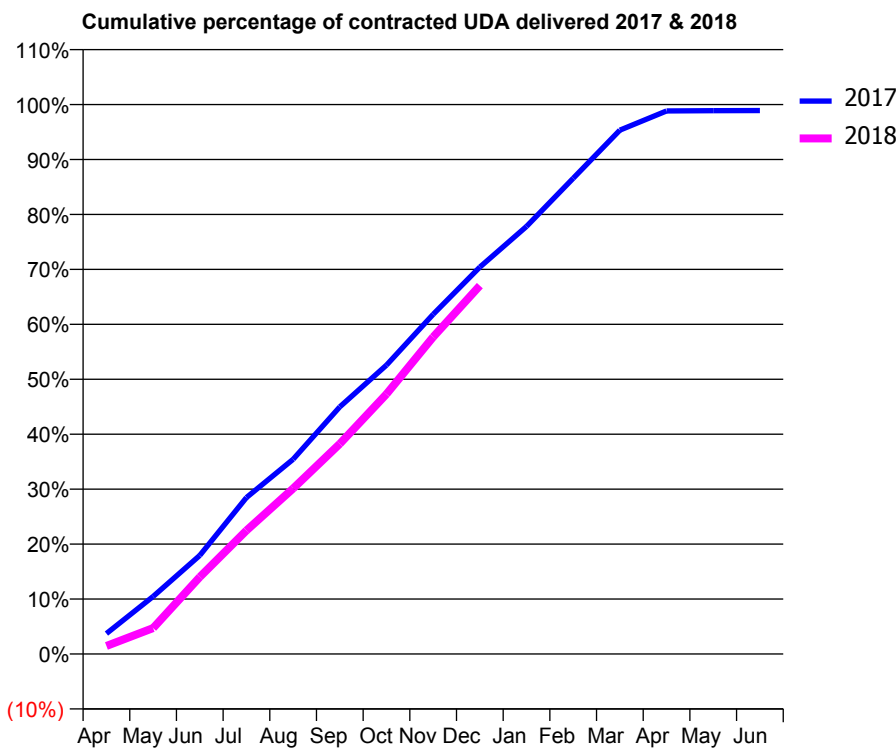
17/18 Contracted general activity (UDA)	9,649
Carry forward general activity (UDA)	0
17/18 Contracted orthodontic activity (UOA)	0
Carry forward orthodontic activity (UOA)	0
Baseline contract value	£318,624.00

ACCESS*

Patients seen in 24 months	Total	Change since previous quarter
Quarter ending December 2016	3,114	
Quarter ending March 2017	3,191	↑
Quarter ending June 2017	3,210	→
Quarter ending September 2017	3,236	→
Quarter ending December 2017	3,329	↑
Variance since December 2016	6.9%	↑



ACTIVITY



Month	Adjusted Scheduled Activity (UDA)	
	2017	2018
April	359	142
May	1,009	455
June	1,732	1,351
July	2,749	2,170
August	3,420	2,907
September	4,339	3,691
October	5,072	4,565
November	5,965	5,567
December	6,793	6,468
January	7,509	
February	8,353	
March	9,198	
April	9,537	
May	9,540	
June	9,544	

QUALITY

	Quantity	Base Number	Contract	AT	Region	England
% of FP17s for the same patient ID Re-attending within 3 months - Children	58	1,092	5.3%	9.8%	12.9%	12.0%
% of FP17s for the same patient ID Re-attending within 3 months - Adults	374	2,693	13.9%	14.3%	16.5%	15.9%
% of FP17s for the same patient ID Re-attending between 3 & 9 months - Children	704	1,092	64.5%	58.8%	59.6%	58.0%
% of FP17s for the same patient ID Re-attending between 3 & 9 months - Adults	1,536	2,693	57.0%	53.0%	52.8%	50.5%
% of FP17s for Band 1 Urgent Courses	211	3,620	5.8%	7.5%	9.1%	9.0%
% of FP17s Relating to Free Repair or Replacements	29	3,620	0.8%	1.2%	1.0%	0.8%
% of FP17s Relating to Continuations	40	3,620	1.1%	1.3%	1.2%	1.1%
% of Patients satisfied with the dentistry they have received	5	5	N/A	92.7%	91.6%	91.5%
% of Patients satisfied with the time they had to wait for an appointment	5	5	N/A	88.3%	88.3%	87.9%

* This is based on patients treated on this contract for their most recent course of treatment. Figures in italics indicate the base number of FP17s or Patient Questionnaire responses are less than 100. N/A is shown where the base number of responses is less than 10 during the period. % is calculated as Quantity/Base number*100

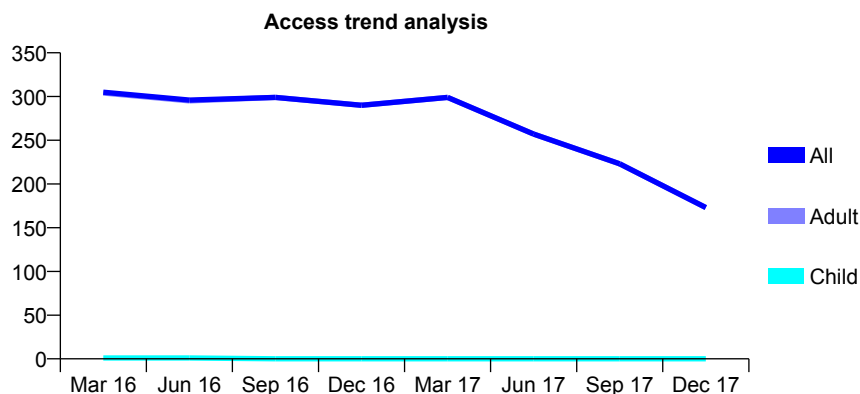
Q51 - Vital Signs At a Glance Contract Report for 180912/0002 - December 2017

Name or company name	Galer Farrer
Contract type name	GDS Contract
Purpose of contract	General
Contract start date	01/09/2009
Contract end date	

17/18 Contracted general activity (UDA)	788
Carry forward general activity (UDA)	0
17/18 Contracted orthodontic activity (UOA)	0
Carry forward orthodontic activity (UOA)	0
Baseline contract value	£47,936.47

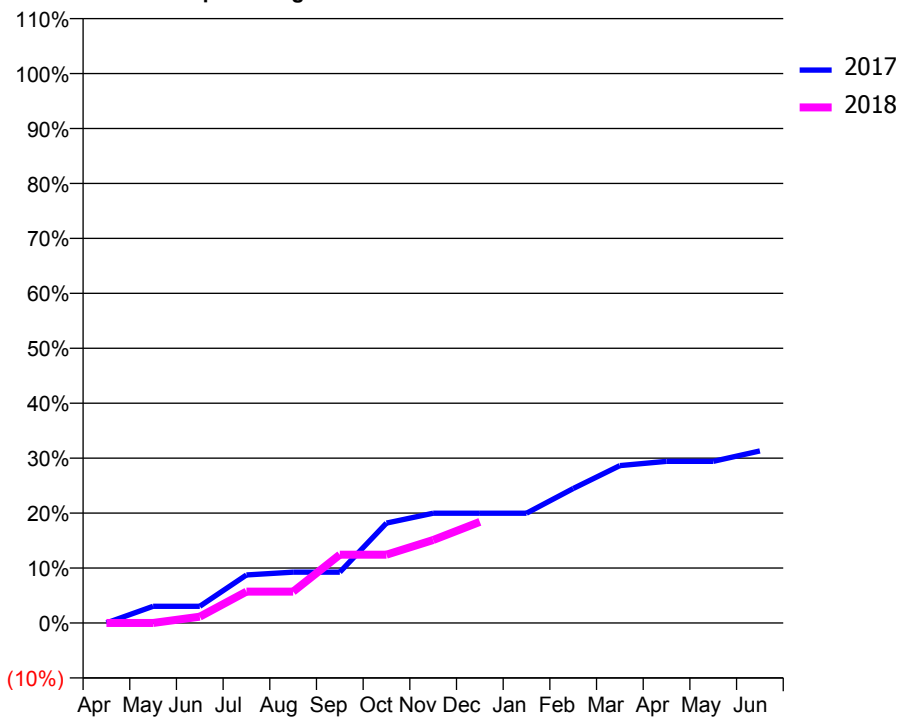
ACCESS*

Patients seen in 24 months	Total	Change since previous quarter
Quarter ending December 2016	290	
Quarter ending March 2017	299	↑
Quarter ending June 2017	257	↓
Quarter ending September 2017	223	↓
Quarter ending December 2017	173	↓
Variance since December 2016	(40.3%)	↓



ACTIVITY

Cumulative percentage of contracted UDA delivered 2017 & 2018



Month	Adjusted Scheduled Activity (UDA)	
	2017	2018
April	0	0
May	24	0
June	24	9
July	69	45
August	73	45
September	73	98
October	143	98
November	157	119
December	157	145
January	157	
February	193	
March	226	
April	232	
May	232	
June	247	

QUALITY

	Quantity	Base Number	Contract	AT	Region	England
% of FP17s for the same patient ID Re-attending within 3 months - Children	0	0	N/A	9.8%	12.9%	12.0%
% of FP17s for the same patient ID Re-attending within 3 months - Adults	2	48	4.2%	14.3%	16.5%	15.9%
% of FP17s for the same patient ID Re-attending between 3 & 9 months - Children	0	0	N/A	58.8%	59.6%	58.0%
% of FP17s for the same patient ID Re-attending between 3 & 9 months - Adults	10	48	20.8%	53.0%	52.8%	50.5%
% of FP17s for Band 1 Urgent Courses	0	41	0.0%	7.5%	9.1%	9.0%
% of FP17s Relating to Free Repair or Replacements	0	41	0.0%	1.2%	1.0%	0.8%
% of FP17s Relating to Continuations	1	41	2.4%	1.3%	1.2%	1.1%
% of Patients satisfied with the dentistry they have received	0	0	N/A	92.7%	91.6%	91.5%
% of Patients satisfied with the time they had to wait for an appointment	0	0	N/A	88.3%	88.3%	87.9%

* This is based on patients treated on this contract for their most recent course of treatment. Figures in italics indicate the base number of FP17s or Patient Questionnaire responses are less than 100. N/A is shown where the base number of responses is less than 10 during the period. % is calculated as Quantity/Base number*100

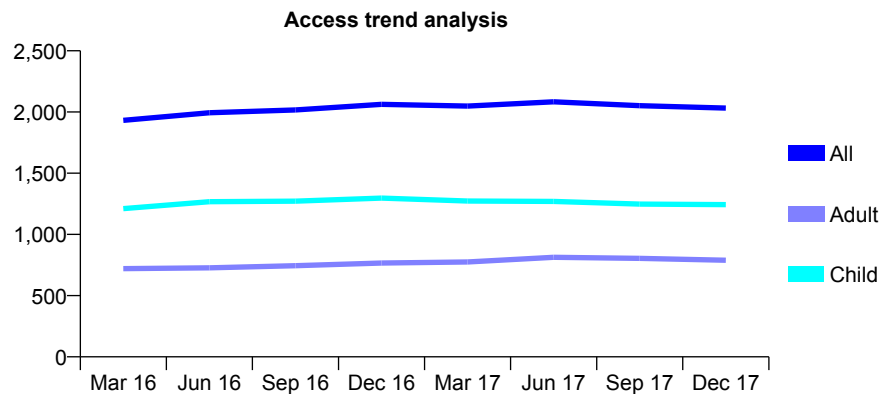
Q51 - Vital Signs At a Glance Contract Report for 181196/0007 - December 2017

Name or company name	Rotherham NHS Foundation Trust
Contract type name	PDS Contract
Purpose of contract	General
Contract start date	01/04/2011
Contract end date	30/09/2018

17/18 Contracted general activity (UDA)	9,000
Carry forward general activity (UDA)	0
17/18 Contracted orthodontic activity (UOA)	0
Carry forward orthodontic activity (UOA)	0
Baseline contract value	£795,011.26

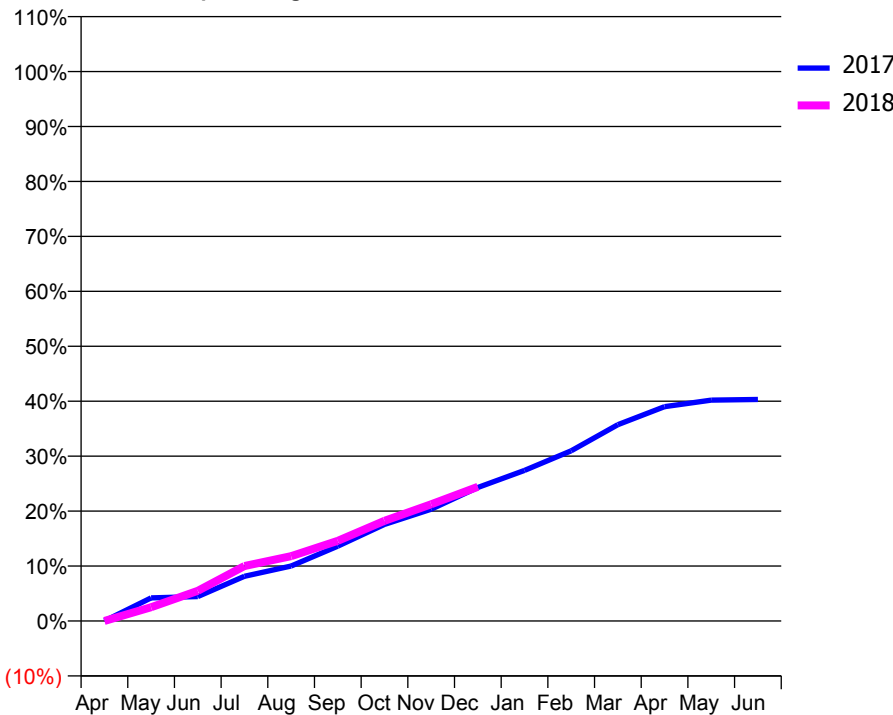
ACCESS*

Patients seen in 24 months	Total	Change since previous quarter
Quarter ending December 2016	2,063	
Quarter ending March 2017	2,048	→
Quarter ending June 2017	2,083	→
Quarter ending September 2017	2,052	↓
Quarter ending December 2017	2,032	→
Variance since December 2016	(1.5%)	↓



ACTIVITY

Cumulative percentage of contracted UDA delivered 2017 & 2018



Month	Adjusted Scheduled Activity (UDA)	
	2017	2018
April	0	0
May	380	227
June	401	494
July	733	902
August	901	1,063
September	1,226	1,313
October	1,582	1,641
November	1,831	1,912
December	2,187	2,199
January	2,467	
February	2,787	
March	3,215	
April	3,511	
May	3,618	
June	3,629	

QUALITY

	Quantity	Base Number	Contract	AT	Region	England
% of FP17s for the same patient ID Re-attending within 3 months - Children	40	1,140	3.5%	9.8%	12.9%	12.0%
% of FP17s for the same patient ID Re-attending within 3 months - Adults	17	507	3.4%	14.3%	16.5%	15.9%
% of FP17s for the same patient ID Re-attending between 3 & 9 months - Children	514	1,140	45.1%	58.8%	59.6%	58.0%
% of FP17s for the same patient ID Re-attending between 3 & 9 months - Adults	226	507	44.6%	53.0%	52.8%	50.5%
% of FP17s for Band 1 Urgent Courses	40	1,401	2.9%	7.5%	9.1%	9.0%
% of FP17s Relating to Free Repair or Replacements	0	1,401	0.0%	1.2%	1.0%	0.8%
% of FP17s Relating to Continuations	1	1,401	0.1%	1.3%	1.2%	1.1%
% of Patients satisfied with the dentistry they have received	1	1	N/A	92.7%	91.6%	91.5%
% of Patients satisfied with the time they had to wait for an appointment	1	1	N/A	88.3%	88.3%	87.9%

* This is based on patients treated on this contract for their most recent course of treatment. Figures in italics indicate the base number of FP17s or Patient Questionnaire responses are less than 100. N/A is shown where the base number of responses is less than 10 during the period. % is calculated as Quantity/Base number*100

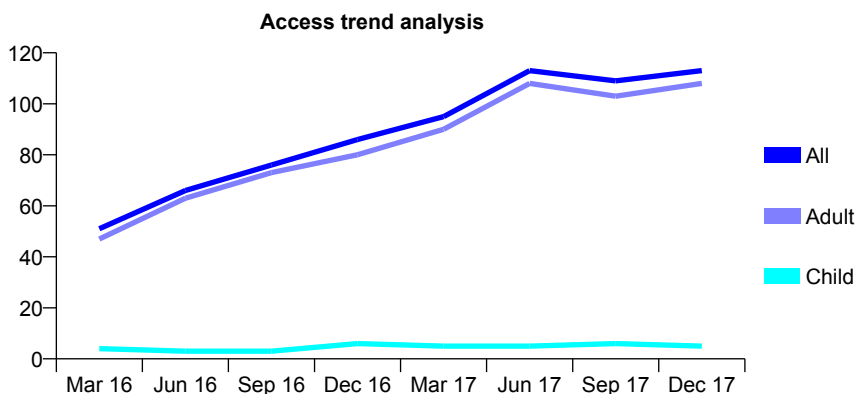
Q51 - Vital Signs At a Glance Contract Report for 181196/0008 - December 2017

Name or company name	Rotherham NHS Foundation Trust
Contract type name	PDS Contract
Purpose of contract	General
Contract start date	01/04/2011
Contract end date	30/09/2018

17/18 Contracted general activity (UDA)	600
Carry forward general activity (UDA)	0
17/18 Contracted orthodontic activity (UOA)	0
Carry forward orthodontic activity (UOA)	0
Baseline contract value	£53,000.75

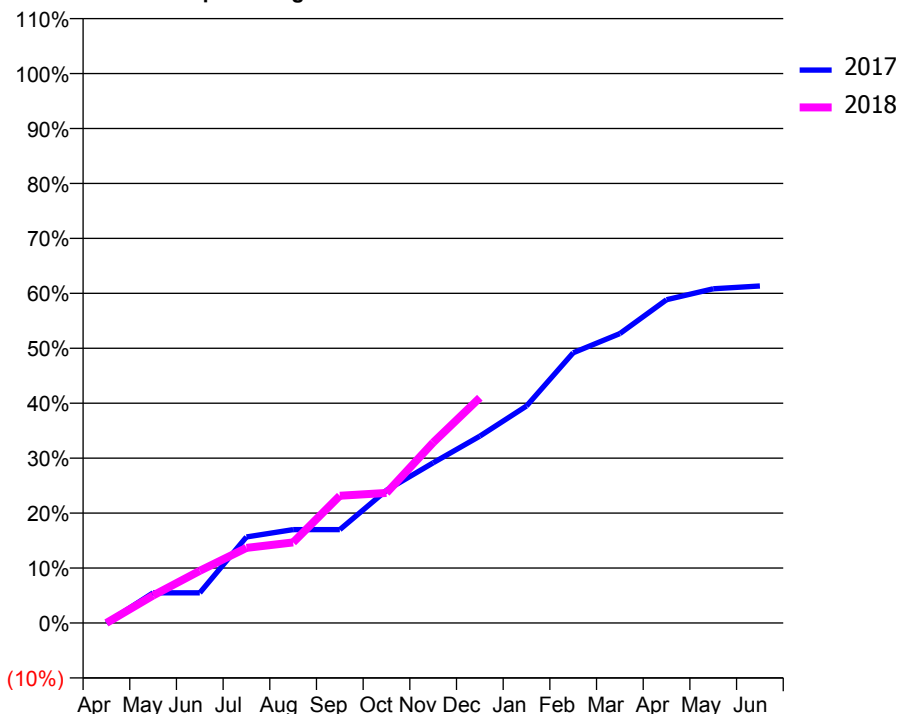
ACCESS*

Patients seen in 24 months	Total	Change since previous quarter
Quarter ending December 2016	86	
Quarter ending March 2017	95	↑
Quarter ending June 2017	113	↑
Quarter ending September 2017	109	↓
Quarter ending December 2017	113	↑
Variance since December 2016	31.4%	↑



ACTIVITY

Cumulative percentage of contracted UDA delivered 2017 & 2018



Month	Adjusted Scheduled Activity (UDA)	
	2017	2018
April	0	0
May	33	30
June	33	57
July	94	82
August	102	88
September	102	139
October	145	142
November	175	197
December	204	246
January	237	
February	295	
March	316	
April	353	
May	365	
June	368	

QUALITY

	Quantity	Base Number	Contract	AT	Region	England
% of FP17s for the same patient ID Re-attending within 3 months - Children	0	5	0.0%	9.8%	12.9%	12.0%
% of FP17s for the same patient ID Re-attending within 3 months - Adults	1	101	1.0%	14.3%	16.5%	15.9%
% of FP17s for the same patient ID Re-attending between 3 & 9 months - Children	0	5	0.0%	58.8%	59.6%	58.0%
% of FP17s for the same patient ID Re-attending between 3 & 9 months - Adults	1	101	1.0%	53.0%	52.8%	50.5%
% of FP17s for Band 1 Urgent Courses	0	86	0.0%	7.5%	9.1%	9.0%
% of FP17s Relating to Free Repair or Replacements	0	86	0.0%	1.2%	1.0%	0.8%
% of FP17s Relating to Continuations	0	86	0.0%	1.3%	1.2%	1.1%
% of Patients satisfied with the dentistry they have received	0	0	N/A	92.7%	91.6%	91.5%
% of Patients satisfied with the time they had to wait for an appointment	0	0	N/A	88.3%	88.3%	87.9%

* This is based on patients treated on this contract for their most recent course of treatment. Figures in italics indicate the base number of FP17s or Patient Questionnaire responses are less than 100. N/A is shown where the base number of responses is less than 10 during the period. % is calculated as Quantity/Base number*100

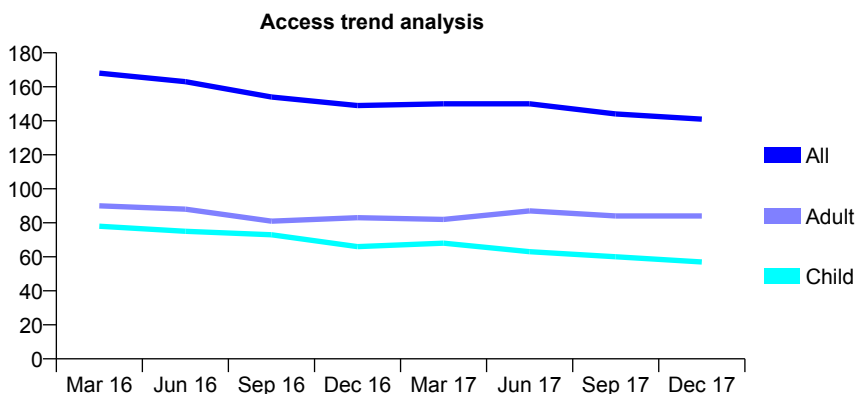
Q51 - Vital Signs At a Glance Contract Report for 181196/0009 - December 2017

Name or company name	Rotherham NHS Foundation Trust
Contract type name	PDS Contract
Purpose of contract	General
Contract start date	01/04/2011
Contract end date	30/09/2018

17/18 Contracted general activity (UDA)	600
Carry forward general activity (UDA)	0
17/18 Contracted orthodontic activity (UOA)	0
Carry forward orthodontic activity (UOA)	0
Baseline contract value	£53,000.75

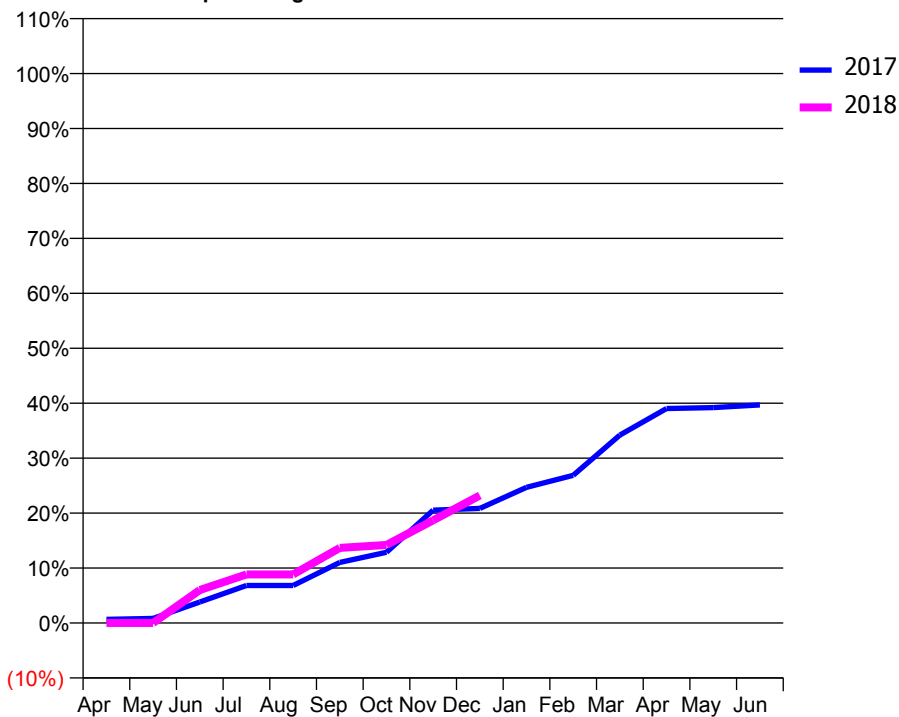
ACCESS*

Patients seen in 24 months	Total	Change since previous quarter
Quarter ending December 2016	149	
Quarter ending March 2017	150	→
Quarter ending June 2017	150	→
Quarter ending September 2017	144	↓
Quarter ending December 2017	141	↓
Variance since December 2016	(5.4%)	↓



ACTIVITY

Cumulative percentage of contracted UDA delivered 2017 & 2018



Month	Adjusted Scheduled Activity (UDA)	
	2017	2018
April	4	0
May	5	0
June	23	36
July	41	53
August	41	53
September	66	82
October	77	85
November	123	112
December	125	139
January	148	
February	161	
March	205	
April	234	
May	235	
June	238	

QUALITY

	Quantity	Base Number	Contract	AT	Region	England
% of FP17s for the same patient ID Re-attending within 3 months - Children	0	55	0.0%	9.8%	12.9%	12.0%
% of FP17s for the same patient ID Re-attending within 3 months - Adults	2	91	2.2%	14.3%	16.5%	15.9%
% of FP17s for the same patient ID Re-attending between 3 & 9 months - Children	34	55	61.8%	58.8%	59.6%	58.0%
% of FP17s for the same patient ID Re-attending between 3 & 9 months - Adults	62	91	68.1%	53.0%	52.8%	50.5%
% of FP17s for Band 1 Urgent Courses	1	118	0.8%	7.5%	9.1%	9.0%
% of FP17s Relating to Free Repair or Replacements	0	118	0.0%	1.2%	1.0%	0.8%
% of FP17s Relating to Continuations	0	118	0.0%	1.3%	1.2%	1.1%
% of Patients satisfied with the dentistry they have received	0	0	N/A	92.7%	91.6%	91.5%
% of Patients satisfied with the time they had to wait for an appointment	0	0	N/A	88.3%	88.3%	87.9%

* This is based on patients treated on this contract for their most recent course of treatment. Figures in italics indicate the base number of FP17s or Patient Questionnaire responses are less than 100. N/A is shown where the base number of responses is less than 10 during the period. % is calculated as Quantity/Base number*100

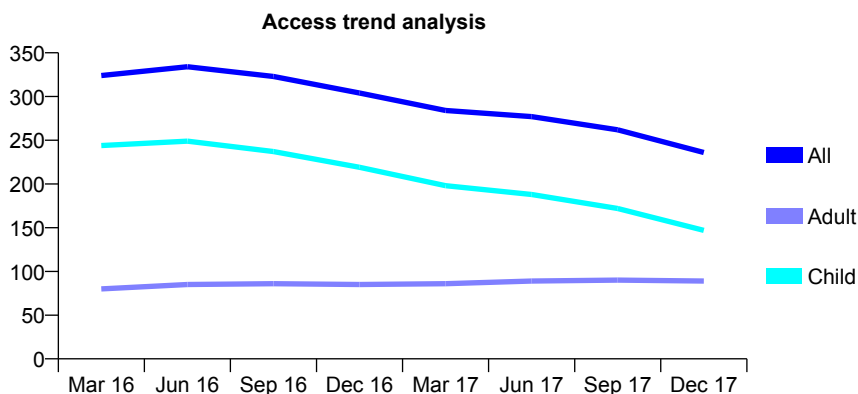
Q51 - Vital Signs At a Glance Contract Report for 181196/0010 - December 2017

Name or company name	Rotherham NHS Foundation Trust
Contract type name	PDS Contract
Purpose of contract	General
Contract start date	01/04/2011
Contract end date	30/09/2018

17/18 Contracted general activity (UDA)	800
Carry forward general activity (UDA)	0
17/18 Contracted orthodontic activity (UOA)	0
Carry forward orthodontic activity (UOA)	0
Baseline contract value	£70,667.67

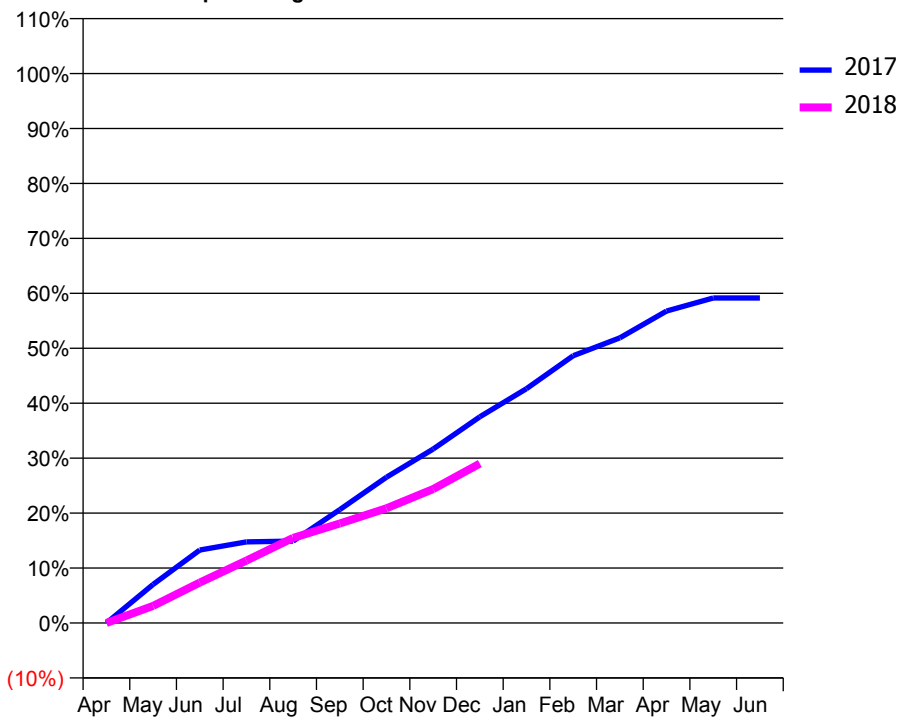
ACCESS*

Patients seen in 24 months	Total	Change since previous quarter
Quarter ending December 2016	304	
Quarter ending March 2017	284	↓
Quarter ending June 2017	277	↓
Quarter ending September 2017	262	↓
Quarter ending December 2017	236	↓
Variance since December 2016	(22.4%)	↓



ACTIVITY

Cumulative percentage of contracted UDA delivered 2017 & 2018



Month	Adjusted Scheduled Activity (UDA)	
	2017	2018
April	0	0
May	56	25
June	106	59
July	118	91
August	119	124
September	165	145
October	212	167
November	253	195
December	300	232
January	341	
February	389	
March	415	
April	454	
May	473	
June	473	

QUALITY

	Quantity	Base Number	Contract	AT	Region	England
% of FP17s for the same patient ID Re-attending within 3 months - Children	0	131	0.0%	9.8%	12.9%	12.0%
% of FP17s for the same patient ID Re-attending within 3 months - Adults	2	83	2.4%	14.3%	16.5%	15.9%
% of FP17s for the same patient ID Re-attending between 3 & 9 months - Children	88	131	67.2%	58.8%	59.6%	58.0%
% of FP17s for the same patient ID Re-attending between 3 & 9 months - Adults	52	83	62.7%	53.0%	52.8%	50.5%
% of FP17s for Band 1 Urgent Courses	0	175	0.0%	7.5%	9.1%	9.0%
% of FP17s Relating to Free Repair or Replacements	0	175	0.0%	1.2%	1.0%	0.8%
% of FP17s Relating to Continuations	0	175	0.0%	1.3%	1.2%	1.1%
% of Patients satisfied with the dentistry they have received	0	0	N/A	92.7%	91.6%	91.5%
% of Patients satisfied with the time they had to wait for an appointment	0	0	N/A	88.3%	88.3%	87.9%

* This is based on patients treated on this contract for their most recent course of treatment. Figures in italics indicate the base number of FP17s or Patient Questionnaire responses are less than 100. N/A is shown where the base number of responses is less than 10 during the period. % is calculated as Quantity/Base number*100

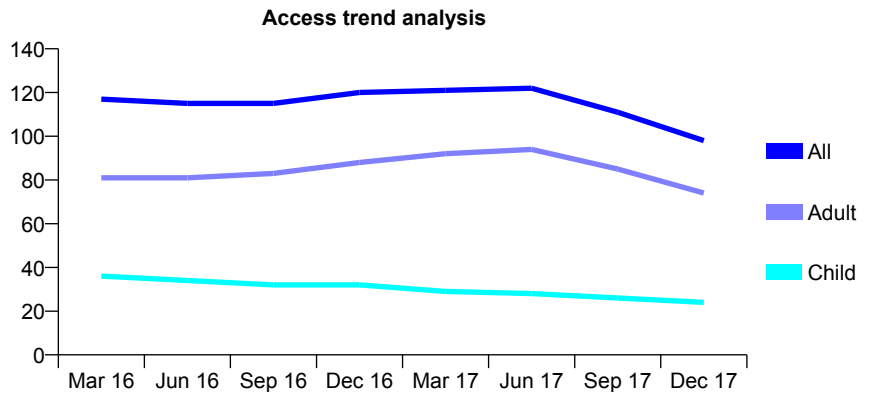
Q51 - Vital Signs At a Glance Contract Report for 181196/0011 - December 2017

Name or company name	Rotherham NHS Foundation Trust
Contract type name	PDS Contract
Purpose of contract	General
Contract start date	01/04/2011
Contract end date	30/09/2018

17/18 Contracted general activity (UDA)	400
Carry forward general activity (UDA)	0
17/18 Contracted orthodontic activity (UOA)	0
Carry forward orthodontic activity (UOA)	0
Baseline contract value	£35,333.84

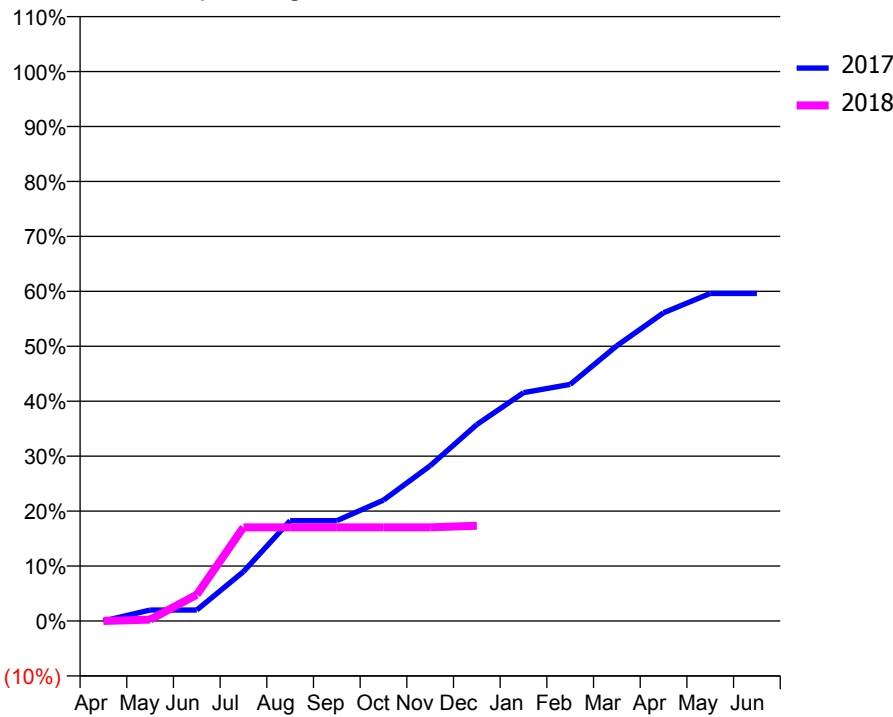
ACCESS*

Patients seen in 24 months	Total	Change since previous quarter
Quarter ending December 2016	120	
Quarter ending March 2017	121	→
Quarter ending June 2017	122	→
Quarter ending September 2017	111	↓
Quarter ending December 2017	98	↓
Variance since December 2016	(18.3%)	↓



ACTIVITY

Cumulative percentage of contracted UDA delivered 2017 & 2018



Month	Adjusted Scheduled Activity (UDA)	
	2017	2018
April	0	0
May	8	1
June	8	19
July	36	68
August	73	68
September	73	68
October	88	68
November	113	68
December	143	69
January	166	
February	172	
March	200	
April	224	
May	238	
June	238	

QUALITY

	Quantity	Base Number	Contract	AT	Region	England
% of FP17s for the same patient ID Re-attending within 3 months - Children	1	9	11.1%	9.8%	12.9%	12.0%
% of FP17s for the same patient ID Re-attending within 3 months - Adults	1	36	2.8%	14.3%	16.5%	15.9%
% of FP17s for the same patient ID Re-attending between 3 & 9 months - Children	4	9	44.4%	58.8%	59.6%	58.0%
% of FP17s for the same patient ID Re-attending between 3 & 9 months - Adults	18	36	50.0%	53.0%	52.8%	50.5%
% of FP17s for Band 1 Urgent Courses	2	26	7.7%	7.5%	9.1%	9.0%
% of FP17s Relating to Free Repair or Replacements	0	26	0.0%	1.2%	1.0%	0.8%
% of FP17s Relating to Continuations	0	26	0.0%	1.3%	1.2%	1.1%
% of Patients satisfied with the dentistry they have received	0	0	N/A	92.7%	91.6%	91.5%
% of Patients satisfied with the time they had to wait for an appointment	0	0	N/A	88.3%	88.3%	87.9%

* This is based on patients treated on this contract for their most recent course of treatment. Figures in italics indicate the base number of FP17s or Patient Questionnaire responses are less than 100. N/A is shown where the base number of responses is less than 10 during the period. % is calculated as Quantity/Base number*100

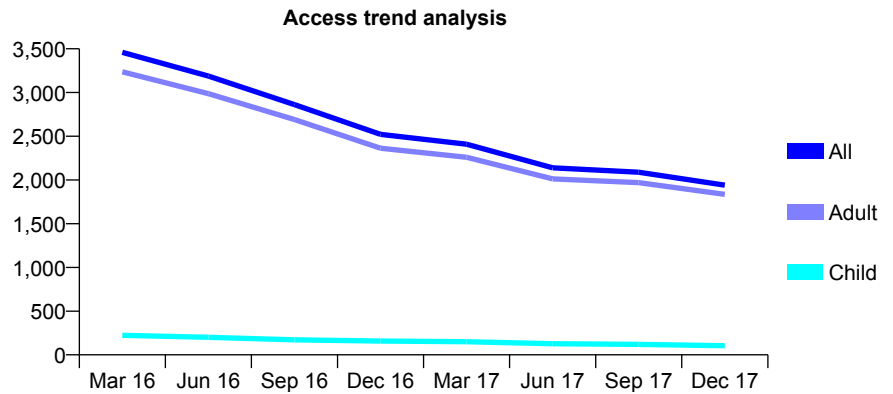
Q51 - Vital Signs At a Glance Contract Report for 181196/0012 - December 2017

Name or company name	Rotherham NHS Foundation Trust
Contract type name	PDS Contract
Purpose of contract	General
Contract start date	01/04/2011
Contract end date	31/03/2021

17/18 Contracted general activity (UDA)	10,160
Carry forward general activity (UDA)	0
17/18 Contracted orthodontic activity (UOA)	0
Carry forward orthodontic activity (UOA)	0
Baseline contract value	£916,105.89

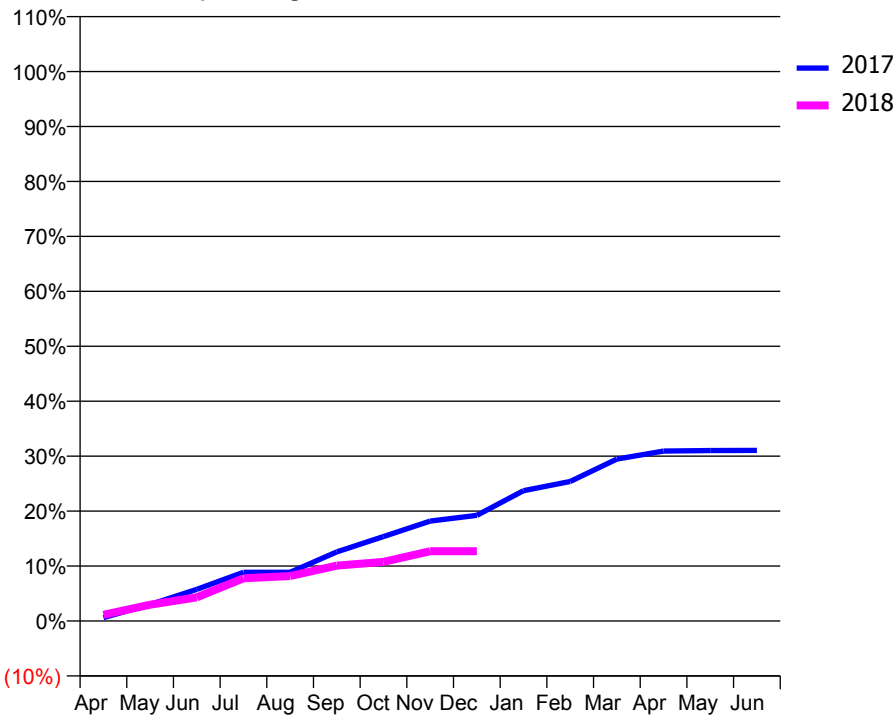
ACCESS*

Patients seen in 24 months	Total	Change since previous quarter
Quarter ending December 2016	2,521	
Quarter ending March 2017	2,409	↓
Quarter ending June 2017	2,139	↓
Quarter ending September 2017	2,089	↓
Quarter ending December 2017	1,940	↓
Variance since December 2016	(23.0%)	↓



ACTIVITY

Cumulative percentage of contracted UDA delivered 2017 & 2018



Adjusted Scheduled Activity (UDA)		
Month	2017	2018
April	63	115
May	304	301
June	585	438
July	901	790
August	901	833
September	1,278	1,023
October	1,561	1,092
November	1,848	1,291
December	1,955	1,291
January	2,411	
February	2,580	
March	2,993	
April	3,142	
May	3,153	
June	3,156	

QUALITY

	Quantity	Base Number	Contract	AT	Region	England
% of FP17s for the same patient ID Re-attending within 3 months - Children	3	75	4.0%	9.8%	12.9%	12.0%
% of FP17s for the same patient ID Re-attending within 3 months - Adults	56	1,004	5.6%	14.3%	16.5%	15.9%
% of FP17s for the same patient ID Re-attending between 3 & 9 months - Children	0	75	0.0%	58.8%	59.6%	58.0%
% of FP17s for the same patient ID Re-attending between 3 & 9 months - Adults	23	1,004	2.3%	53.0%	52.8%	50.5%
% of FP17s for Band 1 Urgent Courses	897	955	93.9%	7.5%	9.1%	9.0%
% of FP17s Relating to Free Repair or Replacements	0	955	0.0%	1.2%	1.0%	0.8%
% of FP17s Relating to Continuations	0	955	0.0%	1.3%	1.2%	1.1%
% of Patients satisfied with the dentistry they have received	0	0	N/A	92.7%	91.6%	91.5%
% of Patients satisfied with the time they had to wait for an appointment	0	0	N/A	88.3%	88.3%	87.9%

* This is based on patients treated on this contract for their most recent course of treatment. Figures in italics indicate the base number of FP17s or Patient Questionnaire responses are less than 100. N/A is shown where the base number of responses is less than 10 during the period. % is calculated as Quantity/Base number*100

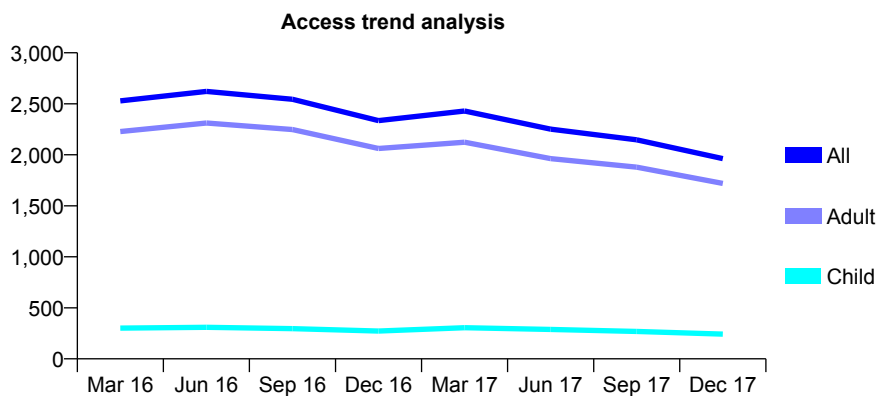
Q51 - Vital Signs At a Glance Contract Report for 181196/0013 - December 2017

Name or company name	Rotherham NHS Foundation Trust
Contract type name	PDS Contract
Purpose of contract	General
Contract start date	01/04/2011
Contract end date	31/03/2021

17/18 Contracted general activity (UDA)	5,900
Carry forward general activity (UDA)	0
17/18 Contracted orthodontic activity (UOA)	0
Carry forward orthodontic activity (UOA)	0
Baseline contract value	£488,384.83

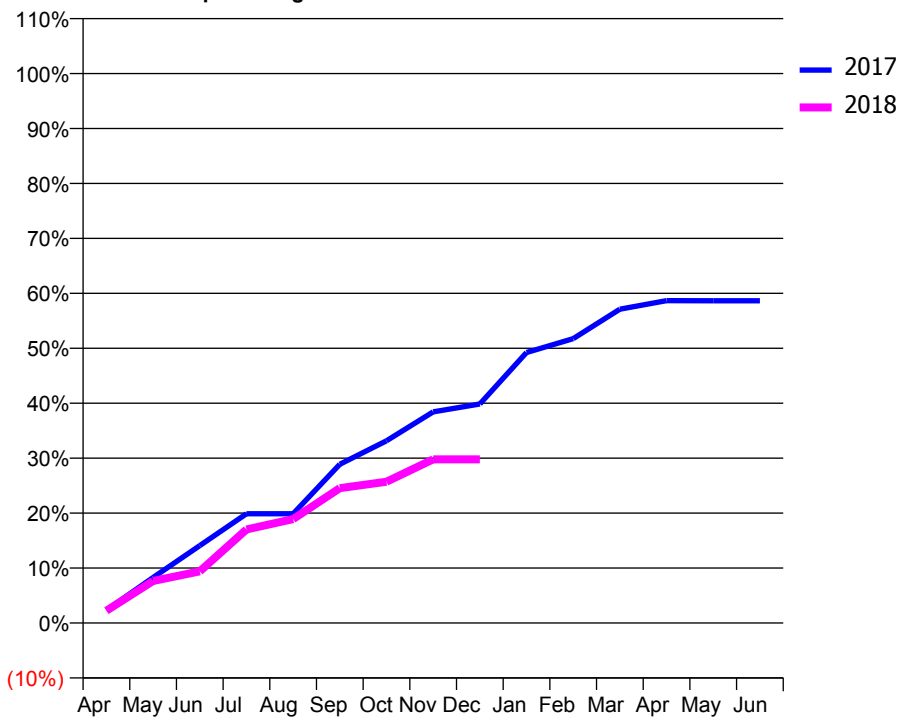
ACCESS*

Patients seen in 24 months	Total	Change since previous quarter
Quarter ending December 2016	2,335	
Quarter ending March 2017	2,429	↑
Quarter ending June 2017	2,251	↓
Quarter ending September 2017	2,147	↓
Quarter ending December 2017	1,963	↓
Variance since December 2016	(15.9%)	↓



ACTIVITY

Cumulative percentage of contracted UDA delivered 2017 & 2018



Month	Adjusted Scheduled Activity (UDA)	
	2017	2018
April	138	132
May	490	451
June	831	554
July	1,173	1,004
August	1,173	1,117
September	1,705	1,448
October	1,956	1,517
November	2,267	1,757
December	2,352	1,757
January	2,905	
February	3,053	
March	3,369	
April	3,461	
May	3,460	
June	3,460	

QUALITY

	Quantity	Base Number	Contract	AT	Region	England
% of FP17s for the same patient ID Re-attending within 3 months - Children	2	269	0.7%	9.8%	12.9%	12.0%
% of FP17s for the same patient ID Re-attending within 3 months - Adults	19	1,251	1.5%	14.3%	16.5%	15.9%
% of FP17s for the same patient ID Re-attending between 3 & 9 months - Children	2	269	0.7%	58.8%	59.6%	58.0%
% of FP17s for the same patient ID Re-attending between 3 & 9 months - Adults	15	1,251	1.2%	53.0%	52.8%	50.5%
% of FP17s for Band 1 Urgent Courses	1,429	1,444	99.0%	7.5%	9.1%	9.0%
% of FP17s Relating to Free Repair or Replacements	0	1,444	0.0%	1.2%	1.0%	0.8%
% of FP17s Relating to Continuations	0	1,444	0.0%	1.3%	1.2%	1.1%
% of Patients satisfied with the dentistry they have received	0	0	N/A	92.7%	91.6%	91.5%
% of Patients satisfied with the time they had to wait for an appointment	0	0	N/A	88.3%	88.3%	87.9%

* This is based on patients treated on this contract for their most recent course of treatment. Figures in italics indicate the base number of FP17s or Patient Questionnaire responses are less than 100. N/A is shown where the base number of responses is less than 10 during the period. % is calculated as Quantity/Base number*100

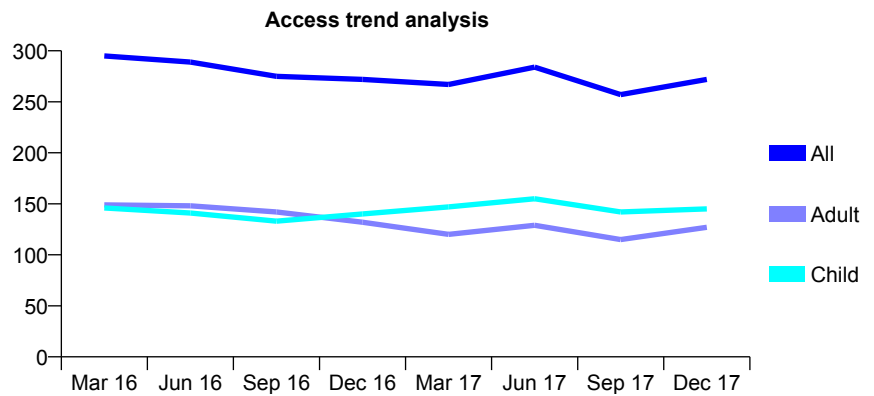
Q51 - Vital Signs At a Glance Contract Report for 181196/0014 - December 2017

Name or company name	Rotherham NHS Foundation Trust
Contract type name	PDS Contract
Purpose of contract	General
Contract start date	01/04/2011
Contract end date	30/09/2018

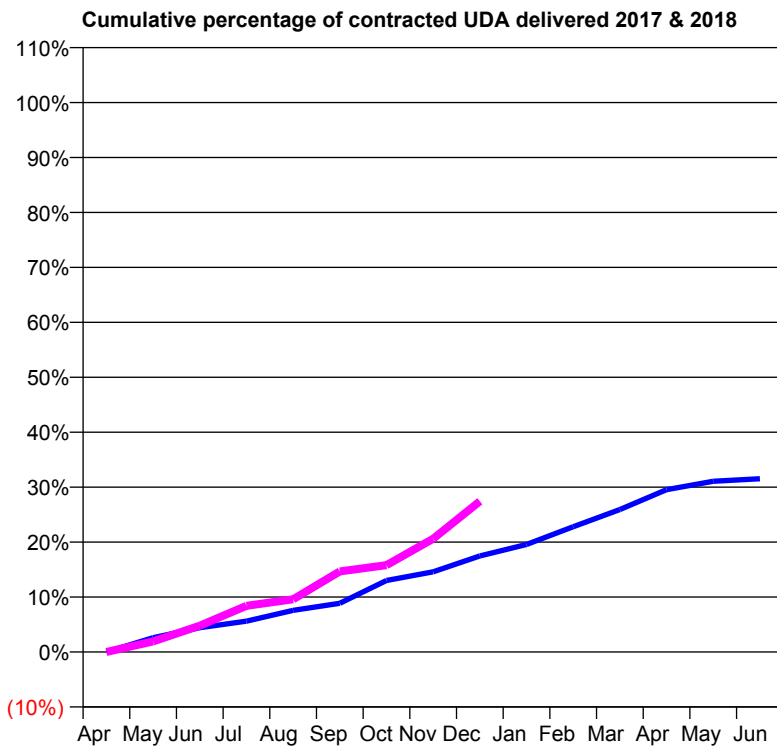
17/18 Contracted general activity (UDA)	1,500
Carry forward general activity (UDA)	0
17/18 Contracted orthodontic activity (UOA)	0
Carry forward orthodontic activity (UOA)	0
Baseline contract value	£239,884.69

ACCESS*

Patients seen in 24 months	Total	Change since previous quarter
Quarter ending December 2016	272	
Quarter ending March 2017	267	↓
Quarter ending June 2017	284	↑
Quarter ending September 2017	257	↓
Quarter ending December 2017	272	↑
Variance since December 2016	0.0%	→



ACTIVITY



Month	Adjusted Scheduled Activity (UDA)	
	2017	2018
April	0	0
May	39	29
June	66	72
July	84	126
August	114	144
September	133	220
October	195	237
November	219	309
December	262	412
January	294	
February	342	
March	389	
April	443	
May	466	
June	473	

QUALITY

	Quantity	Base Number	Contract	AT	Region	England
% of FP17s for the same patient ID Re-attending within 3 months - Children	11	191	5.8%	9.8%	12.9%	12.0%
% of FP17s for the same patient ID Re-attending within 3 months - Adults	7	143	4.9%	14.3%	16.5%	15.9%
% of FP17s for the same patient ID Re-attending between 3 & 9 months - Children	95	191	49.7%	58.8%	59.6%	58.0%
% of FP17s for the same patient ID Re-attending between 3 & 9 months - Adults	49	143	34.3%	53.0%	52.8%	50.5%
% of FP17s for Band 1 Urgent Courses	13	277	4.7%	7.5%	9.1%	9.0%
% of FP17s Relating to Free Repair or Replacements	1	277	0.4%	1.2%	1.0%	0.8%
% of FP17s Relating to Continuations	0	277	0.0%	1.3%	1.2%	1.1%
% of Patients satisfied with the dentistry they have received	0	0	N/A	92.7%	91.6%	91.5%
% of Patients satisfied with the time they had to wait for an appointment	0	0	N/A	88.3%	88.3%	87.9%

* This is based on patients treated on this contract for their most recent course of treatment. Figures in italics indicate the base number of FP17s or Patient Questionnaire responses are less than 100. N/A is shown where the base number of responses is less than 10 during the period. % is calculated as Quantity/Base number*100

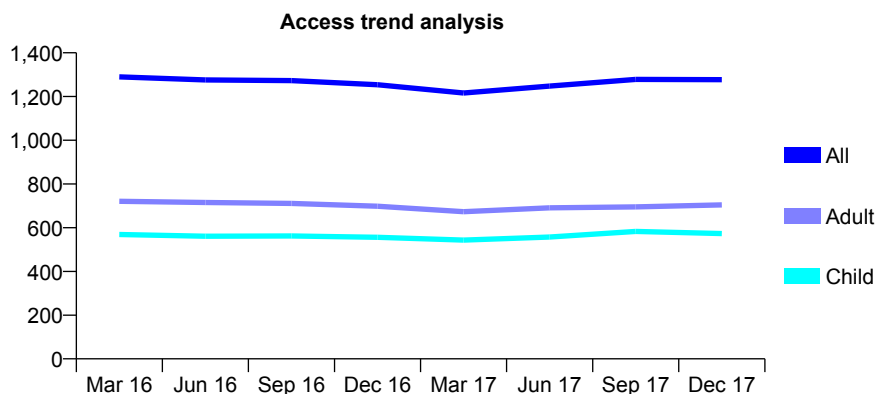
Q51 - Vital Signs At a Glance Contract Report for 181196/0015 - December 2017

Name or company name	Rotherham NHS Foundation Trust
Contract type name	PDS Contract
Purpose of contract	General
Contract start date	01/04/2011
Contract end date	30/09/2018

17/18 Contracted general activity (UDA)	2,500
Carry forward general activity (UDA)	0
17/18 Contracted orthodontic activity (UOA)	0
Carry forward orthodontic activity (UOA)	0
Baseline contract value	£734,853.35

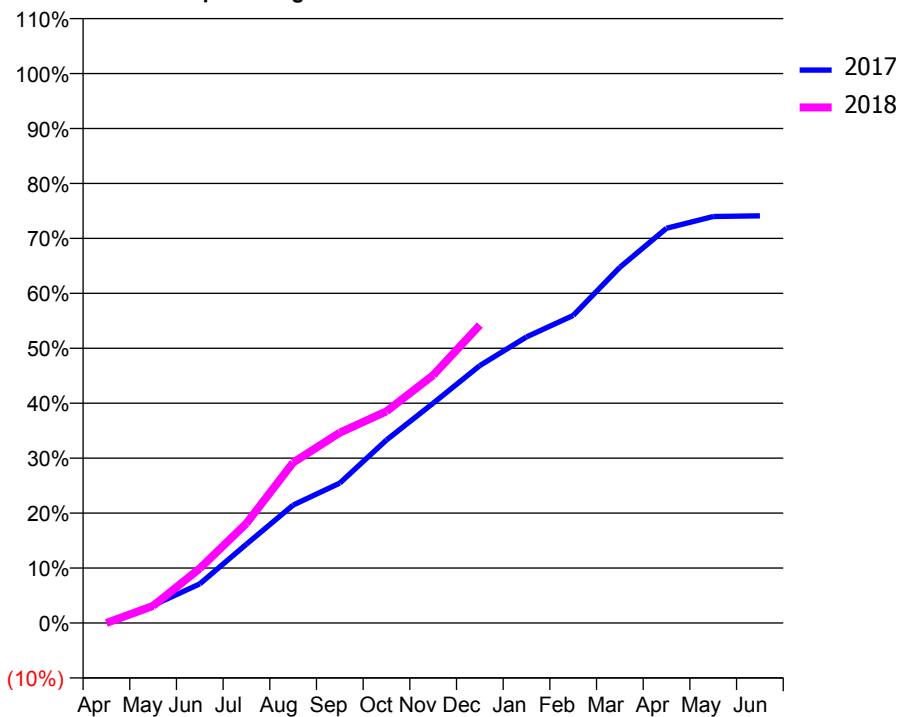
ACCESS*

Patients seen in 24 months	Total	Change since previous quarter
Quarter ending December 2016	1,254	
Quarter ending March 2017	1,216	↓
Quarter ending June 2017	1,248	↑
Quarter ending September 2017	1,278	↑
Quarter ending December 2017	1,277	→
Variance since December 2016	1.8%	→



ACTIVITY

Cumulative percentage of contracted UDA delivered 2017 & 2018



Month	Adjusted Scheduled Activity (UDA)	
	2017	2018
April	3	0
May	80	78
June	178	248
July	359	453
August	537	730
September	637	866
October	832	963
November	1,000	1,127
December	1,171	1,356
January	1,302	
February	1,399	
March	1,619	
April	1,796	
May	1,849	
June	1,852	

QUALITY

	Quantity	Base Number	Contract	AT	Region	England
% of FP17s for the same patient ID Re-attending within 3 months - Children	35	684	5.1%	9.8%	12.9%	12.0%
% of FP17s for the same patient ID Re-attending within 3 months - Adults	34	612	5.6%	14.3%	16.5%	15.9%
% of FP17s for the same patient ID Re-attending between 3 & 9 months - Children	233	684	34.1%	58.8%	59.6%	58.0%
% of FP17s for the same patient ID Re-attending between 3 & 9 months - Adults	142	612	23.2%	53.0%	52.8%	50.5%
% of FP17s for Band 1 Urgent Courses	48	946	5.1%	7.5%	9.1%	9.0%
% of FP17s Relating to Free Repair or Replacements	1	946	0.1%	1.2%	1.0%	0.8%
% of FP17s Relating to Continuations	0	946	0.0%	1.3%	1.2%	1.1%
% of Patients satisfied with the dentistry they have received	0	0	N/A	92.7%	91.6%	91.5%
% of Patients satisfied with the time they had to wait for an appointment	0	0	N/A	88.3%	88.3%	87.9%

* This is based on patients treated on this contract for their most recent course of treatment. Figures in italics indicate the base number of FP17s or Patient Questionnaire responses are less than 100. N/A is shown where the base number of responses is less than 10 during the period. % is calculated as Quantity/Base number*100

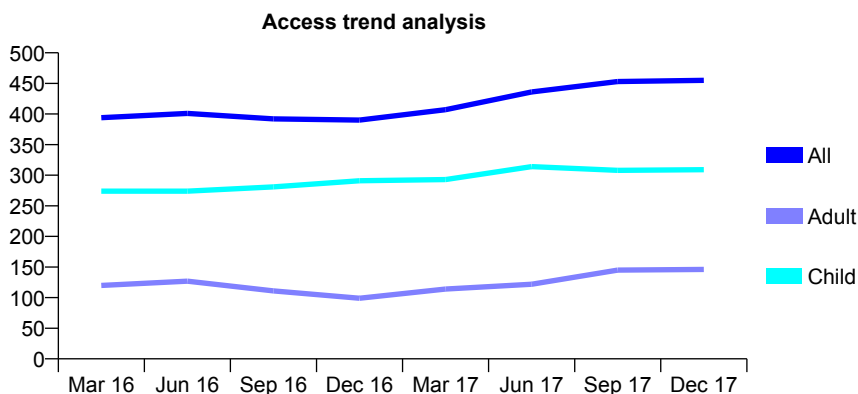
Q51 - Vital Signs At a Glance Contract Report for 181196/0016 - December 2017

Name or company name	Rotherham NHS Foundation Trust
Contract type name	PDS Contract
Purpose of contract	General
Contract start date	01/04/2011
Contract end date	30/09/2018

17/18 Contracted general activity (UDA)	1,200
Carry forward general activity (UDA)	0
17/18 Contracted orthodontic activity (UOA)	0
Carry forward orthodontic activity (UOA)	0
Baseline contract value	£276,638.56

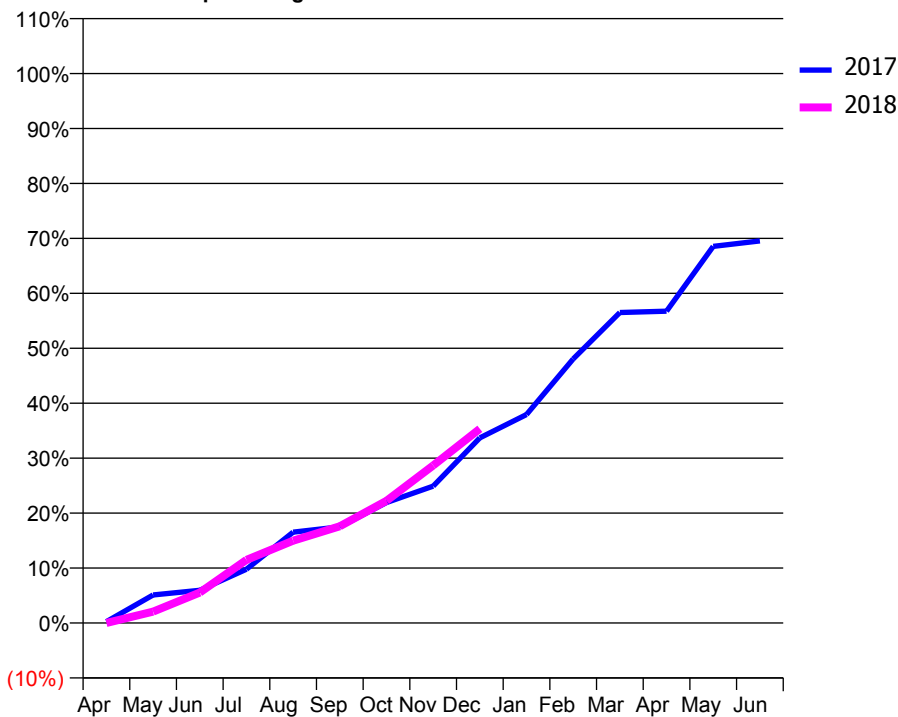
ACCESS*

Patients seen in 24 months	Total	Change since previous quarter
Quarter ending December 2016	390	
Quarter ending March 2017	407	↑
Quarter ending June 2017	436	↑
Quarter ending September 2017	453	↑
Quarter ending December 2017	455	→
Variance since December 2016	16.7%	↑



ACTIVITY

Cumulative percentage of contracted UDA delivered 2017 & 2018



Month	Adjusted Scheduled Activity (UDA)	
	2017	2018
April	3	0
May	61	25
June	71	66
July	117	138
August	199	180
September	210	211
October	263	267
November	299	344
December	404	424
January	455	
February	577	
March	678	
April	681	
May	822	
June	834	

QUALITY

	Quantity	Base Number	Contract	AT	Region	England
% of FP17s for the same patient ID Re-attending within 3 months - Children	9	279	3.2%	9.8%	12.9%	12.0%
% of FP17s for the same patient ID Re-attending within 3 months - Adults	3	110	2.7%	14.3%	16.5%	15.9%
% of FP17s for the same patient ID Re-attending between 3 & 9 months - Children	73	279	26.2%	58.8%	59.6%	58.0%
% of FP17s for the same patient ID Re-attending between 3 & 9 months - Adults	15	110	13.6%	53.0%	52.8%	50.5%
% of FP17s for Band 1 Urgent Courses	15	306	4.9%	7.5%	9.1%	9.0%
% of FP17s Relating to Free Repair or Replacements	0	306	0.0%	1.2%	1.0%	0.8%
% of FP17s Relating to Continuations	0	306	0.0%	1.3%	1.2%	1.1%
% of Patients satisfied with the dentistry they have received	2	2	N/A	92.7%	91.6%	91.5%
% of Patients satisfied with the time they had to wait for an appointment	2	2	N/A	88.3%	88.3%	87.9%

* This is based on patients treated on this contract for their most recent course of treatment. Figures in italics indicate the base number of FP17s or Patient Questionnaire responses are less than 100. N/A is shown where the base number of responses is less than 10 during the period. % is calculated as Quantity/Base number*100

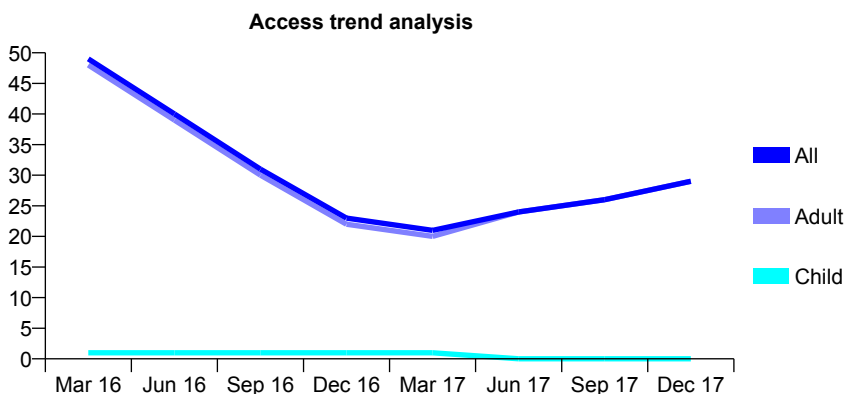
Q51 - Vital Signs At a Glance Contract Report for 181196/0017 - December 2017

Name or company name	Rotherham NHS Foundation Trust
Contract type name	PDS Contract
Purpose of contract	General
Contract start date	01/04/2011
Contract end date	30/09/2018

17/18 Contracted general activity (UDA)	100
Carry forward general activity (UDA)	0
17/18 Contracted orthodontic activity (UOA)	0
Carry forward orthodontic activity (UOA)	0
Baseline contract value	£2,554.49

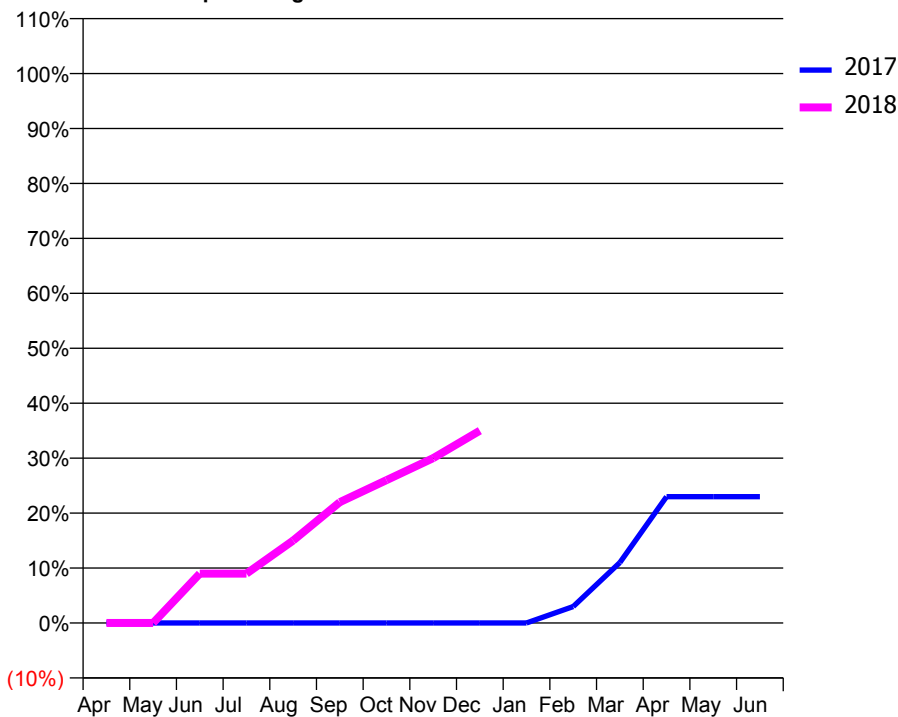
ACCESS*

Patients seen in 24 months	Total	Change since previous quarter
Quarter ending December 2016	23	
Quarter ending March 2017	21	↓
Quarter ending June 2017	24	↑
Quarter ending September 2017	26	↑
Quarter ending December 2017	29	↑
Variance since December 2016	26.1%	↑



ACTIVITY

Cumulative percentage of contracted UDA delivered 2017 & 2018



Month	Adjusted Scheduled Activity (UDA)	
	2017	2018
April	0	0
May	0	0
June	0	9
July	0	9
August	0	15
September	0	22
October	0	26
November	0	30
December	0	35
January	0	
February	3	
March	11	
April	23	
May	23	
June	23	

QUALITY

	Quantity	Base Number	Contract	AT	Region	England
% of FP17s for the same patient ID Re-attending within 3 months - Children	0	0	N/A	9.8%	12.9%	12.0%
% of FP17s for the same patient ID Re-attending within 3 months - Adults	1	31	3.2%	14.3%	16.5%	15.9%
% of FP17s for the same patient ID Re-attending between 3 & 9 months - Children	0	0	N/A	58.8%	59.6%	58.0%
% of FP17s for the same patient ID Re-attending between 3 & 9 months - Adults	6	31	19.4%	53.0%	52.8%	50.5%
% of FP17s for Band 1 Urgent Courses	0	23	0.0%	7.5%	9.1%	9.0%
% of FP17s Relating to Free Repair or Replacements	0	23	0.0%	1.2%	1.0%	0.8%
% of FP17s Relating to Continuations	0	23	0.0%	1.3%	1.2%	1.1%
% of Patients satisfied with the dentistry they have received	0	0	N/A	92.7%	91.6%	91.5%
% of Patients satisfied with the time they had to wait for an appointment	0	0	N/A	88.3%	88.3%	87.9%

* This is based on patients treated on this contract for their most recent course of treatment. Figures in italics indicate the base number of FP17s or Patient Questionnaire responses are less than 100. N/A is shown where the base number of responses is less than 10 during the period. % is calculated as Quantity/Base number*100

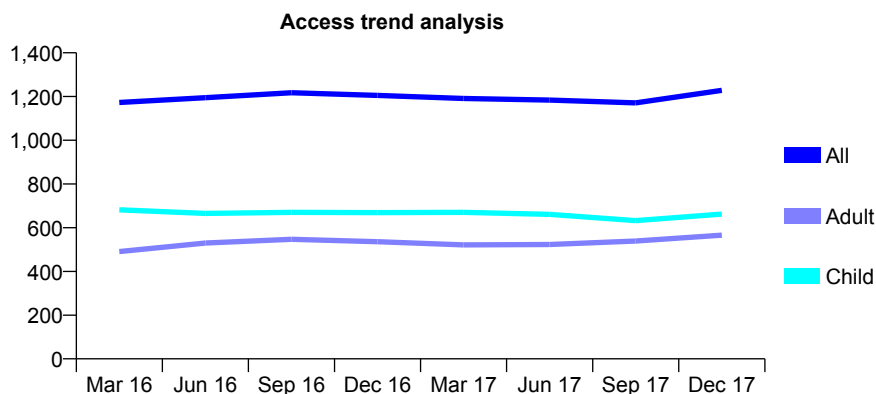
Q51 - Vital Signs At a Glance Contract Report for 181196/0018 - December 2017

Name or company name	Rotherham NHS Foundation Trust
Contract type name	PDS Contract
Purpose of contract	General
Contract start date	01/04/2011
Contract end date	30/09/2018

17/18 Contracted general activity (UDA)	2,000
Carry forward general activity (UDA)	0
17/18 Contracted orthodontic activity (UOA)	0
Carry forward orthodontic activity (UOA)	0
Baseline contract value	£582,053.47

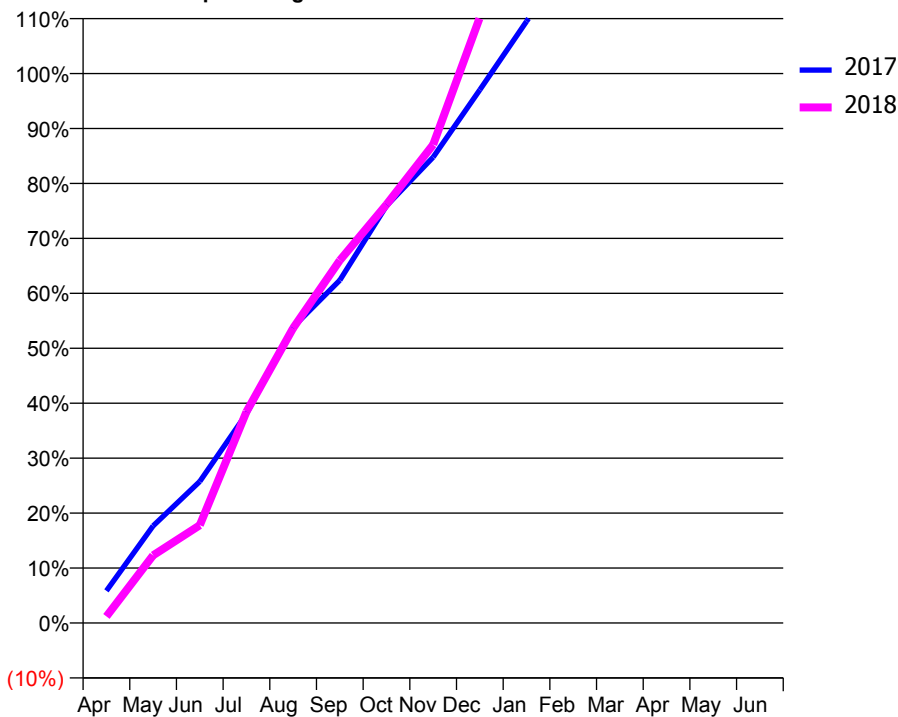
ACCESS*

Patients seen in 24 months	Total	Change since previous quarter
Quarter ending December 2016	1,205	
Quarter ending March 2017	1,191	↓
Quarter ending June 2017	1,184	→
Quarter ending September 2017	1,171	↓
Quarter ending December 2017	1,228	↑
Variance since December 2016	1.9%	→



ACTIVITY

Cumulative percentage of contracted UDA delivered 2017 & 2018



Adjusted Scheduled Activity (UDA)		
Month	2017	2018
April	117	24
May	354	246
June	515	356
July	762	769
August	1,077	1,073
September	1,247	1,320
October	1,518	1,523
November	1,695	1,741
December	1,940	2,203
January	2,190	
February	2,430	
March	2,617	
April	2,746	
May	2,760	
June	2,770	

QUALITY

	Quantity	Base Number	Contract	AT	Region	England
% of FP17s for the same patient ID Re-attending within 3 months - Children	33	849	3.9%	9.8%	12.9%	12.0%
% of FP17s for the same patient ID Re-attending within 3 months - Adults	79	592	13.3%	14.3%	16.5%	15.9%
% of FP17s for the same patient ID Re-attending between 3 & 9 months - Children	452	849	53.2%	58.8%	59.6%	58.0%
% of FP17s for the same patient ID Re-attending between 3 & 9 months - Adults	319	592	53.9%	53.0%	52.8%	50.5%
% of FP17s for Band 1 Urgent Courses	16	1,306	1.2%	7.5%	9.1%	9.0%
% of FP17s Relating to Free Repair or Replacements	0	1,306	0.0%	1.2%	1.0%	0.8%
% of FP17s Relating to Continuations	9	1,306	0.7%	1.3%	1.2%	1.1%
% of Patients satisfied with the dentistry they have received	3	3	N/A	92.7%	91.6%	91.5%
% of Patients satisfied with the time they had to wait for an appointment	3	3	N/A	88.3%	88.3%	87.9%

* This is based on patients treated on this contract for their most recent course of treatment. Figures in italics indicate the base number of FP17s or Patient Questionnaire responses are less than 100. N/A is shown where the base number of responses is less than 10 during the period. % is calculated as Quantity/Base number*100

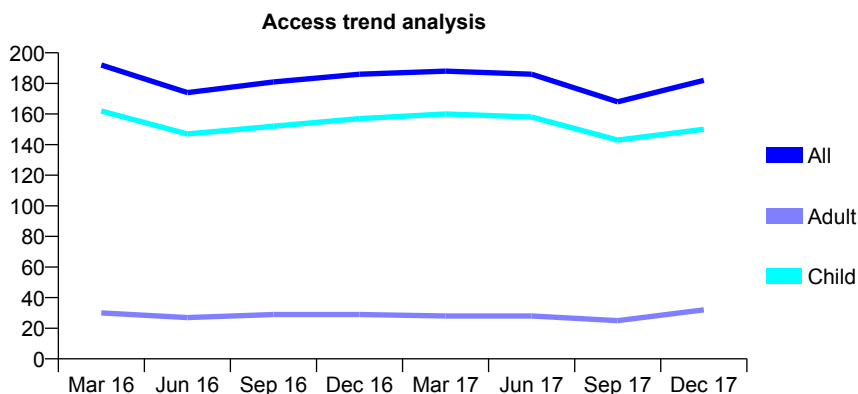
Q51 - Vital Signs At a Glance Contract Report for 181196/0019 - December 2017

Name or company name	Rotherham NHS Foundation Trust
Contract type name	PDS Contract
Purpose of contract	General
Contract start date	01/04/2011
Contract end date	30/09/2018

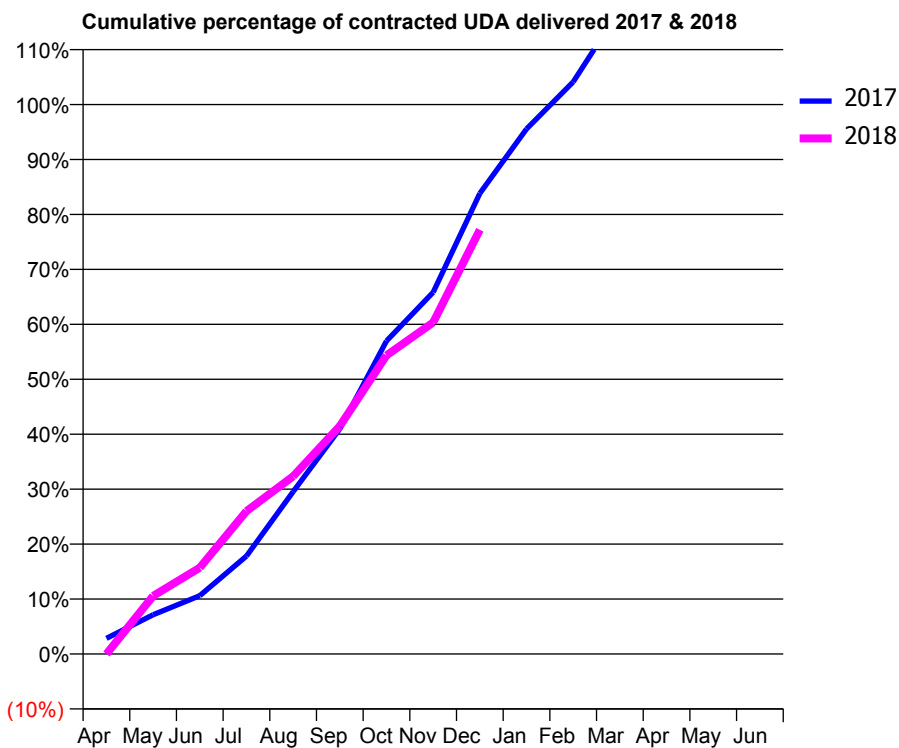
17/18 Contracted general activity (UDA)	350
Carry forward general activity (UDA)	0
17/18 Contracted orthodontic activity (UOA)	0
Carry forward orthodontic activity (UOA)	0
Baseline contract value	£101,859.36

ACCESS*

Patients seen in 24 months	Total	Change since previous quarter
Quarter ending December 2016	186	
Quarter ending March 2017	188	→
Quarter ending June 2017	186	↓
Quarter ending September 2017	168	↓
Quarter ending December 2017	182	↑
Variance since December 2016	(2.2%)	↓



ACTIVITY



Month	Adjusted Scheduled Activity (UDA)	
	2017	2018
April	10	0
May	25	37
June	37	55
July	62	91
August	103	113
September	143	145
October	199	190
November	230	211
December	293	270
January	334	
February	364	
March	410	
April	433	
May	438	
June	440	

QUALITY

	Quantity	Base Number	Contract	AT	Region	England
% of FP17s for the same patient ID Re-attending within 3 months - Children	8	180	4.4%	9.8%	12.9%	12.0%
% of FP17s for the same patient ID Re-attending within 3 months - Adults	1	25	4.0%	14.3%	16.5%	15.9%
% of FP17s for the same patient ID Re-attending between 3 & 9 months - Children	70	180	38.9%	58.8%	59.6%	58.0%
% of FP17s for the same patient ID Re-attending between 3 & 9 months - Adults	10	25	40.0%	53.0%	52.8%	50.5%
% of FP17s for Band 1 Urgent Courses	1	187	0.5%	7.5%	9.1%	9.0%
% of FP17s Relating to Free Repair or Replacements	0	187	0.0%	1.2%	1.0%	0.8%
% of FP17s Relating to Continuations	0	187	0.0%	1.3%	1.2%	1.1%
% of Patients satisfied with the dentistry they have received	0	0	N/A	92.7%	91.6%	91.5%
% of Patients satisfied with the time they had to wait for an appointment	0	0	N/A	88.3%	88.3%	87.9%

* This is based on patients treated on this contract for their most recent course of treatment. Figures in italics indicate the base number of FP17s or Patient Questionnaire responses are less than 100. N/A is shown where the base number of responses is less than 10 during the period. % is calculated as Quantity/Base number*100

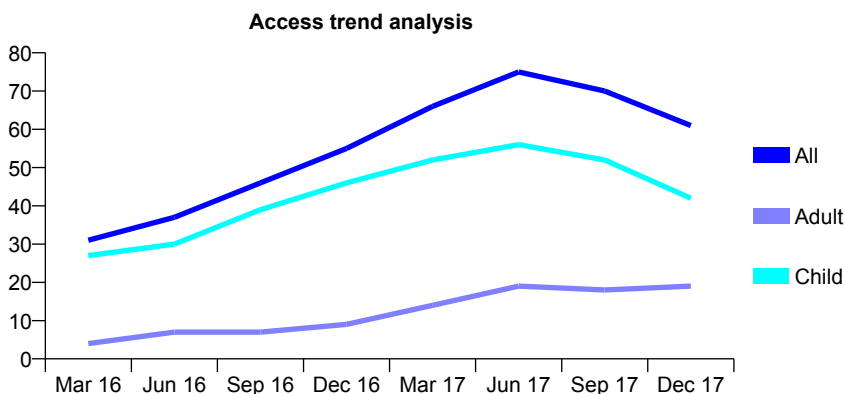
Q51 - Vital Signs At a Glance Contract Report for 181196/0020 - December 2017

Name or company name	Rotherham NHS Foundation Trust
Contract type name	PDS Contract
Purpose of contract	General
Contract start date	01/04/2011
Contract end date	30/09/2018

17/18 Contracted general activity (UDA)	150
Carry forward general activity (UDA)	0
17/18 Contracted orthodontic activity (UOA)	0
Carry forward orthodontic activity (UOA)	0
Baseline contract value	£43,654.02

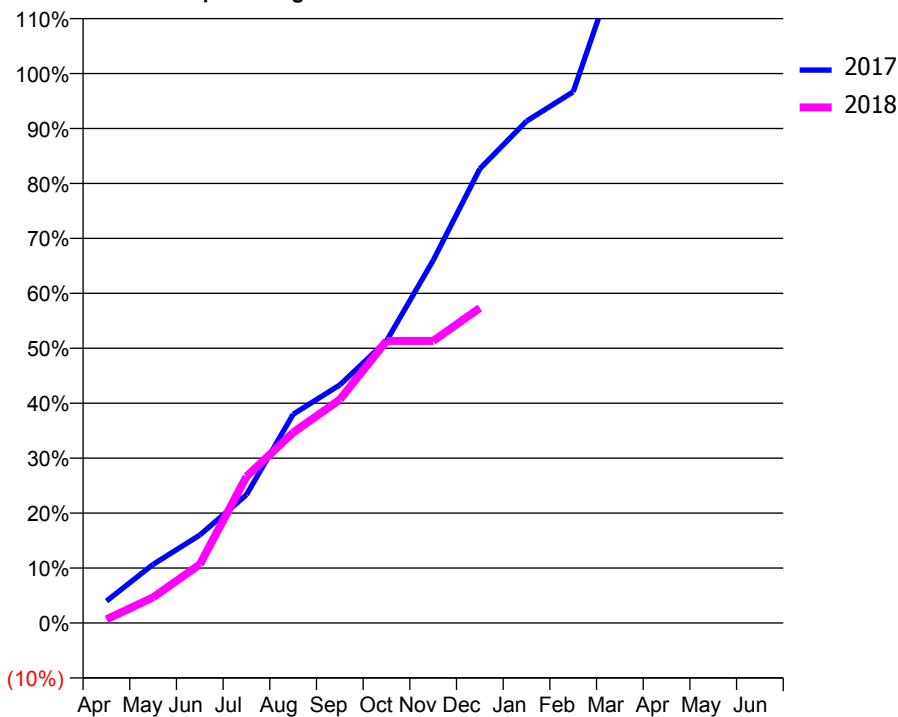
ACCESS*

Patients seen in 24 months	Total	Change since previous quarter
Quarter ending December 2016	55	
Quarter ending March 2017	66	↑
Quarter ending June 2017	75	↑
Quarter ending September 2017	70	↓
Quarter ending December 2017	61	↓
Variance since December 2016	10.9%	↑



ACTIVITY

Cumulative percentage of contracted UDA delivered 2017 & 2018



Month	Adjusted Scheduled Activity (UDA)	
	2017	2018
April	6	1
May	16	7
June	24	16
July	35	40
August	57	52
September	65	61
October	77	77
November	99	77
December	124	86
January	137	
February	145	
March	182	
April	185	
May	186	
June	186	

QUALITY

	Quantity	Base Number	Contract	AT	Region	England
% of FP17s for the same patient ID Re-attending within 3 months - Children	1	32	3.1%	9.8%	12.9%	12.0%
% of FP17s for the same patient ID Re-attending within 3 months - Adults	1	16	6.3%	14.3%	16.5%	15.9%
% of FP17s for the same patient ID Re-attending between 3 & 9 months - Children	10	32	31.3%	58.8%	59.6%	58.0%
% of FP17s for the same patient ID Re-attending between 3 & 9 months - Adults	6	16	37.5%	53.0%	52.8%	50.5%
% of FP17s for Band 1 Urgent Courses	0	43	0.0%	7.5%	9.1%	9.0%
% of FP17s Relating to Free Repair or Replacements	0	43	0.0%	1.2%	1.0%	0.8%
% of FP17s Relating to Continuations	0	43	0.0%	1.3%	1.2%	1.1%
% of Patients satisfied with the dentistry they have received	0	0	N/A	92.7%	91.6%	91.5%
% of Patients satisfied with the time they had to wait for an appointment	0	0	N/A	88.3%	88.3%	87.9%

* This is based on patients treated on this contract for their most recent course of treatment. Figures in italics indicate the base number of FP17s or Patient Questionnaire responses are less than 100. N/A is shown where the base number of responses is less than 10 during the period. % is calculated as Quantity/Base number*100

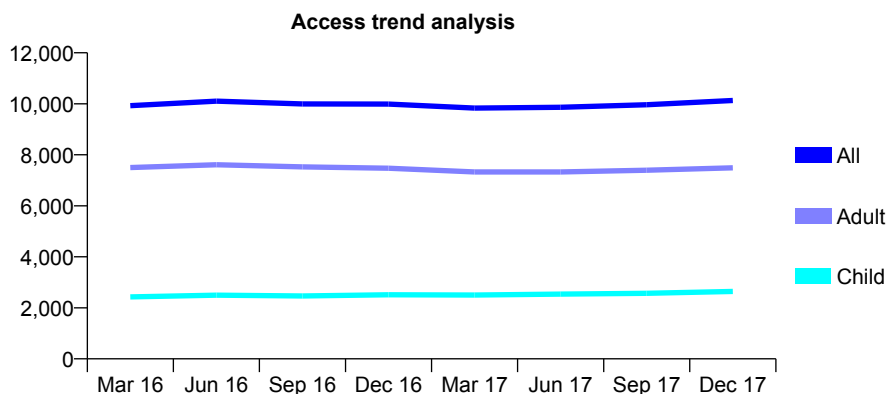
Q51 - Vital Signs At a Glance Contract Report for 181943/0001 - December 2017

Name or company name	Brinsworth Lane Dental Care
Contract type name	GDS Contract
Purpose of contract	General
Contract start date	03/05/2011
Contract end date	

17/18 Contracted general activity (UDA)	25,564
Carry forward general activity (UDA)	800
17/18 Contracted orthodontic activity (UOA)	0
Carry forward orthodontic activity (UOA)	0
Baseline contract value	£815,446.70

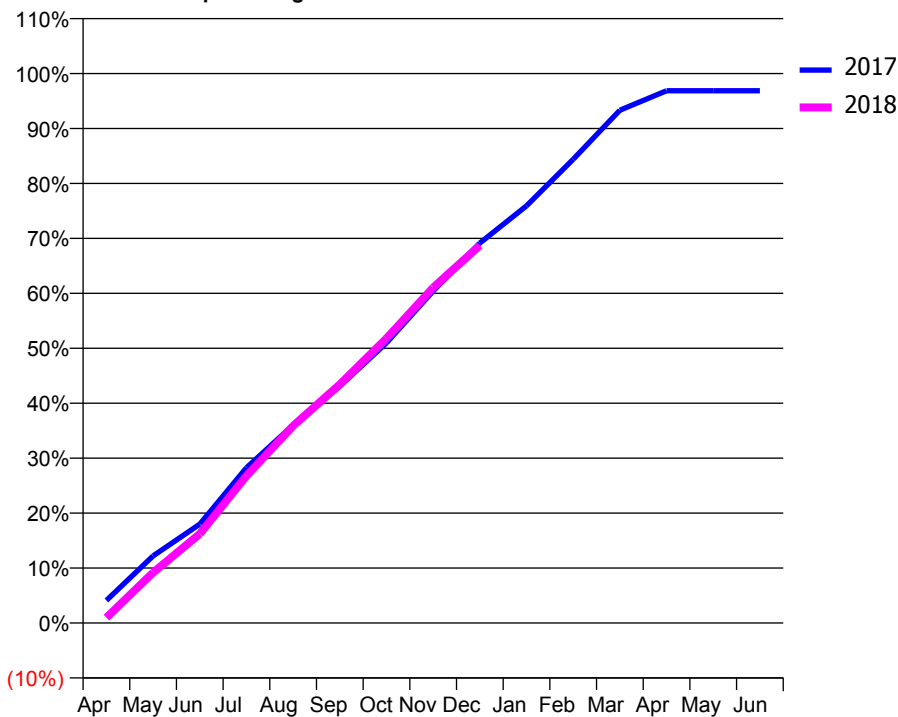
ACCESS*

Patients seen in 24 months	Total	Change since previous quarter
Quarter ending December 2016	9,990	
Quarter ending March 2017	9,833	↓
Quarter ending June 2017	9,865	→
Quarter ending September 2017	9,964	→
Quarter ending December 2017	10,133	→
Variance since December 2016	1.4%	→



ACTIVITY

Cumulative percentage of contracted UDA delivered 2017 & 2018



Month	Adjusted Scheduled Activity (UDA)	
	2017	2018
April	1,054	250
May	3,123	2,345
June	4,603	4,146
July	7,223	6,847
August	9,210	9,175
September	11,020	11,102
October	13,030	13,239
November	15,441	15,604
December	17,674	17,564
January	19,407	
February	21,570	
March	23,854	
April	24,763	
May	24,764	
June	24,764	

QUALITY

	Quantity	Base Number	Contract	AT	Region	England
% of FP17s for the same patient ID Re-attending within 3 months - Children	155	2,703	5.7%	9.8%	12.9%	12.0%
% of FP17s for the same patient ID Re-attending within 3 months - Adults	708	7,236	9.8%	14.3%	16.5%	15.9%
% of FP17s for the same patient ID Re-attending between 3 & 9 months - Children	1,438	2,703	53.2%	58.8%	59.6%	58.0%
% of FP17s for the same patient ID Re-attending between 3 & 9 months - Adults	3,577	7,236	49.4%	53.0%	52.8%	50.5%
% of FP17s for Band 1 Urgent Courses	377	9,525	4.0%	7.5%	9.1%	9.0%
% of FP17s Relating to Free Repair or Replacements	77	9,525	0.8%	1.2%	1.0%	0.8%
% of FP17s Relating to Continuations	168	9,525	1.8%	1.3%	1.2%	1.1%
% of Patients satisfied with the dentistry they have received	13	13	100.0%	92.7%	91.6%	91.5%
% of Patients satisfied with the time they had to wait for an appointment	12	13	92.3%	88.3%	88.3%	87.9%

* This is based on patients treated on this contract for their most recent course of treatment. Figures in italics indicate the base number of FP17s or Patient Questionnaire responses are less than 100. N/A is shown where the base number of responses is less than 10 during the period. % is calculated as Quantity/Base number*100

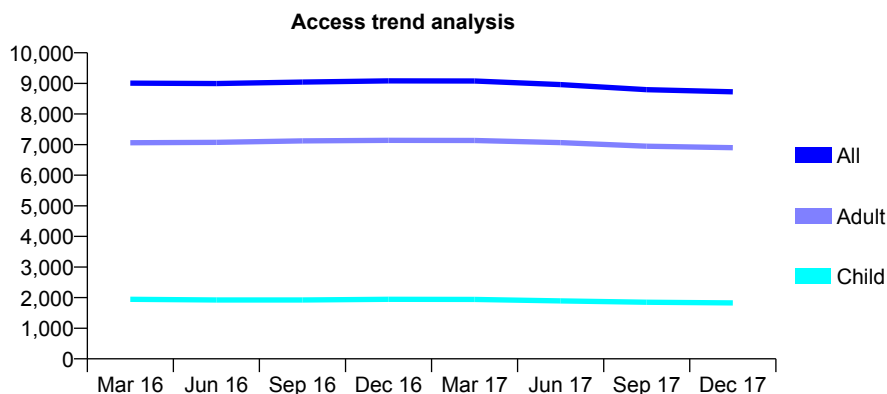
Q51 - Vital Signs At a Glance Contract Report for 182370/0001 - December 2017

Name or company name	Dental Directions
Contract type name	GDS Contract
Purpose of contract	General
Contract start date	01/04/2006
Contract end date	

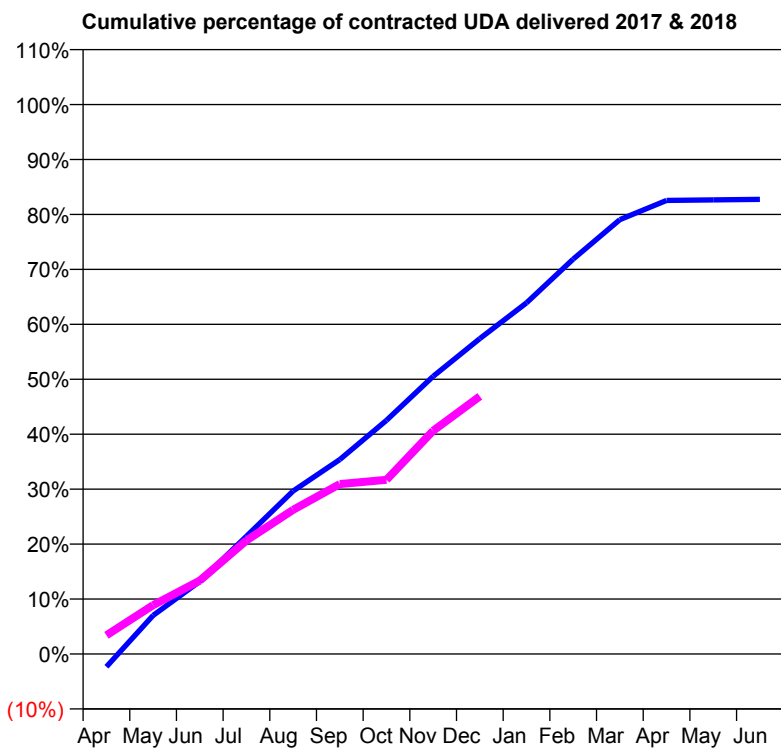
17/18 Contracted general activity (UDA)	27,296
Carry forward general activity (UDA)	0
17/18 Contracted orthodontic activity (UOA)	0
Carry forward orthodontic activity (UOA)	0
Baseline contract value	£877,436.04

ACCESS*

Patients seen in 24 months	Total	Change since previous quarter
Quarter ending December 2016	9,082	
Quarter ending March 2017	9,077	→
Quarter ending June 2017	8,960	↓
Quarter ending September 2017	8,797	↓
Quarter ending December 2017	8,727	→
Variance since December 2016	(3.9%)	↓



ACTIVITY



Month	Adjusted Scheduled Activity (UDA)	
	2017	2018
April	-637	929
May	1,917	2,430
June	3,609	3,647
July	5,855	5,641
August	8,096	7,161
September	9,664	8,445
October	11,609	8,657
November	13,796	11,089
December	15,671	12,803
January	17,443	
February	19,615	
March	21,575	
April	22,534	
May	22,560	
June	22,582	

QUALITY

	Quantity	Base Number	Contract	AT	Region	England
% of FP17s for the same patient ID Re-attending within 3 months - Children	103	1,697	6.1%	9.8%	12.9%	12.0%
% of FP17s for the same patient ID Re-attending within 3 months - Adults	747	6,265	11.9%	14.3%	16.5%	15.9%
% of FP17s for the same patient ID Re-attending between 3 & 9 months - Children	983	1,697	57.9%	58.8%	59.6%	58.0%
% of FP17s for the same patient ID Re-attending between 3 & 9 months - Adults	3,509	6,265	56.0%	53.0%	52.8%	50.5%
% of FP17s for Band 1 Urgent Courses	412	7,321	5.6%	7.5%	9.1%	9.0%
% of FP17s Relating to Free Repair or Replacements	35	7,321	0.5%	1.2%	1.0%	0.8%
% of FP17s Relating to Continuations	36	7,321	0.5%	1.3%	1.2%	1.1%
% of Patients satisfied with the dentistry they have received	12	12	100.0%	92.7%	91.6%	91.5%
% of Patients satisfied with the time they had to wait for an appointment	12	12	100.0%	88.3%	88.3%	87.9%

* This is based on patients treated on this contract for their most recent course of treatment. Figures in italics indicate the base number of FP17s or Patient Questionnaire responses are less than 100. N/A is shown where the base number of responses is less than 10 during the period. % is calculated as Quantity/Base number*100

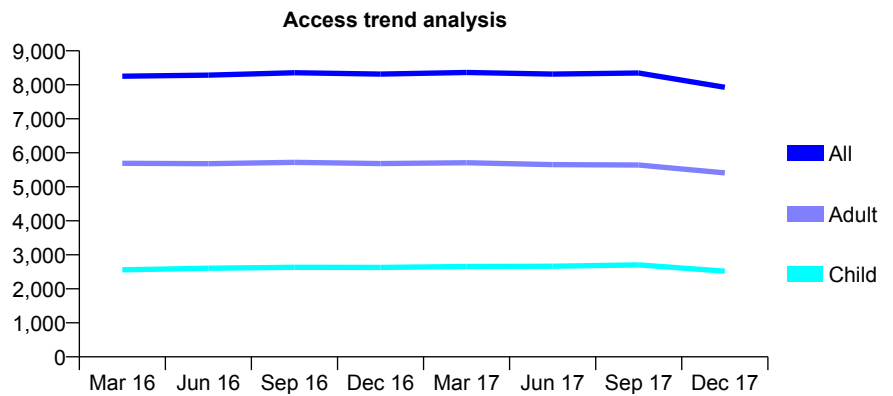
Q51 - Vital Signs At a Glance Contract Report for 182370/0002 - December 2017

Name or company name	Dental Directions
Contract type name	GDS Contract
Purpose of contract	General
Contract start date	01/04/2006
Contract end date	

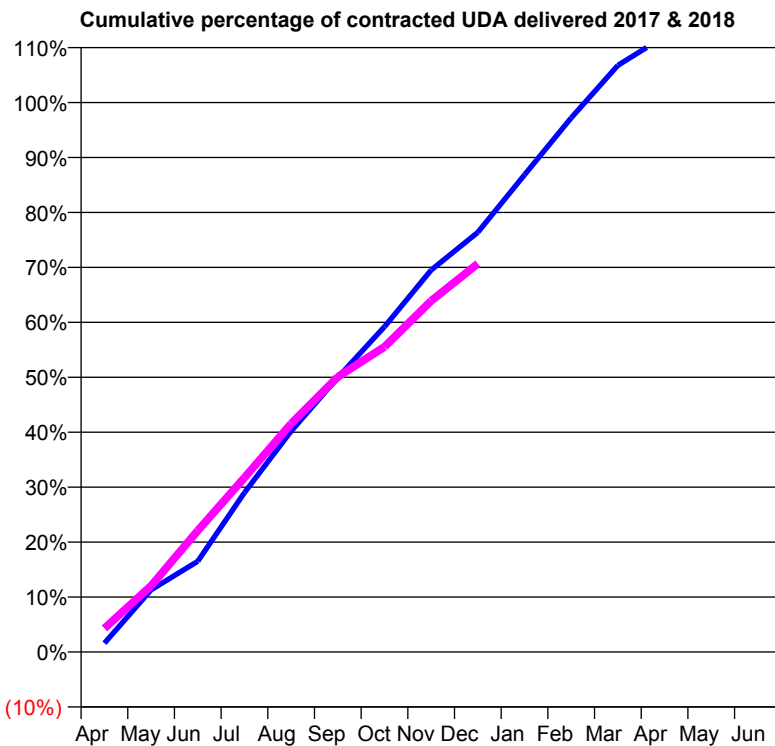
17/18 Contracted general activity (UDA)	17,789
Carry forward general activity (UDA)	-356
17/18 Contracted orthodontic activity (UOA)	0
Carry forward orthodontic activity (UOA)	0
Baseline contract value	£571,380.24

ACCESS*

Patients seen in 24 months	Total	Change since previous quarter
Quarter ending December 2016	8,316	
Quarter ending March 2017	8,363	→
Quarter ending June 2017	8,316	→
Quarter ending September 2017	8,346	→
Quarter ending December 2017	7,929	↓
Variance since December 2016	(4.7%)	↓



ACTIVITY



Month	Adjusted Scheduled Activity (UDA)	
	2017	2018
April	288	767
May	2,014	2,144
June	2,939	3,929
July	5,160	5,645
August	7,152	7,395
September	8,886	8,906
October	10,530	9,880
November	12,367	11,369
December	13,589	12,573
January	15,448	
February	17,290	
March	18,993	
April	19,928	
May	19,968	
June	19,983	

QUALITY

	Quantity	Base Number	Contract	AT	Region	England
% of FP17s for the same patient ID Re-attending within 3 months - Children	163	2,266	7.2%	9.8%	12.9%	12.0%
% of FP17s for the same patient ID Re-attending within 3 months - Adults	617	4,737	13.0%	14.3%	16.5%	15.9%
% of FP17s for the same patient ID Re-attending between 3 & 9 months - Children	1,127	2,266	49.7%	58.8%	59.6%	58.0%
% of FP17s for the same patient ID Re-attending between 3 & 9 months - Adults	2,388	4,737	50.4%	53.0%	52.8%	50.5%
% of FP17s for Band 1 Urgent Courses	194	5,744	3.4%	7.5%	9.1%	9.0%
% of FP17s Relating to Free Repair or Replacements	77	5,744	1.3%	1.2%	1.0%	0.8%
% of FP17s Relating to Continuations	51	5,744	0.9%	1.3%	1.2%	1.1%
% of Patients satisfied with the dentistry they have received	7	10	70.0%	92.7%	91.6%	91.5%
% of Patients satisfied with the time they had to wait for an appointment	8	10	80.0%	88.3%	88.3%	87.9%

* This is based on patients treated on this contract for their most recent course of treatment. Figures in italics indicate the base number of FP17s or Patient Questionnaire responses are less than 100. N/A is shown where the base number of responses is less than 10 during the period. % is calculated as Quantity/Base number*100

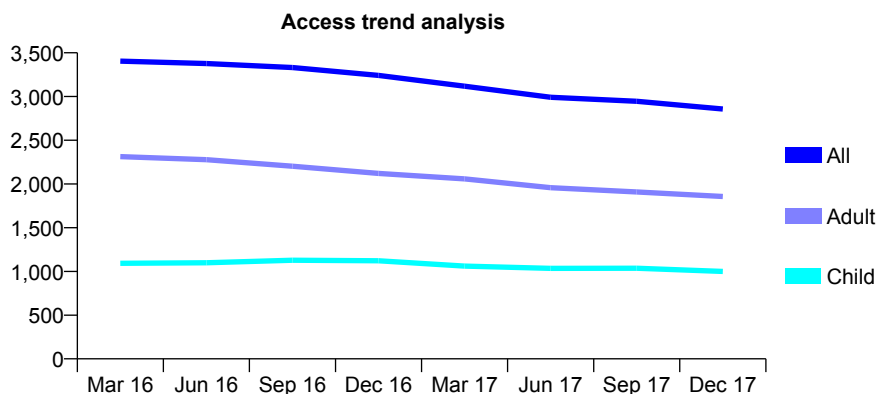
Q51 - Vital Signs At a Glance Contract Report for 186961/0001 - December 2017

Name or company name	Dalton Care Contract Limited Partnership
Contract type name	GDS Contract
Purpose of contract	General
Contract start date	01/09/2010
Contract end date	

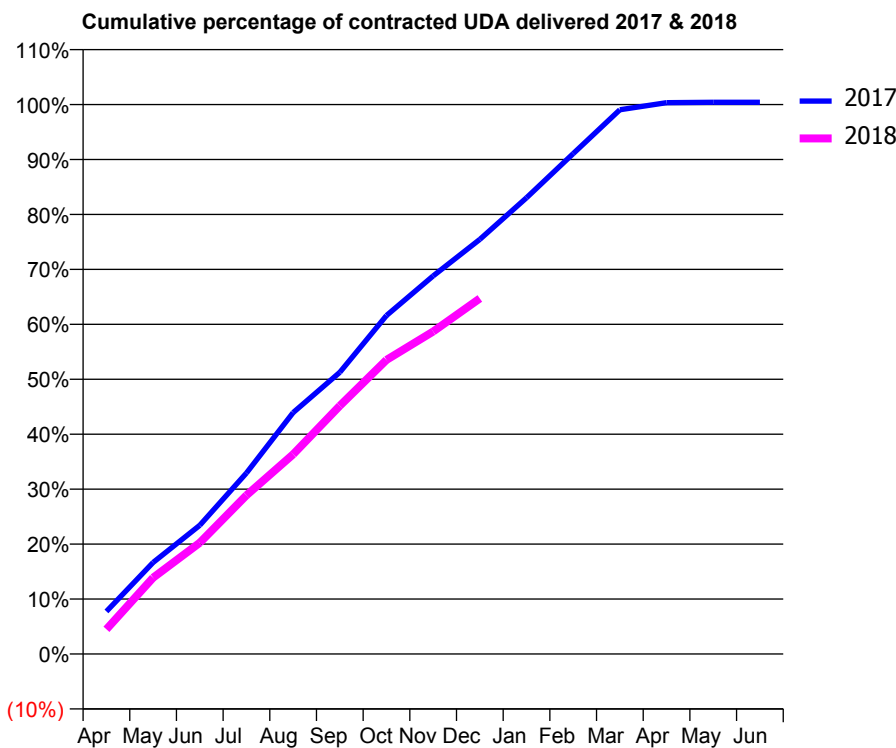
17/18 Contracted general activity (UDA)	8,000
Carry forward general activity (UDA)	-32
17/18 Contracted orthodontic activity (UOA)	0
Carry forward orthodontic activity (UOA)	0
Baseline contract value	£253,645.58

ACCESS*

Patients seen in 24 months	Total	Change since previous quarter
Quarter ending December 2016	3,242	
Quarter ending March 2017	3,118	↓
Quarter ending June 2017	2,992	↓
Quarter ending September 2017	2,945	↓
Quarter ending December 2017	2,857	↓
Variance since December 2016	(11.9%)	↓



ACTIVITY



Month	Adjusted Scheduled Activity (UDA)	
	2017	2018
April	619	359
May	1,333	1,111
June	1,874	1,620
July	2,635	2,311
August	3,514	2,907
September	4,100	3,614
October	4,928	4,282
November	5,504	4,695
December	6,037	5,177
January	6,642	
February	7,285	
March	7,923	
April	8,026	
May	8,032	
June	8,032	

QUALITY

	Quantity	Base Number	Contract	AT	Region	England
% of FP17s for the same patient ID Re-attending within 3 months - Children	97	999	9.7%	9.8%	12.9%	12.0%
% of FP17s for the same patient ID Re-attending within 3 months - Adults	164	1,388	11.8%	14.3%	16.5%	15.9%
% of FP17s for the same patient ID Re-attending between 3 & 9 months - Children	556	999	55.7%	58.8%	59.6%	58.0%
% of FP17s for the same patient ID Re-attending between 3 & 9 months - Adults	657	1,388	47.3%	53.0%	52.8%	50.5%
% of FP17s for Band 1 Urgent Courses	55	2,347	2.3%	7.5%	9.1%	9.0%
% of FP17s Relating to Free Repair or Replacements	2	2,347	0.1%	1.2%	1.0%	0.8%
% of FP17s Relating to Continuations	43	2,347	1.8%	1.3%	1.2%	1.1%
% of Patients satisfied with the dentistry they have received	2	3	N/A	92.7%	91.6%	91.5%
% of Patients satisfied with the time they had to wait for an appointment	2	3	N/A	88.3%	88.3%	87.9%

* This is based on patients treated on this contract for their most recent course of treatment. Figures in italics indicate the base number of FP17s or Patient Questionnaire responses are less than 100. N/A is shown where the base number of responses is less than 10 during the period. % is calculated as Quantity/Base number*100

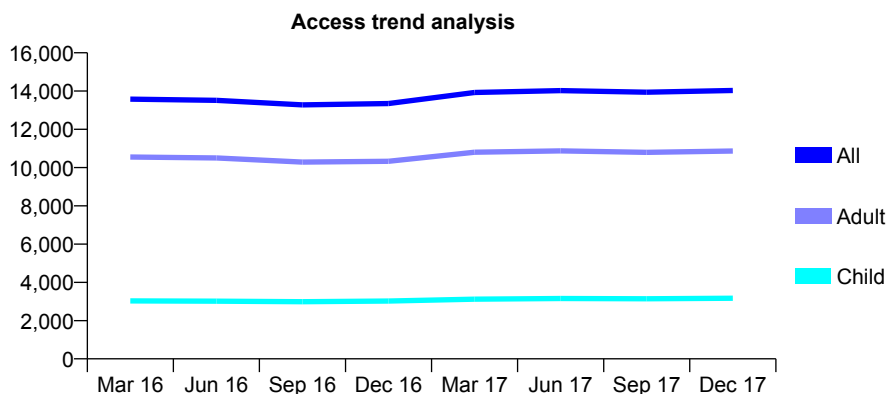
Q51 - Vital Signs At a Glance Contract Report for 190888/0002 - December 2017

Name or company name	Retford Dental Care
Contract type name	GDS Contract
Purpose of contract	General
Contract start date	01/04/2012
Contract end date	

17/18 Contracted general activity (UDA)	35,365
Carry forward general activity (UDA)	919
17/18 Contracted orthodontic activity (UOA)	0
Carry forward orthodontic activity (UOA)	0
Baseline contract value	£1,019,843.13

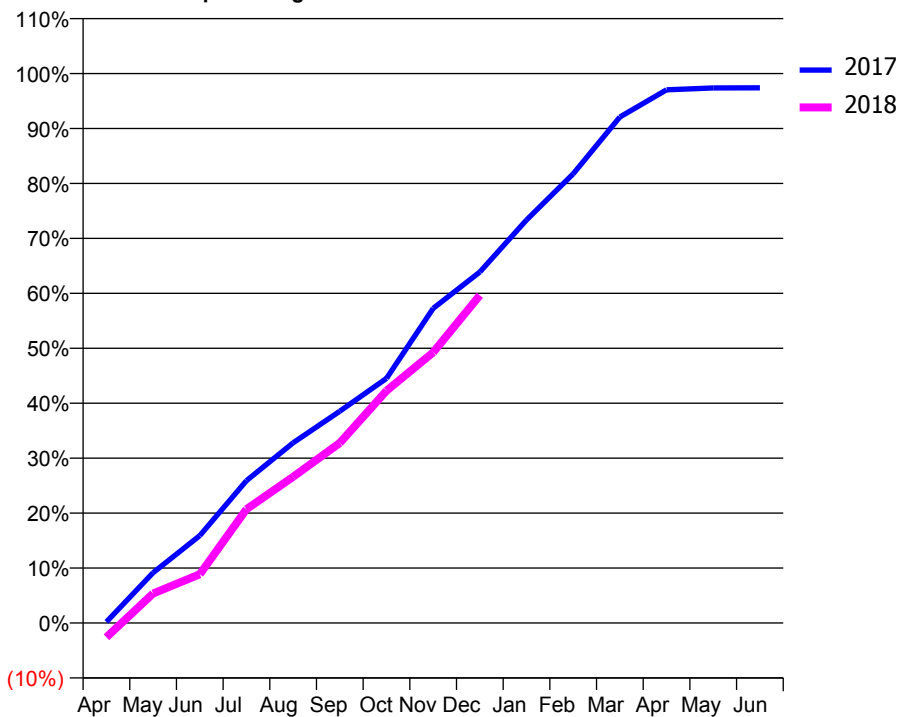
ACCESS*

Patients seen in 24 months	Total	Change since previous quarter
Quarter ending December 2016	13,348	
Quarter ending March 2017	13,923	↑
Quarter ending June 2017	14,026	→
Quarter ending September 2017	13,937	→
Quarter ending December 2017	14,033	→
Variance since December 2016	5.1%	↑



ACTIVITY

Cumulative percentage of contracted UDA delivered 2017 & 2018



Month	Adjusted Scheduled Activity (UDA)	
	2017	2018
April	71	-919
May	3,240	1,902
June	5,627	3,140
July	9,158	7,329
August	11,599	9,408
September	13,635	11,592
October	15,744	14,942
November	20,253	17,421
December	22,592	21,094
January	25,941	
February	28,909	
March	32,564	
April	34,316	
May	34,436	
June	34,446	

QUALITY

	Quantity	Base Number	Contract	AT	Region	England
% of FP17s for the same patient ID Re-attending within 3 months - Children	108	3,116	3.5%	9.8%	12.9%	12.0%
% of FP17s for the same patient ID Re-attending within 3 months - Adults	1,137	10,456	10.9%	14.3%	16.5%	15.9%
% of FP17s for the same patient ID Re-attending between 3 & 9 months - Children	1,862	3,116	59.8%	58.8%	59.6%	58.0%
% of FP17s for the same patient ID Re-attending between 3 & 9 months - Adults	5,557	10,456	53.1%	53.0%	52.8%	50.5%
% of FP17s for Band 1 Urgent Courses	729	11,562	6.3%	7.5%	9.1%	9.0%
% of FP17s Relating to Free Repair or Replacements	240	11,562	2.1%	1.2%	1.0%	0.8%
% of FP17s Relating to Continuations	91	11,562	0.8%	1.3%	1.2%	1.1%
% of Patients satisfied with the dentistry they have received	12	12	100.0%	92.7%	91.6%	91.5%
% of Patients satisfied with the time they had to wait for an appointment	8	12	66.7%	88.3%	88.3%	87.9%

* This is based on patients treated on this contract for their most recent course of treatment. Figures in italics indicate the base number of FP17s or Patient Questionnaire responses are less than 100. N/A is shown where the base number of responses is less than 10 during the period. % is calculated as Quantity/Base number*100

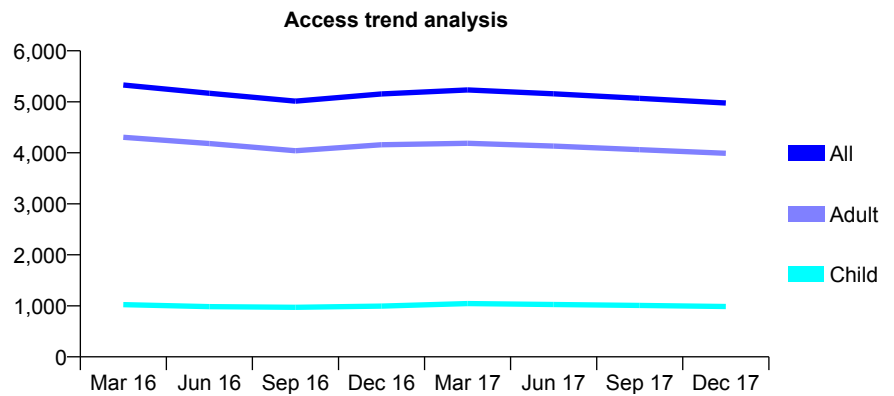
Q51 - Vital Signs At a Glance Contract Report for 191000/0001 - December 2017

Name or company name	Warren House Dental Practice
Contract type name	GDS Contract
Purpose of contract	General
Contract start date	01/05/2013
Contract end date	

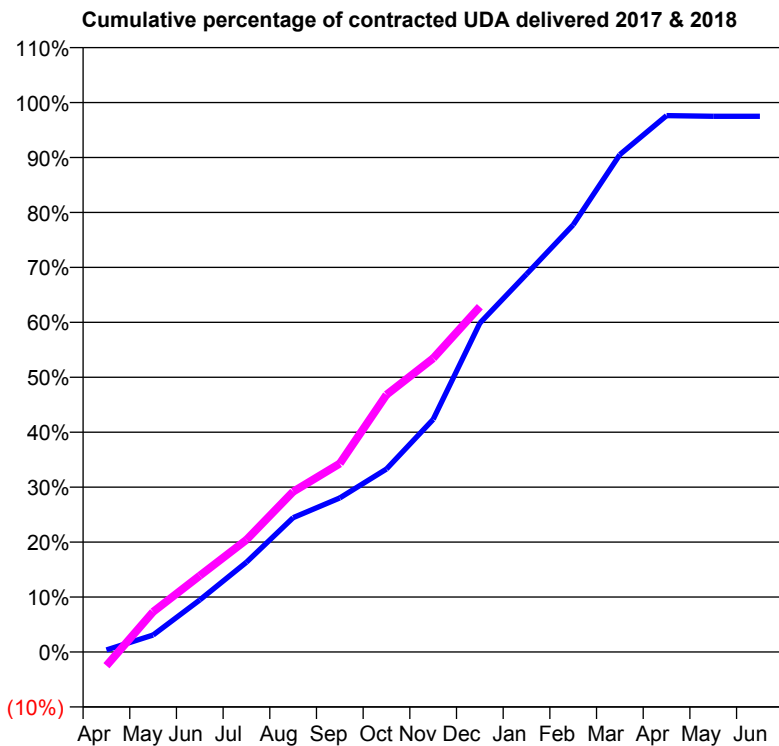
17/18 Contracted general activity (UDA)	19,974
Carry forward general activity (UDA)	502
17/18 Contracted orthodontic activity (UOA)	0
Carry forward orthodontic activity (UOA)	0
Baseline contract value	£560,084.40

ACCESS*

Patients seen in 24 months	Total	Change since previous quarter
Quarter ending December 2016	5,153	
Quarter ending March 2017	5,232	→
Quarter ending June 2017	5,157	↓
Quarter ending September 2017	5,069	↓
Quarter ending December 2017	4,977	↓
Variance since December 2016	(3.4%)	↓



ACTIVITY



Month	Adjusted Scheduled Activity (UDA)	
	2017	2018
April	74	-502
May	618	1,462
June	1,892	2,774
July	3,265	4,077
August	4,882	5,831
September	5,599	6,851
October	6,651	9,354
November	8,456	10,677
December	11,958	12,551
January	13,733	
February	15,526	
March	18,081	
April	19,497	
May	19,471	
June	19,472	

QUALITY

	Quantity	Base Number	Contract	AT	Region	England
% of FP17s for the same patient ID Re-attending within 3 months - Children	154	1,226	12.6%	9.8%	12.9%	12.0%
% of FP17s for the same patient ID Re-attending within 3 months - Adults	886	4,493	19.7%	14.3%	16.5%	15.9%
% of FP17s for the same patient ID Re-attending between 3 & 9 months - Children	745	1,226	60.8%	58.8%	59.6%	58.0%
% of FP17s for the same patient ID Re-attending between 3 & 9 months - Adults	2,455	4,493	54.6%	53.0%	52.8%	50.5%
% of FP17s for Band 1 Urgent Courses	511	5,349	9.6%	7.5%	9.1%	9.0%
% of FP17s Relating to Free Repair or Replacements	154	5,349	2.9%	1.2%	1.0%	0.8%
% of FP17s Relating to Continuations	48	5,349	0.9%	1.3%	1.2%	1.1%
% of Patients satisfied with the dentistry they have received	8	9	N/A	92.7%	91.6%	91.5%
% of Patients satisfied with the time they had to wait for an appointment	6	9	N/A	88.3%	88.3%	87.9%

* This is based on patients treated on this contract for their most recent course of treatment. Figures in italics indicate the base number of FP17s or Patient Questionnaire responses are less than 100. N/A is shown where the base number of responses is less than 10 during the period. % is calculated as Quantity/Base number*100

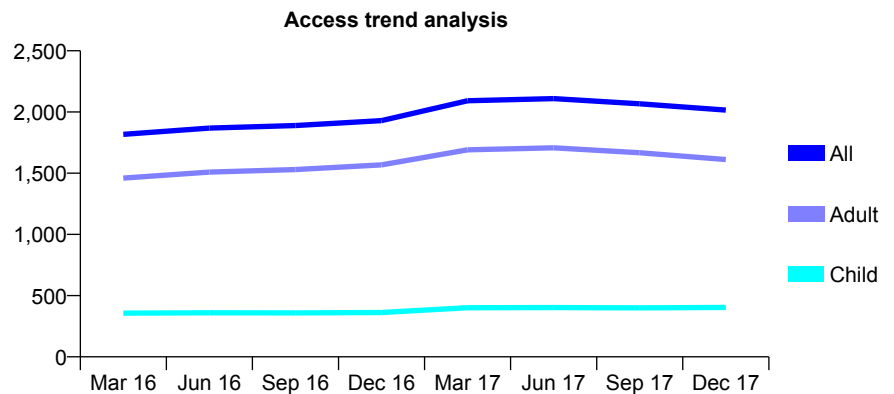
Q51 - Vital Signs At a Glance Contract Report for 192643/0001 - December 2017

Name or company name	Abbeydale Dental Care
Contract type name	GDS Contract
Purpose of contract	General
Contract start date	01/12/2013
Contract end date	

17/18 Contracted general activity (UDA)	6,699
Carry forward general activity (UDA)	0
17/18 Contracted orthodontic activity (UOA)	0
Carry forward orthodontic activity (UOA)	0
Baseline contract value	£222,155.79

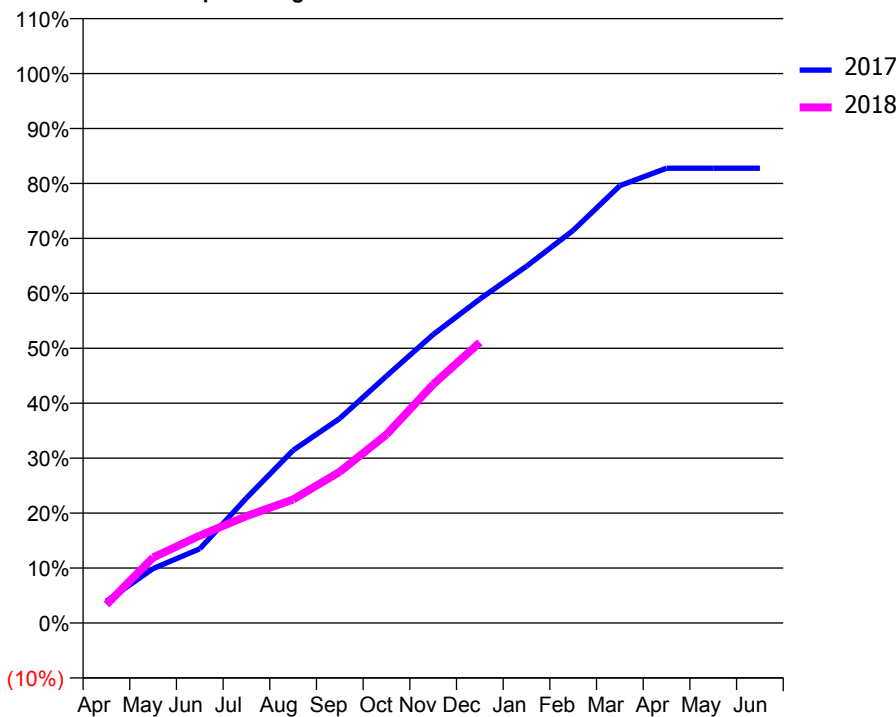
ACCESS*

Patients seen in 24 months	Total	Change since previous quarter
Quarter ending December 2016	1,930	
Quarter ending March 2017	2,092	↑
Quarter ending June 2017	2,109	→
Quarter ending September 2017	2,067	↓
Quarter ending December 2017	2,016	↓
Variance since December 2016	4.5%	↑



ACTIVITY

Cumulative percentage of contracted UDA delivered 2017 & 2018



Month	Adjusted Scheduled Activity (UDA)	
	2017	2018
April	265	225
May	665	798
June	905	1,066
July	1,524	1,303
August	2,107	1,506
September	2,494	1,845
October	3,012	2,297
November	3,518	2,909
December	3,949	3,422
January	4,349	
February	4,786	
March	5,332	
April	5,544	
May	5,544	
June	5,544	

QUALITY

	Quantity	Base Number	Contract	AT	Region	England
% of FP17s for the same patient ID Re-attending within 3 months - Children	59	451	13.1%	9.8%	12.9%	12.0%
% of FP17s for the same patient ID Re-attending within 3 months - Adults	217	1,459	14.9%	14.3%	16.5%	15.9%
% of FP17s for the same patient ID Re-attending between 3 & 9 months - Children	261	451	57.9%	58.8%	59.6%	58.0%
% of FP17s for the same patient ID Re-attending between 3 & 9 months - Adults	739	1,459	50.7%	53.0%	52.8%	50.5%
% of FP17s for Band 1 Urgent Courses	83	1,804	4.6%	7.5%	9.1%	9.0%
% of FP17s Relating to Free Repair or Replacements	37	1,804	2.1%	1.2%	1.0%	0.8%
% of FP17s Relating to Continuations	12	1,804	0.7%	1.3%	1.2%	1.1%
% of Patients satisfied with the dentistry they have received	3	3	N/A	92.7%	91.6%	91.5%
% of Patients satisfied with the time they had to wait for an appointment	3	3	N/A	88.3%	88.3%	87.9%

* This is based on patients treated on this contract for their most recent course of treatment. Figures in italics indicate the base number of FP17s or Patient Questionnaire responses are less than 100. N/A is shown where the base number of responses is less than 10 during the period. % is calculated as Quantity/Base number*100

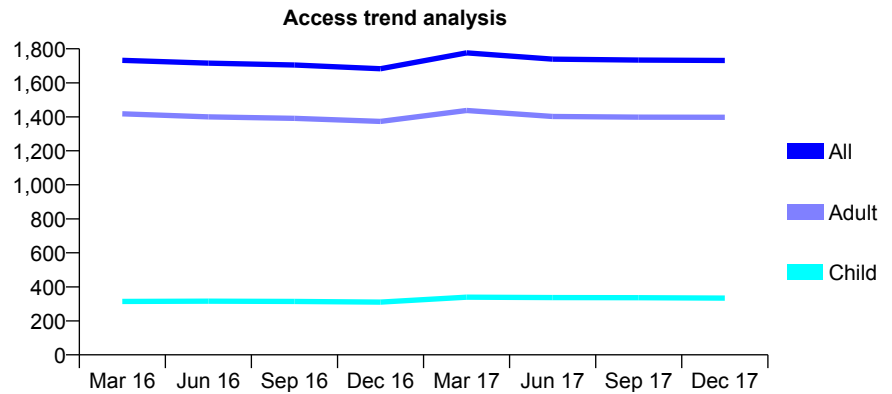
Q51 - Vital Signs At a Glance Contract Report for 193348/0001 - December 2017

Name or company name	Devonshire Quarter Dental Practice
Contract type name	GDS Contract
Purpose of contract	General
Contract start date	01/03/2012
Contract end date	

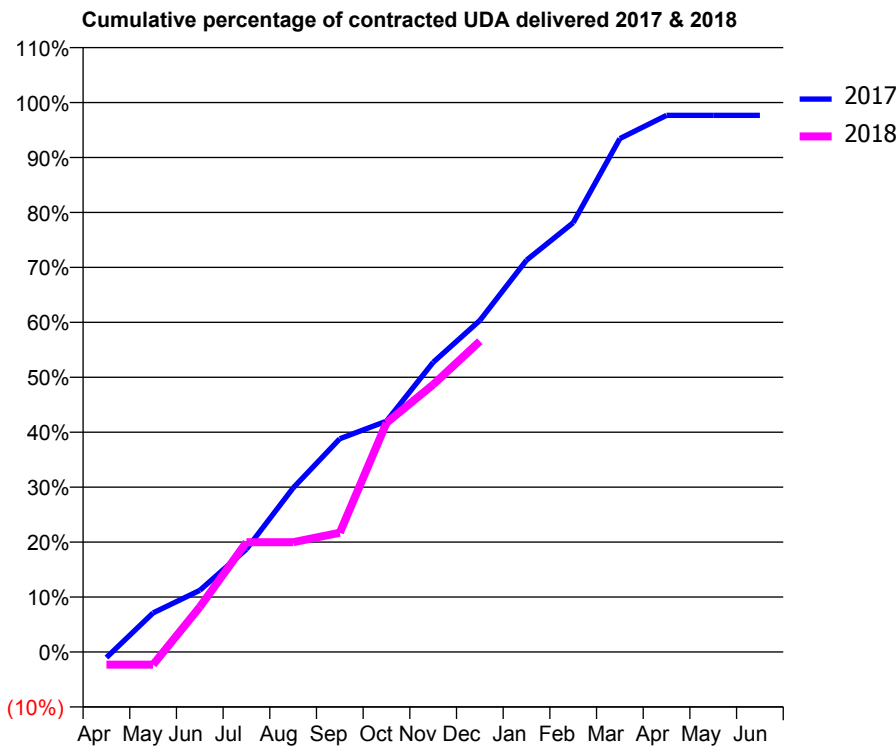
17/18 Contracted general activity (UDA)	5,177
Carry forward general activity (UDA)	120
17/18 Contracted orthodontic activity (UOA)	0
Carry forward orthodontic activity (UOA)	0
Baseline contract value	£164,074.95

ACCESS*

Patients seen in 24 months	Total	Change since previous quarter
Quarter ending December 2016	1,683	
Quarter ending March 2017	1,776	↑
Quarter ending June 2017	1,739	↓
Quarter ending September 2017	1,734	→
Quarter ending December 2017	1,731	→
Variance since December 2016	2.9%	↑



ACTIVITY



Month	Adjusted Scheduled Activity (UDA)	
	2017	2018
April	-53	-120
May	369	-120
June	581	423
July	969	1,035
August	1,546	1,035
September	2,009	1,123
October	2,176	2,159
November	2,730	2,519
December	3,124	2,928
January	3,692	
February	4,045	
March	4,837	
April	5,057	
May	5,057	
June	5,057	

QUALITY

	Quantity	Base Number	Contract	AT	Region	England
% of FP17s for the same patient ID Re-attending within 3 months - Children	67	445	15.1%	9.8%	12.9%	12.0%
% of FP17s for the same patient ID Re-attending within 3 months - Adults	276	1,766	15.6%	14.3%	16.5%	15.9%
% of FP17s for the same patient ID Re-attending between 3 & 9 months - Children	327	445	73.5%	58.8%	59.6%	58.0%
% of FP17s for the same patient ID Re-attending between 3 & 9 months - Adults	1,253	1,766	71.0%	53.0%	52.8%	50.5%
% of FP17s for Band 1 Urgent Courses	140	2,095	6.7%	7.5%	9.1%	9.0%
% of FP17s Relating to Free Repair or Replacements	27	2,095	1.3%	1.2%	1.0%	0.8%
% of FP17s Relating to Continuations	12	2,095	0.6%	1.3%	1.2%	1.1%
% of Patients satisfied with the dentistry they have received	4	4	N/A	92.7%	91.6%	91.5%
% of Patients satisfied with the time they had to wait for an appointment	4	4	N/A	88.3%	88.3%	87.9%

* This is based on patients treated on this contract for their most recent course of treatment. Figures in italics indicate the base number of FP17s or Patient Questionnaire responses are less than 100. N/A is shown where the base number of responses is less than 10 during the period. % is calculated as Quantity/Base number*100

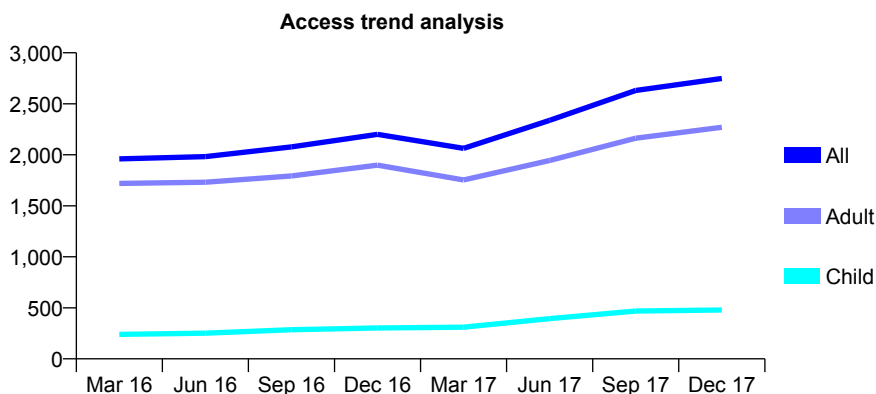
Q51 - Vital Signs At a Glance Contract Report for 194263/0001 - December 2017

Name or company name	R M Denton Ltd
Contract type name	GDS Contract
Purpose of contract	General
Contract start date	01/01/2012
Contract end date	

17/18 Contracted general activity (UDA)	7,200
Carry forward general activity (UDA)	15
17/18 Contracted orthodontic activity (UOA)	0
Carry forward orthodontic activity (UOA)	0
Baseline contract value	£206,104.86

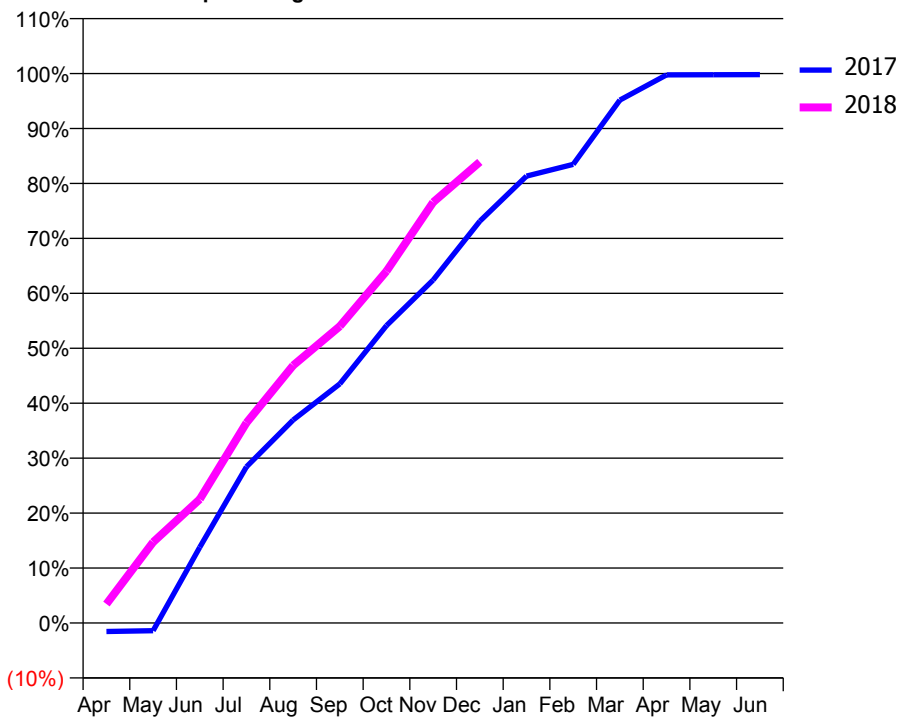
ACCESS*

Patients seen in 24 months	Total	Change since previous quarter
Quarter ending December 2016	2,201	
Quarter ending March 2017	2,063	↓
Quarter ending June 2017	2,338	↑
Quarter ending September 2017	2,631	↑
Quarter ending December 2017	2,749	↑
Variance since December 2016	24.9%	↑



ACTIVITY

Cumulative percentage of contracted UDA delivered 2017 & 2018



Month	Adjusted Scheduled Activity (UDA)	
	2017	2018
April	-113	249
May	-103	1,059
June	993	1,623
July	2,046	2,624
August	2,661	3,375
September	3,133	3,889
October	3,898	4,609
November	4,495	5,514
December	5,265	6,041
January	5,857	
February	6,010	
March	6,851	
April	7,181	
May	7,184	
June	7,185	

QUALITY

	Quantity	Base Number	Contract	AT	Region	England
% of FP17s for the same patient ID Re-attending within 3 months - Children	48	593	8.1%	9.8%	12.9%	12.0%
% of FP17s for the same patient ID Re-attending within 3 months - Adults	226	2,568	8.8%	14.3%	16.5%	15.9%
% of FP17s for the same patient ID Re-attending between 3 & 9 months - Children	251	593	42.3%	58.8%	59.6%	58.0%
% of FP17s for the same patient ID Re-attending between 3 & 9 months - Adults	1,057	2,568	41.2%	53.0%	52.8%	50.5%
% of FP17s for Band 1 Urgent Courses	122	3,021	4.0%	7.5%	9.1%	9.0%
% of FP17s Relating to Free Repair or Replacements	41	3,021	1.4%	1.2%	1.0%	0.8%
% of FP17s Relating to Continuations	35	3,021	1.2%	1.3%	1.2%	1.1%
% of Patients satisfied with the dentistry they have received	10	11	90.9%	92.7%	91.6%	91.5%
% of Patients satisfied with the time they had to wait for an appointment	10	11	90.9%	88.3%	88.3%	87.9%

* This is based on patients treated on this contract for their most recent course of treatment. Figures in italics indicate the base number of FP17s or Patient Questionnaire responses are less than 100. N/A is shown where the base number of responses is less than 10 during the period. % is calculated as Quantity/Base number*100

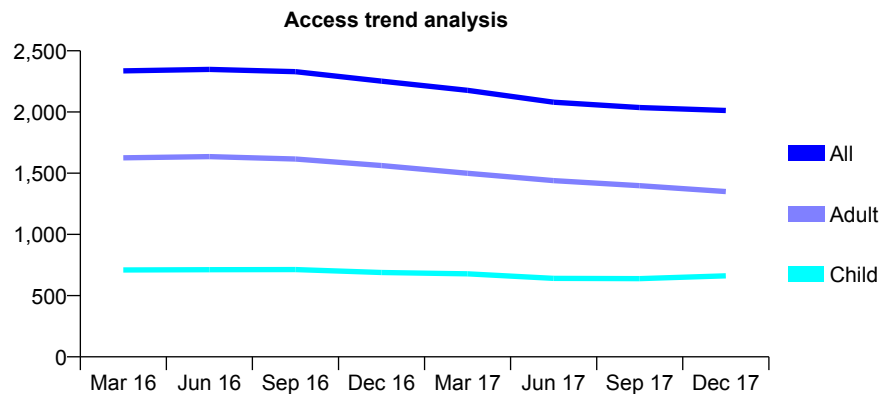
Q51 - Vital Signs At a Glance Contract Report for 196320/0001 - December 2017

Name or company name	Adrian Vasile
Contract type name	GDS Contract
Purpose of contract	General
Contract start date	01/01/2011
Contract end date	

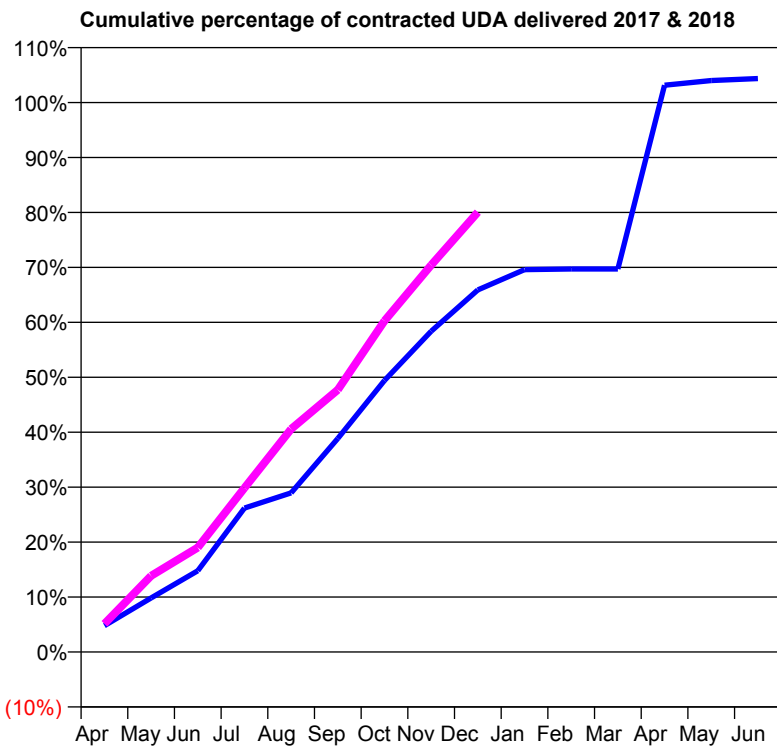
17/18 Contracted general activity (UDA)	7,284
Carry forward general activity (UDA)	-146
17/18 Contracted orthodontic activity (UOA)	0
Carry forward orthodontic activity (UOA)	0
Baseline contract value	£232,369.93

ACCESS*

Patients seen in 24 months	Total	Change since previous quarter
Quarter ending December 2016	2,252	
Quarter ending March 2017	2,177	↓
Quarter ending June 2017	2,080	↓
Quarter ending September 2017	2,037	↓
Quarter ending December 2017	2,012	↓
Variance since December 2016	(10.7%)	↓



ACTIVITY



Month	Adjusted Scheduled Activity (UDA)	
	2017	2018
April	349	374
May	716	1,011
June	1,077	1,384
July	1,908	2,175
August	2,110	2,957
September	2,831	3,477
October	3,600	4,390
November	4,251	5,129
December	4,800	5,831
January	5,069	
February	5,077	
March	5,077	
April	7,513	
May	7,574	
June	7,602	

QUALITY

	Quantity	Base Number	Contract	AT	Region	England
% of FP17s for the same patient ID Re-attending within 3 months - Children	90	897	10.0%	9.8%	12.9%	12.0%
% of FP17s for the same patient ID Re-attending within 3 months - Adults	231	1,797	12.9%	14.3%	16.5%	15.9%
% of FP17s for the same patient ID Re-attending between 3 & 9 months - Children	453	897	50.5%	58.8%	59.6%	58.0%
% of FP17s for the same patient ID Re-attending between 3 & 9 months - Adults	1,087	1,797	60.5%	53.0%	52.8%	50.5%
% of FP17s for Band 1 Urgent Courses	64	1,929	3.3%	7.5%	9.1%	9.0%
% of FP17s Relating to Free Repair or Replacements	16	1,929	0.8%	1.2%	1.0%	0.8%
% of FP17s Relating to Continuations	10	1,929	0.5%	1.3%	1.2%	1.1%
% of Patients satisfied with the dentistry they have received	5	5	N/A	92.7%	91.6%	91.5%
% of Patients satisfied with the time they had to wait for an appointment	5	5	N/A	88.3%	88.3%	87.9%

* This is based on patients treated on this contract for their most recent course of treatment. Figures in italics indicate the base number of FP17s or Patient Questionnaire responses are less than 100. N/A is shown where the base number of responses is less than 10 during the period. % is calculated as Quantity/Base number*100

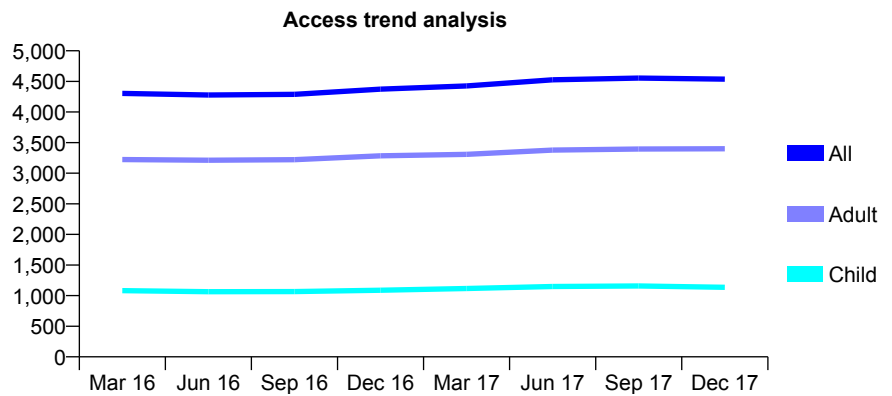
Q51 - Vital Signs At a Glance Contract Report for 196401/0001 - December 2017

Name or company name	M Foster Dental Surgeon Ltd
Contract type name	GDS Contract
Purpose of contract	General
Contract start date	01/12/2010
Contract end date	

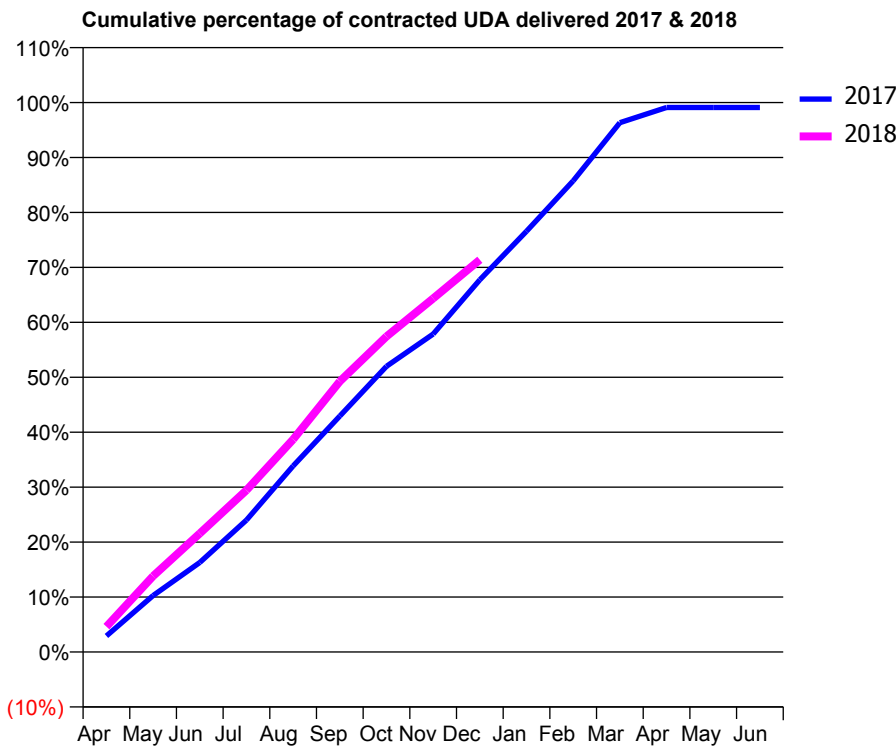
17/18 Contracted general activity (UDA)	13,258
Carry forward general activity (UDA)	119
17/18 Contracted orthodontic activity (UOA)	0
Carry forward orthodontic activity (UOA)	0
Baseline contract value	£356,393.39

ACCESS*

Patients seen in 24 months	Total	Change since previous quarter
Quarter ending December 2016	4,374	
Quarter ending March 2017	4,426	→
Quarter ending June 2017	4,527	↑
Quarter ending September 2017	4,554	→
Quarter ending December 2017	4,537	→
Variance since December 2016	3.7%	↑



ACTIVITY



Month	Adjusted Scheduled Activity (UDA)	
	2017	2018
April	387	614
May	1,364	1,832
June	2,161	2,862
July	3,183	3,904
August	4,489	5,130
September	5,693	6,529
October	6,893	7,615
November	7,672	8,531
December	8,981	9,464
January	10,153	
February	11,369	
March	12,773	
April	13,139	
May	13,139	
June	13,139	

QUALITY

	Quantity	Base Number	Contract	AT	Region	England
% of FP17s for the same patient ID Re-attending within 3 months - Children	76	1,138	6.7%	9.8%	12.9%	12.0%
% of FP17s for the same patient ID Re-attending within 3 months - Adults	566	3,540	16.0%	14.3%	16.5%	15.9%
% of FP17s for the same patient ID Re-attending between 3 & 9 months - Children	599	1,138	52.6%	58.8%	59.6%	58.0%
% of FP17s for the same patient ID Re-attending between 3 & 9 months - Adults	1,918	3,540	54.2%	53.0%	52.8%	50.5%
% of FP17s for Band 1 Urgent Courses	247	4,524	5.5%	7.5%	9.1%	9.0%
% of FP17s Relating to Free Repair or Replacements	50	4,524	1.1%	1.2%	1.0%	0.8%
% of FP17s Relating to Continuations	141	4,524	3.1%	1.3%	1.2%	1.1%
% of Patients satisfied with the dentistry they have received	6	6	N/A	92.7%	91.6%	91.5%
% of Patients satisfied with the time they had to wait for an appointment	6	6	N/A	88.3%	88.3%	87.9%

* This is based on patients treated on this contract for their most recent course of treatment. Figures in italics indicate the base number of FP17s or Patient Questionnaire responses are less than 100. N/A is shown where the base number of responses is less than 10 during the period. % is calculated as Quantity/Base number*100

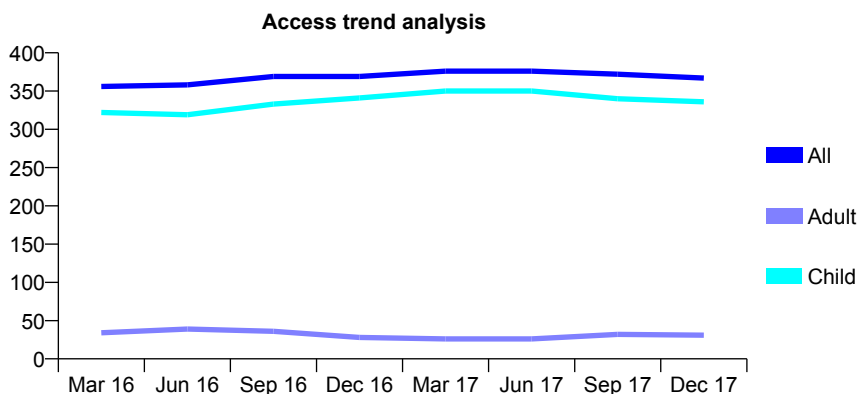
Q51 - Vital Signs At a Glance Contract Report for 196487/0001 - December 2017

Name or company name	Hunt & McGorrigan
Contract type name	GDS Contract
Purpose of contract	General
Contract start date	01/04/2006
Contract end date	

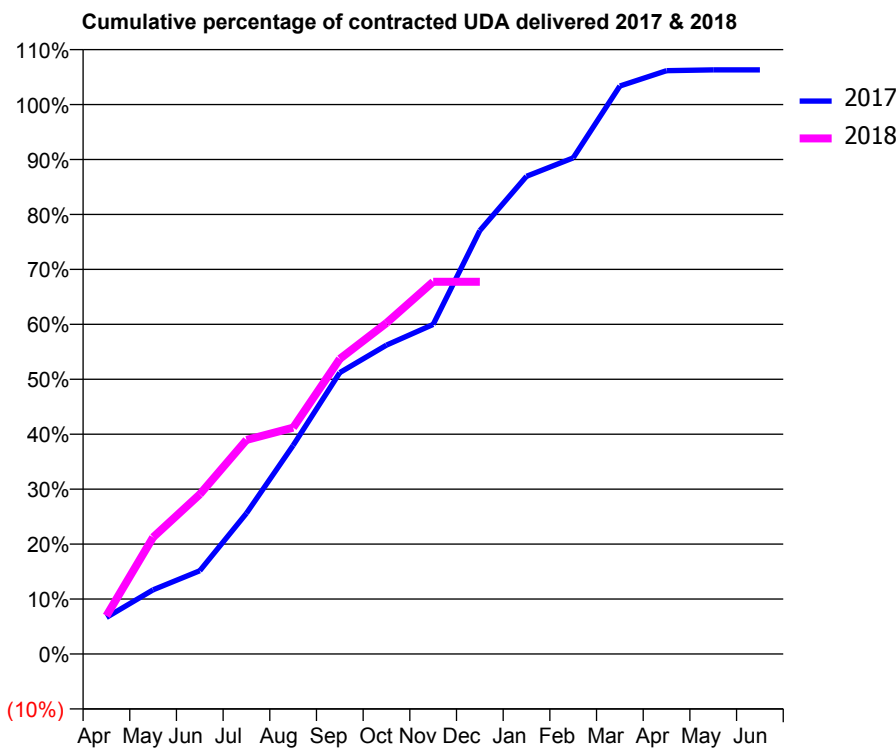
17/18 Contracted general activity (UDA)	720
Carry forward general activity (UDA)	-14
17/18 Contracted orthodontic activity (UOA)	0
Carry forward orthodontic activity (UOA)	0
Baseline contract value	£13,736.50

ACCESS*

Patients seen in 24 months	Total	Change since previous quarter
Quarter ending December 2016	369	
Quarter ending March 2017	376	→
Quarter ending June 2017	376	→
Quarter ending September 2017	372	↓
Quarter ending December 2017	367	↓
Variance since December 2016	(0.5%)	→



ACTIVITY



Month	Adjusted Scheduled Activity (UDA)	
	2017	2018
April	48	50
May	84	153
June	109	209
July	184	281
August	273	297
September	369	387
October	405	434
November	432	488
December	555	488
January	626	
February	650	
March	744	
April	764	
May	765	
June	765	

QUALITY

	Quantity	Base Number	Contract	AT	Region	England
% of FP17s for the same patient ID Re-attending within 3 months - Children	24	379	6.3%	9.8%	12.9%	12.0%
% of FP17s for the same patient ID Re-attending within 3 months - Adults	0	0	N/A	14.3%	16.5%	15.9%
% of FP17s for the same patient ID Re-attending between 3 & 9 months - Children	286	379	75.5%	58.8%	59.6%	58.0%
% of FP17s for the same patient ID Re-attending between 3 & 9 months - Adults	0	0	N/A	53.0%	52.8%	50.5%
% of FP17s for Band 1 Urgent Courses	4	366	1.1%	7.5%	9.1%	9.0%
% of FP17s Relating to Free Repair or Replacements	0	366	0.0%	1.2%	1.0%	0.8%
% of FP17s Relating to Continuations	6	366	1.6%	1.3%	1.2%	1.1%
% of Patients satisfied with the dentistry they have received	1	1	N/A	92.7%	91.6%	91.5%
% of Patients satisfied with the time they had to wait for an appointment	1	1	N/A	88.3%	88.3%	87.9%

* This is based on patients treated on this contract for their most recent course of treatment. Figures in italics indicate the base number of FP17s or Patient Questionnaire responses are less than 100. N/A is shown where the base number of responses is less than 10 during the period. % is calculated as Quantity/Base number*100

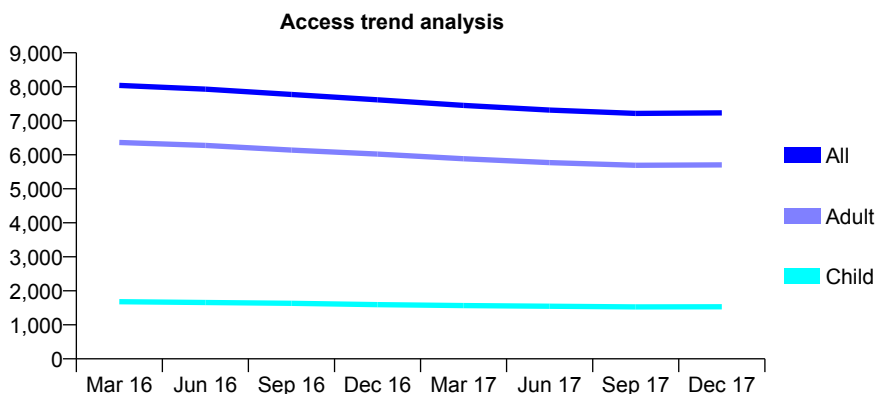
Q51 - Vital Signs At a Glance Contract Report for 197947/0001 - December 2017

Name or company name	Ivy Cottage Dental Care
Contract type name	GDS Contract
Purpose of contract	General
Contract start date	01/12/2013
Contract end date	

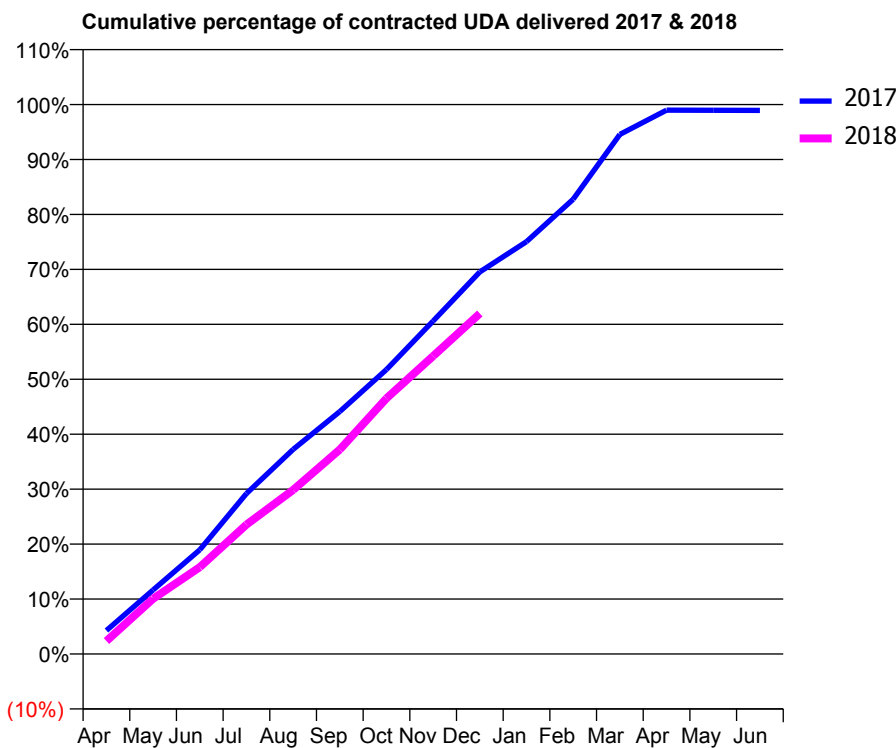
17/18 Contracted general activity (UDA)	22,294
Carry forward general activity (UDA)	214
17/18 Contracted orthodontic activity (UOA)	0
Carry forward orthodontic activity (UOA)	0
Baseline contract value	£709,231.63

ACCESS*

Patients seen in 24 months	Total	Change since previous quarter
Quarter ending December 2016	7,617	
Quarter ending March 2017	7,451	↓
Quarter ending June 2017	7,317	↓
Quarter ending September 2017	7,219	↓
Quarter ending December 2017	7,233	→
Variance since December 2016	(5.0%)	↓



ACTIVITY



Month	Adjusted Scheduled Activity (UDA)	
	2017	2018
April	955	528
May	2,598	2,242
June	4,229	3,526
July	6,511	5,248
August	8,303	6,658
September	9,840	8,299
October	11,544	10,375
November	13,512	12,088
December	15,505	13,815
January	16,732	
February	18,452	
March	21,081	
April	22,062	
May	22,061	
June	22,055	

QUALITY

	Quantity	Base Number	Contract	AT	Region	England
% of FP17s for the same patient ID Re-attending within 3 months - Children	144	1,687	8.5%	9.8%	12.9%	12.0%
% of FP17s for the same patient ID Re-attending within 3 months - Adults	722	5,843	12.4%	14.3%	16.5%	15.9%
% of FP17s for the same patient ID Re-attending between 3 & 9 months - Children	965	1,687	57.2%	58.8%	59.6%	58.0%
% of FP17s for the same patient ID Re-attending between 3 & 9 months - Adults	3,133	5,843	53.6%	53.0%	52.8%	50.5%
% of FP17s for Band 1 Urgent Courses	463	7,092	6.5%	7.5%	9.1%	9.0%
% of FP17s Relating to Free Repair or Replacements	174	7,092	2.5%	1.2%	1.0%	0.8%
% of FP17s Relating to Continuations	82	7,092	1.2%	1.3%	1.2%	1.1%
% of Patients satisfied with the dentistry they have received	22	24	91.7%	92.7%	91.6%	91.5%
% of Patients satisfied with the time they had to wait for an appointment	23	24	95.8%	88.3%	88.3%	87.9%

* This is based on patients treated on this contract for their most recent course of treatment. Figures in italics indicate the base number of FP17s or Patient Questionnaire responses are less than 100. N/A is shown where the base number of responses is less than 10 during the period. % is calculated as Quantity/Base number*100

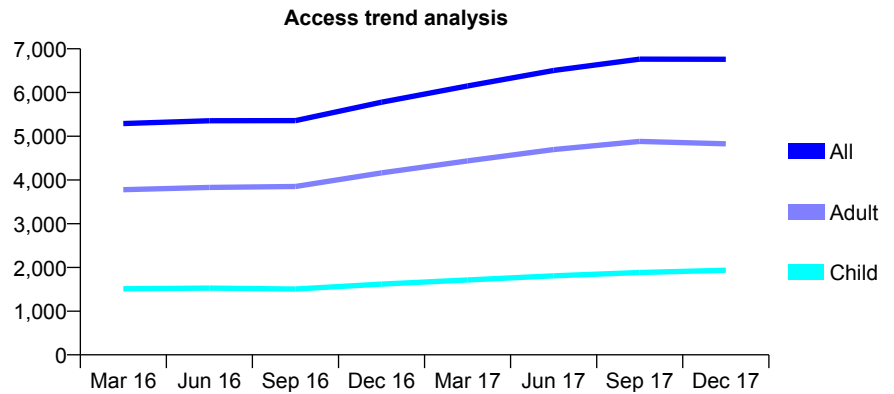
Q51 - Vital Signs At a Glance Contract Report for 198196/0001 - December 2017

Name or company name	I J Kellam Ltd
Contract type name	GDS Contract
Purpose of contract	General
Contract start date	01/11/2011
Contract end date	

17/18 Contracted general activity (UDA)	18,914
Carry forward general activity (UDA)	-361
17/18 Contracted orthodontic activity (UOA)	0
Carry forward orthodontic activity (UOA)	0
Baseline contract value	£541,329.88

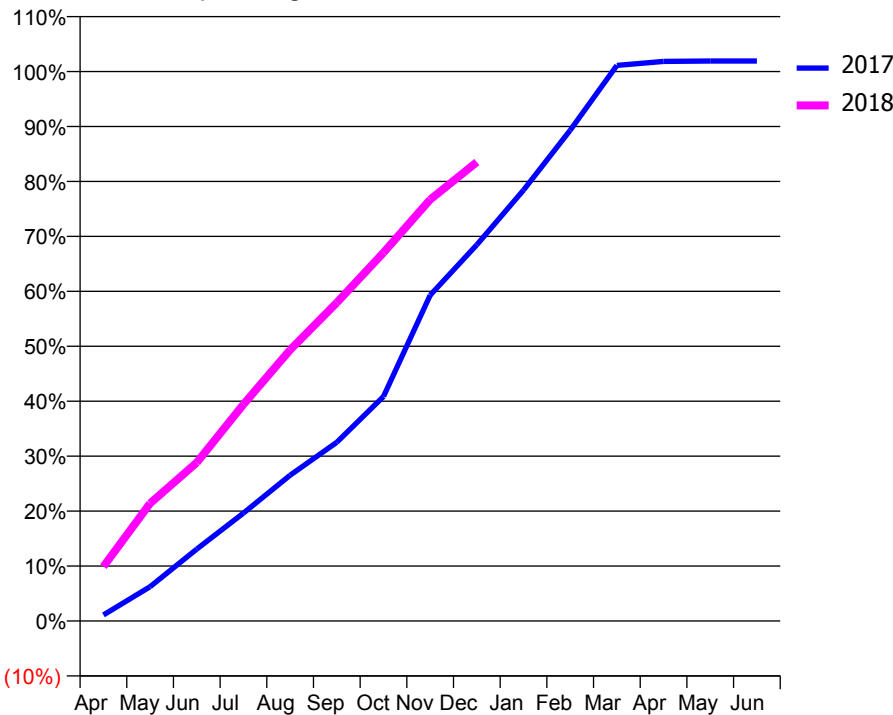
ACCESS*

Patients seen in 24 months	Total	Change since previous quarter
Quarter ending December 2016	5,779	
Quarter ending March 2017	6,150	↑
Quarter ending June 2017	6,505	↑
Quarter ending September 2017	6,763	↑
Quarter ending December 2017	6,762	→
Variance since December 2016	17.0%	↑



ACTIVITY

Cumulative percentage of contracted UDA delivered 2017 & 2018



Month	Adjusted Scheduled Activity (UDA)	
	2017	2018
April	209	1,873
May	1,180	4,050
June	2,477	5,457
July	3,717	7,456
August	5,018	9,335
September	6,151	10,959
October	7,729	12,678
November	11,214	14,506
December	12,952	15,796
January	14,833	
February	16,891	
March	19,124	
April	19,260	
May	19,276	
June	19,275	

QUALITY

	Quantity	Base Number	Contract	AT	Region	England
% of FP17s for the same patient ID Re-attending within 3 months - Children	209	2,106	9.9%	9.8%	12.9%	12.0%
% of FP17s for the same patient ID Re-attending within 3 months - Adults	620	4,825	12.8%	14.3%	16.5%	15.9%
% of FP17s for the same patient ID Re-attending between 3 & 9 months - Children	1,158	2,106	55.0%	58.8%	59.6%	58.0%
% of FP17s for the same patient ID Re-attending between 3 & 9 months - Adults	2,673	4,825	55.4%	53.0%	52.8%	50.5%
% of FP17s for Band 1 Urgent Courses	409	6,797	6.0%	7.5%	9.1%	9.0%
% of FP17s Relating to Free Repair or Replacements	99	6,797	1.5%	1.2%	1.0%	0.8%
% of FP17s Relating to Continuations	77	6,797	1.1%	1.3%	1.2%	1.1%
% of Patients satisfied with the dentistry they have received	7	7	N/A	92.7%	91.6%	91.5%
% of Patients satisfied with the time they had to wait for an appointment	6	7	N/A	88.3%	88.3%	87.9%

* This is based on patients treated on this contract for their most recent course of treatment. Figures in italics indicate the base number of FP17s or Patient Questionnaire responses are less than 100. N/A is shown where the base number of responses is less than 10 during the period. % is calculated as Quantity/Base number*100

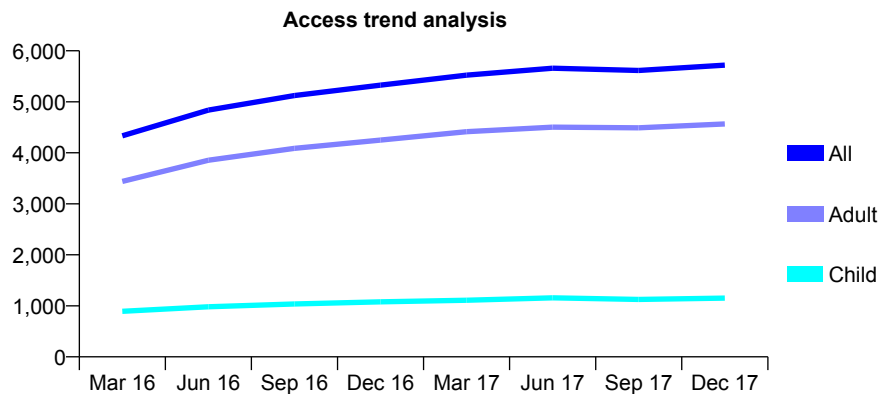
Q51 - Vital Signs At a Glance Contract Report for 198358/0001 - December 2017

Name or company name	Sprotbrough Dental Practice
Contract type name	GDS Contract
Purpose of contract	General
Contract start date	01/06/2015
Contract end date	

17/18 Contracted general activity (UDA)	18,796
Carry forward general activity (UDA)	-153
17/18 Contracted orthodontic activity (UOA)	0
Carry forward orthodontic activity (UOA)	0
Baseline contract value	£537,949.32

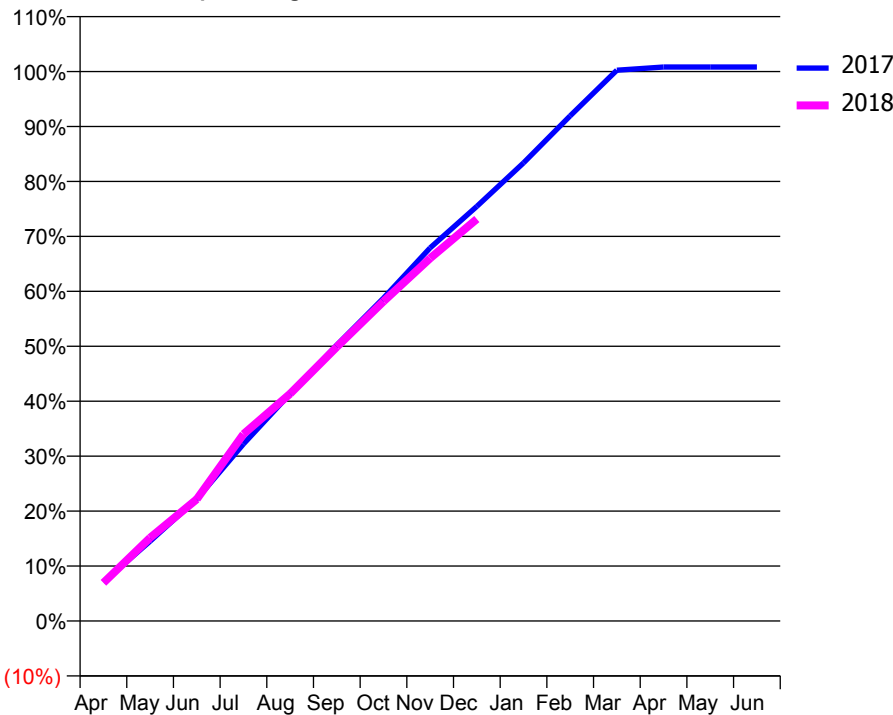
ACCESS*

Patients seen in 24 months	Total	Change since previous quarter
Quarter ending December 2016	5,327	
Quarter ending March 2017	5,524	↑
Quarter ending June 2017	5,660	↑
Quarter ending September 2017	5,615	→
Quarter ending December 2017	5,718	→
Variance since December 2016	7.3%	↑



ACTIVITY

Cumulative percentage of contracted UDA delivered 2017 & 2018



Month	Adjusted Scheduled Activity (UDA)	
	2017	2018
April	1,333	1,307
May	2,728	2,848
June	4,171	4,168
July	6,056	6,392
August	7,774	7,774
September	9,438	9,376
October	11,045	10,931
November	12,763	12,409
December	14,185	13,752
January	15,669	
February	17,281	
March	18,839	
April	18,948	
May	18,948	
June	18,949	

QUALITY

	Quantity	Base Number	Contract	AT	Region	England
% of FP17s for the same patient ID Re-attending within 3 months - Children	71	1,238	5.7%	9.8%	12.9%	12.0%
% of FP17s for the same patient ID Re-attending within 3 months - Adults	861	5,211	16.5%	14.3%	16.5%	15.9%
% of FP17s for the same patient ID Re-attending between 3 & 9 months - Children	735	1,238	59.4%	58.8%	59.6%	58.0%
% of FP17s for the same patient ID Re-attending between 3 & 9 months - Adults	2,999	5,211	57.6%	53.0%	52.8%	50.5%
% of FP17s for Band 1 Urgent Courses	540	6,393	8.4%	7.5%	9.1%	9.0%
% of FP17s Relating to Free Repair or Replacements	37	6,393	0.6%	1.2%	1.0%	0.8%
% of FP17s Relating to Continuations	124	6,393	1.9%	1.3%	1.2%	1.1%
% of Patients satisfied with the dentistry they have received	8	10	80.0%	92.7%	91.6%	91.5%
% of Patients satisfied with the time they had to wait for an appointment	7	10	70.0%	88.3%	88.3%	87.9%

* This is based on patients treated on this contract for their most recent course of treatment. Figures in italics indicate the base number of FP17s or Patient Questionnaire responses are less than 100. N/A is shown where the base number of responses is less than 10 during the period. % is calculated as Quantity/Base number*100

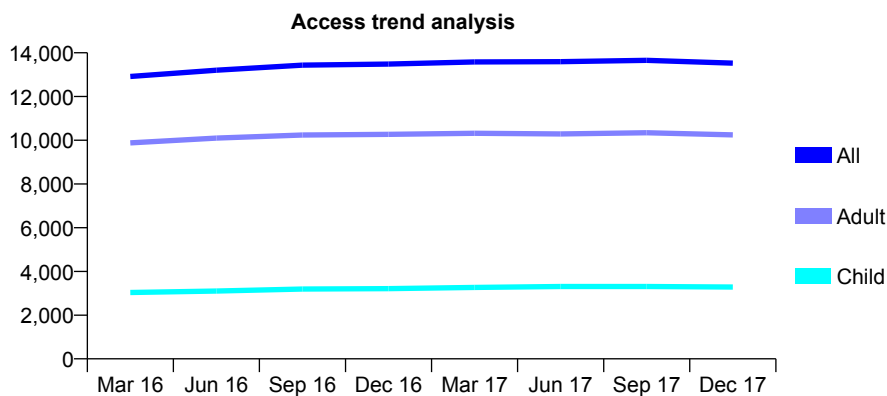
Q51 - Vital Signs At a Glance Contract Report for 198730/0001 - December 2017

Name or company name	Kimberworth Park Practice Limited
Contract type name	GDS Contract
Purpose of contract	General
Contract start date	01/09/2010
Contract end date	

17/18 Contracted general activity (UDA)	34,621
Carry forward general activity (UDA)	-605
17/18 Contracted orthodontic activity (UOA)	0
Carry forward orthodontic activity (UOA)	0
Baseline contract value	£1,130,902.45

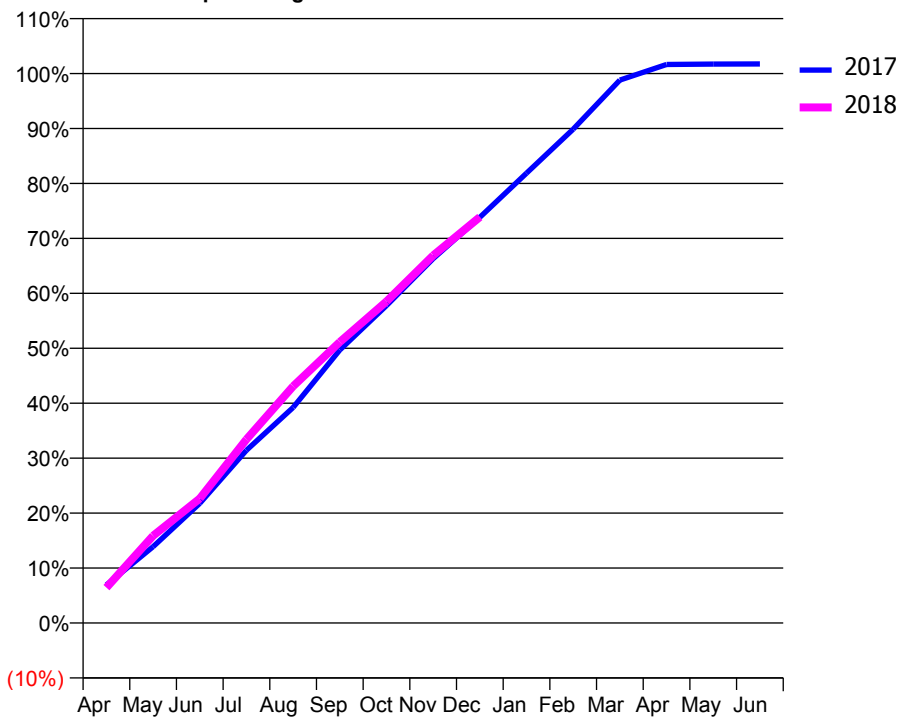
ACCESS*

Patients seen in 24 months	Total	Change since previous quarter
Quarter ending December 2016	13,484	
Quarter ending March 2017	13,583	→
Quarter ending June 2017	13,597	→
Quarter ending September 2017	13,653	→
Quarter ending December 2017	13,529	→
Variance since December 2016	0.3%	→



ACTIVITY

Cumulative percentage of contracted UDA delivered 2017 & 2018



Month	Adjusted Scheduled Activity (UDA)	
	2017	2018
April	2,401	2,232
May	4,813	5,496
June	7,541	7,845
July	10,881	11,575
August	13,583	14,917
September	17,203	17,704
October	19,997	20,257
November	22,957	23,159
December	25,561	25,577
January	28,346	
February	31,112	
March	34,202	
April	35,187	
May	35,216	
June	35,226	

QUALITY

	Quantity	Base Number	Contract	AT	Region	England
% of FP17s for the same patient ID Re-attending within 3 months - Children	264	3,137	8.4%	9.8%	12.9%	12.0%
% of FP17s for the same patient ID Re-attending within 3 months - Adults	1,341	9,101	14.7%	14.3%	16.5%	15.9%
% of FP17s for the same patient ID Re-attending between 3 & 9 months - Children	1,623	3,137	51.7%	58.8%	59.6%	58.0%
% of FP17s for the same patient ID Re-attending between 3 & 9 months - Adults	3,803	9,101	41.8%	53.0%	52.8%	50.5%
% of FP17s for Band 1 Urgent Courses	1,335	11,182	11.9%	7.5%	9.1%	9.0%
% of FP17s Relating to Free Repair or Replacements	177	11,182	1.6%	1.2%	1.0%	0.8%
% of FP17s Relating to Continuations	115	11,182	1.0%	1.3%	1.2%	1.1%
% of Patients satisfied with the dentistry they have received	14	15	93.3%	92.7%	91.6%	91.5%
% of Patients satisfied with the time they had to wait for an appointment	12	15	80.0%	88.3%	88.3%	87.9%

* This is based on patients treated on this contract for their most recent course of treatment. Figures in italics indicate the base number of FP17s or Patient Questionnaire responses are less than 100. N/A is shown where the base number of responses is less than 10 during the period. % is calculated as Quantity/Base number*100

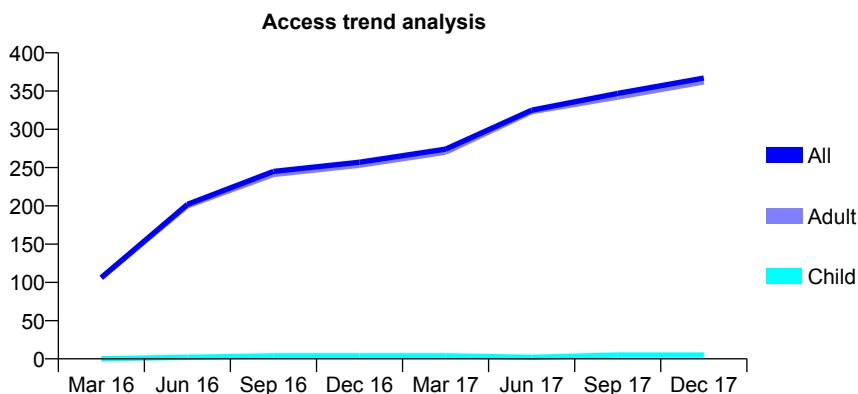
Q51 - Vital Signs At a Glance Contract Report for 198730/0002 - December 2017

Name or company name	Kimberworth Park Practice Limited
Contract type name	PDS Contract
Purpose of contract	General
Contract start date	01/05/2015
Contract end date	30/04/2020

17/18 Contracted general activity (UDA)	1,800
Carry forward general activity (UDA)	0
17/18 Contracted orthodontic activity (UOA)	0
Carry forward orthodontic activity (UOA)	0
Baseline contract value	£77,409.55

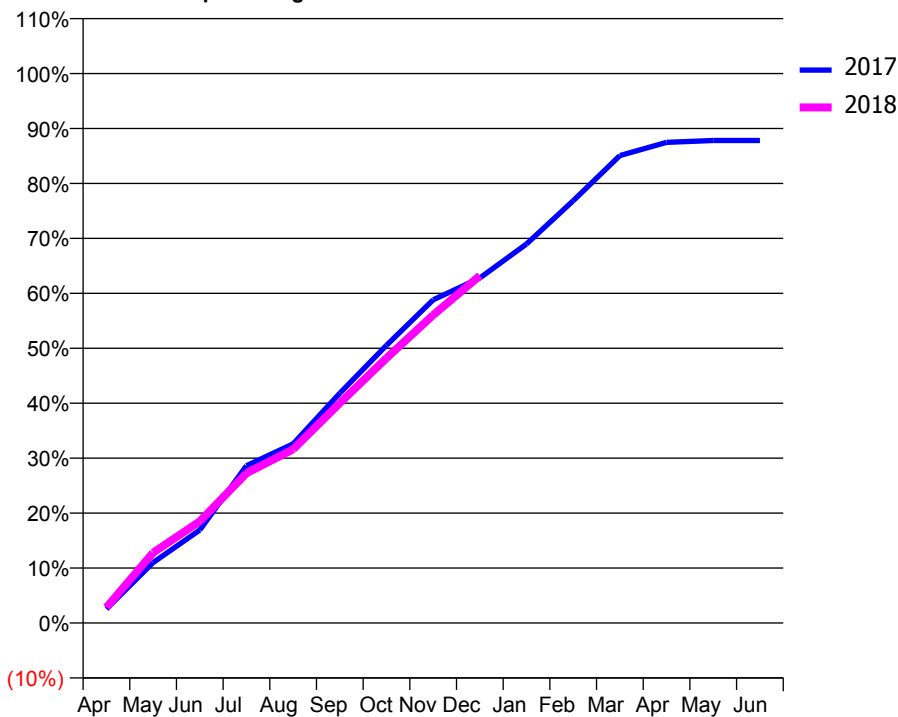
ACCESS*

Patients seen in 24 months	Total	Change since previous quarter
Quarter ending December 2016	257	
Quarter ending March 2017	274	↑
Quarter ending June 2017	325	↑
Quarter ending September 2017	347	↑
Quarter ending December 2017	367	↑
Variance since December 2016	42.8%	↑



ACTIVITY

Cumulative percentage of contracted UDA delivered 2017 & 2018



Month	Adjusted Scheduled Activity (UDA)	
	2017	2018
April	46	51
May	198	230
June	305	333
July	515	491
August	587	569
September	753	721
October	910	868
November	1,058	1,009
December	1,130	1,138
January	1,241	
February	1,383	
March	1,531	
April	1,574	
May	1,580	
June	1,580	

QUALITY

	Quantity	Base Number	Contract	AT	Region	England
% of FP17s for the same patient ID Re-attending within 3 months - Children	1	6	16.7%	9.8%	12.9%	12.0%
% of FP17s for the same patient ID Re-attending within 3 months - Adults	70	393	17.8%	14.3%	16.5%	15.9%
% of FP17s for the same patient ID Re-attending between 3 & 9 months - Children	0	6	0.0%	58.8%	59.6%	58.0%
% of FP17s for the same patient ID Re-attending between 3 & 9 months - Adults	16	393	4.1%	53.0%	52.8%	50.5%
% of FP17s for Band 1 Urgent Courses	13	385	3.4%	7.5%	9.1%	9.0%
% of FP17s Relating to Free Repair or Replacements	0	385	0.0%	1.2%	1.0%	0.8%
% of FP17s Relating to Continuations	0	385	0.0%	1.3%	1.2%	1.1%
% of Patients satisfied with the dentistry they have received	1	1	N/A	92.7%	91.6%	91.5%
% of Patients satisfied with the time they had to wait for an appointment	1	1	N/A	88.3%	88.3%	87.9%

* This is based on patients treated on this contract for their most recent course of treatment. Figures in italics indicate the base number of FP17s or Patient Questionnaire responses are less than 100. N/A is shown where the base number of responses is less than 10 during the period. % is calculated as Quantity/Base number*100

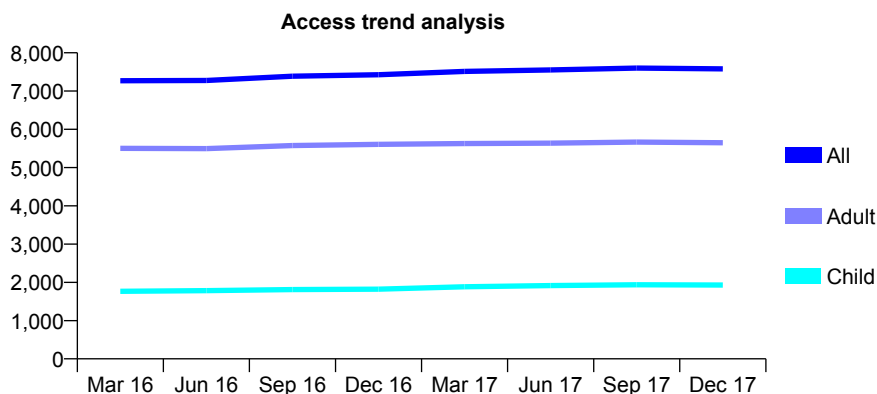
Q51 - Vital Signs At a Glance Contract Report for 198749/0001 - December 2017

Name or company name	RICHMOND DENTAL CARE
Contract type name	Pilot Contract
Purpose of contract	General
Contract start date	01/04/2009
Contract end date	

17/18 Contracted general activity (UDA)	25,655
Carry forward general activity (UDA)	0
17/18 Contracted orthodontic activity (UOA)	0
Carry forward orthodontic activity (UOA)	0
Baseline contract value	£778,250.59

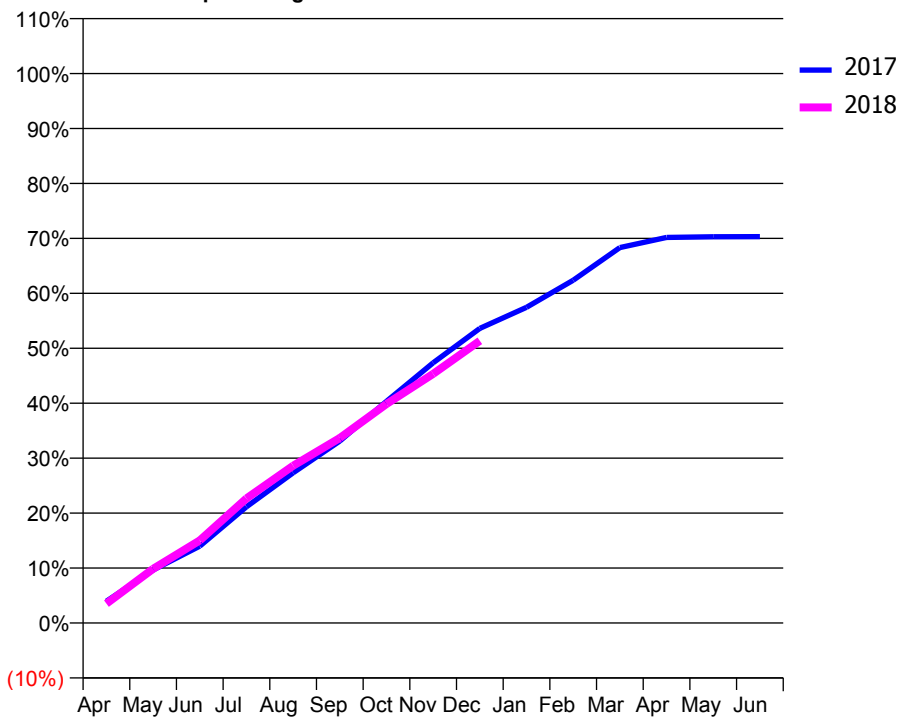
ACCESS*

Patients seen in 24 months	Total	Change since previous quarter
Quarter ending December 2016	7,428	
Quarter ending March 2017	7,513	→
Quarter ending June 2017	7,552	→
Quarter ending September 2017	7,600	→
Quarter ending December 2017	7,580	→
Variance since December 2016	2.0%	↑



ACTIVITY

Cumulative percentage of contracted UDA delivered 2017 & 2018



Month	Adjusted Scheduled Activity (UDA)	
	2017	2018
April	1,015	904
May	2,477	2,530
June	3,587	3,859
July	5,423	5,818
August	7,014	7,341
September	8,496	8,639
October	10,352	10,228
November	12,146	11,630
December	13,759	13,176
January	14,738	
February	16,005	
March	17,530	
April	17,999	
May	18,036	
June	18,040	

QUALITY

	Quantity	Base Number	Contract	AT	Region	England
% of FP17s for the same patient ID Re-attending within 3 months - Children	171	2,345	7.3%	9.8%	12.9%	12.0%
% of FP17s for the same patient ID Re-attending within 3 months - Adults	841	5,915	14.2%	14.3%	16.5%	15.9%
% of FP17s for the same patient ID Re-attending between 3 & 9 months - Children	1,600	2,345	68.2%	58.8%	59.6%	58.0%
% of FP17s for the same patient ID Re-attending between 3 & 9 months - Adults	2,792	5,915	47.2%	53.0%	52.8%	50.5%
% of FP17s for Band 1 Urgent Courses	723	7,325	9.9%	7.5%	9.1%	9.0%
% of FP17s Relating to Free Repair or Replacements	53	7,325	0.7%	1.2%	1.0%	0.8%
% of FP17s Relating to Continuations	18	7,325	0.2%	1.3%	1.2%	1.1%
% of Patients satisfied with the dentistry they have received	19	22	86.4%	92.7%	91.6%	91.5%
% of Patients satisfied with the time they had to wait for an appointment	18	22	81.8%	88.3%	88.3%	87.9%

* This is based on patients treated on this contract for their most recent course of treatment. Figures in italics indicate the base number of FP17s or Patient Questionnaire responses are less than 100. N/A is shown where the base number of responses is less than 10 during the period. % is calculated as Quantity/Base number*100

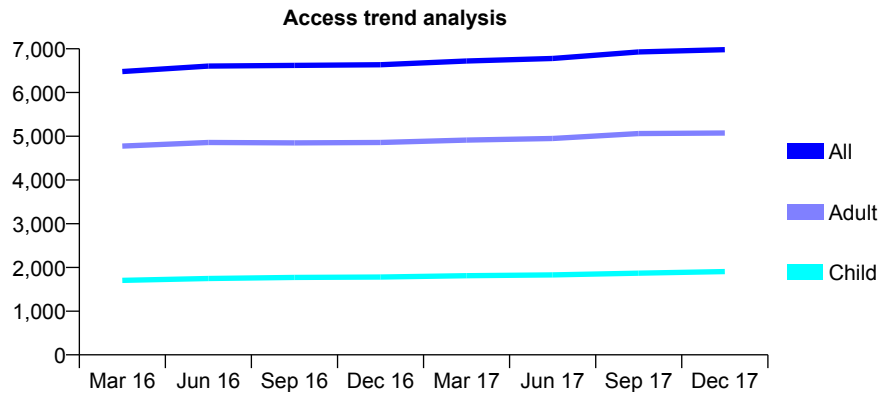
Q51 - Vital Signs At a Glance Contract Report for 202401/0003 - December 2017

Name or company name	MR RS NICHOLSON
Contract type name	GDS Contract
Purpose of contract	General
Contract start date	03/04/2007
Contract end date	

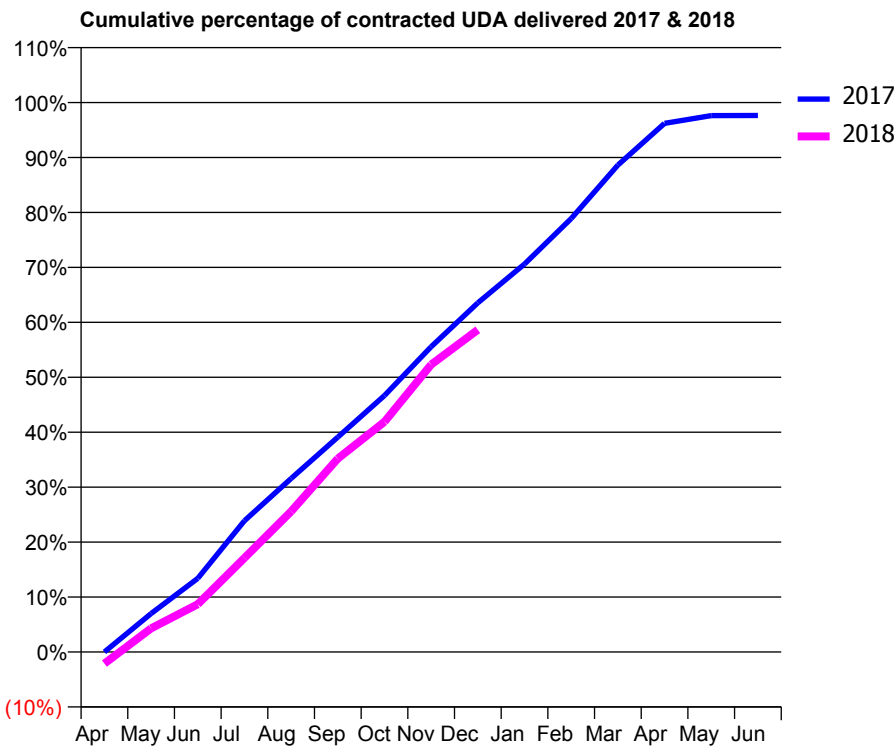
17/18 Contracted general activity (UDA)	19,000
Carry forward general activity (UDA)	450
17/18 Contracted orthodontic activity (UOA)	0
Carry forward orthodontic activity (UOA)	0
Baseline contract value	£532,772.78

ACCESS*

Patients seen in 24 months	Total	Change since previous quarter
Quarter ending December 2016	6,637	
Quarter ending March 2017	6,722	→
Quarter ending June 2017	6,778	→
Quarter ending September 2017	6,929	↑
Quarter ending December 2017	6,981	→
Variance since December 2016	5.2%	↑



ACTIVITY



Month	Adjusted Scheduled Activity (UDA)	
	2017	2018
April	1	-404
May	1,332	818
June	2,546	1,652
July	4,539	3,251
August	6,003	4,860
September	7,429	6,688
October	8,869	7,962
November	10,558	9,939
December	12,072	11,140
January	13,416	
February	14,988	
March	16,837	
April	18,278	
May	18,549	
June	18,550	

QUALITY

	Quantity	Base Number	Contract	AT	Region	England
% of FP17s for the same patient ID Re-attending within 3 months - Children	115	1,820	6.3%	9.8%	12.9%	12.0%
% of FP17s for the same patient ID Re-attending within 3 months - Adults	522	4,341	12.0%	14.3%	16.5%	15.9%
% of FP17s for the same patient ID Re-attending between 3 & 9 months - Children	879	1,820	48.3%	58.8%	59.6%	58.0%
% of FP17s for the same patient ID Re-attending between 3 & 9 months - Adults	1,888	4,341	43.5%	53.0%	52.8%	50.5%
% of FP17s for Band 1 Urgent Courses	261	5,397	4.8%	7.5%	9.1%	9.0%
% of FP17s Relating to Free Repair or Replacements	67	5,397	1.2%	1.2%	1.0%	0.8%
% of FP17s Relating to Continuations	133	5,397	2.5%	1.3%	1.2%	1.1%
% of Patients satisfied with the dentistry they have received	7	8	N/A	92.7%	91.6%	91.5%
% of Patients satisfied with the time they had to wait for an appointment	7	8	N/A	88.3%	88.3%	87.9%

* This is based on patients treated on this contract for their most recent course of treatment. Figures in italics indicate the base number of FP17s or Patient Questionnaire responses are less than 100. N/A is shown where the base number of responses is less than 10 during the period. % is calculated as Quantity/Base number*100

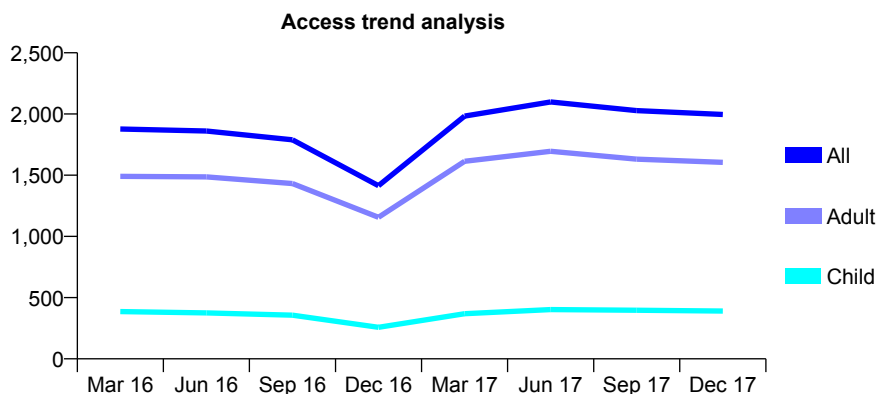
Q51 - Vital Signs At a Glance Contract Report for 214108/0001 - December 2017

Name or company name	MR H McWilliam
Contract type name	GDS Contract
Purpose of contract	General
Contract start date	01/04/2006
Contract end date	

17/18 Contracted general activity (UDA)	5,839
Carry forward general activity (UDA)	-5
17/18 Contracted orthodontic activity (UOA)	0
Carry forward orthodontic activity (UOA)	0
Baseline contract value	£167,114.57

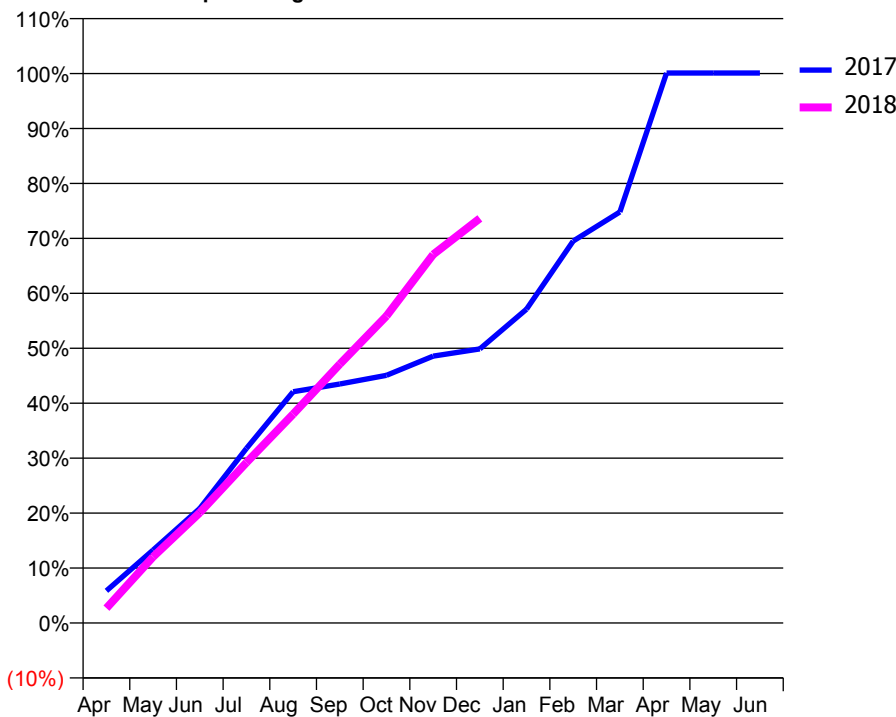
ACCESS*

Patients seen in 24 months	Total	Change since previous quarter
Quarter ending December 2016	1,414	
Quarter ending March 2017	1,983	↑
Quarter ending June 2017	2,099	↑
Quarter ending September 2017	2,028	↓
Quarter ending December 2017	1,996	↓
Variance since December 2016	41.2%	↑



ACTIVITY

Cumulative percentage of contracted UDA delivered 2017 & 2018



Month	Adjusted Scheduled Activity (UDA)	
	2017	2018
April	342	159
May	776	704
June	1,218	1,173
July	1,855	1,706
August	2,458	2,219
September	2,540	2,751
October	2,632	3,263
November	2,836	3,915
December	2,913	4,300
January	3,335	
February	4,059	
March	4,368	
April	5,844	
May	5,844	
June	5,844	

QUALITY

	Quantity	Base Number	Contract	AT	Region	England
% of FP17s for the same patient ID Re-attending within 3 months - Children	31	588	5.3%	9.8%	12.9%	12.0%
% of FP17s for the same patient ID Re-attending within 3 months - Adults	234	2,198	10.6%	14.3%	16.5%	15.9%
% of FP17s for the same patient ID Re-attending between 3 & 9 months - Children	228	588	38.8%	58.8%	59.6%	58.0%
% of FP17s for the same patient ID Re-attending between 3 & 9 months - Adults	727	2,198	33.1%	53.0%	52.8%	50.5%
% of FP17s for Band 1 Urgent Courses	200	1,985	10.1%	7.5%	9.1%	9.0%
% of FP17s Relating to Free Repair or Replacements	28	1,985	1.4%	1.2%	1.0%	0.8%
% of FP17s Relating to Continuations	29	1,985	1.5%	1.3%	1.2%	1.1%
% of Patients satisfied with the dentistry they have received	6	6	N/A	92.7%	91.6%	91.5%
% of Patients satisfied with the time they had to wait for an appointment	6	6	N/A	88.3%	88.3%	87.9%

* This is based on patients treated on this contract for their most recent course of treatment. Figures in italics indicate the base number of FP17s or Patient Questionnaire responses are less than 100. N/A is shown where the base number of responses is less than 10 during the period. % is calculated as Quantity/Base number*100

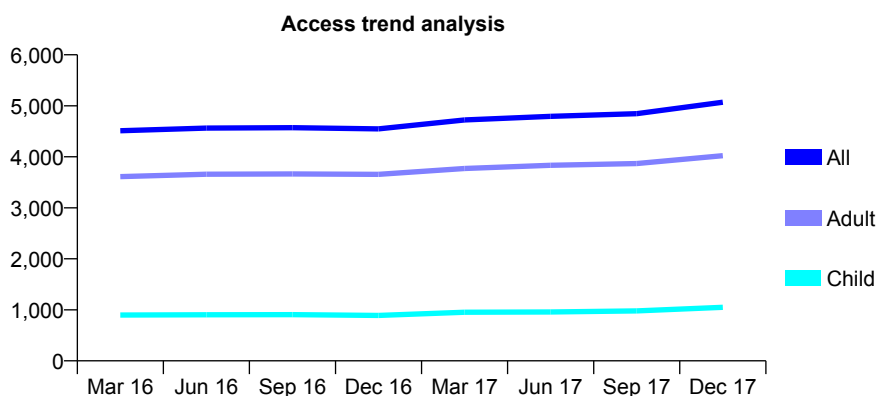
Q51 - Vital Signs At a Glance Contract Report for 214264/0001 - December 2017

Name or company name	Nadlinks & Wade
Contract type name	GDS Contract
Purpose of contract	General
Contract start date	01/04/2006
Contract end date	

17/18 Contracted general activity (UDA)	13,383
Carry forward general activity (UDA)	-240
17/18 Contracted orthodontic activity (UOA)	0
Carry forward orthodontic activity (UOA)	0
Baseline contract value	£383,028.68

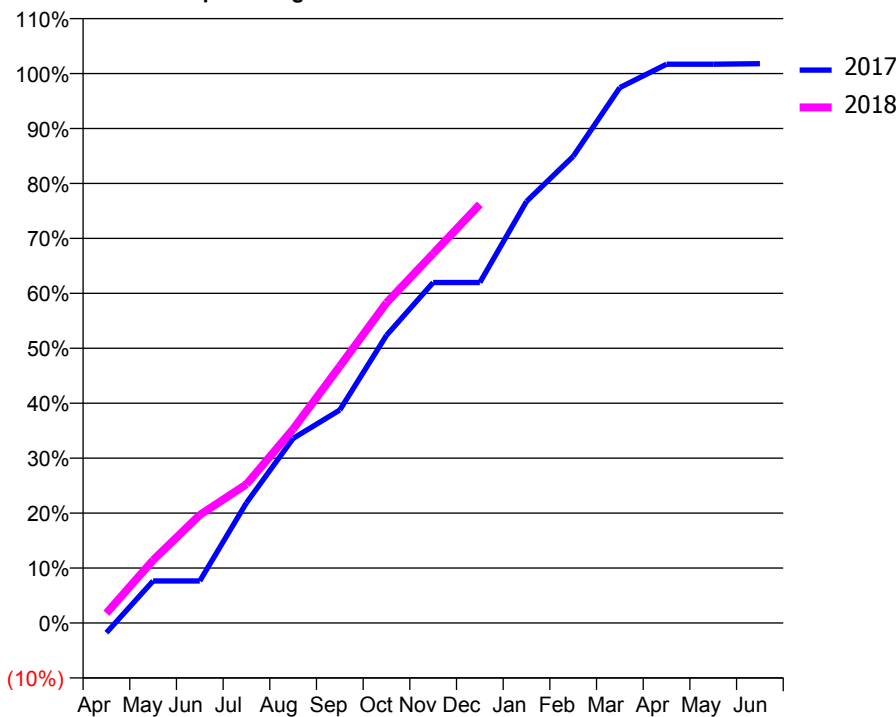
ACCESS*

Patients seen in 24 months	Total	Change since previous quarter
Quarter ending December 2016	4,548	
Quarter ending March 2017	4,724	↑
Quarter ending June 2017	4,793	→
Quarter ending September 2017	4,845	→
Quarter ending December 2017	5,071	↑
Variance since December 2016	11.5%	↑



ACTIVITY

Cumulative percentage of contracted UDA delivered 2017 & 2018



Month	Adjusted Scheduled Activity (UDA)	
	2017	2018
April	-240	240
May	1,023	1,531
June	1,023	2,631
July	2,928	3,379
August	4,495	4,725
September	5,188	6,253
October	7,006	7,799
November	8,294	8,999
December	8,294	10,197
January	10,269	
February	11,367	
March	13,042	
April	13,609	
May	13,611	
June	13,623	

QUALITY

	Quantity	Base Number	Contract	AT	Region	England
% of FP17s for the same patient ID Re-attending within 3 months - Children	107	1,235	8.7%	9.8%	12.9%	12.0%
% of FP17s for the same patient ID Re-attending within 3 months - Adults	772	4,581	16.9%	14.3%	16.5%	15.9%
% of FP17s for the same patient ID Re-attending between 3 & 9 months - Children	787	1,235	63.7%	58.8%	59.6%	58.0%
% of FP17s for the same patient ID Re-attending between 3 & 9 months - Adults	2,192	4,581	47.8%	53.0%	52.8%	50.5%
% of FP17s for Band 1 Urgent Courses	404	5,142	7.9%	7.5%	9.1%	9.0%
% of FP17s Relating to Free Repair or Replacements	56	5,142	1.1%	1.2%	1.0%	0.8%
% of FP17s Relating to Continuations	119	5,142	2.3%	1.3%	1.2%	1.1%
% of Patients satisfied with the dentistry they have received	7	7	N/A	92.7%	91.6%	91.5%
% of Patients satisfied with the time they had to wait for an appointment	7	7	N/A	88.3%	88.3%	87.9%

* This is based on patients treated on this contract for their most recent course of treatment. Figures in italics indicate the base number of FP17s or Patient Questionnaire responses are less than 100. N/A is shown where the base number of responses is less than 10 during the period. % is calculated as Quantity/Base number*100

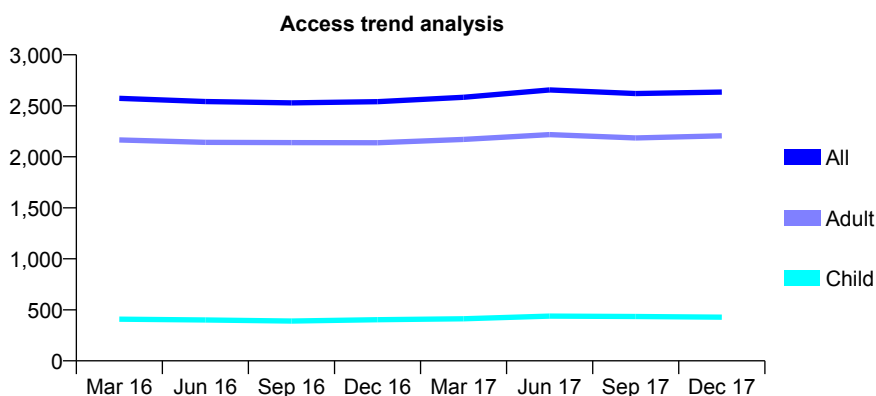
Q51 - Vital Signs At a Glance Contract Report for 215538/0001 - December 2017

Name or company name	Aditya Singh
Contract type name	GDS Contract
Purpose of contract	General
Contract start date	01/04/2006
Contract end date	

17/18 Contracted general activity (UDA)	7,635
Carry forward general activity (UDA)	-3
17/18 Contracted orthodontic activity (UOA)	0
Carry forward orthodontic activity (UOA)	0
Baseline contract value	£181,378.74

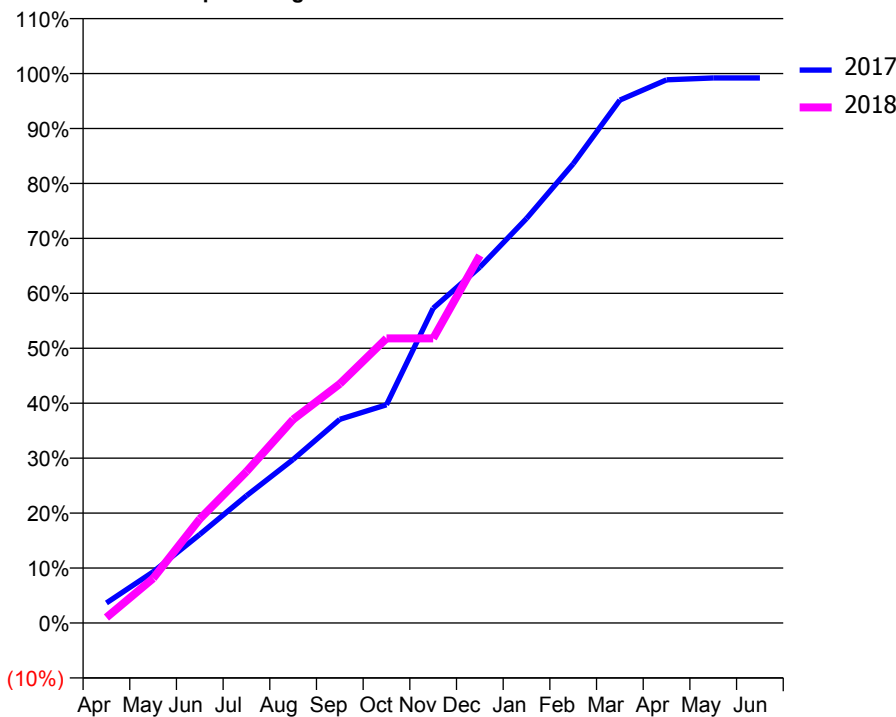
ACCESS*

Patients seen in 24 months	Total	Change since previous quarter
Quarter ending December 2016	2,541	
Quarter ending March 2017	2,584	→
Quarter ending June 2017	2,656	↑
Quarter ending September 2017	2,620	↓
Quarter ending December 2017	2,634	→
Variance since December 2016	3.7%	↑



ACTIVITY

Cumulative percentage of contracted UDA delivered 2017 & 2018



Month	Adjusted Scheduled Activity (UDA)	
	2017	2018
April	278	76
May	711	620
June	1,231	1,446
July	1,768	2,103
August	2,272	2,828
September	2,830	3,323
October	3,033	3,955
November	4,374	3,955
December	4,945	5,108
January	5,620	
February	6,379	
March	7,265	
April	7,548	
May	7,573	
June	7,573	

QUALITY

	Quantity	Base Number	Contract	AT	Region	England
% of FP17s for the same patient ID Re-attending within 3 months - Children	28	447	6.3%	9.8%	12.9%	12.0%
% of FP17s for the same patient ID Re-attending within 3 months - Adults	247	2,026	12.2%	14.3%	16.5%	15.9%
% of FP17s for the same patient ID Re-attending between 3 & 9 months - Children	229	447	51.2%	58.8%	59.6%	58.0%
% of FP17s for the same patient ID Re-attending between 3 & 9 months - Adults	905	2,026	44.7%	53.0%	52.8%	50.5%
% of FP17s for Band 1 Urgent Courses	229	2,367	9.7%	7.5%	9.1%	9.0%
% of FP17s Relating to Free Repair or Replacements	31	2,367	1.3%	1.2%	1.0%	0.8%
% of FP17s Relating to Continuations	33	2,367	1.4%	1.3%	1.2%	1.1%
% of Patients satisfied with the dentistry they have received	16	17	94.1%	92.7%	91.6%	91.5%
% of Patients satisfied with the time they had to wait for an appointment	17	17	100.0%	88.3%	88.3%	87.9%

* This is based on patients treated on this contract for their most recent course of treatment. Figures in italics indicate the base number of FP17s or Patient Questionnaire responses are less than 100. N/A is shown where the base number of responses is less than 10 during the period. % is calculated as Quantity/Base number*100

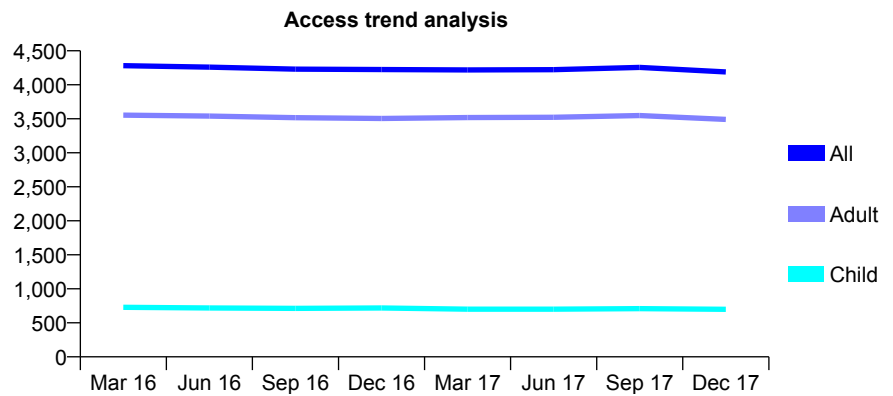
Q51 - Vital Signs At a Glance Contract Report for 219940/0001 - December 2017

Name or company name	MR SD MCCART
Contract type name	Pilot Contract
Purpose of contract	General
Contract start date	01/04/2006
Contract end date	

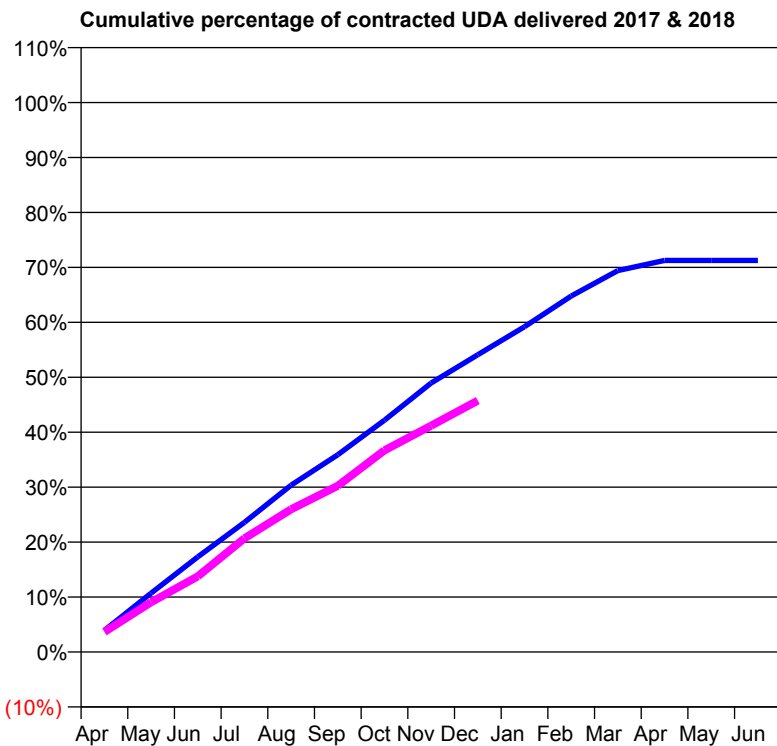
17/18 Contracted general activity (UDA)	12,365
Carry forward general activity (UDA)	0
17/18 Contracted orthodontic activity (UOA)	0
Carry forward orthodontic activity (UOA)	0
Baseline contract value	£396,122.76

ACCESS*

Patients seen in 24 months	Total	Change since previous quarter
Quarter ending December 2016	4,224	
Quarter ending March 2017	4,219	→
Quarter ending June 2017	4,222	→
Quarter ending September 2017	4,256	→
Quarter ending December 2017	4,190	↓
Variance since December 2016	(0.8%)	→



ACTIVITY



Month	Adjusted Scheduled Activity (UDA)	
	2017	2018
April	489	450
May	1,323	1,120
June	2,141	1,704
July	2,917	2,558
August	3,756	3,213
September	4,438	3,741
October	5,217	4,538
November	6,053	5,093
December	6,690	5,657
January	7,320	
February	8,010	
March	8,584	
April	8,811	
May	8,811	
June	8,811	

QUALITY

	Quantity	Base Number	Contract	AT	Region	England
% of FP17s for the same patient ID Re-attending within 3 months - Children	16	559	2.9%	9.8%	12.9%	12.0%
% of FP17s for the same patient ID Re-attending within 3 months - Adults	206	2,547	8.1%	14.3%	16.5%	15.9%
% of FP17s for the same patient ID Re-attending between 3 & 9 months - Children	188	559	33.6%	58.8%	59.6%	58.0%
% of FP17s for the same patient ID Re-attending between 3 & 9 months - Adults	717	2,547	28.2%	53.0%	52.8%	50.5%
% of FP17s for Band 1 Urgent Courses	409	2,934	13.9%	7.5%	9.1%	9.0%
% of FP17s Relating to Free Repair or Replacements	8	2,934	0.3%	1.2%	1.0%	0.8%
% of FP17s Relating to Continuations	11	2,934	0.4%	1.3%	1.2%	1.1%
% of Patients satisfied with the dentistry they have received	5	5	N/A	92.7%	91.6%	91.5%
% of Patients satisfied with the time they had to wait for an appointment	5	5	N/A	88.3%	88.3%	87.9%

* This is based on patients treated on this contract for their most recent course of treatment. Figures in italics indicate the base number of FP17s or Patient Questionnaire responses are less than 100. N/A is shown where the base number of responses is less than 10 during the period. % is calculated as Quantity/Base number*100

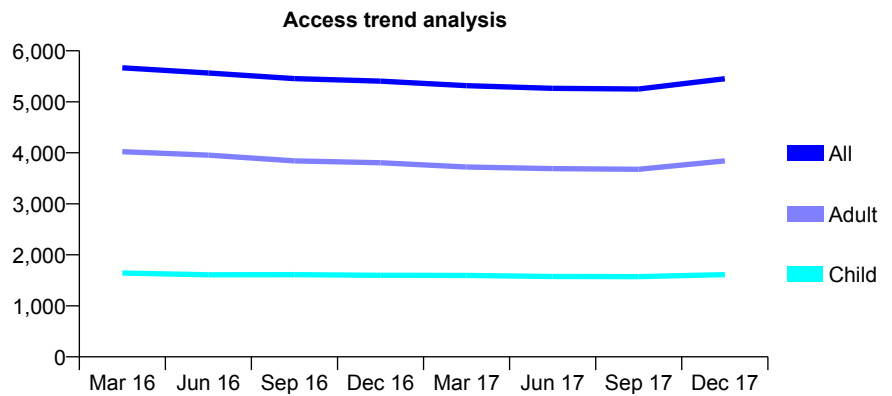
Q51 - Vital Signs At a Glance Contract Report for 230901/0001 - December 2017

Name or company name	Julius Dental
Contract type name	GDS Contract
Purpose of contract	General and Orthodontic
Contract start date	01/04/2006
Contract end date	

17/18 Contracted general activity (UDA)	19,164
Carry forward general activity (UDA)	0
17/18 Contracted orthodontic activity (UOA)	1,050
Carry forward orthodontic activity (UOA)	0
Baseline contract value	£617,342.34

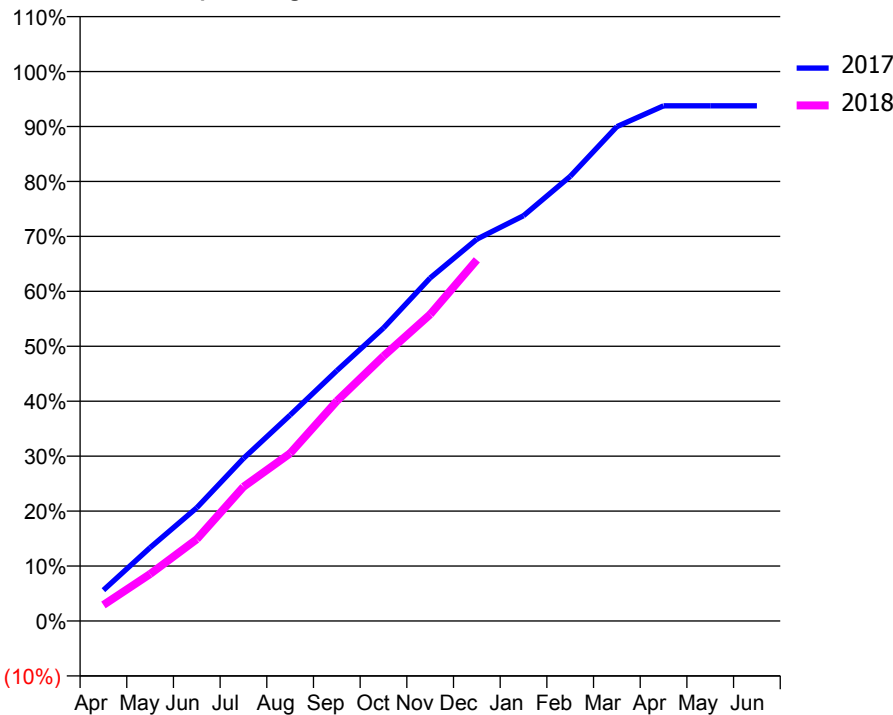
ACCESS*

Patients seen in 24 months	Total	Change since previous quarter
Quarter ending December 2016	5,405	
Quarter ending March 2017	5,317	↓
Quarter ending June 2017	5,265	→
Quarter ending September 2017	5,250	→
Quarter ending December 2017	5,453	↑
Variance since December 2016	0.9%	→



ACTIVITY

Cumulative percentage of contracted UDA delivered 2017 & 2018



Month	Adjusted Scheduled Activity (UDA)	
	2017	2018
April	1,077	558
May	2,560	1,639
June	3,951	2,854
July	5,673	4,683
August	7,181	5,847
September	8,733	7,673
October	10,222	9,240
November	11,962	10,694
December	13,315	12,595
January	14,134	
February	15,508	
March	17,242	
April	17,966	
May	17,969	
June	17,966	

QUALITY

	Quantity	Base Number	Contract	AT	Region	England
% of FP17s for the same patient ID Re-attending within 3 months - Children	200	2,027	9.9%	9.8%	12.9%	12.0%
% of FP17s for the same patient ID Re-attending within 3 months - Adults	432	3,936	11.0%	14.3%	16.5%	15.9%
% of FP17s for the same patient ID Re-attending between 3 & 9 months - Children	1,251	2,027	61.7%	58.8%	59.6%	58.0%
% of FP17s for the same patient ID Re-attending between 3 & 9 months - Adults	2,107	3,936	53.5%	53.0%	52.8%	50.5%
% of FP17s for Band 1 Urgent Courses	297	5,615	5.3%	7.5%	9.1%	9.0%
% of FP17s Relating to Free Repair or Replacements	42	5,615	0.7%	1.2%	1.0%	0.8%
% of FP17s Relating to Continuations	107	5,615	1.9%	1.3%	1.2%	1.1%
% of Patients satisfied with the dentistry they have received	7	7	N/A	92.7%	91.6%	91.5%
% of Patients satisfied with the time they had to wait for an appointment	7	7	N/A	88.3%	88.3%	87.9%

* This is based on patients treated on this contract for their most recent course of treatment. Figures in italics indicate the base number of FP17s or Patient Questionnaire responses are less than 100. N/A is shown where the base number of responses is less than 10 during the period. % is calculated as Quantity/Base number*100

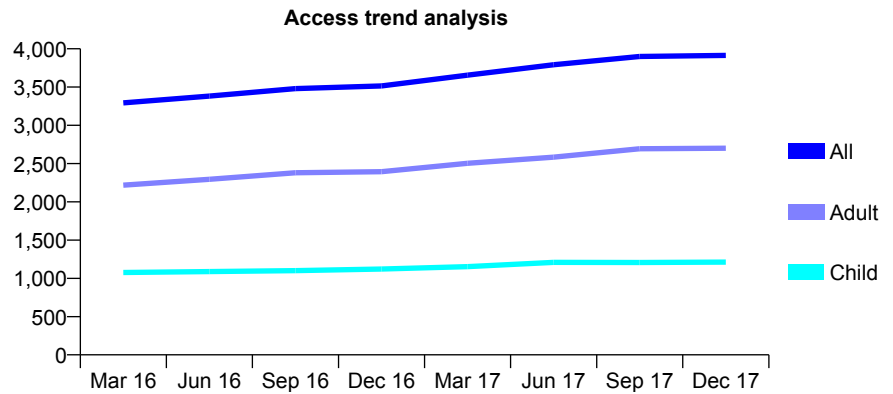
Q51 - Vital Signs At a Glance Contract Report for 233021/0001 - December 2017

Name or company name	MR AJ CADMAN
Contract type name	GDS Contract
Purpose of contract	General
Contract start date	01/04/2006
Contract end date	

17/18 Contracted general activity (UDA)	7,585
Carry forward general activity (UDA)	-130
17/18 Contracted orthodontic activity (UOA)	0
Carry forward orthodontic activity (UOA)	0
Baseline contract value	£247,543.31

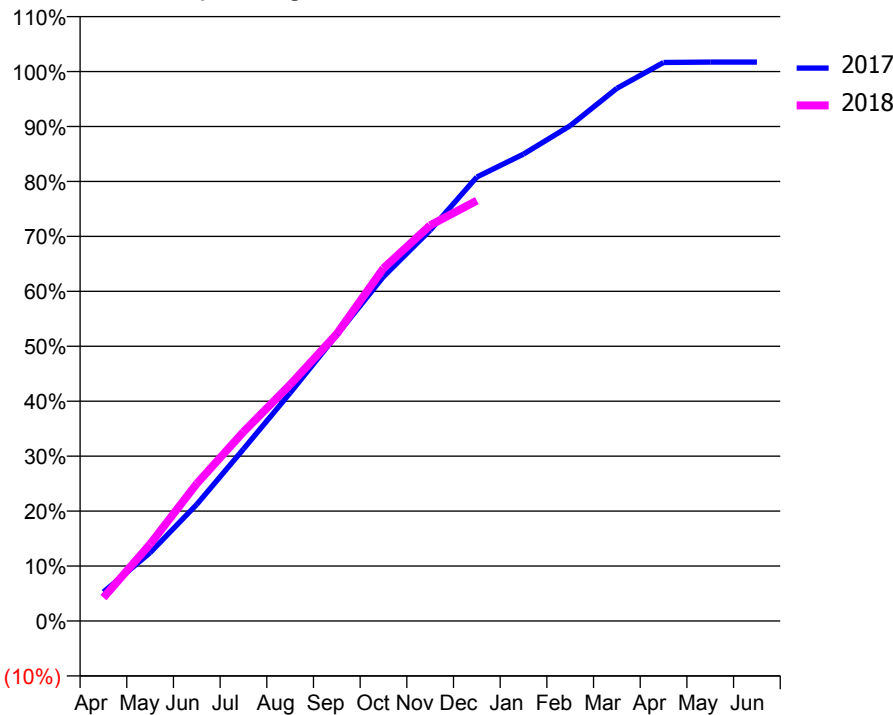
ACCESS*

Patients seen in 24 months	Total	Change since previous quarter
Quarter ending December 2016	3,515	
Quarter ending March 2017	3,656	↑
Quarter ending June 2017	3,792	↑
Quarter ending September 2017	3,900	↑
Quarter ending December 2017	3,913	→
Variance since December 2016	11.3%	↑



ACTIVITY

Cumulative percentage of contracted UDA delivered 2017 & 2018



Month	Adjusted Scheduled Activity (UDA)	
	2017	2018
April	400	323
May	944	1,062
June	1,610	1,896
July	2,374	2,611
August	3,149	3,263
September	3,949	3,963
October	4,753	4,869
November	5,394	5,462
December	6,128	5,803
January	6,446	
February	6,836	
March	7,353	
April	7,709	
May	7,714	
June	7,715	

QUALITY

	Quantity	Base Number	Contract	AT	Region	England
% of FP17s for the same patient ID Re-attending within 3 months - Children	78	1,457	5.4%	9.8%	12.9%	12.0%
% of FP17s for the same patient ID Re-attending within 3 months - Adults	279	2,733	10.2%	14.3%	16.5%	15.9%
% of FP17s for the same patient ID Re-attending between 3 & 9 months - Children	943	1,457	64.7%	58.8%	59.6%	58.0%
% of FP17s for the same patient ID Re-attending between 3 & 9 months - Adults	1,328	2,733	48.6%	53.0%	52.8%	50.5%
% of FP17s for Band 1 Urgent Courses	190	3,393	5.6%	7.5%	9.1%	9.0%
% of FP17s Relating to Free Repair or Replacements	16	3,393	0.5%	1.2%	1.0%	0.8%
% of FP17s Relating to Continuations	30	3,393	0.9%	1.3%	1.2%	1.1%
% of Patients satisfied with the dentistry they have received	4	4	N/A	92.7%	91.6%	91.5%
% of Patients satisfied with the time they had to wait for an appointment	4	4	N/A	88.3%	88.3%	87.9%

* This is based on patients treated on this contract for their most recent course of treatment. Figures in italics indicate the base number of FP17s or Patient Questionnaire responses are less than 100. N/A is shown where the base number of responses is less than 10 during the period. % is calculated as Quantity/Base number*100

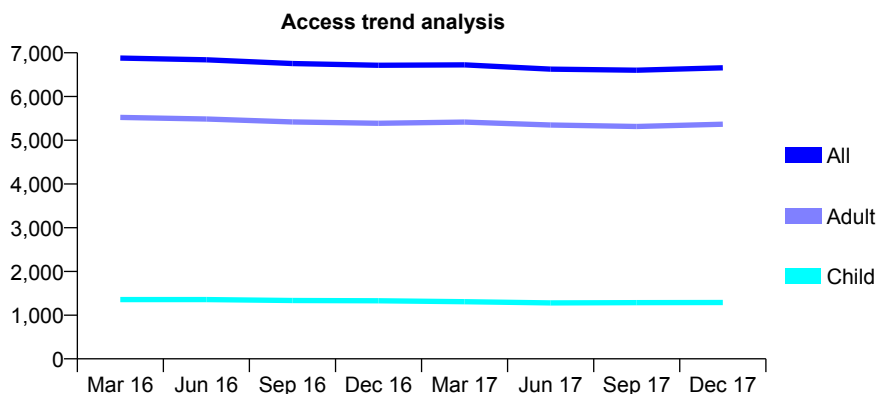
Q51 - Vital Signs At a Glance Contract Report for 234230/0001 - December 2017

Name or company name	MR IA SHELBOURNE
Contract type name	GDS Contract
Purpose of contract	General
Contract start date	01/12/2008
Contract end date	

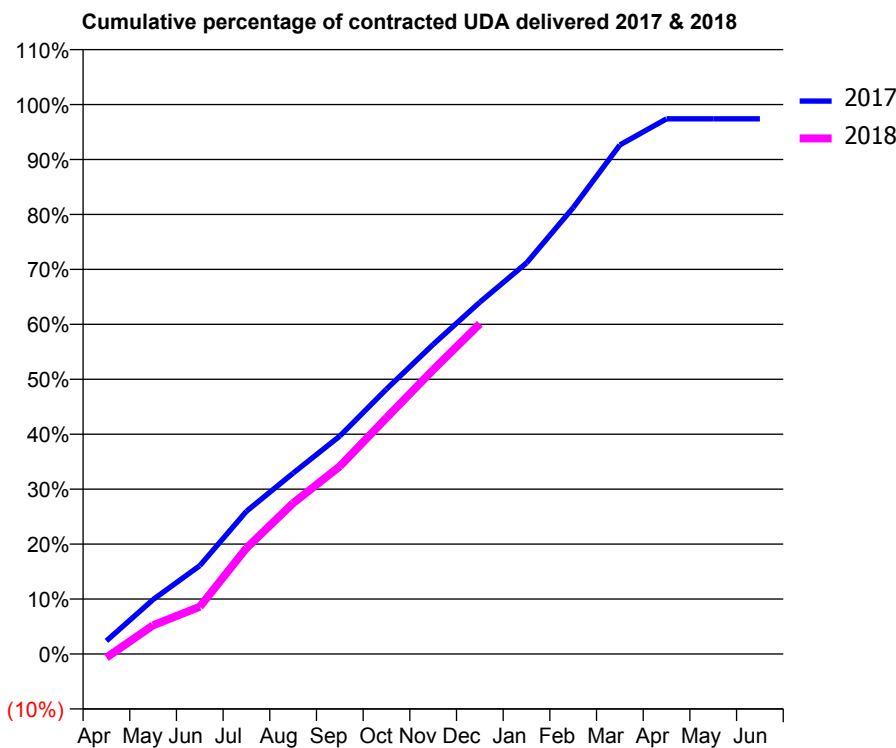
17/18 Contracted general activity (UDA)	20,016
Carry forward general activity (UDA)	520
17/18 Contracted orthodontic activity (UOA)	0
Carry forward orthodontic activity (UOA)	0
Baseline contract value	£561,262.12

ACCESS*

Patients seen in 24 months	Total	Change since previous quarter
Quarter ending December 2016	6,715	
Quarter ending March 2017	6,724	→
Quarter ending June 2017	6,627	↓
Quarter ending September 2017	6,603	→
Quarter ending December 2017	6,656	→
Variance since December 2016	(0.9%)	→



ACTIVITY



Month	Adjusted Scheduled Activity (UDA)	
	2017	2018
April	478	-132
May	1,986	1,047
June	3,216	1,723
July	5,201	3,858
August	6,591	5,496
September	7,941	6,836
October	9,649	8,605
November	11,277	10,351
December	12,816	12,028
January	14,243	
February	16,259	
March	18,541	
April	19,493	
May	19,496	
June	19,496	

QUALITY

	Quantity	Base Number	Contract	AT	Region	England
% of FP17s for the same patient ID Re-attending within 3 months - Children	65	1,358	4.8%	9.8%	12.9%	12.0%
% of FP17s for the same patient ID Re-attending within 3 months - Adults	715	5,472	13.1%	14.3%	16.5%	15.9%
% of FP17s for the same patient ID Re-attending between 3 & 9 months - Children	850	1,358	62.6%	58.8%	59.6%	58.0%
% of FP17s for the same patient ID Re-attending between 3 & 9 months - Adults	2,782	5,472	50.8%	53.0%	52.8%	50.5%
% of FP17s for Band 1 Urgent Courses	299	6,422	4.7%	7.5%	9.1%	9.0%
% of FP17s Relating to Free Repair or Replacements	64	6,422	1.0%	1.2%	1.0%	0.8%
% of FP17s Relating to Continuations	153	6,422	2.4%	1.3%	1.2%	1.1%
% of Patients satisfied with the dentistry they have received	9	9	N/A	92.7%	91.6%	91.5%
% of Patients satisfied with the time they had to wait for an appointment	9	9	N/A	88.3%	88.3%	87.9%

* This is based on patients treated on this contract for their most recent course of treatment. Figures in italics indicate the base number of FP17s or Patient Questionnaire responses are less than 100. N/A is shown where the base number of responses is less than 10 during the period. % is calculated as Quantity/Base number*100

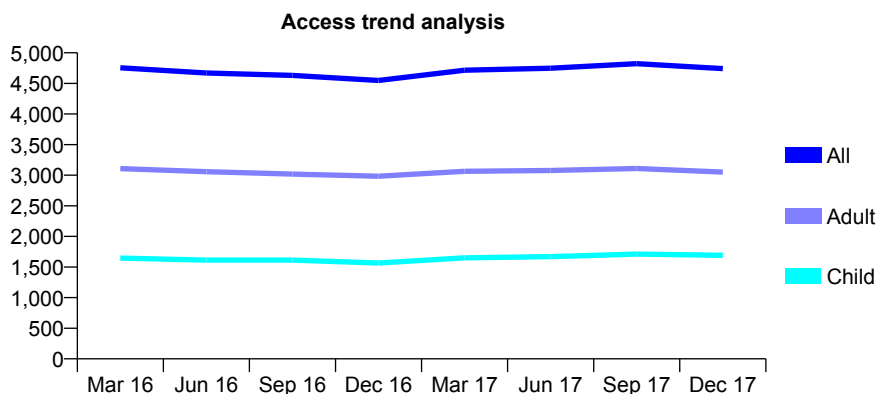
Q51 - Vital Signs At a Glance Contract Report for 253421/0003 - December 2017

Name or company name	MR MA CHOUDHRY
Contract type name	GDS Contract
Purpose of contract	General
Contract start date	01/04/2006
Contract end date	

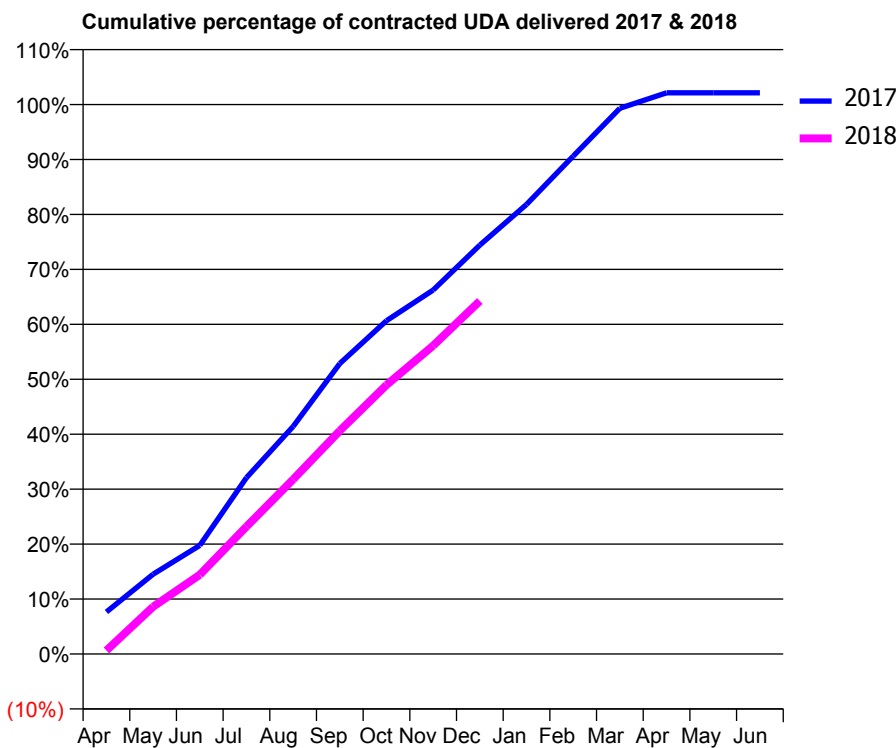
17/18 Contracted general activity (UDA)	11,573
Carry forward general activity (UDA)	0
17/18 Contracted orthodontic activity (UOA)	0
Carry forward orthodontic activity (UOA)	0
Baseline contract value	£370,199.91

ACCESS*

Patients seen in 24 months	Total	Change since previous quarter
Quarter ending December 2016	4,548	
Quarter ending March 2017	4,716	↑
Quarter ending June 2017	4,749	→
Quarter ending September 2017	4,822	→
Quarter ending December 2017	4,742	↓
Variance since December 2016	4.3%	↑



ACTIVITY



Month	Adjusted Scheduled Activity (UDA)	
	2017	2018
April	887	74
May	1,681	997
June	2,287	1,668
July	3,715	2,684
August	4,793	3,678
September	6,117	4,704
October	7,020	5,667
November	7,664	6,494
December	8,613	7,435
January	9,468	
February	10,486	
March	11,494	
April	11,818	
May	11,818	
June	11,818	

QUALITY

	Quantity	Base Number	Contract	AT	Region	England
% of FP17s for the same patient ID Re-attending within 3 months - Children	110	1,699	6.5%	9.8%	12.9%	12.0%
% of FP17s for the same patient ID Re-attending within 3 months - Adults	510	2,906	17.5%	14.3%	16.5%	15.9%
% of FP17s for the same patient ID Re-attending between 3 & 9 months - Children	763	1,699	44.9%	58.8%	59.6%	58.0%
% of FP17s for the same patient ID Re-attending between 3 & 9 months - Adults	1,098	2,906	37.8%	53.0%	52.8%	50.5%
% of FP17s for Band 1 Urgent Courses	456	3,405	13.4%	7.5%	9.1%	9.0%
% of FP17s Relating to Free Repair or Replacements	18	3,405	0.5%	1.2%	1.0%	0.8%
% of FP17s Relating to Continuations	40	3,405	1.2%	1.3%	1.2%	1.1%
% of Patients satisfied with the dentistry they have received	6	7	N/A	92.7%	91.6%	91.5%
% of Patients satisfied with the time they had to wait for an appointment	5	7	N/A	88.3%	88.3%	87.9%

* This is based on patients treated on this contract for their most recent course of treatment. Figures in italics indicate the base number of FP17s or Patient Questionnaire responses are less than 100. N/A is shown where the base number of responses is less than 10 during the period. % is calculated as Quantity/Base number*100

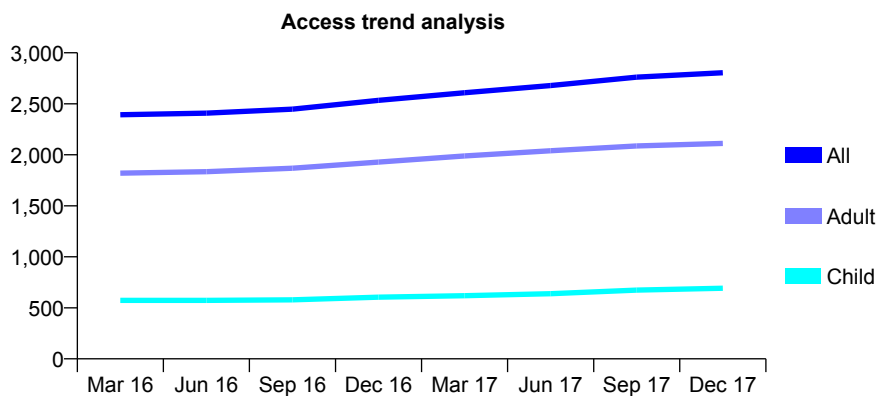
Q51 - Vital Signs At a Glance Contract Report for 263478/0001 - December 2017

Name or company name	Tickhill Dental & Implant Centre Limited
Contract type name	GDS Contract
Purpose of contract	General
Contract start date	01/01/2011
Contract end date	

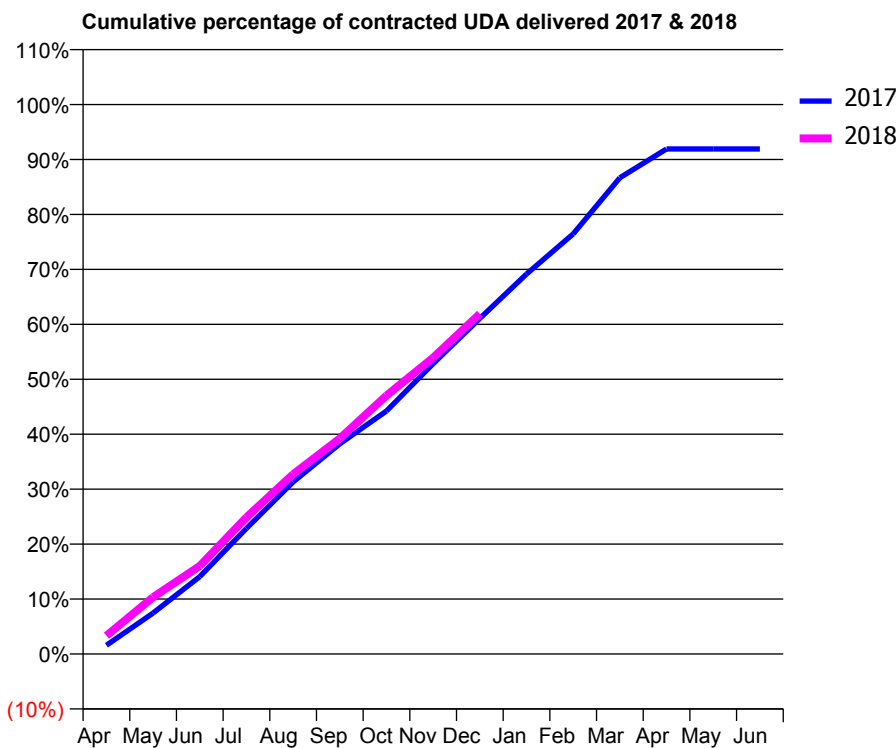
17/18 Contracted general activity (UDA)	9,040
Carry forward general activity (UDA)	0
17/18 Contracted orthodontic activity (UOA)	0
Carry forward orthodontic activity (UOA)	0
Baseline contract value	£258,729.74

ACCESS*

Patients seen in 24 months	Total	Change since previous quarter
Quarter ending December 2016	2,534	
Quarter ending March 2017	2,608	↑
Quarter ending June 2017	2,679	↑
Quarter ending September 2017	2,761	↑
Quarter ending December 2017	2,804	→
Variance since December 2016	10.7%	↑



ACTIVITY



Month	Adjusted Scheduled Activity (UDA)	
	2017	2018
April	144	302
May	675	935
June	1,273	1,450
July	2,067	2,250
August	2,830	2,957
September	3,459	3,546
October	3,999	4,252
November	4,777	4,876
December	5,520	5,598
January	6,251	
February	6,911	
March	7,836	
April	8,308	
May	8,308	
June	8,308	

QUALITY

	Quantity	Base Number	Contract	AT	Region	England
% of FP17s for the same patient ID Re-attending within 3 months - Children	53	818	6.5%	9.8%	12.9%	12.0%
% of FP17s for the same patient ID Re-attending within 3 months - Adults	348	2,625	13.3%	14.3%	16.5%	15.9%
% of FP17s for the same patient ID Re-attending between 3 & 9 months - Children	550	818	67.2%	58.8%	59.6%	58.0%
% of FP17s for the same patient ID Re-attending between 3 & 9 months - Adults	1,796	2,625	68.4%	53.0%	52.8%	50.5%
% of FP17s for Band 1 Urgent Courses	181	3,238	5.6%	7.5%	9.1%	9.0%
% of FP17s Relating to Free Repair or Replacements	14	3,238	0.4%	1.2%	1.0%	0.8%
% of FP17s Relating to Continuations	52	3,238	1.6%	1.3%	1.2%	1.1%
% of Patients satisfied with the dentistry they have received	22	22	100.0%	92.7%	91.6%	91.5%
% of Patients satisfied with the time they had to wait for an appointment	22	22	100.0%	88.3%	88.3%	87.9%

* This is based on patients treated on this contract for their most recent course of treatment. Figures in italics indicate the base number of FP17s or Patient Questionnaire responses are less than 100. N/A is shown where the base number of responses is less than 10 during the period. % is calculated as Quantity/Base number*100

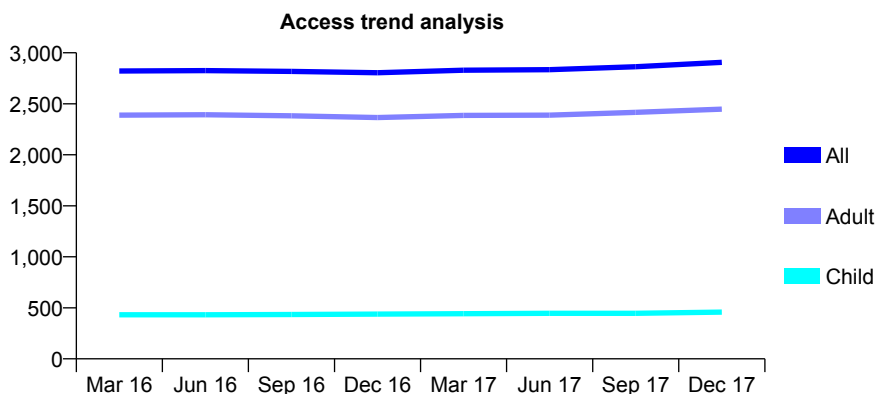
Q51 - Vital Signs At a Glance Contract Report for 320331/0001 - December 2017

Name or company name	MR PR GIBBONS
Contract type name	GDS Contract
Purpose of contract	General
Contract start date	01/04/2006
Contract end date	

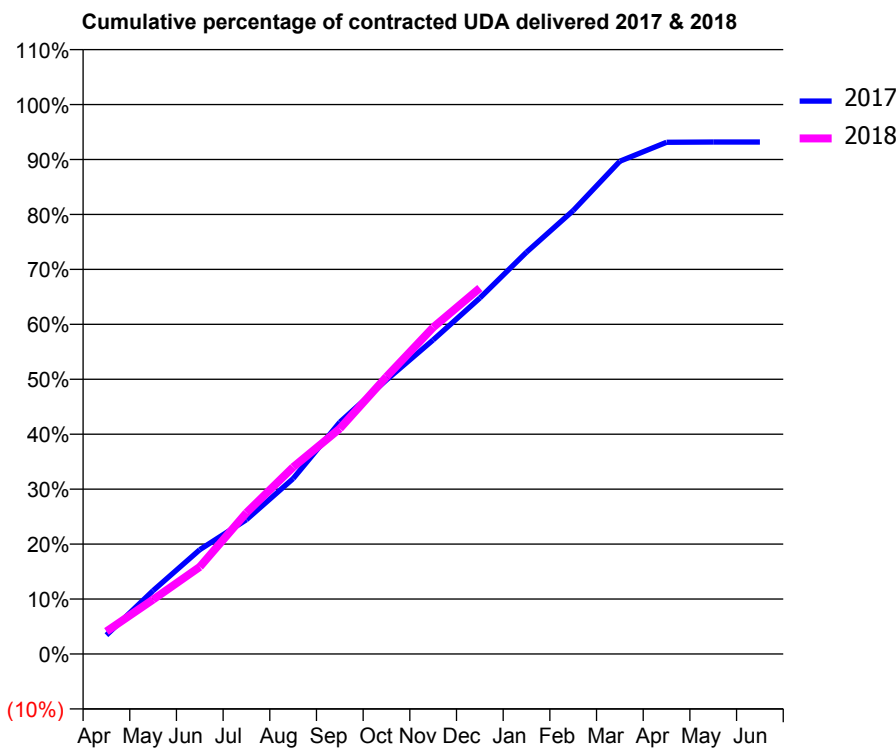
17/18 Contracted general activity (UDA)	9,483
Carry forward general activity (UDA)	0
17/18 Contracted orthodontic activity (UOA)	0
Carry forward orthodontic activity (UOA)	0
Baseline contract value	£265,930.84

ACCESS*

Patients seen in 24 months	Total	Change since previous quarter
Quarter ending December 2016	2,804	
Quarter ending March 2017	2,829	→
Quarter ending June 2017	2,835	→
Quarter ending September 2017	2,863	→
Quarter ending December 2017	2,906	→
Variance since December 2016	3.6%	↑



ACTIVITY



Month	Adjusted Scheduled Activity (UDA)	
	2017	2018
April	326	389
May	1,094	940
June	1,802	1,505
July	2,318	2,438
August	3,027	3,226
September	4,000	3,890
October	4,730	4,786
November	5,420	5,636
December	6,143	6,315
January	6,934	
February	7,653	
March	8,503	
April	8,831	
May	8,835	
June	8,836	

QUALITY

	Quantity	Base Number	Contract	AT	Region	England
% of FP17s for the same patient ID Re-attending within 3 months - Children	96	635	15.1%	9.8%	12.9%	12.0%
% of FP17s for the same patient ID Re-attending within 3 months - Adults	399	2,920	13.7%	14.3%	16.5%	15.9%
% of FP17s for the same patient ID Re-attending between 3 & 9 months - Children	396	635	62.4%	58.8%	59.6%	58.0%
% of FP17s for the same patient ID Re-attending between 3 & 9 months - Adults	1,736	2,920	59.5%	53.0%	52.8%	50.5%
% of FP17s for Band 1 Urgent Courses	10	3,364	0.3%	7.5%	9.1%	9.0%
% of FP17s Relating to Free Repair or Replacements	40	3,364	1.2%	1.2%	1.0%	0.8%
% of FP17s Relating to Continuations	144	3,364	4.3%	1.3%	1.2%	1.1%
% of Patients satisfied with the dentistry they have received	2	2	N/A	92.7%	91.6%	91.5%
% of Patients satisfied with the time they had to wait for an appointment	1	2	N/A	88.3%	88.3%	87.9%

* This is based on patients treated on this contract for their most recent course of treatment. Figures in italics indicate the base number of FP17s or Patient Questionnaire responses are less than 100. N/A is shown where the base number of responses is less than 10 during the period. % is calculated as Quantity/Base number*100

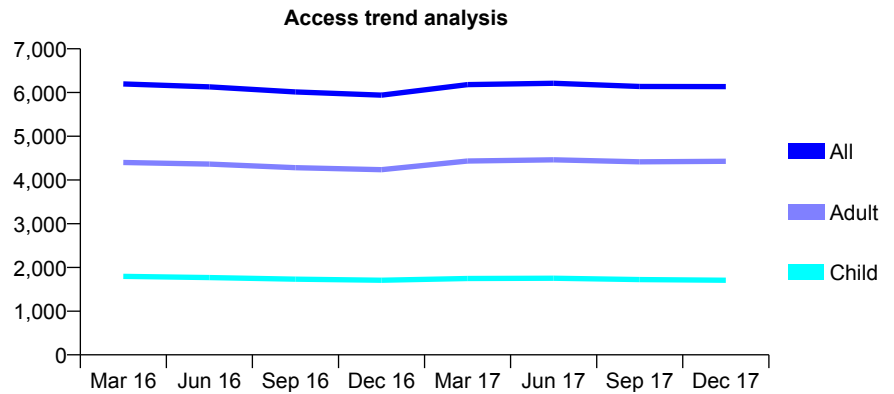
Q51 - Vital Signs At a Glance Contract Report for 325880/0001 - December 2017

Name or company name	Mr RJ Anderson & Mr RR Broadberry
Contract type name	GDS Contract
Purpose of contract	General
Contract start date	01/04/2006
Contract end date	

17/18 Contracted general activity (UDA)	16,565
Carry forward general activity (UDA)	79
17/18 Contracted orthodontic activity (UOA)	0
Carry forward orthodontic activity (UOA)	0
Baseline contract value	£432,354.91

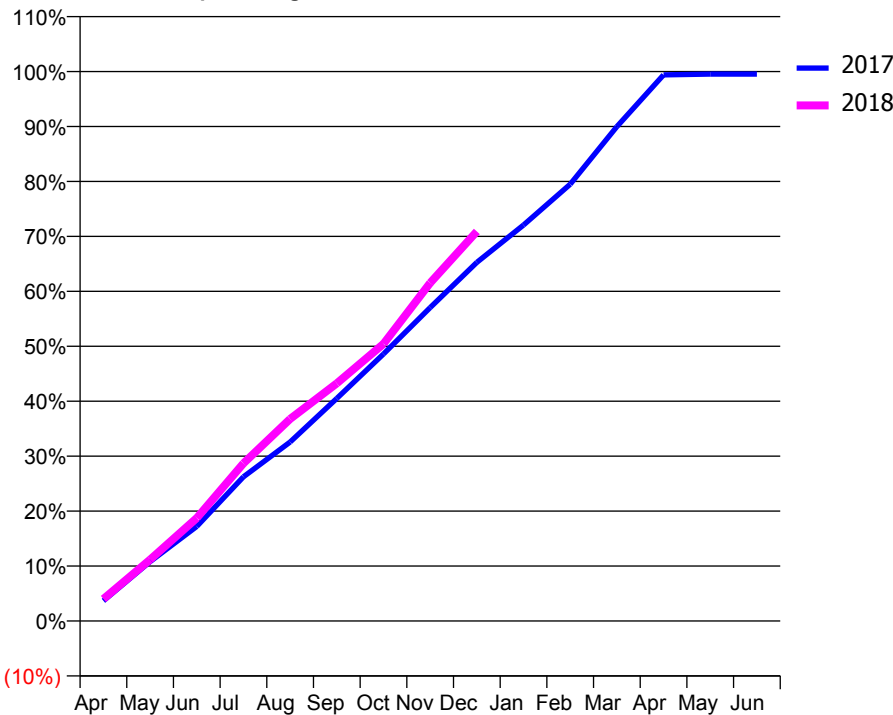
ACCESS*

Patients seen in 24 months	Total	Change since previous quarter
Quarter ending December 2016	5,940	
Quarter ending March 2017	6,180	↑
Quarter ending June 2017	6,213	→
Quarter ending September 2017	6,137	↓
Quarter ending December 2017	6,134	→
Variance since December 2016	3.3%	↑



ACTIVITY

Cumulative percentage of contracted UDA delivered 2017 & 2018



Month	Adjusted Scheduled Activity (UDA)	
	2017	2018
April	610	665
May	1,790	1,849
June	2,853	3,106
July	4,349	4,752
August	5,395	6,092
September	6,712	7,165
October	8,050	8,357
November	9,448	10,194
December	10,810	11,745
January	11,936	
February	13,167	
March	14,902	
April	16,465	
May	16,488	
June	16,486	

QUALITY

	Quantity	Base Number	Contract	AT	Region	England
% of FP17s for the same patient ID Re-attending within 3 months - Children	136	2,175	6.3%	9.8%	12.9%	12.0%
% of FP17s for the same patient ID Re-attending within 3 months - Adults	665	5,181	12.8%	14.3%	16.5%	15.9%
% of FP17s for the same patient ID Re-attending between 3 & 9 months - Children	1,412	2,175	64.9%	58.8%	59.6%	58.0%
% of FP17s for the same patient ID Re-attending between 3 & 9 months - Adults	2,923	5,181	56.4%	53.0%	52.8%	50.5%
% of FP17s for Band 1 Urgent Courses	413	6,615	6.2%	7.5%	9.1%	9.0%
% of FP17s Relating to Free Repair or Replacements	64	6,615	1.0%	1.2%	1.0%	0.8%
% of FP17s Relating to Continuations	14	6,615	0.2%	1.3%	1.2%	1.1%
% of Patients satisfied with the dentistry they have received	8	10	80.0%	92.7%	91.6%	91.5%
% of Patients satisfied with the time they had to wait for an appointment	8	10	80.0%	88.3%	88.3%	87.9%

* This is based on patients treated on this contract for their most recent course of treatment. Figures in italics indicate the base number of FP17s or Patient Questionnaire responses are less than 100. N/A is shown where the base number of responses is less than 10 during the period. % is calculated as Quantity/Base number*100

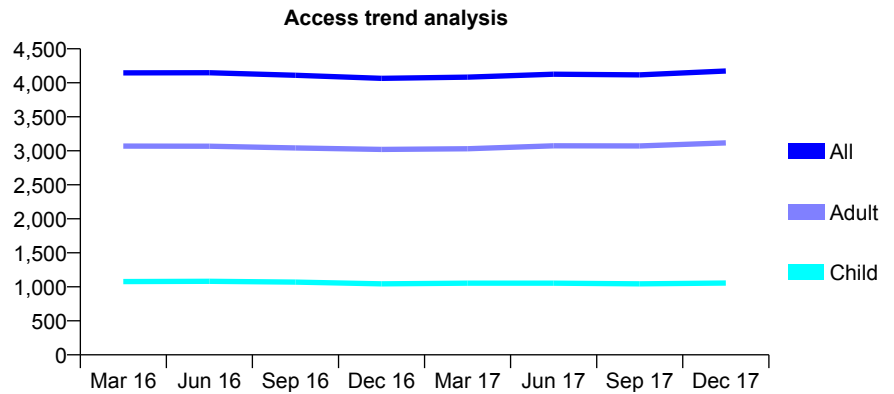
Q51 - Vital Signs At a Glance Contract Report for 327255/0001 - December 2017

Name or company name	High Street Dental Care
Contract type name	GDS Contract
Purpose of contract	General
Contract start date	01/04/2006
Contract end date	

17/18 Contracted general activity (UDA)	12,485
Carry forward general activity (UDA)	58
17/18 Contracted orthodontic activity (UOA)	0
Carry forward orthodontic activity (UOA)	0
Baseline contract value	£399,526.05

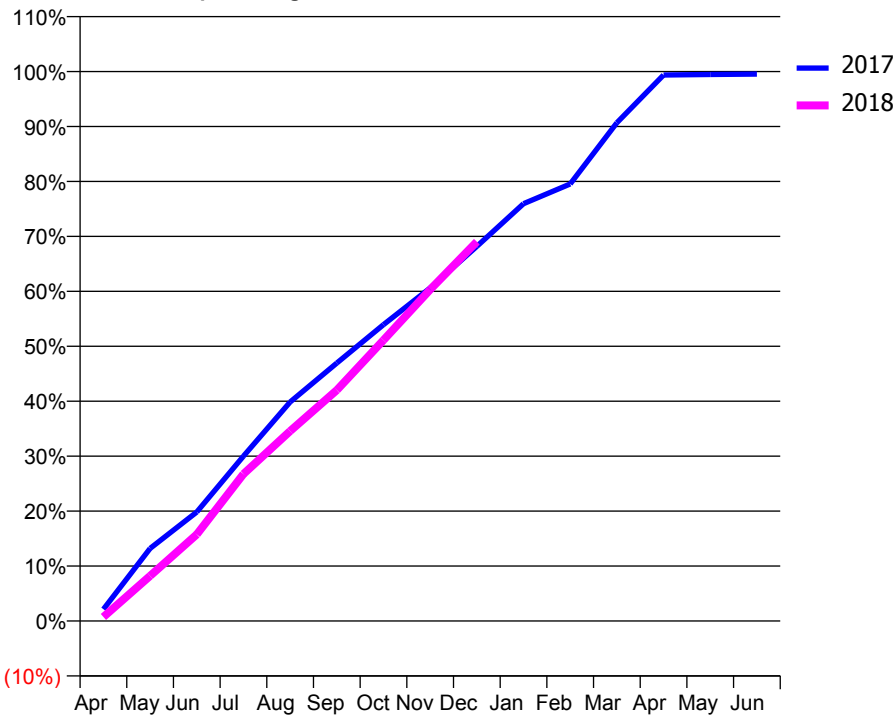
ACCESS*

Patients seen in 24 months	Total	Change since previous quarter
Quarter ending December 2016	4,066	
Quarter ending March 2017	4,084	→
Quarter ending June 2017	4,127	→
Quarter ending September 2017	4,117	→
Quarter ending December 2017	4,173	→
Variance since December 2016	2.6%	↑



ACTIVITY

Cumulative percentage of contracted UDA delivered 2017 & 2018



Month	Adjusted Scheduled Activity (UDA)	
	2017	2018
April	268	93
May	1,649	1,025
June	2,476	1,967
July	3,746	3,340
August	4,978	4,316
September	5,862	5,247
October	6,733	6,382
November	7,566	7,531
December	8,513	8,618
January	9,482	
February	9,930	
March	11,321	
April	12,405	
May	12,417	
June	12,427	

QUALITY

	Quantity	Base Number	Contract	AT	Region	England
% of FP17s for the same patient ID Re-attending within 3 months - Children	71	1,418	5.0%	9.8%	12.9%	12.0%
% of FP17s for the same patient ID Re-attending within 3 months - Adults	455	3,819	11.9%	14.3%	16.5%	15.9%
% of FP17s for the same patient ID Re-attending between 3 & 9 months - Children	1,026	1,418	72.4%	58.8%	59.6%	58.0%
% of FP17s for the same patient ID Re-attending between 3 & 9 months - Adults	2,378	3,819	62.3%	53.0%	52.8%	50.5%
% of FP17s for Band 1 Urgent Courses	222	4,703	4.7%	7.5%	9.1%	9.0%
% of FP17s Relating to Free Repair or Replacements	56	4,703	1.2%	1.2%	1.0%	0.8%
% of FP17s Relating to Continuations	11	4,703	0.2%	1.3%	1.2%	1.1%
% of Patients satisfied with the dentistry they have received	7	7	N/A	92.7%	91.6%	91.5%
% of Patients satisfied with the time they had to wait for an appointment	6	7	N/A	88.3%	88.3%	87.9%

* This is based on patients treated on this contract for their most recent course of treatment. Figures in italics indicate the base number of FP17s or Patient Questionnaire responses are less than 100. N/A is shown where the base number of responses is less than 10 during the period. % is calculated as Quantity/Base number*100

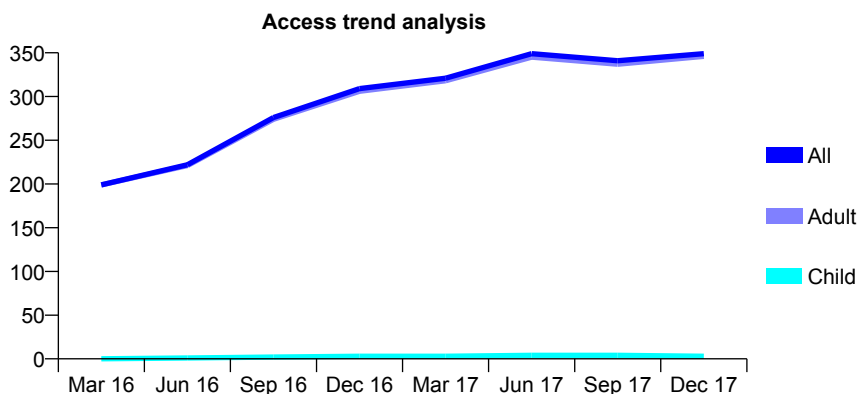
Q51 - Vital Signs At a Glance Contract Report for 327972/0001 - December 2017

Name or company name	MR AP ROSE
Contract type name	PDS Contract
Purpose of contract	General
Contract start date	01/04/2006
Contract end date	31/03/2018

17/18 Contracted general activity (UDA)	1,140
Carry forward general activity (UDA)	0
17/18 Contracted orthodontic activity (UOA)	0
Carry forward orthodontic activity (UOA)	0
Baseline contract value	£48,055.49

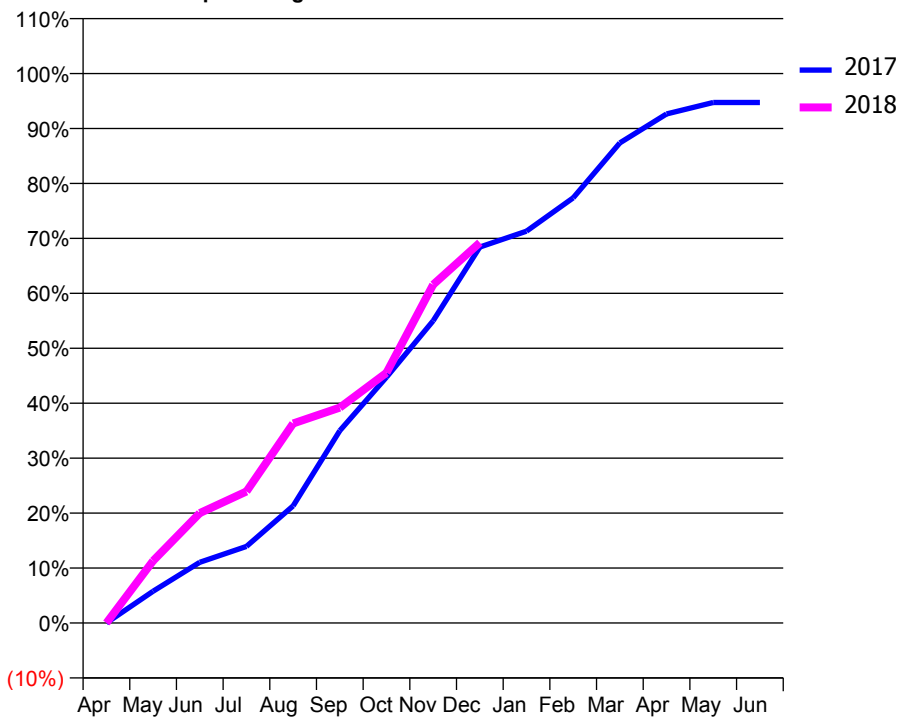
ACCESS*

Patients seen in 24 months	Total	Change since previous quarter
Quarter ending December 2016	309	
Quarter ending March 2017	321	↑
Quarter ending June 2017	349	↑
Quarter ending September 2017	341	↓
Quarter ending December 2017	349	↑
Variance since December 2016	12.9%	↑



ACTIVITY

Cumulative percentage of contracted UDA delivered 2017 & 2018



Month	Adjusted Scheduled Activity (UDA)	
	2017	2018
April	0	0
May	66	129
June	126	228
July	159	273
August	243	414
September	399	447
October	510	519
November	627	702
December	780	789
January	813	
February	882	
March	996	
April	1,056	
May	1,080	
June	1,080	

QUALITY

	Quantity	Base Number	Contract	AT	Region	England
% of FP17s for the same patient ID Re-attending within 3 months - Children	0	3	0.0%	9.8%	12.9%	12.0%
% of FP17s for the same patient ID Re-attending within 3 months - Adults	38	290	13.1%	14.3%	16.5%	15.9%
% of FP17s for the same patient ID Re-attending between 3 & 9 months - Children	0	3	0.0%	58.8%	59.6%	58.0%
% of FP17s for the same patient ID Re-attending between 3 & 9 months - Adults	0	290	0.0%	53.0%	52.8%	50.5%
% of FP17s for Band 1 Urgent Courses	0	265	0.0%	7.5%	9.1%	9.0%
% of FP17s Relating to Free Repair or Replacements	0	265	0.0%	1.2%	1.0%	0.8%
% of FP17s Relating to Continuations	0	265	0.0%	1.3%	1.2%	1.1%
% of Patients satisfied with the dentistry they have received	0	0	N/A	92.7%	91.6%	91.5%
% of Patients satisfied with the time they had to wait for an appointment	0	0	N/A	88.3%	88.3%	87.9%

* This is based on patients treated on this contract for their most recent course of treatment. Figures in italics indicate the base number of FP17s or Patient Questionnaire responses are less than 100. N/A is shown where the base number of responses is less than 10 during the period. % is calculated as Quantity/Base number*100

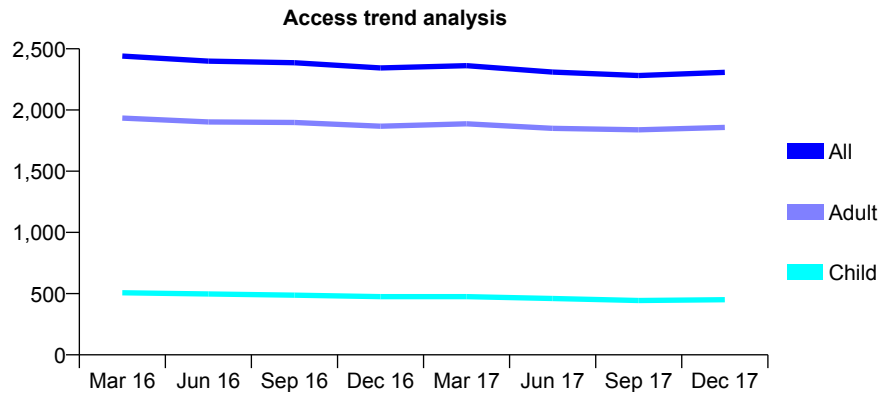
Q51 - Vital Signs At a Glance Contract Report for 352470/0002 - December 2017

Name or company name	MR H CROSSLEY
Contract type name	GDS Contract
Purpose of contract	General
Contract start date	02/09/2012
Contract end date	

17/18 Contracted general activity (UDA)	7,004
Carry forward general activity (UDA)	0
17/18 Contracted orthodontic activity (UOA)	0
Carry forward orthodontic activity (UOA)	0
Baseline contract value	£196,396.87

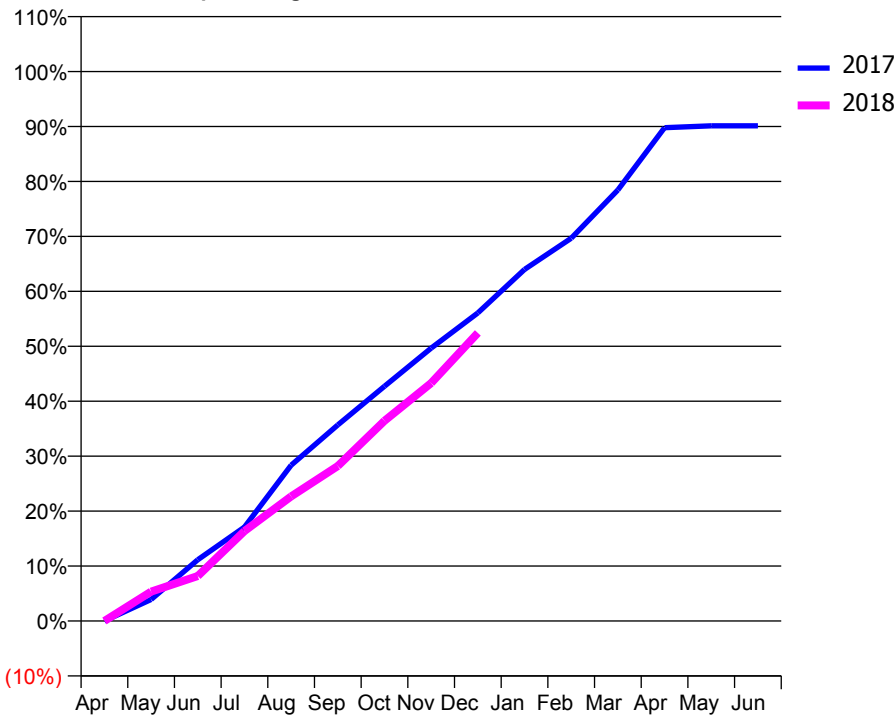
ACCESS*

Patients seen in 24 months	Total	Change since previous quarter
Quarter ending December 2016	2,344	
Quarter ending March 2017	2,362	→
Quarter ending June 2017	2,310	↓
Quarter ending September 2017	2,282	↓
Quarter ending December 2017	2,308	→
Variance since December 2016	(1.5%)	↓



ACTIVITY

Cumulative percentage of contracted UDA delivered 2017 & 2018



Month	Adjusted Scheduled Activity (UDA)	
	2017	2018
April	0	0
May	275	375
June	781	573
July	1,198	1,147
August	1,987	1,589
September	2,499	1,976
October	2,993	2,552
November	3,478	3,033
December	3,927	3,672
January	4,481	
February	4,879	
March	5,494	
April	6,288	
May	6,312	
June	6,312	

QUALITY

	Quantity	Base Number	Contract	AT	Region	England
% of FP17s for the same patient ID Re-attending within 3 months - Children	26	437	5.9%	9.8%	12.9%	12.0%
% of FP17s for the same patient ID Re-attending within 3 months - Adults	164	1,529	10.7%	14.3%	16.5%	15.9%
% of FP17s for the same patient ID Re-attending between 3 & 9 months - Children	244	437	55.8%	58.8%	59.6%	58.0%
% of FP17s for the same patient ID Re-attending between 3 & 9 months - Adults	442	1,529	28.9%	53.0%	52.8%	50.5%
% of FP17s for Band 1 Urgent Courses	70	1,622	4.3%	7.5%	9.1%	9.0%
% of FP17s Relating to Free Repair or Replacements	28	1,622	1.7%	1.2%	1.0%	0.8%
% of FP17s Relating to Continuations	36	1,622	2.2%	1.3%	1.2%	1.1%
% of Patients satisfied with the dentistry they have received	6	6	N/A	92.7%	91.6%	91.5%
% of Patients satisfied with the time they had to wait for an appointment	6	6	N/A	88.3%	88.3%	87.9%

* This is based on patients treated on this contract for their most recent course of treatment. Figures in italics indicate the base number of FP17s or Patient Questionnaire responses are less than 100. N/A is shown where the base number of responses is less than 10 during the period. % is calculated as Quantity/Base number*100

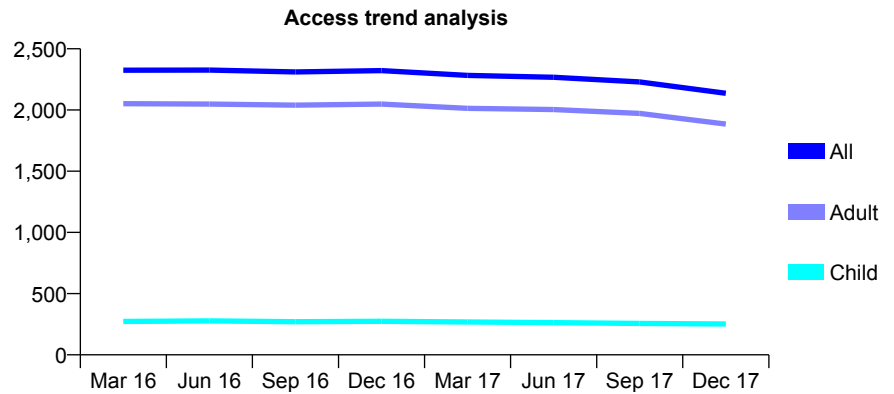
Q51 - Vital Signs At a Glance Contract Report for 563056/0001 - December 2017

Name or company name	Mr Dewar and Mr Oriaklis
Contract type name	GDS Contract
Purpose of contract	General
Contract start date	01/04/2006
Contract end date	

17/18 Contracted general activity (UDA)	7,678
Carry forward general activity (UDA)	0
17/18 Contracted orthodontic activity (UOA)	0
Carry forward orthodontic activity (UOA)	0
Baseline contract value	£171,576.81

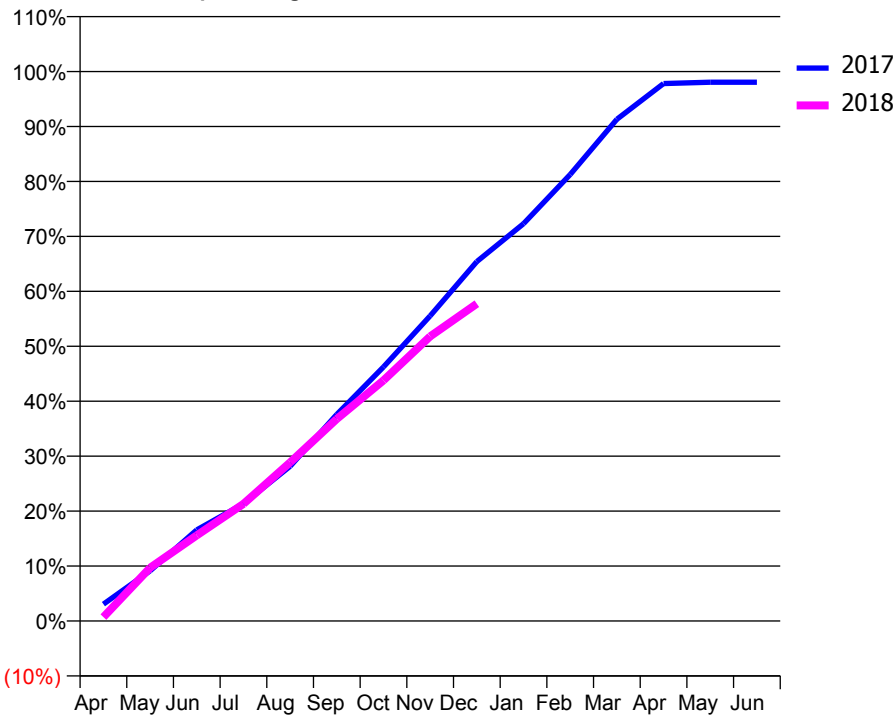
ACCESS*

Patients seen in 24 months	Total	Change since previous quarter
Quarter ending December 2016	2,322	
Quarter ending March 2017	2,283	↓
Quarter ending June 2017	2,267	→
Quarter ending September 2017	2,229	↓
Quarter ending December 2017	2,137	↓
Variance since December 2016	(8.0%)	↓



ACTIVITY

Cumulative percentage of contracted UDA delivered 2017 & 2018



Month	Adjusted Scheduled Activity (UDA)	
	2017	2018
April	236	55
May	702	744
June	1,274	1,198
July	1,639	1,636
August	2,162	2,217
September	2,887	2,825
October	3,550	3,363
November	4,264	3,978
December	5,022	4,433
January	5,551	
February	6,239	
March	7,011	
April	7,509	
May	7,528	
June	7,529	

QUALITY

	Quantity	Base Number	Contract	AT	Region	England
% of FP17s for the same patient ID Re-attending within 3 months - Children	24	307	7.8%	9.8%	12.9%	12.0%
% of FP17s for the same patient ID Re-attending within 3 months - Adults	637	2,381	26.8%	14.3%	16.5%	15.9%
% of FP17s for the same patient ID Re-attending between 3 & 9 months - Children	206	307	67.1%	58.8%	59.6%	58.0%
% of FP17s for the same patient ID Re-attending between 3 & 9 months - Adults	1,162	2,381	48.8%	53.0%	52.8%	50.5%
% of FP17s for Band 1 Urgent Courses	250	2,457	10.2%	7.5%	9.1%	9.0%
% of FP17s Relating to Free Repair or Replacements	30	2,457	1.2%	1.2%	1.0%	0.8%
% of FP17s Relating to Continuations	99	2,457	4.0%	1.3%	1.2%	1.1%
% of Patients satisfied with the dentistry they have received	6	6	N/A	92.7%	91.6%	91.5%
% of Patients satisfied with the time they had to wait for an appointment	6	6	N/A	88.3%	88.3%	87.9%

* This is based on patients treated on this contract for their most recent course of treatment. Figures in italics indicate the base number of FP17s or Patient Questionnaire responses are less than 100. N/A is shown where the base number of responses is less than 10 during the period. % is calculated as Quantity/Base number*100

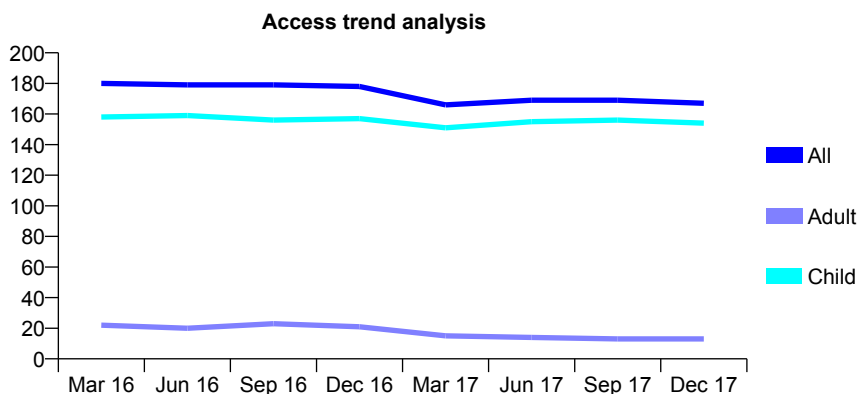
Q51 - Vital Signs At a Glance Contract Report for 567647/0001 - December 2017

Name or company name	MR S HUSSAIN
Contract type name	GDS Contract
Purpose of contract	General
Contract start date	01/04/2006
Contract end date	

17/18 Contracted general activity (UDA)	400
Carry forward general activity (UDA)	-7
17/18 Contracted orthodontic activity (UOA)	0
Carry forward orthodontic activity (UOA)	0
Baseline contract value	£11,845.81

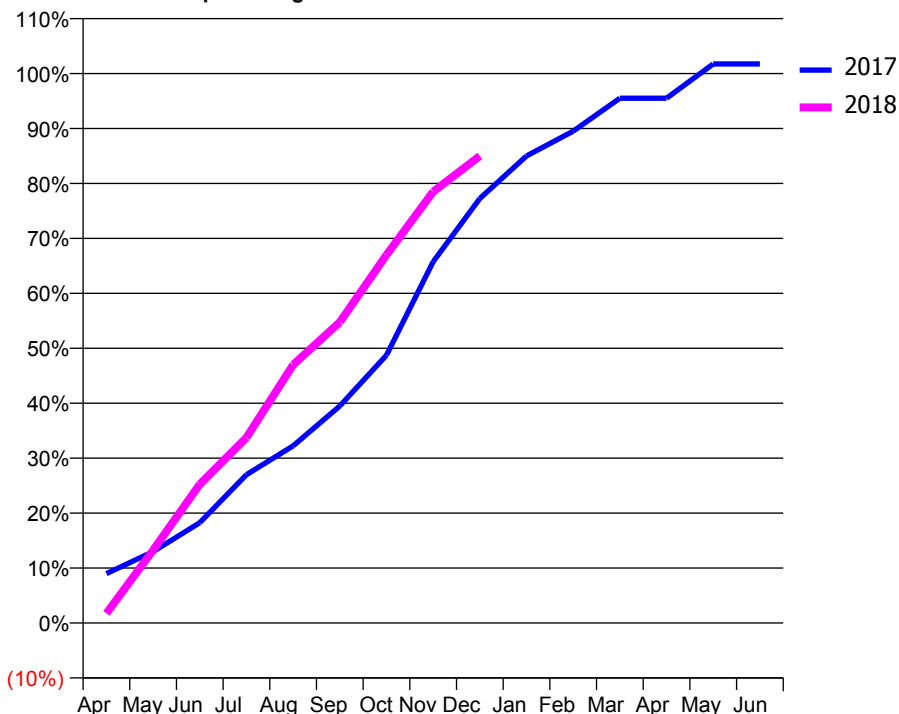
ACCESS*

Patients seen in 24 months	Total	Change since previous quarter
Quarter ending December 2016	178	
Quarter ending March 2017	166	↓
Quarter ending June 2017	169	→
Quarter ending September 2017	169	→
Quarter ending December 2017	167	↓
Variance since December 2016	(6.2%)	↓



ACTIVITY

Cumulative percentage of contracted UDA delivered 2017 & 2018



Month	Adjusted Scheduled Activity (UDA)	
	2017	2018
April	36	7
May	52	53
June	73	101
July	108	135
August	129	188
September	158	219
October	195	268
November	263	314
December	309	340
January	340	
February	358	
March	382	
April	382	
May	407	
June	407	

QUALITY

	Quantity	Base Number	Contract	AT	Region	England
% of FP17s for the same patient ID Re-attending within 3 months - Children	12	206	5.8%	9.8%	12.9%	12.0%
% of FP17s for the same patient ID Re-attending within 3 months - Adults	0	0	N/A	14.3%	16.5%	15.9%
% of FP17s for the same patient ID Re-attending between 3 & 9 months - Children	134	206	65.0%	58.8%	59.6%	58.0%
% of FP17s for the same patient ID Re-attending between 3 & 9 months - Adults	0	0	N/A	53.0%	52.8%	50.5%
% of FP17s for Band 1 Urgent Courses	0	189	0.0%	7.5%	9.1%	9.0%
% of FP17s Relating to Free Repair or Replacements	0	189	0.0%	1.2%	1.0%	0.8%
% of FP17s Relating to Continuations	0	189	0.0%	1.3%	1.2%	1.1%
% of Patients satisfied with the dentistry they have received	0	0	N/A	92.7%	91.6%	91.5%
% of Patients satisfied with the time they had to wait for an appointment	0	0	N/A	88.3%	88.3%	87.9%

* This is based on patients treated on this contract for their most recent course of treatment. Figures in italics indicate the base number of FP17s or Patient Questionnaire responses are less than 100. N/A is shown where the base number of responses is less than 10 during the period. % is calculated as Quantity/Base number*100

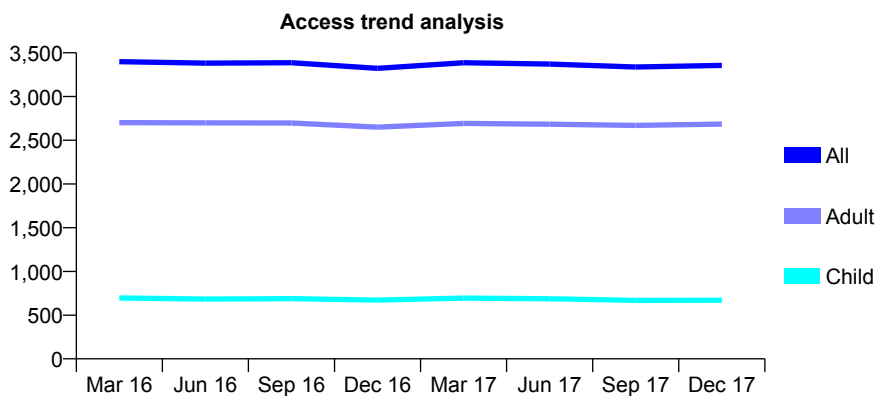
Q51 - Vital Signs At a Glance Contract Report for 568465/0001 - December 2017

Name or company name	MR MB PERCIVAL
Contract type name	GDS Contract
Purpose of contract	General
Contract start date	01/04/2006
Contract end date	

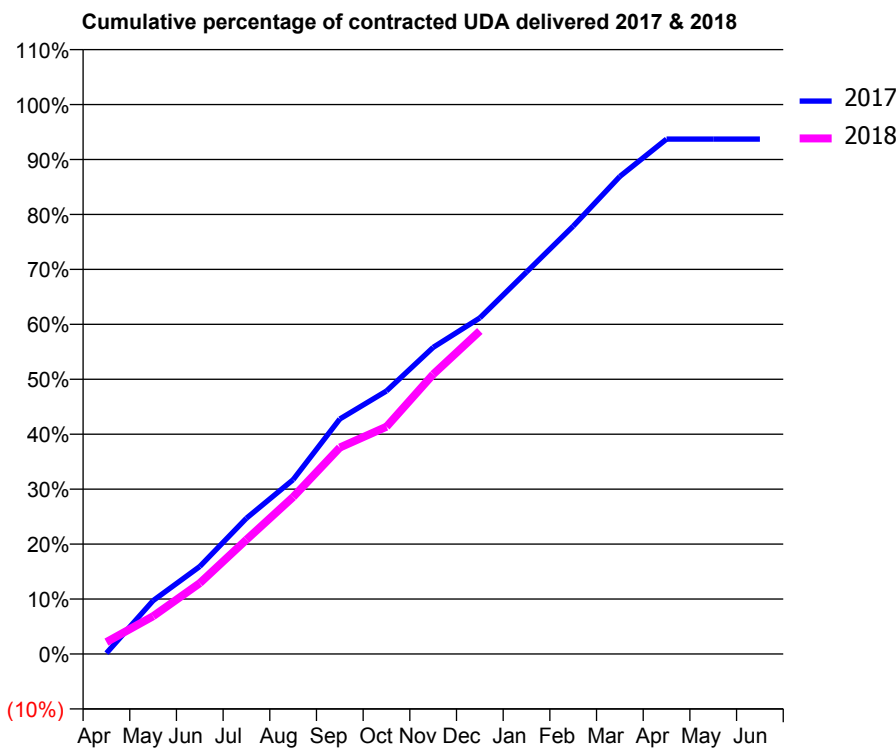
17/18 Contracted general activity (UDA)	9,722
Carry forward general activity (UDA)	0
17/18 Contracted orthodontic activity (UOA)	0
Carry forward orthodontic activity (UOA)	0
Baseline contract value	£295,202.98

ACCESS*

Patients seen in 24 months	Total	Change since previous quarter
Quarter ending December 2016	3,322	
Quarter ending March 2017	3,387	→
Quarter ending June 2017	3,371	→
Quarter ending September 2017	3,337	↓
Quarter ending December 2017	3,356	→
Variance since December 2016	1.0%	→



ACTIVITY



Month	Adjusted Scheduled Activity (UDA)	
	2017	2018
April	15	212
May	946	669
June	1,549	1,255
July	2,404	2,022
August	3,085	2,778
September	4,158	3,654
October	4,654	4,021
November	5,426	4,949
December	5,947	5,716
January	6,759	
February	7,569	
March	8,449	
April	9,111	
May	9,111	
June	9,111	

QUALITY

	Quantity	Base Number	Contract	AT	Region	England
% of FP17s for the same patient ID Re-attending within 3 months - Children	58	701	8.3%	9.8%	12.9%	12.0%
% of FP17s for the same patient ID Re-attending within 3 months - Adults	335	2,802	12.0%	14.3%	16.5%	15.9%
% of FP17s for the same patient ID Re-attending between 3 & 9 months - Children	335	701	47.8%	58.8%	59.6%	58.0%
% of FP17s for the same patient ID Re-attending between 3 & 9 months - Adults	1,591	2,802	56.8%	53.0%	52.8%	50.5%
% of FP17s for Band 1 Urgent Courses	204	3,202	6.4%	7.5%	9.1%	9.0%
% of FP17s Relating to Free Repair or Replacements	9	3,202	0.3%	1.2%	1.0%	0.8%
% of FP17s Relating to Continuations	20	3,202	0.6%	1.3%	1.2%	1.1%
% of Patients satisfied with the dentistry they have received	13	13	100.0%	92.7%	91.6%	91.5%
% of Patients satisfied with the time they had to wait for an appointment	12	13	92.3%	88.3%	88.3%	87.9%

* This is based on patients treated on this contract for their most recent course of treatment. Figures in italics indicate the base number of FP17s or Patient Questionnaire responses are less than 100. N/A is shown where the base number of responses is less than 10 during the period. % is calculated as Quantity/Base number*100

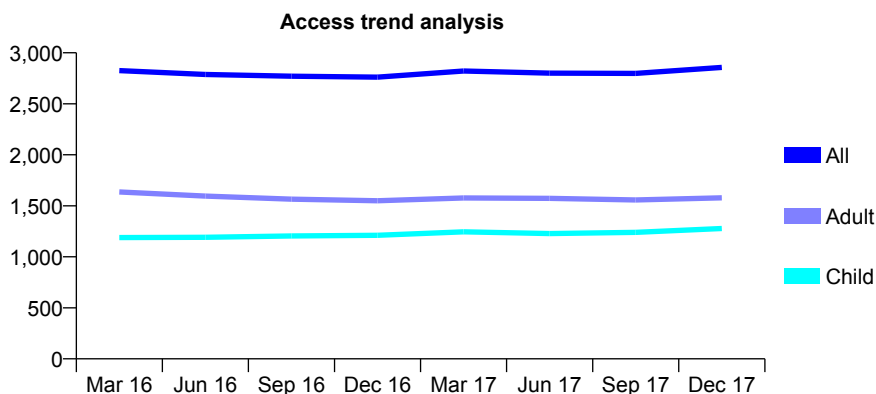
Q51 - Vital Signs At a Glance Contract Report for 572950/0001 - December 2017

Name or company name	MR R JOSEPH
Contract type name	GDS Contract
Purpose of contract	General
Contract start date	01/04/2006
Contract end date	

17/18 Contracted general activity (UDA)	9,012
Carry forward general activity (UDA)	90
17/18 Contracted orthodontic activity (UOA)	0
Carry forward orthodontic activity (UOA)	0
Baseline contract value	£283,986.73

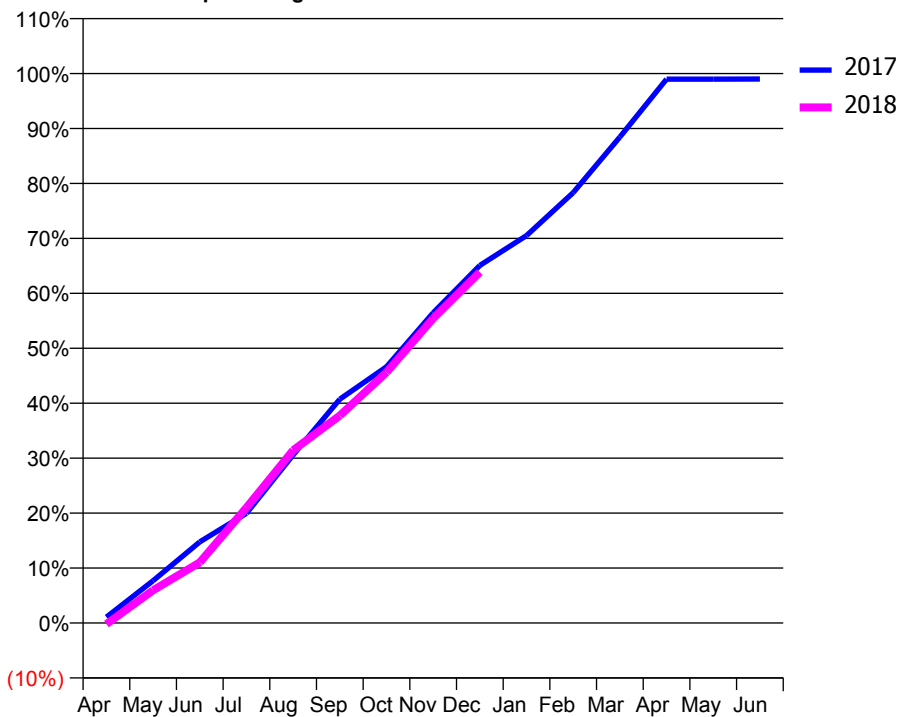
ACCESS*

Patients seen in 24 months	Total	Change since previous quarter
Quarter ending December 2016	2,761	
Quarter ending March 2017	2,822	↑
Quarter ending June 2017	2,801	→
Quarter ending September 2017	2,798	→
Quarter ending December 2017	2,857	↑
Variance since December 2016	3.5%	↑



ACTIVITY

Cumulative percentage of contracted UDA delivered 2017 & 2018



Month	Adjusted Scheduled Activity (UDA)	
	2017	2018
April	97	-18
May	695	538
June	1,331	994
July	1,798	1,893
August	2,756	2,834
September	3,671	3,402
October	4,202	4,111
November	5,087	4,997
December	5,864	5,755
January	6,354	
February	7,059	
March	7,971	
April	8,919	
May	8,919	
June	8,922	

QUALITY

	Quantity	Base Number	Contract	AT	Region	England
% of FP17s for the same patient ID Re-attending within 3 months - Children	124	1,244	10.0%	9.8%	12.9%	12.0%
% of FP17s for the same patient ID Re-attending within 3 months - Adults	280	1,693	16.5%	14.3%	16.5%	15.9%
% of FP17s for the same patient ID Re-attending between 3 & 9 months - Children	559	1,244	44.9%	58.8%	59.6%	58.0%
% of FP17s for the same patient ID Re-attending between 3 & 9 months - Adults	878	1,693	51.9%	53.0%	52.8%	50.5%
% of FP17s for Band 1 Urgent Courses	191	2,546	7.5%	7.5%	9.1%	9.0%
% of FP17s Relating to Free Repair or Replacements	69	2,546	2.7%	1.2%	1.0%	0.8%
% of FP17s Relating to Continuations	16	2,546	0.6%	1.3%	1.2%	1.1%
% of Patients satisfied with the dentistry they have received	3	3	N/A	92.7%	91.6%	91.5%
% of Patients satisfied with the time they had to wait for an appointment	3	3	N/A	88.3%	88.3%	87.9%

* This is based on patients treated on this contract for their most recent course of treatment. Figures in italics indicate the base number of FP17s or Patient Questionnaire responses are less than 100. N/A is shown where the base number of responses is less than 10 during the period. % is calculated as Quantity/Base number*100

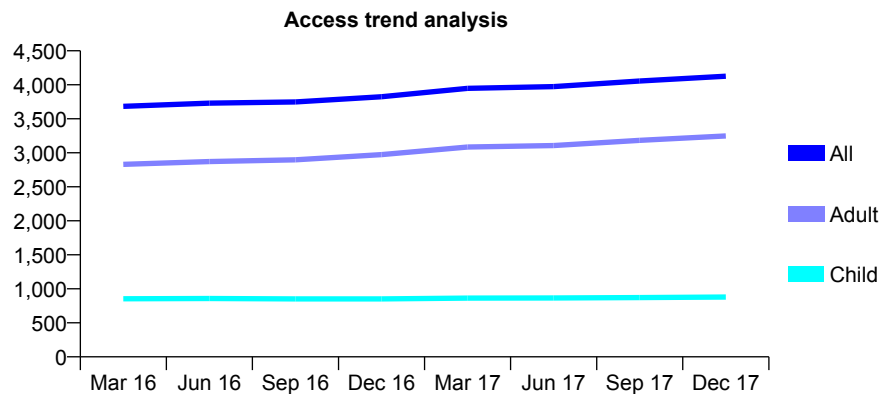
Q51 - Vital Signs At a Glance Contract Report for 572950/0002 - December 2017

Name or company name	MR R JOSEPH
Contract type name	GDS Contract
Purpose of contract	General
Contract start date	01/04/2006
Contract end date	

17/18 Contracted general activity (UDA)	12,000
Carry forward general activity (UDA)	0
17/18 Contracted orthodontic activity (UOA)	0
Carry forward orthodontic activity (UOA)	0
Baseline contract value	£398,264.12

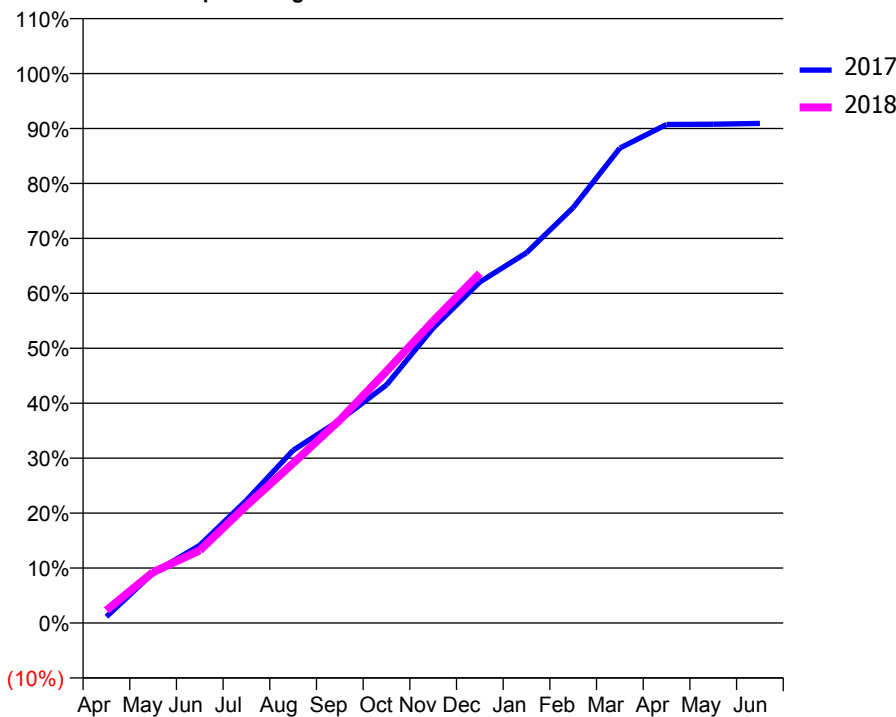
ACCESS*

Patients seen in 24 months	Total	Change since previous quarter
Quarter ending December 2016	3,824	
Quarter ending March 2017	3,949	↑
Quarter ending June 2017	3,973	→
Quarter ending September 2017	4,055	↑
Quarter ending December 2017	4,127	→
Variance since December 2016	7.9%	↑



ACTIVITY

Cumulative percentage of contracted UDA delivered 2017 & 2018



Month	Adjusted Scheduled Activity (UDA)	
	2017	2018
April	137	277
May	1,093	1,112
June	1,700	1,586
July	2,680	2,565
August	3,771	3,491
September	4,430	4,433
October	5,200	5,499
November	6,442	6,594
December	7,447	7,637
January	8,086	
February	9,071	
March	10,372	
April	10,887	
May	10,892	
June	10,909	

QUALITY

	Quantity	Base Number	Contract	AT	Region	England
% of FP17s for the same patient ID Re-attending within 3 months - Children	57	919	6.2%	9.8%	12.9%	12.0%
% of FP17s for the same patient ID Re-attending within 3 months - Adults	343	3,368	10.2%	14.3%	16.5%	15.9%
% of FP17s for the same patient ID Re-attending between 3 & 9 months - Children	556	919	60.5%	58.8%	59.6%	58.0%
% of FP17s for the same patient ID Re-attending between 3 & 9 months - Adults	1,816	3,368	53.9%	53.0%	52.8%	50.5%
% of FP17s for Band 1 Urgent Courses	339	4,051	8.4%	7.5%	9.1%	9.0%
% of FP17s Relating to Free Repair or Replacements	112	4,051	2.8%	1.2%	1.0%	0.8%
% of FP17s Relating to Continuations	33	4,051	0.8%	1.3%	1.2%	1.1%
% of Patients satisfied with the dentistry they have received	5	5	N/A	92.7%	91.6%	91.5%
% of Patients satisfied with the time they had to wait for an appointment	5	5	N/A	88.3%	88.3%	87.9%

* This is based on patients treated on this contract for their most recent course of treatment. Figures in italics indicate the base number of FP17s or Patient Questionnaire responses are less than 100. N/A is shown where the base number of responses is less than 10 during the period. % is calculated as Quantity/Base number*100

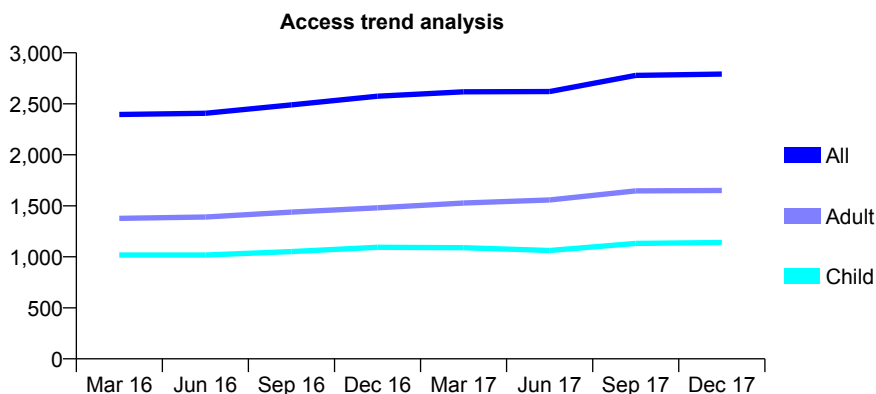
Q51 - Vital Signs At a Glance Contract Report for 572950/0004 - December 2017

Name or company name	MR R JOSEPH
Contract type name	GDS Contract
Purpose of contract	General
Contract start date	01/04/2006
Contract end date	

17/18 Contracted general activity (UDA)	9,500
Carry forward general activity (UDA)	0
17/18 Contracted orthodontic activity (UOA)	0
Carry forward orthodontic activity (UOA)	0
Baseline contract value	£332,452.65

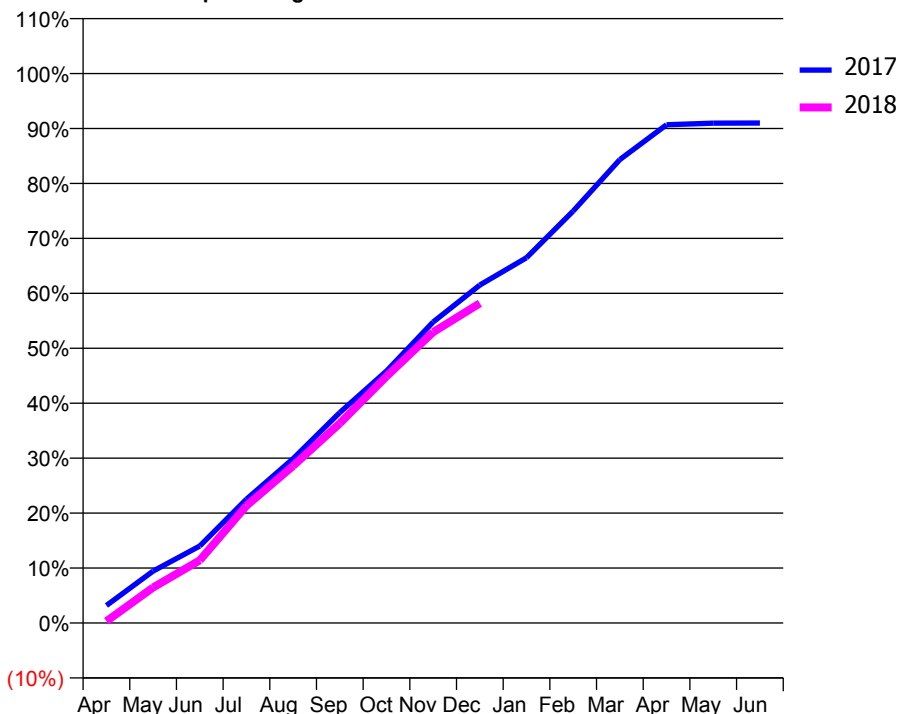
ACCESS*

Patients seen in 24 months	Total	Change since previous quarter
Quarter ending December 2016	2,575	
Quarter ending March 2017	2,618	→
Quarter ending June 2017	2,620	→
Quarter ending September 2017	2,779	↑
Quarter ending December 2017	2,791	→
Variance since December 2016	8.4%	↑



ACTIVITY

Cumulative percentage of contracted UDA delivered 2017 & 2018



Month	Adjusted Scheduled Activity (UDA)	
	2017	2018
April	303	32
May	897	613
June	1,332	1,086
July	2,140	2,028
August	2,841	2,717
September	3,638	3,453
October	4,356	4,264
November	5,203	5,028
December	5,842	5,528
January	6,316	
February	7,122	
March	8,012	
April	8,615	
May	8,641	
June	8,644	

QUALITY

	Quantity	Base Number	Contract	AT	Region	England
% of FP17s for the same patient ID Re-attending within 3 months - Children	102	1,181	8.6%	9.8%	12.9%	12.0%
% of FP17s for the same patient ID Re-attending within 3 months - Adults	261	1,594	16.4%	14.3%	16.5%	15.9%
% of FP17s for the same patient ID Re-attending between 3 & 9 months - Children	544	1,181	46.1%	58.8%	59.6%	58.0%
% of FP17s for the same patient ID Re-attending between 3 & 9 months - Adults	622	1,594	39.0%	53.0%	52.8%	50.5%
% of FP17s for Band 1 Urgent Courses	468	2,557	18.3%	7.5%	9.1%	9.0%
% of FP17s Relating to Free Repair or Replacements	37	2,557	1.4%	1.2%	1.0%	0.8%
% of FP17s Relating to Continuations	22	2,557	0.9%	1.3%	1.2%	1.1%
% of Patients satisfied with the dentistry they have received	2	2	N/A	92.7%	91.6%	91.5%
% of Patients satisfied with the time they had to wait for an appointment	2	2	N/A	88.3%	88.3%	87.9%

* This is based on patients treated on this contract for their most recent course of treatment. Figures in italics indicate the base number of FP17s or Patient Questionnaire responses are less than 100. N/A is shown where the base number of responses is less than 10 during the period. % is calculated as Quantity/Base number*100

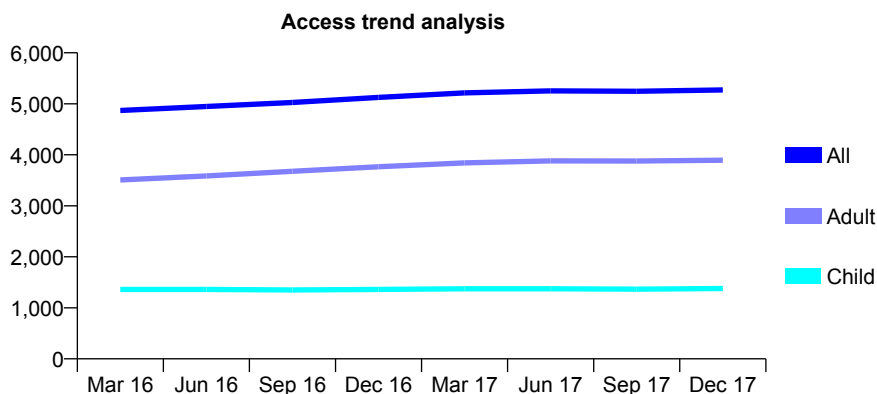
Q51 - Vital Signs At a Glance Contract Report for 572950/0005 - December 2017

Name or company name	MR R JOSEPH
Contract type name	GDS Contract
Purpose of contract	General
Contract start date	01/04/2007
Contract end date	

17/18 Contracted general activity (UDA)	17,802
Carry forward general activity (UDA)	0
17/18 Contracted orthodontic activity (UOA)	0
Carry forward orthodontic activity (UOA)	0
Baseline contract value	£504,821.29

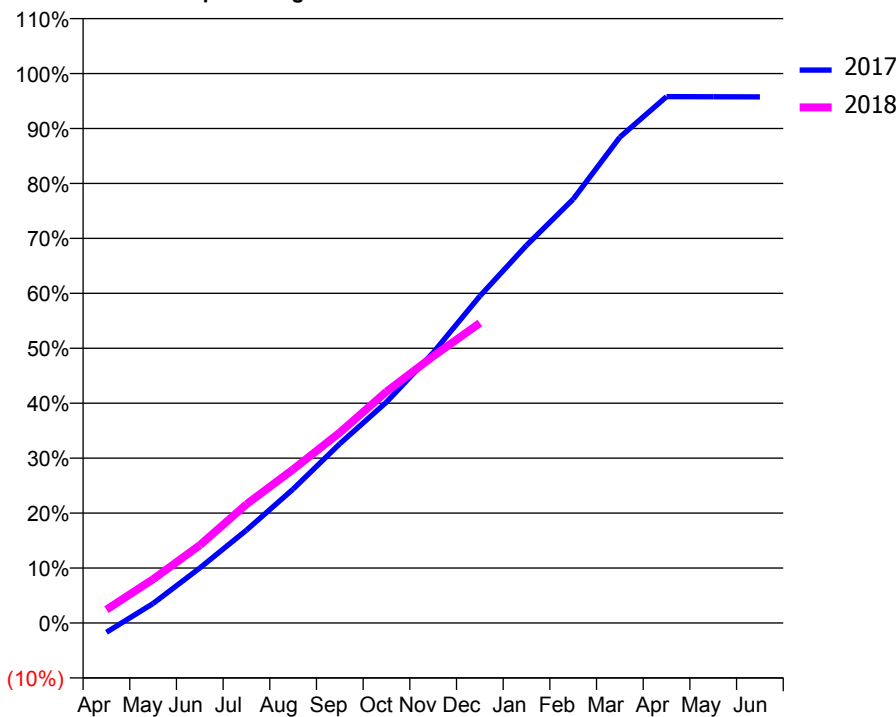
ACCESS*

Patients seen in 24 months	Total	Change since previous quarter
Quarter ending December 2016	5,126	
Quarter ending March 2017	5,215	→
Quarter ending June 2017	5,254	→
Quarter ending September 2017	5,246	→
Quarter ending December 2017	5,272	→
Variance since December 2016	2.8%	↑



ACTIVITY

Cumulative percentage of contracted UDA delivered 2017 & 2018



Month	Adjusted Scheduled Activity (UDA)	
	2017	2018
April	-303	433
May	633	1,418
June	1,781	2,520
July	3,007	3,846
August	4,341	4,979
September	5,806	6,173
October	7,157	7,497
November	8,760	8,641
December	10,592	9,717
January	12,237	
February	13,731	
March	15,739	
April	17,055	
May	17,047	
June	17,045	

QUALITY

	Quantity	Base Number	Contract	AT	Region	England
% of FP17s for the same patient ID Re-attending within 3 months - Children	157	1,591	9.9%	9.8%	12.9%	12.0%
% of FP17s for the same patient ID Re-attending within 3 months - Adults	554	4,276	13.0%	14.3%	16.5%	15.9%
% of FP17s for the same patient ID Re-attending between 3 & 9 months - Children	1,064	1,591	66.9%	58.8%	59.6%	58.0%
% of FP17s for the same patient ID Re-attending between 3 & 9 months - Adults	2,739	4,276	64.1%	53.0%	52.8%	50.5%
% of FP17s for Band 1 Urgent Courses	365	4,914	7.4%	7.5%	9.1%	9.0%
% of FP17s Relating to Free Repair or Replacements	59	4,914	1.2%	1.2%	1.0%	0.8%
% of FP17s Relating to Continuations	32	4,914	0.7%	1.3%	1.2%	1.1%
% of Patients satisfied with the dentistry they have received	7	8	N/A	92.7%	91.6%	91.5%
% of Patients satisfied with the time they had to wait for an appointment	7	8	N/A	88.3%	88.3%	87.9%

* This is based on patients treated on this contract for their most recent course of treatment. Figures in italics indicate the base number of FP17s or Patient Questionnaire responses are less than 100. N/A is shown where the base number of responses is less than 10 during the period. % is calculated as Quantity/Base number*100

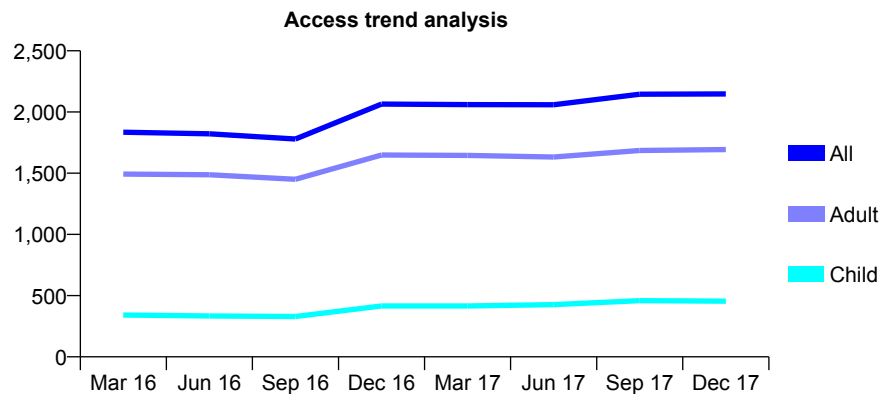
Q51 - Vital Signs At a Glance Contract Report for 620637/0001 - December 2017

Name or company name	MR H McWilliam
Contract type name	GDS Contract
Purpose of contract	General
Contract start date	01/04/2006
Contract end date	

17/18 Contracted general activity (UDA)	5,337
Carry forward general activity (UDA)	19
17/18 Contracted orthodontic activity (UOA)	0
Carry forward orthodontic activity (UOA)	0
Baseline contract value	£152,747.76

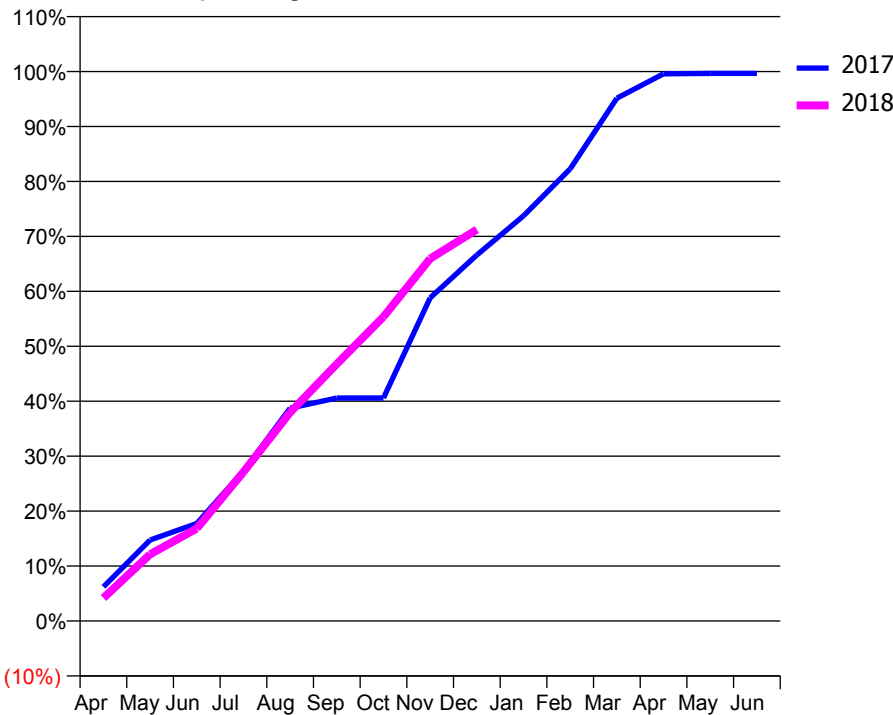
ACCESS*

Patients seen in 24 months	Total	Change since previous quarter
Quarter ending December 2016	2,065	
Quarter ending March 2017	2,061	→
Quarter ending June 2017	2,059	→
Quarter ending September 2017	2,145	↑
Quarter ending December 2017	2,148	→
Variance since December 2016	4.0%	↑



ACTIVITY

Cumulative percentage of contracted UDA delivered 2017 & 2018



Month	Adjusted Scheduled Activity (UDA)	
	2017	2018
April	332	224
May	787	648
June	947	898
July	1,458	1,447
August	2,068	2,027
September	2,167	2,496
October	2,167	2,955
November	3,139	3,520
December	3,555	3,801
January	3,936	
February	4,391	
March	5,078	
April	5,315	
May	5,318	
June	5,318	

QUALITY

	Quantity	Base Number	Contract	AT	Region	England
% of FP17s for the same patient ID Re-attending within 3 months - Children	38	557	6.8%	9.8%	12.9%	12.0%
% of FP17s for the same patient ID Re-attending within 3 months - Adults	168	1,661	10.1%	14.3%	16.5%	15.9%
% of FP17s for the same patient ID Re-attending between 3 & 9 months - Children	317	557	56.9%	58.8%	59.6%	58.0%
% of FP17s for the same patient ID Re-attending between 3 & 9 months - Adults	735	1,661	44.3%	53.0%	52.8%	50.5%
% of FP17s for Band 1 Urgent Courses	116	2,097	5.5%	7.5%	9.1%	9.0%
% of FP17s Relating to Free Repair or Replacements	15	2,097	0.7%	1.2%	1.0%	0.8%
% of FP17s Relating to Continuations	16	2,097	0.8%	1.3%	1.2%	1.1%
% of Patients satisfied with the dentistry they have received	1	1	N/A	92.7%	91.6%	91.5%
% of Patients satisfied with the time they had to wait for an appointment	1	1	N/A	88.3%	88.3%	87.9%

* This is based on patients treated on this contract for their most recent course of treatment. Figures in italics indicate the base number of FP17s or Patient Questionnaire responses are less than 100. N/A is shown where the base number of responses is less than 10 during the period. % is calculated as Quantity/Base number*100

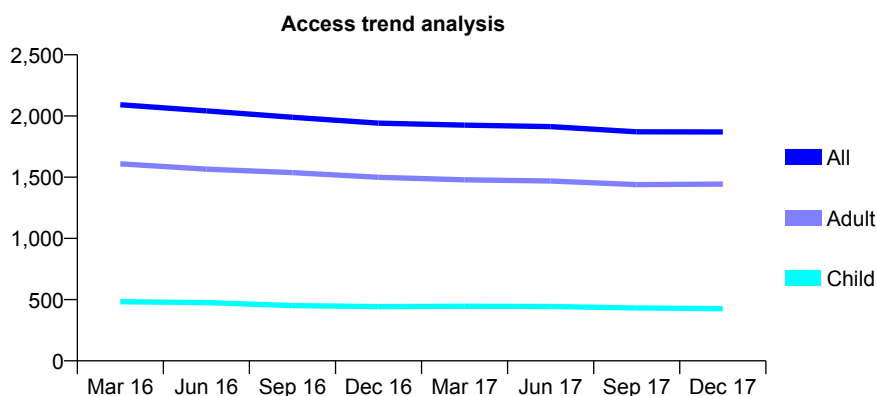
Q51 - Vital Signs At a Glance Contract Report for 638714/0001 - December 2017

Name or company name	MR JA STOREY
Contract type name	GDS Contract
Purpose of contract	General
Contract start date	01/04/2006
Contract end date	

17/18 Contracted general activity (UDA)	7,500
Carry forward general activity (UDA)	120
17/18 Contracted orthodontic activity (UOA)	0
Carry forward orthodontic activity (UOA)	0
Baseline contract value	£214,669.65

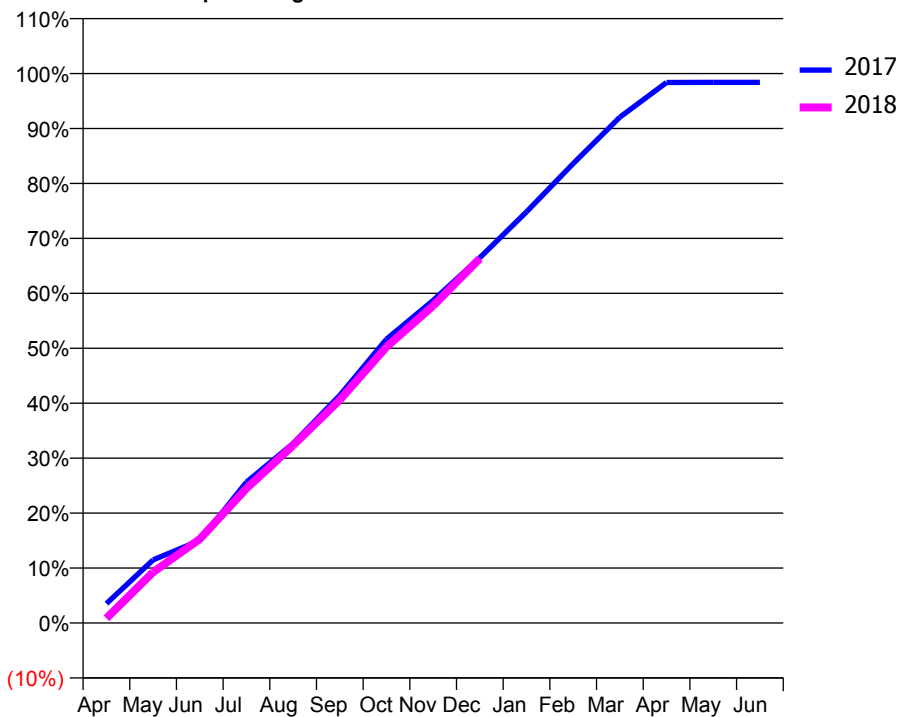
ACCESS*

Patients seen in 24 months	Total	Change since previous quarter
Quarter ending December 2016	1,942	
Quarter ending March 2017	1,925	→
Quarter ending June 2017	1,913	→
Quarter ending September 2017	1,871	↓
Quarter ending December 2017	1,870	→
Variance since December 2016	(3.7%)	↓



ACTIVITY

Cumulative percentage of contracted UDA delivered 2017 & 2018



Month	Adjusted Scheduled Activity (UDA)	
	2017	2018
April	264	65
May	861	694
June	1,127	1,146
July	1,923	1,838
August	2,450	2,425
September	3,108	3,047
October	3,874	3,768
November	4,404	4,331
December	4,985	4,975
January	5,612	
February	6,270	
March	6,904	
April	7,377	
May	7,380	
June	7,380	

QUALITY

	Quantity	Base Number	Contract	AT	Region	England
% of FP17s for the same patient ID Re-attending within 3 months - Children	17	612	2.8%	9.8%	12.9%	12.0%
% of FP17s for the same patient ID Re-attending within 3 months - Adults	319	1,955	16.3%	14.3%	16.5%	15.9%
% of FP17s for the same patient ID Re-attending between 3 & 9 months - Children	513	612	83.8%	58.8%	59.6%	58.0%
% of FP17s for the same patient ID Re-attending between 3 & 9 months - Adults	1,316	1,955	67.3%	53.0%	52.8%	50.5%
% of FP17s for Band 1 Urgent Courses	113	2,395	4.7%	7.5%	9.1%	9.0%
% of FP17s Relating to Free Repair or Replacements	22	2,395	0.9%	1.2%	1.0%	0.8%
% of FP17s Relating to Continuations	69	2,395	2.9%	1.3%	1.2%	1.1%
% of Patients satisfied with the dentistry they have received	6	7	N/A	92.7%	91.6%	91.5%
% of Patients satisfied with the time they had to wait for an appointment	6	7	N/A	88.3%	88.3%	87.9%

* This is based on patients treated on this contract for their most recent course of treatment. Figures in italics indicate the base number of FP17s or Patient Questionnaire responses are less than 100. N/A is shown where the base number of responses is less than 10 during the period. % is calculated as Quantity/Base number*100

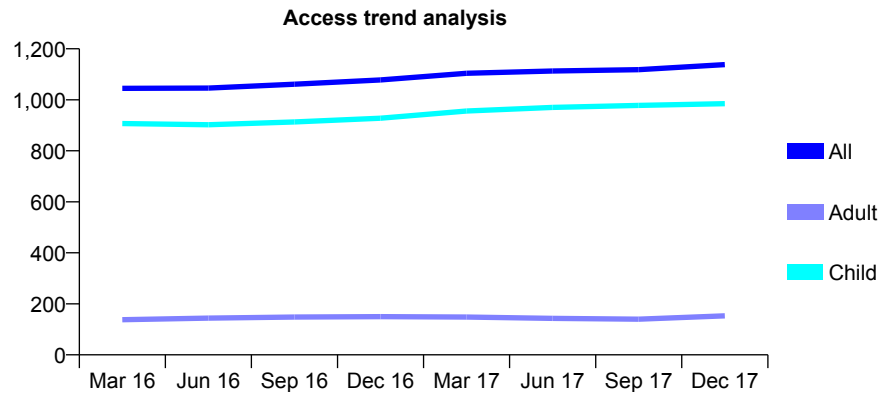
Q51 - Vital Signs At a Glance Contract Report for 643300/0001 - December 2017

Name or company name	MR DM HILTON
Contract type name	GDS Contract
Purpose of contract	General
Contract start date	01/04/2006
Contract end date	

17/18 Contracted general activity (UDA)	2,856
Carry forward general activity (UDA)	0
17/18 Contracted orthodontic activity (UOA)	0
Carry forward orthodontic activity (UOA)	0
Baseline contract value	£79,671.48

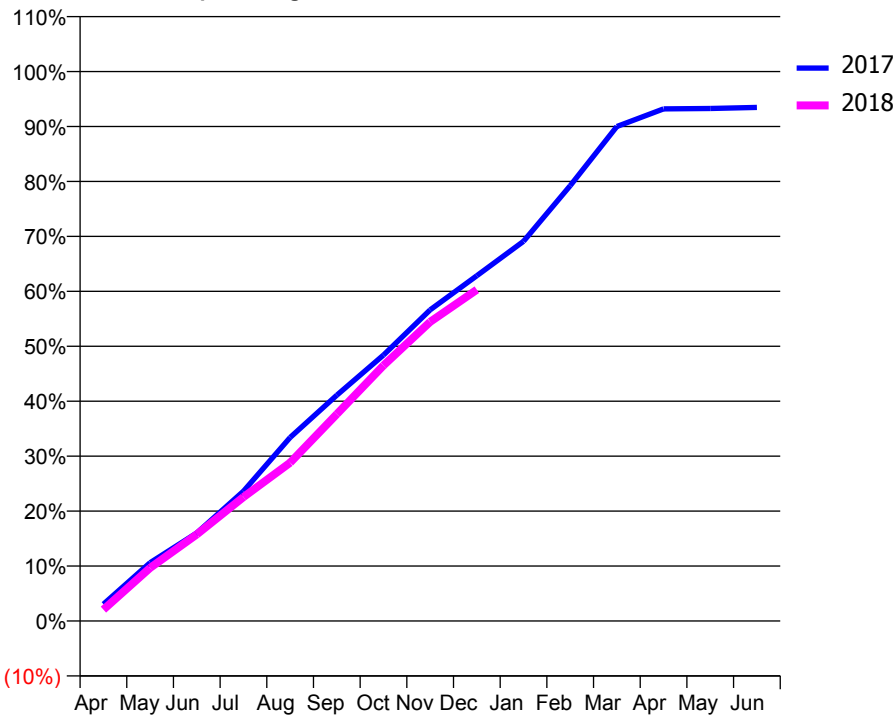
ACCESS*

Patients seen in 24 months	Total	Change since previous quarter
Quarter ending December 2016	1,078	
Quarter ending March 2017	1,104	↑
Quarter ending June 2017	1,113	→
Quarter ending September 2017	1,118	→
Quarter ending December 2017	1,138	→
Variance since December 2016	5.6%	↑



ACTIVITY

Cumulative percentage of contracted UDA delivered 2017 & 2018



Month	Adjusted Scheduled Activity (UDA)	
	2017	2018
April	88	59
May	303	276
June	458	450
July	675	644
August	954	823
September	1,174	1,075
October	1,382	1,328
November	1,617	1,555
December	1,794	1,722
January	1,973	
February	2,262	
March	2,570	
April	2,662	
May	2,664	
June	2,670	

QUALITY

	Quantity	Base Number	Contract	AT	Region	England
% of FP17s for the same patient ID Re-attending within 3 months - Children	109	1,281	8.5%	9.8%	12.9%	12.0%
% of FP17s for the same patient ID Re-attending within 3 months - Adults	5	51	9.8%	14.3%	16.5%	15.9%
% of FP17s for the same patient ID Re-attending between 3 & 9 months - Children	934	1,281	72.9%	58.8%	59.6%	58.0%
% of FP17s for the same patient ID Re-attending between 3 & 9 months - Adults	32	51	62.7%	53.0%	52.8%	50.5%
% of FP17s for Band 1 Urgent Courses	4	1,271	0.3%	7.5%	9.1%	9.0%
% of FP17s Relating to Free Repair or Replacements	0	1,271	0.0%	1.2%	1.0%	0.8%
% of FP17s Relating to Continuations	0	1,271	0.0%	1.3%	1.2%	1.1%
% of Patients satisfied with the dentistry they have received	1	1	N/A	92.7%	91.6%	91.5%
% of Patients satisfied with the time they had to wait for an appointment	1	1	N/A	88.3%	88.3%	87.9%

* This is based on patients treated on this contract for their most recent course of treatment. Figures in italics indicate the base number of FP17s or Patient Questionnaire responses are less than 100. N/A is shown where the base number of responses is less than 10 during the period. % is calculated as Quantity/Base number*100

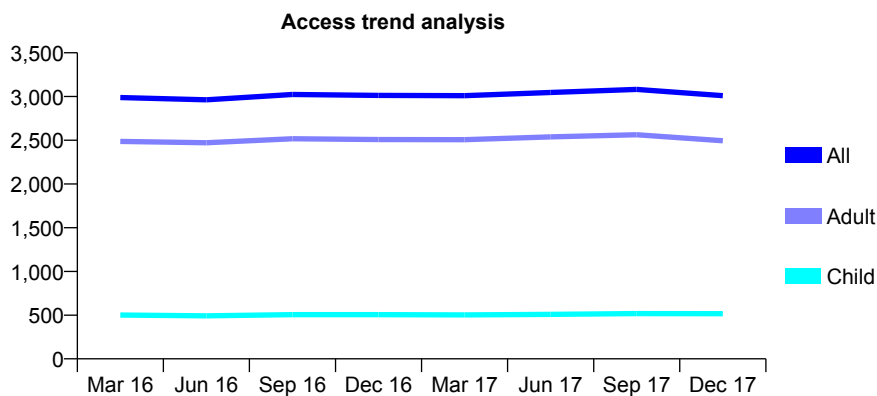
Q51 - Vital Signs At a Glance Contract Report for 648566/0001 - December 2017

Name or company name	MR MM HOOPER
Contract type name	GDS Contract
Purpose of contract	General
Contract start date	01/04/2006
Contract end date	

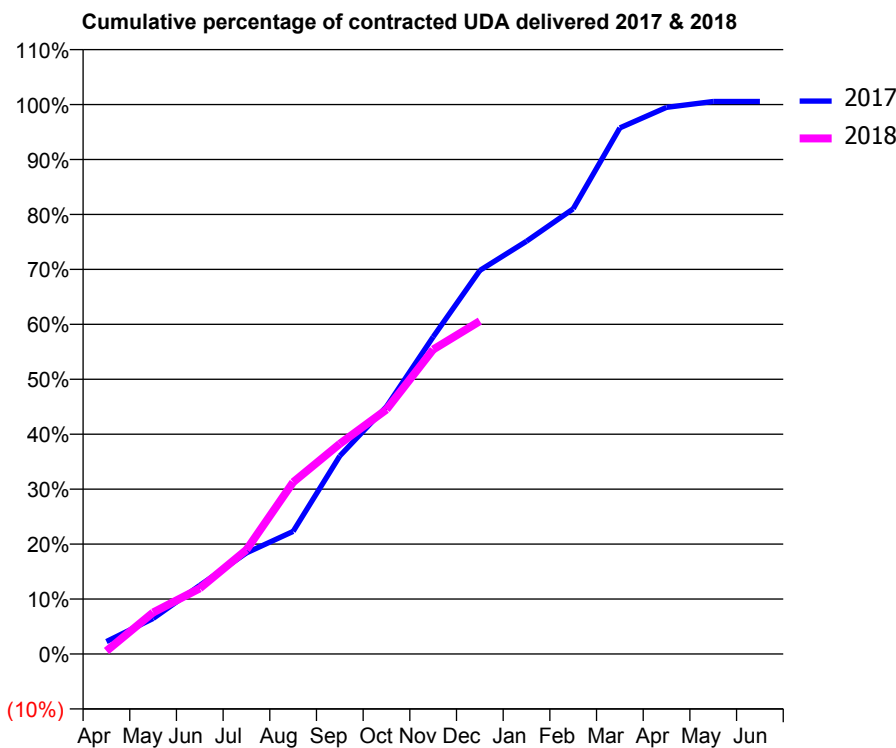
17/18 Contracted general activity (UDA)	7,935
Carry forward general activity (UDA)	-43
17/18 Contracted orthodontic activity (UOA)	0
Carry forward orthodontic activity (UOA)	0
Baseline contract value	£227,079.28

ACCESS*

Patients seen in 24 months	Total	Change since previous quarter
Quarter ending December 2016	3,013	
Quarter ending March 2017	3,009	→
Quarter ending June 2017	3,047	→
Quarter ending September 2017	3,081	→
Quarter ending December 2017	3,010	↓
Variance since December 2016	(0.1%)	→



ACTIVITY



Month	Adjusted Scheduled Activity (UDA)	
	2017	2018
April	181	43
May	514	599
June	990	948
July	1,461	1,504
August	1,771	2,482
September	2,861	3,037
October	3,572	3,531
November	4,581	4,397
December	5,539	4,806
January	5,961	
February	6,428	
March	7,598	
April	7,894	
May	7,978	
June	7,978	

QUALITY

	Quantity	Base Number	Contract	AT	Region	England
% of FP17s for the same patient ID Re-attending within 3 months - Children	48	585	8.2%	9.8%	12.9%	12.0%
% of FP17s for the same patient ID Re-attending within 3 months - Adults	229	2,569	8.9%	14.3%	16.5%	15.9%
% of FP17s for the same patient ID Re-attending between 3 & 9 months - Children	354	585	60.5%	58.8%	59.6%	58.0%
% of FP17s for the same patient ID Re-attending between 3 & 9 months - Adults	1,124	2,569	43.8%	53.0%	52.8%	50.5%
% of FP17s for Band 1 Urgent Courses	851	2,917	29.2%	7.5%	9.1%	9.0%
% of FP17s Relating to Free Repair or Replacements	6	2,917	0.2%	1.2%	1.0%	0.8%
% of FP17s Relating to Continuations	24	2,917	0.8%	1.3%	1.2%	1.1%
% of Patients satisfied with the dentistry they have received	1	1	N/A	92.7%	91.6%	91.5%
% of Patients satisfied with the time they had to wait for an appointment	1	1	N/A	88.3%	88.3%	87.9%

* This is based on patients treated on this contract for their most recent course of treatment. Figures in italics indicate the base number of FP17s or Patient Questionnaire responses are less than 100. N/A is shown where the base number of responses is less than 10 during the period. % is calculated as Quantity/Base number*100

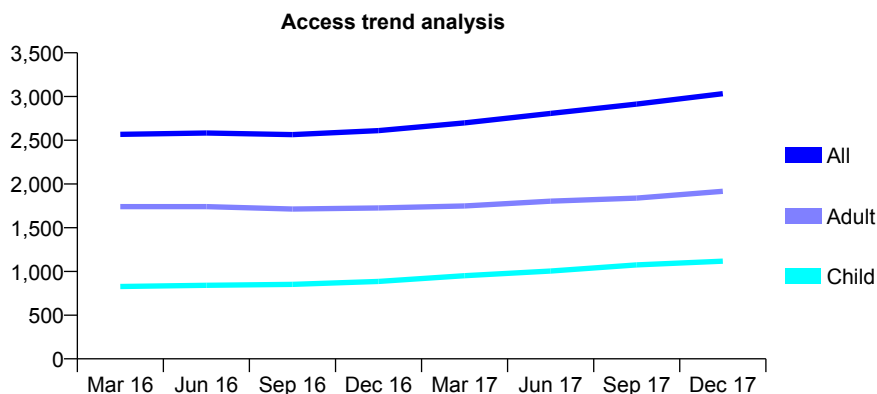
Q51 - Vital Signs At a Glance Contract Report for 648655/0004 - December 2017

Name or company name	MR JA GATUS
Contract type name	GDS Contract
Purpose of contract	General
Contract start date	01/04/2006
Contract end date	

17/18 Contracted general activity (UDA)	8,192
Carry forward general activity (UDA)	17
17/18 Contracted orthodontic activity (UOA)	0
Carry forward orthodontic activity (UOA)	0
Baseline contract value	£234,459.33

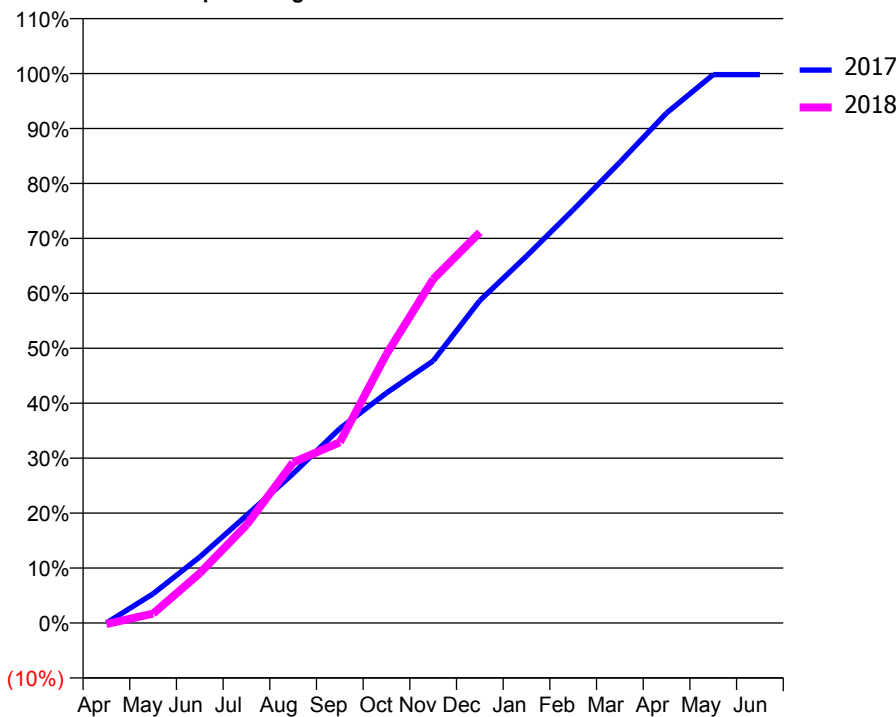
ACCESS*

Patients seen in 24 months	Total	Change since previous quarter
Quarter ending December 2016	2,610	
Quarter ending March 2017	2,699	↑
Quarter ending June 2017	2,807	↑
Quarter ending September 2017	2,914	↑
Quarter ending December 2017	3,033	↑
Variance since December 2016	16.2%	↑



ACTIVITY

Cumulative percentage of contracted UDA delivered 2017 & 2018



Month	Adjusted Scheduled Activity (UDA)	
	2017	2018
April	0	-17
May	437	141
June	986	742
July	1,603	1,461
August	2,227	2,395
September	2,900	2,696
October	3,430	4,009
November	3,906	5,127
December	4,808	5,824
January	5,469	
February	6,159	
March	6,868	
April	7,602	
May	8,175	
June	8,175	

QUALITY

	Quantity	Base Number	Contract	AT	Region	England
% of FP17s for the same patient ID Re-attending within 3 months - Children	114	1,380	8.3%	9.8%	12.9%	12.0%
% of FP17s for the same patient ID Re-attending within 3 months - Adults	317	2,435	13.0%	14.3%	16.5%	15.9%
% of FP17s for the same patient ID Re-attending between 3 & 9 months - Children	866	1,380	62.8%	58.8%	59.6%	58.0%
% of FP17s for the same patient ID Re-attending between 3 & 9 months - Adults	1,402	2,435	57.6%	53.0%	52.8%	50.5%
% of FP17s for Band 1 Urgent Courses	211	3,147	6.7%	7.5%	9.1%	9.0%
% of FP17s Relating to Free Repair or Replacements	6	3,147	0.2%	1.2%	1.0%	0.8%
% of FP17s Relating to Continuations	9	3,147	0.3%	1.3%	1.2%	1.1%
% of Patients satisfied with the dentistry they have received	4	4	N/A	92.7%	91.6%	91.5%
% of Patients satisfied with the time they had to wait for an appointment	4	4	N/A	88.3%	88.3%	87.9%

* This is based on patients treated on this contract for their most recent course of treatment. Figures in italics indicate the base number of FP17s or Patient Questionnaire responses are less than 100. N/A is shown where the base number of responses is less than 10 during the period. % is calculated as Quantity/Base number*100

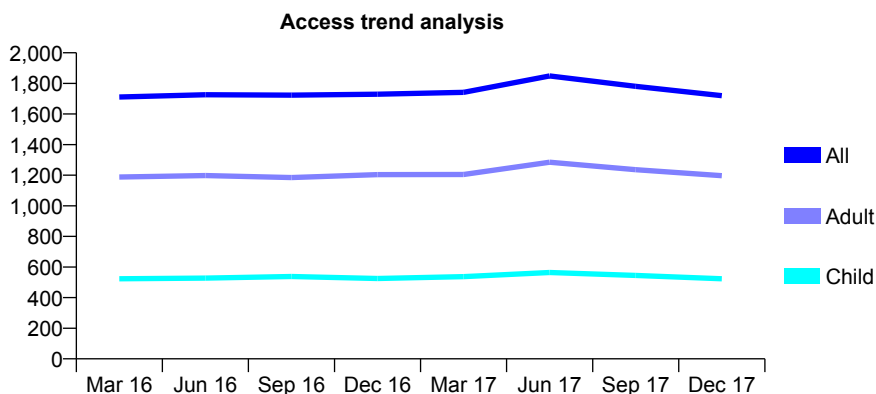
Q51 - Vital Signs At a Glance Contract Report for 657271/0001 - December 2017

Name or company name	City Road Dental Practice
Contract type name	GDS Contract
Purpose of contract	General
Contract start date	01/04/2006
Contract end date	

17/18 Contracted general activity (UDA)	5,584
Carry forward general activity (UDA)	-112
17/18 Contracted orthodontic activity (UOA)	0
Carry forward orthodontic activity (UOA)	0
Baseline contract value	£169,402.91

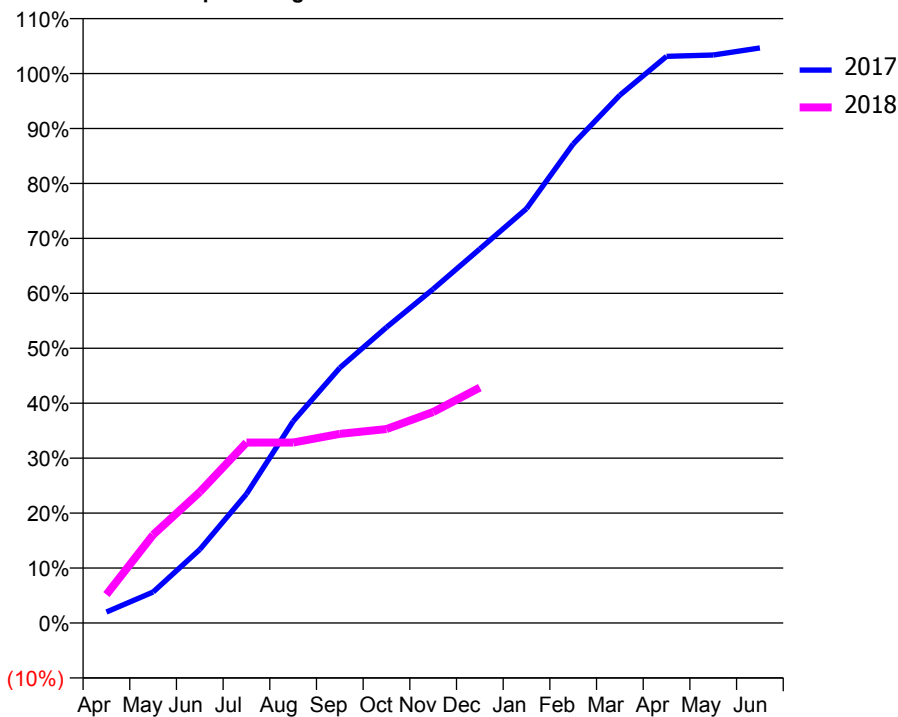
ACCESS*

Patients seen in 24 months	Total	Change since previous quarter
Quarter ending December 2016	1,729	
Quarter ending March 2017	1,742	→
Quarter ending June 2017	1,849	↑
Quarter ending September 2017	1,781	↓
Quarter ending December 2017	1,720	↓
Variance since December 2016	(0.5%)	→



ACTIVITY

Cumulative percentage of contracted UDA delivered 2017 & 2018



Adjusted Scheduled Activity (UDA)

Month	2017	2018
April	112	290
May	314	896
June	748	1,332
July	1,311	1,834
August	2,050	1,834
September	2,592	1,923
October	3,004	1,971
November	3,394	2,144
December	3,801	2,392
January	4,211	
February	4,868	
March	5,364	
April	5,758	
May	5,771	
June	5,843	

QUALITY

	Quantity	Base Number	Contract	AT	Region	England
% of FP17s for the same patient ID Re-attending within 3 months - Children	10	245	4.1%	9.8%	12.9%	12.0%
% of FP17s for the same patient ID Re-attending within 3 months - Adults	106	735	14.4%	14.3%	16.5%	15.9%
% of FP17s for the same patient ID Re-attending between 3 & 9 months - Children	77	245	31.4%	58.8%	59.6%	58.0%
% of FP17s for the same patient ID Re-attending between 3 & 9 months - Adults	247	735	33.6%	53.0%	52.8%	50.5%
% of FP17s for Band 1 Urgent Courses	108	812	13.3%	7.5%	9.1%	9.0%
% of FP17s Relating to Free Repair or Replacements	7	812	0.9%	1.2%	1.0%	0.8%
% of FP17s Relating to Continuations	15	812	1.8%	1.3%	1.2%	1.1%
% of Patients satisfied with the dentistry they have received	11	12	91.7%	92.7%	91.6%	91.5%
% of Patients satisfied with the time they had to wait for an appointment	8	12	66.7%	88.3%	88.3%	87.9%

* This is based on patients treated on this contract for their most recent course of treatment. Figures in italics indicate the base number of FP17s or Patient Questionnaire responses are less than 100. N/A is shown where the base number of responses is less than 10 during the period. % is calculated as Quantity/Base number*100

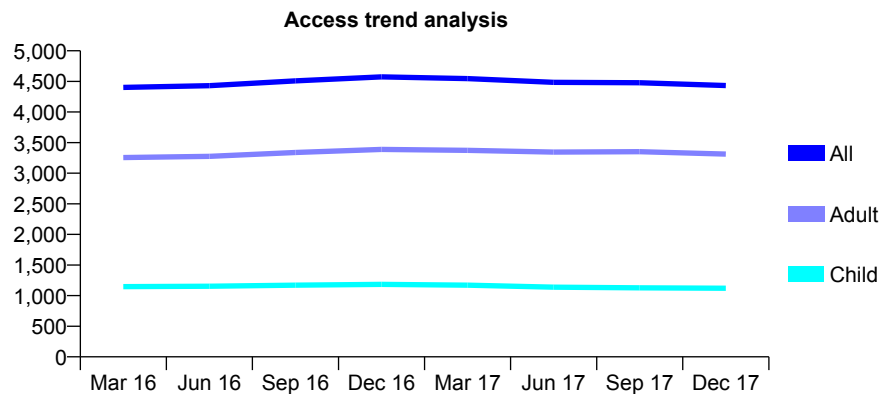
Q51 - Vital Signs At a Glance Contract Report for 661325/0001 - December 2017

Name or company name	MR S KHAZENIFAR
Contract type name	GDS Contract
Purpose of contract	General
Contract start date	01/04/2006
Contract end date	

17/18 Contracted general activity (UDA)	16,254
Carry forward general activity (UDA)	366
17/18 Contracted orthodontic activity (UOA)	0
Carry forward orthodontic activity (UOA)	0
Baseline contract value	£484,767.61

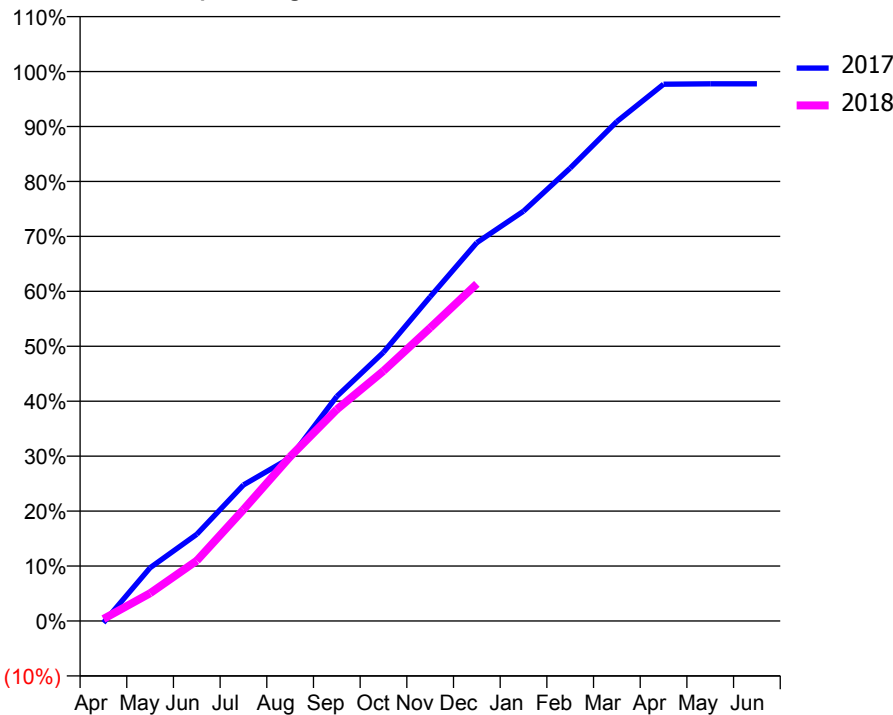
ACCESS*

Patients seen in 24 months	Total	Change since previous quarter
Quarter ending December 2016	4,573	
Quarter ending March 2017	4,545	→
Quarter ending June 2017	4,485	↓
Quarter ending September 2017	4,479	→
Quarter ending December 2017	4,432	↓
Variance since December 2016	(3.1%)	↓



ACTIVITY

Cumulative percentage of contracted UDA delivered 2017 & 2018



Month	Adjusted Scheduled Activity (UDA)	
	2017	2018
April	-54	62
May	1,577	821
June	2,567	1,784
July	4,025	3,296
August	4,825	4,860
September	6,644	6,258
October	7,948	7,396
November	9,589	8,674
December	11,191	9,973
January	12,121	
February	13,397	
March	14,773	
April	15,880	
May	15,888	
June	15,888	

QUALITY

	Quantity	Base Number	Contract	AT	Region	England
% of FP17s for the same patient ID Re-attending within 3 months - Children	119	1,238	9.6%	9.8%	12.9%	12.0%
% of FP17s for the same patient ID Re-attending within 3 months - Adults	612	3,636	16.8%	14.3%	16.5%	15.9%
% of FP17s for the same patient ID Re-attending between 3 & 9 months - Children	773	1,238	62.4%	58.8%	59.6%	58.0%
% of FP17s for the same patient ID Re-attending between 3 & 9 months - Adults	2,106	3,636	57.9%	53.0%	52.8%	50.5%
% of FP17s for Band 1 Urgent Courses	509	4,483	11.4%	7.5%	9.1%	9.0%
% of FP17s Relating to Free Repair or Replacements	64	4,483	1.4%	1.2%	1.0%	0.8%
% of FP17s Relating to Continuations	17	4,483	0.4%	1.3%	1.2%	1.1%
% of Patients satisfied with the dentistry they have received	9	11	81.8%	92.7%	91.6%	91.5%
% of Patients satisfied with the time they had to wait for an appointment	9	11	81.8%	88.3%	88.3%	87.9%

* This is based on patients treated on this contract for their most recent course of treatment. Figures in italics indicate the base number of FP17s or Patient Questionnaire responses are less than 100. N/A is shown where the base number of responses is less than 10 during the period. % is calculated as Quantity/Base number*100

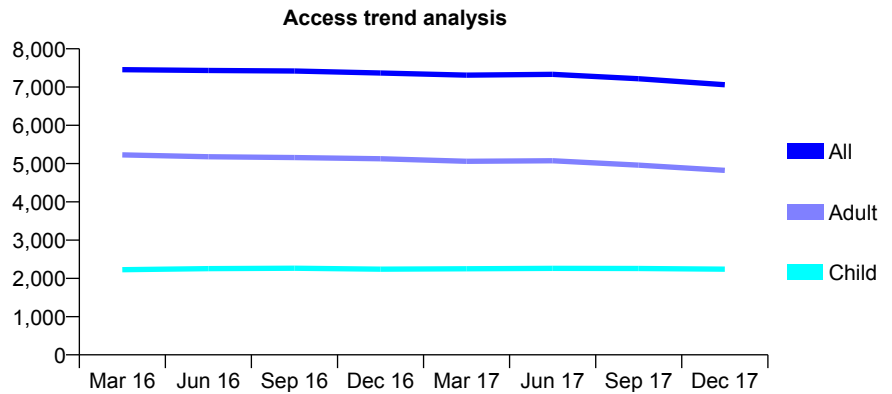
Q51 - Vital Signs At a Glance Contract Report for 682721/0002 - December 2017

Name or company name	MR CR SMITH
Contract type name	GDS Contract
Purpose of contract	General
Contract start date	01/10/2008
Contract end date	

17/18 Contracted general activity (UDA)	18,750
Carry forward general activity (UDA)	0
17/18 Contracted orthodontic activity (UOA)	0
Carry forward orthodontic activity (UOA)	0
Baseline contract value	£568,822.46

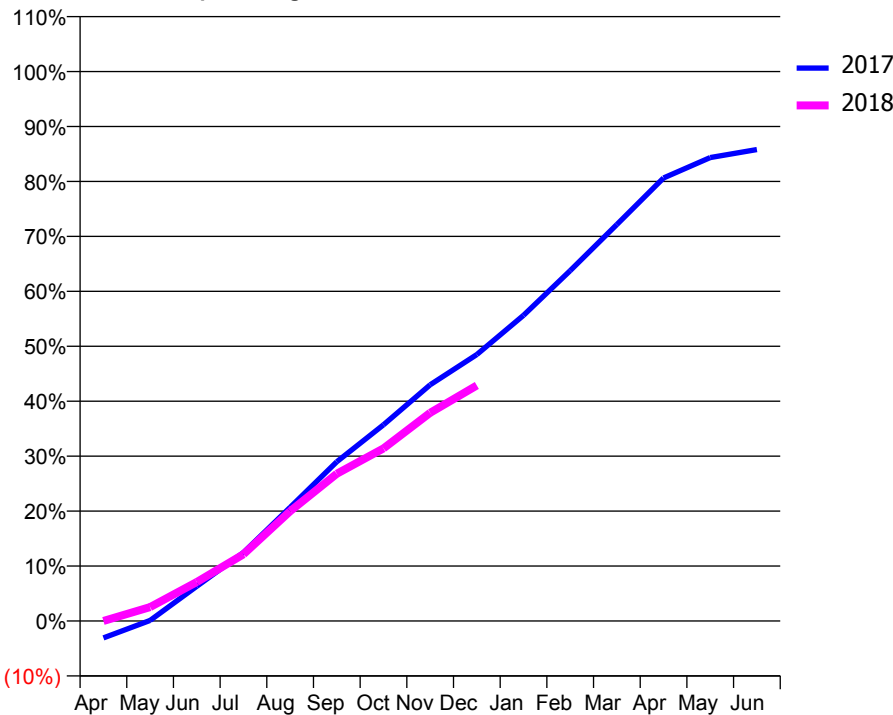
ACCESS*

Patients seen in 24 months	Total	Change since previous quarter
Quarter ending December 2016	7,367	
Quarter ending March 2017	7,310	→
Quarter ending June 2017	7,334	→
Quarter ending September 2017	7,216	↓
Quarter ending December 2017	7,061	↓
Variance since December 2016	(4.2%)	↓



ACTIVITY

Cumulative percentage of contracted UDA delivered 2017 & 2018



Month	Adjusted Scheduled Activity (UDA)	
	2017	2018
April	-581	0
May	22	477
June	1,184	1,333
July	2,335	2,279
August	3,880	3,748
September	5,436	5,025
October	6,697	5,889
November	8,060	7,105
December	9,093	8,037
January	10,430	
February	11,954	
March	13,530	
April	15,117	
May	15,815	
June	16,085	

QUALITY

	Quantity	Base Number	Contract	AT	Region	England
% of FP17s for the same patient ID Re-attending within 3 months - Children	180	2,357	7.6%	9.8%	12.9%	12.0%
% of FP17s for the same patient ID Re-attending within 3 months - Adults	639	4,458	14.3%	14.3%	16.5%	15.9%
% of FP17s for the same patient ID Re-attending between 3 & 9 months - Children	1,426	2,357	60.5%	58.8%	59.6%	58.0%
% of FP17s for the same patient ID Re-attending between 3 & 9 months - Adults	2,245	4,458	50.4%	53.0%	52.8%	50.5%
% of FP17s for Band 1 Urgent Courses	254	5,050	5.0%	7.5%	9.1%	9.0%
% of FP17s Relating to Free Repair or Replacements	46	5,050	0.9%	1.2%	1.0%	0.8%
% of FP17s Relating to Continuations	85	5,050	1.7%	1.3%	1.2%	1.1%
% of Patients satisfied with the dentistry they have received	14	14	100.0%	92.7%	91.6%	91.5%
% of Patients satisfied with the time they had to wait for an appointment	13	14	92.9%	88.3%	88.3%	87.9%

* This is based on patients treated on this contract for their most recent course of treatment. Figures in italics indicate the base number of FP17s or Patient Questionnaire responses are less than 100. N/A is shown where the base number of responses is less than 10 during the period. % is calculated as Quantity/Base number*100

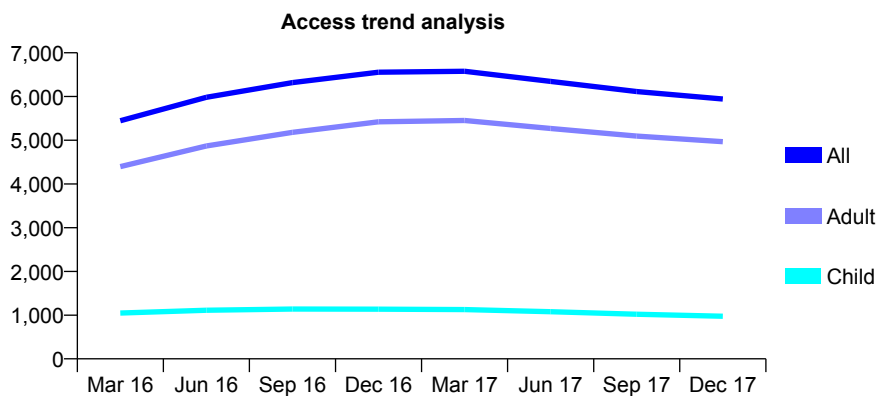
Q51 - Vital Signs At a Glance Contract Report for 725005/0002 - December 2017

Name or company name	MR AJ CALE
Contract type name	GDS Contract
Purpose of contract	General
Contract start date	01/06/2015
Contract end date	

17/18 Contracted general activity (UDA)	25,350
Carry forward general activity (UDA)	0
17/18 Contracted orthodontic activity (UOA)	0
Carry forward orthodontic activity (UOA)	0
Baseline contract value	£710,831.05

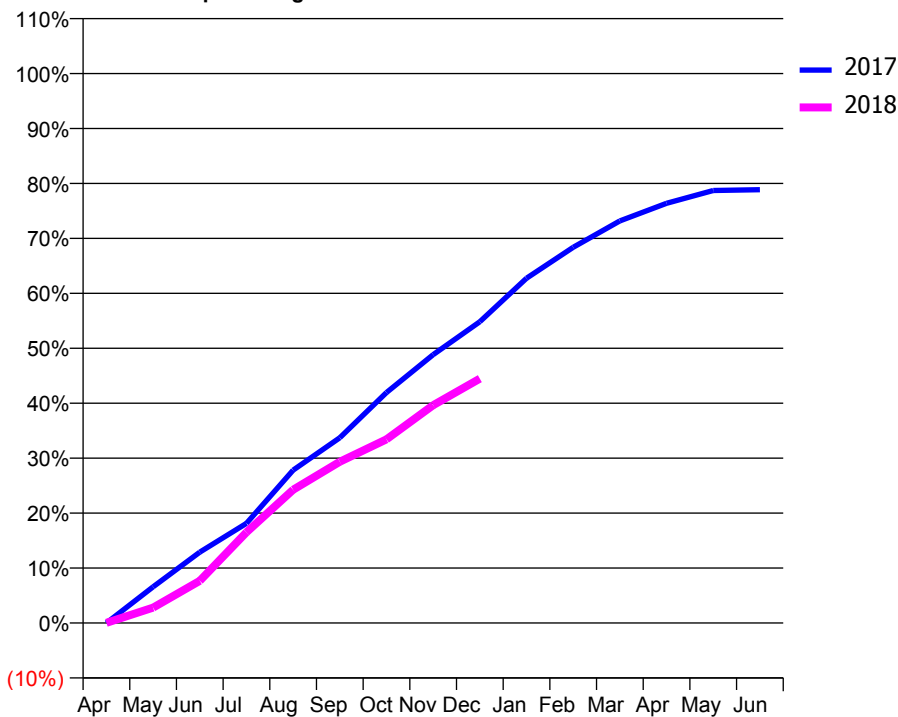
ACCESS*

Patients seen in 24 months	Total	Change since previous quarter
Quarter ending December 2016	6,556	
Quarter ending March 2017	6,577	→
Quarter ending June 2017	6,346	↓
Quarter ending September 2017	6,115	↓
Quarter ending December 2017	5,943	↓
Variance since December 2016	(9.4%)	↓



ACTIVITY

Cumulative percentage of contracted UDA delivered 2017 & 2018



Month	Adjusted Scheduled Activity (UDA)	
	2017	2018
April	0	7
May	1,669	709
June	3,271	1,949
July	4,596	4,187
August	7,050	6,149
September	8,549	7,438
October	10,632	8,474
November	12,383	10,047
December	13,900	11,271
January	15,904	
February	17,332	
March	18,550	
April	19,361	
May	19,952	
June	19,990	

QUALITY

	Quantity	Base Number	Contract	AT	Region	England
% of FP17s for the same patient ID Re-attending within 3 months - Children	69	1,010	6.8%	9.8%	12.9%	12.0%
% of FP17s for the same patient ID Re-attending within 3 months - Adults	778	4,919	15.8%	14.3%	16.5%	15.9%
% of FP17s for the same patient ID Re-attending between 3 & 9 months - Children	575	1,010	56.9%	58.8%	59.6%	58.0%
% of FP17s for the same patient ID Re-attending between 3 & 9 months - Adults	1,915	4,919	38.9%	53.0%	52.8%	50.5%
% of FP17s for Band 1 Urgent Courses	408	5,329	7.7%	7.5%	9.1%	9.0%
% of FP17s Relating to Free Repair or Replacements	111	5,329	2.1%	1.2%	1.0%	0.8%
% of FP17s Relating to Continuations	160	5,329	3.0%	1.3%	1.2%	1.1%
% of Patients satisfied with the dentistry they have received	16	16	100.0%	92.7%	91.6%	91.5%
% of Patients satisfied with the time they had to wait for an appointment	16	16	100.0%	88.3%	88.3%	87.9%

* This is based on patients treated on this contract for their most recent course of treatment. Figures in italics indicate the base number of FP17s or Patient Questionnaire responses are less than 100. N/A is shown where the base number of responses is less than 10 during the period. % is calculated as Quantity/Base number*100

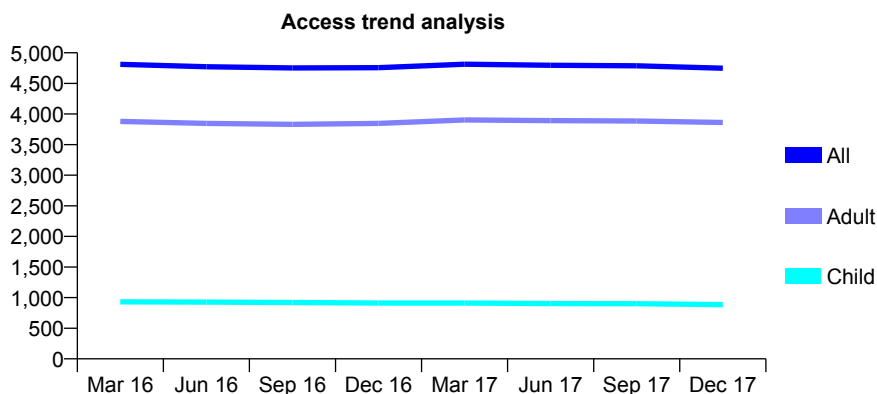
Q51 - Vital Signs At a Glance Contract Report for 725900/0001 - December 2017

Name or company name	F P Dental
Contract type name	GDS Contract
Purpose of contract	General
Contract start date	01/04/2009
Contract end date	

17/18 Contracted general activity (UDA)	13,301
Carry forward general activity (UDA)	7
17/18 Contracted orthodontic activity (UOA)	0
Carry forward orthodontic activity (UOA)	0
Baseline contract value	£372,970.60

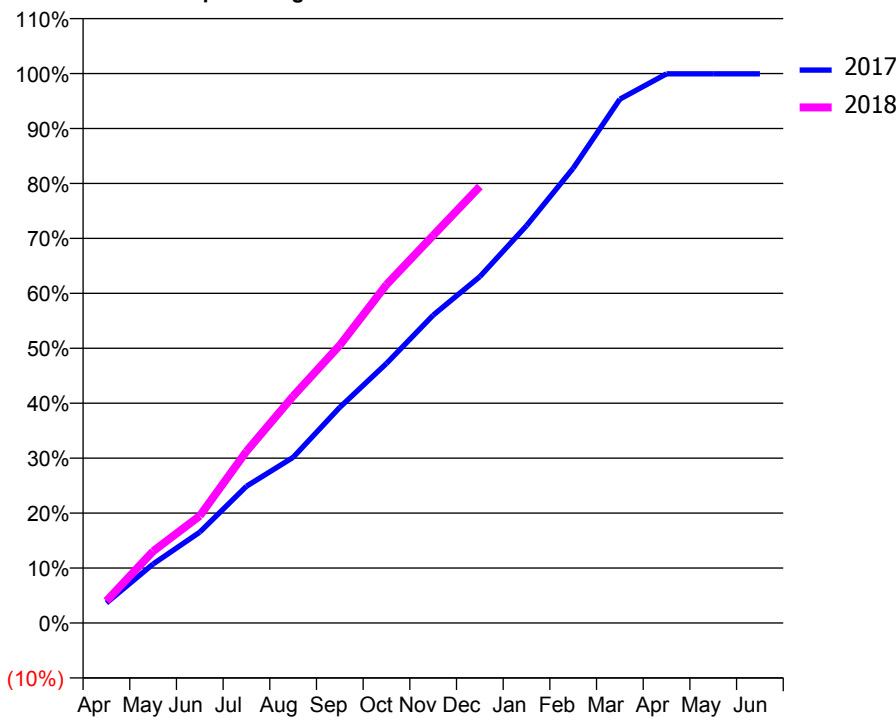
ACCESS*

Patients seen in 24 months	Total	Change since previous quarter
Quarter ending December 2016	4,758	
Quarter ending March 2017	4,813	→
Quarter ending June 2017	4,796	→
Quarter ending September 2017	4,787	→
Quarter ending December 2017	4,748	→
Variance since December 2016	(0.2%)	→



ACTIVITY

Cumulative percentage of contracted UDA delivered 2017 & 2018



Month	Adjusted Scheduled Activity (UDA)	
	2017	2018
April	486	534
May	1,427	1,737
June	2,199	2,595
July	3,309	4,155
August	4,011	5,491
September	5,221	6,725
October	6,283	8,192
November	7,451	9,383
December	8,385	10,567
January	9,618	
February	11,008	
March	12,680	
April	13,293	
May	13,294	
June	13,294	

QUALITY

	Quantity	Base Number	Contract	AT	Region	England
% of FP17s for the same patient ID Re-attending within 3 months - Children	138	1,129	12.2%	9.8%	12.9%	12.0%
% of FP17s for the same patient ID Re-attending within 3 months - Adults	572	4,509	12.7%	14.3%	16.5%	15.9%
% of FP17s for the same patient ID Re-attending between 3 & 9 months - Children	697	1,129	61.7%	58.8%	59.6%	58.0%
% of FP17s for the same patient ID Re-attending between 3 & 9 months - Adults	2,687	4,509	59.6%	53.0%	52.8%	50.5%
% of FP17s for Band 1 Urgent Courses	194	5,368	3.6%	7.5%	9.1%	9.0%
% of FP17s Relating to Free Repair or Replacements	18	5,368	0.3%	1.2%	1.0%	0.8%
% of FP17s Relating to Continuations	31	5,368	0.6%	1.3%	1.2%	1.1%
% of Patients satisfied with the dentistry they have received	6	6	N/A	92.7%	91.6%	91.5%
% of Patients satisfied with the time they had to wait for an appointment	6	6	N/A	88.3%	88.3%	87.9%

* This is based on patients treated on this contract for their most recent course of treatment. Figures in italics indicate the base number of FP17s or Patient Questionnaire responses are less than 100. N/A is shown where the base number of responses is less than 10 during the period. % is calculated as Quantity/Base number*100

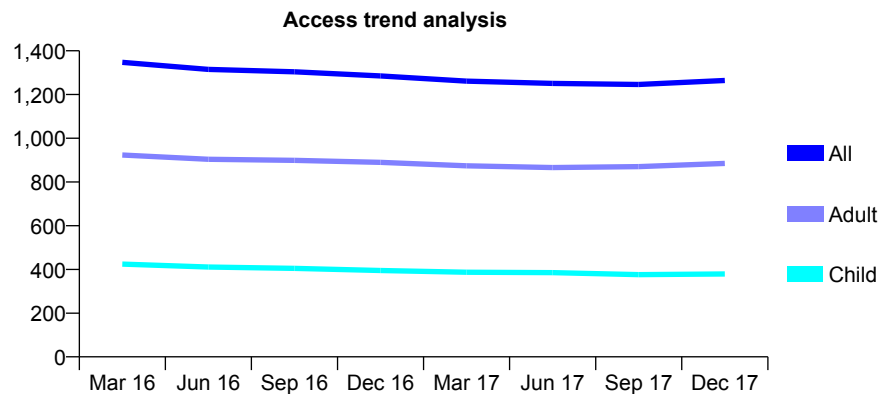
Q51 - Vital Signs At a Glance Contract Report for 725943/0001 - December 2017

Name or company name	Mr RD Brook & Mr D Leung
Contract type name	GDS Contract
Purpose of contract	General
Contract start date	01/04/2006
Contract end date	

17/18 Contracted general activity (UDA)	4,996
Carry forward general activity (UDA)	-56
17/18 Contracted orthodontic activity (UOA)	0
Carry forward orthodontic activity (UOA)	0
Baseline contract value	£160,444.47

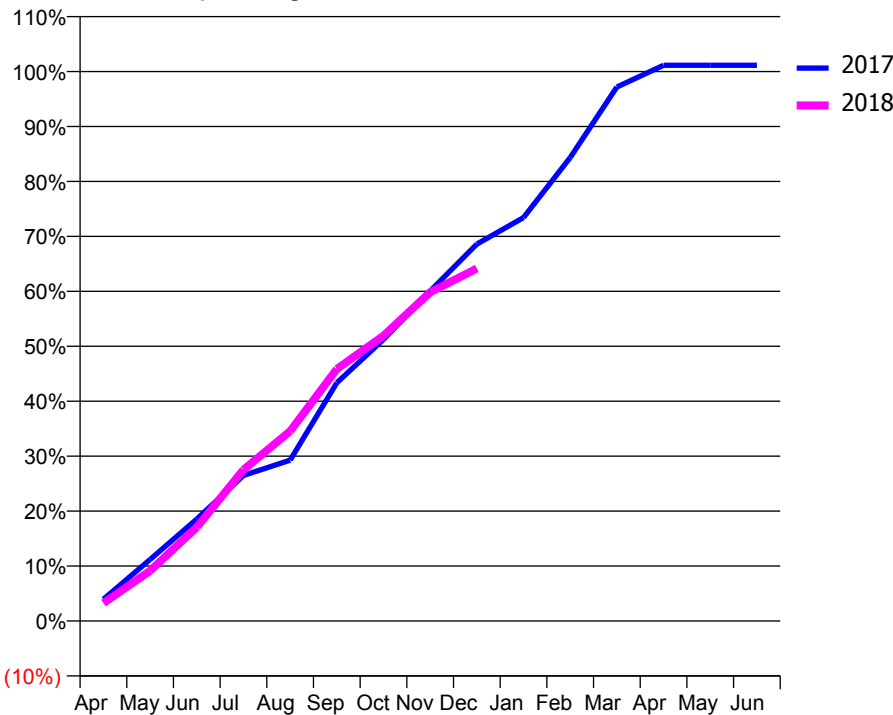
ACCESS*

Patients seen in 24 months	Total	Change since previous quarter
Quarter ending December 2016	1,285	
Quarter ending March 2017	1,261	↓
Quarter ending June 2017	1,251	→
Quarter ending September 2017	1,246	→
Quarter ending December 2017	1,264	→
Variance since December 2016	(1.6%)	↓



ACTIVITY

Cumulative percentage of contracted UDA delivered 2017 & 2018



Month	Adjusted Scheduled Activity (UDA)	
	2017	2018
April	199	163
May	559	456
June	926	853
July	1,324	1,376
August	1,462	1,726
September	2,166	2,291
October	2,560	2,594
November	3,000	2,989
December	3,427	3,205
January	3,668	
February	4,214	
March	4,855	
April	5,052	
May	5,052	
June	5,052	

QUALITY

	Quantity	Base Number	Contract	AT	Region	England
% of FP17s for the same patient ID Re-attending within 3 months - Children	56	486	11.5%	9.8%	12.9%	12.0%
% of FP17s for the same patient ID Re-attending within 3 months - Adults	187	1,075	17.4%	14.3%	16.5%	15.9%
% of FP17s for the same patient ID Re-attending between 3 & 9 months - Children	322	486	66.3%	58.8%	59.6%	58.0%
% of FP17s for the same patient ID Re-attending between 3 & 9 months - Adults	634	1,075	59.0%	53.0%	52.8%	50.5%
% of FP17s for Band 1 Urgent Courses	148	1,473	10.0%	7.5%	9.1%	9.0%
% of FP17s Relating to Free Repair or Replacements	16	1,473	1.1%	1.2%	1.0%	0.8%
% of FP17s Relating to Continuations	11	1,473	0.7%	1.3%	1.2%	1.1%
% of Patients satisfied with the dentistry they have received	4	4	N/A	92.7%	91.6%	91.5%
% of Patients satisfied with the time they had to wait for an appointment	4	4	N/A	88.3%	88.3%	87.9%

* This is based on patients treated on this contract for their most recent course of treatment. Figures in italics indicate the base number of FP17s or Patient Questionnaire responses are less than 100. N/A is shown where the base number of responses is less than 10 during the period. % is calculated as Quantity/Base number*100

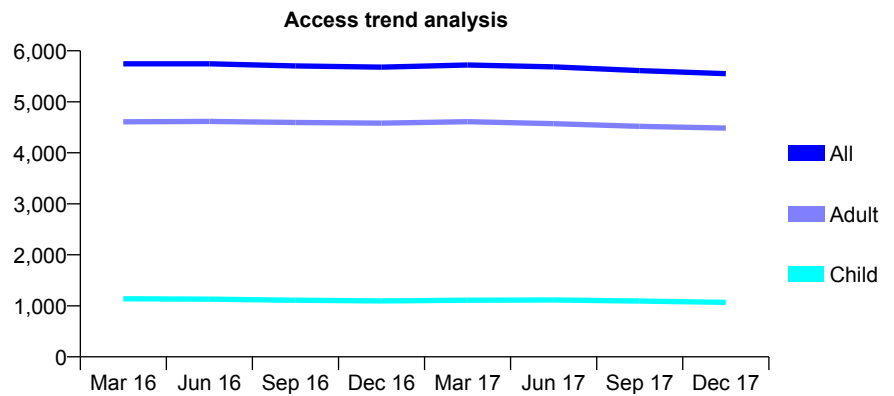
Q51 - Vital Signs At a Glance Contract Report for 730718/0001 - December 2017

Name or company name	MR CD SHELSWELL
Contract type name	GDS Contract
Purpose of contract	General
Contract start date	01/04/2006
Contract end date	

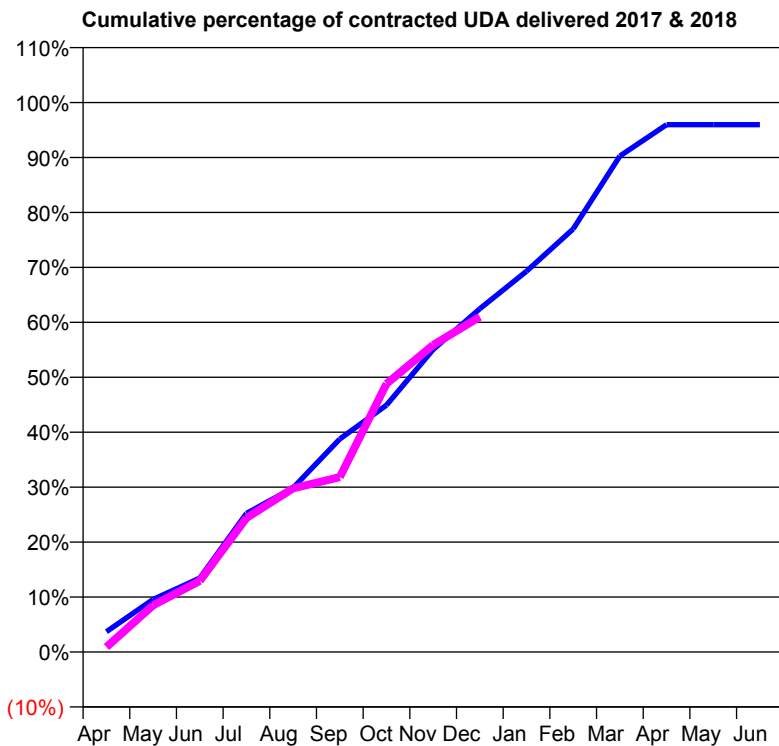
17/18 Contracted general activity (UDA)	19,806
Carry forward general activity (UDA)	0
17/18 Contracted orthodontic activity (UOA)	0
Carry forward orthodontic activity (UOA)	0
Baseline contract value	£566,960.12

ACCESS*

Patients seen in 24 months	Total	Change since previous quarter
Quarter ending December 2016	5,679	
Quarter ending March 2017	5,722	→
Quarter ending June 2017	5,686	→
Quarter ending September 2017	5,611	↓
Quarter ending December 2017	5,551	↓
Variance since December 2016	(2.3%)	↓



ACTIVITY



Month	Adjusted Scheduled Activity (UDA)	
	2017	2018
April	735	181
May	1,894	1,687
June	2,665	2,563
July	4,995	4,831
August	5,917	5,900
September	7,678	6,302
October	8,897	9,668
November	10,901	11,067
December	12,372	12,081
January	13,725	
February	15,247	
March	17,876	
April	19,005	
May	19,005	
June	19,005	

QUALITY

	Quantity	Base Number	Contract	AT	Region	England
% of FP17s for the same patient ID Re-attending within 3 months - Children	110	1,179	9.3%	9.8%	12.9%	12.0%
% of FP17s for the same patient ID Re-attending within 3 months - Adults	1,298	5,413	24.0%	14.3%	16.5%	15.9%
% of FP17s for the same patient ID Re-attending between 3 & 9 months - Children	696	1,179	59.0%	58.8%	59.6%	58.0%
% of FP17s for the same patient ID Re-attending between 3 & 9 months - Adults	2,669	5,413	49.3%	53.0%	52.8%	50.5%
% of FP17s for Band 1 Urgent Courses	333	6,084	5.5%	7.5%	9.1%	9.0%
% of FP17s Relating to Free Repair or Replacements	431	6,084	7.1%	1.2%	1.0%	0.8%
% of FP17s Relating to Continuations	291	6,084	4.8%	1.3%	1.2%	1.1%
% of Patients satisfied with the dentistry they have received	7	7	N/A	92.7%	91.6%	91.5%
% of Patients satisfied with the time they had to wait for an appointment	6	7	N/A	88.3%	88.3%	87.9%

* This is based on patients treated on this contract for their most recent course of treatment. Figures in italics indicate the base number of FP17s or Patient Questionnaire responses are less than 100. N/A is shown where the base number of responses is less than 10 during the period. % is calculated as Quantity/Base number*100

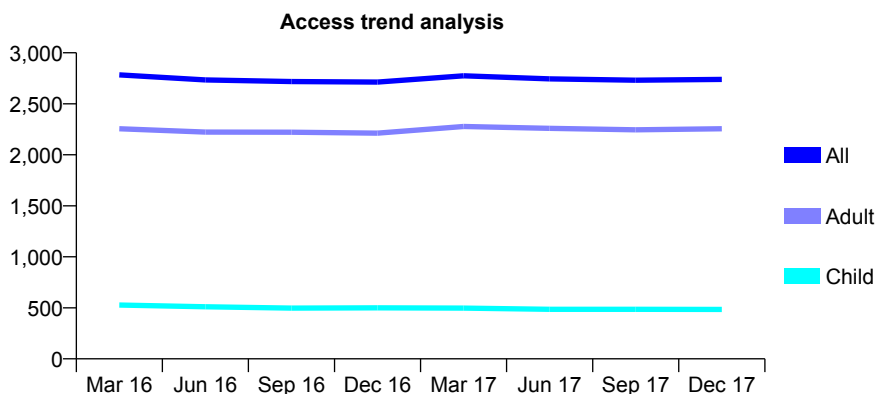
Q51 - Vital Signs At a Glance Contract Report for 740497/0001 - December 2017

Name or company name	MR JM BURNHAM
Contract type name	GDS Contract
Purpose of contract	General
Contract start date	01/04/2006
Contract end date	

17/18 Contracted general activity (UDA)	8,232
Carry forward general activity (UDA)	199
17/18 Contracted orthodontic activity (UOA)	0
Carry forward orthodontic activity (UOA)	0
Baseline contract value	£208,622.87

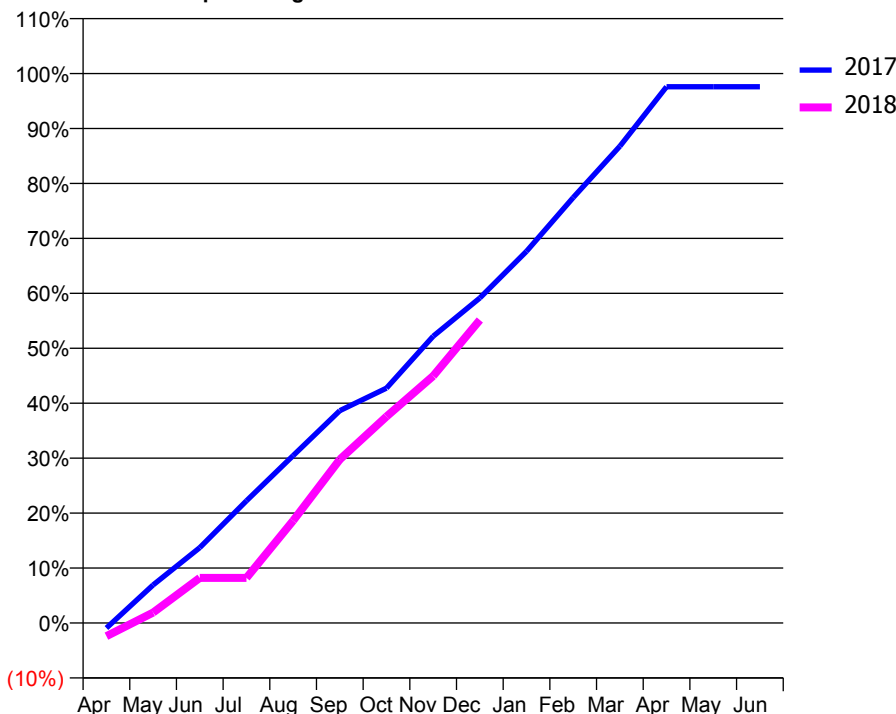
ACCESS*

Patients seen in 24 months	Total	Change since previous quarter
Quarter ending December 2016	2,713	
Quarter ending March 2017	2,775	↑
Quarter ending June 2017	2,745	↓
Quarter ending September 2017	2,731	→
Quarter ending December 2017	2,739	→
Variance since December 2016	1.0%	→



ACTIVITY

Cumulative percentage of contracted UDA delivered 2017 & 2018



Month	Adjusted Scheduled Activity (UDA)	
	2017	2018
April	-76	-199
May	570	158
June	1,130	676
July	1,830	676
August	2,508	1,533
September	3,181	2,450
October	3,518	3,093
November	4,296	3,700
December	4,869	4,540
January	5,569	
February	6,374	
March	7,142	
April	8,033	
May	8,033	
June	8,033	

QUALITY

	Quantity	Base Number	Contract	AT	Region	England
% of FP17s for the same patient ID Re-attending within 3 months - Children	15	482	3.1%	9.8%	12.9%	12.0%
% of FP17s for the same patient ID Re-attending within 3 months - Adults	350	2,316	15.1%	14.3%	16.5%	15.9%
% of FP17s for the same patient ID Re-attending between 3 & 9 months - Children	275	482	57.1%	58.8%	59.6%	58.0%
% of FP17s for the same patient ID Re-attending between 3 & 9 months - Adults	1,163	2,316	50.2%	53.0%	52.8%	50.5%
% of FP17s for Band 1 Urgent Courses	227	2,462	9.2%	7.5%	9.1%	9.0%
% of FP17s Relating to Free Repair or Replacements	13	2,462	0.5%	1.2%	1.0%	0.8%
% of FP17s Relating to Continuations	19	2,462	0.8%	1.3%	1.2%	1.1%
% of Patients satisfied with the dentistry they have received	9	9	N/A	92.7%	91.6%	91.5%
% of Patients satisfied with the time they had to wait for an appointment	9	9	N/A	88.3%	88.3%	87.9%

* This is based on patients treated on this contract for their most recent course of treatment. Figures in italics indicate the base number of FP17s or Patient Questionnaire responses are less than 100. N/A is shown where the base number of responses is less than 10 during the period. % is calculated as Quantity/Base number*100

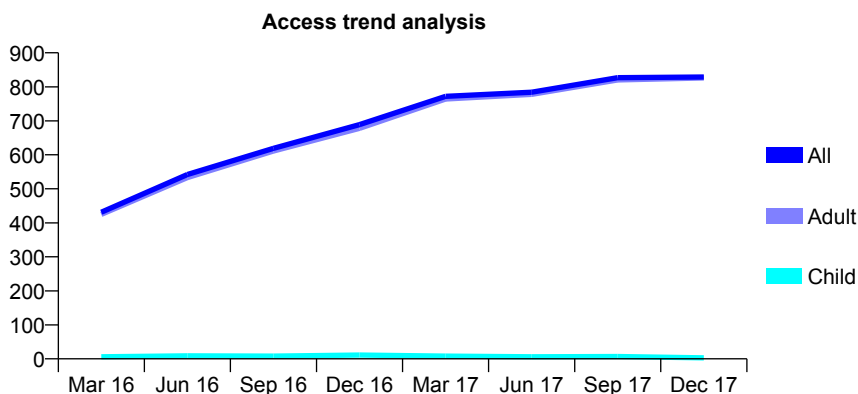
Q51 - Vital Signs At a Glance Contract Report for 748803/0001 - December 2017

Name or company name	MR TA DYER
Contract type name	PDS Contract
Purpose of contract	General
Contract start date	01/04/2007
Contract end date	31/03/2018

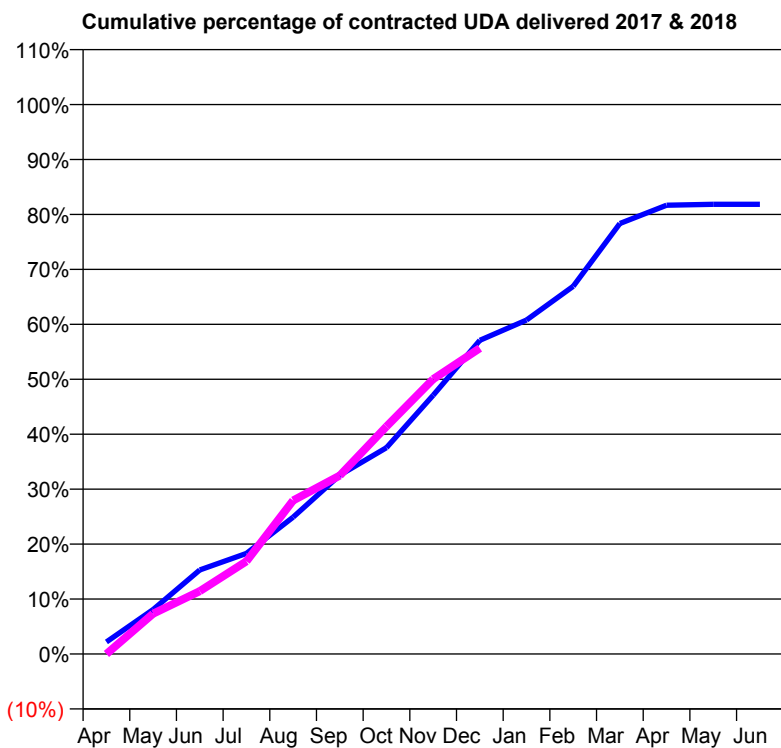
17/18 Contracted general activity (UDA)	3,963
Carry forward general activity (UDA)	0
17/18 Contracted orthodontic activity (UOA)	0
Carry forward orthodontic activity (UOA)	0
Baseline contract value	£168,225.41

ACCESS*

Patients seen in 24 months	Total	Change since previous quarter
Quarter ending December 2016	689	
Quarter ending March 2017	772	↑
Quarter ending June 2017	784	→
Quarter ending September 2017	827	↑
Quarter ending December 2017	829	→
Variance since December 2016	20.3%	↑



ACTIVITY



Month	Adjusted Scheduled Activity (UDA)	
	2017	2018
April	87	0
May	321	291
June	606	453
July	726	669
August	987	1,107
September	1,290	1,287
October	1,488	1,641
November	1,866	1,982
December	2,262	2,205
January	2,409	
February	2,652	
March	3,105	
April	3,237	
May	3,243	
June	3,243	

QUALITY

	Quantity	Base Number	Contract	AT	Region	England
% of FP17s for the same patient ID Re-attending within 3 months - Children	1	7	14.3%	9.8%	12.9%	12.0%
% of FP17s for the same patient ID Re-attending within 3 months - Adults	136	776	17.5%	14.3%	16.5%	15.9%
% of FP17s for the same patient ID Re-attending between 3 & 9 months - Children	0	7	0.0%	58.8%	59.6%	58.0%
% of FP17s for the same patient ID Re-attending between 3 & 9 months - Adults	30	776	3.9%	53.0%	52.8%	50.5%
% of FP17s for Band 1 Urgent Courses	0	737	0.0%	7.5%	9.1%	9.0%
% of FP17s Relating to Free Repair or Replacements	0	737	0.0%	1.2%	1.0%	0.8%
% of FP17s Relating to Continuations	0	737	0.0%	1.3%	1.2%	1.1%
% of Patients satisfied with the dentistry they have received	1	1	N/A	92.7%	91.6%	91.5%
% of Patients satisfied with the time they had to wait for an appointment	1	1	N/A	88.3%	88.3%	87.9%

* This is based on patients treated on this contract for their most recent course of treatment. Figures in italics indicate the base number of FP17s or Patient Questionnaire responses are less than 100. N/A is shown where the base number of responses is less than 10 during the period. % is calculated as Quantity/Base number*100

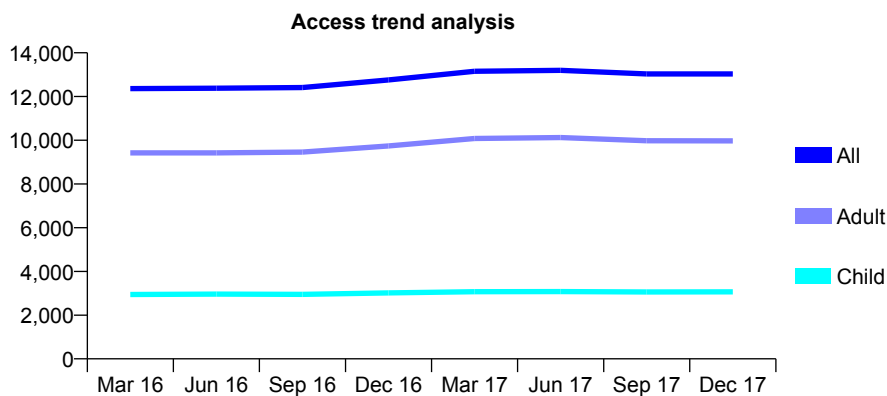
Q51 - Vital Signs At a Glance Contract Report for 749338/0001 - December 2017

Name or company name	MR NP MALLON
Contract type name	GDS Contract
Purpose of contract	General
Contract start date	01/04/2006
Contract end date	

17/18 Contracted general activity (UDA)	42,313
Carry forward general activity (UDA)	0
17/18 Contracted orthodontic activity (UOA)	0
Carry forward orthodontic activity (UOA)	0
Baseline contract value	£1,280,160.47

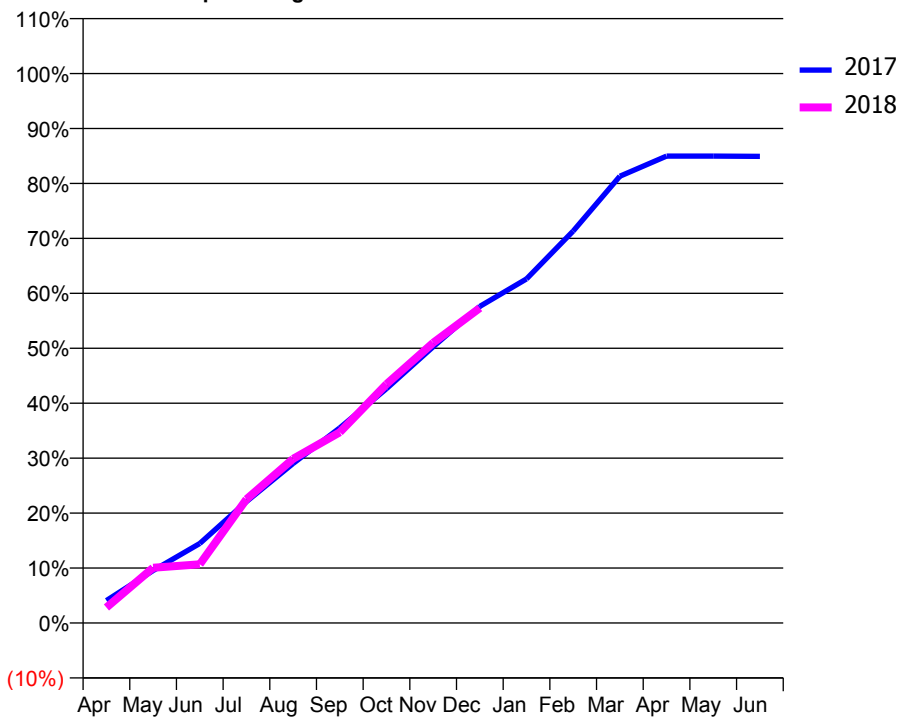
ACCESS*

Patients seen in 24 months	Total	Change since previous quarter
Quarter ending December 2016	12,759	
Quarter ending March 2017	13,153	↑
Quarter ending June 2017	13,198	→
Quarter ending September 2017	13,033	↓
Quarter ending December 2017	13,033	→
Variance since December 2016	2.1%	↑



ACTIVITY

Cumulative percentage of contracted UDA delivered 2017 & 2018



Month	Adjusted Scheduled Activity (UDA)	
	2017	2018
April	1,728	1,198
May	4,036	4,253
June	6,125	4,522
July	9,350	9,539
August	12,285	12,643
September	15,027	14,684
October	18,043	18,395
November	21,272	21,577
December	24,377	24,263
January	26,494	
February	30,180	
March	34,403	
April	35,952	
May	35,958	
June	35,934	

QUALITY

	Quantity	Base Number	Contract	AT	Region	England
% of FP17s for the same patient ID Re-attending within 3 months - Children	221	3,757	5.9%	9.8%	12.9%	12.0%
% of FP17s for the same patient ID Re-attending within 3 months - Adults	1,918	11,947	16.1%	14.3%	16.5%	15.9%
% of FP17s for the same patient ID Re-attending between 3 & 9 months - Children	2,724	3,757	72.5%	58.8%	59.6%	58.0%
% of FP17s for the same patient ID Re-attending between 3 & 9 months - Adults	7,367	11,947	61.7%	53.0%	52.8%	50.5%
% of FP17s for Band 1 Urgent Courses	1,255	14,174	8.9%	7.5%	9.1%	9.0%
% of FP17s Relating to Free Repair or Replacements	164	14,174	1.2%	1.2%	1.0%	0.8%
% of FP17s Relating to Continuations	171	14,174	1.2%	1.3%	1.2%	1.1%
% of Patients satisfied with the dentistry they have received	29	30	96.7%	92.7%	91.6%	91.5%
% of Patients satisfied with the time they had to wait for an appointment	27	30	90.0%	88.3%	88.3%	87.9%

* This is based on patients treated on this contract for their most recent course of treatment. Figures in italics indicate the base number of FP17s or Patient Questionnaire responses are less than 100. N/A is shown where the base number of responses is less than 10 during the period. % is calculated as Quantity/Base number*100

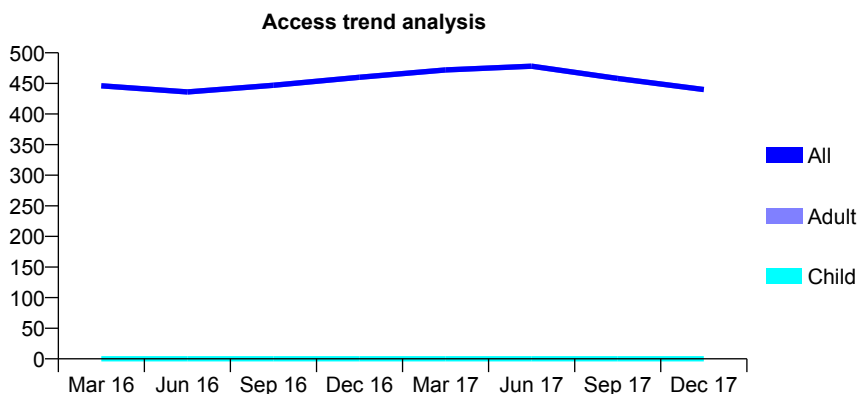
Q51 - Vital Signs At a Glance Contract Report for 749338/0002 - December 2017

Name or company name	MR NP MALLON
Contract type name	GDS Contract
Purpose of contract	General
Contract start date	01/02/2008
Contract end date	

17/18 Contracted general activity (UDA)	1,322
Carry forward general activity (UDA)	0
17/18 Contracted orthodontic activity (UOA)	0
Carry forward orthodontic activity (UOA)	0
Baseline contract value	£55,240.93

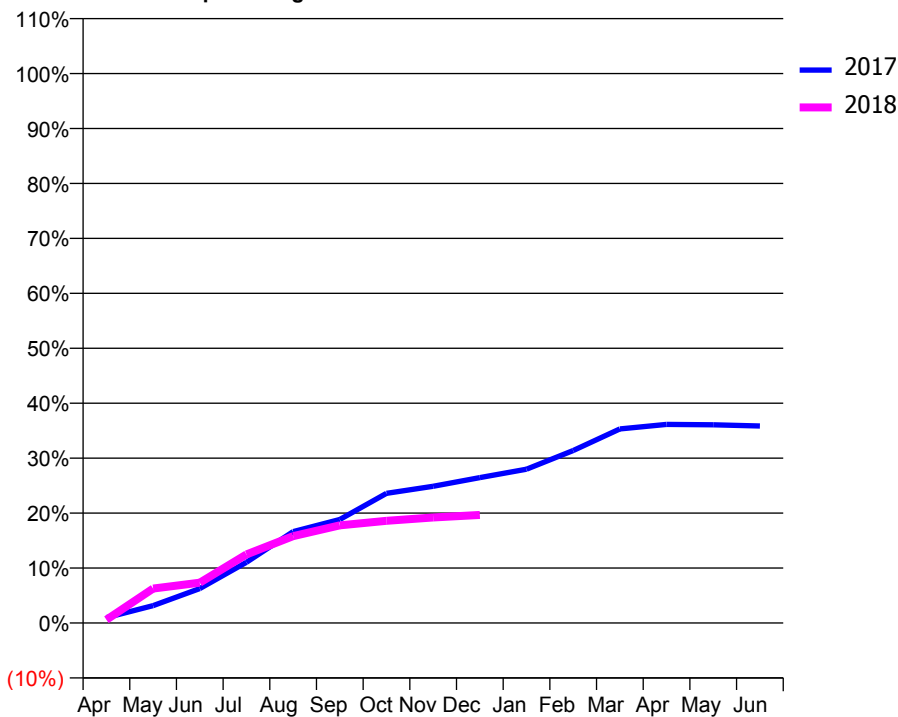
ACCESS*

Patients seen in 24 months	Total	Change since previous quarter
Quarter ending December 2016	460	
Quarter ending March 2017	472	↑
Quarter ending June 2017	478	→
Quarter ending September 2017	458	↓
Quarter ending December 2017	440	↓
Variance since December 2016	(4.3%)	↓



ACTIVITY

Cumulative percentage of contracted UDA delivered 2017 & 2018



Month	Adjusted Scheduled Activity (UDA)	
	2017	2018
April	13	8
May	42	83
June	83	97
July	146	165
August	220	209
September	249	235
October	312	246
November	329	254
December	350	260
January	370	
February	415	
March	467	
April	478	
May	477	
June	474	

QUALITY

	Quantity	Base Number	Contract	AT	Region	England
% of FP17s for the same patient ID Re-attending within 3 months - Children	0	0	N/A	9.8%	12.9%	12.0%
% of FP17s for the same patient ID Re-attending within 3 months - Adults	3	200	1.5%	14.3%	16.5%	15.9%
% of FP17s for the same patient ID Re-attending between 3 & 9 months - Children	0	0	N/A	58.8%	59.6%	58.0%
% of FP17s for the same patient ID Re-attending between 3 & 9 months - Adults	21	200	10.5%	53.0%	52.8%	50.5%
% of FP17s for Band 1 Urgent Courses	0	193	0.0%	7.5%	9.1%	9.0%
% of FP17s Relating to Free Repair or Replacements	2	193	1.0%	1.2%	1.0%	0.8%
% of FP17s Relating to Continuations	0	193	0.0%	1.3%	1.2%	1.1%
% of Patients satisfied with the dentistry they have received	0	0	N/A	92.7%	91.6%	91.5%
% of Patients satisfied with the time they had to wait for an appointment	0	0	N/A	88.3%	88.3%	87.9%

* This is based on patients treated on this contract for their most recent course of treatment. Figures in italics indicate the base number of FP17s or Patient Questionnaire responses are less than 100. N/A is shown where the base number of responses is less than 10 during the period. % is calculated as Quantity/Base number*100

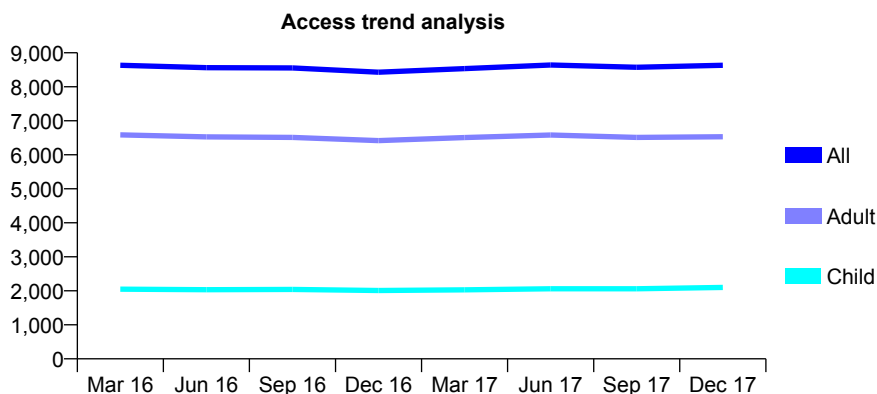
Q51 - Vital Signs At a Glance Contract Report for 803987/0001 - December 2017

Name or company name	MR JM SUMMERFIELD
Contract type name	GDS Contract
Purpose of contract	General
Contract start date	01/04/2006
Contract end date	

17/18 Contracted general activity (UDA)	19,605
Carry forward general activity (UDA)	0
17/18 Contracted orthodontic activity (UOA)	0
Carry forward orthodontic activity (UOA)	0
Baseline contract value	£438,103.53

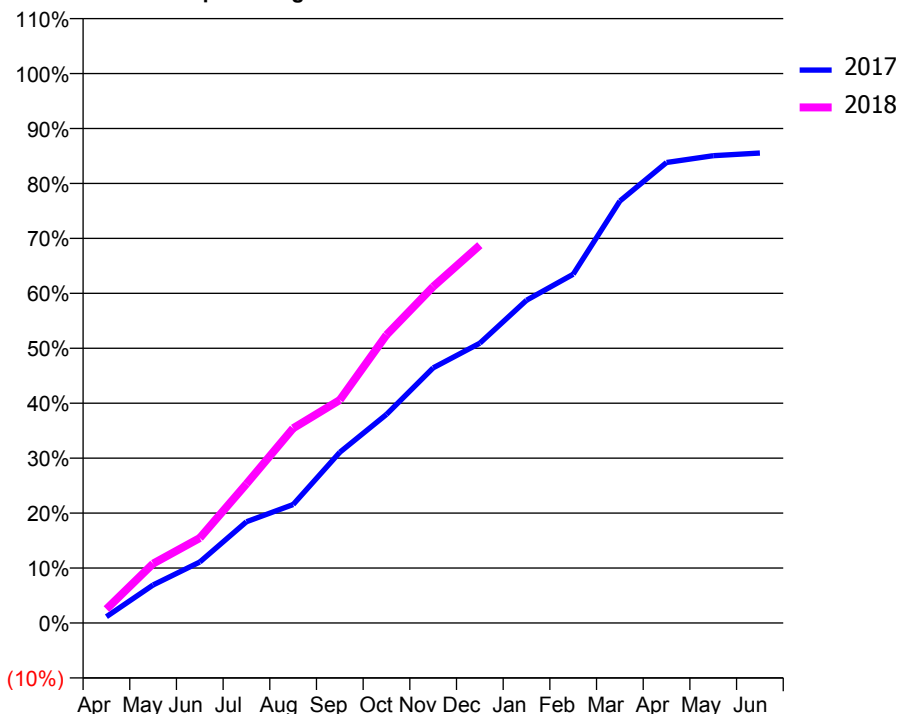
ACCESS*

Patients seen in 24 months	Total	Change since previous quarter
Quarter ending December 2016	8,430	
Quarter ending March 2017	8,536	→
Quarter ending June 2017	8,642	→
Quarter ending September 2017	8,573	→
Quarter ending December 2017	8,632	→
Variance since December 2016	2.4%	↑



ACTIVITY

Cumulative percentage of contracted UDA delivered 2017 & 2018



Month	Adjusted Scheduled Activity (UDA)	
	2017	2018
April	224	497
May	1,356	2,121
June	2,177	3,035
July	3,612	4,964
August	4,229	6,951
September	6,093	7,955
October	7,445	10,281
November	9,106	11,999
December	9,983	13,481
January	11,513	
February	12,444	
March	15,054	
April	16,429	
May	16,672	
June	16,766	

QUALITY

	Quantity	Base Number	Contract	AT	Region	England
% of FP17s for the same patient ID Re-attending within 3 months - Children	150	1,673	9.0%	9.8%	12.9%	12.0%
% of FP17s for the same patient ID Re-attending within 3 months - Adults	858	5,165	16.6%	14.3%	16.5%	15.9%
% of FP17s for the same patient ID Re-attending between 3 & 9 months - Children	520	1,673	31.1%	58.8%	59.6%	58.0%
% of FP17s for the same patient ID Re-attending between 3 & 9 months - Adults	1,528	5,165	29.6%	53.0%	52.8%	50.5%
% of FP17s for Band 1 Urgent Courses	1,915	6,139	31.2%	7.5%	9.1%	9.0%
% of FP17s Relating to Free Repair or Replacements	66	6,139	1.1%	1.2%	1.0%	0.8%
% of FP17s Relating to Continuations	51	6,139	0.8%	1.3%	1.2%	1.1%
% of Patients satisfied with the dentistry they have received	17	19	89.5%	92.7%	91.6%	91.5%
% of Patients satisfied with the time they had to wait for an appointment	16	19	84.2%	88.3%	88.3%	87.9%

* This is based on patients treated on this contract for their most recent course of treatment. Figures in italics indicate the base number of FP17s or Patient Questionnaire responses are less than 100. N/A is shown where the base number of responses is less than 10 during the period. % is calculated as Quantity/Base number*100

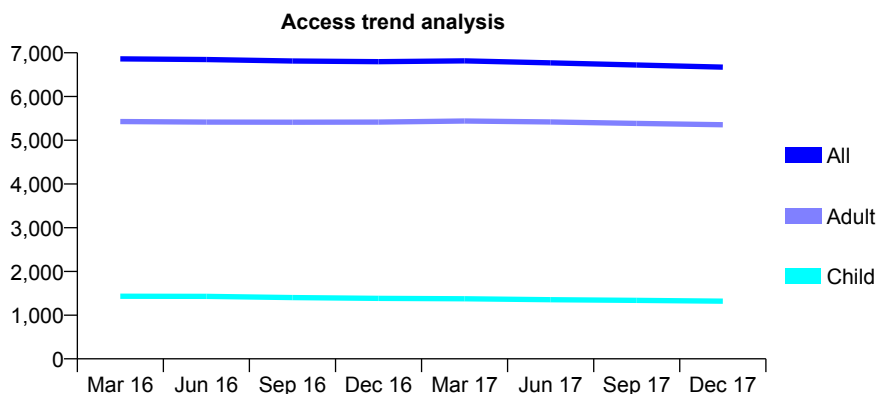
Q51 - Vital Signs At a Glance Contract Report for 813192/0001 - December 2017

Name or company name	Chesterfield Road Dental Practice
Contract type name	GDS Contract
Purpose of contract	General
Contract start date	01/04/2006
Contract end date	

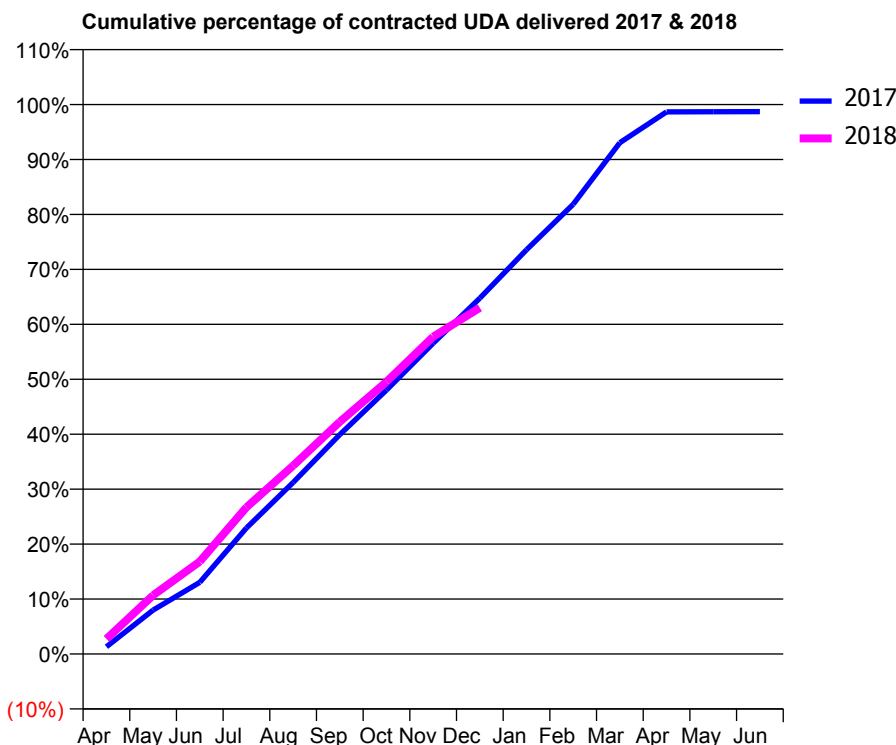
17/18 Contracted general activity (UDA)	20,808
Carry forward general activity (UDA)	0
17/18 Contracted orthodontic activity (UOA)	0
Carry forward orthodontic activity (UOA)	0
Baseline contract value	£680,204.15

ACCESS*

Patients seen in 24 months	Total	Change since previous quarter
Quarter ending December 2016	6,797	
Quarter ending March 2017	6,815	→
Quarter ending June 2017	6,771	→
Quarter ending September 2017	6,721	→
Quarter ending December 2017	6,671	→
Variance since December 2016	(1.9%)	↓



ACTIVITY



Month	Adjusted Scheduled Activity (UDA)	
	2017	2018
April	275	574
May	1,662	2,225
June	2,716	3,503
July	4,772	5,559
August	6,494	7,133
September	8,310	8,794
October	9,994	10,308
November	11,767	12,016
December	13,475	13,111
January	15,308	
February	17,028	
March	19,361	
April	20,531	
May	20,532	
June	20,540	

QUALITY

	Quantity	Base Number	Contract	AT	Region	England
% of FP17s for the same patient ID Re-attending within 3 months - Children	89	1,346	6.6%	9.8%	12.9%	12.0%
% of FP17s for the same patient ID Re-attending within 3 months - Adults	664	5,154	12.9%	14.3%	16.5%	15.9%
% of FP17s for the same patient ID Re-attending between 3 & 9 months - Children	820	1,346	60.9%	58.8%	59.6%	58.0%
% of FP17s for the same patient ID Re-attending between 3 & 9 months - Adults	2,963	5,154	57.5%	53.0%	52.8%	50.5%
% of FP17s for Band 1 Urgent Courses	346	6,111	5.7%	7.5%	9.1%	9.0%
% of FP17s Relating to Free Repair or Replacements	67	6,111	1.1%	1.2%	1.0%	0.8%
% of FP17s Relating to Continuations	149	6,111	2.4%	1.3%	1.2%	1.1%
% of Patients satisfied with the dentistry they have received	19	20	95.0%	92.7%	91.6%	91.5%
% of Patients satisfied with the time they had to wait for an appointment	17	20	85.0%	88.3%	88.3%	87.9%

* This is based on patients treated on this contract for their most recent course of treatment. Figures in italics indicate the base number of FP17s or Patient Questionnaire responses are less than 100. N/A is shown where the base number of responses is less than 10 during the period. % is calculated as Quantity/Base number*100

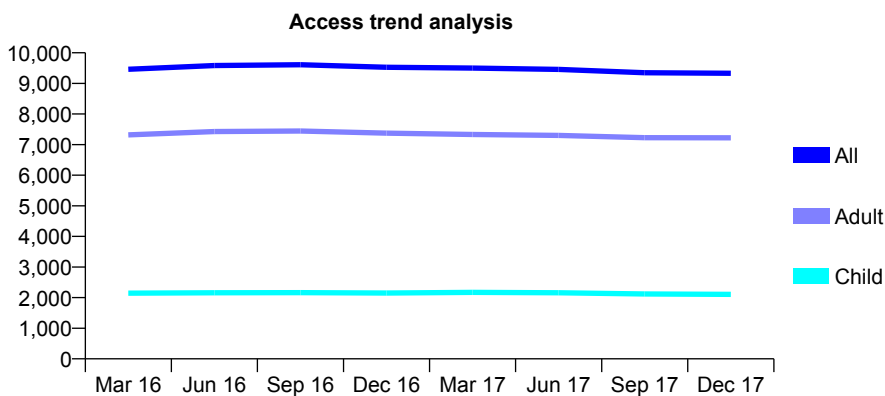
Q51 - Vital Signs At a Glance Contract Report for 813737/0001 - December 2017

Name or company name	MR KO DAVIES
Contract type name	GDS Contract
Purpose of contract	General
Contract start date	05/05/2006
Contract end date	

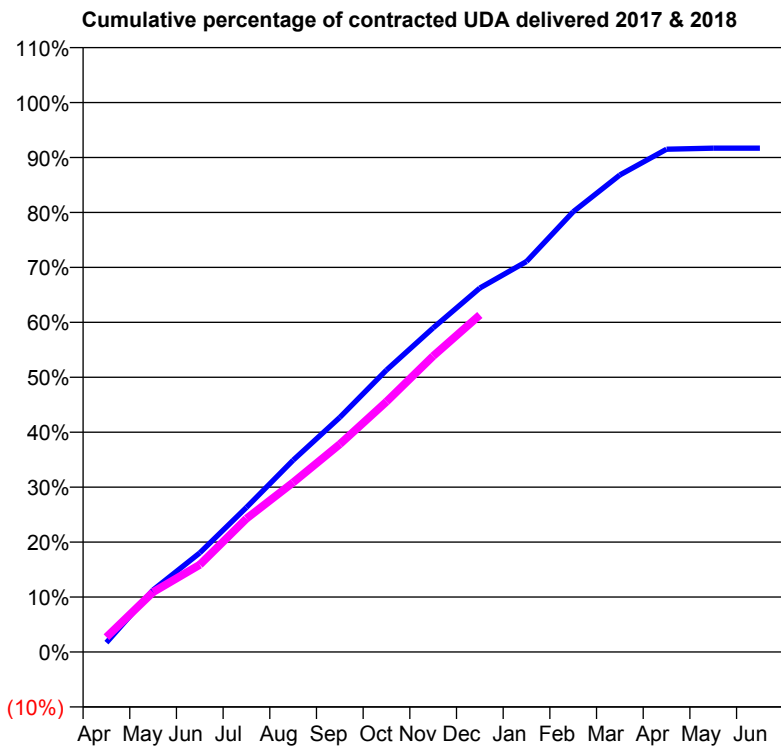
17/18 Contracted general activity (UDA)	29,000
Carry forward general activity (UDA)	0
17/18 Contracted orthodontic activity (UOA)	0
Carry forward orthodontic activity (UOA)	0
Baseline contract value	£811,503.11

ACCESS*

Patients seen in 24 months	Total	Change since previous quarter
Quarter ending December 2016	9,526	
Quarter ending March 2017	9,502	→
Quarter ending June 2017	9,459	→
Quarter ending September 2017	9,350	↓
Quarter ending December 2017	9,331	→
Variance since December 2016	(2.0%)	↓



ACTIVITY



Month	Adjusted Scheduled Activity (UDA)	
	2017	2018
April	520	785
May	3,442	3,163
June	5,499	4,608
July	8,026	7,038
August	10,643	8,950
September	13,022	10,970
October	15,641	13,213
November	17,980	15,623
December	20,194	17,790
January	21,667	
February	24,424	
March	26,468	
April	27,895	
May	27,954	
June	27,955	

QUALITY

	Quantity	Base Number	Contract	AT	Region	England
% of FP17s for the same patient ID Re-attending within 3 months - Children	184	2,323	7.9%	9.8%	12.9%	12.0%
% of FP17s for the same patient ID Re-attending within 3 months - Adults	1,103	7,845	14.1%	14.3%	16.5%	15.9%
% of FP17s for the same patient ID Re-attending between 3 & 9 months - Children	1,451	2,323	62.5%	58.8%	59.6%	58.0%
% of FP17s for the same patient ID Re-attending between 3 & 9 months - Adults	4,703	7,845	59.9%	53.0%	52.8%	50.5%
% of FP17s for Band 1 Urgent Courses	396	8,936	4.4%	7.5%	9.1%	9.0%
% of FP17s Relating to Free Repair or Replacements	263	8,936	2.9%	1.2%	1.0%	0.8%
% of FP17s Relating to Continuations	123	8,936	1.4%	1.3%	1.2%	1.1%
% of Patients satisfied with the dentistry they have received	15	15	100.0%	92.7%	91.6%	91.5%
% of Patients satisfied with the time they had to wait for an appointment	15	15	100.0%	88.3%	88.3%	87.9%

* This is based on patients treated on this contract for their most recent course of treatment. Figures in italics indicate the base number of FP17s or Patient Questionnaire responses are less than 100. N/A is shown where the base number of responses is less than 10 during the period. % is calculated as Quantity/Base number*100

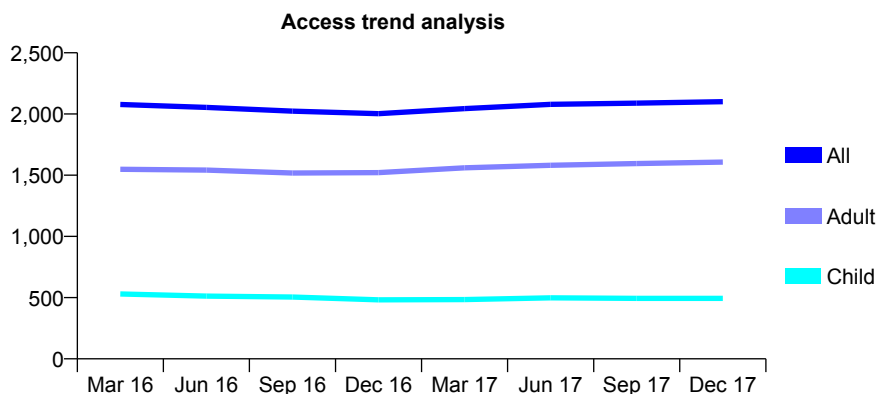
Q51 - Vital Signs At a Glance Contract Report for 822280/0001 - December 2017

Name or company name	MR RN KYNMAN
Contract type name	GDS Contract
Purpose of contract	General
Contract start date	01/04/2006
Contract end date	

17/18 Contracted general activity (UDA)	5,711
Carry forward general activity (UDA)	0
17/18 Contracted orthodontic activity (UOA)	0
Carry forward orthodontic activity (UOA)	0
Baseline contract value	£141,269.91

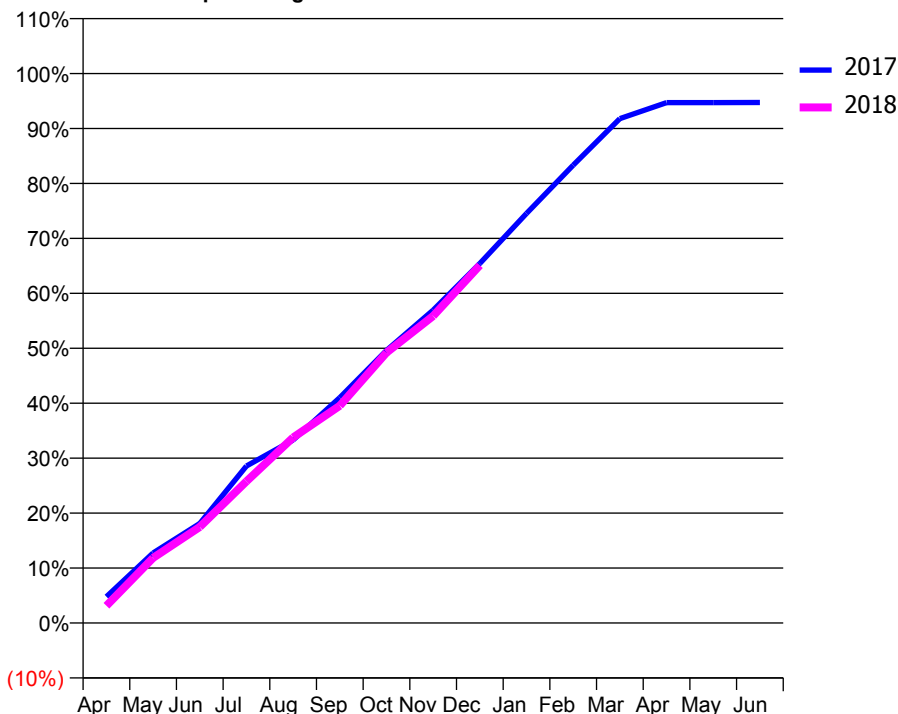
ACCESS*

Patients seen in 24 months	Total	Change since previous quarter
Quarter ending December 2016	2,003	
Quarter ending March 2017	2,044	↑
Quarter ending June 2017	2,079	→
Quarter ending September 2017	2,089	→
Quarter ending December 2017	2,101	→
Variance since December 2016	4.9%	↑



ACTIVITY

Cumulative percentage of contracted UDA delivered 2017 & 2018



Month	Adjusted Scheduled Activity (UDA)	
	2017	2018
April	274	180
May	728	677
June	1,035	998
July	1,632	1,472
August	1,902	1,929
September	2,343	2,258
October	2,833	2,809
November	3,252	3,191
December	3,737	3,718
January	4,256	
February	4,758	
March	5,243	
April	5,408	
May	5,408	
June	5,409	

QUALITY

	Quantity	Base Number	Contract	AT	Region	England
% of FP17s for the same patient ID Re-attending within 3 months - Children	17	565	3.0%	9.8%	12.9%	12.0%
% of FP17s for the same patient ID Re-attending within 3 months - Adults	127	1,664	7.6%	14.3%	16.5%	15.9%
% of FP17s for the same patient ID Re-attending between 3 & 9 months - Children	416	565	73.6%	58.8%	59.6%	58.0%
% of FP17s for the same patient ID Re-attending between 3 & 9 months - Adults	916	1,664	55.0%	53.0%	52.8%	50.5%
% of FP17s for Band 1 Urgent Courses	89	2,143	4.2%	7.5%	9.1%	9.0%
% of FP17s Relating to Free Repair or Replacements	18	2,143	0.8%	1.2%	1.0%	0.8%
% of FP17s Relating to Continuations	16	2,143	0.7%	1.3%	1.2%	1.1%
% of Patients satisfied with the dentistry they have received	1	1	N/A	92.7%	91.6%	91.5%
% of Patients satisfied with the time they had to wait for an appointment	1	1	N/A	88.3%	88.3%	87.9%

* This is based on patients treated on this contract for their most recent course of treatment. Figures in italics indicate the base number of FP17s or Patient Questionnaire responses are less than 100. N/A is shown where the base number of responses is less than 10 during the period. % is calculated as Quantity/Base number*100

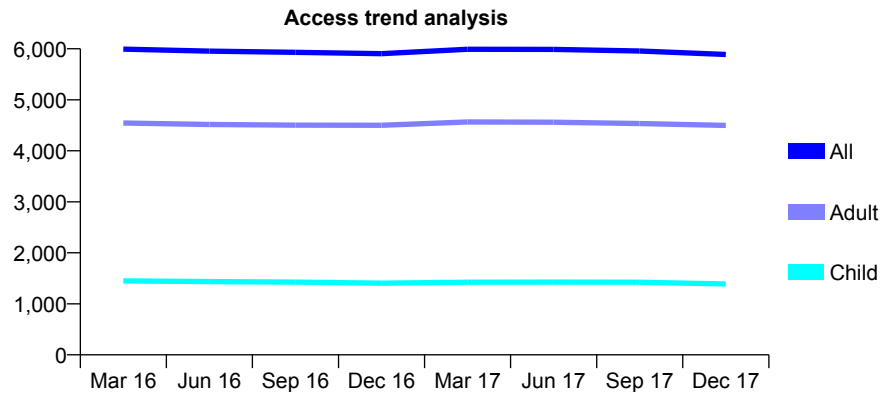
Q51 - Vital Signs At a Glance Contract Report for 822280/0002 - December 2017

Name or company name	MR RN KYNMAN
Contract type name	GDS Contract
Purpose of contract	General
Contract start date	01/04/2006
Contract end date	

17/18 Contracted general activity (UDA)	18,470
Carry forward general activity (UDA)	0
17/18 Contracted orthodontic activity (UOA)	0
Carry forward orthodontic activity (UOA)	0
Baseline contract value	£427,879.51

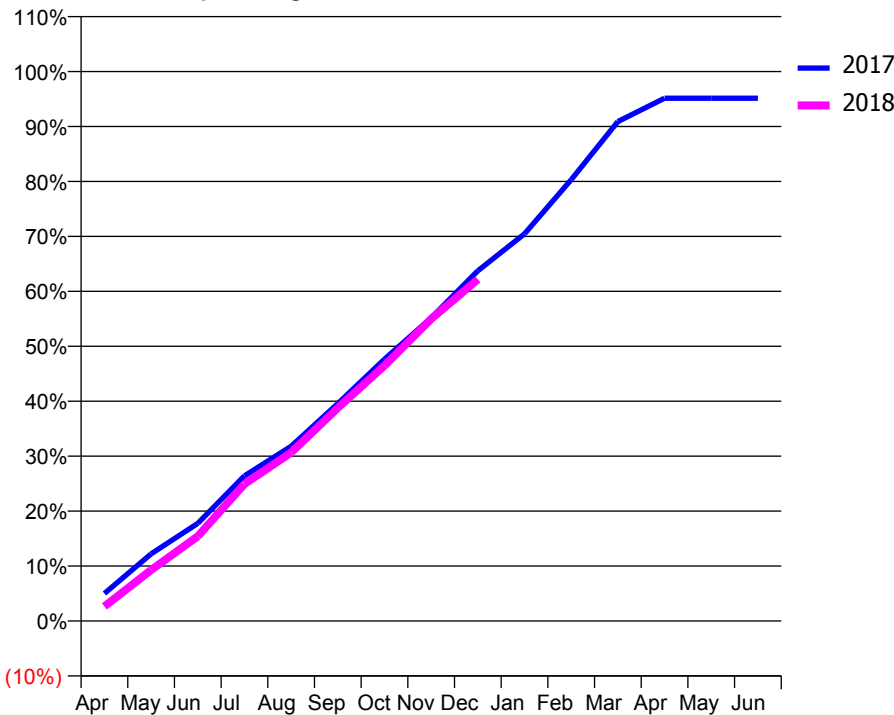
ACCESS*

Patients seen in 24 months	Total	Change since previous quarter
Quarter ending December 2016	5,905	
Quarter ending March 2017	5,990	→
Quarter ending June 2017	5,988	→
Quarter ending September 2017	5,957	→
Quarter ending December 2017	5,888	↓
Variance since December 2016	(0.3%)	→



ACTIVITY

Cumulative percentage of contracted UDA delivered 2017 & 2018



Month	Adjusted Scheduled Activity (UDA)	
	2017	2018
April	928	492
May	2,257	1,713
June	3,284	2,849
July	4,879	4,605
August	5,875	5,665
September	7,307	7,164
October	8,802	8,586
November	10,191	10,152
December	11,771	11,488
January	13,014	
February	14,834	
March	16,790	
April	17,573	
May	17,572	
June	17,573	

QUALITY

	Quantity	Base Number	Contract	AT	Region	England
% of FP17s for the same patient ID Re-attending within 3 months - Children	120	1,700	7.1%	9.8%	12.9%	12.0%
% of FP17s for the same patient ID Re-attending within 3 months - Adults	1,205	5,846	20.6%	14.3%	16.5%	15.9%
% of FP17s for the same patient ID Re-attending between 3 & 9 months - Children	1,213	1,700	71.4%	58.8%	59.6%	58.0%
% of FP17s for the same patient ID Re-attending between 3 & 9 months - Adults	3,476	5,846	59.5%	53.0%	52.8%	50.5%
% of FP17s for Band 1 Urgent Courses	859	7,138	12.0%	7.5%	9.1%	9.0%
% of FP17s Relating to Free Repair or Replacements	64	7,138	0.9%	1.2%	1.0%	0.8%
% of FP17s Relating to Continuations	31	7,138	0.4%	1.3%	1.2%	1.1%
% of Patients satisfied with the dentistry they have received	5	5	N/A	92.7%	91.6%	91.5%
% of Patients satisfied with the time they had to wait for an appointment	5	5	N/A	88.3%	88.3%	87.9%

* This is based on patients treated on this contract for their most recent course of treatment. Figures in italics indicate the base number of FP17s or Patient Questionnaire responses are less than 100. N/A is shown where the base number of responses is less than 10 during the period. % is calculated as Quantity/Base number*100

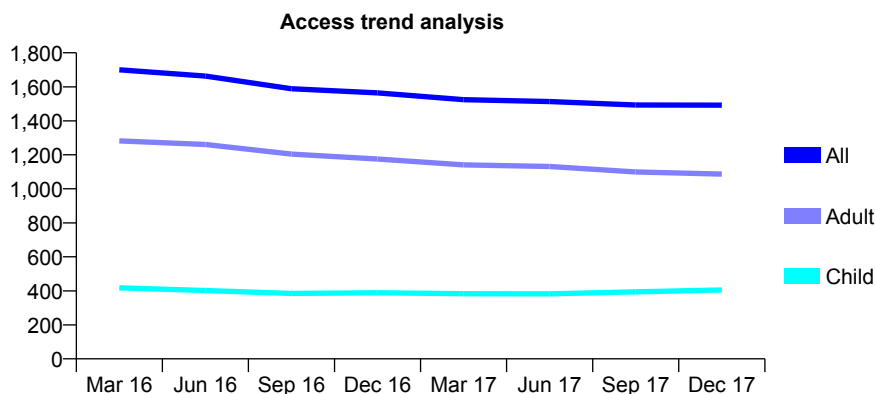
Q51 - Vital Signs At a Glance Contract Report for 835498/0001 - December 2017

Name or company name	MR JA WARDY
Contract type name	GDS Contract
Purpose of contract	General
Contract start date	01/04/2006
Contract end date	

17/18 Contracted general activity (UDA)	6,500
Carry forward general activity (UDA)	0
17/18 Contracted orthodontic activity (UOA)	0
Carry forward orthodontic activity (UOA)	0
Baseline contract value	£178,641.60

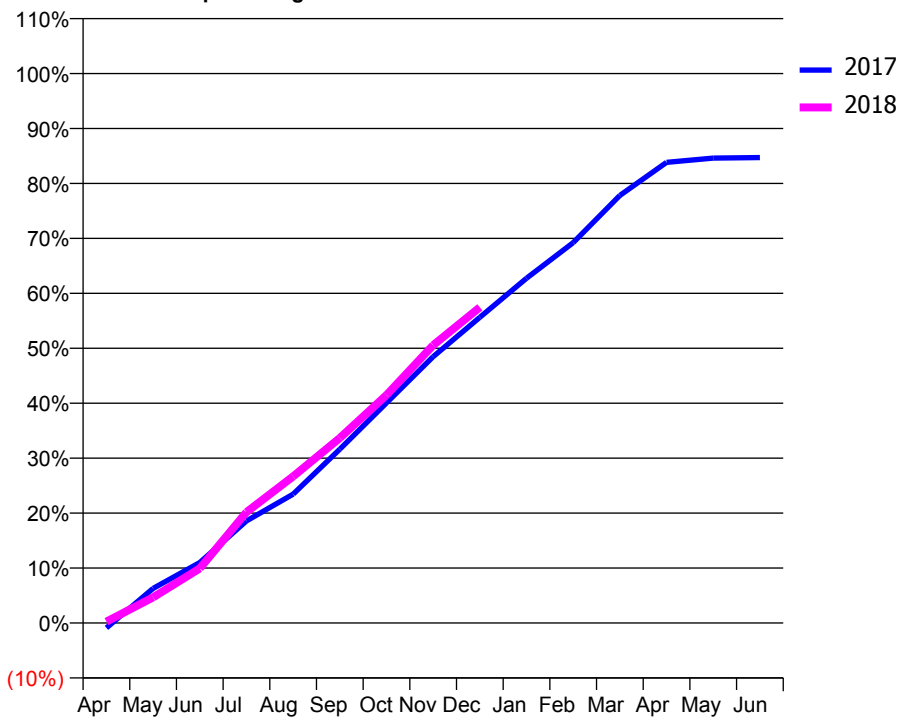
ACCESS*

Patients seen in 24 months	Total	Change since previous quarter
Quarter ending December 2016	1,564	
Quarter ending March 2017	1,524	↓
Quarter ending June 2017	1,513	→
Quarter ending September 2017	1,493	↓
Quarter ending December 2017	1,492	→
Variance since December 2016	(4.6%)	↓



ACTIVITY

Cumulative percentage of contracted UDA delivered 2017 & 2018



Month	Adjusted Scheduled Activity (UDA)	
	2017	2018
April	-60	16
May	409	303
June	716	645
July	1,208	1,312
August	1,524	1,734
September	2,057	2,189
October	2,603	2,697
November	3,151	3,287
December	3,616	3,734
January	4,079	
February	4,499	
March	5,058	
April	5,449	
May	5,499	
June	5,505	

QUALITY

	Quantity	Base Number	Contract	AT	Region	England
% of FP17s for the same patient ID Re-attending within 3 months - Children	102	551	18.5%	9.8%	12.9%	12.0%
% of FP17s for the same patient ID Re-attending within 3 months - Adults	167	1,104	15.1%	14.3%	16.5%	15.9%
% of FP17s for the same patient ID Re-attending between 3 & 9 months - Children	304	551	55.2%	58.8%	59.6%	58.0%
% of FP17s for the same patient ID Re-attending between 3 & 9 months - Adults	545	1,104	49.4%	53.0%	52.8%	50.5%
% of FP17s for Band 1 Urgent Courses	81	1,528	5.3%	7.5%	9.1%	9.0%
% of FP17s Relating to Free Repair or Replacements	27	1,528	1.8%	1.2%	1.0%	0.8%
% of FP17s Relating to Continuations	13	1,528	0.9%	1.3%	1.2%	1.1%
% of Patients satisfied with the dentistry they have received	4	5	N/A	92.7%	91.6%	91.5%
% of Patients satisfied with the time they had to wait for an appointment	3	5	N/A	88.3%	88.3%	87.9%

* This is based on patients treated on this contract for their most recent course of treatment. Figures in italics indicate the base number of FP17s or Patient Questionnaire responses are less than 100. N/A is shown where the base number of responses is less than 10 during the period. % is calculated as Quantity/Base number*100

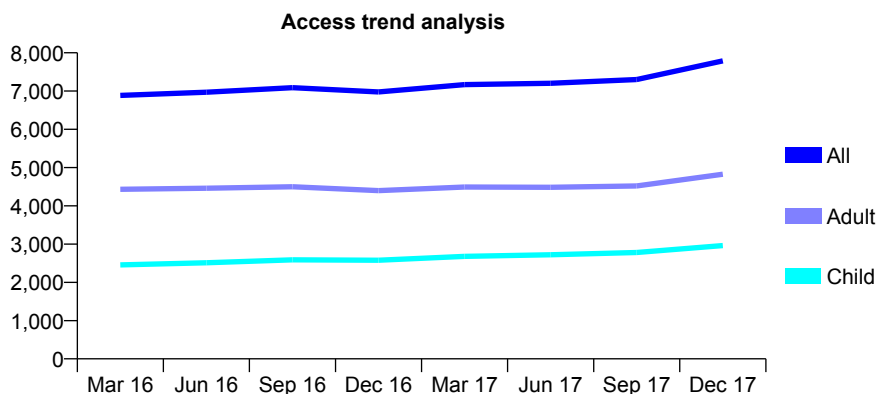
Q51 - Vital Signs At a Glance Contract Report for 848131/0001 - December 2017

Name or company name	MR V ORLIAKLIS
Contract type name	GDS Contract
Purpose of contract	General
Contract start date	01/04/2006
Contract end date	

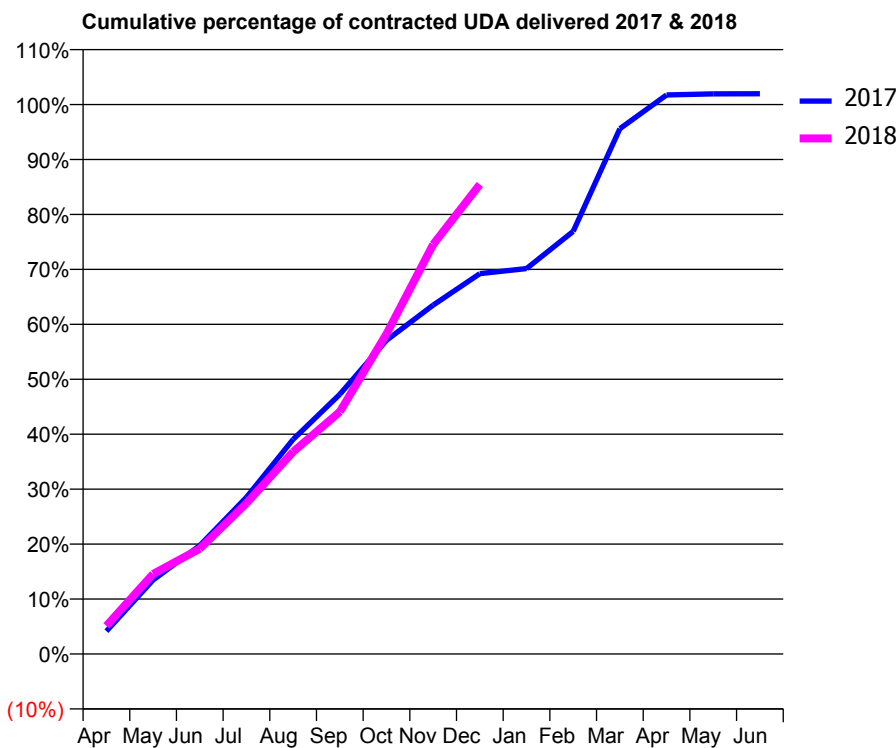
17/18 Contracted general activity (UDA)	19,582
Carry forward general activity (UDA)	-382
17/18 Contracted orthodontic activity (UOA)	0
Carry forward orthodontic activity (UOA)	0
Baseline contract value	£593,999.32

ACCESS*

Patients seen in 24 months	Total	Change since previous quarter
Quarter ending December 2016	6,976	
Quarter ending March 2017	7,168	↑
Quarter ending June 2017	7,203	→
Quarter ending September 2017	7,300	→
Quarter ending December 2017	7,789	↑
Variance since December 2016	11.7%	↑



ACTIVITY



Month	Adjusted Scheduled Activity (UDA)	
	2017	2018
April	816	1,006
May	2,640	2,854
June	3,863	3,751
July	5,586	5,372
August	7,647	7,208
September	9,254	8,630
October	11,181	11,407
November	12,433	14,597
December	13,555	16,735
January	13,738	
February	15,060	
March	18,720	
April	19,920	
May	19,960	
June	19,964	

QUALITY

	Quantity	Base Number	Contract	AT	Region	England
% of FP17s for the same patient ID Re-attending within 3 months - Children	289	3,761	7.7%	9.8%	12.9%	12.0%
% of FP17s for the same patient ID Re-attending within 3 months - Adults	621	5,404	11.5%	14.3%	16.5%	15.9%
% of FP17s for the same patient ID Re-attending between 3 & 9 months - Children	2,143	3,761	57.0%	58.8%	59.6%	58.0%
% of FP17s for the same patient ID Re-attending between 3 & 9 months - Adults	2,940	5,404	54.4%	53.0%	52.8%	50.5%
% of FP17s for Band 1 Urgent Courses	420	7,924	5.3%	7.5%	9.1%	9.0%
% of FP17s Relating to Free Repair or Replacements	22	7,924	0.3%	1.2%	1.0%	0.8%
% of FP17s Relating to Continuations	14	7,924	0.2%	1.3%	1.2%	1.1%
% of Patients satisfied with the dentistry they have received	10	11	90.9%	92.7%	91.6%	91.5%
% of Patients satisfied with the time they had to wait for an appointment	10	11	90.9%	88.3%	88.3%	87.9%

* This is based on patients treated on this contract for their most recent course of treatment. Figures in italics indicate the base number of FP17s or Patient Questionnaire responses are less than 100. N/A is shown where the base number of responses is less than 10 during the period. % is calculated as Quantity/Base number*100

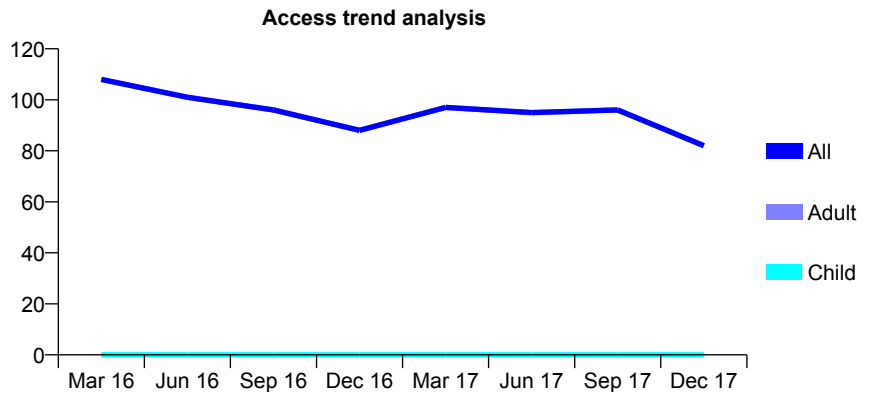
Q51 - Vital Signs At a Glance Contract Report for 848131/0002 - December 2017

Name or company name	MR V ORLIAKLIS
Contract type name	GDS Contract
Purpose of contract	General
Contract start date	01/04/2008
Contract end date	

17/18 Contracted general activity (UDA)	450
Carry forward general activity (UDA)	0
17/18 Contracted orthodontic activity (UOA)	0
Carry forward orthodontic activity (UOA)	0
Baseline contract value	£27,392.27

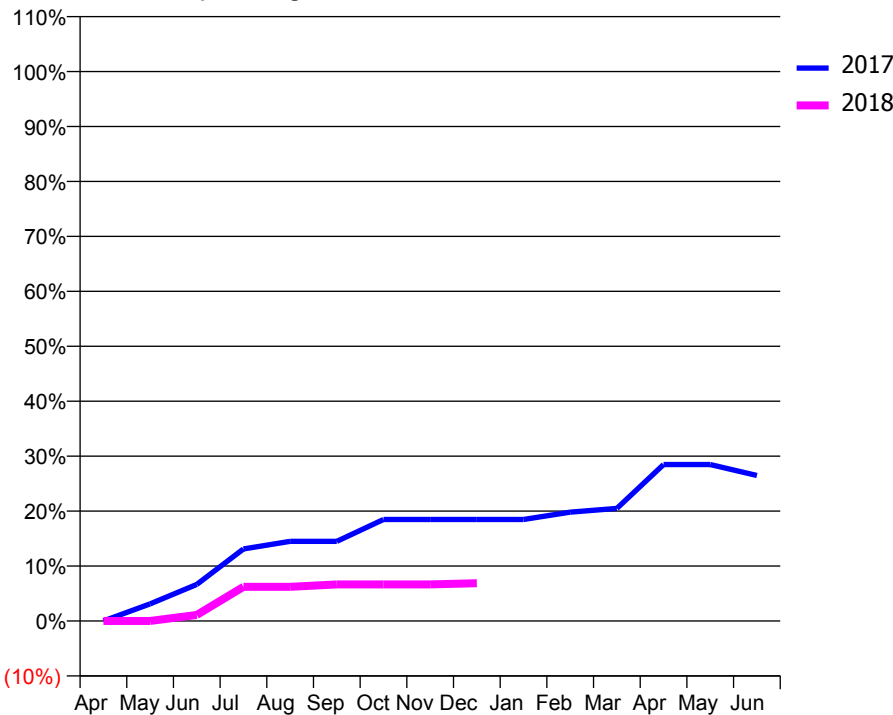
ACCESS*

Patients seen in 24 months	Total	Change since previous quarter
Quarter ending December 2016	88	
Quarter ending March 2017	97	↑
Quarter ending June 2017	95	↓
Quarter ending September 2017	96	→
Quarter ending December 2017	82	↓
Variance since December 2016	(6.8%)	↓



ACTIVITY

Cumulative percentage of contracted UDA delivered 2017 & 2018



Month	Adjusted Scheduled Activity (UDA)	
	2017	2018
April	0	0
May	14	0
June	30	5
July	59	28
August	65	28
September	65	30
October	83	30
November	83	30
December	83	31
January	83	
February	89	
March	92	
April	128	
May	128	
June	119	

QUALITY

	Quantity	Base Number	Contract	AT	Region	England
% of FP17s for the same patient ID Re-attending within 3 months - Children	0	0	N/A	9.8%	12.9%	12.0%
% of FP17s for the same patient ID Re-attending within 3 months - Adults	0	41	0.0%	14.3%	16.5%	15.9%
% of FP17s for the same patient ID Re-attending between 3 & 9 months - Children	0	0	N/A	58.8%	59.6%	58.0%
% of FP17s for the same patient ID Re-attending between 3 & 9 months - Adults	1	41	2.4%	53.0%	52.8%	50.5%
% of FP17s for Band 1 Urgent Courses	0	16	0.0%	7.5%	9.1%	9.0%
% of FP17s Relating to Free Repair or Replacements	0	16	0.0%	1.2%	1.0%	0.8%
% of FP17s Relating to Continuations	0	16	0.0%	1.3%	1.2%	1.1%
% of Patients satisfied with the dentistry they have received	0	0	N/A	92.7%	91.6%	91.5%
% of Patients satisfied with the time they had to wait for an appointment	0	0	N/A	88.3%	88.3%	87.9%

* This is based on patients treated on this contract for their most recent course of treatment. Figures in italics indicate the base number of FP17s or Patient Questionnaire responses are less than 100. N/A is shown where the base number of responses is less than 10 during the period. % is calculated as Quantity/Base number*100

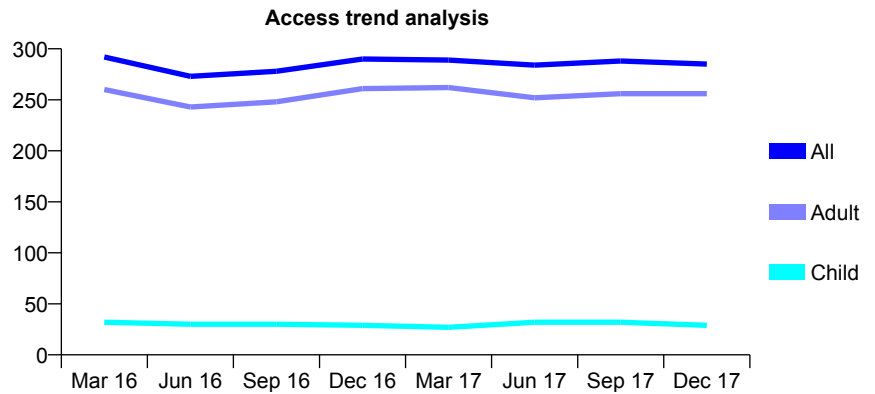
Q51 - Vital Signs At a Glance Contract Report for 848131/0004 - December 2017

Name or company name	MR V ORLIAKLIS
Contract type name	PDS Plus Contract
Purpose of contract	General
Contract start date	01/02/2011
Contract end date	30/09/2018

17/18 Contracted general activity (UDA)	2,000
Carry forward general activity (UDA)	0
17/18 Contracted orthodontic activity (UOA)	0
Carry forward orthodontic activity (UOA)	0
Baseline contract value	£129,012.72

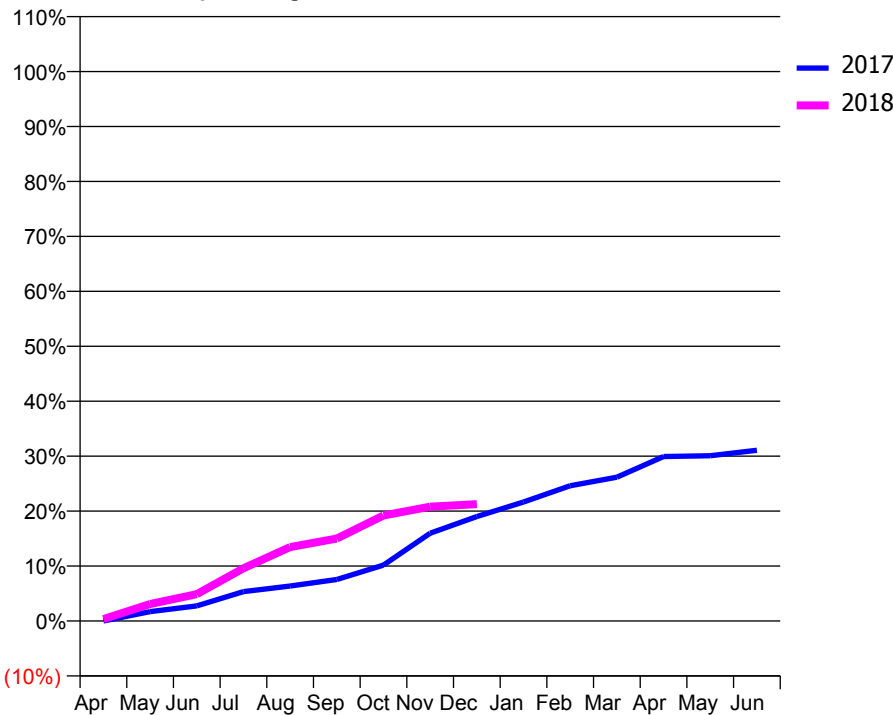
ACCESS*

Patients seen in 24 months	Total	Change since previous quarter
Quarter ending December 2016	290	
Quarter ending March 2017	289	→
Quarter ending June 2017	284	↓
Quarter ending September 2017	288	→
Quarter ending December 2017	285	↓
Variance since December 2016	(1.7%)	↓



ACTIVITY

Cumulative percentage of contracted UDA delivered 2017 & 2018



Month	Adjusted Scheduled Activity (UDA)	
	2017	2018
April	0	7
May	34	62
June	55	98
July	107	192
August	127	269
September	151	300
October	203	384
November	319	416
December	380	425
January	433	
February	492	
March	523	
April	599	
May	602	
June	622	

QUALITY

	Quantity	Base Number	Contract	AT	Region	England
% of FP17s for the same patient ID Re-attending within 3 months - Children	1	36	2.8%	9.8%	12.9%	12.0%
% of FP17s for the same patient ID Re-attending within 3 months - Adults	16	205	7.8%	14.3%	16.5%	15.9%
% of FP17s for the same patient ID Re-attending between 3 & 9 months - Children	14	36	38.9%	58.8%	59.6%	58.0%
% of FP17s for the same patient ID Re-attending between 3 & 9 months - Adults	96	205	46.8%	53.0%	52.8%	50.5%
% of FP17s for Band 1 Urgent Courses	1	204	0.5%	7.5%	9.1%	9.0%
% of FP17s Relating to Free Repair or Replacements	0	204	0.0%	1.2%	1.0%	0.8%
% of FP17s Relating to Continuations	0	204	0.0%	1.3%	1.2%	1.1%
% of Patients satisfied with the dentistry they have received	0	0	N/A	92.7%	91.6%	91.5%
% of Patients satisfied with the time they had to wait for an appointment	0	0	N/A	88.3%	88.3%	87.9%

* This is based on patients treated on this contract for their most recent course of treatment. Figures in italics indicate the base number of FP17s or Patient Questionnaire responses are less than 100. N/A is shown where the base number of responses is less than 10 during the period. % is calculated as Quantity/Base number*100

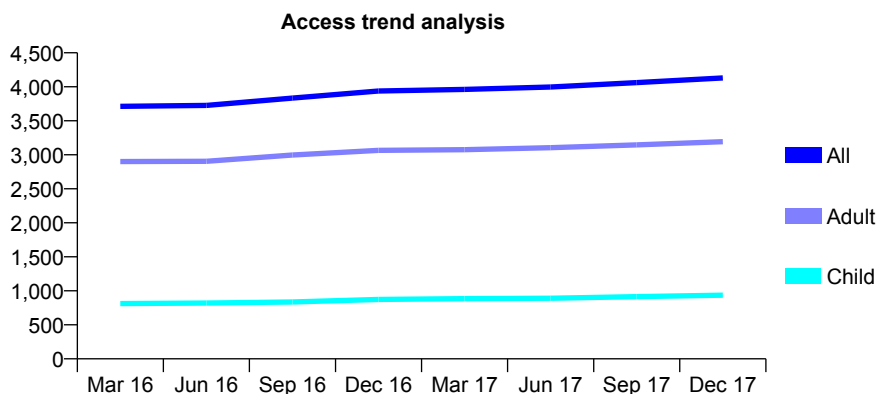
Q51 - Vital Signs At a Glance Contract Report for 855650/0003 - December 2017

Name or company name	MISS F ARDABILI
Contract type name	GDS Contract
Purpose of contract	General
Contract start date	01/01/2012
Contract end date	

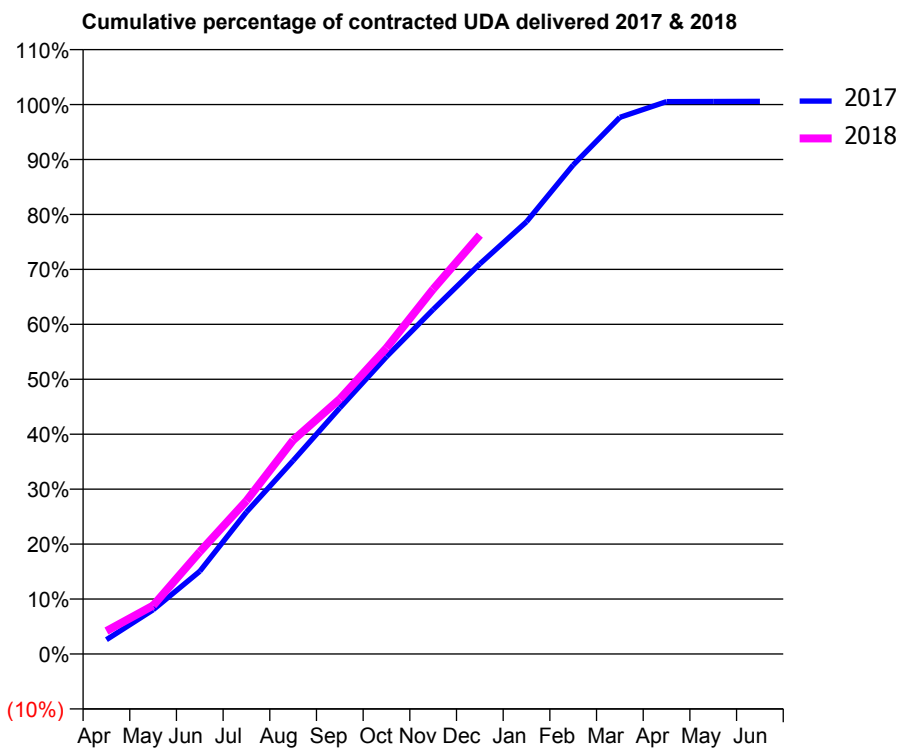
17/18 Contracted general activity (UDA)	11,500
Carry forward general activity (UDA)	-65
17/18 Contracted orthodontic activity (UOA)	0
Carry forward orthodontic activity (UOA)	0
Baseline contract value	£300,155.85

ACCESS*

Patients seen in 24 months	Total	Change since previous quarter
Quarter ending December 2016	3,939	
Quarter ending March 2017	3,961	→
Quarter ending June 2017	3,997	→
Quarter ending September 2017	4,061	→
Quarter ending December 2017	4,130	→
Variance since December 2016	4.8%	↑



ACTIVITY



Month	Adjusted Scheduled Activity (UDA)	
	2017	2018
April	300	481
May	926	1,013
June	1,733	2,140
July	2,970	3,207
August	4,048	4,475
September	5,149	5,337
October	6,222	6,405
November	7,210	7,638
December	8,163	8,768
January	9,045	
February	10,235	
March	11,232	
April	11,559	
May	11,562	
June	11,565	

QUALITY

	Quantity	Base Number	Contract	AT	Region	England
% of FP17s for the same patient ID Re-attending within 3 months - Children	82	936	8.8%	9.8%	12.9%	12.0%
% of FP17s for the same patient ID Re-attending within 3 months - Adults	408	3,076	13.3%	14.3%	16.5%	15.9%
% of FP17s for the same patient ID Re-attending between 3 & 9 months - Children	447	936	47.8%	58.8%	59.6%	58.0%
% of FP17s for the same patient ID Re-attending between 3 & 9 months - Adults	1,558	3,076	50.7%	53.0%	52.8%	50.5%
% of FP17s for Band 1 Urgent Courses	221	3,852	5.7%	7.5%	9.1%	9.0%
% of FP17s Relating to Free Repair or Replacements	105	3,852	2.7%	1.2%	1.0%	0.8%
% of FP17s Relating to Continuations	37	3,852	1.0%	1.3%	1.2%	1.1%
% of Patients satisfied with the dentistry they have received	6	6	N/A	92.7%	91.6%	91.5%
% of Patients satisfied with the time they had to wait for an appointment	6	6	N/A	88.3%	88.3%	87.9%

* This is based on patients treated on this contract for their most recent course of treatment. Figures in italics indicate the base number of FP17s or Patient Questionnaire responses are less than 100. N/A is shown where the base number of responses is less than 10 during the period. % is calculated as Quantity/Base number*100

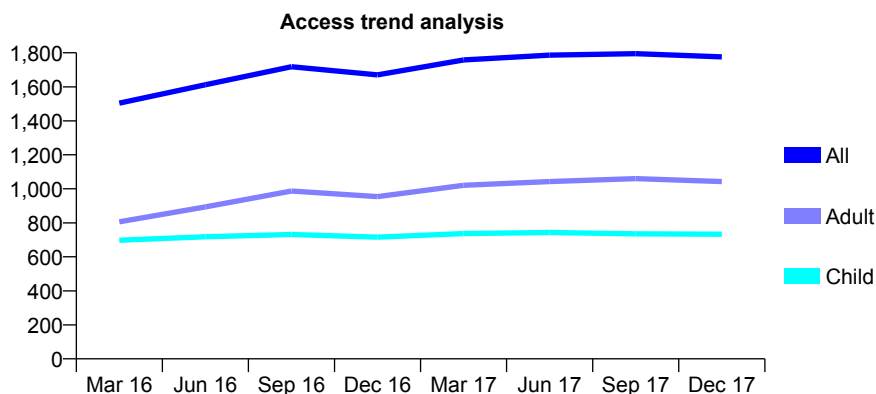
Q51 - Vital Signs At a Glance Contract Report for 855650/0004 - December 2017

Name or company name	MISS F ARDABILI
Contract type name	GDS Contract
Purpose of contract	General
Contract start date	01/10/2014
Contract end date	

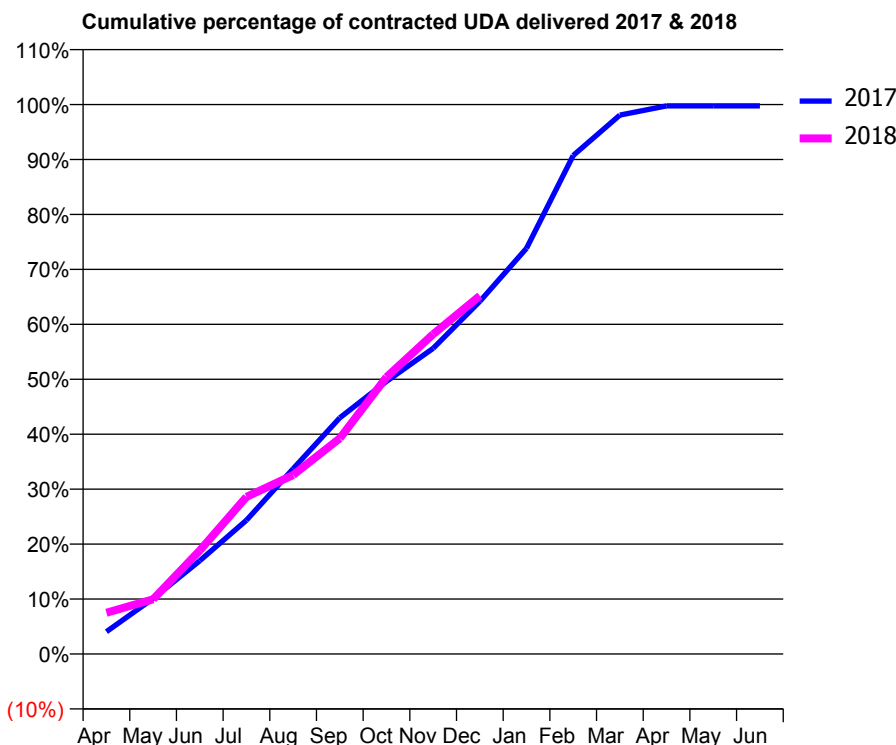
17/18 Contracted general activity (UDA)	2,042
Carry forward general activity (UDA)	5
17/18 Contracted orthodontic activity (UOA)	0
Carry forward orthodontic activity (UOA)	0
Baseline contract value	£53,297.23

ACCESS*

Patients seen in 24 months	Total	Change since previous quarter
Quarter ending December 2016	1,670	
Quarter ending March 2017	1,758	↑
Quarter ending June 2017	1,786	→
Quarter ending September 2017	1,795	→
Quarter ending December 2017	1,776	↓
Variance since December 2016	6.3%	↑



ACTIVITY



Month	Adjusted Scheduled Activity (UDA)	
	2017	2018
April	83	153
May	206	204
June	346	385
July	497	584
August	689	665
September	878	802
October	1,013	1,029
November	1,136	1,189
December	1,310	1,331
January	1,508	
February	1,853	
March	2,003	
April	2,037	
May	2,037	
June	2,037	

QUALITY

	Quantity	Base Number	Contract	AT	Region	England
% of FP17s for the same patient ID Re-attending within 3 months - Children	28	715	3.9%	9.8%	12.9%	12.0%
% of FP17s for the same patient ID Re-attending within 3 months - Adults	49	763	6.4%	14.3%	16.5%	15.9%
% of FP17s for the same patient ID Re-attending between 3 & 9 months - Children	417	715	58.3%	58.8%	59.6%	58.0%
% of FP17s for the same patient ID Re-attending between 3 & 9 months - Adults	387	763	50.7%	53.0%	52.8%	50.5%
% of FP17s for Band 1 Urgent Courses	20	825	2.4%	7.5%	9.1%	9.0%
% of FP17s Relating to Free Repair or Replacements	0	825	0.0%	1.2%	1.0%	0.8%
% of FP17s Relating to Continuations	7	825	0.8%	1.3%	1.2%	1.1%
% of Patients satisfied with the dentistry they have received	1	1	N/A	92.7%	91.6%	91.5%
% of Patients satisfied with the time they had to wait for an appointment	1	1	N/A	88.3%	88.3%	87.9%

* This is based on patients treated on this contract for their most recent course of treatment. Figures in italics indicate the base number of FP17s or Patient Questionnaire responses are less than 100. N/A is shown where the base number of responses is less than 10 during the period. % is calculated as Quantity/Base number*100

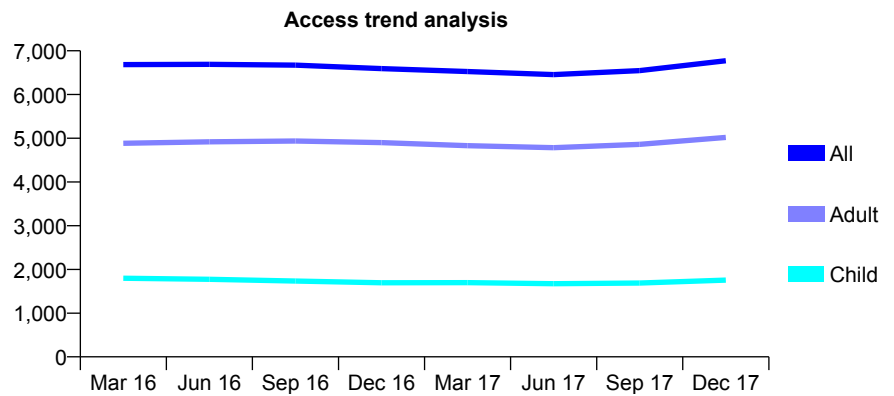
Q51 - Vital Signs At a Glance Contract Report for 916889/0001 - December 2017

Name or company name	MR SG EMMS
Contract type name	GDS Contract
Purpose of contract	General and Orthodontic
Contract start date	01/04/2006
Contract end date	

17/18 Contracted general activity (UDA)	16,671
Carry forward general activity (UDA)	0
17/18 Contracted orthodontic activity (UOA)	525
Carry forward orthodontic activity (UOA)	0
Baseline contract value	£511,561.38

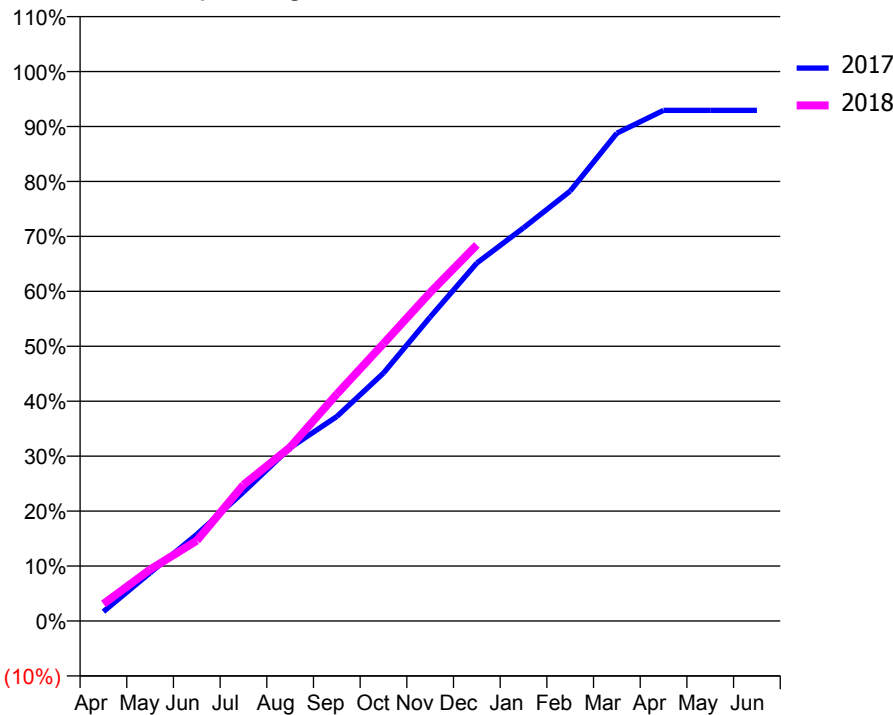
ACCESS*

Patients seen in 24 months	Total	Change since previous quarter
Quarter ending December 2016	6,594	
Quarter ending March 2017	6,527	↓
Quarter ending June 2017	6,455	↓
Quarter ending September 2017	6,548	→
Quarter ending December 2017	6,774	↑
Variance since December 2016	2.7%	↑



ACTIVITY

Cumulative percentage of contracted UDA delivered 2017 & 2018



Month	Adjusted Scheduled Activity (UDA)	
	2017	2018
April	287	522
May	1,464	1,564
June	2,626	2,437
July	3,913	4,131
August	5,257	5,274
September	6,205	6,883
October	7,524	8,416
November	9,220	9,965
December	10,862	11,409
January	11,930	
February	13,045	
March	14,802	
April	15,494	
May	15,492	
June	15,493	

QUALITY

	Quantity	Base Number	Contract	AT	Region	England
% of FP17s for the same patient ID Re-attending within 3 months - Children	238	1,819	13.1%	9.8%	12.9%	12.0%
% of FP17s for the same patient ID Re-attending within 3 months - Adults	900	4,960	18.1%	14.3%	16.5%	15.9%
% of FP17s for the same patient ID Re-attending between 3 & 9 months - Children	757	1,819	41.6%	58.8%	59.6%	58.0%
% of FP17s for the same patient ID Re-attending between 3 & 9 months - Adults	1,996	4,960	40.2%	53.0%	52.8%	50.5%
% of FP17s for Band 1 Urgent Courses	534	5,962	9.0%	7.5%	9.1%	9.0%
% of FP17s Relating to Free Repair or Replacements	19	5,962	0.3%	1.2%	1.0%	0.8%
% of FP17s Relating to Continuations	25	5,962	0.4%	1.3%	1.2%	1.1%
% of Patients satisfied with the dentistry they have received	11	11	100.0%	92.7%	91.6%	91.5%
% of Patients satisfied with the time they had to wait for an appointment	11	11	100.0%	88.3%	88.3%	87.9%

* This is based on patients treated on this contract for their most recent course of treatment. Figures in italics indicate the base number of FP17s or Patient Questionnaire responses are less than 100. N/A is shown where the base number of responses is less than 10 during the period. % is calculated as Quantity/Base number*100

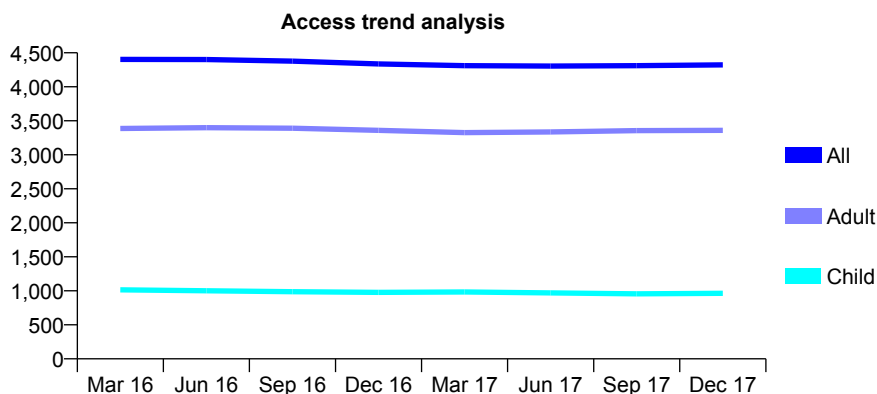
Q51 - Vital Signs At a Glance Contract Report for 927554/0001 - December 2017

Name or company name	MR SI HODGSON
Contract type name	GDS Contract
Purpose of contract	General
Contract start date	01/06/2010
Contract end date	

17/18 Contracted general activity (UDA)	11,298
Carry forward general activity (UDA)	-120
17/18 Contracted orthodontic activity (UOA)	0
Carry forward orthodontic activity (UOA)	0
Baseline contract value	£360,967.89

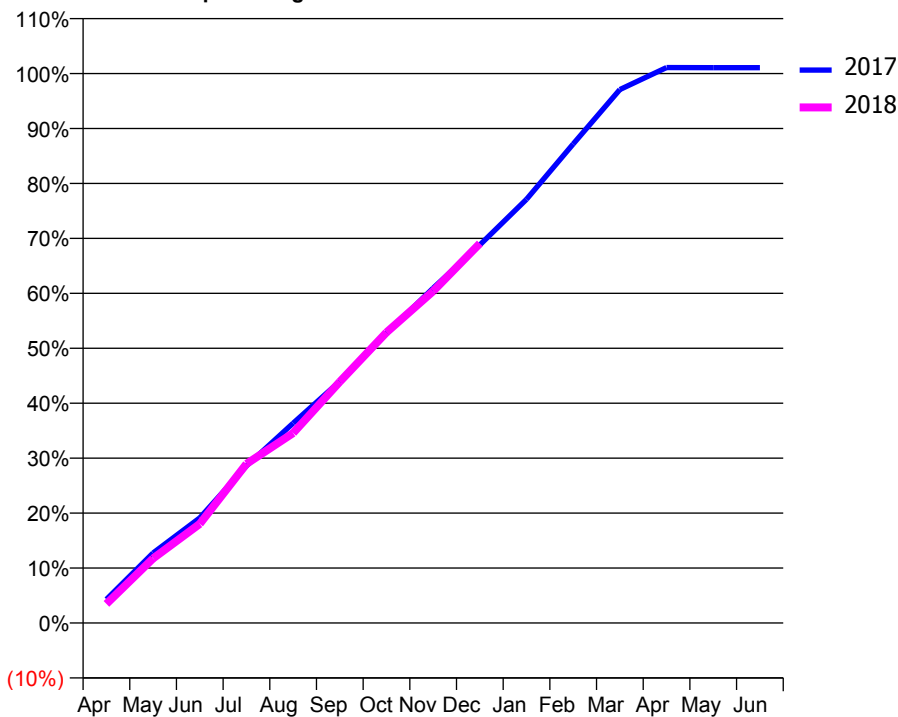
ACCESS*

Patients seen in 24 months	Total	Change since previous quarter
Quarter ending December 2016	4,337	
Quarter ending March 2017	4,310	→
Quarter ending June 2017	4,305	→
Quarter ending September 2017	4,310	→
Quarter ending December 2017	4,323	→
Variance since December 2016	(0.3%)	→



ACTIVITY

Cumulative percentage of contracted UDA delivered 2017 & 2018



Month	Adjusted Scheduled Activity (UDA)	
	2017	2018
April	486	393
May	1,441	1,328
June	2,163	2,038
July	3,232	3,271
August	4,107	3,907
September	4,970	4,960
October	5,960	5,976
November	6,885	6,823
December	7,775	7,805
January	8,713	
February	9,849	
March	10,969	
April	11,420	
May	11,417	
June	11,418	

QUALITY

	Quantity	Base Number	Contract	AT	Region	England
% of FP17s for the same patient ID Re-attending within 3 months - Children	103	1,228	8.4%	9.8%	12.9%	12.0%
% of FP17s for the same patient ID Re-attending within 3 months - Adults	311	3,350	9.3%	14.3%	16.5%	15.9%
% of FP17s for the same patient ID Re-attending between 3 & 9 months - Children	910	1,228	74.1%	58.8%	59.6%	58.0%
% of FP17s for the same patient ID Re-attending between 3 & 9 months - Adults	1,922	3,350	57.4%	53.0%	52.8%	50.5%
% of FP17s for Band 1 Urgent Courses	331	4,352	7.6%	7.5%	9.1%	9.0%
% of FP17s Relating to Free Repair or Replacements	73	4,352	1.7%	1.2%	1.0%	0.8%
% of FP17s Relating to Continuations	6	4,352	0.1%	1.3%	1.2%	1.1%
% of Patients satisfied with the dentistry they have received	5	5	N/A	92.7%	91.6%	91.5%
% of Patients satisfied with the time they had to wait for an appointment	5	5	N/A	88.3%	88.3%	87.9%

* This is based on patients treated on this contract for their most recent course of treatment. Figures in italics indicate the base number of FP17s or Patient Questionnaire responses are less than 100. N/A is shown where the base number of responses is less than 10 during the period. % is calculated as Quantity/Base number*100

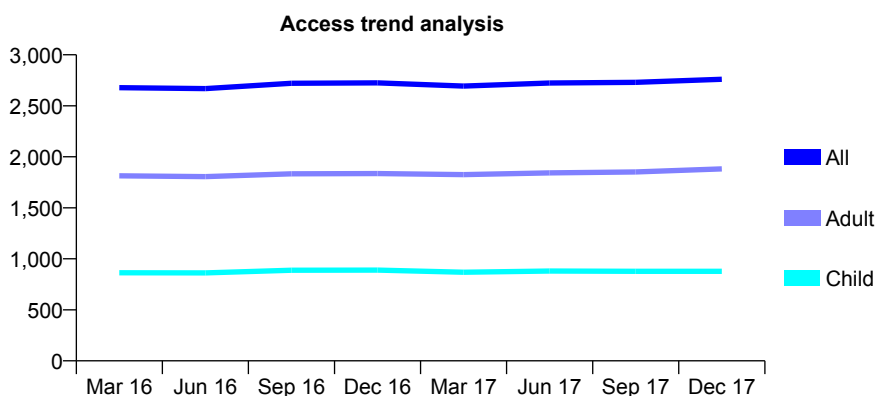
Q51 - Vital Signs At a Glance Contract Report for 933333/0001 - December 2017

Name or company name	MR DA IGOE
Contract type name	GDS Contract
Purpose of contract	General
Contract start date	01/04/2006
Contract end date	

17/18 Contracted general activity (UDA)	7,226
Carry forward general activity (UDA)	17
17/18 Contracted orthodontic activity (UOA)	0
Carry forward orthodontic activity (UOA)	0
Baseline contract value	£181,410.57

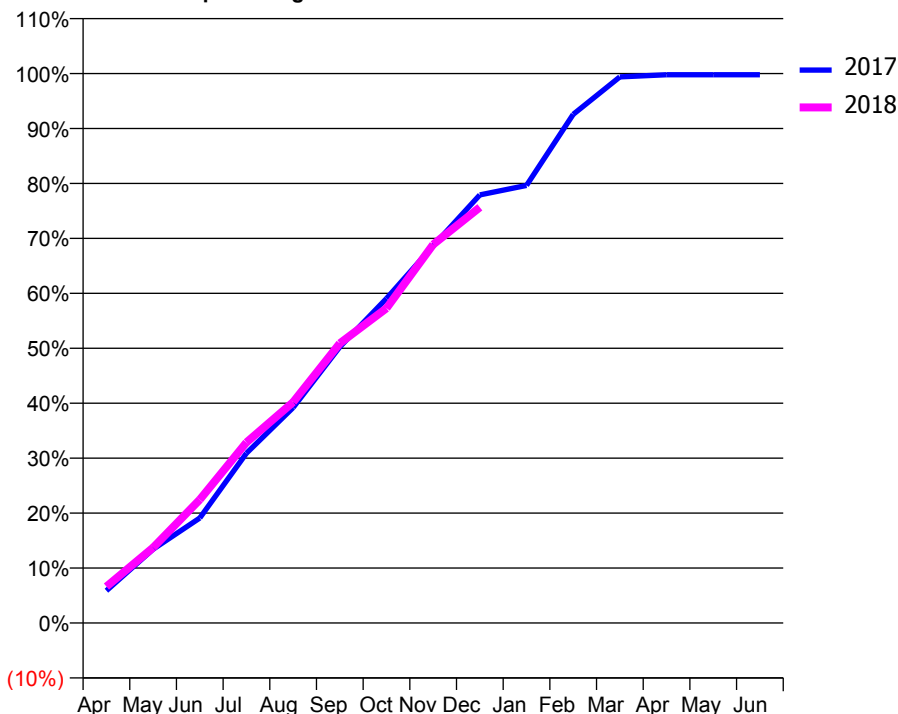
ACCESS*

Patients seen in 24 months	Total	Change since previous quarter
Quarter ending December 2016	2,725	
Quarter ending March 2017	2,693	↓
Quarter ending June 2017	2,723	→
Quarter ending September 2017	2,730	→
Quarter ending December 2017	2,760	→
Variance since December 2016	1.3%	→



ACTIVITY

Cumulative percentage of contracted UDA delivered 2017 & 2018



Month	Adjusted Scheduled Activity (UDA)	
	2017	2018
April	426	480
May	971	992
June	1,381	1,623
July	2,233	2,375
August	2,833	2,905
September	3,631	3,679
October	4,268	4,139
November	4,959	4,977
December	5,630	5,466
January	5,754	
February	6,690	
March	7,181	
April	7,210	
May	7,209	
June	7,209	

QUALITY

	Quantity	Base Number	Contract	AT	Region	England
% of FP17s for the same patient ID Re-attending within 3 months - Children	106	1,097	9.7%	9.8%	12.9%	12.0%
% of FP17s for the same patient ID Re-attending within 3 months - Adults	303	2,206	13.7%	14.3%	16.5%	15.9%
% of FP17s for the same patient ID Re-attending between 3 & 9 months - Children	737	1,097	67.2%	58.8%	59.6%	58.0%
% of FP17s for the same patient ID Re-attending between 3 & 9 months - Adults	1,334	2,206	60.5%	53.0%	52.8%	50.5%
% of FP17s for Band 1 Urgent Courses	185	3,280	5.6%	7.5%	9.1%	9.0%
% of FP17s Relating to Free Repair or Replacements	15	3,280	0.5%	1.2%	1.0%	0.8%
% of FP17s Relating to Continuations	32	3,280	1.0%	1.3%	1.2%	1.1%
% of Patients satisfied with the dentistry they have received	7	7	N/A	92.7%	91.6%	91.5%
% of Patients satisfied with the time they had to wait for an appointment	7	7	N/A	88.3%	88.3%	87.9%

* This is based on patients treated on this contract for their most recent course of treatment. Figures in italics indicate the base number of FP17s or Patient Questionnaire responses are less than 100. N/A is shown where the base number of responses is less than 10 during the period. % is calculated as Quantity/Base number*100

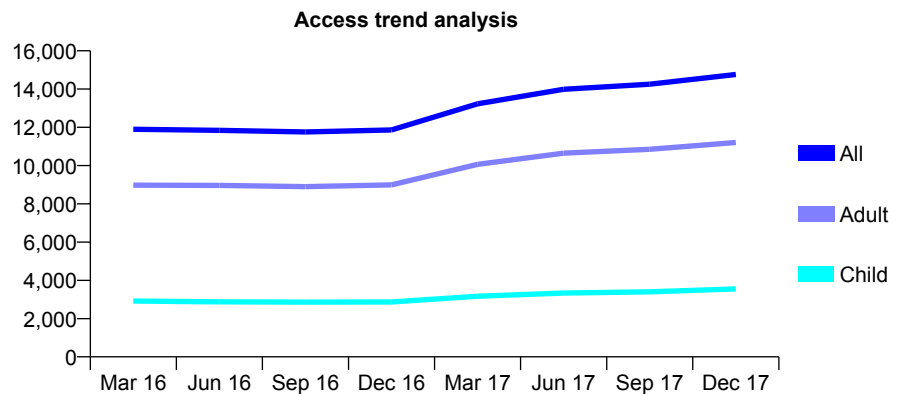
Q51 - Vital Signs At a Glance Contract Report for 934801/0001 - December 2017

Name or company name	MR KS KHEHRA
Contract type name	GDS Contract
Purpose of contract	General
Contract start date	01/04/2006
Contract end date	

17/18 Contracted general activity (UDA)	48,909
Carry forward general activity (UDA)	599
17/18 Contracted orthodontic activity (UOA)	0
Carry forward orthodontic activity (UOA)	0
Baseline contract value	£1,446,318.57

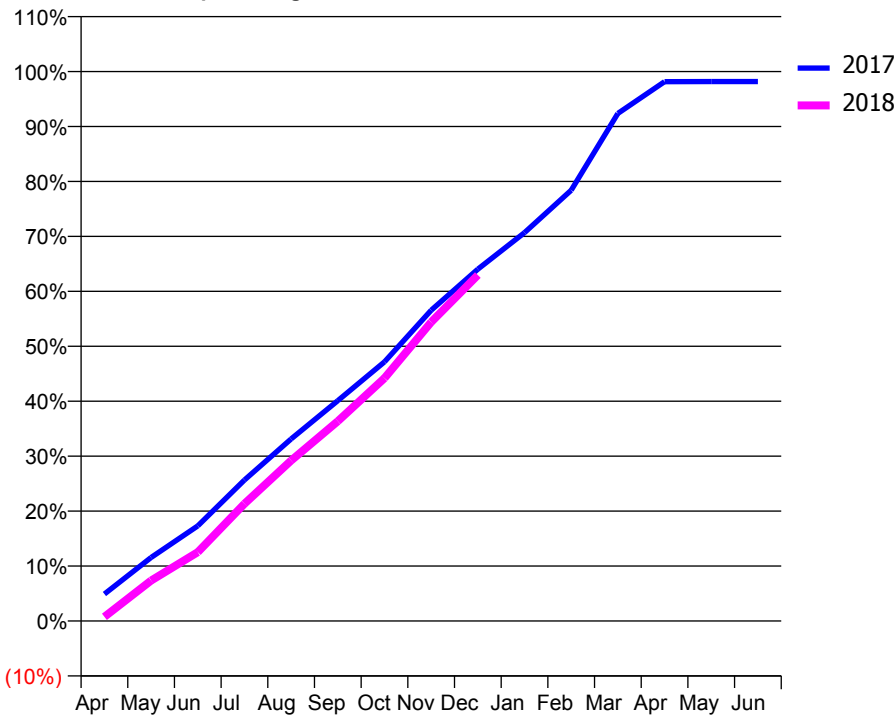
ACCESS*

Patients seen in 24 months	Total	Change since previous quarter
Quarter ending December 2016	11,864	
Quarter ending March 2017	13,232	↑
Quarter ending June 2017	13,986	↑
Quarter ending September 2017	14,251	→
Quarter ending December 2017	14,764	↑
Variance since December 2016	24.4%	↑



ACTIVITY

Cumulative percentage of contracted UDA delivered 2017 & 2018



Month	Adjusted Scheduled Activity (UDA)	
	2017	2018
April	2,041	368
May	4,789	3,601
June	7,181	6,132
July	10,633	10,437
August	13,740	14,290
September	16,622	17,787
October	19,550	21,615
November	23,440	26,602
December	26,544	30,794
January	29,297	
February	32,494	
March	38,293	
April	40,685	
May	40,697	
June	40,692	

QUALITY

	Quantity	Base Number	Contract	AT	Region	England
% of FP17s for the same patient ID Re-attending within 3 months - Children	280	4,152	6.7%	9.8%	12.9%	12.0%
% of FP17s for the same patient ID Re-attending within 3 months - Adults	1,957	13,130	14.9%	14.3%	16.5%	15.9%
% of FP17s for the same patient ID Re-attending between 3 & 9 months - Children	2,376	4,152	57.2%	58.8%	59.6%	58.0%
% of FP17s for the same patient ID Re-attending between 3 & 9 months - Adults	6,929	13,130	52.8%	53.0%	52.8%	50.5%
% of FP17s for Band 1 Urgent Courses	1,123	15,507	7.2%	7.5%	9.1%	9.0%
% of FP17s Relating to Free Repair or Replacements	153	15,507	1.0%	1.2%	1.0%	0.8%
% of FP17s Relating to Continuations	221	15,507	1.4%	1.3%	1.2%	1.1%
% of Patients satisfied with the dentistry they have received	26	29	89.7%	92.7%	91.6%	91.5%
% of Patients satisfied with the time they had to wait for an appointment	25	29	86.2%	88.3%	88.3%	87.9%

* This is based on patients treated on this contract for their most recent course of treatment. Figures in italics indicate the base number of FP17s or Patient Questionnaire responses are less than 100. N/A is shown where the base number of responses is less than 10 during the period. % is calculated as Quantity/Base number*100

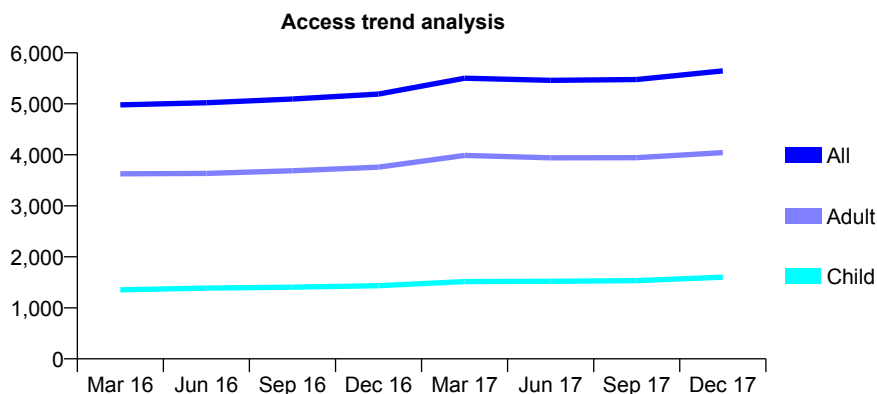
Q51 - Vital Signs At a Glance Contract Report for 934801/0002 - December 2017

Name or company name	MR KS KHEHRA
Contract type name	GDS Contract
Purpose of contract	General
Contract start date	17/08/2009
Contract end date	

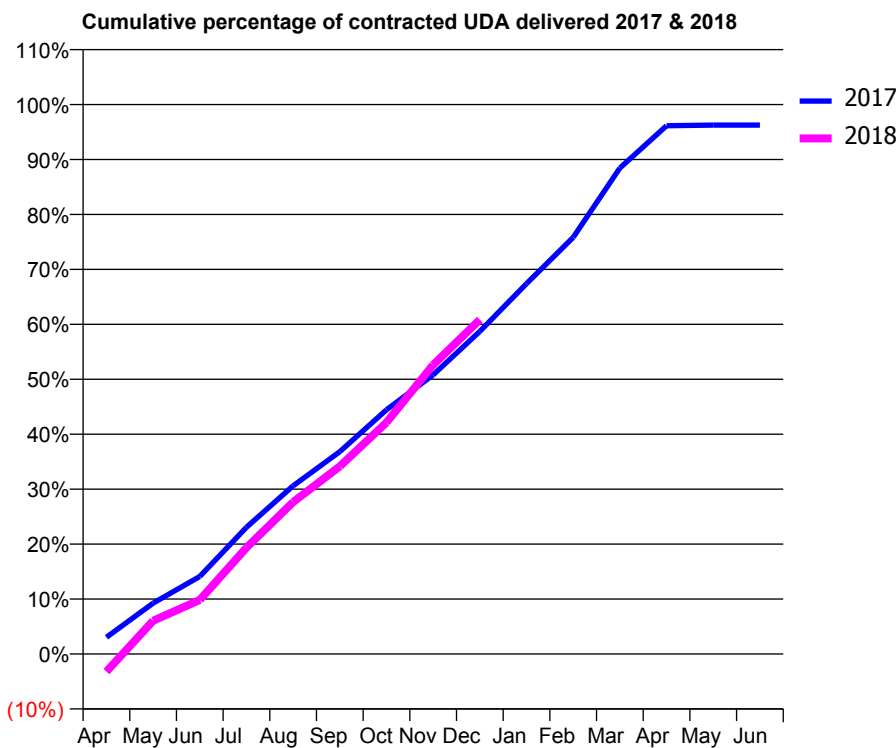
17/18 Contracted general activity (UDA)	14,000
Carry forward general activity (UDA)	525
17/18 Contracted orthodontic activity (UOA)	0
Carry forward orthodontic activity (UOA)	0
Baseline contract value	£441,320.27

ACCESS*

Patients seen in 24 months	Total	Change since previous quarter
Quarter ending December 2016	5,191	
Quarter ending March 2017	5,503	↑
Quarter ending June 2017	5,461	→
Quarter ending September 2017	5,477	→
Quarter ending December 2017	5,645	↑
Variance since December 2016	8.7%	↑



ACTIVITY



Month	Adjusted Scheduled Activity (UDA)	
	2017	2018
April	428	-452
May	1,296	848
June	1,975	1,379
July	3,228	2,709
August	4,285	3,871
September	5,154	4,782
October	6,222	5,900
November	7,113	7,368
December	8,221	8,519
January	9,435	
February	10,615	
March	12,383	
April	13,459	
May	13,475	
June	13,475	

QUALITY

	Quantity	Base Number	Contract	AT	Region	England
% of FP17s for the same patient ID Re-attending within 3 months - Children	111	1,596	7.0%	9.8%	12.9%	12.0%
% of FP17s for the same patient ID Re-attending within 3 months - Adults	620	3,907	15.9%	14.3%	16.5%	15.9%
% of FP17s for the same patient ID Re-attending between 3 & 9 months - Children	896	1,596	56.1%	58.8%	59.6%	58.0%
% of FP17s for the same patient ID Re-attending between 3 & 9 months - Adults	1,955	3,907	50.0%	53.0%	52.8%	50.5%
% of FP17s for Band 1 Urgent Courses	416	4,574	9.1%	7.5%	9.1%	9.0%
% of FP17s Relating to Free Repair or Replacements	43	4,574	0.9%	1.2%	1.0%	0.8%
% of FP17s Relating to Continuations	32	4,574	0.7%	1.3%	1.2%	1.1%
% of Patients satisfied with the dentistry they have received	5	6	N/A	92.7%	91.6%	91.5%
% of Patients satisfied with the time they had to wait for an appointment	6	6	N/A	88.3%	88.3%	87.9%

* This is based on patients treated on this contract for their most recent course of treatment. Figures in italics indicate the base number of FP17s or Patient Questionnaire responses are less than 100. N/A is shown where the base number of responses is less than 10 during the period. % is calculated as Quantity/Base number*100

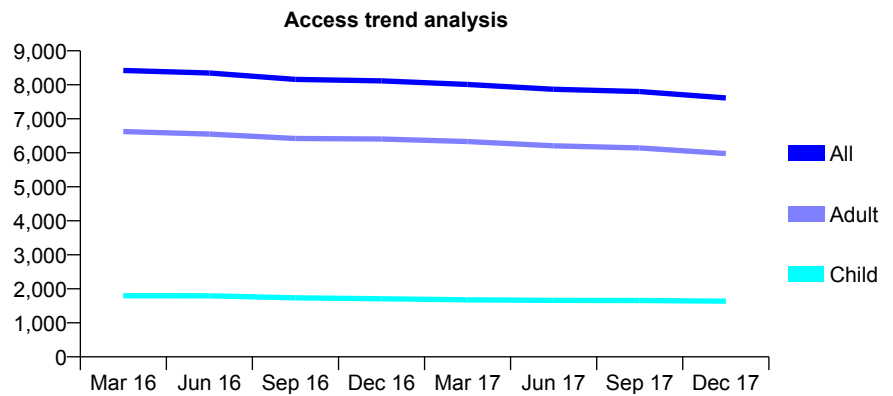
Q51 - Vital Signs At a Glance Contract Report for 942987/0002 - December 2017

Name or company name	MR CA GODFREY
Contract type name	GDS Contract
Purpose of contract	General
Contract start date	26/12/2011
Contract end date	

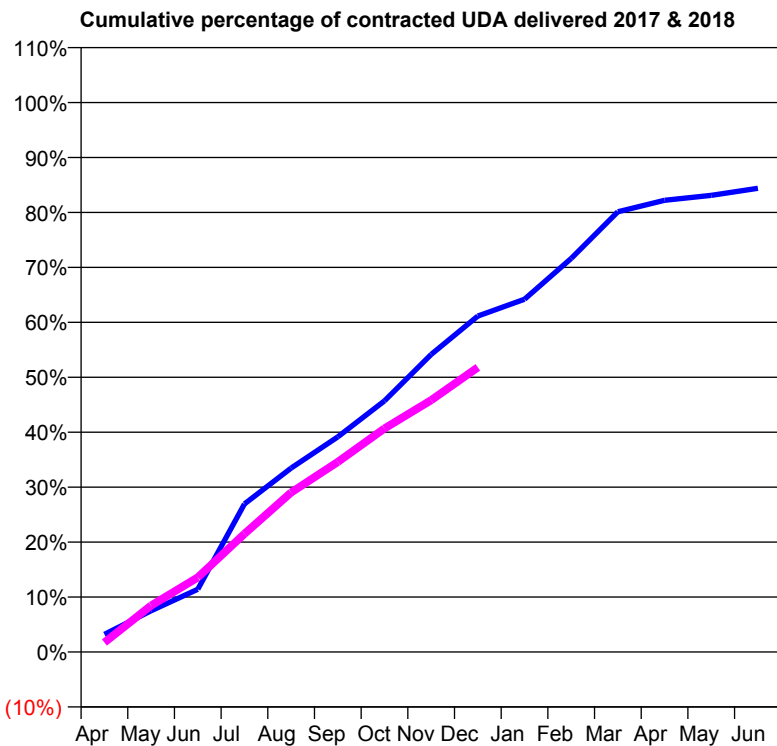
17/18 Contracted general activity (UDA)	22,459
Carry forward general activity (UDA)	0
17/18 Contracted orthodontic activity (UOA)	0
Carry forward orthodontic activity (UOA)	0
Baseline contract value	£584,457.79

ACCESS*

Patients seen in 24 months	Total	Change since previous quarter
Quarter ending December 2016	8,114	
Quarter ending March 2017	8,010	↓
Quarter ending June 2017	7,867	↓
Quarter ending September 2017	7,801	→
Quarter ending December 2017	7,614	↓
Variance since December 2016	(6.2%)	↓



ACTIVITY



Month	Adjusted Scheduled Activity (UDA)	
	2017	2018
April	720	389
May	1,688	1,899
June	2,564	3,048
July	6,051	4,833
August	7,519	6,518
September	8,793	7,772
October	10,264	9,138
November	12,164	10,294
December	13,729	11,635
January	14,417	
February	16,086	
March	17,993	
April	18,463	
May	18,665	
June	18,953	

QUALITY

	Quantity	Base Number	Contract	AT	Region	England
% of FP17s for the same patient ID Re-attending within 3 months - Children	75	1,430	5.2%	9.8%	12.9%	12.0%
% of FP17s for the same patient ID Re-attending within 3 months - Adults	880	5,549	15.9%	14.3%	16.5%	15.9%
% of FP17s for the same patient ID Re-attending between 3 & 9 months - Children	577	1,430	40.3%	58.8%	59.6%	58.0%
% of FP17s for the same patient ID Re-attending between 3 & 9 months - Adults	2,428	5,549	43.8%	53.0%	52.8%	50.5%
% of FP17s for Band 1 Urgent Courses	441	6,493	6.8%	7.5%	9.1%	9.0%
% of FP17s Relating to Free Repair or Replacements	84	6,493	1.3%	1.2%	1.0%	0.8%
% of FP17s Relating to Continuations	210	6,493	3.2%	1.3%	1.2%	1.1%
% of Patients satisfied with the dentistry they have received	10	10	100.0%	92.7%	91.6%	91.5%
% of Patients satisfied with the time they had to wait for an appointment	9	10	90.0%	88.3%	88.3%	87.9%

* This is based on patients treated on this contract for their most recent course of treatment. Figures in italics indicate the base number of FP17s or Patient Questionnaire responses are less than 100. N/A is shown where the base number of responses is less than 10 during the period. % is calculated as Quantity/Base number*100

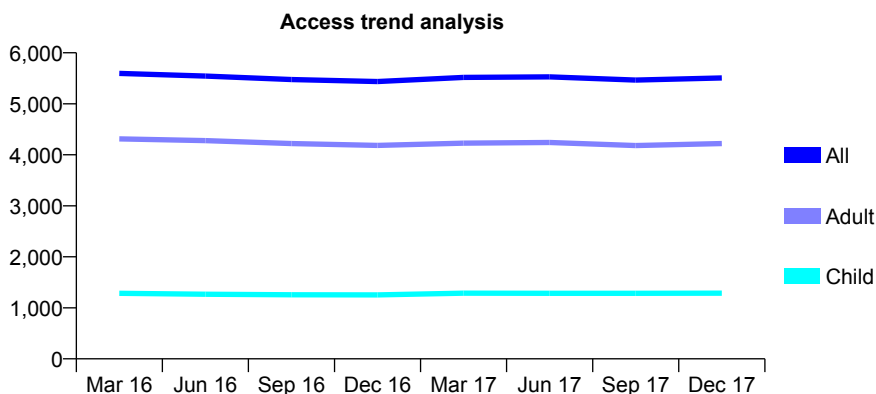
Q51 - Vital Signs At a Glance Contract Report for 951412/0001 - December 2017

Name or company name	MR ML MILBOURN
Contract type name	GDS Contract
Purpose of contract	General
Contract start date	05/01/2009
Contract end date	

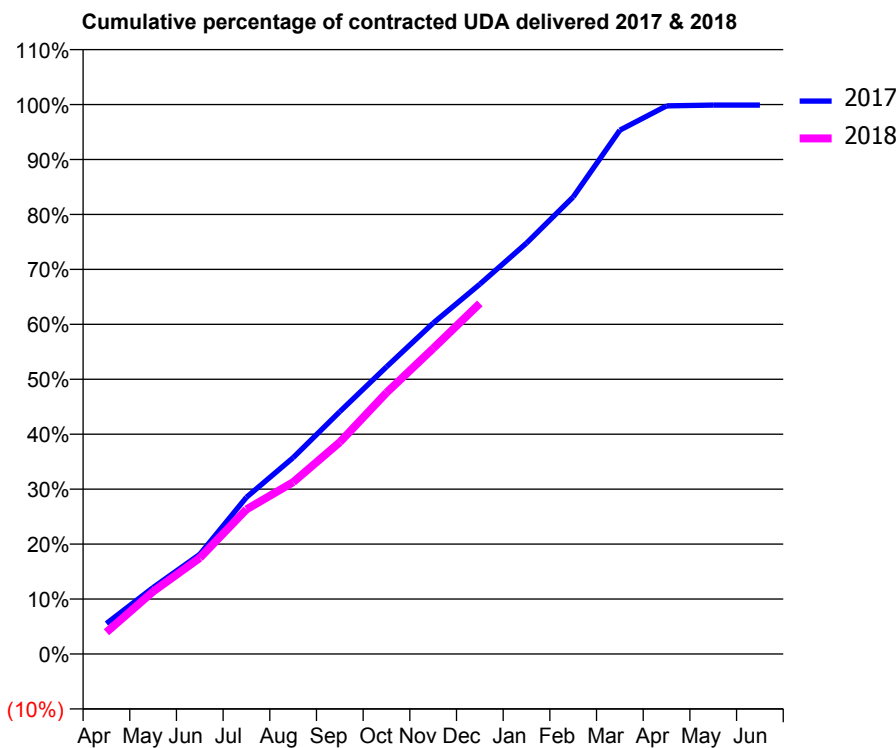
17/18 Contracted general activity (UDA)	12,278
Carry forward general activity (UDA)	13
17/18 Contracted orthodontic activity (UOA)	0
Carry forward orthodontic activity (UOA)	0
Baseline contract value	£320,462.04

ACCESS*

Patients seen in 24 months	Total	Change since previous quarter
Quarter ending December 2016	5,437	
Quarter ending March 2017	5,518	→
Quarter ending June 2017	5,527	→
Quarter ending September 2017	5,465	↓
Quarter ending December 2017	5,507	→
Variance since December 2016	1.3%	→



ACTIVITY



Month	Adjusted Scheduled Activity (UDA)	
	2017	2018
April	681	487
May	1,484	1,396
June	2,227	2,147
July	3,503	3,230
August	4,386	3,840
September	5,416	4,732
October	6,416	5,839
November	7,393	6,828
December	8,263	7,835
January	9,180	
February	10,211	
March	11,705	
April	12,248	
May	12,265	
June	12,265	

QUALITY

	Quantity	Base Number	Contract	AT	Region	England
% of FP17s for the same patient ID Re-attending within 3 months - Children	60	1,252	4.8%	9.8%	12.9%	12.0%
% of FP17s for the same patient ID Re-attending within 3 months - Adults	486	4,201	11.6%	14.3%	16.5%	15.9%
% of FP17s for the same patient ID Re-attending between 3 & 9 months - Children	636	1,252	50.8%	58.8%	59.6%	58.0%
% of FP17s for the same patient ID Re-attending between 3 & 9 months - Adults	2,117	4,201	50.4%	53.0%	52.8%	50.5%
% of FP17s for Band 1 Urgent Courses	229	4,457	5.1%	7.5%	9.1%	9.0%
% of FP17s Relating to Free Repair or Replacements	36	4,457	0.8%	1.2%	1.0%	0.8%
% of FP17s Relating to Continuations	61	4,457	1.4%	1.3%	1.2%	1.1%
% of Patients satisfied with the dentistry they have received	11	11	100.0%	92.7%	91.6%	91.5%
% of Patients satisfied with the time they had to wait for an appointment	11	11	100.0%	88.3%	88.3%	87.9%

* This is based on patients treated on this contract for their most recent course of treatment. Figures in italics indicate the base number of FP17s or Patient Questionnaire responses are less than 100. N/A is shown where the base number of responses is less than 10 during the period. % is calculated as Quantity/Base number*100