

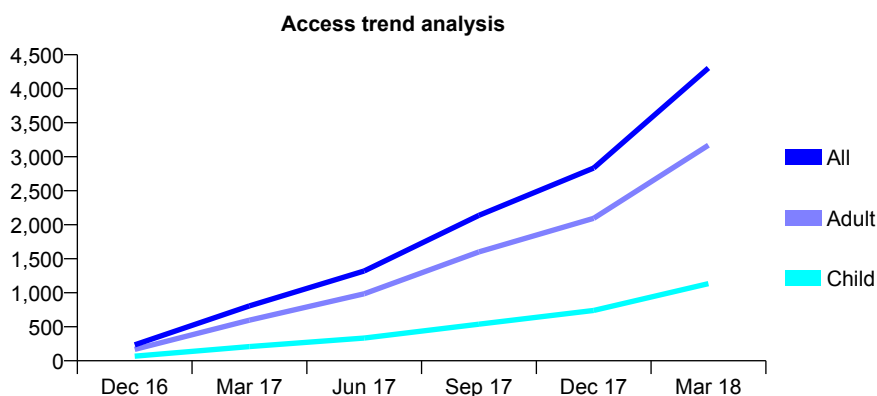
## Q47 - Vital Signs At a Glance Contract Report for 100206/0000 - March 2018

Name or company name	Genix Healthcare Ltd
Contract type name	PDS Contract
Purpose of contract	General
Contract start date	10/10/2016
Contract end date	31/07/2026

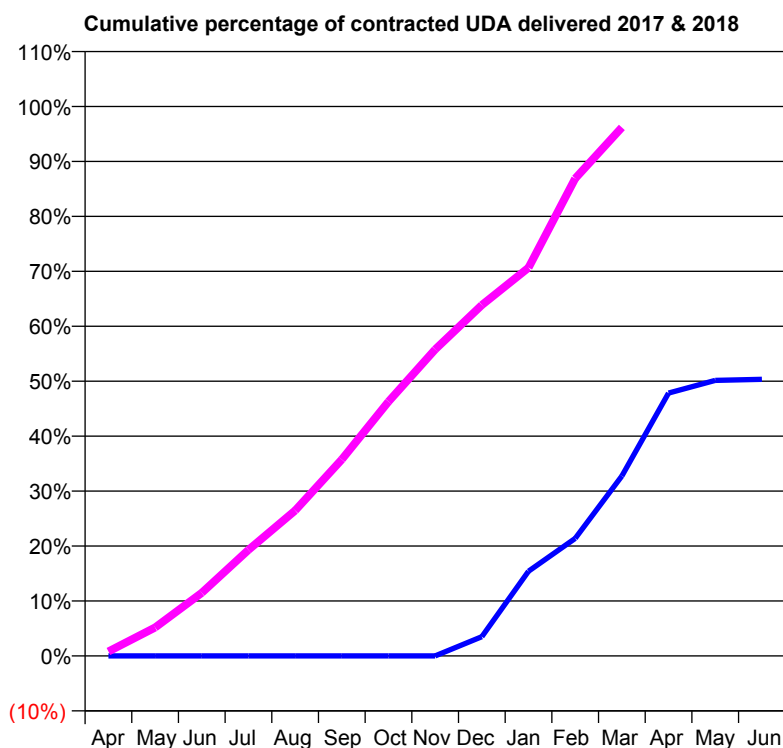
17/18 Contracted general activity (UDA)	12,188
Carry forward general activity (UDA)	0
17/18 Contracted orthodontic activity (UOA)	0
Carry forward orthodontic activity (UOA)	0
Baseline contract value	£477,774.00

### ACCESS\*

Patients seen in 24 months	Total	Change since previous quarter
Quarter ending March 2017	807	
Quarter ending June 2017	1,321	↑
Quarter ending September 2017	2,139	↑
Quarter ending December 2017	2,835	↑
Quarter ending March 2018	4,304	↑
<b>Variance since March 2017</b>	<b>433.3%</b>	<b>↑</b>



### ACTIVITY



Month	Adjusted Scheduled Activity (UDA)	
	2017	2018
April	0	98
May	0	632
June	0	1,400
July	0	2,354
August	0	3,226
September	0	4,359
October	0	5,641
November	0	6,798
December	162	7,782
January	716	8,612
February	992	10,590
March	1,520	11,724
April	2,220	
May	2,327	
June	2,335	

### QUALITY

	Quantity	Base Number	Contract	AT	Region	England
% of FP17s for the same patient ID Re-attending within 3 months - Children	93	1,368	6.8%	13.3%	12.8%	11.9%
% of FP17s for the same patient ID Re-attending within 3 months - Adults	371	3,845	9.6%	16.3%	16.5%	16.0%
% of FP17s for the same patient ID Re-attending between 3 & 9 months - Children	316	1,368	23.1%	58.0%	59.7%	58.3%
% of FP17s for the same patient ID Re-attending between 3 & 9 months - Adults	937	3,845	24.4%	51.0%	52.6%	50.3%
% of FP17s for Band 1 Urgent Courses	290	4,862	6.0%	10.7%	9.1%	9.1%
% of FP17s Relating to Free Repair or Replacements	48	4,862	1.0%	0.9%	1.0%	0.8%
% of FP17s Relating to Continuations	37	4,862	0.8%	1.1%	1.2%	1.0%
% of Patients satisfied with the dentistry they have received	3	3	N/A	91.6%	91.6%	91.5%
% of Patients satisfied with the time they had to wait for an appointment	3	3	N/A	87.7%	88.3%	87.9%

\* This is based on patients treated on this contract for their most recent course of treatment. Figures in italics indicate the base number of FP17s or Patient Questionnaire responses are less than 100. N/A is shown where the base number of responses is less than 10 during the period. % is calculated as Quantity/Base number\*100

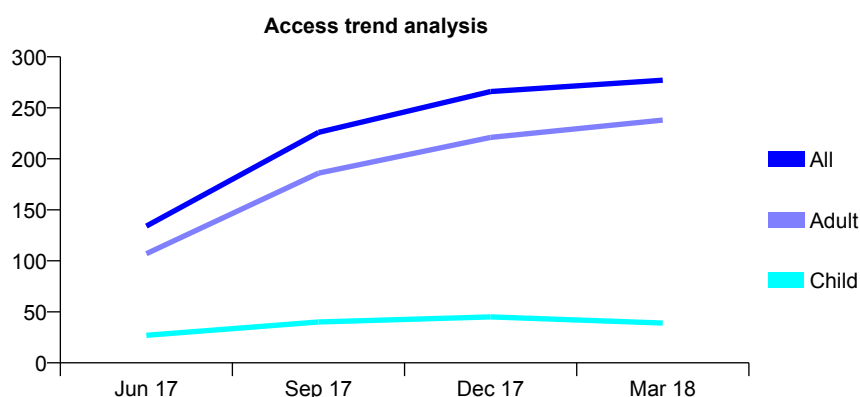
## Q47 - Vital Signs At a Glance Contract Report for 100220/0000 - March 2018

Name or company name	Genix Healthcare Ltd
Contract type name	PDS Contract
Purpose of contract	General
Contract start date	10/10/2016
Contract end date	01/09/2026

17/18 Contracted general activity (UDA)	6,113
Carry forward general activity (UDA)	0
17/18 Contracted orthodontic activity (UOA)	0
Carry forward orthodontic activity (UOA)	0
Baseline contract value	£239,622.00

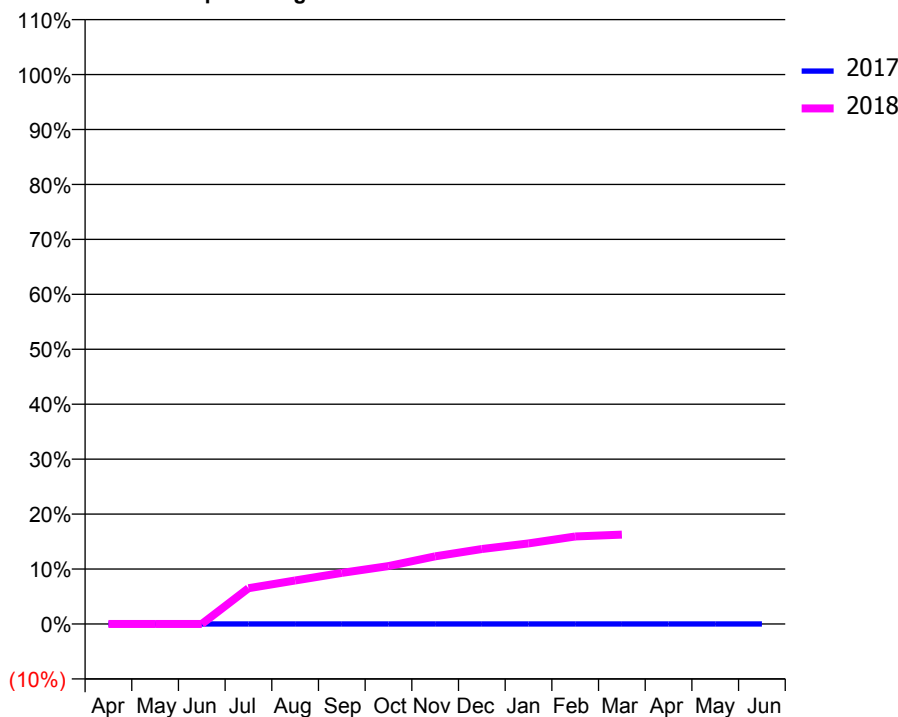
### ACCESS\*

Patients seen in 24 months	Total	Change since previous quarter
Quarter ending March 2017	0	
Quarter ending June 2017	134	↑
Quarter ending September 2017	226	↑
Quarter ending December 2017	266	↑
Quarter ending March 2018	277	↑
<b>Variance since March 2017</b>	N/A	



### ACTIVITY

Cumulative percentage of contracted UDA delivered 2017 & 2018



Month	Adjusted Scheduled Activity (UDA)	
	2017	2018
April	0	0
May	0	0
June	0	0
July	0	398
August	0	485
September	0	569
October	0	644
November	0	753
December	0	835
January	0	896
February	0	974
March	0	995
April	0	
May	0	
June	0	

### QUALITY

	Quantity	Base Number	Contract	AT	Region	England
% of FP17s for the same patient ID Re-attending within 3 months - Children	2	73	2.7%	13.3%	12.8%	11.9%
% of FP17s for the same patient ID Re-attending within 3 months - Adults	8	387	2.1%	16.3%	16.5%	16.0%
% of FP17s for the same patient ID Re-attending between 3 & 9 months - Children	4	73	5.5%	58.0%	59.7%	58.3%
% of FP17s for the same patient ID Re-attending between 3 & 9 months - Adults	23	387	5.9%	51.0%	52.6%	50.3%
% of FP17s for Band 1 Urgent Courses	22	413	5.3%	10.7%	9.1%	9.1%
% of FP17s Relating to Free Repair or Replacements	0	413	0.0%	0.9%	1.0%	0.8%
% of FP17s Relating to Continuations	4	413	1.0%	1.1%	1.2%	1.0%
% of Patients satisfied with the dentistry they have received	1	1	N/A	91.6%	91.6%	91.5%
% of Patients satisfied with the time they had to wait for an appointment	1	1	N/A	87.7%	88.3%	87.9%

\* This is based on patients treated on this contract for their most recent course of treatment. Figures in italics indicate the base number of FP17s or Patient Questionnaire responses are less than 100. N/A is shown where the base number of responses is less than 10 during the period. % is calculated as Quantity/Base number\*100

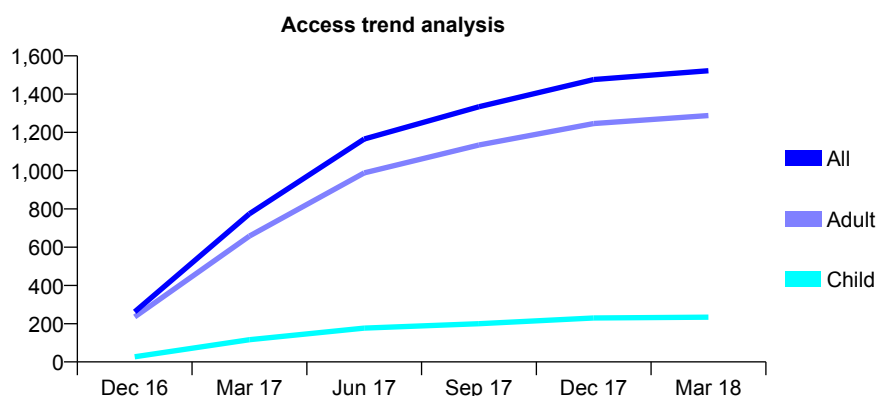
## Q47 - Vital Signs At a Glance Contract Report for 100235/0000 - March 2018

Name or company name	Blackpool PCT
Contract type name	PDS Contract
Purpose of contract	General
Contract start date	01/04/2016
Contract end date	31/03/2019

17/18 Contracted general activity (UDA)	6,200
Carry forward general activity (UDA)	0
17/18 Contracted orthodontic activity (UOA)	0
Carry forward orthodontic activity (UOA)	0
Baseline contract value	£0.00

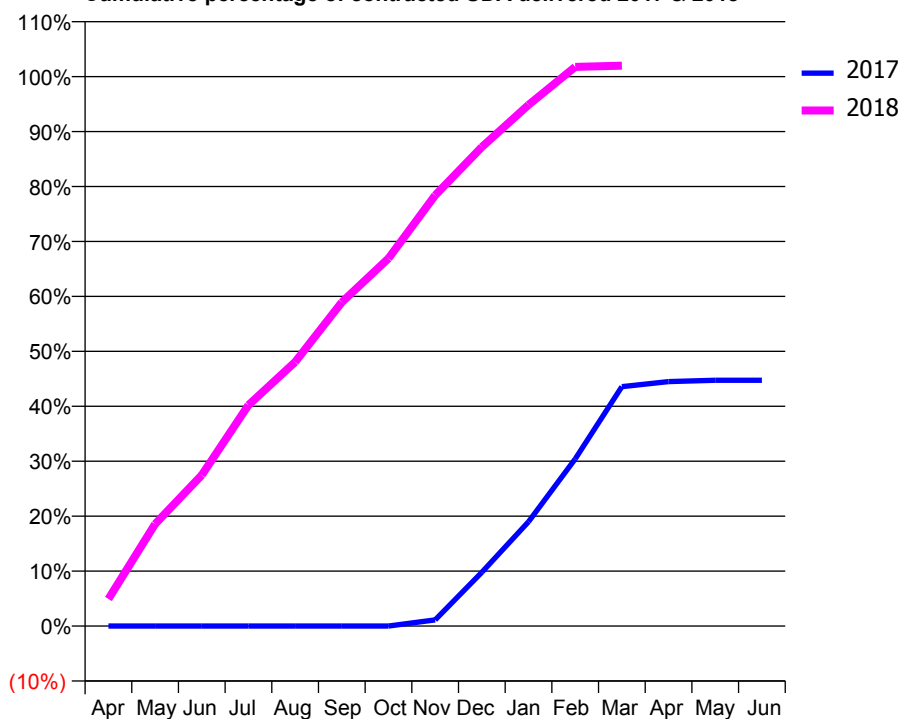
### ACCESS\*

Patients seen in 24 months	Total	Change since previous quarter
Quarter ending March 2017	774	
Quarter ending June 2017	1,165	↑
Quarter ending September 2017	1,334	↑
Quarter ending December 2017	1,476	↑
Quarter ending March 2018	1,522	↑
<b>Variance since March 2017</b>	<b>96.6%</b>	<b>↑</b>



### ACTIVITY

Cumulative percentage of contracted UDA delivered 2017 & 2018



Adjusted Scheduled Activity (UDA)

Month	2017	2018
April	0	306
May	0	1,151
June	0	1,704
July	0	2,493
August	0	2,979
September	0	3,653
October	0	4,149
November	69	4,860
December	607	5,404
January	1,177	5,881
February	1,887	6,309
March	2,702	6,322
April	2,758	
May	2,773	
June	2,773	

### QUALITY

	Quantity	Base Number	Contract	AT	Region	England
% of FP17s for the same patient ID Re-attending within 3 months - Children	21	310	6.8%	13.3%	12.8%	11.9%
% of FP17s for the same patient ID Re-attending within 3 months - Adults	410	1,815	22.6%	16.3%	16.5%	16.0%
% of FP17s for the same patient ID Re-attending between 3 & 9 months - Children	114	310	36.8%	58.0%	59.7%	58.3%
% of FP17s for the same patient ID Re-attending between 3 & 9 months - Adults	678	1,815	37.4%	51.0%	52.6%	50.3%
% of FP17s for Band 1 Urgent Courses	152	2,095	7.3%	10.7%	9.1%	9.1%
% of FP17s Relating to Free Repair or Replacements	80	2,095	3.8%	0.9%	1.0%	0.8%
% of FP17s Relating to Continuations	86	2,095	4.1%	1.1%	1.2%	1.0%
% of Patients satisfied with the dentistry they have received	4	4	N/A	91.6%	91.6%	91.5%
% of Patients satisfied with the time they had to wait for an appointment	4	4	N/A	87.7%	88.3%	87.9%

\* This is based on patients treated on this contract for their most recent course of treatment. Figures in italics indicate the base number of FP17s or Patient Questionnaire responses are less than 100. N/A is shown where the base number of responses is less than 10 during the period. % is calculated as Quantity/Base number\*100

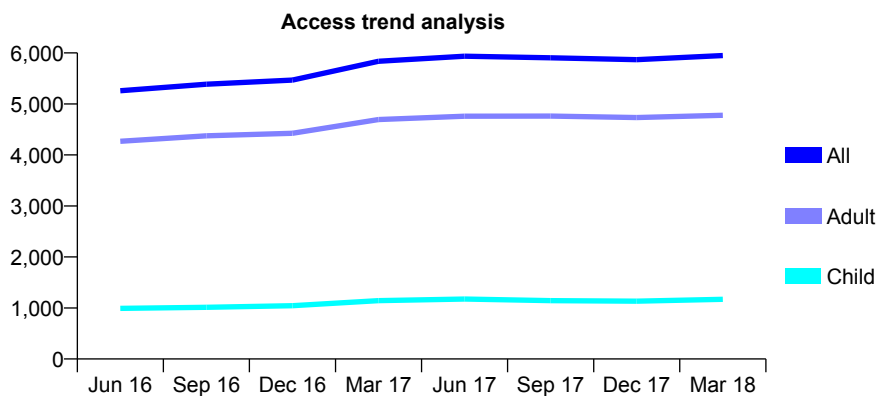
## Q47 - Vital Signs At a Glance Contract Report for 101281/0014 - March 2018

Name or company name	OASIS DENTAL CARE LTD
Contract type name	Pilot Contract
Purpose of contract	General
Contract start date	01/04/2006
Contract end date	

17/18 Contracted general activity (UDA)	23,097
Carry forward general activity (UDA)	0
17/18 Contracted orthodontic activity (UOA)	0
Carry forward orthodontic activity (UOA)	0
Baseline contract value	£685,703.49

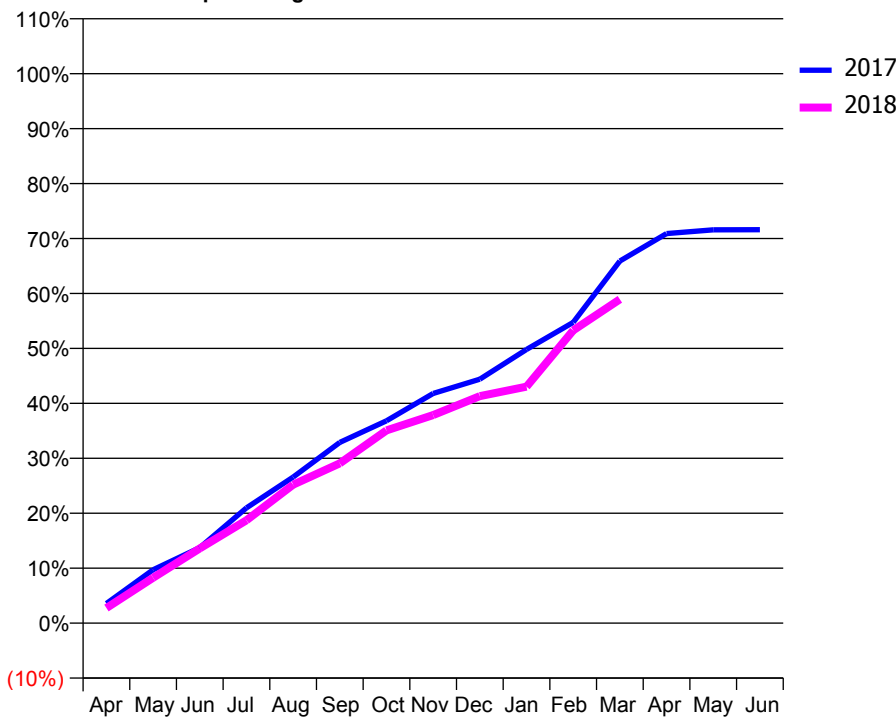
### ACCESS\*

Patients seen in 24 months	Total	Change since previous quarter
Quarter ending March 2017	5,837	
Quarter ending June 2017	5,936	→
Quarter ending September 2017	5,905	→
Quarter ending December 2017	5,868	→
Quarter ending March 2018	5,949	→
<b>Variance since March 2017</b>	<b>1.9%</b>	<b>→</b>



### ACTIVITY

Cumulative percentage of contracted UDA delivered 2017 & 2018



Month	Adjusted Scheduled Activity (UDA)	
	2017	2018
April	827	634
May	2,244	1,907
June	3,177	3,142
July	4,846	4,325
August	6,142	5,822
September	7,600	6,718
October	8,505	8,102
November	9,653	8,745
December	10,253	9,544
January	11,503	9,943
February	12,640	12,303
March	15,221	13,609
April	16,374	
May	16,530	
June	16,538	

### QUALITY

	Quantity	Base Number	Contract	AT	Region	England
% of FP17s for the same patient ID Re-attending within 3 months - Children	57	1,322	4.3%	13.3%	12.8%	11.9%
% of FP17s for the same patient ID Re-attending within 3 months - Adults	729	5,935	12.3%	16.3%	16.5%	16.0%
% of FP17s for the same patient ID Re-attending between 3 & 9 months - Children	634	1,322	48.0%	58.0%	59.7%	58.3%
% of FP17s for the same patient ID Re-attending between 3 & 9 months - Adults	3,047	5,935	51.3%	51.0%	52.6%	50.3%
% of FP17s for Band 1 Urgent Courses	254	6,656	3.8%	10.7%	9.1%	9.1%
% of FP17s Relating to Free Repair or Replacements	111	6,656	1.7%	0.9%	1.0%	0.8%
% of FP17s Relating to Continuations	52	6,656	0.8%	1.1%	1.2%	1.0%
% of Patients satisfied with the dentistry they have received	5	5	N/A	91.6%	91.6%	91.5%
% of Patients satisfied with the time they had to wait for an appointment	5	5	N/A	87.7%	88.3%	87.9%

\* This is based on patients treated on this contract for their most recent course of treatment. Figures in italics indicate the base number of FP17s or Patient Questionnaire responses are less than 100. N/A is shown where the base number of responses is less than 10 during the period. % is calculated as Quantity/Base number\*100

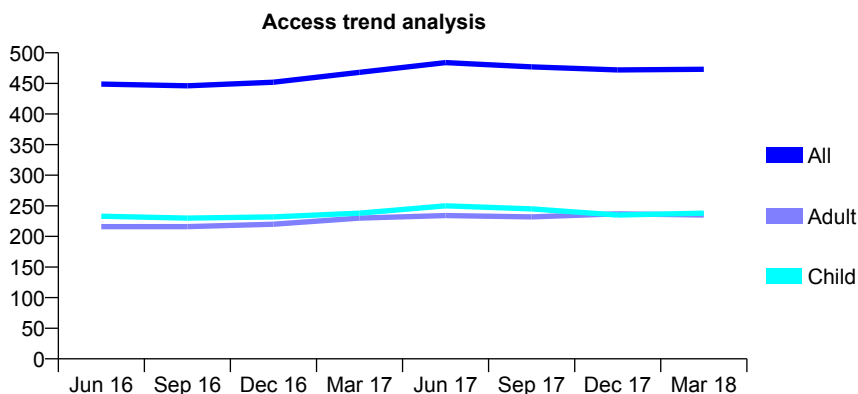
## Q47 - Vital Signs At a Glance Contract Report for 101281/0020 - March 2018

Name or company name	OASIS DENTAL CARE LTD
Contract type name	GDS Contract
Purpose of contract	General
Contract start date	01/04/2006
Contract end date	

17/18 Contracted general activity (UDA)	1,000
Carry forward general activity (UDA)	-20
17/18 Contracted orthodontic activity (UOA)	0
Carry forward orthodontic activity (UOA)	0
Baseline contract value	£33,249.55

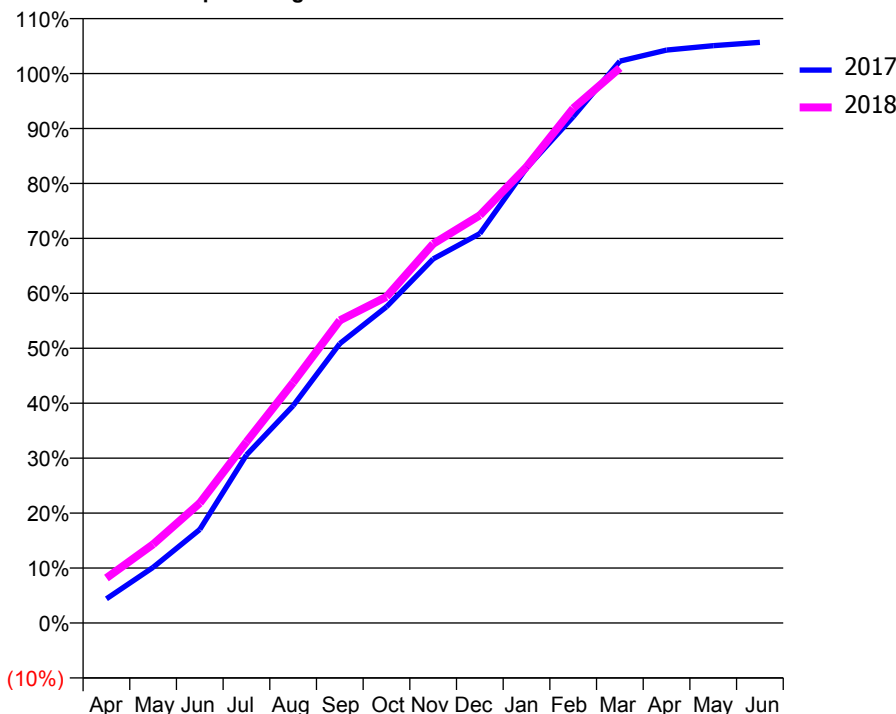
### ACCESS\*

Patients seen in 24 months	Total	Change since previous quarter
Quarter ending March 2017	468	
Quarter ending June 2017	484	↑
Quarter ending September 2017	477	↓
Quarter ending December 2017	472	↓
Quarter ending March 2018	473	→
<b>Variance since March 2017</b>	<b>1.1%</b>	<b>→</b>



### ACTIVITY

Cumulative percentage of contracted UDA delivered 2017 & 2018



Month	Adjusted Scheduled Activity (UDA)	
	2017	2018
April	44	82
May	101	143
June	170	218
July	306	330
August	395	438
September	508	551
October	576	594
November	663	690
December	709	742
January	828	830
February	921	937
March	1,023	1,010
April	1,043	
May	1,051	
June	1,057	

### QUALITY

	Quantity	Base Number	Contract	AT	Region	England
% of FP17s for the same patient ID Re-attending within 3 months - Children	22	423	5.2%	13.3%	12.8%	11.9%
% of FP17s for the same patient ID Re-attending within 3 months - Adults	5	250	2.0%	16.3%	16.5%	16.0%
% of FP17s for the same patient ID Re-attending between 3 & 9 months - Children	315	423	74.5%	58.0%	59.7%	58.3%
% of FP17s for the same patient ID Re-attending between 3 & 9 months - Adults	157	250	62.8%	51.0%	52.6%	50.3%
% of FP17s for Band 1 Urgent Courses	10	657	1.5%	10.7%	9.1%	9.1%
% of FP17s Relating to Free Repair or Replacements	1	657	0.2%	0.9%	1.0%	0.8%
% of FP17s Relating to Continuations	0	657	0.0%	1.1%	1.2%	1.0%
% of Patients satisfied with the dentistry they have received	2	2	N/A	91.6%	91.6%	91.5%
% of Patients satisfied with the time they had to wait for an appointment	2	2	N/A	87.7%	88.3%	87.9%

\* This is based on patients treated on this contract for their most recent course of treatment. Figures in italics indicate the base number of FP17s or Patient Questionnaire responses are less than 100. N/A is shown where the base number of responses is less than 10 during the period. % is calculated as Quantity/Base number\*100

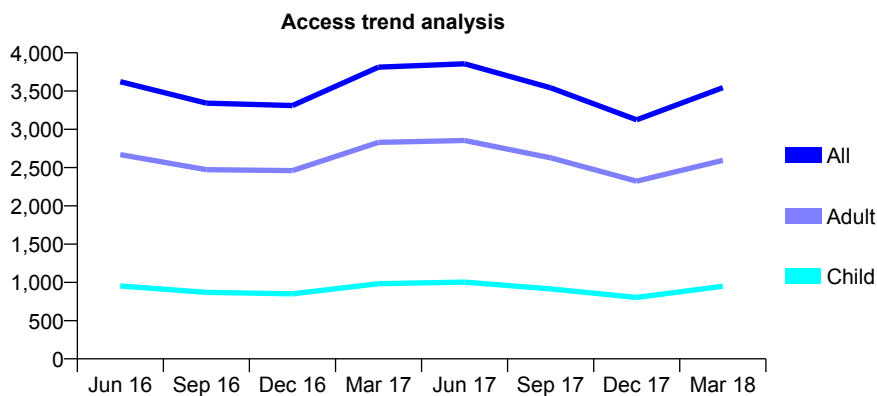
## Q47 - Vital Signs At a Glance Contract Report for 101281/0021 - March 2018

Name or company name	OASIS DENTAL CARE LTD
Contract type name	GDS Contract
Purpose of contract	General
Contract start date	01/04/2006
Contract end date	

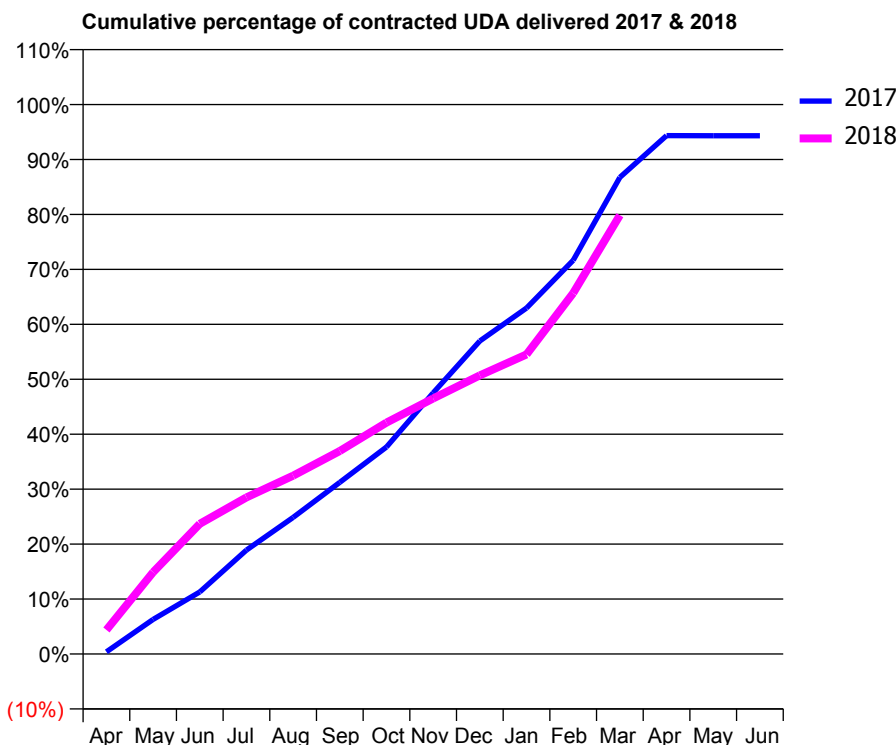
17/18 Contracted general activity (UDA)	12,500
Carry forward general activity (UDA)	0
17/18 Contracted orthodontic activity (UOA)	0
Carry forward orthodontic activity (UOA)	0
Baseline contract value	£297,293.03

### ACCESS\*

Patients seen in 24 months	Total	Change since previous quarter
Quarter ending March 2017	3,812	
Quarter ending June 2017	3,857	→
Quarter ending September 2017	3,543	↓
Quarter ending December 2017	3,125	↓
Quarter ending March 2018	3,544	↑
<b>Variance since March 2017</b>	<b>(7.0%)</b>	↓



### ACTIVITY



Month	Adjusted Scheduled Activity (UDA)	
	2017	2018
April	49	547
May	787	1,860
June	1,412	2,962
July	2,365	3,563
August	3,109	4,057
September	3,905	4,618
October	4,709	5,264
November	5,940	5,814
December	7,120	6,338
January	7,871	6,815
February	8,955	8,211
March	10,842	9,980
April	11,792	
May	11,789	
June	11,789	

### QUALITY

	Quantity	Base Number	Contract	AT	Region	England
% of FP17s for the same patient ID Re-attending within 3 months - Children	126	1,475	8.5%	13.3%	12.8%	11.9%
% of FP17s for the same patient ID Re-attending within 3 months - Adults	512	3,572	14.3%	16.3%	16.5%	16.0%
% of FP17s for the same patient ID Re-attending between 3 & 9 months - Children	716	1,475	48.5%	58.0%	59.7%	58.3%
% of FP17s for the same patient ID Re-attending between 3 & 9 months - Adults	1,647	3,572	46.1%	51.0%	52.6%	50.3%
% of FP17s for Band 1 Urgent Courses	371	4,670	7.9%	10.7%	9.1%	9.1%
% of FP17s Relating to Free Repair or Replacements	102	4,670	2.2%	0.9%	1.0%	0.8%
% of FP17s Relating to Continuations	102	4,670	2.2%	1.1%	1.2%	1.0%
% of Patients satisfied with the dentistry they have received	1	2	N/A	91.6%	91.6%	91.5%
% of Patients satisfied with the time they had to wait for an appointment	2	2	N/A	87.7%	88.3%	87.9%

\* This is based on patients treated on this contract for their most recent course of treatment. Figures in italics indicate the base number of FP17s or Patient Questionnaire responses are less than 100. N/A is shown where the base number of responses is less than 10 during the period. % is calculated as Quantity/Base number\*100

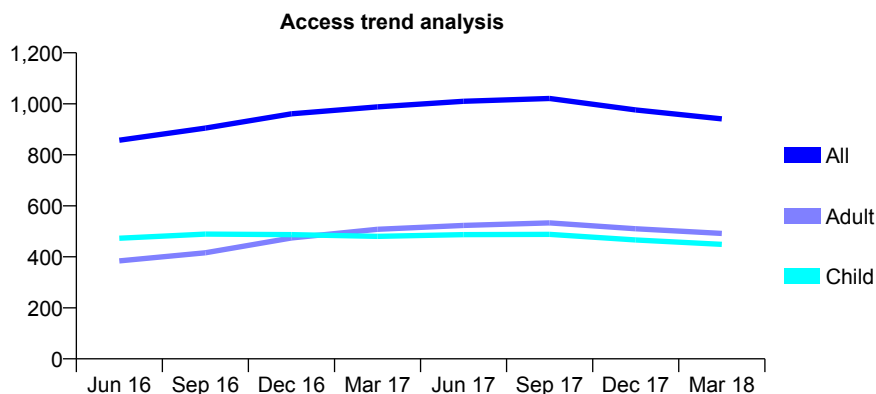
## Q47 - Vital Signs At a Glance Contract Report for 101281/0066 - March 2018

Name or company name	OASIS DENTAL CARE LTD
Contract type name	GDS Contract
Purpose of contract	General
Contract start date	01/04/2006
Contract end date	

17/18 Contracted general activity (UDA)	2,200
Carry forward general activity (UDA)	-44
17/18 Contracted orthodontic activity (UOA)	0
Carry forward orthodontic activity (UOA)	0
Baseline contract value	£56,054.13

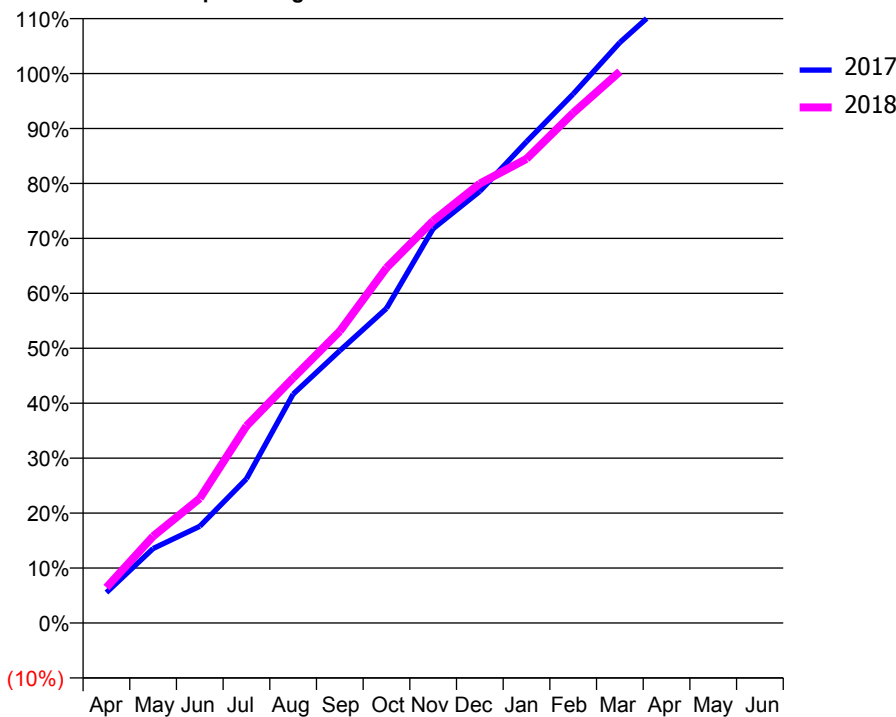
### ACCESS\*

Patients seen in 24 months	Total	Change since previous quarter
Quarter ending March 2017	988	
Quarter ending June 2017	1,010	↑
Quarter ending September 2017	1,021	→
Quarter ending December 2017	976	↓
Quarter ending March 2018	941	↓
<b>Variance since March 2017</b>	<b>(4.8%)</b>	<b>↓</b>



### ACTIVITY

Cumulative percentage of contracted UDA delivered 2017 & 2018



Adjusted Scheduled Activity (UDA)		
Month	2017	2018
April	122	142
May	298	347
June	387	499
July	577	789
August	916	981
September	1,090	1,168
October	1,260	1,422
November	1,579	1,610
December	1,728	1,759
January	1,927	1,858
February	2,118	2,042
March	2,324	2,208
April	2,491	
May	2,500	
June	2,500	

### QUALITY

	Quantity	Base Number	Contract	AT	Region	England
% of FP17s for the same patient ID Re-attending within 3 months - Children	52	620	8.4%	13.3%	12.8%	11.9%
% of FP17s for the same patient ID Re-attending within 3 months - Adults	112	596	18.8%	16.3%	16.5%	16.0%
% of FP17s for the same patient ID Re-attending between 3 & 9 months - Children	337	620	54.4%	58.0%	59.7%	58.3%
% of FP17s for the same patient ID Re-attending between 3 & 9 months - Adults	312	596	52.3%	51.0%	52.6%	50.3%
% of FP17s for Band 1 Urgent Courses	70	1,131	6.2%	10.7%	9.1%	9.1%
% of FP17s Relating to Free Repair or Replacements	5	1,131	0.4%	0.9%	1.0%	0.8%
% of FP17s Relating to Continuations	21	1,131	1.9%	1.1%	1.2%	1.0%
% of Patients satisfied with the dentistry they have received	0	0	N/A	91.6%	91.6%	91.5%
% of Patients satisfied with the time they had to wait for an appointment	0	0	N/A	87.7%	88.3%	87.9%

\* This is based on patients treated on this contract for their most recent course of treatment. Figures in italics indicate the base number of FP17s or Patient Questionnaire responses are less than 100. N/A is shown where the base number of responses is less than 10 during the period. % is calculated as Quantity/Base number\*100

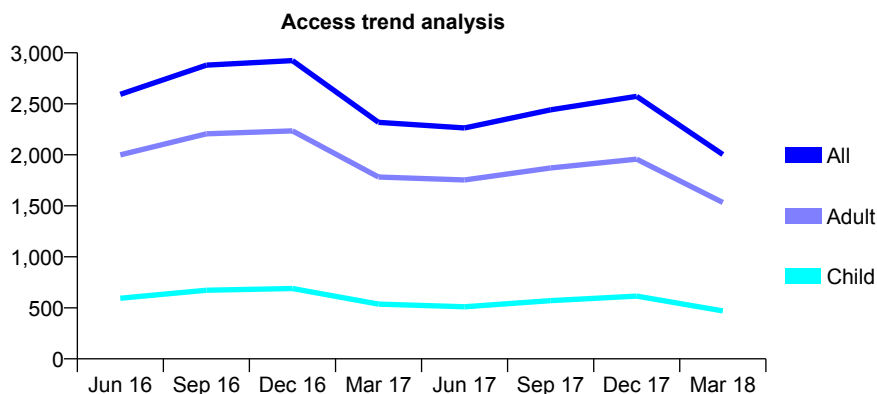
## Q47 - Vital Signs At a Glance Contract Report for 101281/0101 - March 2018

Name or company name	OASIS DENTAL CARE LTD
Contract type name	GDS Contract
Purpose of contract	General
Contract start date	01/04/2006
Contract end date	

17/18 Contracted general activity (UDA)	6,721
Carry forward general activity (UDA)	-3
17/18 Contracted orthodontic activity (UOA)	0
Carry forward orthodontic activity (UOA)	0
Baseline contract value	£162,117.00

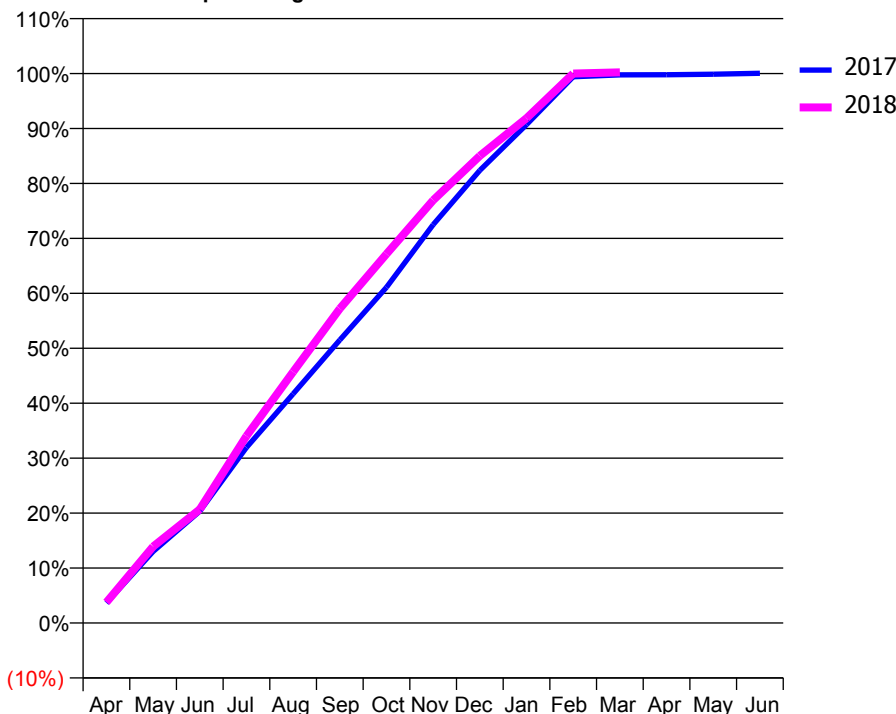
### ACCESS\*

Patients seen in 24 months	Total	Change since previous quarter
Quarter ending March 2017	2,318	
Quarter ending June 2017	2,264	↓
Quarter ending September 2017	2,441	↑
Quarter ending December 2017	2,573	↑
Quarter ending March 2018	2,003	↓
<b>Variance since March 2017</b>	<b>(13.6%)</b>	<b>↓</b>



### ACTIVITY

Cumulative percentage of contracted UDA delivered 2017 & 2018



Month	Adjusted Scheduled Activity (UDA)	
	2017	2018
April	246	254
May	876	936
June	1,367	1,391
July	2,148	2,288
August	2,802	3,072
September	3,462	3,845
October	4,106	4,514
November	4,873	5,171
December	5,536	5,714
January	6,097	6,174
February	6,681	6,721
March	6,705	6,735
April	6,706	
May	6,713	
June	6,724	

### QUALITY

	Quantity	Base Number	Contract	AT	Region	England
% of FP17s for the same patient ID Re-attending within 3 months - Children	35	772	4.5%	13.3%	12.8%	11.9%
% of FP17s for the same patient ID Re-attending within 3 months - Adults	314	2,442	12.9%	16.3%	16.5%	16.0%
% of FP17s for the same patient ID Re-attending between 3 & 9 months - Children	371	772	48.1%	58.0%	59.7%	58.3%
% of FP17s for the same patient ID Re-attending between 3 & 9 months - Adults	961	2,442	39.4%	51.0%	52.6%	50.3%
% of FP17s for Band 1 Urgent Courses	262	3,210	8.2%	10.7%	9.1%	9.1%
% of FP17s Relating to Free Repair or Replacements	20	3,210	0.6%	0.9%	1.0%	0.8%
% of FP17s Relating to Continuations	55	3,210	1.7%	1.1%	1.2%	1.0%
% of Patients satisfied with the dentistry they have received	4	4	N/A	91.6%	91.6%	91.5%
% of Patients satisfied with the time they had to wait for an appointment	3	4	N/A	87.7%	88.3%	87.9%

\* This is based on patients treated on this contract for their most recent course of treatment. Figures in italics indicate the base number of FP17s or Patient Questionnaire responses are less than 100. N/A is shown where the base number of responses is less than 10 during the period. % is calculated as Quantity/Base number\*100



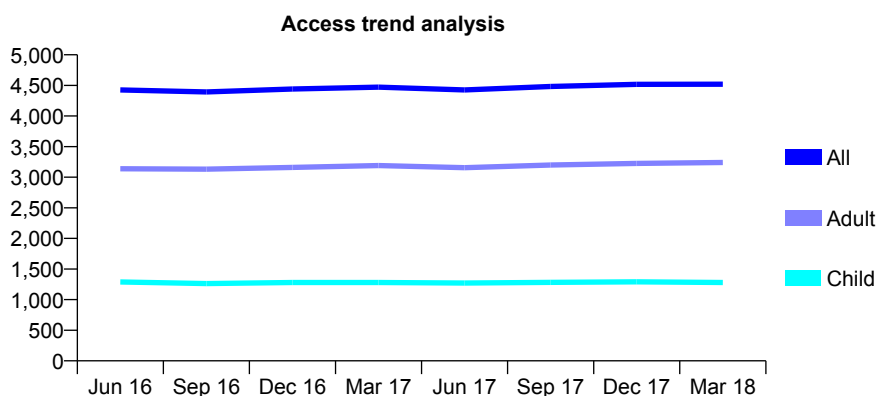
## Q47 - Vital Signs At a Glance Contract Report for 101281/0150 - March 2018

Name or company name	OASIS DENTAL CARE LTD
Contract type name	GDS Contract
Purpose of contract	General
Contract start date	01/04/2006
Contract end date	

17/18 Contracted general activity (UDA)	13,814
Carry forward general activity (UDA)	305
17/18 Contracted orthodontic activity (UOA)	0
Carry forward orthodontic activity (UOA)	0
Baseline contract value	£373,983.11

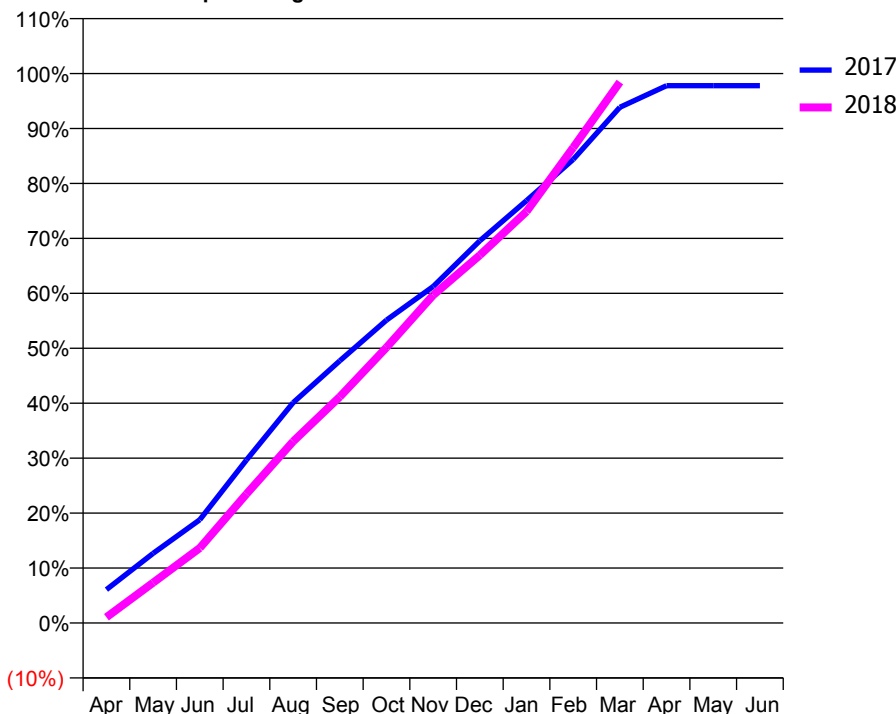
### ACCESS\*

Patients seen in 24 months	Total	Change since previous quarter
Quarter ending March 2017	4,471	
Quarter ending June 2017	4,426	↓
Quarter ending September 2017	4,483	→
Quarter ending December 2017	4,517	→
Quarter ending March 2018	4,520	→
<b>Variance since March 2017</b>	<b>1.1%</b>	<b>→</b>



### ACTIVITY

Cumulative percentage of contracted UDA delivered 2017 & 2018



Month	Adjusted Scheduled Activity (UDA)	
	2017	2018
April	840	147
May	1,751	1,015
June	2,597	1,884
July	4,097	3,242
August	5,540	4,563
September	6,592	5,687
October	7,614	6,927
November	8,458	8,240
December	9,610	9,246
January	10,617	10,345
February	11,655	11,952
March	12,964	13,599
April	13,508	
May	13,506	
June	13,509	

### QUALITY

	Quantity	Base Number	Contract	AT	Region	England
% of FP17s for the same patient ID Re-attending within 3 months - Children	141	2,189	6.4%	13.3%	12.8%	11.9%
% of FP17s for the same patient ID Re-attending within 3 months - Adults	755	5,199	14.5%	16.3%	16.5%	16.0%
% of FP17s for the same patient ID Re-attending between 3 & 9 months - Children	1,513	2,189	69.1%	58.0%	59.7%	58.3%
% of FP17s for the same patient ID Re-attending between 3 & 9 months - Adults	3,395	5,199	65.3%	51.0%	52.6%	50.3%
% of FP17s for Band 1 Urgent Courses	453	7,161	6.3%	10.7%	9.1%	9.1%
% of FP17s Relating to Free Repair or Replacements	98	7,161	1.4%	0.9%	1.0%	0.8%
% of FP17s Relating to Continuations	147	7,161	2.1%	1.1%	1.2%	1.0%
% of Patients satisfied with the dentistry they have received	6	7	N/A	91.6%	91.6%	91.5%
% of Patients satisfied with the time they had to wait for an appointment	7	7	N/A	87.7%	88.3%	87.9%

\* This is based on patients treated on this contract for their most recent course of treatment. Figures in italics indicate the base number of FP17s or Patient Questionnaire responses are less than 100. N/A is shown where the base number of responses is less than 10 during the period. % is calculated as Quantity/Base number\*100

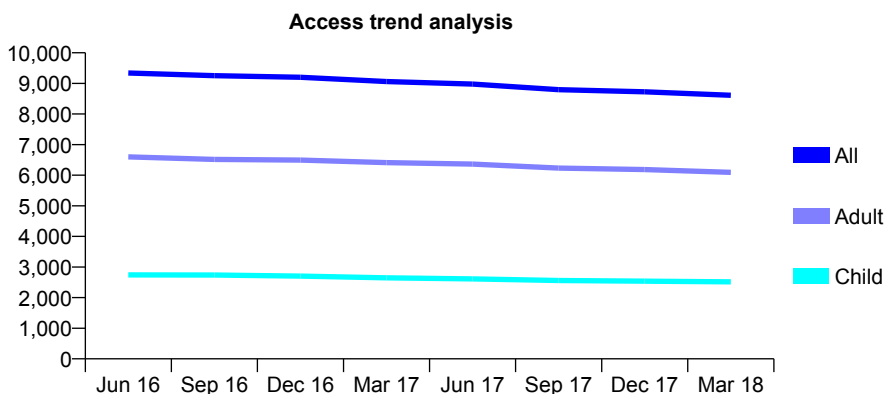
## Q47 - Vital Signs At a Glance Contract Report for 101338/0017 - March 2018

Name or company name	Whitecross Dental Care Limited
Contract type name	GDS Contract
Purpose of contract	General
Contract start date	01/04/2006
Contract end date	

17/18 Contracted general activity (UDA)	30,208
Carry forward general activity (UDA)	449
17/18 Contracted orthodontic activity (UOA)	0
Carry forward orthodontic activity (UOA)	0
Baseline contract value	£942,074.08

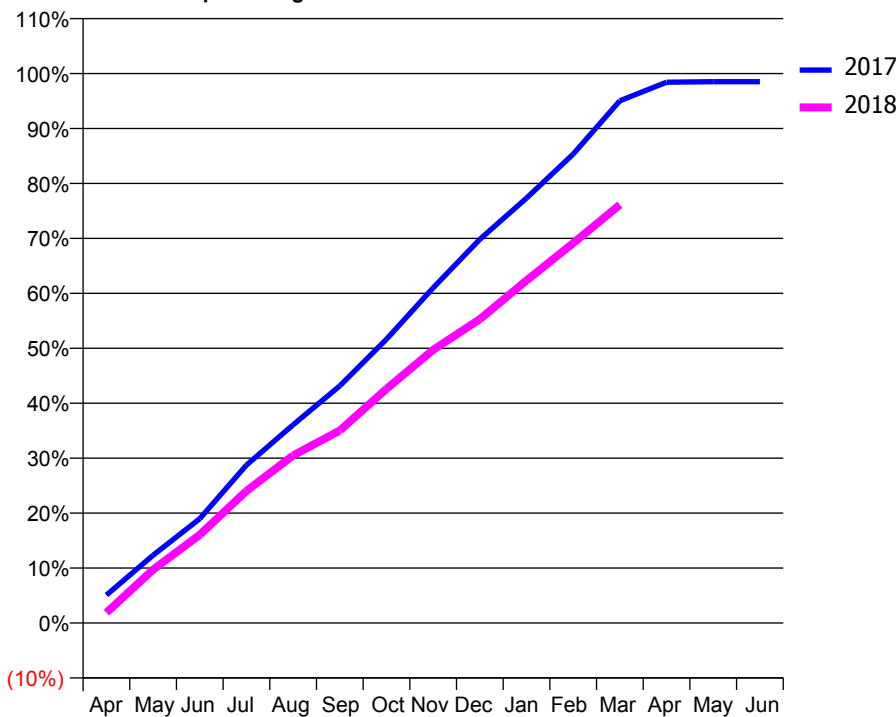
### ACCESS\*

Patients seen in 24 months	Total	Change since previous quarter
Quarter ending March 2017	9,059	
Quarter ending June 2017	8,980	→
Quarter ending September 2017	8,794	↓
Quarter ending December 2017	8,727	→
Quarter ending March 2018	8,612	↓
<b>Variance since March 2017</b>	<b>(4.9%)</b>	<b>↓</b>



### ACTIVITY

Cumulative percentage of contracted UDA delivered 2017 & 2018



Month	Adjusted Scheduled Activity (UDA)	
	2017	2018
April	1,535	566
May	3,727	2,939
June	5,734	4,852
July	8,682	7,264
August	10,900	9,210
September	13,037	10,585
October	15,601	12,868
November	18,426	15,018
December	21,094	16,704
January	23,357	18,829
February	25,781	20,882
March	28,707	22,994
April	29,732	
May	29,760	
June	29,759	

### QUALITY

	Quantity	Base Number	Contract	AT	Region	England
% of FP17s for the same patient ID Re-attending within 3 months - Children	175	3,134	5.6%	13.3%	12.8%	11.9%
% of FP17s for the same patient ID Re-attending within 3 months - Adults	808	6,949	11.6%	16.3%	16.5%	16.0%
% of FP17s for the same patient ID Re-attending between 3 & 9 months - Children	1,575	3,134	50.3%	58.0%	59.7%	58.3%
% of FP17s for the same patient ID Re-attending between 3 & 9 months - Adults	3,367	6,949	48.5%	51.0%	52.6%	50.3%
% of FP17s for Band 1 Urgent Courses	847	9,686	8.7%	10.7%	9.1%	9.1%
% of FP17s Relating to Free Repair or Replacements	35	9,686	0.4%	0.9%	1.0%	0.8%
% of FP17s Relating to Continuations	104	9,686	1.1%	1.1%	1.2%	1.0%
% of Patients satisfied with the dentistry they have received	6	8	N/A	91.6%	91.6%	91.5%
% of Patients satisfied with the time they had to wait for an appointment	4	8	N/A	87.7%	88.3%	87.9%

\* This is based on patients treated on this contract for their most recent course of treatment. Figures in italics indicate the base number of FP17s or Patient Questionnaire responses are less than 100. N/A is shown where the base number of responses is less than 10 during the period. % is calculated as Quantity/Base number\*100

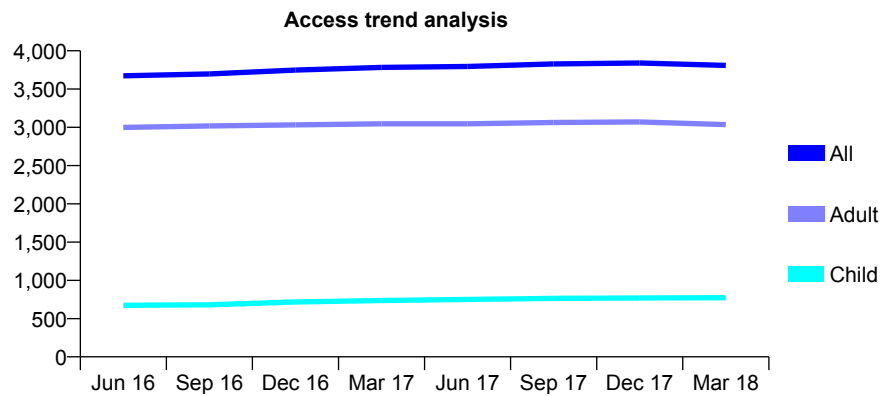
## Q47 - Vital Signs At a Glance Contract Report for 101338/0023 - March 2018

Name or company name	Whitecross Dental Care Limited
Contract type name	GDS Contract
Purpose of contract	General
Contract start date	01/04/2006
Contract end date	

17/18 Contracted general activity (UDA)	12,500
Carry forward general activity (UDA)	0
17/18 Contracted orthodontic activity (UOA)	0
Carry forward orthodontic activity (UOA)	0
Baseline contract value	£305,076.60

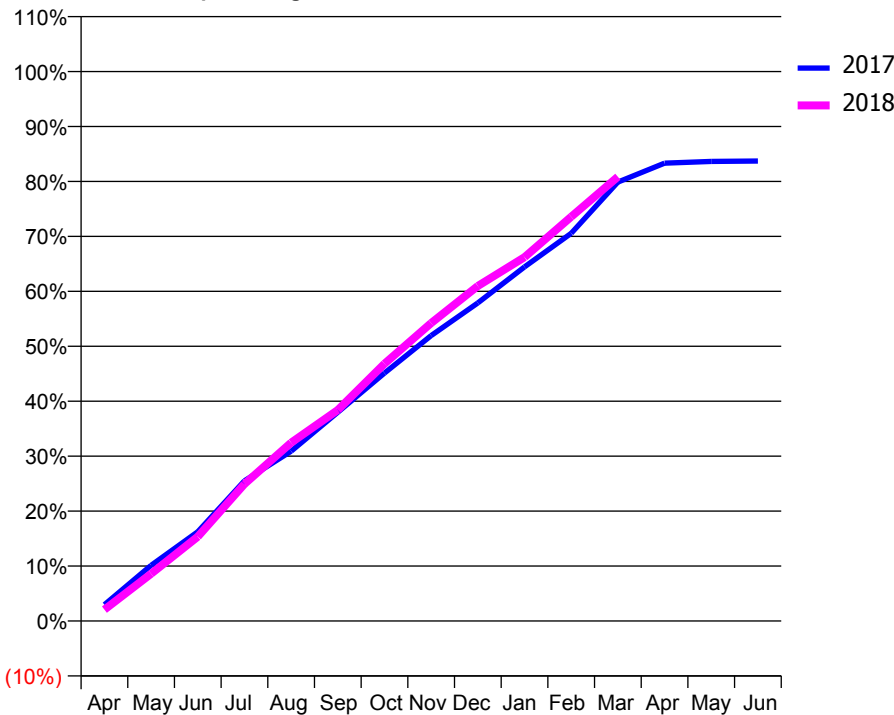
### ACCESS\*

Patients seen in 24 months	Total	Change since previous quarter
Quarter ending March 2017	3,783	
Quarter ending June 2017	3,796	→
Quarter ending September 2017	3,829	→
Quarter ending December 2017	3,840	→
Quarter ending March 2018	3,809	→
<b>Variance since March 2017</b>	<b>0.7%</b>	<b>→</b>



### ACTIVITY

Cumulative percentage of contracted UDA delivered 2017 & 2018



Month	Adjusted Scheduled Activity (UDA)	
	2017	2018
April	372	258
May	1,265	1,075
June	2,030	1,917
July	3,191	3,118
August	3,863	4,057
September	4,749	4,800
October	5,639	5,853
November	6,494	6,778
December	7,235	7,622
January	8,056	8,276
February	8,819	9,196
March	9,983	10,107
April	10,415	
May	10,454	
June	10,465	

### QUALITY

	Quantity	Base Number	Contract	AT	Region	England
% of FP17s for the same patient ID Re-attending within 3 months - Children	70	1,090	6.4%	13.3%	12.8%	11.9%
% of FP17s for the same patient ID Re-attending within 3 months - Adults	543	3,654	14.9%	16.3%	16.5%	16.0%
% of FP17s for the same patient ID Re-attending between 3 & 9 months - Children	615	1,090	56.4%	58.0%	59.7%	58.3%
% of FP17s for the same patient ID Re-attending between 3 & 9 months - Adults	1,592	3,654	43.6%	51.0%	52.6%	50.3%
% of FP17s for Band 1 Urgent Courses	300	4,532	6.6%	10.7%	9.1%	9.1%
% of FP17s Relating to Free Repair or Replacements	95	4,532	2.1%	0.9%	1.0%	0.8%
% of FP17s Relating to Continuations	132	4,532	2.9%	1.1%	1.2%	1.0%
% of Patients satisfied with the dentistry they have received	5	5	N/A	91.6%	91.6%	91.5%
% of Patients satisfied with the time they had to wait for an appointment	4	5	N/A	87.7%	88.3%	87.9%

\* This is based on patients treated on this contract for their most recent course of treatment. Figures in italics indicate the base number of FP17s or Patient Questionnaire responses are less than 100. N/A is shown where the base number of responses is less than 10 during the period. % is calculated as Quantity/Base number\*100

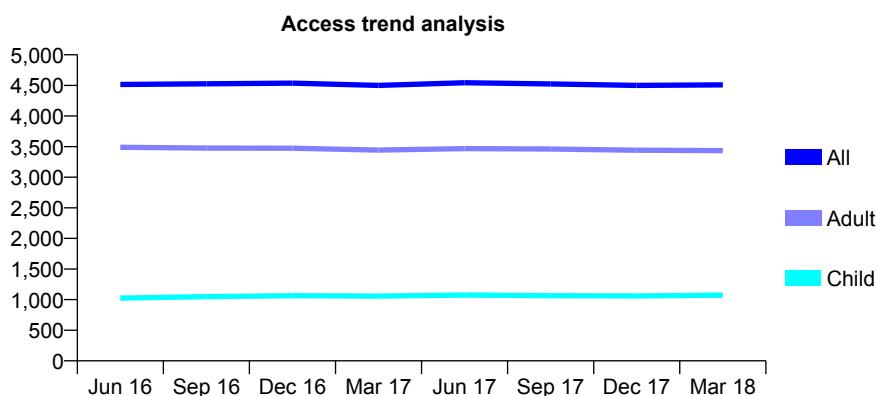
## Q47 - Vital Signs At a Glance Contract Report for 101338/0044 - March 2018

Name or company name	Whitecross Dental Care Limited
Contract type name	GDS Contract
Purpose of contract	General
Contract start date	01/10/2006
Contract end date	

17/18 Contracted general activity (UDA)	12,726
Carry forward general activity (UDA)	-255
17/18 Contracted orthodontic activity (UOA)	0
Carry forward orthodontic activity (UOA)	0
Baseline contract value	£356,320.73

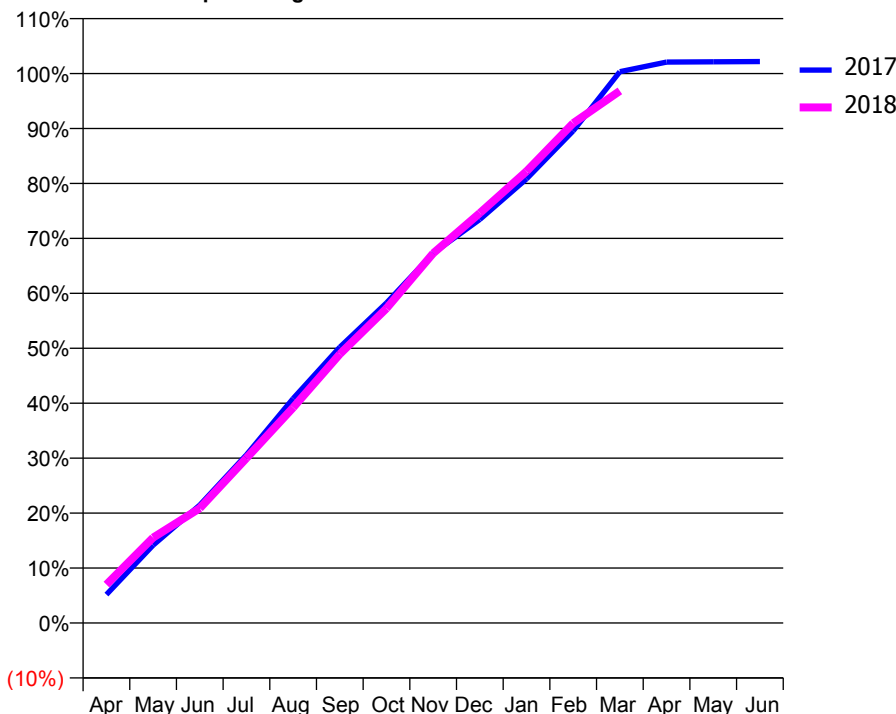
### ACCESS\*

Patients seen in 24 months	Total	Change since previous quarter
Quarter ending March 2017	4,501	
Quarter ending June 2017	4,544	→
Quarter ending September 2017	4,524	→
Quarter ending December 2017	4,500	→
Quarter ending March 2018	4,508	→
<b>Variance since March 2017</b>	<b>0.2%</b>	<b>→</b>



### ACTIVITY

**Cumulative percentage of contracted UDA delivered 2017 & 2018**



**Adjusted Scheduled Activity (UDA)**

Month	2017	2018
April	661	892
May	1,801	1,978
June	2,731	2,659
July	3,897	3,818
August	5,198	4,988
September	6,389	6,228
October	7,413	7,287
November	8,565	8,561
December	9,348	9,495
January	10,284	10,462
February	11,397	11,577
March	12,768	12,324
April	12,991	
May	12,997	
June	13,004	

### QUALITY

	Quantity	Base Number	Contract	AT	Region	England
% of FP17s for the same patient ID Re-attending within 3 months - Children	91	1,415	6.4%	13.3%	12.8%	11.9%
% of FP17s for the same patient ID Re-attending within 3 months - Adults	521	4,592	11.3%	16.3%	16.5%	16.0%
% of FP17s for the same patient ID Re-attending between 3 & 9 months - Children	733	1,415	51.8%	58.0%	59.7%	58.3%
% of FP17s for the same patient ID Re-attending between 3 & 9 months - Adults	2,591	4,592	56.4%	51.0%	52.6%	50.3%
% of FP17s for Band 1 Urgent Courses	457	5,874	7.8%	10.7%	9.1%	9.1%
% of FP17s Relating to Free Repair or Replacements	75	5,874	1.3%	0.9%	1.0%	0.8%
% of FP17s Relating to Continuations	75	5,874	1.3%	1.1%	1.2%	1.0%
% of Patients satisfied with the dentistry they have received	6	6	N/A	91.6%	91.6%	91.5%
% of Patients satisfied with the time they had to wait for an appointment	5	6	N/A	87.7%	88.3%	87.9%

\* This is based on patients treated on this contract for their most recent course of treatment. Figures in italics indicate the base number of FP17s or Patient Questionnaire responses are less than 100. N/A is shown where the base number of responses is less than 10 during the period. % is calculated as Quantity/Base number\*100

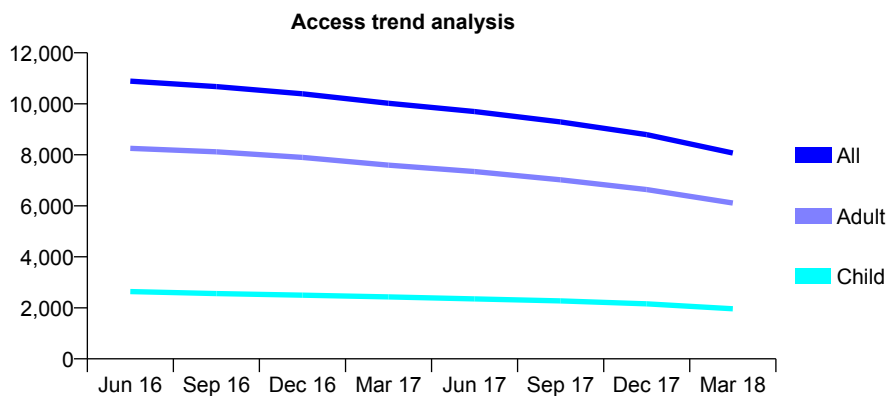
## Q47 - Vital Signs At a Glance Contract Report for 101338/0115 - March 2018

Name or company name	Whitecross Dental Care Limited
Contract type name	GDS Contract
Purpose of contract	General
Contract start date	04/01/2010
Contract end date	

17/18 Contracted general activity (UDA)	30,263
Carry forward general activity (UDA)	0
17/18 Contracted orthodontic activity (UOA)	0
Carry forward orthodontic activity (UOA)	0
Baseline contract value	£890,019.78

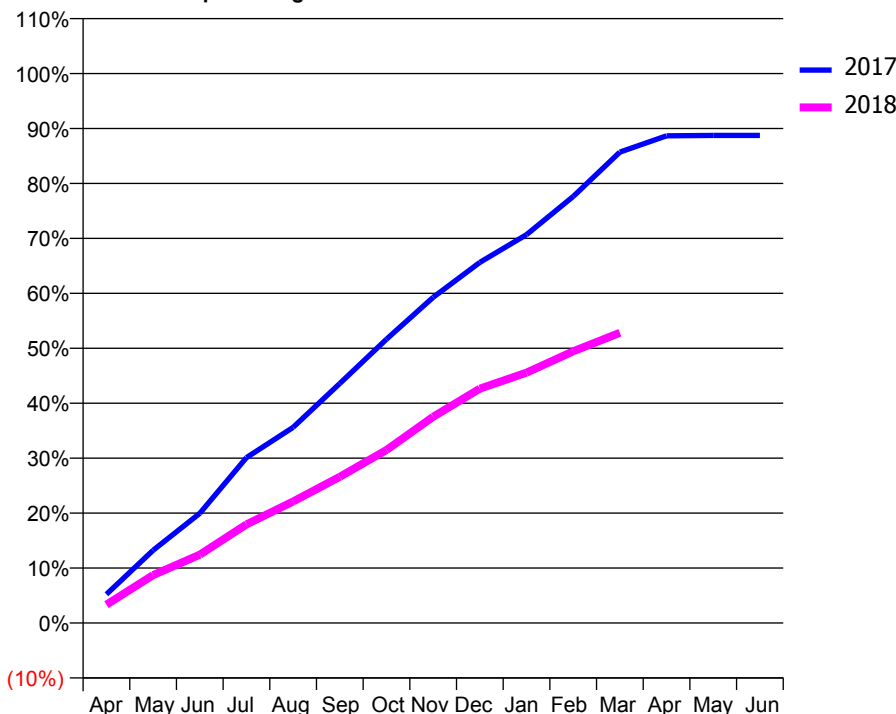
### ACCESS\*

Patients seen in 24 months	Total	Change since previous quarter
Quarter ending March 2017	10,020	
Quarter ending June 2017	9,697	↓
Quarter ending September 2017	9,290	↓
Quarter ending December 2017	8,793	↓
Quarter ending March 2018	8,073	↓
<b>Variance since March 2017</b>	<b>(19.4%)</b>	<b>↓</b>



### ACTIVITY

Cumulative percentage of contracted UDA delivered 2017 & 2018



Month	Adjusted Scheduled Activity (UDA)	
	2017	2018
April	1,582	1,013
May	4,008	2,638
June	6,038	3,767
July	9,108	5,432
August	10,778	6,695
September	13,191	8,052
October	15,630	9,528
November	17,936	11,361
December	19,860	12,908
January	21,387	13,789
February	23,491	14,962
March	25,931	15,980
April	26,834	
May	26,851	
June	26,854	

### QUALITY

	Quantity	Base Number	Contract	AT	Region	England
% of FP17s for the same patient ID Re-attending within 3 months - Children	99	1,719	5.8%	13.3%	12.8%	11.9%
% of FP17s for the same patient ID Re-attending within 3 months - Adults	819	5,442	15.0%	16.3%	16.5%	16.0%
% of FP17s for the same patient ID Re-attending between 3 & 9 months - Children	691	1,719	40.2%	58.0%	59.7%	58.3%
% of FP17s for the same patient ID Re-attending between 3 & 9 months - Adults	2,118	5,442	38.9%	51.0%	52.6%	50.3%
% of FP17s for Band 1 Urgent Courses	742	6,761	11.0%	10.7%	9.1%	9.1%
% of FP17s Relating to Free Repair or Replacements	54	6,761	0.8%	0.9%	1.0%	0.8%
% of FP17s Relating to Continuations	125	6,761	1.8%	1.1%	1.2%	1.0%
% of Patients satisfied with the dentistry they have received	6	8	N/A	91.6%	91.6%	91.5%
% of Patients satisfied with the time they had to wait for an appointment	5	8	N/A	87.7%	88.3%	87.9%

\* This is based on patients treated on this contract for their most recent course of treatment. Figures in italics indicate the base number of FP17s or Patient Questionnaire responses are less than 100. N/A is shown where the base number of responses is less than 10 during the period. % is calculated as Quantity/Base number\*100

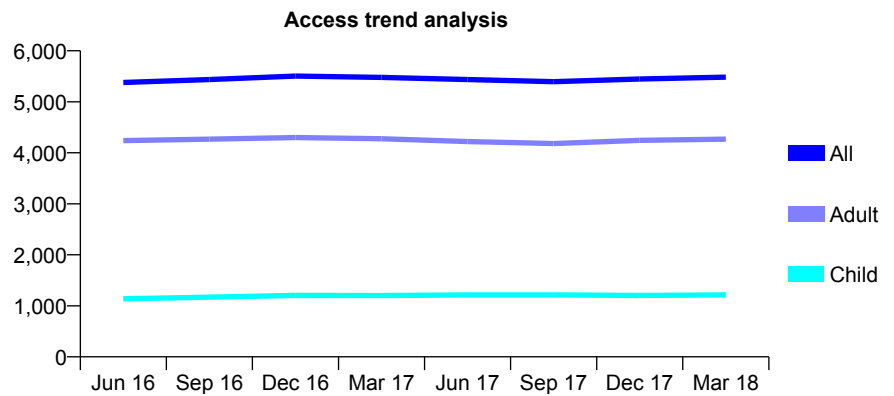
## Q47 - Vital Signs At a Glance Contract Report for 101338/0123 - March 2018

Name or company name	Whitecross Dental Care Limited
Contract type name	GDS Contract
Purpose of contract	General
Contract start date	19/05/2010
Contract end date	

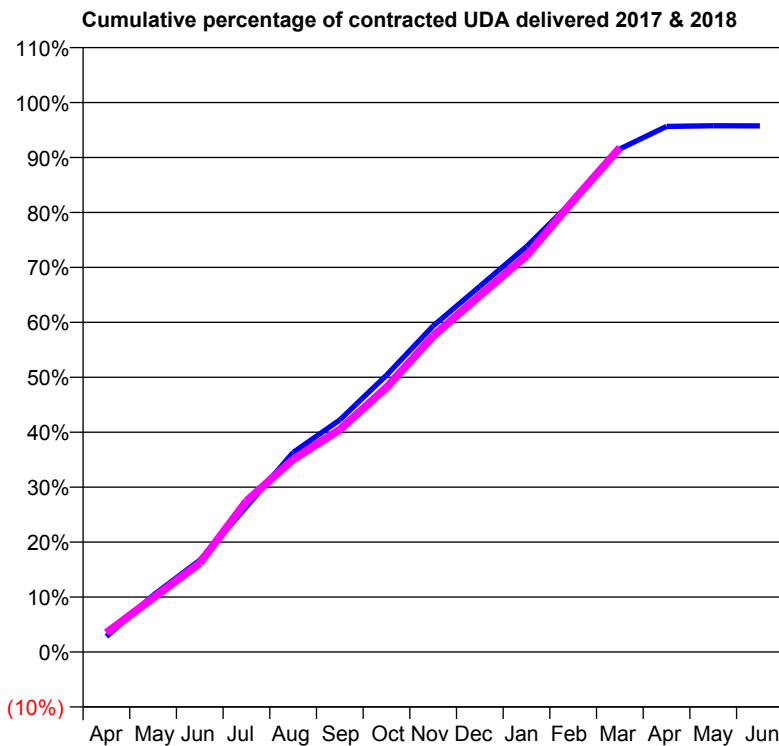
17/18 Contracted general activity (UDA)	17,100
Carry forward general activity (UDA)	0
17/18 Contracted orthodontic activity (UOA)	0
Carry forward orthodontic activity (UOA)	0
Baseline contract value	£517,669.42

### ACCESS\*

Patients seen in 24 months	Total	Change since previous quarter
Quarter ending March 2017	5,479	
Quarter ending June 2017	5,436	→
Quarter ending September 2017	5,396	→
Quarter ending December 2017	5,448	→
Quarter ending March 2018	5,483	→
<b>Variance since March 2017</b>	<b>0.1%</b>	<b>→</b>



### ACTIVITY



Month	Adjusted Scheduled Activity (UDA)	
	2017	2018
April	482	595
May	1,765	1,682
June	2,859	2,765
July	4,523	4,696
August	6,210	5,993
September	7,223	6,920
October	8,614	8,232
November	10,148	9,833
December	11,382	11,094
January	12,618	12,330
February	14,050	14,046
March	15,653	15,691
April	16,357	
May	16,375	
June	16,372	

### QUALITY

	Quantity	Base Number	Contract	AT	Region	England
% of FP17s for the same patient ID Re-attending within 3 months - Children	158	1,895	8.3%	13.3%	12.8%	11.9%
% of FP17s for the same patient ID Re-attending within 3 months - Adults	619	5,108	12.1%	16.3%	16.5%	16.0%
% of FP17s for the same patient ID Re-attending between 3 & 9 months - Children	1,161	1,895	61.3%	58.0%	59.7%	58.3%
% of FP17s for the same patient ID Re-attending between 3 & 9 months - Adults	2,323	5,108	45.5%	51.0%	52.6%	50.3%
% of FP17s for Band 1 Urgent Courses	339	6,720	5.0%	10.7%	9.1%	9.1%
% of FP17s Relating to Free Repair or Replacements	74	6,720	1.1%	0.9%	1.0%	0.8%
% of FP17s Relating to Continuations	173	6,720	2.6%	1.1%	1.2%	1.0%
% of Patients satisfied with the dentistry they have received	7	8	N/A	91.6%	91.6%	91.5%
% of Patients satisfied with the time they had to wait for an appointment	8	8	N/A	87.7%	88.3%	87.9%

\* This is based on patients treated on this contract for their most recent course of treatment. Figures in italics indicate the base number of FP17s or Patient Questionnaire responses are less than 100. N/A is shown where the base number of responses is less than 10 during the period. % is calculated as Quantity/Base number\*100

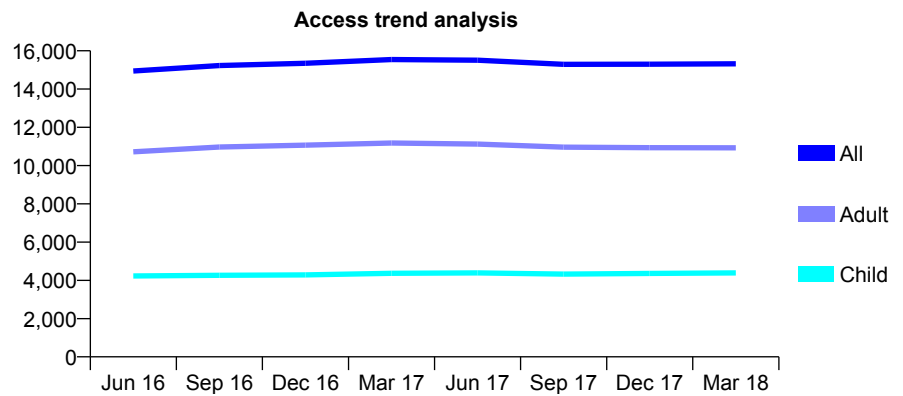
## Q47 - Vital Signs At a Glance Contract Report for 101370/0021 - March 2018

Name or company name	Petrie Tucker and Partners Ltd
Contract type name	GDS Contract
Purpose of contract	General
Contract start date	01/04/2006
Contract end date	

17/18 Contracted general activity (UDA)	47,600
Carry forward general activity (UDA)	-437
17/18 Contracted orthodontic activity (UOA)	0
Carry forward orthodontic activity (UOA)	0
Baseline contract value	£1,276,473.35

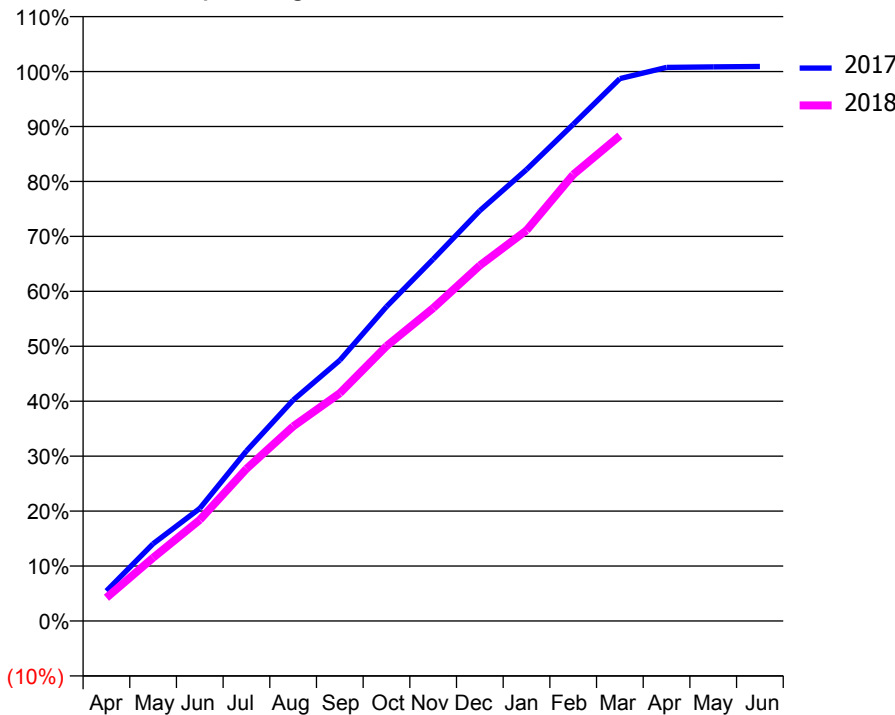
### ACCESS\*

Patients seen in 24 months	Total	Change since previous quarter
Quarter ending March 2017	15,546	
Quarter ending June 2017	15,509	→
Quarter ending September 2017	15,292	↓
Quarter ending December 2017	15,298	→
Quarter ending March 2018	15,323	→
<b>Variance since March 2017</b>	<b>(1.4%)</b>	<b>↓</b>



### ACTIVITY

Cumulative percentage of contracted UDA delivered 2017 & 2018



Month	Adjusted Scheduled Activity (UDA)	
	2017	2018
April	2,603	2,014
May	6,697	5,482
June	9,759	8,764
July	14,739	13,187
August	19,133	16,853
September	22,593	19,731
October	27,229	23,811
November	31,342	27,101
December	35,552	30,804
January	39,109	33,842
February	43,021	38,662
March	46,989	42,035
April	47,954	
May	47,995	
June	48,037	

### QUALITY

	Quantity	Base Number	Contract	AT	Region	England
% of FP17s for the same patient ID Re-attending within 3 months - Children	414	6,396	6.5%	13.3%	12.8%	11.9%
% of FP17s for the same patient ID Re-attending within 3 months - Adults	1,573	13,183	11.9%	16.3%	16.5%	16.0%
% of FP17s for the same patient ID Re-attending between 3 & 9 months - Children	3,623	6,396	56.6%	58.0%	59.7%	58.3%
% of FP17s for the same patient ID Re-attending between 3 & 9 months - Adults	6,559	13,183	49.8%	51.0%	52.6%	50.3%
% of FP17s for Band 1 Urgent Courses	1,339	19,150	7.0%	10.7%	9.1%	9.1%
% of FP17s Relating to Free Repair or Replacements	88	19,150	0.5%	0.9%	1.0%	0.8%
% of FP17s Relating to Continuations	289	19,150	1.5%	1.1%	1.2%	1.0%
% of Patients satisfied with the dentistry they have received	15	16	93.8%	91.6%	91.6%	91.5%
% of Patients satisfied with the time they had to wait for an appointment	15	16	93.8%	87.7%	88.3%	87.9%

\* This is based on patients treated on this contract for their most recent course of treatment. Figures in italics indicate the base number of FP17s or Patient Questionnaire responses are less than 100. N/A is shown where the base number of responses is less than 10 during the period. % is calculated as Quantity/Base number\*100

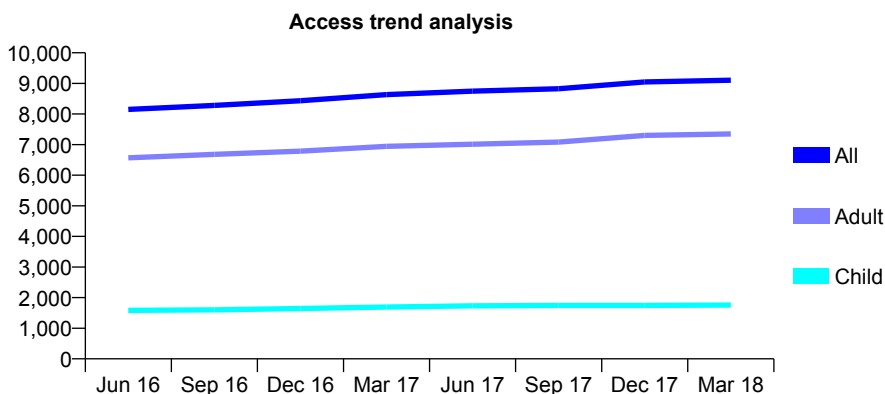
## Q47 - Vital Signs At a Glance Contract Report for 101370/0043 - March 2018

Name or company name	Petrie Tucker and Partners Ltd
Contract type name	GDS Contract
Purpose of contract	General
Contract start date	01/04/2006
Contract end date	

17/18 Contracted general activity (UDA)	27,015
Carry forward general activity (UDA)	-504
17/18 Contracted orthodontic activity (UOA)	0
Carry forward orthodontic activity (UOA)	0
Baseline contract value	£771,491.00

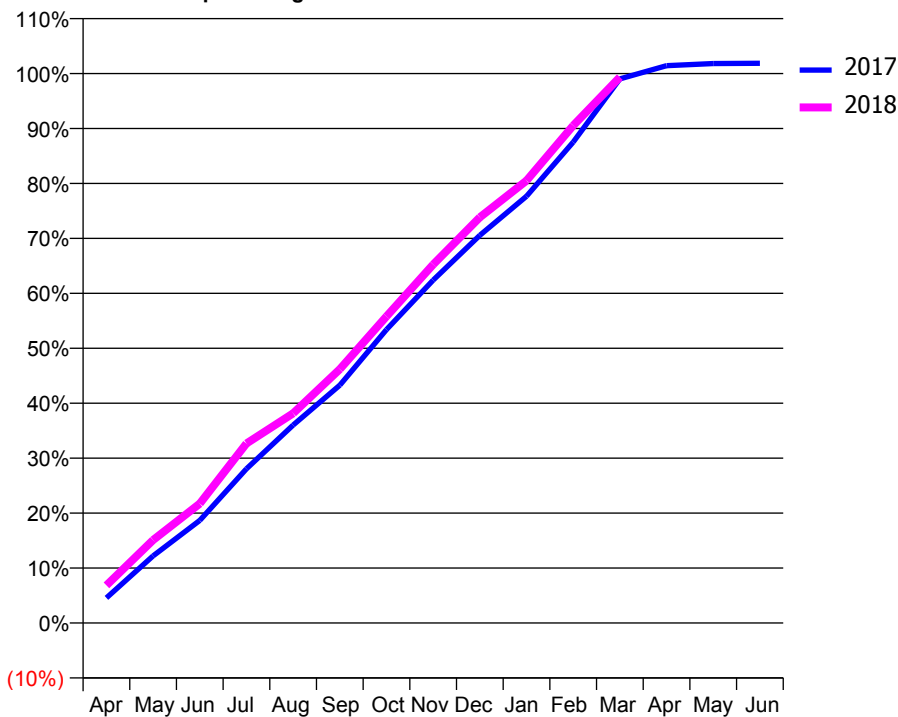
### ACCESS\*

Patients seen in 24 months	Total	Change since previous quarter
Quarter ending March 2017	8,636	
Quarter ending June 2017	8,746	→
Quarter ending September 2017	8,826	→
Quarter ending December 2017	9,048	↑
Quarter ending March 2018	9,106	→
<b>Variance since March 2017</b>	<b>5.4%</b>	<b>↑</b>



### ACTIVITY

Cumulative percentage of contracted UDA delivered 2017 & 2018



Month	Adjusted Scheduled Activity (UDA)	
	2017	2018
April	1,236	1,852
May	3,301	4,080
June	5,044	5,870
July	7,579	8,825
August	9,733	10,310
September	11,694	12,478
October	14,426	15,075
November	16,860	17,624
December	19,060	19,949
January	20,984	21,749
February	23,643	24,453
March	26,751	26,834
April	27,399	
May	27,507	
June	27,519	

### QUALITY

	Quantity	Base Number	Contract	AT	Region	England
% of FP17s for the same patient ID Re-attending within 3 months - Children	131	2,334	5.6%	13.3%	12.8%	11.9%
% of FP17s for the same patient ID Re-attending within 3 months - Adults	1,134	9,706	11.7%	16.3%	16.5%	16.0%
% of FP17s for the same patient ID Re-attending between 3 & 9 months - Children	1,326	2,334	56.8%	58.0%	59.7%	58.3%
% of FP17s for the same patient ID Re-attending between 3 & 9 months - Adults	5,307	9,706	54.7%	51.0%	52.6%	50.3%
% of FP17s for Band 1 Urgent Courses	688	11,702	5.9%	10.7%	9.1%	9.1%
% of FP17s Relating to Free Repair or Replacements	138	11,702	1.2%	0.9%	1.0%	0.8%
% of FP17s Relating to Continuations	213	11,702	1.8%	1.1%	1.2%	1.0%
% of Patients satisfied with the dentistry they have received	14	15	93.3%	91.6%	91.6%	91.5%
% of Patients satisfied with the time they had to wait for an appointment	14	15	93.3%	87.7%	88.3%	87.9%

\* This is based on patients treated on this contract for their most recent course of treatment. Figures in italics indicate the base number of FP17s or Patient Questionnaire responses are less than 100. N/A is shown where the base number of responses is less than 10 during the period. % is calculated as Quantity/Base number\*100



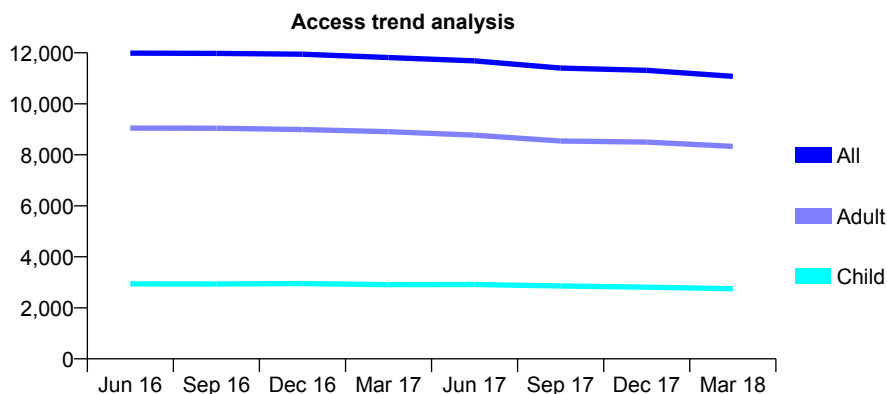
## Q47 - Vital Signs At a Glance Contract Report for 101370/0084 - March 2018

Name or company name	Petrie Tucker and Partners Ltd
Contract type name	GDS Contract
Purpose of contract	General
Contract start date	01/04/2007
Contract end date	

17/18 Contracted general activity (UDA)	33,780
Carry forward general activity (UDA)	106
17/18 Contracted orthodontic activity (UOA)	0
Carry forward orthodontic activity (UOA)	0
Baseline contract value	£1,033,113.22

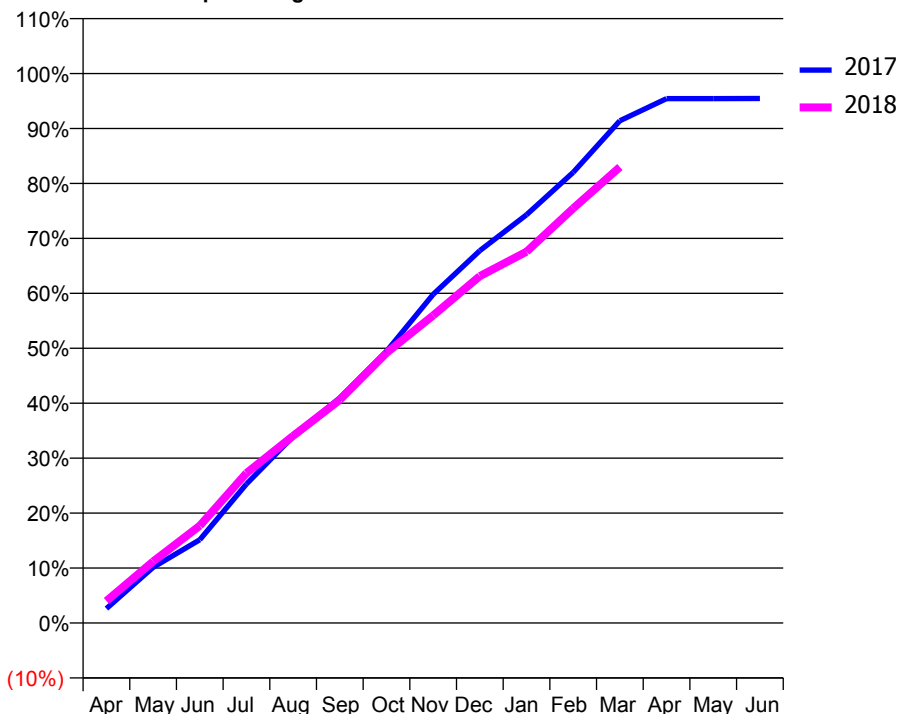
### ACCESS\*

Patients seen in 24 months	Total	Change since previous quarter
Quarter ending March 2017	11,814	
Quarter ending June 2017	11,684	↓
Quarter ending September 2017	11,399	↓
Quarter ending December 2017	11,310	→
Quarter ending March 2018	11,077	↓
<b>Variance since March 2017</b>	<b>(6.2%)</b>	<b>↓</b>



### ACTIVITY

Cumulative percentage of contracted UDA delivered 2017 & 2018



Month	Adjusted Scheduled Activity (UDA)	
	2017	2018
April	890	1,360
May	3,419	3,780
June	5,116	5,981
July	8,544	9,214
August	11,475	11,504
September	13,845	13,718
October	16,704	16,607
November	20,204	18,905
December	22,892	21,329
January	25,099	22,823
February	27,707	25,486
March	30,878	28,031
April	32,236	
May	32,237	
June	32,246	

### QUALITY

	Quantity	Base Number	Contract	AT	Region	England
% of FP17s for the same patient ID Re-attending within 3 months - Children	271	3,248	8.3%	13.3%	12.8%	11.9%
% of FP17s for the same patient ID Re-attending within 3 months - Adults	1,476	9,572	15.4%	16.3%	16.5%	16.0%
% of FP17s for the same patient ID Re-attending between 3 & 9 months - Children	1,490	3,248	45.9%	58.0%	59.7%	58.3%
% of FP17s for the same patient ID Re-attending between 3 & 9 months - Adults	3,840	9,572	40.1%	51.0%	52.6%	50.3%
% of FP17s for Band 1 Urgent Courses	1,031	12,272	8.4%	10.7%	9.1%	9.1%
% of FP17s Relating to Free Repair or Replacements	129	12,272	1.1%	0.9%	1.0%	0.8%
% of FP17s Relating to Continuations	438	12,272	3.6%	1.1%	1.2%	1.0%
% of Patients satisfied with the dentistry they have received	14	14	100.0%	91.6%	91.6%	91.5%
% of Patients satisfied with the time they had to wait for an appointment	13	14	92.9%	87.7%	88.3%	87.9%

\* This is based on patients treated on this contract for their most recent course of treatment. Figures in italics indicate the base number of FP17s or Patient Questionnaire responses are less than 100. N/A is shown where the base number of responses is less than 10 during the period. % is calculated as Quantity/Base number\*100

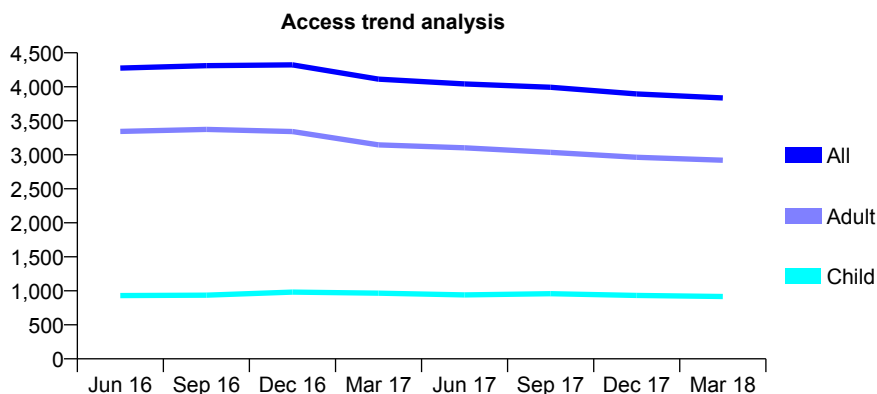
## Q47 - Vital Signs At a Glance Contract Report for 101435/0096 - March 2018

Name or company name	IDH Limited
Contract type name	GDS Contract
Purpose of contract	General
Contract start date	25/04/2008
Contract end date	

17/18 Contracted general activity (UDA)	14,432
Carry forward general activity (UDA)	-289
17/18 Contracted orthodontic activity (UOA)	0
Carry forward orthodontic activity (UOA)	0
Baseline contract value	£356,455.99

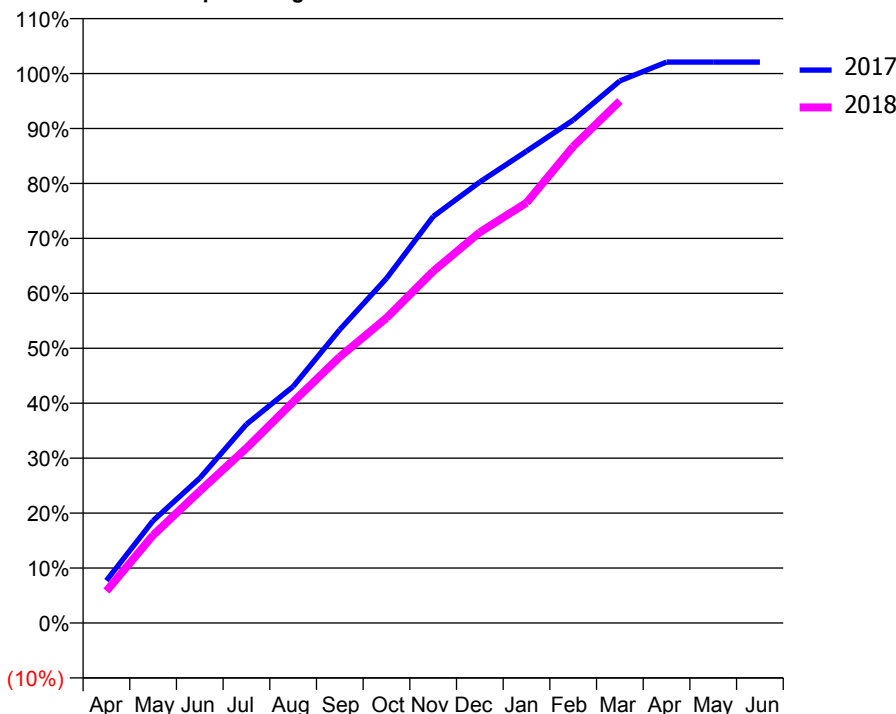
### ACCESS\*

Patients seen in 24 months	Total	Change since previous quarter
Quarter ending March 2017	4,113	
Quarter ending June 2017	4,042	↓
Quarter ending September 2017	3,994	↓
Quarter ending December 2017	3,895	↓
Quarter ending March 2018	3,837	↓
<b>Variance since March 2017</b>	<b>(6.7%)</b>	<b>↓</b>



### ACTIVITY

Cumulative percentage of contracted UDA delivered 2017 & 2018



Month	Adjusted Scheduled Activity (UDA)	
	2017	2018
April	1,116	840
May	2,687	2,306
June	3,807	3,465
July	5,221	4,593
August	6,210	5,808
September	7,707	6,992
October	9,053	8,011
November	10,676	9,237
December	11,585	10,264
January	12,394	11,036
February	13,210	12,513
March	14,238	13,710
April	14,732	
May	14,732	
June	14,732	

### QUALITY

	Quantity	Base Number	Contract	AT	Region	England
% of FP17s for the same patient ID Re-attending within 3 months - Children	103	1,117	9.2%	13.3%	12.8%	11.9%
% of FP17s for the same patient ID Re-attending within 3 months - Adults	691	3,645	19.0%	16.3%	16.5%	16.0%
% of FP17s for the same patient ID Re-attending between 3 & 9 months - Children	516	1,117	46.2%	58.0%	59.7%	58.3%
% of FP17s for the same patient ID Re-attending between 3 & 9 months - Adults	1,531	3,645	42.0%	51.0%	52.6%	50.3%
% of FP17s for Band 1 Urgent Courses	456	4,615	9.9%	10.7%	9.1%	9.1%
% of FP17s Relating to Free Repair or Replacements	56	4,615	1.2%	0.9%	1.0%	0.8%
% of FP17s Relating to Continuations	158	4,615	3.4%	1.1%	1.2%	1.0%
% of Patients satisfied with the dentistry they have received	15	16	93.8%	91.6%	91.6%	91.5%
% of Patients satisfied with the time they had to wait for an appointment	12	16	75.0%	87.7%	88.3%	87.9%

\* This is based on patients treated on this contract for their most recent course of treatment. Figures in italics indicate the base number of FP17s or Patient Questionnaire responses are less than 100. N/A is shown where the base number of responses is less than 10 during the period. % is calculated as Quantity/Base number\*100

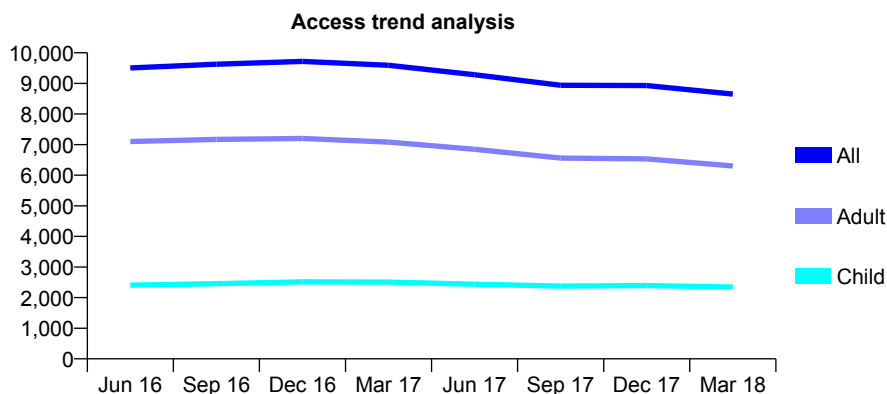
## Q47 - Vital Signs At a Glance Contract Report for 101435/0097 - March 2018

Name or company name	IDH Limited
Contract type name	GDS Contract
Purpose of contract	General
Contract start date	07/05/2008
Contract end date	

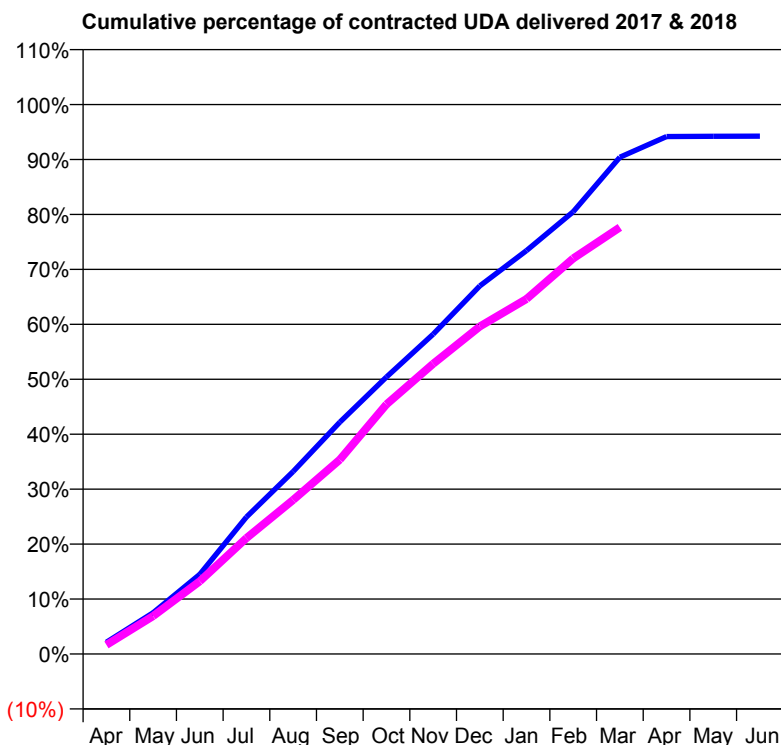
17/18 Contracted general activity (UDA)	25,500
Carry forward general activity (UDA)	0
17/18 Contracted orthodontic activity (UOA)	0
Carry forward orthodontic activity (UOA)	0
Baseline contract value	£569,970.72

### ACCESS\*

Patients seen in 24 months	Total	Change since previous quarter
Quarter ending March 2017	9,591	
Quarter ending June 2017	9,282	↓
Quarter ending September 2017	8,938	↓
Quarter ending December 2017	8,931	→
Quarter ending March 2018	8,651	↓
<b>Variance since March 2017</b>	<b>(9.8%)</b>	<b>↓</b>



### ACTIVITY



Month	Adjusted Scheduled Activity (UDA)	
	2017	2018
April	547	423
May	1,917	1,761
June	3,695	3,378
July	6,358	5,382
August	8,469	7,151
September	10,758	9,018
October	12,854	11,588
November	14,842	13,467
December	17,082	15,204
January	18,724	16,478
February	20,521	18,354
March	23,051	19,800
April	24,014	
May	24,025	
June	24,031	

### QUALITY

	Quantity	Base Number	Contract	AT	Region	England
% of FP17s for the same patient ID Re-attending within 3 months - Children	128	2,654	4.8%	13.3%	12.8%	11.9%
% of FP17s for the same patient ID Re-attending within 3 months - Adults	677	6,610	10.2%	16.3%	16.5%	16.0%
% of FP17s for the same patient ID Re-attending between 3 & 9 months - Children	1,144	2,654	43.1%	58.0%	59.7%	58.3%
% of FP17s for the same patient ID Re-attending between 3 & 9 months - Adults	2,701	6,610	40.9%	51.0%	52.6%	50.3%
% of FP17s for Band 1 Urgent Courses	375	8,887	4.2%	10.7%	9.1%	9.1%
% of FP17s Relating to Free Repair or Replacements	86	8,887	1.0%	0.9%	1.0%	0.8%
% of FP17s Relating to Continuations	157	8,887	1.8%	1.1%	1.2%	1.0%
% of Patients satisfied with the dentistry they have received	13	15	86.7%	91.6%	91.6%	91.5%
% of Patients satisfied with the time they had to wait for an appointment	10	15	66.7%	87.7%	88.3%	87.9%

\* This is based on patients treated on this contract for their most recent course of treatment. Figures in italics indicate the base number of FP17s or Patient Questionnaire responses are less than 100. N/A is shown where the base number of responses is less than 10 during the period. % is calculated as Quantity/Base number\*100

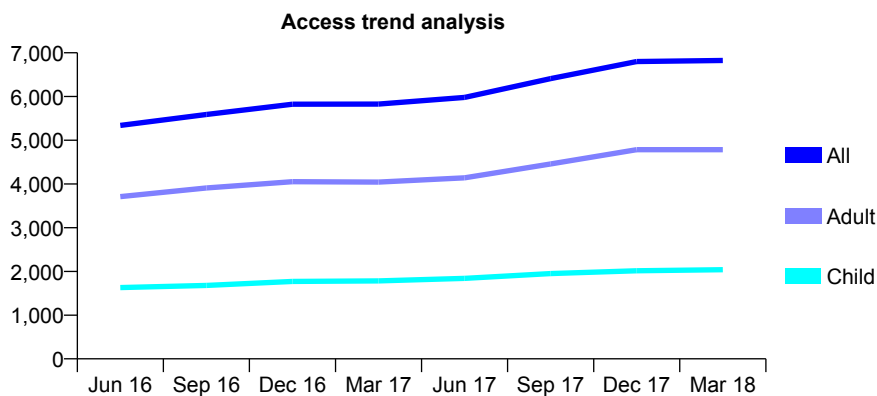
## Q47 - Vital Signs At a Glance Contract Report for 101435/0144 - March 2018

Name or company name	IDH Limited
Contract type name	GDS Contract
Purpose of contract	General
Contract start date	01/12/2012
Contract end date	

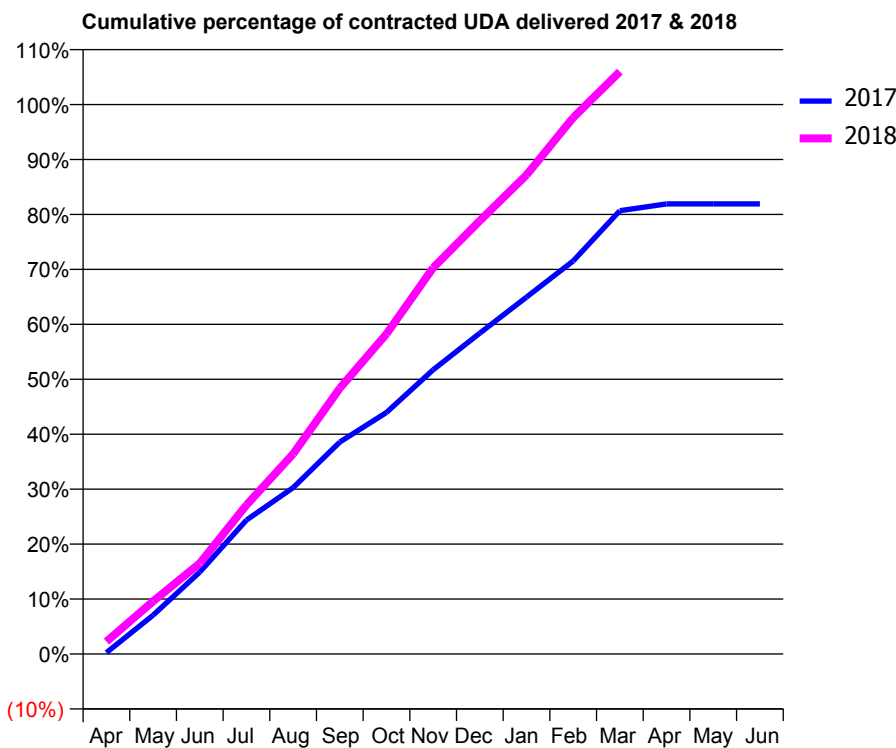
17/18 Contracted general activity (UDA)	13,990
Carry forward general activity (UDA)	0
17/18 Contracted orthodontic activity (UOA)	0
Carry forward orthodontic activity (UOA)	0
Baseline contract value	£416,956.48

### ACCESS\*

Patients seen in 24 months	Total	Change since previous quarter
Quarter ending March 2017	5,827	
Quarter ending June 2017	5,981	↑
Quarter ending September 2017	6,411	↑
Quarter ending December 2017	6,801	↑
Quarter ending March 2018	6,825	→
<b>Variance since March 2017</b>	<b>17.1%</b>	<b>↑</b>



### ACTIVITY



Month	Adjusted Scheduled Activity (UDA)	
	2017	2018
April	36	319
May	990	1,342
June	2,085	2,311
July	3,409	3,795
August	4,236	5,094
September	5,397	6,769
October	6,149	8,148
November	7,237	9,835
December	8,171	11,032
January	9,086	12,198
February	10,005	13,656
March	11,287	14,828
April	11,459	
May	11,458	
June	11,458	

### QUALITY

	Quantity	Base Number	Contract	AT	Region	England
% of FP17s for the same patient ID Re-attending within 3 months - Children	116	2,506	4.6%	13.3%	12.8%	11.9%
% of FP17s for the same patient ID Re-attending within 3 months - Adults	408	5,116	8.0%	16.3%	16.5%	16.0%
% of FP17s for the same patient ID Re-attending between 3 & 9 months - Children	1,135	2,506	45.3%	58.0%	59.7%	58.3%
% of FP17s for the same patient ID Re-attending between 3 & 9 months - Adults	1,637	5,116	32.0%	51.0%	52.6%	50.3%
% of FP17s for Band 1 Urgent Courses	328	7,526	4.4%	10.7%	9.1%	9.1%
% of FP17s Relating to Free Repair or Replacements	25	7,526	0.3%	0.9%	1.0%	0.8%
% of FP17s Relating to Continuations	89	7,526	1.2%	1.1%	1.2%	1.0%
% of Patients satisfied with the dentistry they have received	6	6	N/A	91.6%	91.6%	91.5%
% of Patients satisfied with the time they had to wait for an appointment	6	6	N/A	87.7%	88.3%	87.9%

\* This is based on patients treated on this contract for their most recent course of treatment. Figures in italics indicate the base number of FP17s or Patient Questionnaire responses are less than 100. N/A is shown where the base number of responses is less than 10 during the period. % is calculated as Quantity/Base number\*100

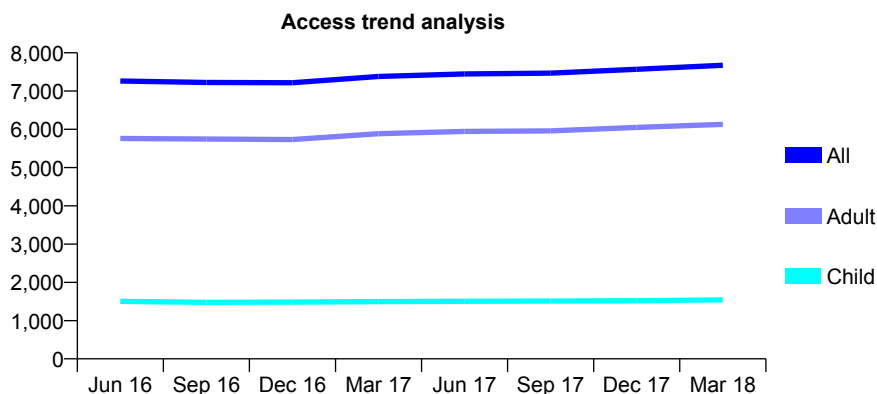
## Q47 - Vital Signs At a Glance Contract Report for 102350/0001 - March 2018

Name or company name	Complete Dental
Contract type name	GDS Contract
Purpose of contract	General
Contract start date	01/04/2006
Contract end date	

17/18 Contracted general activity (UDA)	24,000
Carry forward general activity (UDA)	0
17/18 Contracted orthodontic activity (UOA)	0
Carry forward orthodontic activity (UOA)	0
Baseline contract value	£582,449.17

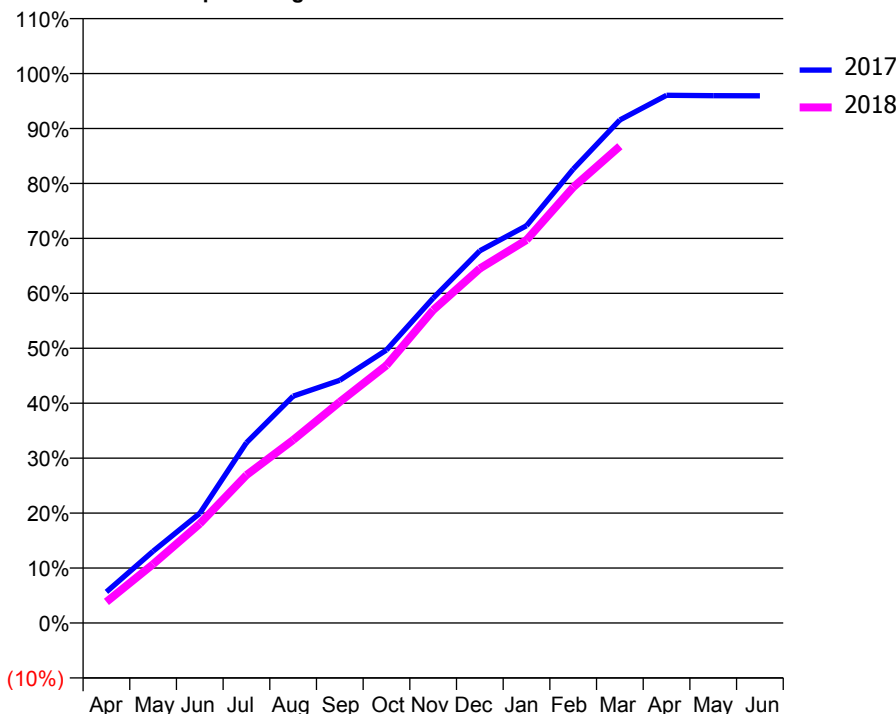
### ACCESS\*

Patients seen in 24 months	Total	Change since previous quarter
Quarter ending March 2017	7,382	
Quarter ending June 2017	7,448	→
Quarter ending September 2017	7,470	→
Quarter ending December 2017	7,568	→
Quarter ending March 2018	7,673	→
<b>Variance since March 2017</b>	<b>3.9%</b>	<b>↑</b>



### ACTIVITY

Cumulative percentage of contracted UDA delivered 2017 & 2018



Month	Adjusted Scheduled Activity (UDA)	
	2017	2018
April	1,361	925
May	3,135	2,571
June	4,790	4,335
July	7,874	6,463
August	9,912	7,993
September	10,603	9,661
October	11,922	11,252
November	14,191	13,663
December	16,256	15,483
January	17,351	16,730
February	19,823	19,028
March	21,968	20,823
April	23,047	
May	23,029	
June	23,025	

### QUALITY

	Quantity	Base Number	Contract	AT	Region	England
% of FP17s for the same patient ID Re-attending within 3 months - Children	186	2,491	7.5%	13.3%	12.8%	11.9%
% of FP17s for the same patient ID Re-attending within 3 months - Adults	1,188	9,038	13.1%	16.3%	16.5%	16.0%
% of FP17s for the same patient ID Re-attending between 3 & 9 months - Children	1,628	2,491	65.4%	58.0%	59.7%	58.3%
% of FP17s for the same patient ID Re-attending between 3 & 9 months - Adults	5,167	9,038	57.2%	51.0%	52.6%	50.3%
% of FP17s for Band 1 Urgent Courses	580	11,016	5.3%	10.7%	9.1%	9.1%
% of FP17s Relating to Free Repair or Replacements	213	11,016	1.9%	0.9%	1.0%	0.8%
% of FP17s Relating to Continuations	63	11,016	0.6%	1.1%	1.2%	1.0%
% of Patients satisfied with the dentistry they have received	14	15	93.3%	91.6%	91.6%	91.5%
% of Patients satisfied with the time they had to wait for an appointment	12	15	80.0%	87.7%	88.3%	87.9%

\* This is based on patients treated on this contract for their most recent course of treatment. Figures in italics indicate the base number of FP17s or Patient Questionnaire responses are less than 100. N/A is shown where the base number of responses is less than 10 during the period. % is calculated as Quantity/Base number\*100

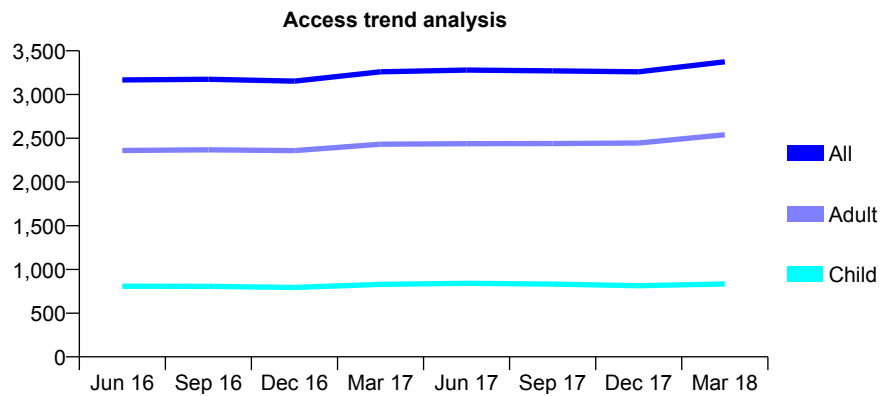
## Q47 - Vital Signs At a Glance Contract Report for 103578/0001 - March 2018

Name or company name	Lostock Hall Dental Care Ltd
Contract type name	GDS Contract
Purpose of contract	General
Contract start date	01/11/2009
Contract end date	

17/18 Contracted general activity (UDA)	9,683
Carry forward general activity (UDA)	302
17/18 Contracted orthodontic activity (UOA)	0
Carry forward orthodontic activity (UOA)	0
Baseline contract value	£262,937.24

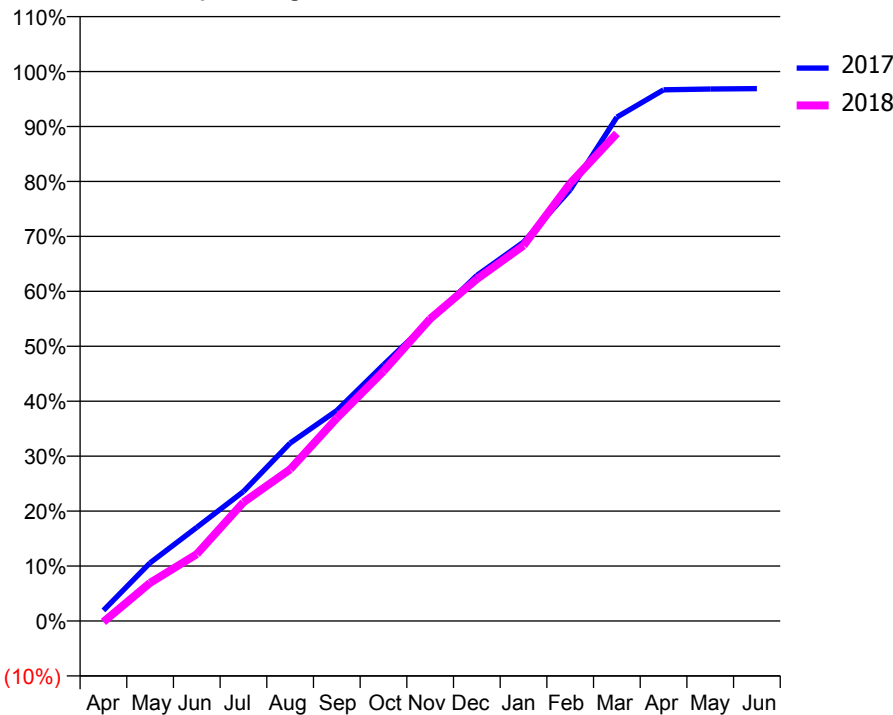
### ACCESS\*

Patients seen in 24 months	Total	Change since previous quarter
Quarter ending March 2017	3,260	
Quarter ending June 2017	3,279	→
Quarter ending September 2017	3,271	→
Quarter ending December 2017	3,260	→
Quarter ending March 2018	3,374	↑
<b>Variance since March 2017</b>	<b>3.5%</b>	<b>↑</b>



### ACTIVITY

Cumulative percentage of contracted UDA delivered 2017 & 2018



Month	Adjusted Scheduled Activity (UDA)	
	2017	2018
April	187	-17
May	1,027	674
June	1,650	1,178
July	2,282	2,091
August	3,135	2,673
September	3,710	3,575
October	4,515	4,401
November	5,299	5,327
December	6,088	6,026
January	6,677	6,616
February	7,598	7,712
March	8,878	8,592
April	9,360	
May	9,374	
June	9,381	

### QUALITY

	Quantity	Base Number	Contract	AT	Region	England
% of FP17s for the same patient ID Re-attending within 3 months - Children	78	1,282	6.1%	13.3%	12.8%	11.9%
% of FP17s for the same patient ID Re-attending within 3 months - Adults	549	3,773	14.6%	16.3%	16.5%	16.0%
% of FP17s for the same patient ID Re-attending between 3 & 9 months - Children	836	1,282	65.2%	58.0%	59.7%	58.3%
% of FP17s for the same patient ID Re-attending between 3 & 9 months - Adults	2,392	3,773	63.4%	51.0%	52.6%	50.3%
% of FP17s for Band 1 Urgent Courses	317	4,801	6.6%	10.7%	9.1%	9.1%
% of FP17s Relating to Free Repair or Replacements	104	4,801	2.2%	0.9%	1.0%	0.8%
% of FP17s Relating to Continuations	35	4,801	0.7%	1.1%	1.2%	1.0%
% of Patients satisfied with the dentistry they have received	9	9	N/A	91.6%	91.6%	91.5%
% of Patients satisfied with the time they had to wait for an appointment	8	9	N/A	87.7%	88.3%	87.9%

\* This is based on patients treated on this contract for their most recent course of treatment. Figures in italics indicate the base number of FP17s or Patient Questionnaire responses are less than 100. N/A is shown where the base number of responses is less than 10 during the period. % is calculated as Quantity/Base number\*100

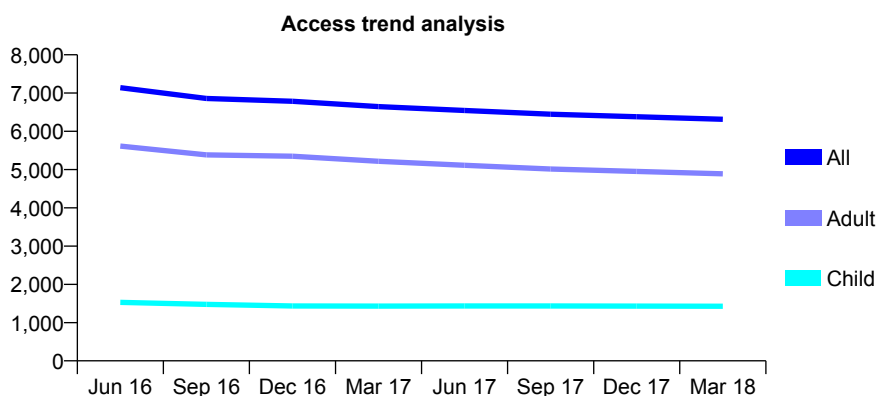
## Q47 - Vital Signs At a Glance Contract Report for 105198/0001 - March 2018

Name or company name	Stacksteads Dental Practice
Contract type name	GDS Contract
Purpose of contract	General
Contract start date	01/04/2009
Contract end date	

17/18 Contracted general activity (UDA)	18,100
Carry forward general activity (UDA)	-301
17/18 Contracted orthodontic activity (UOA)	0
Carry forward orthodontic activity (UOA)	0
Baseline contract value	£553,420.00

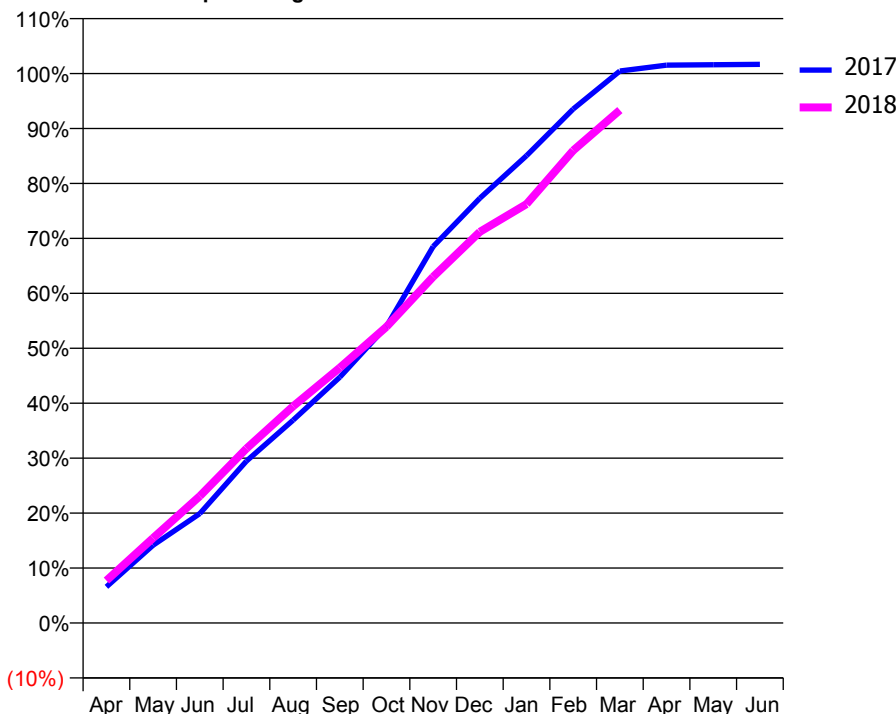
### ACCESS\*

Patients seen in 24 months	Total	Change since previous quarter
Quarter ending March 2017	6,647	
Quarter ending June 2017	6,545	↓
Quarter ending September 2017	6,446	↓
Quarter ending December 2017	6,382	→
Quarter ending March 2018	6,316	↓
<b>Variance since March 2017</b>	<b>(5.0%)</b>	<b>↓</b>



### ACTIVITY

Cumulative percentage of contracted UDA delivered 2017 & 2018



Month	Adjusted Scheduled Activity (UDA)	
	2017	2018
April	1,194	1,400
May	2,564	2,802
June	3,604	4,181
July	5,333	5,747
August	6,681	7,142
September	8,099	8,410
October	9,771	9,757
November	12,402	11,405
December	13,992	12,884
January	15,391	13,797
February	16,931	15,566
March	18,182	16,894
April	18,377	
May	18,387	
June	18,401	

### QUALITY

	Quantity	Base Number	Contract	AT	Region	England
% of FP17s for the same patient ID Re-attending within 3 months - Children	206	2,397	8.6%	13.3%	12.8%	11.9%
% of FP17s for the same patient ID Re-attending within 3 months - Adults	1,000	6,968	14.4%	16.3%	16.5%	16.0%
% of FP17s for the same patient ID Re-attending between 3 & 9 months - Children	1,607	2,397	67.0%	58.0%	59.7%	58.3%
% of FP17s for the same patient ID Re-attending between 3 & 9 months - Adults	4,540	6,968	65.2%	51.0%	52.6%	50.3%
% of FP17s for Band 1 Urgent Courses	657	9,180	7.2%	10.7%	9.1%	9.1%
% of FP17s Relating to Free Repair or Replacements	78	9,180	0.8%	0.9%	1.0%	0.8%
% of FP17s Relating to Continuations	55	9,180	0.6%	1.1%	1.2%	1.0%
% of Patients satisfied with the dentistry they have received	3	4	N/A	91.6%	91.6%	91.5%
% of Patients satisfied with the time they had to wait for an appointment	2	4	N/A	87.7%	88.3%	87.9%

\* This is based on patients treated on this contract for their most recent course of treatment. Figures in italics indicate the base number of FP17s or Patient Questionnaire responses are less than 100. N/A is shown where the base number of responses is less than 10 during the period. % is calculated as Quantity/Base number\*100

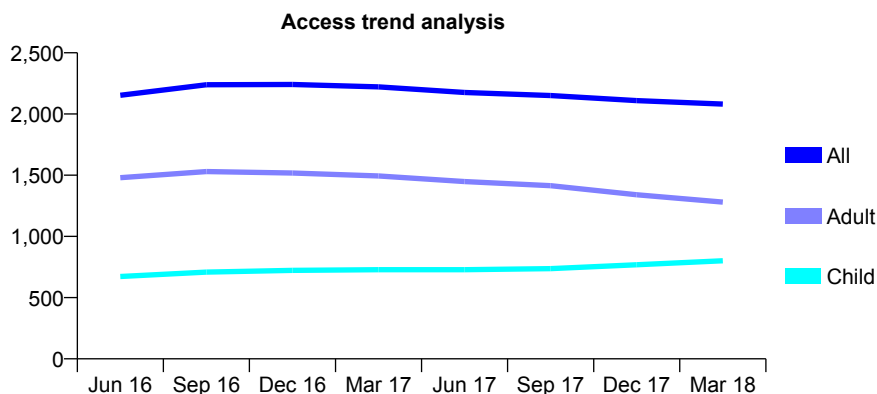
## Q47 - Vital Signs At a Glance Contract Report for 105406/0001 - March 2018

Name or company name	Clayton Brook Dental Surgery
Contract type name	GDS Contract
Purpose of contract	General
Contract start date	01/06/2010
Contract end date	

17/18 Contracted general activity (UDA)	7,000
Carry forward general activity (UDA)	-140
17/18 Contracted orthodontic activity (UOA)	0
Carry forward orthodontic activity (UOA)	0
Baseline contract value	£140,546.75

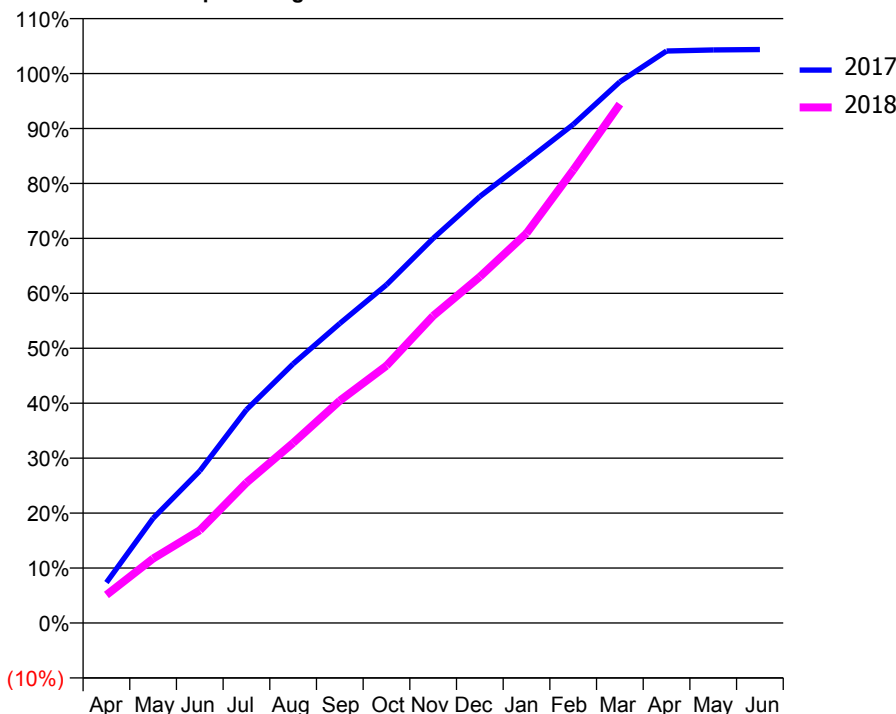
### ACCESS\*

Patients seen in 24 months	Total	Change since previous quarter
Quarter ending March 2017	2,222	
Quarter ending June 2017	2,176	↓
Quarter ending September 2017	2,151	↓
Quarter ending December 2017	2,109	↓
Quarter ending March 2018	2,081	↓
<b>Variance since March 2017</b>	<b>(6.3%)</b>	<b>↓</b>



### ACTIVITY

Cumulative percentage of contracted UDA delivered 2017 & 2018



Adjusted Scheduled Activity (UDA)

Month	2017	2018
April	515	357
May	1,335	822
June	1,937	1,181
July	2,717	1,788
August	3,302	2,295
September	3,817	2,833
October	4,308	3,277
November	4,900	3,913
December	5,433	4,410
January	5,888	4,965
February	6,351	5,770
March	6,894	6,611
April	7,286	
May	7,300	
June	7,305	

### QUALITY

	Quantity	Base Number	Contract	AT	Region	England
% of FP17s for the same patient ID Re-attending within 3 months - Children	202	1,441	14.0%	13.3%	12.8%	11.9%
% of FP17s for the same patient ID Re-attending within 3 months - Adults	369	1,824	20.2%	16.3%	16.5%	16.0%
% of FP17s for the same patient ID Re-attending between 3 & 9 months - Children	897	1,441	62.2%	58.0%	59.7%	58.3%
% of FP17s for the same patient ID Re-attending between 3 & 9 months - Adults	851	1,824	46.7%	51.0%	52.6%	50.3%
% of FP17s for Band 1 Urgent Courses	176	3,046	5.8%	10.7%	9.1%	9.1%
% of FP17s Relating to Free Repair or Replacements	54	3,046	1.8%	0.9%	1.0%	0.8%
% of FP17s Relating to Continuations	112	3,046	3.7%	1.1%	1.2%	1.0%
% of Patients satisfied with the dentistry they have received	5	5	N/A	91.6%	91.6%	91.5%
% of Patients satisfied with the time they had to wait for an appointment	5	5	N/A	87.7%	88.3%	87.9%

\* This is based on patients treated on this contract for their most recent course of treatment. Figures in italics indicate the base number of FP17s or Patient Questionnaire responses are less than 100. N/A is shown where the base number of responses is less than 10 during the period. % is calculated as Quantity/Base number\*100



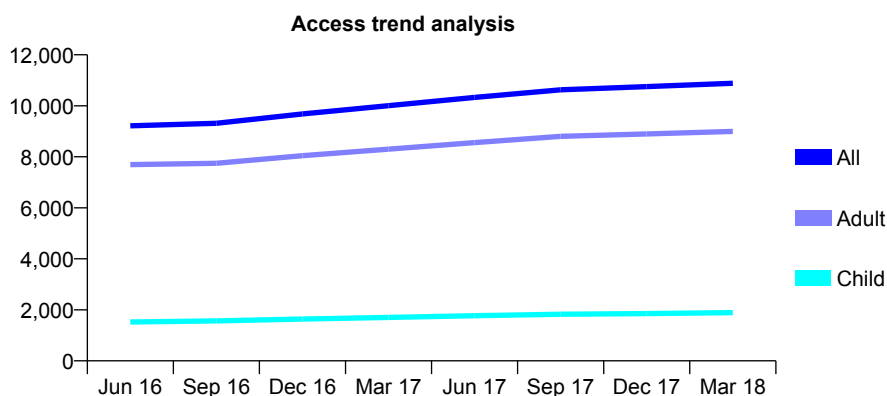
## Q47 - Vital Signs At a Glance Contract Report for 106984/0002 - March 2018

Name or company name	Ravat & Ray Dental Care
Contract type name	GDS Contract
Purpose of contract	General
Contract start date	01/09/2009
Contract end date	

17/18 Contracted general activity (UDA)	31,670
Carry forward general activity (UDA)	-300
17/18 Contracted orthodontic activity (UOA)	0
Carry forward orthodontic activity (UOA)	0
Baseline contract value	£1,163,336.03

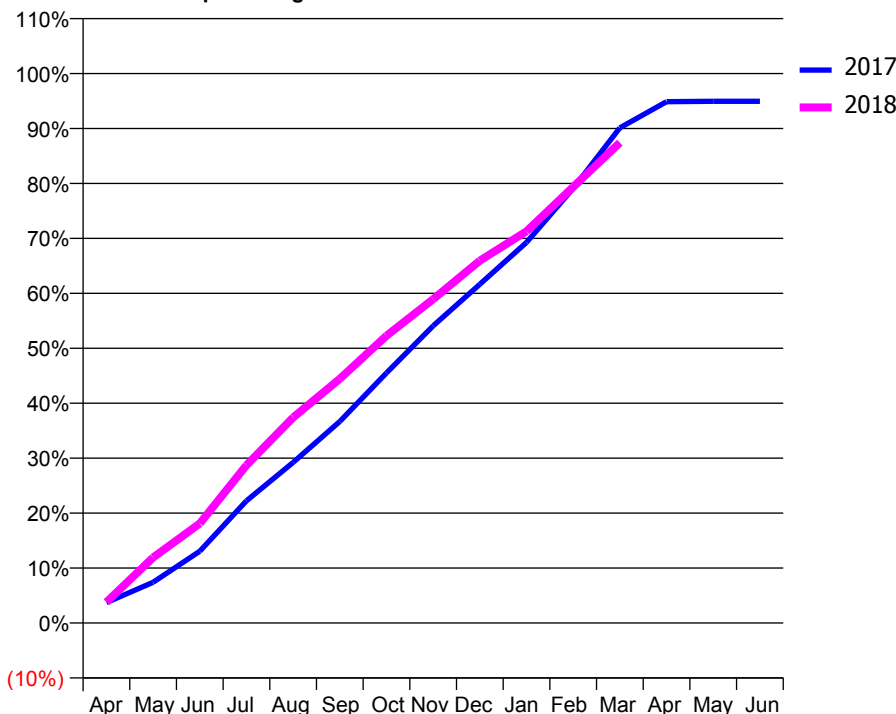
### ACCESS\*

Patients seen in 24 months	Total	Change since previous quarter
Quarter ending March 2017	10,004	
Quarter ending June 2017	10,330	↑
Quarter ending September 2017	10,625	↑
Quarter ending December 2017	10,753	→
Quarter ending March 2018	10,886	→
<b>Variance since March 2017</b>	<b>8.8%</b>	<b>↑</b>



### ACTIVITY

**Cumulative percentage of contracted UDA delivered 2017 & 2018**



Month	Adjusted Scheduled Activity (UDA)	
	2017	2018
April	1,183	1,200
May	2,349	3,777
June	4,139	5,739
July	7,044	9,092
August	9,256	11,846
September	11,615	14,078
October	14,412	16,555
November	17,124	18,661
December	19,528	20,887
January	21,936	22,574
February	25,048	25,134
March	28,538	27,684
April	30,046	
May	30,067	
June	30,070	

### QUALITY

	Quantity	Base Number	Contract	AT	Region	England
% of FP17s for the same patient ID Re-attending within 3 months - Children	304	3,003	10.1%	13.3%	12.8%	11.9%
% of FP17s for the same patient ID Re-attending within 3 months - Adults	2,294	13,456	17.0%	16.3%	16.5%	16.0%
% of FP17s for the same patient ID Re-attending between 3 & 9 months - Children	1,831	3,003	61.0%	58.0%	59.7%	58.3%
% of FP17s for the same patient ID Re-attending between 3 & 9 months - Adults	6,645	13,456	49.4%	51.0%	52.6%	50.3%
% of FP17s for Band 1 Urgent Courses	3,385	15,744	21.5%	10.7%	9.1%	9.1%
% of FP17s Relating to Free Repair or Replacements	207	15,744	1.3%	0.9%	1.0%	0.8%
% of FP17s Relating to Continuations	44	15,744	0.3%	1.1%	1.2%	1.0%
% of Patients satisfied with the dentistry they have received	13	15	86.7%	91.6%	91.6%	91.5%
% of Patients satisfied with the time they had to wait for an appointment	15	15	100.0%	87.7%	88.3%	87.9%

\* This is based on patients treated on this contract for their most recent course of treatment. Figures in italics indicate the base number of FP17s or Patient Questionnaire responses are less than 100. N/A is shown where the base number of responses is less than 10 during the period. % is calculated as Quantity/Base number\*100

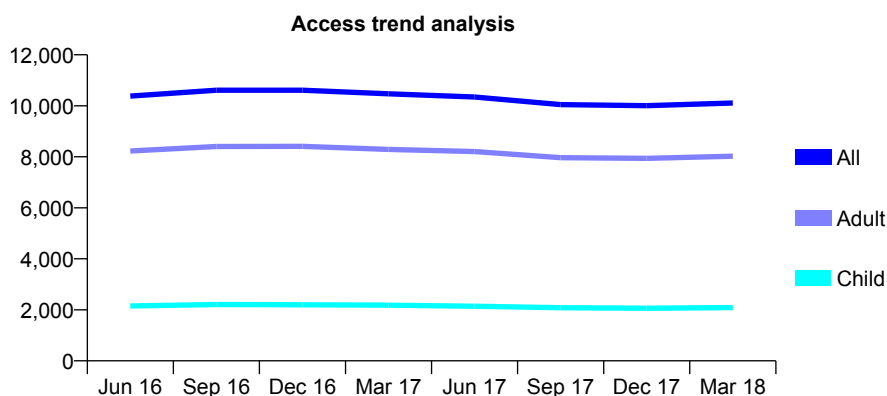
## Q47 - Vital Signs At a Glance Contract Report for 106984/0003 - March 2018

Name or company name	Ravat & Ray Dental Care
Contract type name	GDS Contract
Purpose of contract	General
Contract start date	01/09/2009
Contract end date	

17/18 Contracted general activity (UDA)	24,300
Carry forward general activity (UDA)	-313
17/18 Contracted orthodontic activity (UOA)	0
Carry forward orthodontic activity (UOA)	0
Baseline contract value	£821,760.75

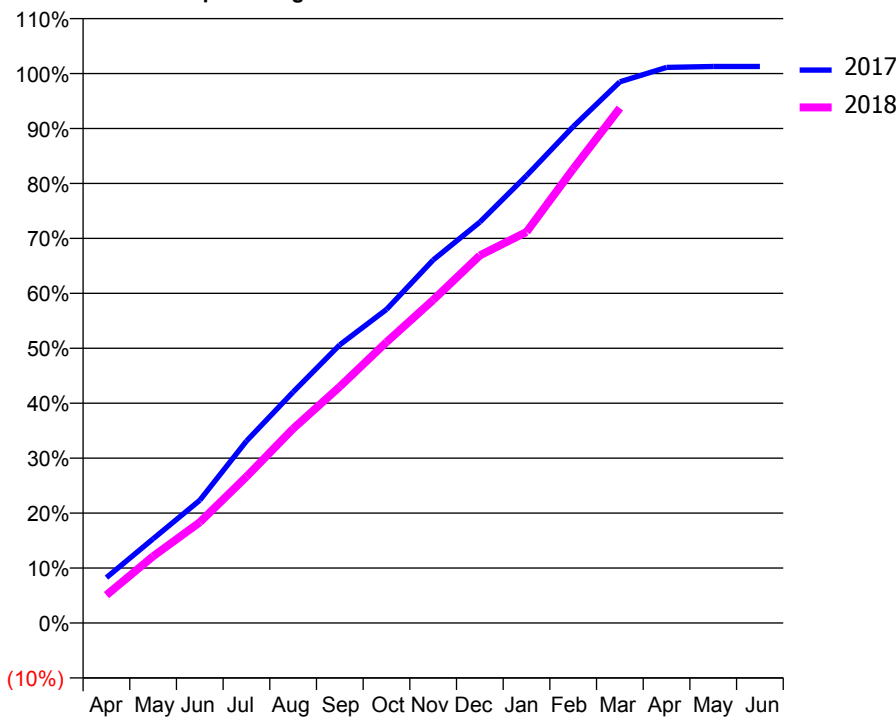
### ACCESS\*

Patients seen in 24 months	Total	Change since previous quarter
Quarter ending March 2017	10,472	
Quarter ending June 2017	10,344	↓
Quarter ending September 2017	10,048	↓
Quarter ending December 2017	10,003	→
Quarter ending March 2018	10,112	→
<b>Variance since March 2017</b>	<b>(3.4%)</b>	<b>↓</b>



### ACTIVITY

Cumulative percentage of contracted UDA delivered 2017 & 2018



Month	Adjusted Scheduled Activity (UDA)	
	2017	2018
April	2,010	1,236
May	3,726	2,951
June	5,426	4,456
July	8,047	6,474
August	10,214	8,598
September	12,306	10,450
October	13,865	12,423
November	16,054	14,288
December	17,731	16,257
January	19,782	17,291
February	21,951	20,083
March	23,930	22,768
April	24,572	
May	24,610	
June	24,613	

### QUALITY

	Quantity	Base Number	Contract	AT	Region	England
% of FP17s for the same patient ID Re-attending within 3 months - Children	498	3,737	13.3%	13.3%	12.8%	11.9%
% of FP17s for the same patient ID Re-attending within 3 months - Adults	1,205	10,249	11.8%	16.3%	16.5%	16.0%
% of FP17s for the same patient ID Re-attending between 3 & 9 months - Children	2,315	3,737	61.9%	58.0%	59.7%	58.3%
% of FP17s for the same patient ID Re-attending between 3 & 9 months - Adults	4,288	10,249	41.8%	51.0%	52.6%	50.3%
% of FP17s for Band 1 Urgent Courses	4,406	13,446	32.8%	10.7%	9.1%	9.1%
% of FP17s Relating to Free Repair or Replacements	103	13,446	0.8%	0.9%	1.0%	0.8%
% of FP17s Relating to Continuations	19	13,446	0.1%	1.1%	1.2%	1.0%
% of Patients satisfied with the dentistry they have received	6	6	N/A	91.6%	91.6%	91.5%
% of Patients satisfied with the time they had to wait for an appointment	6	6	N/A	87.7%	88.3%	87.9%

\* This is based on patients treated on this contract for their most recent course of treatment. Figures in italics indicate the base number of FP17s or Patient Questionnaire responses are less than 100. N/A is shown where the base number of responses is less than 10 during the period. % is calculated as Quantity/Base number\*100

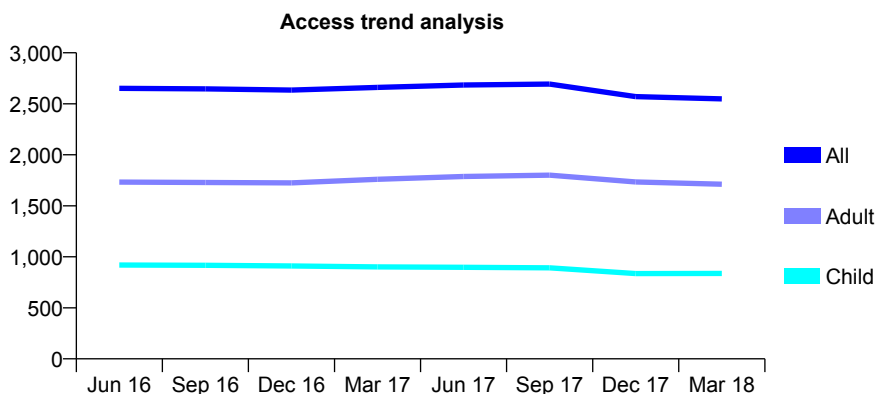
## Q47 - Vital Signs At a Glance Contract Report for 106984/0005 - March 2018

Name or company name	Ravat & Ray Dental Care
Contract type name	GDS Contract
Purpose of contract	General
Contract start date	01/10/2011
Contract end date	

17/18 Contracted general activity (UDA)	7,250
Carry forward general activity (UDA)	-131
17/18 Contracted orthodontic activity (UOA)	0
Carry forward orthodontic activity (UOA)	0
Baseline contract value	£402,357.55

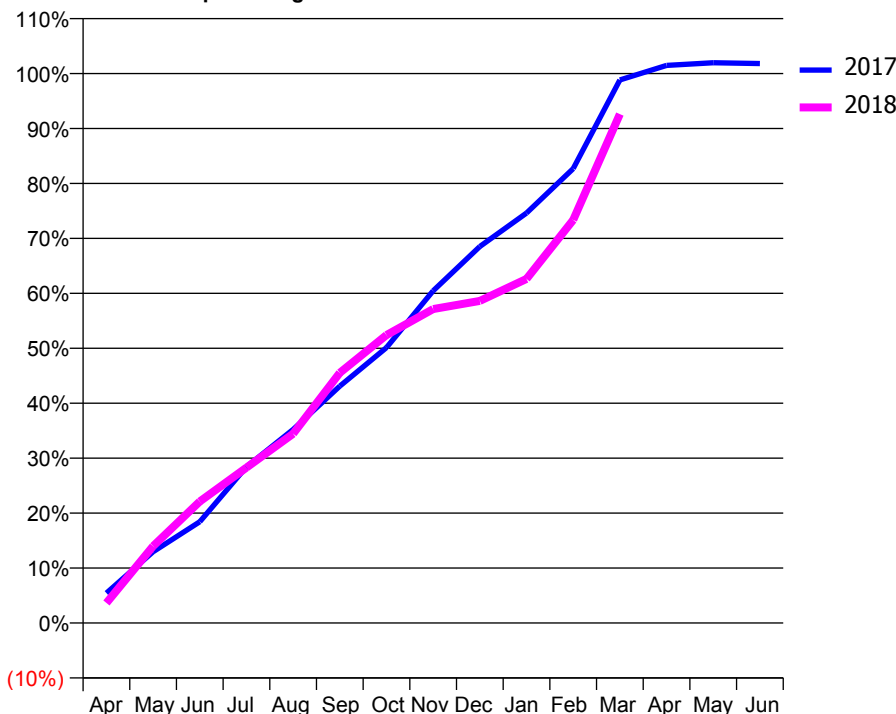
### ACCESS\*

Patients seen in 24 months	Total	Change since previous quarter
Quarter ending March 2017	2,661	
Quarter ending June 2017	2,684	→
Quarter ending September 2017	2,693	→
Quarter ending December 2017	2,570	↓
Quarter ending March 2018	2,549	→
<b>Variance since March 2017</b>	<b>(4.2%)</b>	<b>↓</b>



### ACTIVITY

Cumulative percentage of contracted UDA delivered 2017 & 2018



Month	Adjusted Scheduled Activity (UDA)	
	2017	2018
April	396	266
May	941	1,014
June	1,335	1,604
July	2,061	2,050
August	2,554	2,497
September	3,126	3,301
October	3,635	3,800
November	4,384	4,143
December	4,968	4,250
January	5,410	4,540
February	5,995	5,317
March	7,165	6,714
April	7,356	
May	7,392	
June	7,381	

### QUALITY

	Quantity	Base Number	Contract	AT	Region	England
% of FP17s for the same patient ID Re-attending within 3 months - Children	112	1,084	10.3%	13.3%	12.8%	11.9%
% of FP17s for the same patient ID Re-attending within 3 months - Adults	347	2,059	16.9%	16.3%	16.5%	16.0%
% of FP17s for the same patient ID Re-attending between 3 & 9 months - Children	560	1,084	51.7%	58.0%	59.7%	58.3%
% of FP17s for the same patient ID Re-attending between 3 & 9 months - Adults	1,011	2,059	49.1%	51.0%	52.6%	50.3%
% of FP17s for Band 1 Urgent Courses	410	3,054	13.4%	10.7%	9.1%	9.1%
% of FP17s Relating to Free Repair or Replacements	33	3,054	1.1%	0.9%	1.0%	0.8%
% of FP17s Relating to Continuations	6	3,054	0.2%	1.1%	1.2%	1.0%
% of Patients satisfied with the dentistry they have received	4	5	N/A	91.6%	91.6%	91.5%
% of Patients satisfied with the time they had to wait for an appointment	3	5	N/A	87.7%	88.3%	87.9%

\* This is based on patients treated on this contract for their most recent course of treatment. Figures in italics indicate the base number of FP17s or Patient Questionnaire responses are less than 100. N/A is shown where the base number of responses is less than 10 during the period. % is calculated as Quantity/Base number\*100

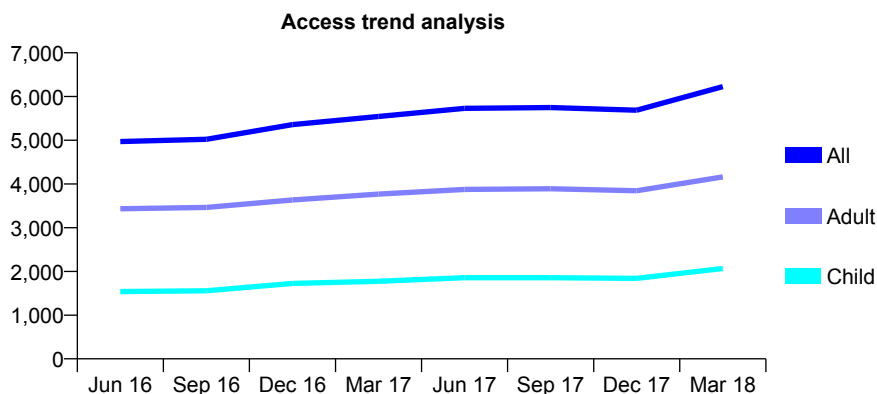
## Q47 - Vital Signs At a Glance Contract Report for 107611/0001 - March 2018

Name or company name	Synergy Dental CLinic Ltd
Contract type name	GDS Contract
Purpose of contract	General
Contract start date	01/04/2008
Contract end date	

17/18 Contracted general activity (UDA)	17,552
Carry forward general activity (UDA)	-140
17/18 Contracted orthodontic activity (UOA)	0
Carry forward orthodontic activity (UOA)	0
Baseline contract value	£439,677.88

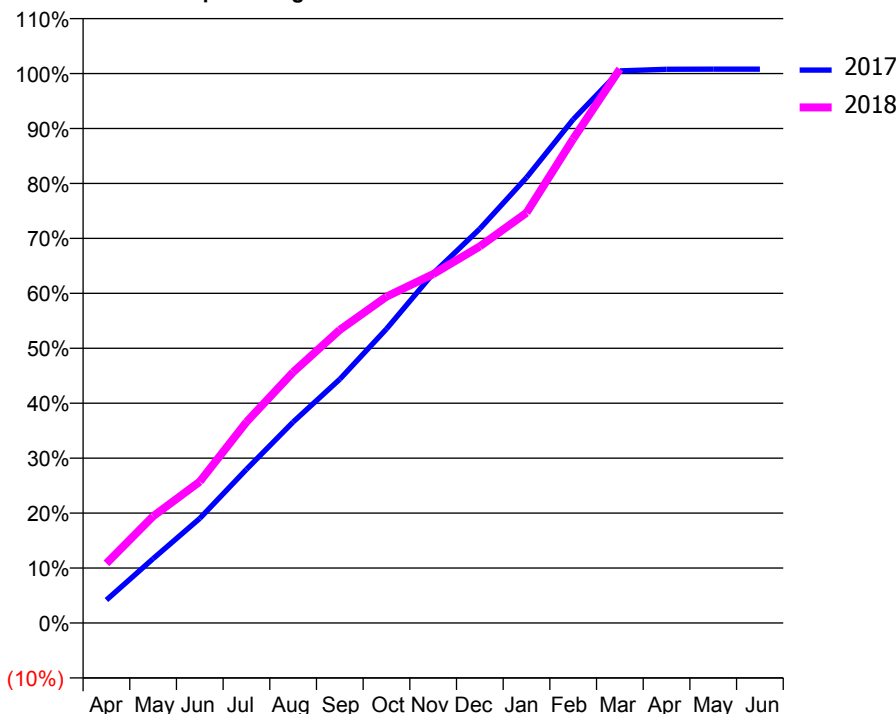
### ACCESS\*

Patients seen in 24 months	Total	Change since previous quarter
Quarter ending March 2017	5,543	
Quarter ending June 2017	5,730	↑
Quarter ending September 2017	5,748	→
Quarter ending December 2017	5,687	↓
Quarter ending March 2018	6,227	↑
<b>Variance since March 2017</b>	<b>12.3%</b>	<b>↑</b>



### ACTIVITY

Cumulative percentage of contracted UDA delivered 2017 & 2018



Adjusted Scheduled Activity (UDA)

Month	2017	2018
April	733	1,906
May	2,055	3,409
June	3,341	4,516
July	4,908	6,420
August	6,421	8,014
September	7,790	9,362
October	9,392	10,424
November	11,168	11,144
December	12,593	12,031
January	14,226	13,106
February	16,083	15,465
March	17,634	17,694
April	17,687	
May	17,692	
June	17,692	

### QUALITY

	Quantity	Base Number	Contract	AT	Region	England
% of FP17s for the same patient ID Re-attending within 3 months - Children	228	3,198	7.1%	13.3%	12.8%	11.9%
% of FP17s for the same patient ID Re-attending within 3 months - Adults	749	5,403	13.9%	16.3%	16.5%	16.0%
% of FP17s for the same patient ID Re-attending between 3 & 9 months - Children	2,029	3,198	63.4%	58.0%	59.7%	58.3%
% of FP17s for the same patient ID Re-attending between 3 & 9 months - Adults	3,054	5,403	56.5%	51.0%	52.6%	50.3%
% of FP17s for Band 1 Urgent Courses	370	8,566	4.3%	10.7%	9.1%	9.1%
% of FP17s Relating to Free Repair or Replacements	31	8,566	0.4%	0.9%	1.0%	0.8%
% of FP17s Relating to Continuations	35	8,566	0.4%	1.1%	1.2%	1.0%
% of Patients satisfied with the dentistry they have received	10	12	83.3%	91.6%	91.6%	91.5%
% of Patients satisfied with the time they had to wait for an appointment	11	12	91.7%	87.7%	88.3%	87.9%

\* This is based on patients treated on this contract for their most recent course of treatment. Figures in italics indicate the base number of FP17s or Patient Questionnaire responses are less than 100. N/A is shown where the base number of responses is less than 10 during the period. % is calculated as Quantity/Base number\*100

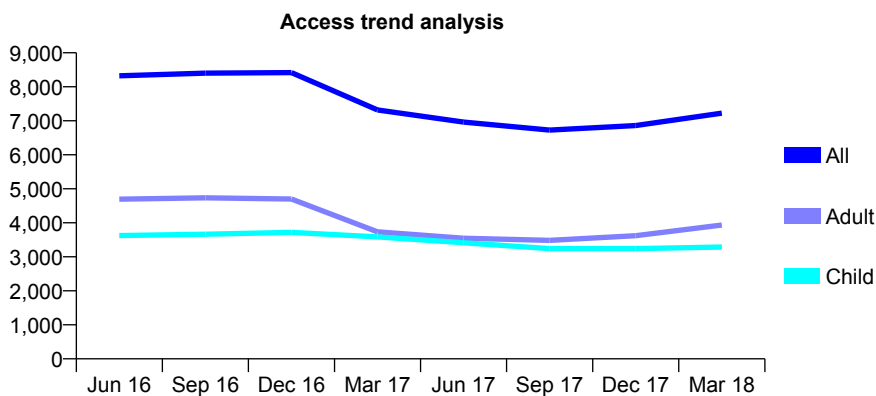
## Q47 - Vital Signs At a Glance Contract Report for 108006/0001 - March 2018

Name or company name	Redbridge Associates Ltd
Contract type name	GDS Contract
Purpose of contract	General
Contract start date	06/09/2010
Contract end date	

17/18 Contracted general activity (UDA)	26,020
Carry forward general activity (UDA)	425
17/18 Contracted orthodontic activity (UOA)	0
Carry forward orthodontic activity (UOA)	0
Baseline contract value	£641,010.95

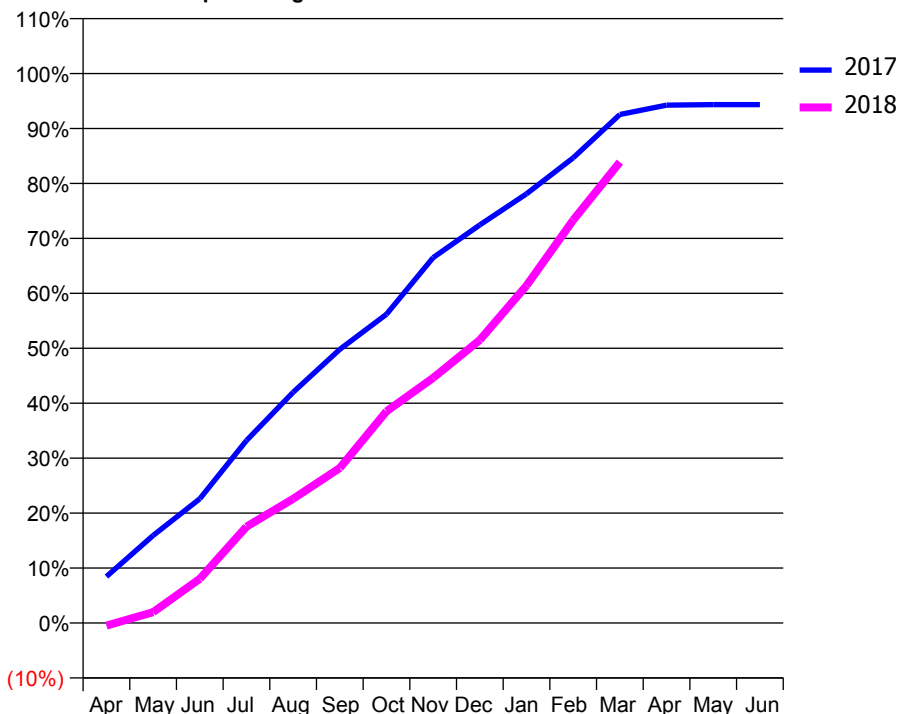
### ACCESS\*

Patients seen in 24 months	Total	Change since previous quarter
Quarter ending March 2017	7,321	
Quarter ending June 2017	6,961	↓
Quarter ending September 2017	6,726	↓
Quarter ending December 2017	6,861	↑
Quarter ending March 2018	7,227	↑
<b>Variance since March 2017</b>	<b>(1.3%)</b>	<b>↓</b>



### ACTIVITY

Cumulative percentage of contracted UDA delivered 2017 & 2018



Month	Adjusted Scheduled Activity (UDA)	
	2017	2018
April	2,202	-129
May	4,148	518
June	5,881	2,094
July	8,643	4,563
August	10,925	5,883
September	12,963	7,338
October	14,623	10,025
November	17,302	11,612
December	18,849	13,403
January	20,324	15,978
February	22,027	19,078
March	24,077	21,826
April	24,522	
May	24,549	
June	24,548	

### QUALITY

	Quantity	Base Number	Contract	AT	Region	England
% of FP17s for the same patient ID Re-attending within 3 months - Children	318	4,350	7.3%	13.3%	12.8%	11.9%
% of FP17s for the same patient ID Re-attending within 3 months - Adults	736	4,688	15.7%	16.3%	16.5%	16.0%
% of FP17s for the same patient ID Re-attending between 3 & 9 months - Children	1,920	4,350	44.1%	58.0%	59.7%	58.3%
% of FP17s for the same patient ID Re-attending between 3 & 9 months - Adults	1,570	4,688	33.5%	51.0%	52.6%	50.3%
% of FP17s for Band 1 Urgent Courses	851	8,848	9.6%	10.7%	9.1%	9.1%
% of FP17s Relating to Free Repair or Replacements	1	8,848	0.0%	0.9%	1.0%	0.8%
% of FP17s Relating to Continuations	151	8,848	1.7%	1.1%	1.2%	1.0%
% of Patients satisfied with the dentistry they have received	4	4	N/A	91.6%	91.6%	91.5%
% of Patients satisfied with the time they had to wait for an appointment	4	4	N/A	87.7%	88.3%	87.9%

\* This is based on patients treated on this contract for their most recent course of treatment. Figures in italics indicate the base number of FP17s or Patient Questionnaire responses are less than 100. N/A is shown where the base number of responses is less than 10 during the period. % is calculated as Quantity/Base number\*100

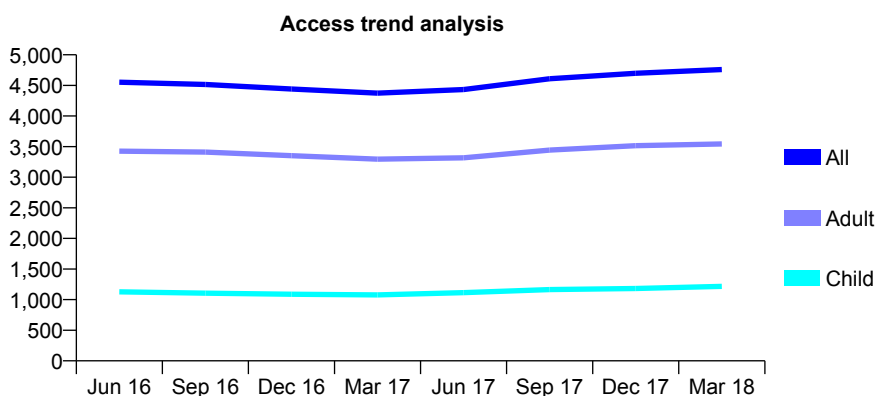
## Q47 - Vital Signs At a Glance Contract Report for 109304/0001 - March 2018

Name or company name	St Raphael's Dental Practice Limited
Contract type name	GDS Contract
Purpose of contract	General
Contract start date	01/10/2009
Contract end date	

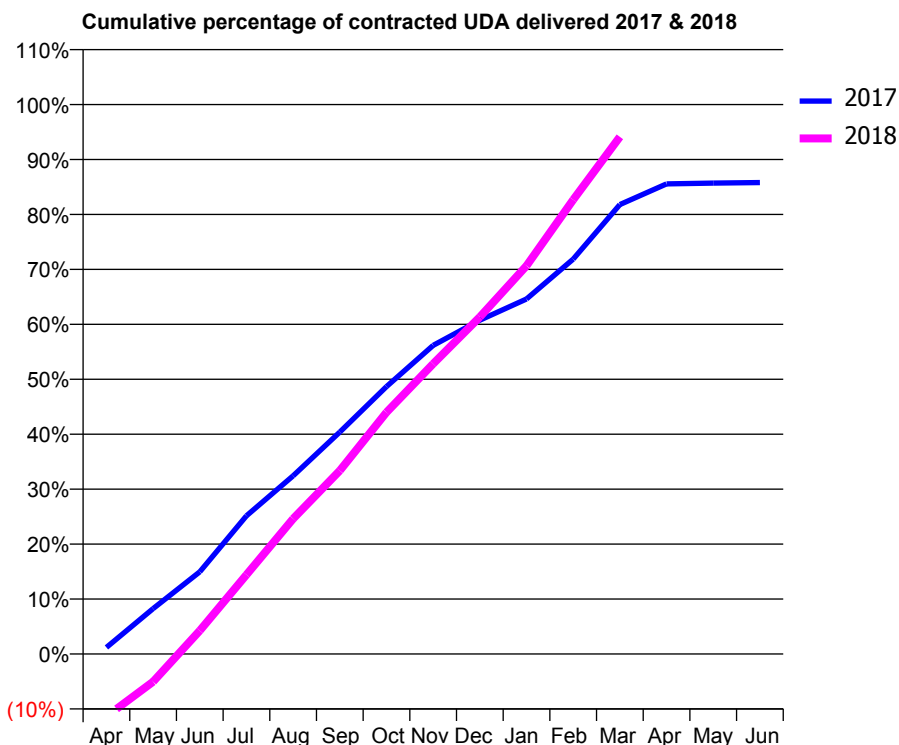
17/18 Contracted general activity (UDA)	14,000
Carry forward general activity (UDA)	1,988
17/18 Contracted orthodontic activity (UOA)	0
Carry forward orthodontic activity (UOA)	0
Baseline contract value	£393,318.31

### ACCESS\*

Patients seen in 24 months	Total	Change since previous quarter
Quarter ending March 2017	4,373	
Quarter ending June 2017	4,432	→
Quarter ending September 2017	4,608	↑
Quarter ending December 2017	4,698	→
Quarter ending March 2018	4,760	→
<b>Variance since March 2017</b>	<b>8.8%</b>	<b>↑</b>



### ACTIVITY



Month	Adjusted Scheduled Activity (UDA)	
	2017	2018
April	169	-1,594
May	1,158	-710
June	2,094	595
July	3,521	2,019
August	4,542	3,447
September	5,653	4,673
October	6,812	6,157
November	7,863	7,394
December	8,504	8,587
January	9,046	9,891
February	10,061	11,572
March	11,449	13,178
April	11,978	
May	11,999	
June	12,012	

### QUALITY

	Quantity	Base Number	Contract	AT	Region	England
% of FP17s for the same patient ID Re-attending within 3 months - Children	192	1,784	10.8%	13.3%	12.8%	11.9%
% of FP17s for the same patient ID Re-attending within 3 months - Adults	706	4,905	14.4%	16.3%	16.5%	16.0%
% of FP17s for the same patient ID Re-attending between 3 & 9 months - Children	844	1,784	47.3%	58.0%	59.7%	58.3%
% of FP17s for the same patient ID Re-attending between 3 & 9 months - Adults	2,141	4,905	43.6%	51.0%	52.6%	50.3%
% of FP17s for Band 1 Urgent Courses	609	6,459	9.4%	10.7%	9.1%	9.1%
% of FP17s Relating to Free Repair or Replacements	83	6,459	1.3%	0.9%	1.0%	0.8%
% of FP17s Relating to Continuations	65	6,459	1.0%	1.1%	1.2%	1.0%
% of Patients satisfied with the dentistry they have received	8	8	N/A	91.6%	91.6%	91.5%
% of Patients satisfied with the time they had to wait for an appointment	8	8	N/A	87.7%	88.3%	87.9%

\* This is based on patients treated on this contract for their most recent course of treatment. Figures in italics indicate the base number of FP17s or Patient Questionnaire responses are less than 100. N/A is shown where the base number of responses is less than 10 during the period. % is calculated as Quantity/Base number\*100

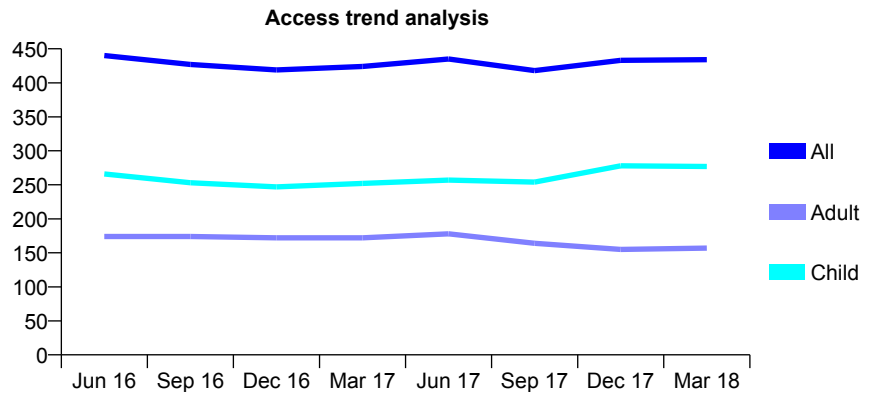
## Q47 - Vital Signs At a Glance Contract Report for 110302/0001 - March 2018

Name or company name	Kirkham Dental Care
Contract type name	GDS Contract
Purpose of contract	General
Contract start date	01/08/2014
Contract end date	

17/18 Contracted general activity (UDA)	1,500
Carry forward general activity (UDA)	0
17/18 Contracted orthodontic activity (UOA)	0
Carry forward orthodontic activity (UOA)	0
Baseline contract value	£48,289.83

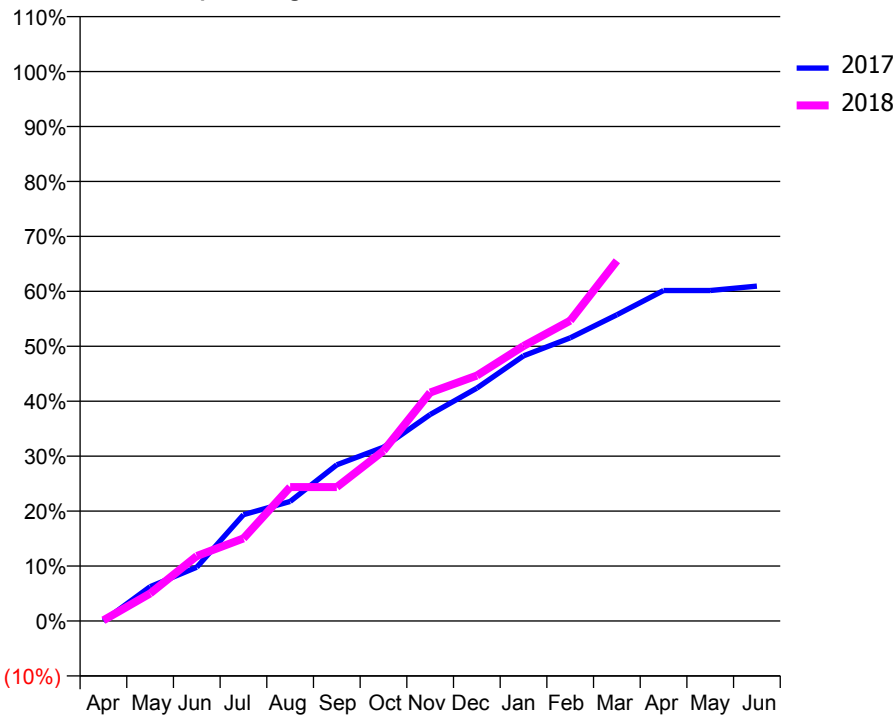
### ACCESS\*

Patients seen in 24 months	Total	Change since previous quarter
Quarter ending March 2017	424	
Quarter ending June 2017	435	↑
Quarter ending September 2017	418	↓
Quarter ending December 2017	433	↑
Quarter ending March 2018	434	→
<b>Variance since March 2017</b>	<b>2.4%</b>	<b>↑</b>



### ACTIVITY

Cumulative percentage of contracted UDA delivered 2017 & 2018



Month	Adjusted Scheduled Activity (UDA)	
	2017	2018
April	0	2
May	94	75
June	147	178
July	290	226
August	326	366
September	426	366
October	474	465
November	564	624
December	636	670
January	724	751
February	773	820
March	836	983
April	902	
May	902	
June	914	

### QUALITY

	Quantity	Base Number	Contract	AT	Region	England
% of FP17s for the same patient ID Re-attending within 3 months - Children	30	453	6.6%	13.3%	12.8%	11.9%
% of FP17s for the same patient ID Re-attending within 3 months - Adults	27	199	13.6%	16.3%	16.5%	16.0%
% of FP17s for the same patient ID Re-attending between 3 & 9 months - Children	258	453	57.0%	58.0%	59.7%	58.3%
% of FP17s for the same patient ID Re-attending between 3 & 9 months - Adults	111	199	55.8%	51.0%	52.6%	50.3%
% of FP17s for Band 1 Urgent Courses	7	609	1.1%	10.7%	9.1%	9.1%
% of FP17s Relating to Free Repair or Replacements	0	609	0.0%	0.9%	1.0%	0.8%
% of FP17s Relating to Continuations	18	609	3.0%	1.1%	1.2%	1.0%
% of Patients satisfied with the dentistry they have received	0	0	N/A	91.6%	91.6%	91.5%
% of Patients satisfied with the time they had to wait for an appointment	0	0	N/A	87.7%	88.3%	87.9%

\* This is based on patients treated on this contract for their most recent course of treatment. Figures in italics indicate the base number of FP17s or Patient Questionnaire responses are less than 100. N/A is shown where the base number of responses is less than 10 during the period. % is calculated as Quantity/Base number\*100

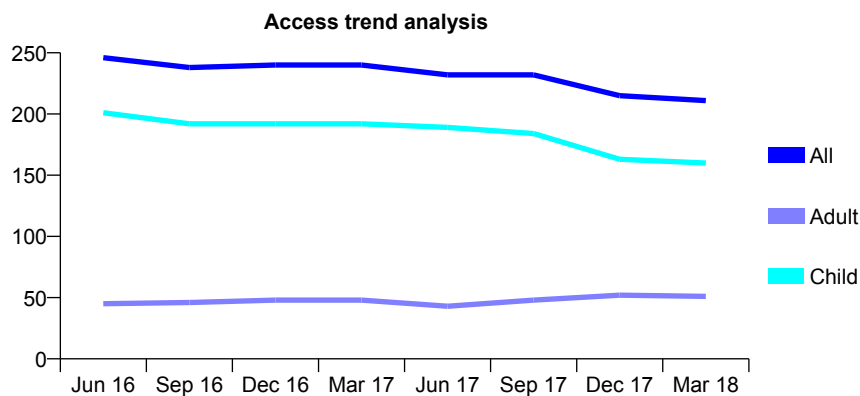
## Q47 - Vital Signs At a Glance Contract Report for 110302/0002 - March 2018

Name or company name	Kirkham Dental Care
Contract type name	GDS Contract
Purpose of contract	General
Contract start date	01/08/2014
Contract end date	

17/18 Contracted general activity (UDA)	850
Carry forward general activity (UDA)	0
17/18 Contracted orthodontic activity (UOA)	0
Carry forward orthodontic activity (UOA)	0
Baseline contract value	£19,245.89

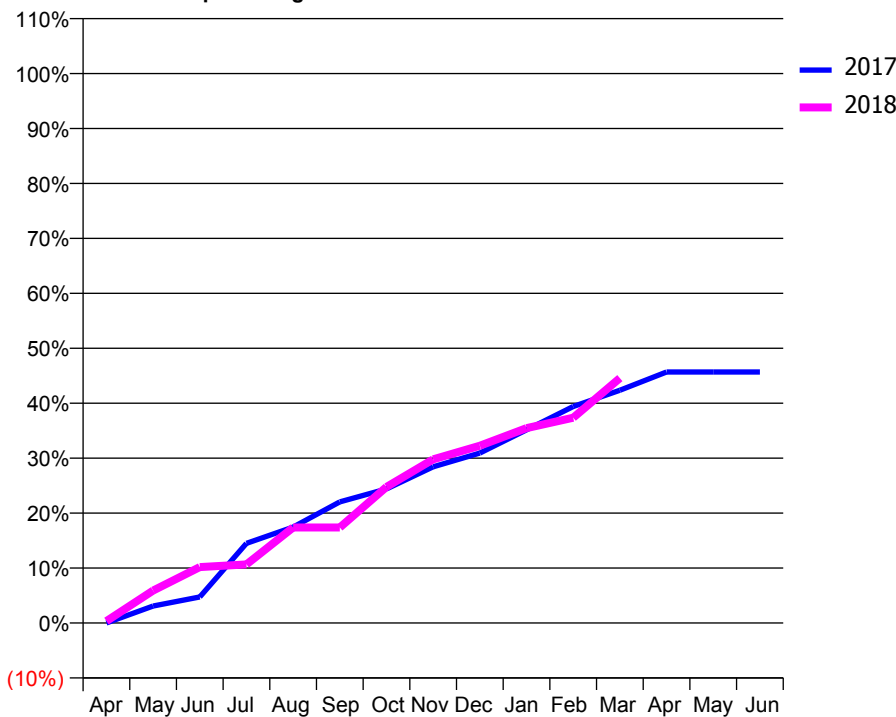
### ACCESS\*

Patients seen in 24 months	Total	Change since previous quarter
Quarter ending March 2017	240	
Quarter ending June 2017	232	↓
Quarter ending September 2017	232	→
Quarter ending December 2017	215	↓
Quarter ending March 2018	211	↓
<b>Variance since March 2017</b>	<b>(12.1%)</b>	<b>↓</b>



### ACTIVITY

Cumulative percentage of contracted UDA delivered 2017 & 2018



Month	Adjusted Scheduled Activity (UDA)	
	2017	2018
April	0	3
May	26	50
June	40	87
July	123	91
August	148	148
September	187	148
October	207	210
November	242	253
December	263	274
January	299	301
February	335	318
March	360	379
April	388	
May	388	
June	388	

### QUALITY

	Quantity	Base Number	Contract	AT	Region	England
% of FP17s for the same patient ID Re-attending within 3 months - Children	17	284	6.0%	13.3%	12.8%	11.9%
% of FP17s for the same patient ID Re-attending within 3 months - Adults	2	51	3.9%	16.3%	16.5%	16.0%
% of FP17s for the same patient ID Re-attending between 3 & 9 months - Children	167	284	58.8%	58.0%	59.7%	58.3%
% of FP17s for the same patient ID Re-attending between 3 & 9 months - Adults	31	51	60.8%	51.0%	52.6%	50.3%
% of FP17s for Band 1 Urgent Courses	19	313	6.1%	10.7%	9.1%	9.1%
% of FP17s Relating to Free Repair or Replacements	0	313	0.0%	0.9%	1.0%	0.8%
% of FP17s Relating to Continuations	1	313	0.3%	1.1%	1.2%	1.0%
% of Patients satisfied with the dentistry they have received	1	1	N/A	91.6%	91.6%	91.5%
% of Patients satisfied with the time they had to wait for an appointment	1	1	N/A	87.7%	88.3%	87.9%

\* This is based on patients treated on this contract for their most recent course of treatment. Figures in italics indicate the base number of FP17s or Patient Questionnaire responses are less than 100. N/A is shown where the base number of responses is less than 10 during the period. % is calculated as Quantity/Base number\*100



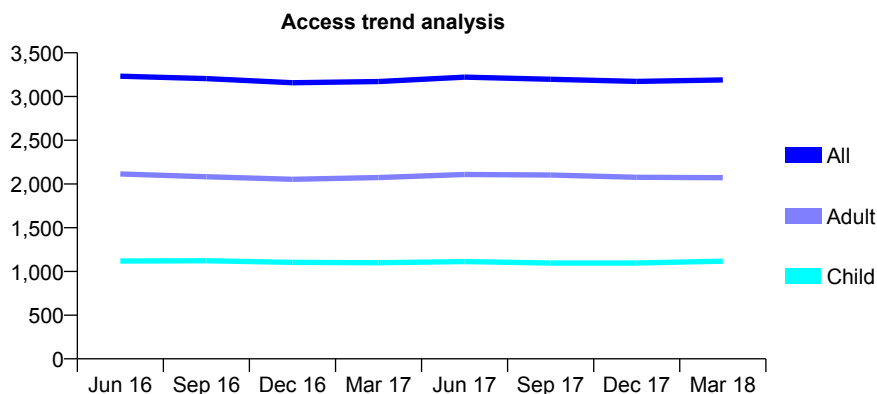
## Q47 - Vital Signs At a Glance Contract Report for 11198/0001 - March 2018

Name or company name	Barrowford Dental Practice
Contract type name	GDS Contract
Purpose of contract	General
Contract start date	01/08/2009
Contract end date	

17/18 Contracted general activity (UDA)	8,000
Carry forward general activity (UDA)	202
17/18 Contracted orthodontic activity (UOA)	0
Carry forward orthodontic activity (UOA)	0
Baseline contract value	£236,055.21

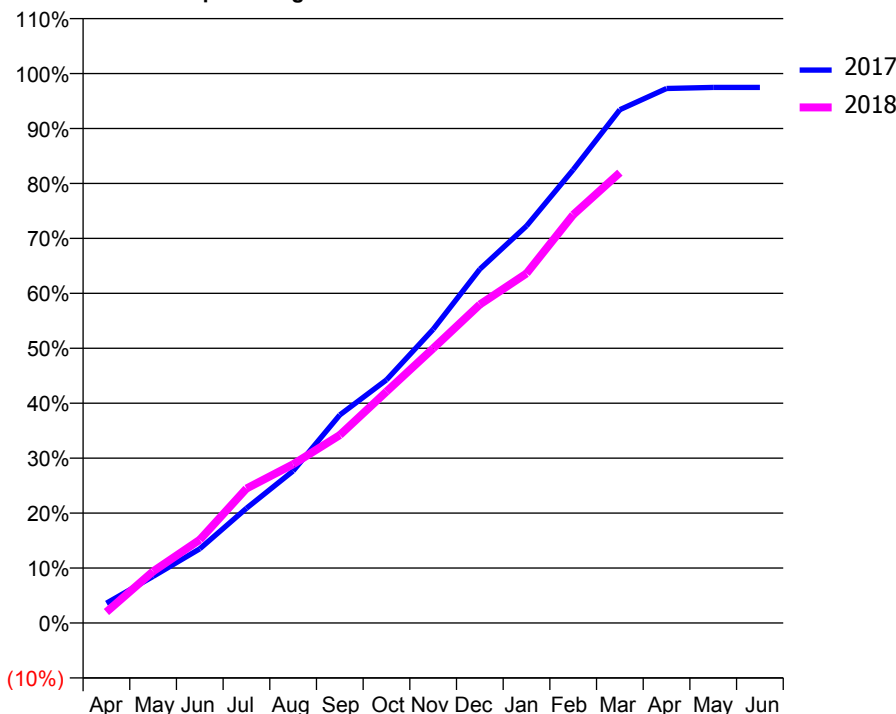
### ACCESS\*

Patients seen in 24 months	Total	Change since previous quarter
Quarter ending March 2017	3,172	
Quarter ending June 2017	3,222	→
Quarter ending September 2017	3,197	→
Quarter ending December 2017	3,173	→
Quarter ending March 2018	3,189	→
<b>Variance since March 2017</b>	<b>0.5%</b>	<b>→</b>



### ACTIVITY

Cumulative percentage of contracted UDA delivered 2017 & 2018



Month	Adjusted Scheduled Activity (UDA)	
	2017	2018
April	288	160
May	678	752
June	1,080	1,213
July	1,670	1,957
August	2,215	2,312
September	3,029	2,737
October	3,541	3,368
November	4,277	3,998
December	5,152	4,637
January	5,781	5,090
February	6,600	5,944
March	7,474	6,557
April	7,781	
May	7,797	
June	7,798	

### QUALITY

	Quantity	Base Number	Contract	AT	Region	England
% of FP17s for the same patient ID Re-attending within 3 months - Children	123	1,682	7.3%	13.3%	12.8%	11.9%
% of FP17s for the same patient ID Re-attending within 3 months - Adults	454	2,944	15.4%	16.3%	16.5%	16.0%
% of FP17s for the same patient ID Re-attending between 3 & 9 months - Children	938	1,682	55.8%	58.0%	59.7%	58.3%
% of FP17s for the same patient ID Re-attending between 3 & 9 months - Adults	1,578	2,944	53.6%	51.0%	52.6%	50.3%
% of FP17s for Band 1 Urgent Courses	394	3,791	10.4%	10.7%	9.1%	9.1%
% of FP17s Relating to Free Repair or Replacements	36	3,791	0.9%	0.9%	1.0%	0.8%
% of FP17s Relating to Continuations	17	3,791	0.4%	1.1%	1.2%	1.0%
% of Patients satisfied with the dentistry they have received	5	7	N/A	91.6%	91.6%	91.5%
% of Patients satisfied with the time they had to wait for an appointment	5	7	N/A	87.7%	88.3%	87.9%

\* This is based on patients treated on this contract for their most recent course of treatment. Figures in italics indicate the base number of FP17s or Patient Questionnaire responses are less than 100. N/A is shown where the base number of responses is less than 10 during the period. % is calculated as Quantity/Base number\*100

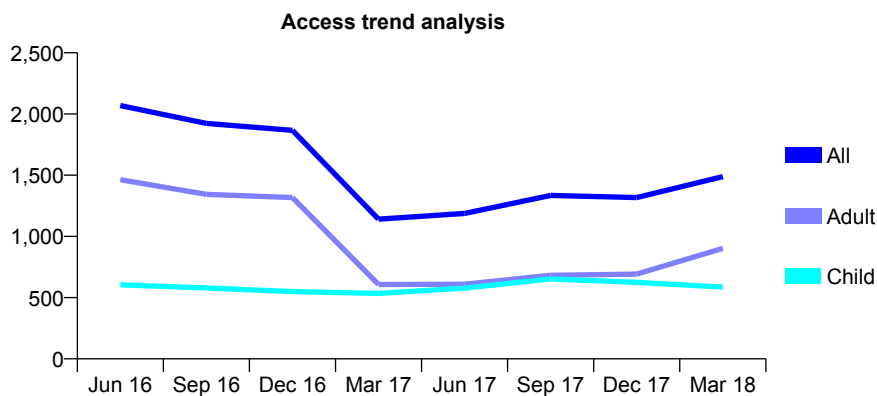
## Q47 - Vital Signs At a Glance Contract Report for 111228/0001 - March 2018

Name or company name	Deepdale Dental
Contract type name	GDS Contract
Purpose of contract	General
Contract start date	01/07/2010
Contract end date	

17/18 Contracted general activity (UDA)	10,471
Carry forward general activity (UDA)	0
17/18 Contracted orthodontic activity (UOA)	0
Carry forward orthodontic activity (UOA)	0
Baseline contract value	£254,529.86

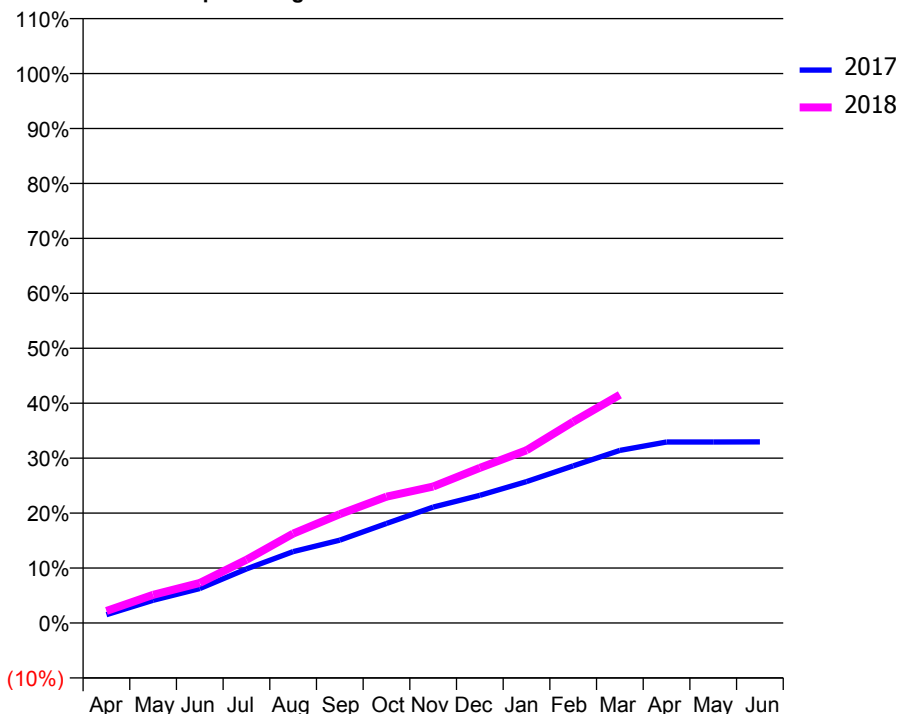
### ACCESS\*

Patients seen in 24 months	Total	Change since previous quarter
Quarter ending March 2017	1,141	
Quarter ending June 2017	1,188	↑
Quarter ending September 2017	1,335	↑
Quarter ending December 2017	1,317	↓
Quarter ending March 2018	1,489	↑
<b>Variance since March 2017</b>	<b>30.5%</b>	<b>↑</b>



### ACTIVITY

Cumulative percentage of contracted UDA delivered 2017 & 2018



Month	Adjusted Scheduled Activity (UDA)	
	2017	2018
April	159	231
May	433	537
June	658	763
July	1,029	1,205
August	1,361	1,704
September	1,579	2,075
October	1,898	2,407
November	2,209	2,600
December	2,433	2,957
January	2,696	3,291
February	2,993	3,835
March	3,290	4,350
April	3,449	
May	3,449	
June	3,452	

### QUALITY

	Quantity	Base Number	Contract	AT	Region	England
% of FP17s for the same patient ID Re-attending within 3 months - Children	92	1,009	9.1%	13.3%	12.8%	11.9%
% of FP17s for the same patient ID Re-attending within 3 months - Adults	253	1,296	19.5%	16.3%	16.5%	16.0%
% of FP17s for the same patient ID Re-attending between 3 & 9 months - Children	520	1,009	51.5%	58.0%	59.7%	58.3%
% of FP17s for the same patient ID Re-attending between 3 & 9 months - Adults	463	1,296	35.7%	51.0%	52.6%	50.3%
% of FP17s for Band 1 Urgent Courses	258	2,220	11.6%	10.7%	9.1%	9.1%
% of FP17s Relating to Free Repair or Replacements	0	2,220	0.0%	0.9%	1.0%	0.8%
% of FP17s Relating to Continuations	43	2,220	1.9%	1.1%	1.2%	1.0%
% of Patients satisfied with the dentistry they have received	2	3	N/A	91.6%	91.6%	91.5%
% of Patients satisfied with the time they had to wait for an appointment	3	3	N/A	87.7%	88.3%	87.9%

\* This is based on patients treated on this contract for their most recent course of treatment. Figures in italics indicate the base number of FP17s or Patient Questionnaire responses are less than 100. N/A is shown where the base number of responses is less than 10 during the period. % is calculated as Quantity/Base number\*100

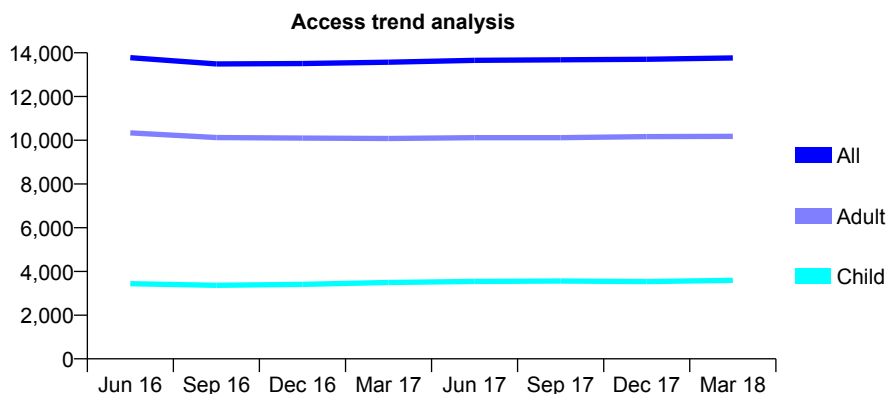
## Q47 - Vital Signs At a Glance Contract Report for 111341/0001 - March 2018

Name or company name	Quest Dental
Contract type name	GDS Contract
Purpose of contract	General
Contract start date	01/12/2009
Contract end date	

17/18 Contracted general activity (UDA)	39,000
Carry forward general activity (UDA)	-780
17/18 Contracted orthodontic activity (UOA)	0
Carry forward orthodontic activity (UOA)	0
Baseline contract value	£1,620,390.00

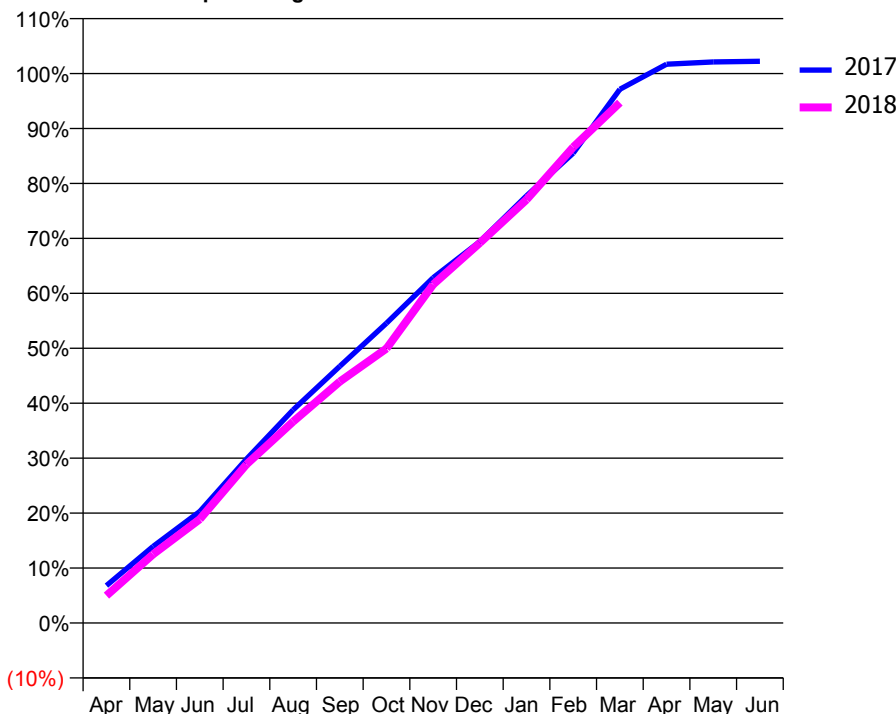
### ACCESS\*

Patients seen in 24 months	Total	Change since previous quarter
Quarter ending March 2017	13,569	
Quarter ending June 2017	13,655	→
Quarter ending September 2017	13,679	→
Quarter ending December 2017	13,704	→
Quarter ending March 2018	13,765	→
<b>Variance since March 2017</b>	<b>1.4%</b>	<b>→</b>



### ACTIVITY

Cumulative percentage of contracted UDA delivered 2017 & 2018



Month	Adjusted Scheduled Activity (UDA)	
	2017	2018
April	2,654	1,945
May	5,434	4,877
June	7,918	7,368
July	11,632	11,256
August	15,132	14,300
September	18,222	17,133
October	21,281	19,481
November	24,511	24,026
December	27,068	26,975
January	30,315	30,041
February	33,349	33,770
March	37,881	36,937
April	39,663	
May	39,821	
June	39,868	

### QUALITY

	Quantity	Base Number	Contract	AT	Region	England
% of FP17s for the same patient ID Re-attending within 3 months - Children	360	5,134	7.0%	13.3%	12.8%	11.9%
% of FP17s for the same patient ID Re-attending within 3 months - Adults	2,993	15,262	19.6%	16.3%	16.5%	16.0%
% of FP17s for the same patient ID Re-attending between 3 & 9 months - Children	2,964	5,134	57.7%	58.0%	59.7%	58.3%
% of FP17s for the same patient ID Re-attending between 3 & 9 months - Adults	7,754	15,262	50.8%	51.0%	52.6%	50.3%
% of FP17s for Band 1 Urgent Courses	2,647	18,921	14.0%	10.7%	9.1%	9.1%
% of FP17s Relating to Free Repair or Replacements	209	18,921	1.1%	0.9%	1.0%	0.8%
% of FP17s Relating to Continuations	89	18,921	0.5%	1.1%	1.2%	1.0%
% of Patients satisfied with the dentistry they have received	11	12	91.7%	91.6%	91.6%	91.5%
% of Patients satisfied with the time they had to wait for an appointment	10	12	83.3%	87.7%	88.3%	87.9%

\* This is based on patients treated on this contract for their most recent course of treatment. Figures in italics indicate the base number of FP17s or Patient Questionnaire responses are less than 100. N/A is shown where the base number of responses is less than 10 during the period. % is calculated as Quantity/Base number\*100

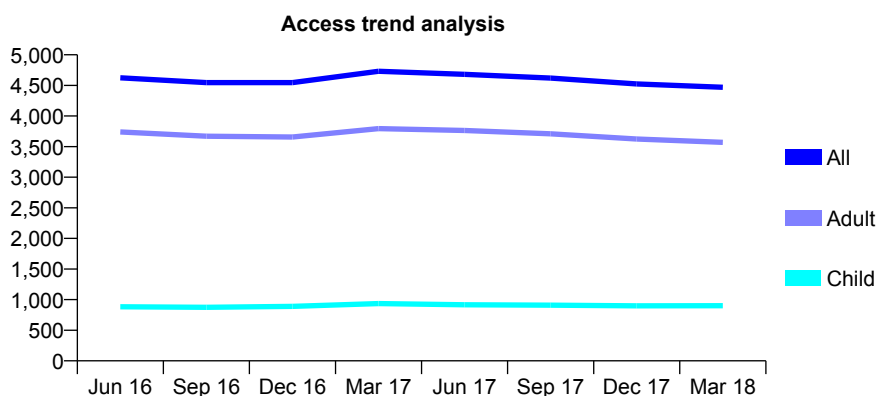
## Q47 - Vital Signs At a Glance Contract Report for 113107/0001 - March 2018

Name or company name	Moor Park Dental Surgery
Contract type name	GDS Contract
Purpose of contract	General
Contract start date	01/04/2013
Contract end date	

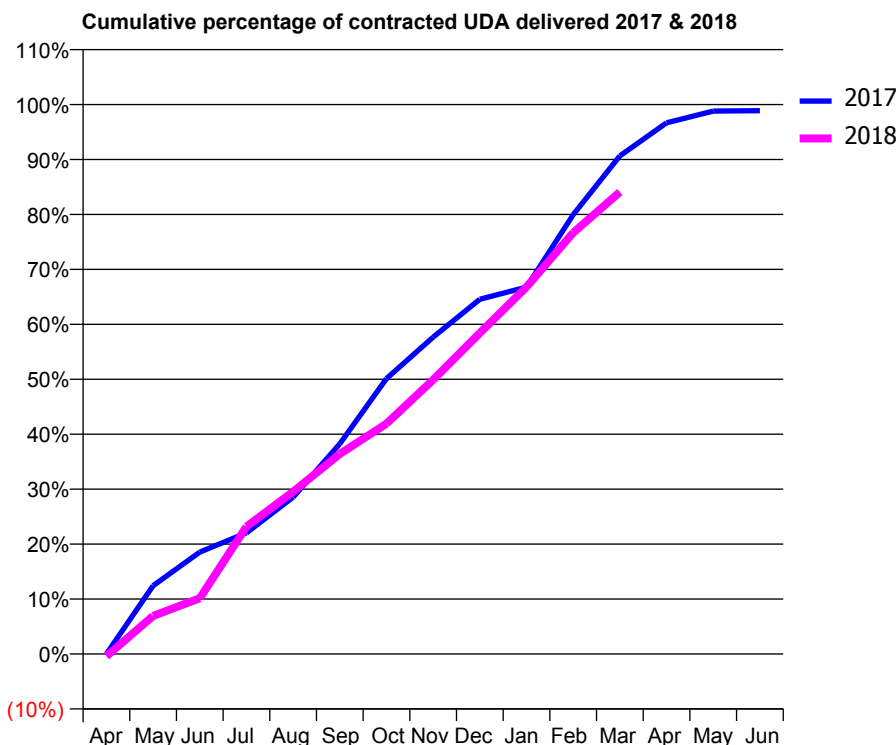
17/18 Contracted general activity (UDA)	15,830
Carry forward general activity (UDA)	179
17/18 Contracted orthodontic activity (UOA)	0
Carry forward orthodontic activity (UOA)	0
Baseline contract value	£359,214.73

### ACCESS\*

Patients seen in 24 months	Total	Change since previous quarter
Quarter ending March 2017	4,730	
Quarter ending June 2017	4,680	↓
Quarter ending September 2017	4,620	↓
Quarter ending December 2017	4,524	↓
Quarter ending March 2018	4,469	↓
<b>Variance since March 2017</b>	<b>(5.5%)</b>	<b>↓</b>



### ACTIVITY



Month	Adjusted Scheduled Activity (UDA)	
	2017	2018
April	0	-66
May	1,968	1,096
June	2,938	1,609
July	3,492	3,670
August	4,521	4,679
September	6,057	5,763
October	7,936	6,635
November	9,130	7,900
December	10,221	9,247
January	10,571	10,573
February	12,657	12,136
March	14,350	13,310
April	15,304	
May	15,640	
June	15,651	

### QUALITY

	Quantity	Base Number	Contract	AT	Region	England
% of FP17s for the same patient ID Re-attending within 3 months - Children	155	1,331	11.6%	13.3%	12.8%	11.9%
% of FP17s for the same patient ID Re-attending within 3 months - Adults	796	5,038	15.8%	16.3%	16.5%	16.0%
% of FP17s for the same patient ID Re-attending between 3 & 9 months - Children	691	1,331	51.9%	58.0%	59.7%	58.3%
% of FP17s for the same patient ID Re-attending between 3 & 9 months - Adults	2,684	5,038	53.3%	51.0%	52.6%	50.3%
% of FP17s for Band 1 Urgent Courses	591	5,886	10.0%	10.7%	9.1%	9.1%
% of FP17s Relating to Free Repair or Replacements	191	5,886	3.2%	0.9%	1.0%	0.8%
% of FP17s Relating to Continuations	16	5,886	0.3%	1.1%	1.2%	1.0%
% of Patients satisfied with the dentistry they have received	5	6	N/A	91.6%	91.6%	91.5%
% of Patients satisfied with the time they had to wait for an appointment	4	6	N/A	87.7%	88.3%	87.9%

\* This is based on patients treated on this contract for their most recent course of treatment. Figures in italics indicate the base number of FP17s or Patient Questionnaire responses are less than 100. N/A is shown where the base number of responses is less than 10 during the period. % is calculated as Quantity/Base number\*100

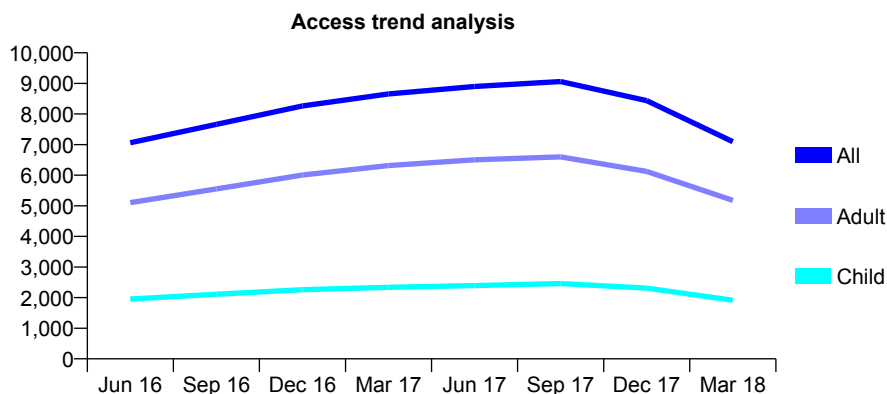
## Q47 - Vital Signs At a Glance Contract Report for 117382/0001 - March 2018

Name or company name	Drakes Dental Care
Contract type name	GDS Contract
Purpose of contract	General
Contract start date	01/08/2015
Contract end date	

17/18 Contracted general activity (UDA)	28,636
Carry forward general activity (UDA)	575
17/18 Contracted orthodontic activity (UOA)	0
Carry forward orthodontic activity (UOA)	0
Baseline contract value	£662,408.32

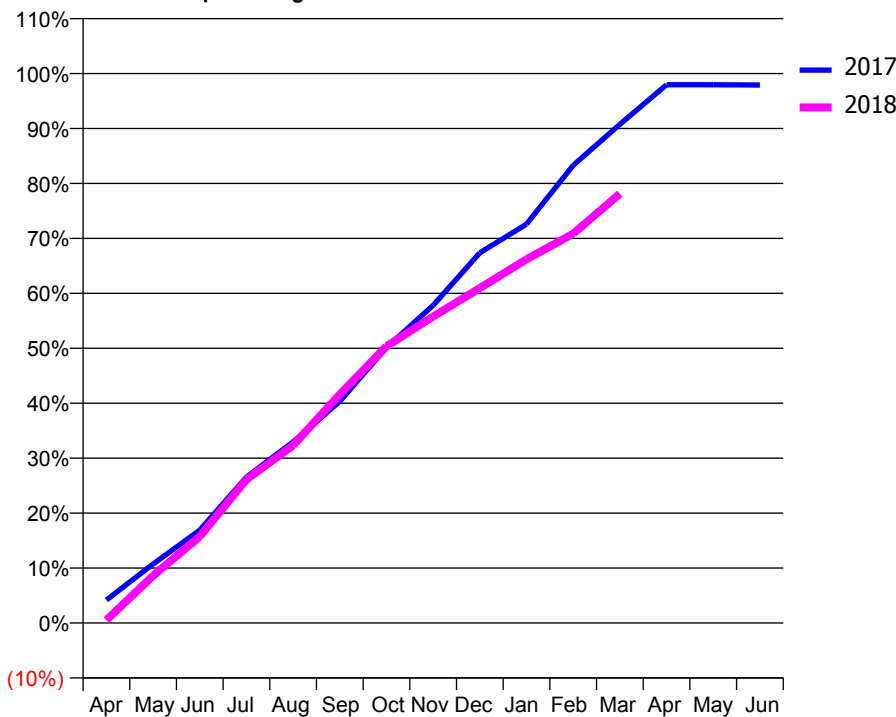
### ACCESS\*

Patients seen in 24 months	Total	Change since previous quarter
Quarter ending March 2017	8,654	
Quarter ending June 2017	8,900	↑
Quarter ending September 2017	9,062	→
Quarter ending December 2017	8,436	↓
Quarter ending March 2018	7,096	↓
<b>Variance since March 2017</b>	<b>(18.0%)</b>	↓



### ACTIVITY

Cumulative percentage of contracted UDA delivered 2017 & 2018



Month	Adjusted Scheduled Activity (UDA)	
	2017	2018
April	1,147	157
May	2,945	2,461
June	4,636	4,515
July	7,288	7,481
August	9,044	9,262
September	11,065	11,917
October	13,760	14,420
November	15,863	15,976
December	18,488	17,456
January	19,914	18,951
February	22,854	20,290
March	24,895	22,375
April	26,875	
May	26,873	
June	26,861	

### QUALITY

	Quantity	Base Number	Contract	AT	Region	England
% of FP17s for the same patient ID Re-attending within 3 months - Children	276	3,518	7.8%	13.3%	12.8%	11.9%
% of FP17s for the same patient ID Re-attending within 3 months - Adults	1,205	9,062	13.3%	16.3%	16.5%	16.0%
% of FP17s for the same patient ID Re-attending between 3 & 9 months - Children	2,226	3,518	63.3%	58.0%	59.7%	58.3%
% of FP17s for the same patient ID Re-attending between 3 & 9 months - Adults	5,619	9,062	62.0%	51.0%	52.6%	50.3%
% of FP17s for Band 1 Urgent Courses	776	11,718	6.6%	10.7%	9.1%	9.1%
% of FP17s Relating to Free Repair or Replacements	218	11,718	1.9%	0.9%	1.0%	0.8%
% of FP17s Relating to Continuations	31	11,718	0.3%	1.1%	1.2%	1.0%
% of Patients satisfied with the dentistry they have received	7	8	N/A	91.6%	91.6%	91.5%
% of Patients satisfied with the time they had to wait for an appointment	8	8	N/A	87.7%	88.3%	87.9%

\* This is based on patients treated on this contract for their most recent course of treatment. Figures in italics indicate the base number of FP17s or Patient Questionnaire responses are less than 100. N/A is shown where the base number of responses is less than 10 during the period. % is calculated as Quantity/Base number\*100

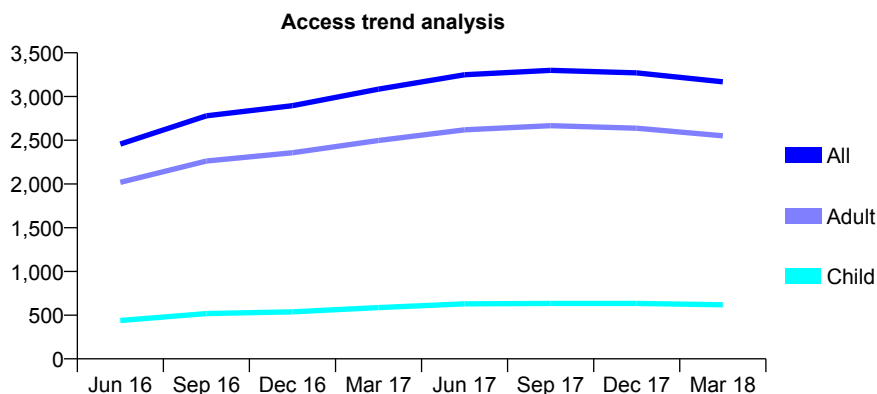
## Q47 - Vital Signs At a Glance Contract Report for 117730/0001 - March 2018

Name or company name	Synergy Dental Clinic Ormskirk Ltd
Contract type name	GDS Contract
Purpose of contract	General
Contract start date	01/08/2015
Contract end date	

17/18 Contracted general activity (UDA)	10,500
Carry forward general activity (UDA)	-149
17/18 Contracted orthodontic activity (UOA)	0
Carry forward orthodontic activity (UOA)	0
Baseline contract value	£299,426.21

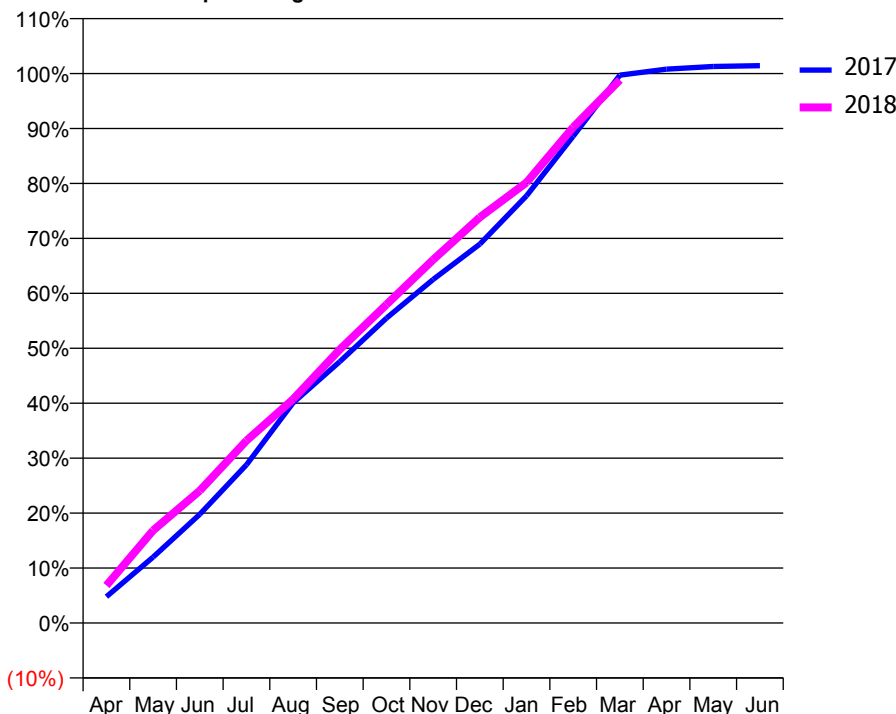
### ACCESS\*

Patients seen in 24 months	Total	Change since previous quarter
Quarter ending March 2017	3,084	
Quarter ending June 2017	3,249	↑
Quarter ending September 2017	3,300	→
Quarter ending December 2017	3,270	→
Quarter ending March 2018	3,169	↓
<b>Variance since March 2017</b>	<b>2.8%</b>	<b>↑</b>



### ACTIVITY

Cumulative percentage of contracted UDA delivered 2017 & 2018



Month	Adjusted Scheduled Activity (UDA)	
	2017	2018
April	502	718
May	1,261	1,770
June	2,077	2,528
July	3,022	3,485
August	4,209	4,276
September	4,995	5,228
October	5,825	6,087
November	6,564	6,943
December	7,240	7,753
January	8,163	8,417
February	9,302	9,473
March	10,468	10,378
April	10,583	
May	10,633	
June	10,649	

### QUALITY

	Quantity	Base Number	Contract	AT	Region	England
% of FP17s for the same patient ID Re-attending within 3 months - Children	106	939	11.3%	13.3%	12.8%	11.9%
% of FP17s for the same patient ID Re-attending within 3 months - Adults	429	3,750	11.4%	16.3%	16.5%	16.0%
% of FP17s for the same patient ID Re-attending between 3 & 9 months - Children	531	939	56.5%	58.0%	59.7%	58.3%
% of FP17s for the same patient ID Re-attending between 3 & 9 months - Adults	2,189	3,750	58.4%	51.0%	52.6%	50.3%
% of FP17s for Band 1 Urgent Courses	193	4,607	4.2%	10.7%	9.1%	9.1%
% of FP17s Relating to Free Repair or Replacements	41	4,607	0.9%	0.9%	1.0%	0.8%
% of FP17s Relating to Continuations	37	4,607	0.8%	1.1%	1.2%	1.0%
% of Patients satisfied with the dentistry they have received	6	6	N/A	91.6%	91.6%	91.5%
% of Patients satisfied with the time they had to wait for an appointment	6	6	N/A	87.7%	88.3%	87.9%

\* This is based on patients treated on this contract for their most recent course of treatment. Figures in italics indicate the base number of FP17s or Patient Questionnaire responses are less than 100. N/A is shown where the base number of responses is less than 10 during the period. % is calculated as Quantity/Base number\*100

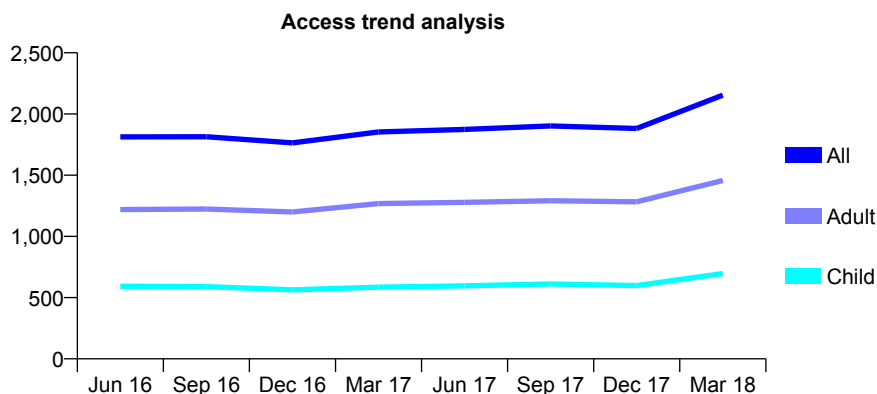
## Q47 - Vital Signs At a Glance Contract Report for 118060/0021 - March 2018

Name or company name	Genix Healthcare Ltd
Contract type name	PDS Contract
Purpose of contract	General
Contract start date	20/09/2010
Contract end date	19/09/2020

17/18 Contracted general activity (UDA)	5,940
Carry forward general activity (UDA)	0
17/18 Contracted orthodontic activity (UOA)	0
Carry forward orthodontic activity (UOA)	0
Baseline contract value	£301,540.18

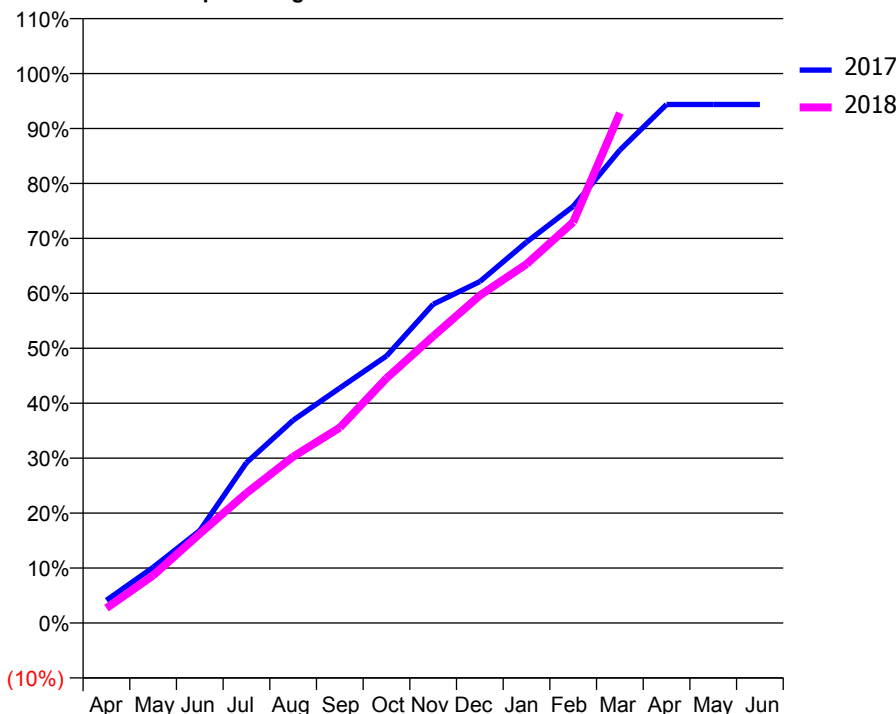
### ACCESS\*

Patients seen in 24 months	Total	Change since previous quarter
Quarter ending March 2017	1,854	
Quarter ending June 2017	1,874	→
Quarter ending September 2017	1,903	→
Quarter ending December 2017	1,882	↓
Quarter ending March 2018	2,154	↑
<b>Variance since March 2017</b>	<b>16.2%</b>	<b>↑</b>



### ACTIVITY

Cumulative percentage of contracted UDA delivered 2017 & 2018



Month	Adjusted Scheduled Activity (UDA)	
	2017	2018
April	246	161
May	601	514
June	1,000	964
July	1,733	1,405
August	2,192	1,798
September	2,541	2,112
October	2,887	2,646
November	3,445	3,099
December	3,691	3,540
January	4,118	3,879
February	4,504	4,334
March	5,113	5,513
April	5,604	
May	5,604	
June	5,604	

### QUALITY

	Quantity	Base Number	Contract	AT	Region	England
% of FP17s for the same patient ID Re-attending within 3 months - Children	128	1,022	12.5%	13.3%	12.8%	11.9%
% of FP17s for the same patient ID Re-attending within 3 months - Adults	372	1,994	18.7%	16.3%	16.5%	16.0%
% of FP17s for the same patient ID Re-attending between 3 & 9 months - Children	473	1,022	46.3%	58.0%	59.7%	58.3%
% of FP17s for the same patient ID Re-attending between 3 & 9 months - Adults	908	1,994	45.5%	51.0%	52.6%	50.3%
% of FP17s for Band 1 Urgent Courses	195	2,809	6.9%	10.7%	9.1%	9.1%
% of FP17s Relating to Free Repair or Replacements	20	2,809	0.7%	0.9%	1.0%	0.8%
% of FP17s Relating to Continuations	30	2,809	1.1%	1.1%	1.2%	1.0%
% of Patients satisfied with the dentistry they have received	4	4	N/A	91.6%	91.6%	91.5%
% of Patients satisfied with the time they had to wait for an appointment	4	4	N/A	87.7%	88.3%	87.9%

\* This is based on patients treated on this contract for their most recent course of treatment. Figures in italics indicate the base number of FP17s or Patient Questionnaire responses are less than 100. N/A is shown where the base number of responses is less than 10 during the period. % is calculated as Quantity/Base number\*100

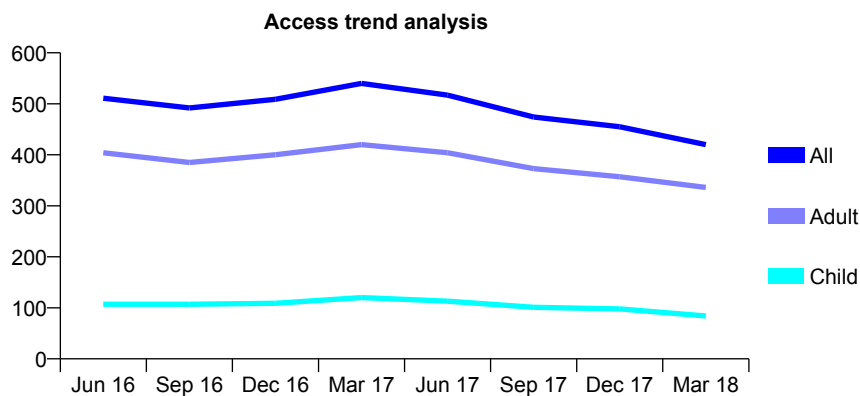
## Q47 - Vital Signs At a Glance Contract Report for 118060/0022 - March 2018

Name or company name	Genix Healthcare Ltd
Contract type name	PDS Contract
Purpose of contract	General
Contract start date	20/09/2010
Contract end date	

17/18 Contracted general activity (UDA)	4,100
Carry forward general activity (UDA)	0
17/18 Contracted orthodontic activity (UOA)	0
Carry forward orthodontic activity (UOA)	0
Baseline contract value	£215,975.81

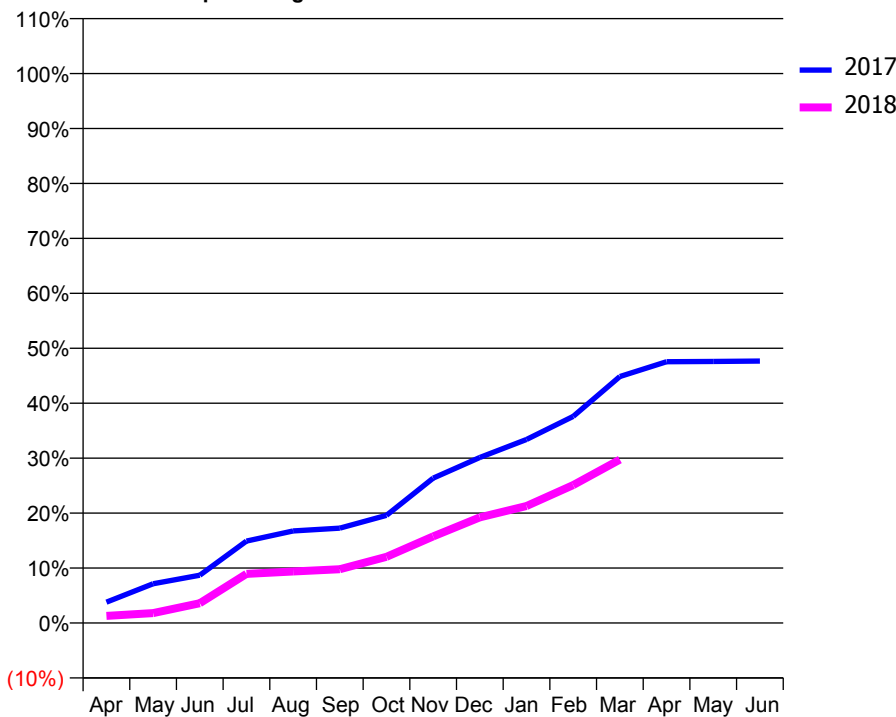
### ACCESS\*

Patients seen in 24 months	Total	Change since previous quarter
Quarter ending March 2017	540	
Quarter ending June 2017	517	↓
Quarter ending September 2017	474	↓
Quarter ending December 2017	455	↓
Quarter ending March 2018	420	↓
<b>Variance since March 2017</b>	<b>(22.2%)</b>	<b>↓</b>



### ACTIVITY

Cumulative percentage of contracted UDA delivered 2017 & 2018



Month	Adjusted Scheduled Activity (UDA)	
	2017	2018
April	156	53
May	293	74
June	357	148
July	612	366
August	687	384
September	708	402
October	804	494
November	1,081	647
December	1,235	789
January	1,369	873
February	1,542	1,029
March	1,840	1,220
April	1,950	
May	1,952	
June	1,955	

### QUALITY

	Quantity	Base Number	Contract	AT	Region	England
% of FP17s for the same patient ID Re-attending within 3 months - Children	11	131	8.4%	13.3%	12.8%	11.9%
% of FP17s for the same patient ID Re-attending within 3 months - Adults	42	381	11.0%	16.3%	16.5%	16.0%
% of FP17s for the same patient ID Re-attending between 3 & 9 months - Children	47	131	35.9%	58.0%	59.7%	58.3%
% of FP17s for the same patient ID Re-attending between 3 & 9 months - Adults	123	381	32.3%	51.0%	52.6%	50.3%
% of FP17s for Band 1 Urgent Courses	34	470	7.2%	10.7%	9.1%	9.1%
% of FP17s Relating to Free Repair or Replacements	4	470	0.9%	0.9%	1.0%	0.8%
% of FP17s Relating to Continuations	3	470	0.6%	1.1%	1.2%	1.0%
% of Patients satisfied with the dentistry they have received	1	1	N/A	91.6%	91.6%	91.5%
% of Patients satisfied with the time they had to wait for an appointment	1	1	N/A	87.7%	88.3%	87.9%

\* This is based on patients treated on this contract for their most recent course of treatment. Figures in italics indicate the base number of FP17s or Patient Questionnaire responses are less than 100. N/A is shown where the base number of responses is less than 10 during the period. % is calculated as Quantity/Base number\*100



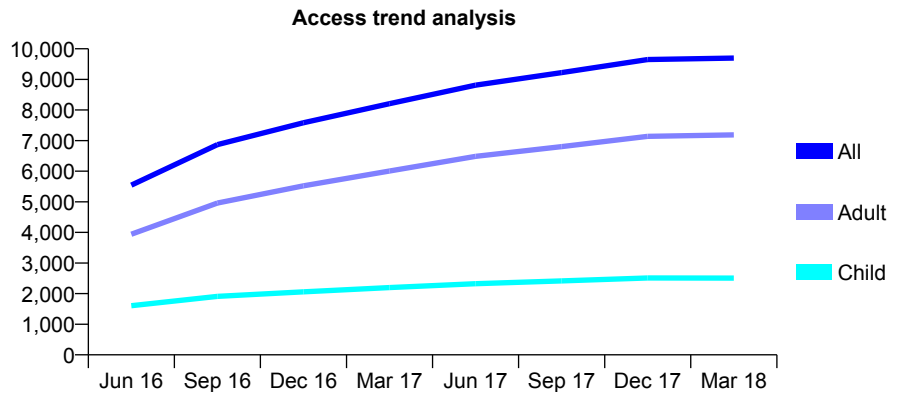
## Q47 - Vital Signs At a Glance Contract Report for 121282/0001 - March 2018

Name or company name	Sandy Lane Dental Practice
Contract type name	GDS Contract
Purpose of contract	General and Orthodontic
Contract start date	19/01/2016
Contract end date	

17/18 Contracted general activity (UDA)	25,460
Carry forward general activity (UDA)	1,308
17/18 Contracted orthodontic activity (UOA)	322
Carry forward orthodontic activity (UOA)	0
Baseline contract value	£764,583.37

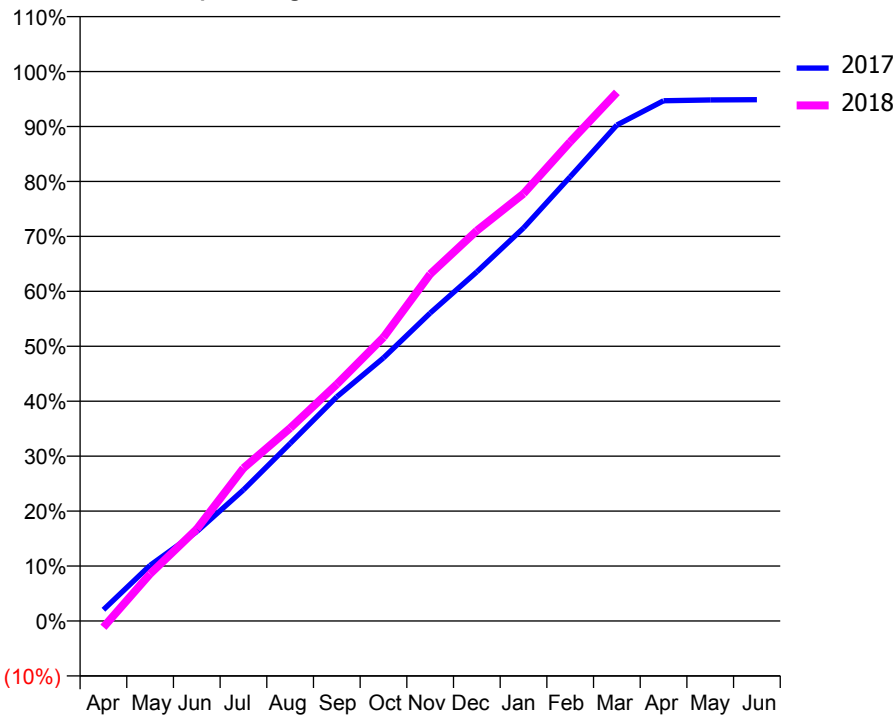
### ACCESS\*

Patients seen in 24 months	Total	Change since previous quarter
Quarter ending March 2017	8,205	
Quarter ending June 2017	8,811	↑
Quarter ending September 2017	9,221	↑
Quarter ending December 2017	9,651	↑
Quarter ending March 2018	9,695	→
<b>Variance since March 2017</b>	<b>18.2%</b>	<b>↑</b>



### ACTIVITY

Cumulative percentage of contracted UDA delivered 2017 & 2018



Month	Adjusted Scheduled Activity (UDA)	
	2017	2018
April	522	-291
May	2,580	2,184
June	4,140	4,262
July	6,079	7,085
August	8,226	8,936
September	10,389	10,967
October	12,192	13,145
November	14,269	16,073
December	16,178	18,090
January	18,213	19,796
February	20,586	22,204
March	22,979	24,494
April	24,104	
May	24,141	
June	24,152	

### QUALITY

	Quantity	Base Number	Contract	AT	Region	England
% of FP17s for the same patient ID Re-attending within 3 months - Children	619	4,392	14.1%	13.3%	12.8%	11.9%
% of FP17s for the same patient ID Re-attending within 3 months - Adults	1,951	11,052	17.7%	16.3%	16.5%	16.0%
% of FP17s for the same patient ID Re-attending between 3 & 9 months - Children	2,734	4,392	62.2%	58.0%	59.7%	58.3%
% of FP17s for the same patient ID Re-attending between 3 & 9 months - Adults	6,388	11,052	57.8%	51.0%	52.6%	50.3%
% of FP17s for Band 1 Urgent Courses	880	14,586	6.0%	10.7%	9.1%	9.1%
% of FP17s Relating to Free Repair or Replacements	163	14,586	1.1%	0.9%	1.0%	0.8%
% of FP17s Relating to Continuations	119	14,586	0.8%	1.1%	1.2%	1.0%
% of Patients satisfied with the dentistry they have received	12	13	92.3%	91.6%	91.6%	91.5%
% of Patients satisfied with the time they had to wait for an appointment	12	13	92.3%	87.7%	88.3%	87.9%

\* This is based on patients treated on this contract for their most recent course of treatment. Figures in italics indicate the base number of FP17s or Patient Questionnaire responses are less than 100. N/A is shown where the base number of responses is less than 10 during the period. % is calculated as Quantity/Base number\*100

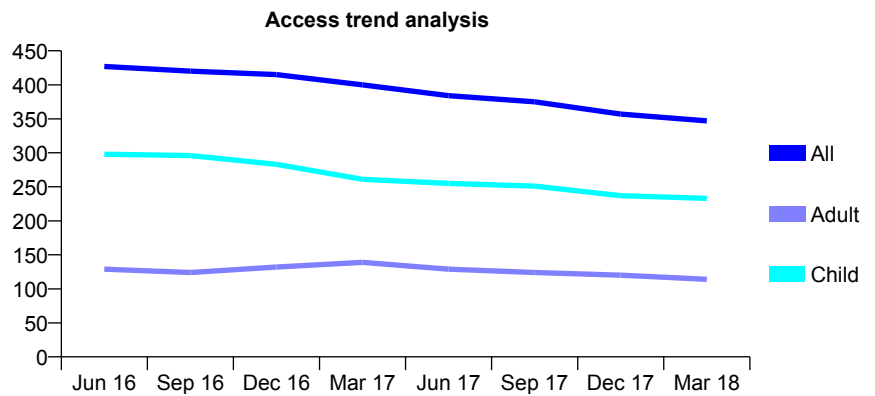
## Q47 - Vital Signs At a Glance Contract Report for 123188/0001 - March 2018

Name or company name	Cramond House Dental Practice
Contract type name	GDS Contract
Purpose of contract	General and Orthodontic
Contract start date	01/04/2011
Contract end date	

17/18 Contracted general activity (UDA)	1,520
Carry forward general activity (UDA)	-7
17/18 Contracted orthodontic activity (UOA)	340
Carry forward orthodontic activity (UOA)	0
Baseline contract value	£57,017.35

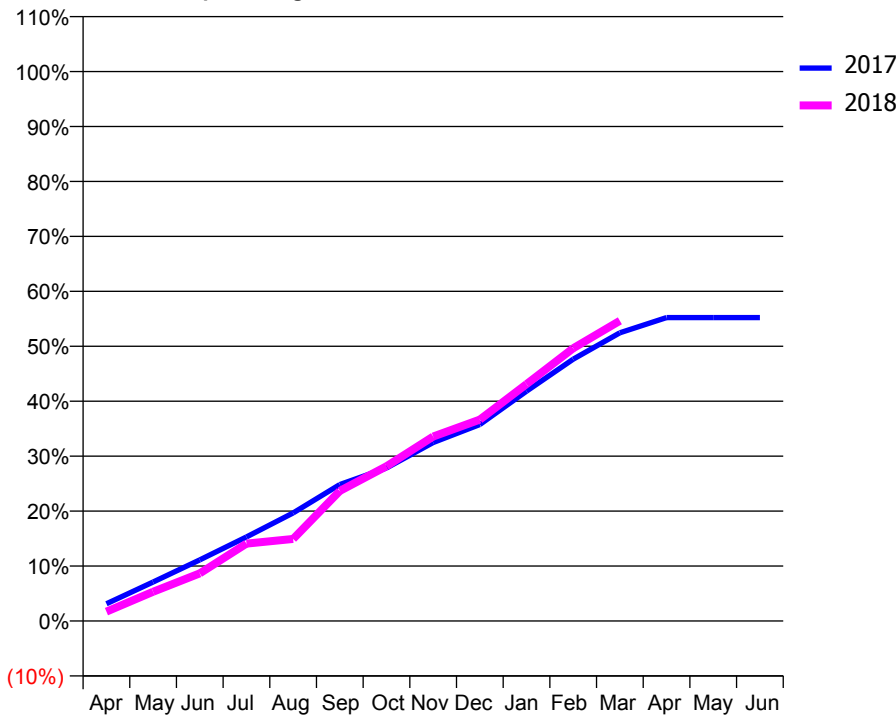
### ACCESS\*

Patients seen in 24 months	Total	Change since previous quarter
Quarter ending March 2017	400	
Quarter ending June 2017	384	↓
Quarter ending September 2017	375	↓
Quarter ending December 2017	357	↓
Quarter ending March 2018	347	↓
<b>Variance since March 2017</b>	<b>(13.3%)</b>	<b>↓</b>



### ACTIVITY

Cumulative percentage of contracted UDA delivered 2017 & 2018



Month	Adjusted Scheduled Activity (UDA)	
	2017	2018
April	57	26
May	129	81
June	202	132
July	279	214
August	358	227
September	452	360
October	507	428
November	591	510
December	651	557
January	761	655
February	867	754
March	955	831
April	1,005	
May	1,005	
June	1,005	

### QUALITY

	Quantity	Base Number	Contract	AT	Region	England
% of FP17s for the same patient ID Re-attending within 3 months - Children	52	464	11.2%	13.3%	12.8%	11.9%
% of FP17s for the same patient ID Re-attending within 3 months - Adults	25	106	23.6%	16.3%	16.5%	16.0%
% of FP17s for the same patient ID Re-attending between 3 & 9 months - Children	320	464	69.0%	58.0%	59.7%	58.3%
% of FP17s for the same patient ID Re-attending between 3 & 9 months - Adults	69	106	65.1%	51.0%	52.6%	50.3%
% of FP17s for Band 1 Urgent Courses	3	493	0.6%	10.7%	9.1%	9.1%
% of FP17s Relating to Free Repair or Replacements	0	493	0.0%	0.9%	1.0%	0.8%
% of FP17s Relating to Continuations	0	493	0.0%	1.1%	1.2%	1.0%
% of Patients satisfied with the dentistry they have received	0	0	N/A	91.6%	91.6%	91.5%
% of Patients satisfied with the time they had to wait for an appointment	0	0	N/A	87.7%	88.3%	87.9%

\* This is based on patients treated on this contract for their most recent course of treatment. Figures in italics indicate the base number of FP17s or Patient Questionnaire responses are less than 100. N/A is shown where the base number of responses is less than 10 during the period. % is calculated as Quantity/Base number\*100

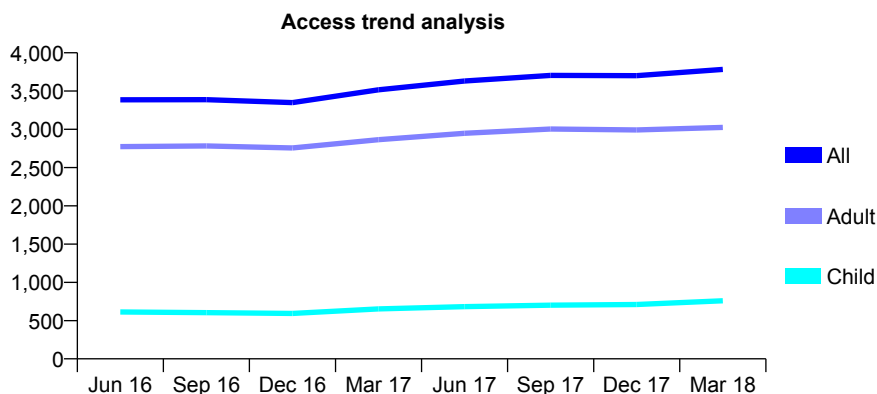
## Q47 - Vital Signs At a Glance Contract Report for 123234/0001 - March 2018

Name or company name	Mr N. Gokul
Contract type name	GDS Contract
Purpose of contract	General
Contract start date	05/01/2009
Contract end date	

17/18 Contracted general activity (UDA)	13,136
Carry forward general activity (UDA)	0
17/18 Contracted orthodontic activity (UOA)	0
Carry forward orthodontic activity (UOA)	0
Baseline contract value	£297,068.97

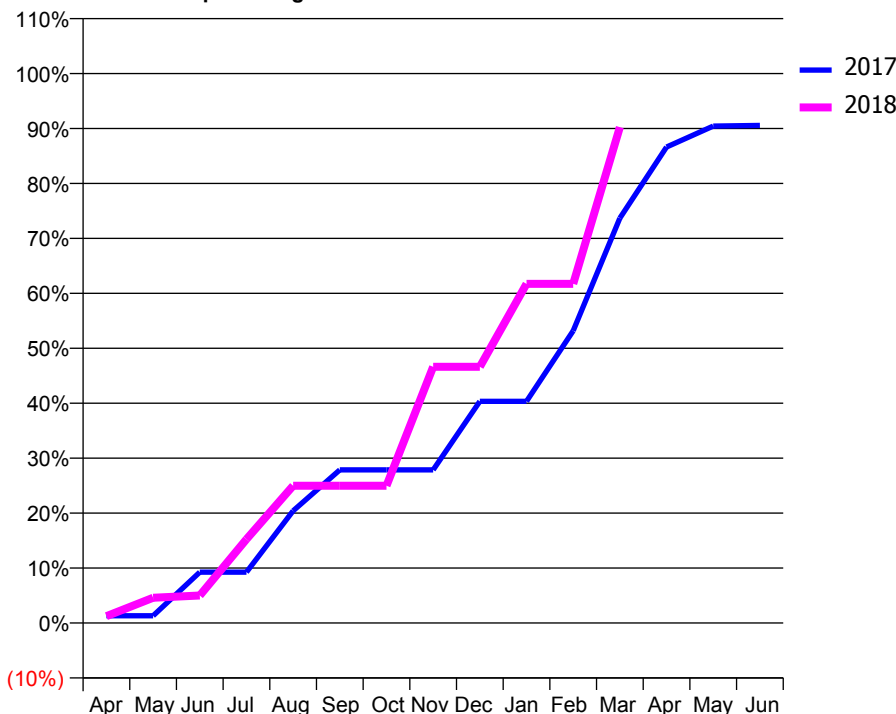
### ACCESS\*

Patients seen in 24 months	Total	Change since previous quarter
Quarter ending March 2017	3,517	
Quarter ending June 2017	3,632	↑
Quarter ending September 2017	3,705	↑
Quarter ending December 2017	3,701	→
Quarter ending March 2018	3,783	↑
<b>Variance since March 2017</b>	<b>7.6%</b>	<b>↑</b>



### ACTIVITY

Cumulative percentage of contracted UDA delivered 2017 & 2018



Adjusted Scheduled Activity (UDA)

Month	2017	2018
April	174	163
May	174	604
June	1,217	658
July	1,217	2,004
August	2,684	3,283
September	3,660	3,283
October	3,660	3,283
November	3,660	6,126
December	5,301	6,126
January	5,301	8,107
February	6,986	8,107
March	9,679	11,854
April	11,378	
May	11,880	
June	11,894	

### QUALITY

	Quantity	Base Number	Contract	AT	Region	England
% of FP17s for the same patient ID Re-attending within 3 months - Children	80	1,100	7.3%	13.3%	12.8%	11.9%
% of FP17s for the same patient ID Re-attending within 3 months - Adults	950	4,947	19.2%	16.3%	16.5%	16.0%
% of FP17s for the same patient ID Re-attending between 3 & 9 months - Children	575	1,100	52.3%	58.0%	59.7%	58.3%
% of FP17s for the same patient ID Re-attending between 3 & 9 months - Adults	2,775	4,947	56.1%	51.0%	52.6%	50.3%
% of FP17s for Band 1 Urgent Courses	258	5,383	4.8%	10.7%	9.1%	9.1%
% of FP17s Relating to Free Repair or Replacements	74	5,383	1.4%	0.9%	1.0%	0.8%
% of FP17s Relating to Continuations	112	5,383	2.1%	1.1%	1.2%	1.0%
% of Patients satisfied with the dentistry they have received	16	18	88.9%	91.6%	91.6%	91.5%
% of Patients satisfied with the time they had to wait for an appointment	15	18	83.3%	87.7%	88.3%	87.9%

\* This is based on patients treated on this contract for their most recent course of treatment. Figures in italics indicate the base number of FP17s or Patient Questionnaire responses are less than 100. N/A is shown where the base number of responses is less than 10 during the period. % is calculated as Quantity/Base number\*100

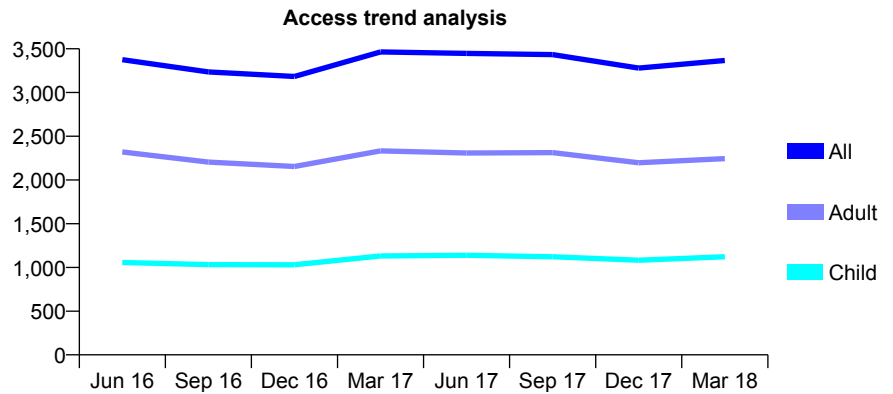
## Q47 - Vital Signs At a Glance Contract Report for 123935/0001 - March 2018

Name or company name	The Smile Clinic Ltd
Contract type name	GDS Contract
Purpose of contract	General
Contract start date	01/04/2012
Contract end date	

17/18 Contracted general activity (UDA)	12,250
Carry forward general activity (UDA)	178
17/18 Contracted orthodontic activity (UOA)	0
Carry forward orthodontic activity (UOA)	0
Baseline contract value	£275,368.37

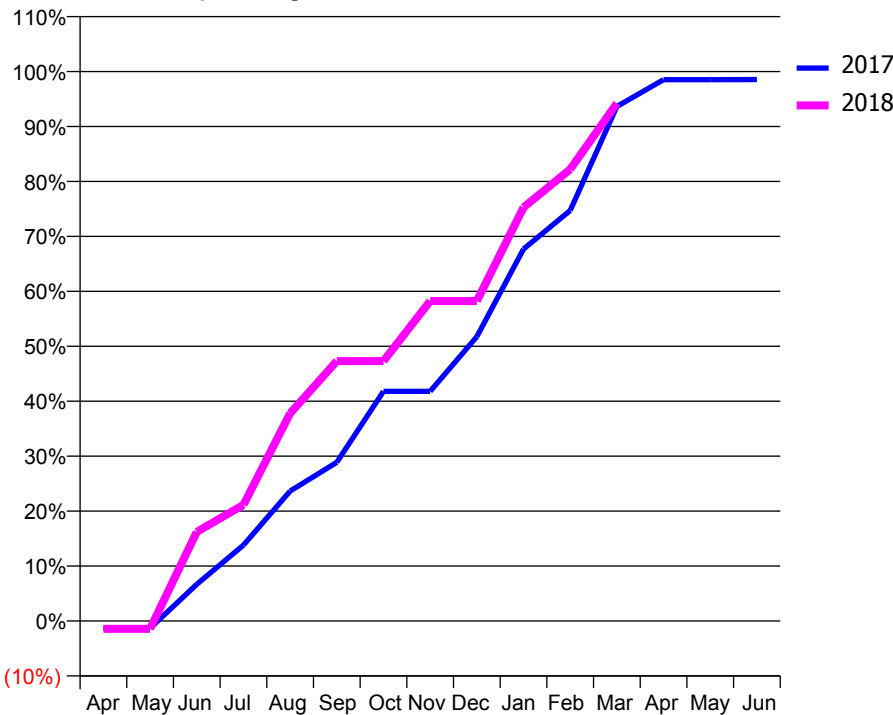
### ACCESS\*

Patients seen in 24 months	Total	Change since previous quarter
Quarter ending March 2017	3,464	
Quarter ending June 2017	3,447	→
Quarter ending September 2017	3,434	→
Quarter ending December 2017	3,279	↓
Quarter ending March 2018	3,366	↑
<b>Variance since March 2017</b>	<b>(2.8%)</b>	<b>↓</b>



### ACTIVITY

Cumulative percentage of contracted UDA delivered 2017 & 2018



Month	Adjusted Scheduled Activity (UDA)	
	2017	2018
April	-163	-178
May	-163	-178
June	818	1,988
July	1,693	2,591
August	2,898	4,631
September	3,539	5,797
October	5,120	5,797
November	5,120	7,132
December	6,340	7,132
January	8,291	9,221
February	9,150	10,070
March	11,471	11,540
April	12,068	
May	12,068	
June	12,072	

### QUALITY

	Quantity	Base Number	Contract	AT	Region	England
% of FP17s for the same patient ID Re-attending within 3 months - Children	76	1,603	4.7%	13.3%	12.8%	11.9%
% of FP17s for the same patient ID Re-attending within 3 months - Adults	616	3,493	17.6%	16.3%	16.5%	16.0%
% of FP17s for the same patient ID Re-attending between 3 & 9 months - Children	1,033	1,603	64.4%	58.0%	59.7%	58.3%
% of FP17s for the same patient ID Re-attending between 3 & 9 months - Adults	1,907	3,493	54.6%	51.0%	52.6%	50.3%
% of FP17s for Band 1 Urgent Courses	265	4,882	5.4%	10.7%	9.1%	9.1%
% of FP17s Relating to Free Repair or Replacements	139	4,882	2.8%	0.9%	1.0%	0.8%
% of FP17s Relating to Continuations	133	4,882	2.7%	1.1%	1.2%	1.0%
% of Patients satisfied with the dentistry they have received	3	3	N/A	91.6%	91.6%	91.5%
% of Patients satisfied with the time they had to wait for an appointment	3	3	N/A	87.7%	88.3%	87.9%

\* This is based on patients treated on this contract for their most recent course of treatment. Figures in italics indicate the base number of FP17s or Patient Questionnaire responses are less than 100. N/A is shown where the base number of responses is less than 10 during the period. % is calculated as Quantity/Base number\*100

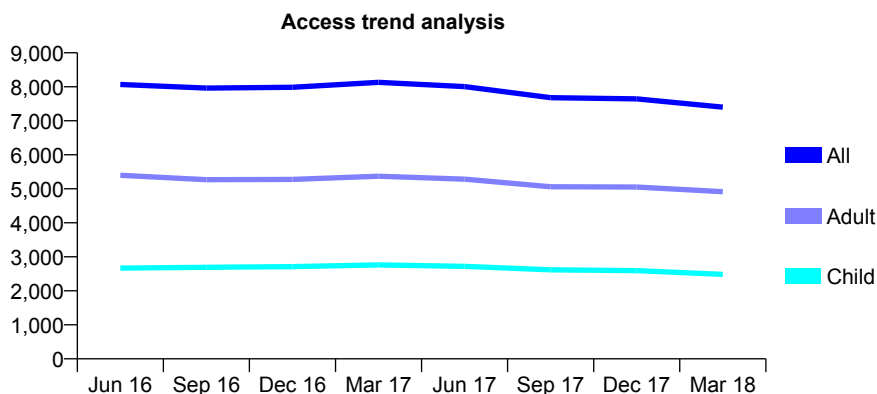
## Q47 - Vital Signs At a Glance Contract Report for 125652/0001 - March 2018

Name or company name	Park House Dental Practice
Contract type name	GDS Contract
Purpose of contract	General
Contract start date	01/04/2014
Contract end date	

17/18 Contracted general activity (UDA)	25,000
Carry forward general activity (UDA)	-26
17/18 Contracted orthodontic activity (UOA)	0
Carry forward orthodontic activity (UOA)	0
Baseline contract value	£675,062.95

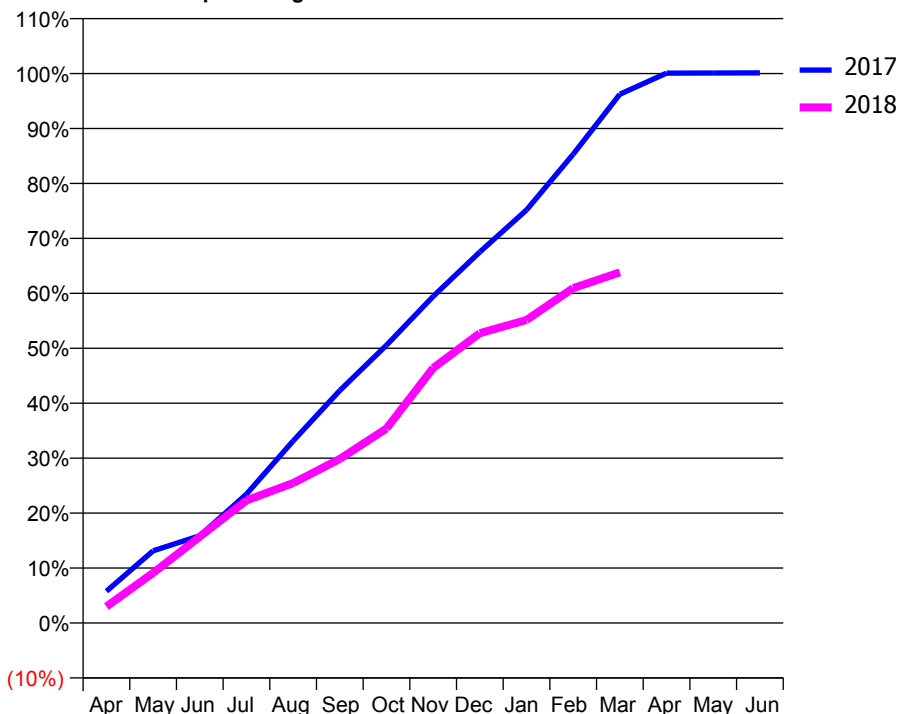
### ACCESS\*

Patients seen in 24 months	Total	Change since previous quarter
Quarter ending March 2017	8,133	
Quarter ending June 2017	8,004	↓
Quarter ending September 2017	7,680	↓
Quarter ending December 2017	7,645	→
Quarter ending March 2018	7,403	↓
<b>Variance since March 2017</b>	<b>(9.0%)</b>	↓



### ACTIVITY

Cumulative percentage of contracted UDA delivered 2017 & 2018



Month	Adjusted Scheduled Activity (UDA)	
	2017	2018
April	1,449	748
May	3,287	2,275
June	3,973	3,925
July	5,864	5,579
August	8,281	6,365
September	10,575	7,464
October	12,643	8,849
November	14,859	11,601
December	16,878	13,188
January	18,791	13,784
February	21,329	15,239
March	24,058	15,950
April	25,018	
May	25,024	
June	25,026	

### QUALITY

	Quantity	Base Number	Contract	AT	Region	England
% of FP17s for the same patient ID Re-attending within 3 months - Children	374	2,921	12.8%	13.3%	12.8%	11.9%
% of FP17s for the same patient ID Re-attending within 3 months - Adults	720	4,890	14.7%	16.3%	16.5%	16.0%
% of FP17s for the same patient ID Re-attending between 3 & 9 months - Children	1,665	2,921	57.0%	58.0%	59.7%	58.3%
% of FP17s for the same patient ID Re-attending between 3 & 9 months - Adults	2,535	4,890	51.8%	51.0%	52.6%	50.3%
% of FP17s for Band 1 Urgent Courses	704	7,397	9.5%	10.7%	9.1%	9.1%
% of FP17s Relating to Free Repair or Replacements	43	7,397	0.6%	0.9%	1.0%	0.8%
% of FP17s Relating to Continuations	19	7,397	0.3%	1.1%	1.2%	1.0%
% of Patients satisfied with the dentistry they have received	11	12	91.7%	91.6%	91.6%	91.5%
% of Patients satisfied with the time they had to wait for an appointment	11	12	91.7%	87.7%	88.3%	87.9%

\* This is based on patients treated on this contract for their most recent course of treatment. Figures in italics indicate the base number of FP17s or Patient Questionnaire responses are less than 100. N/A is shown where the base number of responses is less than 10 during the period. % is calculated as Quantity/Base number\*100

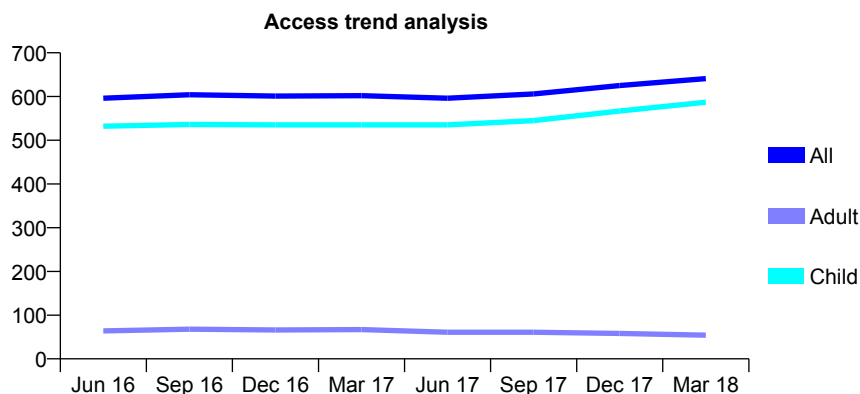
## Q47 - Vital Signs At a Glance Contract Report for 126152/0001 - March 2018

Name or company name	Debra Jones
Contract type name	GDS Contract
Purpose of contract	General
Contract start date	01/04/2011
Contract end date	

17/18 Contracted general activity (UDA)	2,000
Carry forward general activity (UDA)	0
17/18 Contracted orthodontic activity (UOA)	0
Carry forward orthodontic activity (UOA)	0
Baseline contract value	£43,842.28

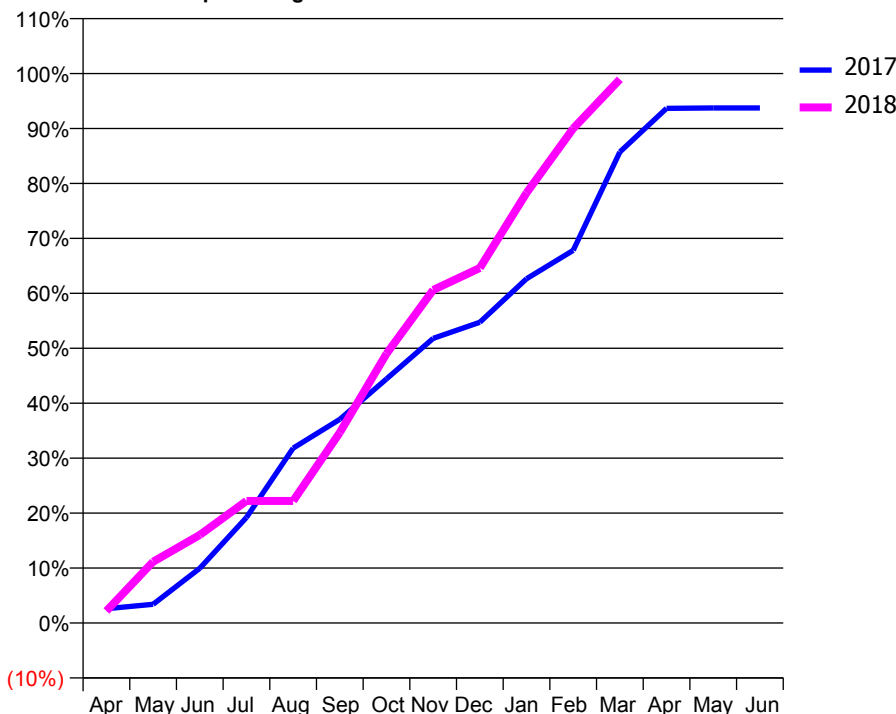
### ACCESS\*

Patients seen in 24 months	Total	Change since previous quarter
Quarter ending March 2017	602	
Quarter ending June 2017	596	→
Quarter ending September 2017	606	→
Quarter ending December 2017	625	↑
Quarter ending March 2018	641	↑
<b>Variance since March 2017</b>	<b>6.5%</b>	<b>↑</b>



### ACTIVITY

Cumulative percentage of contracted UDA delivered 2017 & 2018



Month	Adjusted Scheduled Activity (UDA)	
	2017	2018
April	52	44
May	68	223
June	199	320
July	384	444
August	636	444
September	741	693
October	888	980
November	1,036	1,212
December	1,095	1,292
January	1,253	1,565
February	1,356	1,800
March	1,714	1,979
April	1,873	
May	1,874	
June	1,874	

### QUALITY

	Quantity	Base Number	Contract	AT	Region	England
% of FP17s for the same patient ID Re-attending within 3 months - Children	195	1,142	17.1%	13.3%	12.8%	11.9%
% of FP17s for the same patient ID Re-attending within 3 months - Adults	0	1	0.0%	16.3%	16.5%	16.0%
% of FP17s for the same patient ID Re-attending between 3 & 9 months - Children	722	1,142	63.2%	58.0%	59.7%	58.3%
% of FP17s for the same patient ID Re-attending between 3 & 9 months - Adults	0	1	0.0%	51.0%	52.6%	50.3%
% of FP17s for Band 1 Urgent Courses	10	1,072	0.9%	10.7%	9.1%	9.1%
% of FP17s Relating to Free Repair or Replacements	0	1,072	0.0%	0.9%	1.0%	0.8%
% of FP17s Relating to Continuations	21	1,072	2.0%	1.1%	1.2%	1.0%
% of Patients satisfied with the dentistry they have received	1	1	N/A	91.6%	91.6%	91.5%
% of Patients satisfied with the time they had to wait for an appointment	1	1	N/A	87.7%	88.3%	87.9%

\* This is based on patients treated on this contract for their most recent course of treatment. Figures in italics indicate the base number of FP17s or Patient Questionnaire responses are less than 100. N/A is shown where the base number of responses is less than 10 during the period. % is calculated as Quantity/Base number\*100

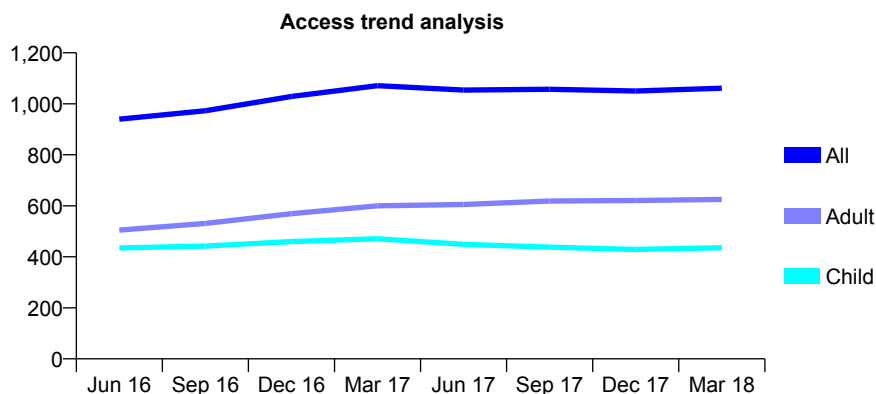
## Q47 - Vital Signs At a Glance Contract Report for 126691/0001 - March 2018

Name or company name	Diamond Smiles Dental Centre
Contract type name	GDS Contract
Purpose of contract	General and Orthodontic
Contract start date	01/07/2009
Contract end date	

17/18 Contracted general activity (UDA)	3,299
Carry forward general activity (UDA)	-24
17/18 Contracted orthodontic activity (UOA)	438
Carry forward orthodontic activity (UOA)	14
Baseline contract value	£106,180.97

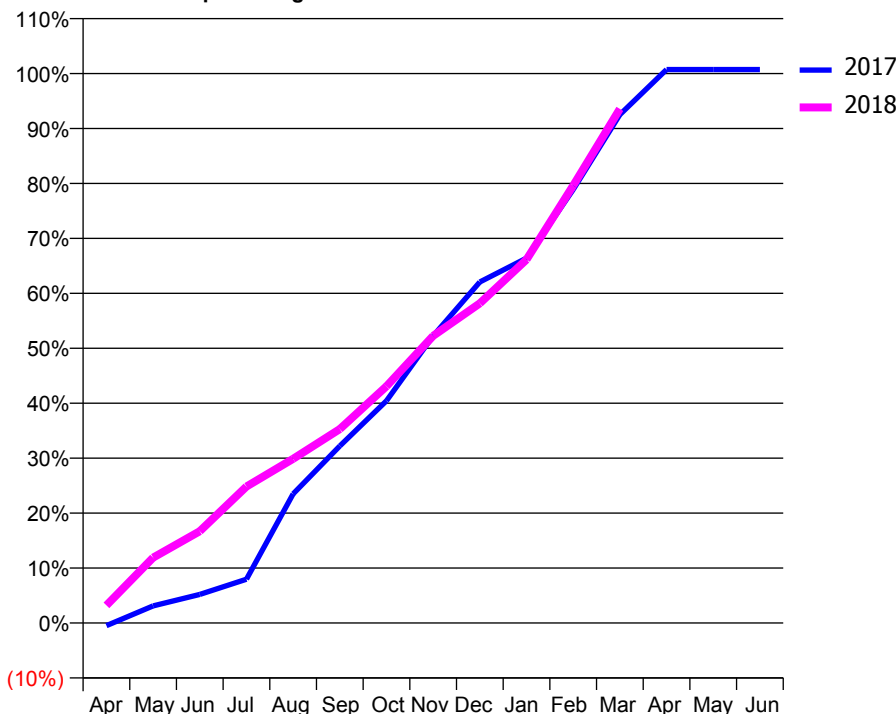
### ACCESS\*

Patients seen in 24 months	Total	Change since previous quarter
Quarter ending March 2017	1,071	
Quarter ending June 2017	1,054	↓
Quarter ending September 2017	1,057	→
Quarter ending December 2017	1,050	→
Quarter ending March 2018	1,061	→
<b>Variance since March 2017</b>	<b>(0.9%)</b>	→



### ACTIVITY

Cumulative percentage of contracted UDA delivered 2017 & 2018



Month	Adjusted Scheduled Activity (UDA)	
	2017	2018
April	-17	106
May	103	393
June	172	551
July	263	819
August	775	986
September	1,063	1,164
October	1,334	1,421
November	1,724	1,724
December	2,047	1,919
January	2,191	2,182
February	2,603	2,627
March	3,052	3,087
April	3,323	
May	3,323	
June	3,323	

### QUALITY

	Quantity	Base Number	Contract	AT	Region	England
% of FP17s for the same patient ID Re-attending within 3 months - Children	107	773	13.8%	13.3%	12.8%	11.9%
% of FP17s for the same patient ID Re-attending within 3 months - Adults	145	803	18.1%	16.3%	16.5%	16.0%
% of FP17s for the same patient ID Re-attending between 3 & 9 months - Children	429	773	55.5%	58.0%	59.7%	58.3%
% of FP17s for the same patient ID Re-attending between 3 & 9 months - Adults	394	803	49.1%	51.0%	52.6%	50.3%
% of FP17s for Band 1 Urgent Courses	130	1,444	9.0%	10.7%	9.1%	9.1%
% of FP17s Relating to Free Repair or Replacements	16	1,444	1.1%	0.9%	1.0%	0.8%
% of FP17s Relating to Continuations	4	1,444	0.3%	1.1%	1.2%	1.0%
% of Patients satisfied with the dentistry they have received	6	6	N/A	91.6%	91.6%	91.5%
% of Patients satisfied with the time they had to wait for an appointment	6	6	N/A	87.7%	88.3%	87.9%

\* This is based on patients treated on this contract for their most recent course of treatment. Figures in italics indicate the base number of FP17s or Patient Questionnaire responses are less than 100. N/A is shown where the base number of responses is less than 10 during the period. % is calculated as Quantity/Base number\*100

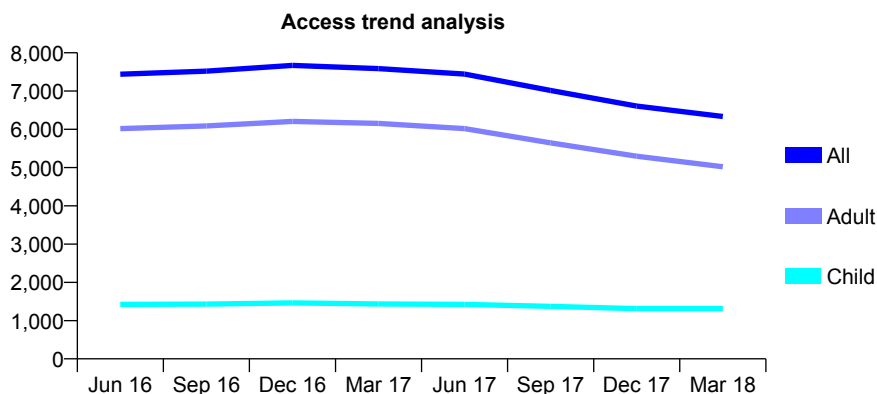
## Q47 - Vital Signs At a Glance Contract Report for 127345/0001 - March 2018

Name or company name	Red Rose Dental
Contract type name	GDS Contract
Purpose of contract	General
Contract start date	01/09/2010
Contract end date	

17/18 Contracted general activity (UDA)	20,201
Carry forward general activity (UDA)	-404
17/18 Contracted orthodontic activity (UOA)	0
Carry forward orthodontic activity (UOA)	0
Baseline contract value	£549,682.13

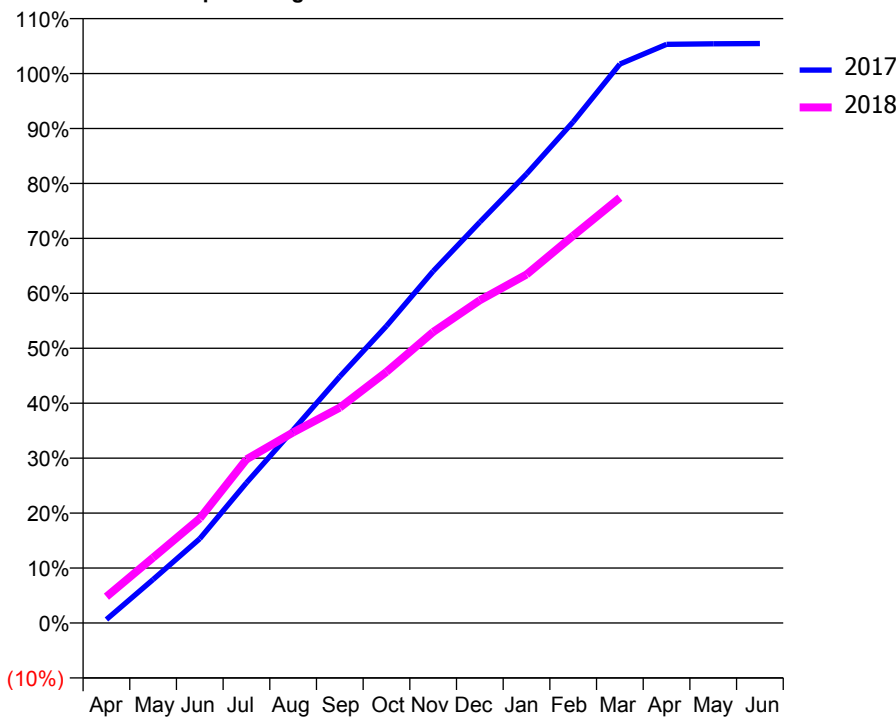
### ACCESS\*

Patients seen in 24 months	Total	Change since previous quarter
Quarter ending March 2017	7,586	
Quarter ending June 2017	7,443	↓
Quarter ending September 2017	7,016	↓
Quarter ending December 2017	6,609	↓
Quarter ending March 2018	6,336	↓
<b>Variance since March 2017</b>	<b>(16.5%)</b>	<b>↓</b>



### ACTIVITY

Cumulative percentage of contracted UDA delivered 2017 & 2018



Month	Adjusted Scheduled Activity (UDA)	
	2017	2018
April	129	970
May	1,601	2,406
June	3,100	3,847
July	5,153	6,018
August	7,096	7,009
September	9,059	7,920
October	10,919	9,235
November	12,935	10,701
December	14,740	11,866
January	16,507	12,811
February	18,425	14,237
March	20,546	15,633
April	21,273	
May	21,291	
June	21,304	

### QUALITY

	Quantity	Base Number	Contract	AT	Region	England
% of FP17s for the same patient ID Re-attending within 3 months - Children	109	1,811	6.0%	13.3%	12.8%	11.9%
% of FP17s for the same patient ID Re-attending within 3 months - Adults	766	6,349	12.1%	16.3%	16.5%	16.0%
% of FP17s for the same patient ID Re-attending between 3 & 9 months - Children	1,056	1,811	58.3%	58.0%	59.7%	58.3%
% of FP17s for the same patient ID Re-attending between 3 & 9 months - Adults	3,790	6,349	59.7%	51.0%	52.6%	50.3%
% of FP17s for Band 1 Urgent Courses	598	7,827	7.6%	10.7%	9.1%	9.1%
% of FP17s Relating to Free Repair or Replacements	29	7,827	0.4%	0.9%	1.0%	0.8%
% of FP17s Relating to Continuations	98	7,827	1.3%	1.1%	1.2%	1.0%
% of Patients satisfied with the dentistry they have received	9	11	81.8%	91.6%	91.6%	91.5%
% of Patients satisfied with the time they had to wait for an appointment	11	11	100.0%	87.7%	88.3%	87.9%

\* This is based on patients treated on this contract for their most recent course of treatment. Figures in italics indicate the base number of FP17s or Patient Questionnaire responses are less than 100. N/A is shown where the base number of responses is less than 10 during the period. % is calculated as Quantity/Base number\*100



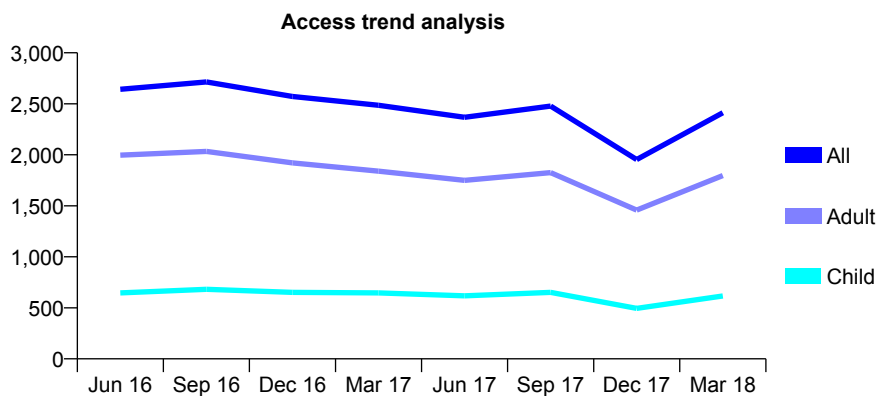
## Q47 - Vital Signs At a Glance Contract Report for 129003/0001 - March 2018

Name or company name	Mr Assim Ghaffoor
Contract type name	GDS Contract
Purpose of contract	General
Contract start date	01/04/2015
Contract end date	

17/18 Contracted general activity (UDA)	8,874
Carry forward general activity (UDA)	0
17/18 Contracted orthodontic activity (UOA)	0
Carry forward orthodontic activity (UOA)	0
Baseline contract value	£166,956.75

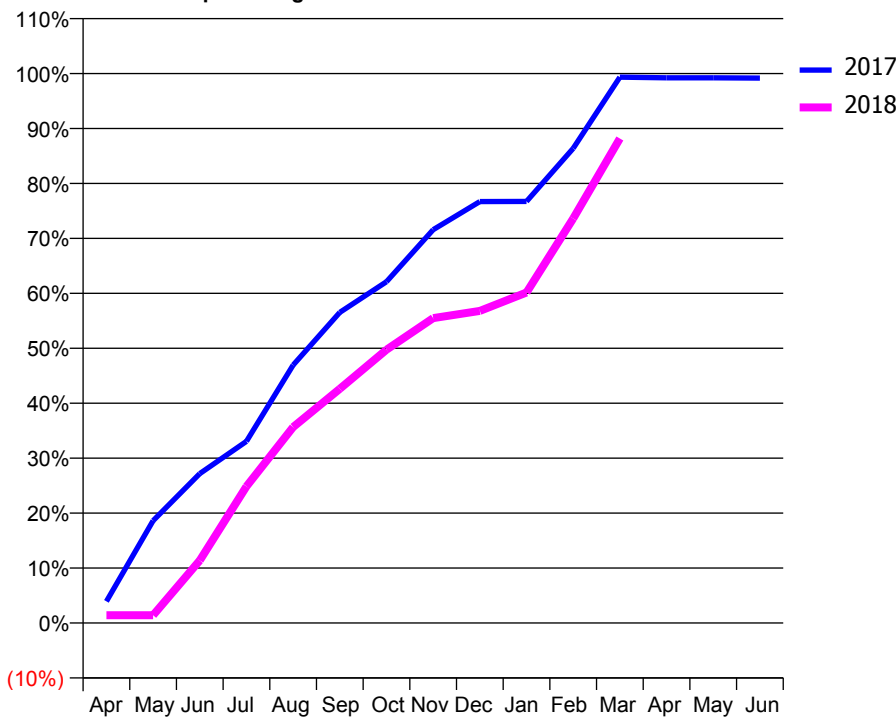
### ACCESS\*

Patients seen in 24 months	Total	Change since previous quarter
Quarter ending March 2017	2,486	
Quarter ending June 2017	2,368	↓
Quarter ending September 2017	2,478	↑
Quarter ending December 2017	1,953	↓
Quarter ending March 2018	2,413	↑
<b>Variance since March 2017</b>	<b>(2.9%)</b>	<b>↓</b>



### ACTIVITY

Cumulative percentage of contracted UDA delivered 2017 & 2018



Month	Adjusted Scheduled Activity (UDA)	
	2017	2018
April	350	126
May	1,653	126
June	2,413	1,010
July	2,933	2,205
August	4,166	3,164
September	5,017	3,782
October	5,512	4,413
November	6,352	4,924
December	6,805	5,040
January	6,808	5,337
February	7,664	6,533
March	8,815	7,824
April	8,803	
May	8,803	
June	8,800	

### QUALITY

	Quantity	Base Number	Contract	AT	Region	England
% of FP17s for the same patient ID Re-attending within 3 months - Children	61	1,086	5.6%	13.3%	12.8%	11.9%
% of FP17s for the same patient ID Re-attending within 3 months - Adults	231	2,979	7.8%	16.3%	16.5%	16.0%
% of FP17s for the same patient ID Re-attending between 3 & 9 months - Children	495	1,086	45.6%	58.0%	59.7%	58.3%
% of FP17s for the same patient ID Re-attending between 3 & 9 months - Adults	1,248	2,979	41.9%	51.0%	52.6%	50.3%
% of FP17s for Band 1 Urgent Courses	152	4,074	3.7%	10.7%	9.1%	9.1%
% of FP17s Relating to Free Repair or Replacements	39	4,074	1.0%	0.9%	1.0%	0.8%
% of FP17s Relating to Continuations	35	4,074	0.9%	1.1%	1.2%	1.0%
% of Patients satisfied with the dentistry they have received	4	4	N/A	91.6%	91.6%	91.5%
% of Patients satisfied with the time they had to wait for an appointment	4	4	N/A	87.7%	88.3%	87.9%

\* This is based on patients treated on this contract for their most recent course of treatment. Figures in italics indicate the base number of FP17s or Patient Questionnaire responses are less than 100. N/A is shown where the base number of responses is less than 10 during the period. % is calculated as Quantity/Base number\*100

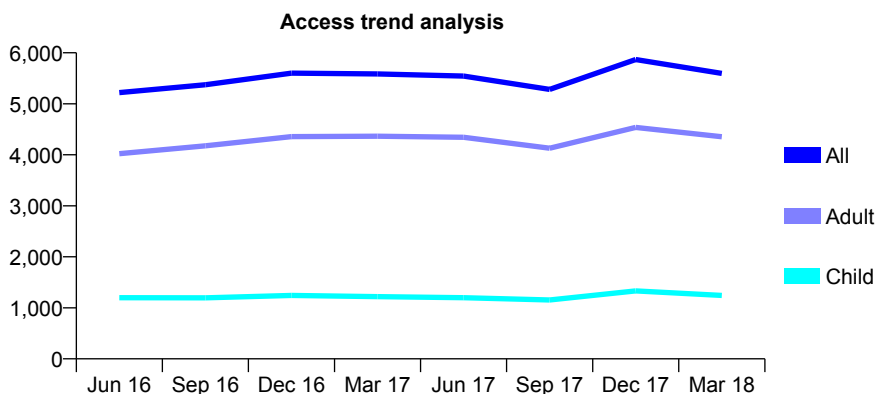
## Q47 - Vital Signs At a Glance Contract Report for 129003/0002 - March 2018

Name or company name	Mr Assim Ghaffoor
Contract type name	GDS Contract
Purpose of contract	General
Contract start date	01/04/2015
Contract end date	

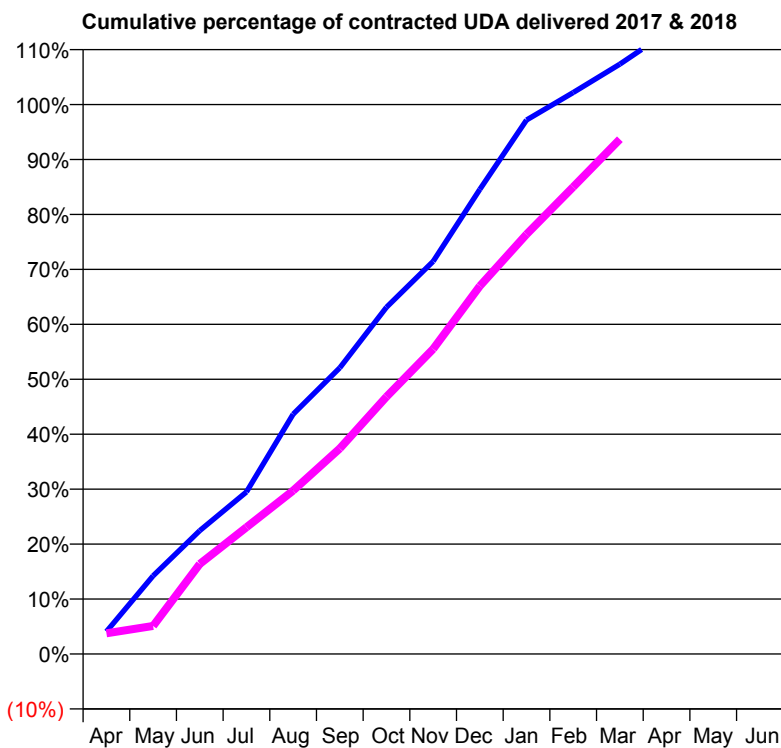
17/18 Contracted general activity (UDA)	19,250
Carry forward general activity (UDA)	0
17/18 Contracted orthodontic activity (UOA)	0
Carry forward orthodontic activity (UOA)	0
Baseline contract value	£430,443.86

### ACCESS\*

Patients seen in 24 months	Total	Change since previous quarter
Quarter ending March 2017	5,585	
Quarter ending June 2017	5,543	→
Quarter ending September 2017	5,282	↓
Quarter ending December 2017	5,867	↑
Quarter ending March 2018	5,595	↓
<b>Variance since March 2017</b>	<b>0.2%</b>	<b>→</b>



### ACTIVITY



Month	Adjusted Scheduled Activity (UDA)	
	2017	2018
April	666	728
May	2,313	984
June	3,649	3,156
July	4,793	4,438
August	7,093	5,724
September	8,465	7,200
October	10,256	9,014
November	11,612	10,688
December	13,743	12,890
January	15,793	14,702
February	16,605	16,363
March	17,444	18,033
April	18,371	
May	18,371	
June	18,375	

### QUALITY

	Quantity	Base Number	Contract	AT	Region	England
% of FP17s for the same patient ID Re-attending within 3 months - Children	165	2,483	6.6%	13.3%	12.8%	11.9%
% of FP17s for the same patient ID Re-attending within 3 months - Adults	968	7,902	12.3%	16.3%	16.5%	16.0%
% of FP17s for the same patient ID Re-attending between 3 & 9 months - Children	1,494	2,483	60.2%	58.0%	59.7%	58.3%
% of FP17s for the same patient ID Re-attending between 3 & 9 months - Adults	4,376	7,902	55.4%	51.0%	52.6%	50.3%
% of FP17s for Band 1 Urgent Courses	568	9,848	5.8%	10.7%	9.1%	9.1%
% of FP17s Relating to Free Repair or Replacements	108	9,848	1.1%	0.9%	1.0%	0.8%
% of FP17s Relating to Continuations	94	9,848	1.0%	1.1%	1.2%	1.0%
% of Patients satisfied with the dentistry they have received	11	12	91.7%	91.6%	91.6%	91.5%
% of Patients satisfied with the time they had to wait for an appointment	12	12	100.0%	87.7%	88.3%	87.9%

\* This is based on patients treated on this contract for their most recent course of treatment. Figures in italics indicate the base number of FP17s or Patient Questionnaire responses are less than 100. N/A is shown where the base number of responses is less than 10 during the period. % is calculated as Quantity/Base number\*100

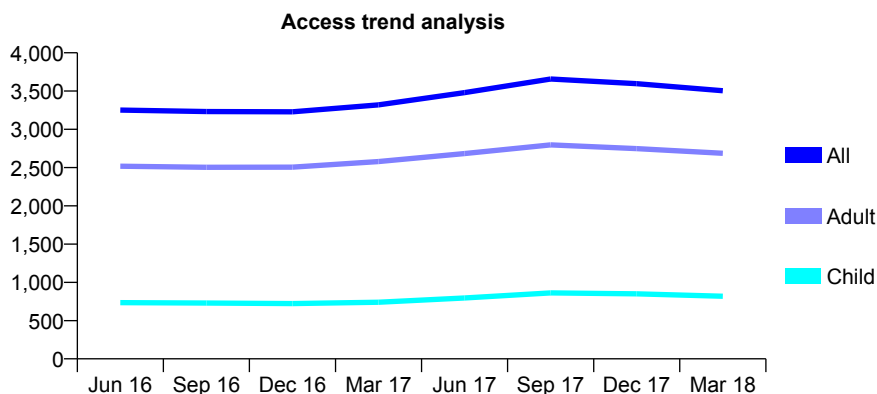
## Q47 - Vital Signs At a Glance Contract Report for 129623/0002 - March 2018

Name or company name	Diamond Dental Care
Contract type name	GDS Contract
Purpose of contract	General
Contract start date	01/12/2013
Contract end date	

17/18 Contracted general activity (UDA)	10,465
Carry forward general activity (UDA)	-209
17/18 Contracted orthodontic activity (UOA)	0
Carry forward orthodontic activity (UOA)	0
Baseline contract value	£227,040.13

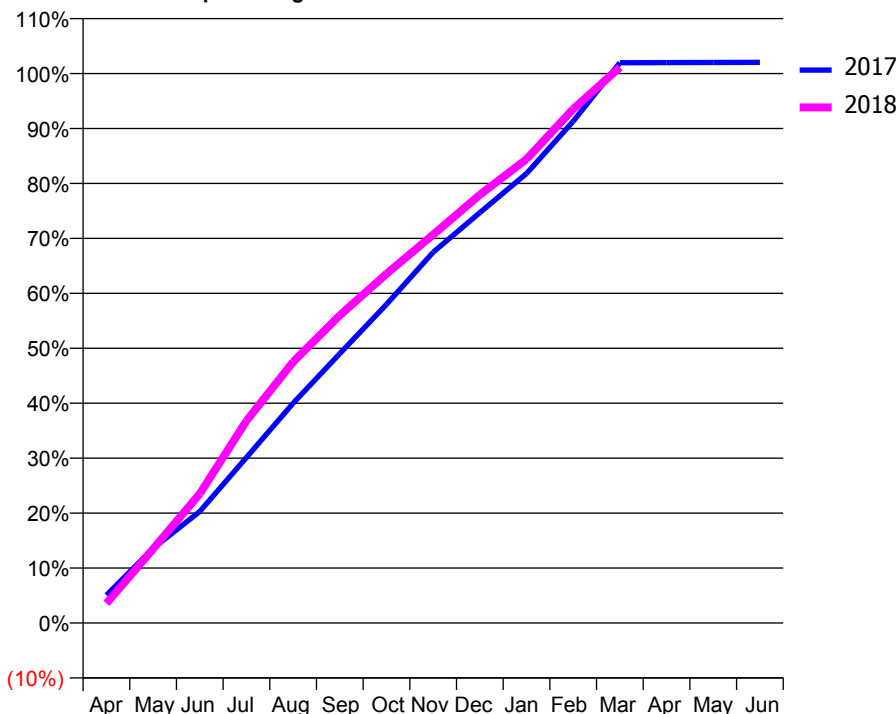
### ACCESS\*

Patients seen in 24 months	Total	Change since previous quarter
Quarter ending March 2017	3,319	
Quarter ending June 2017	3,480	↑
Quarter ending September 2017	3,658	↑
Quarter ending December 2017	3,597	↓
Quarter ending March 2018	3,505	↓
<b>Variance since March 2017</b>	<b>5.6%</b>	<b>↑</b>



### ACTIVITY

Cumulative percentage of contracted UDA delivered 2017 & 2018



Month	Adjusted Scheduled Activity (UDA)	
	2017	2018
April	530	374
May	1,423	1,410
June	2,125	2,462
July	3,152	3,852
August	4,185	4,974
September	5,130	5,861
October	6,067	6,649
November	7,062	7,396
December	7,815	8,156
January	8,559	8,833
February	9,555	9,788
March	10,669	10,583
April	10,673	
May	10,674	
June	10,677	

### QUALITY

	Quantity	Base Number	Contract	AT	Region	England
% of FP17s for the same patient ID Re-attending within 3 months - Children	83	1,183	7.0%	13.3%	12.8%	11.9%
% of FP17s for the same patient ID Re-attending within 3 months - Adults	663	4,207	15.8%	16.3%	16.5%	16.0%
% of FP17s for the same patient ID Re-attending between 3 & 9 months - Children	687	1,183	58.1%	58.0%	59.7%	58.3%
% of FP17s for the same patient ID Re-attending between 3 & 9 months - Adults	2,401	4,207	57.1%	51.0%	52.6%	50.3%
% of FP17s for Band 1 Urgent Courses	298	5,389	5.5%	10.7%	9.1%	9.1%
% of FP17s Relating to Free Repair or Replacements	63	5,389	1.2%	0.9%	1.0%	0.8%
% of FP17s Relating to Continuations	95	5,389	1.8%	1.1%	1.2%	1.0%
% of Patients satisfied with the dentistry they have received	16	18	88.9%	91.6%	91.6%	91.5%
% of Patients satisfied with the time they had to wait for an appointment	17	18	94.4%	87.7%	88.3%	87.9%

\* This is based on patients treated on this contract for their most recent course of treatment. Figures in italics indicate the base number of FP17s or Patient Questionnaire responses are less than 100. N/A is shown where the base number of responses is less than 10 during the period. % is calculated as Quantity/Base number\*100

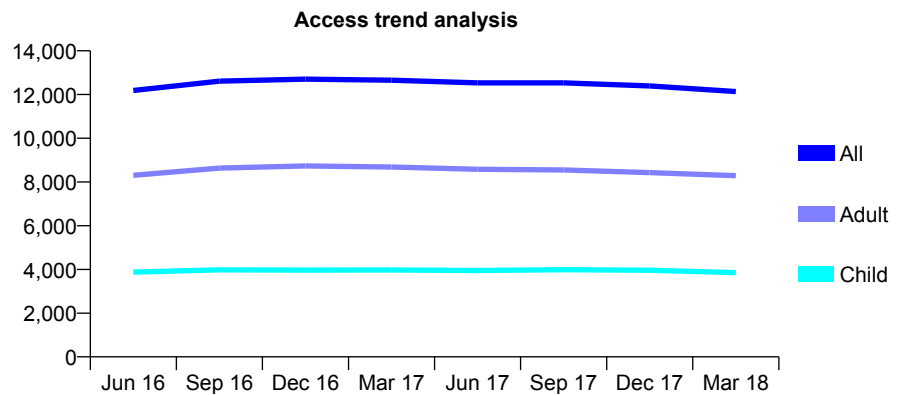
## Q47 - Vital Signs At a Glance Contract Report for 131423/0001 - March 2018

Name or company name	Railway Road Dental Practice Partnership
Contract type name	GDS Contract
Purpose of contract	General
Contract start date	01/04/2010
Contract end date	

17/18 Contracted general activity (UDA)	39,500
Carry forward general activity (UDA)	1,541
17/18 Contracted orthodontic activity (UOA)	0
Carry forward orthodontic activity (UOA)	0
Baseline contract value	£1,112,273.28

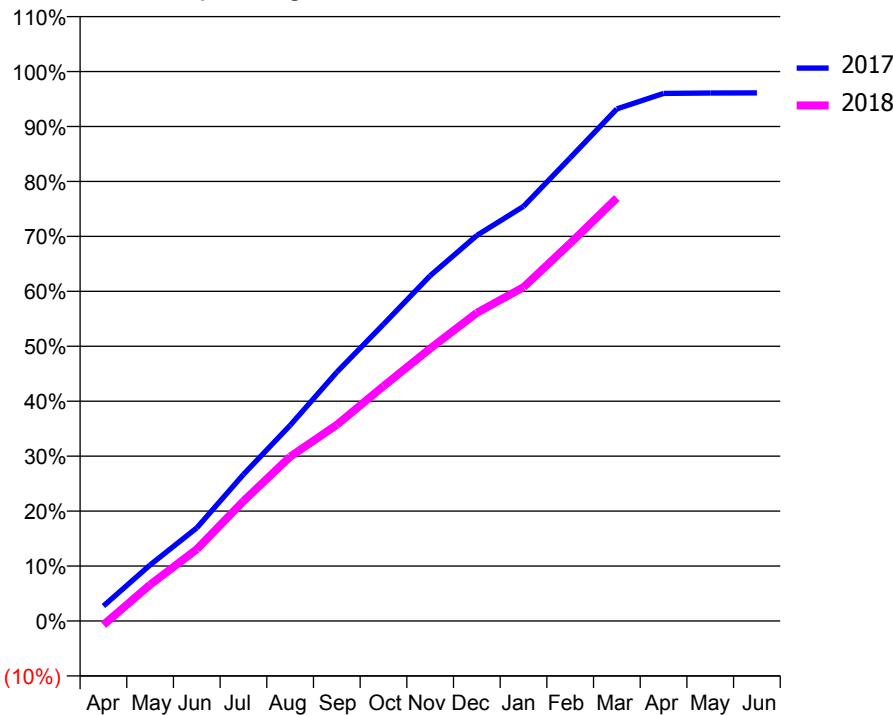
### ACCESS\*

Patients seen in 24 months	Total	Change since previous quarter
Quarter ending March 2017	12,656	
Quarter ending June 2017	12,531	→
Quarter ending September 2017	12,534	→
Quarter ending December 2017	12,392	↓
Quarter ending March 2018	12,139	↓
<b>Variance since March 2017</b>	<b>(4.1%)</b>	<b>↓</b>



### ACTIVITY

Cumulative percentage of contracted UDA delivered 2017 & 2018



Month	Adjusted Scheduled Activity (UDA)	
	2017	2018
April	1,081	-283
May	4,029	2,613
June	6,700	5,164
July	10,541	8,622
August	14,066	11,814
September	17,891	14,103
October	21,328	16,884
November	24,823	19,593
December	27,718	22,152
January	29,808	23,995
February	33,295	27,153
March	36,817	30,408
April	37,927	
May	37,955	
June	37,959	

### QUALITY

	Quantity	Base Number	Contract	AT	Region	England
% of FP17s for the same patient ID Re-attending within 3 months - Children	274	4,897	5.6%	13.3%	12.8%	11.9%
% of FP17s for the same patient ID Re-attending within 3 months - Adults	802	8,512	9.4%	16.3%	16.5%	16.0%
% of FP17s for the same patient ID Re-attending between 3 & 9 months - Children	2,497	4,897	51.0%	58.0%	59.7%	58.3%
% of FP17s for the same patient ID Re-attending between 3 & 9 months - Adults	3,791	8,512	44.5%	51.0%	52.6%	50.3%
% of FP17s for Band 1 Urgent Courses	725	12,994	5.6%	10.7%	9.1%	9.1%
% of FP17s Relating to Free Repair or Replacements	45	12,994	0.3%	0.9%	1.0%	0.8%
% of FP17s Relating to Continuations	157	12,994	1.2%	1.1%	1.2%	1.0%
% of Patients satisfied with the dentistry they have received	9	10	90.0%	91.6%	91.6%	91.5%
% of Patients satisfied with the time they had to wait for an appointment	8	10	80.0%	87.7%	88.3%	87.9%

\* This is based on patients treated on this contract for their most recent course of treatment. Figures in italics indicate the base number of FP17s or Patient Questionnaire responses are less than 100. N/A is shown where the base number of responses is less than 10 during the period. % is calculated as Quantity/Base number\*100

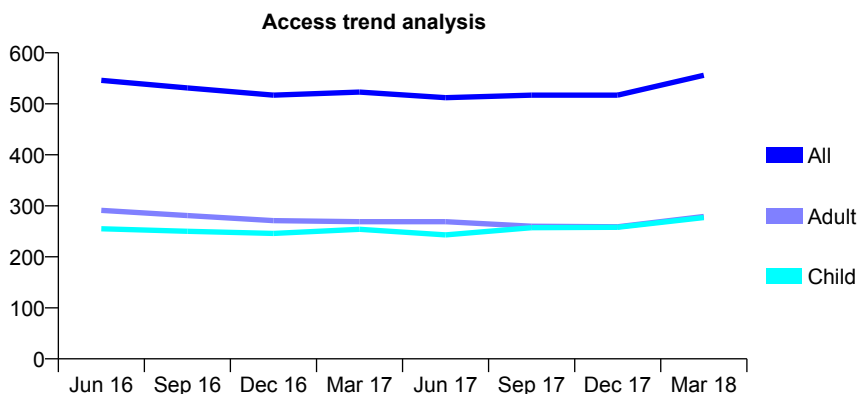
## Q47 - Vital Signs At a Glance Contract Report for 131555/0001 - March 2018

Name or company name	Station House Dental Practice
Contract type name	GDS Contract
Purpose of contract	General
Contract start date	07/02/2011
Contract end date	

17/18 Contracted general activity (UDA)	1,600
Carry forward general activity (UDA)	70
17/18 Contracted orthodontic activity (UOA)	0
Carry forward orthodontic activity (UOA)	0
Baseline contract value	£40,173.62

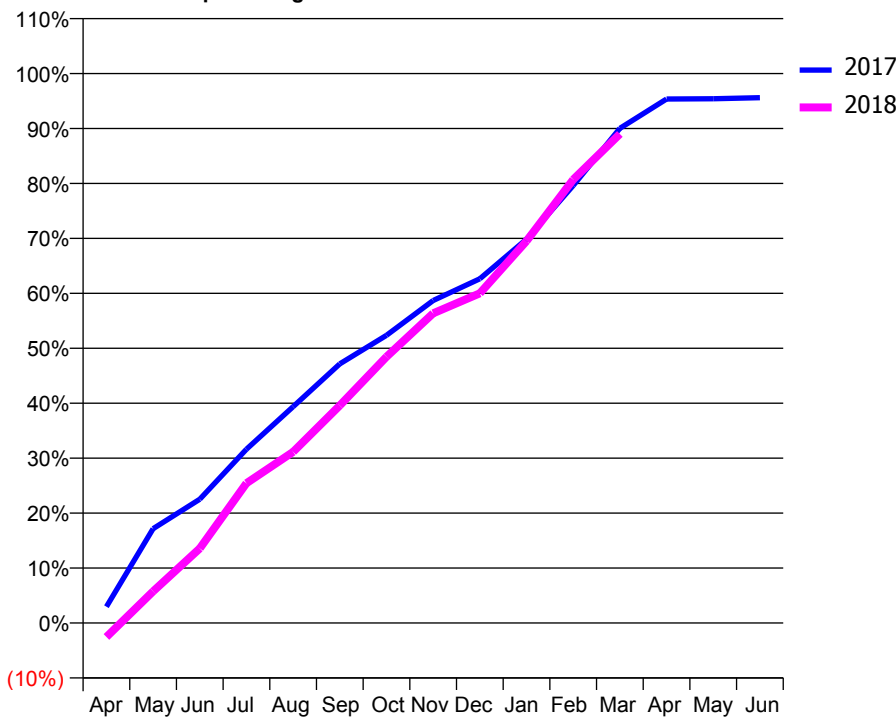
### ACCESS\*

Patients seen in 24 months	Total	Change since previous quarter
Quarter ending March 2017	523	
Quarter ending June 2017	512	↓
Quarter ending September 2017	517	→
Quarter ending December 2017	517	→
Quarter ending March 2018	556	↑
<b>Variance since March 2017</b>	<b>6.3%</b>	<b>↑</b>



### ACTIVITY

Cumulative percentage of contracted UDA delivered 2017 & 2018



Month	Adjusted Scheduled Activity (UDA)	
	2017	2018
April	48	-41
May	275	92
June	360	217
July	506	407
August	630	498
September	755	634
October	838	775
November	939	902
December	1,002	960
January	1,118	1,112
February	1,274	1,291
March	1,440	1,424
April	1,526	
May	1,527	
June	1,530	

### QUALITY

	Quantity	Base Number	Contract	AT	Region	England
% of FP17s for the same patient ID Re-attending within 3 months - Children	69	495	13.9%	13.3%	12.8%	11.9%
% of FP17s for the same patient ID Re-attending within 3 months - Adults	86	390	22.1%	16.3%	16.5%	16.0%
% of FP17s for the same patient ID Re-attending between 3 & 9 months - Children	282	495	57.0%	58.0%	59.7%	58.3%
% of FP17s for the same patient ID Re-attending between 3 & 9 months - Adults	206	390	52.8%	51.0%	52.6%	50.3%
% of FP17s for Band 1 Urgent Courses	69	834	8.3%	10.7%	9.1%	9.1%
% of FP17s Relating to Free Repair or Replacements	5	834	0.6%	0.9%	1.0%	0.8%
% of FP17s Relating to Continuations	7	834	0.8%	1.1%	1.2%	1.0%
% of Patients satisfied with the dentistry they have received	1	1	N/A	91.6%	91.6%	91.5%
% of Patients satisfied with the time they had to wait for an appointment	1	1	N/A	87.7%	88.3%	87.9%

\* This is based on patients treated on this contract for their most recent course of treatment. Figures in italics indicate the base number of FP17s or Patient Questionnaire responses are less than 100. N/A is shown where the base number of responses is less than 10 during the period. % is calculated as Quantity/Base number\*100

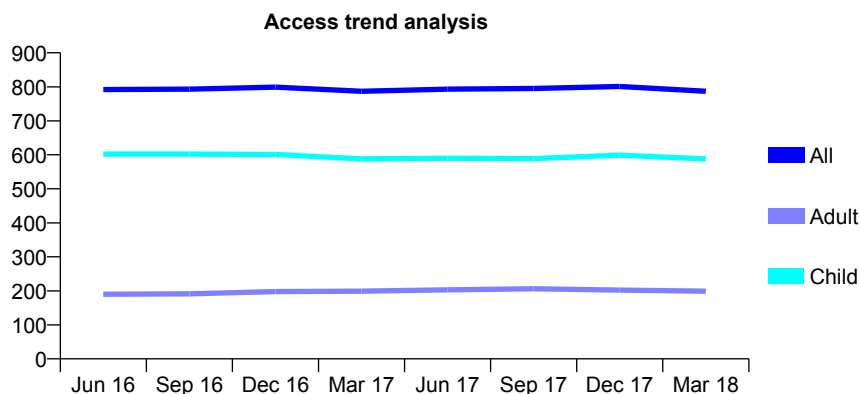
## Q47 - Vital Signs At a Glance Contract Report for 134341/0001 - March 2018

Name or company name	The Macfarlane Dental Partnership
Contract type name	GDS Contract
Purpose of contract	General and Orthodontic
Contract start date	01/01/2012
Contract end date	

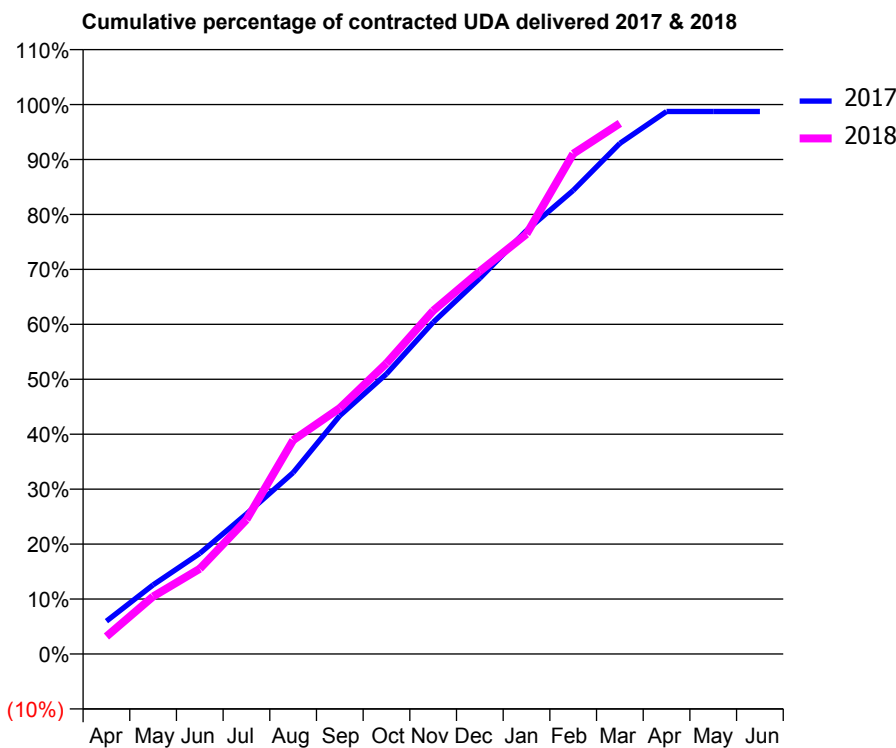
17/18 Contracted general activity (UDA)	1,926
Carry forward general activity (UDA)	26
17/18 Contracted orthodontic activity (UOA)	681
Carry forward orthodontic activity (UOA)	0
Baseline contract value	£99,292.05

### ACCESS\*

Patients seen in 24 months	Total	Change since previous quarter
Quarter ending March 2017	787	
Quarter ending June 2017	793	→
Quarter ending September 2017	795	→
Quarter ending December 2017	801	→
Quarter ending March 2018	787	↓
<b>Variance since March 2017</b>	<b>0.0%</b>	<b>→</b>



### ACTIVITY



Month	Adjusted Scheduled Activity (UDA)	
	2017	2018
April	121	62
May	254	202
June	369	299
July	514	471
August	666	750
September	874	862
October	1,028	1,019
November	1,217	1,203
December	1,379	1,341
January	1,554	1,472
February	1,701	1,753
March	1,873	1,860
April	1,990	
May	1,990	
June	1,990	

### QUALITY

	Quantity	Base Number	Contract	AT	Region	England
% of FP17s for the same patient ID Re-attending within 3 months - Children	179	1,236	14.5%	13.3%	12.8%	11.9%
% of FP17s for the same patient ID Re-attending within 3 months - Adults	12	153	7.8%	16.3%	16.5%	16.0%
% of FP17s for the same patient ID Re-attending between 3 & 9 months - Children	788	1,236	63.8%	58.0%	59.7%	58.3%
% of FP17s for the same patient ID Re-attending between 3 & 9 months - Adults	99	153	64.7%	51.0%	52.6%	50.3%
% of FP17s for Band 1 Urgent Courses	74	1,242	6.0%	10.7%	9.1%	9.1%
% of FP17s Relating to Free Repair or Replacements	0	1,242	0.0%	0.9%	1.0%	0.8%
% of FP17s Relating to Continuations	27	1,242	2.2%	1.1%	1.2%	1.0%
% of Patients satisfied with the dentistry they have received	2	2	N/A	91.6%	91.6%	91.5%
% of Patients satisfied with the time they had to wait for an appointment	2	2	N/A	87.7%	88.3%	87.9%

\* This is based on patients treated on this contract for their most recent course of treatment. Figures in italics indicate the base number of FP17s or Patient Questionnaire responses are less than 100. N/A is shown where the base number of responses is less than 10 during the period. % is calculated as Quantity/Base number\*100

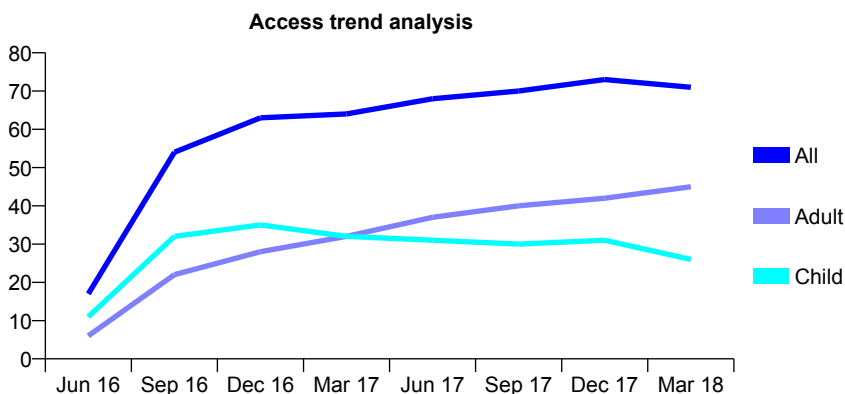
## Q47 - Vital Signs At a Glance Contract Report for 135836/0001 - March 2018

Name or company name	N M Ward Associates Ltd
Contract type name	GDS Contract
Purpose of contract	General
Contract start date	01/12/2015
Contract end date	

17/18 Contracted general activity (UDA)	250
Carry forward general activity (UDA)	0
17/18 Contracted orthodontic activity (UOA)	0
Carry forward orthodontic activity (UOA)	0
Baseline contract value	£12,780.96

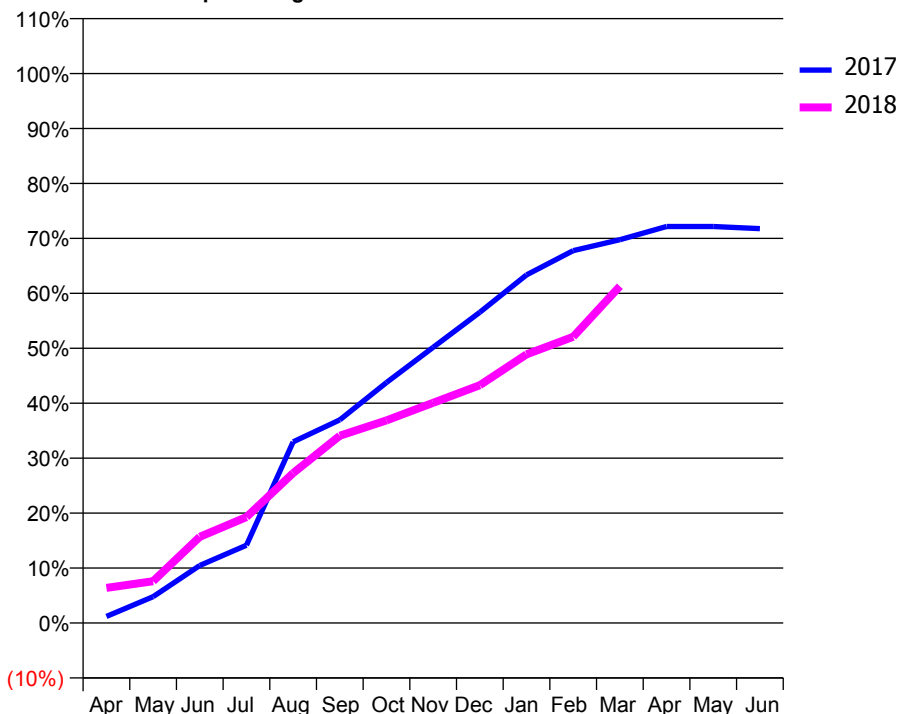
### ACCESS\*

Patients seen in 24 months	Total	Change since previous quarter
Quarter ending March 2017	64	
Quarter ending June 2017	68	↑
Quarter ending September 2017	70	↑
Quarter ending December 2017	73	↑
Quarter ending March 2018	71	↓
<b>Variance since March 2017</b>	10.9%	↑



### ACTIVITY

Cumulative percentage of contracted UDA delivered 2017 & 2018



Month	Adjusted Scheduled Activity (UDA)	
	2017	2018
April	3	16
May	12	19
June	26	39
July	35	48
August	82	68
September	92	85
October	109	92
November	125	100
December	141	108
January	158	122
February	169	130
March	174	153
April	180	
May	180	
June	179	

### QUALITY

	Quantity	Base Number	Contract	AT	Region	England
% of FP17s for the same patient ID Re-attending within 3 months - Children	1	57	1.8%	13.3%	12.8%	11.9%
% of FP17s for the same patient ID Re-attending within 3 months - Adults	3	47	6.4%	16.3%	16.5%	16.0%
% of FP17s for the same patient ID Re-attending between 3 & 9 months - Children	47	57	82.5%	58.0%	59.7%	58.3%
% of FP17s for the same patient ID Re-attending between 3 & 9 months - Adults	32	47	68.1%	51.0%	52.6%	50.3%
% of FP17s for Band 1 Urgent Courses	1	99	1.0%	10.7%	9.1%	9.1%
% of FP17s Relating to Free Repair or Replacements	0	99	0.0%	0.9%	1.0%	0.8%
% of FP17s Relating to Continuations	1	99	1.0%	1.1%	1.2%	1.0%
% of Patients satisfied with the dentistry they have received	0	0	N/A	91.6%	91.6%	91.5%
% of Patients satisfied with the time they had to wait for an appointment	0	0	N/A	87.7%	88.3%	87.9%

\* This is based on patients treated on this contract for their most recent course of treatment. Figures in italics indicate the base number of FP17s or Patient Questionnaire responses are less than 100. N/A is shown where the base number of responses is less than 10 during the period. % is calculated as Quantity/Base number\*100

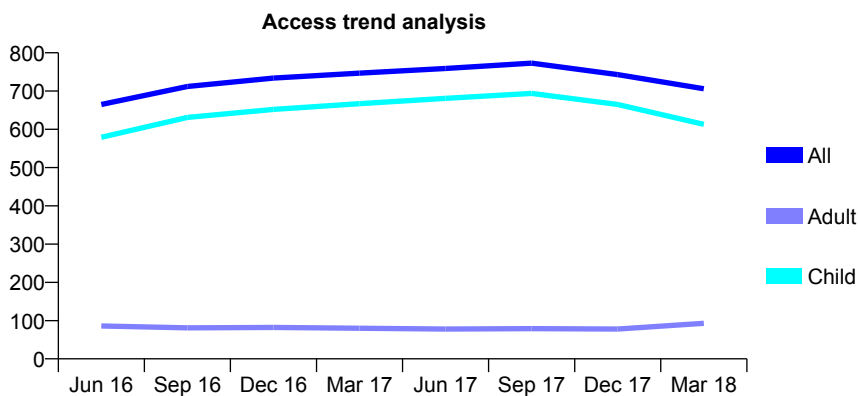
## Q47 - Vital Signs At a Glance Contract Report for 137162/0001 - March 2018

Name or company name	Oakland Family Dental Practice
Contract type name	GDS Contract
Purpose of contract	General and Orthodontic
Contract start date	01/04/2014
Contract end date	

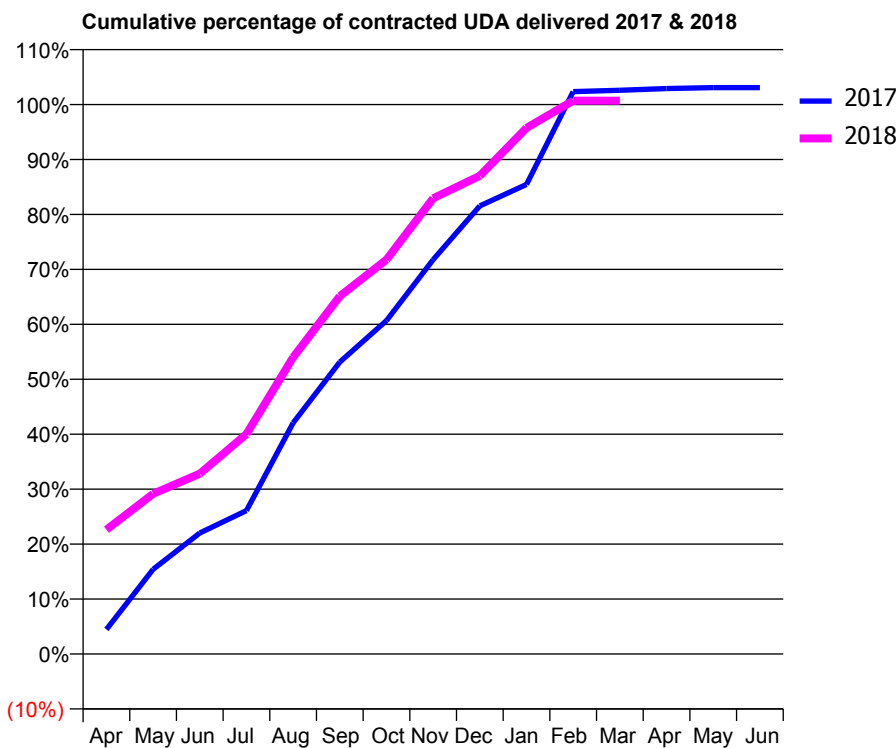
17/18 Contracted general activity (UDA)	1,800
Carry forward general activity (UDA)	-36
17/18 Contracted orthodontic activity (UOA)	877
Carry forward orthodontic activity (UOA)	-18
Baseline contract value	£104,682.03

### ACCESS\*

Patients seen in 24 months	Total	Change since previous quarter
Quarter ending March 2017	747	
Quarter ending June 2017	759	→
Quarter ending September 2017	773	→
Quarter ending December 2017	743	↓
Quarter ending March 2018	706	↓
<b>Variance since March 2017</b>	<b>(5.5%)</b>	<b>↓</b>



### ACTIVITY



Month	Adjusted Scheduled Activity (UDA)	
	2017	2018
April	81	407
May	277	525
June	396	591
July	470	720
August	757	972
September	956	1,172
October	1,092	1,292
November	1,292	1,493
December	1,468	1,567
January	1,538	1,723
February	1,842	1,812
March	1,846	1,812
April	1,852	
May	1,855	
June	1,855	

### QUALITY

	Quantity	Base Number	Contract	AT	Region	England
% of FP17s for the same patient ID Re-attending within 3 months - Children	233	1,404	16.6%	13.3%	12.8%	11.9%
% of FP17s for the same patient ID Re-attending within 3 months - Adults	4	33	12.1%	16.3%	16.5%	16.0%
% of FP17s for the same patient ID Re-attending between 3 & 9 months - Children	858	1,404	61.1%	58.0%	59.7%	58.3%
% of FP17s for the same patient ID Re-attending between 3 & 9 months - Adults	18	33	54.5%	51.0%	52.6%	50.3%
% of FP17s for Band 1 Urgent Courses	55	1,329	4.1%	10.7%	9.1%	9.1%
% of FP17s Relating to Free Repair or Replacements	0	1,329	0.0%	0.9%	1.0%	0.8%
% of FP17s Relating to Continuations	0	1,329	0.0%	1.1%	1.2%	1.0%
% of Patients satisfied with the dentistry they have received	0	0	N/A	91.6%	91.6%	91.5%
% of Patients satisfied with the time they had to wait for an appointment	0	0	N/A	87.7%	88.3%	87.9%

\* This is based on patients treated on this contract for their most recent course of treatment. Figures in italics indicate the base number of FP17s or Patient Questionnaire responses are less than 100. N/A is shown where the base number of responses is less than 10 during the period. % is calculated as Quantity/Base number\*100



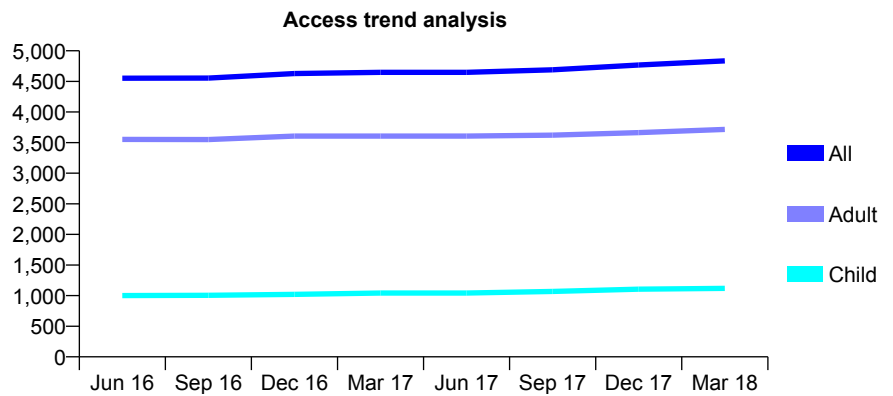
## Q47 - Vital Signs At a Glance Contract Report for 140104/0001 - March 2018

Name or company name	York Dental Practice
Contract type name	GDS Contract
Purpose of contract	General
Contract start date	01/04/2013
Contract end date	

17/18 Contracted general activity (UDA)	13,865
Carry forward general activity (UDA)	92
17/18 Contracted orthodontic activity (UOA)	0
Carry forward orthodontic activity (UOA)	0
Baseline contract value	£401,651.07

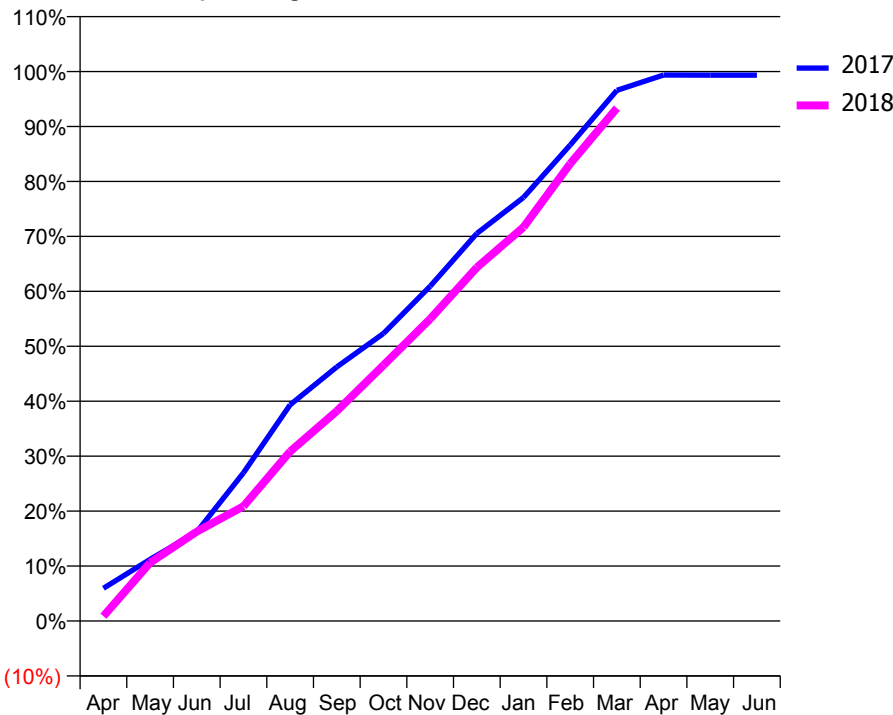
### ACCESS\*

Patients seen in 24 months	Total	Change since previous quarter
Quarter ending March 2017	4,649	
Quarter ending June 2017	4,648	→
Quarter ending September 2017	4,690	→
Quarter ending December 2017	4,769	→
Quarter ending March 2018	4,835	→
<b>Variance since March 2017</b>	<b>4.0%</b>	<b>↑</b>



### ACTIVITY

Cumulative percentage of contracted UDA delivered 2017 & 2018



Month	Adjusted Scheduled Activity (UDA)	
	2017	2018
April	825	123
May	1,558	1,473
June	2,250	2,257
July	3,740	2,895
August	5,456	4,278
September	6,412	5,298
October	7,254	6,454
November	8,448	7,623
December	9,780	8,921
January	10,688	9,939
February	12,010	11,540
March	13,390	12,943
April	13,775	
May	13,773	
June	13,773	

### QUALITY

	Quantity	Base Number	Contract	AT	Region	England
% of FP17s for the same patient ID Re-attending within 3 months - Children	164	1,610	10.2%	13.3%	12.8%	11.9%
% of FP17s for the same patient ID Re-attending within 3 months - Adults	677	4,996	13.6%	16.3%	16.5%	16.0%
% of FP17s for the same patient ID Re-attending between 3 & 9 months - Children	875	1,610	54.3%	58.0%	59.7%	58.3%
% of FP17s for the same patient ID Re-attending between 3 & 9 months - Adults	2,809	4,996	56.2%	51.0%	52.6%	50.3%
% of FP17s for Band 1 Urgent Courses	468	6,496	7.2%	10.7%	9.1%	9.1%
% of FP17s Relating to Free Repair or Replacements	75	6,496	1.2%	0.9%	1.0%	0.8%
% of FP17s Relating to Continuations	13	6,496	0.2%	1.1%	1.2%	1.0%
% of Patients satisfied with the dentistry they have received	6	6	N/A	91.6%	91.6%	91.5%
% of Patients satisfied with the time they had to wait for an appointment	5	6	N/A	87.7%	88.3%	87.9%

\* This is based on patients treated on this contract for their most recent course of treatment. Figures in italics indicate the base number of FP17s or Patient Questionnaire responses are less than 100. N/A is shown where the base number of responses is less than 10 during the period. % is calculated as Quantity/Base number\*100

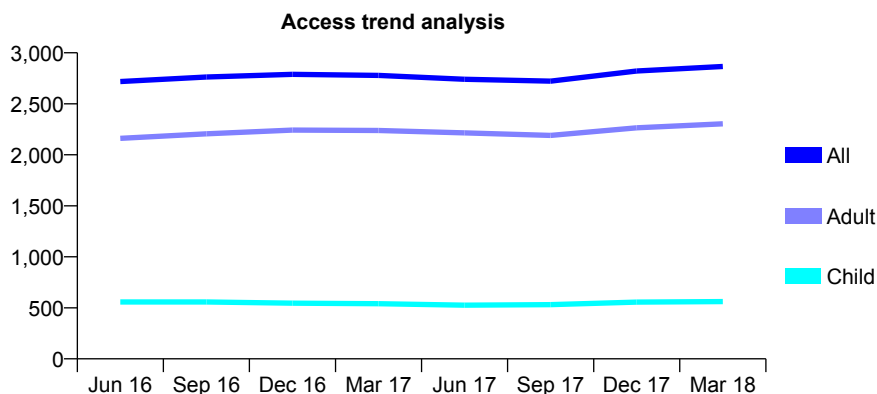
## Q47 - Vital Signs At a Glance Contract Report for 141674/0001 - March 2018

Name or company name	Aesthetic Dental Solutions
Contract type name	GDS Contract
Purpose of contract	General
Contract start date	18/11/2009
Contract end date	

17/18 Contracted general activity (UDA)	9,841
Carry forward general activity (UDA)	334
17/18 Contracted orthodontic activity (UOA)	0
Carry forward orthodontic activity (UOA)	0
Baseline contract value	£247,055.77

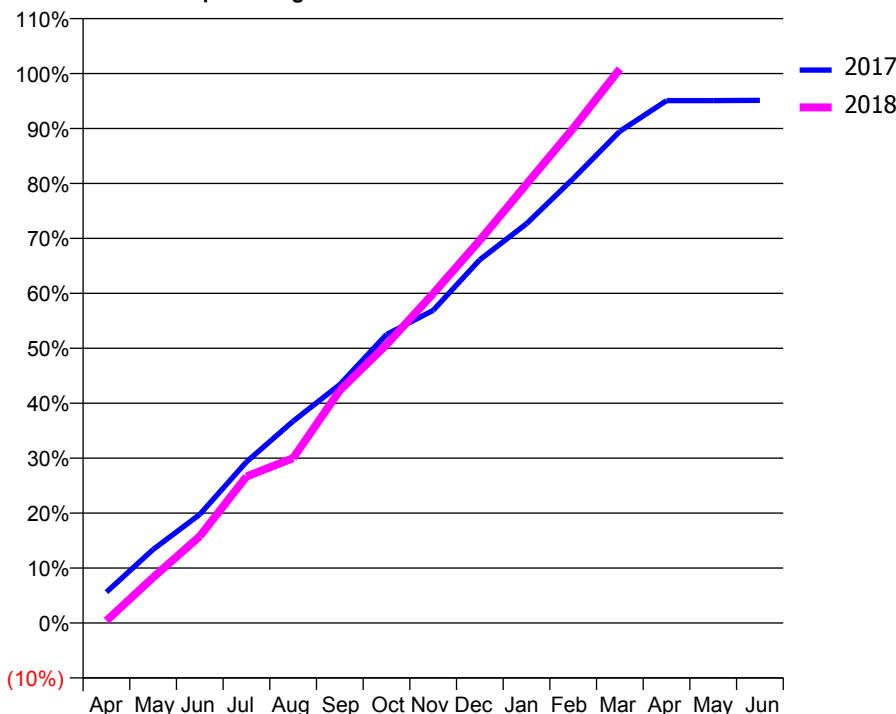
### ACCESS\*

Patients seen in 24 months	Total	Change since previous quarter
Quarter ending March 2017	2,779	
Quarter ending June 2017	2,741	↓
Quarter ending September 2017	2,722	→
Quarter ending December 2017	2,821	↑
Quarter ending March 2018	2,866	→
<b>Variance since March 2017</b>	<b>3.1%</b>	<b>↑</b>



### ACTIVITY

Cumulative percentage of contracted UDA delivered 2017 & 2018



Adjusted Scheduled Activity (UDA)

Month	2017	2018
April	609	43
May	1,451	815
June	2,143	1,553
July	3,180	2,624
August	3,983	2,953
September	4,705	4,166
October	5,691	4,986
November	6,168	5,899
December	7,167	6,856
January	7,877	7,860
February	8,767	8,858
March	9,701	9,923
April	10,307	
May	10,305	
June	10,312	

### QUALITY

	Quantity	Base Number	Contract	AT	Region	England
% of FP17s for the same patient ID Re-attending within 3 months - Children	62	874	7.1%	13.3%	12.8%	11.9%
% of FP17s for the same patient ID Re-attending within 3 months - Adults	546	3,533	15.5%	16.3%	16.5%	16.0%
% of FP17s for the same patient ID Re-attending between 3 & 9 months - Children	516	874	59.0%	58.0%	59.7%	58.3%
% of FP17s for the same patient ID Re-attending between 3 & 9 months - Adults	2,089	3,533	59.1%	51.0%	52.6%	50.3%
% of FP17s for Band 1 Urgent Courses	306	4,158	7.4%	10.7%	9.1%	9.1%
% of FP17s Relating to Free Repair or Replacements	26	4,158	0.6%	0.9%	1.0%	0.8%
% of FP17s Relating to Continuations	39	4,158	0.9%	1.1%	1.2%	1.0%
% of Patients satisfied with the dentistry they have received	5	5	N/A	91.6%	91.6%	91.5%
% of Patients satisfied with the time they had to wait for an appointment	5	5	N/A	87.7%	88.3%	87.9%

\* This is based on patients treated on this contract for their most recent course of treatment. Figures in italics indicate the base number of FP17s or Patient Questionnaire responses are less than 100. N/A is shown where the base number of responses is less than 10 during the period. % is calculated as Quantity/Base number\*100

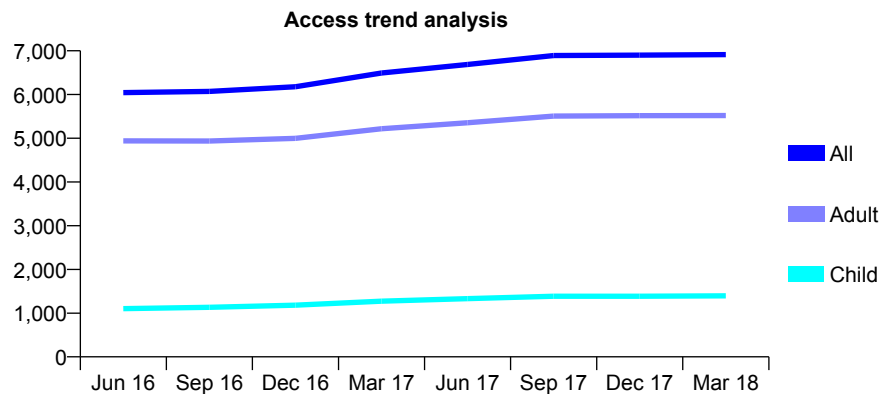
## Q47 - Vital Signs At a Glance Contract Report for 144835/0001 - March 2018

Name or company name	Skipton Road Dental Practice
Contract type name	Pilot Contract
Purpose of contract	General
Contract start date	01/04/2013
Contract end date	

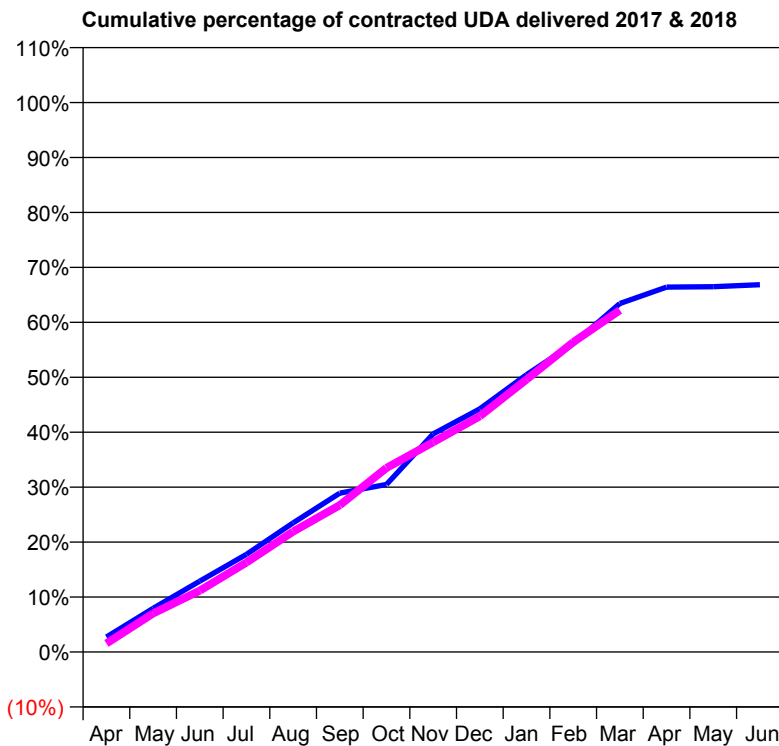
17/18 Contracted general activity (UDA)	22,500
Carry forward general activity (UDA)	0
17/18 Contracted orthodontic activity (UOA)	0
Carry forward orthodontic activity (UOA)	0
Baseline contract value	£750,660.82

### ACCESS\*

Patients seen in 24 months	Total	Change since previous quarter
Quarter ending March 2017	6,491	
Quarter ending June 2017	6,686	↑
Quarter ending September 2017	6,892	↑
Quarter ending December 2017	6,902	→
Quarter ending March 2018	6,914	→
<b>Variance since March 2017</b>	<b>6.5%</b>	<b>↑</b>



### ACTIVITY



Month	Adjusted Scheduled Activity (UDA)	
	2017	2018
April	612	354
May	1,787	1,580
June	2,903	2,516
July	4,001	3,664
August	5,289	4,931
September	6,506	6,013
October	6,858	7,537
November	8,930	8,592
December	9,956	9,655
January	11,355	11,156
February	12,627	12,686
March	14,271	13,998
April	14,940	
May	14,960	
June	15,037	

### QUALITY

	Quantity	Base Number	Contract	AT	Region	England
% of FP17s for the same patient ID Re-attending within 3 months - Children	143	1,813	7.9%	13.3%	12.8%	11.9%
% of FP17s for the same patient ID Re-attending within 3 months - Adults	896	6,403	14.0%	16.3%	16.5%	16.0%
% of FP17s for the same patient ID Re-attending between 3 & 9 months - Children	862	1,813	47.5%	58.0%	59.7%	58.3%
% of FP17s for the same patient ID Re-attending between 3 & 9 months - Adults	1,985	6,403	31.0%	51.0%	52.6%	50.3%
% of FP17s for Band 1 Urgent Courses	632	6,865	9.2%	10.7%	9.1%	9.1%
% of FP17s Relating to Free Repair or Replacements	58	6,865	0.8%	0.9%	1.0%	0.8%
% of FP17s Relating to Continuations	3	6,865	0.0%	1.1%	1.2%	1.0%
% of Patients satisfied with the dentistry they have received	5	5	N/A	91.6%	91.6%	91.5%
% of Patients satisfied with the time they had to wait for an appointment	5	5	N/A	87.7%	88.3%	87.9%

\* This is based on patients treated on this contract for their most recent course of treatment. Figures in italics indicate the base number of FP17s or Patient Questionnaire responses are less than 100. N/A is shown where the base number of responses is less than 10 during the period. % is calculated as Quantity/Base number\*100

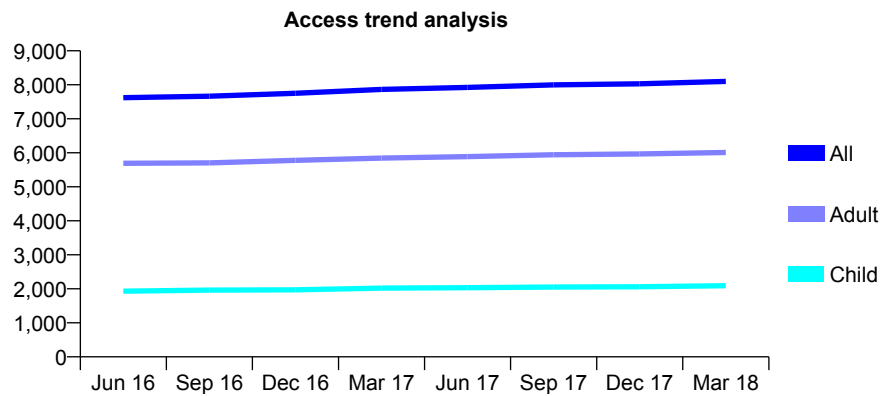
## Q47 - Vital Signs At a Glance Contract Report for 145432/0001 - March 2018

Name or company name	Oaklands Dental Surgery
Contract type name	GDS Contract
Purpose of contract	General
Contract start date	01/11/2013
Contract end date	

17/18 Contracted general activity (UDA)	26,088
Carry forward general activity (UDA)	79
17/18 Contracted orthodontic activity (UOA)	0
Carry forward orthodontic activity (UOA)	0
Baseline contract value	£786,493.39

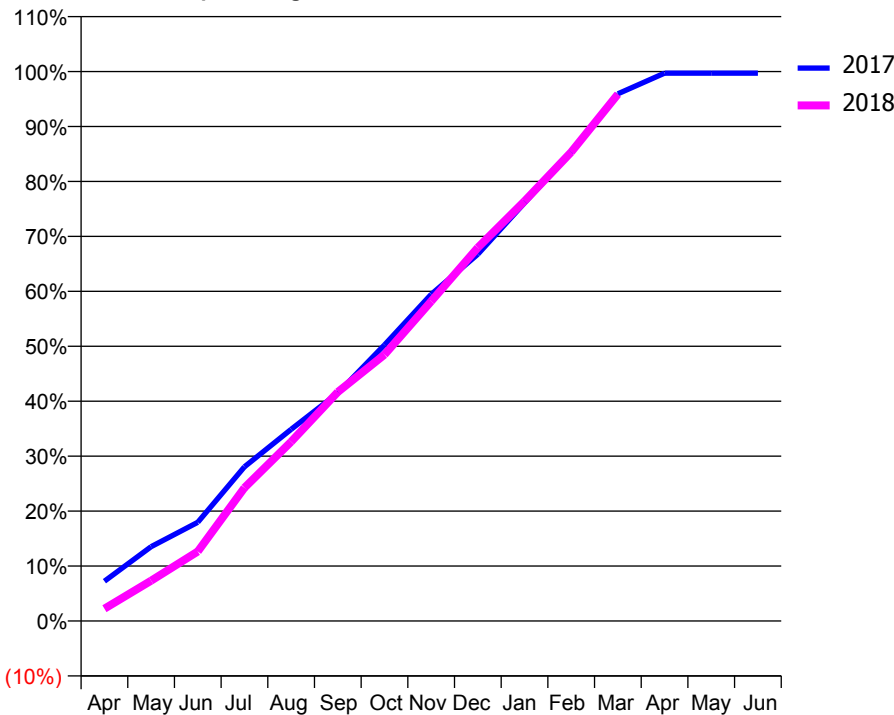
### ACCESS\*

Patients seen in 24 months	Total	Change since previous quarter
Quarter ending March 2017	7,865	
Quarter ending June 2017	7,923	→
Quarter ending September 2017	7,998	→
Quarter ending December 2017	8,028	→
Quarter ending March 2018	8,101	→
<b>Variance since March 2017</b>	<b>3.0%</b>	<b>↑</b>



### ACTIVITY

Cumulative percentage of contracted UDA delivered 2017 & 2018



Month	Adjusted Scheduled Activity (UDA)	
	2017	2018
April	1,892	585
May	3,529	1,914
June	4,691	3,301
July	7,323	6,330
August	9,100	8,509
September	10,822	10,874
October	13,108	12,646
November	15,508	15,175
December	17,412	17,732
January	19,850	19,932
February	22,271	22,262
March	25,028	25,008
April	26,009	
May	26,010	
June	26,009	

### QUALITY

	Quantity	Base Number	Contract	AT	Region	England
% of FP17s for the same patient ID Re-attending within 3 months - Children	333	3,815	8.7%	13.3%	12.8%	11.9%
% of FP17s for the same patient ID Re-attending within 3 months - Adults	1,190	10,081	11.8%	16.3%	16.5%	16.0%
% of FP17s for the same patient ID Re-attending between 3 & 9 months - Children	2,762	3,815	72.4%	58.0%	59.7%	58.3%
% of FP17s for the same patient ID Re-attending between 3 & 9 months - Adults	7,111	10,081	70.5%	51.0%	52.6%	50.3%
% of FP17s for Band 1 Urgent Courses	385	13,442	2.9%	10.7%	9.1%	9.1%
% of FP17s Relating to Free Repair or Replacements	49	13,442	0.4%	0.9%	1.0%	0.8%
% of FP17s Relating to Continuations	246	13,442	1.8%	1.1%	1.2%	1.0%
% of Patients satisfied with the dentistry they have received	9	11	81.8%	91.6%	91.6%	91.5%
% of Patients satisfied with the time they had to wait for an appointment	10	11	90.9%	87.7%	88.3%	87.9%

\* This is based on patients treated on this contract for their most recent course of treatment. Figures in italics indicate the base number of FP17s or Patient Questionnaire responses are less than 100. N/A is shown where the base number of responses is less than 10 during the period. % is calculated as Quantity/Base number\*100

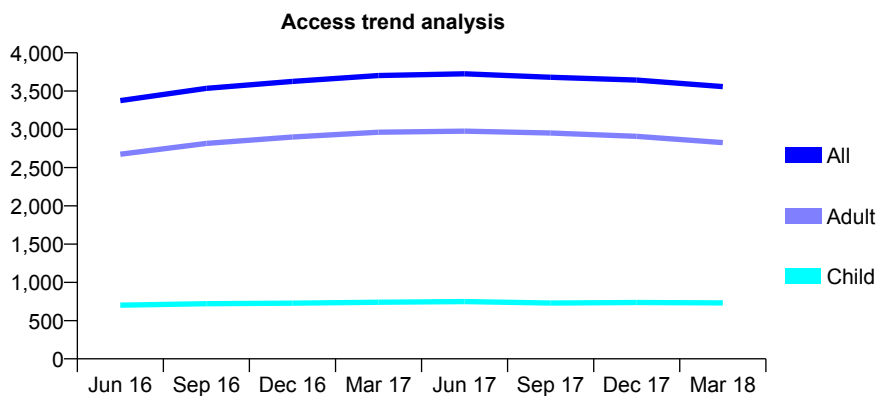
## Q47 - Vital Signs At a Glance Contract Report for 146412/0001 - March 2018

Name or company name	Taghi Khodarahmi
Contract type name	GDS Contract
Purpose of contract	General
Contract start date	01/04/2015
Contract end date	

17/18 Contracted general activity (UDA)	12,500
Carry forward general activity (UDA)	-114
17/18 Contracted orthodontic activity (UOA)	0
Carry forward orthodontic activity (UOA)	0
Baseline contract value	£273,251.48

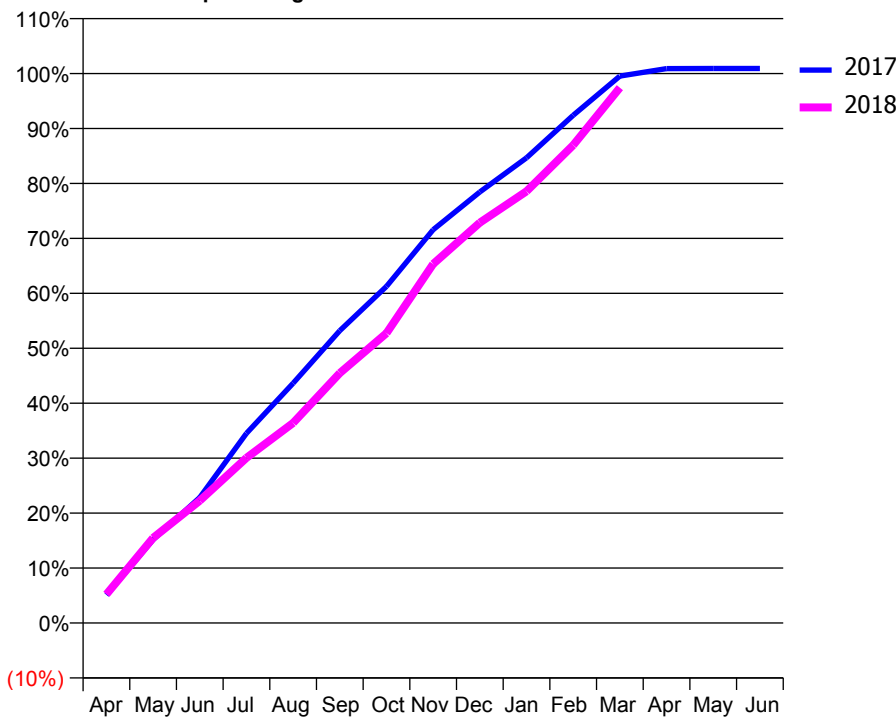
### ACCESS\*

Patients seen in 24 months	Total	Change since previous quarter
Quarter ending March 2017	3,702	
Quarter ending June 2017	3,725	→
Quarter ending September 2017	3,680	↓
Quarter ending December 2017	3,644	→
Quarter ending March 2018	3,558	↓
<b>Variance since March 2017</b>	<b>(3.9%)</b>	<b>↓</b>



### ACTIVITY

Cumulative percentage of contracted UDA delivered 2017 & 2018



Month	Adjusted Scheduled Activity (UDA)	
	2017	2018
April	638	654
May	1,896	1,938
June	2,856	2,784
July	4,314	3,757
August	5,455	4,551
September	6,650	5,685
October	7,659	6,593
November	8,948	8,167
December	9,806	9,108
January	10,581	9,822
February	11,548	10,870
March	12,441	12,178
April	12,612	
May	12,614	
June	12,614	

### QUALITY

	Quantity	Base Number	Contract	AT	Region	England
% of FP17s for the same patient ID Re-attending within 3 months - Children	59	1,056	5.6%	13.3%	12.8%	11.9%
% of FP17s for the same patient ID Re-attending within 3 months - Adults	463	3,996	11.6%	16.3%	16.5%	16.0%
% of FP17s for the same patient ID Re-attending between 3 & 9 months - Children	593	1,056	56.2%	58.0%	59.7%	58.3%
% of FP17s for the same patient ID Re-attending between 3 & 9 months - Adults	2,341	3,996	58.6%	51.0%	52.6%	50.3%
% of FP17s for Band 1 Urgent Courses	331	4,980	6.6%	10.7%	9.1%	9.1%
% of FP17s Relating to Free Repair or Replacements	43	4,980	0.9%	0.9%	1.0%	0.8%
% of FP17s Relating to Continuations	38	4,980	0.8%	1.1%	1.2%	1.0%
% of Patients satisfied with the dentistry they have received	6	6	N/A	91.6%	91.6%	91.5%
% of Patients satisfied with the time they had to wait for an appointment	5	6	N/A	87.7%	88.3%	87.9%

\* This is based on patients treated on this contract for their most recent course of treatment. Figures in italics indicate the base number of FP17s or Patient Questionnaire responses are less than 100. N/A is shown where the base number of responses is less than 10 during the period. % is calculated as Quantity/Base number\*100

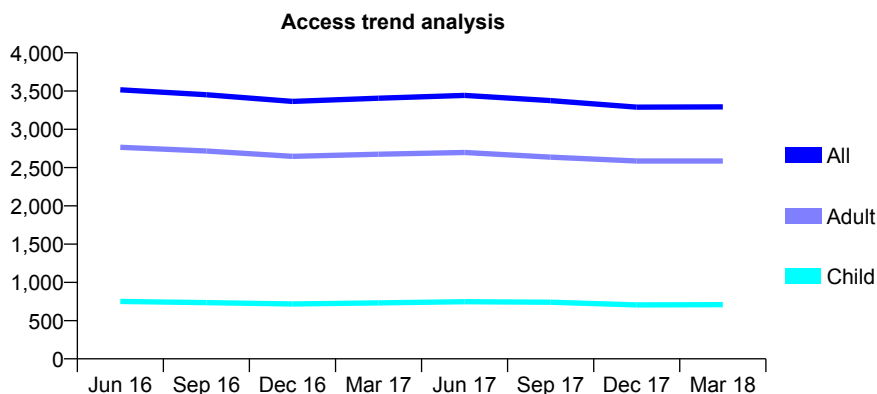
## Q47 - Vital Signs At a Glance Contract Report for 147125/0001 - March 2018

Name or company name	Piotr Drozynski and Grazyna Barbara Droz
Contract type name	GDS Contract
Purpose of contract	General
Contract start date	07/12/2008
Contract end date	

17/18 Contracted general activity (UDA)	12,076
Carry forward general activity (UDA)	-96
17/18 Contracted orthodontic activity (UOA)	0
Carry forward orthodontic activity (UOA)	0
Baseline contract value	£367,260.75

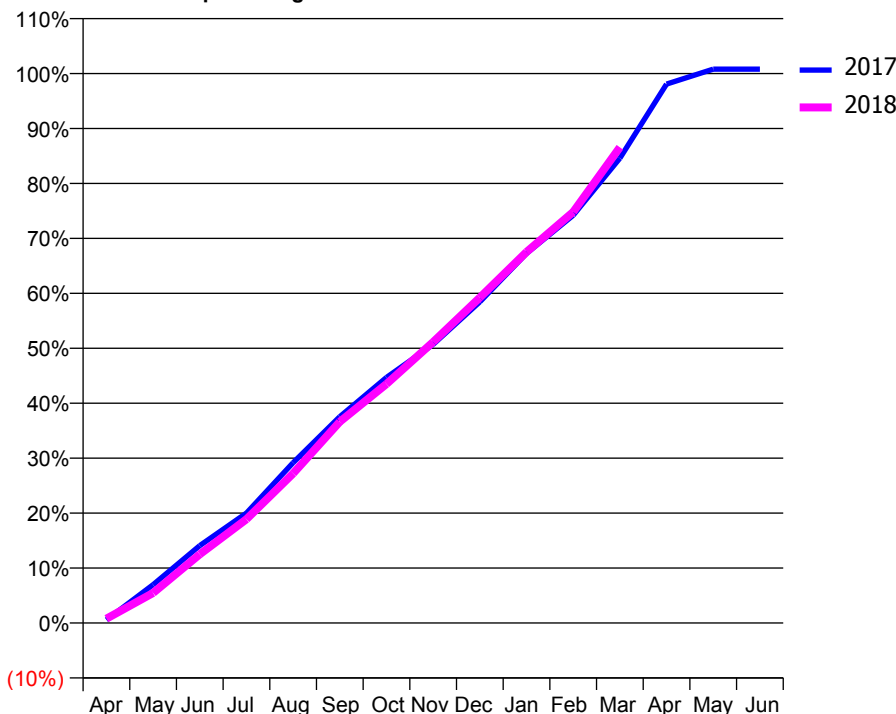
### ACCESS\*

Patients seen in 24 months	Total	Change since previous quarter
Quarter ending March 2017	3,406	
Quarter ending June 2017	3,444	→
Quarter ending September 2017	3,376	↓
Quarter ending December 2017	3,290	↓
Quarter ending March 2018	3,294	→
<b>Variance since March 2017</b>	<b>(3.3%)</b>	<b>↓</b>



### ACTIVITY

Cumulative percentage of contracted UDA delivered 2017 & 2018



Month	Adjusted Scheduled Activity (UDA)	
	2017	2018
April	69	96
May	842	660
June	1,700	1,511
July	2,417	2,280
August	3,525	3,287
September	4,534	4,422
October	5,396	5,254
November	6,123	6,176
December	7,059	7,150
January	8,122	8,155
February	8,960	9,033
March	10,213	10,455
April	11,844	
May	12,172	
June	12,172	

### QUALITY

	Quantity	Base Number	Contract	AT	Region	England
% of FP17s for the same patient ID Re-attending within 3 months - Children	130	1,179	11.0%	13.3%	12.8%	11.9%
% of FP17s for the same patient ID Re-attending within 3 months - Adults	904	4,489	20.1%	16.3%	16.5%	16.0%
% of FP17s for the same patient ID Re-attending between 3 & 9 months - Children	716	1,179	60.7%	58.0%	59.7%	58.3%
% of FP17s for the same patient ID Re-attending between 3 & 9 months - Adults	2,656	4,489	59.2%	51.0%	52.6%	50.3%
% of FP17s for Band 1 Urgent Courses	566	4,929	11.5%	10.7%	9.1%	9.1%
% of FP17s Relating to Free Repair or Replacements	29	4,929	0.6%	0.9%	1.0%	0.8%
% of FP17s Relating to Continuations	89	4,929	1.8%	1.1%	1.2%	1.0%
% of Patients satisfied with the dentistry they have received	5	5	N/A	91.6%	91.6%	91.5%
% of Patients satisfied with the time they had to wait for an appointment	2	5	N/A	87.7%	88.3%	87.9%

\* This is based on patients treated on this contract for their most recent course of treatment. Figures in italics indicate the base number of FP17s or Patient Questionnaire responses are less than 100. N/A is shown where the base number of responses is less than 10 during the period. % is calculated as Quantity/Base number\*100

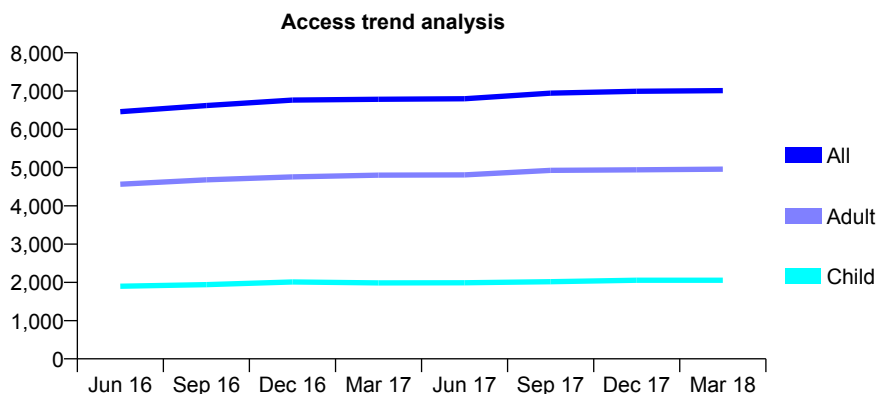
## Q47 - Vital Signs At a Glance Contract Report for 148253/0001 - March 2018

Name or company name	Haslingden Dental Practice Partnership
Contract type name	GDS Contract
Purpose of contract	General
Contract start date	01/12/2009
Contract end date	

17/18 Contracted general activity (UDA)	21,743
Carry forward general activity (UDA)	-435
17/18 Contracted orthodontic activity (UOA)	0
Carry forward orthodontic activity (UOA)	0
Baseline contract value	£524,691.42

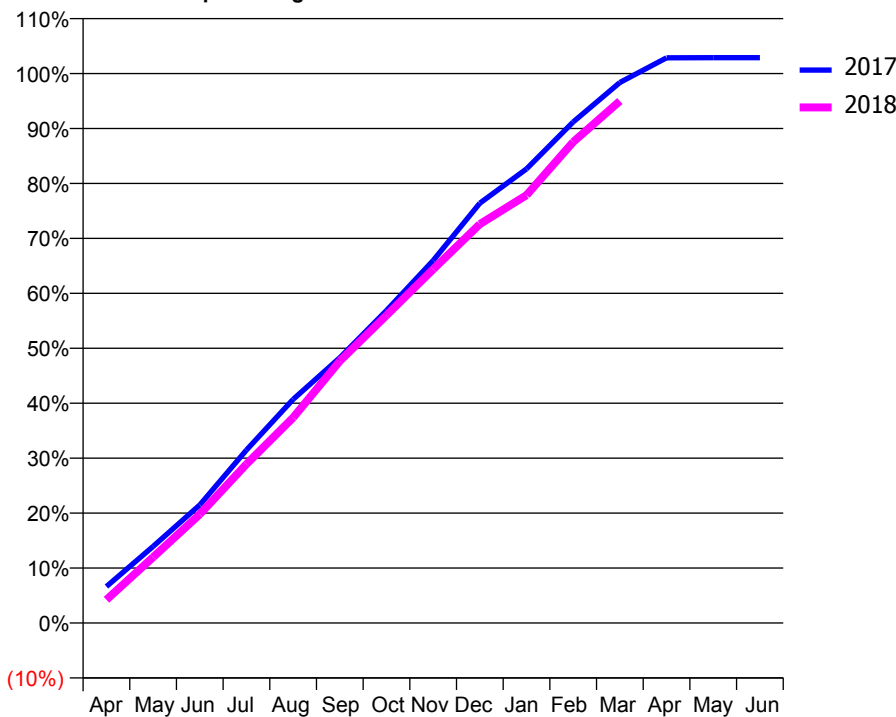
### ACCESS\*

Patients seen in 24 months	Total	Change since previous quarter
Quarter ending March 2017	6,786	
Quarter ending June 2017	6,799	→
Quarter ending September 2017	6,944	↑
Quarter ending December 2017	6,996	→
Quarter ending March 2018	7,011	→
<b>Variance since March 2017</b>	<b>3.3%</b>	<b>↑</b>



### ACTIVITY

Cumulative percentage of contracted UDA delivered 2017 & 2018



Month	Adjusted Scheduled Activity (UDA)	
	2017	2018
April	1,444	921
May	3,032	2,603
June	4,670	4,303
July	6,849	6,285
August	8,850	8,126
September	10,496	10,368
October	12,367	12,178
November	14,343	13,995
December	16,612	15,782
January	17,970	16,929
February	19,827	19,034
March	21,389	20,655
April	22,362	
May	22,368	
June	22,371	

### QUALITY

	Quantity	Base Number	Contract	AT	Region	England
% of FP17s for the same patient ID Re-attending within 3 months - Children	210	3,196	6.6%	13.3%	12.8%	11.9%
% of FP17s for the same patient ID Re-attending within 3 months - Adults	715	6,698	10.7%	16.3%	16.5%	16.0%
% of FP17s for the same patient ID Re-attending between 3 & 9 months - Children	2,065	3,196	64.6%	58.0%	59.7%	58.3%
% of FP17s for the same patient ID Re-attending between 3 & 9 months - Adults	4,085	6,698	61.0%	51.0%	52.6%	50.3%
% of FP17s for Band 1 Urgent Courses	437	9,478	4.6%	10.7%	9.1%	9.1%
% of FP17s Relating to Free Repair or Replacements	25	9,478	0.3%	0.9%	1.0%	0.8%
% of FP17s Relating to Continuations	115	9,478	1.2%	1.1%	1.2%	1.0%
% of Patients satisfied with the dentistry they have received	7	8	N/A	91.6%	91.6%	91.5%
% of Patients satisfied with the time they had to wait for an appointment	8	8	N/A	87.7%	88.3%	87.9%

\* This is based on patients treated on this contract for their most recent course of treatment. Figures in italics indicate the base number of FP17s or Patient Questionnaire responses are less than 100. N/A is shown where the base number of responses is less than 10 during the period. % is calculated as Quantity/Base number\*100

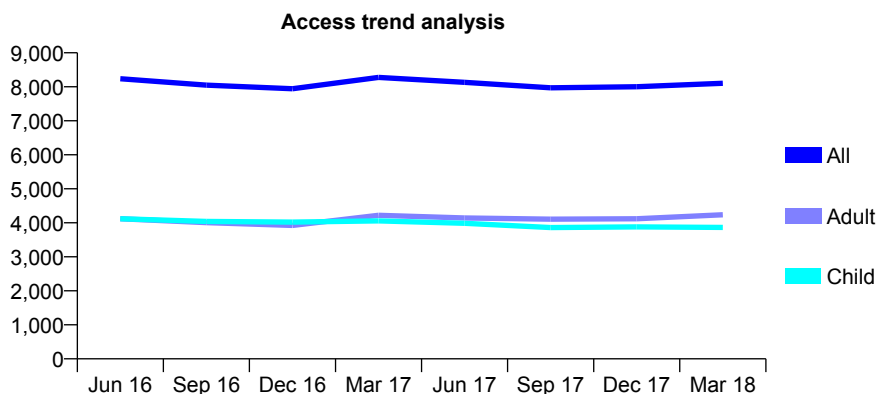
## Q47 - Vital Signs At a Glance Contract Report for 148601/0001 - March 2018

Name or company name	Redbridge Associates Ltd.
Contract type name	GDS Contract
Purpose of contract	General
Contract start date	01/04/2007
Contract end date	

17/18 Contracted general activity (UDA)	28,527
Carry forward general activity (UDA)	0
17/18 Contracted orthodontic activity (UOA)	0
Carry forward orthodontic activity (UOA)	0
Baseline contract value	£790,568.20

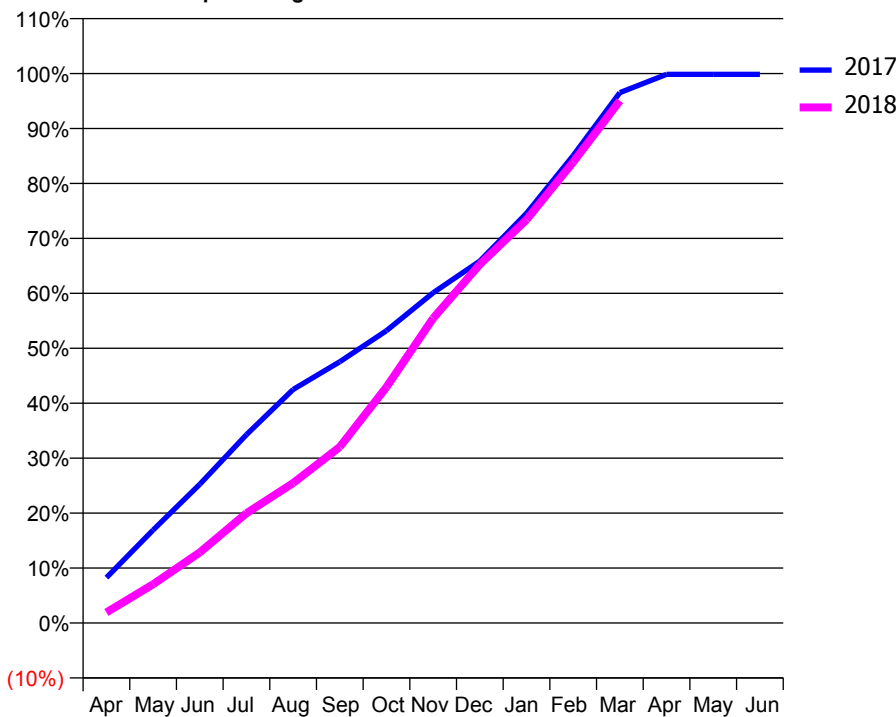
### ACCESS\*

Patients seen in 24 months	Total	Change since previous quarter
Quarter ending March 2017	8,277	
Quarter ending June 2017	8,130	↓
Quarter ending September 2017	7,969	↓
Quarter ending December 2017	8,001	→
Quarter ending March 2018	8,102	→
<b>Variance since March 2017</b>	<b>(2.1%)</b>	<b>↓</b>



### ACTIVITY

Cumulative percentage of contracted UDA delivered 2017 & 2018



Month	Adjusted Scheduled Activity (UDA)	
	2017	2018
April	2,360	549
May	4,826	2,014
June	7,206	3,668
July	9,780	5,698
August	12,127	7,264
September	13,564	9,143
October	15,176	12,253
November	17,146	15,825
December	18,790	18,616
January	21,272	20,939
February	24,268	23,929
March	27,538	27,110
April	28,485	
May	28,486	
June	28,486	

### QUALITY

	Quantity	Base Number	Contract	AT	Region	England
% of FP17s for the same patient ID Re-attending within 3 months - Children	703	5,692	12.4%	13.3%	12.8%	11.9%
% of FP17s for the same patient ID Re-attending within 3 months - Adults	1,560	5,947	26.2%	16.3%	16.5%	16.0%
% of FP17s for the same patient ID Re-attending between 3 & 9 months - Children	2,848	5,692	50.0%	58.0%	59.7%	58.3%
% of FP17s for the same patient ID Re-attending between 3 & 9 months - Adults	2,184	5,947	36.7%	51.0%	52.6%	50.3%
% of FP17s for Band 1 Urgent Courses	2,555	11,237	22.7%	10.7%	9.1%	9.1%
% of FP17s Relating to Free Repair or Replacements	0	11,237	0.0%	0.9%	1.0%	0.8%
% of FP17s Relating to Continuations	42	11,237	0.4%	1.1%	1.2%	1.0%
% of Patients satisfied with the dentistry they have received	2	4	N/A	91.6%	91.6%	91.5%
% of Patients satisfied with the time they had to wait for an appointment	2	4	N/A	87.7%	88.3%	87.9%

\* This is based on patients treated on this contract for their most recent course of treatment. Figures in italics indicate the base number of FP17s or Patient Questionnaire responses are less than 100. N/A is shown where the base number of responses is less than 10 during the period. % is calculated as Quantity/Base number\*100



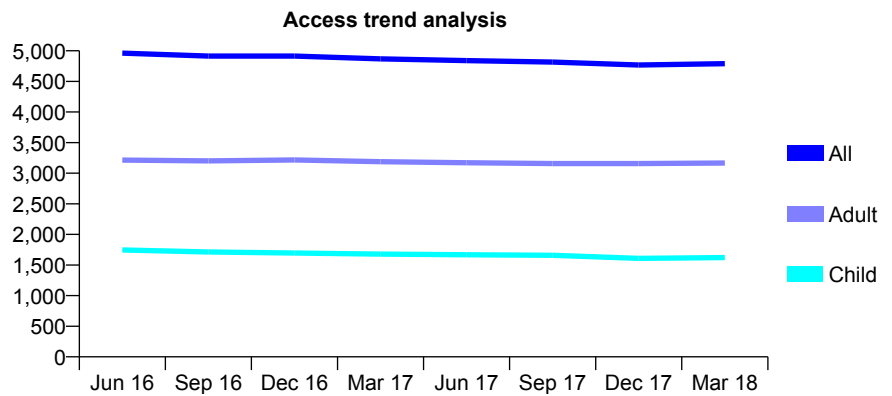
## Q47 - Vital Signs At a Glance Contract Report for 149276/0001 - March 2018

Name or company name	Ivory DentalCare
Contract type name	GDS Contract
Purpose of contract	General
Contract start date	01/04/2012
Contract end date	

17/18 Contracted general activity (UDA)	14,200
Carry forward general activity (UDA)	-78
17/18 Contracted orthodontic activity (UOA)	0
Carry forward orthodontic activity (UOA)	0
Baseline contract value	£437,047.02

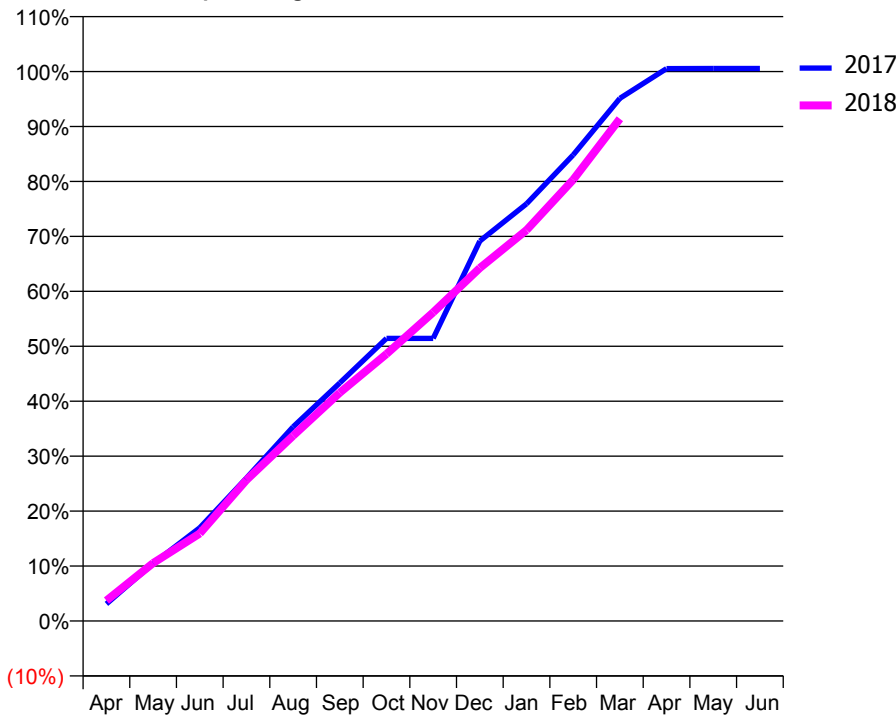
### ACCESS\*

Patients seen in 24 months	Total	Change since previous quarter
Quarter ending March 2017	4,868	
Quarter ending June 2017	4,839	→
Quarter ending September 2017	4,815	→
Quarter ending December 2017	4,767	→
Quarter ending March 2018	4,789	→
<b>Variance since March 2017</b>	<b>(1.6%)</b>	<b>↓</b>



### ACTIVITY

Cumulative percentage of contracted UDA delivered 2017 & 2018



Month	Adjusted Scheduled Activity (UDA)	
	2017	2018
April	444	529
May	1,487	1,497
June	2,412	2,261
July	3,695	3,646
August	5,019	4,787
September	6,151	5,902
October	7,305	6,899
November	7,305	7,974
December	9,819	9,124
January	10,781	10,103
February	12,046	11,406
March	13,505	12,980
April	14,275	
May	14,278	
June	14,278	

### QUALITY

	Quantity	Base Number	Contract	AT	Region	England
% of FP17s for the same patient ID Re-attending within 3 months - Children	214	2,667	8.0%	13.3%	12.8%	11.9%
% of FP17s for the same patient ID Re-attending within 3 months - Adults	925	5,086	18.2%	16.3%	16.5%	16.0%
% of FP17s for the same patient ID Re-attending between 3 & 9 months - Children	1,708	2,667	64.0%	58.0%	59.7%	58.3%
% of FP17s for the same patient ID Re-attending between 3 & 9 months - Adults	3,078	5,086	60.5%	51.0%	52.6%	50.3%
% of FP17s for Band 1 Urgent Courses	707	7,376	9.6%	10.7%	9.1%	9.1%
% of FP17s Relating to Free Repair or Replacements	51	7,376	0.7%	0.9%	1.0%	0.8%
% of FP17s Relating to Continuations	130	7,376	1.8%	1.1%	1.2%	1.0%
% of Patients satisfied with the dentistry they have received	3	4	N/A	91.6%	91.6%	91.5%
% of Patients satisfied with the time they had to wait for an appointment	3	4	N/A	87.7%	88.3%	87.9%

\* This is based on patients treated on this contract for their most recent course of treatment. Figures in italics indicate the base number of FP17s or Patient Questionnaire responses are less than 100. N/A is shown where the base number of responses is less than 10 during the period. % is calculated as Quantity/Base number\*100

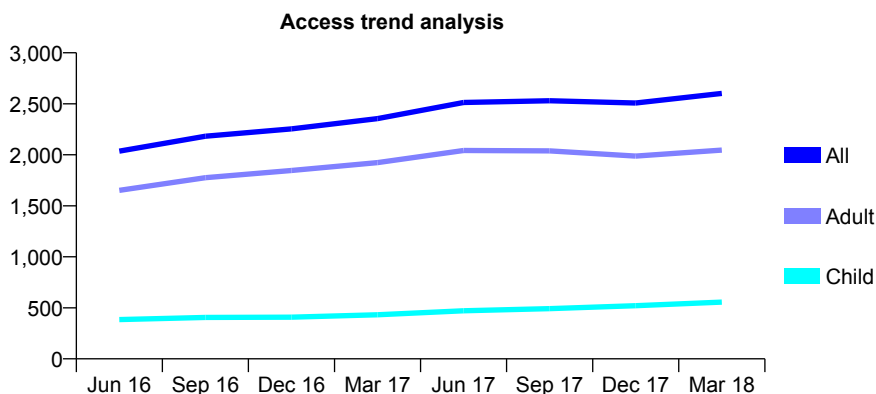
## Q47 - Vital Signs At a Glance Contract Report for 151238/0001 - March 2018

Name or company name	Synergy Dental Clinic Preston Ltd
Contract type name	GDS Contract
Purpose of contract	General
Contract start date	01/09/2015
Contract end date	

17/18 Contracted general activity (UDA)	10,652
Carry forward general activity (UDA)	-209
17/18 Contracted orthodontic activity (UOA)	0
Carry forward orthodontic activity (UOA)	0
Baseline contract value	£219,750.78

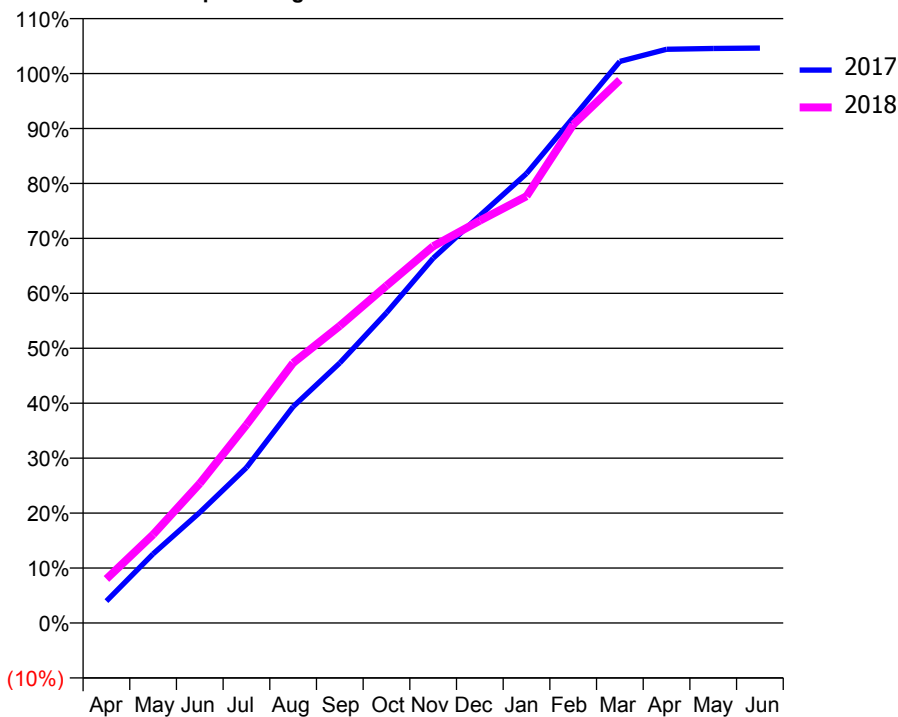
### ACCESS\*

Patients seen in 24 months	Total	Change since previous quarter
Quarter ending March 2017	2,355	
Quarter ending June 2017	2,513	↑
Quarter ending September 2017	2,530	→
Quarter ending December 2017	2,508	→
Quarter ending March 2018	2,602	↑
<b>Variance since March 2017</b>	<b>10.5%</b>	<b>↑</b>



### ACTIVITY

Cumulative percentage of contracted UDA delivered 2017 & 2018



Month	Adjusted Scheduled Activity (UDA)	
	2017	2018
April	416	854
May	1,316	1,715
June	2,105	2,705
July	2,959	3,843
August	4,117	5,042
September	4,950	5,759
October	5,906	6,539
November	6,943	7,304
December	7,755	7,800
January	8,555	8,272
February	9,622	9,661
March	10,691	10,527
April	10,920	
May	10,936	
June	10,945	

### QUALITY

	Quantity	Base Number	Contract	AT	Region	England
% of FP17s for the same patient ID Re-attending within 3 months - Children	146	981	14.9%	13.3%	12.8%	11.9%
% of FP17s for the same patient ID Re-attending within 3 months - Adults	637	3,025	21.1%	16.3%	16.5%	16.0%
% of FP17s for the same patient ID Re-attending between 3 & 9 months - Children	507	981	51.7%	58.0%	59.7%	58.3%
% of FP17s for the same patient ID Re-attending between 3 & 9 months - Adults	1,631	3,025	53.9%	51.0%	52.6%	50.3%
% of FP17s for Band 1 Urgent Courses	134	3,907	3.4%	10.7%	9.1%	9.1%
% of FP17s Relating to Free Repair or Replacements	35	3,907	0.9%	0.9%	1.0%	0.8%
% of FP17s Relating to Continuations	27	3,907	0.7%	1.1%	1.2%	1.0%
% of Patients satisfied with the dentistry they have received	6	6	N/A	91.6%	91.6%	91.5%
% of Patients satisfied with the time they had to wait for an appointment	6	6	N/A	87.7%	88.3%	87.9%

\* This is based on patients treated on this contract for their most recent course of treatment. Figures in italics indicate the base number of FP17s or Patient Questionnaire responses are less than 100. N/A is shown where the base number of responses is less than 10 during the period. % is calculated as Quantity/Base number\*100

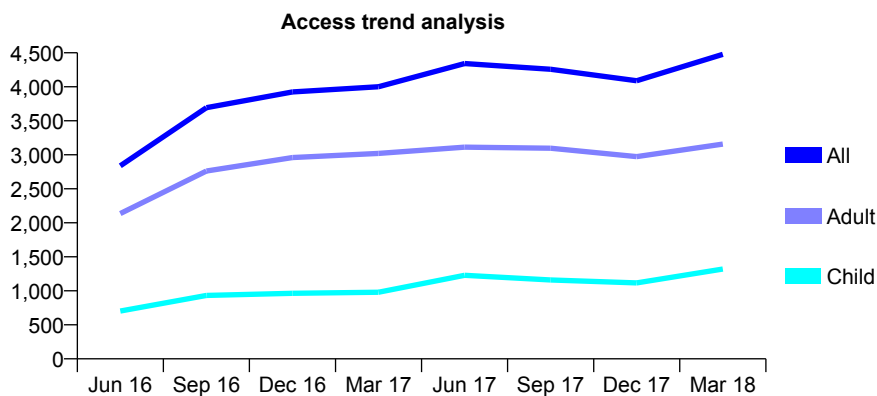
## Q47 - Vital Signs At a Glance Contract Report for 151831/0001 - March 2018

Name or company name	Whitworth Dental Care Limited
Contract type name	GDS Contract
Purpose of contract	General
Contract start date	26/08/2011
Contract end date	

17/18 Contracted general activity (UDA)	10,612
Carry forward general activity (UDA)	-58
17/18 Contracted orthodontic activity (UOA)	0
Carry forward orthodontic activity (UOA)	0
Baseline contract value	£346,026.39

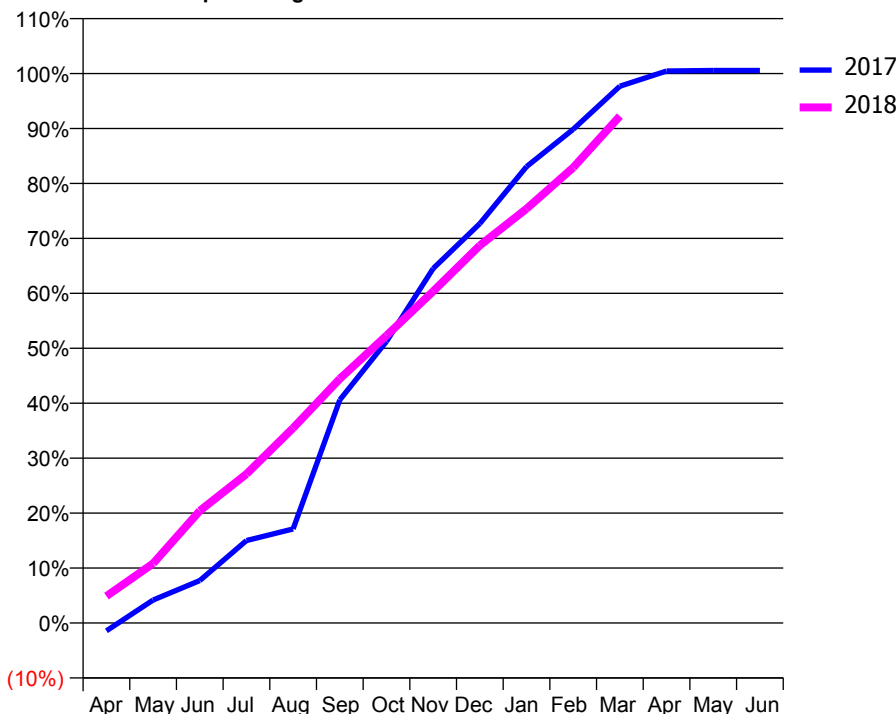
### ACCESS\*

Patients seen in 24 months	Total	Change since previous quarter
Quarter ending March 2017	4,001	
Quarter ending June 2017	4,342	↑
Quarter ending September 2017	4,257	↓
Quarter ending December 2017	4,090	↓
Quarter ending March 2018	4,478	↑
<b>Variance since March 2017</b>	<b>11.9%</b>	<b>↑</b>



### ACTIVITY

Cumulative percentage of contracted UDA delivered 2017 & 2018



Adjusted Scheduled Activity (UDA)

Month	2017	2018
April	-154	519
May	444	1,151
June	821	2,166
July	1,592	2,877
August	1,818	3,765
September	4,310	4,716
October	5,438	5,551
November	6,847	6,406
December	7,713	7,293
January	8,813	8,000
February	9,535	8,794
March	10,368	9,791
April	10,661	
May	10,670	
June	10,670	

### QUALITY

	Quantity	Base Number	Contract	AT	Region	England
% of FP17s for the same patient ID Re-attending within 3 months - Children	195	2,527	7.7%	13.3%	12.8%	11.9%
% of FP17s for the same patient ID Re-attending within 3 months - Adults	205	2,835	7.2%	16.3%	16.5%	16.0%
% of FP17s for the same patient ID Re-attending between 3 & 9 months - Children	967	2,527	38.3%	58.0%	59.7%	58.3%
% of FP17s for the same patient ID Re-attending between 3 & 9 months - Adults	649	2,835	22.9%	51.0%	52.6%	50.3%
% of FP17s for Band 1 Urgent Courses	415	5,222	7.9%	10.7%	9.1%	9.1%
% of FP17s Relating to Free Repair or Replacements	4	5,222	0.1%	0.9%	1.0%	0.8%
% of FP17s Relating to Continuations	2	5,222	0.0%	1.1%	1.2%	1.0%
% of Patients satisfied with the dentistry they have received	2	2	N/A	91.6%	91.6%	91.5%
% of Patients satisfied with the time they had to wait for an appointment	2	2	N/A	87.7%	88.3%	87.9%

\* This is based on patients treated on this contract for their most recent course of treatment. Figures in italics indicate the base number of FP17s or Patient Questionnaire responses are less than 100. N/A is shown where the base number of responses is less than 10 during the period. % is calculated as Quantity/Base number\*100

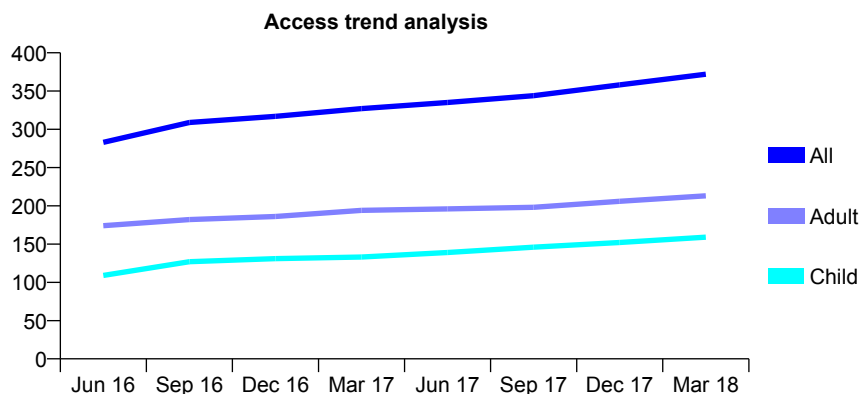
## Q47 - Vital Signs At a Glance Contract Report for 152846/0001 - March 2018

Name or company name	Poulton Practice Ltd
Contract type name	GDS Contract
Purpose of contract	General
Contract start date	02/12/2009
Contract end date	

17/18 Contracted general activity (UDA)	900
Carry forward general activity (UDA)	-15
17/18 Contracted orthodontic activity (UOA)	0
Carry forward orthodontic activity (UOA)	0
Baseline contract value	£25,705.72

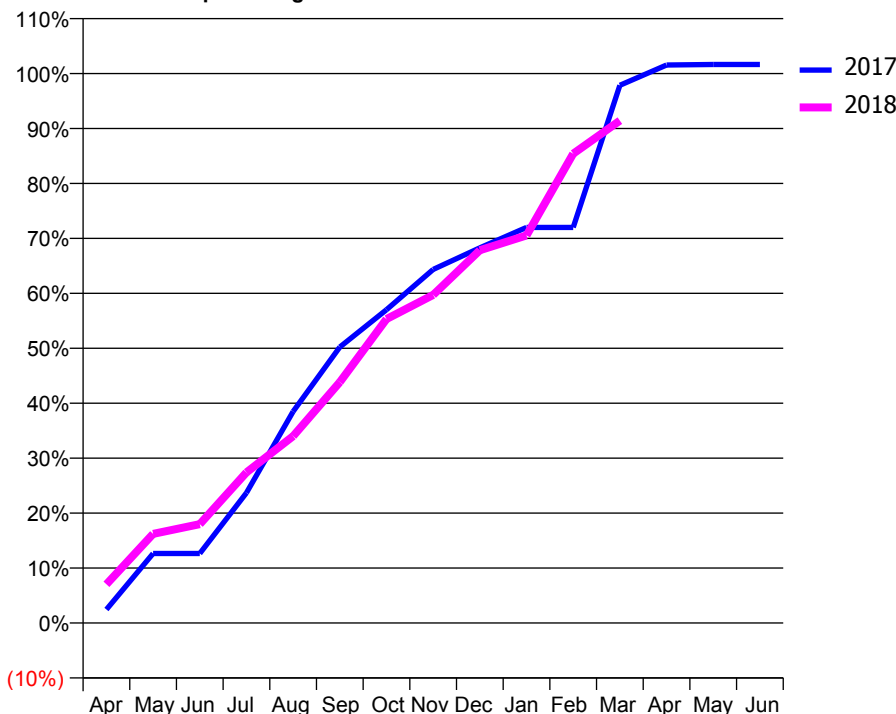
### ACCESS\*

Patients seen in 24 months	Total	Change since previous quarter
Quarter ending March 2017	327	
Quarter ending June 2017	335	↑
Quarter ending September 2017	344	↑
Quarter ending December 2017	358	↑
Quarter ending March 2018	372	↑
<b>Variance since March 2017</b>	<b>13.8%</b>	<b>↑</b>



### ACTIVITY

Cumulative percentage of contracted UDA delivered 2017 & 2018



Month	Adjusted Scheduled Activity (UDA)	
	2017	2018
April	22	63
May	114	146
June	114	162
July	213	247
August	346	306
September	452	395
October	513	498
November	579	537
December	614	611
January	648	635
February	648	769
March	881	823
April	914	
May	915	
June	915	

### QUALITY

	Quantity	Base Number	Contract	AT	Region	England
% of FP17s for the same patient ID Re-attending within 3 months - Children	15	259	5.8%	13.3%	12.8%	11.9%
% of FP17s for the same patient ID Re-attending within 3 months - Adults	34	303	11.2%	16.3%	16.5%	16.0%
% of FP17s for the same patient ID Re-attending between 3 & 9 months - Children	164	259	63.3%	58.0%	59.7%	58.3%
% of FP17s for the same patient ID Re-attending between 3 & 9 months - Adults	197	303	65.0%	51.0%	52.6%	50.3%
% of FP17s for Band 1 Urgent Courses	24	536	4.5%	10.7%	9.1%	9.1%
% of FP17s Relating to Free Repair or Replacements	7	536	1.3%	0.9%	1.0%	0.8%
% of FP17s Relating to Continuations	4	536	0.7%	1.1%	1.2%	1.0%
% of Patients satisfied with the dentistry they have received	2	2	N/A	91.6%	91.6%	91.5%
% of Patients satisfied with the time they had to wait for an appointment	2	2	N/A	87.7%	88.3%	87.9%

\* This is based on patients treated on this contract for their most recent course of treatment. Figures in italics indicate the base number of FP17s or Patient Questionnaire responses are less than 100. N/A is shown where the base number of responses is less than 10 during the period. % is calculated as Quantity/Base number\*100

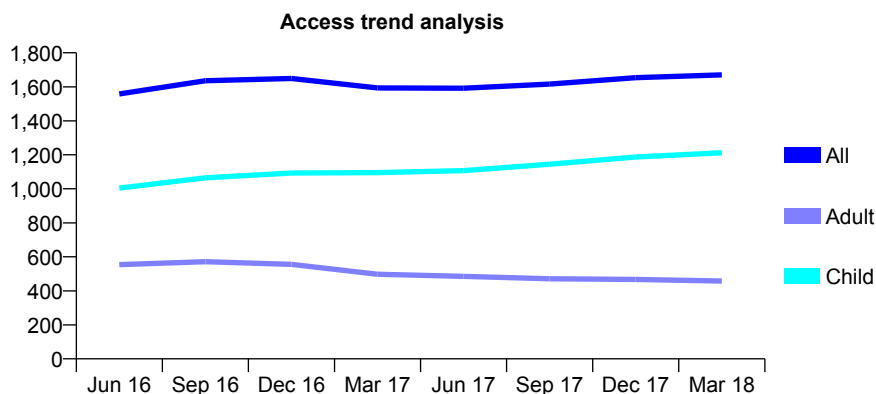
## Q47 - Vital Signs At a Glance Contract Report for 155810/0001 - March 2018

Name or company name	Antley Villa Partnership
Contract type name	GDS Contract
Purpose of contract	General
Contract start date	01/04/2010
Contract end date	

17/18 Contracted general activity (UDA)	5,201
Carry forward general activity (UDA)	-59
17/18 Contracted orthodontic activity (UOA)	0
Carry forward orthodontic activity (UOA)	0
Baseline contract value	£113,841.65

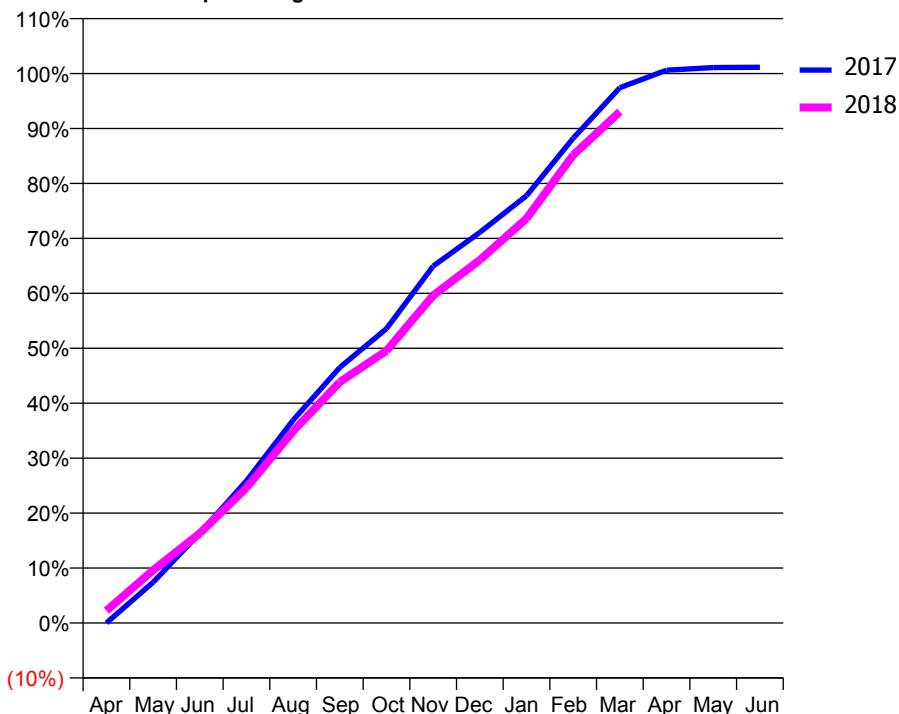
### ACCESS\*

Patients seen in 24 months	Total	Change since previous quarter
Quarter ending March 2017	1,593	
Quarter ending June 2017	1,592	→
Quarter ending September 2017	1,616	→
Quarter ending December 2017	1,654	↑
Quarter ending March 2018	1,670	→
<b>Variance since March 2017</b>	<b>4.8%</b>	<b>↑</b>



### ACTIVITY

Cumulative percentage of contracted UDA delivered 2017 & 2018



Month	Adjusted Scheduled Activity (UDA)	
	2017	2018
April	1	116
May	385	500
June	851	849
July	1,347	1,280
August	1,921	1,815
September	2,419	2,281
October	2,787	2,577
November	3,378	3,101
December	3,697	3,436
January	4,044	3,829
February	4,589	4,429
March	5,067	4,839
April	5,232	
May	5,257	
June	5,260	

### QUALITY

	Quantity	Base Number	Contract	AT	Region	England
% of FP17s for the same patient ID Re-attending within 3 months - Children	290	2,336	12.4%	13.3%	12.8%	11.9%
% of FP17s for the same patient ID Re-attending within 3 months - Adults	118	575	20.5%	16.3%	16.5%	16.0%
% of FP17s for the same patient ID Re-attending between 3 & 9 months - Children	1,480	2,336	63.4%	58.0%	59.7%	58.3%
% of FP17s for the same patient ID Re-attending between 3 & 9 months - Adults	372	575	64.7%	51.0%	52.6%	50.3%
% of FP17s for Band 1 Urgent Courses	140	2,804	5.0%	10.7%	9.1%	9.1%
% of FP17s Relating to Free Repair or Replacements	0	2,804	0.0%	0.9%	1.0%	0.8%
% of FP17s Relating to Continuations	28	2,804	1.0%	1.1%	1.2%	1.0%
% of Patients satisfied with the dentistry they have received	0	0	N/A	91.6%	91.6%	91.5%
% of Patients satisfied with the time they had to wait for an appointment	0	0	N/A	87.7%	88.3%	87.9%

\* This is based on patients treated on this contract for their most recent course of treatment. Figures in italics indicate the base number of FP17s or Patient Questionnaire responses are less than 100. N/A is shown where the base number of responses is less than 10 during the period. % is calculated as Quantity/Base number\*100

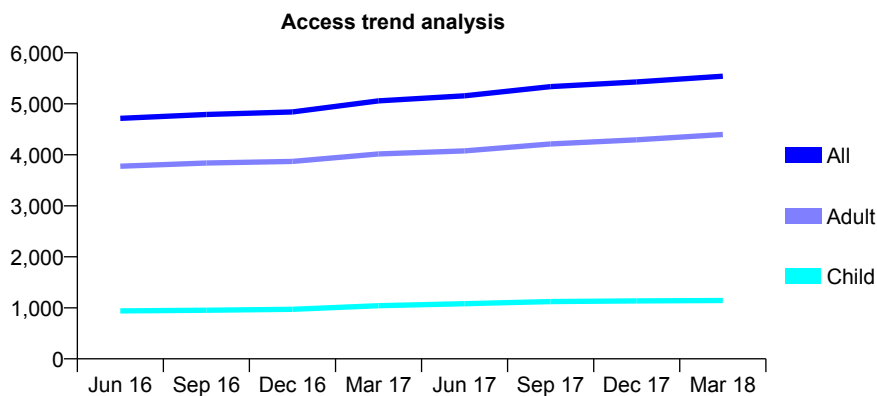
## Q47 - Vital Signs At a Glance Contract Report for 156507/0001 - March 2018

Name or company name	Padiham Dental Practice
Contract type name	GDS Contract
Purpose of contract	General
Contract start date	01/11/2012
Contract end date	

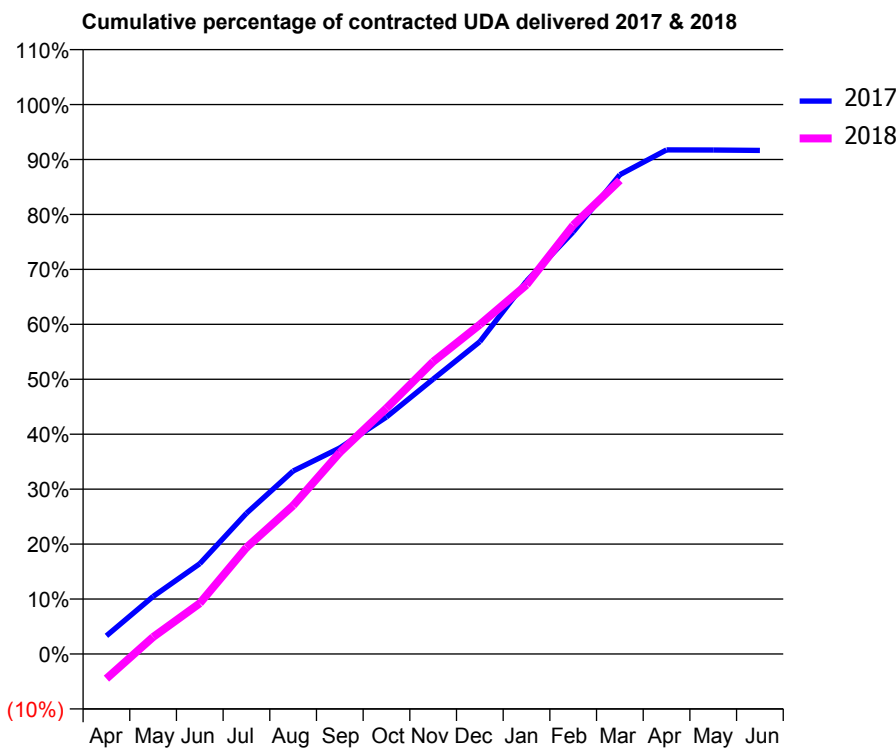
17/18 Contracted general activity (UDA)	18,384
Carry forward general activity (UDA)	1,536
17/18 Contracted orthodontic activity (UOA)	0
Carry forward orthodontic activity (UOA)	0
Baseline contract value	£536,517.87

### ACCESS\*

Patients seen in 24 months	Total	Change since previous quarter
Quarter ending March 2017	5,057	
Quarter ending June 2017	5,157	→
Quarter ending September 2017	5,336	↑
Quarter ending December 2017	5,430	→
Quarter ending March 2018	5,542	↑
<b>Variance since March 2017</b>	<b>9.6%</b>	<b>↑</b>



### ACTIVITY



Month	Adjusted Scheduled Activity (UDA)	
	2017	2018
April	611	-829
May	1,926	568
June	3,023	1,696
July	4,709	3,561
August	6,123	4,970
September	6,897	6,742
October	7,929	8,223
November	9,196	9,779
December	10,448	11,022
January	12,476	12,352
February	14,120	14,347
March	16,036	15,848
April	16,867	
May	16,859	
June	16,848	

### QUALITY

	Quantity	Base Number	Contract	AT	Region	England
% of FP17s for the same patient ID Re-attending within 3 months - Children	170	1,944	8.7%	13.3%	12.8%	11.9%
% of FP17s for the same patient ID Re-attending within 3 months - Adults	900	6,823	13.2%	16.3%	16.5%	16.0%
% of FP17s for the same patient ID Re-attending between 3 & 9 months - Children	1,169	1,944	60.1%	58.0%	59.7%	58.3%
% of FP17s for the same patient ID Re-attending between 3 & 9 months - Adults	4,204	6,823	61.6%	51.0%	52.6%	50.3%
% of FP17s for Band 1 Urgent Courses	625	8,449	7.4%	10.7%	9.1%	9.1%
% of FP17s Relating to Free Repair or Replacements	212	8,449	2.5%	0.9%	1.0%	0.8%
% of FP17s Relating to Continuations	64	8,449	0.8%	1.1%	1.2%	1.0%
% of Patients satisfied with the dentistry they have received	10	10	100.0%	91.6%	91.6%	91.5%
% of Patients satisfied with the time they had to wait for an appointment	10	10	100.0%	87.7%	88.3%	87.9%

\* This is based on patients treated on this contract for their most recent course of treatment. Figures in italics indicate the base number of FP17s or Patient Questionnaire responses are less than 100. N/A is shown where the base number of responses is less than 10 during the period. % is calculated as Quantity/Base number\*100

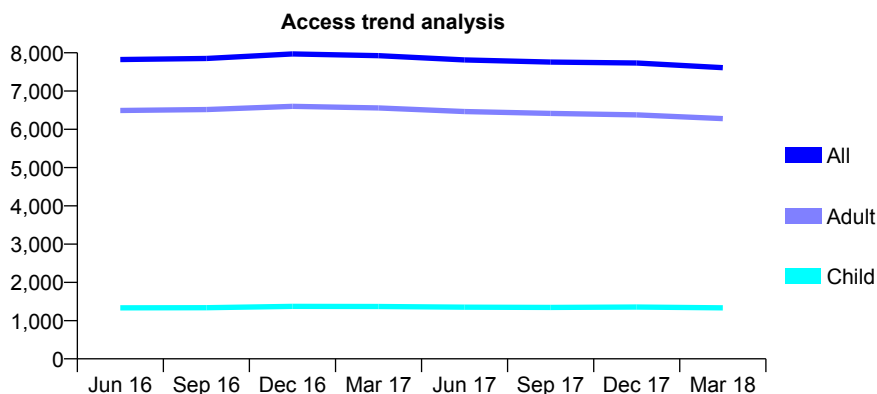
## Q47 - Vital Signs At a Glance Contract Report for 157228/0001 - March 2018

Name or company name	Safehands Dental Care
Contract type name	GDS Contract
Purpose of contract	General
Contract start date	01/04/2013
Contract end date	

17/18 Contracted general activity (UDA)	24,091
Carry forward general activity (UDA)	0
17/18 Contracted orthodontic activity (UOA)	0
Carry forward orthodontic activity (UOA)	0
Baseline contract value	£536,599.12

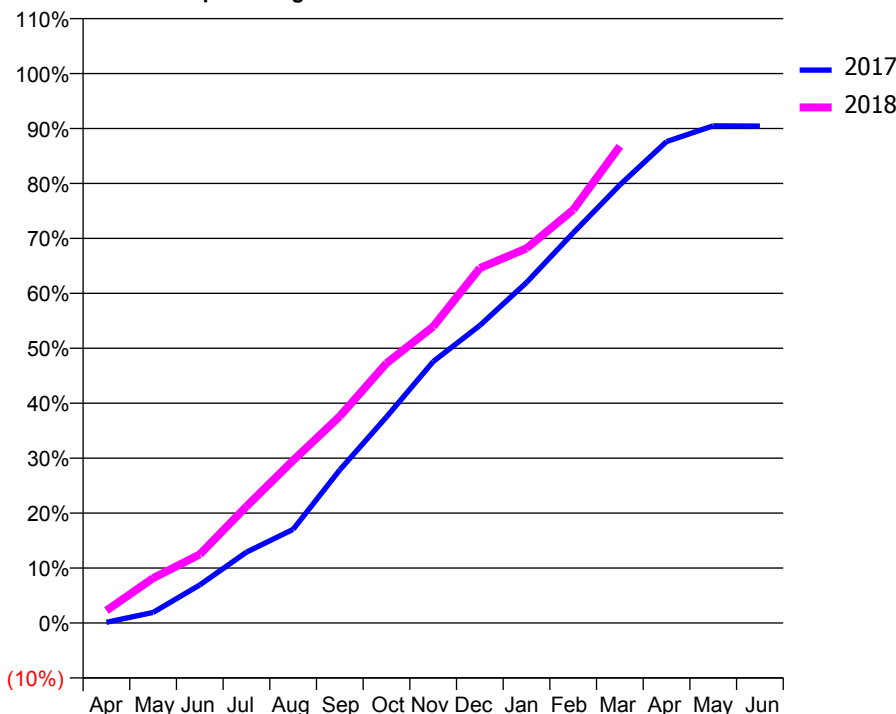
### ACCESS\*

Patients seen in 24 months	Total	Change since previous quarter
Quarter ending March 2017	7,925	
Quarter ending June 2017	7,814	↓
Quarter ending September 2017	7,759	→
Quarter ending December 2017	7,734	→
Quarter ending March 2018	7,612	↓
<b>Variance since March 2017</b>	<b>(3.9%)</b>	<b>↓</b>



### ACTIVITY

Cumulative percentage of contracted UDA delivered 2017 & 2018



Month	Adjusted Scheduled Activity (UDA)	
	2017	2018
April	30	548
May	463	1,969
June	1,671	3,010
July	3,109	5,115
August	4,105	7,129
September	6,712	9,063
October	9,036	11,392
November	11,463	12,993
December	13,048	15,559
January	14,929	16,427
February	17,104	18,113
March	19,207	20,905
April	21,109	
May	21,800	
June	21,788	

### QUALITY

	Quantity	Base Number	Contract	AT	Region	England
% of FP17s for the same patient ID Re-attending within 3 months - Children	98	1,856	5.3%	13.3%	12.8%	11.9%
% of FP17s for the same patient ID Re-attending within 3 months - Adults	1,115	8,291	13.4%	16.3%	16.5%	16.0%
% of FP17s for the same patient ID Re-attending between 3 & 9 months - Children	935	1,856	50.4%	58.0%	59.7%	58.3%
% of FP17s for the same patient ID Re-attending between 3 & 9 months - Adults	4,007	8,291	48.3%	51.0%	52.6%	50.3%
% of FP17s for Band 1 Urgent Courses	897	9,081	9.9%	10.7%	9.1%	9.1%
% of FP17s Relating to Free Repair or Replacements	123	9,081	1.4%	0.9%	1.0%	0.8%
% of FP17s Relating to Continuations	26	9,081	0.3%	1.1%	1.2%	1.0%
% of Patients satisfied with the dentistry they have received	16	18	88.9%	91.6%	91.6%	91.5%
% of Patients satisfied with the time they had to wait for an appointment	14	18	77.8%	87.7%	88.3%	87.9%

\* This is based on patients treated on this contract for their most recent course of treatment. Figures in italics indicate the base number of FP17s or Patient Questionnaire responses are less than 100. N/A is shown where the base number of responses is less than 10 during the period. % is calculated as Quantity/Base number\*100

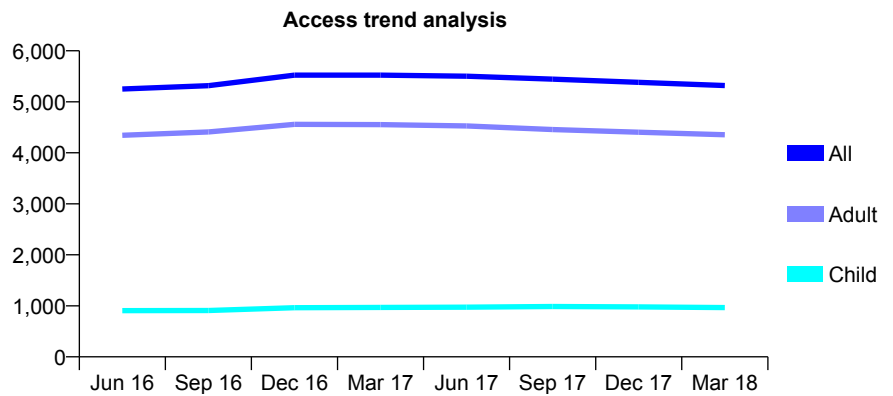
## Q47 - Vital Signs At a Glance Contract Report for 157333/0001 - March 2018

Name or company name	West Lodge Dental Practice Partnership
Contract type name	GDS Contract
Purpose of contract	General
Contract start date	01/04/2013
Contract end date	

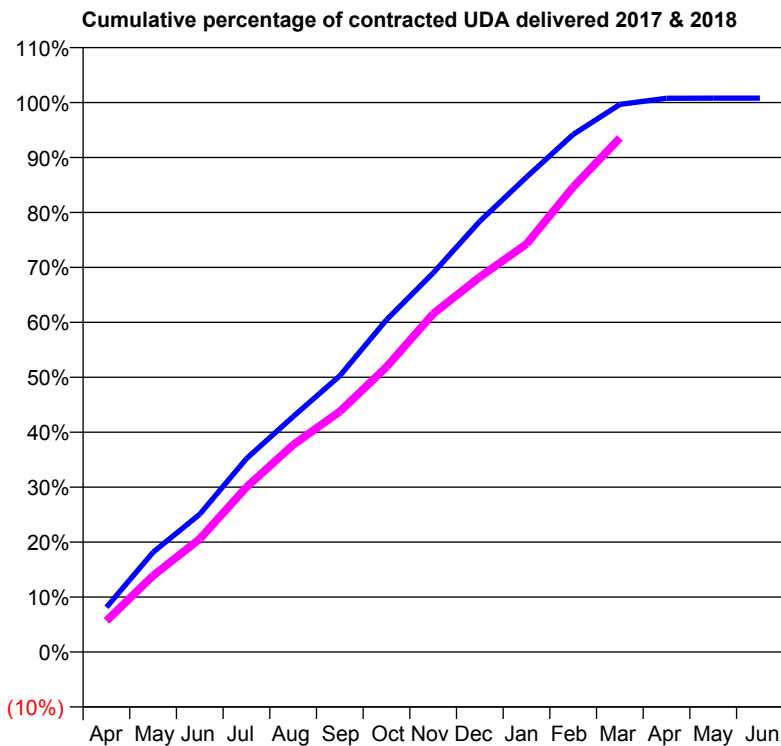
17/18 Contracted general activity (UDA)	15,064
Carry forward general activity (UDA)	-121
17/18 Contracted orthodontic activity (UOA)	0
Carry forward orthodontic activity (UOA)	0
Baseline contract value	£332,649.40

### ACCESS\*

Patients seen in 24 months	Total	Change since previous quarter
Quarter ending March 2017	5,522	
Quarter ending June 2017	5,502	→
Quarter ending September 2017	5,444	↓
Quarter ending December 2017	5,381	↓
Quarter ending March 2018	5,319	↓
<b>Variance since March 2017</b>	<b>(3.7%)</b>	<b>↓</b>



### ACTIVITY



Month	Adjusted Scheduled Activity (UDA)	
	2017	2018
April	1,227	854
May	2,735	2,094
June	3,779	3,101
July	5,303	4,521
August	6,454	5,678
September	7,572	6,592
October	9,107	7,813
November	10,392	9,271
December	11,809	10,281
January	13,020	11,184
February	14,190	12,750
March	15,011	14,090
April	15,180	
May	15,185	
June	15,185	

### QUALITY

	Quantity	Base Number	Contract	AT	Region	England
% of FP17s for the same patient ID Re-attending within 3 months - Children	73	1,340	5.4%	13.3%	12.8%	11.9%
% of FP17s for the same patient ID Re-attending within 3 months - Adults	693	5,759	12.0%	16.3%	16.5%	16.0%
% of FP17s for the same patient ID Re-attending between 3 & 9 months - Children	822	1,340	61.3%	58.0%	59.7%	58.3%
% of FP17s for the same patient ID Re-attending between 3 & 9 months - Adults	2,761	5,759	47.9%	51.0%	52.6%	50.3%
% of FP17s for Band 1 Urgent Courses	469	7,019	6.7%	10.7%	9.1%	9.1%
% of FP17s Relating to Free Repair or Replacements	24	7,019	0.3%	0.9%	1.0%	0.8%
% of FP17s Relating to Continuations	108	7,019	1.5%	1.1%	1.2%	1.0%
% of Patients satisfied with the dentistry they have received	9	9	N/A	91.6%	91.6%	91.5%
% of Patients satisfied with the time they had to wait for an appointment	7	9	N/A	87.7%	88.3%	87.9%

\* This is based on patients treated on this contract for their most recent course of treatment. Figures in italics indicate the base number of FP17s or Patient Questionnaire responses are less than 100. N/A is shown where the base number of responses is less than 10 during the period. % is calculated as Quantity/Base number\*100



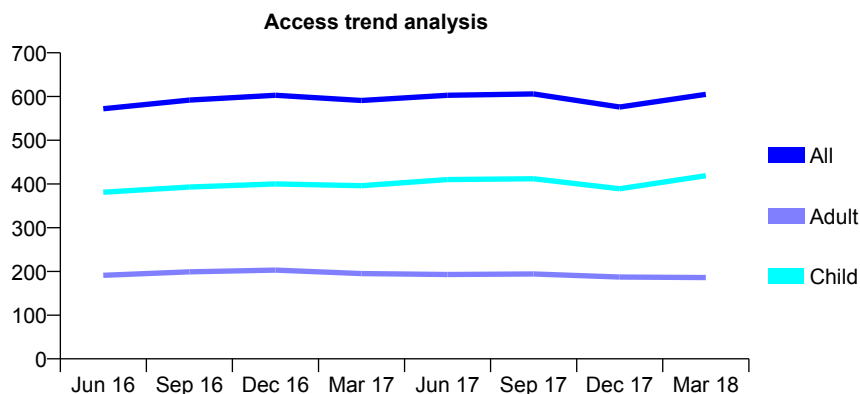
## Q47 - Vital Signs At a Glance Contract Report for 158739/0001 - March 2018

Name or company name	Colne Dental Care
Contract type name	GDS Contract
Purpose of contract	General
Contract start date	01/04/2009
Contract end date	

17/18 Contracted general activity (UDA)	2,150
Carry forward general activity (UDA)	0
17/18 Contracted orthodontic activity (UOA)	0
Carry forward orthodontic activity (UOA)	0
Baseline contract value	£49,676.97

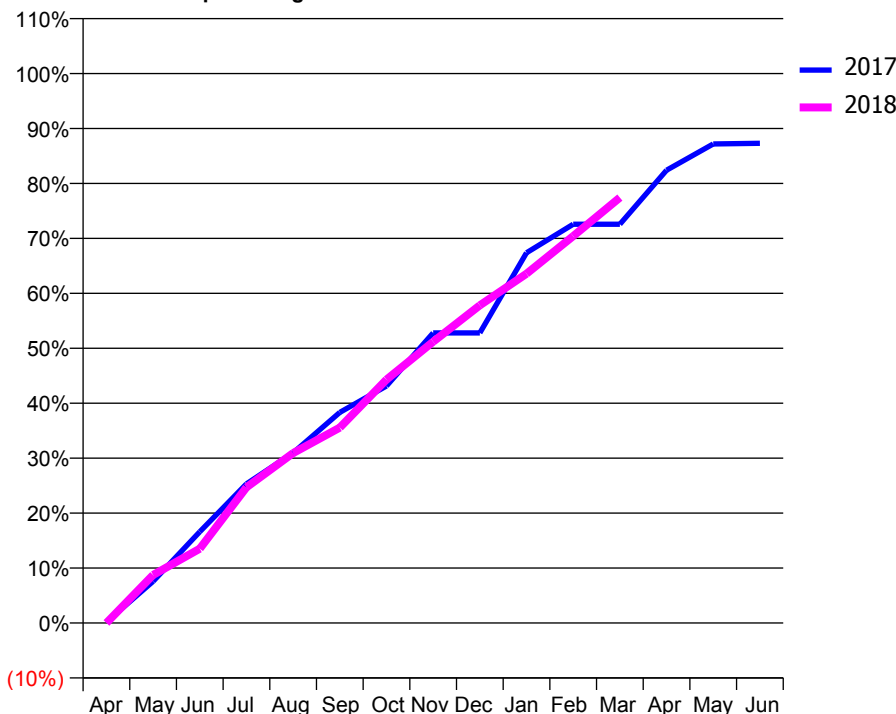
### ACCESS\*

Patients seen in 24 months	Total	Change since previous quarter
Quarter ending March 2017	591	
Quarter ending June 2017	603	↑
Quarter ending September 2017	606	→
Quarter ending December 2017	576	↓
Quarter ending March 2018	605	↑
<b>Variance since March 2017</b>	<b>2.4%</b>	<b>↑</b>



### ACTIVITY

Cumulative percentage of contracted UDA delivered 2017 & 2018



Adjusted Scheduled Activity (UDA)

Month	2017	2018
April	4	0
May	163	188
June	357	291
July	545	531
August	666	665
September	824	765
October	928	953
November	1,135	1,101
December	1,135	1,243
January	1,448	1,367
February	1,560	1,514
March	1,560	1,665
April	1,772	
May	1,874	
June	1,877	

### QUALITY

	Quantity	Base Number	Contract	AT	Region	England
% of FP17s for the same patient ID Re-attending within 3 months - Children	185	943	19.6%	13.3%	12.8%	11.9%
% of FP17s for the same patient ID Re-attending within 3 months - Adults	66	232	28.4%	16.3%	16.5%	16.0%
% of FP17s for the same patient ID Re-attending between 3 & 9 months - Children	526	943	55.8%	58.0%	59.7%	58.3%
% of FP17s for the same patient ID Re-attending between 3 & 9 months - Adults	112	232	48.3%	51.0%	52.6%	50.3%
% of FP17s for Band 1 Urgent Courses	73	982	7.4%	10.7%	9.1%	9.1%
% of FP17s Relating to Free Repair or Replacements	1	982	0.1%	0.9%	1.0%	0.8%
% of FP17s Relating to Continuations	3	982	0.3%	1.1%	1.2%	1.0%
% of Patients satisfied with the dentistry they have received	1	1	N/A	91.6%	91.6%	91.5%
% of Patients satisfied with the time they had to wait for an appointment	0	1	N/A	87.7%	88.3%	87.9%

\* This is based on patients treated on this contract for their most recent course of treatment. Figures in italics indicate the base number of FP17s or Patient Questionnaire responses are less than 100. N/A is shown where the base number of responses is less than 10 during the period. % is calculated as Quantity/Base number\*100

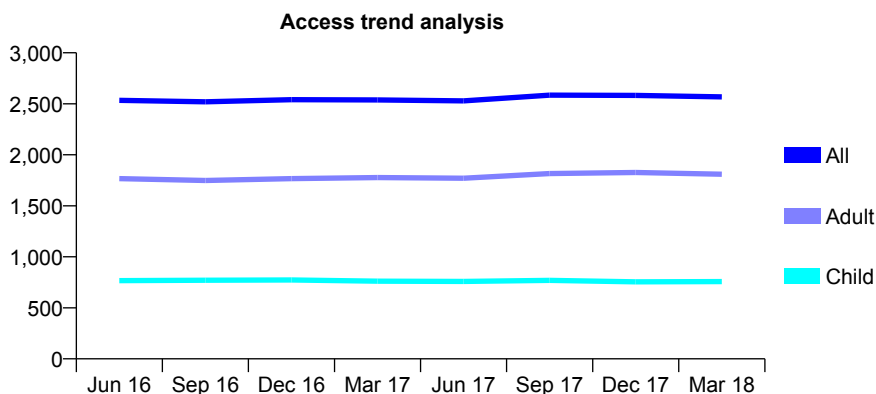
## Q47 - Vital Signs At a Glance Contract Report for 159468/0001 - March 2018

Name or company name	Eccleston Dental Practice (Ltd)
Contract type name	GDS Contract
Purpose of contract	General
Contract start date	01/04/2008
Contract end date	

17/18 Contracted general activity (UDA)	10,559
Carry forward general activity (UDA)	-43
17/18 Contracted orthodontic activity (UOA)	0
Carry forward orthodontic activity (UOA)	0
Baseline contract value	£290,401.70

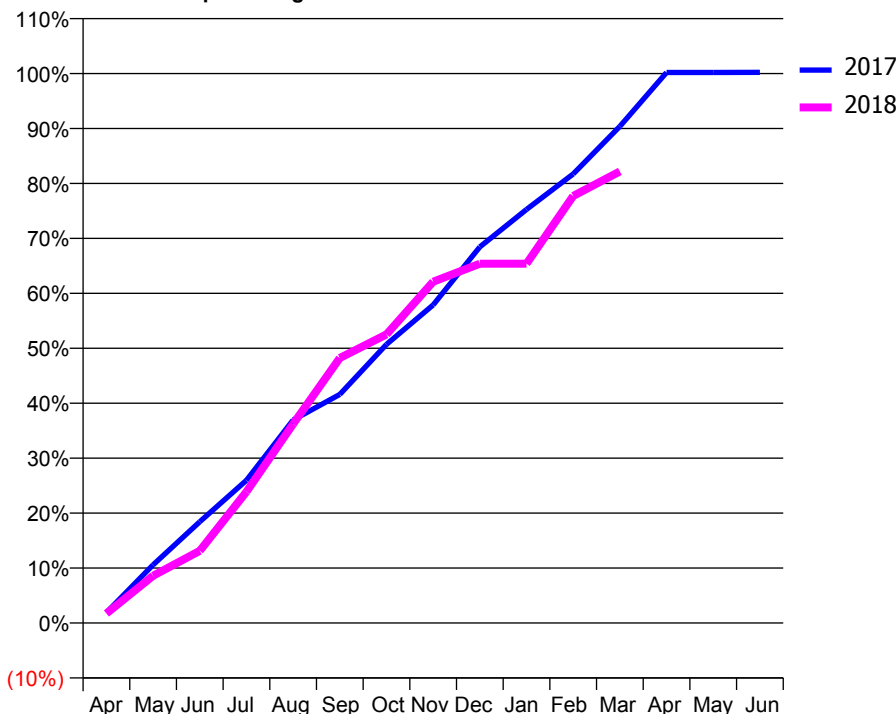
### ACCESS\*

Patients seen in 24 months	Total	Change since previous quarter
Quarter ending March 2017	2,538	
Quarter ending June 2017	2,529	→
Quarter ending September 2017	2,585	↑
Quarter ending December 2017	2,582	→
Quarter ending March 2018	2,568	→
<b>Variance since March 2017</b>	<b>1.2%</b>	<b>→</b>



### ACTIVITY

Cumulative percentage of contracted UDA delivered 2017 & 2018



Month	Adjusted Scheduled Activity (UDA)	
	2017	2018
April	202	183
May	1,118	907
June	1,946	1,388
July	2,743	2,524
August	3,901	3,824
September	4,394	5,093
October	5,353	5,547
November	6,113	6,558
December	7,228	6,903
January	7,947	6,903
February	8,629	8,205
March	9,544	8,679
April	10,578	
May	10,578	
June	10,581	

### QUALITY

	Quantity	Base Number	Contract	AT	Region	England
% of FP17s for the same patient ID Re-attending within 3 months - Children	110	1,187	9.3%	13.3%	12.8%	11.9%
% of FP17s for the same patient ID Re-attending within 3 months - Adults	653	2,956	22.1%	16.3%	16.5%	16.0%
% of FP17s for the same patient ID Re-attending between 3 & 9 months - Children	731	1,187	61.6%	58.0%	59.7%	58.3%
% of FP17s for the same patient ID Re-attending between 3 & 9 months - Adults	1,588	2,956	53.7%	51.0%	52.6%	50.3%
% of FP17s for Band 1 Urgent Courses	403	3,832	10.5%	10.7%	9.1%	9.1%
% of FP17s Relating to Free Repair or Replacements	66	3,832	1.7%	0.9%	1.0%	0.8%
% of FP17s Relating to Continuations	84	3,832	2.2%	1.1%	1.2%	1.0%
% of Patients satisfied with the dentistry they have received	5	7	N/A	91.6%	91.6%	91.5%
% of Patients satisfied with the time they had to wait for an appointment	6	7	N/A	87.7%	88.3%	87.9%

\* This is based on patients treated on this contract for their most recent course of treatment. Figures in italics indicate the base number of FP17s or Patient Questionnaire responses are less than 100. N/A is shown where the base number of responses is less than 10 during the period. % is calculated as Quantity/Base number\*100

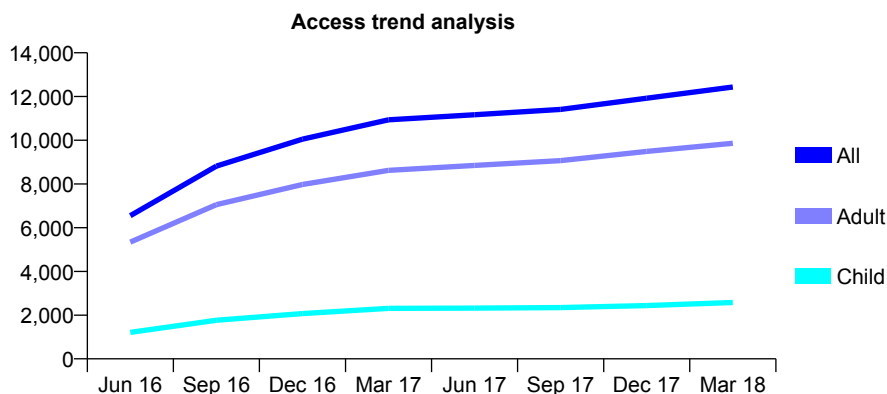
## Q47 - Vital Signs At a Glance Contract Report for 159859/0001 - March 2018

Name or company name	Hardhorn Dental Practice
Contract type name	GDS Contract
Purpose of contract	General
Contract start date	01/04/2015
Contract end date	

17/18 Contracted general activity (UDA)	39,516
Carry forward general activity (UDA)	329
17/18 Contracted orthodontic activity (UOA)	0
Carry forward orthodontic activity (UOA)	0
Baseline contract value	£1,150,185.07

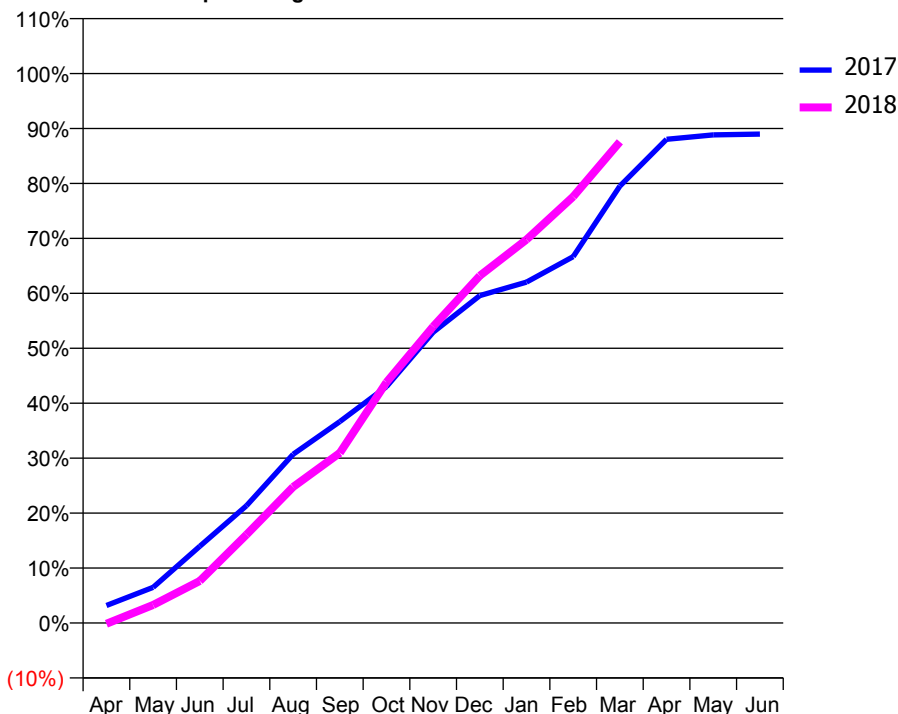
### ACCESS\*

Patients seen in 24 months	Total	Change since previous quarter
Quarter ending March 2017	10,936	
Quarter ending June 2017	11,167	↑
Quarter ending September 2017	11,413	↑
Quarter ending December 2017	11,923	↑
Quarter ending March 2018	12,438	↑
<b>Variance since March 2017</b>	<b>13.7%</b>	<b>↑</b>



### ACTIVITY

Cumulative percentage of contracted UDA delivered 2017 & 2018



Month	Adjusted Scheduled Activity (UDA)	
	2017	2018
April	1,262	-61
May	2,568	1,303
June	5,518	3,030
July	8,434	6,350
August	12,133	9,783
September	14,482	12,234
October	17,001	17,313
November	20,913	21,323
December	23,544	24,974
January	24,514	27,575
February	26,348	30,658
March	31,416	34,605
April	34,782	
May	35,098	
June	35,163	

### QUALITY

	Quantity	Base Number	Contract	AT	Region	England
% of FP17s for the same patient ID Re-attending within 3 months - Children	395	4,287	9.2%	13.3%	12.8%	11.9%
% of FP17s for the same patient ID Re-attending within 3 months - Adults	2,496	14,977	16.7%	16.3%	16.5%	16.0%
% of FP17s for the same patient ID Re-attending between 3 & 9 months - Children	2,535	4,287	59.1%	58.0%	59.7%	58.3%
% of FP17s for the same patient ID Re-attending between 3 & 9 months - Adults	7,888	14,977	52.7%	51.0%	52.6%	50.3%
% of FP17s for Band 1 Urgent Courses	1,452	17,003	8.5%	10.7%	9.1%	9.1%
% of FP17s Relating to Free Repair or Replacements	130	17,003	0.8%	0.9%	1.0%	0.8%
% of FP17s Relating to Continuations	88	17,003	0.5%	1.1%	1.2%	1.0%
% of Patients satisfied with the dentistry they have received	9	12	75.0%	91.6%	91.6%	91.5%
% of Patients satisfied with the time they had to wait for an appointment	12	12	100.0%	87.7%	88.3%	87.9%

\* This is based on patients treated on this contract for their most recent course of treatment. Figures in italics indicate the base number of FP17s or Patient Questionnaire responses are less than 100. N/A is shown where the base number of responses is less than 10 during the period. % is calculated as Quantity/Base number\*100

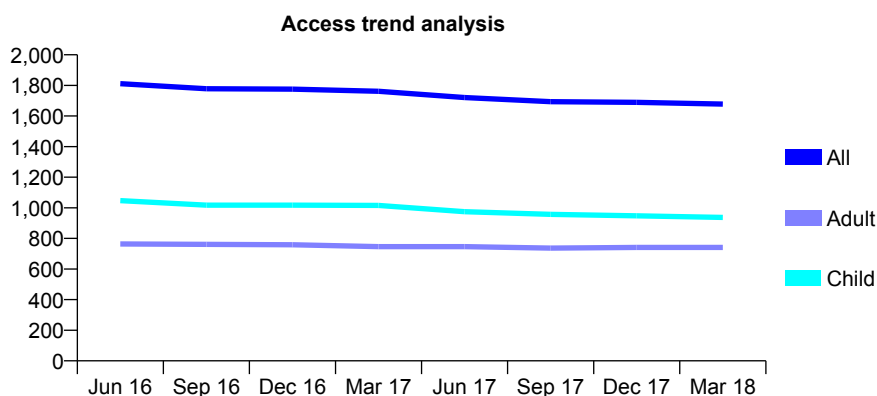
## Q47 - Vital Signs At a Glance Contract Report for 161470/0001 - March 2018

Name or company name	Cottage Dental Ormskirk LLP
Contract type name	GDS Contract
Purpose of contract	General
Contract start date	01/01/2011
Contract end date	

17/18 Contracted general activity (UDA)	5,004
Carry forward general activity (UDA)	0
17/18 Contracted orthodontic activity (UOA)	0
Carry forward orthodontic activity (UOA)	0
Baseline contract value	£147,474.28

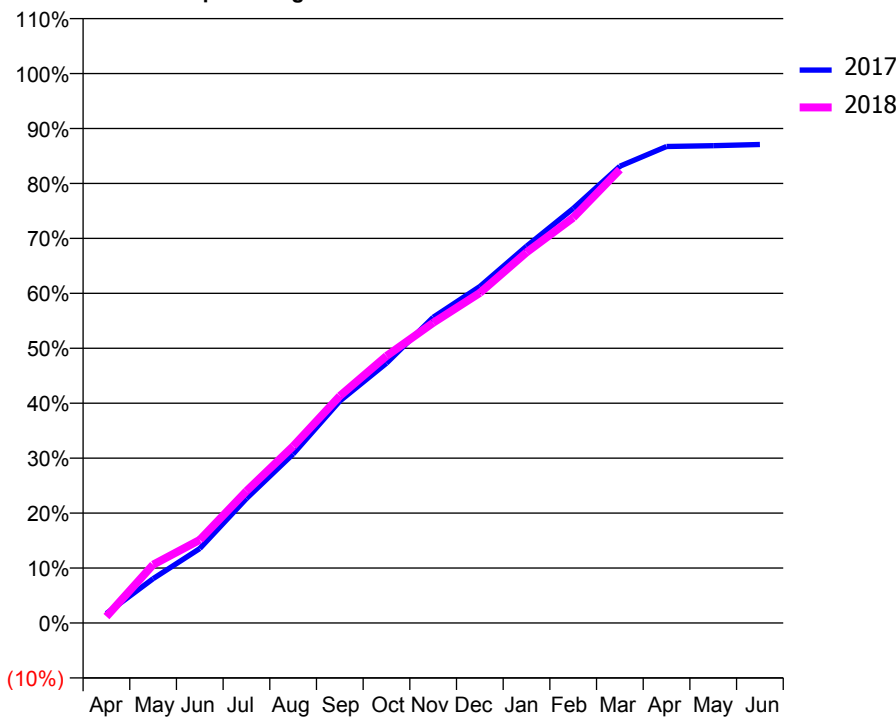
### ACCESS\*

Patients seen in 24 months	Total	Change since previous quarter
Quarter ending March 2017	1,762	
Quarter ending June 2017	1,721	↓
Quarter ending September 2017	1,694	↓
Quarter ending December 2017	1,689	→
Quarter ending March 2018	1,678	→
<b>Variance since March 2017</b>	<b>(4.8%)</b>	<b>↓</b>



### ACTIVITY

Cumulative percentage of contracted UDA delivered 2017 & 2018



Month	Adjusted Scheduled Activity (UDA)	
	2017	2018
April	86	59
May	404	532
June	678	757
July	1,133	1,202
August	1,539	1,610
September	2,021	2,067
October	2,366	2,432
November	2,784	2,734
December	3,065	3,006
January	3,431	3,375
February	3,774	3,691
March	4,160	4,129
April	4,339	
May	4,347	
June	4,358	

### QUALITY

	Quantity	Base Number	Contract	AT	Region	England
% of FP17s for the same patient ID Re-attending within 3 months - Children	400	2,054	19.5%	13.3%	12.8%	11.9%
% of FP17s for the same patient ID Re-attending within 3 months - Adults	140	932	15.0%	16.3%	16.5%	16.0%
% of FP17s for the same patient ID Re-attending between 3 & 9 months - Children	1,343	2,054	65.4%	58.0%	59.7%	58.3%
% of FP17s for the same patient ID Re-attending between 3 & 9 months - Adults	582	932	62.4%	51.0%	52.6%	50.3%
% of FP17s for Band 1 Urgent Courses	134	2,831	4.7%	10.7%	9.1%	9.1%
% of FP17s Relating to Free Repair or Replacements	8	2,831	0.3%	0.9%	1.0%	0.8%
% of FP17s Relating to Continuations	10	2,831	0.4%	1.1%	1.2%	1.0%
% of Patients satisfied with the dentistry they have received	0	0	N/A	91.6%	91.6%	91.5%
% of Patients satisfied with the time they had to wait for an appointment	0	0	N/A	87.7%	88.3%	87.9%

\* This is based on patients treated on this contract for their most recent course of treatment. Figures in italics indicate the base number of FP17s or Patient Questionnaire responses are less than 100. N/A is shown where the base number of responses is less than 10 during the period. % is calculated as Quantity/Base number\*100

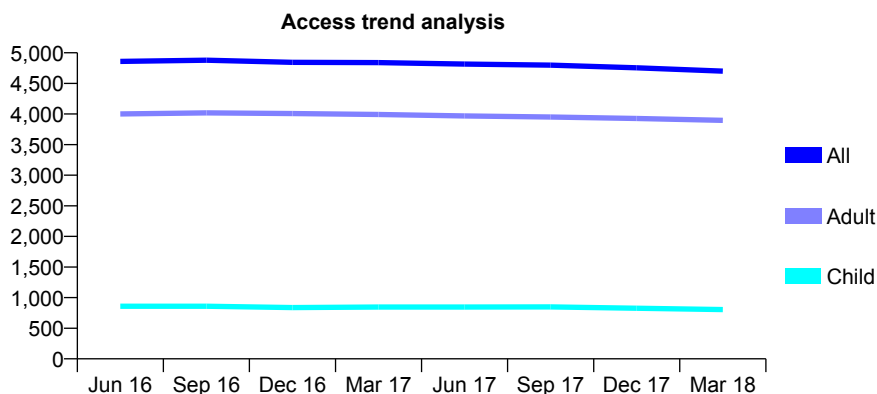
## Q47 - Vital Signs At a Glance Contract Report for 164143/0001 - March 2018

Name or company name	Warner Dental Practice Partnership
Contract type name	GDS Contract
Purpose of contract	General
Contract start date	01/08/2013
Contract end date	

17/18 Contracted general activity (UDA)	15,296
Carry forward general activity (UDA)	426
17/18 Contracted orthodontic activity (UOA)	0
Carry forward orthodontic activity (UOA)	0
Baseline contract value	£405,349.94

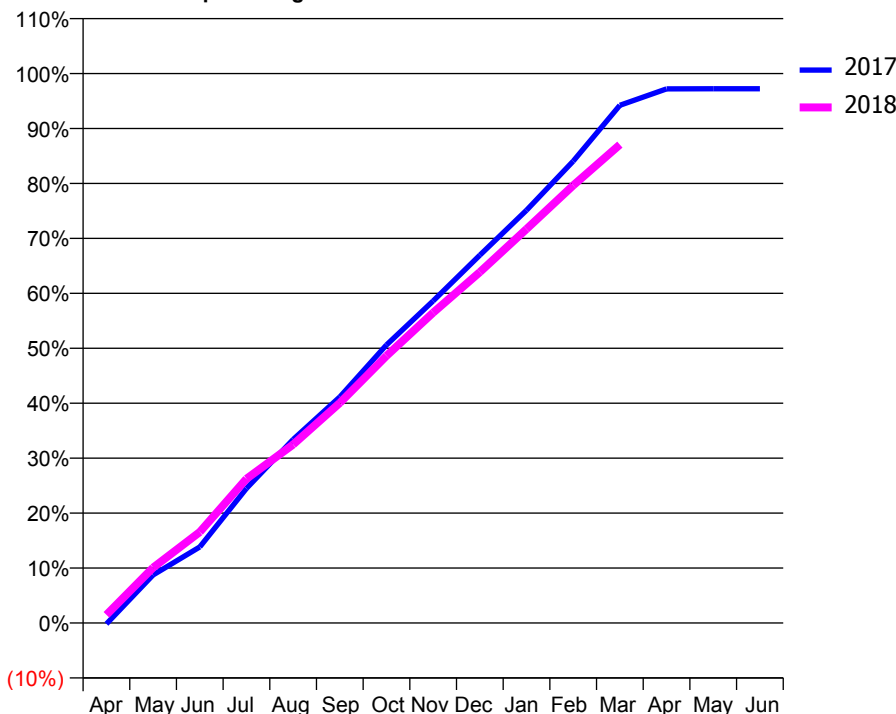
### ACCESS\*

Patients seen in 24 months	Total	Change since previous quarter
Quarter ending March 2017	4,839	
Quarter ending June 2017	4,815	→
Quarter ending September 2017	4,799	→
Quarter ending December 2017	4,755	→
Quarter ending March 2018	4,700	↓
<b>Variance since March 2017</b>	<b>(2.9%)</b>	<b>↓</b>



### ACTIVITY

Cumulative percentage of contracted UDA delivered 2017 & 2018



Month	Adjusted Scheduled Activity (UDA)	
	2017	2018
April	-29	227
May	1,339	1,544
June	2,116	2,533
July	3,747	4,014
August	5,110	4,967
September	6,294	6,126
October	7,743	7,438
November	8,967	8,638
December	10,238	9,769
January	11,491	10,967
February	12,857	12,182
March	14,412	13,317
April	14,868	
May	14,870	
June	14,870	

### QUALITY

	Quantity	Base Number	Contract	AT	Region	England
% of FP17s for the same patient ID Re-attending within 3 months - Children	47	1,205	3.9%	13.3%	12.8%	11.9%
% of FP17s for the same patient ID Re-attending within 3 months - Adults	742	5,551	13.4%	16.3%	16.5%	16.0%
% of FP17s for the same patient ID Re-attending between 3 & 9 months - Children	638	1,205	52.9%	58.0%	59.7%	58.3%
% of FP17s for the same patient ID Re-attending between 3 & 9 months - Adults	2,565	5,551	46.2%	51.0%	52.6%	50.3%
% of FP17s for Band 1 Urgent Courses	443	6,563	6.7%	10.7%	9.1%	9.1%
% of FP17s Relating to Free Repair or Replacements	61	6,563	0.9%	0.9%	1.0%	0.8%
% of FP17s Relating to Continuations	106	6,563	1.6%	1.1%	1.2%	1.0%
% of Patients satisfied with the dentistry they have received	10	11	90.9%	91.6%	91.6%	91.5%
% of Patients satisfied with the time they had to wait for an appointment	10	11	90.9%	87.7%	88.3%	87.9%

\* This is based on patients treated on this contract for their most recent course of treatment. Figures in italics indicate the base number of FP17s or Patient Questionnaire responses are less than 100. N/A is shown where the base number of responses is less than 10 during the period. % is calculated as Quantity/Base number\*100

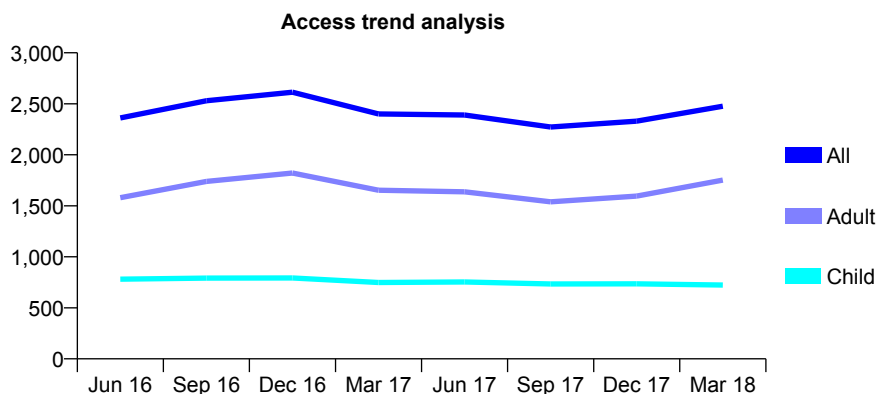
## Q47 - Vital Signs At a Glance Contract Report for 166537/0001 - March 2018

Name or company name	Shaw and Dhariwal - Rishton Dental Centre
Contract type name	GDS Contract
Purpose of contract	General and Orthodontic
Contract start date	01/08/2010
Contract end date	

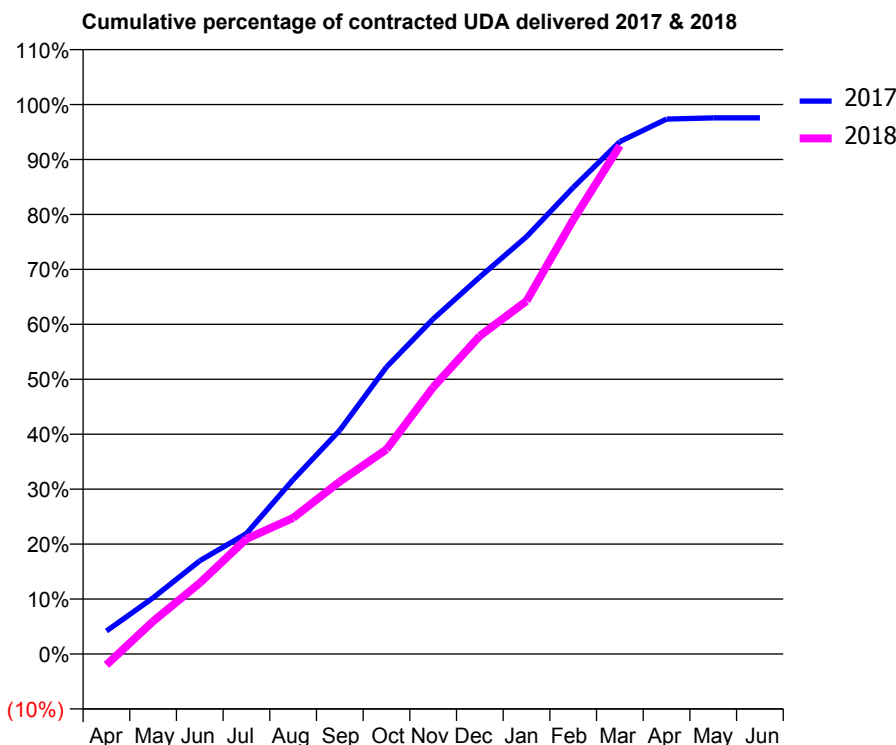
17/18 Contracted general activity (UDA)	6,200
Carry forward general activity (UDA)	152
17/18 Contracted orthodontic activity (UOA)	146
Carry forward orthodontic activity (UOA)	0
Baseline contract value	£202,790.93

### ACCESS\*

Patients seen in 24 months	Total	Change since previous quarter
Quarter ending March 2017	2,401	
Quarter ending June 2017	2,390	→
Quarter ending September 2017	2,273	↓
Quarter ending December 2017	2,330	↑
Quarter ending March 2018	2,476	↑
<b>Variance since March 2017</b>	<b>3.1%</b>	<b>↑</b>



### ACTIVITY



Month	Adjusted Scheduled Activity (UDA)	
	2017	2018
April	260	-124
May	634	370
June	1,052	801
July	1,360	1,299
August	1,967	1,535
September	2,526	1,946
October	3,238	2,309
November	3,781	3,010
December	4,254	3,590
January	4,708	3,984
February	5,263	4,899
March	5,781	5,736
April	6,035	
May	6,050	
June	6,048	

### QUALITY

	Quantity	Base Number	Contract	AT	Region	England
% of FP17s for the same patient ID Re-attending within 3 months - Children	50	1,064	4.7%	13.3%	12.8%	11.9%
% of FP17s for the same patient ID Re-attending within 3 months - Adults	176	1,856	9.5%	16.3%	16.5%	16.0%
% of FP17s for the same patient ID Re-attending between 3 & 9 months - Children	591	1,064	55.5%	58.0%	59.7%	58.3%
% of FP17s for the same patient ID Re-attending between 3 & 9 months - Adults	597	1,856	32.2%	51.0%	52.6%	50.3%
% of FP17s for Band 1 Urgent Courses	255	2,772	9.2%	10.7%	9.1%	9.1%
% of FP17s Relating to Free Repair or Replacements	7	2,772	0.3%	0.9%	1.0%	0.8%
% of FP17s Relating to Continuations	11	2,772	0.4%	1.1%	1.2%	1.0%
% of Patients satisfied with the dentistry they have received	1	1	N/A	91.6%	91.6%	91.5%
% of Patients satisfied with the time they had to wait for an appointment	1	1	N/A	87.7%	88.3%	87.9%

\* This is based on patients treated on this contract for their most recent course of treatment. Figures in italics indicate the base number of FP17s or Patient Questionnaire responses are less than 100. N/A is shown where the base number of responses is less than 10 during the period. % is calculated as Quantity/Base number\*100

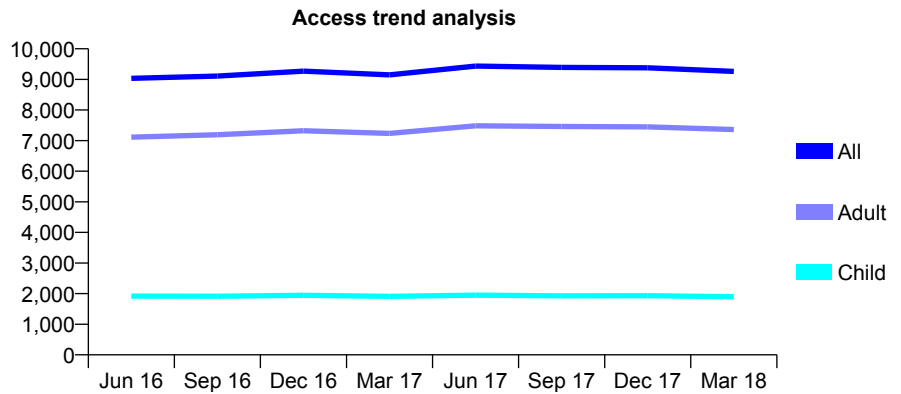
## Q47 - Vital Signs At a Glance Contract Report for 167339/0001 - March 2018

Name or company name	St Annes Dental Clinic Ltd
Contract type name	GDS Contract
Purpose of contract	General
Contract start date	06/04/2013
Contract end date	

17/18 Contracted general activity (UDA)	27,421
Carry forward general activity (UDA)	-445
17/18 Contracted orthodontic activity (UOA)	0
Carry forward orthodontic activity (UOA)	0
Baseline contract value	£875,950.02

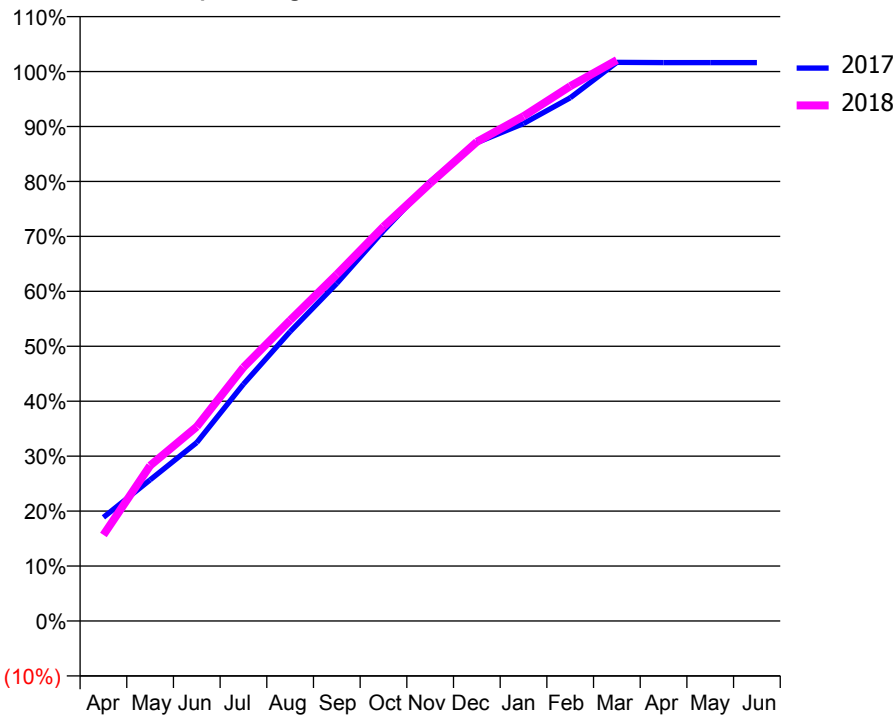
### ACCESS\*

Patients seen in 24 months	Total	Change since previous quarter
Quarter ending March 2017	9,148	
Quarter ending June 2017	9,434	↑
Quarter ending September 2017	9,394	→
Quarter ending December 2017	9,379	→
Quarter ending March 2018	9,260	↓
<b>Variance since March 2017</b>	<b>1.2%</b>	<b>→</b>



### ACTIVITY

Cumulative percentage of contracted UDA delivered 2017 & 2018



Month	Adjusted Scheduled Activity (UDA)	
	2017	2018
April	5,175	4,295
May	7,044	7,756
June	8,908	9,700
July	11,822	12,661
August	14,443	15,006
September	16,845	17,299
October	19,471	19,682
November	21,925	21,842
December	23,873	23,914
January	24,823	25,188
February	26,108	26,689
March	27,878	27,990
April	27,863	
May	27,866	
June	27,866	

### QUALITY

	Quantity	Base Number	Contract	AT	Region	England
% of FP17s for the same patient ID Re-attending within 3 months - Children	137	2,496	5.5%	13.3%	12.8%	11.9%
% of FP17s for the same patient ID Re-attending within 3 months - Adults	1,443	10,067	14.3%	16.3%	16.5%	16.0%
% of FP17s for the same patient ID Re-attending between 3 & 9 months - Children	1,285	2,496	51.5%	58.0%	59.7%	58.3%
% of FP17s for the same patient ID Re-attending between 3 & 9 months - Adults	5,317	10,067	52.8%	51.0%	52.6%	50.3%
% of FP17s for Band 1 Urgent Courses	888	12,568	7.1%	10.7%	9.1%	9.1%
% of FP17s Relating to Free Repair or Replacements	79	12,568	0.6%	0.9%	1.0%	0.8%
% of FP17s Relating to Continuations	143	12,568	1.1%	1.1%	1.2%	1.0%
% of Patients satisfied with the dentistry they have received	16	16	100.0%	91.6%	91.6%	91.5%
% of Patients satisfied with the time they had to wait for an appointment	15	16	93.8%	87.7%	88.3%	87.9%

\* This is based on patients treated on this contract for their most recent course of treatment. Figures in italics indicate the base number of FP17s or Patient Questionnaire responses are less than 100. N/A is shown where the base number of responses is less than 10 during the period. % is calculated as Quantity/Base number\*100

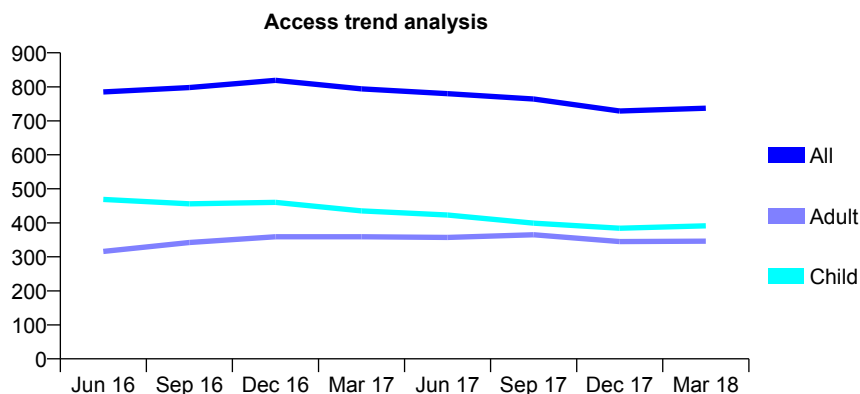
## Q47 - Vital Signs At a Glance Contract Report for 167711/0001 - March 2018

Name or company name	Bridge Dental Practice
Contract type name	GDS Contract
Purpose of contract	General and Orthodontic
Contract start date	01/09/2014
Contract end date	

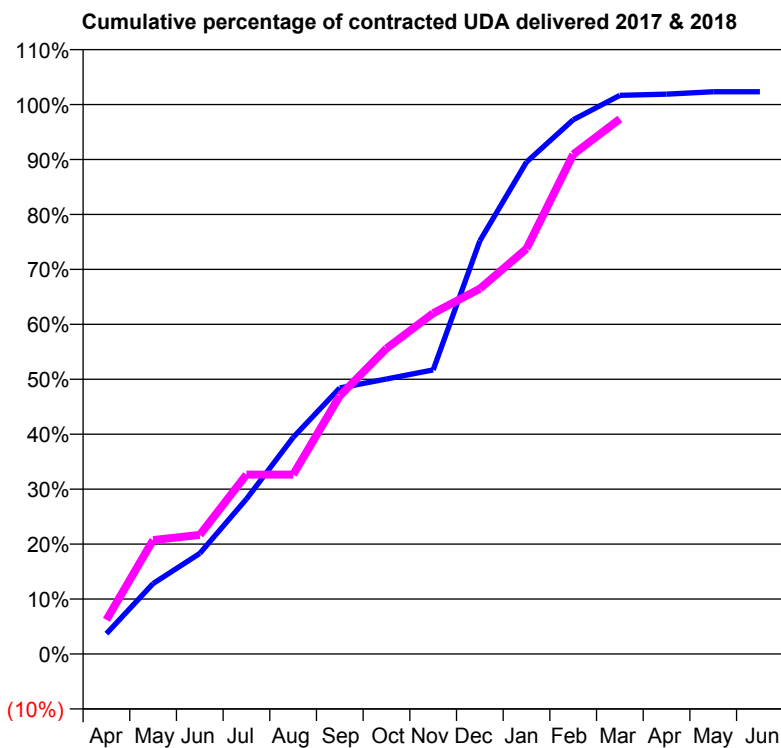
17/18 Contracted general activity (UDA)	2,000
Carry forward general activity (UDA)	0
17/18 Contracted orthodontic activity (UOA)	617
Carry forward orthodontic activity (UOA)	0
Baseline contract value	£81,809.31

### ACCESS\*

Patients seen in 24 months	Total	Change since previous quarter
Quarter ending March 2017	794	
Quarter ending June 2017	780	↓
Quarter ending September 2017	764	↓
Quarter ending December 2017	729	↓
Quarter ending March 2018	737	→
<b>Variance since March 2017</b>	<b>(7.2%)</b>	<b>↓</b>



### ACTIVITY



Month	Adjusted Scheduled Activity (UDA)	
	2017	2018
April	74	125
May	257	415
June	366	434
July	564	653
August	788	653
September	969	940
October	1,001	1,112
November	1,034	1,240
December	1,504	1,330
January	1,791	1,475
February	1,945	1,818
March	2,033	1,947
April	2,038	
May	2,047	
June	2,047	

### QUALITY

	Quantity	Base Number	Contract	AT	Region	England
% of FP17s for the same patient ID Re-attending within 3 months - Children	102	635	16.1%	13.3%	12.8%	11.9%
% of FP17s for the same patient ID Re-attending within 3 months - Adults	129	497	26.0%	16.3%	16.5%	16.0%
% of FP17s for the same patient ID Re-attending between 3 & 9 months - Children	242	635	38.1%	58.0%	59.7%	58.3%
% of FP17s for the same patient ID Re-attending between 3 & 9 months - Adults	188	497	37.8%	51.0%	52.6%	50.3%
% of FP17s for Band 1 Urgent Courses	139	1,029	13.5%	10.7%	9.1%	9.1%
% of FP17s Relating to Free Repair or Replacements	0	1,029	0.0%	0.9%	1.0%	0.8%
% of FP17s Relating to Continuations	1	1,029	0.1%	1.1%	1.2%	1.0%
% of Patients satisfied with the dentistry they have received	0	1	N/A	91.6%	91.6%	91.5%
% of Patients satisfied with the time they had to wait for an appointment	1	1	N/A	87.7%	88.3%	87.9%

\* This is based on patients treated on this contract for their most recent course of treatment. Figures in italics indicate the base number of FP17s or Patient Questionnaire responses are less than 100. N/A is shown where the base number of responses is less than 10 during the period. % is calculated as Quantity/Base number\*100



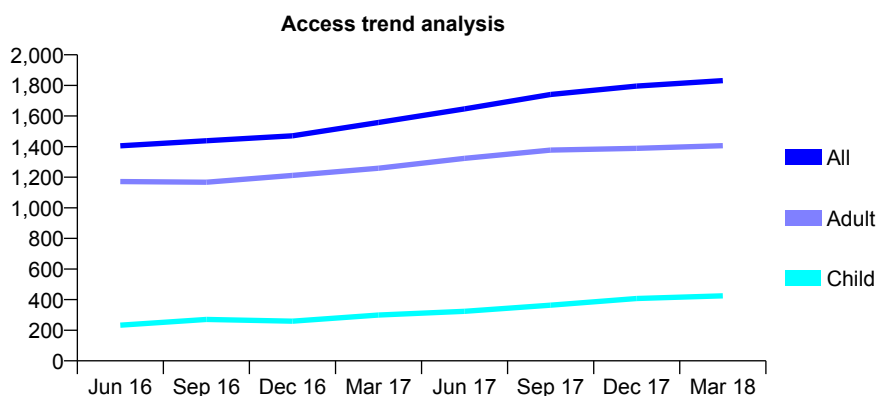
## Q47 - Vital Signs At a Glance Contract Report for 168416/0001 - March 2018

Name or company name	Dr Suresh Balasubramniam and Katherine
Contract type name	GDS Contract
Purpose of contract	General
Contract start date	01/04/2013
Contract end date	

17/18 Contracted general activity (UDA)	5,750
Carry forward general activity (UDA)	-115
17/18 Contracted orthodontic activity (UOA)	0
Carry forward orthodontic activity (UOA)	0
Baseline contract value	£187,484.54

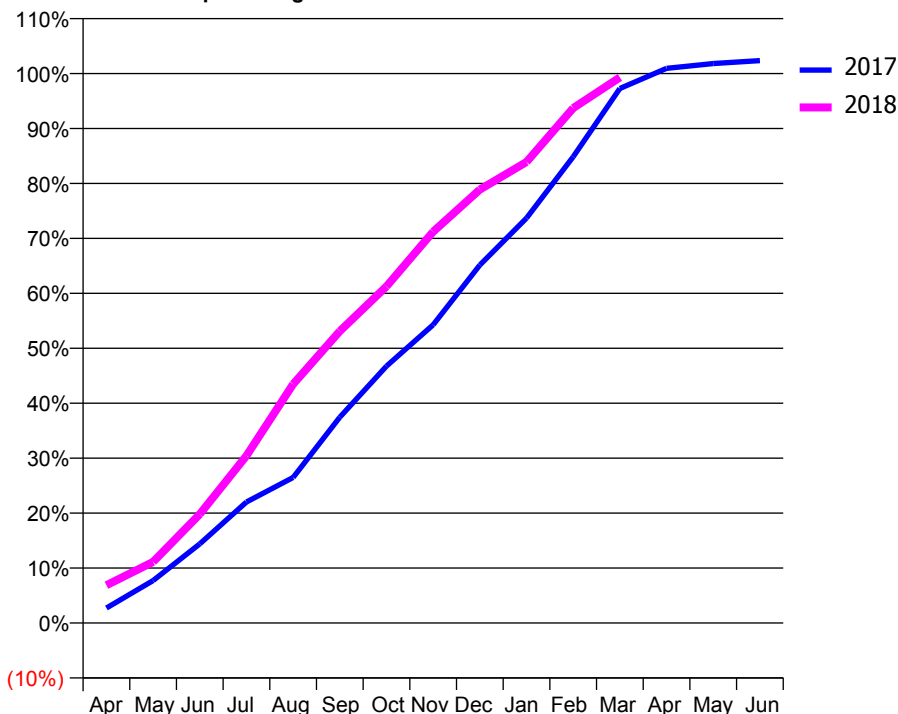
### ACCESS\*

Patients seen in 24 months	Total	Change since previous quarter
Quarter ending March 2017	1,558	
Quarter ending June 2017	1,647	↑
Quarter ending September 2017	1,741	↑
Quarter ending December 2017	1,796	↑
Quarter ending March 2018	1,831	→
<b>Variance since March 2017</b>	<b>17.5%</b>	<b>↑</b>



### ACTIVITY

Cumulative percentage of contracted UDA delivered 2017 & 2018



Month	Adjusted Scheduled Activity (UDA)	
	2017	2018
April	157	396
May	444	640
June	828	1,140
July	1,266	1,750
August	1,523	2,499
September	2,153	3,053
October	2,689	3,522
November	3,120	4,095
December	3,745	4,535
January	4,237	4,825
February	4,879	5,388
March	5,594	5,709
April	5,804	
May	5,854	
June	5,885	

### QUALITY

	Quantity	Base Number	Contract	AT	Region	England
% of FP17s for the same patient ID Re-attending within 3 months - Children	71	679	10.5%	13.3%	12.8%	11.9%
% of FP17s for the same patient ID Re-attending within 3 months - Adults	250	1,818	13.8%	16.3%	16.5%	16.0%
% of FP17s for the same patient ID Re-attending between 3 & 9 months - Children	320	679	47.1%	58.0%	59.7%	58.3%
% of FP17s for the same patient ID Re-attending between 3 & 9 months - Adults	852	1,818	46.9%	51.0%	52.6%	50.3%
% of FP17s for Band 1 Urgent Courses	203	2,376	8.5%	10.7%	9.1%	9.1%
% of FP17s Relating to Free Repair or Replacements	25	2,376	1.1%	0.9%	1.0%	0.8%
% of FP17s Relating to Continuations	55	2,376	2.3%	1.1%	1.2%	1.0%
% of Patients satisfied with the dentistry they have received	4	4	N/A	91.6%	91.6%	91.5%
% of Patients satisfied with the time they had to wait for an appointment	4	4	N/A	87.7%	88.3%	87.9%

\* This is based on patients treated on this contract for their most recent course of treatment. Figures in italics indicate the base number of FP17s or Patient Questionnaire responses are less than 100. N/A is shown where the base number of responses is less than 10 during the period. % is calculated as Quantity/Base number\*100

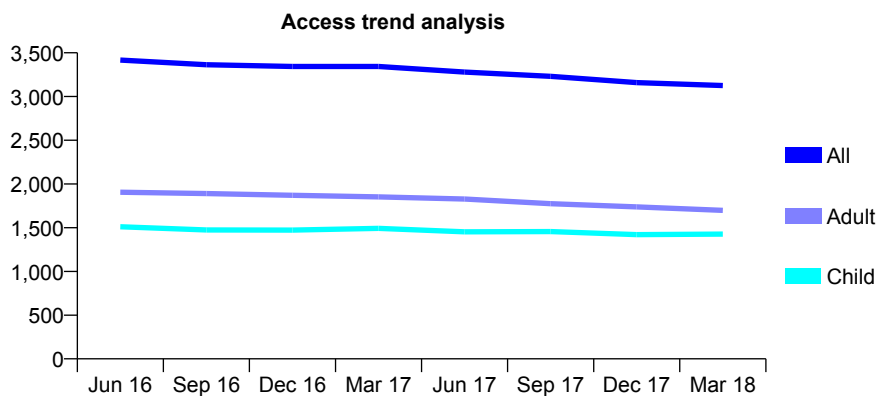
## Q47 - Vital Signs At a Glance Contract Report for 168467/0001 - March 2018

Name or company name	Schofield & Pickup
Contract type name	GDS Contract
Purpose of contract	General
Contract start date	22/10/2012
Contract end date	

17/18 Contracted general activity (UDA)	9,500
Carry forward general activity (UDA)	0
17/18 Contracted orthodontic activity (UOA)	0
Carry forward orthodontic activity (UOA)	0
Baseline contract value	£256,407.10

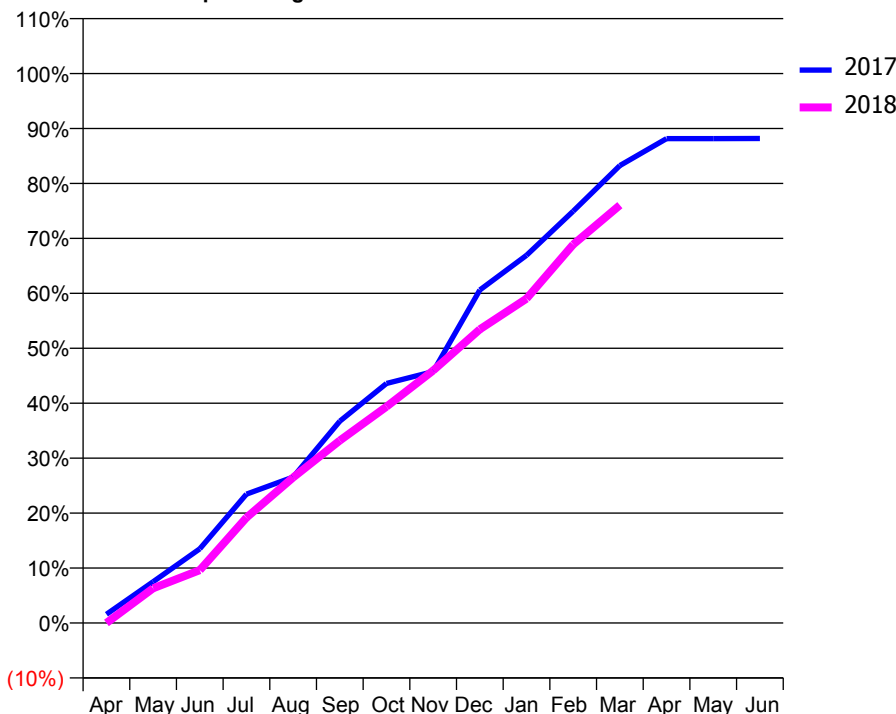
### ACCESS\*

Patients seen in 24 months	Total	Change since previous quarter
Quarter ending March 2017	3,344	
Quarter ending June 2017	3,280	↓
Quarter ending September 2017	3,231	↓
Quarter ending December 2017	3,159	↓
Quarter ending March 2018	3,125	↓
<b>Variance since March 2017</b>	<b>(6.5%)</b>	<b>↓</b>



### ACTIVITY

Cumulative percentage of contracted UDA delivered 2017 & 2018



Adjusted Scheduled Activity (UDA)

Month	2017	2018
April	151	0
May	713	600
June	1,284	913
July	2,227	1,822
August	2,524	2,516
September	3,489	3,155
October	4,143	3,740
November	4,346	4,364
December	5,759	5,077
January	6,357	5,609
February	7,120	6,544
March	7,908	7,225
April	8,375	
May	8,375	
June	8,376	

### QUALITY

	Quantity	Base Number	Contract	AT	Region	England
% of FP17s for the same patient ID Re-attending within 3 months - Children	223	2,411	9.2%	13.3%	12.8%	11.9%
% of FP17s for the same patient ID Re-attending within 3 months - Adults	275	2,313	11.9%	16.3%	16.5%	16.0%
% of FP17s for the same patient ID Re-attending between 3 & 9 months - Children	1,651	2,411	68.5%	58.0%	59.7%	58.3%
% of FP17s for the same patient ID Re-attending between 3 & 9 months - Adults	1,548	2,313	66.9%	51.0%	52.6%	50.3%
% of FP17s for Band 1 Urgent Courses	235	4,444	5.3%	10.7%	9.1%	9.1%
% of FP17s Relating to Free Repair or Replacements	30	4,444	0.7%	0.9%	1.0%	0.8%
% of FP17s Relating to Continuations	43	4,444	1.0%	1.1%	1.2%	1.0%
% of Patients satisfied with the dentistry they have received	6	6	N/A	91.6%	91.6%	91.5%
% of Patients satisfied with the time they had to wait for an appointment	6	6	N/A	87.7%	88.3%	87.9%

\* This is based on patients treated on this contract for their most recent course of treatment. Figures in italics indicate the base number of FP17s or Patient Questionnaire responses are less than 100. N/A is shown where the base number of responses is less than 10 during the period. % is calculated as Quantity/Base number\*100

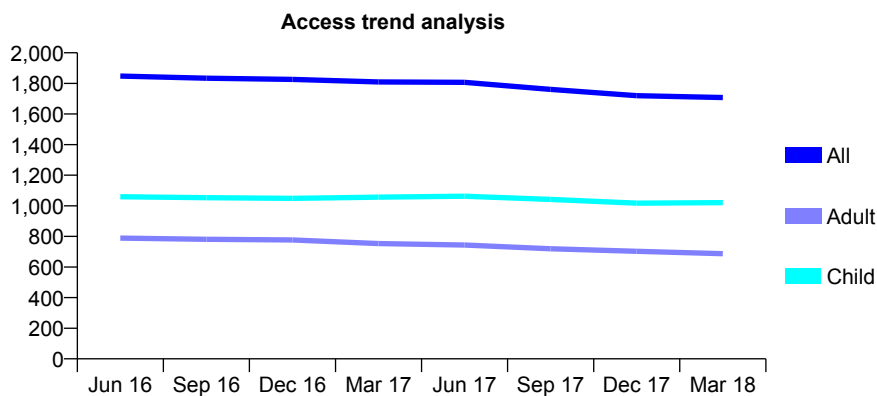
## Q47 - Vital Signs At a Glance Contract Report for 171859/0004 - March 2018

Name or company name	Oak Dental Care Limited
Contract type name	GDS Contract
Purpose of contract	General and Orthodontic
Contract start date	01/04/2009
Contract end date	

17/18 Contracted general activity (UDA)	4,600
Carry forward general activity (UDA)	-92
17/18 Contracted orthodontic activity (UOA)	1,000
Carry forward orthodontic activity (UOA)	-20
Baseline contract value	£202,004.36

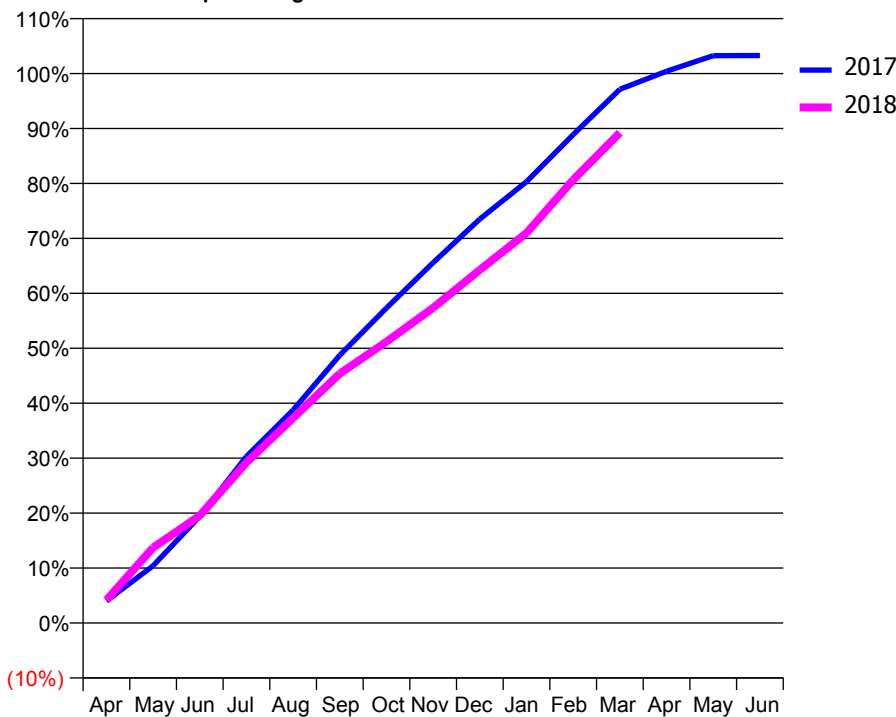
### ACCESS\*

Patients seen in 24 months	Total	Change since previous quarter
Quarter ending March 2017	1,810	
Quarter ending June 2017	1,807	→
Quarter ending September 2017	1,761	↓
Quarter ending December 2017	1,720	↓
Quarter ending March 2018	1,708	→
<b>Variance since March 2017</b>	<b>(5.6%)</b>	<b>↓</b>



### ACTIVITY

Cumulative percentage of contracted UDA delivered 2017 & 2018



Month	Adjusted Scheduled Activity (UDA)	
	2017	2018
April	185	191
May	479	631
June	894	899
July	1,395	1,343
August	1,783	1,716
September	2,242	2,088
October	2,637	2,355
November	3,016	2,638
December	3,382	2,957
January	3,694	3,264
February	4,089	3,710
March	4,468	4,104
April	4,619	
May	4,749	
June	4,750	

### QUALITY

	Quantity	Base Number	Contract	AT	Region	England
% of FP17s for the same patient ID Re-attending within 3 months - Children	104	1,433	7.3%	13.3%	12.8%	11.9%
% of FP17s for the same patient ID Re-attending within 3 months - Adults	150	692	21.7%	16.3%	16.5%	16.0%
% of FP17s for the same patient ID Re-attending between 3 & 9 months - Children	788	1,433	55.0%	58.0%	59.7%	58.3%
% of FP17s for the same patient ID Re-attending between 3 & 9 months - Adults	273	692	39.5%	51.0%	52.6%	50.3%
% of FP17s for Band 1 Urgent Courses	116	1,938	6.0%	10.7%	9.1%	9.1%
% of FP17s Relating to Free Repair or Replacements	3	1,938	0.2%	0.9%	1.0%	0.8%
% of FP17s Relating to Continuations	18	1,938	0.9%	1.1%	1.2%	1.0%
% of Patients satisfied with the dentistry they have received	1	1	N/A	91.6%	91.6%	91.5%
% of Patients satisfied with the time they had to wait for an appointment	0	1	N/A	87.7%	88.3%	87.9%

\* This is based on patients treated on this contract for their most recent course of treatment. Figures in italics indicate the base number of FP17s or Patient Questionnaire responses are less than 100. N/A is shown where the base number of responses is less than 10 during the period. % is calculated as Quantity/Base number\*100

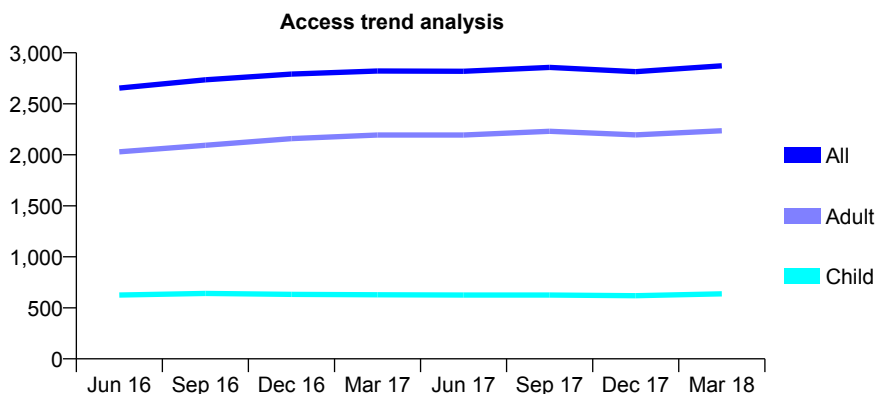
## Q47 - Vital Signs At a Glance Contract Report for 175161/0001 - March 2018

Name or company name	Arena Dental Care Partnership
Contract type name	GDS Contract
Purpose of contract	General
Contract start date	01/04/2015
Contract end date	

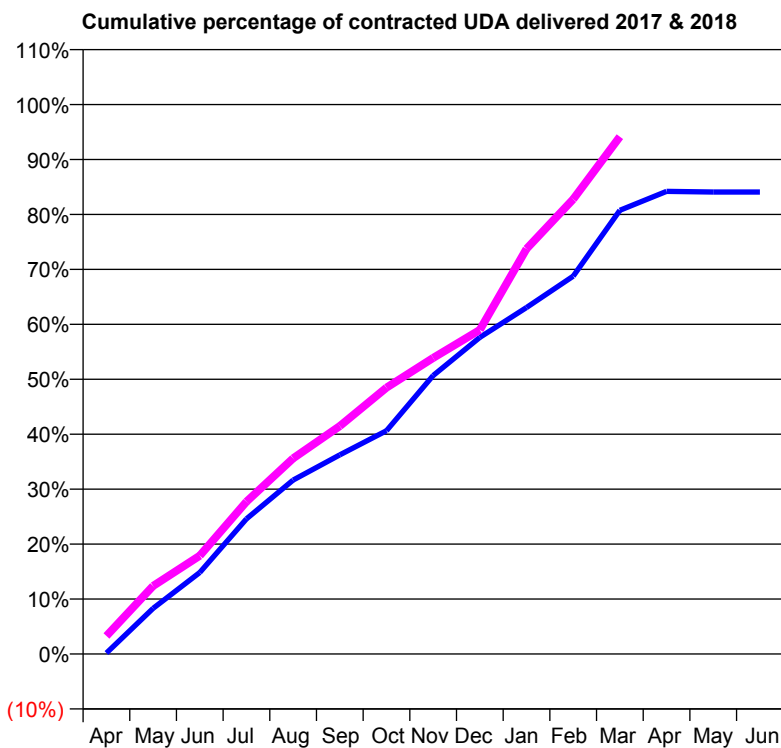
17/18 Contracted general activity (UDA)	10,034
Carry forward general activity (UDA)	0
17/18 Contracted orthodontic activity (UOA)	0
Carry forward orthodontic activity (UOA)	0
Baseline contract value	£247,288.56

### ACCESS\*

Patients seen in 24 months	Total	Change since previous quarter
Quarter ending March 2017	2,822	
Quarter ending June 2017	2,819	→
Quarter ending September 2017	2,857	→
Quarter ending December 2017	2,815	↓
Quarter ending March 2018	2,873	↑
<b>Variance since March 2017</b>	<b>1.8%</b>	<b>→</b>



### ACTIVITY



Month	Adjusted Scheduled Activity (UDA)	
	2017	2018
April	18	329
May	834	1,242
June	1,489	1,795
July	2,468	2,782
August	3,176	3,574
September	3,637	4,162
October	4,077	4,865
November	5,084	5,407
December	5,782	5,919
January	6,327	7,398
February	6,900	8,303
March	8,103	9,446
April	8,448	
May	8,436	
June	8,436	

### QUALITY

	Quantity	Base Number	Contract	AT	Region	England
% of FP17s for the same patient ID Re-attending within 3 months - Children	104	1,043	10.0%	13.3%	12.8%	11.9%
% of FP17s for the same patient ID Re-attending within 3 months - Adults	697	3,675	19.0%	16.3%	16.5%	16.0%
% of FP17s for the same patient ID Re-attending between 3 & 9 months - Children	637	1,043	61.1%	58.0%	59.7%	58.3%
% of FP17s for the same patient ID Re-attending between 3 & 9 months - Adults	2,074	3,675	56.4%	51.0%	52.6%	50.3%
% of FP17s for Band 1 Urgent Courses	251	4,532	5.5%	10.7%	9.1%	9.1%
% of FP17s Relating to Free Repair or Replacements	77	4,532	1.7%	0.9%	1.0%	0.8%
% of FP17s Relating to Continuations	91	4,532	2.0%	1.1%	1.2%	1.0%
% of Patients satisfied with the dentistry they have received	6	8	N/A	91.6%	91.6%	91.5%
% of Patients satisfied with the time they had to wait for an appointment	8	8	N/A	87.7%	88.3%	87.9%

\* This is based on patients treated on this contract for their most recent course of treatment. Figures in italics indicate the base number of FP17s or Patient Questionnaire responses are less than 100. N/A is shown where the base number of responses is less than 10 during the period. % is calculated as Quantity/Base number\*100

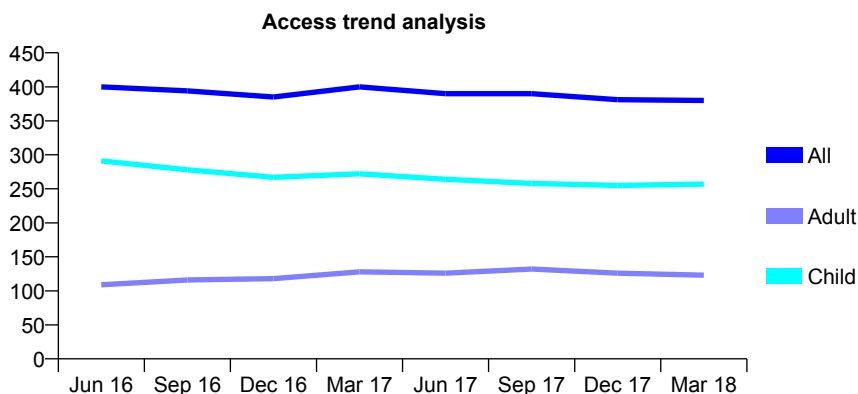
## Q47 - Vital Signs At a Glance Contract Report for 176788/0001 - March 2018

Name or company name	Parbold Dental Practice
Contract type name	GDS Contract
Purpose of contract	General
Contract start date	01/04/2012
Contract end date	

17/18 Contracted general activity (UDA)	950
Carry forward general activity (UDA)	-7
17/18 Contracted orthodontic activity (UOA)	0
Carry forward orthodontic activity (UOA)	0
Baseline contract value	£23,882.45

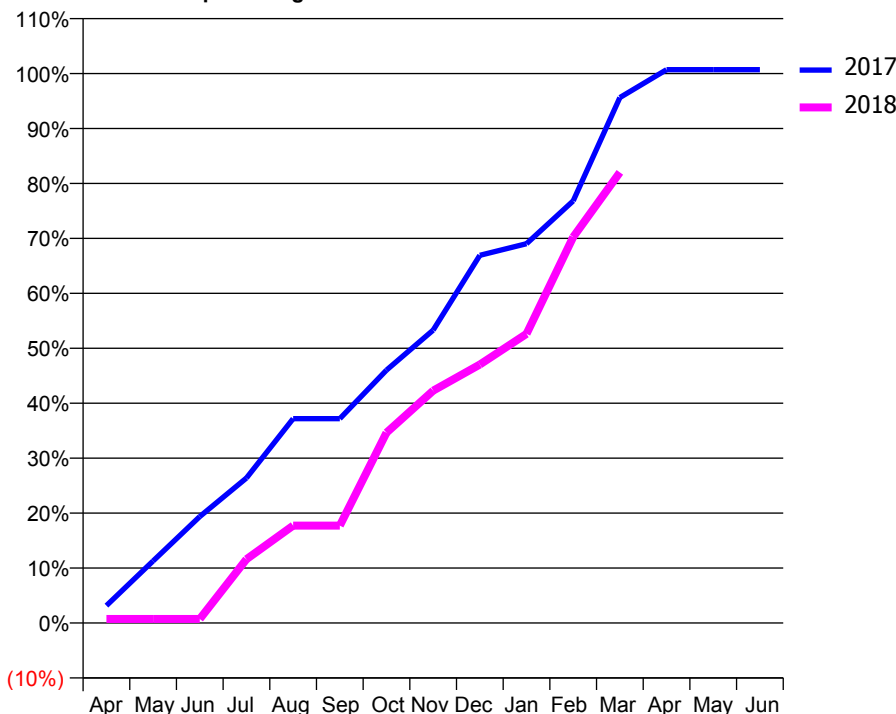
### ACCESS\*

Patients seen in 24 months	Total	Change since previous quarter
Quarter ending March 2017	400	
Quarter ending June 2017	390	↓
Quarter ending September 2017	390	→
Quarter ending December 2017	381	↓
Quarter ending March 2018	380	→
<b>Variance since March 2017</b>	<b>(5.0%)</b>	<b>↓</b>



### ACTIVITY

**Cumulative percentage of contracted UDA delivered 2017 & 2018**



**Adjusted Scheduled Activity (UDA)**

Month	2017	2018
April	30	7
May	107	7
June	184	7
July	251	110
August	353	168
September	353	168
October	437	329
November	506	402
December	636	447
January	656	500
February	730	667
March	908	779
April	957	
May	957	
June	957	

### QUALITY

	Quantity	Base Number	Contract	AT	Region	England
% of FP17s for the same patient ID Re-attending within 3 months - Children	62	471	13.2%	13.3%	12.8%	11.9%
% of FP17s for the same patient ID Re-attending within 3 months - Adults	8	124	6.5%	16.3%	16.5%	16.0%
% of FP17s for the same patient ID Re-attending between 3 & 9 months - Children	309	471	65.6%	58.0%	59.7%	58.3%
% of FP17s for the same patient ID Re-attending between 3 & 9 months - Adults	56	124	45.2%	51.0%	52.6%	50.3%
% of FP17s for Band 1 Urgent Courses	33	573	5.8%	10.7%	9.1%	9.1%
% of FP17s Relating to Free Repair or Replacements	0	573	0.0%	0.9%	1.0%	0.8%
% of FP17s Relating to Continuations	0	573	0.0%	1.1%	1.2%	1.0%
% of Patients satisfied with the dentistry they have received	0	0	N/A	91.6%	91.6%	91.5%
% of Patients satisfied with the time they had to wait for an appointment	0	0	N/A	87.7%	88.3%	87.9%

\* This is based on patients treated on this contract for their most recent course of treatment. Figures in italics indicate the base number of FP17s or Patient Questionnaire responses are less than 100. N/A is shown where the base number of responses is less than 10 during the period. % is calculated as Quantity/Base number\*100

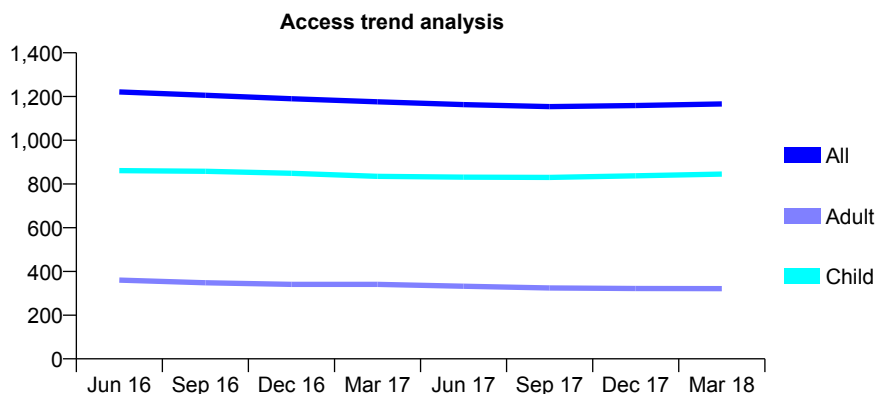
## Q47 - Vital Signs At a Glance Contract Report for 177539/0001 - March 2018

Name or company name	Bank View Smile Studios
Contract type name	GDS Contract
Purpose of contract	General
Contract start date	01/02/2010
Contract end date	

17/18 Contracted general activity (UDA)	4,177
Carry forward general activity (UDA)	-7
17/18 Contracted orthodontic activity (UOA)	0
Carry forward orthodontic activity (UOA)	0
Baseline contract value	£99,609.11

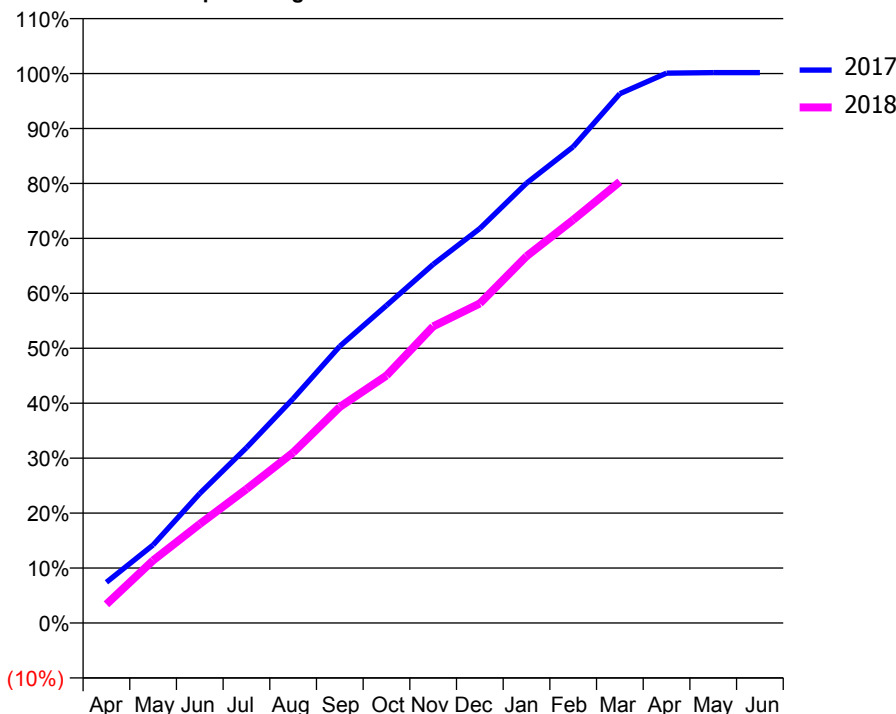
### ACCESS\*

Patients seen in 24 months	Total	Change since previous quarter
Quarter ending March 2017	1,176	
Quarter ending June 2017	1,163	↓
Quarter ending September 2017	1,154	→
Quarter ending December 2017	1,159	→
Quarter ending March 2018	1,166	→
<b>Variance since March 2017</b>	<b>(0.9%)</b>	→



### ACTIVITY

Cumulative percentage of contracted UDA delivered 2017 & 2018



Month	Adjusted Scheduled Activity (UDA)	
	2017	2018
April	309	142
May	593	476
June	984	752
July	1,332	1,018
August	1,706	1,296
September	2,104	1,643
October	2,414	1,880
November	2,726	2,254
December	2,999	2,429
January	3,344	2,788
February	3,620	3,064
March	4,024	3,355
April	4,180	
May	4,184	
June	4,184	

### QUALITY

	Quantity	Base Number	Contract	AT	Region	England
% of FP17s for the same patient ID Re-attending within 3 months - Children	344	1,794	19.2%	13.3%	12.8%	11.9%
% of FP17s for the same patient ID Re-attending within 3 months - Adults	44	379	11.6%	16.3%	16.5%	16.0%
% of FP17s for the same patient ID Re-attending between 3 & 9 months - Children	1,133	1,794	63.2%	58.0%	59.7%	58.3%
% of FP17s for the same patient ID Re-attending between 3 & 9 months - Adults	263	379	69.4%	51.0%	52.6%	50.3%
% of FP17s for Band 1 Urgent Courses	84	2,085	4.0%	10.7%	9.1%	9.1%
% of FP17s Relating to Free Repair or Replacements	0	2,085	0.0%	0.9%	1.0%	0.8%
% of FP17s Relating to Continuations	0	2,085	0.0%	1.1%	1.2%	1.0%
% of Patients satisfied with the dentistry they have received	3	4	N/A	91.6%	91.6%	91.5%
% of Patients satisfied with the time they had to wait for an appointment	4	4	N/A	87.7%	88.3%	87.9%

\* This is based on patients treated on this contract for their most recent course of treatment. Figures in italics indicate the base number of FP17s or Patient Questionnaire responses are less than 100. N/A is shown where the base number of responses is less than 10 during the period. % is calculated as Quantity/Base number\*100

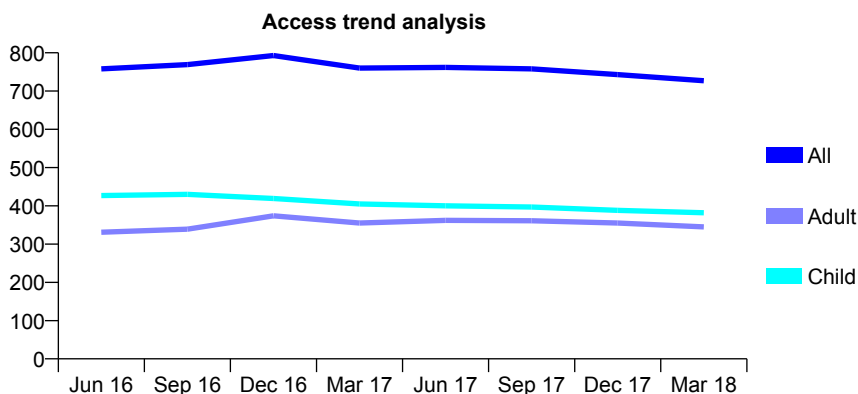
## Q47 - Vital Signs At a Glance Contract Report for 181838/0001 - March 2018

Name or company name	Mansion House Dental Practice
Contract type name	GDS Contract
Purpose of contract	General
Contract start date	01/12/2014
Contract end date	

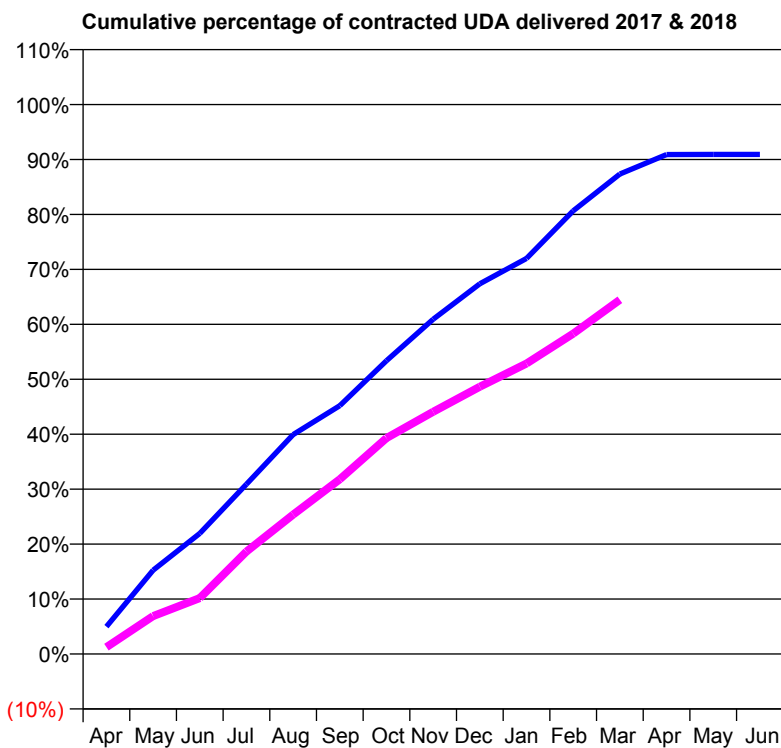
17/18 Contracted general activity (UDA)	2,250
Carry forward general activity (UDA)	0
17/18 Contracted orthodontic activity (UOA)	0
Carry forward orthodontic activity (UOA)	0
Baseline contract value	£63,238.37

### ACCESS\*

Patients seen in 24 months	Total	Change since previous quarter
Quarter ending March 2017	760	
Quarter ending June 2017	762	→
Quarter ending September 2017	758	→
Quarter ending December 2017	743	↓
Quarter ending March 2018	727	↓
<b>Variance since March 2017</b>	<b>(4.3%)</b>	<b>↓</b>



### ACTIVITY



Month	Adjusted Scheduled Activity (UDA)	
	2017	2018
April	112	28
May	343	155
June	494	229
July	696	419
August	899	571
September	1,017	716
October	1,201	884
November	1,371	992
December	1,516	1,094
January	1,620	1,190
February	1,815	1,312
March	1,965	1,450
April	2,045	
May	2,046	
June	2,046	

### QUALITY

	Quantity	Base Number	Contract	AT	Region	England
% of FP17s for the same patient ID Re-attending within 3 months - Children	70	691	10.1%	13.3%	12.8%	11.9%
% of FP17s for the same patient ID Re-attending within 3 months - Adults	53	359	14.8%	16.3%	16.5%	16.0%
% of FP17s for the same patient ID Re-attending between 3 & 9 months - Children	443	691	64.1%	58.0%	59.7%	58.3%
% of FP17s for the same patient ID Re-attending between 3 & 9 months - Adults	182	359	50.7%	51.0%	52.6%	50.3%
% of FP17s for Band 1 Urgent Courses	76	1,010	7.5%	10.7%	9.1%	9.1%
% of FP17s Relating to Free Repair or Replacements	1	1,010	0.1%	0.9%	1.0%	0.8%
% of FP17s Relating to Continuations	9	1,010	0.9%	1.1%	1.2%	1.0%
% of Patients satisfied with the dentistry they have received	0	0	N/A	91.6%	91.6%	91.5%
% of Patients satisfied with the time they had to wait for an appointment	0	0	N/A	87.7%	88.3%	87.9%

\* This is based on patients treated on this contract for their most recent course of treatment. Figures in italics indicate the base number of FP17s or Patient Questionnaire responses are less than 100. N/A is shown where the base number of responses is less than 10 during the period. % is calculated as Quantity/Base number\*100

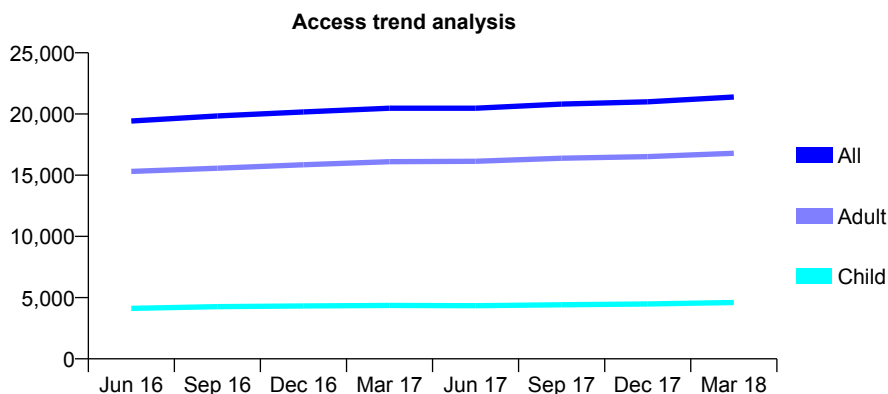
## Q47 - Vital Signs At a Glance Contract Report for 182265/0001 - March 2018

Name or company name	King Street Dental Surgery
Contract type name	GDS Contract
Purpose of contract	General
Contract start date	01/04/2009
Contract end date	

17/18 Contracted general activity (UDA)	74,660
Carry forward general activity (UDA)	1,189
17/18 Contracted orthodontic activity (UOA)	0
Carry forward orthodontic activity (UOA)	0
Baseline contract value	£2,167,487.40

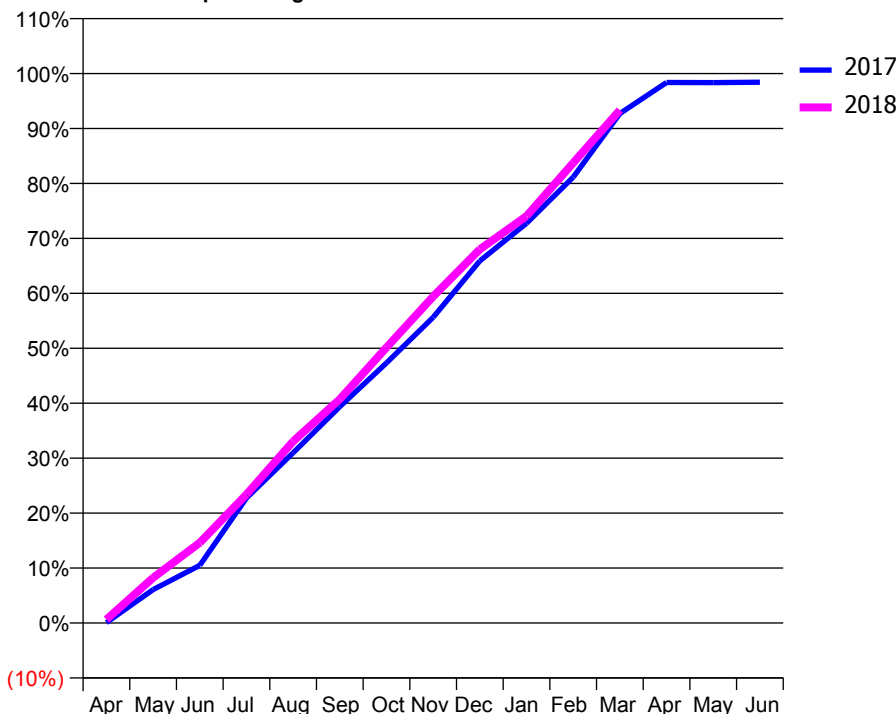
### ACCESS\*

Patients seen in 24 months	Total	Change since previous quarter
Quarter ending March 2017	20,470	
Quarter ending June 2017	20,477	→
Quarter ending September 2017	20,810	→
Quarter ending December 2017	21,002	→
Quarter ending March 2018	21,392	→
<b>Variance since March 2017</b>	<b>4.5%</b>	<b>↑</b>



### ACTIVITY

Cumulative percentage of contracted UDA delivered 2017 & 2018



Month	Adjusted Scheduled Activity (UDA)	
	2017	2018
April	60	477
May	4,530	6,149
June	7,827	10,920
July	16,989	17,468
August	23,131	24,693
September	29,400	30,407
October	35,334	37,438
November	41,529	44,358
December	49,204	50,782
January	54,306	55,288
February	60,571	62,511
March	69,218	69,687
April	73,448	
May	73,421	
June	73,471	

### QUALITY

	Quantity	Base Number	Contract	AT	Region	England
% of FP17s for the same patient ID Re-attending within 3 months - Children	485	6,113	7.9%	13.3%	12.8%	11.9%
% of FP17s for the same patient ID Re-attending within 3 months - Adults	3,980	24,576	16.2%	16.3%	16.5%	16.0%
% of FP17s for the same patient ID Re-attending between 3 & 9 months - Children	3,384	6,113	55.4%	58.0%	59.7%	58.3%
% of FP17s for the same patient ID Re-attending between 3 & 9 months - Adults	14,273	24,576	58.1%	51.0%	52.6%	50.3%
% of FP17s for Band 1 Urgent Courses	2,760	29,476	9.4%	10.7%	9.1%	9.1%
% of FP17s Relating to Free Repair or Replacements	457	29,476	1.6%	0.9%	1.0%	0.8%
% of FP17s Relating to Continuations	311	29,476	1.1%	1.1%	1.2%	1.0%
% of Patients satisfied with the dentistry they have received	36	37	97.3%	91.6%	91.6%	91.5%
% of Patients satisfied with the time they had to wait for an appointment	36	37	97.3%	87.7%	88.3%	87.9%

\* This is based on patients treated on this contract for their most recent course of treatment. Figures in italics indicate the base number of FP17s or Patient Questionnaire responses are less than 100. N/A is shown where the base number of responses is less than 10 during the period. % is calculated as Quantity/Base number\*100



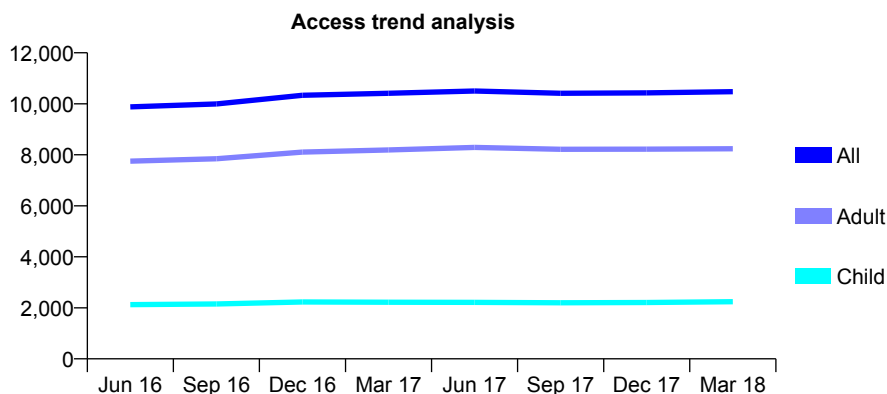
## Q47 - Vital Signs At a Glance Contract Report for 183490/0001 - March 2018

Name or company name	MAINSTREAM DENTAL CARE LTD
Contract type name	GDS Contract
Purpose of contract	General
Contract start date	01/04/2010
Contract end date	

17/18 Contracted general activity (UDA)	31,462
Carry forward general activity (UDA)	-313
17/18 Contracted orthodontic activity (UOA)	0
Carry forward orthodontic activity (UOA)	0
Baseline contract value	£925,456.55

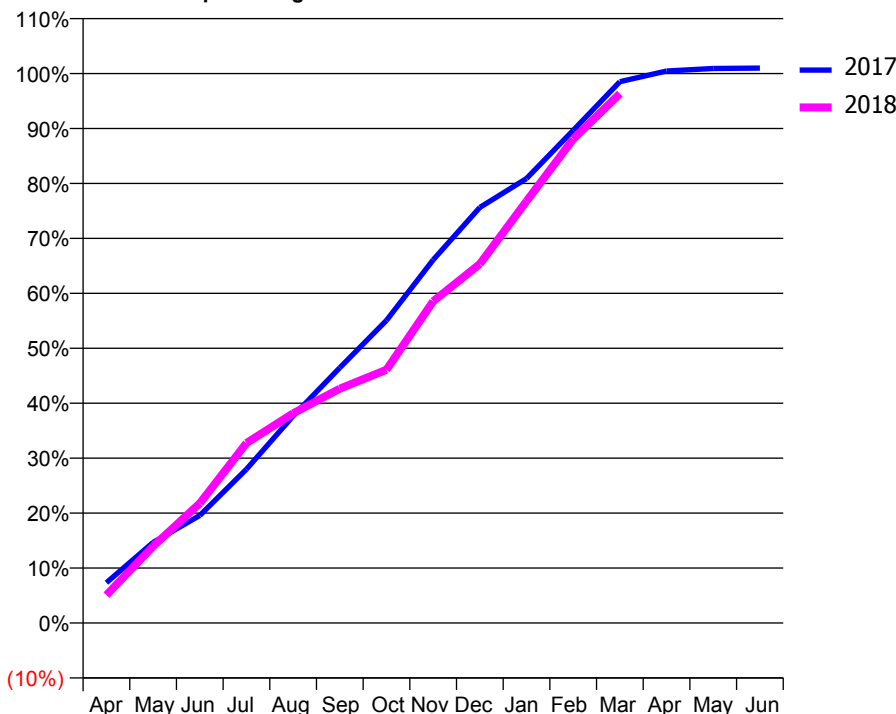
### ACCESS\*

Patients seen in 24 months	Total	Change since previous quarter
Quarter ending March 2017	10,413	
Quarter ending June 2017	10,503	→
Quarter ending September 2017	10,413	→
Quarter ending December 2017	10,430	→
Quarter ending March 2018	10,476	→
<b>Variance since March 2017</b>	<b>0.6%</b>	<b>→</b>



### ACTIVITY

Cumulative percentage of contracted UDA delivered 2017 & 2018



Month	Adjusted Scheduled Activity (UDA)	
	2017	2018
April	2,312	1,601
May	4,619	4,393
June	6,157	6,853
July	8,810	10,305
August	11,853	12,010
September	14,620	13,417
October	17,327	14,504
November	20,796	18,417
December	23,795	20,556
January	25,454	24,154
February	28,207	27,701
March	30,995	30,303
April	31,603	
May	31,748	
June	31,775	

### QUALITY

	Quantity	Base Number	Contract	AT	Region	England
% of FP17s for the same patient ID Re-attending within 3 months - Children	275	3,601	7.6%	13.3%	12.8%	11.9%
% of FP17s for the same patient ID Re-attending within 3 months - Adults	1,701	12,634	13.5%	16.3%	16.5%	16.0%
% of FP17s for the same patient ID Re-attending between 3 & 9 months - Children	2,314	3,601	64.3%	58.0%	59.7%	58.3%
% of FP17s for the same patient ID Re-attending between 3 & 9 months - Adults	8,138	12,634	64.4%	51.0%	52.6%	50.3%
% of FP17s for Band 1 Urgent Courses	1,123	15,509	7.2%	10.7%	9.1%	9.1%
% of FP17s Relating to Free Repair or Replacements	280	15,509	1.8%	0.9%	1.0%	0.8%
% of FP17s Relating to Continuations	138	15,509	0.9%	1.1%	1.2%	1.0%
% of Patients satisfied with the dentistry they have received	10	10	100.0%	91.6%	91.6%	91.5%
% of Patients satisfied with the time they had to wait for an appointment	8	10	80.0%	87.7%	88.3%	87.9%

\* This is based on patients treated on this contract for their most recent course of treatment. Figures in italics indicate the base number of FP17s or Patient Questionnaire responses are less than 100. N/A is shown where the base number of responses is less than 10 during the period. % is calculated as Quantity/Base number\*100

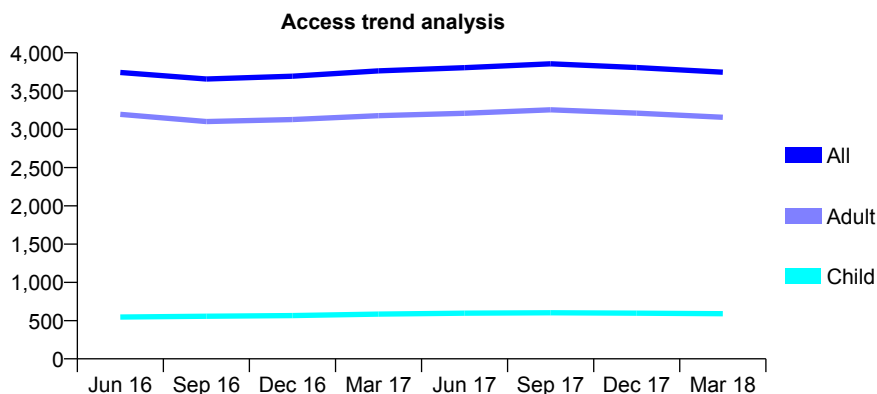
## Q47 - Vital Signs At a Glance Contract Report for 183741/0001 - March 2018

Name or company name	Windmill Dental Practice
Contract type name	GDS Contract
Purpose of contract	General
Contract start date	09/09/2013
Contract end date	

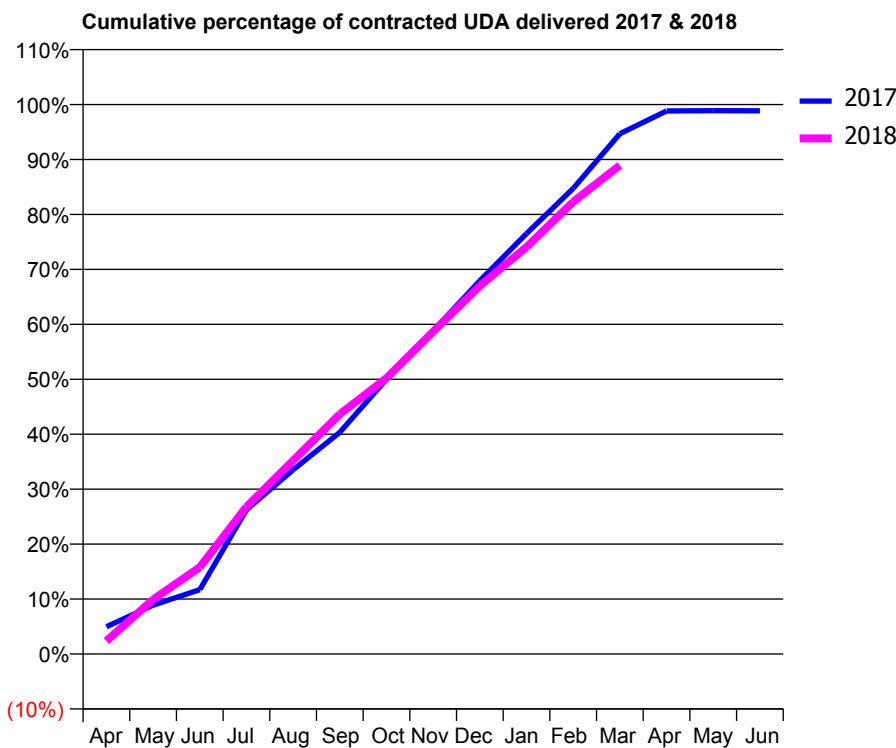
17/18 Contracted general activity (UDA)	12,522
Carry forward general activity (UDA)	144
17/18 Contracted orthodontic activity (UOA)	0
Carry forward orthodontic activity (UOA)	0
Baseline contract value	£279,746.72

### ACCESS\*

Patients seen in 24 months	Total	Change since previous quarter
Quarter ending March 2017	3,763	
Quarter ending June 2017	3,806	→
Quarter ending September 2017	3,857	→
Quarter ending December 2017	3,808	↓
Quarter ending March 2018	3,747	↓
<b>Variance since March 2017</b>	<b>(0.4%)</b>	<b>→</b>



### ACTIVITY



Month	Adjusted Scheduled Activity (UDA)	
	2017	2018
April	622	297
May	1,113	1,242
June	1,465	1,978
July	3,287	3,352
August	4,199	4,407
September	5,051	5,464
October	6,261	6,284
November	7,366	7,345
December	8,507	8,390
January	9,579	9,273
February	10,608	10,303
March	11,855	11,135
April	12,375	
May	12,380	
June	12,378	

### QUALITY

	Quantity	Base Number	Contract	AT	Region	England
% of FP17s for the same patient ID Re-attending within 3 months - Children	64	877	7.3%	13.3%	12.8%	11.9%
% of FP17s for the same patient ID Re-attending within 3 months - Adults	785	4,880	16.1%	16.3%	16.5%	16.0%
% of FP17s for the same patient ID Re-attending between 3 & 9 months - Children	551	877	62.8%	58.0%	59.7%	58.3%
% of FP17s for the same patient ID Re-attending between 3 & 9 months - Adults	3,032	4,880	62.1%	51.0%	52.6%	50.3%
% of FP17s for Band 1 Urgent Courses	675	5,504	12.3%	10.7%	9.1%	9.1%
% of FP17s Relating to Free Repair or Replacements	34	5,504	0.6%	0.9%	1.0%	0.8%
% of FP17s Relating to Continuations	17	5,504	0.3%	1.1%	1.2%	1.0%
% of Patients satisfied with the dentistry they have received	12	13	92.3%	91.6%	91.6%	91.5%
% of Patients satisfied with the time they had to wait for an appointment	12	13	92.3%	87.7%	88.3%	87.9%

\* This is based on patients treated on this contract for their most recent course of treatment. Figures in italics indicate the base number of FP17s or Patient Questionnaire responses are less than 100. N/A is shown where the base number of responses is less than 10 during the period. % is calculated as Quantity/Base number\*100

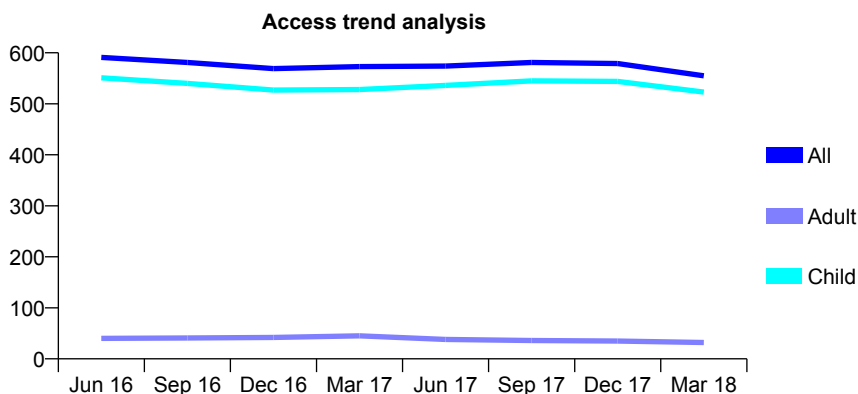
## Q47 - Vital Signs At a Glance Contract Report for 183911/0001 - March 2018

Name or company name	Southport Road Dental Practice
Contract type name	GDS Contract
Purpose of contract	General
Contract start date	28/05/2010
Contract end date	

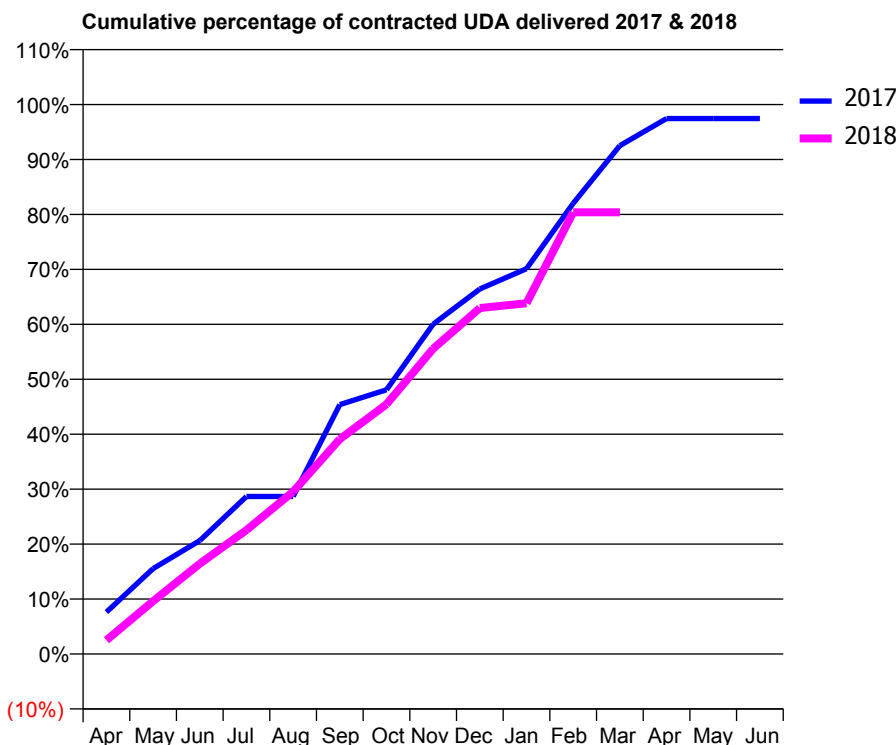
17/18 Contracted general activity (UDA)	1,367
Carry forward general activity (UDA)	35
17/18 Contracted orthodontic activity (UOA)	0
Carry forward orthodontic activity (UOA)	0
Baseline contract value	£32,988.19

### ACCESS\*

Patients seen in 24 months	Total	Change since previous quarter
Quarter ending March 2017	573	
Quarter ending June 2017	574	→
Quarter ending September 2017	581	→
Quarter ending December 2017	579	→
Quarter ending March 2018	555	↓
<b>Variance since March 2017</b>	<b>(3.1%)</b>	<b>↓</b>



### ACTIVITY



Month	Adjusted Scheduled Activity (UDA)	
	2017	2018
April	104	34
May	212	132
June	282	225
July	392	308
August	392	404
September	620	535
October	657	621
November	820	759
December	908	861
January	958	873
February	1,121	1,099
March	1,265	1,099
April	1,332	
May	1,332	
June	1,332	

### QUALITY

	Quantity	Base Number	Contract	AT	Region	England
% of FP17s for the same patient ID Re-attending within 3 months - Children	91	885	10.3%	13.3%	12.8%	11.9%
% of FP17s for the same patient ID Re-attending within 3 months - Adults	0	0	N/A	16.3%	16.5%	16.0%
% of FP17s for the same patient ID Re-attending between 3 & 9 months - Children	594	885	67.1%	58.0%	59.7%	58.3%
% of FP17s for the same patient ID Re-attending between 3 & 9 months - Adults	0	0	N/A	51.0%	52.6%	50.3%
% of FP17s for Band 1 Urgent Courses	31	841	3.7%	10.7%	9.1%	9.1%
% of FP17s Relating to Free Repair or Replacements	0	841	0.0%	0.9%	1.0%	0.8%
% of FP17s Relating to Continuations	0	841	0.0%	1.1%	1.2%	1.0%
% of Patients satisfied with the dentistry they have received	3	4	N/A	91.6%	91.6%	91.5%
% of Patients satisfied with the time they had to wait for an appointment	3	4	N/A	87.7%	88.3%	87.9%

\* This is based on patients treated on this contract for their most recent course of treatment. Figures in italics indicate the base number of FP17s or Patient Questionnaire responses are less than 100. N/A is shown where the base number of responses is less than 10 during the period. % is calculated as Quantity/Base number\*100

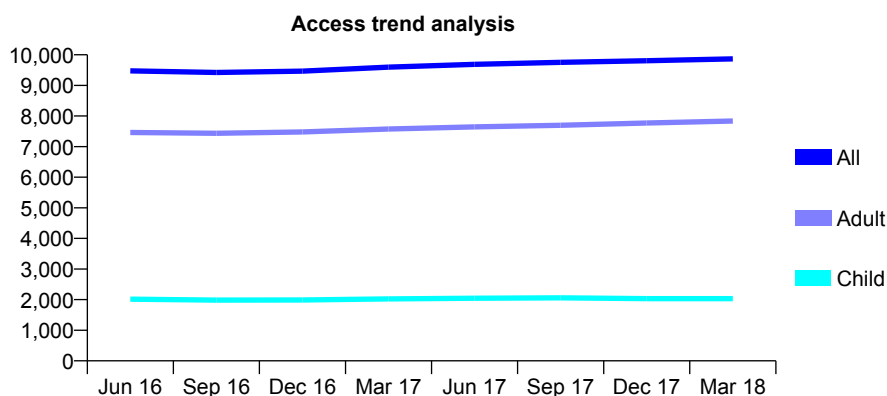
## Q47 - Vital Signs At a Glance Contract Report for 184705/0001 - March 2018

Name or company name	Hesketh Lane Dental Practice
Contract type name	GDS Contract
Purpose of contract	General
Contract start date	01/04/2013
Contract end date	

17/18 Contracted general activity (UDA)	27,309
Carry forward general activity (UDA)	0
17/18 Contracted orthodontic activity (UOA)	0
Carry forward orthodontic activity (UOA)	0
Baseline contract value	£775,558.78

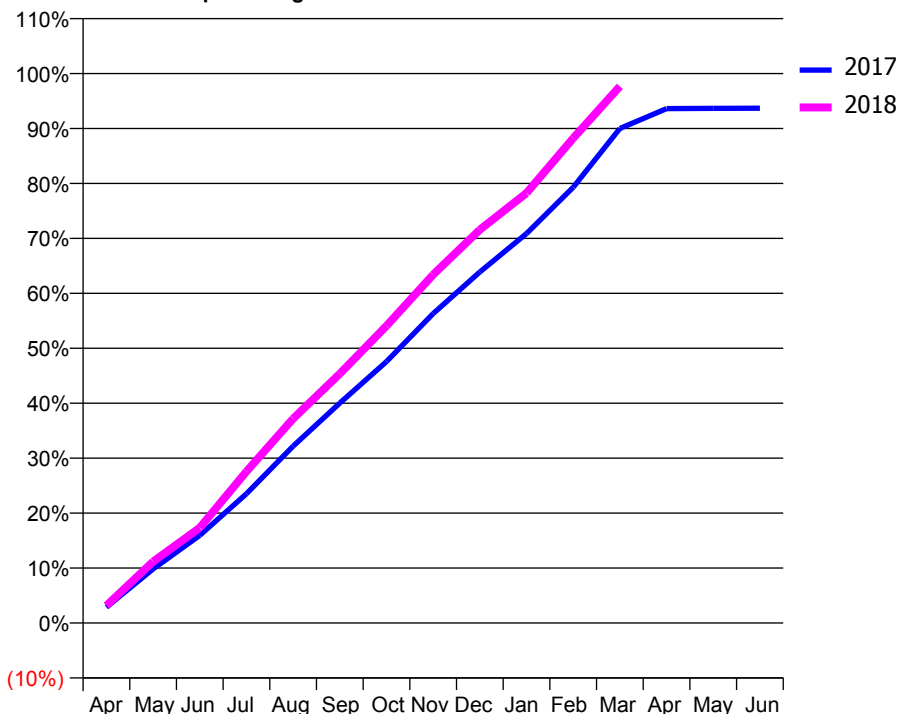
### ACCESS\*

Patients seen in 24 months	Total	Change since previous quarter
Quarter ending March 2017	9,599	
Quarter ending June 2017	9,687	→
Quarter ending September 2017	9,754	→
Quarter ending December 2017	9,807	→
Quarter ending March 2018	9,867	→
<b>Variance since March 2017</b>	<b>2.8%</b>	<b>↑</b>



### ACTIVITY

Cumulative percentage of contracted UDA delivered 2017 & 2018



Month	Adjusted Scheduled Activity (UDA)	
	2017	2018
April	787	866
May	2,687	3,052
June	4,358	4,736
July	6,422	7,531
August	8,789	10,156
September	10,935	12,386
October	12,994	14,766
November	15,377	17,313
December	17,448	19,548
January	19,355	21,366
February	21,651	24,094
March	24,579	26,670
April	25,564	
May	25,578	
June	25,581	

### QUALITY

	Quantity	Base Number	Contract	AT	Region	England
% of FP17s for the same patient ID Re-attending within 3 months - Children	463	4,201	11.0%	13.3%	12.8%	11.9%
% of FP17s for the same patient ID Re-attending within 3 months - Adults	2,063	13,269	15.5%	16.3%	16.5%	16.0%
% of FP17s for the same patient ID Re-attending between 3 & 9 months - Children	2,768	4,201	65.9%	58.0%	59.7%	58.3%
% of FP17s for the same patient ID Re-attending between 3 & 9 months - Adults	7,424	13,269	55.9%	51.0%	52.6%	50.3%
% of FP17s for Band 1 Urgent Courses	1,285	15,861	8.1%	10.7%	9.1%	9.1%
% of FP17s Relating to Free Repair or Replacements	77	15,861	0.5%	0.9%	1.0%	0.8%
% of FP17s Relating to Continuations	178	15,861	1.1%	1.1%	1.2%	1.0%
% of Patients satisfied with the dentistry they have received	30	30	100.0%	91.6%	91.6%	91.5%
% of Patients satisfied with the time they had to wait for an appointment	27	30	90.0%	87.7%	88.3%	87.9%

\* This is based on patients treated on this contract for their most recent course of treatment. Figures in italics indicate the base number of FP17s or Patient Questionnaire responses are less than 100. N/A is shown where the base number of responses is less than 10 during the period. % is calculated as Quantity/Base number\*100

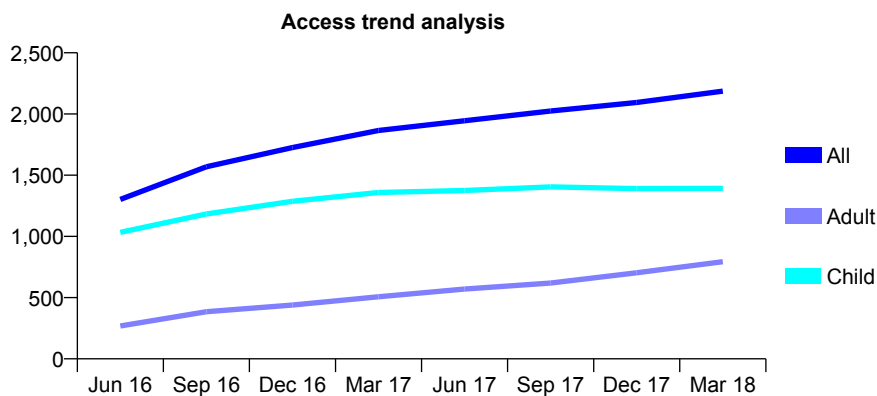
## Q47 - Vital Signs At a Glance Contract Report for 185450/0001 - March 2018

Name or company name	Matterson and Partners
Contract type name	GDS Contract
Purpose of contract	General and Orthodontic
Contract start date	01/01/2016
Contract end date	

17/18 Contracted general activity (UDA)	5,050
Carry forward general activity (UDA)	117
17/18 Contracted orthodontic activity (UOA)	4,599
Carry forward orthodontic activity (UOA)	-4
Baseline contract value	£430,356.22

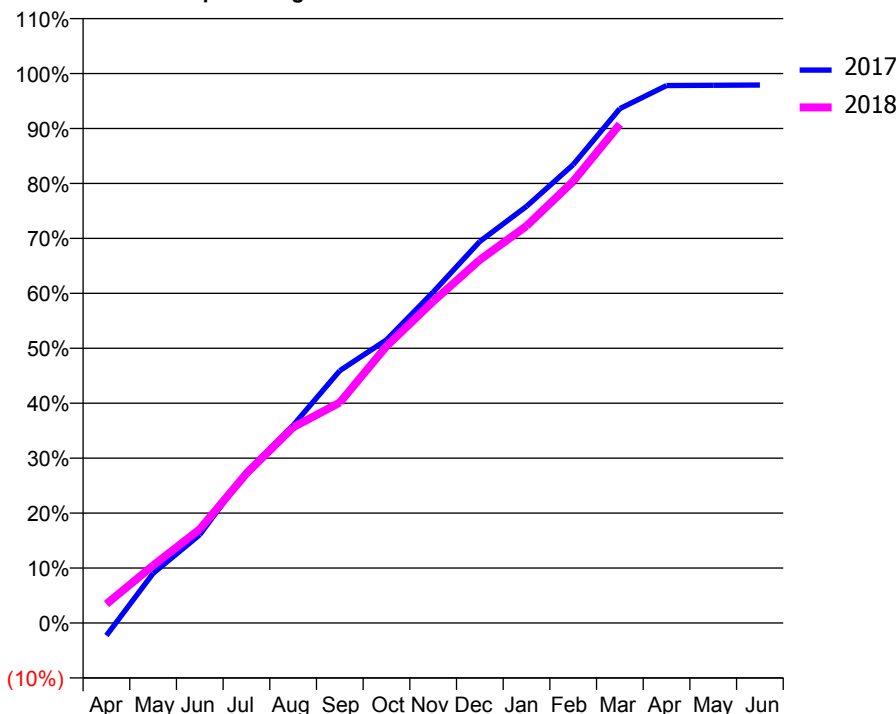
### ACCESS\*

Patients seen in 24 months	Total	Change since previous quarter
Quarter ending March 2017	1,866	
Quarter ending June 2017	1,945	↑
Quarter ending September 2017	2,024	↑
Quarter ending December 2017	2,094	↑
Quarter ending March 2018	2,187	↑
<b>Variance since March 2017</b>	<b>17.2%</b>	<b>↑</b>



### ACTIVITY

Cumulative percentage of contracted UDA delivered 2017 & 2018



Adjusted Scheduled Activity (UDA)

Month	2017	2018
April	-128	175
May	506	528
June	900	863
July	1,542	1,375
August	2,014	1,798
September	2,572	2,027
October	2,885	2,544
November	3,372	2,956
December	3,889	3,337
January	4,245	3,649
February	4,672	4,060
March	5,243	4,584
April	5,477	
May	5,480	
June	5,483	

### QUALITY

	Quantity	Base Number	Contract	AT	Region	England
% of FP17s for the same patient ID Re-attending within 3 months - Children	280	2,663	10.5%	13.3%	12.8%	11.9%
% of FP17s for the same patient ID Re-attending within 3 months - Adults	108	828	13.0%	16.3%	16.5%	16.0%
% of FP17s for the same patient ID Re-attending between 3 & 9 months - Children	1,261	2,663	47.4%	58.0%	59.7%	58.3%
% of FP17s for the same patient ID Re-attending between 3 & 9 months - Adults	369	828	44.6%	51.0%	52.6%	50.3%
% of FP17s for Band 1 Urgent Courses	172	3,044	5.7%	10.7%	9.1%	9.1%
% of FP17s Relating to Free Repair or Replacements	1	3,044	0.0%	0.9%	1.0%	0.8%
% of FP17s Relating to Continuations	3	3,044	0.1%	1.1%	1.2%	1.0%
% of Patients satisfied with the dentistry they have received	1	1	N/A	91.6%	91.6%	91.5%
% of Patients satisfied with the time they had to wait for an appointment	1	1	N/A	87.7%	88.3%	87.9%

\* This is based on patients treated on this contract for their most recent course of treatment. Figures in italics indicate the base number of FP17s or Patient Questionnaire responses are less than 100. N/A is shown where the base number of responses is less than 10 during the period. % is calculated as Quantity/Base number\*100

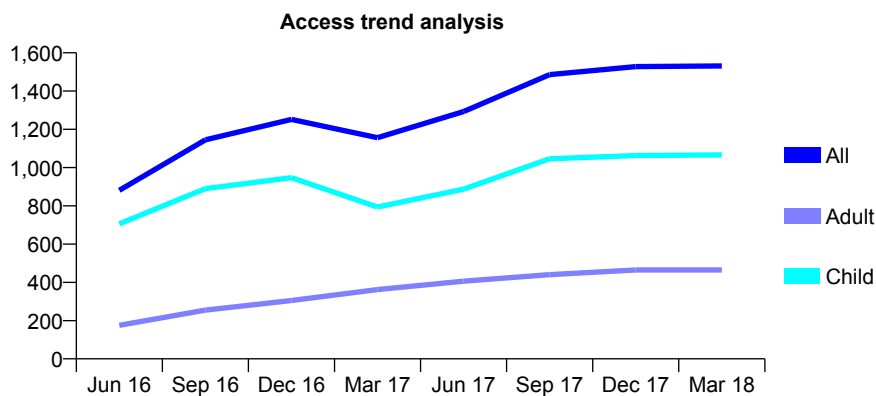
## Q47 - Vital Signs At a Glance Contract Report for 185450/0002 - March 2018

Name or company name	Matterson and Partners
Contract type name	GDS Contract
Purpose of contract	General and Orthodontic
Contract start date	01/01/2016
Contract end date	

17/18 Contracted general activity (UDA)	3,700
Carry forward general activity (UDA)	-18
17/18 Contracted orthodontic activity (UOA)	5,196
Carry forward orthodontic activity (UOA)	-8
Baseline contract value	£444,207.89

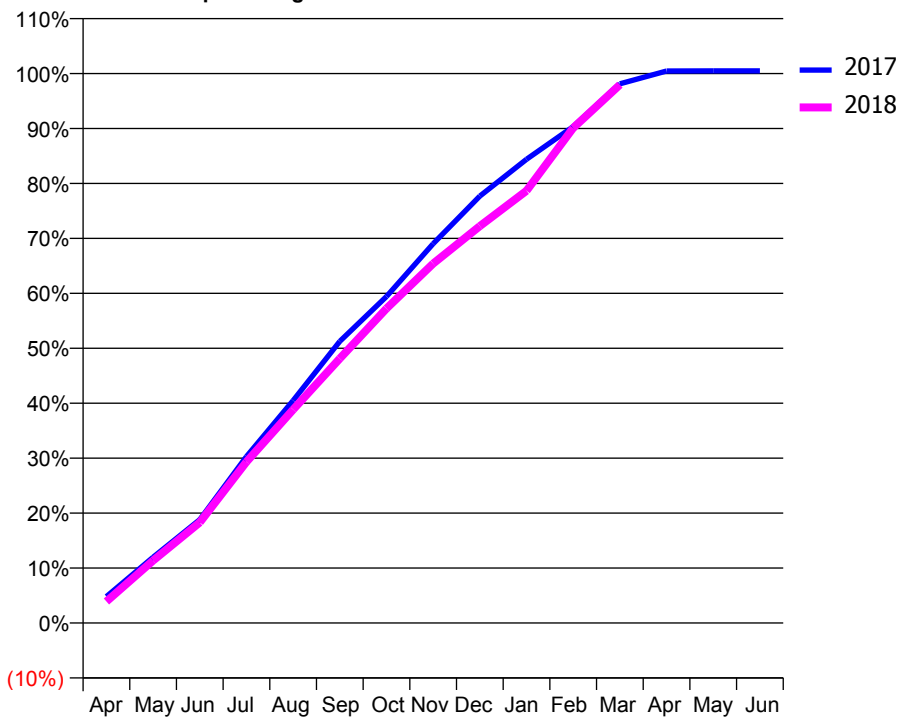
### ACCESS\*

Patients seen in 24 months	Total	Change since previous quarter
Quarter ending March 2017	1,156	
Quarter ending June 2017	1,293	↑
Quarter ending September 2017	1,486	↑
Quarter ending December 2017	1,528	↑
Quarter ending March 2018	1,531	→
<b>Variance since March 2017</b>	<b>32.4%</b>	<b>↑</b>



### ACTIVITY

Cumulative percentage of contracted UDA delivered 2017 & 2018



Month	Adjusted Scheduled Activity (UDA)	
	2017	2018
April	178	145
May	443	421
June	696	677
July	1,121	1,085
August	1,498	1,437
September	1,897	1,781
October	2,198	2,118
November	2,554	2,420
December	2,874	2,673
January	3,122	2,910
February	3,342	3,333
March	3,630	3,625
April	3,717	
May	3,718	
June	3,718	

### QUALITY

	Quantity	Base Number	Contract	AT	Region	England
% of FP17s for the same patient ID Re-attending within 3 months - Children	341	2,726	12.5%	13.3%	12.8%	11.9%
% of FP17s for the same patient ID Re-attending within 3 months - Adults	135	608	22.2%	16.3%	16.5%	16.0%
% of FP17s for the same patient ID Re-attending between 3 & 9 months - Children	885	2,726	32.5%	58.0%	59.7%	58.3%
% of FP17s for the same patient ID Re-attending between 3 & 9 months - Adults	289	608	47.5%	51.0%	52.6%	50.3%
% of FP17s for Band 1 Urgent Courses	273	2,749	9.9%	10.7%	9.1%	9.1%
% of FP17s Relating to Free Repair or Replacements	5	2,749	0.2%	0.9%	1.0%	0.8%
% of FP17s Relating to Continuations	5	2,749	0.2%	1.1%	1.2%	1.0%
% of Patients satisfied with the dentistry they have received	1	1	N/A	91.6%	91.6%	91.5%
% of Patients satisfied with the time they had to wait for an appointment	1	1	N/A	87.7%	88.3%	87.9%

\* This is based on patients treated on this contract for their most recent course of treatment. Figures in italics indicate the base number of FP17s or Patient Questionnaire responses are less than 100. N/A is shown where the base number of responses is less than 10 during the period. % is calculated as Quantity/Base number\*100

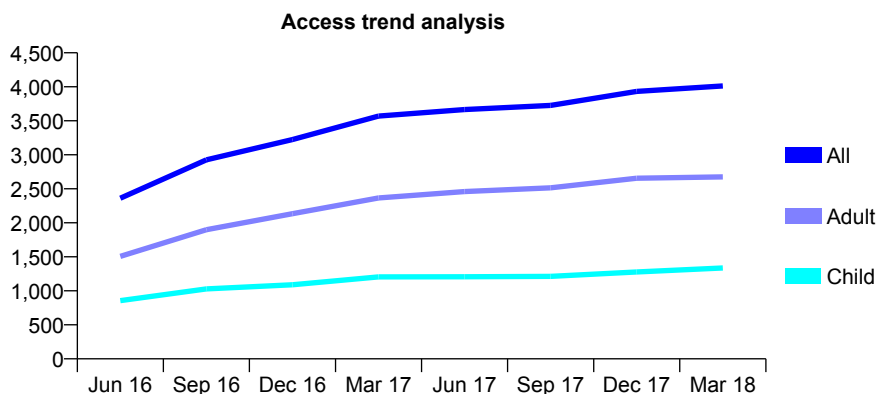
## Q47 - Vital Signs At a Glance Contract Report for 185450/0003 - March 2018

Name or company name	Matterson and Partners
Contract type name	GDS Contract
Purpose of contract	General
Contract start date	01/01/2016
Contract end date	

17/18 Contracted general activity (UDA)	10,666
Carry forward general activity (UDA)	511
17/18 Contracted orthodontic activity (UOA)	0
Carry forward orthodontic activity (UOA)	0
Baseline contract value	£296,578.99

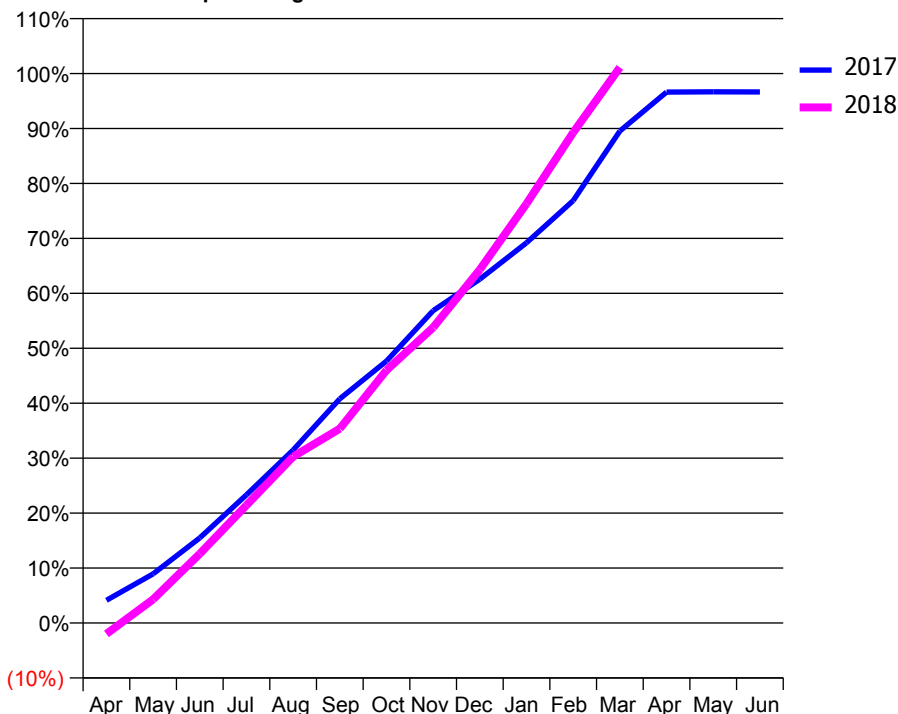
### ACCESS\*

Patients seen in 24 months	Total	Change since previous quarter
Quarter ending March 2017	3,569	
Quarter ending June 2017	3,666	↑
Quarter ending September 2017	3,727	→
Quarter ending December 2017	3,933	↑
Quarter ending March 2018	4,012	↑
<b>Variance since March 2017</b>	<b>12.4%</b>	<b>↑</b>



### ACTIVITY

Cumulative percentage of contracted UDA delivered 2017 & 2018



Month	Adjusted Scheduled Activity (UDA)	
	2017	2018
April	626	-214
May	1,356	460
June	2,349	1,344
July	3,539	2,287
August	4,774	3,228
September	6,190	3,773
October	7,228	4,907
November	8,622	5,738
December	9,490	6,860
January	10,495	8,139
February	11,658	9,521
March	13,579	10,783
April	14,653	
May	14,662	
June	14,655	

### QUALITY

	Quantity	Base Number	Contract	AT	Region	England
% of FP17s for the same patient ID Re-attending within 3 months - Children	211	2,216	9.5%	13.3%	12.8%	11.9%
% of FP17s for the same patient ID Re-attending within 3 months - Adults	531	3,774	14.1%	16.3%	16.5%	16.0%
% of FP17s for the same patient ID Re-attending between 3 & 9 months - Children	1,258	2,216	56.8%	58.0%	59.7%	58.3%
% of FP17s for the same patient ID Re-attending between 3 & 9 months - Adults	2,014	3,774	53.4%	51.0%	52.6%	50.3%
% of FP17s for Band 1 Urgent Courses	352	5,611	6.3%	10.7%	9.1%	9.1%
% of FP17s Relating to Free Repair or Replacements	83	5,611	1.5%	0.9%	1.0%	0.8%
% of FP17s Relating to Continuations	15	5,611	0.3%	1.1%	1.2%	1.0%
% of Patients satisfied with the dentistry they have received	4	5	N/A	91.6%	91.6%	91.5%
% of Patients satisfied with the time they had to wait for an appointment	5	5	N/A	87.7%	88.3%	87.9%

\* This is based on patients treated on this contract for their most recent course of treatment. Figures in italics indicate the base number of FP17s or Patient Questionnaire responses are less than 100. N/A is shown where the base number of responses is less than 10 during the period. % is calculated as Quantity/Base number\*100

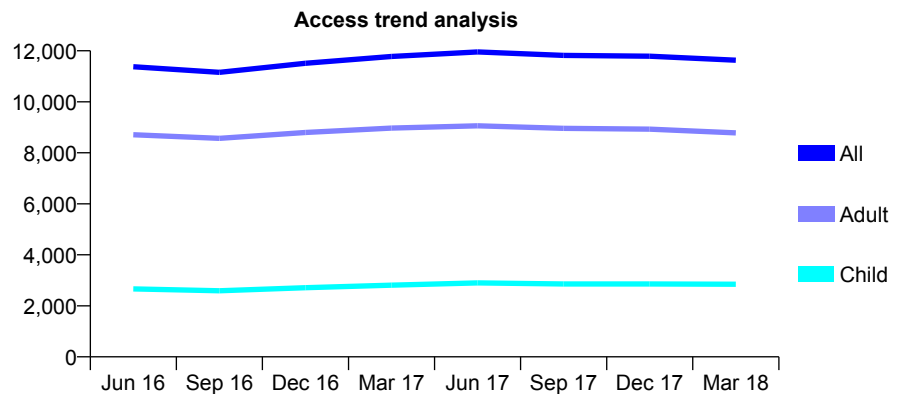
## Q47 - Vital Signs At a Glance Contract Report for 188433/0002 - March 2018

Name or company name	Fleetwood Practice Ltd
Contract type name	GDS Contract
Purpose of contract	General
Contract start date	01/04/2013
Contract end date	

17/18 Contracted general activity (UDA)	44,423
Carry forward general activity (UDA)	-118
17/18 Contracted orthodontic activity (UOA)	0
Carry forward orthodontic activity (UOA)	0
Baseline contract value	£1,291,225.93

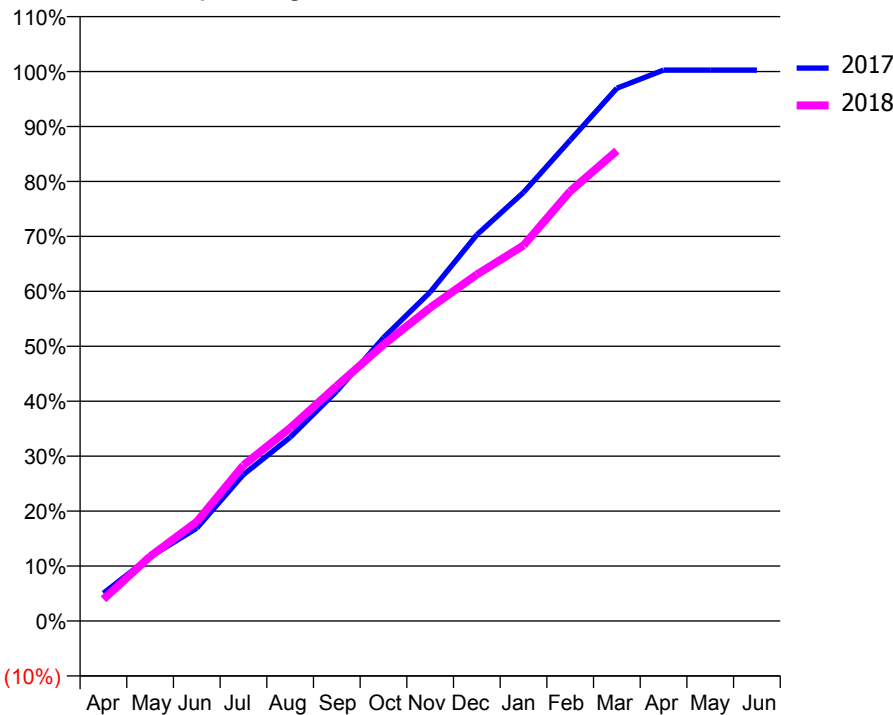
### ACCESS\*

Patients seen in 24 months	Total	Change since previous quarter
Quarter ending March 2017	11,779	
Quarter ending June 2017	11,957	→
Quarter ending September 2017	11,817	↓
Quarter ending December 2017	11,787	→
Quarter ending March 2018	11,630	↓
<b>Variance since March 2017</b>	<b>(1.3%)</b>	<b>↓</b>



### ACTIVITY

Cumulative percentage of contracted UDA delivered 2017 & 2018



Month	Adjusted Scheduled Activity (UDA)	
	2017	2018
April	2,252	1,768
May	5,194	5,218
June	7,514	8,027
July	11,843	12,592
August	14,847	15,606
September	18,588	19,009
October	22,903	22,338
November	26,589	25,329
December	31,229	28,009
January	34,649	30,365
February	38,868	34,748
March	43,073	38,014
April	44,542	
May	44,540	
June	44,538	

### QUALITY

	Quantity	Base Number	Contract	AT	Region	England
% of FP17s for the same patient ID Re-attending within 3 months - Children	246	4,143	5.9%	13.3%	12.8%	11.9%
% of FP17s for the same patient ID Re-attending within 3 months - Adults	1,720	13,383	12.9%	16.3%	16.5%	16.0%
% of FP17s for the same patient ID Re-attending between 3 & 9 months - Children	2,666	4,143	64.3%	58.0%	59.7%	58.3%
% of FP17s for the same patient ID Re-attending between 3 & 9 months - Adults	8,637	13,383	64.5%	51.0%	52.6%	50.3%
% of FP17s for Band 1 Urgent Courses	1,101	16,919	6.5%	10.7%	9.1%	9.1%
% of FP17s Relating to Free Repair or Replacements	209	16,919	1.2%	0.9%	1.0%	0.8%
% of FP17s Relating to Continuations	199	16,919	1.2%	1.1%	1.2%	1.0%
% of Patients satisfied with the dentistry they have received	26	28	92.9%	91.6%	91.6%	91.5%
% of Patients satisfied with the time they had to wait for an appointment	27	28	96.4%	87.7%	88.3%	87.9%

\* This is based on patients treated on this contract for their most recent course of treatment. Figures in italics indicate the base number of FP17s or Patient Questionnaire responses are less than 100. N/A is shown where the base number of responses is less than 10 during the period. % is calculated as Quantity/Base number\*100



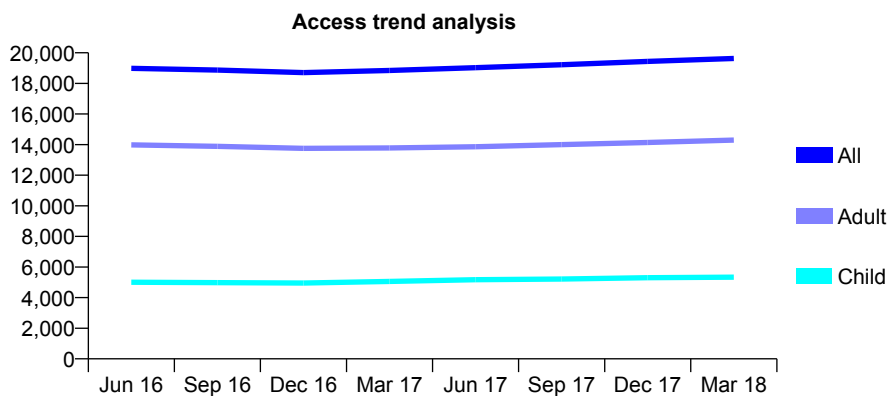
## Q47 - Vital Signs At a Glance Contract Report for 189421/0002 - March 2018

Name or company name	Mayo Dental Clinic Partnership
Contract type name	GDS Contract
Purpose of contract	General
Contract start date	01/01/2012
Contract end date	

17/18 Contracted general activity (UDA)	61,000
Carry forward general activity (UDA)	0
17/18 Contracted orthodontic activity (UOA)	0
Carry forward orthodontic activity (UOA)	0
Baseline contract value	£1,583,581.76

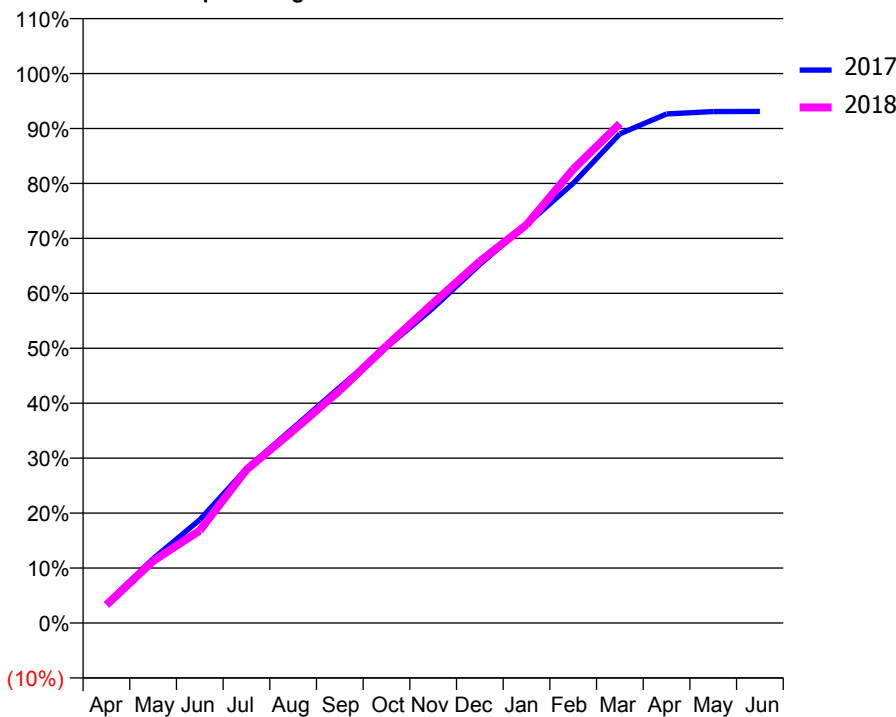
### ACCESS\*

Patients seen in 24 months	Total	Change since previous quarter
Quarter ending March 2017	18,846	
Quarter ending June 2017	19,032	→
Quarter ending September 2017	19,218	→
Quarter ending December 2017	19,439	→
Quarter ending March 2018	19,627	→
<b>Variance since March 2017</b>	<b>4.1%</b>	<b>↑</b>



### ACTIVITY

Cumulative percentage of contracted UDA delivered 2017 & 2018



Month	Adjusted Scheduled Activity (UDA)	
	2017	2018
April	2,138	2,003
May	7,142	6,880
June	11,458	10,270
July	17,132	17,023
August	21,650	21,347
September	26,173	25,831
October	30,605	30,775
November	34,970	35,522
December	39,815	40,155
January	44,241	44,209
February	48,805	50,365
March	54,309	55,440
April	56,516	
May	56,782	
June	56,794	

### QUALITY

	Quantity	Base Number	Contract	AT	Region	England
% of FP17s for the same patient ID Re-attending within 3 months - Children	504	7,379	6.8%	13.3%	12.8%	11.9%
% of FP17s for the same patient ID Re-attending within 3 months - Adults	2,890	20,174	14.3%	16.3%	16.5%	16.0%
% of FP17s for the same patient ID Re-attending between 3 & 9 months - Children	3,973	7,379	53.8%	58.0%	59.7%	58.3%
% of FP17s for the same patient ID Re-attending between 3 & 9 months - Adults	10,703	20,174	53.1%	51.0%	52.6%	50.3%
% of FP17s for Band 1 Urgent Courses	2,922	26,431	11.1%	10.7%	9.1%	9.1%
% of FP17s Relating to Free Repair or Replacements	139	26,431	0.5%	0.9%	1.0%	0.8%
% of FP17s Relating to Continuations	325	26,431	1.2%	1.1%	1.2%	1.0%
% of Patients satisfied with the dentistry they have received	40	42	95.2%	91.6%	91.6%	91.5%
% of Patients satisfied with the time they had to wait for an appointment	30	42	71.4%	87.7%	88.3%	87.9%

\* This is based on patients treated on this contract for their most recent course of treatment. Figures in italics indicate the base number of FP17s or Patient Questionnaire responses are less than 100. N/A is shown where the base number of responses is less than 10 during the period. % is calculated as Quantity/Base number\*100

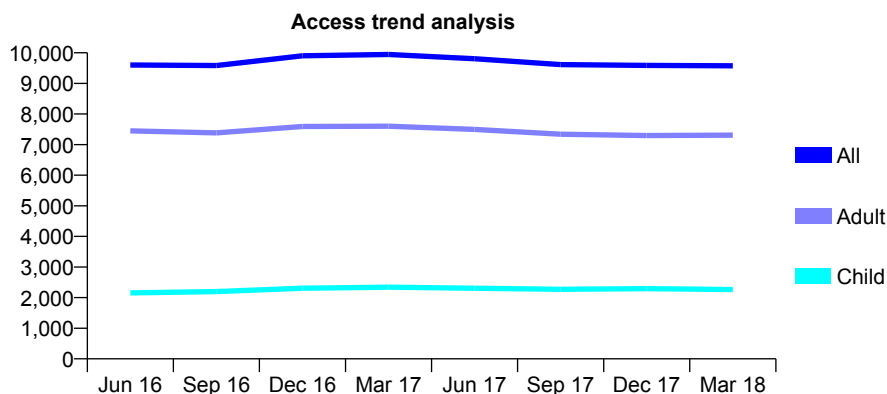
## Q47 - Vital Signs At a Glance Contract Report for 191035/0001 - March 2018

Name or company name	Colne and Earby Dental Practice
Contract type name	GDS Contract
Purpose of contract	General
Contract start date	14/12/2009
Contract end date	

17/18 Contracted general activity (UDA)	27,500
Carry forward general activity (UDA)	-88
17/18 Contracted orthodontic activity (UOA)	0
Carry forward orthodontic activity (UOA)	0
Baseline contract value	£863,923.21

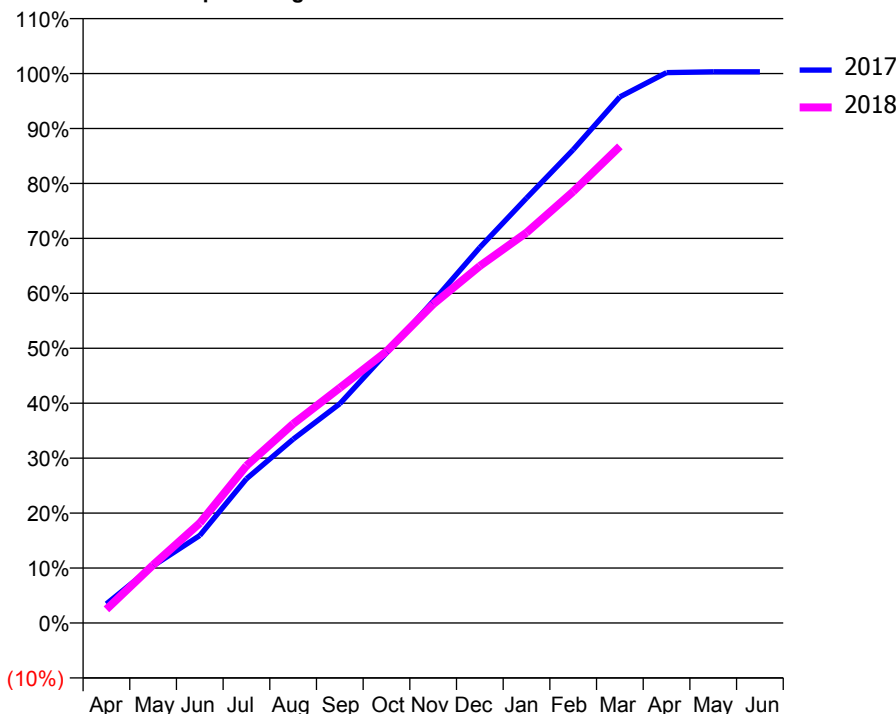
### ACCESS\*

Patients seen in 24 months	Total	Change since previous quarter
Quarter ending March 2017	9,945	
Quarter ending June 2017	9,804	↓
Quarter ending September 2017	9,613	↓
Quarter ending December 2017	9,588	→
Quarter ending March 2018	9,573	→
<b>Variance since March 2017</b>	<b>(3.7%)</b>	<b>↓</b>



### ACTIVITY

Cumulative percentage of contracted UDA delivered 2017 & 2018



Month	Adjusted Scheduled Activity (UDA)	
	2017	2018
April	958	682
May	2,860	2,907
June	4,380	5,000
July	7,215	7,870
August	9,196	9,969
September	10,971	11,767
October	13,518	13,594
November	16,107	15,954
December	18,794	17,869
January	21,264	19,536
February	23,687	21,591
March	26,329	23,851
April	27,548	
May	27,585	
June	27,588	

### QUALITY

	Quantity	Base Number	Contract	AT	Region	England
% of FP17s for the same patient ID Re-attending within 3 months - Children	122	2,786	4.4%	13.3%	12.8%	11.9%
% of FP17s for the same patient ID Re-attending within 3 months - Adults	903	8,456	10.7%	16.3%	16.5%	16.0%
% of FP17s for the same patient ID Re-attending between 3 & 9 months - Children	1,433	2,786	51.4%	58.0%	59.7%	58.3%
% of FP17s for the same patient ID Re-attending between 3 & 9 months - Adults	3,915	8,456	46.3%	51.0%	52.6%	50.3%
% of FP17s for Band 1 Urgent Courses	491	10,740	4.6%	10.7%	9.1%	9.1%
% of FP17s Relating to Free Repair or Replacements	106	10,740	1.0%	0.9%	1.0%	0.8%
% of FP17s Relating to Continuations	187	10,740	1.7%	1.1%	1.2%	1.0%
% of Patients satisfied with the dentistry they have received	11	11	100.0%	91.6%	91.6%	91.5%
% of Patients satisfied with the time they had to wait for an appointment	9	11	81.8%	87.7%	88.3%	87.9%

\* This is based on patients treated on this contract for their most recent course of treatment. Figures in italics indicate the base number of FP17s or Patient Questionnaire responses are less than 100. N/A is shown where the base number of responses is less than 10 during the period. % is calculated as Quantity/Base number\*100

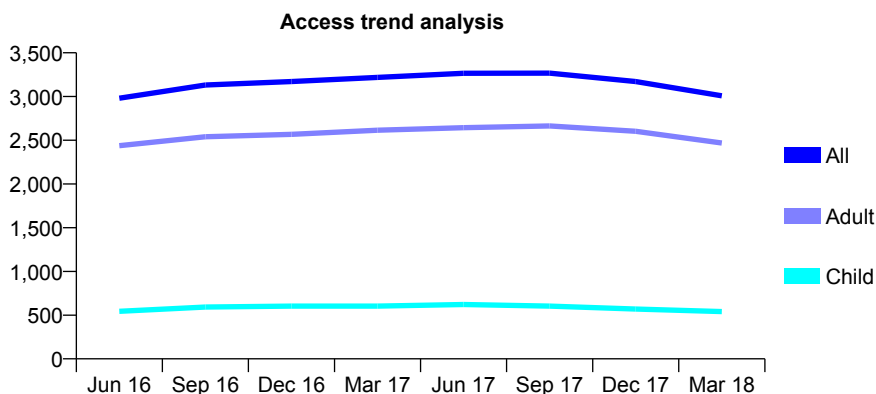
## Q47 - Vital Signs At a Glance Contract Report for 191035/0002 - March 2018

Name or company name	Colne and Earby Dental Practice
Contract type name	GDS Contract
Purpose of contract	General
Contract start date	14/12/2009
Contract end date	

17/18 Contracted general activity (UDA)	10,200
Carry forward general activity (UDA)	0
17/18 Contracted orthodontic activity (UOA)	0
Carry forward orthodontic activity (UOA)	0
Baseline contract value	£257,161.12

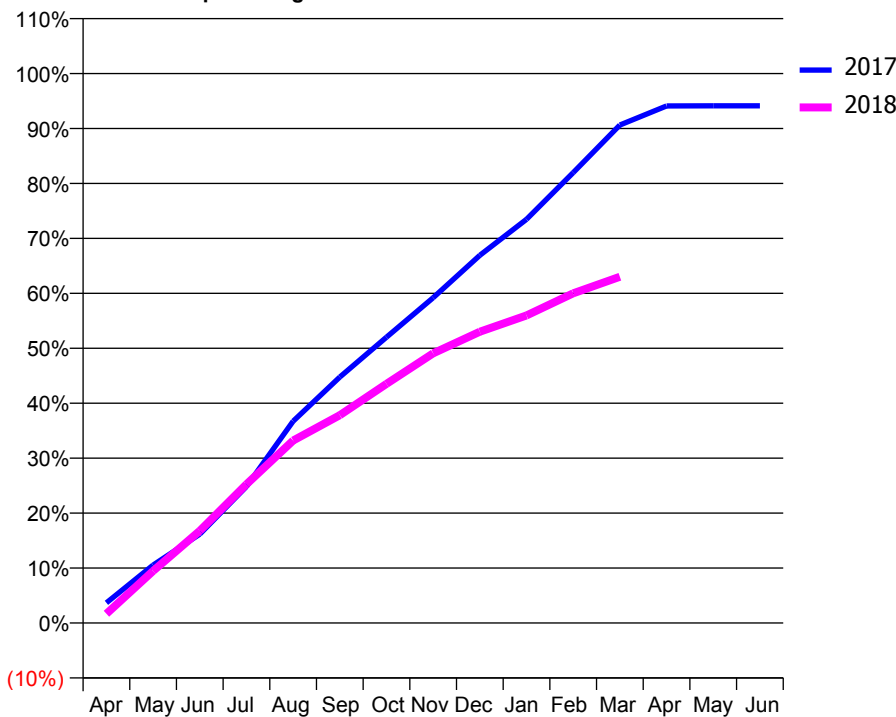
### ACCESS\*

Patients seen in 24 months	Total	Change since previous quarter
Quarter ending March 2017	3,218	
Quarter ending June 2017	3,266	→
Quarter ending September 2017	3,267	→
Quarter ending December 2017	3,172	↓
Quarter ending March 2018	3,008	↓
<b>Variance since March 2017</b>	<b>(6.5%)</b>	<b>↓</b>



### ACTIVITY

Cumulative percentage of contracted UDA delivered 2017 & 2018



Month	Adjusted Scheduled Activity (UDA)	
	2017	2018
April	375	171
May	1,075	967
June	1,649	1,712
July	2,533	2,575
August	3,745	3,386
September	4,565	3,857
October	5,307	4,439
November	6,038	5,005
December	6,827	5,407
January	7,493	5,709
February	8,361	6,119
March	9,244	6,428
April	9,597	
May	9,600	
June	9,600	

### QUALITY

	Quantity	Base Number	Contract	AT	Region	England
% of FP17s for the same patient ID Re-attending within 3 months - Children	27	555	4.9%	13.3%	12.8%	11.9%
% of FP17s for the same patient ID Re-attending within 3 months - Adults	310	2,555	12.1%	16.3%	16.5%	16.0%
% of FP17s for the same patient ID Re-attending between 3 & 9 months - Children	317	555	57.1%	58.0%	59.7%	58.3%
% of FP17s for the same patient ID Re-attending between 3 & 9 months - Adults	1,266	2,555	49.5%	51.0%	52.6%	50.3%
% of FP17s for Band 1 Urgent Courses	230	2,960	7.8%	10.7%	9.1%	9.1%
% of FP17s Relating to Free Repair or Replacements	32	2,960	1.1%	0.9%	1.0%	0.8%
% of FP17s Relating to Continuations	47	2,960	1.6%	1.1%	1.2%	1.0%
% of Patients satisfied with the dentistry they have received	5	6	N/A	91.6%	91.6%	91.5%
% of Patients satisfied with the time they had to wait for an appointment	5	6	N/A	87.7%	88.3%	87.9%

\* This is based on patients treated on this contract for their most recent course of treatment. Figures in italics indicate the base number of FP17s or Patient Questionnaire responses are less than 100. N/A is shown where the base number of responses is less than 10 during the period. % is calculated as Quantity/Base number\*100

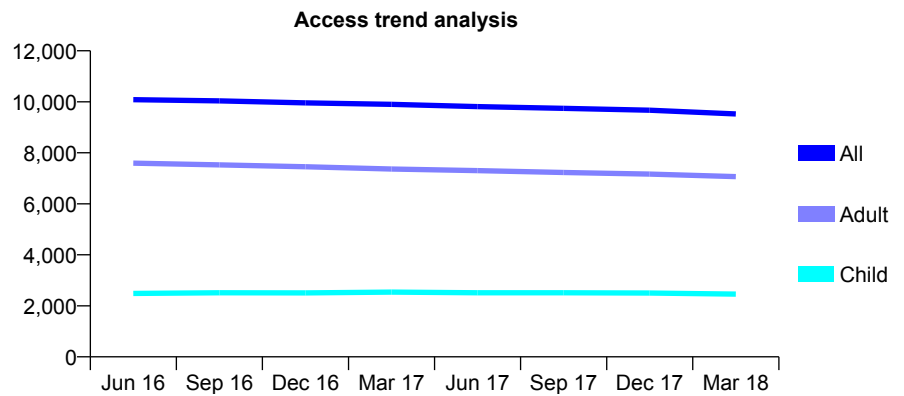
## Q47 - Vital Signs At a Glance Contract Report for 191493/0001 - March 2018

Name or company name	Euxton (No1) Limited
Contract type name	GDS Contract
Purpose of contract	General
Contract start date	01/11/2007
Contract end date	

17/18 Contracted general activity (UDA)	28,458
Carry forward general activity (UDA)	499
17/18 Contracted orthodontic activity (UOA)	0
Carry forward orthodontic activity (UOA)	0
Baseline contract value	£772,215.52

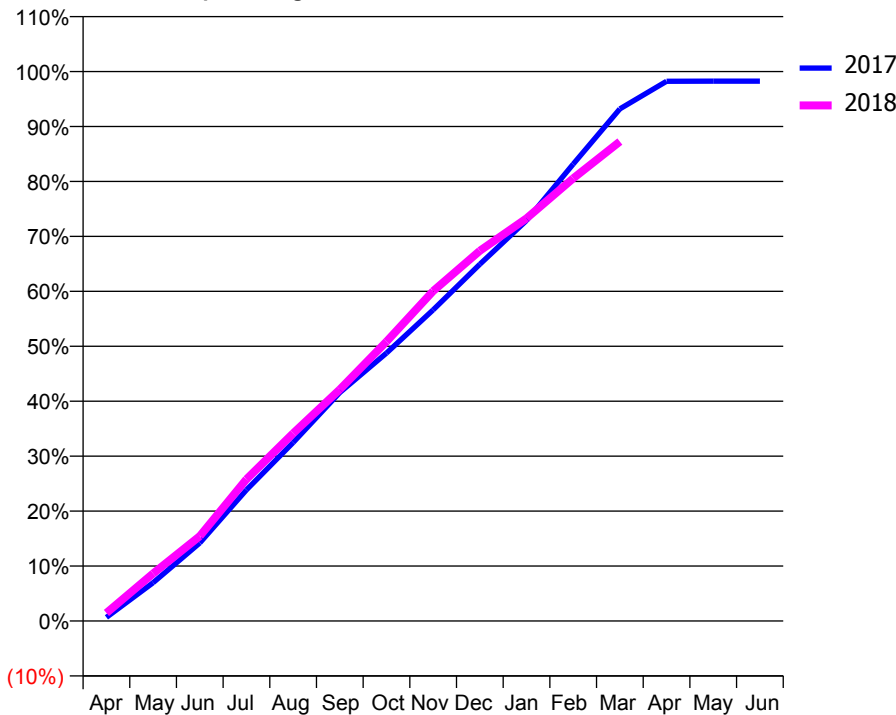
### ACCESS\*

Patients seen in 24 months	Total	Change since previous quarter
Quarter ending March 2017	9,901	
Quarter ending June 2017	9,814	→
Quarter ending September 2017	9,742	→
Quarter ending December 2017	9,672	→
Quarter ending March 2018	9,525	↓
<b>Variance since March 2017</b>	<b>(3.8%)</b>	<b>↓</b>



### ACTIVITY

Cumulative percentage of contracted UDA delivered 2017 & 2018



Month	Adjusted Scheduled Activity (UDA)	
	2017	2018
April	187	419
May	1,988	2,459
June	4,043	4,397
July	6,791	7,343
August	9,244	9,721
September	11,831	11,994
October	13,877	14,473
November	16,115	17,085
December	18,477	19,177
January	20,739	20,851
February	23,664	22,921
March	26,519	24,830
April	27,950	
May	27,959	
June	27,959	

### QUALITY

	Quantity	Base Number	Contract	AT	Region	England
% of FP17s for the same patient ID Re-attending within 3 months - Children	328	3,970	8.3%	13.3%	12.8%	11.9%
% of FP17s for the same patient ID Re-attending within 3 months - Adults	1,243	9,961	12.5%	16.3%	16.5%	16.0%
% of FP17s for the same patient ID Re-attending between 3 & 9 months - Children	2,612	3,970	65.8%	58.0%	59.7%	58.3%
% of FP17s for the same patient ID Re-attending between 3 & 9 months - Adults	6,074	9,961	61.0%	51.0%	52.6%	50.3%
% of FP17s for Band 1 Urgent Courses	484	13,277	3.6%	10.7%	9.1%	9.1%
% of FP17s Relating to Free Repair or Replacements	131	13,277	1.0%	0.9%	1.0%	0.8%
% of FP17s Relating to Continuations	356	13,277	2.7%	1.1%	1.2%	1.0%
% of Patients satisfied with the dentistry they have received	16	18	88.9%	91.6%	91.6%	91.5%
% of Patients satisfied with the time they had to wait for an appointment	16	18	88.9%	87.7%	88.3%	87.9%

\* This is based on patients treated on this contract for their most recent course of treatment. Figures in italics indicate the base number of FP17s or Patient Questionnaire responses are less than 100. N/A is shown where the base number of responses is less than 10 during the period. % is calculated as Quantity/Base number\*100

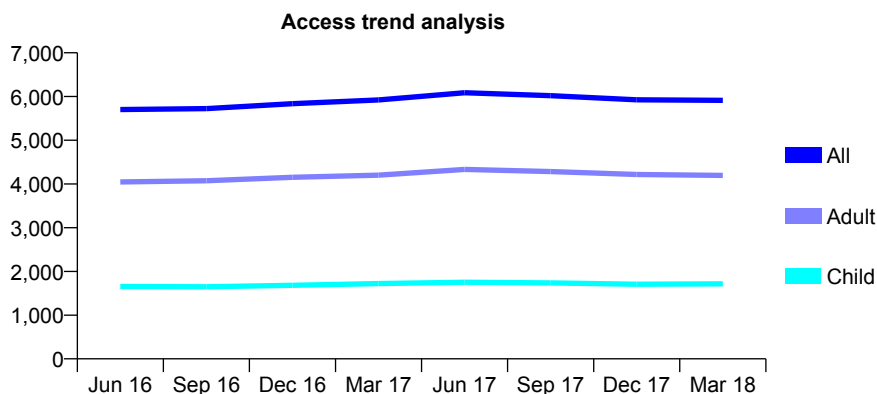
## Q47 - Vital Signs At a Glance Contract Report for 194573/0001 - March 2018

Name or company name	Jones Dental Practice
Contract type name	GDS Contract
Purpose of contract	General
Contract start date	01/06/2010
Contract end date	

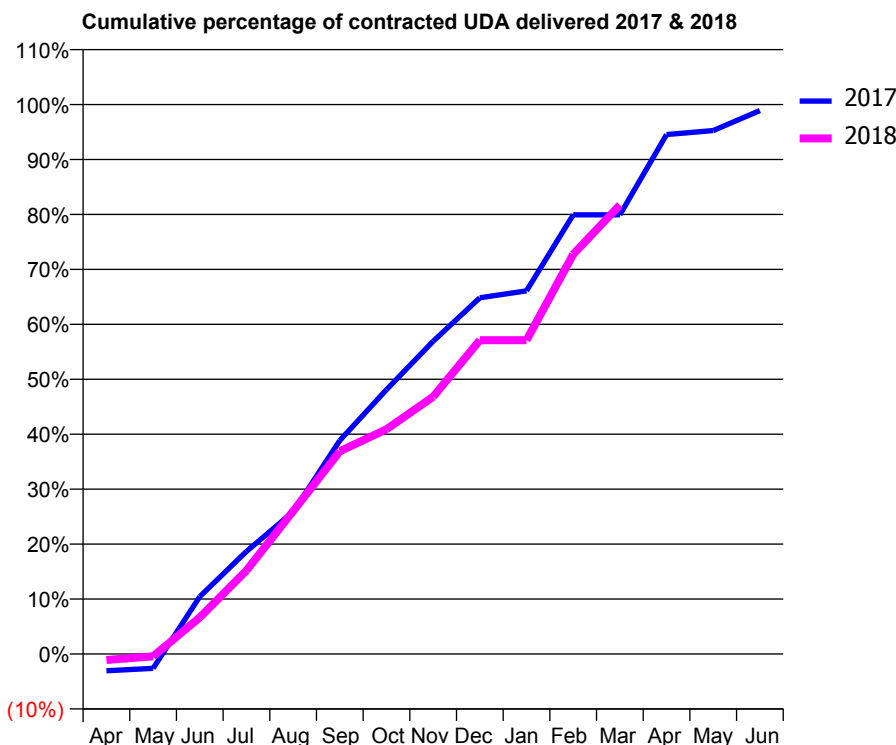
17/18 Contracted general activity (UDA)	16,357
Carry forward general activity (UDA)	179
17/18 Contracted orthodontic activity (UOA)	0
Carry forward orthodontic activity (UOA)	0
Baseline contract value	£443,106.05

### ACCESS\*

Patients seen in 24 months	Total	Change since previous quarter
Quarter ending March 2017	5,921	
Quarter ending June 2017	6,085	↑
Quarter ending September 2017	6,019	↓
Quarter ending December 2017	5,926	↓
Quarter ending March 2018	5,912	→
<b>Variance since March 2017</b>	<b>(0.2%)</b>	<b>→</b>



### ACTIVITY



Month	Adjusted Scheduled Activity (UDA)	
	2017	2018
April	-502	-179
May	-429	-75
June	1,710	1,091
July	3,053	2,486
August	4,235	4,254
September	6,355	6,035
October	7,870	6,691
November	9,309	7,659
December	10,605	9,343
January	10,811	9,343
February	13,073	11,898
March	13,073	13,366
April	15,463	
May	15,583	
June	16,178	

### QUALITY

	Quantity	Base Number	Contract	AT	Region	England
% of FP17s for the same patient ID Re-attending within 3 months - Children	794	3,702	21.4%	13.3%	12.8%	11.9%
% of FP17s for the same patient ID Re-attending within 3 months - Adults	1,151	7,274	15.8%	16.3%	16.5%	16.0%
% of FP17s for the same patient ID Re-attending between 3 & 9 months - Children	2,098	3,702	56.7%	58.0%	59.7%	58.3%
% of FP17s for the same patient ID Re-attending between 3 & 9 months - Adults	4,472	7,274	61.5%	51.0%	52.6%	50.3%
% of FP17s for Band 1 Urgent Courses	361	6,928	5.2%	10.7%	9.1%	9.1%
% of FP17s Relating to Free Repair or Replacements	11	6,928	0.2%	0.9%	1.0%	0.8%
% of FP17s Relating to Continuations	8	6,928	0.1%	1.1%	1.2%	1.0%
% of Patients satisfied with the dentistry they have received	12	12	100.0%	91.6%	91.6%	91.5%
% of Patients satisfied with the time they had to wait for an appointment	11	12	91.7%	87.7%	88.3%	87.9%

\* This is based on patients treated on this contract for their most recent course of treatment. Figures in italics indicate the base number of FP17s or Patient Questionnaire responses are less than 100. N/A is shown where the base number of responses is less than 10 during the period. % is calculated as Quantity/Base number\*100

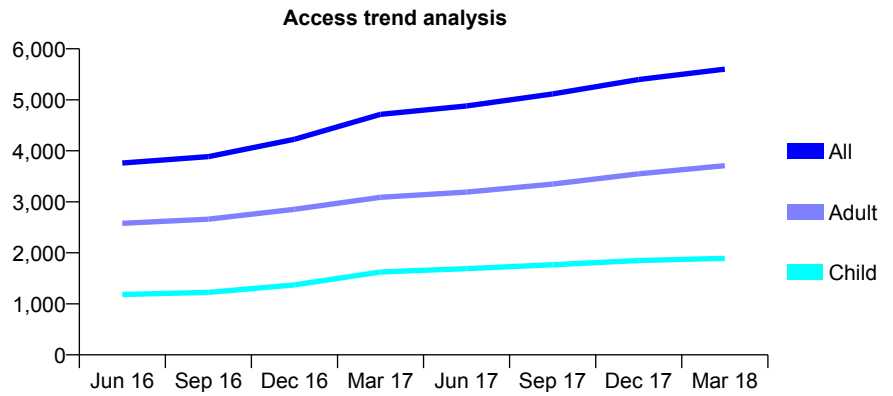
## Q47 - Vital Signs At a Glance Contract Report for 197211/0001 - March 2018

Name or company name	Drakes Dental Care
Contract type name	GDS Contract
Purpose of contract	General
Contract start date	26/12/2012
Contract end date	

17/18 Contracted general activity (UDA)	15,403
Carry forward general activity (UDA)	569
17/18 Contracted orthodontic activity (UOA)	0
Carry forward orthodontic activity (UOA)	0
Baseline contract value	£402,904.87

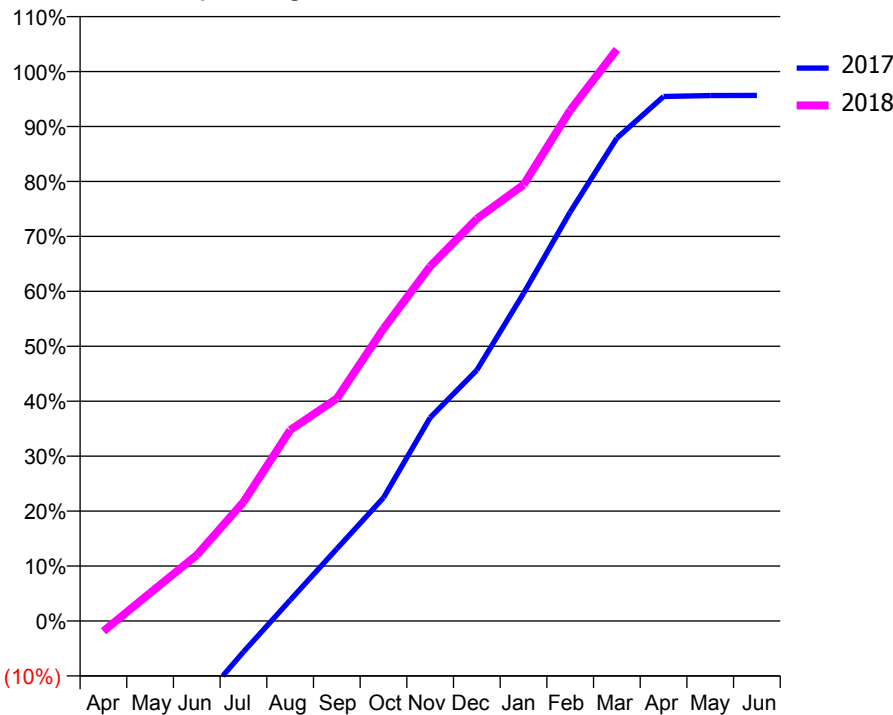
### ACCESS\*

Patients seen in 24 months	Total	Change since previous quarter
Quarter ending March 2017	4,714	
Quarter ending June 2017	4,881	↑
Quarter ending September 2017	5,116	↑
Quarter ending December 2017	5,398	↑
Quarter ending March 2018	5,601	↑
<b>Variance since March 2017</b>	<b>18.8%</b>	<b>↑</b>



### ACTIVITY

Cumulative percentage of contracted UDA delivered 2017 & 2018



Month	Adjusted Scheduled Activity (UDA)	
	2017	2018
April	-4,189	-289
May	-3,225	786
June	-2,032	1,849
July	-738	3,335
August	495	5,351
September	1,714	6,235
October	2,927	8,195
November	4,833	9,942
December	5,959	11,274
January	7,780	12,227
February	9,718	14,318
March	11,471	16,021
April	12,458	
May	12,481	
June	12,484	

### QUALITY

	Quantity	Base Number	Contract	AT	Region	England
% of FP17s for the same patient ID Re-attending within 3 months - Children	475	3,246	14.6%	13.3%	12.8%	11.9%
% of FP17s for the same patient ID Re-attending within 3 months - Adults	763	5,122	14.9%	16.3%	16.5%	16.0%
% of FP17s for the same patient ID Re-attending between 3 & 9 months - Children	1,875	3,246	57.8%	58.0%	59.7%	58.3%
% of FP17s for the same patient ID Re-attending between 3 & 9 months - Adults	2,781	5,122	54.3%	51.0%	52.6%	50.3%
% of FP17s for Band 1 Urgent Courses	598	7,919	7.6%	10.7%	9.1%	9.1%
% of FP17s Relating to Free Repair or Replacements	34	7,919	0.4%	0.9%	1.0%	0.8%
% of FP17s Relating to Continuations	15	7,919	0.2%	1.1%	1.2%	1.0%
% of Patients satisfied with the dentistry they have received	10	10	100.0%	91.6%	91.6%	91.5%
% of Patients satisfied with the time they had to wait for an appointment	8	10	80.0%	87.7%	88.3%	87.9%

\* This is based on patients treated on this contract for their most recent course of treatment. Figures in italics indicate the base number of FP17s or Patient Questionnaire responses are less than 100. N/A is shown where the base number of responses is less than 10 during the period. % is calculated as Quantity/Base number\*100

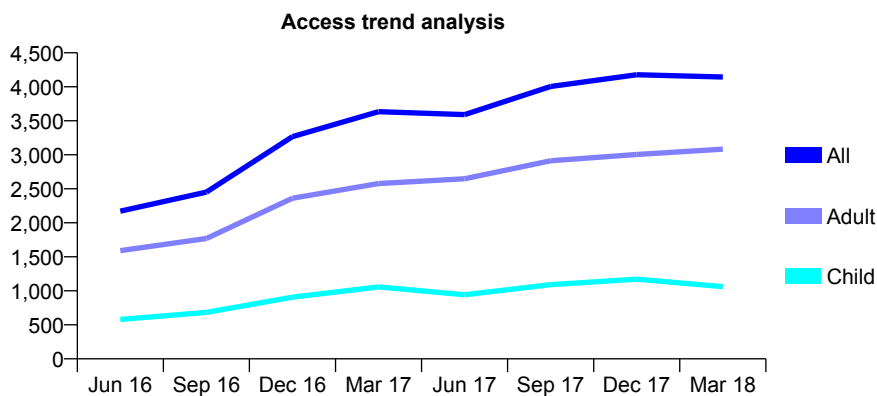
## Q47 - Vital Signs At a Glance Contract Report for 197416/0002 - March 2018

Name or company name	Whitworth Dental Care Limited
Contract type name	GDS Contract
Purpose of contract	General
Contract start date	01/04/2013
Contract end date	

17/18 Contracted general activity (UDA)	9,000
Carry forward general activity (UDA)	-31
17/18 Contracted orthodontic activity (UOA)	0
Carry forward orthodontic activity (UOA)	0
Baseline contract value	£293,488.56

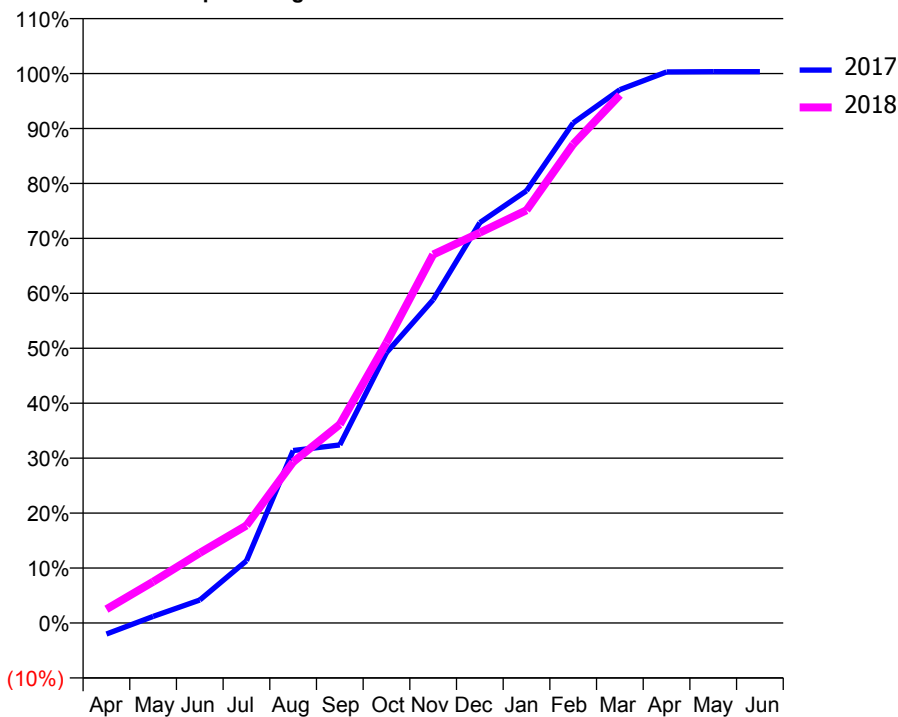
### ACCESS\*

Patients seen in 24 months	Total	Change since previous quarter
Quarter ending March 2017	3,635	
Quarter ending June 2017	3,591	↓
Quarter ending September 2017	4,005	↑
Quarter ending December 2017	4,177	↑
Quarter ending March 2018	4,145	→
<b>Variance since March 2017</b>	<b>14.0%</b>	<b>↑</b>



### ACTIVITY

Cumulative percentage of contracted UDA delivered 2017 & 2018



Month	Adjusted Scheduled Activity (UDA)	
	2017	2018
April	-182	227
May	108	676
June	377	1,148
July	1,019	1,598
August	2,824	2,636
September	2,917	3,254
October	4,428	4,592
November	5,296	6,035
December	6,558	6,394
January	7,080	6,761
February	8,192	7,843
March	8,735	8,649
April	9,026	
May	9,031	
June	9,031	

### QUALITY

	Quantity	Base Number	Contract	AT	Region	England
% of FP17s for the same patient ID Re-attending within 3 months - Children	231	2,387	9.7%	13.3%	12.8%	11.9%
% of FP17s for the same patient ID Re-attending within 3 months - Adults	181	3,188	5.7%	16.3%	16.5%	16.0%
% of FP17s for the same patient ID Re-attending between 3 & 9 months - Children	958	2,387	40.1%	58.0%	59.7%	58.3%
% of FP17s for the same patient ID Re-attending between 3 & 9 months - Adults	756	3,188	23.7%	51.0%	52.6%	50.3%
% of FP17s for Band 1 Urgent Courses	188	4,565	4.1%	10.7%	9.1%	9.1%
% of FP17s Relating to Free Repair or Replacements	7	4,565	0.2%	0.9%	1.0%	0.8%
% of FP17s Relating to Continuations	15	4,565	0.3%	1.1%	1.2%	1.0%
% of Patients satisfied with the dentistry they have received	2	3	N/A	91.6%	91.6%	91.5%
% of Patients satisfied with the time they had to wait for an appointment	2	3	N/A	87.7%	88.3%	87.9%

\* This is based on patients treated on this contract for their most recent course of treatment. Figures in italics indicate the base number of FP17s or Patient Questionnaire responses are less than 100. N/A is shown where the base number of responses is less than 10 during the period. % is calculated as Quantity/Base number\*100

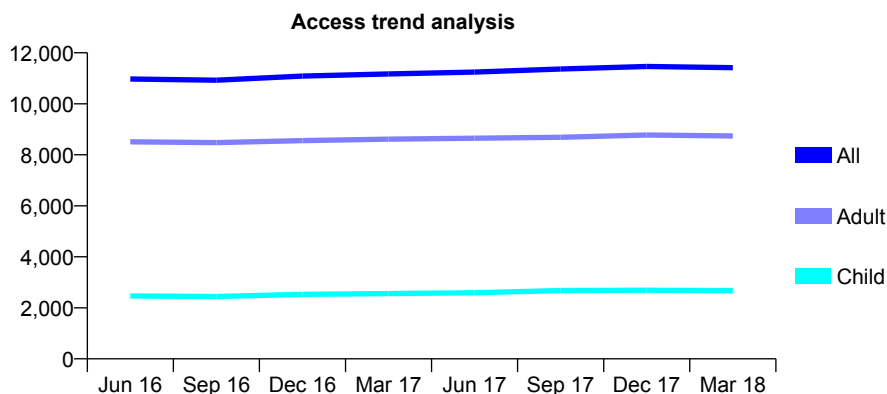
## Q47 - Vital Signs At a Glance Contract Report for 198447/0001 - March 2018

Name or company name	Dentistry 4 All
Contract type name	Pilot Contract
Purpose of contract	General and Orthodontic
Contract start date	01/04/2009
Contract end date	

17/18 Contracted general activity (UDA)	34,000
Carry forward general activity (UDA)	0
17/18 Contracted orthodontic activity (UOA)	1,000
Carry forward orthodontic activity (UOA)	-10
Baseline contract value	£1,159,325.54

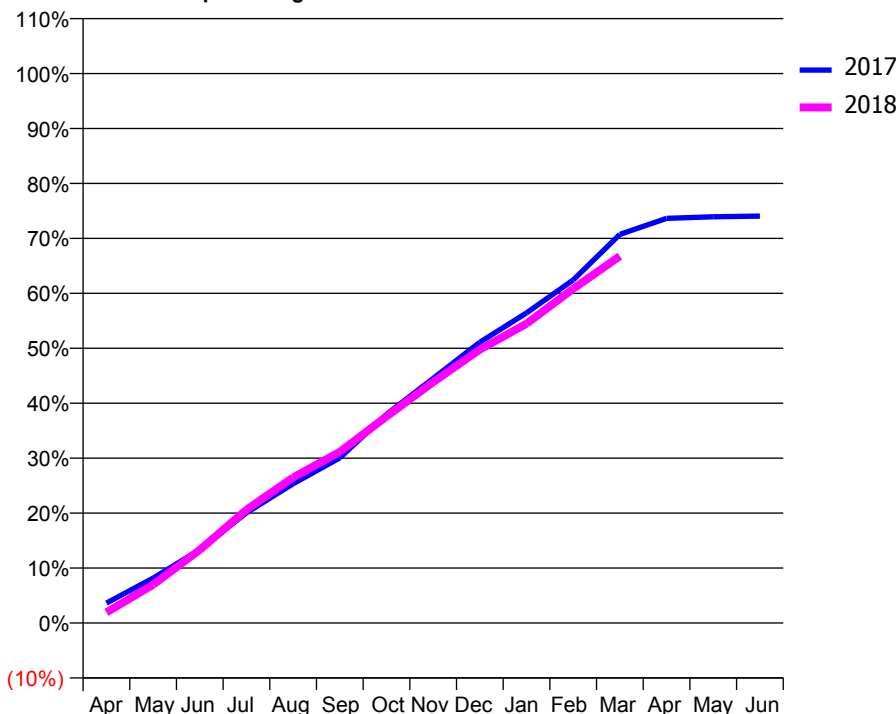
### ACCESS\*

Patients seen in 24 months	Total	Change since previous quarter
Quarter ending March 2017	11,173	
Quarter ending June 2017	11,242	→
Quarter ending September 2017	11,367	→
Quarter ending December 2017	11,465	→
Quarter ending March 2018	11,415	→
<b>Variance since March 2017</b>	<b>2.2%</b>	<b>↑</b>



### ACTIVITY

Cumulative percentage of contracted UDA delivered 2017 & 2018



Month	Adjusted Scheduled Activity (UDA)	
	2017	2018
April	1,230	658
May	2,775	2,372
June	4,543	4,525
July	6,817	7,006
August	8,619	9,008
September	10,220	10,593
October	12,906	12,779
November	15,135	14,902
December	17,370	16,915
January	19,186	18,521
February	21,228	20,681
March	24,048	22,706
April	25,034	
May	25,138	
June	25,175	

### QUALITY

	Quantity	Base Number	Contract	AT	Region	England
% of FP17s for the same patient ID Re-attending within 3 months - Children	318	3,844	8.3%	13.3%	12.8%	11.9%
% of FP17s for the same patient ID Re-attending within 3 months - Adults	1,304	9,840	13.3%	16.3%	16.5%	16.0%
% of FP17s for the same patient ID Re-attending between 3 & 9 months - Children	2,144	3,844	55.8%	58.0%	59.7%	58.3%
% of FP17s for the same patient ID Re-attending between 3 & 9 months - Adults	3,713	9,840	37.7%	51.0%	52.6%	50.3%
% of FP17s for Band 1 Urgent Courses	671	11,576	5.8%	10.7%	9.1%	9.1%
% of FP17s Relating to Free Repair or Replacements	24	11,576	0.2%	0.9%	1.0%	0.8%
% of FP17s Relating to Continuations	38	11,576	0.3%	1.1%	1.2%	1.0%
% of Patients satisfied with the dentistry they have received	14	15	93.3%	91.6%	91.6%	91.5%
% of Patients satisfied with the time they had to wait for an appointment	12	15	80.0%	87.7%	88.3%	87.9%

\* This is based on patients treated on this contract for their most recent course of treatment. Figures in italics indicate the base number of FP17s or Patient Questionnaire responses are less than 100. N/A is shown where the base number of responses is less than 10 during the period. % is calculated as Quantity/Base number\*100



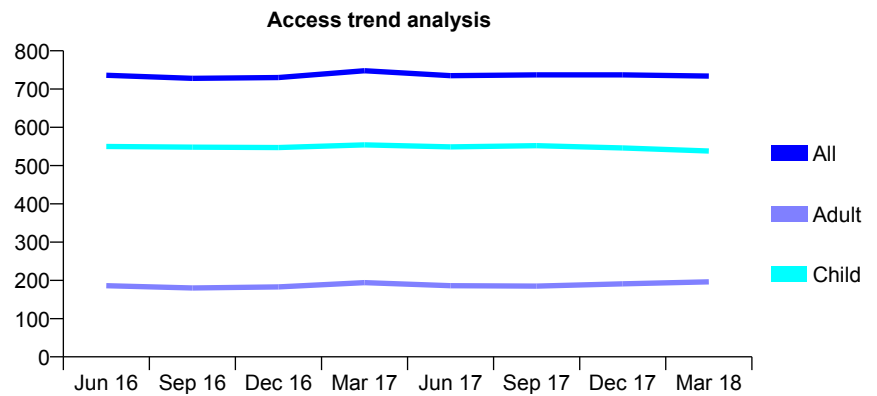
## Q47 - Vital Signs At a Glance Contract Report for 199095/0001 - March 2018

Name or company name	Aughton Dental Practice
Contract type name	GDS Contract
Purpose of contract	General
Contract start date	31/08/2012
Contract end date	

17/18 Contracted general activity (UDA)	2,000
Carry forward general activity (UDA)	0
17/18 Contracted orthodontic activity (UOA)	0
Carry forward orthodontic activity (UOA)	0
Baseline contract value	£58,546.91

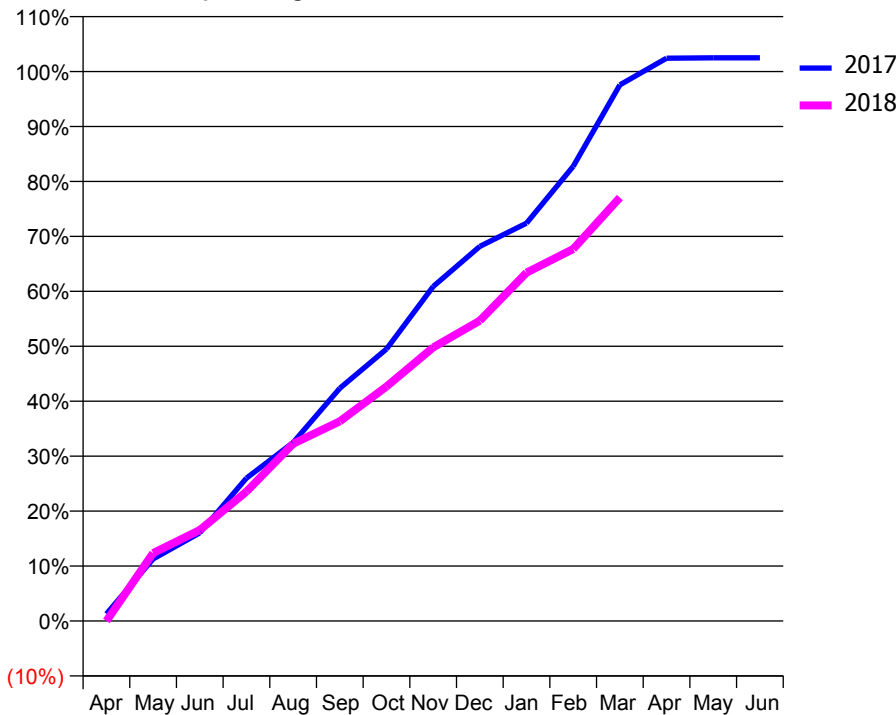
### ACCESS\*

Patients seen in 24 months	Total	Change since previous quarter
Quarter ending March 2017	748	
Quarter ending June 2017	735	↓
Quarter ending September 2017	737	→
Quarter ending December 2017	737	→
Quarter ending March 2018	734	→
<b>Variance since March 2017</b>	<b>(1.9%)</b>	<b>↓</b>



### ACTIVITY

Cumulative percentage of contracted UDA delivered 2017 & 2018



Month	Adjusted Scheduled Activity (UDA)	
	2017	2018
April	26	0
May	226	247
June	321	331
July	520	471
August	650	645
September	847	727
October	990	854
November	1,218	996
December	1,364	1,093
January	1,448	1,268
February	1,655	1,354
March	1,951	1,541
April	2,049	
May	2,050	
June	2,050	

### QUALITY

	Quantity	Base Number	Contract	AT	Region	England
% of FP17s for the same patient ID Re-attending within 3 months - Children	175	1,047	16.7%	13.3%	12.8%	11.9%
% of FP17s for the same patient ID Re-attending within 3 months - Adults	11	167	6.6%	16.3%	16.5%	16.0%
% of FP17s for the same patient ID Re-attending between 3 & 9 months - Children	674	1,047	64.4%	58.0%	59.7%	58.3%
% of FP17s for the same patient ID Re-attending between 3 & 9 months - Adults	97	167	58.1%	51.0%	52.6%	50.3%
% of FP17s for Band 1 Urgent Courses	58	1,152	5.0%	10.7%	9.1%	9.1%
% of FP17s Relating to Free Repair or Replacements	1	1,152	0.1%	0.9%	1.0%	0.8%
% of FP17s Relating to Continuations	28	1,152	2.4%	1.1%	1.2%	1.0%
% of Patients satisfied with the dentistry they have received	0	0	N/A	91.6%	91.6%	91.5%
% of Patients satisfied with the time they had to wait for an appointment	0	0	N/A	87.7%	88.3%	87.9%

\* This is based on patients treated on this contract for their most recent course of treatment. Figures in italics indicate the base number of FP17s or Patient Questionnaire responses are less than 100. N/A is shown where the base number of responses is less than 10 during the period. % is calculated as Quantity/Base number\*100

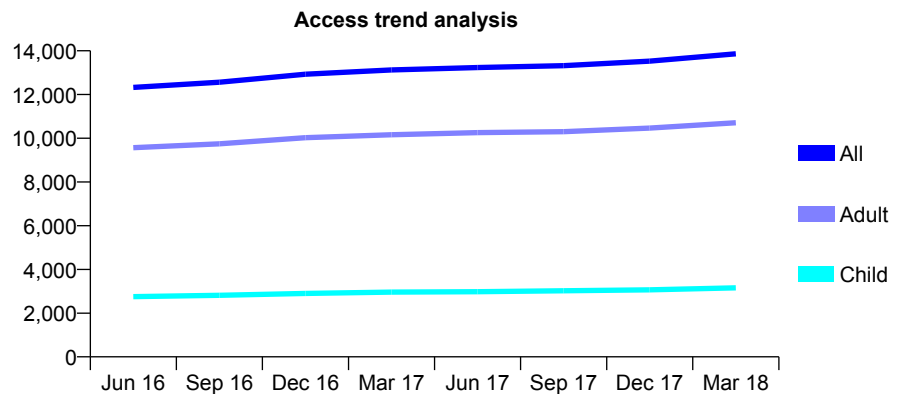
## Q47 - Vital Signs At a Glance Contract Report for 199710/0001 - March 2018

Name or company name	BROCK STREET DENTAL PRACTICE LTI
Contract type name	GDS Contract
Purpose of contract	General
Contract start date	01/04/2010
Contract end date	

17/18 Contracted general activity (UDA)	36,251
Carry forward general activity (UDA)	595
17/18 Contracted orthodontic activity (UOA)	0
Carry forward orthodontic activity (UOA)	0
Baseline contract value	£1,054,935.21

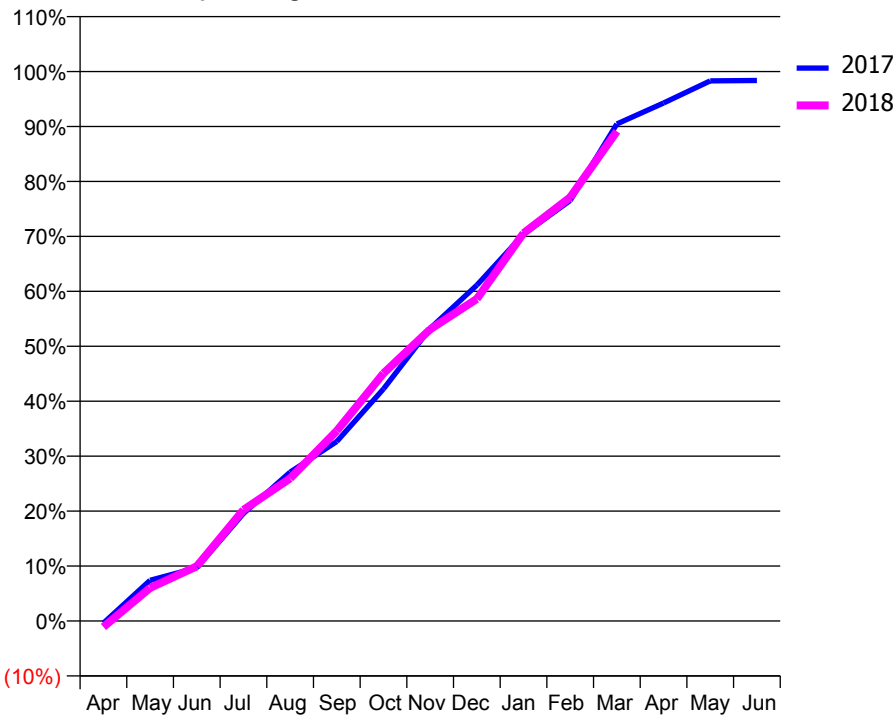
### ACCESS\*

Patients seen in 24 months	Total	Change since previous quarter
Quarter ending March 2017	13,124	
Quarter ending June 2017	13,237	→
Quarter ending September 2017	13,321	→
Quarter ending December 2017	13,526	→
Quarter ending March 2018	13,861	↑
<b>Variance since March 2017</b>	5.6%	↑



### ACTIVITY

Cumulative percentage of contracted UDA delivered 2017 & 2018



Month	Adjusted Scheduled Activity (UDA)	
	2017	2018
April	-143	-396
May	2,685	2,184
June	3,515	3,615
July	7,094	7,333
August	9,820	9,404
September	11,849	12,547
October	15,307	16,340
November	19,308	19,242
December	22,151	21,246
January	25,519	25,584
February	27,744	27,954
March	32,793	32,310
April	34,169	
May	35,634	
June	35,656	

### QUALITY

	Quantity	Base Number	Contract	AT	Region	England
% of FP17s for the same patient ID Re-attending within 3 months - Children	335	4,930	6.8%	13.3%	12.8%	11.9%
% of FP17s for the same patient ID Re-attending within 3 months - Adults	2,550	14,687	17.4%	16.3%	16.5%	16.0%
% of FP17s for the same patient ID Re-attending between 3 & 9 months - Children	3,265	4,930	66.2%	58.0%	59.7%	58.3%
% of FP17s for the same patient ID Re-attending between 3 & 9 months - Adults	5,315	14,687	36.2%	51.0%	52.6%	50.3%
% of FP17s for Band 1 Urgent Courses	2,454	17,977	13.7%	10.7%	9.1%	9.1%
% of FP17s Relating to Free Repair or Replacements	270	17,977	1.5%	0.9%	1.0%	0.8%
% of FP17s Relating to Continuations	171	17,977	1.0%	1.1%	1.2%	1.0%
% of Patients satisfied with the dentistry they have received	10	13	76.9%	91.6%	91.6%	91.5%
% of Patients satisfied with the time they had to wait for an appointment	10	13	76.9%	87.7%	88.3%	87.9%

\* This is based on patients treated on this contract for their most recent course of treatment. Figures in italics indicate the base number of FP17s or Patient Questionnaire responses are less than 100. N/A is shown where the base number of responses is less than 10 during the period. % is calculated as Quantity/Base number\*100

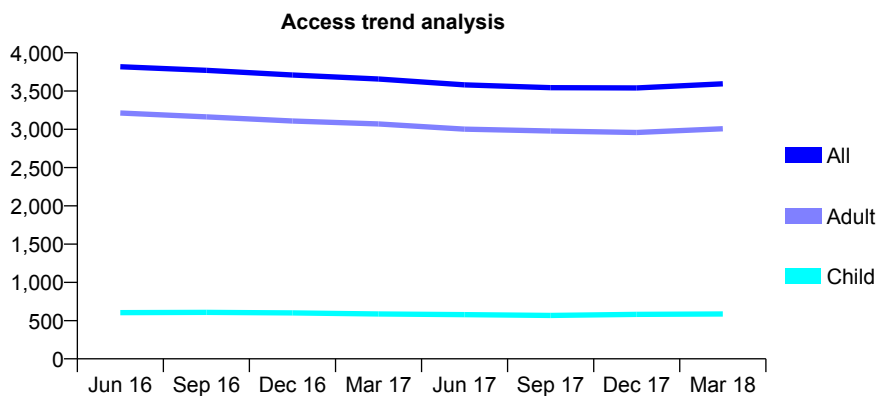
## Q47 - Vital Signs At a Glance Contract Report for 208582/0001 - March 2018

Name or company name	MR S DITCHFIELD
Contract type name	GDS Contract
Purpose of contract	General
Contract start date	01/04/2006
Contract end date	

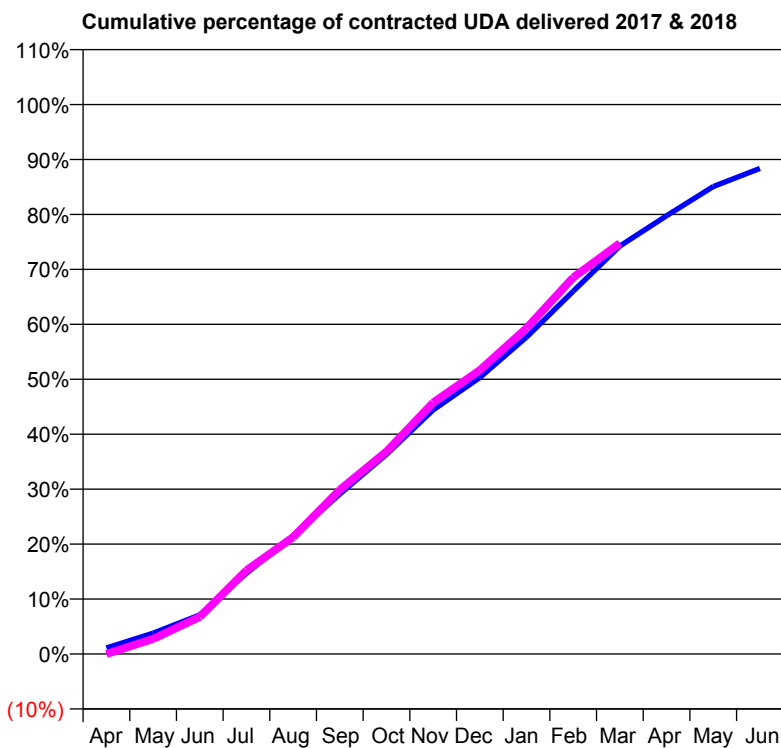
17/18 Contracted general activity (UDA)	11,235
Carry forward general activity (UDA)	0
17/18 Contracted orthodontic activity (UOA)	0
Carry forward orthodontic activity (UOA)	0
Baseline contract value	£366,375.99

### ACCESS\*

Patients seen in 24 months	Total	Change since previous quarter
Quarter ending March 2017	3,658	
Quarter ending June 2017	3,580	↓
Quarter ending September 2017	3,544	↓
Quarter ending December 2017	3,541	→
Quarter ending March 2018	3,594	→
<b>Variance since March 2017</b>	<b>(1.7%)</b>	<b>↓</b>



### ACTIVITY



Month	Adjusted Scheduled Activity (UDA)	
	2017	2018
April	124	0
May	426	311
June	800	759
July	1,651	1,710
August	2,416	2,390
September	3,270	3,358
October	4,083	4,140
November	4,991	5,141
December	5,653	5,803
January	6,481	6,663
February	7,417	7,698
March	8,343	8,400
April	8,960	
May	9,557	
June	9,927	

### QUALITY

	Quantity	Base Number	Contract	AT	Region	England
% of FP17s for the same patient ID Re-attending within 3 months - Children	92	811	11.3%	13.3%	12.8%	11.9%
% of FP17s for the same patient ID Re-attending within 3 months - Adults	503	4,198	12.0%	16.3%	16.5%	16.0%
% of FP17s for the same patient ID Re-attending between 3 & 9 months - Children	302	811	37.2%	58.0%	59.7%	58.3%
% of FP17s for the same patient ID Re-attending between 3 & 9 months - Adults	2,149	4,198	51.2%	51.0%	52.6%	50.3%
% of FP17s for Band 1 Urgent Courses	449	4,258	10.5%	10.7%	9.1%	9.1%
% of FP17s Relating to Free Repair or Replacements	28	4,258	0.7%	0.9%	1.0%	0.8%
% of FP17s Relating to Continuations	83	4,258	1.9%	1.1%	1.2%	1.0%
% of Patients satisfied with the dentistry they have received	13	14	92.9%	91.6%	91.6%	91.5%
% of Patients satisfied with the time they had to wait for an appointment	11	14	78.6%	87.7%	88.3%	87.9%

\* This is based on patients treated on this contract for their most recent course of treatment. Figures in italics indicate the base number of FP17s or Patient Questionnaire responses are less than 100. N/A is shown where the base number of responses is less than 10 during the period. % is calculated as Quantity/Base number\*100

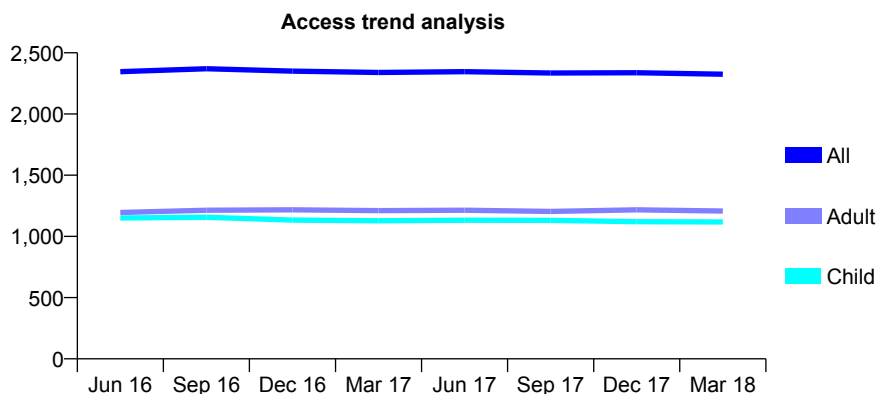
## Q47 - Vital Signs At a Glance Contract Report for 208949/0001 - March 2018

Name or company name	Mr R Shimmin
Contract type name	GDS Contract
Purpose of contract	General
Contract start date	01/04/2006
Contract end date	

17/18 Contracted general activity (UDA)	6,500
Carry forward general activity (UDA)	0
17/18 Contracted orthodontic activity (UOA)	0
Carry forward orthodontic activity (UOA)	0
Baseline contract value	£141,321.35

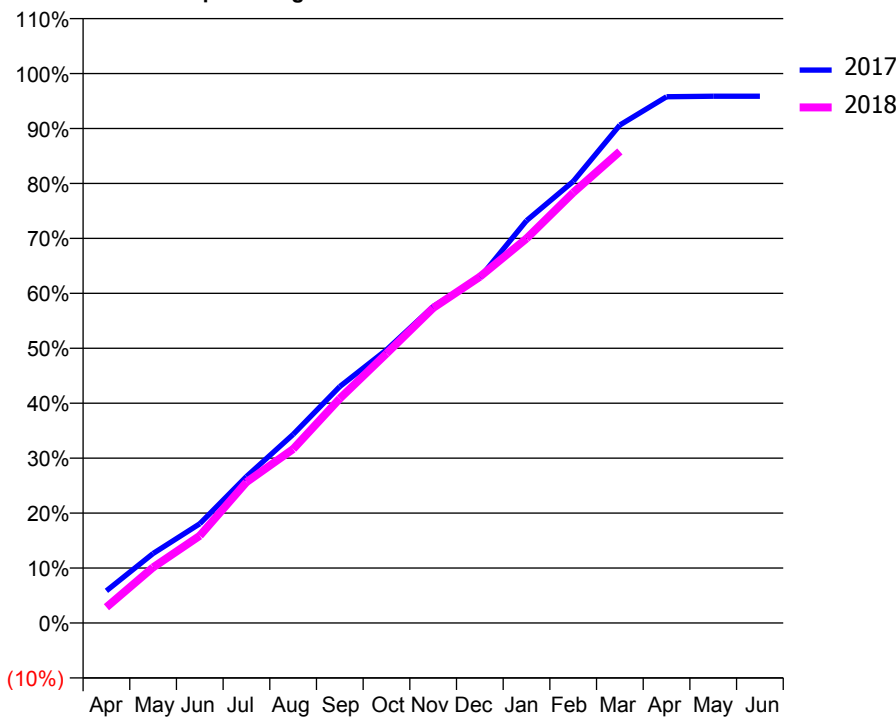
### ACCESS\*

Patients seen in 24 months	Total	Change since previous quarter
Quarter ending March 2017	2,339	
Quarter ending June 2017	2,346	→
Quarter ending September 2017	2,335	→
Quarter ending December 2017	2,337	→
Quarter ending March 2018	2,325	→
<b>Variance since March 2017</b>	<b>(0.6%)</b>	→



### ACTIVITY

Cumulative percentage of contracted UDA delivered 2017 & 2018



Month	Adjusted Scheduled Activity (UDA)	
	2017	2018
April	381	187
May	823	659
June	1,174	1,032
July	1,733	1,667
August	2,231	2,057
September	2,798	2,656
October	3,231	3,187
November	3,745	3,727
December	4,085	4,096
January	4,760	4,548
February	5,223	5,091
March	5,891	5,579
April	6,225	
May	6,231	
June	6,231	

### QUALITY

	Quantity	Base Number	Contract	AT	Region	England
% of FP17s for the same patient ID Re-attending within 3 months - Children	146	1,905	7.7%	13.3%	12.8%	11.9%
% of FP17s for the same patient ID Re-attending within 3 months - Adults	236	1,753	13.5%	16.3%	16.5%	16.0%
% of FP17s for the same patient ID Re-attending between 3 & 9 months - Children	1,306	1,905	68.6%	58.0%	59.7%	58.3%
% of FP17s for the same patient ID Re-attending between 3 & 9 months - Adults	1,149	1,753	65.5%	51.0%	52.6%	50.3%
% of FP17s for Band 1 Urgent Courses	99	3,502	2.8%	10.7%	9.1%	9.1%
% of FP17s Relating to Free Repair or Replacements	2	3,502	0.1%	0.9%	1.0%	0.8%
% of FP17s Relating to Continuations	8	3,502	0.2%	1.1%	1.2%	1.0%
% of Patients satisfied with the dentistry they have received	3	3	N/A	91.6%	91.6%	91.5%
% of Patients satisfied with the time they had to wait for an appointment	3	3	N/A	87.7%	88.3%	87.9%

\* This is based on patients treated on this contract for their most recent course of treatment. Figures in italics indicate the base number of FP17s or Patient Questionnaire responses are less than 100. N/A is shown where the base number of responses is less than 10 during the period. % is calculated as Quantity/Base number\*100

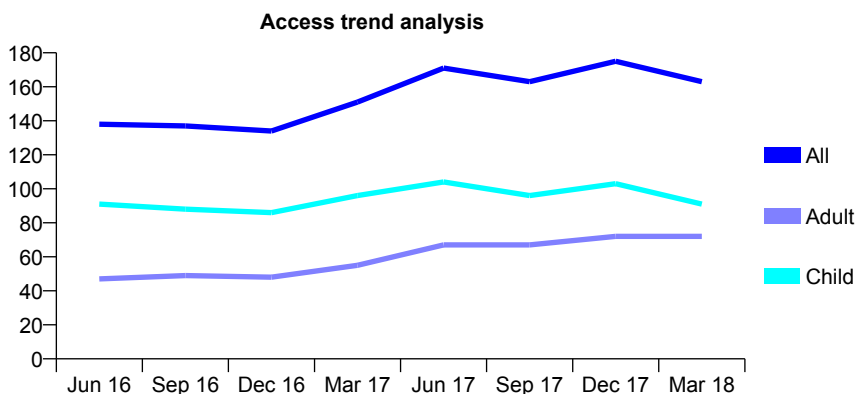
## Q47 - Vital Signs At a Glance Contract Report for 215694/0001 - March 2018

Name or company name	MISS SL CARO
Contract type name	GDS Contract
Purpose of contract	General
Contract start date	01/04/2006
Contract end date	

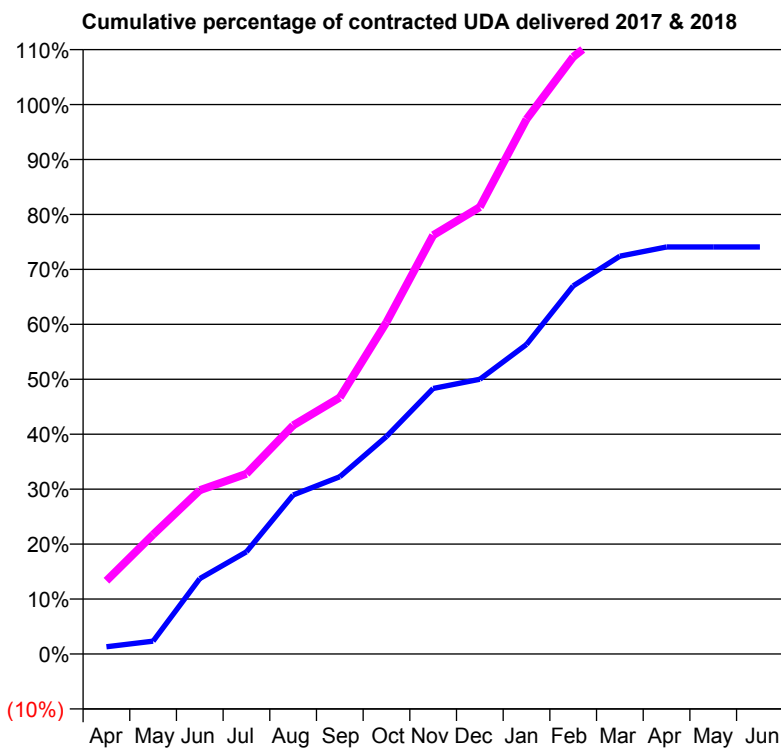
17/18 Contracted general activity (UDA)	300
Carry forward general activity (UDA)	0
17/18 Contracted orthodontic activity (UOA)	0
Carry forward orthodontic activity (UOA)	0
Baseline contract value	£6,458.40

### ACCESS\*

Patients seen in 24 months	Total	Change since previous quarter
Quarter ending March 2017	151	
Quarter ending June 2017	171	↑
Quarter ending September 2017	163	↓
Quarter ending December 2017	175	↑
Quarter ending March 2018	163	↓
<b>Variance since March 2017</b>	<b>7.9%</b>	<b>↑</b>



### ACTIVITY



Month	Adjusted Scheduled Activity (UDA)	
	2017	2018
April	4	40
May	7	65
June	41	89
July	56	98
August	87	125
September	97	140
October	119	181
November	145	229
December	150	244
January	169	292
February	201	326
March	217	346
April	222	
May	222	
June	222	

### QUALITY

	Quantity	Base Number	Contract	AT	Region	England
% of FP17s for the same patient ID Re-attending within 3 months - Children	6	113	5.3%	13.3%	12.8%	11.9%
% of FP17s for the same patient ID Re-attending within 3 months - Adults	4	86	4.7%	16.3%	16.5%	16.0%
% of FP17s for the same patient ID Re-attending between 3 & 9 months - Children	49	113	43.4%	58.0%	59.7%	58.3%
% of FP17s for the same patient ID Re-attending between 3 & 9 months - Adults	33	86	38.4%	51.0%	52.6%	50.3%
% of FP17s for Band 1 Urgent Courses	10	194	5.2%	10.7%	9.1%	9.1%
% of FP17s Relating to Free Repair or Replacements	0	194	0.0%	0.9%	1.0%	0.8%
% of FP17s Relating to Continuations	0	194	0.0%	1.1%	1.2%	1.0%
% of Patients satisfied with the dentistry they have received	0	0	N/A	91.6%	91.6%	91.5%
% of Patients satisfied with the time they had to wait for an appointment	0	0	N/A	87.7%	88.3%	87.9%

\* This is based on patients treated on this contract for their most recent course of treatment. Figures in italics indicate the base number of FP17s or Patient Questionnaire responses are less than 100. N/A is shown where the base number of responses is less than 10 during the period. % is calculated as Quantity/Base number\*100

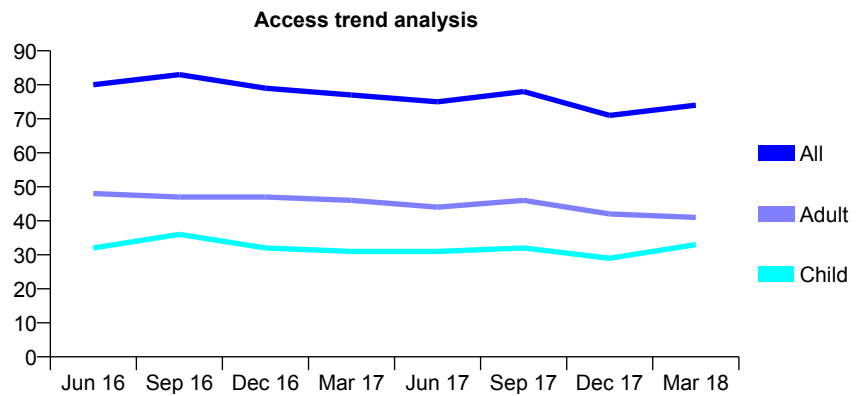
## Q47 - Vital Signs At a Glance Contract Report for 215694/0002 - March 2018

Name or company name	MISS SL CARO
Contract type name	GDS Contract
Purpose of contract	General
Contract start date	01/01/2012
Contract end date	

17/18 Contracted general activity (UDA)	150
Carry forward general activity (UDA)	0
17/18 Contracted orthodontic activity (UOA)	0
Carry forward orthodontic activity (UOA)	0
Baseline contract value	£2,993.81

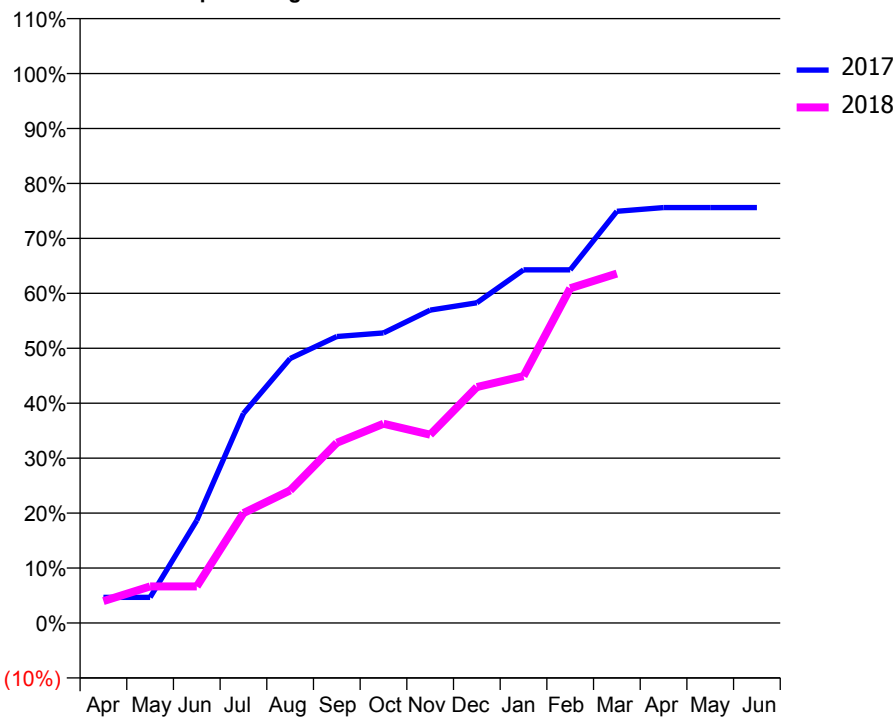
### ACCESS\*

Patients seen in 24 months	Total	Change since previous quarter
Quarter ending March 2017	77	
Quarter ending June 2017	75	↓
Quarter ending September 2017	78	↑
Quarter ending December 2017	71	↓
Quarter ending March 2018	74	↑
<b>Variance since March 2017</b>	<b>(3.9%)</b>	<b>↓</b>



### ACTIVITY

Cumulative percentage of contracted UDA delivered 2017 & 2018



Month	Adjusted Scheduled Activity (UDA)	
	2017	2018
April	7	6
May	7	10
June	28	10
July	57	30
August	72	36
September	78	49
October	79	54
November	85	51
December	87	64
January	96	67
February	96	91
March	112	95
April	113	
May	113	
June	113	

### QUALITY

	Quantity	Base Number	Contract	AT	Region	England
% of FP17s for the same patient ID Re-attending within 3 months - Children	0	33	0.0%	13.3%	12.8%	11.9%
% of FP17s for the same patient ID Re-attending within 3 months - Adults	1	31	3.2%	16.3%	16.5%	16.0%
% of FP17s for the same patient ID Re-attending between 3 & 9 months - Children	9	33	27.3%	58.0%	59.7%	58.3%
% of FP17s for the same patient ID Re-attending between 3 & 9 months - Adults	14	31	45.2%	51.0%	52.6%	50.3%
% of FP17s for Band 1 Urgent Courses	2	61	3.3%	10.7%	9.1%	9.1%
% of FP17s Relating to Free Repair or Replacements	1	61	1.6%	0.9%	1.0%	0.8%
% of FP17s Relating to Continuations	0	61	0.0%	1.1%	1.2%	1.0%
% of Patients satisfied with the dentistry they have received	0	0	N/A	91.6%	91.6%	91.5%
% of Patients satisfied with the time they had to wait for an appointment	0	0	N/A	87.7%	88.3%	87.9%

\* This is based on patients treated on this contract for their most recent course of treatment. Figures in italics indicate the base number of FP17s or Patient Questionnaire responses are less than 100. N/A is shown where the base number of responses is less than 10 during the period. % is calculated as Quantity/Base number\*100

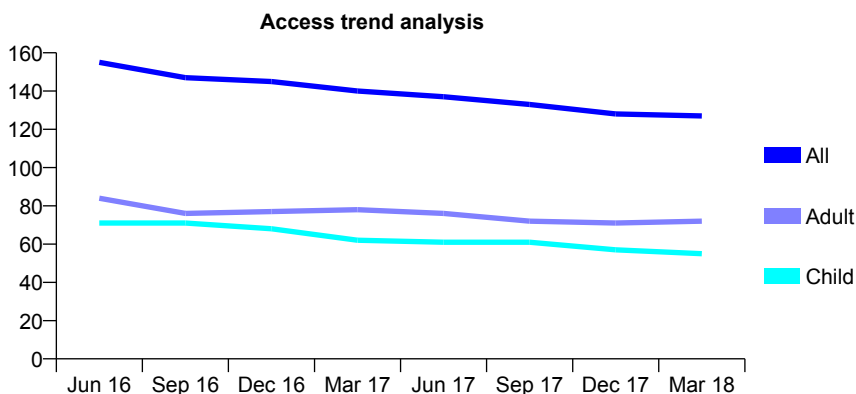
## Q47 - Vital Signs At a Glance Contract Report for 221236/0002 - March 2018

Name or company name	MR PG WINSTANLEY
Contract type name	GDS Contract
Purpose of contract	General
Contract start date	01/05/2012
Contract end date	

17/18 Contracted general activity (UDA)	300
Carry forward general activity (UDA)	0
17/18 Contracted orthodontic activity (UOA)	0
Carry forward orthodontic activity (UOA)	0
Baseline contract value	£12,761.32

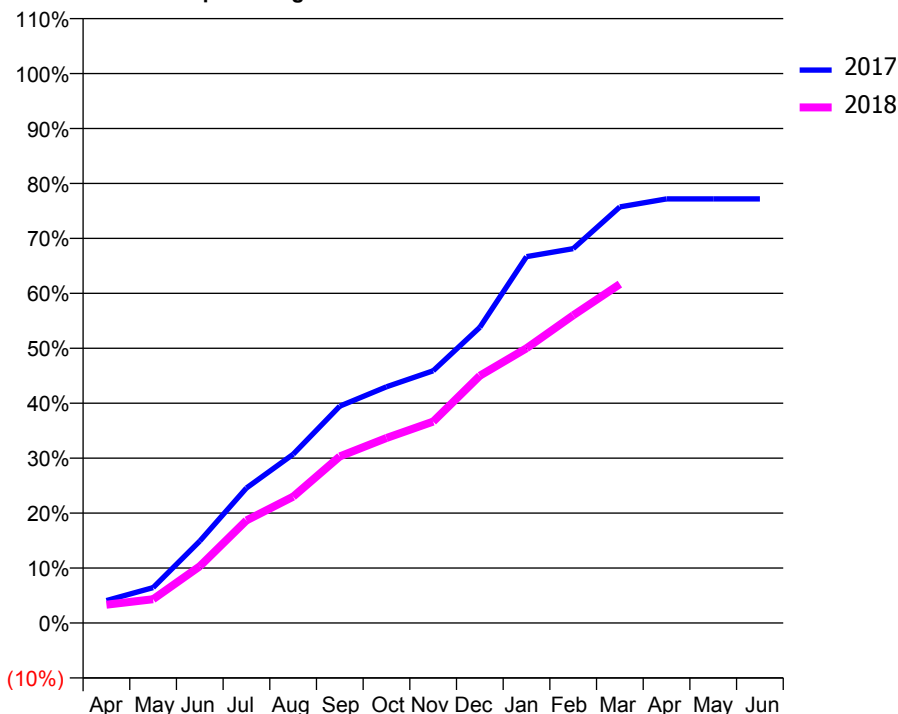
### ACCESS\*

Patients seen in 24 months	Total	Change since previous quarter
Quarter ending March 2017	140	
Quarter ending June 2017	137	↓
Quarter ending September 2017	133	↓
Quarter ending December 2017	128	↓
Quarter ending March 2018	127	→
<b>Variance since March 2017</b>	<b>(9.3%)</b>	<b>↓</b>



### ACTIVITY

Cumulative percentage of contracted UDA delivered 2017 & 2018



Month	Adjusted Scheduled Activity (UDA)	
	2017	2018
April	14	10
May	22	13
June	51	31
July	84	56
August	105	69
September	135	91
October	147	101
November	157	110
December	184	135
January	228	150
February	233	168
March	259	185
April	264	
May	264	
June	264	

### QUALITY

	Quantity	Base Number	Contract	AT	Region	England
% of FP17s for the same patient ID Re-attending within 3 months - Children	1	87	1.1%	13.3%	12.8%	11.9%
% of FP17s for the same patient ID Re-attending within 3 months - Adults	0	73	0.0%	16.3%	16.5%	16.0%
% of FP17s for the same patient ID Re-attending between 3 & 9 months - Children	74	87	85.1%	58.0%	59.7%	58.3%
% of FP17s for the same patient ID Re-attending between 3 & 9 months - Adults	52	73	71.2%	51.0%	52.6%	50.3%
% of FP17s for Band 1 Urgent Courses	0	154	0.0%	10.7%	9.1%	9.1%
% of FP17s Relating to Free Repair or Replacements	0	154	0.0%	0.9%	1.0%	0.8%
% of FP17s Relating to Continuations	0	154	0.0%	1.1%	1.2%	1.0%
% of Patients satisfied with the dentistry they have received	0	0	N/A	91.6%	91.6%	91.5%
% of Patients satisfied with the time they had to wait for an appointment	0	0	N/A	87.7%	88.3%	87.9%

\* This is based on patients treated on this contract for their most recent course of treatment. Figures in italics indicate the base number of FP17s or Patient Questionnaire responses are less than 100. N/A is shown where the base number of responses is less than 10 during the period. % is calculated as Quantity/Base number\*100

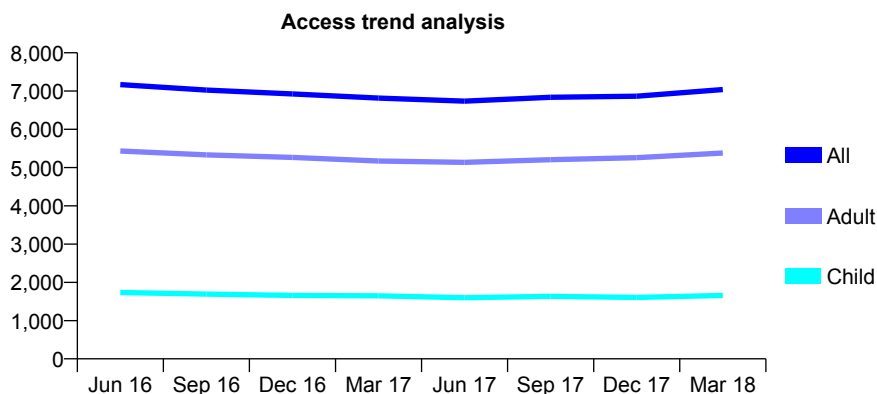
## Q47 - Vital Signs At a Glance Contract Report for 222003/0001 - March 2018

Name or company name	MISS LA SOUTHWORTH
Contract type name	GDS Contract
Purpose of contract	General
Contract start date	01/04/2006
Contract end date	

17/18 Contracted general activity (UDA)	24,250
Carry forward general activity (UDA)	0
17/18 Contracted orthodontic activity (UOA)	0
Carry forward orthodontic activity (UOA)	0
Baseline contract value	£594,452.62

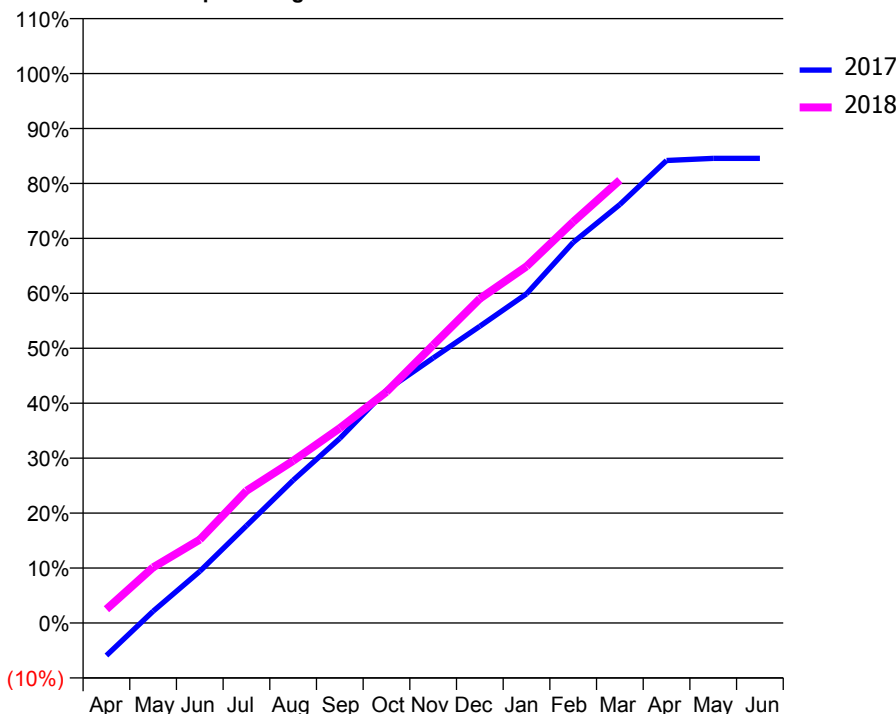
### ACCESS\*

Patients seen in 24 months	Total	Change since previous quarter
Quarter ending March 2017	6,818	
Quarter ending June 2017	6,735	↓
Quarter ending September 2017	6,838	→
Quarter ending December 2017	6,865	→
Quarter ending March 2018	7,040	↑
<b>Variance since March 2017</b>	<b>3.3%</b>	<b>↑</b>



### ACTIVITY

Cumulative percentage of contracted UDA delivered 2017 & 2018



Month	Adjusted Scheduled Activity (UDA)	
	2017	2018
April	-1,439	606
May	521	2,454
June	2,280	3,684
July	4,292	5,836
August	6,297	7,160
September	8,146	8,603
October	10,273	10,204
November	11,698	12,267
December	13,098	14,316
January	14,526	15,742
February	16,797	17,703
March	18,470	19,546
April	20,411	
May	20,506	
June	20,506	

### QUALITY

	Quantity	Base Number	Contract	AT	Region	England
% of FP17s for the same patient ID Re-attending within 3 months - Children	396	3,314	11.9%	13.3%	12.8%	11.9%
% of FP17s for the same patient ID Re-attending within 3 months - Adults	1,369	8,382	16.3%	16.3%	16.5%	16.0%
% of FP17s for the same patient ID Re-attending between 3 & 9 months - Children	2,092	3,314	63.1%	58.0%	59.7%	58.3%
% of FP17s for the same patient ID Re-attending between 3 & 9 months - Adults	4,312	8,382	51.4%	51.0%	52.6%	50.3%
% of FP17s for Band 1 Urgent Courses	893	10,801	8.3%	10.7%	9.1%	9.1%
% of FP17s Relating to Free Repair or Replacements	110	10,801	1.0%	0.9%	1.0%	0.8%
% of FP17s Relating to Continuations	85	10,801	0.8%	1.1%	1.2%	1.0%
% of Patients satisfied with the dentistry they have received	13	15	86.7%	91.6%	91.6%	91.5%
% of Patients satisfied with the time they had to wait for an appointment	15	15	100.0%	87.7%	88.3%	87.9%

\* This is based on patients treated on this contract for their most recent course of treatment. Figures in italics indicate the base number of FP17s or Patient Questionnaire responses are less than 100. N/A is shown where the base number of responses is less than 10 during the period. % is calculated as Quantity/Base number\*100



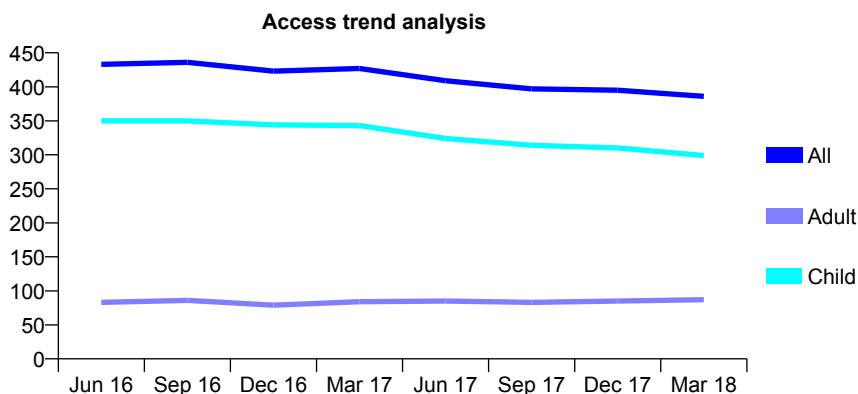
## Q47 - Vital Signs At a Glance Contract Report for 229555/0001 - March 2018

Name or company name	MR D ALLEN
Contract type name	GDS Contract
Purpose of contract	General
Contract start date	01/04/2006
Contract end date	

17/18 Contracted general activity (UDA)	1,200
Carry forward general activity (UDA)	0
17/18 Contracted orthodontic activity (UOA)	0
Carry forward orthodontic activity (UOA)	0
Baseline contract value	£26,748.27

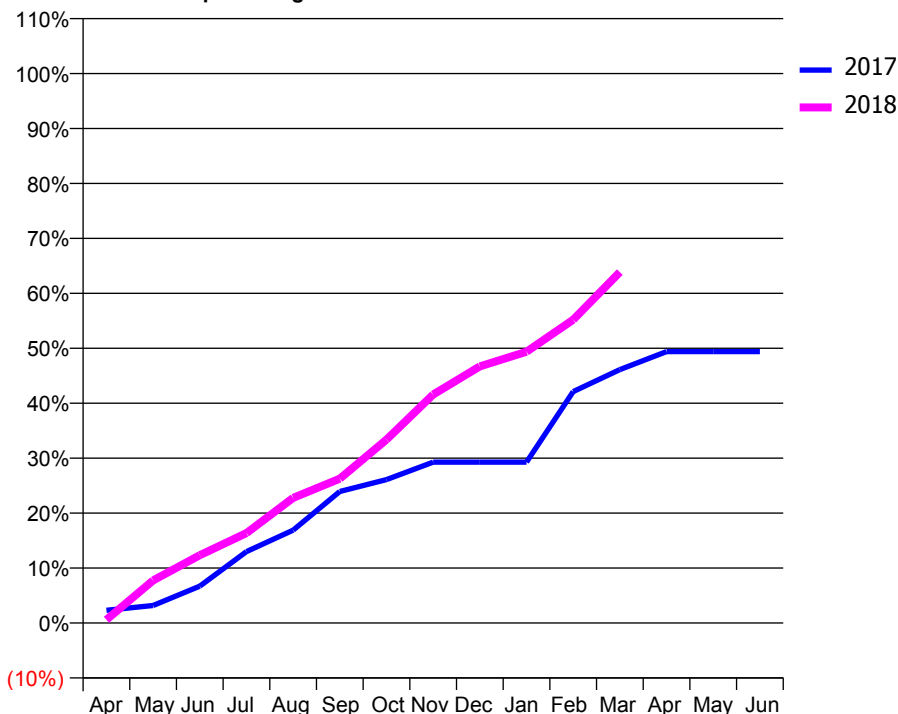
### ACCESS\*

Patients seen in 24 months	Total	Change since previous quarter
Quarter ending March 2017	427	
Quarter ending June 2017	409	↓
Quarter ending September 2017	397	↓
Quarter ending December 2017	395	→
Quarter ending March 2018	386	↓
<b>Variance since March 2017</b>	<b>(9.6%)</b>	<b>↓</b>



### ACTIVITY

Cumulative percentage of contracted UDA delivered 2017 & 2018



Month	Adjusted Scheduled Activity (UDA)	
	2017	2018
April	37	7
May	51	93
June	107	148
July	208	196
August	270	273
September	383	315
October	417	401
November	468	499
December	468	560
January	468	592
February	674	662
March	738	766
April	790	
May	790	
June	790	

### QUALITY

	Quantity	Base Number	Contract	AT	Region	England
% of FP17s for the same patient ID Re-attending within 3 months - Children	36	533	6.8%	13.3%	12.8%	11.9%
% of FP17s for the same patient ID Re-attending within 3 months - Adults	3	63	4.8%	16.3%	16.5%	16.0%
% of FP17s for the same patient ID Re-attending between 3 & 9 months - Children	386	533	72.4%	58.0%	59.7%	58.3%
% of FP17s for the same patient ID Re-attending between 3 & 9 months - Adults	50	63	79.4%	51.0%	52.6%	50.3%
% of FP17s for Band 1 Urgent Courses	17	559	3.0%	10.7%	9.1%	9.1%
% of FP17s Relating to Free Repair or Replacements	0	559	0.0%	0.9%	1.0%	0.8%
% of FP17s Relating to Continuations	0	559	0.0%	1.1%	1.2%	1.0%
% of Patients satisfied with the dentistry they have received	0	0	N/A	91.6%	91.6%	91.5%
% of Patients satisfied with the time they had to wait for an appointment	0	0	N/A	87.7%	88.3%	87.9%

\* This is based on patients treated on this contract for their most recent course of treatment. Figures in italics indicate the base number of FP17s or Patient Questionnaire responses are less than 100. N/A is shown where the base number of responses is less than 10 during the period. % is calculated as Quantity/Base number\*100

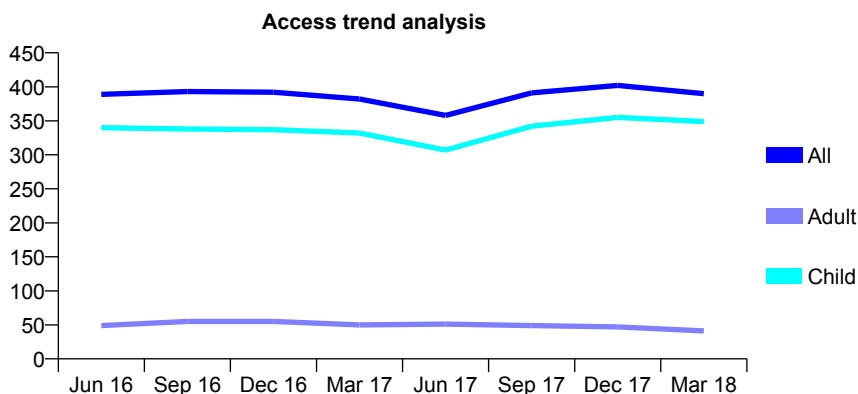
## Q47 - Vital Signs At a Glance Contract Report for 230766/0001 - March 2018

Name or company name	MR CJ BROADBENT
Contract type name	GDS Contract
Purpose of contract	General
Contract start date	01/04/2006
Contract end date	

17/18 Contracted general activity (UDA)	800
Carry forward general activity (UDA)	1
17/18 Contracted orthodontic activity (UOA)	0
Carry forward orthodontic activity (UOA)	0
Baseline contract value	£15,839.69

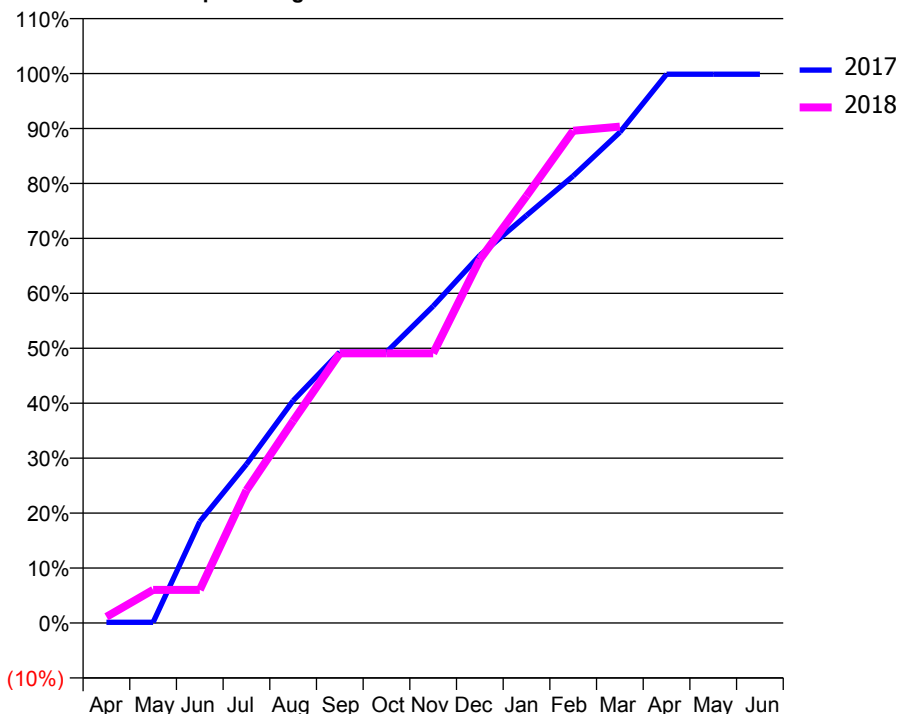
### ACCESS\*

Patients seen in 24 months	Total	Change since previous quarter
Quarter ending March 2017	382	
Quarter ending June 2017	358	↓
Quarter ending September 2017	391	↑
Quarter ending December 2017	402	↑
Quarter ending March 2018	390	↓
<b>Variance since March 2017</b>	<b>2.1%</b>	<b>↑</b>



### ACTIVITY

Cumulative percentage of contracted UDA delivered 2017 & 2018



Month	Adjusted Scheduled Activity (UDA)	
	2017	2018
April	1	9
May	1	48
June	148	48
July	231	193
August	324	294
September	394	393
October	394	393
November	461	393
December	535	529
January	593	622
February	651	717
March	715	723
April	799	
May	799	
June	799	

### QUALITY

	Quantity	Base Number	Contract	AT	Region	England
% of FP17s for the same patient ID Re-attending within 3 months - Children	43	606	7.1%	13.3%	12.8%	11.9%
% of FP17s for the same patient ID Re-attending within 3 months - Adults	0	3	0.0%	16.3%	16.5%	16.0%
% of FP17s for the same patient ID Re-attending between 3 & 9 months - Children	419	606	69.1%	58.0%	59.7%	58.3%
% of FP17s for the same patient ID Re-attending between 3 & 9 months - Adults	1	3	33.3%	51.0%	52.6%	50.3%
% of FP17s for Band 1 Urgent Courses	25	551	4.5%	10.7%	9.1%	9.1%
% of FP17s Relating to Free Repair or Replacements	0	551	0.0%	0.9%	1.0%	0.8%
% of FP17s Relating to Continuations	0	551	0.0%	1.1%	1.2%	1.0%
% of Patients satisfied with the dentistry they have received	0	0	N/A	91.6%	91.6%	91.5%
% of Patients satisfied with the time they had to wait for an appointment	0	0	N/A	87.7%	88.3%	87.9%

\* This is based on patients treated on this contract for their most recent course of treatment. Figures in italics indicate the base number of FP17s or Patient Questionnaire responses are less than 100. N/A is shown where the base number of responses is less than 10 during the period. % is calculated as Quantity/Base number\*100

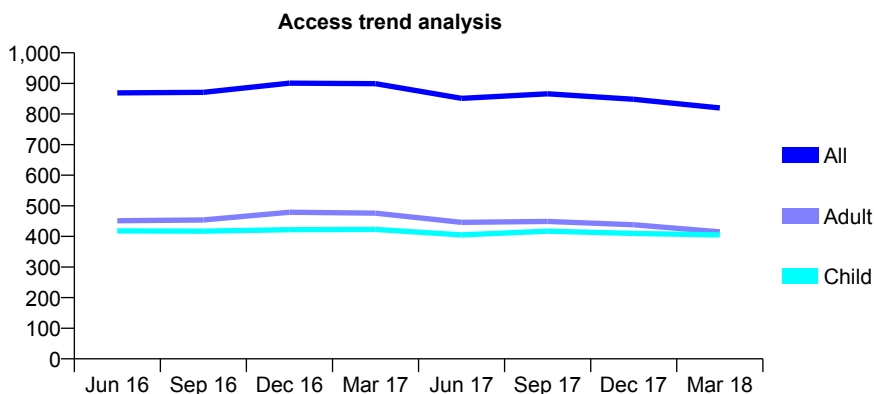
## Q47 - Vital Signs At a Glance Contract Report for 235474/0001 - March 2018

Name or company name	MR MS COLLINSON
Contract type name	GDS Contract
Purpose of contract	General
Contract start date	01/04/2006
Contract end date	

17/18 Contracted general activity (UDA)	1,770
Carry forward general activity (UDA)	-35
17/18 Contracted orthodontic activity (UOA)	0
Carry forward orthodontic activity (UOA)	0
Baseline contract value	£39,826.10

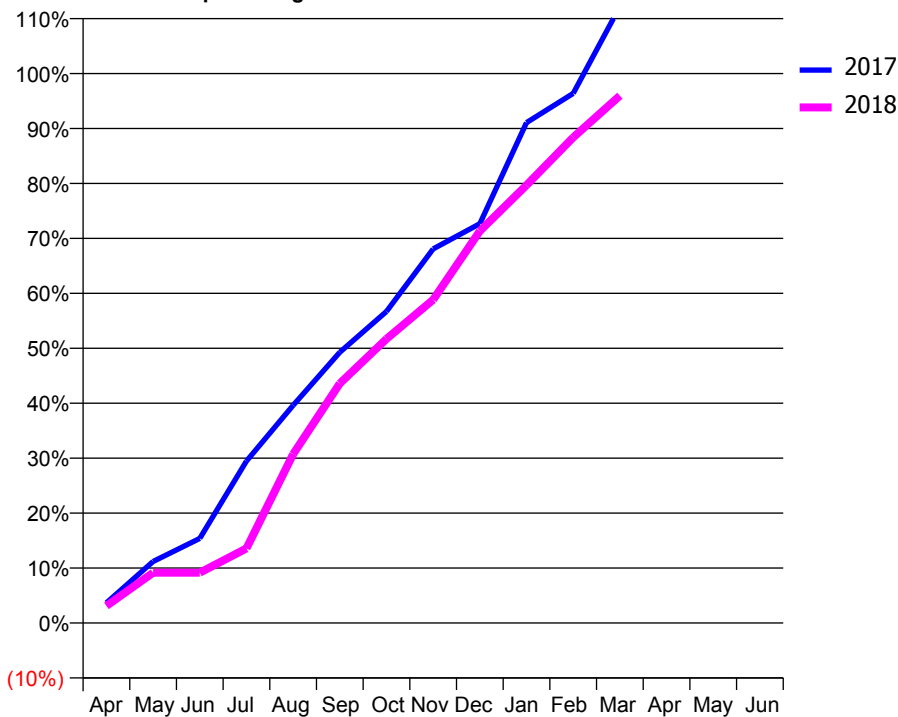
### ACCESS\*

Patients seen in 24 months	Total	Change since previous quarter
Quarter ending March 2017	899	
Quarter ending June 2017	851	↓
Quarter ending September 2017	866	→
Quarter ending December 2017	848	↓
Quarter ending March 2018	820	↓
<b>Variance since March 2017</b>	<b>(8.8%)</b>	<b>↓</b>



### ACTIVITY

Cumulative percentage of contracted UDA delivered 2017 & 2018



Month	Adjusted Scheduled Activity (UDA)	
	2017	2018
April	65	55
May	198	162
June	272	162
July	522	240
August	701	544
September	872	772
October	1,004	915
November	1,205	1,041
December	1,286	1,263
January	1,612	1,410
February	1,706	1,564
March	1,985	1,698
April	2,063	
May	2,063	
June	2,063	

### QUALITY

	Quantity	Base Number	Contract	AT	Region	England
% of FP17s for the same patient ID Re-attending within 3 months - Children	38	622	6.1%	13.3%	12.8%	11.9%
% of FP17s for the same patient ID Re-attending within 3 months - Adults	56	507	11.0%	16.3%	16.5%	16.0%
% of FP17s for the same patient ID Re-attending between 3 & 9 months - Children	382	622	61.4%	58.0%	59.7%	58.3%
% of FP17s for the same patient ID Re-attending between 3 & 9 months - Adults	324	507	63.9%	51.0%	52.6%	50.3%
% of FP17s for Band 1 Urgent Courses	17	1,072	1.6%	10.7%	9.1%	9.1%
% of FP17s Relating to Free Repair or Replacements	0	1,072	0.0%	0.9%	1.0%	0.8%
% of FP17s Relating to Continuations	22	1,072	2.1%	1.1%	1.2%	1.0%
% of Patients satisfied with the dentistry they have received	0	0	N/A	91.6%	91.6%	91.5%
% of Patients satisfied with the time they had to wait for an appointment	0	0	N/A	87.7%	88.3%	87.9%

\* This is based on patients treated on this contract for their most recent course of treatment. Figures in italics indicate the base number of FP17s or Patient Questionnaire responses are less than 100. N/A is shown where the base number of responses is less than 10 during the period. % is calculated as Quantity/Base number\*100

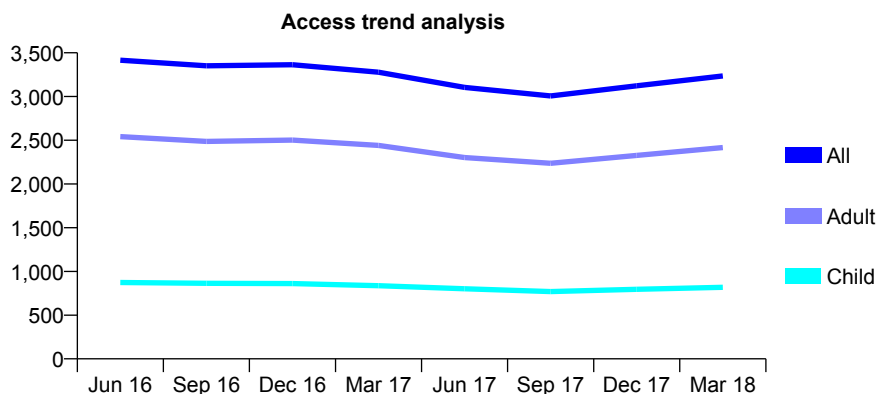
## Q47 - Vital Signs At a Glance Contract Report for 235903/0001 - March 2018

Name or company name	MR J IKRAM
Contract type name	GDS Contract
Purpose of contract	General
Contract start date	02/11/2012
Contract end date	

17/18 Contracted general activity (UDA)	11,181
Carry forward general activity (UDA)	0
17/18 Contracted orthodontic activity (UOA)	0
Carry forward orthodontic activity (UOA)	0
Baseline contract value	£255,154.19

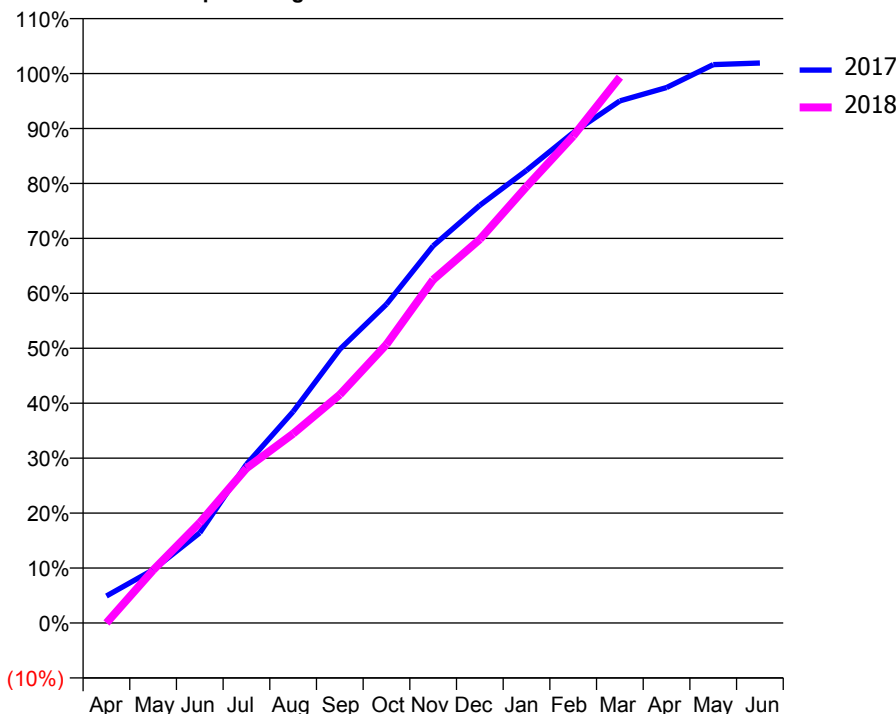
### ACCESS\*

Patients seen in 24 months	Total	Change since previous quarter
Quarter ending March 2017	3,278	
Quarter ending June 2017	3,104	↓
Quarter ending September 2017	3,006	↓
Quarter ending December 2017	3,123	↑
Quarter ending March 2018	3,235	↑
<b>Variance since March 2017</b>	<b>(1.3%)</b>	<b>↓</b>



### ACTIVITY

Cumulative percentage of contracted UDA delivered 2017 & 2018



Month	Adjusted Scheduled Activity (UDA)	
	2017	2018
April	499	0
May	986	1,075
June	1,672	2,042
July	2,941	3,149
August	3,917	3,852
September	5,070	4,647
October	5,905	5,671
November	6,989	6,986
December	7,738	7,808
January	8,386	8,880
February	9,085	9,908
March	9,675	11,108
April	9,920	
May	10,346	
June	10,376	

### QUALITY

	Quantity	Base Number	Contract	AT	Region	England
% of FP17s for the same patient ID Re-attending within 3 months - Children	92	1,085	8.5%	13.3%	12.8%	11.9%
% of FP17s for the same patient ID Re-attending within 3 months - Adults	666	3,455	19.3%	16.3%	16.5%	16.0%
% of FP17s for the same patient ID Re-attending between 3 & 9 months - Children	498	1,085	45.9%	58.0%	59.7%	58.3%
% of FP17s for the same patient ID Re-attending between 3 & 9 months - Adults	1,601	3,455	46.3%	51.0%	52.6%	50.3%
% of FP17s for Band 1 Urgent Courses	423	4,315	9.8%	10.7%	9.1%	9.1%
% of FP17s Relating to Free Repair or Replacements	14	4,315	0.3%	0.9%	1.0%	0.8%
% of FP17s Relating to Continuations	1	4,315	0.0%	1.1%	1.2%	1.0%
% of Patients satisfied with the dentistry they have received	5	7	N/A	91.6%	91.6%	91.5%
% of Patients satisfied with the time they had to wait for an appointment	4	7	N/A	87.7%	88.3%	87.9%

\* This is based on patients treated on this contract for their most recent course of treatment. Figures in italics indicate the base number of FP17s or Patient Questionnaire responses are less than 100. N/A is shown where the base number of responses is less than 10 during the period. % is calculated as Quantity/Base number\*100

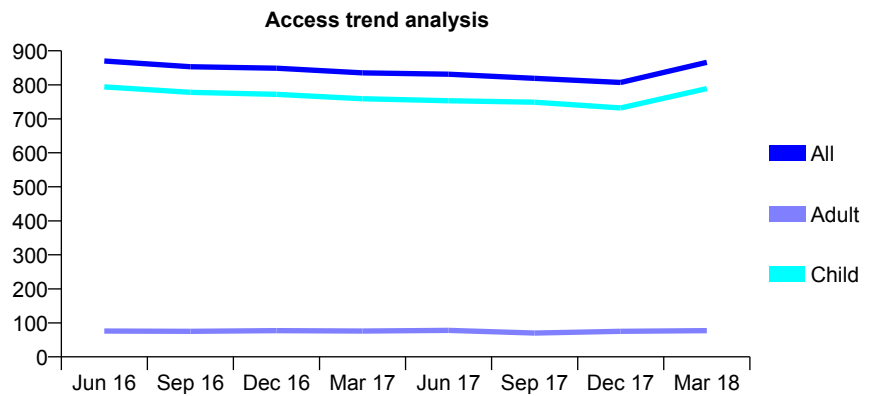
## Q47 - Vital Signs At a Glance Contract Report for 245305/0001 - March 2018

Name or company name	MR DJ PATTISON
Contract type name	GDS Contract
Purpose of contract	General
Contract start date	01/04/2006
Contract end date	

17/18 Contracted general activity (UDA)	1,800
Carry forward general activity (UDA)	0
17/18 Contracted orthodontic activity (UOA)	0
Carry forward orthodontic activity (UOA)	0
Baseline contract value	£43,725.68

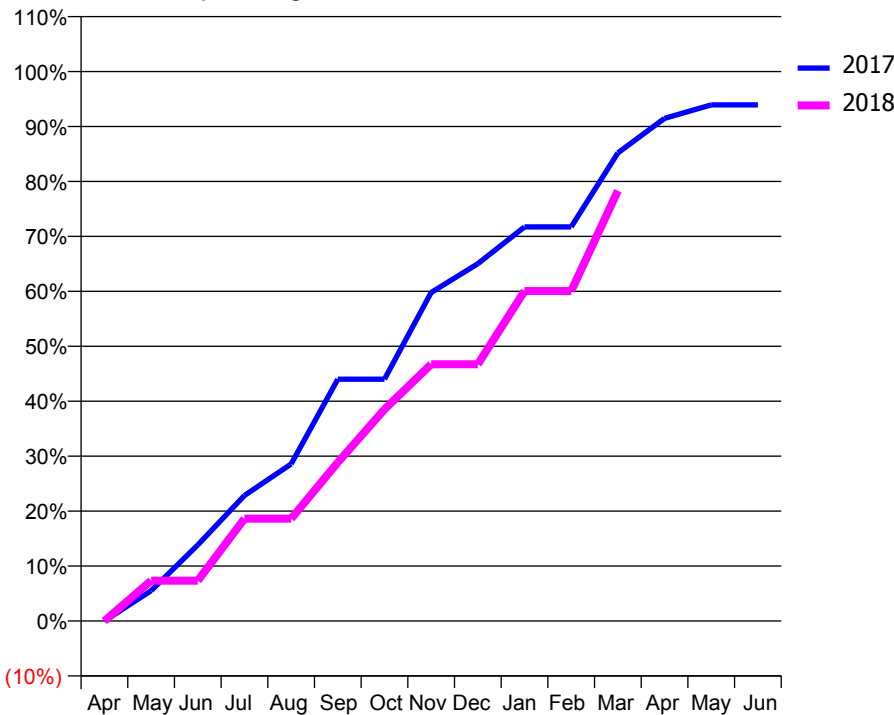
### ACCESS\*

Patients seen in 24 months	Total	Change since previous quarter
Quarter ending March 2017	835	
Quarter ending June 2017	831	→
Quarter ending September 2017	819	↓
Quarter ending December 2017	807	↓
Quarter ending March 2018	866	↑
<b>Variance since March 2017</b>	<b>3.7%</b>	<b>↑</b>



### ACTIVITY

Cumulative percentage of contracted UDA delivered 2017 & 2018



Month	Adjusted Scheduled Activity (UDA)	
	2017	2018
April	0	0
May	99	132
June	249	132
July	411	335
August	514	335
September	792	519
October	792	694
November	1,076	841
December	1,170	841
January	1,291	1,081
February	1,291	1,081
March	1,534	1,409
April	1,647	
May	1,691	
June	1,691	

### QUALITY

	Quantity	Base Number	Contract	AT	Region	England
% of FP17s for the same patient ID Re-attending within 3 months - Children	70	1,304	5.4%	13.3%	12.8%	11.9%
% of FP17s for the same patient ID Re-attending within 3 months - Adults	0	5	0.0%	16.3%	16.5%	16.0%
% of FP17s for the same patient ID Re-attending between 3 & 9 months - Children	916	1,304	70.2%	58.0%	59.7%	58.3%
% of FP17s for the same patient ID Re-attending between 3 & 9 months - Adults	3	5	60.0%	51.0%	52.6%	50.3%
% of FP17s for Band 1 Urgent Courses	19	1,178	1.6%	10.7%	9.1%	9.1%
% of FP17s Relating to Free Repair or Replacements	0	1,178	0.0%	0.9%	1.0%	0.8%
% of FP17s Relating to Continuations	0	1,178	0.0%	1.1%	1.2%	1.0%
% of Patients satisfied with the dentistry they have received	0	0	N/A	91.6%	91.6%	91.5%
% of Patients satisfied with the time they had to wait for an appointment	0	0	N/A	87.7%	88.3%	87.9%

\* This is based on patients treated on this contract for their most recent course of treatment. Figures in italics indicate the base number of FP17s or Patient Questionnaire responses are less than 100. N/A is shown where the base number of responses is less than 10 during the period. % is calculated as Quantity/Base number\*100

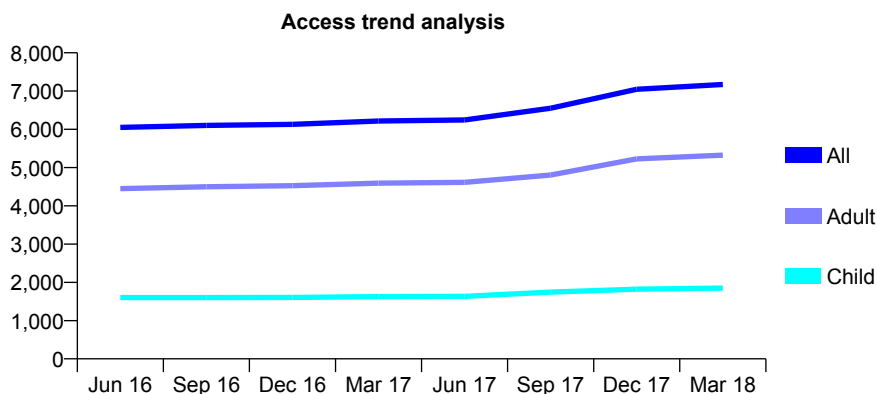
## Q47 - Vital Signs At a Glance Contract Report for 258733/0001 - March 2018

Name or company name	MR A GHAFLOOR
Contract type name	GDS Contract
Purpose of contract	General
Contract start date	01/04/2006
Contract end date	

17/18 Contracted general activity (UDA)	19,515
Carry forward general activity (UDA)	736
17/18 Contracted orthodontic activity (UOA)	0
Carry forward orthodontic activity (UOA)	0
Baseline contract value	£605,314.17

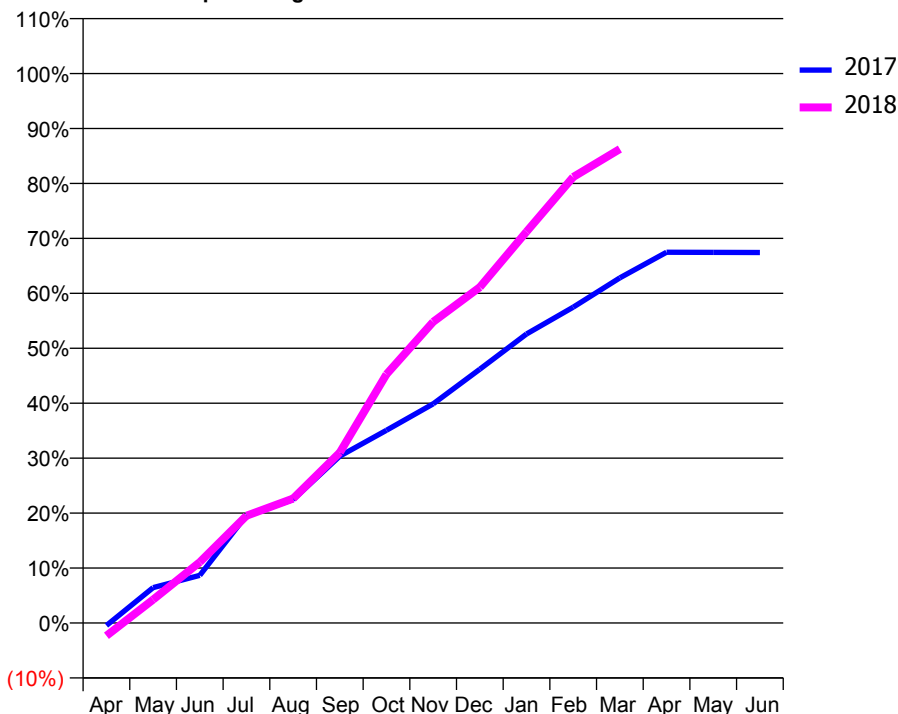
### ACCESS\*

Patients seen in 24 months	Total	Change since previous quarter
Quarter ending March 2017	6,218	
Quarter ending June 2017	6,246	→
Quarter ending September 2017	6,550	↑
Quarter ending December 2017	7,047	↑
Quarter ending March 2018	7,172	→
<b>Variance since March 2017</b>	<b>15.3%</b>	<b>↑</b>



### ACTIVITY

Cumulative percentage of contracted UDA delivered 2017 & 2018



Month	Adjusted Scheduled Activity (UDA)	
	2017	2018
April	-109	-455
May	1,453	830
June	1,954	2,160
July	4,414	3,811
August	5,057	4,419
September	6,836	6,056
October	7,896	8,834
November	8,981	10,697
December	10,402	11,925
January	11,840	13,897
February	12,941	15,837
March	14,145	16,834
April	15,191	
May	15,186	
June	15,182	

### QUALITY

	Quantity	Base Number	Contract	AT	Region	England
% of FP17s for the same patient ID Re-attending within 3 months - Children	402	3,594	11.2%	13.3%	12.8%	11.9%
% of FP17s for the same patient ID Re-attending within 3 months - Adults	991	8,207	12.1%	16.3%	16.5%	16.0%
% of FP17s for the same patient ID Re-attending between 3 & 9 months - Children	2,313	3,594	64.4%	58.0%	59.7%	58.3%
% of FP17s for the same patient ID Re-attending between 3 & 9 months - Adults	4,774	8,207	58.2%	51.0%	52.6%	50.3%
% of FP17s for Band 1 Urgent Courses	384	10,553	3.6%	10.7%	9.1%	9.1%
% of FP17s Relating to Free Repair or Replacements	54	10,553	0.5%	0.9%	1.0%	0.8%
% of FP17s Relating to Continuations	55	10,553	0.5%	1.1%	1.2%	1.0%
% of Patients satisfied with the dentistry they have received	4	4	N/A	91.6%	91.6%	91.5%
% of Patients satisfied with the time they had to wait for an appointment	3	4	N/A	87.7%	88.3%	87.9%

\* This is based on patients treated on this contract for their most recent course of treatment. Figures in italics indicate the base number of FP17s or Patient Questionnaire responses are less than 100. N/A is shown where the base number of responses is less than 10 during the period. % is calculated as Quantity/Base number\*100

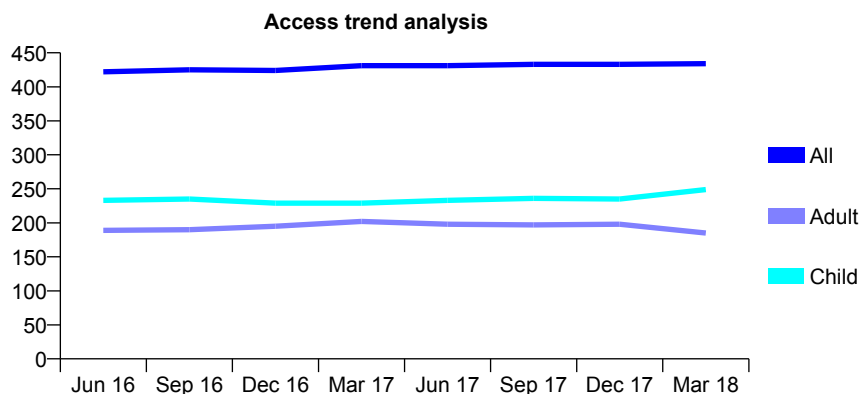
## Q47 - Vital Signs At a Glance Contract Report for 293172/0002 - March 2018

Name or company name	MR DE BOWLES
Contract type name	GDS Contract
Purpose of contract	General
Contract start date	01/04/2006
Contract end date	

17/18 Contracted general activity (UDA)	1,830
Carry forward general activity (UDA)	0
17/18 Contracted orthodontic activity (UOA)	0
Carry forward orthodontic activity (UOA)	0
Baseline contract value	£36,300.39

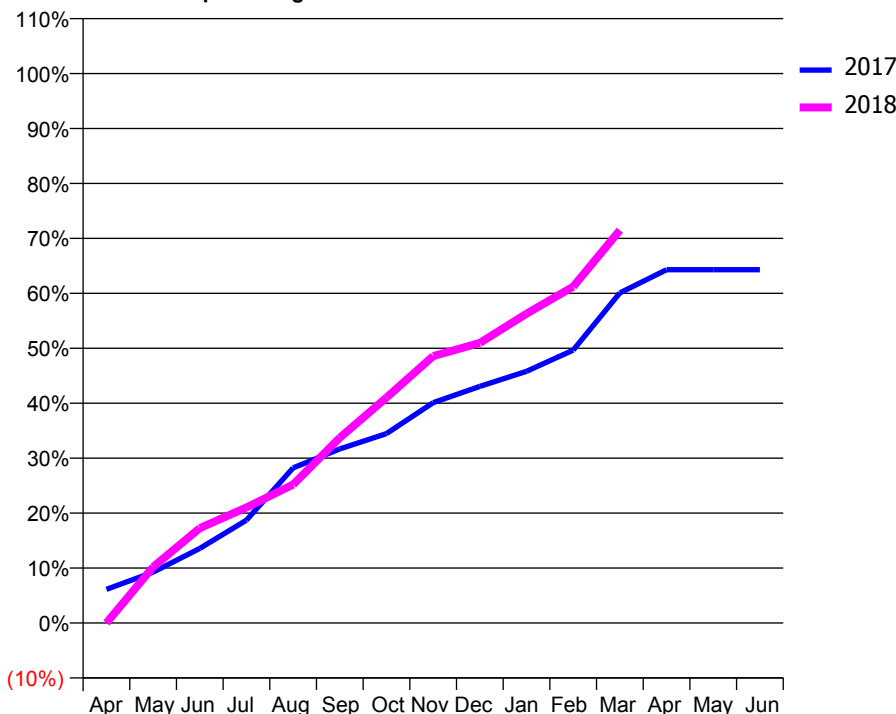
### ACCESS\*

Patients seen in 24 months	Total	Change since previous quarter
Quarter ending March 2017	431	
Quarter ending June 2017	431	→
Quarter ending September 2017	433	→
Quarter ending December 2017	433	→
Quarter ending March 2018	434	→
<b>Variance since March 2017</b>	<b>0.7%</b>	<b>→</b>



### ACTIVITY

Cumulative percentage of contracted UDA delivered 2017 & 2018



Month	Adjusted Scheduled Activity (UDA)	
	2017	2018
April	112	0
May	169	187
June	248	316
July	342	385
August	517	461
September	580	617
October	631	751
November	734	889
December	788	933
January	838	1,030
February	909	1,120
March	1,099	1,308
April	1,176	
May	1,176	
June	1,176	

### QUALITY

	Quantity	Base Number	Contract	AT	Region	England
% of FP17s for the same patient ID Re-attending within 3 months - Children	86	429	20.0%	13.3%	12.8%	11.9%
% of FP17s for the same patient ID Re-attending within 3 months - Adults	86	284	30.3%	16.3%	16.5%	16.0%
% of FP17s for the same patient ID Re-attending between 3 & 9 months - Children	224	429	52.2%	58.0%	59.7%	58.3%
% of FP17s for the same patient ID Re-attending between 3 & 9 months - Adults	124	284	43.7%	51.0%	52.6%	50.3%
% of FP17s for Band 1 Urgent Courses	55	676	8.1%	10.7%	9.1%	9.1%
% of FP17s Relating to Free Repair or Replacements	3	676	0.4%	0.9%	1.0%	0.8%
% of FP17s Relating to Continuations	35	676	5.2%	1.1%	1.2%	1.0%
% of Patients satisfied with the dentistry they have received	0	0	N/A	91.6%	91.6%	91.5%
% of Patients satisfied with the time they had to wait for an appointment	0	0	N/A	87.7%	88.3%	87.9%

\* This is based on patients treated on this contract for their most recent course of treatment. Figures in italics indicate the base number of FP17s or Patient Questionnaire responses are less than 100. N/A is shown where the base number of responses is less than 10 during the period. % is calculated as Quantity/Base number\*100

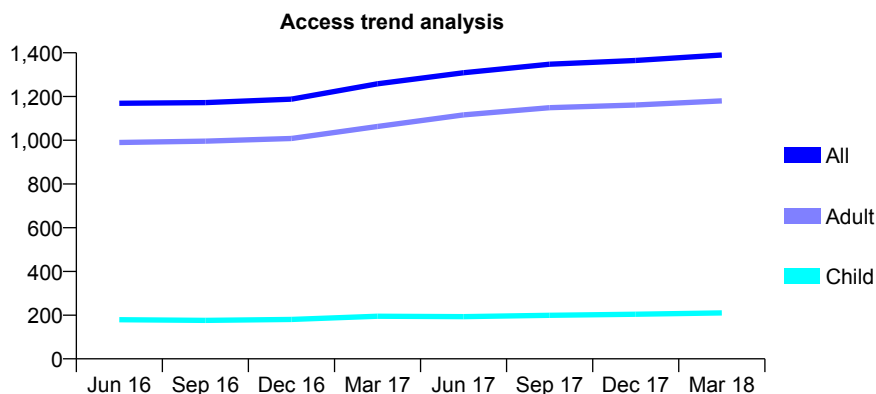
## Q47 - Vital Signs At a Glance Contract Report for 310395/0001 - March 2018

Name or company name	MR PD MITCHELL
Contract type name	GDS Contract
Purpose of contract	General
Contract start date	01/04/2006
Contract end date	

17/18 Contracted general activity (UDA)	4,491
Carry forward general activity (UDA)	46
17/18 Contracted orthodontic activity (UOA)	0
Carry forward orthodontic activity (UOA)	0
Baseline contract value	£107,471.48

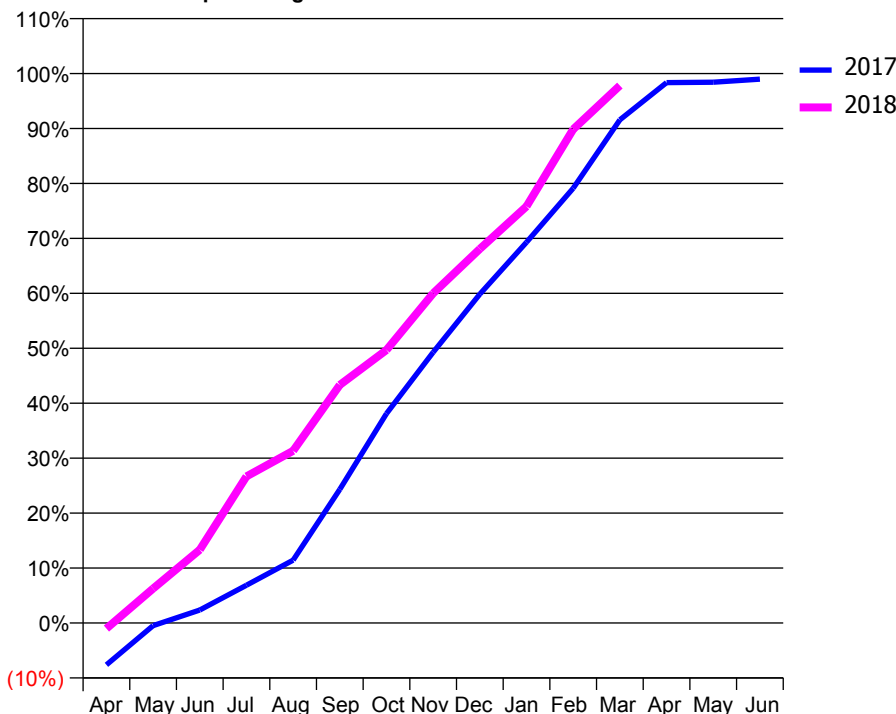
### ACCESS\*

Patients seen in 24 months	Total	Change since previous quarter
Quarter ending March 2017	1,258	
Quarter ending June 2017	1,309	↑
Quarter ending September 2017	1,348	↑
Quarter ending December 2017	1,365	→
Quarter ending March 2018	1,390	→
<b>Variance since March 2017</b>	<b>10.5%</b>	<b>↑</b>



### ACTIVITY

Cumulative percentage of contracted UDA delivered 2017 & 2018



Adjusted Scheduled Activity (UDA)

Month	2017	2018
April	-343	-46
May	-22	281
June	106	598
July	309	1,199
August	514	1,407
September	1,093	1,946
October	1,712	2,231
November	2,213	2,695
December	2,688	3,058
January	3,112	3,405
February	3,554	4,036
March	4,113	4,392
April	4,416	
May	4,420	
June	4,445	

### QUALITY

	Quantity	Base Number	Contract	AT	Region	England
% of FP17s for the same patient ID Re-attending within 3 months - Children	20	280	7.1%	13.3%	12.8%	11.9%
% of FP17s for the same patient ID Re-attending within 3 months - Adults	279	1,807	15.4%	16.3%	16.5%	16.0%
% of FP17s for the same patient ID Re-attending between 3 & 9 months - Children	137	280	48.9%	58.0%	59.7%	58.3%
% of FP17s for the same patient ID Re-attending between 3 & 9 months - Adults	1,037	1,807	57.4%	51.0%	52.6%	50.3%
% of FP17s for Band 1 Urgent Courses	82	1,941	4.2%	10.7%	9.1%	9.1%
% of FP17s Relating to Free Repair or Replacements	25	1,941	1.3%	0.9%	1.0%	0.8%
% of FP17s Relating to Continuations	38	1,941	2.0%	1.1%	1.2%	1.0%
% of Patients satisfied with the dentistry they have received	4	4	N/A	91.6%	91.6%	91.5%
% of Patients satisfied with the time they had to wait for an appointment	4	4	N/A	87.7%	88.3%	87.9%

\* This is based on patients treated on this contract for their most recent course of treatment. Figures in italics indicate the base number of FP17s or Patient Questionnaire responses are less than 100. N/A is shown where the base number of responses is less than 10 during the period. % is calculated as Quantity/Base number\*100



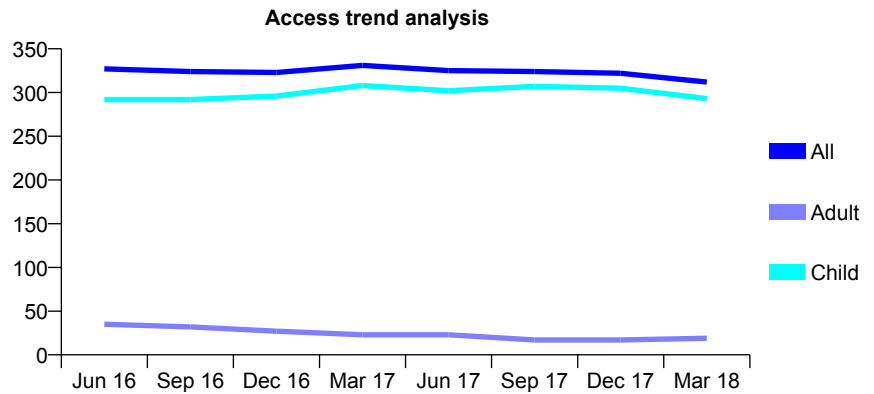
## Q47 - Vital Signs At a Glance Contract Report for 322938/0001 - March 2018

Name or company name	MISS DE HASLEHURST
Contract type name	GDS Contract
Purpose of contract	General
Contract start date	01/04/2006
Contract end date	

17/18 Contracted general activity (UDA)	785
Carry forward general activity (UDA)	6
17/18 Contracted orthodontic activity (UOA)	0
Carry forward orthodontic activity (UOA)	0
Baseline contract value	£18,270.04

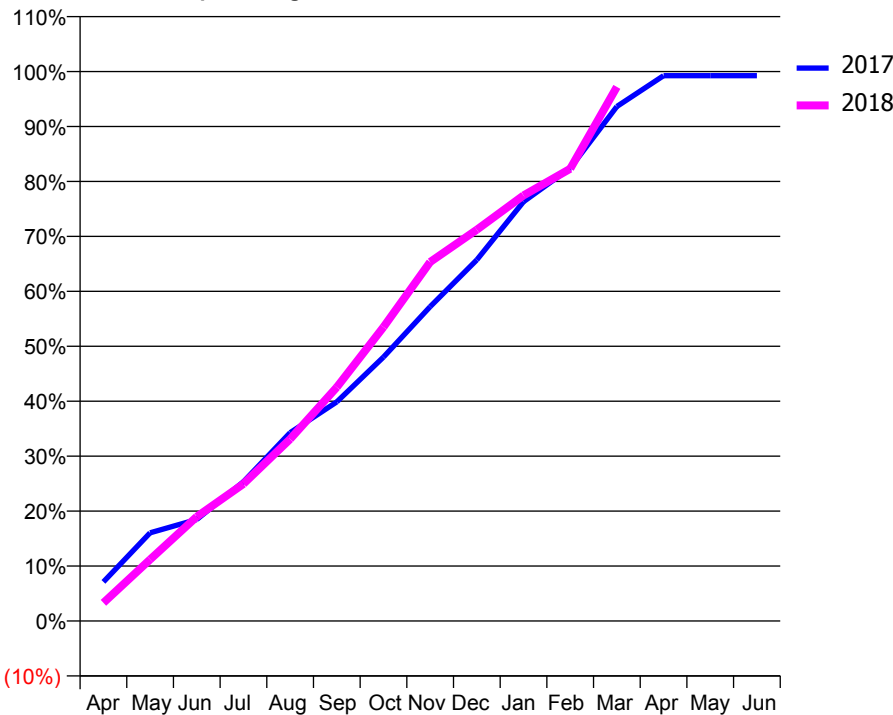
### ACCESS\*

Patients seen in 24 months	Total	Change since previous quarter
Quarter ending March 2017	331	
Quarter ending June 2017	325	↓
Quarter ending September 2017	324	→
Quarter ending December 2017	322	→
Quarter ending March 2018	312	↓
<b>Variance since March 2017</b>	<b>(5.7%)</b>	<b>↓</b>



### ACTIVITY

Cumulative percentage of contracted UDA delivered 2017 & 2018



Month	Adjusted Scheduled Activity (UDA)	
	2017	2018
April	56	26
May	126	88
June	145	149
July	199	196
August	269	260
September	313	334
October	377	420
November	449	513
December	516	559
January	599	608
February	647	646
March	735	763
April	779	
May	779	
June	779	

### QUALITY

	Quantity	Base Number	Contract	AT	Region	England
% of FP17s for the same patient ID Re-attending within 3 months - Children	84	619	13.6%	13.3%	12.8%	11.9%
% of FP17s for the same patient ID Re-attending within 3 months - Adults	0	0	N/A	16.3%	16.5%	16.0%
% of FP17s for the same patient ID Re-attending between 3 & 9 months - Children	446	619	72.1%	58.0%	59.7%	58.3%
% of FP17s for the same patient ID Re-attending between 3 & 9 months - Adults	0	0	N/A	51.0%	52.6%	50.3%
% of FP17s for Band 1 Urgent Courses	0	587	0.0%	10.7%	9.1%	9.1%
% of FP17s Relating to Free Repair or Replacements	0	587	0.0%	0.9%	1.0%	0.8%
% of FP17s Relating to Continuations	6	587	1.0%	1.1%	1.2%	1.0%
% of Patients satisfied with the dentistry they have received	0	0	N/A	91.6%	91.6%	91.5%
% of Patients satisfied with the time they had to wait for an appointment	0	0	N/A	87.7%	88.3%	87.9%

\* This is based on patients treated on this contract for their most recent course of treatment. Figures in italics indicate the base number of FP17s or Patient Questionnaire responses are less than 100. N/A is shown where the base number of responses is less than 10 during the period. % is calculated as Quantity/Base number\*100

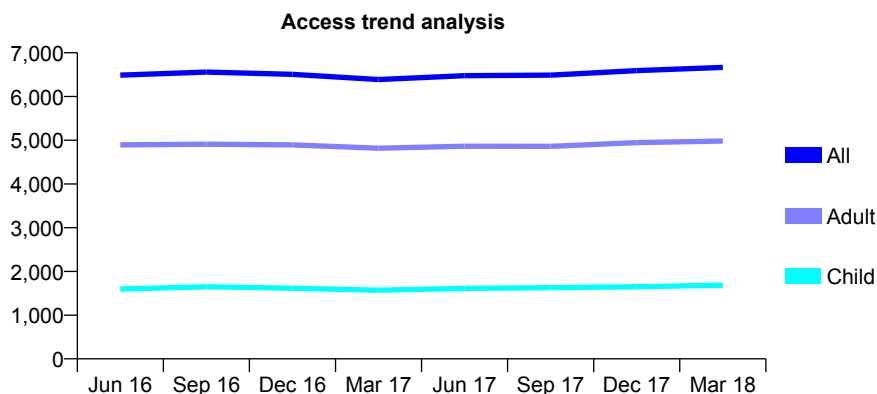
## Q47 - Vital Signs At a Glance Contract Report for 323918/0001 - March 2018

Name or company name	Thomas and Thomas Dental Associates
Contract type name	GDS Contract
Purpose of contract	General
Contract start date	01/04/2006
Contract end date	

17/18 Contracted general activity (UDA)	23,517
Carry forward general activity (UDA)	-74
17/18 Contracted orthodontic activity (UOA)	0
Carry forward orthodontic activity (UOA)	0
Baseline contract value	£658,335.73

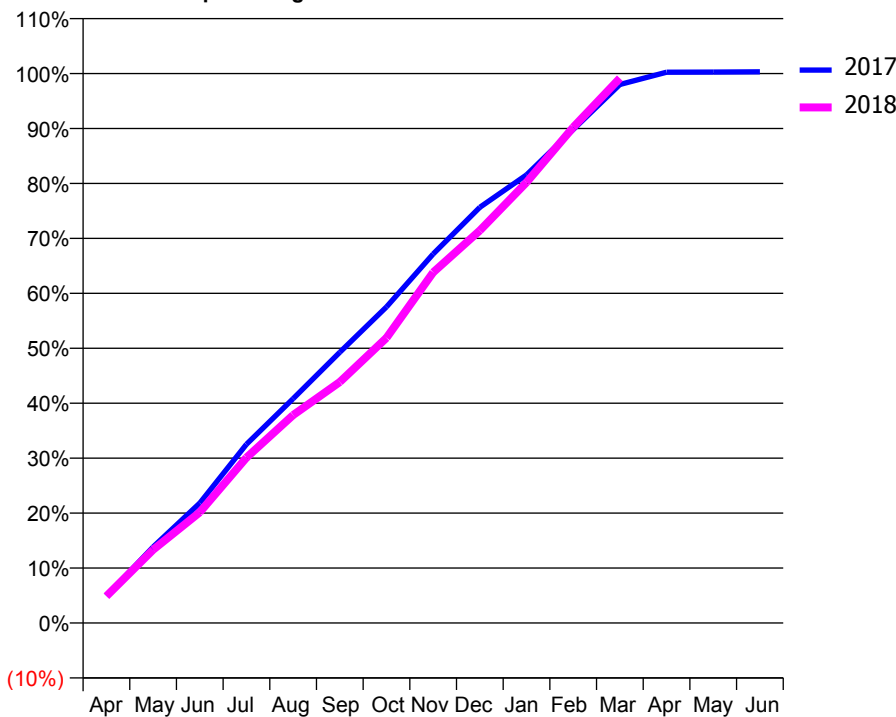
### ACCESS\*

Patients seen in 24 months	Total	Change since previous quarter
Quarter ending March 2017	6,387	
Quarter ending June 2017	6,476	→
Quarter ending September 2017	6,488	→
Quarter ending December 2017	6,594	→
Quarter ending March 2018	6,666	→
<b>Variance since March 2017</b>	<b>4.4%</b>	<b>↑</b>



### ACTIVITY

Cumulative percentage of contracted UDA delivered 2017 & 2018



Month	Adjusted Scheduled Activity (UDA)	
	2017	2018
April	1,162	1,152
May	3,258	3,136
June	5,133	4,738
July	7,651	7,081
August	9,602	8,900
September	11,590	10,315
October	13,528	12,205
November	15,792	15,008
December	17,792	16,800
January	19,178	18,861
February	21,118	21,216
March	23,046	23,314
April	23,570	
May	23,576	
June	23,591	

### QUALITY

	Quantity	Base Number	Contract	AT	Region	England
% of FP17s for the same patient ID Re-attending within 3 months - Children	153	2,470	6.2%	13.3%	12.8%	11.9%
% of FP17s for the same patient ID Re-attending within 3 months - Adults	893	6,948	12.9%	16.3%	16.5%	16.0%
% of FP17s for the same patient ID Re-attending between 3 & 9 months - Children	1,361	2,470	55.1%	58.0%	59.7%	58.3%
% of FP17s for the same patient ID Re-attending between 3 & 9 months - Adults	3,727	6,948	53.6%	51.0%	52.6%	50.3%
% of FP17s for Band 1 Urgent Courses	563	9,149	6.2%	10.7%	9.1%	9.1%
% of FP17s Relating to Free Repair or Replacements	95	9,149	1.0%	0.9%	1.0%	0.8%
% of FP17s Relating to Continuations	62	9,149	0.7%	1.1%	1.2%	1.0%
% of Patients satisfied with the dentistry they have received	12	12	100.0%	91.6%	91.6%	91.5%
% of Patients satisfied with the time they had to wait for an appointment	9	12	75.0%	87.7%	88.3%	87.9%

\* This is based on patients treated on this contract for their most recent course of treatment. Figures in italics indicate the base number of FP17s or Patient Questionnaire responses are less than 100. N/A is shown where the base number of responses is less than 10 during the period. % is calculated as Quantity/Base number\*100

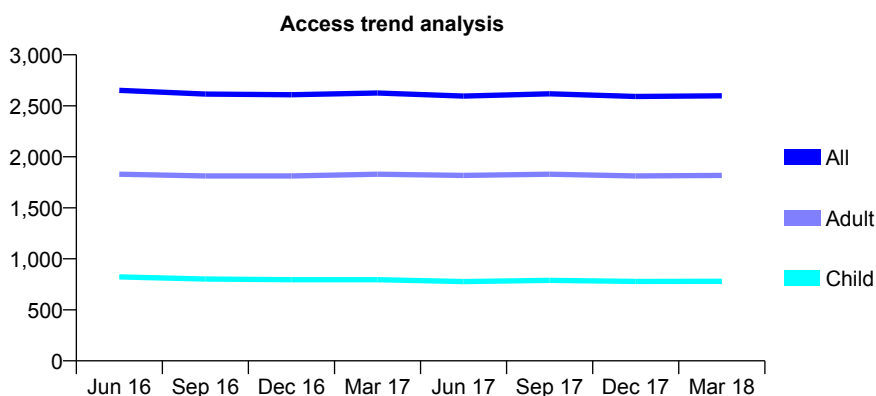
## Q47 - Vital Signs At a Glance Contract Report for 330426/0001 - March 2018

Name or company name	MR P BARRAND
Contract type name	GDS Contract
Purpose of contract	General
Contract start date	01/04/2006
Contract end date	

17/18 Contracted general activity (UDA)	7,666
Carry forward general activity (UDA)	168
17/18 Contracted orthodontic activity (UOA)	0
Carry forward orthodontic activity (UOA)	0
Baseline contract value	£217,421.16

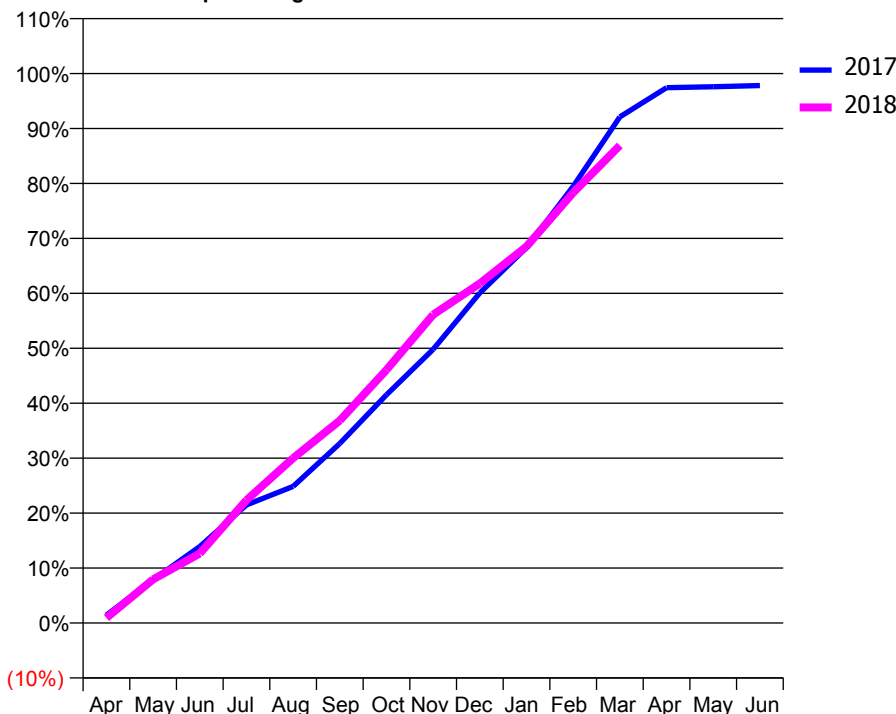
### ACCESS\*

Patients seen in 24 months	Total	Change since previous quarter
Quarter ending March 2017	2,625	
Quarter ending June 2017	2,595	↓
Quarter ending September 2017	2,618	→
Quarter ending December 2017	2,591	↓
Quarter ending March 2018	2,598	→
<b>Variance since March 2017</b>	<b>(1.0%)</b>	<b>↓</b>



### ACTIVITY

**Cumulative percentage of contracted UDA delivered 2017 & 2018**



**Adjusted Scheduled Activity (UDA)**

Month	2017	2018
April	110	72
May	604	608
June	1,068	970
July	1,646	1,714
August	1,905	2,300
September	2,505	2,824
October	3,184	3,533
November	3,818	4,301
December	4,606	4,736
January	5,238	5,252
February	6,092	6,004
March	7,062	6,663
April	7,468	
May	7,482	
June	7,498	

### QUALITY

	Quantity	Base Number	Contract	AT	Region	England
% of FP17s for the same patient ID Re-attending within 3 months - Children	107	1,022	10.5%	13.3%	12.8%	11.9%
% of FP17s for the same patient ID Re-attending within 3 months - Adults	286	2,019	14.2%	16.3%	16.5%	16.0%
% of FP17s for the same patient ID Re-attending between 3 & 9 months - Children	529	1,022	51.8%	58.0%	59.7%	58.3%
% of FP17s for the same patient ID Re-attending between 3 & 9 months - Adults	715	2,019	35.4%	51.0%	52.6%	50.3%
% of FP17s for Band 1 Urgent Courses	134	2,861	4.7%	10.7%	9.1%	9.1%
% of FP17s Relating to Free Repair or Replacements	27	2,861	0.9%	0.9%	1.0%	0.8%
% of FP17s Relating to Continuations	45	2,861	1.6%	1.1%	1.2%	1.0%
% of Patients satisfied with the dentistry they have received	2	3	N/A	91.6%	91.6%	91.5%
% of Patients satisfied with the time they had to wait for an appointment	1	3	N/A	87.7%	88.3%	87.9%

\* This is based on patients treated on this contract for their most recent course of treatment. Figures in italics indicate the base number of FP17s or Patient Questionnaire responses are less than 100. N/A is shown where the base number of responses is less than 10 during the period. % is calculated as Quantity/Base number\*100

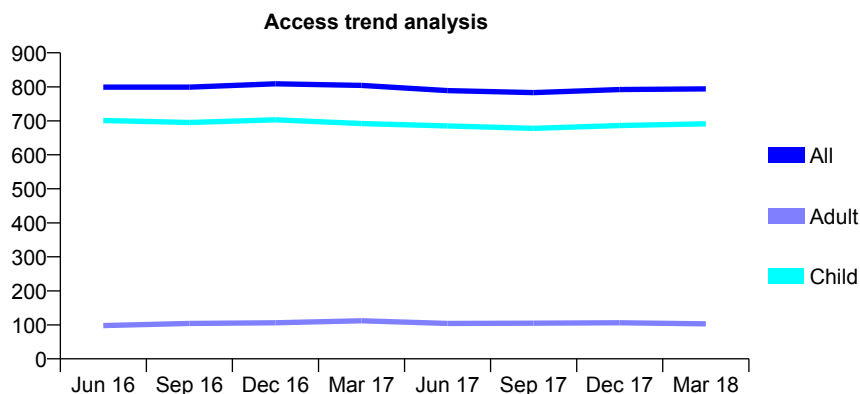
## Q47 - Vital Signs At a Glance Contract Report for 330892/0001 - March 2018

Name or company name	MISS KG LAMB
Contract type name	GDS Contract
Purpose of contract	General
Contract start date	01/04/2006
Contract end date	

17/18 Contracted general activity (UDA)	1,500
Carry forward general activity (UDA)	21
17/18 Contracted orthodontic activity (UOA)	0
Carry forward orthodontic activity (UOA)	0
Baseline contract value	£35,772.18

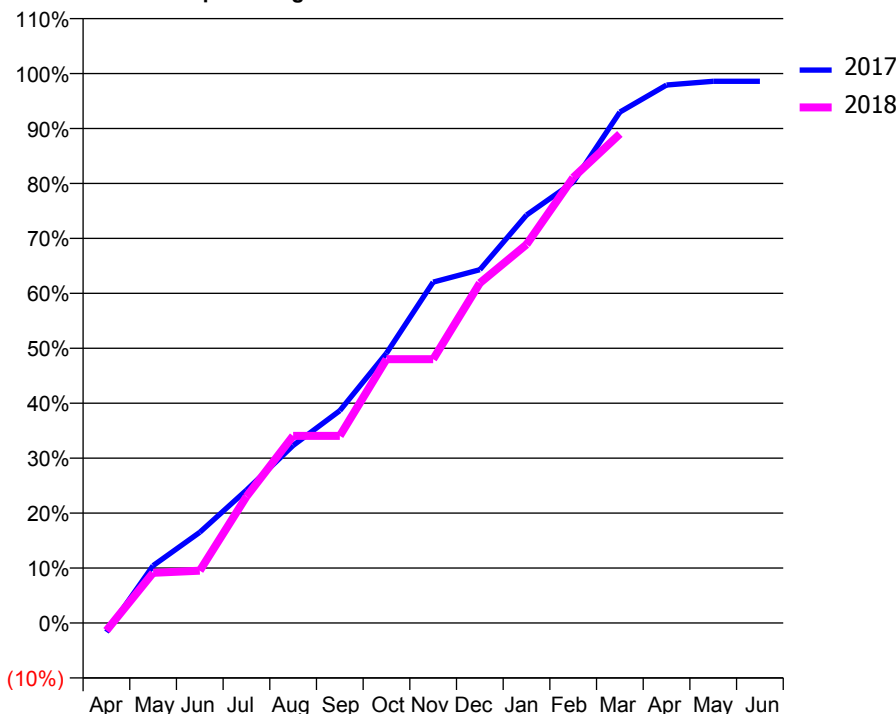
### ACCESS\*

Patients seen in 24 months	Total	Change since previous quarter
Quarter ending March 2017	804	
Quarter ending June 2017	789	↓
Quarter ending September 2017	783	→
Quarter ending December 2017	792	→
Quarter ending March 2018	794	→
<b>Variance since March 2017</b>	<b>(1.2%)</b>	<b>↓</b>



### ACTIVITY

Cumulative percentage of contracted UDA delivered 2017 & 2018



Month	Adjusted Scheduled Activity (UDA)	
	2017	2018
April	-25	-21
May	157	137
June	248	143
July	363	345
August	485	511
September	580	511
October	737	720
November	930	720
December	964	928
January	1,114	1,033
February	1,203	1,216
March	1,395	1,335
April	1,469	
May	1,479	
June	1,479	

### QUALITY

	Quantity	Base Number	Contract	AT	Region	England
% of FP17s for the same patient ID Re-attending within 3 months - Children	65	1,056	6.2%	13.3%	12.8%	11.9%
% of FP17s for the same patient ID Re-attending within 3 months - Adults	3	51	5.9%	16.3%	16.5%	16.0%
% of FP17s for the same patient ID Re-attending between 3 & 9 months - Children	687	1,056	65.1%	58.0%	59.7%	58.3%
% of FP17s for the same patient ID Re-attending between 3 & 9 months - Adults	35	51	68.6%	51.0%	52.6%	50.3%
% of FP17s for Band 1 Urgent Courses	55	1,055	5.2%	10.7%	9.1%	9.1%
% of FP17s Relating to Free Repair or Replacements	0	1,055	0.0%	0.9%	1.0%	0.8%
% of FP17s Relating to Continuations	6	1,055	0.6%	1.1%	1.2%	1.0%
% of Patients satisfied with the dentistry they have received	1	1	N/A	91.6%	91.6%	91.5%
% of Patients satisfied with the time they had to wait for an appointment	1	1	N/A	87.7%	88.3%	87.9%

\* This is based on patients treated on this contract for their most recent course of treatment. Figures in italics indicate the base number of FP17s or Patient Questionnaire responses are less than 100. N/A is shown where the base number of responses is less than 10 during the period. % is calculated as Quantity/Base number\*100

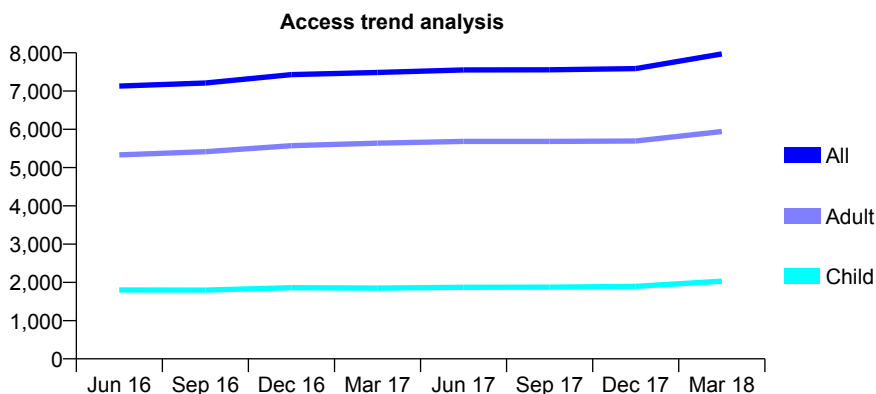
## Q47 - Vital Signs At a Glance Contract Report for 339717/0001 - March 2018

Name or company name	MR IC WALSH
Contract type name	Pilot Contract
Purpose of contract	General
Contract start date	01/04/2006
Contract end date	

17/18 Contracted general activity (UDA)	29,894
Carry forward general activity (UDA)	0
17/18 Contracted orthodontic activity (UOA)	0
Carry forward orthodontic activity (UOA)	0
Baseline contract value	£839,013.34

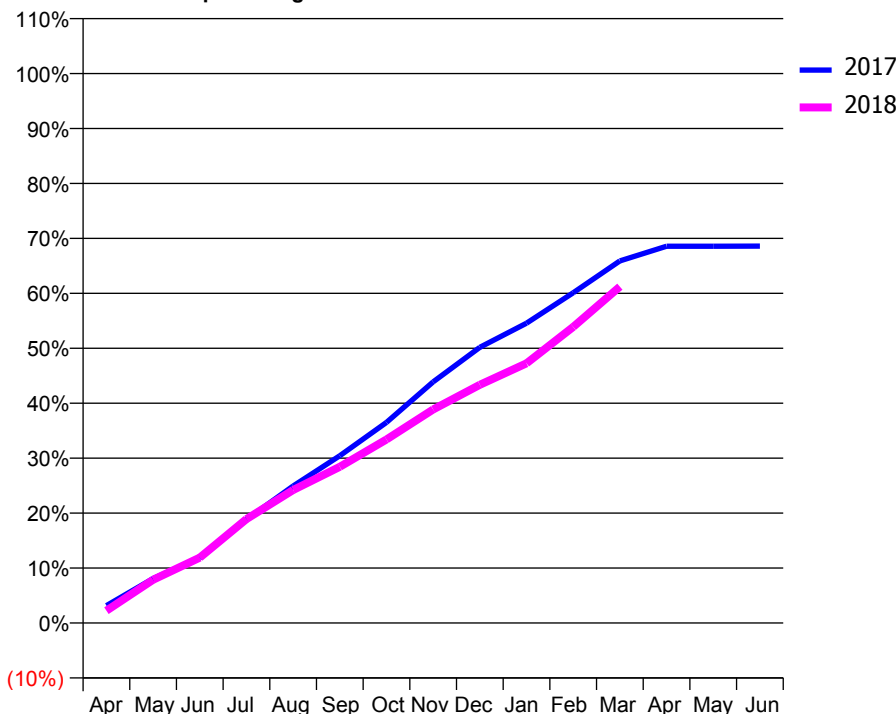
### ACCESS\*

Patients seen in 24 months	Total	Change since previous quarter
Quarter ending March 2017	7,487	
Quarter ending June 2017	7,553	→
Quarter ending September 2017	7,555	→
Quarter ending December 2017	7,588	→
Quarter ending March 2018	7,972	↑
<b>Variance since March 2017</b>	<b>6.5%</b>	<b>↑</b>



### ACTIVITY

Cumulative percentage of contracted UDA delivered 2017 & 2018



Month	Adjusted Scheduled Activity (UDA)	
	2017	2018
April	852	669
May	2,173	2,353
June	3,185	3,557
July	5,065	5,653
August	6,700	7,239
September	8,180	8,496
October	9,811	9,984
November	11,797	11,616
December	13,484	12,957
January	14,668	14,125
February	16,150	16,108
March	17,710	18,299
April	18,431	
May	18,428	
June	18,437	

### QUALITY

	Quantity	Base Number	Contract	AT	Region	England
% of FP17s for the same patient ID Re-attending within 3 months - Children	196	2,584	7.6%	13.3%	12.8%	11.9%
% of FP17s for the same patient ID Re-attending within 3 months - Adults	941	6,303	14.9%	16.3%	16.5%	16.0%
% of FP17s for the same patient ID Re-attending between 3 & 9 months - Children	1,106	2,584	42.8%	58.0%	59.7%	58.3%
% of FP17s for the same patient ID Re-attending between 3 & 9 months - Adults	1,889	6,303	30.0%	51.0%	52.6%	50.3%
% of FP17s for Band 1 Urgent Courses	633	8,488	7.5%	10.7%	9.1%	9.1%
% of FP17s Relating to Free Repair or Replacements	138	8,488	1.6%	0.9%	1.0%	0.8%
% of FP17s Relating to Continuations	61	8,488	0.7%	1.1%	1.2%	1.0%
% of Patients satisfied with the dentistry they have received	4	4	N/A	91.6%	91.6%	91.5%
% of Patients satisfied with the time they had to wait for an appointment	4	4	N/A	87.7%	88.3%	87.9%

\* This is based on patients treated on this contract for their most recent course of treatment. Figures in italics indicate the base number of FP17s or Patient Questionnaire responses are less than 100. N/A is shown where the base number of responses is less than 10 during the period. % is calculated as Quantity/Base number\*100

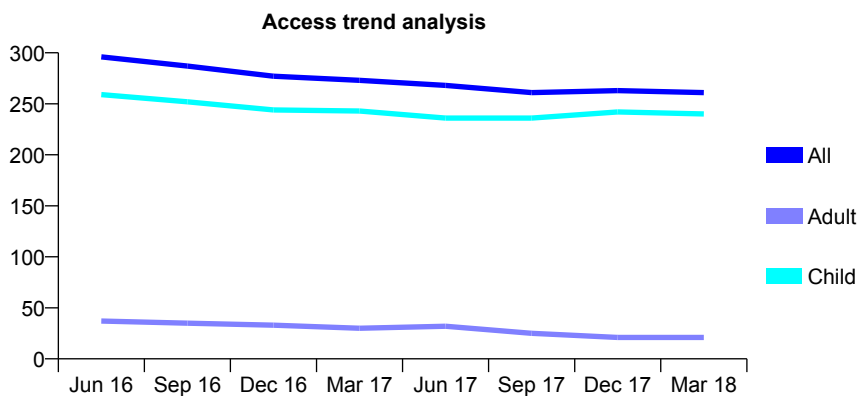
## Q47 - Vital Signs At a Glance Contract Report for 356093/0001 - March 2018

Name or company name	MR K KHAN
Contract type name	GDS Contract
Purpose of contract	General
Contract start date	01/01/2010
Contract end date	

17/18 Contracted general activity (UDA)	1,091
Carry forward general activity (UDA)	0
17/18 Contracted orthodontic activity (UOA)	0
Carry forward orthodontic activity (UOA)	0
Baseline contract value	£26,206.34

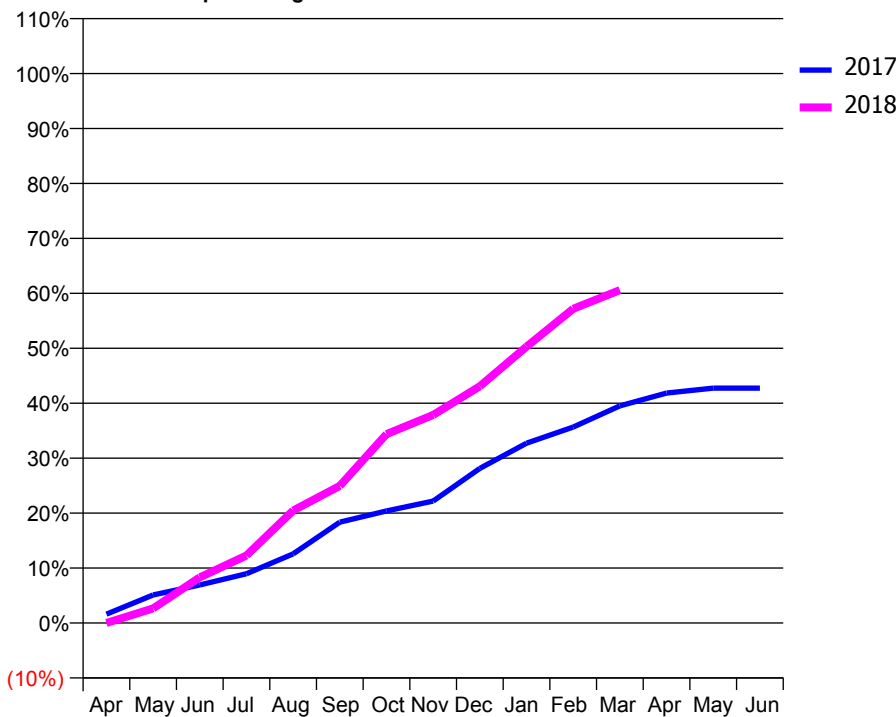
### ACCESS\*

Patients seen in 24 months	Total	Change since previous quarter
Quarter ending March 2017	273	
Quarter ending June 2017	268	↓
Quarter ending September 2017	261	↓
Quarter ending December 2017	263	→
Quarter ending March 2018	261	→
<b>Variance since March 2017</b>	<b>(4.4%)</b>	<b>↓</b>



### ACTIVITY

Cumulative percentage of contracted UDA delivered 2017 & 2018



Month	Adjusted Scheduled Activity (UDA)	
	2017	2018
April	24	0
May	76	29
June	103	91
July	134	134
August	188	223
September	274	272
October	304	375
November	331	413
December	419	470
January	488	549
February	532	624
March	589	661
April	624	
May	637	
June	637	

### QUALITY

	Quantity	Base Number	Contract	AT	Region	England
% of FP17s for the same patient ID Re-attending within 3 months - Children	79	482	16.4%	13.3%	12.8%	11.9%
% of FP17s for the same patient ID Re-attending within 3 months - Adults	0	0	N/A	16.3%	16.5%	16.0%
% of FP17s for the same patient ID Re-attending between 3 & 9 months - Children	269	482	55.8%	58.0%	59.7%	58.3%
% of FP17s for the same patient ID Re-attending between 3 & 9 months - Adults	0	0	N/A	51.0%	52.6%	50.3%
% of FP17s for Band 1 Urgent Courses	15	450	3.3%	10.7%	9.1%	9.1%
% of FP17s Relating to Free Repair or Replacements	0	450	0.0%	0.9%	1.0%	0.8%
% of FP17s Relating to Continuations	0	450	0.0%	1.1%	1.2%	1.0%
% of Patients satisfied with the dentistry they have received	1	1	N/A	91.6%	91.6%	91.5%
% of Patients satisfied with the time they had to wait for an appointment	1	1	N/A	87.7%	88.3%	87.9%

\* This is based on patients treated on this contract for their most recent course of treatment. Figures in italics indicate the base number of FP17s or Patient Questionnaire responses are less than 100. N/A is shown where the base number of responses is less than 10 during the period. % is calculated as Quantity/Base number\*100

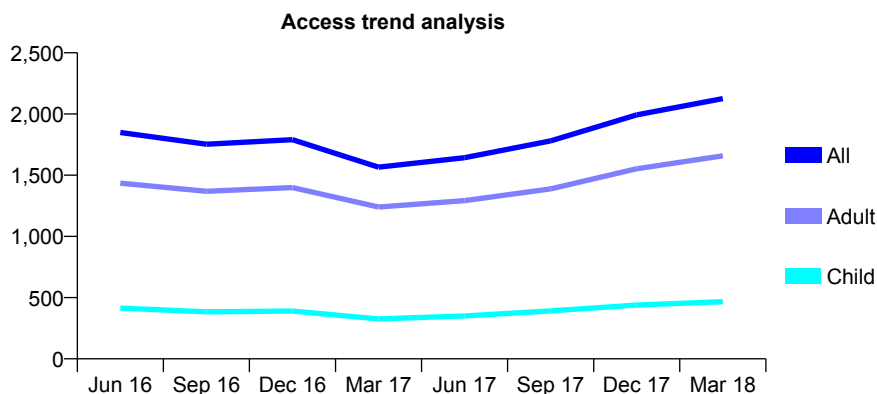
## Q47 - Vital Signs At a Glance Contract Report for 364525/0001 - March 2018

Name or company name	Dr Sima Kothiwala
Contract type name	GDS Contract
Purpose of contract	General
Contract start date	01/07/2007
Contract end date	

17/18 Contracted general activity (UDA)	10,662
Carry forward general activity (UDA)	0
17/18 Contracted orthodontic activity (UOA)	0
Carry forward orthodontic activity (UOA)	0
Baseline contract value	£303,658.10

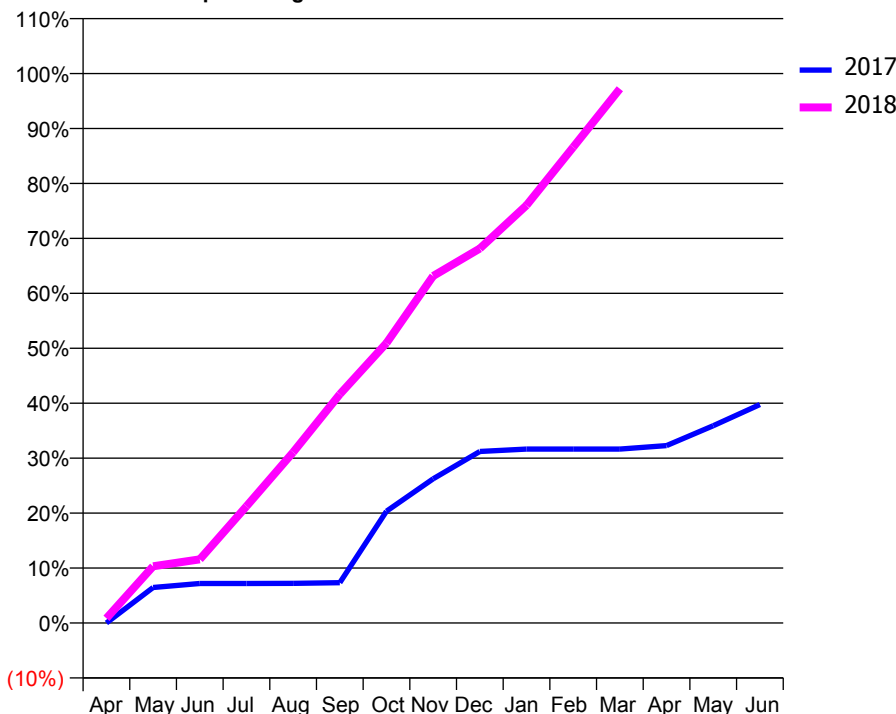
### ACCESS\*

Patients seen in 24 months	Total	Change since previous quarter
Quarter ending March 2017	1,566	
Quarter ending June 2017	1,643	↑
Quarter ending September 2017	1,780	↑
Quarter ending December 2017	1,993	↑
Quarter ending March 2018	2,126	↑
<b>Variance since March 2017</b>	<b>35.8%</b>	<b>↑</b>



### ACTIVITY

Cumulative percentage of contracted UDA delivered 2017 & 2018



Adjusted Scheduled Activity (UDA)

Month	2017	2018
April	0	92
May	690	1,101
June	768	1,235
July	768	2,266
August	771	3,313
September	784	4,439
October	2,169	5,433
November	2,798	6,733
December	3,328	7,267
January	3,375	8,105
February	3,375	9,232
March	3,375	10,366
April	3,442	
May	3,828	
June	4,239	

### QUALITY

	Quantity	Base Number	Contract	AT	Region	England
% of FP17s for the same patient ID Re-attending within 3 months - Children	76	1,105	6.9%	13.3%	12.8%	11.9%
% of FP17s for the same patient ID Re-attending within 3 months - Adults	540	3,081	17.5%	16.3%	16.5%	16.0%
% of FP17s for the same patient ID Re-attending between 3 & 9 months - Children	658	1,105	59.5%	58.0%	59.7%	58.3%
% of FP17s for the same patient ID Re-attending between 3 & 9 months - Adults	1,309	3,081	42.5%	51.0%	52.6%	50.3%
% of FP17s for Band 1 Urgent Courses	271	3,829	7.1%	10.7%	9.1%	9.1%
% of FP17s Relating to Free Repair or Replacements	55	3,829	1.4%	0.9%	1.0%	0.8%
% of FP17s Relating to Continuations	150	3,829	3.9%	1.1%	1.2%	1.0%
% of Patients satisfied with the dentistry they have received	4	5	N/A	91.6%	91.6%	91.5%
% of Patients satisfied with the time they had to wait for an appointment	5	5	N/A	87.7%	88.3%	87.9%

\* This is based on patients treated on this contract for their most recent course of treatment. Figures in italics indicate the base number of FP17s or Patient Questionnaire responses are less than 100. N/A is shown where the base number of responses is less than 10 during the period. % is calculated as Quantity/Base number\*100

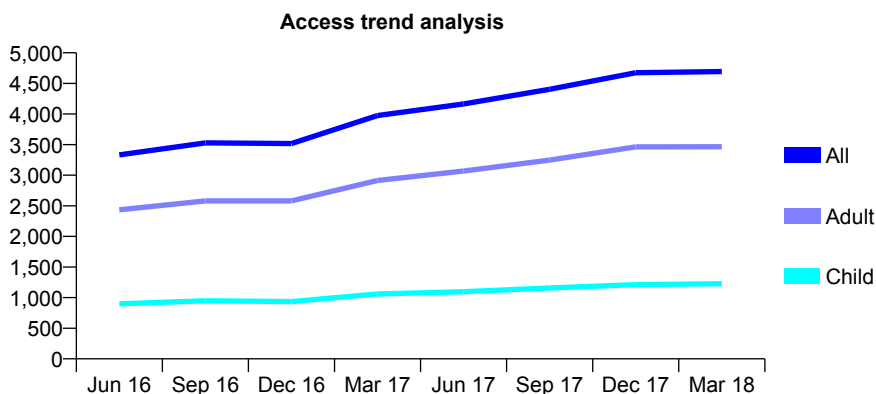
## Q47 - Vital Signs At a Glance Contract Report for 366102/0001 - March 2018

Name or company name	MR A RAFIQ
Contract type name	GDS Contract
Purpose of contract	General
Contract start date	01/02/2008
Contract end date	

17/18 Contracted general activity (UDA)	10,412
Carry forward general activity (UDA)	-49
17/18 Contracted orthodontic activity (UOA)	0
Carry forward orthodontic activity (UOA)	0
Baseline contract value	£291,955.06

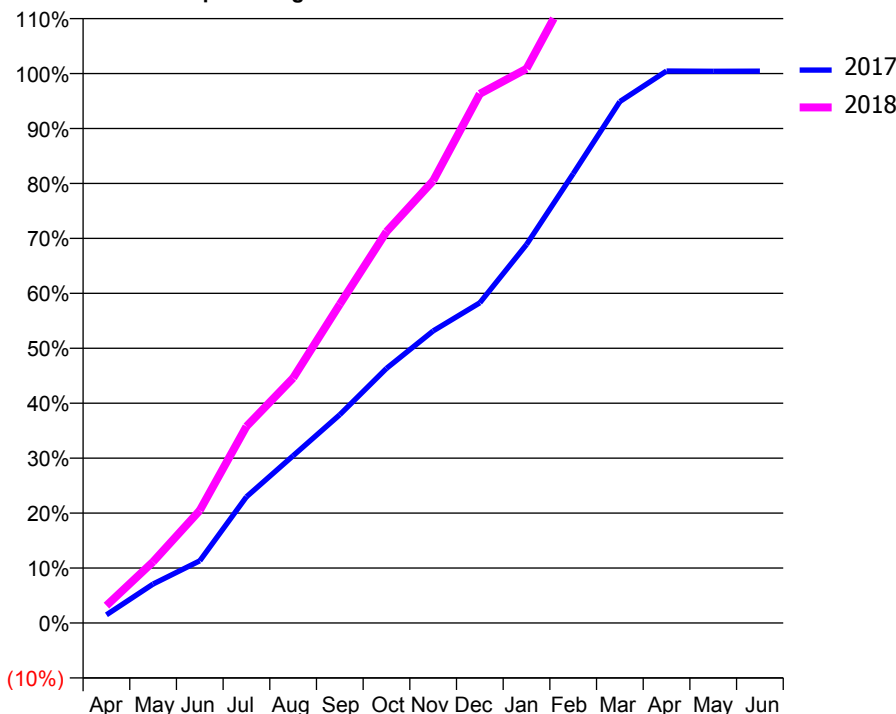
### ACCESS\*

Patients seen in 24 months	Total	Change since previous quarter
Quarter ending March 2017	3,974	
Quarter ending June 2017	4,165	↑
Quarter ending September 2017	4,405	↑
Quarter ending December 2017	4,674	↑
Quarter ending March 2018	4,693	→
<b>Variance since March 2017</b>	<b>18.1%</b>	<b>↑</b>



### ACTIVITY

Cumulative percentage of contracted UDA delivered 2017 & 2018



Month	Adjusted Scheduled Activity (UDA)	
	2017	2018
April	175	329
May	824	1,161
June	1,315	2,135
July	2,666	3,727
August	3,536	4,643
September	4,404	6,040
October	5,382	7,414
November	6,173	8,380
December	6,766	10,027
January	7,998	10,503
February	9,495	12,129
March	11,018	12,751
April	11,665	
May	11,658	
June	11,661	

### QUALITY

	Quantity	Base Number	Contract	AT	Region	England
% of FP17s for the same patient ID Re-attending within 3 months - Children	186	1,782	10.4%	13.3%	12.8%	11.9%
% of FP17s for the same patient ID Re-attending within 3 months - Adults	607	4,684	13.0%	16.3%	16.5%	16.0%
% of FP17s for the same patient ID Re-attending between 3 & 9 months - Children	983	1,782	55.2%	58.0%	59.7%	58.3%
% of FP17s for the same patient ID Re-attending between 3 & 9 months - Adults	2,496	4,684	53.3%	51.0%	52.6%	50.3%
% of FP17s for Band 1 Urgent Courses	359	6,174	5.8%	10.7%	9.1%	9.1%
% of FP17s Relating to Free Repair or Replacements	131	6,174	2.1%	0.9%	1.0%	0.8%
% of FP17s Relating to Continuations	51	6,174	0.8%	1.1%	1.2%	1.0%
% of Patients satisfied with the dentistry they have received	8	8	N/A	91.6%	91.6%	91.5%
% of Patients satisfied with the time they had to wait for an appointment	8	8	N/A	87.7%	88.3%	87.9%

\* This is based on patients treated on this contract for their most recent course of treatment. Figures in italics indicate the base number of FP17s or Patient Questionnaire responses are less than 100. N/A is shown where the base number of responses is less than 10 during the period. % is calculated as Quantity/Base number\*100



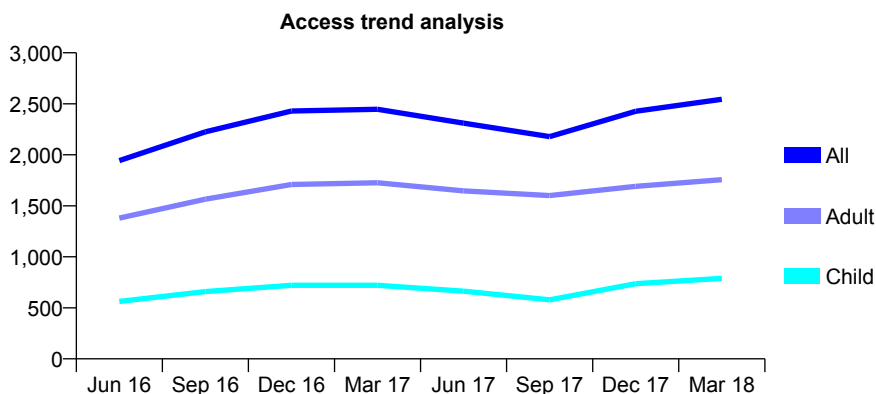
## Q47 - Vital Signs At a Glance Contract Report for 366102/0002 - March 2018

Name or company name	MR A RAFIQ
Contract type name	GDS Contract
Purpose of contract	General
Contract start date	01/04/2008
Contract end date	

17/18 Contracted general activity (UDA)	7,521
Carry forward general activity (UDA)	-18
17/18 Contracted orthodontic activity (UOA)	0
Carry forward orthodontic activity (UOA)	0
Baseline contract value	£187,608.33

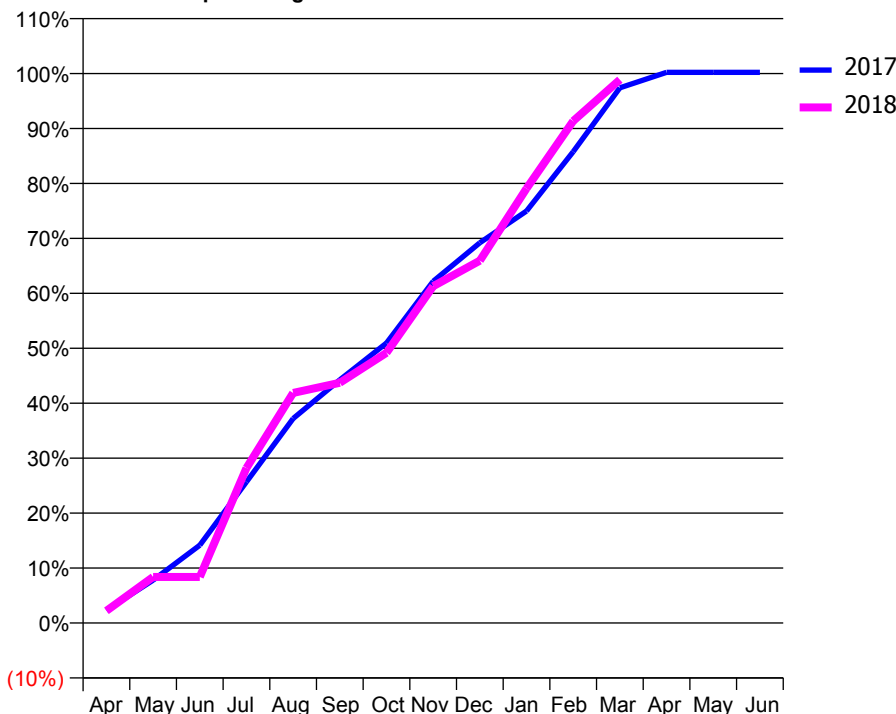
### ACCESS\*

Patients seen in 24 months	Total	Change since previous quarter
Quarter ending March 2017	2,447	
Quarter ending June 2017	2,310	↓
Quarter ending September 2017	2,179	↓
Quarter ending December 2017	2,427	↑
Quarter ending March 2018	2,545	↑
<b>Variance since March 2017</b>	<b>4.0%</b>	<b>↑</b>



### ACTIVITY

Cumulative percentage of contracted UDA delivered 2017 & 2018



Month	Adjusted Scheduled Activity (UDA)	
	2017	2018
April	191	167
May	645	630
June	1,172	630
July	2,125	2,122
August	3,077	3,148
September	3,660	3,287
October	4,213	3,698
November	5,142	4,610
December	5,723	4,960
January	6,202	5,947
February	7,095	6,870
March	8,055	7,437
April	8,289	
May	8,289	
June	8,289	

### QUALITY

	Quantity	Base Number	Contract	AT	Region	England
% of FP17s for the same patient ID Re-attending within 3 months - Children	69	1,034	6.7%	13.3%	12.8%	11.9%
% of FP17s for the same patient ID Re-attending within 3 months - Adults	285	2,275	12.5%	16.3%	16.5%	16.0%
% of FP17s for the same patient ID Re-attending between 3 & 9 months - Children	322	1,034	31.1%	58.0%	59.7%	58.3%
% of FP17s for the same patient ID Re-attending between 3 & 9 months - Adults	745	2,275	32.7%	51.0%	52.6%	50.3%
% of FP17s for Band 1 Urgent Courses	298	3,208	9.3%	10.7%	9.1%	9.1%
% of FP17s Relating to Free Repair or Replacements	7	3,208	0.2%	0.9%	1.0%	0.8%
% of FP17s Relating to Continuations	3	3,208	0.1%	1.1%	1.2%	1.0%
% of Patients satisfied with the dentistry they have received	3	3	N/A	91.6%	91.6%	91.5%
% of Patients satisfied with the time they had to wait for an appointment	3	3	N/A	87.7%	88.3%	87.9%

\* This is based on patients treated on this contract for their most recent course of treatment. Figures in italics indicate the base number of FP17s or Patient Questionnaire responses are less than 100. N/A is shown where the base number of responses is less than 10 during the period. % is calculated as Quantity/Base number\*100

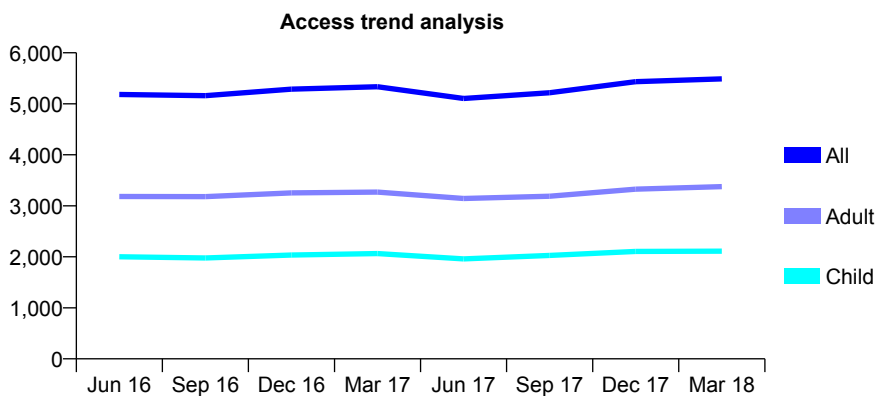
## Q47 - Vital Signs At a Glance Contract Report for 366102/0003 - March 2018

Name or company name	MR A RAFIQ
Contract type name	GDS Contract
Purpose of contract	General
Contract start date	01/02/2010
Contract end date	

17/18 Contracted general activity (UDA)	15,000
Carry forward general activity (UDA)	-86
17/18 Contracted orthodontic activity (UOA)	0
Carry forward orthodontic activity (UOA)	0
Baseline contract value	£407,452.16

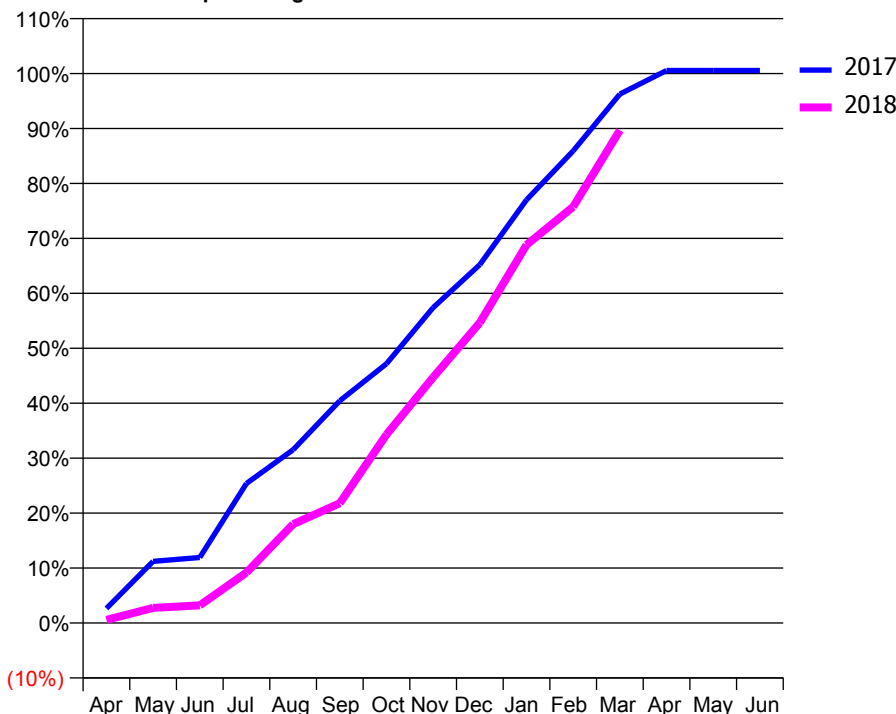
### ACCESS\*

Patients seen in 24 months	Total	Change since previous quarter
Quarter ending March 2017	5,335	
Quarter ending June 2017	5,104	↓
Quarter ending September 2017	5,216	↑
Quarter ending December 2017	5,434	↑
Quarter ending March 2018	5,488	→
<b>Variance since March 2017</b>	<b>2.9%</b>	<b>↑</b>



### ACTIVITY

Cumulative percentage of contracted UDA delivered 2017 & 2018



Month	Adjusted Scheduled Activity (UDA)	
	2017	2018
April	413	86
May	1,739	412
June	1,849	484
July	3,938	1,378
August	4,886	2,700
September	6,268	3,270
October	7,313	5,145
November	8,899	6,707
December	10,109	8,201
January	11,936	10,321
February	13,316	11,364
March	14,920	13,451
April	15,585	
May	15,586	
June	15,586	

### QUALITY

	Quantity	Base Number	Contract	AT	Region	England
% of FP17s for the same patient ID Re-attending within 3 months - Children	286	2,777	10.3%	13.3%	12.8%	11.9%
% of FP17s for the same patient ID Re-attending within 3 months - Adults	643	4,133	15.6%	16.3%	16.5%	16.0%
% of FP17s for the same patient ID Re-attending between 3 & 9 months - Children	1,301	2,777	46.8%	58.0%	59.7%	58.3%
% of FP17s for the same patient ID Re-attending between 3 & 9 months - Adults	1,867	4,133	45.2%	51.0%	52.6%	50.3%
% of FP17s for Band 1 Urgent Courses	584	6,656	8.8%	10.7%	9.1%	9.1%
% of FP17s Relating to Free Repair or Replacements	25	6,656	0.4%	0.9%	1.0%	0.8%
% of FP17s Relating to Continuations	16	6,656	0.2%	1.1%	1.2%	1.0%
% of Patients satisfied with the dentistry they have received	2	2	N/A	91.6%	91.6%	91.5%
% of Patients satisfied with the time they had to wait for an appointment	2	2	N/A	87.7%	88.3%	87.9%

\* This is based on patients treated on this contract for their most recent course of treatment. Figures in italics indicate the base number of FP17s or Patient Questionnaire responses are less than 100. N/A is shown where the base number of responses is less than 10 during the period. % is calculated as Quantity/Base number\*100

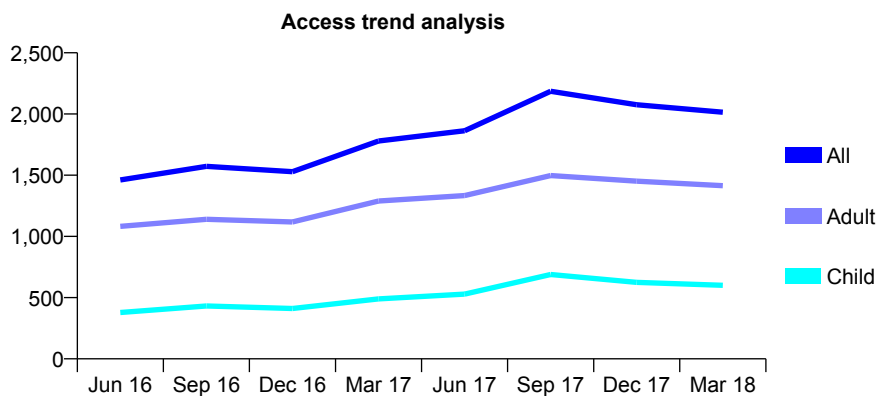
## Q47 - Vital Signs At a Glance Contract Report for 366102/0004 - March 2018

Name or company name	MR A RAFIQ
Contract type name	GDS Contract
Purpose of contract	General
Contract start date	17/12/2010
Contract end date	

17/18 Contracted general activity (UDA)	5,754
Carry forward general activity (UDA)	59
17/18 Contracted orthodontic activity (UOA)	0
Carry forward orthodontic activity (UOA)	0
Baseline contract value	£138,027.69

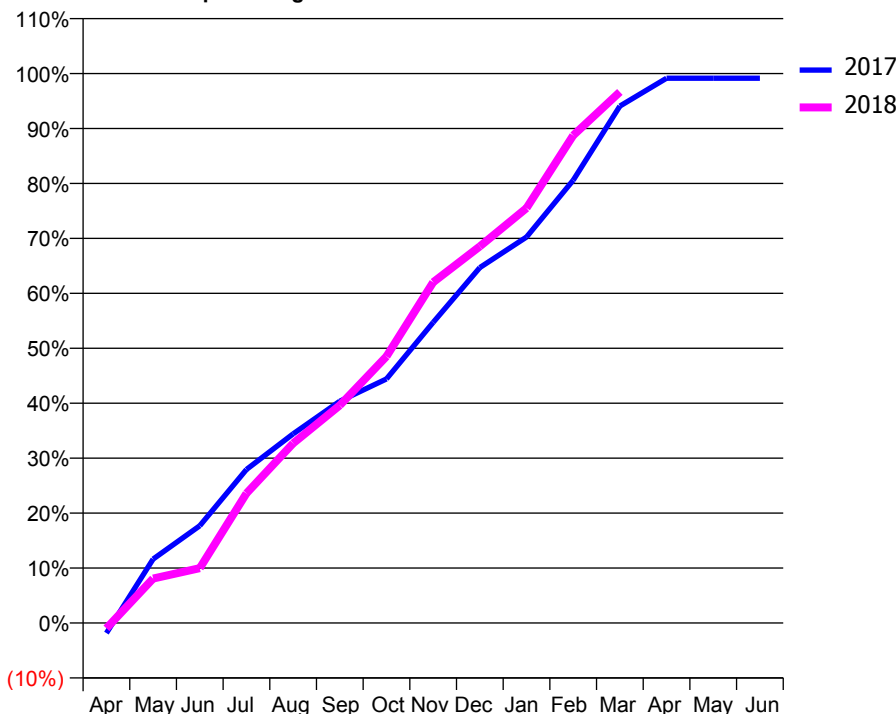
### ACCESS\*

Patients seen in 24 months	Total	Change since previous quarter
Quarter ending March 2017	1,779	
Quarter ending June 2017	1,863	↑
Quarter ending September 2017	2,186	↑
Quarter ending December 2017	2,076	↓
Quarter ending March 2018	2,015	↓
<b>Variance since March 2017</b>	<b>13.3%</b>	<b>↑</b>



### ACTIVITY

Cumulative percentage of contracted UDA delivered 2017 & 2018



Month	Adjusted Scheduled Activity (UDA)	
	2017	2018
April	-128	-56
May	797	465
June	1,213	574
July	1,916	1,357
August	2,359	1,881
September	2,767	2,279
October	3,045	2,793
November	3,750	3,569
December	4,433	3,943
January	4,815	4,345
February	5,523	5,105
March	6,448	5,561
April	6,795	
May	6,795	
June	6,795	

### QUALITY

	Quantity	Base Number	Contract	AT	Region	England
% of FP17s for the same patient ID Re-attending within 3 months - Children	157	1,202	13.1%	13.3%	12.8%	11.9%
% of FP17s for the same patient ID Re-attending within 3 months - Adults	283	2,146	13.2%	16.3%	16.5%	16.0%
% of FP17s for the same patient ID Re-attending between 3 & 9 months - Children	484	1,202	40.3%	58.0%	59.7%	58.3%
% of FP17s for the same patient ID Re-attending between 3 & 9 months - Adults	721	2,146	33.6%	51.0%	52.6%	50.3%
% of FP17s for Band 1 Urgent Courses	386	3,228	12.0%	10.7%	9.1%	9.1%
% of FP17s Relating to Free Repair or Replacements	6	3,228	0.2%	0.9%	1.0%	0.8%
% of FP17s Relating to Continuations	2	3,228	0.1%	1.1%	1.2%	1.0%
% of Patients satisfied with the dentistry they have received	2	3	N/A	91.6%	91.6%	91.5%
% of Patients satisfied with the time they had to wait for an appointment	3	3	N/A	87.7%	88.3%	87.9%

\* This is based on patients treated on this contract for their most recent course of treatment. Figures in italics indicate the base number of FP17s or Patient Questionnaire responses are less than 100. N/A is shown where the base number of responses is less than 10 during the period. % is calculated as Quantity/Base number\*100

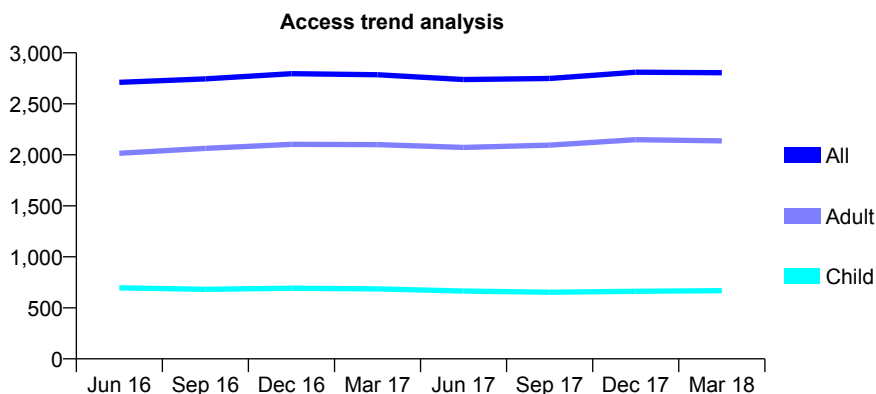
## Q47 - Vital Signs At a Glance Contract Report for 565938/0001 - March 2018

Name or company name	MR SR BASS
Contract type name	GDS Contract
Purpose of contract	General
Contract start date	01/04/2006
Contract end date	

17/18 Contracted general activity (UDA)	8,759
Carry forward general activity (UDA)	-175
17/18 Contracted orthodontic activity (UOA)	0
Carry forward orthodontic activity (UOA)	0
Baseline contract value	£250,984.68

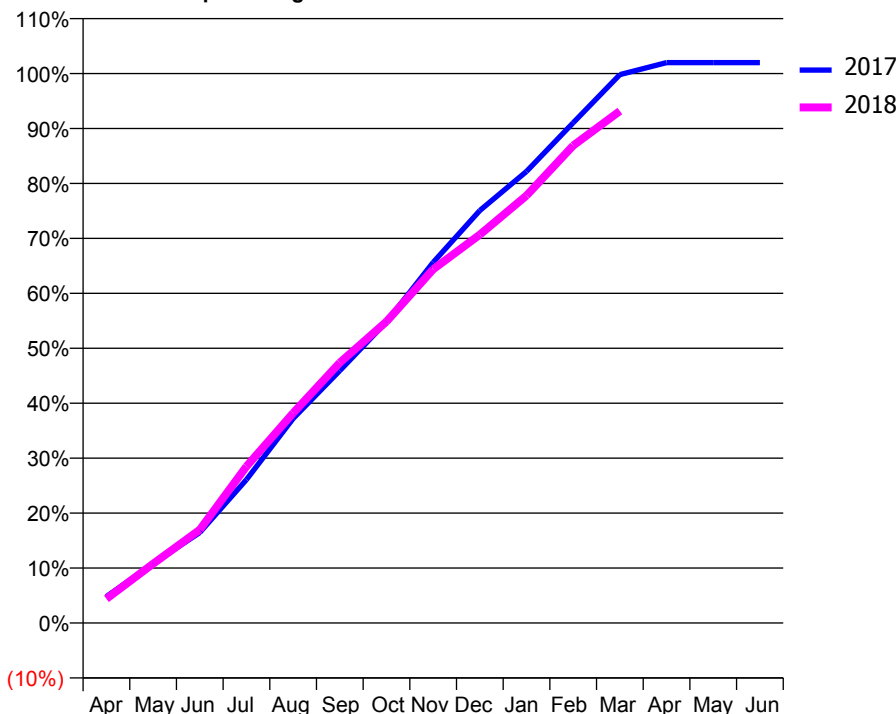
### ACCESS\*

Patients seen in 24 months	Total	Change since previous quarter
Quarter ending March 2017	2,785	
Quarter ending June 2017	2,738	↓
Quarter ending September 2017	2,748	→
Quarter ending December 2017	2,810	↑
Quarter ending March 2018	2,805	→
<b>Variance since March 2017</b>	<b>0.7%</b>	<b>→</b>



### ACTIVITY

Cumulative percentage of contracted UDA delivered 2017 & 2018



Adjusted Scheduled Activity (UDA)

Month	2017	2018
April	422	386
May	948	945
June	1,441	1,488
July	2,286	2,497
August	3,260	3,346
September	4,023	4,150
October	4,801	4,806
November	5,748	5,638
December	6,575	6,190
January	7,198	6,814
February	7,973	7,611
March	8,740	8,161
April	8,934	
May	8,934	
June	8,934	

### QUALITY

	Quantity	Base Number	Contract	AT	Region	England
% of FP17s for the same patient ID Re-attending within 3 months - Children	94	905	10.4%	13.3%	12.8%	11.9%
% of FP17s for the same patient ID Re-attending within 3 months - Adults	333	2,412	13.8%	16.3%	16.5%	16.0%
% of FP17s for the same patient ID Re-attending between 3 & 9 months - Children	520	905	57.5%	58.0%	59.7%	58.3%
% of FP17s for the same patient ID Re-attending between 3 & 9 months - Adults	1,069	2,412	44.3%	51.0%	52.6%	50.3%
% of FP17s for Band 1 Urgent Courses	252	3,245	7.8%	10.7%	9.1%	9.1%
% of FP17s Relating to Free Repair or Replacements	29	3,245	0.9%	0.9%	1.0%	0.8%
% of FP17s Relating to Continuations	58	3,245	1.8%	1.1%	1.2%	1.0%
% of Patients satisfied with the dentistry they have received	7	7	N/A	91.6%	91.6%	91.5%
% of Patients satisfied with the time they had to wait for an appointment	7	7	N/A	87.7%	88.3%	87.9%

\* This is based on patients treated on this contract for their most recent course of treatment. Figures in italics indicate the base number of FP17s or Patient Questionnaire responses are less than 100. N/A is shown where the base number of responses is less than 10 during the period. % is calculated as Quantity/Base number\*100

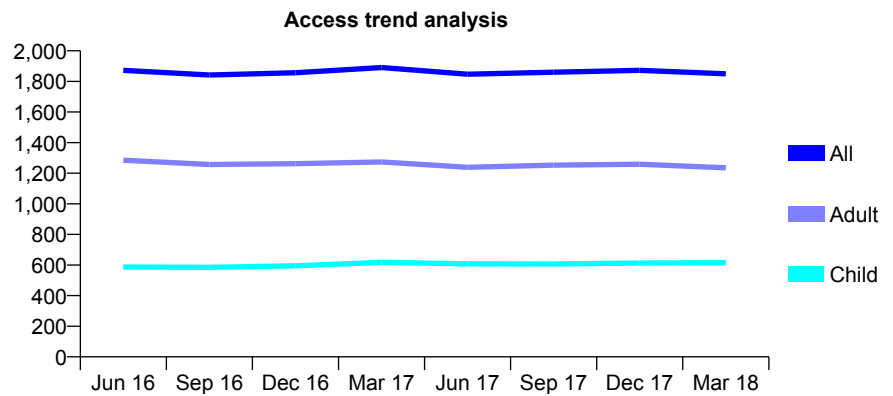
## Q47 - Vital Signs At a Glance Contract Report for 565938/0002 - March 2018

Name or company name	MR SR BASS
Contract type name	GDS Contract
Purpose of contract	General
Contract start date	20/08/2007
Contract end date	

17/18 Contracted general activity (UDA)	6,003
Carry forward general activity (UDA)	105
17/18 Contracted orthodontic activity (UOA)	0
Carry forward orthodontic activity (UOA)	0
Baseline contract value	£157,713.68

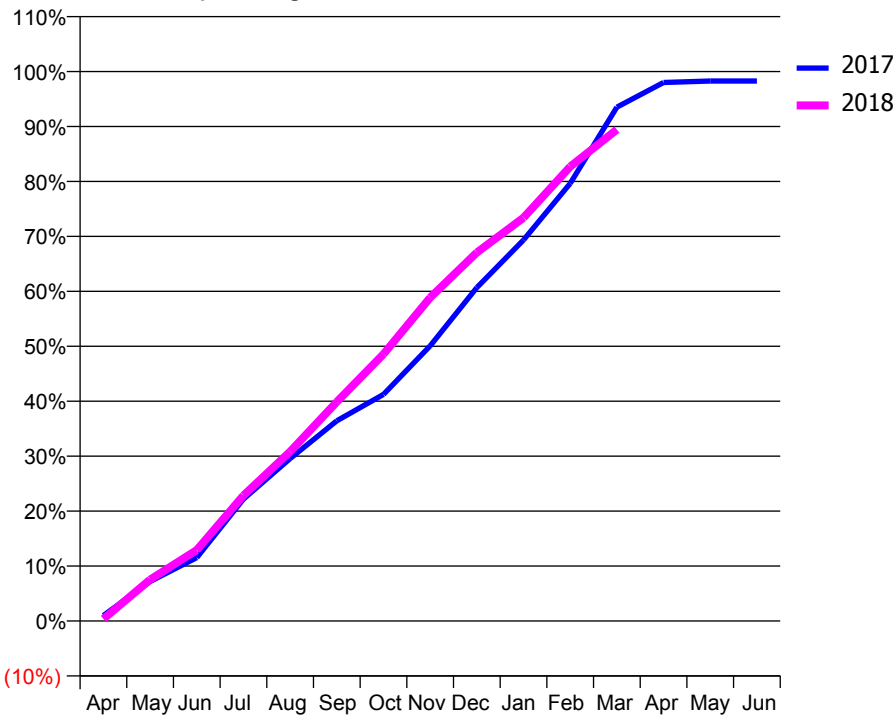
### ACCESS\*

Patients seen in 24 months	Total	Change since previous quarter
Quarter ending March 2017	1,891	
Quarter ending June 2017	1,847	↓
Quarter ending September 2017	1,860	→
Quarter ending December 2017	1,872	→
Quarter ending March 2018	1,850	↓
<b>Variance since March 2017</b>	<b>(2.2%)</b>	<b>↓</b>



### ACTIVITY

Cumulative percentage of contracted UDA delivered 2017 & 2018



Month	Adjusted Scheduled Activity (UDA)	
	2017	2018
April	60	22
May	432	452
June	692	775
July	1,332	1,372
August	1,775	1,851
September	2,188	2,394
October	2,476	2,915
November	3,006	3,534
December	3,643	4,026
January	4,162	4,406
February	4,780	4,963
March	5,613	5,369
April	5,883	
May	5,898	
June	5,898	

### QUALITY

	Quantity	Base Number	Contract	AT	Region	England
% of FP17s for the same patient ID Re-attending within 3 months - Children	43	658	6.5%	13.3%	12.8%	11.9%
% of FP17s for the same patient ID Re-attending within 3 months - Adults	240	1,398	17.2%	16.3%	16.5%	16.0%
% of FP17s for the same patient ID Re-attending between 3 & 9 months - Children	261	658	39.7%	58.0%	59.7%	58.3%
% of FP17s for the same patient ID Re-attending between 3 & 9 months - Adults	581	1,398	41.6%	51.0%	52.6%	50.3%
% of FP17s for Band 1 Urgent Courses	98	1,953	5.0%	10.7%	9.1%	9.1%
% of FP17s Relating to Free Repair or Replacements	29	1,953	1.5%	0.9%	1.0%	0.8%
% of FP17s Relating to Continuations	43	1,953	2.2%	1.1%	1.2%	1.0%
% of Patients satisfied with the dentistry they have received	3	3	N/A	91.6%	91.6%	91.5%
% of Patients satisfied with the time they had to wait for an appointment	3	3	N/A	87.7%	88.3%	87.9%

\* This is based on patients treated on this contract for their most recent course of treatment. Figures in italics indicate the base number of FP17s or Patient Questionnaire responses are less than 100. N/A is shown where the base number of responses is less than 10 during the period. % is calculated as Quantity/Base number\*100

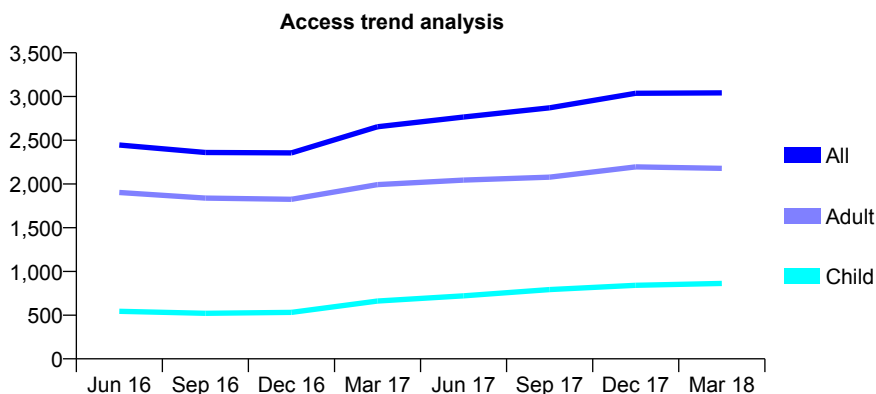
## Q47 - Vital Signs At a Glance Contract Report for 567256/0001 - March 2018

Name or company name	Synergy Dental Clinic Blackburn Ltd
Contract type name	GDS Contract
Purpose of contract	General
Contract start date	01/04/2006
Contract end date	

17/18 Contracted general activity (UDA)	7,600
Carry forward general activity (UDA)	-152
17/18 Contracted orthodontic activity (UOA)	0
Carry forward orthodontic activity (UOA)	0
Baseline contract value	£193,156.33

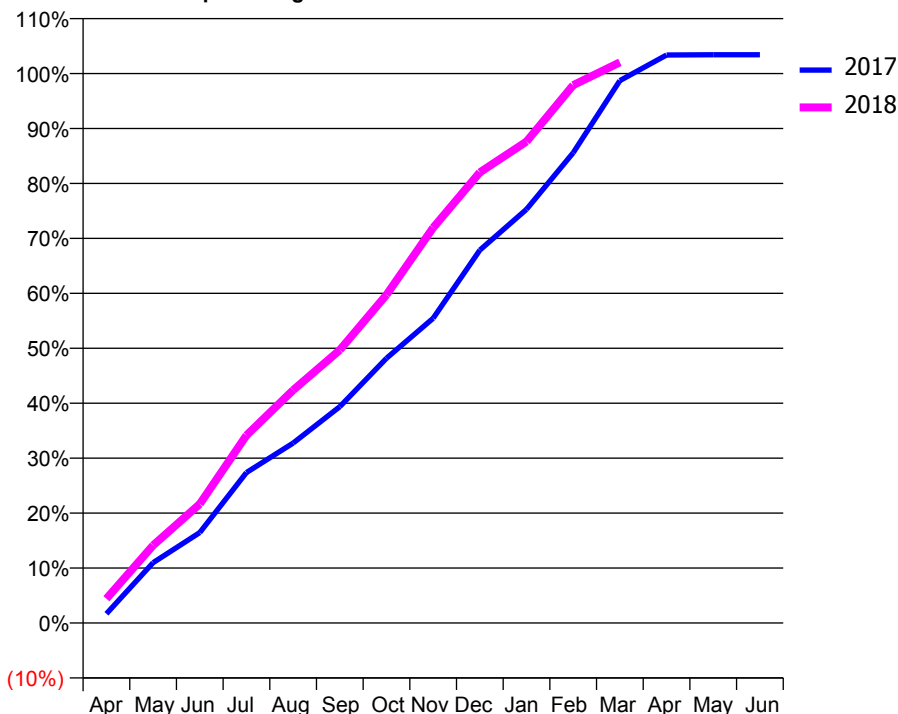
### ACCESS\*

Patients seen in 24 months	Total	Change since previous quarter
Quarter ending March 2017	2,654	
Quarter ending June 2017	2,766	↑
Quarter ending September 2017	2,871	↑
Quarter ending December 2017	3,037	↑
Quarter ending March 2018	3,042	→
<b>Variance since March 2017</b>	<b>14.6%</b>	<b>↑</b>



### ACTIVITY

Cumulative percentage of contracted UDA delivered 2017 & 2018



Month	Adjusted Scheduled Activity (UDA)	
	2017	2018
April	128	337
May	835	1,074
June	1,251	1,646
July	2,082	2,596
August	2,489	3,221
September	2,993	3,776
October	3,662	4,539
November	4,215	5,468
December	5,158	6,233
January	5,722	6,658
February	6,504	7,439
March	7,501	7,755
April	7,857	
May	7,859	
June	7,859	

### QUALITY

	Quantity	Base Number	Contract	AT	Region	England
% of FP17s for the same patient ID Re-attending within 3 months - Children	86	1,284	6.7%	13.3%	12.8%	11.9%
% of FP17s for the same patient ID Re-attending within 3 months - Adults	326	2,360	13.8%	16.3%	16.5%	16.0%
% of FP17s for the same patient ID Re-attending between 3 & 9 months - Children	693	1,284	54.0%	58.0%	59.7%	58.3%
% of FP17s for the same patient ID Re-attending between 3 & 9 months - Adults	973	2,360	41.2%	51.0%	52.6%	50.3%
% of FP17s for Band 1 Urgent Courses	225	3,530	6.4%	10.7%	9.1%	9.1%
% of FP17s Relating to Free Repair or Replacements	13	3,530	0.4%	0.9%	1.0%	0.8%
% of FP17s Relating to Continuations	5	3,530	0.1%	1.1%	1.2%	1.0%
% of Patients satisfied with the dentistry they have received	3	3	N/A	91.6%	91.6%	91.5%
% of Patients satisfied with the time they had to wait for an appointment	3	3	N/A	87.7%	88.3%	87.9%

\* This is based on patients treated on this contract for their most recent course of treatment. Figures in italics indicate the base number of FP17s or Patient Questionnaire responses are less than 100. N/A is shown where the base number of responses is less than 10 during the period. % is calculated as Quantity/Base number\*100

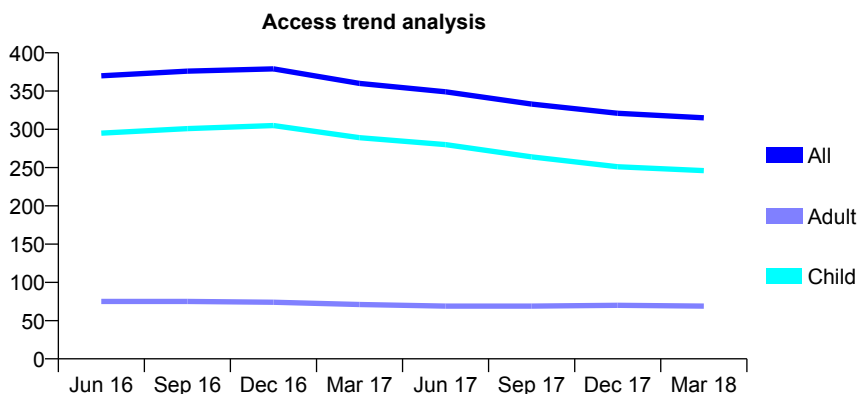
## Q47 - Vital Signs At a Glance Contract Report for 570656/0001 - March 2018

Name or company name	MR M WILKINSON
Contract type name	GDS Contract
Purpose of contract	General
Contract start date	01/04/2006
Contract end date	

17/18 Contracted general activity (UDA)	720
Carry forward general activity (UDA)	0
17/18 Contracted orthodontic activity (UOA)	0
Carry forward orthodontic activity (UOA)	0
Baseline contract value	£16,490.14

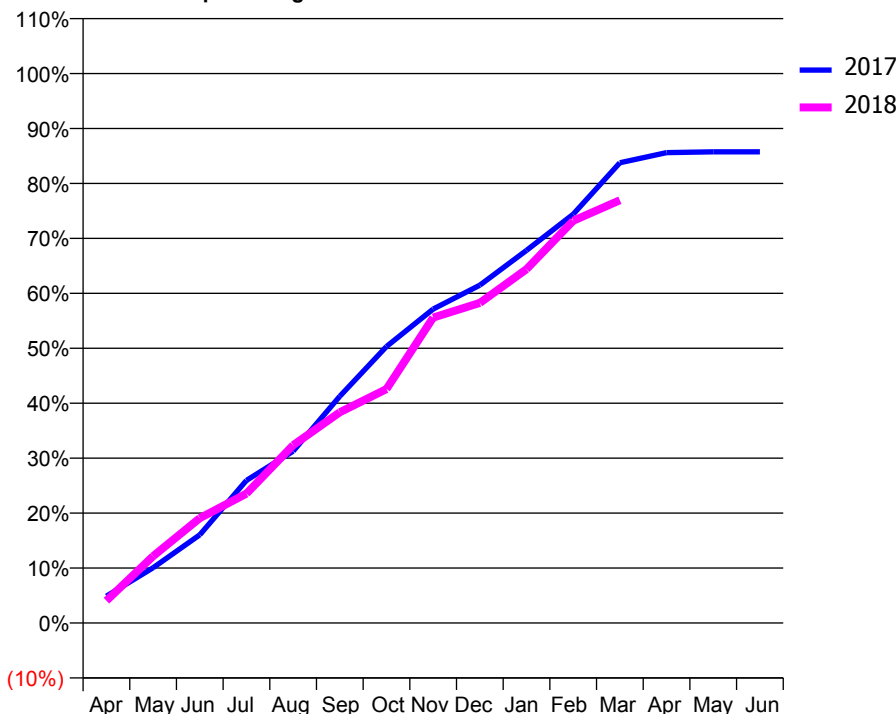
### ACCESS\*

Patients seen in 24 months	Total	Change since previous quarter
Quarter ending March 2017	360	
Quarter ending June 2017	349	↓
Quarter ending September 2017	333	↓
Quarter ending December 2017	321	↓
Quarter ending March 2018	315	↓
<b>Variance since March 2017</b>	<b>(12.5%)</b>	<b>↓</b>



### ACTIVITY

Cumulative percentage of contracted UDA delivered 2017 & 2018



Adjusted Scheduled Activity (UDA)

Month	2017	2018
April	35	29
May	72	88
June	116	137
July	187	170
August	225	233
September	297	276
October	362	307
November	411	400
December	443	419
January	488	464
February	536	527
March	603	554
April	616	
May	617	
June	617	

### QUALITY

	Quantity	Base Number	Contract	AT	Region	England
% of FP17s for the same patient ID Re-attending within 3 months - Children	25	414	6.0%	13.3%	12.8%	11.9%
% of FP17s for the same patient ID Re-attending within 3 months - Adults	5	54	9.3%	16.3%	16.5%	16.0%
% of FP17s for the same patient ID Re-attending between 3 & 9 months - Children	303	414	73.2%	58.0%	59.7%	58.3%
% of FP17s for the same patient ID Re-attending between 3 & 9 months - Adults	34	54	63.0%	51.0%	52.6%	50.3%
% of FP17s for Band 1 Urgent Courses	20	456	4.4%	10.7%	9.1%	9.1%
% of FP17s Relating to Free Repair or Replacements	0	456	0.0%	0.9%	1.0%	0.8%
% of FP17s Relating to Continuations	0	456	0.0%	1.1%	1.2%	1.0%
% of Patients satisfied with the dentistry they have received	0	0	N/A	91.6%	91.6%	91.5%
% of Patients satisfied with the time they had to wait for an appointment	0	0	N/A	87.7%	88.3%	87.9%

\* This is based on patients treated on this contract for their most recent course of treatment. Figures in italics indicate the base number of FP17s or Patient Questionnaire responses are less than 100. N/A is shown where the base number of responses is less than 10 during the period. % is calculated as Quantity/Base number\*100

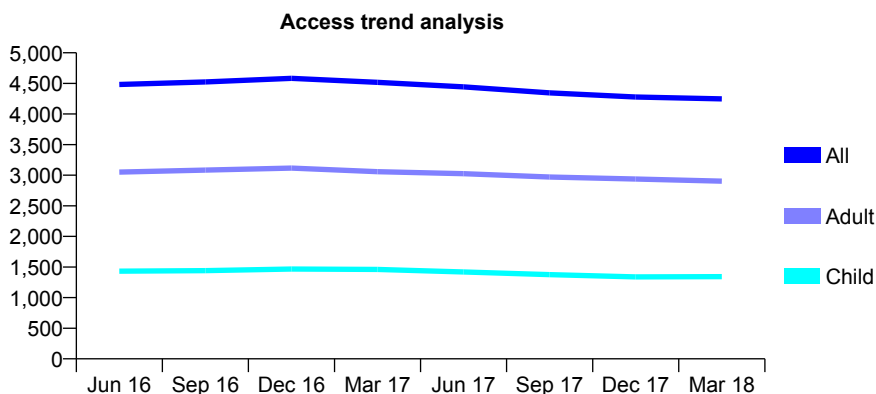
## Q47 - Vital Signs At a Glance Contract Report for 572608/0001 - March 2018

Name or company name	Mr A Malik
Contract type name	GDS Contract
Purpose of contract	General
Contract start date	01/04/2006
Contract end date	

17/18 Contracted general activity (UDA)	12,946
Carry forward general activity (UDA)	-180
17/18 Contracted orthodontic activity (UOA)	0
Carry forward orthodontic activity (UOA)	0
Baseline contract value	£373,865.86

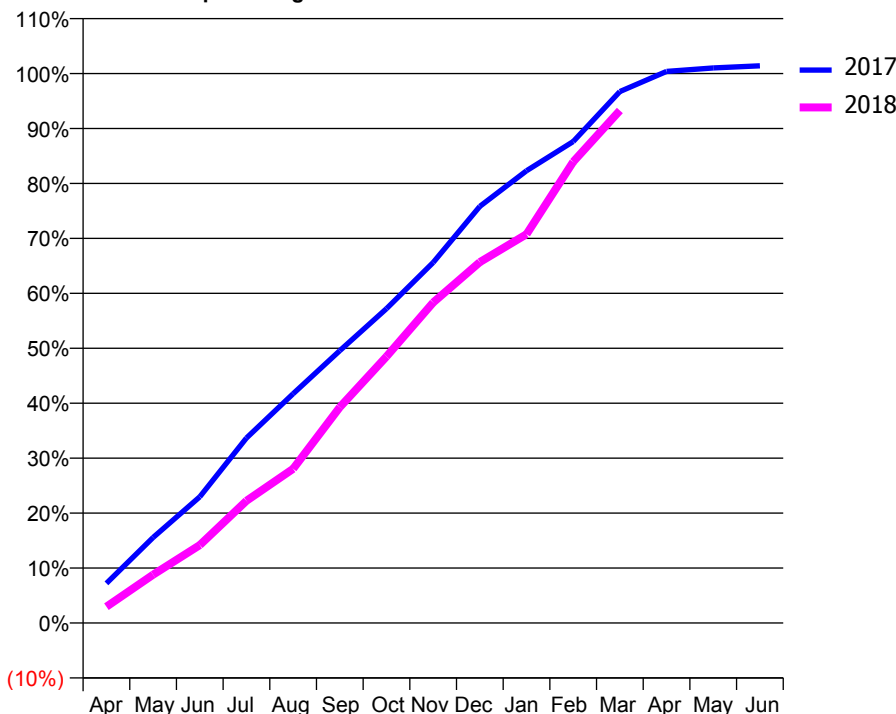
### ACCESS\*

Patients seen in 24 months	Total	Change since previous quarter
Quarter ending March 2017	4,518	
Quarter ending June 2017	4,444	↓
Quarter ending September 2017	4,345	↓
Quarter ending December 2017	4,277	↓
Quarter ending March 2018	4,247	→
<b>Variance since March 2017</b>	<b>(6.0%)</b>	<b>↓</b>



### ACTIVITY

Cumulative percentage of contracted UDA delivered 2017 & 2018



Month	Adjusted Scheduled Activity (UDA)	
	2017	2018
April	934	386
May	2,016	1,140
June	2,972	1,838
July	4,359	2,878
August	5,403	3,633
September	6,416	5,085
October	7,406	6,279
November	8,492	7,552
December	9,817	8,502
January	10,653	9,159
February	11,344	10,864
March	12,522	12,076
April	12,995	
May	13,076	
June	13,126	

### QUALITY

	Quantity	Base Number	Contract	AT	Region	England
% of FP17s for the same patient ID Re-attending within 3 months - Children	130	1,552	8.4%	13.3%	12.8%	11.9%
% of FP17s for the same patient ID Re-attending within 3 months - Adults	753	3,507	21.5%	16.3%	16.5%	16.0%
% of FP17s for the same patient ID Re-attending between 3 & 9 months - Children	699	1,552	45.0%	58.0%	59.7%	58.3%
% of FP17s for the same patient ID Re-attending between 3 & 9 months - Adults	1,349	3,507	38.5%	51.0%	52.6%	50.3%
% of FP17s for Band 1 Urgent Courses	518	4,839	10.7%	10.7%	9.1%	9.1%
% of FP17s Relating to Free Repair or Replacements	65	4,839	1.3%	0.9%	1.0%	0.8%
% of FP17s Relating to Continuations	121	4,839	2.5%	1.1%	1.2%	1.0%
% of Patients satisfied with the dentistry they have received	2	2	N/A	91.6%	91.6%	91.5%
% of Patients satisfied with the time they had to wait for an appointment	2	2	N/A	87.7%	88.3%	87.9%

\* This is based on patients treated on this contract for their most recent course of treatment. Figures in italics indicate the base number of FP17s or Patient Questionnaire responses are less than 100. N/A is shown where the base number of responses is less than 10 during the period. % is calculated as Quantity/Base number\*100



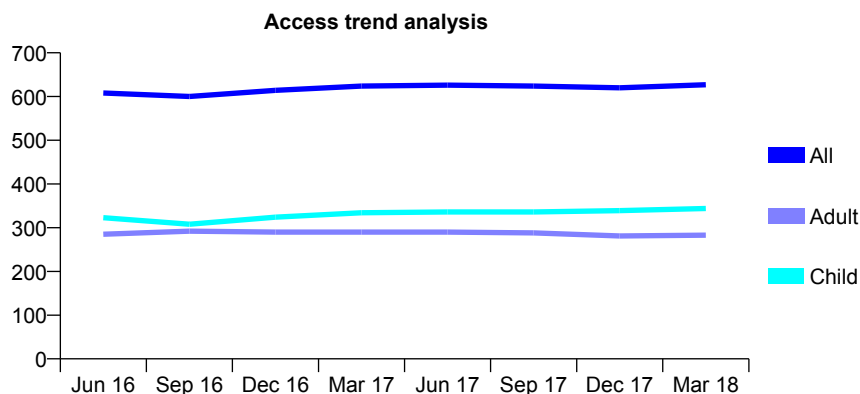
## Q47 - Vital Signs At a Glance Contract Report for 574651/0001 - March 2018

Name or company name	MISS CL ALLEN
Contract type name	GDS Contract
Purpose of contract	General
Contract start date	01/04/2006
Contract end date	

17/18 Contracted general activity (UDA)	1,561
Carry forward general activity (UDA)	-4
17/18 Contracted orthodontic activity (UOA)	0
Carry forward orthodontic activity (UOA)	0
Baseline contract value	£42,585.06

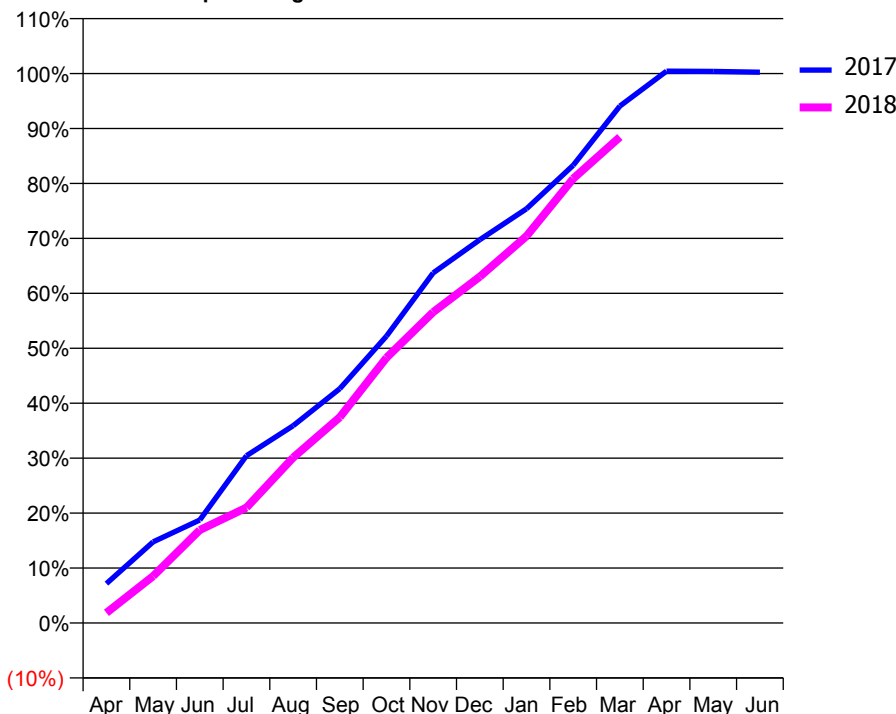
### ACCESS\*

Patients seen in 24 months	Total	Change since previous quarter
Quarter ending March 2017	624	
Quarter ending June 2017	626	→
Quarter ending September 2017	624	→
Quarter ending December 2017	620	→
Quarter ending March 2018	627	→
<b>Variance since March 2017</b>	<b>0.5%</b>	<b>→</b>



### ACTIVITY

Cumulative percentage of contracted UDA delivered 2017 & 2018



Month	Adjusted Scheduled Activity (UDA)	
	2017	2018
April	112	29
May	230	133
June	293	264
July	475	328
August	561	470
September	666	585
October	815	754
November	995	883
December	1,089	984
January	1,177	1,099
February	1,300	1,262
March	1,469	1,381
April	1,568	
May	1,567	
June	1,565	

### QUALITY

	Quantity	Base Number	Contract	AT	Region	England
% of FP17s for the same patient ID Re-attending within 3 months - Children	41	603	6.8%	13.3%	12.8%	11.9%
% of FP17s for the same patient ID Re-attending within 3 months - Adults	28	400	7.0%	16.3%	16.5%	16.0%
% of FP17s for the same patient ID Re-attending between 3 & 9 months - Children	395	603	65.5%	58.0%	59.7%	58.3%
% of FP17s for the same patient ID Re-attending between 3 & 9 months - Adults	247	400	61.8%	51.0%	52.6%	50.3%
% of FP17s for Band 1 Urgent Courses	33	945	3.5%	10.7%	9.1%	9.1%
% of FP17s Relating to Free Repair or Replacements	0	945	0.0%	0.9%	1.0%	0.8%
% of FP17s Relating to Continuations	0	945	0.0%	1.1%	1.2%	1.0%
% of Patients satisfied with the dentistry they have received	2	2	N/A	91.6%	91.6%	91.5%
% of Patients satisfied with the time they had to wait for an appointment	2	2	N/A	87.7%	88.3%	87.9%

\* This is based on patients treated on this contract for their most recent course of treatment. Figures in italics indicate the base number of FP17s or Patient Questionnaire responses are less than 100. N/A is shown where the base number of responses is less than 10 during the period. % is calculated as Quantity/Base number\*100

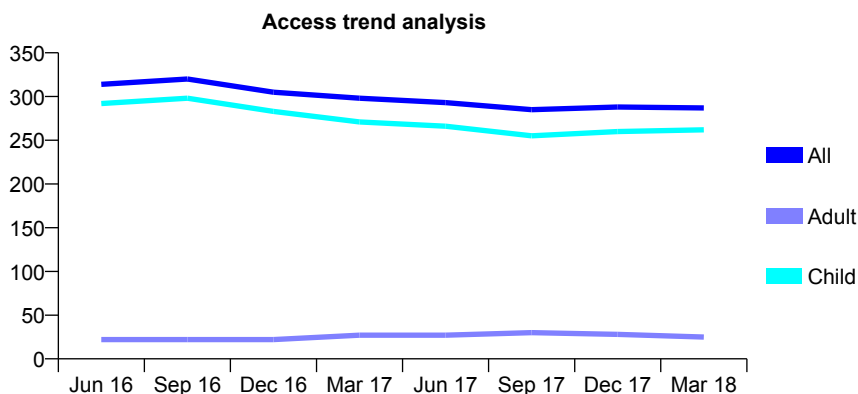
## Q47 - Vital Signs At a Glance Contract Report for 575577/0001 - March 2018

Name or company name	MR JR VALENTINE
Contract type name	GDS Contract
Purpose of contract	General
Contract start date	01/04/2006
Contract end date	

17/18 Contracted general activity (UDA)	600
Carry forward general activity (UDA)	0
17/18 Contracted orthodontic activity (UOA)	0
Carry forward orthodontic activity (UOA)	0
Baseline contract value	£11,178.44

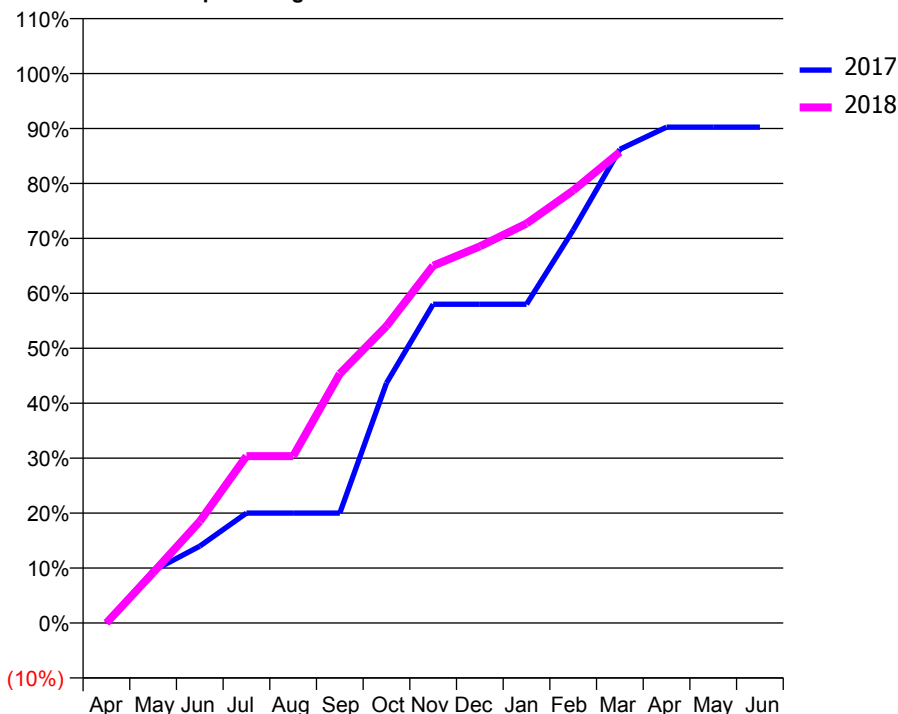
### ACCESS\*

Patients seen in 24 months	Total	Change since previous quarter
Quarter ending March 2017	298	
Quarter ending June 2017	293	↓
Quarter ending September 2017	285	↓
Quarter ending December 2017	288	→
Quarter ending March 2018	287	→
<b>Variance since March 2017</b>	<b>(3.7%)</b>	<b>↓</b>



### ACTIVITY

Cumulative percentage of contracted UDA delivered 2017 & 2018



Month	Adjusted Scheduled Activity (UDA)	
	2017	2018
April	0	0
May	57	55
June	84	111
July	120	182
August	120	182
September	120	272
October	262	324
November	348	390
December	348	411
January	348	436
February	429	472
March	517	514
April	541	
May	541	
June	541	

### QUALITY

	Quantity	Base Number	Contract	AT	Region	England
% of FP17s for the same patient ID Re-attending within 3 months - Children	42	408	10.3%	13.3%	12.8%	11.9%
% of FP17s for the same patient ID Re-attending within 3 months - Adults	0	0	N/A	16.3%	16.5%	16.0%
% of FP17s for the same patient ID Re-attending between 3 & 9 months - Children	262	408	64.2%	58.0%	59.7%	58.3%
% of FP17s for the same patient ID Re-attending between 3 & 9 months - Adults	0	0	N/A	51.0%	52.6%	50.3%
% of FP17s for Band 1 Urgent Courses	1	388	0.3%	10.7%	9.1%	9.1%
% of FP17s Relating to Free Repair or Replacements	0	388	0.0%	0.9%	1.0%	0.8%
% of FP17s Relating to Continuations	0	388	0.0%	1.1%	1.2%	1.0%
% of Patients satisfied with the dentistry they have received	0	0	N/A	91.6%	91.6%	91.5%
% of Patients satisfied with the time they had to wait for an appointment	0	0	N/A	87.7%	88.3%	87.9%

\* This is based on patients treated on this contract for their most recent course of treatment. Figures in italics indicate the base number of FP17s or Patient Questionnaire responses are less than 100. N/A is shown where the base number of responses is less than 10 during the period. % is calculated as Quantity/Base number\*100

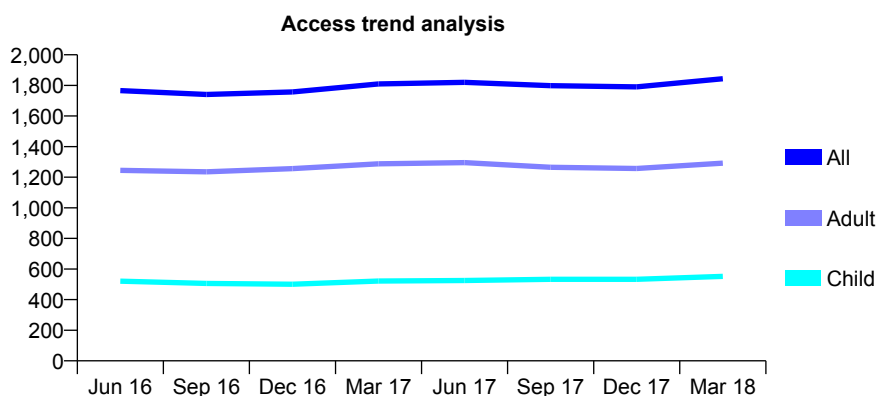
## Q47 - Vital Signs At a Glance Contract Report for 604860/0001 - March 2018

Name or company name	MR SA BATE
Contract type name	GDS Contract
Purpose of contract	General
Contract start date	01/10/2010
Contract end date	

17/18 Contracted general activity (UDA)	7,000
Carry forward general activity (UDA)	239
17/18 Contracted orthodontic activity (UOA)	0
Carry forward orthodontic activity (UOA)	0
Baseline contract value	£173,081.67

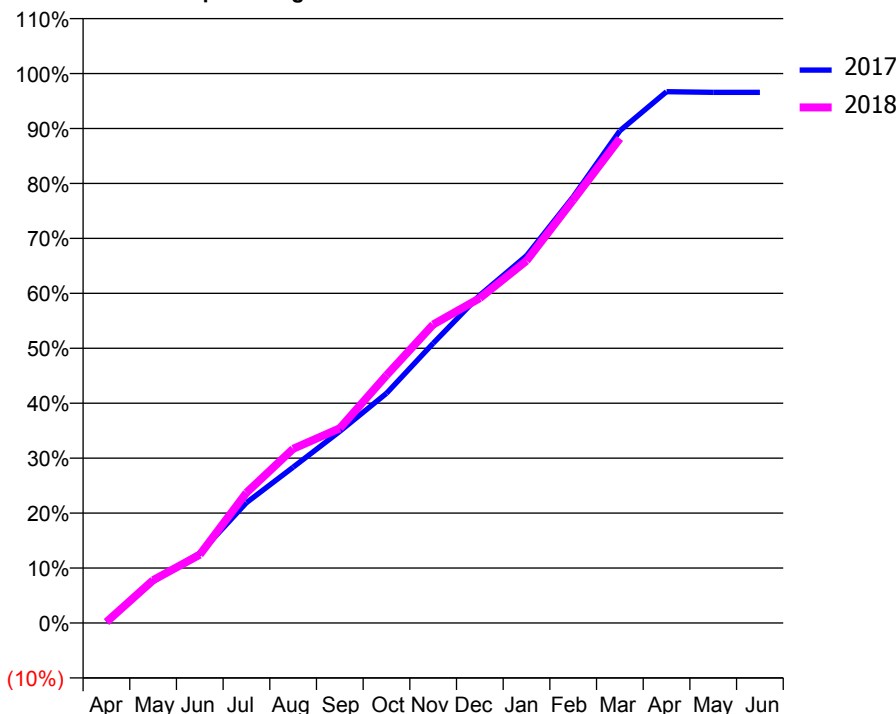
### ACCESS\*

Patients seen in 24 months	Total	Change since previous quarter
Quarter ending March 2017	1,810	
Quarter ending June 2017	1,820	→
Quarter ending September 2017	1,798	↓
Quarter ending December 2017	1,790	→
Quarter ending March 2018	1,844	↑
<b>Variance since March 2017</b>	<b>1.9%</b>	<b>→</b>



### ACTIVITY

Cumulative percentage of contracted UDA delivered 2017 & 2018



Month	Adjusted Scheduled Activity (UDA)	
	2017	2018
April	15	12
May	531	546
June	889	871
July	1,533	1,661
August	1,985	2,219
September	2,442	2,482
October	2,926	3,156
November	3,562	3,803
December	4,176	4,138
January	4,678	4,614
February	5,430	5,389
March	6,271	6,172
April	6,769	
May	6,761	
June	6,761	

### QUALITY

	Quantity	Base Number	Contract	AT	Region	England
% of FP17s for the same patient ID Re-attending within 3 months - Children	149	1,169	12.7%	13.3%	12.8%	11.9%
% of FP17s for the same patient ID Re-attending within 3 months - Adults	409	2,245	18.2%	16.3%	16.5%	16.0%
% of FP17s for the same patient ID Re-attending between 3 & 9 months - Children	831	1,169	71.1%	58.0%	59.7%	58.3%
% of FP17s for the same patient ID Re-attending between 3 & 9 months - Adults	1,374	2,245	61.2%	51.0%	52.6%	50.3%
% of FP17s for Band 1 Urgent Courses	176	3,222	5.5%	10.7%	9.1%	9.1%
% of FP17s Relating to Free Repair or Replacements	53	3,222	1.6%	0.9%	1.0%	0.8%
% of FP17s Relating to Continuations	20	3,222	0.6%	1.1%	1.2%	1.0%
% of Patients satisfied with the dentistry they have received	4	5	N/A	91.6%	91.6%	91.5%
% of Patients satisfied with the time they had to wait for an appointment	5	5	N/A	87.7%	88.3%	87.9%

\* This is based on patients treated on this contract for their most recent course of treatment. Figures in italics indicate the base number of FP17s or Patient Questionnaire responses are less than 100. N/A is shown where the base number of responses is less than 10 during the period. % is calculated as Quantity/Base number\*100

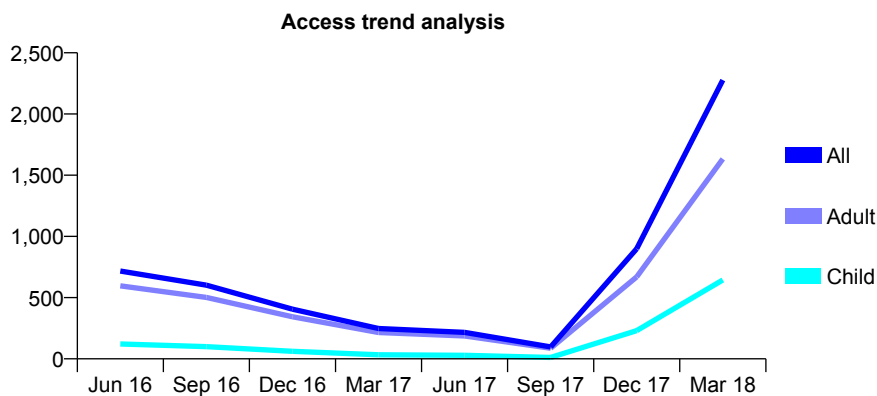
## Q47 - Vital Signs At a Glance Contract Report for 629081/0001 - March 2018

Name or company name	Drakes Dental Care
Contract type name	GDS Contract
Purpose of contract	General
Contract start date	01/04/2006
Contract end date	

17/18 Contracted general activity (UDA)	4,381
Carry forward general activity (UDA)	0
17/18 Contracted orthodontic activity (UOA)	0
Carry forward orthodontic activity (UOA)	0
Baseline contract value	£121,995.80

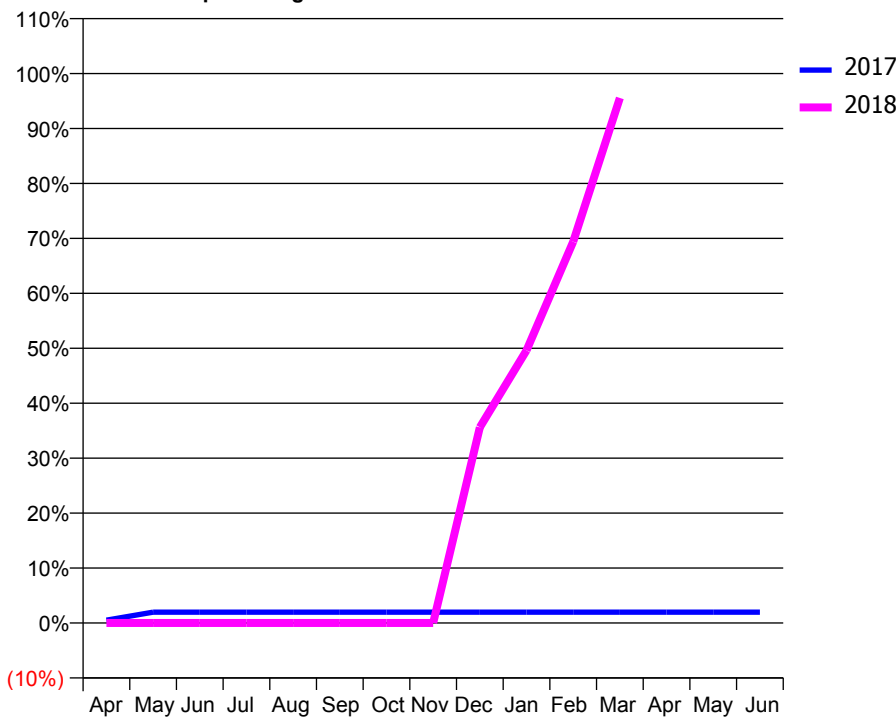
### ACCESS\*

Patients seen in 24 months	Total	Change since previous quarter
Quarter ending March 2017	248	
Quarter ending June 2017	216	↓
Quarter ending September 2017	98	↓
Quarter ending December 2017	899	↑
Quarter ending March 2018	2,277	↑
<b>Variance since March 2017</b>	<b>818.1%</b>	<b>↑</b>



### ACTIVITY

Cumulative percentage of contracted UDA delivered 2017 & 2018



Month	Adjusted Scheduled Activity (UDA)	
	2017	2018
April	27	0
May	104	0
June	104	0
July	104	0
August	104	0
September	104	0
October	104	0
November	104	0
December	104	1,560
January	104	2,174
February	104	3,040
March	104	4,187
April	104	
May	104	
June	104	

### QUALITY

	Quantity	Base Number	Contract	AT	Region	England
% of FP17s for the same patient ID Re-attending within 3 months - Children	26	655	4.0%	13.3%	12.8%	11.9%
% of FP17s for the same patient ID Re-attending within 3 months - Adults	65	1,697	3.8%	16.3%	16.5%	16.0%
% of FP17s for the same patient ID Re-attending between 3 & 9 months - Children	7	655	1.1%	58.0%	59.7%	58.3%
% of FP17s for the same patient ID Re-attending between 3 & 9 months - Adults	31	1,697	1.8%	51.0%	52.6%	50.3%
% of FP17s for Band 1 Urgent Courses	118	2,352	5.0%	10.7%	9.1%	9.1%
% of FP17s Relating to Free Repair or Replacements	7	2,352	0.3%	0.9%	1.0%	0.8%
% of FP17s Relating to Continuations	3	2,352	0.1%	1.1%	1.2%	1.0%
% of Patients satisfied with the dentistry they have received	0	0	N/A	91.6%	91.6%	91.5%
% of Patients satisfied with the time they had to wait for an appointment	0	0	N/A	87.7%	88.3%	87.9%

\* This is based on patients treated on this contract for their most recent course of treatment. Figures in italics indicate the base number of FP17s or Patient Questionnaire responses are less than 100. N/A is shown where the base number of responses is less than 10 during the period. % is calculated as Quantity/Base number\*100

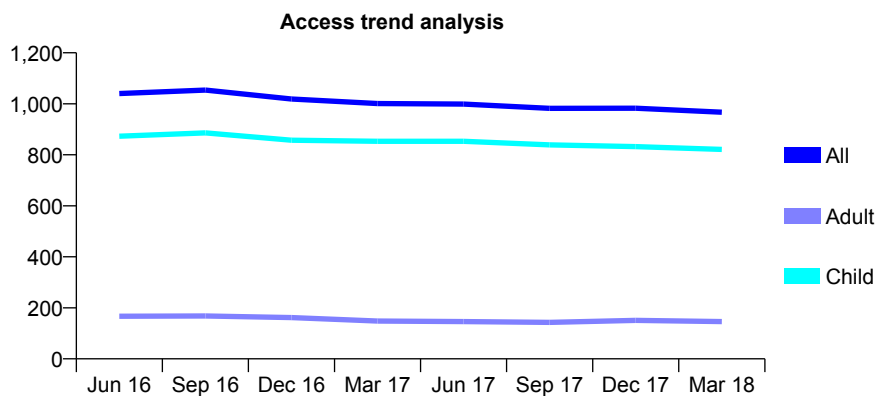
## Q47 - Vital Signs At a Glance Contract Report for 629154/0003 - March 2018

Name or company name	MR M DUFFY
Contract type name	GDS Contract
Purpose of contract	General and Orthodontic
Contract start date	01/06/2008
Contract end date	

17/18 Contracted general activity (UDA)	3,050
Carry forward general activity (UDA)	0
17/18 Contracted orthodontic activity (UOA)	1,150
Carry forward orthodontic activity (UOA)	0
Baseline contract value	£156,199.32

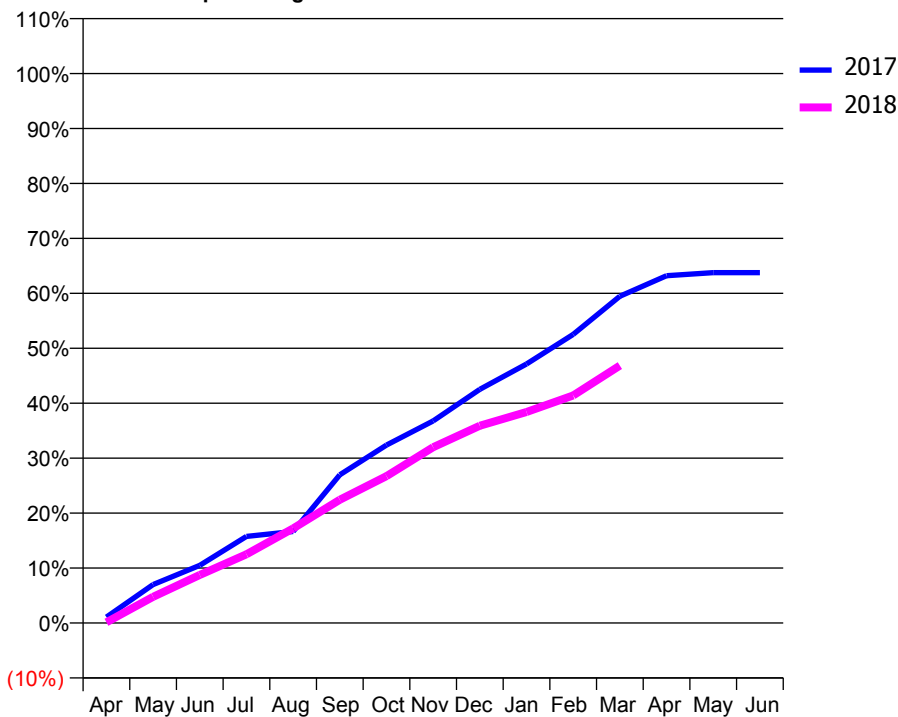
### ACCESS\*

Patients seen in 24 months	Total	Change since previous quarter
Quarter ending March 2017	1,001	
Quarter ending June 2017	999	→
Quarter ending September 2017	982	↓
Quarter ending December 2017	983	→
Quarter ending March 2018	967	↓
<b>Variance since March 2017</b>	<b>(3.4%)</b>	<b>↓</b>



### ACTIVITY

Cumulative percentage of contracted UDA delivered 2017 & 2018



Month	Adjusted Scheduled Activity (UDA)	
	2017	2018
April	33	4
May	213	146
June	320	267
July	480	382
August	508	525
September	823	685
October	987	816
November	1,121	976
December	1,297	1,095
January	1,438	1,172
February	1,602	1,263
March	1,813	1,429
April	1,928	
May	1,945	
June	1,945	

### QUALITY

	Quantity	Base Number	Contract	AT	Region	England
% of FP17s for the same patient ID Re-attending within 3 months - Children	165	1,334	12.4%	13.3%	12.8%	11.9%
% of FP17s for the same patient ID Re-attending within 3 months - Adults	3	26	11.5%	16.3%	16.5%	16.0%
% of FP17s for the same patient ID Re-attending between 3 & 9 months - Children	682	1,334	51.1%	58.0%	59.7%	58.3%
% of FP17s for the same patient ID Re-attending between 3 & 9 months - Adults	14	26	53.8%	51.0%	52.6%	50.3%
% of FP17s for Band 1 Urgent Courses	49	1,131	4.3%	10.7%	9.1%	9.1%
% of FP17s Relating to Free Repair or Replacements	0	1,131	0.0%	0.9%	1.0%	0.8%
% of FP17s Relating to Continuations	0	1,131	0.0%	1.1%	1.2%	1.0%
% of Patients satisfied with the dentistry they have received	0	0	N/A	91.6%	91.6%	91.5%
% of Patients satisfied with the time they had to wait for an appointment	0	0	N/A	87.7%	88.3%	87.9%

\* This is based on patients treated on this contract for their most recent course of treatment. Figures in italics indicate the base number of FP17s or Patient Questionnaire responses are less than 100. N/A is shown where the base number of responses is less than 10 during the period. % is calculated as Quantity/Base number\*100

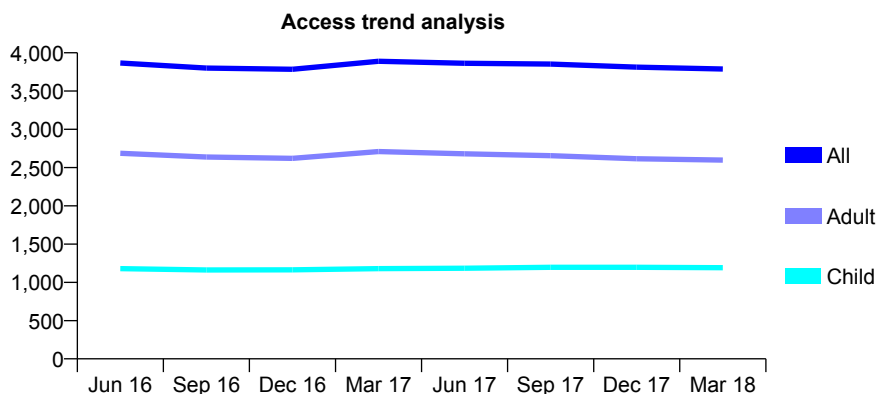
## Q47 - Vital Signs At a Glance Contract Report for 629316/0001 - March 2018

Name or company name	Mr Waqar Mohammed
Contract type name	GDS Contract
Purpose of contract	General
Contract start date	01/04/2006
Contract end date	

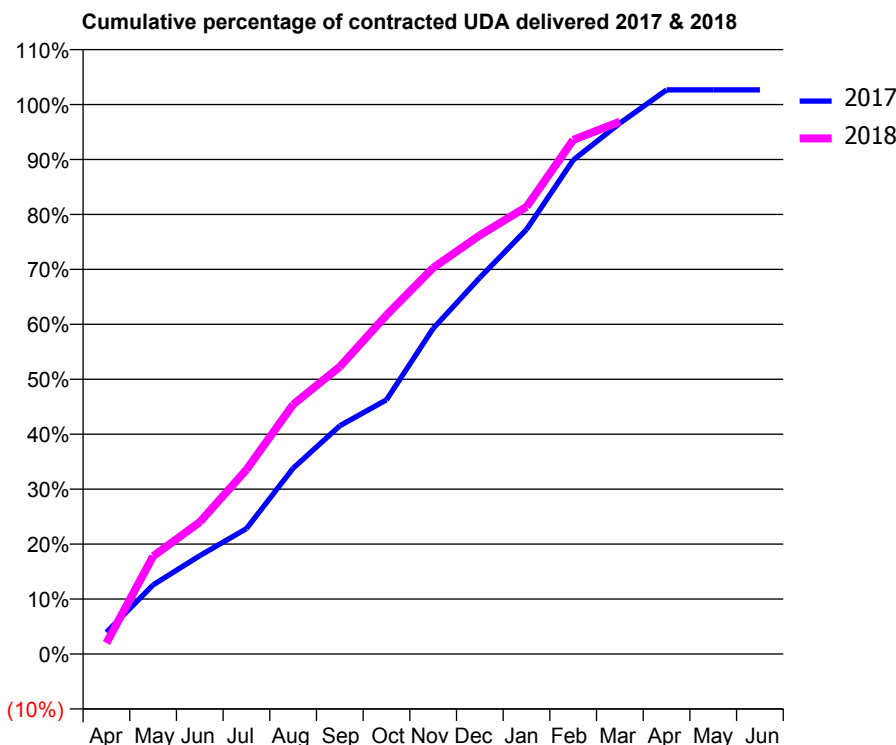
17/18 Contracted general activity (UDA)	13,319
Carry forward general activity (UDA)	-266
17/18 Contracted orthodontic activity (UOA)	0
Carry forward orthodontic activity (UOA)	0
Baseline contract value	£401,758.37

### ACCESS\*

Patients seen in 24 months	Total	Change since previous quarter
Quarter ending March 2017	3,889	
Quarter ending June 2017	3,864	→
Quarter ending September 2017	3,853	→
Quarter ending December 2017	3,812	↓
Quarter ending March 2018	3,788	→
<b>Variance since March 2017</b>	<b>(2.6%)</b>	<b>↓</b>



### ACTIVITY



Month	Adjusted Scheduled Activity (UDA)	
	2017	2018
April	526	267
May	1,676	2,370
June	2,384	3,199
July	3,039	4,468
August	4,504	6,050
September	5,531	6,964
October	6,162	8,214
November	7,892	9,363
December	9,122	10,151
January	10,288	10,839
February	11,975	12,461
March	12,865	12,906
April	13,672	
May	13,673	
June	13,673	

### QUALITY

	Quantity	Base Number	Contract	AT	Region	England
% of FP17s for the same patient ID Re-attending within 3 months - Children	126	1,776	7.1%	13.3%	12.8%	11.9%
% of FP17s for the same patient ID Re-attending within 3 months - Adults	541	3,574	15.1%	16.3%	16.5%	16.0%
% of FP17s for the same patient ID Re-attending between 3 & 9 months - Children	1,122	1,776	63.2%	58.0%	59.7%	58.3%
% of FP17s for the same patient ID Re-attending between 3 & 9 months - Adults	2,063	3,574	57.7%	51.0%	52.6%	50.3%
% of FP17s for Band 1 Urgent Courses	276	5,031	5.5%	10.7%	9.1%	9.1%
% of FP17s Relating to Free Repair or Replacements	38	5,031	0.8%	0.9%	1.0%	0.8%
% of FP17s Relating to Continuations	27	5,031	0.5%	1.1%	1.2%	1.0%
% of Patients satisfied with the dentistry they have received	3	3	N/A	91.6%	91.6%	91.5%
% of Patients satisfied with the time they had to wait for an appointment	3	3	N/A	87.7%	88.3%	87.9%

\* This is based on patients treated on this contract for their most recent course of treatment. Figures in italics indicate the base number of FP17s or Patient Questionnaire responses are less than 100. N/A is shown where the base number of responses is less than 10 during the period. % is calculated as Quantity/Base number\*100

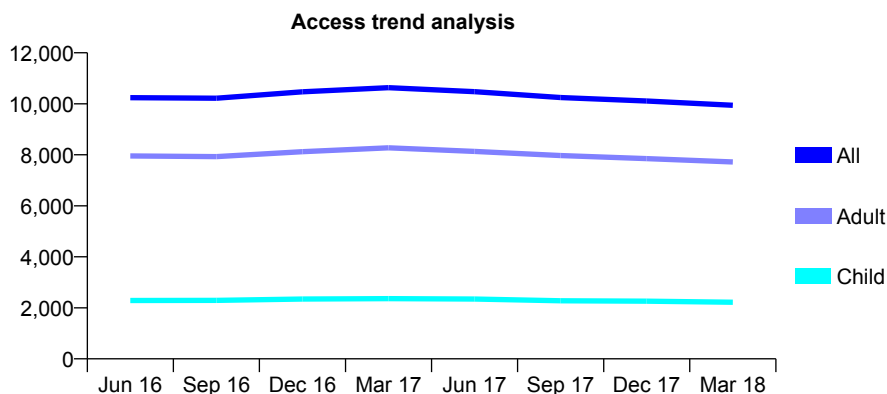
## Q47 - Vital Signs At a Glance Contract Report for 635944/0001 - March 2018

Name or company name	Dr J E Cornall and Dr A Giaziri
Contract type name	GDS Contract
Purpose of contract	General
Contract start date	01/04/2006
Contract end date	

17/18 Contracted general activity (UDA)	23,341
Carry forward general activity (UDA)	801
17/18 Contracted orthodontic activity (UOA)	0
Carry forward orthodontic activity (UOA)	0
Baseline contract value	£589,672.93

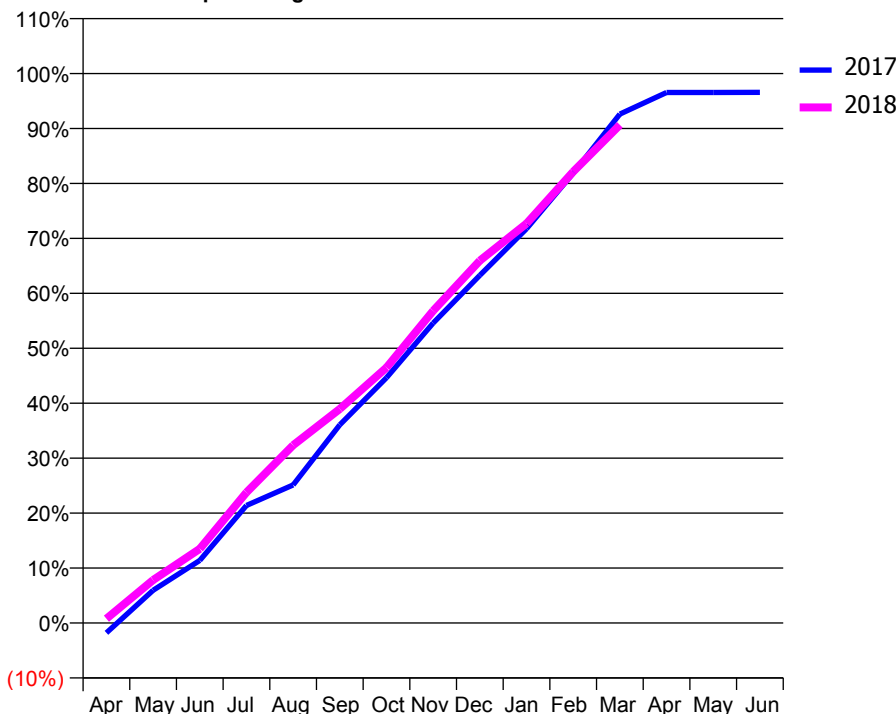
### ACCESS\*

Patients seen in 24 months	Total	Change since previous quarter
Quarter ending March 2017	10,634	
Quarter ending June 2017	10,478	↓
Quarter ending September 2017	10,246	↓
Quarter ending December 2017	10,111	↓
Quarter ending March 2018	9,940	↓
<b>Variance since March 2017</b>	<b>(6.5%)</b>	<b>↓</b>



### ACTIVITY

Cumulative percentage of contracted UDA delivered 2017 & 2018



Month	Adjusted Scheduled Activity (UDA)	
	2017	2018
April	-423	183
May	1,389	1,829
June	2,661	3,151
July	4,990	5,547
August	5,863	7,555
September	8,420	9,094
October	10,421	10,851
November	12,740	13,262
December	14,772	15,390
January	16,744	16,969
February	19,109	19,170
March	21,619	21,161
April	22,533	
May	22,536	
June	22,540	

### QUALITY

	Quantity	Base Number	Contract	AT	Region	England
% of FP17s for the same patient ID Re-attending within 3 months - Children	228	2,829	8.1%	13.3%	12.8%	11.9%
% of FP17s for the same patient ID Re-attending within 3 months - Adults	1,478	9,205	16.1%	16.3%	16.5%	16.0%
% of FP17s for the same patient ID Re-attending between 3 & 9 months - Children	1,361	2,829	48.1%	58.0%	59.7%	58.3%
% of FP17s for the same patient ID Re-attending between 3 & 9 months - Adults	3,795	9,205	41.2%	51.0%	52.6%	50.3%
% of FP17s for Band 1 Urgent Courses	1,799	11,611	15.5%	10.7%	9.1%	9.1%
% of FP17s Relating to Free Repair or Replacements	43	11,611	0.4%	0.9%	1.0%	0.8%
% of FP17s Relating to Continuations	44	11,611	0.4%	1.1%	1.2%	1.0%
% of Patients satisfied with the dentistry they have received	15	17	88.2%	91.6%	91.6%	91.5%
% of Patients satisfied with the time they had to wait for an appointment	15	17	88.2%	87.7%	88.3%	87.9%

\* This is based on patients treated on this contract for their most recent course of treatment. Figures in italics indicate the base number of FP17s or Patient Questionnaire responses are less than 100. N/A is shown where the base number of responses is less than 10 during the period. % is calculated as Quantity/Base number\*100

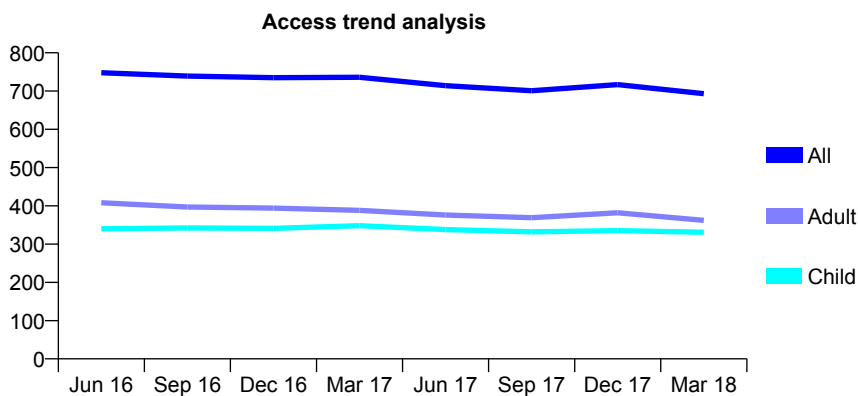
## Q47 - Vital Signs At a Glance Contract Report for 635960/0001 - March 2018

Name or company name	MR AP OVENDEN
Contract type name	GDS Contract
Purpose of contract	General
Contract start date	01/04/2006
Contract end date	

17/18 Contracted general activity (UDA)	2,076
Carry forward general activity (UDA)	0
17/18 Contracted orthodontic activity (UOA)	0
Carry forward orthodontic activity (UOA)	0
Baseline contract value	£56,527.14

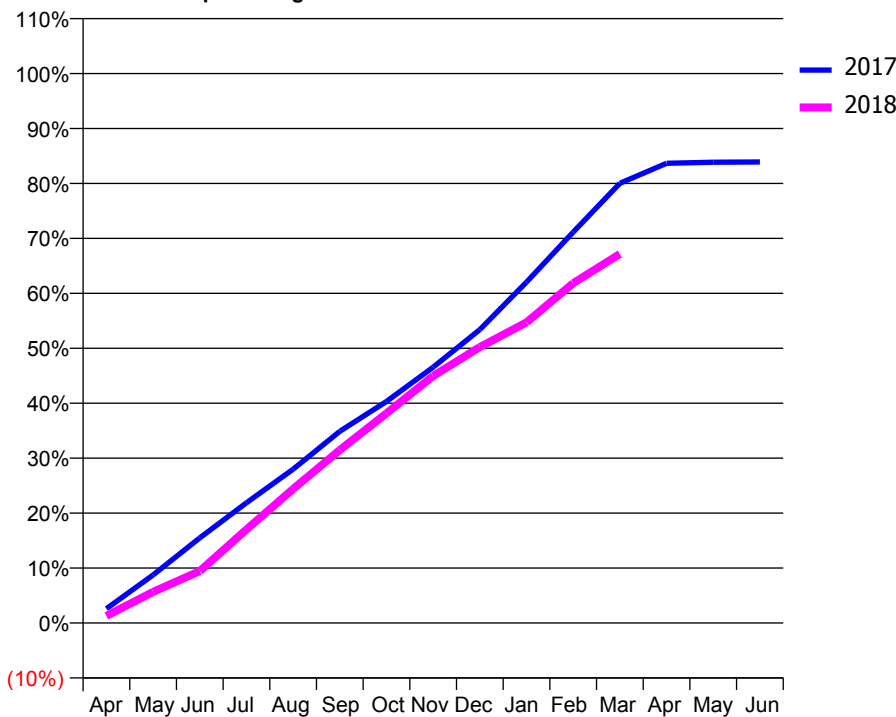
### ACCESS\*

Patients seen in 24 months	Total	Change since previous quarter
Quarter ending March 2017	736	
Quarter ending June 2017	714	↓
Quarter ending September 2017	701	↓
Quarter ending December 2017	717	↑
Quarter ending March 2018	693	↓
<b>Variance since March 2017</b>	<b>(5.8%)</b>	<b>↓</b>



### ACTIVITY

Cumulative percentage of contracted UDA delivered 2017 & 2018



Month	Adjusted Scheduled Activity (UDA)	
	2017	2018
April	54	27
May	181	118
June	322	196
July	454	353
August	581	506
September	724	654
October	837	792
November	966	933
December	1,108	1,043
January	1,288	1,136
February	1,477	1,284
March	1,661	1,394
April	1,737	
May	1,741	
June	1,742	

### QUALITY

	Quantity	Base Number	Contract	AT	Region	England
% of FP17s for the same patient ID Re-attending within 3 months - Children	27	520	5.2%	13.3%	12.8%	11.9%
% of FP17s for the same patient ID Re-attending within 3 months - Adults	43	418	10.3%	16.3%	16.5%	16.0%
% of FP17s for the same patient ID Re-attending between 3 & 9 months - Children	375	520	72.1%	58.0%	59.7%	58.3%
% of FP17s for the same patient ID Re-attending between 3 & 9 months - Adults	257	418	61.5%	51.0%	52.6%	50.3%
% of FP17s for Band 1 Urgent Courses	19	890	2.1%	10.7%	9.1%	9.1%
% of FP17s Relating to Free Repair or Replacements	0	890	0.0%	0.9%	1.0%	0.8%
% of FP17s Relating to Continuations	0	890	0.0%	1.1%	1.2%	1.0%
% of Patients satisfied with the dentistry they have received	2	2	N/A	91.6%	91.6%	91.5%
% of Patients satisfied with the time they had to wait for an appointment	2	2	N/A	87.7%	88.3%	87.9%

\* This is based on patients treated on this contract for their most recent course of treatment. Figures in italics indicate the base number of FP17s or Patient Questionnaire responses are less than 100. N/A is shown where the base number of responses is less than 10 during the period. % is calculated as Quantity/Base number\*100



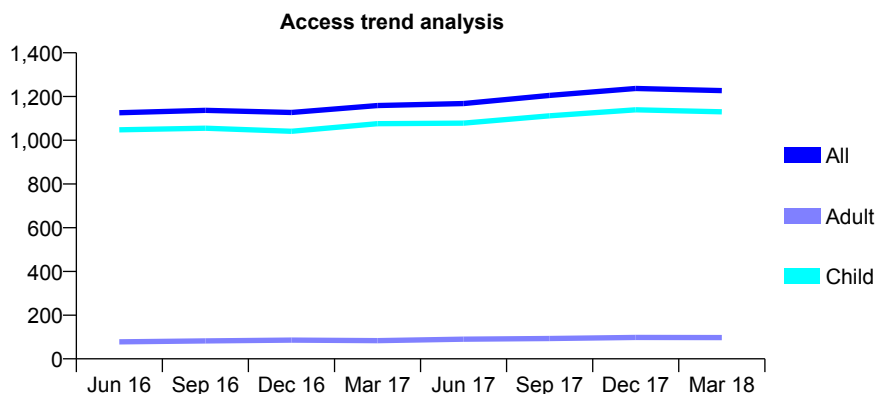
## Q47 - Vital Signs At a Glance Contract Report for 638552/0001 - March 2018

Name or company name	MR PM BROOKS
Contract type name	GDS Contract
Purpose of contract	General
Contract start date	01/04/2006
Contract end date	

17/18 Contracted general activity (UDA)	2,300
Carry forward general activity (UDA)	89
17/18 Contracted orthodontic activity (UOA)	0
Carry forward orthodontic activity (UOA)	0
Baseline contract value	£49,947.93

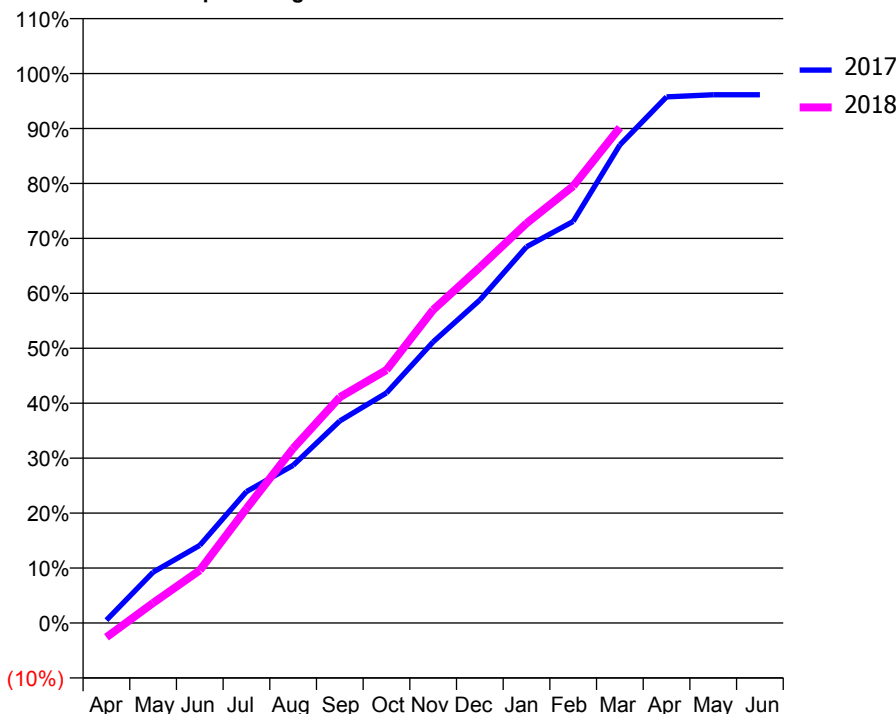
### ACCESS\*

Patients seen in 24 months	Total	Change since previous quarter
Quarter ending March 2017	1,159	
Quarter ending June 2017	1,168	→
Quarter ending September 2017	1,205	↑
Quarter ending December 2017	1,237	↑
Quarter ending March 2018	1,227	→
<b>Variance since March 2017</b>	<b>5.9%</b>	<b>↑</b>



### ACTIVITY

Cumulative percentage of contracted UDA delivered 2017 & 2018



Month	Adjusted Scheduled Activity (UDA)	
	2017	2018
April	12	-60
May	213	84
June	325	221
July	550	479
August	660	731
September	846	945
October	963	1,059
November	1,177	1,311
December	1,352	1,489
January	1,575	1,673
February	1,681	1,829
March	2,001	2,074
April	2,202	
May	2,211	
June	2,211	

### QUALITY

	Quantity	Base Number	Contract	AT	Region	England
% of FP17s for the same patient ID Re-attending within 3 months - Children	104	1,533	6.8%	13.3%	12.8%	11.9%
% of FP17s for the same patient ID Re-attending within 3 months - Adults	0	2	0.0%	16.3%	16.5%	16.0%
% of FP17s for the same patient ID Re-attending between 3 & 9 months - Children	821	1,533	53.6%	58.0%	59.7%	58.3%
% of FP17s for the same patient ID Re-attending between 3 & 9 months - Adults	0	2	0.0%	51.0%	52.6%	50.3%
% of FP17s for Band 1 Urgent Courses	0	1,412	0.0%	10.7%	9.1%	9.1%
% of FP17s Relating to Free Repair or Replacements	0	1,412	0.0%	0.9%	1.0%	0.8%
% of FP17s Relating to Continuations	3	1,412	0.2%	1.1%	1.2%	1.0%
% of Patients satisfied with the dentistry they have received	3	3	N/A	91.6%	91.6%	91.5%
% of Patients satisfied with the time they had to wait for an appointment	3	3	N/A	87.7%	88.3%	87.9%

\* This is based on patients treated on this contract for their most recent course of treatment. Figures in italics indicate the base number of FP17s or Patient Questionnaire responses are less than 100. N/A is shown where the base number of responses is less than 10 during the period. % is calculated as Quantity/Base number\*100

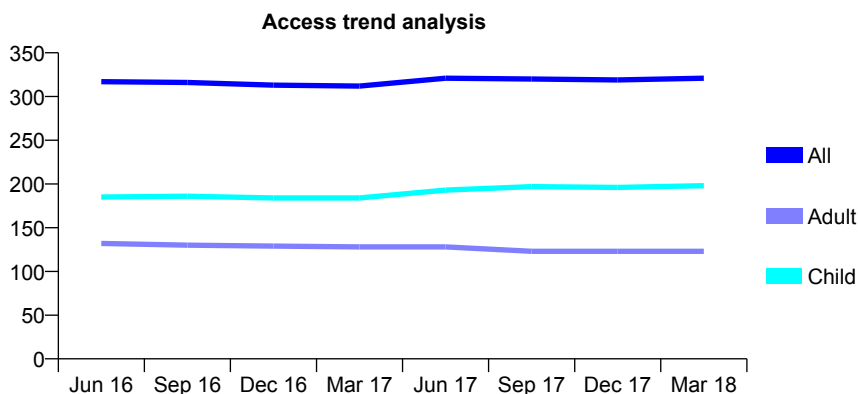
## Q47 - Vital Signs At a Glance Contract Report for 641812/0001 - March 2018

Name or company name	MR C WOODALL
Contract type name	GDS Contract
Purpose of contract	General
Contract start date	01/04/2006
Contract end date	

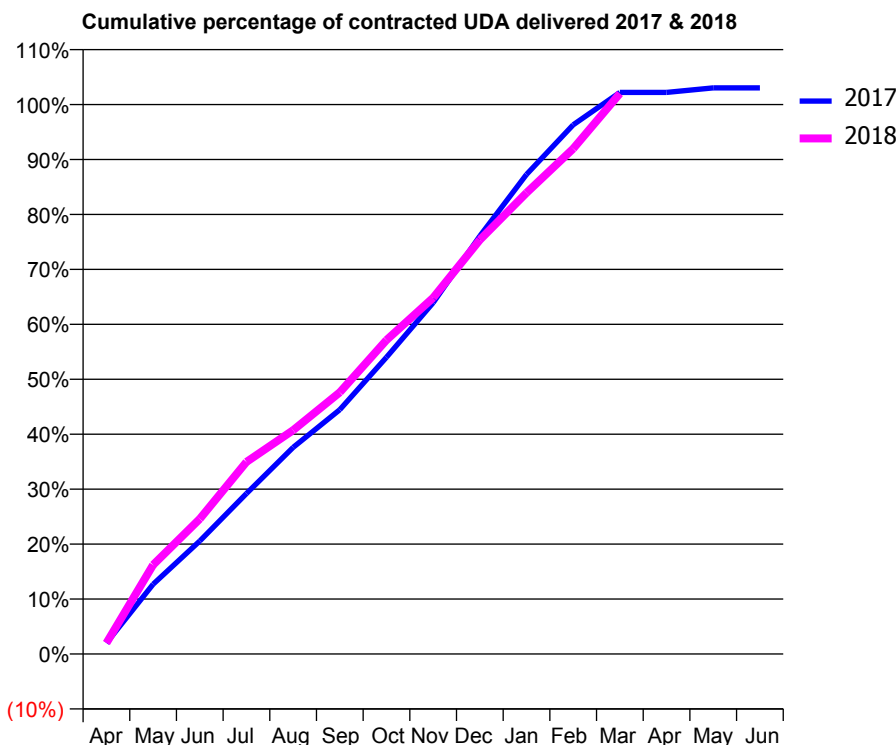
17/18 Contracted general activity (UDA)	600
Carry forward general activity (UDA)	-12
17/18 Contracted orthodontic activity (UOA)	0
Carry forward orthodontic activity (UOA)	0
Baseline contract value	£16,470.08

### ACCESS\*

Patients seen in 24 months	Total	Change since previous quarter
Quarter ending March 2017	312	
Quarter ending June 2017	321	↑
Quarter ending September 2017	320	→
Quarter ending December 2017	319	→
Quarter ending March 2018	321	→
<b>Variance since March 2017</b>	<b>2.9%</b>	<b>↑</b>



### ACTIVITY



Month	Adjusted Scheduled Activity (UDA)	
	2017	2018
April	12	12
May	76	97
June	123	148
July	175	210
August	226	244
September	267	286
October	324	343
November	384	389
December	456	452
January	524	504
February	578	552
March	613	612
April	613	
May	618	
June	618	

### QUALITY

	Quantity	Base Number	Contract	AT	Region	England
% of FP17s for the same patient ID Re-attending within 3 months - Children	10	342	2.9%	13.3%	12.8%	11.9%
% of FP17s for the same patient ID Re-attending within 3 months - Adults	7	166	4.2%	16.3%	16.5%	16.0%
% of FP17s for the same patient ID Re-attending between 3 & 9 months - Children	260	342	76.0%	58.0%	59.7%	58.3%
% of FP17s for the same patient ID Re-attending between 3 & 9 months - Adults	111	166	66.9%	51.0%	52.6%	50.3%
% of FP17s for Band 1 Urgent Courses	25	505	5.0%	10.7%	9.1%	9.1%
% of FP17s Relating to Free Repair or Replacements	0	505	0.0%	0.9%	1.0%	0.8%
% of FP17s Relating to Continuations	0	505	0.0%	1.1%	1.2%	1.0%
% of Patients satisfied with the dentistry they have received	0	0	N/A	91.6%	91.6%	91.5%
% of Patients satisfied with the time they had to wait for an appointment	0	0	N/A	87.7%	88.3%	87.9%

\* This is based on patients treated on this contract for their most recent course of treatment. Figures in italics indicate the base number of FP17s or Patient Questionnaire responses are less than 100. N/A is shown where the base number of responses is less than 10 during the period. % is calculated as Quantity/Base number\*100

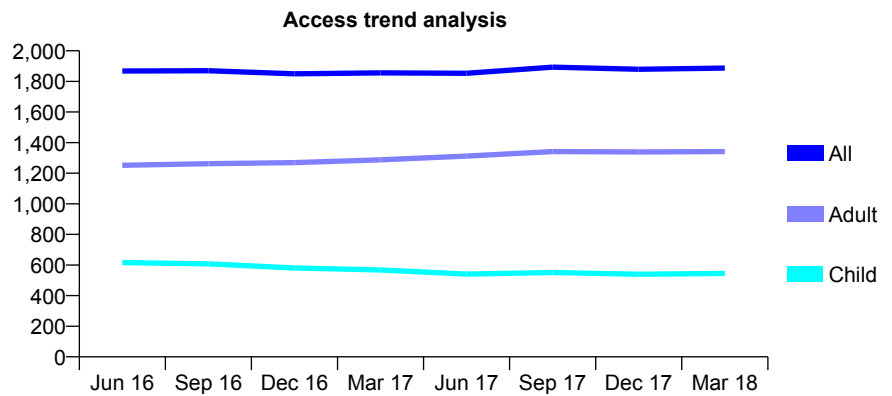
## Q47 - Vital Signs At a Glance Contract Report for 643157/0001 - March 2018

Name or company name	MR AJ HARVEY
Contract type name	GDS Contract
Purpose of contract	General
Contract start date	01/04/2006
Contract end date	

17/18 Contracted general activity (UDA)	6,780
Carry forward general activity (UDA)	195
17/18 Contracted orthodontic activity (UOA)	0
Carry forward orthodontic activity (UOA)	0
Baseline contract value	£207,554.79

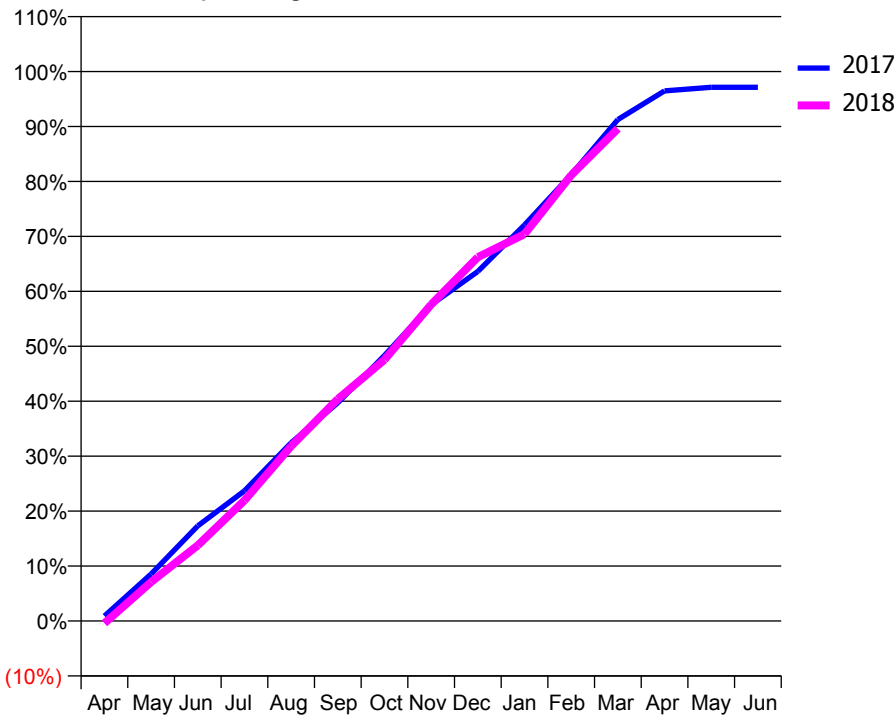
### ACCESS\*

Patients seen in 24 months	Total	Change since previous quarter
Quarter ending March 2017	1,856	
Quarter ending June 2017	1,853	→
Quarter ending September 2017	1,893	↑
Quarter ending December 2017	1,879	→
Quarter ending March 2018	1,887	→
<b>Variance since March 2017</b>	<b>1.7%</b>	<b>→</b>



### ACTIVITY

Cumulative percentage of contracted UDA delivered 2017 & 2018



Month	Adjusted Scheduled Activity (UDA)	
	2017	2018
April	62	-29
May	580	481
June	1,175	933
July	1,607	1,489
August	2,199	2,158
September	2,693	2,738
October	3,277	3,224
November	3,902	3,904
December	4,313	4,489
January	4,888	4,775
February	5,508	5,502
March	6,187	6,076
April	6,541	
May	6,585	
June	6,585	

### QUALITY

	Quantity	Base Number	Contract	AT	Region	England
% of FP17s for the same patient ID Re-attending within 3 months - Children	97	820	11.8%	13.3%	12.8%	11.9%
% of FP17s for the same patient ID Re-attending within 3 months - Adults	290	1,689	17.2%	16.3%	16.5%	16.0%
% of FP17s for the same patient ID Re-attending between 3 & 9 months - Children	457	820	55.7%	58.0%	59.7%	58.3%
% of FP17s for the same patient ID Re-attending between 3 & 9 months - Adults	770	1,689	45.6%	51.0%	52.6%	50.3%
% of FP17s for Band 1 Urgent Courses	155	2,399	6.5%	10.7%	9.1%	9.1%
% of FP17s Relating to Free Repair or Replacements	13	2,399	0.5%	0.9%	1.0%	0.8%
% of FP17s Relating to Continuations	22	2,399	0.9%	1.1%	1.2%	1.0%
% of Patients satisfied with the dentistry they have received	7	10	70.0%	91.6%	91.6%	91.5%
% of Patients satisfied with the time they had to wait for an appointment	9	10	90.0%	87.7%	88.3%	87.9%

\* This is based on patients treated on this contract for their most recent course of treatment. Figures in italics indicate the base number of FP17s or Patient Questionnaire responses are less than 100. N/A is shown where the base number of responses is less than 10 during the period. % is calculated as Quantity/Base number\*100

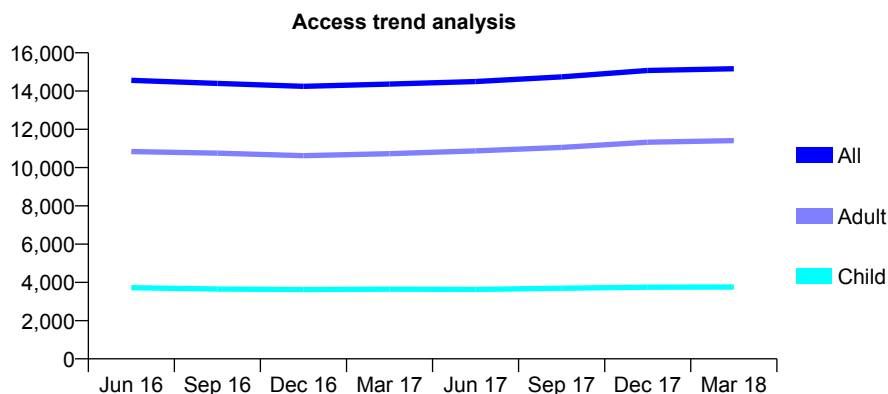
## Q47 - Vital Signs At a Glance Contract Report for 649295/0001 - March 2018

Name or company name	MR YM CAMUS
Contract type name	Pilot Contract
Purpose of contract	General and Orthodontic
Contract start date	01/04/2006
Contract end date	

17/18 Contracted general activity (UDA)	55,732
Carry forward general activity (UDA)	0
17/18 Contracted orthodontic activity (UOA)	2,904
Carry forward orthodontic activity (UOA)	-58
Baseline contract value	£1,533,217.84

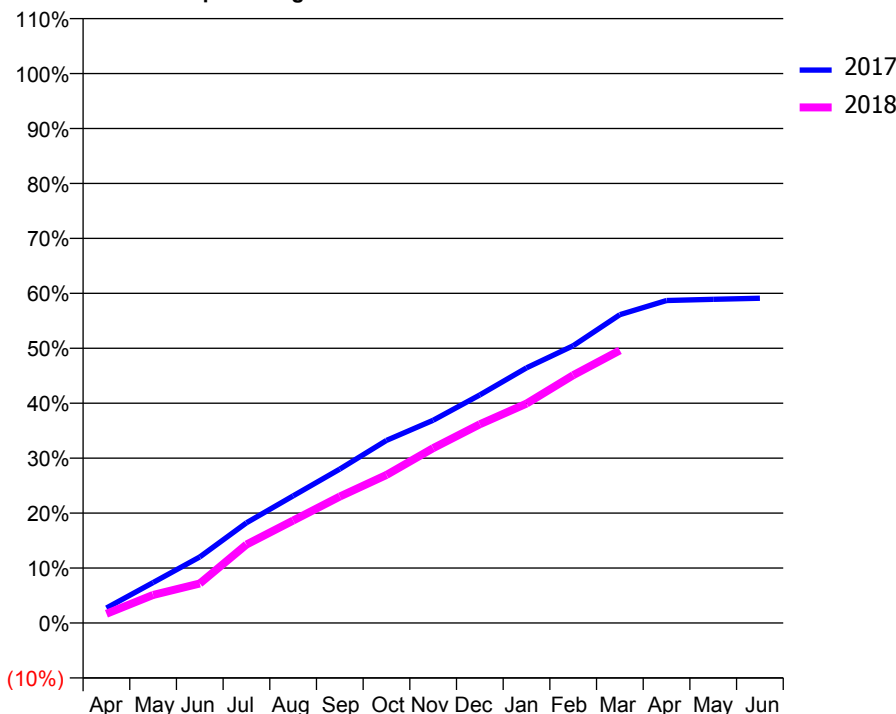
### ACCESS\*

Patients seen in 24 months	Total	Change since previous quarter
Quarter ending March 2017	14,368	
Quarter ending June 2017	14,499	→
Quarter ending September 2017	14,744	→
Quarter ending December 2017	15,076	↑
Quarter ending March 2018	15,165	→
<b>Variance since March 2017</b>	<b>5.5%</b>	<b>↑</b>



### ACTIVITY

Cumulative percentage of contracted UDA delivered 2017 & 2018



Month	Adjusted Scheduled Activity (UDA)	
	2017	2018
April	1,522	943
May	4,111	2,850
June	6,707	4,007
July	10,161	7,963
August	12,900	10,391
September	15,611	12,828
October	18,526	15,012
November	20,558	17,743
December	23,129	20,152
January	25,874	22,259
February	28,124	25,138
March	31,278	27,649
April	32,708	
May	32,832	
June	32,938	

### QUALITY

	Quantity	Base Number	Contract	AT	Region	England
% of FP17s for the same patient ID Re-attending within 3 months - Children	290	4,407	6.6%	13.3%	12.8%	11.9%
% of FP17s for the same patient ID Re-attending within 3 months - Adults	1,318	11,622	11.3%	16.3%	16.5%	16.0%
% of FP17s for the same patient ID Re-attending between 3 & 9 months - Children	1,805	4,407	41.0%	58.0%	59.7%	58.3%
% of FP17s for the same patient ID Re-attending between 3 & 9 months - Adults	3,538	11,622	30.4%	51.0%	52.6%	50.3%
% of FP17s for Band 1 Urgent Courses	1,844	14,755	12.5%	10.7%	9.1%	9.1%
% of FP17s Relating to Free Repair or Replacements	74	14,755	0.5%	0.9%	1.0%	0.8%
% of FP17s Relating to Continuations	11	14,755	0.1%	1.1%	1.2%	1.0%
% of Patients satisfied with the dentistry they have received	14	15	93.3%	91.6%	91.6%	91.5%
% of Patients satisfied with the time they had to wait for an appointment	14	15	93.3%	87.7%	88.3%	87.9%

\* This is based on patients treated on this contract for their most recent course of treatment. Figures in italics indicate the base number of FP17s or Patient Questionnaire responses are less than 100. N/A is shown where the base number of responses is less than 10 during the period. % is calculated as Quantity/Base number\*100

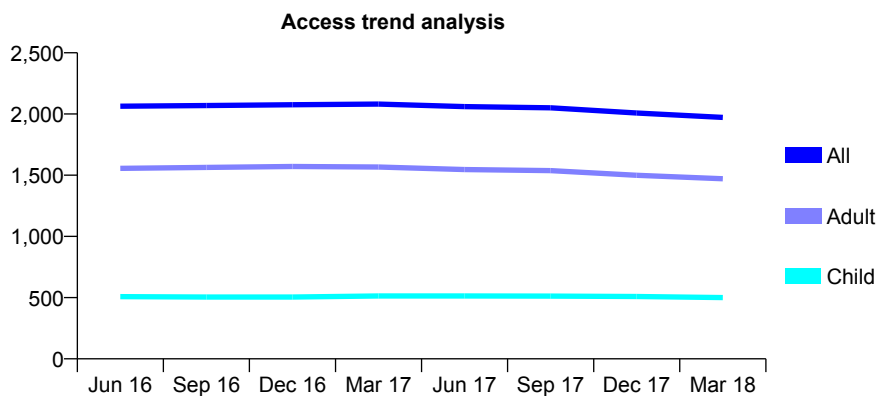
## Q47 - Vital Signs At a Glance Contract Report for 652229/0001 - March 2018

Name or company name	MR AK RAO
Contract type name	GDS Contract
Purpose of contract	General
Contract start date	01/04/2006
Contract end date	

17/18 Contracted general activity (UDA)	7,598
Carry forward general activity (UDA)	8
17/18 Contracted orthodontic activity (UOA)	0
Carry forward orthodontic activity (UOA)	0
Baseline contract value	£216,243.49

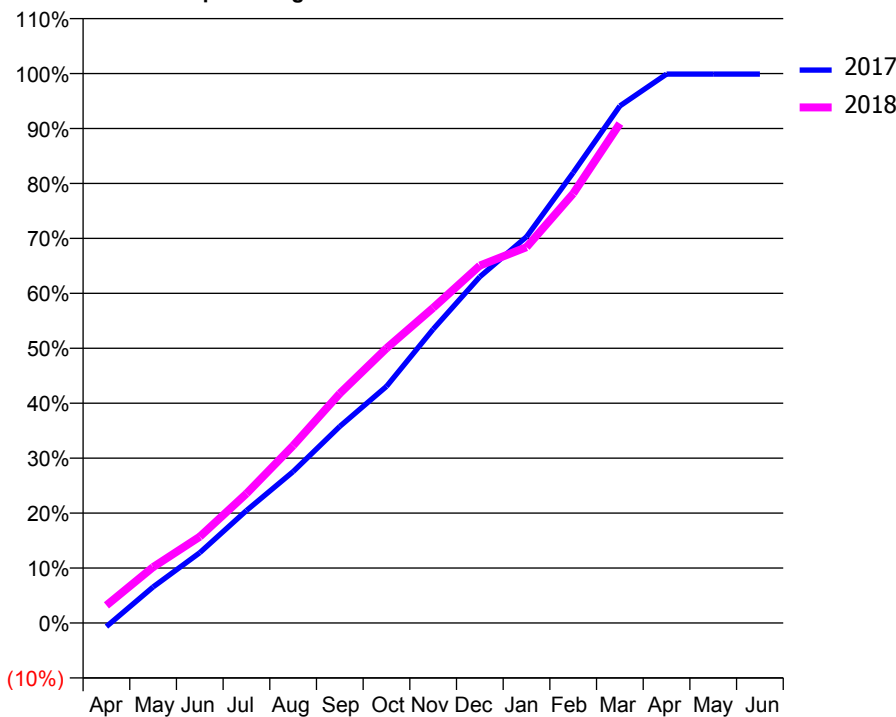
### ACCESS\*

Patients seen in 24 months	Total	Change since previous quarter
Quarter ending March 2017	2,081	
Quarter ending June 2017	2,060	↓
Quarter ending September 2017	2,051	→
Quarter ending December 2017	2,008	↓
Quarter ending March 2018	1,972	↓
<b>Variance since March 2017</b>	<b>(5.2%)</b>	<b>↓</b>



### ACTIVITY

Cumulative percentage of contracted UDA delivered 2017 & 2018



Month	Adjusted Scheduled Activity (UDA)	
	2017	2018
April	-51	244
May	499	773
June	973	1,193
July	1,556	1,789
August	2,094	2,453
September	2,719	3,175
October	3,272	3,799
November	4,063	4,358
December	4,787	4,943
January	5,341	5,196
February	6,228	5,938
March	7,150	6,905
April	7,590	
May	7,590	
June	7,590	

### QUALITY

	Quantity	Base Number	Contract	AT	Region	England
% of FP17s for the same patient ID Re-attending within 3 months - Children	54	627	8.6%	13.3%	12.8%	11.9%
% of FP17s for the same patient ID Re-attending within 3 months - Adults	375	1,883	19.9%	16.3%	16.5%	16.0%
% of FP17s for the same patient ID Re-attending between 3 & 9 months - Children	295	627	47.0%	58.0%	59.7%	58.3%
% of FP17s for the same patient ID Re-attending between 3 & 9 months - Adults	756	1,883	40.1%	51.0%	52.6%	50.3%
% of FP17s for Band 1 Urgent Courses	247	2,373	10.4%	10.7%	9.1%	9.1%
% of FP17s Relating to Free Repair or Replacements	42	2,373	1.8%	0.9%	1.0%	0.8%
% of FP17s Relating to Continuations	48	2,373	2.0%	1.1%	1.2%	1.0%
% of Patients satisfied with the dentistry they have received	2	2	N/A	91.6%	91.6%	91.5%
% of Patients satisfied with the time they had to wait for an appointment	2	2	N/A	87.7%	88.3%	87.9%

\* This is based on patients treated on this contract for their most recent course of treatment. Figures in italics indicate the base number of FP17s or Patient Questionnaire responses are less than 100. N/A is shown where the base number of responses is less than 10 during the period. % is calculated as Quantity/Base number\*100

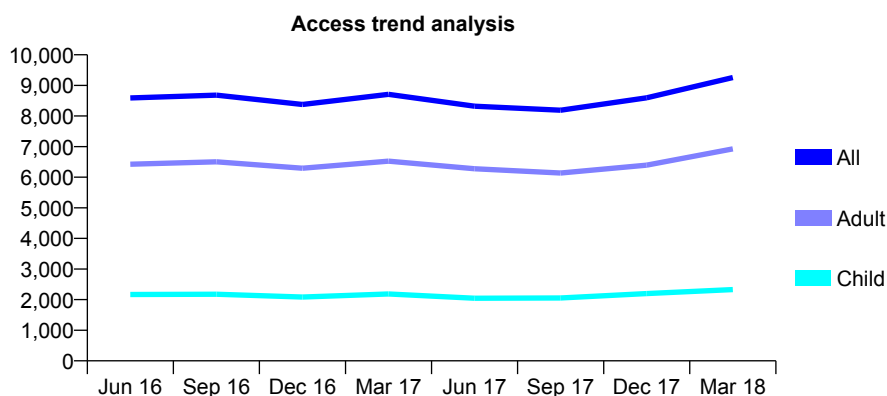
## Q47 - Vital Signs At a Glance Contract Report for 653543/0001 - March 2018

Name or company name	MR K POWELL
Contract type name	GDS Contract
Purpose of contract	General
Contract start date	10/07/2006
Contract end date	

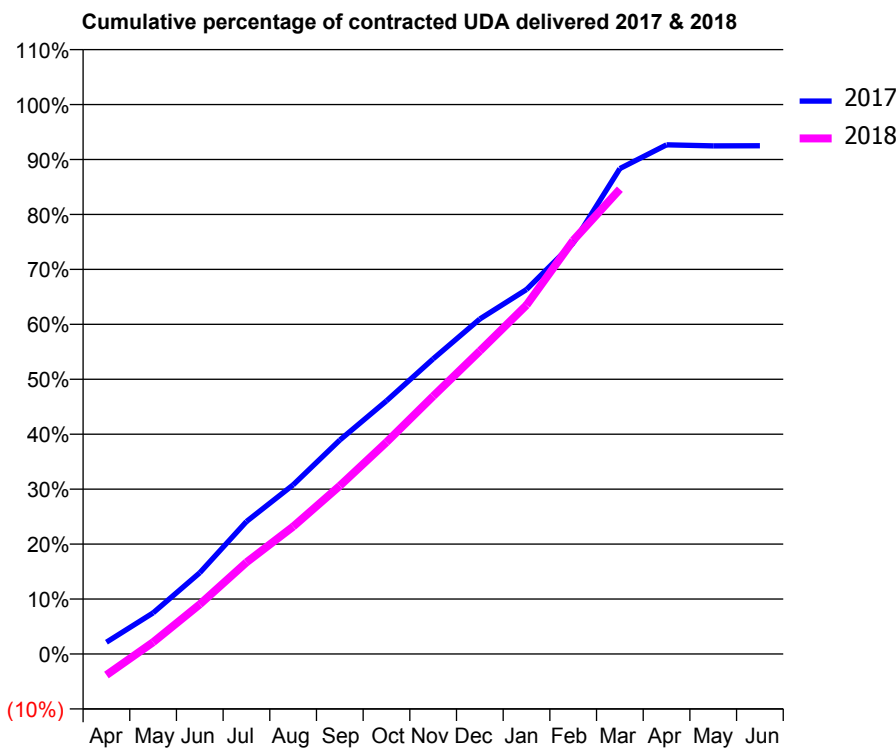
17/18 Contracted general activity (UDA)	30,800
Carry forward general activity (UDA)	2,260
17/18 Contracted orthodontic activity (UOA)	0
Carry forward orthodontic activity (UOA)	0
Baseline contract value	£829,296.12

### ACCESS\*

Patients seen in 24 months	Total	Change since previous quarter
Quarter ending March 2017	8,709	
Quarter ending June 2017	8,321	↓
Quarter ending September 2017	8,189	↓
Quarter ending December 2017	8,593	↑
Quarter ending March 2018	9,255	↑
<b>Variance since March 2017</b>	<b>6.3%</b>	<b>↑</b>



### ACTIVITY



Month	Adjusted Scheduled Activity (UDA)	
	2017	2018
April	663	-1,186
May	2,303	662
June	4,552	2,783
July	7,429	5,139
August	9,482	7,145
September	11,995	9,431
October	14,187	11,870
November	16,542	14,451
December	18,777	16,988
January	20,429	19,555
February	23,034	23,185
March	27,212	26,050
April	28,542	
May	28,483	
June	28,489	

### QUALITY

	Quantity	Base Number	Contract	AT	Region	England
% of FP17s for the same patient ID Re-attending within 3 months - Children	1,137	4,990	22.8%	13.3%	12.8%	11.9%
% of FP17s for the same patient ID Re-attending within 3 months - Adults	1,682	10,361	16.2%	16.3%	16.5%	16.0%
% of FP17s for the same patient ID Re-attending between 3 & 9 months - Children	2,634	4,990	52.8%	58.0%	59.7%	58.3%
% of FP17s for the same patient ID Re-attending between 3 & 9 months - Adults	5,106	10,361	49.3%	51.0%	52.6%	50.3%
% of FP17s for Band 1 Urgent Courses	891	14,830	6.0%	10.7%	9.1%	9.1%
% of FP17s Relating to Free Repair or Replacements	150	14,830	1.0%	0.9%	1.0%	0.8%
% of FP17s Relating to Continuations	247	14,830	1.7%	1.1%	1.2%	1.0%
% of Patients satisfied with the dentistry they have received	10	12	83.3%	91.6%	91.6%	91.5%
% of Patients satisfied with the time they had to wait for an appointment	11	12	91.7%	87.7%	88.3%	87.9%

\* This is based on patients treated on this contract for their most recent course of treatment. Figures in italics indicate the base number of FP17s or Patient Questionnaire responses are less than 100. N/A is shown where the base number of responses is less than 10 during the period. % is calculated as Quantity/Base number\*100

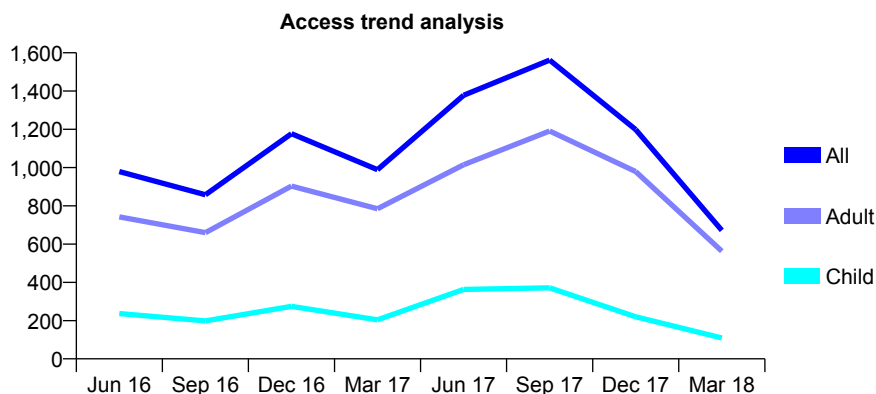
## Q47 - Vital Signs At a Glance Contract Report for 653543/0002 - March 2018

Name or company name	MR K POWELL
Contract type name	GDS Contract
Purpose of contract	General
Contract start date	01/06/2013
Contract end date	

17/18 Contracted general activity (UDA)	4,240
Carry forward general activity (UDA)	0
17/18 Contracted orthodontic activity (UOA)	0
Carry forward orthodontic activity (UOA)	0
Baseline contract value	£117,682.54

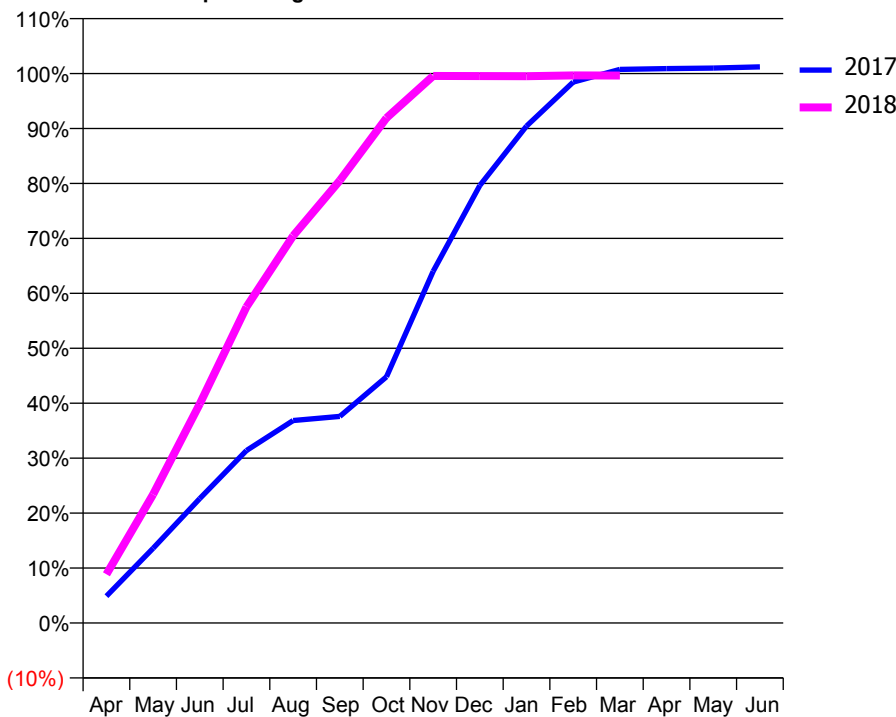
### ACCESS\*

Patients seen in 24 months	Total	Change since previous quarter
Quarter ending March 2017	989	
Quarter ending June 2017	1,378	↑
Quarter ending September 2017	1,562	↑
Quarter ending December 2017	1,199	↓
Quarter ending March 2018	672	↓
<b>Variance since March 2017</b>	<b>(32.1%)</b>	<b>↓</b>



### ACTIVITY

Cumulative percentage of contracted UDA delivered 2017 & 2018



Adjusted Scheduled Activity (UDA)

Month	2017	2018
April	207	376
May	576	992
June	960	1,691
July	1,331	2,439
August	1,562	2,988
September	1,594	3,414
October	1,900	3,897
November	2,714	4,221
December	3,376	4,220
January	3,834	4,219
February	4,174	4,225
March	4,272	4,224
April	4,278	
May	4,282	
June	4,291	

### QUALITY

	Quantity	Base Number	Contract	AT	Region	England
% of FP17s for the same patient ID Re-attending within 3 months - Children	63	565	11.2%	13.3%	12.8%	11.9%
% of FP17s for the same patient ID Re-attending within 3 months - Adults	121	1,262	9.6%	16.3%	16.5%	16.0%
% of FP17s for the same patient ID Re-attending between 3 & 9 months - Children	130	565	23.0%	58.0%	59.7%	58.3%
% of FP17s for the same patient ID Re-attending between 3 & 9 months - Adults	326	1,262	25.8%	51.0%	52.6%	50.3%
% of FP17s for Band 1 Urgent Courses	54	1,818	3.0%	10.7%	9.1%	9.1%
% of FP17s Relating to Free Repair or Replacements	9	1,818	0.5%	0.9%	1.0%	0.8%
% of FP17s Relating to Continuations	19	1,818	1.0%	1.1%	1.2%	1.0%
% of Patients satisfied with the dentistry they have received	3	3	N/A	91.6%	91.6%	91.5%
% of Patients satisfied with the time they had to wait for an appointment	3	3	N/A	87.7%	88.3%	87.9%

\* This is based on patients treated on this contract for their most recent course of treatment. Figures in italics indicate the base number of FP17s or Patient Questionnaire responses are less than 100. N/A is shown where the base number of responses is less than 10 during the period. % is calculated as Quantity/Base number\*100

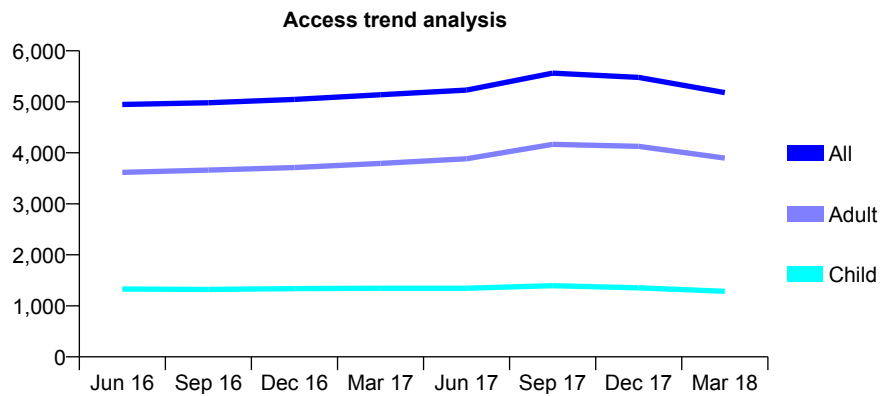
## Q47 - Vital Signs At a Glance Contract Report for 675695/0001 - March 2018

Name or company name	MR F PATEL
Contract type name	GDS Contract
Purpose of contract	General
Contract start date	01/04/2006
Contract end date	

17/18 Contracted general activity (UDA)	16,658
Carry forward general activity (UDA)	-127
17/18 Contracted orthodontic activity (UOA)	0
Carry forward orthodontic activity (UOA)	0
Baseline contract value	£388,270.67

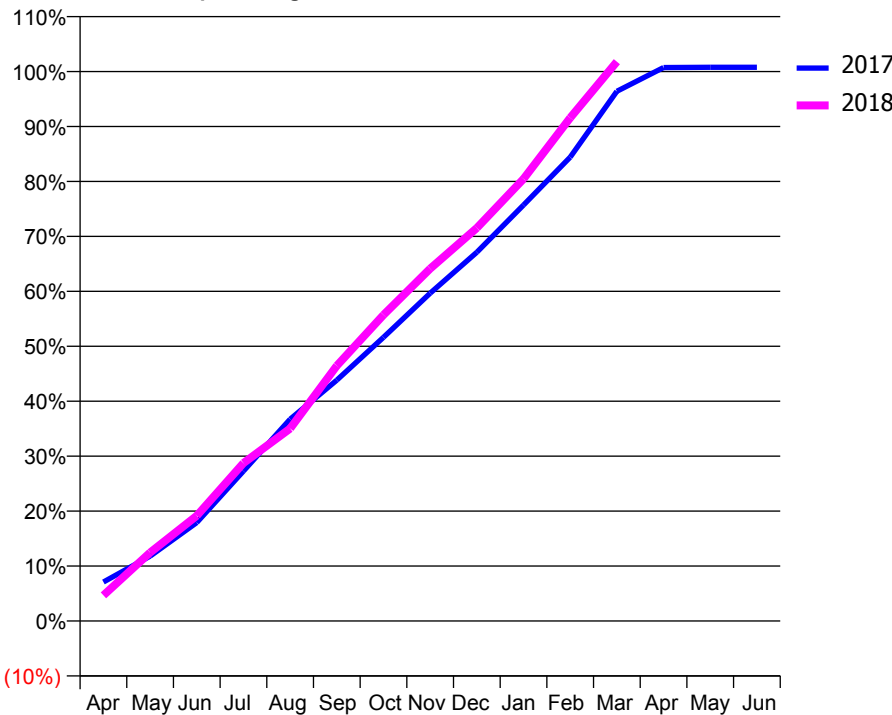
### ACCESS\*

Patients seen in 24 months	Total	Change since previous quarter
Quarter ending March 2017	5,138	
Quarter ending June 2017	5,230	→
Quarter ending September 2017	5,563	↑
Quarter ending December 2017	5,479	↓
Quarter ending March 2018	5,181	↓
<b>Variance since March 2017</b>	<b>0.8%</b>	<b>→</b>



### ACTIVITY

Cumulative percentage of contracted UDA delivered 2017 & 2018



Month	Adjusted Scheduled Activity (UDA)	
	2017	2018
April	1,184	779
May	1,965	2,075
June	2,987	3,190
July	4,547	4,789
August	6,118	5,836
September	7,302	7,739
October	8,598	9,280
November	9,937	10,683
December	11,178	11,913
January	12,609	13,402
February	14,060	15,253
March	16,056	16,956
April	16,777	
May	16,785	
June	16,785	

### QUALITY

	Quantity	Base Number	Contract	AT	Region	England
% of FP17s for the same patient ID Re-attending within 3 months - Children	164	1,962	8.4%	13.3%	12.8%	11.9%
% of FP17s for the same patient ID Re-attending within 3 months - Adults	967	6,072	15.9%	16.3%	16.5%	16.0%
% of FP17s for the same patient ID Re-attending between 3 & 9 months - Children	1,081	1,962	55.1%	58.0%	59.7%	58.3%
% of FP17s for the same patient ID Re-attending between 3 & 9 months - Adults	2,936	6,072	48.4%	51.0%	52.6%	50.3%
% of FP17s for Band 1 Urgent Courses	733	7,755	9.5%	10.7%	9.1%	9.1%
% of FP17s Relating to Free Repair or Replacements	68	7,755	0.9%	0.9%	1.0%	0.8%
% of FP17s Relating to Continuations	10	7,755	0.1%	1.1%	1.2%	1.0%
% of Patients satisfied with the dentistry they have received	14	16	87.5%	91.6%	91.6%	91.5%
% of Patients satisfied with the time they had to wait for an appointment	14	16	87.5%	87.7%	88.3%	87.9%

\* This is based on patients treated on this contract for their most recent course of treatment. Figures in italics indicate the base number of FP17s or Patient Questionnaire responses are less than 100. N/A is shown where the base number of responses is less than 10 during the period. % is calculated as Quantity/Base number\*100



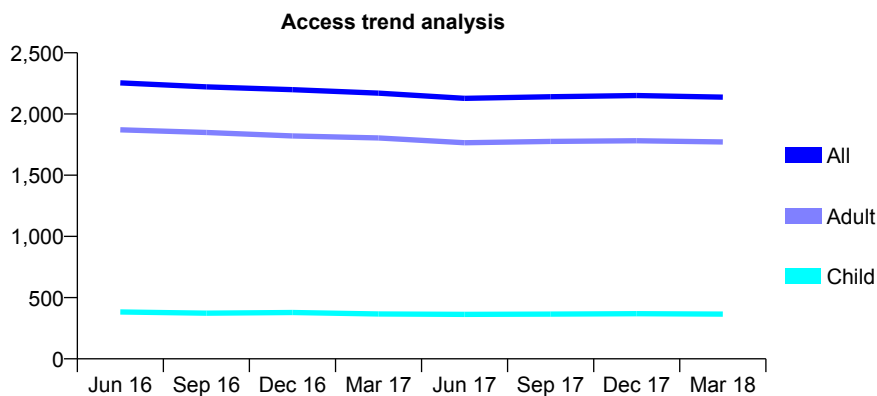
## Q47 - Vital Signs At a Glance Contract Report for 675733/0001 - March 2018

Name or company name	MR M DUNKOW
Contract type name	GDS Contract
Purpose of contract	General
Contract start date	01/04/2006
Contract end date	

17/18 Contracted general activity (UDA)	7,200
Carry forward general activity (UDA)	-45
17/18 Contracted orthodontic activity (UOA)	0
Carry forward orthodontic activity (UOA)	0
Baseline contract value	£255,869.30

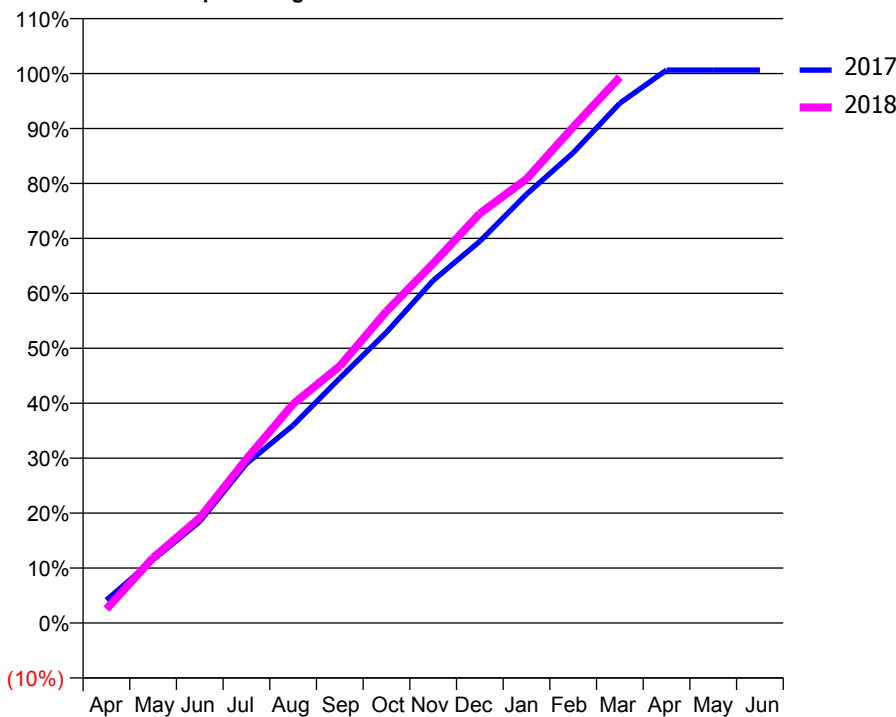
### ACCESS\*

Patients seen in 24 months	Total	Change since previous quarter
Quarter ending March 2017	2,171	
Quarter ending June 2017	2,128	↓
Quarter ending September 2017	2,141	→
Quarter ending December 2017	2,151	→
Quarter ending March 2018	2,138	→
<b>Variance since March 2017</b>	<b>(1.5%)</b>	<b>↓</b>



### ACTIVITY

Cumulative percentage of contracted UDA delivered 2017 & 2018



Month	Adjusted Scheduled Activity (UDA)	
	2017	2018
April	299	182
May	828	856
June	1,331	1,378
July	2,089	2,148
August	2,591	2,871
September	3,208	3,365
October	3,809	4,084
November	4,487	4,709
December	5,001	5,367
January	5,618	5,818
February	6,161	6,498
March	6,811	7,152
April	7,245	
May	7,245	
June	7,245	

### QUALITY

	Quantity	Base Number	Contract	AT	Region	England
% of FP17s for the same patient ID Re-attending within 3 months - Children	23	592	3.9%	13.3%	12.8%	11.9%
% of FP17s for the same patient ID Re-attending within 3 months - Adults	319	2,745	11.6%	16.3%	16.5%	16.0%
% of FP17s for the same patient ID Re-attending between 3 & 9 months - Children	420	592	70.9%	58.0%	59.7%	58.3%
% of FP17s for the same patient ID Re-attending between 3 & 9 months - Adults	1,414	2,745	51.5%	51.0%	52.6%	50.3%
% of FP17s for Band 1 Urgent Courses	174	3,213	5.4%	10.7%	9.1%	9.1%
% of FP17s Relating to Free Repair or Replacements	52	3,213	1.6%	0.9%	1.0%	0.8%
% of FP17s Relating to Continuations	21	3,213	0.7%	1.1%	1.2%	1.0%
% of Patients satisfied with the dentistry they have received	5	6	N/A	91.6%	91.6%	91.5%
% of Patients satisfied with the time they had to wait for an appointment	5	6	N/A	87.7%	88.3%	87.9%

\* This is based on patients treated on this contract for their most recent course of treatment. Figures in italics indicate the base number of FP17s or Patient Questionnaire responses are less than 100. N/A is shown where the base number of responses is less than 10 during the period. % is calculated as Quantity/Base number\*100

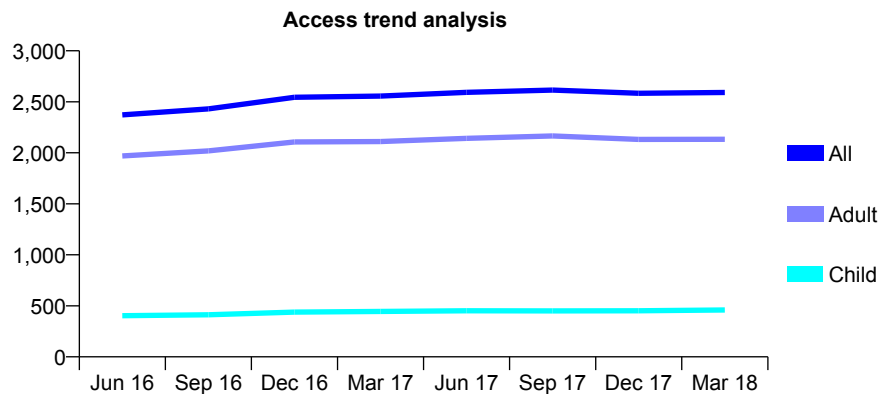
## Q47 - Vital Signs At a Glance Contract Report for 675830/0001 - March 2018

Name or company name	MR JL COOPER
Contract type name	GDS Contract
Purpose of contract	General
Contract start date	01/04/2006
Contract end date	

17/18 Contracted general activity (UDA)	7,034
Carry forward general activity (UDA)	-123
17/18 Contracted orthodontic activity (UOA)	0
Carry forward orthodontic activity (UOA)	0
Baseline contract value	£255,869.30

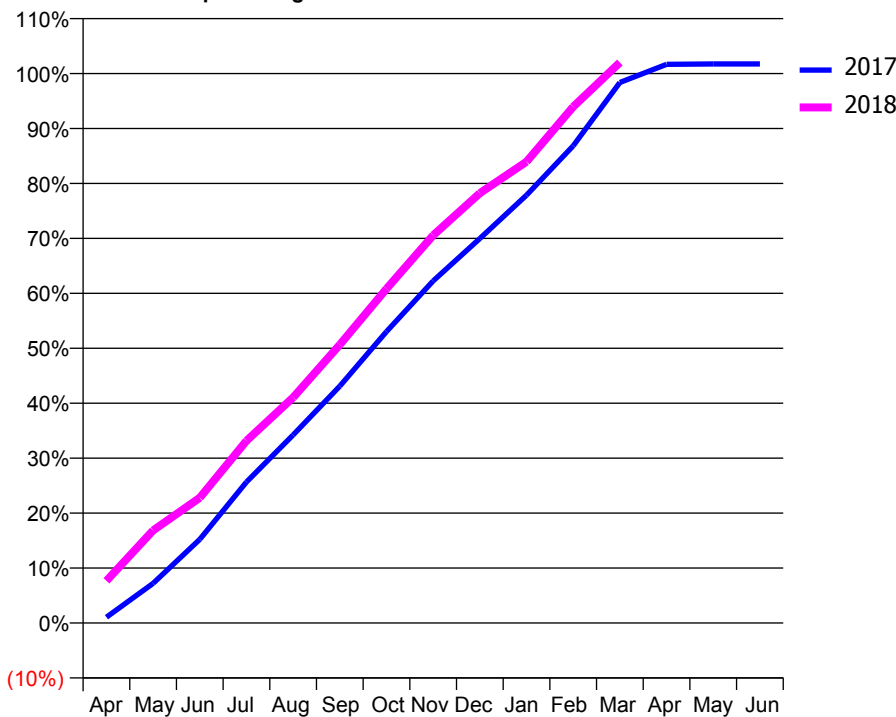
### ACCESS\*

Patients seen in 24 months	Total	Change since previous quarter
Quarter ending March 2017	2,556	
Quarter ending June 2017	2,593	→
Quarter ending September 2017	2,615	→
Quarter ending December 2017	2,584	↓
Quarter ending March 2018	2,592	→
<b>Variance since March 2017</b>	<b>1.4%</b>	<b>→</b>



### ACTIVITY

Cumulative percentage of contracted UDA delivered 2017 & 2018



Month	Adjusted Scheduled Activity (UDA)	
	2017	2018
April	73	540
May	508	1,186
June	1,072	1,604
July	1,806	2,333
August	2,408	2,888
September	3,033	3,564
October	3,730	4,278
November	4,379	4,962
December	4,922	5,503
January	5,477	5,906
February	6,108	6,608
March	6,918	7,175
April	7,152	
May	7,156	
June	7,157	

### QUALITY

	Quantity	Base Number	Contract	AT	Region	England
% of FP17s for the same patient ID Re-attending within 3 months - Children	21	707	3.0%	13.3%	12.8%	11.9%
% of FP17s for the same patient ID Re-attending within 3 months - Adults	318	3,153	10.1%	16.3%	16.5%	16.0%
% of FP17s for the same patient ID Re-attending between 3 & 9 months - Children	497	707	70.3%	58.0%	59.7%	58.3%
% of FP17s for the same patient ID Re-attending between 3 & 9 months - Adults	1,898	3,153	60.2%	51.0%	52.6%	50.3%
% of FP17s for Band 1 Urgent Courses	230	3,762	6.1%	10.7%	9.1%	9.1%
% of FP17s Relating to Free Repair or Replacements	21	3,762	0.6%	0.9%	1.0%	0.8%
% of FP17s Relating to Continuations	51	3,762	1.4%	1.1%	1.2%	1.0%
% of Patients satisfied with the dentistry they have received	6	6	N/A	91.6%	91.6%	91.5%
% of Patients satisfied with the time they had to wait for an appointment	6	6	N/A	87.7%	88.3%	87.9%

\* This is based on patients treated on this contract for their most recent course of treatment. Figures in italics indicate the base number of FP17s or Patient Questionnaire responses are less than 100. N/A is shown where the base number of responses is less than 10 during the period. % is calculated as Quantity/Base number\*100

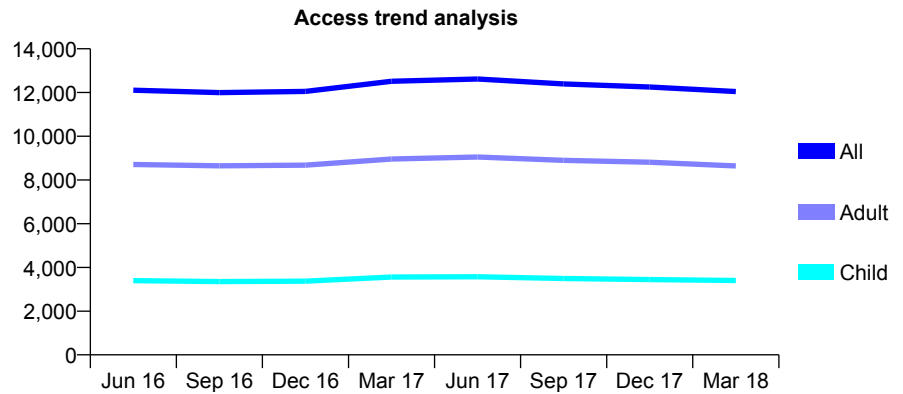
## Q47 - Vital Signs At a Glance Contract Report for 676209/0001 - March 2018

Name or company name	MR SL MORGAN
Contract type name	GDS Contract
Purpose of contract	General and Orthodontic
Contract start date	01/04/2006
Contract end date	

17/18 Contracted general activity (UDA)	38,336
Carry forward general activity (UDA)	1,429
17/18 Contracted orthodontic activity (UOA)	6,289
Carry forward orthodontic activity (UOA)	144
Baseline contract value	£1,395,683.75

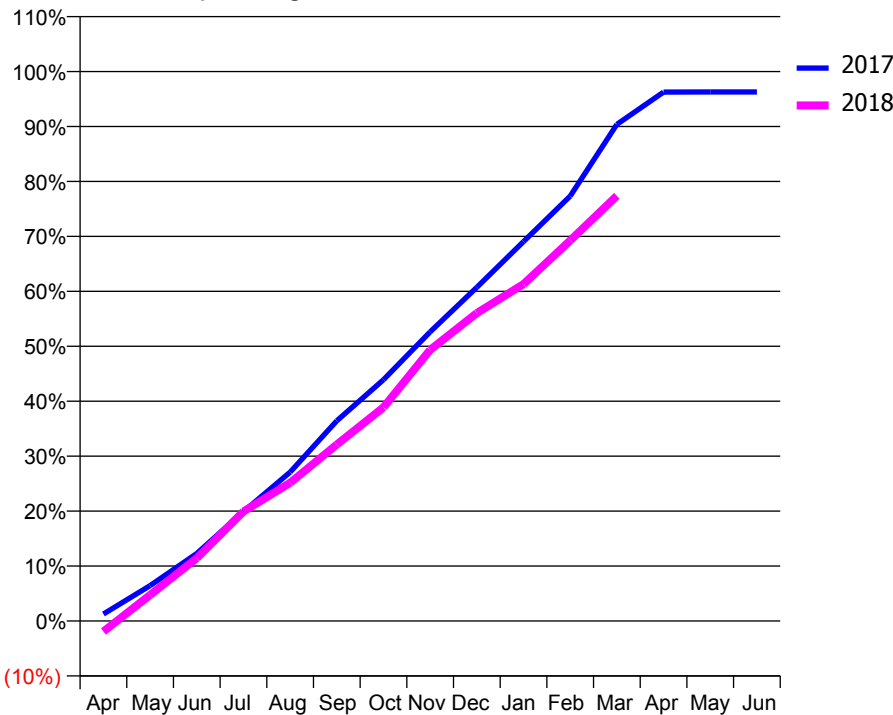
### ACCESS\*

Patients seen in 24 months	Total	Change since previous quarter
Quarter ending March 2017	12,514	
Quarter ending June 2017	12,619	→
Quarter ending September 2017	12,393	↓
Quarter ending December 2017	12,253	↓
Quarter ending March 2018	12,046	↓
<b>Variance since March 2017</b>	<b>(3.7%)</b>	<b>↓</b>



### ACTIVITY

Cumulative percentage of contracted UDA delivered 2017 & 2018



Month	Adjusted Scheduled Activity (UDA)	
	2017	2018
April	491	-741
May	2,467	1,815
June	4,716	4,390
July	7,629	7,646
August	10,391	9,640
September	13,964	12,311
October	16,835	14,906
November	20,171	18,921
December	23,277	21,487
January	26,469	23,500
February	29,646	26,543
March	34,653	29,665
April	36,904	
May	36,906	
June	36,907	

### QUALITY

	Quantity	Base Number	Contract	AT	Region	England
% of FP17s for the same patient ID Re-attending within 3 months - Children	592	5,934	10.0%	13.3%	12.8%	11.9%
% of FP17s for the same patient ID Re-attending within 3 months - Adults	1,800	12,030	15.0%	16.3%	16.5%	16.0%
% of FP17s for the same patient ID Re-attending between 3 & 9 months - Children	3,473	5,934	58.5%	58.0%	59.7%	58.3%
% of FP17s for the same patient ID Re-attending between 3 & 9 months - Adults	6,998	12,030	58.2%	51.0%	52.6%	50.3%
% of FP17s for Band 1 Urgent Courses	1,397	15,788	8.8%	10.7%	9.1%	9.1%
% of FP17s Relating to Free Repair or Replacements	201	15,788	1.3%	0.9%	1.0%	0.8%
% of FP17s Relating to Continuations	236	15,788	1.5%	1.1%	1.2%	1.0%
% of Patients satisfied with the dentistry they have received	6	9	N/A	91.6%	91.6%	91.5%
% of Patients satisfied with the time they had to wait for an appointment	6	9	N/A	87.7%	88.3%	87.9%

\* This is based on patients treated on this contract for their most recent course of treatment. Figures in italics indicate the base number of FP17s or Patient Questionnaire responses are less than 100. N/A is shown where the base number of responses is less than 10 during the period. % is calculated as Quantity/Base number\*100

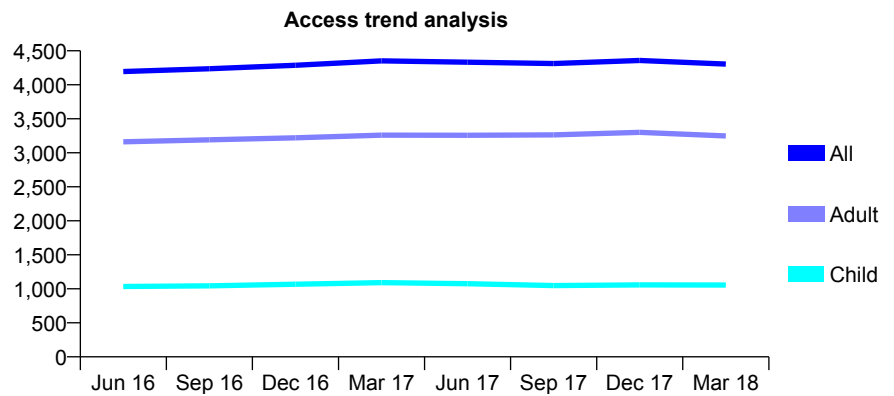
## Q47 - Vital Signs At a Glance Contract Report for 676306/0001 - March 2018

Name or company name	MR BS AARON
Contract type name	GDS Contract
Purpose of contract	General
Contract start date	01/04/2006
Contract end date	

17/18 Contracted general activity (UDA)	12,200
Carry forward general activity (UDA)	-63
17/18 Contracted orthodontic activity (UOA)	0
Carry forward orthodontic activity (UOA)	0
Baseline contract value	£383,416.97

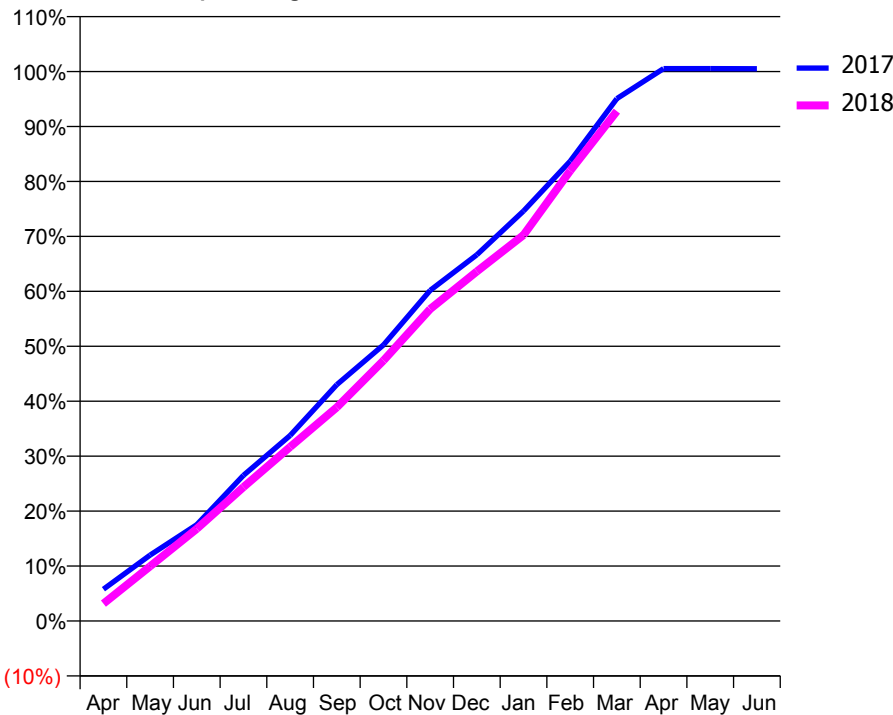
### ACCESS\*

Patients seen in 24 months	Total	Change since previous quarter
Quarter ending March 2017	4,351	
Quarter ending June 2017	4,333	→
Quarter ending September 2017	4,312	→
Quarter ending December 2017	4,358	→
Quarter ending March 2018	4,304	↓
<b>Variance since March 2017</b>	<b>(1.1%)</b>	<b>↓</b>



### ACTIVITY

Cumulative percentage of contracted UDA delivered 2017 & 2018



Month	Adjusted Scheduled Activity (UDA)	
	2017	2018
April	705	386
May	1,464	1,216
June	2,138	2,048
July	3,234	2,973
August	4,121	3,864
September	5,249	4,744
October	6,130	5,784
November	7,340	6,926
December	8,130	7,762
January	9,102	8,570
February	10,209	9,995
March	11,598	11,319
April	12,264	
May	12,264	
June	12,263	

### QUALITY

	Quantity	Base Number	Contract	AT	Region	England
% of FP17s for the same patient ID Re-attending within 3 months - Children	119	1,771	6.7%	13.3%	12.8%	11.9%
% of FP17s for the same patient ID Re-attending within 3 months - Adults	443	5,251	8.4%	16.3%	16.5%	16.0%
% of FP17s for the same patient ID Re-attending between 3 & 9 months - Children	1,221	1,771	68.9%	58.0%	59.7%	58.3%
% of FP17s for the same patient ID Re-attending between 3 & 9 months - Adults	3,855	5,251	73.4%	51.0%	52.6%	50.3%
% of FP17s for Band 1 Urgent Courses	356	6,239	5.7%	10.7%	9.1%	9.1%
% of FP17s Relating to Free Repair or Replacements	46	6,239	0.7%	0.9%	1.0%	0.8%
% of FP17s Relating to Continuations	19	6,239	0.3%	1.1%	1.2%	1.0%
% of Patients satisfied with the dentistry they have received	9	9	N/A	91.6%	91.6%	91.5%
% of Patients satisfied with the time they had to wait for an appointment	8	9	N/A	87.7%	88.3%	87.9%

\* This is based on patients treated on this contract for their most recent course of treatment. Figures in italics indicate the base number of FP17s or Patient Questionnaire responses are less than 100. N/A is shown where the base number of responses is less than 10 during the period. % is calculated as Quantity/Base number\*100

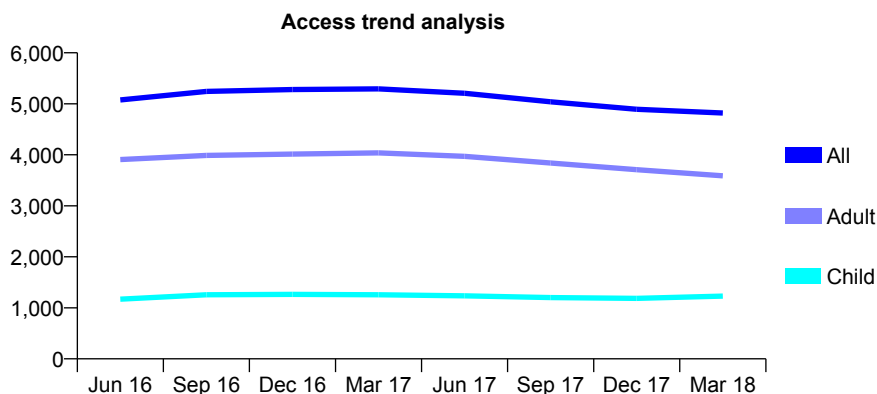
## Q47 - Vital Signs At a Glance Contract Report for 676659/0001 - March 2018

Name or company name	Dr Abrahem Hussain Malik
Contract type name	GDS Contract
Purpose of contract	General
Contract start date	01/04/2006
Contract end date	

17/18 Contracted general activity (UDA)	14,620
Carry forward general activity (UDA)	-152
17/18 Contracted orthodontic activity (UOA)	0
Carry forward orthodontic activity (UOA)	0
Baseline contract value	£420,974.11

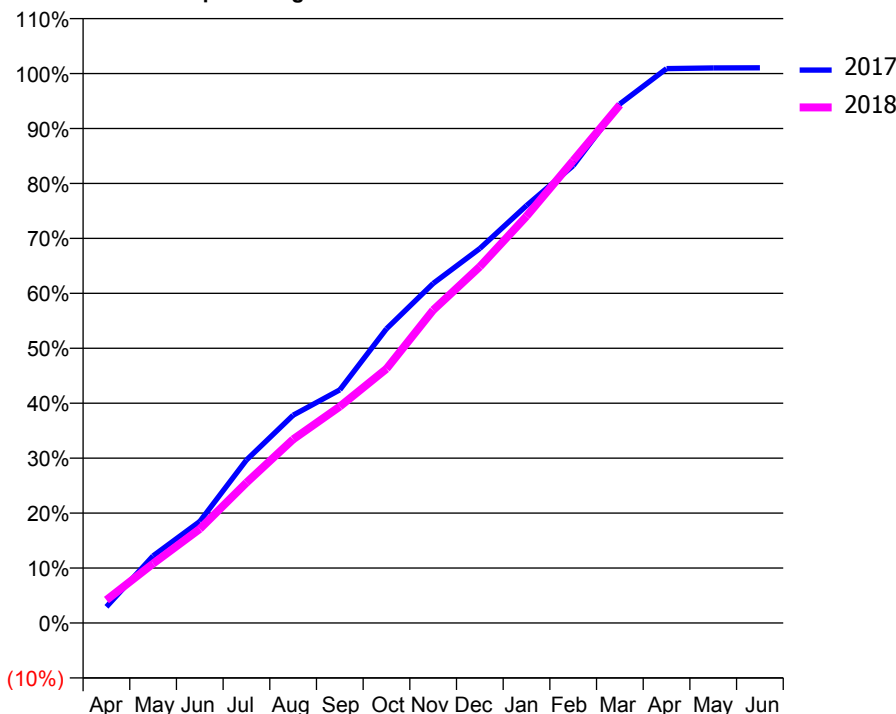
### ACCESS\*

Patients seen in 24 months	Total	Change since previous quarter
Quarter ending March 2017	5,294	
Quarter ending June 2017	5,206	↓
Quarter ending September 2017	5,038	↓
Quarter ending December 2017	4,894	↓
Quarter ending March 2018	4,820	↓
<b>Variance since March 2017</b>	<b>(9.0%)</b>	<b>↓</b>



### ACTIVITY

Cumulative percentage of contracted UDA delivered 2017 & 2018



Adjusted Scheduled Activity (UDA)

Month	2017	2018
April	431	611
May	1,786	1,579
June	2,702	2,502
July	4,337	3,734
August	5,528	4,889
September	6,205	5,759
October	7,829	6,765
November	9,036	8,325
December	9,966	9,480
January	11,105	10,823
February	12,166	12,303
March	13,811	13,784
April	14,749	
May	14,769	
June	14,772	

### QUALITY

	Quantity	Base Number	Contract	AT	Region	England
% of FP17s for the same patient ID Re-attending within 3 months - Children	190	1,679	11.3%	13.3%	12.8%	11.9%
% of FP17s for the same patient ID Re-attending within 3 months - Adults	643	3,081	20.9%	16.3%	16.5%	16.0%
% of FP17s for the same patient ID Re-attending between 3 & 9 months - Children	771	1,679	45.9%	58.0%	59.7%	58.3%
% of FP17s for the same patient ID Re-attending between 3 & 9 months - Adults	1,254	3,081	40.7%	51.0%	52.6%	50.3%
% of FP17s for Band 1 Urgent Courses	620	4,445	13.9%	10.7%	9.1%	9.1%
% of FP17s Relating to Free Repair or Replacements	28	4,445	0.6%	0.9%	1.0%	0.8%
% of FP17s Relating to Continuations	121	4,445	2.7%	1.1%	1.2%	1.0%
% of Patients satisfied with the dentistry they have received	2	2	N/A	91.6%	91.6%	91.5%
% of Patients satisfied with the time they had to wait for an appointment	1	2	N/A	87.7%	88.3%	87.9%

\* This is based on patients treated on this contract for their most recent course of treatment. Figures in italics indicate the base number of FP17s or Patient Questionnaire responses are less than 100. N/A is shown where the base number of responses is less than 10 during the period. % is calculated as Quantity/Base number\*100

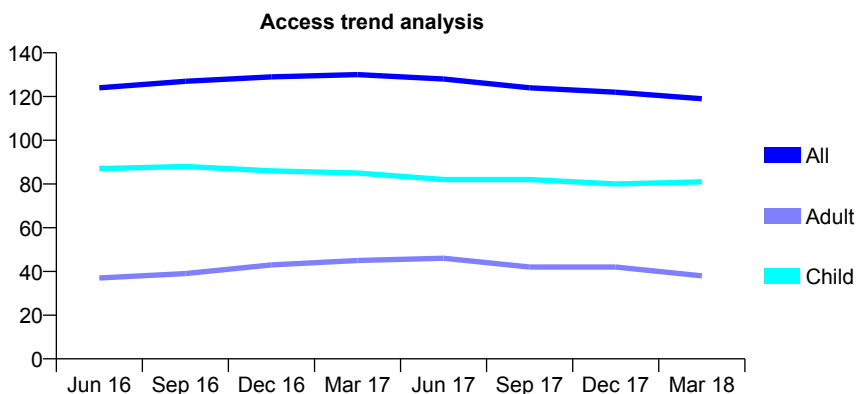
## Q47 - Vital Signs At a Glance Contract Report for 677612/0001 - March 2018

Name or company name	MR S ALLAN
Contract type name	GDS Contract
Purpose of contract	General
Contract start date	01/04/2006
Contract end date	

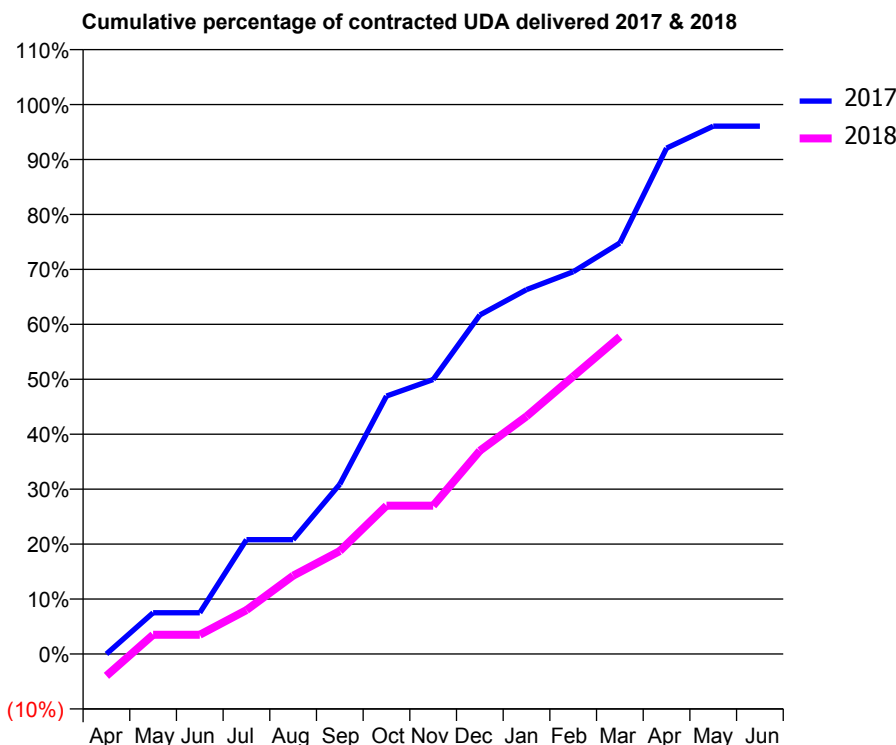
17/18 Contracted general activity (UDA)	400
Carry forward general activity (UDA)	16
17/18 Contracted orthodontic activity (UOA)	0
Carry forward orthodontic activity (UOA)	0
Baseline contract value	£9,107.64

### ACCESS\*

Patients seen in 24 months	Total	Change since previous quarter
Quarter ending March 2017	130	
Quarter ending June 2017	128	↓
Quarter ending September 2017	124	↓
Quarter ending December 2017	122	↓
Quarter ending March 2018	119	↓
<b>Variance since March 2017</b>	<b>(8.5%)</b>	<b>↓</b>



### ACTIVITY



Month	Adjusted Scheduled Activity (UDA)	
	2017	2018
April	0	-16
May	30	14
June	30	14
July	83	32
August	83	57
September	124	75
October	188	108
November	200	108
December	247	148
January	265	173
February	278	202
March	299	231
April	368	
May	384	
June	384	

### QUALITY

	Quantity	Base Number	Contract	AT	Region	England
% of FP17s for the same patient ID Re-attending within 3 months - Children	13	108	12.0%	13.3%	12.8%	11.9%
% of FP17s for the same patient ID Re-attending within 3 months - Adults	3	29	10.3%	16.3%	16.5%	16.0%
% of FP17s for the same patient ID Re-attending between 3 & 9 months - Children	38	108	35.2%	58.0%	59.7%	58.3%
% of FP17s for the same patient ID Re-attending between 3 & 9 months - Adults	13	29	44.8%	51.0%	52.6%	50.3%
% of FP17s for Band 1 Urgent Courses	0	121	0.0%	10.7%	9.1%	9.1%
% of FP17s Relating to Free Repair or Replacements	0	121	0.0%	0.9%	1.0%	0.8%
% of FP17s Relating to Continuations	0	121	0.0%	1.1%	1.2%	1.0%
% of Patients satisfied with the dentistry they have received	0	0	N/A	91.6%	91.6%	91.5%
% of Patients satisfied with the time they had to wait for an appointment	0	0	N/A	87.7%	88.3%	87.9%

\* This is based on patients treated on this contract for their most recent course of treatment. Figures in italics indicate the base number of FP17s or Patient Questionnaire responses are less than 100. N/A is shown where the base number of responses is less than 10 during the period. % is calculated as Quantity/Base number\*100

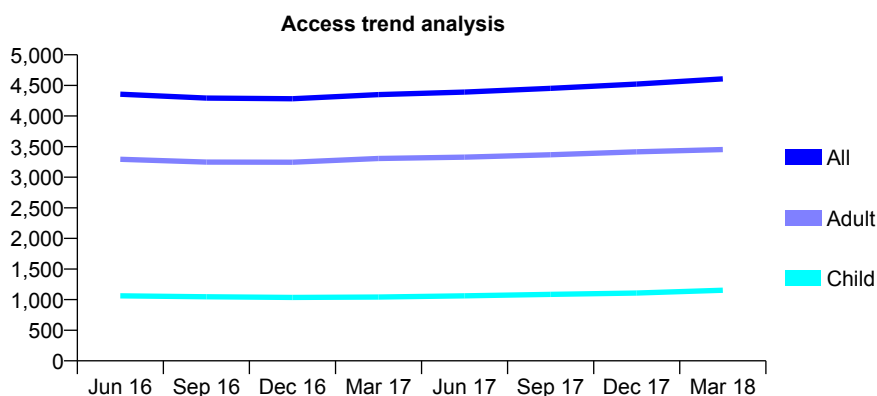
## Q47 - Vital Signs At a Glance Contract Report for 679313/0001 - March 2018

Name or company name	MR CS WONG
Contract type name	GDS Contract
Purpose of contract	General
Contract start date	01/06/2008
Contract end date	

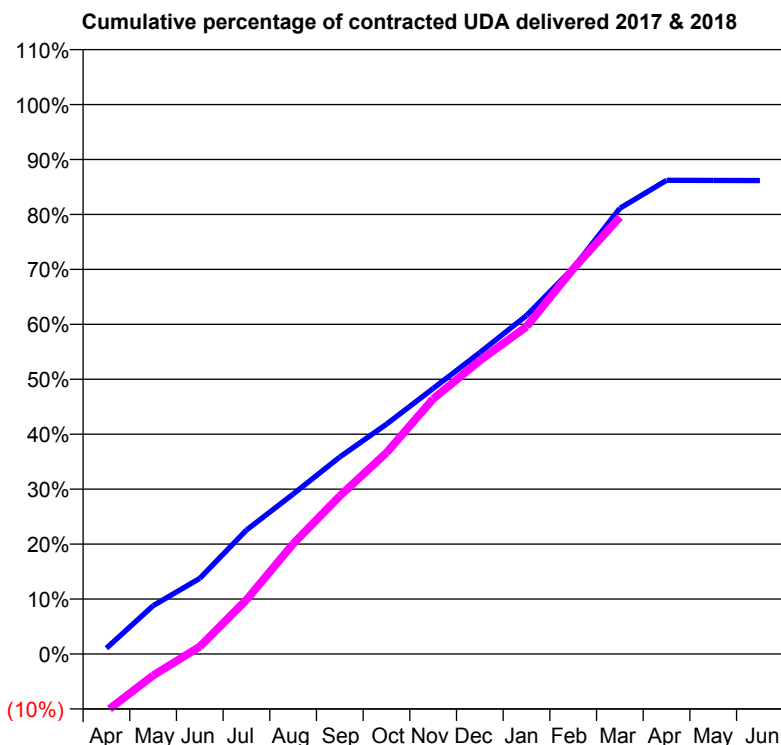
17/18 Contracted general activity (UDA)	16,856
Carry forward general activity (UDA)	2,332
17/18 Contracted orthodontic activity (UOA)	0
Carry forward orthodontic activity (UOA)	0
Baseline contract value	£511,537.59

### ACCESS\*

Patients seen in 24 months	Total	Change since previous quarter
Quarter ending March 2017	4,349	
Quarter ending June 2017	4,390	→
Quarter ending September 2017	4,453	→
Quarter ending December 2017	4,522	→
Quarter ending March 2018	4,607	→
<b>Variance since March 2017</b>	<b>5.9%</b>	<b>↑</b>



### ACTIVITY



Month	Adjusted Scheduled Activity (UDA)	
	2017	2018
April	180	-1,759
May	1,483	-659
June	2,322	228
July	3,801	1,664
August	4,907	3,382
September	6,043	4,850
October	7,048	6,174
November	8,146	7,828
December	9,245	8,999
January	10,382	10,044
February	11,840	11,817
March	13,673	13,403
April	14,531	
May	14,528	
June	14,524	

### QUALITY

	Quantity	Base Number	Contract	AT	Region	England
% of FP17s for the same patient ID Re-attending within 3 months - Children	169	1,785	9.5%	13.3%	12.8%	11.9%
% of FP17s for the same patient ID Re-attending within 3 months - Adults	1,041	5,906	17.6%	16.3%	16.5%	16.0%
% of FP17s for the same patient ID Re-attending between 3 & 9 months - Children	1,025	1,785	57.4%	58.0%	59.7%	58.3%
% of FP17s for the same patient ID Re-attending between 3 & 9 months - Adults	3,673	5,906	62.2%	51.0%	52.6%	50.3%
% of FP17s for Band 1 Urgent Courses	582	7,393	7.9%	10.7%	9.1%	9.1%
% of FP17s Relating to Free Repair or Replacements	50	7,393	0.7%	0.9%	1.0%	0.8%
% of FP17s Relating to Continuations	267	7,393	3.6%	1.1%	1.2%	1.0%
% of Patients satisfied with the dentistry they have received	10	11	90.9%	91.6%	91.6%	91.5%
% of Patients satisfied with the time they had to wait for an appointment	10	11	90.9%	87.7%	88.3%	87.9%

\* This is based on patients treated on this contract for their most recent course of treatment. Figures in italics indicate the base number of FP17s or Patient Questionnaire responses are less than 100. N/A is shown where the base number of responses is less than 10 during the period. % is calculated as Quantity/Base number\*100

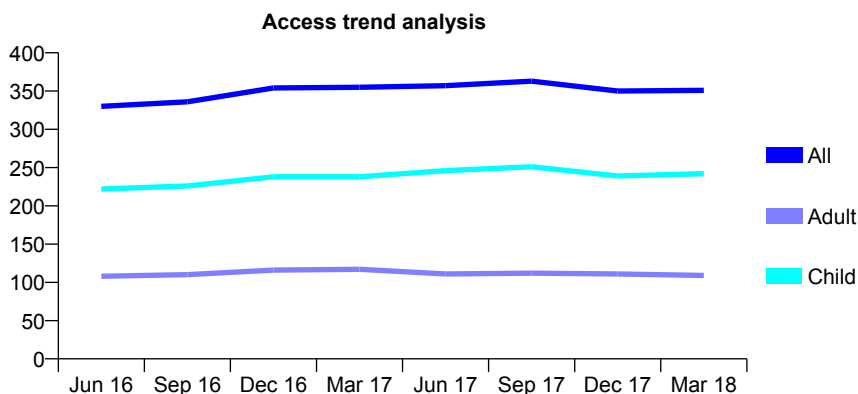
## Q47 - Vital Signs At a Glance Contract Report for 680214/0001 - March 2018

Name or company name	MR JA SILCOX
Contract type name	GDS Contract
Purpose of contract	General
Contract start date	01/04/2008
Contract end date	

17/18 Contracted general activity (UDA)	910
Carry forward general activity (UDA)	30
17/18 Contracted orthodontic activity (UOA)	0
Carry forward orthodontic activity (UOA)	0
Baseline contract value	£25,286.14

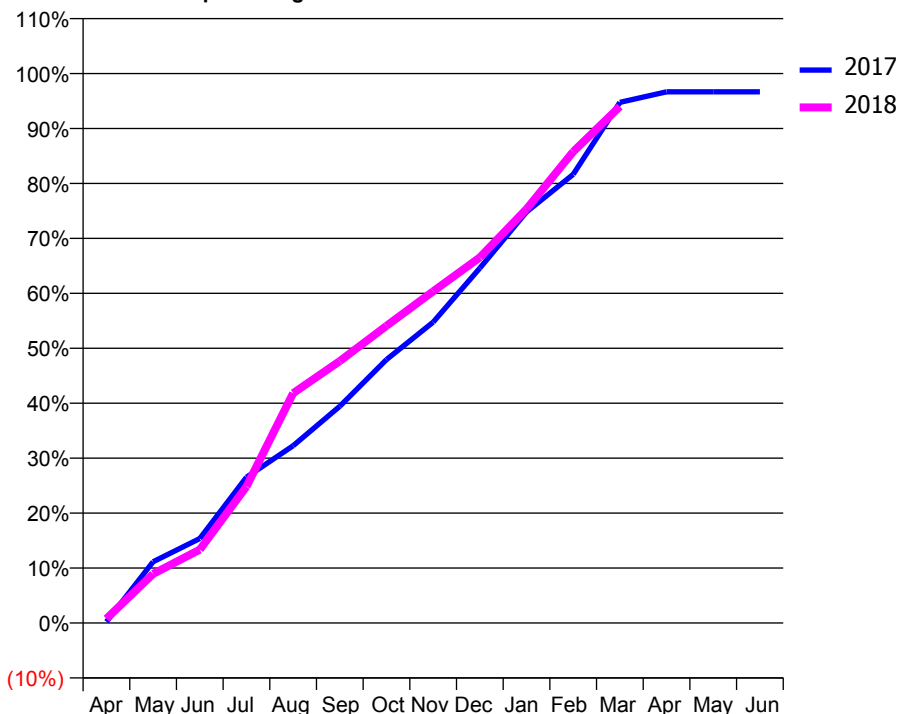
### ACCESS\*

Patients seen in 24 months	Total	Change since previous quarter
Quarter ending March 2017	355	
Quarter ending June 2017	357	→
Quarter ending September 2017	363	→
Quarter ending December 2017	350	↓
Quarter ending March 2018	351	→
<b>Variance since March 2017</b>	<b>(1.1%)</b>	<b>↓</b>



### ACTIVITY

Cumulative percentage of contracted UDA delivered 2017 & 2018



Month	Adjusted Scheduled Activity (UDA)	
	2017	2018
April	2	7
May	101	81
June	140	122
July	241	226
August	294	381
September	359	434
October	436	492
November	498	549
December	588	605
January	681	686
February	743	781
March	862	855
April	880	
May	880	
June	880	

### QUALITY

	Quantity	Base Number	Contract	AT	Region	England
% of FP17s for the same patient ID Re-attending within 3 months - Children	30	436	6.9%	13.3%	12.8%	11.9%
% of FP17s for the same patient ID Re-attending within 3 months - Adults	12	172	7.0%	16.3%	16.5%	16.0%
% of FP17s for the same patient ID Re-attending between 3 & 9 months - Children	299	436	68.6%	58.0%	59.7%	58.3%
% of FP17s for the same patient ID Re-attending between 3 & 9 months - Adults	117	172	68.0%	51.0%	52.6%	50.3%
% of FP17s for Band 1 Urgent Courses	17	595	2.9%	10.7%	9.1%	9.1%
% of FP17s Relating to Free Repair or Replacements	0	595	0.0%	0.9%	1.0%	0.8%
% of FP17s Relating to Continuations	0	595	0.0%	1.1%	1.2%	1.0%
% of Patients satisfied with the dentistry they have received	0	0	N/A	91.6%	91.6%	91.5%
% of Patients satisfied with the time they had to wait for an appointment	0	0	N/A	87.7%	88.3%	87.9%

\* This is based on patients treated on this contract for their most recent course of treatment. Figures in italics indicate the base number of FP17s or Patient Questionnaire responses are less than 100. N/A is shown where the base number of responses is less than 10 during the period. % is calculated as Quantity/Base number\*100



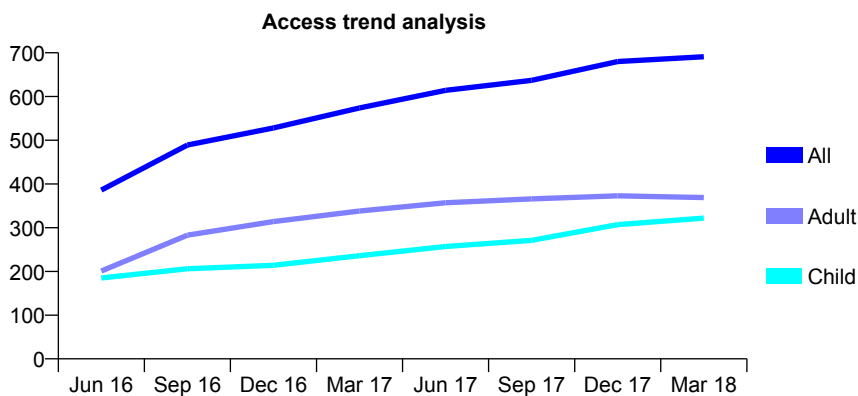
## Q47 - Vital Signs At a Glance Contract Report for 696293/0001 - March 2018

Name or company name	MR V PATEL
Contract type name	GDS Contract
Purpose of contract	General
Contract start date	01/11/2015
Contract end date	

17/18 Contracted general activity (UDA)	2,790
Carry forward general activity (UDA)	-6
17/18 Contracted orthodontic activity (UOA)	0
Carry forward orthodontic activity (UOA)	0
Baseline contract value	£61,391.03

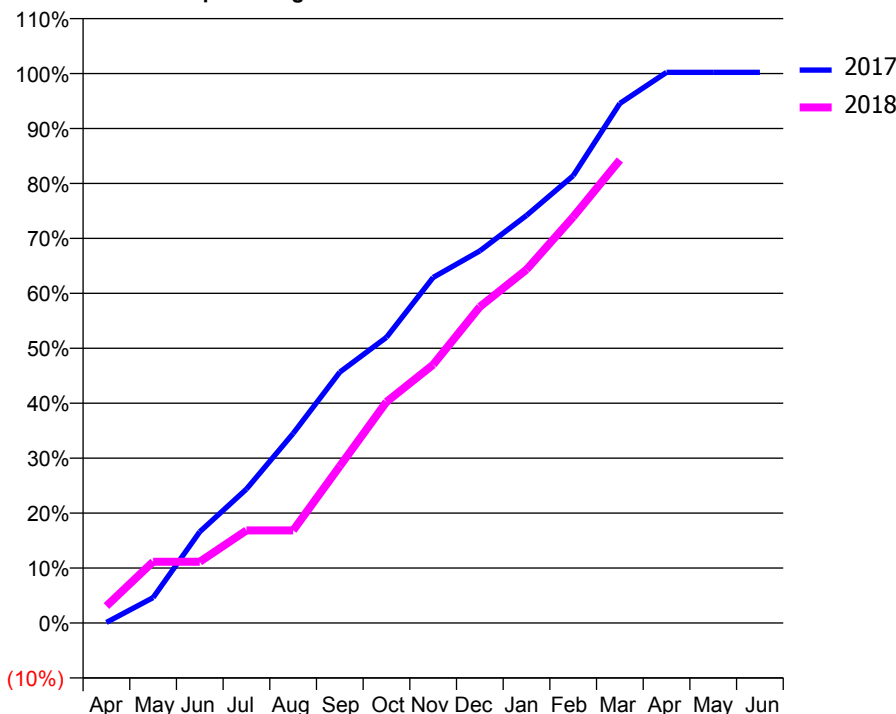
### ACCESS\*

Patients seen in 24 months	Total	Change since previous quarter
Quarter ending March 2017	574	
Quarter ending June 2017	614	↑
Quarter ending September 2017	637	↑
Quarter ending December 2017	680	↑
Quarter ending March 2018	691	→
<b>Variance since March 2017</b>	<b>20.4%</b>	<b>↑</b>



### ACTIVITY

Cumulative percentage of contracted UDA delivered 2017 & 2018



Month	Adjusted Scheduled Activity (UDA)	
	2017	2018
April	3	86
May	129	311
June	464	311
July	680	470
August	962	470
September	1,274	796
October	1,451	1,123
November	1,755	1,312
December	1,889	1,605
January	2,069	1,794
February	2,271	2,062
March	2,638	2,351
April	2,796	
May	2,796	
June	2,796	

### QUALITY

	Quantity	Base Number	Contract	AT	Region	England
% of FP17s for the same patient ID Re-attending within 3 months - Children	54	497	10.9%	13.3%	12.8%	11.9%
% of FP17s for the same patient ID Re-attending within 3 months - Adults	46	343	13.4%	16.3%	16.5%	16.0%
% of FP17s for the same patient ID Re-attending between 3 & 9 months - Children	268	497	53.9%	58.0%	59.7%	58.3%
% of FP17s for the same patient ID Re-attending between 3 & 9 months - Adults	112	343	32.7%	51.0%	52.6%	50.3%
% of FP17s for Band 1 Urgent Courses	36	803	4.5%	10.7%	9.1%	9.1%
% of FP17s Relating to Free Repair or Replacements	0	803	0.0%	0.9%	1.0%	0.8%
% of FP17s Relating to Continuations	2	803	0.2%	1.1%	1.2%	1.0%
% of Patients satisfied with the dentistry they have received	0	0	N/A	91.6%	91.6%	91.5%
% of Patients satisfied with the time they had to wait for an appointment	0	0	N/A	87.7%	88.3%	87.9%

\* This is based on patients treated on this contract for their most recent course of treatment. Figures in italics indicate the base number of FP17s or Patient Questionnaire responses are less than 100. N/A is shown where the base number of responses is less than 10 during the period. % is calculated as Quantity/Base number\*100

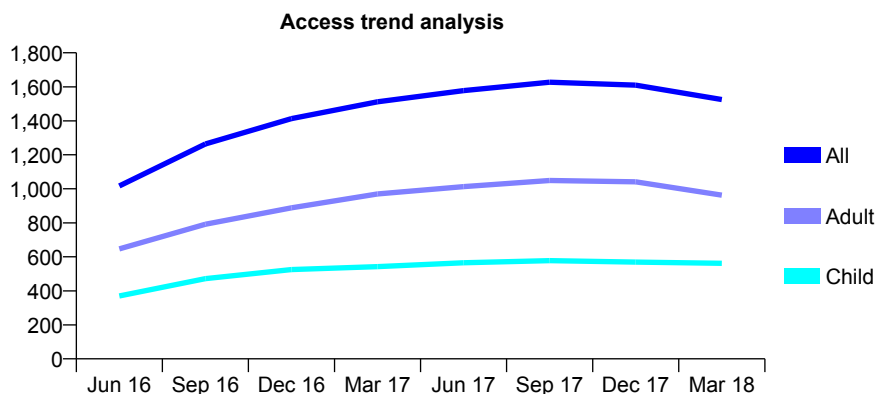
## Q47 - Vital Signs At a Glance Contract Report for 723967/0002 - March 2018

Name or company name	Lowerbank Dental Practice
Contract type name	GDS Contract
Purpose of contract	General
Contract start date	21/12/2015
Contract end date	

17/18 Contracted general activity (UDA)	4,446
Carry forward general activity (UDA)	0
17/18 Contracted orthodontic activity (UOA)	0
Carry forward orthodontic activity (UOA)	0
Baseline contract value	£120,595.09

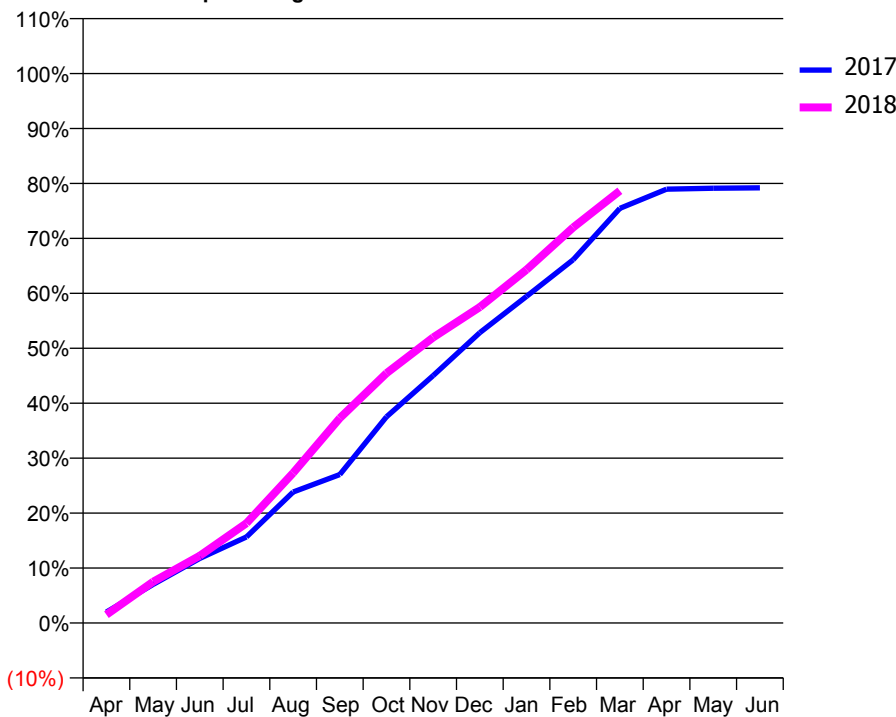
### ACCESS\*

Patients seen in 24 months	Total	Change since previous quarter
Quarter ending March 2017	1,512	
Quarter ending June 2017	1,578	↑
Quarter ending September 2017	1,627	↑
Quarter ending December 2017	1,610	↓
Quarter ending March 2018	1,525	↓
<b>Variance since March 2017</b>	0.9%	→



### ACTIVITY

Cumulative percentage of contracted UDA delivered 2017 & 2018



Month	Adjusted Scheduled Activity (UDA)	
	2017	2018
April	89	68
May	313	334
June	523	544
July	697	808
August	1,060	1,215
September	1,201	1,658
October	1,668	2,021
November	2,001	2,311
December	2,349	2,556
January	2,643	2,859
February	2,940	3,200
March	3,355	3,497
April	3,510	
May	3,518	
June	3,521	

### QUALITY

	Quantity	Base Number	Contract	AT	Region	England
% of FP17s for the same patient ID Re-attending within 3 months - Children	40	918	4.4%	13.3%	12.8%	11.9%
% of FP17s for the same patient ID Re-attending within 3 months - Adults	142	1,273	11.2%	16.3%	16.5%	16.0%
% of FP17s for the same patient ID Re-attending between 3 & 9 months - Children	517	918	56.3%	58.0%	59.7%	58.3%
% of FP17s for the same patient ID Re-attending between 3 & 9 months - Adults	596	1,273	46.8%	51.0%	52.6%	50.3%
% of FP17s for Band 1 Urgent Courses	97	2,029	4.8%	10.7%	9.1%	9.1%
% of FP17s Relating to Free Repair or Replacements	8	2,029	0.4%	0.9%	1.0%	0.8%
% of FP17s Relating to Continuations	12	2,029	0.6%	1.1%	1.2%	1.0%
% of Patients satisfied with the dentistry they have received	3	3	N/A	91.6%	91.6%	91.5%
% of Patients satisfied with the time they had to wait for an appointment	3	3	N/A	87.7%	88.3%	87.9%

\* This is based on patients treated on this contract for their most recent course of treatment. Figures in italics indicate the base number of FP17s or Patient Questionnaire responses are less than 100. N/A is shown where the base number of responses is less than 10 during the period. % is calculated as Quantity/Base number\*100

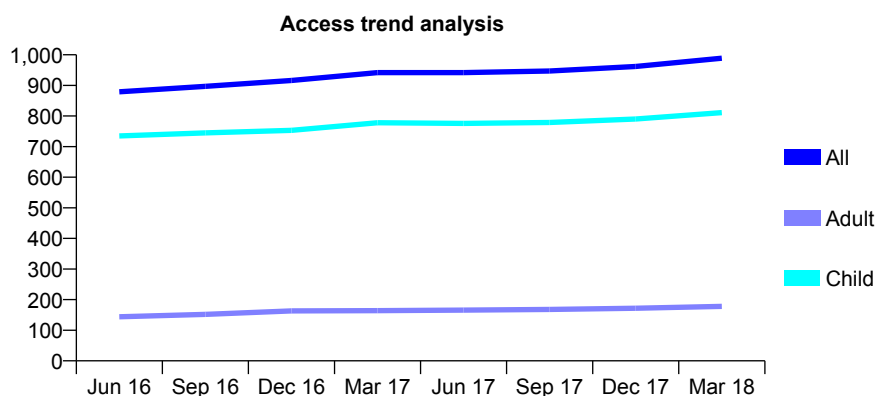
## Q47 - Vital Signs At a Glance Contract Report for 729272/0001 - March 2018

Name or company name	MR MP LANE
Contract type name	GDS Contract
Purpose of contract	General
Contract start date	01/04/2006
Contract end date	

17/18 Contracted general activity (UDA)	2,485
Carry forward general activity (UDA)	0
17/18 Contracted orthodontic activity (UOA)	0
Carry forward orthodontic activity (UOA)	0
Baseline contract value	£56,436.53

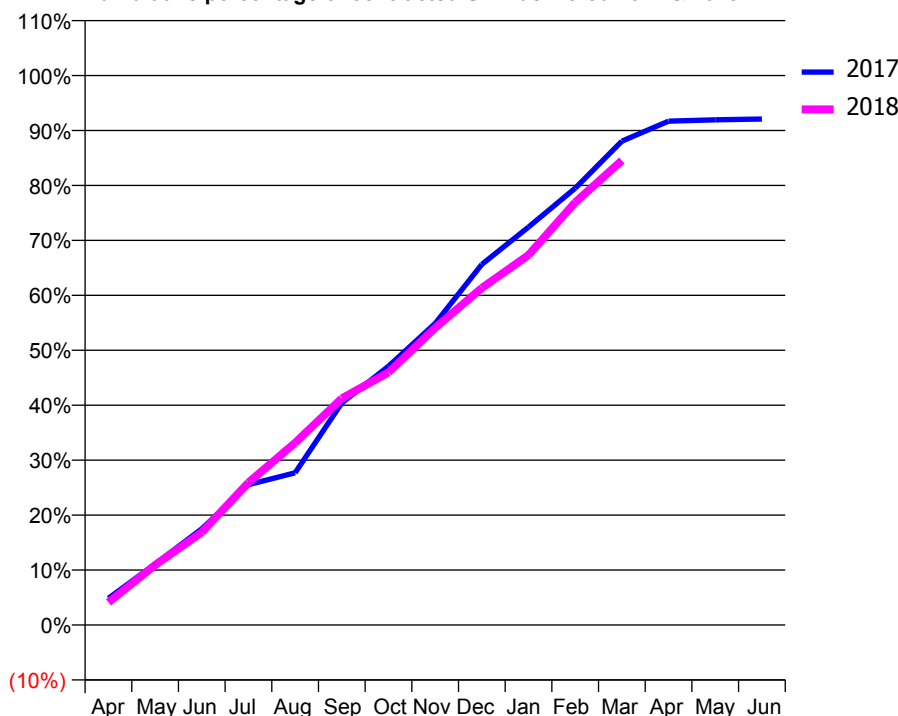
### ACCESS\*

Patients seen in 24 months	Total	Change since previous quarter
Quarter ending March 2017	942	
Quarter ending June 2017	942	→
Quarter ending September 2017	947	→
Quarter ending December 2017	962	→
Quarter ending March 2018	989	↑
<b>Variance since March 2017</b>	<b>5.0%</b>	<b>↑</b>



### ACTIVITY

Cumulative percentage of contracted UDA delivered 2017 & 2018



Adjusted Scheduled Activity (UDA)

Month	2017	2018
April	121	103
May	276	271
June	435	420
July	635	644
August	688	824
September	1,004	1,025
October	1,170	1,142
November	1,364	1,344
December	1,631	1,524
January	1,800	1,673
February	1,975	1,911
March	2,188	2,100
April	2,278	
May	2,284	
June	2,288	

### QUALITY

	Quantity	Base Number	Contract	AT	Region	England
% of FP17s for the same patient ID Re-attending within 3 months - Children	114	1,268	9.0%	13.3%	12.8%	11.9%
% of FP17s for the same patient ID Re-attending within 3 months - Adults	25	164	15.2%	16.3%	16.5%	16.0%
% of FP17s for the same patient ID Re-attending between 3 & 9 months - Children	804	1,268	63.4%	58.0%	59.7%	58.3%
% of FP17s for the same patient ID Re-attending between 3 & 9 months - Adults	113	164	68.9%	51.0%	52.6%	50.3%
% of FP17s for Band 1 Urgent Courses	67	1,373	4.9%	10.7%	9.1%	9.1%
% of FP17s Relating to Free Repair or Replacements	0	1,373	0.0%	0.9%	1.0%	0.8%
% of FP17s Relating to Continuations	0	1,373	0.0%	1.1%	1.2%	1.0%
% of Patients satisfied with the dentistry they have received	1	1	N/A	91.6%	91.6%	91.5%
% of Patients satisfied with the time they had to wait for an appointment	1	1	N/A	87.7%	88.3%	87.9%

\* This is based on patients treated on this contract for their most recent course of treatment. Figures in italics indicate the base number of FP17s or Patient Questionnaire responses are less than 100. N/A is shown where the base number of responses is less than 10 during the period. % is calculated as Quantity/Base number\*100

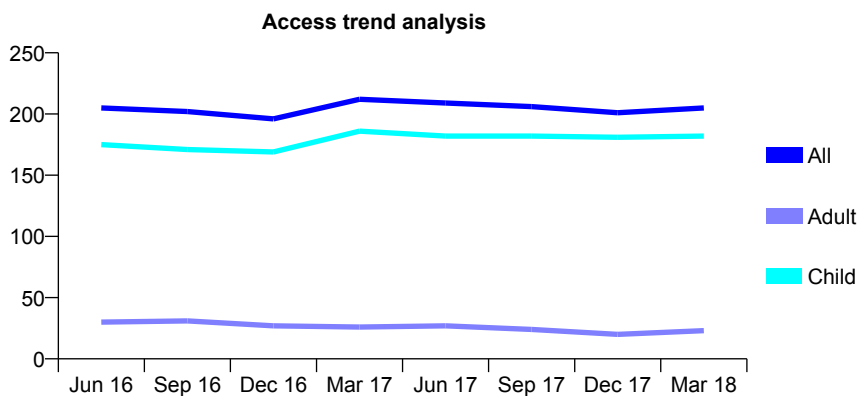
## Q47 - Vital Signs At a Glance Contract Report for 731501/0001 - March 2018

Name or company name	MR MJ GLOVER
Contract type name	GDS Contract
Purpose of contract	General
Contract start date	01/04/2006
Contract end date	

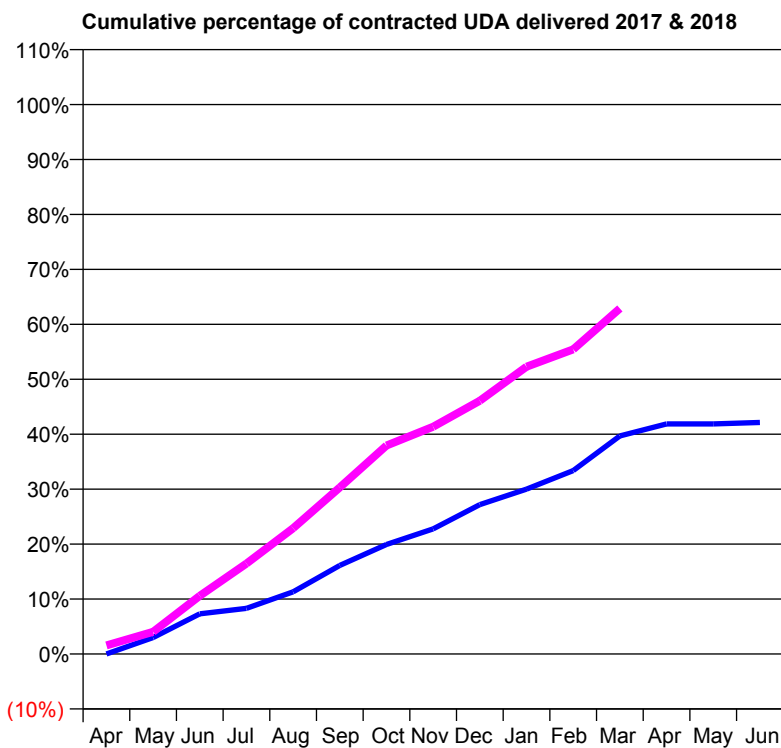
17/18 Contracted general activity (UDA)	700
Carry forward general activity (UDA)	0
17/18 Contracted orthodontic activity (UOA)	0
Carry forward orthodontic activity (UOA)	0
Baseline contract value	£14,592.82

### ACCESS\*

Patients seen in 24 months	Total	Change since previous quarter
Quarter ending March 2017	212	
Quarter ending June 2017	209	↓
Quarter ending September 2017	206	↓
Quarter ending December 2017	201	↓
Quarter ending March 2018	205	→
<b>Variance since March 2017</b>	<b>(3.3%)</b>	<b>↓</b>



### ACTIVITY



Month	Adjusted Scheduled Activity (UDA)	
	2017	2018
April	0	11
May	33	28
June	80	74
July	91	115
August	124	160
September	177	212
October	219	266
November	250	290
December	299	323
January	330	366
February	367	388
March	437	440
April	461	
May	461	
June	464	

### QUALITY

	Quantity	Base Number	Contract	AT	Region	England
% of FP17s for the same patient ID Re-attending within 3 months - Children	30	300	10.0%	13.3%	12.8%	11.9%
% of FP17s for the same patient ID Re-attending within 3 months - Adults	0	1	0.0%	16.3%	16.5%	16.0%
% of FP17s for the same patient ID Re-attending between 3 & 9 months - Children	197	300	65.7%	58.0%	59.7%	58.3%
% of FP17s for the same patient ID Re-attending between 3 & 9 months - Adults	1	1	100.0%	51.0%	52.6%	50.3%
% of FP17s for Band 1 Urgent Courses	6	280	2.1%	10.7%	9.1%	9.1%
% of FP17s Relating to Free Repair or Replacements	0	280	0.0%	0.9%	1.0%	0.8%
% of FP17s Relating to Continuations	0	280	0.0%	1.1%	1.2%	1.0%
% of Patients satisfied with the dentistry they have received	2	2	N/A	91.6%	91.6%	91.5%
% of Patients satisfied with the time they had to wait for an appointment	2	2	N/A	87.7%	88.3%	87.9%

\* This is based on patients treated on this contract for their most recent course of treatment. Figures in italics indicate the base number of FP17s or Patient Questionnaire responses are less than 100. N/A is shown where the base number of responses is less than 10 during the period. % is calculated as Quantity/Base number\*100

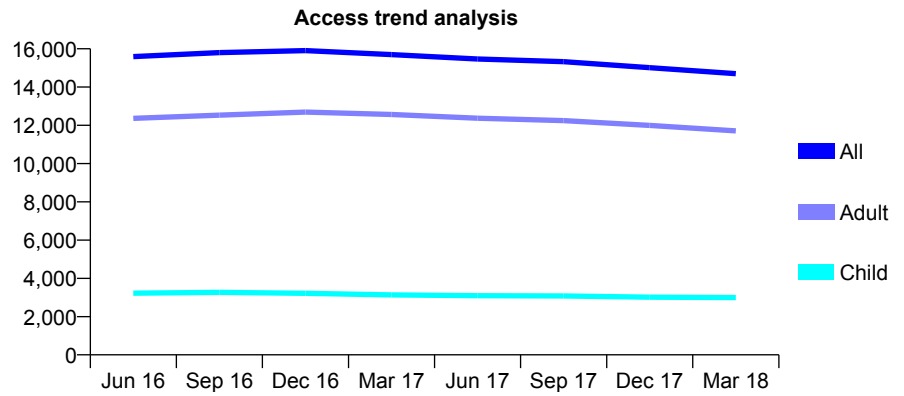
## Q47 - Vital Signs At a Glance Contract Report for 732141/0001 - March 2018

Name or company name	Mr Martin Kenyon and Mr Peter Kenyon
Contract type name	GDS Contract
Purpose of contract	General
Contract start date	01/04/2006
Contract end date	

17/18 Contracted general activity (UDA)	45,968
Carry forward general activity (UDA)	241
17/18 Contracted orthodontic activity (UOA)	0
Carry forward orthodontic activity (UOA)	0
Baseline contract value	£1,680,217.84

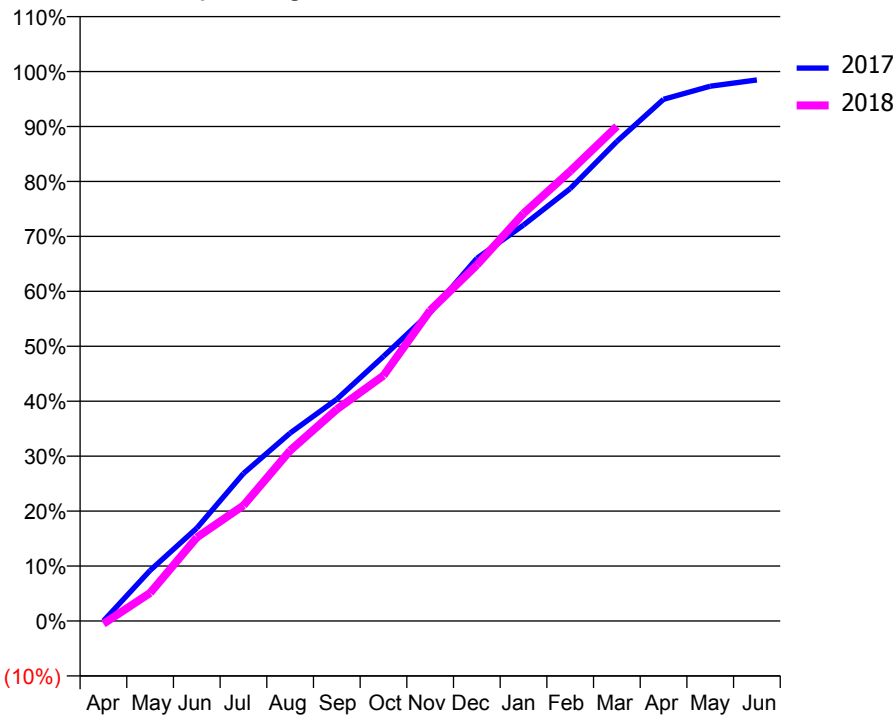
### ACCESS\*

Patients seen in 24 months	Total	Change since previous quarter
Quarter ending March 2017	15,697	
Quarter ending June 2017	15,467	↓
Quarter ending September 2017	15,324	→
Quarter ending December 2017	15,011	↓
Quarter ending March 2018	14,702	↓
<b>Variance since March 2017</b>	<b>(6.3%)</b>	↓



### ACTIVITY

Cumulative percentage of contracted UDA delivered 2017 & 2018



Month	Adjusted Scheduled Activity (UDA)	
	2017	2018
April	0	-241
May	4,230	2,353
June	7,773	6,994
July	12,342	9,669
August	15,719	14,259
September	18,554	17,714
October	22,141	20,530
November	25,810	25,989
December	30,339	29,783
January	33,125	34,094
February	36,169	37,634
March	40,122	41,376
April	43,649	
May	44,736	
June	45,266	

### QUALITY

	Quantity	Base Number	Contract	AT	Region	England
% of FP17s for the same patient ID Re-attending within 3 months - Children	315	4,736	6.7%	13.3%	12.8%	11.9%
% of FP17s for the same patient ID Re-attending within 3 months - Adults	1,775	16,171	11.0%	16.3%	16.5%	16.0%
% of FP17s for the same patient ID Re-attending between 3 & 9 months - Children	2,505	4,736	52.9%	58.0%	59.7%	58.3%
% of FP17s for the same patient ID Re-attending between 3 & 9 months - Adults	8,911	16,171	55.1%	51.0%	52.6%	50.3%
% of FP17s for Band 1 Urgent Courses	591	18,427	3.2%	10.7%	9.1%	9.1%
% of FP17s Relating to Free Repair or Replacements	55	18,427	0.3%	0.9%	1.0%	0.8%
% of FP17s Relating to Continuations	443	18,427	2.4%	1.1%	1.2%	1.0%
% of Patients satisfied with the dentistry they have received	24	25	96.0%	91.6%	91.6%	91.5%
% of Patients satisfied with the time they had to wait for an appointment	20	25	80.0%	87.7%	88.3%	87.9%

\* This is based on patients treated on this contract for their most recent course of treatment. Figures in italics indicate the base number of FP17s or Patient Questionnaire responses are less than 100. N/A is shown where the base number of responses is less than 10 during the period. % is calculated as Quantity/Base number\*100

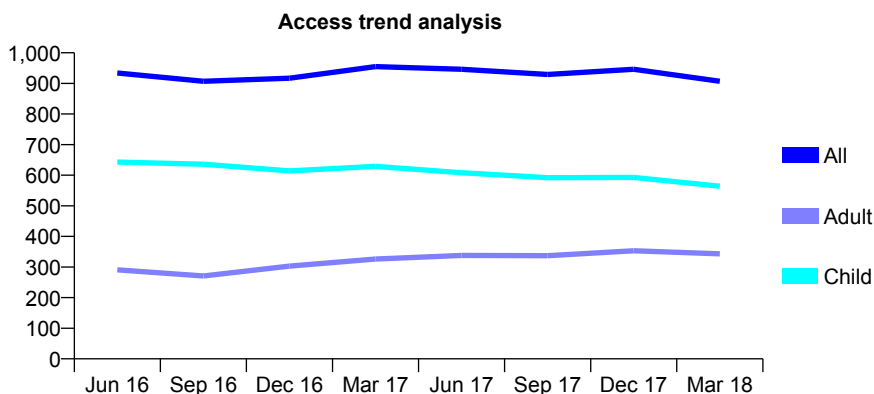
## Q47 - Vital Signs At a Glance Contract Report for 736554/0001 - March 2018

Name or company name	MR NM GOODWIN
Contract type name	GDS Contract
Purpose of contract	General
Contract start date	01/04/2006
Contract end date	

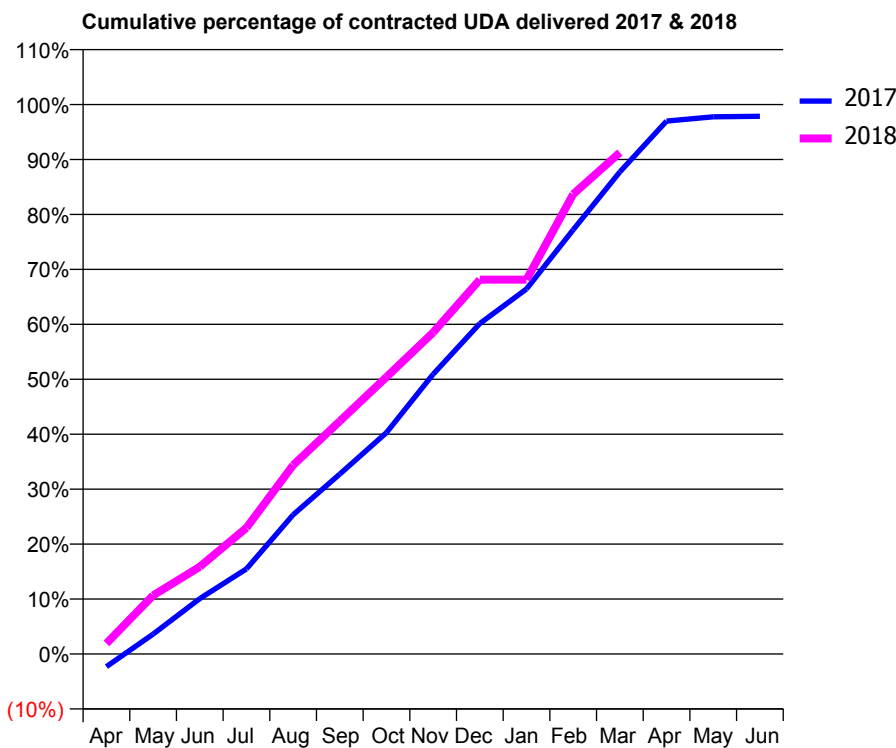
17/18 Contracted general activity (UDA)	3,000
Carry forward general activity (UDA)	64
17/18 Contracted orthodontic activity (UOA)	0
Carry forward orthodontic activity (UOA)	0
Baseline contract value	£71,613.28

### ACCESS\*

Patients seen in 24 months	Total	Change since previous quarter
Quarter ending March 2017	955	
Quarter ending June 2017	946	→
Quarter ending September 2017	929	↓
Quarter ending December 2017	946	→
Quarter ending March 2018	907	↓
<b>Variance since March 2017</b>	<b>(5.0%)</b>	<b>↓</b>



### ACTIVITY



Month	Adjusted Scheduled Activity (UDA)	
	2017	2018
April	-69	58
May	109	320
June	303	477
July	465	689
August	761	1,031
September	982	1,271
October	1,209	1,513
November	1,527	1,755
December	1,805	2,044
January	1,993	2,044
February	2,316	2,511
March	2,632	2,738
April	2,910	
May	2,933	
June	2,936	

### QUALITY

	Quantity	Base Number	Contract	AT	Region	England
% of FP17s for the same patient ID Re-attending within 3 months - Children	158	1,023	15.4%	13.3%	12.8%	11.9%
% of FP17s for the same patient ID Re-attending within 3 months - Adults	74	338	21.9%	16.3%	16.5%	16.0%
% of FP17s for the same patient ID Re-attending between 3 & 9 months - Children	599	1,023	58.6%	58.0%	59.7%	58.3%
% of FP17s for the same patient ID Re-attending between 3 & 9 months - Adults	115	338	34.0%	51.0%	52.6%	50.3%
% of FP17s for Band 1 Urgent Courses	64	1,283	5.0%	10.7%	9.1%	9.1%
% of FP17s Relating to Free Repair or Replacements	1	1,283	0.1%	0.9%	1.0%	0.8%
% of FP17s Relating to Continuations	0	1,283	0.0%	1.1%	1.2%	1.0%
% of Patients satisfied with the dentistry they have received	1	1	N/A	91.6%	91.6%	91.5%
% of Patients satisfied with the time they had to wait for an appointment	1	1	N/A	87.7%	88.3%	87.9%

\* This is based on patients treated on this contract for their most recent course of treatment. Figures in italics indicate the base number of FP17s or Patient Questionnaire responses are less than 100. N/A is shown where the base number of responses is less than 10 during the period. % is calculated as Quantity/Base number\*100

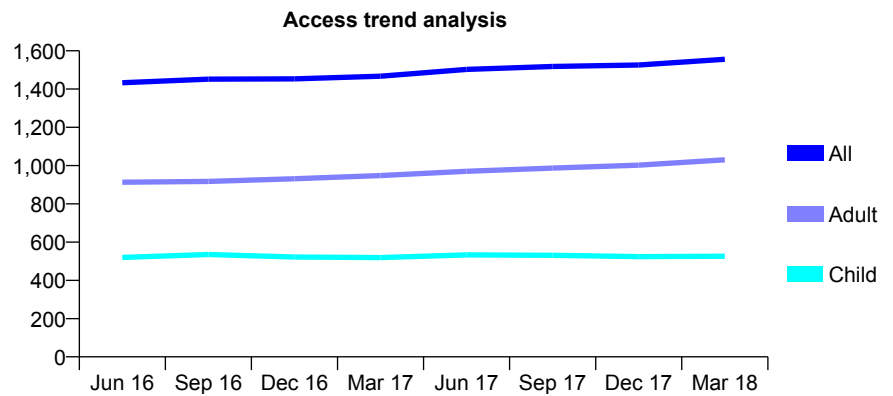
## Q47 - Vital Signs At a Glance Contract Report for 739693/0001 - March 2018

Name or company name	MR JC LORD
Contract type name	GDS Contract
Purpose of contract	General
Contract start date	01/04/2006
Contract end date	

17/18 Contracted general activity (UDA)	1,760
Carry forward general activity (UDA)	-31
17/18 Contracted orthodontic activity (UOA)	0
Carry forward orthodontic activity (UOA)	0
Baseline contract value	£42,173.25

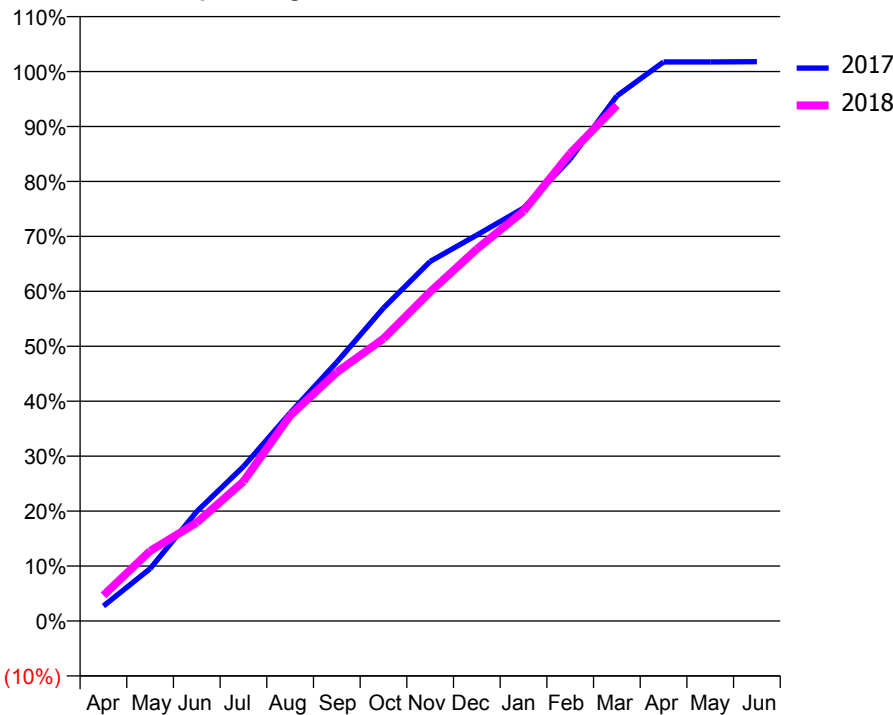
### ACCESS\*

Patients seen in 24 months	Total	Change since previous quarter
Quarter ending March 2017	1,467	
Quarter ending June 2017	1,503	↑
Quarter ending September 2017	1,518	→
Quarter ending December 2017	1,526	→
Quarter ending March 2018	1,556	→
<b>Variance since March 2017</b>	<b>6.1%</b>	<b>↑</b>



### ACTIVITY

Cumulative percentage of contracted UDA delivered 2017 & 2018



Month	Adjusted Scheduled Activity (UDA)	
	2017	2018
April	48	82
May	168	225
June	351	316
July	495	447
August	666	658
September	829	797
October	1,003	904
November	1,152	1,054
December	1,236	1,191
January	1,323	1,313
February	1,480	1,498
March	1,682	1,652
April	1,790	
May	1,790	
June	1,791	

### QUALITY

	Quantity	Base Number	Contract	AT	Region	England
% of FP17s for the same patient ID Re-attending within 3 months - Children	26	688	3.8%	13.3%	12.8%	11.9%
% of FP17s for the same patient ID Re-attending within 3 months - Adults	151	1,333	11.3%	16.3%	16.5%	16.0%
% of FP17s for the same patient ID Re-attending between 3 & 9 months - Children	266	688	38.7%	58.0%	59.7%	58.3%
% of FP17s for the same patient ID Re-attending between 3 & 9 months - Adults	622	1,333	46.7%	51.0%	52.6%	50.3%
% of FP17s for Band 1 Urgent Courses	48	965	5.0%	10.7%	9.1%	9.1%
% of FP17s Relating to Free Repair or Replacements	0	965	0.0%	0.9%	1.0%	0.8%
% of FP17s Relating to Continuations	6	965	0.6%	1.1%	1.2%	1.0%
% of Patients satisfied with the dentistry they have received	0	0	N/A	91.6%	91.6%	91.5%
% of Patients satisfied with the time they had to wait for an appointment	0	0	N/A	87.7%	88.3%	87.9%

\* This is based on patients treated on this contract for their most recent course of treatment. Figures in italics indicate the base number of FP17s or Patient Questionnaire responses are less than 100. N/A is shown where the base number of responses is less than 10 during the period. % is calculated as Quantity/Base number\*100

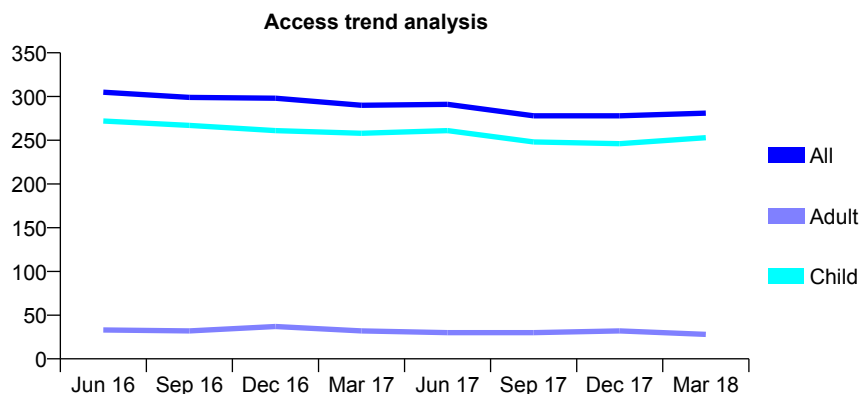
## Q47 - Vital Signs At a Glance Contract Report for 740756/0002 - March 2018

Name or company name	MR MP COYLE
Contract type name	GDS Contract
Purpose of contract	General
Contract start date	01/04/2012
Contract end date	

17/18 Contracted general activity (UDA)	1,400
Carry forward general activity (UDA)	0
17/18 Contracted orthodontic activity (UOA)	0
Carry forward orthodontic activity (UOA)	0
Baseline contract value	£32,086.35

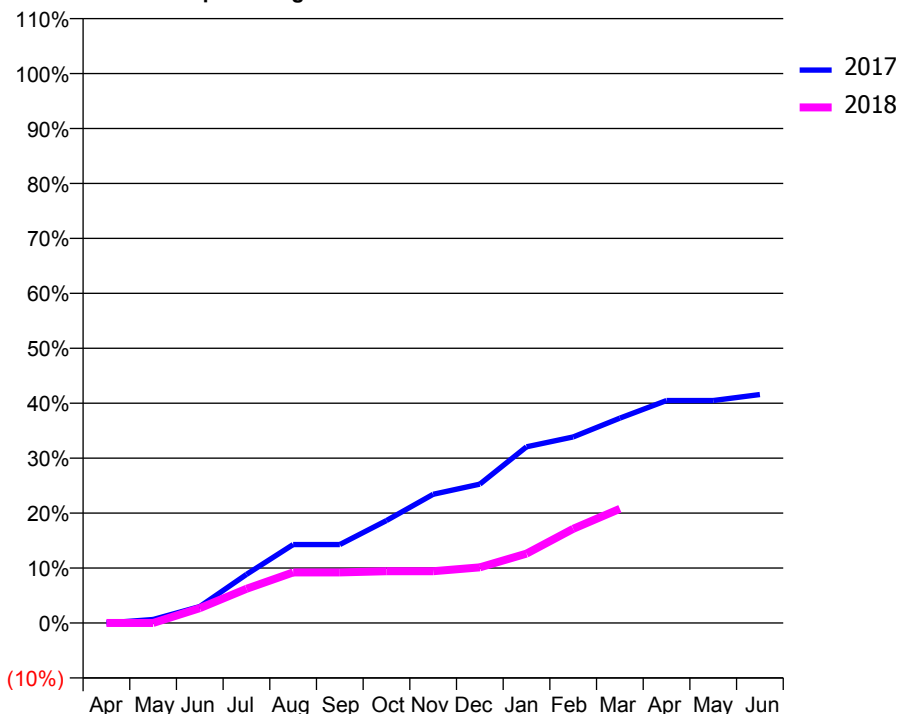
### ACCESS\*

Patients seen in 24 months	Total	Change since previous quarter
Quarter ending March 2017	290	
Quarter ending June 2017	291	→
Quarter ending September 2017	278	↓
Quarter ending December 2017	278	→
Quarter ending March 2018	281	→
<b>Variance since March 2017</b>	<b>(3.1%)</b>	<b>↓</b>



### ACTIVITY

Cumulative percentage of contracted UDA delivered 2017 & 2018



Month	Adjusted Scheduled Activity (UDA)	
	2017	2018
April	0	0
May	9	0
June	42	38
July	124	87
August	200	129
September	200	129
October	261	132
November	328	132
December	354	142
January	449	177
February	474	240
March	522	291
April	567	
May	567	
June	582	

### QUALITY

	Quantity	Base Number	Contract	AT	Region	England
% of FP17s for the same patient ID Re-attending within 3 months - Children	11	294	3.7%	13.3%	12.8%	11.9%
% of FP17s for the same patient ID Re-attending within 3 months - Adults	0	2	0.0%	16.3%	16.5%	16.0%
% of FP17s for the same patient ID Re-attending between 3 & 9 months - Children	139	294	47.3%	58.0%	59.7%	58.3%
% of FP17s for the same patient ID Re-attending between 3 & 9 months - Adults	1	2	50.0%	51.0%	52.6%	50.3%
% of FP17s for Band 1 Urgent Courses	0	262	0.0%	10.7%	9.1%	9.1%
% of FP17s Relating to Free Repair or Replacements	0	262	0.0%	0.9%	1.0%	0.8%
% of FP17s Relating to Continuations	0	262	0.0%	1.1%	1.2%	1.0%
% of Patients satisfied with the dentistry they have received	0	0	N/A	91.6%	91.6%	91.5%
% of Patients satisfied with the time they had to wait for an appointment	0	0	N/A	87.7%	88.3%	87.9%

\* This is based on patients treated on this contract for their most recent course of treatment. Figures in italics indicate the base number of FP17s or Patient Questionnaire responses are less than 100. N/A is shown where the base number of responses is less than 10 during the period. % is calculated as Quantity/Base number\*100



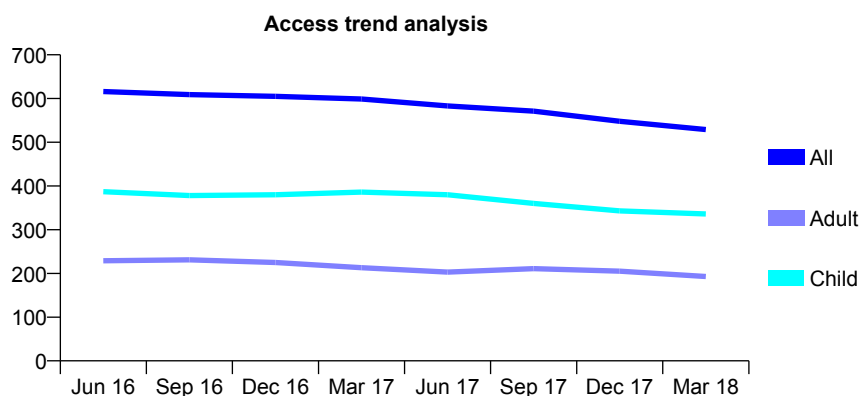
## Q47 - Vital Signs At a Glance Contract Report for 741493/0001 - March 2018

Name or company name	MISS IE GOTT
Contract type name	GDS Contract
Purpose of contract	General
Contract start date	01/04/2006
Contract end date	

17/18 Contracted general activity (UDA)	1,370
Carry forward general activity (UDA)	0
17/18 Contracted orthodontic activity (UOA)	0
Carry forward orthodontic activity (UOA)	0
Baseline contract value	£29,083.73

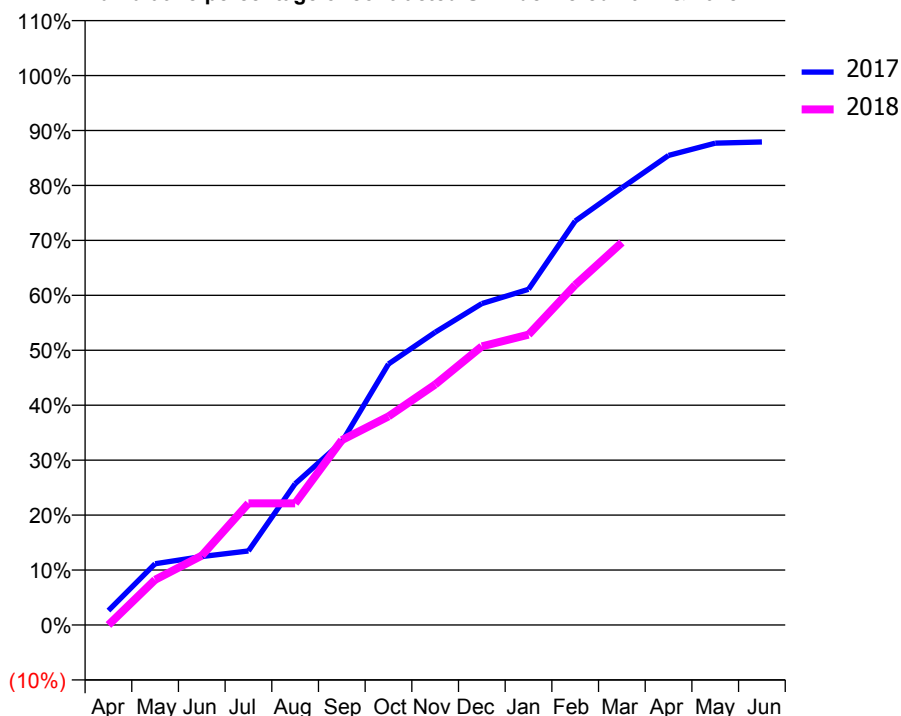
### ACCESS\*

Patients seen in 24 months	Total	Change since previous quarter
Quarter ending March 2017	599	
Quarter ending June 2017	583	↓
Quarter ending September 2017	571	↓
Quarter ending December 2017	548	↓
Quarter ending March 2018	529	↓
<b>Variance since March 2017</b>	<b>(11.7%)</b>	<b>↓</b>



### ACTIVITY

Cumulative percentage of contracted UDA delivered 2017 & 2018



Adjusted Scheduled Activity (UDA)

Month	2017	2018
April	36	0
May	153	113
June	171	173
July	185	303
August	352	303
September	456	461
October	651	520
November	730	600
December	801	695
January	837	724
February	1,007	848
March	1,090	954
April	1,171	
May	1,201	
June	1,204	

### QUALITY

	Quantity	Base Number	Contract	AT	Region	England
% of FP17s for the same patient ID Re-attending within 3 months - Children	42	464	9.1%	13.3%	12.8%	11.9%
% of FP17s for the same patient ID Re-attending within 3 months - Adults	35	179	19.6%	16.3%	16.5%	16.0%
% of FP17s for the same patient ID Re-attending between 3 & 9 months - Children	237	464	51.1%	58.0%	59.7%	58.3%
% of FP17s for the same patient ID Re-attending between 3 & 9 months - Adults	66	179	36.9%	51.0%	52.6%	50.3%
% of FP17s for Band 1 Urgent Courses	38	580	6.6%	10.7%	9.1%	9.1%
% of FP17s Relating to Free Repair or Replacements	1	580	0.2%	0.9%	1.0%	0.8%
% of FP17s Relating to Continuations	0	580	0.0%	1.1%	1.2%	1.0%
% of Patients satisfied with the dentistry they have received	0	0	N/A	91.6%	91.6%	91.5%
% of Patients satisfied with the time they had to wait for an appointment	0	0	N/A	87.7%	88.3%	87.9%

\* This is based on patients treated on this contract for their most recent course of treatment. Figures in italics indicate the base number of FP17s or Patient Questionnaire responses are less than 100. N/A is shown where the base number of responses is less than 10 during the period. % is calculated as Quantity/Base number\*100

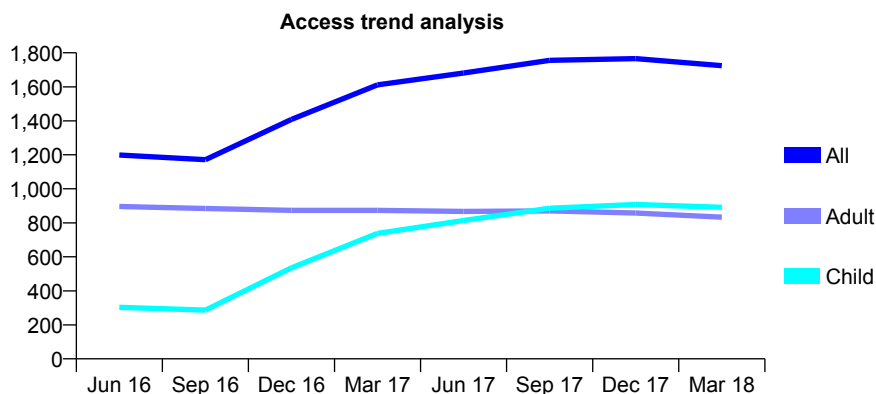
## Q47 - Vital Signs At a Glance Contract Report for 743313/0002 - March 2018

Name or company name	Mr David Melia and Mr Christopher Reid
Contract type name	GDS Contract
Purpose of contract	General
Contract start date	15/06/2013
Contract end date	

17/18 Contracted general activity (UDA)	3,246
Carry forward general activity (UDA)	232
17/18 Contracted orthodontic activity (UOA)	0
Carry forward orthodontic activity (UOA)	0
Baseline contract value	£75,189.51

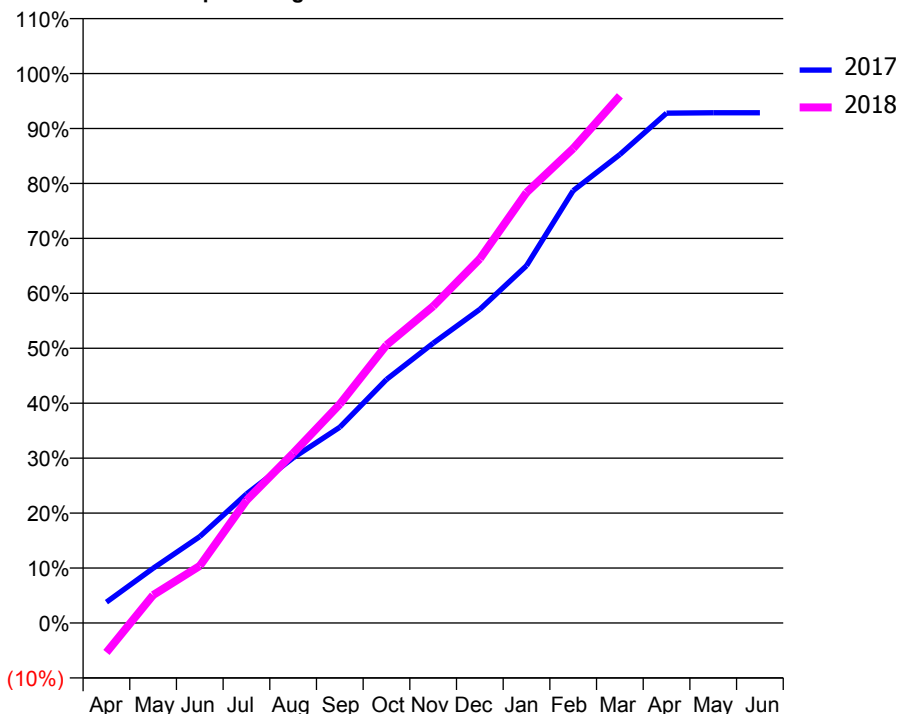
### ACCESS\*

Patients seen in 24 months	Total	Change since previous quarter
Quarter ending March 2017	1,611	
Quarter ending June 2017	1,681	↑
Quarter ending September 2017	1,756	↑
Quarter ending December 2017	1,766	→
Quarter ending March 2018	1,724	↓
<b>Variance since March 2017</b>	<b>7.0%</b>	<b>↑</b>



### ACTIVITY

Cumulative percentage of contracted UDA delivered 2017 & 2018



Month	Adjusted Scheduled Activity (UDA)	
	2017	2018
April	124	-175
May	323	165
June	511	337
July	762	725
August	975	1,003
September	1,156	1,293
October	1,439	1,642
November	1,653	1,871
December	1,853	2,152
January	2,111	2,543
February	2,554	2,803
March	2,768	3,114
April	3,011	
May	3,014	
June	3,014	

### QUALITY

	Quantity	Base Number	Contract	AT	Region	England
% of FP17s for the same patient ID Re-attending within 3 months - Children	58	1,193	4.9%	13.3%	12.8%	11.9%
% of FP17s for the same patient ID Re-attending within 3 months - Adults	89	987	9.0%	16.3%	16.5%	16.0%
% of FP17s for the same patient ID Re-attending between 3 & 9 months - Children	584	1,193	49.0%	58.0%	59.7%	58.3%
% of FP17s for the same patient ID Re-attending between 3 & 9 months - Adults	512	987	51.9%	51.0%	52.6%	50.3%
% of FP17s for Band 1 Urgent Courses	123	2,059	6.0%	10.7%	9.1%	9.1%
% of FP17s Relating to Free Repair or Replacements	10	2,059	0.5%	0.9%	1.0%	0.8%
% of FP17s Relating to Continuations	8	2,059	0.4%	1.1%	1.2%	1.0%
% of Patients satisfied with the dentistry they have received	1	1	N/A	91.6%	91.6%	91.5%
% of Patients satisfied with the time they had to wait for an appointment	1	1	N/A	87.7%	88.3%	87.9%

\* This is based on patients treated on this contract for their most recent course of treatment. Figures in italics indicate the base number of FP17s or Patient Questionnaire responses are less than 100. N/A is shown where the base number of responses is less than 10 during the period. % is calculated as Quantity/Base number\*100

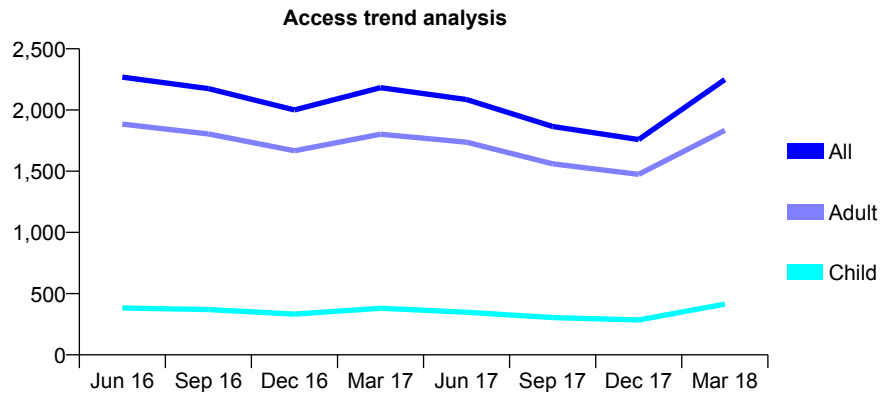
## Q47 - Vital Signs At a Glance Contract Report for 748501/0001 - March 2018

Name or company name	Miss K Mayle and Mr J Tidswell
Contract type name	GDS Contract
Purpose of contract	General
Contract start date	01/04/2006
Contract end date	

17/18 Contracted general activity (UDA)	6,998
Carry forward general activity (UDA)	0
17/18 Contracted orthodontic activity (UOA)	0
Carry forward orthodontic activity (UOA)	0
Baseline contract value	£163,188.80

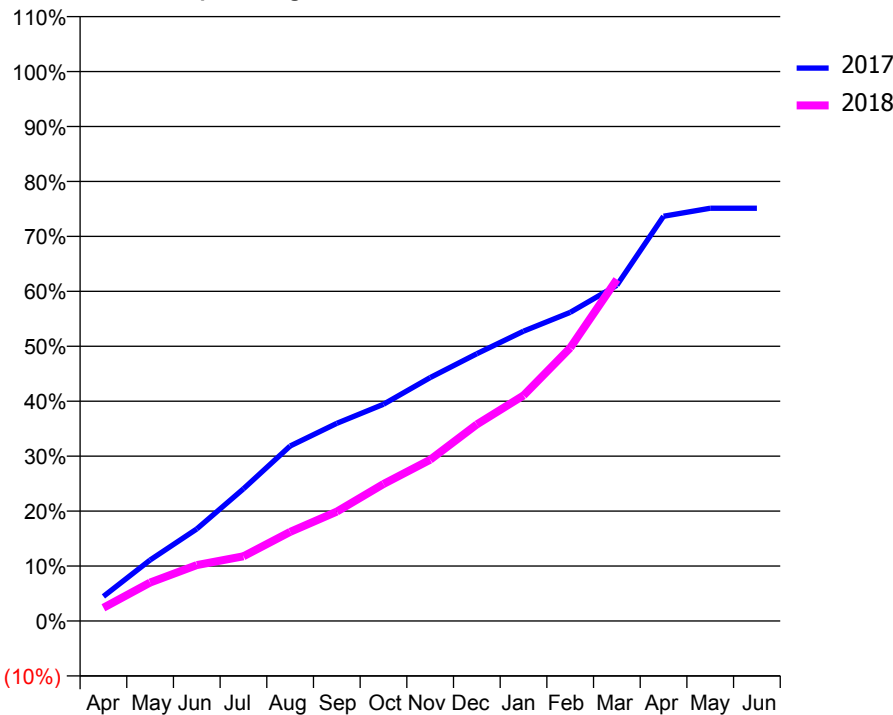
### ACCESS\*

Patients seen in 24 months	Total	Change since previous quarter
Quarter ending March 2017	2,183	
Quarter ending June 2017	2,085	↓
Quarter ending September 2017	1,865	↓
Quarter ending December 2017	1,759	↓
Quarter ending March 2018	2,249	↑
<b>Variance since March 2017</b>	<b>3.0%</b>	<b>↑</b>



### ACTIVITY

Cumulative percentage of contracted UDA delivered 2017 & 2018



Month	Adjusted Scheduled Activity (UDA)	
	2017	2018
April	313	169
May	778	490
June	1,172	713
July	1,684	824
August	2,228	1,134
September	2,517	1,393
October	2,761	1,745
November	3,101	2,055
December	3,405	2,504
January	3,691	2,872
February	3,930	3,478
March	4,275	4,350
April	5,155	
May	5,257	
June	5,257	

### QUALITY

	Quantity	Base Number	Contract	AT	Region	England
% of FP17s for the same patient ID Re-attending within 3 months - Children	10	514	1.9%	13.3%	12.8%	11.9%
% of FP17s for the same patient ID Re-attending within 3 months - Adults	162	2,393	6.8%	16.3%	16.5%	16.0%
% of FP17s for the same patient ID Re-attending between 3 & 9 months - Children	122	514	23.7%	58.0%	59.7%	58.3%
% of FP17s for the same patient ID Re-attending between 3 & 9 months - Adults	660	2,393	27.6%	51.0%	52.6%	50.3%
% of FP17s for Band 1 Urgent Courses	134	2,344	5.7%	10.7%	9.1%	9.1%
% of FP17s Relating to Free Repair or Replacements	21	2,344	0.9%	0.9%	1.0%	0.8%
% of FP17s Relating to Continuations	35	2,344	1.5%	1.1%	1.2%	1.0%
% of Patients satisfied with the dentistry they have received	4	4	N/A	91.6%	91.6%	91.5%
% of Patients satisfied with the time they had to wait for an appointment	4	4	N/A	87.7%	88.3%	87.9%

\* This is based on patients treated on this contract for their most recent course of treatment. Figures in italics indicate the base number of FP17s or Patient Questionnaire responses are less than 100. N/A is shown where the base number of responses is less than 10 during the period. % is calculated as Quantity/Base number\*100

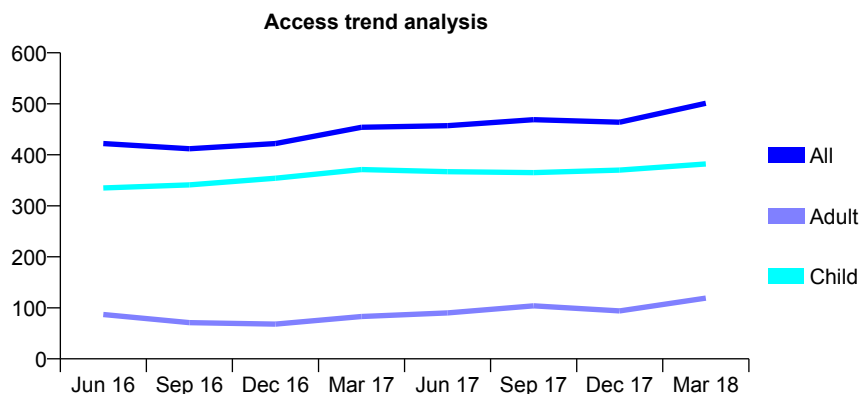
## Q47 - Vital Signs At a Glance Contract Report for 751650/0001 - March 2018

Name or company name	MISS ST KHAN
Contract type name	GDS Contract
Purpose of contract	General
Contract start date	01/07/2010
Contract end date	

17/18 Contracted general activity (UDA)	1,235
Carry forward general activity (UDA)	26
17/18 Contracted orthodontic activity (UOA)	0
Carry forward orthodontic activity (UOA)	0
Baseline contract value	£34,381.06

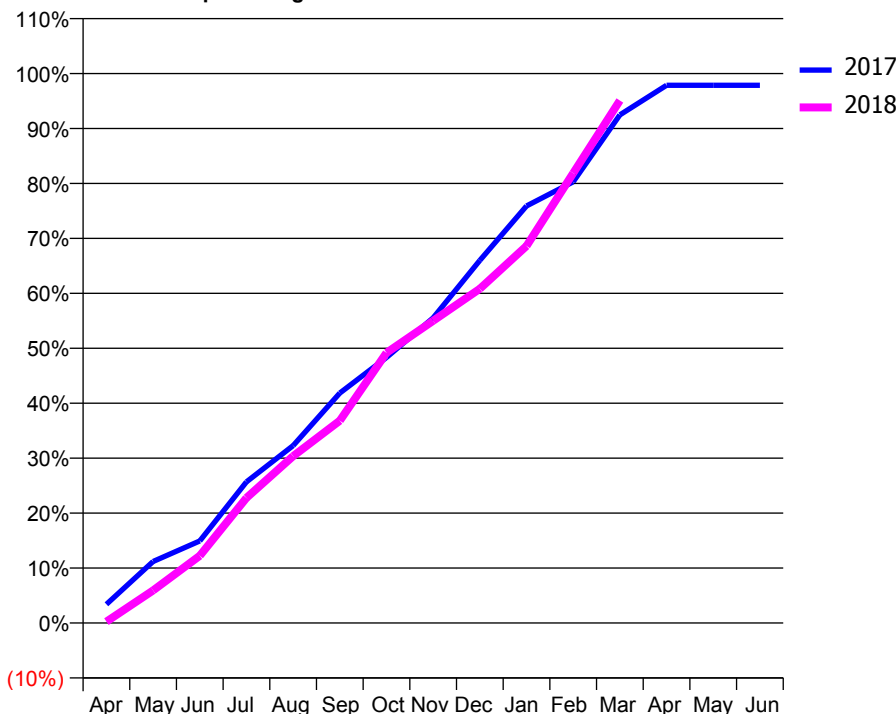
### ACCESS\*

Patients seen in 24 months	Total	Change since previous quarter
Quarter ending March 2017	454	
Quarter ending June 2017	457	→
Quarter ending September 2017	469	↑
Quarter ending December 2017	464	↓
Quarter ending March 2018	501	↑
<b>Variance since March 2017</b>	<b>10.4%</b>	<b>↑</b>



### ACTIVITY

Cumulative percentage of contracted UDA delivered 2017 & 2018



Month	Adjusted Scheduled Activity (UDA)	
	2017	2018
April	42	3
May	138	73
June	185	151
July	317	281
August	399	375
September	517	455
October	597	607
November	686	679
December	815	751
January	937	847
February	992	1,011
March	1,142	1,174
April	1,209	
May	1,209	
June	1,209	

### QUALITY

	Quantity	Base Number	Contract	AT	Region	England
% of FP17s for the same patient ID Re-attending within 3 months - Children	89	690	12.9%	13.3%	12.8%	11.9%
% of FP17s for the same patient ID Re-attending within 3 months - Adults	1	111	0.9%	16.3%	16.5%	16.0%
% of FP17s for the same patient ID Re-attending between 3 & 9 months - Children	467	690	67.7%	58.0%	59.7%	58.3%
% of FP17s for the same patient ID Re-attending between 3 & 9 months - Adults	5	111	4.5%	51.0%	52.6%	50.3%
% of FP17s for Band 1 Urgent Courses	22	771	2.9%	10.7%	9.1%	9.1%
% of FP17s Relating to Free Repair or Replacements	2	771	0.3%	0.9%	1.0%	0.8%
% of FP17s Relating to Continuations	0	771	0.0%	1.1%	1.2%	1.0%
% of Patients satisfied with the dentistry they have received	1	1	N/A	91.6%	91.6%	91.5%
% of Patients satisfied with the time they had to wait for an appointment	1	1	N/A	87.7%	88.3%	87.9%

\* This is based on patients treated on this contract for their most recent course of treatment. Figures in italics indicate the base number of FP17s or Patient Questionnaire responses are less than 100. N/A is shown where the base number of responses is less than 10 during the period. % is calculated as Quantity/Base number\*100

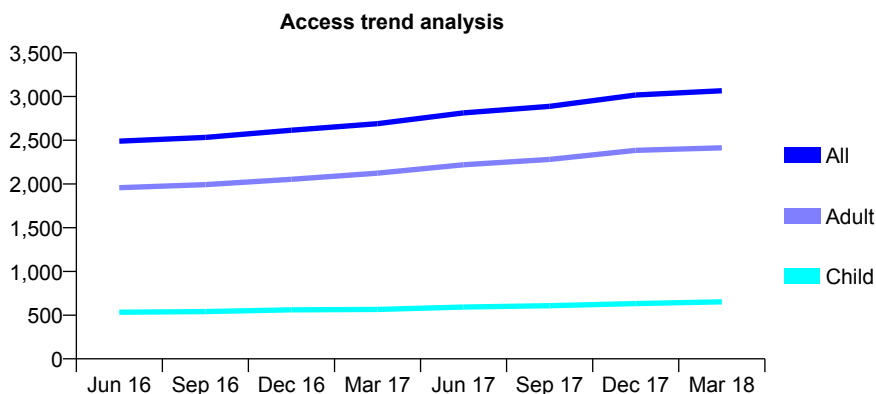
## Q47 - Vital Signs At a Glance Contract Report for 751650/0002 - March 2018

Name or company name	MISS ST KHAN
Contract type name	GDS Contract
Purpose of contract	General
Contract start date	01/08/2010
Contract end date	

17/18 Contracted general activity (UDA)	9,458
Carry forward general activity (UDA)	813
17/18 Contracted orthodontic activity (UOA)	0
Carry forward orthodontic activity (UOA)	0
Baseline contract value	£235,118.74

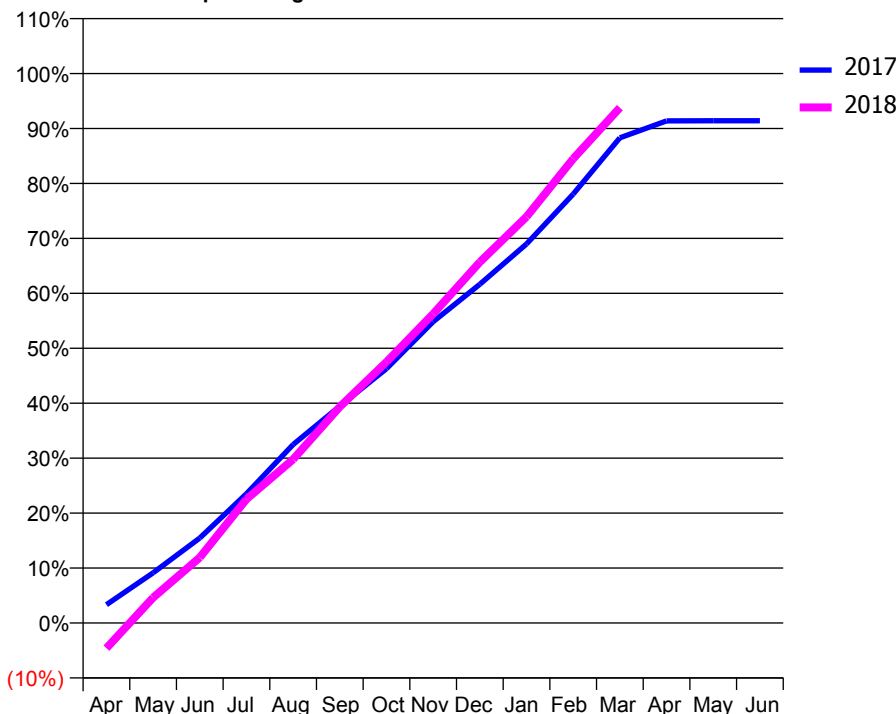
### ACCESS\*

Patients seen in 24 months	Total	Change since previous quarter
Quarter ending March 2017	2,689	
Quarter ending June 2017	2,813	↑
Quarter ending September 2017	2,887	↑
Quarter ending December 2017	3,017	↑
Quarter ending March 2018	3,066	→
<b>Variance since March 2017</b>	<b>14.0%</b>	<b>↑</b>



### ACTIVITY

Cumulative percentage of contracted UDA delivered 2017 & 2018



Month	Adjusted Scheduled Activity (UDA)	
	2017	2018
April	315	-435
May	864	436
June	1,463	1,127
July	2,224	2,132
August	3,071	2,816
September	3,733	3,722
October	4,378	4,493
November	5,186	5,321
December	5,830	6,212
January	6,524	6,992
February	7,383	7,991
March	8,350	8,869
April	8,643	
May	8,645	
June	8,645	

### QUALITY

	Quantity	Base Number	Contract	AT	Region	England
% of FP17s for the same patient ID Re-attending within 3 months - Children	157	1,099	14.3%	13.3%	12.8%	11.9%
% of FP17s for the same patient ID Re-attending within 3 months - Adults	615	4,038	15.2%	16.3%	16.5%	16.0%
% of FP17s for the same patient ID Re-attending between 3 & 9 months - Children	648	1,099	59.0%	58.0%	59.7%	58.3%
% of FP17s for the same patient ID Re-attending between 3 & 9 months - Adults	2,440	4,038	60.4%	51.0%	52.6%	50.3%
% of FP17s for Band 1 Urgent Courses	234	4,977	4.7%	10.7%	9.1%	9.1%
% of FP17s Relating to Free Repair or Replacements	68	4,977	1.4%	0.9%	1.0%	0.8%
% of FP17s Relating to Continuations	5	4,977	0.1%	1.1%	1.2%	1.0%
% of Patients satisfied with the dentistry they have received	9	9	N/A	91.6%	91.6%	91.5%
% of Patients satisfied with the time they had to wait for an appointment	8	9	N/A	87.7%	88.3%	87.9%

\* This is based on patients treated on this contract for their most recent course of treatment. Figures in italics indicate the base number of FP17s or Patient Questionnaire responses are less than 100. N/A is shown where the base number of responses is less than 10 during the period. % is calculated as Quantity/Base number\*100

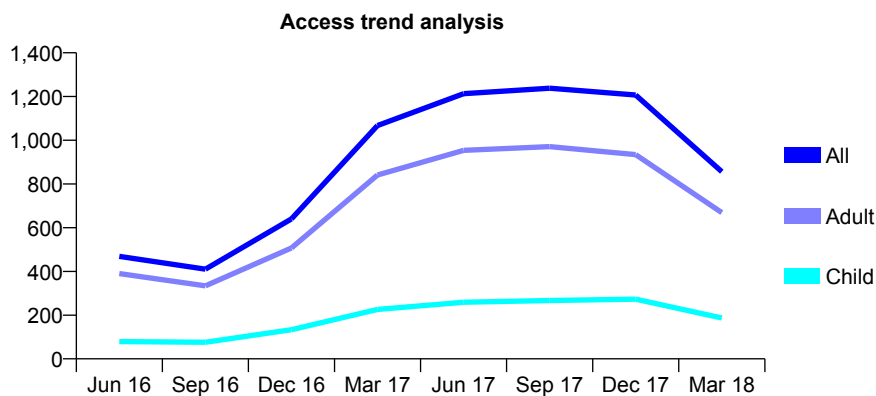
## Q47 - Vital Signs At a Glance Contract Report for 752398/0002 - March 2018

Name or company name	MISS KE MAYLE
Contract type name	GDS Contract
Purpose of contract	General
Contract start date	01/04/2006
Contract end date	

17/18 Contracted general activity (UDA)	2,409
Carry forward general activity (UDA)	-13
17/18 Contracted orthodontic activity (UOA)	0
Carry forward orthodontic activity (UOA)	0
Baseline contract value	£54,310.55

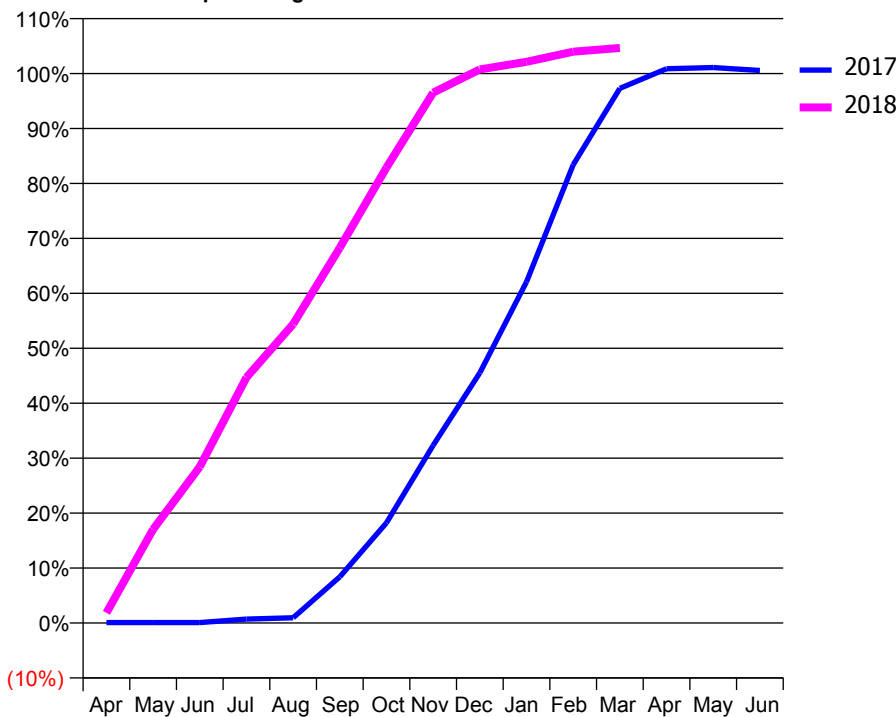
### ACCESS\*

Patients seen in 24 months	Total	Change since previous quarter
Quarter ending March 2017	1,067	
Quarter ending June 2017	1,213	↑
Quarter ending September 2017	1,238	↑
Quarter ending December 2017	1,207	↓
Quarter ending March 2018	856	↓
<b>Variance since March 2017</b>	<b>(19.8%)</b>	<b>↓</b>



### ACTIVITY

Cumulative percentage of contracted UDA delivered 2017 & 2018



Month	Adjusted Scheduled Activity (UDA)	
	2017	2018
April	2	45
May	2	410
June	2	685
July	17	1,077
August	23	1,310
September	202	1,645
October	439	1,997
November	779	2,325
December	1,097	2,427
January	1,496	2,460
February	2,009	2,505
March	2,344	2,521
April	2,430	
May	2,435	
June	2,422	

### QUALITY

	Quantity	Base Number	Contract	AT	Region	England
% of FP17s for the same patient ID Re-attending within 3 months - Children	21	291	7.2%	13.3%	12.8%	11.9%
% of FP17s for the same patient ID Re-attending within 3 months - Adults	78	933	8.4%	16.3%	16.5%	16.0%
% of FP17s for the same patient ID Re-attending between 3 & 9 months - Children	101	291	34.7%	58.0%	59.7%	58.3%
% of FP17s for the same patient ID Re-attending between 3 & 9 months - Adults	290	933	31.1%	51.0%	52.6%	50.3%
% of FP17s for Band 1 Urgent Courses	100	1,169	8.6%	10.7%	9.1%	9.1%
% of FP17s Relating to Free Repair or Replacements	12	1,169	1.0%	0.9%	1.0%	0.8%
% of FP17s Relating to Continuations	23	1,169	2.0%	1.1%	1.2%	1.0%
% of Patients satisfied with the dentistry they have received	0	0	N/A	91.6%	91.6%	91.5%
% of Patients satisfied with the time they had to wait for an appointment	0	0	N/A	87.7%	88.3%	87.9%

\* This is based on patients treated on this contract for their most recent course of treatment. Figures in italics indicate the base number of FP17s or Patient Questionnaire responses are less than 100. N/A is shown where the base number of responses is less than 10 during the period. % is calculated as Quantity/Base number\*100

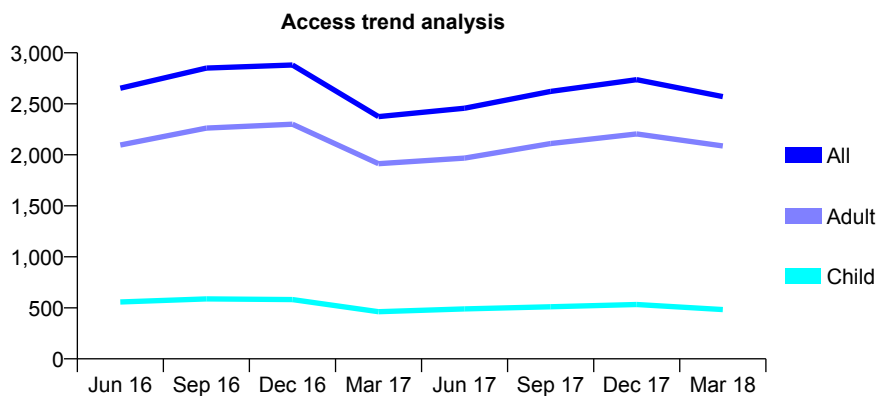
## Q47 - Vital Signs At a Glance Contract Report for 752398/0003 - March 2018

Name or company name	MISS KE MAYLE
Contract type name	GDS Contract
Purpose of contract	General
Contract start date	31/08/2011
Contract end date	

17/18 Contracted general activity (UDA)	4,800
Carry forward general activity (UDA)	33
17/18 Contracted orthodontic activity (UOA)	0
Carry forward orthodontic activity (UOA)	0
Baseline contract value	£127,786.45

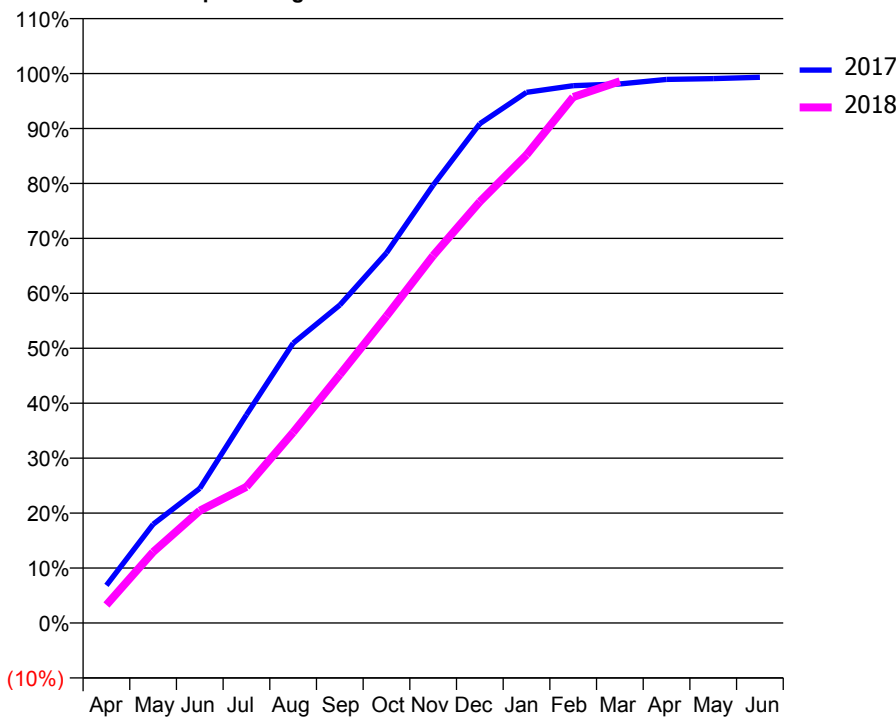
### ACCESS\*

Patients seen in 24 months	Total	Change since previous quarter
Quarter ending March 2017	2,375	
Quarter ending June 2017	2,457	↑
Quarter ending September 2017	2,621	↑
Quarter ending December 2017	2,737	↑
Quarter ending March 2018	2,570	↓
<b>Variance since March 2017</b>	<b>8.2%</b>	<b>↑</b>



### ACTIVITY

Cumulative percentage of contracted UDA delivered 2017 & 2018



Adjusted Scheduled Activity (UDA)

Month	2017	2018
April	329	158
May	863	621
June	1,176	982
July	1,819	1,190
August	2,445	1,665
September	2,777	2,170
October	3,232	2,681
November	3,825	3,210
December	4,361	3,680
January	4,636	4,089
February	4,694	4,595
March	4,709	4,732
April	4,748	
May	4,755	
June	4,767	

### QUALITY

	Quantity	Base Number	Contract	AT	Region	England
% of FP17s for the same patient ID Re-attending within 3 months - Children	45	777	5.8%	13.3%	12.8%	11.9%
% of FP17s for the same patient ID Re-attending within 3 months - Adults	372	2,938	12.7%	16.3%	16.5%	16.0%
% of FP17s for the same patient ID Re-attending between 3 & 9 months - Children	309	777	39.8%	58.0%	59.7%	58.3%
% of FP17s for the same patient ID Re-attending between 3 & 9 months - Adults	875	2,938	29.8%	51.0%	52.6%	50.3%
% of FP17s for Band 1 Urgent Courses	209	2,613	8.0%	10.7%	9.1%	9.1%
% of FP17s Relating to Free Repair or Replacements	41	2,613	1.6%	0.9%	1.0%	0.8%
% of FP17s Relating to Continuations	51	2,613	2.0%	1.1%	1.2%	1.0%
% of Patients satisfied with the dentistry they have received	2	3	N/A	91.6%	91.6%	91.5%
% of Patients satisfied with the time they had to wait for an appointment	3	3	N/A	87.7%	88.3%	87.9%

\* This is based on patients treated on this contract for their most recent course of treatment. Figures in italics indicate the base number of FP17s or Patient Questionnaire responses are less than 100. N/A is shown where the base number of responses is less than 10 during the period. % is calculated as Quantity/Base number\*100

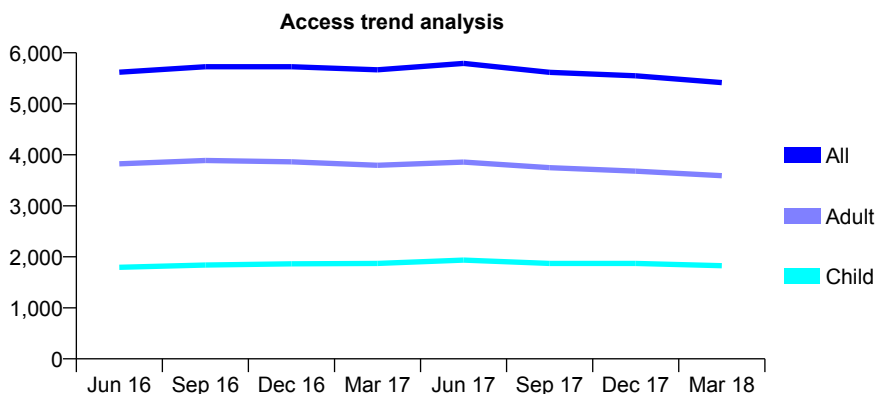
## Q47 - Vital Signs At a Glance Contract Report for 755125/0003 - March 2018

Name or company name	MR AM MALIK
Contract type name	GDS Contract
Purpose of contract	General
Contract start date	01/04/2006
Contract end date	

17/18 Contracted general activity (UDA)	15,265
Carry forward general activity (UDA)	-202
17/18 Contracted orthodontic activity (UOA)	0
Carry forward orthodontic activity (UOA)	0
Baseline contract value	£401,397.30

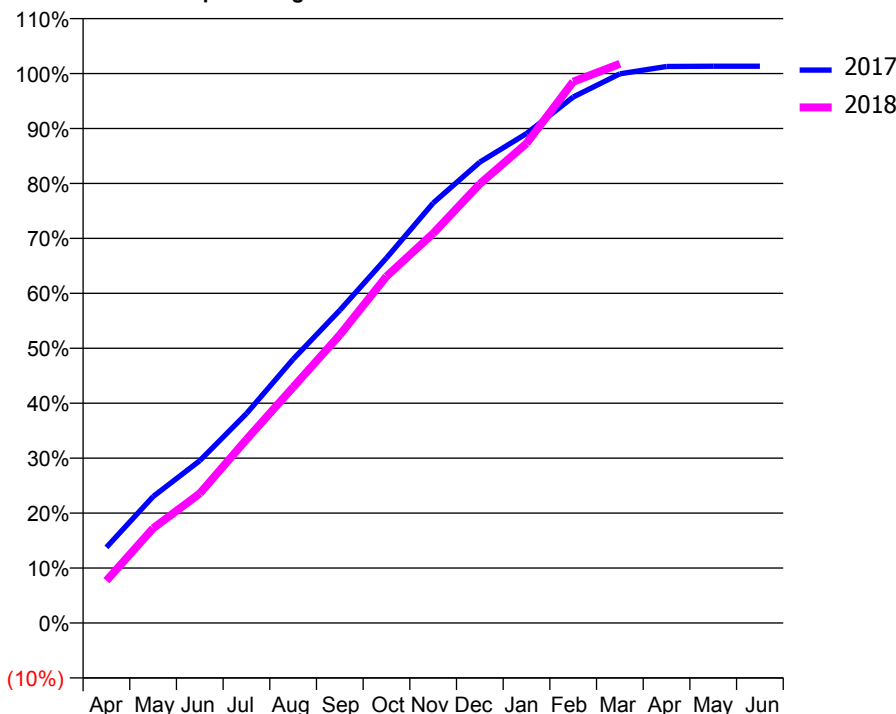
### ACCESS\*

Patients seen in 24 months	Total	Change since previous quarter
Quarter ending March 2017	5,666	
Quarter ending June 2017	5,793	↑
Quarter ending September 2017	5,618	↓
Quarter ending December 2017	5,550	↓
Quarter ending March 2018	5,415	↓
<b>Variance since March 2017</b>	<b>(4.4%)</b>	<b>↓</b>



### ACTIVITY

Cumulative percentage of contracted UDA delivered 2017 & 2018



Month	Adjusted Scheduled Activity (UDA)	
	2017	2018
April	2,101	1,176
May	3,513	2,630
June	4,509	3,599
July	5,817	5,101
August	7,330	6,552
September	8,688	8,002
October	10,140	9,630
November	11,665	10,822
December	12,804	12,200
January	13,596	13,322
February	14,612	15,037
March	15,256	15,536
April	15,460	
May	15,466	
June	15,467	

### QUALITY

	Quantity	Base Number	Contract	AT	Region	England
% of FP17s for the same patient ID Re-attending within 3 months - Children	286	3,169	9.0%	13.3%	12.8%	11.9%
% of FP17s for the same patient ID Re-attending within 3 months - Adults	866	5,055	17.1%	16.3%	16.5%	16.0%
% of FP17s for the same patient ID Re-attending between 3 & 9 months - Children	1,702	3,169	53.7%	58.0%	59.7%	58.3%
% of FP17s for the same patient ID Re-attending between 3 & 9 months - Adults	2,412	5,055	47.7%	51.0%	52.6%	50.3%
% of FP17s for Band 1 Urgent Courses	799	7,198	11.1%	10.7%	9.1%	9.1%
% of FP17s Relating to Free Repair or Replacements	28	7,198	0.4%	0.9%	1.0%	0.8%
% of FP17s Relating to Continuations	28	7,198	0.4%	1.1%	1.2%	1.0%
% of Patients satisfied with the dentistry they have received	5	6	N/A	91.6%	91.6%	91.5%
% of Patients satisfied with the time they had to wait for an appointment	5	6	N/A	87.7%	88.3%	87.9%

\* This is based on patients treated on this contract for their most recent course of treatment. Figures in italics indicate the base number of FP17s or Patient Questionnaire responses are less than 100. N/A is shown where the base number of responses is less than 10 during the period. % is calculated as Quantity/Base number\*100



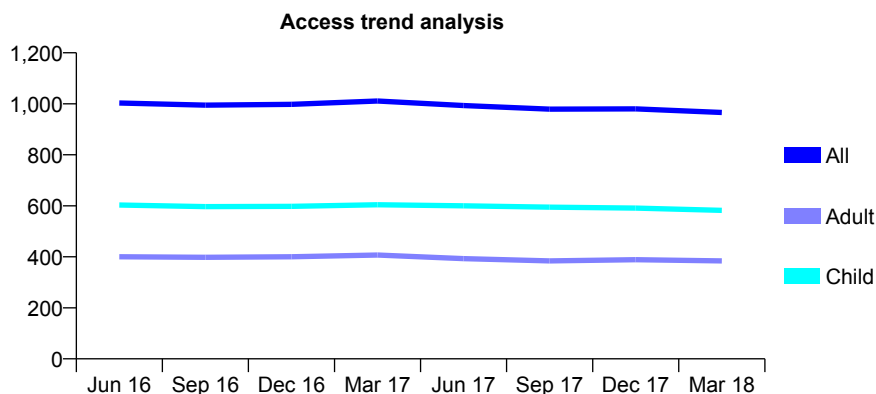
## Q47 - Vital Signs At a Glance Contract Report for 75559/0001 - March 2018

Name or company name	MR SA DADABHAI
Contract type name	GDS Contract
Purpose of contract	General
Contract start date	01/04/2006
Contract end date	

17/18 Contracted general activity (UDA)	3,006
Carry forward general activity (UDA)	-43
17/18 Contracted orthodontic activity (UOA)	0
Carry forward orthodontic activity (UOA)	0
Baseline contract value	£76,559.36

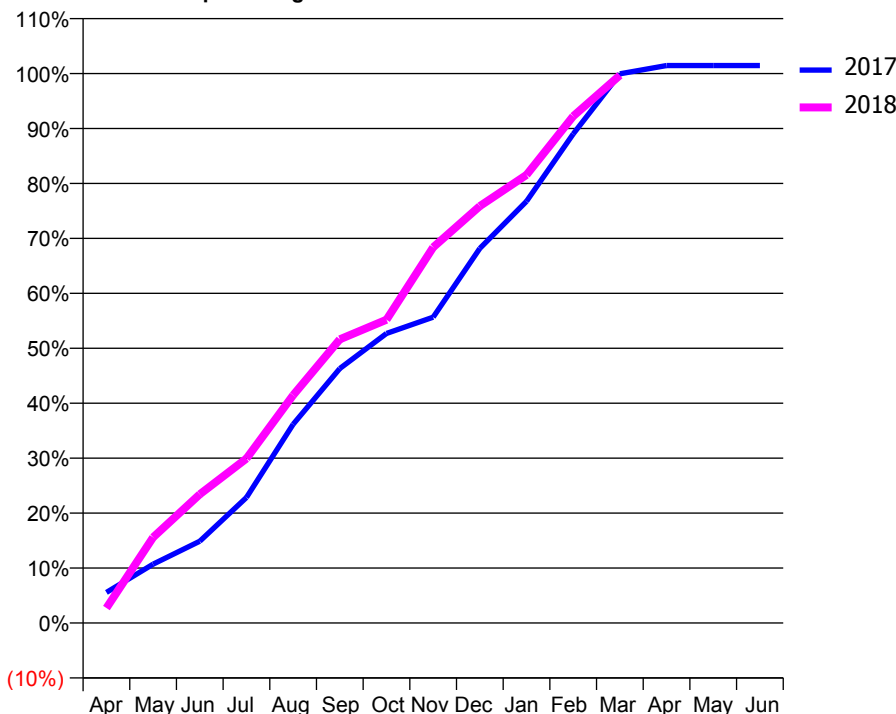
### ACCESS\*

Patients seen in 24 months	Total	Change since previous quarter
Quarter ending March 2017	1,011	
Quarter ending June 2017	993	↓
Quarter ending September 2017	979	↓
Quarter ending December 2017	980	→
Quarter ending March 2018	966	↓
<b>Variance since March 2017</b>	<b>(4.5%)</b>	<b>↓</b>



### ACTIVITY

Cumulative percentage of contracted UDA delivered 2017 & 2018



Month	Adjusted Scheduled Activity (UDA)	
	2017	2018
April	167	82
May	322	468
June	448	704
July	687	900
August	1,087	1,247
September	1,392	1,552
October	1,584	1,659
November	1,673	2,055
December	2,049	2,281
January	2,307	2,451
February	2,676	2,772
March	3,004	2,996
April	3,049	
May	3,049	
June	3,049	

### QUALITY

	Quantity	Base Number	Contract	AT	Region	England
% of FP17s for the same patient ID Re-attending within 3 months - Children	201	1,184	17.0%	13.3%	12.8%	11.9%
% of FP17s for the same patient ID Re-attending within 3 months - Adults	78	480	16.3%	16.3%	16.5%	16.0%
% of FP17s for the same patient ID Re-attending between 3 & 9 months - Children	776	1,184	65.5%	58.0%	59.7%	58.3%
% of FP17s for the same patient ID Re-attending between 3 & 9 months - Adults	291	480	60.6%	51.0%	52.6%	50.3%
% of FP17s for Band 1 Urgent Courses	82	1,635	5.0%	10.7%	9.1%	9.1%
% of FP17s Relating to Free Repair or Replacements	0	1,635	0.0%	0.9%	1.0%	0.8%
% of FP17s Relating to Continuations	0	1,635	0.0%	1.1%	1.2%	1.0%
% of Patients satisfied with the dentistry they have received	1	1	N/A	91.6%	91.6%	91.5%
% of Patients satisfied with the time they had to wait for an appointment	1	1	N/A	87.7%	88.3%	87.9%

\* This is based on patients treated on this contract for their most recent course of treatment. Figures in italics indicate the base number of FP17s or Patient Questionnaire responses are less than 100. N/A is shown where the base number of responses is less than 10 during the period. % is calculated as Quantity/Base number\*100

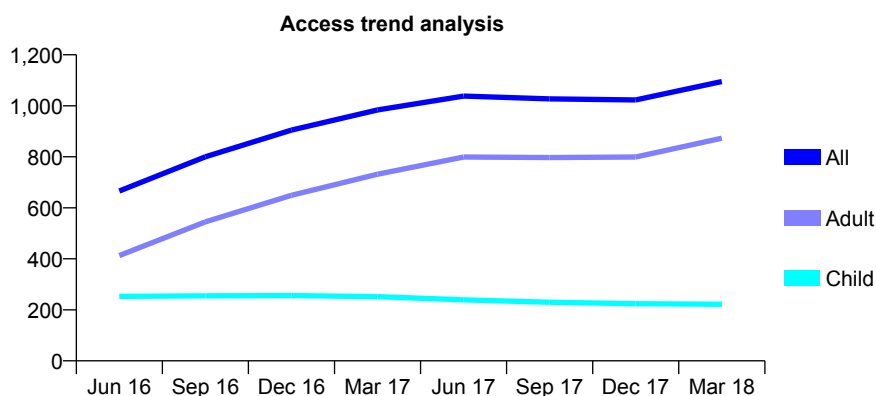
## Q47 - Vital Signs At a Glance Contract Report for 779490/0001 - March 2018

Name or company name	MR M RADOVANOVICH
Contract type name	GDS Contract
Purpose of contract	General
Contract start date	05/05/2006
Contract end date	

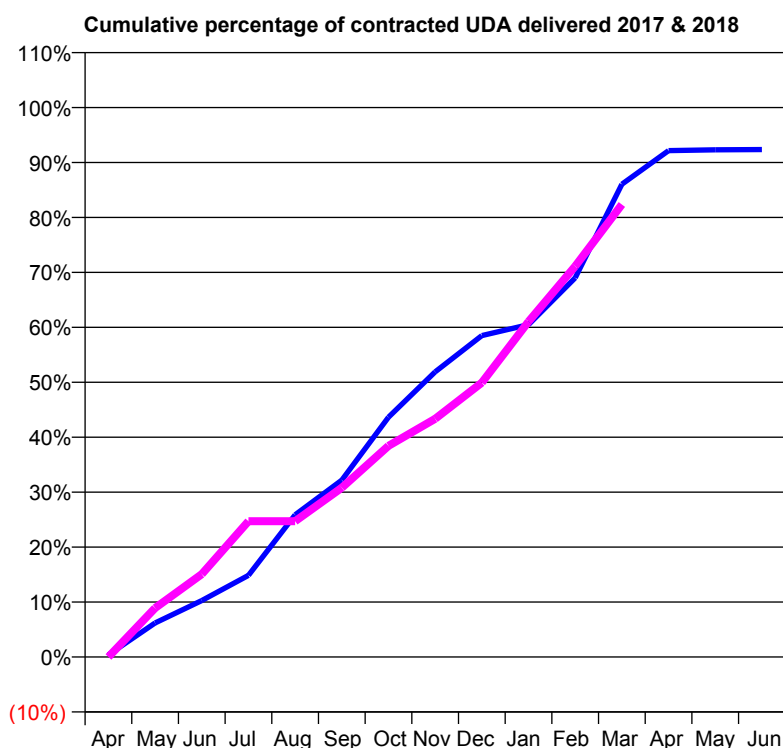
17/18 Contracted general activity (UDA)	2,315
Carry forward general activity (UDA)	0
17/18 Contracted orthodontic activity (UOA)	0
Carry forward orthodontic activity (UOA)	0
Baseline contract value	£51,719.10

### ACCESS\*

Patients seen in 24 months	Total	Change since previous quarter
Quarter ending March 2017	984	
Quarter ending June 2017	1,038	↑
Quarter ending September 2017	1,027	↓
Quarter ending December 2017	1,023	→
Quarter ending March 2018	1,095	↑
<b>Variance since March 2017</b>	<b>11.3%</b>	<b>↑</b>



### ACTIVITY



Month	Adjusted Scheduled Activity (UDA)	
	2017	2018
April	9	0
May	144	206
June	238	349
July	344	572
August	599	572
September	745	713
October	1,010	890
November	1,201	1,004
December	1,354	1,156
January	1,400	1,413
February	1,597	1,646
March	1,992	1,906
April	2,134	
May	2,137	
June	2,138	

### QUALITY

	Quantity	Base Number	Contract	AT	Region	England
% of FP17s for the same patient ID Re-attending within 3 months - Children	23	349	6.6%	13.3%	12.8%	11.9%
% of FP17s for the same patient ID Re-attending within 3 months - Adults	71	868	8.2%	16.3%	16.5%	16.0%
% of FP17s for the same patient ID Re-attending between 3 & 9 months - Children	222	349	63.6%	58.0%	59.7%	58.3%
% of FP17s for the same patient ID Re-attending between 3 & 9 months - Adults	332	868	38.2%	51.0%	52.6%	50.3%
% of FP17s for Band 1 Urgent Courses	7	1,153	0.6%	10.7%	9.1%	9.1%
% of FP17s Relating to Free Repair or Replacements	0	1,153	0.0%	0.9%	1.0%	0.8%
% of FP17s Relating to Continuations	0	1,153	0.0%	1.1%	1.2%	1.0%
% of Patients satisfied with the dentistry they have received	1	1	N/A	91.6%	91.6%	91.5%
% of Patients satisfied with the time they had to wait for an appointment	1	1	N/A	87.7%	88.3%	87.9%

\* This is based on patients treated on this contract for their most recent course of treatment. Figures in italics indicate the base number of FP17s or Patient Questionnaire responses are less than 100. N/A is shown where the base number of responses is less than 10 during the period. % is calculated as Quantity/Base number\*100

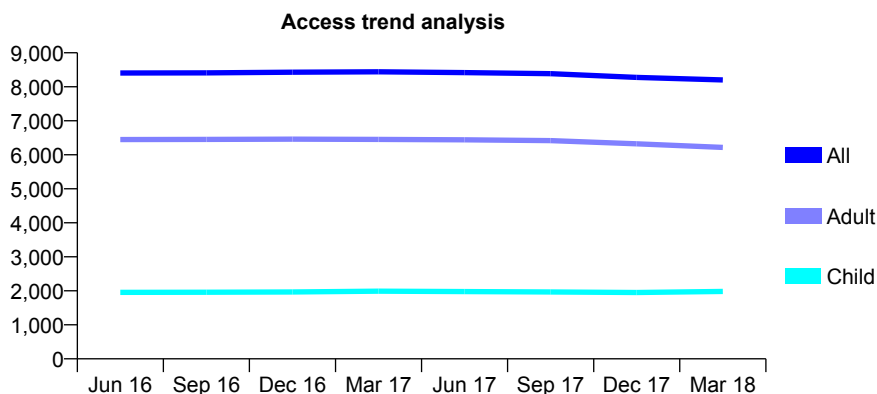
## Q47 - Vital Signs At a Glance Contract Report for 788511/0001 - March 2018

Name or company name	MR MA BEST
Contract type name	Pilot Contract
Purpose of contract	General
Contract start date	01/09/2011
Contract end date	

17/18 Contracted general activity (UDA)	26,540
Carry forward general activity (UDA)	0
17/18 Contracted orthodontic activity (UOA)	0
Carry forward orthodontic activity (UOA)	0
Baseline contract value	£857,721.80

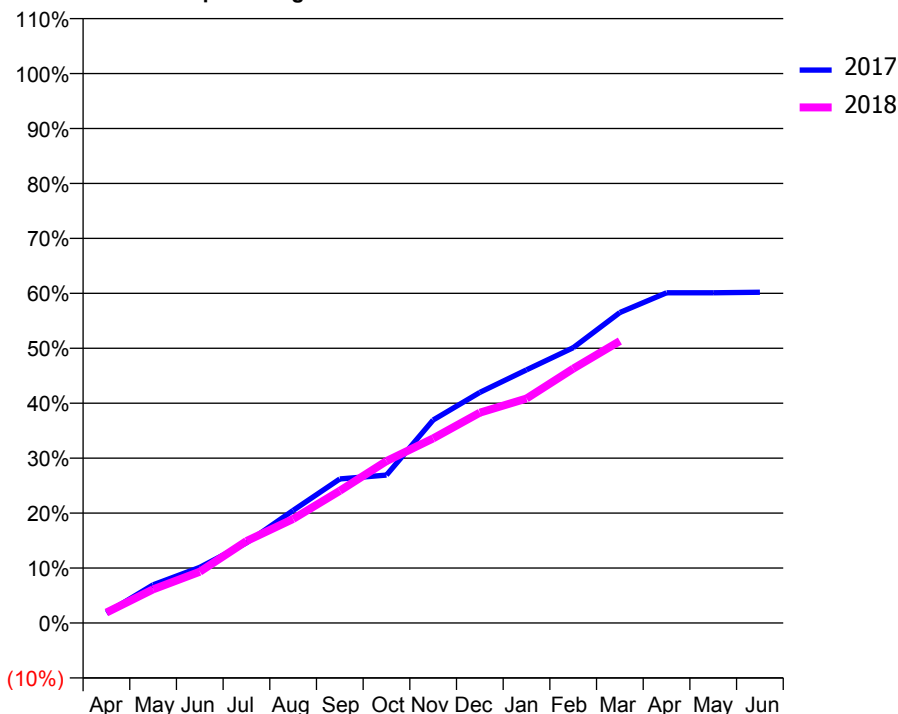
### ACCESS\*

Patients seen in 24 months	Total	Change since previous quarter
Quarter ending March 2017	8,442	
Quarter ending June 2017	8,419	→
Quarter ending September 2017	8,386	→
Quarter ending December 2017	8,275	↓
Quarter ending March 2018	8,200	→
<b>Variance since March 2017</b>	<b>(2.9%)</b>	<b>↓</b>



### ACTIVITY

Cumulative percentage of contracted UDA delivered 2017 & 2018



Month	Adjusted Scheduled Activity (UDA)	
	2017	2018
April	487	503
May	1,847	1,628
June	2,688	2,477
July	3,873	3,956
August	5,439	5,029
September	6,958	6,384
October	7,147	7,821
November	9,805	8,914
December	11,138	10,158
January	12,226	10,843
February	13,295	12,285
March	14,999	13,615
April	15,948	
May	15,951	
June	15,978	

### QUALITY

	Quantity	Base Number	Contract	AT	Region	England
% of FP17s for the same patient ID Re-attending within 3 months - Children	297	2,509	11.8%	13.3%	12.8%	11.9%
% of FP17s for the same patient ID Re-attending within 3 months - Adults	918	6,040	15.2%	16.3%	16.5%	16.0%
% of FP17s for the same patient ID Re-attending between 3 & 9 months - Children	1,211	2,509	48.3%	58.0%	59.7%	58.3%
% of FP17s for the same patient ID Re-attending between 3 & 9 months - Adults	1,632	6,040	27.0%	51.0%	52.6%	50.3%
% of FP17s for Band 1 Urgent Courses	692	7,139	9.7%	10.7%	9.1%	9.1%
% of FP17s Relating to Free Repair or Replacements	59	7,139	0.8%	0.9%	1.0%	0.8%
% of FP17s Relating to Continuations	99	7,139	1.4%	1.1%	1.2%	1.0%
% of Patients satisfied with the dentistry they have received	9	10	90.0%	91.6%	91.6%	91.5%
% of Patients satisfied with the time they had to wait for an appointment	9	10	90.0%	87.7%	88.3%	87.9%

\* This is based on patients treated on this contract for their most recent course of treatment. Figures in italics indicate the base number of FP17s or Patient Questionnaire responses are less than 100. N/A is shown where the base number of responses is less than 10 during the period. % is calculated as Quantity/Base number\*100

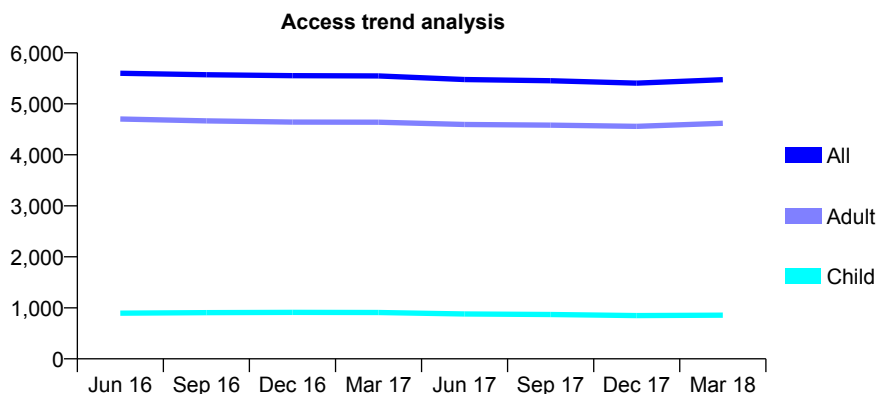
## Q47 - Vital Signs At a Glance Contract Report for 801968/0001 - March 2018

Name or company name	MR J BENSON
Contract type name	GDS Contract
Purpose of contract	General
Contract start date	01/04/2006
Contract end date	

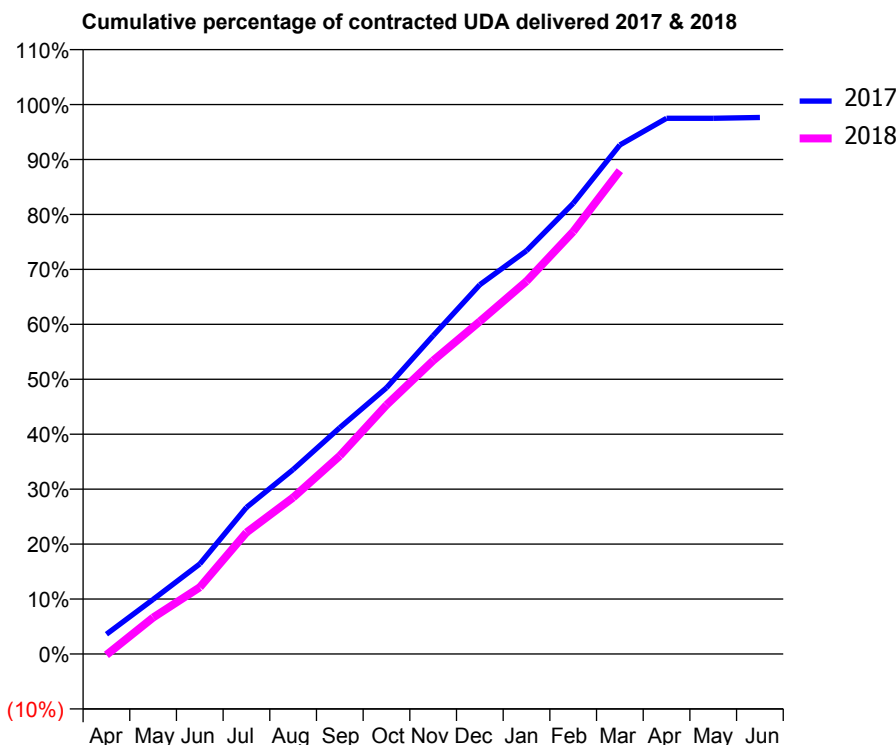
17/18 Contracted general activity (UDA)	18,391
Carry forward general activity (UDA)	433
17/18 Contracted orthodontic activity (UOA)	0
Carry forward orthodontic activity (UOA)	0
Baseline contract value	£454,239.32

### ACCESS\*

Patients seen in 24 months	Total	Change since previous quarter
Quarter ending March 2017	5,546	
Quarter ending June 2017	5,475	↓
Quarter ending September 2017	5,452	→
Quarter ending December 2017	5,405	→
Quarter ending March 2018	5,473	→
<b>Variance since March 2017</b>	<b>(1.3%)</b>	<b>↓</b>



### ACTIVITY



Month	Adjusted Scheduled Activity (UDA)	
	2017	2018
April	662	-35
May	1,827	1,219
June	3,016	2,234
July	4,906	4,069
August	6,176	5,239
September	7,577	6,633
October	8,910	8,333
November	10,654	9,819
December	12,362	11,135
January	13,497	12,476
February	15,083	14,136
March	17,037	16,177
April	17,928	
May	17,928	
June	17,958	

### QUALITY

	Quantity	Base Number	Contract	AT	Region	England
% of FP17s for the same patient ID Re-attending within 3 months - Children	80	1,266	6.3%	13.3%	12.8%	11.9%
% of FP17s for the same patient ID Re-attending within 3 months - Adults	1,126	7,077	15.9%	16.3%	16.5%	16.0%
% of FP17s for the same patient ID Re-attending between 3 & 9 months - Children	771	1,266	60.9%	58.0%	59.7%	58.3%
% of FP17s for the same patient ID Re-attending between 3 & 9 months - Adults	4,084	7,077	57.7%	51.0%	52.6%	50.3%
% of FP17s for Band 1 Urgent Courses	314	8,019	3.9%	10.7%	9.1%	9.1%
% of FP17s Relating to Free Repair or Replacements	109	8,019	1.4%	0.9%	1.0%	0.8%
% of FP17s Relating to Continuations	121	8,019	1.5%	1.1%	1.2%	1.0%
% of Patients satisfied with the dentistry they have received	11	11	100.0%	91.6%	91.6%	91.5%
% of Patients satisfied with the time they had to wait for an appointment	11	11	100.0%	87.7%	88.3%	87.9%

\* This is based on patients treated on this contract for their most recent course of treatment. Figures in italics indicate the base number of FP17s or Patient Questionnaire responses are less than 100. N/A is shown where the base number of responses is less than 10 during the period. % is calculated as Quantity/Base number\*100

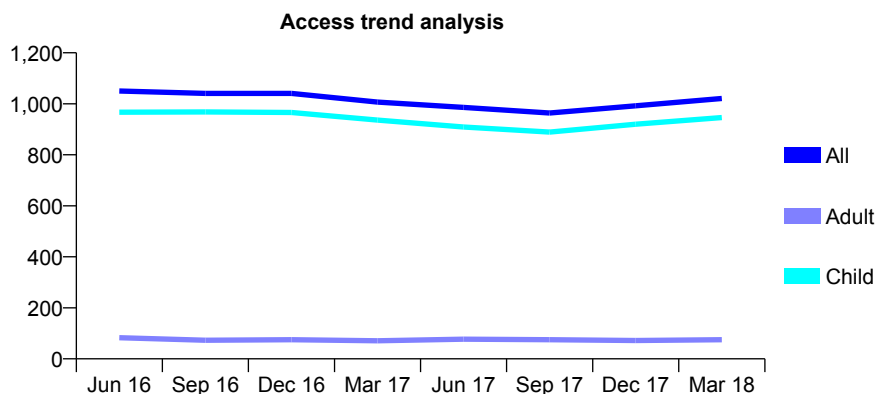
## Q47 - Vital Signs At a Glance Contract Report for 814296/0001 - March 2018

Name or company name	MR AW ROBINSON
Contract type name	GDS Contract
Purpose of contract	General
Contract start date	01/04/2006
Contract end date	

17/18 Contracted general activity (UDA)	1,500
Carry forward general activity (UDA)	-30
17/18 Contracted orthodontic activity (UOA)	0
Carry forward orthodontic activity (UOA)	0
Baseline contract value	£44,353.77

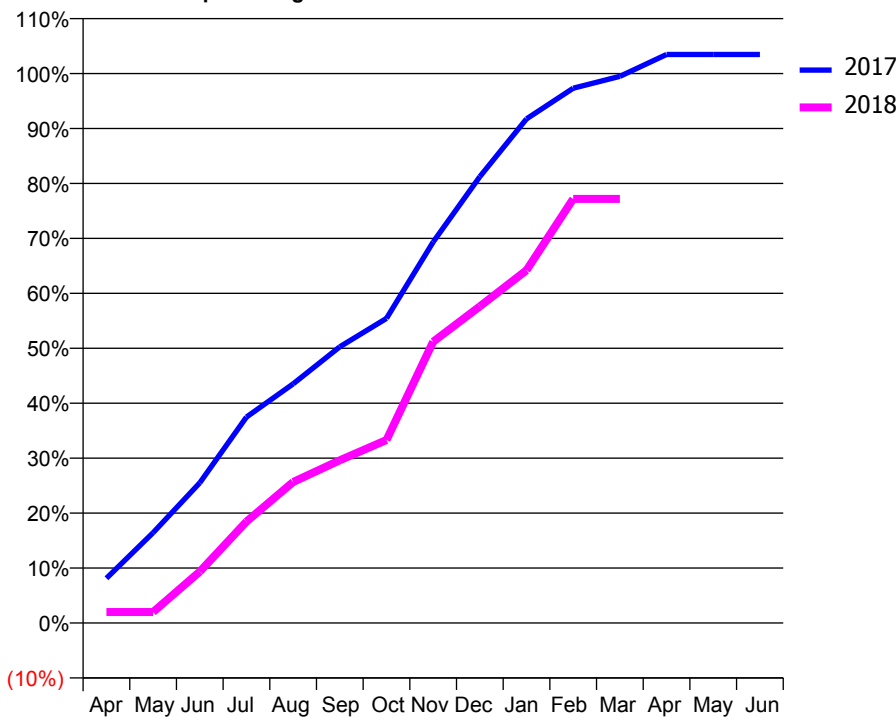
### ACCESS\*

Patients seen in 24 months	Total	Change since previous quarter
Quarter ending March 2017	1,007	
Quarter ending June 2017	986	↓
Quarter ending September 2017	964	↓
Quarter ending December 2017	992	↑
Quarter ending March 2018	1,021	↑
<b>Variance since March 2017</b>	1.4%	→



### ACTIVITY

Cumulative percentage of contracted UDA delivered 2017 & 2018



Month	Adjusted Scheduled Activity (UDA)	
	2017	2018
April	122	30
May	247	30
June	383	140
July	562	277
August	653	385
September	754	444
October	832	500
November	1,040	768
December	1,219	864
January	1,376	963
February	1,460	1,158
March	1,492	1,158
April	1,552	
May	1,552	
June	1,552	

### QUALITY

	Quantity	Base Number	Contract	AT	Region	England
% of FP17s for the same patient ID Re-attending within 3 months - Children	54	887	6.1%	13.3%	12.8%	11.9%
% of FP17s for the same patient ID Re-attending within 3 months - Adults	0	0	N/A	16.3%	16.5%	16.0%
% of FP17s for the same patient ID Re-attending between 3 & 9 months - Children	304	887	34.3%	58.0%	59.7%	58.3%
% of FP17s for the same patient ID Re-attending between 3 & 9 months - Adults	0	0	N/A	51.0%	52.6%	50.3%
% of FP17s for Band 1 Urgent Courses	67	838	8.0%	10.7%	9.1%	9.1%
% of FP17s Relating to Free Repair or Replacements	0	838	0.0%	0.9%	1.0%	0.8%
% of FP17s Relating to Continuations	0	838	0.0%	1.1%	1.2%	1.0%
% of Patients satisfied with the dentistry they have received	1	1	N/A	91.6%	91.6%	91.5%
% of Patients satisfied with the time they had to wait for an appointment	1	1	N/A	87.7%	88.3%	87.9%

\* This is based on patients treated on this contract for their most recent course of treatment. Figures in italics indicate the base number of FP17s or Patient Questionnaire responses are less than 100. N/A is shown where the base number of responses is less than 10 during the period. % is calculated as Quantity/Base number\*100

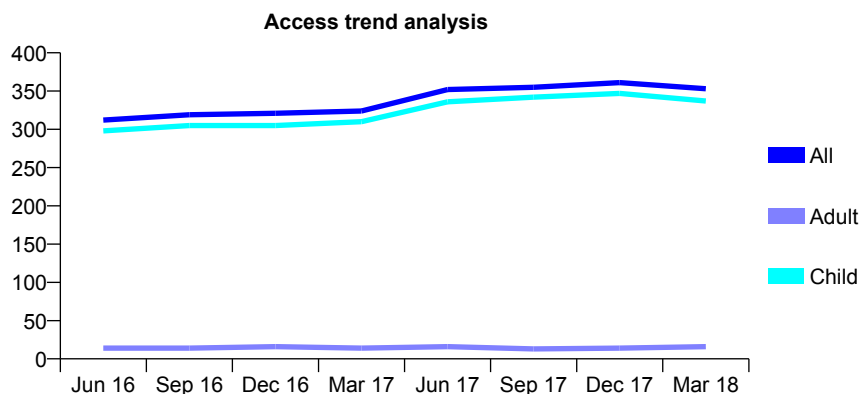
## Q47 - Vital Signs At a Glance Contract Report for 814490/0001 - March 2018

Name or company name	MR MA POWELL
Contract type name	GDS Contract
Purpose of contract	General
Contract start date	01/04/2006
Contract end date	

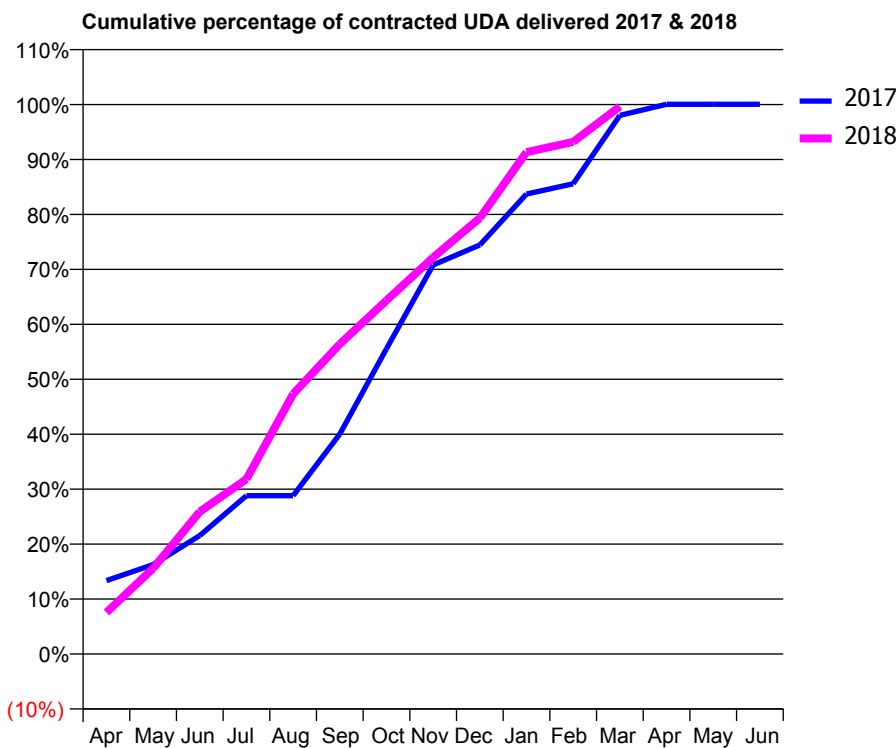
17/18 Contracted general activity (UDA)	795
Carry forward general activity (UDA)	0
17/18 Contracted orthodontic activity (UOA)	0
Carry forward orthodontic activity (UOA)	0
Baseline contract value	£19,030.24

### ACCESS\*

Patients seen in 24 months	Total	Change since previous quarter
Quarter ending March 2017	324	
Quarter ending June 2017	352	↑
Quarter ending September 2017	355	→
Quarter ending December 2017	361	→
Quarter ending March 2018	353	↓
<b>Variance since March 2017</b>	<b>9.0%</b>	<b>↑</b>



### ACTIVITY



Month	Adjusted Scheduled Activity (UDA)	
	2017	2018
April	106	60
May	129	124
June	171	206
July	229	253
August	229	376
September	318	448
October	442	512
November	563	574
December	592	631
January	665	726
February	680	741
March	779	792
April	795	
May	795	
June	795	

### QUALITY

	Quantity	Base Number	Contract	AT	Region	England
% of FP17s for the same patient ID Re-attending within 3 months - Children	45	576	7.8%	13.3%	12.8%	11.9%
% of FP17s for the same patient ID Re-attending within 3 months - Adults	0	0	N/A	16.3%	16.5%	16.0%
% of FP17s for the same patient ID Re-attending between 3 & 9 months - Children	367	576	63.7%	58.0%	59.7%	58.3%
% of FP17s for the same patient ID Re-attending between 3 & 9 months - Adults	0	0	N/A	51.0%	52.6%	50.3%
% of FP17s for Band 1 Urgent Courses	6	564	1.1%	10.7%	9.1%	9.1%
% of FP17s Relating to Free Repair or Replacements	0	564	0.0%	0.9%	1.0%	0.8%
% of FP17s Relating to Continuations	0	564	0.0%	1.1%	1.2%	1.0%
% of Patients satisfied with the dentistry they have received	1	1	N/A	91.6%	91.6%	91.5%
% of Patients satisfied with the time they had to wait for an appointment	1	1	N/A	87.7%	88.3%	87.9%

\* This is based on patients treated on this contract for their most recent course of treatment. Figures in italics indicate the base number of FP17s or Patient Questionnaire responses are less than 100. N/A is shown where the base number of responses is less than 10 during the period. % is calculated as Quantity/Base number\*100

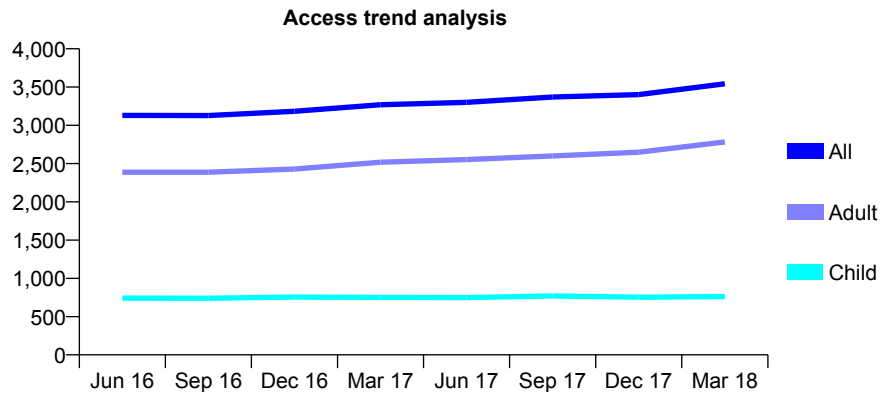
## Q47 - Vital Signs At a Glance Contract Report for 819964/0001 - March 2018

Name or company name	MRS A KING
Contract type name	GDS Contract
Purpose of contract	General
Contract start date	01/04/2006
Contract end date	

17/18 Contracted general activity (UDA)	10,098
Carry forward general activity (UDA)	219
17/18 Contracted orthodontic activity (UOA)	0
Carry forward orthodontic activity (UOA)	0
Baseline contract value	£290,629.28

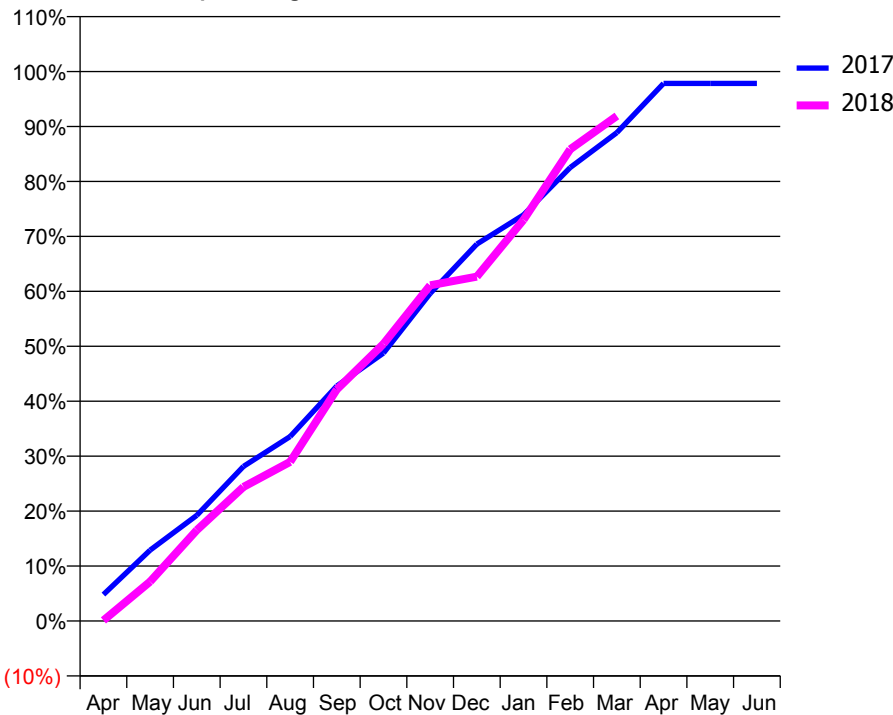
### ACCESS\*

Patients seen in 24 months	Total	Change since previous quarter
Quarter ending March 2017	3,269	
Quarter ending June 2017	3,301	→
Quarter ending September 2017	3,370	↑
Quarter ending December 2017	3,401	→
Quarter ending March 2018	3,542	↑
<b>Variance since March 2017</b>	<b>8.4%</b>	<b>↑</b>



### ACTIVITY

Cumulative percentage of contracted UDA delivered 2017 & 2018



Month	Adjusted Scheduled Activity (UDA)	
	2017	2018
April	488	10
May	1,303	724
June	1,941	1,671
July	2,841	2,463
August	3,390	2,925
September	4,318	4,256
October	4,924	5,094
November	6,020	6,168
December	6,926	6,328
January	7,462	7,372
February	8,333	8,668
March	8,974	9,281
April	9,880	
May	9,878	
June	9,879	

### QUALITY

	Quantity	Base Number	Contract	AT	Region	England
% of FP17s for the same patient ID Re-attending within 3 months - Children	98	1,373	7.1%	13.3%	12.8%	11.9%
% of FP17s for the same patient ID Re-attending within 3 months - Adults	621	4,851	12.8%	16.3%	16.5%	16.0%
% of FP17s for the same patient ID Re-attending between 3 & 9 months - Children	966	1,373	70.4%	58.0%	59.7%	58.3%
% of FP17s for the same patient ID Re-attending between 3 & 9 months - Adults	3,247	4,851	66.9%	51.0%	52.6%	50.3%
% of FP17s for Band 1 Urgent Courses	345	5,708	6.0%	10.7%	9.1%	9.1%
% of FP17s Relating to Free Repair or Replacements	69	5,708	1.2%	0.9%	1.0%	0.8%
% of FP17s Relating to Continuations	78	5,708	1.4%	1.1%	1.2%	1.0%
% of Patients satisfied with the dentistry they have received	63	64	98.4%	91.6%	91.6%	91.5%
% of Patients satisfied with the time they had to wait for an appointment	61	64	95.3%	87.7%	88.3%	87.9%

\* This is based on patients treated on this contract for their most recent course of treatment. Figures in italics indicate the base number of FP17s or Patient Questionnaire responses are less than 100. N/A is shown where the base number of responses is less than 10 during the period. % is calculated as Quantity/Base number\*100

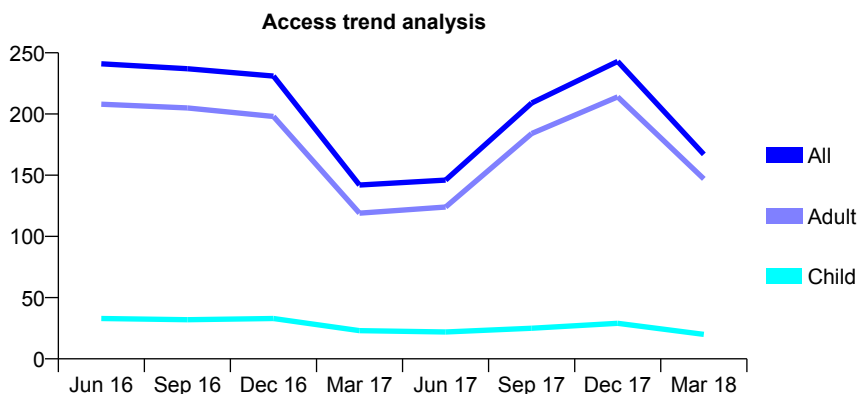
## Q47 - Vital Signs At a Glance Contract Report for 819964/0003 - March 2018

Name or company name	MRS A KING
Contract type name	GDS Contract
Purpose of contract	General
Contract start date	01/04/2013
Contract end date	

17/18 Contracted general activity (UDA)	594
Carry forward general activity (UDA)	-12
17/18 Contracted orthodontic activity (UOA)	0
Carry forward orthodontic activity (UOA)	0
Baseline contract value	£56,956.79

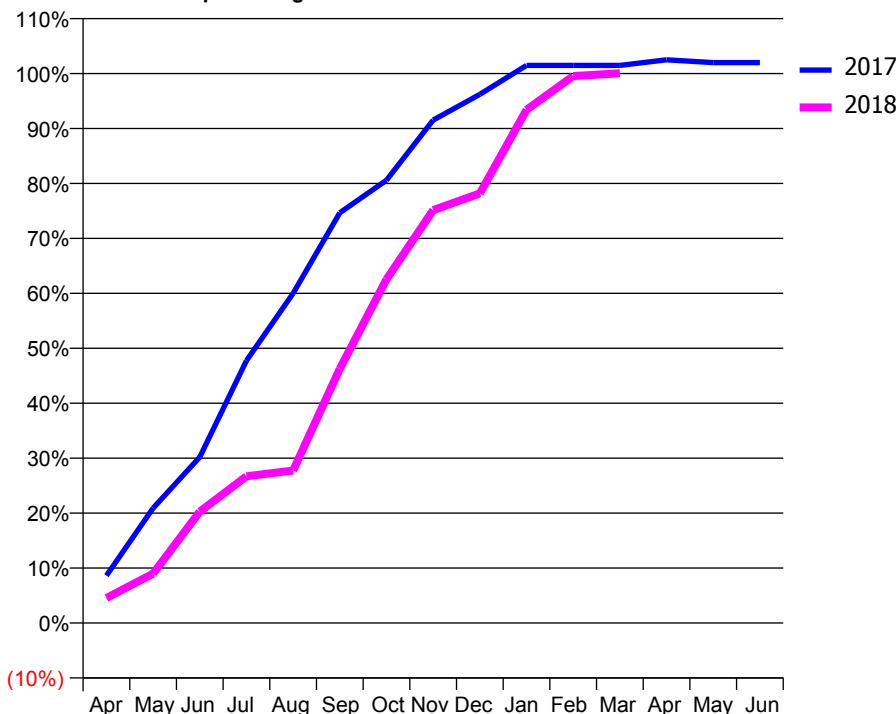
### ACCESS\*

Patients seen in 24 months	Total	Change since previous quarter
Quarter ending March 2017	142	
Quarter ending June 2017	146	↑
Quarter ending September 2017	209	↑
Quarter ending December 2017	243	↑
Quarter ending March 2018	167	↓
<b>Variance since March 2017</b>	<b>17.6%</b>	<b>↑</b>



### ACTIVITY

Cumulative percentage of contracted UDA delivered 2017 & 2018



Month	Adjusted Scheduled Activity (UDA)	
	2017	2018
April	51	27
May	124	53
June	179	120
July	284	159
August	356	165
September	443	275
October	479	372
November	544	446
December	571	464
January	603	555
February	603	591
March	603	594
April	609	
May	606	
June	606	

### QUALITY

	Quantity	Base Number	Contract	AT	Region	England
% of FP17s for the same patient ID Re-attending within 3 months - Children	3	27	11.1%	13.3%	12.8%	11.9%
% of FP17s for the same patient ID Re-attending within 3 months - Adults	33	276	12.0%	16.3%	16.5%	16.0%
% of FP17s for the same patient ID Re-attending between 3 & 9 months - Children	5	27	18.5%	58.0%	59.7%	58.3%
% of FP17s for the same patient ID Re-attending between 3 & 9 months - Adults	76	276	27.5%	51.0%	52.6%	50.3%
% of FP17s for Band 1 Urgent Courses	26	302	8.6%	10.7%	9.1%	9.1%
% of FP17s Relating to Free Repair or Replacements	3	302	1.0%	0.9%	1.0%	0.8%
% of FP17s Relating to Continuations	5	302	1.7%	1.1%	1.2%	1.0%
% of Patients satisfied with the dentistry they have received	5	5	N/A	91.6%	91.6%	91.5%
% of Patients satisfied with the time they had to wait for an appointment	5	5	N/A	87.7%	88.3%	87.9%

\* This is based on patients treated on this contract for their most recent course of treatment. Figures in italics indicate the base number of FP17s or Patient Questionnaire responses are less than 100. N/A is shown where the base number of responses is less than 10 during the period. % is calculated as Quantity/Base number\*100



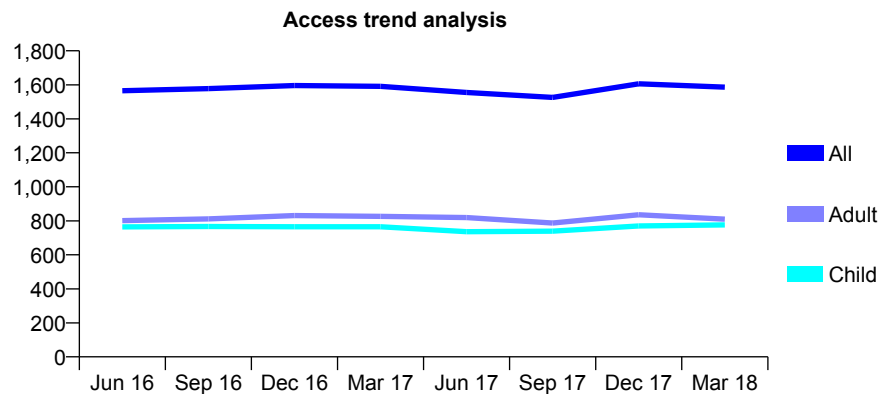
## Q47 - Vital Signs At a Glance Contract Report for 821969/0003 - March 2018

Name or company name	MRS H BURNS
Contract type name	GDS Contract
Purpose of contract	General
Contract start date	04/05/2009
Contract end date	

17/18 Contracted general activity (UDA)	6,025
Carry forward general activity (UDA)	190
17/18 Contracted orthodontic activity (UOA)	0
Carry forward orthodontic activity (UOA)	0
Baseline contract value	£111,332.48

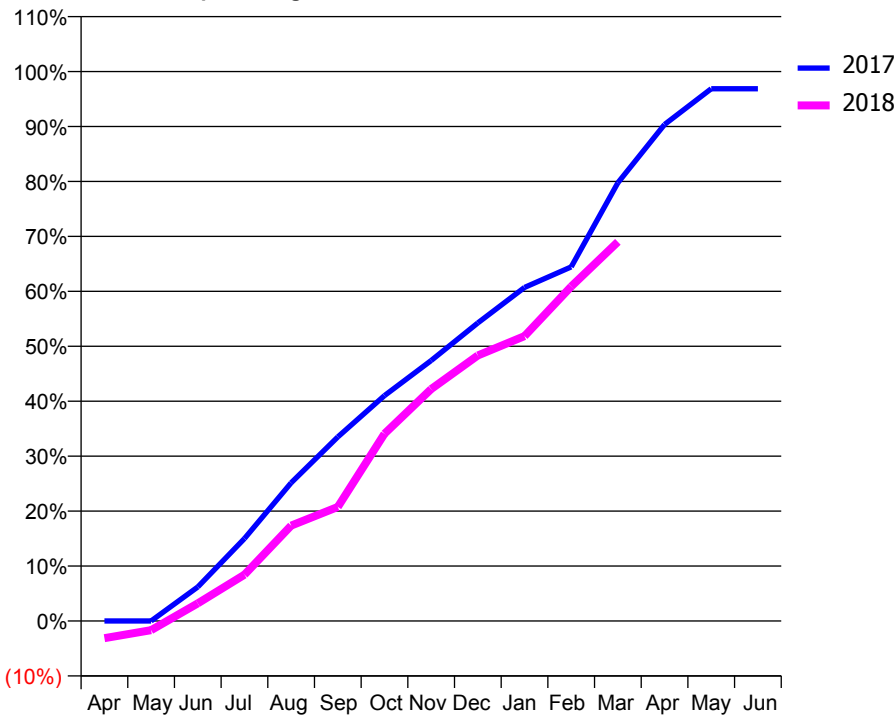
### ACCESS\*

Patients seen in 24 months	Total	Change since previous quarter
Quarter ending March 2017	1,591	
Quarter ending June 2017	1,555	↓
Quarter ending September 2017	1,526	↓
Quarter ending December 2017	1,606	↑
Quarter ending March 2018	1,586	↓
<b>Variance since March 2017</b>	<b>(0.3%)</b>	→



### ACTIVITY

Cumulative percentage of contracted UDA delivered 2017 & 2018



Month	Adjusted Scheduled Activity (UDA)	
	2017	2018
April	0	-190
May	0	-102
June	374	194
July	904	508
August	1,515	1,046
September	2,018	1,251
October	2,471	2,053
November	2,856	2,543
December	3,269	2,911
January	3,657	3,123
February	3,882	3,668
March	4,805	4,157
April	5,444	
May	5,835	
June	5,835	

### QUALITY

	Quantity	Base Number	Contract	AT	Region	England
% of FP17s for the same patient ID Re-attending within 3 months - Children	22	887	2.5%	13.3%	12.8%	11.9%
% of FP17s for the same patient ID Re-attending within 3 months - Adults	26	716	3.6%	16.3%	16.5%	16.0%
% of FP17s for the same patient ID Re-attending between 3 & 9 months - Children	417	887	47.0%	58.0%	59.7%	58.3%
% of FP17s for the same patient ID Re-attending between 3 & 9 months - Adults	290	716	40.5%	51.0%	52.6%	50.3%
% of FP17s for Band 1 Urgent Courses	1	1,344	0.1%	10.7%	9.1%	9.1%
% of FP17s Relating to Free Repair or Replacements	0	1,344	0.0%	0.9%	1.0%	0.8%
% of FP17s Relating to Continuations	0	1,344	0.0%	1.1%	1.2%	1.0%
% of Patients satisfied with the dentistry they have received	0	0	N/A	91.6%	91.6%	91.5%
% of Patients satisfied with the time they had to wait for an appointment	0	0	N/A	87.7%	88.3%	87.9%

\* This is based on patients treated on this contract for their most recent course of treatment. Figures in italics indicate the base number of FP17s or Patient Questionnaire responses are less than 100. N/A is shown where the base number of responses is less than 10 during the period. % is calculated as Quantity/Base number\*100

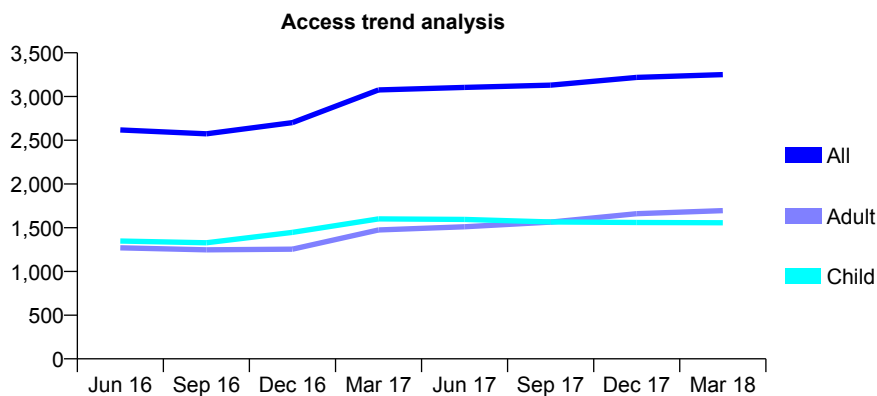
## Q47 - Vital Signs At a Glance Contract Report for 842540/0006 - March 2018

Name or company name	MISS JS PRASAD
Contract type name	GDS Contract
Purpose of contract	General
Contract start date	01/04/2014
Contract end date	

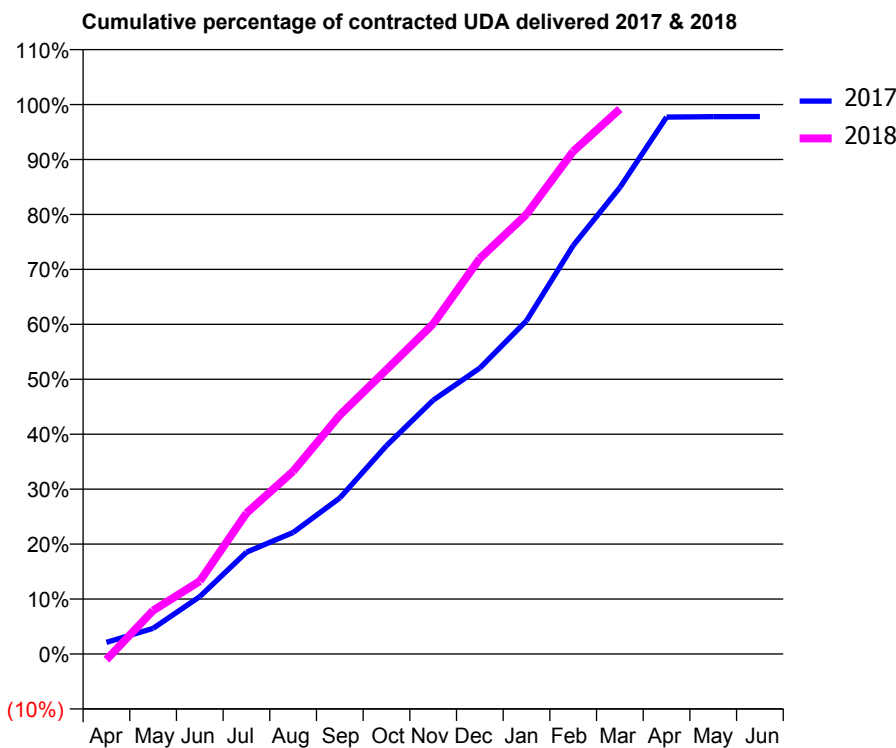
17/18 Contracted general activity (UDA)	11,007
Carry forward general activity (UDA)	242
17/18 Contracted orthodontic activity (UOA)	0
Carry forward orthodontic activity (UOA)	0
Baseline contract value	£266,497.18

### ACCESS\*

Patients seen in 24 months	Total	Change since previous quarter
Quarter ending March 2017	3,075	
Quarter ending June 2017	3,105	→
Quarter ending September 2017	3,130	→
Quarter ending December 2017	3,219	↑
Quarter ending March 2018	3,251	→
<b>Variance since March 2017</b>	<b>5.7%</b>	<b>↑</b>



### ACTIVITY



Month	Adjusted Scheduled Activity (UDA)	
	2017	2018
April	234	-117
May	514	873
June	1,150	1,459
July	2,039	2,823
August	2,435	3,661
September	3,125	4,785
October	4,172	5,696
November	5,085	6,613
December	5,727	7,924
January	6,677	8,807
February	8,183	10,068
March	9,344	10,916
April	10,756	
May	10,764	
June	10,765	

### QUALITY

	Quantity	Base Number	Contract	AT	Region	England
% of FP17s for the same patient ID Re-attending within 3 months - Children	519	3,078	16.9%	13.3%	12.8%	11.9%
% of FP17s for the same patient ID Re-attending within 3 months - Adults	710	2,830	25.1%	16.3%	16.5%	16.0%
% of FP17s for the same patient ID Re-attending between 3 & 9 months - Children	1,954	3,078	63.5%	58.0%	59.7%	58.3%
% of FP17s for the same patient ID Re-attending between 3 & 9 months - Adults	1,339	2,830	47.3%	51.0%	52.6%	50.3%
% of FP17s for Band 1 Urgent Courses	288	5,370	5.4%	10.7%	9.1%	9.1%
% of FP17s Relating to Free Repair or Replacements	3	5,370	0.1%	0.9%	1.0%	0.8%
% of FP17s Relating to Continuations	9	5,370	0.2%	1.1%	1.2%	1.0%
% of Patients satisfied with the dentistry they have received	4	4	N/A	91.6%	91.6%	91.5%
% of Patients satisfied with the time they had to wait for an appointment	3	4	N/A	87.7%	88.3%	87.9%

\* This is based on patients treated on this contract for their most recent course of treatment. Figures in italics indicate the base number of FP17s or Patient Questionnaire responses are less than 100. N/A is shown where the base number of responses is less than 10 during the period. % is calculated as Quantity/Base number\*100

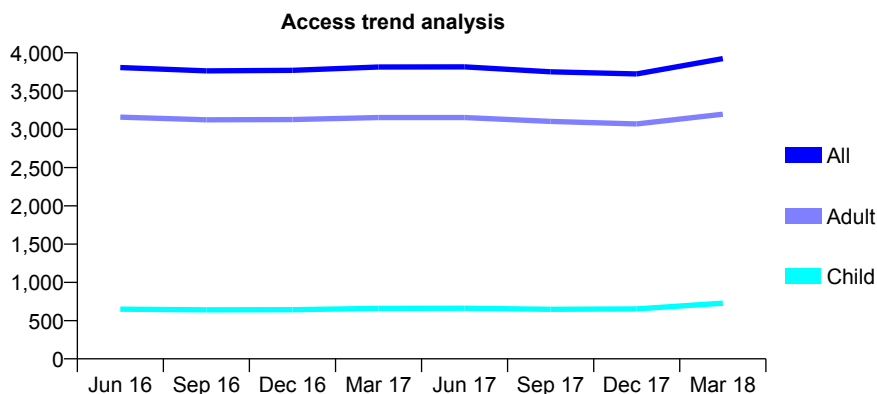
## Q47 - Vital Signs At a Glance Contract Report for 865087/0001 - March 2018

Name or company name	Ahmed and Somisetty
Contract type name	GDS Contract
Purpose of contract	General
Contract start date	01/11/2013
Contract end date	

17/18 Contracted general activity (UDA)	15,000
Carry forward general activity (UDA)	-118
17/18 Contracted orthodontic activity (UOA)	0
Carry forward orthodontic activity (UOA)	0
Baseline contract value	£415,628.82

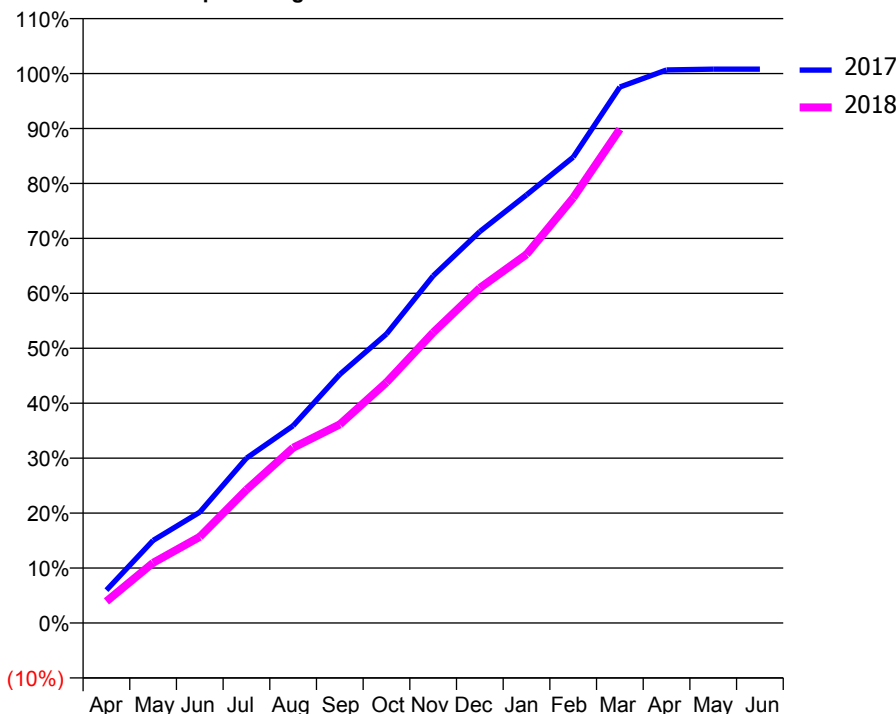
### ACCESS\*

Patients seen in 24 months	Total	Change since previous quarter
Quarter ending March 2017	3,814	
Quarter ending June 2017	3,816	→
Quarter ending September 2017	3,752	↓
Quarter ending December 2017	3,723	→
Quarter ending March 2018	3,925	↑
<b>Variance since March 2017</b>	<b>2.9%</b>	<b>↑</b>



### ACTIVITY

Cumulative percentage of contracted UDA delivered 2017 & 2018



Month	Adjusted Scheduled Activity (UDA)	
	2017	2018
April	896	591
May	2,254	1,645
June	3,025	2,352
July	4,501	3,638
August	5,386	4,787
September	6,789	5,420
October	7,889	6,568
November	9,477	7,932
December	10,686	9,145
January	11,686	10,063
February	12,715	11,606
March	14,630	13,483
April	15,096	
May	15,118	
June	15,118	

### QUALITY

	Quantity	Base Number	Contract	AT	Region	England
% of FP17s for the same patient ID Re-attending within 3 months - Children	69	1,072	6.4%	13.3%	12.8%	11.9%
% of FP17s for the same patient ID Re-attending within 3 months - Adults	639	4,612	13.9%	16.3%	16.5%	16.0%
% of FP17s for the same patient ID Re-attending between 3 & 9 months - Children	659	1,072	61.5%	58.0%	59.7%	58.3%
% of FP17s for the same patient ID Re-attending between 3 & 9 months - Adults	2,737	4,612	59.3%	51.0%	52.6%	50.3%
% of FP17s for Band 1 Urgent Courses	345	5,451	6.3%	10.7%	9.1%	9.1%
% of FP17s Relating to Free Repair or Replacements	59	5,451	1.1%	0.9%	1.0%	0.8%
% of FP17s Relating to Continuations	76	5,451	1.4%	1.1%	1.2%	1.0%
% of Patients satisfied with the dentistry they have received	10	10	100.0%	91.6%	91.6%	91.5%
% of Patients satisfied with the time they had to wait for an appointment	10	10	100.0%	87.7%	88.3%	87.9%

\* This is based on patients treated on this contract for their most recent course of treatment. Figures in italics indicate the base number of FP17s or Patient Questionnaire responses are less than 100. N/A is shown where the base number of responses is less than 10 during the period. % is calculated as Quantity/Base number\*100

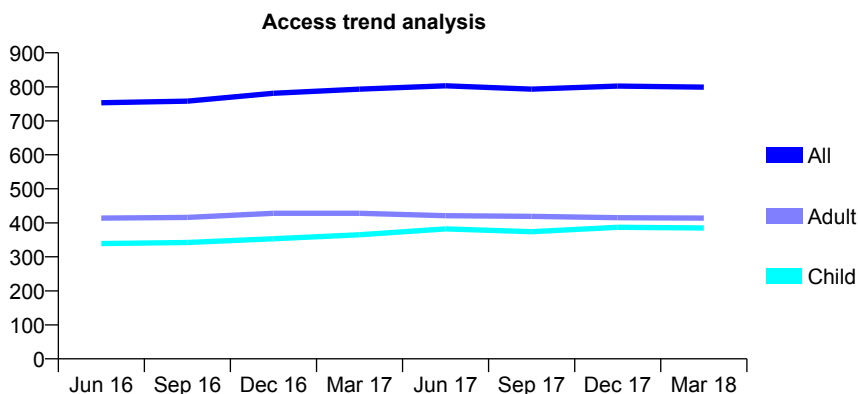
## Q47 - Vital Signs At a Glance Contract Report for 908851/0002 - March 2018

Name or company name	MR A SARAVANAMUTTU
Contract type name	GDS Contract
Purpose of contract	General
Contract start date	02/06/2009
Contract end date	

17/18 Contracted general activity (UDA)	3,550
Carry forward general activity (UDA)	-71
17/18 Contracted orthodontic activity (UOA)	0
Carry forward orthodontic activity (UOA)	0
Baseline contract value	£103,173.73

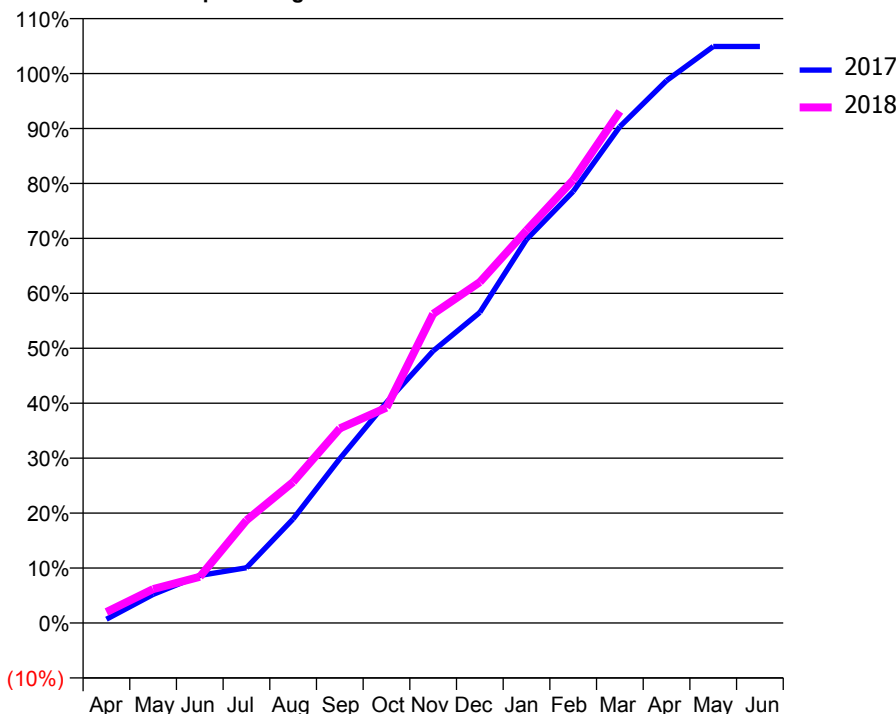
### ACCESS\*

Patients seen in 24 months	Total	Change since previous quarter
Quarter ending March 2017	793	
Quarter ending June 2017	803	→
Quarter ending September 2017	793	↓
Quarter ending December 2017	802	→
Quarter ending March 2018	799	→
<b>Variance since March 2017</b>	<b>0.8%</b>	<b>→</b>



### ACTIVITY

Cumulative percentage of contracted UDA delivered 2017 & 2018



Month	Adjusted Scheduled Activity (UDA)	
	2017	2018
April	24	71
May	184	219
June	307	298
July	357	664
August	672	911
September	1,062	1,257
October	1,425	1,392
November	1,758	1,998
December	2,007	2,202
January	2,478	2,537
February	2,788	2,862
March	3,207	3,305
April	3,504	
May	3,725	
June	3,725	

### QUALITY

	Quantity	Base Number	Contract	AT	Region	England
% of FP17s for the same patient ID Re-attending within 3 months - Children	47	597	7.9%	13.3%	12.8%	11.9%
% of FP17s for the same patient ID Re-attending within 3 months - Adults	97	544	17.8%	16.3%	16.5%	16.0%
% of FP17s for the same patient ID Re-attending between 3 & 9 months - Children	328	597	54.9%	58.0%	59.7%	58.3%
% of FP17s for the same patient ID Re-attending between 3 & 9 months - Adults	283	544	52.0%	51.0%	52.6%	50.3%
% of FP17s for Band 1 Urgent Courses	32	1,027	3.1%	10.7%	9.1%	9.1%
% of FP17s Relating to Free Repair or Replacements	2	1,027	0.2%	0.9%	1.0%	0.8%
% of FP17s Relating to Continuations	5	1,027	0.5%	1.1%	1.2%	1.0%
% of Patients satisfied with the dentistry they have received	0	0	N/A	91.6%	91.6%	91.5%
% of Patients satisfied with the time they had to wait for an appointment	0	0	N/A	87.7%	88.3%	87.9%

\* This is based on patients treated on this contract for their most recent course of treatment. Figures in italics indicate the base number of FP17s or Patient Questionnaire responses are less than 100. N/A is shown where the base number of responses is less than 10 during the period. % is calculated as Quantity/Base number\*100

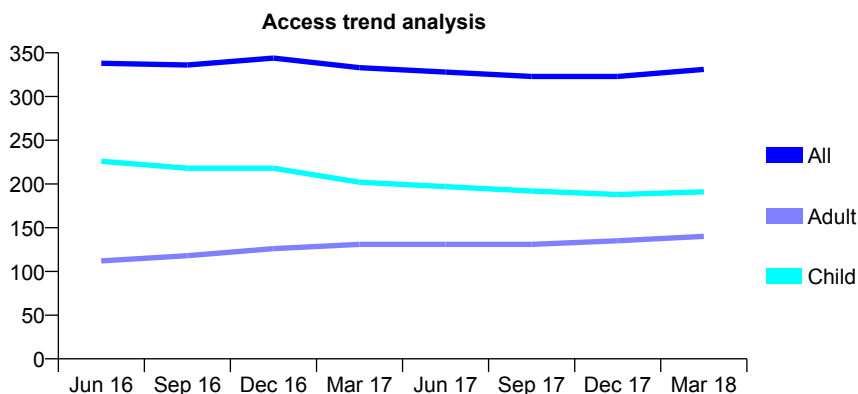
## Q47 - Vital Signs At a Glance Contract Report for 911461/0001 - March 2018

Name or company name	MISS GM LAWSON
Contract type name	GDS Contract
Purpose of contract	General
Contract start date	01/04/2006
Contract end date	

17/18 Contracted general activity (UDA)	1,000
Carry forward general activity (UDA)	0
17/18 Contracted orthodontic activity (UOA)	0
Carry forward orthodontic activity (UOA)	0
Baseline contract value	£22,316.00

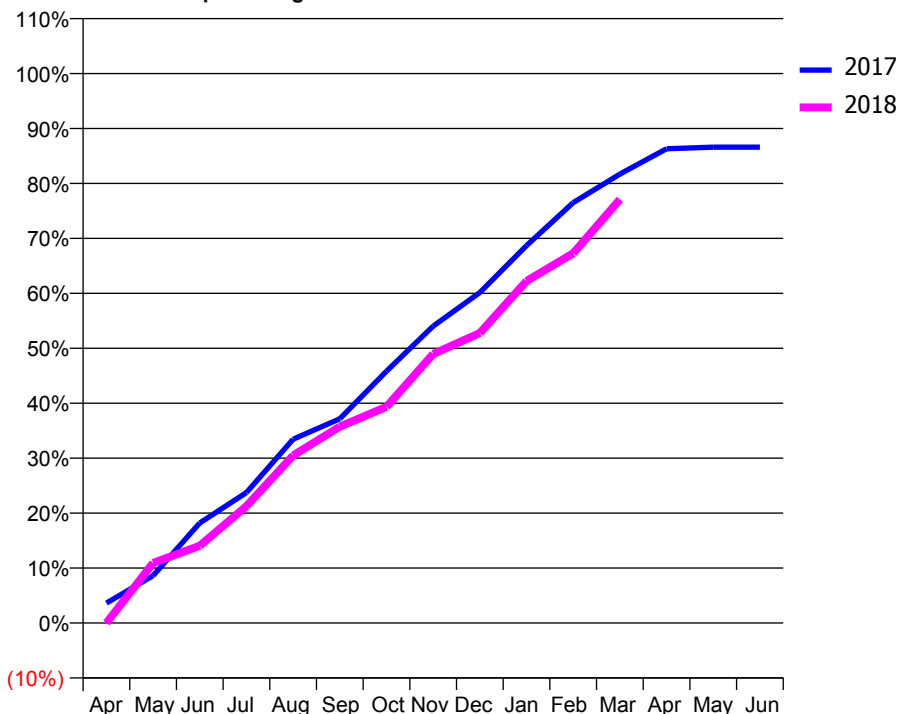
### ACCESS\*

Patients seen in 24 months	Total	Change since previous quarter
Quarter ending March 2017	333	
Quarter ending June 2017	328	↓
Quarter ending September 2017	323	↓
Quarter ending December 2017	323	→
Quarter ending March 2018	331	↑
<b>Variance since March 2017</b>	<b>(0.6%)</b>	→



### ACTIVITY

Cumulative percentage of contracted UDA delivered 2017 & 2018



Month	Adjusted Scheduled Activity (UDA)	
	2017	2018
April	36	0
May	86	109
June	182	141
July	237	213
August	335	305
September	372	357
October	458	393
November	540	490
December	601	528
January	687	622
February	765	673
March	817	771
April	863	
May	866	
June	866	

### QUALITY

	Quantity	Base Number	Contract	AT	Region	England
% of FP17s for the same patient ID Re-attending within 3 months - Children	48	383	12.5%	13.3%	12.8%	11.9%
% of FP17s for the same patient ID Re-attending within 3 months - Adults	15	148	10.1%	16.3%	16.5%	16.0%
% of FP17s for the same patient ID Re-attending between 3 & 9 months - Children	260	383	67.9%	58.0%	59.7%	58.3%
% of FP17s for the same patient ID Re-attending between 3 & 9 months - Adults	78	148	52.7%	51.0%	52.6%	50.3%
% of FP17s for Band 1 Urgent Courses	14	510	2.7%	10.7%	9.1%	9.1%
% of FP17s Relating to Free Repair or Replacements	0	510	0.0%	0.9%	1.0%	0.8%
% of FP17s Relating to Continuations	9	510	1.8%	1.1%	1.2%	1.0%
% of Patients satisfied with the dentistry they have received	0	0	N/A	91.6%	91.6%	91.5%
% of Patients satisfied with the time they had to wait for an appointment	0	0	N/A	87.7%	88.3%	87.9%

\* This is based on patients treated on this contract for their most recent course of treatment. Figures in italics indicate the base number of FP17s or Patient Questionnaire responses are less than 100. N/A is shown where the base number of responses is less than 10 during the period. % is calculated as Quantity/Base number\*100

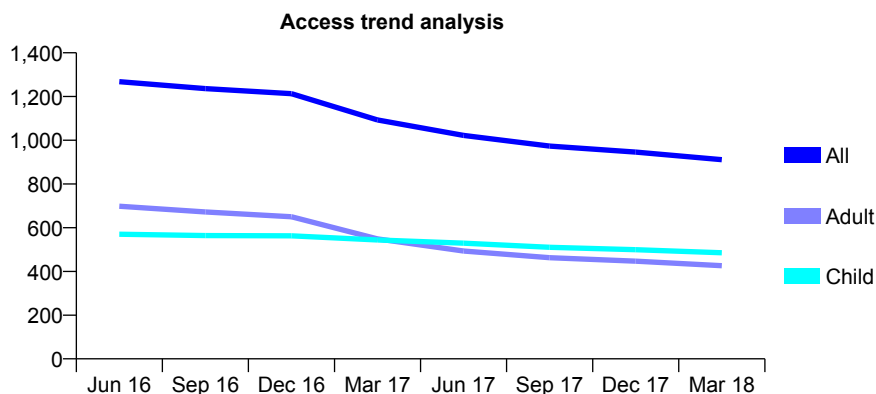
## Q47 - Vital Signs At a Glance Contract Report for 913529/0002 - March 2018

Name or company name	Peter Thompson and Pui-Ling Tsoi
Contract type name	GDS Contract
Purpose of contract	General
Contract start date	01/12/2011
Contract end date	

17/18 Contracted general activity (UDA)	2,500
Carry forward general activity (UDA)	-50
17/18 Contracted orthodontic activity (UOA)	0
Carry forward orthodontic activity (UOA)	0
Baseline contract value	£72,658.90

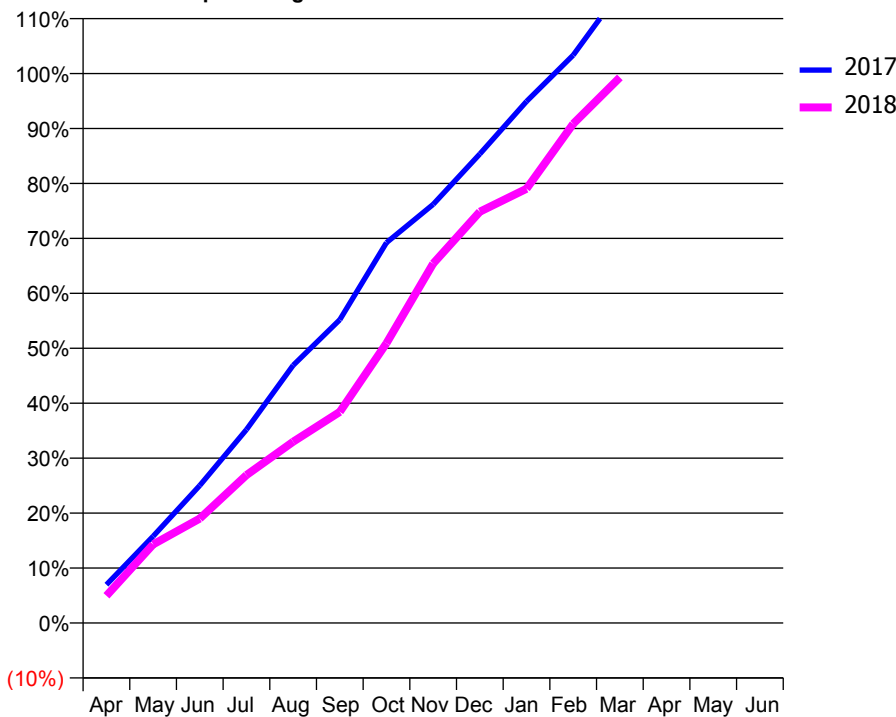
### ACCESS\*

Patients seen in 24 months	Total	Change since previous quarter
Quarter ending March 2017	1,093	
Quarter ending June 2017	1,022	↓
Quarter ending September 2017	973	↓
Quarter ending December 2017	946	↓
Quarter ending March 2018	911	↓
<b>Variance since March 2017</b>	<b>(16.7%)</b>	<b>↓</b>



### ACTIVITY

Cumulative percentage of contracted UDA delivered 2017 & 2018



Month	Adjusted Scheduled Activity (UDA)	
	2017	2018
April	174	124
May	395	357
June	626	475
July	880	673
August	1,173	825
September	1,380	960
October	1,731	1,273
November	1,904	1,635
December	2,134	1,871
January	2,373	1,976
February	2,584	2,271
March	2,874	2,482
April	2,926	
May	2,931	
June	2,934	

### QUALITY

	Quantity	Base Number	Contract	AT	Region	England
% of FP17s for the same patient ID Re-attending within 3 months - Children	28	699	4.0%	13.3%	12.8%	11.9%
% of FP17s for the same patient ID Re-attending within 3 months - Adults	121	574	21.1%	16.3%	16.5%	16.0%
% of FP17s for the same patient ID Re-attending between 3 & 9 months - Children	481	699	68.8%	58.0%	59.7%	58.3%
% of FP17s for the same patient ID Re-attending between 3 & 9 months - Adults	370	574	64.5%	51.0%	52.6%	50.3%
% of FP17s for Band 1 Urgent Courses	25	1,246	2.0%	10.7%	9.1%	9.1%
% of FP17s Relating to Free Repair or Replacements	15	1,246	1.2%	0.9%	1.0%	0.8%
% of FP17s Relating to Continuations	0	1,246	0.0%	1.1%	1.2%	1.0%
% of Patients satisfied with the dentistry they have received	2	2	N/A	91.6%	91.6%	91.5%
% of Patients satisfied with the time they had to wait for an appointment	2	2	N/A	87.7%	88.3%	87.9%

\* This is based on patients treated on this contract for their most recent course of treatment. Figures in italics indicate the base number of FP17s or Patient Questionnaire responses are less than 100. N/A is shown where the base number of responses is less than 10 during the period. % is calculated as Quantity/Base number\*100

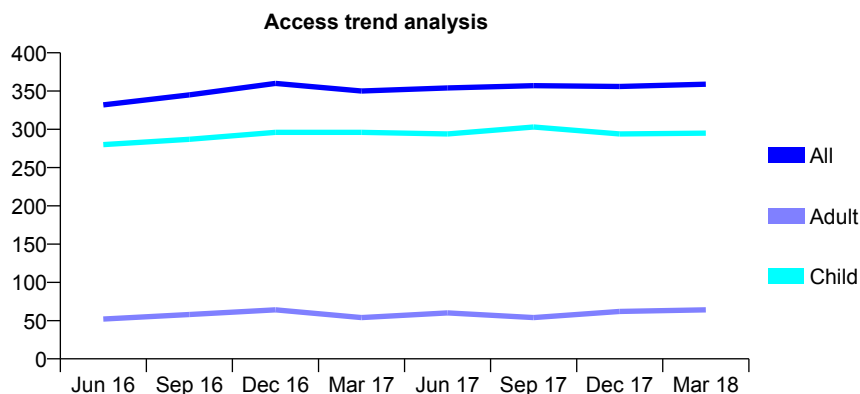
## Q47 - Vital Signs At a Glance Contract Report for 913774/0001 - March 2018

Name or company name	MISS DE BROOKS
Contract type name	GDS Contract
Purpose of contract	General
Contract start date	01/04/2006
Contract end date	

17/18 Contracted general activity (UDA)	770
Carry forward general activity (UDA)	0
17/18 Contracted orthodontic activity (UOA)	0
Carry forward orthodontic activity (UOA)	0
Baseline contract value	£18,078.90

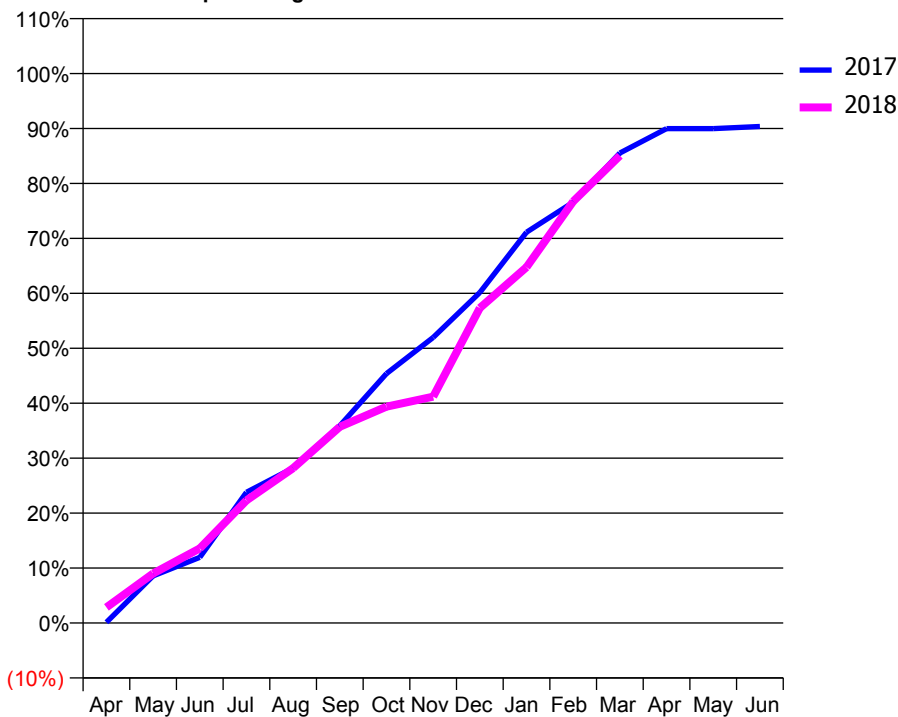
### ACCESS\*

Patients seen in 24 months	Total	Change since previous quarter
Quarter ending March 2017	350	
Quarter ending June 2017	354	→
Quarter ending September 2017	357	→
Quarter ending December 2017	356	→
Quarter ending March 2018	359	→
<b>Variance since March 2017</b>	<b>2.6%</b>	<b>↑</b>



### ACTIVITY

Cumulative percentage of contracted UDA delivered 2017 & 2018



Month	Adjusted Scheduled Activity (UDA)	
	2017	2018
April	1	22
May	66	69
June	92	105
July	183	172
August	217	217
September	276	275
October	350	303
November	400	317
December	463	441
January	548	499
February	590	591
March	659	655
April	693	
May	693	
June	696	

### QUALITY

	Quantity	Base Number	Contract	AT	Region	England
% of FP17s for the same patient ID Re-attending within 3 months - Children	15	495	3.0%	13.3%	12.8%	11.9%
% of FP17s for the same patient ID Re-attending within 3 months - Adults	0	49	0.0%	16.3%	16.5%	16.0%
% of FP17s for the same patient ID Re-attending between 3 & 9 months - Children	377	495	76.2%	58.0%	59.7%	58.3%
% of FP17s for the same patient ID Re-attending between 3 & 9 months - Adults	25	49	51.0%	51.0%	52.6%	50.3%
% of FP17s for Band 1 Urgent Courses	9	513	1.8%	10.7%	9.1%	9.1%
% of FP17s Relating to Free Repair or Replacements	0	513	0.0%	0.9%	1.0%	0.8%
% of FP17s Relating to Continuations	0	513	0.0%	1.1%	1.2%	1.0%
% of Patients satisfied with the dentistry they have received	1	1	N/A	91.6%	91.6%	91.5%
% of Patients satisfied with the time they had to wait for an appointment	1	1	N/A	87.7%	88.3%	87.9%

\* This is based on patients treated on this contract for their most recent course of treatment. Figures in italics indicate the base number of FP17s or Patient Questionnaire responses are less than 100. N/A is shown where the base number of responses is less than 10 during the period. % is calculated as Quantity/Base number\*100

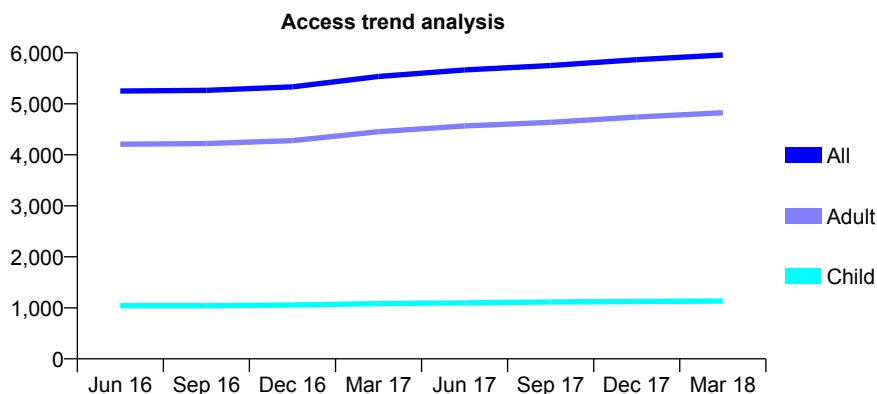
## Q47 - Vital Signs At a Glance Contract Report for 916455/0001 - March 2018

Name or company name	Schonberg and Staneviciene
Contract type name	GDS Contract
Purpose of contract	General
Contract start date	01/04/2006
Contract end date	

17/18 Contracted general activity (UDA)	18,751
Carry forward general activity (UDA)	462
17/18 Contracted orthodontic activity (UOA)	0
Carry forward orthodontic activity (UOA)	0
Baseline contract value	£580,230.55

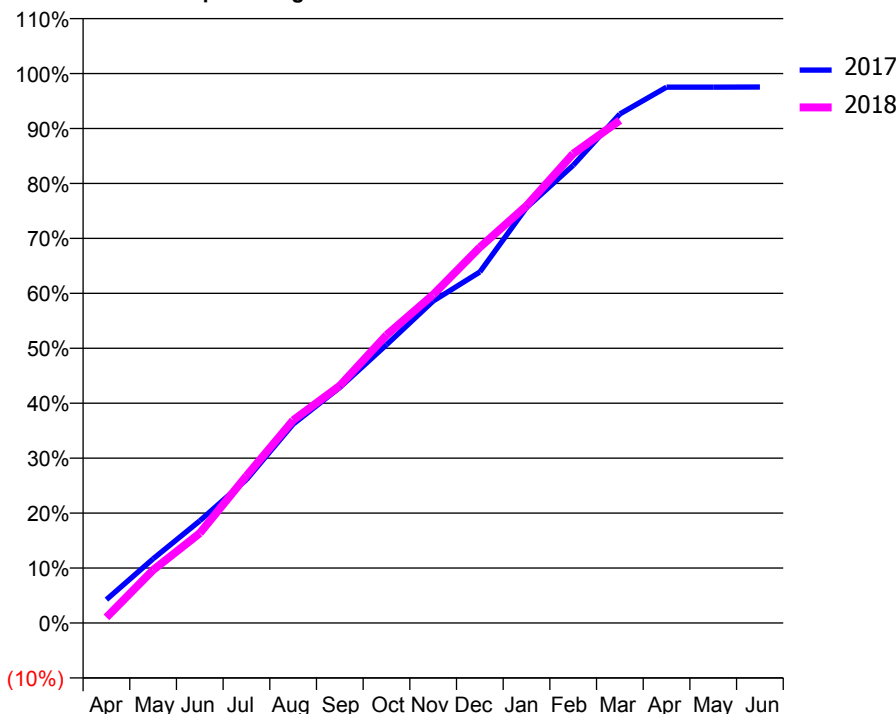
### ACCESS\*

Patients seen in 24 months	Total	Change since previous quarter
Quarter ending March 2017	5,536	
Quarter ending June 2017	5,664	↑
Quarter ending September 2017	5,751	→
Quarter ending December 2017	5,865	→
Quarter ending March 2018	5,958	→
<b>Variance since March 2017</b>	<b>7.6%</b>	<b>↑</b>



### ACTIVITY

Cumulative percentage of contracted UDA delivered 2017 & 2018



Month	Adjusted Scheduled Activity (UDA)	
	2017	2018
April	797	191
May	2,192	1,809
June	3,488	3,066
July	4,892	5,020
August	6,785	6,920
September	8,038	8,096
October	9,496	9,824
November	10,989	11,204
December	11,979	12,819
January	14,175	14,241
February	15,619	16,016
March	17,370	17,153
April	18,286	
May	18,286	
June	18,289	

### QUALITY

	Quantity	Base Number	Contract	AT	Region	England
% of FP17s for the same patient ID Re-attending within 3 months - Children	157	1,839	8.5%	13.3%	12.8%	11.9%
% of FP17s for the same patient ID Re-attending within 3 months - Adults	1,570	8,068	19.5%	16.3%	16.5%	16.0%
% of FP17s for the same patient ID Re-attending between 3 & 9 months - Children	873	1,839	47.5%	58.0%	59.7%	58.3%
% of FP17s for the same patient ID Re-attending between 3 & 9 months - Adults	3,723	8,068	46.1%	51.0%	52.6%	50.3%
% of FP17s for Band 1 Urgent Courses	1,426	9,440	15.1%	10.7%	9.1%	9.1%
% of FP17s Relating to Free Repair or Replacements	182	9,440	1.9%	0.9%	1.0%	0.8%
% of FP17s Relating to Continuations	157	9,440	1.7%	1.1%	1.2%	1.0%
% of Patients satisfied with the dentistry they have received	29	30	96.7%	91.6%	91.6%	91.5%
% of Patients satisfied with the time they had to wait for an appointment	27	30	90.0%	87.7%	88.3%	87.9%

\* This is based on patients treated on this contract for their most recent course of treatment. Figures in italics indicate the base number of FP17s or Patient Questionnaire responses are less than 100. N/A is shown where the base number of responses is less than 10 during the period. % is calculated as Quantity/Base number\*100



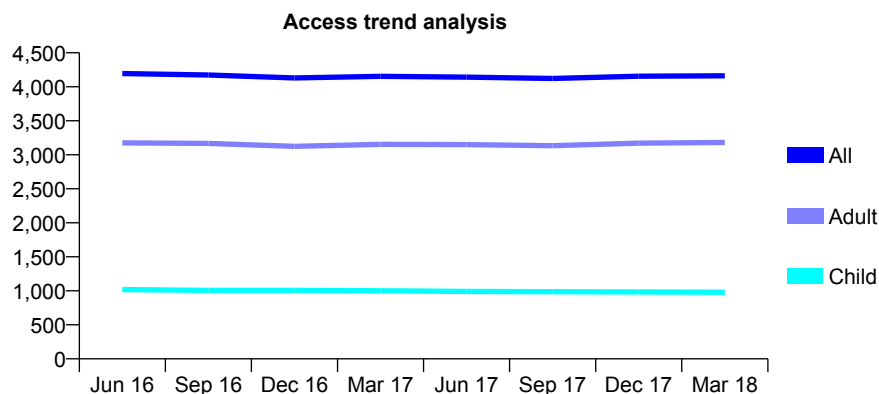
## Q47 - Vital Signs At a Glance Contract Report for 917389/0002 - March 2018

Name or company name	MR GN BARLOW
Contract type name	GDS Contract
Purpose of contract	General
Contract start date	01/04/2006
Contract end date	

17/18 Contracted general activity (UDA)	13,141
Carry forward general activity (UDA)	216
17/18 Contracted orthodontic activity (UOA)	0
Carry forward orthodontic activity (UOA)	0
Baseline contract value	£369,447.09

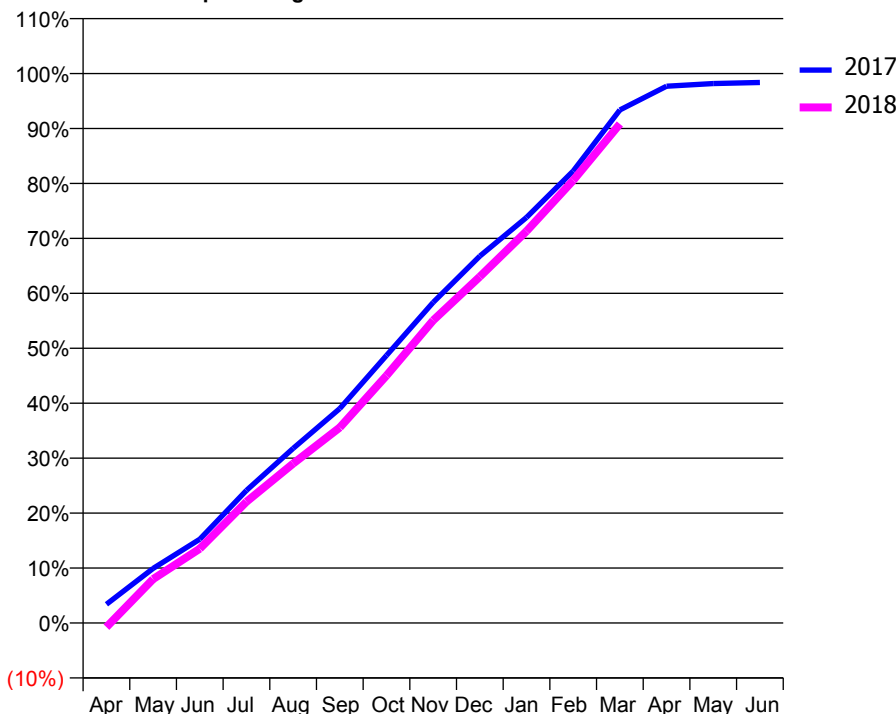
### ACCESS\*

Patients seen in 24 months	Total	Change since previous quarter
Quarter ending March 2017	4,154	
Quarter ending June 2017	4,142	→
Quarter ending September 2017	4,122	→
Quarter ending December 2017	4,156	→
Quarter ending March 2018	4,162	→
<b>Variance since March 2017</b>	<b>0.2%</b>	<b>→</b>



### ACTIVITY

Cumulative percentage of contracted UDA delivered 2017 & 2018



Adjusted Scheduled Activity (UDA)

Month	2017	2018
April	447	-102
May	1,305	1,050
June	2,004	1,779
July	3,170	2,900
August	4,175	3,813
September	5,131	4,677
October	6,400	5,917
November	7,666	7,237
December	8,775	8,282
January	9,698	9,370
February	10,809	10,587
March	12,271	11,934
April	12,835	
May	12,902	
June	12,925	

### QUALITY

	Quantity	Base Number	Contract	AT	Region	England
% of FP17s for the same patient ID Re-attending within 3 months - Children	155	1,486	10.4%	13.3%	12.8%	11.9%
% of FP17s for the same patient ID Re-attending within 3 months - Adults	777	4,196	18.5%	16.3%	16.5%	16.0%
% of FP17s for the same patient ID Re-attending between 3 & 9 months - Children	778	1,486	52.4%	58.0%	59.7%	58.3%
% of FP17s for the same patient ID Re-attending between 3 & 9 months - Adults	1,667	4,196	39.7%	51.0%	52.6%	50.3%
% of FP17s for Band 1 Urgent Courses	518	5,416	9.6%	10.7%	9.1%	9.1%
% of FP17s Relating to Free Repair or Replacements	138	5,416	2.5%	0.9%	1.0%	0.8%
% of FP17s Relating to Continuations	89	5,416	1.6%	1.1%	1.2%	1.0%
% of Patients satisfied with the dentistry they have received	13	14	92.9%	91.6%	91.6%	91.5%
% of Patients satisfied with the time they had to wait for an appointment	8	14	57.1%	87.7%	88.3%	87.9%

\* This is based on patients treated on this contract for their most recent course of treatment. Figures in italics indicate the base number of FP17s or Patient Questionnaire responses are less than 100. N/A is shown where the base number of responses is less than 10 during the period. % is calculated as Quantity/Base number\*100

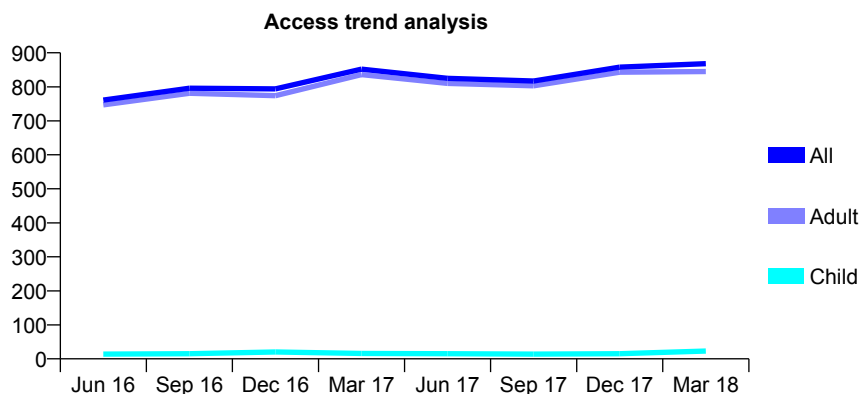
## Q47 - Vital Signs At a Glance Contract Report for 917389/0003 - March 2018

Name or company name	MR GN BARLOW
Contract type name	GDS Contract
Purpose of contract	General
Contract start date	01/04/2014
Contract end date	

17/18 Contracted general activity (UDA)	3,124
Carry forward general activity (UDA)	84
17/18 Contracted orthodontic activity (UOA)	0
Carry forward orthodontic activity (UOA)	0
Baseline contract value	£298,519.76

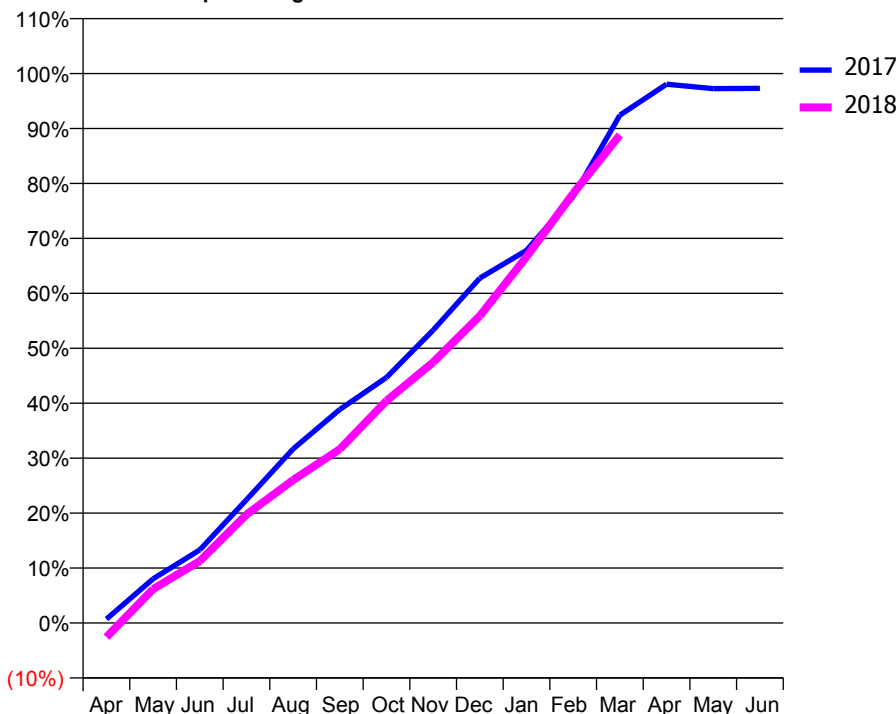
### ACCESS\*

Patients seen in 24 months	Total	Change since previous quarter
Quarter ending March 2017	852	
Quarter ending June 2017	825	↓
Quarter ending September 2017	817	→
Quarter ending December 2017	858	↑
Quarter ending March 2018	868	→
<b>Variance since March 2017</b>	<b>1.9%</b>	<b>→</b>



### ACTIVITY

Cumulative percentage of contracted UDA delivered 2017 & 2018



Month	Adjusted Scheduled Activity (UDA)	
	2017	2018
April	22	-80
May	251	193
June	416	352
July	701	617
August	990	813
September	1,214	988
October	1,396	1,264
November	1,665	1,482
December	1,961	1,746
January	2,118	2,082
February	2,425	2,442
March	2,887	2,774
April	3,063	
May	3,038	
June	3,040	

### QUALITY

	Quantity	Base Number	Contract	AT	Region	England
% of FP17s for the same patient ID Re-attending within 3 months - Children	4	49	8.2%	13.3%	12.8%	11.9%
% of FP17s for the same patient ID Re-attending within 3 months - Adults	76	886	8.6%	16.3%	16.5%	16.0%
% of FP17s for the same patient ID Re-attending between 3 & 9 months - Children	0	49	0.0%	58.0%	59.7%	58.3%
% of FP17s for the same patient ID Re-attending between 3 & 9 months - Adults	30	886	3.4%	51.0%	52.6%	50.3%
% of FP17s for Band 1 Urgent Courses	55	886	6.2%	10.7%	9.1%	9.1%
% of FP17s Relating to Free Repair or Replacements	4	886	0.5%	0.9%	1.0%	0.8%
% of FP17s Relating to Continuations	14	886	1.6%	1.1%	1.2%	1.0%
% of Patients satisfied with the dentistry they have received	1	2	N/A	91.6%	91.6%	91.5%
% of Patients satisfied with the time they had to wait for an appointment	2	2	N/A	87.7%	88.3%	87.9%

\* This is based on patients treated on this contract for their most recent course of treatment. Figures in italics indicate the base number of FP17s or Patient Questionnaire responses are less than 100. N/A is shown where the base number of responses is less than 10 during the period. % is calculated as Quantity/Base number\*100

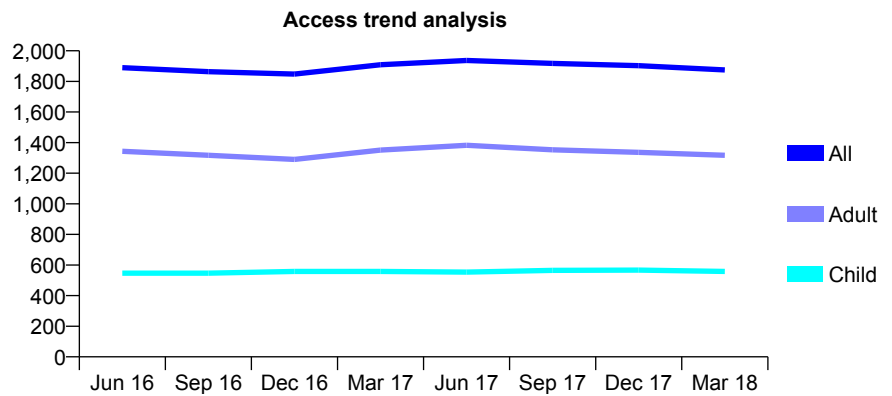
## Q47 - Vital Signs At a Glance Contract Report for 917672/0001 - March 2018

Name or company name	MR MJ HOLYOAK
Contract type name	GDS Contract
Purpose of contract	General
Contract start date	01/04/2006
Contract end date	

17/18 Contracted general activity (UDA)	4,900
Carry forward general activity (UDA)	109
17/18 Contracted orthodontic activity (UOA)	0
Carry forward orthodontic activity (UOA)	0
Baseline contract value	£102,424.25

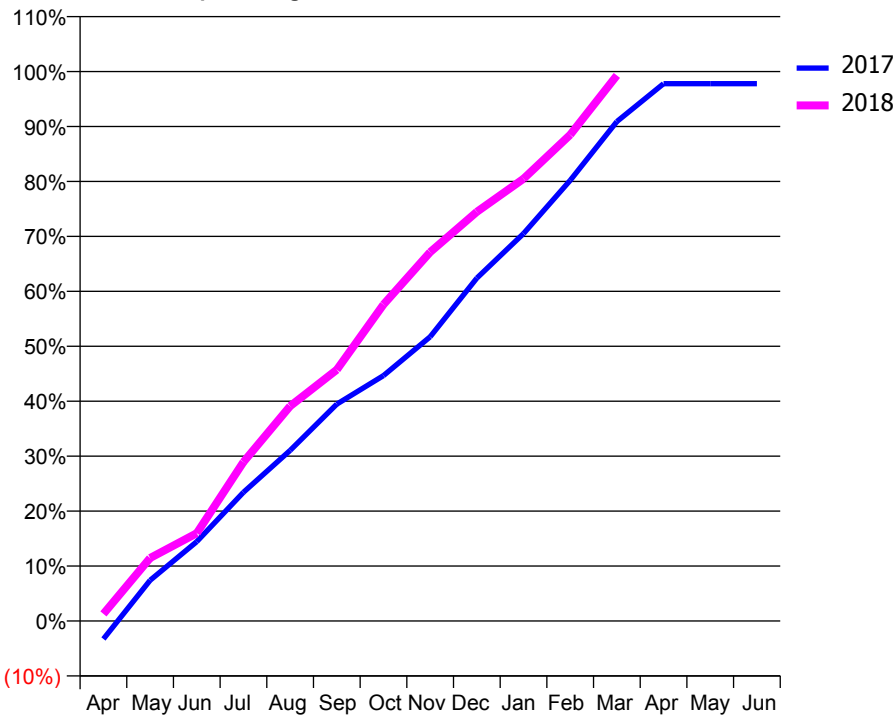
### ACCESS\*

Patients seen in 24 months	Total	Change since previous quarter
Quarter ending March 2017	1,909	
Quarter ending June 2017	1,937	→
Quarter ending September 2017	1,918	→
Quarter ending December 2017	1,903	→
Quarter ending March 2018	1,875	↓
<b>Variance since March 2017</b>	<b>(1.8%)</b>	<b>↓</b>



### ACTIVITY

Cumulative percentage of contracted UDA delivered 2017 & 2018



Month	Adjusted Scheduled Activity (UDA)	
	2017	2018
April	-161	64
May	363	562
June	708	783
July	1,148	1,418
August	1,522	1,916
September	1,934	2,241
October	2,189	2,822
November	2,534	3,289
December	3,058	3,649
January	3,455	3,944
February	3,929	4,336
March	4,454	4,865
April	4,791	
May	4,791	
June	4,791	

### QUALITY

	Quantity	Base Number	Contract	AT	Region	England
% of FP17s for the same patient ID Re-attending within 3 months - Children	48	904	5.3%	13.3%	12.8%	11.9%
% of FP17s for the same patient ID Re-attending within 3 months - Adults	372	2,171	17.1%	16.3%	16.5%	16.0%
% of FP17s for the same patient ID Re-attending between 3 & 9 months - Children	633	904	70.0%	58.0%	59.7%	58.3%
% of FP17s for the same patient ID Re-attending between 3 & 9 months - Adults	1,359	2,171	62.6%	51.0%	52.6%	50.3%
% of FP17s for Band 1 Urgent Courses	67	2,951	2.3%	10.7%	9.1%	9.1%
% of FP17s Relating to Free Repair or Replacements	4	2,951	0.1%	0.9%	1.0%	0.8%
% of FP17s Relating to Continuations	135	2,951	4.6%	1.1%	1.2%	1.0%
% of Patients satisfied with the dentistry they have received	1	1	N/A	91.6%	91.6%	91.5%
% of Patients satisfied with the time they had to wait for an appointment	1	1	N/A	87.7%	88.3%	87.9%

\* This is based on patients treated on this contract for their most recent course of treatment. Figures in italics indicate the base number of FP17s or Patient Questionnaire responses are less than 100. N/A is shown where the base number of responses is less than 10 during the period. % is calculated as Quantity/Base number\*100

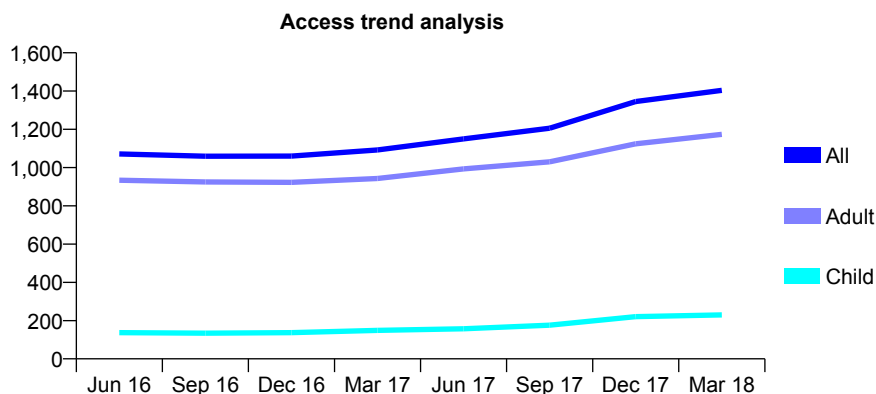
## Q47 - Vital Signs At a Glance Contract Report for 928429/0001 - March 2018

Name or company name	MRS SJ WOODHEAD
Contract type name	GDS Contract
Purpose of contract	General
Contract start date	01/04/2006
Contract end date	

17/18 Contracted general activity (UDA)	6,000
Carry forward general activity (UDA)	0
17/18 Contracted orthodontic activity (UOA)	0
Carry forward orthodontic activity (UOA)	0
Baseline contract value	£130,439.36

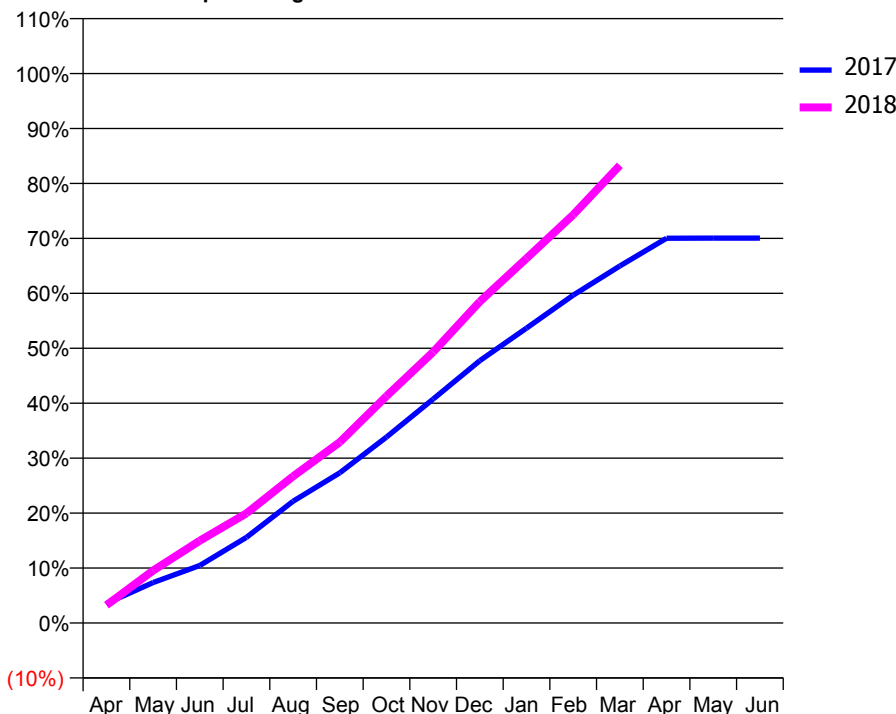
### ACCESS\*

Patients seen in 24 months	Total	Change since previous quarter
Quarter ending March 2017	1,092	
Quarter ending June 2017	1,150	↑
Quarter ending September 2017	1,206	↑
Quarter ending December 2017	1,345	↑
Quarter ending March 2018	1,404	↑
<b>Variance since March 2017</b>	<b>28.6%</b>	<b>↑</b>



### ACTIVITY

**Cumulative percentage of contracted UDA delivered 2017 & 2018**



Month	Adjusted Scheduled Activity (UDA)	
	2017	2018
April	213	194
May	443	573
June	628	898
July	935	1,197
August	1,330	1,602
September	1,640	1,975
October	2,031	2,478
November	2,445	2,959
December	2,865	3,510
January	3,220	3,982
February	3,580	4,457
March	3,899	4,998
April	4,202	
May	4,203	
June	4,203	

### QUALITY

	Quantity	Base Number	Contract	AT	Region	England
% of FP17s for the same patient ID Re-attending within 3 months - Children	40	311	12.9%	13.3%	12.8%	11.9%
% of FP17s for the same patient ID Re-attending within 3 months - Adults	527	1,919	27.5%	16.3%	16.5%	16.0%
% of FP17s for the same patient ID Re-attending between 3 & 9 months - Children	110	311	35.4%	58.0%	59.7%	58.3%
% of FP17s for the same patient ID Re-attending between 3 & 9 months - Adults	675	1,919	35.2%	51.0%	52.6%	50.3%
% of FP17s for Band 1 Urgent Courses	273	2,119	12.9%	10.7%	9.1%	9.1%
% of FP17s Relating to Free Repair or Replacements	108	2,119	5.1%	0.9%	1.0%	0.8%
% of FP17s Relating to Continuations	73	2,119	3.4%	1.1%	1.2%	1.0%
% of Patients satisfied with the dentistry they have received	3	3	N/A	91.6%	91.6%	91.5%
% of Patients satisfied with the time they had to wait for an appointment	3	3	N/A	87.7%	88.3%	87.9%

\* This is based on patients treated on this contract for their most recent course of treatment. Figures in italics indicate the base number of FP17s or Patient Questionnaire responses are less than 100. N/A is shown where the base number of responses is less than 10 during the period. % is calculated as Quantity/Base number\*100

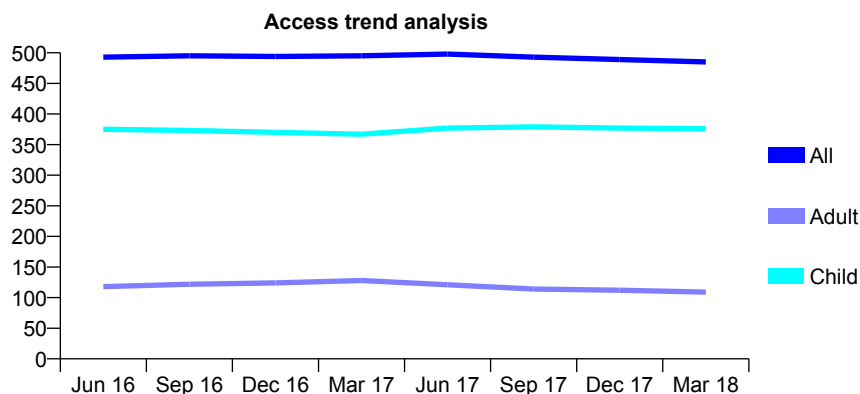
## Q47 - Vital Signs At a Glance Contract Report for 931195/0001 - March 2018

Name or company name	MR DJ QUINN
Contract type name	GDS Contract
Purpose of contract	General
Contract start date	05/05/2009
Contract end date	

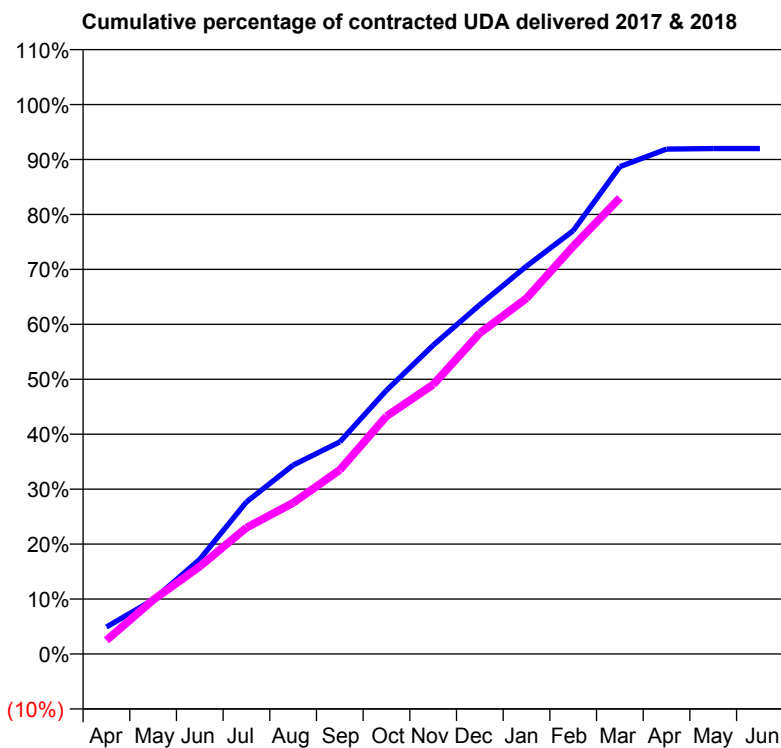
17/18 Contracted general activity (UDA)	1,281
Carry forward general activity (UDA)	0
17/18 Contracted orthodontic activity (UOA)	0
Carry forward orthodontic activity (UOA)	0
Baseline contract value	£35,003.05

### ACCESS\*

Patients seen in 24 months	Total	Change since previous quarter
Quarter ending March 2017	495	
Quarter ending June 2017	498	→
Quarter ending September 2017	493	↓
Quarter ending December 2017	489	→
Quarter ending March 2018	485	→
<b>Variance since March 2017</b>	<b>(2.0%)</b>	<b>↓</b>



### ACTIVITY



Month	Adjusted Scheduled Activity (UDA)	
	2017	2018
April	63	32
May	126	126
June	221	204
July	354	294
August	440	352
September	494	429
October	615	554
November	720	628
December	814	748
January	904	829
February	987	950
March	1,136	1,063
April	1,177	
May	1,178	
June	1,178	

### QUALITY

	Quantity	Base Number	Contract	AT	Region	England
% of FP17s for the same patient ID Re-attending within 3 months - Children	28	625	4.5%	13.3%	12.8%	11.9%
% of FP17s for the same patient ID Re-attending within 3 months - Adults	13	122	10.7%	16.3%	16.5%	16.0%
% of FP17s for the same patient ID Re-attending between 3 & 9 months - Children	408	625	65.3%	58.0%	59.7%	58.3%
% of FP17s for the same patient ID Re-attending between 3 & 9 months - Adults	77	122	63.1%	51.0%	52.6%	50.3%
% of FP17s for Band 1 Urgent Courses	11	718	1.5%	10.7%	9.1%	9.1%
% of FP17s Relating to Free Repair or Replacements	0	718	0.0%	0.9%	1.0%	0.8%
% of FP17s Relating to Continuations	0	718	0.0%	1.1%	1.2%	1.0%
% of Patients satisfied with the dentistry they have received	1	1	N/A	91.6%	91.6%	91.5%
% of Patients satisfied with the time they had to wait for an appointment	1	1	N/A	87.7%	88.3%	87.9%

\* This is based on patients treated on this contract for their most recent course of treatment. Figures in italics indicate the base number of FP17s or Patient Questionnaire responses are less than 100. N/A is shown where the base number of responses is less than 10 during the period. % is calculated as Quantity/Base number\*100

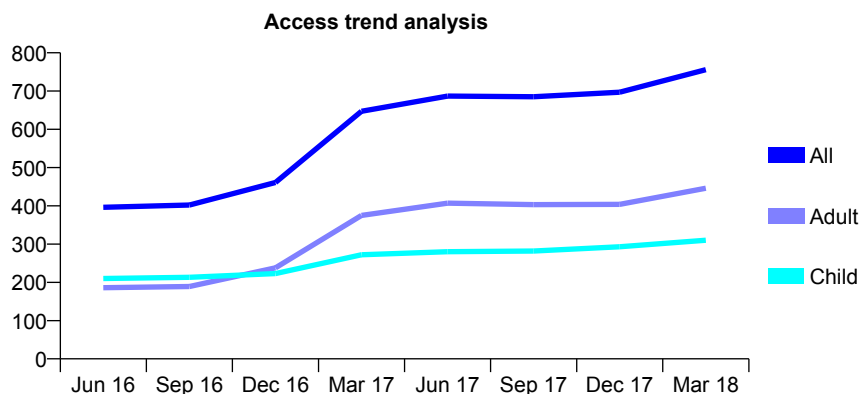
## Q47 - Vital Signs At a Glance Contract Report for 934658/0001 - March 2018

Name or company name	Dr M Best
Contract type name	GDS Contract
Purpose of contract	General
Contract start date	01/04/2006
Contract end date	

17/18 Contracted general activity (UDA)	2,544
Carry forward general activity (UDA)	215
17/18 Contracted orthodontic activity (UOA)	0
Carry forward orthodontic activity (UOA)	0
Baseline contract value	£69,132.86

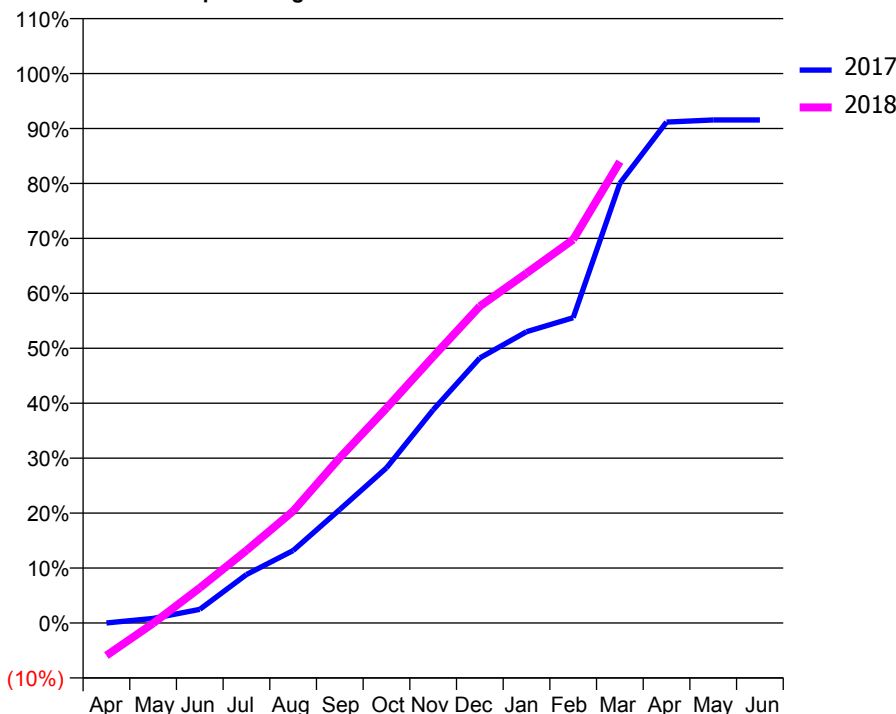
### ACCESS\*

Patients seen in 24 months	Total	Change since previous quarter
Quarter ending March 2017	647	
Quarter ending June 2017	687	↑
Quarter ending September 2017	685	→
Quarter ending December 2017	697	→
Quarter ending March 2018	756	↑
<b>Variance since March 2017</b>	<b>16.8%</b>	<b>↑</b>



### ACTIVITY

Cumulative percentage of contracted UDA delivered 2017 & 2018



Month	Adjusted Scheduled Activity (UDA)	
	2017	2018
April	0	-151
May	21	-2
June	63	162
July	225	336
August	336	518
September	526	765
October	718	995
November	987	1,233
December	1,227	1,467
January	1,349	1,620
February	1,413	1,775
March	2,036	2,136
April	2,319	
May	2,329	
June	2,329	

### QUALITY

	Quantity	Base Number	Contract	AT	Region	England
% of FP17s for the same patient ID Re-attending within 3 months - Children	78	469	16.6%	13.3%	12.8%	11.9%
% of FP17s for the same patient ID Re-attending within 3 months - Adults	163	644	25.3%	16.3%	16.5%	16.0%
% of FP17s for the same patient ID Re-attending between 3 & 9 months - Children	237	469	50.5%	58.0%	59.7%	58.3%
% of FP17s for the same patient ID Re-attending between 3 & 9 months - Adults	268	644	41.6%	51.0%	52.6%	50.3%
% of FP17s for Band 1 Urgent Courses	68	1,016	6.7%	10.7%	9.1%	9.1%
% of FP17s Relating to Free Repair or Replacements	3	1,016	0.3%	0.9%	1.0%	0.8%
% of FP17s Relating to Continuations	33	1,016	3.2%	1.1%	1.2%	1.0%
% of Patients satisfied with the dentistry they have received	2	2	N/A	91.6%	91.6%	91.5%
% of Patients satisfied with the time they had to wait for an appointment	2	2	N/A	87.7%	88.3%	87.9%

\* This is based on patients treated on this contract for their most recent course of treatment. Figures in italics indicate the base number of FP17s or Patient Questionnaire responses are less than 100. N/A is shown where the base number of responses is less than 10 during the period. % is calculated as Quantity/Base number\*100

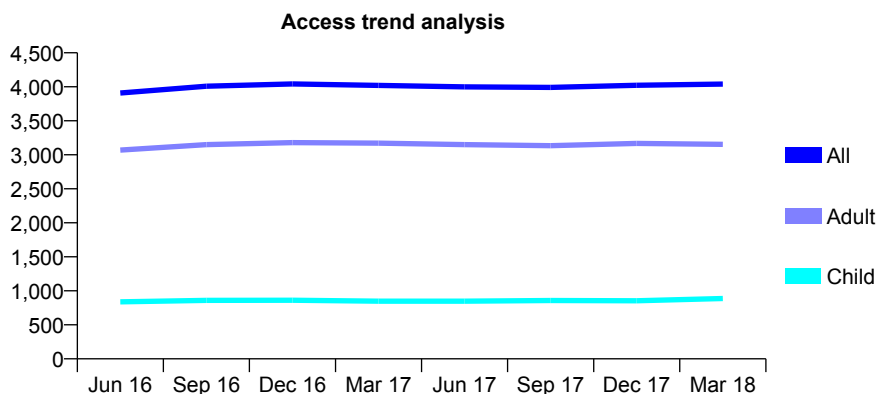
## Q47 - Vital Signs At a Glance Contract Report for 942235/0001 - March 2018

Name or company name	MRS CA LEADBETTER
Contract type name	GDS Contract
Purpose of contract	General
Contract start date	01/04/2006
Contract end date	

17/18 Contracted general activity (UDA)	10,453
Carry forward general activity (UDA)	26
17/18 Contracted orthodontic activity (UOA)	0
Carry forward orthodontic activity (UOA)	0
Baseline contract value	£226,999.22

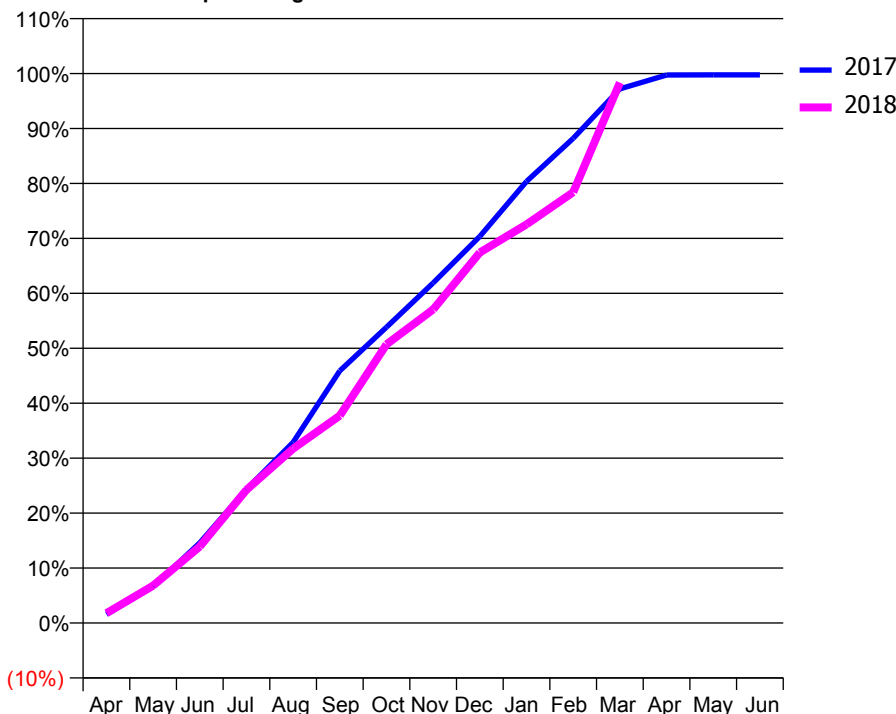
### ACCESS\*

Patients seen in 24 months	Total	Change since previous quarter
Quarter ending March 2017	4,020	
Quarter ending June 2017	3,999	→
Quarter ending September 2017	3,992	→
Quarter ending December 2017	4,022	→
Quarter ending March 2018	4,040	→
<b>Variance since March 2017</b>	<b>0.5%</b>	<b>→</b>



### ACTIVITY

Cumulative percentage of contracted UDA delivered 2017 & 2018



Adjusted Scheduled Activity (UDA)

Month	2017	2018
April	167	186
May	695	712
June	1,526	1,454
July	2,547	2,533
August	3,438	3,318
September	4,799	3,947
October	5,627	5,300
November	6,470	5,964
December	7,355	7,047
January	8,400	7,583
February	9,221	8,195
March	10,161	10,279
April	10,424	
May	10,427	
June	10,427	

### QUALITY

	Quantity	Base Number	Contract	AT	Region	England
% of FP17s for the same patient ID Re-attending within 3 months - Children	97	1,232	7.9%	13.3%	12.8%	11.9%
% of FP17s for the same patient ID Re-attending within 3 months - Adults	607	4,482	13.5%	16.3%	16.5%	16.0%
% of FP17s for the same patient ID Re-attending between 3 & 9 months - Children	666	1,232	54.1%	58.0%	59.7%	58.3%
% of FP17s for the same patient ID Re-attending between 3 & 9 months - Adults	2,473	4,482	55.2%	51.0%	52.6%	50.3%
% of FP17s for Band 1 Urgent Courses	950	5,599	17.0%	10.7%	9.1%	9.1%
% of FP17s Relating to Free Repair or Replacements	67	5,599	1.2%	0.9%	1.0%	0.8%
% of FP17s Relating to Continuations	79	5,599	1.4%	1.1%	1.2%	1.0%
% of Patients satisfied with the dentistry they have received	4	5	N/A	91.6%	91.6%	91.5%
% of Patients satisfied with the time they had to wait for an appointment	4	5	N/A	87.7%	88.3%	87.9%

\* This is based on patients treated on this contract for their most recent course of treatment. Figures in italics indicate the base number of FP17s or Patient Questionnaire responses are less than 100. N/A is shown where the base number of responses is less than 10 during the period. % is calculated as Quantity/Base number\*100

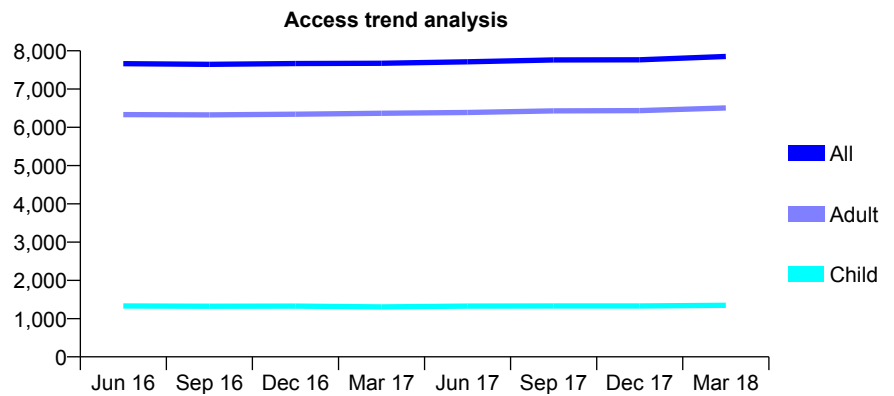
## Q47 - Vital Signs At a Glance Contract Report for 997307/0001 - March 2018

Name or company name	Dr H Kadri
Contract type name	GDS Contract
Purpose of contract	General
Contract start date	01/04/2006
Contract end date	

17/18 Contracted general activity (UDA)	21,231
Carry forward general activity (UDA)	145
17/18 Contracted orthodontic activity (UOA)	0
Carry forward orthodontic activity (UOA)	0
Baseline contract value	£578,590.71

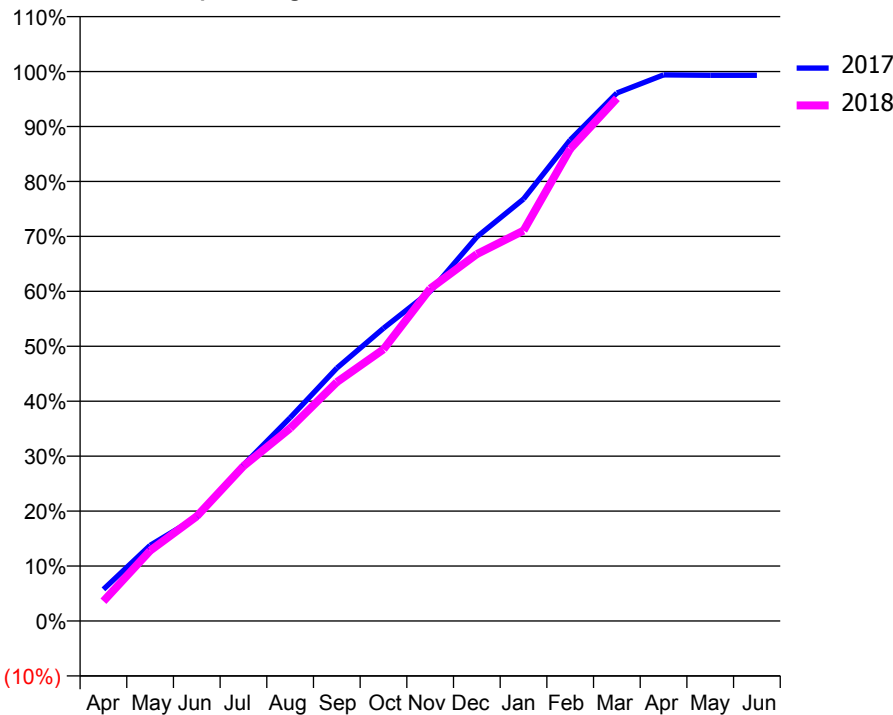
### ACCESS\*

Patients seen in 24 months	Total	Change since previous quarter
Quarter ending March 2017	7,673	
Quarter ending June 2017	7,714	→
Quarter ending September 2017	7,760	→
Quarter ending December 2017	7,766	→
Quarter ending March 2018	7,851	→
<b>Variance since March 2017</b>	<b>2.3%</b>	<b>↑</b>



### ACTIVITY

Cumulative percentage of contracted UDA delivered 2017 & 2018



Month	Adjusted Scheduled Activity (UDA)	
	2017	2018
April	1,226	763
May	2,925	2,715
June	4,011	4,046
July	6,032	5,986
August	7,853	7,449
September	9,769	9,228
October	11,309	10,497
November	12,734	12,842
December	14,842	14,175
January	16,304	15,081
February	18,587	18,241
March	20,400	20,194
April	21,100	
May	21,083	
June	21,086	

### QUALITY

	Quantity	Base Number	Contract	AT	Region	England
% of FP17s for the same patient ID Re-attending within 3 months - Children	179	2,305	7.8%	13.3%	12.8%	11.9%
% of FP17s for the same patient ID Re-attending within 3 months - Adults	1,599	10,116	15.8%	16.3%	16.5%	16.0%
% of FP17s for the same patient ID Re-attending between 3 & 9 months - Children	1,581	2,305	68.6%	58.0%	59.7%	58.3%
% of FP17s for the same patient ID Re-attending between 3 & 9 months - Adults	5,254	10,116	51.9%	51.0%	52.6%	50.3%
% of FP17s for Band 1 Urgent Courses	1,129	12,013	9.4%	10.7%	9.1%	9.1%
% of FP17s Relating to Free Repair or Replacements	149	12,013	1.2%	0.9%	1.0%	0.8%
% of FP17s Relating to Continuations	33	12,013	0.3%	1.1%	1.2%	1.0%
% of Patients satisfied with the dentistry they have received	9	11	81.8%	91.6%	91.6%	91.5%
% of Patients satisfied with the time they had to wait for an appointment	11	11	100.0%	87.7%	88.3%	87.9%

\* This is based on patients treated on this contract for their most recent course of treatment. Figures in italics indicate the base number of FP17s or Patient Questionnaire responses are less than 100. N/A is shown where the base number of responses is less than 10 during the period. % is calculated as Quantity/Base number\*100



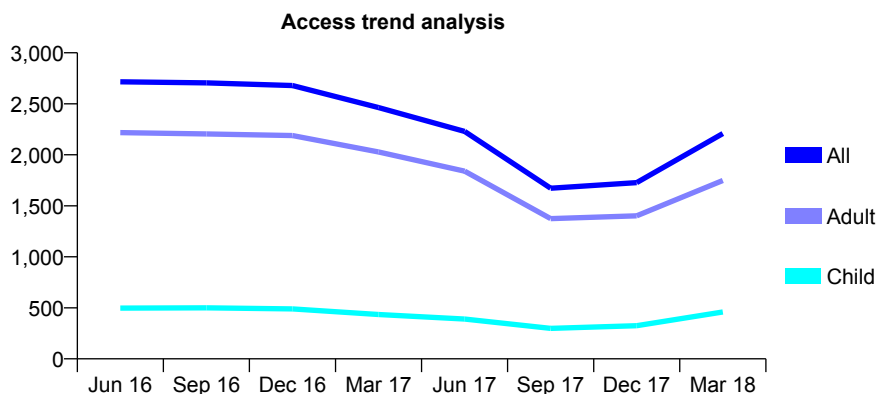
## Q47 - Vital Signs At a Glance Contract Report for 999350/0001 - March 2018

Name or company name	Dr F Patel
Contract type name	GDS Contract
Purpose of contract	General
Contract start date	01/04/2006
Contract end date	

17/18 Contracted general activity (UDA)	8,727
Carry forward general activity (UDA)	0
17/18 Contracted orthodontic activity (UOA)	0
Carry forward orthodontic activity (UOA)	0
Baseline contract value	£169,515.89

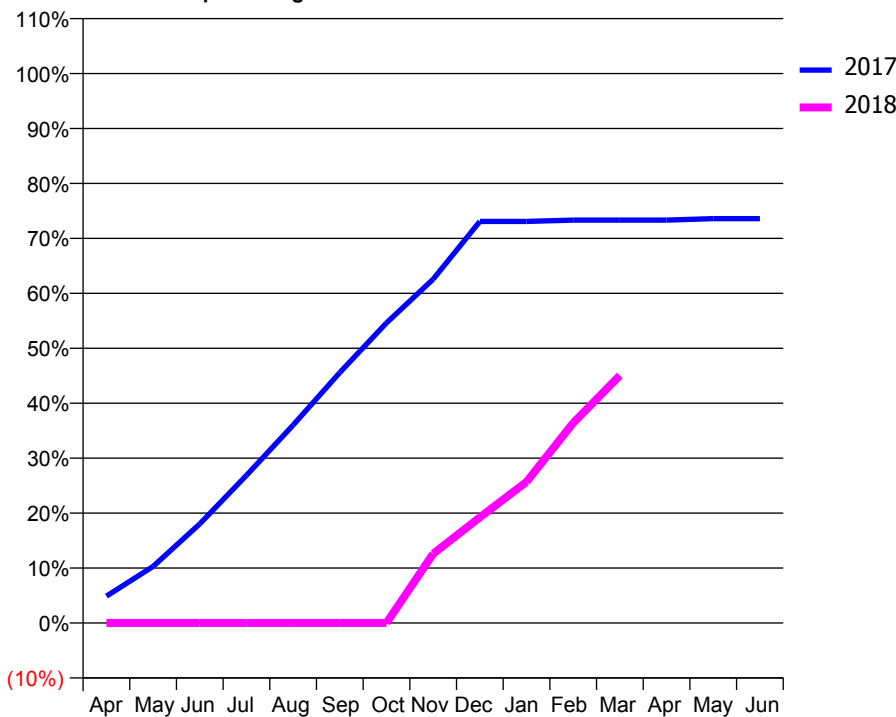
### ACCESS\*

Patients seen in 24 months	Total	Change since previous quarter
Quarter ending March 2017	2,463	
Quarter ending June 2017	2,230	↓
Quarter ending September 2017	1,673	↓
Quarter ending December 2017	1,727	↑
Quarter ending March 2018	2,209	↑
<b>Variance since March 2017</b>	<b>(10.3%)</b>	<b>↓</b>



### ACTIVITY

Cumulative percentage of contracted UDA delivered 2017 & 2018



Month	Adjusted Scheduled Activity (UDA)	
	2017	2018
April	426	0
May	899	0
June	1,575	0
July	2,345	0
August	3,143	0
September	3,978	0
October	4,767	0
November	5,460	1,101
December	6,378	1,679
January	6,378	2,241
February	6,398	3,178
March	6,398	3,931
April	6,398	
May	6,423	
June	6,423	

### QUALITY

	Quantity	Base Number	Contract	AT	Region	England
% of FP17s for the same patient ID Re-attending within 3 months - Children	45	424	10.6%	13.3%	12.8%	11.9%
% of FP17s for the same patient ID Re-attending within 3 months - Adults	231	1,591	14.5%	16.3%	16.5%	16.0%
% of FP17s for the same patient ID Re-attending between 3 & 9 months - Children	33	424	7.8%	58.0%	59.7%	58.3%
% of FP17s for the same patient ID Re-attending between 3 & 9 months - Adults	136	1,591	8.5%	51.0%	52.6%	50.3%
% of FP17s for Band 1 Urgent Courses	144	2,000	7.2%	10.7%	9.1%	9.1%
% of FP17s Relating to Free Repair or Replacements	8	2,000	0.4%	0.9%	1.0%	0.8%
% of FP17s Relating to Continuations	0	2,000	0.0%	1.1%	1.2%	1.0%
% of Patients satisfied with the dentistry they have received	0	0	N/A	91.6%	91.6%	91.5%
% of Patients satisfied with the time they had to wait for an appointment	0	0	N/A	87.7%	88.3%	87.9%

\* This is based on patients treated on this contract for their most recent course of treatment. Figures in italics indicate the base number of FP17s or Patient Questionnaire responses are less than 100. N/A is shown where the base number of responses is less than 10 during the period. % is calculated as Quantity/Base number\*100

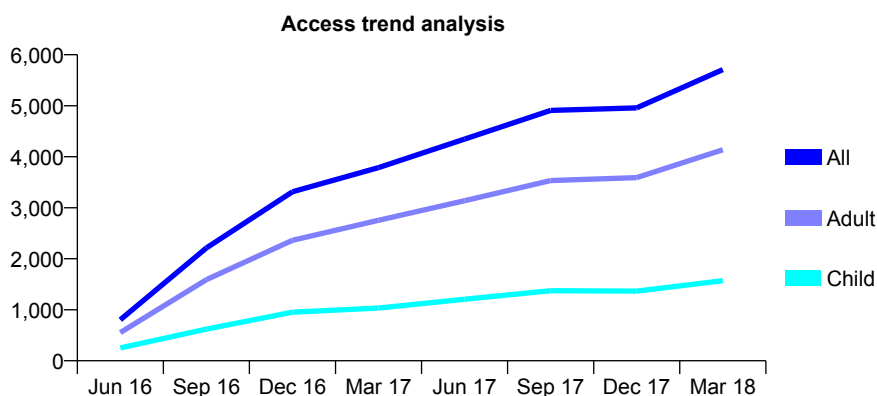
## Q48 - Vital Signs At a Glance Contract Report for 100096/0000 - March 2018

Name or company name	Care (Lancashire) Ltd
Contract type name	GDS Contract
Purpose of contract	General
Contract start date	01/04/2016
Contract end date	

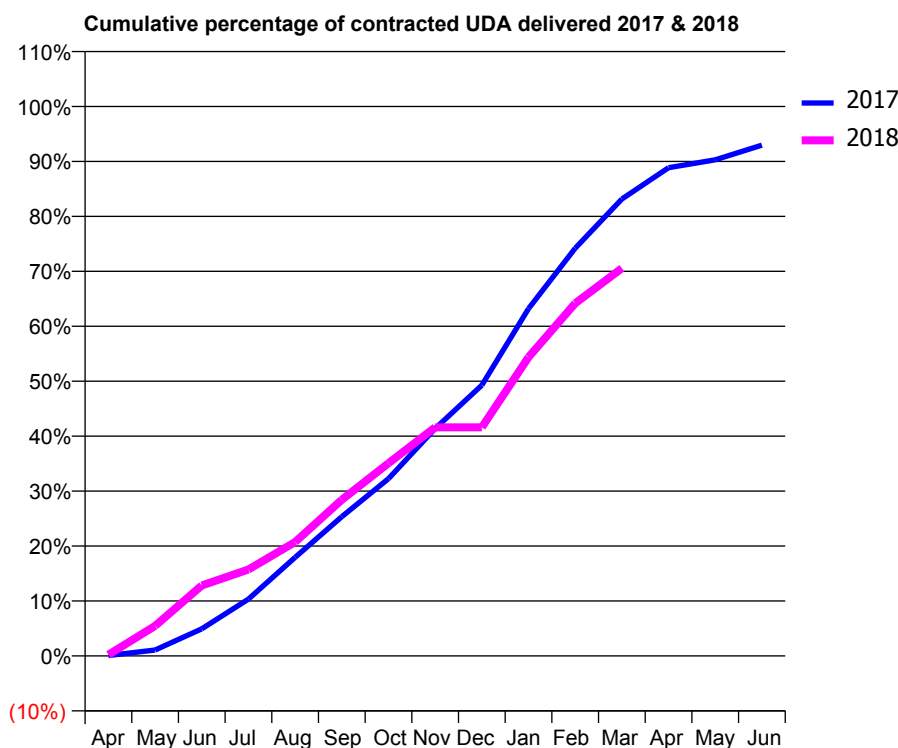
17/18 Contracted general activity (UDA)	24,000
Carry forward general activity (UDA)	0
17/18 Contracted orthodontic activity (UOA)	0
Carry forward orthodontic activity (UOA)	0
Baseline contract value	£626,477.34

### ACCESS\*

Patients seen in 24 months	Total	Change since previous quarter
Quarter ending March 2017	3,788	
Quarter ending June 2017	4,346	↑
Quarter ending September 2017	4,908	↑
Quarter ending December 2017	4,959	→
Quarter ending March 2018	5,708	↑
<b>Variance since March 2017</b>	<b>50.7%</b>	<b>↑</b>



### ACTIVITY



Month	Adjusted Scheduled Activity (UDA)	
	2017	2018
April	15	55
May	205	1,316
June	937	3,077
July	1,966	3,779
August	3,409	4,976
September	4,816	6,825
October	6,128	8,419
November	7,866	9,983
December	9,361	9,983
January	12,009	13,049
February	14,097	15,401
March	15,801	16,934
April	16,882	
May	17,153	
June	17,664	

### QUALITY

	Quantity	Base Number	Contract	AT	Region	England
% of FP17s for the same patient ID Re-attending within 3 months - Children	228	2,213	10.3%	11.5%	12.8%	11.9%
% of FP17s for the same patient ID Re-attending within 3 months - Adults	851	5,131	16.6%	17.1%	16.5%	16.0%
% of FP17s for the same patient ID Re-attending between 3 & 9 months - Children	1,082	2,213	48.9%	54.2%	59.7%	58.3%
% of FP17s for the same patient ID Re-attending between 3 & 9 months - Adults	2,311	5,131	45.0%	44.4%	52.6%	50.3%
% of FP17s for Band 1 Urgent Courses	446	6,647	6.7%	11.6%	9.1%	9.1%
% of FP17s Relating to Free Repair or Replacements	37	6,647	0.6%	0.9%	1.0%	0.8%
% of FP17s Relating to Continuations	177	6,647	2.7%	1.3%	1.2%	1.0%
% of Patients satisfied with the dentistry they have received	3	3	N/A	90.5%	91.6%	91.5%
% of Patients satisfied with the time they had to wait for an appointment	2	3	N/A	87.7%	88.3%	87.9%

\* This is based on patients treated on this contract for their most recent course of treatment. Figures in italics indicate the base number of FP17s or Patient Questionnaire responses are less than 100. N/A is shown where the base number of responses is less than 10 during the period. % is calculated as Quantity/Base number\*100

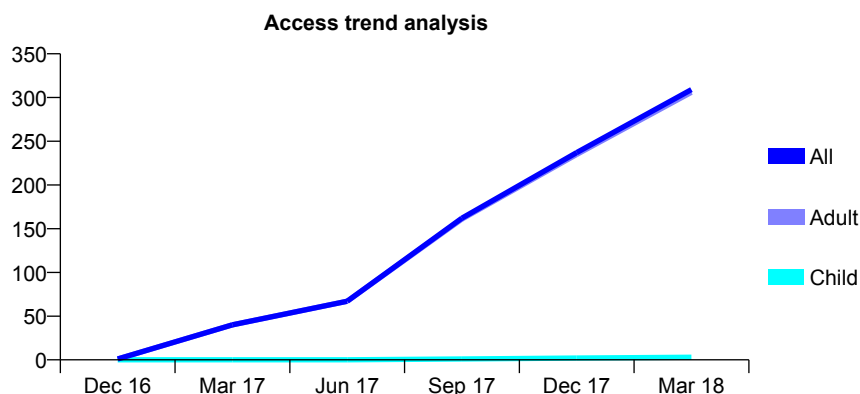
## Q48 - Vital Signs At a Glance Contract Report for 100256/0000 - March 2018

Name or company name	Bridgewater Community Healthcare NHS F
Contract type name	PDS Contract
Purpose of contract	General
Contract start date	01/12/2016
Contract end date	30/11/2019

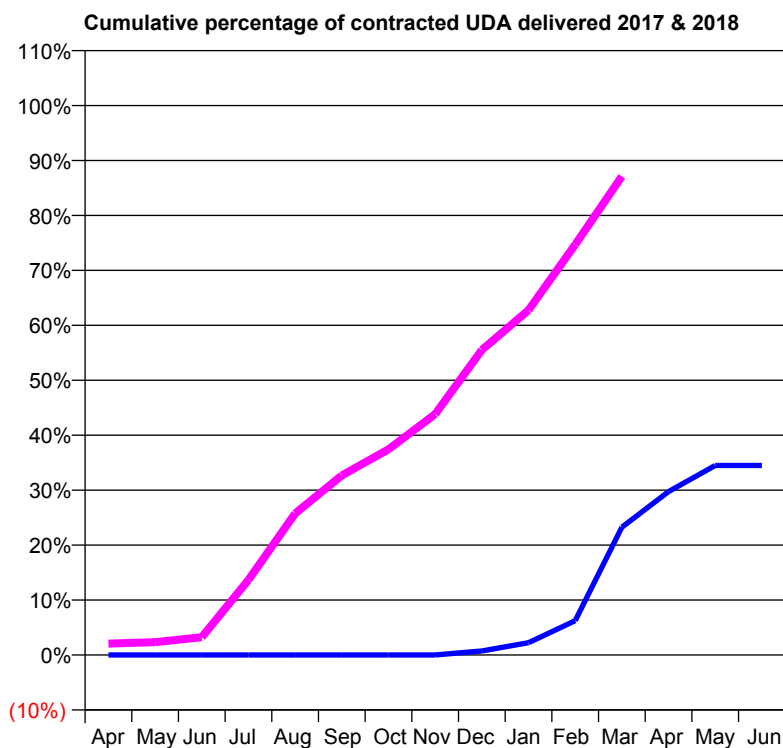
17/18 Contracted general activity (UDA)	1,200
Carry forward general activity (UDA)	0
17/18 Contracted orthodontic activity (UOA)	0
Carry forward orthodontic activity (UOA)	0
Baseline contract value	£65,182.71

### ACCESS\*

Patients seen in 24 months	Total	Change since previous quarter
Quarter ending March 2017	40	
Quarter ending June 2017	67	↑
Quarter ending September 2017	162	↑
Quarter ending December 2017	237	↑
Quarter ending March 2018	309	↑
<b>Variance since March 2017</b>	<b>672.5%</b>	<b>↑</b>



### ACTIVITY



Month	Adjusted Scheduled Activity (UDA)	
	2017	2018
April	0	25
May	0	28
June	0	39
July	0	164
August	0	309
September	0	392
October	0	449
November	0	526
December	3	666
January	9	753
February	25	896
March	93	1,045
April	119	-
May	138	-
June	138	-

### QUALITY

	Quantity	Base Number	Contract	AT	Region	England
% of FP17s for the same patient ID Re-attending within 3 months - Children	0	4	0.0%	11.5%	12.8%	11.9%
% of FP17s for the same patient ID Re-attending within 3 months - Adults	3	466	0.6%	17.1%	16.5%	16.0%
% of FP17s for the same patient ID Re-attending between 3 & 9 months - Children	0	4	0.0%	54.2%	59.7%	58.3%
% of FP17s for the same patient ID Re-attending between 3 & 9 months - Adults	0	466	0.0%	44.4%	52.6%	50.3%
% of FP17s for Band 1 Urgent Courses	1	426	0.2%	11.6%	9.1%	9.1%
% of FP17s Relating to Free Repair or Replacements	0	426	0.0%	0.9%	1.0%	0.8%
% of FP17s Relating to Continuations	3	426	0.7%	1.3%	1.2%	1.0%
% of Patients satisfied with the dentistry they have received	1	1	N/A	90.5%	91.6%	91.5%
% of Patients satisfied with the time they had to wait for an appointment	1	1	N/A	87.7%	88.3%	87.9%

\* This is based on patients treated on this contract for their most recent course of treatment. Figures in italics indicate the base number of FP17s or Patient Questionnaire responses are less than 100. N/A is shown where the base number of responses is less than 10 during the period. % is calculated as Quantity/Base number\*100

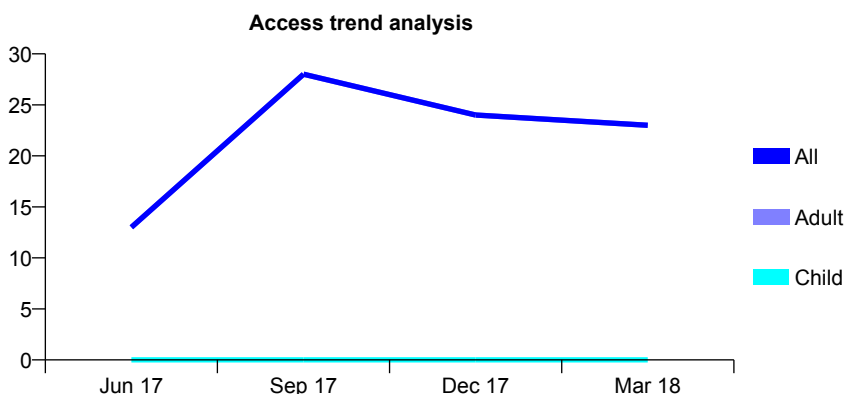
## Q48 - Vital Signs At a Glance Contract Report for 100257/0000 - March 2018

Name or company name	Bridgewater Community Healthcare NHS F
Contract type name	PDS Contract
Purpose of contract	General
Contract start date	01/12/2016
Contract end date	30/11/2019

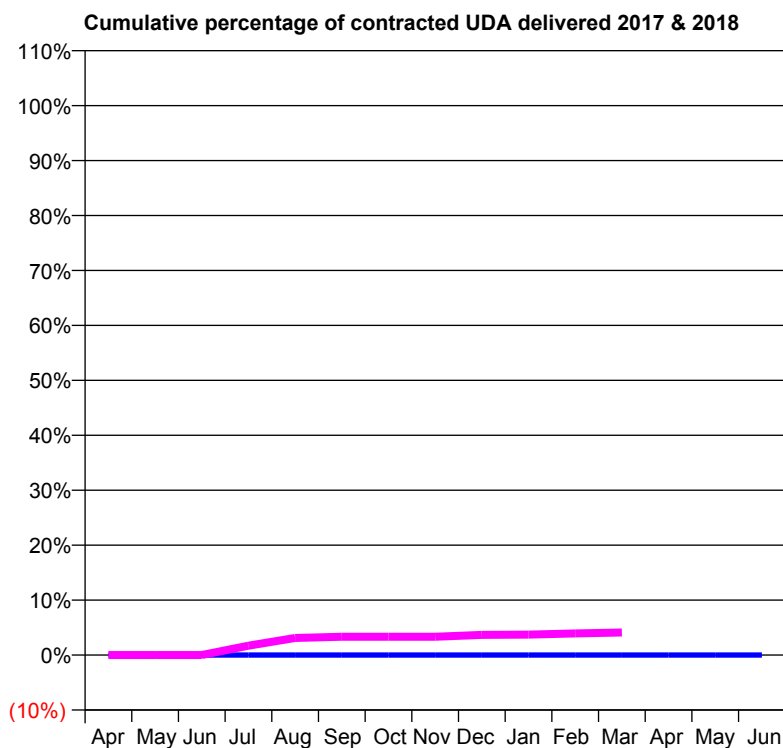
17/18 Contracted general activity (UDA)	1,800
Carry forward general activity (UDA)	0
17/18 Contracted orthodontic activity (UOA)	0
Carry forward orthodontic activity (UOA)	0
Baseline contract value	£97,774.06

### ACCESS\*

Patients seen in 24 months	Total	Change since previous quarter
Quarter ending March 2017	0	
Quarter ending June 2017	13	↑
Quarter ending September 2017	28	↑
Quarter ending December 2017	24	↓
Quarter ending March 2018	23	↓
<b>Variance since March 2017</b>	N/A	



### ACTIVITY



Month	Adjusted Scheduled Activity (UDA)	
	2017	2018
April	0	0
May	0	0
June	0	0
July	0	31
August	0	56
September	0	60
October	0	60
November	0	60
December	0	66
January	0	67
February	0	71
March	0	74
April	0	
May	0	
June	0	

### QUALITY

	Quantity	Base Number	Contract	AT	Region	England
% of FP17s for the same patient ID Re-attending within 3 months - Children	0	0	N/A	11.5%	12.8%	11.9%
% of FP17s for the same patient ID Re-attending within 3 months - Adults	0	45	0.0%	17.1%	16.5%	16.0%
% of FP17s for the same patient ID Re-attending between 3 & 9 months - Children	0	0	N/A	54.2%	59.7%	58.3%
% of FP17s for the same patient ID Re-attending between 3 & 9 months - Adults	0	45	0.0%	44.4%	52.6%	50.3%
% of FP17s for Band 1 Urgent Courses	0	32	0.0%	11.6%	9.1%	9.1%
% of FP17s Relating to Free Repair or Replacements	0	32	0.0%	0.9%	1.0%	0.8%
% of FP17s Relating to Continuations	0	32	0.0%	1.3%	1.2%	1.0%
% of Patients satisfied with the dentistry they have received	0	0	N/A	90.5%	91.6%	91.5%
% of Patients satisfied with the time they had to wait for an appointment	0	0	N/A	87.7%	88.3%	87.9%

\* This is based on patients treated on this contract for their most recent course of treatment. Figures in italics indicate the base number of FP17s or Patient Questionnaire responses are less than 100. N/A is shown where the base number of responses is less than 10 during the period. % is calculated as Quantity/Base number\*100

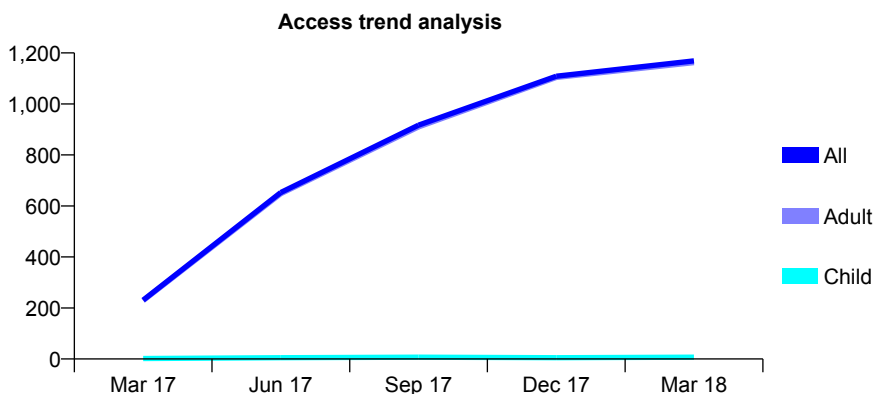
## Q48 - Vital Signs At a Glance Contract Report for 100260/0000 - March 2018

Name or company name	Winston & Kelso
Contract type name	PDS Contract
Purpose of contract	General
Contract start date	01/12/2016
Contract end date	30/11/2019

17/18 Contracted general activity (UDA)	4,200
Carry forward general activity (UDA)	0
17/18 Contracted orthodontic activity (UOA)	0
Carry forward orthodontic activity (UOA)	0
Baseline contract value	£221,010.12

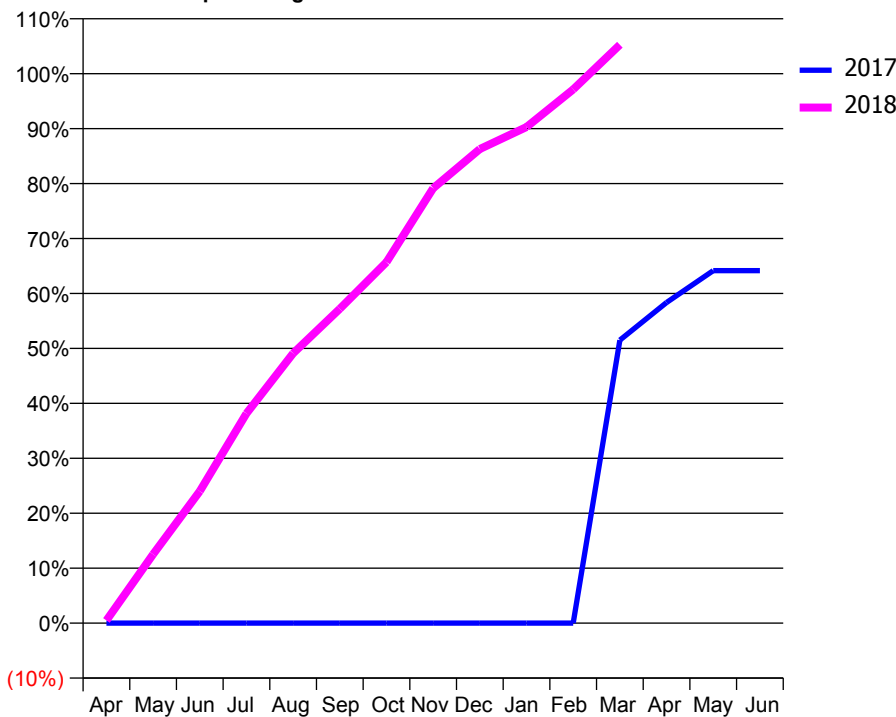
### ACCESS\*

Patients seen in 24 months	Total	Change since previous quarter
Quarter ending March 2017	231	
Quarter ending June 2017	653	↑
Quarter ending September 2017	917	↑
Quarter ending December 2017	1,109	↑
Quarter ending March 2018	1,169	↑
<b>Variance since March 2017</b>	<b>406.1%</b>	<b>↑</b>



### ACTIVITY

Cumulative percentage of contracted UDA delivered 2017 & 2018



Adjusted Scheduled Activity (UDA)

Month	2017	2018
April	0	21
May	0	526
June	0	1,009
July	0	1,603
August	0	2,062
September	0	2,403
October	0	2,760
November	0	3,324
December	0	3,624
January	0	3,792
February	0	4,079
March	721	4,421
April	817	
May	898	
June	898	

### QUALITY

	Quantity	Base Number	Contract	AT	Region	England
% of FP17s for the same patient ID Re-attending within 3 months - Children	0	17	0.0%	11.5%	12.8%	11.9%
% of FP17s for the same patient ID Re-attending within 3 months - Adults	9	1,530	0.6%	17.1%	16.5%	16.0%
% of FP17s for the same patient ID Re-attending between 3 & 9 months - Children	0	17	0.0%	54.2%	59.7%	58.3%
% of FP17s for the same patient ID Re-attending between 3 & 9 months - Adults	0	1,530	0.0%	44.4%	52.6%	50.3%
% of FP17s for Band 1 Urgent Courses	0	1,491	0.0%	11.6%	9.1%	9.1%
% of FP17s Relating to Free Repair or Replacements	0	1,491	0.0%	0.9%	1.0%	0.8%
% of FP17s Relating to Continuations	1	1,491	0.1%	1.3%	1.2%	1.0%
% of Patients satisfied with the dentistry they have received	0	1	N/A	90.5%	91.6%	91.5%
% of Patients satisfied with the time they had to wait for an appointment	0	1	N/A	87.7%	88.3%	87.9%

\* This is based on patients treated on this contract for their most recent course of treatment. Figures in italics indicate the base number of FP17s or Patient Questionnaire responses are less than 100. N/A is shown where the base number of responses is less than 10 during the period. % is calculated as Quantity/Base number\*100

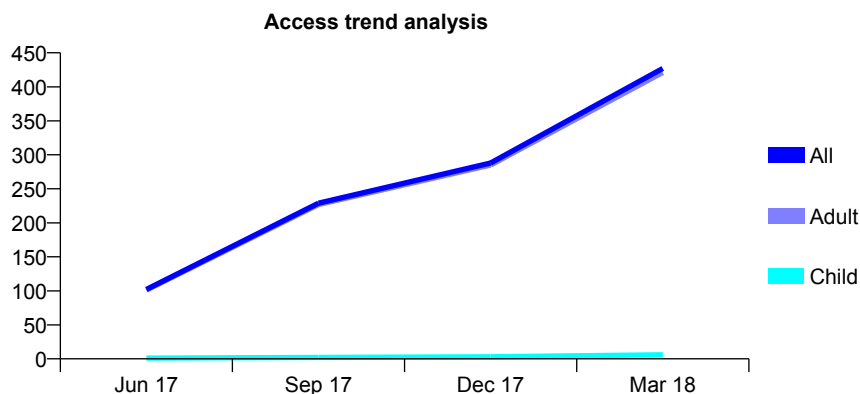
## Q48 - Vital Signs At a Glance Contract Report for 100306/0000 - March 2018

Name or company name	MR SR LAKSHMIAH
Contract type name	PDS Contract
Purpose of contract	General
Contract start date	01/04/2017
Contract end date	31/03/2018

17/18 Contracted general activity (UDA)	1,380
Carry forward general activity (UDA)	0
17/18 Contracted orthodontic activity (UOA)	0
Carry forward orthodontic activity (UOA)	0
Baseline contract value	£82,800.00

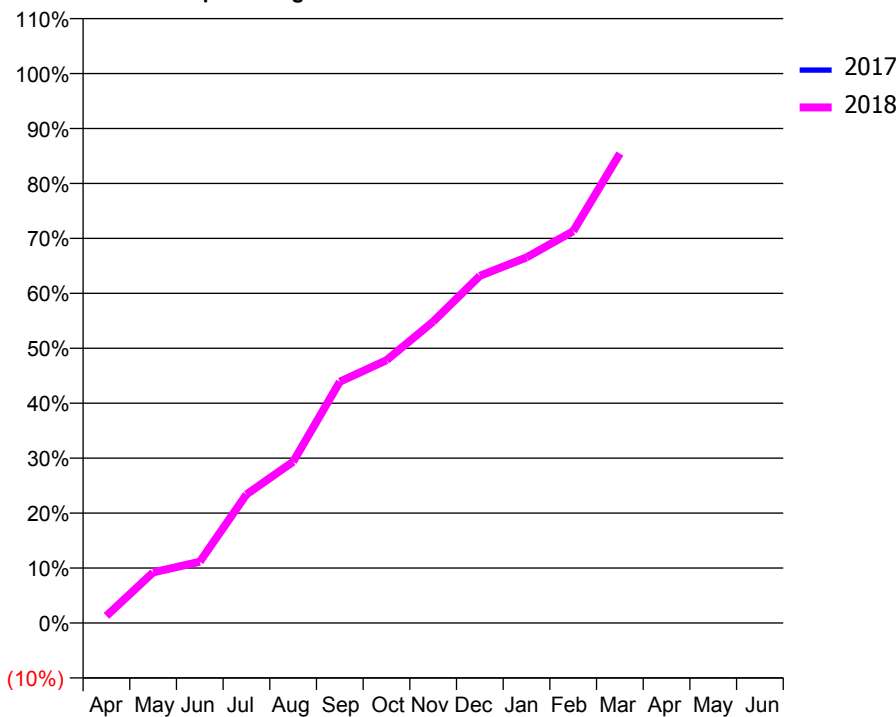
### ACCESS\*

Patients seen in 24 months	Total	Change since previous quarter
Quarter ending March 2017	0	
Quarter ending June 2017	102	↑
Quarter ending September 2017	229	↑
Quarter ending December 2017	288	↑
Quarter ending March 2018	427	↑
<b>Variance since March 2017</b>	N/A	



### ACTIVITY

Cumulative percentage of contracted UDA delivered 2017 & 2018



Adjusted Scheduled Activity (UDA)

Month	2017	2018
April	0	18
May	0	127
June	0	154
July	0	323
August	0	405
September	0	606
October	0	660
November	0	757
December	0	872
January	0	918
February	0	984
March	0	1,179
April	0	
May	0	
June	0	

### QUALITY

	Quantity	Base Number	Contract	AT	Region	England
% of FP17s for the same patient ID Re-attending within 3 months - Children	0	5	0.0%	11.5%	12.8%	11.9%
% of FP17s for the same patient ID Re-attending within 3 months - Adults	9	509	1.8%	17.1%	16.5%	16.0%
% of FP17s for the same patient ID Re-attending between 3 & 9 months - Children	0	5	0.0%	54.2%	59.7%	58.3%
% of FP17s for the same patient ID Re-attending between 3 & 9 months - Adults	2	509	0.4%	44.4%	52.6%	50.3%
% of FP17s for Band 1 Urgent Courses	0	514	0.0%	11.6%	9.1%	9.1%
% of FP17s Relating to Free Repair or Replacements	0	514	0.0%	0.9%	1.0%	0.8%
% of FP17s Relating to Continuations	0	514	0.0%	1.3%	1.2%	1.0%
% of Patients satisfied with the dentistry they have received	1	2	N/A	90.5%	91.6%	91.5%
% of Patients satisfied with the time they had to wait for an appointment	0	2	N/A	87.7%	88.3%	87.9%

\* This is based on patients treated on this contract for their most recent course of treatment. Figures in italics indicate the base number of FP17s or Patient Questionnaire responses are less than 100. N/A is shown where the base number of responses is less than 10 during the period. % is calculated as Quantity/Base number\*100

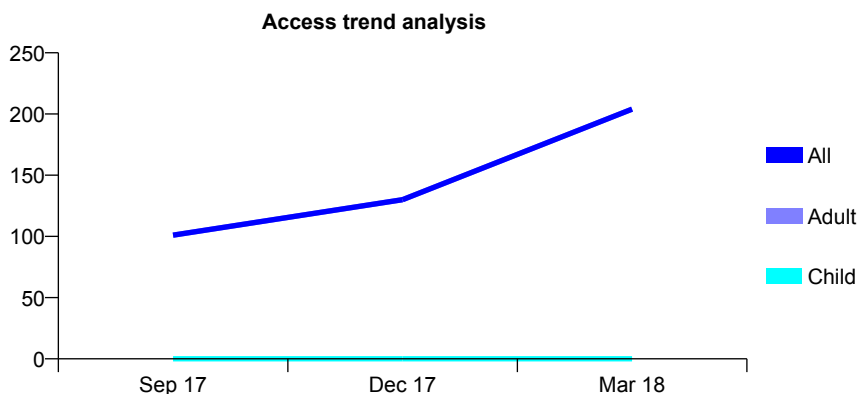
## Q48 - Vital Signs At a Glance Contract Report for 100425/0000 - March 2018

Name or company name	Redbridge Assocaites Limited
Contract type name	PDS Contract
Purpose of contract	General
Contract start date	01/05/2017
Contract end date	30/11/2019

17/18 Contracted general activity (UDA)	2,200
Carry forward general activity (UDA)	0
17/18 Contracted orthodontic activity (UOA)	0
Carry forward orthodontic activity (UOA)	0
Baseline contract value	£115,105.25

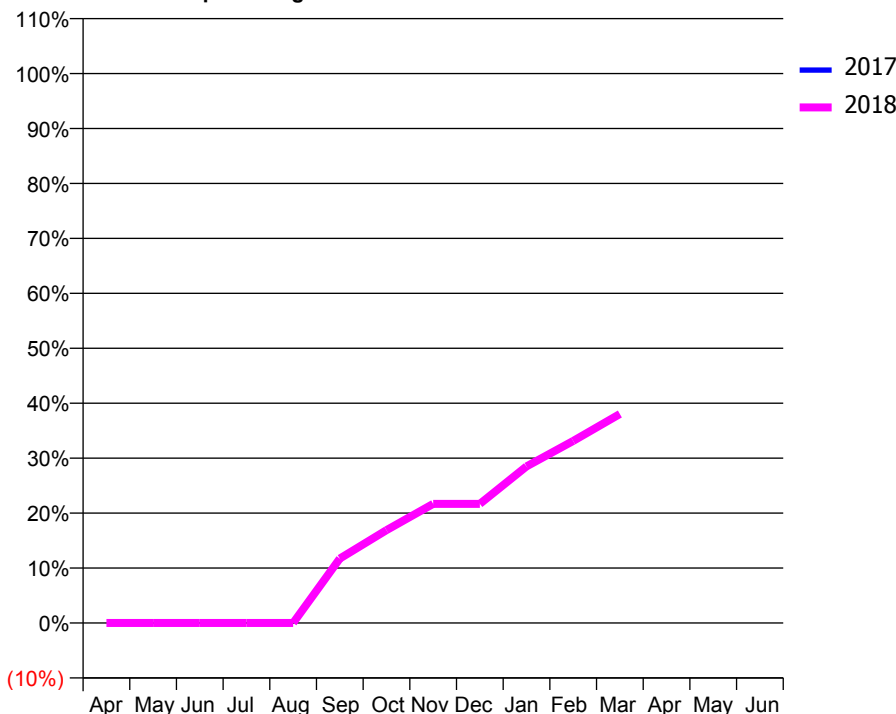
### ACCESS\*

Patients seen in 24 months	Total	Change since previous quarter
Quarter ending March 2017	0	
Quarter ending June 2017	0	
Quarter ending September 2017	101	↑
Quarter ending December 2017	130	↑
Quarter ending March 2018	204	↑
<b>Variance since March 2017</b>	N/A	



### ACTIVITY

Cumulative percentage of contracted UDA delivered 2017 & 2018



Month	Adjusted Scheduled Activity (UDA)	
	2017	2018
April	0	0
May	0	0
June	0	0
July	0	0
August	0	0
September	0	258
October	0	372
November	0	477
December	0	477
January	0	627
February	0	729
March	0	837
April	0	
May	0	
June	0	

### QUALITY

	Quantity	Base Number	Contract	AT	Region	England
% of FP17s for the same patient ID Re-attending within 3 months - Children	0	0	N/A	11.5%	12.8%	11.9%
% of FP17s for the same patient ID Re-attending within 3 months - Adults	2	280	0.7%	17.1%	16.5%	16.0%
% of FP17s for the same patient ID Re-attending between 3 & 9 months - Children	0	0	N/A	54.2%	59.7%	58.3%
% of FP17s for the same patient ID Re-attending between 3 & 9 months - Adults	0	280	0.0%	44.4%	52.6%	50.3%
% of FP17s for Band 1 Urgent Courses	0	280	0.0%	11.6%	9.1%	9.1%
% of FP17s Relating to Free Repair or Replacements	0	280	0.0%	0.9%	1.0%	0.8%
% of FP17s Relating to Continuations	0	280	0.0%	1.3%	1.2%	1.0%
% of Patients satisfied with the dentistry they have received	0	0	N/A	90.5%	91.6%	91.5%
% of Patients satisfied with the time they had to wait for an appointment	0	0	N/A	87.7%	88.3%	87.9%

\* This is based on patients treated on this contract for their most recent course of treatment. Figures in italics indicate the base number of FP17s or Patient Questionnaire responses are less than 100. N/A is shown where the base number of responses is less than 10 during the period. % is calculated as Quantity/Base number\*100

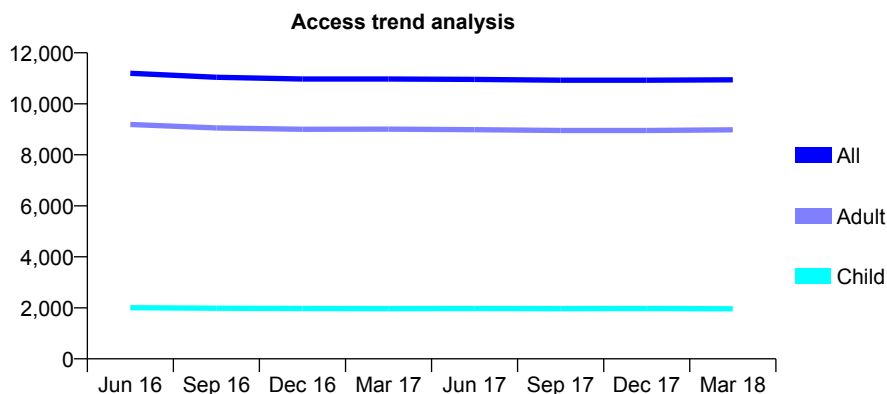
## Q48 - Vital Signs At a Glance Contract Report for 101281/0115 - March 2018

Name or company name	OASIS DENTAL CARE LTD
Contract type name	GDS Contract
Purpose of contract	General
Contract start date	01/04/2006
Contract end date	

17/18 Contracted general activity (UDA)	34,474
Carry forward general activity (UDA)	0
17/18 Contracted orthodontic activity (UOA)	0
Carry forward orthodontic activity (UOA)	0
Baseline contract value	£958,690.88

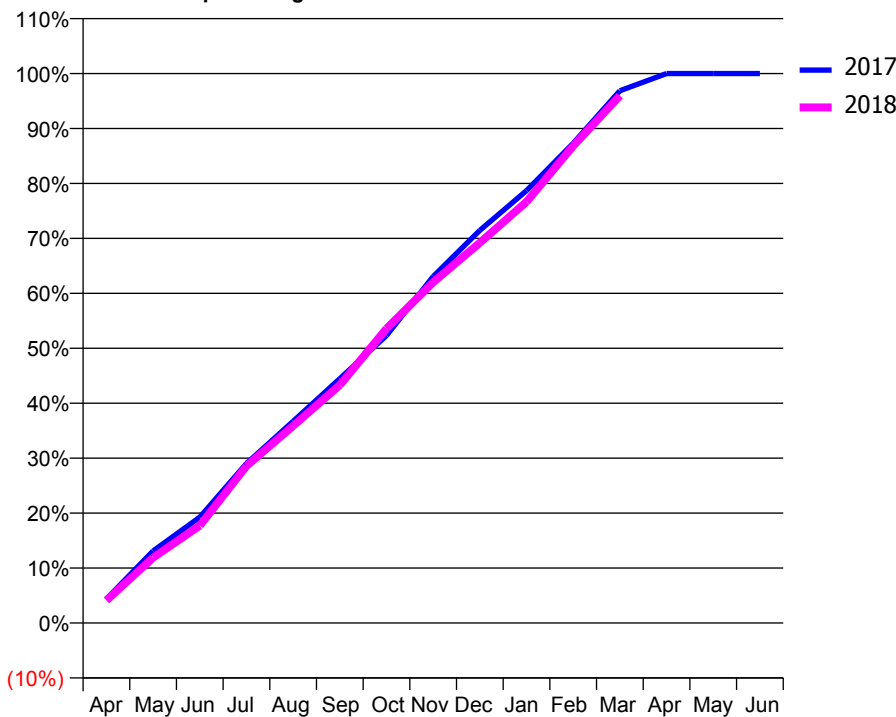
### ACCESS\*

Patients seen in 24 months	Total	Change since previous quarter
Quarter ending March 2017	10,973	
Quarter ending June 2017	10,956	→
Quarter ending September 2017	10,924	→
Quarter ending December 2017	10,928	→
Quarter ending March 2018	10,943	→
<b>Variance since March 2017</b>	<b>(0.3%)</b>	→



### ACTIVITY

Cumulative percentage of contracted UDA delivered 2017 & 2018



Month	Adjusted Scheduled Activity (UDA)	
	2017	2018
April	1,527	1,417
May	4,563	4,100
June	6,704	6,109
July	10,104	9,852
August	12,778	12,372
September	15,480	14,932
October	18,205	18,466
November	21,947	21,381
December	24,875	23,859
January	27,387	26,423
February	30,388	29,927
March	33,712	33,082
April	34,807	
May	34,807	
June	34,808	

### QUALITY

	Quantity	Base Number	Contract	AT	Region	England
% of FP17s for the same patient ID Re-attending within 3 months - Children	256	3,591	7.1%	11.5%	12.8%	11.9%
% of FP17s for the same patient ID Re-attending within 3 months - Adults	2,244	15,023	14.9%	17.1%	16.5%	16.0%
% of FP17s for the same patient ID Re-attending between 3 & 9 months - Children	2,647	3,591	73.7%	54.2%	59.7%	58.3%
% of FP17s for the same patient ID Re-attending between 3 & 9 months - Adults	9,787	15,023	65.1%	44.4%	52.6%	50.3%
% of FP17s for Band 1 Urgent Courses	1,184	18,017	6.6%	11.6%	9.1%	9.1%
% of FP17s Relating to Free Repair or Replacements	337	18,017	1.9%	0.9%	1.0%	0.8%
% of FP17s Relating to Continuations	311	18,017	1.7%	1.3%	1.2%	1.0%
% of Patients satisfied with the dentistry they have received	12	13	92.3%	90.5%	91.6%	91.5%
% of Patients satisfied with the time they had to wait for an appointment	12	13	92.3%	87.7%	88.3%	87.9%

\* This is based on patients treated on this contract for their most recent course of treatment. Figures in italics indicate the base number of FP17s or Patient Questionnaire responses are less than 100. N/A is shown where the base number of responses is less than 10 during the period. % is calculated as Quantity/Base number\*100



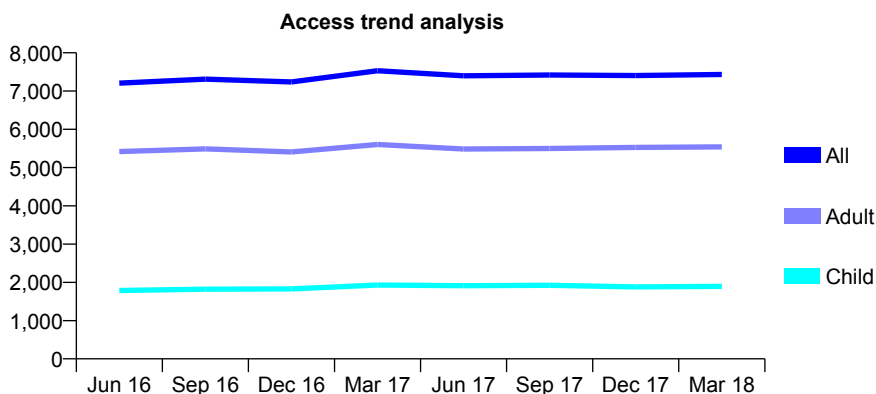
## Q48 - Vital Signs At a Glance Contract Report for 101281/0168 - March 2018

Name or company name	OASIS DENTAL CARE LTD
Contract type name	GDS Contract
Purpose of contract	General
Contract start date	29/05/2007
Contract end date	

17/18 Contracted general activity (UDA)	20,675
Carry forward general activity (UDA)	0
17/18 Contracted orthodontic activity (UOA)	0
Carry forward orthodontic activity (UOA)	0
Baseline contract value	£581,241.74

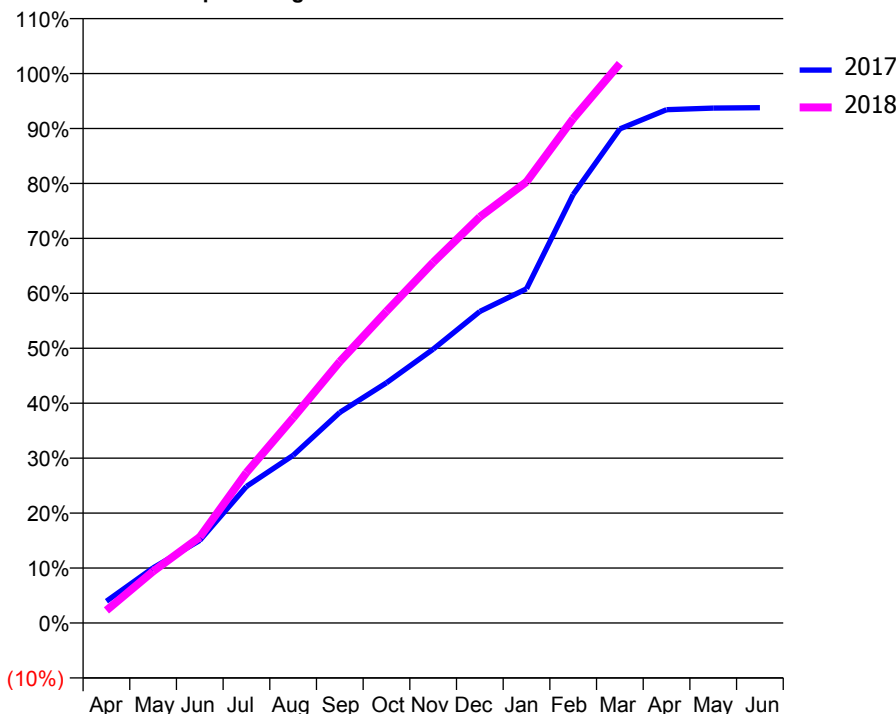
### ACCESS\*

Patients seen in 24 months	Total	Change since previous quarter
Quarter ending March 2017	7,531	
Quarter ending June 2017	7,397	↓
Quarter ending September 2017	7,421	→
Quarter ending December 2017	7,406	→
Quarter ending March 2018	7,435	→
<b>Variance since March 2017</b>	<b>(1.3%)</b>	<b>↓</b>



### ACTIVITY

Cumulative percentage of contracted UDA delivered 2017 & 2018



Month	Adjusted Scheduled Activity (UDA)	
	2017	2018
April	820	474
May	2,077	1,942
June	3,107	3,233
July	5,141	5,661
August	6,309	7,718
September	7,923	9,835
October	9,040	11,729
November	10,302	13,571
December	11,722	15,279
January	12,575	16,598
February	16,124	18,977
March	18,591	21,051
April	19,316	
May	19,375	
June	19,389	

### QUALITY

	Quantity	Base Number	Contract	AT	Region	England
% of FP17s for the same patient ID Re-attending within 3 months - Children	354	2,729	13.0%	11.5%	12.8%	11.9%
% of FP17s for the same patient ID Re-attending within 3 months - Adults	1,515	7,290	20.8%	17.1%	16.5%	16.0%
% of FP17s for the same patient ID Re-attending between 3 & 9 months - Children	1,342	2,729	49.2%	54.2%	59.7%	58.3%
% of FP17s for the same patient ID Re-attending between 3 & 9 months - Adults	2,991	7,290	41.0%	44.4%	52.6%	50.3%
% of FP17s for Band 1 Urgent Courses	2,461	9,684	25.4%	11.6%	9.1%	9.1%
% of FP17s Relating to Free Repair or Replacements	41	9,684	0.4%	0.9%	1.0%	0.8%
% of FP17s Relating to Continuations	161	9,684	1.7%	1.3%	1.2%	1.0%
% of Patients satisfied with the dentistry they have received	9	9	N/A	90.5%	91.6%	91.5%
% of Patients satisfied with the time they had to wait for an appointment	8	9	N/A	87.7%	88.3%	87.9%

\* This is based on patients treated on this contract for their most recent course of treatment. Figures in italics indicate the base number of FP17s or Patient Questionnaire responses are less than 100. N/A is shown where the base number of responses is less than 10 during the period. % is calculated as Quantity/Base number\*100

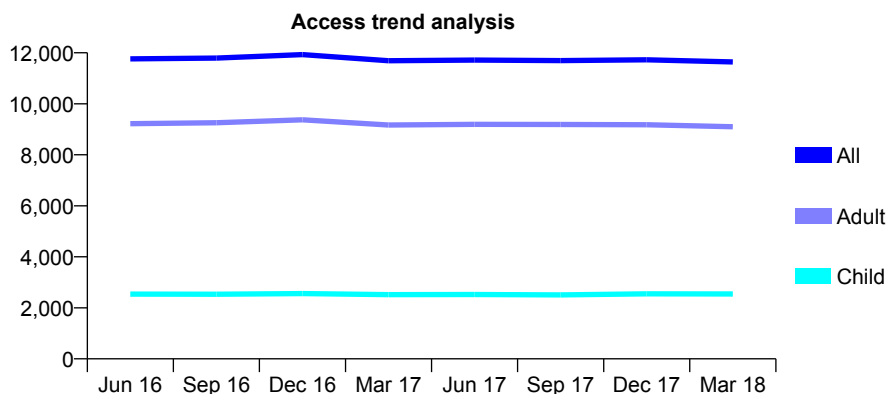
## Q48 - Vital Signs At a Glance Contract Report for 101338/0039 - March 2018

Name or company name	Whitecross Dental Care Limited
Contract type name	GDS Contract
Purpose of contract	General
Contract start date	01/04/2006
Contract end date	

17/18 Contracted general activity (UDA)	39,698
Carry forward general activity (UDA)	34
17/18 Contracted orthodontic activity (UOA)	0
Carry forward orthodontic activity (UOA)	0
Baseline contract value	£1,024,247.85

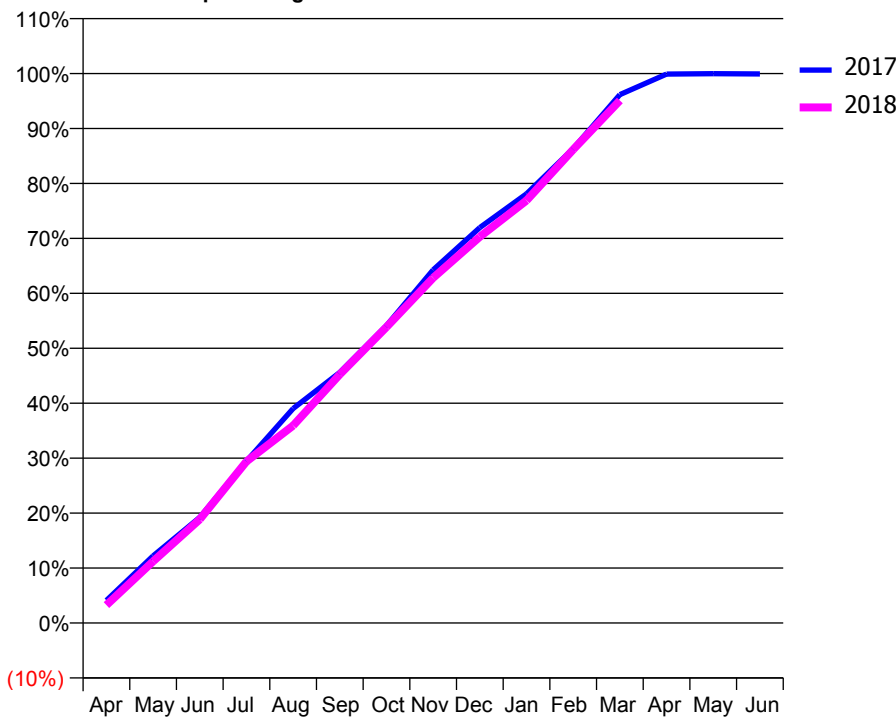
### ACCESS\*

Patients seen in 24 months	Total	Change since previous quarter
Quarter ending March 2017	11,687	
Quarter ending June 2017	11,716	→
Quarter ending September 2017	11,692	→
Quarter ending December 2017	11,727	→
Quarter ending March 2018	11,641	→
<b>Variance since March 2017</b>	<b>(0.4%)</b>	→



### ACTIVITY

Cumulative percentage of contracted UDA delivered 2017 & 2018



Month	Adjusted Scheduled Activity (UDA)	
	2017	2018
April	1,629	1,291
May	4,852	4,460
June	7,632	7,489
July	11,701	11,673
August	15,491	14,258
September	18,106	17,966
October	21,488	21,382
November	25,515	24,937
December	28,570	27,904
January	31,005	30,526
February	34,273	34,207
March	38,176	37,753
April	39,656	
May	39,688	
June	39,664	

### QUALITY

	Quantity	Base Number	Contract	AT	Region	England
% of FP17s for the same patient ID Re-attending within 3 months - Children	256	3,321	7.7%	11.5%	12.8%	11.9%
% of FP17s for the same patient ID Re-attending within 3 months - Adults	1,188	9,863	12.0%	17.1%	16.5%	16.0%
% of FP17s for the same patient ID Re-attending between 3 & 9 months - Children	1,625	3,321	48.9%	54.2%	59.7%	58.3%
% of FP17s for the same patient ID Re-attending between 3 & 9 months - Adults	4,226	9,863	42.8%	44.4%	52.6%	50.3%
% of FP17s for Band 1 Urgent Courses	900	12,646	7.1%	11.6%	9.1%	9.1%
% of FP17s Relating to Free Repair or Replacements	56	12,646	0.4%	0.9%	1.0%	0.8%
% of FP17s Relating to Continuations	185	12,646	1.5%	1.3%	1.2%	1.0%
% of Patients satisfied with the dentistry they have received	17	21	81.0%	90.5%	91.6%	91.5%
% of Patients satisfied with the time they had to wait for an appointment	17	21	81.0%	87.7%	88.3%	87.9%

\* This is based on patients treated on this contract for their most recent course of treatment. Figures in italics indicate the base number of FP17s or Patient Questionnaire responses are less than 100. N/A is shown where the base number of responses is less than 10 during the period. % is calculated as Quantity/Base number\*100

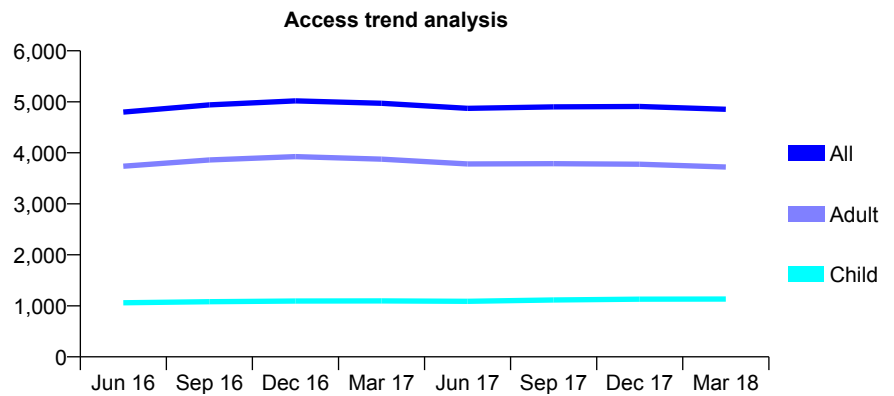
## Q48 - Vital Signs At a Glance Contract Report for 101338/0061 - March 2018

Name or company name	Whitecross Dental Care Limited
Contract type name	GDS Contract
Purpose of contract	General
Contract start date	01/03/2008
Contract end date	

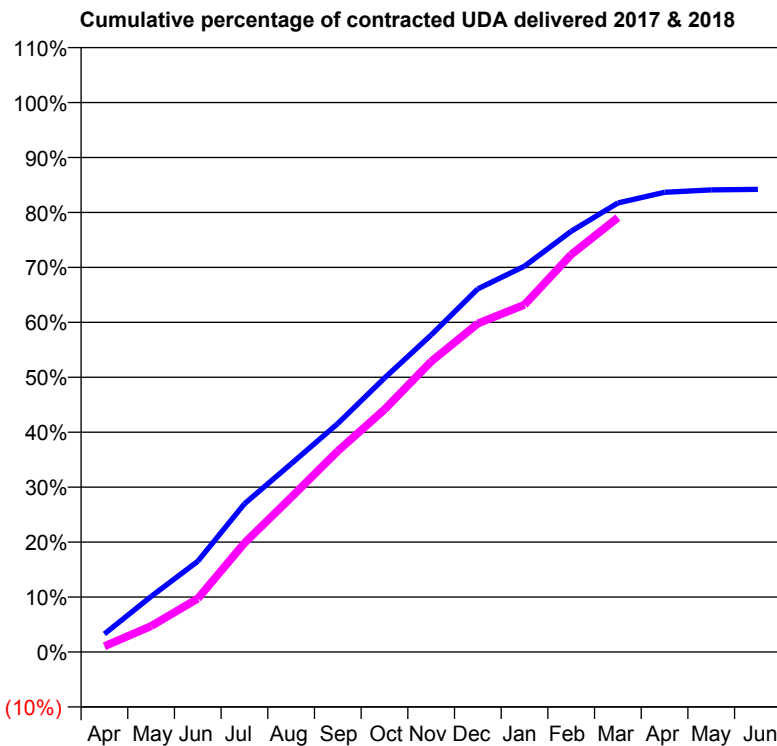
17/18 Contracted general activity (UDA)	18,976
Carry forward general activity (UDA)	0
17/18 Contracted orthodontic activity (UOA)	0
Carry forward orthodontic activity (UOA)	0
Baseline contract value	£489,707.00

### ACCESS\*

Patients seen in 24 months	Total	Change since previous quarter
Quarter ending March 2017	4,971	
Quarter ending June 2017	4,871	↓
Quarter ending September 2017	4,901	→
Quarter ending December 2017	4,908	→
Quarter ending March 2018	4,854	↓
<b>Variance since March 2017</b>	<b>(2.4%)</b>	<b>↓</b>



### ACTIVITY



Month	Adjusted Scheduled Activity (UDA)	
	2017	2018
April	622	199
May	1,917	895
June	3,132	1,845
July	5,117	3,762
August	6,501	5,339
September	7,891	6,942
October	9,461	8,376
November	10,946	10,031
December	12,542	11,343
January	13,322	11,993
February	14,531	13,724
March	15,505	15,001
April	15,877	
May	15,960	
June	15,977	

### QUALITY

	Quantity	Base Number	Contract	AT	Region	England
% of FP17s for the same patient ID Re-attending within 3 months - Children	83	1,308	6.3%	11.5%	12.8%	11.9%
% of FP17s for the same patient ID Re-attending within 3 months - Adults	630	4,075	15.5%	17.1%	16.5%	16.0%
% of FP17s for the same patient ID Re-attending between 3 & 9 months - Children	540	1,308	41.3%	54.2%	59.7%	58.3%
% of FP17s for the same patient ID Re-attending between 3 & 9 months - Adults	1,406	4,075	34.5%	44.4%	52.6%	50.3%
% of FP17s for Band 1 Urgent Courses	438	5,189	8.4%	11.6%	9.1%	9.1%
% of FP17s Relating to Free Repair or Replacements	44	5,189	0.8%	0.9%	1.0%	0.8%
% of FP17s Relating to Continuations	117	5,189	2.3%	1.3%	1.2%	1.0%
% of Patients satisfied with the dentistry they have received	10	10	100.0%	90.5%	91.6%	91.5%
% of Patients satisfied with the time they had to wait for an appointment	10	10	100.0%	87.7%	88.3%	87.9%

\* This is based on patients treated on this contract for their most recent course of treatment. Figures in italics indicate the base number of FP17s or Patient Questionnaire responses are less than 100. N/A is shown where the base number of responses is less than 10 during the period. % is calculated as Quantity/Base number\*100

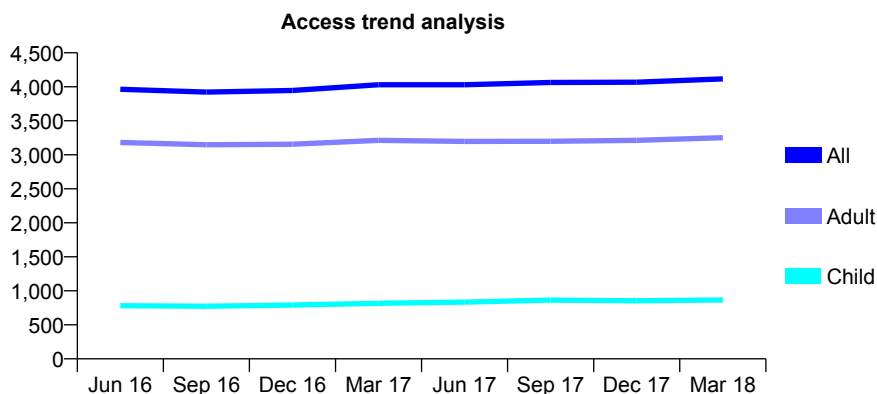
## Q48 - Vital Signs At a Glance Contract Report for 101338/0063 - March 2018

Name or company name	Whitecross Dental Care Limited
Contract type name	GDS Contract
Purpose of contract	General
Contract start date	01/04/2008
Contract end date	

17/18 Contracted general activity (UDA)	13,627
Carry forward general activity (UDA)	0
17/18 Contracted orthodontic activity (UOA)	0
Carry forward orthodontic activity (UOA)	0
Baseline contract value	£355,952.73

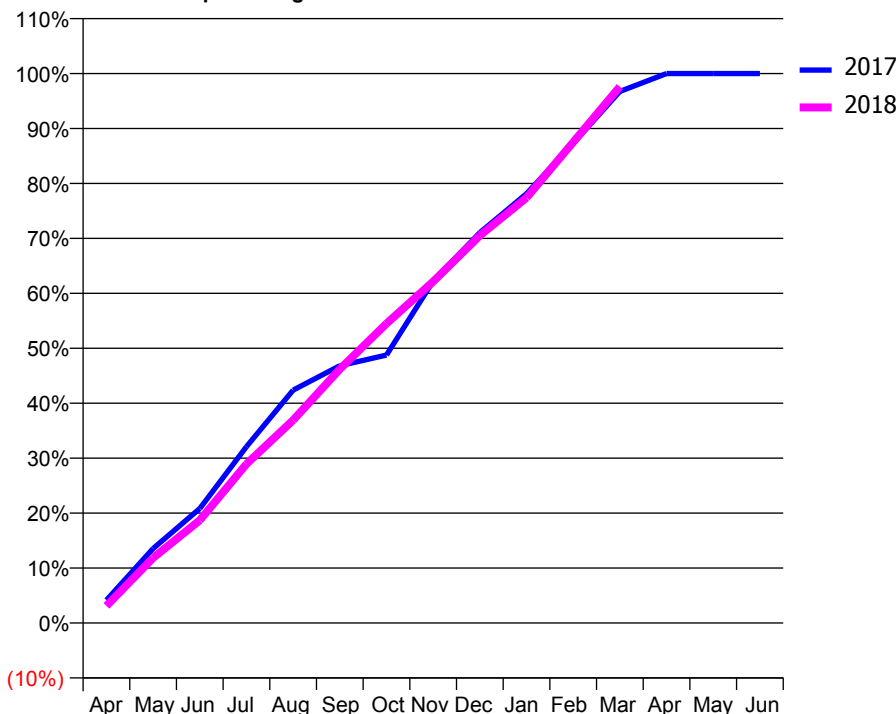
### ACCESS\*

Patients seen in 24 months	Total	Change since previous quarter
Quarter ending March 2017	4,030	
Quarter ending June 2017	4,031	→
Quarter ending September 2017	4,063	→
Quarter ending December 2017	4,067	→
Quarter ending March 2018	4,117	→
<b>Variance since March 2017</b>	<b>2.2%</b>	<b>↑</b>



### ACTIVITY

Cumulative percentage of contracted UDA delivered 2017 & 2018



Month	Adjusted Scheduled Activity (UDA)	
	2017	2018
April	574	425
May	1,873	1,615
June	2,876	2,546
July	4,433	3,943
August	5,852	5,032
September	6,467	6,296
October	6,735	7,425
November	8,595	8,466
December	9,811	9,608
January	10,790	10,548
February	12,056	11,923
March	13,361	13,301
April	13,809	
May	13,809	
June	13,810	

### QUALITY

	Quantity	Base Number	Contract	AT	Region	England
% of FP17s for the same patient ID Re-attending within 3 months - Children	50	1,086	4.6%	11.5%	12.8%	11.9%
% of FP17s for the same patient ID Re-attending within 3 months - Adults	440	3,891	11.3%	17.1%	16.5%	16.0%
% of FP17s for the same patient ID Re-attending between 3 & 9 months - Children	512	1,086	47.1%	54.2%	59.7%	58.3%
% of FP17s for the same patient ID Re-attending between 3 & 9 months - Adults	1,854	3,891	47.6%	44.4%	52.6%	50.3%
% of FP17s for Band 1 Urgent Courses	281	4,853	5.8%	11.6%	9.1%	9.1%
% of FP17s Relating to Free Repair or Replacements	21	4,853	0.4%	0.9%	1.0%	0.8%
% of FP17s Relating to Continuations	38	4,853	0.8%	1.3%	1.2%	1.0%
% of Patients satisfied with the dentistry they have received	4	5	N/A	90.5%	91.6%	91.5%
% of Patients satisfied with the time they had to wait for an appointment	4	5	N/A	87.7%	88.3%	87.9%

\* This is based on patients treated on this contract for their most recent course of treatment. Figures in italics indicate the base number of FP17s or Patient Questionnaire responses are less than 100. N/A is shown where the base number of responses is less than 10 during the period. % is calculated as Quantity/Base number\*100

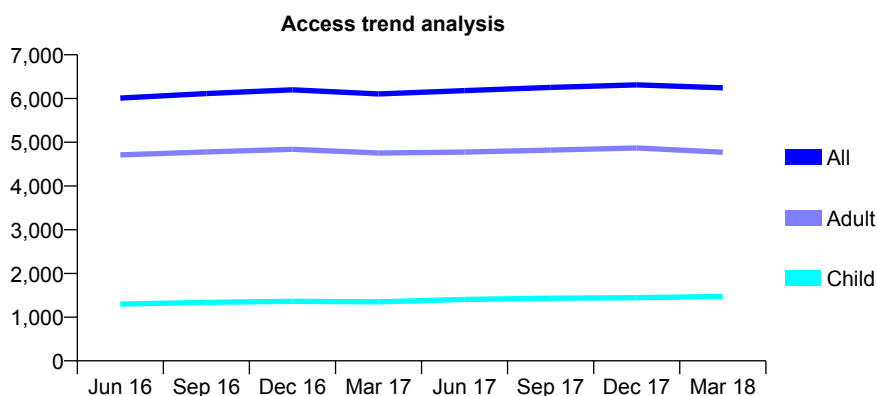
## Q48 - Vital Signs At a Glance Contract Report for 101370/0051 - March 2018

Name or company name	Petrie Tucker and Partners Ltd
Contract type name	GDS Contract
Purpose of contract	General
Contract start date	01/04/2006
Contract end date	

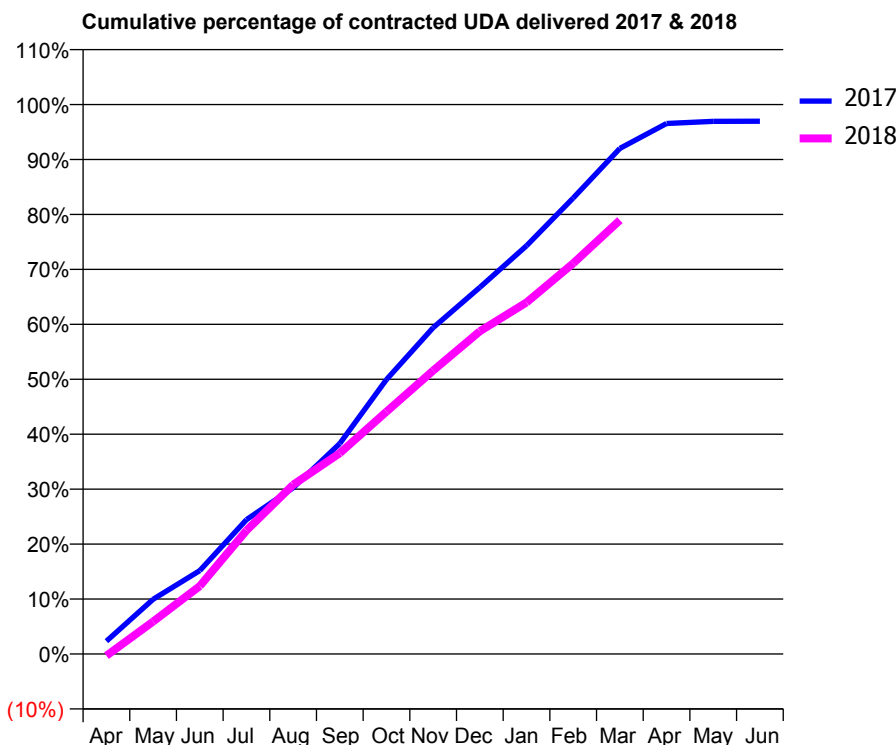
17/18 Contracted general activity (UDA)	20,143
Carry forward general activity (UDA)	613
17/18 Contracted orthodontic activity (UOA)	0
Carry forward orthodontic activity (UOA)	0
Baseline contract value	£519,712.33

### ACCESS\*

Patients seen in 24 months	Total	Change since previous quarter
Quarter ending March 2017	6,104	
Quarter ending June 2017	6,181	→
Quarter ending September 2017	6,254	→
Quarter ending December 2017	6,312	→
Quarter ending March 2018	6,245	↓
<b>Variance since March 2017</b>	<b>2.3%</b>	<b>↑</b>



### ACTIVITY



Month	Adjusted Scheduled Activity (UDA)	
	2017	2018
April	469	-67
May	2,006	1,191
June	3,057	2,489
July	4,923	4,530
August	6,092	6,204
September	7,714	7,365
October	10,062	8,885
November	11,964	10,390
December	13,439	11,833
January	14,966	12,886
February	16,713	14,319
March	18,533	15,904
April	19,448	
May	19,523	
June	19,530	

### QUALITY

	Quantity	Base Number	Contract	AT	Region	England
% of FP17s for the same patient ID Re-attending within 3 months - Children	129	1,737	7.4%	11.5%	12.8%	11.9%
% of FP17s for the same patient ID Re-attending within 3 months - Adults	859	5,570	15.4%	17.1%	16.5%	16.0%
% of FP17s for the same patient ID Re-attending between 3 & 9 months - Children	855	1,737	49.2%	54.2%	59.7%	58.3%
% of FP17s for the same patient ID Re-attending between 3 & 9 months - Adults	2,443	5,570	43.9%	44.4%	52.6%	50.3%
% of FP17s for Band 1 Urgent Courses	652	6,949	9.4%	11.6%	9.1%	9.1%
% of FP17s Relating to Free Repair or Replacements	58	6,949	0.8%	0.9%	1.0%	0.8%
% of FP17s Relating to Continuations	110	6,949	1.6%	1.3%	1.2%	1.0%
% of Patients satisfied with the dentistry they have received	11	12	91.7%	90.5%	91.6%	91.5%
% of Patients satisfied with the time they had to wait for an appointment	11	12	91.7%	87.7%	88.3%	87.9%

\* This is based on patients treated on this contract for their most recent course of treatment. Figures in italics indicate the base number of FP17s or Patient Questionnaire responses are less than 100. N/A is shown where the base number of responses is less than 10 during the period. % is calculated as Quantity/Base number\*100

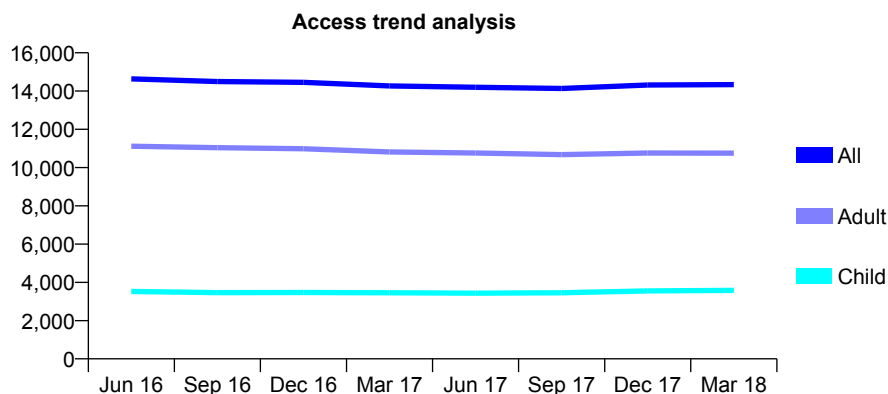
## Q48 - Vital Signs At a Glance Contract Report for 101370/0052 - March 2018

Name or company name	Petrie Tucker and Partners Ltd
Contract type name	GDS Contract
Purpose of contract	General
Contract start date	01/04/2006
Contract end date	

17/18 Contracted general activity (UDA)	49,672
Carry forward general activity (UDA)	724
17/18 Contracted orthodontic activity (UOA)	0
Carry forward orthodontic activity (UOA)	0
Baseline contract value	£1,281,586.96

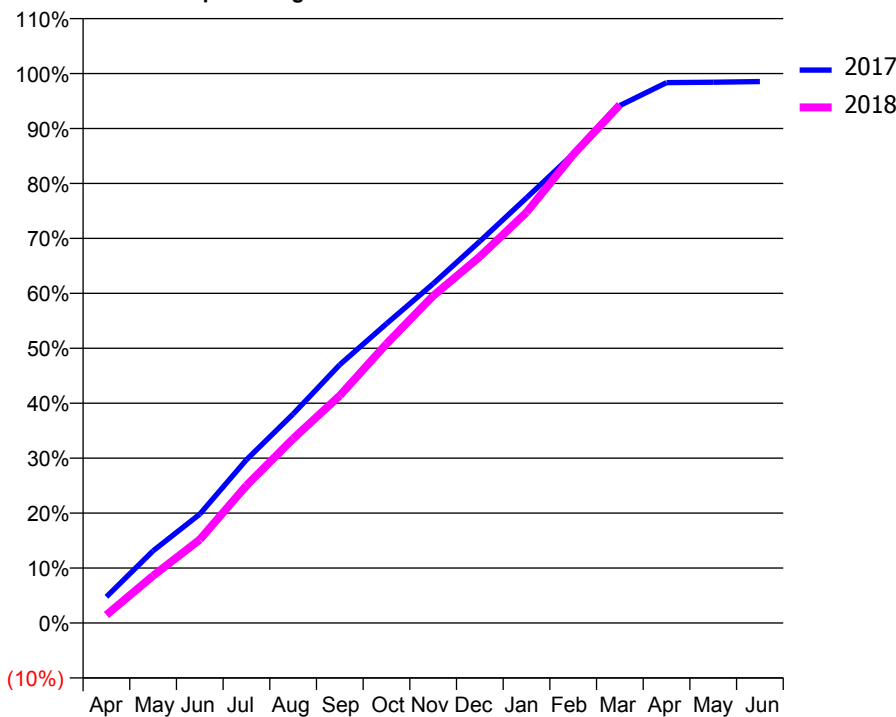
### ACCESS\*

Patients seen in 24 months	Total	Change since previous quarter
Quarter ending March 2017	14,270	
Quarter ending June 2017	14,201	→
Quarter ending September 2017	14,132	→
Quarter ending December 2017	14,313	→
Quarter ending March 2018	14,337	→
<b>Variance since March 2017</b>	<b>0.5%</b>	<b>→</b>



### ACTIVITY

Cumulative percentage of contracted UDA delivered 2017 & 2018



Adjusted Scheduled Activity (UDA)

Month	2017	2018
April	2,373	726
May	6,521	4,277
June	9,840	7,535
July	14,760	12,436
August	18,895	16,667
September	23,358	20,552
October	27,054	25,235
November	30,674	29,575
December	34,503	33,112
January	38,430	37,123
February	42,394	42,342
March	46,770	46,848
April	48,851	
May	48,881	
June	48,948	

### QUALITY

	Quantity	Base Number	Contract	AT	Region	England
% of FP17s for the same patient ID Re-attending within 3 months - Children	442	4,698	9.4%	11.5%	12.8%	11.9%
% of FP17s for the same patient ID Re-attending within 3 months - Adults	1,614	12,066	13.4%	17.1%	16.5%	16.0%
% of FP17s for the same patient ID Re-attending between 3 & 9 months - Children	2,087	4,698	44.4%	54.2%	59.7%	58.3%
% of FP17s for the same patient ID Re-attending between 3 & 9 months - Adults	5,109	12,066	42.3%	44.4%	52.6%	50.3%
% of FP17s for Band 1 Urgent Courses	1,286	16,033	8.0%	11.6%	9.1%	9.1%
% of FP17s Relating to Free Repair or Replacements	67	16,033	0.4%	0.9%	1.0%	0.8%
% of FP17s Relating to Continuations	246	16,033	1.5%	1.3%	1.2%	1.0%
% of Patients satisfied with the dentistry they have received	11	13	84.6%	90.5%	91.6%	91.5%
% of Patients satisfied with the time they had to wait for an appointment	10	13	76.9%	87.7%	88.3%	87.9%

\* This is based on patients treated on this contract for their most recent course of treatment. Figures in italics indicate the base number of FP17s or Patient Questionnaire responses are less than 100. N/A is shown where the base number of responses is less than 10 during the period. % is calculated as Quantity/Base number\*100

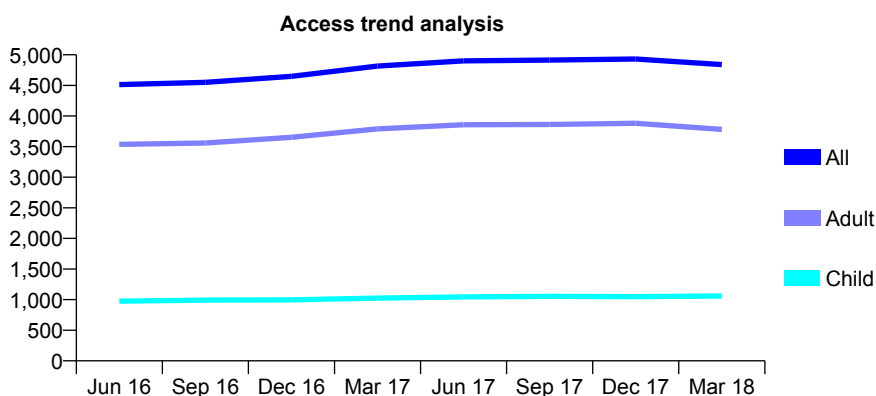
## Q48 - Vital Signs At a Glance Contract Report for 101370/0059 - March 2018

Name or company name	Petrie Tucker and Partners Ltd
Contract type name	GDS Contract
Purpose of contract	General
Contract start date	01/04/2006
Contract end date	

17/18 Contracted general activity (UDA)	15,940
Carry forward general activity (UDA)	314
17/18 Contracted orthodontic activity (UOA)	0
Carry forward orthodontic activity (UOA)	0
Baseline contract value	£445,567.19

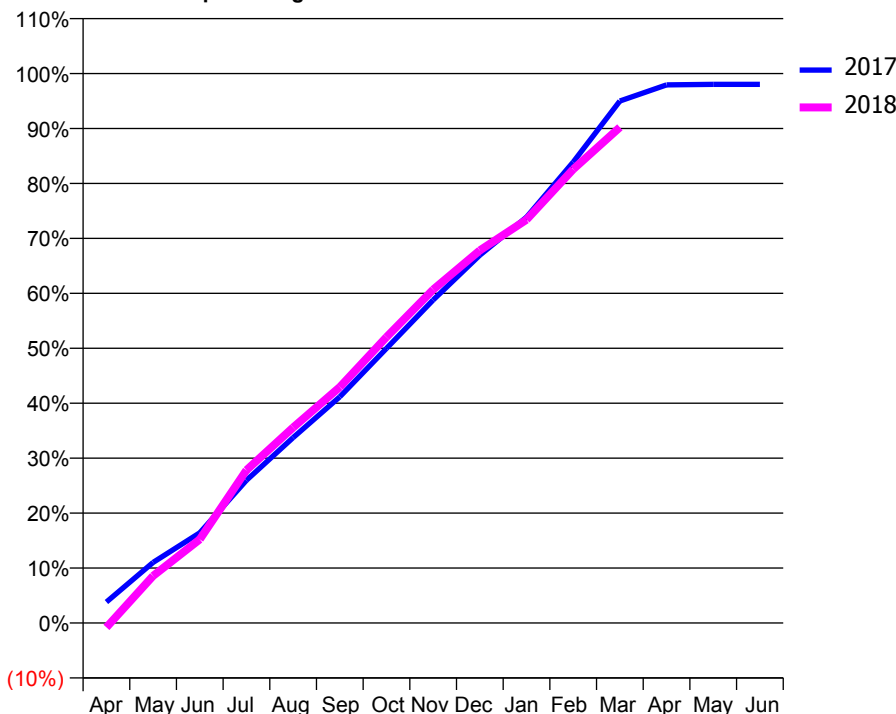
### ACCESS\*

Patients seen in 24 months	Total	Change since previous quarter
Quarter ending March 2017	4,816	
Quarter ending June 2017	4,901	→
Quarter ending September 2017	4,915	→
Quarter ending December 2017	4,932	→
Quarter ending March 2018	4,840	↓
<b>Variance since March 2017</b>	<b>0.5%</b>	<b>→</b>



### ACTIVITY

Cumulative percentage of contracted UDA delivered 2017 & 2018



Month	Adjusted Scheduled Activity (UDA)	
	2017	2018
April	610	-128
May	1,758	1,366
June	2,617	2,427
July	4,141	4,436
August	5,380	5,673
September	6,562	6,844
October	7,966	8,297
November	9,372	9,672
December	10,671	10,811
January	11,773	11,700
February	13,369	13,162
March	15,143	14,379
April	15,611	
May	15,624	
June	15,626	

### QUALITY

	Quantity	Base Number	Contract	AT	Region	England
% of FP17s for the same patient ID Re-attending within 3 months - Children	110	1,424	7.7%	11.5%	12.8%	11.9%
% of FP17s for the same patient ID Re-attending within 3 months - Adults	518	4,131	12.5%	17.1%	16.5%	16.0%
% of FP17s for the same patient ID Re-attending between 3 & 9 months - Children	770	1,424	54.1%	54.2%	59.7%	58.3%
% of FP17s for the same patient ID Re-attending between 3 & 9 months - Adults	1,874	4,131	45.4%	44.4%	52.6%	50.3%
% of FP17s for Band 1 Urgent Courses	414	5,409	7.7%	11.6%	9.1%	9.1%
% of FP17s Relating to Free Repair or Replacements	24	5,409	0.4%	0.9%	1.0%	0.8%
% of FP17s Relating to Continuations	82	5,409	1.5%	1.3%	1.2%	1.0%
% of Patients satisfied with the dentistry they have received	8	10	80.0%	90.5%	91.6%	91.5%
% of Patients satisfied with the time they had to wait for an appointment	10	10	100.0%	87.7%	88.3%	87.9%

\* This is based on patients treated on this contract for their most recent course of treatment. Figures in italics indicate the base number of FP17s or Patient Questionnaire responses are less than 100. N/A is shown where the base number of responses is less than 10 during the period. % is calculated as Quantity/Base number\*100

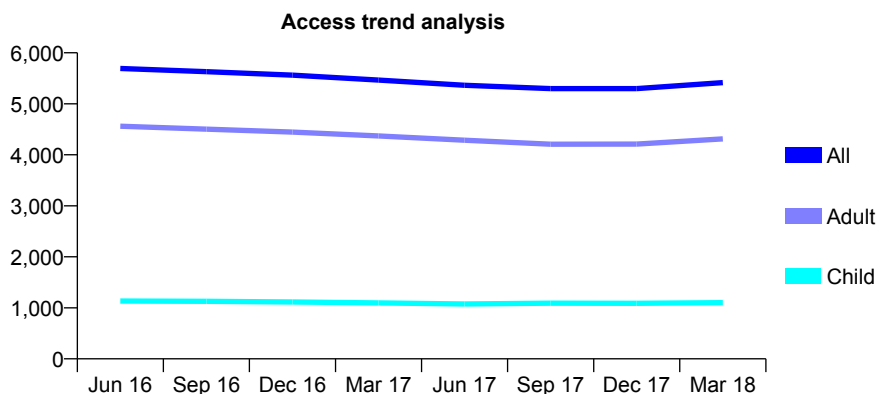
## Q48 - Vital Signs At a Glance Contract Report for 101370/0060 - March 2018

Name or company name	Petrie Tucker and Partners Ltd
Contract type name	GDS Contract
Purpose of contract	General
Contract start date	01/04/2006
Contract end date	

17/18 Contracted general activity (UDA)	15,393
Carry forward general activity (UDA)	0
17/18 Contracted orthodontic activity (UOA)	0
Carry forward orthodontic activity (UOA)	0
Baseline contract value	£479,627.04

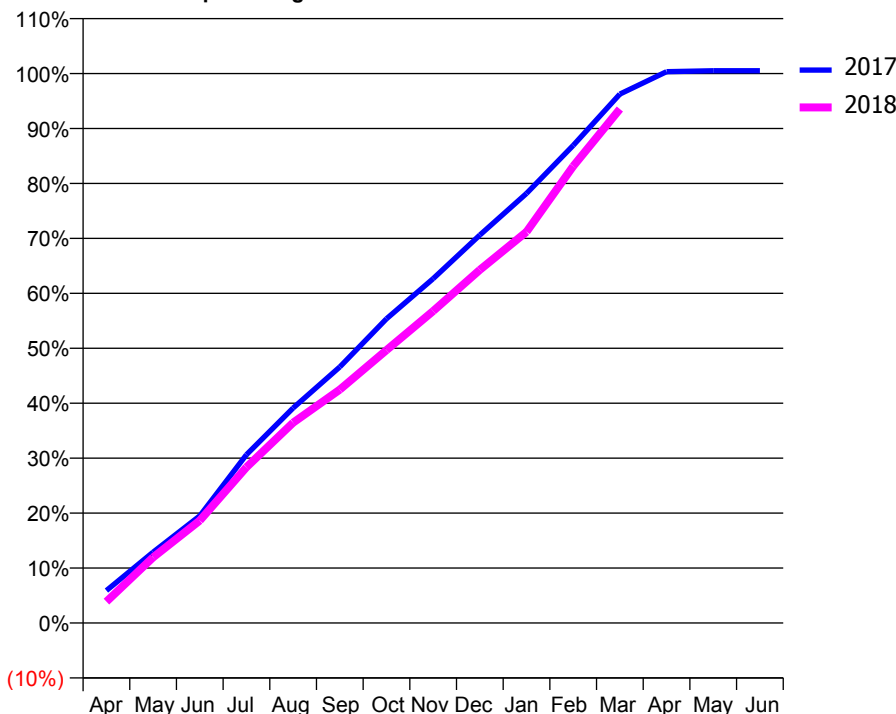
### ACCESS\*

Patients seen in 24 months	Total	Change since previous quarter
Quarter ending March 2017	5,466	
Quarter ending June 2017	5,363	↓
Quarter ending September 2017	5,299	↓
Quarter ending December 2017	5,299	→
Quarter ending March 2018	5,416	↑
<b>Variance since March 2017</b>	<b>(0.9%)</b>	→



### ACTIVITY

Cumulative percentage of contracted UDA delivered 2017 & 2018



Month	Adjusted Scheduled Activity (UDA)	
	2017	2018
April	910	599
May	1,984	1,840
June	3,002	2,871
July	4,715	4,364
August	6,025	5,611
September	7,174	6,539
October	8,523	7,644
November	9,648	8,740
December	10,869	9,895
January	12,032	10,959
February	13,380	12,795
March	14,817	14,398
April	15,445	
May	15,471	
June	15,472	

### QUALITY

	Quantity	Base Number	Contract	AT	Region	England
% of FP17s for the same patient ID Re-attending within 3 months - Children	63	1,574	4.0%	11.5%	12.8%	11.9%
% of FP17s for the same patient ID Re-attending within 3 months - Adults	477	4,954	9.6%	17.1%	16.5%	16.0%
% of FP17s for the same patient ID Re-attending between 3 & 9 months - Children	862	1,574	54.8%	54.2%	59.7%	58.3%
% of FP17s for the same patient ID Re-attending between 3 & 9 months - Adults	2,125	4,954	42.9%	44.4%	52.6%	50.3%
% of FP17s for Band 1 Urgent Courses	455	6,295	7.2%	11.6%	9.1%	9.1%
% of FP17s Relating to Free Repair or Replacements	14	6,295	0.2%	0.9%	1.0%	0.8%
% of FP17s Relating to Continuations	46	6,295	0.7%	1.3%	1.2%	1.0%
% of Patients satisfied with the dentistry they have received	9	10	90.0%	90.5%	91.6%	91.5%
% of Patients satisfied with the time they had to wait for an appointment	9	10	90.0%	87.7%	88.3%	87.9%

\* This is based on patients treated on this contract for their most recent course of treatment. Figures in italics indicate the base number of FP17s or Patient Questionnaire responses are less than 100. N/A is shown where the base number of responses is less than 10 during the period. % is calculated as Quantity/Base number\*100



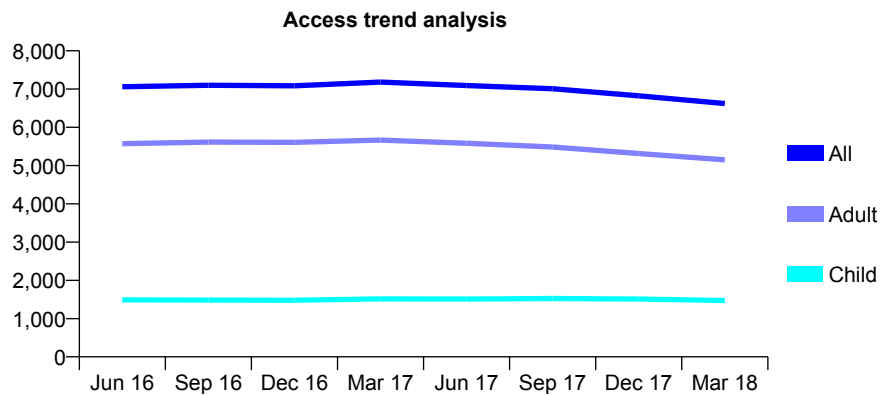
## Q48 - Vital Signs At a Glance Contract Report for 103071/0001 - March 2018

Name or company name	200 Picton Road
Contract type name	GDS Contract
Purpose of contract	General
Contract start date	01/07/2009
Contract end date	

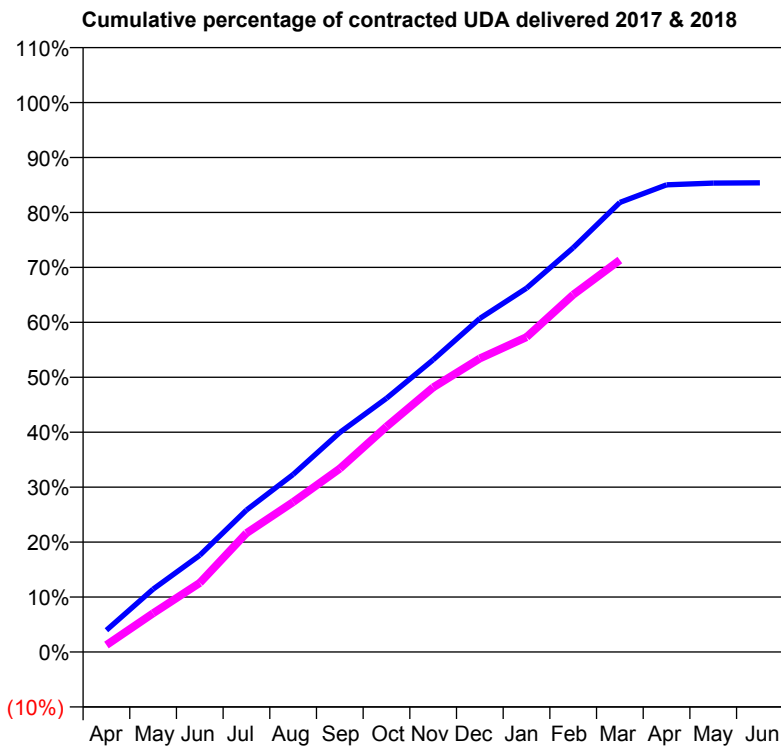
17/18 Contracted general activity (UDA)	22,000
Carry forward general activity (UDA)	0
17/18 Contracted orthodontic activity (UOA)	0
Carry forward orthodontic activity (UOA)	0
Baseline contract value	£567,600.00

### ACCESS\*

Patients seen in 24 months	Total	Change since previous quarter
Quarter ending March 2017	7,182	
Quarter ending June 2017	7,091	↓
Quarter ending September 2017	7,008	↓
Quarter ending December 2017	6,825	↓
Quarter ending March 2018	6,623	↓
<b>Variance since March 2017</b>	<b>(7.8%)</b>	<b>↓</b>



### ACTIVITY



Month	Adjusted Scheduled Activity (UDA)	
	2017	2018
April	966	280
May	2,788	1,552
June	4,291	2,768
July	6,291	4,760
August	7,870	6,002
September	9,734	7,346
October	11,250	9,023
November	12,956	10,593
December	14,791	11,752
January	16,133	12,605
February	17,923	14,305
March	19,935	15,692
April	20,714	
May	20,790	
June	20,803	

### QUALITY

	Quantity	Base Number	Contract	AT	Region	England
% of FP17s for the same patient ID Re-attending within 3 months - Children	75	1,471	5.1%	11.5%	12.8%	11.9%
% of FP17s for the same patient ID Re-attending within 3 months - Adults	392	4,234	9.3%	17.1%	16.5%	16.0%
% of FP17s for the same patient ID Re-attending between 3 & 9 months - Children	546	1,471	37.1%	54.2%	59.7%	58.3%
% of FP17s for the same patient ID Re-attending between 3 & 9 months - Adults	1,336	4,234	31.6%	44.4%	52.6%	50.3%
% of FP17s for Band 1 Urgent Courses	357	5,395	6.6%	11.6%	9.1%	9.1%
% of FP17s Relating to Free Repair or Replacements	17	5,395	0.3%	0.9%	1.0%	0.8%
% of FP17s Relating to Continuations	54	5,395	1.0%	1.3%	1.2%	1.0%
% of Patients satisfied with the dentistry they have received	10	10	100.0%	90.5%	91.6%	91.5%
% of Patients satisfied with the time they had to wait for an appointment	9	10	90.0%	87.7%	88.3%	87.9%

\* This is based on patients treated on this contract for their most recent course of treatment. Figures in italics indicate the base number of FP17s or Patient Questionnaire responses are less than 100. N/A is shown where the base number of responses is less than 10 during the period. % is calculated as Quantity/Base number\*100

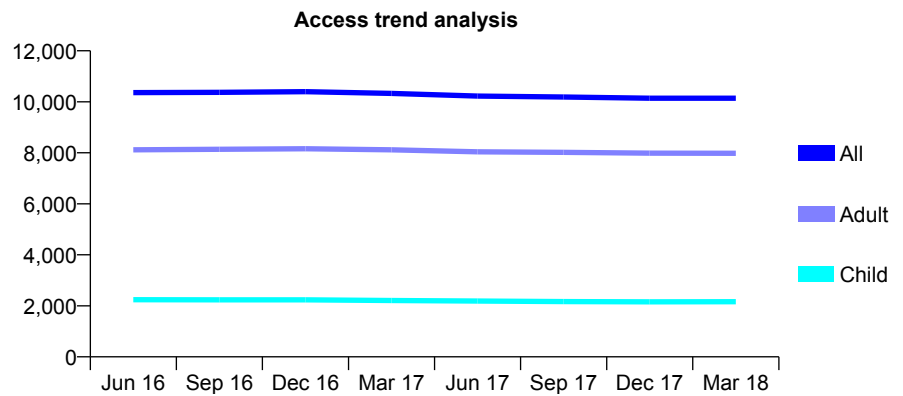
## Q48 - Vital Signs At a Glance Contract Report for 107050/0001 - March 2018

Name or company name	BARSCO
Contract type name	GDS Contract
Purpose of contract	General
Contract start date	01/09/2009
Contract end date	

17/18 Contracted general activity (UDA)	29,500
Carry forward general activity (UDA)	0
17/18 Contracted orthodontic activity (UOA)	0
Carry forward orthodontic activity (UOA)	0
Baseline contract value	£748,085.50

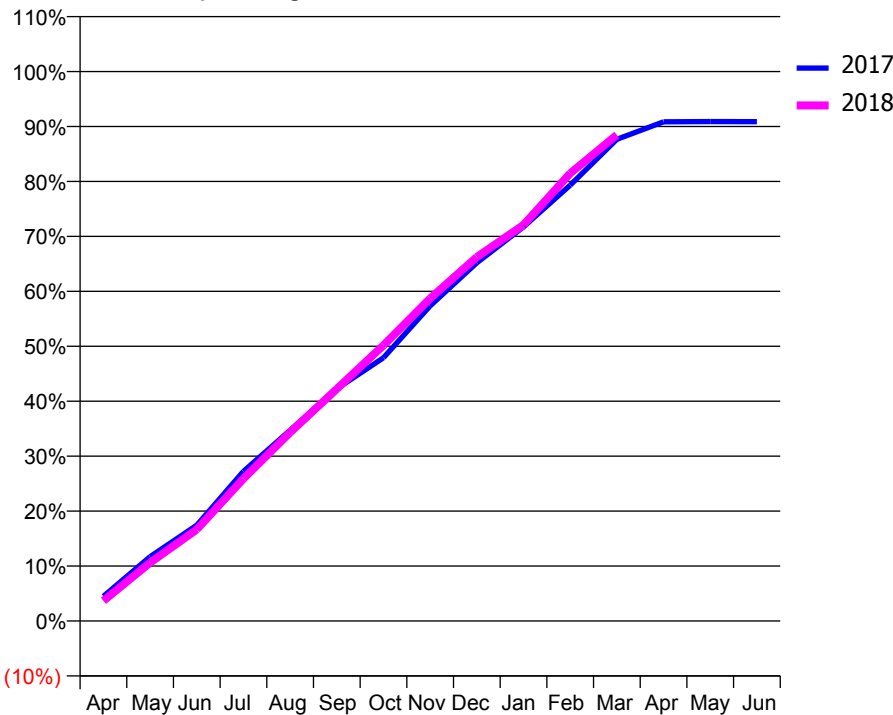
### ACCESS\*

Patients seen in 24 months	Total	Change since previous quarter
Quarter ending March 2017	10,328	
Quarter ending June 2017	10,226	→
Quarter ending September 2017	10,186	→
Quarter ending December 2017	10,140	→
Quarter ending March 2018	10,141	→
<b>Variance since March 2017</b>	<b>(1.8%)</b>	<b>↓</b>



### ACTIVITY

Cumulative percentage of contracted UDA delivered 2017 & 2018



Month	Adjusted Scheduled Activity (UDA)	
	2017	2018
April	1,371	1,083
May	3,571	3,132
June	5,315	4,914
July	8,306	7,645
August	10,589	10,125
September	12,890	12,462
October	14,613	14,804
November	17,496	17,320
December	19,887	19,542
January	21,871	21,264
February	24,191	24,037
March	26,738	26,100
April	27,709	
May	27,722	
June	27,718	

### QUALITY

	Quantity	Base Number	Contract	AT	Region	England
% of FP17s for the same patient ID Re-attending within 3 months - Children	213	2,939	7.2%	11.5%	12.8%	11.9%
% of FP17s for the same patient ID Re-attending within 3 months - Adults	1,188	8,769	13.5%	17.1%	16.5%	16.0%
% of FP17s for the same patient ID Re-attending between 3 & 9 months - Children	1,565	2,939	53.2%	54.2%	59.7%	58.3%
% of FP17s for the same patient ID Re-attending between 3 & 9 months - Adults	3,143	8,769	35.8%	44.4%	52.6%	50.3%
% of FP17s for Band 1 Urgent Courses	860	11,297	7.6%	11.6%	9.1%	9.1%
% of FP17s Relating to Free Repair or Replacements	76	11,297	0.7%	0.9%	1.0%	0.8%
% of FP17s Relating to Continuations	246	11,297	2.2%	1.3%	1.2%	1.0%
% of Patients satisfied with the dentistry they have received	25	26	96.2%	90.5%	91.6%	91.5%
% of Patients satisfied with the time they had to wait for an appointment	19	26	73.1%	87.7%	88.3%	87.9%

\* This is based on patients treated on this contract for their most recent course of treatment. Figures in italics indicate the base number of FP17s or Patient Questionnaire responses are less than 100. N/A is shown where the base number of responses is less than 10 during the period. % is calculated as Quantity/Base number\*100

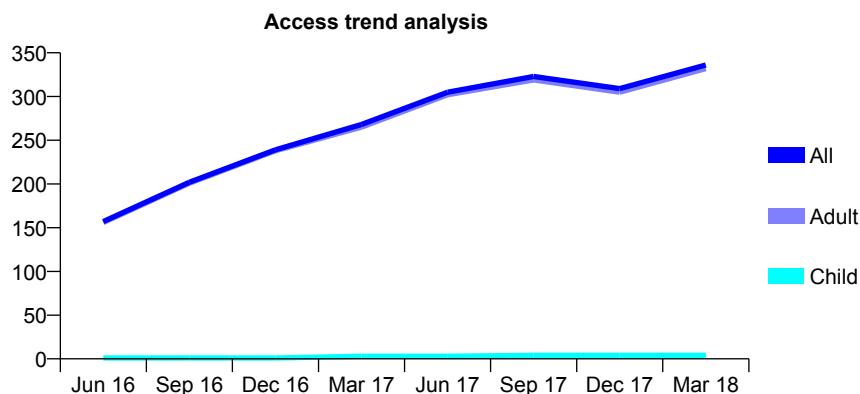
## Q48 - Vital Signs At a Glance Contract Report for 107735/0001 - March 2018

Name or company name	Deysbrook Lane Partnership
Contract type name	PDS Contract
Purpose of contract	General
Contract start date	01/10/2015
Contract end date	31/03/2018

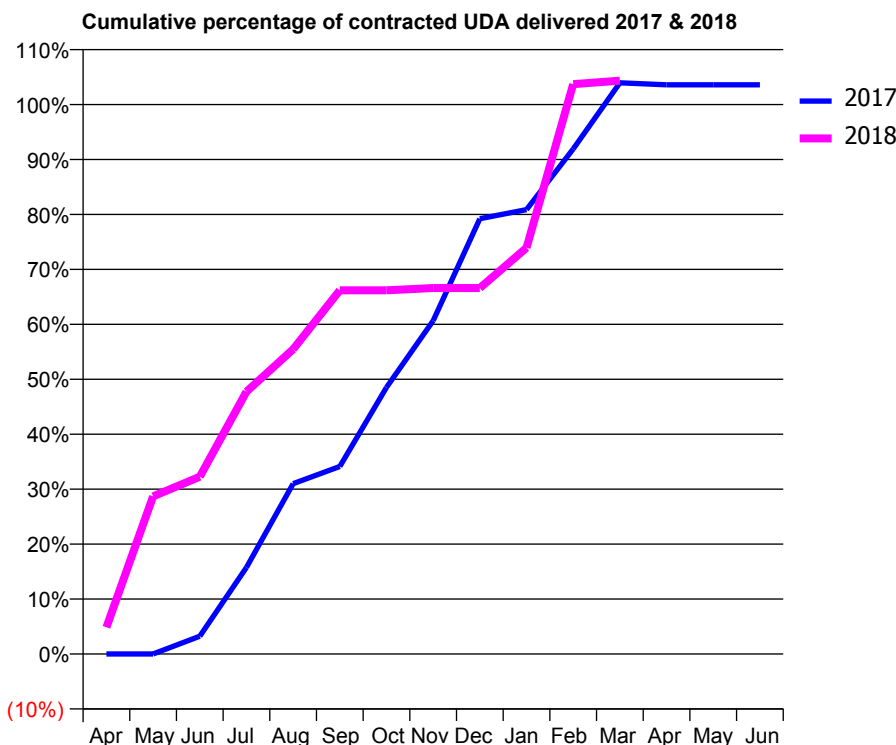
17/18 Contracted general activity (UDA)	800
Carry forward general activity (UDA)	0
17/18 Contracted orthodontic activity (UOA)	0
Carry forward orthodontic activity (UOA)	0
Baseline contract value	£25,672.64

### ACCESS\*

Patients seen in 24 months	Total	Change since previous quarter
Quarter ending March 2017	268	
Quarter ending June 2017	305	↑
Quarter ending September 2017	323	↑
Quarter ending December 2017	309	↓
Quarter ending March 2018	336	↑
<b>Variance since March 2017</b>	<b>25.4%</b>	<b>↑</b>



### ACTIVITY



Month	Adjusted Scheduled Activity (UDA)	
	2017	2018
April	0	39
May	0	230
June	26	258
July	126	382
August	248	444
September	273	530
October	388	530
November	485	533
December	634	533
January	647	591
February	735	830
March	832	835
April	829	
May	829	
June	829	

### QUALITY

	Quantity	Base Number	Contract	AT	Region	England
% of FP17s for the same patient ID Re-attending within 3 months - Children	0	5	0.0%	11.5%	12.8%	11.9%
% of FP17s for the same patient ID Re-attending within 3 months - Adults	3	219	1.4%	17.1%	16.5%	16.0%
% of FP17s for the same patient ID Re-attending between 3 & 9 months - Children	0	5	0.0%	54.2%	59.7%	58.3%
% of FP17s for the same patient ID Re-attending between 3 & 9 months - Adults	27	219	12.3%	44.4%	52.6%	50.3%
% of FP17s for Band 1 Urgent Courses	28	225	12.4%	11.6%	9.1%	9.1%
% of FP17s Relating to Free Repair or Replacements	0	225	0.0%	0.9%	1.0%	0.8%
% of FP17s Relating to Continuations	0	225	0.0%	1.3%	1.2%	1.0%
% of Patients satisfied with the dentistry they have received	0	0	N/A	90.5%	91.6%	91.5%
% of Patients satisfied with the time they had to wait for an appointment	0	0	N/A	87.7%	88.3%	87.9%

\* This is based on patients treated on this contract for their most recent course of treatment. Figures in italics indicate the base number of FP17s or Patient Questionnaire responses are less than 100. N/A is shown where the base number of responses is less than 10 during the period. % is calculated as Quantity/Base number\*100

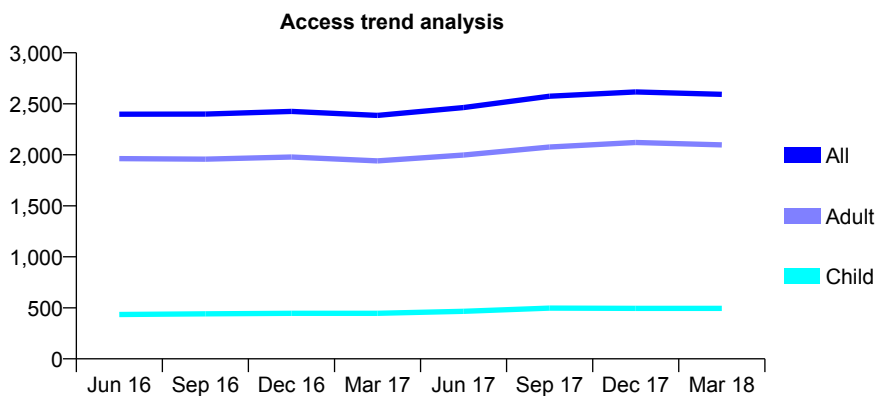
## Q48 - Vital Signs At a Glance Contract Report for 108073/0001 - March 2018

Name or company name	Esteem Dental Care Limited
Contract type name	GDS Contract
Purpose of contract	General
Contract start date	01/04/2014
Contract end date	

17/18 Contracted general activity (UDA)	7,971
Carry forward general activity (UDA)	52
17/18 Contracted orthodontic activity (UOA)	0
Carry forward orthodontic activity (UOA)	0
Baseline contract value	£205,659.72

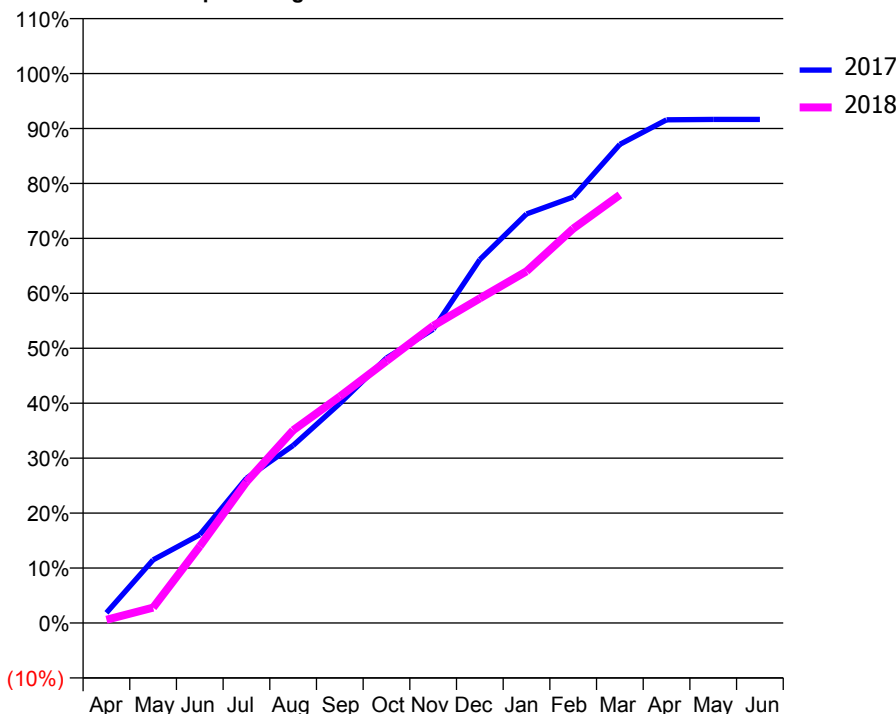
### ACCESS\*

Patients seen in 24 months	Total	Change since previous quarter
Quarter ending March 2017	2,386	
Quarter ending June 2017	2,464	↑
Quarter ending September 2017	2,575	↑
Quarter ending December 2017	2,616	→
Quarter ending March 2018	2,593	→
<b>Variance since March 2017</b>	<b>8.7%</b>	<b>↑</b>



### ACTIVITY

Cumulative percentage of contracted UDA delivered 2017 & 2018



Month	Adjusted Scheduled Activity (UDA)	
	2017	2018
April	149	48
May	917	224
June	1,282	1,114
July	2,099	2,047
August	2,576	2,797
September	3,185	3,286
October	3,845	3,800
November	4,261	4,311
December	5,271	4,709
January	5,934	5,102
February	6,178	5,721
March	6,943	6,211
April	7,298	
May	7,305	
June	7,305	

### QUALITY

	Quantity	Base Number	Contract	AT	Region	England
% of FP17s for the same patient ID Re-attending within 3 months - Children	66	770	8.6%	11.5%	12.8%	11.9%
% of FP17s for the same patient ID Re-attending within 3 months - Adults	278	2,510	11.1%	17.1%	16.5%	16.0%
% of FP17s for the same patient ID Re-attending between 3 & 9 months - Children	449	770	58.3%	54.2%	59.7%	58.3%
% of FP17s for the same patient ID Re-attending between 3 & 9 months - Adults	946	2,510	37.7%	44.4%	52.6%	50.3%
% of FP17s for Band 1 Urgent Courses	221	2,899	7.6%	11.6%	9.1%	9.1%
% of FP17s Relating to Free Repair or Replacements	27	2,899	0.9%	0.9%	1.0%	0.8%
% of FP17s Relating to Continuations	46	2,899	1.6%	1.3%	1.2%	1.0%
% of Patients satisfied with the dentistry they have received	6	10	60.0%	90.5%	91.6%	91.5%
% of Patients satisfied with the time they had to wait for an appointment	8	10	80.0%	87.7%	88.3%	87.9%

\* This is based on patients treated on this contract for their most recent course of treatment. Figures in italics indicate the base number of FP17s or Patient Questionnaire responses are less than 100. N/A is shown where the base number of responses is less than 10 during the period. % is calculated as Quantity/Base number\*100

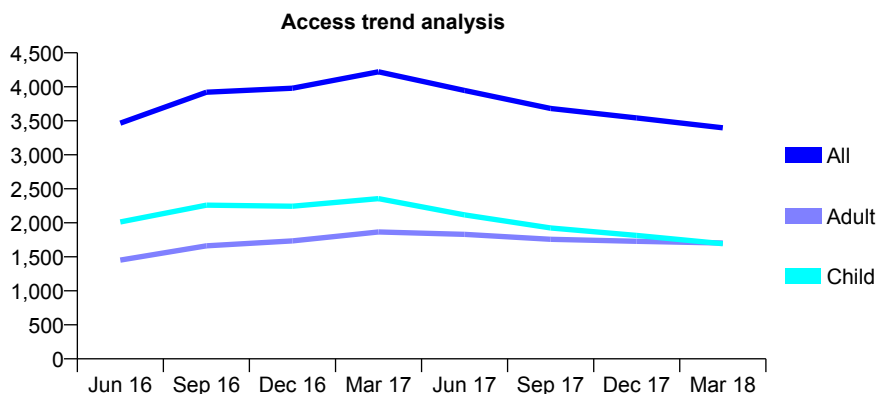
## Q48 - Vital Signs At a Glance Contract Report for 109525/0005 - March 2018

Name or company name	Liverpool Dental Directorate
Contract type name	PDS Contract
Purpose of contract	General
Contract start date	01/04/2015
Contract end date	31/03/2021

17/18 Contracted general activity (UDA)	5,695
Carry forward general activity (UDA)	0
17/18 Contracted orthodontic activity (UOA)	0
Carry forward orthodontic activity (UOA)	0
Baseline contract value	£2,003,986.88

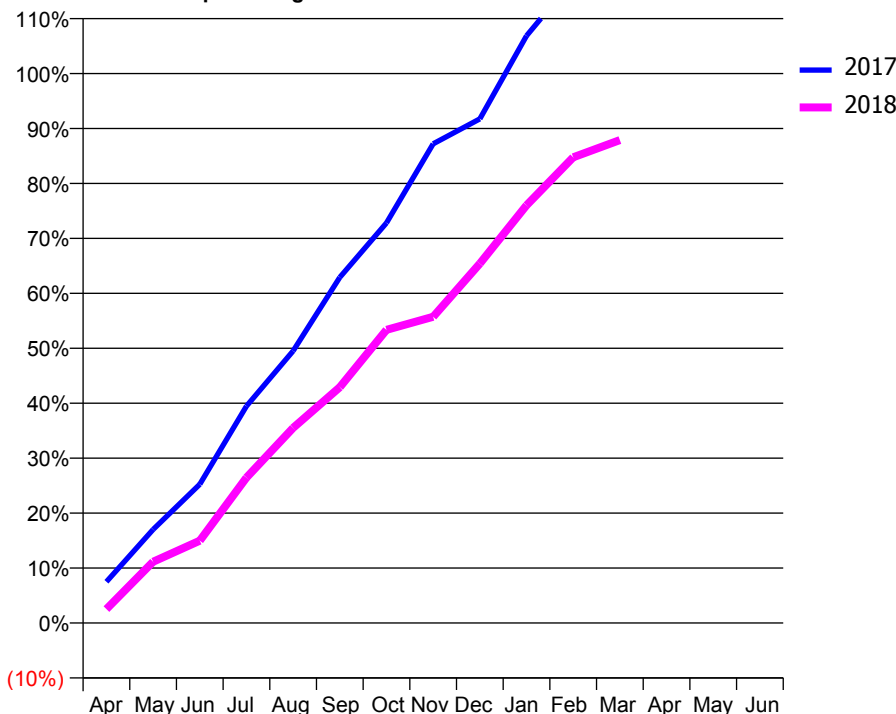
### ACCESS\*

Patients seen in 24 months	Total	Change since previous quarter
Quarter ending March 2017	4,221	
Quarter ending June 2017	3,947	↓
Quarter ending September 2017	3,682	↓
Quarter ending December 2017	3,542	↓
Quarter ending March 2018	3,397	↓
<b>Variance since March 2017</b>	<b>(19.5%)</b>	<b>↓</b>



### ACTIVITY

Cumulative percentage of contracted UDA delivered 2017 & 2018



Month	Adjusted Scheduled Activity (UDA)	
	2017	2018
April	428	144
May	969	635
June	1,438	854
July	2,248	1,507
August	2,820	2,023
September	3,583	2,444
October	4,147	3,039
November	4,966	3,174
December	5,224	3,726
January	6,085	4,330
February	6,666	4,827
March	7,553	5,005
April	7,809	
May	7,854	
June	7,861	

### QUALITY

	Quantity	Base Number	Contract	AT	Region	England
% of FP17s for the same patient ID Re-attending within 3 months - Children	97	1,906	5.1%	11.5%	12.8%	11.9%
% of FP17s for the same patient ID Re-attending within 3 months - Adults	139	1,505	9.2%	17.1%	16.5%	16.0%
% of FP17s for the same patient ID Re-attending between 3 & 9 months - Children	404	1,906	21.2%	54.2%	59.7%	58.3%
% of FP17s for the same patient ID Re-attending between 3 & 9 months - Adults	442	1,505	29.4%	44.4%	52.6%	50.3%
% of FP17s for Band 1 Urgent Courses	197	3,099	6.4%	11.6%	9.1%	9.1%
% of FP17s Relating to Free Repair or Replacements	2	3,099	0.1%	0.9%	1.0%	0.8%
% of FP17s Relating to Continuations	2	3,099	0.1%	1.3%	1.2%	1.0%
% of Patients satisfied with the dentistry they have received	2	2	N/A	90.5%	91.6%	91.5%
% of Patients satisfied with the time they had to wait for an appointment	2	2	N/A	87.7%	88.3%	87.9%

\* This is based on patients treated on this contract for their most recent course of treatment. Figures in italics indicate the base number of FP17s or Patient Questionnaire responses are less than 100. N/A is shown where the base number of responses is less than 10 during the period. % is calculated as Quantity/Base number\*100

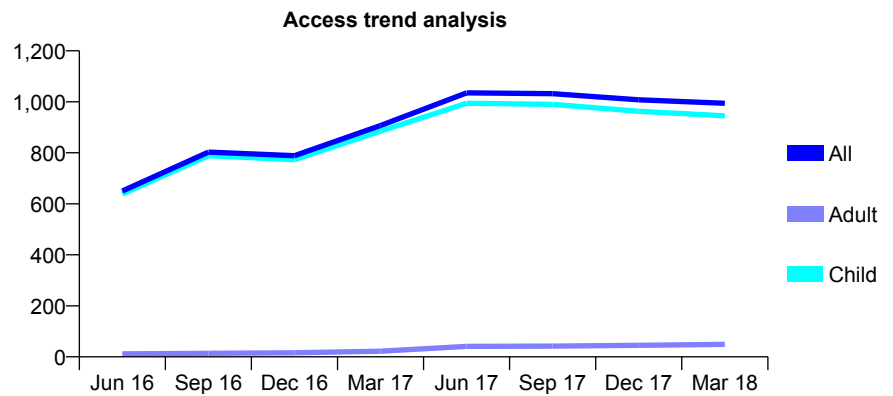
## Q48 - Vital Signs At a Glance Contract Report for 109525/0006 - March 2018

Name or company name	Liverpool Dental Directorate
Contract type name	PDS Contract
Purpose of contract	General
Contract start date	01/04/2015
Contract end date	31/03/2021

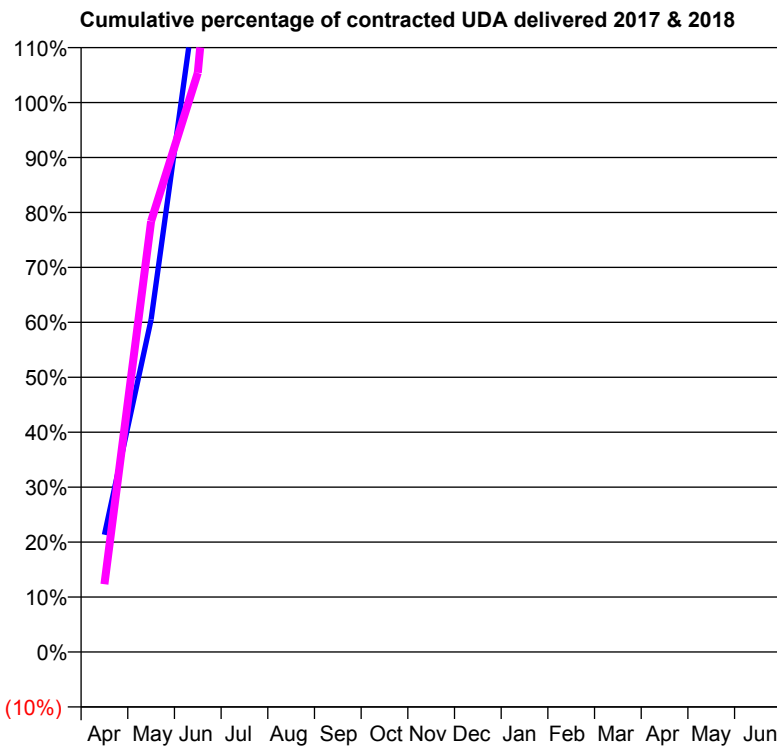
17/18 Contracted general activity (UDA)	433
Carry forward general activity (UDA)	0
17/18 Contracted orthodontic activity (UOA)	0
Carry forward orthodontic activity (UOA)	0
Baseline contract value	£836,258.55

### ACCESS\*

Patients seen in 24 months	Total	Change since previous quarter
Quarter ending March 2017	907	
Quarter ending June 2017	1,035	↑
Quarter ending September 2017	1,032	→
Quarter ending December 2017	1,008	↓
Quarter ending March 2018	994	↓
<b>Variance since March 2017</b>	<b>9.6%</b>	<b>↑</b>



### ACTIVITY



Month	Adjusted Scheduled Activity (UDA)	
	2017	2018
April	92	53
May	262	339
June	528	456
July	747	828
August	906	996
September	1,218	1,181
October	1,521	1,441
November	1,749	1,482
December	1,830	1,805
January	2,028	2,124
February	2,224	2,465
March	2,594	2,546
April	2,722	
May	2,806	
June	2,810	

### QUALITY

	Quantity	Base Number	Contract	AT	Region	England
% of FP17s for the same patient ID Re-attending within 3 months - Children	8	1,143	0.7%	11.5%	12.8%	11.9%
% of FP17s for the same patient ID Re-attending within 3 months - Adults	0	45	0.0%	17.1%	16.5%	16.0%
% of FP17s for the same patient ID Re-attending between 3 & 9 months - Children	5	1,143	0.4%	54.2%	59.7%	58.3%
% of FP17s for the same patient ID Re-attending between 3 & 9 months - Adults	0	45	0.0%	44.4%	52.6%	50.3%
% of FP17s for Band 1 Urgent Courses	15	1,087	1.4%	11.6%	9.1%	9.1%
% of FP17s Relating to Free Repair or Replacements	0	1,087	0.0%	0.9%	1.0%	0.8%
% of FP17s Relating to Continuations	0	1,087	0.0%	1.3%	1.2%	1.0%
% of Patients satisfied with the dentistry they have received	0	0	N/A	90.5%	91.6%	91.5%
% of Patients satisfied with the time they had to wait for an appointment	0	0	N/A	87.7%	88.3%	87.9%

\* This is based on patients treated on this contract for their most recent course of treatment. Figures in italics indicate the base number of FP17s or Patient Questionnaire responses are less than 100. N/A is shown where the base number of responses is less than 10 during the period. % is calculated as Quantity/Base number\*100

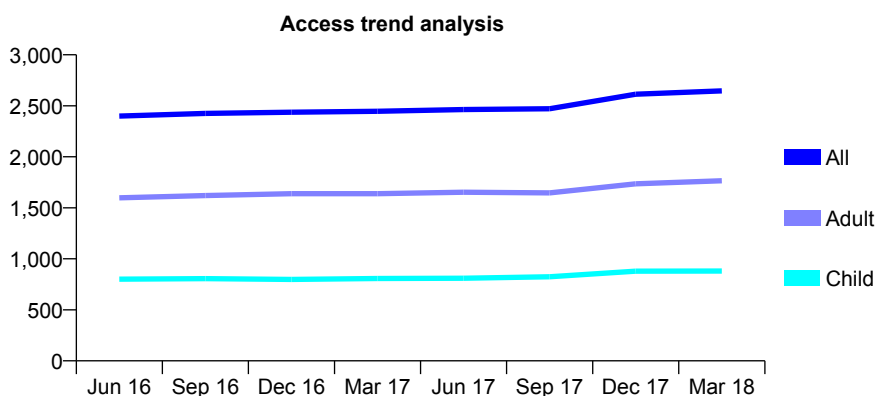
## Q48 - Vital Signs At a Glance Contract Report for 109568/0001 - March 2018

Name or company name	Childwall Fiveways Dental Practice
Contract type name	GDS Contract
Purpose of contract	General
Contract start date	05/10/2012
Contract end date	

17/18 Contracted general activity (UDA)	8,307
Carry forward general activity (UDA)	0
17/18 Contracted orthodontic activity (UOA)	0
Carry forward orthodontic activity (UOA)	0
Baseline contract value	£214,328.85

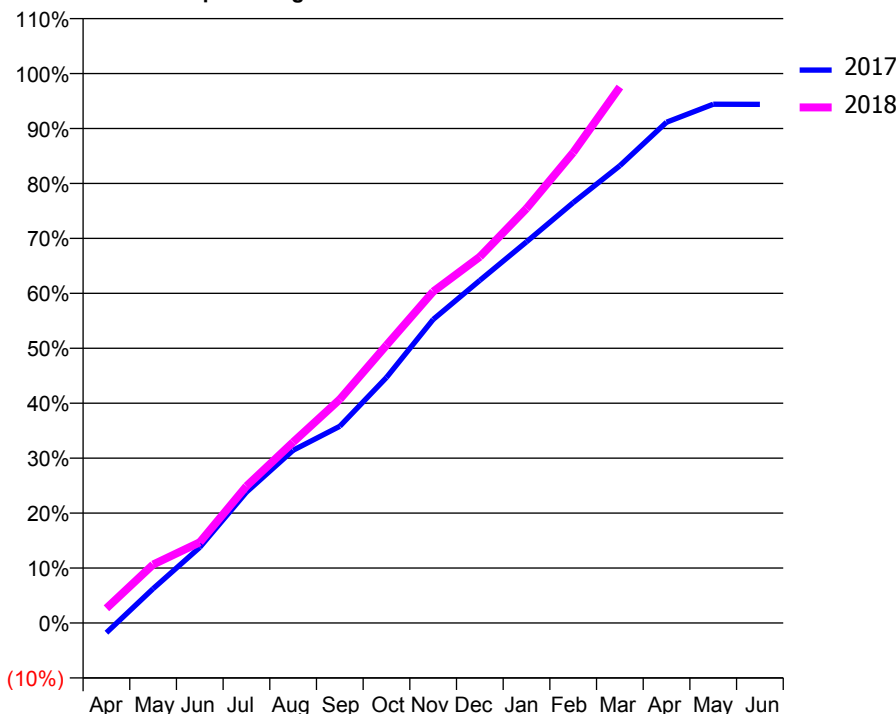
### ACCESS\*

Patients seen in 24 months	Total	Change since previous quarter
Quarter ending March 2017	2,446	
Quarter ending June 2017	2,463	→
Quarter ending September 2017	2,471	→
Quarter ending December 2017	2,614	↑
Quarter ending March 2018	2,647	→
<b>Variance since March 2017</b>	<b>8.2%</b>	<b>↑</b>



### ACTIVITY

Cumulative percentage of contracted UDA delivered 2017 & 2018



Month	Adjusted Scheduled Activity (UDA)	
	2017	2018
April	-148	224
May	520	884
June	1,144	1,222
July	1,978	2,068
August	2,611	2,735
September	2,975	3,381
October	3,711	4,200
November	4,588	5,010
December	5,179	5,536
January	5,763	6,266
February	6,355	7,113
March	6,913	8,102
April	7,571	
May	7,842	
June	7,841	

### QUALITY

	Quantity	Base Number	Contract	AT	Region	England
% of FP17s for the same patient ID Re-attending within 3 months - Children	153	1,923	8.0%	11.5%	12.8%	11.9%
% of FP17s for the same patient ID Re-attending within 3 months - Adults	273	2,592	10.5%	17.1%	16.5%	16.0%
% of FP17s for the same patient ID Re-attending between 3 & 9 months - Children	1,399	1,923	72.8%	54.2%	59.7%	58.3%
% of FP17s for the same patient ID Re-attending between 3 & 9 months - Adults	1,612	2,592	62.2%	44.4%	52.6%	50.3%
% of FP17s for Band 1 Urgent Courses	234	4,134	5.7%	11.6%	9.1%	9.1%
% of FP17s Relating to Free Repair or Replacements	28	4,134	0.7%	0.9%	1.0%	0.8%
% of FP17s Relating to Continuations	15	4,134	0.4%	1.3%	1.2%	1.0%
% of Patients satisfied with the dentistry they have received	2	2	N/A	90.5%	91.6%	91.5%
% of Patients satisfied with the time they had to wait for an appointment	2	2	N/A	87.7%	88.3%	87.9%

\* This is based on patients treated on this contract for their most recent course of treatment. Figures in italics indicate the base number of FP17s or Patient Questionnaire responses are less than 100. N/A is shown where the base number of responses is less than 10 during the period. % is calculated as Quantity/Base number\*100

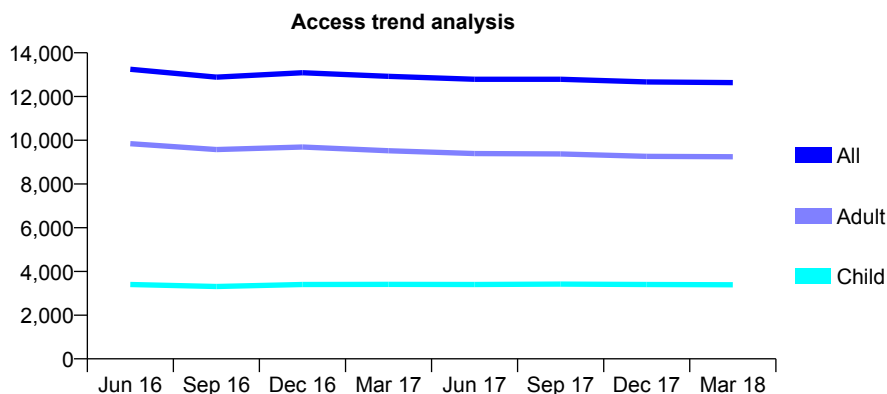
## Q48 - Vital Signs At a Glance Contract Report for 111716/0001 - March 2018

Name or company name	Church St Dentists Ltd
Contract type name	GDS Contract
Purpose of contract	General
Contract start date	01/01/2011
Contract end date	

17/18 Contracted general activity (UDA)	46,000
Carry forward general activity (UDA)	0
17/18 Contracted orthodontic activity (UOA)	0
Carry forward orthodontic activity (UOA)	0
Baseline contract value	£1,250,740.00

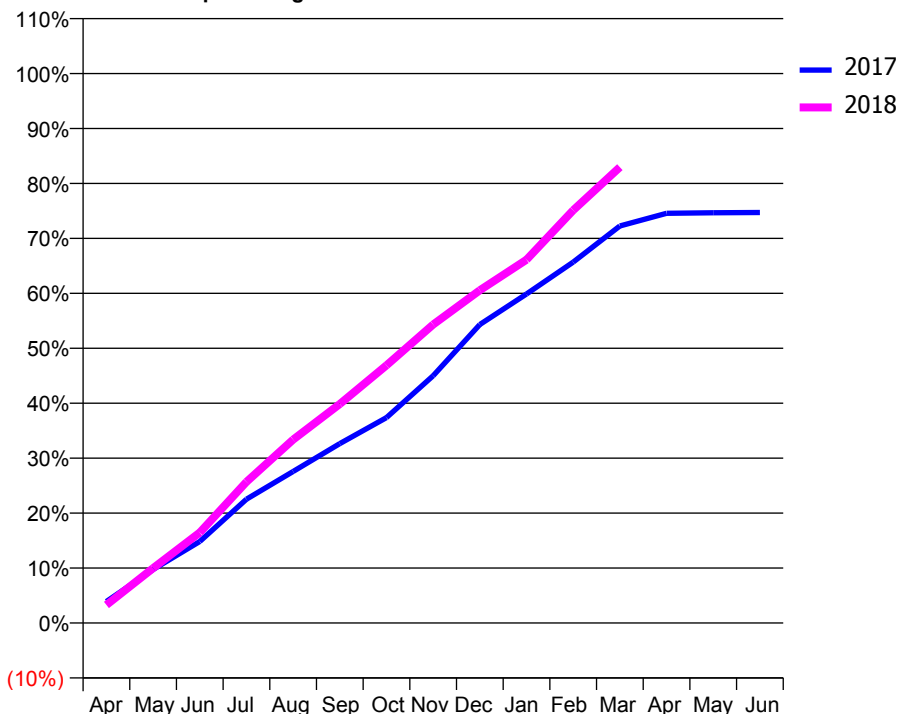
### ACCESS\*

Patients seen in 24 months	Total	Change since previous quarter
Quarter ending March 2017	12,923	
Quarter ending June 2017	12,790	↓
Quarter ending September 2017	12,792	→
Quarter ending December 2017	12,665	→
Quarter ending March 2018	12,637	→
<b>Variance since March 2017</b>	<b>(2.2%)</b>	<b>↓</b>



### ACTIVITY

Cumulative percentage of contracted UDA delivered 2017 & 2018



Month	Adjusted Scheduled Activity (UDA)	
	2017	2018
April	2,076	1,511
May	5,164	4,594
June	7,860	7,574
July	11,938	11,813
August	14,614	15,358
September	17,302	18,335
October	19,817	21,567
November	23,849	24,985
December	28,786	27,851
January	31,737	30,417
February	34,812	34,559
March	38,293	38,157
April	39,518	
May	39,568	
June	39,592	

### QUALITY

	Quantity	Base Number	Contract	AT	Region	England
% of FP17s for the same patient ID Re-attending within 3 months - Children	368	5,233	7.0%	11.5%	12.8%	11.9%
% of FP17s for the same patient ID Re-attending within 3 months - Adults	1,778	12,153	14.6%	17.1%	16.5%	16.0%
% of FP17s for the same patient ID Re-attending between 3 & 9 months - Children	3,270	5,233	62.5%	54.2%	59.7%	58.3%
% of FP17s for the same patient ID Re-attending between 3 & 9 months - Adults	6,545	12,153	53.9%	44.4%	52.6%	50.3%
% of FP17s for Band 1 Urgent Courses	1,786	16,803	10.6%	11.6%	9.1%	9.1%
% of FP17s Relating to Free Repair or Replacements	118	16,803	0.7%	0.9%	1.0%	0.8%
% of FP17s Relating to Continuations	189	16,803	1.1%	1.3%	1.2%	1.0%
% of Patients satisfied with the dentistry they have received	10	10	100.0%	90.5%	91.6%	91.5%
% of Patients satisfied with the time they had to wait for an appointment	10	10	100.0%	87.7%	88.3%	87.9%

\* This is based on patients treated on this contract for their most recent course of treatment. Figures in italics indicate the base number of FP17s or Patient Questionnaire responses are less than 100. N/A is shown where the base number of responses is less than 10 during the period. % is calculated as Quantity/Base number\*100



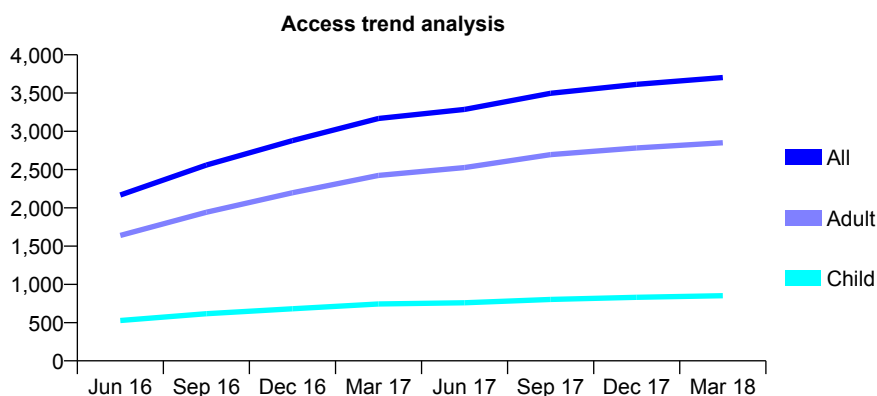
## Q48 - Vital Signs At a Glance Contract Report for 112046/0001 - March 2018

Name or company name	Whiston Village Dental Practice Partnership
Contract type name	GDS Contract
Purpose of contract	General
Contract start date	27/03/2015
Contract end date	

17/18 Contracted general activity (UDA)	13,431
Carry forward general activity (UDA)	0
17/18 Contracted orthodontic activity (UOA)	0
Carry forward orthodontic activity (UOA)	0
Baseline contract value	£357,956.53

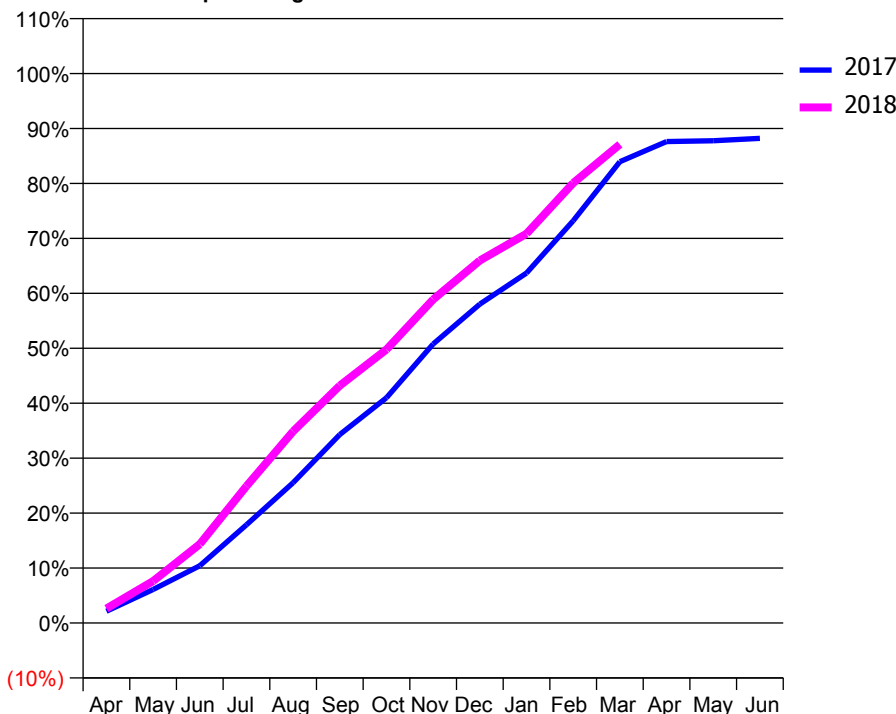
### ACCESS\*

Patients seen in 24 months	Total	Change since previous quarter
Quarter ending March 2017	3,168	
Quarter ending June 2017	3,286	↑
Quarter ending September 2017	3,498	↑
Quarter ending December 2017	3,614	↑
Quarter ending March 2018	3,703	↑
<b>Variance since March 2017</b>	<b>16.9%</b>	<b>↑</b>



### ACTIVITY

Cumulative percentage of contracted UDA delivered 2017 & 2018



Month	Adjusted Scheduled Activity (UDA)	
	2017	2018
April	290	354
May	819	1,024
June	1,400	1,928
July	2,400	3,345
August	3,430	4,685
September	4,606	5,803
October	5,507	6,687
November	6,820	7,910
December	7,796	8,861
January	8,554	9,516
February	9,833	10,755
March	11,277	11,700
April	11,767	
May	11,786	
June	11,847	

### QUALITY

	Quantity	Base Number	Contract	AT	Region	England
% of FP17s for the same patient ID Re-attending within 3 months - Children	69	1,288	5.4%	11.5%	12.8%	11.9%
% of FP17s for the same patient ID Re-attending within 3 months - Adults	475	3,963	12.0%	17.1%	16.5%	16.0%
% of FP17s for the same patient ID Re-attending between 3 & 9 months - Children	689	1,288	53.5%	54.2%	59.7%	58.3%
% of FP17s for the same patient ID Re-attending between 3 & 9 months - Adults	1,946	3,963	49.1%	44.4%	52.6%	50.3%
% of FP17s for Band 1 Urgent Courses	233	5,084	4.6%	11.6%	9.1%	9.1%
% of FP17s Relating to Free Repair or Replacements	37	5,084	0.7%	0.9%	1.0%	0.8%
% of FP17s Relating to Continuations	73	5,084	1.4%	1.3%	1.2%	1.0%
% of Patients satisfied with the dentistry they have received	8	8	N/A	90.5%	91.6%	91.5%
% of Patients satisfied with the time they had to wait for an appointment	7	8	N/A	87.7%	88.3%	87.9%

\* This is based on patients treated on this contract for their most recent course of treatment. Figures in italics indicate the base number of FP17s or Patient Questionnaire responses are less than 100. N/A is shown where the base number of responses is less than 10 during the period. % is calculated as Quantity/Base number\*100

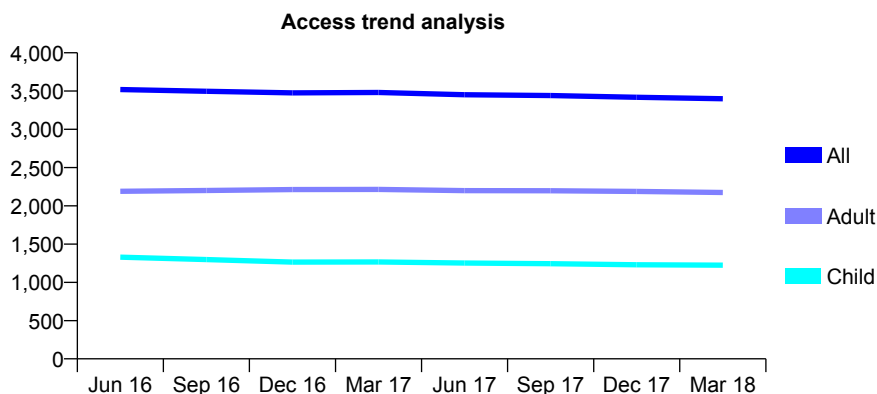
## Q48 - Vital Signs At a Glance Contract Report for 113433/0001 - March 2018

Name or company name	Deysbrook Lane Partnership
Contract type name	GDS Contract
Purpose of contract	General
Contract start date	01/07/2011
Contract end date	

17/18 Contracted general activity (UDA)	11,000
Carry forward general activity (UDA)	0
17/18 Contracted orthodontic activity (UOA)	0
Carry forward orthodontic activity (UOA)	0
Baseline contract value	£283,810.94

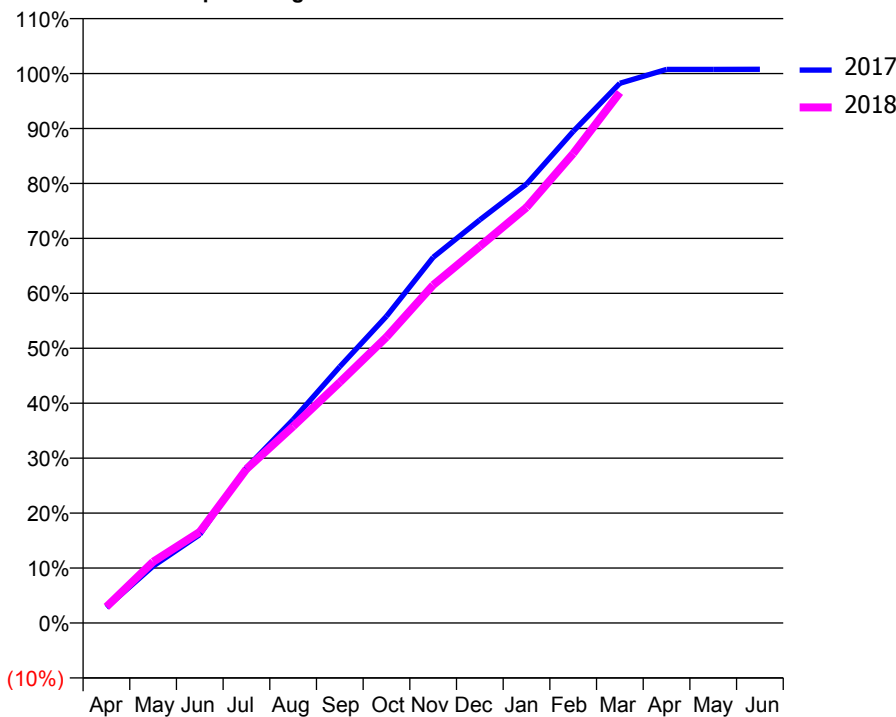
### ACCESS\*

Patients seen in 24 months	Total	Change since previous quarter
Quarter ending March 2017	3,481	
Quarter ending June 2017	3,451	→
Quarter ending September 2017	3,441	→
Quarter ending December 2017	3,419	→
Quarter ending March 2018	3,400	→
<b>Variance since March 2017</b>	<b>(2.3%)</b>	<b>↓</b>



### ACTIVITY

Cumulative percentage of contracted UDA delivered 2017 & 2018



Month	Adjusted Scheduled Activity (UDA)	
	2017	2018
April	316	325
May	1,161	1,226
June	1,807	1,826
July	3,170	3,082
August	4,153	3,937
September	5,233	4,821
October	6,265	5,725
November	7,466	6,765
December	8,232	7,540
January	8,961	8,320
February	10,037	9,398
March	11,021	10,619
April	11,303	
May	11,303	
June	11,305	

### QUALITY

	Quantity	Base Number	Contract	AT	Region	England
% of FP17s for the same patient ID Re-attending within 3 months - Children	304	2,072	14.7%	11.5%	12.8%	11.9%
% of FP17s for the same patient ID Re-attending within 3 months - Adults	580	2,846	20.4%	17.1%	16.5%	16.0%
% of FP17s for the same patient ID Re-attending between 3 & 9 months - Children	1,258	2,072	60.7%	54.2%	59.7%	58.3%
% of FP17s for the same patient ID Re-attending between 3 & 9 months - Adults	1,437	2,846	50.5%	44.4%	52.6%	50.3%
% of FP17s for Band 1 Urgent Courses	513	4,795	10.7%	11.6%	9.1%	9.1%
% of FP17s Relating to Free Repair or Replacements	62	4,795	1.3%	0.9%	1.0%	0.8%
% of FP17s Relating to Continuations	22	4,795	0.5%	1.3%	1.2%	1.0%
% of Patients satisfied with the dentistry they have received	5	6	N/A	90.5%	91.6%	91.5%
% of Patients satisfied with the time they had to wait for an appointment	6	6	N/A	87.7%	88.3%	87.9%

\* This is based on patients treated on this contract for their most recent course of treatment. Figures in italics indicate the base number of FP17s or Patient Questionnaire responses are less than 100. N/A is shown where the base number of responses is less than 10 during the period. % is calculated as Quantity/Base number\*100

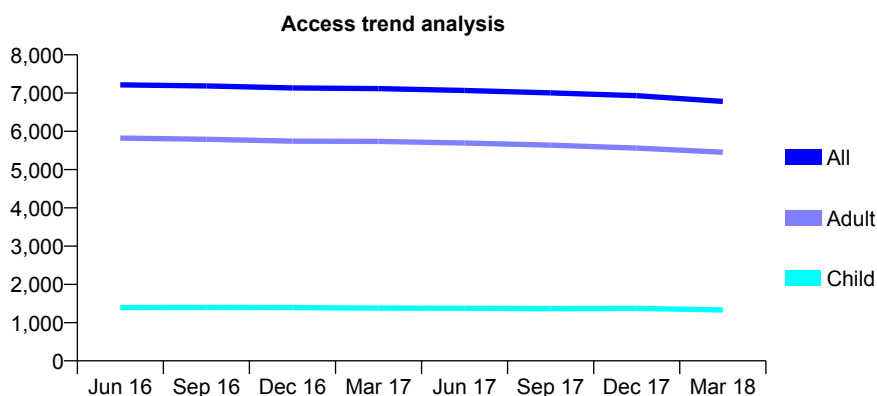
## Q48 - Vital Signs At a Glance Contract Report for 116467/0001 - March 2018

Name or company name	Billinge DP Limited
Contract type name	GDS Contract
Purpose of contract	General
Contract start date	01/01/2010
Contract end date	

17/18 Contracted general activity (UDA)	19,900
Carry forward general activity (UDA)	191
17/18 Contracted orthodontic activity (UOA)	0
Carry forward orthodontic activity (UOA)	0
Baseline contract value	£475,104.86

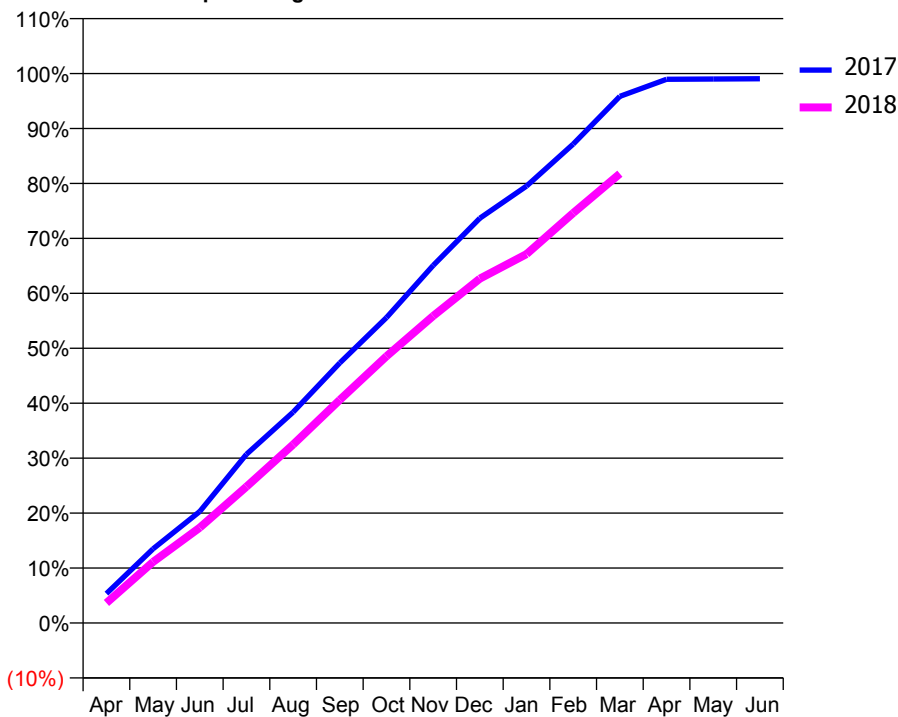
### ACCESS\*

Patients seen in 24 months	Total	Change since previous quarter
Quarter ending March 2017	7,115	
Quarter ending June 2017	7,069	→
Quarter ending September 2017	7,006	→
Quarter ending December 2017	6,932	↓
Quarter ending March 2018	6,782	↓
<b>Variance since March 2017</b>	<b>(4.7%)</b>	<b>↓</b>



### ACTIVITY

Cumulative percentage of contracted UDA delivered 2017 & 2018



Month	Adjusted Scheduled Activity (UDA)	
	2017	2018
April	1,063	725
May	2,689	2,212
June	4,040	3,454
July	6,113	4,937
August	7,638	6,464
September	9,421	8,084
October	11,060	9,660
November	12,951	11,121
December	14,659	12,471
January	15,821	13,362
February	17,343	14,848
March	19,075	16,273
April	19,693	
May	19,699	
June	19,709	

### QUALITY

	Quantity	Base Number	Contract	AT	Region	England
% of FP17s for the same patient ID Re-attending within 3 months - Children	118	1,829	6.5%	11.5%	12.8%	11.9%
% of FP17s for the same patient ID Re-attending within 3 months - Adults	957	6,863	13.9%	17.1%	16.5%	16.0%
% of FP17s for the same patient ID Re-attending between 3 & 9 months - Children	1,111	1,829	60.7%	54.2%	59.7%	58.3%
% of FP17s for the same patient ID Re-attending between 3 & 9 months - Adults	3,044	6,863	44.4%	44.4%	52.6%	50.3%
% of FP17s for Band 1 Urgent Courses	591	8,367	7.1%	11.6%	9.1%	9.1%
% of FP17s Relating to Free Repair or Replacements	90	8,367	1.1%	0.9%	1.0%	0.8%
% of FP17s Relating to Continuations	238	8,367	2.8%	1.3%	1.2%	1.0%
% of Patients satisfied with the dentistry they have received	12	12	100.0%	90.5%	91.6%	91.5%
% of Patients satisfied with the time they had to wait for an appointment	11	12	91.7%	87.7%	88.3%	87.9%

\* This is based on patients treated on this contract for their most recent course of treatment. Figures in italics indicate the base number of FP17s or Patient Questionnaire responses are less than 100. N/A is shown where the base number of responses is less than 10 during the period. % is calculated as Quantity/Base number\*100

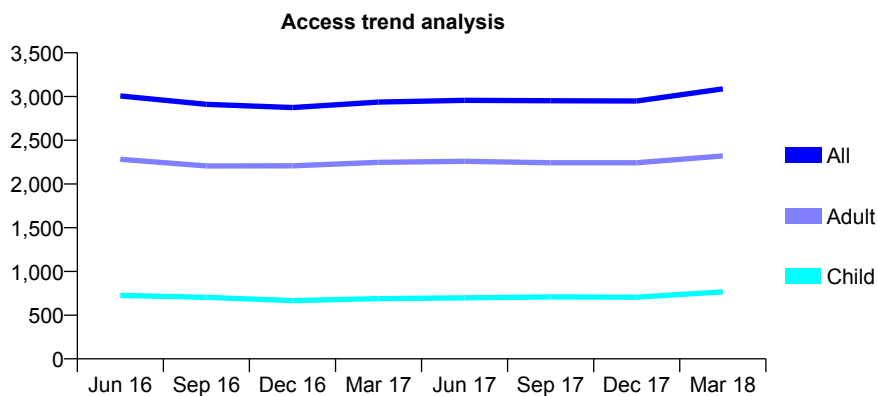
## Q48 - Vital Signs At a Glance Contract Report for 117005/0001 - March 2018

Name or company name	Stecewicz
Contract type name	GDS Contract
Purpose of contract	General
Contract start date	01/04/2012
Contract end date	

17/18 Contracted general activity (UDA)	10,700
Carry forward general activity (UDA)	0
17/18 Contracted orthodontic activity (UOA)	0
Carry forward orthodontic activity (UOA)	0
Baseline contract value	£237,326.32

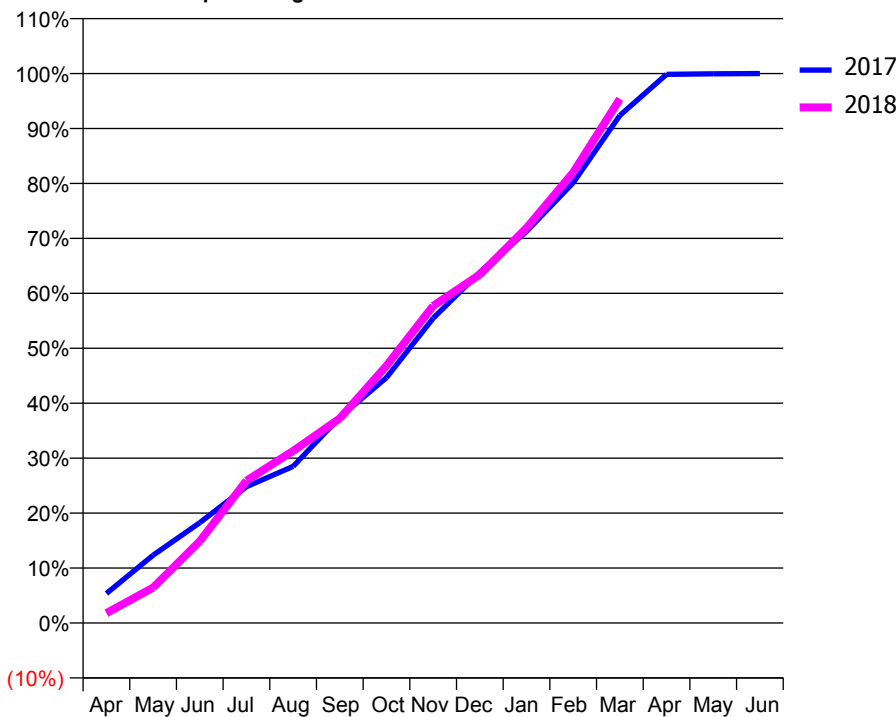
### ACCESS\*

Patients seen in 24 months	Total	Change since previous quarter
Quarter ending March 2017	2,936	
Quarter ending June 2017	2,956	→
Quarter ending September 2017	2,951	→
Quarter ending December 2017	2,948	→
Quarter ending March 2018	3,088	↑
<b>Variance since March 2017</b>	<b>5.2%</b>	<b>↑</b>



### ACTIVITY

Cumulative percentage of contracted UDA delivered 2017 & 2018



Month	Adjusted Scheduled Activity (UDA)	
	2017	2018
April	577	194
May	1,325	690
June	1,959	1,594
July	2,662	2,772
August	3,058	3,351
September	4,021	3,985
October	4,794	5,010
November	5,953	6,176
December	6,851	6,786
January	7,649	7,692
February	8,599	8,771
March	9,915	10,206
April	10,716	
May	10,726	
June	10,733	

### QUALITY

	Quantity	Base Number	Contract	AT	Region	England
% of FP17s for the same patient ID Re-attending within 3 months - Children	88	1,103	8.0%	11.5%	12.8%	11.9%
% of FP17s for the same patient ID Re-attending within 3 months - Adults	427	2,997	14.2%	17.1%	16.5%	16.0%
% of FP17s for the same patient ID Re-attending between 3 & 9 months - Children	613	1,103	55.6%	54.2%	59.7%	58.3%
% of FP17s for the same patient ID Re-attending between 3 & 9 months - Adults	1,503	2,997	50.2%	44.4%	52.6%	50.3%
% of FP17s for Band 1 Urgent Courses	323	3,872	8.3%	11.6%	9.1%	9.1%
% of FP17s Relating to Free Repair or Replacements	17	3,872	0.4%	0.9%	1.0%	0.8%
% of FP17s Relating to Continuations	10	3,872	0.3%	1.3%	1.2%	1.0%
% of Patients satisfied with the dentistry they have received	46	50	92.0%	90.5%	91.6%	91.5%
% of Patients satisfied with the time they had to wait for an appointment	46	50	92.0%	87.7%	88.3%	87.9%

\* This is based on patients treated on this contract for their most recent course of treatment. Figures in italics indicate the base number of FP17s or Patient Questionnaire responses are less than 100. N/A is shown where the base number of responses is less than 10 during the period. % is calculated as Quantity/Base number\*100

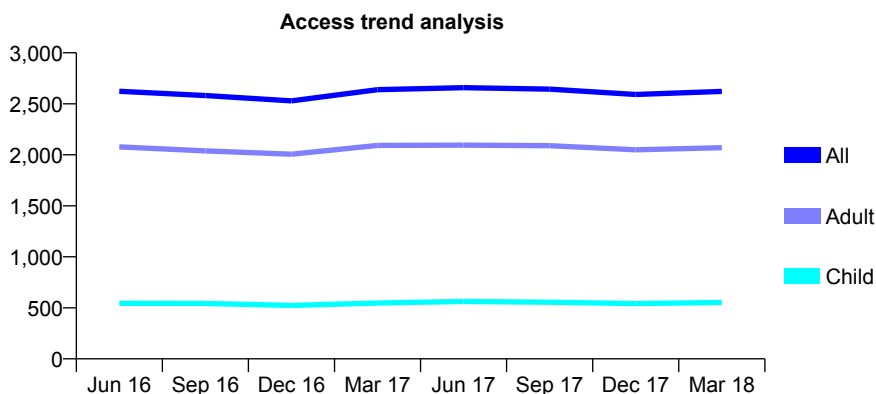
## Q48 - Vital Signs At a Glance Contract Report for 121355/0001 - March 2018

Name or company name	J Walker & A Dunn
Contract type name	GDS Contract
Purpose of contract	General
Contract start date	01/04/2007
Contract end date	

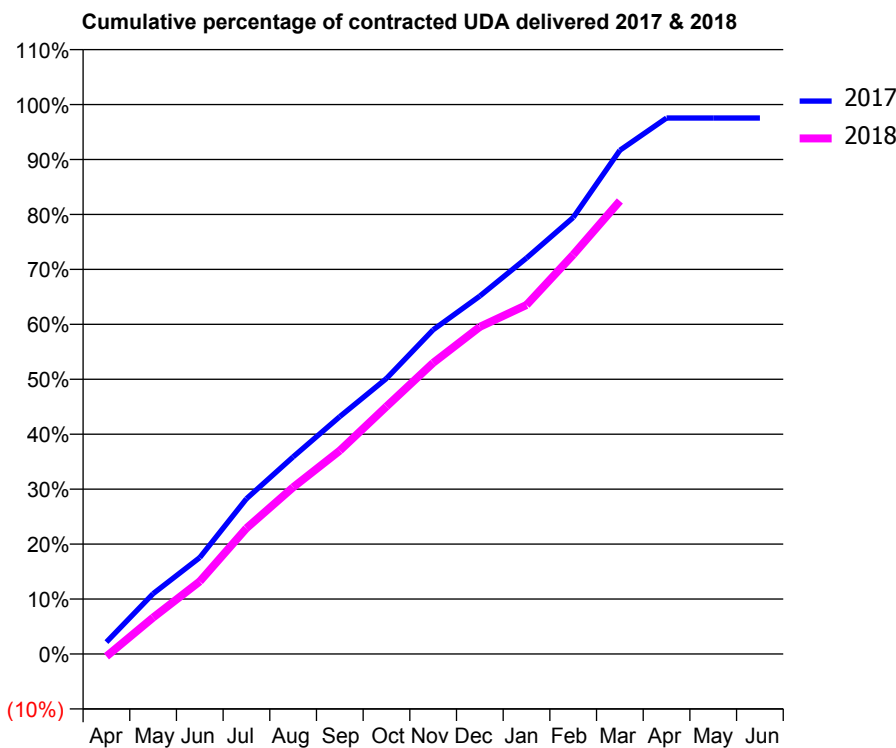
17/18 Contracted general activity (UDA)	9,392
Carry forward general activity (UDA)	230
17/18 Contracted orthodontic activity (UOA)	0
Carry forward orthodontic activity (UOA)	0
Baseline contract value	£242,322.93

### ACCESS\*

Patients seen in 24 months	Total	Change since previous quarter
Quarter ending March 2017	2,639	
Quarter ending June 2017	2,658	→
Quarter ending September 2017	2,644	→
Quarter ending December 2017	2,591	↓
Quarter ending March 2018	2,622	→
<b>Variance since March 2017</b>	<b>(0.6%)</b>	→



### ACTIVITY



Month	Adjusted Scheduled Activity (UDA)	
	2017	2018
April	204	-41
May	1,031	624
June	1,649	1,241
July	2,654	2,150
August	3,369	2,850
September	4,058	3,477
October	4,709	4,231
November	5,541	4,976
December	6,117	5,591
January	6,768	5,967
February	7,461	6,826
March	8,610	7,743
April	9,162	
May	9,162	
June	9,162	

### QUALITY

	Quantity	Base Number	Contract	AT	Region	England
% of FP17s for the same patient ID Re-attending within 3 months - Children	60	737	8.1%	11.5%	12.8%	11.9%
% of FP17s for the same patient ID Re-attending within 3 months - Adults	668	3,001	22.3%	17.1%	16.5%	16.0%
% of FP17s for the same patient ID Re-attending between 3 & 9 months - Children	414	737	56.2%	54.2%	59.7%	58.3%
% of FP17s for the same patient ID Re-attending between 3 & 9 months - Adults	1,492	3,001	49.7%	44.4%	52.6%	50.3%
% of FP17s for Band 1 Urgent Courses	533	3,576	14.9%	11.6%	9.1%	9.1%
% of FP17s Relating to Free Repair or Replacements	20	3,576	0.6%	0.9%	1.0%	0.8%
% of FP17s Relating to Continuations	79	3,576	2.2%	1.3%	1.2%	1.0%
% of Patients satisfied with the dentistry they have received	6	6	N/A	90.5%	91.6%	91.5%
% of Patients satisfied with the time they had to wait for an appointment	6	6	N/A	87.7%	88.3%	87.9%

\* This is based on patients treated on this contract for their most recent course of treatment. Figures in italics indicate the base number of FP17s or Patient Questionnaire responses are less than 100. N/A is shown where the base number of responses is less than 10 during the period. % is calculated as Quantity/Base number\*100

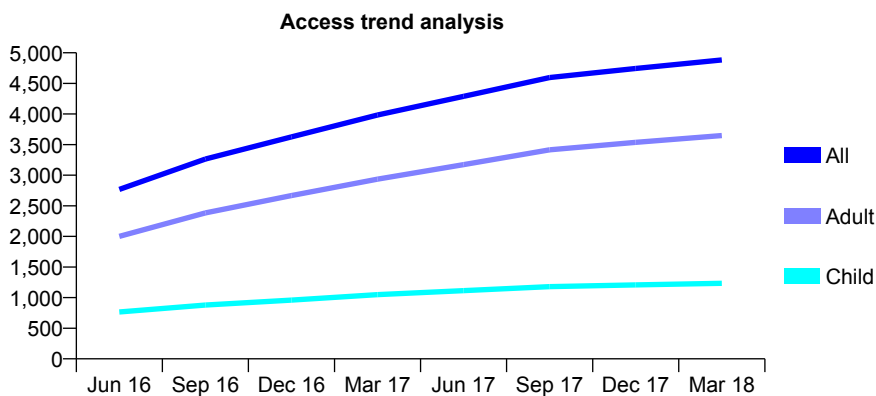
## Q48 - Vital Signs At a Glance Contract Report for 121681/0001 - March 2018

Name or company name	Laurel Villa Dental
Contract type name	GDS Contract
Purpose of contract	General
Contract start date	01/10/2015
Contract end date	

17/18 Contracted general activity (UDA)	16,000
Carry forward general activity (UDA)	0
17/18 Contracted orthodontic activity (UOA)	0
Carry forward orthodontic activity (UOA)	0
Baseline contract value	£391,315.07

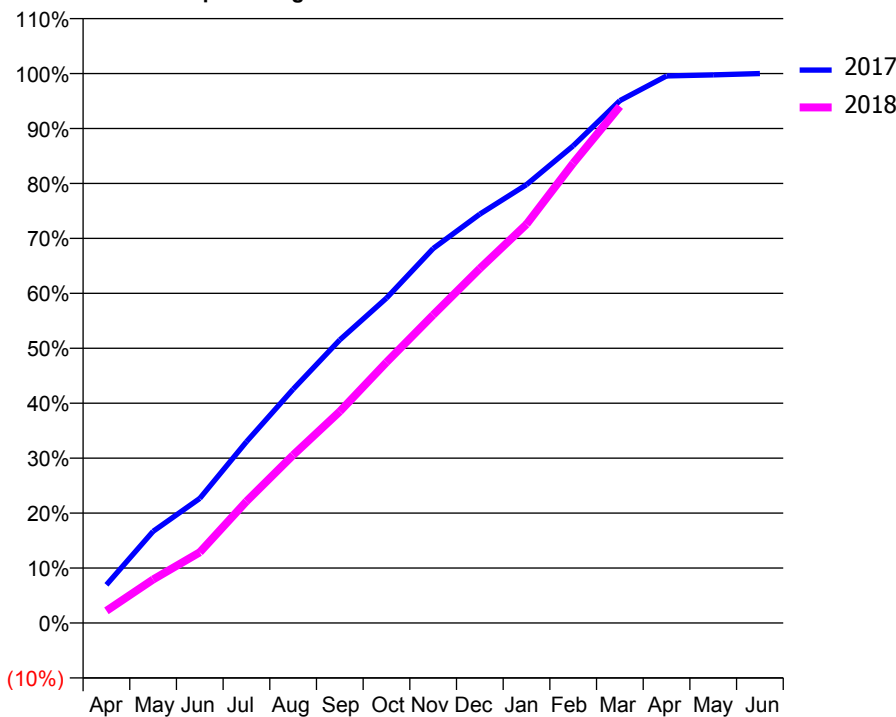
### ACCESS\*

Patients seen in 24 months	Total	Change since previous quarter
Quarter ending March 2017	3,984	
Quarter ending June 2017	4,288	↑
Quarter ending September 2017	4,595	↑
Quarter ending December 2017	4,745	↑
Quarter ending March 2018	4,883	↑
<b>Variance since March 2017</b>	<b>22.6%</b>	<b>↑</b>



### ACTIVITY

Cumulative percentage of contracted UDA delivered 2017 & 2018



Month	Adjusted Scheduled Activity (UDA)	
	2017	2018
April	1,134	354
May	2,719	1,267
June	3,695	2,061
July	5,377	3,541
August	6,933	4,890
September	8,397	6,161
October	9,634	7,593
November	11,105	8,970
December	12,125	10,321
January	13,000	11,610
February	14,152	13,391
March	15,491	15,044
April	16,225	
May	16,256	
June	16,296	

### QUALITY

	Quantity	Base Number	Contract	AT	Region	England
% of FP17s for the same patient ID Re-attending within 3 months - Children	168	1,494	11.2%	11.5%	12.8%	11.9%
% of FP17s for the same patient ID Re-attending within 3 months - Adults	655	4,153	15.8%	17.1%	16.5%	16.0%
% of FP17s for the same patient ID Re-attending between 3 & 9 months - Children	581	1,494	38.9%	54.2%	59.7%	58.3%
% of FP17s for the same patient ID Re-attending between 3 & 9 months - Adults	1,591	4,153	38.3%	44.4%	52.6%	50.3%
% of FP17s for Band 1 Urgent Courses	681	5,380	12.7%	11.6%	9.1%	9.1%
% of FP17s Relating to Free Repair or Replacements	27	5,380	0.5%	0.9%	1.0%	0.8%
% of FP17s Relating to Continuations	32	5,380	0.6%	1.3%	1.2%	1.0%
% of Patients satisfied with the dentistry they have received	10	10	100.0%	90.5%	91.6%	91.5%
% of Patients satisfied with the time they had to wait for an appointment	9	10	90.0%	87.7%	88.3%	87.9%

\* This is based on patients treated on this contract for their most recent course of treatment. Figures in italics indicate the base number of FP17s or Patient Questionnaire responses are less than 100. N/A is shown where the base number of responses is less than 10 during the period. % is calculated as Quantity/Base number\*100

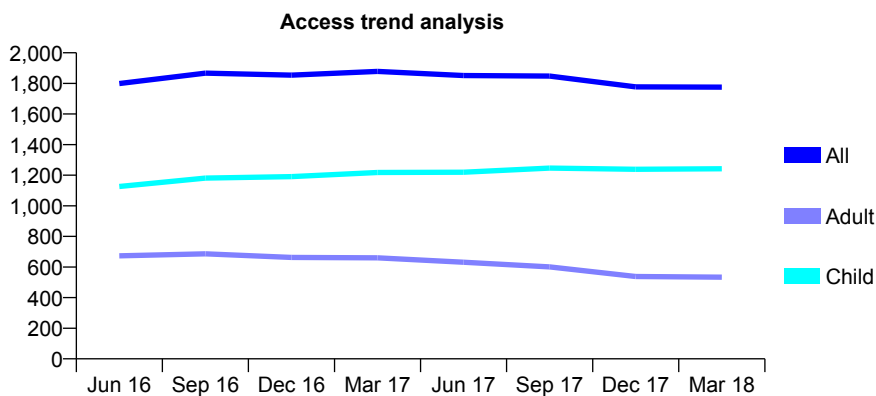
## Q48 - Vital Signs At a Glance Contract Report for 122653/0001 - March 2018

Name or company name	Rose Lane Dental Practice
Contract type name	GDS Contract
Purpose of contract	General
Contract start date	01/04/2010
Contract end date	

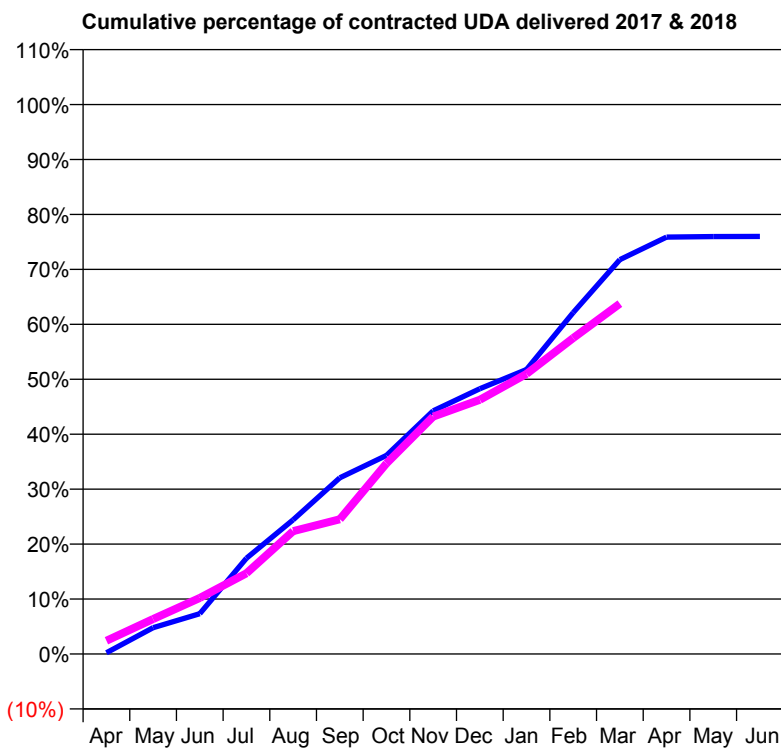
17/18 Contracted general activity (UDA)	4,152
Carry forward general activity (UDA)	0
17/18 Contracted orthodontic activity (UOA)	0
Carry forward orthodontic activity (UOA)	0
Baseline contract value	£114,866.02

### ACCESS\*

Patients seen in 24 months	Total	Change since previous quarter
Quarter ending March 2017	1,878	
Quarter ending June 2017	1,851	↓
Quarter ending September 2017	1,848	→
Quarter ending December 2017	1,777	↓
Quarter ending March 2018	1,776	→
<b>Variance since March 2017</b>	<b>(5.4%)</b>	<b>↓</b>



### ACTIVITY



Month	Adjusted Scheduled Activity (UDA)	
	2017	2018
April	10	100
May	214	264
June	327	424
July	776	610
August	1,088	929
September	1,428	1,019
October	1,609	1,440
November	1,970	1,794
December	2,150	1,921
January	2,305	2,117
February	2,766	2,388
March	3,195	2,648
April	3,378	
May	3,382	
June	3,383	

### QUALITY

	Quantity	Base Number	Contract	AT	Region	England
% of FP17s for the same patient ID Re-attending within 3 months - Children	112	1,511	7.4%	11.5%	12.8%	11.9%
% of FP17s for the same patient ID Re-attending within 3 months - Adults	25	455	5.5%	17.1%	16.5%	16.0%
% of FP17s for the same patient ID Re-attending between 3 & 9 months - Children	744	1,511	49.2%	54.2%	59.7%	58.3%
% of FP17s for the same patient ID Re-attending between 3 & 9 months - Adults	148	455	32.5%	44.4%	52.6%	50.3%
% of FP17s for Band 1 Urgent Courses	18	1,837	1.0%	11.6%	9.1%	9.1%
% of FP17s Relating to Free Repair or Replacements	0	1,837	0.0%	0.9%	1.0%	0.8%
% of FP17s Relating to Continuations	0	1,837	0.0%	1.3%	1.2%	1.0%
% of Patients satisfied with the dentistry they have received	2	2	N/A	90.5%	91.6%	91.5%
% of Patients satisfied with the time they had to wait for an appointment	2	2	N/A	87.7%	88.3%	87.9%

\* This is based on patients treated on this contract for their most recent course of treatment. Figures in italics indicate the base number of FP17s or Patient Questionnaire responses are less than 100. N/A is shown where the base number of responses is less than 10 during the period. % is calculated as Quantity/Base number\*100

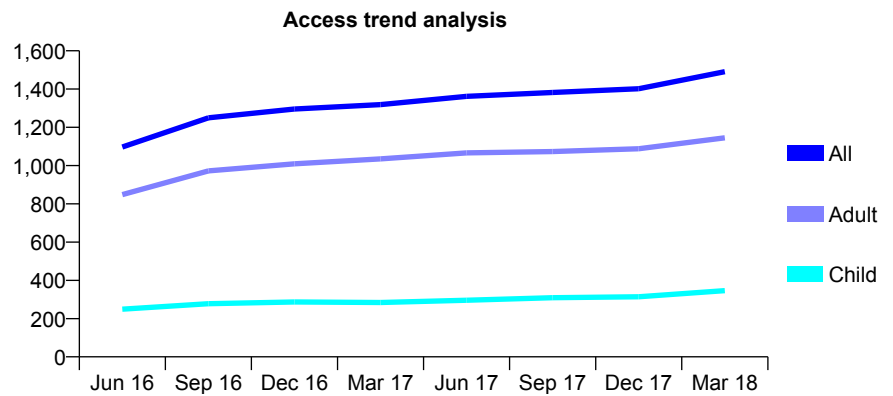
## Q48 - Vital Signs At a Glance Contract Report for 122858/0001 - March 2018

Name or company name	Baycliff Dental Practices
Contract type name	GDS Contract
Purpose of contract	General
Contract start date	01/10/2014
Contract end date	

17/18 Contracted general activity (UDA)	6,769
Carry forward general activity (UDA)	0
17/18 Contracted orthodontic activity (UOA)	0
Carry forward orthodontic activity (UOA)	0
Baseline contract value	£174,646.92

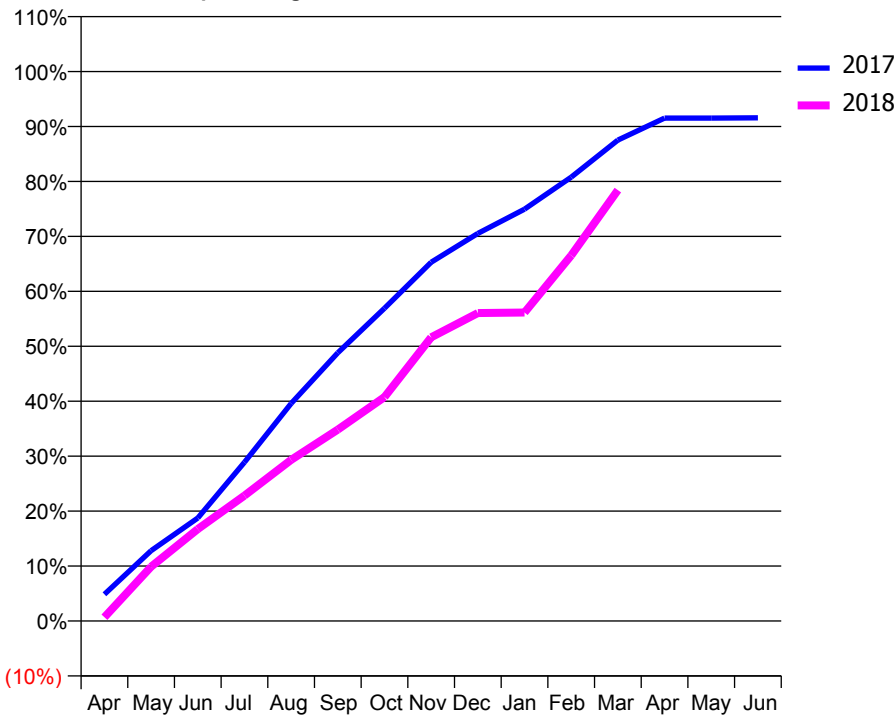
### ACCESS\*

Patients seen in 24 months	Total	Change since previous quarter
Quarter ending March 2017	1,319	
Quarter ending June 2017	1,362	↑
Quarter ending September 2017	1,382	→
Quarter ending December 2017	1,402	→
Quarter ending March 2018	1,491	↑
<b>Variance since March 2017</b>	<b>13.0%</b>	<b>↑</b>



### ACTIVITY

Cumulative percentage of contracted UDA delivered 2017 & 2018



Month	Adjusted Scheduled Activity (UDA)	
	2017	2018
April	329	47
May	866	669
June	1,269	1,133
July	1,955	1,545
August	2,680	1,985
September	3,304	2,358
October	3,854	2,758
November	4,419	3,495
December	4,774	3,794
January	5,074	3,800
February	5,468	4,503
March	5,924	5,309
April	6,195	
May	6,195	
June	6,199	

### QUALITY

	Quantity	Base Number	Contract	AT	Region	England
% of FP17s for the same patient ID Re-attending within 3 months - Children	41	417	9.8%	11.5%	12.8%	11.9%
% of FP17s for the same patient ID Re-attending within 3 months - Adults	187	1,210	15.5%	17.1%	16.5%	16.0%
% of FP17s for the same patient ID Re-attending between 3 & 9 months - Children	156	417	37.4%	54.2%	59.7%	58.3%
% of FP17s for the same patient ID Re-attending between 3 & 9 months - Adults	381	1,210	31.5%	44.4%	52.6%	50.3%
% of FP17s for Band 1 Urgent Courses	174	1,568	11.1%	11.6%	9.1%	9.1%
% of FP17s Relating to Free Repair or Replacements	9	1,568	0.6%	0.9%	1.0%	0.8%
% of FP17s Relating to Continuations	18	1,568	1.1%	1.3%	1.2%	1.0%
% of Patients satisfied with the dentistry they have received	1	1	N/A	90.5%	91.6%	91.5%
% of Patients satisfied with the time they had to wait for an appointment	1	1	N/A	87.7%	88.3%	87.9%

\* This is based on patients treated on this contract for their most recent course of treatment. Figures in italics indicate the base number of FP17s or Patient Questionnaire responses are less than 100. N/A is shown where the base number of responses is less than 10 during the period. % is calculated as Quantity/Base number\*100



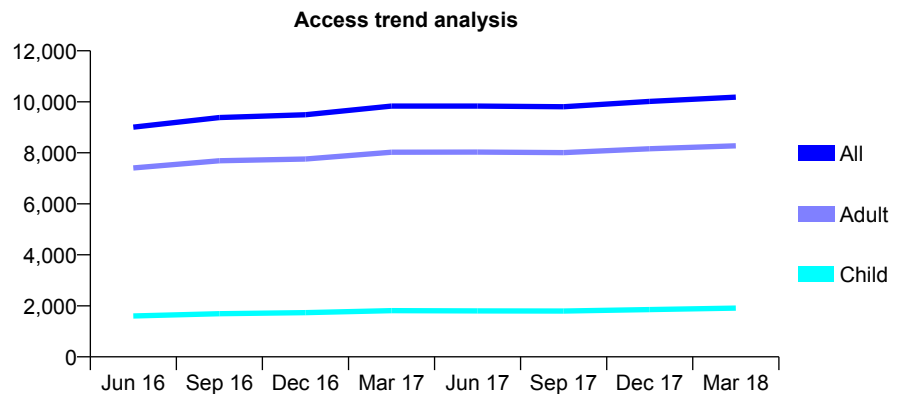
## Q48 - Vital Signs At a Glance Contract Report for 123293/0001 - March 2018

Name or company name	Smithdown Dental Practice
Contract type name	GDS Contract
Purpose of contract	General
Contract start date	01/10/2011
Contract end date	

17/18 Contracted general activity (UDA)	27,825
Carry forward general activity (UDA)	725
17/18 Contracted orthodontic activity (UOA)	0
Carry forward orthodontic activity (UOA)	0
Baseline contract value	£770,328.66

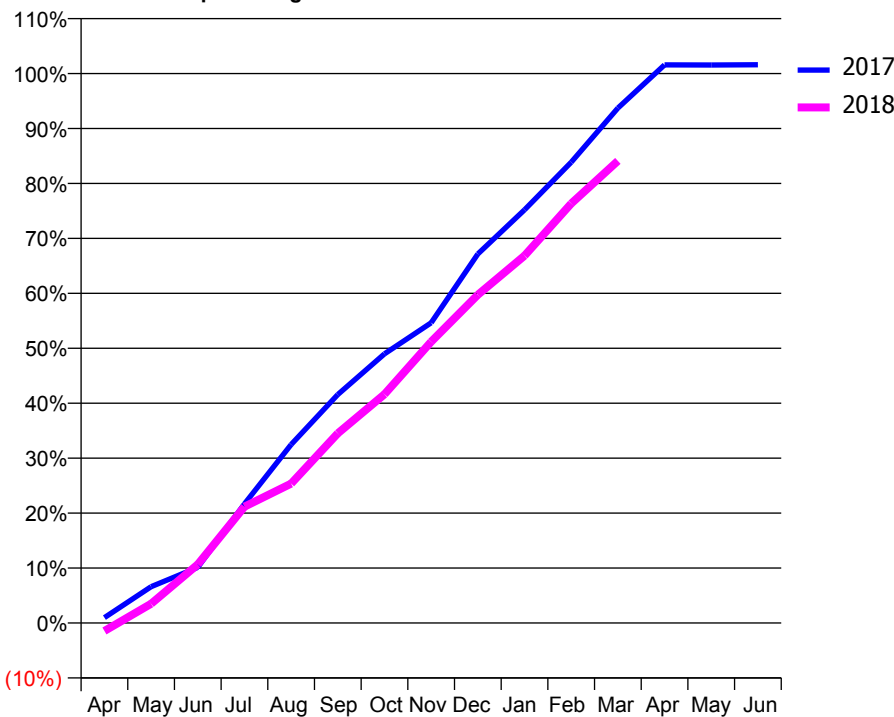
### ACCESS\*

Patients seen in 24 months	Total	Change since previous quarter
Quarter ending March 2017	9,833	
Quarter ending June 2017	9,831	→
Quarter ending September 2017	9,804	→
Quarter ending December 2017	10,016	↑
Quarter ending March 2018	10,182	→
<b>Variance since March 2017</b>	<b>3.5%</b>	<b>↑</b>



### ACTIVITY

Cumulative percentage of contracted UDA delivered 2017 & 2018



Month	Adjusted Scheduled Activity (UDA)	
	2017	2018
April	272	-405
May	1,842	974
June	2,822	2,967
July	6,030	5,894
August	9,036	7,063
September	11,572	9,602
October	13,627	11,586
November	15,202	14,246
December	18,687	16,622
January	20,921	18,596
February	23,331	21,240
March	26,075	23,399
April	28,261	
May	28,254	
June	28,270	

### QUALITY

	Quantity	Base Number	Contract	AT	Region	England
% of FP17s for the same patient ID Re-attending within 3 months - Children	129	2,098	6.1%	11.5%	12.8%	11.9%
% of FP17s for the same patient ID Re-attending within 3 months - Adults	652	8,047	8.1%	17.1%	16.5%	16.0%
% of FP17s for the same patient ID Re-attending between 3 & 9 months - Children	765	2,098	36.5%	54.2%	59.7%	58.3%
% of FP17s for the same patient ID Re-attending between 3 & 9 months - Adults	2,619	8,047	32.5%	44.4%	52.6%	50.3%
% of FP17s for Band 1 Urgent Courses	1,675	9,459	17.7%	11.6%	9.1%	9.1%
% of FP17s Relating to Free Repair or Replacements	55	9,459	0.6%	0.9%	1.0%	0.8%
% of FP17s Relating to Continuations	0	9,459	0.0%	1.3%	1.2%	1.0%
% of Patients satisfied with the dentistry they have received	18	21	85.7%	90.5%	91.6%	91.5%
% of Patients satisfied with the time they had to wait for an appointment	17	21	81.0%	87.7%	88.3%	87.9%

\* This is based on patients treated on this contract for their most recent course of treatment. Figures in italics indicate the base number of FP17s or Patient Questionnaire responses are less than 100. N/A is shown where the base number of responses is less than 10 during the period. % is calculated as Quantity/Base number\*100

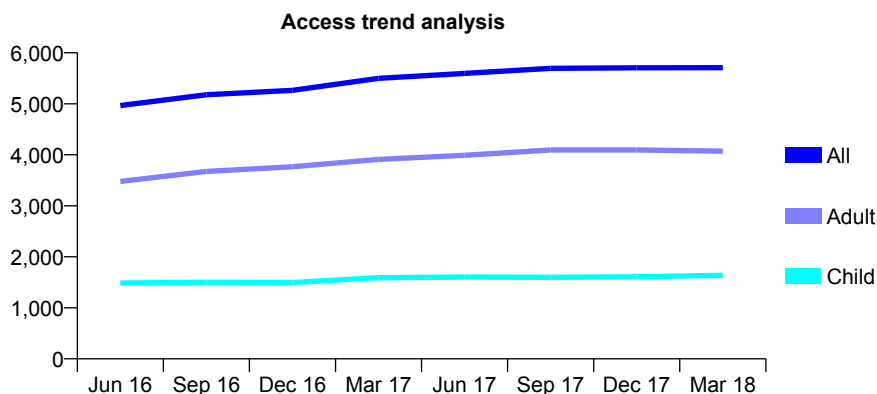
## Q48 - Vital Signs At a Glance Contract Report for 124494/0001 - March 2018

Name or company name	J Powell & D Collins
Contract type name	GDS Contract
Purpose of contract	General
Contract start date	01/04/2010
Contract end date	

17/18 Contracted general activity (UDA)	15,654
Carry forward general activity (UDA)	0
17/18 Contracted orthodontic activity (UOA)	0
Carry forward orthodontic activity (UOA)	0
Baseline contract value	£501,295.07

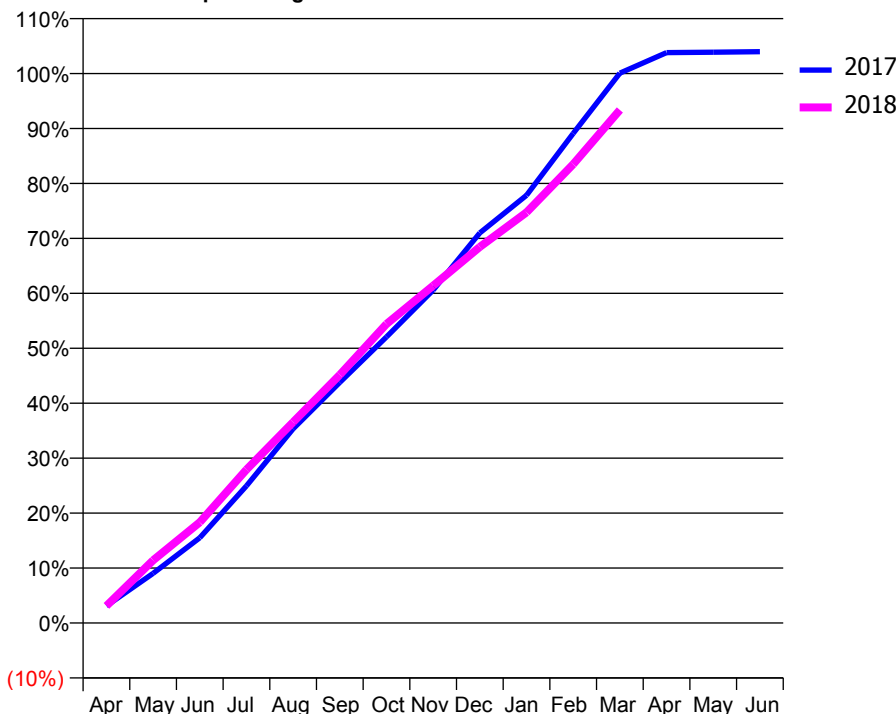
### ACCESS\*

Patients seen in 24 months	Total	Change since previous quarter
Quarter ending March 2017	5,500	
Quarter ending June 2017	5,595	→
Quarter ending September 2017	5,695	→
Quarter ending December 2017	5,705	→
Quarter ending March 2018	5,708	→
<b>Variance since March 2017</b>	<b>3.8%</b>	<b>↑</b>



### ACTIVITY

Cumulative percentage of contracted UDA delivered 2017 & 2018



Month	Adjusted Scheduled Activity (UDA)	
	2017	2018
April	487	486
May	1,416	1,788
June	2,429	2,871
July	3,905	4,370
August	5,534	5,723
September	6,856	7,070
October	8,150	8,518
November	9,483	9,609
December	11,114	10,714
January	12,185	11,697
February	13,948	13,071
March	15,663	14,615
April	16,248	
May	16,261	
June	16,276	

### QUALITY

	Quantity	Base Number	Contract	AT	Region	England
% of FP17s for the same patient ID Re-attending within 3 months - Children	220	2,299	9.6%	11.5%	12.8%	11.9%
% of FP17s for the same patient ID Re-attending within 3 months - Adults	1,263	5,683	22.2%	17.1%	16.5%	16.0%
% of FP17s for the same patient ID Re-attending between 3 & 9 months - Children	1,245	2,299	54.2%	54.2%	59.7%	58.3%
% of FP17s for the same patient ID Re-attending between 3 & 9 months - Adults	2,718	5,683	47.8%	44.4%	52.6%	50.3%
% of FP17s for Band 1 Urgent Courses	722	7,682	9.4%	11.6%	9.1%	9.1%
% of FP17s Relating to Free Repair or Replacements	115	7,682	1.5%	0.9%	1.0%	0.8%
% of FP17s Relating to Continuations	215	7,682	2.8%	1.3%	1.2%	1.0%
% of Patients satisfied with the dentistry they have received	8	11	72.7%	90.5%	91.6%	91.5%
% of Patients satisfied with the time they had to wait for an appointment	10	11	90.9%	87.7%	88.3%	87.9%

\* This is based on patients treated on this contract for their most recent course of treatment. Figures in italics indicate the base number of FP17s or Patient Questionnaire responses are less than 100. N/A is shown where the base number of responses is less than 10 during the period. % is calculated as Quantity/Base number\*100

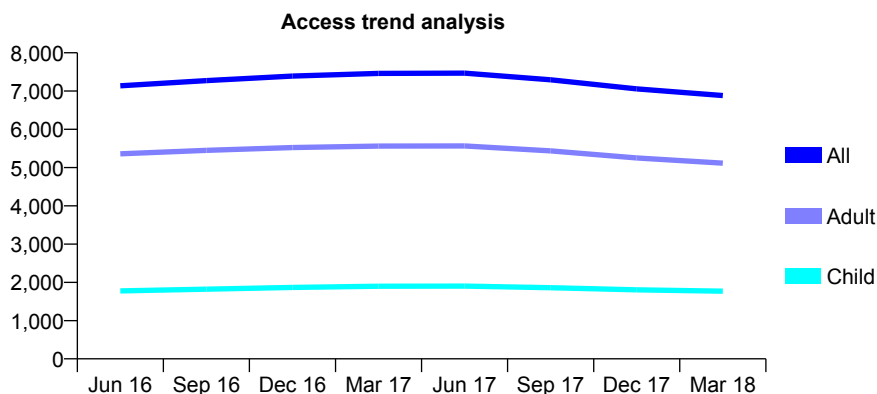
## Q48 - Vital Signs At a Glance Contract Report for 124834/0001 - March 2018

Name or company name	Alverna House Dental Practice Ltd
Contract type name	Pilot Contract
Purpose of contract	General
Contract start date	01/04/2009
Contract end date	

17/18 Contracted general activity (UDA)	21,000
Carry forward general activity (UDA)	0
17/18 Contracted orthodontic activity (UOA)	0
Carry forward orthodontic activity (UOA)	0
Baseline contract value	£599,701.91

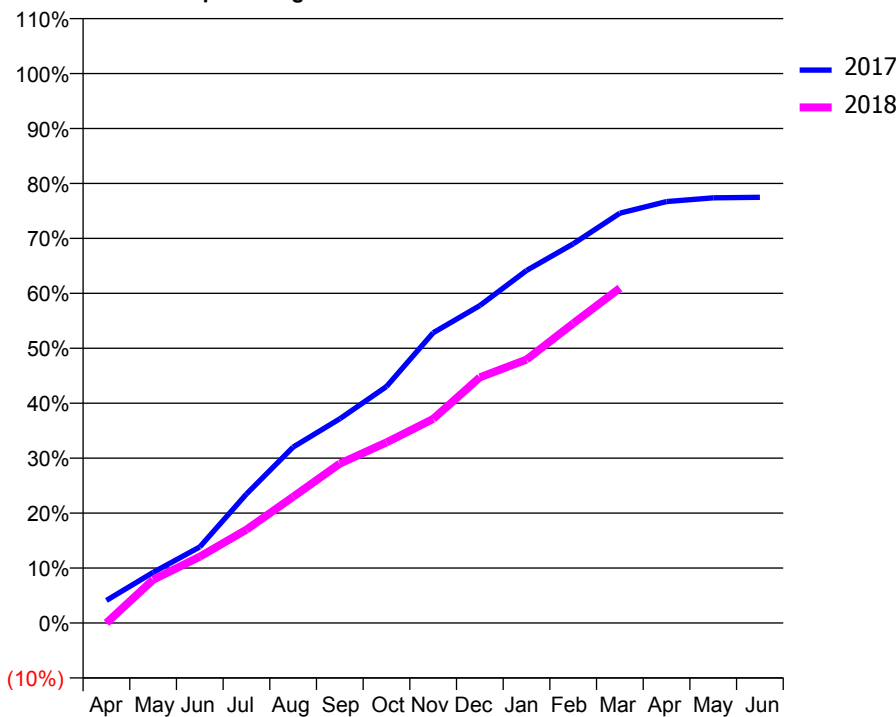
### ACCESS\*

Patients seen in 24 months	Total	Change since previous quarter
Quarter ending March 2017	7,461	
Quarter ending June 2017	7,468	→
Quarter ending September 2017	7,294	↓
Quarter ending December 2017	7,057	↓
Quarter ending March 2018	6,882	↓
<b>Variance since March 2017</b>	<b>(7.8%)</b>	↓



### ACTIVITY

Cumulative percentage of contracted UDA delivered 2017 & 2018



Month	Adjusted Scheduled Activity (UDA)	
	2017	2018
April	866	0
May	1,934	1,655
June	2,910	2,533
July	4,929	3,572
August	6,727	4,825
September	7,806	6,093
October	9,040	6,901
November	11,091	7,799
December	12,132	9,390
January	13,471	10,069
February	14,489	11,447
March	15,663	12,801
April	16,108	
May	16,250	
June	16,269	

### QUALITY

	Quantity	Base Number	Contract	AT	Region	England
% of FP17s for the same patient ID Re-attending within 3 months - Children	253	2,379	10.6%	11.5%	12.8%	11.9%
% of FP17s for the same patient ID Re-attending within 3 months - Adults	881	5,231	16.8%	17.1%	16.5%	16.0%
% of FP17s for the same patient ID Re-attending between 3 & 9 months - Children	1,174	2,379	49.3%	54.2%	59.7%	58.3%
% of FP17s for the same patient ID Re-attending between 3 & 9 months - Adults	1,543	5,231	29.5%	44.4%	52.6%	50.3%
% of FP17s for Band 1 Urgent Courses	1,025	6,828	15.0%	11.6%	9.1%	9.1%
% of FP17s Relating to Free Repair or Replacements	34	6,828	0.5%	0.9%	1.0%	0.8%
% of FP17s Relating to Continuations	21	6,828	0.3%	1.3%	1.2%	1.0%
% of Patients satisfied with the dentistry they have received	6	7	N/A	90.5%	91.6%	91.5%
% of Patients satisfied with the time they had to wait for an appointment	7	7	N/A	87.7%	88.3%	87.9%

\* This is based on patients treated on this contract for their most recent course of treatment. Figures in italics indicate the base number of FP17s or Patient Questionnaire responses are less than 100. N/A is shown where the base number of responses is less than 10 during the period. % is calculated as Quantity/Base number\*100

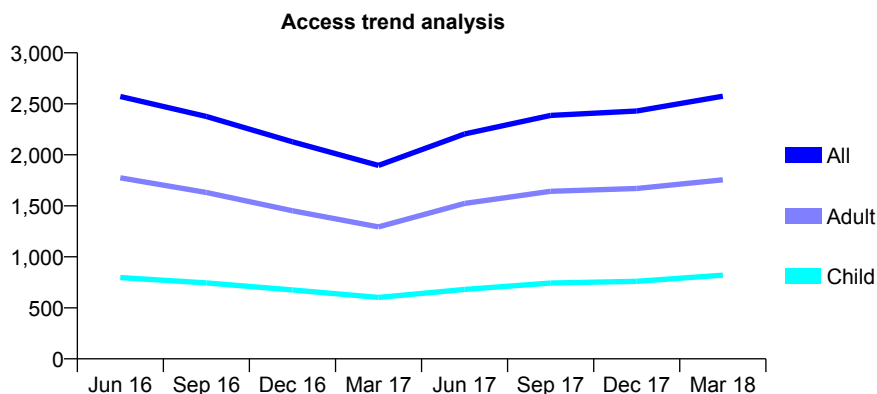
## Q48 - Vital Signs At a Glance Contract Report for 125547/0001 - March 2018

Name or company name	Parr Dental Surgery Limited
Contract type name	GDS Contract
Purpose of contract	General
Contract start date	01/01/2012
Contract end date	

17/18 Contracted general activity (UDA)	8,000
Carry forward general activity (UDA)	0
17/18 Contracted orthodontic activity (UOA)	0
Carry forward orthodontic activity (UOA)	0
Baseline contract value	£190,674.06

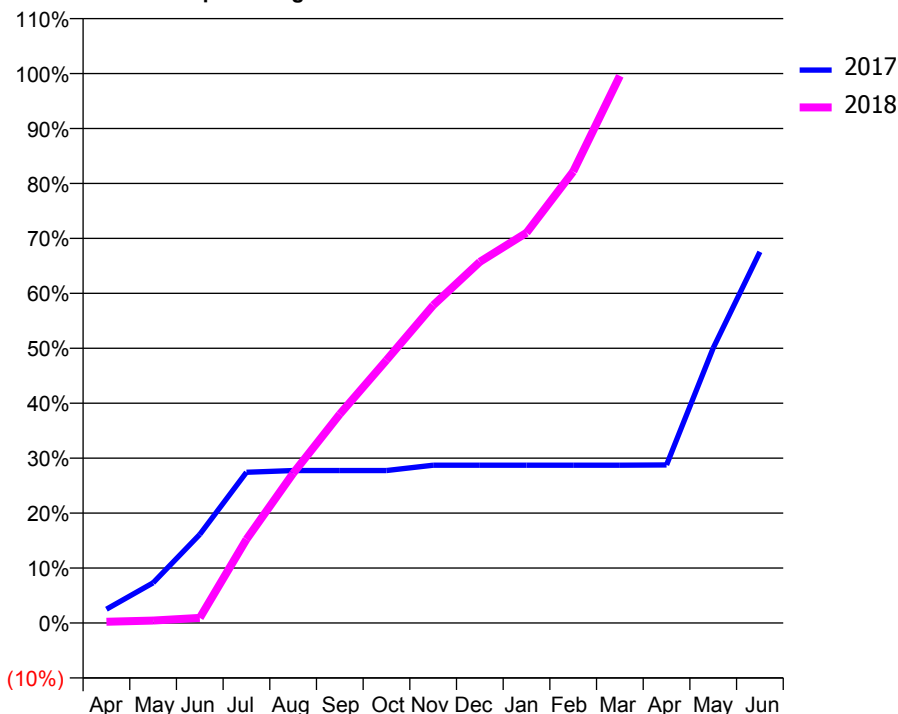
### ACCESS\*

Patients seen in 24 months	Total	Change since previous quarter
Quarter ending March 2017	1,896	
Quarter ending June 2017	2,204	↑
Quarter ending September 2017	2,386	↑
Quarter ending December 2017	2,430	→
Quarter ending March 2018	2,575	↑
<b>Variance since March 2017</b>	<b>35.8%</b>	<b>↑</b>



### ACTIVITY

Cumulative percentage of contracted UDA delivered 2017 & 2018



Month	Adjusted Scheduled Activity (UDA)	
	2017	2018
April	200	18
May	585	36
June	1,289	75
July	2,195	1,217
August	2,219	2,180
September	2,219	3,042
October	2,219	3,827
November	2,298	4,626
December	2,298	5,258
January	2,298	5,682
February	2,298	6,573
March	2,298	7,967
April	2,301	
May	4,005	
June	5,404	

### QUALITY

	Quantity	Base Number	Contract	AT	Region	England
% of FP17s for the same patient ID Re-attending within 3 months - Children	255	1,698	15.0%	11.5%	12.8%	11.9%
% of FP17s for the same patient ID Re-attending within 3 months - Adults	522	3,247	16.1%	17.1%	16.5%	16.0%
% of FP17s for the same patient ID Re-attending between 3 & 9 months - Children	600	1,698	35.3%	54.2%	59.7%	58.3%
% of FP17s for the same patient ID Re-attending between 3 & 9 months - Adults	1,009	3,247	31.1%	44.4%	52.6%	50.3%
% of FP17s for Band 1 Urgent Courses	486	3,582	13.6%	11.6%	9.1%	9.1%
% of FP17s Relating to Free Repair or Replacements	35	3,582	1.0%	0.9%	1.0%	0.8%
% of FP17s Relating to Continuations	26	3,582	0.7%	1.3%	1.2%	1.0%
% of Patients satisfied with the dentistry they have received	1	1	N/A	90.5%	91.6%	91.5%
% of Patients satisfied with the time they had to wait for an appointment	1	1	N/A	87.7%	88.3%	87.9%

\* This is based on patients treated on this contract for their most recent course of treatment. Figures in italics indicate the base number of FP17s or Patient Questionnaire responses are less than 100. N/A is shown where the base number of responses is less than 10 during the period. % is calculated as Quantity/Base number\*100

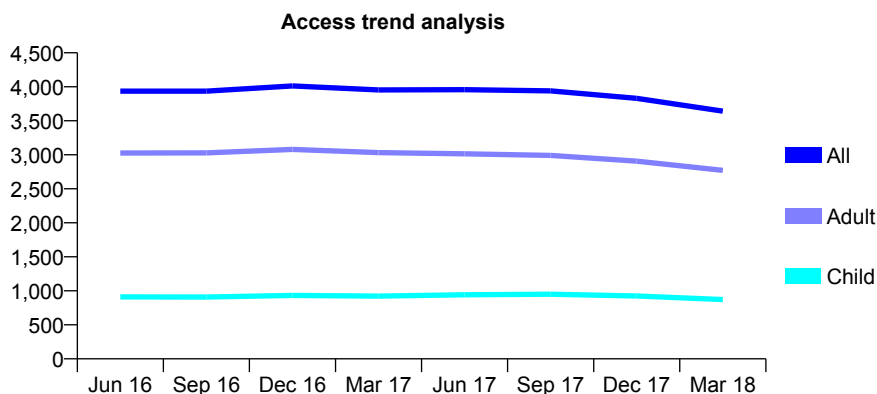
## Q48 - Vital Signs At a Glance Contract Report for 126942/0001 - March 2018

Name or company name	Windle House Dental
Contract type name	GDS Contract
Purpose of contract	General
Contract start date	21/03/2013
Contract end date	

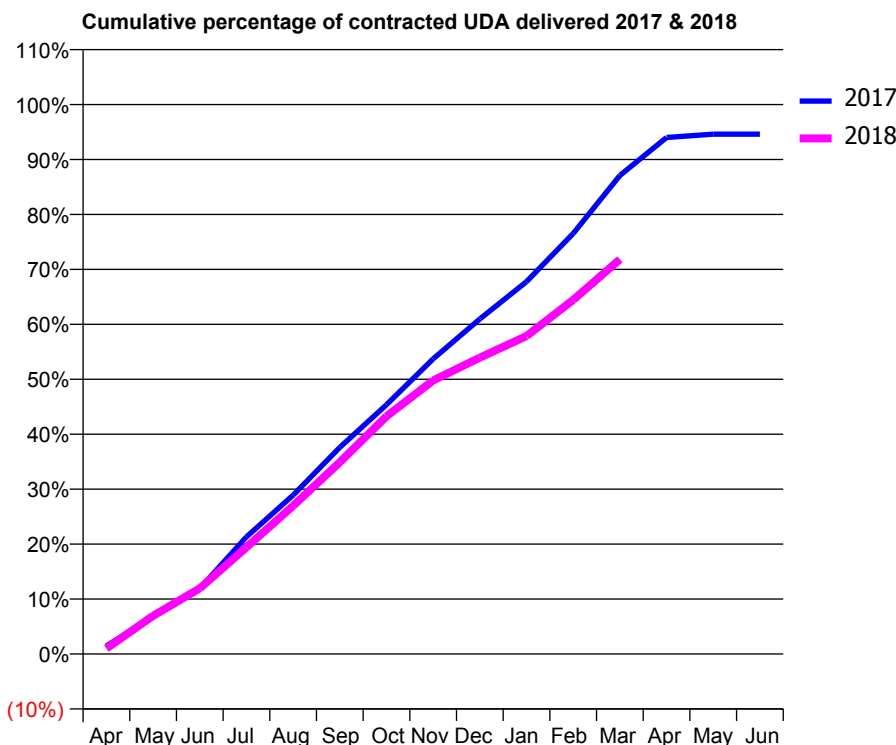
17/18 Contracted general activity (UDA)	15,000
Carry forward general activity (UDA)	0
17/18 Contracted orthodontic activity (UOA)	0
Carry forward orthodontic activity (UOA)	0
Baseline contract value	£408,883.98

### ACCESS\*

Patients seen in 24 months	Total	Change since previous quarter
Quarter ending March 2017	3,954	
Quarter ending June 2017	3,958	→
Quarter ending September 2017	3,941	→
Quarter ending December 2017	3,831	↓
Quarter ending March 2018	3,643	↓
<b>Variance since March 2017</b>	<b>(7.9%)</b>	<b>↓</b>



### ACTIVITY



Month	Adjusted Scheduled Activity (UDA)	
	2017	2018
April	221	151
May	1,024	1,041
June	1,791	1,792
July	3,197	2,915
August	4,337	4,046
September	5,641	5,235
October	6,806	6,488
November	8,057	7,467
December	9,145	8,091
January	10,164	8,680
February	11,480	9,666
March	13,064	10,774
April	14,099	
May	14,191	
June	14,190	

### QUALITY

	Quantity	Base Number	Contract	AT	Region	England
% of FP17s for the same patient ID Re-attending within 3 months - Children	133	1,219	10.9%	11.5%	12.8%	11.9%
% of FP17s for the same patient ID Re-attending within 3 months - Adults	629	3,312	19.0%	17.1%	16.5%	16.0%
% of FP17s for the same patient ID Re-attending between 3 & 9 months - Children	694	1,219	56.9%	54.2%	59.7%	58.3%
% of FP17s for the same patient ID Re-attending between 3 & 9 months - Adults	1,602	3,312	48.4%	44.4%	52.6%	50.3%
% of FP17s for Band 1 Urgent Courses	528	4,142	12.7%	11.6%	9.1%	9.1%
% of FP17s Relating to Free Repair or Replacements	112	4,142	2.7%	0.9%	1.0%	0.8%
% of FP17s Relating to Continuations	50	4,142	1.2%	1.3%	1.2%	1.0%
% of Patients satisfied with the dentistry they have received	3	5	N/A	90.5%	91.6%	91.5%
% of Patients satisfied with the time they had to wait for an appointment	5	5	N/A	87.7%	88.3%	87.9%

\* This is based on patients treated on this contract for their most recent course of treatment. Figures in italics indicate the base number of FP17s or Patient Questionnaire responses are less than 100. N/A is shown where the base number of responses is less than 10 during the period. % is calculated as Quantity/Base number\*100

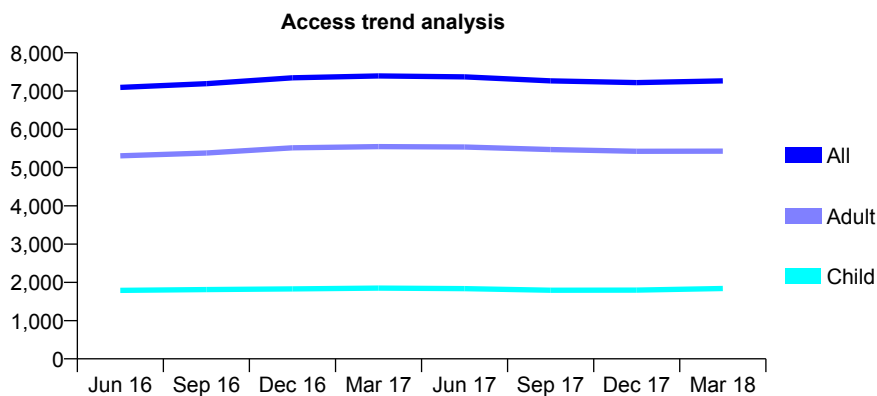
## Q48 - Vital Signs At a Glance Contract Report for 127450/0001 - March 2018

Name or company name	The Kirkby Family Dental Centre
Contract type name	GDS Contract
Purpose of contract	General
Contract start date	01/04/2006
Contract end date	

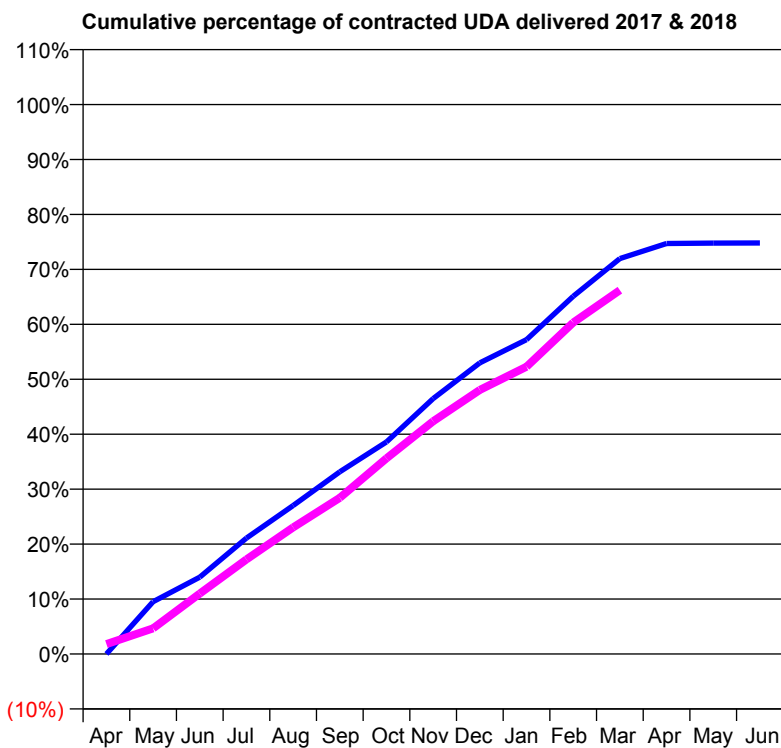
17/18 Contracted general activity (UDA)	31,738
Carry forward general activity (UDA)	0
17/18 Contracted orthodontic activity (UOA)	0
Carry forward orthodontic activity (UOA)	0
Baseline contract value	£822,944.59

### ACCESS\*

Patients seen in 24 months	Total	Change since previous quarter
Quarter ending March 2017	7,395	
Quarter ending June 2017	7,371	→
Quarter ending September 2017	7,266	↓
Quarter ending December 2017	7,222	→
Quarter ending March 2018	7,267	→
<b>Variance since March 2017</b>	<b>(1.7%)</b>	<b>↓</b>



### ACTIVITY



Month	Adjusted Scheduled Activity (UDA)	
	2017	2018
April	0	570
May	3,021	1,479
June	4,437	3,495
July	6,697	5,463
August	8,575	7,314
September	10,521	9,023
October	12,250	11,303
November	14,750	13,444
December	16,816	15,251
January	18,161	16,593
February	20,663	19,143
March	22,838	21,017
April	23,710	
May	23,737	
June	23,740	

### QUALITY

	Quantity	Base Number	Contract	AT	Region	England
% of FP17s for the same patient ID Re-attending within 3 months - Children	136	2,140	6.4%	11.5%	12.8%	11.9%
% of FP17s for the same patient ID Re-attending within 3 months - Adults	746	5,788	12.9%	17.1%	16.5%	16.0%
% of FP17s for the same patient ID Re-attending between 3 & 9 months - Children	932	2,140	43.6%	54.2%	59.7%	58.3%
% of FP17s for the same patient ID Re-attending between 3 & 9 months - Adults	2,540	5,788	43.9%	44.4%	52.6%	50.3%
% of FP17s for Band 1 Urgent Courses	617	7,596	8.1%	11.6%	9.1%	9.1%
% of FP17s Relating to Free Repair or Replacements	11	7,596	0.1%	0.9%	1.0%	0.8%
% of FP17s Relating to Continuations	18	7,596	0.2%	1.3%	1.2%	1.0%
% of Patients satisfied with the dentistry they have received	7	8	N/A	90.5%	91.6%	91.5%
% of Patients satisfied with the time they had to wait for an appointment	5	8	N/A	87.7%	88.3%	87.9%

\* This is based on patients treated on this contract for their most recent course of treatment. Figures in italics indicate the base number of FP17s or Patient Questionnaire responses are less than 100. N/A is shown where the base number of responses is less than 10 during the period. % is calculated as Quantity/Base number\*100

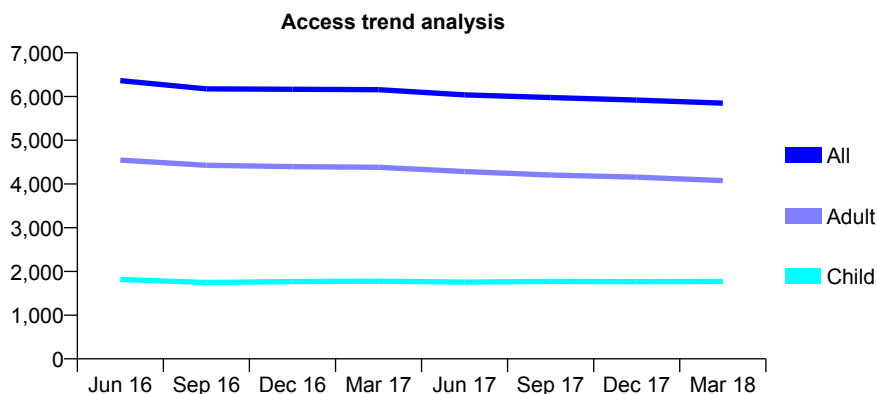
## Q48 - Vital Signs At a Glance Contract Report for 128058/0001 - March 2018

Name or company name	The Towerhill Family Dental Centre
Contract type name	GDS Contract
Purpose of contract	General
Contract start date	01/04/2006
Contract end date	

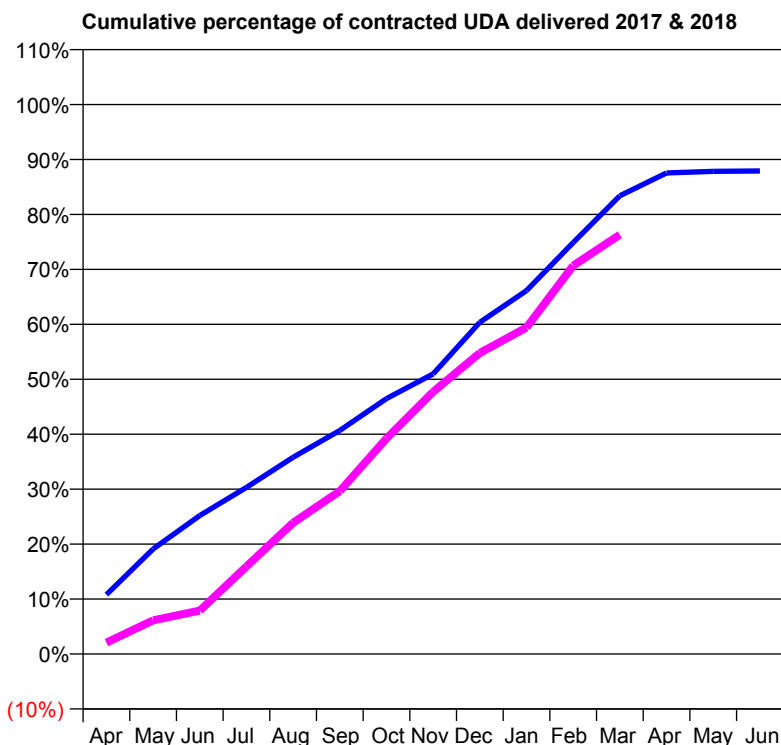
17/18 Contracted general activity (UDA)	21,158
Carry forward general activity (UDA)	0
17/18 Contracted orthodontic activity (UOA)	0
Carry forward orthodontic activity (UOA)	0
Baseline contract value	£548,629.74

### ACCESS\*

Patients seen in 24 months	Total	Change since previous quarter
Quarter ending March 2017	6,156	
Quarter ending June 2017	6,038	↓
Quarter ending September 2017	5,976	↓
Quarter ending December 2017	5,918	→
Quarter ending March 2018	5,849	↓
<b>Variance since March 2017</b>	<b>(5.0%)</b>	<b>↓</b>



### ACTIVITY



Month	Adjusted Scheduled Activity (UDA)	
	2017	2018
April	2,288	441
May	4,045	1,295
June	5,331	1,669
July	6,417	3,373
August	7,573	5,053
September	8,607	6,269
October	9,837	8,297
November	10,784	10,098
December	12,769	11,589
January	13,993	12,572
February	15,840	14,953
March	17,644	16,146
April	18,522	
May	18,585	
June	18,601	

### QUALITY

	Quantity	Base Number	Contract	AT	Region	England
% of FP17s for the same patient ID Re-attending within 3 months - Children	128	2,224	5.8%	11.5%	12.8%	11.9%
% of FP17s for the same patient ID Re-attending within 3 months - Adults	385	4,339	8.9%	17.1%	16.5%	16.0%
% of FP17s for the same patient ID Re-attending between 3 & 9 months - Children	1,054	2,224	47.4%	54.2%	59.7%	58.3%
% of FP17s for the same patient ID Re-attending between 3 & 9 months - Adults	2,029	4,339	46.8%	44.4%	52.6%	50.3%
% of FP17s for Band 1 Urgent Courses	332	6,238	5.3%	11.6%	9.1%	9.1%
% of FP17s Relating to Free Repair or Replacements	30	6,238	0.5%	0.9%	1.0%	0.8%
% of FP17s Relating to Continuations	19	6,238	0.3%	1.3%	1.2%	1.0%
% of Patients satisfied with the dentistry they have received	5	6	N/A	90.5%	91.6%	91.5%
% of Patients satisfied with the time they had to wait for an appointment	5	6	N/A	87.7%	88.3%	87.9%

\* This is based on patients treated on this contract for their most recent course of treatment. Figures in italics indicate the base number of FP17s or Patient Questionnaire responses are less than 100. N/A is shown where the base number of responses is less than 10 during the period. % is calculated as Quantity/Base number\*100

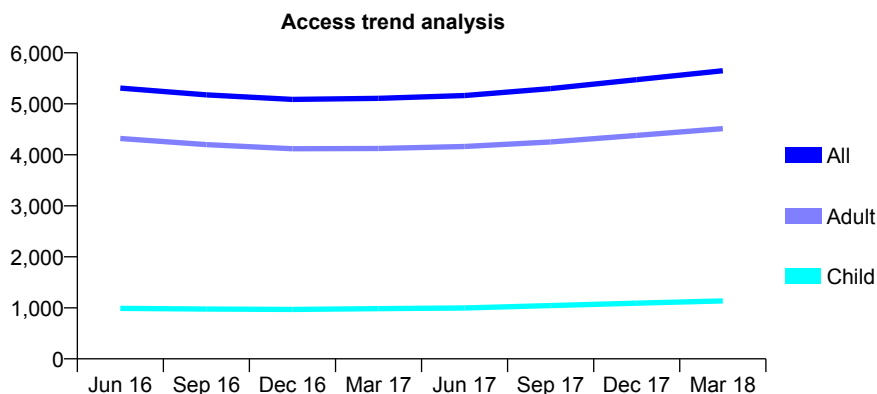
## Q48 - Vital Signs At a Glance Contract Report for 131571/0001 - March 2018

Name or company name	Northway Dental Limited
Contract type name	GDS Contract
Purpose of contract	General
Contract start date	01/05/2014
Contract end date	

17/18 Contracted general activity (UDA)	13,869
Carry forward general activity (UDA)	0
17/18 Contracted orthodontic activity (UOA)	0
Carry forward orthodontic activity (UOA)	0
Baseline contract value	£423,295.34

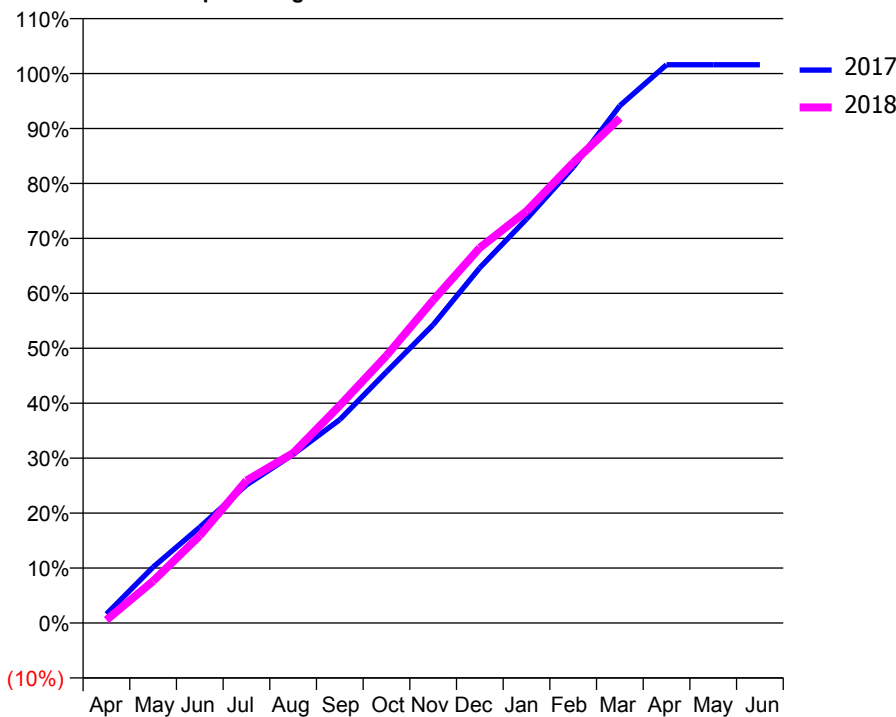
### ACCESS\*

Patients seen in 24 months	Total	Change since previous quarter
Quarter ending March 2017	5,108	
Quarter ending June 2017	5,162	→
Quarter ending September 2017	5,297	↑
Quarter ending December 2017	5,472	↑
Quarter ending March 2018	5,649	↑
<b>Variance since March 2017</b>	<b>10.6%</b>	<b>↑</b>



### ACTIVITY

Cumulative percentage of contracted UDA delivered 2017 & 2018



Month	Adjusted Scheduled Activity (UDA)	
	2017	2018
April	227	77
May	1,413	1,059
June	2,418	2,207
July	3,483	3,598
August	4,256	4,288
September	5,136	5,492
October	6,338	6,751
November	7,527	8,145
December	8,966	9,472
January	10,194	10,396
February	11,505	11,618
March	13,056	12,744
April	14,089	
May	14,090	
June	14,090	

### QUALITY

	Quantity	Base Number	Contract	AT	Region	England
% of FP17s for the same patient ID Re-attending within 3 months - Children	122	1,775	6.9%	11.5%	12.8%	11.9%
% of FP17s for the same patient ID Re-attending within 3 months - Adults	747	5,158	14.5%	17.1%	16.5%	16.0%
% of FP17s for the same patient ID Re-attending between 3 & 9 months - Children	994	1,775	56.0%	54.2%	59.7%	58.3%
% of FP17s for the same patient ID Re-attending between 3 & 9 months - Adults	1,804	5,158	35.0%	44.4%	52.6%	50.3%
% of FP17s for Band 1 Urgent Courses	350	5,427	6.4%	11.6%	9.1%	9.1%
% of FP17s Relating to Free Repair or Replacements	119	5,427	2.2%	0.9%	1.0%	0.8%
% of FP17s Relating to Continuations	164	5,427	3.0%	1.3%	1.2%	1.0%
% of Patients satisfied with the dentistry they have received	7	8	N/A	90.5%	91.6%	91.5%
% of Patients satisfied with the time they had to wait for an appointment	5	8	N/A	87.7%	88.3%	87.9%

\* This is based on patients treated on this contract for their most recent course of treatment. Figures in italics indicate the base number of FP17s or Patient Questionnaire responses are less than 100. N/A is shown where the base number of responses is less than 10 during the period. % is calculated as Quantity/Base number\*100



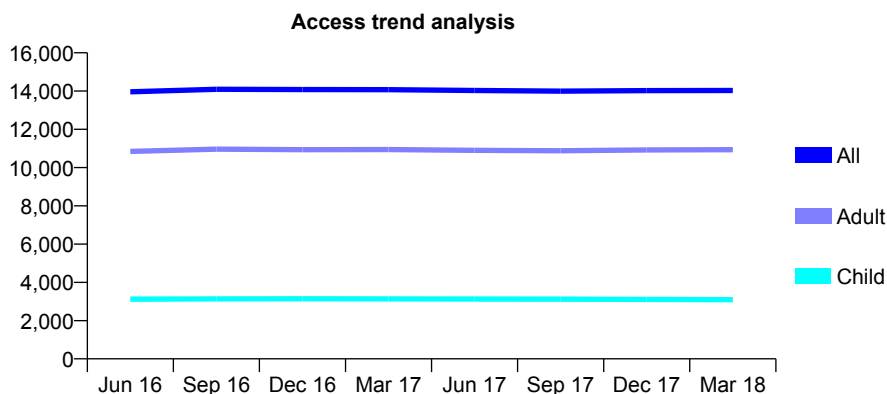
## Q48 - Vital Signs At a Glance Contract Report for 131938/0001 - March 2018

Name or company name	Newtown (No 1) Ltd
Contract type name	GDS Contract
Purpose of contract	General
Contract start date	01/04/2009
Contract end date	

17/18 Contracted general activity (UDA)	49,700
Carry forward general activity (UDA)	0
17/18 Contracted orthodontic activity (UOA)	0
Carry forward orthodontic activity (UOA)	0
Baseline contract value	£1,244,791.71

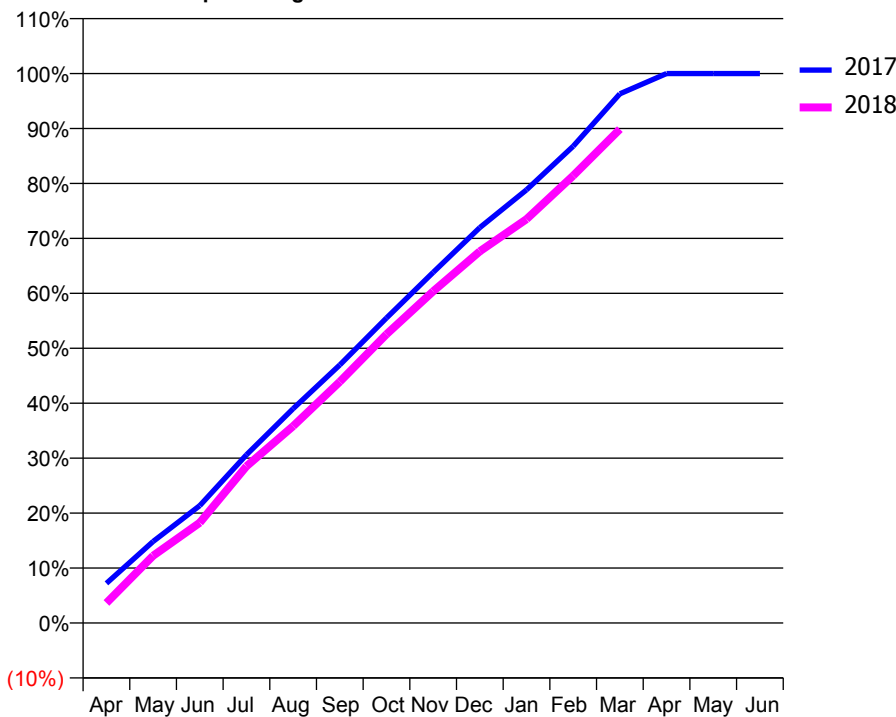
### ACCESS\*

Patients seen in 24 months	Total	Change since previous quarter
Quarter ending March 2017	14,075	
Quarter ending June 2017	14,029	→
Quarter ending September 2017	13,998	→
Quarter ending December 2017	14,027	→
Quarter ending March 2018	14,031	→
<b>Variance since March 2017</b>	<b>(0.3%)</b>	→



### ACTIVITY

Cumulative percentage of contracted UDA delivered 2017 & 2018



Month	Adjusted Scheduled Activity (UDA)	
	2017	2018
April	3,589	1,819
May	7,378	6,082
June	10,616	9,072
July	15,217	14,179
August	19,388	17,802
September	23,352	21,826
October	27,590	26,123
November	31,723	29,995
December	35,774	33,620
January	39,186	36,524
February	43,132	40,458
March	47,866	44,668
April	49,697	
May	49,705	
June	49,706	

### QUALITY

	Quantity	Base Number	Contract	AT	Region	England
% of FP17s for the same patient ID Re-attending within 3 months - Children	675	6,763	10.0%	11.5%	12.8%	11.9%
% of FP17s for the same patient ID Re-attending within 3 months - Adults	2,357	17,136	13.8%	17.1%	16.5%	16.0%
% of FP17s for the same patient ID Re-attending between 3 & 9 months - Children	5,053	6,763	74.7%	54.2%	59.7%	58.3%
% of FP17s for the same patient ID Re-attending between 3 & 9 months - Adults	10,959	17,136	64.0%	44.4%	52.6%	50.3%
% of FP17s for Band 1 Urgent Courses	1,120	22,982	4.9%	11.6%	9.1%	9.1%
% of FP17s Relating to Free Repair or Replacements	372	22,982	1.6%	0.9%	1.0%	0.8%
% of FP17s Relating to Continuations	322	22,982	1.4%	1.3%	1.2%	1.0%
% of Patients satisfied with the dentistry they have received	21	24	87.5%	90.5%	91.6%	91.5%
% of Patients satisfied with the time they had to wait for an appointment	20	24	83.3%	87.7%	88.3%	87.9%

\* This is based on patients treated on this contract for their most recent course of treatment. Figures in italics indicate the base number of FP17s or Patient Questionnaire responses are less than 100. N/A is shown where the base number of responses is less than 10 during the period. % is calculated as Quantity/Base number\*100

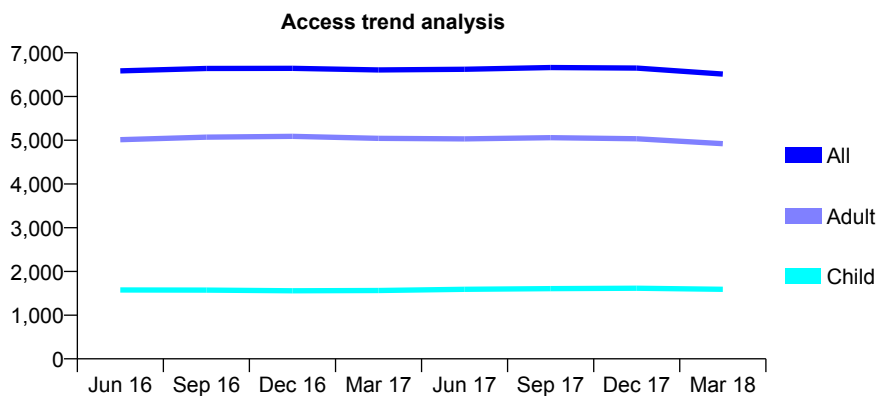
## Q48 - Vital Signs At a Glance Contract Report for 136395/0001 - March 2018

Name or company name	Victoria Square Smile Centre Ltd
Contract type name	GDS Contract
Purpose of contract	General
Contract start date	01/05/2010
Contract end date	

17/18 Contracted general activity (UDA)	22,500
Carry forward general activity (UDA)	0
17/18 Contracted orthodontic activity (UOA)	0
Carry forward orthodontic activity (UOA)	0
Baseline contract value	£520,875.00

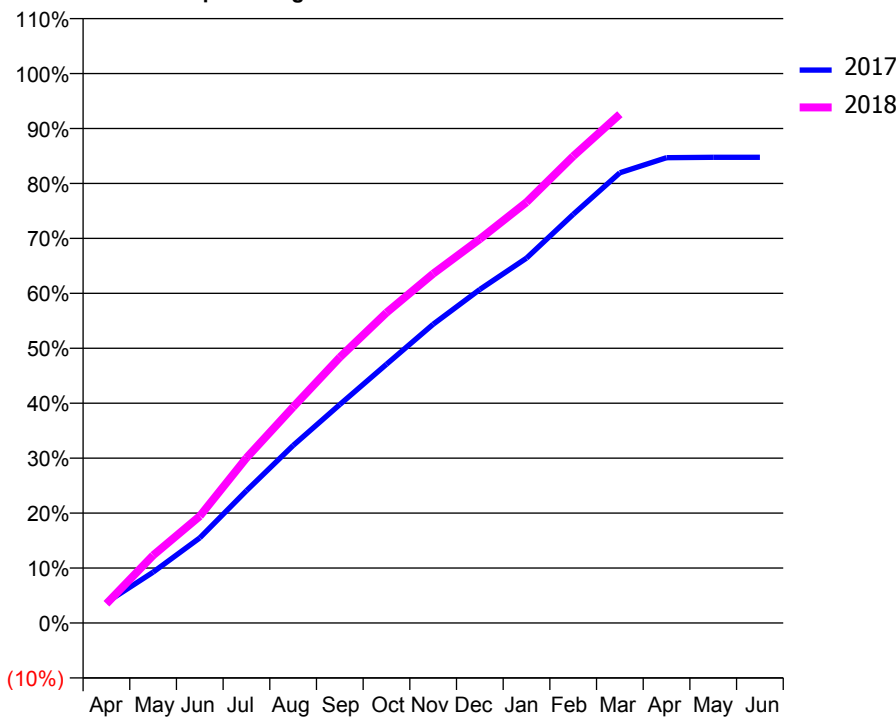
### ACCESS\*

Patients seen in 24 months	Total	Change since previous quarter
Quarter ending March 2017	6,607	
Quarter ending June 2017	6,622	→
Quarter ending September 2017	6,664	→
Quarter ending December 2017	6,650	→
Quarter ending March 2018	6,512	↓
<b>Variance since March 2017</b>	<b>(1.4%)</b>	<b>↓</b>



### ACTIVITY

Cumulative percentage of contracted UDA delivered 2017 & 2018



Month	Adjusted Scheduled Activity (UDA)	
	2017	2018
April	951	788
May	2,350	2,770
June	3,935	4,376
July	6,119	6,760
August	8,204	8,842
September	10,102	10,877
October	11,961	12,707
November	13,811	14,302
December	15,421	15,721
January	16,865	17,227
February	18,887	19,114
March	20,813	20,831
April	21,506	
May	21,526	
June	21,530	

### QUALITY

	Quantity	Base Number	Contract	AT	Region	England
% of FP17s for the same patient ID Re-attending within 3 months - Children	177	2,015	8.8%	11.5%	12.8%	11.9%
% of FP17s for the same patient ID Re-attending within 3 months - Adults	672	5,236	12.8%	17.1%	16.5%	16.0%
% of FP17s for the same patient ID Re-attending between 3 & 9 months - Children	979	2,015	48.6%	54.2%	59.7%	58.3%
% of FP17s for the same patient ID Re-attending between 3 & 9 months - Adults	1,986	5,236	37.9%	44.4%	52.6%	50.3%
% of FP17s for Band 1 Urgent Courses	398	7,026	5.7%	11.6%	9.1%	9.1%
% of FP17s Relating to Free Repair or Replacements	47	7,026	0.7%	0.9%	1.0%	0.8%
% of FP17s Relating to Continuations	179	7,026	2.5%	1.3%	1.2%	1.0%
% of Patients satisfied with the dentistry they have received	9	10	90.0%	90.5%	91.6%	91.5%
% of Patients satisfied with the time they had to wait for an appointment	8	10	80.0%	87.7%	88.3%	87.9%

\* This is based on patients treated on this contract for their most recent course of treatment. Figures in italics indicate the base number of FP17s or Patient Questionnaire responses are less than 100. N/A is shown where the base number of responses is less than 10 during the period. % is calculated as Quantity/Base number\*100

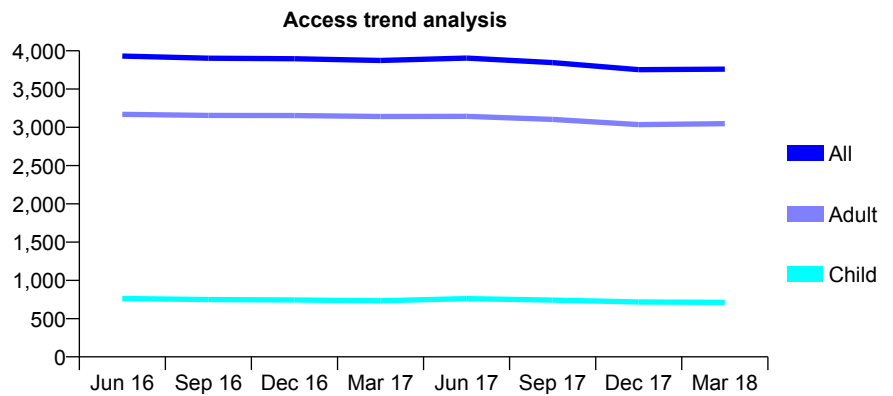
## Q48 - Vital Signs At a Glance Contract Report for 136786/0001 - March 2018

Name or company name	Low House Dental Care
Contract type name	GDS Contract
Purpose of contract	General
Contract start date	01/04/2011
Contract end date	

17/18 Contracted general activity (UDA)	17,000
Carry forward general activity (UDA)	680
17/18 Contracted orthodontic activity (UOA)	0
Carry forward orthodontic activity (UOA)	0
Baseline contract value	£425,092.89

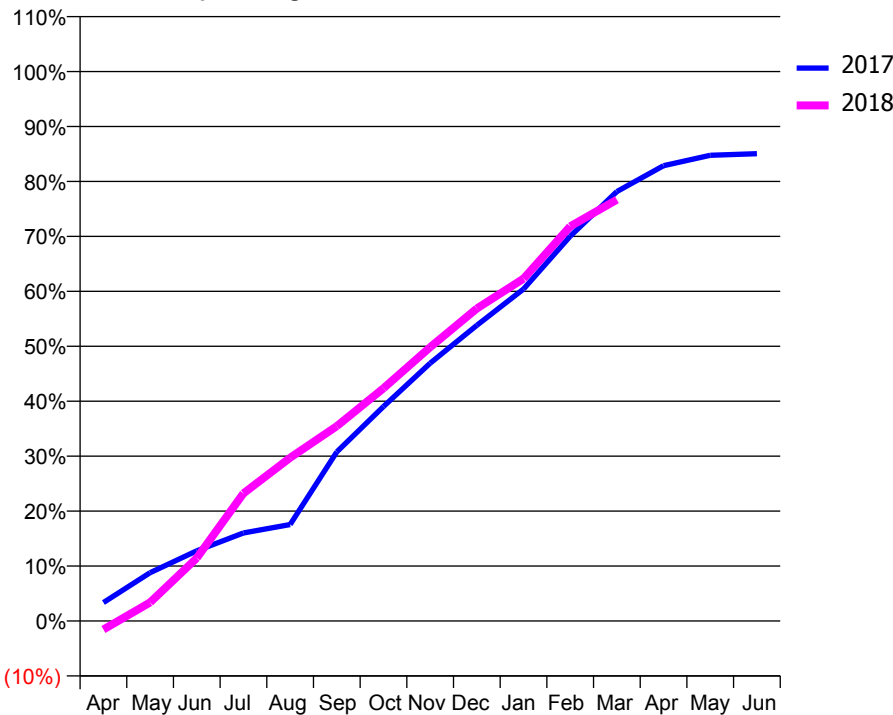
### ACCESS\*

Patients seen in 24 months	Total	Change since previous quarter
Quarter ending March 2017	3,874	
Quarter ending June 2017	3,905	→
Quarter ending September 2017	3,845	↓
Quarter ending December 2017	3,754	↓
Quarter ending March 2018	3,760	→
<b>Variance since March 2017</b>	<b>(2.9%)</b>	<b>↓</b>



### ACTIVITY

Cumulative percentage of contracted UDA delivered 2017 & 2018



Month	Adjusted Scheduled Activity (UDA)	
	2017	2018
April	573	-267
May	1,494	576
June	2,173	1,949
July	2,724	3,951
August	2,985	5,053
September	5,234	6,028
October	6,635	7,201
November	7,975	8,470
December	9,147	9,668
January	10,272	10,593
February	11,902	12,208
March	13,285	13,035
April	14,086	
May	14,407	
June	14,455	

### QUALITY

	Quantity	Base Number	Contract	AT	Region	England
% of FP17s for the same patient ID Re-attending within 3 months - Children	53	951	5.6%	11.5%	12.8%	11.9%
% of FP17s for the same patient ID Re-attending within 3 months - Adults	446	3,952	11.3%	17.1%	16.5%	16.0%
% of FP17s for the same patient ID Re-attending between 3 & 9 months - Children	533	951	56.0%	54.2%	59.7%	58.3%
% of FP17s for the same patient ID Re-attending between 3 & 9 months - Adults	2,257	3,952	57.1%	44.4%	52.6%	50.3%
% of FP17s for Band 1 Urgent Courses	95	4,649	2.0%	11.6%	9.1%	9.1%
% of FP17s Relating to Free Repair or Replacements	68	4,649	1.5%	0.9%	1.0%	0.8%
% of FP17s Relating to Continuations	56	4,649	1.2%	1.3%	1.2%	1.0%
% of Patients satisfied with the dentistry they have received	14	20	70.0%	90.5%	91.6%	91.5%
% of Patients satisfied with the time they had to wait for an appointment	14	20	70.0%	87.7%	88.3%	87.9%

\* This is based on patients treated on this contract for their most recent course of treatment. Figures in italics indicate the base number of FP17s or Patient Questionnaire responses are less than 100. N/A is shown where the base number of responses is less than 10 during the period. % is calculated as Quantity/Base number\*100

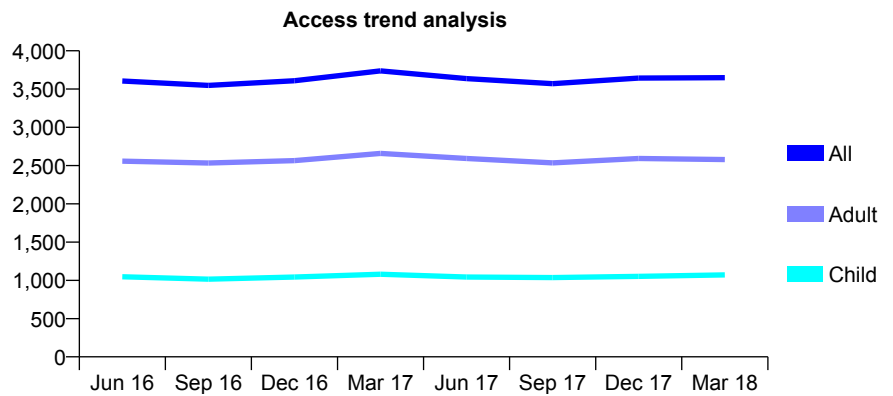
## Q48 - Vital Signs At a Glance Contract Report for 137847/0001 - March 2018

Name or company name	North Huyton Dental Practice
Contract type name	GDS Contract
Purpose of contract	General
Contract start date	01/03/2013
Contract end date	

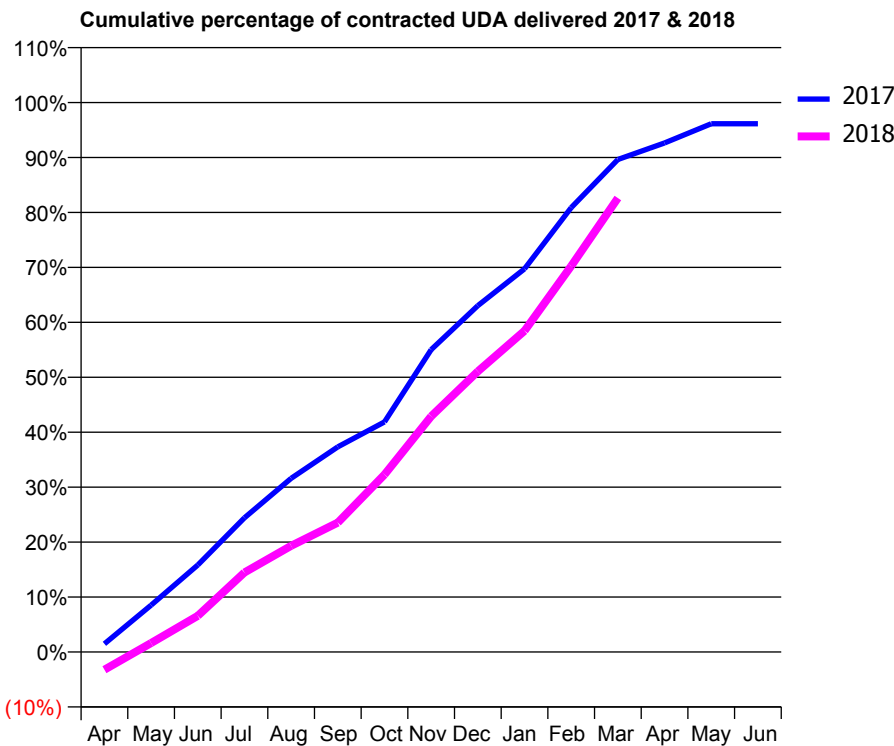
17/18 Contracted general activity (UDA)	13,000
Carry forward general activity (UDA)	503
17/18 Contracted orthodontic activity (UOA)	0
Carry forward orthodontic activity (UOA)	0
Baseline contract value	£336,096.45

### ACCESS\*

Patients seen in 24 months	Total	Change since previous quarter
Quarter ending March 2017	3,738	
Quarter ending June 2017	3,636	↓
Quarter ending September 2017	3,571	↓
Quarter ending December 2017	3,644	↑
Quarter ending March 2018	3,649	→
<b>Variance since March 2017</b>	<b>(2.4%)</b>	<b>↓</b>



### ACTIVITY



Month	Adjusted Scheduled Activity (UDA)	
	2017	2018
April	194	-421
May	1,109	212
June	2,058	856
July	3,176	1,880
August	4,108	2,514
September	4,855	3,060
October	5,445	4,199
November	7,152	5,577
December	8,193	6,640
January	9,064	7,599
February	10,513	9,130
March	11,653	10,739
April	12,043	
May	12,497	
June	12,497	

### QUALITY

	Quantity	Base Number	Contract	AT	Region	England
% of FP17s for the same patient ID Re-attending within 3 months - Children	129	1,239	10.4%	11.5%	12.8%	11.9%
% of FP17s for the same patient ID Re-attending within 3 months - Adults	468	2,890	16.2%	17.1%	16.5%	16.0%
% of FP17s for the same patient ID Re-attending between 3 & 9 months - Children	500	1,239	40.4%	54.2%	59.7%	58.3%
% of FP17s for the same patient ID Re-attending between 3 & 9 months - Adults	1,100	2,890	38.1%	44.4%	52.6%	50.3%
% of FP17s for Band 1 Urgent Courses	151	3,914	3.9%	11.6%	9.1%	9.1%
% of FP17s Relating to Free Repair or Replacements	30	3,914	0.8%	0.9%	1.0%	0.8%
% of FP17s Relating to Continuations	34	3,914	0.9%	1.3%	1.2%	1.0%
% of Patients satisfied with the dentistry they have received	5	5	N/A	90.5%	91.6%	91.5%
% of Patients satisfied with the time they had to wait for an appointment	5	5	N/A	87.7%	88.3%	87.9%

\* This is based on patients treated on this contract for their most recent course of treatment. Figures in italics indicate the base number of FP17s or Patient Questionnaire responses are less than 100. N/A is shown where the base number of responses is less than 10 during the period. % is calculated as Quantity/Base number\*100

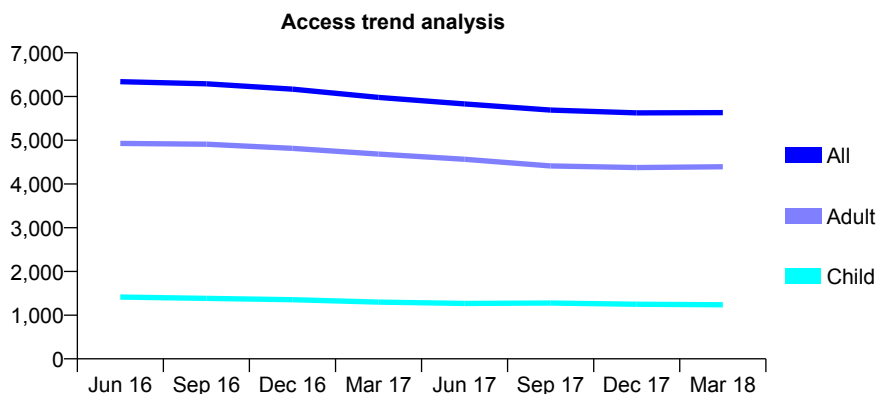
## Q48 - Vital Signs At a Glance Contract Report for 138568/0001 - March 2018

Name or company name	Farnworth Dental
Contract type name	GDS Contract
Purpose of contract	General
Contract start date	01/05/2014
Contract end date	

17/18 Contracted general activity (UDA)	17,598
Carry forward general activity (UDA)	0
17/18 Contracted orthodontic activity (UOA)	0
Carry forward orthodontic activity (UOA)	0
Baseline contract value	£515,398.84

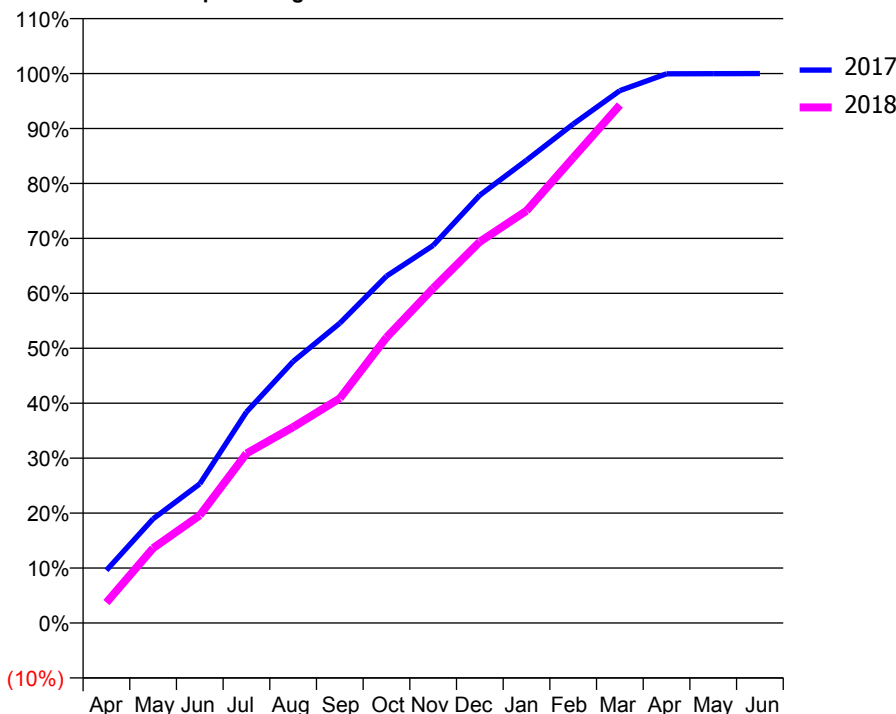
### ACCESS\*

Patients seen in 24 months	Total	Change since previous quarter
Quarter ending March 2017	5,981	
Quarter ending June 2017	5,831	↓
Quarter ending September 2017	5,690	↓
Quarter ending December 2017	5,626	↓
Quarter ending March 2018	5,631	→
<b>Variance since March 2017</b>	<b>(5.9%)</b>	<b>↓</b>



### ACTIVITY

Cumulative percentage of contracted UDA delivered 2017 & 2018



Month	Adjusted Scheduled Activity (UDA)	
	2017	2018
April	1,693	657
May	3,344	2,397
June	4,464	3,450
July	6,773	5,430
August	8,394	6,277
September	9,626	7,195
October	11,137	9,144
November	12,119	10,721
December	13,732	12,211
January	14,853	13,201
February	16,014	14,901
March	17,087	16,590
April	17,629	
May	17,634	
June	17,638	

### QUALITY

	Quantity	Base Number	Contract	AT	Region	England
% of FP17s for the same patient ID Re-attending within 3 months - Children	179	2,007	8.9%	11.5%	12.8%	11.9%
% of FP17s for the same patient ID Re-attending within 3 months - Adults	839	6,621	12.7%	17.1%	16.5%	16.0%
% of FP17s for the same patient ID Re-attending between 3 & 9 months - Children	1,255	2,007	62.5%	54.2%	59.7%	58.3%
% of FP17s for the same patient ID Re-attending between 3 & 9 months - Adults	4,066	6,621	61.4%	44.4%	52.6%	50.3%
% of FP17s for Band 1 Urgent Courses	311	8,385	3.7%	11.6%	9.1%	9.1%
% of FP17s Relating to Free Repair or Replacements	84	8,385	1.0%	0.9%	1.0%	0.8%
% of FP17s Relating to Continuations	80	8,385	1.0%	1.3%	1.2%	1.0%
% of Patients satisfied with the dentistry they have received	19	21	90.5%	90.5%	91.6%	91.5%
% of Patients satisfied with the time they had to wait for an appointment	19	21	90.5%	87.7%	88.3%	87.9%

\* This is based on patients treated on this contract for their most recent course of treatment. Figures in italics indicate the base number of FP17s or Patient Questionnaire responses are less than 100. N/A is shown where the base number of responses is less than 10 during the period. % is calculated as Quantity/Base number\*100

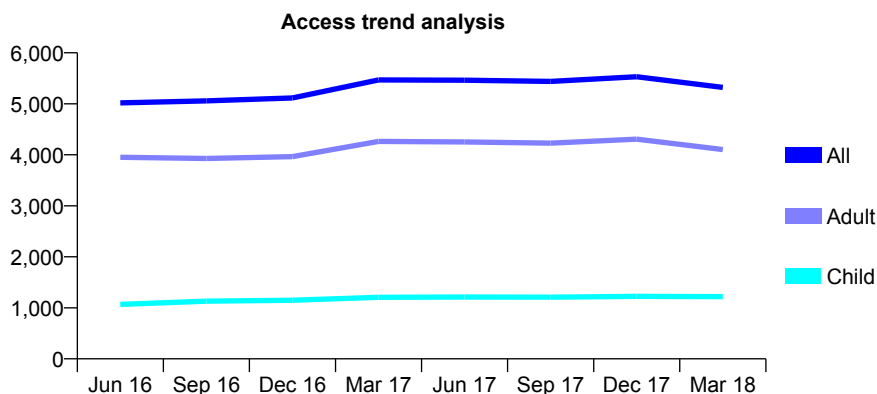
## Q48 - Vital Signs At a Glance Contract Report for 139394/0001 - March 2018

Name or company name	Garston Dental Surgery
Contract type name	GDS Contract
Purpose of contract	General
Contract start date	02/07/2012
Contract end date	

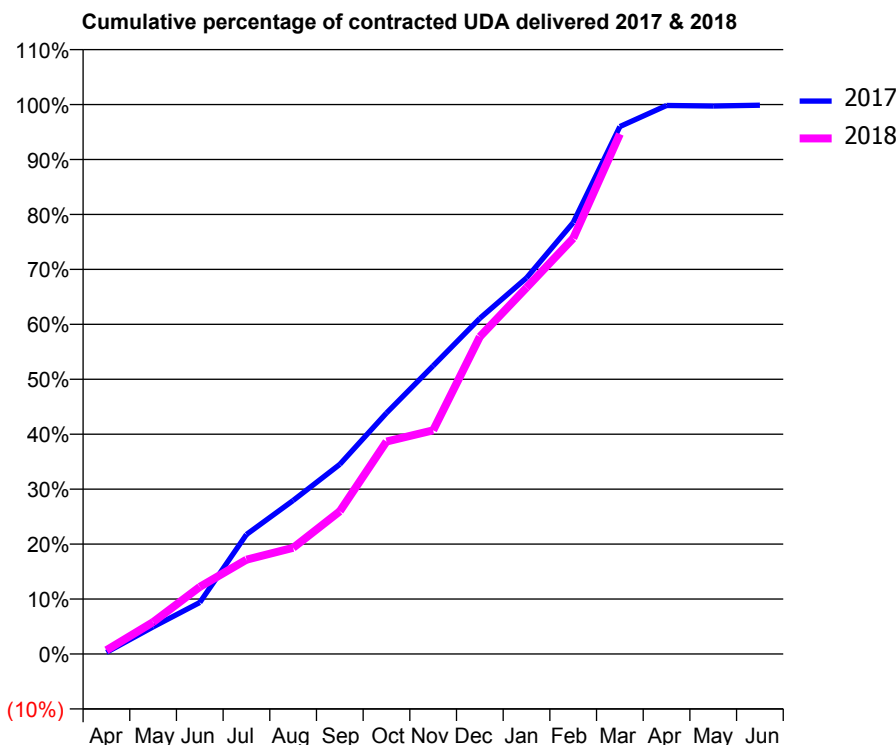
17/18 Contracted general activity (UDA)	19,133
Carry forward general activity (UDA)	25
17/18 Contracted orthodontic activity (UOA)	0
Carry forward orthodontic activity (UOA)	0
Baseline contract value	£493,650.41

### ACCESS\*

Patients seen in 24 months	Total	Change since previous quarter
Quarter ending March 2017	5,468	
Quarter ending June 2017	5,464	→
Quarter ending September 2017	5,438	→
Quarter ending December 2017	5,532	→
Quarter ending March 2018	5,321	↓
<b>Variance since March 2017</b>	<b>(2.7%)</b>	<b>↓</b>



### ACTIVITY



Month	Adjusted Scheduled Activity (UDA)	
	2017	2018
April	57	131
May	946	1,113
June	1,797	2,337
July	4,160	3,284
August	5,347	3,700
September	6,606	4,969
October	8,394	7,397
November	10,035	7,789
December	11,690	11,048
January	13,094	12,759
February	15,022	14,475
March	18,365	18,105
April	19,101	
May	19,079	
June	19,108	

### QUALITY

	Quantity	Base Number	Contract	AT	Region	England
% of FP17s for the same patient ID Re-attending within 3 months - Children	169	1,813	9.3%	11.5%	12.8%	11.9%
% of FP17s for the same patient ID Re-attending within 3 months - Adults	1,037	5,651	18.4%	17.1%	16.5%	16.0%
% of FP17s for the same patient ID Re-attending between 3 & 9 months - Children	942	1,813	52.0%	54.2%	59.7%	58.3%
% of FP17s for the same patient ID Re-attending between 3 & 9 months - Adults	2,570	5,651	45.5%	44.4%	52.6%	50.3%
% of FP17s for Band 1 Urgent Courses	955	7,222	13.2%	11.6%	9.1%	9.1%
% of FP17s Relating to Free Repair or Replacements	99	7,222	1.4%	0.9%	1.0%	0.8%
% of FP17s Relating to Continuations	55	7,222	0.8%	1.3%	1.2%	1.0%
% of Patients satisfied with the dentistry they have received	5	5	N/A	90.5%	91.6%	91.5%
% of Patients satisfied with the time they had to wait for an appointment	5	5	N/A	87.7%	88.3%	87.9%

\* This is based on patients treated on this contract for their most recent course of treatment. Figures in italics indicate the base number of FP17s or Patient Questionnaire responses are less than 100. N/A is shown where the base number of responses is less than 10 during the period. % is calculated as Quantity/Base number\*100

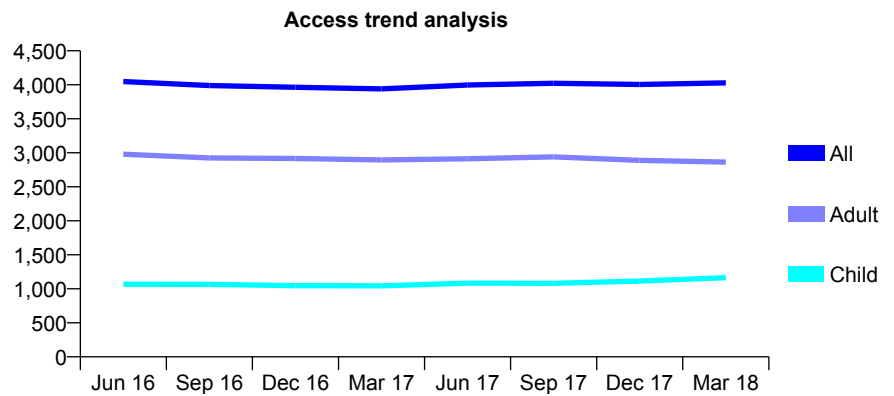
## Q48 - Vital Signs At a Glance Contract Report for 140287/0001 - March 2018

Name or company name	Smile Clinic UK Ltd
Contract type name	GDS Contract
Purpose of contract	General
Contract start date	01/10/2009
Contract end date	

17/18 Contracted general activity (UDA)	15,360
Carry forward general activity (UDA)	0
17/18 Contracted orthodontic activity (UOA)	0
Carry forward orthodontic activity (UOA)	0
Baseline contract value	£470,240.44

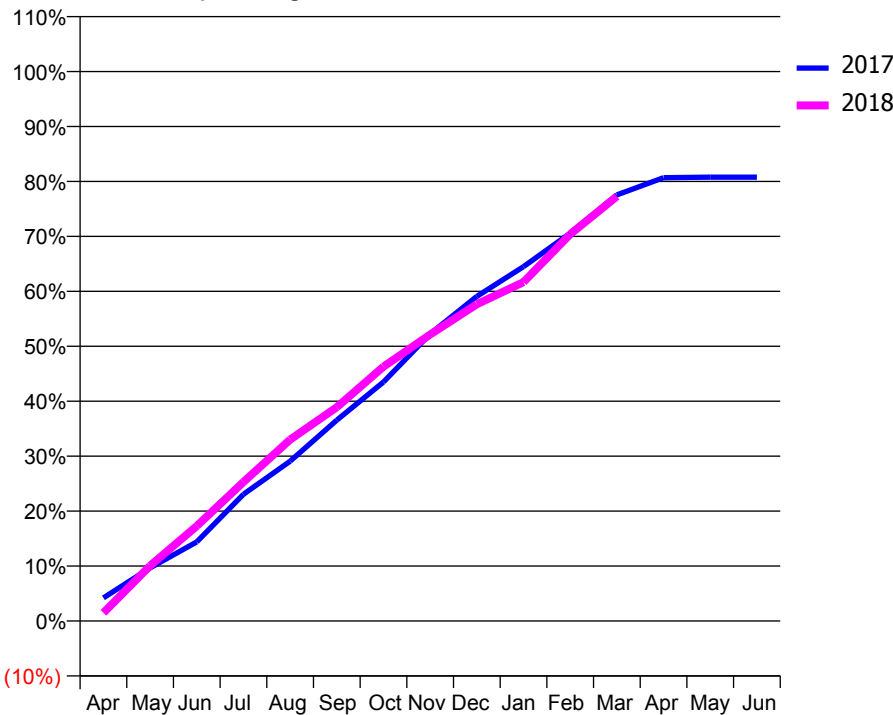
### ACCESS\*

Patients seen in 24 months	Total	Change since previous quarter
Quarter ending March 2017	3,940	
Quarter ending June 2017	3,997	→
Quarter ending September 2017	4,023	→
Quarter ending December 2017	4,004	→
Quarter ending March 2018	4,028	→
<b>Variance since March 2017</b>	<b>2.2%</b>	<b>↑</b>



### ACTIVITY

Cumulative percentage of contracted UDA delivered 2017 & 2018



Month	Adjusted Scheduled Activity (UDA)	
	2017	2018
April	648	228
May	1,487	1,545
June	2,211	2,657
July	3,544	3,886
August	4,468	5,069
September	5,616	5,978
October	6,683	7,111
November	8,028	8,009
December	9,073	8,853
January	9,906	9,475
February	10,839	10,812
March	11,911	11,868
April	12,390	
May	12,408	
June	12,407	

### QUALITY

	Quantity	Base Number	Contract	AT	Region	England
% of FP17s for the same patient ID Re-attending within 3 months - Children	142	1,579	9.0%	11.5%	12.8%	11.9%
% of FP17s for the same patient ID Re-attending within 3 months - Adults	693	3,519	19.7%	17.1%	16.5%	16.0%
% of FP17s for the same patient ID Re-attending between 3 & 9 months - Children	650	1,579	41.2%	54.2%	59.7%	58.3%
% of FP17s for the same patient ID Re-attending between 3 & 9 months - Adults	1,130	3,519	32.1%	44.4%	52.6%	50.3%
% of FP17s for Band 1 Urgent Courses	917	4,899	18.7%	11.6%	9.1%	9.1%
% of FP17s Relating to Free Repair or Replacements	34	4,899	0.7%	0.9%	1.0%	0.8%
% of FP17s Relating to Continuations	71	4,899	1.4%	1.3%	1.2%	1.0%
% of Patients satisfied with the dentistry they have received	2	3	N/A	90.5%	91.6%	91.5%
% of Patients satisfied with the time they had to wait for an appointment	2	3	N/A	87.7%	88.3%	87.9%

\* This is based on patients treated on this contract for their most recent course of treatment. Figures in italics indicate the base number of FP17s or Patient Questionnaire responses are less than 100. N/A is shown where the base number of responses is less than 10 during the period. % is calculated as Quantity/Base number\*100

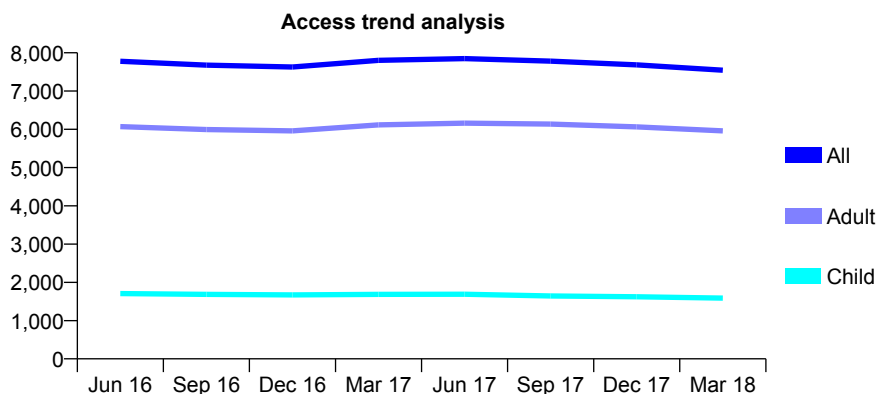
## Q48 - Vital Signs At a Glance Contract Report for 141119/0001 - March 2018

Name or company name	Churchtown Dental Practice
Contract type name	GDS Contract
Purpose of contract	General
Contract start date	30/05/2012
Contract end date	

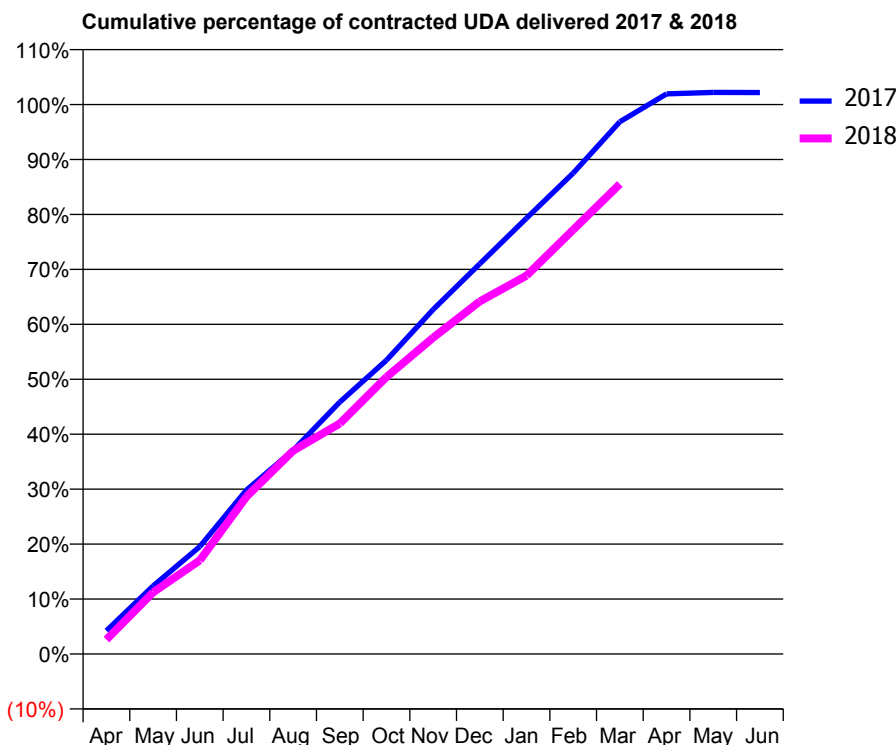
17/18 Contracted general activity (UDA)	23,442
Carry forward general activity (UDA)	0
17/18 Contracted orthodontic activity (UOA)	0
Carry forward orthodontic activity (UOA)	0
Baseline contract value	£720,869.34

### ACCESS\*

Patients seen in 24 months	Total	Change since previous quarter
Quarter ending March 2017	7,802	
Quarter ending June 2017	7,849	→
Quarter ending September 2017	7,783	→
Quarter ending December 2017	7,686	↓
Quarter ending March 2018	7,546	↓
<b>Variance since March 2017</b>	<b>(3.3%)</b>	<b>↓</b>



### ACTIVITY



Month	Adjusted Scheduled Activity (UDA)	
	2017	2018
April	1,012	616
May	2,964	2,632
June	4,672	3,999
July	7,136	6,711
August	8,864	8,670
September	10,962	9,835
October	12,783	11,818
November	14,989	13,494
December	16,982	15,042
January	18,967	16,141
February	20,927	18,100
March	23,163	20,051
April	24,375	
May	24,436	
June	24,433	

### QUALITY

	Quantity	Base Number	Contract	AT	Region	England
% of FP17s for the same patient ID Re-attending within 3 months - Children	178	2,529	7.0%	11.5%	12.8%	11.9%
% of FP17s for the same patient ID Re-attending within 3 months - Adults	1,414	7,867	18.0%	17.1%	16.5%	16.0%
% of FP17s for the same patient ID Re-attending between 3 & 9 months - Children	1,740	2,529	68.8%	54.2%	59.7%	58.3%
% of FP17s for the same patient ID Re-attending between 3 & 9 months - Adults	3,133	7,867	39.8%	44.4%	52.6%	50.3%
% of FP17s for Band 1 Urgent Courses	972	9,927	9.8%	11.6%	9.1%	9.1%
% of FP17s Relating to Free Repair or Replacements	161	9,927	1.6%	0.9%	1.0%	0.8%
% of FP17s Relating to Continuations	306	9,927	3.1%	1.3%	1.2%	1.0%
% of Patients satisfied with the dentistry they have received	14	15	93.3%	90.5%	91.6%	91.5%
% of Patients satisfied with the time they had to wait for an appointment	14	15	93.3%	87.7%	88.3%	87.9%

\* This is based on patients treated on this contract for their most recent course of treatment. Figures in italics indicate the base number of FP17s or Patient Questionnaire responses are less than 100. N/A is shown where the base number of responses is less than 10 during the period. % is calculated as Quantity/Base number\*100



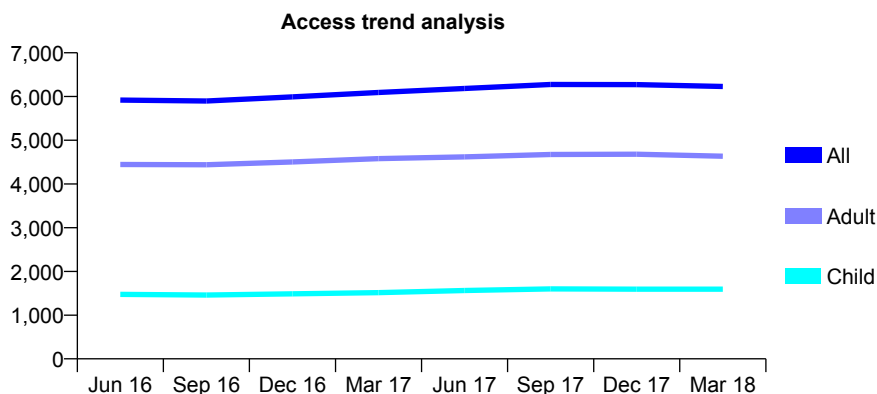
## Q48 - Vital Signs At a Glance Contract Report for 141488/0001 - March 2018

Name or company name	Croft Dental Care Ltd
Contract type name	GDS Contract
Purpose of contract	General
Contract start date	01/07/2011
Contract end date	

17/18 Contracted general activity (UDA)	28,481
Carry forward general activity (UDA)	1,011
17/18 Contracted orthodontic activity (UOA)	0
Carry forward orthodontic activity (UOA)	0
Baseline contract value	£758,602.71

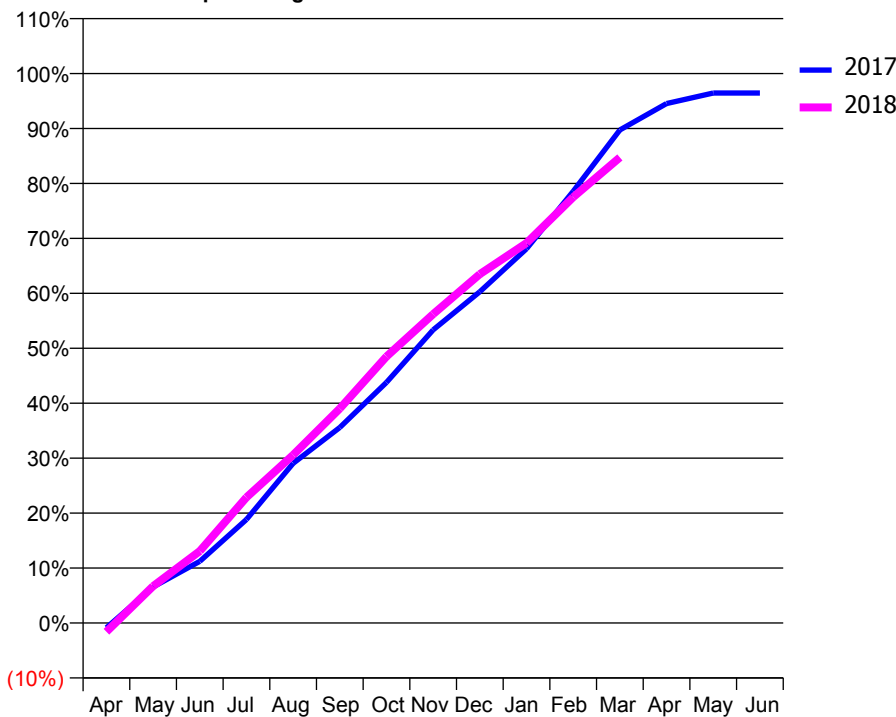
### ACCESS\*

Patients seen in 24 months	Total	Change since previous quarter
Quarter ending March 2017	6,094	
Quarter ending June 2017	6,184	→
Quarter ending September 2017	6,276	→
Quarter ending December 2017	6,274	→
Quarter ending March 2018	6,229	→
<b>Variance since March 2017</b>	<b>2.2%</b>	<b>↑</b>



### ACTIVITY

Cumulative percentage of contracted UDA delivered 2017 & 2018



Month	Adjusted Scheduled Activity (UDA)	
	2017	2018
April	-252	-462
May	1,868	1,913
June	3,199	3,727
July	5,367	6,511
August	8,277	8,712
September	10,137	11,117
October	12,475	13,813
November	15,193	16,008
December	17,173	18,085
January	19,397	19,692
February	22,374	22,073
March	25,555	24,129
April	26,921	
May	27,469	
June	27,470	

### QUALITY

	Quantity	Base Number	Contract	AT	Region	England
% of FP17s for the same patient ID Re-attending within 3 months - Children	387	2,642	14.6%	11.5%	12.8%	11.9%
% of FP17s for the same patient ID Re-attending within 3 months - Adults	1,294	6,114	21.2%	17.1%	16.5%	16.0%
% of FP17s for the same patient ID Re-attending between 3 & 9 months - Children	1,452	2,642	55.0%	54.2%	59.7%	58.3%
% of FP17s for the same patient ID Re-attending between 3 & 9 months - Adults	2,700	6,114	44.2%	44.4%	52.6%	50.3%
% of FP17s for Band 1 Urgent Courses	923	8,141	11.3%	11.6%	9.1%	9.1%
% of FP17s Relating to Free Repair or Replacements	58	8,141	0.7%	0.9%	1.0%	0.8%
% of FP17s Relating to Continuations	212	8,141	2.6%	1.3%	1.2%	1.0%
% of Patients satisfied with the dentistry they have received	6	7	N/A	90.5%	91.6%	91.5%
% of Patients satisfied with the time they had to wait for an appointment	7	7	N/A	87.7%	88.3%	87.9%

\* This is based on patients treated on this contract for their most recent course of treatment. Figures in italics indicate the base number of FP17s or Patient Questionnaire responses are less than 100. N/A is shown where the base number of responses is less than 10 during the period. % is calculated as Quantity/Base number\*100

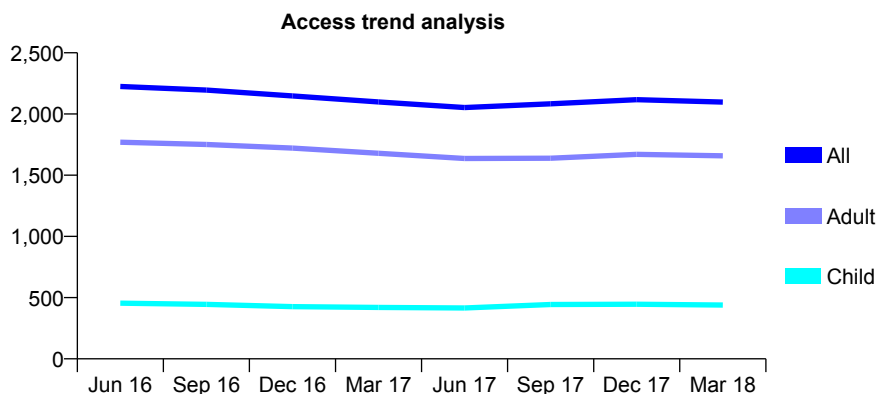
## Q48 - Vital Signs At a Glance Contract Report for 142999/0001 - March 2018

Name or company name	Church Road Dental Practice
Contract type name	GDS Contract
Purpose of contract	General
Contract start date	06/07/2011
Contract end date	

17/18 Contracted general activity (UDA)	7,500
Carry forward general activity (UDA)	0
17/18 Contracted orthodontic activity (UOA)	0
Carry forward orthodontic activity (UOA)	0
Baseline contract value	£179,066.60

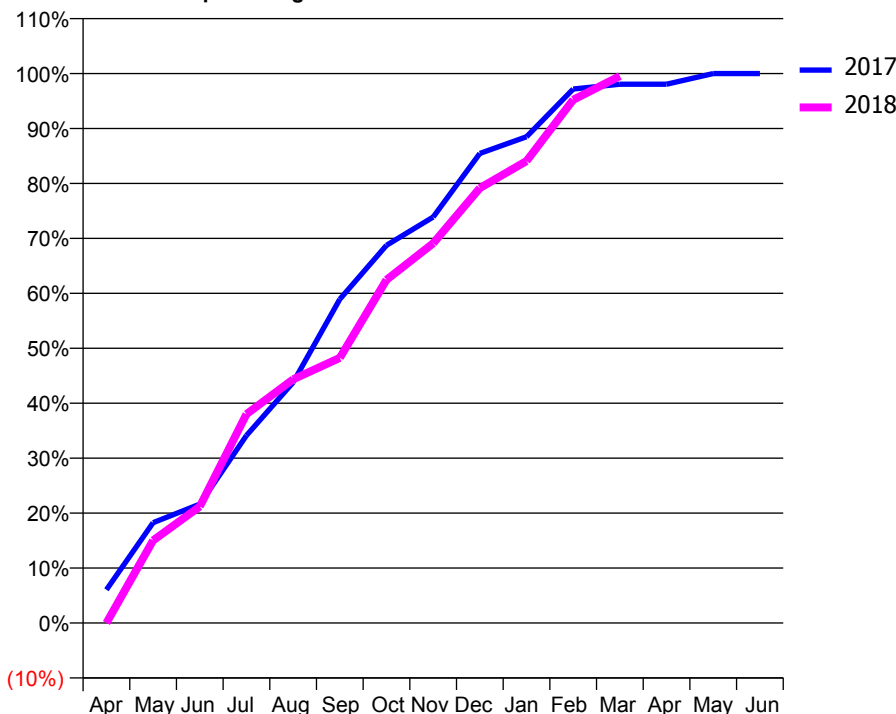
### ACCESS\*

Patients seen in 24 months	Total	Change since previous quarter
Quarter ending March 2017	2,099	
Quarter ending June 2017	2,053	↓
Quarter ending September 2017	2,083	→
Quarter ending December 2017	2,117	→
Quarter ending March 2018	2,098	→
<b>Variance since March 2017</b>	<b>(0.0%)</b>	→



### ACTIVITY

Cumulative percentage of contracted UDA delivered 2017 & 2018



Month	Adjusted Scheduled Activity (UDA)	
	2017	2018
April	457	0
May	1,380	1,128
June	1,634	1,589
July	2,579	2,851
August	3,308	3,327
September	4,452	3,620
October	5,193	4,683
November	5,582	5,182
December	6,456	5,936
January	6,685	6,305
February	7,341	7,141
March	7,407	7,465
April	7,407	
May	7,555	
June	7,555	

### QUALITY

	Quantity	Base Number	Contract	AT	Region	England
% of FP17s for the same patient ID Re-attending within 3 months - Children	69	710	9.7%	11.5%	12.8%	11.9%
% of FP17s for the same patient ID Re-attending within 3 months - Adults	247	2,666	9.3%	17.1%	16.5%	16.0%
% of FP17s for the same patient ID Re-attending between 3 & 9 months - Children	431	710	60.7%	54.2%	59.7%	58.3%
% of FP17s for the same patient ID Re-attending between 3 & 9 months - Adults	1,854	2,666	69.5%	44.4%	52.6%	50.3%
% of FP17s for Band 1 Urgent Courses	53	3,255	1.6%	11.6%	9.1%	9.1%
% of FP17s Relating to Free Repair or Replacements	13	3,255	0.4%	0.9%	1.0%	0.8%
% of FP17s Relating to Continuations	18	3,255	0.6%	1.3%	1.2%	1.0%
% of Patients satisfied with the dentistry they have received	5	6	N/A	90.5%	91.6%	91.5%
% of Patients satisfied with the time they had to wait for an appointment	4	6	N/A	87.7%	88.3%	87.9%

\* This is based on patients treated on this contract for their most recent course of treatment. Figures in italics indicate the base number of FP17s or Patient Questionnaire responses are less than 100. N/A is shown where the base number of responses is less than 10 during the period. % is calculated as Quantity/Base number\*100

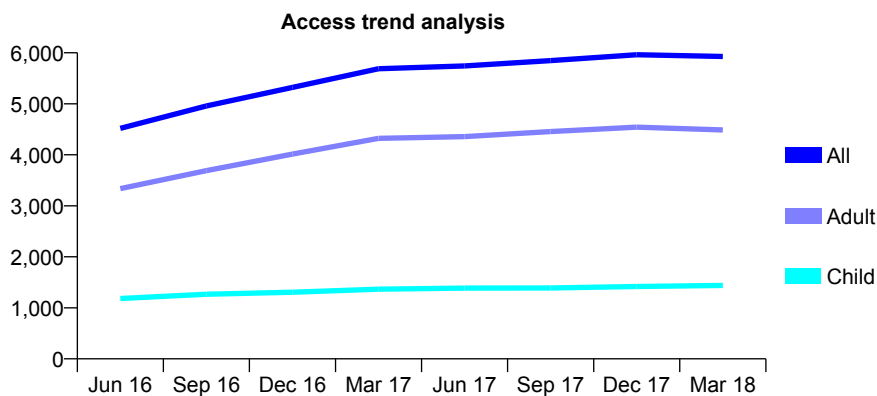
## Q48 - Vital Signs At a Glance Contract Report for 143731/0001 - March 2018

Name or company name	P J Burridge Limited
Contract type name	GDS Contract
Purpose of contract	General
Contract start date	01/04/2015
Contract end date	

17/18 Contracted general activity (UDA)	16,530
Carry forward general activity (UDA)	0
17/18 Contracted orthodontic activity (UOA)	0
Carry forward orthodontic activity (UOA)	0
Baseline contract value	£524,159.14

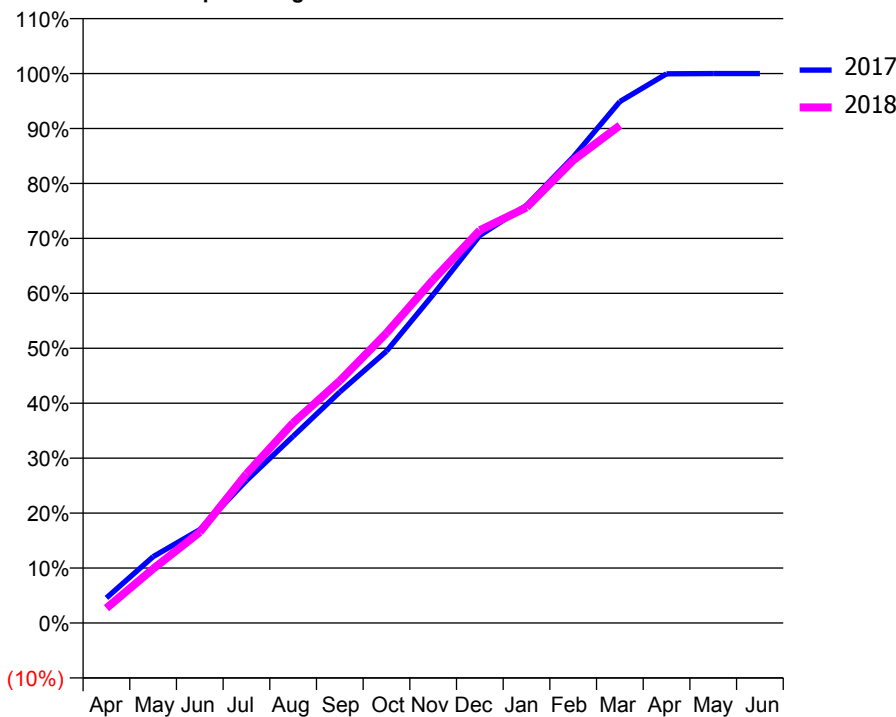
### ACCESS\*

Patients seen in 24 months	Total	Change since previous quarter
Quarter ending March 2017	5,687	
Quarter ending June 2017	5,742	→
Quarter ending September 2017	5,846	→
Quarter ending December 2017	5,962	→
Quarter ending March 2018	5,928	→
<b>Variance since March 2017</b>	<b>4.2%</b>	<b>↑</b>



### ACTIVITY

Cumulative percentage of contracted UDA delivered 2017 & 2018



Month	Adjusted Scheduled Activity (UDA)	
	2017	2018
April	761	446
May	2,009	1,629
June	2,831	2,732
July	4,317	4,488
August	5,657	6,021
September	7,000	7,288
October	8,236	8,724
November	9,951	10,328
December	11,743	11,816
January	12,656	12,501
February	14,118	13,916
March	15,801	14,968
April	16,639	
May	16,650	
June	16,650	

### QUALITY

	Quantity	Base Number	Contract	AT	Region	England
% of FP17s for the same patient ID Re-attending within 3 months - Children	98	1,703	5.8%	11.5%	12.8%	11.9%
% of FP17s for the same patient ID Re-attending within 3 months - Adults	735	4,923	14.9%	17.1%	16.5%	16.0%
% of FP17s for the same patient ID Re-attending between 3 & 9 months - Children	778	1,703	45.7%	54.2%	59.7%	58.3%
% of FP17s for the same patient ID Re-attending between 3 & 9 months - Adults	1,778	4,923	36.1%	44.4%	52.6%	50.3%
% of FP17s for Band 1 Urgent Courses	668	6,319	10.6%	11.6%	9.1%	9.1%
% of FP17s Relating to Free Repair or Replacements	26	6,319	0.4%	0.9%	1.0%	0.8%
% of FP17s Relating to Continuations	84	6,319	1.3%	1.3%	1.2%	1.0%
% of Patients satisfied with the dentistry they have received	8	8	N/A	90.5%	91.6%	91.5%
% of Patients satisfied with the time they had to wait for an appointment	7	8	N/A	87.7%	88.3%	87.9%

\* This is based on patients treated on this contract for their most recent course of treatment. Figures in italics indicate the base number of FP17s or Patient Questionnaire responses are less than 100. N/A is shown where the base number of responses is less than 10 during the period. % is calculated as Quantity/Base number\*100

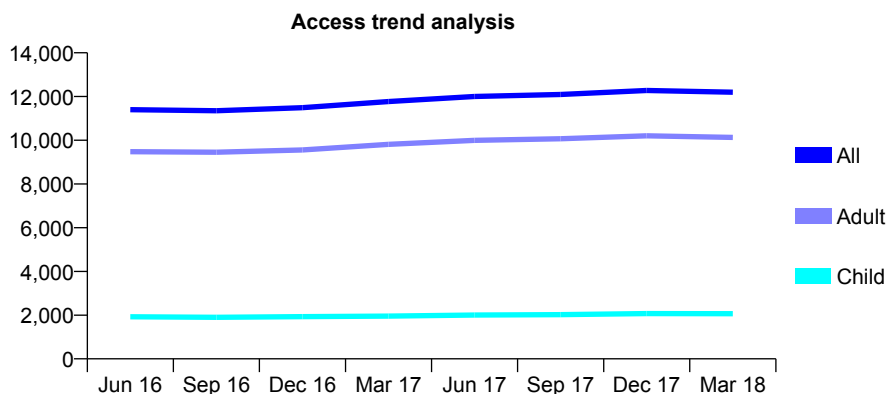
## Q48 - Vital Signs At a Glance Contract Report for 145963/0001 - March 2018

Name or company name	Hoghton Street Dental Care Limited
Contract type name	GDS Contract
Purpose of contract	General
Contract start date	01/06/2012
Contract end date	

17/18 Contracted general activity (UDA)	36,616
Carry forward general activity (UDA)	0
17/18 Contracted orthodontic activity (UOA)	0
Carry forward orthodontic activity (UOA)	0
Baseline contract value	£1,188,659.73

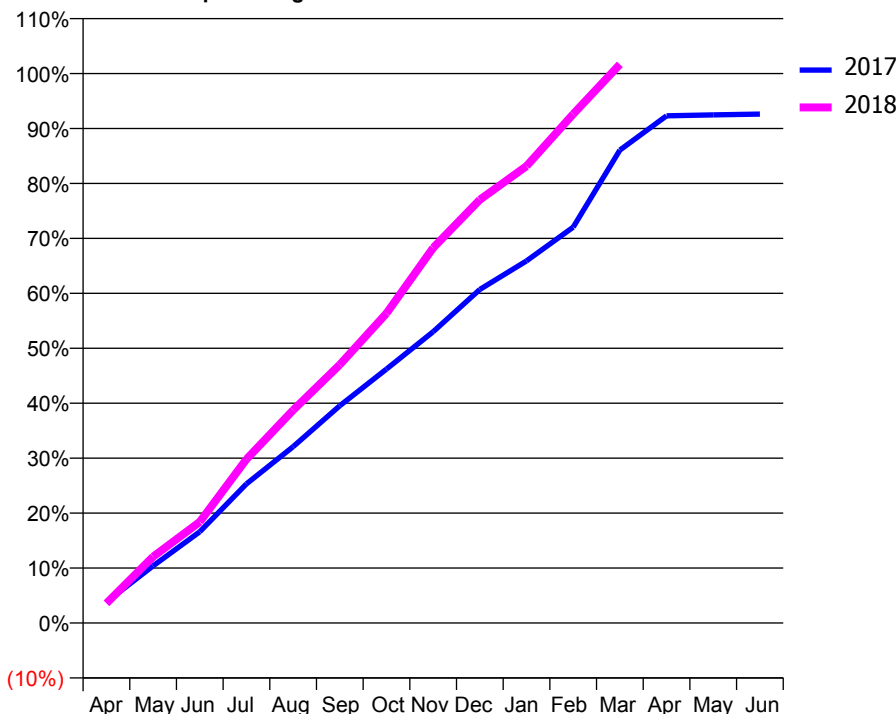
### ACCESS\*

Patients seen in 24 months	Total	Change since previous quarter
Quarter ending March 2017	11,769	
Quarter ending June 2017	12,002	→
Quarter ending September 2017	12,093	→
Quarter ending December 2017	12,275	→
Quarter ending March 2018	12,199	→
<b>Variance since March 2017</b>	<b>3.7%</b>	<b>↑</b>



### ACTIVITY

Cumulative percentage of contracted UDA delivered 2017 & 2018



Month	Adjusted Scheduled Activity (UDA)	
	2017	2018
April	1,399	1,308
May	3,807	4,422
June	6,087	6,741
July	9,268	10,913
August	11,756	14,188
September	14,481	17,220
October	16,926	20,633
November	19,409	25,000
December	22,232	28,211
January	24,126	30,445
February	26,381	33,909
March	31,512	37,224
April	33,798	
May	33,861	
June	33,911	

### QUALITY

	Quantity	Base Number	Contract	AT	Region	England
% of FP17s for the same patient ID Re-attending within 3 months - Children	390	4,366	8.9%	11.5%	12.8%	11.9%
% of FP17s for the same patient ID Re-attending within 3 months - Adults	2,807	16,894	16.6%	17.1%	16.5%	16.0%
% of FP17s for the same patient ID Re-attending between 3 & 9 months - Children	2,836	4,366	65.0%	54.2%	59.7%	58.3%
% of FP17s for the same patient ID Re-attending between 3 & 9 months - Adults	7,403	16,894	43.8%	44.4%	52.6%	50.3%
% of FP17s for Band 1 Urgent Courses	1,612	18,902	8.5%	11.6%	9.1%	9.1%
% of FP17s Relating to Free Repair or Replacements	120	18,902	0.6%	0.9%	1.0%	0.8%
% of FP17s Relating to Continuations	284	18,902	1.5%	1.3%	1.2%	1.0%
% of Patients satisfied with the dentistry they have received	27	34	79.4%	90.5%	91.6%	91.5%
% of Patients satisfied with the time they had to wait for an appointment	29	34	85.3%	87.7%	88.3%	87.9%

\* This is based on patients treated on this contract for their most recent course of treatment. Figures in italics indicate the base number of FP17s or Patient Questionnaire responses are less than 100. N/A is shown where the base number of responses is less than 10 during the period. % is calculated as Quantity/Base number\*100

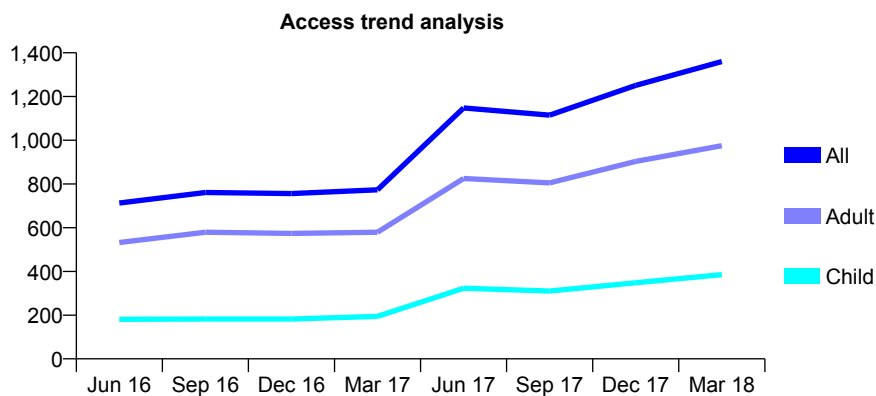
## Q48 - Vital Signs At a Glance Contract Report for 146331/0003 - March 2018

Name or company name	Vauxhall Dental Care
Contract type name	PDS Contract
Purpose of contract	General
Contract start date	01/04/2015
Contract end date	31/03/2018

17/18 Contracted general activity (UDA)	5,195
Carry forward general activity (UDA)	0
17/18 Contracted orthodontic activity (UOA)	0
Carry forward orthodontic activity (UOA)	0
Baseline contract value	£522,828.28

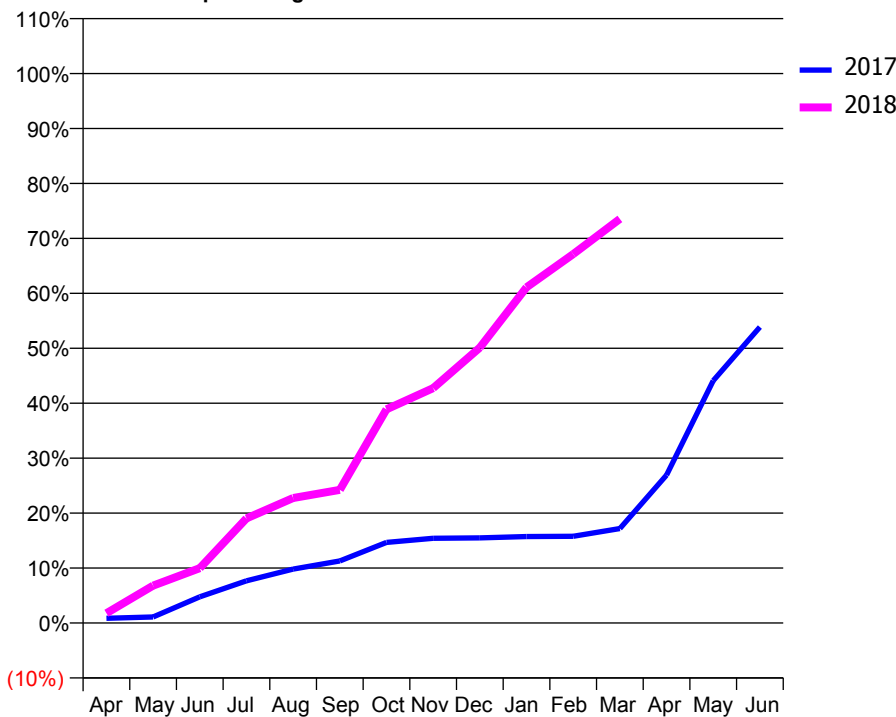
### ACCESS\*

Patients seen in 24 months	Total	Change since previous quarter
Quarter ending March 2017	773	
Quarter ending June 2017	1,148	↑
Quarter ending September 2017	1,115	↓
Quarter ending December 2017	1,251	↑
Quarter ending March 2018	1,360	↑
<b>Variance since March 2017</b>	<b>75.9%</b>	<b>↑</b>



### ACTIVITY

Cumulative percentage of contracted UDA delivered 2017 & 2018



Adjusted Scheduled Activity (UDA)

Month	2017	2018
April	44	92
May	58	354
June	248	519
July	399	989
August	510	1,182
September	587	1,258
October	762	2,021
November	801	2,221
December	805	2,604
January	817	3,173
February	821	3,487
March	893	3,821
April	1,399	
May	2,292	
June	2,798	

### QUALITY

	Quantity	Base Number	Contract	AT	Region	England
% of FP17s for the same patient ID Re-attending within 3 months - Children	111	782	14.2%	11.5%	12.8%	11.9%
% of FP17s for the same patient ID Re-attending within 3 months - Adults	345	1,819	19.0%	17.1%	16.5%	16.0%
% of FP17s for the same patient ID Re-attending between 3 & 9 months - Children	199	782	25.4%	54.2%	59.7%	58.3%
% of FP17s for the same patient ID Re-attending between 3 & 9 months - Adults	514	1,819	28.3%	44.4%	52.6%	50.3%
% of FP17s for Band 1 Urgent Courses	209	1,567	13.3%	11.6%	9.1%	9.1%
% of FP17s Relating to Free Repair or Replacements	12	1,567	0.8%	0.9%	1.0%	0.8%
% of FP17s Relating to Continuations	18	1,567	1.1%	1.3%	1.2%	1.0%
% of Patients satisfied with the dentistry they have received	0	1	N/A	90.5%	91.6%	91.5%
% of Patients satisfied with the time they had to wait for an appointment	0	1	N/A	87.7%	88.3%	87.9%

\* This is based on patients treated on this contract for their most recent course of treatment. Figures in italics indicate the base number of FP17s or Patient Questionnaire responses are less than 100. N/A is shown where the base number of responses is less than 10 during the period. % is calculated as Quantity/Base number\*100

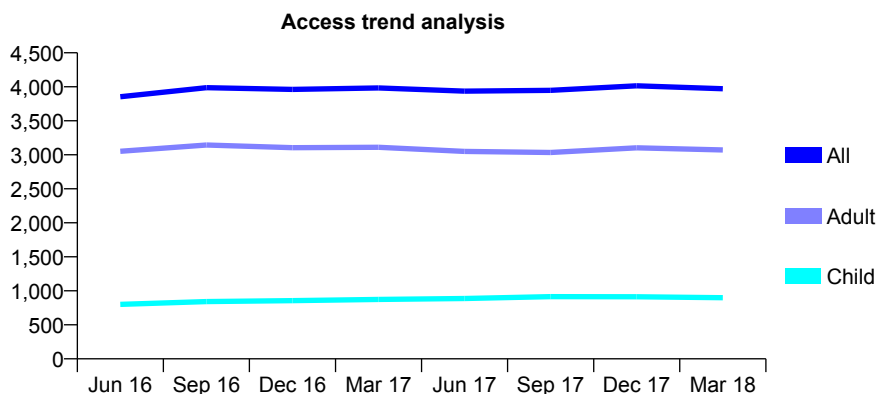
## Q48 - Vital Signs At a Glance Contract Report for 147753/0001 - March 2018

Name or company name	Abercromby Health Centre Partnership
Contract type name	GDS Contract
Purpose of contract	General
Contract start date	15/08/2014
Contract end date	

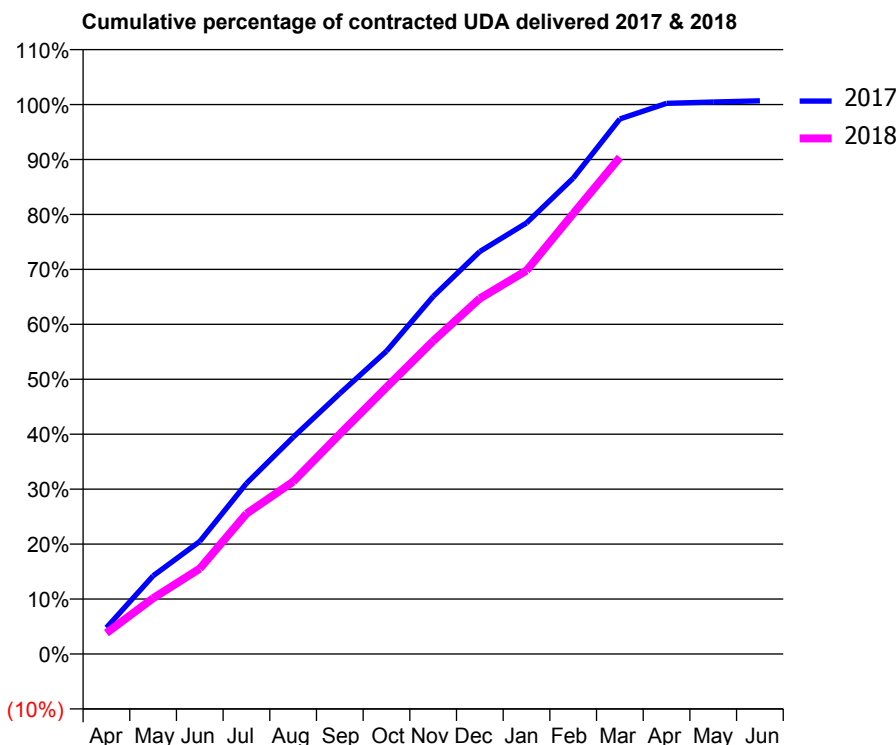
17/18 Contracted general activity (UDA)	13,675
Carry forward general activity (UDA)	0
17/18 Contracted orthodontic activity (UOA)	0
Carry forward orthodontic activity (UOA)	0
Baseline contract value	£422,046.62

### ACCESS\*

Patients seen in 24 months	Total	Change since previous quarter
Quarter ending March 2017	3,984	
Quarter ending June 2017	3,937	↓
Quarter ending September 2017	3,949	→
Quarter ending December 2017	4,014	→
Quarter ending March 2018	3,971	↓
<b>Variance since March 2017</b>	<b>(0.3%)</b>	→



### ACTIVITY



Month	Adjusted Scheduled Activity (UDA)	
	2017	2018
April	655	523
May	1,947	1,389
June	2,802	2,124
July	4,246	3,494
August	5,393	4,288
September	6,482	5,475
October	7,539	6,640
November	8,900	7,790
December	10,018	8,847
January	10,726	9,543
February	11,842	10,959
March	13,315	12,359
April	13,705	
May	13,736	
June	13,768	

### QUALITY

	Quantity	Base Number	Contract	AT	Region	England
% of FP17s for the same patient ID Re-attending within 3 months - Children	72	1,053	6.8%	11.5%	12.8%	11.9%
% of FP17s for the same patient ID Re-attending within 3 months - Adults	458	3,328	13.8%	17.1%	16.5%	16.0%
% of FP17s for the same patient ID Re-attending between 3 & 9 months - Children	453	1,053	43.0%	54.2%	59.7%	58.3%
% of FP17s for the same patient ID Re-attending between 3 & 9 months - Adults	1,275	3,328	38.3%	44.4%	52.6%	50.3%
% of FP17s for Band 1 Urgent Courses	342	4,248	8.1%	11.6%	9.1%	9.1%
% of FP17s Relating to Free Repair or Replacements	23	4,248	0.5%	0.9%	1.0%	0.8%
% of FP17s Relating to Continuations	80	4,248	1.9%	1.3%	1.2%	1.0%
% of Patients satisfied with the dentistry they have received	6	7	N/A	90.5%	91.6%	91.5%
% of Patients satisfied with the time they had to wait for an appointment	6	7	N/A	87.7%	88.3%	87.9%

\* This is based on patients treated on this contract for their most recent course of treatment. Figures in italics indicate the base number of FP17s or Patient Questionnaire responses are less than 100. N/A is shown where the base number of responses is less than 10 during the period. % is calculated as Quantity/Base number\*100

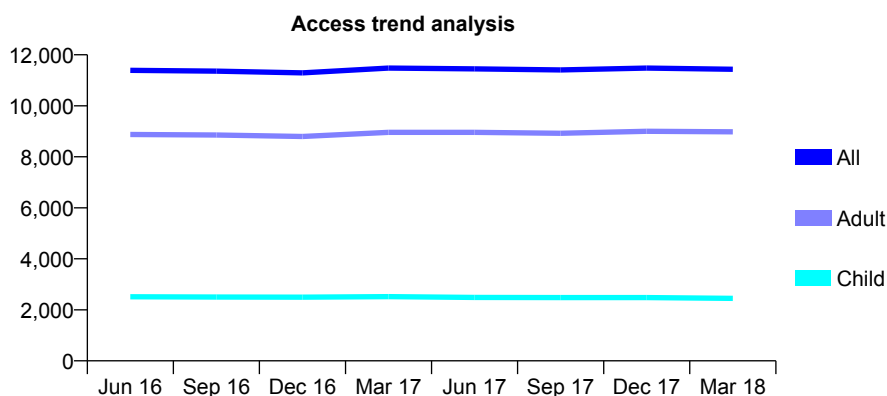
## Q48 - Vital Signs At a Glance Contract Report for 148806/0001 - March 2018

Name or company name	The Corner Dental Surgery Ltd
Contract type name	GDS Contract
Purpose of contract	General
Contract start date	01/04/2009
Contract end date	31/03/2019

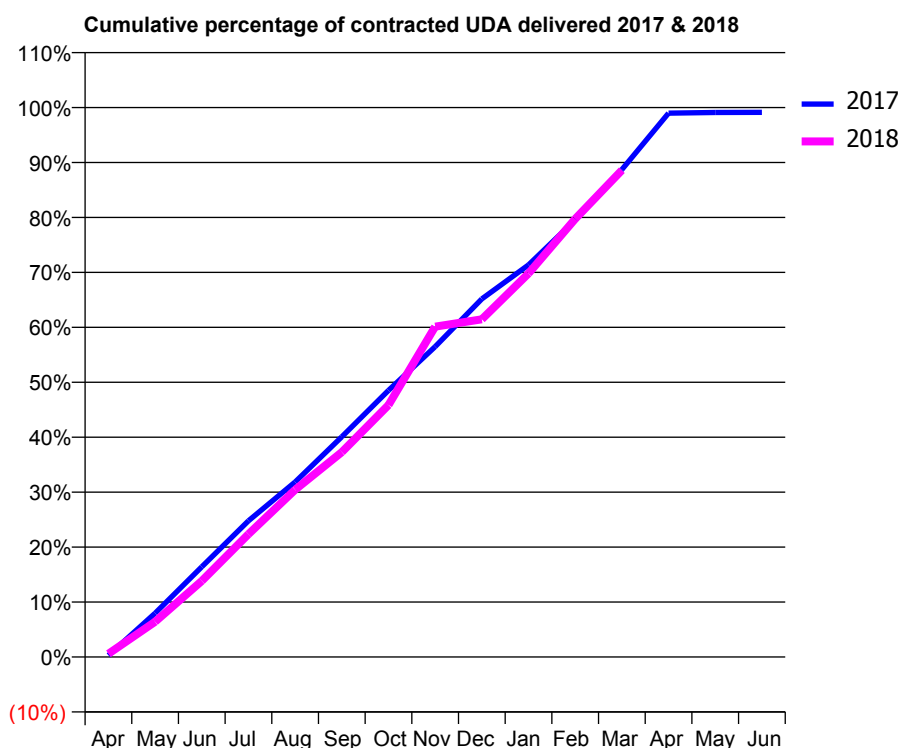
17/18 Contracted general activity (UDA)	42,000
Carry forward general activity (UDA)	0
17/18 Contracted orthodontic activity (UOA)	0
Carry forward orthodontic activity (UOA)	0
Baseline contract value	£1,071,450.77

### ACCESS\*

Patients seen in 24 months	Total	Change since previous quarter
Quarter ending March 2017	11,480	
Quarter ending June 2017	11,446	→
Quarter ending September 2017	11,405	→
Quarter ending December 2017	11,482	→
Quarter ending March 2018	11,431	→
<b>Variance since March 2017</b>	<b>(0.4%)</b>	→



### ACTIVITY



Month	Adjusted Scheduled Activity (UDA)	
	2017	2018
April	126	251
May	3,345	2,700
June	6,893	5,812
July	10,414	9,396
August	13,376	12,786
September	16,835	15,660
October	20,381	19,257
November	23,727	25,256
December	27,374	25,814
January	29,968	29,316
February	33,409	33,486
March	37,253	37,205
April	41,573	
May	41,616	
June	41,625	

### QUALITY

	Quantity	Base Number	Contract	AT	Region	England
% of FP17s for the same patient ID Re-attending within 3 months - Children	399	4,898	8.1%	11.5%	12.8%	11.9%
% of FP17s for the same patient ID Re-attending within 3 months - Adults	1,902	13,713	13.9%	17.1%	16.5%	16.0%
% of FP17s for the same patient ID Re-attending between 3 & 9 months - Children	3,569	4,898	72.9%	54.2%	59.7%	58.3%
% of FP17s for the same patient ID Re-attending between 3 & 9 months - Adults	7,805	13,713	56.9%	44.4%	52.6%	50.3%
% of FP17s for Band 1 Urgent Courses	1,248	16,752	7.4%	11.6%	9.1%	9.1%
% of FP17s Relating to Free Repair or Replacements	173	16,752	1.0%	0.9%	1.0%	0.8%
% of FP17s Relating to Continuations	159	16,752	0.9%	1.3%	1.2%	1.0%
% of Patients satisfied with the dentistry they have received	22	24	91.7%	90.5%	91.6%	91.5%
% of Patients satisfied with the time they had to wait for an appointment	22	24	91.7%	87.7%	88.3%	87.9%

\* This is based on patients treated on this contract for their most recent course of treatment. Figures in italics indicate the base number of FP17s or Patient Questionnaire responses are less than 100. N/A is shown where the base number of responses is less than 10 during the period. % is calculated as Quantity/Base number\*100

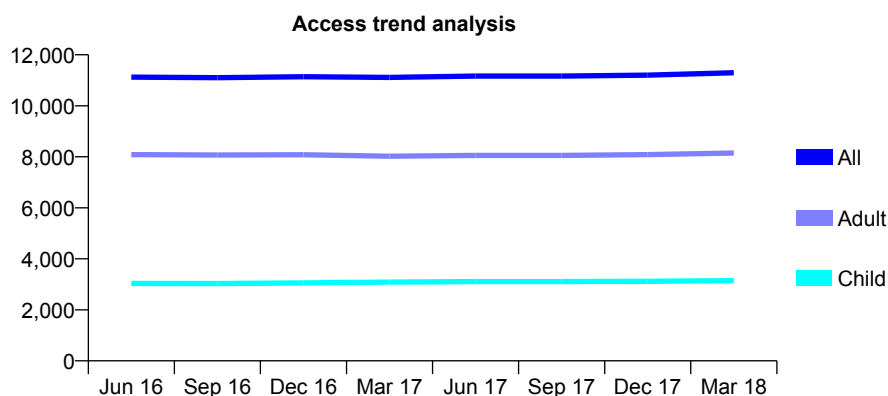
### Q48 - Vital Signs At a Glance Contract Report for 149861/0001 - March 2018

Name or company name	Muirhead Dental Practice
Contract type name	GDS Contract
Purpose of contract	General
Contract start date	01/12/2010
Contract end date	

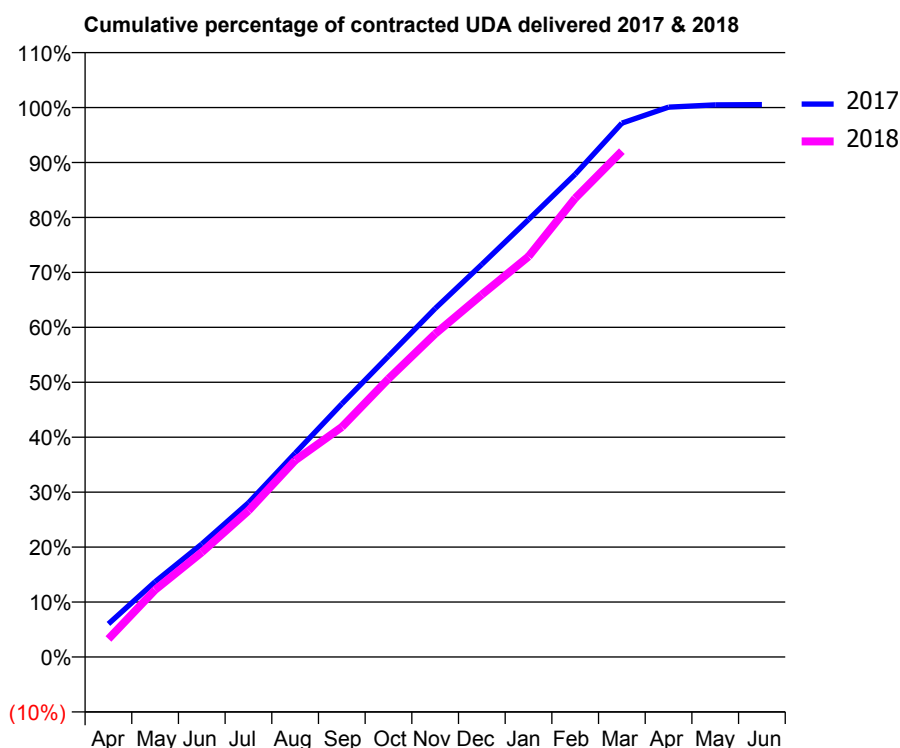
17/18 Contracted general activity (UDA)	34,080
Carry forward general activity (UDA)	0
17/18 Contracted orthodontic activity (UOA)	0
Carry forward orthodontic activity (UOA)	0
Baseline contract value	£879,312.92

#### ACCESS\*

Patients seen in 24 months	Total	Change since previous quarter
Quarter ending March 2017	11,113	
Quarter ending June 2017	11,167	→
Quarter ending September 2017	11,168	→
Quarter ending December 2017	11,205	→
Quarter ending March 2018	11,295	→
<b>Variance since March 2017</b>	<b>1.6%</b>	<b>→</b>



#### ACTIVITY



Month	Adjusted Scheduled Activity (UDA)	
	2017	2018
April	2,057	1,118
May	4,675	4,164
June	7,021	6,496
July	9,586	9,075
August	12,670	12,191
September	15,733	14,265
October	18,699	17,259
November	21,661	20,042
December	24,407	22,473
January	27,187	24,842
February	30,005	28,456
March	33,185	31,373
April	34,172	
May	34,313	
June	34,331	

#### QUALITY

	Quantity	Base Number	Contract	AT	Region	England
% of FP17s for the same patient ID Re-attending within 3 months - Children	278	4,059	6.8%	11.5%	12.8%	11.9%
% of FP17s for the same patient ID Re-attending within 3 months - Adults	1,392	9,885	14.1%	17.1%	16.5%	16.0%
% of FP17s for the same patient ID Re-attending between 3 & 9 months - Children	1,988	4,059	49.0%	54.2%	59.7%	58.3%
% of FP17s for the same patient ID Re-attending between 3 & 9 months - Adults	4,591	9,885	46.4%	44.4%	52.6%	50.3%
% of FP17s for Band 1 Urgent Courses	1,150	12,704	9.1%	11.6%	9.1%	9.1%
% of FP17s Relating to Free Repair or Replacements	114	12,704	0.9%	0.9%	1.0%	0.8%
% of FP17s Relating to Continuations	199	12,704	1.6%	1.3%	1.2%	1.0%
% of Patients satisfied with the dentistry they have received	17	19	89.5%	90.5%	91.6%	91.5%
% of Patients satisfied with the time they had to wait for an appointment	16	19	84.2%	87.7%	88.3%	87.9%

\* This is based on patients treated on this contract for their most recent course of treatment. Figures in italics indicate the base number of FP17s or Patient Questionnaire responses are less than 100. N/A is shown where the base number of responses is less than 10 during the period. % is calculated as Quantity/Base number\*100



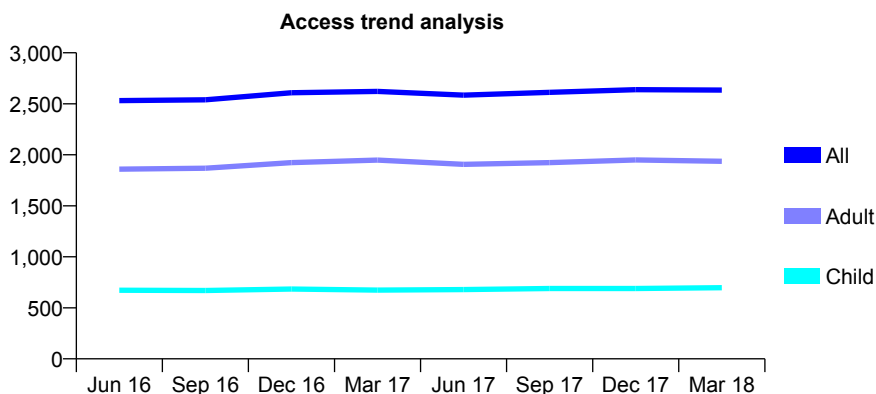
## Q48 - Vital Signs At a Glance Contract Report for 158801/0001 - March 2018

Name or company name	kotecha & Partners
Contract type name	GDS Contract
Purpose of contract	General
Contract start date	01/11/2010
Contract end date	

17/18 Contracted general activity (UDA)	8,050
Carry forward general activity (UDA)	0
17/18 Contracted orthodontic activity (UOA)	0
Carry forward orthodontic activity (UOA)	0
Baseline contract value	£319,153.52

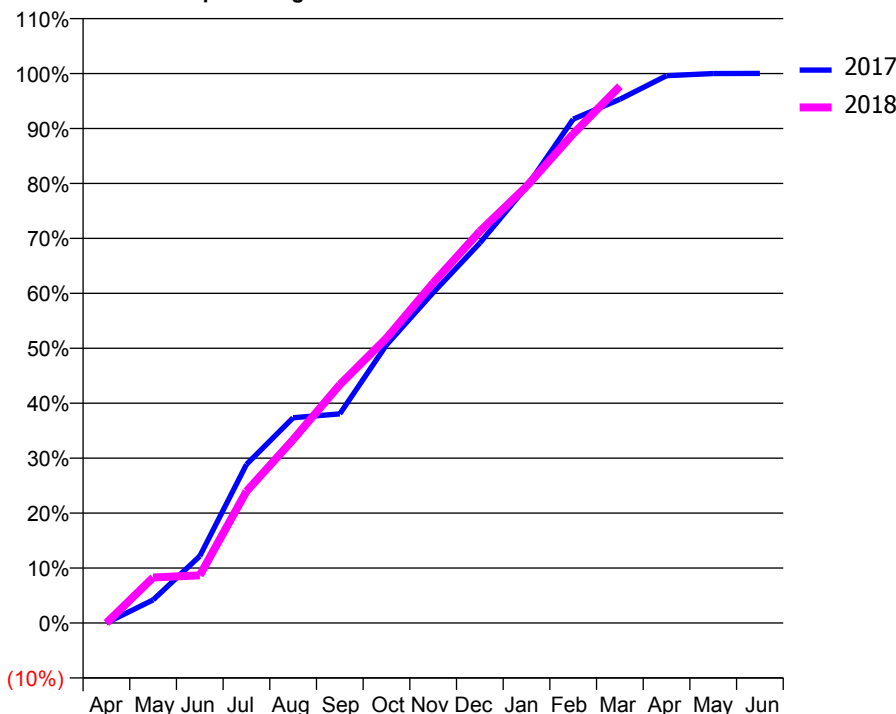
### ACCESS\*

Patients seen in 24 months	Total	Change since previous quarter
Quarter ending March 2017	2,622	
Quarter ending June 2017	2,585	↓
Quarter ending September 2017	2,612	→
Quarter ending December 2017	2,639	→
Quarter ending March 2018	2,635	→
<b>Variance since March 2017</b>	<b>0.5%</b>	<b>→</b>



### ACTIVITY

Cumulative percentage of contracted UDA delivered 2017 & 2018



Adjusted Scheduled Activity (UDA)

Month	2017	2018
April	0	0
May	346	666
June	999	698
July	2,369	1,929
August	3,067	2,688
September	3,125	3,491
October	4,156	4,173
November	4,936	4,982
December	5,677	5,737
January	6,517	6,397
February	7,528	7,166
March	7,825	7,864
April	8,179	
May	8,211	
June	8,213	

### QUALITY

	Quantity	Base Number	Contract	AT	Region	England
% of FP17s for the same patient ID Re-attending within 3 months - Children	93	1,084	8.6%	11.5%	12.8%	11.9%
% of FP17s for the same patient ID Re-attending within 3 months - Adults	440	2,726	16.1%	17.1%	16.5%	16.0%
% of FP17s for the same patient ID Re-attending between 3 & 9 months - Children	593	1,084	54.7%	54.2%	59.7%	58.3%
% of FP17s for the same patient ID Re-attending between 3 & 9 months - Adults	1,385	2,726	50.8%	44.4%	52.6%	50.3%
% of FP17s for Band 1 Urgent Courses	484	3,613	13.4%	11.6%	9.1%	9.1%
% of FP17s Relating to Free Repair or Replacements	22	3,613	0.6%	0.9%	1.0%	0.8%
% of FP17s Relating to Continuations	24	3,613	0.7%	1.3%	1.2%	1.0%
% of Patients satisfied with the dentistry they have received	9	9	N/A	90.5%	91.6%	91.5%
% of Patients satisfied with the time they had to wait for an appointment	9	9	N/A	87.7%	88.3%	87.9%

\* This is based on patients treated on this contract for their most recent course of treatment. Figures in italics indicate the base number of FP17s or Patient Questionnaire responses are less than 100. N/A is shown where the base number of responses is less than 10 during the period. % is calculated as Quantity/Base number\*100

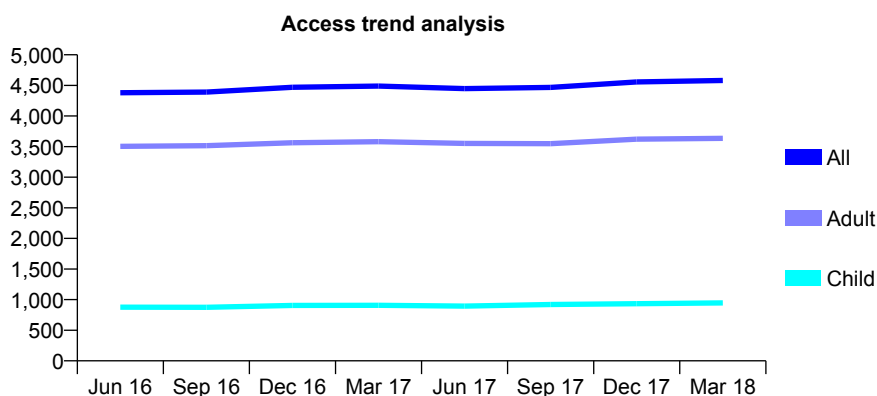
## Q48 - Vital Signs At a Glance Contract Report for 161039/0001 - March 2018

Name or company name	Latham Court Smile Centre Limited
Contract type name	GDS Contract
Purpose of contract	General
Contract start date	01/04/2014
Contract end date	

17/18 Contracted general activity (UDA)	15,735
Carry forward general activity (UDA)	0
17/18 Contracted orthodontic activity (UOA)	0
Carry forward orthodontic activity (UOA)	0
Baseline contract value	£405,978.65

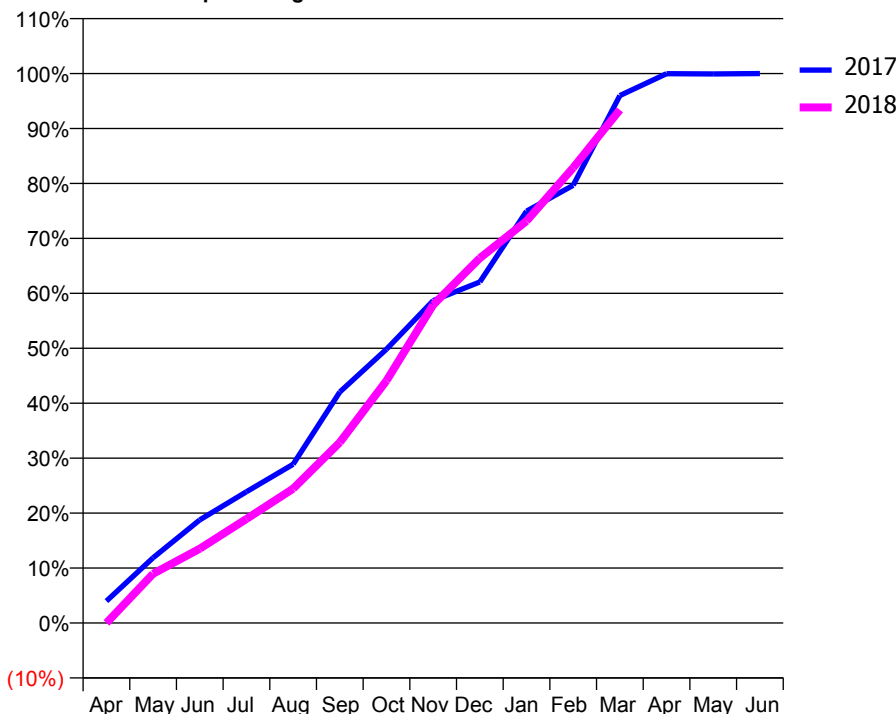
### ACCESS\*

Patients seen in 24 months	Total	Change since previous quarter
Quarter ending March 2017	4,489	
Quarter ending June 2017	4,447	→
Quarter ending September 2017	4,468	→
Quarter ending December 2017	4,556	→
Quarter ending March 2018	4,580	→
<b>Variance since March 2017</b>	<b>2.0%</b>	<b>↑</b>



### ACTIVITY

Cumulative percentage of contracted UDA delivered 2017 & 2018



Month	Adjusted Scheduled Activity (UDA)	
	2017	2018
April	633	0
May	1,878	1,410
June	2,971	2,130
July	3,781	2,979
August	4,570	3,848
September	6,654	5,173
October	7,887	6,939
November	9,282	9,107
December	9,822	10,450
January	11,861	11,509
February	12,606	13,037
March	15,189	14,694
April	15,822	
May	15,813	
June	15,825	

### QUALITY

	Quantity	Base Number	Contract	AT	Region	England
% of FP17s for the same patient ID Re-attending within 3 months - Children	77	1,197	6.4%	11.5%	12.8%	11.9%
% of FP17s for the same patient ID Re-attending within 3 months - Adults	495	4,160	11.9%	17.1%	16.5%	16.0%
% of FP17s for the same patient ID Re-attending between 3 & 9 months - Children	610	1,197	51.0%	54.2%	59.7%	58.3%
% of FP17s for the same patient ID Re-attending between 3 & 9 months - Adults	1,918	4,160	46.1%	44.4%	52.6%	50.3%
% of FP17s for Band 1 Urgent Courses	335	4,781	7.0%	11.6%	9.1%	9.1%
% of FP17s Relating to Free Repair or Replacements	52	4,781	1.1%	0.9%	1.0%	0.8%
% of FP17s Relating to Continuations	18	4,781	0.4%	1.3%	1.2%	1.0%
% of Patients satisfied with the dentistry they have received	7	7	N/A	90.5%	91.6%	91.5%
% of Patients satisfied with the time they had to wait for an appointment	6	7	N/A	87.7%	88.3%	87.9%

\* This is based on patients treated on this contract for their most recent course of treatment. Figures in italics indicate the base number of FP17s or Patient Questionnaire responses are less than 100. N/A is shown where the base number of responses is less than 10 during the period. % is calculated as Quantity/Base number\*100

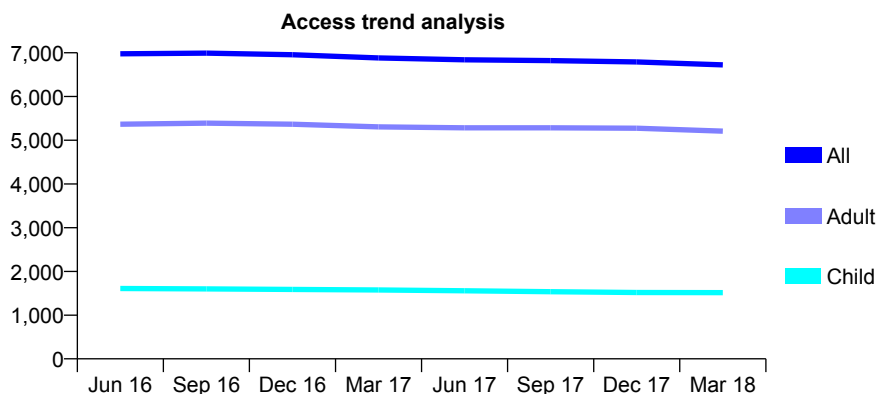
## Q48 - Vital Signs At a Glance Contract Report for 161314/0001 - March 2018

Name or company name	Chantastic Limited
Contract type name	GDS Contract
Purpose of contract	General
Contract start date	01/01/2014
Contract end date	

17/18 Contracted general activity (UDA)	30,685
Carry forward general activity (UDA)	0
17/18 Contracted orthodontic activity (UOA)	0
Carry forward orthodontic activity (UOA)	0
Baseline contract value	£791,706.71

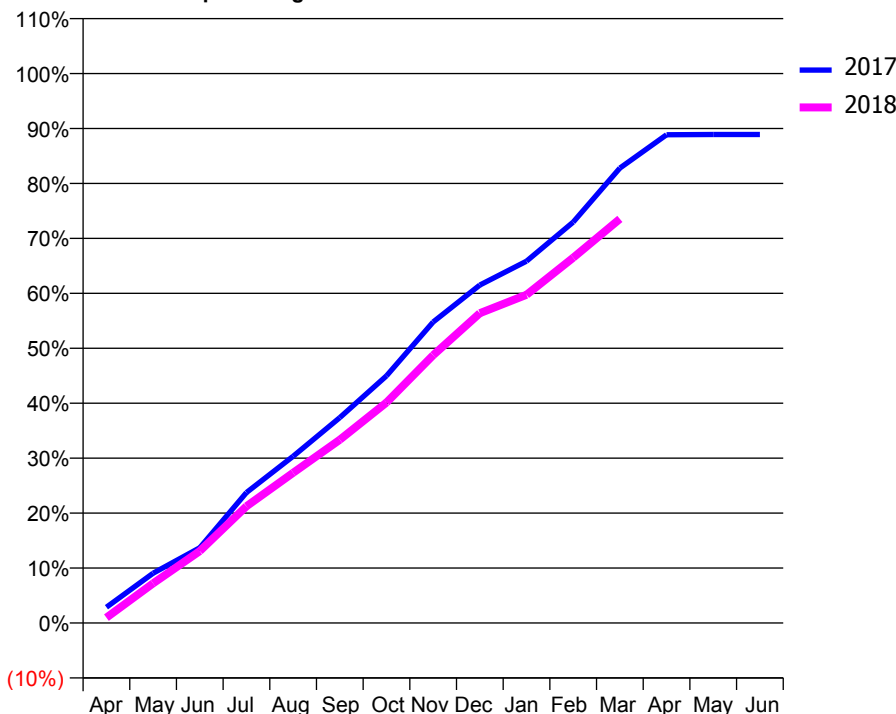
### ACCESS\*

Patients seen in 24 months	Total	Change since previous quarter
Quarter ending March 2017	6,882	
Quarter ending June 2017	6,840	→
Quarter ending September 2017	6,821	→
Quarter ending December 2017	6,792	→
Quarter ending March 2018	6,723	↓
<b>Variance since March 2017</b>	<b>(2.3%)</b>	<b>↓</b>



### ACTIVITY

Cumulative percentage of contracted UDA delivered 2017 & 2018



Month	Adjusted Scheduled Activity (UDA)	
	2017	2018
April	880	305
May	2,785	2,213
June	4,207	4,015
July	7,288	6,516
August	9,311	8,389
September	11,473	10,233
October	13,802	12,310
November	16,810	14,954
December	18,875	17,305
January	20,202	18,326
February	22,391	20,397
March	25,403	22,567
April	27,265	
May	27,279	
June	27,279	

### QUALITY

	Quantity	Base Number	Contract	AT	Region	England
% of FP17s for the same patient ID Re-attending within 3 months - Children	105	1,746	6.0%	11.5%	12.8%	11.9%
% of FP17s for the same patient ID Re-attending within 3 months - Adults	709	5,990	11.8%	17.1%	16.5%	16.0%
% of FP17s for the same patient ID Re-attending between 3 & 9 months - Children	805	1,746	46.1%	54.2%	59.7%	58.3%
% of FP17s for the same patient ID Re-attending between 3 & 9 months - Adults	2,744	5,990	45.8%	44.4%	52.6%	50.3%
% of FP17s for Band 1 Urgent Courses	540	7,220	7.5%	11.6%	9.1%	9.1%
% of FP17s Relating to Free Repair or Replacements	51	7,220	0.7%	0.9%	1.0%	0.8%
% of FP17s Relating to Continuations	39	7,220	0.5%	1.3%	1.2%	1.0%
% of Patients satisfied with the dentistry they have received	8	9	N/A	90.5%	91.6%	91.5%
% of Patients satisfied with the time they had to wait for an appointment	8	9	N/A	87.7%	88.3%	87.9%

\* This is based on patients treated on this contract for their most recent course of treatment. Figures in italics indicate the base number of FP17s or Patient Questionnaire responses are less than 100. N/A is shown where the base number of responses is less than 10 during the period. % is calculated as Quantity/Base number\*100

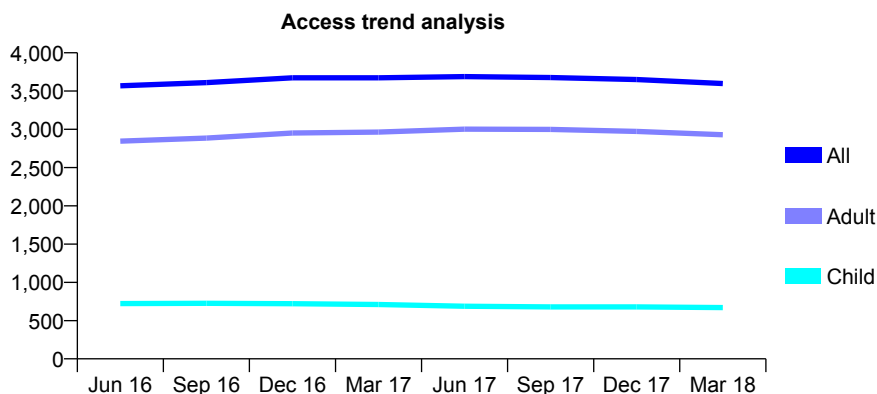
## Q48 - Vital Signs At a Glance Contract Report for 161500/0001 - March 2018

Name or company name	T & T Dental
Contract type name	GDS Contract
Purpose of contract	General
Contract start date	01/04/2010
Contract end date	

17/18 Contracted general activity (UDA)	13,652
Carry forward general activity (UDA)	0
17/18 Contracted orthodontic activity (UOA)	0
Carry forward orthodontic activity (UOA)	0
Baseline contract value	£352,235.17

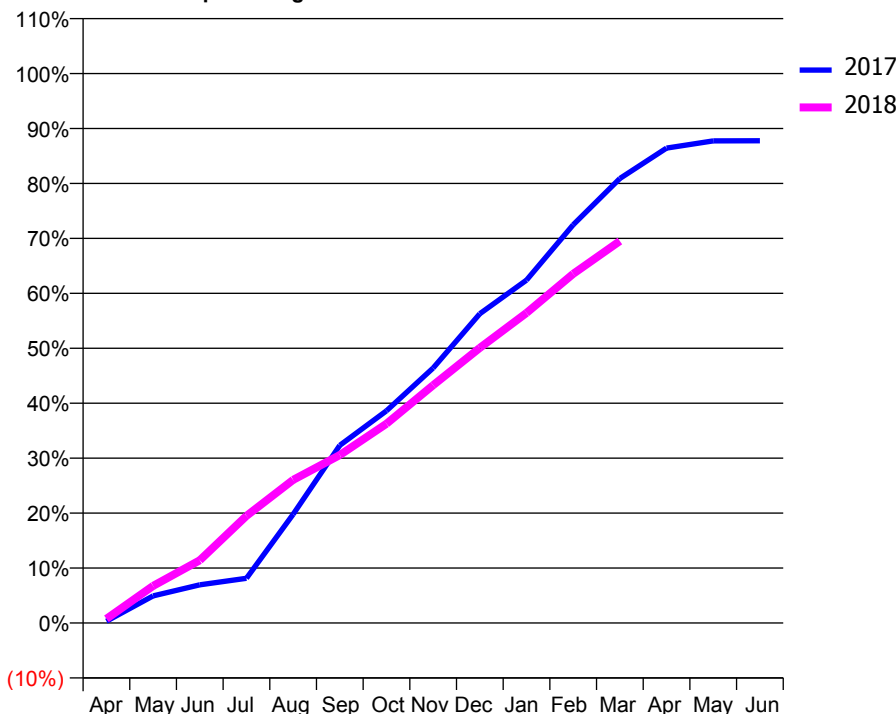
### ACCESS\*

Patients seen in 24 months	Total	Change since previous quarter
Quarter ending March 2017	3,673	
Quarter ending June 2017	3,689	→
Quarter ending September 2017	3,677	→
Quarter ending December 2017	3,651	→
Quarter ending March 2018	3,599	↓
<b>Variance since March 2017</b>	<b>(2.0%)</b>	<b>↓</b>



### ACTIVITY

Cumulative percentage of contracted UDA delivered 2017 & 2018



Month	Adjusted Scheduled Activity (UDA)	
	2017	2018
April	44	103
May	675	924
June	949	1,559
July	1,112	2,662
August	2,702	3,558
September	4,415	4,173
October	5,271	4,950
November	6,338	5,909
December	7,683	6,837
January	8,518	7,703
February	9,894	8,676
March	11,044	9,490
April	11,799	
May	11,978	
June	11,981	

### QUALITY

	Quantity	Base Number	Contract	AT	Region	England
% of FP17s for the same patient ID Re-attending within 3 months - Children	121	892	13.6%	11.5%	12.8%	11.9%
% of FP17s for the same patient ID Re-attending within 3 months - Adults	734	3,903	18.8%	17.1%	16.5%	16.0%
% of FP17s for the same patient ID Re-attending between 3 & 9 months - Children	398	892	44.6%	54.2%	59.7%	58.3%
% of FP17s for the same patient ID Re-attending between 3 & 9 months - Adults	1,902	3,903	48.7%	44.4%	52.6%	50.3%
% of FP17s for Band 1 Urgent Courses	548	4,315	12.7%	11.6%	9.1%	9.1%
% of FP17s Relating to Free Repair or Replacements	64	4,315	1.5%	0.9%	1.0%	0.8%
% of FP17s Relating to Continuations	64	4,315	1.5%	1.3%	1.2%	1.0%
% of Patients satisfied with the dentistry they have received	11	11	100.0%	90.5%	91.6%	91.5%
% of Patients satisfied with the time they had to wait for an appointment	11	11	100.0%	87.7%	88.3%	87.9%

\* This is based on patients treated on this contract for their most recent course of treatment. Figures in italics indicate the base number of FP17s or Patient Questionnaire responses are less than 100. N/A is shown where the base number of responses is less than 10 during the period. % is calculated as Quantity/Base number\*100

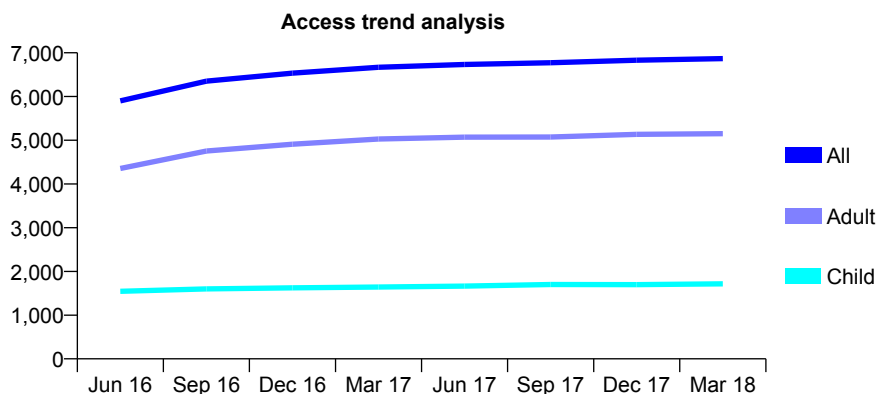
## Q48 - Vital Signs At a Glance Contract Report for 165239/0001 - March 2018

Name or company name	Ventre & Ventre Limited
Contract type name	GDS Contract
Purpose of contract	General and Orthodontic
Contract start date	01/11/2014
Contract end date	

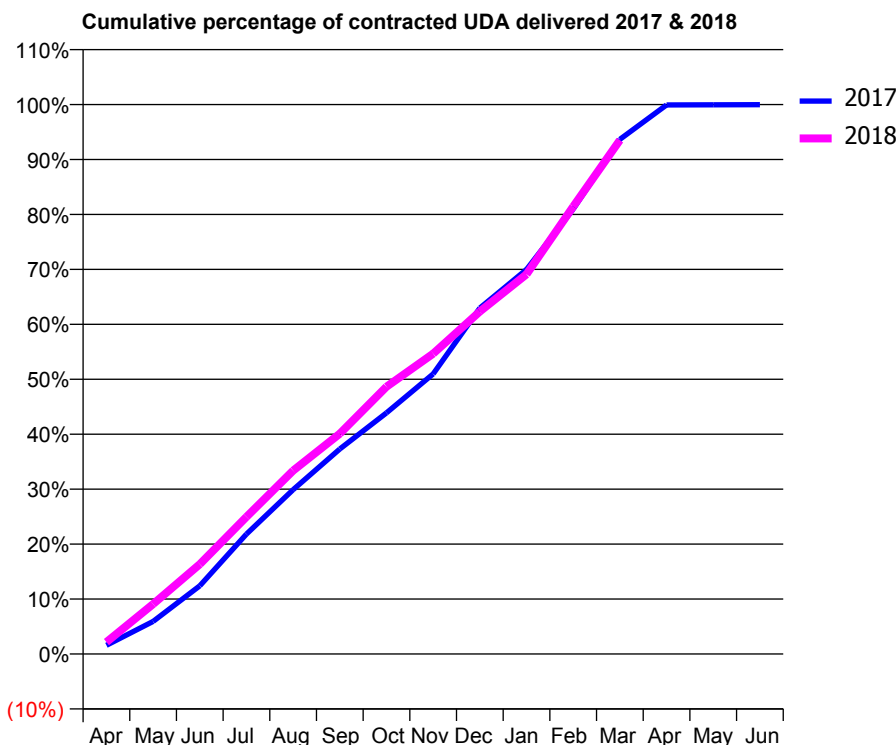
17/18 Contracted general activity (UDA)	24,387
Carry forward general activity (UDA)	0
17/18 Contracted orthodontic activity (UOA)	400
Carry forward orthodontic activity (UOA)	0
Baseline contract value	£788,045.18

### ACCESS\*

Patients seen in 24 months	Total	Change since previous quarter
Quarter ending March 2017	6,669	
Quarter ending June 2017	6,734	→
Quarter ending September 2017	6,774	→
Quarter ending December 2017	6,831	→
Quarter ending March 2018	6,866	→
<b>Variance since March 2017</b>	<b>3.0%</b>	<b>↑</b>



### ACTIVITY



Month	Adjusted Scheduled Activity (UDA)	
	2017	2018
April	385	530
May	1,441	2,219
June	3,021	3,984
July	5,311	6,089
August	7,277	8,140
September	9,074	9,778
October	10,679	11,865
November	12,398	13,332
December	15,316	15,199
January	17,019	16,852
February	19,694	19,858
March	22,782	22,806
April	24,308	
May	24,314	
June	24,318	

### QUALITY

	Quantity	Base Number	Contract	AT	Region	England
% of FP17s for the same patient ID Re-attending within 3 months - Children	310	2,310	13.4%	11.5%	12.8%	11.9%
% of FP17s for the same patient ID Re-attending within 3 months - Adults	1,401	6,427	21.8%	17.1%	16.5%	16.0%
% of FP17s for the same patient ID Re-attending between 3 & 9 months - Children	1,072	2,310	46.4%	54.2%	59.7%	58.3%
% of FP17s for the same patient ID Re-attending between 3 & 9 months - Adults	2,378	6,427	37.0%	44.4%	52.6%	50.3%
% of FP17s for Band 1 Urgent Courses	1,705	8,332	20.5%	11.6%	9.1%	9.1%
% of FP17s Relating to Free Repair or Replacements	110	8,332	1.3%	0.9%	1.0%	0.8%
% of FP17s Relating to Continuations	70	8,332	0.8%	1.3%	1.2%	1.0%
% of Patients satisfied with the dentistry they have received	7	7	N/A	90.5%	91.6%	91.5%
% of Patients satisfied with the time they had to wait for an appointment	6	7	N/A	87.7%	88.3%	87.9%

\* This is based on patients treated on this contract for their most recent course of treatment. Figures in italics indicate the base number of FP17s or Patient Questionnaire responses are less than 100. N/A is shown where the base number of responses is less than 10 during the period. % is calculated as Quantity/Base number\*100

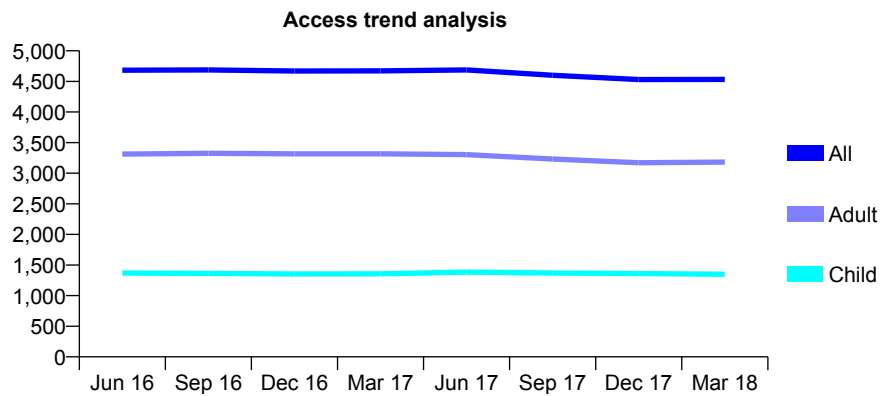
## Q48 - Vital Signs At a Glance Contract Report for 166731/0001 - March 2018

Name or company name	Dental Elements
Contract type name	GDS Contract
Purpose of contract	General
Contract start date	30/03/2012
Contract end date	

17/18 Contracted general activity (UDA)	13,000
Carry forward general activity (UDA)	143
17/18 Contracted orthodontic activity (UOA)	0
Carry forward orthodontic activity (UOA)	0
Baseline contract value	£389,425.18

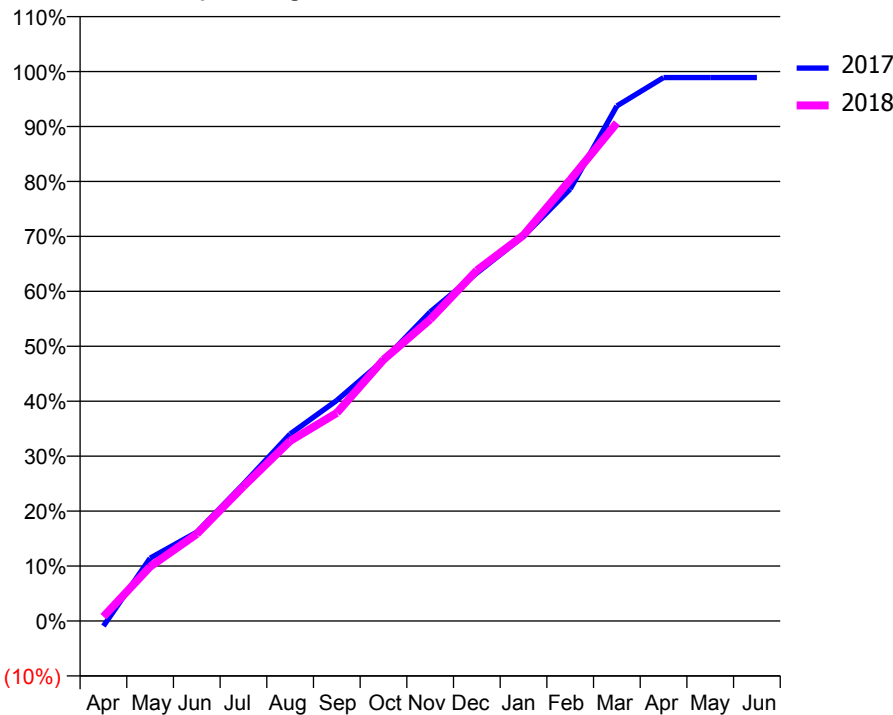
### ACCESS\*

Patients seen in 24 months	Total	Change since previous quarter
Quarter ending March 2017	4,673	
Quarter ending June 2017	4,687	→
Quarter ending September 2017	4,601	↓
Quarter ending December 2017	4,531	↓
Quarter ending March 2018	4,533	→
<b>Variance since March 2017</b>	<b>(3.0%)</b>	<b>↓</b>



### ACTIVITY

Cumulative percentage of contracted UDA delivered 2017 & 2018



Month	Adjusted Scheduled Activity (UDA)	
	2017	2018
April	-120	102
May	1,487	1,284
June	2,104	2,057
July	3,241	3,184
August	4,424	4,261
September	5,221	4,923
October	6,170	6,181
November	7,312	7,134
December	8,231	8,296
January	9,103	9,127
February	10,219	10,437
March	12,184	11,783
April	12,857	
May	12,857	
June	12,857	

### QUALITY

	Quantity	Base Number	Contract	AT	Region	England
% of FP17s for the same patient ID Re-attending within 3 months - Children	292	2,082	14.0%	11.5%	12.8%	11.9%
% of FP17s for the same patient ID Re-attending within 3 months - Adults	627	3,830	16.4%	17.1%	16.5%	16.0%
% of FP17s for the same patient ID Re-attending between 3 & 9 months - Children	1,161	2,082	55.8%	54.2%	59.7%	58.3%
% of FP17s for the same patient ID Re-attending between 3 & 9 months - Adults	1,807	3,830	47.2%	44.4%	52.6%	50.3%
% of FP17s for Band 1 Urgent Courses	307	5,592	5.5%	11.6%	9.1%	9.1%
% of FP17s Relating to Free Repair or Replacements	86	5,592	1.5%	0.9%	1.0%	0.8%
% of FP17s Relating to Continuations	180	5,592	3.2%	1.3%	1.2%	1.0%
% of Patients satisfied with the dentistry they have received	4	4	N/A	90.5%	91.6%	91.5%
% of Patients satisfied with the time they had to wait for an appointment	4	4	N/A	87.7%	88.3%	87.9%

\* This is based on patients treated on this contract for their most recent course of treatment. Figures in italics indicate the base number of FP17s or Patient Questionnaire responses are less than 100. N/A is shown where the base number of responses is less than 10 during the period. % is calculated as Quantity/Base number\*100

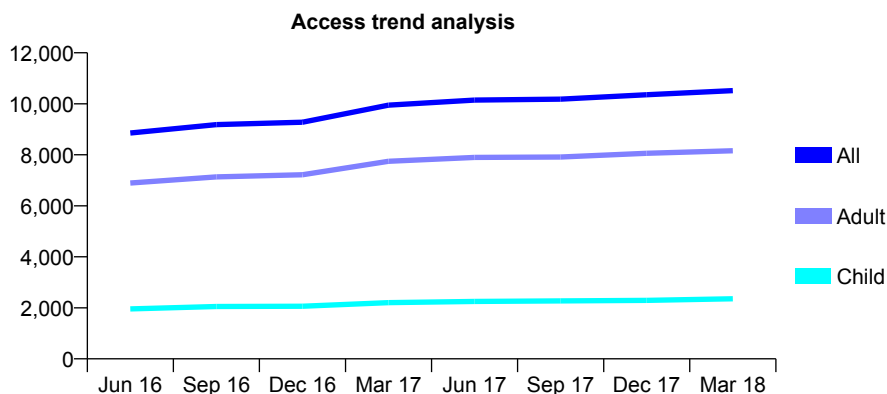
## Q48 - Vital Signs At a Glance Contract Report for 169196/0001 - March 2018

Name or company name	Zein and Alraslani
Contract type name	GDS Contract
Purpose of contract	General
Contract start date	01/06/2012
Contract end date	

17/18 Contracted general activity (UDA)	34,141
Carry forward general activity (UDA)	1,750
17/18 Contracted orthodontic activity (UOA)	0
Carry forward orthodontic activity (UOA)	0
Baseline contract value	£919,149.51

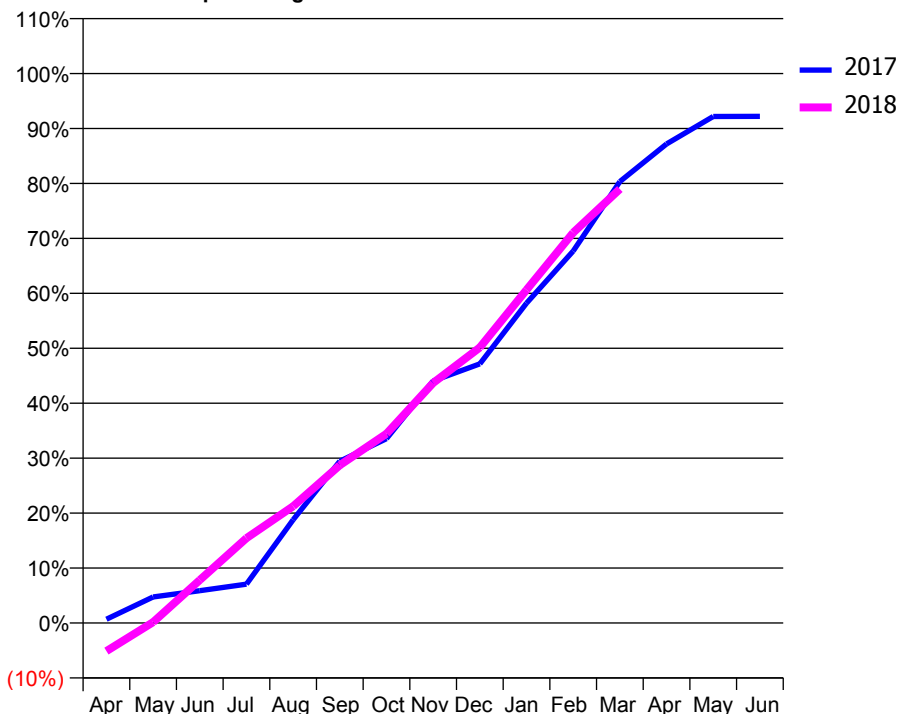
### ACCESS\*

Patients seen in 24 months	Total	Change since previous quarter
Quarter ending March 2017	9,947	
Quarter ending June 2017	10,149	↑
Quarter ending September 2017	10,183	→
Quarter ending December 2017	10,354	→
Quarter ending March 2018	10,519	→
<b>Variance since March 2017</b>	<b>5.8%</b>	<b>↑</b>



### ACTIVITY

Cumulative percentage of contracted UDA delivered 2017 & 2018



Month	Adjusted Scheduled Activity (UDA)	
	2017	2018
April	236	-1,750
May	1,616	51
June	2,006	2,671
July	2,418	5,276
August	6,416	7,252
September	10,055	9,804
October	11,454	11,758
November	15,044	14,915
December	16,100	17,121
January	19,869	20,699
February	23,113	24,257
March	27,427	26,961
April	29,761	
May	31,473	
June	31,477	

### QUALITY

	Quantity	Base Number	Contract	AT	Region	England
% of FP17s for the same patient ID Re-attending within 3 months - Children	274	2,733	10.0%	11.5%	12.8%	11.9%
% of FP17s for the same patient ID Re-attending within 3 months - Adults	1,762	8,748	20.1%	17.1%	16.5%	16.0%
% of FP17s for the same patient ID Re-attending between 3 & 9 months - Children	1,040	2,733	38.1%	54.2%	59.7%	58.3%
% of FP17s for the same patient ID Re-attending between 3 & 9 months - Adults	2,331	8,748	26.6%	44.4%	52.6%	50.3%
% of FP17s for Band 1 Urgent Courses	2,078	10,155	20.5%	11.6%	9.1%	9.1%
% of FP17s Relating to Free Repair or Replacements	107	10,155	1.1%	0.9%	1.0%	0.8%
% of FP17s Relating to Continuations	114	10,155	1.1%	1.3%	1.2%	1.0%
% of Patients satisfied with the dentistry they have received	15	15	100.0%	90.5%	91.6%	91.5%
% of Patients satisfied with the time they had to wait for an appointment	14	15	93.3%	87.7%	88.3%	87.9%

\* This is based on patients treated on this contract for their most recent course of treatment. Figures in italics indicate the base number of FP17s or Patient Questionnaire responses are less than 100. N/A is shown where the base number of responses is less than 10 during the period. % is calculated as Quantity/Base number\*100

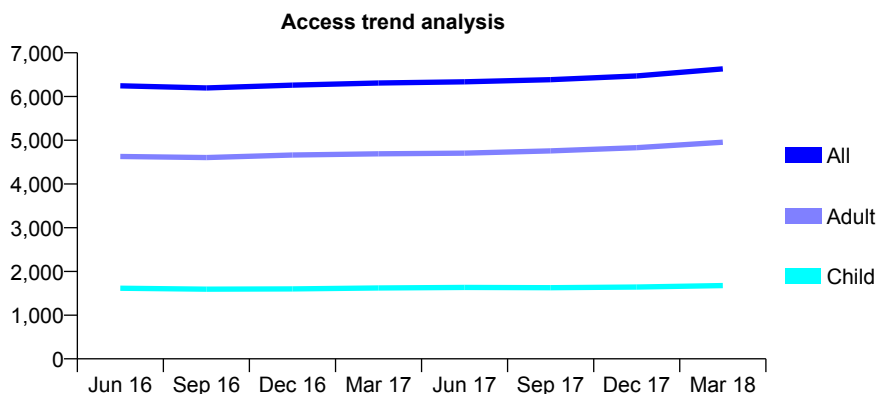
## Q48 - Vital Signs At a Glance Contract Report for 170119/0001 - March 2018

Name or company name	Halton Road Family Dental Practice
Contract type name	GDS Contract
Purpose of contract	General
Contract start date	30/03/2012
Contract end date	

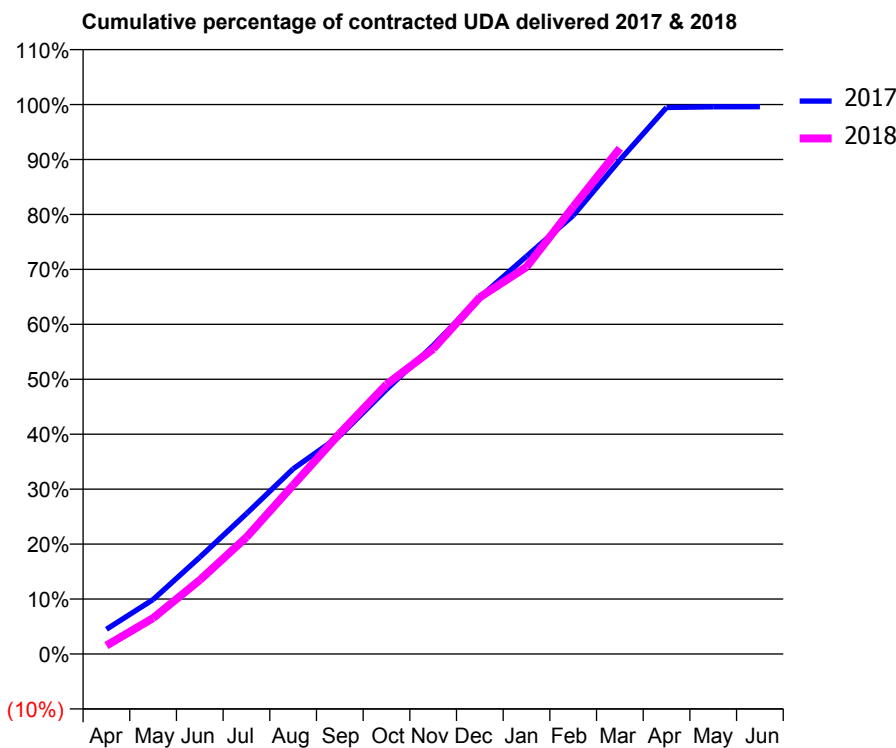
17/18 Contracted general activity (UDA)	20,500
Carry forward general activity (UDA)	0
17/18 Contracted orthodontic activity (UOA)	0
Carry forward orthodontic activity (UOA)	0
Baseline contract value	£467,745.40

### ACCESS\*

Patients seen in 24 months	Total	Change since previous quarter
Quarter ending March 2017	6,310	
Quarter ending June 2017	6,337	→
Quarter ending September 2017	6,384	→
Quarter ending December 2017	6,472	→
Quarter ending March 2018	6,632	↑
<b>Variance since March 2017</b>	5.1%	↑



### ACTIVITY



Month	Adjusted Scheduled Activity (UDA)	
	2017	2018
April	923	318
May	2,030	1,340
June	3,610	2,757
July	5,238	4,355
August	6,908	6,298
September	8,141	8,231
October	9,872	10,055
November	11,508	11,382
December	13,312	13,310
January	14,839	14,438
February	16,361	16,682
March	18,426	18,868
April	20,390	
May	20,415	
June	20,419	

### QUALITY

	Quantity	Base Number	Contract	AT	Region	England
% of FP17s for the same patient ID Re-attending within 3 months - Children	150	2,395	6.3%	11.5%	12.8%	11.9%
% of FP17s for the same patient ID Re-attending within 3 months - Adults	863	6,235	13.8%	17.1%	16.5%	16.0%
% of FP17s for the same patient ID Re-attending between 3 & 9 months - Children	1,263	2,395	52.7%	54.2%	59.7%	58.3%
% of FP17s for the same patient ID Re-attending between 3 & 9 months - Adults	2,863	6,235	45.9%	44.4%	52.6%	50.3%
% of FP17s for Band 1 Urgent Courses	642	7,935	8.1%	11.6%	9.1%	9.1%
% of FP17s Relating to Free Repair or Replacements	54	7,935	0.7%	0.9%	1.0%	0.8%
% of FP17s Relating to Continuations	186	7,935	2.3%	1.3%	1.2%	1.0%
% of Patients satisfied with the dentistry they have received	3	3	N/A	90.5%	91.6%	91.5%
% of Patients satisfied with the time they had to wait for an appointment	3	3	N/A	87.7%	88.3%	87.9%

\* This is based on patients treated on this contract for their most recent course of treatment. Figures in italics indicate the base number of FP17s or Patient Questionnaire responses are less than 100. N/A is shown where the base number of responses is less than 10 during the period. % is calculated as Quantity/Base number\*100



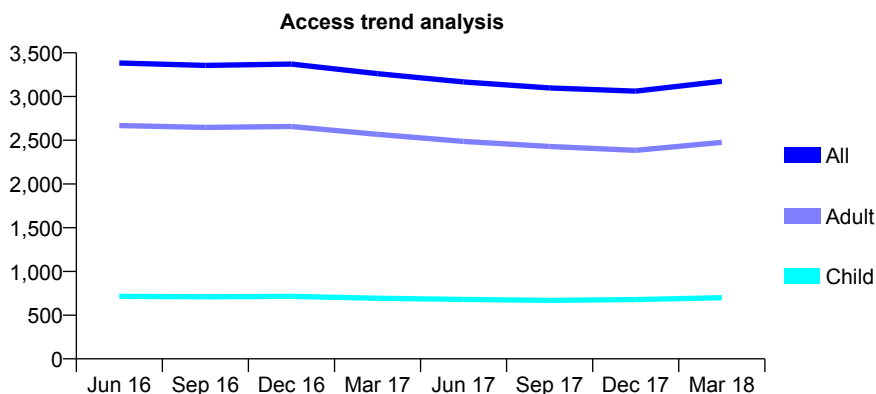
## Q48 - Vital Signs At a Glance Contract Report for 170291/0001 - March 2018

Name or company name	Thornton Dental Practice
Contract type name	PDS Contract
Purpose of contract	General
Contract start date	01/04/2011
Contract end date	31/03/2021

17/18 Contracted general activity (UDA)	11,716
Carry forward general activity (UDA)	468
17/18 Contracted orthodontic activity (UOA)	0
Carry forward orthodontic activity (UOA)	0
Baseline contract value	£369,903.07

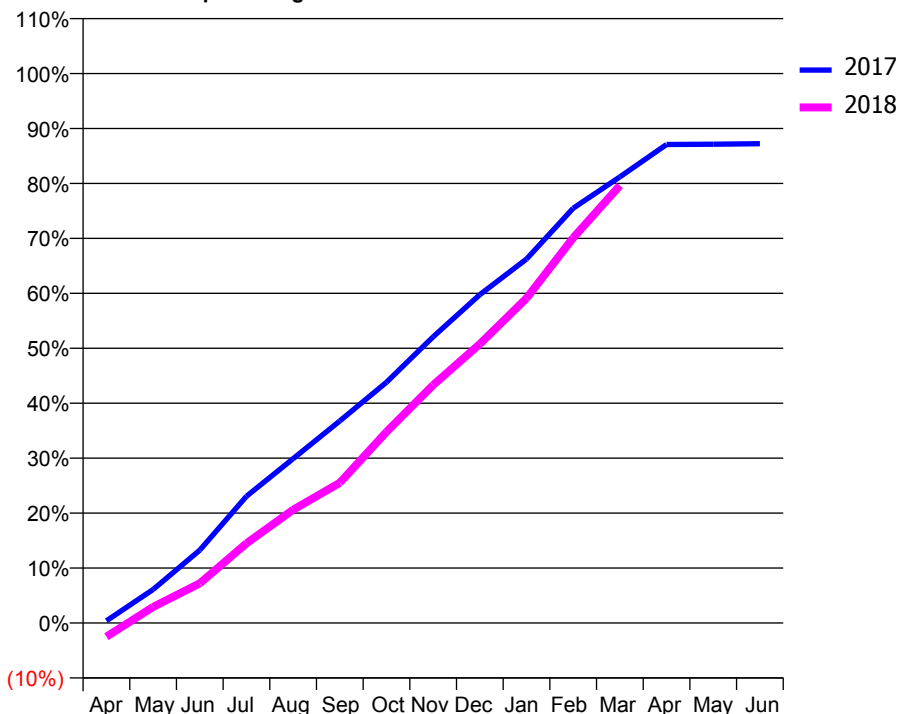
### ACCESS\*

Patients seen in 24 months	Total	Change since previous quarter
Quarter ending March 2017	3,261	
Quarter ending June 2017	3,167	↓
Quarter ending September 2017	3,098	↓
Quarter ending December 2017	3,062	↓
Quarter ending March 2018	3,175	↑
<b>Variance since March 2017</b>	<b>(2.6%)</b>	<b>↓</b>



### ACTIVITY

Cumulative percentage of contracted UDA delivered 2017 & 2018



Month	Adjusted Scheduled Activity (UDA)	
	2017	2018
April	47	-295
May	714	341
June	1,553	845
July	2,704	1,698
August	3,505	2,414
September	4,308	2,989
October	5,134	4,074
November	6,104	5,074
December	7,000	5,950
January	7,760	6,924
February	8,842	8,211
March	9,511	9,328
April	10,203	
May	10,208	
June	10,221	

### QUALITY

	Quantity	Base Number	Contract	AT	Region	England
% of FP17s for the same patient ID Re-attending within 3 months - Children	80	971	8.2%	11.5%	12.8%	11.9%
% of FP17s for the same patient ID Re-attending within 3 months - Adults	568	3,280	17.3%	17.1%	16.5%	16.0%
% of FP17s for the same patient ID Re-attending between 3 & 9 months - Children	477	971	49.1%	54.2%	59.7%	58.3%
% of FP17s for the same patient ID Re-attending between 3 & 9 months - Adults	1,446	3,280	44.1%	44.4%	52.6%	50.3%
% of FP17s for Band 1 Urgent Courses	528	4,004	13.2%	11.6%	9.1%	9.1%
% of FP17s Relating to Free Repair or Replacements	107	4,004	2.7%	0.9%	1.0%	0.8%
% of FP17s Relating to Continuations	92	4,004	2.3%	1.3%	1.2%	1.0%
% of Patients satisfied with the dentistry they have received	3	5	N/A	90.5%	91.6%	91.5%
% of Patients satisfied with the time they had to wait for an appointment	1	5	N/A	87.7%	88.3%	87.9%

\* This is based on patients treated on this contract for their most recent course of treatment. Figures in italics indicate the base number of FP17s or Patient Questionnaire responses are less than 100. N/A is shown where the base number of responses is less than 10 during the period. % is calculated as Quantity/Base number\*100

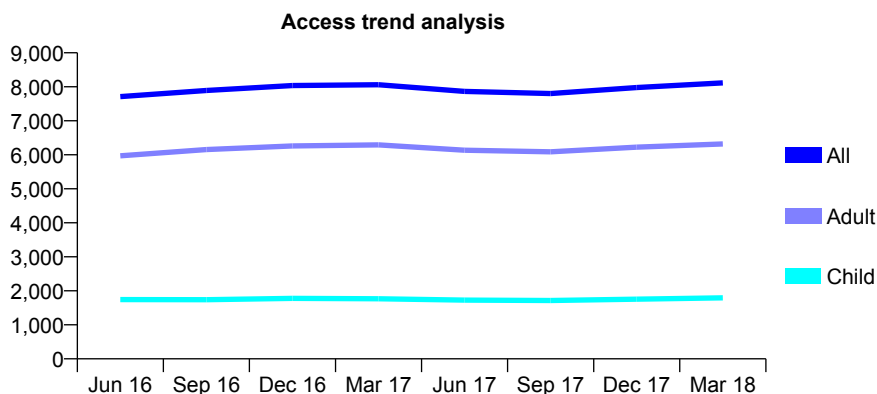
## Q48 - Vital Signs At a Glance Contract Report for 171220/0001 - March 2018

Name or company name	L G Woodgate Ltd
Contract type name	GDS Contract
Purpose of contract	General
Contract start date	01/01/2011
Contract end date	

17/18 Contracted general activity (UDA)	27,000
Carry forward general activity (UDA)	0
17/18 Contracted orthodontic activity (UOA)	0
Carry forward orthodontic activity (UOA)	0
Baseline contract value	£665,701.53

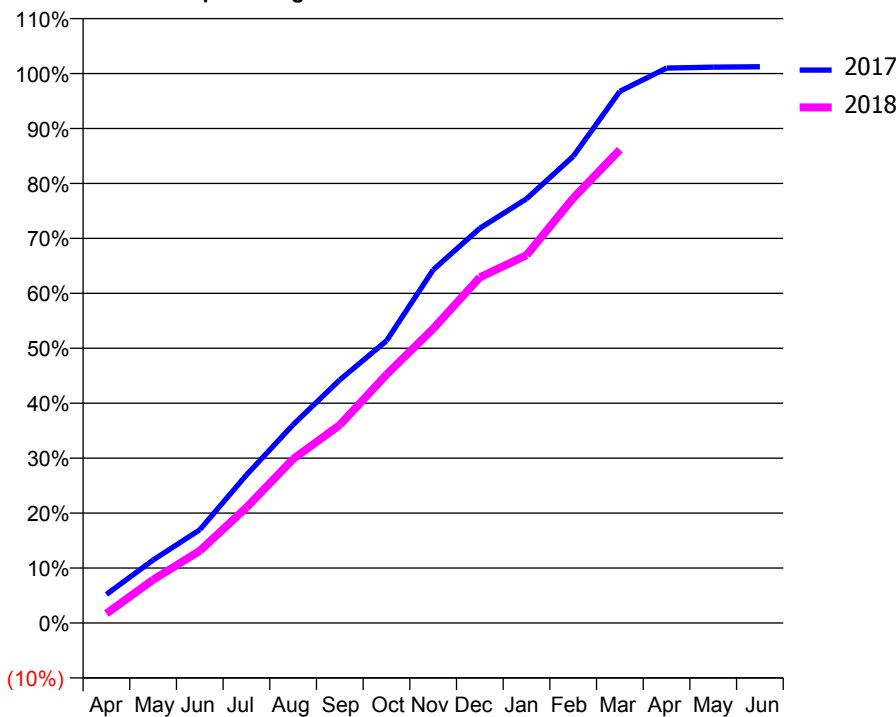
### ACCESS\*

Patients seen in 24 months	Total	Change since previous quarter
Quarter ending March 2017	8,060	
Quarter ending June 2017	7,863	↓
Quarter ending September 2017	7,802	→
Quarter ending December 2017	7,980	↑
Quarter ending March 2018	8,117	→
<b>Variance since March 2017</b>	<b>0.7%</b>	<b>→</b>



### ACTIVITY

Cumulative percentage of contracted UDA delivered 2017 & 2018



Month	Adjusted Scheduled Activity (UDA)	
	2017	2018
April	1,407	467
May	3,099	2,128
June	4,585	3,550
July	7,280	5,676
August	9,755	8,063
September	11,955	9,732
October	13,876	12,207
November	17,366	14,464
December	19,415	16,985
January	20,860	18,074
February	22,948	20,879
March	26,145	23,260
April	27,288	
May	27,330	
June	27,352	

### QUALITY

	Quantity	Base Number	Contract	AT	Region	England
% of FP17s for the same patient ID Re-attending within 3 months - Children	231	2,862	8.1%	11.5%	12.8%	11.9%
% of FP17s for the same patient ID Re-attending within 3 months - Adults	1,430	7,869	18.2%	17.1%	16.5%	16.0%
% of FP17s for the same patient ID Re-attending between 3 & 9 months - Children	1,781	2,862	62.2%	54.2%	59.7%	58.3%
% of FP17s for the same patient ID Re-attending between 3 & 9 months - Adults	3,687	7,869	46.9%	44.4%	52.6%	50.3%
% of FP17s for Band 1 Urgent Courses	1,651	10,250	16.1%	11.6%	9.1%	9.1%
% of FP17s Relating to Free Repair or Replacements	285	10,250	2.8%	0.9%	1.0%	0.8%
% of FP17s Relating to Continuations	16	10,250	0.2%	1.3%	1.2%	1.0%
% of Patients satisfied with the dentistry they have received	7	7	N/A	90.5%	91.6%	91.5%
% of Patients satisfied with the time they had to wait for an appointment	7	7	N/A	87.7%	88.3%	87.9%

\* This is based on patients treated on this contract for their most recent course of treatment. Figures in italics indicate the base number of FP17s or Patient Questionnaire responses are less than 100. N/A is shown where the base number of responses is less than 10 during the period. % is calculated as Quantity/Base number\*100

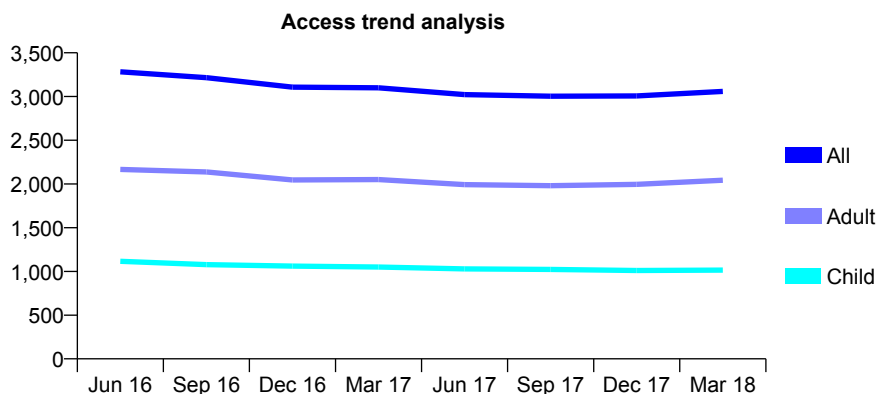
## Q48 - Vital Signs At a Glance Contract Report for 171808/0001 - March 2018

Name or company name	Hunts Cross D C Limited
Contract type name	GDS Contract
Purpose of contract	General
Contract start date	01/11/2011
Contract end date	

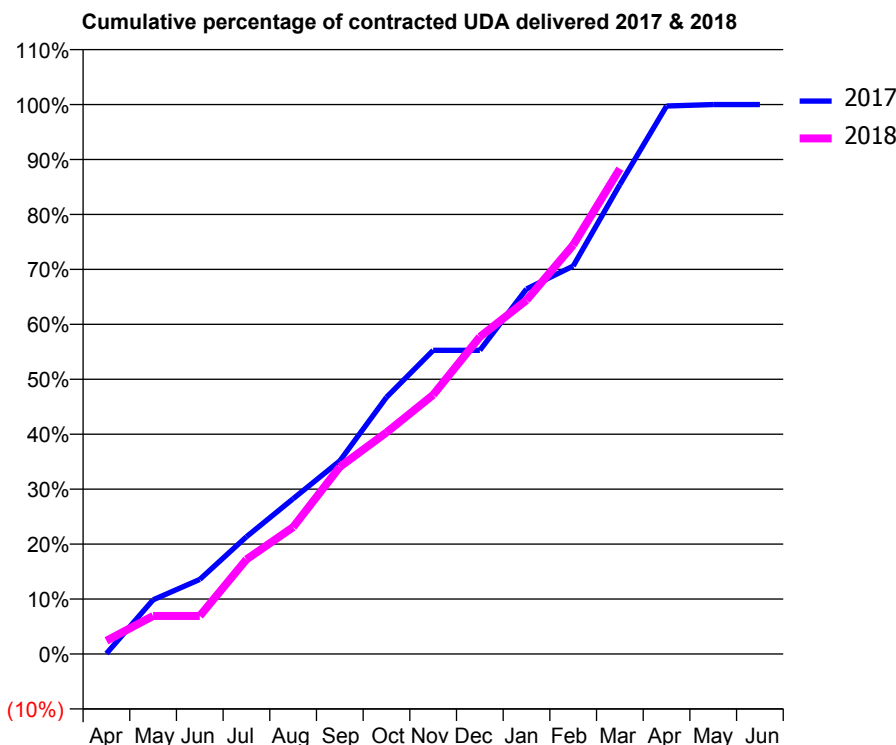
17/18 Contracted general activity (UDA)	7,129
Carry forward general activity (UDA)	0
17/18 Contracted orthodontic activity (UOA)	0
Carry forward orthodontic activity (UOA)	0
Baseline contract value	£187,213.39

### ACCESS\*

Patients seen in 24 months	Total	Change since previous quarter
Quarter ending March 2017	3,100	
Quarter ending June 2017	3,022	↓
Quarter ending September 2017	3,004	→
Quarter ending December 2017	3,006	→
Quarter ending March 2018	3,058	→
<b>Variance since March 2017</b>	<b>(1.4%)</b>	<b>↓</b>



### ACTIVITY



Month	Adjusted Scheduled Activity (UDA)	
	2017	2018
April	6	172
May	706	495
June	970	495
July	1,526	1,227
August	2,020	1,646
September	2,513	2,429
October	3,340	2,875
November	3,951	3,363
December	3,951	4,116
January	4,751	4,590
February	5,049	5,307
March	6,109	6,296
April	7,130	
May	7,150	
June	7,150	

### QUALITY

	Quantity	Base Number	Contract	AT	Region	England
% of FP17s for the same patient ID Re-attending within 3 months - Children	197	1,601	12.3%	11.5%	12.8%	11.9%
% of FP17s for the same patient ID Re-attending within 3 months - Adults	438	2,361	18.6%	17.1%	16.5%	16.0%
% of FP17s for the same patient ID Re-attending between 3 & 9 months - Children	861	1,601	53.8%	54.2%	59.7%	58.3%
% of FP17s for the same patient ID Re-attending between 3 & 9 months - Adults	893	2,361	37.8%	44.4%	52.6%	50.3%
% of FP17s for Band 1 Urgent Courses	432	2,813	15.4%	11.6%	9.1%	9.1%
% of FP17s Relating to Free Repair or Replacements	46	2,813	1.6%	0.9%	1.0%	0.8%
% of FP17s Relating to Continuations	12	2,813	0.4%	1.3%	1.2%	1.0%
% of Patients satisfied with the dentistry they have received	1	1	N/A	90.5%	91.6%	91.5%
% of Patients satisfied with the time they had to wait for an appointment	1	1	N/A	87.7%	88.3%	87.9%

\* This is based on patients treated on this contract for their most recent course of treatment. Figures in italics indicate the base number of FP17s or Patient Questionnaire responses are less than 100. N/A is shown where the base number of responses is less than 10 during the period. % is calculated as Quantity/Base number\*100

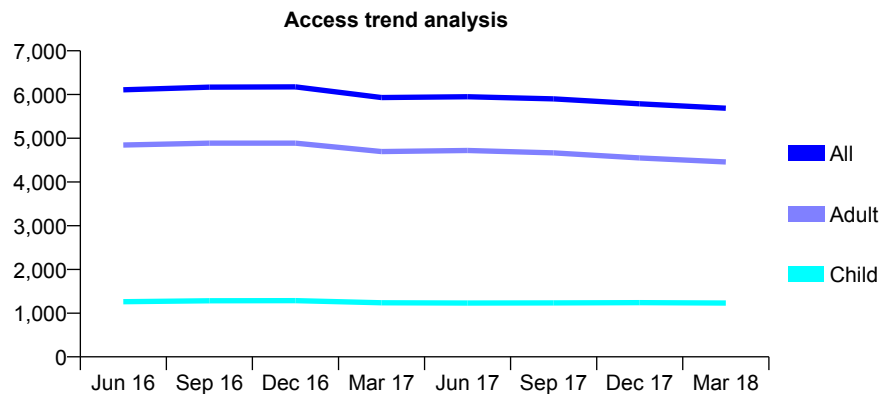
## Q48 - Vital Signs At a Glance Contract Report for 171859/0002 - March 2018

Name or company name	Oak Dental Care Limited
Contract type name	Pilot Contract
Purpose of contract	General and Orthodontic
Contract start date	01/09/2007
Contract end date	

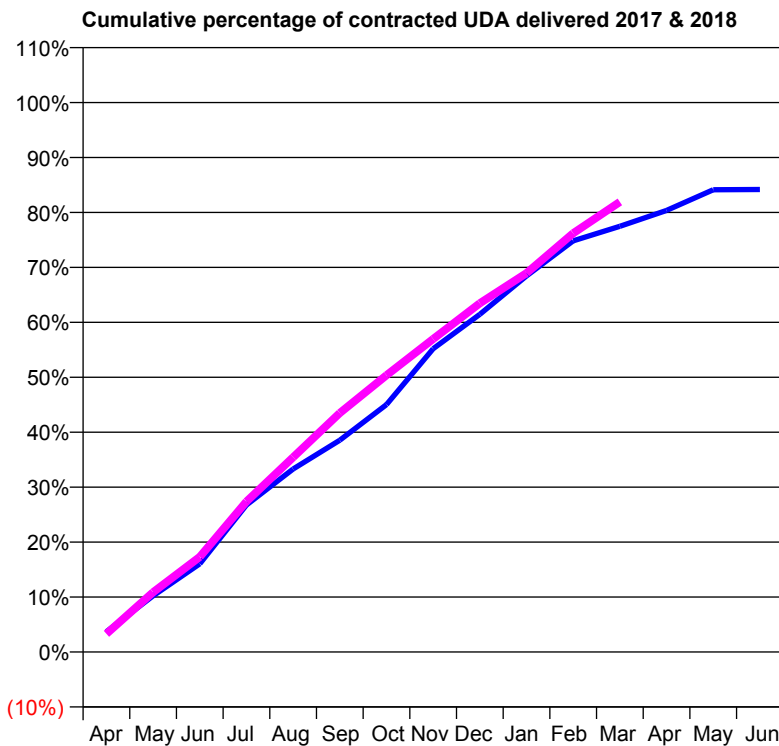
17/18 Contracted general activity (UDA)	17,780
Carry forward general activity (UDA)	0
17/18 Contracted orthodontic activity (UOA)	300
Carry forward orthodontic activity (UOA)	0
Baseline contract value	£536,094.48

### ACCESS\*

Patients seen in 24 months	Total	Change since previous quarter
Quarter ending March 2017	5,931	
Quarter ending June 2017	5,950	→
Quarter ending September 2017	5,901	→
Quarter ending December 2017	5,788	↓
Quarter ending March 2018	5,687	↓
<b>Variance since March 2017</b>	<b>(4.1%)</b>	<b>↓</b>



### ACTIVITY



Month	Adjusted Scheduled Activity (UDA)	
	2017	2018
April	649	589
May	1,791	1,935
June	2,811	3,079
July	4,687	4,870
August	5,834	6,300
September	6,752	7,733
October	7,886	8,955
November	9,669	10,127
December	10,762	11,286
January	11,988	12,260
February	13,108	13,548
March	13,568	14,564
April	14,077	
May	14,735	
June	14,744	

### QUALITY

	Quantity	Base Number	Contract	AT	Region	England
% of FP17s for the same patient ID Re-attending within 3 months - Children	175	1,636	10.7%	11.5%	12.8%	11.9%
% of FP17s for the same patient ID Re-attending within 3 months - Adults	890	5,471	16.3%	17.1%	16.5%	16.0%
% of FP17s for the same patient ID Re-attending between 3 & 9 months - Children	590	1,636	36.1%	54.2%	59.7%	58.3%
% of FP17s for the same patient ID Re-attending between 3 & 9 months - Adults	1,873	5,471	34.2%	44.4%	52.6%	50.3%
% of FP17s for Band 1 Urgent Courses	804	6,673	12.0%	11.6%	9.1%	9.1%
% of FP17s Relating to Free Repair or Replacements	47	6,673	0.7%	0.9%	1.0%	0.8%
% of FP17s Relating to Continuations	103	6,673	1.5%	1.3%	1.2%	1.0%
% of Patients satisfied with the dentistry they have received	3	3	N/A	90.5%	91.6%	91.5%
% of Patients satisfied with the time they had to wait for an appointment	3	3	N/A	87.7%	88.3%	87.9%

\* This is based on patients treated on this contract for their most recent course of treatment. Figures in italics indicate the base number of FP17s or Patient Questionnaire responses are less than 100. N/A is shown where the base number of responses is less than 10 during the period. % is calculated as Quantity/Base number\*100

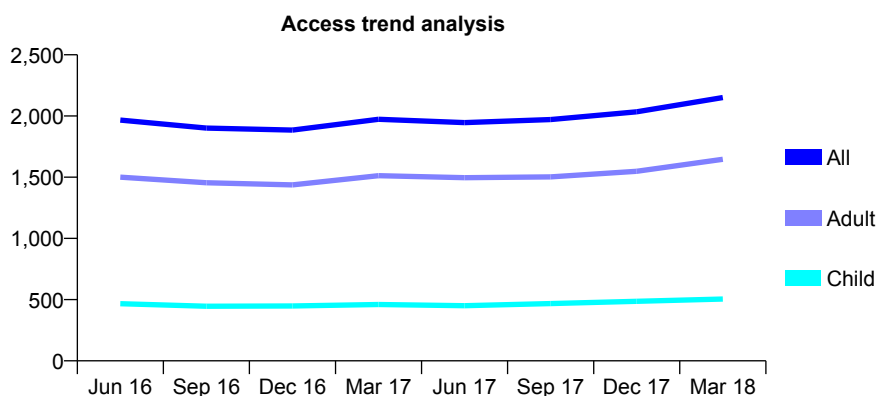
## Q48 - Vital Signs At a Glance Contract Report for 171859/0005 - March 2018

Name or company name	Oak Dental Care Limited
Contract type name	GDS Contract
Purpose of contract	General
Contract start date	09/07/2012
Contract end date	

17/18 Contracted general activity (UDA)	6,307
Carry forward general activity (UDA)	238
17/18 Contracted orthodontic activity (UOA)	0
Carry forward orthodontic activity (UOA)	0
Baseline contract value	£189,506.54

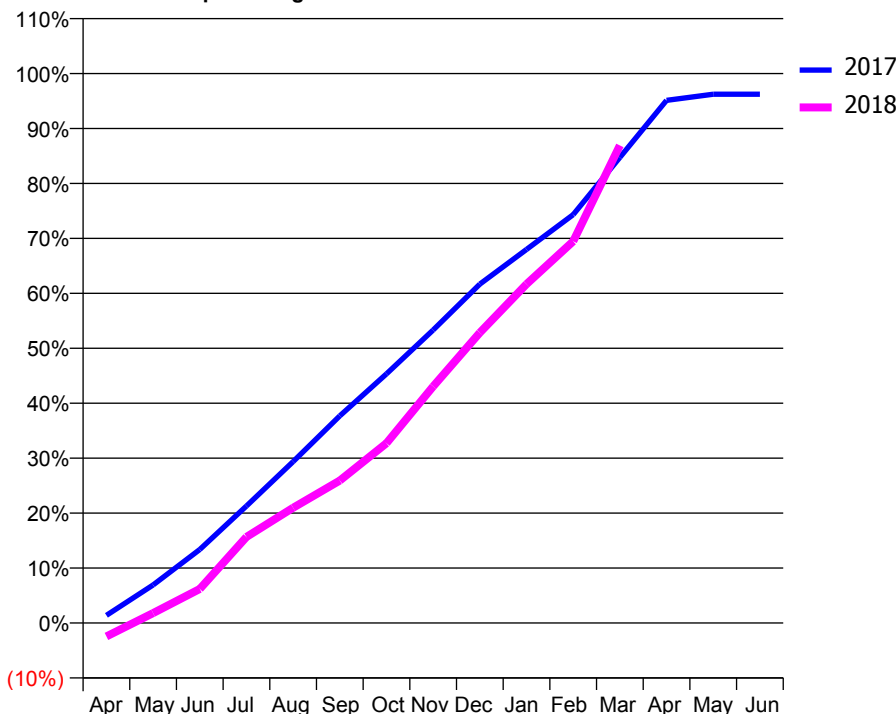
### ACCESS\*

Patients seen in 24 months	Total	Change since previous quarter
Quarter ending March 2017	1,973	
Quarter ending June 2017	1,946	↓
Quarter ending September 2017	1,971	→
Quarter ending December 2017	2,034	↑
Quarter ending March 2018	2,151	↑
<b>Variance since March 2017</b>	<b>9.0%</b>	<b>↑</b>



### ACTIVITY

Cumulative percentage of contracted UDA delivered 2017 & 2018



Adjusted Scheduled Activity (UDA)

Month	2017	2018
April	88	-156
May	437	114
June	845	391
July	1,343	988
August	1,853	1,323
September	2,378	1,636
October	2,860	2,065
November	3,363	2,717
December	3,890	3,333
January	4,287	3,889
February	4,687	4,382
March	5,343	5,482
April	5,998	
May	6,069	
June	6,069	

### QUALITY

	Quantity	Base Number	Contract	AT	Region	England
% of FP17s for the same patient ID Re-attending within 3 months - Children	43	595	7.2%	11.5%	12.8%	11.9%
% of FP17s for the same patient ID Re-attending within 3 months - Adults	289	1,875	15.4%	17.1%	16.5%	16.0%
% of FP17s for the same patient ID Re-attending between 3 & 9 months - Children	202	595	33.9%	54.2%	59.7%	58.3%
% of FP17s for the same patient ID Re-attending between 3 & 9 months - Adults	587	1,875	31.3%	44.4%	52.6%	50.3%
% of FP17s for Band 1 Urgent Courses	251	2,258	11.1%	11.6%	9.1%	9.1%
% of FP17s Relating to Free Repair or Replacements	8	2,258	0.4%	0.9%	1.0%	0.8%
% of FP17s Relating to Continuations	38	2,258	1.7%	1.3%	1.2%	1.0%
% of Patients satisfied with the dentistry they have received	4	4	N/A	90.5%	91.6%	91.5%
% of Patients satisfied with the time they had to wait for an appointment	4	4	N/A	87.7%	88.3%	87.9%

\* This is based on patients treated on this contract for their most recent course of treatment. Figures in italics indicate the base number of FP17s or Patient Questionnaire responses are less than 100. N/A is shown where the base number of responses is less than 10 during the period. % is calculated as Quantity/Base number\*100

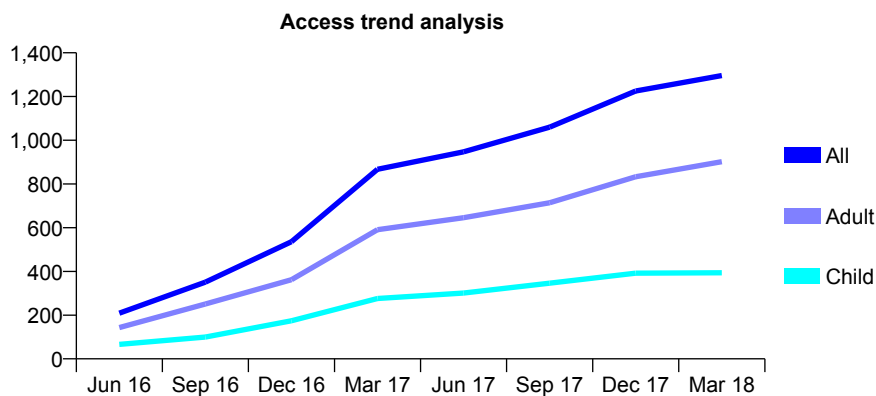
## Q48 - Vital Signs At a Glance Contract Report for 174343/0009 - March 2018

Name or company name	Bridgewater Community Healthcare NHS F
Contract type name	PDS Contract
Purpose of contract	General
Contract start date	01/04/2015
Contract end date	31/03/2018

17/18 Contracted general activity (UDA)	992
Carry forward general activity (UDA)	0
17/18 Contracted orthodontic activity (UOA)	0
Carry forward orthodontic activity (UOA)	0
Baseline contract value	£336,886.40

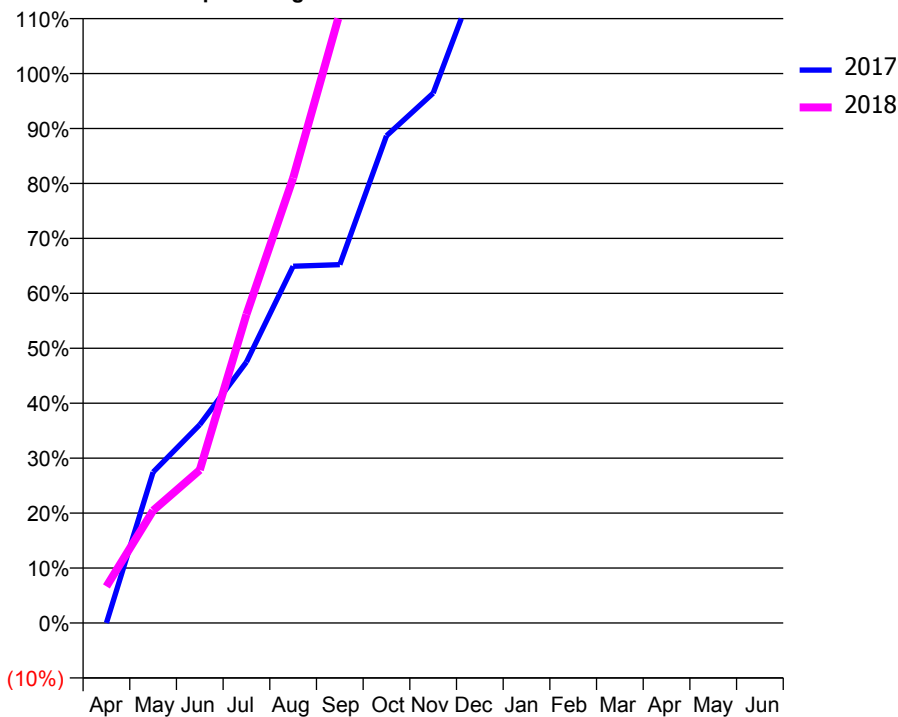
### ACCESS\*

Patients seen in 24 months	Total	Change since previous quarter
Quarter ending March 2017	867	
Quarter ending June 2017	947	↑
Quarter ending September 2017	1,060	↑
Quarter ending December 2017	1,225	↑
Quarter ending March 2018	1,296	↑
<b>Variance since March 2017</b>	<b>49.5%</b>	<b>↑</b>



### ACTIVITY

Cumulative percentage of contracted UDA delivered 2017 & 2018



Month	Adjusted Scheduled Activity (UDA)	
	2017	2018
April	0	66
May	272	203
June	358	276
July	471	557
August	644	803
September	647	1,101
October	880	1,388
November	957	1,591
December	1,179	1,998
January	1,404	2,294
February	1,594	2,620
March	2,198	2,944
April	2,414	
May	2,420	
June	2,424	

### QUALITY

	Quantity	Base Number	Contract	AT	Region	England
% of FP17s for the same patient ID Re-attending within 3 months - Children	25	632	4.0%	11.5%	12.8%	11.9%
% of FP17s for the same patient ID Re-attending within 3 months - Adults	106	1,178	9.0%	17.1%	16.5%	16.0%
% of FP17s for the same patient ID Re-attending between 3 & 9 months - Children	149	632	23.6%	54.2%	59.7%	58.3%
% of FP17s for the same patient ID Re-attending between 3 & 9 months - Adults	323	1,178	27.4%	44.4%	52.6%	50.3%
% of FP17s for Band 1 Urgent Courses	78	1,657	4.7%	11.6%	9.1%	9.1%
% of FP17s Relating to Free Repair or Replacements	0	1,657	0.0%	0.9%	1.0%	0.8%
% of FP17s Relating to Continuations	1	1,657	0.1%	1.3%	1.2%	1.0%
% of Patients satisfied with the dentistry they have received	0	0	N/A	90.5%	91.6%	91.5%
% of Patients satisfied with the time they had to wait for an appointment	0	0	N/A	87.7%	88.3%	87.9%

\* This is based on patients treated on this contract for their most recent course of treatment. Figures in italics indicate the base number of FP17s or Patient Questionnaire responses are less than 100. N/A is shown where the base number of responses is less than 10 during the period. % is calculated as Quantity/Base number\*100

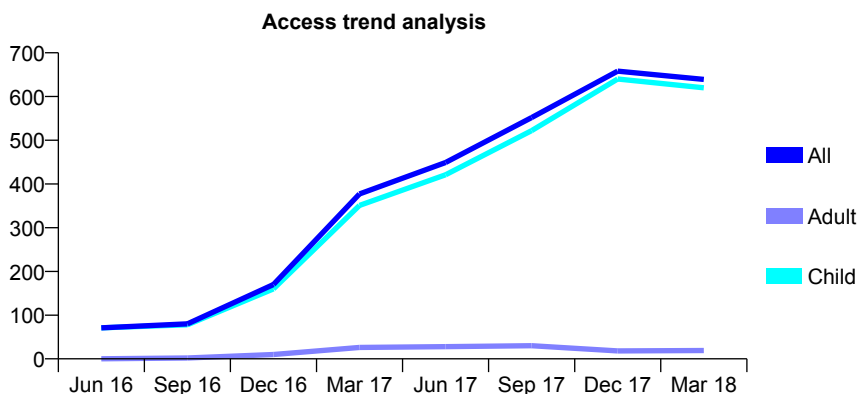
## Q48 - Vital Signs At a Glance Contract Report for 174343/0010 - March 2018

Name or company name	Bridgewater Community Healthcare NHS F
Contract type name	PDS Contract
Purpose of contract	General
Contract start date	01/04/2015
Contract end date	31/03/2018

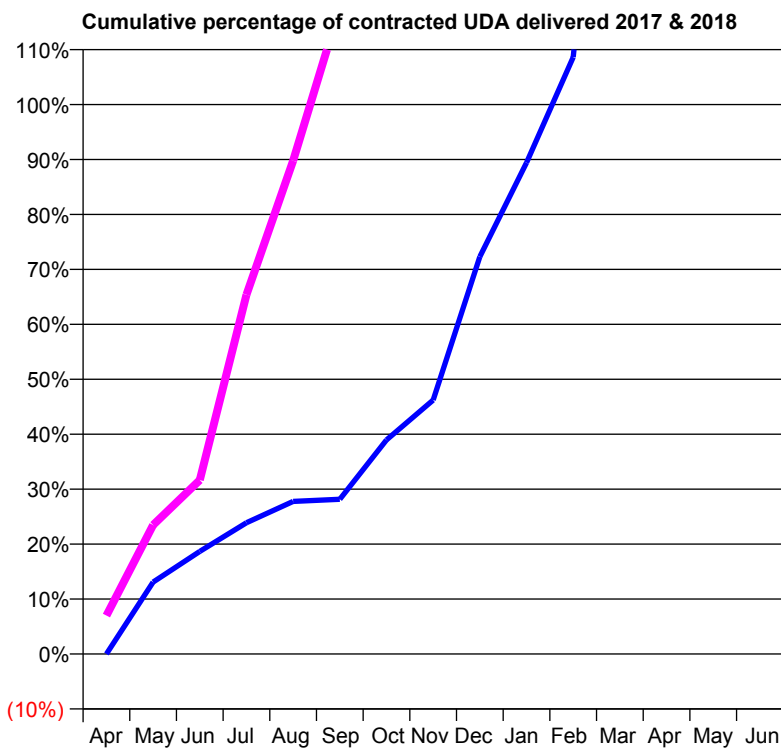
17/18 Contracted general activity (UDA)	771
Carry forward general activity (UDA)	0
17/18 Contracted orthodontic activity (UOA)	0
Carry forward orthodontic activity (UOA)	0
Baseline contract value	£642,186.59

### ACCESS\*

Patients seen in 24 months	Total	Change since previous quarter
Quarter ending March 2017	377	
Quarter ending June 2017	449	↑
Quarter ending September 2017	552	↑
Quarter ending December 2017	658	↑
Quarter ending March 2018	639	↓
<b>Variance since March 2017</b>	<b>69.5%</b>	<b>↑</b>



### ACTIVITY



Month	Adjusted Scheduled Activity (UDA)	
	2017	2018
April	0	54
May	101	181
June	144	244
July	184	504
August	214	692
September	217	906
October	300	1,065
November	356	1,204
December	557	1,492
January	689	1,698
February	837	1,932
March	1,410	2,020
April	1,725	
May	1,728	
June	1,728	

### QUALITY

	Quantity	Base Number	Contract	AT	Region	England
% of FP17s for the same patient ID Re-attending within 3 months - Children	2	898	0.2%	11.5%	12.8%	11.9%
% of FP17s for the same patient ID Re-attending within 3 months - Adults	2	35	5.7%	17.1%	16.5%	16.0%
% of FP17s for the same patient ID Re-attending between 3 & 9 months - Children	4	898	0.4%	54.2%	59.7%	58.3%
% of FP17s for the same patient ID Re-attending between 3 & 9 months - Adults	1	35	2.9%	44.4%	52.6%	50.3%
% of FP17s for Band 1 Urgent Courses	3	798	0.4%	11.6%	9.1%	9.1%
% of FP17s Relating to Free Repair or Replacements	0	798	0.0%	0.9%	1.0%	0.8%
% of FP17s Relating to Continuations	0	798	0.0%	1.3%	1.2%	1.0%
% of Patients satisfied with the dentistry they have received	1	1	N/A	90.5%	91.6%	91.5%
% of Patients satisfied with the time they had to wait for an appointment	1	1	N/A	87.7%	88.3%	87.9%

\* This is based on patients treated on this contract for their most recent course of treatment. Figures in italics indicate the base number of FP17s or Patient Questionnaire responses are less than 100. N/A is shown where the base number of responses is less than 10 during the period. % is calculated as Quantity/Base number\*100

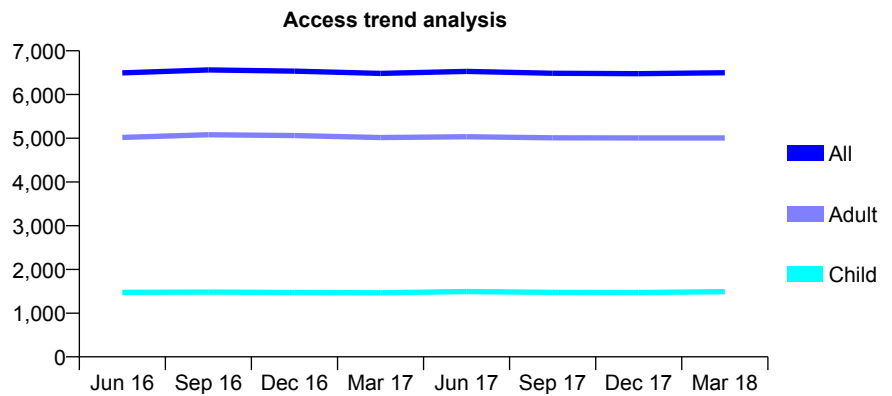
## Q48 - Vital Signs At a Glance Contract Report for 176613/0001 - March 2018

Name or company name	Cromer House Dental Practice Limited
Contract type name	GDS Contract
Purpose of contract	General
Contract start date	01/05/2014
Contract end date	

17/18 Contracted general activity (UDA)	19,995
Carry forward general activity (UDA)	0
17/18 Contracted orthodontic activity (UOA)	0
Carry forward orthodontic activity (UOA)	0
Baseline contract value	£517,156.07

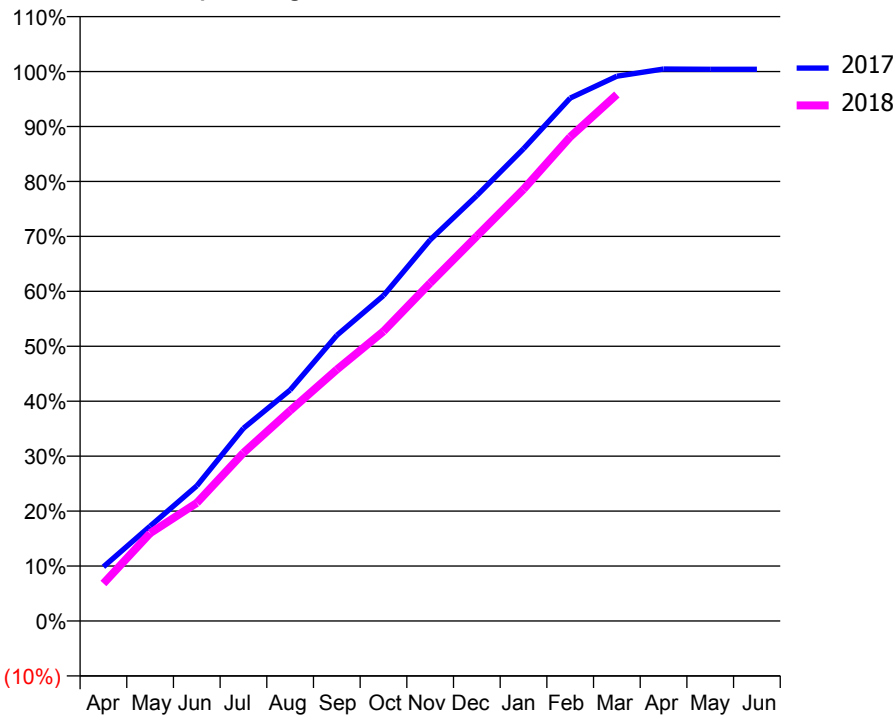
### ACCESS\*

Patients seen in 24 months	Total	Change since previous quarter
Quarter ending March 2017	6,484	
Quarter ending June 2017	6,529	→
Quarter ending September 2017	6,485	→
Quarter ending December 2017	6,478	→
Quarter ending March 2018	6,497	→
<b>Variance since March 2017</b>	<b>0.2%</b>	<b>→</b>



### ACTIVITY

Cumulative percentage of contracted UDA delivered 2017 & 2018



Month	Adjusted Scheduled Activity (UDA)	
	2017	2018
April	2,010	1,368
May	3,524	3,194
June	5,017	4,295
July	7,155	6,122
August	8,574	7,656
September	10,605	9,148
October	12,077	10,542
November	14,145	12,299
December	15,790	14,008
January	17,525	15,707
February	19,407	17,616
March	20,220	19,159
April	20,488	
May	20,478	
June	20,479	

### QUALITY

	Quantity	Base Number	Contract	AT	Region	England
% of FP17s for the same patient ID Re-attending within 3 months - Children	348	2,105	16.5%	11.5%	12.8%	11.9%
% of FP17s for the same patient ID Re-attending within 3 months - Adults	1,141	6,273	18.2%	17.1%	16.5%	16.0%
% of FP17s for the same patient ID Re-attending between 3 & 9 months - Children	990	2,105	47.0%	54.2%	59.7%	58.3%
% of FP17s for the same patient ID Re-attending between 3 & 9 months - Adults	2,761	6,273	44.0%	44.4%	52.6%	50.3%
% of FP17s for Band 1 Urgent Courses	1,042	8,237	12.7%	11.6%	9.1%	9.1%
% of FP17s Relating to Free Repair or Replacements	78	8,237	0.9%	0.9%	1.0%	0.8%
% of FP17s Relating to Continuations	87	8,237	1.1%	1.3%	1.2%	1.0%
% of Patients satisfied with the dentistry they have received	18	19	94.7%	90.5%	91.6%	91.5%
% of Patients satisfied with the time they had to wait for an appointment	18	19	94.7%	87.7%	88.3%	87.9%

\* This is based on patients treated on this contract for their most recent course of treatment. Figures in italics indicate the base number of FP17s or Patient Questionnaire responses are less than 100. N/A is shown where the base number of responses is less than 10 during the period. % is calculated as Quantity/Base number\*100



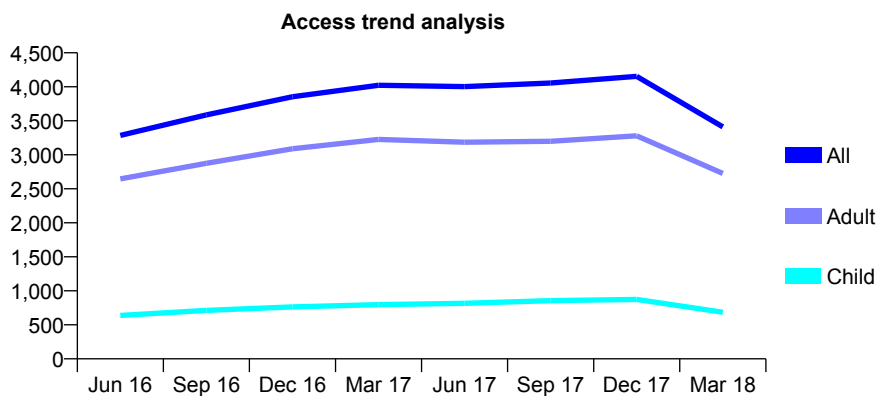
## Q48 - Vital Signs At a Glance Contract Report for 177326/0001 - March 2018

Name or company name	The Dental House
Contract type name	GDS Contract
Purpose of contract	General
Contract start date	01/04/2015
Contract end date	

17/18 Contracted general activity (UDA)	13,436
Carry forward general activity (UDA)	0
17/18 Contracted orthodontic activity (UOA)	0
Carry forward orthodontic activity (UOA)	0
Baseline contract value	£346,662.14

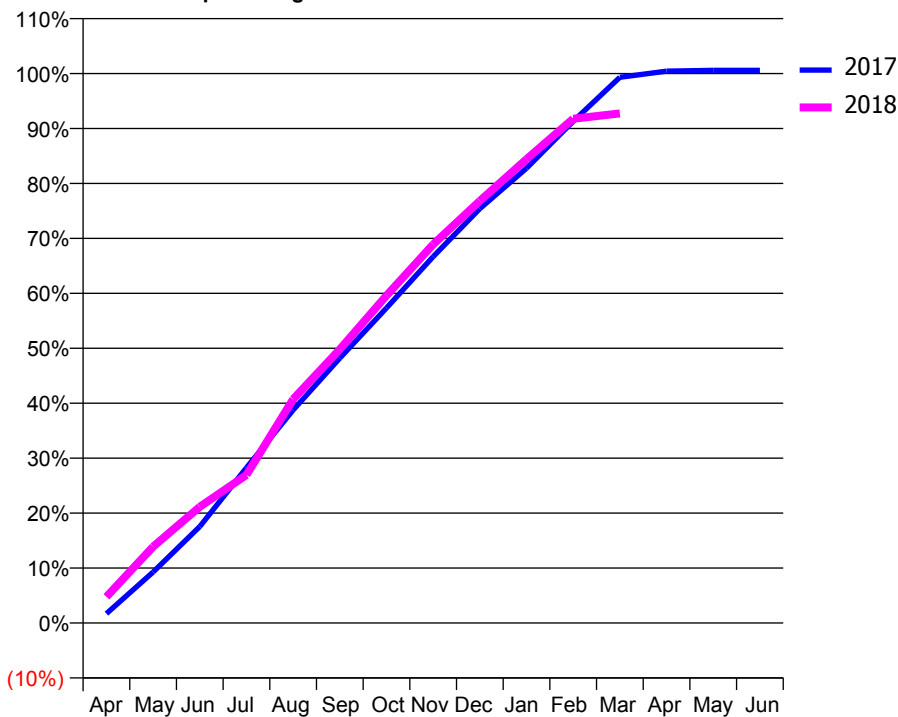
### ACCESS\*

Patients seen in 24 months	Total	Change since previous quarter
Quarter ending March 2017	4,023	
Quarter ending June 2017	4,002	→
Quarter ending September 2017	4,055	→
Quarter ending December 2017	4,154	↑
Quarter ending March 2018	3,411	↓
<b>Variance since March 2017</b>	<b>(15.2%)</b>	<b>↓</b>



### ACTIVITY

Cumulative percentage of contracted UDA delivered 2017 & 2018



Month	Adjusted Scheduled Activity (UDA)	
	2017	2018
April	235	640
May	1,272	1,868
June	2,407	2,842
July	3,871	3,621
August	5,313	5,474
September	6,607	6,691
October	7,857	8,007
November	9,136	9,259
December	10,335	10,320
January	11,343	11,341
February	12,512	12,329
March	13,611	12,459
April	13,764	
May	13,783	
June	13,783	

### QUALITY

	Quantity	Base Number	Contract	AT	Region	England
% of FP17s for the same patient ID Re-attending within 3 months - Children	80	1,065	7.5%	11.5%	12.8%	11.9%
% of FP17s for the same patient ID Re-attending within 3 months - Adults	475	3,894	12.2%	17.1%	16.5%	16.0%
% of FP17s for the same patient ID Re-attending between 3 & 9 months - Children	470	1,065	44.1%	54.2%	59.7%	58.3%
% of FP17s for the same patient ID Re-attending between 3 & 9 months - Adults	1,684	3,894	43.2%	44.4%	52.6%	50.3%
% of FP17s for Band 1 Urgent Courses	198	4,617	4.3%	11.6%	9.1%	9.1%
% of FP17s Relating to Free Repair or Replacements	20	4,617	0.4%	0.9%	1.0%	0.8%
% of FP17s Relating to Continuations	24	4,617	0.5%	1.3%	1.2%	1.0%
% of Patients satisfied with the dentistry they have received	7	8	N/A	90.5%	91.6%	91.5%
% of Patients satisfied with the time they had to wait for an appointment	6	8	N/A	87.7%	88.3%	87.9%

\* This is based on patients treated on this contract for their most recent course of treatment. Figures in italics indicate the base number of FP17s or Patient Questionnaire responses are less than 100. N/A is shown where the base number of responses is less than 10 during the period. % is calculated as Quantity/Base number\*100

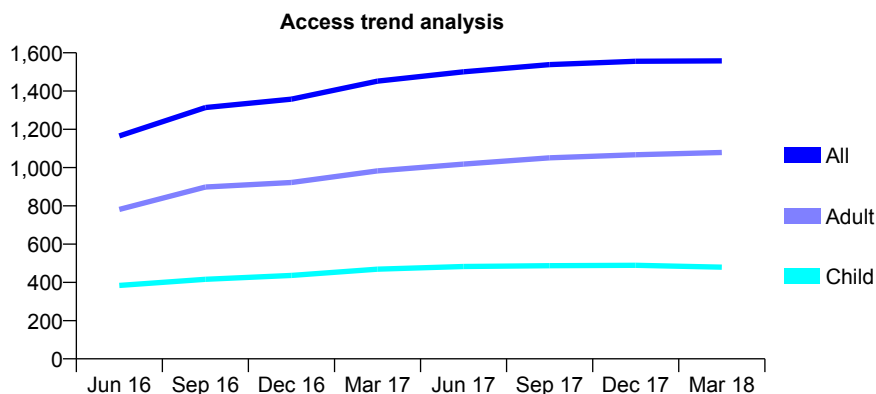
## Q48 - Vital Signs At a Glance Contract Report for 181528/0005 - March 2018

Name or company name	Salaried Dental Service, Knowsley
Contract type name	PDS Contract
Purpose of contract	General
Contract start date	01/04/2015
Contract end date	31/08/2018

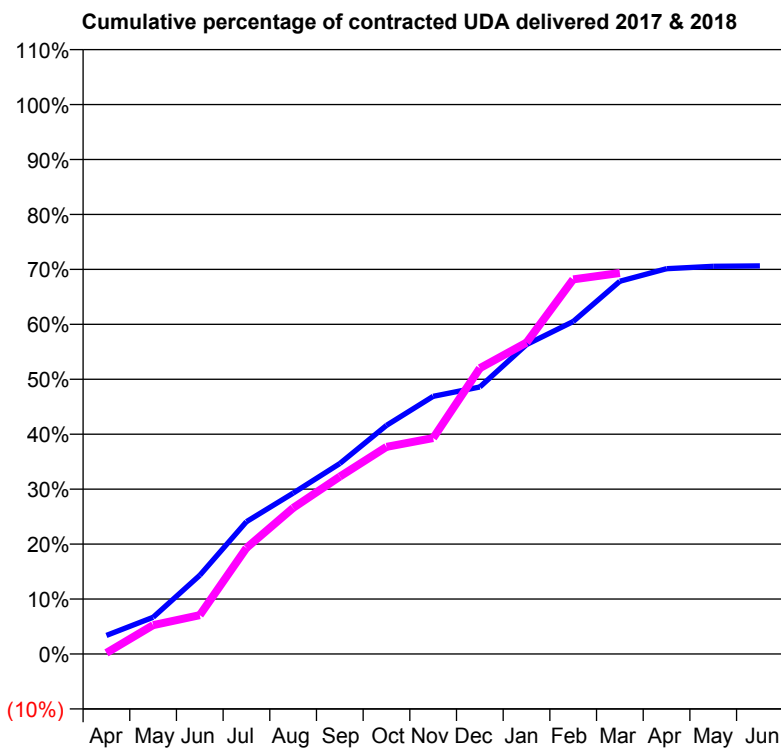
17/18 Contracted general activity (UDA)	3,393
Carry forward general activity (UDA)	0
17/18 Contracted orthodontic activity (UOA)	0
Carry forward orthodontic activity (UOA)	0
Baseline contract value	£427,823.01

### ACCESS\*

Patients seen in 24 months	Total	Change since previous quarter
Quarter ending March 2017	1,452	
Quarter ending June 2017	1,501	↑
Quarter ending September 2017	1,538	↑
Quarter ending December 2017	1,556	→
Quarter ending March 2018	1,558	→
<b>Variance since March 2017</b>	<b>7.3%</b>	<b>↑</b>



### ACTIVITY



Month	Adjusted Scheduled Activity (UDA)	
	2017	2018
April	115	7
May	227	178
June	486	240
July	817	655
August	993	902
September	1,176	1,096
October	1,412	1,279
November	1,591	1,334
December	1,649	1,765
January	1,911	1,923
February	2,053	2,314
March	2,302	2,353
April	2,379	
May	2,394	
June	2,396	

### QUALITY

	Quantity	Base Number	Contract	AT	Region	England
% of FP17s for the same patient ID Re-attending within 3 months - Children	49	661	7.4%	11.5%	12.8%	11.9%
% of FP17s for the same patient ID Re-attending within 3 months - Adults	186	1,289	14.4%	17.1%	16.5%	16.0%
% of FP17s for the same patient ID Re-attending between 3 & 9 months - Children	354	661	53.6%	54.2%	59.7%	58.3%
% of FP17s for the same patient ID Re-attending between 3 & 9 months - Adults	558	1,289	43.3%	44.4%	52.6%	50.3%
% of FP17s for Band 1 Urgent Courses	93	984	9.5%	11.6%	9.1%	9.1%
% of FP17s Relating to Free Repair or Replacements	9	984	0.9%	0.9%	1.0%	0.8%
% of FP17s Relating to Continuations	11	984	1.1%	1.3%	1.2%	1.0%
% of Patients satisfied with the dentistry they have received	3	3	N/A	90.5%	91.6%	91.5%
% of Patients satisfied with the time they had to wait for an appointment	2	3	N/A	87.7%	88.3%	87.9%

\* This is based on patients treated on this contract for their most recent course of treatment. Figures in italics indicate the base number of FP17s or Patient Questionnaire responses are less than 100. N/A is shown where the base number of responses is less than 10 during the period. % is calculated as Quantity/Base number\*100

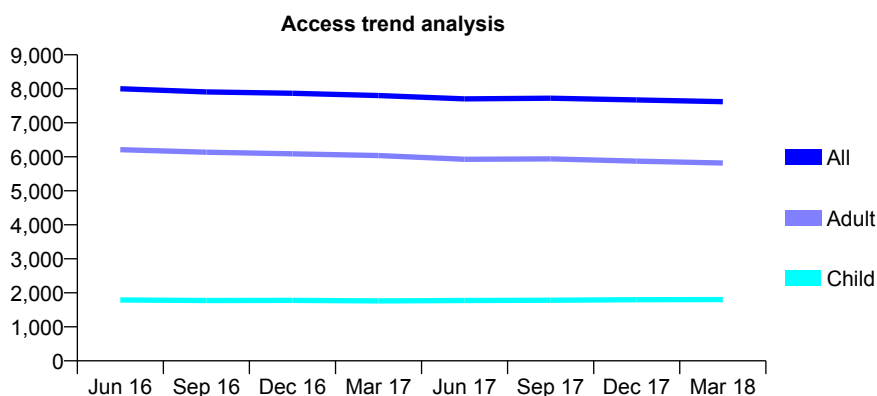
## Q48 - Vital Signs At a Glance Contract Report for 182419/0001 - March 2018

Name or company name	Morris & Partners
Contract type name	GDS Contract
Purpose of contract	General
Contract start date	01/04/2011
Contract end date	

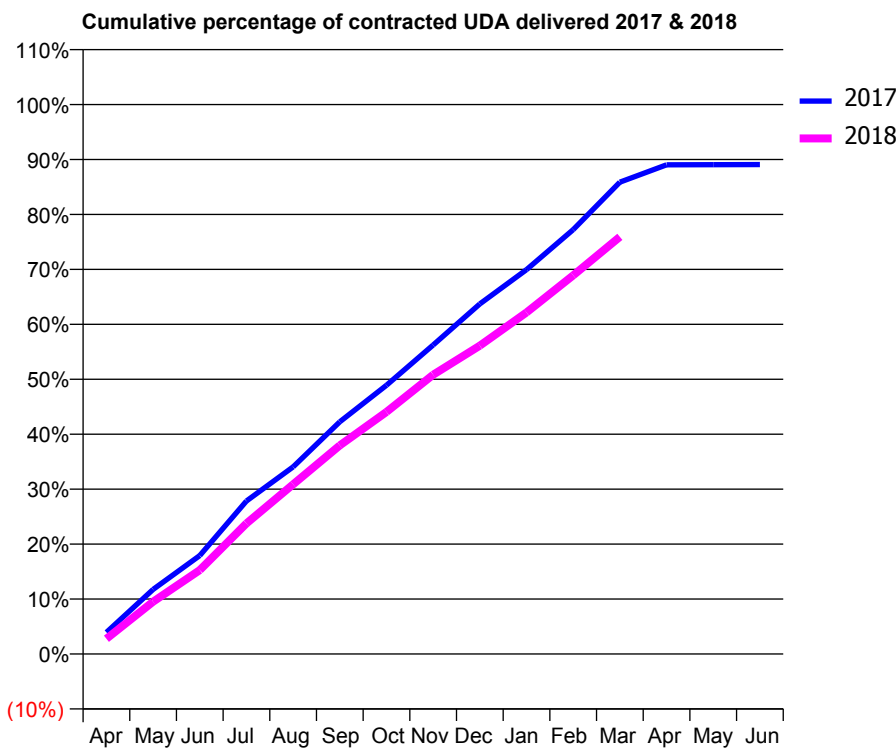
17/18 Contracted general activity (UDA)	25,360
Carry forward general activity (UDA)	0
17/18 Contracted orthodontic activity (UOA)	0
Carry forward orthodontic activity (UOA)	0
Baseline contract value	£654,313.21

### ACCESS\*

Patients seen in 24 months	Total	Change since previous quarter
Quarter ending March 2017	7,800	
Quarter ending June 2017	7,703	↓
Quarter ending September 2017	7,723	→
Quarter ending December 2017	7,671	→
Quarter ending March 2018	7,620	→
<b>Variance since March 2017</b>	<b>(2.3%)</b>	<b>↓</b>



### ACTIVITY



Month	Adjusted Scheduled Activity (UDA)	
	2017	2018
April	1,003	706
May	2,981	2,417
June	4,545	3,872
July	7,064	6,031
August	8,636	7,831
September	10,720	9,625
October	12,406	11,175
November	14,263	12,891
December	16,155	14,233
January	17,740	15,762
February	19,583	17,474
March	21,774	19,255
April	22,579	
May	22,580	
June	22,587	

### QUALITY

	Quantity	Base Number	Contract	AT	Region	England
% of FP17s for the same patient ID Re-attending within 3 months - Children	134	2,446	5.5%	11.5%	12.8%	11.9%
% of FP17s for the same patient ID Re-attending within 3 months - Adults	925	7,143	12.9%	17.1%	16.5%	16.0%
% of FP17s for the same patient ID Re-attending between 3 & 9 months - Children	1,283	2,446	52.5%	54.2%	59.7%	58.3%
% of FP17s for the same patient ID Re-attending between 3 & 9 months - Adults	3,464	7,143	48.5%	44.4%	52.6%	50.3%
% of FP17s for Band 1 Urgent Courses	823	9,184	9.0%	11.6%	9.1%	9.1%
% of FP17s Relating to Free Repair or Replacements	106	9,184	1.2%	0.9%	1.0%	0.8%
% of FP17s Relating to Continuations	127	9,184	1.4%	1.3%	1.2%	1.0%
% of Patients satisfied with the dentistry they have received	10	12	83.3%	90.5%	91.6%	91.5%
% of Patients satisfied with the time they had to wait for an appointment	10	12	83.3%	87.7%	88.3%	87.9%

\* This is based on patients treated on this contract for their most recent course of treatment. Figures in italics indicate the base number of FP17s or Patient Questionnaire responses are less than 100. N/A is shown where the base number of responses is less than 10 during the period. % is calculated as Quantity/Base number\*100

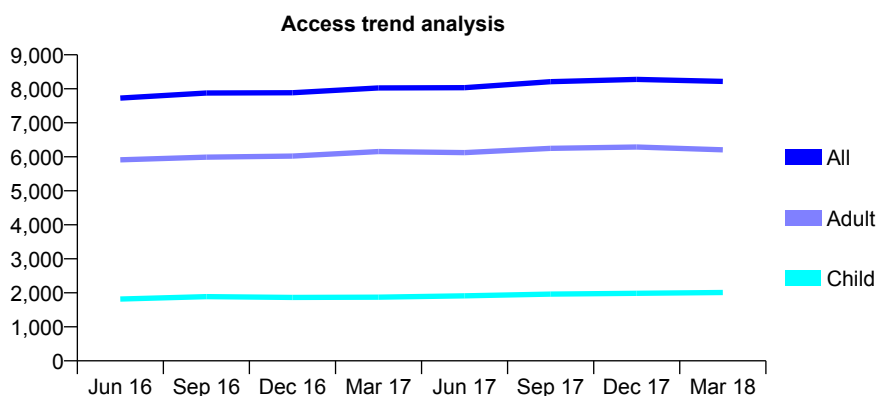
## Q48 - Vital Signs At a Glance Contract Report for 184632/0001 - March 2018

Name or company name	Hale Road Dental Practice Limited
Contract type name	GDS Contract
Purpose of contract	General
Contract start date	01/02/2014
Contract end date	

17/18 Contracted general activity (UDA)	22,467
Carry forward general activity (UDA)	0
17/18 Contracted orthodontic activity (UOA)	0
Carry forward orthodontic activity (UOA)	0
Baseline contract value	£600,670.94

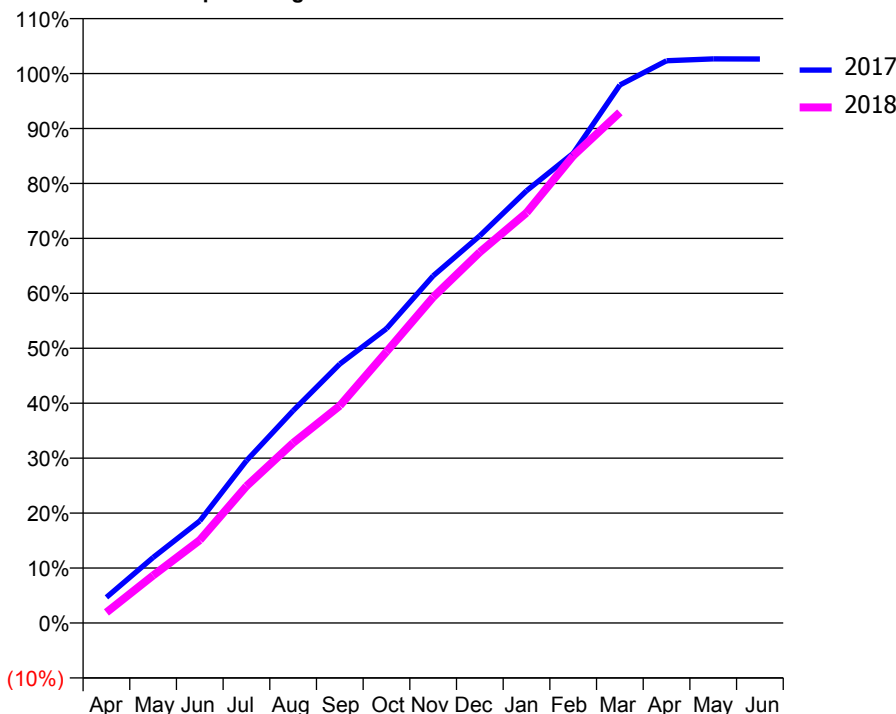
### ACCESS\*

Patients seen in 24 months	Total	Change since previous quarter
Quarter ending March 2017	8,026	
Quarter ending June 2017	8,035	→
Quarter ending September 2017	8,211	↑
Quarter ending December 2017	8,277	→
Quarter ending March 2018	8,216	→
<b>Variance since March 2017</b>	<b>2.4%</b>	<b>↑</b>



### ACTIVITY

Cumulative percentage of contracted UDA delivered 2017 & 2018



Adjusted Scheduled Activity (UDA)

Month	2017	2018
April	1,060	432
May	2,704	1,945
June	4,215	3,388
July	6,703	5,594
August	8,767	7,365
September	10,693	8,885
October	12,151	11,090
November	14,330	13,325
December	15,988	15,164
January	17,841	16,775
February	19,384	19,102
March	22,203	20,881
April	23,204	
May	23,281	
June	23,280	

### QUALITY

	Quantity	Base Number	Contract	AT	Region	England
% of FP17s for the same patient ID Re-attending within 3 months - Children	109	2,167	5.0%	11.5%	12.8%	11.9%
% of FP17s for the same patient ID Re-attending within 3 months - Adults	589	5,949	9.9%	17.1%	16.5%	16.0%
% of FP17s for the same patient ID Re-attending between 3 & 9 months - Children	784	2,167	36.2%	54.2%	59.7%	58.3%
% of FP17s for the same patient ID Re-attending between 3 & 9 months - Adults	1,903	5,949	32.0%	44.4%	52.6%	50.3%
% of FP17s for Band 1 Urgent Courses	1,201	7,794	15.4%	11.6%	9.1%	9.1%
% of FP17s Relating to Free Repair or Replacements	46	7,794	0.6%	0.9%	1.0%	0.8%
% of FP17s Relating to Continuations	14	7,794	0.2%	1.3%	1.2%	1.0%
% of Patients satisfied with the dentistry they have received	5	5	N/A	90.5%	91.6%	91.5%
% of Patients satisfied with the time they had to wait for an appointment	5	5	N/A	87.7%	88.3%	87.9%

\* This is based on patients treated on this contract for their most recent course of treatment. Figures in italics indicate the base number of FP17s or Patient Questionnaire responses are less than 100. N/A is shown where the base number of responses is less than 10 during the period. % is calculated as Quantity/Base number\*100

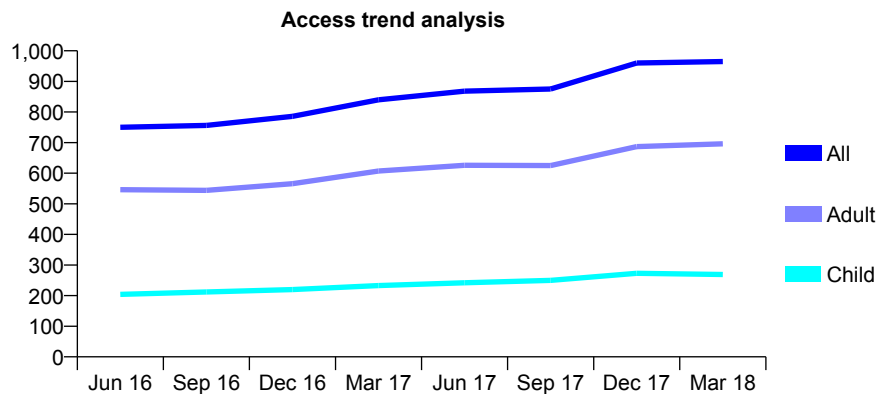
## Q48 - Vital Signs At a Glance Contract Report for 185280/0001 - March 2018

Name or company name	Aigburth Smile Centre
Contract type name	GDS Contract
Purpose of contract	General
Contract start date	01/04/2011
Contract end date	

17/18 Contracted general activity (UDA)	2,666
Carry forward general activity (UDA)	0
17/18 Contracted orthodontic activity (UOA)	0
Carry forward orthodontic activity (UOA)	0
Baseline contract value	£68,785.45

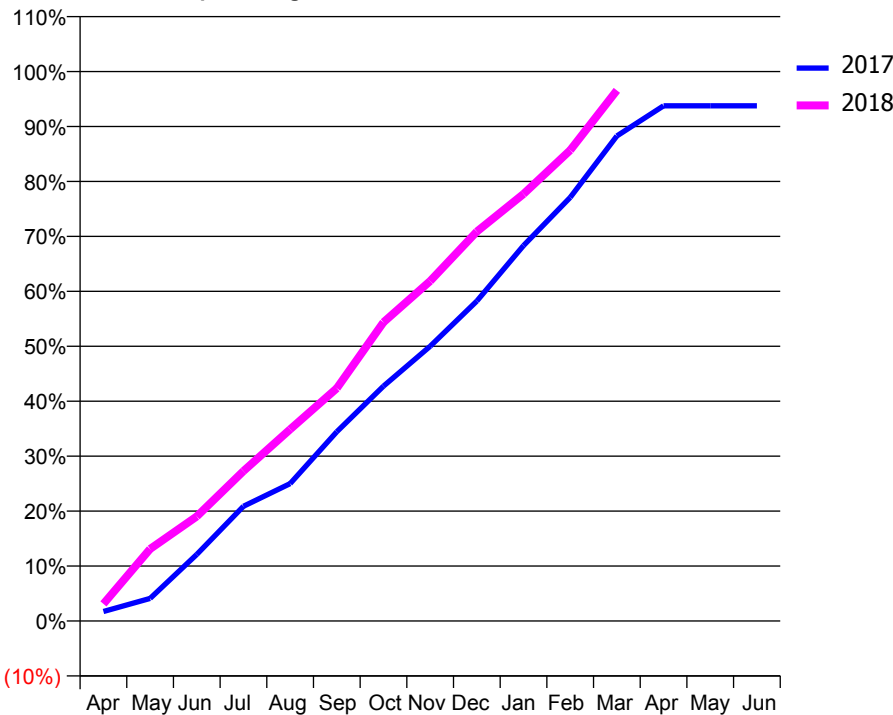
### ACCESS\*

Patients seen in 24 months	Total	Change since previous quarter
Quarter ending March 2017	840	
Quarter ending June 2017	868	↑
Quarter ending September 2017	875	→
Quarter ending December 2017	960	↑
Quarter ending March 2018	965	→
<b>Variance since March 2017</b>	<b>14.9%</b>	<b>↑</b>



### ACTIVITY

Cumulative percentage of contracted UDA delivered 2017 & 2018



Month	Adjusted Scheduled Activity (UDA)	
	2017	2018
April	46	83
May	110	350
June	323	508
July	556	728
August	666	930
September	918	1,129
October	1,139	1,449
November	1,333	1,649
December	1,552	1,889
January	1,822	2,072
February	2,055	2,284
March	2,353	2,575
April	2,500	
May	2,500	
June	2,500	

### QUALITY

	Quantity	Base Number	Contract	AT	Region	England
% of FP17s for the same patient ID Re-attending within 3 months - Children	47	377	12.5%	11.5%	12.8%	11.9%
% of FP17s for the same patient ID Re-attending within 3 months - Adults	165	930	17.7%	17.1%	16.5%	16.0%
% of FP17s for the same patient ID Re-attending between 3 & 9 months - Children	168	377	44.6%	54.2%	59.7%	58.3%
% of FP17s for the same patient ID Re-attending between 3 & 9 months - Adults	390	930	41.9%	44.4%	52.6%	50.3%
% of FP17s for Band 1 Urgent Courses	101	1,235	8.2%	11.6%	9.1%	9.1%
% of FP17s Relating to Free Repair or Replacements	0	1,235	0.0%	0.9%	1.0%	0.8%
% of FP17s Relating to Continuations	2	1,235	0.2%	1.3%	1.2%	1.0%
% of Patients satisfied with the dentistry they have received	3	3	N/A	90.5%	91.6%	91.5%
% of Patients satisfied with the time they had to wait for an appointment	3	3	N/A	87.7%	88.3%	87.9%

\* This is based on patients treated on this contract for their most recent course of treatment. Figures in italics indicate the base number of FP17s or Patient Questionnaire responses are less than 100. N/A is shown where the base number of responses is less than 10 during the period. % is calculated as Quantity/Base number\*100

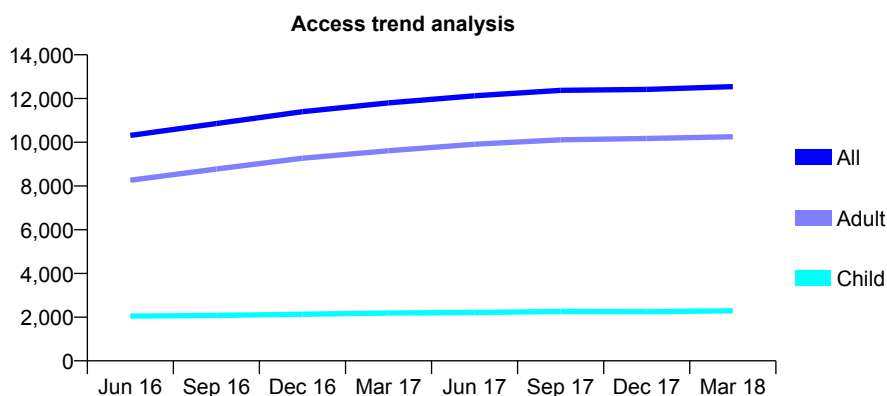
## Q48 - Vital Signs At a Glance Contract Report for 187135/0001 - March 2018

Name or company name	Old Mill Lane Dental Practice Partnership
Contract type name	GDS Contract
Purpose of contract	General
Contract start date	01/06/2015
Contract end date	

17/18 Contracted general activity (UDA)	34,136
Carry forward general activity (UDA)	796
17/18 Contracted orthodontic activity (UOA)	0
Carry forward orthodontic activity (UOA)	0
Baseline contract value	£1,131,518.47

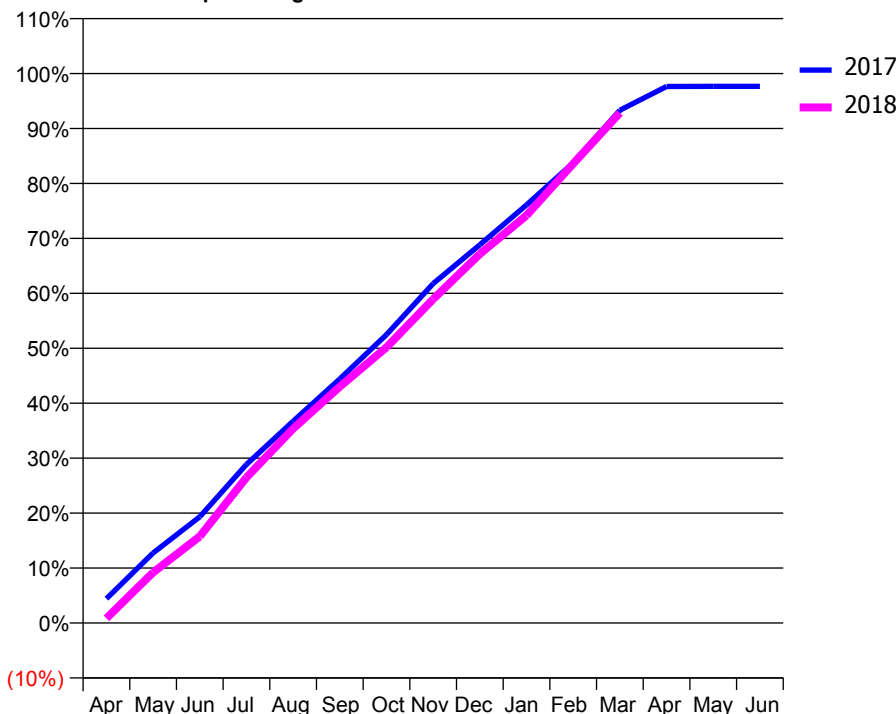
### ACCESS\*

Patients seen in 24 months	Total	Change since previous quarter
Quarter ending March 2017	11,798	
Quarter ending June 2017	12,124	↑
Quarter ending September 2017	12,373	↑
Quarter ending December 2017	12,417	→
Quarter ending March 2018	12,543	→
<b>Variance since March 2017</b>	<b>6.3%</b>	<b>↑</b>



### ACTIVITY

Cumulative percentage of contracted UDA delivered 2017 & 2018



Month	Adjusted Scheduled Activity (UDA)	
	2017	2018
April	1,512	298
May	4,351	3,147
June	6,599	5,379
July	9,853	9,039
August	12,540	12,075
September	15,167	14,684
October	17,910	17,126
November	21,086	20,113
December	23,498	22,926
January	25,970	25,320
February	28,581	28,537
March	31,853	31,692
April	33,332	
May	33,341	
June	33,340	

### QUALITY

	Quantity	Base Number	Contract	AT	Region	England
% of FP17s for the same patient ID Re-attending within 3 months - Children	250	3,944	6.3%	11.5%	12.8%	11.9%
% of FP17s for the same patient ID Re-attending within 3 months - Adults	1,921	13,901	13.8%	17.1%	16.5%	16.0%
% of FP17s for the same patient ID Re-attending between 3 & 9 months - Children	2,629	3,944	66.7%	54.2%	59.7%	58.3%
% of FP17s for the same patient ID Re-attending between 3 & 9 months - Adults	5,104	13,901	36.7%	44.4%	52.6%	50.3%
% of FP17s for Band 1 Urgent Courses	1,469	17,133	8.6%	11.6%	9.1%	9.1%
% of FP17s Relating to Free Repair or Replacements	118	17,133	0.7%	0.9%	1.0%	0.8%
% of FP17s Relating to Continuations	276	17,133	1.6%	1.3%	1.2%	1.0%
% of Patients satisfied with the dentistry they have received	33	37	89.2%	90.5%	91.6%	91.5%
% of Patients satisfied with the time they had to wait for an appointment	33	37	89.2%	87.7%	88.3%	87.9%

\* This is based on patients treated on this contract for their most recent course of treatment. Figures in italics indicate the base number of FP17s or Patient Questionnaire responses are less than 100. N/A is shown where the base number of responses is less than 10 during the period. % is calculated as Quantity/Base number\*100

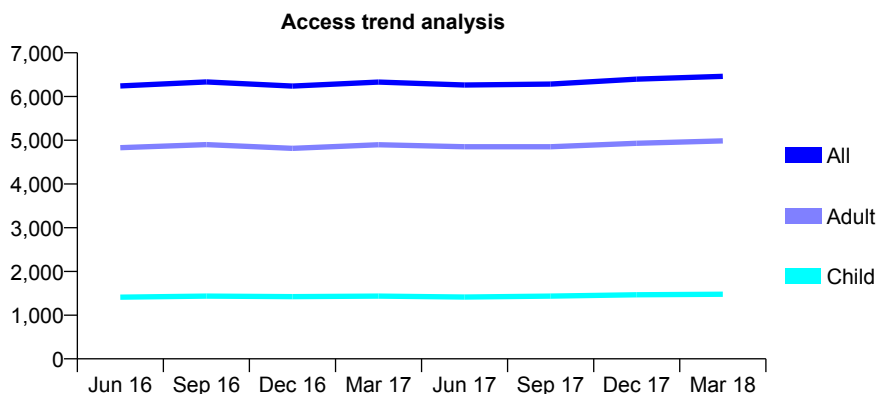
## Q48 - Vital Signs At a Glance Contract Report for 187372/0001 - March 2018

Name or company name	KDP Care Limited
Contract type name	GDS Contract
Purpose of contract	General
Contract start date	01/05/2014
Contract end date	

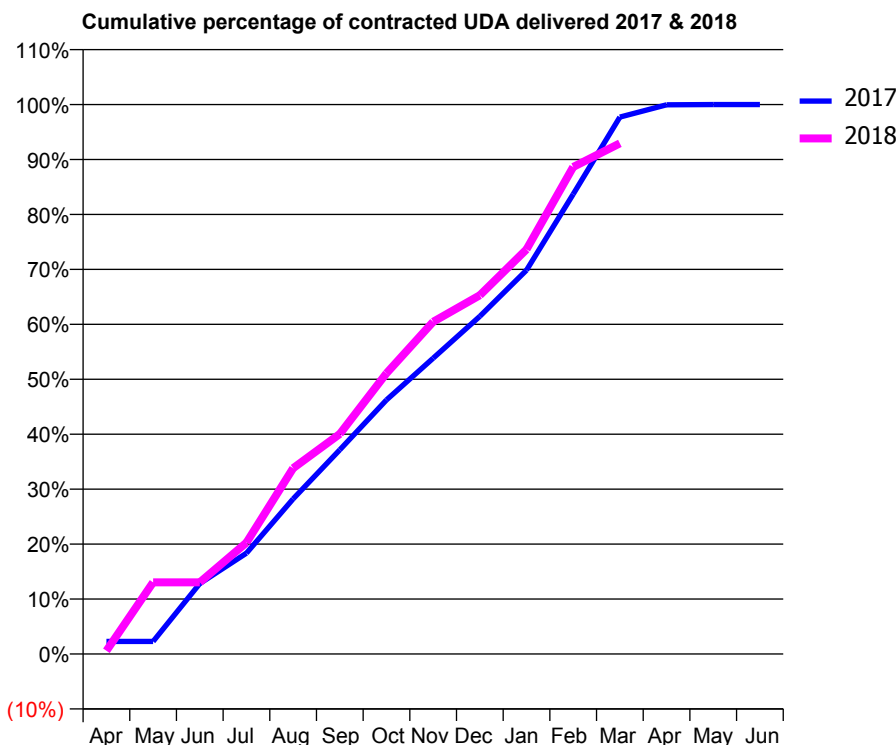
17/18 Contracted general activity (UDA)	18,348
Carry forward general activity (UDA)	0
17/18 Contracted orthodontic activity (UOA)	0
Carry forward orthodontic activity (UOA)	0
Baseline contract value	£592,855.72

### ACCESS\*

Patients seen in 24 months	Total	Change since previous quarter
Quarter ending March 2017	6,332	
Quarter ending June 2017	6,264	↓
Quarter ending September 2017	6,286	→
Quarter ending December 2017	6,398	→
Quarter ending March 2018	6,463	→
<b>Variance since March 2017</b>	<b>2.1%</b>	<b>↑</b>



### ACTIVITY



Month	Adjusted Scheduled Activity (UDA)	
	2017	2018
April	427	109
May	427	2,394
June	2,389	2,394
July	3,420	3,722
August	5,260	6,206
September	6,925	7,350
October	8,618	9,373
November	10,033	11,095
December	11,454	11,981
January	13,016	13,512
February	15,598	16,264
March	18,208	17,053
April	18,624	
May	18,636	
June	18,636	

### QUALITY

	Quantity	Base Number	Contract	AT	Region	England
% of FP17s for the same patient ID Re-attending within 3 months - Children	163	2,054	7.9%	11.5%	12.8%	11.9%
% of FP17s for the same patient ID Re-attending within 3 months - Adults	873	6,108	14.3%	17.1%	16.5%	16.0%
% of FP17s for the same patient ID Re-attending between 3 & 9 months - Children	1,099	2,054	53.5%	54.2%	59.7%	58.3%
% of FP17s for the same patient ID Re-attending between 3 & 9 months - Adults	3,018	6,108	49.4%	44.4%	52.6%	50.3%
% of FP17s for Band 1 Urgent Courses	772	7,937	9.7%	11.6%	9.1%	9.1%
% of FP17s Relating to Free Repair or Replacements	50	7,937	0.6%	0.9%	1.0%	0.8%
% of FP17s Relating to Continuations	175	7,937	2.2%	1.3%	1.2%	1.0%
% of Patients satisfied with the dentistry they have received	8	8	N/A	90.5%	91.6%	91.5%
% of Patients satisfied with the time they had to wait for an appointment	7	8	N/A	87.7%	88.3%	87.9%

\* This is based on patients treated on this contract for their most recent course of treatment. Figures in italics indicate the base number of FP17s or Patient Questionnaire responses are less than 100. N/A is shown where the base number of responses is less than 10 during the period. % is calculated as Quantity/Base number\*100

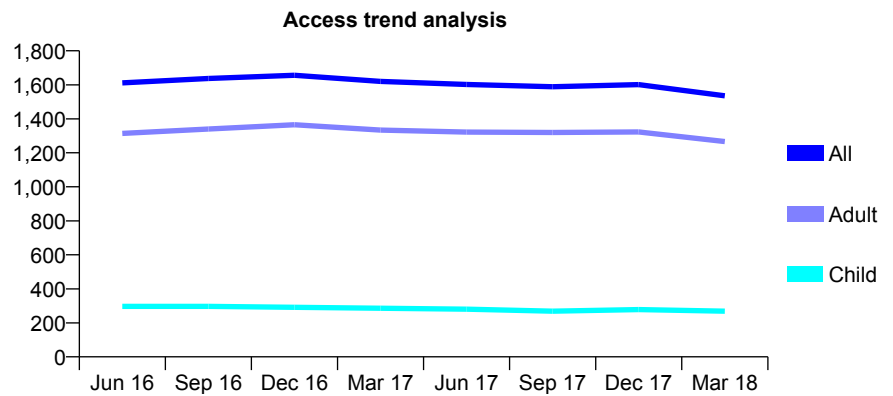
## Q48 - Vital Signs At a Glance Contract Report for 189871/0001 - March 2018

Name or company name	St Johns Rd Dental Practice
Contract type name	PDS Contract
Purpose of contract	General
Contract start date	01/07/2011
Contract end date	30/06/2021

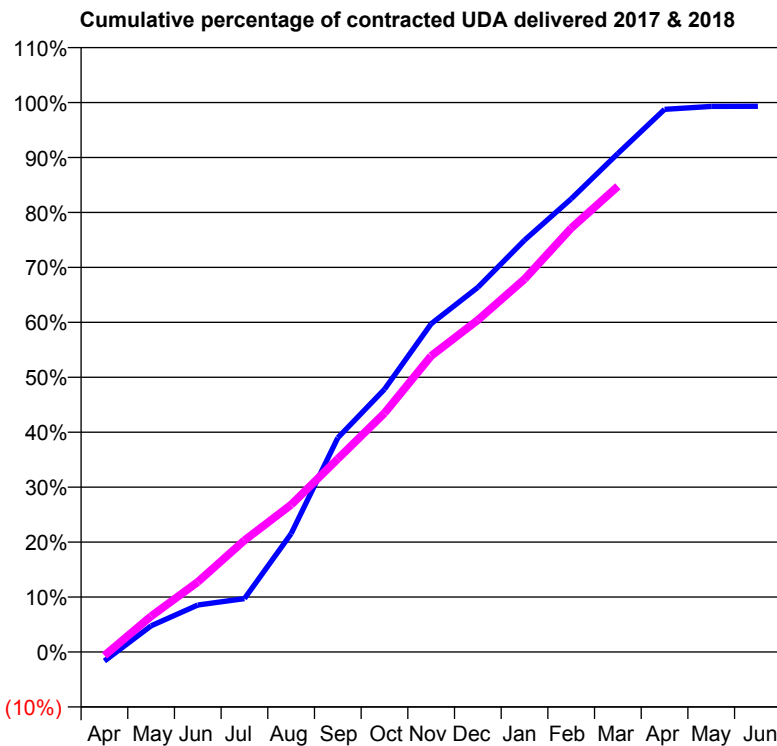
17/18 Contracted general activity (UDA)	6,652
Carry forward general activity (UDA)	45
17/18 Contracted orthodontic activity (UOA)	0
Carry forward orthodontic activity (UOA)	0
Baseline contract value	£225,584.69

### ACCESS\*

Patients seen in 24 months	Total	Change since previous quarter
Quarter ending March 2017	1,620	
Quarter ending June 2017	1,602	↓
Quarter ending September 2017	1,589	→
Quarter ending December 2017	1,601	→
Quarter ending March 2018	1,535	↓
<b>Variance since March 2017</b>	<b>(5.2%)</b>	<b>↓</b>



### ACTIVITY



Month	Adjusted Scheduled Activity (UDA)	
	2017	2018
April	-111	-45
May	318	433
June	568	848
July	647	1,352
August	1,433	1,783
September	2,593	2,339
October	3,181	2,892
November	3,973	3,585
December	4,414	4,019
January	4,985	4,514
February	5,486	5,131
March	6,035	5,637
April	6,569	
May	6,604	
June	6,607	

### QUALITY

	Quantity	Base Number	Contract	AT	Region	England
% of FP17s for the same patient ID Re-attending within 3 months - Children	124	538	23.0%	11.5%	12.8%	11.9%
% of FP17s for the same patient ID Re-attending within 3 months - Adults	434	2,037	21.3%	17.1%	16.5%	16.0%
% of FP17s for the same patient ID Re-attending between 3 & 9 months - Children	290	538	53.9%	54.2%	59.7%	58.3%
% of FP17s for the same patient ID Re-attending between 3 & 9 months - Adults	1,113	2,037	54.6%	44.4%	52.6%	50.3%
% of FP17s for Band 1 Urgent Courses	149	2,333	6.4%	11.6%	9.1%	9.1%
% of FP17s Relating to Free Repair or Replacements	36	2,333	1.5%	0.9%	1.0%	0.8%
% of FP17s Relating to Continuations	11	2,333	0.5%	1.3%	1.2%	1.0%
% of Patients satisfied with the dentistry they have received	4	5	N/A	90.5%	91.6%	91.5%
% of Patients satisfied with the time they had to wait for an appointment	5	5	N/A	87.7%	88.3%	87.9%

\* This is based on patients treated on this contract for their most recent course of treatment. Figures in italics indicate the base number of FP17s or Patient Questionnaire responses are less than 100. N/A is shown where the base number of responses is less than 10 during the period. % is calculated as Quantity/Base number\*100



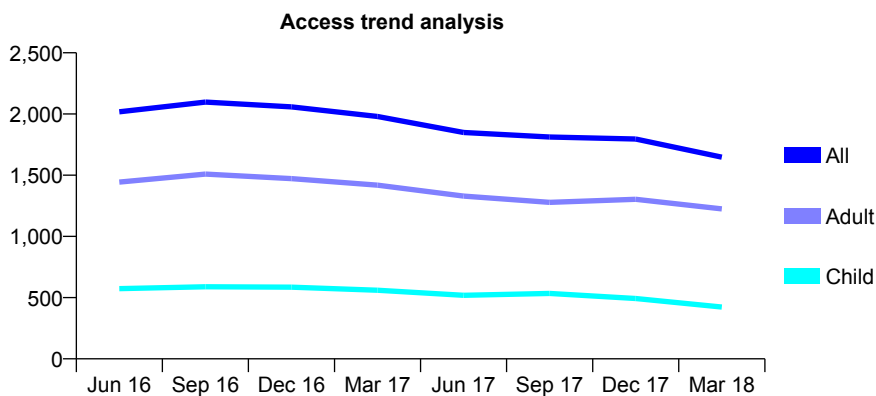
## Q48 - Vital Signs At a Glance Contract Report for 190020/0001 - March 2018

Name or company name	Danescroft Dental Practice Ltd
Contract type name	GDS Contract
Purpose of contract	General
Contract start date	01/07/2009
Contract end date	

17/18 Contracted general activity (UDA)	6,926
Carry forward general activity (UDA)	0
17/18 Contracted orthodontic activity (UOA)	0
Carry forward orthodontic activity (UOA)	0
Baseline contract value	£210,952.65

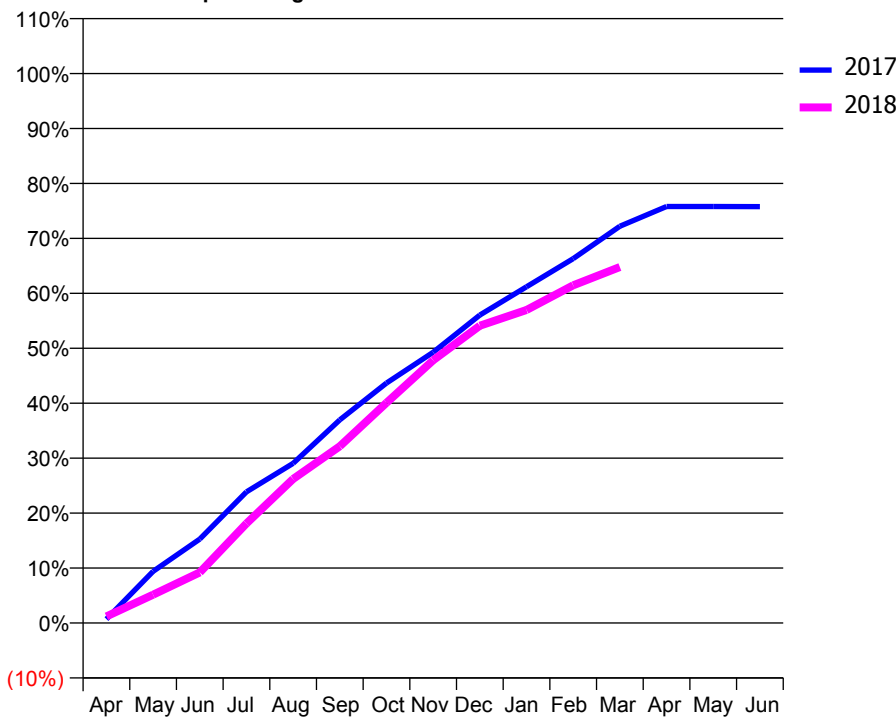
### ACCESS\*

Patients seen in 24 months	Total	Change since previous quarter
Quarter ending March 2017	1,980	
Quarter ending June 2017	1,849	↓
Quarter ending September 2017	1,812	↓
Quarter ending December 2017	1,796	→
Quarter ending March 2018	1,648	↓
<b>Variance since March 2017</b>	<b>(16.8%)</b>	<b>↓</b>



### ACTIVITY

Cumulative percentage of contracted UDA delivered 2017 & 2018



Month	Adjusted Scheduled Activity (UDA)	
	2017	2018
April	49	83
May	651	357
June	1,059	637
July	1,654	1,255
August	2,013	1,817
September	2,561	2,228
October	3,025	2,776
November	3,412	3,312
December	3,881	3,747
January	4,238	3,945
February	4,593	4,257
March	5,001	4,486
April	5,250	
May	5,250	
June	5,249	

### QUALITY

	Quantity	Base Number	Contract	AT	Region	England
% of FP17s for the same patient ID Re-attending within 3 months - Children	50	587	8.5%	11.5%	12.8%	11.9%
% of FP17s for the same patient ID Re-attending within 3 months - Adults	197	1,419	13.9%	17.1%	16.5%	16.0%
% of FP17s for the same patient ID Re-attending between 3 & 9 months - Children	269	587	45.8%	54.2%	59.7%	58.3%
% of FP17s for the same patient ID Re-attending between 3 & 9 months - Adults	517	1,419	36.4%	44.4%	52.6%	50.3%
% of FP17s for Band 1 Urgent Courses	286	1,883	15.2%	11.6%	9.1%	9.1%
% of FP17s Relating to Free Repair or Replacements	13	1,883	0.7%	0.9%	1.0%	0.8%
% of FP17s Relating to Continuations	11	1,883	0.6%	1.3%	1.2%	1.0%
% of Patients satisfied with the dentistry they have received	2	3	N/A	90.5%	91.6%	91.5%
% of Patients satisfied with the time they had to wait for an appointment	3	3	N/A	87.7%	88.3%	87.9%

\* This is based on patients treated on this contract for their most recent course of treatment. Figures in italics indicate the base number of FP17s or Patient Questionnaire responses are less than 100. N/A is shown where the base number of responses is less than 10 during the period. % is calculated as Quantity/Base number\*100

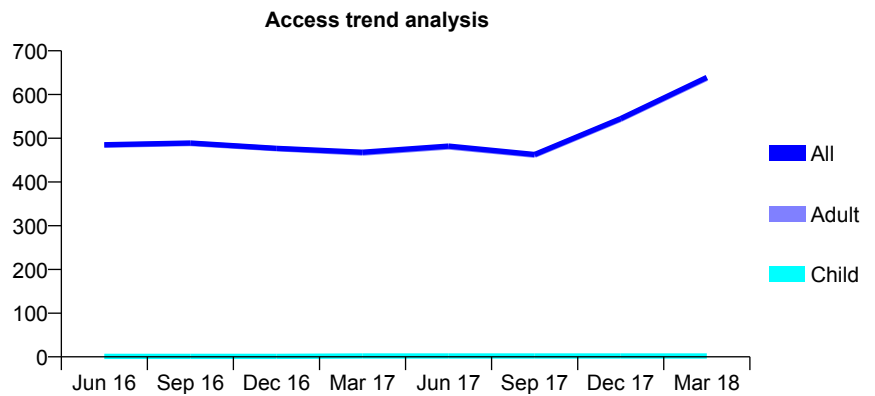
## Q48 - Vital Signs At a Glance Contract Report for 190020/0002 - March 2018

Name or company name	Danescroft Dental Practice Ltd
Contract type name	GDS Contract
Purpose of contract	General
Contract start date	01/07/2009
Contract end date	

17/18 Contracted general activity (UDA)	2,100
Carry forward general activity (UDA)	0
17/18 Contracted orthodontic activity (UOA)	0
Carry forward orthodontic activity (UOA)	0
Baseline contract value	£192,888.24

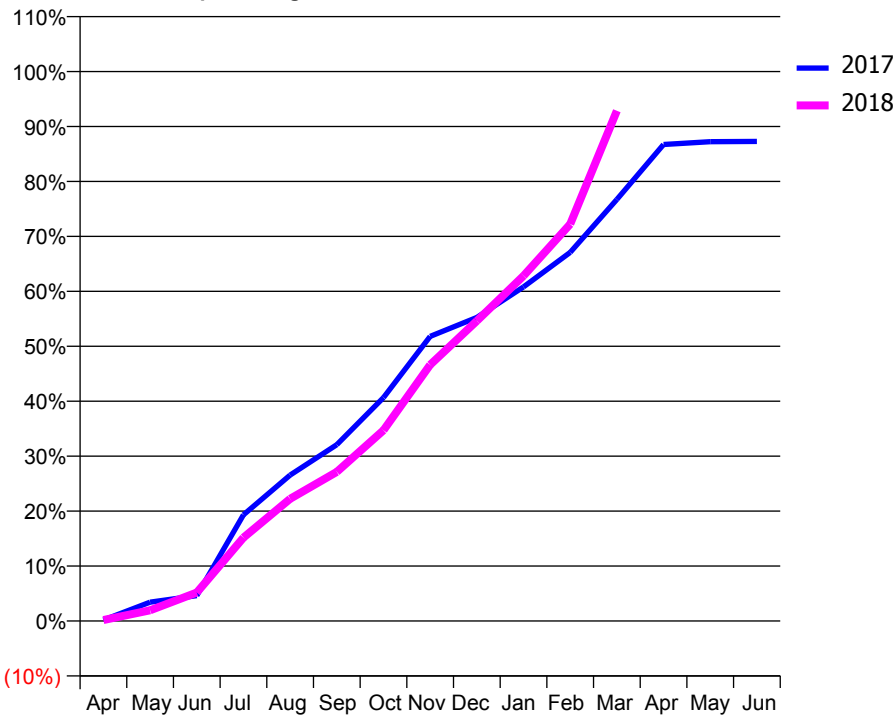
### ACCESS\*

Patients seen in 24 months	Total	Change since previous quarter
Quarter ending March 2017	468	
Quarter ending June 2017	482	↑
Quarter ending September 2017	463	↓
Quarter ending December 2017	545	↑
Quarter ending March 2018	639	↑
<b>Variance since March 2017</b>	<b>36.5%</b>	<b>↑</b>



### ACTIVITY

Cumulative percentage of contracted UDA delivered 2017 & 2018



Month	Adjusted Scheduled Activity (UDA)	
	2017	2018
April	4	4
May	72	41
June	97	109
July	406	319
August	558	467
September	674	570
October	854	729
November	1,088	979
December	1,160	1,147
January	1,277	1,319
February	1,409	1,517
March	1,611	1,950
April	1,821	
May	1,832	
June	1,833	

### QUALITY

	Quantity	Base Number	Contract	AT	Region	England
% of FP17s for the same patient ID Re-attending within 3 months - Children	0	0	N/A	11.5%	12.8%	11.9%
% of FP17s for the same patient ID Re-attending within 3 months - Adults	28	540	5.2%	17.1%	16.5%	16.0%
% of FP17s for the same patient ID Re-attending between 3 & 9 months - Children	0	0	N/A	54.2%	59.7%	58.3%
% of FP17s for the same patient ID Re-attending between 3 & 9 months - Adults	54	540	10.0%	44.4%	52.6%	50.3%
% of FP17s for Band 1 Urgent Courses	0	471	0.0%	11.6%	9.1%	9.1%
% of FP17s Relating to Free Repair or Replacements	0	471	0.0%	0.9%	1.0%	0.8%
% of FP17s Relating to Continuations	5	471	1.1%	1.3%	1.2%	1.0%
% of Patients satisfied with the dentistry they have received	0	0	N/A	90.5%	91.6%	91.5%
% of Patients satisfied with the time they had to wait for an appointment	0	0	N/A	87.7%	88.3%	87.9%

\* This is based on patients treated on this contract for their most recent course of treatment. Figures in italics indicate the base number of FP17s or Patient Questionnaire responses are less than 100. N/A is shown where the base number of responses is less than 10 during the period. % is calculated as Quantity/Base number\*100

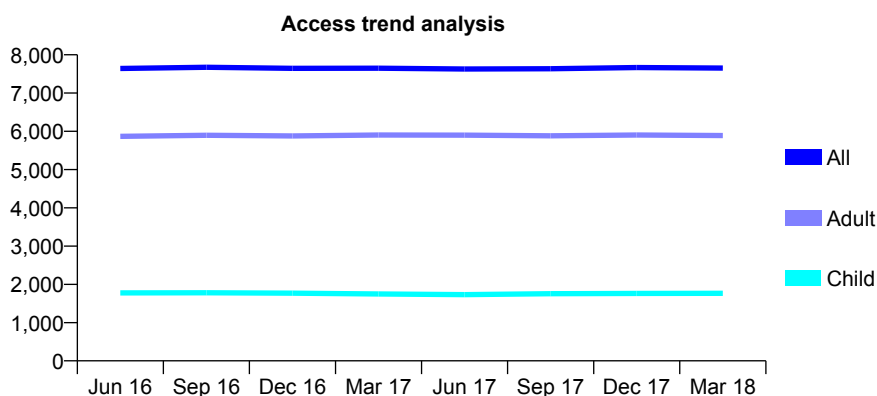
## Q48 - Vital Signs At a Glance Contract Report for 190403/0001 - March 2018

Name or company name	Chantastic Limited
Contract type name	GDS Contract
Purpose of contract	General
Contract start date	01/04/2011
Contract end date	

17/18 Contracted general activity (UDA)	24,058
Carry forward general activity (UDA)	930
17/18 Contracted orthodontic activity (UOA)	0
Carry forward orthodontic activity (UOA)	0
Baseline contract value	£622,397.92

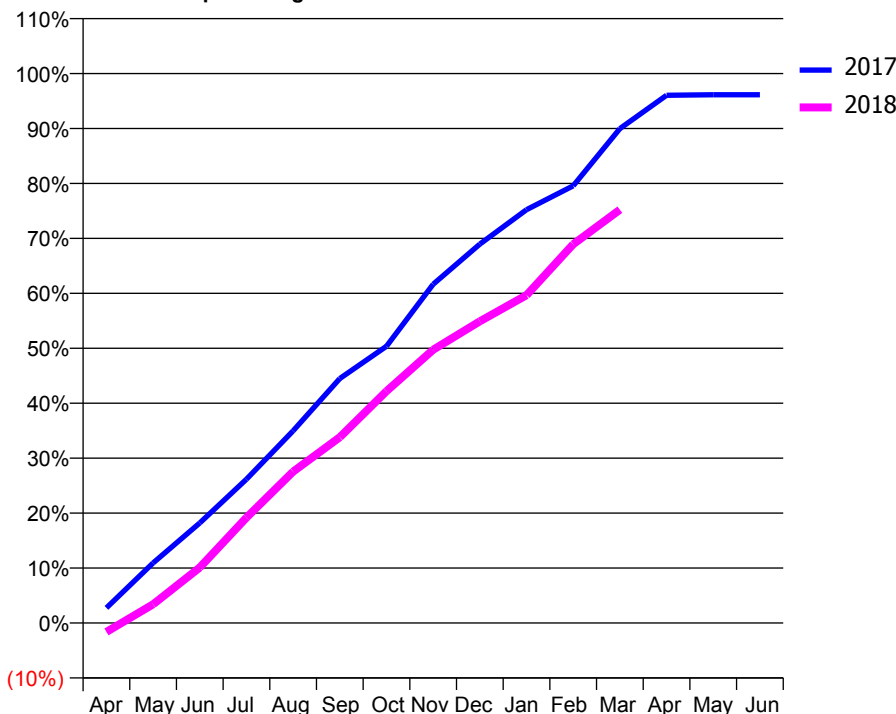
### ACCESS\*

Patients seen in 24 months	Total	Change since previous quarter
Quarter ending March 2017	7,650	
Quarter ending June 2017	7,628	→
Quarter ending September 2017	7,636	→
Quarter ending December 2017	7,668	→
Quarter ending March 2018	7,654	→
<b>Variance since March 2017</b>	<b>0.1%</b>	<b>→</b>



### ACTIVITY

Cumulative percentage of contracted UDA delivered 2017 & 2018



Month	Adjusted Scheduled Activity (UDA)	
	2017	2018
April	662	-395
May	2,628	819
June	4,382	2,433
July	6,298	4,612
August	8,417	6,628
September	10,704	8,136
October	12,117	10,147
November	14,834	11,967
December	16,590	13,211
January	18,095	14,352
February	19,139	16,583
March	21,647	18,095
April	23,103	
May	23,127	
June	23,128	

### QUALITY

	Quantity	Base Number	Contract	AT	Region	England
% of FP17s for the same patient ID Re-attending within 3 months - Children	102	2,435	4.2%	11.5%	12.8%	11.9%
% of FP17s for the same patient ID Re-attending within 3 months - Adults	749	7,420	10.1%	17.1%	16.5%	16.0%
% of FP17s for the same patient ID Re-attending between 3 & 9 months - Children	1,410	2,435	57.9%	54.2%	59.7%	58.3%
% of FP17s for the same patient ID Re-attending between 3 & 9 months - Adults	3,959	7,420	53.4%	44.4%	52.6%	50.3%
% of FP17s for Band 1 Urgent Courses	812	9,354	8.7%	11.6%	9.1%	9.1%
% of FP17s Relating to Free Repair or Replacements	24	9,354	0.3%	0.9%	1.0%	0.8%
% of FP17s Relating to Continuations	87	9,354	0.9%	1.3%	1.2%	1.0%
% of Patients satisfied with the dentistry they have received	6	6	N/A	90.5%	91.6%	91.5%
% of Patients satisfied with the time they had to wait for an appointment	5	6	N/A	87.7%	88.3%	87.9%

\* This is based on patients treated on this contract for their most recent course of treatment. Figures in italics indicate the base number of FP17s or Patient Questionnaire responses are less than 100. N/A is shown where the base number of responses is less than 10 during the period. % is calculated as Quantity/Base number\*100

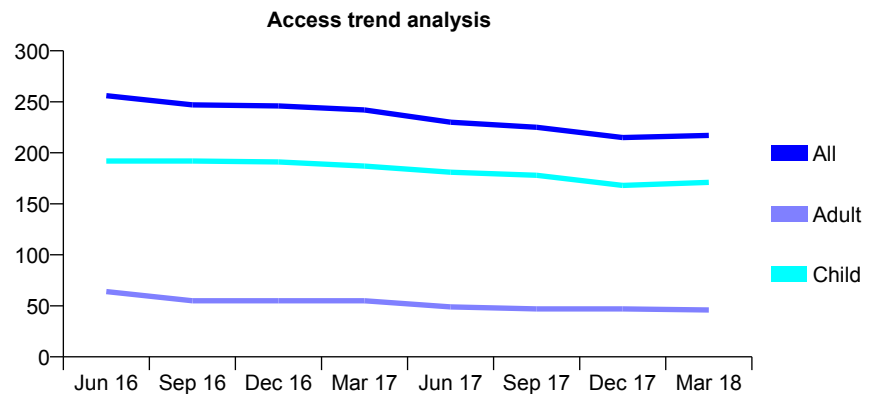
## Q48 - Vital Signs At a Glance Contract Report for 190667/0001 - March 2018

Name or company name	Rainford Dental Surgery Limited
Contract type name	GDS Contract
Purpose of contract	General
Contract start date	01/04/2011
Contract end date	

17/18 Contracted general activity (UDA)	500
Carry forward general activity (UDA)	0
17/18 Contracted orthodontic activity (UOA)	0
Carry forward orthodontic activity (UOA)	0
Baseline contract value	£10,714.41

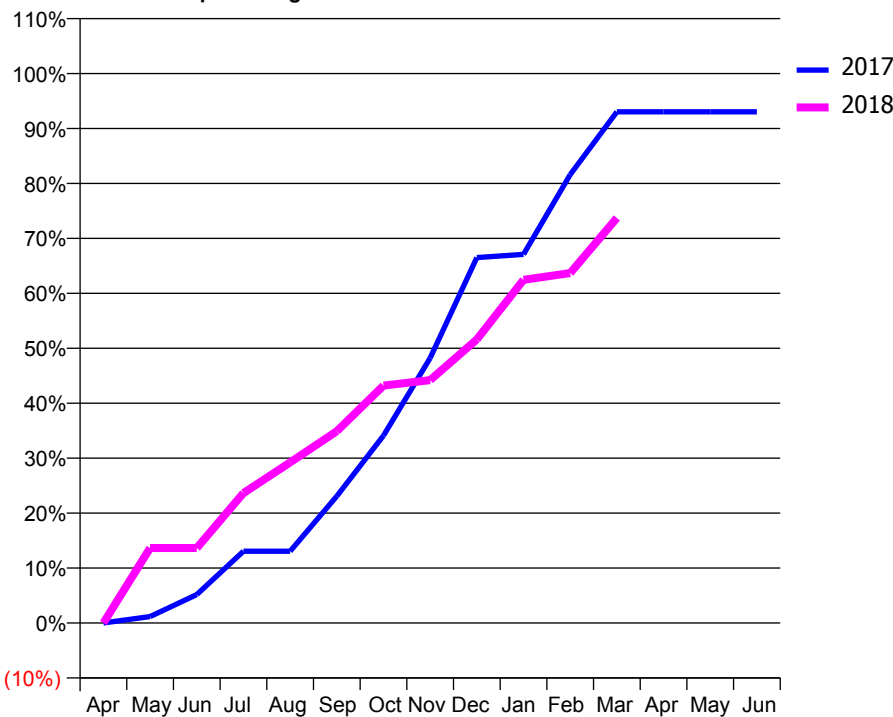
### ACCESS\*

Patients seen in 24 months	Total	Change since previous quarter
Quarter ending March 2017	242	
Quarter ending June 2017	230	↓
Quarter ending September 2017	225	↓
Quarter ending December 2017	215	↓
Quarter ending March 2018	217	→
<b>Variance since March 2017</b>	<b>(10.3%)</b>	<b>↓</b>



### ACTIVITY

Cumulative percentage of contracted UDA delivered 2017 & 2018



Month	Adjusted Scheduled Activity (UDA)	
	2017	2018
April	0	0
May	6	68
June	26	68
July	67	118
August	67	146
September	118	175
October	174	216
November	246	221
December	339	258
January	342	312
February	416	318
March	474	369
April	474	
May	474	
June	474	

### QUALITY

	Quantity	Base Number	Contract	AT	Region	England
% of FP17s for the same patient ID Re-attending within 3 months - Children	4	233	1.7%	11.5%	12.8%	11.9%
% of FP17s for the same patient ID Re-attending within 3 months - Adults	4	39	10.3%	17.1%	16.5%	16.0%
% of FP17s for the same patient ID Re-attending between 3 & 9 months - Children	138	233	59.2%	54.2%	59.7%	58.3%
% of FP17s for the same patient ID Re-attending between 3 & 9 months - Adults	25	39	64.1%	44.4%	52.6%	50.3%
% of FP17s for Band 1 Urgent Courses	8	272	2.9%	11.6%	9.1%	9.1%
% of FP17s Relating to Free Repair or Replacements	0	272	0.0%	0.9%	1.0%	0.8%
% of FP17s Relating to Continuations	0	272	0.0%	1.3%	1.2%	1.0%
% of Patients satisfied with the dentistry they have received	1	1	N/A	90.5%	91.6%	91.5%
% of Patients satisfied with the time they had to wait for an appointment	1	1	N/A	87.7%	88.3%	87.9%

\* This is based on patients treated on this contract for their most recent course of treatment. Figures in italics indicate the base number of FP17s or Patient Questionnaire responses are less than 100. N/A is shown where the base number of responses is less than 10 during the period. % is calculated as Quantity/Base number\*100

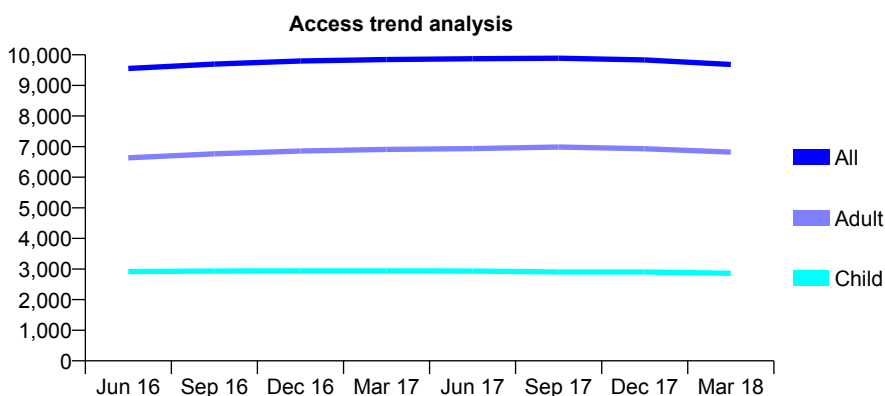
## Q48 - Vital Signs At a Glance Contract Report for 190705/0001 - March 2018

Name or company name	J E Thorpe and Associates Ltd
Contract type name	GDS Contract
Purpose of contract	General
Contract start date	01/04/2009
Contract end date	

17/18 Contracted general activity (UDA)	26,250
Carry forward general activity (UDA)	178
17/18 Contracted orthodontic activity (UOA)	0
Carry forward orthodontic activity (UOA)	0
Baseline contract value	£639,806.64

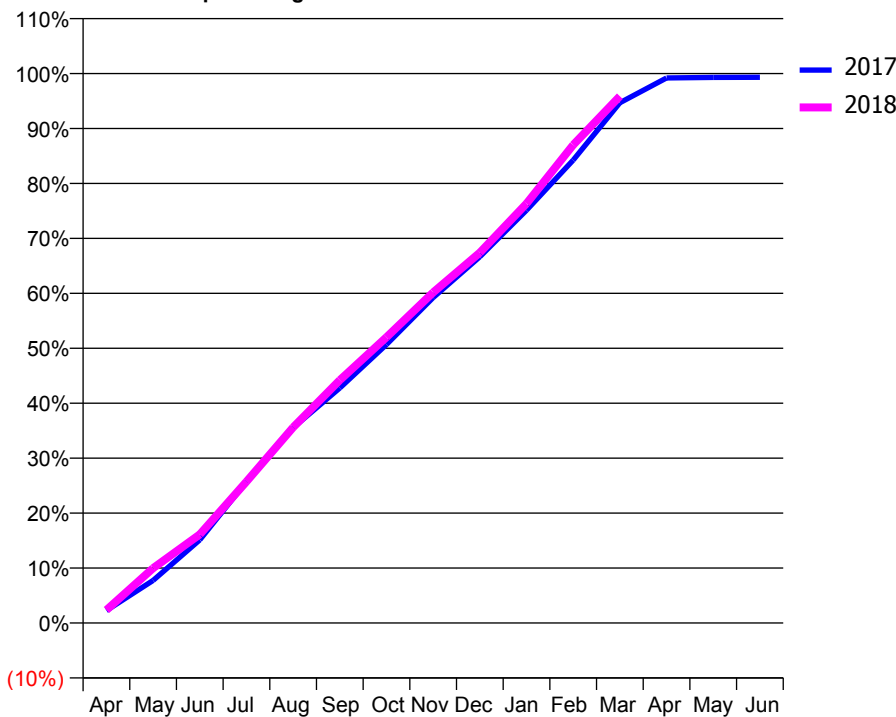
### ACCESS\*

Patients seen in 24 months	Total	Change since previous quarter
Quarter ending March 2017	9,845	
Quarter ending June 2017	9,872	→
Quarter ending September 2017	9,891	→
Quarter ending December 2017	9,833	→
Quarter ending March 2018	9,683	↓
<b>Variance since March 2017</b>	<b>(1.6%)</b>	<b>↓</b>



### ACTIVITY

Cumulative percentage of contracted UDA delivered 2017 & 2018



Month	Adjusted Scheduled Activity (UDA)	
	2017	2018
April	596	619
May	2,036	2,624
June	3,974	4,236
July	6,752	6,754
August	9,330	9,350
September	11,229	11,606
October	13,305	13,653
November	15,549	15,795
December	17,494	17,695
January	19,720	20,036
February	22,116	22,841
March	24,852	25,163
April	26,040	
May	26,065	
June	26,072	

### QUALITY

	Quantity	Base Number	Contract	AT	Region	England
% of FP17s for the same patient ID Re-attending within 3 months - Children	440	5,379	8.2%	11.5%	12.8%	11.9%
% of FP17s for the same patient ID Re-attending within 3 months - Adults	1,130	8,304	13.6%	17.1%	16.5%	16.0%
% of FP17s for the same patient ID Re-attending between 3 & 9 months - Children	3,560	5,379	66.2%	54.2%	59.7%	58.3%
% of FP17s for the same patient ID Re-attending between 3 & 9 months - Adults	3,760	8,304	45.3%	44.4%	52.6%	50.3%
% of FP17s for Band 1 Urgent Courses	866	12,608	6.9%	11.6%	9.1%	9.1%
% of FP17s Relating to Free Repair or Replacements	84	12,608	0.7%	0.9%	1.0%	0.8%
% of FP17s Relating to Continuations	197	12,608	1.6%	1.3%	1.2%	1.0%
% of Patients satisfied with the dentistry they have received	15	16	93.8%	90.5%	91.6%	91.5%
% of Patients satisfied with the time they had to wait for an appointment	14	16	87.5%	87.7%	88.3%	87.9%

\* This is based on patients treated on this contract for their most recent course of treatment. Figures in italics indicate the base number of FP17s or Patient Questionnaire responses are less than 100. N/A is shown where the base number of responses is less than 10 during the period. % is calculated as Quantity/Base number\*100

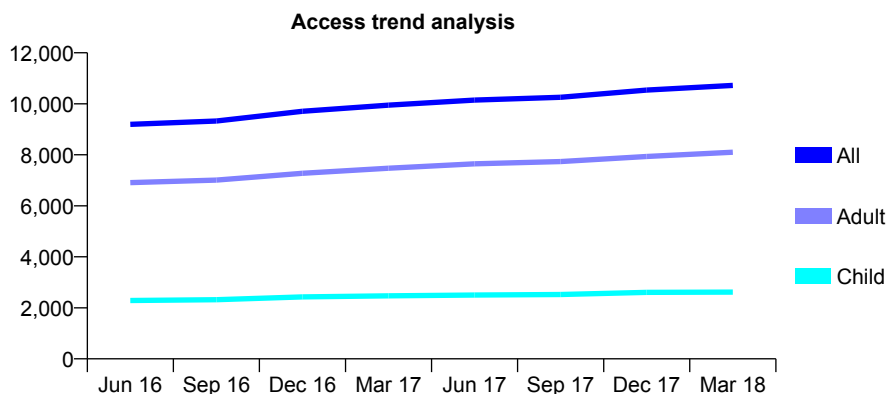
## Q48 - Vital Signs At a Glance Contract Report for 190969/0001 - March 2018

Name or company name	Sheil Road Dental Practice
Contract type name	GDS Contract
Purpose of contract	General
Contract start date	01/09/2009
Contract end date	

17/18 Contracted general activity (UDA)	34,500
Carry forward general activity (UDA)	0
17/18 Contracted orthodontic activity (UOA)	0
Carry forward orthodontic activity (UOA)	0
Baseline contract value	£933,879.35

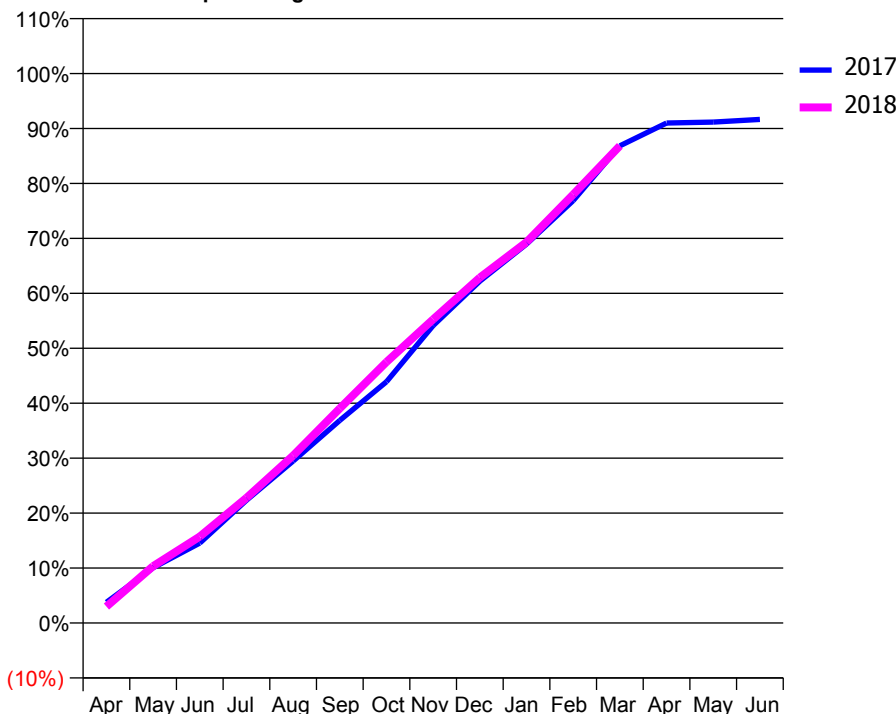
### ACCESS\*

Patients seen in 24 months	Total	Change since previous quarter
Quarter ending March 2017	9,948	
Quarter ending June 2017	10,148	↑
Quarter ending September 2017	10,257	→
Quarter ending December 2017	10,541	↑
Quarter ending March 2018	10,721	→
<b>Variance since March 2017</b>	<b>7.8%</b>	<b>↑</b>



### ACTIVITY

Cumulative percentage of contracted UDA delivered 2017 & 2018



Month	Adjusted Scheduled Activity (UDA)	
	2017	2018
April	1,306	1,035
May	3,468	3,571
June	5,015	5,427
July	7,705	7,858
August	10,171	10,513
September	12,722	13,471
October	15,146	16,390
November	18,675	19,068
December	21,461	21,687
January	23,787	23,912
February	26,515	26,906
March	29,963	29,958
April	31,390	
May	31,451	
June	31,613	

### QUALITY

	Quantity	Base Number	Contract	AT	Region	England
% of FP17s for the same patient ID Re-attending within 3 months - Children	325	3,469	9.4%	11.5%	12.8%	11.9%
% of FP17s for the same patient ID Re-attending within 3 months - Adults	1,850	10,313	17.9%	17.1%	16.5%	16.0%
% of FP17s for the same patient ID Re-attending between 3 & 9 months - Children	1,658	3,469	47.8%	54.2%	59.7%	58.3%
% of FP17s for the same patient ID Re-attending between 3 & 9 months - Adults	4,234	10,313	41.1%	44.4%	52.6%	50.3%
% of FP17s for Band 1 Urgent Courses	1,909	12,491	15.3%	11.6%	9.1%	9.1%
% of FP17s Relating to Free Repair or Replacements	66	12,491	0.5%	0.9%	1.0%	0.8%
% of FP17s Relating to Continuations	87	12,491	0.7%	1.3%	1.2%	1.0%
% of Patients satisfied with the dentistry they have received	8	9	N/A	90.5%	91.6%	91.5%
% of Patients satisfied with the time they had to wait for an appointment	8	9	N/A	87.7%	88.3%	87.9%

\* This is based on patients treated on this contract for their most recent course of treatment. Figures in italics indicate the base number of FP17s or Patient Questionnaire responses are less than 100. N/A is shown where the base number of responses is less than 10 during the period. % is calculated as Quantity/Base number\*100

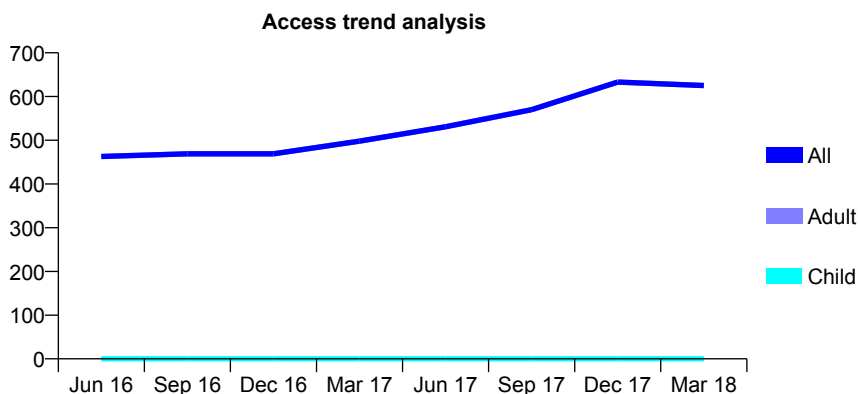
## Q48 - Vital Signs At a Glance Contract Report for 190969/0002 - March 2018

Name or company name	Sheil Road Dental Practice
Contract type name	GDS Contract
Purpose of contract	General
Contract start date	01/01/2010
Contract end date	31/03/2018

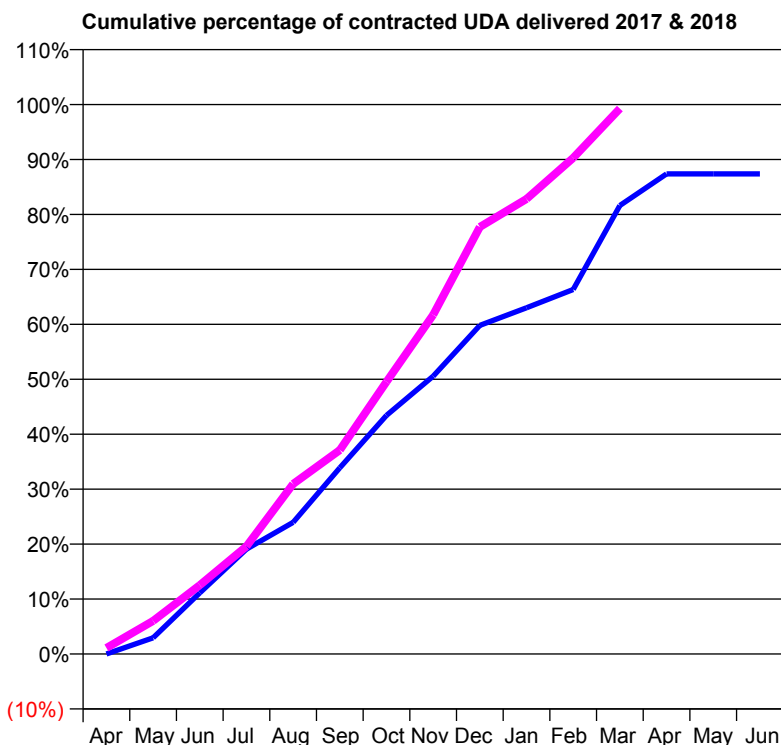
17/18 Contracted general activity (UDA)	1,750
Carry forward general activity (UDA)	0
17/18 Contracted orthodontic activity (UOA)	0
Carry forward orthodontic activity (UOA)	0
Baseline contract value	£56,158.88

### ACCESS\*

Patients seen in 24 months	Total	Change since previous quarter
Quarter ending March 2017	498	
Quarter ending June 2017	531	↑
Quarter ending September 2017	570	↑
Quarter ending December 2017	633	↑
Quarter ending March 2018	625	↓
<b>Variance since March 2017</b>	<b>25.5%</b>	<b>↑</b>



### ACTIVITY



Month	Adjusted Scheduled Activity (UDA)	
	2017	2018
April	0	19
May	52	105
June	195	219
July	334	343
August	419	542
September	593	650
October	760	867
November	885	1,080
December	1,046	1,360
January	1,103	1,449
February	1,161	1,580
March	1,428	1,737
April	1,529	
May	1,529	
June	1,529	

### QUALITY

	Quantity	Base Number	Contract	AT	Region	England
% of FP17s for the same patient ID Re-attending within 3 months - Children	0	0	N/A	11.5%	12.8%	11.9%
% of FP17s for the same patient ID Re-attending within 3 months - Adults	41	526	7.8%	17.1%	16.5%	16.0%
% of FP17s for the same patient ID Re-attending between 3 & 9 months - Children	0	0	N/A	54.2%	59.7%	58.3%
% of FP17s for the same patient ID Re-attending between 3 & 9 months - Adults	87	526	16.5%	44.4%	52.6%	50.3%
% of FP17s for Band 1 Urgent Courses	61	503	12.1%	11.6%	9.1%	9.1%
% of FP17s Relating to Free Repair or Replacements	0	503	0.0%	0.9%	1.0%	0.8%
% of FP17s Relating to Continuations	9	503	1.8%	1.3%	1.2%	1.0%
% of Patients satisfied with the dentistry they have received	0	0	N/A	90.5%	91.6%	91.5%
% of Patients satisfied with the time they had to wait for an appointment	0	0	N/A	87.7%	88.3%	87.9%

\* This is based on patients treated on this contract for their most recent course of treatment. Figures in italics indicate the base number of FP17s or Patient Questionnaire responses are less than 100. N/A is shown where the base number of responses is less than 10 during the period. % is calculated as Quantity/Base number\*100

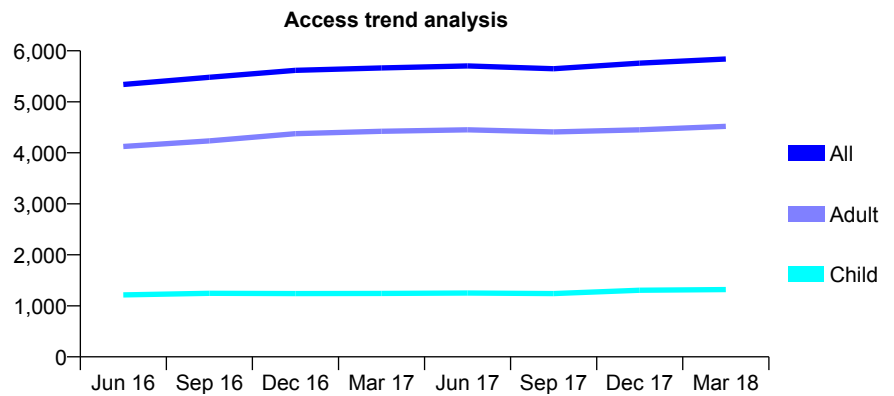
## Q48 - Vital Signs At a Glance Contract Report for 193003/0001 - March 2018

Name or company name	Aintree Dental Practice
Contract type name	GDS Contract
Purpose of contract	General
Contract start date	01/06/2009
Contract end date	

17/18 Contracted general activity (UDA)	20,439
Carry forward general activity (UDA)	0
17/18 Contracted orthodontic activity (UOA)	0
Carry forward orthodontic activity (UOA)	0
Baseline contract value	£527,334.92

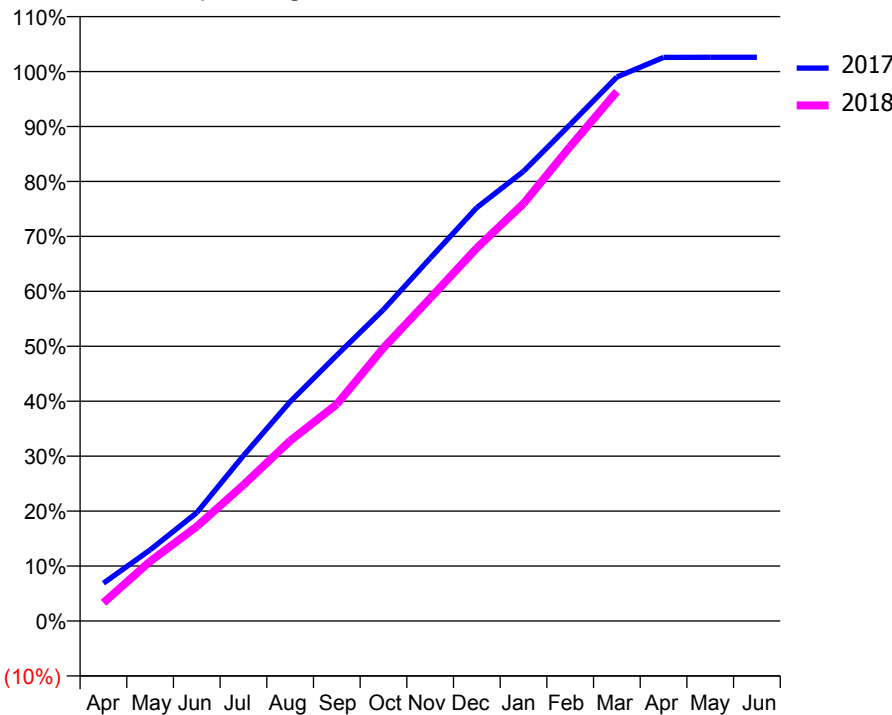
### ACCESS\*

Patients seen in 24 months	Total	Change since previous quarter
Quarter ending March 2017	5,665	
Quarter ending June 2017	5,702	→
Quarter ending September 2017	5,649	→
Quarter ending December 2017	5,757	→
Quarter ending March 2018	5,839	→
<b>Variance since March 2017</b>	<b>3.1%</b>	<b>↑</b>



### ACTIVITY

Cumulative percentage of contracted UDA delivered 2017 & 2018



Month	Adjusted Scheduled Activity (UDA)	
	2017	2018
April	1,432	678
May	2,698	2,221
June	4,112	3,515
July	6,274	5,062
August	8,320	6,702
September	10,083	8,062
October	11,816	10,158
November	13,766	12,007
December	15,685	13,876
January	17,061	15,526
February	18,837	17,651
March	20,638	19,695
April	21,384	
May	21,390	
June	21,387	

### QUALITY

	Quantity	Base Number	Contract	AT	Region	England
% of FP17s for the same patient ID Re-attending within 3 months - Children	129	1,898	6.8%	11.5%	12.8%	11.9%
% of FP17s for the same patient ID Re-attending within 3 months - Adults	723	5,310	13.6%	17.1%	16.5%	16.0%
% of FP17s for the same patient ID Re-attending between 3 & 9 months - Children	1,022	1,898	53.8%	54.2%	59.7%	58.3%
% of FP17s for the same patient ID Re-attending between 3 & 9 months - Adults	2,151	5,310	40.5%	44.4%	52.6%	50.3%
% of FP17s for Band 1 Urgent Courses	553	6,937	8.0%	11.6%	9.1%	9.1%
% of FP17s Relating to Free Repair or Replacements	47	6,937	0.7%	0.9%	1.0%	0.8%
% of FP17s Relating to Continuations	108	6,937	1.6%	1.3%	1.2%	1.0%
% of Patients satisfied with the dentistry they have received	13	14	92.9%	90.5%	91.6%	91.5%
% of Patients satisfied with the time they had to wait for an appointment	9	14	64.3%	87.7%	88.3%	87.9%

\* This is based on patients treated on this contract for their most recent course of treatment. Figures in italics indicate the base number of FP17s or Patient Questionnaire responses are less than 100. N/A is shown where the base number of responses is less than 10 during the period. % is calculated as Quantity/Base number\*100



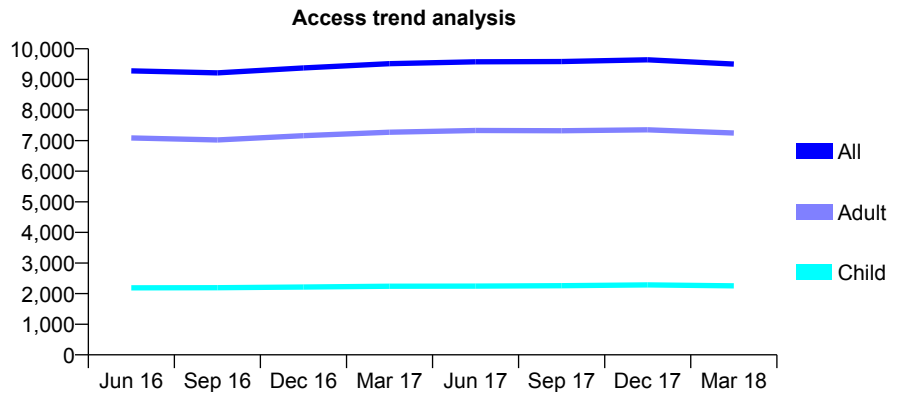
## Q48 - Vital Signs At a Glance Contract Report for 195294/0001 - March 2018

Name or company name	Deacon Dental Ltd
Contract type name	GDS Contract
Purpose of contract	General
Contract start date	01/04/2009
Contract end date	

17/18 Contracted general activity (UDA)	33,226
Carry forward general activity (UDA)	0
17/18 Contracted orthodontic activity (UOA)	0
Carry forward orthodontic activity (UOA)	0
Baseline contract value	£946,117.87

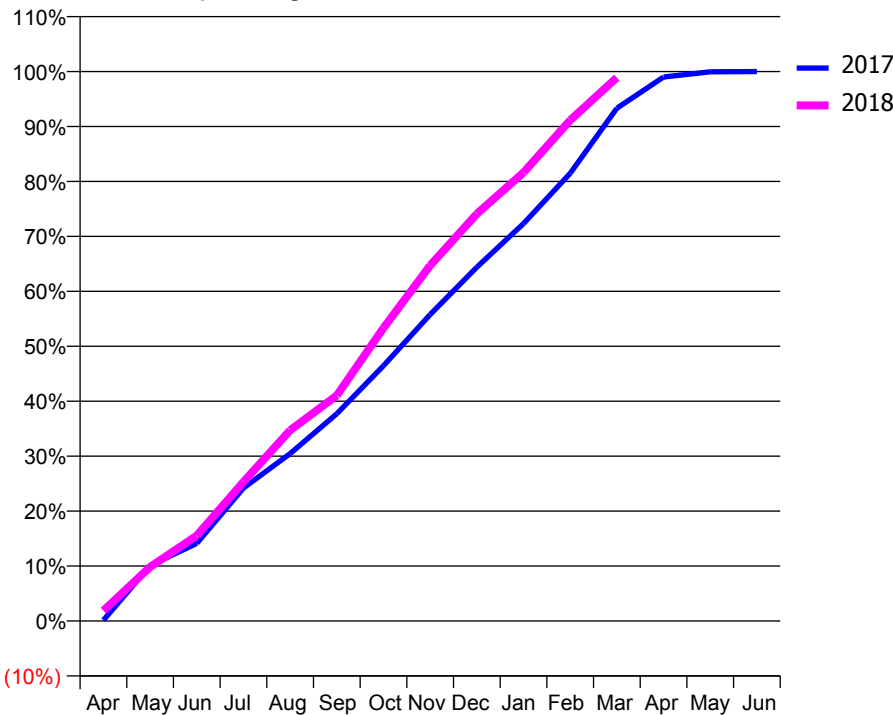
### ACCESS\*

Patients seen in 24 months	Total	Change since previous quarter
Quarter ending March 2017	9,514	
Quarter ending June 2017	9,576	→
Quarter ending September 2017	9,583	→
Quarter ending December 2017	9,640	→
Quarter ending March 2018	9,503	↓
<b>Variance since March 2017</b>	<b>(0.1%)</b>	→



### ACTIVITY

Cumulative percentage of contracted UDA delivered 2017 & 2018



Month	Adjusted Scheduled Activity (UDA)	
	2017	2018
April	54	624
May	3,355	3,272
June	4,696	5,162
July	8,044	8,418
August	10,130	11,536
September	12,537	13,642
October	15,447	17,721
November	18,539	21,498
December	21,402	24,622
January	24,047	27,118
February	27,081	30,284
March	31,024	32,863
April	32,908	
May	33,228	
June	33,243	

### QUALITY

	Quantity	Base Number	Contract	AT	Region	England
% of FP17s for the same patient ID Re-attending within 3 months - Children	439	4,214	10.4%	11.5%	12.8%	11.9%
% of FP17s for the same patient ID Re-attending within 3 months - Adults	2,061	10,102	20.4%	17.1%	16.5%	16.0%
% of FP17s for the same patient ID Re-attending between 3 & 9 months - Children	2,627	4,214	62.3%	54.2%	59.7%	58.3%
% of FP17s for the same patient ID Re-attending between 3 & 9 months - Adults	4,601	10,102	45.5%	44.4%	52.6%	50.3%
% of FP17s for Band 1 Urgent Courses	1,408	13,526	10.4%	11.6%	9.1%	9.1%
% of FP17s Relating to Free Repair or Replacements	163	13,526	1.2%	0.9%	1.0%	0.8%
% of FP17s Relating to Continuations	176	13,526	1.3%	1.3%	1.2%	1.0%
% of Patients satisfied with the dentistry they have received	15	15	100.0%	90.5%	91.6%	91.5%
% of Patients satisfied with the time they had to wait for an appointment	12	15	80.0%	87.7%	88.3%	87.9%

\* This is based on patients treated on this contract for their most recent course of treatment. Figures in italics indicate the base number of FP17s or Patient Questionnaire responses are less than 100. N/A is shown where the base number of responses is less than 10 during the period. % is calculated as Quantity/Base number\*100

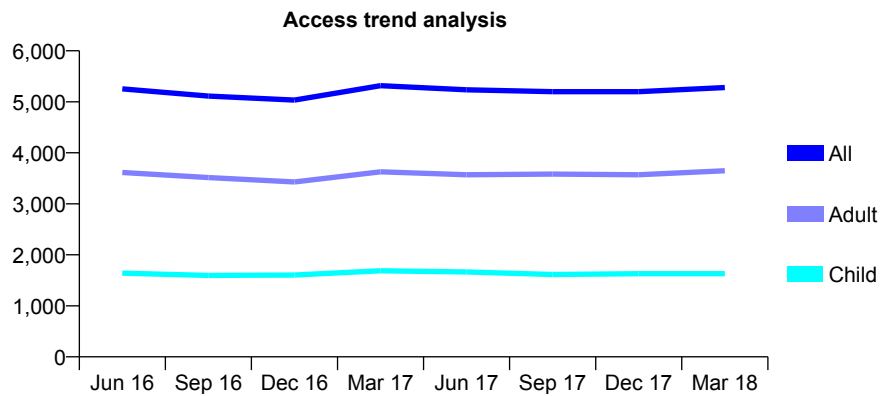
## Q48 - Vital Signs At a Glance Contract Report for 197246/0001 - March 2018

Name or company name	Bennett and McGinty
Contract type name	GDS Contract
Purpose of contract	General
Contract start date	01/04/2009
Contract end date	

17/18 Contracted general activity (UDA)	15,282
Carry forward general activity (UDA)	0
17/18 Contracted orthodontic activity (UOA)	0
Carry forward orthodontic activity (UOA)	0
Baseline contract value	£394,290.79

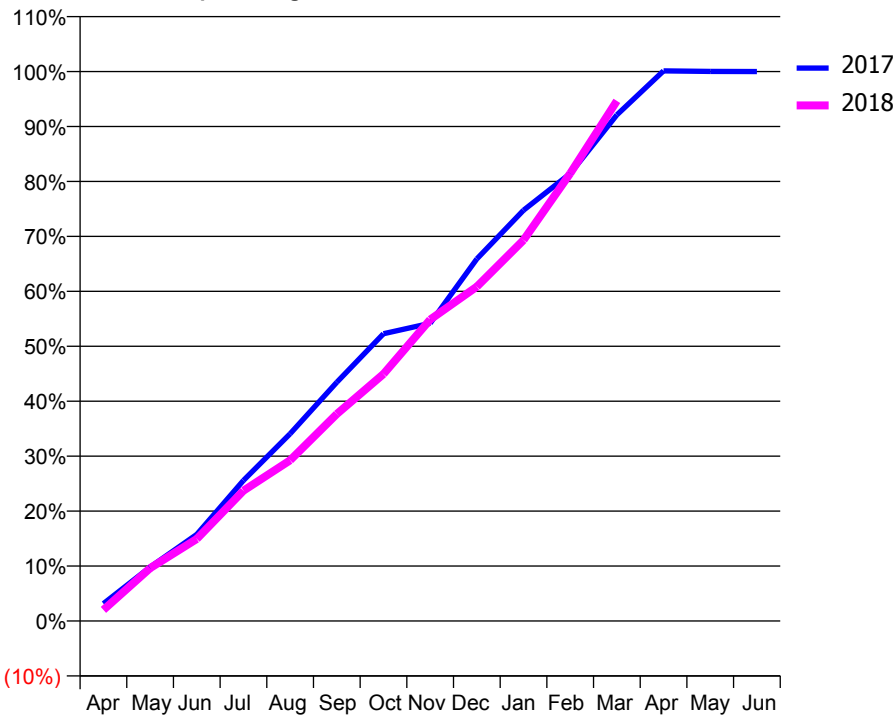
### ACCESS\*

Patients seen in 24 months	Total	Change since previous quarter
Quarter ending March 2017	5,316	
Quarter ending June 2017	5,234	↓
Quarter ending September 2017	5,199	→
Quarter ending December 2017	5,198	→
Quarter ending March 2018	5,279	→
<b>Variance since March 2017</b>	<b>(0.7%)</b>	→



### ACTIVITY

Cumulative percentage of contracted UDA delivered 2017 & 2018



Month	Adjusted Scheduled Activity (UDA)	
	2017	2018
April	485	311
May	1,504	1,472
June	2,415	2,282
July	3,918	3,625
August	5,220	4,472
September	6,654	5,759
October	8,007	6,869
November	8,298	8,382
December	10,093	9,298
January	11,447	10,595
February	12,470	12,447
March	14,104	14,464
April	15,331	
May	15,318	
June	15,315	

### QUALITY

	Quantity	Base Number	Contract	AT	Region	England
% of FP17s for the same patient ID Re-attending within 3 months - Children	192	1,990	9.6%	11.5%	12.8%	11.9%
% of FP17s for the same patient ID Re-attending within 3 months - Adults	920	4,558	20.2%	17.1%	16.5%	16.0%
% of FP17s for the same patient ID Re-attending between 3 & 9 months - Children	850	1,990	42.7%	54.2%	59.7%	58.3%
% of FP17s for the same patient ID Re-attending between 3 & 9 months - Adults	1,689	4,558	37.1%	44.4%	52.6%	50.3%
% of FP17s for Band 1 Urgent Courses	773	5,998	12.9%	11.6%	9.1%	9.1%
% of FP17s Relating to Free Repair or Replacements	100	5,998	1.7%	0.9%	1.0%	0.8%
% of FP17s Relating to Continuations	31	5,998	0.5%	1.3%	1.2%	1.0%
% of Patients satisfied with the dentistry they have received	4	5	N/A	90.5%	91.6%	91.5%
% of Patients satisfied with the time they had to wait for an appointment	4	5	N/A	87.7%	88.3%	87.9%

\* This is based on patients treated on this contract for their most recent course of treatment. Figures in italics indicate the base number of FP17s or Patient Questionnaire responses are less than 100. N/A is shown where the base number of responses is less than 10 during the period. % is calculated as Quantity/Base number\*100

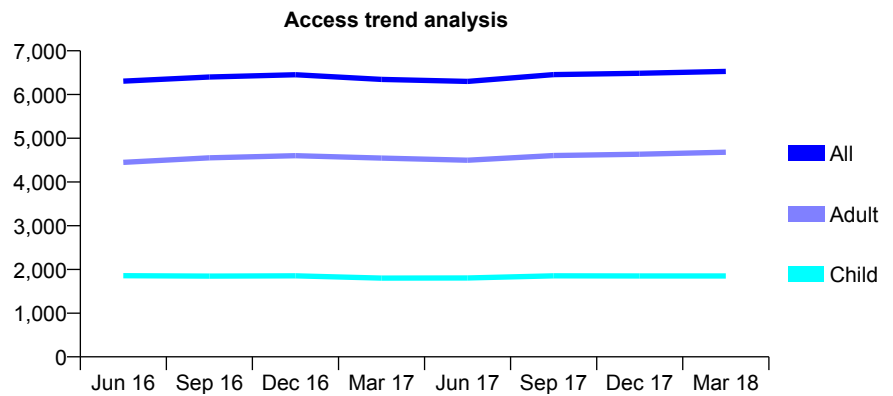
## Q48 - Vital Signs At a Glance Contract Report for 197289/0001 - March 2018

Name or company name	PJ Beard & Associates Ltd
Contract type name	GDS Contract
Purpose of contract	General
Contract start date	01/09/2011
Contract end date	

17/18 Contracted general activity (UDA)	19,288
Carry forward general activity (UDA)	81
17/18 Contracted orthodontic activity (UOA)	0
Carry forward orthodontic activity (UOA)	0
Baseline contract value	£460,041.16

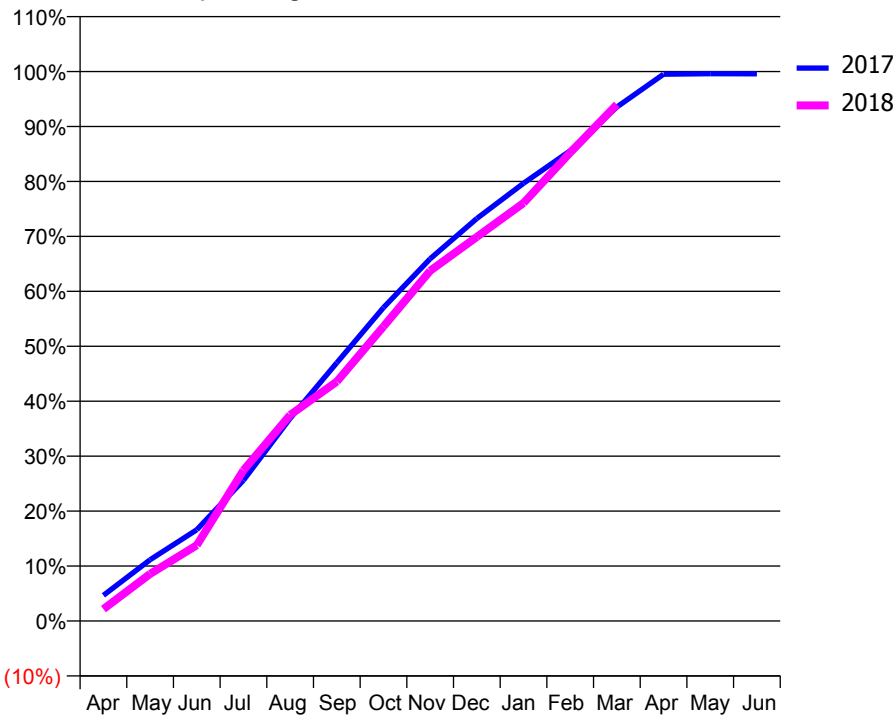
### ACCESS\*

Patients seen in 24 months	Total	Change since previous quarter
Quarter ending March 2017	6,347	
Quarter ending June 2017	6,300	→
Quarter ending September 2017	6,456	↑
Quarter ending December 2017	6,485	→
Quarter ending March 2018	6,530	→
<b>Variance since March 2017</b>	<b>2.9%</b>	<b>↑</b>



### ACTIVITY

Cumulative percentage of contracted UDA delivered 2017 & 2018



Month	Adjusted Scheduled Activity (UDA)	
	2017	2018
April	903	419
May	2,153	1,654
June	3,203	2,663
July	4,942	5,293
August	7,114	7,236
September	9,066	8,402
October	11,004	10,339
November	12,717	12,295
December	14,129	13,484
January	15,366	14,669
February	16,508	16,442
March	18,043	18,129
April	19,194	
May	19,210	
June	19,207	

### QUALITY

	Quantity	Base Number	Contract	AT	Region	England
% of FP17s for the same patient ID Re-attending within 3 months - Children	239	3,104	7.7%	11.5%	12.8%	11.9%
% of FP17s for the same patient ID Re-attending within 3 months - Adults	929	6,046	15.4%	17.1%	16.5%	16.0%
% of FP17s for the same patient ID Re-attending between 3 & 9 months - Children	2,009	3,104	64.7%	54.2%	59.7%	58.3%
% of FP17s for the same patient ID Re-attending between 3 & 9 months - Adults	2,593	6,046	42.9%	44.4%	52.6%	50.3%
% of FP17s for Band 1 Urgent Courses	764	8,578	8.9%	11.6%	9.1%	9.1%
% of FP17s Relating to Free Repair or Replacements	61	8,578	0.7%	0.9%	1.0%	0.8%
% of FP17s Relating to Continuations	184	8,578	2.1%	1.3%	1.2%	1.0%
% of Patients satisfied with the dentistry they have received	8	8	N/A	90.5%	91.6%	91.5%
% of Patients satisfied with the time they had to wait for an appointment	6	8	N/A	87.7%	88.3%	87.9%

\* This is based on patients treated on this contract for their most recent course of treatment. Figures in italics indicate the base number of FP17s or Patient Questionnaire responses are less than 100. N/A is shown where the base number of responses is less than 10 during the period. % is calculated as Quantity/Base number\*100

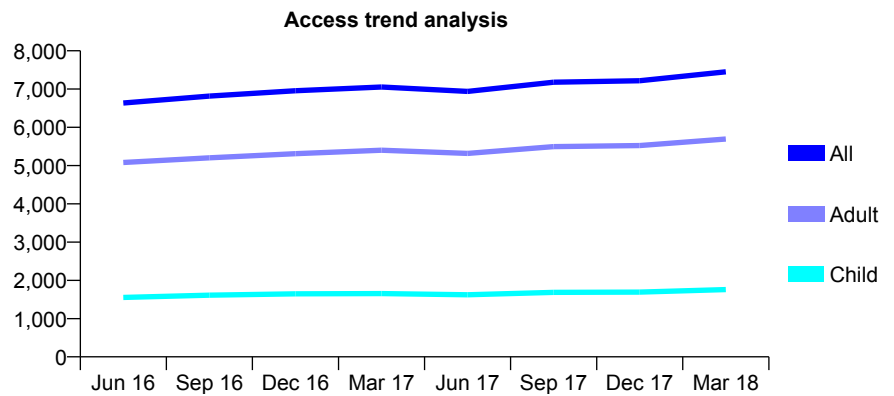
## Q48 - Vital Signs At a Glance Contract Report for 198633/0002 - March 2018

Name or company name	Mr O Butt & Mrs S Alam
Contract type name	GDS Contract
Purpose of contract	General
Contract start date	01/04/2008
Contract end date	

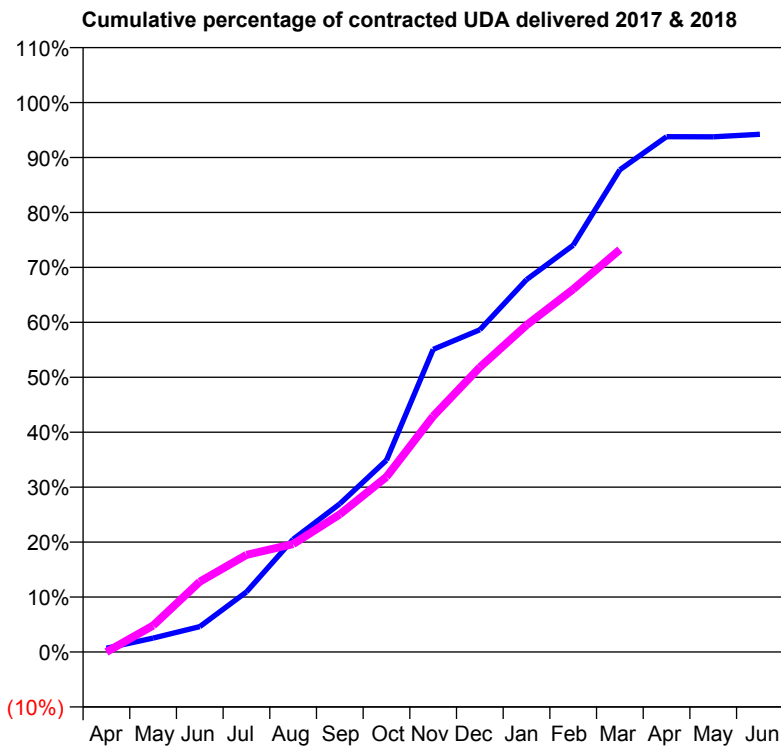
17/18 Contracted general activity (UDA)	22,345
Carry forward general activity (UDA)	0
17/18 Contracted orthodontic activity (UOA)	0
Carry forward orthodontic activity (UOA)	0
Baseline contract value	£576,523.21

### ACCESS\*

Patients seen in 24 months	Total	Change since previous quarter
Quarter ending March 2017	7,055	
Quarter ending June 2017	6,940	↓
Quarter ending September 2017	7,180	↑
Quarter ending December 2017	7,216	→
Quarter ending March 2018	7,452	↑
<b>Variance since March 2017</b>	<b>5.6%</b>	<b>↑</b>



### ACTIVITY



Month	Adjusted Scheduled Activity (UDA)	
	2017	2018
April	153	0
May	567	1,076
June	1,033	2,860
July	2,444	3,951
August	4,583	4,388
September	6,029	5,598
October	7,799	7,124
November	12,309	9,589
December	13,104	11,578
January	15,140	13,295
February	16,540	14,749
March	19,608	16,363
April	20,955	
May	20,952	
June	21,053	

### QUALITY

	Quantity	Base Number	Contract	AT	Region	England
% of FP17s for the same patient ID Re-attending within 3 months - Children	172	2,465	7.0%	11.5%	12.8%	11.9%
% of FP17s for the same patient ID Re-attending within 3 months - Adults	1,010	7,370	13.7%	17.1%	16.5%	16.0%
% of FP17s for the same patient ID Re-attending between 3 & 9 months - Children	1,456	2,465	59.1%	54.2%	59.7%	58.3%
% of FP17s for the same patient ID Re-attending between 3 & 9 months - Adults	3,725	7,370	50.5%	44.4%	52.6%	50.3%
% of FP17s for Band 1 Urgent Courses	777	8,394	9.3%	11.6%	9.1%	9.1%
% of FP17s Relating to Free Repair or Replacements	73	8,394	0.9%	0.9%	1.0%	0.8%
% of FP17s Relating to Continuations	49	8,394	0.6%	1.3%	1.2%	1.0%
% of Patients satisfied with the dentistry they have received	20	22	90.9%	90.5%	91.6%	91.5%
% of Patients satisfied with the time they had to wait for an appointment	21	22	95.5%	87.7%	88.3%	87.9%

\* This is based on patients treated on this contract for their most recent course of treatment. Figures in italics indicate the base number of FP17s or Patient Questionnaire responses are less than 100. N/A is shown where the base number of responses is less than 10 during the period. % is calculated as Quantity/Base number\*100

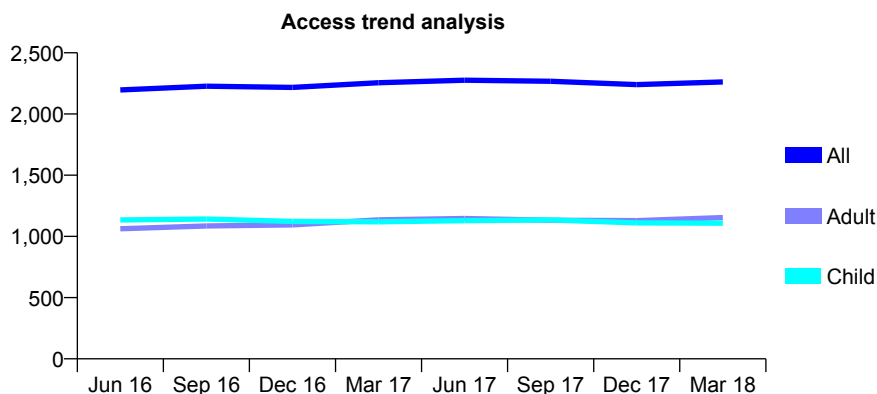
## Q48 - Vital Signs At a Glance Contract Report for 199354/0001 - March 2018

Name or company name	Aigburth Dental Practice
Contract type name	GDS Contract
Purpose of contract	General
Contract start date	01/06/2012
Contract end date	

17/18 Contracted general activity (UDA)	6,357
Carry forward general activity (UDA)	0
17/18 Contracted orthodontic activity (UOA)	0
Carry forward orthodontic activity (UOA)	0
Baseline contract value	£222,404.38

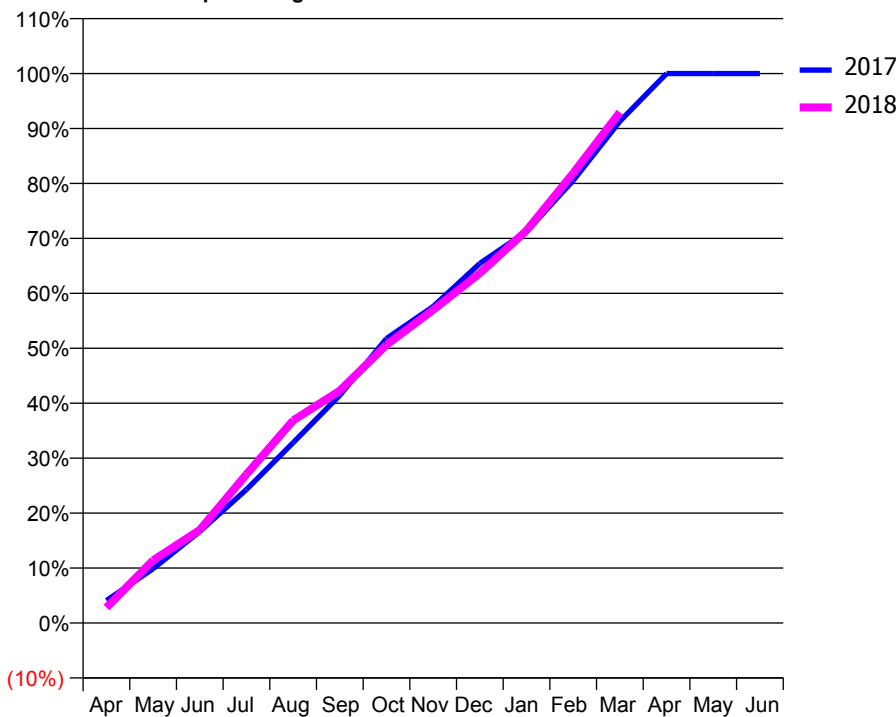
### ACCESS\*

Patients seen in 24 months	Total	Change since previous quarter
Quarter ending March 2017	2,255	
Quarter ending June 2017	2,276	→
Quarter ending September 2017	2,267	→
Quarter ending December 2017	2,240	↓
Quarter ending March 2018	2,262	→
<b>Variance since March 2017</b>	<b>0.3%</b>	<b>→</b>



### ACTIVITY

Cumulative percentage of contracted UDA delivered 2017 & 2018



Month	Adjusted Scheduled Activity (UDA)	
	2017	2018
April	264	180
May	637	726
June	1,075	1,078
July	1,566	1,720
August	2,117	2,344
September	2,672	2,687
October	3,338	3,219
November	3,714	3,623
December	4,219	4,047
January	4,593	4,541
February	5,192	5,205
March	5,887	5,909
April	6,448	
May	6,448	
June	6,448	

### QUALITY

	Quantity	Base Number	Contract	AT	Region	England
% of FP17s for the same patient ID Re-attending within 3 months - Children	146	1,716	8.5%	11.5%	12.8%	11.9%
% of FP17s for the same patient ID Re-attending within 3 months - Adults	236	1,426	16.5%	17.1%	16.5%	16.0%
% of FP17s for the same patient ID Re-attending between 3 & 9 months - Children	961	1,716	56.0%	54.2%	59.7%	58.3%
% of FP17s for the same patient ID Re-attending between 3 & 9 months - Adults	662	1,426	46.4%	44.4%	52.6%	50.3%
% of FP17s for Band 1 Urgent Courses	167	2,939	5.7%	11.6%	9.1%	9.1%
% of FP17s Relating to Free Repair or Replacements	6	2,939	0.2%	0.9%	1.0%	0.8%
% of FP17s Relating to Continuations	65	2,939	2.2%	1.3%	1.2%	1.0%
% of Patients satisfied with the dentistry they have received	3	3	N/A	90.5%	91.6%	91.5%
% of Patients satisfied with the time they had to wait for an appointment	3	3	N/A	87.7%	88.3%	87.9%

\* This is based on patients treated on this contract for their most recent course of treatment. Figures in italics indicate the base number of FP17s or Patient Questionnaire responses are less than 100. N/A is shown where the base number of responses is less than 10 during the period. % is calculated as Quantity/Base number\*100

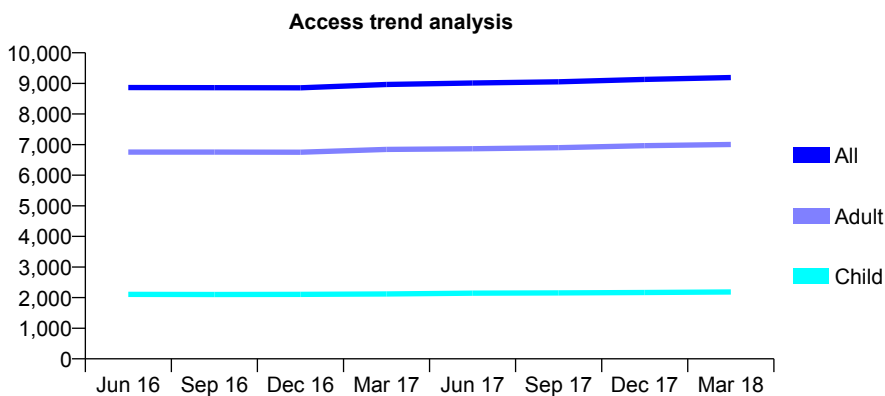
## Q48 - Vital Signs At a Glance Contract Report for 199605/0001 - March 2018

Name or company name	Chantastic Limited
Contract type name	GDS Contract
Purpose of contract	General
Contract start date	01/04/2011
Contract end date	

17/18 Contracted general activity (UDA)	35,375
Carry forward general activity (UDA)	0
17/18 Contracted orthodontic activity (UOA)	0
Carry forward orthodontic activity (UOA)	0
Baseline contract value	£1,142,952.10

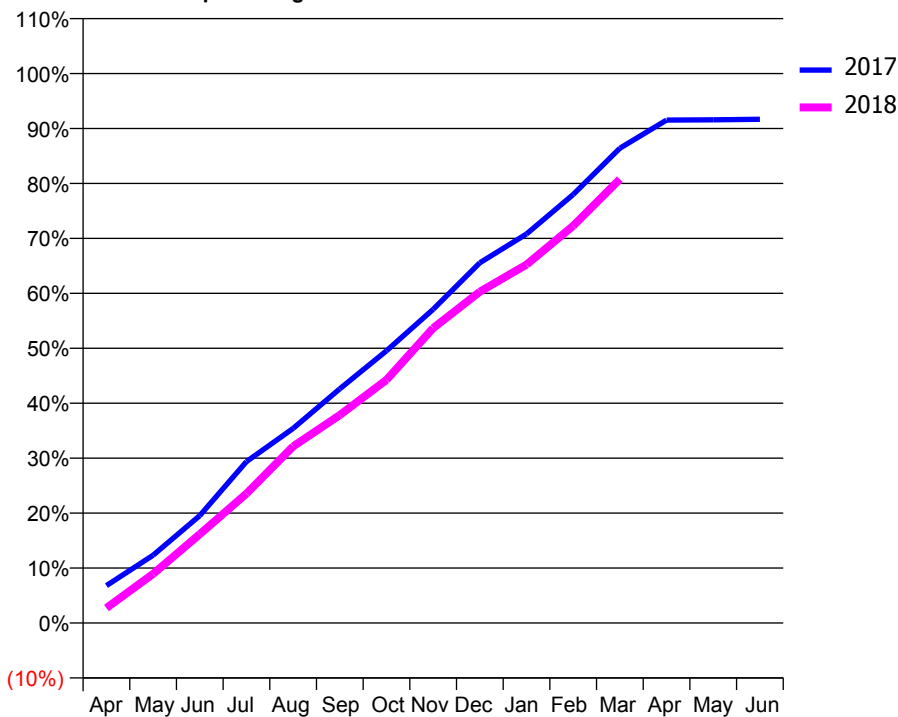
### ACCESS\*

Patients seen in 24 months	Total	Change since previous quarter
Quarter ending March 2017	8,963	
Quarter ending June 2017	9,011	→
Quarter ending September 2017	9,054	→
Quarter ending December 2017	9,131	→
Quarter ending March 2018	9,190	→
<b>Variance since March 2017</b>	<b>2.5%</b>	<b>↑</b>



### ACTIVITY

Cumulative percentage of contracted UDA delivered 2017 & 2018



Month	Adjusted Scheduled Activity (UDA)	
	2017	2018
April	2,411	968
May	4,365	3,164
June	6,912	5,725
July	10,389	8,335
August	12,532	11,367
September	15,079	13,387
October	17,523	15,653
November	20,196	18,983
December	23,187	21,329
January	25,045	23,067
February	27,583	25,572
March	30,566	28,576
April	32,378	
May	32,391	
June	32,423	

### QUALITY

	Quantity	Base Number	Contract	AT	Region	England
% of FP17s for the same patient ID Re-attending within 3 months - Children	374	3,431	10.9%	11.5%	12.8%	11.9%
% of FP17s for the same patient ID Re-attending within 3 months - Adults	1,135	8,772	12.9%	17.1%	16.5%	16.0%
% of FP17s for the same patient ID Re-attending between 3 & 9 months - Children	1,892	3,431	55.1%	54.2%	59.7%	58.3%
% of FP17s for the same patient ID Re-attending between 3 & 9 months - Adults	4,196	8,772	47.8%	44.4%	52.6%	50.3%
% of FP17s for Band 1 Urgent Courses	1,077	11,595	9.3%	11.6%	9.1%	9.1%
% of FP17s Relating to Free Repair or Replacements	157	11,595	1.4%	0.9%	1.0%	0.8%
% of FP17s Relating to Continuations	84	11,595	0.7%	1.3%	1.2%	1.0%
% of Patients satisfied with the dentistry they have received	12	12	100.0%	90.5%	91.6%	91.5%
% of Patients satisfied with the time they had to wait for an appointment	12	12	100.0%	87.7%	88.3%	87.9%

\* This is based on patients treated on this contract for their most recent course of treatment. Figures in italics indicate the base number of FP17s or Patient Questionnaire responses are less than 100. N/A is shown where the base number of responses is less than 10 during the period. % is calculated as Quantity/Base number\*100

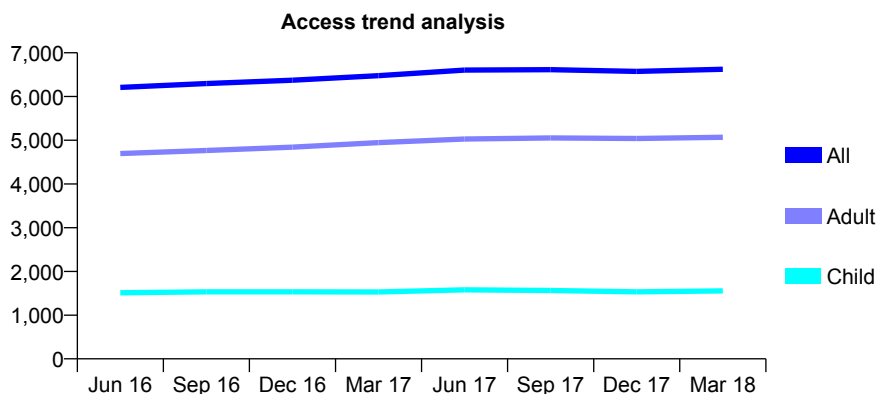
## Q48 - Vital Signs At a Glance Contract Report for 199796/0001 - March 2018

Name or company name	Stanley Villas Ltd
Contract type name	GDS Contract
Purpose of contract	General
Contract start date	01/04/2009
Contract end date	

17/18 Contracted general activity (UDA)	22,074
Carry forward general activity (UDA)	0
17/18 Contracted orthodontic activity (UOA)	0
Carry forward orthodontic activity (UOA)	0
Baseline contract value	£645,063.58

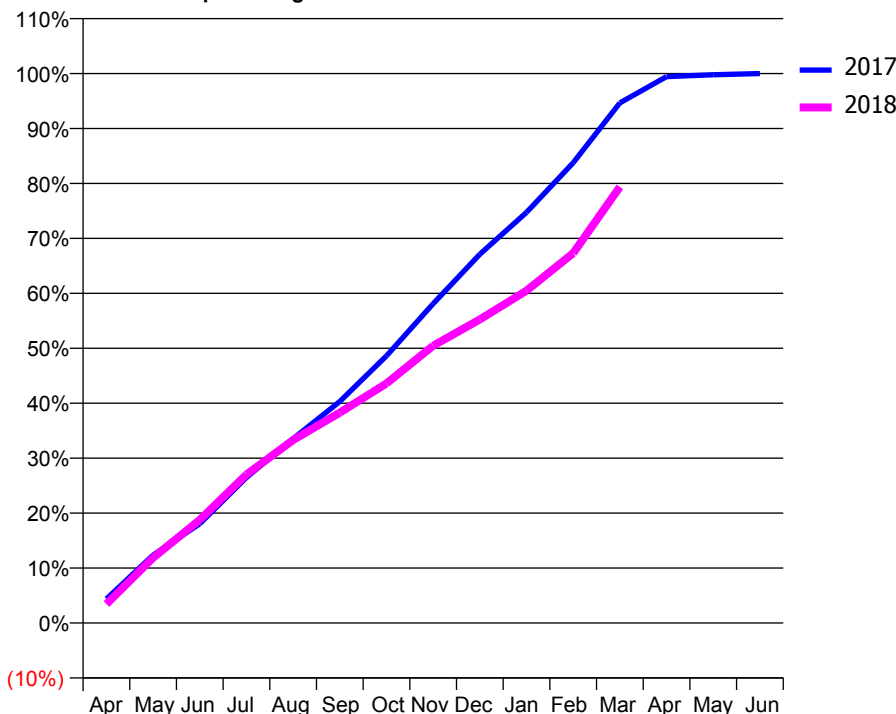
### ACCESS\*

Patients seen in 24 months	Total	Change since previous quarter
Quarter ending March 2017	6,477	
Quarter ending June 2017	6,606	→
Quarter ending September 2017	6,615	→
Quarter ending December 2017	6,575	→
Quarter ending March 2018	6,622	→
<b>Variance since March 2017</b>	<b>2.2%</b>	<b>↑</b>



### ACTIVITY

Cumulative percentage of contracted UDA delivered 2017 & 2018



Month	Adjusted Scheduled Activity (UDA)	
	2017	2018
April	975	761
May	2,748	2,621
June	4,011	4,145
July	5,881	5,967
August	7,451	7,351
September	8,957	8,451
October	10,796	9,623
November	12,905	11,137
December	14,904	12,193
January	16,598	13,350
February	18,602	14,855
March	21,019	17,520
April	22,082	
May	22,159	
June	22,208	

### QUALITY

	Quantity	Base Number	Contract	AT	Region	England
% of FP17s for the same patient ID Re-attending within 3 months - Children	143	2,001	7.1%	11.5%	12.8%	11.9%
% of FP17s for the same patient ID Re-attending within 3 months - Adults	631	5,992	10.5%	17.1%	16.5%	16.0%
% of FP17s for the same patient ID Re-attending between 3 & 9 months - Children	1,066	2,001	53.3%	54.2%	59.7%	58.3%
% of FP17s for the same patient ID Re-attending between 3 & 9 months - Adults	2,998	5,992	50.0%	44.4%	52.6%	50.3%
% of FP17s for Band 1 Urgent Courses	537	7,605	7.1%	11.6%	9.1%	9.1%
% of FP17s Relating to Free Repair or Replacements	48	7,605	0.6%	0.9%	1.0%	0.8%
% of FP17s Relating to Continuations	121	7,605	1.6%	1.3%	1.2%	1.0%
% of Patients satisfied with the dentistry they have received	16	16	100.0%	90.5%	91.6%	91.5%
% of Patients satisfied with the time they had to wait for an appointment	16	16	100.0%	87.7%	88.3%	87.9%

\* This is based on patients treated on this contract for their most recent course of treatment. Figures in italics indicate the base number of FP17s or Patient Questionnaire responses are less than 100. N/A is shown where the base number of responses is less than 10 during the period. % is calculated as Quantity/Base number\*100

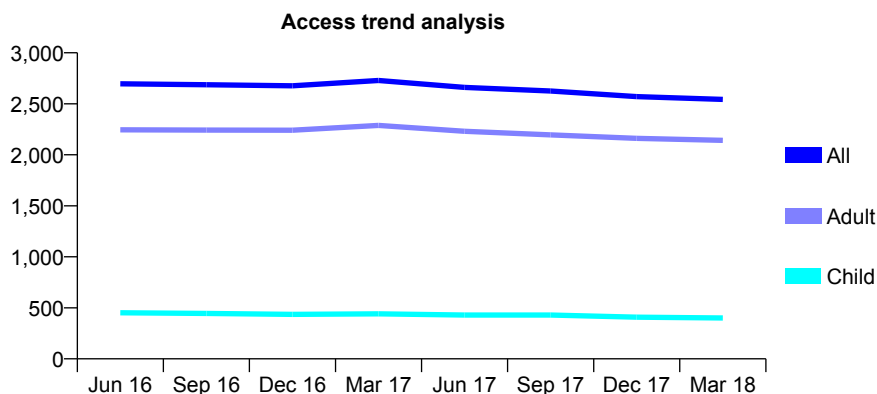
## Q48 - Vital Signs At a Glance Contract Report for 209341/0001 - March 2018

Name or company name	Mr Peter George
Contract type name	GDS Contract
Purpose of contract	General
Contract start date	01/04/2006
Contract end date	

17/18 Contracted general activity (UDA)	6,253
Carry forward general activity (UDA)	50
17/18 Contracted orthodontic activity (UOA)	0
Carry forward orthodontic activity (UOA)	0
Baseline contract value	£176,008.29

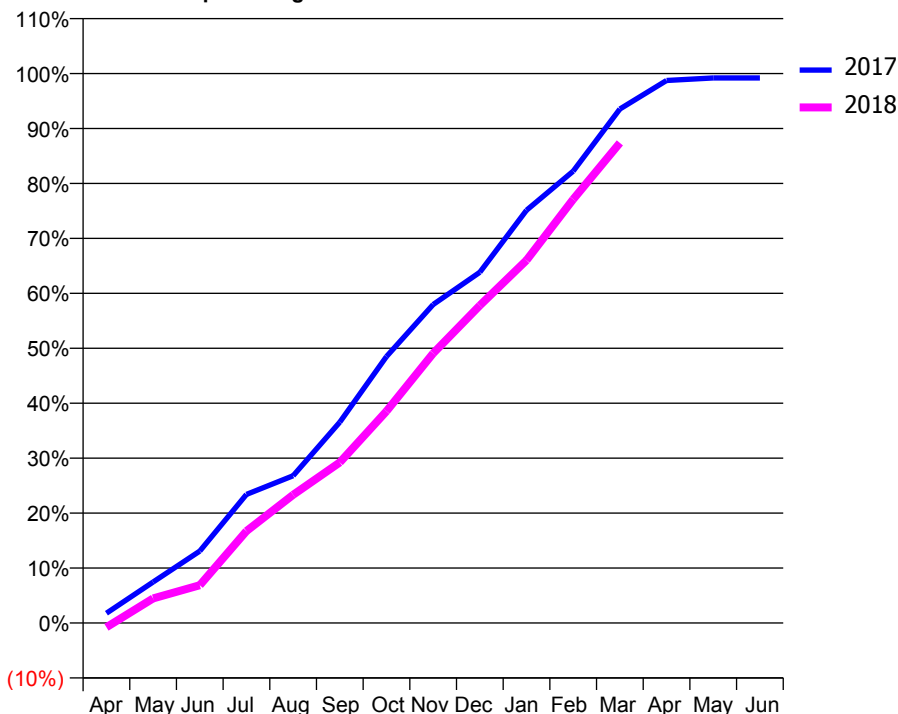
### ACCESS\*

Patients seen in 24 months	Total	Change since previous quarter
Quarter ending March 2017	2,729	
Quarter ending June 2017	2,661	↓
Quarter ending September 2017	2,625	↓
Quarter ending December 2017	2,570	↓
Quarter ending March 2018	2,543	↓
<b>Variance since March 2017</b>	<b>(6.8%)</b>	↓



### ACTIVITY

Cumulative percentage of contracted UDA delivered 2017 & 2018



Month	Adjusted Scheduled Activity (UDA)	
	2017	2018
April	112	-50
May	467	280
June	819	431
July	1,463	1,046
August	1,676	1,458
September	2,285	1,828
October	3,032	2,410
November	3,625	3,069
December	3,991	3,614
January	4,697	4,128
February	5,142	4,822
March	5,849	5,464
April	6,174	
May	6,203	
June	6,203	

### QUALITY

	Quantity	Base Number	Contract	AT	Region	England
% of FP17s for the same patient ID Re-attending within 3 months - Children	36	451	8.0%	11.5%	12.8%	11.9%
% of FP17s for the same patient ID Re-attending within 3 months - Adults	353	2,215	15.9%	17.1%	16.5%	16.0%
% of FP17s for the same patient ID Re-attending between 3 & 9 months - Children	153	451	33.9%	54.2%	59.7%	58.3%
% of FP17s for the same patient ID Re-attending between 3 & 9 months - Adults	670	2,215	30.2%	44.4%	52.6%	50.3%
% of FP17s for Band 1 Urgent Courses	340	2,489	13.7%	11.6%	9.1%	9.1%
% of FP17s Relating to Free Repair or Replacements	7	2,489	0.3%	0.9%	1.0%	0.8%
% of FP17s Relating to Continuations	33	2,489	1.3%	1.3%	1.2%	1.0%
% of Patients satisfied with the dentistry they have received	2	2	N/A	90.5%	91.6%	91.5%
% of Patients satisfied with the time they had to wait for an appointment	2	2	N/A	87.7%	88.3%	87.9%

\* This is based on patients treated on this contract for their most recent course of treatment. Figures in italics indicate the base number of FP17s or Patient Questionnaire responses are less than 100. N/A is shown where the base number of responses is less than 10 during the period. % is calculated as Quantity/Base number\*100



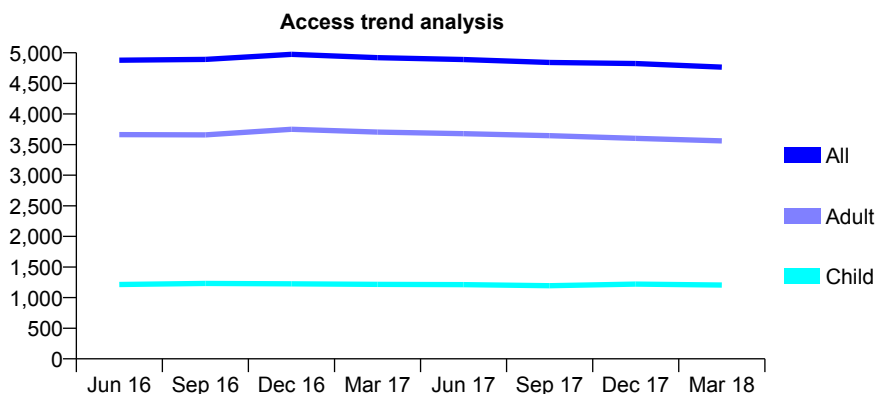
## Q48 - Vital Signs At a Glance Contract Report for 221244/0002 - March 2018

Name or company name	MR MJ FARANDOS
Contract type name	GDS Contract
Purpose of contract	General
Contract start date	01/04/2006
Contract end date	

17/18 Contracted general activity (UDA)	17,195
Carry forward general activity (UDA)	687
17/18 Contracted orthodontic activity (UOA)	0
Carry forward orthodontic activity (UOA)	0
Baseline contract value	£443,648.10

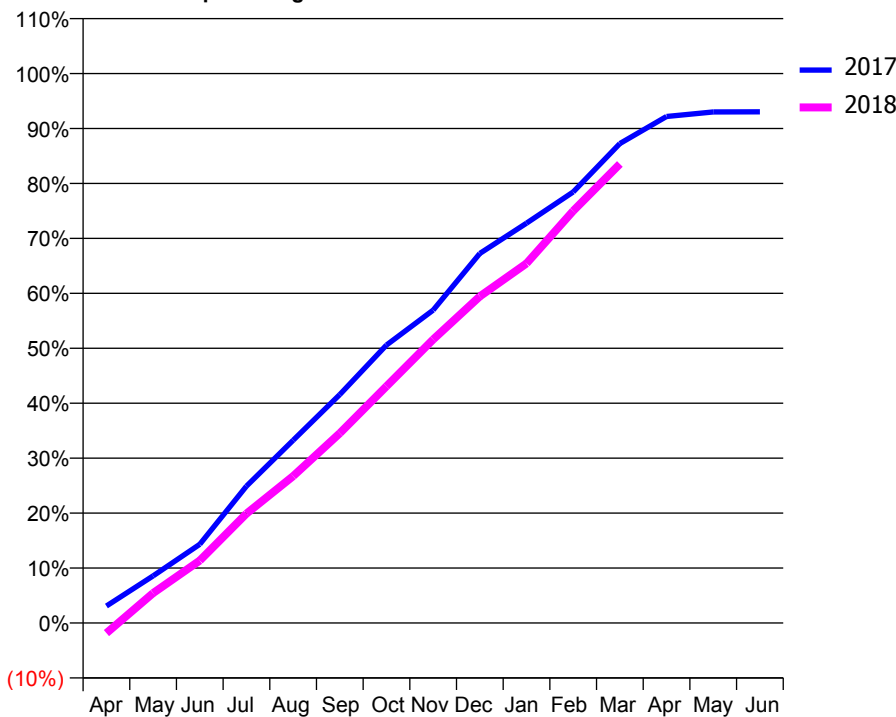
### ACCESS\*

Patients seen in 24 months	Total	Change since previous quarter
Quarter ending March 2017	4,921	
Quarter ending June 2017	4,891	→
Quarter ending September 2017	4,841	↓
Quarter ending December 2017	4,824	→
Quarter ending March 2018	4,766	↓
<b>Variance since March 2017</b>	<b>(3.1%)</b>	<b>↓</b>



### ACTIVITY

Cumulative percentage of contracted UDA delivered 2017 & 2018



Month	2017	2018
April	530	-320
May	1,474	937
June	2,465	1,954
July	4,283	3,425
August	5,718	4,595
September	7,151	5,940
October	8,697	7,409
November	9,793	8,872
December	11,564	10,223
January	12,511	11,250
February	13,490	12,897
March	15,002	14,364
April	15,852	
May	15,991	
June	15,994	

### QUALITY

	Quantity	Base Number	Contract	AT	Region	England
% of FP17s for the same patient ID Re-attending within 3 months - Children	117	1,433	8.2%	11.5%	12.8%	11.9%
% of FP17s for the same patient ID Re-attending within 3 months - Adults	835	4,341	19.2%	17.1%	16.5%	16.0%
% of FP17s for the same patient ID Re-attending between 3 & 9 months - Children	560	1,433	39.1%	54.2%	59.7%	58.3%
% of FP17s for the same patient ID Re-attending between 3 & 9 months - Adults	1,469	4,341	33.8%	44.4%	52.6%	50.3%
% of FP17s for Band 1 Urgent Courses	469	5,415	8.7%	11.6%	9.1%	9.1%
% of FP17s Relating to Free Repair or Replacements	58	5,415	1.1%	0.9%	1.0%	0.8%
% of FP17s Relating to Continuations	74	5,415	1.4%	1.3%	1.2%	1.0%
% of Patients satisfied with the dentistry they have received	5	6	N/A	90.5%	91.6%	91.5%
% of Patients satisfied with the time they had to wait for an appointment	6	6	N/A	87.7%	88.3%	87.9%

\* This is based on patients treated on this contract for their most recent course of treatment. Figures in italics indicate the base number of FP17s or Patient Questionnaire responses are less than 100. N/A is shown where the base number of responses is less than 10 during the period. % is calculated as Quantity/Base number\*100

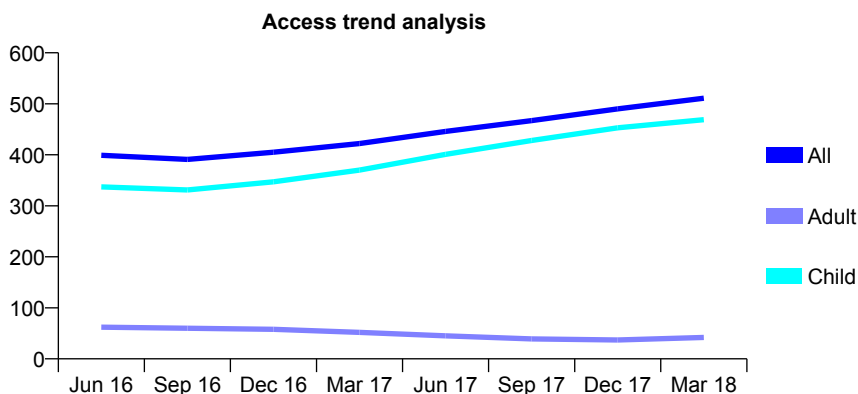
## Q48 - Vital Signs At a Glance Contract Report for 231576/0001 - March 2018

Name or company name	MR DJ GARMORY
Contract type name	GDS Contract
Purpose of contract	General
Contract start date	01/04/2006
Contract end date	

17/18 Contracted general activity (UDA)	1,300
Carry forward general activity (UDA)	0
17/18 Contracted orthodontic activity (UOA)	0
Carry forward orthodontic activity (UOA)	0
Baseline contract value	£30,061.38

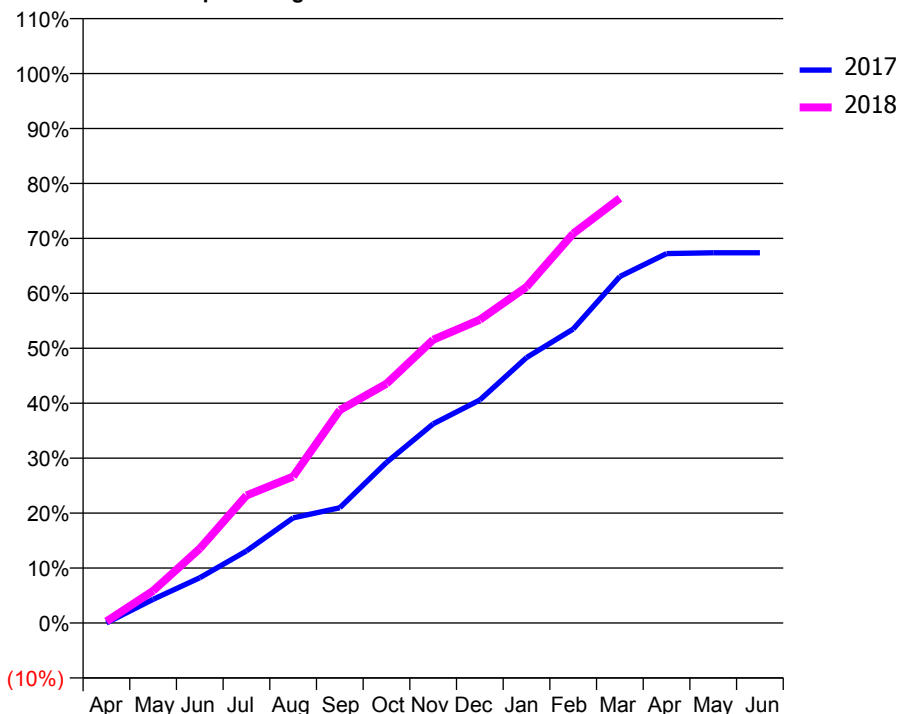
### ACCESS\*

Patients seen in 24 months	Total	Change since previous quarter
Quarter ending March 2017	422	
Quarter ending June 2017	446	↑
Quarter ending September 2017	467	↑
Quarter ending December 2017	490	↑
Quarter ending March 2018	511	↑
<b>Variance since March 2017</b>	<b>21.1%</b>	<b>↑</b>



### ACTIVITY

Cumulative percentage of contracted UDA delivered 2017 & 2018



Month	Adjusted Scheduled Activity (UDA)	
	2017	2018
April	0	4
May	56	76
June	107	176
July	171	302
August	249	346
September	273	504
October	380	566
November	471	670
December	528	717
January	628	795
February	695	921
March	820	1,005
April	874	
May	876	
June	876	

### QUALITY

	Quantity	Base Number	Contract	AT	Region	England
% of FP17s for the same patient ID Re-attending within 3 months - Children	96	763	12.6%	11.5%	12.8%	11.9%
% of FP17s for the same patient ID Re-attending within 3 months - Adults	0	0	N/A	17.1%	16.5%	16.0%
% of FP17s for the same patient ID Re-attending between 3 & 9 months - Children	412	763	54.0%	54.2%	59.7%	58.3%
% of FP17s for the same patient ID Re-attending between 3 & 9 months - Adults	0	0	N/A	44.4%	52.6%	50.3%
% of FP17s for Band 1 Urgent Courses	38	723	5.3%	11.6%	9.1%	9.1%
% of FP17s Relating to Free Repair or Replacements	0	723	0.0%	0.9%	1.0%	0.8%
% of FP17s Relating to Continuations	1	723	0.1%	1.3%	1.2%	1.0%
% of Patients satisfied with the dentistry they have received	1	1	N/A	90.5%	91.6%	91.5%
% of Patients satisfied with the time they had to wait for an appointment	1	1	N/A	87.7%	88.3%	87.9%

\* This is based on patients treated on this contract for their most recent course of treatment. Figures in italics indicate the base number of FP17s or Patient Questionnaire responses are less than 100. N/A is shown where the base number of responses is less than 10 during the period. % is calculated as Quantity/Base number\*100

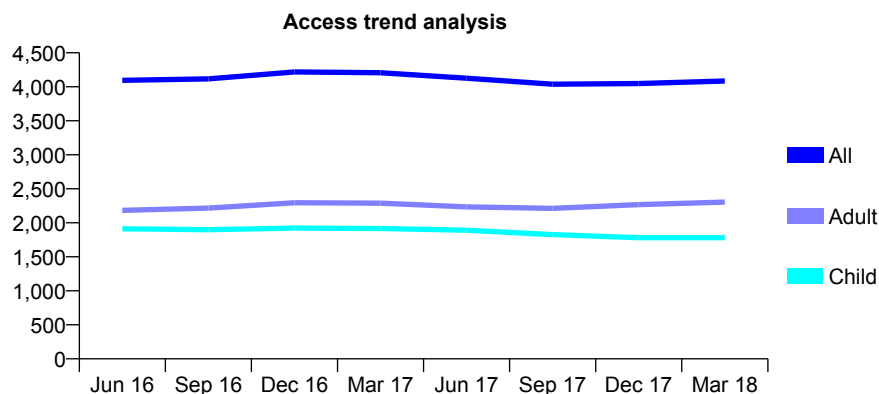
## Q48 - Vital Signs At a Glance Contract Report for 243973/0001 - March 2018

Name or company name	MR S SHARMA
Contract type name	GDS Contract
Purpose of contract	General
Contract start date	01/04/2006
Contract end date	

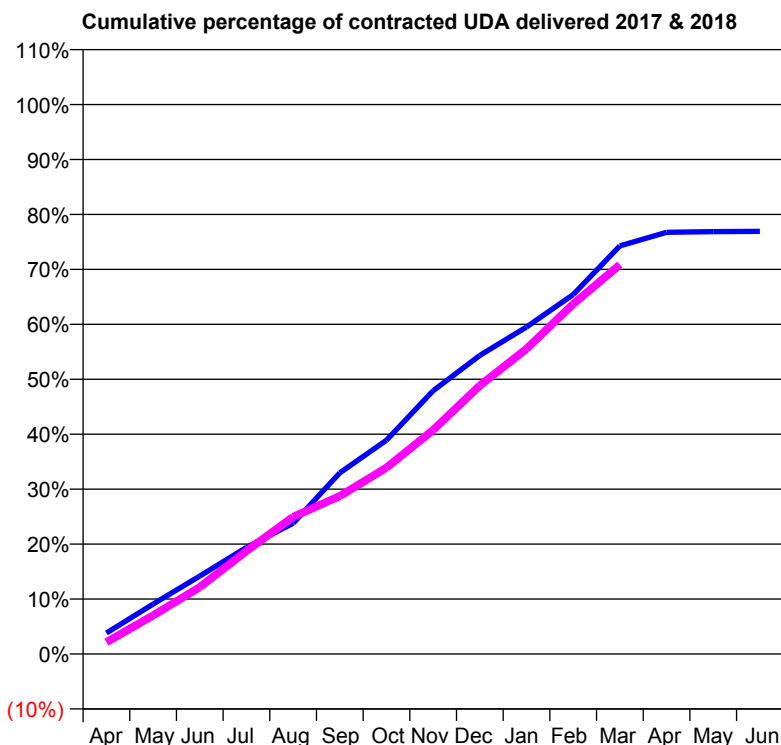
17/18 Contracted general activity (UDA)	12,950
Carry forward general activity (UDA)	0
17/18 Contracted orthodontic activity (UOA)	0
Carry forward orthodontic activity (UOA)	0
Baseline contract value	£334,122.87

### ACCESS\*

Patients seen in 24 months	Total	Change since previous quarter
Quarter ending March 2017	4,207	
Quarter ending June 2017	4,126	↓
Quarter ending September 2017	4,038	↓
Quarter ending December 2017	4,049	→
Quarter ending March 2018	4,086	→
<b>Variance since March 2017</b>	<b>(2.9%)</b>	<b>↓</b>



### ACTIVITY



Month	Adjusted Scheduled Activity (UDA)	
	2017	2018
April	495	279
May	1,176	911
June	1,837	1,575
July	2,514	2,429
August	3,080	3,234
September	4,271	3,724
October	5,038	4,392
November	6,206	5,278
December	7,038	6,328
January	7,708	7,192
February	8,472	8,248
March	9,617	9,175
April	9,940	
May	9,955	
June	9,961	

### QUALITY

	Quantity	Base Number	Contract	AT	Region	England
% of FP17s for the same patient ID Re-attending within 3 months - Children	186	2,283	8.1%	11.5%	12.8%	11.9%
% of FP17s for the same patient ID Re-attending within 3 months - Adults	463	2,457	18.8%	17.1%	16.5%	16.0%
% of FP17s for the same patient ID Re-attending between 3 & 9 months - Children	1,223	2,283	53.6%	54.2%	59.7%	58.3%
% of FP17s for the same patient ID Re-attending between 3 & 9 months - Adults	771	2,457	31.4%	44.4%	52.6%	50.3%
% of FP17s for Band 1 Urgent Courses	569	4,588	12.4%	11.6%	9.1%	9.1%
% of FP17s Relating to Free Repair or Replacements	15	4,588	0.3%	0.9%	1.0%	0.8%
% of FP17s Relating to Continuations	15	4,588	0.3%	1.3%	1.2%	1.0%
% of Patients satisfied with the dentistry they have received	0	1	N/A	90.5%	91.6%	91.5%
% of Patients satisfied with the time they had to wait for an appointment	1	1	N/A	87.7%	88.3%	87.9%

\* This is based on patients treated on this contract for their most recent course of treatment. Figures in italics indicate the base number of FP17s or Patient Questionnaire responses are less than 100. N/A is shown where the base number of responses is less than 10 during the period. % is calculated as Quantity/Base number\*100

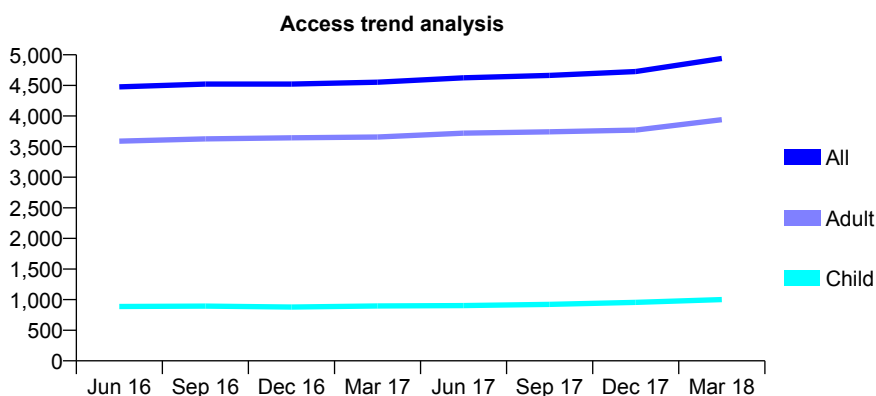
## Q48 - Vital Signs At a Glance Contract Report for 277479/0001 - March 2018

Name or company name	MR JR HYSLOP
Contract type name	GDS Contract
Purpose of contract	General
Contract start date	01/04/2014
Contract end date	

17/18 Contracted general activity (UDA)	17,501
Carry forward general activity (UDA)	0
17/18 Contracted orthodontic activity (UOA)	0
Carry forward orthodontic activity (UOA)	0
Baseline contract value	£500,278.88

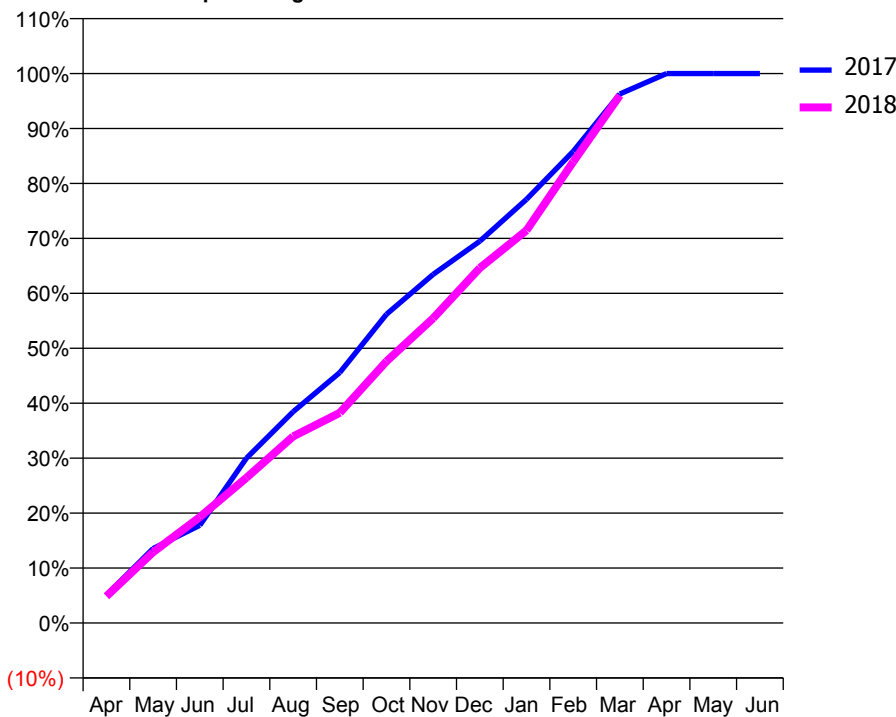
### ACCESS\*

Patients seen in 24 months	Total	Change since previous quarter
Quarter ending March 2017	4,553	
Quarter ending June 2017	4,625	→
Quarter ending September 2017	4,663	→
Quarter ending December 2017	4,726	→
Quarter ending March 2018	4,939	↑
<b>Variance since March 2017</b>	<b>8.5%</b>	<b>↑</b>



### ACTIVITY

Cumulative percentage of contracted UDA delivered 2017 & 2018



Month	Adjusted Scheduled Activity (UDA)	
	2017	2018
April	897	852
May	2,382	2,257
June	3,121	3,374
July	5,269	4,627
August	6,754	5,943
September	8,007	6,695
October	9,868	8,334
November	11,143	9,708
December	12,201	11,308
January	13,543	12,505
February	15,072	14,687
March	16,908	16,803
April	17,561	
May	17,561	
June	17,561	

### QUALITY

	Quantity	Base Number	Contract	AT	Region	England
% of FP17s for the same patient ID Re-attending within 3 months - Children	114	1,744	6.5%	11.5%	12.8%	11.9%
% of FP17s for the same patient ID Re-attending within 3 months - Adults	813	5,882	13.8%	17.1%	16.5%	16.0%
% of FP17s for the same patient ID Re-attending between 3 & 9 months - Children	1,146	1,744	65.7%	54.2%	59.7%	58.3%
% of FP17s for the same patient ID Re-attending between 3 & 9 months - Adults	3,582	5,882	60.9%	44.4%	52.6%	50.3%
% of FP17s for Band 1 Urgent Courses	674	7,382	9.1%	11.6%	9.1%	9.1%
% of FP17s Relating to Free Repair or Replacements	36	7,382	0.5%	0.9%	1.0%	0.8%
% of FP17s Relating to Continuations	60	7,382	0.8%	1.3%	1.2%	1.0%
% of Patients satisfied with the dentistry they have received	10	10	100.0%	90.5%	91.6%	91.5%
% of Patients satisfied with the time they had to wait for an appointment	10	10	100.0%	87.7%	88.3%	87.9%

\* This is based on patients treated on this contract for their most recent course of treatment. Figures in italics indicate the base number of FP17s or Patient Questionnaire responses are less than 100. N/A is shown where the base number of responses is less than 10 during the period. % is calculated as Quantity/Base number\*100

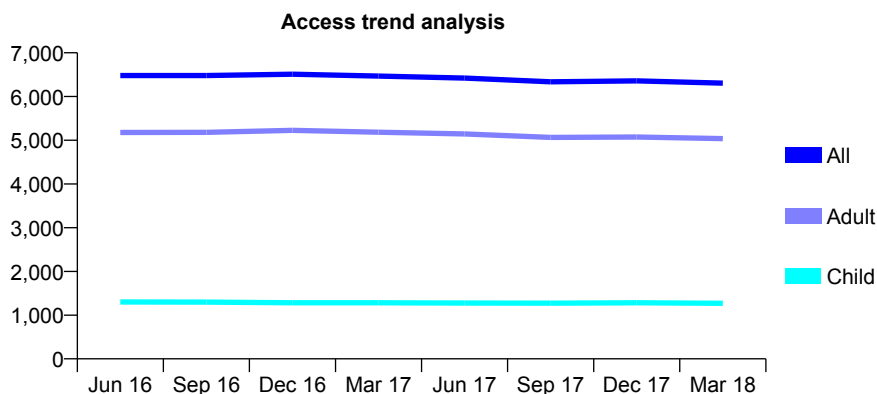
## Q48 - Vital Signs At a Glance Contract Report for 301299/0004 - March 2018

Name or company name	MR KH TSAO
Contract type name	GDS Contract
Purpose of contract	General
Contract start date	01/10/2012
Contract end date	

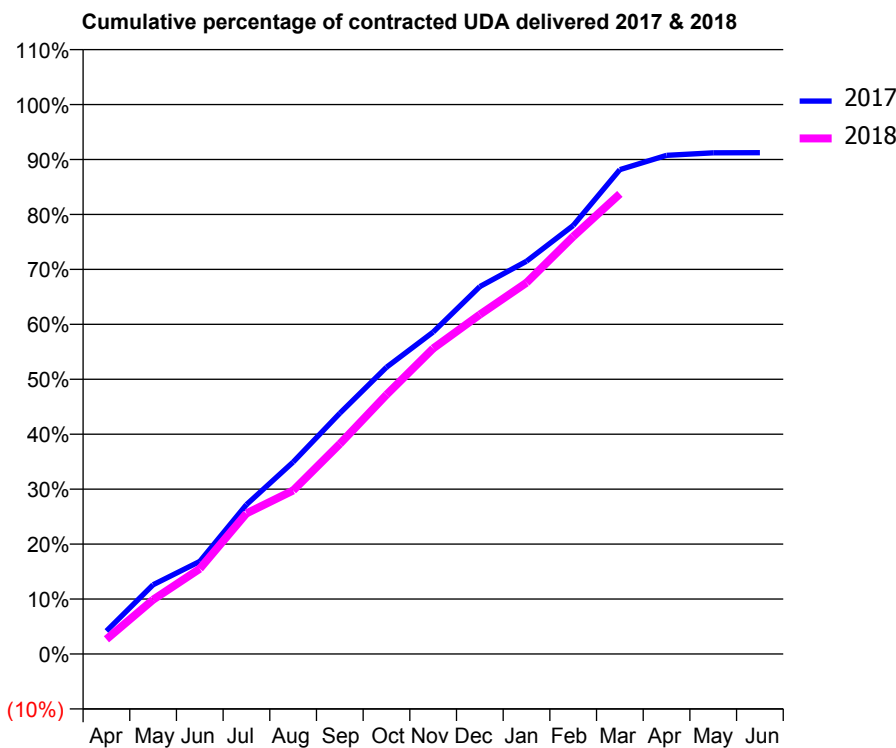
17/18 Contracted general activity (UDA)	23,370
Carry forward general activity (UDA)	0
17/18 Contracted orthodontic activity (UOA)	0
Carry forward orthodontic activity (UOA)	0
Baseline contract value	£528,680.20

### ACCESS\*

Patients seen in 24 months	Total	Change since previous quarter
Quarter ending March 2017	6,467	
Quarter ending June 2017	6,422	→
Quarter ending September 2017	6,338	↓
Quarter ending December 2017	6,358	→
Quarter ending March 2018	6,305	→
<b>Variance since March 2017</b>	<b>(2.5%)</b>	<b>↓</b>



### ACTIVITY



Month	Adjusted Scheduled Activity (UDA)	
	2017	2018
April	979	627
May	2,945	2,309
June	3,938	3,628
July	6,356	5,981
August	8,165	6,956
September	10,240	8,935
October	12,195	11,030
November	13,695	12,995
December	15,624	14,435
January	16,703	15,791
February	18,226	17,755
March	20,599	19,566
April	21,206	
May	21,315	
June	21,319	

### QUALITY

	Quantity	Base Number	Contract	AT	Region	England
% of FP17s for the same patient ID Re-attending within 3 months - Children	194	1,751	11.1%	11.5%	12.8%	11.9%
% of FP17s for the same patient ID Re-attending within 3 months - Adults	1,068	6,194	17.2%	17.1%	16.5%	16.0%
% of FP17s for the same patient ID Re-attending between 3 & 9 months - Children	857	1,751	48.9%	54.2%	59.7%	58.3%
% of FP17s for the same patient ID Re-attending between 3 & 9 months - Adults	2,430	6,194	39.2%	44.4%	52.6%	50.3%
% of FP17s for Band 1 Urgent Courses	1,127	7,671	14.7%	11.6%	9.1%	9.1%
% of FP17s Relating to Free Repair or Replacements	56	7,671	0.7%	0.9%	1.0%	0.8%
% of FP17s Relating to Continuations	88	7,671	1.1%	1.3%	1.2%	1.0%
% of Patients satisfied with the dentistry they have received	7	7	N/A	90.5%	91.6%	91.5%
% of Patients satisfied with the time they had to wait for an appointment	7	7	N/A	87.7%	88.3%	87.9%

\* This is based on patients treated on this contract for their most recent course of treatment. Figures in italics indicate the base number of FP17s or Patient Questionnaire responses are less than 100. N/A is shown where the base number of responses is less than 10 during the period. % is calculated as Quantity/Base number\*100

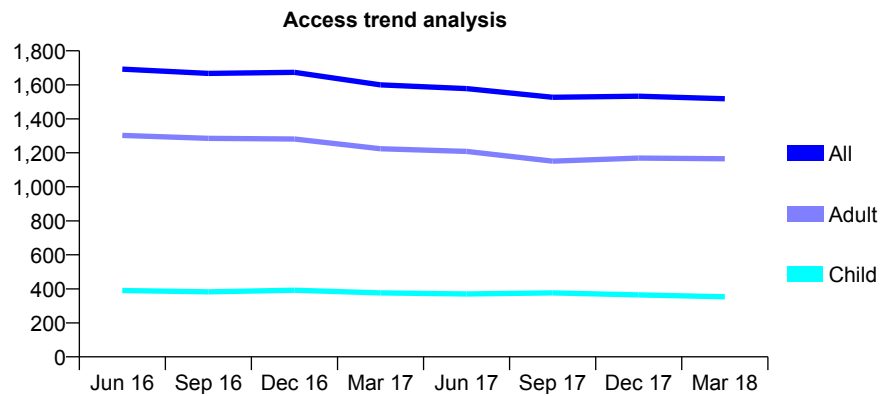
## Q48 - Vital Signs At a Glance Contract Report for 301299/0005 - March 2018

Name or company name	MR KH TSAO
Contract type name	GDS Contract
Purpose of contract	General
Contract start date	01/10/2012
Contract end date	

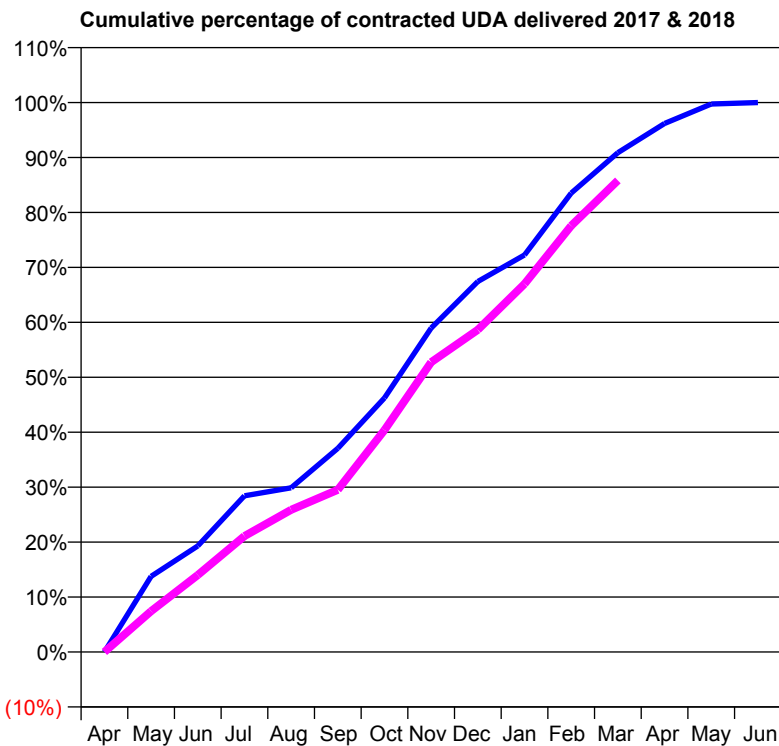
17/18 Contracted general activity (UDA)	4,706
Carry forward general activity (UDA)	0
17/18 Contracted orthodontic activity (UOA)	0
Carry forward orthodontic activity (UOA)	0
Baseline contract value	£121,419.47

### ACCESS\*

Patients seen in 24 months	Total	Change since previous quarter
Quarter ending March 2017	1,600	
Quarter ending June 2017	1,578	↓
Quarter ending September 2017	1,527	↓
Quarter ending December 2017	1,533	→
Quarter ending March 2018	1,518	→
<b>Variance since March 2017</b>	<b>(5.1%)</b>	<b>↓</b>



### ACTIVITY



Month	Adjusted Scheduled Activity (UDA)	
	2017	2018
April	0	0
May	659	350
June	924	660
July	1,361	993
August	1,430	1,218
September	1,774	1,389
October	2,214	1,901
November	2,822	2,482
December	3,227	2,760
January	3,458	3,152
February	3,997	3,650
March	4,349	4,039
April	4,603	
May	4,773	
June	4,786	

### QUALITY

	Quantity	Base Number	Contract	AT	Region	England
% of FP17s for the same patient ID Re-attending within 3 months - Children	17	335	5.1%	11.5%	12.8%	11.9%
% of FP17s for the same patient ID Re-attending within 3 months - Adults	104	996	10.4%	17.1%	16.5%	16.0%
% of FP17s for the same patient ID Re-attending between 3 & 9 months - Children	90	335	26.9%	54.2%	59.7%	58.3%
% of FP17s for the same patient ID Re-attending between 3 & 9 months - Adults	201	996	20.2%	44.4%	52.6%	50.3%
% of FP17s for Band 1 Urgent Courses	120	1,211	9.9%	11.6%	9.1%	9.1%
% of FP17s Relating to Free Repair or Replacements	12	1,211	1.0%	0.9%	1.0%	0.8%
% of FP17s Relating to Continuations	10	1,211	0.8%	1.3%	1.2%	1.0%
% of Patients satisfied with the dentistry they have received	3	4	N/A	90.5%	91.6%	91.5%
% of Patients satisfied with the time they had to wait for an appointment	2	4	N/A	87.7%	88.3%	87.9%

\* This is based on patients treated on this contract for their most recent course of treatment. Figures in italics indicate the base number of FP17s or Patient Questionnaire responses are less than 100. N/A is shown where the base number of responses is less than 10 during the period. % is calculated as Quantity/Base number\*100

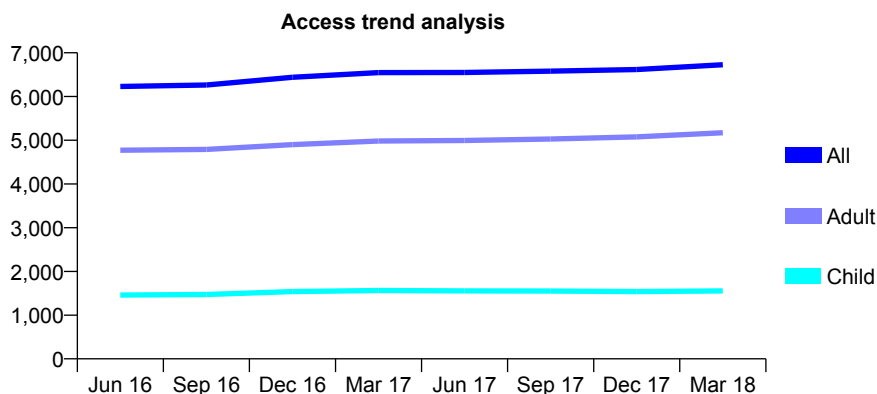
## Q48 - Vital Signs At a Glance Contract Report for 304409/0001 - March 2018

Name or company name	MR GM O'HARE
Contract type name	GDS Contract
Purpose of contract	General
Contract start date	01/04/2006
Contract end date	

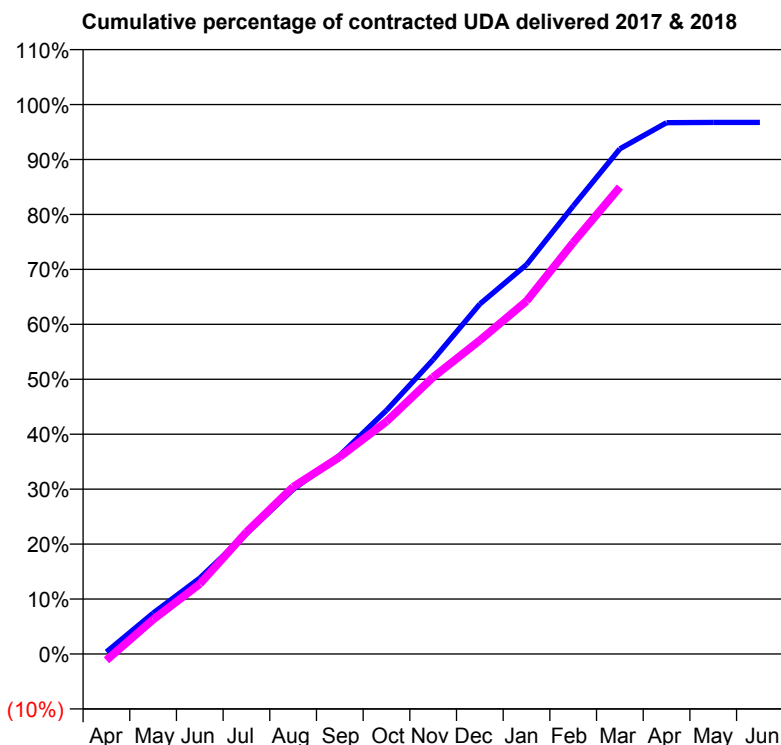
17/18 Contracted general activity (UDA)	22,316
Carry forward general activity (UDA)	726
17/18 Contracted orthodontic activity (UOA)	0
Carry forward orthodontic activity (UOA)	0
Baseline contract value	£575,774.97

### ACCESS\*

Patients seen in 24 months	Total	Change since previous quarter
Quarter ending March 2017	6,546	
Quarter ending June 2017	6,551	→
Quarter ending September 2017	6,581	→
Quarter ending December 2017	6,617	→
Quarter ending March 2018	6,727	→
<b>Variance since March 2017</b>	<b>2.8%</b>	<b>↑</b>



### ACTIVITY



Month	Adjusted Scheduled Activity (UDA)	
	2017	2018
April	84	-256
May	1,659	1,400
June	3,084	2,845
July	4,889	4,952
August	6,686	6,790
September	8,073	8,005
October	9,898	9,442
November	11,955	11,243
December	14,215	12,738
January	15,812	14,333
February	18,195	16,711
March	20,517	18,965
April	21,578	
May	21,590	
June	21,590	

### QUALITY

	Quantity	Base Number	Contract	AT	Region	England
% of FP17s for the same patient ID Re-attending within 3 months - Children	138	2,205	6.3%	11.5%	12.8%	11.9%
% of FP17s for the same patient ID Re-attending within 3 months - Adults	1,312	7,070	18.6%	17.1%	16.5%	16.0%
% of FP17s for the same patient ID Re-attending between 3 & 9 months - Children	1,327	2,205	60.2%	54.2%	59.7%	58.3%
% of FP17s for the same patient ID Re-attending between 3 & 9 months - Adults	3,293	7,070	46.6%	44.4%	52.6%	50.3%
% of FP17s for Band 1 Urgent Courses	1,369	8,866	15.4%	11.6%	9.1%	9.1%
% of FP17s Relating to Free Repair or Replacements	99	8,866	1.1%	0.9%	1.0%	0.8%
% of FP17s Relating to Continuations	49	8,866	0.6%	1.3%	1.2%	1.0%
% of Patients satisfied with the dentistry they have received	9	9	N/A	90.5%	91.6%	91.5%
% of Patients satisfied with the time they had to wait for an appointment	9	9	N/A	87.7%	88.3%	87.9%

\* This is based on patients treated on this contract for their most recent course of treatment. Figures in italics indicate the base number of FP17s or Patient Questionnaire responses are less than 100. N/A is shown where the base number of responses is less than 10 during the period. % is calculated as Quantity/Base number\*100

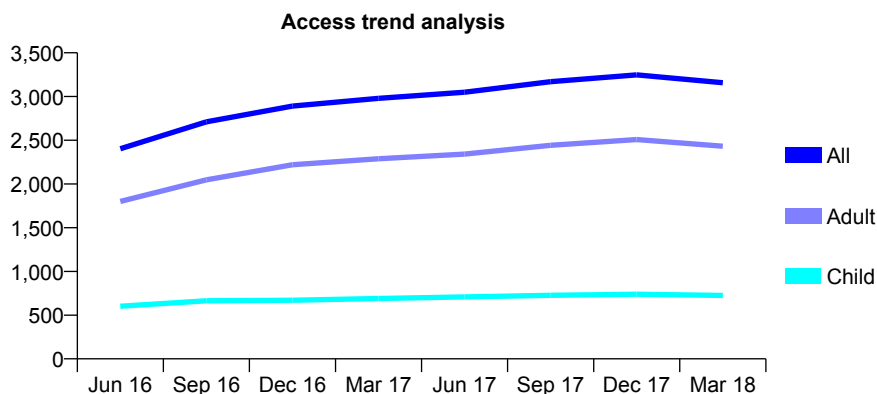
## Q48 - Vital Signs At a Glance Contract Report for 320455/0002 - March 2018

Name or company name	MR RA KUNCEWICZ
Contract type name	GDS Contract
Purpose of contract	General
Contract start date	01/04/2006
Contract end date	

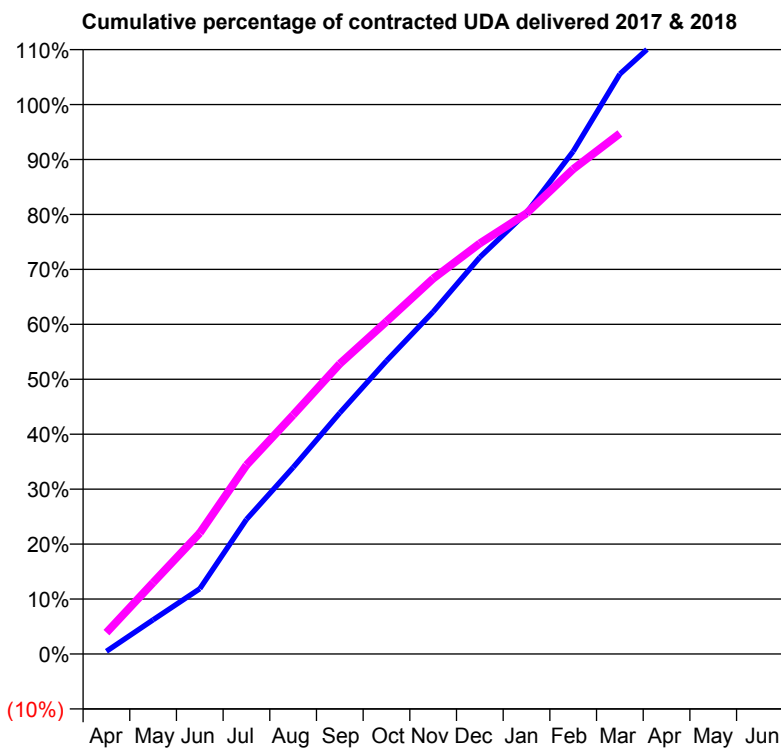
17/18 Contracted general activity (UDA)	8,350
Carry forward general activity (UDA)	0
17/18 Contracted orthodontic activity (UOA)	0
Carry forward orthodontic activity (UOA)	0
Baseline contract value	£253,963.00

### ACCESS\*

Patients seen in 24 months	Total	Change since previous quarter
Quarter ending March 2017	2,979	
Quarter ending June 2017	3,049	↑
Quarter ending September 2017	3,170	↑
Quarter ending December 2017	3,247	↑
Quarter ending March 2018	3,157	↓
<b>Variance since March 2017</b>	6.0%	↑



### ACTIVITY



Month	Adjusted Scheduled Activity (UDA)	
	2017	2018
April	41	326
May	520	1,086
June	993	1,840
July	2,047	2,871
August	2,838	3,632
September	3,668	4,410
October	4,459	5,052
November	5,205	5,704
December	6,034	6,239
January	6,710	6,695
February	7,643	7,368
March	8,821	7,909
April	9,461	
May	9,461	
June	9,462	

### QUALITY

	Quantity	Base Number	Contract	AT	Region	England
% of FP17s for the same patient ID Re-attending within 3 months - Children	129	844	15.3%	11.5%	12.8%	11.9%
% of FP17s for the same patient ID Re-attending within 3 months - Adults	402	2,484	16.2%	17.1%	16.5%	16.0%
% of FP17s for the same patient ID Re-attending between 3 & 9 months - Children	276	844	32.7%	54.2%	59.7%	58.3%
% of FP17s for the same patient ID Re-attending between 3 & 9 months - Adults	770	2,484	31.0%	44.4%	52.6%	50.3%
% of FP17s for Band 1 Urgent Courses	919	3,135	29.3%	11.6%	9.1%	9.1%
% of FP17s Relating to Free Repair or Replacements	23	3,135	0.7%	0.9%	1.0%	0.8%
% of FP17s Relating to Continuations	22	3,135	0.7%	1.3%	1.2%	1.0%
% of Patients satisfied with the dentistry they have received	2	2	N/A	90.5%	91.6%	91.5%
% of Patients satisfied with the time they had to wait for an appointment	2	2	N/A	87.7%	88.3%	87.9%

\* This is based on patients treated on this contract for their most recent course of treatment. Figures in italics indicate the base number of FP17s or Patient Questionnaire responses are less than 100. N/A is shown where the base number of responses is less than 10 during the period. % is calculated as Quantity/Base number\*100



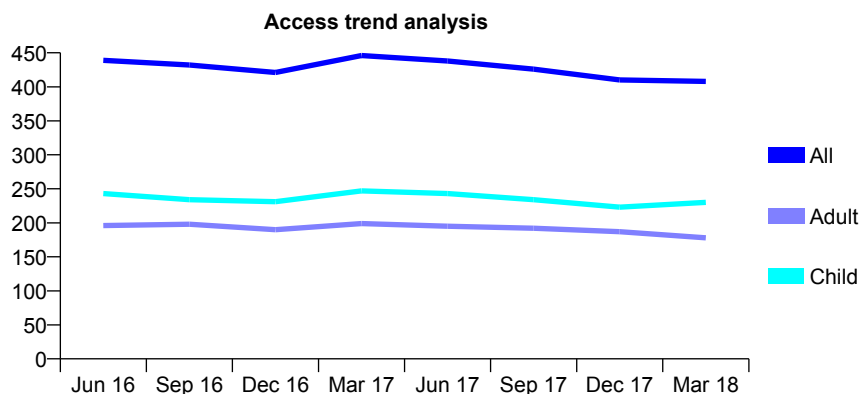
## Q48 - Vital Signs At a Glance Contract Report for 325015/0001 - March 2018

Name or company name	MR SA CROSTON
Contract type name	GDS Contract
Purpose of contract	General
Contract start date	01/04/2006
Contract end date	

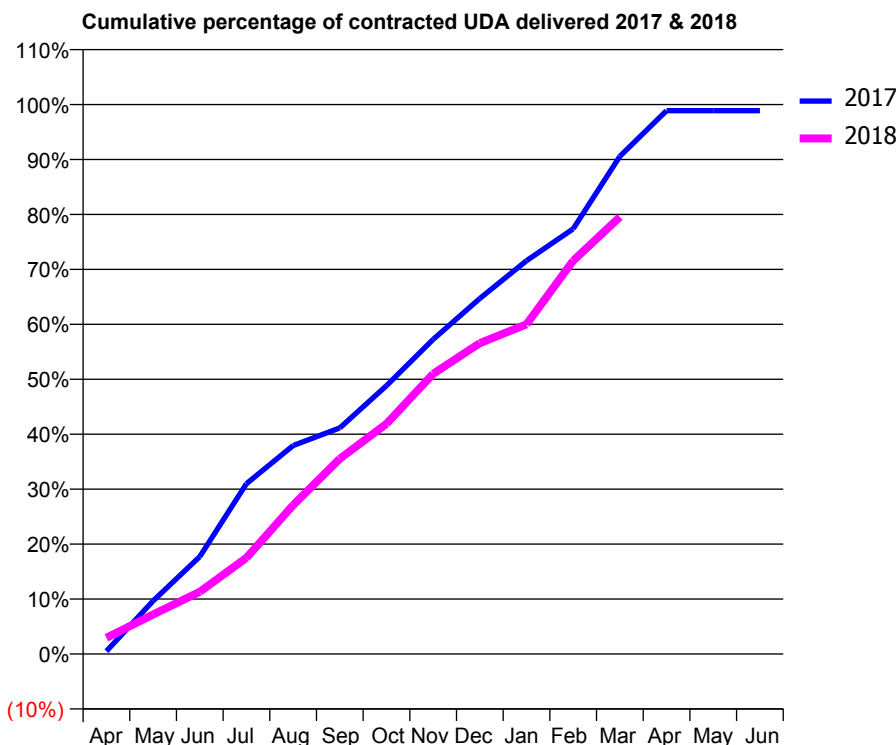
17/18 Contracted general activity (UDA)	1,200
Carry forward general activity (UDA)	14
17/18 Contracted orthodontic activity (UOA)	0
Carry forward orthodontic activity (UOA)	0
Baseline contract value	£30,745.71

### ACCESS\*

Patients seen in 24 months	Total	Change since previous quarter
Quarter ending March 2017	446	
Quarter ending June 2017	438	↓
Quarter ending September 2017	426	↓
Quarter ending December 2017	410	↓
Quarter ending March 2018	408	→
<b>Variance since March 2017</b>	<b>(8.5%)</b>	<b>↓</b>



### ACTIVITY



Month	Adjusted Scheduled Activity (UDA)	
	2017	2018
April	6	35
May	116	86
June	213	136
July	372	210
August	455	325
September	494	427
October	586	503
November	687	612
December	776	679
January	859	720
February	929	859
March	1,087	954
April	1,186	
May	1,186	
June	1,186	

### QUALITY

	Quantity	Base Number	Contract	AT	Region	England
% of FP17s for the same patient ID Re-attending within 3 months - Children	14	338	4.1%	11.5%	12.8%	11.9%
% of FP17s for the same patient ID Re-attending within 3 months - Adults	49	237	20.7%	17.1%	16.5%	16.0%
% of FP17s for the same patient ID Re-attending between 3 & 9 months - Children	224	338	66.3%	54.2%	59.7%	58.3%
% of FP17s for the same patient ID Re-attending between 3 & 9 months - Adults	133	237	56.1%	44.4%	52.6%	50.3%
% of FP17s for Band 1 Urgent Courses	27	532	5.1%	11.6%	9.1%	9.1%
% of FP17s Relating to Free Repair or Replacements	0	532	0.0%	0.9%	1.0%	0.8%
% of FP17s Relating to Continuations	9	532	1.7%	1.3%	1.2%	1.0%
% of Patients satisfied with the dentistry they have received	0	0	N/A	90.5%	91.6%	91.5%
% of Patients satisfied with the time they had to wait for an appointment	0	0	N/A	87.7%	88.3%	87.9%

\* This is based on patients treated on this contract for their most recent course of treatment. Figures in italics indicate the base number of FP17s or Patient Questionnaire responses are less than 100. N/A is shown where the base number of responses is less than 10 during the period. % is calculated as Quantity/Base number\*100

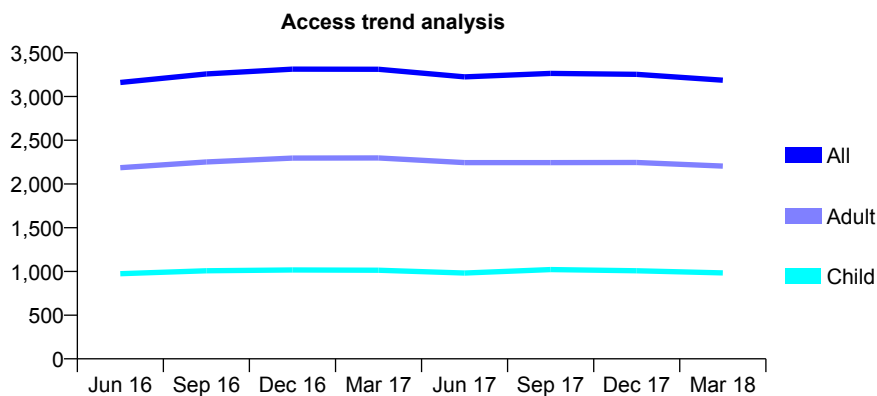
## Q48 - Vital Signs At a Glance Contract Report for 325112/0001 - March 2018

Name or company name	MR DJ TILDSLEY
Contract type name	GDS Contract
Purpose of contract	General
Contract start date	01/04/2006
Contract end date	

17/18 Contracted general activity (UDA)	10,904
Carry forward general activity (UDA)	15
17/18 Contracted orthodontic activity (UOA)	0
Carry forward orthodontic activity (UOA)	0
Baseline contract value	£342,228.69

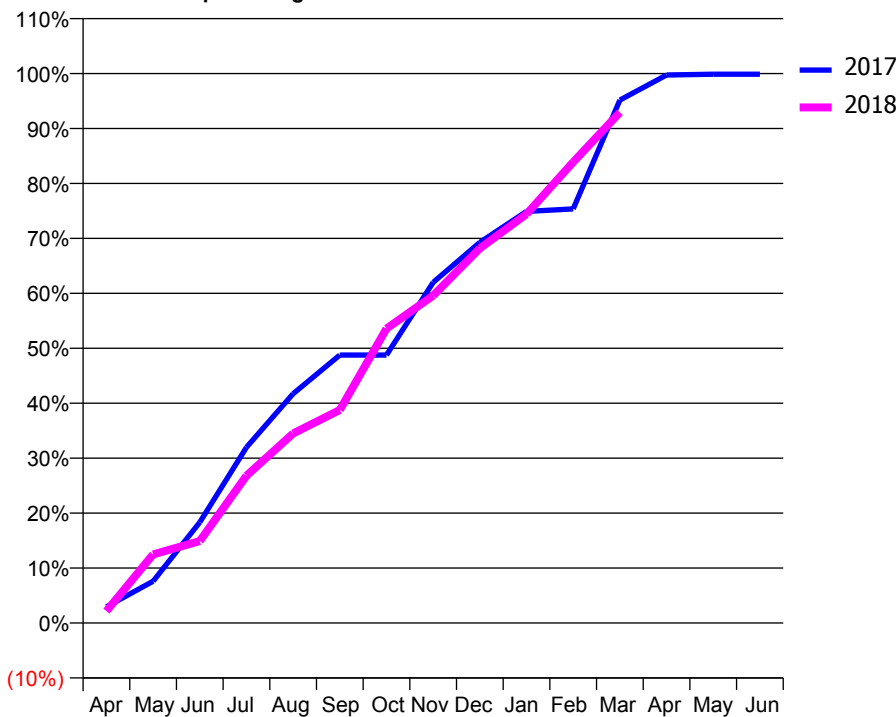
### ACCESS\*

Patients seen in 24 months	Total	Change since previous quarter
Quarter ending March 2017	3,312	
Quarter ending June 2017	3,225	↓
Quarter ending September 2017	3,265	→
Quarter ending December 2017	3,253	→
Quarter ending March 2018	3,187	↓
<b>Variance since March 2017</b>	<b>(3.8%)</b>	<b>↓</b>



### ACTIVITY

Cumulative percentage of contracted UDA delivered 2017 & 2018



Month	Adjusted Scheduled Activity (UDA)	
	2017	2018
April	322	237
May	831	1,361
June	2,000	1,627
July	3,486	2,923
August	4,550	3,760
September	5,316	4,227
October	5,316	5,842
November	6,760	6,498
December	7,553	7,434
January	8,166	8,113
February	8,216	9,145
March	10,377	10,133
April	10,875	
May	10,889	
June	10,889	

### QUALITY

	Quantity	Base Number	Contract	AT	Region	England
% of FP17s for the same patient ID Re-attending within 3 months - Children	572	1,824	31.4%	11.5%	12.8%	11.9%
% of FP17s for the same patient ID Re-attending within 3 months - Adults	647	2,566	25.2%	17.1%	16.5%	16.0%
% of FP17s for the same patient ID Re-attending between 3 & 9 months - Children	777	1,824	42.6%	54.2%	59.7%	58.3%
% of FP17s for the same patient ID Re-attending between 3 & 9 months - Adults	733	2,566	28.6%	44.4%	52.6%	50.3%
% of FP17s for Band 1 Urgent Courses	543	4,230	12.8%	11.6%	9.1%	9.1%
% of FP17s Relating to Free Repair or Replacements	85	4,230	2.0%	0.9%	1.0%	0.8%
% of FP17s Relating to Continuations	22	4,230	0.5%	1.3%	1.2%	1.0%
% of Patients satisfied with the dentistry they have received	10	11	90.9%	90.5%	91.6%	91.5%
% of Patients satisfied with the time they had to wait for an appointment	7	11	63.6%	87.7%	88.3%	87.9%

\* This is based on patients treated on this contract for their most recent course of treatment. Figures in italics indicate the base number of FP17s or Patient Questionnaire responses are less than 100. N/A is shown where the base number of responses is less than 10 during the period. % is calculated as Quantity/Base number\*100

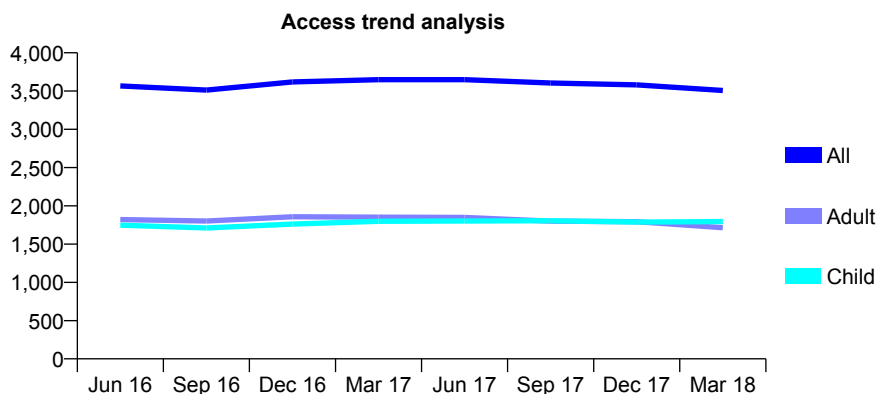
## Q48 - Vital Signs At a Glance Contract Report for 328847/0001 - March 2018

Name or company name	MR PA DOYLE
Contract type name	GDS Contract
Purpose of contract	General
Contract start date	01/04/2006
Contract end date	

17/18 Contracted general activity (UDA)	12,787
Carry forward general activity (UDA)	157
17/18 Contracted orthodontic activity (UOA)	0
Carry forward orthodontic activity (UOA)	0
Baseline contract value	£365,945.54

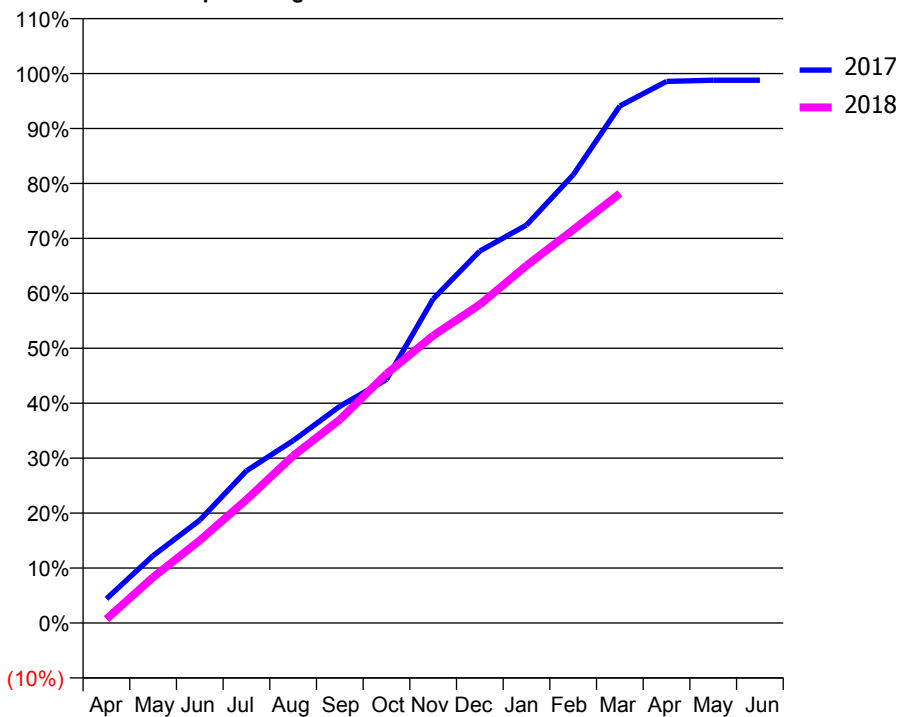
### ACCESS\*

Patients seen in 24 months	Total	Change since previous quarter
Quarter ending March 2017	3,649	
Quarter ending June 2017	3,649	→
Quarter ending September 2017	3,605	↓
Quarter ending December 2017	3,580	→
Quarter ending March 2018	3,508	↓
<b>Variance since March 2017</b>	<b>(3.9%)</b>	<b>↓</b>



### ACTIVITY

Cumulative percentage of contracted UDA delivered 2017 & 2018



Month	Adjusted Scheduled Activity (UDA)	
	2017	2018
April	563	91
May	1,570	1,065
June	2,393	1,921
July	3,541	2,872
August	4,242	3,890
September	5,044	4,733
October	5,667	5,798
November	7,543	6,688
December	8,656	7,410
January	9,262	8,318
February	10,429	9,148
March	12,032	9,997
April	12,604	
May	12,630	
June	12,630	

### QUALITY

	Quantity	Base Number	Contract	AT	Region	England
% of FP17s for the same patient ID Re-attending within 3 months - Children	167	2,198	7.6%	11.5%	12.8%	11.9%
% of FP17s for the same patient ID Re-attending within 3 months - Adults	556	2,064	26.9%	17.1%	16.5%	16.0%
% of FP17s for the same patient ID Re-attending between 3 & 9 months - Children	1,028	2,198	46.8%	54.2%	59.7%	58.3%
% of FP17s for the same patient ID Re-attending between 3 & 9 months - Adults	764	2,064	37.0%	44.4%	52.6%	50.3%
% of FP17s for Band 1 Urgent Courses	475	4,100	11.6%	11.6%	9.1%	9.1%
% of FP17s Relating to Free Repair or Replacements	0	4,100	0.0%	0.9%	1.0%	0.8%
% of FP17s Relating to Continuations	32	4,100	0.8%	1.3%	1.2%	1.0%
% of Patients satisfied with the dentistry they have received	3	3	N/A	90.5%	91.6%	91.5%
% of Patients satisfied with the time they had to wait for an appointment	3	3	N/A	87.7%	88.3%	87.9%

\* This is based on patients treated on this contract for their most recent course of treatment. Figures in italics indicate the base number of FP17s or Patient Questionnaire responses are less than 100. N/A is shown where the base number of responses is less than 10 during the period. % is calculated as Quantity/Base number\*100

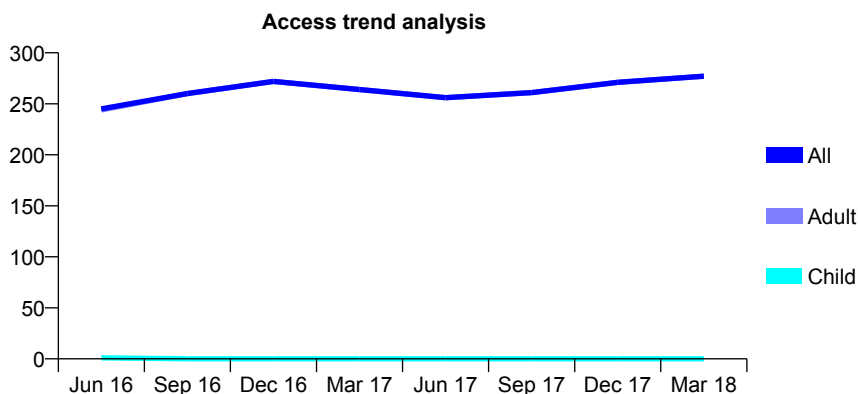
## Q48 - Vital Signs At a Glance Contract Report for 351628/0004 - March 2018

Name or company name	MR TC DALEY
Contract type name	GDS Contract
Purpose of contract	General
Contract start date	02/03/2012
Contract end date	31/03/2018

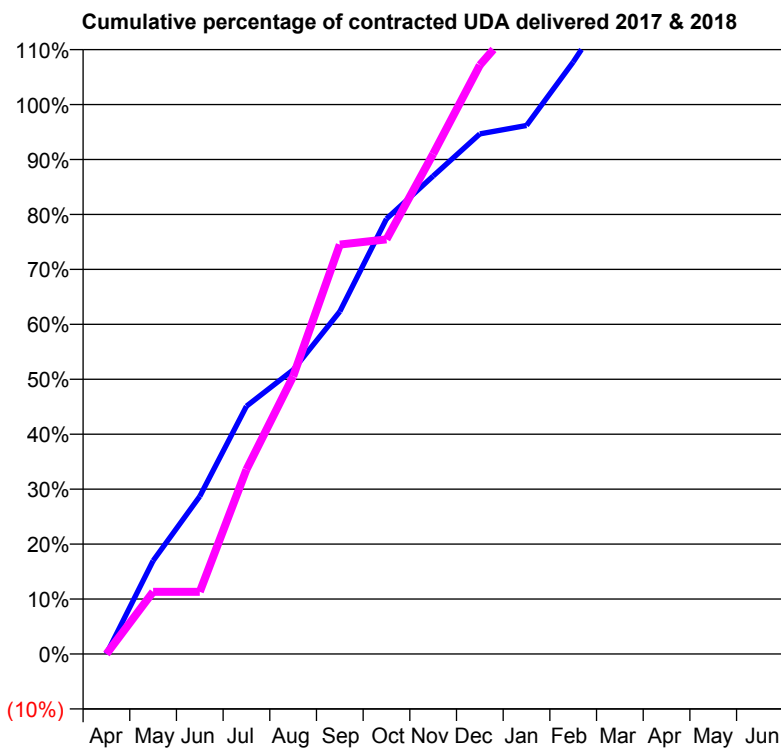
17/18 Contracted general activity (UDA)	848
Carry forward general activity (UDA)	0
17/18 Contracted orthodontic activity (UOA)	0
Carry forward orthodontic activity (UOA)	0
Baseline contract value	£27,277.17

### ACCESS\*

Patients seen in 24 months	Total	Change since previous quarter
Quarter ending March 2017	264	
Quarter ending June 2017	256	↓
Quarter ending September 2017	261	→
Quarter ending December 2017	271	↑
Quarter ending March 2018	277	↑
<b>Variance since March 2017</b>	<b>4.9%</b>	<b>↑</b>



### ACTIVITY



Month	Adjusted Scheduled Activity (UDA)	
	2017	2018
April	0	0
May	144	96
June	243	96
July	382	285
August	438	429
September	529	632
October	672	640
November	738	772
December	803	909
January	816	991
February	914	1,055
March	1,022	1,067
April	1,051	
May	1,052	
June	1,052	

### QUALITY

	Quantity	Base Number	Contract	AT	Region	England
% of FP17s for the same patient ID Re-attending within 3 months - Children	0	0	N/A	11.5%	12.8%	11.9%
% of FP17s for the same patient ID Re-attending within 3 months - Adults	8	190	4.2%	17.1%	16.5%	16.0%
% of FP17s for the same patient ID Re-attending between 3 & 9 months - Children	0	0	N/A	54.2%	59.7%	58.3%
% of FP17s for the same patient ID Re-attending between 3 & 9 months - Adults	23	190	12.1%	44.4%	52.6%	50.3%
% of FP17s for Band 1 Urgent Courses	4	175	2.3%	11.6%	9.1%	9.1%
% of FP17s Relating to Free Repair or Replacements	0	175	0.0%	0.9%	1.0%	0.8%
% of FP17s Relating to Continuations	0	175	0.0%	1.3%	1.2%	1.0%
% of Patients satisfied with the dentistry they have received	0	0	N/A	90.5%	91.6%	91.5%
% of Patients satisfied with the time they had to wait for an appointment	0	0	N/A	87.7%	88.3%	87.9%

\* This is based on patients treated on this contract for their most recent course of treatment. Figures in italics indicate the base number of FP17s or Patient Questionnaire responses are less than 100. N/A is shown where the base number of responses is less than 10 during the period. % is calculated as Quantity/Base number\*100

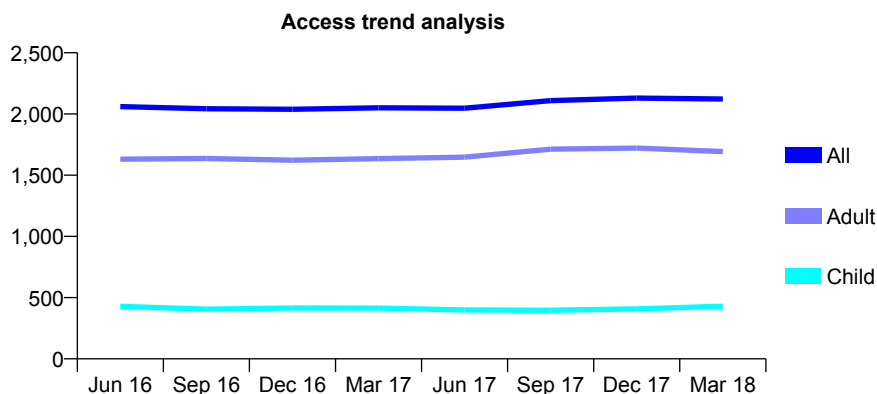
## Q48 - Vital Signs At a Glance Contract Report for 357936/0001 - March 2018

Name or company name	MR SR LAKSHMIAH
Contract type name	GDS Contract
Purpose of contract	General
Contract start date	01/04/2006
Contract end date	

17/18 Contracted general activity (UDA)	8,606
Carry forward general activity (UDA)	303
17/18 Contracted orthodontic activity (UOA)	0
Carry forward orthodontic activity (UOA)	0
Baseline contract value	£234,995.64

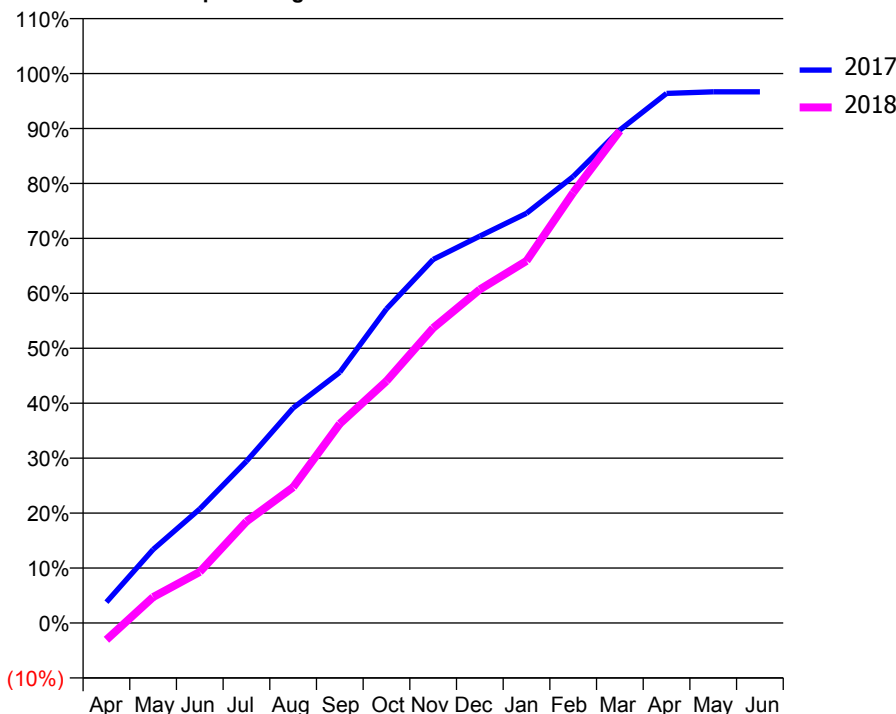
### ACCESS\*

Patients seen in 24 months	Total	Change since previous quarter
Quarter ending March 2017	2,051	
Quarter ending June 2017	2,047	→
Quarter ending September 2017	2,110	↑
Quarter ending December 2017	2,130	→
Quarter ending March 2018	2,123	→
<b>Variance since March 2017</b>	<b>3.5%</b>	<b>↑</b>



### ACTIVITY

Cumulative percentage of contracted UDA delivered 2017 & 2018



Month	Adjusted Scheduled Activity (UDA)	
	2017	2018
April	346	-265
May	1,219	407
June	1,890	800
July	2,682	1,591
August	3,564	2,127
September	4,157	3,122
October	5,206	3,790
November	6,025	4,621
December	6,412	5,224
January	6,792	5,671
February	7,400	6,740
March	8,172	7,708
April	8,778	
May	8,804	
June	8,805	

### QUALITY

	Quantity	Base Number	Contract	AT	Region	England
% of FP17s for the same patient ID Re-attending within 3 months - Children	26	421	6.2%	11.5%	12.8%	11.9%
% of FP17s for the same patient ID Re-attending within 3 months - Adults	270	1,697	15.9%	17.1%	16.5%	16.0%
% of FP17s for the same patient ID Re-attending between 3 & 9 months - Children	98	421	23.3%	54.2%	59.7%	58.3%
% of FP17s for the same patient ID Re-attending between 3 & 9 months - Adults	309	1,697	18.2%	44.4%	52.6%	50.3%
% of FP17s for Band 1 Urgent Courses	346	1,970	17.6%	11.6%	9.1%	9.1%
% of FP17s Relating to Free Repair or Replacements	0	1,970	0.0%	0.9%	1.0%	0.8%
% of FP17s Relating to Continuations	5	1,970	0.3%	1.3%	1.2%	1.0%
% of Patients satisfied with the dentistry they have received	6	8	N/A	90.5%	91.6%	91.5%
% of Patients satisfied with the time they had to wait for an appointment	6	8	N/A	87.7%	88.3%	87.9%

\* This is based on patients treated on this contract for their most recent course of treatment. Figures in italics indicate the base number of FP17s or Patient Questionnaire responses are less than 100. N/A is shown where the base number of responses is less than 10 during the period. % is calculated as Quantity/Base number\*100

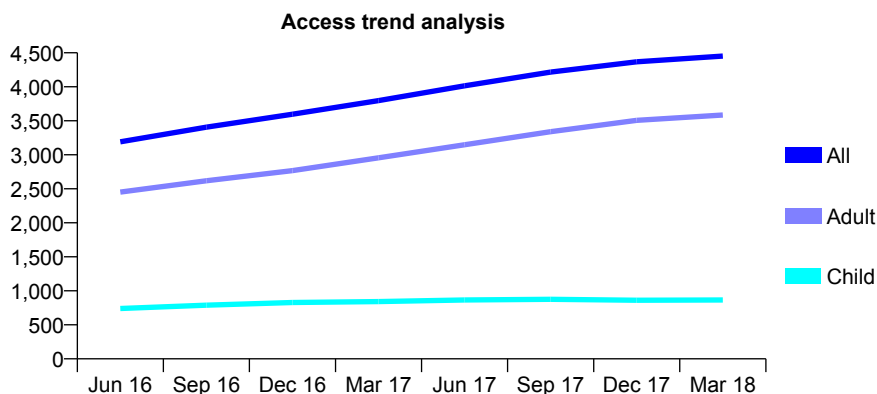
## Q48 - Vital Signs At a Glance Contract Report for 358754/0001 - March 2018

Name or company name	Devaki Divakar
Contract type name	GDS Contract
Purpose of contract	General
Contract start date	01/01/2008
Contract end date	

17/18 Contracted general activity (UDA)	11,926
Carry forward general activity (UDA)	0
17/18 Contracted orthodontic activity (UOA)	0
Carry forward orthodontic activity (UOA)	0
Baseline contract value	£414,134.13

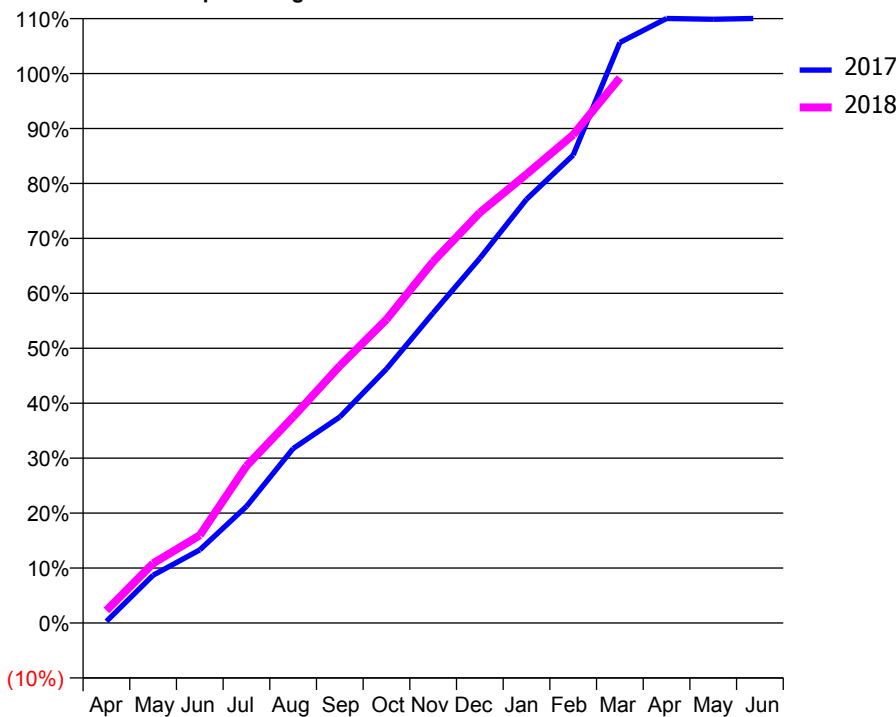
### ACCESS\*

Patients seen in 24 months	Total	Change since previous quarter
Quarter ending March 2017	3,797	
Quarter ending June 2017	4,014	↑
Quarter ending September 2017	4,217	↑
Quarter ending December 2017	4,368	↑
Quarter ending March 2018	4,451	→
<b>Variance since March 2017</b>	<b>17.2%</b>	<b>↑</b>



### ACTIVITY

**Cumulative percentage of contracted UDA delivered 2017 & 2018**



Month	Adjusted Scheduled Activity (UDA)	
	2017	2018
April	37	272
May	1,037	1,296
June	1,587	1,903
July	2,532	3,408
August	3,788	4,474
September	4,471	5,582
October	5,516	6,588
November	6,729	7,844
December	7,917	8,906
January	9,195	9,740
February	10,157	10,598
March	12,600	11,832
April	13,122	
May	13,102	
June	13,124	

### QUALITY

	Quantity	Base Number	Contract	AT	Region	England
% of FP17s for the same patient ID Re-attending within 3 months - Children	117	1,082	10.8%	11.5%	12.8%	11.9%
% of FP17s for the same patient ID Re-attending within 3 months - Adults	574	4,134	13.9%	17.1%	16.5%	16.0%
% of FP17s for the same patient ID Re-attending between 3 & 9 months - Children	362	1,082	33.5%	54.2%	59.7%	58.3%
% of FP17s for the same patient ID Re-attending between 3 & 9 months - Adults	952	4,134	23.0%	44.4%	52.6%	50.3%
% of FP17s for Band 1 Urgent Courses	2,508	5,026	49.9%	11.6%	9.1%	9.1%
% of FP17s Relating to Free Repair or Replacements	74	5,026	1.5%	0.9%	1.0%	0.8%
% of FP17s Relating to Continuations	9	5,026	0.2%	1.3%	1.2%	1.0%
% of Patients satisfied with the dentistry they have received	3	3	N/A	90.5%	91.6%	91.5%
% of Patients satisfied with the time they had to wait for an appointment	3	3	N/A	87.7%	88.3%	87.9%

\* This is based on patients treated on this contract for their most recent course of treatment. Figures in italics indicate the base number of FP17s or Patient Questionnaire responses are less than 100. N/A is shown where the base number of responses is less than 10 during the period. % is calculated as Quantity/Base number\*100

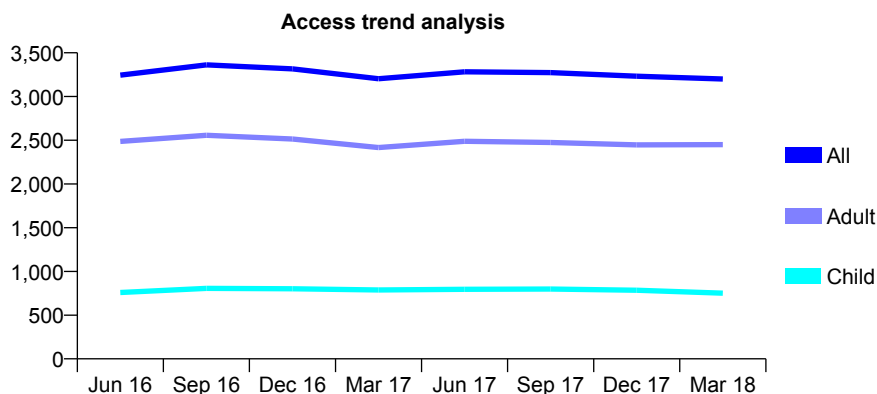
## Q48 - Vital Signs At a Glance Contract Report for 383732/0001 - March 2018

Name or company name	MR JP BRACKEN
Contract type name	GDS Contract
Purpose of contract	General
Contract start date	01/04/2006
Contract end date	

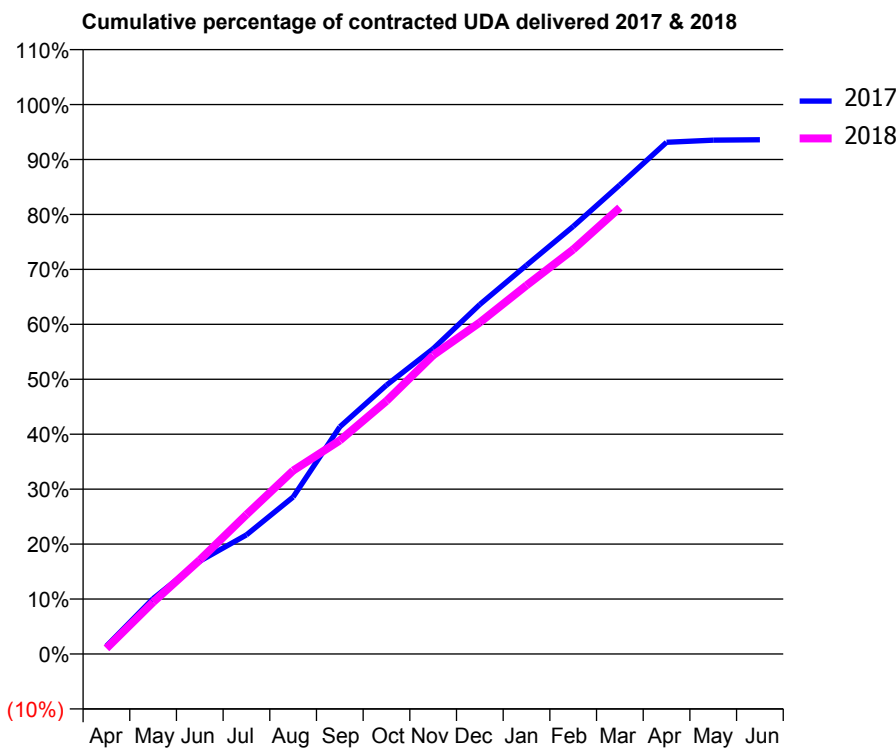
17/18 Contracted general activity (UDA)	11,178
Carry forward general activity (UDA)	0
17/18 Contracted orthodontic activity (UOA)	0
Carry forward orthodontic activity (UOA)	0
Baseline contract value	£288,403.50

### ACCESS\*

Patients seen in 24 months	Total	Change since previous quarter
Quarter ending March 2017	3,203	
Quarter ending June 2017	3,283	↑
Quarter ending September 2017	3,274	→
Quarter ending December 2017	3,232	↓
Quarter ending March 2018	3,201	→
<b>Variance since March 2017</b>	<b>(0.1%)</b>	→



### ACTIVITY



Month	Adjusted Scheduled Activity (UDA)	
	2017	2018
April	162	115
May	1,128	1,055
June	1,889	1,915
July	2,424	2,836
August	3,193	3,731
September	4,620	4,345
October	5,470	5,148
November	6,209	6,078
December	7,112	6,746
January	7,908	7,498
February	8,697	8,228
March	9,545	9,080
April	10,410	
May	10,453	
June	10,462	

### QUALITY

	Quantity	Base Number	Contract	AT	Region	England
% of FP17s for the same patient ID Re-attending within 3 months - Children	56	788	7.1%	11.5%	12.8%	11.9%
% of FP17s for the same patient ID Re-attending within 3 months - Adults	362	2,615	13.8%	17.1%	16.5%	16.0%
% of FP17s for the same patient ID Re-attending between 3 & 9 months - Children	196	788	24.9%	54.2%	59.7%	58.3%
% of FP17s for the same patient ID Re-attending between 3 & 9 months - Adults	690	2,615	26.4%	44.4%	52.6%	50.3%
% of FP17s for Band 1 Urgent Courses	456	3,134	14.6%	11.6%	9.1%	9.1%
% of FP17s Relating to Free Repair or Replacements	37	3,134	1.2%	0.9%	1.0%	0.8%
% of FP17s Relating to Continuations	42	3,134	1.3%	1.3%	1.2%	1.0%
% of Patients satisfied with the dentistry they have received	6	6	N/A	90.5%	91.6%	91.5%
% of Patients satisfied with the time they had to wait for an appointment	6	6	N/A	87.7%	88.3%	87.9%

\* This is based on patients treated on this contract for their most recent course of treatment. Figures in italics indicate the base number of FP17s or Patient Questionnaire responses are less than 100. N/A is shown where the base number of responses is less than 10 during the period. % is calculated as Quantity/Base number\*100

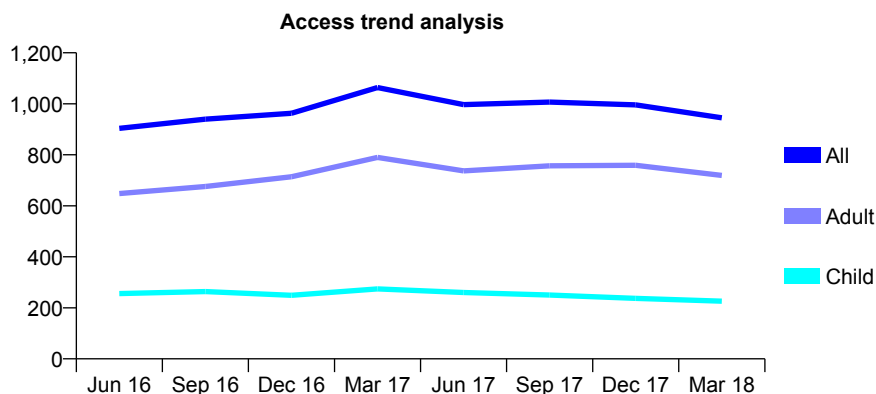
## Q48 - Vital Signs At a Glance Contract Report for 383732/0003 - March 2018

Name or company name	MR JP BRACKEN
Contract type name	GDS Contract
Purpose of contract	General
Contract start date	01/04/2006
Contract end date	

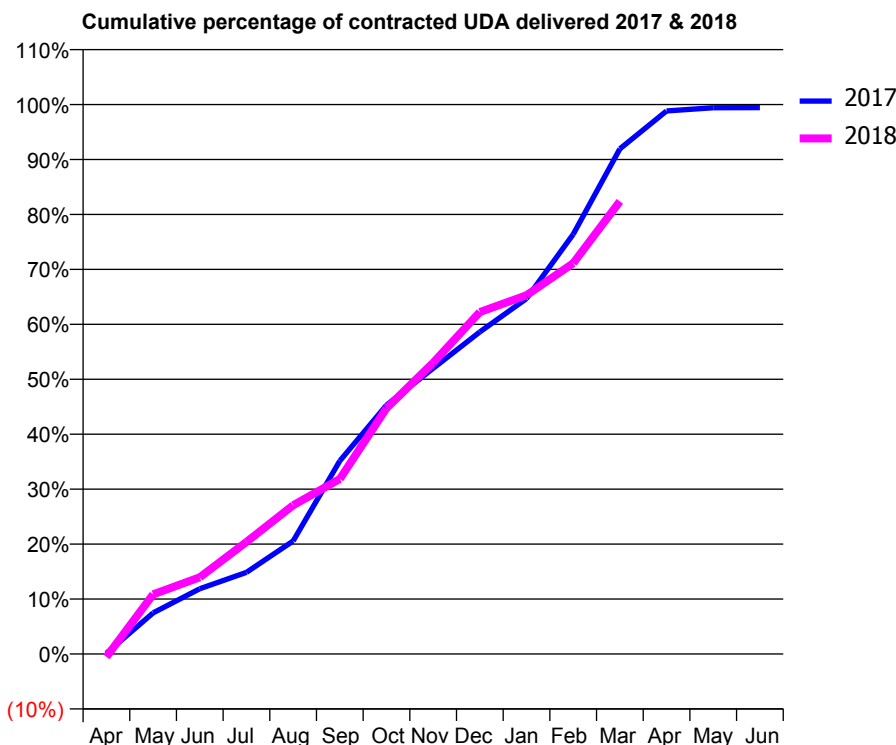
17/18 Contracted general activity (UDA)	2,380
Carry forward general activity (UDA)	13
17/18 Contracted orthodontic activity (UOA)	0
Carry forward orthodontic activity (UOA)	0
Baseline contract value	£51,999.59

### ACCESS\*

Patients seen in 24 months	Total	Change since previous quarter
Quarter ending March 2017	1,064	
Quarter ending June 2017	997	↓
Quarter ending September 2017	1,007	→
Quarter ending December 2017	996	↓
Quarter ending March 2018	945	↓
<b>Variance since March 2017</b>	<b>(11.2%)</b>	<b>↓</b>



### ACTIVITY



Month	Adjusted Scheduled Activity (UDA)	
	2017	2018
April	4	-13
May	178	259
June	283	332
July	354	485
August	489	644
September	837	758
October	1,078	1,065
November	1,237	1,261
December	1,395	1,481
January	1,539	1,554
February	1,818	1,692
March	2,188	1,960
April	2,352	
May	2,366	
June	2,367	

### QUALITY

	Quantity	Base Number	Contract	AT	Region	England
% of FP17s for the same patient ID Re-attending within 3 months - Children	3	206	1.5%	11.5%	12.8%	11.9%
% of FP17s for the same patient ID Re-attending within 3 months - Adults	33	669	4.9%	17.1%	16.5%	16.0%
% of FP17s for the same patient ID Re-attending between 3 & 9 months - Children	23	206	11.2%	54.2%	59.7%	58.3%
% of FP17s for the same patient ID Re-attending between 3 & 9 months - Adults	85	669	12.7%	44.4%	52.6%	50.3%
% of FP17s for Band 1 Urgent Courses	116	806	14.4%	11.6%	9.1%	9.1%
% of FP17s Relating to Free Repair or Replacements	3	806	0.4%	0.9%	1.0%	0.8%
% of FP17s Relating to Continuations	7	806	0.9%	1.3%	1.2%	1.0%
% of Patients satisfied with the dentistry they have received	2	2	N/A	90.5%	91.6%	91.5%
% of Patients satisfied with the time they had to wait for an appointment	2	2	N/A	87.7%	88.3%	87.9%

\* This is based on patients treated on this contract for their most recent course of treatment. Figures in italics indicate the base number of FP17s or Patient Questionnaire responses are less than 100. N/A is shown where the base number of responses is less than 10 during the period. % is calculated as Quantity/Base number\*100



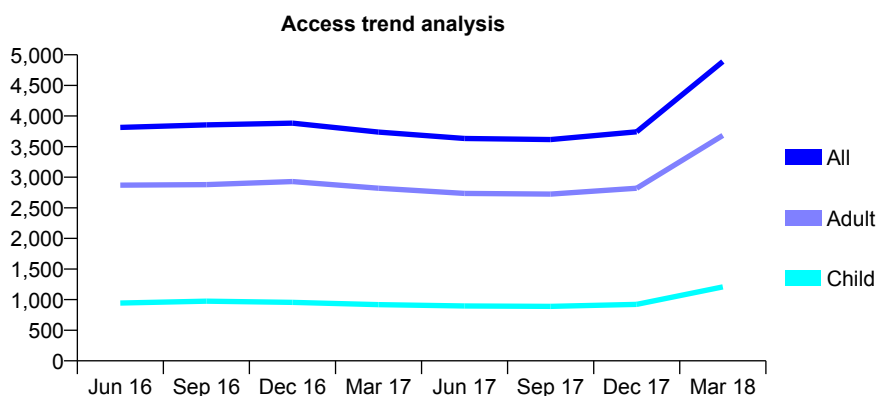
## Q48 - Vital Signs At a Glance Contract Report for 396109/0001 - March 2018

Name or company name	Mr S Garton & Mr J Ajibade
Contract type name	GDS Contract
Purpose of contract	General
Contract start date	24/11/2008
Contract end date	

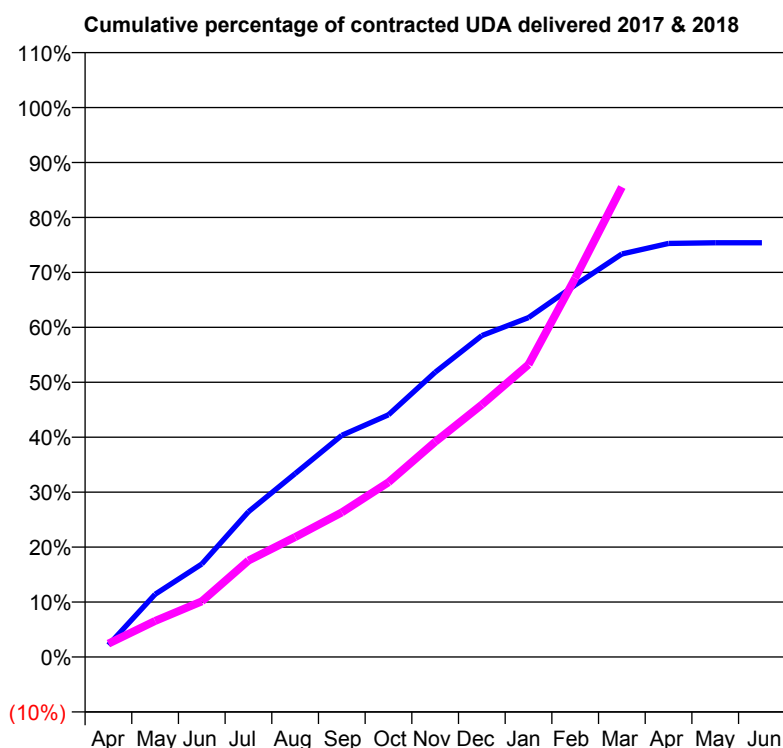
17/18 Contracted general activity (UDA)	16,249
Carry forward general activity (UDA)	0
17/18 Contracted orthodontic activity (UOA)	0
Carry forward orthodontic activity (UOA)	0
Baseline contract value	£419,240.34

### ACCESS\*

Patients seen in 24 months	Total	Change since previous quarter
Quarter ending March 2017	3,738	
Quarter ending June 2017	3,633	↓
Quarter ending September 2017	3,616	→
Quarter ending December 2017	3,742	↑
Quarter ending March 2018	4,891	↑
<b>Variance since March 2017</b>	<b>30.8%</b>	<b>↑</b>



### ACTIVITY



Month	Adjusted Scheduled Activity (UDA)	
	2017	2018
April	354	395
May	1,854	1,068
June	2,752	1,648
July	4,297	2,851
August	5,425	3,545
September	6,554	4,274
October	7,161	5,168
November	8,421	6,364
December	9,506	7,463
January	10,038	8,651
February	11,000	11,206
March	11,919	13,898
April	12,229	
May	12,247	
June	12,247	

### QUALITY

	Quantity	Base Number	Contract	AT	Region	England
% of FP17s for the same patient ID Re-attending within 3 months - Children	73	1,269	5.8%	11.5%	12.8%	11.9%
% of FP17s for the same patient ID Re-attending within 3 months - Adults	418	3,994	10.5%	17.1%	16.5%	16.0%
% of FP17s for the same patient ID Re-attending between 3 & 9 months - Children	331	1,269	26.1%	54.2%	59.7%	58.3%
% of FP17s for the same patient ID Re-attending between 3 & 9 months - Adults	1,208	3,994	30.2%	44.4%	52.6%	50.3%
% of FP17s for Band 1 Urgent Courses	365	5,150	7.1%	11.6%	9.1%	9.1%
% of FP17s Relating to Free Repair or Replacements	41	5,150	0.8%	0.9%	1.0%	0.8%
% of FP17s Relating to Continuations	19	5,150	0.4%	1.3%	1.2%	1.0%
% of Patients satisfied with the dentistry they have received	7	7	N/A	90.5%	91.6%	91.5%
% of Patients satisfied with the time they had to wait for an appointment	7	7	N/A	87.7%	88.3%	87.9%

\* This is based on patients treated on this contract for their most recent course of treatment. Figures in italics indicate the base number of FP17s or Patient Questionnaire responses are less than 100. N/A is shown where the base number of responses is less than 10 during the period. % is calculated as Quantity/Base number\*100

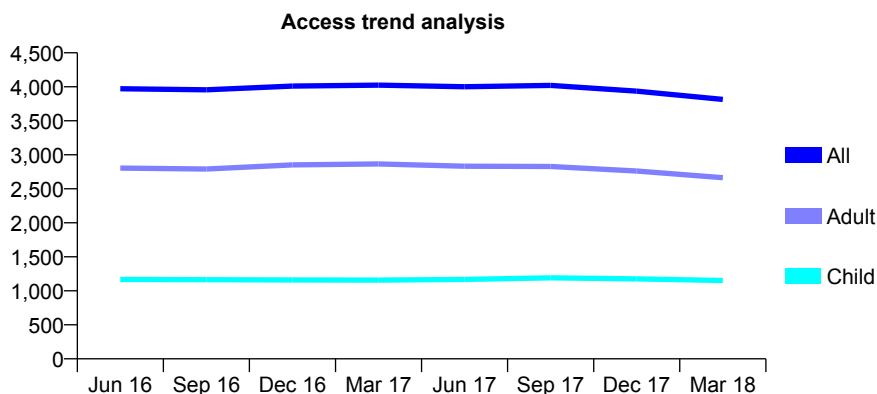
## Q48 - Vital Signs At a Glance Contract Report for 568147/0001 - March 2018

Name or company name	Speke Dental Practice
Contract type name	GDS Contract
Purpose of contract	General
Contract start date	01/04/2006
Contract end date	

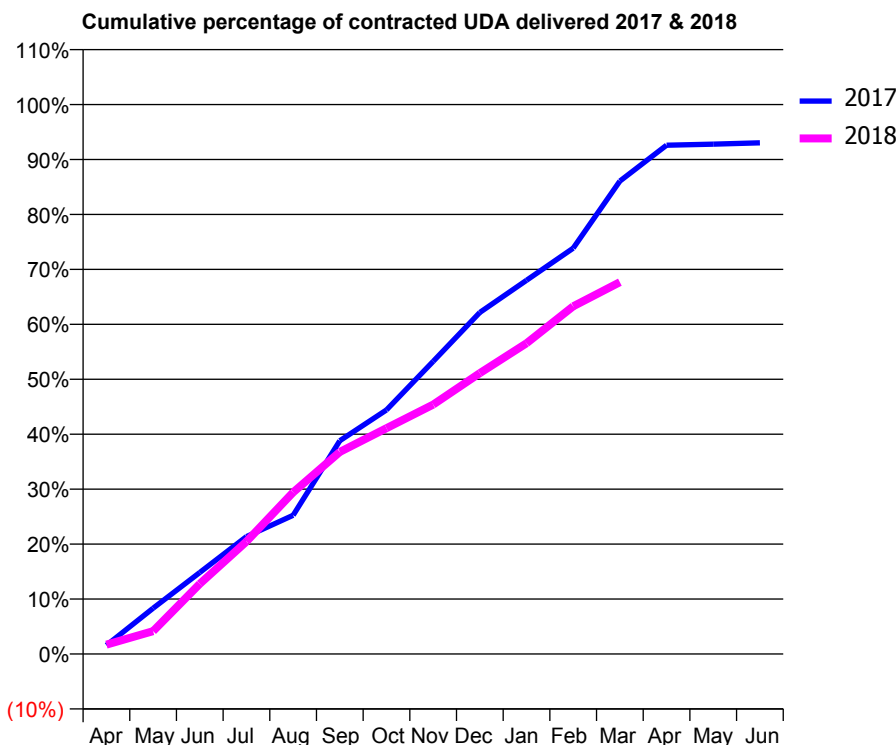
17/18 Contracted general activity (UDA)	11,616
Carry forward general activity (UDA)	0
17/18 Contracted orthodontic activity (UOA)	0
Carry forward orthodontic activity (UOA)	0
Baseline contract value	£299,704.34

### ACCESS\*

Patients seen in 24 months	Total	Change since previous quarter
Quarter ending March 2017	4,024	
Quarter ending June 2017	4,001	→
Quarter ending September 2017	4,020	→
Quarter ending December 2017	3,937	↓
Quarter ending March 2018	3,815	↓
<b>Variance since March 2017</b>	<b>(5.2%)</b>	<b>↓</b>



### ACTIVITY



Month	Adjusted Scheduled Activity (UDA)	
	2017	2018
April	186	199
May	969	483
June	1,724	1,485
July	2,481	2,378
August	2,932	3,419
September	4,508	4,271
October	5,161	4,774
November	6,185	5,272
December	7,221	5,939
January	7,900	6,568
February	8,580	7,349
March	9,996	7,860
April	10,754	
May	10,778	
June	10,806	

### QUALITY

	Quantity	Base Number	Contract	AT	Region	England
% of FP17s for the same patient ID Re-attending within 3 months - Children	140	1,205	11.6%	11.5%	12.8%	11.9%
% of FP17s for the same patient ID Re-attending within 3 months - Adults	713	2,935	24.3%	17.1%	16.5%	16.0%
% of FP17s for the same patient ID Re-attending between 3 & 9 months - Children	441	1,205	36.6%	54.2%	59.7%	58.3%
% of FP17s for the same patient ID Re-attending between 3 & 9 months - Adults	984	2,935	33.5%	44.4%	52.6%	50.3%
% of FP17s for Band 1 Urgent Courses	664	3,803	17.5%	11.6%	9.1%	9.1%
% of FP17s Relating to Free Repair or Replacements	0	3,803	0.0%	0.9%	1.0%	0.8%
% of FP17s Relating to Continuations	0	3,803	0.0%	1.3%	1.2%	1.0%
% of Patients satisfied with the dentistry they have received	2	2	N/A	90.5%	91.6%	91.5%
% of Patients satisfied with the time they had to wait for an appointment	2	2	N/A	87.7%	88.3%	87.9%

\* This is based on patients treated on this contract for their most recent course of treatment. Figures in italics indicate the base number of FP17s or Patient Questionnaire responses are less than 100. N/A is shown where the base number of responses is less than 10 during the period. % is calculated as Quantity/Base number\*100

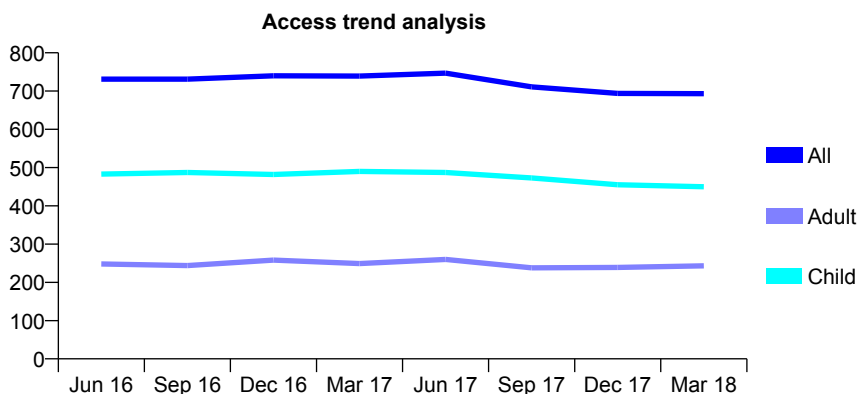
## Q48 - Vital Signs At a Glance Contract Report for 573140/0001 - March 2018

Name or company name	MR MJ FORDE
Contract type name	GDS Contract
Purpose of contract	General
Contract start date	01/04/2006
Contract end date	

17/18 Contracted general activity (UDA)	2,000
Carry forward general activity (UDA)	0
17/18 Contracted orthodontic activity (UOA)	0
Carry forward orthodontic activity (UOA)	0
Baseline contract value	£51,601.98

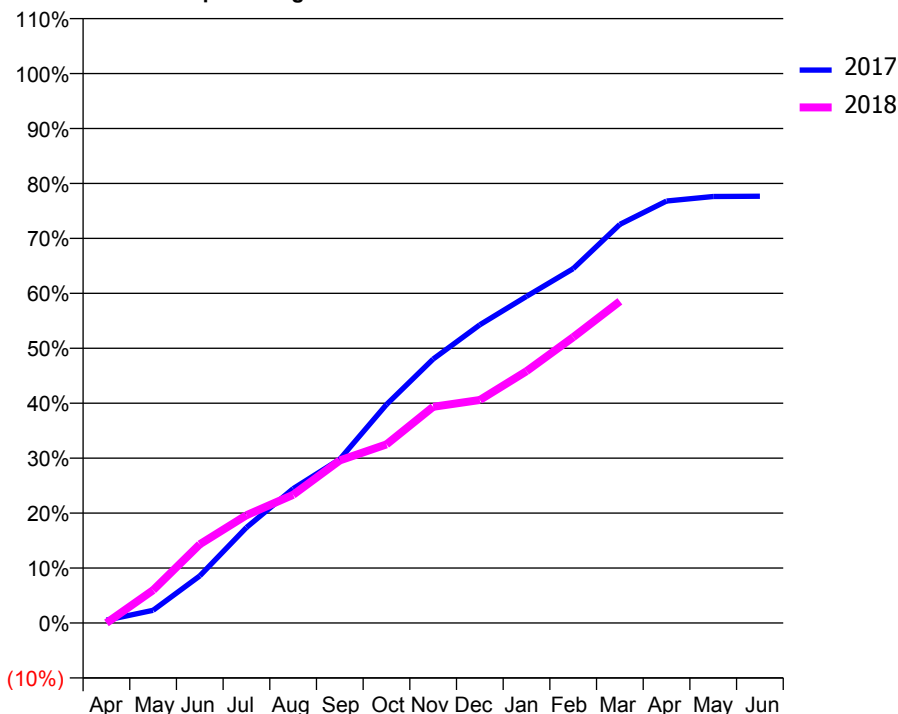
### ACCESS\*

Patients seen in 24 months	Total	Change since previous quarter
Quarter ending March 2017	739	
Quarter ending June 2017	747	→
Quarter ending September 2017	711	↓
Quarter ending December 2017	694	↓
Quarter ending March 2018	693	→
<b>Variance since March 2017</b>	<b>(6.2%)</b>	<b>↓</b>



### ACTIVITY

Cumulative percentage of contracted UDA delivered 2017 & 2018



Month	Adjusted Scheduled Activity (UDA)	
	2017	2018
April	10	0
May	46	120
June	171	286
July	348	393
August	489	467
September	596	592
October	795	650
November	961	787
December	1,086	812
January	1,189	916
February	1,290	1,040
March	1,451	1,171
April	1,536	
May	1,552	
June	1,553	

### QUALITY

	Quantity	Base Number	Contract	AT	Region	England
% of FP17s for the same patient ID Re-attending within 3 months - Children	54	519	10.4%	11.5%	12.8%	11.9%
% of FP17s for the same patient ID Re-attending within 3 months - Adults	12	155	7.7%	17.1%	16.5%	16.0%
% of FP17s for the same patient ID Re-attending between 3 & 9 months - Children	170	519	32.8%	54.2%	59.7%	58.3%
% of FP17s for the same patient ID Re-attending between 3 & 9 months - Adults	41	155	26.5%	44.4%	52.6%	50.3%
% of FP17s for Band 1 Urgent Courses	55	616	8.9%	11.6%	9.1%	9.1%
% of FP17s Relating to Free Repair or Replacements	0	616	0.0%	0.9%	1.0%	0.8%
% of FP17s Relating to Continuations	0	616	0.0%	1.3%	1.2%	1.0%
% of Patients satisfied with the dentistry they have received	0	0	N/A	90.5%	91.6%	91.5%
% of Patients satisfied with the time they had to wait for an appointment	0	0	N/A	87.7%	88.3%	87.9%

\* This is based on patients treated on this contract for their most recent course of treatment. Figures in italics indicate the base number of FP17s or Patient Questionnaire responses are less than 100. N/A is shown where the base number of responses is less than 10 during the period. % is calculated as Quantity/Base number\*100

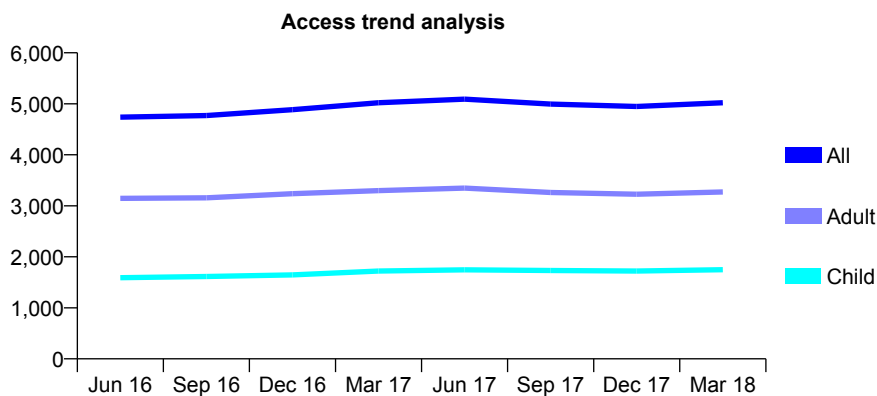
## Q48 - Vital Signs At a Glance Contract Report for 576107/0001 - March 2018

Name or company name	MR NP MARRAY
Contract type name	GDS Contract
Purpose of contract	General
Contract start date	01/04/2006
Contract end date	

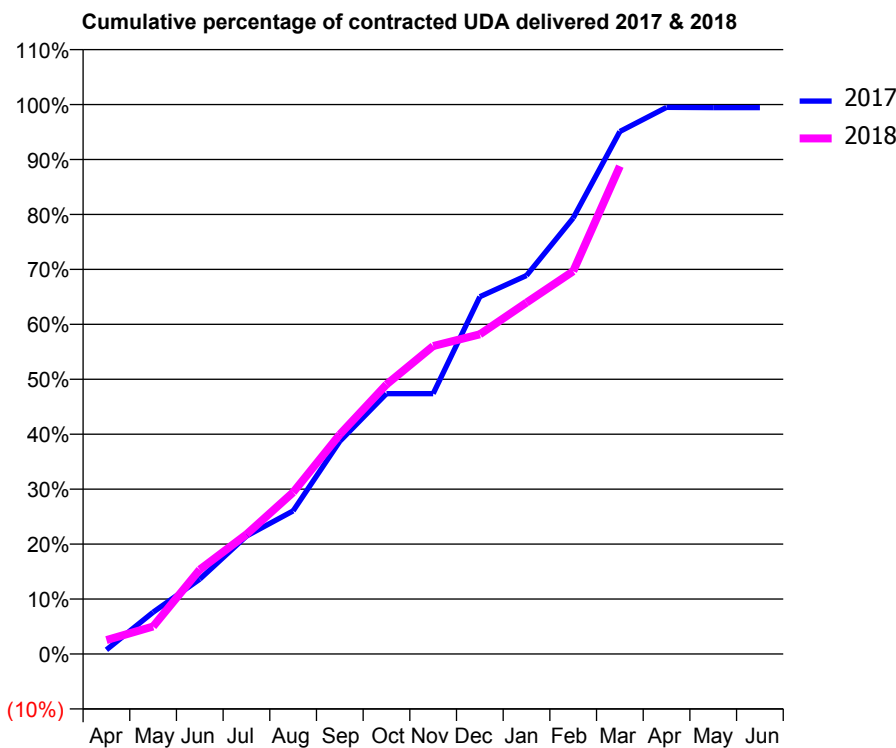
17/18 Contracted general activity (UDA)	13,731
Carry forward general activity (UDA)	77
17/18 Contracted orthodontic activity (UOA)	0
Carry forward orthodontic activity (UOA)	0
Baseline contract value	£354,273.46

### ACCESS\*

Patients seen in 24 months	Total	Change since previous quarter
Quarter ending March 2017	5,021	
Quarter ending June 2017	5,091	→
Quarter ending September 2017	4,994	↓
Quarter ending December 2017	4,948	→
Quarter ending March 2018	5,021	→
<b>Variance since March 2017</b>	<b>0.0%</b>	<b>→</b>



### ACTIVITY



Month	Adjusted Scheduled Activity (UDA)	
	2017	2018
April	105	347
May	1,044	688
June	1,871	2,112
July	2,949	2,990
August	3,575	4,041
September	5,317	5,487
October	6,507	6,735
November	6,507	7,695
December	8,928	7,989
January	9,459	8,781
February	10,895	9,565
March	13,056	12,190
April	13,659	
May	13,654	
June	13,654	

### QUALITY

	Quantity	Base Number	Contract	AT	Region	England
% of FP17s for the same patient ID Re-attending within 3 months - Children	416	2,301	18.1%	11.5%	12.8%	11.9%
% of FP17s for the same patient ID Re-attending within 3 months - Adults	849	3,853	22.0%	17.1%	16.5%	16.0%
% of FP17s for the same patient ID Re-attending between 3 & 9 months - Children	936	2,301	40.7%	54.2%	59.7%	58.3%
% of FP17s for the same patient ID Re-attending between 3 & 9 months - Adults	1,506	3,853	39.1%	44.4%	52.6%	50.3%
% of FP17s for Band 1 Urgent Courses	887	5,892	15.1%	11.6%	9.1%	9.1%
% of FP17s Relating to Free Repair or Replacements	59	5,892	1.0%	0.9%	1.0%	0.8%
% of FP17s Relating to Continuations	1	5,892	0.0%	1.3%	1.2%	1.0%
% of Patients satisfied with the dentistry they have received	0	0	N/A	90.5%	91.6%	91.5%
% of Patients satisfied with the time they had to wait for an appointment	0	0	N/A	87.7%	88.3%	87.9%

\* This is based on patients treated on this contract for their most recent course of treatment. Figures in italics indicate the base number of FP17s or Patient Questionnaire responses are less than 100. N/A is shown where the base number of responses is less than 10 during the period. % is calculated as Quantity/Base number\*100

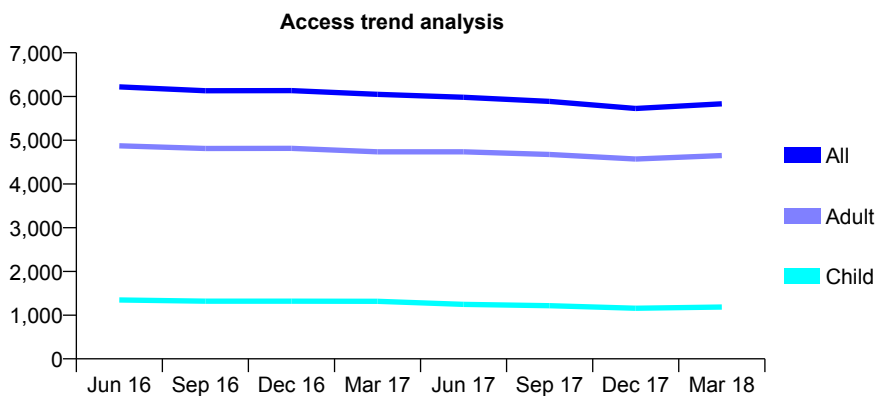
## Q48 - Vital Signs At a Glance Contract Report for 577197/0001 - March 2018

Name or company name	MR JN LEA
Contract type name	PDS Contract
Purpose of contract	General
Contract start date	01/04/2006
Contract end date	31/03/2021

17/18 Contracted general activity (UDA)	18,596
Carry forward general activity (UDA)	0
17/18 Contracted orthodontic activity (UOA)	0
Carry forward orthodontic activity (UOA)	0
Baseline contract value	£629,636.30

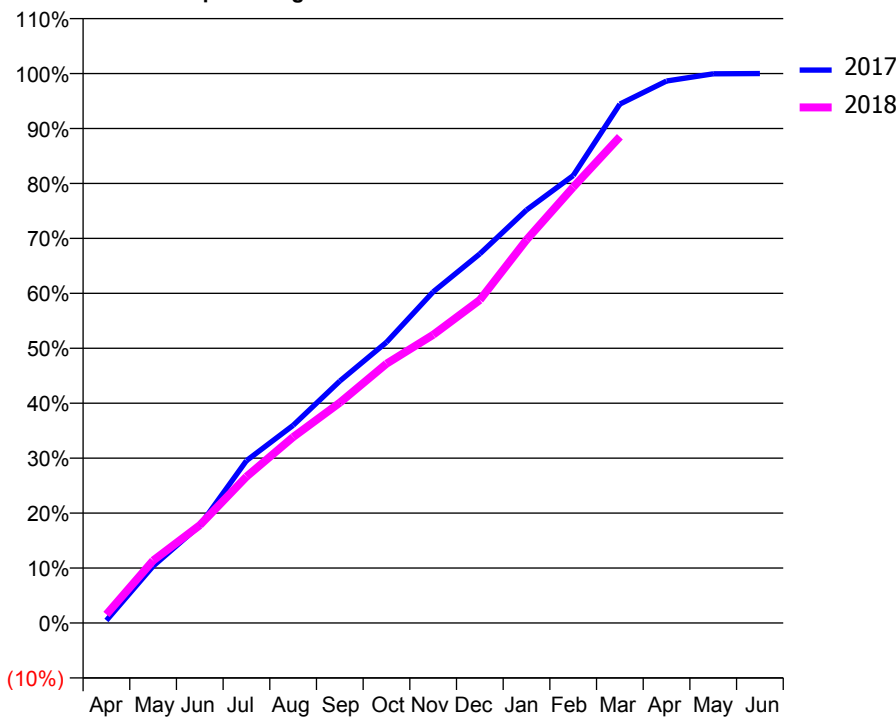
### ACCESS\*

Patients seen in 24 months	Total	Change since previous quarter
Quarter ending March 2017	6,051	
Quarter ending June 2017	5,982	↓
Quarter ending September 2017	5,889	↓
Quarter ending December 2017	5,727	↓
Quarter ending March 2018	5,834	→
<b>Variance since March 2017</b>	<b>(3.6%)</b>	<b>↓</b>



### ACTIVITY

Cumulative percentage of contracted UDA delivered 2017 & 2018



Month	Adjusted Scheduled Activity (UDA)	
	2017	2018
April	91	292
May	1,954	2,113
June	3,351	3,311
July	5,572	4,951
August	6,789	6,292
September	8,309	7,458
October	9,641	8,775
November	11,369	9,755
December	12,677	10,932
January	14,180	12,969
February	15,361	14,752
March	17,816	16,458
April	18,609	
May	18,857	
June	18,866	

### QUALITY

	Quantity	Base Number	Contract	AT	Region	England
% of FP17s for the same patient ID Re-attending within 3 months - Children	249	1,953	12.7%	11.5%	12.8%	11.9%
% of FP17s for the same patient ID Re-attending within 3 months - Adults	1,530	7,583	20.2%	17.1%	16.5%	16.0%
% of FP17s for the same patient ID Re-attending between 3 & 9 months - Children	1,188	1,953	60.8%	54.2%	59.7%	58.3%
% of FP17s for the same patient ID Re-attending between 3 & 9 months - Adults	4,291	7,583	56.6%	44.4%	52.6%	50.3%
% of FP17s for Band 1 Urgent Courses	614	7,913	7.8%	11.6%	9.1%	9.1%
% of FP17s Relating to Free Repair or Replacements	56	7,913	0.7%	0.9%	1.0%	0.8%
% of FP17s Relating to Continuations	316	7,913	4.0%	1.3%	1.2%	1.0%
% of Patients satisfied with the dentistry they have received	5	6	N/A	90.5%	91.6%	91.5%
% of Patients satisfied with the time they had to wait for an appointment	6	6	N/A	87.7%	88.3%	87.9%

\* This is based on patients treated on this contract for their most recent course of treatment. Figures in italics indicate the base number of FP17s or Patient Questionnaire responses are less than 100. N/A is shown where the base number of responses is less than 10 during the period. % is calculated as Quantity/Base number\*100

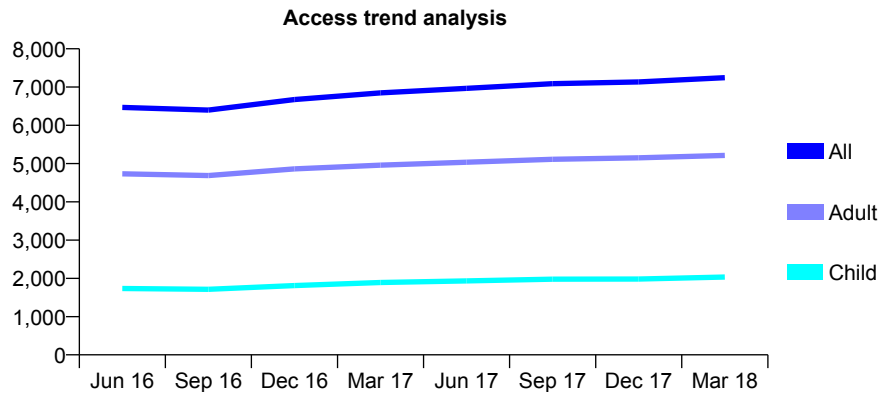
## Q48 - Vital Signs At a Glance Contract Report for 635324/0001 - March 2018

Name or company name	Mr P Geoghegan
Contract type name	GDS Contract
Purpose of contract	General and Orthodontic
Contract start date	01/04/2006
Contract end date	

17/18 Contracted general activity (UDA)	22,067
Carry forward general activity (UDA)	904
17/18 Contracted orthodontic activity (UOA)	0
Carry forward orthodontic activity (UOA)	0
Baseline contract value	£566,141.86

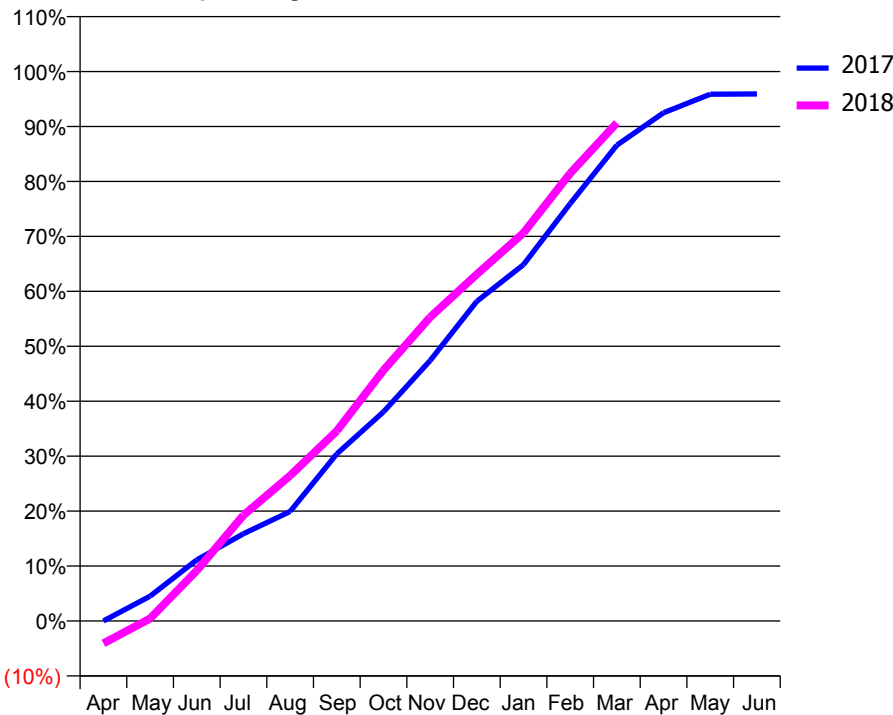
### ACCESS\*

Patients seen in 24 months	Total	Change since previous quarter
Quarter ending March 2017	6,847	
Quarter ending June 2017	6,966	→
Quarter ending September 2017	7,090	→
Quarter ending December 2017	7,133	→
Quarter ending March 2018	7,247	→
<b>Variance since March 2017</b>	<b>5.8%</b>	<b>↑</b>



### ACTIVITY

Cumulative percentage of contracted UDA delivered 2017 & 2018



Month	Adjusted Scheduled Activity (UDA)	
	2017	2018
April	0	-904
May	1,000	101
June	2,457	2,028
July	3,507	4,249
August	4,399	5,841
September	6,712	7,636
October	8,399	10,072
November	10,460	12,204
December	12,836	13,925
January	14,311	15,585
February	16,761	17,979
March	19,108	20,003
April	20,410	
May	21,155	
June	21,163	

### QUALITY

	Quantity	Base Number	Contract	AT	Region	England
% of FP17s for the same patient ID Re-attending within 3 months - Children	263	2,546	10.3%	11.5%	12.8%	11.9%
% of FP17s for the same patient ID Re-attending within 3 months - Adults	974	6,108	15.9%	17.1%	16.5%	16.0%
% of FP17s for the same patient ID Re-attending between 3 & 9 months - Children	1,178	2,546	46.3%	54.2%	59.7%	58.3%
% of FP17s for the same patient ID Re-attending between 3 & 9 months - Adults	2,425	6,108	39.7%	44.4%	52.6%	50.3%
% of FP17s for Band 1 Urgent Courses	986	7,966	12.4%	11.6%	9.1%	9.1%
% of FP17s Relating to Free Repair or Replacements	36	7,966	0.5%	0.9%	1.0%	0.8%
% of FP17s Relating to Continuations	32	7,966	0.4%	1.3%	1.2%	1.0%
% of Patients satisfied with the dentistry they have received	12	12	100.0%	90.5%	91.6%	91.5%
% of Patients satisfied with the time they had to wait for an appointment	11	12	91.7%	87.7%	88.3%	87.9%

\* This is based on patients treated on this contract for their most recent course of treatment. Figures in italics indicate the base number of FP17s or Patient Questionnaire responses are less than 100. N/A is shown where the base number of responses is less than 10 during the period. % is calculated as Quantity/Base number\*100

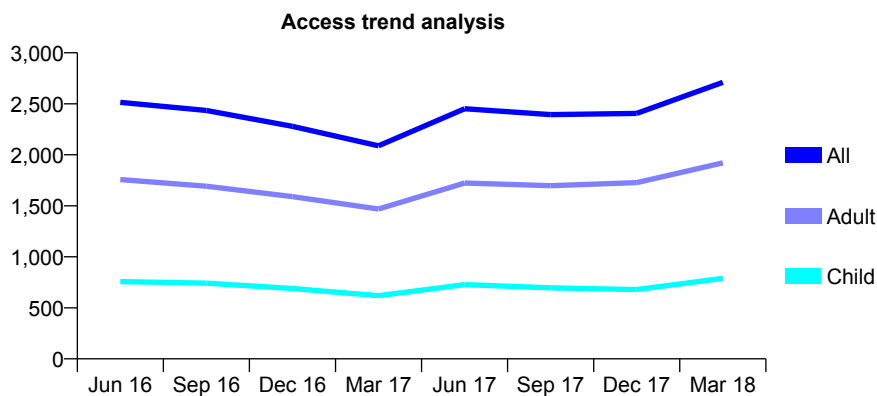
## Q48 - Vital Signs At a Glance Contract Report for 635529/0002 - March 2018

Name or company name	Runcorn Dental Practice
Contract type name	GDS Contract
Purpose of contract	General
Contract start date	01/04/2006
Contract end date	

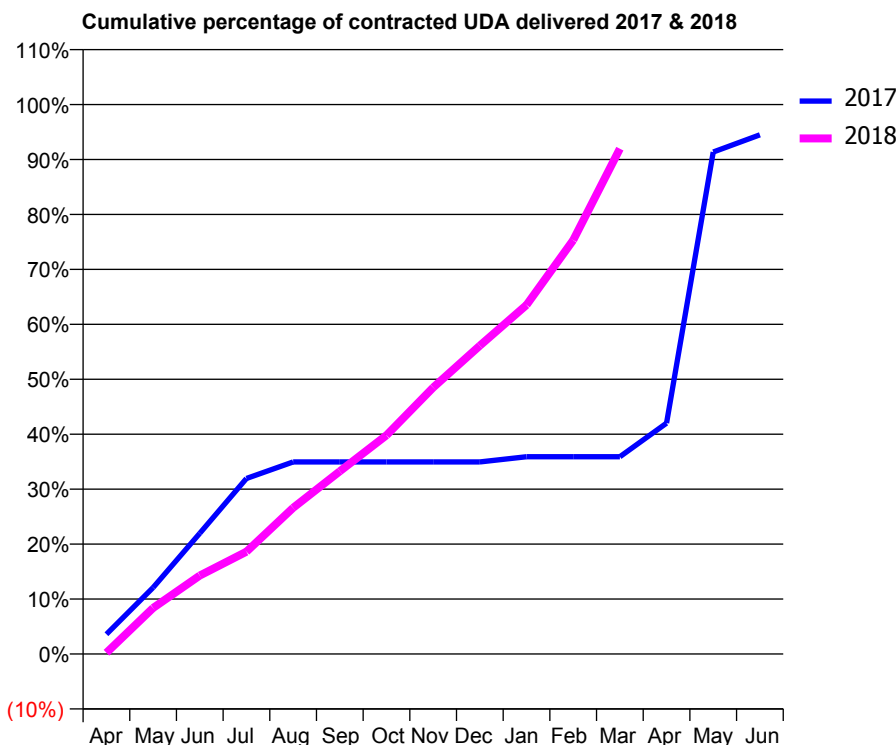
17/18 Contracted general activity (UDA)	7,175
Carry forward general activity (UDA)	0
17/18 Contracted orthodontic activity (UOA)	0
Carry forward orthodontic activity (UOA)	0
Baseline contract value	£252,705.29

### ACCESS\*

Patients seen in 24 months	Total	Change since previous quarter
Quarter ending March 2017	2,088	
Quarter ending June 2017	2,451	↑
Quarter ending September 2017	2,394	↓
Quarter ending December 2017	2,406	→
Quarter ending March 2018	2,710	↑
<b>Variance since March 2017</b>	<b>29.8%</b>	<b>↑</b>



### ACTIVITY



Month	Adjusted Scheduled Activity (UDA)	
	2017	2018
April	245	16
May	823	601
June	1,494	1,024
July	2,172	1,336
August	2,377	1,909
September	2,377	2,386
October	2,377	2,856
November	2,377	3,480
December	2,377	4,026
January	2,441	4,557
February	2,441	5,403
March	2,441	6,598
April	2,857	
May	6,212	
June	6,425	

### QUALITY

	Quantity	Base Number	Contract	AT	Region	England
% of FP17s for the same patient ID Re-attending within 3 months - Children	91	1,418	6.4%	11.5%	12.8%	11.9%
% of FP17s for the same patient ID Re-attending within 3 months - Adults	521	3,381	15.4%	17.1%	16.5%	16.0%
% of FP17s for the same patient ID Re-attending between 3 & 9 months - Children	553	1,418	39.0%	54.2%	59.7%	58.3%
% of FP17s for the same patient ID Re-attending between 3 & 9 months - Adults	1,059	3,381	31.3%	44.4%	52.6%	50.3%
% of FP17s for Band 1 Urgent Courses	393	2,940	13.4%	11.6%	9.1%	9.1%
% of FP17s Relating to Free Repair or Replacements	9	2,940	0.3%	0.9%	1.0%	0.8%
% of FP17s Relating to Continuations	20	2,940	0.7%	1.3%	1.2%	1.0%
% of Patients satisfied with the dentistry they have received	6	7	N/A	90.5%	91.6%	91.5%
% of Patients satisfied with the time they had to wait for an appointment	6	7	N/A	87.7%	88.3%	87.9%

\* This is based on patients treated on this contract for their most recent course of treatment. Figures in italics indicate the base number of FP17s or Patient Questionnaire responses are less than 100. N/A is shown where the base number of responses is less than 10 during the period. % is calculated as Quantity/Base number\*100

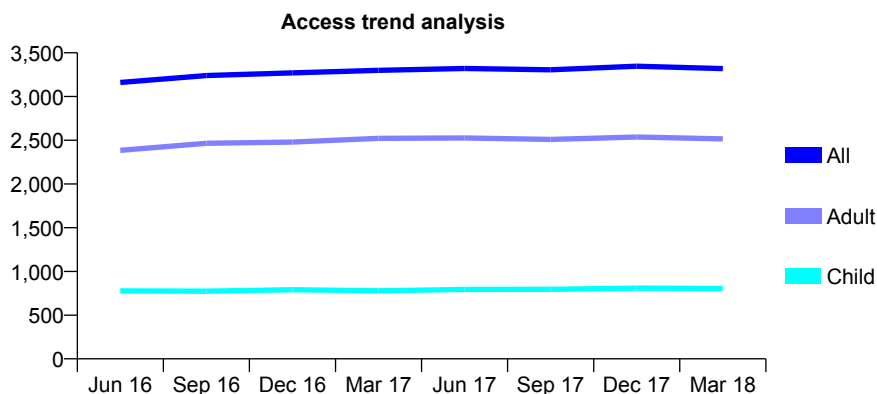
## Q48 - Vital Signs At a Glance Contract Report for 644048/0001 - March 2018

Name or company name	MR KL NEO
Contract type name	GDS Contract
Purpose of contract	General
Contract start date	01/04/2006
Contract end date	

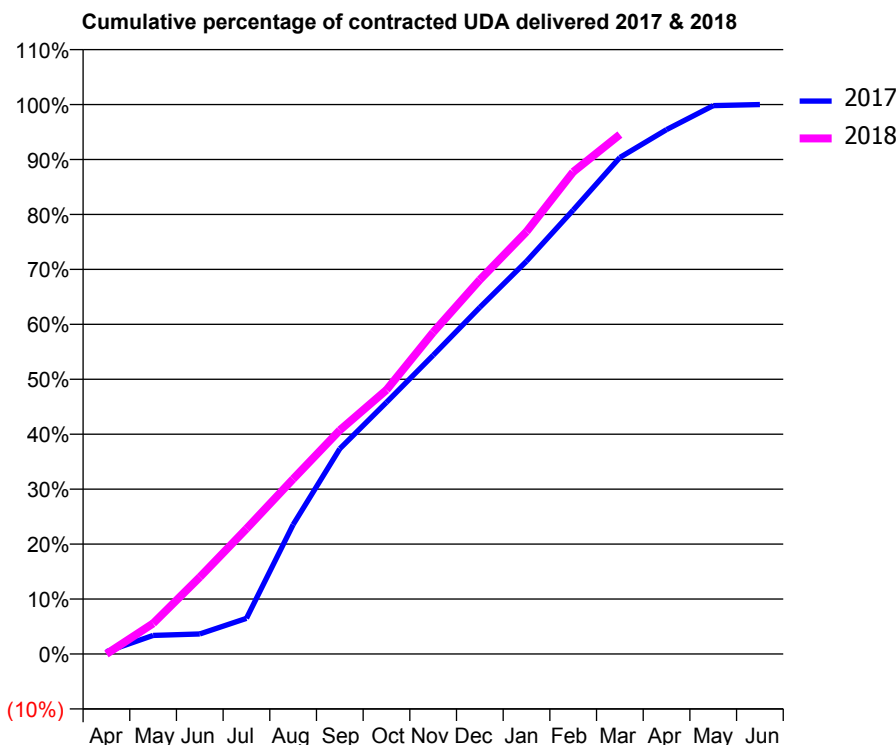
17/18 Contracted general activity (UDA)	14,079
Carry forward general activity (UDA)	0
17/18 Contracted orthodontic activity (UOA)	0
Carry forward orthodontic activity (UOA)	0
Baseline contract value	£346,295.91

### ACCESS\*

Patients seen in 24 months	Total	Change since previous quarter
Quarter ending March 2017	3,300	
Quarter ending June 2017	3,321	→
Quarter ending September 2017	3,306	→
Quarter ending December 2017	3,346	→
Quarter ending March 2018	3,320	→
<b>Variance since March 2017</b>	<b>0.6%</b>	<b>→</b>



### ACTIVITY



Month	Adjusted Scheduled Activity (UDA)	
	2017	2018
April	62	0
May	486	784
June	524	1,970
July	932	3,211
August	3,375	4,483
September	5,355	5,735
October	6,564	6,766
November	7,793	8,241
December	9,041	9,589
January	10,246	10,821
February	11,580	12,353
March	12,951	13,309
April	13,678	
May	14,306	
June	14,334	

### QUALITY

	Quantity	Base Number	Contract	AT	Region	England
% of FP17s for the same patient ID Re-attending within 3 months - Children	61	909	6.7%	11.5%	12.8%	11.9%
% of FP17s for the same patient ID Re-attending within 3 months - Adults	505	2,766	18.3%	17.1%	16.5%	16.0%
% of FP17s for the same patient ID Re-attending between 3 & 9 months - Children	327	909	36.0%	54.2%	59.7%	58.3%
% of FP17s for the same patient ID Re-attending between 3 & 9 months - Adults	944	2,766	34.1%	44.4%	52.6%	50.3%
% of FP17s for Band 1 Urgent Courses	418	3,361	12.4%	11.6%	9.1%	9.1%
% of FP17s Relating to Free Repair or Replacements	57	3,361	1.7%	0.9%	1.0%	0.8%
% of FP17s Relating to Continuations	40	3,361	1.2%	1.3%	1.2%	1.0%
% of Patients satisfied with the dentistry they have received	5	5	N/A	90.5%	91.6%	91.5%
% of Patients satisfied with the time they had to wait for an appointment	4	5	N/A	87.7%	88.3%	87.9%

\* This is based on patients treated on this contract for their most recent course of treatment. Figures in italics indicate the base number of FP17s or Patient Questionnaire responses are less than 100. N/A is shown where the base number of responses is less than 10 during the period. % is calculated as Quantity/Base number\*100



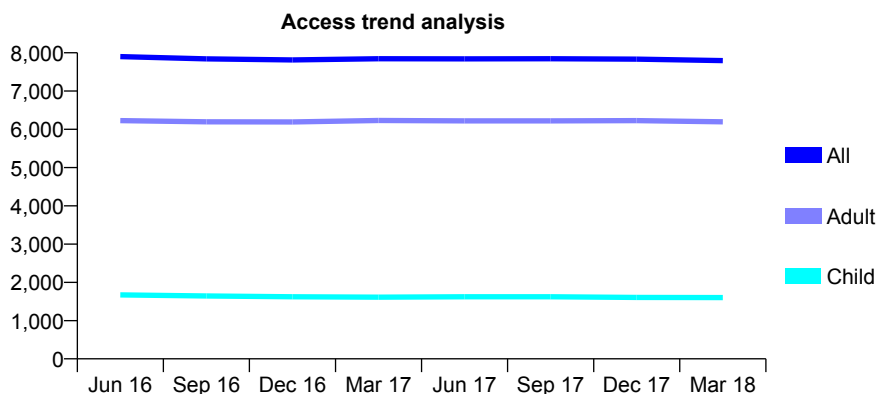
## Q48 - Vital Signs At a Glance Contract Report for 644935/0001 - March 2018

Name or company name	MR DA CALDWELL
Contract type name	GDS Contract
Purpose of contract	General
Contract start date	01/05/2008
Contract end date	

17/18 Contracted general activity (UDA)	25,000
Carry forward general activity (UDA)	0
17/18 Contracted orthodontic activity (UOA)	0
Carry forward orthodontic activity (UOA)	0
Baseline contract value	£658,764.44

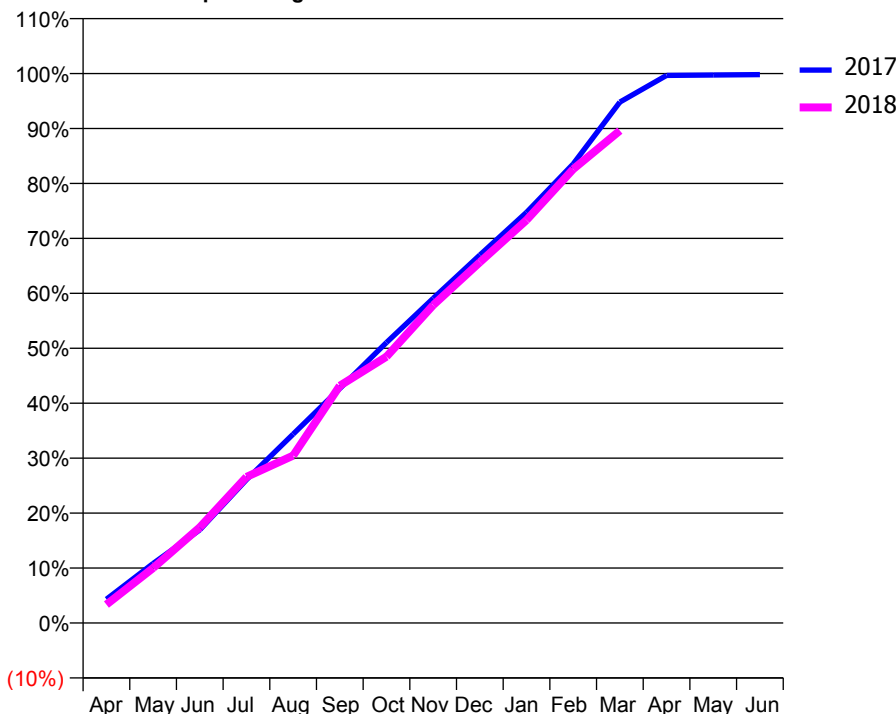
### ACCESS\*

Patients seen in 24 months	Total	Change since previous quarter
Quarter ending March 2017	7,845	
Quarter ending June 2017	7,843	→
Quarter ending September 2017	7,845	→
Quarter ending December 2017	7,835	→
Quarter ending March 2018	7,796	→
<b>Variance since March 2017</b>	<b>(0.6%)</b>	→



### ACTIVITY

Cumulative percentage of contracted UDA delivered 2017 & 2018



Month	Adjusted Scheduled Activity (UDA)	
	2017	2018
April	1,085	841
May	2,710	2,502
June	4,238	4,353
July	6,516	6,644
August	8,595	7,616
September	10,669	10,793
October	12,759	12,116
November	14,768	14,459
December	16,740	16,413
January	18,681	18,328
February	20,883	20,649
March	23,698	22,402
April	24,912	
May	24,930	
June	24,952	

### QUALITY

	Quantity	Base Number	Contract	AT	Region	England
% of FP17s for the same patient ID Re-attending within 3 months - Children	202	2,786	7.3%	11.5%	12.8%	11.9%
% of FP17s for the same patient ID Re-attending within 3 months - Adults	1,453	8,485	17.1%	17.1%	16.5%	16.0%
% of FP17s for the same patient ID Re-attending between 3 & 9 months - Children	1,777	2,786	63.8%	54.2%	59.7%	58.3%
% of FP17s for the same patient ID Re-attending between 3 & 9 months - Adults	3,912	8,485	46.1%	44.4%	52.6%	50.3%
% of FP17s for Band 1 Urgent Courses	1,104	10,792	10.2%	11.6%	9.1%	9.1%
% of FP17s Relating to Free Repair or Replacements	138	10,792	1.3%	0.9%	1.0%	0.8%
% of FP17s Relating to Continuations	210	10,792	1.9%	1.3%	1.2%	1.0%
% of Patients satisfied with the dentistry they have received	13	15	86.7%	90.5%	91.6%	91.5%
% of Patients satisfied with the time they had to wait for an appointment	12	15	80.0%	87.7%	88.3%	87.9%

\* This is based on patients treated on this contract for their most recent course of treatment. Figures in italics indicate the base number of FP17s or Patient Questionnaire responses are less than 100. N/A is shown where the base number of responses is less than 10 during the period. % is calculated as Quantity/Base number\*100

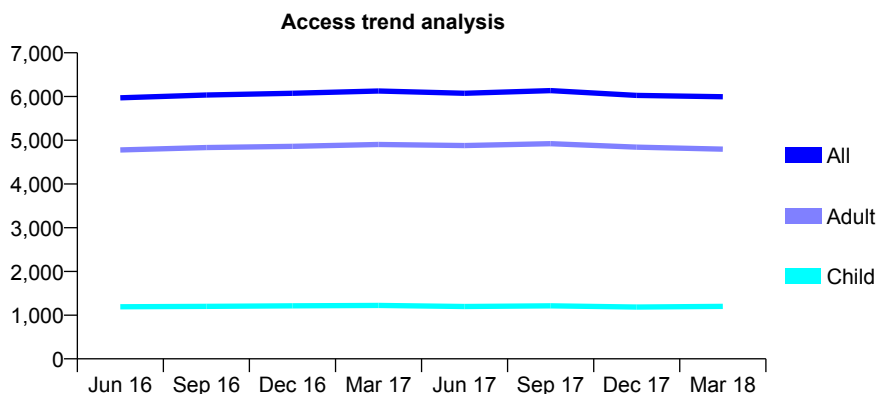
## Q48 - Vital Signs At a Glance Contract Report for 651621/0001 - March 2018

Name or company name	MRS A CHAMBERS
Contract type name	GDS Contract
Purpose of contract	General
Contract start date	01/04/2006
Contract end date	

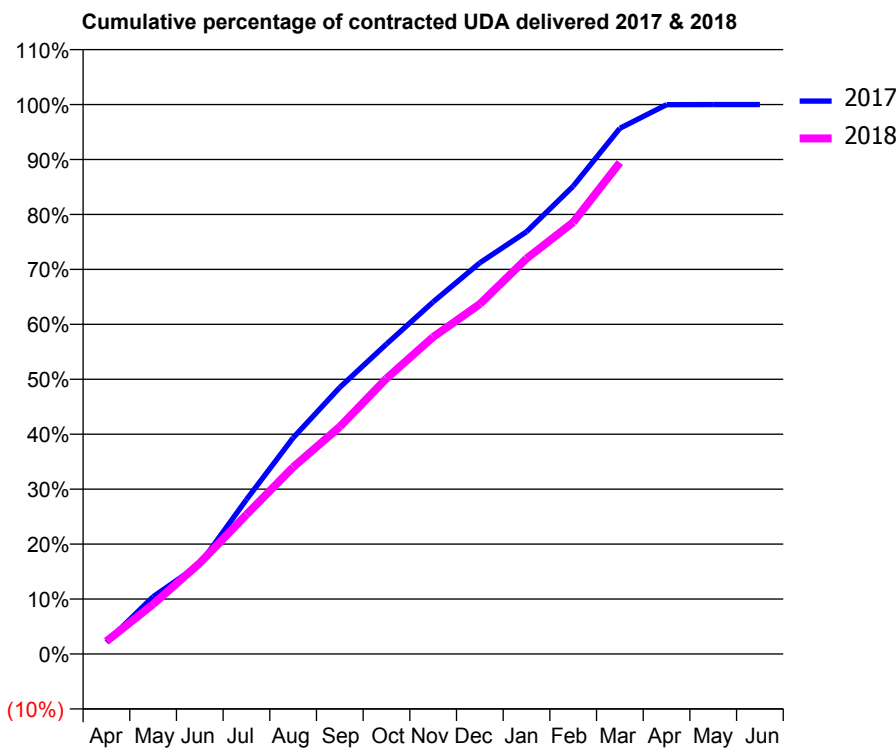
17/18 Contracted general activity (UDA)	15,988
Carry forward general activity (UDA)	0
17/18 Contracted orthodontic activity (UOA)	0
Carry forward orthodontic activity (UOA)	0
Baseline contract value	£376,562.72

### ACCESS\*

Patients seen in 24 months	Total	Change since previous quarter
Quarter ending March 2017	6,125	
Quarter ending June 2017	6,075	→
Quarter ending September 2017	6,134	→
Quarter ending December 2017	6,025	↓
Quarter ending March 2018	5,995	→
<b>Variance since March 2017</b>	<b>(2.1%)</b>	<b>↓</b>



### ACTIVITY



Month	Adjusted Scheduled Activity (UDA)	
	2017	2018
April	350	369
May	1,689	1,450
June	2,652	2,650
July	4,560	4,056
August	6,386	5,436
September	7,873	6,614
October	9,151	8,016
November	10,398	9,224
December	11,551	10,183
January	12,466	11,506
February	13,815	12,559
March	15,521	14,297
April	16,218	
May	16,222	
June	16,225	

### QUALITY

	Quantity	Base Number	Contract	AT	Region	England
% of FP17s for the same patient ID Re-attending within 3 months - Children	109	1,530	7.1%	11.5%	12.8%	11.9%
% of FP17s for the same patient ID Re-attending within 3 months - Adults	595	5,215	11.4%	17.1%	16.5%	16.0%
% of FP17s for the same patient ID Re-attending between 3 & 9 months - Children	688	1,530	45.0%	54.2%	59.7%	58.3%
% of FP17s for the same patient ID Re-attending between 3 & 9 months - Adults	1,959	5,215	37.6%	44.4%	52.6%	50.3%
% of FP17s for Band 1 Urgent Courses	370	5,988	6.2%	11.6%	9.1%	9.1%
% of FP17s Relating to Free Repair or Replacements	57	5,988	1.0%	0.9%	1.0%	0.8%
% of FP17s Relating to Continuations	105	5,988	1.8%	1.3%	1.2%	1.0%
% of Patients satisfied with the dentistry they have received	17	19	89.5%	90.5%	91.6%	91.5%
% of Patients satisfied with the time they had to wait for an appointment	18	19	94.7%	87.7%	88.3%	87.9%

\* This is based on patients treated on this contract for their most recent course of treatment. Figures in italics indicate the base number of FP17s or Patient Questionnaire responses are less than 100. N/A is shown where the base number of responses is less than 10 during the period. % is calculated as Quantity/Base number\*100

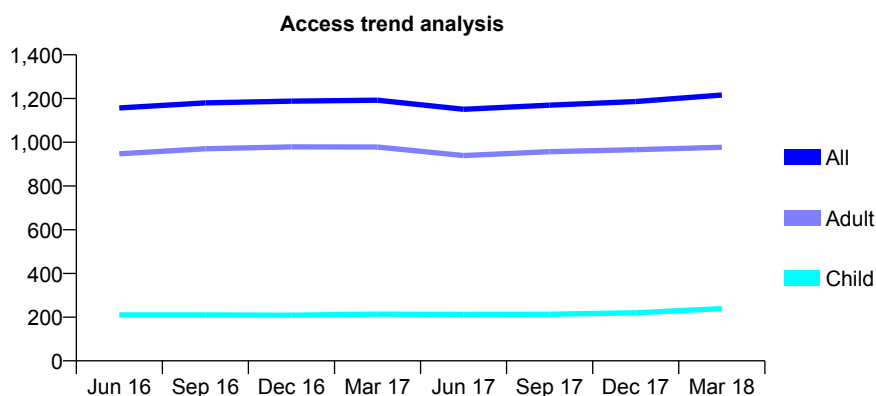
## Q48 - Vital Signs At a Glance Contract Report for 659975/0001 - March 2018

Name or company name	MR RP VIJAYANARAYANAN
Contract type name	GDS Contract
Purpose of contract	General
Contract start date	01/04/2006
Contract end date	

17/18 Contracted general activity (UDA)	4,239
Carry forward general activity (UDA)	0
17/18 Contracted orthodontic activity (UOA)	0
Carry forward orthodontic activity (UOA)	0
Baseline contract value	£206,241.97

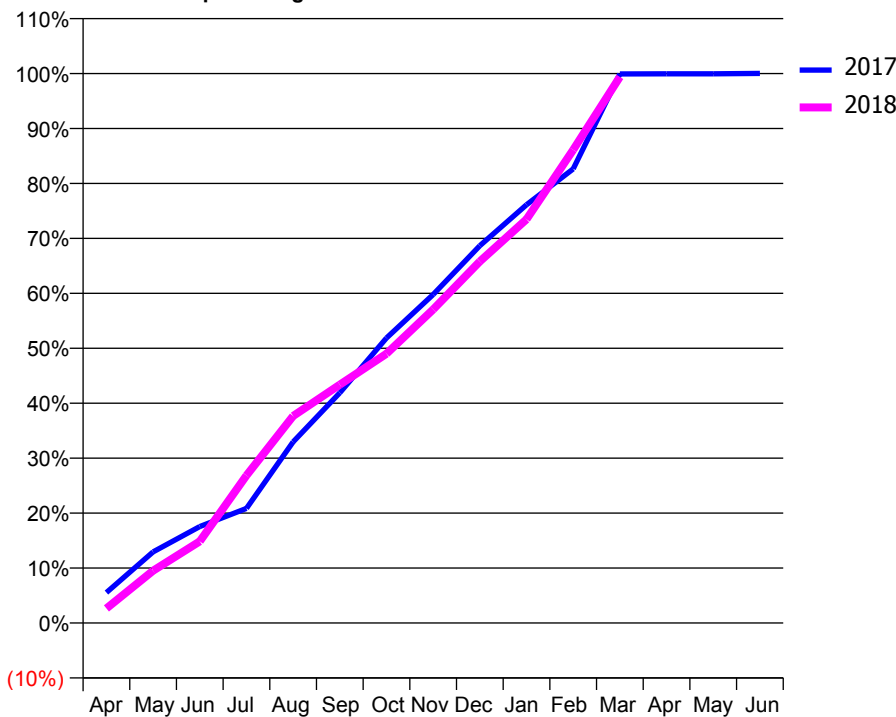
### ACCESS\*

Patients seen in 24 months	Total	Change since previous quarter
Quarter ending March 2017	1,192	
Quarter ending June 2017	1,151	↓
Quarter ending September 2017	1,170	→
Quarter ending December 2017	1,186	→
Quarter ending March 2018	1,216	↑
<b>Variance since March 2017</b>	<b>2.0%</b>	<b>↑</b>



### ACTIVITY

Cumulative percentage of contracted UDA delivered 2017 & 2018



Month	Adjusted Scheduled Activity (UDA)	
	2017	2018
April	235	112
May	550	403
June	746	630
July	886	1,138
August	1,399	1,597
September	1,779	1,839
October	2,202	2,077
November	2,538	2,419
December	2,915	2,789
January	3,231	3,115
February	3,508	3,650
March	4,241	4,213
April	4,242	
May	4,242	
June	4,245	

### QUALITY

	Quantity	Base Number	Contract	AT	Region	England
% of FP17s for the same patient ID Re-attending within 3 months - Children	10	302	3.3%	11.5%	12.8%	11.9%
% of FP17s for the same patient ID Re-attending within 3 months - Adults	83	1,126	7.4%	17.1%	16.5%	16.0%
% of FP17s for the same patient ID Re-attending between 3 & 9 months - Children	132	302	43.7%	54.2%	59.7%	58.3%
% of FP17s for the same patient ID Re-attending between 3 & 9 months - Adults	528	1,126	46.9%	44.4%	52.6%	50.3%
% of FP17s for Band 1 Urgent Courses	28	1,429	2.0%	11.6%	9.1%	9.1%
% of FP17s Relating to Free Repair or Replacements	0	1,429	0.0%	0.9%	1.0%	0.8%
% of FP17s Relating to Continuations	0	1,429	0.0%	1.3%	1.2%	1.0%
% of Patients satisfied with the dentistry they have received	0	0	N/A	90.5%	91.6%	91.5%
% of Patients satisfied with the time they had to wait for an appointment	0	0	N/A	87.7%	88.3%	87.9%

\* This is based on patients treated on this contract for their most recent course of treatment. Figures in italics indicate the base number of FP17s or Patient Questionnaire responses are less than 100. N/A is shown where the base number of responses is less than 10 during the period. % is calculated as Quantity/Base number\*100

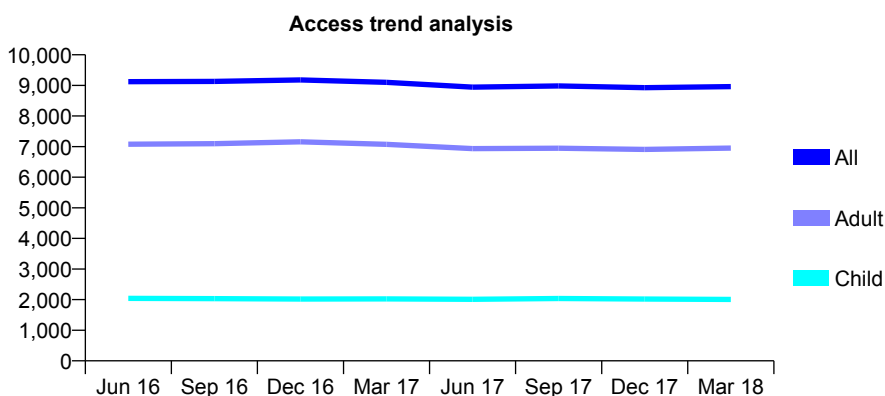
## Q48 - Vital Signs At a Glance Contract Report for 672971/0003 - March 2018

Name or company name	MR SA CHU
Contract type name	GDS Contract
Purpose of contract	General
Contract start date	02/01/2013
Contract end date	

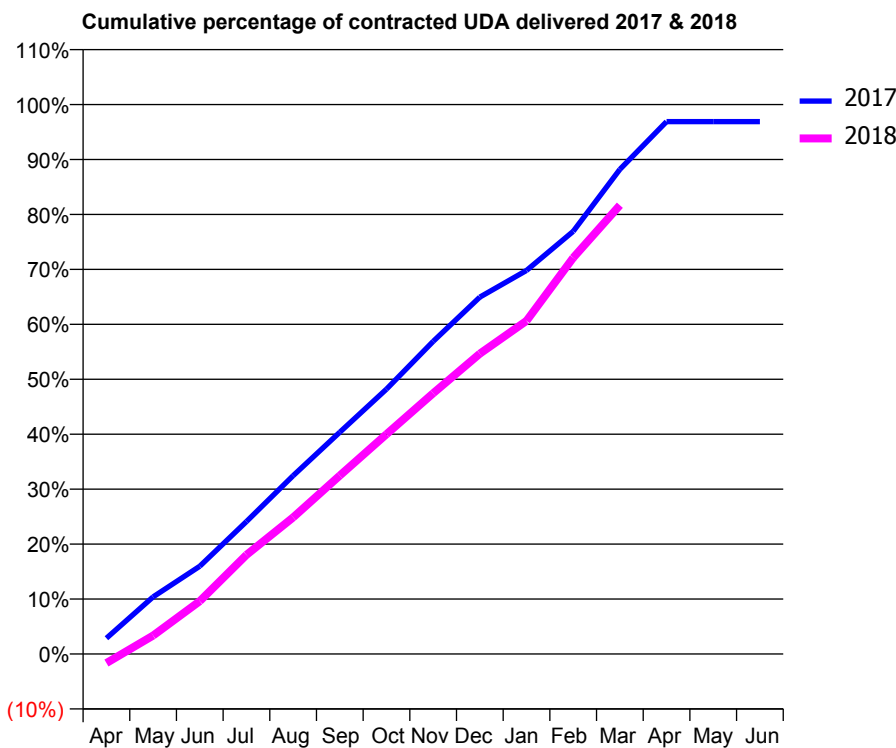
17/18 Contracted general activity (UDA)	35,573
Carry forward general activity (UDA)	1,140
17/18 Contracted orthodontic activity (UOA)	0
Carry forward orthodontic activity (UOA)	0
Baseline contract value	£917,822.98

### ACCESS\*

Patients seen in 24 months	Total	Change since previous quarter
Quarter ending March 2017	9,099	
Quarter ending June 2017	8,945	↓
Quarter ending September 2017	8,982	→
Quarter ending December 2017	8,927	→
Quarter ending March 2018	8,960	→
<b>Variance since March 2017</b>	<b>(1.5%)</b>	<b>↓</b>



### ACTIVITY



Month	Adjusted Scheduled Activity (UDA)	
	2017	2018
April	1,021	-587
May	3,702	1,197
June	5,683	3,425
July	8,577	6,421
August	11,543	8,845
September	14,363	11,554
October	17,147	14,231
November	20,239	16,881
December	23,109	19,441
January	24,833	21,564
February	27,363	25,651
March	31,372	29,049
April	34,469	
May	34,468	
June	34,469	

### QUALITY

	Quantity	Base Number	Contract	AT	Region	England
% of FP17s for the same patient ID Re-attending within 3 months - Children	219	2,340	9.4%	11.5%	12.8%	11.9%
% of FP17s for the same patient ID Re-attending within 3 months - Adults	1,550	8,222	18.9%	17.1%	16.5%	16.0%
% of FP17s for the same patient ID Re-attending between 3 & 9 months - Children	896	2,340	38.3%	54.2%	59.7%	58.3%
% of FP17s for the same patient ID Re-attending between 3 & 9 months - Adults	3,122	8,222	38.0%	44.4%	52.6%	50.3%
% of FP17s for Band 1 Urgent Courses	1,889	9,914	19.1%	11.6%	9.1%	9.1%
% of FP17s Relating to Free Repair or Replacements	258	9,914	2.6%	0.9%	1.0%	0.8%
% of FP17s Relating to Continuations	49	9,914	0.5%	1.3%	1.2%	1.0%
% of Patients satisfied with the dentistry they have received	15	16	93.8%	90.5%	91.6%	91.5%
% of Patients satisfied with the time they had to wait for an appointment	15	16	93.8%	87.7%	88.3%	87.9%

\* This is based on patients treated on this contract for their most recent course of treatment. Figures in italics indicate the base number of FP17s or Patient Questionnaire responses are less than 100. N/A is shown where the base number of responses is less than 10 during the period. % is calculated as Quantity/Base number\*100

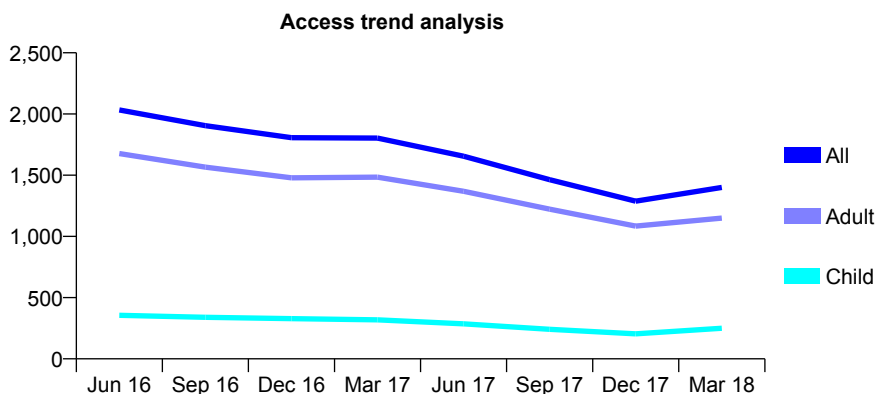
## Q48 - Vital Signs At a Glance Contract Report for 674699/0001 - March 2018

Name or company name	MR AA DIRIR
Contract type name	GDS Contract
Purpose of contract	General
Contract start date	01/04/2006
Contract end date	

17/18 Contracted general activity (UDA)	5,213
Carry forward general activity (UDA)	0
17/18 Contracted orthodontic activity (UOA)	0
Carry forward orthodontic activity (UOA)	0
Baseline contract value	£89,667.04

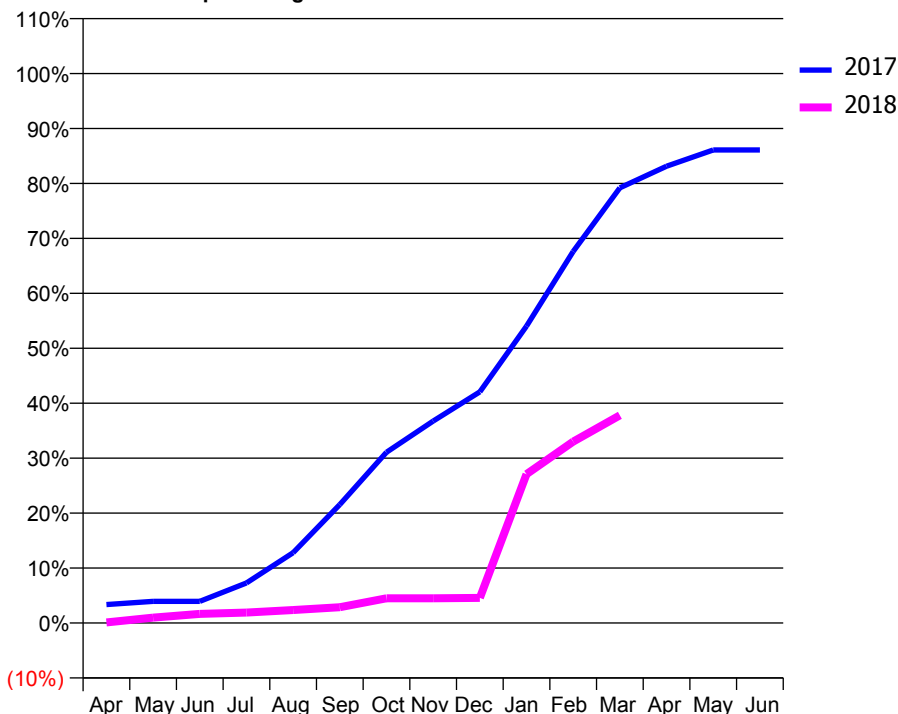
### ACCESS\*

Patients seen in 24 months	Total	Change since previous quarter
Quarter ending March 2017	1,803	
Quarter ending June 2017	1,655	↓
Quarter ending September 2017	1,464	↓
Quarter ending December 2017	1,288	↓
Quarter ending March 2018	1,400	↑
<b>Variance since March 2017</b>	<b>(22.4%)</b>	<b>↓</b>



### ACTIVITY

Cumulative percentage of contracted UDA delivered 2017 & 2018



Month	Adjusted Scheduled Activity (UDA)	
	2017	2018
April	175	6
May	205	51
June	205	87
July	380	99
August	667	123
September	1,123	150
October	1,620	235
November	1,916	235
December	2,193	238
January	2,816	1,412
February	3,525	1,721
March	4,129	1,970
April	4,334	
May	4,488	
June	4,488	

### QUALITY

	Quantity	Base Number	Contract	AT	Region	England
% of FP17s for the same patient ID Re-attending within 3 months - Children	7	229	3.1%	11.5%	12.8%	11.9%
% of FP17s for the same patient ID Re-attending within 3 months - Adults	58	837	6.9%	17.1%	16.5%	16.0%
% of FP17s for the same patient ID Re-attending between 3 & 9 months - Children	48	229	21.0%	54.2%	59.7%	58.3%
% of FP17s for the same patient ID Re-attending between 3 & 9 months - Adults	182	837	21.7%	44.4%	52.6%	50.3%
% of FP17s for Band 1 Urgent Courses	21	927	2.3%	11.6%	9.1%	9.1%
% of FP17s Relating to Free Repair or Replacements	8	927	0.9%	0.9%	1.0%	0.8%
% of FP17s Relating to Continuations	9	927	1.0%	1.3%	1.2%	1.0%
% of Patients satisfied with the dentistry they have received	1	1	N/A	90.5%	91.6%	91.5%
% of Patients satisfied with the time they had to wait for an appointment	0	1	N/A	87.7%	88.3%	87.9%

\* This is based on patients treated on this contract for their most recent course of treatment. Figures in italics indicate the base number of FP17s or Patient Questionnaire responses are less than 100. N/A is shown where the base number of responses is less than 10 during the period. % is calculated as Quantity/Base number\*100

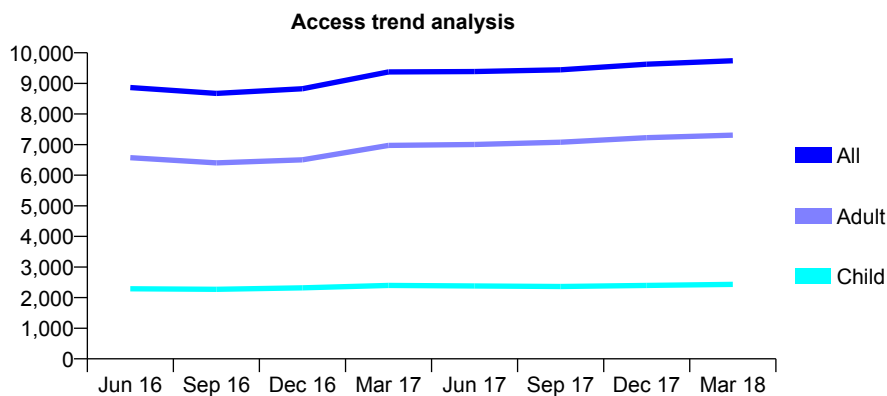
## Q48 - Vital Signs At a Glance Contract Report for 682365/0002 - March 2018

Name or company name	MR QM JAFFRI
Contract type name	PDS Contract
Purpose of contract	General
Contract start date	01/04/2006
Contract end date	31/03/2021

17/18 Contracted general activity (UDA)	26,521
Carry forward general activity (UDA)	0
17/18 Contracted orthodontic activity (UOA)	0
Carry forward orthodontic activity (UOA)	0
Baseline contract value	£779,069.06

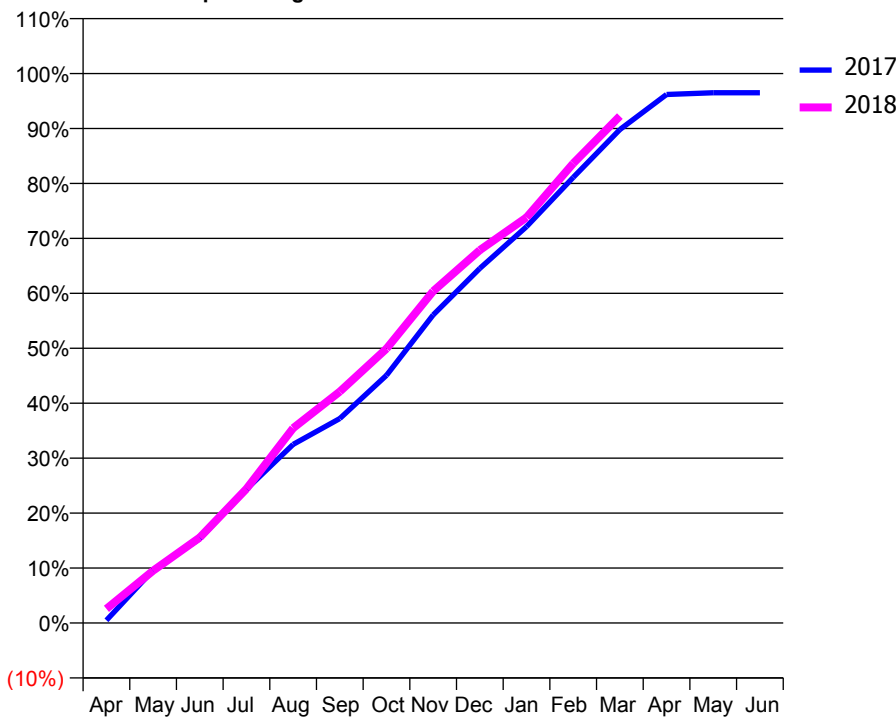
### ACCESS\*

Patients seen in 24 months	Total	Change since previous quarter
Quarter ending March 2017	9,373	
Quarter ending June 2017	9,386	→
Quarter ending September 2017	9,444	→
Quarter ending December 2017	9,627	→
Quarter ending March 2018	9,741	→
<b>Variance since March 2017</b>	<b>3.9%</b>	<b>↑</b>



### ACTIVITY

Cumulative percentage of contracted UDA delivered 2017 & 2018



Month	Adjusted Scheduled Activity (UDA)	
	2017	2018
April	130	684
May	2,554	2,527
June	4,071	4,126
July	6,457	6,481
August	8,619	9,403
September	9,869	11,172
October	11,952	13,244
November	14,868	16,013
December	17,113	17,995
January	19,130	19,576
February	21,507	22,178
March	23,815	24,467
April	25,509	
May	25,595	
June	25,595	

### QUALITY

	Quantity	Base Number	Contract	AT	Region	England
% of FP17s for the same patient ID Re-attending within 3 months - Children	288	4,096	7.0%	11.5%	12.8%	11.9%
% of FP17s for the same patient ID Re-attending within 3 months - Adults	1,448	9,893	14.6%	17.1%	16.5%	16.0%
% of FP17s for the same patient ID Re-attending between 3 & 9 months - Children	2,631	4,096	64.2%	54.2%	59.7%	58.3%
% of FP17s for the same patient ID Re-attending between 3 & 9 months - Adults	5,053	9,893	51.1%	44.4%	52.6%	50.3%
% of FP17s for Band 1 Urgent Courses	2,240	13,127	17.1%	11.6%	9.1%	9.1%
% of FP17s Relating to Free Repair or Replacements	74	13,127	0.6%	0.9%	1.0%	0.8%
% of FP17s Relating to Continuations	48	13,127	0.4%	1.3%	1.2%	1.0%
% of Patients satisfied with the dentistry they have received	7	8	N/A	90.5%	91.6%	91.5%
% of Patients satisfied with the time they had to wait for an appointment	8	8	N/A	87.7%	88.3%	87.9%

\* This is based on patients treated on this contract for their most recent course of treatment. Figures in italics indicate the base number of FP17s or Patient Questionnaire responses are less than 100. N/A is shown where the base number of responses is less than 10 during the period. % is calculated as Quantity/Base number\*100

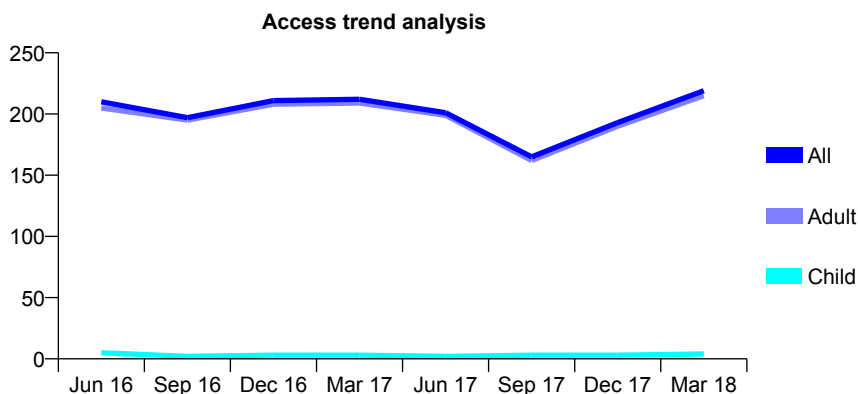
## Q48 - Vital Signs At a Glance Contract Report for 685224/0001 - March 2018

Name or company name	MISS J MCGINTY
Contract type name	PDS Contract
Purpose of contract	General
Contract start date	01/04/2006
Contract end date	30/06/2018

17/18 Contracted general activity (UDA)	792
Carry forward general activity (UDA)	0
17/18 Contracted orthodontic activity (UOA)	0
Carry forward orthodontic activity (UOA)	0
Baseline contract value	£69,182.15

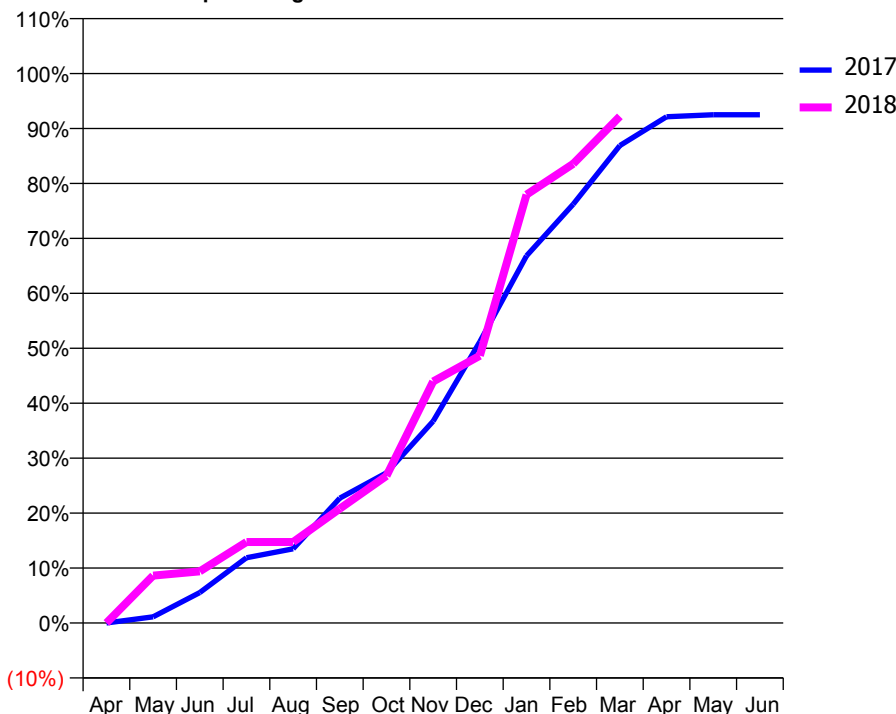
### ACCESS\*

Patients seen in 24 months	Total	Change since previous quarter
Quarter ending March 2017	212	
Quarter ending June 2017	201	↓
Quarter ending September 2017	165	↓
Quarter ending December 2017	193	↑
Quarter ending March 2018	219	↑
<b>Variance since March 2017</b>	<b>3.3%</b>	<b>↑</b>



### ACTIVITY

Cumulative percentage of contracted UDA delivered 2017 & 2018



Month	Adjusted Scheduled Activity (UDA)	
	2017	2018
April	0	0
May	9	68
June	44	74
July	94	117
August	107	117
September	180	165
October	217	212
November	291	348
December	405	385
January	529	617
February	604	662
March	688	730
April	730	
May	733	
June	733	

### QUALITY

	Quantity	Base Number	Contract	AT	Region	England
% of FP17s for the same patient ID Re-attending within 3 months - Children	0	10	0.0%	11.5%	12.8%	11.9%
% of FP17s for the same patient ID Re-attending within 3 months - Adults	1	286	0.3%	17.1%	16.5%	16.0%
% of FP17s for the same patient ID Re-attending between 3 & 9 months - Children	0	10	0.0%	54.2%	59.7%	58.3%
% of FP17s for the same patient ID Re-attending between 3 & 9 months - Adults	0	286	0.0%	44.4%	52.6%	50.3%
% of FP17s for Band 1 Urgent Courses	39	280	13.9%	11.6%	9.1%	9.1%
% of FP17s Relating to Free Repair or Replacements	0	280	0.0%	0.9%	1.0%	0.8%
% of FP17s Relating to Continuations	0	280	0.0%	1.3%	1.2%	1.0%
% of Patients satisfied with the dentistry they have received	0	0	N/A	90.5%	91.6%	91.5%
% of Patients satisfied with the time they had to wait for an appointment	0	0	N/A	87.7%	88.3%	87.9%

\* This is based on patients treated on this contract for their most recent course of treatment. Figures in italics indicate the base number of FP17s or Patient Questionnaire responses are less than 100. N/A is shown where the base number of responses is less than 10 during the period. % is calculated as Quantity/Base number\*100

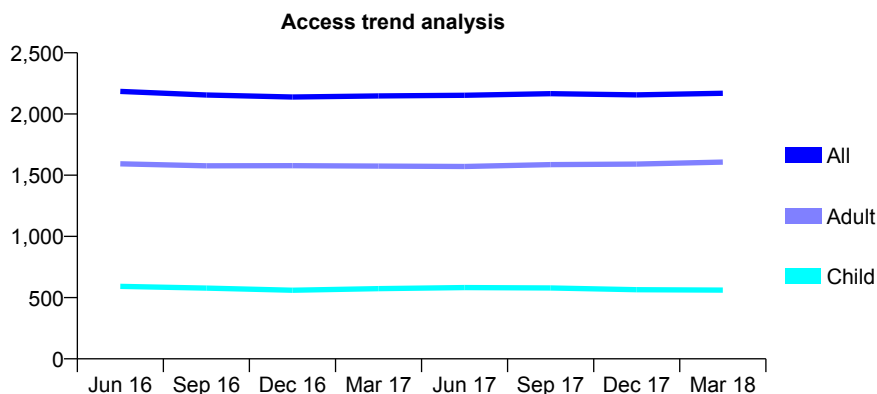
## Q48 - Vital Signs At a Glance Contract Report for 732869/0001 - March 2018

Name or company name	MRS CA MCGOWAN-YEO
Contract type name	GDS Contract
Purpose of contract	General
Contract start date	01/04/2006
Contract end date	

17/18 Contracted general activity (UDA)	8,300
Carry forward general activity (UDA)	150
17/18 Contracted orthodontic activity (UOA)	0
Carry forward orthodontic activity (UOA)	0
Baseline contract value	£235,169.86

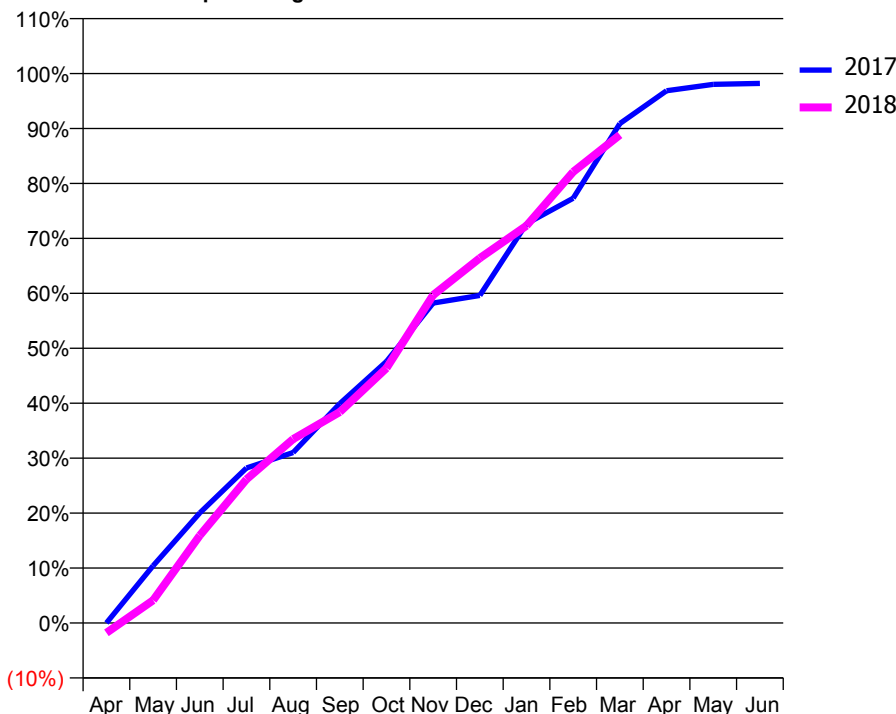
### ACCESS\*

Patients seen in 24 months	Total	Change since previous quarter
Quarter ending March 2017	2,148	
Quarter ending June 2017	2,153	→
Quarter ending September 2017	2,166	→
Quarter ending December 2017	2,156	→
Quarter ending March 2018	2,169	→
<b>Variance since March 2017</b>	<b>1.0%</b>	<b>→</b>



### ACTIVITY

Cumulative percentage of contracted UDA delivered 2017 & 2018



Month	Adjusted Scheduled Activity (UDA)	
	2017	2018
April	0	-150
May	866	344
June	1,662	1,322
July	2,341	2,170
August	2,575	2,779
September	3,314	3,187
October	3,950	3,850
November	4,833	4,955
December	4,947	5,511
January	6,032	6,002
February	6,415	6,815
March	7,545	7,372
April	8,040	
May	8,137	
June	8,150	

### QUALITY

	Quantity	Base Number	Contract	AT	Region	England
% of FP17s for the same patient ID Re-attending within 3 months - Children	120	769	15.6%	11.5%	12.8%	11.9%
% of FP17s for the same patient ID Re-attending within 3 months - Adults	1,214	2,753	44.1%	17.1%	16.5%	16.0%
% of FP17s for the same patient ID Re-attending between 3 & 9 months - Children	336	769	43.7%	54.2%	59.7%	58.3%
% of FP17s for the same patient ID Re-attending between 3 & 9 months - Adults	838	2,753	30.4%	44.4%	52.6%	50.3%
% of FP17s for Band 1 Urgent Courses	383	3,304	11.6%	11.6%	9.1%	9.1%
% of FP17s Relating to Free Repair or Replacements	108	3,304	3.3%	0.9%	1.0%	0.8%
% of FP17s Relating to Continuations	489	3,304	14.8%	1.3%	1.2%	1.0%
% of Patients satisfied with the dentistry they have received	2	2	N/A	90.5%	91.6%	91.5%
% of Patients satisfied with the time they had to wait for an appointment	2	2	N/A	87.7%	88.3%	87.9%

\* This is based on patients treated on this contract for their most recent course of treatment. Figures in italics indicate the base number of FP17s or Patient Questionnaire responses are less than 100. N/A is shown where the base number of responses is less than 10 during the period. % is calculated as Quantity/Base number\*100



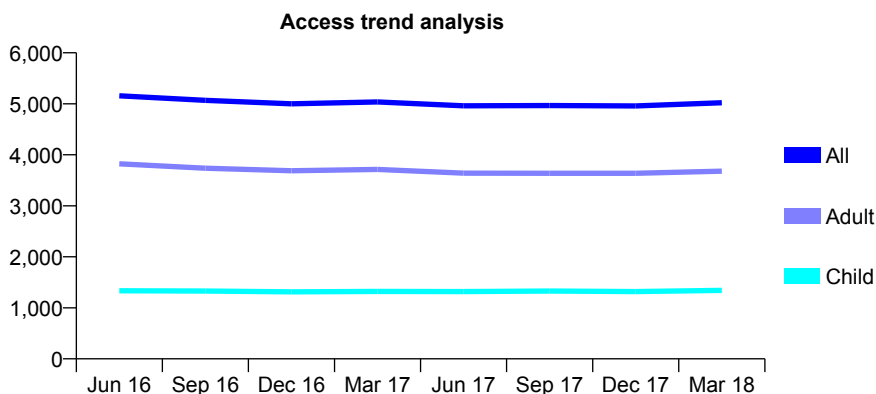
## Q48 - Vital Signs At a Glance Contract Report for 738425/0001 - March 2018

Name or company name	MR P MARTIN
Contract type name	GDS Contract
Purpose of contract	General
Contract start date	01/04/2006
Contract end date	

17/18 Contracted general activity (UDA)	12,370
Carry forward general activity (UDA)	158
17/18 Contracted orthodontic activity (UOA)	0
Carry forward orthodontic activity (UOA)	0
Baseline contract value	£334,052.35

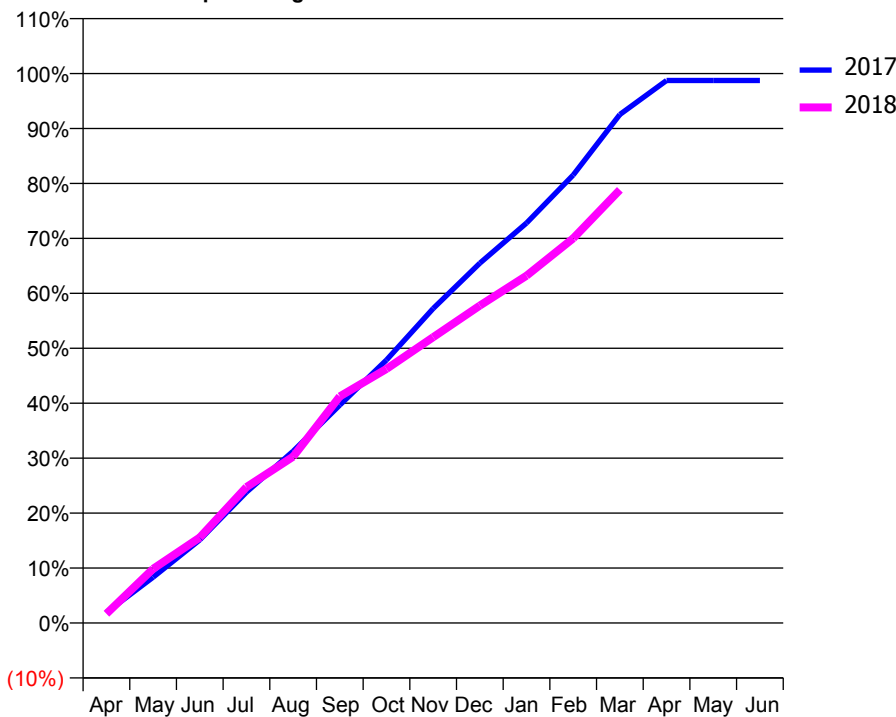
### ACCESS\*

Patients seen in 24 months	Total	Change since previous quarter
Quarter ending March 2017	5,037	
Quarter ending June 2017	4,960	↓
Quarter ending September 2017	4,966	→
Quarter ending December 2017	4,958	→
Quarter ending March 2018	5,022	→
<b>Variance since March 2017</b>	<b>(0.3%)</b>	→



### ACTIVITY

Cumulative percentage of contracted UDA delivered 2017 & 2018



Month	Adjusted Scheduled Activity (UDA)	
	2017	2018
April	238	209
May	1,031	1,221
June	1,871	1,924
July	2,946	3,061
August	3,867	3,744
September	4,907	5,102
October	5,920	5,720
November	7,080	6,434
December	8,099	7,146
January	9,005	7,818
February	10,083	8,659
March	11,447	9,753
April	12,213	
May	12,212	
June	12,212	

### QUALITY

	Quantity	Base Number	Contract	AT	Region	England
% of FP17s for the same patient ID Re-attending within 3 months - Children	161	2,176	7.4%	11.5%	12.8%	11.9%
% of FP17s for the same patient ID Re-attending within 3 months - Adults	863	4,497	19.2%	17.1%	16.5%	16.0%
% of FP17s for the same patient ID Re-attending between 3 & 9 months - Children	1,381	2,176	63.5%	54.2%	59.7%	58.3%
% of FP17s for the same patient ID Re-attending between 3 & 9 months - Adults	1,829	4,497	40.7%	44.4%	52.6%	50.3%
% of FP17s for Band 1 Urgent Courses	768	5,072	15.1%	11.6%	9.1%	9.1%
% of FP17s Relating to Free Repair or Replacements	64	5,072	1.3%	0.9%	1.0%	0.8%
% of FP17s Relating to Continuations	28	5,072	0.6%	1.3%	1.2%	1.0%
% of Patients satisfied with the dentistry they have received	4	5	N/A	90.5%	91.6%	91.5%
% of Patients satisfied with the time they had to wait for an appointment	4	5	N/A	87.7%	88.3%	87.9%

\* This is based on patients treated on this contract for their most recent course of treatment. Figures in italics indicate the base number of FP17s or Patient Questionnaire responses are less than 100. N/A is shown where the base number of responses is less than 10 during the period. % is calculated as Quantity/Base number\*100

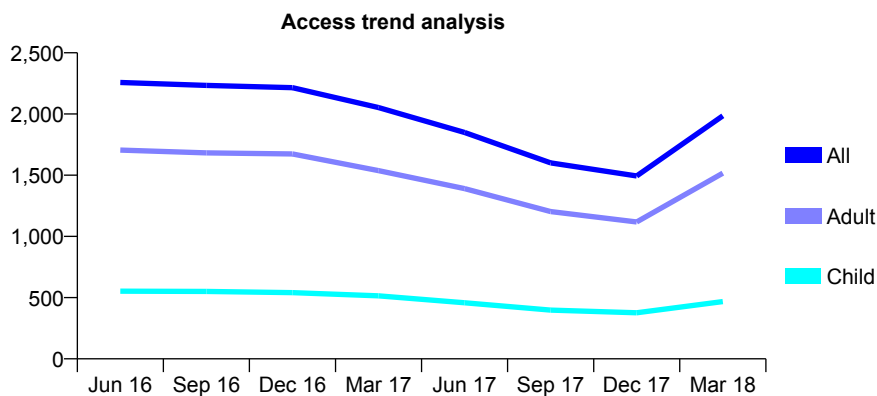
## Q48 - Vital Signs At a Glance Contract Report for 742449/0001 - March 2018

Name or company name	South Liverpool Treatment Centre
Contract type name	GDS Contract
Purpose of contract	General
Contract start date	01/04/2006
Contract end date	

17/18 Contracted general activity (UDA)	7,116
Carry forward general activity (UDA)	0
17/18 Contracted orthodontic activity (UOA)	0
Carry forward orthodontic activity (UOA)	0
Baseline contract value	£221,430.86

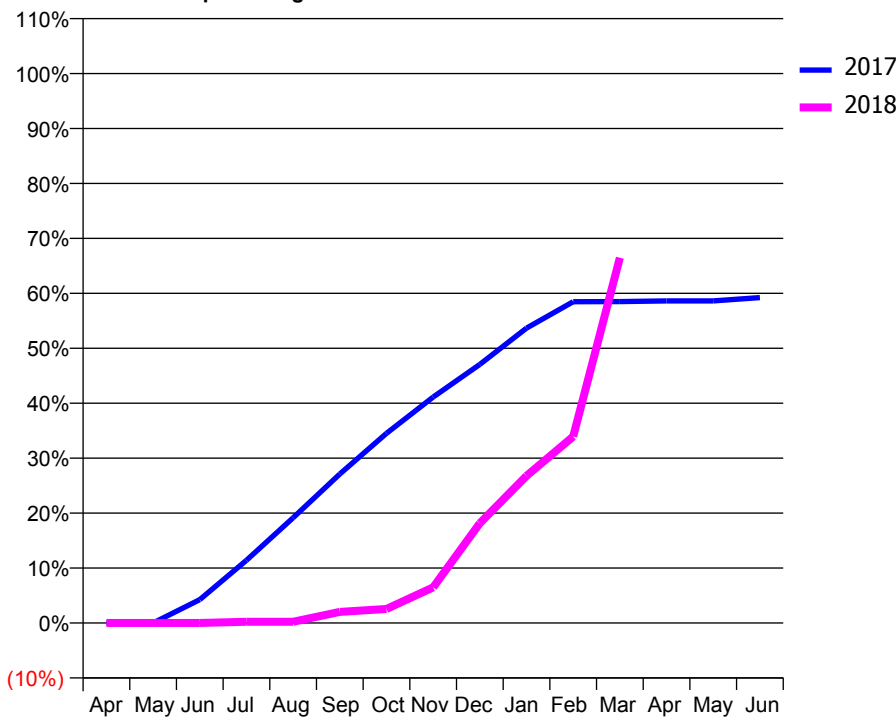
### ACCESS\*

Patients seen in 24 months	Total	Change since previous quarter
Quarter ending March 2017	2,053	
Quarter ending June 2017	1,849	↓
Quarter ending September 2017	1,601	↓
Quarter ending December 2017	1,494	↓
Quarter ending March 2018	1,985	↑
<b>Variance since March 2017</b>	<b>(3.3%)</b>	<b>↓</b>



### ACTIVITY

Cumulative percentage of contracted UDA delivered 2017 & 2018



Month	Adjusted Scheduled Activity (UDA)	
	2017	2018
April	0	0
May	0	0
June	401	0
July	1,073	16
August	1,801	16
September	2,550	144
October	3,244	183
November	3,865	462
December	4,426	1,292
January	5,046	1,905
February	5,498	2,414
March	5,499	4,731
April	5,511	
May	5,511	
June	5,568	

### QUALITY

	Quantity	Base Number	Contract	AT	Region	England
% of FP17s for the same patient ID Re-attending within 3 months - Children	23	315	7.3%	11.5%	12.8%	11.9%
% of FP17s for the same patient ID Re-attending within 3 months - Adults	137	1,263	10.8%	17.1%	16.5%	16.0%
% of FP17s for the same patient ID Re-attending between 3 & 9 months - Children	22	315	7.0%	54.2%	59.7%	58.3%
% of FP17s for the same patient ID Re-attending between 3 & 9 months - Adults	85	1,263	6.7%	44.4%	52.6%	50.3%
% of FP17s for Band 1 Urgent Courses	249	1,546	16.1%	11.6%	9.1%	9.1%
% of FP17s Relating to Free Repair or Replacements	13	1,546	0.8%	0.9%	1.0%	0.8%
% of FP17s Relating to Continuations	1	1,546	0.1%	1.3%	1.2%	1.0%
% of Patients satisfied with the dentistry they have received	0	0	N/A	90.5%	91.6%	91.5%
% of Patients satisfied with the time they had to wait for an appointment	0	0	N/A	87.7%	88.3%	87.9%

\* This is based on patients treated on this contract for their most recent course of treatment. Figures in italics indicate the base number of FP17s or Patient Questionnaire responses are less than 100. N/A is shown where the base number of responses is less than 10 during the period. % is calculated as Quantity/Base number\*100

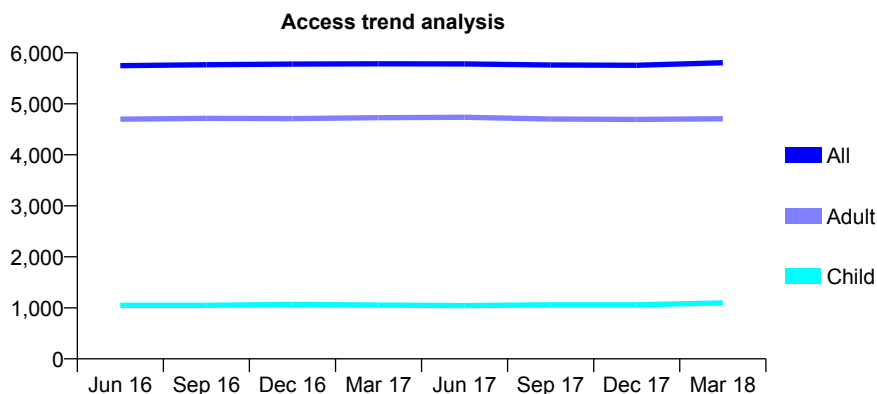
## Q48 - Vital Signs At a Glance Contract Report for 742988/0001 - March 2018

Name or company name	MR AJ JONES
Contract type name	GDS Contract
Purpose of contract	General
Contract start date	01/04/2006
Contract end date	

17/18 Contracted general activity (UDA)	19,456
Carry forward general activity (UDA)	0
17/18 Contracted orthodontic activity (UOA)	0
Carry forward orthodontic activity (UOA)	0
Baseline contract value	£649,836.91

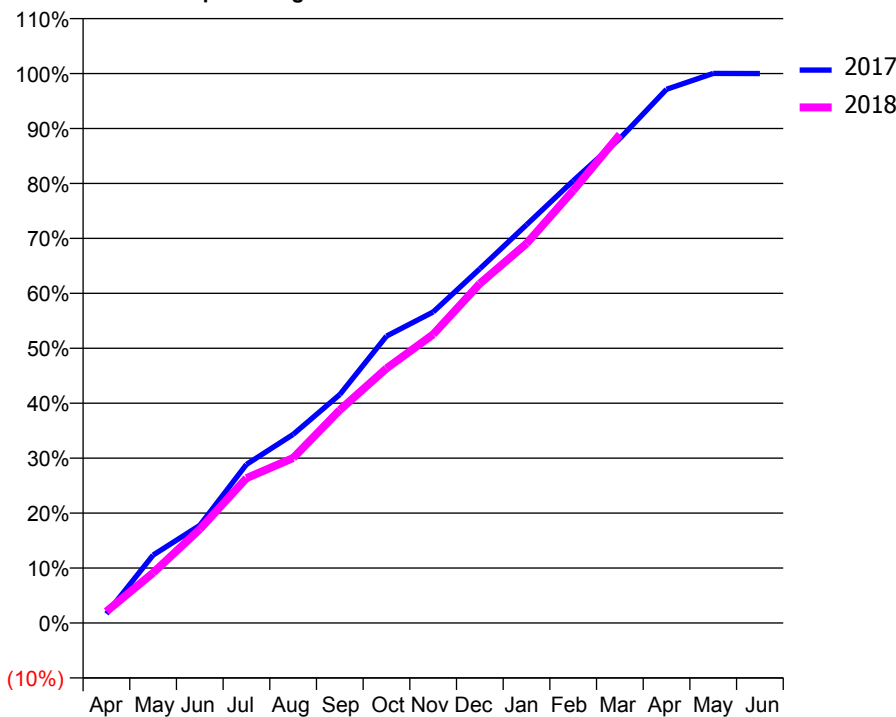
### ACCESS\*

Patients seen in 24 months	Total	Change since previous quarter
Quarter ending March 2017	5,784	
Quarter ending June 2017	5,782	→
Quarter ending September 2017	5,761	→
Quarter ending December 2017	5,756	→
Quarter ending March 2018	5,804	→
<b>Variance since March 2017</b>	<b>0.3%</b>	<b>→</b>



### ACTIVITY

Cumulative percentage of contracted UDA delivered 2017 & 2018



Month	Adjusted Scheduled Activity (UDA)	
	2017	2018
April	334	407
May	2,452	1,779
June	3,524	3,323
July	5,724	5,132
August	6,807	5,841
September	8,248	7,544
October	10,358	9,014
November	11,228	10,218
December	12,789	12,016
January	14,376	13,433
February	15,963	15,316
March	17,489	17,296
April	19,268	
May	19,838	
June	19,836	

### QUALITY

	Quantity	Base Number	Contract	AT	Region	England
% of FP17s for the same patient ID Re-attending within 3 months - Children	197	1,895	10.4%	11.5%	12.8%	11.9%
% of FP17s for the same patient ID Re-attending within 3 months - Adults	1,222	6,729	18.2%	17.1%	16.5%	16.0%
% of FP17s for the same patient ID Re-attending between 3 & 9 months - Children	1,142	1,895	60.3%	54.2%	59.7%	58.3%
% of FP17s for the same patient ID Re-attending between 3 & 9 months - Adults	3,280	6,729	48.7%	44.4%	52.6%	50.3%
% of FP17s for Band 1 Urgent Courses	897	7,804	11.5%	11.6%	9.1%	9.1%
% of FP17s Relating to Free Repair or Replacements	57	7,804	0.7%	0.9%	1.0%	0.8%
% of FP17s Relating to Continuations	141	7,804	1.8%	1.3%	1.2%	1.0%
% of Patients satisfied with the dentistry they have received	12	12	100.0%	90.5%	91.6%	91.5%
% of Patients satisfied with the time they had to wait for an appointment	12	12	100.0%	87.7%	88.3%	87.9%

\* This is based on patients treated on this contract for their most recent course of treatment. Figures in italics indicate the base number of FP17s or Patient Questionnaire responses are less than 100. N/A is shown where the base number of responses is less than 10 during the period. % is calculated as Quantity/Base number\*100

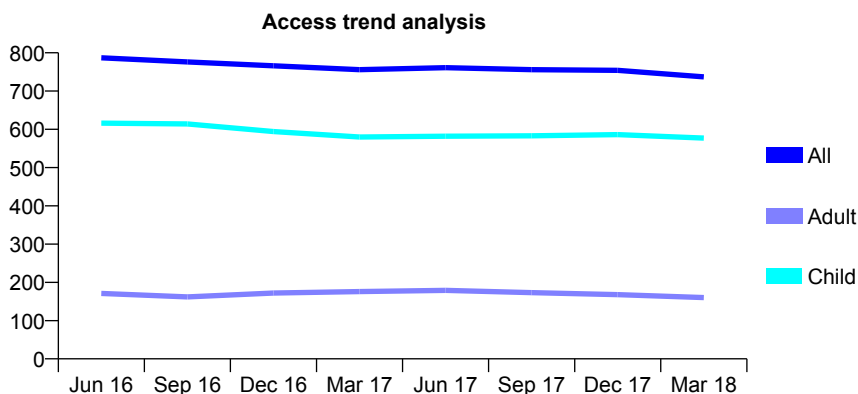
## Q48 - Vital Signs At a Glance Contract Report for 755575/0001 - March 2018

Name or company name	MRS LE BACKSTROM
Contract type name	PDS Contract
Purpose of contract	General
Contract start date	01/04/2006
Contract end date	31/03/2018

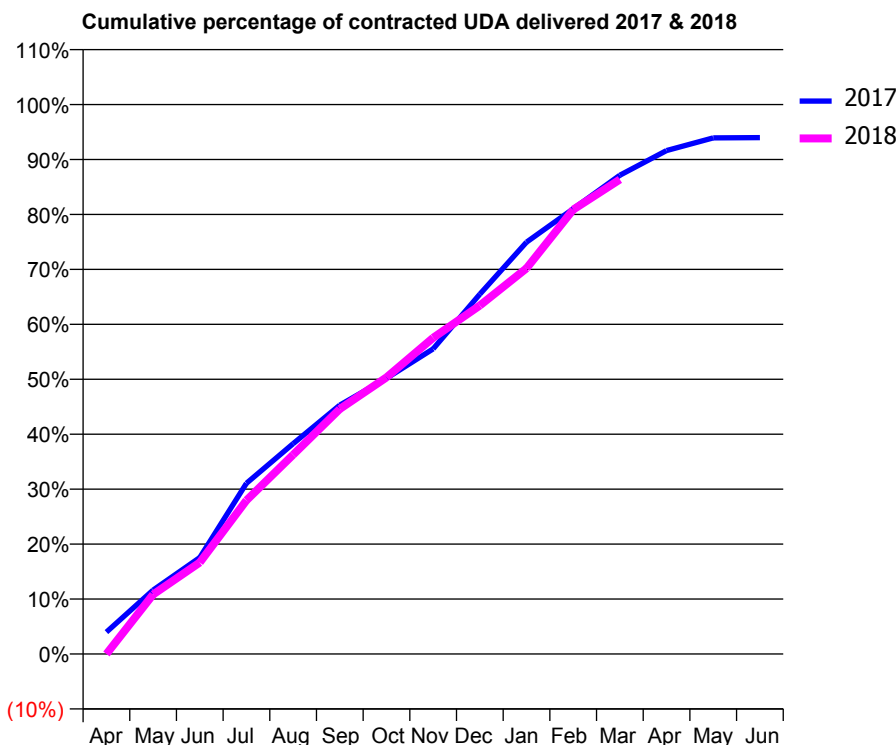
17/18 Contracted general activity (UDA)	1,700
Carry forward general activity (UDA)	0
17/18 Contracted orthodontic activity (UOA)	0
Carry forward orthodontic activity (UOA)	0
Baseline contract value	£43,861.70

### ACCESS\*

Patients seen in 24 months	Total	Change since previous quarter
Quarter ending March 2017	756	
Quarter ending June 2017	761	→
Quarter ending September 2017	756	→
Quarter ending December 2017	754	→
Quarter ending March 2018	737	↓
<b>Variance since March 2017</b>	<b>(2.5%)</b>	<b>↓</b>



### ACTIVITY



Month	Adjusted Scheduled Activity (UDA)	
	2017	2018
April	68	0
May	198	184
June	298	283
July	528	475
August	651	617
September	770	758
October	853	856
November	944	978
December	1,113	1,078
January	1,274	1,193
February	1,377	1,375
March	1,481	1,468
April	1,558	
May	1,597	
June	1,598	

### QUALITY

	Quantity	Base Number	Contract	AT	Region	England
% of FP17s for the same patient ID Re-attending within 3 months - Children	75	1,025	7.3%	11.5%	12.8%	11.9%
% of FP17s for the same patient ID Re-attending within 3 months - Adults	19	130	14.6%	17.1%	16.5%	16.0%
% of FP17s for the same patient ID Re-attending between 3 & 9 months - Children	729	1,025	71.1%	54.2%	59.7%	58.3%
% of FP17s for the same patient ID Re-attending between 3 & 9 months - Adults	78	130	60.0%	44.4%	52.6%	50.3%
% of FP17s for Band 1 Urgent Courses	10	1,086	0.9%	11.6%	9.1%	9.1%
% of FP17s Relating to Free Repair or Replacements	0	1,086	0.0%	0.9%	1.0%	0.8%
% of FP17s Relating to Continuations	0	1,086	0.0%	1.3%	1.2%	1.0%
% of Patients satisfied with the dentistry they have received	2	2	N/A	90.5%	91.6%	91.5%
% of Patients satisfied with the time they had to wait for an appointment	2	2	N/A	87.7%	88.3%	87.9%

\* This is based on patients treated on this contract for their most recent course of treatment. Figures in italics indicate the base number of FP17s or Patient Questionnaire responses are less than 100. N/A is shown where the base number of responses is less than 10 during the period. % is calculated as Quantity/Base number\*100

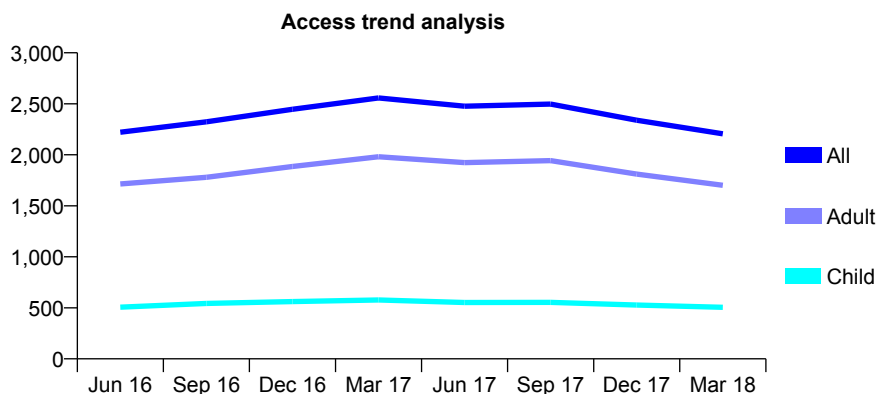
## Q48 - Vital Signs At a Glance Contract Report for 761583/0001 - March 2018

Name or company name	MR M MCGOVERN
Contract type name	GDS Contract
Purpose of contract	General
Contract start date	01/04/2006
Contract end date	

17/18 Contracted general activity (UDA)	10,400
Carry forward general activity (UDA)	0
17/18 Contracted orthodontic activity (UOA)	0
Carry forward orthodontic activity (UOA)	0
Baseline contract value	£268,813.61

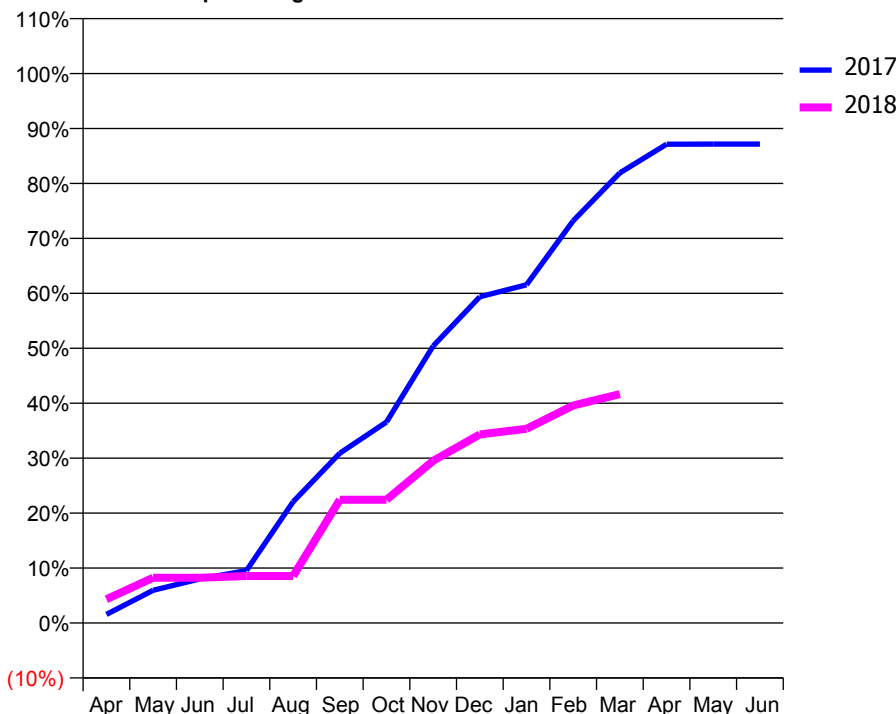
### ACCESS\*

Patients seen in 24 months	Total	Change since previous quarter
Quarter ending March 2017	2,558	
Quarter ending June 2017	2,476	↓
Quarter ending September 2017	2,497	→
Quarter ending December 2017	2,339	↓
Quarter ending March 2018	2,206	↓
<b>Variance since March 2017</b>	<b>(13.8%)</b>	<b>↓</b>



### ACTIVITY

Cumulative percentage of contracted UDA delivered 2017 & 2018



Month	Adjusted Scheduled Activity (UDA)	
	2017	2018
April	163	451
May	620	856
June	834	856
July	992	891
August	2,296	891
September	3,215	2,334
October	3,804	2,334
November	5,242	3,069
December	6,175	3,570
January	6,401	3,675
February	7,613	4,119
March	8,519	4,332
April	9,061	
May	9,064	
June	9,064	

### QUALITY

	Quantity	Base Number	Contract	AT	Region	England
% of FP17s for the same patient ID Re-attending within 3 months - Children	120	668	18.0%	11.5%	12.8%	11.9%
% of FP17s for the same patient ID Re-attending within 3 months - Adults	487	1,901	25.6%	17.1%	16.5%	16.0%
% of FP17s for the same patient ID Re-attending between 3 & 9 months - Children	304	668	45.5%	54.2%	59.7%	58.3%
% of FP17s for the same patient ID Re-attending between 3 & 9 months - Adults	810	1,901	42.6%	44.4%	52.6%	50.3%
% of FP17s for Band 1 Urgent Courses	179	2,362	7.6%	11.6%	9.1%	9.1%
% of FP17s Relating to Free Repair or Replacements	47	2,362	2.0%	0.9%	1.0%	0.8%
% of FP17s Relating to Continuations	19	2,362	0.8%	1.3%	1.2%	1.0%
% of Patients satisfied with the dentistry they have received	2	2	N/A	90.5%	91.6%	91.5%
% of Patients satisfied with the time they had to wait for an appointment	2	2	N/A	87.7%	88.3%	87.9%

\* This is based on patients treated on this contract for their most recent course of treatment. Figures in italics indicate the base number of FP17s or Patient Questionnaire responses are less than 100. N/A is shown where the base number of responses is less than 10 during the period. % is calculated as Quantity/Base number\*100

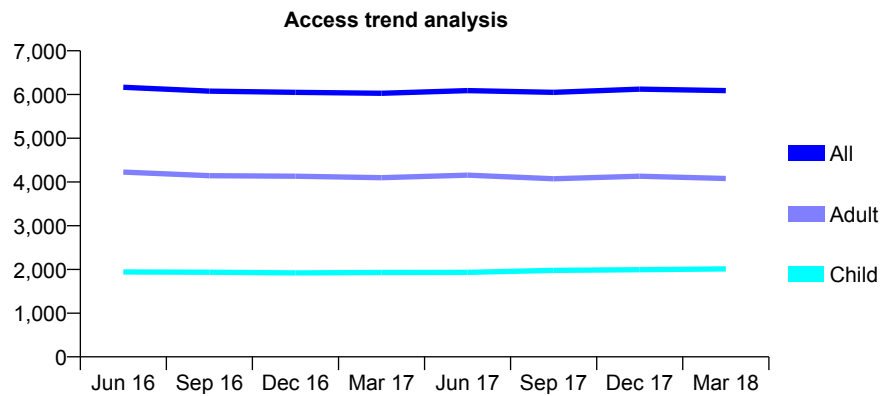
## Q48 - Vital Signs At a Glance Contract Report for 780502/0001 - March 2018

Name or company name	MISS ML DUTHIE
Contract type name	GDS Contract
Purpose of contract	General
Contract start date	01/04/2006
Contract end date	

17/18 Contracted general activity (UDA)	18,780
Carry forward general activity (UDA)	0
17/18 Contracted orthodontic activity (UOA)	0
Carry forward orthodontic activity (UOA)	0
Baseline contract value	£484,542.67

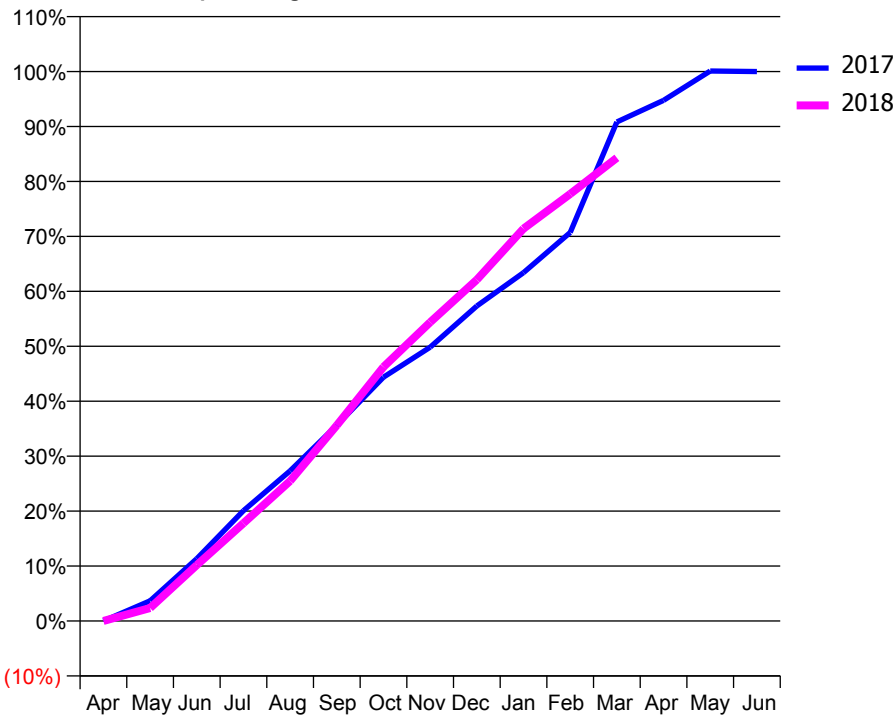
### ACCESS\*

Patients seen in 24 months	Total	Change since previous quarter
Quarter ending March 2017	6,028	
Quarter ending June 2017	6,089	→
Quarter ending September 2017	6,051	→
Quarter ending December 2017	6,122	→
Quarter ending March 2018	6,091	→
<b>Variance since March 2017</b>	<b>1.0%</b>	<b>→</b>



### ACTIVITY

Cumulative percentage of contracted UDA delivered 2017 & 2018



Month	Adjusted Scheduled Activity (UDA)	
	2017	2018
April	0	4
May	694	446
June	2,137	1,911
July	3,783	3,345
August	5,153	4,788
September	6,715	6,687
October	8,363	8,686
November	9,388	10,213
December	10,804	11,666
January	11,946	13,410
February	13,325	14,594
March	17,112	15,831
April	17,856	
May	18,860	
June	18,844	

### QUALITY

	Quantity	Base Number	Contract	AT	Region	England
% of FP17s for the same patient ID Re-attending within 3 months - Children	177	3,042	5.8%	11.5%	12.8%	11.9%
% of FP17s for the same patient ID Re-attending within 3 months - Adults	517	4,558	11.3%	17.1%	16.5%	16.0%
% of FP17s for the same patient ID Re-attending between 3 & 9 months - Children	2,197	3,042	72.2%	54.2%	59.7%	58.3%
% of FP17s for the same patient ID Re-attending between 3 & 9 months - Adults	1,985	4,558	43.5%	44.4%	52.6%	50.3%
% of FP17s for Band 1 Urgent Courses	305	6,993	4.4%	11.6%	9.1%	9.1%
% of FP17s Relating to Free Repair or Replacements	46	6,993	0.7%	0.9%	1.0%	0.8%
% of FP17s Relating to Continuations	47	6,993	0.7%	1.3%	1.2%	1.0%
% of Patients satisfied with the dentistry they have received	15	16	93.8%	90.5%	91.6%	91.5%
% of Patients satisfied with the time they had to wait for an appointment	14	16	87.5%	87.7%	88.3%	87.9%

\* This is based on patients treated on this contract for their most recent course of treatment. Figures in italics indicate the base number of FP17s or Patient Questionnaire responses are less than 100. N/A is shown where the base number of responses is less than 10 during the period. % is calculated as Quantity/Base number\*100

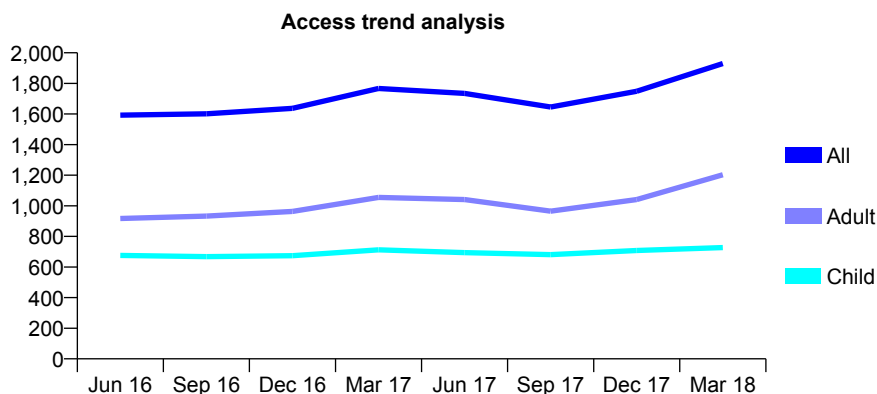
## Q48 - Vital Signs At a Glance Contract Report for 787914/0001 - March 2018

Name or company name	MR P SMITH
Contract type name	PDS Contract
Purpose of contract	General
Contract start date	01/01/2011
Contract end date	31/12/2020

17/18 Contracted general activity (UDA)	3,200
Carry forward general activity (UDA)	0
17/18 Contracted orthodontic activity (UOA)	0
Carry forward orthodontic activity (UOA)	0
Baseline contract value	£108,544.78

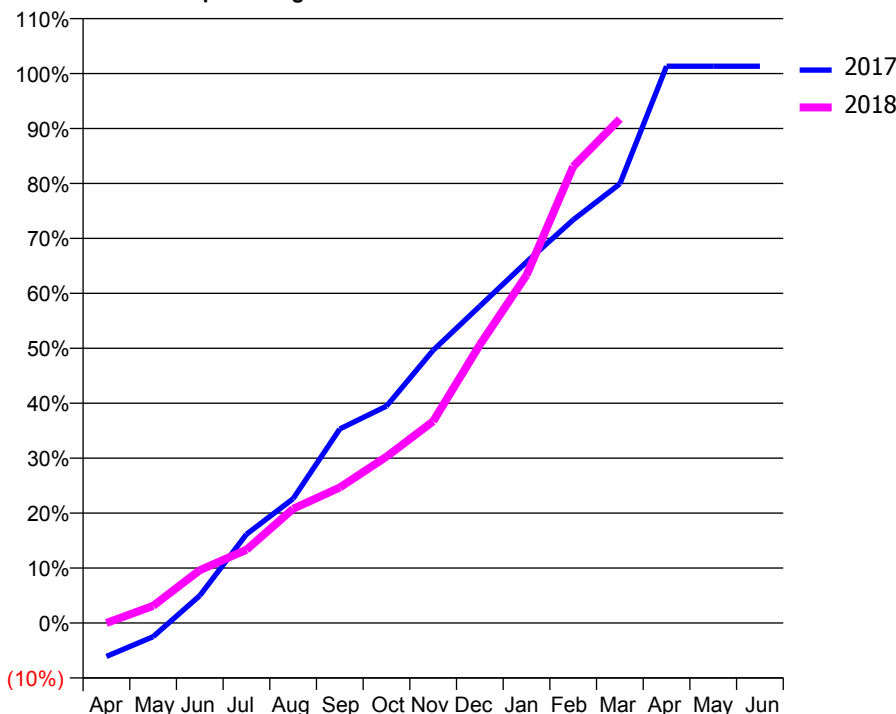
### ACCESS\*

Patients seen in 24 months	Total	Change since previous quarter
Quarter ending March 2017	1,767	
Quarter ending June 2017	1,735	↓
Quarter ending September 2017	1,646	↓
Quarter ending December 2017	1,749	↑
Quarter ending March 2018	1,930	↑
<b>Variance since March 2017</b>	<b>9.2%</b>	<b>↑</b>



### ACTIVITY

Cumulative percentage of contracted UDA delivered 2017 & 2018



Month	Adjusted Scheduled Activity (UDA)	
	2017	2018
April	-200	0
May	-82	99
June	162	308
July	527	427
August	739	665
September	1,153	789
October	1,288	968
November	1,620	1,174
December	1,883	1,620
January	2,144	2,026
February	2,395	2,659
March	2,609	2,935
April	3,308	
May	3,308	
June	3,308	

### QUALITY

	Quantity	Base Number	Contract	AT	Region	England
% of FP17s for the same patient ID Re-attending within 3 months - Children	148	1,346	11.0%	11.5%	12.8%	11.9%
% of FP17s for the same patient ID Re-attending within 3 months - Adults	228	1,672	13.6%	17.1%	16.5%	16.0%
% of FP17s for the same patient ID Re-attending between 3 & 9 months - Children	809	1,346	60.1%	54.2%	59.7%	58.3%
% of FP17s for the same patient ID Re-attending between 3 & 9 months - Adults	530	1,672	31.7%	44.4%	52.6%	50.3%
% of FP17s for Band 1 Urgent Courses	119	1,803	6.6%	11.6%	9.1%	9.1%
% of FP17s Relating to Free Repair or Replacements	2	1,803	0.1%	0.9%	1.0%	0.8%
% of FP17s Relating to Continuations	22	1,803	1.2%	1.3%	1.2%	1.0%
% of Patients satisfied with the dentistry they have received	1	1	N/A	90.5%	91.6%	91.5%
% of Patients satisfied with the time they had to wait for an appointment	1	1	N/A	87.7%	88.3%	87.9%

\* This is based on patients treated on this contract for their most recent course of treatment. Figures in italics indicate the base number of FP17s or Patient Questionnaire responses are less than 100. N/A is shown where the base number of responses is less than 10 during the period. % is calculated as Quantity/Base number\*100

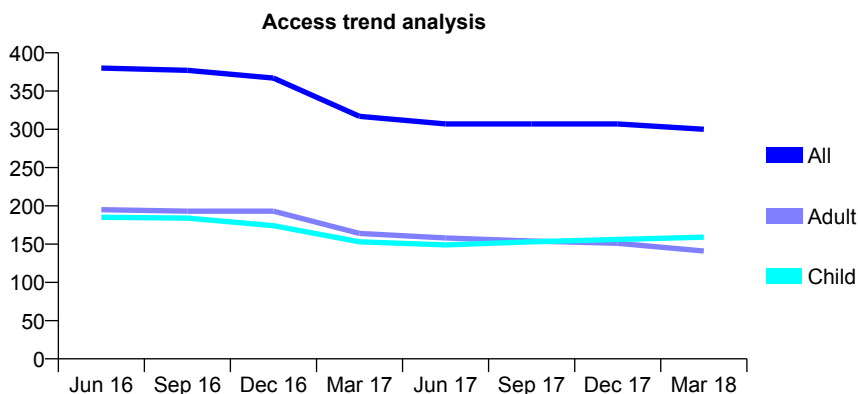
## Q48 - Vital Signs At a Glance Contract Report for 803499/0001 - March 2018

Name or company name	MR SA CROSTON
Contract type name	GDS Contract
Purpose of contract	General
Contract start date	01/04/2006
Contract end date	

17/18 Contracted general activity (UDA)	1,200
Carry forward general activity (UDA)	0
17/18 Contracted orthodontic activity (UOA)	0
Carry forward orthodontic activity (UOA)	0
Baseline contract value	£30,961.19

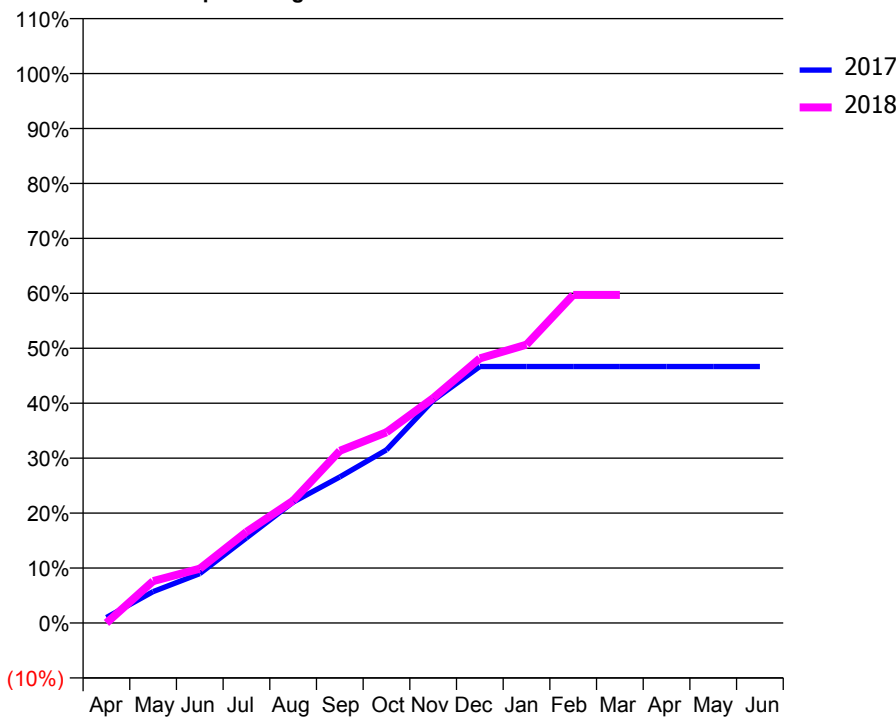
### ACCESS\*

Patients seen in 24 months	Total	Change since previous quarter
Quarter ending March 2017	317	
Quarter ending June 2017	307	↓
Quarter ending September 2017	307	→
Quarter ending December 2017	307	→
Quarter ending March 2018	300	↓
<b>Variance since March 2017</b>	<b>(5.4%)</b>	<b>↓</b>



### ACTIVITY

**Cumulative percentage of contracted UDA delivered 2017 & 2018**



Month	Adjusted Scheduled Activity (UDA)	
	2017	2018
April	17	0
May	97	92
June	152	119
July	263	199
August	373	267
September	451	376
October	534	417
November	687	491
December	792	578
January	792	608
February	792	717
March	792	717
April	792	
May	792	
June	792	

### QUALITY

	Quantity	Base Number	Contract	AT	Region	England
% of FP17s for the same patient ID Re-attending within 3 months - Children	12	270	4.4%	11.5%	12.8%	11.9%
% of FP17s for the same patient ID Re-attending within 3 months - Adults	24	173	13.9%	17.1%	16.5%	16.0%
% of FP17s for the same patient ID Re-attending between 3 & 9 months - Children	137	270	50.7%	54.2%	59.7%	58.3%
% of FP17s for the same patient ID Re-attending between 3 & 9 months - Adults	63	173	36.4%	44.4%	52.6%	50.3%
% of FP17s for Band 1 Urgent Courses	30	443	6.8%	11.6%	9.1%	9.1%
% of FP17s Relating to Free Repair or Replacements	0	443	0.0%	0.9%	1.0%	0.8%
% of FP17s Relating to Continuations	7	443	1.6%	1.3%	1.2%	1.0%
% of Patients satisfied with the dentistry they have received	0	0	N/A	90.5%	91.6%	91.5%
% of Patients satisfied with the time they had to wait for an appointment	0	0	N/A	87.7%	88.3%	87.9%

\* This is based on patients treated on this contract for their most recent course of treatment. Figures in italics indicate the base number of FP17s or Patient Questionnaire responses are less than 100. N/A is shown where the base number of responses is less than 10 during the period. % is calculated as Quantity/Base number\*100



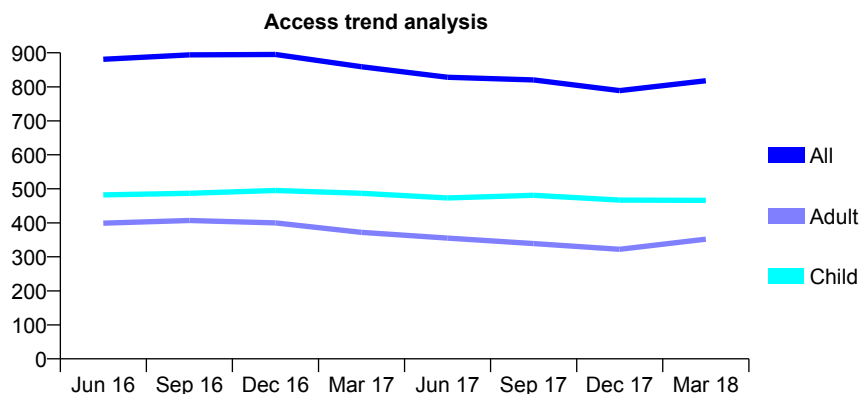
## Q48 - Vital Signs At a Glance Contract Report for 809101/0001 - March 2018

Name or company name	MR PA KNIGHT
Contract type name	GDS Contract
Purpose of contract	General
Contract start date	01/04/2006
Contract end date	

17/18 Contracted general activity (UDA)	2,222
Carry forward general activity (UDA)	26
17/18 Contracted orthodontic activity (UOA)	0
Carry forward orthodontic activity (UOA)	0
Baseline contract value	£66,407.50

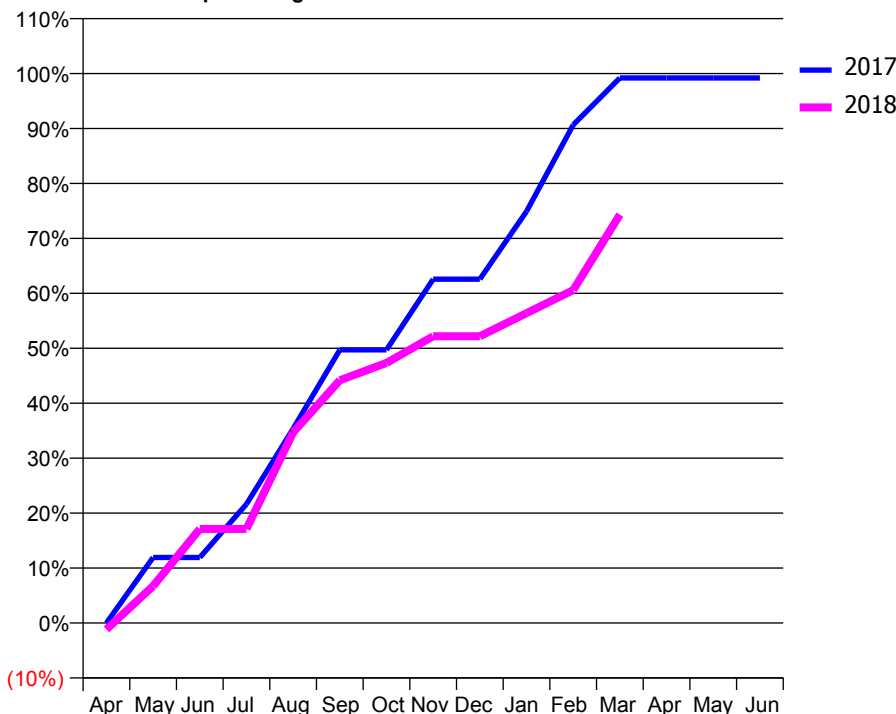
### ACCESS\*

Patients seen in 24 months	Total	Change since previous quarter
Quarter ending March 2017	859	
Quarter ending June 2017	828	↓
Quarter ending September 2017	820	→
Quarter ending December 2017	789	↓
Quarter ending March 2018	818	↑
<b>Variance since March 2017</b>	<b>(4.8%)</b>	<b>↓</b>



### ACTIVITY

Cumulative percentage of contracted UDA delivered 2017 & 2018



Adjusted Scheduled Activity (UDA)

Month	2017	2018
April	0	-26
May	384	150
June	384	381
July	697	381
August	1,140	771
September	1,602	982
October	1,602	1,052
November	2,016	1,159
December	2,016	1,159
January	2,413	1,253
February	2,921	1,346
March	3,196	1,651
April	3,196	
May	3,196	
June	3,196	

### QUALITY

	Quantity	Base Number	Contract	AT	Region	England
% of FP17s for the same patient ID Re-attending within 3 months - Children	28	512	5.5%	11.5%	12.8%	11.9%
% of FP17s for the same patient ID Re-attending within 3 months - Adults	20	189	10.6%	17.1%	16.5%	16.0%
% of FP17s for the same patient ID Re-attending between 3 & 9 months - Children	223	512	43.6%	54.2%	59.7%	58.3%
% of FP17s for the same patient ID Re-attending between 3 & 9 months - Adults	67	189	35.4%	44.4%	52.6%	50.3%
% of FP17s for Band 1 Urgent Courses	21	701	3.0%	11.6%	9.1%	9.1%
% of FP17s Relating to Free Repair or Replacements	0	701	0.0%	0.9%	1.0%	0.8%
% of FP17s Relating to Continuations	10	701	1.4%	1.3%	1.2%	1.0%
% of Patients satisfied with the dentistry they have received	2	2	N/A	90.5%	91.6%	91.5%
% of Patients satisfied with the time they had to wait for an appointment	2	2	N/A	87.7%	88.3%	87.9%

\* This is based on patients treated on this contract for their most recent course of treatment. Figures in italics indicate the base number of FP17s or Patient Questionnaire responses are less than 100. N/A is shown where the base number of responses is less than 10 during the period. % is calculated as Quantity/Base number\*100

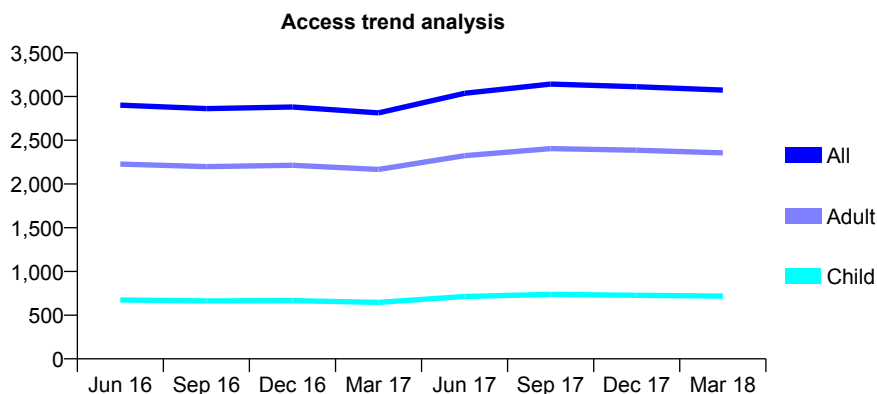
## Q48 - Vital Signs At a Glance Contract Report for 841986/0001 - March 2018

Name or company name	MR AP AYRES
Contract type name	PDS Contract
Purpose of contract	General
Contract start date	01/04/2006
Contract end date	31/03/2020

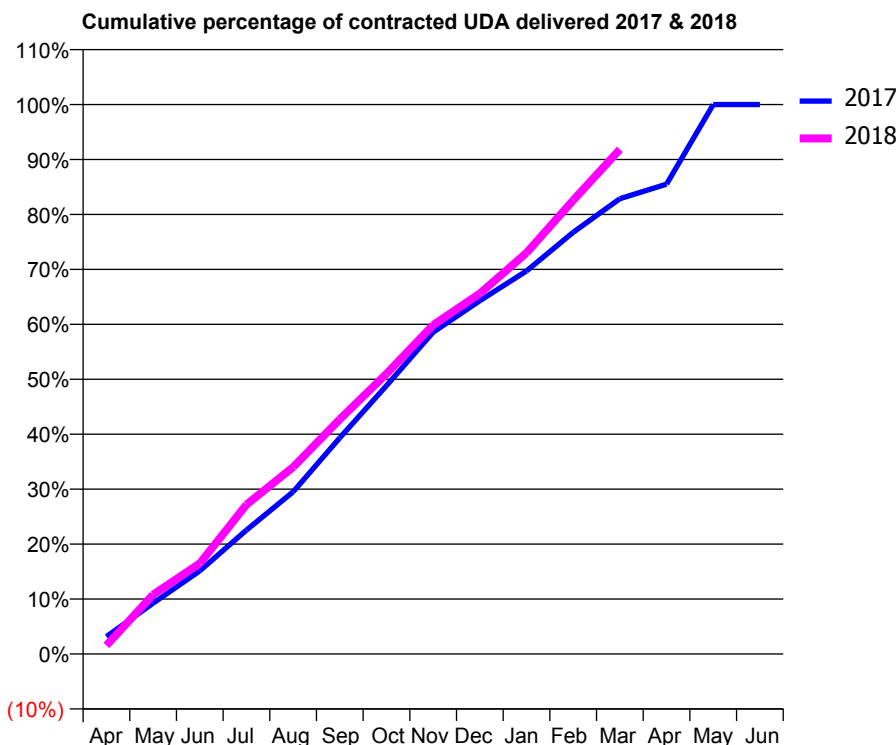
17/18 Contracted general activity (UDA)	9,500
Carry forward general activity (UDA)	0
17/18 Contracted orthodontic activity (UOA)	0
Carry forward orthodontic activity (UOA)	0
Baseline contract value	£276,088.35

### ACCESS\*

Patients seen in 24 months	Total	Change since previous quarter
Quarter ending March 2017	2,813	
Quarter ending June 2017	3,037	↑
Quarter ending September 2017	3,143	↑
Quarter ending December 2017	3,112	→
Quarter ending March 2018	3,074	↓
<b>Variance since March 2017</b>	<b>9.3%</b>	<b>↑</b>



### ACTIVITY



Month	Adjusted Scheduled Activity (UDA)	
	2017	2018
April	265	149
May	774	1,027
June	1,264	1,566
July	1,886	2,584
August	2,466	3,232
September	3,289	4,058
October	4,082	4,845
November	4,894	5,689
December	5,374	6,233
January	5,825	6,937
February	6,413	7,843
March	6,925	8,724
April	7,145	
May	8,357	
June	8,357	

### QUALITY

	Quantity	Base Number	Contract	AT	Region	England
% of FP17s for the same patient ID Re-attending within 3 months - Children	132	1,353	9.8%	11.5%	12.8%	11.9%
% of FP17s for the same patient ID Re-attending within 3 months - Adults	604	4,332	13.9%	17.1%	16.5%	16.0%
% of FP17s for the same patient ID Re-attending between 3 & 9 months - Children	863	1,353	63.8%	54.2%	59.7%	58.3%
% of FP17s for the same patient ID Re-attending between 3 & 9 months - Adults	2,601	4,332	60.0%	44.4%	52.6%	50.3%
% of FP17s for Band 1 Urgent Courses	377	4,846	7.8%	11.6%	9.1%	9.1%
% of FP17s Relating to Free Repair or Replacements	50	4,846	1.0%	0.9%	1.0%	0.8%
% of FP17s Relating to Continuations	69	4,846	1.4%	1.3%	1.2%	1.0%
% of Patients satisfied with the dentistry they have received	5	5	N/A	90.5%	91.6%	91.5%
% of Patients satisfied with the time they had to wait for an appointment	5	5	N/A	87.7%	88.3%	87.9%

\* This is based on patients treated on this contract for their most recent course of treatment. Figures in italics indicate the base number of FP17s or Patient Questionnaire responses are less than 100. N/A is shown where the base number of responses is less than 10 during the period. % is calculated as Quantity/Base number\*100

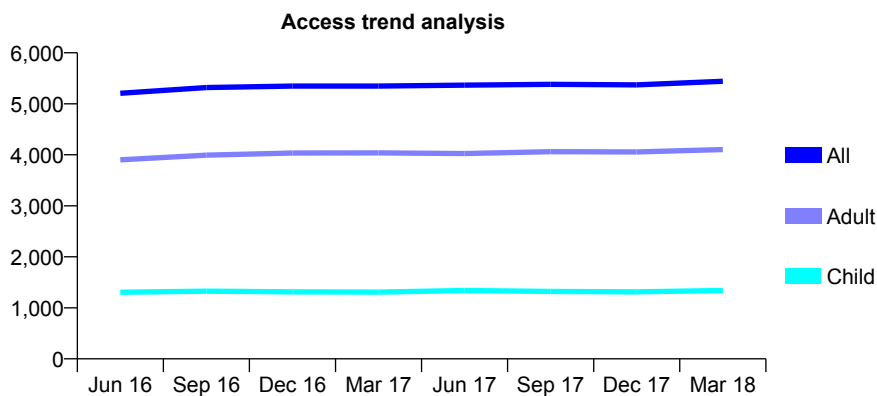
## Q48 - Vital Signs At a Glance Contract Report for 851302/0001 - March 2018

Name or company name	MR RK NAGPAUL
Contract type name	GDS Contract
Purpose of contract	General
Contract start date	01/04/2006
Contract end date	

17/18 Contracted general activity (UDA)	21,820
Carry forward general activity (UDA)	0
17/18 Contracted orthodontic activity (UOA)	0
Carry forward orthodontic activity (UOA)	0
Baseline contract value	£552,154.14

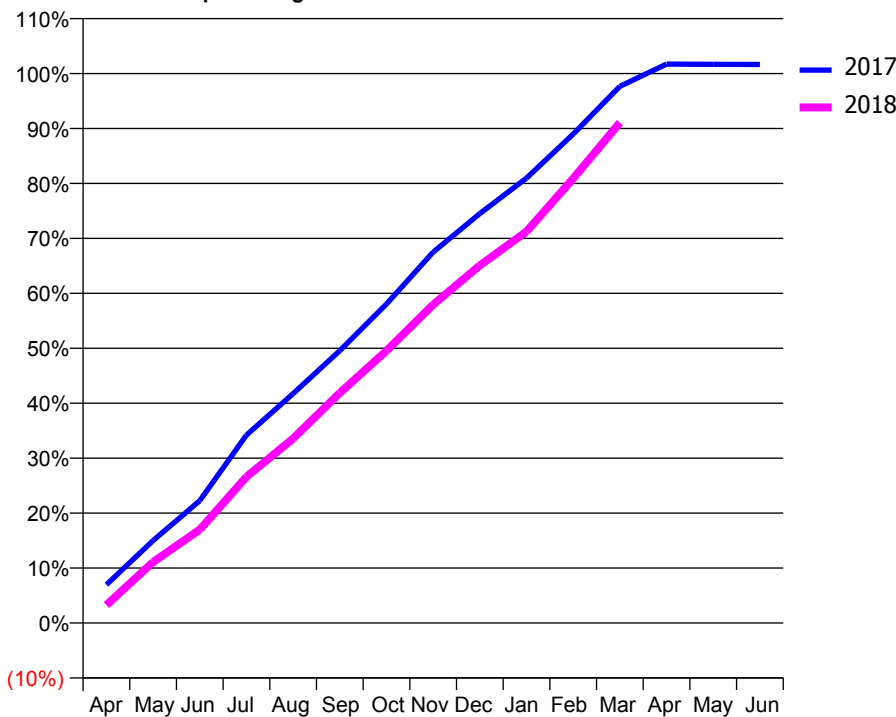
### ACCESS\*

Patients seen in 24 months	Total	Change since previous quarter
Quarter ending March 2017	5,348	
Quarter ending June 2017	5,365	→
Quarter ending September 2017	5,383	→
Quarter ending December 2017	5,370	→
Quarter ending March 2018	5,442	→
<b>Variance since March 2017</b>	<b>1.8%</b>	<b>→</b>



### ACTIVITY

Cumulative percentage of contracted UDA delivered 2017 & 2018



Month	Adjusted Scheduled Activity (UDA)	
	2017	2018
April	1,530	712
May	3,295	2,423
June	4,889	3,711
July	7,512	5,807
August	9,168	7,328
September	10,884	9,138
October	12,746	10,809
November	14,820	12,642
December	16,364	14,199
January	17,781	15,544
February	19,538	17,648
March	21,446	19,871
April	22,333	
May	22,325	
June	22,319	

### QUALITY

	Quantity	Base Number	Contract	AT	Region	England
% of FP17s for the same patient ID Re-attending within 3 months - Children	280	2,314	12.1%	11.5%	12.8%	11.9%
% of FP17s for the same patient ID Re-attending within 3 months - Adults	1,255	6,432	19.5%	17.1%	16.5%	16.0%
% of FP17s for the same patient ID Re-attending between 3 & 9 months - Children	1,384	2,314	59.8%	54.2%	59.7%	58.3%
% of FP17s for the same patient ID Re-attending between 3 & 9 months - Adults	3,445	6,432	53.6%	44.4%	52.6%	50.3%
% of FP17s for Band 1 Urgent Courses	1,247	8,470	14.7%	11.6%	9.1%	9.1%
% of FP17s Relating to Free Repair or Replacements	153	8,470	1.8%	0.9%	1.0%	0.8%
% of FP17s Relating to Continuations	5	8,470	0.1%	1.3%	1.2%	1.0%
% of Patients satisfied with the dentistry they have received	6	7	N/A	90.5%	91.6%	91.5%
% of Patients satisfied with the time they had to wait for an appointment	6	7	N/A	87.7%	88.3%	87.9%

\* This is based on patients treated on this contract for their most recent course of treatment. Figures in italics indicate the base number of FP17s or Patient Questionnaire responses are less than 100. N/A is shown where the base number of responses is less than 10 during the period. % is calculated as Quantity/Base number\*100

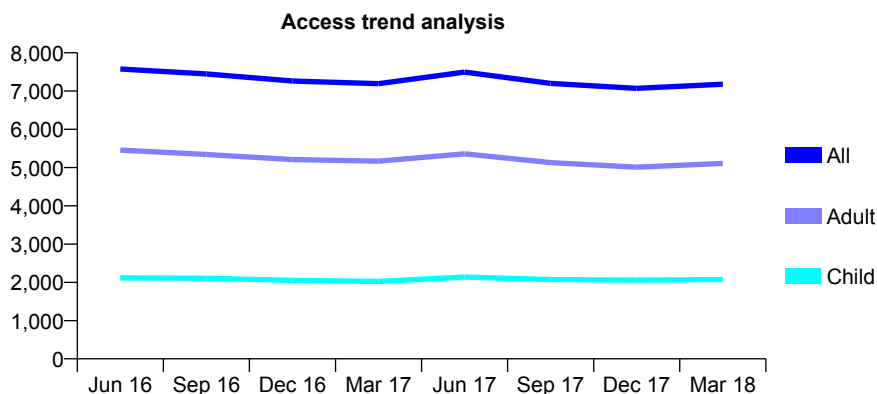
## Q48 - Vital Signs At a Glance Contract Report for 891495/0001 - March 2018

Name or company name	MR RK GOLLAPUDI
Contract type name	PDS Plus Contract
Purpose of contract	General
Contract start date	01/01/2011
Contract end date	31/03/2018

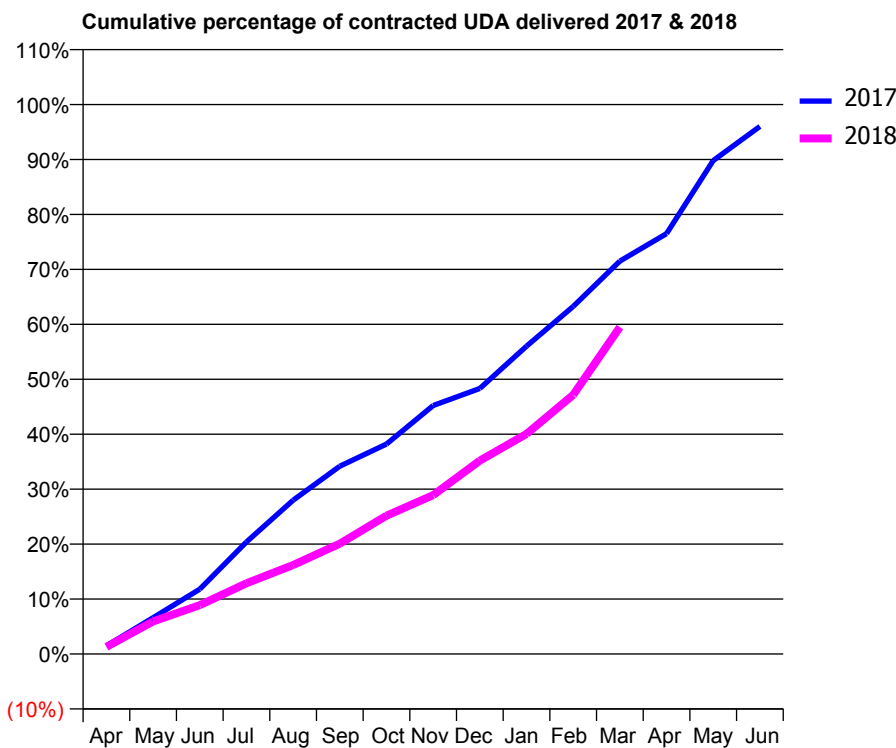
17/18 Contracted general activity (UDA)	24,957
Carry forward general activity (UDA)	0
17/18 Contracted orthodontic activity (UOA)	0
Carry forward orthodontic activity (UOA)	0
Baseline contract value	£325,926.56

### ACCESS\*

Patients seen in 24 months	Total	Change since previous quarter
Quarter ending March 2017	7,192	
Quarter ending June 2017	7,497	↑
Quarter ending September 2017	7,201	↓
Quarter ending December 2017	7,072	↓
Quarter ending March 2018	7,179	→
<b>Variance since March 2017</b>	<b>(0.2%)</b>	<b>→</b>



### ACTIVITY



Month	Adjusted Scheduled Activity (UDA)	
	2017	2018
April	359	327
May	1,585	1,481
June	2,831	2,220
July	4,894	3,215
August	6,716	4,045
September	8,203	5,013
October	9,169	6,283
November	10,851	7,217
December	11,598	8,783
January	13,445	9,993
February	15,180	11,771
March	17,160	14,845
April	18,358	
May	21,551	
June	23,043	

### QUALITY

	Quantity	Base Number	Contract	AT	Region	England
% of FP17s for the same patient ID Re-attending within 3 months - Children	197	2,831	7.0%	11.5%	12.8%	11.9%
% of FP17s for the same patient ID Re-attending within 3 months - Adults	918	6,106	15.0%	17.1%	16.5%	16.0%
% of FP17s for the same patient ID Re-attending between 3 & 9 months - Children	1,341	2,831	47.4%	54.2%	59.7%	58.3%
% of FP17s for the same patient ID Re-attending between 3 & 9 months - Adults	2,371	6,106	38.8%	44.4%	52.6%	50.3%
% of FP17s for Band 1 Urgent Courses	872	6,420	13.6%	11.6%	9.1%	9.1%
% of FP17s Relating to Free Repair or Replacements	16	6,420	0.2%	0.9%	1.0%	0.8%
% of FP17s Relating to Continuations	62	6,420	1.0%	1.3%	1.2%	1.0%
% of Patients satisfied with the dentistry they have received	2	4	N/A	90.5%	91.6%	91.5%
% of Patients satisfied with the time they had to wait for an appointment	4	4	N/A	87.7%	88.3%	87.9%

\* This is based on patients treated on this contract for their most recent course of treatment. Figures in italics indicate the base number of FP17s or Patient Questionnaire responses are less than 100. N/A is shown where the base number of responses is less than 10 during the period. % is calculated as Quantity/Base number\*100

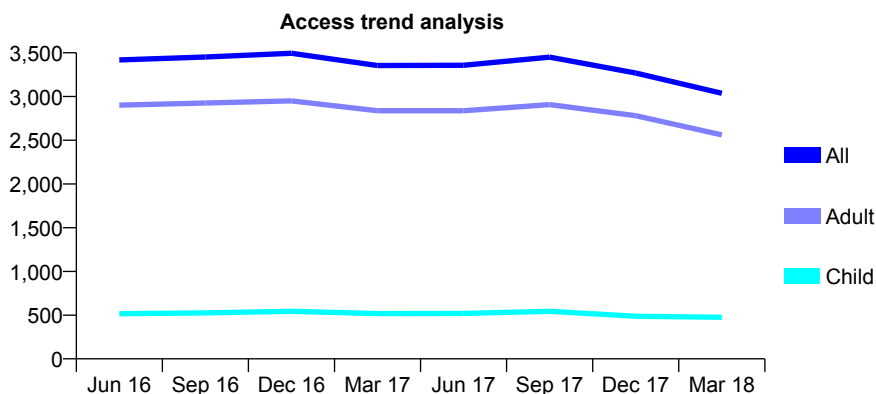
## Q48 - Vital Signs At a Glance Contract Report for 895067/0003 - March 2018

Name or company name	FairField Dental Surgery
Contract type name	GDS Contract
Purpose of contract	General and Orthodontic
Contract start date	01/04/2010
Contract end date	

17/18 Contracted general activity (UDA)	9,977
Carry forward general activity (UDA)	0
17/18 Contracted orthodontic activity (UOA)	0
Carry forward orthodontic activity (UOA)	0
Baseline contract value	£303,980.34

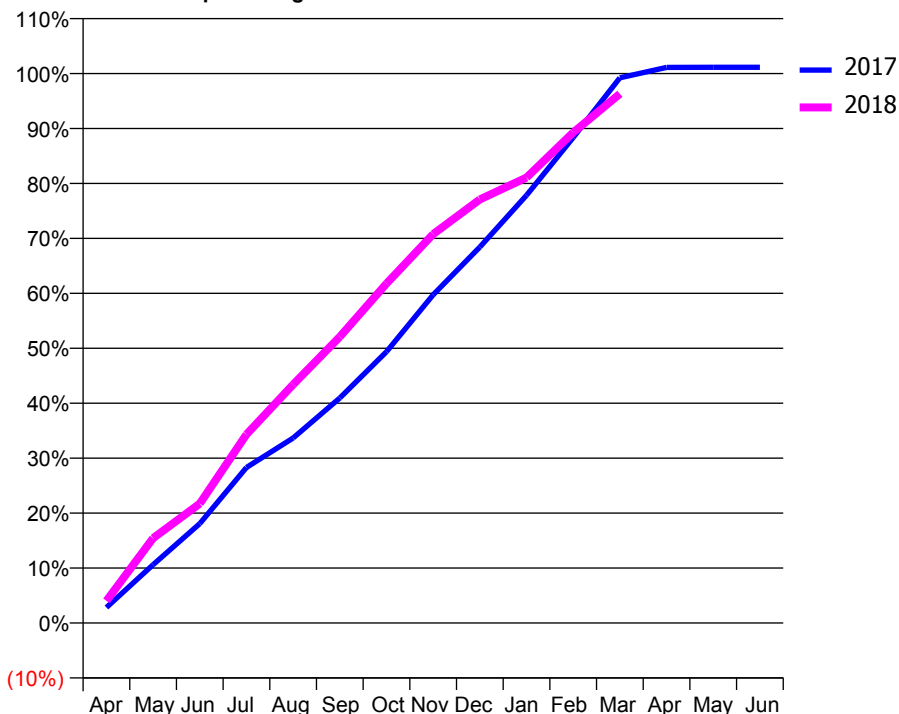
### ACCESS\*

Patients seen in 24 months	Total	Change since previous quarter
Quarter ending March 2017	3,355	
Quarter ending June 2017	3,357	→
Quarter ending September 2017	3,450	↑
Quarter ending December 2017	3,269	↓
Quarter ending March 2018	3,037	↓
<b>Variance since March 2017</b>	<b>(9.5%)</b>	↓



### ACTIVITY

Cumulative percentage of contracted UDA delivered 2017 & 2018



Month	Adjusted Scheduled Activity (UDA)	
	2017	2018
April	284	404
May	1,072	1,542
June	1,824	2,169
July	2,855	3,425
August	3,396	4,331
September	4,131	5,198
October	4,981	6,162
November	6,025	7,060
December	6,902	7,690
January	7,853	8,087
February	8,911	8,905
March	10,009	9,608
April	10,199	
May	10,201	
June	10,201	

### QUALITY

	Quantity	Base Number	Contract	AT	Region	England
% of FP17s for the same patient ID Re-attending within 3 months - Children	78	846	9.2%	11.5%	12.8%	11.9%
% of FP17s for the same patient ID Re-attending within 3 months - Adults	841	4,357	19.3%	17.1%	16.5%	16.0%
% of FP17s for the same patient ID Re-attending between 3 & 9 months - Children	474	846	56.0%	54.2%	59.7%	58.3%
% of FP17s for the same patient ID Re-attending between 3 & 9 months - Adults	2,168	4,357	49.8%	44.4%	52.6%	50.3%
% of FP17s for Band 1 Urgent Courses	798	5,105	15.6%	11.6%	9.1%	9.1%
% of FP17s Relating to Free Repair or Replacements	59	5,105	1.2%	0.9%	1.0%	0.8%
% of FP17s Relating to Continuations	91	5,105	1.8%	1.3%	1.2%	1.0%
% of Patients satisfied with the dentistry they have received	4	5	N/A	90.5%	91.6%	91.5%
% of Patients satisfied with the time they had to wait for an appointment	4	5	N/A	87.7%	88.3%	87.9%

\* This is based on patients treated on this contract for their most recent course of treatment. Figures in italics indicate the base number of FP17s or Patient Questionnaire responses are less than 100. N/A is shown where the base number of responses is less than 10 during the period. % is calculated as Quantity/Base number\*100

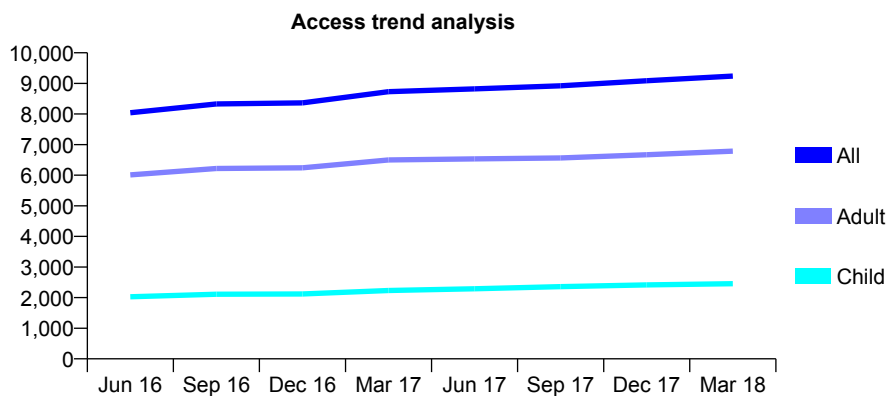
## Q48 - Vital Signs At a Glance Contract Report for 905925/0002 - March 2018

Name or company name	Broadway Dental Partnership
Contract type name	GDS Contract
Purpose of contract	General
Contract start date	01/04/2006
Contract end date	

17/18 Contracted general activity (UDA)	30,000
Carry forward general activity (UDA)	1,211
17/18 Contracted orthodontic activity (UOA)	0
Carry forward orthodontic activity (UOA)	0
Baseline contract value	£774,029.82

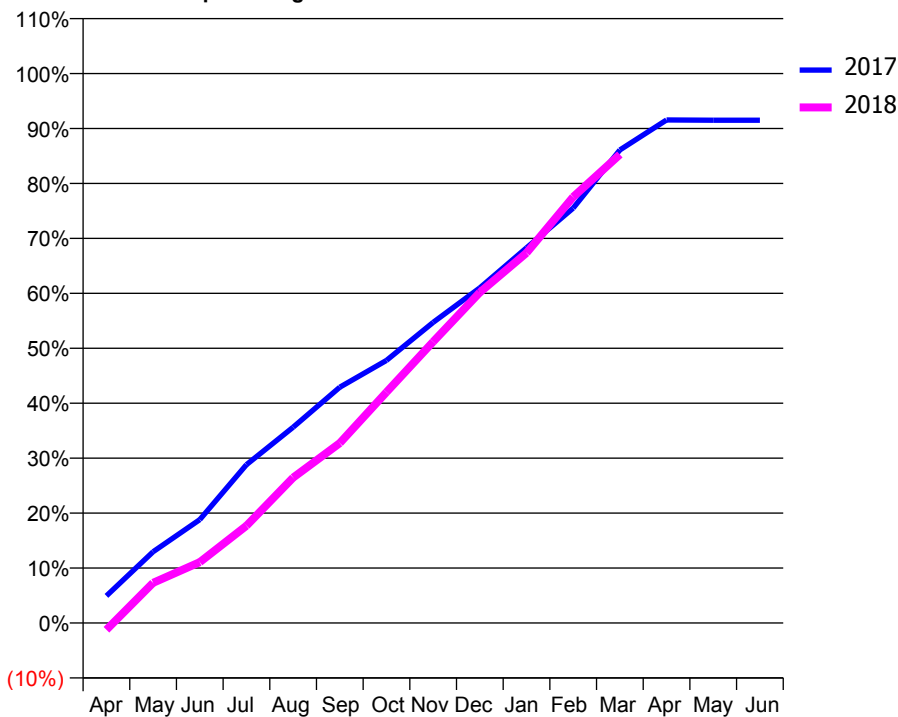
### ACCESS\*

Patients seen in 24 months	Total	Change since previous quarter
Quarter ending March 2017	8,732	
Quarter ending June 2017	8,821	→
Quarter ending September 2017	8,921	→
Quarter ending December 2017	9,089	→
Quarter ending March 2018	9,239	→
<b>Variance since March 2017</b>	<b>5.8%</b>	<b>↑</b>



### ACTIVITY

Cumulative percentage of contracted UDA delivered 2017 & 2018



Month	Adjusted Scheduled Activity (UDA)	
	2017	2018
April	1,483	-374
May	3,888	2,194
June	5,647	3,320
July	8,646	5,314
August	10,691	7,936
September	12,872	9,828
October	14,342	12,605
November	16,414	15,361
December	18,297	18,049
January	20,482	20,205
February	22,651	23,264
March	25,825	25,579
April	27,465	
May	27,450	
June	27,450	

### QUALITY

	Quantity	Base Number	Contract	AT	Region	England
% of FP17s for the same patient ID Re-attending within 3 months - Children	223	3,055	7.3%	11.5%	12.8%	11.9%
% of FP17s for the same patient ID Re-attending within 3 months - Adults	1,406	8,163	17.2%	17.1%	16.5%	16.0%
% of FP17s for the same patient ID Re-attending between 3 & 9 months - Children	1,429	3,055	46.8%	54.2%	59.7%	58.3%
% of FP17s for the same patient ID Re-attending between 3 & 9 months - Adults	2,951	8,163	36.2%	44.4%	52.6%	50.3%
% of FP17s for Band 1 Urgent Courses	1,449	10,670	13.6%	11.6%	9.1%	9.1%
% of FP17s Relating to Free Repair or Replacements	121	10,670	1.1%	0.9%	1.0%	0.8%
% of FP17s Relating to Continuations	89	10,670	0.8%	1.3%	1.2%	1.0%
% of Patients satisfied with the dentistry they have received	11	11	100.0%	90.5%	91.6%	91.5%
% of Patients satisfied with the time they had to wait for an appointment	11	11	100.0%	87.7%	88.3%	87.9%

\* This is based on patients treated on this contract for their most recent course of treatment. Figures in italics indicate the base number of FP17s or Patient Questionnaire responses are less than 100. N/A is shown where the base number of responses is less than 10 during the period. % is calculated as Quantity/Base number\*100

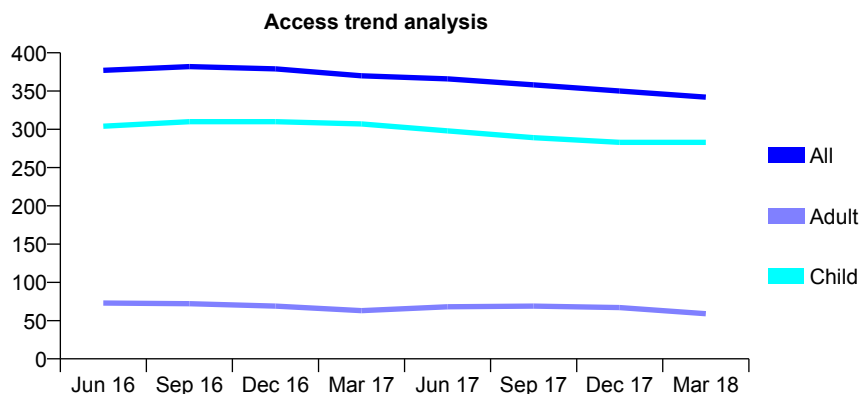
## Q48 - Vital Signs At a Glance Contract Report for 906840/0001 - March 2018

Name or company name	MRS HM LLOYD
Contract type name	GDS Contract
Purpose of contract	General
Contract start date	01/04/2006
Contract end date	

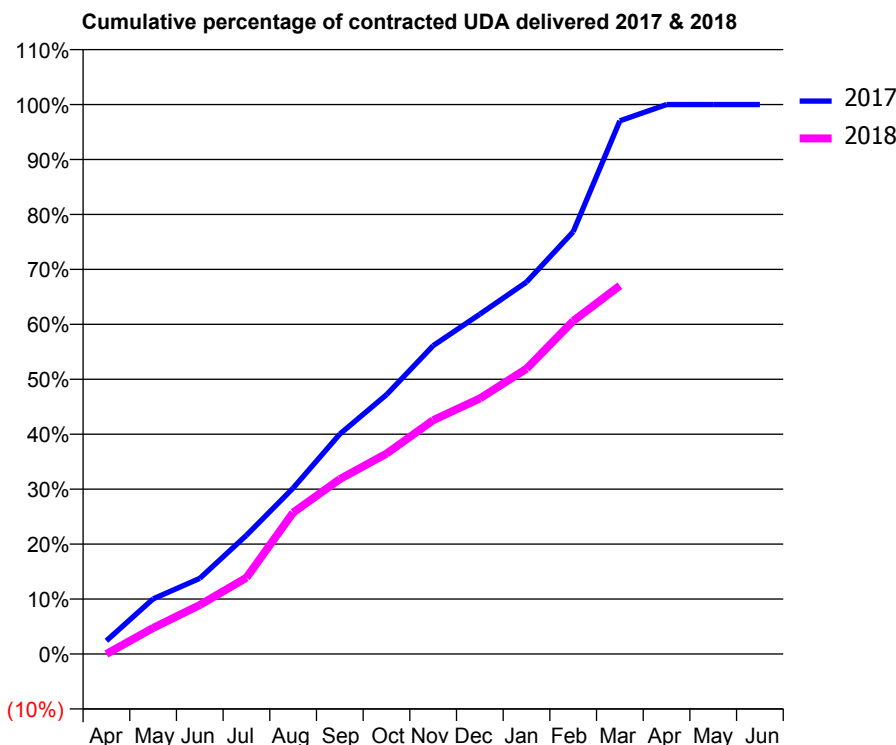
17/18 Contracted general activity (UDA)	886
Carry forward general activity (UDA)	0
17/18 Contracted orthodontic activity (UOA)	0
Carry forward orthodontic activity (UOA)	0
Baseline contract value	£33,319.35

### ACCESS\*

Patients seen in 24 months	Total	Change since previous quarter
Quarter ending March 2017	370	
Quarter ending June 2017	366	↓
Quarter ending September 2017	358	↓
Quarter ending December 2017	350	↓
Quarter ending March 2018	342	↓
<b>Variance since March 2017</b>	<b>(7.6%)</b>	<b>↓</b>



### ACTIVITY



Month	Adjusted Scheduled Activity (UDA)	
	2017	2018
April	22	0
May	91	42
June	125	79
July	196	123
August	274	228
September	363	282
October	428	323
November	509	377
December	561	412
January	614	460
February	697	537
March	880	594
April	907	
May	907	
June	907	

### QUALITY

	Quantity	Base Number	Contract	AT	Region	England
% of FP17s for the same patient ID Re-attending within 3 months - Children	19	406	4.7%	11.5%	12.8%	11.9%
% of FP17s for the same patient ID Re-attending within 3 months - Adults	1	25	4.0%	17.1%	16.5%	16.0%
% of FP17s for the same patient ID Re-attending between 3 & 9 months - Children	286	406	70.4%	54.2%	59.7%	58.3%
% of FP17s for the same patient ID Re-attending between 3 & 9 months - Adults	18	25	72.0%	44.4%	52.6%	50.3%
% of FP17s for Band 1 Urgent Courses	0	412	0.0%	11.6%	9.1%	9.1%
% of FP17s Relating to Free Repair or Replacements	0	412	0.0%	0.9%	1.0%	0.8%
% of FP17s Relating to Continuations	7	412	1.7%	1.3%	1.2%	1.0%
% of Patients satisfied with the dentistry they have received	0	0	N/A	90.5%	91.6%	91.5%
% of Patients satisfied with the time they had to wait for an appointment	0	0	N/A	87.7%	88.3%	87.9%

\* This is based on patients treated on this contract for their most recent course of treatment. Figures in italics indicate the base number of FP17s or Patient Questionnaire responses are less than 100. N/A is shown where the base number of responses is less than 10 during the period. % is calculated as Quantity/Base number\*100

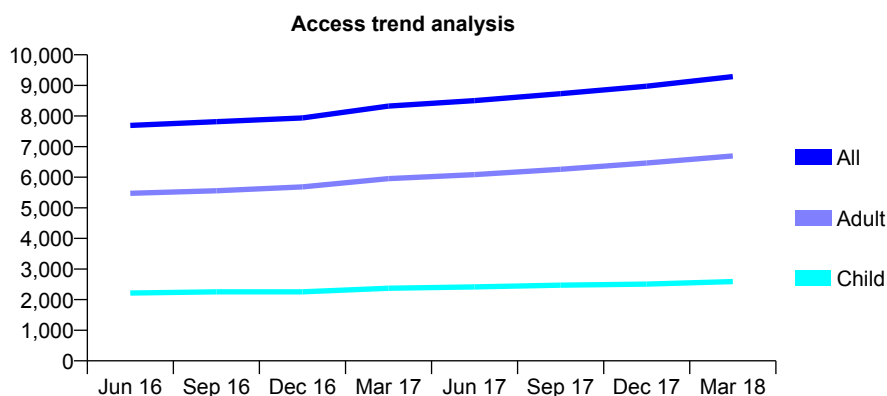
## Q48 - Vital Signs At a Glance Contract Report for 907995/0001 - March 2018

Name or company name	MR RJ HOLLINS
Contract type name	GDS Contract
Purpose of contract	General
Contract start date	01/04/2006
Contract end date	

17/18 Contracted general activity (UDA)	33,210
Carry forward general activity (UDA)	717
17/18 Contracted orthodontic activity (UOA)	0
Carry forward orthodontic activity (UOA)	0
Baseline contract value	£862,169.49

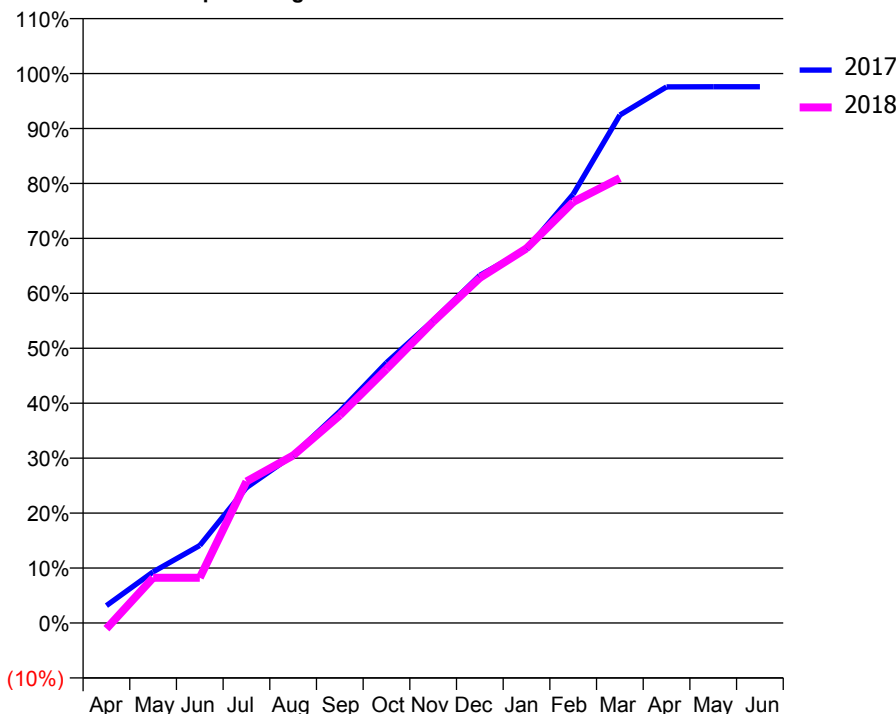
### ACCESS\*

Patients seen in 24 months	Total	Change since previous quarter
Quarter ending March 2017	8,324	
Quarter ending June 2017	8,503	↑
Quarter ending September 2017	8,732	↑
Quarter ending December 2017	8,973	↑
Quarter ending March 2018	9,286	↑
<b>Variance since March 2017</b>	<b>11.6%</b>	<b>↑</b>



### ACTIVITY

Cumulative percentage of contracted UDA delivered 2017 & 2018



Month	Adjusted Scheduled Activity (UDA)	
	2017	2018
April	944	-354
May	2,764	2,738
June	4,195	2,738
July	7,324	8,558
August	9,078	10,128
September	11,447	12,555
October	14,074	15,352
November	16,355	18,210
December	18,802	20,861
January	20,215	22,638
February	23,179	25,447
March	27,464	26,889
April	28,983	
May	28,992	
June	28,992	

### QUALITY

	Quantity	Base Number	Contract	AT	Region	England
% of FP17s for the same patient ID Re-attending within 3 months - Children	307	3,153	9.7%	11.5%	12.8%	11.9%
% of FP17s for the same patient ID Re-attending within 3 months - Adults	1,570	7,749	20.3%	17.1%	16.5%	16.0%
% of FP17s for the same patient ID Re-attending between 3 & 9 months - Children	1,472	3,153	46.7%	54.2%	59.7%	58.3%
% of FP17s for the same patient ID Re-attending between 3 & 9 months - Adults	2,699	7,749	34.8%	44.4%	52.6%	50.3%
% of FP17s for Band 1 Urgent Courses	1,831	10,343	17.7%	11.6%	9.1%	9.1%
% of FP17s Relating to Free Repair or Replacements	106	10,343	1.0%	0.9%	1.0%	0.8%
% of FP17s Relating to Continuations	116	10,343	1.1%	1.3%	1.2%	1.0%
% of Patients satisfied with the dentistry they have received	11	12	91.7%	90.5%	91.6%	91.5%
% of Patients satisfied with the time they had to wait for an appointment	11	12	91.7%	87.7%	88.3%	87.9%

\* This is based on patients treated on this contract for their most recent course of treatment. Figures in italics indicate the base number of FP17s or Patient Questionnaire responses are less than 100. N/A is shown where the base number of responses is less than 10 during the period. % is calculated as Quantity/Base number\*100



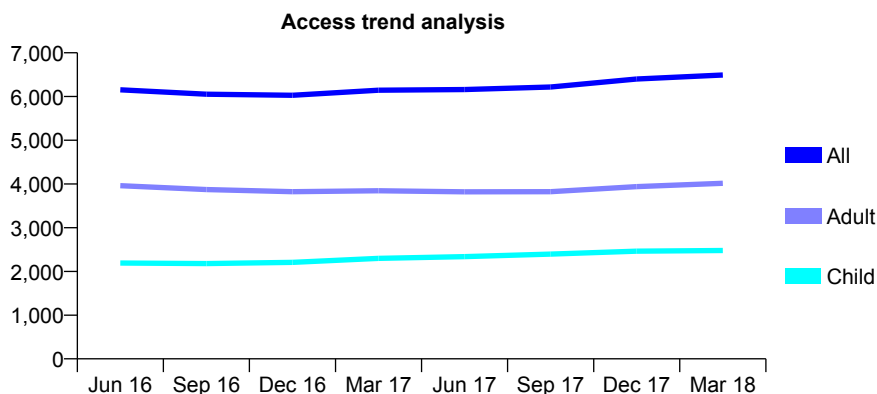
## Q48 - Vital Signs At a Glance Contract Report for 907995/0002 - March 2018

Name or company name	MR RJ HOLLINS
Contract type name	GDS Contract
Purpose of contract	General
Contract start date	02/01/2009
Contract end date	

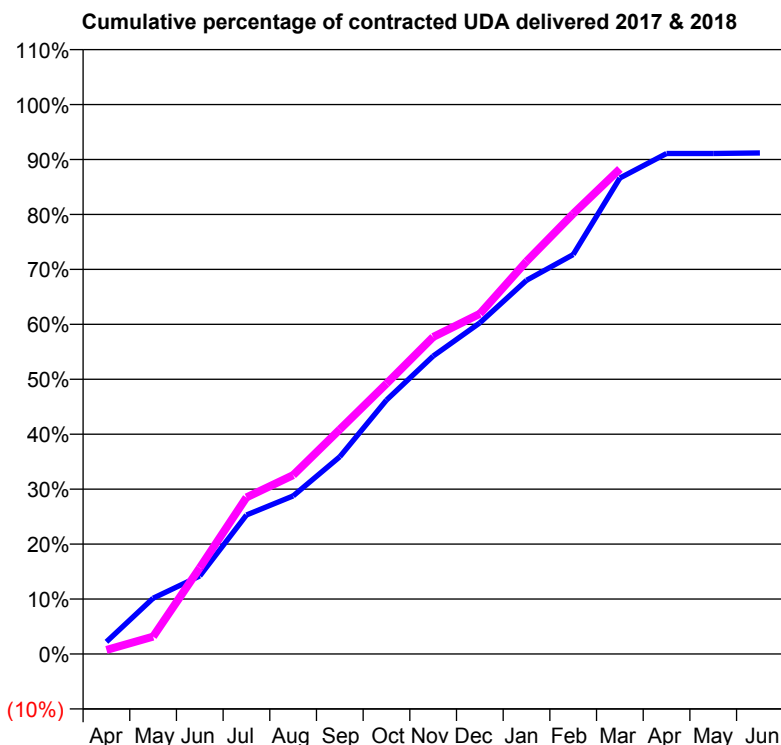
17/18 Contracted general activity (UDA)	20,210
Carry forward general activity (UDA)	0
17/18 Contracted orthodontic activity (UOA)	0
Carry forward orthodontic activity (UOA)	0
Baseline contract value	£521,442.27

### ACCESS\*

Patients seen in 24 months	Total	Change since previous quarter
Quarter ending March 2017	6,143	
Quarter ending June 2017	6,160	→
Quarter ending September 2017	6,218	→
Quarter ending December 2017	6,402	↑
Quarter ending March 2018	6,493	→
<b>Variance since March 2017</b>	<b>5.7%</b>	<b>↑</b>



### ACTIVITY



Month	2017	2018
April	481	150
May	2,202	639
June	3,084	3,168
July	5,490	5,761
August	6,246	6,580
September	7,795	8,263
October	10,036	9,944
November	11,772	11,658
December	13,086	12,511
January	14,763	14,443
February	15,783	16,192
March	18,804	17,841
April	19,774	
May	19,777	
June	19,796	

### QUALITY

	Quantity	Base Number	Contract	AT	Region	England
% of FP17s for the same patient ID Re-attending within 3 months - Children	214	2,985	7.2%	11.5%	12.8%	11.9%
% of FP17s for the same patient ID Re-attending within 3 months - Adults	613	4,777	12.8%	17.1%	16.5%	16.0%
% of FP17s for the same patient ID Re-attending between 3 & 9 months - Children	1,413	2,985	47.3%	54.2%	59.7%	58.3%
% of FP17s for the same patient ID Re-attending between 3 & 9 months - Adults	2,180	4,777	45.6%	44.4%	52.6%	50.3%
% of FP17s for Band 1 Urgent Courses	693	7,409	9.4%	11.6%	9.1%	9.1%
% of FP17s Relating to Free Repair or Replacements	28	7,409	0.4%	0.9%	1.0%	0.8%
% of FP17s Relating to Continuations	35	7,409	0.5%	1.3%	1.2%	1.0%
% of Patients satisfied with the dentistry they have received	3	4	N/A	90.5%	91.6%	91.5%
% of Patients satisfied with the time they had to wait for an appointment	2	4	N/A	87.7%	88.3%	87.9%

\* This is based on patients treated on this contract for their most recent course of treatment. Figures in italics indicate the base number of FP17s or Patient Questionnaire responses are less than 100. N/A is shown where the base number of responses is less than 10 during the period. % is calculated as Quantity/Base number\*100

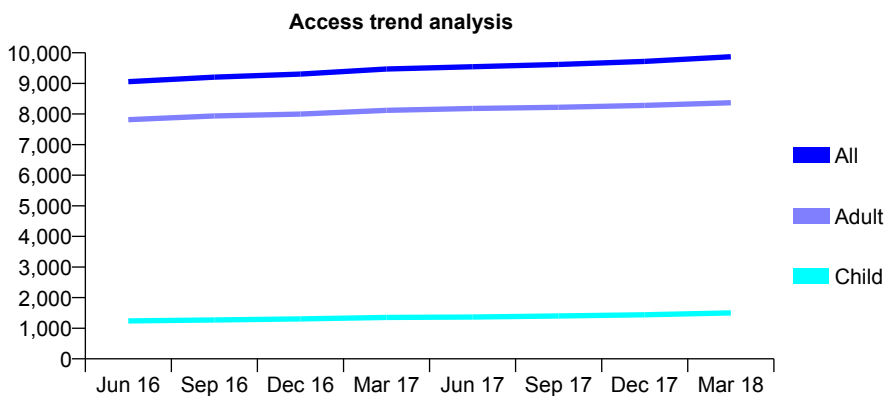
## Q48 - Vital Signs At a Glance Contract Report for 907995/0003 - March 2018

Name or company name	MR RJ HOLLINS
Contract type name	GDS Contract
Purpose of contract	General
Contract start date	10/08/2009
Contract end date	

17/18 Contracted general activity (UDA)	28,000
Carry forward general activity (UDA)	0
17/18 Contracted orthodontic activity (UOA)	0
Carry forward orthodontic activity (UOA)	0
Baseline contract value	£797,164.15

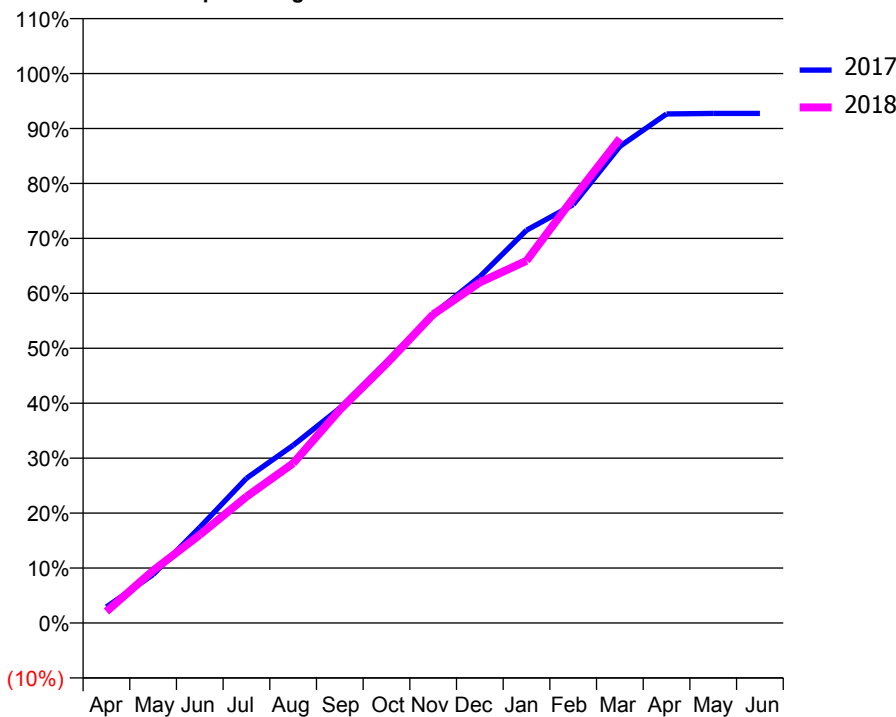
### ACCESS\*

Patients seen in 24 months	Total	Change since previous quarter
Quarter ending March 2017	9,472	
Quarter ending June 2017	9,546	→
Quarter ending September 2017	9,619	→
Quarter ending December 2017	9,717	→
Quarter ending March 2018	9,870	→
<b>Variance since March 2017</b>	<b>4.2%</b>	<b>↑</b>



### ACTIVITY

Cumulative percentage of contracted UDA delivered 2017 & 2018



Month	Adjusted Scheduled Activity (UDA)	
	2017	2018
April	879	588
May	2,649	2,673
June	5,226	4,497
July	7,900	6,438
August	9,701	8,139
September	11,731	10,862
October	14,275	13,213
November	16,856	15,724
December	18,912	17,358
January	21,446	18,456
February	22,845	21,637
March	26,023	24,690
April	27,789	
May	27,818	
June	27,821	

### QUALITY

	Quantity	Base Number	Contract	AT	Region	England
% of FP17s for the same patient ID Re-attending within 3 months - Children	132	1,764	7.5%	11.5%	12.8%	11.9%
% of FP17s for the same patient ID Re-attending within 3 months - Adults	1,580	9,641	16.4%	17.1%	16.5%	16.0%
% of FP17s for the same patient ID Re-attending between 3 & 9 months - Children	824	1,764	46.7%	54.2%	59.7%	58.3%
% of FP17s for the same patient ID Re-attending between 3 & 9 months - Adults	3,930	9,641	40.8%	44.4%	52.6%	50.3%
% of FP17s for Band 1 Urgent Courses	1,393	10,664	13.1%	11.6%	9.1%	9.1%
% of FP17s Relating to Free Repair or Replacements	70	10,664	0.7%	0.9%	1.0%	0.8%
% of FP17s Relating to Continuations	177	10,664	1.7%	1.3%	1.2%	1.0%
% of Patients satisfied with the dentistry they have received	14	15	93.3%	90.5%	91.6%	91.5%
% of Patients satisfied with the time they had to wait for an appointment	12	15	80.0%	87.7%	88.3%	87.9%

\* This is based on patients treated on this contract for their most recent course of treatment. Figures in italics indicate the base number of FP17s or Patient Questionnaire responses are less than 100. N/A is shown where the base number of responses is less than 10 during the period. % is calculated as Quantity/Base number\*100

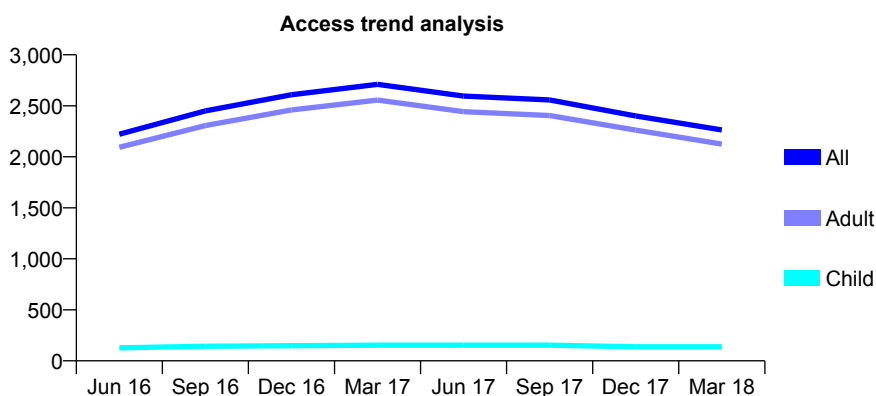
## Q48 - Vital Signs At a Glance Contract Report for 907995/0005 - March 2018

Name or company name	MR RJ HOLLINS
Contract type name	PDS Contract
Purpose of contract	General
Contract start date	01/09/2012
Contract end date	31/03/2018

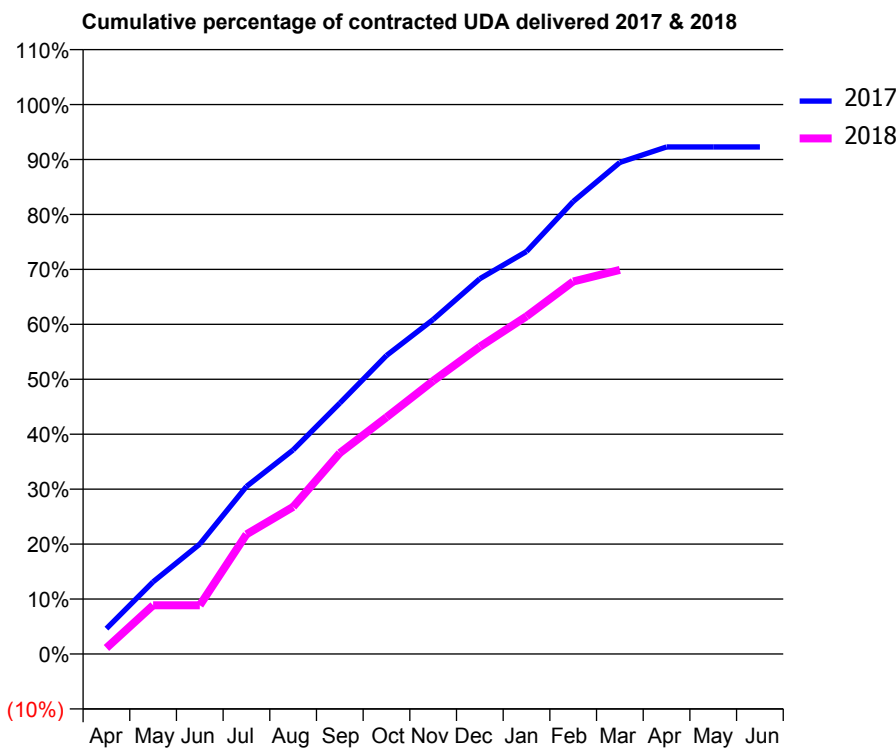
17/18 Contracted general activity (UDA)	3,674
Carry forward general activity (UDA)	0
17/18 Contracted orthodontic activity (UOA)	0
Carry forward orthodontic activity (UOA)	0
Baseline contract value	£240,907.83

### ACCESS\*

Patients seen in 24 months	Total	Change since previous quarter
Quarter ending March 2017	2,710	
Quarter ending June 2017	2,596	↓
Quarter ending September 2017	2,558	↓
Quarter ending December 2017	2,400	↓
Quarter ending March 2018	2,263	↓
<b>Variance since March 2017</b>	<b>(16.5%)</b>	<b>↓</b>



### ACTIVITY



Month	Adjusted Scheduled Activity (UDA)	
	2017	2018
April	170	41
May	483	326
June	735	326
July	1,120	800
August	1,364	984
September	1,677	1,344
October	1,996	1,583
November	2,237	1,827
December	2,509	2,054
January	2,691	2,258
February	3,026	2,491
March	3,287	2,568
April	3,390	
May	3,390	
June	3,390	

### QUALITY

	Quantity	Base Number	Contract	AT	Region	England
% of FP17s for the same patient ID Re-attending within 3 months - Children	2	186	1.1%	11.5%	12.8%	11.9%
% of FP17s for the same patient ID Re-attending within 3 months - Adults	63	2,057	3.1%	17.1%	16.5%	16.0%
% of FP17s for the same patient ID Re-attending between 3 & 9 months - Children	5	186	2.7%	54.2%	59.7%	58.3%
% of FP17s for the same patient ID Re-attending between 3 & 9 months - Adults	35	2,057	1.7%	44.4%	52.6%	50.3%
% of FP17s for Band 1 Urgent Courses	2,140	2,149	99.6%	11.6%	9.1%	9.1%
% of FP17s Relating to Free Repair or Replacements	0	2,149	0.0%	0.9%	1.0%	0.8%
% of FP17s Relating to Continuations	0	2,149	0.0%	1.3%	1.2%	1.0%
% of Patients satisfied with the dentistry they have received	0	0	N/A	90.5%	91.6%	91.5%
% of Patients satisfied with the time they had to wait for an appointment	0	0	N/A	87.7%	88.3%	87.9%

\* This is based on patients treated on this contract for their most recent course of treatment. Figures in italics indicate the base number of FP17s or Patient Questionnaire responses are less than 100. N/A is shown where the base number of responses is less than 10 during the period. % is calculated as Quantity/Base number\*100

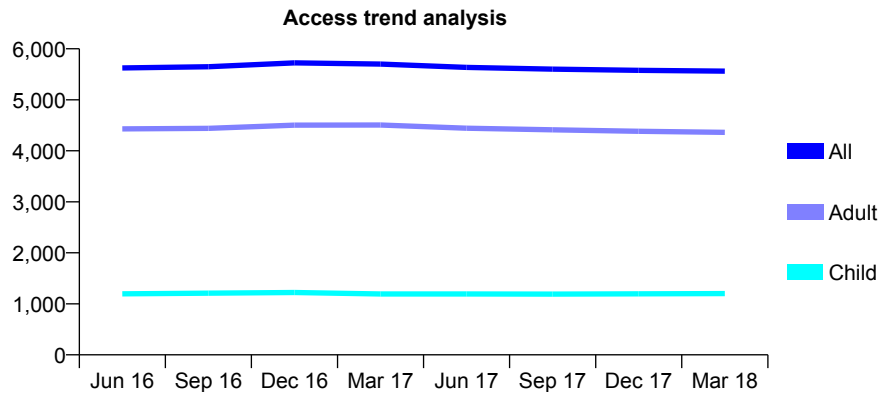
## Q48 - Vital Signs At a Glance Contract Report for 909572/0001 - March 2018

Name or company name	MRS JC DUNNINGS
Contract type name	GDS Contract
Purpose of contract	General
Contract start date	01/04/2006
Contract end date	

17/18 Contracted general activity (UDA)	19,259
Carry forward general activity (UDA)	164
17/18 Contracted orthodontic activity (UOA)	0
Carry forward orthodontic activity (UOA)	0
Baseline contract value	£577,826.08

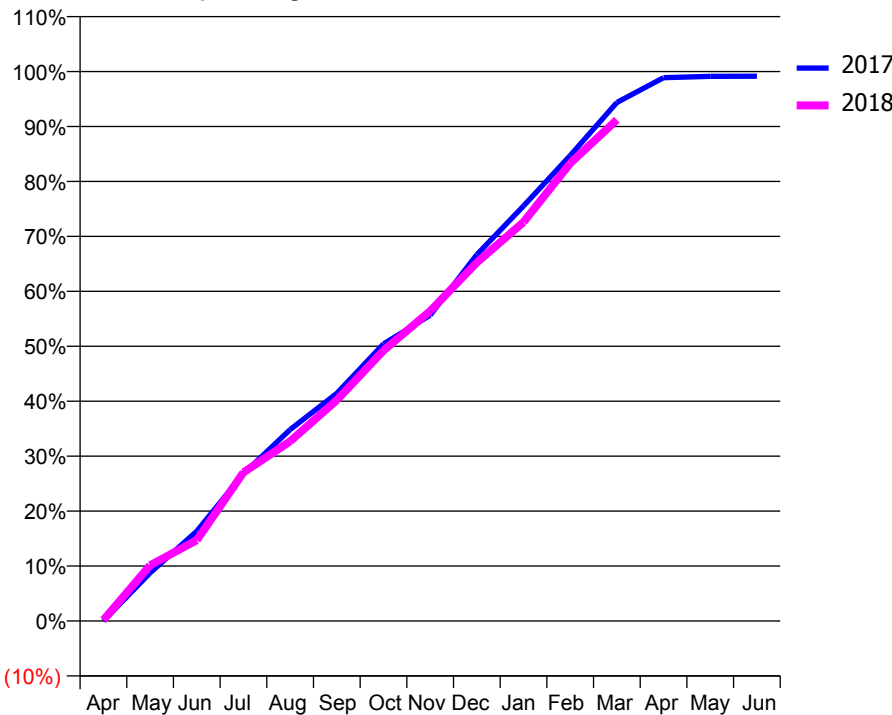
### ACCESS\*

Patients seen in 24 months	Total	Change since previous quarter
Quarter ending March 2017	5,700	
Quarter ending June 2017	5,635	↓
Quarter ending September 2017	5,601	→
Quarter ending December 2017	5,579	→
Quarter ending March 2018	5,563	→
<b>Variance since March 2017</b>	<b>(2.4%)</b>	<b>↓</b>



### ACTIVITY

Cumulative percentage of contracted UDA delivered 2017 & 2018



Month	Adjusted Scheduled Activity (UDA)	
	2017	2018
April	-3	36
May	1,687	1,952
June	3,149	2,834
July	5,162	5,209
August	6,707	6,298
September	7,979	7,742
October	9,711	9,482
November	10,718	10,863
December	12,839	12,563
January	14,548	13,982
February	16,314	16,040
March	18,172	17,565
April	19,042	
May	19,091	
June	19,095	

### QUALITY

	Quantity	Base Number	Contract	AT	Region	England
% of FP17s for the same patient ID Re-attending within 3 months - Children	273	2,187	12.5%	11.5%	12.8%	11.9%
% of FP17s for the same patient ID Re-attending within 3 months - Adults	1,126	6,048	18.6%	17.1%	16.5%	16.0%
% of FP17s for the same patient ID Re-attending between 3 & 9 months - Children	1,444	2,187	66.0%	54.2%	59.7%	58.3%
% of FP17s for the same patient ID Re-attending between 3 & 9 months - Adults	1,866	6,048	30.9%	44.4%	52.6%	50.3%
% of FP17s for Band 1 Urgent Courses	982	7,899	12.4%	11.6%	9.1%	9.1%
% of FP17s Relating to Free Repair or Replacements	121	7,899	1.5%	0.9%	1.0%	0.8%
% of FP17s Relating to Continuations	145	7,899	1.8%	1.3%	1.2%	1.0%
% of Patients satisfied with the dentistry they have received	12	13	92.3%	90.5%	91.6%	91.5%
% of Patients satisfied with the time they had to wait for an appointment	12	13	92.3%	87.7%	88.3%	87.9%

\* This is based on patients treated on this contract for their most recent course of treatment. Figures in italics indicate the base number of FP17s or Patient Questionnaire responses are less than 100. N/A is shown where the base number of responses is less than 10 during the period. % is calculated as Quantity/Base number\*100

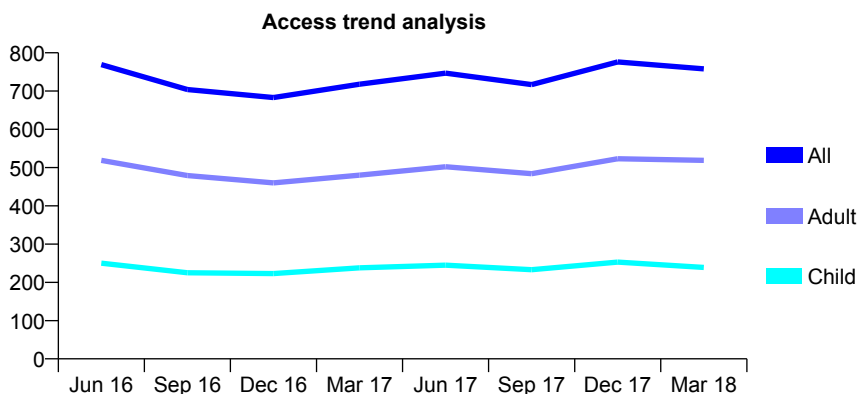
## Q48 - Vital Signs At a Glance Contract Report for 914509/0001 - March 2018

Name or company name	MISS LS HUSAIN
Contract type name	GDS Contract
Purpose of contract	General
Contract start date	01/04/2006
Contract end date	

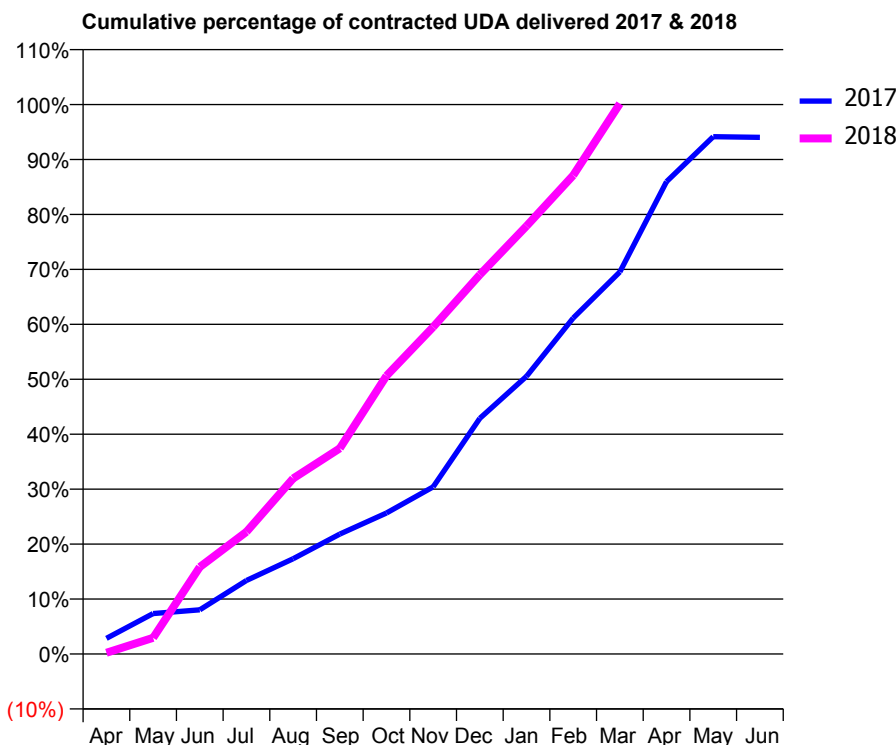
17/18 Contracted general activity (UDA)	2,656
Carry forward general activity (UDA)	0
17/18 Contracted orthodontic activity (UOA)	0
Carry forward orthodontic activity (UOA)	0
Baseline contract value	£135,159.13

### ACCESS\*

Patients seen in 24 months	Total	Change since previous quarter
Quarter ending March 2017	718	
Quarter ending June 2017	747	↑
Quarter ending September 2017	717	↓
Quarter ending December 2017	776	↑
Quarter ending March 2018	758	↓
<b>Variance since March 2017</b>	<b>5.6%</b>	<b>↑</b>



### ACTIVITY



Month	Adjusted Scheduled Activity (UDA)	
	2017	2018
April	76	6
May	196	78
June	214	420
July	355	591
August	461	848
September	580	994
October	681	1,345
November	808	1,580
December	1,139	1,834
January	1,342	2,069
February	1,624	2,314
March	1,847	2,660
April	2,283	
May	2,500	
June	2,497	

### QUALITY

	Quantity	Base Number	Contract	AT	Region	England
% of FP17s for the same patient ID Re-attending within 3 months - Children	58	425	13.6%	11.5%	12.8%	11.9%
% of FP17s for the same patient ID Re-attending within 3 months - Adults	142	734	19.3%	17.1%	16.5%	16.0%
% of FP17s for the same patient ID Re-attending between 3 & 9 months - Children	223	425	52.5%	54.2%	59.7%	58.3%
% of FP17s for the same patient ID Re-attending between 3 & 9 months - Adults	272	734	37.1%	44.4%	52.6%	50.3%
% of FP17s for Band 1 Urgent Courses	99	1,015	9.8%	11.6%	9.1%	9.1%
% of FP17s Relating to Free Repair or Replacements	18	1,015	1.8%	0.9%	1.0%	0.8%
% of FP17s Relating to Continuations	3	1,015	0.3%	1.3%	1.2%	1.0%
% of Patients satisfied with the dentistry they have received	2	2	N/A	90.5%	91.6%	91.5%
% of Patients satisfied with the time they had to wait for an appointment	2	2	N/A	87.7%	88.3%	87.9%

\* This is based on patients treated on this contract for their most recent course of treatment. Figures in italics indicate the base number of FP17s or Patient Questionnaire responses are less than 100. N/A is shown where the base number of responses is less than 10 during the period. % is calculated as Quantity/Base number\*100

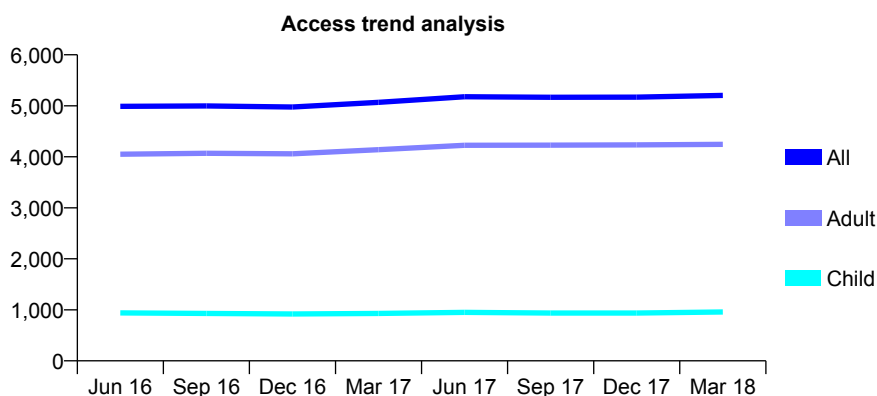
## Q48 - Vital Signs At a Glance Contract Report for 916625/0001 - March 2018

Name or company name	MR S ORME
Contract type name	GDS Contract
Purpose of contract	General
Contract start date	01/04/2006
Contract end date	

17/18 Contracted general activity (UDA)	19,957
Carry forward general activity (UDA)	0
17/18 Contracted orthodontic activity (UOA)	0
Carry forward orthodontic activity (UOA)	0
Baseline contract value	£636,109.15

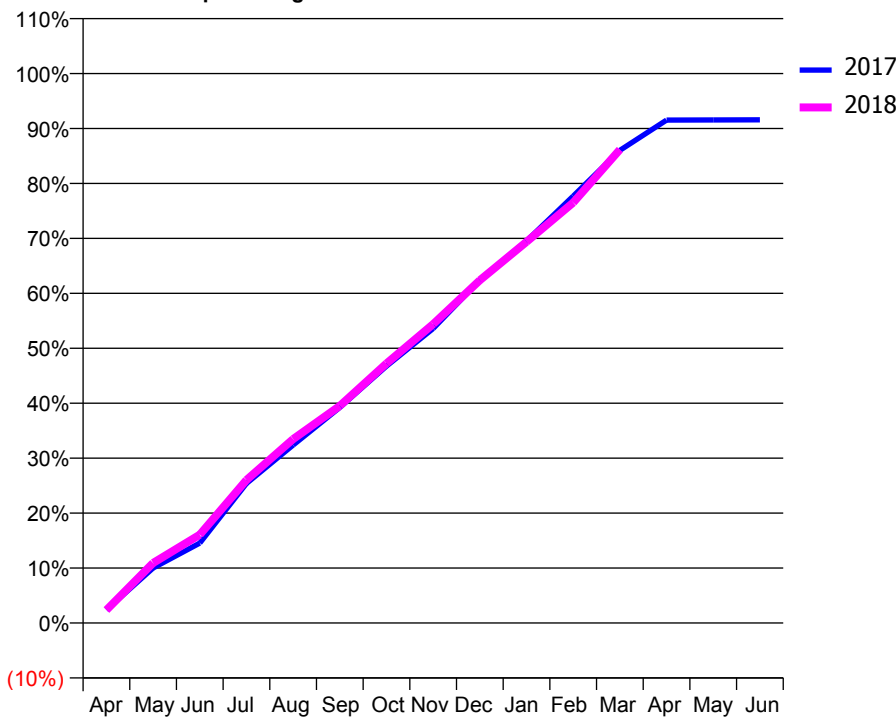
### ACCESS\*

Patients seen in 24 months	Total	Change since previous quarter
Quarter ending March 2017	5,069	
Quarter ending June 2017	5,178	↑
Quarter ending September 2017	5,167	→
Quarter ending December 2017	5,171	→
Quarter ending March 2018	5,203	→
<b>Variance since March 2017</b>	<b>2.6%</b>	<b>↑</b>



### ACTIVITY

Cumulative percentage of contracted UDA delivered 2017 & 2018



Month	Adjusted Scheduled Activity (UDA)	
	2017	2018
April	479	473
May	1,997	2,183
June	2,904	3,208
July	5,068	5,194
August	6,465	6,679
September	7,829	7,885
October	9,330	9,429
November	10,696	10,854
December	12,450	12,448
January	13,880	13,846
February	15,502	15,267
March	17,164	17,194
April	18,265	
May	18,269	
June	18,273	

### QUALITY

	Quantity	Base Number	Contract	AT	Region	England
% of FP17s for the same patient ID Re-attending within 3 months - Children	187	1,769	10.6%	11.5%	12.8%	11.9%
% of FP17s for the same patient ID Re-attending within 3 months - Adults	937	5,730	16.4%	17.1%	16.5%	16.0%
% of FP17s for the same patient ID Re-attending between 3 & 9 months - Children	1,216	1,769	68.7%	54.2%	59.7%	58.3%
% of FP17s for the same patient ID Re-attending between 3 & 9 months - Adults	2,100	5,730	36.6%	44.4%	52.6%	50.3%
% of FP17s for Band 1 Urgent Courses	395	7,170	5.5%	11.6%	9.1%	9.1%
% of FP17s Relating to Free Repair or Replacements	180	7,170	2.5%	0.9%	1.0%	0.8%
% of FP17s Relating to Continuations	84	7,170	1.2%	1.3%	1.2%	1.0%
% of Patients satisfied with the dentistry they have received	10	11	90.9%	90.5%	91.6%	91.5%
% of Patients satisfied with the time they had to wait for an appointment	11	11	100.0%	87.7%	88.3%	87.9%

\* This is based on patients treated on this contract for their most recent course of treatment. Figures in italics indicate the base number of FP17s or Patient Questionnaire responses are less than 100. N/A is shown where the base number of responses is less than 10 during the period. % is calculated as Quantity/Base number\*100

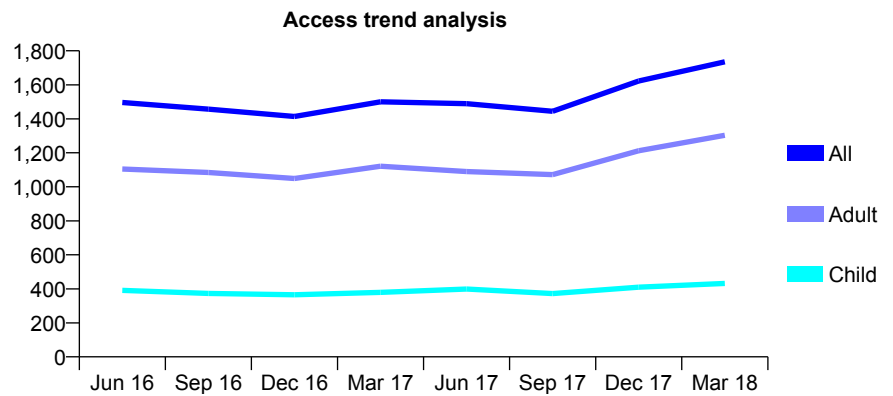
## Q48 - Vital Signs At a Glance Contract Report for 916757/0004 - March 2018

Name or company name	MR KJ KHAN
Contract type name	GDS Contract
Purpose of contract	General
Contract start date	01/04/2007
Contract end date	

17/18 Contracted general activity (UDA)	3,428
Carry forward general activity (UDA)	0
17/18 Contracted orthodontic activity (UOA)	0
Carry forward orthodontic activity (UOA)	0
Baseline contract value	£88,445.81

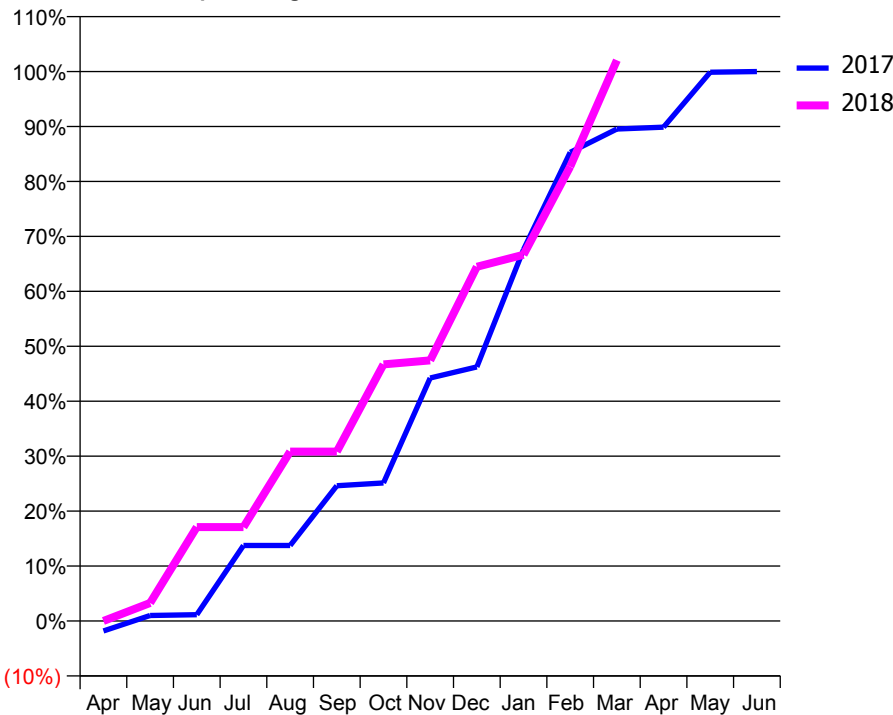
### ACCESS\*

Patients seen in 24 months	Total	Change since previous quarter
Quarter ending March 2017	1,500	
Quarter ending June 2017	1,489	→
Quarter ending September 2017	1,444	↓
Quarter ending December 2017	1,622	↑
Quarter ending March 2018	1,735	↑
<b>Variance since March 2017</b>	<b>15.7%</b>	<b>↑</b>



### ACTIVITY

Cumulative percentage of contracted UDA delivered 2017 & 2018



Month	Adjusted Scheduled Activity (UDA)	
	2017	2018
April	-63	0
May	34	113
June	39	586
July	472	586
August	472	1,057
September	846	1,057
October	863	1,601
November	1,520	1,626
December	1,589	2,210
January	2,322	2,285
February	2,930	2,834
March	3,076	3,499
April	3,088	
May	3,432	
June	3,436	

### QUALITY

	Quantity	Base Number	Contract	AT	Region	England
% of FP17s for the same patient ID Re-attending within 3 months - Children	20	476	4.2%	11.5%	12.8%	11.9%
% of FP17s for the same patient ID Re-attending within 3 months - Adults	121	1,408	8.6%	17.1%	16.5%	16.0%
% of FP17s for the same patient ID Re-attending between 3 & 9 months - Children	191	476	40.1%	54.2%	59.7%	58.3%
% of FP17s for the same patient ID Re-attending between 3 & 9 months - Adults	497	1,408	35.3%	44.4%	52.6%	50.3%
% of FP17s for Band 1 Urgent Courses	132	1,730	7.6%	11.6%	9.1%	9.1%
% of FP17s Relating to Free Repair or Replacements	0	1,730	0.0%	0.9%	1.0%	0.8%
% of FP17s Relating to Continuations	2	1,730	0.1%	1.3%	1.2%	1.0%
% of Patients satisfied with the dentistry they have received	1	3	N/A	90.5%	91.6%	91.5%
% of Patients satisfied with the time they had to wait for an appointment	3	3	N/A	87.7%	88.3%	87.9%

\* This is based on patients treated on this contract for their most recent course of treatment. Figures in italics indicate the base number of FP17s or Patient Questionnaire responses are less than 100. N/A is shown where the base number of responses is less than 10 during the period. % is calculated as Quantity/Base number\*100

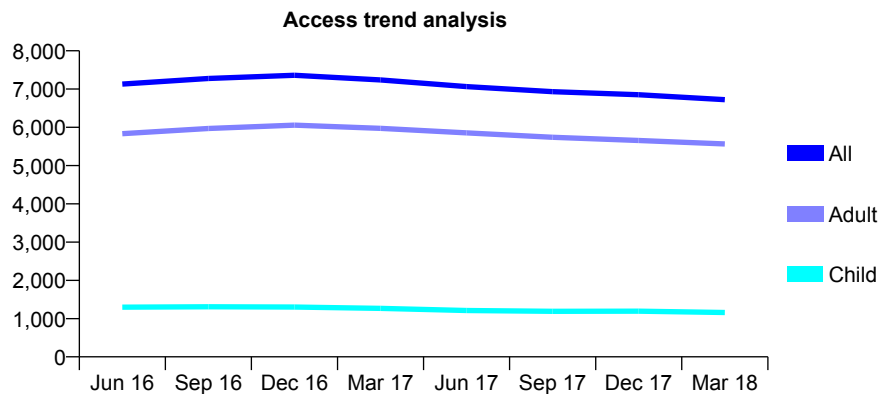
## Q48 - Vital Signs At a Glance Contract Report for 931144/0002 - March 2018

Name or company name	ROE LANE FAMILY DENTAL PRACTICE F
Contract type name	GDS Contract
Purpose of contract	General
Contract start date	01/02/2015
Contract end date	

17/18 Contracted general activity (UDA)	25,170
Carry forward general activity (UDA)	0
17/18 Contracted orthodontic activity (UOA)	0
Carry forward orthodontic activity (UOA)	0
Baseline contract value	£788,458.53

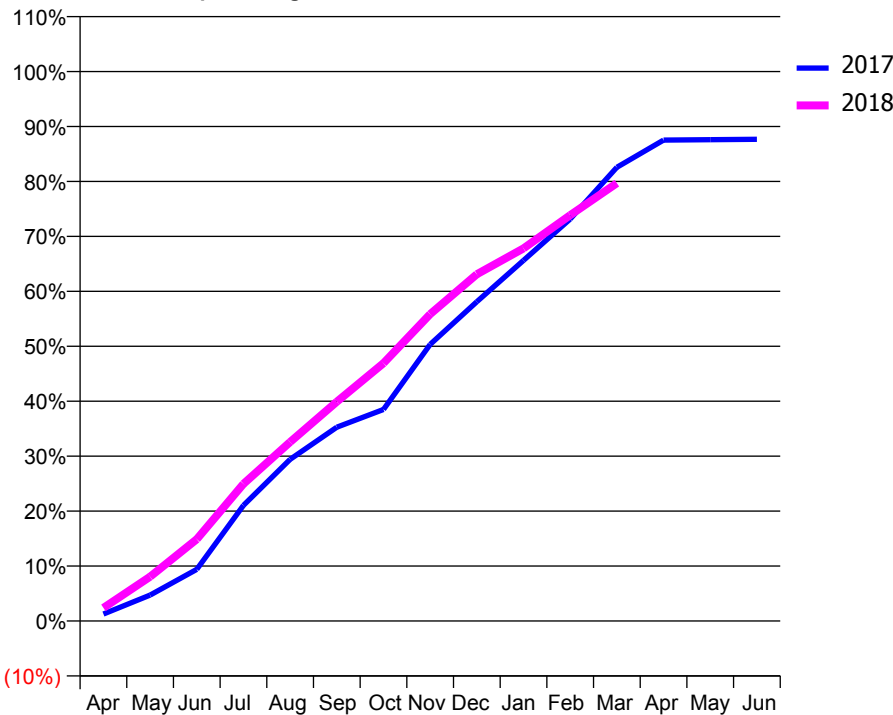
### ACCESS\*

Patients seen in 24 months	Total	Change since previous quarter
Quarter ending March 2017	7,240	
Quarter ending June 2017	7,063	↓
Quarter ending September 2017	6,931	↓
Quarter ending December 2017	6,850	↓
Quarter ending March 2018	6,723	↓
<b>Variance since March 2017</b>	<b>(7.1%)</b>	<b>↓</b>



### ACTIVITY

Cumulative percentage of contracted UDA delivered 2017 & 2018



Month	Adjusted Scheduled Activity (UDA)	
	2017	2018
April	320	603
May	1,189	2,028
June	2,366	3,748
July	5,300	6,281
August	7,408	8,198
September	8,877	10,046
October	9,692	11,812
November	12,670	14,057
December	14,624	15,883
January	16,518	17,072
February	18,411	18,592
March	20,779	20,057
April	22,031	
May	22,047	
June	22,066	

### QUALITY

	Quantity	Base Number	Contract	AT	Region	England
% of FP17s for the same patient ID Re-attending within 3 months - Children	175	1,861	9.4%	11.5%	12.8%	11.9%
% of FP17s for the same patient ID Re-attending within 3 months - Adults	1,637	9,279	17.6%	17.1%	16.5%	16.0%
% of FP17s for the same patient ID Re-attending between 3 & 9 months - Children	1,101	1,861	59.2%	54.2%	59.7%	58.3%
% of FP17s for the same patient ID Re-attending between 3 & 9 months - Adults	5,533	9,279	59.6%	44.4%	52.6%	50.3%
% of FP17s for Band 1 Urgent Courses	1,026	10,625	9.7%	11.6%	9.1%	9.1%
% of FP17s Relating to Free Repair or Replacements	110	10,625	1.0%	0.9%	1.0%	0.8%
% of FP17s Relating to Continuations	262	10,625	2.5%	1.3%	1.2%	1.0%
% of Patients satisfied with the dentistry they have received	18	19	94.7%	90.5%	91.6%	91.5%
% of Patients satisfied with the time they had to wait for an appointment	14	19	73.7%	87.7%	88.3%	87.9%

\* This is based on patients treated on this contract for their most recent course of treatment. Figures in italics indicate the base number of FP17s or Patient Questionnaire responses are less than 100. N/A is shown where the base number of responses is less than 10 during the period. % is calculated as Quantity/Base number\*100



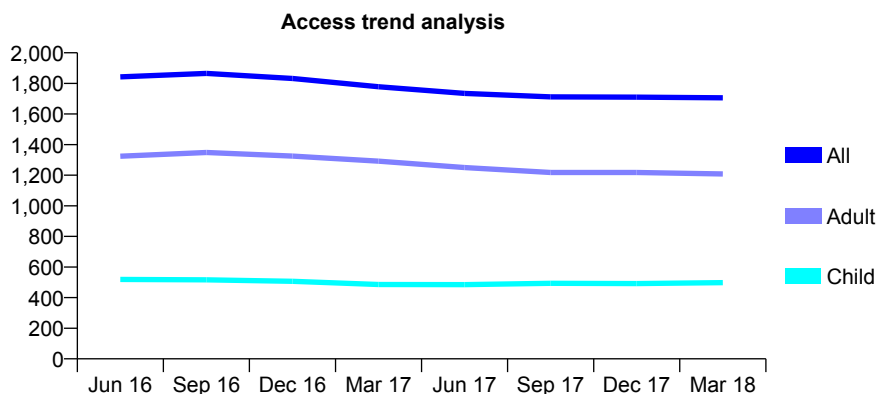
## Q48 - Vital Signs At a Glance Contract Report for 935581/0002 - March 2018

Name or company name	MR MH AL-SHARKAWI
Contract type name	GDS Contract
Purpose of contract	General
Contract start date	01/04/2006
Contract end date	

17/18 Contracted general activity (UDA)	4,685
Carry forward general activity (UDA)	0
17/18 Contracted orthodontic activity (UOA)	0
Carry forward orthodontic activity (UOA)	0
Baseline contract value	£128,574.66

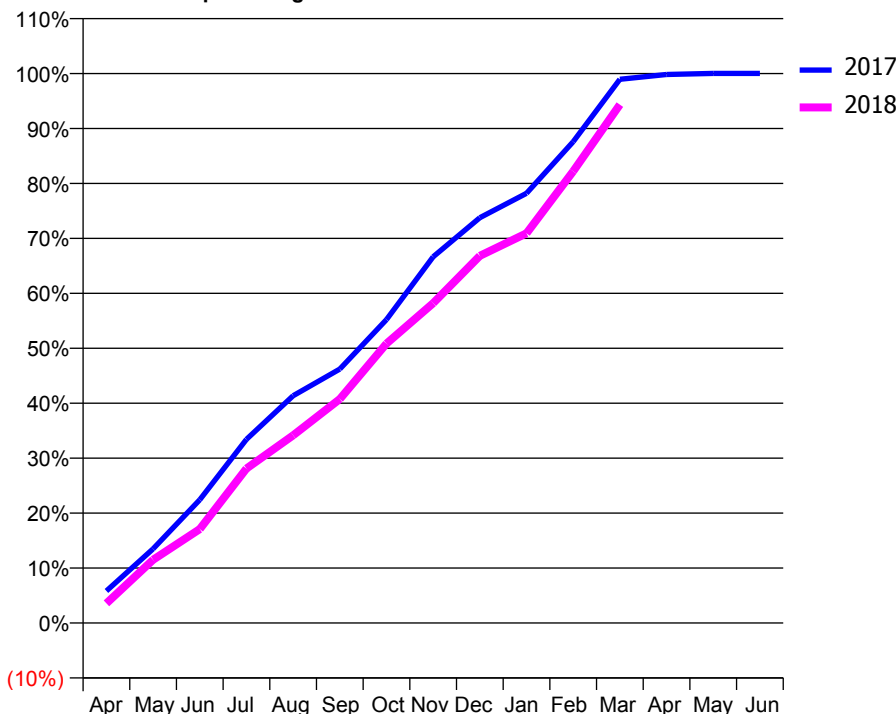
### ACCESS\*

Patients seen in 24 months	Total	Change since previous quarter
Quarter ending March 2017	1,778	
Quarter ending June 2017	1,735	↓
Quarter ending September 2017	1,712	↓
Quarter ending December 2017	1,710	→
Quarter ending March 2018	1,706	→
<b>Variance since March 2017</b>	<b>(4.0%)</b>	<b>↓</b>



### ACTIVITY

Cumulative percentage of contracted UDA delivered 2017 & 2018



Month	Adjusted Scheduled Activity (UDA)	
	2017	2018
April	276	168
May	636	540
June	1,058	800
July	1,577	1,317
August	1,951	1,600
September	2,180	1,909
October	2,604	2,382
November	3,144	2,727
December	3,478	3,130
January	3,688	3,322
February	4,130	3,852
March	4,667	4,419
April	4,707	
May	4,716	
June	4,716	

### QUALITY

	Quantity	Base Number	Contract	AT	Region	England
% of FP17s for the same patient ID Re-attending within 3 months - Children	26	495	5.3%	11.5%	12.8%	11.9%
% of FP17s for the same patient ID Re-attending within 3 months - Adults	100	1,161	8.6%	17.1%	16.5%	16.0%
% of FP17s for the same patient ID Re-attending between 3 & 9 months - Children	150	495	30.3%	54.2%	59.7%	58.3%
% of FP17s for the same patient ID Re-attending between 3 & 9 months - Adults	395	1,161	34.0%	44.4%	52.6%	50.3%
% of FP17s for Band 1 Urgent Courses	101	1,637	6.2%	11.6%	9.1%	9.1%
% of FP17s Relating to Free Repair or Replacements	4	1,637	0.2%	0.9%	1.0%	0.8%
% of FP17s Relating to Continuations	3	1,637	0.2%	1.3%	1.2%	1.0%
% of Patients satisfied with the dentistry they have received	2	2	N/A	90.5%	91.6%	91.5%
% of Patients satisfied with the time they had to wait for an appointment	2	2	N/A	87.7%	88.3%	87.9%

\* This is based on patients treated on this contract for their most recent course of treatment. Figures in italics indicate the base number of FP17s or Patient Questionnaire responses are less than 100. N/A is shown where the base number of responses is less than 10 during the period. % is calculated as Quantity/Base number\*100

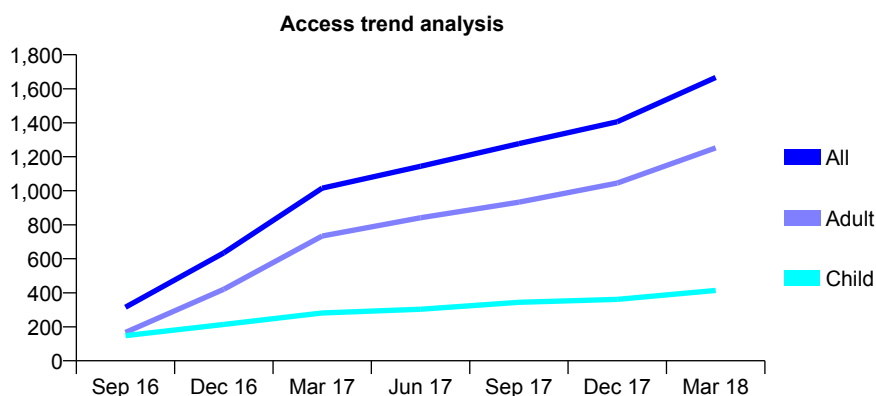
## Q49 - Vital Signs At a Glance Contract Report for 100172/0000 - March 2018

Name or company name	No.1 Victoria Terrace Ltd
Contract type name	PDS Contract
Purpose of contract	General
Contract start date	01/07/2016
Contract end date	31/03/2021

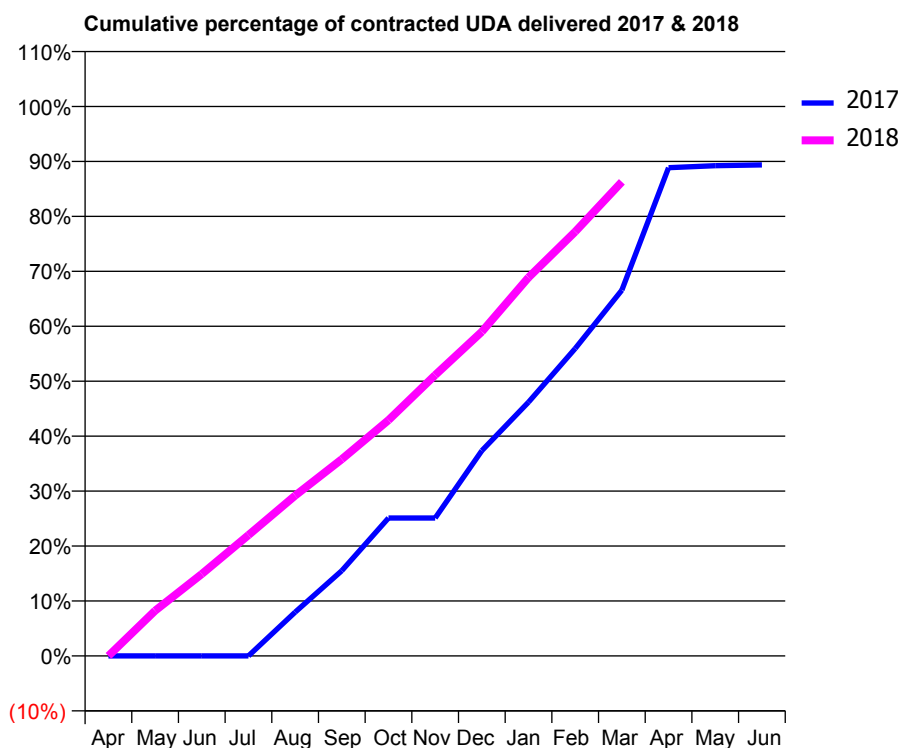
17/18 Contracted general activity (UDA)	4,640
Carry forward general activity (UDA)	0
17/18 Contracted orthodontic activity (UOA)	0
Carry forward orthodontic activity (UOA)	0
Baseline contract value	£101,140.00

### ACCESS\*

Patients seen in 24 months	Total	Change since previous quarter
Quarter ending March 2017	1,015	
Quarter ending June 2017	1,144	↑
Quarter ending September 2017	1,277	↑
Quarter ending December 2017	1,406	↑
Quarter ending March 2018	1,666	↑
<b>Variance since March 2017</b>	<b>64.1%</b>	<b>↑</b>



### ACTIVITY



Month	Adjusted Scheduled Activity (UDA)	
	2017	2018
April	0	0
May	0	382
June	0	692
July	0	1,020
August	277	1,354
September	540	1,662
October	874	1,992
November	874	2,372
December	1,300	2,737
January	1,607	3,196
February	1,947	3,582
March	2,317	4,004
April	3,092	
May	3,105	
June	3,110	

### QUALITY

	Quantity	Base Number	Contract	AT	Region	England
% of FP17s for the same patient ID Re-attending within 3 months - Children	31	532	5.8%	10.7%	12.8%	11.9%
% of FP17s for the same patient ID Re-attending within 3 months - Adults	123	1,264	9.7%	14.5%	16.5%	16.0%
% of FP17s for the same patient ID Re-attending between 3 & 9 months - Children	238	532	44.7%	57.9%	59.7%	58.3%
% of FP17s for the same patient ID Re-attending between 3 & 9 months - Adults	312	1,264	24.7%	52.3%	52.6%	50.3%
% of FP17s for Band 1 Urgent Courses	60	1,493	4.0%	8.1%	9.1%	9.1%
% of FP17s Relating to Free Repair or Replacements	12	1,493	0.8%	1.1%	1.0%	0.8%
% of FP17s Relating to Continuations	25	1,493	1.7%	1.4%	1.2%	1.0%
% of Patients satisfied with the dentistry they have received	0	0	N/A	92.5%	91.6%	91.5%
% of Patients satisfied with the time they had to wait for an appointment	0	0	N/A	88.5%	88.3%	87.9%

\* This is based on patients treated on this contract for their most recent course of treatment. Figures in italics indicate the base number of FP17s or Patient Questionnaire responses are less than 100. N/A is shown where the base number of responses is less than 10 during the period. % is calculated as Quantity/Base number\*100

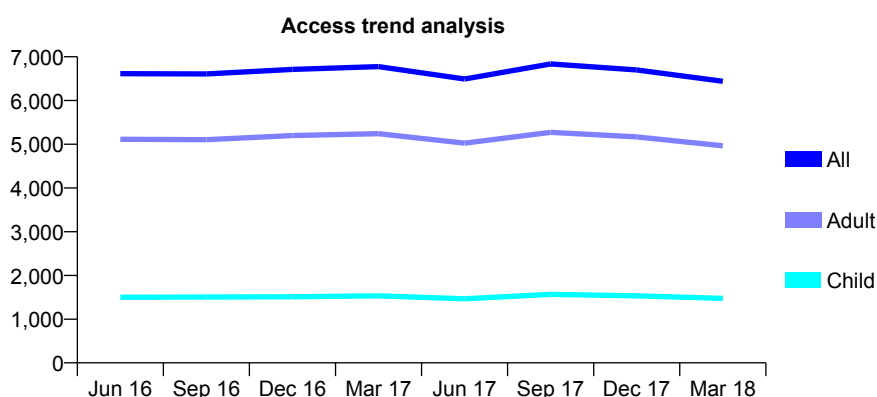
## Q49 - Vital Signs At a Glance Contract Report for 101281/0036 - March 2018

Name or company name	OASIS DENTAL CARE LTD
Contract type name	GDS Contract
Purpose of contract	General
Contract start date	01/04/2006
Contract end date	

17/18 Contracted general activity (UDA)	25,973
Carry forward general activity (UDA)	0
17/18 Contracted orthodontic activity (UOA)	0
Carry forward orthodontic activity (UOA)	0
Baseline contract value	£631,834.60

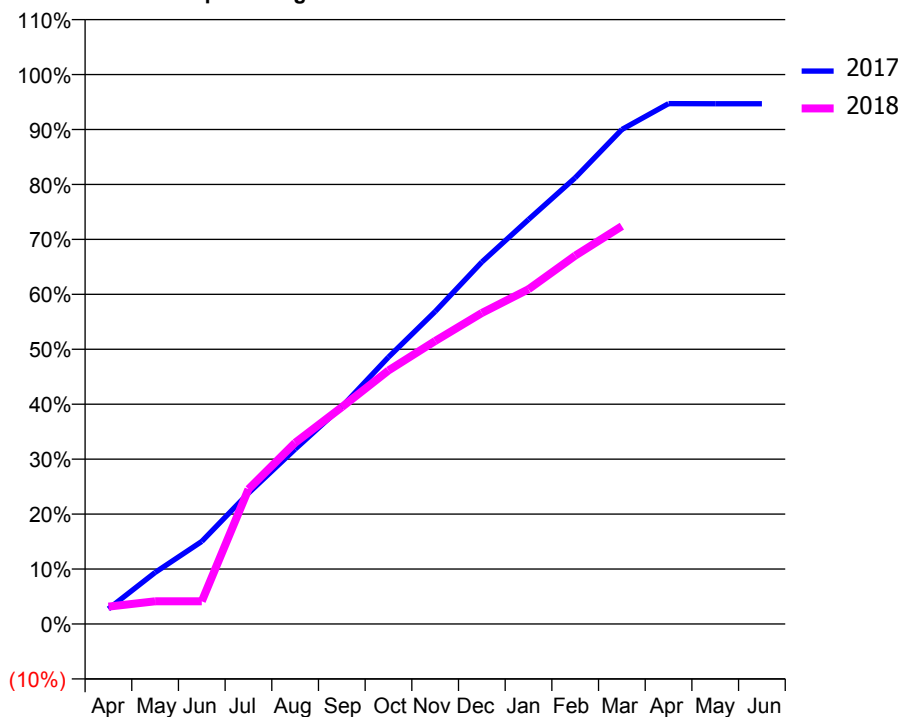
### ACCESS\*

Patients seen in 24 months	Total	Change since previous quarter
Quarter ending March 2017	6,776	
Quarter ending June 2017	6,493	↓
Quarter ending September 2017	6,838	↑
Quarter ending December 2017	6,701	↓
Quarter ending March 2018	6,441	↓
<b>Variance since March 2017</b>	<b>(4.9%)</b>	<b>↓</b>



### ACTIVITY

Cumulative percentage of contracted UDA delivered 2017 & 2018



Month	Adjusted Scheduled Activity (UDA)	
	2017	2018
April	716	821
May	2,435	1,072
June	3,907	1,072
July	6,187	6,373
August	8,267	8,572
September	10,272	10,251
October	12,614	11,983
November	14,771	13,380
December	17,106	14,703
January	19,117	15,825
February	21,093	17,411
March	23,372	18,804
April	24,598	
May	24,588	
June	24,588	

### QUALITY

	Quantity	Base Number	Contract	AT	Region	England
% of FP17s for the same patient ID Re-attending within 3 months - Children	147	1,693	8.7%	10.7%	12.8%	11.9%
% of FP17s for the same patient ID Re-attending within 3 months - Adults	979	5,846	16.7%	14.5%	16.5%	16.0%
% of FP17s for the same patient ID Re-attending between 3 & 9 months - Children	835	1,693	49.3%	57.9%	59.7%	58.3%
% of FP17s for the same patient ID Re-attending between 3 & 9 months - Adults	2,979	5,846	51.0%	52.3%	52.6%	50.3%
% of FP17s for Band 1 Urgent Courses	671	7,145	9.4%	8.1%	9.1%	9.1%
% of FP17s Relating to Free Repair or Replacements	128	7,145	1.8%	1.1%	1.0%	0.8%
% of FP17s Relating to Continuations	102	7,145	1.4%	1.4%	1.2%	1.0%
% of Patients satisfied with the dentistry they have received	8	9	N/A	92.5%	91.6%	91.5%
% of Patients satisfied with the time they had to wait for an appointment	6	9	N/A	88.5%	88.3%	87.9%

\* This is based on patients treated on this contract for their most recent course of treatment. Figures in italics indicate the base number of FP17s or Patient Questionnaire responses are less than 100. N/A is shown where the base number of responses is less than 10 during the period. % is calculated as Quantity/Base number\*100

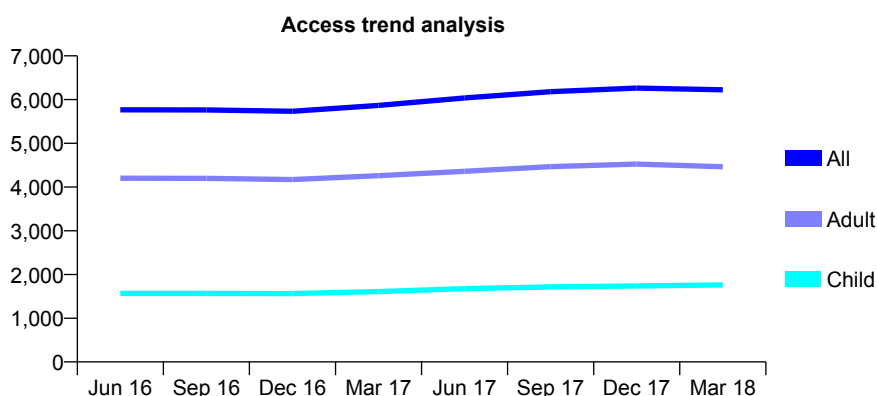
## Q49 - Vital Signs At a Glance Contract Report for 101281/0069 - March 2018

Name or company name	OASIS DENTAL CARE LTD
Contract type name	Pilot Contract
Purpose of contract	General
Contract start date	01/04/2006
Contract end date	

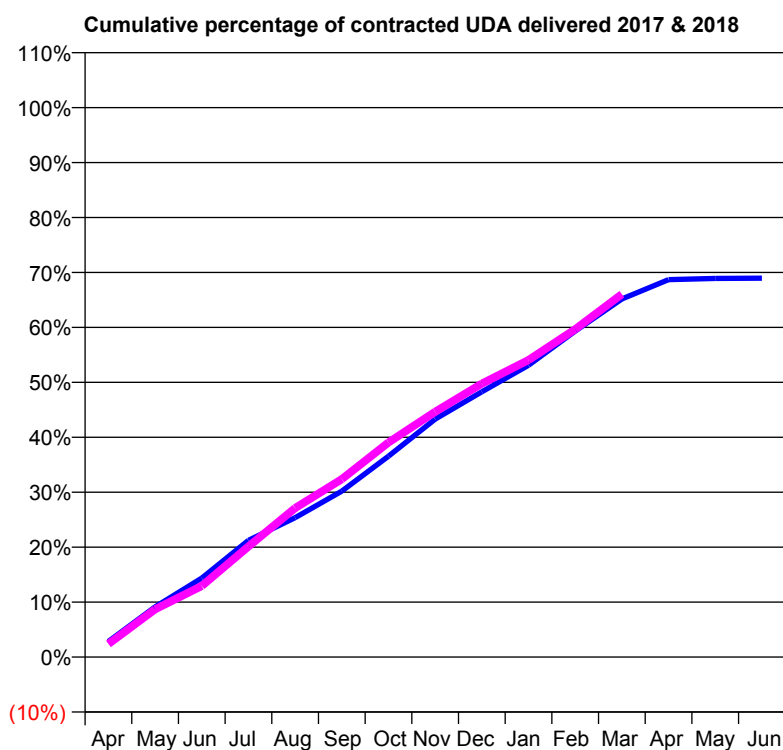
17/18 Contracted general activity (UDA)	23,665
Carry forward general activity (UDA)	0
17/18 Contracted orthodontic activity (UOA)	0
Carry forward orthodontic activity (UOA)	0
Baseline contract value	£619,627.54

### ACCESS\*

Patients seen in 24 months	Total	Change since previous quarter
Quarter ending March 2017	5,866	
Quarter ending June 2017	6,037	↑
Quarter ending September 2017	6,182	↑
Quarter ending December 2017	6,262	→
Quarter ending March 2018	6,223	→
<b>Variance since March 2017</b>	<b>6.1%</b>	<b>↑</b>



### ACTIVITY



Month	Adjusted Scheduled Activity (UDA)	
	2017	2018
April	677	567
May	2,159	2,058
June	3,404	3,065
July	5,028	4,765
August	6,006	6,420
September	7,147	7,663
October	8,652	9,243
November	10,246	10,563
December	11,428	11,777
January	12,570	12,790
February	14,039	14,118
March	15,423	15,627
April	16,255	
May	16,304	
June	16,318	

### QUALITY

	Quantity	Base Number	Contract	AT	Region	England
% of FP17s for the same patient ID Re-attending within 3 months - Children	71	2,246	3.2%	10.7%	12.8%	11.9%
% of FP17s for the same patient ID Re-attending within 3 months - Adults	390	4,877	8.0%	14.5%	16.5%	16.0%
% of FP17s for the same patient ID Re-attending between 3 & 9 months - Children	1,225	2,246	54.5%	57.9%	59.7%	58.3%
% of FP17s for the same patient ID Re-attending between 3 & 9 months - Adults	2,184	4,877	44.8%	52.3%	52.6%	50.3%
% of FP17s for Band 1 Urgent Courses	56	6,767	0.8%	8.1%	9.1%	9.1%
% of FP17s Relating to Free Repair or Replacements	103	6,767	1.5%	1.1%	1.0%	0.8%
% of FP17s Relating to Continuations	87	6,767	1.3%	1.4%	1.2%	1.0%
% of Patients satisfied with the dentistry they have received	4	4	N/A	92.5%	91.6%	91.5%
% of Patients satisfied with the time they had to wait for an appointment	3	4	N/A	88.5%	88.3%	87.9%

\* This is based on patients treated on this contract for their most recent course of treatment. Figures in italics indicate the base number of FP17s or Patient Questionnaire responses are less than 100. N/A is shown where the base number of responses is less than 10 during the period. % is calculated as Quantity/Base number\*100

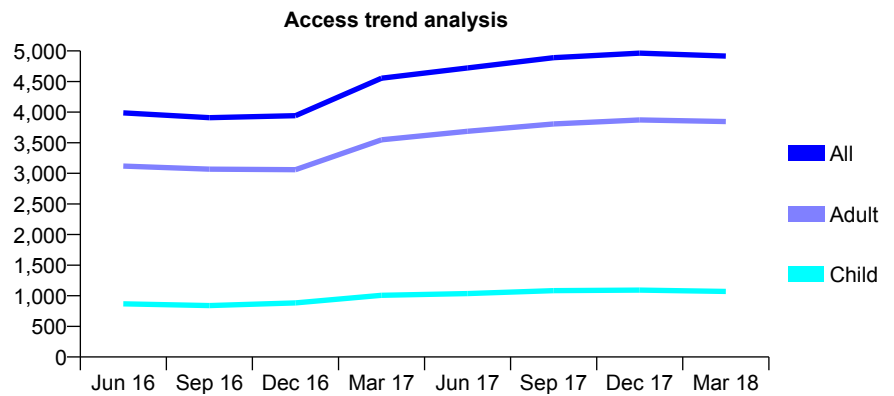
## Q49 - Vital Signs At a Glance Contract Report for 101281/0202 - March 2018

Name or company name	OASIS DENTAL CARE LTD
Contract type name	GDS Contract
Purpose of contract	General
Contract start date	18/05/2009
Contract end date	

17/18 Contracted general activity (UDA)	14,000
Carry forward general activity (UDA)	0
17/18 Contracted orthodontic activity (UOA)	0
Carry forward orthodontic activity (UOA)	0
Baseline contract value	£318,906.74

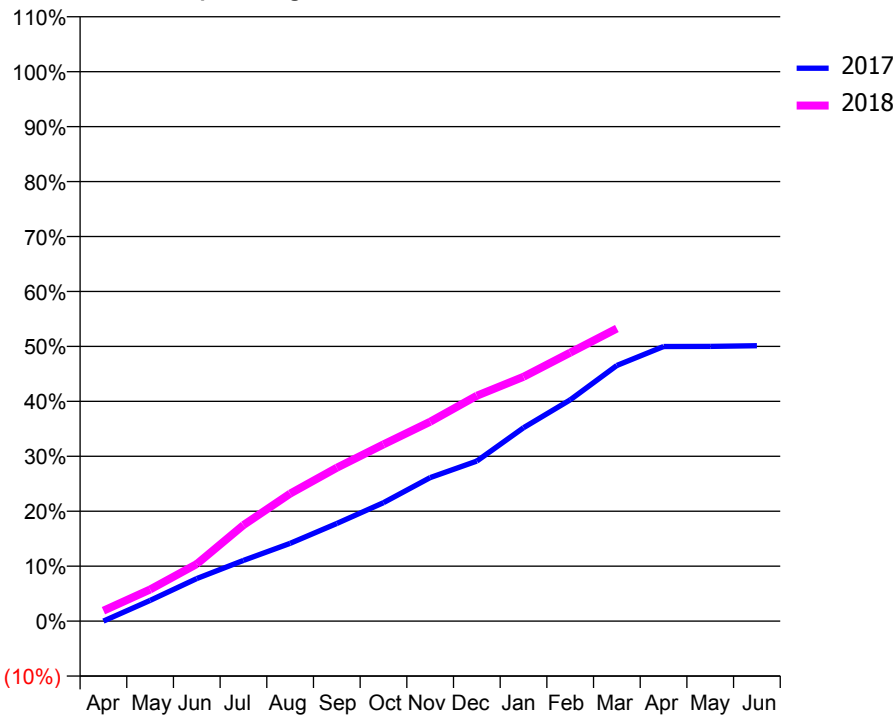
### ACCESS\*

Patients seen in 24 months	Total	Change since previous quarter
Quarter ending March 2017	4,555	
Quarter ending June 2017	4,723	↑
Quarter ending September 2017	4,890	↑
Quarter ending December 2017	4,965	→
Quarter ending March 2018	4,917	→
<b>Variance since March 2017</b>	<b>7.9%</b>	<b>↑</b>



### ACTIVITY

Cumulative percentage of contracted UDA delivered 2017 & 2018



Month	Adjusted Scheduled Activity (UDA)	
	2017	2018
April	3	266
May	527	808
June	1,084	1,456
July	1,548	2,447
August	1,982	3,251
September	2,488	3,910
October	3,019	4,502
November	3,657	5,081
December	4,077	5,742
January	4,928	6,226
February	5,637	6,841
March	6,515	7,454
April	6,998	
May	6,999	
June	7,016	

### QUALITY

	Quantity	Base Number	Contract	AT	Region	England
% of FP17s for the same patient ID Re-attending within 3 months - Children	60	1,085	5.5%	10.7%	12.8%	11.9%
% of FP17s for the same patient ID Re-attending within 3 months - Adults	399	3,673	10.9%	14.5%	16.5%	16.0%
% of FP17s for the same patient ID Re-attending between 3 & 9 months - Children	257	1,085	23.7%	57.9%	59.7%	58.3%
% of FP17s for the same patient ID Re-attending between 3 & 9 months - Adults	884	3,673	24.1%	52.3%	52.6%	50.3%
% of FP17s for Band 1 Urgent Courses	728	4,414	16.5%	8.1%	9.1%	9.1%
% of FP17s Relating to Free Repair or Replacements	29	4,414	0.7%	1.1%	1.0%	0.8%
% of FP17s Relating to Continuations	61	4,414	1.4%	1.4%	1.2%	1.0%
% of Patients satisfied with the dentistry they have received	2	3	N/A	92.5%	91.6%	91.5%
% of Patients satisfied with the time they had to wait for an appointment	2	3	N/A	88.5%	88.3%	87.9%

\* This is based on patients treated on this contract for their most recent course of treatment. Figures in italics indicate the base number of FP17s or Patient Questionnaire responses are less than 100. N/A is shown where the base number of responses is less than 10 during the period. % is calculated as Quantity/Base number\*100

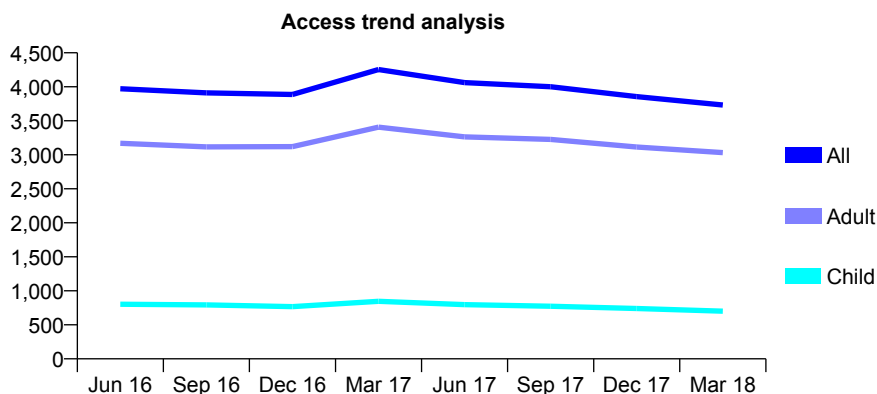
## Q49 - Vital Signs At a Glance Contract Report for 101281/0203 - March 2018

Name or company name	OASIS DENTAL CARE LTD
Contract type name	GDS Contract
Purpose of contract	General
Contract start date	18/05/2009
Contract end date	

17/18 Contracted general activity (UDA)	14,000
Carry forward general activity (UDA)	0
17/18 Contracted orthodontic activity (UOA)	0
Carry forward orthodontic activity (UOA)	0
Baseline contract value	£318,906.74

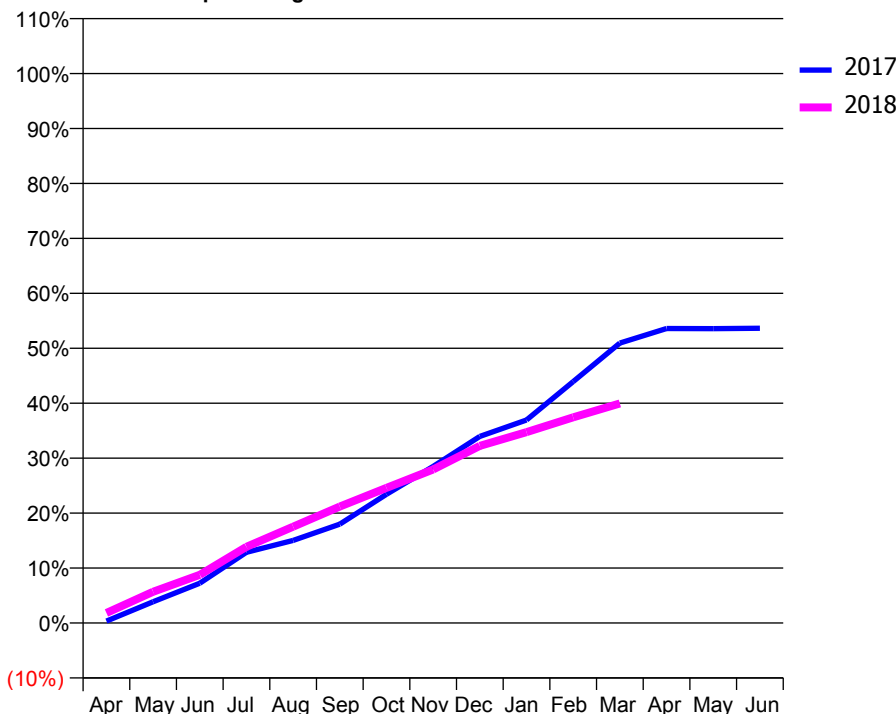
### ACCESS\*

Patients seen in 24 months	Total	Change since previous quarter
Quarter ending March 2017	4,253	
Quarter ending June 2017	4,061	↓
Quarter ending September 2017	4,000	↓
Quarter ending December 2017	3,856	↓
Quarter ending March 2018	3,732	↓
<b>Variance since March 2017</b>	<b>(12.3%)</b>	<b>↓</b>



### ACTIVITY

Cumulative percentage of contracted UDA delivered 2017 & 2018



Month	Adjusted Scheduled Activity (UDA)	
	2017	2018
April	49	257
May	540	797
June	1,013	1,227
July	1,801	1,943
August	2,105	2,456
September	2,518	2,968
October	3,279	3,443
November	3,991	3,913
December	4,755	4,513
January	5,171	4,864
February	6,153	5,240
March	7,133	5,592
April	7,503	
May	7,498	
June	7,510	

### QUALITY

	Quantity	Base Number	Contract	AT	Region	England
% of FP17s for the same patient ID Re-attending within 3 months - Children	53	644	8.2%	10.7%	12.8%	11.9%
% of FP17s for the same patient ID Re-attending within 3 months - Adults	313	2,448	12.8%	14.5%	16.5%	16.0%
% of FP17s for the same patient ID Re-attending between 3 & 9 months - Children	123	644	19.1%	57.9%	59.7%	58.3%
% of FP17s for the same patient ID Re-attending between 3 & 9 months - Adults	596	2,448	24.3%	52.3%	52.6%	50.3%
% of FP17s for Band 1 Urgent Courses	518	2,903	17.8%	8.1%	9.1%	9.1%
% of FP17s Relating to Free Repair or Replacements	36	2,903	1.2%	1.1%	1.0%	0.8%
% of FP17s Relating to Continuations	44	2,903	1.5%	1.4%	1.2%	1.0%
% of Patients satisfied with the dentistry they have received	3	3	N/A	92.5%	91.6%	91.5%
% of Patients satisfied with the time they had to wait for an appointment	0	3	N/A	88.5%	88.3%	87.9%

\* This is based on patients treated on this contract for their most recent course of treatment. Figures in italics indicate the base number of FP17s or Patient Questionnaire responses are less than 100. N/A is shown where the base number of responses is less than 10 during the period. % is calculated as Quantity/Base number\*100

## Q49 - Vital Signs At a Glance Contract Report for 101281/0204 - March 2018


Name or company name	OASIS DENTAL CARE LTD
Contract type name	GDS Contract
Purpose of contract	General
Contract start date	08/07/2009
Contract end date	

17/18 Contracted general activity (UDA)	21,000
Carry forward general activity (UDA)	0
17/18 Contracted orthodontic activity (UOA)	0
Carry forward orthodontic activity (UOA)	0
Baseline contract value	£474,093.27

### ACCESS\*

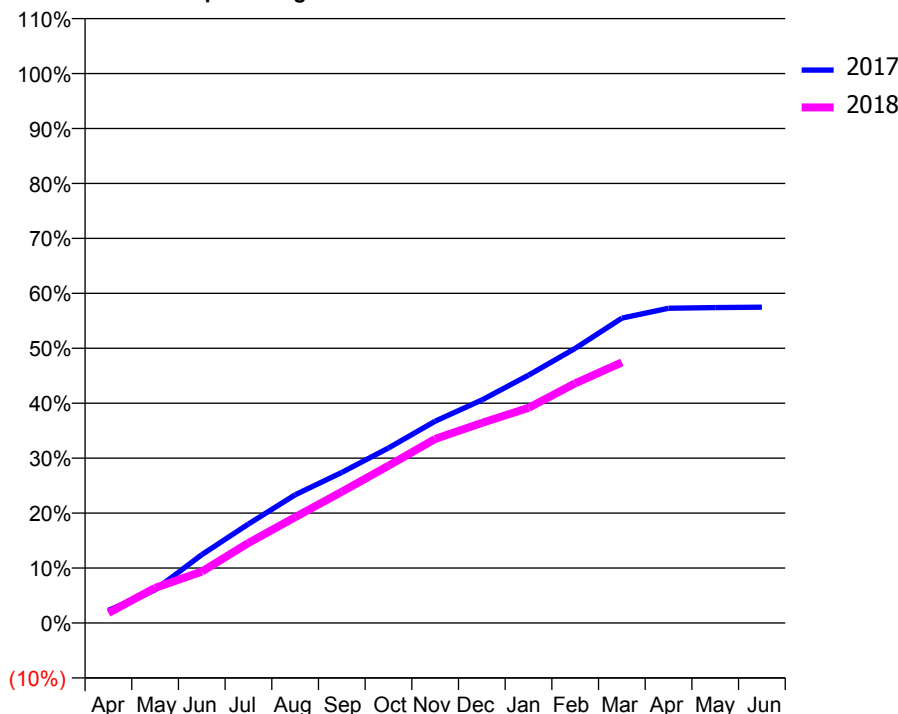
Patients seen in 24 months	Total	Change since previous quarter
Quarter ending March 2017	N/A	
Quarter ending June 2017	N/A	
Quarter ending September 2017	N/A	
Quarter ending December 2017	N/A	
Quarter ending March 2018	N/A	
<b>Variance since March 2017</b>	<b>N/A</b>	

### Access trend analysis



### ACTIVITY

Cumulative percentage of contracted UDA delivered 2017 & 2018



Month	Adjusted Scheduled Activity (UDA)	
	2017	2018
April	480	386
May	1,265	1,344
June	2,612	1,965
July	3,785	3,062
August	4,900	4,041
September	5,754	5,018
October	6,691	6,011
November	7,711	7,036
December	8,522	7,644
January	9,473	8,224
February	10,496	9,158
March	11,651	9,960
April	12,028	
May	12,056	
June	12,069	

### QUALITY

	Quantity	Base Number	Contract	AT	Region	England
% of FP17s for the same patient ID Re-attending within 3 months - Children	62	1,334	4.6%	10.7%	12.8%	11.9%
% of FP17s for the same patient ID Re-attending within 3 months - Adults	618	4,564	13.5%	14.5%	16.5%	16.0%
% of FP17s for the same patient ID Re-attending between 3 & 9 months - Children	382	1,334	28.6%	57.9%	59.7%	58.3%
% of FP17s for the same patient ID Re-attending between 3 & 9 months - Adults	1,209	4,564	26.5%	52.3%	52.6%	50.3%
% of FP17s for Band 1 Urgent Courses	756	5,636	13.4%	8.1%	9.1%	9.1%
% of FP17s Relating to Free Repair or Replacements	62	5,636	1.1%	1.1%	1.0%	0.8%
% of FP17s Relating to Continuations	84	5,636	1.5%	1.4%	1.2%	1.0%
% of Patients satisfied with the dentistry they have received	0	0	N/A	92.5%	91.6%	91.5%
% of Patients satisfied with the time they had to wait for an appointment	0	0	N/A	88.5%	88.3%	87.9%

\* This is based on patients treated on this contract for their most recent course of treatment. Figures in italics indicate the base number of FP17s or Patient Questionnaire responses are less than 100. N/A is shown where the base number of responses is less than 10 during the period. % is calculated as Quantity/Base number\*100

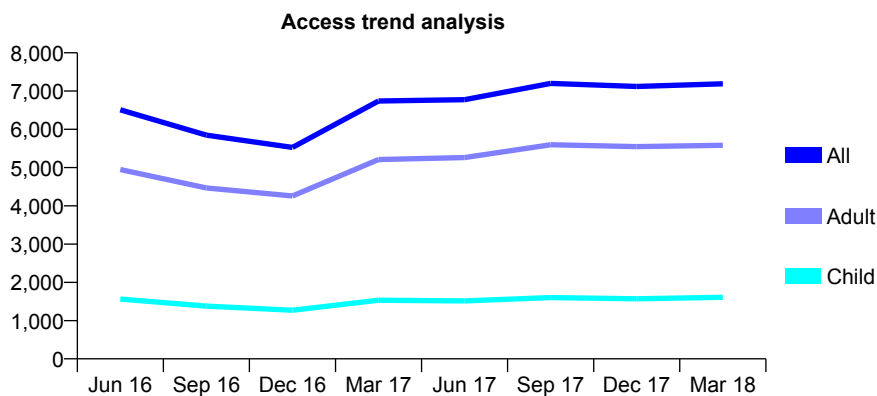
## Q49 - Vital Signs At a Glance Contract Report for 101281/0205 - March 2018

Name or company name	OASIS DENTAL CARE LTD
Contract type name	GDS Contract
Purpose of contract	General
Contract start date	04/08/2009
Contract end date	

17/18 Contracted general activity (UDA)	28,000
Carry forward general activity (UDA)	0
17/18 Contracted orthodontic activity (UOA)	0
Carry forward orthodontic activity (UOA)	0
Baseline contract value	£637,813.46

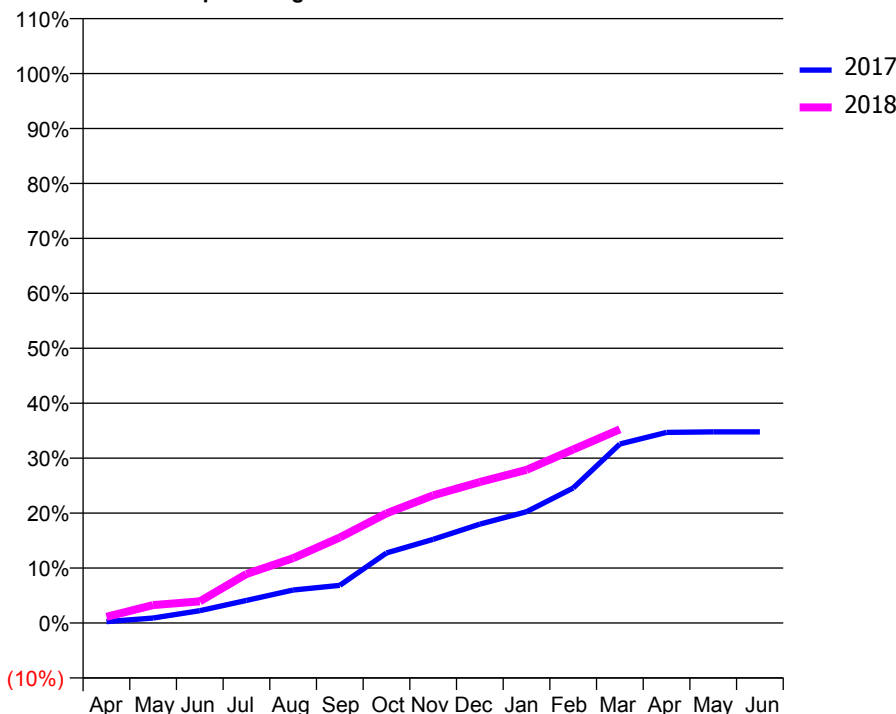
### ACCESS\*

Patients seen in 24 months	Total	Change since previous quarter
Quarter ending March 2017	6,741	
Quarter ending June 2017	6,775	→
Quarter ending September 2017	7,199	↑
Quarter ending December 2017	7,119	↓
Quarter ending March 2018	7,189	→
<b>Variance since March 2017</b>	<b>6.6%</b>	<b>↑</b>



### ACTIVITY

Cumulative percentage of contracted UDA delivered 2017 & 2018



Month	Adjusted Scheduled Activity (UDA)	
	2017	2018
April	72	314
May	252	916
June	629	1,104
July	1,150	2,496
August	1,683	3,305
September	1,919	4,361
October	3,569	5,589
November	4,263	6,503
December	5,039	7,187
January	5,672	7,804
February	6,878	8,841
March	9,122	9,869
April	9,711	
May	9,737	
June	9,742	

### QUALITY

	Quantity	Base Number	Contract	AT	Region	England
% of FP17s for the same patient ID Re-attending within 3 months - Children	45	1,418	3.2%	10.7%	12.8%	11.9%
% of FP17s for the same patient ID Re-attending within 3 months - Adults	409	4,812	8.5%	14.5%	16.5%	16.0%
% of FP17s for the same patient ID Re-attending between 3 & 9 months - Children	302	1,418	21.3%	57.9%	59.7%	58.3%
% of FP17s for the same patient ID Re-attending between 3 & 9 months - Adults	1,184	4,812	24.6%	52.3%	52.6%	50.3%
% of FP17s for Band 1 Urgent Courses	1,011	5,817	17.4%	8.1%	9.1%	9.1%
% of FP17s Relating to Free Repair or Replacements	34	5,817	0.6%	1.1%	1.0%	0.8%
% of FP17s Relating to Continuations	21	5,817	0.4%	1.4%	1.2%	1.0%
% of Patients satisfied with the dentistry they have received	4	4	N/A	92.5%	91.6%	91.5%
% of Patients satisfied with the time they had to wait for an appointment	1	4	N/A	88.5%	88.3%	87.9%

\* This is based on patients treated on this contract for their most recent course of treatment. Figures in italics indicate the base number of FP17s or Patient Questionnaire responses are less than 100. N/A is shown where the base number of responses is less than 10 during the period. % is calculated as Quantity/Base number\*100



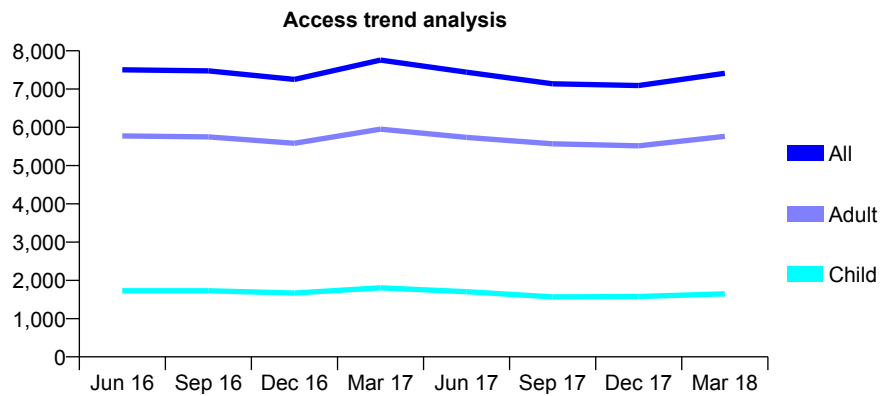
## Q49 - Vital Signs At a Glance Contract Report for 101281/0206 - March 2018

Name or company name	OASIS DENTAL CARE LTD
Contract type name	GDS Contract
Purpose of contract	General
Contract start date	16/07/2009
Contract end date	

17/18 Contracted general activity (UDA)	28,000
Carry forward general activity (UDA)	0
17/18 Contracted orthodontic activity (UOA)	0
Carry forward orthodontic activity (UOA)	0
Baseline contract value	£637,813.46

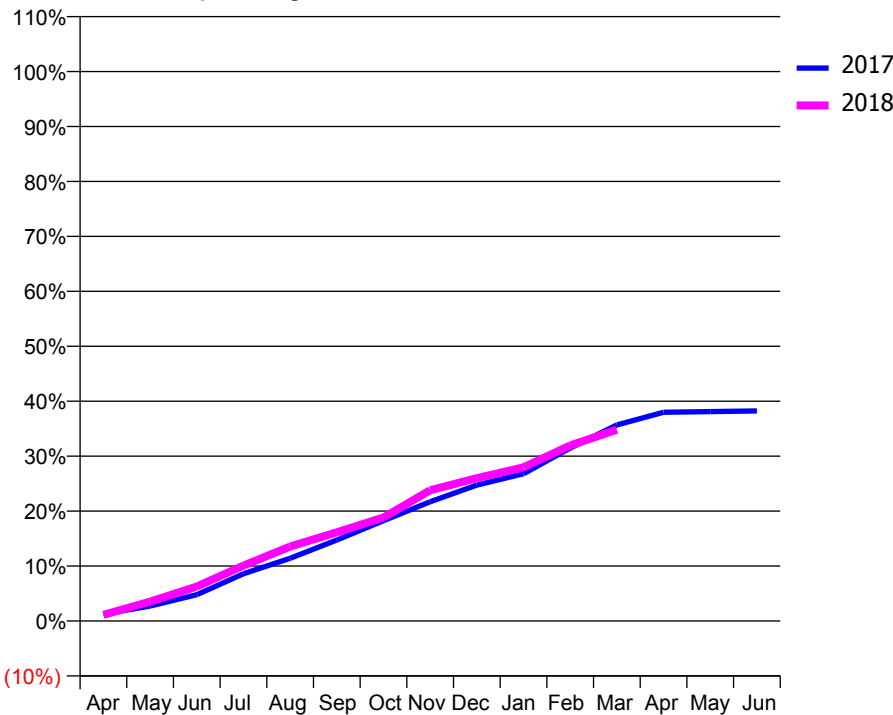
### ACCESS\*

Patients seen in 24 months	Total	Change since previous quarter
Quarter ending March 2017	7,758	
Quarter ending June 2017	7,439	↓
Quarter ending September 2017	7,138	↓
Quarter ending December 2017	7,093	→
Quarter ending March 2018	7,411	↑
<b>Variance since March 2017</b>	<b>(4.5%)</b>	<b>↓</b>



### ACTIVITY

Cumulative percentage of contracted UDA delivered 2017 & 2018



Month	Adjusted Scheduled Activity (UDA)	
	2017	2018
April	347	313
May	763	991
June	1,339	1,759
July	2,409	2,821
August	3,199	3,798
September	4,127	4,522
October	5,114	5,273
November	6,079	6,660
December	6,928	7,283
January	7,506	7,829
February	8,818	8,942
March	9,989	9,749
April	10,637	
May	10,671	
June	10,704	

### QUALITY

	Quantity	Base Number	Contract	AT	Region	England
% of FP17s for the same patient ID Re-attending within 3 months - Children	41	1,237	3.3%	10.7%	12.8%	11.9%
% of FP17s for the same patient ID Re-attending within 3 months - Adults	542	4,708	11.5%	14.5%	16.5%	16.0%
% of FP17s for the same patient ID Re-attending between 3 & 9 months - Children	200	1,237	16.2%	57.9%	59.7%	58.3%
% of FP17s for the same patient ID Re-attending between 3 & 9 months - Adults	894	4,708	19.0%	52.3%	52.6%	50.3%
% of FP17s for Band 1 Urgent Courses	879	5,518	15.9%	8.1%	9.1%	9.1%
% of FP17s Relating to Free Repair or Replacements	38	5,518	0.7%	1.1%	1.0%	0.8%
% of FP17s Relating to Continuations	73	5,518	1.3%	1.4%	1.2%	1.0%
% of Patients satisfied with the dentistry they have received	3	4	N/A	92.5%	91.6%	91.5%
% of Patients satisfied with the time they had to wait for an appointment	1	4	N/A	88.5%	88.3%	87.9%

\* This is based on patients treated on this contract for their most recent course of treatment. Figures in italics indicate the base number of FP17s or Patient Questionnaire responses are less than 100. N/A is shown where the base number of responses is less than 10 during the period. % is calculated as Quantity/Base number\*100

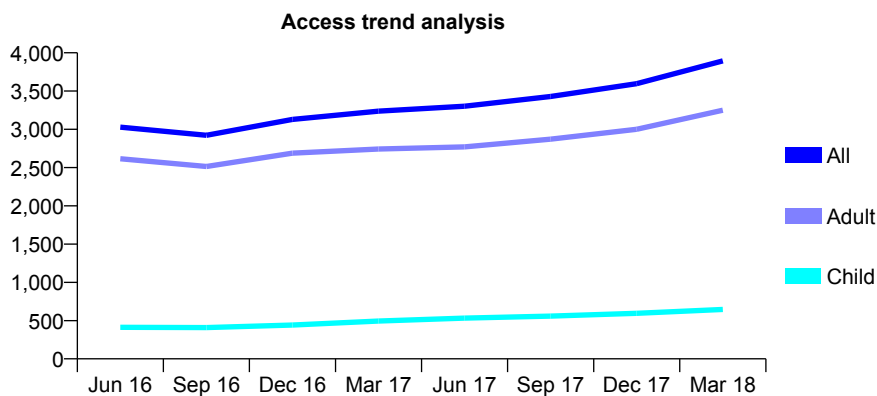
## Q49 - Vital Signs At a Glance Contract Report for 101281/0222 - March 2018

Name or company name	OASIS DENTAL CARE LTD
Contract type name	PDS Plus Contract
Purpose of contract	General
Contract start date	18/08/2010
Contract end date	31/03/2020

17/18 Contracted general activity (UDA)	14,000
Carry forward general activity (UDA)	0
17/18 Contracted orthodontic activity (UOA)	0
Carry forward orthodontic activity (UOA)	0
Baseline contract value	£175,664.98

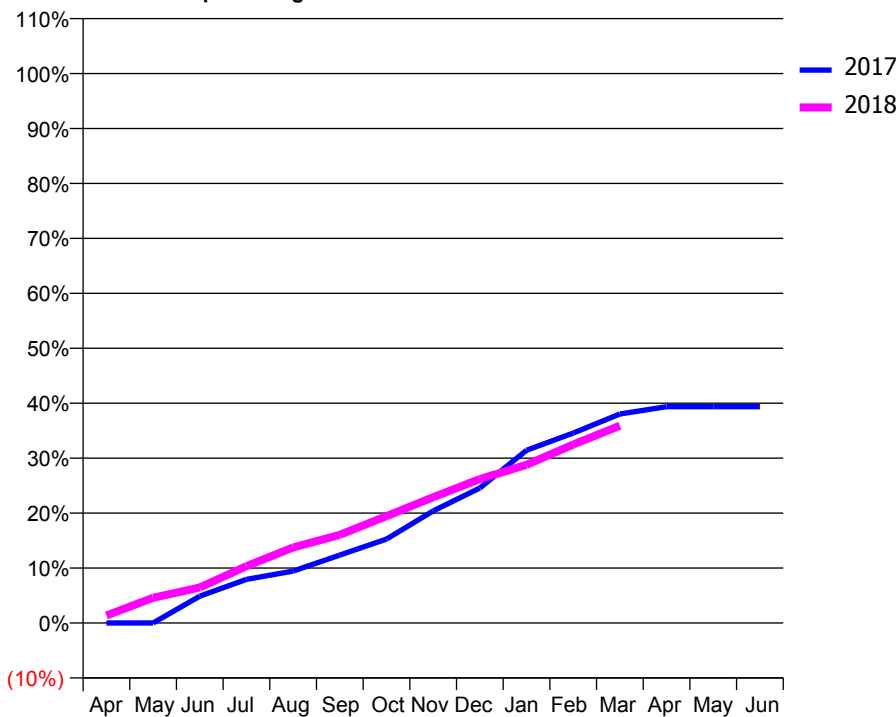
### ACCESS\*

Patients seen in 24 months	Total	Change since previous quarter
Quarter ending March 2017	3,237	
Quarter ending June 2017	3,302	↑
Quarter ending September 2017	3,429	↑
Quarter ending December 2017	3,596	↑
Quarter ending March 2018	3,894	↑
<b>Variance since March 2017</b>	<b>20.3%</b>	<b>↑</b>



### ACTIVITY

Cumulative percentage of contracted UDA delivered 2017 & 2018



Month	Adjusted Scheduled Activity (UDA)	
	2017	2018
April	0	192
May	0	644
June	684	904
July	1,111	1,447
August	1,323	1,926
September	1,730	2,246
October	2,137	2,724
November	2,855	3,204
December	3,441	3,668
January	4,402	4,031
February	4,839	4,548
March	5,324	5,027
April	5,512	
May	5,513	
June	5,514	

### QUALITY

	Quantity	Base Number	Contract	AT	Region	England
% of FP17s for the same patient ID Re-attending within 3 months - Children	20	549	3.6%	10.7%	12.8%	11.9%
% of FP17s for the same patient ID Re-attending within 3 months - Adults	294	2,855	10.3%	14.5%	16.5%	16.0%
% of FP17s for the same patient ID Re-attending between 3 & 9 months - Children	89	549	16.2%	57.9%	59.7%	58.3%
% of FP17s for the same patient ID Re-attending between 3 & 9 months - Adults	593	2,855	20.8%	52.3%	52.6%	50.3%
% of FP17s for Band 1 Urgent Courses	579	3,275	17.7%	8.1%	9.1%	9.1%
% of FP17s Relating to Free Repair or Replacements	8	3,275	0.2%	1.1%	1.0%	0.8%
% of FP17s Relating to Continuations	6	3,275	0.2%	1.4%	1.2%	1.0%
% of Patients satisfied with the dentistry they have received	2	2	N/A	92.5%	91.6%	91.5%
% of Patients satisfied with the time they had to wait for an appointment	1	2	N/A	88.5%	88.3%	87.9%

\* This is based on patients treated on this contract for their most recent course of treatment. Figures in italics indicate the base number of FP17s or Patient Questionnaire responses are less than 100. N/A is shown where the base number of responses is less than 10 during the period. % is calculated as Quantity/Base number\*100

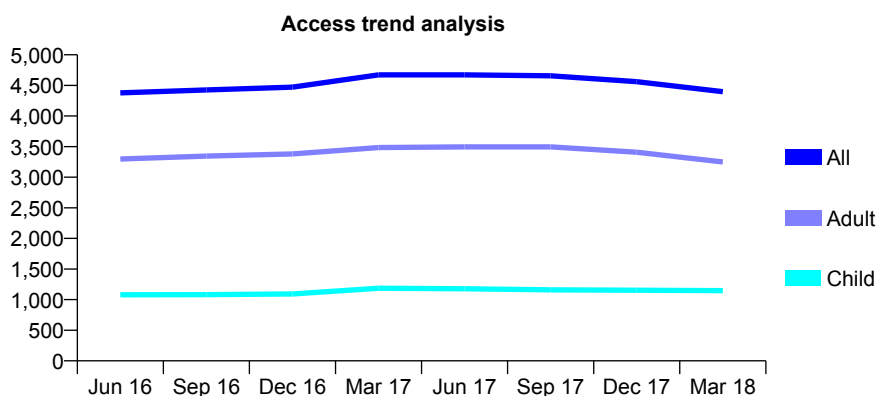
## Q49 - Vital Signs At a Glance Contract Report for 101281/0223 - March 2018

Name or company name	OASIS DENTAL CARE LTD
Contract type name	PDS Plus Contract
Purpose of contract	General
Contract start date	01/09/2010
Contract end date	31/03/2020

17/18 Contracted general activity (UDA)	18,000
Carry forward general activity (UDA)	0
17/18 Contracted orthodontic activity (UOA)	0
Carry forward orthodontic activity (UOA)	0
Baseline contract value	£324,052.56

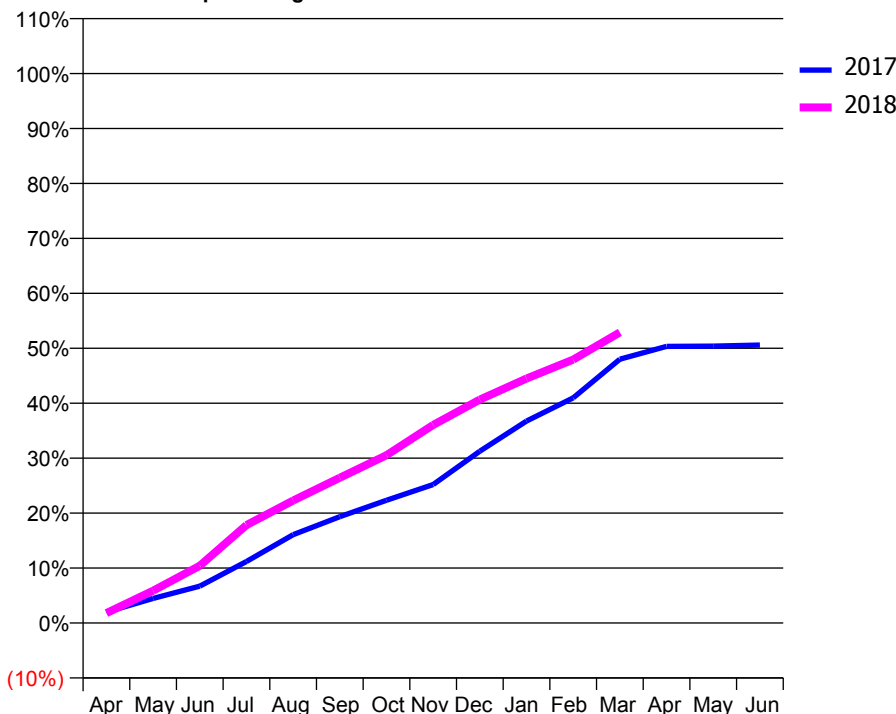
### ACCESS\*

Patients seen in 24 months	Total	Change since previous quarter
Quarter ending March 2017	4,672	
Quarter ending June 2017	4,672	→
Quarter ending September 2017	4,656	→
Quarter ending December 2017	4,562	↓
Quarter ending March 2018	4,397	↓
<b>Variance since March 2017</b>	<b>(5.9%)</b>	<b>↓</b>



### ACTIVITY

Cumulative percentage of contracted UDA delivered 2017 & 2018



Month	Adjusted Scheduled Activity (UDA)	
	2017	2018
April	355	324
May	807	1,061
June	1,208	1,876
July	2,017	3,208
August	2,892	4,011
September	3,483	4,760
October	4,021	5,497
November	4,534	6,487
December	5,630	7,320
January	6,615	8,007
February	7,374	8,629
March	8,642	9,521
April	9,062	
May	9,071	
June	9,106	

### QUALITY

	Quantity	Base Number	Contract	AT	Region	England
% of FP17s for the same patient ID Re-attending within 3 months - Children	57	1,107	5.1%	10.7%	12.8%	11.9%
% of FP17s for the same patient ID Re-attending within 3 months - Adults	504	3,379	14.9%	14.5%	16.5%	16.0%
% of FP17s for the same patient ID Re-attending between 3 & 9 months - Children	297	1,107	26.8%	57.9%	59.7%	58.3%
% of FP17s for the same patient ID Re-attending between 3 & 9 months - Adults	1,289	3,379	38.1%	52.3%	52.6%	50.3%
% of FP17s for Band 1 Urgent Courses	554	4,249	13.0%	8.1%	9.1%	9.1%
% of FP17s Relating to Free Repair or Replacements	38	4,249	0.9%	1.1%	1.0%	0.8%
% of FP17s Relating to Continuations	49	4,249	1.2%	1.4%	1.2%	1.0%
% of Patients satisfied with the dentistry they have received	4	4	N/A	92.5%	91.6%	91.5%
% of Patients satisfied with the time they had to wait for an appointment	2	4	N/A	88.5%	88.3%	87.9%

\* This is based on patients treated on this contract for their most recent course of treatment. Figures in italics indicate the base number of FP17s or Patient Questionnaire responses are less than 100. N/A is shown where the base number of responses is less than 10 during the period. % is calculated as Quantity/Base number\*100

## Q49 - Vital Signs At a Glance Contract Report for 101281/0224 - March 2018

Name or company name	OASIS DENTAL CARE LTD
Contract type name	PDS Plus Contract
Purpose of contract	General
Contract start date	18/08/2010
Contract end date	31/03/2020

17/18 Contracted general activity (UDA)	14,000
Carry forward general activity (UDA)	0
17/18 Contracted orthodontic activity (UOA)	0
Carry forward orthodontic activity (UOA)	0
Baseline contract value	£173,684.97

### ACCESS\*

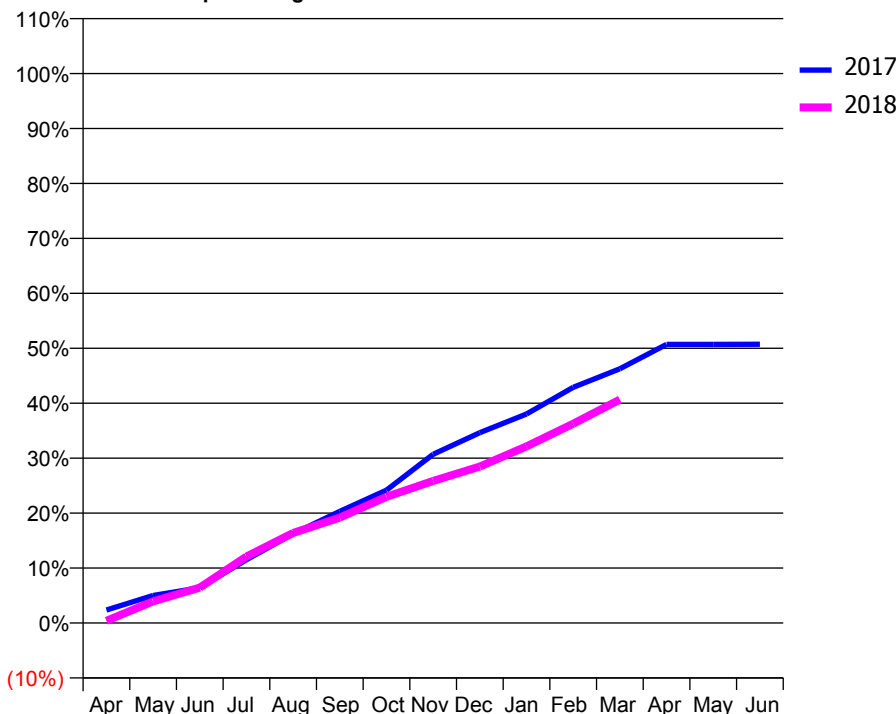
Patients seen in 24 months	Total	Change since previous quarter
Quarter ending March 2017	N/A	
Quarter ending June 2017	N/A	
Quarter ending September 2017	N/A	
Quarter ending December 2017	N/A	
Quarter ending March 2018	N/A	
<b>Variance since March 2017</b>	<b>N/A</b>	

### Access trend analysis

■ All  
■ Adult  
■ Child

### ACTIVITY

Cumulative percentage of contracted UDA delivered 2017 & 2018



Month	Adjusted Scheduled Activity (UDA)	
	2017	2018
April	332	55
May	701	553
June	898	901
July	1,612	1,693
August	2,273	2,295
September	2,847	2,686
October	3,384	3,214
November	4,300	3,619
December	4,851	3,988
January	5,327	4,499
February	6,005	5,077
March	6,479	5,693
April	7,099	
May	7,099	
June	7,103	

### QUALITY

	Quantity	Base Number	Contract	AT	Region	England
% of FP17s for the same patient ID Re-attending within 3 months - Children	61	998	6.1%	10.7%	12.8%	11.9%
% of FP17s for the same patient ID Re-attending within 3 months - Adults	342	2,672	12.8%	14.5%	16.5%	16.0%
% of FP17s for the same patient ID Re-attending between 3 & 9 months - Children	573	998	57.4%	57.9%	59.7%	58.3%
% of FP17s for the same patient ID Re-attending between 3 & 9 months - Adults	558	2,672	20.9%	52.3%	52.6%	50.3%
% of FP17s for Band 1 Urgent Courses	264	3,330	7.9%	8.1%	9.1%	9.1%
% of FP17s Relating to Free Repair or Replacements	21	3,330	0.6%	1.1%	1.0%	0.8%
% of FP17s Relating to Continuations	39	3,330	1.2%	1.4%	1.2%	1.0%
% of Patients satisfied with the dentistry they have received	0	0	N/A	92.5%	91.6%	91.5%
% of Patients satisfied with the time they had to wait for an appointment	0	0	N/A	88.5%	88.3%	87.9%

\* This is based on patients treated on this contract for their most recent course of treatment. Figures in italics indicate the base number of FP17s or Patient Questionnaire responses are less than 100. N/A is shown where the base number of responses is less than 10 during the period. % is calculated as Quantity/Base number\*100

## Q49 - Vital Signs At a Glance Contract Report for 101281/0227 - March 2018

Name or company name	OASIS DENTAL CARE LTD
Contract type name	PDS Plus Contract
Purpose of contract	General
Contract start date	04/10/2010
Contract end date	31/03/2020

17/18 Contracted general activity (UDA)	14,000
Carry forward general activity (UDA)	0
17/18 Contracted orthodontic activity (UOA)	0
Carry forward orthodontic activity (UOA)	0
Baseline contract value	£175,664.98

### ACCESS\*

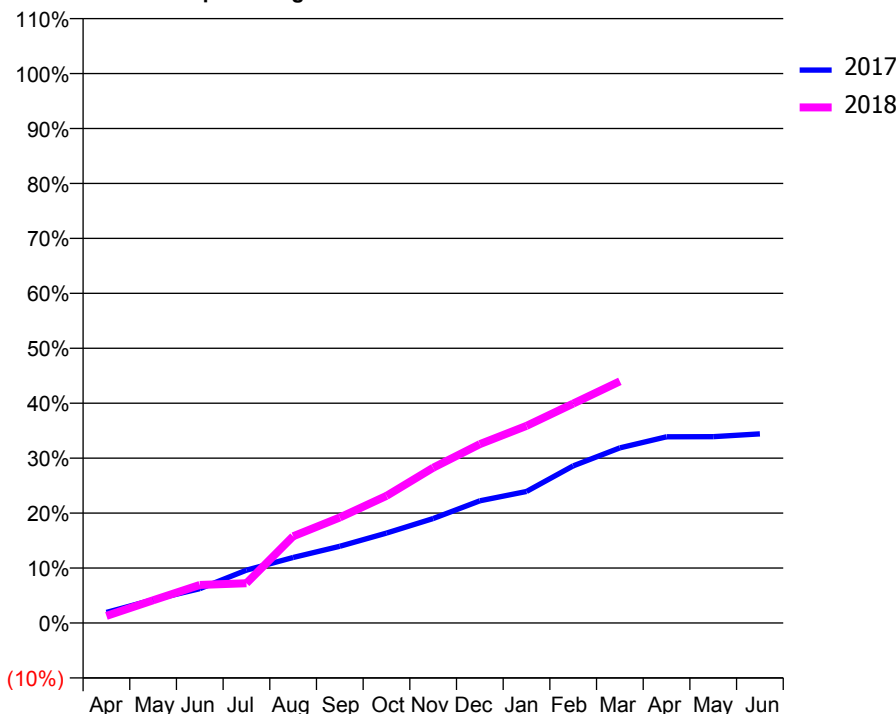
Patients seen in 24 months	Total	Change since previous quarter
Quarter ending March 2017	N/A	
Quarter ending June 2017	N/A	
Quarter ending September 2017	N/A	
Quarter ending December 2017	N/A	
Quarter ending March 2018	N/A	
<b>Variance since March 2017</b>	<b>N/A</b>	

### Access trend analysis



### ACTIVITY

Cumulative percentage of contracted UDA delivered 2017 & 2018



Month	Adjusted Scheduled Activity (UDA)	
	2017	2018
April	270	182
May	594	579
June	876	969
July	1,346	1,016
August	1,671	2,210
September	1,956	2,690
October	2,293	3,239
November	2,663	3,956
December	3,114	4,557
January	3,353	5,024
February	4,004	5,591
March	4,462	6,159
April	4,744	
May	4,747	
June	4,819	

### QUALITY

	Quantity	Base Number	Contract	AT	Region	England
% of FP17s for the same patient ID Re-attending within 3 months - Children	54	930	5.8%	10.7%	12.8%	11.9%
% of FP17s for the same patient ID Re-attending within 3 months - Adults	418	3,113	13.4%	14.5%	16.5%	16.0%
% of FP17s for the same patient ID Re-attending between 3 & 9 months - Children	287	930	30.9%	57.9%	59.7%	58.3%
% of FP17s for the same patient ID Re-attending between 3 & 9 months - Adults	581	3,113	18.7%	52.3%	52.6%	50.3%
% of FP17s for Band 1 Urgent Courses	998	3,825	26.1%	8.1%	9.1%	9.1%
% of FP17s Relating to Free Repair or Replacements	15	3,825	0.4%	1.1%	1.0%	0.8%
% of FP17s Relating to Continuations	24	3,825	0.6%	1.4%	1.2%	1.0%
% of Patients satisfied with the dentistry they have received	0	0	N/A	92.5%	91.6%	91.5%
% of Patients satisfied with the time they had to wait for an appointment	0	0	N/A	88.5%	88.3%	87.9%

\* This is based on patients treated on this contract for their most recent course of treatment. Figures in italics indicate the base number of FP17s or Patient Questionnaire responses are less than 100. N/A is shown where the base number of responses is less than 10 during the period. % is calculated as Quantity/Base number\*100

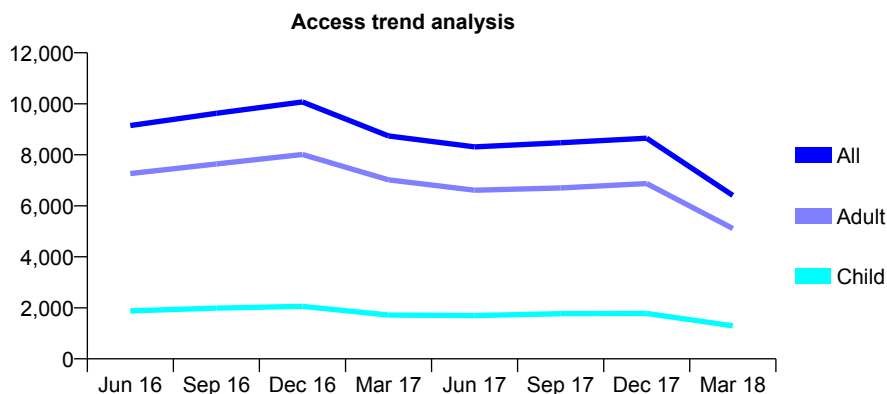
## Q49 - Vital Signs At a Glance Contract Report for 101338/0046 - March 2018

Name or company name	Whitecross Dental Care Limited
Contract type name	GDS Contract
Purpose of contract	General
Contract start date	01/02/2007
Contract end date	

17/18 Contracted general activity (UDA)	14,715
Carry forward general activity (UDA)	248
17/18 Contracted orthodontic activity (UOA)	0
Carry forward orthodontic activity (UOA)	0
Baseline contract value	£351,982.80

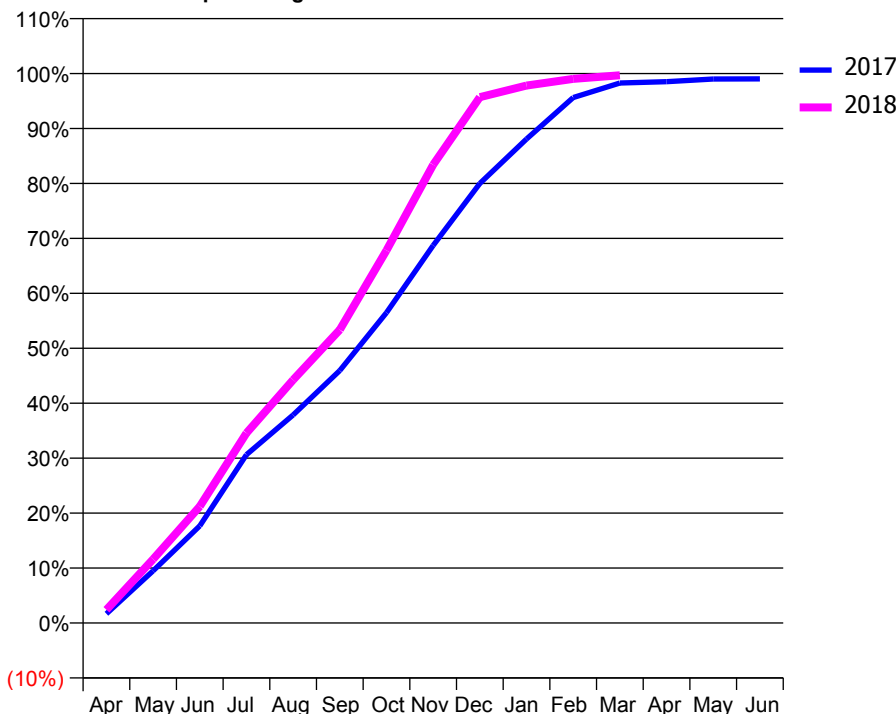
### ACCESS\*

Patients seen in 24 months	Total	Change since previous quarter
Quarter ending March 2017	8,740	
Quarter ending June 2017	8,309	↓
Quarter ending September 2017	8,472	→
Quarter ending December 2017	8,653	↑
Quarter ending March 2018	6,407	↓
<b>Variance since March 2017</b>	<b>(26.7%)</b>	<b>↓</b>



### ACTIVITY

Cumulative percentage of contracted UDA delivered 2017 & 2018



Month	Adjusted Scheduled Activity (UDA)	
	2017	2018
April	427	354
May	2,417	1,709
June	4,498	3,121
July	7,797	5,085
August	9,637	6,513
September	11,697	7,855
October	14,374	9,979
November	17,491	12,271
December	20,358	14,083
January	22,414	14,394
February	24,340	14,571
March	25,012	14,668
April	25,072	
May	25,200	
June	25,204	

### QUALITY

	Quantity	Base Number	Contract	AT	Region	England
% of FP17s for the same patient ID Re-attending within 3 months - Children	120	1,807	6.6%	10.7%	12.8%	11.9%
% of FP17s for the same patient ID Re-attending within 3 months - Adults	608	5,734	10.6%	14.5%	16.5%	16.0%
% of FP17s for the same patient ID Re-attending between 3 & 9 months - Children	772	1,807	42.7%	57.9%	59.7%	58.3%
% of FP17s for the same patient ID Re-attending between 3 & 9 months - Adults	2,252	5,734	39.3%	52.3%	52.6%	50.3%
% of FP17s for Band 1 Urgent Courses	1,013	7,506	13.5%	8.1%	9.1%	9.1%
% of FP17s Relating to Free Repair or Replacements	30	7,506	0.4%	1.1%	1.0%	0.8%
% of FP17s Relating to Continuations	68	7,506	0.9%	1.4%	1.2%	1.0%
% of Patients satisfied with the dentistry they have received	13	14	92.9%	92.5%	91.6%	91.5%
% of Patients satisfied with the time they had to wait for an appointment	12	14	85.7%	88.5%	88.3%	87.9%

\* This is based on patients treated on this contract for their most recent course of treatment. Figures in italics indicate the base number of FP17s or Patient Questionnaire responses are less than 100. N/A is shown where the base number of responses is less than 10 during the period. % is calculated as Quantity/Base number\*100

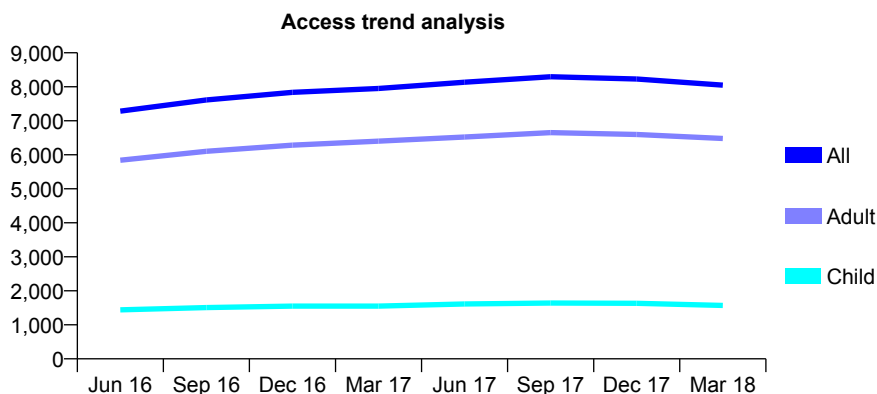
## Q49 - Vital Signs At a Glance Contract Report for 101338/0071 - March 2018

Name or company name	Nook Street Dental Practice Partnership
Contract type name	GDS Contract
Purpose of contract	General
Contract start date	01/12/2008
Contract end date	

17/18 Contracted general activity (UDA)	24,295
Carry forward general activity (UDA)	0
17/18 Contracted orthodontic activity (UOA)	0
Carry forward orthodontic activity (UOA)	0
Baseline contract value	£785,683.94

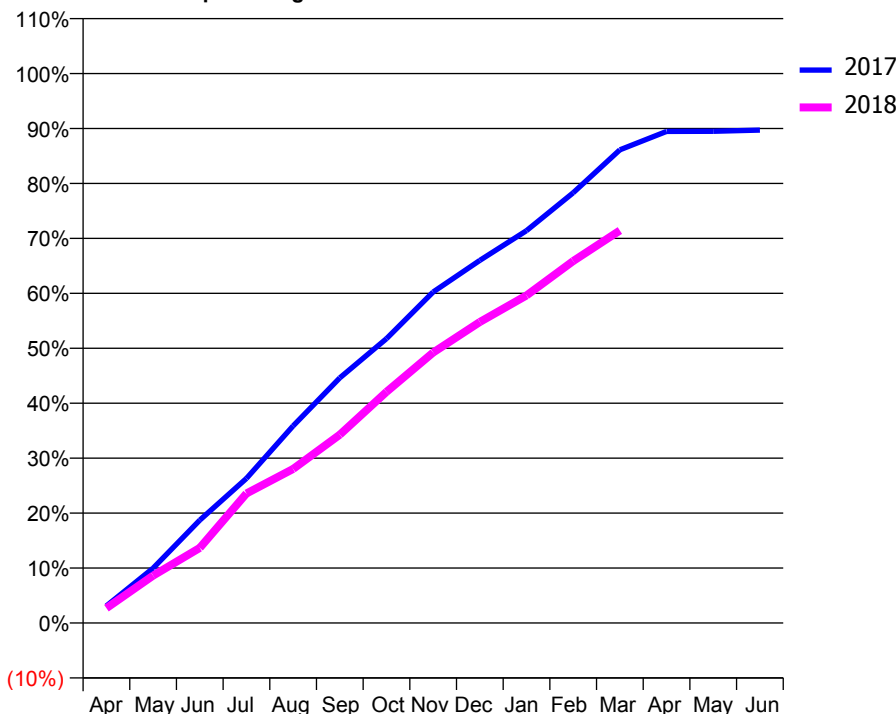
### ACCESS\*

Patients seen in 24 months	Total	Change since previous quarter
Quarter ending March 2017	7,952	
Quarter ending June 2017	8,137	↑
Quarter ending September 2017	8,295	→
Quarter ending December 2017	8,231	→
Quarter ending March 2018	8,048	↓
<b>Variance since March 2017</b>	<b>1.2%</b>	<b>→</b>



### ACTIVITY

Cumulative percentage of contracted UDA delivered 2017 & 2018



Month	Adjusted Scheduled Activity (UDA)	
	2017	2018
April	759	658
May	2,423	2,097
June	4,551	3,324
July	6,392	5,728
August	8,718	6,812
September	10,838	8,328
October	12,570	10,221
November	14,637	11,956
December	16,031	13,308
January	17,350	14,480
February	19,022	16,006
March	20,923	17,354
April	21,733	
May	21,738	
June	21,796	

### QUALITY

	Quantity	Base Number	Contract	AT	Region	England
% of FP17s for the same patient ID Re-attending within 3 months - Children	89	1,823	4.9%	10.7%	12.8%	11.9%
% of FP17s for the same patient ID Re-attending within 3 months - Adults	684	7,287	9.4%	14.5%	16.5%	16.0%
% of FP17s for the same patient ID Re-attending between 3 & 9 months - Children	928	1,823	50.9%	57.9%	59.7%	58.3%
% of FP17s for the same patient ID Re-attending between 3 & 9 months - Adults	3,438	7,287	47.2%	52.3%	52.6%	50.3%
% of FP17s for Band 1 Urgent Courses	530	8,770	6.0%	8.1%	9.1%	9.1%
% of FP17s Relating to Free Repair or Replacements	78	8,770	0.9%	1.1%	1.0%	0.8%
% of FP17s Relating to Continuations	112	8,770	1.3%	1.4%	1.2%	1.0%
% of Patients satisfied with the dentistry they have received	6	6	N/A	92.5%	91.6%	91.5%
% of Patients satisfied with the time they had to wait for an appointment	5	6	N/A	88.5%	88.3%	87.9%

\* This is based on patients treated on this contract for their most recent course of treatment. Figures in italics indicate the base number of FP17s or Patient Questionnaire responses are less than 100. N/A is shown where the base number of responses is less than 10 during the period. % is calculated as Quantity/Base number\*100

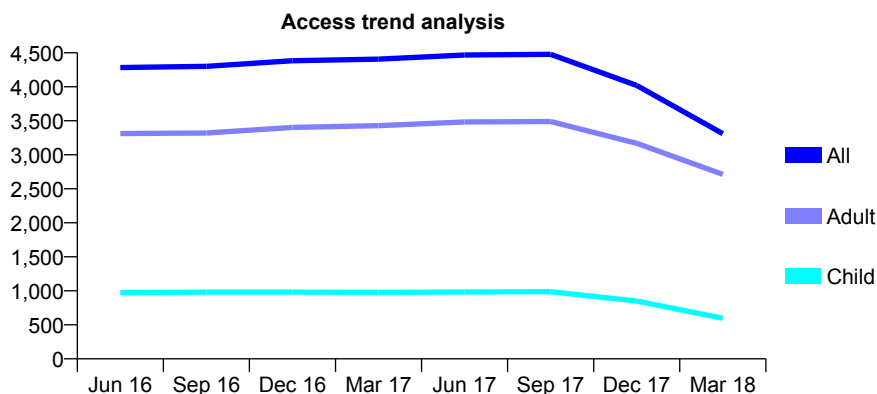
## Q49 - Vital Signs At a Glance Contract Report for 101435/0117 - March 2018

Name or company name	IDH Limited
Contract type name	GDS Contract
Purpose of contract	General
Contract start date	01/10/2008
Contract end date	29/12/2017

17/18 Contracted general activity (UDA)	11,169
Carry forward general activity (UDA)	111
17/18 Contracted orthodontic activity (UOA)	0
Carry forward orthodontic activity (UOA)	0
Baseline contract value	£277,673.03

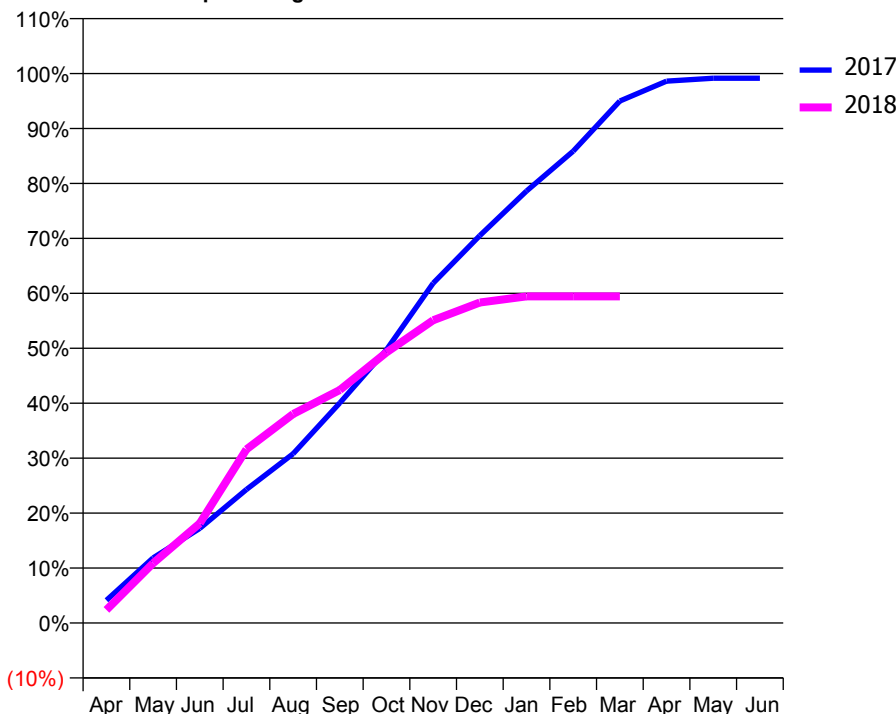
### ACCESS\*

Patients seen in 24 months	Total	Change since previous quarter
Quarter ending March 2017	4,407	
Quarter ending June 2017	4,467	→
Quarter ending September 2017	4,478	→
Quarter ending December 2017	4,020	↓
Quarter ending March 2018	3,311	↓
<b>Variance since March 2017</b>	<b>(24.9%)</b>	<b>↓</b>



### ACTIVITY

Cumulative percentage of contracted UDA delivered 2017 & 2018



Month	Adjusted Scheduled Activity (UDA)	
	2017	2018
April	539	267
May	1,541	1,216
June	2,238	2,025
July	3,161	3,532
August	4,005	4,247
September	5,208	4,736
October	6,467	5,502
November	8,039	6,154
December	9,166	6,515
January	10,221	6,639
February	11,161	6,639
March	12,348	6,639
April	12,820	
May	12,888	
June	12,889	

### QUALITY

	Quantity	Base Number	Contract	AT	Region	England
% of FP17s for the same patient ID Re-attending within 3 months - Children	74	699	10.6%	10.7%	12.8%	11.9%
% of FP17s for the same patient ID Re-attending within 3 months - Adults	334	2,336	14.3%	14.5%	16.5%	16.0%
% of FP17s for the same patient ID Re-attending between 3 & 9 months - Children	373	699	53.4%	57.9%	59.7%	58.3%
% of FP17s for the same patient ID Re-attending between 3 & 9 months - Adults	1,072	2,336	45.9%	52.3%	52.6%	50.3%
% of FP17s for Band 1 Urgent Courses	282	2,818	10.0%	8.1%	9.1%	9.1%
% of FP17s Relating to Free Repair or Replacements	28	2,818	1.0%	1.1%	1.0%	0.8%
% of FP17s Relating to Continuations	68	2,818	2.4%	1.4%	1.2%	1.0%
% of Patients satisfied with the dentistry they have received	1	1	N/A	92.5%	91.6%	91.5%
% of Patients satisfied with the time they had to wait for an appointment	1	1	N/A	88.5%	88.3%	87.9%

\* This is based on patients treated on this contract for their most recent course of treatment. Figures in italics indicate the base number of FP17s or Patient Questionnaire responses are less than 100. N/A is shown where the base number of responses is less than 10 during the period. % is calculated as Quantity/Base number\*100



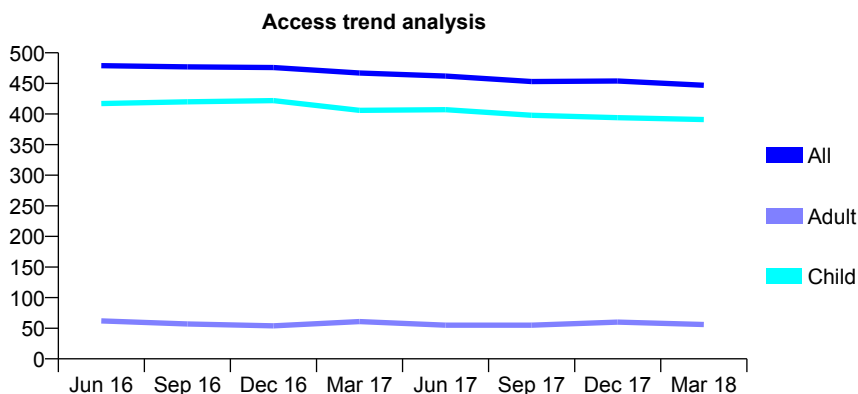
## Q49 - Vital Signs At a Glance Contract Report for 105953/0001 - March 2018

Name or company name	St Helen's Dental Practice Ltd
Contract type name	GDS Contract
Purpose of contract	General
Contract start date	01/05/2011
Contract end date	

17/18 Contracted general activity (UDA)	1,000
Carry forward general activity (UDA)	-20
17/18 Contracted orthodontic activity (UOA)	0
Carry forward orthodontic activity (UOA)	0
Baseline contract value	£23,592.78

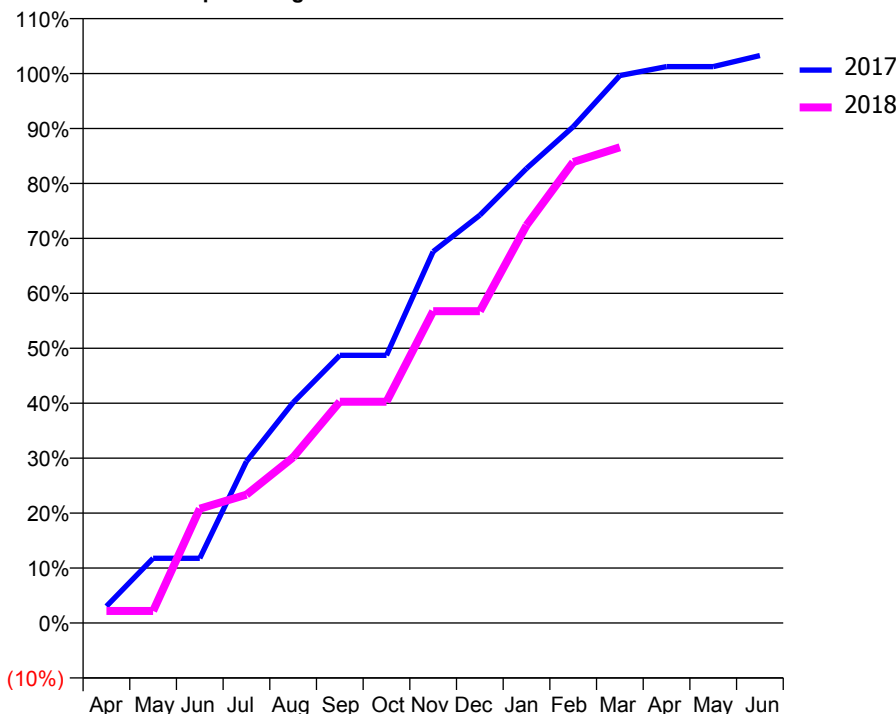
### ACCESS\*

Patients seen in 24 months	Total	Change since previous quarter
Quarter ending March 2017	467	
Quarter ending June 2017	462	↓
Quarter ending September 2017	453	↓
Quarter ending December 2017	454	→
Quarter ending March 2018	447	↓
<b>Variance since March 2017</b>	<b>(4.3%)</b>	<b>↓</b>



### ACTIVITY

Cumulative percentage of contracted UDA delivered 2017 & 2018



Month	Adjusted Scheduled Activity (UDA)	
	2017	2018
April	30	22
May	118	22
June	118	208
July	294	234
August	401	302
September	487	403
October	487	403
November	676	568
December	742	568
January	827	724
February	903	839
March	996	866
April	1,013	
May	1,013	
June	1,033	

### QUALITY

	Quantity	Base Number	Contract	AT	Region	England
% of FP17s for the same patient ID Re-attending within 3 months - Children	44	625	7.0%	10.7%	12.8%	11.9%
% of FP17s for the same patient ID Re-attending within 3 months - Adults	0	0	N/A	14.5%	16.5%	16.0%
% of FP17s for the same patient ID Re-attending between 3 & 9 months - Children	370	625	59.2%	57.9%	59.7%	58.3%
% of FP17s for the same patient ID Re-attending between 3 & 9 months - Adults	0	0	N/A	52.3%	52.6%	50.3%
% of FP17s for Band 1 Urgent Courses	4	599	0.7%	8.1%	9.1%	9.1%
% of FP17s Relating to Free Repair or Replacements	0	599	0.0%	1.1%	1.0%	0.8%
% of FP17s Relating to Continuations	8	599	1.3%	1.4%	1.2%	1.0%
% of Patients satisfied with the dentistry they have received	0	0	N/A	92.5%	91.6%	91.5%
% of Patients satisfied with the time they had to wait for an appointment	0	0	N/A	88.5%	88.3%	87.9%

\* This is based on patients treated on this contract for their most recent course of treatment. Figures in italics indicate the base number of FP17s or Patient Questionnaire responses are less than 100. N/A is shown where the base number of responses is less than 10 during the period. % is calculated as Quantity/Base number\*100

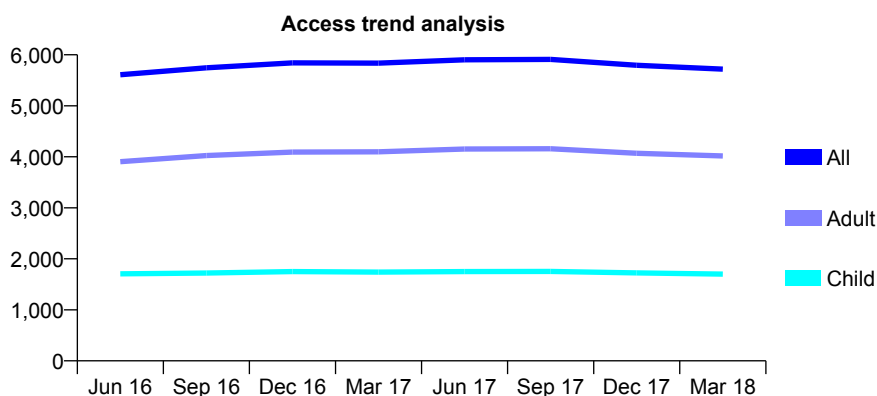
## Q49 - Vital Signs At a Glance Contract Report for 106453/0001 - March 2018

Name or company name	The Whitley Dental Clinic Partnership
Contract type name	GDS Contract
Purpose of contract	General
Contract start date	01/11/2013
Contract end date	

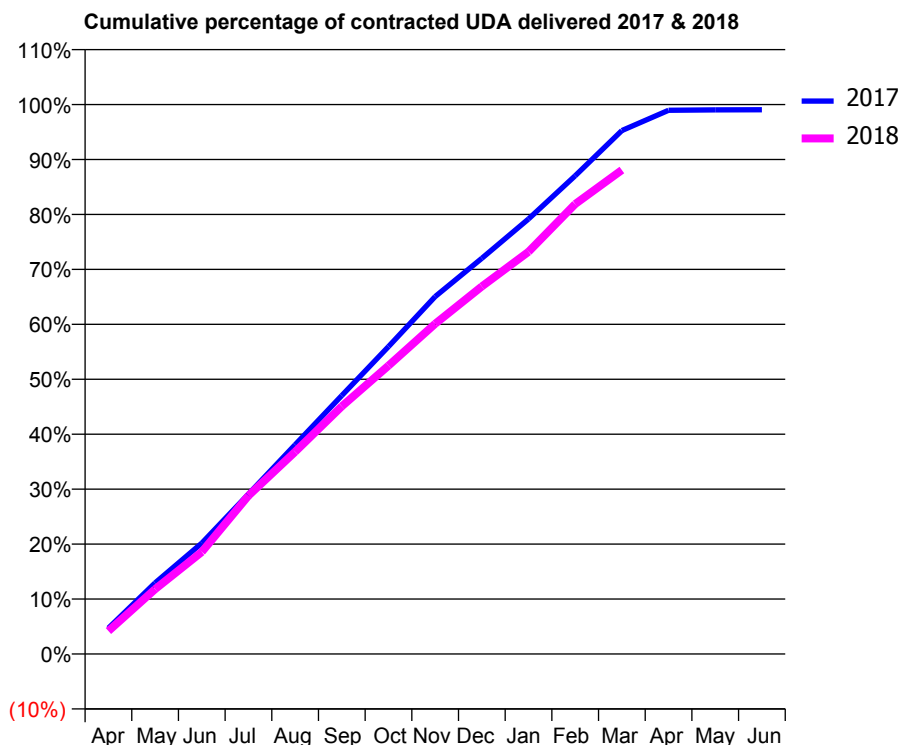
17/18 Contracted general activity (UDA)	13,279
Carry forward general activity (UDA)	0
17/18 Contracted orthodontic activity (UOA)	0
Carry forward orthodontic activity (UOA)	0
Baseline contract value	£326,445.82

### ACCESS\*

Patients seen in 24 months	Total	Change since previous quarter
Quarter ending March 2017	5,837	
Quarter ending June 2017	5,903	→
Quarter ending September 2017	5,909	→
Quarter ending December 2017	5,794	↓
Quarter ending March 2018	5,718	↓
<b>Variance since March 2017</b>	<b>(2.0%)</b>	<b>↓</b>



### ACTIVITY



Month	Adjusted Scheduled Activity (UDA)	
	2017	2018
April	628	556
May	1,720	1,566
June	2,681	2,466
July	3,865	3,827
August	5,056	4,886
September	6,246	5,986
October	7,430	6,969
November	8,637	7,979
December	9,562	8,883
January	10,513	9,722
February	11,557	10,875
March	12,649	11,695
April	13,139	
May	13,150	
June	13,153	

### QUALITY

	Quantity	Base Number	Contract	AT	Region	England
% of FP17s for the same patient ID Re-attending within 3 months - Children	154	2,325	6.6%	10.7%	12.8%	11.9%
% of FP17s for the same patient ID Re-attending within 3 months - Adults	923	5,251	17.6%	14.5%	16.5%	16.0%
% of FP17s for the same patient ID Re-attending between 3 & 9 months - Children	1,319	2,325	56.7%	57.9%	59.7%	58.3%
% of FP17s for the same patient ID Re-attending between 3 & 9 months - Adults	2,749	5,251	52.4%	52.3%	52.6%	50.3%
% of FP17s for Band 1 Urgent Courses	697	6,858	10.2%	8.1%	9.1%	9.1%
% of FP17s Relating to Free Repair or Replacements	90	6,858	1.3%	1.1%	1.0%	0.8%
% of FP17s Relating to Continuations	53	6,858	0.8%	1.4%	1.2%	1.0%
% of Patients satisfied with the dentistry they have received	4	5	N/A	92.5%	91.6%	91.5%
% of Patients satisfied with the time they had to wait for an appointment	5	5	N/A	88.5%	88.3%	87.9%

\* This is based on patients treated on this contract for their most recent course of treatment. Figures in italics indicate the base number of FP17s or Patient Questionnaire responses are less than 100. N/A is shown where the base number of responses is less than 10 during the period. % is calculated as Quantity/Base number\*100

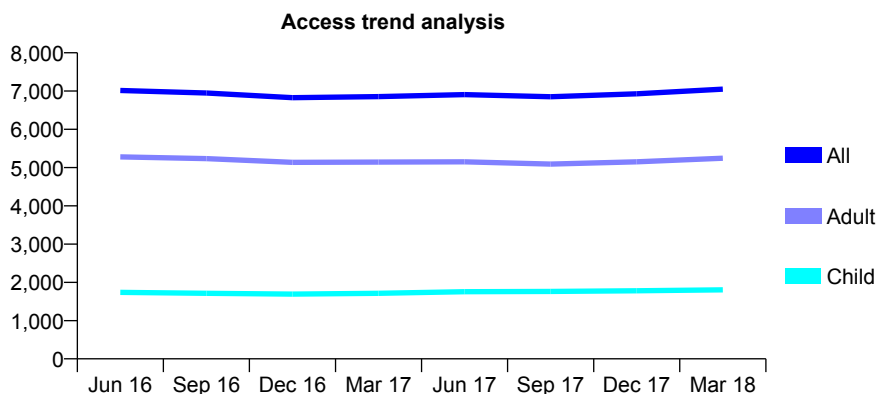
## Q49 - Vital Signs At a Glance Contract Report for 109193/0001 - March 2018

Name or company name	Browns <sub>2</sub> Dental Surgery
Contract type name	GDS Contract
Purpose of contract	General
Contract start date	09/10/2013
Contract end date	

17/18 Contracted general activity (UDA)	20,616
Carry forward general activity (UDA)	414
17/18 Contracted orthodontic activity (UOA)	0
Carry forward orthodontic activity (UOA)	0
Baseline contract value	£546,238.38

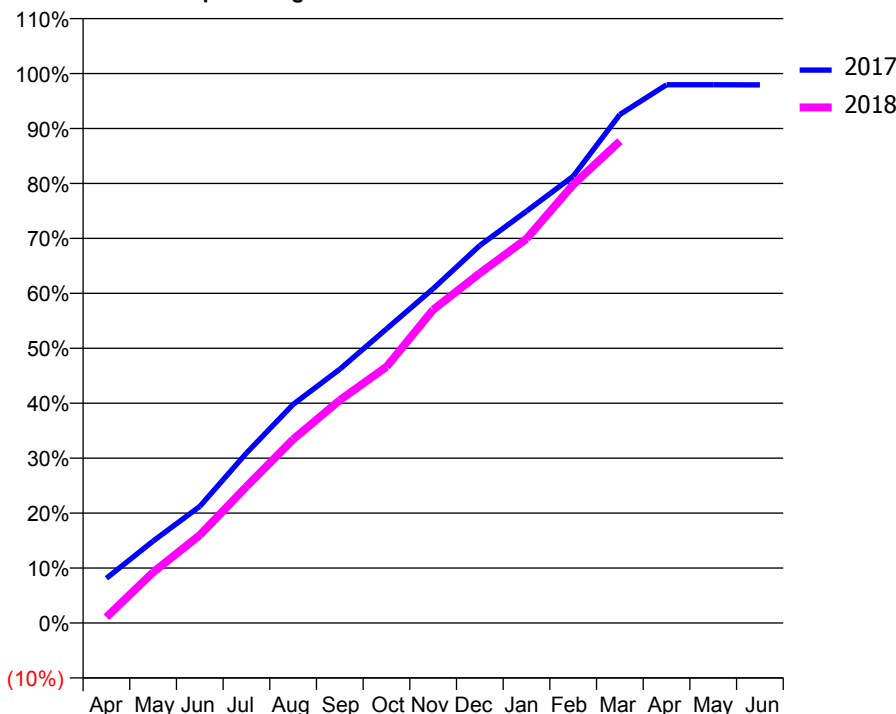
### ACCESS\*

Patients seen in 24 months	Total	Change since previous quarter
Quarter ending March 2017	6,855	
Quarter ending June 2017	6,907	→
Quarter ending September 2017	6,853	→
Quarter ending December 2017	6,929	→
Quarter ending March 2018	7,049	→
<b>Variance since March 2017</b>	<b>2.8%</b>	<b>↑</b>



### ACTIVITY

Cumulative percentage of contracted UDA delivered 2017 & 2018



Month	Adjusted Scheduled Activity (UDA)	
	2017	2018
April	1,657	221
May	3,033	1,903
June	4,317	3,298
July	6,294	5,118
August	8,099	6,891
September	9,400	8,360
October	10,894	9,615
November	12,384	11,756
December	13,986	13,125
January	15,256	14,416
February	16,550	16,446
March	18,836	18,078
April	19,936	
May	19,936	
June	19,935	

### QUALITY

	Quantity	Base Number	Contract	AT	Region	England
% of FP17s for the same patient ID Re-attending within 3 months - Children	154	2,508	6.1%	10.7%	12.8%	11.9%
% of FP17s for the same patient ID Re-attending within 3 months - Adults	921	6,985	13.2%	14.5%	16.5%	16.0%
% of FP17s for the same patient ID Re-attending between 3 & 9 months - Children	1,150	2,508	45.9%	57.9%	59.7%	58.3%
% of FP17s for the same patient ID Re-attending between 3 & 9 months - Adults	3,156	6,985	45.2%	52.3%	52.6%	50.3%
% of FP17s for Band 1 Urgent Courses	636	9,019	7.1%	8.1%	9.1%	9.1%
% of FP17s Relating to Free Repair or Replacements	113	9,019	1.3%	1.1%	1.0%	0.8%
% of FP17s Relating to Continuations	193	9,019	2.1%	1.4%	1.2%	1.0%
% of Patients satisfied with the dentistry they have received	7	7	N/A	92.5%	91.6%	91.5%
% of Patients satisfied with the time they had to wait for an appointment	7	7	N/A	88.5%	88.3%	87.9%

\* This is based on patients treated on this contract for their most recent course of treatment. Figures in italics indicate the base number of FP17s or Patient Questionnaire responses are less than 100. N/A is shown where the base number of responses is less than 10 during the period. % is calculated as Quantity/Base number\*100

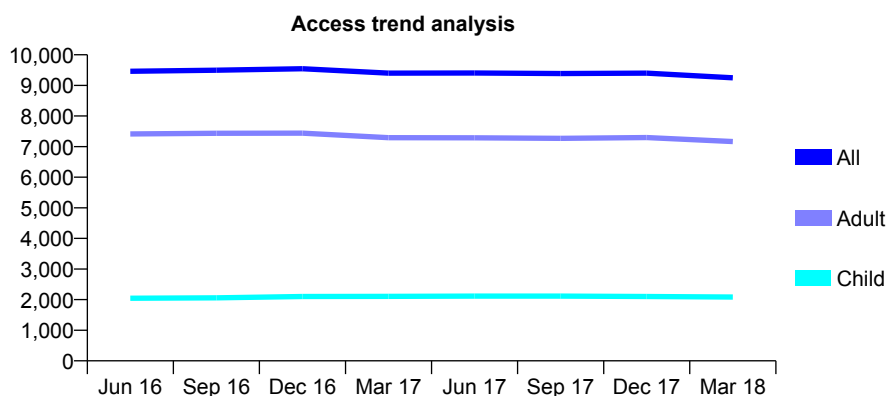
## Q49 - Vital Signs At a Glance Contract Report for 109290/0001 - March 2018

Name or company name	Kenton Park Dental Practice Partnership
Contract type name	GDS Contract
Purpose of contract	General
Contract start date	01/08/2013
Contract end date	

17/18 Contracted general activity (UDA)	27,318
Carry forward general activity (UDA)	0
17/18 Contracted orthodontic activity (UOA)	0
Carry forward orthodontic activity (UOA)	0
Baseline contract value	£700,893.04

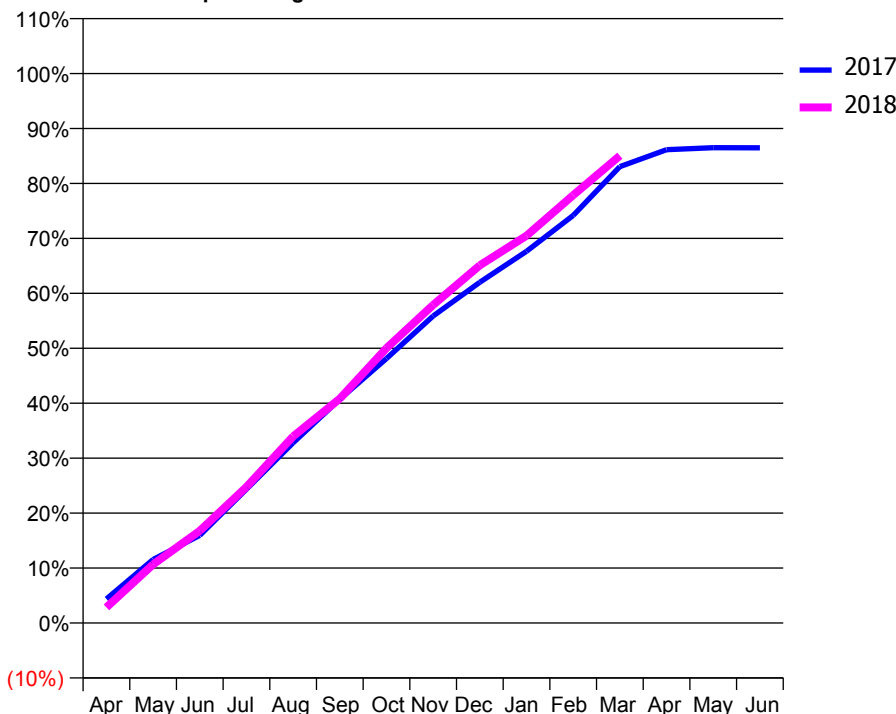
### ACCESS\*

Patients seen in 24 months	Total	Change since previous quarter
Quarter ending March 2017	9,401	
Quarter ending June 2017	9,404	→
Quarter ending September 2017	9,387	→
Quarter ending December 2017	9,399	→
Quarter ending March 2018	9,249	↓
<b>Variance since March 2017</b>	<b>(1.6%)</b>	<b>↓</b>



### ACTIVITY

Cumulative percentage of contracted UDA delivered 2017 & 2018



Month	Adjusted Scheduled Activity (UDA)	
	2017	2018
April	1,285	777
May	3,392	2,915
June	4,680	4,585
July	7,141	6,766
August	9,617	9,277
September	11,942	11,156
October	14,113	13,663
November	16,379	15,817
December	18,182	17,781
January	19,829	19,256
February	21,743	21,268
March	24,351	23,233
April	25,252	
May	25,363	
June	25,351	

### QUALITY

	Quantity	Base Number	Contract	AT	Region	England
% of FP17s for the same patient ID Re-attending within 3 months - Children	145	2,905	5.0%	10.7%	12.8%	11.9%
% of FP17s for the same patient ID Re-attending within 3 months - Adults	1,234	9,582	12.9%	14.5%	16.5%	16.0%
% of FP17s for the same patient ID Re-attending between 3 & 9 months - Children	1,805	2,905	62.1%	57.9%	59.7%	58.3%
% of FP17s for the same patient ID Re-attending between 3 & 9 months - Adults	5,456	9,582	56.9%	52.3%	52.6%	50.3%
% of FP17s for Band 1 Urgent Courses	940	12,030	7.8%	8.1%	9.1%	9.1%
% of FP17s Relating to Free Repair or Replacements	135	12,030	1.1%	1.1%	1.0%	0.8%
% of FP17s Relating to Continuations	245	12,030	2.0%	1.4%	1.2%	1.0%
% of Patients satisfied with the dentistry they have received	14	16	87.5%	92.5%	91.6%	91.5%
% of Patients satisfied with the time they had to wait for an appointment	13	16	81.3%	88.5%	88.3%	87.9%

\* This is based on patients treated on this contract for their most recent course of treatment. Figures in italics indicate the base number of FP17s or Patient Questionnaire responses are less than 100. N/A is shown where the base number of responses is less than 10 during the period. % is calculated as Quantity/Base number\*100

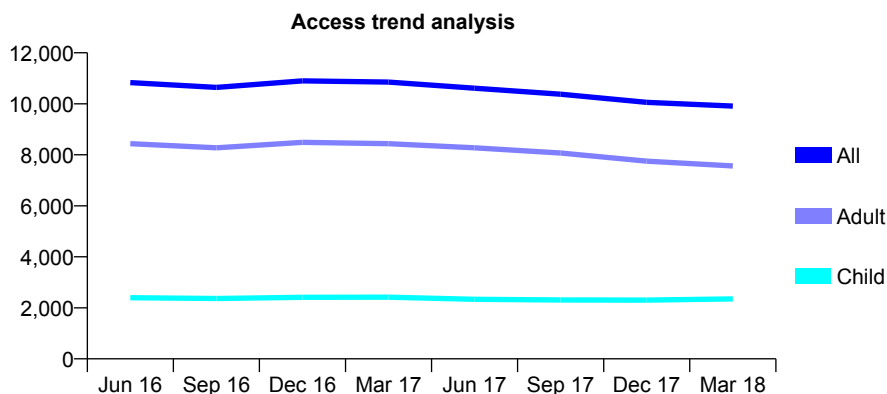
## Q49 - Vital Signs At a Glance Contract Report for 109401/0002 - March 2018

Name or company name	IDH 406 Ltd
Contract type name	GDS Contract
Purpose of contract	General
Contract start date	01/05/2009
Contract end date	

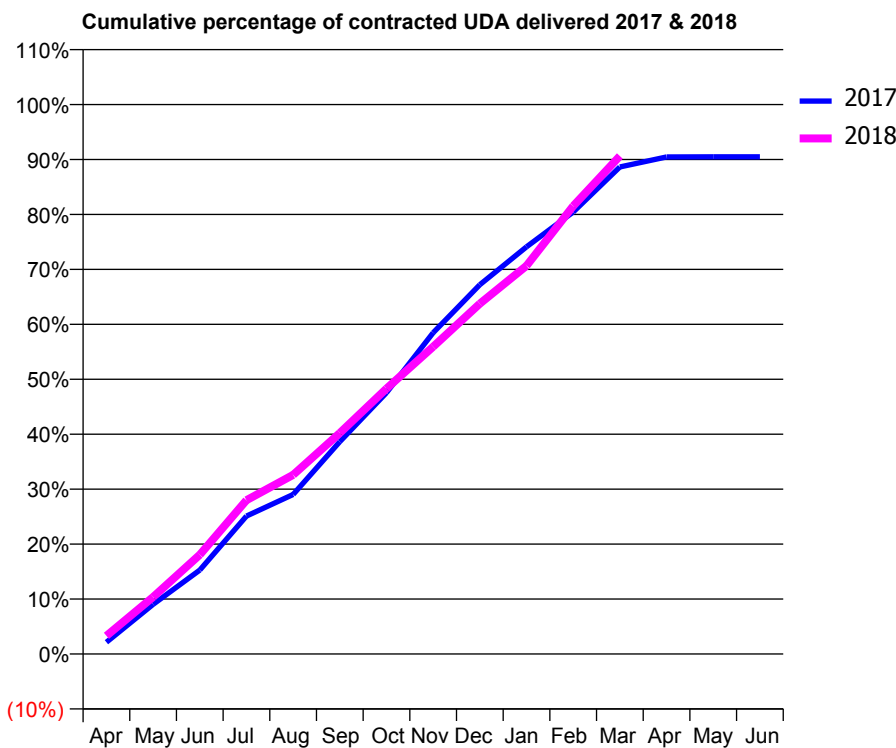
17/18 Contracted general activity (UDA)	27,624
Carry forward general activity (UDA)	0
17/18 Contracted orthodontic activity (UOA)	0
Carry forward orthodontic activity (UOA)	0
Baseline contract value	£666,843.36

### ACCESS\*

Patients seen in 24 months	Total	Change since previous quarter
Quarter ending March 2017	10,853	
Quarter ending June 2017	10,611	↓
Quarter ending September 2017	10,378	↓
Quarter ending December 2017	10,056	↓
Quarter ending March 2018	9,912	↓
<b>Variance since March 2017</b>	<b>(8.7%)</b>	<b>↓</b>



### ACTIVITY



Month	Adjusted Scheduled Activity (UDA)	
	2017	2018
April	706	915
May	2,962	2,868
June	5,004	4,991
July	8,231	7,734
August	9,516	9,006
September	12,663	11,110
October	15,586	13,340
November	19,166	15,445
December	22,024	17,616
January	24,282	19,520
February	26,362	22,518
March	29,049	25,037
April	29,647	
May	29,651	
June	29,652	

### QUALITY

	Quantity	Base Number	Contract	AT	Region	England
% of FP17s for the same patient ID Re-attending within 3 months - Children	127	3,035	4.2%	10.7%	12.8%	11.9%
% of FP17s for the same patient ID Re-attending within 3 months - Adults	751	8,923	8.4%	14.5%	16.5%	16.0%
% of FP17s for the same patient ID Re-attending between 3 & 9 months - Children	1,620	3,035	53.4%	57.9%	59.7%	58.3%
% of FP17s for the same patient ID Re-attending between 3 & 9 months - Adults	4,669	8,923	52.3%	52.3%	52.6%	50.3%
% of FP17s for Band 1 Urgent Courses	772	11,702	6.6%	8.1%	9.1%	9.1%
% of FP17s Relating to Free Repair or Replacements	67	11,702	0.6%	1.1%	1.0%	0.8%
% of FP17s Relating to Continuations	135	11,702	1.2%	1.4%	1.2%	1.0%
% of Patients satisfied with the dentistry they have received	9	10	90.0%	92.5%	91.6%	91.5%
% of Patients satisfied with the time they had to wait for an appointment	9	10	90.0%	88.5%	88.3%	87.9%

\* This is based on patients treated on this contract for their most recent course of treatment. Figures in italics indicate the base number of FP17s or Patient Questionnaire responses are less than 100. N/A is shown where the base number of responses is less than 10 during the period. % is calculated as Quantity/Base number\*100

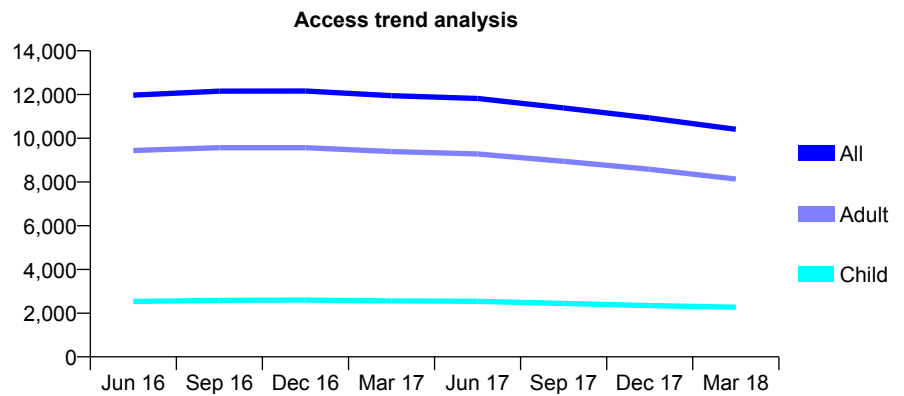
## Q49 - Vital Signs At a Glance Contract Report for 116521/0001 - March 2018

Name or company name	Central Dental Practice
Contract type name	GDS Contract
Purpose of contract	General
Contract start date	01/04/2010
Contract end date	

17/18 Contracted general activity (UDA)	22,500
Carry forward general activity (UDA)	0
17/18 Contracted orthodontic activity (UOA)	0
Carry forward orthodontic activity (UOA)	0
Baseline contract value	£537,975.00

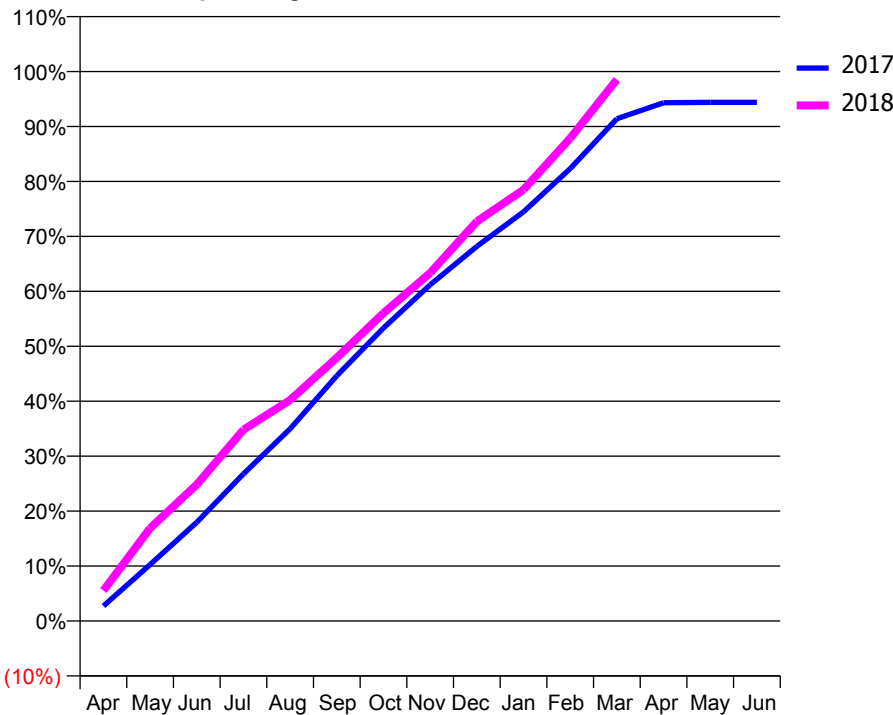
### ACCESS\*

Patients seen in 24 months	Total	Change since previous quarter
Quarter ending March 2017	11,950	
Quarter ending June 2017	11,821	↓
Quarter ending September 2017	11,389	↓
Quarter ending December 2017	10,928	↓
Quarter ending March 2018	10,409	↓
<b>Variance since March 2017</b>	<b>(12.9%)</b>	<b>↓</b>



### ACTIVITY

Cumulative percentage of contracted UDA delivered 2017 & 2018



Month	Adjusted Scheduled Activity (UDA)	
	2017	2018
April	1,021	1,245
May	3,851	3,804
June	6,737	5,588
July	10,041	7,830
August	13,115	9,050
September	16,736	10,780
October	19,993	12,608
November	22,947	14,252
December	25,568	16,359
January	27,925	17,663
February	30,874	19,767
March	34,280	22,170
April	35,370	
May	35,398	
June	35,397	

### QUALITY

	Quantity	Base Number	Contract	AT	Region	England
% of FP17s for the same patient ID Re-attending within 3 months - Children	146	2,202	6.6%	10.7%	12.8%	11.9%
% of FP17s for the same patient ID Re-attending within 3 months - Adults	967	7,763	12.5%	14.5%	16.5%	16.0%
% of FP17s for the same patient ID Re-attending between 3 & 9 months - Children	986	2,202	44.8%	57.9%	59.7%	58.3%
% of FP17s for the same patient ID Re-attending between 3 & 9 months - Adults	3,075	7,763	39.6%	52.3%	52.6%	50.3%
% of FP17s for Band 1 Urgent Courses	1,609	9,536	16.9%	8.1%	9.1%	9.1%
% of FP17s Relating to Free Repair or Replacements	74	9,536	0.8%	1.1%	1.0%	0.8%
% of FP17s Relating to Continuations	123	9,536	1.3%	1.4%	1.2%	1.0%
% of Patients satisfied with the dentistry they have received	10	10	100.0%	92.5%	91.6%	91.5%
% of Patients satisfied with the time they had to wait for an appointment	10	10	100.0%	88.5%	88.3%	87.9%

\* This is based on patients treated on this contract for their most recent course of treatment. Figures in italics indicate the base number of FP17s or Patient Questionnaire responses are less than 100. N/A is shown where the base number of responses is less than 10 during the period. % is calculated as Quantity/Base number\*100

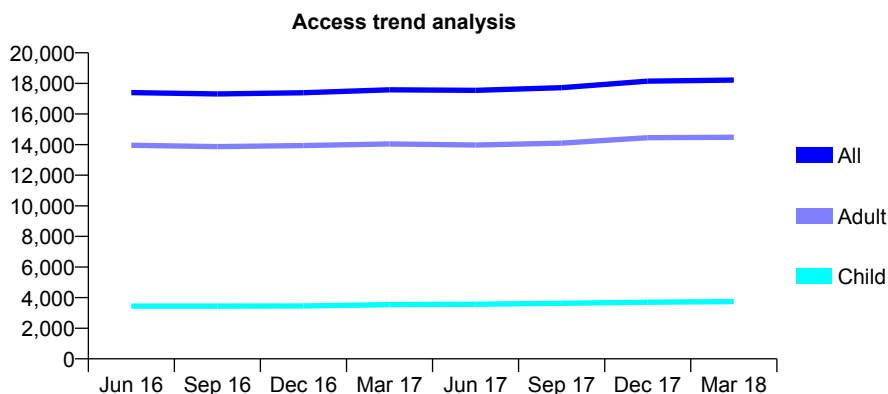
## Q49 - Vital Signs At a Glance Contract Report for 116998/0001 - March 2018

Name or company name	The Cowpen and Waterloo Dental Practice
Contract type name	GDS Contract
Purpose of contract	General
Contract start date	30/07/2013
Contract end date	

17/18 Contracted general activity (UDA)	61,155
Carry forward general activity (UDA)	0
17/18 Contracted orthodontic activity (UOA)	0
Carry forward orthodontic activity (UOA)	0
Baseline contract value	£1,893,385.32

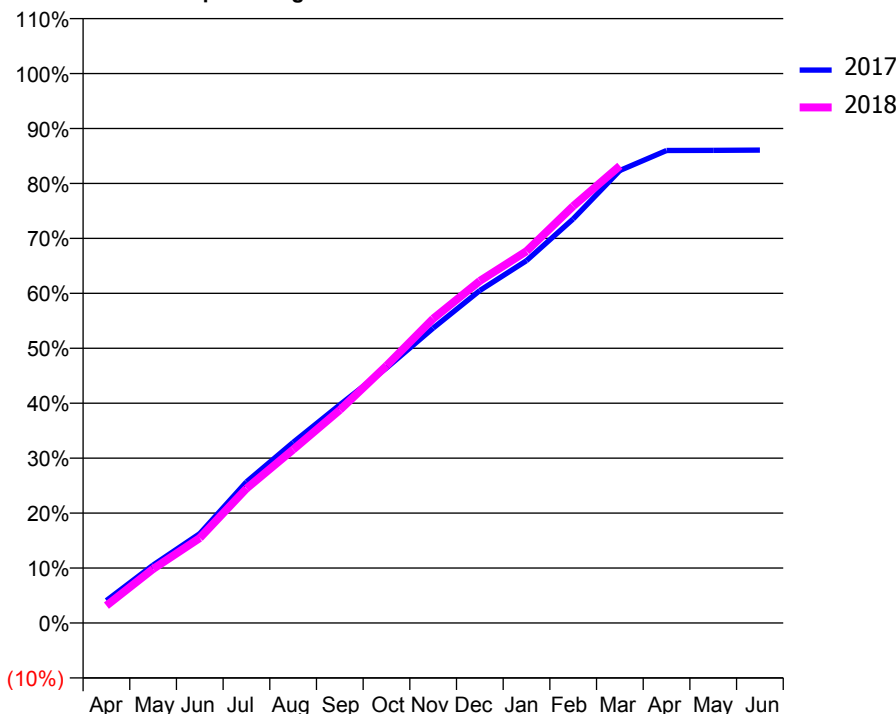
### ACCESS\*

Patients seen in 24 months	Total	Change since previous quarter
Quarter ending March 2017	17,586	
Quarter ending June 2017	17,544	→
Quarter ending September 2017	17,723	→
Quarter ending December 2017	18,148	↑
Quarter ending March 2018	18,219	→
<b>Variance since March 2017</b>	<b>3.6%</b>	<b>↑</b>



### ACTIVITY

Cumulative percentage of contracted UDA delivered 2017 & 2018



Month	Adjusted Scheduled Activity (UDA)	
	2017	2018
April	2,498	1,930
May	6,443	6,017
June	9,954	9,462
July	15,709	14,960
August	20,101	19,301
September	24,281	23,706
October	28,383	28,642
November	32,818	33,870
December	37,011	38,067
January	40,322	41,389
February	44,968	46,404
March	50,355	50,888
April	52,590	
May	52,600	
June	52,633	

### QUALITY

	Quantity	Base Number	Contract	AT	Region	England
% of FP17s for the same patient ID Re-attending within 3 months - Children	359	5,431	6.6%	10.7%	12.8%	11.9%
% of FP17s for the same patient ID Re-attending within 3 months - Adults	2,379	19,036	12.5%	14.5%	16.5%	16.0%
% of FP17s for the same patient ID Re-attending between 3 & 9 months - Children	3,095	5,431	57.0%	57.9%	59.7%	58.3%
% of FP17s for the same patient ID Re-attending between 3 & 9 months - Adults	10,009	19,036	52.6%	52.3%	52.6%	50.3%
% of FP17s for Band 1 Urgent Courses	1,885	23,567	8.0%	8.1%	9.1%	9.1%
% of FP17s Relating to Free Repair or Replacements	257	23,567	1.1%	1.1%	1.0%	0.8%
% of FP17s Relating to Continuations	359	23,567	1.5%	1.4%	1.2%	1.0%
% of Patients satisfied with the dentistry they have received	19	20	95.0%	92.5%	91.6%	91.5%
% of Patients satisfied with the time they had to wait for an appointment	18	20	90.0%	88.5%	88.3%	87.9%

\* This is based on patients treated on this contract for their most recent course of treatment. Figures in italics indicate the base number of FP17s or Patient Questionnaire responses are less than 100. N/A is shown where the base number of responses is less than 10 during the period. % is calculated as Quantity/Base number\*100

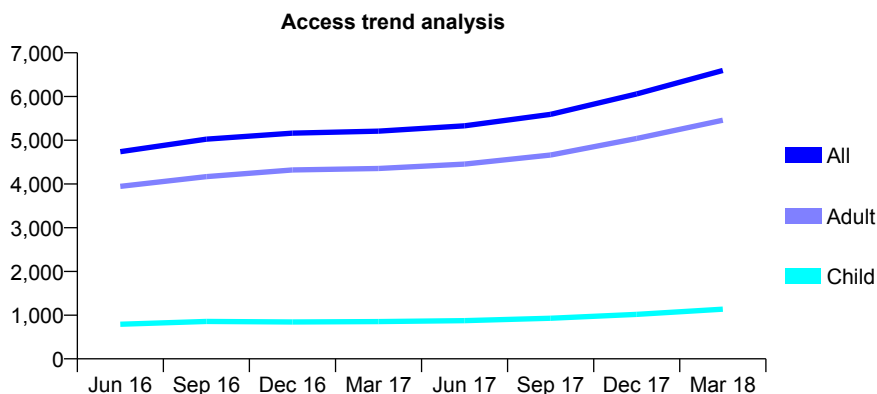
## Q49 - Vital Signs At a Glance Contract Report for 118060/0023 - March 2018

Name or company name	Genix Healthcare Ltd
Contract type name	PDS Plus Contract
Purpose of contract	General
Contract start date	25/08/2010
Contract end date	31/03/2020

17/18 Contracted general activity (UDA)	20,000
Carry forward general activity (UDA)	0
17/18 Contracted orthodontic activity (UOA)	0
Carry forward orthodontic activity (UOA)	0
Baseline contract value	£298,149.99

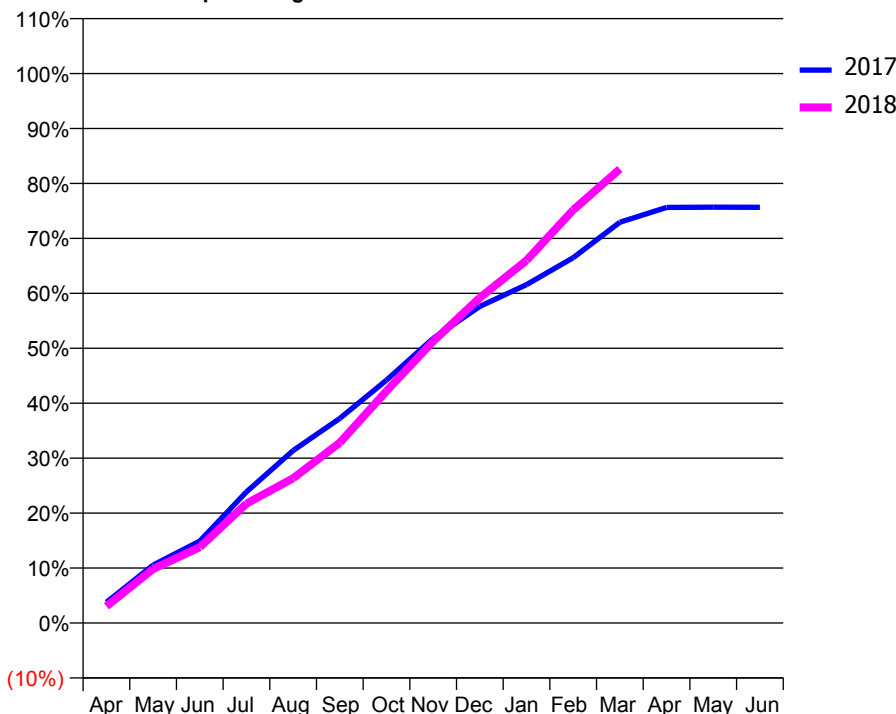
### ACCESS\*

Patients seen in 24 months	Total	Change since previous quarter
Quarter ending March 2017	5,208	
Quarter ending June 2017	5,329	↑
Quarter ending September 2017	5,592	↑
Quarter ending December 2017	6,058	↑
Quarter ending March 2018	6,596	↑
<b>Variance since March 2017</b>	<b>26.7%</b>	<b>↑</b>



### ACTIVITY

**Cumulative percentage of contracted UDA delivered 2017 & 2018**



**Adjusted Scheduled Activity (UDA)**

Month	2017	2018
April	755	610
May	2,110	1,966
June	2,984	2,759
July	4,774	4,348
August	6,276	5,266
September	7,446	6,567
October	8,841	8,441
November	10,362	10,255
December	11,526	11,838
January	12,315	13,197
February	13,298	15,034
March	14,585	16,524
April	15,124	
May	15,134	
June	15,132	

### QUALITY

	Quantity	Base Number	Contract	AT	Region	England
% of FP17s for the same patient ID Re-attending within 3 months - Children	53	1,495	3.5%	10.7%	12.8%	11.9%
% of FP17s for the same patient ID Re-attending within 3 months - Adults	597	7,045	8.5%	14.5%	16.5%	16.0%
% of FP17s for the same patient ID Re-attending between 3 & 9 months - Children	794	1,495	53.1%	57.9%	59.7%	58.3%
% of FP17s for the same patient ID Re-attending between 3 & 9 months - Adults	3,325	7,045	47.2%	52.3%	52.6%	50.3%
% of FP17s for Band 1 Urgent Courses	361	8,285	4.4%	8.1%	9.1%	9.1%
% of FP17s Relating to Free Repair or Replacements	87	8,285	1.1%	1.1%	1.0%	0.8%
% of FP17s Relating to Continuations	109	8,285	1.3%	1.4%	1.2%	1.0%
% of Patients satisfied with the dentistry they have received	14	14	100.0%	92.5%	91.6%	91.5%
% of Patients satisfied with the time they had to wait for an appointment	14	14	100.0%	88.5%	88.3%	87.9%

\* This is based on patients treated on this contract for their most recent course of treatment. Figures in italics indicate the base number of FP17s or Patient Questionnaire responses are less than 100. N/A is shown where the base number of responses is less than 10 during the period. % is calculated as Quantity/Base number\*100



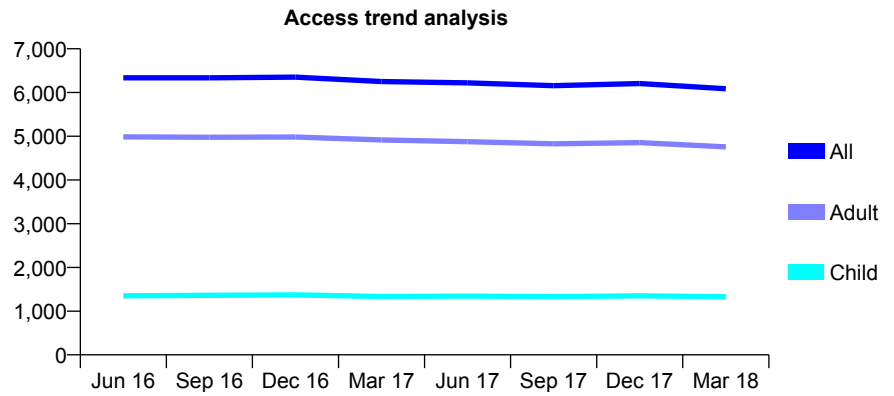
## Q49 - Vital Signs At a Glance Contract Report for 118060/0024 - March 2018

Name or company name	Genix Healthcare Ltd
Contract type name	PDS Plus Contract
Purpose of contract	General
Contract start date	25/08/2010
Contract end date	31/03/2020

17/18 Contracted general activity (UDA)	20,000
Carry forward general activity (UDA)	615
17/18 Contracted orthodontic activity (UOA)	0
Carry forward orthodontic activity (UOA)	0
Baseline contract value	£296,077.46

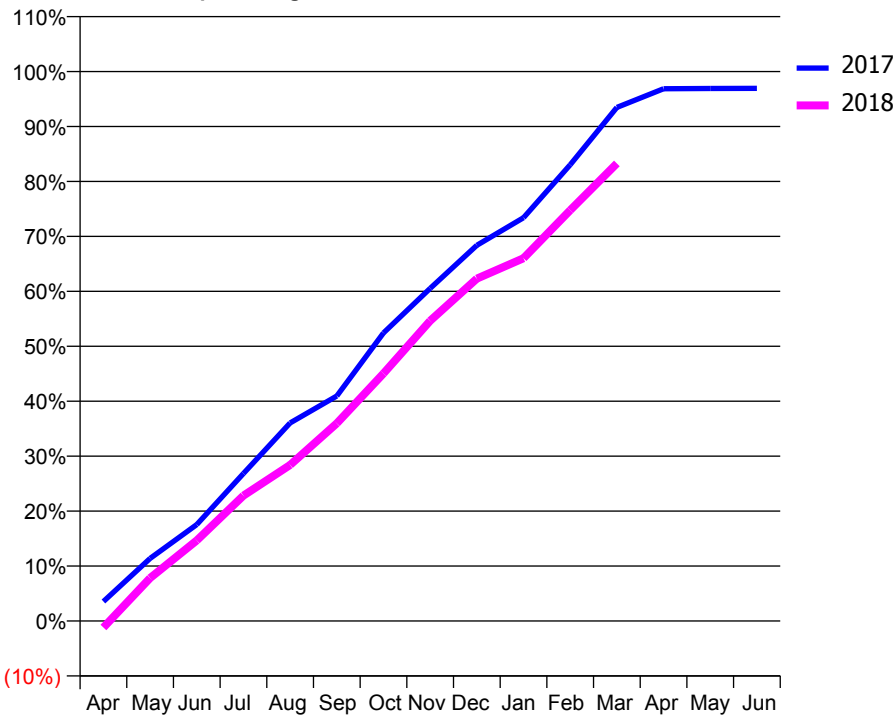
### ACCESS\*

Patients seen in 24 months	Total	Change since previous quarter
Quarter ending March 2017	6,250	
Quarter ending June 2017	6,220	→
Quarter ending September 2017	6,157	↓
Quarter ending December 2017	6,204	→
Quarter ending March 2018	6,087	↓
<b>Variance since March 2017</b>	<b>(2.6%)</b>	<b>↓</b>



### ACTIVITY

Cumulative percentage of contracted UDA delivered 2017 & 2018



Month	Adjusted Scheduled Activity (UDA)	
	2017	2018
April	713	-239
May	2,280	1,563
June	3,512	2,932
July	5,370	4,566
August	7,209	5,681
September	8,189	7,195
October	10,486	9,009
November	12,105	10,928
December	13,675	12,463
January	14,680	13,203
February	16,607	14,953
March	18,693	16,656
April	19,373	
May	19,381	
June	19,385	

### QUALITY

	Quantity	Base Number	Contract	AT	Region	England
% of FP17s for the same patient ID Re-attending within 3 months - Children	109	1,902	5.7%	10.7%	12.8%	11.9%
% of FP17s for the same patient ID Re-attending within 3 months - Adults	535	5,626	9.5%	14.5%	16.5%	16.0%
% of FP17s for the same patient ID Re-attending between 3 & 9 months - Children	1,151	1,902	60.5%	57.9%	59.7%	58.3%
% of FP17s for the same patient ID Re-attending between 3 & 9 months - Adults	2,900	5,626	51.5%	52.3%	52.6%	50.3%
% of FP17s for Band 1 Urgent Courses	68	7,235	0.9%	8.1%	9.1%	9.1%
% of FP17s Relating to Free Repair or Replacements	97	7,235	1.3%	1.1%	1.0%	0.8%
% of FP17s Relating to Continuations	62	7,235	0.9%	1.4%	1.2%	1.0%
% of Patients satisfied with the dentistry they have received	8	10	80.0%	92.5%	91.6%	91.5%
% of Patients satisfied with the time they had to wait for an appointment	8	10	80.0%	88.5%	88.3%	87.9%

\* This is based on patients treated on this contract for their most recent course of treatment. Figures in italics indicate the base number of FP17s or Patient Questionnaire responses are less than 100. N/A is shown where the base number of responses is less than 10 during the period. % is calculated as Quantity/Base number\*100

## Q49 - Vital Signs At a Glance Contract Report for 122181/0001 - March 2018

Name or company name	Sedbergh Dental Practice
Contract type name	GDS Contract
Purpose of contract	General
Contract start date	01/04/2010
Contract end date	

17/18 Contracted general activity (UDA)	8,754
Carry forward general activity (UDA)	-75
17/18 Contracted orthodontic activity (UOA)	0
Carry forward orthodontic activity (UOA)	0
Baseline contract value	£221,510.10

### ACCESS\*

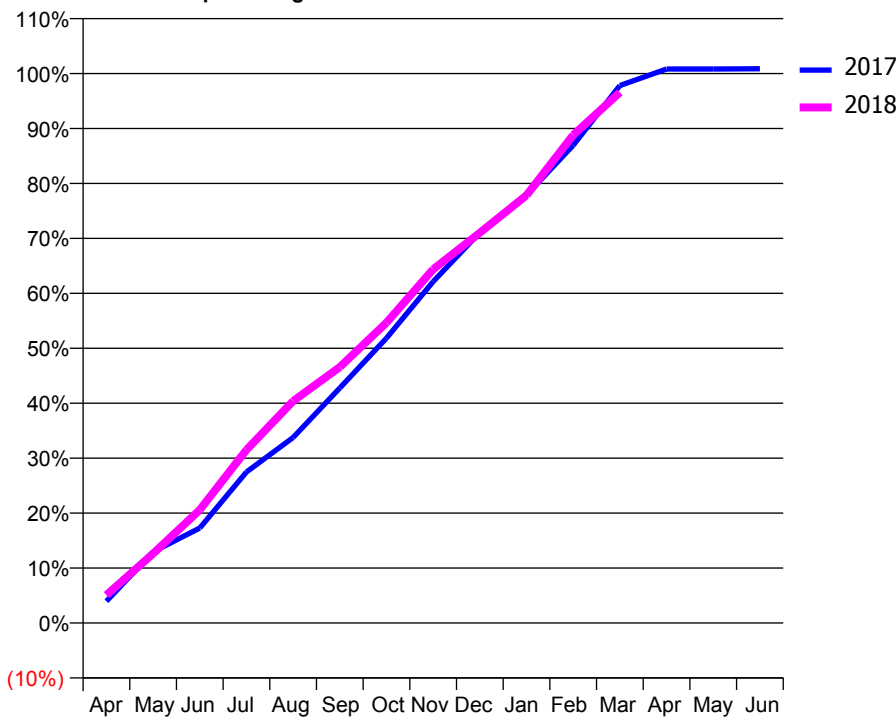
Patients seen in 24 months	Total	Change since previous quarter
Quarter ending March 2017	N/A	
Quarter ending June 2017	N/A	
Quarter ending September 2017	N/A	
Quarter ending December 2017	N/A	
Quarter ending March 2018	N/A	
<b>Variance since March 2017</b>	<b>N/A</b>	

### Access trend analysis

- All
- Adult
- Child

### ACTIVITY

Cumulative percentage of contracted UDA delivered 2017 & 2018



Month	Adjusted Scheduled Activity (UDA)	
	2017	2018
April	347	446
May	1,134	1,106
June	1,513	1,803
July	2,405	2,759
August	2,956	3,536
September	3,744	4,078
October	4,540	4,785
November	5,440	5,635
December	6,222	6,216
January	6,818	6,814
February	7,610	7,773
March	8,561	8,454
April	8,826	
May	8,826	
June	8,829	

### QUALITY

	Quantity	Base Number	Contract	AT	Region	England
% of FP17s for the same patient ID Re-attending within 3 months - Children	133	1,510	8.8%	10.7%	12.8%	11.9%
% of FP17s for the same patient ID Re-attending within 3 months - Adults	673	4,303	15.6%	14.5%	16.5%	16.0%
% of FP17s for the same patient ID Re-attending between 3 & 9 months - Children	1,084	1,510	71.8%	57.9%	59.7%	58.3%
% of FP17s for the same patient ID Re-attending between 3 & 9 months - Adults	2,975	4,303	69.1%	52.3%	52.6%	50.3%
% of FP17s for Band 1 Urgent Courses	325	4,750	6.8%	8.1%	9.1%	9.1%
% of FP17s Relating to Free Repair or Replacements	56	4,750	1.2%	1.1%	1.0%	0.8%
% of FP17s Relating to Continuations	115	4,750	2.4%	1.4%	1.2%	1.0%
% of Patients satisfied with the dentistry they have received	0	0	N/A	92.5%	91.6%	91.5%
% of Patients satisfied with the time they had to wait for an appointment	0	0	N/A	88.5%	88.3%	87.9%

\* This is based on patients treated on this contract for their most recent course of treatment. Figures in italics indicate the base number of FP17s or Patient Questionnaire responses are less than 100. N/A is shown where the base number of responses is less than 10 during the period. % is calculated as Quantity/Base number\*100

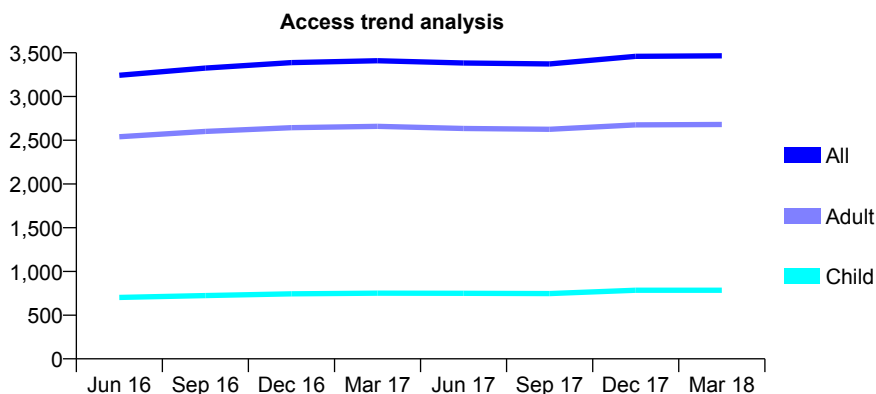
## Q49 - Vital Signs At a Glance Contract Report for 123145/0001 - March 2018

Name or company name	Melita Dental Practice Limited
Contract type name	GDS Contract
Purpose of contract	General
Contract start date	01/11/2012
Contract end date	

17/18 Contracted general activity (UDA)	8,408
Carry forward general activity (UDA)	-168
17/18 Contracted orthodontic activity (UOA)	0
Carry forward orthodontic activity (UOA)	0
Baseline contract value	£182,401.50

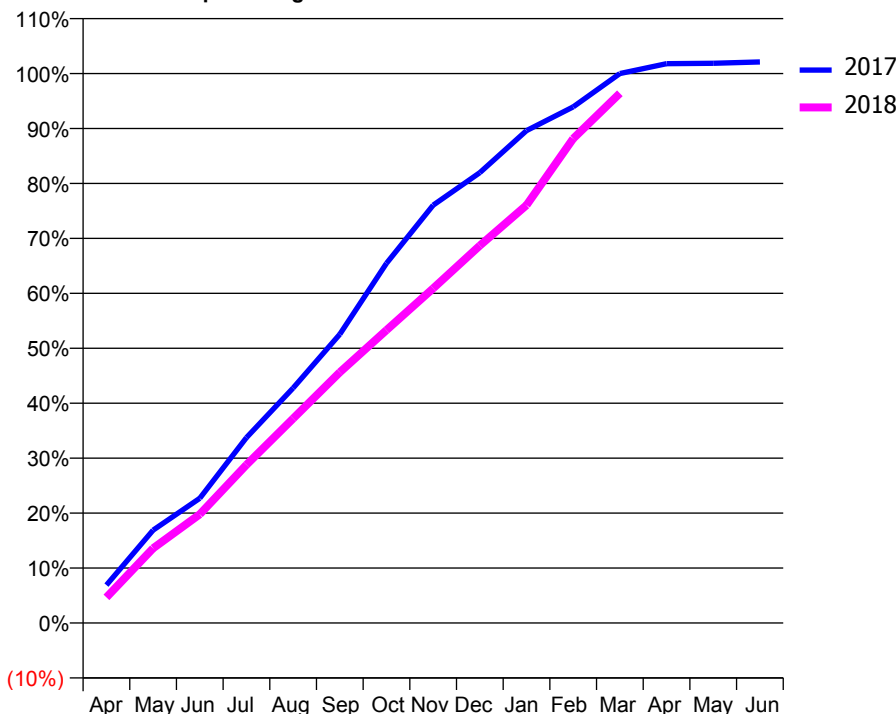
### ACCESS\*

Patients seen in 24 months	Total	Change since previous quarter
Quarter ending March 2017	3,410	
Quarter ending June 2017	3,384	→
Quarter ending September 2017	3,372	→
Quarter ending December 2017	3,460	↑
Quarter ending March 2018	3,465	→
<b>Variance since March 2017</b>	<b>1.6%</b>	<b>→</b>



### ACTIVITY

Cumulative percentage of contracted UDA delivered 2017 & 2018



Month	Adjusted Scheduled Activity (UDA)	
	2017	2018
April	581	392
May	1,420	1,144
June	1,909	1,663
July	2,837	2,421
August	3,596	3,129
September	4,418	3,836
October	5,504	4,481
November	6,393	5,120
December	6,892	5,775
January	7,535	6,393
February	7,897	7,412
March	8,408	8,105
April	8,559	
May	8,564	
June	8,585	

### QUALITY

	Quantity	Base Number	Contract	AT	Region	England
% of FP17s for the same patient ID Re-attending within 3 months - Children	86	1,337	6.4%	10.7%	12.8%	11.9%
% of FP17s for the same patient ID Re-attending within 3 months - Adults	494	4,520	10.9%	14.5%	16.5%	16.0%
% of FP17s for the same patient ID Re-attending between 3 & 9 months - Children	964	1,337	72.1%	57.9%	59.7%	58.3%
% of FP17s for the same patient ID Re-attending between 3 & 9 months - Adults	2,957	4,520	65.4%	52.3%	52.6%	50.3%
% of FP17s for Band 1 Urgent Courses	362	5,278	6.9%	8.1%	9.1%	9.1%
% of FP17s Relating to Free Repair or Replacements	8	5,278	0.2%	1.1%	1.0%	0.8%
% of FP17s Relating to Continuations	40	5,278	0.8%	1.4%	1.2%	1.0%
% of Patients satisfied with the dentistry they have received	8	8	N/A	92.5%	91.6%	91.5%
% of Patients satisfied with the time they had to wait for an appointment	7	8	N/A	88.5%	88.3%	87.9%

\* This is based on patients treated on this contract for their most recent course of treatment. Figures in italics indicate the base number of FP17s or Patient Questionnaire responses are less than 100. N/A is shown where the base number of responses is less than 10 during the period. % is calculated as Quantity/Base number\*100

## Q49 - Vital Signs At a Glance Contract Report for 123730/0001 - March 2018

Name or company name	J B Jefferies The Dental Surgery Ltd
Contract type name	GDS Contract
Purpose of contract	General
Contract start date	01/04/2010
Contract end date	

17/18 Contracted general activity (UDA)	815
Carry forward general activity (UDA)	-15
17/18 Contracted orthodontic activity (UOA)	0
Carry forward orthodontic activity (UOA)	0
Baseline contract value	£19,489.83

### ACCESS\*

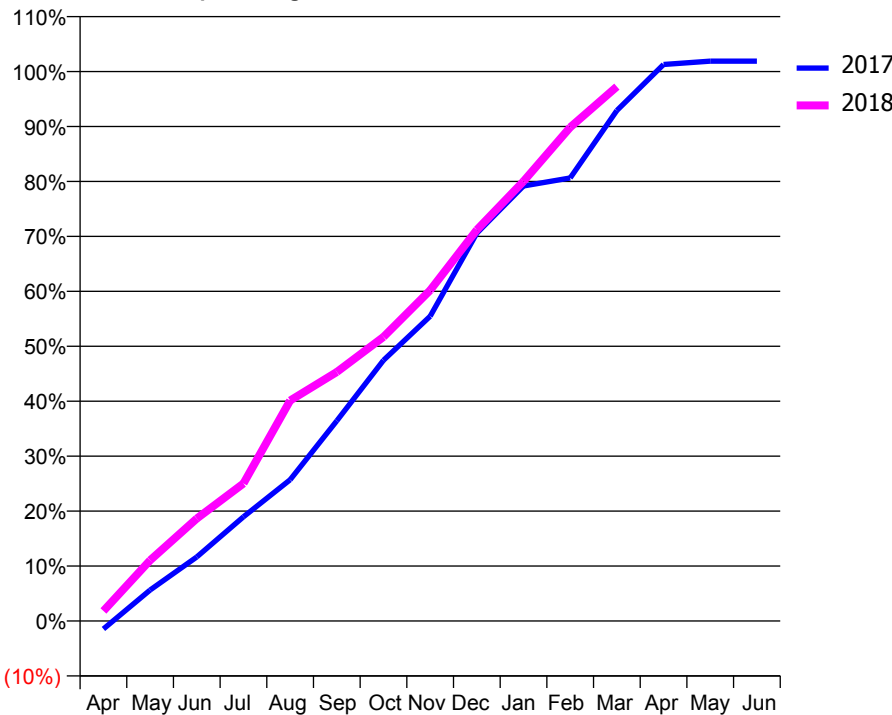
Patients seen in 24 months	Total	Change since previous quarter
Quarter ending March 2017	N/A	
Quarter ending June 2017	N/A	
Quarter ending September 2017	N/A	
Quarter ending December 2017	N/A	
Quarter ending March 2018	N/A	
<b>Variance since March 2017</b>	<b>N/A</b>	

### Access trend analysis

■ All  
■ Adult  
■ Child

### ACTIVITY

Cumulative percentage of contracted UDA delivered 2017 & 2018



Month	Adjusted Scheduled Activity (UDA)	
	2017	2018
April	-12	15
May	46	90
June	95	152
July	155	204
August	210	327
September	297	369
October	387	421
November	452	491
December	575	580
January	645	652
February	657	732
March	757	793
April	825	
May	830	
June	830	

### QUALITY

	Quantity	Base Number	Contract	AT	Region	England
% of FP17s for the same patient ID Re-attending within 3 months - Children	67	536	12.5%	10.7%	12.8%	11.9%
% of FP17s for the same patient ID Re-attending within 3 months - Adults	0	11	0.0%	14.5%	16.5%	16.0%
% of FP17s for the same patient ID Re-attending between 3 & 9 months - Children	353	536	65.9%	57.9%	59.7%	58.3%
% of FP17s for the same patient ID Re-attending between 3 & 9 months - Adults	0	11	0.0%	52.3%	52.6%	50.3%
% of FP17s for Band 1 Urgent Courses	13	492	2.6%	8.1%	9.1%	9.1%
% of FP17s Relating to Free Repair or Replacements	0	492	0.0%	1.1%	1.0%	0.8%
% of FP17s Relating to Continuations	0	492	0.0%	1.4%	1.2%	1.0%
% of Patients satisfied with the dentistry they have received	0	0	N/A	92.5%	91.6%	91.5%
% of Patients satisfied with the time they had to wait for an appointment	0	0	N/A	88.5%	88.3%	87.9%

\* This is based on patients treated on this contract for their most recent course of treatment. Figures in italics indicate the base number of FP17s or Patient Questionnaire responses are less than 100. N/A is shown where the base number of responses is less than 10 during the period. % is calculated as Quantity/Base number\*100

## Q49 - Vital Signs At a Glance Contract Report for 125989/0001 - March 2018

Name or company name	Cottage Dental Practice
Contract type name	GDS Contract
Purpose of contract	General
Contract start date	01/04/2013
Contract end date	

17/18 Contracted general activity (UDA)	18,141
Carry forward general activity (UDA)	0
17/18 Contracted orthodontic activity (UOA)	0
Carry forward orthodontic activity (UOA)	0
Baseline contract value	£459,547.46

### ACCESS\*

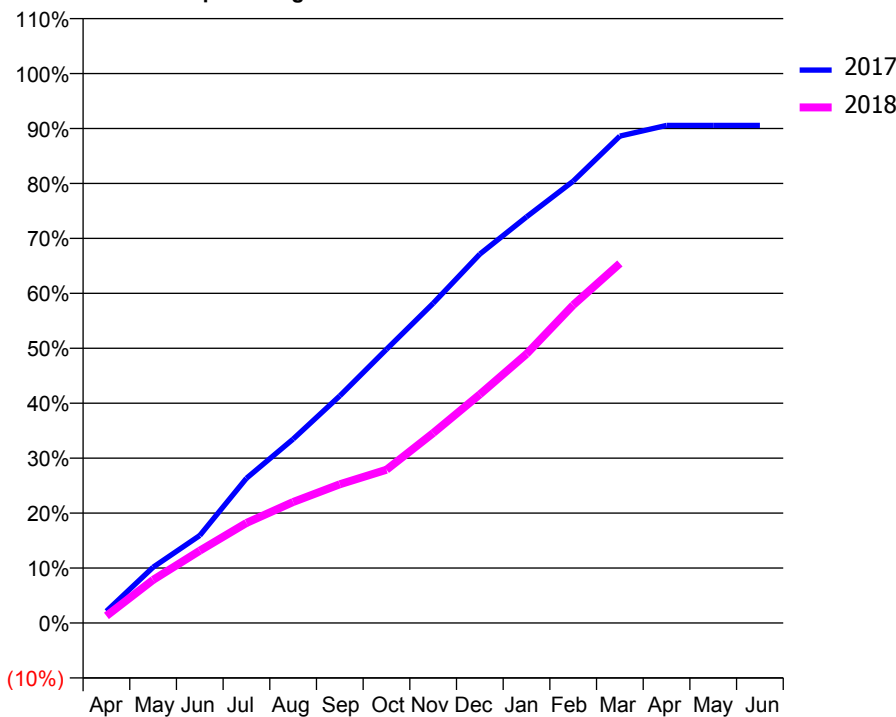
Patients seen in 24 months	Total	Change since previous quarter
Quarter ending March 2017	N/A	
Quarter ending June 2017	N/A	
Quarter ending September 2017	N/A	
Quarter ending December 2017	N/A	
Quarter ending March 2018	N/A	
<b>Variance since March 2017</b>	<b>N/A</b>	

### Access trend analysis

■ All  
■ Adult  
■ Child

### ACTIVITY

Cumulative percentage of contracted UDA delivered 2017 & 2018



Month	Adjusted Scheduled Activity (UDA)	
	2017	2018
April	392	237
May	1,842	1,424
June	2,888	2,388
July	4,779	3,302
August	6,074	3,995
September	7,498	4,579
October	9,034	5,060
November	10,554	6,271
December	12,179	7,546
January	13,408	8,880
February	14,588	10,498
March	16,077	11,871
April	16,426	
May	16,429	
June	16,429	

### QUALITY

	Quantity	Base Number	Contract	AT	Region	England
% of FP17s for the same patient ID Re-attending within 3 months - Children	79	1,107	7.1%	10.7%	12.8%	11.9%
% of FP17s for the same patient ID Re-attending within 3 months - Adults	791	5,481	14.4%	14.5%	16.5%	16.0%
% of FP17s for the same patient ID Re-attending between 3 & 9 months - Children	465	1,107	42.0%	57.9%	59.7%	58.3%
% of FP17s for the same patient ID Re-attending between 3 & 9 months - Adults	2,447	5,481	44.6%	52.3%	52.6%	50.3%
% of FP17s for Band 1 Urgent Courses	611	6,401	9.5%	8.1%	9.1%	9.1%
% of FP17s Relating to Free Repair or Replacements	142	6,401	2.2%	1.1%	1.0%	0.8%
% of FP17s Relating to Continuations	149	6,401	2.3%	1.4%	1.2%	1.0%
% of Patients satisfied with the dentistry they have received	0	0	N/A	92.5%	91.6%	91.5%
% of Patients satisfied with the time they had to wait for an appointment	0	0	N/A	88.5%	88.3%	87.9%

\* This is based on patients treated on this contract for their most recent course of treatment. Figures in italics indicate the base number of FP17s or Patient Questionnaire responses are less than 100. N/A is shown where the base number of responses is less than 10 during the period. % is calculated as Quantity/Base number\*100

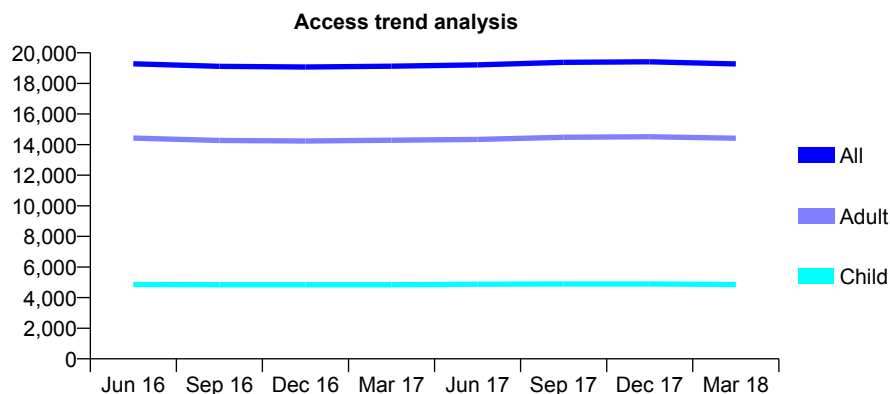
## Q49 - Vital Signs At a Glance Contract Report for 126624/0001 - March 2018

Name or company name	The Killingworth Dental Practice Partnership
Contract type name	GDS Contract
Purpose of contract	General and Orthodontic
Contract start date	01/05/2013
Contract end date	

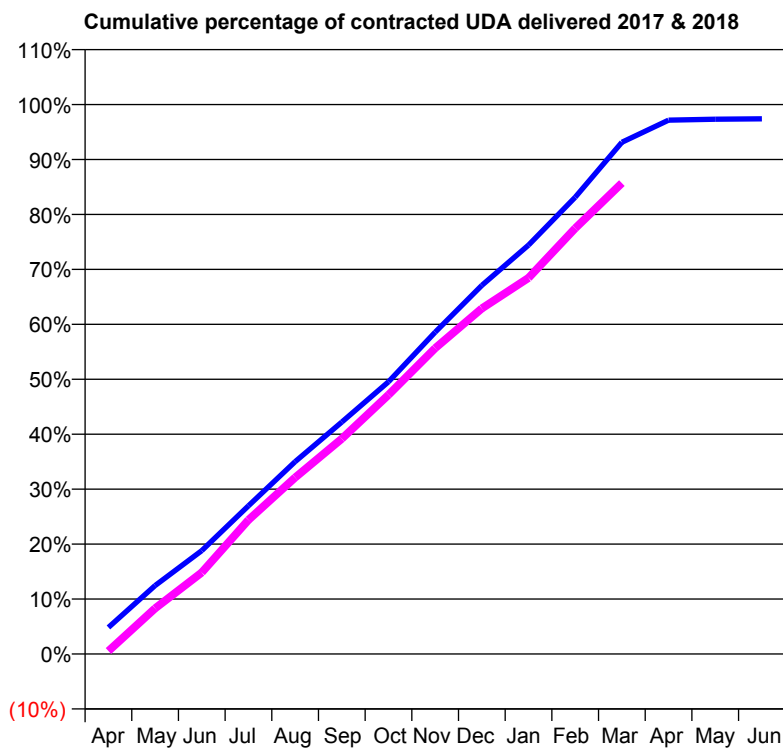
17/18 Contracted general activity (UDA)	58,286
Carry forward general activity (UDA)	1,524
17/18 Contracted orthodontic activity (UOA)	2,619
Carry forward orthodontic activity (UOA)	0
Baseline contract value	£1,869,913.22

### ACCESS\*

Patients seen in 24 months	Total	Change since previous quarter
Quarter ending March 2017	19,123	
Quarter ending June 2017	19,212	→
Quarter ending September 2017	19,376	→
Quarter ending December 2017	19,408	→
Quarter ending March 2018	19,273	→
<b>Variance since March 2017</b>	<b>0.8%</b>	<b>→</b>



### ACTIVITY



Month	Adjusted Scheduled Activity (UDA)	
	2017	2018
April	2,823	323
May	7,257	4,848
June	10,973	8,647
July	15,717	14,221
August	20,399	18,718
September	24,609	22,840
October	28,875	27,486
November	34,134	32,433
December	39,102	36,655
January	43,377	39,899
February	48,452	45,162
March	54,279	49,956
April	56,621	
May	56,722	
June	56,762	

### QUALITY

	Quantity	Base Number	Contract	AT	Region	England
% of FP17s for the same patient ID Re-attending within 3 months - Children	494	6,308	7.8%	10.7%	12.8%	11.9%
% of FP17s for the same patient ID Re-attending within 3 months - Adults	2,279	17,338	13.1%	14.5%	16.5%	16.0%
% of FP17s for the same patient ID Re-attending between 3 & 9 months - Children	3,431	6,308	54.4%	57.9%	59.7%	58.3%
% of FP17s for the same patient ID Re-attending between 3 & 9 months - Adults	8,379	17,338	48.3%	52.3%	52.6%	50.3%
% of FP17s for Band 1 Urgent Courses	2,182	22,557	9.7%	8.1%	9.1%	9.1%
% of FP17s Relating to Free Repair or Replacements	266	22,557	1.2%	1.1%	1.0%	0.8%
% of FP17s Relating to Continuations	356	22,557	1.6%	1.4%	1.2%	1.0%
% of Patients satisfied with the dentistry they have received	8	8	N/A	92.5%	91.6%	91.5%
% of Patients satisfied with the time they had to wait for an appointment	7	8	N/A	88.5%	88.3%	87.9%

\* This is based on patients treated on this contract for their most recent course of treatment. Figures in italics indicate the base number of FP17s or Patient Questionnaire responses are less than 100. N/A is shown where the base number of responses is less than 10 during the period. % is calculated as Quantity/Base number\*100

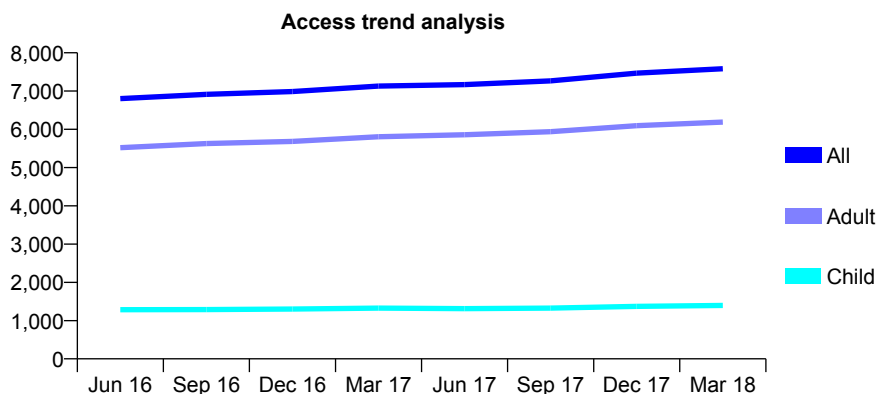
## Q49 - Vital Signs At a Glance Contract Report for 127825/0001 - March 2018

Name or company name	Chandlers Lane Dental Practice Ltd
Contract type name	GDS Contract
Purpose of contract	General and Orthodontic
Contract start date	01/05/2011
Contract end date	

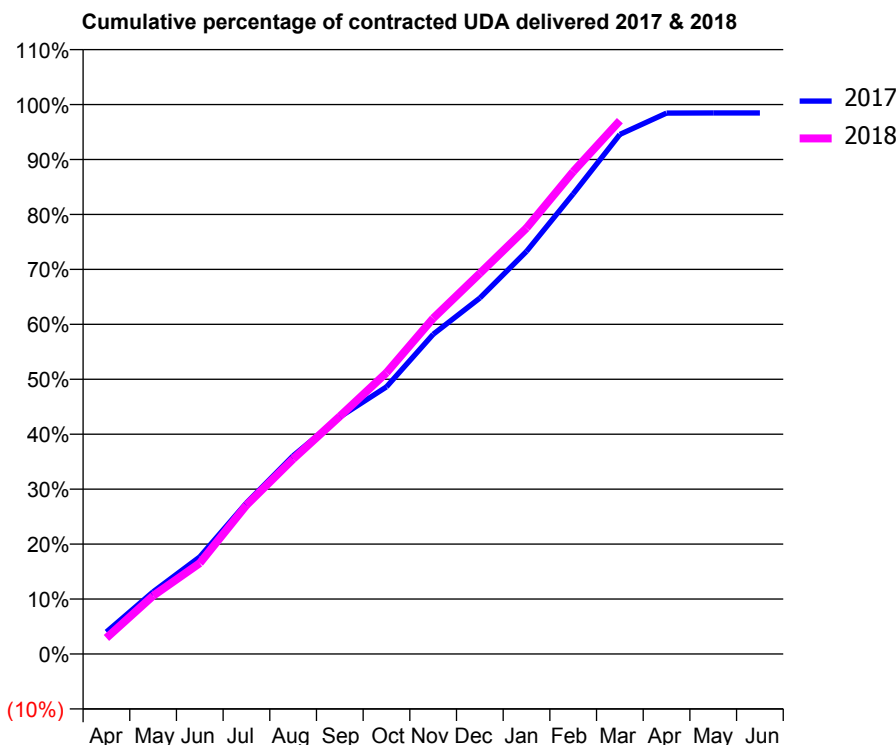
17/18 Contracted general activity (UDA)	20,958
Carry forward general activity (UDA)	197
17/18 Contracted orthodontic activity (UOA)	0
Carry forward orthodontic activity (UOA)	0
Baseline contract value	£515,457.07

### ACCESS\*

Patients seen in 24 months	Total	Change since previous quarter
Quarter ending March 2017	7,131	
Quarter ending June 2017	7,169	→
Quarter ending September 2017	7,265	→
Quarter ending December 2017	7,467	↑
Quarter ending March 2018	7,585	→
<b>Variance since March 2017</b>	<b>6.4%</b>	<b>↑</b>



### ACTIVITY



Month	Adjusted Scheduled Activity (UDA)	
	2017	2018
April	843	611
May	2,371	2,219
June	3,704	3,464
July	5,762	5,678
August	7,561	7,439
September	9,040	9,066
October	10,189	10,729
November	12,196	12,806
December	13,575	14,516
January	15,357	16,245
February	17,547	18,397
March	19,815	20,343
April	20,633	
May	20,635	
June	20,635	

### QUALITY

	Quantity	Base Number	Contract	AT	Region	England
% of FP17s for the same patient ID Re-attending within 3 months - Children	165	2,467	6.7%	10.7%	12.8%	11.9%
% of FP17s for the same patient ID Re-attending within 3 months - Adults	1,293	10,424	12.4%	14.5%	16.5%	16.0%
% of FP17s for the same patient ID Re-attending between 3 & 9 months - Children	1,802	2,467	73.0%	57.9%	59.7%	58.3%
% of FP17s for the same patient ID Re-attending between 3 & 9 months - Adults	6,971	10,424	66.9%	52.3%	52.6%	50.3%
% of FP17s for Band 1 Urgent Courses	573	12,056	4.8%	8.1%	9.1%	9.1%
% of FP17s Relating to Free Repair or Replacements	127	12,056	1.1%	1.1%	1.0%	0.8%
% of FP17s Relating to Continuations	231	12,056	1.9%	1.4%	1.2%	1.0%
% of Patients satisfied with the dentistry they have received	9	11	81.8%	92.5%	91.6%	91.5%
% of Patients satisfied with the time they had to wait for an appointment	9	11	81.8%	88.5%	88.3%	87.9%

\* This is based on patients treated on this contract for their most recent course of treatment. Figures in italics indicate the base number of FP17s or Patient Questionnaire responses are less than 100. N/A is shown where the base number of responses is less than 10 during the period. % is calculated as Quantity/Base number\*100

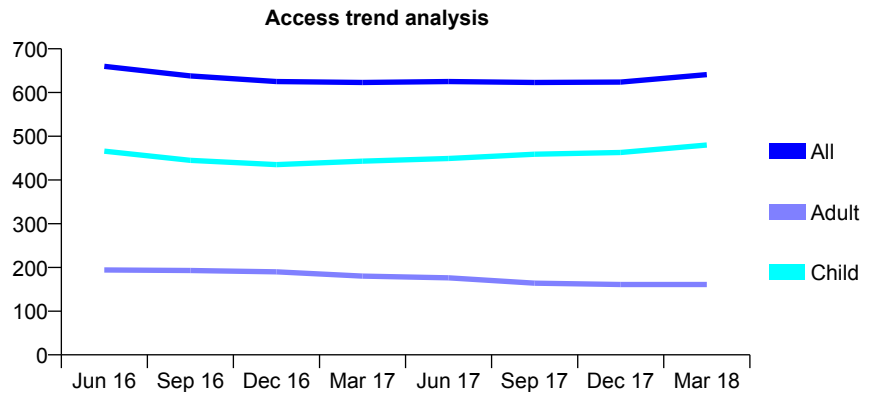
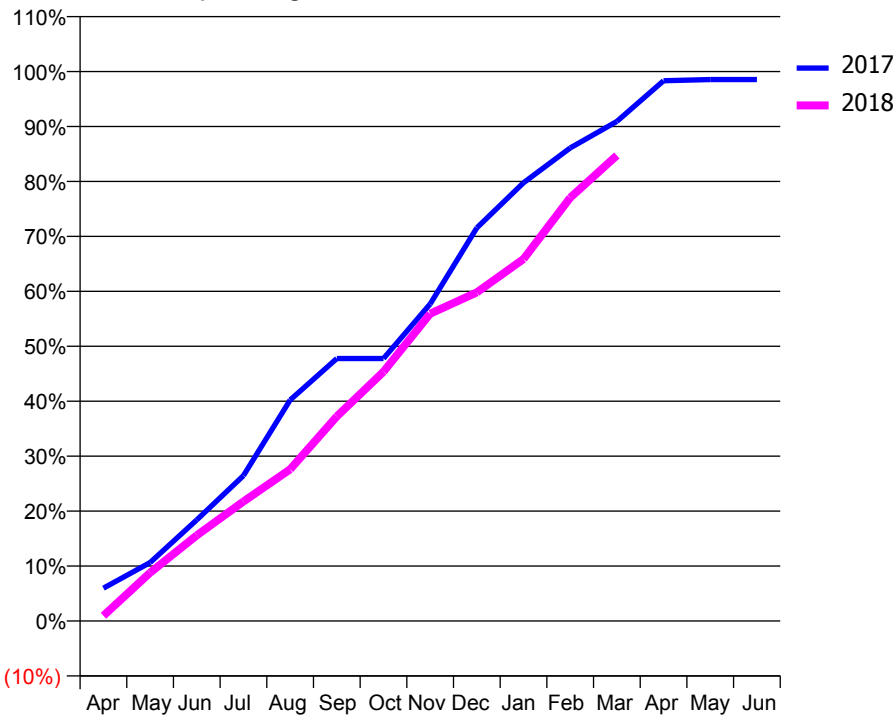
**Q49 - Vital Signs At a Glance Contract Report for 128147/0001 - March 2018**

Name or company name	Derwent Dental Care Limited
Contract type name	GDS Contract
Purpose of contract	General
Contract start date	11/03/2011
Contract end date	

17/18 Contracted general activity (UDA)	1,700
Carry forward general activity (UDA)	25
17/18 Contracted orthodontic activity (UOA)	0
Carry forward orthodontic activity (UOA)	0
Baseline contract value	£40,657.92

**ACCESS\***

Patients seen in 24 months	Total	Change since previous quarter
Quarter ending March 2017	623	
Quarter ending June 2017	625	→
Quarter ending September 2017	623	→
Quarter ending December 2017	624	→
Quarter ending March 2018	641	↑
<b>Variance since March 2017</b>	2.9%	↑


**ACTIVITY**
**Cumulative percentage of contracted UDA delivered 2017 & 2018**


Month	2017	2018
April	102	16
May	181	149
June	313	265
July	450	370
August	684	469
September	812	633
October	812	771
November	981	951
December	1,216	1,017
January	1,356	1,120
February	1,464	1,309
March	1,546	1,440
April	1,671	
May	1,675	
June	1,675	

**QUALITY**

	Quantity	Base Number	Contract	AT	Region	England
% of FP17s for the same patient ID Re-attending within 3 months - Children	57	842	6.8%	10.7%	12.8%	11.9%
% of FP17s for the same patient ID Re-attending within 3 months - Adults	42	186	22.6%	14.5%	16.5%	16.0%
% of FP17s for the same patient ID Re-attending between 3 & 9 months - Children	528	842	62.7%	57.9%	59.7%	58.3%
% of FP17s for the same patient ID Re-attending between 3 & 9 months - Adults	104	186	55.9%	52.3%	52.6%	50.3%
% of FP17s for Band 1 Urgent Courses	50	937	5.3%	8.1%	9.1%	9.1%
% of FP17s Relating to Free Repair or Replacements	0	937	0.0%	1.1%	1.0%	0.8%
% of FP17s Relating to Continuations	7	937	0.7%	1.4%	1.2%	1.0%
% of Patients satisfied with the dentistry they have received	0	0	N/A	92.5%	91.6%	91.5%
% of Patients satisfied with the time they had to wait for an appointment	0	0	N/A	88.5%	88.3%	87.9%

\* This is based on patients treated on this contract for their most recent course of treatment. Figures in italics indicate the base number of FP17s or Patient Questionnaire responses are less than 100. N/A is shown where the base number of responses is less than 10 during the period. % is calculated as Quantity/Base number\*100



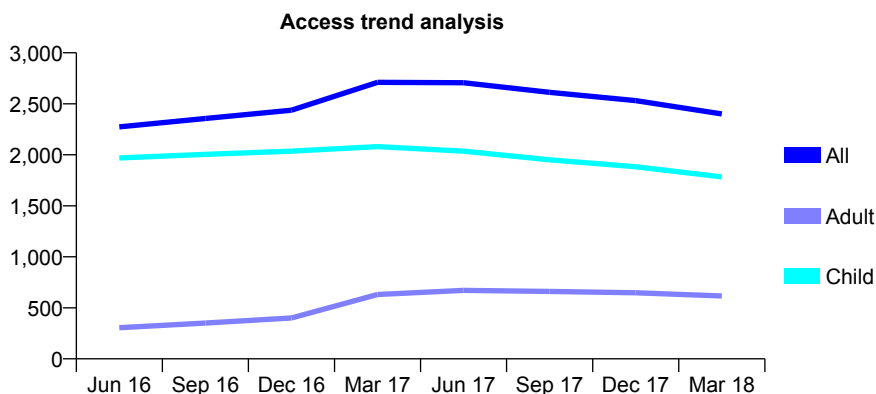
## Q49 - Vital Signs At a Glance Contract Report for 128295/0001 - March 2018

Name or company name	Olivers Dental Studio Partnership
Contract type name	GDS Contract
Purpose of contract	General
Contract start date	31/03/2015
Contract end date	31/03/2018

17/18 Contracted general activity (UDA)	9,774
Carry forward general activity (UDA)	0
17/18 Contracted orthodontic activity (UOA)	0
Carry forward orthodontic activity (UOA)	0
Baseline contract value	£245,340.41

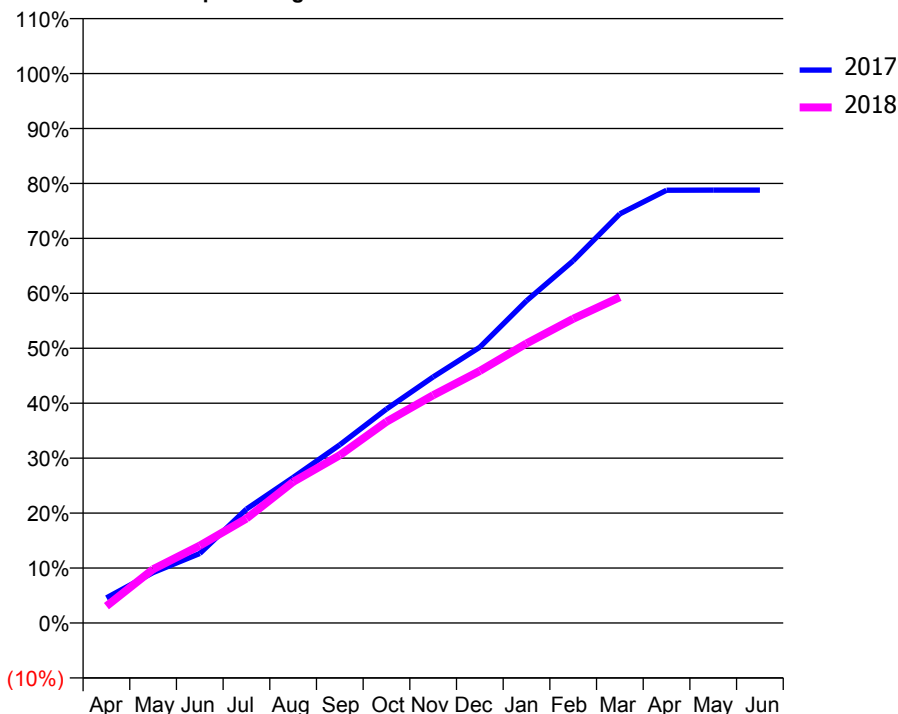
### ACCESS\*

Patients seen in 24 months	Total	Change since previous quarter
Quarter ending March 2017	2,711	
Quarter ending June 2017	2,707	→
Quarter ending September 2017	2,612	↓
Quarter ending December 2017	2,531	↓
Quarter ending March 2018	2,400	↓
<b>Variance since March 2017</b>	<b>(11.5%)</b>	<b>↓</b>



### ACTIVITY

Cumulative percentage of contracted UDA delivered 2017 & 2018



Month	Adjusted Scheduled Activity (UDA)	
	2017	2018
April	448	301
May	899	956
June	1,236	1,377
July	2,027	1,858
August	2,590	2,510
September	3,169	2,986
October	3,806	3,579
November	4,377	4,051
December	4,906	4,483
January	5,732	4,973
February	6,442	5,411
March	7,278	5,796
April	7,697	
May	7,699	
June	7,701	

### QUALITY

	Quantity	Base Number	Contract	AT	Region	England
% of FP17s for the same patient ID Re-attending within 3 months - Children	257	3,438	7.5%	10.7%	12.8%	11.9%
% of FP17s for the same patient ID Re-attending within 3 months - Adults	66	603	10.9%	14.5%	16.5%	16.0%
% of FP17s for the same patient ID Re-attending between 3 & 9 months - Children	2,515	3,438	73.2%	57.9%	59.7%	58.3%
% of FP17s for the same patient ID Re-attending between 3 & 9 months - Adults	319	603	52.9%	52.3%	52.6%	50.3%
% of FP17s for Band 1 Urgent Courses	220	3,811	5.8%	8.1%	9.1%	9.1%
% of FP17s Relating to Free Repair or Replacements	3	3,811	0.1%	1.1%	1.0%	0.8%
% of FP17s Relating to Continuations	34	3,811	0.9%	1.4%	1.2%	1.0%
% of Patients satisfied with the dentistry they have received	0	0	N/A	92.5%	91.6%	91.5%
% of Patients satisfied with the time they had to wait for an appointment	0	0	N/A	88.5%	88.3%	87.9%

\* This is based on patients treated on this contract for their most recent course of treatment. Figures in italics indicate the base number of FP17s or Patient Questionnaire responses are less than 100. N/A is shown where the base number of responses is less than 10 during the period. % is calculated as Quantity/Base number\*100

## Q49 - Vital Signs At a Glance Contract Report for 129593/0002 - March 2018

Name or company name	Horn Hill Care Services Limited
Contract type name	GDS Contract
Purpose of contract	General and Orthodontic
Contract start date	01/08/2012
Contract end date	

17/18 Contracted general activity (UDA)	5,064
Carry forward general activity (UDA)	-12
17/18 Contracted orthodontic activity (UOA)	0
Carry forward orthodontic activity (UOA)	0
Baseline contract value	£146,737.65

### ACCESS\*

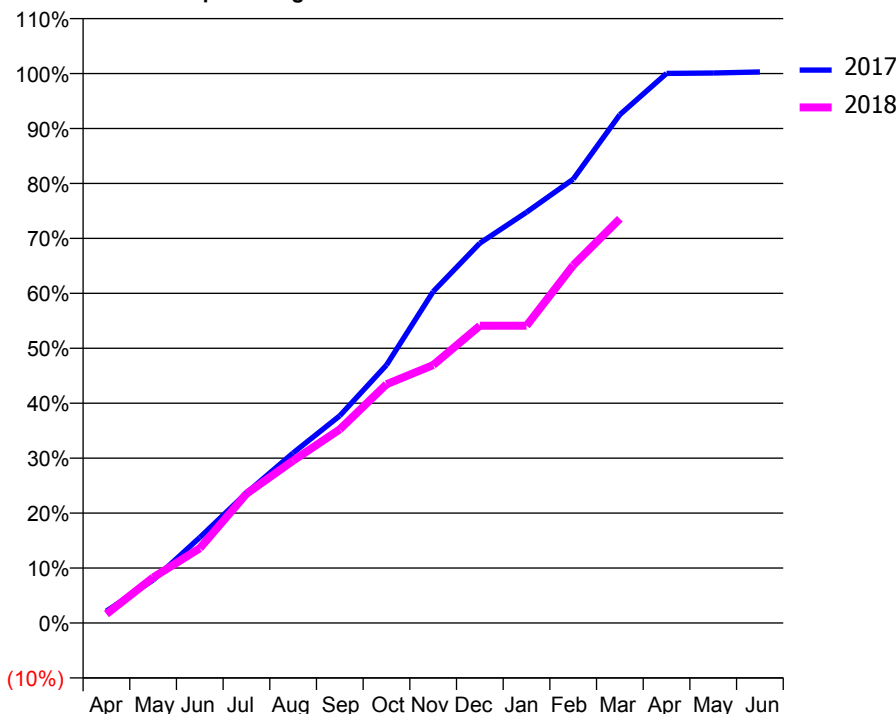
Patients seen in 24 months	Total	Change since previous quarter
Quarter ending March 2017	N/A	
Quarter ending June 2017	N/A	
Quarter ending September 2017	N/A	
Quarter ending December 2017	N/A	
Quarter ending March 2018	N/A	
<b>Variance since March 2017</b>	<b>N/A</b>	

### Access trend analysis



### ACTIVITY

Cumulative percentage of contracted UDA delivered 2017 & 2018



Month	Adjusted Scheduled Activity (UDA)	
	2017	2018
April	94	83
May	337	419
June	670	688
July	1,019	1,191
August	1,332	1,496
September	1,624	1,784
October	2,020	2,200
November	2,596	2,378
December	2,975	2,740
January	3,218	2,740
February	3,476	3,296
March	3,982	3,725
April	4,305	
May	4,308	
June	4,316	

### QUALITY

	Quantity	Base Number	Contract	AT	Region	England
% of FP17s for the same patient ID Re-attending within 3 months - Children	159	1,579	10.1%	10.7%	12.8%	11.9%
% of FP17s for the same patient ID Re-attending within 3 months - Adults	127	629	20.2%	14.5%	16.5%	16.0%
% of FP17s for the same patient ID Re-attending between 3 & 9 months - Children	1,184	1,579	75.0%	57.9%	59.7%	58.3%
% of FP17s for the same patient ID Re-attending between 3 & 9 months - Adults	381	629	60.6%	52.3%	52.6%	50.3%
% of FP17s for Band 1 Urgent Courses	156	2,031	7.7%	8.1%	9.1%	9.1%
% of FP17s Relating to Free Repair or Replacements	1	2,031	0.0%	1.1%	1.0%	0.8%
% of FP17s Relating to Continuations	7	2,031	0.3%	1.4%	1.2%	1.0%
% of Patients satisfied with the dentistry they have received	0	0	N/A	92.5%	91.6%	91.5%
% of Patients satisfied with the time they had to wait for an appointment	0	0	N/A	88.5%	88.3%	87.9%

\* This is based on patients treated on this contract for their most recent course of treatment. Figures in italics indicate the base number of FP17s or Patient Questionnaire responses are less than 100. N/A is shown where the base number of responses is less than 10 during the period. % is calculated as Quantity/Base number\*100

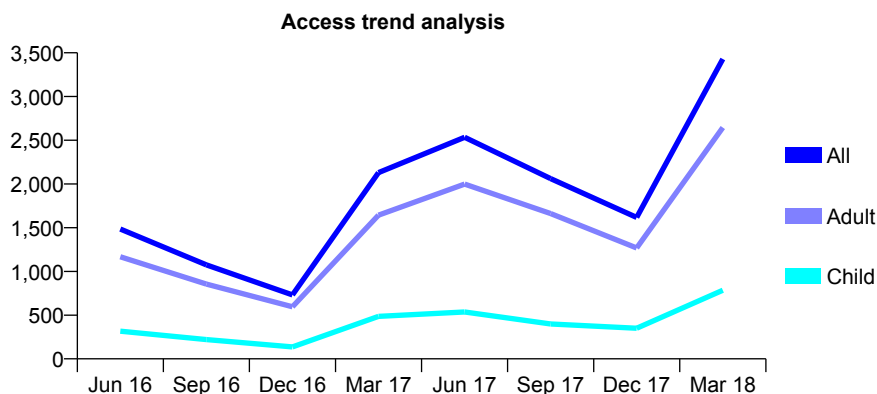
## Q49 - Vital Signs At a Glance Contract Report for 130966/0001 - March 2018

Name or company name	Saint Andrews Dental Practice Partnership
Contract type name	GDS Contract
Purpose of contract	General
Contract start date	01/09/2015
Contract end date	

17/18 Contracted general activity (UDA)	8,785
Carry forward general activity (UDA)	0
17/18 Contracted orthodontic activity (UOA)	0
Carry forward orthodontic activity (UOA)	0
Baseline contract value	£210,044.92

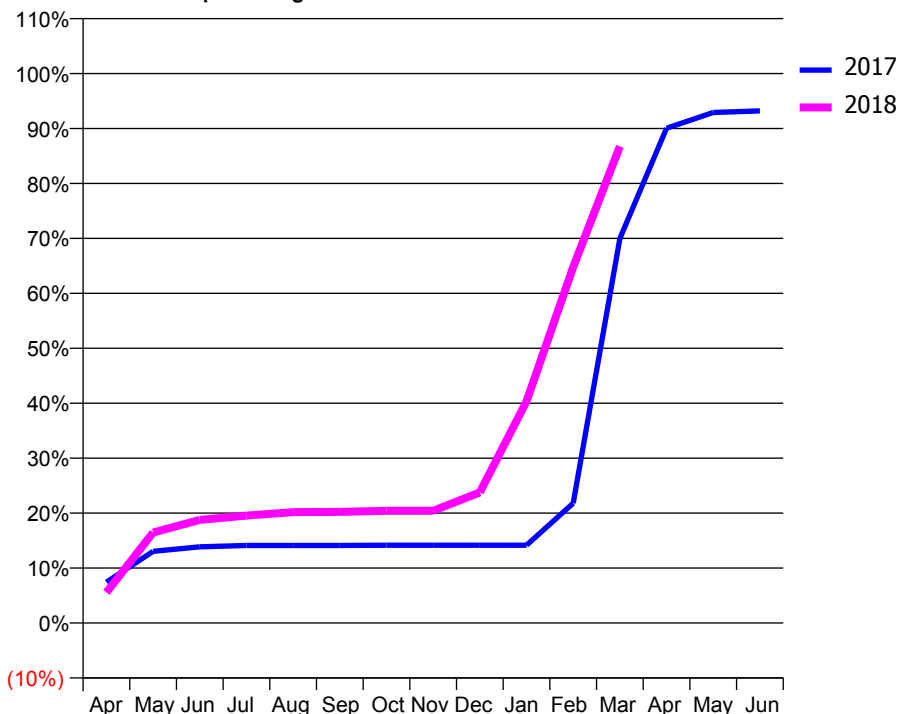
### ACCESS\*

Patients seen in 24 months	Total	Change since previous quarter
Quarter ending March 2017	2,129	
Quarter ending June 2017	2,534	↑
Quarter ending September 2017	2,061	↓
Quarter ending December 2017	1,618	↓
Quarter ending March 2018	3,429	↑
<b>Variance since March 2017</b>	<b>61.1%</b>	<b>↑</b>



### ACTIVITY

Cumulative percentage of contracted UDA delivered 2017 & 2018



Month	Adjusted Scheduled Activity (UDA)	
	2017	2018
April	356	489
May	624	1,446
June	664	1,648
July	675	1,718
August	675	1,773
September	675	1,778
October	678	1,794
November	678	1,794
December	678	2,089
January	678	3,544
February	1,043	5,692
March	3,348	7,620
April	4,308	
May	4,446	
June	4,459	

### QUALITY

	Quantity	Base Number	Contract	AT	Region	England
% of FP17s for the same patient ID Re-attending within 3 months - Children	26	821	3.2%	10.7%	12.8%	11.9%
% of FP17s for the same patient ID Re-attending within 3 months - Adults	148	2,869	5.2%	14.5%	16.5%	16.0%
% of FP17s for the same patient ID Re-attending between 3 & 9 months - Children	16	821	1.9%	57.9%	59.7%	58.3%
% of FP17s for the same patient ID Re-attending between 3 & 9 months - Adults	94	2,869	3.3%	52.3%	52.6%	50.3%
% of FP17s for Band 1 Urgent Courses	314	3,218	9.8%	8.1%	9.1%	9.1%
% of FP17s Relating to Free Repair or Replacements	4	3,218	0.1%	1.1%	1.0%	0.8%
% of FP17s Relating to Continuations	13	3,218	0.4%	1.4%	1.2%	1.0%
% of Patients satisfied with the dentistry they have received	3	3	N/A	92.5%	91.6%	91.5%
% of Patients satisfied with the time they had to wait for an appointment	2	3	N/A	88.5%	88.3%	87.9%

\* This is based on patients treated on this contract for their most recent course of treatment. Figures in italics indicate the base number of FP17s or Patient Questionnaire responses are less than 100. N/A is shown where the base number of responses is less than 10 during the period. % is calculated as Quantity/Base number\*100

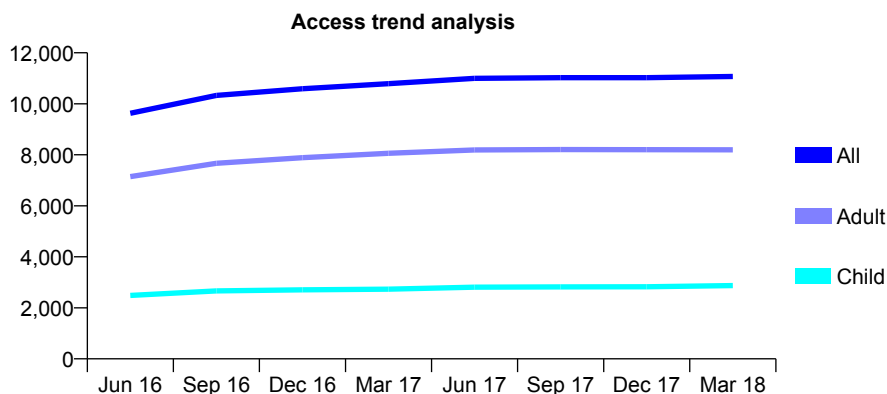
## Q49 - Vital Signs At a Glance Contract Report for 130974/0001 - March 2018

Name or company name	Heaton and Blakelaw Partnership
Contract type name	GDS Contract
Purpose of contract	General
Contract start date	27/10/2014
Contract end date	

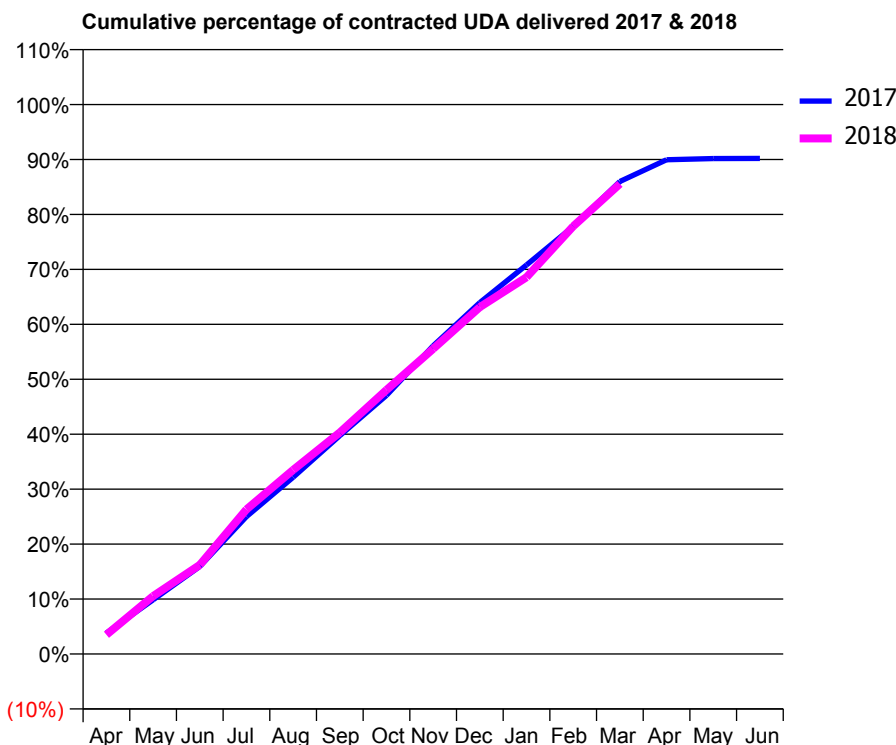
17/18 Contracted general activity (UDA)	39,634
Carry forward general activity (UDA)	0
17/18 Contracted orthodontic activity (UOA)	0
Carry forward orthodontic activity (UOA)	0
Baseline contract value	£934,181.56

### ACCESS\*

Patients seen in 24 months	Total	Change since previous quarter
Quarter ending March 2017	10,788	
Quarter ending June 2017	10,999	→
Quarter ending September 2017	11,024	→
Quarter ending December 2017	11,024	→
Quarter ending March 2018	11,070	→
<b>Variance since March 2017</b>	<b>2.6%</b>	<b>↑</b>



### ACTIVITY



Month	Adjusted Scheduled Activity (UDA)	
	2017	2018
April	1,519	1,388
May	3,907	4,179
June	6,311	6,431
July	9,911	10,434
August	12,750	13,278
September	15,753	15,977
October	18,652	19,046
November	22,231	22,009
December	25,352	25,020
January	28,058	27,171
February	30,840	30,852
March	34,081	33,911
April	35,650	
May	35,737	
June	35,743	

### QUALITY

	Quantity	Base Number	Contract	AT	Region	England
% of FP17s for the same patient ID Re-attending within 3 months - Children	182	3,823	4.8%	10.7%	12.8%	11.9%
% of FP17s for the same patient ID Re-attending within 3 months - Adults	1,411	10,672	13.2%	14.5%	16.5%	16.0%
% of FP17s for the same patient ID Re-attending between 3 & 9 months - Children	2,193	3,823	57.4%	57.9%	59.7%	58.3%
% of FP17s for the same patient ID Re-attending between 3 & 9 months - Adults	5,602	10,672	52.5%	52.3%	52.6%	50.3%
% of FP17s for Band 1 Urgent Courses	788	13,920	5.7%	8.1%	9.1%	9.1%
% of FP17s Relating to Free Repair or Replacements	208	13,920	1.5%	1.1%	1.0%	0.8%
% of FP17s Relating to Continuations	294	13,920	2.1%	1.4%	1.2%	1.0%
% of Patients satisfied with the dentistry they have received	9	11	81.8%	92.5%	91.6%	91.5%
% of Patients satisfied with the time they had to wait for an appointment	10	11	90.9%	88.5%	88.3%	87.9%

\* This is based on patients treated on this contract for their most recent course of treatment. Figures in italics indicate the base number of FP17s or Patient Questionnaire responses are less than 100. N/A is shown where the base number of responses is less than 10 during the period. % is calculated as Quantity/Base number\*100

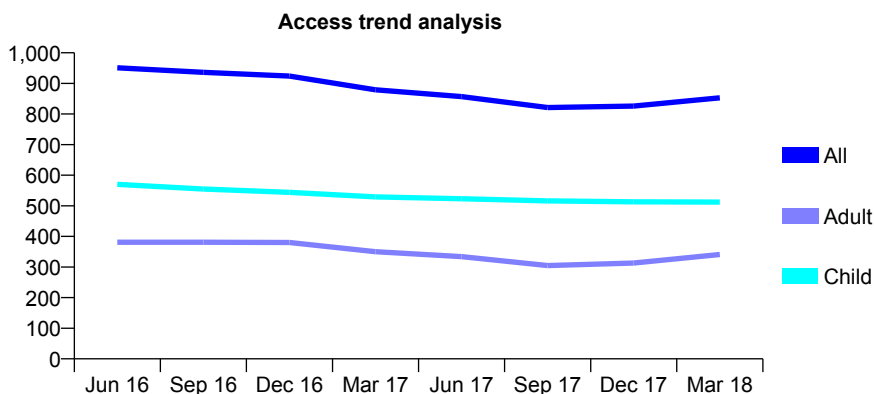
## Q49 - Vital Signs At a Glance Contract Report for 131962/0001 - March 2018

Name or company name	Gateshead Lobley Hill Partnership
Contract type name	GDS Contract
Purpose of contract	General
Contract start date	01/07/2013
Contract end date	

17/18 Contracted general activity (UDA)	2,475
Carry forward general activity (UDA)	-9
17/18 Contracted orthodontic activity (UOA)	0
Carry forward orthodontic activity (UOA)	0
Baseline contract value	£67,778.10

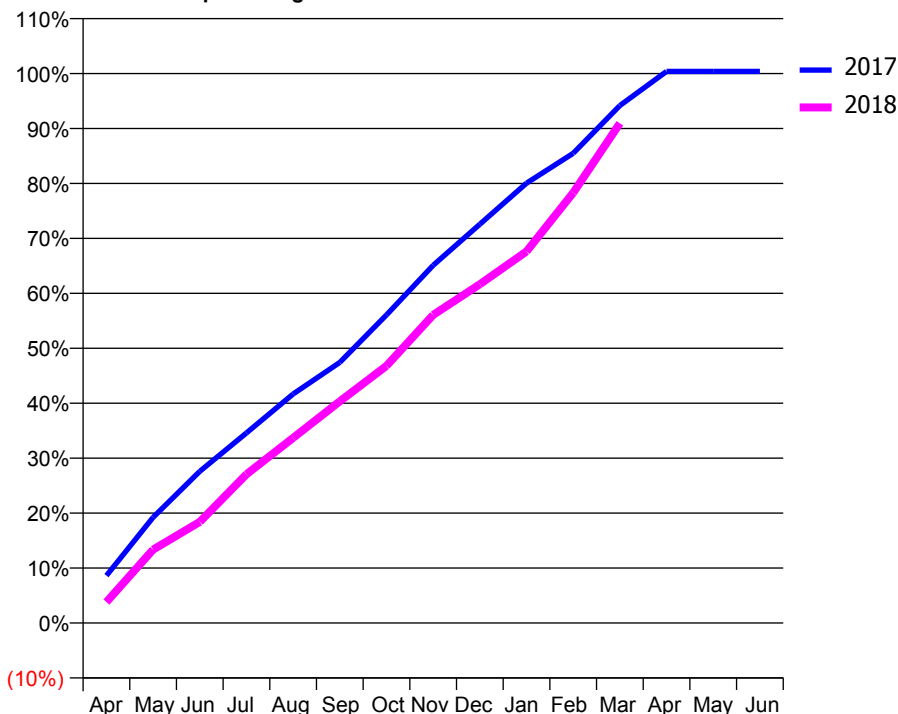
### ACCESS\*

Patients seen in 24 months	Total	Change since previous quarter
Quarter ending March 2017	879	
Quarter ending June 2017	857	↓
Quarter ending September 2017	821	↓
Quarter ending December 2017	826	→
Quarter ending March 2018	853	↑
<b>Variance since March 2017</b>	<b>(3.0%)</b>	<b>↓</b>



### ACTIVITY

Cumulative percentage of contracted UDA delivered 2017 & 2018



Adjusted Scheduled Activity (UDA)

Month	2017	2018
April	214	95
May	476	331
June	683	456
July	856	670
August	1,032	834
September	1,174	998
October	1,388	1,158
November	1,611	1,388
December	1,796	1,526
January	1,981	1,673
February	2,116	1,938
March	2,331	2,251
April	2,484	
May	2,484	
June	2,484	

### QUALITY

	Quantity	Base Number	Contract	AT	Region	England
% of FP17s for the same patient ID Re-attending within 3 months - Children	77	956	8.1%	10.7%	12.8%	11.9%
% of FP17s for the same patient ID Re-attending within 3 months - Adults	71	433	16.4%	14.5%	16.5%	16.0%
% of FP17s for the same patient ID Re-attending between 3 & 9 months - Children	644	956	67.4%	57.9%	59.7%	58.3%
% of FP17s for the same patient ID Re-attending between 3 & 9 months - Adults	212	433	49.0%	52.3%	52.6%	50.3%
% of FP17s for Band 1 Urgent Courses	80	1,306	6.1%	8.1%	9.1%	9.1%
% of FP17s Relating to Free Repair or Replacements	4	1,306	0.3%	1.1%	1.0%	0.8%
% of FP17s Relating to Continuations	22	1,306	1.7%	1.4%	1.2%	1.0%
% of Patients satisfied with the dentistry they have received	2	3	N/A	92.5%	91.6%	91.5%
% of Patients satisfied with the time they had to wait for an appointment	2	3	N/A	88.5%	88.3%	87.9%

\* This is based on patients treated on this contract for their most recent course of treatment. Figures in italics indicate the base number of FP17s or Patient Questionnaire responses are less than 100. N/A is shown where the base number of responses is less than 10 during the period. % is calculated as Quantity/Base number\*100

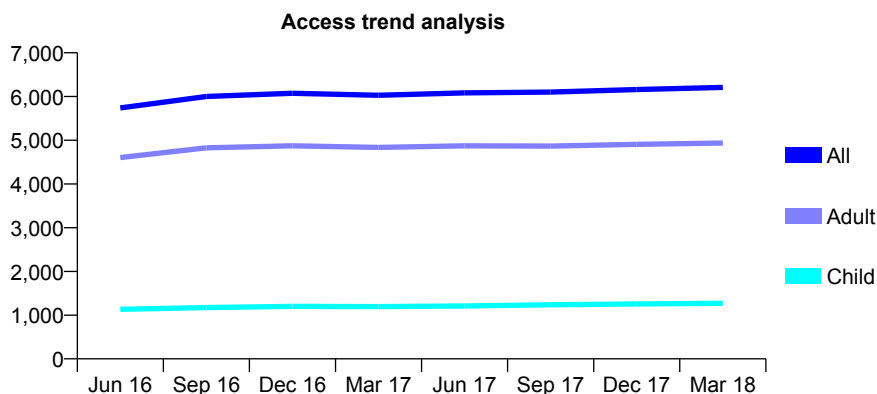
## Q49 - Vital Signs At a Glance Contract Report for 132098/0001 - March 2018

Name or company name	Ryton Dental Clinic
Contract type name	GDS Contract
Purpose of contract	General
Contract start date	01/11/2014
Contract end date	

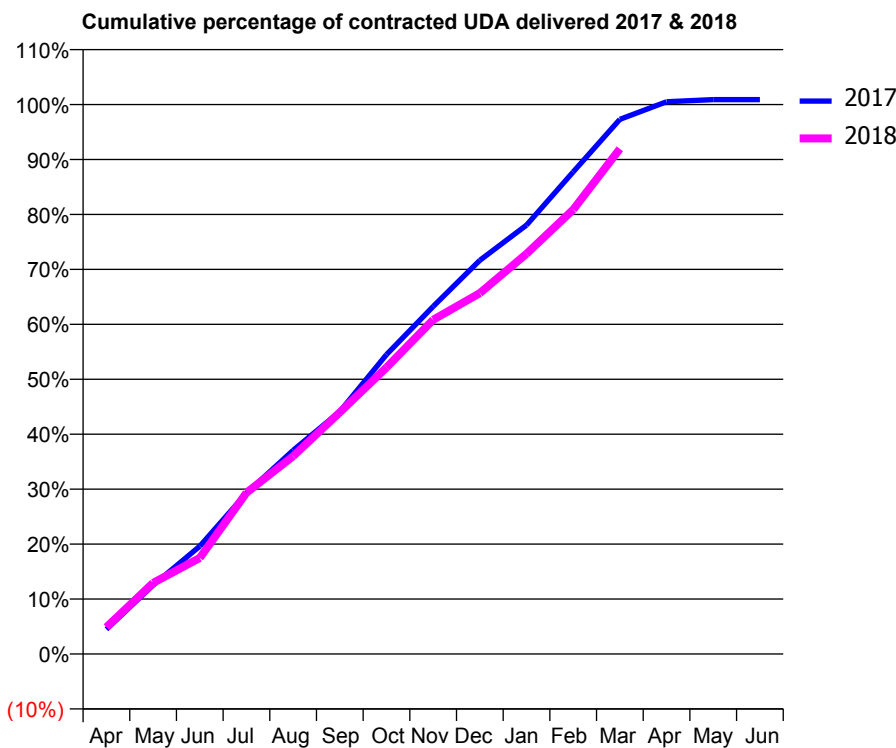
17/18 Contracted general activity (UDA)	20,000
Carry forward general activity (UDA)	-177
17/18 Contracted orthodontic activity (UOA)	0
Carry forward orthodontic activity (UOA)	0
Baseline contract value	£459,849.23

### ACCESS\*

Patients seen in 24 months	Total	Change since previous quarter
Quarter ending March 2017	6,030	
Quarter ending June 2017	6,083	→
Quarter ending September 2017	6,102	→
Quarter ending December 2017	6,160	→
Quarter ending March 2018	6,208	→
<b>Variance since March 2017</b>	<b>3.0%</b>	<b>↑</b>



### ACTIVITY



Month	Adjusted Scheduled Activity (UDA)	
	2017	2018
April	899	976
May	2,509	2,588
June	3,925	3,497
July	5,855	5,871
August	7,414	7,202
September	8,825	8,797
October	10,898	10,429
November	12,652	12,165
December	14,331	13,138
January	15,611	14,566
February	17,549	16,175
March	19,461	18,388
April	20,098	
May	20,177	
June	20,177	

### QUALITY

	Quantity	Base Number	Contract	AT	Region	England
% of FP17s for the same patient ID Re-attending within 3 months - Children	152	1,924	7.9%	10.7%	12.8%	11.9%
% of FP17s for the same patient ID Re-attending within 3 months - Adults	734	7,025	10.4%	14.5%	16.5%	16.0%
% of FP17s for the same patient ID Re-attending between 3 & 9 months - Children	1,207	1,924	62.7%	57.9%	59.7%	58.3%
% of FP17s for the same patient ID Re-attending between 3 & 9 months - Adults	4,617	7,025	65.7%	52.3%	52.6%	50.3%
% of FP17s for Band 1 Urgent Courses	324	8,251	3.9%	8.1%	9.1%	9.1%
% of FP17s Relating to Free Repair or Replacements	86	8,251	1.0%	1.1%	1.0%	0.8%
% of FP17s Relating to Continuations	143	8,251	1.7%	1.4%	1.2%	1.0%
% of Patients satisfied with the dentistry they have received	7	7	N/A	92.5%	91.6%	91.5%
% of Patients satisfied with the time they had to wait for an appointment	7	7	N/A	88.5%	88.3%	87.9%

\* This is based on patients treated on this contract for their most recent course of treatment. Figures in italics indicate the base number of FP17s or Patient Questionnaire responses are less than 100. N/A is shown where the base number of responses is less than 10 during the period. % is calculated as Quantity/Base number\*100

## Q49 - Vital Signs At a Glance Contract Report for 133027/0001 - March 2018


Name or company name	Dalton Dental Surgery Partnership
Contract type name	GDS Contract
Purpose of contract	General
Contract start date	01/11/2013
Contract end date	

17/18 Contracted general activity (UDA)	16,000
Carry forward general activity (UDA)	257
17/18 Contracted orthodontic activity (UOA)	0
Carry forward orthodontic activity (UOA)	0
Baseline contract value	£445,177.82

### ACCESS\*

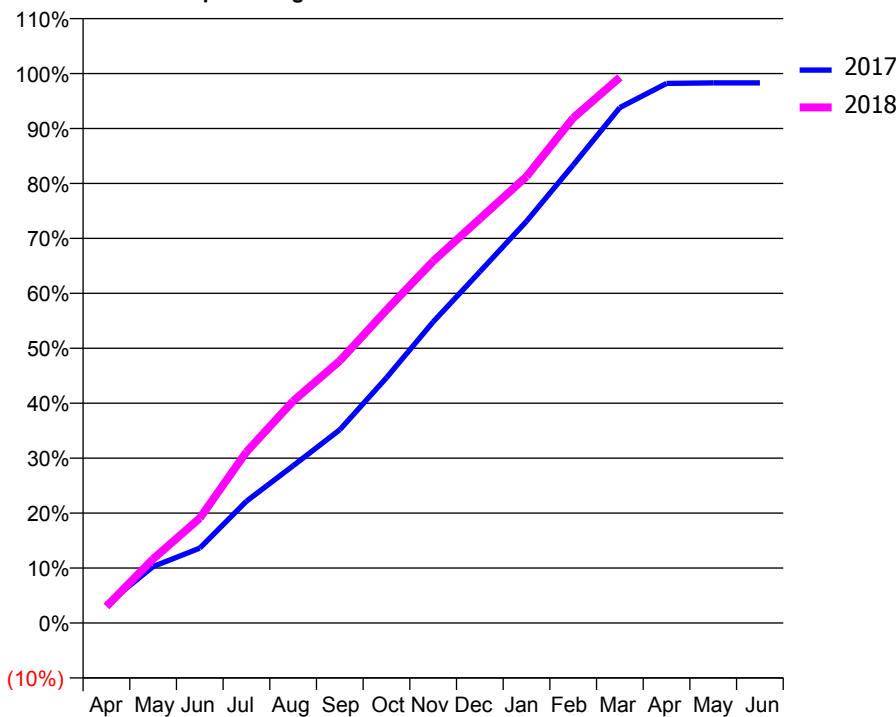
Patients seen in 24 months	Total	Change since previous quarter
Quarter ending March 2017	N/A	
Quarter ending June 2017	N/A	
Quarter ending September 2017	N/A	
Quarter ending December 2017	N/A	
Quarter ending March 2018	N/A	
<b>Variance since March 2017</b>	<b>N/A</b>	

### Access trend analysis



### ACTIVITY

Cumulative percentage of contracted UDA delivered 2017 & 2018



Month	Adjusted Scheduled Activity (UDA)	
	2017	2018
April	508	482
May	1,541	1,864
June	2,045	3,054
July	3,325	4,985
August	4,293	6,465
September	5,277	7,637
October	6,696	9,113
November	8,222	10,537
December	9,591	11,772
January	10,964	13,001
February	12,502	14,705
March	14,071	15,885
April	14,729	
May	14,743	
June	14,743	

### QUALITY

	Quantity	Base Number	Contract	AT	Region	England
% of FP17s for the same patient ID Re-attending within 3 months - Children	79	1,700	4.6%	10.7%	12.8%	11.9%
% of FP17s for the same patient ID Re-attending within 3 months - Adults	728	6,793	10.7%	14.5%	16.5%	16.0%
% of FP17s for the same patient ID Re-attending between 3 & 9 months - Children	1,094	1,700	64.4%	57.9%	59.7%	58.3%
% of FP17s for the same patient ID Re-attending between 3 & 9 months - Adults	3,740	6,793	55.1%	52.3%	52.6%	50.3%
% of FP17s for Band 1 Urgent Courses	611	8,193	7.5%	8.1%	9.1%	9.1%
% of FP17s Relating to Free Repair or Replacements	104	8,193	1.3%	1.1%	1.0%	0.8%
% of FP17s Relating to Continuations	77	8,193	0.9%	1.4%	1.2%	1.0%
% of Patients satisfied with the dentistry they have received	0	0	N/A	92.5%	91.6%	91.5%
% of Patients satisfied with the time they had to wait for an appointment	0	0	N/A	88.5%	88.3%	87.9%

\* This is based on patients treated on this contract for their most recent course of treatment. Figures in italics indicate the base number of FP17s or Patient Questionnaire responses are less than 100. N/A is shown where the base number of responses is less than 10 during the period. % is calculated as Quantity/Base number\*100

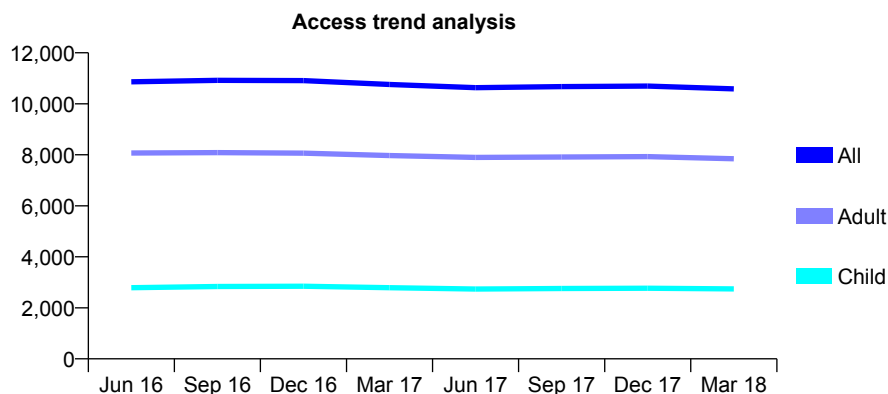
## Q49 - Vital Signs At a Glance Contract Report for 133639/0001 - March 2018

Name or company name	DP Rundle Dentalcare Partnership
Contract type name	GDS Contract
Purpose of contract	General
Contract start date	20/01/2014
Contract end date	

17/18 Contracted general activity (UDA)	27,000
Carry forward general activity (UDA)	0
17/18 Contracted orthodontic activity (UOA)	0
Carry forward orthodontic activity (UOA)	0
Baseline contract value	£786,382.11

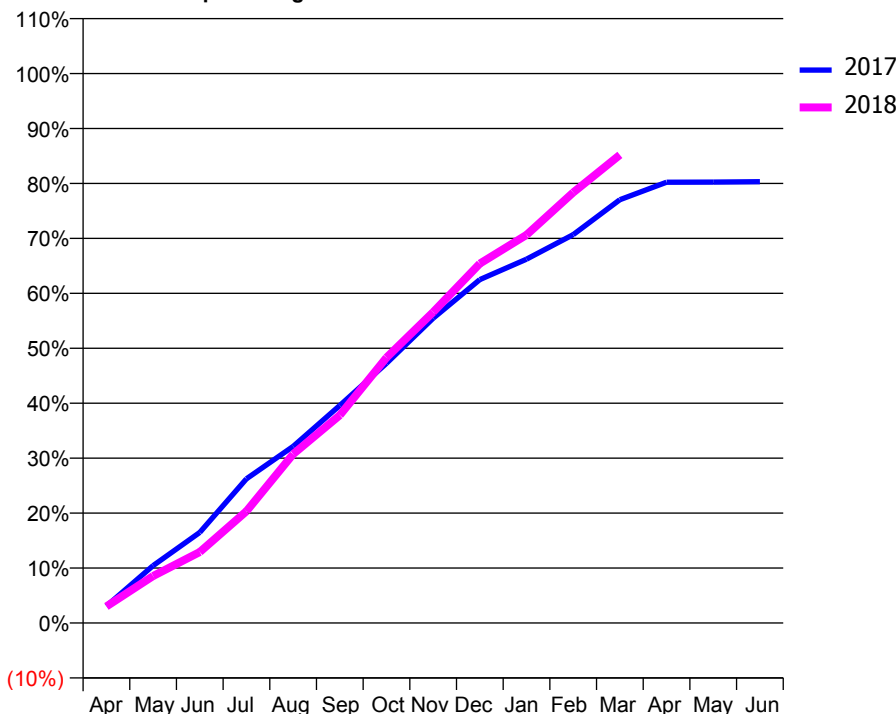
### ACCESS\*

Patients seen in 24 months	Total	Change since previous quarter
Quarter ending March 2017	10,759	
Quarter ending June 2017	10,634	↓
Quarter ending September 2017	10,673	→
Quarter ending December 2017	10,697	→
Quarter ending March 2018	10,587	↓
<b>Variance since March 2017</b>	<b>(1.6%)</b>	<b>↓</b>



### ACTIVITY

Cumulative percentage of contracted UDA delivered 2017 & 2018



Month	Adjusted Scheduled Activity (UDA)	
	2017	2018
April	879	819
May	2,981	2,310
June	4,696	3,488
July	7,477	5,491
August	9,157	8,298
September	11,281	10,214
October	13,470	13,043
November	15,808	15,274
December	17,816	17,662
January	18,873	19,071
February	20,143	21,154
March	21,956	23,003
April	22,861	
May	22,866	
June	22,886	

### QUALITY

	Quantity	Base Number	Contract	AT	Region	England
% of FP17s for the same patient ID Re-attending within 3 months - Children	168	3,255	5.2%	10.7%	12.8%	11.9%
% of FP17s for the same patient ID Re-attending within 3 months - Adults	1,339	9,319	14.4%	14.5%	16.5%	16.0%
% of FP17s for the same patient ID Re-attending between 3 & 9 months - Children	1,252	3,255	38.5%	57.9%	59.7%	58.3%
% of FP17s for the same patient ID Re-attending between 3 & 9 months - Adults	3,723	9,319	40.0%	52.3%	52.6%	50.3%
% of FP17s for Band 1 Urgent Courses	1,316	12,101	10.9%	8.1%	9.1%	9.1%
% of FP17s Relating to Free Repair or Replacements	53	12,101	0.4%	1.1%	1.0%	0.8%
% of FP17s Relating to Continuations	164	12,101	1.4%	1.4%	1.2%	1.0%
% of Patients satisfied with the dentistry they have received	8	8	N/A	92.5%	91.6%	91.5%
% of Patients satisfied with the time they had to wait for an appointment	7	8	N/A	88.5%	88.3%	87.9%

\* This is based on patients treated on this contract for their most recent course of treatment. Figures in italics indicate the base number of FP17s or Patient Questionnaire responses are less than 100. N/A is shown where the base number of responses is less than 10 during the period. % is calculated as Quantity/Base number\*100



## Q49 - Vital Signs At a Glance Contract Report for 134015/0001 - March 2018

Name or company name	Alistair Morgan and Associates Limited
Contract type name	GDS Contract
Purpose of contract	General
Contract start date	01/02/2015
Contract end date	

17/18 Contracted general activity (UDA)	1,700
Carry forward general activity (UDA)	0
17/18 Contracted orthodontic activity (UOA)	0
Carry forward orthodontic activity (UOA)	0
Baseline contract value	£43,134.29

### ACCESS\*

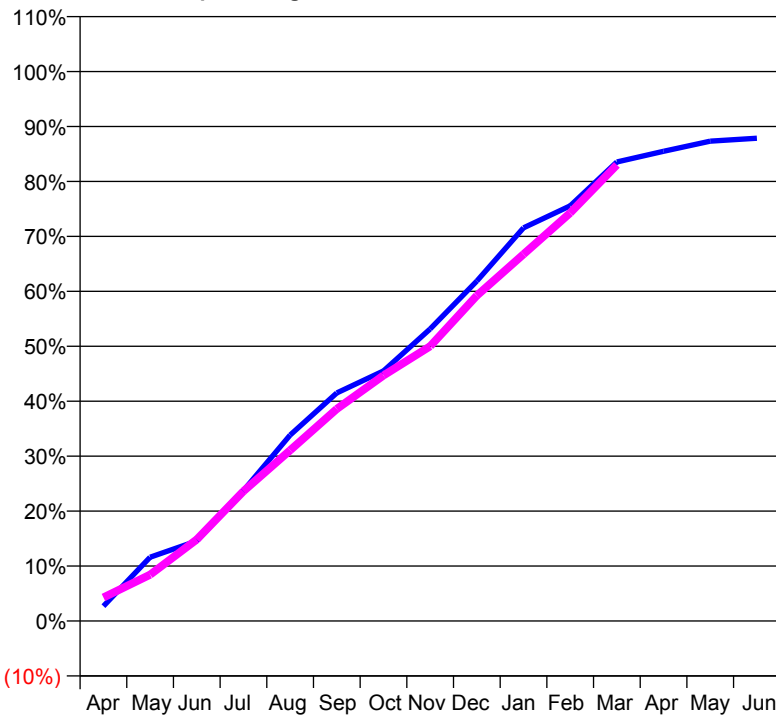
Patients seen in 24 months	Total	Change since previous quarter
Quarter ending March 2017	N/A	
Quarter ending June 2017	N/A	
Quarter ending September 2017	N/A	
Quarter ending December 2017	N/A	
Quarter ending March 2018	N/A	
<b>Variance since March 2017</b>	<b>N/A</b>	

### Access trend analysis

■ All  
■ Adult  
■ Child

### ACTIVITY

Cumulative percentage of contracted UDA delivered 2017 & 2018



Month	Adjusted Scheduled Activity (UDA)	
	2017	2018
April	46	73
May	197	143
June	248	252
July	404	402
August	575	528
September	706	656
October	774	760
November	904	850
December	1,052	1,007
January	1,216	1,135
February	1,285	1,262
March	1,420	1,411
April	1,453	
May	1,485	
June	1,494	

### QUALITY

	Quantity	Base Number	Contract	AT	Region	England
% of FP17s for the same patient ID Re-attending within 3 months - Children	101	815	12.4%	10.7%	12.8%	11.9%
% of FP17s for the same patient ID Re-attending within 3 months - Adults	21	181	11.6%	14.5%	16.5%	16.0%
% of FP17s for the same patient ID Re-attending between 3 & 9 months - Children	583	815	71.5%	57.9%	59.7%	58.3%
% of FP17s for the same patient ID Re-attending between 3 & 9 months - Adults	133	181	73.5%	52.3%	52.6%	50.3%
% of FP17s for Band 1 Urgent Courses	35	955	3.7%	8.1%	9.1%	9.1%
% of FP17s Relating to Free Repair or Replacements	0	955	0.0%	1.1%	1.0%	0.8%
% of FP17s Relating to Continuations	8	955	0.8%	1.4%	1.2%	1.0%
% of Patients satisfied with the dentistry they have received	0	0	N/A	92.5%	91.6%	91.5%
% of Patients satisfied with the time they had to wait for an appointment	0	0	N/A	88.5%	88.3%	87.9%

\* This is based on patients treated on this contract for their most recent course of treatment. Figures in italics indicate the base number of FP17s or Patient Questionnaire responses are less than 100. N/A is shown where the base number of responses is less than 10 during the period. % is calculated as Quantity/Base number\*100

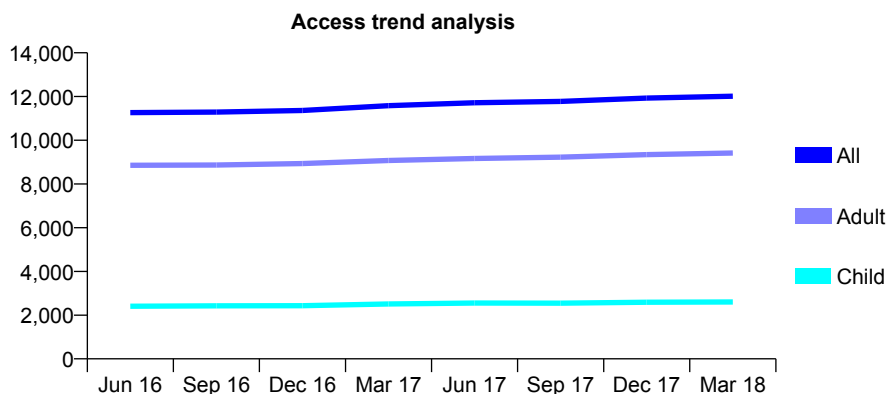
## Q49 - Vital Signs At a Glance Contract Report for 134058/0001 - March 2018

Name or company name	Alison Brett Dental Care LLP
Contract type name	GDS Contract
Purpose of contract	General and Orthodontic
Contract start date	01/08/2012
Contract end date	

17/18 Contracted general activity (UDA)	35,029
Carry forward general activity (UDA)	894
17/18 Contracted orthodontic activity (UOA)	300
Carry forward orthodontic activity (UOA)	0
Baseline contract value	£1,029,728.93

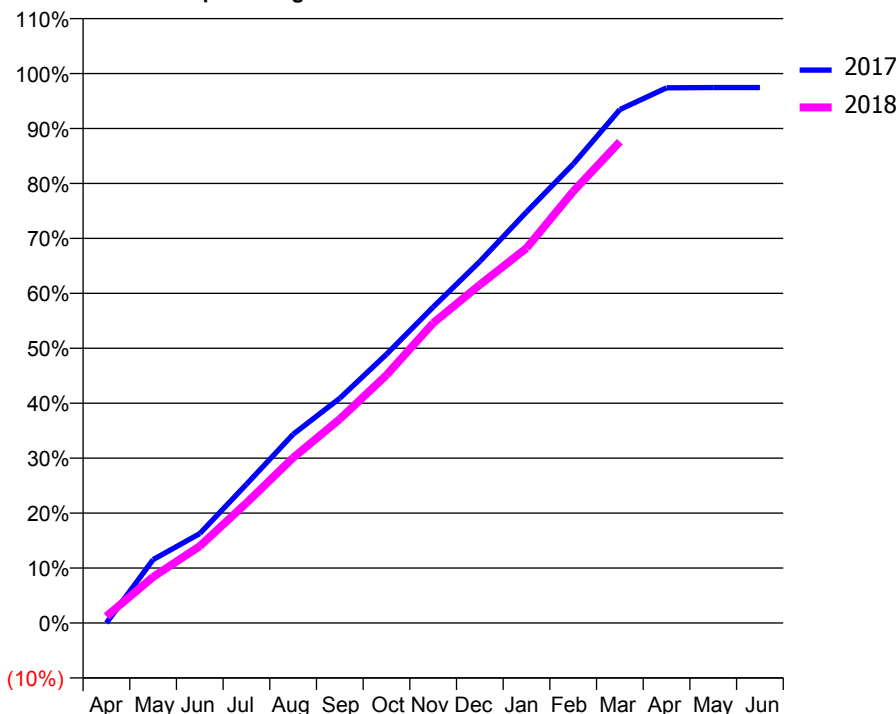
### ACCESS\*

Patients seen in 24 months	Total	Change since previous quarter
Quarter ending March 2017	11,580	
Quarter ending June 2017	11,718	→
Quarter ending September 2017	11,777	→
Quarter ending December 2017	11,929	→
Quarter ending March 2018	12,016	→
<b>Variance since March 2017</b>	<b>3.8%</b>	<b>↑</b>



### ACTIVITY

Cumulative percentage of contracted UDA delivered 2017 & 2018



Month	Adjusted Scheduled Activity (UDA)	
	2017	2018
April	0	425
May	4,038	2,939
June	5,696	4,896
July	8,847	7,657
August	12,030	10,533
September	14,326	12,999
October	17,131	15,807
November	20,139	19,121
December	23,051	21,557
January	26,202	23,902
February	29,254	27,509
March	32,735	30,682
April	34,119	
May	34,133	
June	34,135	

### QUALITY

	Quantity	Base Number	Contract	AT	Region	England
% of FP17s for the same patient ID Re-attending within 3 months - Children	372	4,414	8.4%	10.7%	12.8%	11.9%
% of FP17s for the same patient ID Re-attending within 3 months - Adults	2,139	14,152	15.1%	14.5%	16.5%	16.0%
% of FP17s for the same patient ID Re-attending between 3 & 9 months - Children	3,024	4,414	68.5%	57.9%	59.7%	58.3%
% of FP17s for the same patient ID Re-attending between 3 & 9 months - Adults	8,006	14,152	56.6%	52.3%	52.6%	50.3%
% of FP17s for Band 1 Urgent Courses	1,955	16,044	12.2%	8.1%	9.1%	9.1%
% of FP17s Relating to Free Repair or Replacements	216	16,044	1.3%	1.1%	1.0%	0.8%
% of FP17s Relating to Continuations	207	16,044	1.3%	1.4%	1.2%	1.0%
% of Patients satisfied with the dentistry they have received	17	18	94.4%	92.5%	91.6%	91.5%
% of Patients satisfied with the time they had to wait for an appointment	17	18	94.4%	88.5%	88.3%	87.9%

\* This is based on patients treated on this contract for their most recent course of treatment. Figures in italics indicate the base number of FP17s or Patient Questionnaire responses are less than 100. N/A is shown where the base number of responses is less than 10 during the period. % is calculated as Quantity/Base number\*100

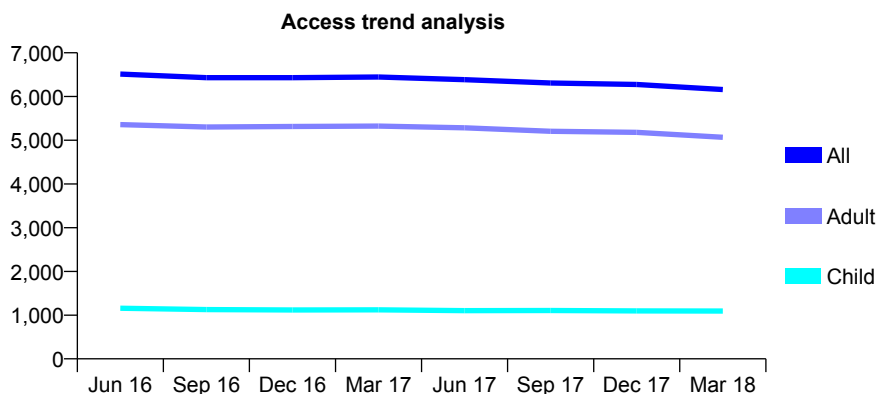
## Q49 - Vital Signs At a Glance Contract Report for 136360/0001 - March 2018

Name or company name	The Mill Dental Practice Partnership
Contract type name	GDS Contract
Purpose of contract	General
Contract start date	31/01/2014
Contract end date	

17/18 Contracted general activity (UDA)	20,058
Carry forward general activity (UDA)	0
17/18 Contracted orthodontic activity (UOA)	0
Carry forward orthodontic activity (UOA)	0
Baseline contract value	£521,831.89

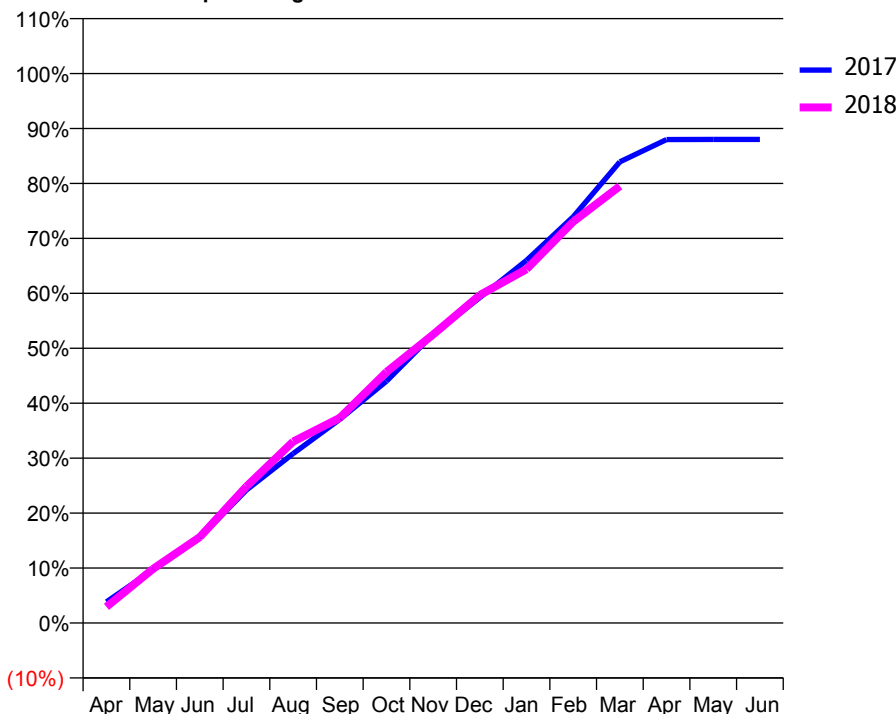
### ACCESS\*

Patients seen in 24 months	Total	Change since previous quarter
Quarter ending March 2017	6,446	
Quarter ending June 2017	6,385	→
Quarter ending September 2017	6,310	↓
Quarter ending December 2017	6,277	→
Quarter ending March 2018	6,161	↓
<b>Variance since March 2017</b>	<b>(4.4%)</b>	<b>↓</b>



### ACTIVITY

Cumulative percentage of contracted UDA delivered 2017 & 2018



Month	Adjusted Scheduled Activity (UDA)	
	2017	2018
April	808	591
May	2,039	1,978
June	3,261	3,135
July	5,083	4,986
August	6,476	6,621
September	7,782	7,490
October	9,240	9,163
November	11,036	10,530
December	12,439	11,971
January	13,859	12,915
February	15,526	14,650
March	17,623	15,951
April	18,475	
May	18,482	
June	18,483	

### QUALITY

	Quantity	Base Number	Contract	AT	Region	England
% of FP17s for the same patient ID Re-attending within 3 months - Children	84	1,600	5.3%	10.7%	12.8%	11.9%
% of FP17s for the same patient ID Re-attending within 3 months - Adults	674	6,170	10.9%	14.5%	16.5%	16.0%
% of FP17s for the same patient ID Re-attending between 3 & 9 months - Children	977	1,600	61.1%	57.9%	59.7%	58.3%
% of FP17s for the same patient ID Re-attending between 3 & 9 months - Adults	3,338	6,170	54.1%	52.3%	52.6%	50.3%
% of FP17s for Band 1 Urgent Courses	403	7,407	5.4%	8.1%	9.1%	9.1%
% of FP17s Relating to Free Repair or Replacements	89	7,407	1.2%	1.1%	1.0%	0.8%
% of FP17s Relating to Continuations	116	7,407	1.6%	1.4%	1.2%	1.0%
% of Patients satisfied with the dentistry they have received	4	4	N/A	92.5%	91.6%	91.5%
% of Patients satisfied with the time they had to wait for an appointment	4	4	N/A	88.5%	88.3%	87.9%

\* This is based on patients treated on this contract for their most recent course of treatment. Figures in italics indicate the base number of FP17s or Patient Questionnaire responses are less than 100. N/A is shown where the base number of responses is less than 10 during the period. % is calculated as Quantity/Base number\*100

## Q49 - Vital Signs At a Glance Contract Report for 138576/0001 - March 2018

Name or company name	Dr J A Richards Limited
Contract type name	GDS Contract
Purpose of contract	General
Contract start date	01/04/2009
Contract end date	

17/18 Contracted general activity (UDA)	7,000
Carry forward general activity (UDA)	257
17/18 Contracted orthodontic activity (UOA)	0
Carry forward orthodontic activity (UOA)	0
Baseline contract value	£167,397.18

### ACCESS\*

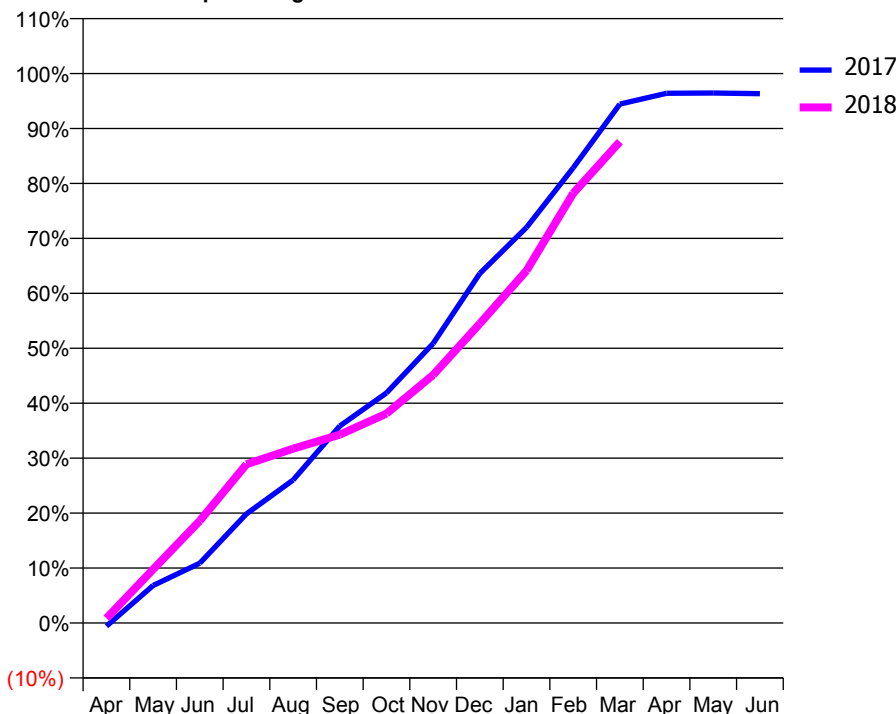
Patients seen in 24 months	Total	Change since previous quarter
Quarter ending March 2017	N/A	
Quarter ending June 2017	N/A	
Quarter ending September 2017	N/A	
Quarter ending December 2017	N/A	
Quarter ending March 2018	N/A	
<b>Variance since March 2017</b>	<b>N/A</b>	

### Access trend analysis

■ All  
■ Adult  
■ Child

### ACTIVITY

Cumulative percentage of contracted UDA delivered 2017 & 2018



Month	Adjusted Scheduled Activity (UDA)	
	2017	2018
April	-41	61
May	478	684
June	761	1,303
July	1,390	2,022
August	1,822	2,221
September	2,509	2,399
October	2,930	2,667
November	3,561	3,161
December	4,453	3,814
January	5,039	4,489
February	5,799	5,474
March	6,611	6,132
April	6,748	
May	6,752	
June	6,743	

### QUALITY

	Quantity	Base Number	Contract	AT	Region	England
% of FP17s for the same patient ID Re-attending within 3 months - Children	70	905	7.7%	10.7%	12.8%	11.9%
% of FP17s for the same patient ID Re-attending within 3 months - Adults	392	2,750	14.3%	14.5%	16.5%	16.0%
% of FP17s for the same patient ID Re-attending between 3 & 9 months - Children	595	905	65.7%	57.9%	59.7%	58.3%
% of FP17s for the same patient ID Re-attending between 3 & 9 months - Adults	1,285	2,750	46.7%	52.3%	52.6%	50.3%
% of FP17s for Band 1 Urgent Courses	293	3,569	8.2%	8.1%	9.1%	9.1%
% of FP17s Relating to Free Repair or Replacements	65	3,569	1.8%	1.1%	1.0%	0.8%
% of FP17s Relating to Continuations	39	3,569	1.1%	1.4%	1.2%	1.0%
% of Patients satisfied with the dentistry they have received	0	0	N/A	92.5%	91.6%	91.5%
% of Patients satisfied with the time they had to wait for an appointment	0	0	N/A	88.5%	88.3%	87.9%

\* This is based on patients treated on this contract for their most recent course of treatment. Figures in italics indicate the base number of FP17s or Patient Questionnaire responses are less than 100. N/A is shown where the base number of responses is less than 10 during the period. % is calculated as Quantity/Base number\*100

## Q49 - Vital Signs At a Glance Contract Report for 138576/0002 - March 2018

Name or company name	Dr J A Richards Limited
Contract type name	GDS Contract
Purpose of contract	General
Contract start date	01/04/2009
Contract end date	

17/18 Contracted general activity (UDA)	1,350
Carry forward general activity (UDA)	12
17/18 Contracted orthodontic activity (UOA)	0
Carry forward orthodontic activity (UOA)	0
Baseline contract value	£35,571.90

### ACCESS\*

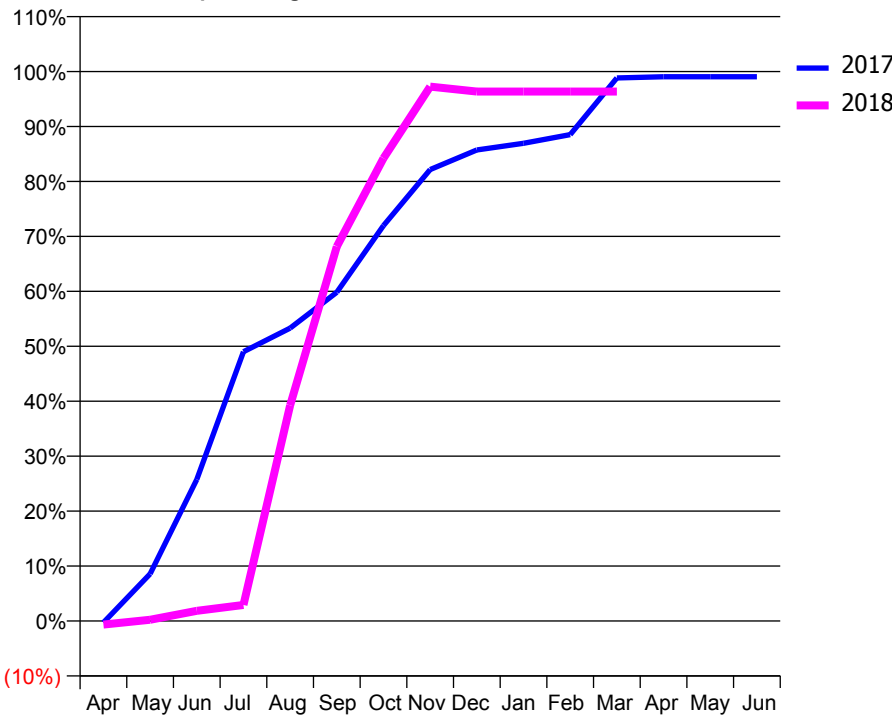
Patients seen in 24 months	Total	Change since previous quarter
Quarter ending March 2017	N/A	
Quarter ending June 2017	N/A	
Quarter ending September 2017	N/A	
Quarter ending December 2017	N/A	
Quarter ending March 2018	N/A	
<b>Variance since March 2017</b>	<b>N/A</b>	

### Access trend analysis

- All
- Adult
- Child

### ACTIVITY

Cumulative percentage of contracted UDA delivered 2017 & 2018



Month	Adjusted Scheduled Activity (UDA)	
	2017	2018
April	-4	-9
May	116	3
June	348	25
July	662	39
August	720	530
September	808	920
October	971	1,137
November	1,109	1,313
December	1,157	1,301
January	1,174	1,301
February	1,195	1,301
March	1,334	1,301
April	1,337	
May	1,337	
June	1,337	

### QUALITY

	Quantity	Base Number	Contract	AT	Region	England
% of FP17s for the same patient ID Re-attending within 3 months - Children	5	173	2.9%	10.7%	12.8%	11.9%
% of FP17s for the same patient ID Re-attending within 3 months - Adults	38	518	7.3%	14.5%	16.5%	16.0%
% of FP17s for the same patient ID Re-attending between 3 & 9 months - Children	17	173	9.8%	57.9%	59.7%	58.3%
% of FP17s for the same patient ID Re-attending between 3 & 9 months - Adults	32	518	6.2%	52.3%	52.6%	50.3%
% of FP17s for Band 1 Urgent Courses	49	689	7.1%	8.1%	9.1%	9.1%
% of FP17s Relating to Free Repair or Replacements	16	689	2.3%	1.1%	1.0%	0.8%
% of FP17s Relating to Continuations	13	689	1.9%	1.4%	1.2%	1.0%
% of Patients satisfied with the dentistry they have received	0	0	N/A	92.5%	91.6%	91.5%
% of Patients satisfied with the time they had to wait for an appointment	0	0	N/A	88.5%	88.3%	87.9%

\* This is based on patients treated on this contract for their most recent course of treatment. Figures in italics indicate the base number of FP17s or Patient Questionnaire responses are less than 100. N/A is shown where the base number of responses is less than 10 during the period. % is calculated as Quantity/Base number\*100

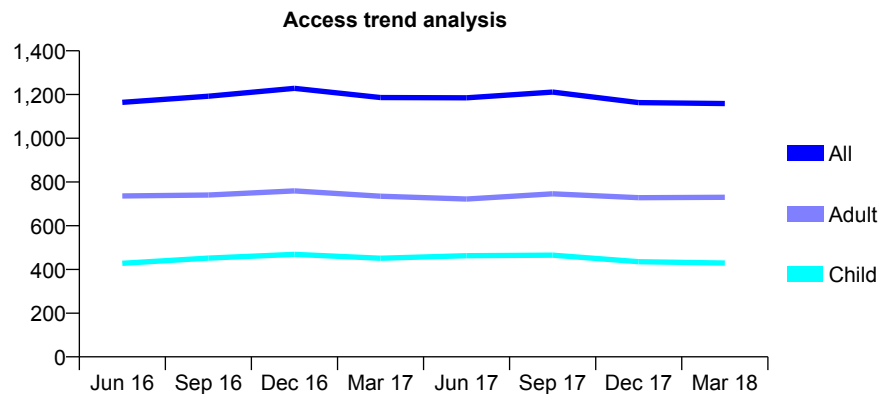
## Q49 - Vital Signs At a Glance Contract Report for 140449/0001 - March 2018

Name or company name	South Tyneside Foundation Trust
Contract type name	PDS Contract
Purpose of contract	General
Contract start date	01/06/2013
Contract end date	31/03/2020

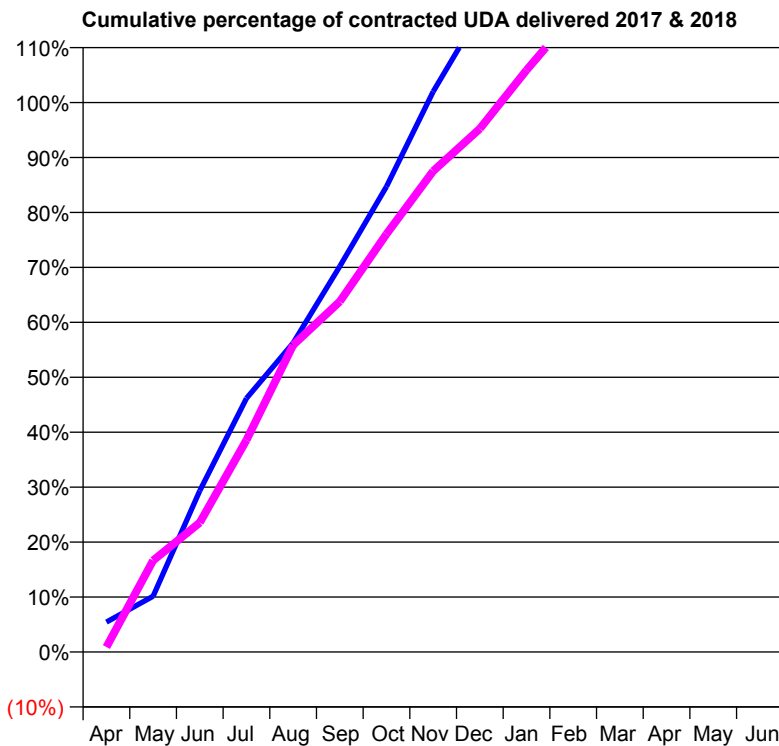
17/18 Contracted general activity (UDA)	2,200
Carry forward general activity (UDA)	0
17/18 Contracted orthodontic activity (UOA)	0
Carry forward orthodontic activity (UOA)	0
Baseline contract value	£969,034.84

### ACCESS\*

Patients seen in 24 months	Total	Change since previous quarter
Quarter ending March 2017	1,186	
Quarter ending June 2017	1,185	→
Quarter ending September 2017	1,211	↑
Quarter ending December 2017	1,163	↓
Quarter ending March 2018	1,159	→
<b>Variance since March 2017</b>	<b>(2.3%)</b>	<b>↓</b>



### ACTIVITY



Month	Adjusted Scheduled Activity (UDA)	
	2017	2018
April	120	20
May	224	366
June	646	518
July	1,016	849
August	1,237	1,229
September	1,544	1,403
October	1,864	1,674
November	2,244	1,925
December	2,558	2,095
January	2,790	2,330
February	2,921	2,547
March	3,247	2,759
April	3,395	
May	3,419	
June	3,420	

### QUALITY

	Quantity	Base Number	Contract	AT	Region	England
% of FP17s for the same patient ID Re-attending within 3 months - Children	73	713	10.2%	10.7%	12.8%	11.9%
% of FP17s for the same patient ID Re-attending within 3 months - Adults	84	893	9.4%	14.5%	16.5%	16.0%
% of FP17s for the same patient ID Re-attending between 3 & 9 months - Children	239	713	33.5%	57.9%	59.7%	58.3%
% of FP17s for the same patient ID Re-attending between 3 & 9 months - Adults	388	893	43.4%	52.3%	52.6%	50.3%
% of FP17s for Band 1 Urgent Courses	29	1,506	1.9%	8.1%	9.1%	9.1%
% of FP17s Relating to Free Repair or Replacements	2	1,506	0.1%	1.1%	1.0%	0.8%
% of FP17s Relating to Continuations	31	1,506	2.1%	1.4%	1.2%	1.0%
% of Patients satisfied with the dentistry they have received	2	2	N/A	92.5%	91.6%	91.5%
% of Patients satisfied with the time they had to wait for an appointment	2	2	N/A	88.5%	88.3%	87.9%

\* This is based on patients treated on this contract for their most recent course of treatment. Figures in italics indicate the base number of FP17s or Patient Questionnaire responses are less than 100. N/A is shown where the base number of responses is less than 10 during the period. % is calculated as Quantity/Base number\*100

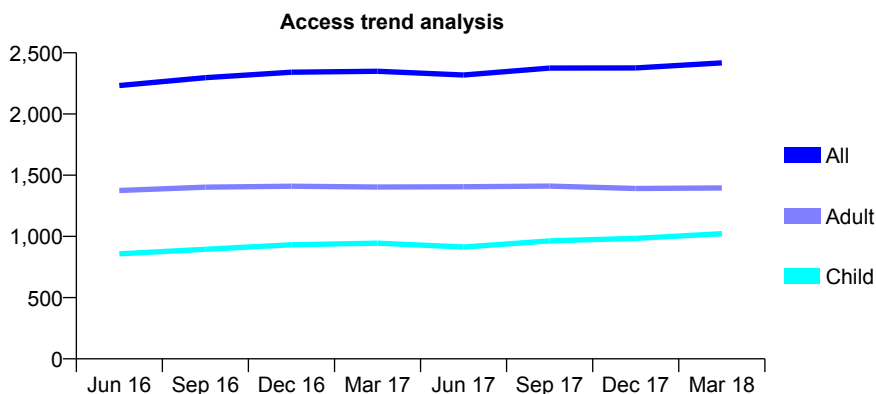
## Q49 - Vital Signs At a Glance Contract Report for 140449/0002 - March 2018

Name or company name	South Tyneside Foundation Trust
Contract type name	PDS Contract
Purpose of contract	General
Contract start date	01/06/2013
Contract end date	31/03/2020

17/18 Contracted general activity (UDA)	5,050
Carry forward general activity (UDA)	0
17/18 Contracted orthodontic activity (UOA)	0
Carry forward orthodontic activity (UOA)	0
Baseline contract value	£2,077,012.65

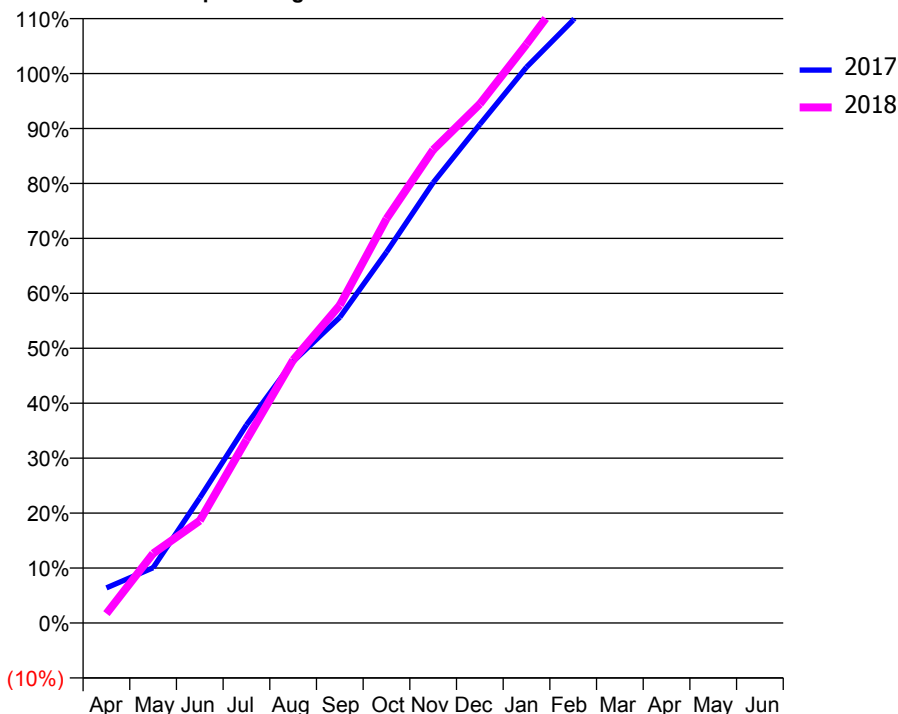
### ACCESS\*

Patients seen in 24 months	Total	Change since previous quarter
Quarter ending March 2017	2,349	
Quarter ending June 2017	2,319	↓
Quarter ending September 2017	2,375	↑
Quarter ending December 2017	2,376	→
Quarter ending March 2018	2,418	→
<b>Variance since March 2017</b>	<b>2.9%</b>	<b>↑</b>



### ACTIVITY

Cumulative percentage of contracted UDA delivered 2017 & 2018



Month	Adjusted Scheduled Activity (UDA)	
	2017	2018
April	322	87
May	508	639
June	1,150	940
July	1,821	1,684
August	2,403	2,417
September	2,809	2,921
October	3,409	3,715
November	4,048	4,348
December	4,583	4,770
January	5,109	5,319
February	5,541	5,894
March	6,148	6,393
April	6,481	
May	6,502	
June	6,514	

### QUALITY

	Quantity	Base Number	Contract	AT	Region	England
% of FP17s for the same patient ID Re-attending within 3 months - Children	88	1,469	6.0%	10.7%	12.8%	11.9%
% of FP17s for the same patient ID Re-attending within 3 months - Adults	135	1,757	7.7%	14.5%	16.5%	16.0%
% of FP17s for the same patient ID Re-attending between 3 & 9 months - Children	337	1,469	22.9%	57.9%	59.7%	58.3%
% of FP17s for the same patient ID Re-attending between 3 & 9 months - Adults	856	1,757	48.7%	52.3%	52.6%	50.3%
% of FP17s for Band 1 Urgent Courses	22	3,044	0.7%	8.1%	9.1%	9.1%
% of FP17s Relating to Free Repair or Replacements	6	3,044	0.2%	1.1%	1.0%	0.8%
% of FP17s Relating to Continuations	43	3,044	1.4%	1.4%	1.2%	1.0%
% of Patients satisfied with the dentistry they have received	1	1	N/A	92.5%	91.6%	91.5%
% of Patients satisfied with the time they had to wait for an appointment	1	1	N/A	88.5%	88.3%	87.9%

\* This is based on patients treated on this contract for their most recent course of treatment. Figures in italics indicate the base number of FP17s or Patient Questionnaire responses are less than 100. N/A is shown where the base number of responses is less than 10 during the period. % is calculated as Quantity/Base number\*100

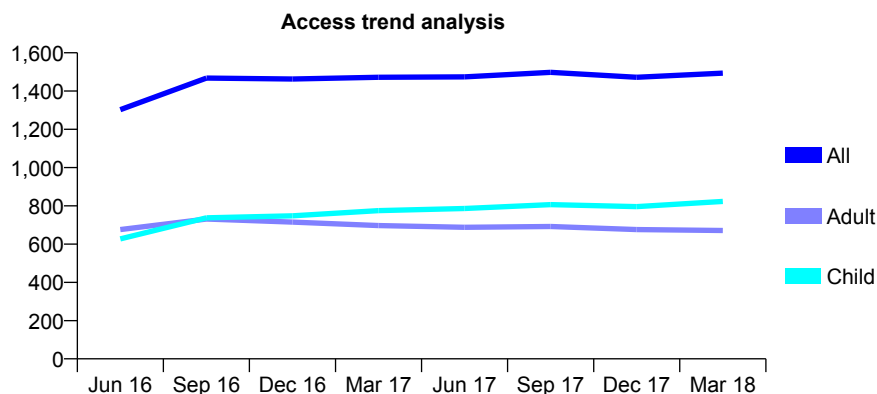
## Q49 - Vital Signs At a Glance Contract Report for 140449/0003 - March 2018

Name or company name	South Tyneside Foundation Trust
Contract type name	PDS Contract
Purpose of contract	General
Contract start date	01/06/2013
Contract end date	31/03/2020

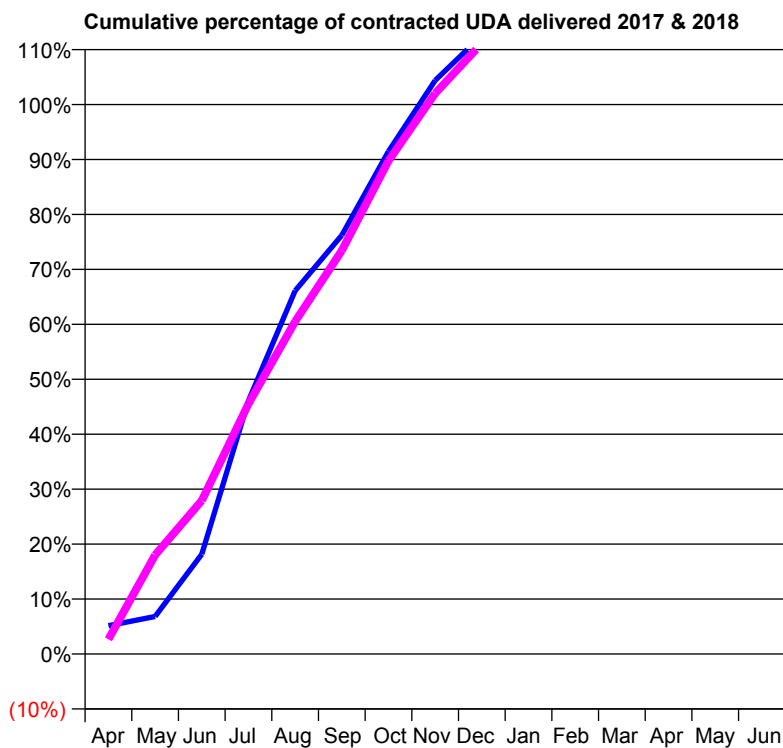
17/18 Contracted general activity (UDA)	2,195
Carry forward general activity (UDA)	0
17/18 Contracted orthodontic activity (UOA)	0
Carry forward orthodontic activity (UOA)	0
Baseline contract value	£1,236,241.28

### ACCESS\*

Patients seen in 24 months	Total	Change since previous quarter
Quarter ending March 2017	1,472	
Quarter ending June 2017	1,474	→
Quarter ending September 2017	1,498	→
Quarter ending December 2017	1,472	↓
Quarter ending March 2018	1,494	→
<b>Variance since March 2017</b>	<b>1.5%</b>	<b>→</b>



### ACTIVITY



Month	2017	2018
April	113	59
May	150	396
June	399	613
July	1,012	1,000
August	1,451	1,328
September	1,673	1,611
October	2,008	1,970
November	2,291	2,240
December	2,470	2,439
January	2,789	2,804
February	3,026	3,112
March	3,354	3,338
April	3,529	
May	3,557	
June	3,567	

### QUALITY

	Quantity	Base Number	Contract	AT	Region	England
% of FP17s for the same patient ID Re-attending within 3 months - Children	169	1,211	14.0%	10.7%	12.8%	11.9%
% of FP17s for the same patient ID Re-attending within 3 months - Adults	88	772	11.4%	14.5%	16.5%	16.0%
% of FP17s for the same patient ID Re-attending between 3 & 9 months - Children	390	1,211	32.2%	57.9%	59.7%	58.3%
% of FP17s for the same patient ID Re-attending between 3 & 9 months - Adults	253	772	32.8%	52.3%	52.6%	50.3%
% of FP17s for Band 1 Urgent Courses	44	1,865	2.4%	8.1%	9.1%	9.1%
% of FP17s Relating to Free Repair or Replacements	0	1,865	0.0%	1.1%	1.0%	0.8%
% of FP17s Relating to Continuations	62	1,865	3.3%	1.4%	1.2%	1.0%
% of Patients satisfied with the dentistry they have received	1	1	N/A	92.5%	91.6%	91.5%
% of Patients satisfied with the time they had to wait for an appointment	0	1	N/A	88.5%	88.3%	87.9%

\* This is based on patients treated on this contract for their most recent course of treatment. Figures in italics indicate the base number of FP17s or Patient Questionnaire responses are less than 100. N/A is shown where the base number of responses is less than 10 during the period. % is calculated as Quantity/Base number\*100



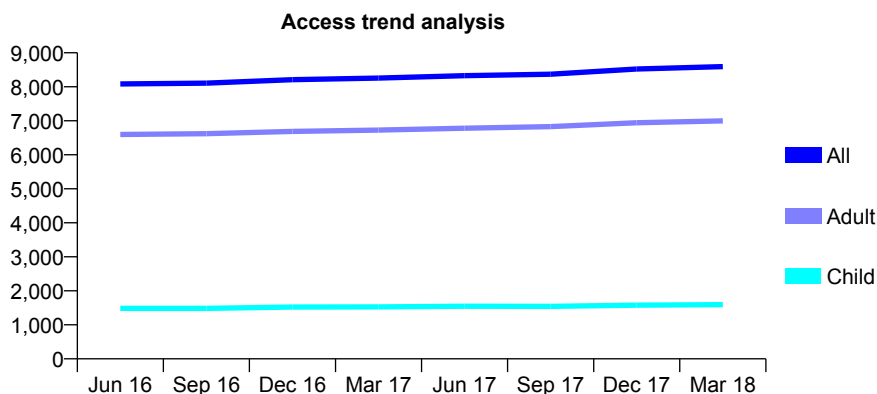
## Q49 - Vital Signs At a Glance Contract Report for 141593/0001 - March 2018

Name or company name	J R P Jones and Associates
Contract type name	GDS Contract
Purpose of contract	General and Orthodontic
Contract start date	01/03/2012
Contract end date	

17/18 Contracted general activity (UDA)	26,411
Carry forward general activity (UDA)	-45
17/18 Contracted orthodontic activity (UOA)	300
Carry forward orthodontic activity (UOA)	0
Baseline contract value	£705,924.32

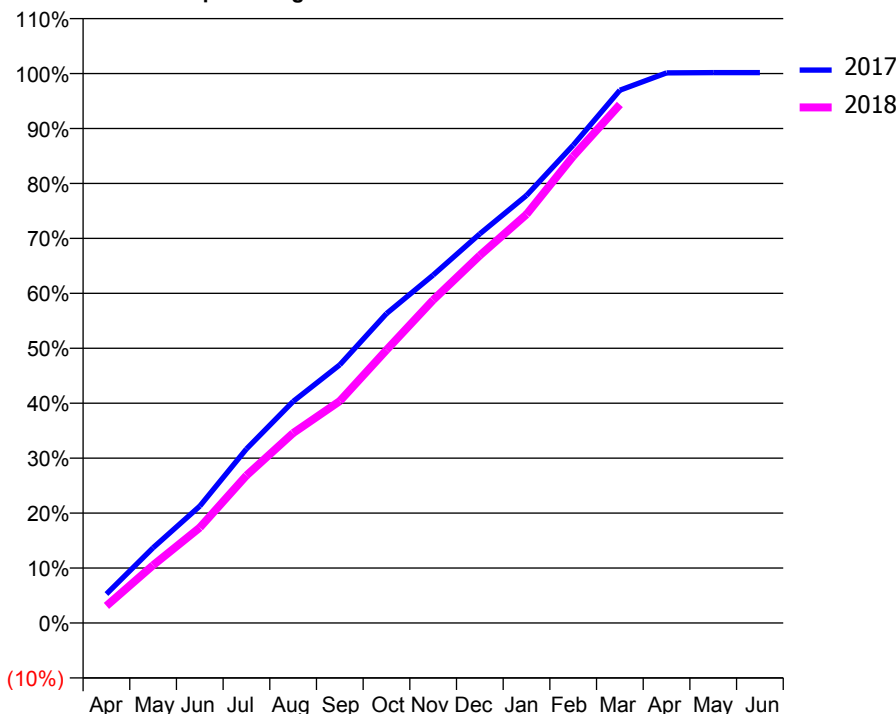
### ACCESS\*

Patients seen in 24 months	Total	Change since previous quarter
Quarter ending March 2017	8,256	
Quarter ending June 2017	8,328	→
Quarter ending September 2017	8,372	→
Quarter ending December 2017	8,522	→
Quarter ending March 2018	8,593	→
<b>Variance since March 2017</b>	<b>4.1%</b>	<b>↑</b>



### ACTIVITY

Cumulative percentage of contracted UDA delivered 2017 & 2018



Month	Adjusted Scheduled Activity (UDA)	
	2017	2018
April	1,396	823
May	3,620	2,781
June	5,616	4,584
July	8,365	7,090
August	10,646	9,129
September	12,414	10,666
October	14,874	13,124
November	16,722	15,529
December	18,703	17,669
January	20,551	19,638
February	22,964	22,434
March	25,610	24,920
April	26,439	
May	26,454	
June	26,456	

### QUALITY

	Quantity	Base Number	Contract	AT	Region	England
% of FP17s for the same patient ID Re-attending within 3 months - Children	173	2,856	6.1%	10.7%	12.8%	11.9%
% of FP17s for the same patient ID Re-attending within 3 months - Adults	1,281	11,518	11.1%	14.5%	16.5%	16.0%
% of FP17s for the same patient ID Re-attending between 3 & 9 months - Children	2,135	2,856	74.8%	57.9%	59.7%	58.3%
% of FP17s for the same patient ID Re-attending between 3 & 9 months - Adults	8,097	11,518	70.3%	52.3%	52.6%	50.3%
% of FP17s for Band 1 Urgent Courses	653	13,352	4.9%	8.1%	9.1%	9.1%
% of FP17s Relating to Free Repair or Replacements	232	13,352	1.7%	1.1%	1.0%	0.8%
% of FP17s Relating to Continuations	196	13,352	1.5%	1.4%	1.2%	1.0%
% of Patients satisfied with the dentistry they have received	11	15	73.3%	92.5%	91.6%	91.5%
% of Patients satisfied with the time they had to wait for an appointment	11	15	73.3%	88.5%	88.3%	87.9%

\* This is based on patients treated on this contract for their most recent course of treatment. Figures in italics indicate the base number of FP17s or Patient Questionnaire responses are less than 100. N/A is shown where the base number of responses is less than 10 during the period. % is calculated as Quantity/Base number\*100

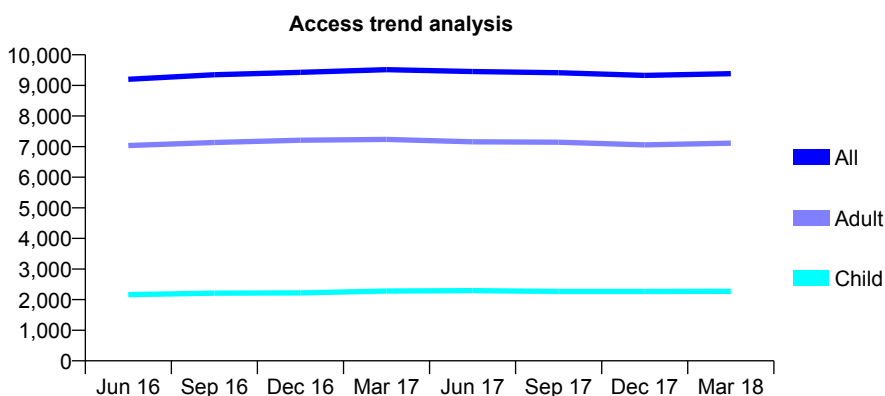
## Q49 - Vital Signs At a Glance Contract Report for 141852/0001 - March 2018

Name or company name	Perfect Smile Gateshead Partnership
Contract type name	GDS Contract
Purpose of contract	General and Orthodontic
Contract start date	01/07/2014
Contract end date	

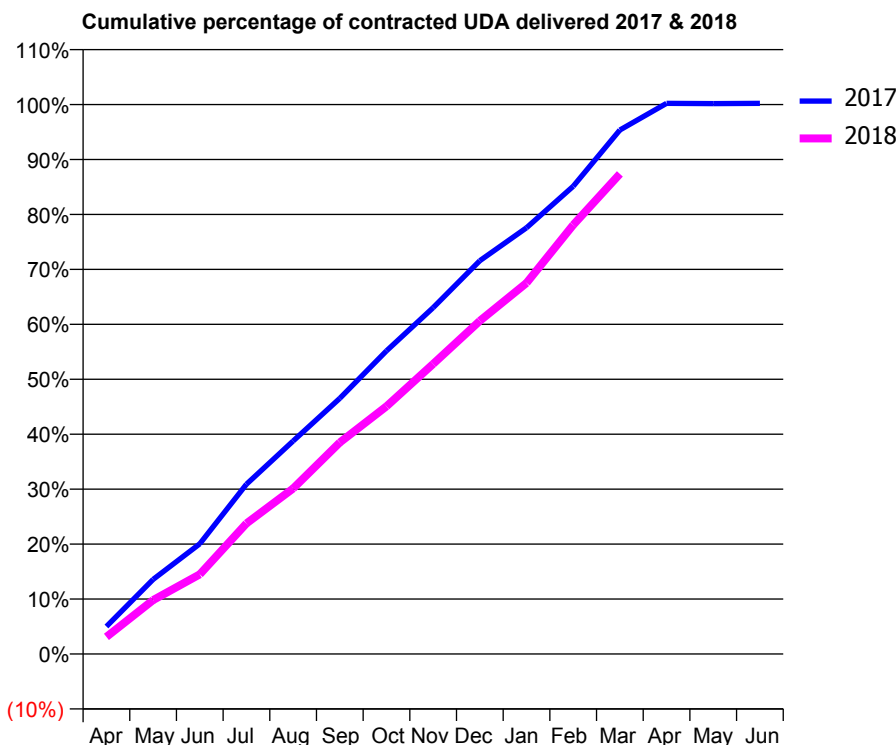
17/18 Contracted general activity (UDA)	28,872
Carry forward general activity (UDA)	-59
17/18 Contracted orthodontic activity (UOA)	500
Carry forward orthodontic activity (UOA)	0
Baseline contract value	£858,767.72

### ACCESS\*

Patients seen in 24 months	Total	Change since previous quarter
Quarter ending March 2017	9,514	
Quarter ending June 2017	9,451	→
Quarter ending September 2017	9,412	→
Quarter ending December 2017	9,326	→
Quarter ending March 2018	9,384	→
<b>Variance since March 2017</b>	<b>(1.4%)</b>	<b>↓</b>



### ACTIVITY



Month	Adjusted Scheduled Activity (UDA)	
	2017	2018
April	1,444	902
May	3,920	2,834
June	5,791	4,185
July	8,921	6,861
August	11,189	8,696
September	13,436	11,116
October	15,927	13,013
November	18,200	15,245
December	20,667	17,508
January	22,394	19,492
February	24,574	22,542
March	27,531	25,227
April	28,934	
May	28,921	
June	28,931	

### QUALITY

	Quantity	Base Number	Contract	AT	Region	England
% of FP17s for the same patient ID Re-attending within 3 months - Children	114	2,473	4.6%	10.7%	12.8%	11.9%
% of FP17s for the same patient ID Re-attending within 3 months - Adults	542	7,711	7.0%	14.5%	16.5%	16.0%
% of FP17s for the same patient ID Re-attending between 3 & 9 months - Children	1,040	2,473	42.1%	57.9%	59.7%	58.3%
% of FP17s for the same patient ID Re-attending between 3 & 9 months - Adults	3,666	7,711	47.5%	52.3%	52.6%	50.3%
% of FP17s for Band 1 Urgent Courses	840	9,681	8.7%	8.1%	9.1%	9.1%
% of FP17s Relating to Free Repair or Replacements	152	9,681	1.6%	1.1%	1.0%	0.8%
% of FP17s Relating to Continuations	23	9,681	0.2%	1.4%	1.2%	1.0%
% of Patients satisfied with the dentistry they have received	9	9	N/A	92.5%	91.6%	91.5%
% of Patients satisfied with the time they had to wait for an appointment	7	9	N/A	88.5%	88.3%	87.9%

\* This is based on patients treated on this contract for their most recent course of treatment. Figures in italics indicate the base number of FP17s or Patient Questionnaire responses are less than 100. N/A is shown where the base number of responses is less than 10 during the period. % is calculated as Quantity/Base number\*100

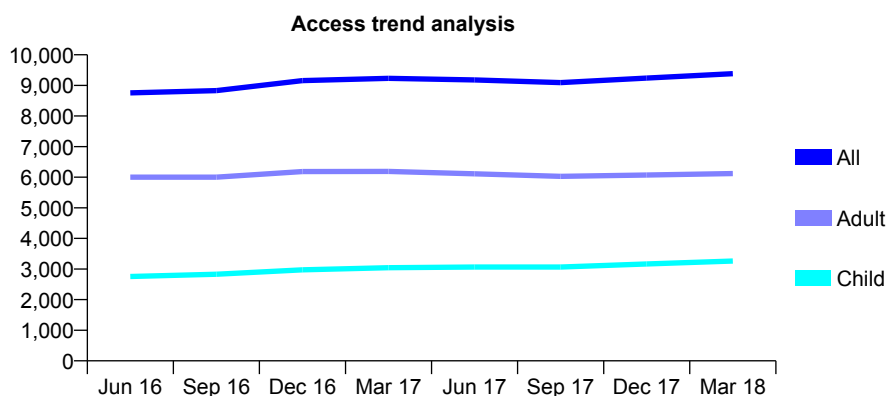
## Q49 - Vital Signs At a Glance Contract Report for 142050/0001 - March 2018

Name or company name	The Grainger Stockton, Birtley and Stanley
Contract type name	GDS Contract
Purpose of contract	General
Contract start date	01/02/2014
Contract end date	

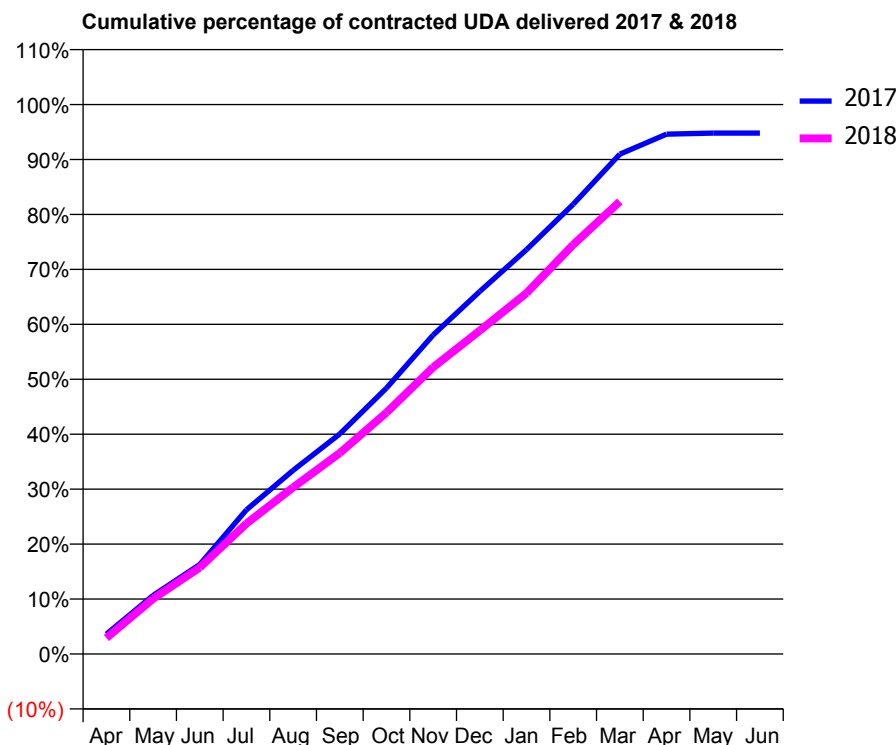
17/18 Contracted general activity (UDA)	32,500
Carry forward general activity (UDA)	0
17/18 Contracted orthodontic activity (UOA)	0
Carry forward orthodontic activity (UOA)	0
Baseline contract value	£769,638.32

### ACCESS\*

Patients seen in 24 months	Total	Change since previous quarter
Quarter ending March 2017	9,233	
Quarter ending June 2017	9,177	→
Quarter ending September 2017	9,093	→
Quarter ending December 2017	9,239	→
Quarter ending March 2018	9,382	→
<b>Variance since March 2017</b>	<b>1.6%</b>	<b>→</b>



### ACTIVITY



Month	Adjusted Scheduled Activity (UDA)	
	2017	2018
April	1,176	949
May	3,466	3,266
June	5,295	5,117
July	8,530	7,716
August	10,864	9,851
September	13,019	11,891
October	15,732	14,275
November	18,868	16,957
December	21,452	19,128
January	23,913	21,348
February	26,596	24,211
March	29,561	26,763
April	30,747	
May	30,809	
June	30,809	

### QUALITY

	Quantity	Base Number	Contract	AT	Region	England
% of FP17s for the same patient ID Re-attending within 3 months - Children	192	4,507	4.3%	10.7%	12.8%	11.9%
% of FP17s for the same patient ID Re-attending within 3 months - Adults	717	7,383	9.7%	14.5%	16.5%	16.0%
% of FP17s for the same patient ID Re-attending between 3 & 9 months - Children	2,717	4,507	60.3%	57.9%	59.7%	58.3%
% of FP17s for the same patient ID Re-attending between 3 & 9 months - Adults	4,131	7,383	56.0%	52.3%	52.6%	50.3%
% of FP17s for Band 1 Urgent Courses	660	11,441	5.8%	8.1%	9.1%	9.1%
% of FP17s Relating to Free Repair or Replacements	55	11,441	0.5%	1.1%	1.0%	0.8%
% of FP17s Relating to Continuations	65	11,441	0.6%	1.4%	1.2%	1.0%
% of Patients satisfied with the dentistry they have received	7	10	70.0%	92.5%	91.6%	91.5%
% of Patients satisfied with the time they had to wait for an appointment	9	10	90.0%	88.5%	88.3%	87.9%

\* This is based on patients treated on this contract for their most recent course of treatment. Figures in italics indicate the base number of FP17s or Patient Questionnaire responses are less than 100. N/A is shown where the base number of responses is less than 10 during the period. % is calculated as Quantity/Base number\*100

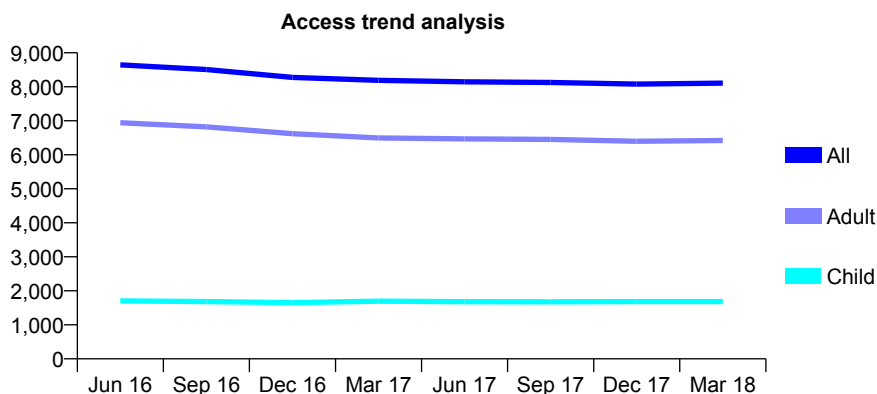
## Q49 - Vital Signs At a Glance Contract Report for 143324/0001 - March 2018

Name or company name	Perfect Smile Blaydon Partnership
Contract type name	GDS Contract
Purpose of contract	General
Contract start date	01/07/2014
Contract end date	

17/18 Contracted general activity (UDA)	22,584
Carry forward general activity (UDA)	109
17/18 Contracted orthodontic activity (UOA)	0
Carry forward orthodontic activity (UOA)	0
Baseline contract value	£715,395.00

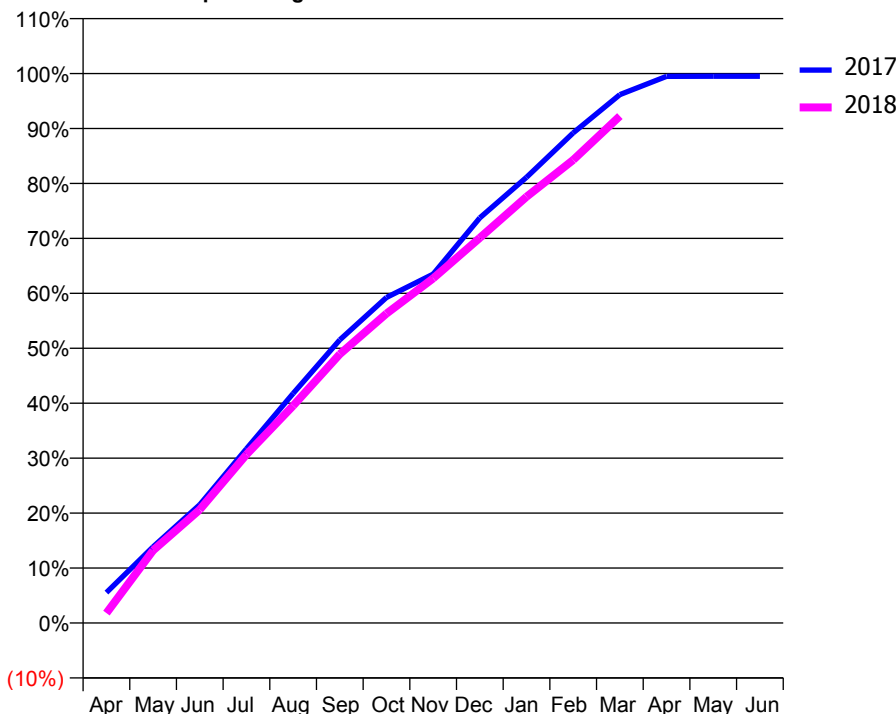
### ACCESS\*

Patients seen in 24 months	Total	Change since previous quarter
Quarter ending March 2017	8,190	
Quarter ending June 2017	8,149	→
Quarter ending September 2017	8,127	→
Quarter ending December 2017	8,082	→
Quarter ending March 2018	8,109	→
<b>Variance since March 2017</b>	<b>(1.0%)</b>	→



### ACTIVITY

Cumulative percentage of contracted UDA delivered 2017 & 2018



Month	Adjusted Scheduled Activity (UDA)	
	2017	2018
April	1,250	409
May	3,131	2,986
June	4,862	4,660
July	7,162	6,924
August	9,435	8,932
September	11,640	11,053
October	13,383	12,716
November	14,342	14,162
December	16,651	15,831
January	18,320	17,516
February	20,141	19,032
March	21,719	20,834
April	22,469	
May	22,473	
June	22,475	

### QUALITY

	Quantity	Base Number	Contract	AT	Region	England
% of FP17s for the same patient ID Re-attending within 3 months - Children	105	2,028	5.2%	10.7%	12.8%	11.9%
% of FP17s for the same patient ID Re-attending within 3 months - Adults	672	6,882	9.8%	14.5%	16.5%	16.0%
% of FP17s for the same patient ID Re-attending between 3 & 9 months - Children	907	2,028	44.7%	57.9%	59.7%	58.3%
% of FP17s for the same patient ID Re-attending between 3 & 9 months - Adults	2,857	6,882	41.5%	52.3%	52.6%	50.3%
% of FP17s for Band 1 Urgent Courses	415	8,562	4.8%	8.1%	9.1%	9.1%
% of FP17s Relating to Free Repair or Replacements	86	8,562	1.0%	1.1%	1.0%	0.8%
% of FP17s Relating to Continuations	116	8,562	1.4%	1.4%	1.2%	1.0%
% of Patients satisfied with the dentistry they have received	9	10	90.0%	92.5%	91.6%	91.5%
% of Patients satisfied with the time they had to wait for an appointment	9	10	90.0%	88.5%	88.3%	87.9%

\* This is based on patients treated on this contract for their most recent course of treatment. Figures in italics indicate the base number of FP17s or Patient Questionnaire responses are less than 100. N/A is shown where the base number of responses is less than 10 during the period. % is calculated as Quantity/Base number\*100

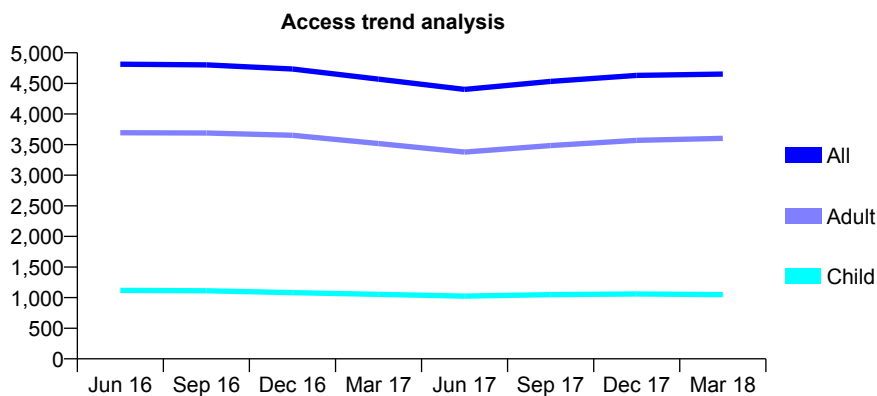
## Q49 - Vital Signs At a Glance Contract Report for 143960/0001 - March 2018

Name or company name	1A Dental Practice Partnership
Contract type name	GDS Contract
Purpose of contract	General
Contract start date	31/01/2014
Contract end date	

17/18 Contracted general activity (UDA)	19,000
Carry forward general activity (UDA)	0
17/18 Contracted orthodontic activity (UOA)	0
Carry forward orthodontic activity (UOA)	0
Baseline contract value	£588,201.49

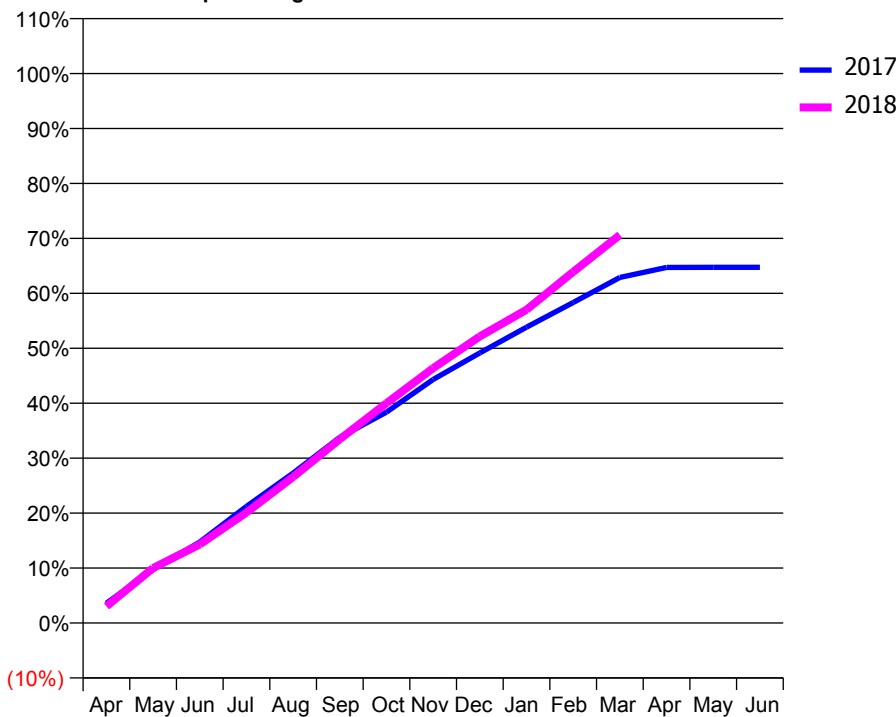
### ACCESS\*

Patients seen in 24 months	Total	Change since previous quarter
Quarter ending March 2017	4,570	
Quarter ending June 2017	4,402	↓
Quarter ending September 2017	4,533	↑
Quarter ending December 2017	4,630	↑
Quarter ending March 2018	4,652	→
<b>Variance since March 2017</b>	<b>1.8%</b>	<b>→</b>



### ACTIVITY

Cumulative percentage of contracted UDA delivered 2017 & 2018



Month	Adjusted Scheduled Activity (UDA)	
	2017	2018
April	827	578
May	2,240	1,901
June	3,393	2,719
July	4,881	3,822
August	6,275	5,052
September	7,771	6,355
October	8,825	7,599
November	10,192	8,814
December	11,303	9,910
January	12,385	10,835
February	13,413	12,144
March	14,463	13,421
April	14,885	
May	14,889	
June	14,890	

### QUALITY

	Quantity	Base Number	Contract	AT	Region	England
% of FP17s for the same patient ID Re-attending within 3 months - Children	71	1,393	5.1%	10.7%	12.8%	11.9%
% of FP17s for the same patient ID Re-attending within 3 months - Adults	388	4,083	9.5%	14.5%	16.5%	16.0%
% of FP17s for the same patient ID Re-attending between 3 & 9 months - Children	668	1,393	48.0%	57.9%	59.7%	58.3%
% of FP17s for the same patient ID Re-attending between 3 & 9 months - Adults	1,666	4,083	40.8%	52.3%	52.6%	50.3%
% of FP17s for Band 1 Urgent Courses	371	5,309	7.0%	8.1%	9.1%	9.1%
% of FP17s Relating to Free Repair or Replacements	40	5,309	0.8%	1.1%	1.0%	0.8%
% of FP17s Relating to Continuations	64	5,309	1.2%	1.4%	1.2%	1.0%
% of Patients satisfied with the dentistry they have received	4	4	N/A	92.5%	91.6%	91.5%
% of Patients satisfied with the time they had to wait for an appointment	4	4	N/A	88.5%	88.3%	87.9%

\* This is based on patients treated on this contract for their most recent course of treatment. Figures in italics indicate the base number of FP17s or Patient Questionnaire responses are less than 100. N/A is shown where the base number of responses is less than 10 during the period. % is calculated as Quantity/Base number\*100

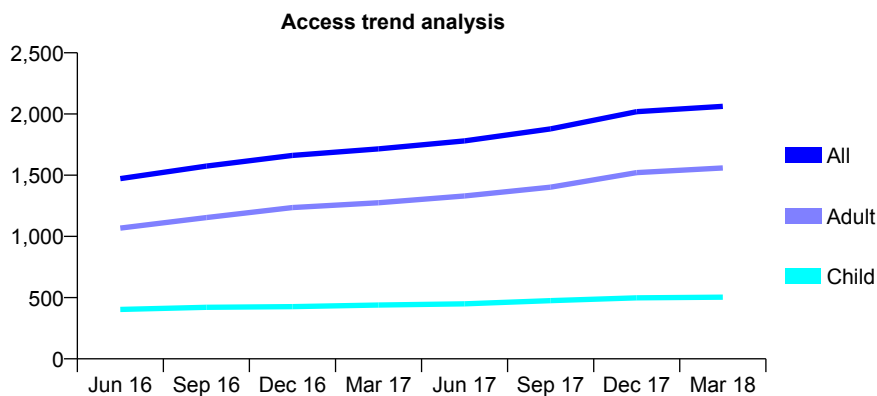
## Q49 - Vital Signs At a Glance Contract Report for 144479/0001 - March 2018

Name or company name	CSDP(UK) Ltd
Contract type name	GDS Contract
Purpose of contract	General
Contract start date	01/07/2010
Contract end date	

17/18 Contracted general activity (UDA)	6,622
Carry forward general activity (UDA)	-98
17/18 Contracted orthodontic activity (UOA)	0
Carry forward orthodontic activity (UOA)	0
Baseline contract value	£182,281.48

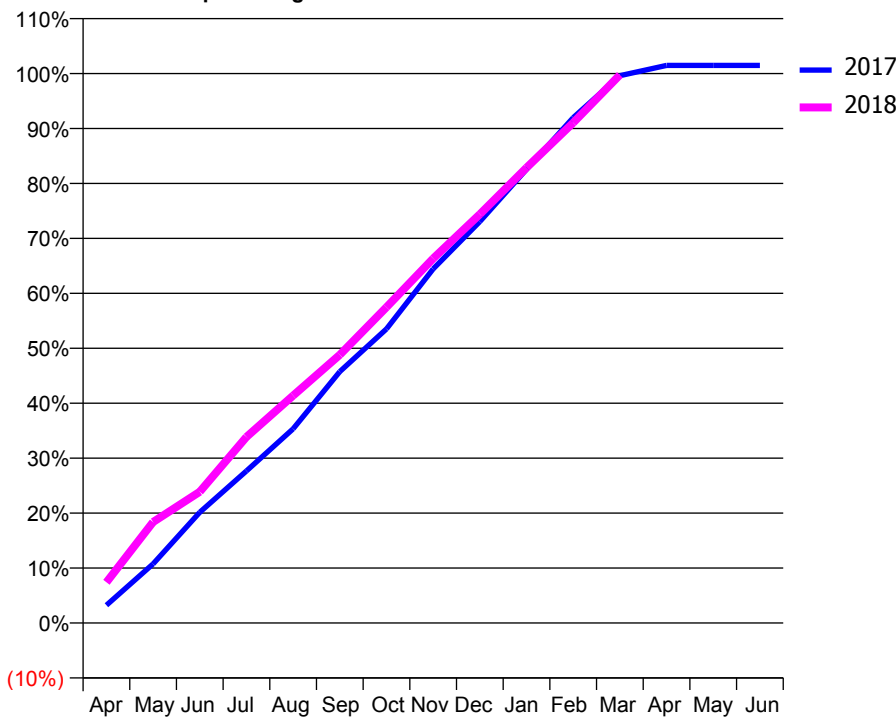
### ACCESS\*

Patients seen in 24 months	Total	Change since previous quarter
Quarter ending March 2017	1,715	
Quarter ending June 2017	1,780	↑
Quarter ending September 2017	1,879	↑
Quarter ending December 2017	2,019	↑
Quarter ending March 2018	2,063	↑
<b>Variance since March 2017</b>	<b>20.3%</b>	<b>↑</b>



### ACTIVITY

Cumulative percentage of contracted UDA delivered 2017 & 2018



Month	Adjusted Scheduled Activity (UDA)	
	2017	2018
April	214	492
May	713	1,218
June	1,335	1,583
July	1,833	2,243
August	2,341	2,741
September	3,030	3,233
October	3,544	3,807
November	4,267	4,393
December	4,838	4,926
January	5,467	5,487
February	6,089	6,029
March	6,595	6,605
April	6,720	
May	6,720	
June	6,720	

### QUALITY

	Quantity	Base Number	Contract	AT	Region	England
% of FP17s for the same patient ID Re-attending within 3 months - Children	41	841	4.9%	10.7%	12.8%	11.9%
% of FP17s for the same patient ID Re-attending within 3 months - Adults	151	1,941	7.8%	14.5%	16.5%	16.0%
% of FP17s for the same patient ID Re-attending between 3 & 9 months - Children	552	841	65.6%	57.9%	59.7%	58.3%
% of FP17s for the same patient ID Re-attending between 3 & 9 months - Adults	1,038	1,941	53.5%	52.3%	52.6%	50.3%
% of FP17s for Band 1 Urgent Courses	77	2,707	2.8%	8.1%	9.1%	9.1%
% of FP17s Relating to Free Repair or Replacements	27	2,707	1.0%	1.1%	1.0%	0.8%
% of FP17s Relating to Continuations	25	2,707	0.9%	1.4%	1.2%	1.0%
% of Patients satisfied with the dentistry they have received	0	0	N/A	92.5%	91.6%	91.5%
% of Patients satisfied with the time they had to wait for an appointment	0	0	N/A	88.5%	88.3%	87.9%

\* This is based on patients treated on this contract for their most recent course of treatment. Figures in italics indicate the base number of FP17s or Patient Questionnaire responses are less than 100. N/A is shown where the base number of responses is less than 10 during the period. % is calculated as Quantity/Base number\*100

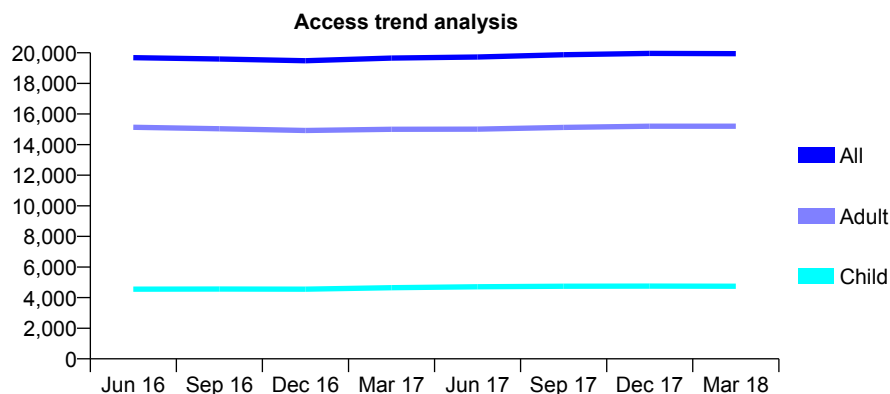
## Q49 - Vital Signs At a Glance Contract Report for 144770/0001 - March 2018

Name or company name	Newcastle and Wallsend Dental Practice P
Contract type name	GDS Contract
Purpose of contract	General
Contract start date	01/05/2013
Contract end date	

17/18 Contracted general activity (UDA)	64,738
Carry forward general activity (UDA)	0
17/18 Contracted orthodontic activity (UOA)	0
Carry forward orthodontic activity (UOA)	0
Baseline contract value	£1,680,644.31

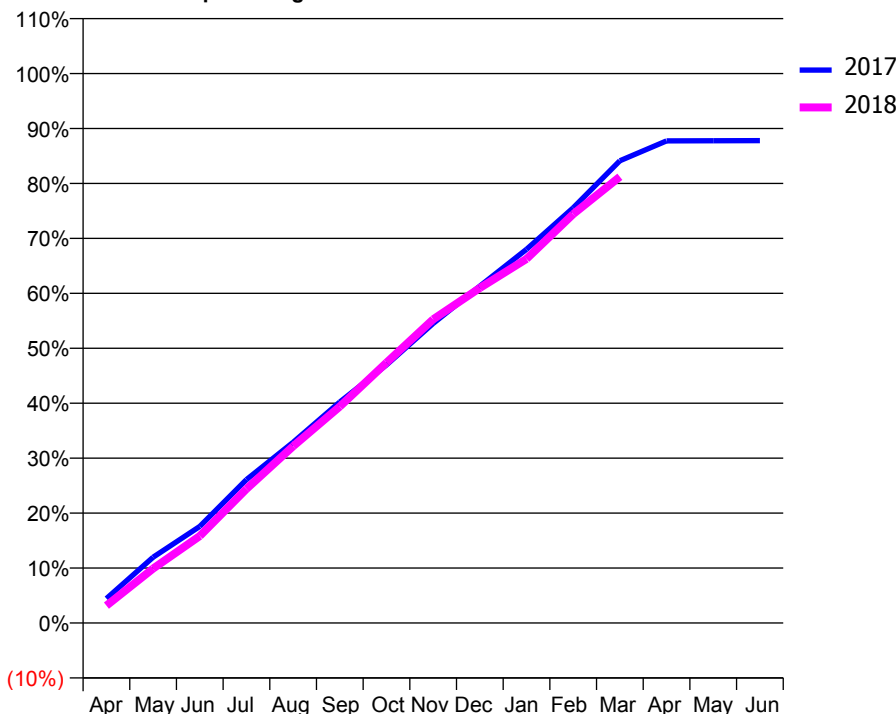
### ACCESS\*

Patients seen in 24 months	Total	Change since previous quarter
Quarter ending March 2017	19,653	
Quarter ending June 2017	19,722	→
Quarter ending September 2017	19,873	→
Quarter ending December 2017	19,958	→
Quarter ending March 2018	19,946	→
<b>Variance since March 2017</b>	<b>1.5%</b>	<b>→</b>



### ACTIVITY

Cumulative percentage of contracted UDA delivered 2017 & 2018



Month	Adjusted Scheduled Activity (UDA)	
	2017	2018
April	3,104	2,044
May	8,348	6,423
June	12,265	10,247
July	18,206	15,797
August	22,943	20,822
September	28,045	25,503
October	32,750	30,677
November	38,019	35,773
December	42,757	39,470
January	47,422	42,898
February	52,687	48,177
March	58,665	52,578
April	61,193	
May	61,207	
June	61,213	

### QUALITY

	Quantity	Base Number	Contract	AT	Region	England
% of FP17s for the same patient ID Re-attending within 3 months - Children	303	6,344	4.8%	10.7%	12.8%	11.9%
% of FP17s for the same patient ID Re-attending within 3 months - Adults	2,294	19,571	11.7%	14.5%	16.5%	16.0%
% of FP17s for the same patient ID Re-attending between 3 & 9 months - Children	3,956	6,344	62.4%	57.9%	59.7%	58.3%
% of FP17s for the same patient ID Re-attending between 3 & 9 months - Adults	11,125	19,571	56.8%	52.3%	52.6%	50.3%
% of FP17s for Band 1 Urgent Courses	2,250	24,856	9.1%	8.1%	9.1%	9.1%
% of FP17s Relating to Free Repair or Replacements	256	24,856	1.0%	1.1%	1.0%	0.8%
% of FP17s Relating to Continuations	339	24,856	1.4%	1.4%	1.2%	1.0%
% of Patients satisfied with the dentistry they have received	21	22	95.5%	92.5%	91.6%	91.5%
% of Patients satisfied with the time they had to wait for an appointment	21	22	95.5%	88.5%	88.3%	87.9%

\* This is based on patients treated on this contract for their most recent course of treatment. Figures in italics indicate the base number of FP17s or Patient Questionnaire responses are less than 100. N/A is shown where the base number of responses is less than 10 during the period. % is calculated as Quantity/Base number\*100

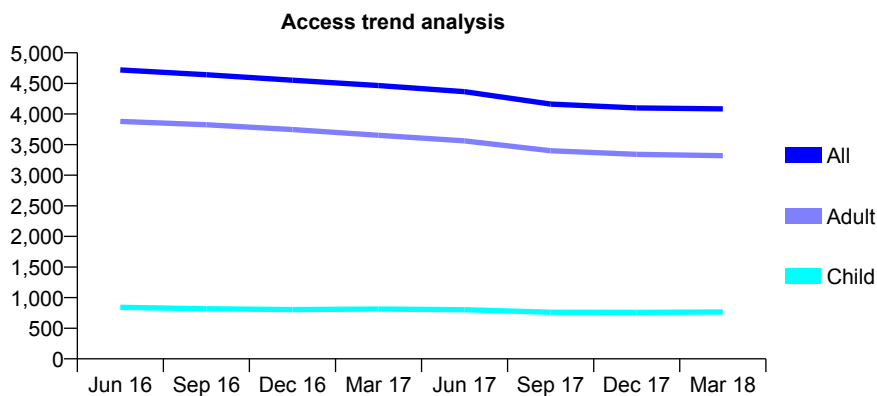
## Q49 - Vital Signs At a Glance Contract Report for 144878/0001 - March 2018

Name or company name	Geoff Antons Limited
Contract type name	GDS Contract
Purpose of contract	General
Contract start date	01/04/2008
Contract end date	

17/18 Contracted general activity (UDA)	19,462
Carry forward general activity (UDA)	0
17/18 Contracted orthodontic activity (UOA)	0
Carry forward orthodontic activity (UOA)	0
Baseline contract value	£518,578.48

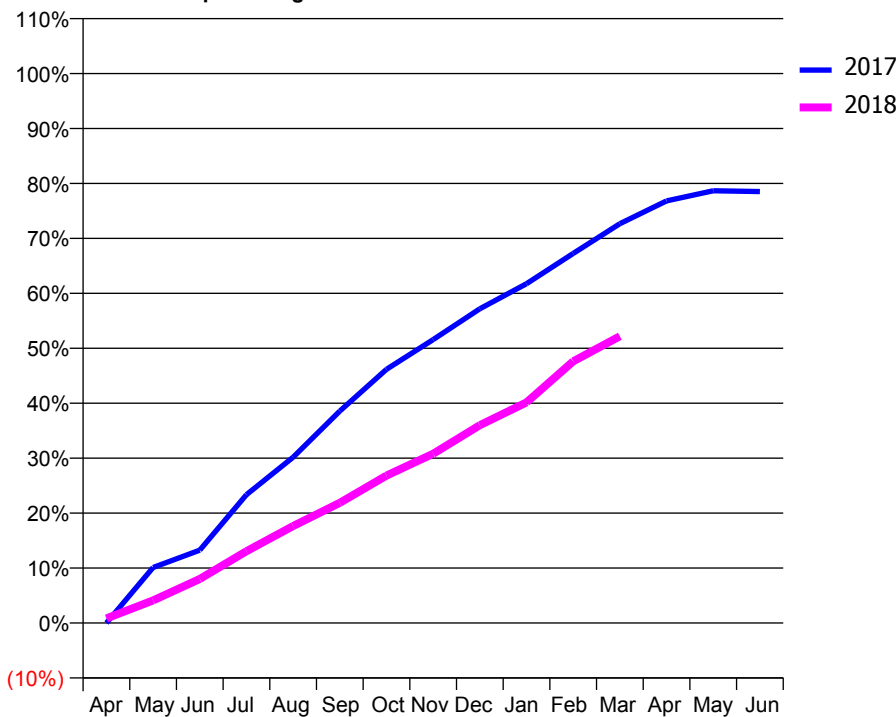
### ACCESS\*

Patients seen in 24 months	Total	Change since previous quarter
Quarter ending March 2017	4,466	
Quarter ending June 2017	4,365	↓
Quarter ending September 2017	4,162	↓
Quarter ending December 2017	4,099	↓
Quarter ending March 2018	4,084	→
<b>Variance since March 2017</b>	<b>(8.6%)</b>	<b>↓</b>



### ACTIVITY

Cumulative percentage of contracted UDA delivered 2017 & 2018



Adjusted Scheduled Activity (UDA)

Month	2017	2018
April	0	161
May	1,966	802
June	2,580	1,560
July	4,548	2,543
August	5,874	3,434
September	7,507	4,258
October	8,987	5,221
November	10,039	5,998
December	11,132	7,006
January	12,018	7,816
February	13,089	9,270
March	14,145	10,157
April	14,950	
May	15,308	
June	15,281	

### QUALITY

	Quantity	Base Number	Contract	AT	Region	England
% of FP17s for the same patient ID Re-attending within 3 months - Children	84	1,160	7.2%	10.7%	12.8%	11.9%
% of FP17s for the same patient ID Re-attending within 3 months - Adults	407	4,686	8.7%	14.5%	16.5%	16.0%
% of FP17s for the same patient ID Re-attending between 3 & 9 months - Children	667	1,160	57.5%	57.9%	59.7%	58.3%
% of FP17s for the same patient ID Re-attending between 3 & 9 months - Adults	3,069	4,686	65.5%	52.3%	52.6%	50.3%
% of FP17s for Band 1 Urgent Courses	149	5,412	2.8%	8.1%	9.1%	9.1%
% of FP17s Relating to Free Repair or Replacements	106	5,412	2.0%	1.1%	1.0%	0.8%
% of FP17s Relating to Continuations	61	5,412	1.1%	1.4%	1.2%	1.0%
% of Patients satisfied with the dentistry they have received	3	3	N/A	92.5%	91.6%	91.5%
% of Patients satisfied with the time they had to wait for an appointment	3	3	N/A	88.5%	88.3%	87.9%

\* This is based on patients treated on this contract for their most recent course of treatment. Figures in italics indicate the base number of FP17s or Patient Questionnaire responses are less than 100. N/A is shown where the base number of responses is less than 10 during the period. % is calculated as Quantity/Base number\*100



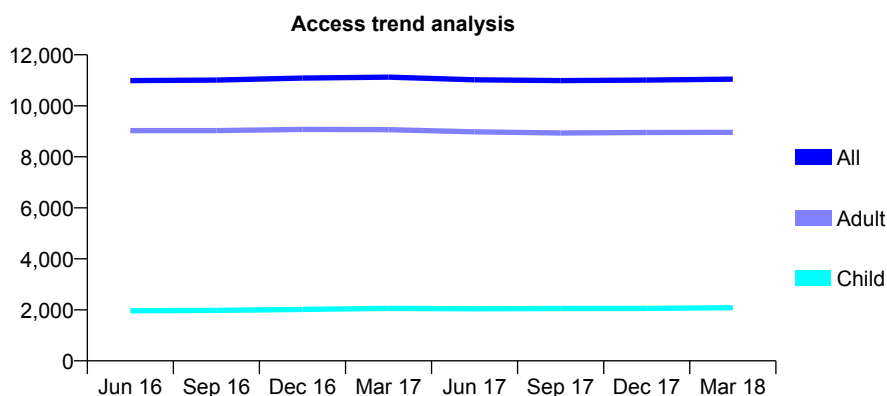
## Q49 - Vital Signs At a Glance Contract Report for 148792/0001 - March 2018

Name or company name	Perfect Smile North Shields Partnership
Contract type name	GDS Contract
Purpose of contract	General
Contract start date	01/07/2014
Contract end date	

17/18 Contracted general activity (UDA)	36,119
Carry forward general activity (UDA)	0
17/18 Contracted orthodontic activity (UOA)	0
Carry forward orthodontic activity (UOA)	0
Baseline contract value	£856,729.78

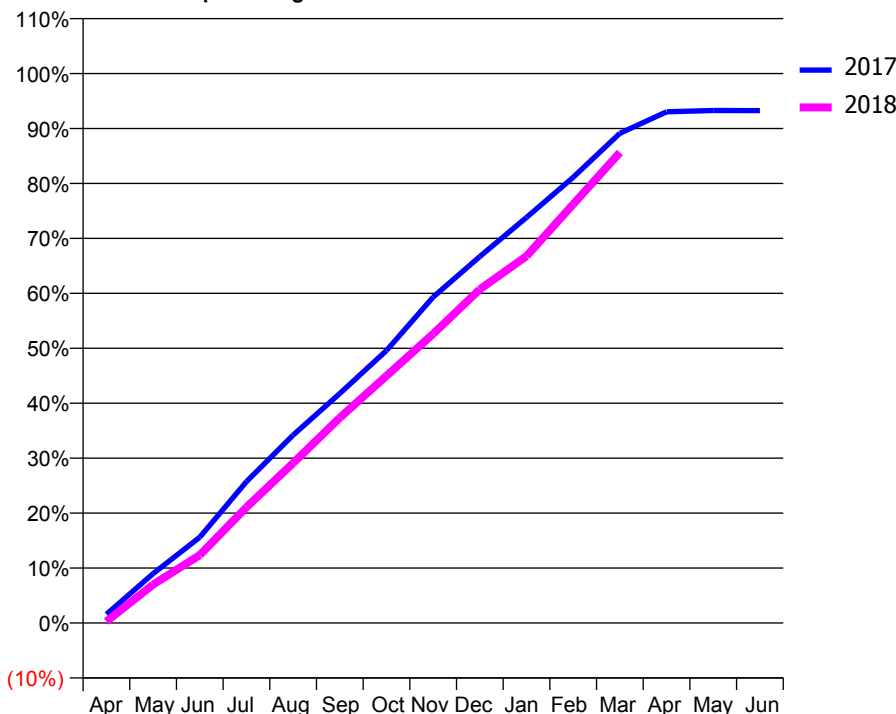
### ACCESS\*

Patients seen in 24 months	Total	Change since previous quarter
Quarter ending March 2017	11,123	
Quarter ending June 2017	11,019	→
Quarter ending September 2017	10,986	→
Quarter ending December 2017	11,009	→
Quarter ending March 2018	11,045	→
<b>Variance since March 2017</b>	<b>(0.7%)</b>	→



### ACTIVITY

Cumulative percentage of contracted UDA delivered 2017 & 2018



Month	Adjusted Scheduled Activity (UDA)	
	2017	2018
April	574	100
May	3,245	2,529
June	5,638	4,468
July	9,298	7,611
August	12,353	10,516
September	15,090	13,491
October	17,910	16,249
November	21,427	19,006
December	24,089	21,931
January	26,659	24,117
February	29,300	27,526
March	32,190	30,924
April	33,599	
May	33,685	
June	33,677	

### QUALITY

	Quantity	Base Number	Contract	AT	Region	England
% of FP17s for the same patient ID Re-attending within 3 months - Children	124	3,025	4.1%	10.7%	12.8%	11.9%
% of FP17s for the same patient ID Re-attending within 3 months - Adults	1,415	13,341	10.6%	14.5%	16.5%	16.0%
% of FP17s for the same patient ID Re-attending between 3 & 9 months - Children	2,003	3,025	66.2%	57.9%	59.7%	58.3%
% of FP17s for the same patient ID Re-attending between 3 & 9 months - Adults	9,096	13,341	68.2%	52.3%	52.6%	50.3%
% of FP17s for Band 1 Urgent Courses	599	15,693	3.8%	8.1%	9.1%	9.1%
% of FP17s Relating to Free Repair or Replacements	131	15,693	0.8%	1.1%	1.0%	0.8%
% of FP17s Relating to Continuations	70	15,693	0.4%	1.4%	1.2%	1.0%
% of Patients satisfied with the dentistry they have received	8	8	N/A	92.5%	91.6%	91.5%
% of Patients satisfied with the time they had to wait for an appointment	8	8	N/A	88.5%	88.3%	87.9%

\* This is based on patients treated on this contract for their most recent course of treatment. Figures in italics indicate the base number of FP17s or Patient Questionnaire responses are less than 100. N/A is shown where the base number of responses is less than 10 during the period. % is calculated as Quantity/Base number\*100

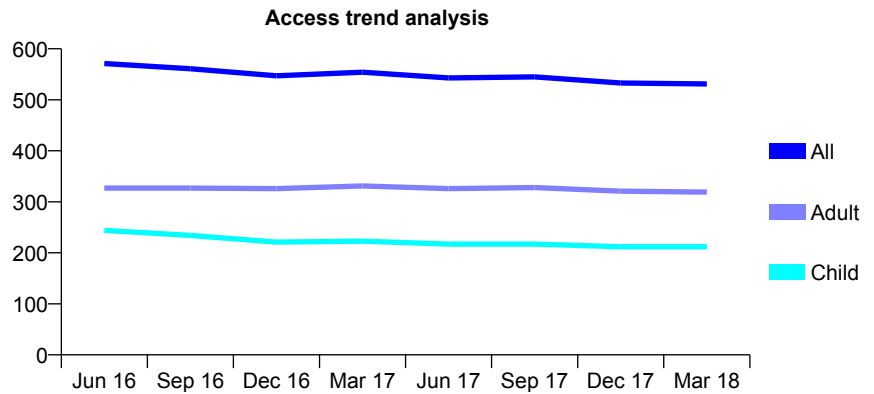
## Q49 - Vital Signs At a Glance Contract Report for 150622/0001 - March 2018

Name or company name	Newgate Dental Practice
Contract type name	GDS Contract
Purpose of contract	General
Contract start date	29/07/2014
Contract end date	

17/18 Contracted general activity (UDA)	1,759
Carry forward general activity (UDA)	0
17/18 Contracted orthodontic activity (UOA)	0
Carry forward orthodontic activity (UOA)	0
Baseline contract value	£39,352.96

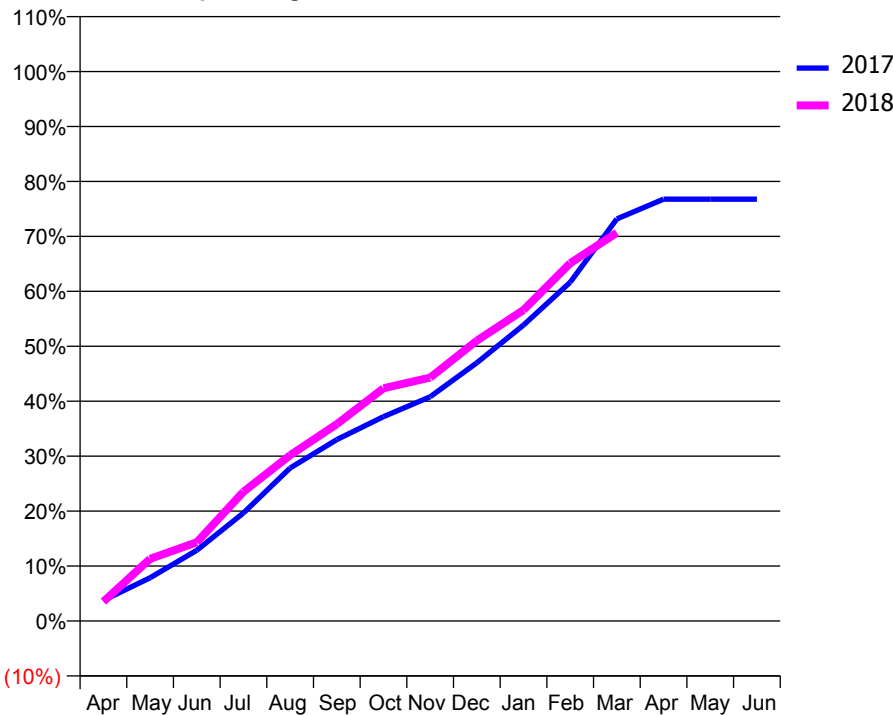
### ACCESS\*

Patients seen in 24 months	Total	Change since previous quarter
Quarter ending March 2017	554	
Quarter ending June 2017	543	↓
Quarter ending September 2017	545	→
Quarter ending December 2017	533	↓
Quarter ending March 2018	531	→
<b>Variance since March 2017</b>	<b>(4.2%)</b>	<b>↓</b>



### ACTIVITY

Cumulative percentage of contracted UDA delivered 2017 & 2018



Month	Adjusted Scheduled Activity (UDA)	
	2017	2018
April	66	62
May	138	199
June	226	252
July	346	414
August	490	531
September	581	630
October	654	745
November	718	779
December	826	897
January	948	996
February	1,084	1,146
March	1,287	1,243
April	1,350	
May	1,350	
June	1,350	

### QUALITY

	Quantity	Base Number	Contract	AT	Region	England
% of FP17s for the same patient ID Re-attending within 3 months - Children	17	327	5.2%	10.7%	12.8%	11.9%
% of FP17s for the same patient ID Re-attending within 3 months - Adults	53	461	11.5%	14.5%	16.5%	16.0%
% of FP17s for the same patient ID Re-attending between 3 & 9 months - Children	221	327	67.6%	57.9%	59.7%	58.3%
% of FP17s for the same patient ID Re-attending between 3 & 9 months - Adults	273	461	59.2%	52.3%	52.6%	50.3%
% of FP17s for Band 1 Urgent Courses	24	752	3.2%	8.1%	9.1%	9.1%
% of FP17s Relating to Free Repair or Replacements	2	752	0.3%	1.1%	1.0%	0.8%
% of FP17s Relating to Continuations	17	752	2.3%	1.4%	1.2%	1.0%
% of Patients satisfied with the dentistry they have received	0	0	N/A	92.5%	91.6%	91.5%
% of Patients satisfied with the time they had to wait for an appointment	0	0	N/A	88.5%	88.3%	87.9%

\* This is based on patients treated on this contract for their most recent course of treatment. Figures in italics indicate the base number of FP17s or Patient Questionnaire responses are less than 100. N/A is shown where the base number of responses is less than 10 during the period. % is calculated as Quantity/Base number\*100

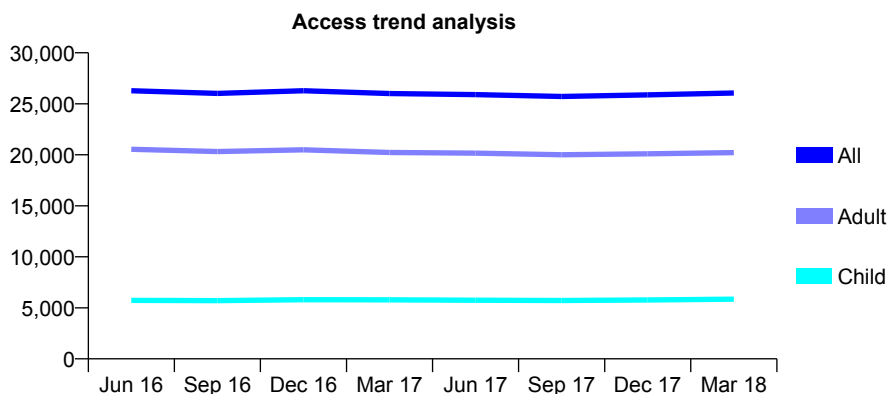
## Q49 - Vital Signs At a Glance Contract Report for 150886/0001 - March 2018

Name or company name	Silver and Charlton
Contract type name	GDS Contract
Purpose of contract	General
Contract start date	01/07/2013
Contract end date	

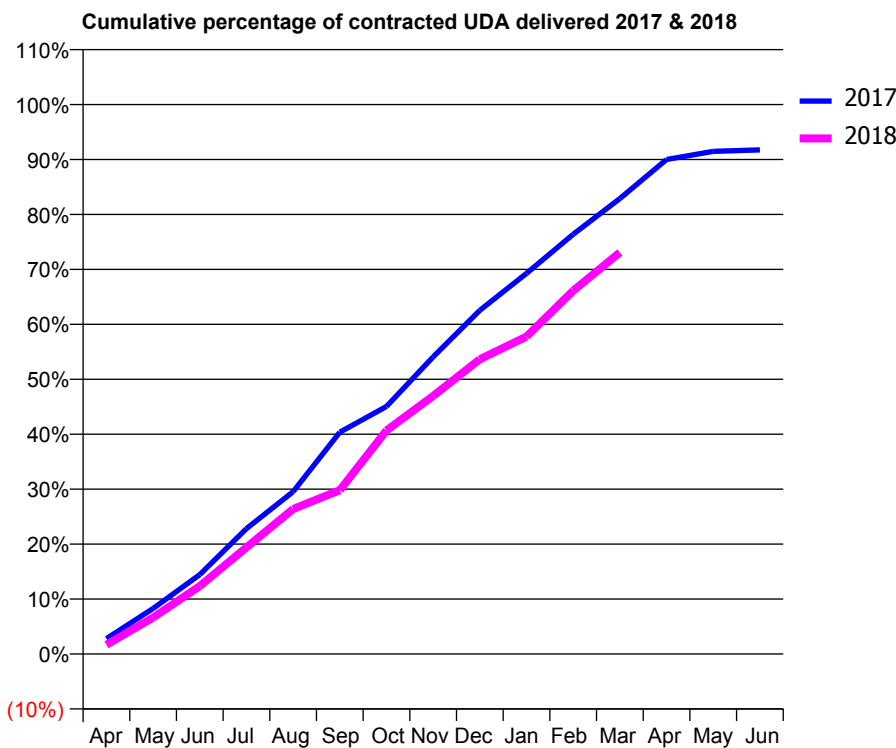
17/18 Contracted general activity (UDA)	90,873
Carry forward general activity (UDA)	0
17/18 Contracted orthodontic activity (UOA)	0
Carry forward orthodontic activity (UOA)	0
Baseline contract value	£2,468,788.35

### ACCESS\*

Patients seen in 24 months	Total	Change since previous quarter
Quarter ending March 2017	26,013	
Quarter ending June 2017	25,902	→
Quarter ending September 2017	25,717	→
Quarter ending December 2017	25,871	→
Quarter ending March 2018	26,062	→
<b>Variance since March 2017</b>	<b>0.2%</b>	<b>→</b>



### ACTIVITY



Month	Adjusted Scheduled Activity (UDA)	
	2017	2018
April	2,552	1,537
May	7,559	6,034
June	13,154	11,239
July	20,799	17,620
August	26,915	23,977
September	36,767	27,096
October	41,045	36,965
November	49,256	42,691
December	56,977	48,747
January	63,088	52,491
February	69,576	60,089
March	75,495	66,399
April	81,982	
May	83,319	
June	83,561	

### QUALITY

	Quantity	Base Number	Contract	AT	Region	England
% of FP17s for the same patient ID Re-attending within 3 months - Children	572	6,679	8.6%	10.7%	12.8%	11.9%
% of FP17s for the same patient ID Re-attending within 3 months - Adults	3,786	23,052	16.4%	14.5%	16.5%	16.0%
% of FP17s for the same patient ID Re-attending between 3 & 9 months - Children	2,668	6,679	39.9%	57.9%	59.7%	58.3%
% of FP17s for the same patient ID Re-attending between 3 & 9 months - Adults	9,405	23,052	40.8%	52.3%	52.6%	50.3%
% of FP17s for Band 1 Urgent Courses	1,908	27,246	7.0%	8.1%	9.1%	9.1%
% of FP17s Relating to Free Repair or Replacements	451	27,246	1.7%	1.1%	1.0%	0.8%
% of FP17s Relating to Continuations	664	27,246	2.4%	1.4%	1.2%	1.0%
% of Patients satisfied with the dentistry they have received	13	15	86.7%	92.5%	91.6%	91.5%
% of Patients satisfied with the time they had to wait for an appointment	12	15	80.0%	88.5%	88.3%	87.9%

\* This is based on patients treated on this contract for their most recent course of treatment. Figures in italics indicate the base number of FP17s or Patient Questionnaire responses are less than 100. N/A is shown where the base number of responses is less than 10 during the period. % is calculated as Quantity/Base number\*100

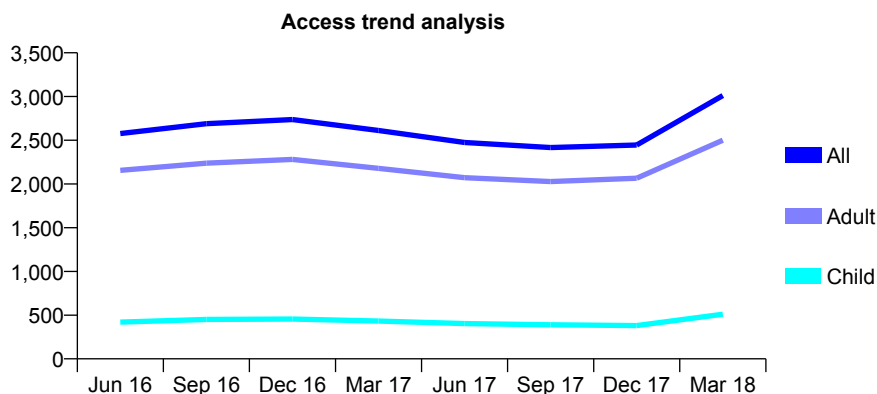
## Q49 - Vital Signs At a Glance Contract Report for 153303/0001 - March 2018

Name or company name	William Shardlow BDP
Contract type name	GDS Contract
Purpose of contract	General
Contract start date	01/01/2014
Contract end date	

17/18 Contracted general activity (UDA)	11,039
Carry forward general activity (UDA)	0
17/18 Contracted orthodontic activity (UOA)	0
Carry forward orthodontic activity (UOA)	0
Baseline contract value	£275,115.25

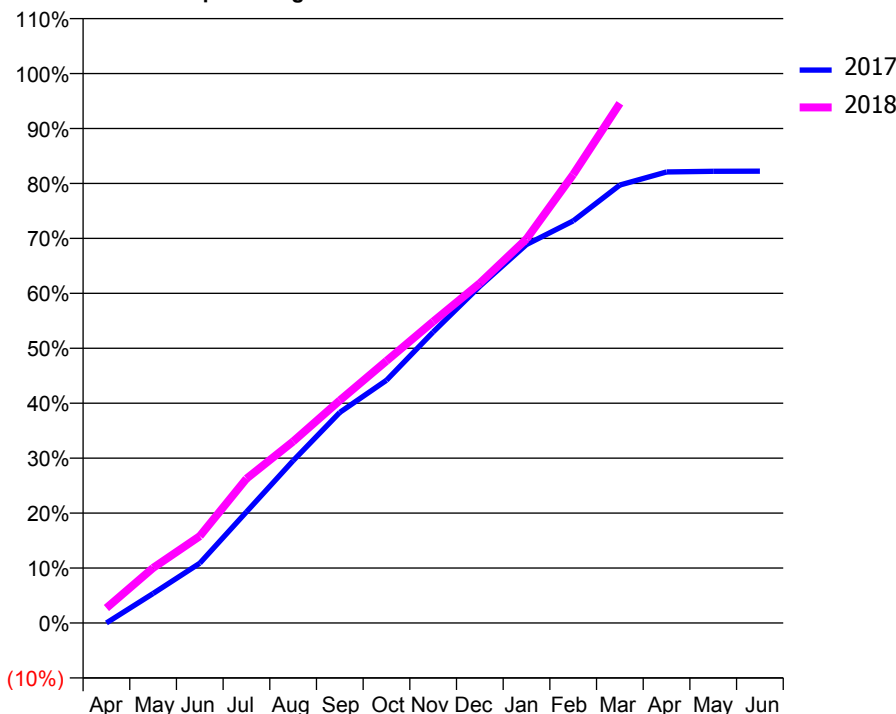
### ACCESS\*

Patients seen in 24 months	Total	Change since previous quarter
Quarter ending March 2017	2,611	
Quarter ending June 2017	2,475	↓
Quarter ending September 2017	2,416	↓
Quarter ending December 2017	2,446	→
Quarter ending March 2018	3,011	↑
<b>Variance since March 2017</b>	<b>15.3%</b>	<b>↑</b>



### ACTIVITY

Cumulative percentage of contracted UDA delivered 2017 & 2018



Month	Adjusted Scheduled Activity (UDA)	
	2017	2018
April	0	301
May	593	1,107
June	1,200	1,745
July	2,233	2,899
August	3,262	3,647
September	4,232	4,473
October	4,877	5,265
November	5,846	6,054
December	6,765	6,828
January	7,604	7,716
February	8,079	9,009
March	8,799	10,440
April	9,061	
May	9,074	
June	9,077	

### QUALITY

	Quantity	Base Number	Contract	AT	Region	England
% of FP17s for the same patient ID Re-attending within 3 months - Children	38	665	5.7%	10.7%	12.8%	11.9%
% of FP17s for the same patient ID Re-attending within 3 months - Adults	401	3,471	11.6%	14.5%	16.5%	16.0%
% of FP17s for the same patient ID Re-attending between 3 & 9 months - Children	335	665	50.4%	57.9%	59.7%	58.3%
% of FP17s for the same patient ID Re-attending between 3 & 9 months - Adults	1,858	3,471	53.5%	52.3%	52.6%	50.3%
% of FP17s for Band 1 Urgent Courses	185	4,025	4.6%	8.1%	9.1%	9.1%
% of FP17s Relating to Free Repair or Replacements	30	4,025	0.7%	1.1%	1.0%	0.8%
% of FP17s Relating to Continuations	85	4,025	2.1%	1.4%	1.2%	1.0%
% of Patients satisfied with the dentistry they have received	1	2	N/A	92.5%	91.6%	91.5%
% of Patients satisfied with the time they had to wait for an appointment	1	2	N/A	88.5%	88.3%	87.9%

\* This is based on patients treated on this contract for their most recent course of treatment. Figures in italics indicate the base number of FP17s or Patient Questionnaire responses are less than 100. N/A is shown where the base number of responses is less than 10 during the period. % is calculated as Quantity/Base number\*100

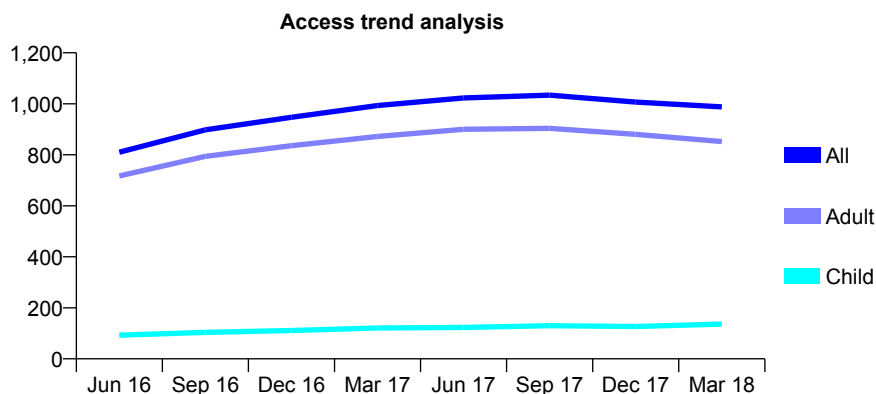
## Q49 - Vital Signs At a Glance Contract Report for 153923/0001 - March 2018

Name or company name	Mr Devanand Isukapatla
Contract type name	GDS Contract
Purpose of contract	General
Contract start date	01/11/2015
Contract end date	

17/18 Contracted general activity (UDA)	3,371
Carry forward general activity (UDA)	-43
17/18 Contracted orthodontic activity (UOA)	0
Carry forward orthodontic activity (UOA)	0
Baseline contract value	£86,172.98

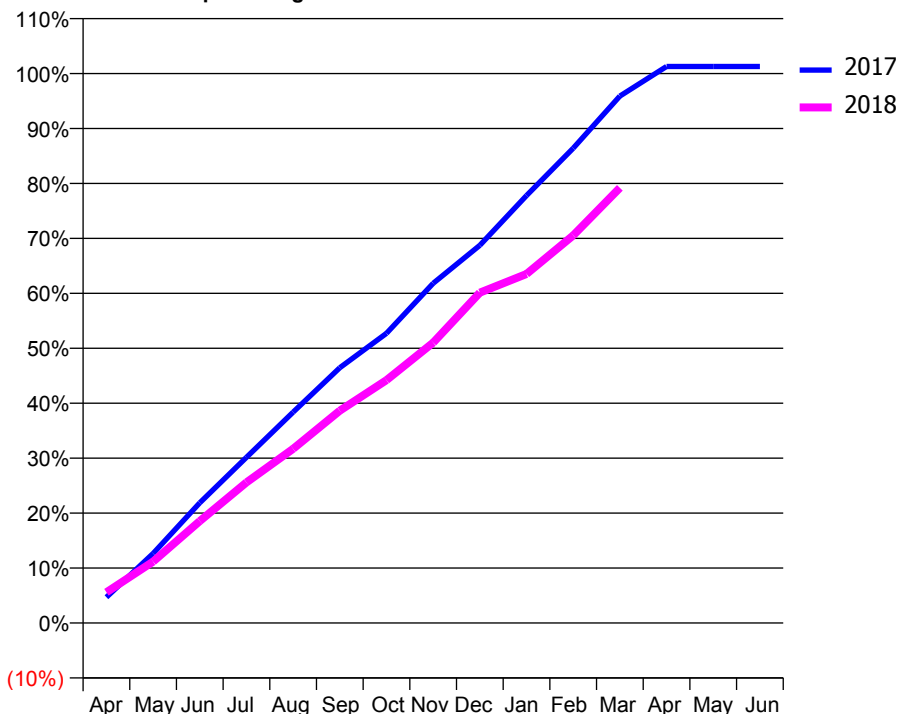
### ACCESS\*

Patients seen in 24 months	Total	Change since previous quarter
Quarter ending March 2017	993	
Quarter ending June 2017	1,023	↑
Quarter ending September 2017	1,034	→
Quarter ending December 2017	1,007	↓
Quarter ending March 2018	988	↓
<b>Variance since March 2017</b>	<b>(0.5%)</b>	→



### ACTIVITY

Cumulative percentage of contracted UDA delivered 2017 & 2018



Month	Adjusted Scheduled Activity (UDA)	
	2017	2018
April	158	189
May	426	377
June	737	626
July	1,016	863
August	1,294	1,068
September	1,566	1,302
October	1,777	1,490
November	2,084	1,720
December	2,317	2,027
January	2,623	2,141
February	2,912	2,378
March	3,232	2,670
April	3,414	
May	3,414	
June	3,414	

### QUALITY

	Quantity	Base Number	Contract	AT	Region	England
% of FP17s for the same patient ID Re-attending within 3 months - Children	16	200	8.0%	10.7%	12.8%	11.9%
% of FP17s for the same patient ID Re-attending within 3 months - Adults	184	1,433	12.8%	14.5%	16.5%	16.0%
% of FP17s for the same patient ID Re-attending between 3 & 9 months - Children	121	200	60.5%	57.9%	59.7%	58.3%
% of FP17s for the same patient ID Re-attending between 3 & 9 months - Adults	1,058	1,433	73.8%	52.3%	52.6%	50.3%
% of FP17s for Band 1 Urgent Courses	104	1,555	6.7%	8.1%	9.1%	9.1%
% of FP17s Relating to Free Repair or Replacements	14	1,555	0.9%	1.1%	1.0%	0.8%
% of FP17s Relating to Continuations	14	1,555	0.9%	1.4%	1.2%	1.0%
% of Patients satisfied with the dentistry they have received	0	0	N/A	92.5%	91.6%	91.5%
% of Patients satisfied with the time they had to wait for an appointment	0	0	N/A	88.5%	88.3%	87.9%

\* This is based on patients treated on this contract for their most recent course of treatment. Figures in italics indicate the base number of FP17s or Patient Questionnaire responses are less than 100. N/A is shown where the base number of responses is less than 10 during the period. % is calculated as Quantity/Base number\*100

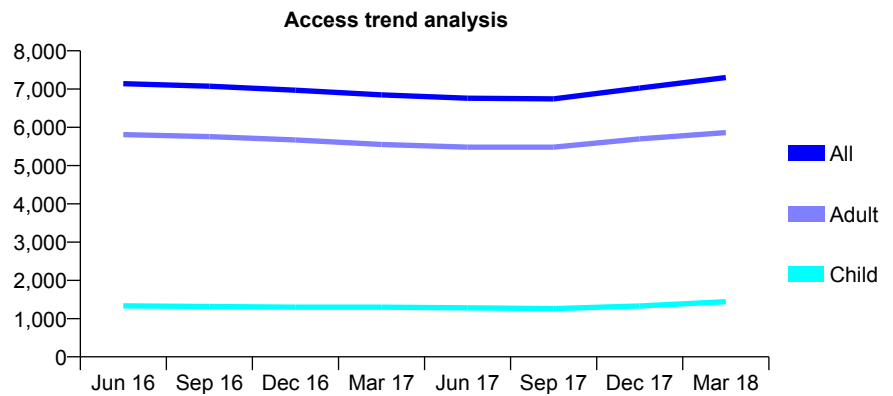
## Q49 - Vital Signs At a Glance Contract Report for 156663/0001 - March 2018

Name or company name	The Belvedere Dental Practice Ltd
Contract type name	GDS Contract
Purpose of contract	General and Orthodontic
Contract start date	01/09/2010
Contract end date	

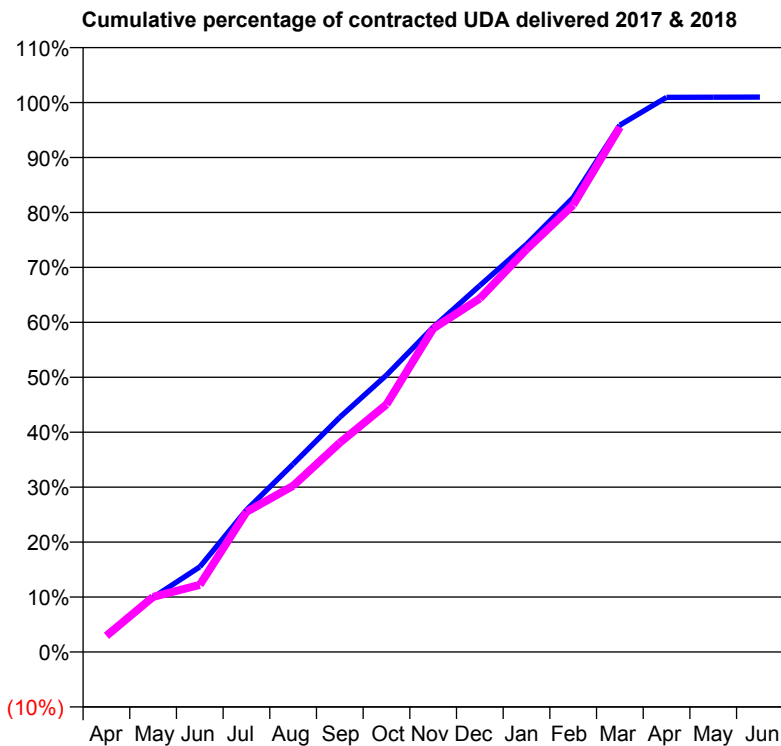
17/18 Contracted general activity (UDA)	21,163
Carry forward general activity (UDA)	-207
17/18 Contracted orthodontic activity (UOA)	0
Carry forward orthodontic activity (UOA)	0
Baseline contract value	£509,225.34

### ACCESS\*

Patients seen in 24 months	Total	Change since previous quarter
Quarter ending March 2017	6,847	
Quarter ending June 2017	6,762	↓
Quarter ending September 2017	6,743	→
Quarter ending December 2017	7,027	↑
Quarter ending March 2018	7,301	↑
<b>Variance since March 2017</b>	<b>6.6%</b>	<b>↑</b>



### ACTIVITY



Month	Adjusted Scheduled Activity (UDA)	
	2017	2018
April	672	625
May	2,106	2,125
June	3,278	2,586
July	5,471	5,394
August	7,236	6,399
September	9,044	8,062
October	10,663	9,534
November	12,509	12,458
December	14,113	13,619
January	15,702	15,505
February	17,506	17,216
March	20,293	20,214
April	21,362	
May	21,365	
June	21,370	

### QUALITY

	Quantity	Base Number	Contract	AT	Region	England
% of FP17s for the same patient ID Re-attending within 3 months - Children	181	2,383	7.6%	10.7%	12.8%	11.9%
% of FP17s for the same patient ID Re-attending within 3 months - Adults	1,613	9,796	16.5%	14.5%	16.5%	16.0%
% of FP17s for the same patient ID Re-attending between 3 & 9 months - Children	1,429	2,383	60.0%	57.9%	59.7%	58.3%
% of FP17s for the same patient ID Re-attending between 3 & 9 months - Adults	5,868	9,796	59.9%	52.3%	52.6%	50.3%
% of FP17s for Band 1 Urgent Courses	1,380	11,661	11.8%	8.1%	9.1%	9.1%
% of FP17s Relating to Free Repair or Replacements	101	11,661	0.9%	1.1%	1.0%	0.8%
% of FP17s Relating to Continuations	211	11,661	1.8%	1.4%	1.2%	1.0%
% of Patients satisfied with the dentistry they have received	5	5	N/A	92.5%	91.6%	91.5%
% of Patients satisfied with the time they had to wait for an appointment	3	5	N/A	88.5%	88.3%	87.9%

\* This is based on patients treated on this contract for their most recent course of treatment. Figures in italics indicate the base number of FP17s or Patient Questionnaire responses are less than 100. N/A is shown where the base number of responses is less than 10 during the period. % is calculated as Quantity/Base number\*100

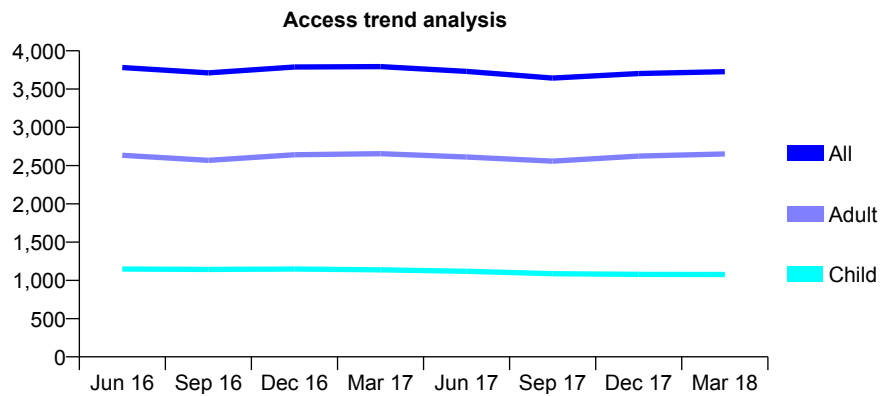
## Q49 - Vital Signs At a Glance Contract Report for 157457/0001 - March 2018

Name or company name	Northumbria Dental Care Limited
Contract type name	Pilot Contract
Purpose of contract	General and Orthodontic
Contract start date	01/01/2012
Contract end date	

17/18 Contracted general activity (UDA)	12,713
Carry forward general activity (UDA)	0
17/18 Contracted orthodontic activity (UOA)	420
Carry forward orthodontic activity (UOA)	0
Baseline contract value	£383,786.55

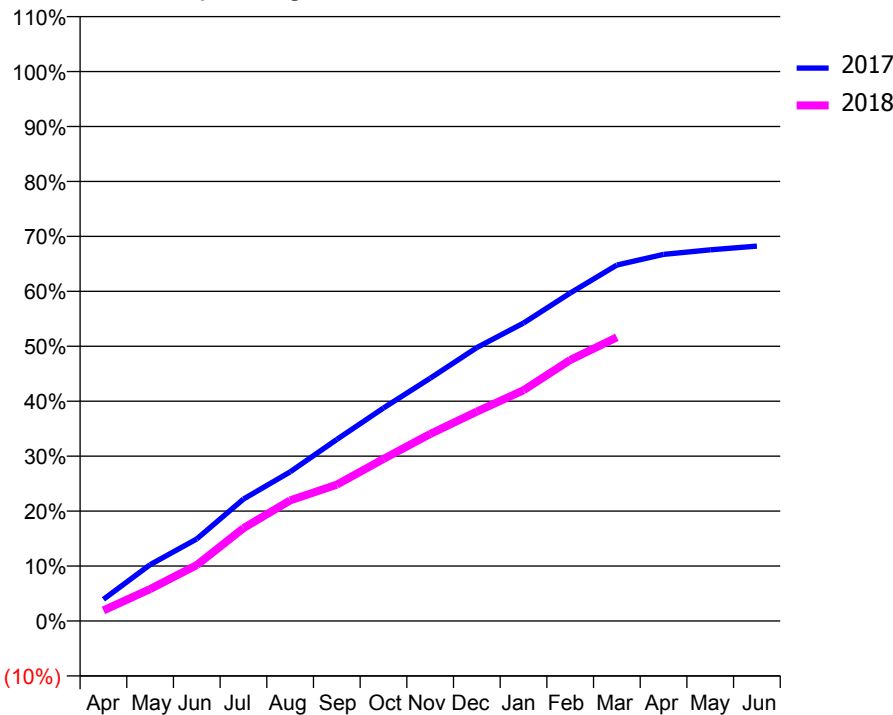
### ACCESS\*

Patients seen in 24 months	Total	Change since previous quarter
Quarter ending March 2017	3,793	
Quarter ending June 2017	3,730	↓
Quarter ending September 2017	3,644	↓
Quarter ending December 2017	3,702	→
Quarter ending March 2018	3,727	→
<b>Variance since March 2017</b>	<b>(1.7%)</b>	<b>↓</b>



### ACTIVITY

Cumulative percentage of contracted UDA delivered 2017 & 2018



Month	Adjusted Scheduled Activity (UDA)	
	2017	2018
April	501	245
May	1,303	739
June	1,897	1,293
July	2,821	2,147
August	3,449	2,789
September	4,200	3,154
October	4,929	3,749
November	5,617	4,327
December	6,325	4,846
January	6,895	5,339
February	7,589	6,039
March	8,236	6,565
April	8,483	
May	8,586	
June	8,673	

### QUALITY

	Quantity	Base Number	Contract	AT	Region	England
% of FP17s for the same patient ID Re-attending within 3 months - Children	109	1,283	8.5%	10.7%	12.8%	11.9%
% of FP17s for the same patient ID Re-attending within 3 months - Adults	237	2,395	9.9%	14.5%	16.5%	16.0%
% of FP17s for the same patient ID Re-attending between 3 & 9 months - Children	555	1,283	43.3%	57.9%	59.7%	58.3%
% of FP17s for the same patient ID Re-attending between 3 & 9 months - Adults	759	2,395	31.7%	52.3%	52.6%	50.3%
% of FP17s for Band 1 Urgent Courses	171	3,033	5.6%	8.1%	9.1%	9.1%
% of FP17s Relating to Free Repair or Replacements	14	3,033	0.5%	1.1%	1.0%	0.8%
% of FP17s Relating to Continuations	33	3,033	1.1%	1.4%	1.2%	1.0%
% of Patients satisfied with the dentistry they have received	1	1	N/A	92.5%	91.6%	91.5%
% of Patients satisfied with the time they had to wait for an appointment	1	1	N/A	88.5%	88.3%	87.9%

\* This is based on patients treated on this contract for their most recent course of treatment. Figures in italics indicate the base number of FP17s or Patient Questionnaire responses are less than 100. N/A is shown where the base number of responses is less than 10 during the period. % is calculated as Quantity/Base number\*100

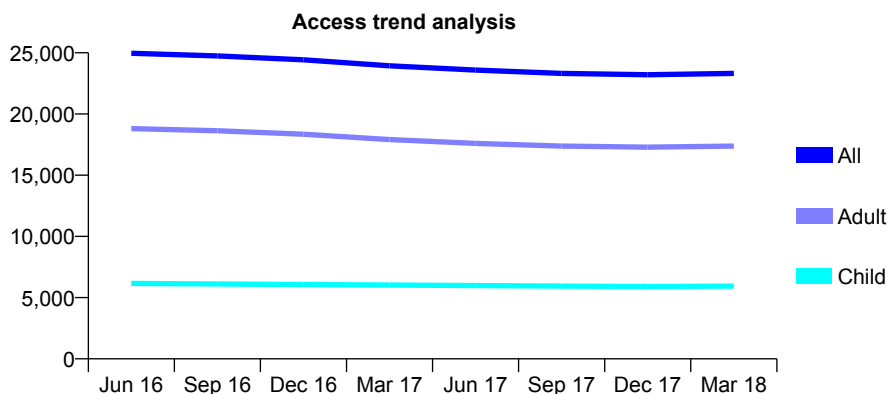
## Q49 - Vital Signs At a Glance Contract Report for 159891/0001 - March 2018

Name or company name	The Southwick and Whitburn Dental Practic
Contract type name	GDS Contract
Purpose of contract	General
Contract start date	01/04/2014
Contract end date	

17/18 Contracted general activity (UDA)	65,484
Carry forward general activity (UDA)	0
17/18 Contracted orthodontic activity (UOA)	0
Carry forward orthodontic activity (UOA)	0
Baseline contract value	£1,754,293.65

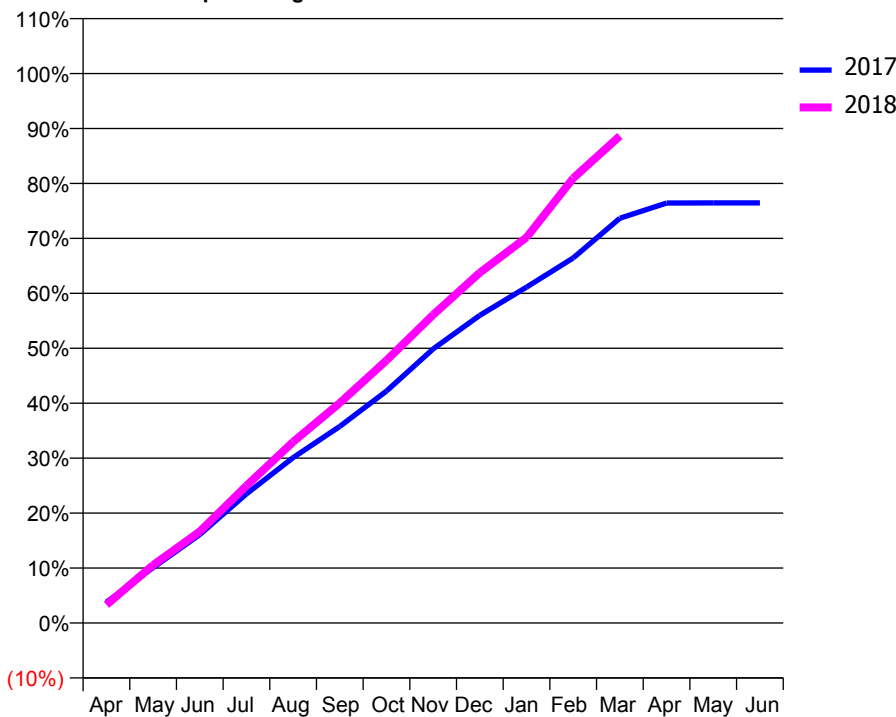
### ACCESS\*

Patients seen in 24 months	Total	Change since previous quarter
Quarter ending March 2017	23,943	
Quarter ending June 2017	23,589	↓
Quarter ending September 2017	23,320	↓
Quarter ending December 2017	23,206	→
Quarter ending March 2018	23,319	→
<b>Variance since March 2017</b>	<b>(2.6%)</b>	<b>↓</b>



### ACTIVITY

Cumulative percentage of contracted UDA delivered 2017 & 2018



Month	Adjusted Scheduled Activity (UDA)	
	2017	2018
April	3,061	2,177
May	8,099	6,899
June	12,934	10,912
July	18,895	16,367
August	24,198	21,596
September	28,767	26,229
October	33,925	31,297
November	40,090	36,726
December	45,015	41,751
January	49,132	45,942
February	53,395	52,996
March	59,219	58,045
April	61,445	
May	61,447	
June	61,447	

### QUALITY

	Quantity	Base Number	Contract	AT	Region	England
% of FP17s for the same patient ID Re-attending within 3 months - Children	466	7,870	5.9%	10.7%	12.8%	11.9%
% of FP17s for the same patient ID Re-attending within 3 months - Adults	2,249	21,091	10.7%	14.5%	16.5%	16.0%
% of FP17s for the same patient ID Re-attending between 3 & 9 months - Children	3,974	7,870	50.5%	57.9%	59.7%	58.3%
% of FP17s for the same patient ID Re-attending between 3 & 9 months - Adults	10,200	21,091	48.4%	52.3%	52.6%	50.3%
% of FP17s for Band 1 Urgent Courses	2,171	27,982	7.8%	8.1%	9.1%	9.1%
% of FP17s Relating to Free Repair or Replacements	163	27,982	0.6%	1.1%	1.0%	0.8%
% of FP17s Relating to Continuations	282	27,982	1.0%	1.4%	1.2%	1.0%
% of Patients satisfied with the dentistry they have received	42	44	95.5%	92.5%	91.6%	91.5%
% of Patients satisfied with the time they had to wait for an appointment	40	44	90.9%	88.5%	88.3%	87.9%

\* This is based on patients treated on this contract for their most recent course of treatment. Figures in italics indicate the base number of FP17s or Patient Questionnaire responses are less than 100. N/A is shown where the base number of responses is less than 10 during the period. % is calculated as Quantity/Base number\*100



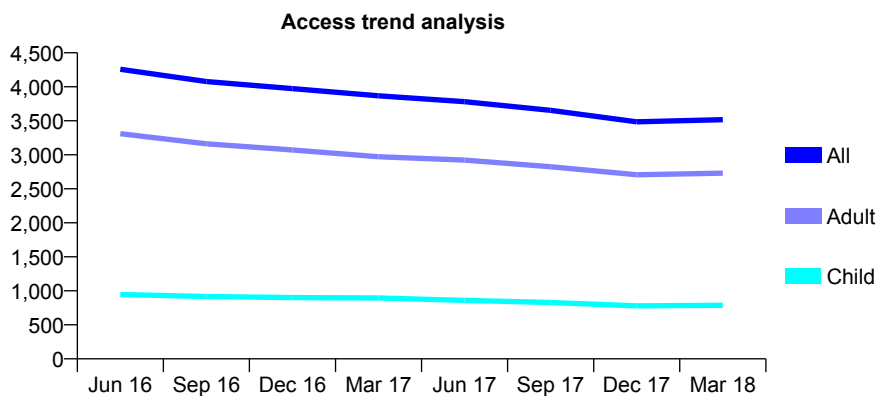
## Q49 - Vital Signs At a Glance Contract Report for 160296/0001 - March 2018

Name or company name	Queen Street Dental Practice Partnership
Contract type name	GDS Contract
Purpose of contract	General
Contract start date	22/10/2009
Contract end date	

17/18 Contracted general activity (UDA)	12,000
Carry forward general activity (UDA)	-139
17/18 Contracted orthodontic activity (UOA)	0
Carry forward orthodontic activity (UOA)	0
Baseline contract value	£330,485.06

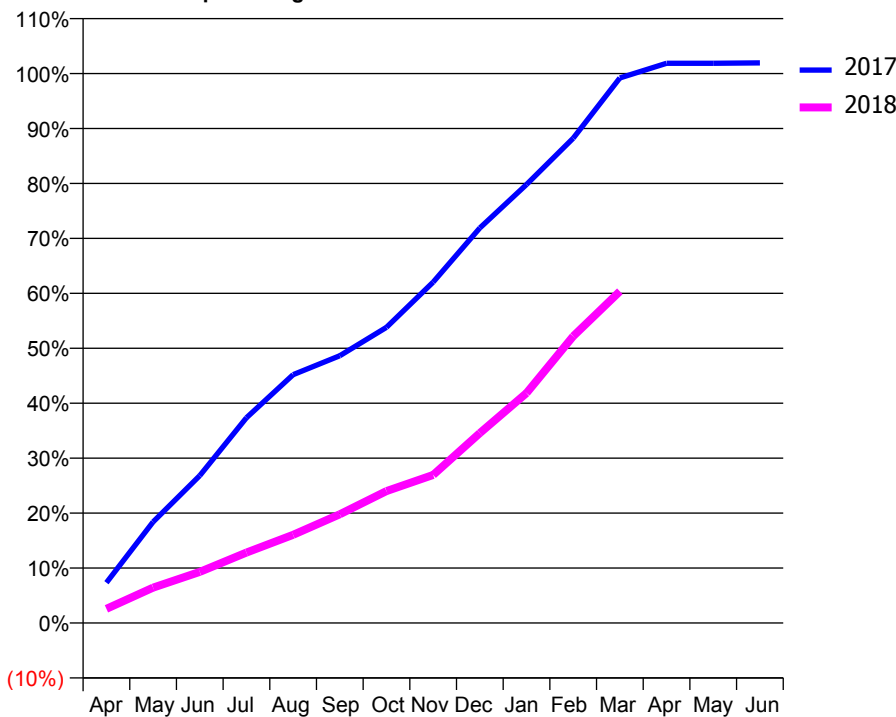
### ACCESS\*

Patients seen in 24 months	Total	Change since previous quarter
Quarter ending March 2017	3,867	
Quarter ending June 2017	3,782	↓
Quarter ending September 2017	3,653	↓
Quarter ending December 2017	3,486	↓
Quarter ending March 2018	3,517	→
<b>Variance since March 2017</b>	<b>(9.1%)</b>	<b>↓</b>



### ACTIVITY

Cumulative percentage of contracted UDA delivered 2017 & 2018



Month	Adjusted Scheduled Activity (UDA)	
	2017	2018
April	531	310
May	1,330	774
June	1,938	1,118
July	2,699	1,540
August	3,265	1,925
September	3,514	2,376
October	3,888	2,881
November	4,482	3,234
December	5,194	4,147
January	5,766	5,021
February	6,375	6,263
March	7,166	7,244
April	7,360	
May	7,360	
June	7,364	

### QUALITY

	Quantity	Base Number	Contract	AT	Region	England
% of FP17s for the same patient ID Re-attending within 3 months - Children	46	699	6.6%	10.7%	12.8%	11.9%
% of FP17s for the same patient ID Re-attending within 3 months - Adults	278	2,798	9.9%	14.5%	16.5%	16.0%
% of FP17s for the same patient ID Re-attending between 3 & 9 months - Children	145	699	20.7%	57.9%	59.7%	58.3%
% of FP17s for the same patient ID Re-attending between 3 & 9 months - Adults	850	2,798	30.4%	52.3%	52.6%	50.3%
% of FP17s for Band 1 Urgent Courses	329	3,407	9.7%	8.1%	9.1%	9.1%
% of FP17s Relating to Free Repair or Replacements	92	3,407	2.7%	1.1%	1.0%	0.8%
% of FP17s Relating to Continuations	47	3,407	1.4%	1.4%	1.2%	1.0%
% of Patients satisfied with the dentistry they have received	2	3	N/A	92.5%	91.6%	91.5%
% of Patients satisfied with the time they had to wait for an appointment	2	3	N/A	88.5%	88.3%	87.9%

\* This is based on patients treated on this contract for their most recent course of treatment. Figures in italics indicate the base number of FP17s or Patient Questionnaire responses are less than 100. N/A is shown where the base number of responses is less than 10 during the period. % is calculated as Quantity/Base number\*100

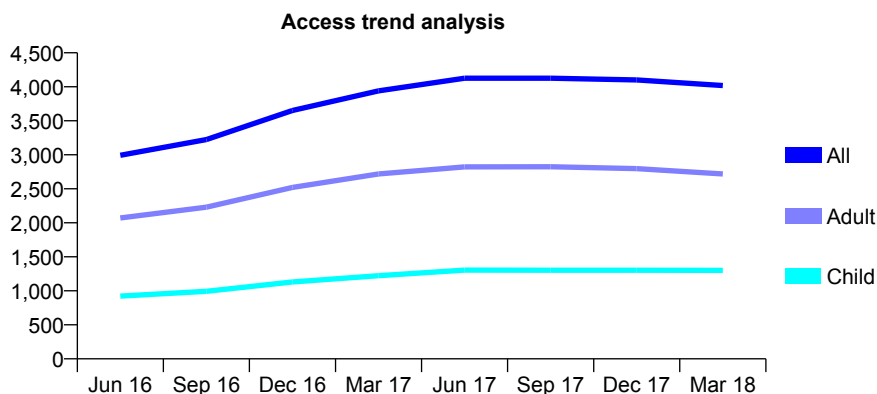
## Q49 - Vital Signs At a Glance Contract Report for 162507/0001 - March 2018

Name or company name	Tyneview Dental Practice
Contract type name	GDS Contract
Purpose of contract	General
Contract start date	04/06/2015
Contract end date	

17/18 Contracted general activity (UDA)	13,000
Carry forward general activity (UDA)	-249
17/18 Contracted orthodontic activity (UOA)	0
Carry forward orthodontic activity (UOA)	0
Baseline contract value	£319,699.14

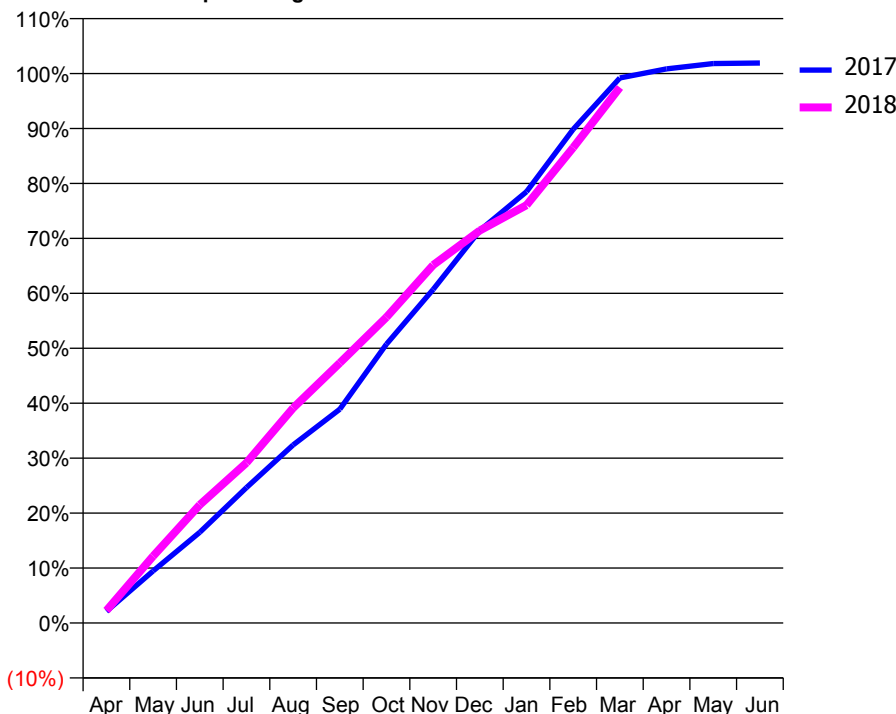
### ACCESS\*

Patients seen in 24 months	Total	Change since previous quarter
Quarter ending March 2017	3,941	
Quarter ending June 2017	4,126	↑
Quarter ending September 2017	4,126	→
Quarter ending December 2017	4,101	→
Quarter ending March 2018	4,018	↓
<b>Variance since March 2017</b>	<b>2.0%</b>	<b>→</b>



### ACTIVITY

Cumulative percentage of contracted UDA delivered 2017 & 2018



Month	Adjusted Scheduled Activity (UDA)	
	2017	2018
April	275	295
May	1,232	1,582
June	2,147	2,798
July	3,203	3,789
August	4,214	5,088
September	5,059	6,152
October	6,598	7,235
November	7,890	8,469
December	9,290	9,287
January	10,203	9,885
February	11,680	11,247
March	12,895	12,670
April	13,110	
May	13,236	
June	13,249	

### QUALITY

	Quantity	Base Number	Contract	AT	Region	England
% of FP17s for the same patient ID Re-attending within 3 months - Children	66	1,468	4.5%	10.7%	12.8%	11.9%
% of FP17s for the same patient ID Re-attending within 3 months - Adults	310	2,708	11.4%	14.5%	16.5%	16.0%
% of FP17s for the same patient ID Re-attending between 3 & 9 months - Children	691	1,468	47.1%	57.9%	59.7%	58.3%
% of FP17s for the same patient ID Re-attending between 3 & 9 months - Adults	1,042	2,708	38.5%	52.3%	52.6%	50.3%
% of FP17s for Band 1 Urgent Courses	261	4,144	6.3%	8.1%	9.1%	9.1%
% of FP17s Relating to Free Repair or Replacements	33	4,144	0.8%	1.1%	1.0%	0.8%
% of FP17s Relating to Continuations	11	4,144	0.3%	1.4%	1.2%	1.0%
% of Patients satisfied with the dentistry they have received	2	2	N/A	92.5%	91.6%	91.5%
% of Patients satisfied with the time they had to wait for an appointment	2	2	N/A	88.5%	88.3%	87.9%

\* This is based on patients treated on this contract for their most recent course of treatment. Figures in italics indicate the base number of FP17s or Patient Questionnaire responses are less than 100. N/A is shown where the base number of responses is less than 10 during the period. % is calculated as Quantity/Base number\*100

## Q49 - Vital Signs At a Glance Contract Report for 165158/0001 - March 2018

Name or company name	The Haverflatts Lane Dental Practice
Contract type name	GDS Contract
Purpose of contract	General
Contract start date	25/11/2009
Contract end date	

17/18 Contracted general activity (UDA)	21,001
Carry forward general activity (UDA)	0
17/18 Contracted orthodontic activity (UOA)	0
Carry forward orthodontic activity (UOA)	0
Baseline contract value	£552,675.50

### ACCESS\*

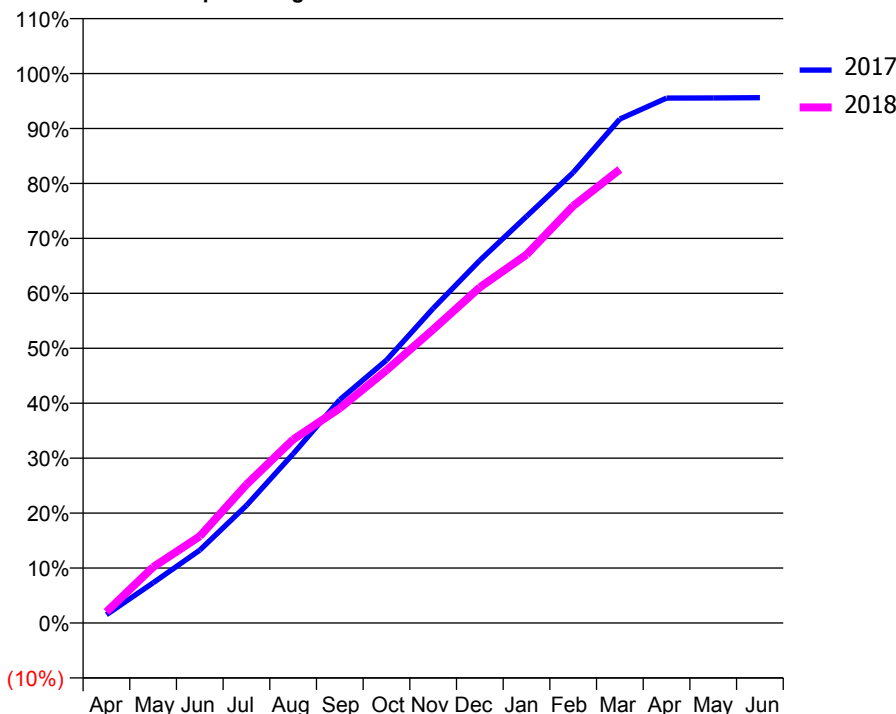
Patients seen in 24 months	Total	Change since previous quarter
Quarter ending March 2017	N/A	
Quarter ending June 2017	N/A	
Quarter ending September 2017	N/A	
Quarter ending December 2017	N/A	
Quarter ending March 2018	N/A	
<b>Variance since March 2017</b>	<b>N/A</b>	

### Access trend analysis

■ All  
■ Adult  
■ Child

### ACTIVITY

Cumulative percentage of contracted UDA delivered 2017 & 2018



Month	Adjusted Scheduled Activity (UDA)	
	2017	2018
April	290	427
May	1,413	2,135
June	2,559	3,317
July	4,129	5,293
August	5,940	7,015
September	7,841	8,207
October	9,233	9,662
November	11,049	11,220
December	12,739	12,830
January	14,285	14,078
February	15,825	15,939
March	17,701	17,334
April	18,439	
May	18,442	
June	18,454	

### QUALITY

	Quantity	Base Number	Contract	AT	Region	England
% of FP17s for the same patient ID Re-attending within 3 months - Children	86	1,907	4.5%	10.7%	12.8%	11.9%
% of FP17s for the same patient ID Re-attending within 3 months - Adults	753	7,388	10.2%	14.5%	16.5%	16.0%
% of FP17s for the same patient ID Re-attending between 3 & 9 months - Children	1,314	1,907	68.9%	57.9%	59.7%	58.3%
% of FP17s for the same patient ID Re-attending between 3 & 9 months - Adults	3,384	7,388	45.8%	52.3%	52.6%	50.3%
% of FP17s for Band 1 Urgent Courses	383	8,970	4.3%	8.1%	9.1%	9.1%
% of FP17s Relating to Free Repair or Replacements	59	8,970	0.7%	1.1%	1.0%	0.8%
% of FP17s Relating to Continuations	199	8,970	2.2%	1.4%	1.2%	1.0%
% of Patients satisfied with the dentistry they have received	0	0	N/A	92.5%	91.6%	91.5%
% of Patients satisfied with the time they had to wait for an appointment	0	0	N/A	88.5%	88.3%	87.9%

\* This is based on patients treated on this contract for their most recent course of treatment. Figures in italics indicate the base number of FP17s or Patient Questionnaire responses are less than 100. N/A is shown where the base number of responses is less than 10 during the period. % is calculated as Quantity/Base number\*100

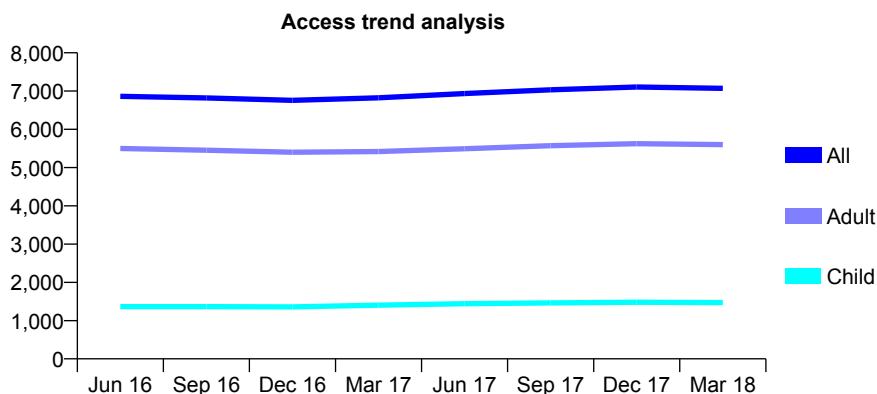
## Q49 - Vital Signs At a Glance Contract Report for 168564/0001 - March 2018

Name or company name	The Grainger Stockton, Birtley and Stanley
Contract type name	GDS Contract
Purpose of contract	General
Contract start date	01/02/2014
Contract end date	

17/18 Contracted general activity (UDA)	21,272
Carry forward general activity (UDA)	-273
17/18 Contracted orthodontic activity (UOA)	0
Carry forward orthodontic activity (UOA)	0
Baseline contract value	£475,645.62

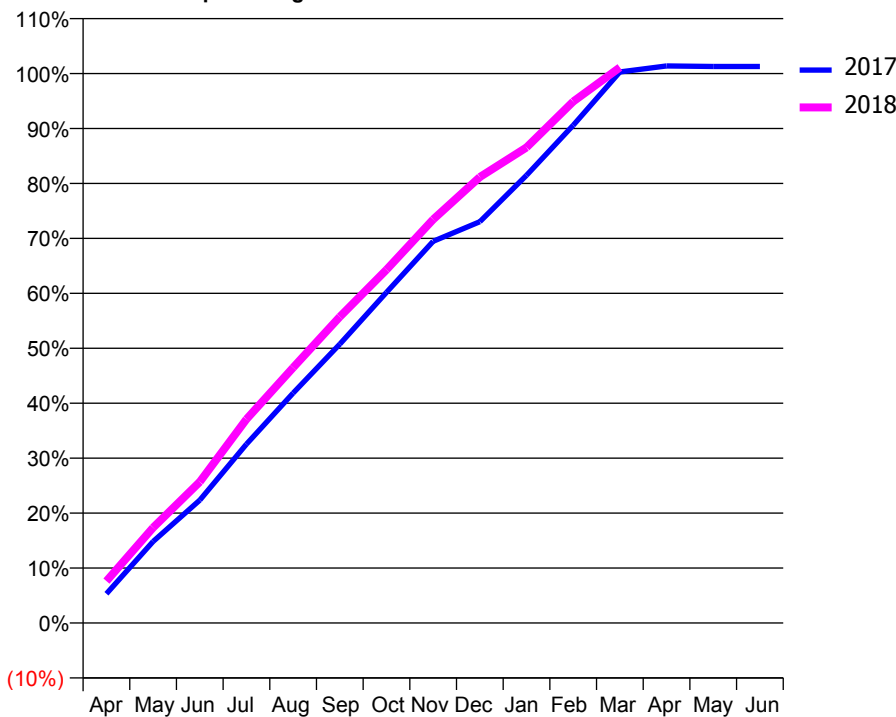
### ACCESS\*

Patients seen in 24 months	Total	Change since previous quarter
Quarter ending March 2017	6,823	
Quarter ending June 2017	6,934	→
Quarter ending September 2017	7,034	→
Quarter ending December 2017	7,107	→
Quarter ending March 2018	7,071	→
<b>Variance since March 2017</b>	<b>3.6%</b>	<b>↑</b>



### ACTIVITY

Cumulative percentage of contracted UDA delivered 2017 & 2018



Month	Adjusted Scheduled Activity (UDA)	
	2017	2018
April	1,133	1,623
May	3,155	3,693
June	4,756	5,462
July	6,927	7,891
August	8,900	9,889
September	10,796	11,856
October	12,801	13,675
November	14,777	15,623
December	15,533	17,265
January	17,331	18,413
February	19,268	20,187
March	21,334	21,508
April	21,567	
May	21,545	
June	21,545	

### QUALITY

	Quantity	Base Number	Contract	AT	Region	England
% of FP17s for the same patient ID Re-attending within 3 months - Children	91	2,147	4.2%	10.7%	12.8%	11.9%
% of FP17s for the same patient ID Re-attending within 3 months - Adults	487	7,671	6.3%	14.5%	16.5%	16.0%
% of FP17s for the same patient ID Re-attending between 3 & 9 months - Children	1,405	2,147	65.4%	57.9%	59.7%	58.3%
% of FP17s for the same patient ID Re-attending between 3 & 9 months - Adults	5,007	7,671	65.3%	52.3%	52.6%	50.3%
% of FP17s for Band 1 Urgent Courses	486	9,715	5.0%	8.1%	9.1%	9.1%
% of FP17s Relating to Free Repair or Replacements	8	9,715	0.1%	1.1%	1.0%	0.8%
% of FP17s Relating to Continuations	28	9,715	0.3%	1.4%	1.2%	1.0%
% of Patients satisfied with the dentistry they have received	10	11	90.9%	92.5%	91.6%	91.5%
% of Patients satisfied with the time they had to wait for an appointment	11	11	100.0%	88.5%	88.3%	87.9%

\* This is based on patients treated on this contract for their most recent course of treatment. Figures in italics indicate the base number of FP17s or Patient Questionnaire responses are less than 100. N/A is shown where the base number of responses is less than 10 during the period. % is calculated as Quantity/Base number\*100

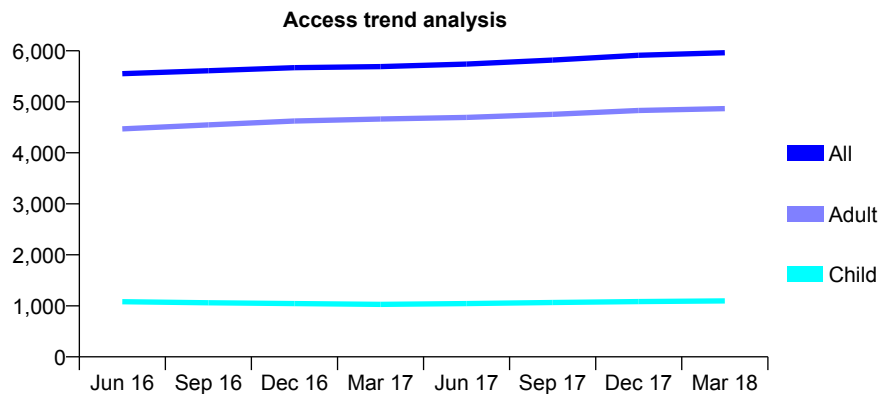
## Q49 - Vital Signs At a Glance Contract Report for 168866/0001 - March 2018

Name or company name	H Singh & Associates Ltd
Contract type name	GDS Contract
Purpose of contract	General and Orthodontic
Contract start date	01/04/2010
Contract end date	

17/18 Contracted general activity (UDA)	18,452
Carry forward general activity (UDA)	-369
17/18 Contracted orthodontic activity (UOA)	0
Carry forward orthodontic activity (UOA)	0
Baseline contract value	£502,488.13

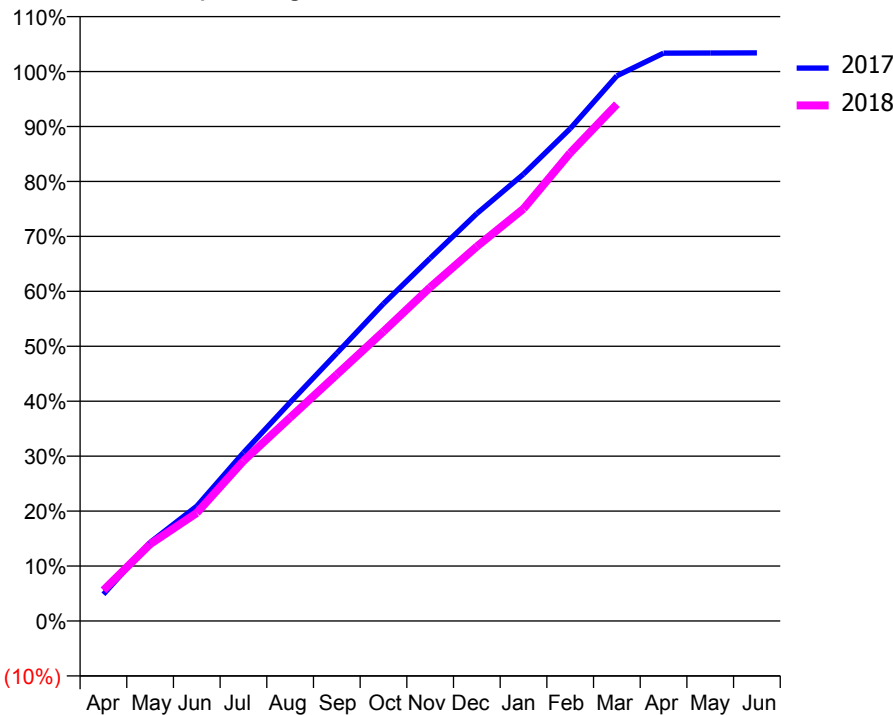
### ACCESS\*

Patients seen in 24 months	Total	Change since previous quarter
Quarter ending March 2017	5,690	
Quarter ending June 2017	5,740	→
Quarter ending September 2017	5,819	→
Quarter ending December 2017	5,913	→
Quarter ending March 2018	5,963	→
<b>Variance since March 2017</b>	<b>4.8%</b>	<b>↑</b>



### ACTIVITY

Cumulative percentage of contracted UDA delivered 2017 & 2018



Month	Adjusted Scheduled Activity (UDA)	
	2017	2018
April	896	1,032
May	2,638	2,580
June	3,859	3,629
July	5,652	5,373
August	7,341	6,829
September	8,994	8,276
October	10,653	9,725
November	12,180	11,204
December	13,681	12,578
January	15,009	13,841
February	16,533	15,718
March	18,309	17,355
April	19,069	
May	19,073	
June	19,078	

### QUALITY

	Quantity	Base Number	Contract	AT	Region	England
% of FP17s for the same patient ID Re-attending within 3 months - Children	134	1,509	8.9%	10.7%	12.8%	11.9%
% of FP17s for the same patient ID Re-attending within 3 months - Adults	1,573	7,309	21.5%	14.5%	16.5%	16.0%
% of FP17s for the same patient ID Re-attending between 3 & 9 months - Children	718	1,509	47.6%	57.9%	59.7%	58.3%
% of FP17s for the same patient ID Re-attending between 3 & 9 months - Adults	3,595	7,309	49.2%	52.3%	52.6%	50.3%
% of FP17s for Band 1 Urgent Courses	717	8,472	8.5%	8.1%	9.1%	9.1%
% of FP17s Relating to Free Repair or Replacements	234	8,472	2.8%	1.1%	1.0%	0.8%
% of FP17s Relating to Continuations	243	8,472	2.9%	1.4%	1.2%	1.0%
% of Patients satisfied with the dentistry they have received	11	12	91.7%	92.5%	91.6%	91.5%
% of Patients satisfied with the time they had to wait for an appointment	11	12	91.7%	88.5%	88.3%	87.9%

\* This is based on patients treated on this contract for their most recent course of treatment. Figures in italics indicate the base number of FP17s or Patient Questionnaire responses are less than 100. N/A is shown where the base number of responses is less than 10 during the period. % is calculated as Quantity/Base number\*100

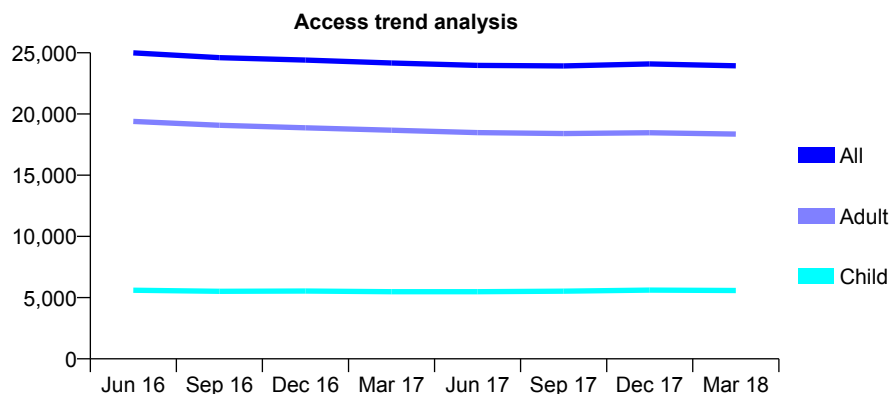
## Q49 - Vital Signs At a Glance Contract Report for 170011/0001 - March 2018

Name or company name	SRDP
Contract type name	GDS Contract
Purpose of contract	General and Orthodontic
Contract start date	01/10/2007
Contract end date	

17/18 Contracted general activity (UDA)	74,715
Carry forward general activity (UDA)	0
17/18 Contracted orthodontic activity (UOA)	1,281
Carry forward orthodontic activity (UOA)	0
Baseline contract value	£2,113,459.91

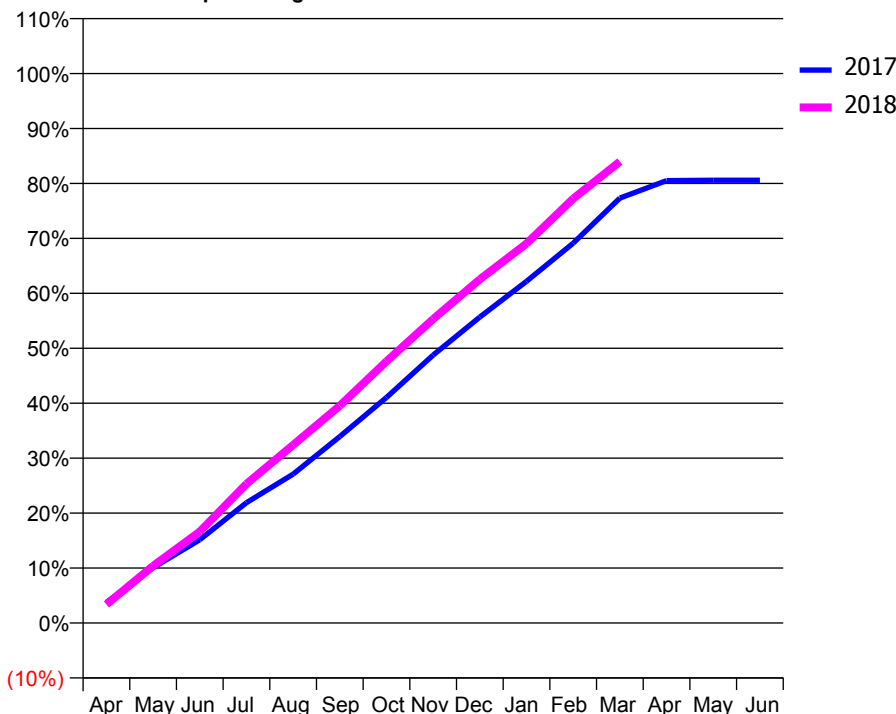
### ACCESS\*

Patients seen in 24 months	Total	Change since previous quarter
Quarter ending March 2017	24,166	
Quarter ending June 2017	23,967	→
Quarter ending September 2017	23,929	→
Quarter ending December 2017	24,090	→
Quarter ending March 2018	23,942	→
<b>Variance since March 2017</b>	<b>(0.9%)</b>	→



### ACTIVITY

Cumulative percentage of contracted UDA delivered 2017 & 2018



Month	Adjusted Scheduled Activity (UDA)	
	2017	2018
April	2,796	2,521
May	7,506	7,762
June	11,315	12,427
July	16,371	18,916
August	20,246	24,218
September	25,355	29,549
October	30,674	35,582
November	36,435	41,323
December	41,605	46,733
January	46,463	51,590
February	51,653	57,702
March	57,778	62,750
April	60,142	
May	60,207	
June	60,202	

### QUALITY

	Quantity	Base Number	Contract	AT	Region	England
% of FP17s for the same patient ID Re-attending within 3 months - Children	522	7,602	6.9%	10.7%	12.8%	11.9%
% of FP17s for the same patient ID Re-attending within 3 months - Adults	2,618	22,569	11.6%	14.5%	16.5%	16.0%
% of FP17s for the same patient ID Re-attending between 3 & 9 months - Children	3,627	7,602	47.7%	57.9%	59.7%	58.3%
% of FP17s for the same patient ID Re-attending between 3 & 9 months - Adults	10,616	22,569	47.0%	52.3%	52.6%	50.3%
% of FP17s for Band 1 Urgent Courses	1,380	28,533	4.8%	8.1%	9.1%	9.1%
% of FP17s Relating to Free Repair or Replacements	304	28,533	1.1%	1.1%	1.0%	0.8%
% of FP17s Relating to Continuations	618	28,533	2.2%	1.4%	1.2%	1.0%
% of Patients satisfied with the dentistry they have received	26	30	86.7%	92.5%	91.6%	91.5%
% of Patients satisfied with the time they had to wait for an appointment	27	30	90.0%	88.5%	88.3%	87.9%

\* This is based on patients treated on this contract for their most recent course of treatment. Figures in italics indicate the base number of FP17s or Patient Questionnaire responses are less than 100. N/A is shown where the base number of responses is less than 10 during the period. % is calculated as Quantity/Base number\*100

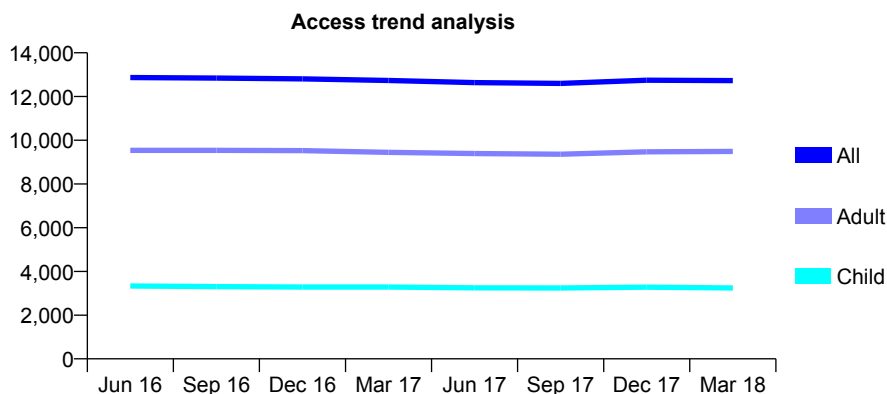
## Q49 - Vital Signs At a Glance Contract Report for 170941/0001 - March 2018

Name or company name	InDental Practice Limited
Contract type name	GDS Contract
Purpose of contract	General
Contract start date	01/07/2008
Contract end date	

17/18 Contracted general activity (UDA)	36,554
Carry forward general activity (UDA)	1,298
17/18 Contracted orthodontic activity (UOA)	0
Carry forward orthodontic activity (UOA)	0
Baseline contract value	£1,127,738.43

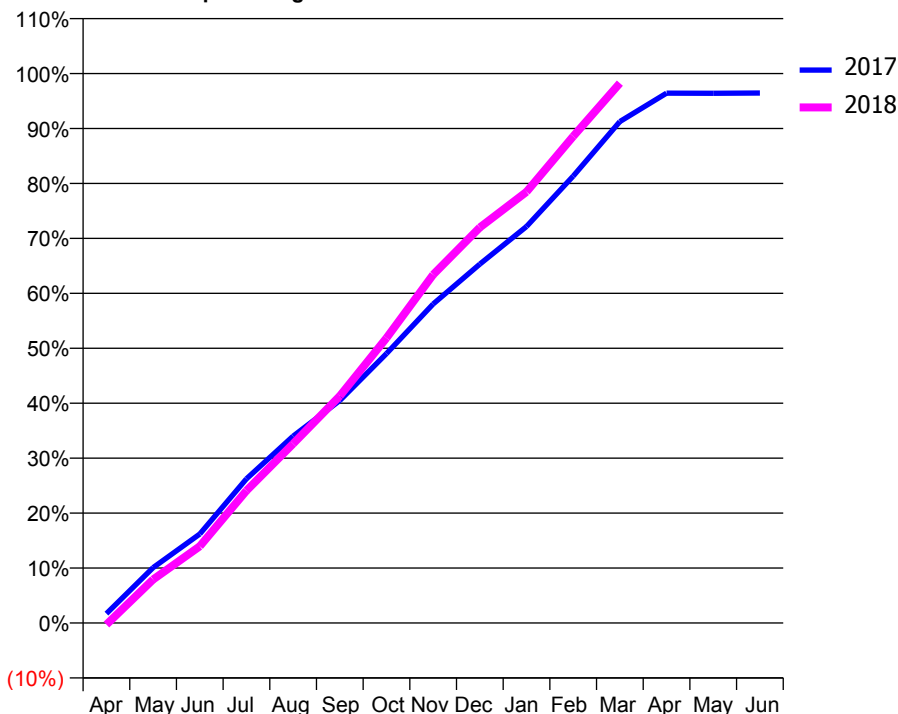
### ACCESS\*

Patients seen in 24 months	Total	Change since previous quarter
Quarter ending March 2017	12,734	
Quarter ending June 2017	12,636	→
Quarter ending September 2017	12,601	→
Quarter ending December 2017	12,748	→
Quarter ending March 2018	12,731	→
<b>Variance since March 2017</b>	<b>(0.0%)</b>	→



### ACTIVITY

Cumulative percentage of contracted UDA delivered 2017 & 2018



Month	Adjusted Scheduled Activity (UDA)	
	2017	2018
April	624	-107
May	3,687	2,898
June	5,923	5,106
July	9,595	8,808
August	12,436	11,928
September	14,797	15,105
October	17,919	18,963
November	21,219	23,172
December	23,877	26,313
January	26,377	28,686
February	29,733	32,375
March	33,361	35,915
April	35,245	
May	35,235	
June	35,256	

### QUALITY

	Quantity	Base Number	Contract	AT	Region	England
% of FP17s for the same patient ID Re-attending within 3 months - Children	373	4,359	8.6%	10.7%	12.8%	11.9%
% of FP17s for the same patient ID Re-attending within 3 months - Adults	2,386	12,734	18.7%	14.5%	16.5%	16.0%
% of FP17s for the same patient ID Re-attending between 3 & 9 months - Children	2,303	4,359	52.8%	57.9%	59.7%	58.3%
% of FP17s for the same patient ID Re-attending between 3 & 9 months - Adults	6,058	12,734	47.6%	52.3%	52.6%	50.3%
% of FP17s for Band 1 Urgent Courses	1,898	15,884	11.9%	8.1%	9.1%	9.1%
% of FP17s Relating to Free Repair or Replacements	176	15,884	1.1%	1.1%	1.0%	0.8%
% of FP17s Relating to Continuations	125	15,884	0.8%	1.4%	1.2%	1.0%
% of Patients satisfied with the dentistry they have received	13	14	92.9%	92.5%	91.6%	91.5%
% of Patients satisfied with the time they had to wait for an appointment	11	14	78.6%	88.5%	88.3%	87.9%

\* This is based on patients treated on this contract for their most recent course of treatment. Figures in italics indicate the base number of FP17s or Patient Questionnaire responses are less than 100. N/A is shown where the base number of responses is less than 10 during the period. % is calculated as Quantity/Base number\*100

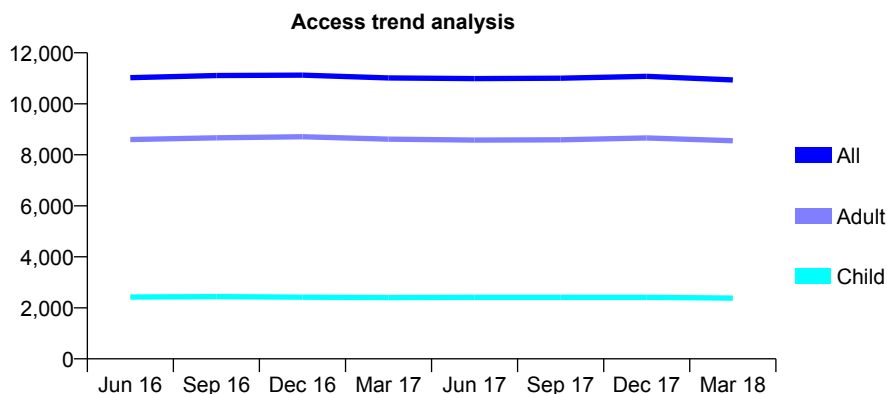
## Q49 - Vital Signs At a Glance Contract Report for 172847/0001 - March 2018

Name or company name	Newcastle and Wallsend Dental Practice P
Contract type name	GDS Contract
Purpose of contract	General
Contract start date	01/05/2013
Contract end date	

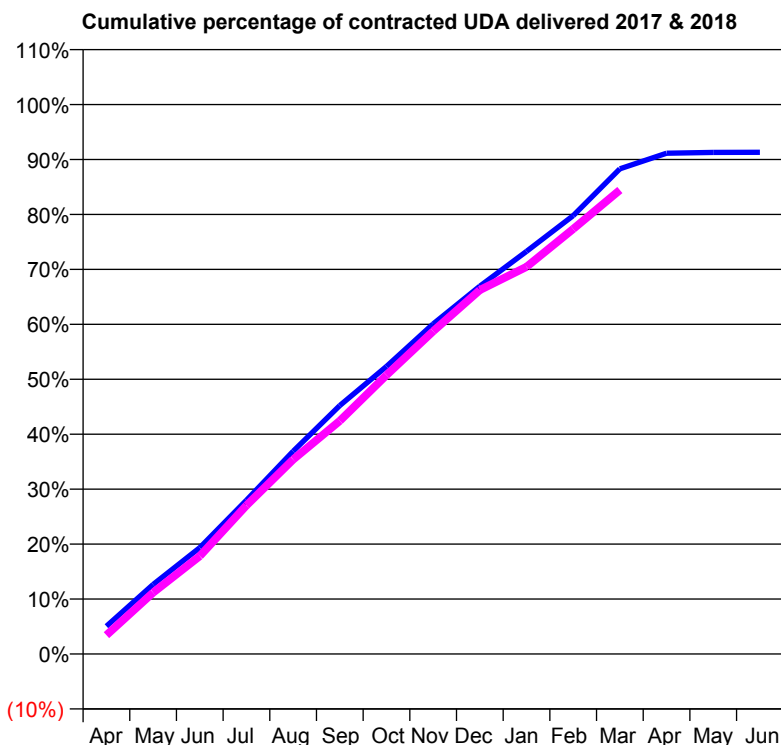
17/18 Contracted general activity (UDA)	36,759
Carry forward general activity (UDA)	0
17/18 Contracted orthodontic activity (UOA)	0
Carry forward orthodontic activity (UOA)	0
Baseline contract value	£973,535.07

### ACCESS\*

Patients seen in 24 months	Total	Change since previous quarter
Quarter ending March 2017	11,014	
Quarter ending June 2017	10,990	→
Quarter ending September 2017	11,003	→
Quarter ending December 2017	11,079	→
Quarter ending March 2018	10,935	↓
<b>Variance since March 2017</b>	<b>(0.7%)</b>	→



### ACTIVITY



Month	Adjusted Scheduled Activity (UDA)	
	2017	2018
April	1,971	1,261
May	4,923	4,109
June	7,534	6,549
July	10,899	9,945
August	14,359	13,009
September	17,598	15,597
October	20,372	18,655
November	23,379	21,595
December	26,057	24,348
January	28,523	25,901
February	31,050	28,437
March	34,368	31,042
April	35,468	
May	35,526	
June	35,532	

### QUALITY

	Quantity	Base Number	Contract	AT	Region	England
% of FP17s for the same patient ID Re-attending within 3 months - Children	143	3,122	4.6%	10.7%	12.8%	11.9%
% of FP17s for the same patient ID Re-attending within 3 months - Adults	1,176	10,822	10.9%	14.5%	16.5%	16.0%
% of FP17s for the same patient ID Re-attending between 3 & 9 months - Children	1,724	3,122	55.2%	57.9%	59.7%	58.3%
% of FP17s for the same patient ID Re-attending between 3 & 9 months - Adults	5,696	10,822	52.6%	52.3%	52.6%	50.3%
% of FP17s for Band 1 Urgent Courses	941	13,489	7.0%	8.1%	9.1%	9.1%
% of FP17s Relating to Free Repair or Replacements	84	13,489	0.6%	1.1%	1.0%	0.8%
% of FP17s Relating to Continuations	198	13,489	1.5%	1.4%	1.2%	1.0%
% of Patients satisfied with the dentistry they have received	13	13	100.0%	92.5%	91.6%	91.5%
% of Patients satisfied with the time they had to wait for an appointment	13	13	100.0%	88.5%	88.3%	87.9%

\* This is based on patients treated on this contract for their most recent course of treatment. Figures in italics indicate the base number of FP17s or Patient Questionnaire responses are less than 100. N/A is shown where the base number of responses is less than 10 during the period. % is calculated as Quantity/Base number\*100



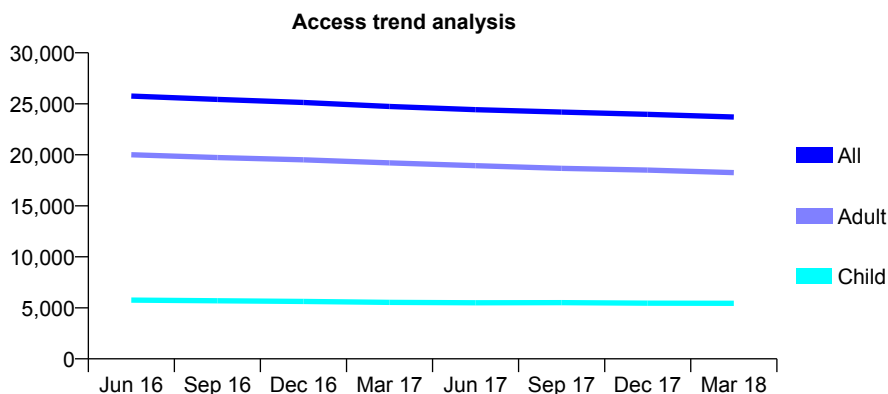
## Q49 - Vital Signs At a Glance Contract Report for 176648/0001 - March 2018

Name or company name	South Tyneside Smiles Limited
Contract type name	GDS Contract
Purpose of contract	General and Orthodontic
Contract start date	01/04/2008
Contract end date	

17/18 Contracted general activity (UDA)	85,974
Carry forward general activity (UDA)	-770
17/18 Contracted orthodontic activity (UOA)	2,119
Carry forward orthodontic activity (UOA)	7
Baseline contract value	£2,477,125.89

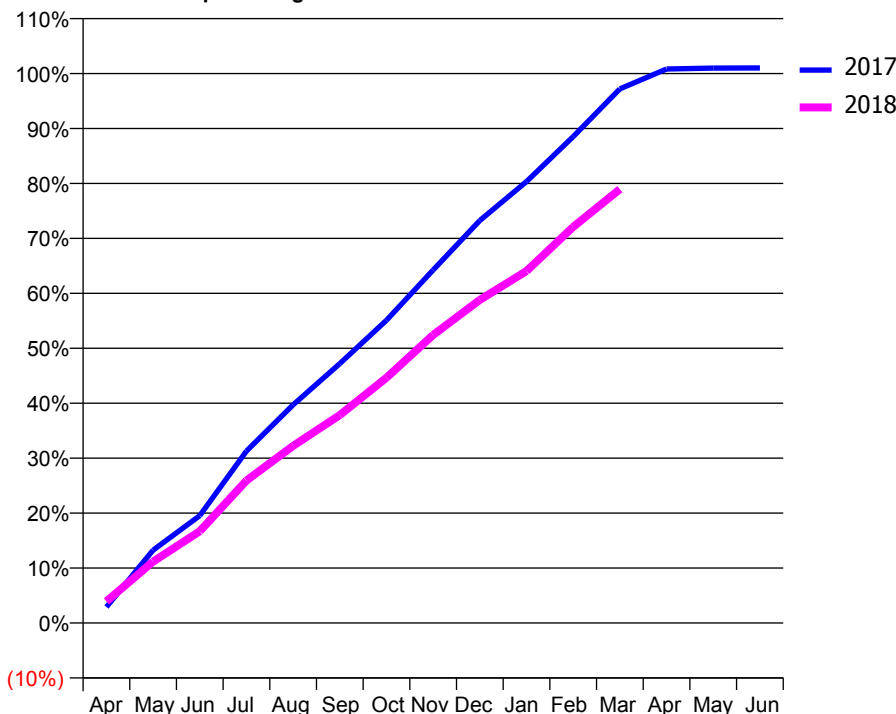
### ACCESS\*

Patients seen in 24 months	Total	Change since previous quarter
Quarter ending March 2017	24,741	
Quarter ending June 2017	24,429	↓
Quarter ending September 2017	24,195	→
Quarter ending December 2017	23,961	→
Quarter ending March 2018	23,704	↓
<b>Variance since March 2017</b>	<b>(4.2%)</b>	<b>↓</b>



### ACTIVITY

Cumulative percentage of contracted UDA delivered 2017 & 2018



Month	Adjusted Scheduled Activity (UDA)	
	2017	2018
April	2,227	3,382
May	10,074	9,611
June	14,852	14,354
July	23,766	22,292
August	30,174	27,726
September	35,869	32,536
October	41,866	38,378
November	48,812	45,069
December	55,646	50,567
January	61,032	55,066
February	67,241	61,970
March	73,847	67,881
April	76,599	
May	76,728	
June	76,744	

### QUALITY

	Quantity	Base Number	Contract	AT	Region	England
% of FP17s for the same patient ID Re-attending within 3 months - Children	562	7,935	7.1%	10.7%	12.8%	11.9%
% of FP17s for the same patient ID Re-attending within 3 months - Adults	2,707	23,167	11.7%	14.5%	16.5%	16.0%
% of FP17s for the same patient ID Re-attending between 3 & 9 months - Children	4,433	7,935	55.9%	57.9%	59.7%	58.3%
% of FP17s for the same patient ID Re-attending between 3 & 9 months - Adults	11,409	23,167	49.2%	52.3%	52.6%	50.3%
% of FP17s for Band 1 Urgent Courses	2,141	29,244	7.3%	8.1%	9.1%	9.1%
% of FP17s Relating to Free Repair or Replacements	235	29,244	0.8%	1.1%	1.0%	0.8%
% of FP17s Relating to Continuations	430	29,244	1.5%	1.4%	1.2%	1.0%
% of Patients satisfied with the dentistry they have received	33	36	91.7%	92.5%	91.6%	91.5%
% of Patients satisfied with the time they had to wait for an appointment	27	36	75.0%	88.5%	88.3%	87.9%

\* This is based on patients treated on this contract for their most recent course of treatment. Figures in italics indicate the base number of FP17s or Patient Questionnaire responses are less than 100. N/A is shown where the base number of responses is less than 10 during the period. % is calculated as Quantity/Base number\*100

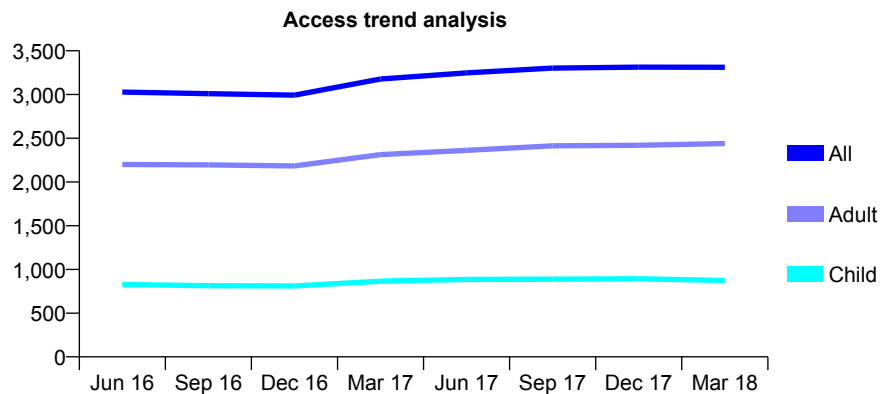
## Q49 - Vital Signs At a Glance Contract Report for 177644/0001 - March 2018

Name or company name	Goodteeth Dental Surgeries Ltd
Contract type name	GDS Contract
Purpose of contract	General and Orthodontic
Contract start date	01/09/2009
Contract end date	

17/18 Contracted general activity (UDA)	8,745
Carry forward general activity (UDA)	-175
17/18 Contracted orthodontic activity (UOA)	418
Carry forward orthodontic activity (UOA)	-7
Baseline contract value	£236,393.67

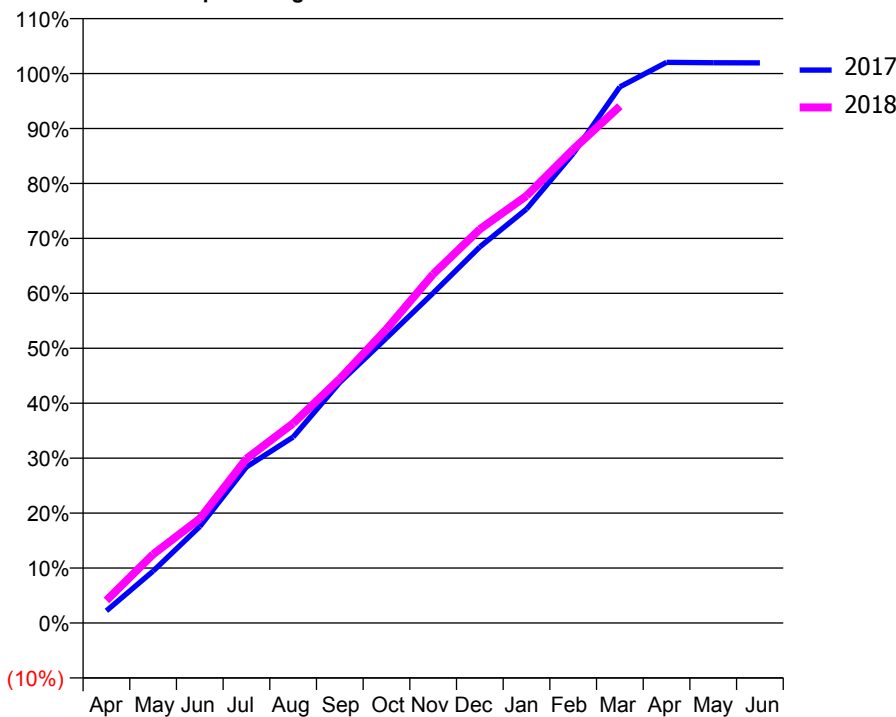
### ACCESS\*

Patients seen in 24 months	Total	Change since previous quarter
Quarter ending March 2017	3,178	
Quarter ending June 2017	3,247	↑
Quarter ending September 2017	3,303	→
Quarter ending December 2017	3,313	→
Quarter ending March 2018	3,312	→
<b>Variance since March 2017</b>	<b>4.2%</b>	<b>↑</b>



### ACTIVITY

Cumulative percentage of contracted UDA delivered 2017 & 2018



Month	Adjusted Scheduled Activity (UDA)	
	2017	2018
April	194	359
May	827	1,094
June	1,536	1,661
July	2,485	2,616
August	2,959	3,177
September	3,830	3,887
October	4,536	4,678
November	5,250	5,552
December	5,986	6,268
January	6,589	6,799
February	7,471	7,538
March	8,532	8,225
April	8,923	
May	8,916	
June	8,915	

### QUALITY

	Quantity	Base Number	Contract	AT	Region	England
% of FP17s for the same patient ID Re-attending within 3 months - Children	99	1,163	8.5%	10.7%	12.8%	11.9%
% of FP17s for the same patient ID Re-attending within 3 months - Adults	357	3,033	11.8%	14.5%	16.5%	16.0%
% of FP17s for the same patient ID Re-attending between 3 & 9 months - Children	658	1,163	56.6%	57.9%	59.7%	58.3%
% of FP17s for the same patient ID Re-attending between 3 & 9 months - Adults	1,447	3,033	47.7%	52.3%	52.6%	50.3%
% of FP17s for Band 1 Urgent Courses	334	4,008	8.3%	8.1%	9.1%	9.1%
% of FP17s Relating to Free Repair or Replacements	26	4,008	0.6%	1.1%	1.0%	0.8%
% of FP17s Relating to Continuations	69	4,008	1.7%	1.4%	1.2%	1.0%
% of Patients satisfied with the dentistry they have received	3	3	N/A	92.5%	91.6%	91.5%
% of Patients satisfied with the time they had to wait for an appointment	3	3	N/A	88.5%	88.3%	87.9%

\* This is based on patients treated on this contract for their most recent course of treatment. Figures in italics indicate the base number of FP17s or Patient Questionnaire responses are less than 100. N/A is shown where the base number of responses is less than 10 during the period. % is calculated as Quantity/Base number\*100

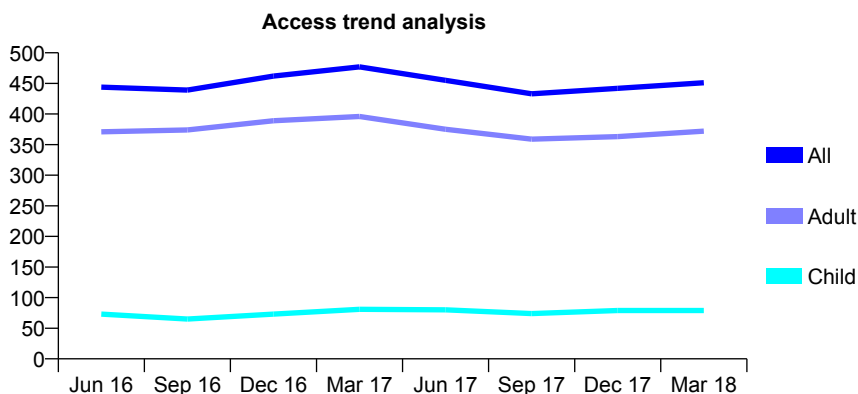
## Q49 - Vital Signs At a Glance Contract Report for 177644/0002 - March 2018

Name or company name	Alston Dental Practice Limited
Contract type name	GDS Contract
Purpose of contract	General
Contract start date	01/09/2009
Contract end date	

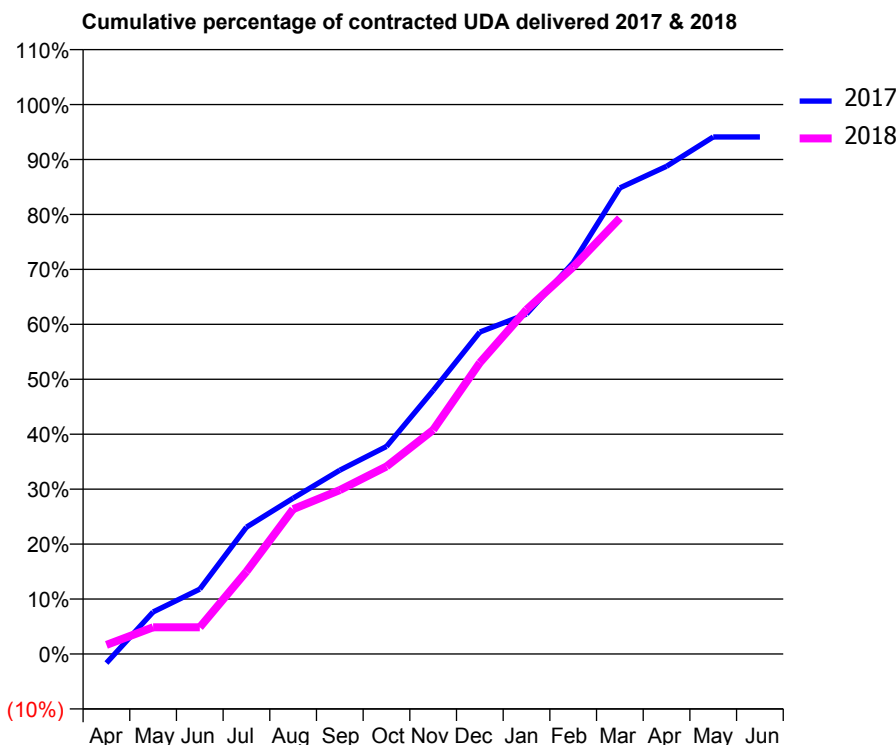
17/18 Contracted general activity (UDA)	1,500
Carry forward general activity (UDA)	0
17/18 Contracted orthodontic activity (UOA)	0
Carry forward orthodontic activity (UOA)	0
Baseline contract value	£43,322.57

### ACCESS\*

Patients seen in 24 months	Total	Change since previous quarter
Quarter ending March 2017	477	
Quarter ending June 2017	455	↓
Quarter ending September 2017	433	↓
Quarter ending December 2017	442	↑
Quarter ending March 2018	451	↑
<b>Variance since March 2017</b>	<b>(5.5%)</b>	<b>↓</b>



### ACTIVITY



Month	Adjusted Scheduled Activity (UDA)	
	2017	2018
April	-25	25
May	115	73
June	177	73
July	346	225
August	425	395
September	502	448
October	567	512
November	720	612
December	879	795
January	928	940
February	1,068	1,057
March	1,272	1,190
April	1,331	
May	1,411	
June	1,411	

### QUALITY

	Quantity	Base Number	Contract	AT	Region	England
% of FP17s for the same patient ID Re-attending within 3 months - Children	3	104	2.9%	10.7%	12.8%	11.9%
% of FP17s for the same patient ID Re-attending within 3 months - Adults	25	441	5.7%	14.5%	16.5%	16.0%
% of FP17s for the same patient ID Re-attending between 3 & 9 months - Children	60	104	57.7%	57.9%	59.7%	58.3%
% of FP17s for the same patient ID Re-attending between 3 & 9 months - Adults	236	441	53.5%	52.3%	52.6%	50.3%
% of FP17s for Band 1 Urgent Courses	8	508	1.6%	8.1%	9.1%	9.1%
% of FP17s Relating to Free Repair or Replacements	0	508	0.0%	1.1%	1.0%	0.8%
% of FP17s Relating to Continuations	6	508	1.2%	1.4%	1.2%	1.0%
% of Patients satisfied with the dentistry they have received	1	1	N/A	92.5%	91.6%	91.5%
% of Patients satisfied with the time they had to wait for an appointment	1	1	N/A	88.5%	88.3%	87.9%

\* This is based on patients treated on this contract for their most recent course of treatment. Figures in italics indicate the base number of FP17s or Patient Questionnaire responses are less than 100. N/A is shown where the base number of responses is less than 10 during the period. % is calculated as Quantity/Base number\*100

## Q49 - Vital Signs At a Glance Contract Report for 177709/0001 - March 2018

Name or company name	Green Dental Partnership
Contract type name	GDS Contract
Purpose of contract	General and Orthodontic
Contract start date	01/04/2013
Contract end date	

17/18 Contracted general activity (UDA)	1,466
Carry forward general activity (UDA)	0
17/18 Contracted orthodontic activity (UOA)	94
Carry forward orthodontic activity (UOA)	0
Baseline contract value	£37,388.23

### ACCESS\*

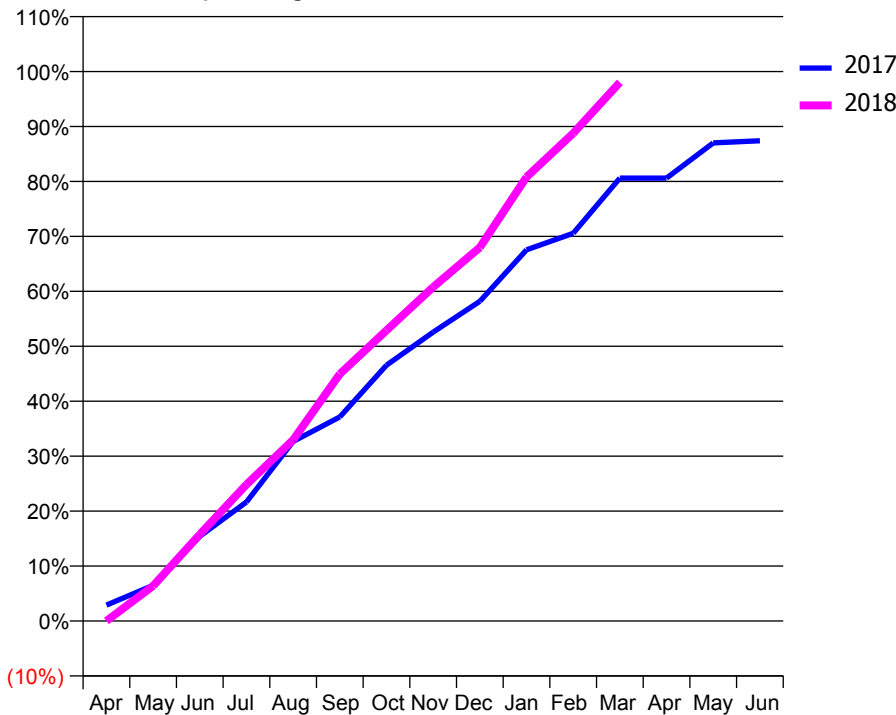
Patients seen in 24 months	Total	Change since previous quarter
Quarter ending March 2017	N/A	
Quarter ending June 2017	N/A	
Quarter ending September 2017	N/A	
Quarter ending December 2017	N/A	
Quarter ending March 2018	N/A	
<b>Variance since March 2017</b>	<b>N/A</b>	

### Access trend analysis

- All
- Adult
- Child

### ACTIVITY

Cumulative percentage of contracted UDA delivered 2017 & 2018



Month	Adjusted Scheduled Activity (UDA)	
	2017	2018
April	43	0
May	95	94
June	226	231
July	317	364
August	479	483
September	544	659
October	682	775
November	771	891
December	853	997
January	990	1,184
February	1,034	1,301
March	1,182	1,437
April	1,182	
May	1,275	
June	1,281	

### QUALITY

	Quantity	Base Number	Contract	AT	Region	England
% of FP17s for the same patient ID Re-attending within 3 months - Children	116	1,303	8.9%	10.7%	12.8%	11.9%
% of FP17s for the same patient ID Re-attending within 3 months - Adults	0	0	N/A	14.5%	16.5%	16.0%
% of FP17s for the same patient ID Re-attending between 3 & 9 months - Children	876	1,303	67.2%	57.9%	59.7%	58.3%
% of FP17s for the same patient ID Re-attending between 3 & 9 months - Adults	0	0	N/A	52.3%	52.6%	50.3%
% of FP17s for Band 1 Urgent Courses	51	1,130	4.5%	8.1%	9.1%	9.1%
% of FP17s Relating to Free Repair or Replacements	0	1,130	0.0%	1.1%	1.0%	0.8%
% of FP17s Relating to Continuations	6	1,130	0.5%	1.4%	1.2%	1.0%
% of Patients satisfied with the dentistry they have received	0	0	N/A	92.5%	91.6%	91.5%
% of Patients satisfied with the time they had to wait for an appointment	0	0	N/A	88.5%	88.3%	87.9%

\* This is based on patients treated on this contract for their most recent course of treatment. Figures in italics indicate the base number of FP17s or Patient Questionnaire responses are less than 100. N/A is shown where the base number of responses is less than 10 during the period. % is calculated as Quantity/Base number\*100

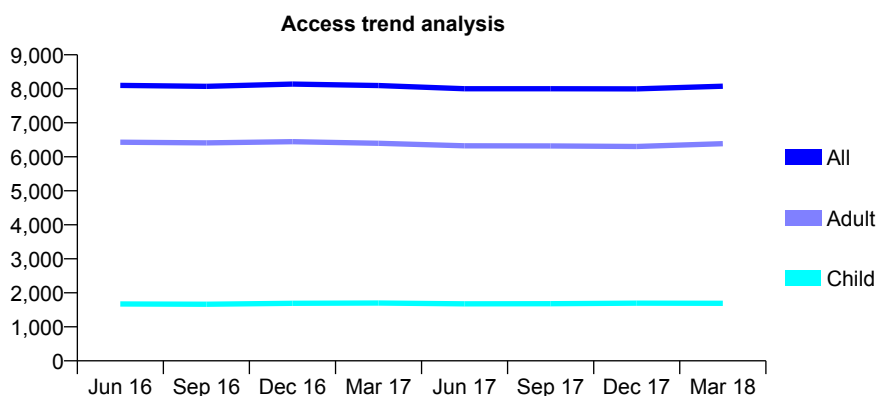
## Q49 - Vital Signs At a Glance Contract Report for 180866/0001 - March 2018

Name or company name	Perfect Smile Acorn Dental Partnership
Contract type name	GDS Contract
Purpose of contract	General
Contract start date	01/07/2014
Contract end date	

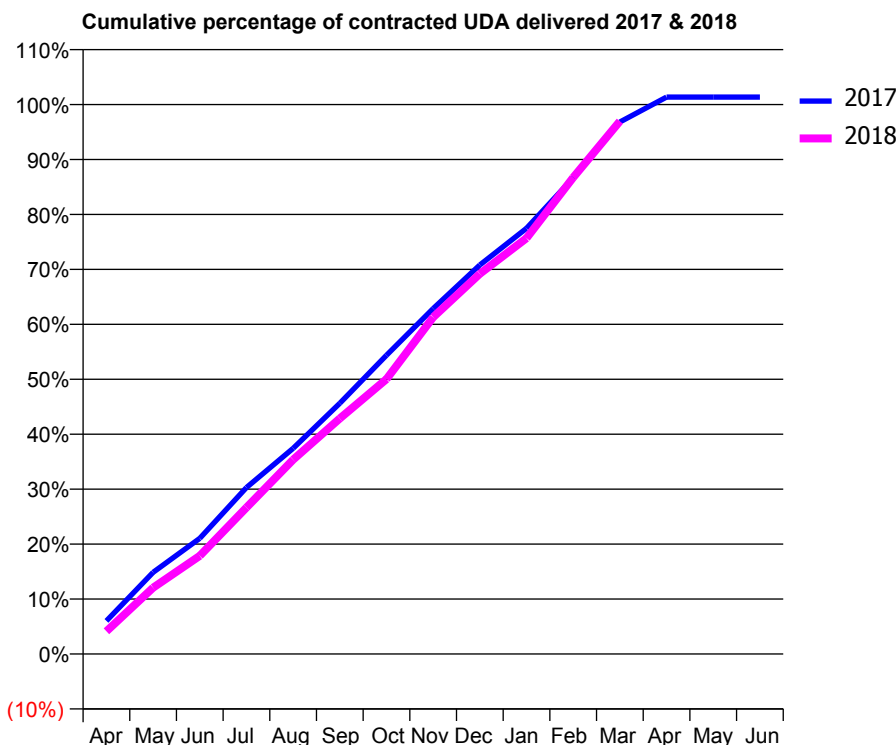
17/18 Contracted general activity (UDA)	20,230
Carry forward general activity (UDA)	-274
17/18 Contracted orthodontic activity (UOA)	0
Carry forward orthodontic activity (UOA)	0
Baseline contract value	£569,291.12

### ACCESS\*

Patients seen in 24 months	Total	Change since previous quarter
Quarter ending March 2017	8,097	
Quarter ending June 2017	8,003	↓
Quarter ending September 2017	8,000	→
Quarter ending December 2017	7,999	→
Quarter ending March 2018	8,078	→
<b>Variance since March 2017</b>	<b>(0.2%)</b>	→



### ACTIVITY



Month	Adjusted Scheduled Activity (UDA)	
	2017	2018
April	1,218	839
May	3,007	2,443
June	4,261	3,615
July	6,127	5,390
August	7,574	7,155
September	9,233	8,671
October	11,000	10,118
November	12,719	12,397
December	14,320	13,997
January	15,670	15,308
February	17,530	17,541
March	19,586	19,612
April	20,504	
May	20,504	
June	20,504	

### QUALITY

	Quantity	Base Number	Contract	AT	Region	England
% of FP17s for the same patient ID Re-attending within 3 months - Children	185	2,344	7.9%	10.7%	12.8%	11.9%
% of FP17s for the same patient ID Re-attending within 3 months - Adults	1,408	8,347	16.9%	14.5%	16.5%	16.0%
% of FP17s for the same patient ID Re-attending between 3 & 9 months - Children	1,277	2,344	54.5%	57.9%	59.7%	58.3%
% of FP17s for the same patient ID Re-attending between 3 & 9 months - Adults	3,787	8,347	45.4%	52.3%	52.6%	50.3%
% of FP17s for Band 1 Urgent Courses	1,133	9,545	11.9%	8.1%	9.1%	9.1%
% of FP17s Relating to Free Repair or Replacements	178	9,545	1.9%	1.1%	1.0%	0.8%
% of FP17s Relating to Continuations	226	9,545	2.4%	1.4%	1.2%	1.0%
% of Patients satisfied with the dentistry they have received	8	8	N/A	92.5%	91.6%	91.5%
% of Patients satisfied with the time they had to wait for an appointment	8	8	N/A	88.5%	88.3%	87.9%

\* This is based on patients treated on this contract for their most recent course of treatment. Figures in italics indicate the base number of FP17s or Patient Questionnaire responses are less than 100. N/A is shown where the base number of responses is less than 10 during the period. % is calculated as Quantity/Base number\*100

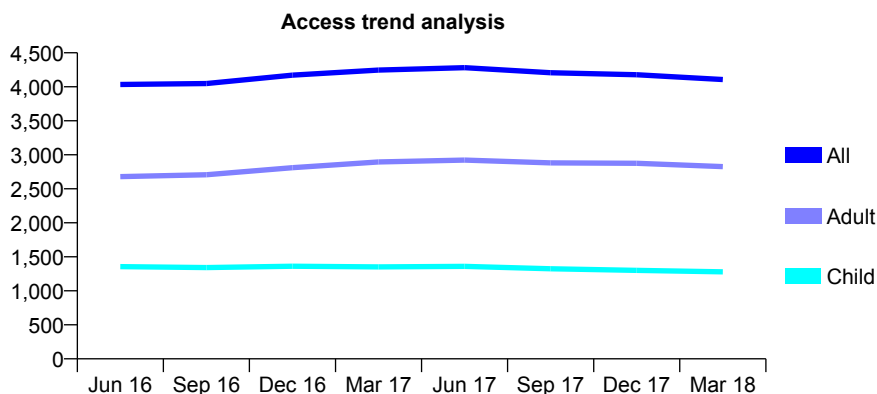
## Q49 - Vital Signs At a Glance Contract Report for 181986/0001 - March 2018

Name or company name	Perfect Smile Laburnum Partnership
Contract type name	GDS Contract
Purpose of contract	General
Contract start date	01/07/2014
Contract end date	

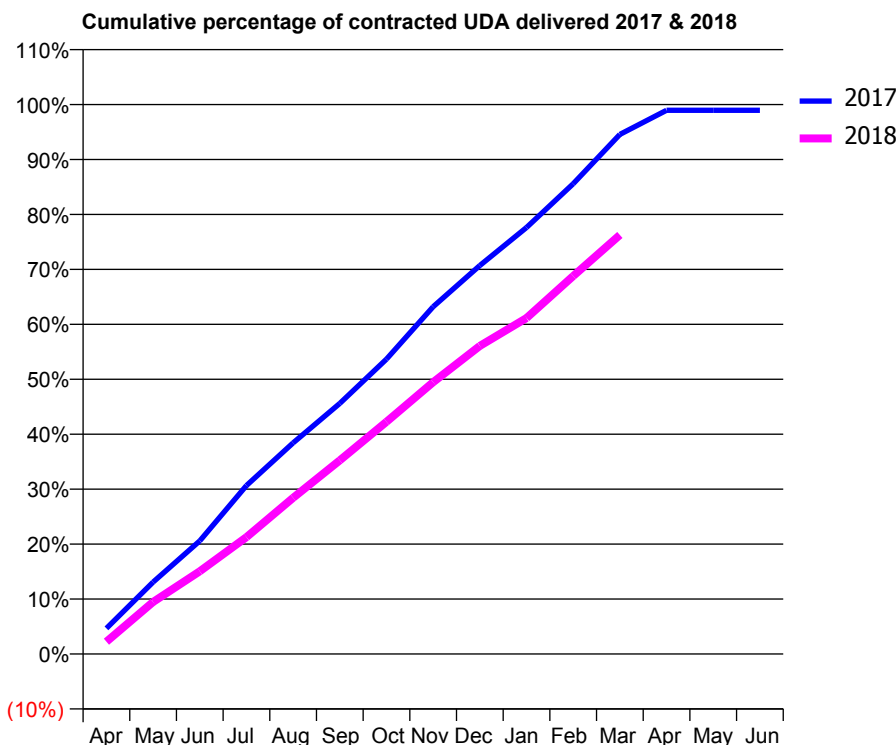
17/18 Contracted general activity (UDA)	15,601
Carry forward general activity (UDA)	166
17/18 Contracted orthodontic activity (UOA)	0
Carry forward orthodontic activity (UOA)	0
Baseline contract value	£377,538.54

### ACCESS\*

Patients seen in 24 months	Total	Change since previous quarter
Quarter ending March 2017	4,247	
Quarter ending June 2017	4,282	→
Quarter ending September 2017	4,206	↓
Quarter ending December 2017	4,177	→
Quarter ending March 2018	4,106	↓
<b>Variance since March 2017</b>	<b>(3.3%)</b>	<b>↓</b>



### ACTIVITY



Month	Adjusted Scheduled Activity (UDA)	
	2017	2018
April	727	351
May	2,041	1,478
June	3,214	2,349
July	4,784	3,320
August	5,997	4,437
September	7,115	5,499
October	8,371	6,592
November	9,859	7,717
December	11,031	8,748
January	12,109	9,538
February	13,353	10,731
March	14,752	11,896
April	15,435	
May	15,435	
June	15,435	

### QUALITY

	Quantity	Base Number	Contract	AT	Region	England
% of FP17s for the same patient ID Re-attending within 3 months - Children	93	1,725	5.4%	10.7%	12.8%	11.9%
% of FP17s for the same patient ID Re-attending within 3 months - Adults	498	3,400	14.6%	14.5%	16.5%	16.0%
% of FP17s for the same patient ID Re-attending between 3 & 9 months - Children	1,002	1,725	58.1%	57.9%	59.7%	58.3%
% of FP17s for the same patient ID Re-attending between 3 & 9 months - Adults	1,808	3,400	53.2%	52.3%	52.6%	50.3%
% of FP17s for Band 1 Urgent Courses	217	4,884	4.4%	8.1%	9.1%	9.1%
% of FP17s Relating to Free Repair or Replacements	17	4,884	0.3%	1.1%	1.0%	0.8%
% of FP17s Relating to Continuations	90	4,884	1.8%	1.4%	1.2%	1.0%
% of Patients satisfied with the dentistry they have received	6	7	N/A	92.5%	91.6%	91.5%
% of Patients satisfied with the time they had to wait for an appointment	7	7	N/A	88.5%	88.3%	87.9%

\* This is based on patients treated on this contract for their most recent course of treatment. Figures in italics indicate the base number of FP17s or Patient Questionnaire responses are less than 100. N/A is shown where the base number of responses is less than 10 during the period. % is calculated as Quantity/Base number\*100

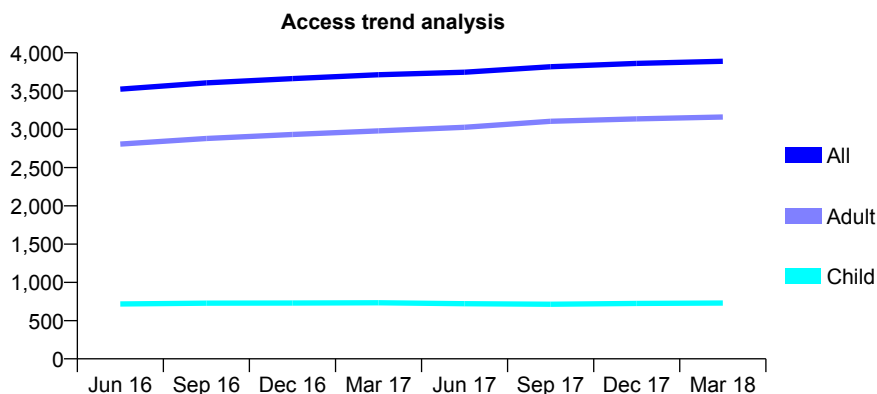
## Q49 - Vital Signs At a Glance Contract Report for 182834/0001 - March 2018

Name or company name	Princes Street Dental Practice Limited
Contract type name	GDS Contract
Purpose of contract	General
Contract start date	01/04/2011
Contract end date	

17/18 Contracted general activity (UDA)	8,772
Carry forward general activity (UDA)	-164
17/18 Contracted orthodontic activity (UOA)	0
Carry forward orthodontic activity (UOA)	0
Baseline contract value	£197,720.45

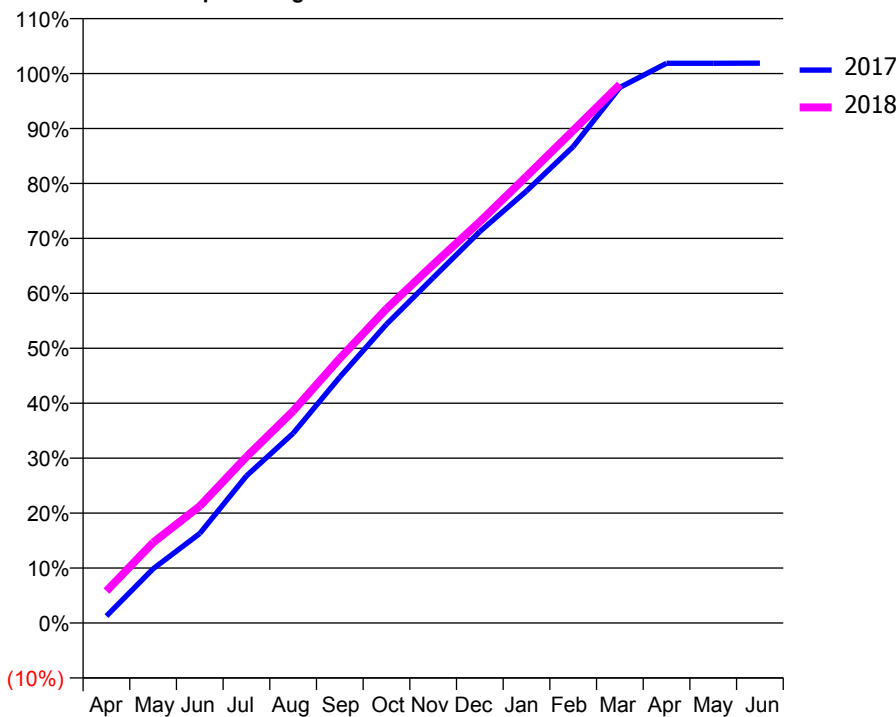
### ACCESS\*

Patients seen in 24 months	Total	Change since previous quarter
Quarter ending March 2017	3,713	
Quarter ending June 2017	3,746	→
Quarter ending September 2017	3,818	→
Quarter ending December 2017	3,861	→
Quarter ending March 2018	3,889	→
<b>Variance since March 2017</b>	<b>4.7%</b>	<b>↑</b>



### ACTIVITY

Cumulative percentage of contracted UDA delivered 2017 & 2018



Month	Adjusted Scheduled Activity (UDA)	
	2017	2018
April	111	510
May	866	1,285
June	1,430	1,867
July	2,349	2,652
August	3,029	3,383
September	3,927	4,224
October	4,769	5,016
November	5,512	5,721
December	6,250	6,406
January	6,895	7,130
February	7,605	7,862
March	8,551	8,598
April	8,935	
May	8,935	
June	8,936	

### QUALITY

	Quantity	Base Number	Contract	AT	Region	England
% of FP17s for the same patient ID Re-attending within 3 months - Children	88	1,100	8.0%	10.7%	12.8%	11.9%
% of FP17s for the same patient ID Re-attending within 3 months - Adults	511	3,872	13.2%	14.5%	16.5%	16.0%
% of FP17s for the same patient ID Re-attending between 3 & 9 months - Children	666	1,100	60.5%	57.9%	59.7%	58.3%
% of FP17s for the same patient ID Re-attending between 3 & 9 months - Adults	1,608	3,872	41.5%	52.3%	52.6%	50.3%
% of FP17s for Band 1 Urgent Courses	346	4,764	7.3%	8.1%	9.1%	9.1%
% of FP17s Relating to Free Repair or Replacements	46	4,764	1.0%	1.1%	1.0%	0.8%
% of FP17s Relating to Continuations	56	4,764	1.2%	1.4%	1.2%	1.0%
% of Patients satisfied with the dentistry they have received	4	6	N/A	92.5%	91.6%	91.5%
% of Patients satisfied with the time they had to wait for an appointment	6	6	N/A	88.5%	88.3%	87.9%

\* This is based on patients treated on this contract for their most recent course of treatment. Figures in italics indicate the base number of FP17s or Patient Questionnaire responses are less than 100. N/A is shown where the base number of responses is less than 10 during the period. % is calculated as Quantity/Base number\*100

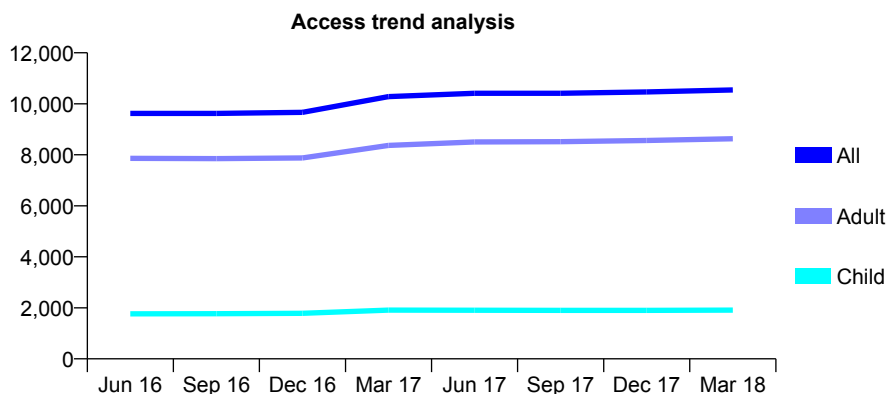
## Q49 - Vital Signs At a Glance Contract Report for 183962/0001 - March 2018

Name or company name	Goodwin and Associates
Contract type name	Pilot Contract
Purpose of contract	General and Orthodontic
Contract start date	01/04/2008
Contract end date	31/03/2020

17/18 Contracted general activity (UDA)	14,876
Carry forward general activity (UDA)	0
17/18 Contracted orthodontic activity (UOA)	400
Carry forward orthodontic activity (UOA)	0
Baseline contract value	£773,020.39

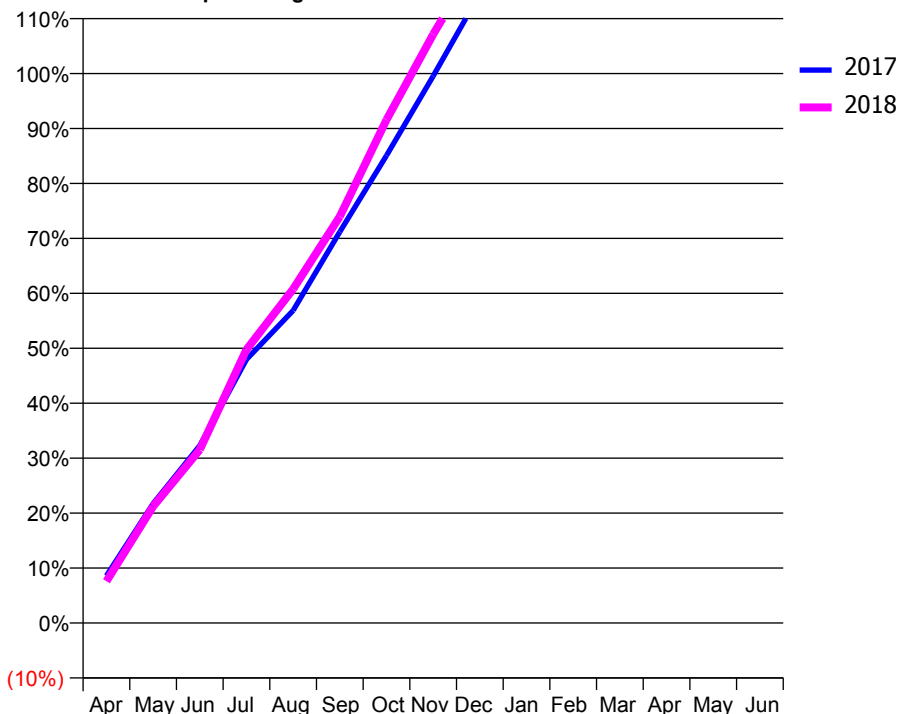
### ACCESS\*

Patients seen in 24 months	Total	Change since previous quarter
Quarter ending March 2017	10,282	
Quarter ending June 2017	10,411	→
Quarter ending September 2017	10,413	→
Quarter ending December 2017	10,463	→
Quarter ending March 2018	10,543	→
<b>Variance since March 2017</b>	<b>2.5%</b>	<b>↑</b>



### ACTIVITY

Cumulative percentage of contracted UDA delivered 2017 & 2018



Month	Adjusted Scheduled Activity (UDA)	
	2017	2018
April	1,281	1,133
May	3,234	3,156
June	4,802	4,693
July	7,136	7,400
August	8,459	9,039
September	10,589	11,006
October	12,656	13,623
November	14,805	15,937
December	17,026	18,042
January	19,029	19,662
February	21,633	22,012
March	24,429	24,734
April	25,334	
May	25,344	
June	25,348	

### QUALITY

	Quantity	Base Number	Contract	AT	Region	England
% of FP17s for the same patient ID Re-attending within 3 months - Children	268	3,113	8.6%	10.7%	12.8%	11.9%
% of FP17s for the same patient ID Re-attending within 3 months - Adults	1,851	11,841	15.6%	14.5%	16.5%	16.0%
% of FP17s for the same patient ID Re-attending between 3 & 9 months - Children	2,104	3,113	67.6%	57.9%	59.7%	58.3%
% of FP17s for the same patient ID Re-attending between 3 & 9 months - Adults	5,533	11,841	46.7%	52.3%	52.6%	50.3%
% of FP17s for Band 1 Urgent Courses	1,490	14,386	10.4%	8.1%	9.1%	9.1%
% of FP17s Relating to Free Repair or Replacements	65	14,386	0.5%	1.1%	1.0%	0.8%
% of FP17s Relating to Continuations	60	14,386	0.4%	1.4%	1.2%	1.0%
% of Patients satisfied with the dentistry they have received	6	7	N/A	92.5%	91.6%	91.5%
% of Patients satisfied with the time they had to wait for an appointment	6	7	N/A	88.5%	88.3%	87.9%

\* This is based on patients treated on this contract for their most recent course of treatment. Figures in italics indicate the base number of FP17s or Patient Questionnaire responses are less than 100. N/A is shown where the base number of responses is less than 10 during the period. % is calculated as Quantity/Base number\*100



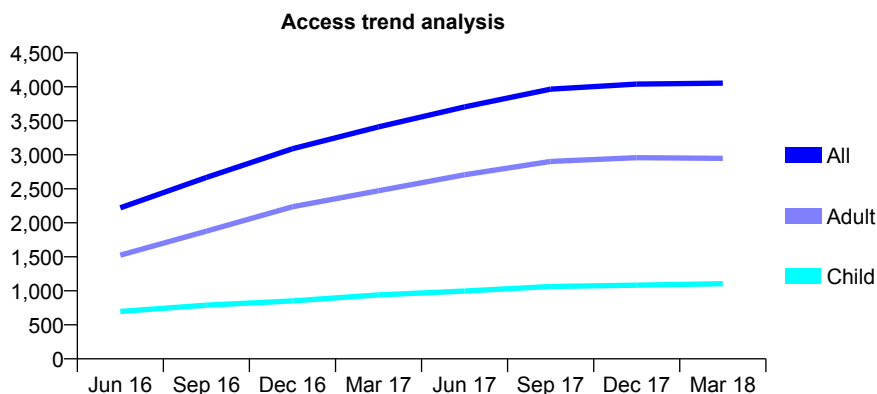
## Q49 - Vital Signs At a Glance Contract Report for 185590/0001 - March 2018

Name or company name	The Grange Dental Centre
Contract type name	GDS Contract
Purpose of contract	General
Contract start date	01/10/2015
Contract end date	

17/18 Contracted general activity (UDA)	7,288
Carry forward general activity (UDA)	-122
17/18 Contracted orthodontic activity (UOA)	0
Carry forward orthodontic activity (UOA)	0
Baseline contract value	£158,106.85

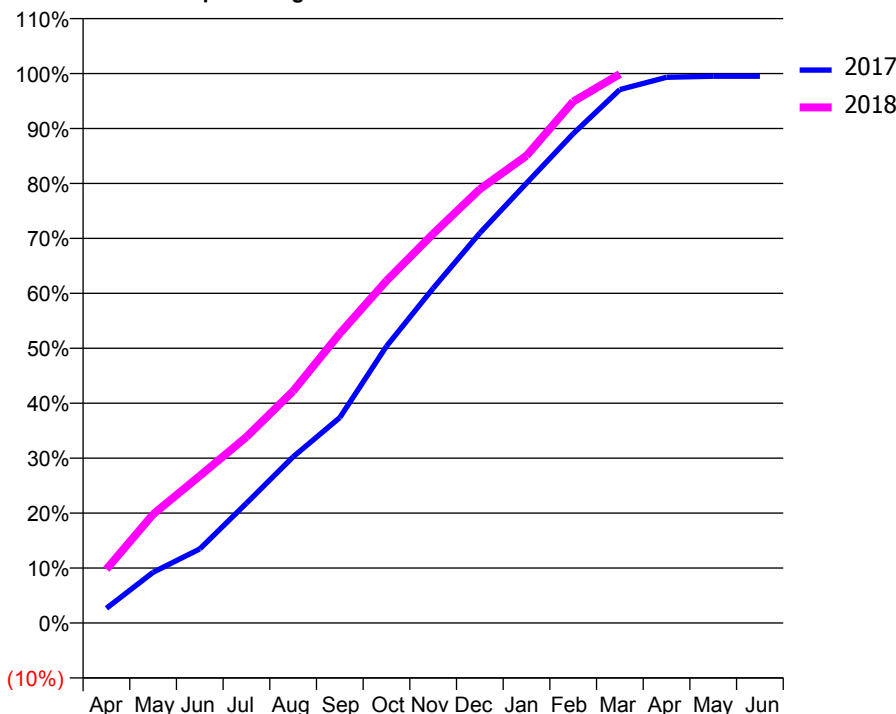
### ACCESS\*

Patients seen in 24 months	Total	Change since previous quarter
Quarter ending March 2017	3,411	
Quarter ending June 2017	3,704	↑
Quarter ending September 2017	3,966	↑
Quarter ending December 2017	4,041	→
Quarter ending March 2018	4,053	→
<b>Variance since March 2017</b>	<b>18.8%</b>	<b>↑</b>



### ACTIVITY

**Cumulative percentage of contracted UDA delivered 2017 & 2018**



Month	Adjusted Scheduled Activity (UDA)	
	2017	2018
April	195	714
May	672	1,442
June	982	1,951
July	1,589	2,468
August	2,204	3,076
September	2,724	3,840
October	3,671	4,540
November	4,439	5,163
December	5,172	5,754
January	5,834	6,197
February	6,490	6,917
March	7,074	7,280
April	7,238	
May	7,252	
June	7,253	

### QUALITY

	Quantity	Base Number	Contract	AT	Region	England
% of FP17s for the same patient ID Re-attending within 3 months - Children	154	1,708	9.0%	10.7%	12.8%	11.9%
% of FP17s for the same patient ID Re-attending within 3 months - Adults	556	3,630	15.3%	14.5%	16.5%	16.0%
% of FP17s for the same patient ID Re-attending between 3 & 9 months - Children	1,042	1,708	61.0%	57.9%	59.7%	58.3%
% of FP17s for the same patient ID Re-attending between 3 & 9 months - Adults	1,606	3,630	44.2%	52.3%	52.6%	50.3%
% of FP17s for Band 1 Urgent Courses	397	4,225	9.4%	8.1%	9.1%	9.1%
% of FP17s Relating to Free Repair or Replacements	52	4,225	1.2%	1.1%	1.0%	0.8%
% of FP17s Relating to Continuations	34	4,225	0.8%	1.4%	1.2%	1.0%
% of Patients satisfied with the dentistry they have received	6	6	N/A	92.5%	91.6%	91.5%
% of Patients satisfied with the time they had to wait for an appointment	6	6	N/A	88.5%	88.3%	87.9%

\* This is based on patients treated on this contract for their most recent course of treatment. Figures in italics indicate the base number of FP17s or Patient Questionnaire responses are less than 100. N/A is shown where the base number of responses is less than 10 during the period. % is calculated as Quantity/Base number\*100

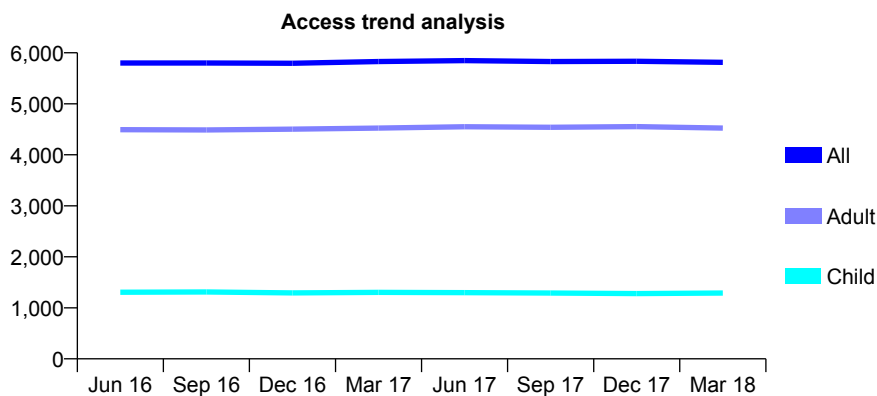
## Q49 - Vital Signs At a Glance Contract Report for 185957/0001 - March 2018

Name or company name	T. S. Lalli Limited
Contract type name	GDS Contract
Purpose of contract	General
Contract start date	01/11/2006
Contract end date	

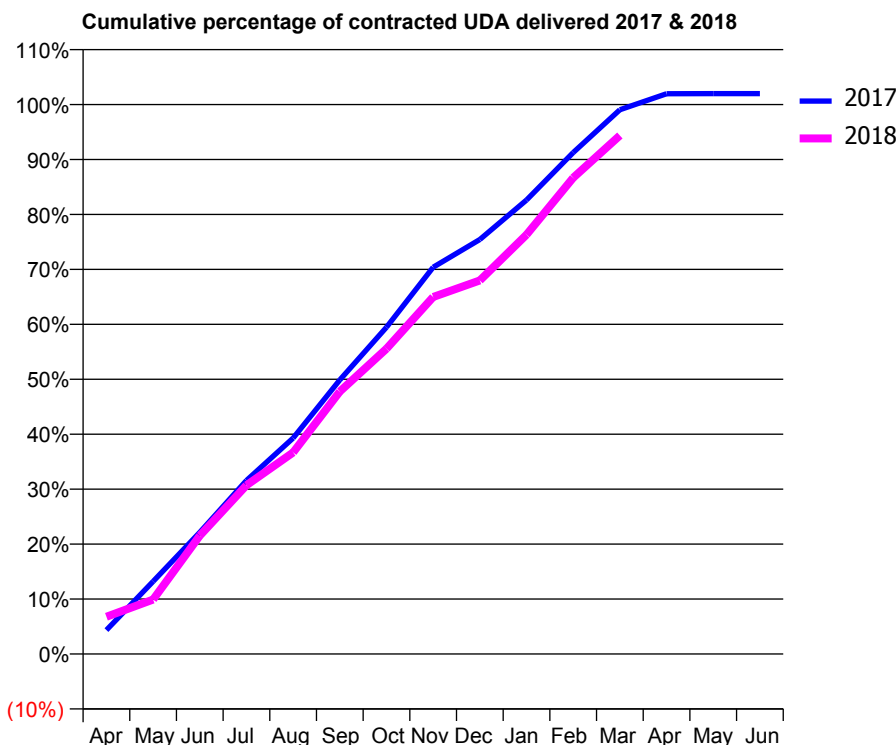
17/18 Contracted general activity (UDA)	13,428
Carry forward general activity (UDA)	-268
17/18 Contracted orthodontic activity (UOA)	0
Carry forward orthodontic activity (UOA)	0
Baseline contract value	£383,603.87

### ACCESS\*

Patients seen in 24 months	Total	Change since previous quarter
Quarter ending March 2017	5,829	
Quarter ending June 2017	5,847	→
Quarter ending September 2017	5,830	→
Quarter ending December 2017	5,833	→
Quarter ending March 2018	5,813	→
<b>Variance since March 2017</b>	<b>(0.3%)</b>	→



### ACTIVITY



Month	Adjusted Scheduled Activity (UDA)	
	2017	2018
April	585	911
May	1,775	1,330
June	2,973	2,893
July	4,239	4,125
August	5,277	4,925
September	6,699	6,416
October	7,985	7,461
November	9,451	8,725
December	10,129	9,128
January	11,092	10,246
February	12,254	11,638
March	13,300	12,670
April	13,691	
May	13,694	
June	13,696	

### QUALITY

	Quantity	Base Number	Contract	AT	Region	England
% of FP17s for the same patient ID Re-attending within 3 months - Children	62	1,520	4.1%	10.7%	12.8%	11.9%
% of FP17s for the same patient ID Re-attending within 3 months - Adults	550	5,424	10.1%	14.5%	16.5%	16.0%
% of FP17s for the same patient ID Re-attending between 3 & 9 months - Children	780	1,520	51.3%	57.9%	59.7%	58.3%
% of FP17s for the same patient ID Re-attending between 3 & 9 months - Adults	2,644	5,424	48.7%	52.3%	52.6%	50.3%
% of FP17s for Band 1 Urgent Courses	399	6,644	6.0%	8.1%	9.1%	9.1%
% of FP17s Relating to Free Repair or Replacements	19	6,644	0.3%	1.1%	1.0%	0.8%
% of FP17s Relating to Continuations	25	6,644	0.4%	1.4%	1.2%	1.0%
% of Patients satisfied with the dentistry they have received	43	47	91.5%	92.5%	91.6%	91.5%
% of Patients satisfied with the time they had to wait for an appointment	44	47	93.6%	88.5%	88.3%	87.9%

\* This is based on patients treated on this contract for their most recent course of treatment. Figures in italics indicate the base number of FP17s or Patient Questionnaire responses are less than 100. N/A is shown where the base number of responses is less than 10 during the period. % is calculated as Quantity/Base number\*100

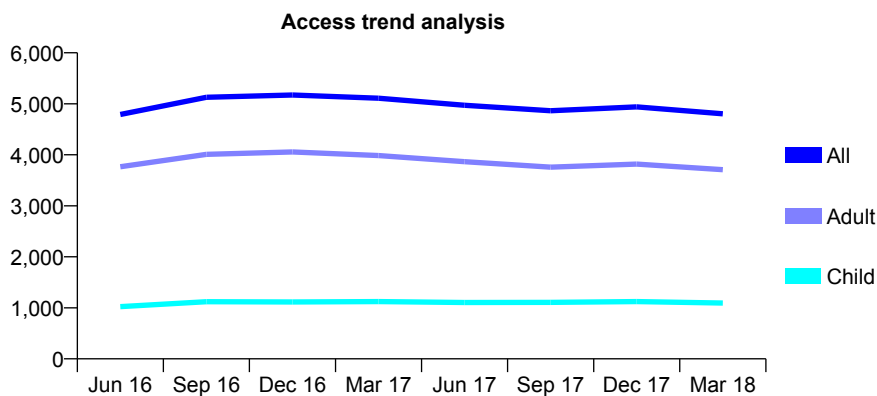
## Q49 - Vital Signs At a Glance Contract Report for 186481/0001 - March 2018

Name or company name	Bensham and Sunnyside Dental Practices
Contract type name	GDS Contract
Purpose of contract	General and Orthodontic
Contract start date	12/07/2013
Contract end date	

17/18 Contracted general activity (UDA)	17,310
Carry forward general activity (UDA)	-366
17/18 Contracted orthodontic activity (UOA)	0
Carry forward orthodontic activity (UOA)	0
Baseline contract value	£414,358.66

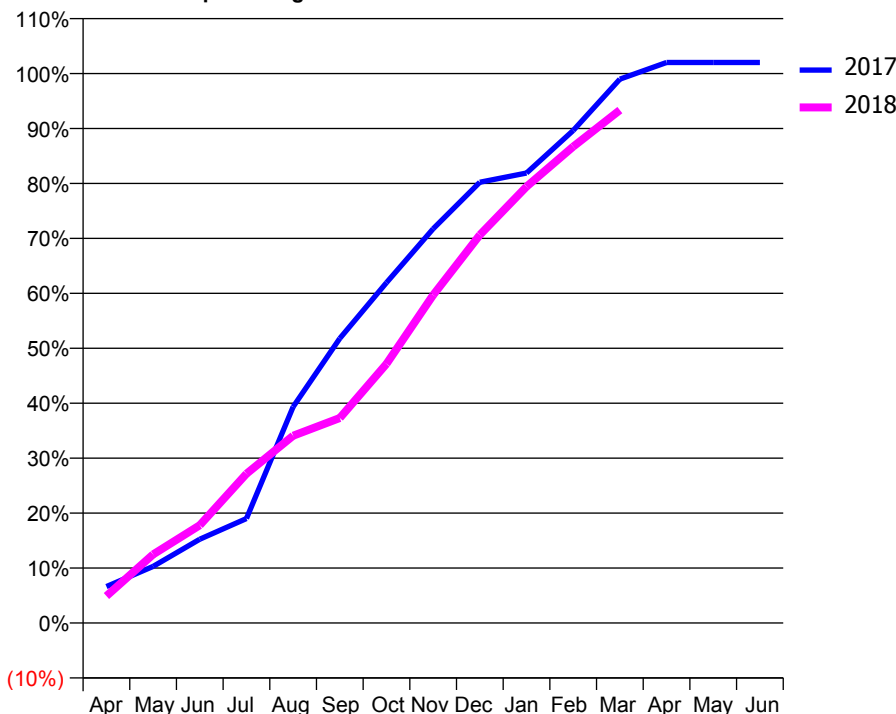
### ACCESS\*

Patients seen in 24 months	Total	Change since previous quarter
Quarter ending March 2017	5,109	
Quarter ending June 2017	4,970	↓
Quarter ending September 2017	4,865	↓
Quarter ending December 2017	4,941	→
Quarter ending March 2018	4,803	↓
<b>Variance since March 2017</b>	<b>(6.0%)</b>	<b>↓</b>



### ACTIVITY

**Cumulative percentage of contracted UDA delivered 2017 & 2018**



Month	Adjusted Scheduled Activity (UDA)	
	2017	2018
April	1,213	852
May	1,884	2,162
June	2,792	3,083
July	3,479	4,701
August	7,204	5,901
September	9,485	6,458
October	11,340	8,164
November	13,137	10,332
December	14,687	12,225
January	14,993	13,748
February	16,410	15,006
March	18,122	16,159
April	18,678	
May	18,677	
June	18,677	

### QUALITY

	Quantity	Base Number	Contract	AT	Region	England
% of FP17s for the same patient ID Re-attending within 3 months - Children	115	1,374	8.4%	10.7%	12.8%	11.9%
% of FP17s for the same patient ID Re-attending within 3 months - Adults	673	4,295	15.7%	14.5%	16.5%	16.0%
% of FP17s for the same patient ID Re-attending between 3 & 9 months - Children	664	1,374	48.3%	57.9%	59.7%	58.3%
% of FP17s for the same patient ID Re-attending between 3 & 9 months - Adults	1,804	4,295	42.0%	52.3%	52.6%	50.3%
% of FP17s for Band 1 Urgent Courses	507	5,452	9.3%	8.1%	9.1%	9.1%
% of FP17s Relating to Free Repair or Replacements	24	5,452	0.4%	1.1%	1.0%	0.8%
% of FP17s Relating to Continuations	94	5,452	1.7%	1.4%	1.2%	1.0%
% of Patients satisfied with the dentistry they have received	2	2	N/A	92.5%	91.6%	91.5%
% of Patients satisfied with the time they had to wait for an appointment	1	2	N/A	88.5%	88.3%	87.9%

\* This is based on patients treated on this contract for their most recent course of treatment. Figures in italics indicate the base number of FP17s or Patient Questionnaire responses are less than 100. N/A is shown where the base number of responses is less than 10 during the period. % is calculated as Quantity/Base number\*100

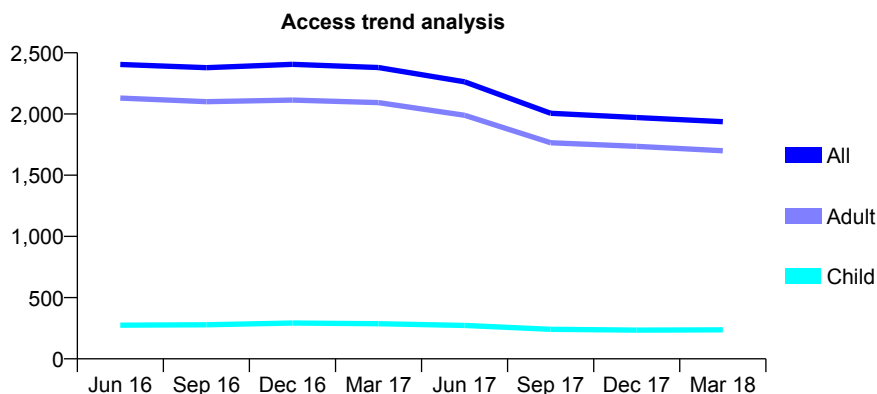
## Q49 - Vital Signs At a Glance Contract Report for 187879/0001 - March 2018

Name or company name	Newcastle Dental Care Practice Partnership
Contract type name	GDS Contract
Purpose of contract	General
Contract start date	01/03/2014
Contract end date	

17/18 Contracted general activity (UDA)	14,000
Carry forward general activity (UDA)	0
17/18 Contracted orthodontic activity (UOA)	0
Carry forward orthodontic activity (UOA)	0
Baseline contract value	£427,515.30

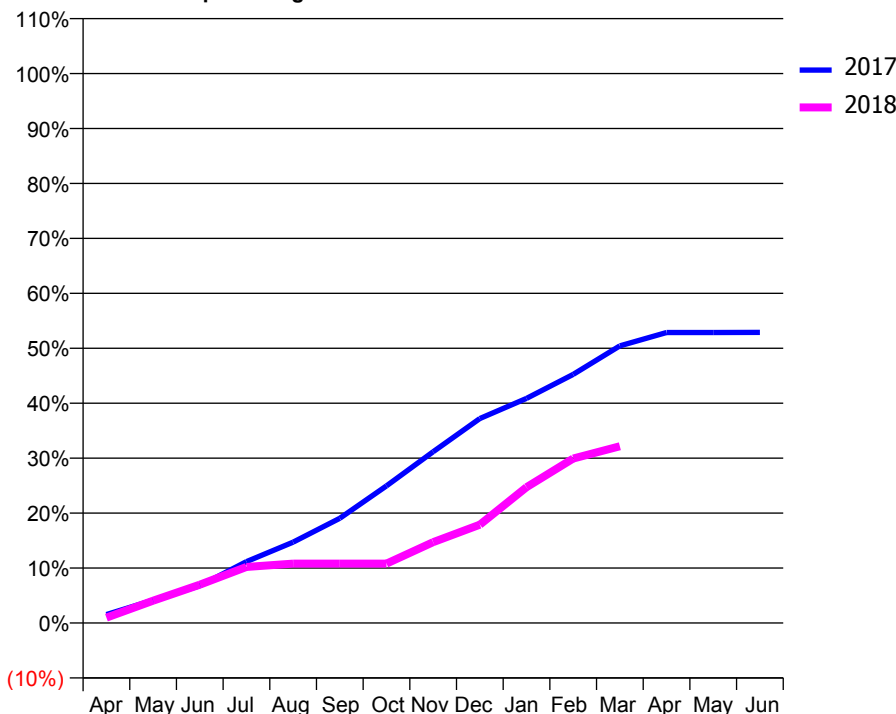
### ACCESS\*

Patients seen in 24 months	Total	Change since previous quarter
Quarter ending March 2017	2,380	
Quarter ending June 2017	2,263	↓
Quarter ending September 2017	2,006	↓
Quarter ending December 2017	1,971	↓
Quarter ending March 2018	1,937	↓
<b>Variance since March 2017</b>	<b>(18.6%)</b>	<b>↓</b>



### ACTIVITY

Cumulative percentage of contracted UDA delivered 2017 & 2018



Month	Adjusted Scheduled Activity (UDA)	
	2017	2018
April	217	139
May	584	568
June	949	975
July	1,564	1,429
August	2,059	1,512
September	2,667	1,512
October	3,495	1,512
November	4,363	2,061
December	5,209	2,504
January	5,724	3,462
February	6,334	4,190
March	7,060	4,502
April	7,402	
May	7,402	
June	7,403	

### QUALITY

	Quantity	Base Number	Contract	AT	Region	England
% of FP17s for the same patient ID Re-attending within 3 months - Children	7	181	3.9%	10.7%	12.8%	11.9%
% of FP17s for the same patient ID Re-attending within 3 months - Adults	113	1,500	7.5%	14.5%	16.5%	16.0%
% of FP17s for the same patient ID Re-attending between 3 & 9 months - Children	67	181	37.0%	57.9%	59.7%	58.3%
% of FP17s for the same patient ID Re-attending between 3 & 9 months - Adults	675	1,500	45.0%	52.3%	52.6%	50.3%
% of FP17s for Band 1 Urgent Courses	95	1,564	6.1%	8.1%	9.1%	9.1%
% of FP17s Relating to Free Repair or Replacements	20	1,564	1.3%	1.1%	1.0%	0.8%
% of FP17s Relating to Continuations	5	1,564	0.3%	1.4%	1.2%	1.0%
% of Patients satisfied with the dentistry they have received	2	2	N/A	92.5%	91.6%	91.5%
% of Patients satisfied with the time they had to wait for an appointment	2	2	N/A	88.5%	88.3%	87.9%

\* This is based on patients treated on this contract for their most recent course of treatment. Figures in italics indicate the base number of FP17s or Patient Questionnaire responses are less than 100. N/A is shown where the base number of responses is less than 10 during the period. % is calculated as Quantity/Base number\*100

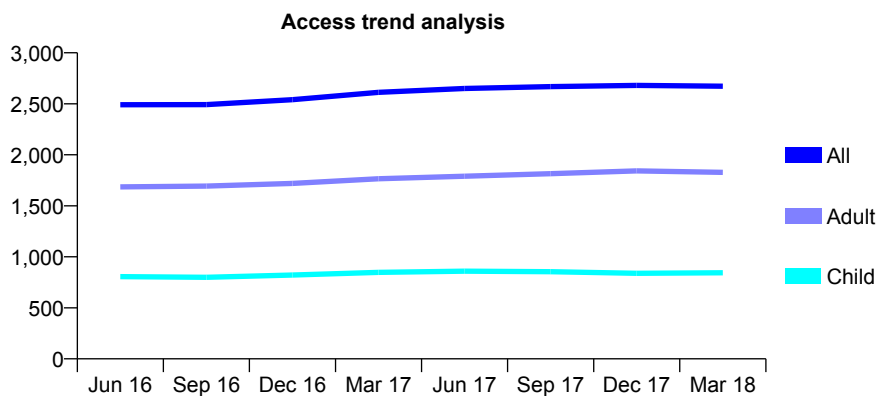
## Q49 - Vital Signs At a Glance Contract Report for 193372/0001 - March 2018

Name or company name	Alistair Bartlett Dental Practice Limited
Contract type name	GDS Contract
Purpose of contract	General
Contract start date	01/08/2012
Contract end date	

17/18 Contracted general activity (UDA)	7,887
Carry forward general activity (UDA)	0
17/18 Contracted orthodontic activity (UOA)	0
Carry forward orthodontic activity (UOA)	0
Baseline contract value	£202,359.90

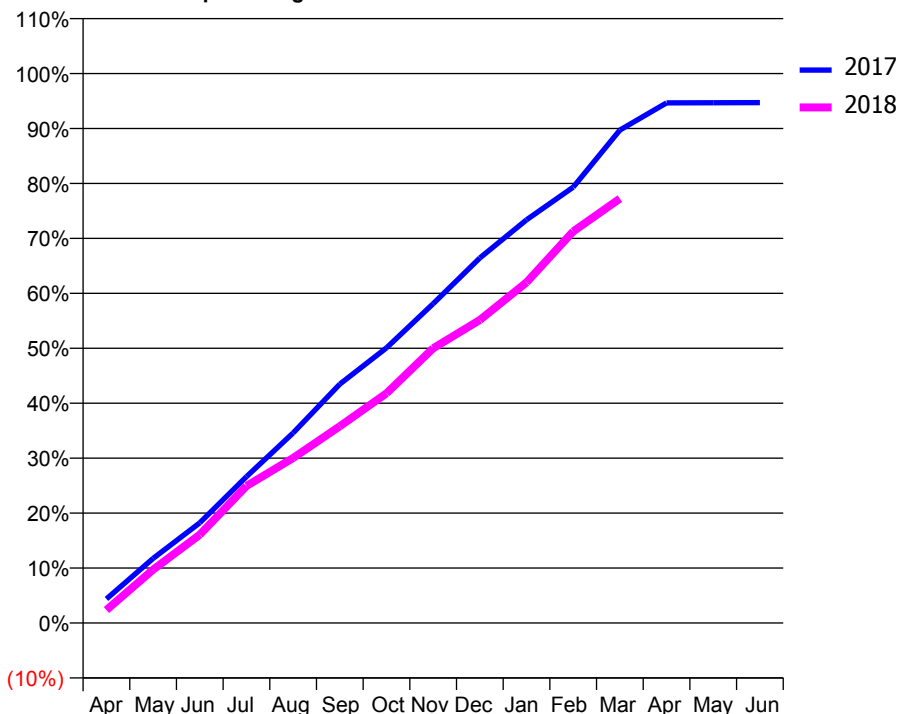
### ACCESS\*

Patients seen in 24 months	Total	Change since previous quarter
Quarter ending March 2017	2,613	
Quarter ending June 2017	2,650	→
Quarter ending September 2017	2,669	→
Quarter ending December 2017	2,681	→
Quarter ending March 2018	2,672	→
<b>Variance since March 2017</b>	<b>2.3%</b>	<b>↑</b>



### ACTIVITY

Cumulative percentage of contracted UDA delivered 2017 & 2018



Month	Adjusted Scheduled Activity (UDA)	
	2017	2018
April	346	186
May	927	767
June	1,438	1,267
July	2,100	1,967
August	2,728	2,369
September	3,429	2,823
October	3,949	3,297
November	4,582	3,943
December	5,240	4,350
January	5,786	4,890
February	6,256	5,621
March	7,075	6,091
April	7,465	
May	7,468	
June	7,469	

### QUALITY

	Quantity	Base Number	Contract	AT	Region	England
% of FP17s for the same patient ID Re-attending within 3 months - Children	58	1,028	5.6%	10.7%	12.8%	11.9%
% of FP17s for the same patient ID Re-attending within 3 months - Adults	302	2,233	13.5%	14.5%	16.5%	16.0%
% of FP17s for the same patient ID Re-attending between 3 & 9 months - Children	595	1,028	57.9%	57.9%	59.7%	58.3%
% of FP17s for the same patient ID Re-attending between 3 & 9 months - Adults	1,211	2,233	54.2%	52.3%	52.6%	50.3%
% of FP17s for Band 1 Urgent Courses	283	3,092	9.2%	8.1%	9.1%	9.1%
% of FP17s Relating to Free Repair or Replacements	21	3,092	0.7%	1.1%	1.0%	0.8%
% of FP17s Relating to Continuations	22	3,092	0.7%	1.4%	1.2%	1.0%
% of Patients satisfied with the dentistry they have received	1	1	N/A	92.5%	91.6%	91.5%
% of Patients satisfied with the time they had to wait for an appointment	1	1	N/A	88.5%	88.3%	87.9%

\* This is based on patients treated on this contract for their most recent course of treatment. Figures in italics indicate the base number of FP17s or Patient Questionnaire responses are less than 100. N/A is shown where the base number of responses is less than 10 during the period. % is calculated as Quantity/Base number\*100

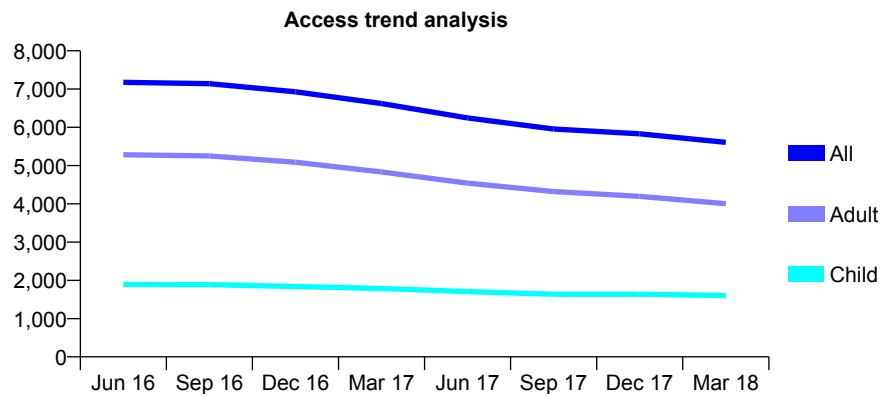
## Q49 - Vital Signs At a Glance Contract Report for 193372/0002 - March 2018

Name or company name	Alistair Bartlett Dental Practice Limited
Contract type name	GDS Contract
Purpose of contract	General
Contract start date	01/08/2012
Contract end date	

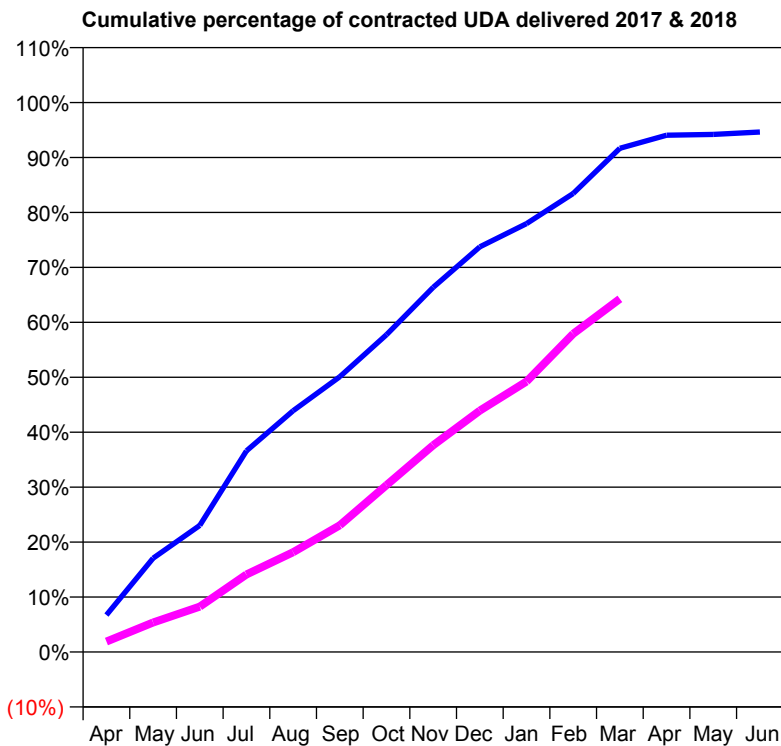
17/18 Contracted general activity (UDA)	22,902
Carry forward general activity (UDA)	0
17/18 Contracted orthodontic activity (UOA)	0
Carry forward orthodontic activity (UOA)	0
Baseline contract value	£526,914.73

### ACCESS\*

Patients seen in 24 months	Total	Change since previous quarter
Quarter ending March 2017	6,620	
Quarter ending June 2017	6,246	↓
Quarter ending September 2017	5,957	↓
Quarter ending December 2017	5,830	↓
Quarter ending March 2018	5,606	↓
<b>Variance since March 2017</b>	<b>(15.3%)</b>	↓



### ACTIVITY



Month	Adjusted Scheduled Activity (UDA)	
	2017	2018
April	1,280	436
May	3,245	1,229
June	4,378	1,890
July	6,954	3,232
August	8,342	4,161
September	9,517	5,283
October	10,970	6,956
November	12,606	8,616
December	14,011	10,064
January	14,814	11,272
February	15,853	13,263
March	17,416	14,722
April	17,868	
May	17,895	
June	17,978	

### QUALITY

	Quantity	Base Number	Contract	AT	Region	England
% of FP17s for the same patient ID Re-attending within 3 months - Children	180	2,350	7.7%	10.7%	12.8%	11.9%
% of FP17s for the same patient ID Re-attending within 3 months - Adults	573	4,878	11.7%	14.5%	16.5%	16.0%
% of FP17s for the same patient ID Re-attending between 3 & 9 months - Children	1,330	2,350	56.6%	57.9%	59.7%	58.3%
% of FP17s for the same patient ID Re-attending between 3 & 9 months - Adults	2,623	4,878	53.8%	52.3%	52.6%	50.3%
% of FP17s for Band 1 Urgent Courses	423	6,941	6.1%	8.1%	9.1%	9.1%
% of FP17s Relating to Free Repair or Replacements	111	6,941	1.6%	1.1%	1.0%	0.8%
% of FP17s Relating to Continuations	34	6,941	0.5%	1.4%	1.2%	1.0%
% of Patients satisfied with the dentistry they have received	7	7	N/A	92.5%	91.6%	91.5%
% of Patients satisfied with the time they had to wait for an appointment	6	7	N/A	88.5%	88.3%	87.9%

\* This is based on patients treated on this contract for their most recent course of treatment. Figures in italics indicate the base number of FP17s or Patient Questionnaire responses are less than 100. N/A is shown where the base number of responses is less than 10 during the period. % is calculated as Quantity/Base number\*100

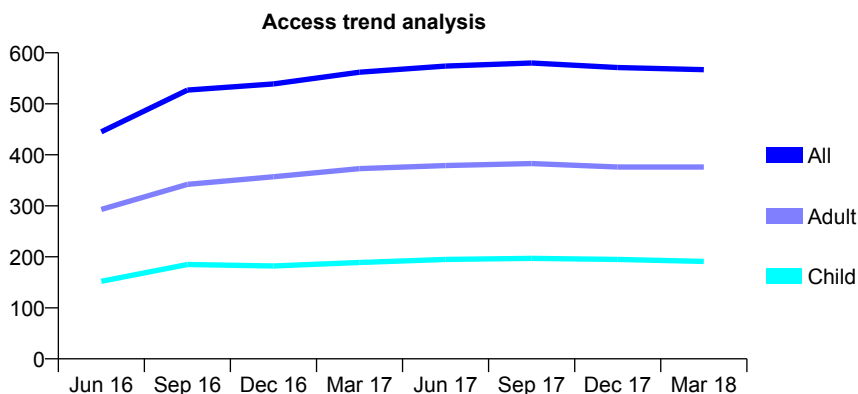
## Q49 - Vital Signs At a Glance Contract Report for 194948/0001 - March 2018

Name or company name	Wessington Way Dental Practice
Contract type name	GDS Contract
Purpose of contract	General
Contract start date	01/10/2015
Contract end date	

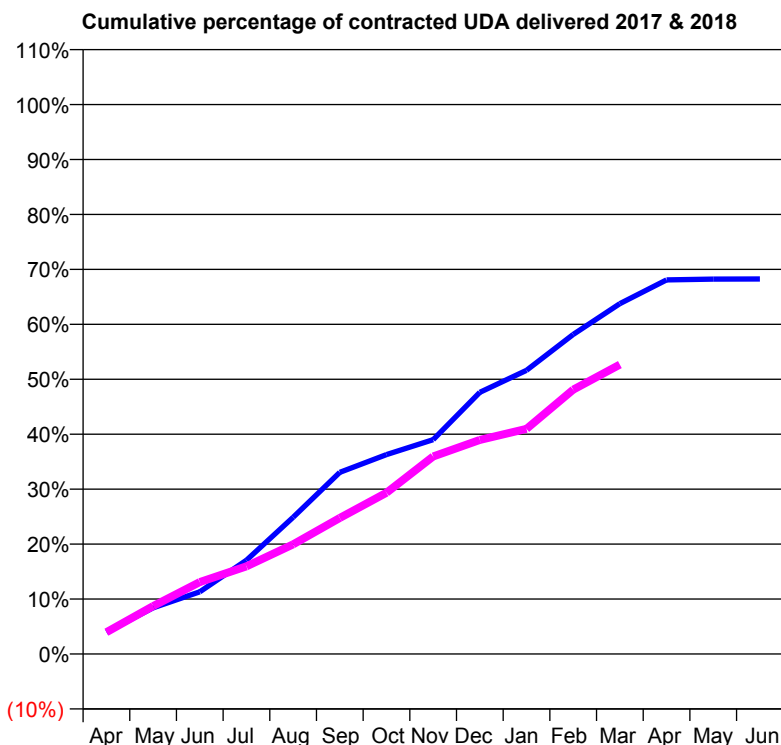
17/18 Contracted general activity (UDA)	2,400
Carry forward general activity (UDA)	0
17/18 Contracted orthodontic activity (UOA)	0
Carry forward orthodontic activity (UOA)	0
Baseline contract value	£59,632.55

### ACCESS\*

Patients seen in 24 months	Total	Change since previous quarter
Quarter ending March 2017	562	
Quarter ending June 2017	574	↑
Quarter ending September 2017	580	→
Quarter ending December 2017	571	↓
Quarter ending March 2018	567	→
<b>Variance since March 2017</b>	<b>0.9%</b>	<b>→</b>



### ACTIVITY



Month	Adjusted Scheduled Activity (UDA)	
	2017	2018
April	96	95
May	202	210
June	272	314
July	410	383
August	597	479
September	794	594
October	871	704
November	936	863
December	1,143	935
January	1,239	983
February	1,396	1,155
March	1,530	1,264
April	1,634	
May	1,637	
June	1,638	

### QUALITY

	Quantity	Base Number	Contract	AT	Region	England
% of FP17s for the same patient ID Re-attending within 3 months - Children	17	315	5.4%	10.7%	12.8%	11.9%
% of FP17s for the same patient ID Re-attending within 3 months - Adults	68	597	11.4%	14.5%	16.5%	16.0%
% of FP17s for the same patient ID Re-attending between 3 & 9 months - Children	213	315	67.6%	57.9%	59.7%	58.3%
% of FP17s for the same patient ID Re-attending between 3 & 9 months - Adults	428	597	71.7%	52.3%	52.6%	50.3%
% of FP17s for Band 1 Urgent Courses	70	843	8.3%	8.1%	9.1%	9.1%
% of FP17s Relating to Free Repair or Replacements	3	843	0.4%	1.1%	1.0%	0.8%
% of FP17s Relating to Continuations	4	843	0.5%	1.4%	1.2%	1.0%
% of Patients satisfied with the dentistry they have received	0	0	N/A	92.5%	91.6%	91.5%
% of Patients satisfied with the time they had to wait for an appointment	0	0	N/A	88.5%	88.3%	87.9%

\* This is based on patients treated on this contract for their most recent course of treatment. Figures in italics indicate the base number of FP17s or Patient Questionnaire responses are less than 100. N/A is shown where the base number of responses is less than 10 during the period. % is calculated as Quantity/Base number\*100

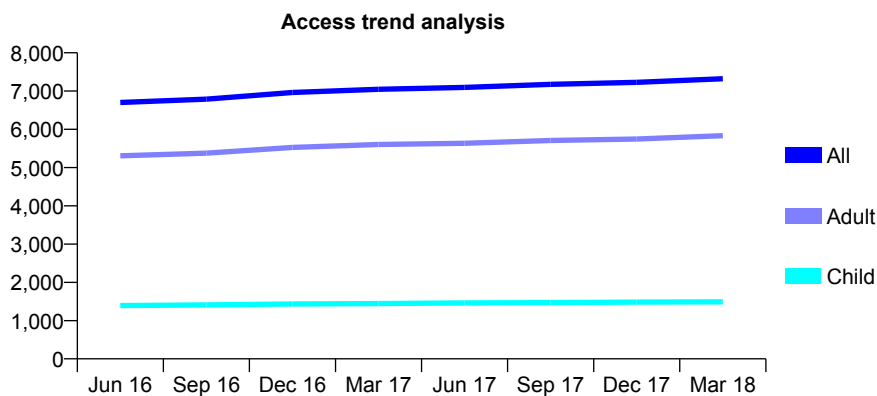
## Q49 - Vital Signs At a Glance Contract Report for 196851/0001 - March 2018

Name or company name	Low Fell Dental Practice
Contract type name	GDS Contract
Purpose of contract	General
Contract start date	01/10/2013
Contract end date	

17/18 Contracted general activity (UDA)	25,488
Carry forward general activity (UDA)	-39
17/18 Contracted orthodontic activity (UOA)	0
Carry forward orthodontic activity (UOA)	0
Baseline contract value	£745,684.08

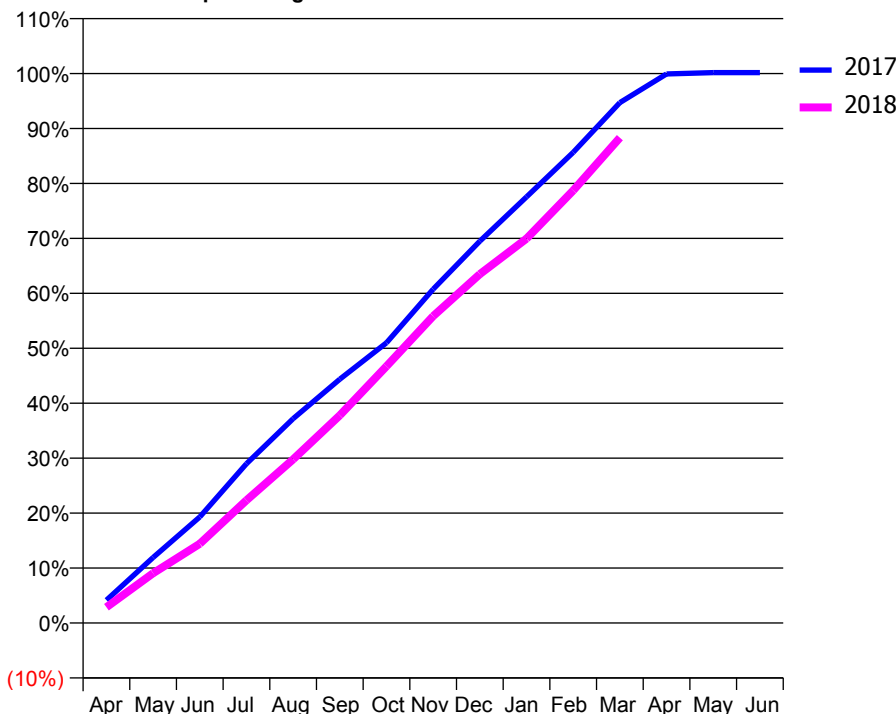
### ACCESS\*

Patients seen in 24 months	Total	Change since previous quarter
Quarter ending March 2017	7,048	
Quarter ending June 2017	7,097	→
Quarter ending September 2017	7,175	→
Quarter ending December 2017	7,228	→
Quarter ending March 2018	7,322	→
<b>Variance since March 2017</b>	<b>3.9%</b>	<b>↑</b>



### ACTIVITY

Cumulative percentage of contracted UDA delivered 2017 & 2018



Month	Adjusted Scheduled Activity (UDA)	
	2017	2018
April	1,063	731
May	3,040	2,308
June	4,920	3,680
July	7,391	5,693
August	9,481	7,594
September	11,308	9,635
October	13,000	11,912
November	15,483	14,238
December	17,714	16,182
January	19,766	17,826
February	21,828	20,060
March	24,135	22,511
April	25,468	
May	25,526	
June	25,527	

### QUALITY

	Quantity	Base Number	Contract	AT	Region	England
% of FP17s for the same patient ID Re-attending within 3 months - Children	118	2,399	4.9%	10.7%	12.8%	11.9%
% of FP17s for the same patient ID Re-attending within 3 months - Adults	1,105	8,907	12.4%	14.5%	16.5%	16.0%
% of FP17s for the same patient ID Re-attending between 3 & 9 months - Children	1,656	2,399	69.0%	57.9%	59.7%	58.3%
% of FP17s for the same patient ID Re-attending between 3 & 9 months - Adults	5,478	8,907	61.5%	52.3%	52.6%	50.3%
% of FP17s for Band 1 Urgent Courses	789	10,864	7.3%	8.1%	9.1%	9.1%
% of FP17s Relating to Free Repair or Replacements	78	10,864	0.7%	1.1%	1.0%	0.8%
% of FP17s Relating to Continuations	173	10,864	1.6%	1.4%	1.2%	1.0%
% of Patients satisfied with the dentistry they have received	7	7	N/A	92.5%	91.6%	91.5%
% of Patients satisfied with the time they had to wait for an appointment	6	7	N/A	88.5%	88.3%	87.9%

\* This is based on patients treated on this contract for their most recent course of treatment. Figures in italics indicate the base number of FP17s or Patient Questionnaire responses are less than 100. N/A is shown where the base number of responses is less than 10 during the period. % is calculated as Quantity/Base number\*100



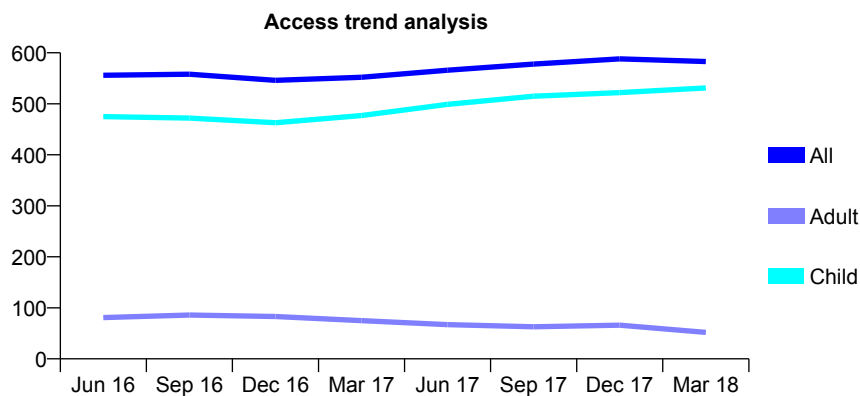
## Q49 - Vital Signs At a Glance Contract Report for 203947/0001 - March 2018

Name or company name	Campbell and Wilson Dental Practice
Contract type name	GDS Contract
Purpose of contract	General
Contract start date	01/07/2012
Contract end date	

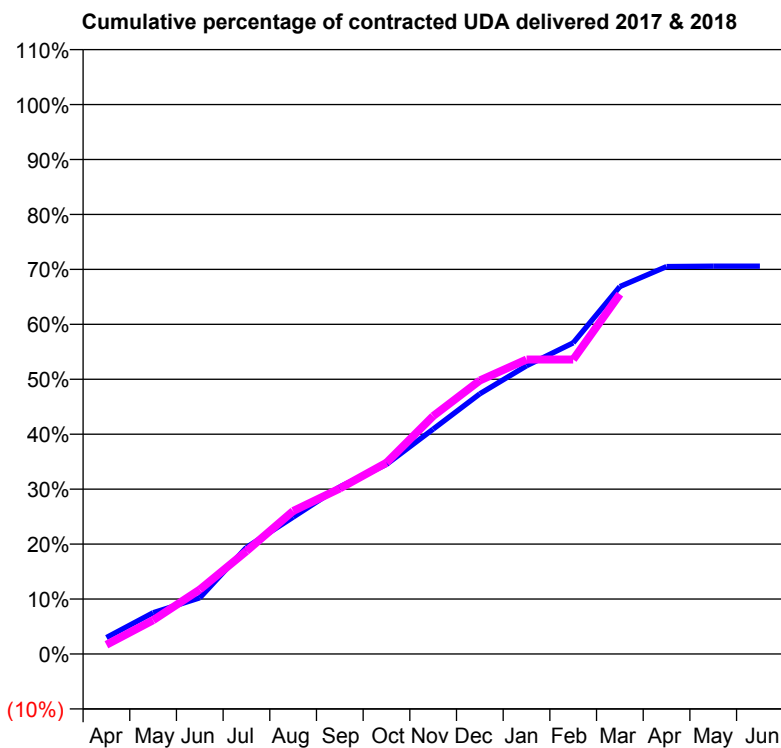
17/18 Contracted general activity (UDA)	1,839
Carry forward general activity (UDA)	0
17/18 Contracted orthodontic activity (UOA)	0
Carry forward orthodontic activity (UOA)	0
Baseline contract value	£43,980.74

### ACCESS\*

Patients seen in 24 months	Total	Change since previous quarter
Quarter ending March 2017	552	
Quarter ending June 2017	566	↑
Quarter ending September 2017	578	↑
Quarter ending December 2017	588	→
Quarter ending March 2018	583	→
<b>Variance since March 2017</b>	<b>5.6%</b>	<b>↑</b>



### ACTIVITY



Month	Adjusted Scheduled Activity (UDA)	
	2017	2018
April	55	31
May	138	113
June	188	216
July	357	344
August	458	479
September	559	554
October	635	640
November	753	796
December	871	915
January	965	985
February	1,041	985
March	1,230	1,204
April	1,297	
May	1,298	
June	1,298	

### QUALITY

	Quantity	Base Number	Contract	AT	Region	England
% of FP17s for the same patient ID Re-attending within 3 months - Children	156	1,042	15.0%	10.7%	12.8%	11.9%
% of FP17s for the same patient ID Re-attending within 3 months - Adults	0	2	0.0%	14.5%	16.5%	16.0%
% of FP17s for the same patient ID Re-attending between 3 & 9 months - Children	694	1,042	66.6%	57.9%	59.7%	58.3%
% of FP17s for the same patient ID Re-attending between 3 & 9 months - Adults	1	2	50.0%	52.3%	52.6%	50.3%
% of FP17s for Band 1 Urgent Courses	16	1,001	1.6%	8.1%	9.1%	9.1%
% of FP17s Relating to Free Repair or Replacements	0	1,001	0.0%	1.1%	1.0%	0.8%
% of FP17s Relating to Continuations	0	1,001	0.0%	1.4%	1.2%	1.0%
% of Patients satisfied with the dentistry they have received	1	1	N/A	92.5%	91.6%	91.5%
% of Patients satisfied with the time they had to wait for an appointment	1	1	N/A	88.5%	88.3%	87.9%

\* This is based on patients treated on this contract for their most recent course of treatment. Figures in italics indicate the base number of FP17s or Patient Questionnaire responses are less than 100. N/A is shown where the base number of responses is less than 10 during the period. % is calculated as Quantity/Base number\*100

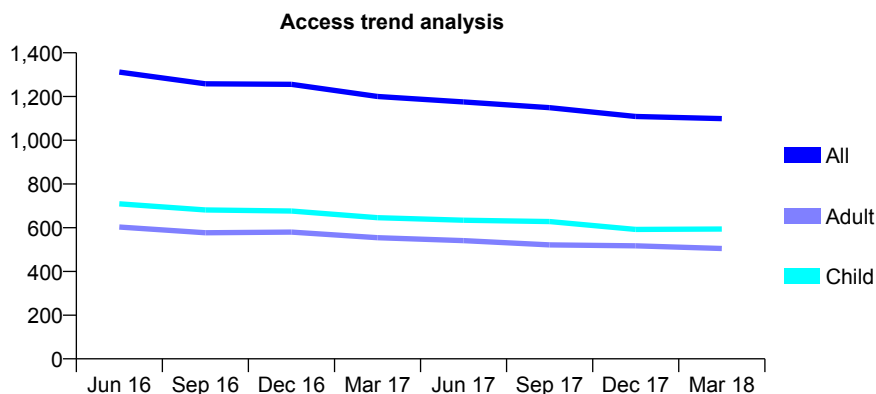
## Q49 - Vital Signs At a Glance Contract Report for 209503/0001 - March 2018

Name or company name	MRS AE PASS
Contract type name	GDS Contract
Purpose of contract	General
Contract start date	01/04/2006
Contract end date	

17/18 Contracted general activity (UDA)	3,700
Carry forward general activity (UDA)	0
17/18 Contracted orthodontic activity (UOA)	0
Carry forward orthodontic activity (UOA)	0
Baseline contract value	£80,770.34

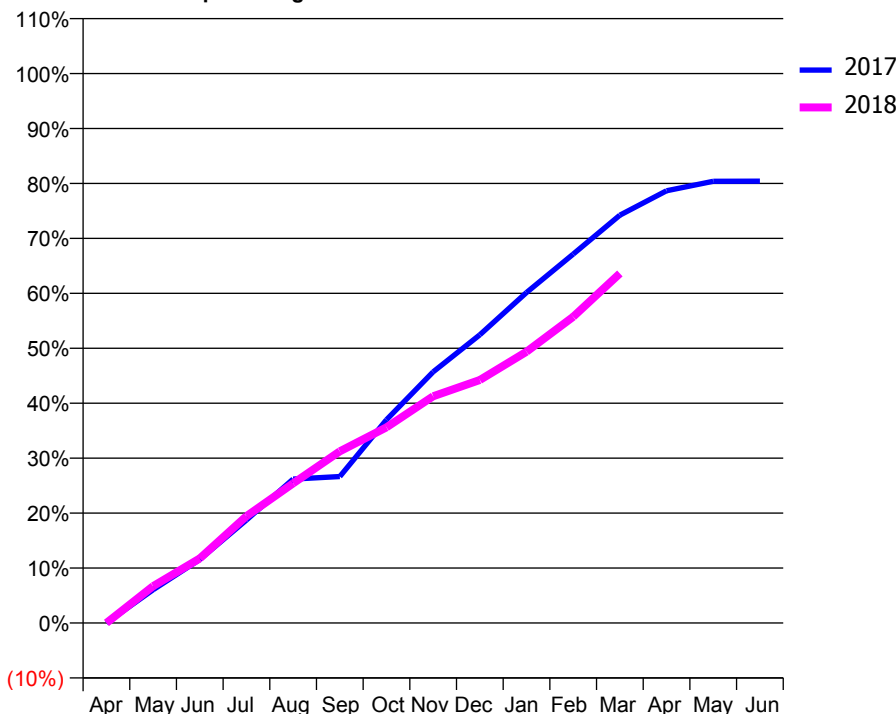
### ACCESS\*

Patients seen in 24 months	Total	Change since previous quarter
Quarter ending March 2017	1,200	
Quarter ending June 2017	1,175	↓
Quarter ending September 2017	1,149	↓
Quarter ending December 2017	1,109	↓
Quarter ending March 2018	1,099	→
<b>Variance since March 2017</b>	<b>(8.4%)</b>	<b>↓</b>



### ACTIVITY

Cumulative percentage of contracted UDA delivered 2017 & 2018



Month	Adjusted Scheduled Activity (UDA)	
	2017	2018
April	0	0
May	224	248
June	427	435
July	694	720
August	969	941
September	987	1,156
October	1,369	1,318
November	1,691	1,526
December	1,941	1,637
January	2,225	1,827
February	2,484	2,062
March	2,746	2,354
April	2,910	
May	2,974	
June	2,975	

### QUALITY

	Quantity	Base Number	Contract	AT	Region	England
% of FP17s for the same patient ID Re-attending within 3 months - Children	78	932	8.4%	10.7%	12.8%	11.9%
% of FP17s for the same patient ID Re-attending within 3 months - Adults	144	608	23.7%	14.5%	16.5%	16.0%
% of FP17s for the same patient ID Re-attending between 3 & 9 months - Children	600	932	64.4%	57.9%	59.7%	58.3%
% of FP17s for the same patient ID Re-attending between 3 & 9 months - Adults	306	608	50.3%	52.3%	52.6%	50.3%
% of FP17s for Band 1 Urgent Courses	76	1,408	5.4%	8.1%	9.1%	9.1%
% of FP17s Relating to Free Repair or Replacements	3	1,408	0.2%	1.1%	1.0%	0.8%
% of FP17s Relating to Continuations	0	1,408	0.0%	1.4%	1.2%	1.0%
% of Patients satisfied with the dentistry they have received	4	4	N/A	92.5%	91.6%	91.5%
% of Patients satisfied with the time they had to wait for an appointment	4	4	N/A	88.5%	88.3%	87.9%

\* This is based on patients treated on this contract for their most recent course of treatment. Figures in italics indicate the base number of FP17s or Patient Questionnaire responses are less than 100. N/A is shown where the base number of responses is less than 10 during the period. % is calculated as Quantity/Base number\*100

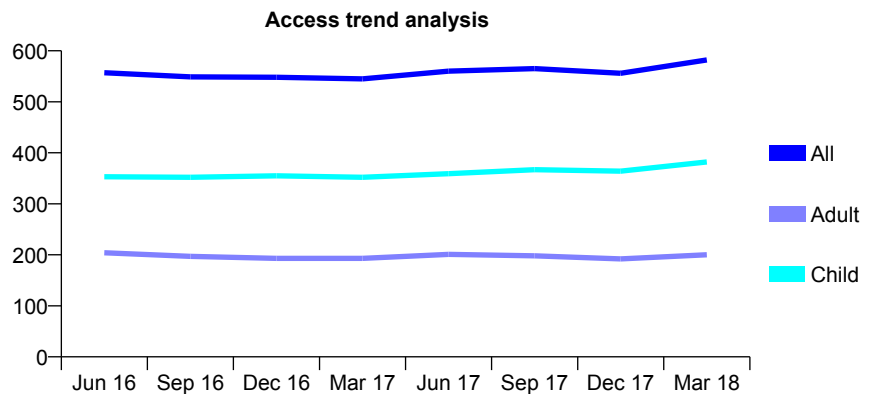
## Q49 - Vital Signs At a Glance Contract Report for 213756/0002 - March 2018

Name or company name	Lismore House Dental Care
Contract type name	GDS Contract
Purpose of contract	General
Contract start date	26/12/2012
Contract end date	

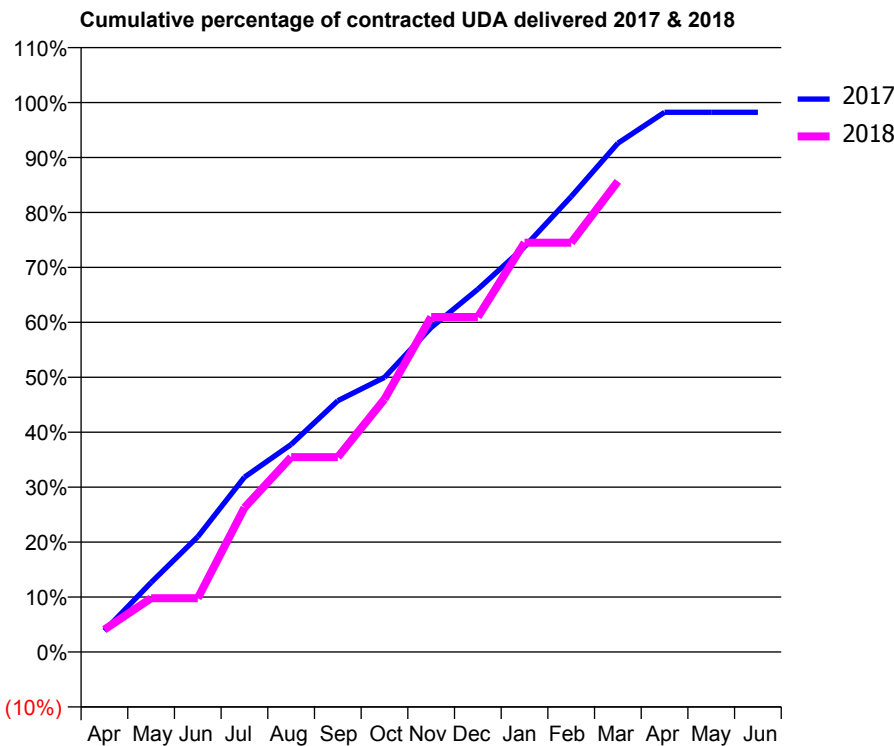
17/18 Contracted general activity (UDA)	1,300
Carry forward general activity (UDA)	23
17/18 Contracted orthodontic activity (UOA)	0
Carry forward orthodontic activity (UOA)	0
Baseline contract value	£31,091.36

### ACCESS\*

Patients seen in 24 months	Total	Change since previous quarter
Quarter ending March 2017	545	
Quarter ending June 2017	560	↑
Quarter ending September 2017	565	→
Quarter ending December 2017	556	↓
Quarter ending March 2018	582	↑
<b>Variance since March 2017</b>	<b>6.8%</b>	<b>↑</b>



### ACTIVITY



Month	Adjusted Scheduled Activity (UDA)	
	2017	2018
April	50	53
May	165	127
June	273	127
July	414	342
August	491	461
September	594	461
October	650	598
November	768	793
December	858	793
January	959	968
February	1,077	968
March	1,204	1,114
April	1,277	
May	1,277	
June	1,277	

### QUALITY

	Quantity	Base Number	Contract	AT	Region	England
% of FP17s for the same patient ID Re-attending within 3 months - Children	54	656	8.2%	10.7%	12.8%	11.9%
% of FP17s for the same patient ID Re-attending within 3 months - Adults	26	204	12.7%	14.5%	16.5%	16.0%
% of FP17s for the same patient ID Re-attending between 3 & 9 months - Children	458	656	69.8%	57.9%	59.7%	58.3%
% of FP17s for the same patient ID Re-attending between 3 & 9 months - Adults	117	204	57.4%	52.3%	52.6%	50.3%
% of FP17s for Band 1 Urgent Courses	29	841	3.4%	8.1%	9.1%	9.1%
% of FP17s Relating to Free Repair or Replacements	0	841	0.0%	1.1%	1.0%	0.8%
% of FP17s Relating to Continuations	0	841	0.0%	1.4%	1.2%	1.0%
% of Patients satisfied with the dentistry they have received	0	0	N/A	92.5%	91.6%	91.5%
% of Patients satisfied with the time they had to wait for an appointment	0	0	N/A	88.5%	88.3%	87.9%

\* This is based on patients treated on this contract for their most recent course of treatment. Figures in italics indicate the base number of FP17s or Patient Questionnaire responses are less than 100. N/A is shown where the base number of responses is less than 10 during the period. % is calculated as Quantity/Base number\*100

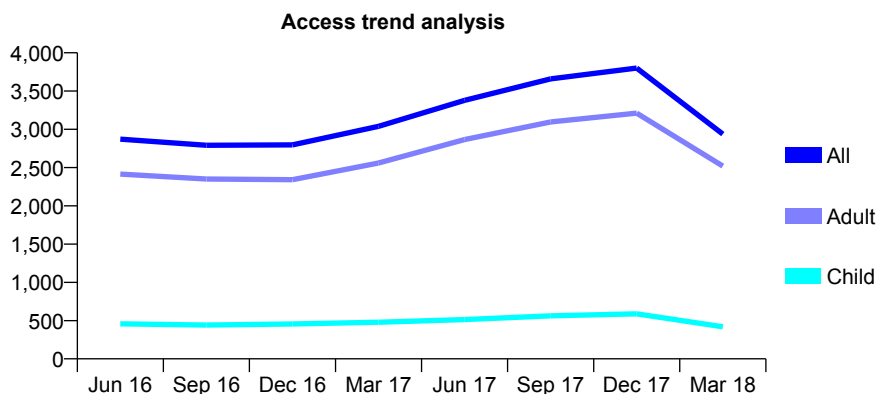
## Q49 - Vital Signs At a Glance Contract Report for 214329/0001 - March 2018

Name or company name	Castlegate Dental Practice Partnership
Contract type name	GDS Contract
Purpose of contract	General
Contract start date	01/04/2006
Contract end date	

17/18 Contracted general activity (UDA)	10,700
Carry forward general activity (UDA)	0
17/18 Contracted orthodontic activity (UOA)	0
Carry forward orthodontic activity (UOA)	0
Baseline contract value	£240,726.72

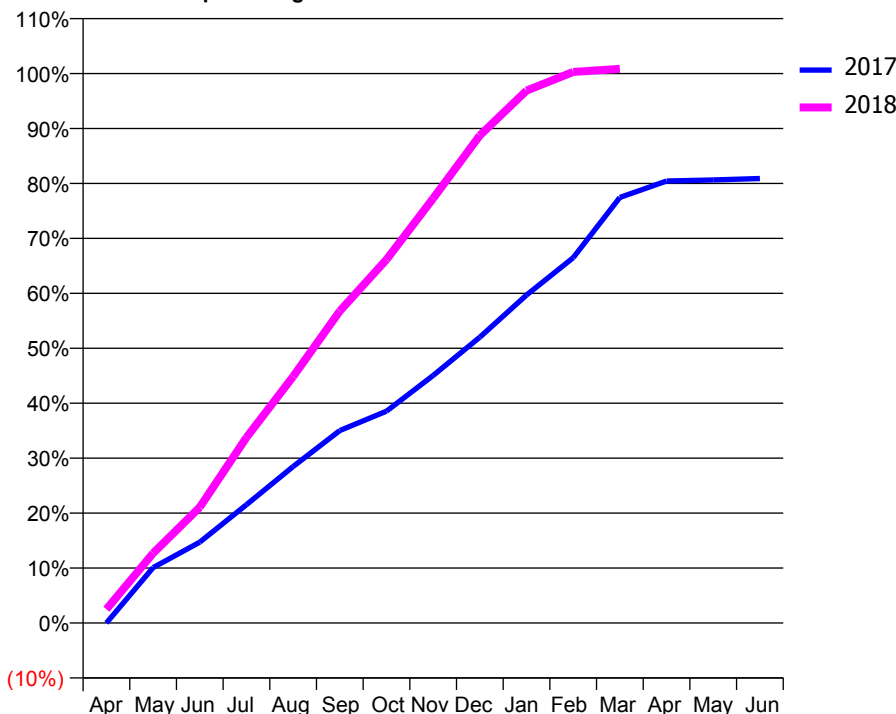
### ACCESS\*

Patients seen in 24 months	Total	Change since previous quarter
Quarter ending March 2017	3,038	
Quarter ending June 2017	3,379	↑
Quarter ending September 2017	3,659	↑
Quarter ending December 2017	3,801	↑
Quarter ending March 2018	2,938	↓
<b>Variance since March 2017</b>	<b>(3.3%)</b>	<b>↓</b>



### ACTIVITY

Cumulative percentage of contracted UDA delivered 2017 & 2018



Month	Adjusted Scheduled Activity (UDA)	
	2017	2018
April	0	268
May	1,079	1,360
June	1,575	2,254
July	2,303	3,613
August	3,047	4,800
September	3,748	6,075
October	4,125	7,078
November	4,821	8,270
December	5,565	9,495
January	6,386	10,366
February	7,114	10,730
March	8,286	10,791
April	8,606	
May	8,627	
June	8,654	

### QUALITY

	Quantity	Base Number	Contract	AT	Region	England
% of FP17s for the same patient ID Re-attending within 3 months - Children	23	653	3.5%	10.7%	12.8%	11.9%
% of FP17s for the same patient ID Re-attending within 3 months - Adults	292	3,562	8.2%	14.5%	16.5%	16.0%
% of FP17s for the same patient ID Re-attending between 3 & 9 months - Children	275	653	42.1%	57.9%	59.7%	58.3%
% of FP17s for the same patient ID Re-attending between 3 & 9 months - Adults	1,611	3,562	45.2%	52.3%	52.6%	50.3%
% of FP17s for Band 1 Urgent Courses	288	4,070	7.1%	8.1%	9.1%	9.1%
% of FP17s Relating to Free Repair or Replacements	28	4,070	0.7%	1.1%	1.0%	0.8%
% of FP17s Relating to Continuations	29	4,070	0.7%	1.4%	1.2%	1.0%
% of Patients satisfied with the dentistry they have received	7	7	N/A	92.5%	91.6%	91.5%
% of Patients satisfied with the time they had to wait for an appointment	5	7	N/A	88.5%	88.3%	87.9%

\* This is based on patients treated on this contract for their most recent course of treatment. Figures in italics indicate the base number of FP17s or Patient Questionnaire responses are less than 100. N/A is shown where the base number of responses is less than 10 during the period. % is calculated as Quantity/Base number\*100

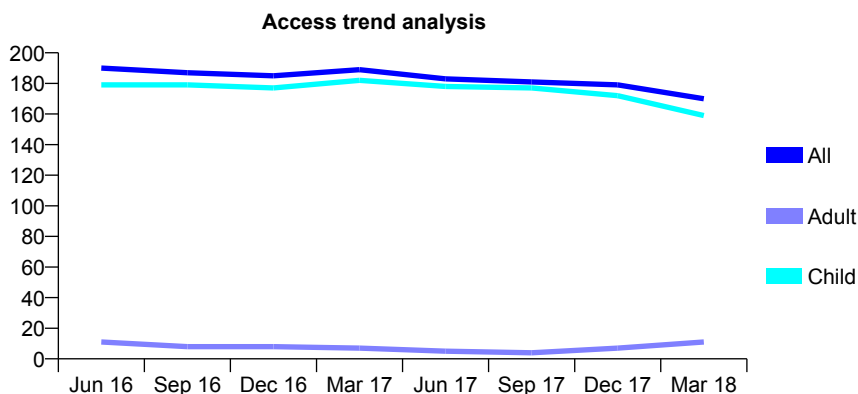
## Q49 - Vital Signs At a Glance Contract Report for 214922/0001 - March 2018

Name or company name	MISS AL DAVIDSON
Contract type name	GDS Contract
Purpose of contract	General and Orthodontic
Contract start date	01/04/2006
Contract end date	

17/18 Contracted general activity (UDA)	650
Carry forward general activity (UDA)	20
17/18 Contracted orthodontic activity (UOA)	33
Carry forward orthodontic activity (UOA)	0
Baseline contract value	£21,472.87

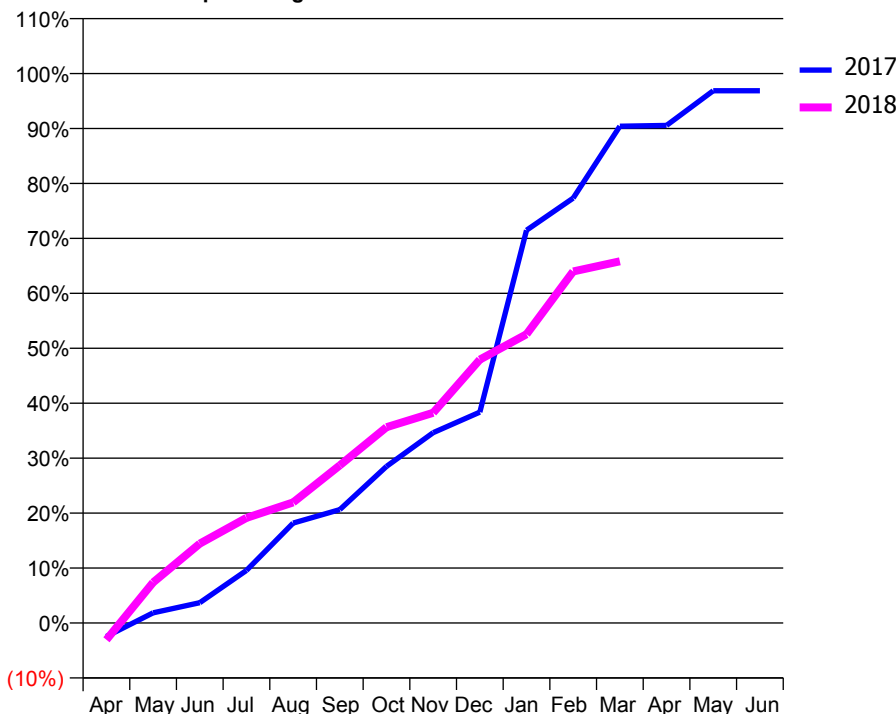
### ACCESS\*

Patients seen in 24 months	Total	Change since previous quarter
Quarter ending March 2017	189	
Quarter ending June 2017	183	↓
Quarter ending September 2017	181	↓
Quarter ending December 2017	179	↓
Quarter ending March 2018	170	↓
<b>Variance since March 2017</b>	<b>(10.1%)</b>	<b>↓</b>



### ACTIVITY

**Cumulative percentage of contracted UDA delivered 2017 & 2018**



Month	Adjusted Scheduled Activity (UDA)	
	2017	2018
April	-16	-20
May	12	48
June	24	94
July	62	124
August	118	143
September	134	187
October	185	232
November	225	249
December	249	312
January	465	342
February	503	416
March	588	428
April	589	
May	630	
June	630	

### QUALITY

	Quantity	Base Number	Contract	AT	Region	England
% of FP17s for the same patient ID Re-attending within 3 months - Children	24	292	8.2%	10.7%	12.8%	11.9%
% of FP17s for the same patient ID Re-attending within 3 months - Adults	0	0	N/A	14.5%	16.5%	16.0%
% of FP17s for the same patient ID Re-attending between 3 & 9 months - Children	221	292	75.7%	57.9%	59.7%	58.3%
% of FP17s for the same patient ID Re-attending between 3 & 9 months - Adults	0	0	N/A	52.3%	52.6%	50.3%
% of FP17s for Band 1 Urgent Courses	9	203	4.4%	8.1%	9.1%	9.1%
% of FP17s Relating to Free Repair or Replacements	0	203	0.0%	1.1%	1.0%	0.8%
% of FP17s Relating to Continuations	2	203	1.0%	1.4%	1.2%	1.0%
% of Patients satisfied with the dentistry they have received	1	1	N/A	92.5%	91.6%	91.5%
% of Patients satisfied with the time they had to wait for an appointment	1	1	N/A	88.5%	88.3%	87.9%

\* This is based on patients treated on this contract for their most recent course of treatment. Figures in italics indicate the base number of FP17s or Patient Questionnaire responses are less than 100. N/A is shown where the base number of responses is less than 10 during the period. % is calculated as Quantity/Base number\*100

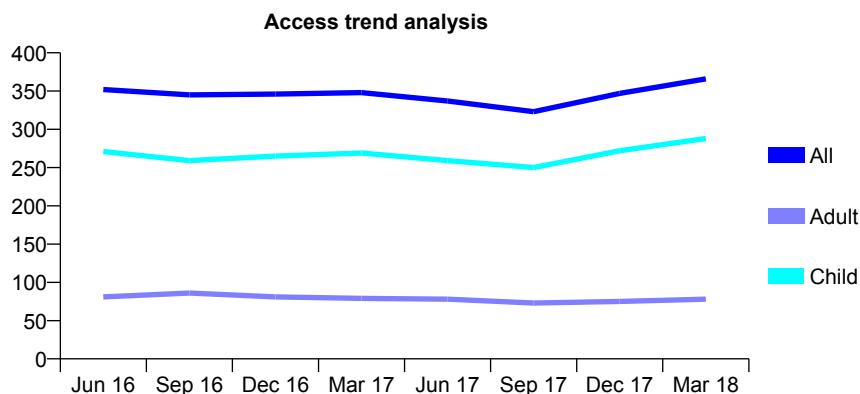
## Q49 - Vital Signs At a Glance Contract Report for 215031/0001 - March 2018

Name or company name	MR RJ GOVAN
Contract type name	GDS Contract
Purpose of contract	General and Orthodontic
Contract start date	01/04/2006
Contract end date	

17/18 Contracted general activity (UDA)	1,100
Carry forward general activity (UDA)	0
17/18 Contracted orthodontic activity (UOA)	442
Carry forward orthodontic activity (UOA)	-25
Baseline contract value	£47,366.92

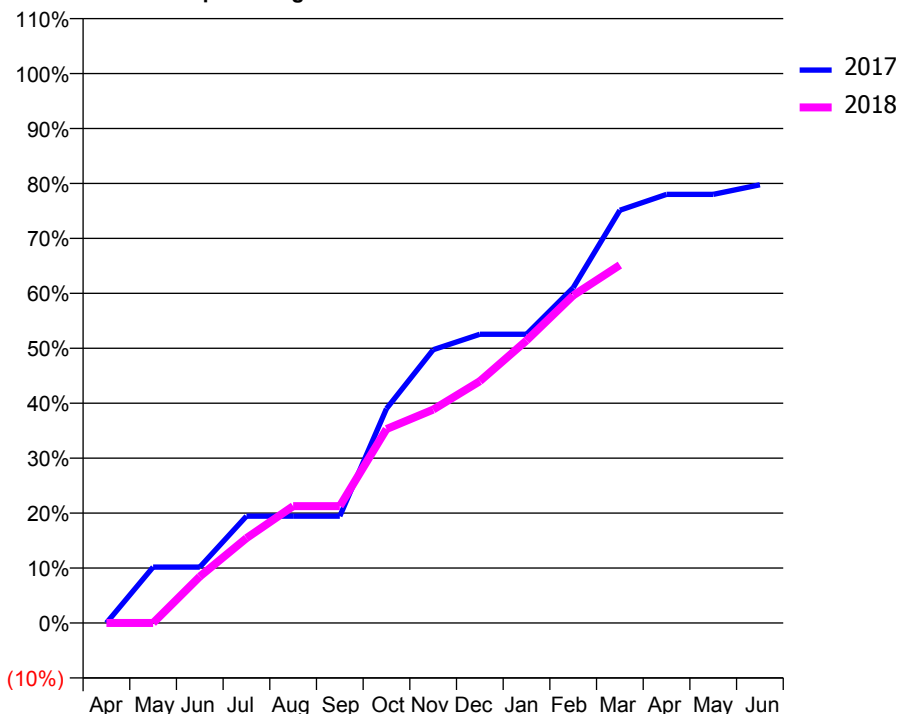
### ACCESS\*

Patients seen in 24 months	Total	Change since previous quarter
Quarter ending March 2017	348	
Quarter ending June 2017	337	↓
Quarter ending September 2017	323	↓
Quarter ending December 2017	347	↑
Quarter ending March 2018	366	↑
<b>Variance since March 2017</b>	<b>5.2%</b>	<b>↑</b>



### ACTIVITY

Cumulative percentage of contracted UDA delivered 2017 & 2018



Month	Adjusted Scheduled Activity (UDA)	
	2017	2018
April	0	0
May	112	0
June	112	93
July	214	170
August	214	234
September	214	234
October	429	388
November	547	427
December	578	484
January	578	565
February	671	656
March	826	717
April	858	
May	858	
June	877	

### QUALITY

	Quantity	Base Number	Contract	AT	Region	England
% of FP17s for the same patient ID Re-attending within 3 months - Children	55	480	11.5%	10.7%	12.8%	11.9%
% of FP17s for the same patient ID Re-attending within 3 months - Adults	7	55	12.7%	14.5%	16.5%	16.0%
% of FP17s for the same patient ID Re-attending between 3 & 9 months - Children	290	480	60.4%	57.9%	59.7%	58.3%
% of FP17s for the same patient ID Re-attending between 3 & 9 months - Adults	36	55	65.5%	52.3%	52.6%	50.3%
% of FP17s for Band 1 Urgent Courses	3	450	0.7%	8.1%	9.1%	9.1%
% of FP17s Relating to Free Repair or Replacements	0	450	0.0%	1.1%	1.0%	0.8%
% of FP17s Relating to Continuations	0	450	0.0%	1.4%	1.2%	1.0%
% of Patients satisfied with the dentistry they have received	0	0	N/A	92.5%	91.6%	91.5%
% of Patients satisfied with the time they had to wait for an appointment	0	0	N/A	88.5%	88.3%	87.9%

\* This is based on patients treated on this contract for their most recent course of treatment. Figures in italics indicate the base number of FP17s or Patient Questionnaire responses are less than 100. N/A is shown where the base number of responses is less than 10 during the period. % is calculated as Quantity/Base number\*100

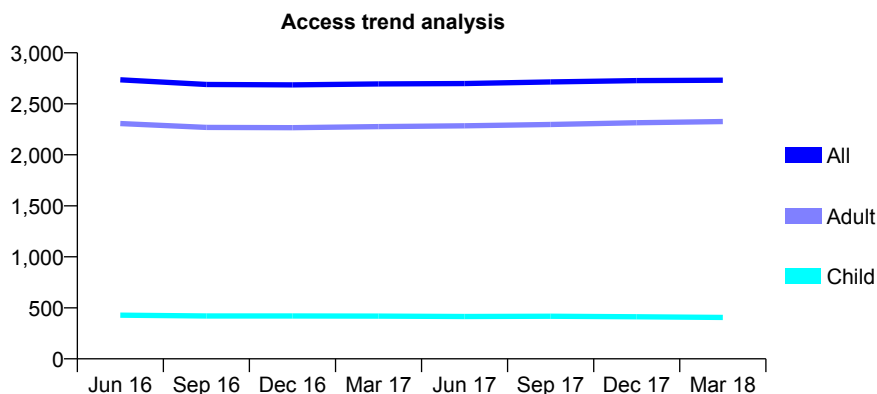
## Q49 - Vital Signs At a Glance Contract Report for 218731/0001 - March 2018

Name or company name	Mr S Harrison, Mr S Solaiman and Mr K Niç
Contract type name	GDS Contract
Purpose of contract	General and Orthodontic
Contract start date	01/04/2006
Contract end date	

17/18 Contracted general activity (UDA)	8,954
Carry forward general activity (UDA)	0
17/18 Contracted orthodontic activity (UOA)	0
Carry forward orthodontic activity (UOA)	0
Baseline contract value	£203,035.38

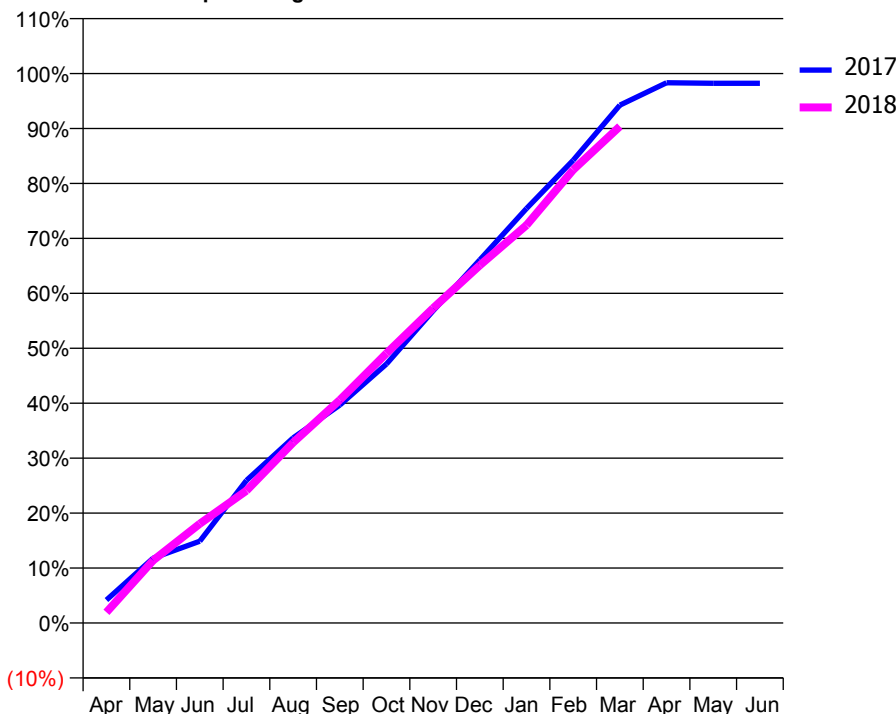
### ACCESS\*

Patients seen in 24 months	Total	Change since previous quarter
Quarter ending March 2017	2,695	
Quarter ending June 2017	2,699	→
Quarter ending September 2017	2,714	→
Quarter ending December 2017	2,728	→
Quarter ending March 2018	2,732	→
<b>Variance since March 2017</b>	<b>1.4%</b>	<b>→</b>



### ACTIVITY

Cumulative percentage of contracted UDA delivered 2017 & 2018



Month	Adjusted Scheduled Activity (UDA)	
	2017	2018
April	375	174
May	1,056	1,021
June	1,333	1,618
July	2,323	2,157
August	3,017	2,942
September	3,552	3,634
October	4,220	4,396
November	5,089	5,132
December	5,917	5,828
January	6,755	6,483
February	7,540	7,385
March	8,439	8,092
April	8,804	
May	8,795	
June	8,795	

### QUALITY

	Quantity	Base Number	Contract	AT	Region	England
% of FP17s for the same patient ID Re-attending within 3 months - Children	88	707	12.4%	10.7%	12.8%	11.9%
% of FP17s for the same patient ID Re-attending within 3 months - Adults	426	3,808	11.2%	14.5%	16.5%	16.0%
% of FP17s for the same patient ID Re-attending between 3 & 9 months - Children	438	707	62.0%	57.9%	59.7%	58.3%
% of FP17s for the same patient ID Re-attending between 3 & 9 months - Adults	2,689	3,808	70.6%	52.3%	52.6%	50.3%
% of FP17s for Band 1 Urgent Courses	36	4,392	0.8%	8.1%	9.1%	9.1%
% of FP17s Relating to Free Repair or Replacements	9	4,392	0.2%	1.1%	1.0%	0.8%
% of FP17s Relating to Continuations	26	4,392	0.6%	1.4%	1.2%	1.0%
% of Patients satisfied with the dentistry they have received	4	4	N/A	92.5%	91.6%	91.5%
% of Patients satisfied with the time they had to wait for an appointment	4	4	N/A	88.5%	88.3%	87.9%

\* This is based on patients treated on this contract for their most recent course of treatment. Figures in italics indicate the base number of FP17s or Patient Questionnaire responses are less than 100. N/A is shown where the base number of responses is less than 10 during the period. % is calculated as Quantity/Base number\*100

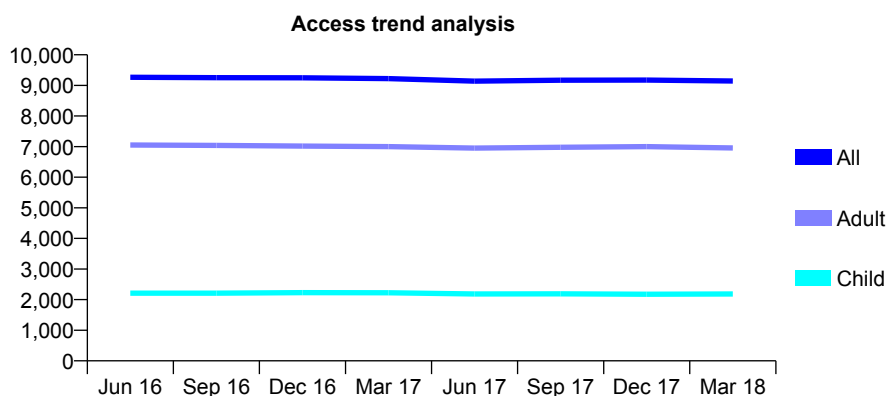
## Q49 - Vital Signs At a Glance Contract Report for 219576/0001 - March 2018

Name or company name	MR DJ WHITE
Contract type name	GDS Contract
Purpose of contract	General and Orthodontic
Contract start date	01/04/2006
Contract end date	

17/18 Contracted general activity (UDA)	29,524
Carry forward general activity (UDA)	-366
17/18 Contracted orthodontic activity (UOA)	100
Carry forward orthodontic activity (UOA)	2
Baseline contract value	£791,541.31

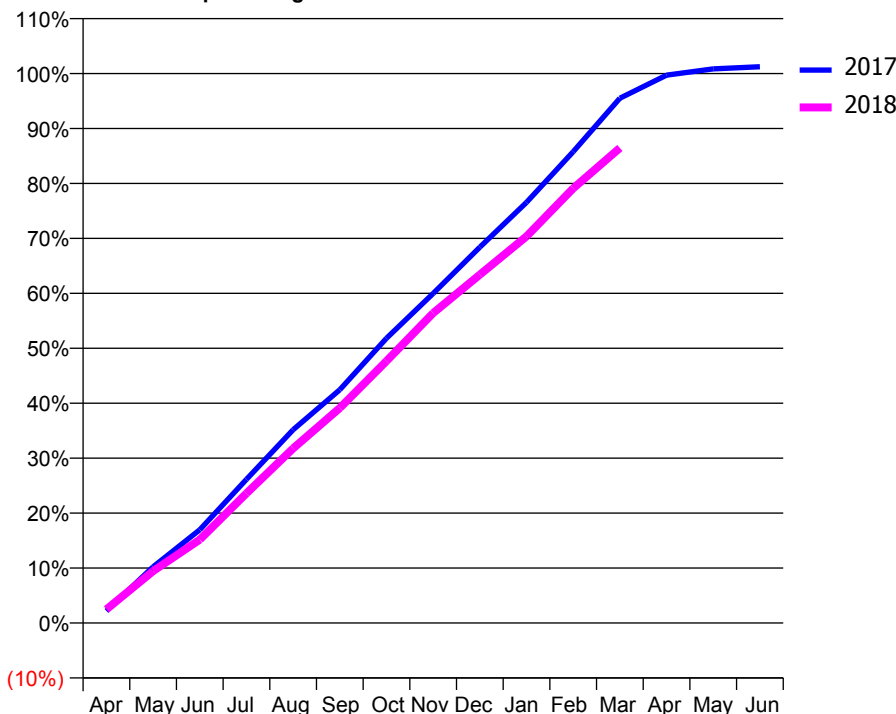
### ACCESS\*

Patients seen in 24 months	Total	Change since previous quarter
Quarter ending March 2017	9,224	
Quarter ending June 2017	9,138	→
Quarter ending September 2017	9,169	→
Quarter ending December 2017	9,174	→
Quarter ending March 2018	9,143	→
<b>Variance since March 2017</b>	<b>(0.9%)</b>	→



### ACTIVITY

Cumulative percentage of contracted UDA delivered 2017 & 2018



Month	Adjusted Scheduled Activity (UDA)	
	2017	2018
April	654	735
May	3,057	2,789
June	5,074	4,480
July	7,817	6,968
August	10,520	9,379
September	12,694	11,554
October	15,495	14,078
November	17,937	16,651
December	20,451	18,720
January	22,891	20,775
February	25,649	23,350
March	28,562	25,526
April	29,818	
May	30,159	
June	30,270	

### QUALITY

	Quantity	Base Number	Contract	AT	Region	England
% of FP17s for the same patient ID Re-attending within 3 months - Children	325	2,774	11.7%	10.7%	12.8%	11.9%
% of FP17s for the same patient ID Re-attending within 3 months - Adults	2,155	9,675	22.3%	14.5%	16.5%	16.0%
% of FP17s for the same patient ID Re-attending between 3 & 9 months - Children	1,165	2,774	42.0%	57.9%	59.7%	58.3%
% of FP17s for the same patient ID Re-attending between 3 & 9 months - Adults	4,258	9,675	44.0%	52.3%	52.6%	50.3%
% of FP17s for Band 1 Urgent Courses	1,603	11,695	13.7%	8.1%	9.1%	9.1%
% of FP17s Relating to Free Repair or Replacements	385	11,695	3.3%	1.1%	1.0%	0.8%
% of FP17s Relating to Continuations	275	11,695	2.4%	1.4%	1.2%	1.0%
% of Patients satisfied with the dentistry they have received	10	10	100.0%	92.5%	91.6%	91.5%
% of Patients satisfied with the time they had to wait for an appointment	9	10	90.0%	88.5%	88.3%	87.9%

\* This is based on patients treated on this contract for their most recent course of treatment. Figures in italics indicate the base number of FP17s or Patient Questionnaire responses are less than 100. N/A is shown where the base number of responses is less than 10 during the period. % is calculated as Quantity/Base number\*100



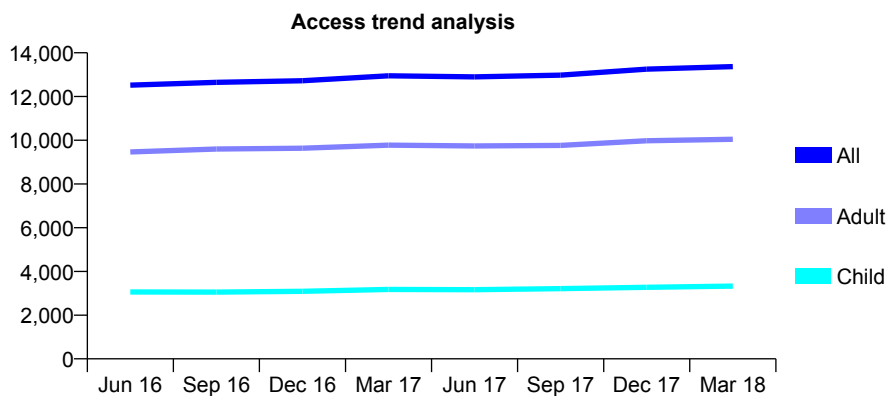
## Q49 - Vital Signs At a Glance Contract Report for 220639/0001 - March 2018

Name or company name	MR PG KILKER
Contract type name	GDS Contract
Purpose of contract	General and Orthodontic
Contract start date	01/04/2006
Contract end date	

17/18 Contracted general activity (UDA)	32,937
Carry forward general activity (UDA)	-99
17/18 Contracted orthodontic activity (UOA)	0
Carry forward orthodontic activity (UOA)	0
Baseline contract value	£896,237.41

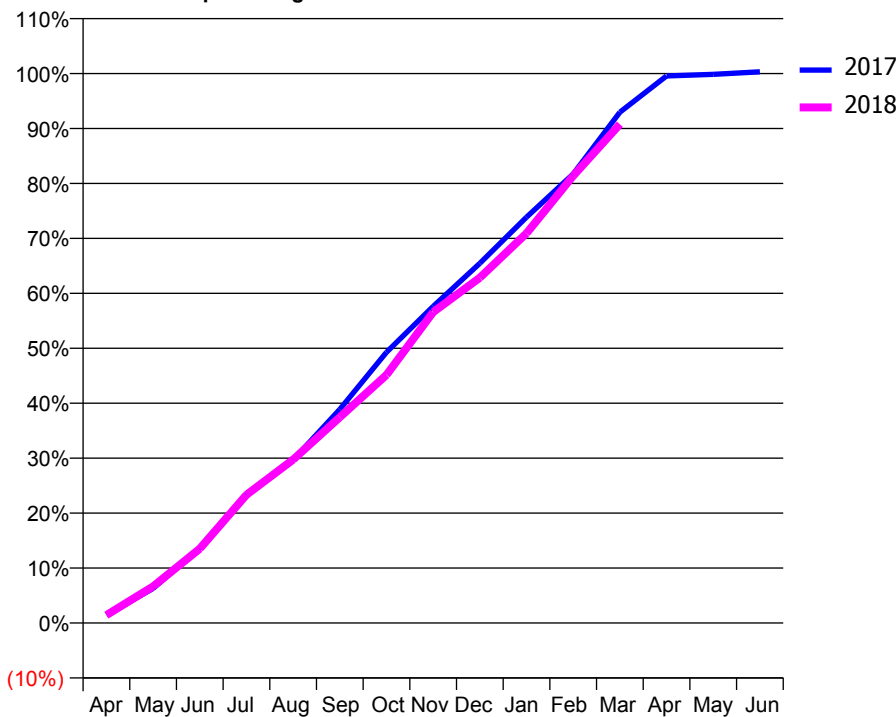
### ACCESS\*

Patients seen in 24 months	Total	Change since previous quarter
Quarter ending March 2017	12,949	
Quarter ending June 2017	12,899	→
Quarter ending September 2017	12,979	→
Quarter ending December 2017	13,250	↑
Quarter ending March 2018	13,371	→
<b>Variance since March 2017</b>	<b>3.3%</b>	<b>↑</b>



### ACTIVITY

Cumulative percentage of contracted UDA delivered 2017 & 2018



Month	Adjusted Scheduled Activity (UDA)	
	2017	2018
April	482	477
May	2,077	2,193
June	4,494	4,456
July	7,731	7,683
August	9,782	9,795
September	12,812	12,341
October	16,228	14,869
November	18,979	18,633
December	21,557	20,698
January	24,326	23,357
February	26,914	26,802
March	30,614	29,896
April	32,792	
May	32,889	
June	33,036	

### QUALITY

	Quantity	Base Number	Contract	AT	Region	England
% of FP17s for the same patient ID Re-attending within 3 months - Children	299	3,834	7.8%	10.7%	12.8%	11.9%
% of FP17s for the same patient ID Re-attending within 3 months - Adults	1,439	10,647	13.5%	14.5%	16.5%	16.0%
% of FP17s for the same patient ID Re-attending between 3 & 9 months - Children	1,516	3,834	39.5%	57.9%	59.7%	58.3%
% of FP17s for the same patient ID Re-attending between 3 & 9 months - Adults	4,095	10,647	38.5%	52.3%	52.6%	50.3%
% of FP17s for Band 1 Urgent Courses	1,483	12,984	11.4%	8.1%	9.1%	9.1%
% of FP17s Relating to Free Repair or Replacements	155	12,984	1.2%	1.1%	1.0%	0.8%
% of FP17s Relating to Continuations	100	12,984	0.8%	1.4%	1.2%	1.0%
% of Patients satisfied with the dentistry they have received	12	13	92.3%	92.5%	91.6%	91.5%
% of Patients satisfied with the time they had to wait for an appointment	8	13	61.5%	88.5%	88.3%	87.9%

\* This is based on patients treated on this contract for their most recent course of treatment. Figures in italics indicate the base number of FP17s or Patient Questionnaire responses are less than 100. N/A is shown where the base number of responses is less than 10 during the period. % is calculated as Quantity/Base number\*100

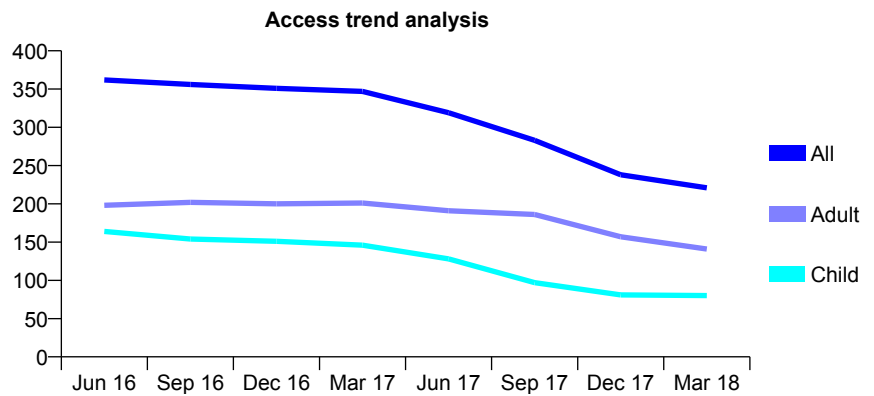
## Q49 - Vital Signs At a Glance Contract Report for 224499/0001 - March 2018

Name or company name	MR DS ROW
Contract type name	GDS Contract
Purpose of contract	General
Contract start date	01/04/2006
Contract end date	

17/18 Contracted general activity (UDA)	1,218
Carry forward general activity (UDA)	0
17/18 Contracted orthodontic activity (UOA)	0
Carry forward orthodontic activity (UOA)	0
Baseline contract value	£28,605.51

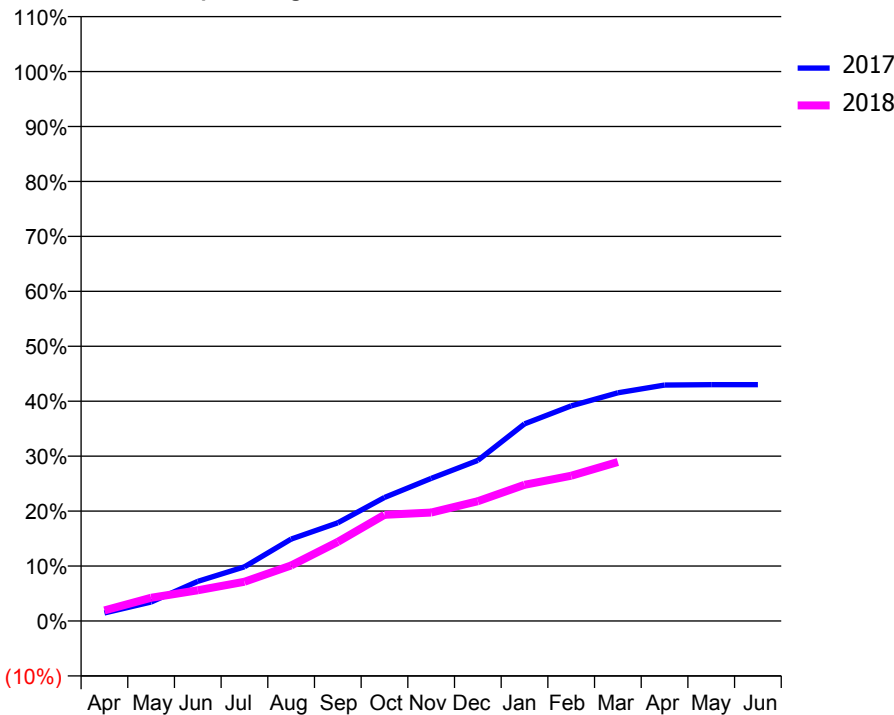
### ACCESS\*

Patients seen in 24 months	Total	Change since previous quarter
Quarter ending March 2017	347	
Quarter ending June 2017	319	↓
Quarter ending September 2017	283	↓
Quarter ending December 2017	238	↓
Quarter ending March 2018	221	↓
<b>Variance since March 2017</b>	<b>(36.3%)</b>	<b>↓</b>



### ACTIVITY

Cumulative percentage of contracted UDA delivered 2017 & 2018



Month	Adjusted Scheduled Activity (UDA)	
	2017	2018
April	18	23
May	42	52
June	88	68
July	120	87
August	182	123
September	218	175
October	274	235
November	316	240
December	356	266
January	437	302
February	477	322
March	506	352
April	523	
May	524	
June	524	

### QUALITY

	Quantity	Base Number	Contract	AT	Region	England
% of FP17s for the same patient ID Re-attending within 3 months - Children	1	109	0.9%	10.7%	12.8%	11.9%
% of FP17s for the same patient ID Re-attending within 3 months - Adults	5	154	3.2%	14.5%	16.5%	16.0%
% of FP17s for the same patient ID Re-attending between 3 & 9 months - Children	51	109	46.8%	57.9%	59.7%	58.3%
% of FP17s for the same patient ID Re-attending between 3 & 9 months - Adults	87	154	56.5%	52.3%	52.6%	50.3%
% of FP17s for Band 1 Urgent Courses	13	238	5.5%	8.1%	9.1%	9.1%
% of FP17s Relating to Free Repair or Replacements	0	238	0.0%	1.1%	1.0%	0.8%
% of FP17s Relating to Continuations	0	238	0.0%	1.4%	1.2%	1.0%
% of Patients satisfied with the dentistry they have received	1	1	N/A	92.5%	91.6%	91.5%
% of Patients satisfied with the time they had to wait for an appointment	1	1	N/A	88.5%	88.3%	87.9%

\* This is based on patients treated on this contract for their most recent course of treatment. Figures in italics indicate the base number of FP17s or Patient Questionnaire responses are less than 100. N/A is shown where the base number of responses is less than 10 during the period. % is calculated as Quantity/Base number\*100

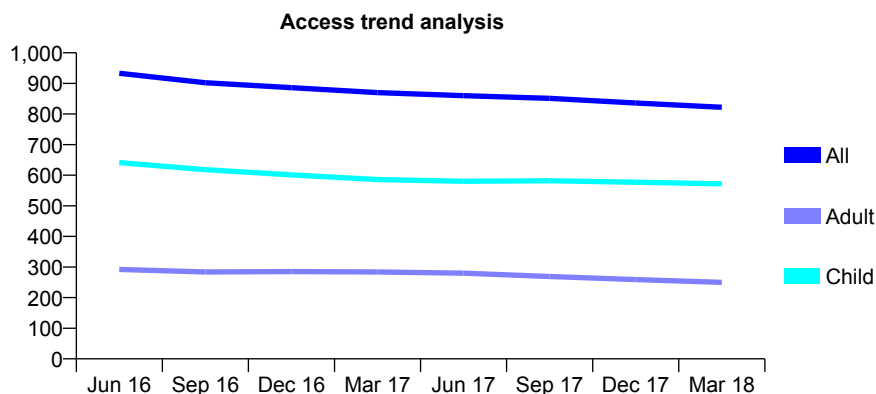
## Q49 - Vital Signs At a Glance Contract Report for 229261/0001 - March 2018

Name or company name	MR JH SIMPSON
Contract type name	GDS Contract
Purpose of contract	General
Contract start date	01/04/2006
Contract end date	

17/18 Contracted general activity (UDA)	3,017
Carry forward general activity (UDA)	0
17/18 Contracted orthodontic activity (UOA)	0
Carry forward orthodontic activity (UOA)	0
Baseline contract value	£69,813.98

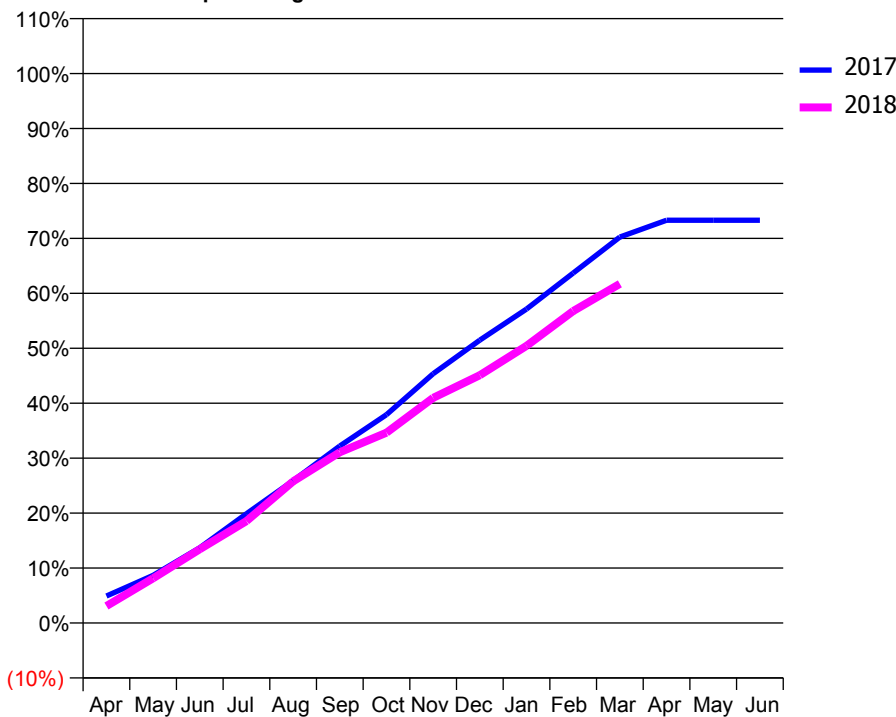
### ACCESS\*

Patients seen in 24 months	Total	Change since previous quarter
Quarter ending March 2017	870	
Quarter ending June 2017	860	↓
Quarter ending September 2017	851	↓
Quarter ending December 2017	836	↓
Quarter ending March 2018	822	↓
<b>Variance since March 2017</b>	<b>(5.5%)</b>	<b>↓</b>



### ACTIVITY

Cumulative percentage of contracted UDA delivered 2017 & 2018



Adjusted Scheduled Activity (UDA)

Month	2017	2018
April	148	93
May	261	246
June	414	405
July	600	560
August	782	778
September	972	938
October	1,144	1,045
November	1,368	1,236
December	1,553	1,361
January	1,724	1,522
February	1,922	1,713
March	2,119	1,862
April	2,211	
May	2,211	
June	2,211	

### QUALITY

	Quantity	Base Number	Contract	AT	Region	England
% of FP17s for the same patient ID Re-attending within 3 months - Children	265	1,300	20.4%	10.7%	12.8%	11.9%
% of FP17s for the same patient ID Re-attending within 3 months - Adults	28	256	10.9%	14.5%	16.5%	16.0%
% of FP17s for the same patient ID Re-attending between 3 & 9 months - Children	843	1,300	64.8%	57.9%	59.7%	58.3%
% of FP17s for the same patient ID Re-attending between 3 & 9 months - Adults	184	256	71.9%	52.3%	52.6%	50.3%
% of FP17s for Band 1 Urgent Courses	31	1,488	2.1%	8.1%	9.1%	9.1%
% of FP17s Relating to Free Repair or Replacements	0	1,488	0.0%	1.1%	1.0%	0.8%
% of FP17s Relating to Continuations	2	1,488	0.1%	1.4%	1.2%	1.0%
% of Patients satisfied with the dentistry they have received	1	1	N/A	92.5%	91.6%	91.5%
% of Patients satisfied with the time they had to wait for an appointment	1	1	N/A	88.5%	88.3%	87.9%

\* This is based on patients treated on this contract for their most recent course of treatment. Figures in italics indicate the base number of FP17s or Patient Questionnaire responses are less than 100. N/A is shown where the base number of responses is less than 10 during the period. % is calculated as Quantity/Base number\*100

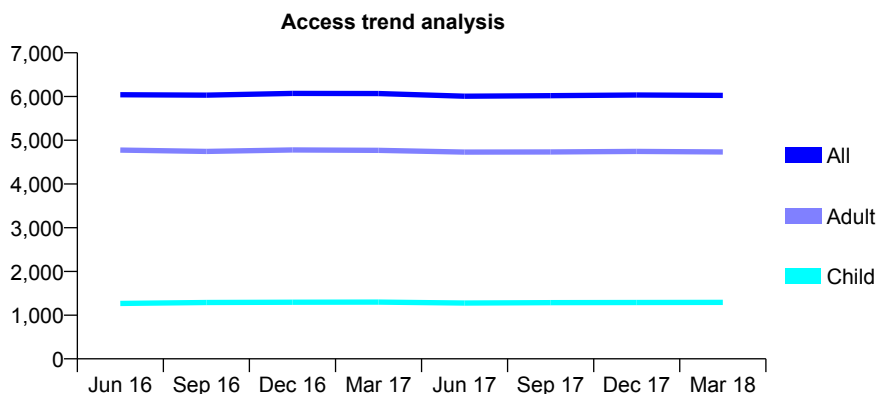
## Q49 - Vital Signs At a Glance Contract Report for 230618/0001 - March 2018

Name or company name	MR AP BROUGHTON
Contract type name	GDS Contract
Purpose of contract	General
Contract start date	01/04/2006
Contract end date	

17/18 Contracted general activity (UDA)	20,660
Carry forward general activity (UDA)	43
17/18 Contracted orthodontic activity (UOA)	0
Carry forward orthodontic activity (UOA)	0
Baseline contract value	£547,158.41

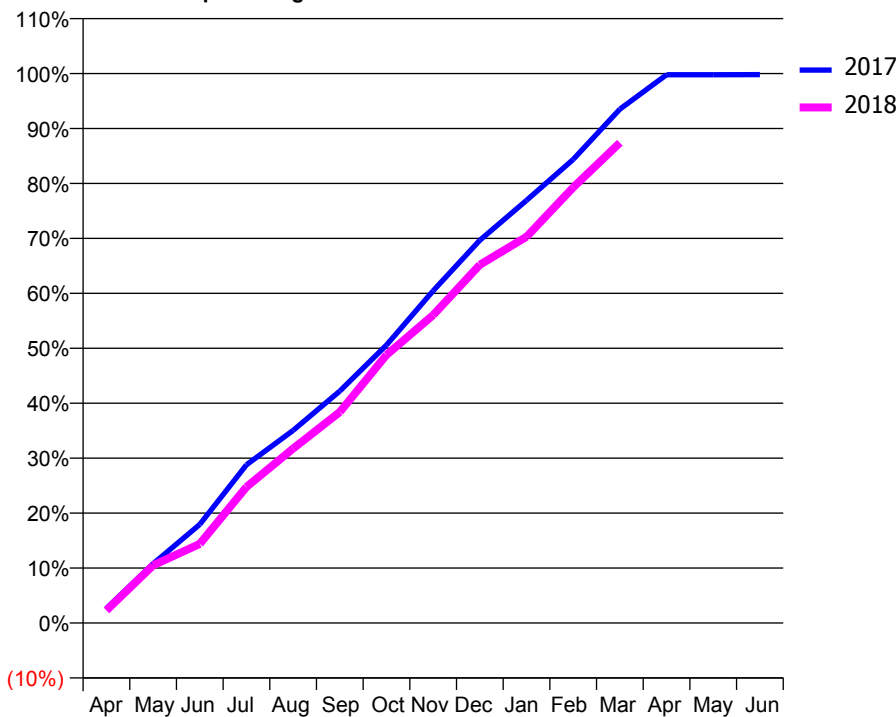
### ACCESS\*

Patients seen in 24 months	Total	Change since previous quarter
Quarter ending March 2017	6,067	
Quarter ending June 2017	6,006	↓
Quarter ending September 2017	6,018	→
Quarter ending December 2017	6,035	→
Quarter ending March 2018	6,025	→
<b>Variance since March 2017</b>	<b>(0.7%)</b>	→



### ACTIVITY

Cumulative percentage of contracted UDA delivered 2017 & 2018



Month	Adjusted Scheduled Activity (UDA)	
	2017	2018
April	549	472
May	2,227	2,169
June	3,708	2,975
July	5,948	5,115
August	7,240	6,560
September	8,722	7,932
October	10,448	10,080
November	12,492	11,580
December	14,390	13,471
January	15,891	14,519
February	17,429	16,375
March	19,319	18,058
April	20,611	
May	20,614	
June	20,617	

### QUALITY

	Quantity	Base Number	Contract	AT	Region	England
% of FP17s for the same patient ID Re-attending within 3 months - Children	133	2,107	6.3%	10.7%	12.8%	11.9%
% of FP17s for the same patient ID Re-attending within 3 months - Adults	1,251	8,031	15.6%	14.5%	16.5%	16.0%
% of FP17s for the same patient ID Re-attending between 3 & 9 months - Children	1,456	2,107	69.1%	57.9%	59.7%	58.3%
% of FP17s for the same patient ID Re-attending between 3 & 9 months - Adults	5,235	8,031	65.2%	52.3%	52.6%	50.3%
% of FP17s for Band 1 Urgent Courses	778	9,588	8.1%	8.1%	9.1%	9.1%
% of FP17s Relating to Free Repair or Replacements	50	9,588	0.5%	1.1%	1.0%	0.8%
% of FP17s Relating to Continuations	118	9,588	1.2%	1.4%	1.2%	1.0%
% of Patients satisfied with the dentistry they have received	13	13	100.0%	92.5%	91.6%	91.5%
% of Patients satisfied with the time they had to wait for an appointment	13	13	100.0%	88.5%	88.3%	87.9%

\* This is based on patients treated on this contract for their most recent course of treatment. Figures in italics indicate the base number of FP17s or Patient Questionnaire responses are less than 100. N/A is shown where the base number of responses is less than 10 during the period. % is calculated as Quantity/Base number\*100

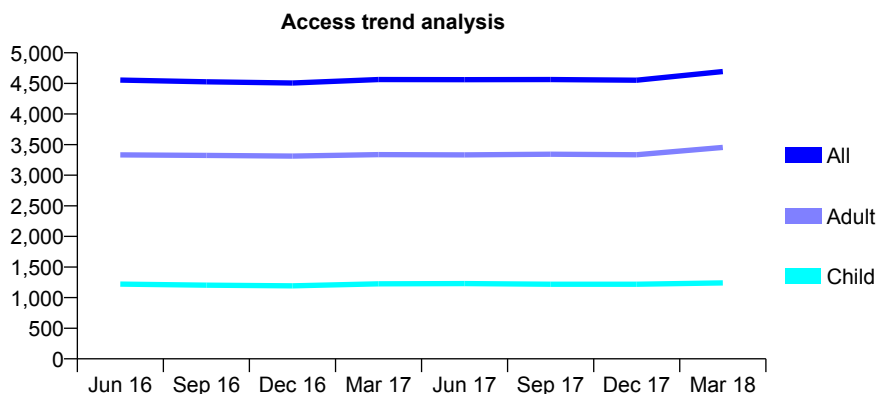
## Q49 - Vital Signs At a Glance Contract Report for 232750/0002 - March 2018

Name or company name	MR PE RIDGWAY
Contract type name	GDS Contract
Purpose of contract	General
Contract start date	01/09/2011
Contract end date	

17/18 Contracted general activity (UDA)	16,513
Carry forward general activity (UDA)	0
17/18 Contracted orthodontic activity (UOA)	0
Carry forward orthodontic activity (UOA)	0
Baseline contract value	£431,963.61

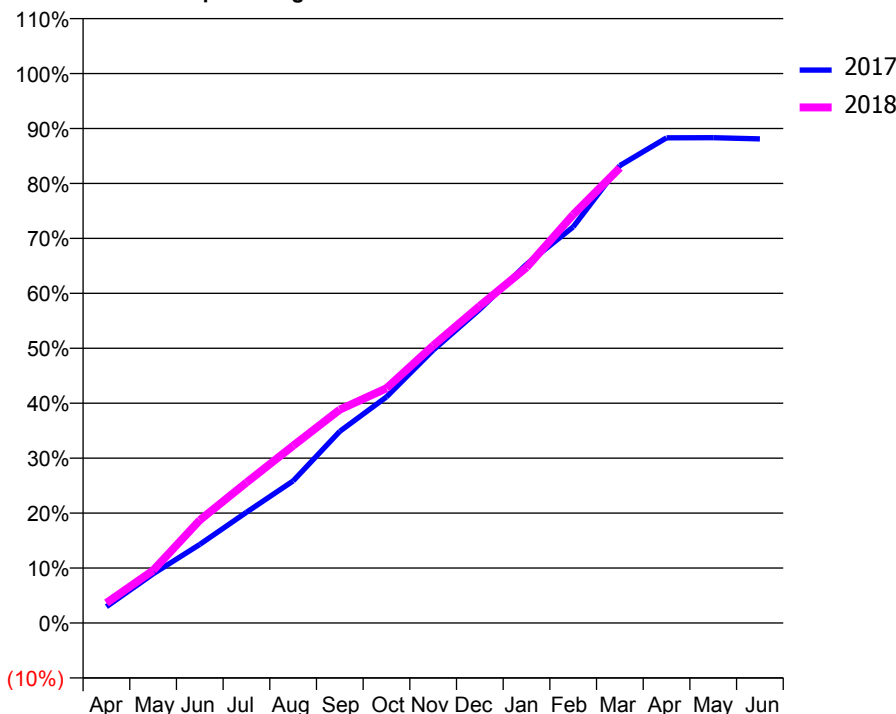
### ACCESS\*

Patients seen in 24 months	Total	Change since previous quarter
Quarter ending March 2017	4,563	
Quarter ending June 2017	4,562	→
Quarter ending September 2017	4,564	→
Quarter ending December 2017	4,553	→
Quarter ending March 2018	4,694	↑
<b>Variance since March 2017</b>	<b>2.9%</b>	<b>↑</b>



### ACTIVITY

Cumulative percentage of contracted UDA delivered 2017 & 2018



Month	Adjusted Scheduled Activity (UDA)	
	2017	2018
April	493	605
May	1,476	1,581
June	2,363	3,091
July	3,328	4,221
August	4,270	5,328
September	5,761	6,415
October	6,795	7,054
November	8,201	8,337
December	9,429	9,530
January	10,780	10,687
February	11,904	12,273
March	13,748	13,679
April	14,580	
May	14,583	
June	14,547	

### QUALITY

	Quantity	Base Number	Contract	AT	Region	England
% of FP17s for the same patient ID Re-attending within 3 months - Children	105	1,420	7.4%	10.7%	12.8%	11.9%
% of FP17s for the same patient ID Re-attending within 3 months - Adults	670	4,236	15.8%	14.5%	16.5%	16.0%
% of FP17s for the same patient ID Re-attending between 3 & 9 months - Children	601	1,420	42.3%	57.9%	59.7%	58.3%
% of FP17s for the same patient ID Re-attending between 3 & 9 months - Adults	1,956	4,236	46.2%	52.3%	52.6%	50.3%
% of FP17s for Band 1 Urgent Courses	340	5,369	6.3%	8.1%	9.1%	9.1%
% of FP17s Relating to Free Repair or Replacements	121	5,369	2.3%	1.1%	1.0%	0.8%
% of FP17s Relating to Continuations	50	5,369	0.9%	1.4%	1.2%	1.0%
% of Patients satisfied with the dentistry they have received	3	5	N/A	92.5%	91.6%	91.5%
% of Patients satisfied with the time they had to wait for an appointment	5	5	N/A	88.5%	88.3%	87.9%

\* This is based on patients treated on this contract for their most recent course of treatment. Figures in italics indicate the base number of FP17s or Patient Questionnaire responses are less than 100. N/A is shown where the base number of responses is less than 10 during the period. % is calculated as Quantity/Base number\*100

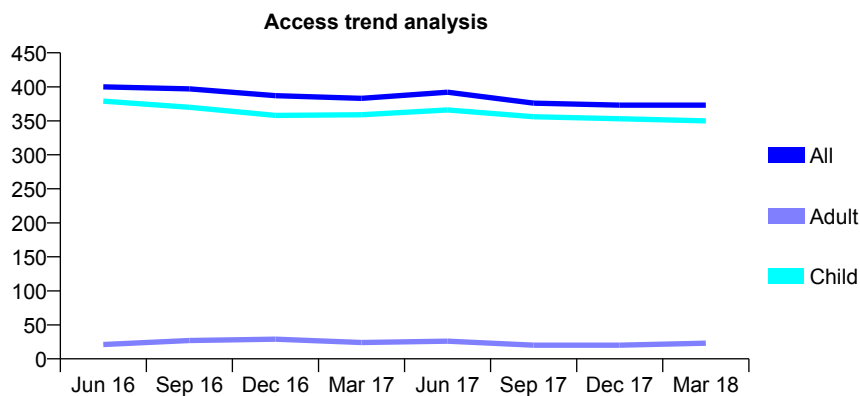
## Q49 - Vital Signs At a Glance Contract Report for 233099/0001 - March 2018

Name or company name	MR AW LEYS
Contract type name	GDS Contract
Purpose of contract	General
Contract start date	01/04/2006
Contract end date	

17/18 Contracted general activity (UDA)	1,034
Carry forward general activity (UDA)	0
17/18 Contracted orthodontic activity (UOA)	0
Carry forward orthodontic activity (UOA)	0
Baseline contract value	£23,979.76

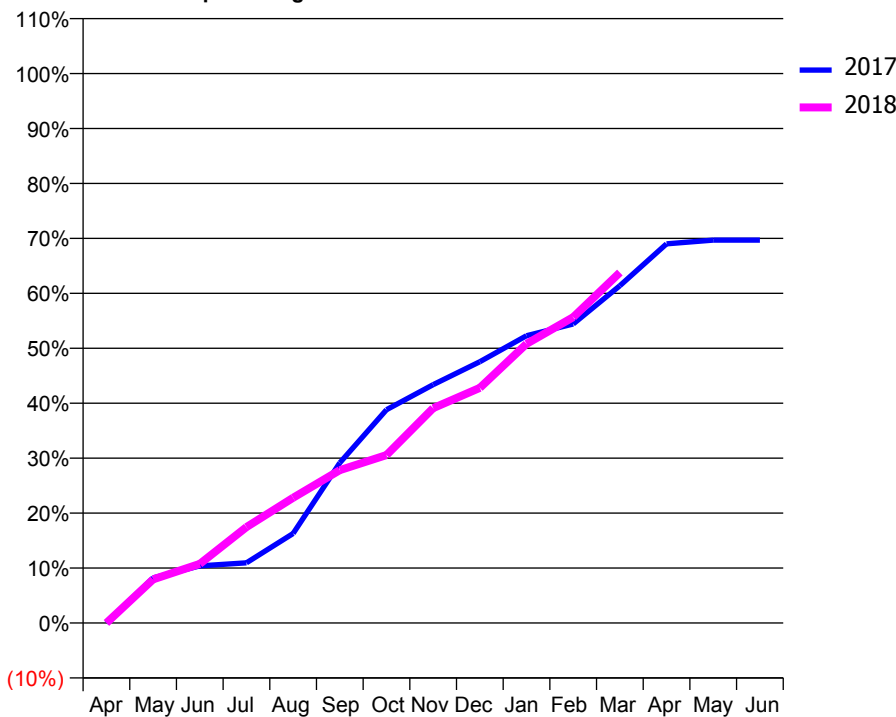
### ACCESS\*

Patients seen in 24 months	Total	Change since previous quarter
Quarter ending March 2017	383	
Quarter ending June 2017	392	↑
Quarter ending September 2017	376	↓
Quarter ending December 2017	373	→
Quarter ending March 2018	373	→
<b>Variance since March 2017</b>	<b>(2.6%)</b>	<b>↓</b>



### ACTIVITY

Cumulative percentage of contracted UDA delivered 2017 & 2018



Month	Adjusted Scheduled Activity (UDA)	
	2017	2018
April	0	0
May	85	82
June	107	111
July	113	181
August	169	236
September	301	288
October	401	316
November	449	404
December	492	442
January	541	525
February	563	576
March	635	660
April	714	
May	721	
June	721	

### QUALITY

	Quantity	Base Number	Contract	AT	Region	England
% of FP17s for the same patient ID Re-attending within 3 months - Children	34	516	6.6%	10.7%	12.8%	11.9%
% of FP17s for the same patient ID Re-attending within 3 months - Adults	0	0	N/A	14.5%	16.5%	16.0%
% of FP17s for the same patient ID Re-attending between 3 & 9 months - Children	278	516	53.9%	57.9%	59.7%	58.3%
% of FP17s for the same patient ID Re-attending between 3 & 9 months - Adults	0	0	N/A	52.3%	52.6%	50.3%
% of FP17s for Band 1 Urgent Courses	8	462	1.7%	8.1%	9.1%	9.1%
% of FP17s Relating to Free Repair or Replacements	0	462	0.0%	1.1%	1.0%	0.8%
% of FP17s Relating to Continuations	0	462	0.0%	1.4%	1.2%	1.0%
% of Patients satisfied with the dentistry they have received	1	1	N/A	92.5%	91.6%	91.5%
% of Patients satisfied with the time they had to wait for an appointment	1	1	N/A	88.5%	88.3%	87.9%

\* This is based on patients treated on this contract for their most recent course of treatment. Figures in italics indicate the base number of FP17s or Patient Questionnaire responses are less than 100. N/A is shown where the base number of responses is less than 10 during the period. % is calculated as Quantity/Base number\*100

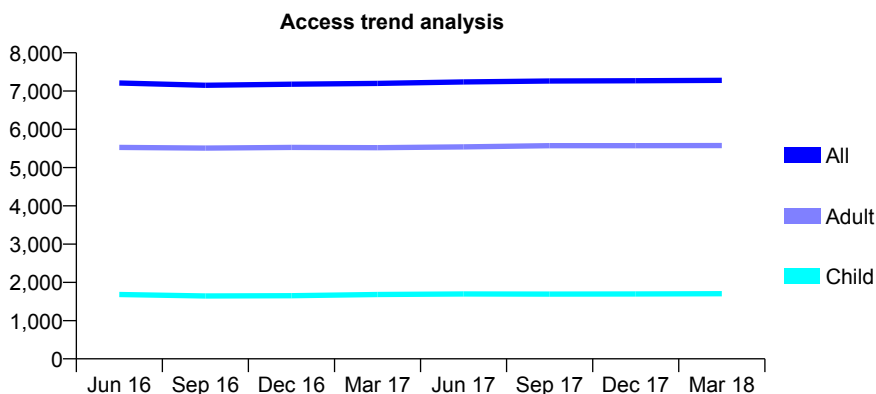
## Q49 - Vital Signs At a Glance Contract Report for 235296/0001 - March 2018

Name or company name	MR RK SAJJANHAR
Contract type name	GDS Contract
Purpose of contract	General
Contract start date	01/04/2006
Contract end date	

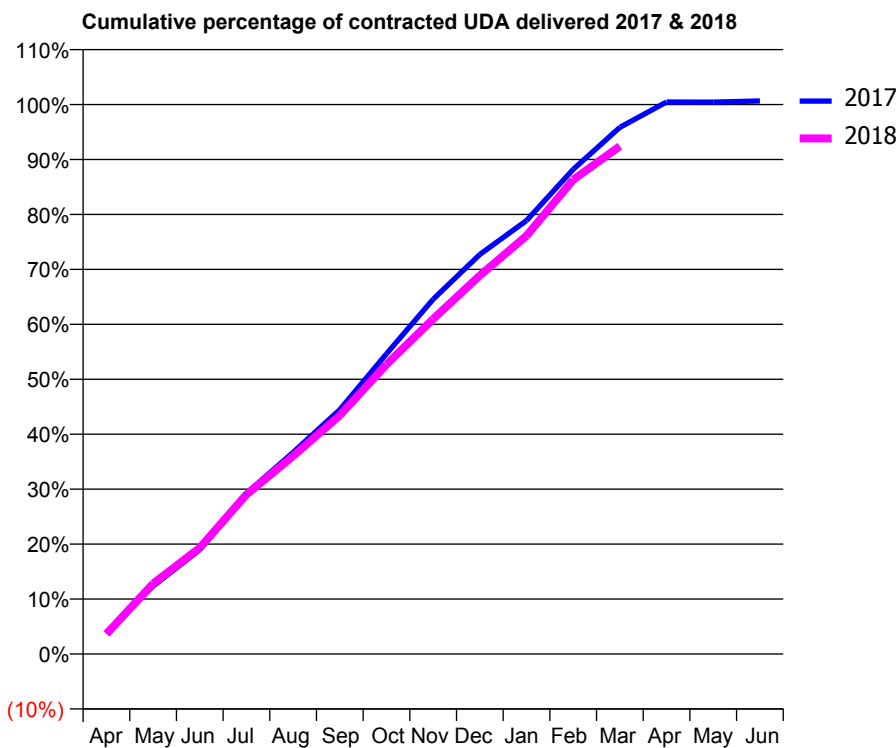
17/18 Contracted general activity (UDA)	21,582
Carry forward general activity (UDA)	0
17/18 Contracted orthodontic activity (UOA)	0
Carry forward orthodontic activity (UOA)	0
Baseline contract value	£667,139.30

### ACCESS\*

Patients seen in 24 months	Total	Change since previous quarter
Quarter ending March 2017	7,201	
Quarter ending June 2017	7,239	→
Quarter ending September 2017	7,262	→
Quarter ending December 2017	7,268	→
Quarter ending March 2018	7,279	→
<b>Variance since March 2017</b>	<b>1.1%</b>	<b>→</b>



### ACTIVITY



Month	Adjusted Scheduled Activity (UDA)	
	2017	2018
April	861	788
May	2,668	2,765
June	4,096	4,169
July	6,315	6,264
August	7,923	7,775
September	9,595	9,371
October	11,794	11,374
November	13,933	13,160
December	15,694	14,867
January	17,025	16,427
February	19,034	18,626
March	20,683	19,946
April	21,682	
May	21,676	
June	21,722	

### QUALITY

	Quantity	Base Number	Contract	AT	Region	England
% of FP17s for the same patient ID Re-attending within 3 months - Children	141	2,649	5.3%	10.7%	12.8%	11.9%
% of FP17s for the same patient ID Re-attending within 3 months - Adults	1,008	7,846	12.8%	14.5%	16.5%	16.0%
% of FP17s for the same patient ID Re-attending between 3 & 9 months - Children	1,833	2,649	69.2%	57.9%	59.7%	58.3%
% of FP17s for the same patient ID Re-attending between 3 & 9 months - Adults	4,607	7,846	58.7%	52.3%	52.6%	50.3%
% of FP17s for Band 1 Urgent Courses	631	9,987	6.3%	8.1%	9.1%	9.1%
% of FP17s Relating to Free Repair or Replacements	230	9,987	2.3%	1.1%	1.0%	0.8%
% of FP17s Relating to Continuations	69	9,987	0.7%	1.4%	1.2%	1.0%
% of Patients satisfied with the dentistry they have received	7	8	N/A	92.5%	91.6%	91.5%
% of Patients satisfied with the time they had to wait for an appointment	6	8	N/A	88.5%	88.3%	87.9%

\* This is based on patients treated on this contract for their most recent course of treatment. Figures in italics indicate the base number of FP17s or Patient Questionnaire responses are less than 100. N/A is shown where the base number of responses is less than 10 during the period. % is calculated as Quantity/Base number\*100

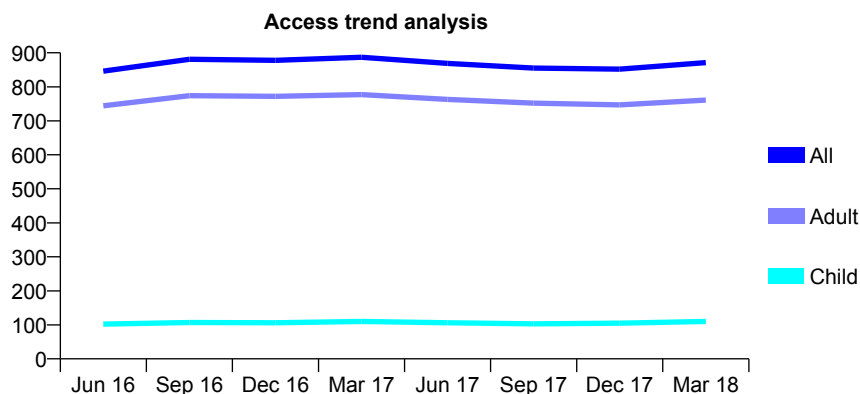
## Q49 - Vital Signs At a Glance Contract Report for 237728/0001 - March 2018

Name or company name	MISS SL GOODMAN
Contract type name	GDS Contract
Purpose of contract	General
Contract start date	01/04/2006
Contract end date	

17/18 Contracted general activity (UDA)	2,425
Carry forward general activity (UDA)	-37
17/18 Contracted orthodontic activity (UOA)	0
Carry forward orthodontic activity (UOA)	0
Baseline contract value	£65,346.85

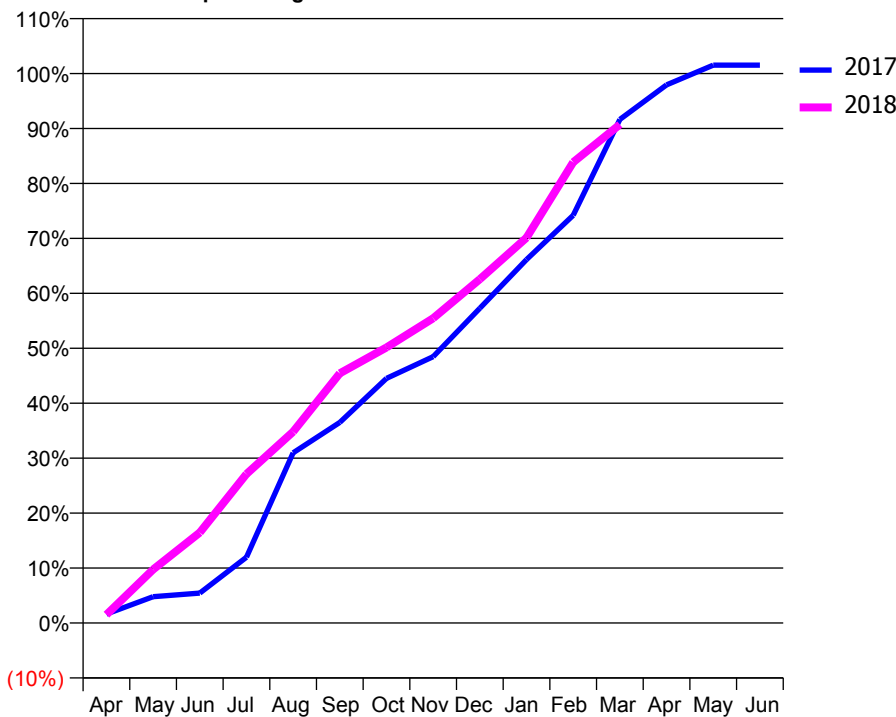
### ACCESS\*

Patients seen in 24 months	Total	Change since previous quarter
Quarter ending March 2017	887	
Quarter ending June 2017	869	↓
Quarter ending September 2017	855	↓
Quarter ending December 2017	852	→
Quarter ending March 2018	871	↑
<b>Variance since March 2017</b>	<b>(1.8%)</b>	<b>↓</b>



### ACTIVITY

Cumulative percentage of contracted UDA delivered 2017 & 2018



Month	Adjusted Scheduled Activity (UDA)	
	2017	2018
April	40	37
May	116	236
June	132	399
July	291	657
August	751	844
September	885	1,102
October	1,080	1,216
November	1,176	1,345
December	1,389	1,517
January	1,604	1,700
February	1,799	2,033
March	2,222	2,200
April	2,375	
May	2,462	
June	2,462	

### QUALITY

	Quantity	Base Number	Contract	AT	Region	England
% of FP17s for the same patient ID Re-attending within 3 months - Children	4	129	3.1%	10.7%	12.8%	11.9%
% of FP17s for the same patient ID Re-attending within 3 months - Adults	88	899	9.8%	14.5%	16.5%	16.0%
% of FP17s for the same patient ID Re-attending between 3 & 9 months - Children	61	129	47.3%	57.9%	59.7%	58.3%
% of FP17s for the same patient ID Re-attending between 3 & 9 months - Adults	480	899	53.4%	52.3%	52.6%	50.3%
% of FP17s for Band 1 Urgent Courses	29	952	3.0%	8.1%	9.1%	9.1%
% of FP17s Relating to Free Repair or Replacements	14	952	1.5%	1.1%	1.0%	0.8%
% of FP17s Relating to Continuations	11	952	1.2%	1.4%	1.2%	1.0%
% of Patients satisfied with the dentistry they have received	1	1	N/A	92.5%	91.6%	91.5%
% of Patients satisfied with the time they had to wait for an appointment	1	1	N/A	88.5%	88.3%	87.9%

\* This is based on patients treated on this contract for their most recent course of treatment. Figures in italics indicate the base number of FP17s or Patient Questionnaire responses are less than 100. N/A is shown where the base number of responses is less than 10 during the period. % is calculated as Quantity/Base number\*100



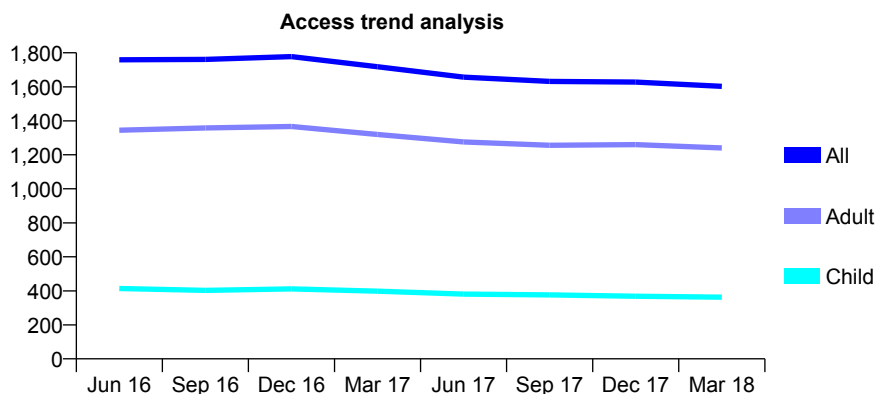
## Q49 - Vital Signs At a Glance Contract Report for 243469/0002 - March 2018

Name or company name	MR PP NANA
Contract type name	GDS Contract
Purpose of contract	General
Contract start date	24/02/2014
Contract end date	

17/18 Contracted general activity (UDA)	7,000
Carry forward general activity (UDA)	186
17/18 Contracted orthodontic activity (UOA)	0
Carry forward orthodontic activity (UOA)	0
Baseline contract value	£199,458.71

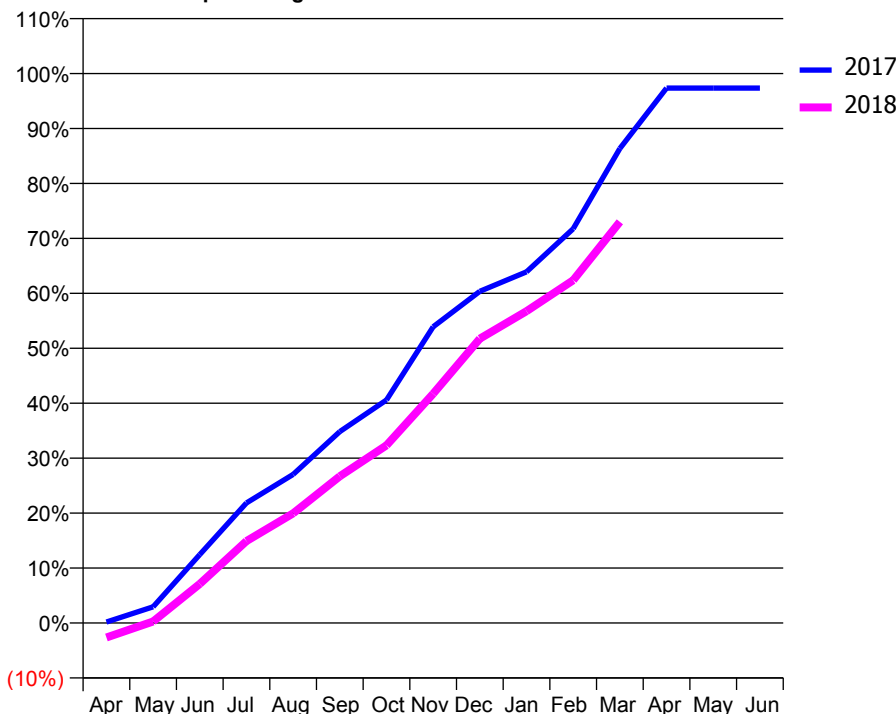
### ACCESS\*

Patients seen in 24 months	Total	Change since previous quarter
Quarter ending March 2017	1,718	
Quarter ending June 2017	1,657	↓
Quarter ending September 2017	1,632	↓
Quarter ending December 2017	1,628	→
Quarter ending March 2018	1,603	↓
<b>Variance since March 2017</b>	<b>(6.7%)</b>	<b>↓</b>



### ACTIVITY

Cumulative percentage of contracted UDA delivered 2017 & 2018



Month	Adjusted Scheduled Activity (UDA)	
	2017	2018
April	13	-186
May	207	19
June	872	498
July	1,529	1,044
August	1,893	1,398
September	2,439	1,870
October	2,841	2,263
November	3,773	2,921
December	4,226	3,622
January	4,474	3,972
February	5,022	4,367
March	6,044	5,110
April	6,814	
May	6,814	
June	6,814	

### QUALITY

	Quantity	Base Number	Contract	AT	Region	England
% of FP17s for the same patient ID Re-attending within 3 months - Children	25	406	6.2%	10.7%	12.8%	11.9%
% of FP17s for the same patient ID Re-attending within 3 months - Adults	139	1,404	9.9%	14.5%	16.5%	16.0%
% of FP17s for the same patient ID Re-attending between 3 & 9 months - Children	195	406	48.0%	57.9%	59.7%	58.3%
% of FP17s for the same patient ID Re-attending between 3 & 9 months - Adults	714	1,404	50.9%	52.3%	52.6%	50.3%
% of FP17s for Band 1 Urgent Courses	0	1,676	0.0%	8.1%	9.1%	9.1%
% of FP17s Relating to Free Repair or Replacements	0	1,676	0.0%	1.1%	1.0%	0.8%
% of FP17s Relating to Continuations	46	1,676	2.7%	1.4%	1.2%	1.0%
% of Patients satisfied with the dentistry they have received	1	1	N/A	92.5%	91.6%	91.5%
% of Patients satisfied with the time they had to wait for an appointment	1	1	N/A	88.5%	88.3%	87.9%

\* This is based on patients treated on this contract for their most recent course of treatment. Figures in italics indicate the base number of FP17s or Patient Questionnaire responses are less than 100. N/A is shown where the base number of responses is less than 10 during the period. % is calculated as Quantity/Base number\*100

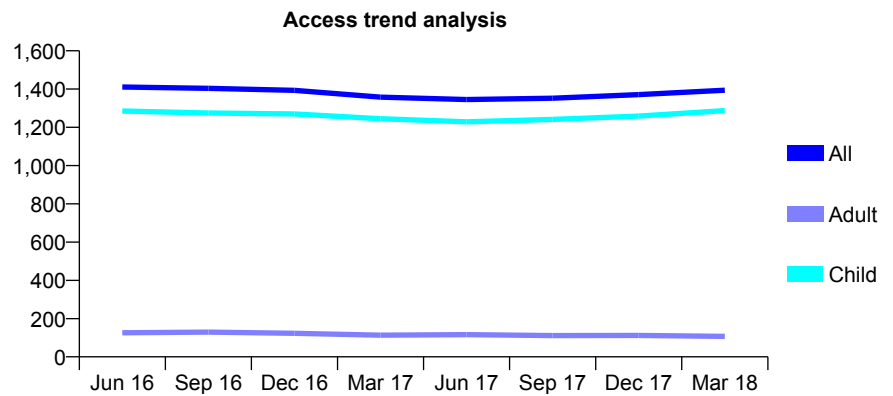
## Q49 - Vital Signs At a Glance Contract Report for 245380/0001 - March 2018

Name or company name	MR JI SPEDDING
Contract type name	GDS Contract
Purpose of contract	General and Orthodontic
Contract start date	01/04/2006
Contract end date	

17/18 Contracted general activity (UDA)	3,500
Carry forward general activity (UDA)	0
17/18 Contracted orthodontic activity (UOA)	176
Carry forward orthodontic activity (UOA)	0
Baseline contract value	£88,026.56

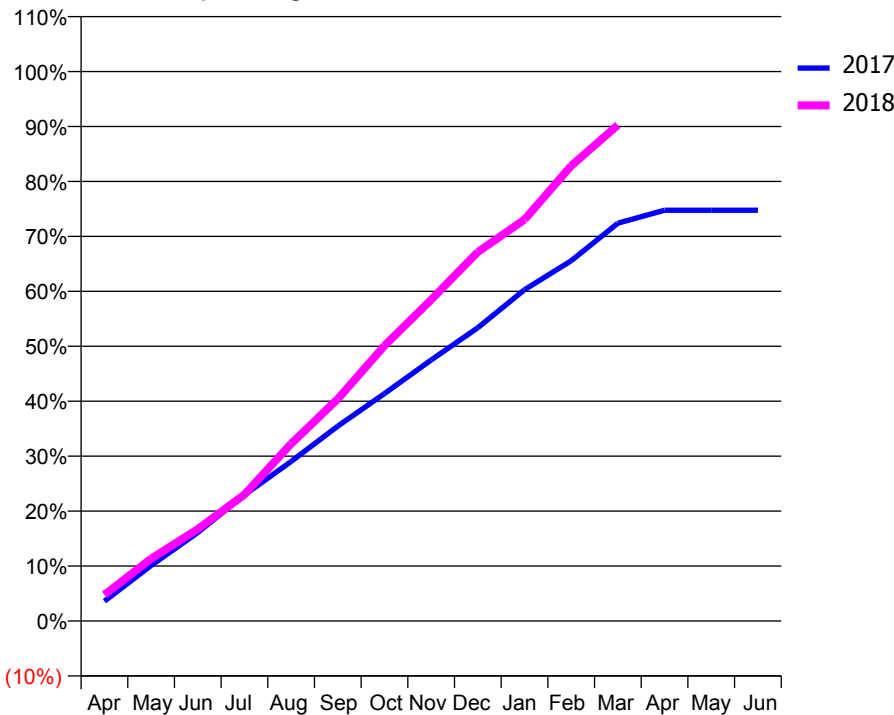
### ACCESS\*

Patients seen in 24 months	Total	Change since previous quarter
Quarter ending March 2017	1,358	
Quarter ending June 2017	1,345	→
Quarter ending September 2017	1,352	→
Quarter ending December 2017	1,371	→
Quarter ending March 2018	1,394	→
<b>Variance since March 2017</b>	<b>2.7%</b>	<b>↑</b>



### ACTIVITY

Cumulative percentage of contracted UDA delivered 2017 & 2018



Month	Adjusted Scheduled Activity (UDA)	
	2017	2018
April	144	167
May	404	397
June	644	585
July	918	806
August	1,162	1,130
September	1,418	1,415
October	1,656	1,753
November	1,900	2,046
December	2,135	2,350
January	2,411	2,557
February	2,622	2,899
March	2,896	3,159
April	2,991	
May	2,991	
June	2,991	

### QUALITY

	Quantity	Base Number	Contract	AT	Region	England
% of FP17s for the same patient ID Re-attending within 3 months - Children	200	2,437	8.2%	10.7%	12.8%	11.9%
% of FP17s for the same patient ID Re-attending within 3 months - Adults	0	0	N/A	14.5%	16.5%	16.0%
% of FP17s for the same patient ID Re-attending between 3 & 9 months - Children	1,833	2,437	75.2%	57.9%	59.7%	58.3%
% of FP17s for the same patient ID Re-attending between 3 & 9 months - Adults	0	0	N/A	52.3%	52.6%	50.3%
% of FP17s for Band 1 Urgent Courses	61	2,302	2.6%	8.1%	9.1%	9.1%
% of FP17s Relating to Free Repair or Replacements	0	2,302	0.0%	1.1%	1.0%	0.8%
% of FP17s Relating to Continuations	2	2,302	0.1%	1.4%	1.2%	1.0%
% of Patients satisfied with the dentistry they have received	1	1	N/A	92.5%	91.6%	91.5%
% of Patients satisfied with the time they had to wait for an appointment	1	1	N/A	88.5%	88.3%	87.9%

\* This is based on patients treated on this contract for their most recent course of treatment. Figures in italics indicate the base number of FP17s or Patient Questionnaire responses are less than 100. N/A is shown where the base number of responses is less than 10 during the period. % is calculated as Quantity/Base number\*100

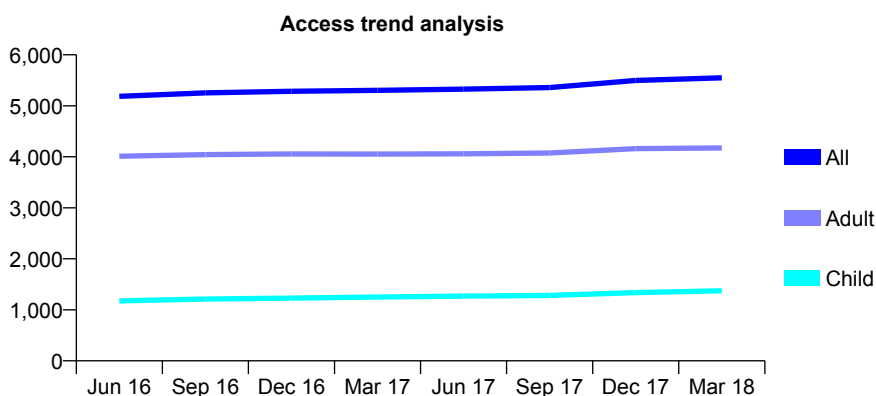
## Q49 - Vital Signs At a Glance Contract Report for 275786/0005 - March 2018

Name or company name	MR MA QURAISHI
Contract type name	GDS Contract
Purpose of contract	General
Contract start date	01/11/2010
Contract end date	

17/18 Contracted general activity (UDA)	21,309
Carry forward general activity (UDA)	76
17/18 Contracted orthodontic activity (UOA)	0
Carry forward orthodontic activity (UOA)	0
Baseline contract value	£480,226.02

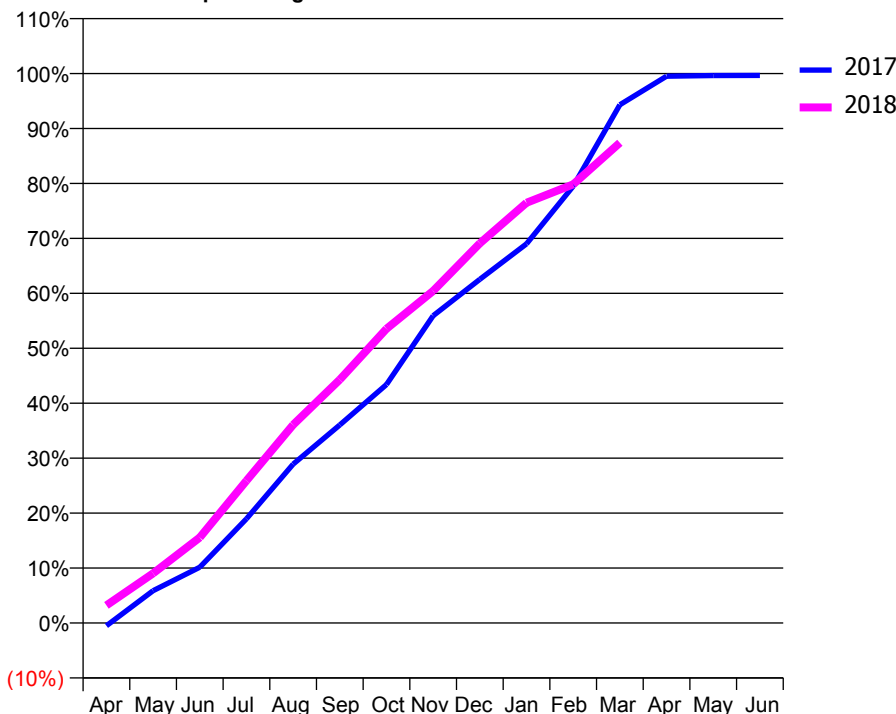
### ACCESS\*

Patients seen in 24 months	Total	Change since previous quarter
Quarter ending March 2017	5,304	
Quarter ending June 2017	5,328	→
Quarter ending September 2017	5,358	→
Quarter ending December 2017	5,498	↑
Quarter ending March 2018	5,549	→
<b>Variance since March 2017</b>	<b>4.6%</b>	<b>↑</b>



### ACTIVITY

Cumulative percentage of contracted UDA delivered 2017 & 2018



Month	Adjusted Scheduled Activity (UDA)	
	2017	2018
April	-112	685
May	1,254	1,925
June	2,164	3,319
July	4,040	5,521
August	6,163	7,688
September	7,683	9,442
October	9,248	11,410
November	11,916	12,878
December	13,328	14,723
January	14,706	16,299
February	16,938	17,008
March	20,096	18,623
April	21,203	
May	21,232	
June	21,233	

### QUALITY

	Quantity	Base Number	Contract	AT	Region	England
% of FP17s for the same patient ID Re-attending within 3 months - Children	89	1,859	4.8%	10.7%	12.8%	11.9%
% of FP17s for the same patient ID Re-attending within 3 months - Adults	661	5,039	13.1%	14.5%	16.5%	16.0%
% of FP17s for the same patient ID Re-attending between 3 & 9 months - Children	1,087	1,859	58.5%	57.9%	59.7%	58.3%
% of FP17s for the same patient ID Re-attending between 3 & 9 months - Adults	2,601	5,039	51.6%	52.3%	52.6%	50.3%
% of FP17s for Band 1 Urgent Courses	553	6,558	8.4%	8.1%	9.1%	9.1%
% of FP17s Relating to Free Repair or Replacements	80	6,558	1.2%	1.1%	1.0%	0.8%
% of FP17s Relating to Continuations	43	6,558	0.7%	1.4%	1.2%	1.0%
% of Patients satisfied with the dentistry they have received	10	12	83.3%	92.5%	91.6%	91.5%
% of Patients satisfied with the time they had to wait for an appointment	10	12	83.3%	88.5%	88.3%	87.9%

\* This is based on patients treated on this contract for their most recent course of treatment. Figures in italics indicate the base number of FP17s or Patient Questionnaire responses are less than 100. N/A is shown where the base number of responses is less than 10 during the period. % is calculated as Quantity/Base number\*100

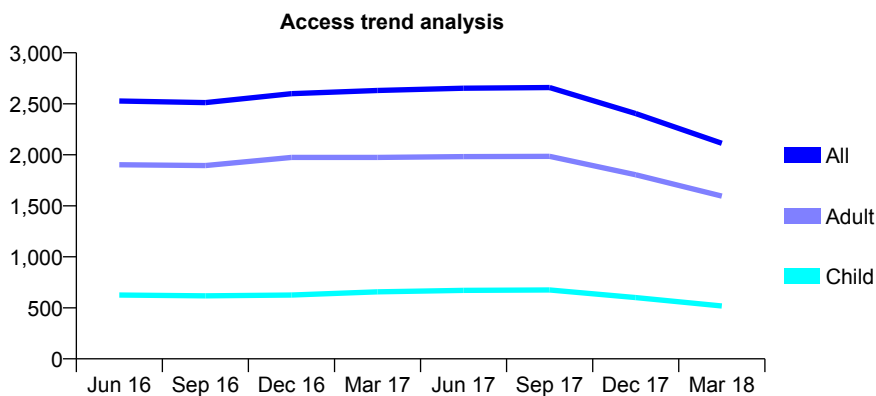
## Q49 - Vital Signs At a Glance Contract Report for 275786/0006 - March 2018

Name or company name	MR MA QURAISHI
Contract type name	GDS Contract
Purpose of contract	General
Contract start date	01/07/2011
Contract end date	

17/18 Contracted general activity (UDA)	10,507
Carry forward general activity (UDA)	344
17/18 Contracted orthodontic activity (UOA)	0
Carry forward orthodontic activity (UOA)	0
Baseline contract value	£232,532.40

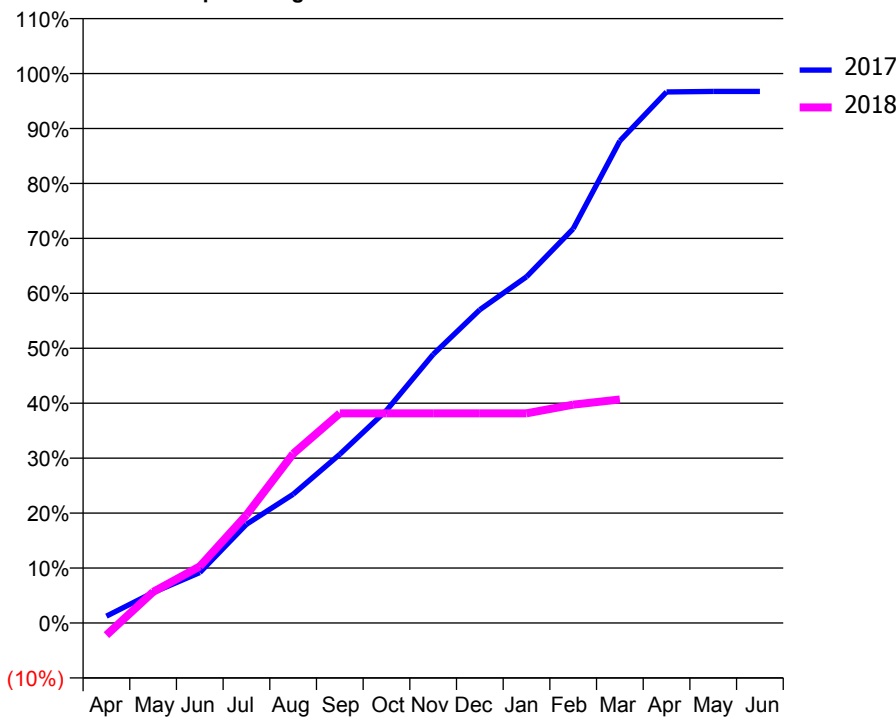
### ACCESS\*

Patients seen in 24 months	Total	Change since previous quarter
Quarter ending March 2017	2,631	
Quarter ending June 2017	2,653	→
Quarter ending September 2017	2,660	→
Quarter ending December 2017	2,404	↓
Quarter ending March 2018	2,113	↓
<b>Variance since March 2017</b>	<b>(19.7%)</b>	<b>↓</b>



### ACTIVITY

Cumulative percentage of contracted UDA delivered 2017 & 2018



Month	Adjusted Scheduled Activity (UDA)	
	2017	2018
April	131	-232
May	583	596
June	965	1,082
July	1,888	2,067
August	2,461	3,238
September	3,228	4,009
October	4,065	4,009
November	5,137	4,009
December	5,991	4,009
January	6,620	4,009
February	7,538	4,174
March	9,217	4,275
April	10,155	
May	10,163	
June	10,163	

### QUALITY

	Quantity	Base Number	Contract	AT	Region	England
% of FP17s for the same patient ID Re-attending within 3 months - Children	29	525	5.5%	10.7%	12.8%	11.9%
% of FP17s for the same patient ID Re-attending within 3 months - Adults	251	1,524	16.5%	14.5%	16.5%	16.0%
% of FP17s for the same patient ID Re-attending between 3 & 9 months - Children	314	525	59.8%	57.9%	59.7%	58.3%
% of FP17s for the same patient ID Re-attending between 3 & 9 months - Adults	786	1,524	51.6%	52.3%	52.6%	50.3%
% of FP17s for Band 1 Urgent Courses	205	1,779	11.5%	8.1%	9.1%	9.1%
% of FP17s Relating to Free Repair or Replacements	22	1,779	1.2%	1.1%	1.0%	0.8%
% of FP17s Relating to Continuations	13	1,779	0.7%	1.4%	1.2%	1.0%
% of Patients satisfied with the dentistry they have received	2	3	N/A	92.5%	91.6%	91.5%
% of Patients satisfied with the time they had to wait for an appointment	3	3	N/A	88.5%	88.3%	87.9%

\* This is based on patients treated on this contract for their most recent course of treatment. Figures in italics indicate the base number of FP17s or Patient Questionnaire responses are less than 100. N/A is shown where the base number of responses is less than 10 during the period. % is calculated as Quantity/Base number\*100

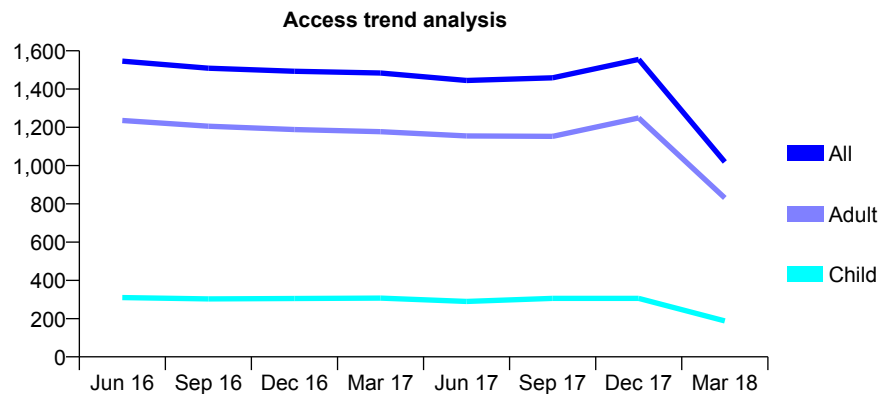
## Q49 - Vital Signs At a Glance Contract Report for 275786/0007 - March 2018

Name or company name	MR MA QURAISHI
Contract type name	GDS Contract
Purpose of contract	General
Contract start date	16/12/2013
Contract end date	31/12/2017

17/18 Contracted general activity (UDA)	5,461
Carry forward general activity (UDA)	0
17/18 Contracted orthodontic activity (UOA)	0
Carry forward orthodontic activity (UOA)	0
Baseline contract value	£144,954.12

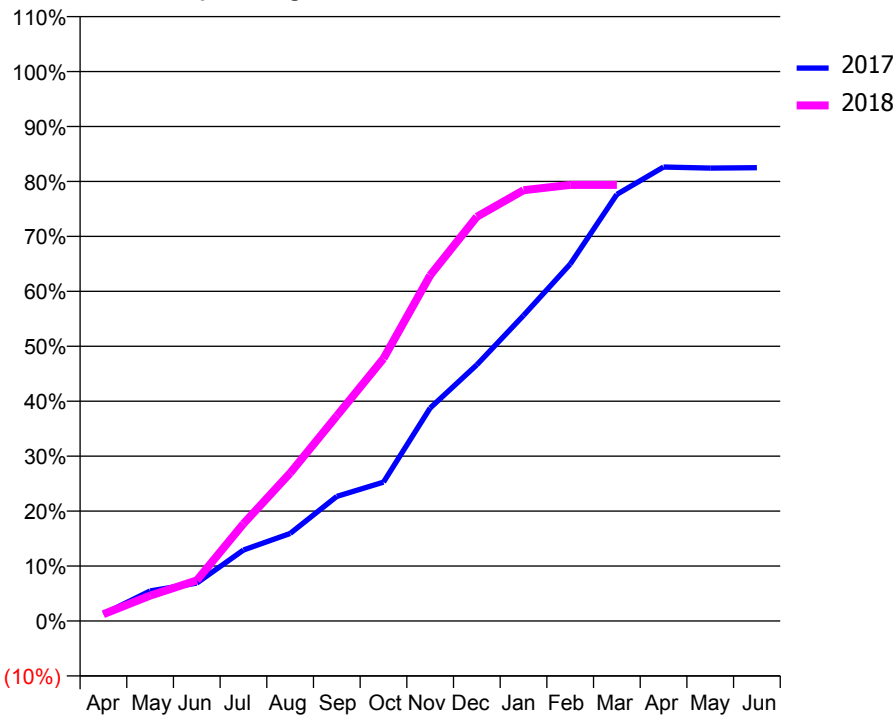
### ACCESS\*

Patients seen in 24 months	Total	Change since previous quarter
Quarter ending March 2017	1,484	
Quarter ending June 2017	1,445	↓
Quarter ending September 2017	1,459	→
Quarter ending December 2017	1,555	↑
Quarter ending March 2018	1,019	↓
<b>Variance since March 2017</b>	<b>(31.3%)</b>	<b>↓</b>



### ACTIVITY

Cumulative percentage of contracted UDA delivered 2017 & 2018



Month	Adjusted Scheduled Activity (UDA)	
	2017	2018
April	93	68
May	399	253
June	502	404
July	941	967
August	1,161	1,470
September	1,651	2,039
October	1,840	2,609
November	2,822	3,436
December	3,395	4,017
January	4,049	4,281
February	4,728	4,335
March	5,652	4,335
April	6,016	
May	6,002	
June	6,006	

### QUALITY

	Quantity	Base Number	Contract	AT	Region	England
% of FP17s for the same patient ID Re-attending within 3 months - Children	43	307	14.0%	10.7%	12.8%	11.9%
% of FP17s for the same patient ID Re-attending within 3 months - Adults	211	1,186	17.8%	14.5%	16.5%	16.0%
% of FP17s for the same patient ID Re-attending between 3 & 9 months - Children	113	307	36.8%	57.9%	59.7%	58.3%
% of FP17s for the same patient ID Re-attending between 3 & 9 months - Adults	461	1,186	38.9%	52.3%	52.6%	50.3%
% of FP17s for Band 1 Urgent Courses	160	1,302	12.3%	8.1%	9.1%	9.1%
% of FP17s Relating to Free Repair or Replacements	32	1,302	2.5%	1.1%	1.0%	0.8%
% of FP17s Relating to Continuations	26	1,302	2.0%	1.4%	1.2%	1.0%
% of Patients satisfied with the dentistry they have received	2	3	N/A	92.5%	91.6%	91.5%
% of Patients satisfied with the time they had to wait for an appointment	3	3	N/A	88.5%	88.3%	87.9%

\* This is based on patients treated on this contract for their most recent course of treatment. Figures in italics indicate the base number of FP17s or Patient Questionnaire responses are less than 100. N/A is shown where the base number of responses is less than 10 during the period. % is calculated as Quantity/Base number\*100

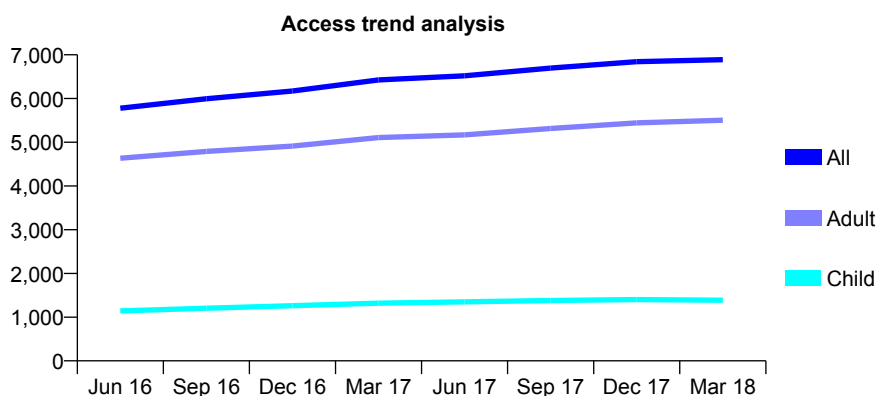
## Q49 - Vital Signs At a Glance Contract Report for 303194/0003 - March 2018

Name or company name	MR AA WAUGH
Contract type name	GDS Contract
Purpose of contract	General
Contract start date	01/06/2014
Contract end date	

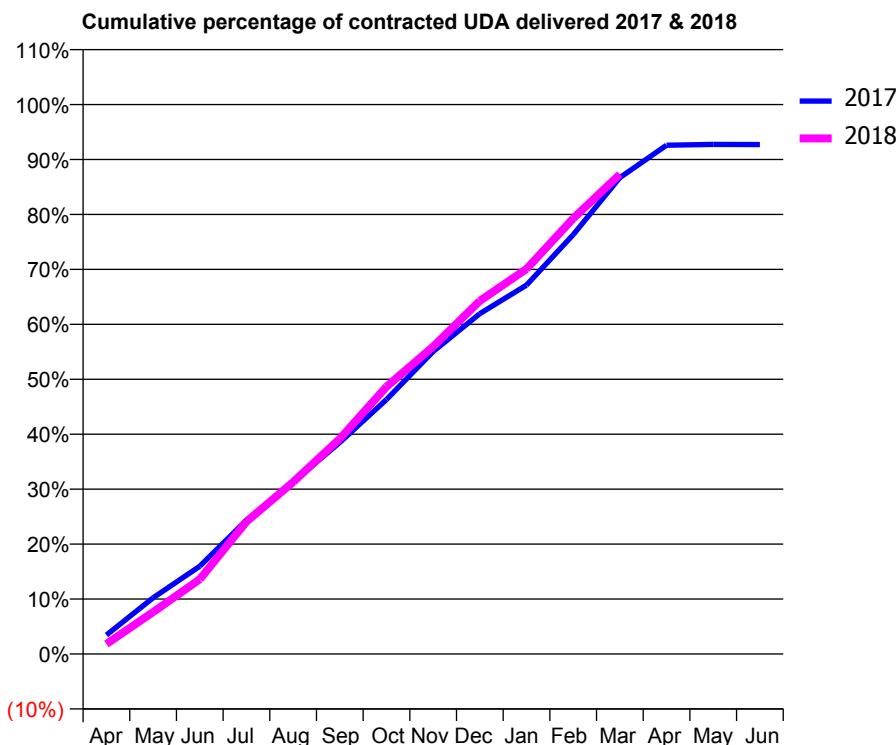
17/18 Contracted general activity (UDA)	21,177
Carry forward general activity (UDA)	0
17/18 Contracted orthodontic activity (UOA)	0
Carry forward orthodontic activity (UOA)	0
Baseline contract value	£470,644.87

### ACCESS\*

Patients seen in 24 months	Total	Change since previous quarter
Quarter ending March 2017	6,426	
Quarter ending June 2017	6,519	→
Quarter ending September 2017	6,697	↑
Quarter ending December 2017	6,843	↑
Quarter ending March 2018	6,889	→
<b>Variance since March 2017</b>	<b>7.2%</b>	<b>↑</b>



### ACTIVITY



Month	Adjusted Scheduled Activity (UDA)	
	2017	2018
April	733	387
May	2,164	1,618
June	3,385	2,880
July	5,155	5,101
August	6,630	6,625
September	8,152	8,296
October	9,807	10,302
November	11,656	11,848
December	13,118	13,608
January	14,216	14,838
February	16,159	16,788
March	18,358	18,488
April	19,606	
May	19,637	
June	19,631	

### QUALITY

	Quantity	Base Number	Contract	AT	Region	England
% of FP17s for the same patient ID Re-attending within 3 months - Children	81	1,694	4.8%	10.7%	12.8%	11.9%
% of FP17s for the same patient ID Re-attending within 3 months - Adults	634	5,949	10.7%	14.5%	16.5%	16.0%
% of FP17s for the same patient ID Re-attending between 3 & 9 months - Children	895	1,694	52.8%	57.9%	59.7%	58.3%
% of FP17s for the same patient ID Re-attending between 3 & 9 months - Adults	2,676	5,949	45.0%	52.3%	52.6%	50.3%
% of FP17s for Band 1 Urgent Courses	213	7,222	2.9%	8.1%	9.1%	9.1%
% of FP17s Relating to Free Repair or Replacements	56	7,222	0.8%	1.1%	1.0%	0.8%
% of FP17s Relating to Continuations	183	7,222	2.5%	1.4%	1.2%	1.0%
% of Patients satisfied with the dentistry they have received	1	2	N/A	92.5%	91.6%	91.5%
% of Patients satisfied with the time they had to wait for an appointment	2	2	N/A	88.5%	88.3%	87.9%

\* This is based on patients treated on this contract for their most recent course of treatment. Figures in italics indicate the base number of FP17s or Patient Questionnaire responses are less than 100. N/A is shown where the base number of responses is less than 10 during the period. % is calculated as Quantity/Base number\*100

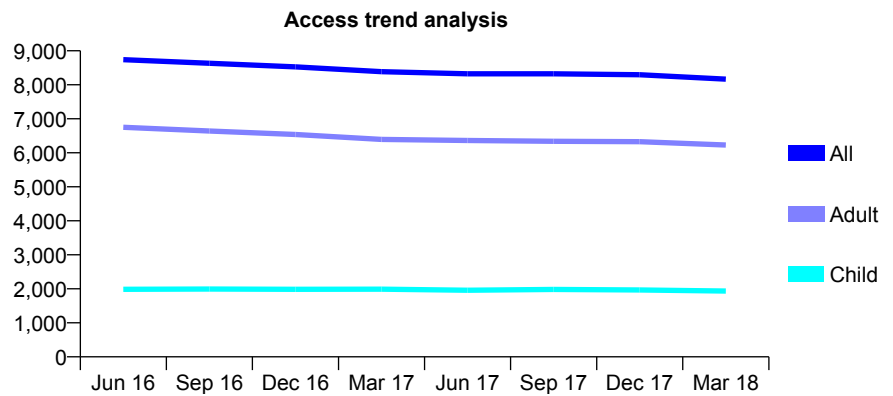
## Q49 - Vital Signs At a Glance Contract Report for 303194/0004 - March 2018

Name or company name	MR AA WAUGH
Contract type name	GDS Contract
Purpose of contract	General
Contract start date	01/06/2014
Contract end date	

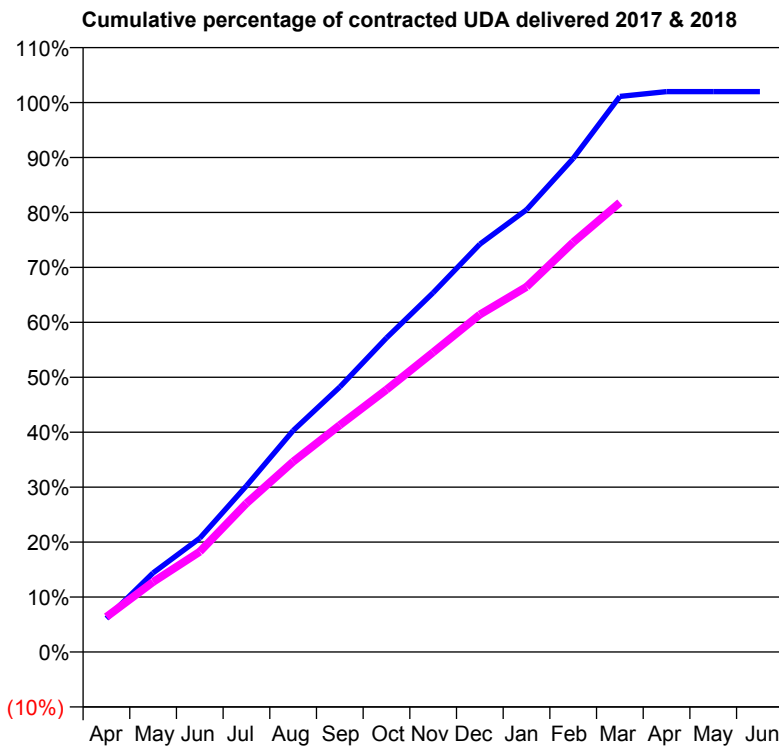
17/18 Contracted general activity (UDA)	29,358
Carry forward general activity (UDA)	-458
17/18 Contracted orthodontic activity (UOA)	0
Carry forward orthodontic activity (UOA)	0
Baseline contract value	£706,223.82

### ACCESS\*

Patients seen in 24 months	Total	Change since previous quarter
Quarter ending March 2017	8,385	
Quarter ending June 2017	8,322	→
Quarter ending September 2017	8,325	→
Quarter ending December 2017	8,296	→
Quarter ending March 2018	8,165	↓
<b>Variance since March 2017</b>	<b>(2.6%)</b>	<b>↓</b>



### ACTIVITY



Month	Adjusted Scheduled Activity (UDA)	
	2017	2018
April	1,409	1,880
May	3,319	3,747
June	4,771	5,360
July	6,973	7,947
August	9,289	10,171
September	11,118	12,124
October	13,175	14,017
November	15,073	16,013
December	17,108	18,027
January	18,547	19,510
February	20,704	21,889
March	23,303	24,015
April	23,503	
May	23,506	
June	23,506	

### QUALITY

	Quantity	Base Number	Contract	AT	Region	England
% of FP17s for the same patient ID Re-attending within 3 months - Children	111	2,548	4.4%	10.7%	12.8%	11.9%
% of FP17s for the same patient ID Re-attending within 3 months - Adults	629	7,241	8.7%	14.5%	16.5%	16.0%
% of FP17s for the same patient ID Re-attending between 3 & 9 months - Children	1,503	2,548	59.0%	57.9%	59.7%	58.3%
% of FP17s for the same patient ID Re-attending between 3 & 9 months - Adults	3,904	7,241	53.9%	52.3%	52.6%	50.3%
% of FP17s for Band 1 Urgent Courses	186	9,694	1.9%	8.1%	9.1%	9.1%
% of FP17s Relating to Free Repair or Replacements	85	9,694	0.9%	1.1%	1.0%	0.8%
% of FP17s Relating to Continuations	163	9,694	1.7%	1.4%	1.2%	1.0%
% of Patients satisfied with the dentistry they have received	8	9	N/A	92.5%	91.6%	91.5%
% of Patients satisfied with the time they had to wait for an appointment	8	9	N/A	88.5%	88.3%	87.9%

\* This is based on patients treated on this contract for their most recent course of treatment. Figures in italics indicate the base number of FP17s or Patient Questionnaire responses are less than 100. N/A is shown where the base number of responses is less than 10 during the period. % is calculated as Quantity/Base number\*100

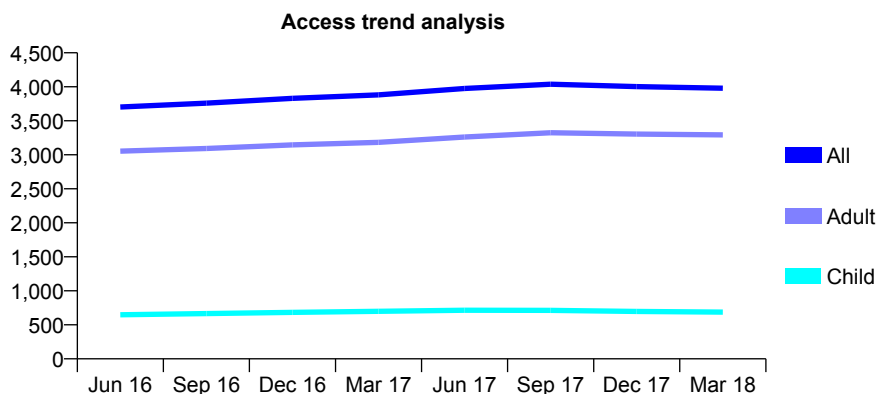
## Q49 - Vital Signs At a Glance Contract Report for 306266/0001 - March 2018

Name or company name	Mr YA Nojib and Mr J Robinson
Contract type name	GDS Contract
Purpose of contract	General
Contract start date	01/04/2006
Contract end date	

17/18 Contracted general activity (UDA)	10,000
Carry forward general activity (UDA)	-160
17/18 Contracted orthodontic activity (UOA)	0
Carry forward orthodontic activity (UOA)	0
Baseline contract value	£277,056.21

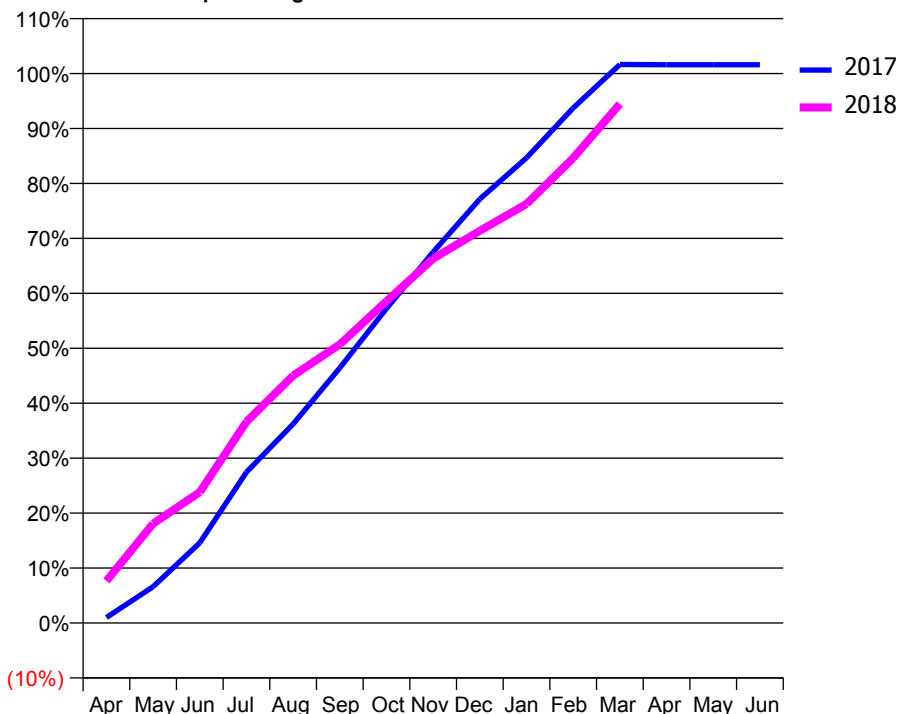
### ACCESS\*

Patients seen in 24 months	Total	Change since previous quarter
Quarter ending March 2017	3,882	
Quarter ending June 2017	3,976	↑
Quarter ending September 2017	4,038	→
Quarter ending December 2017	4,002	→
Quarter ending March 2018	3,980	→
<b>Variance since March 2017</b>	<b>2.5%</b>	<b>↑</b>



### ACTIVITY

**Cumulative percentage of contracted UDA delivered 2017 & 2018**



Month	Adjusted Scheduled Activity (UDA)	
	2017	2018
April	100	765
May	661	1,809
June	1,459	2,381
July	2,746	3,664
August	3,622	4,503
September	4,644	5,070
October	5,723	5,857
November	6,752	6,630
December	7,716	7,138
January	8,465	7,627
February	9,373	8,464
March	10,164	9,446
April	10,159	
May	10,160	
June	10,160	

### QUALITY

	Quantity	Base Number	Contract	AT	Region	England
% of FP17s for the same patient ID Re-attending within 3 months - Children	46	885	5.2%	10.7%	12.8%	11.9%
% of FP17s for the same patient ID Re-attending within 3 months - Adults	569	4,306	13.2%	14.5%	16.5%	16.0%
% of FP17s for the same patient ID Re-attending between 3 & 9 months - Children	499	885	56.4%	57.9%	59.7%	58.3%
% of FP17s for the same patient ID Re-attending between 3 & 9 months - Adults	2,297	4,306	53.3%	52.3%	52.6%	50.3%
% of FP17s for Band 1 Urgent Courses	436	4,828	9.0%	8.1%	9.1%	9.1%
% of FP17s Relating to Free Repair or Replacements	61	4,828	1.3%	1.1%	1.0%	0.8%
% of FP17s Relating to Continuations	91	4,828	1.9%	1.4%	1.2%	1.0%
% of Patients satisfied with the dentistry they have received	9	9	N/A	92.5%	91.6%	91.5%
% of Patients satisfied with the time they had to wait for an appointment	9	9	N/A	88.5%	88.3%	87.9%

\* This is based on patients treated on this contract for their most recent course of treatment. Figures in italics indicate the base number of FP17s or Patient Questionnaire responses are less than 100. N/A is shown where the base number of responses is less than 10 during the period. % is calculated as Quantity/Base number\*100



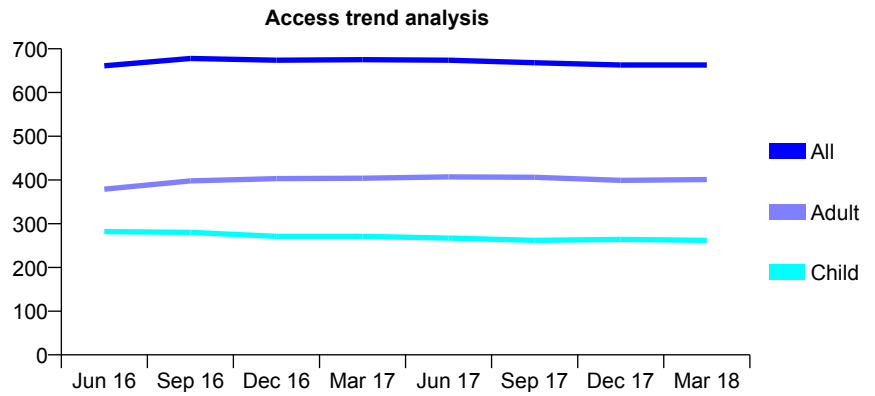
## Q49 - Vital Signs At a Glance Contract Report for 309516/0001 - March 2018

Name or company name	DR ID GRIME
Contract type name	GDS Contract
Purpose of contract	General
Contract start date	01/04/2006
Contract end date	

17/18 Contracted general activity (UDA)	1,650
Carry forward general activity (UDA)	13
17/18 Contracted orthodontic activity (UOA)	0
Carry forward orthodontic activity (UOA)	0
Baseline contract value	£42,716.50

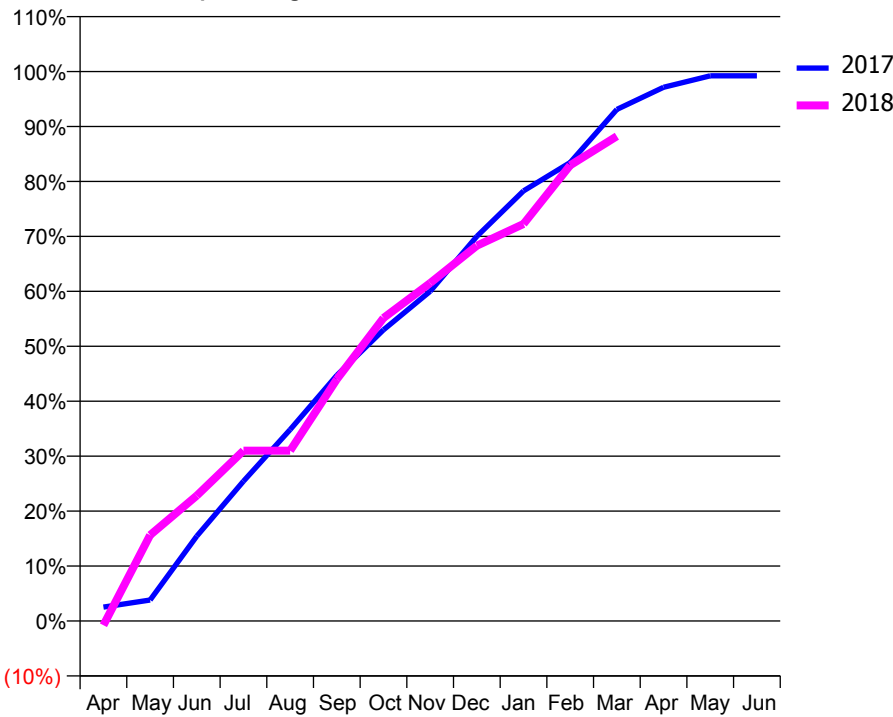
### ACCESS\*

Patients seen in 24 months	Total	Change since previous quarter
Quarter ending March 2017	675	
Quarter ending June 2017	674	→
Quarter ending September 2017	668	→
Quarter ending December 2017	663	→
Quarter ending March 2018	663	→
<b>Variance since March 2017</b>	<b>(1.8%)</b>	<b>↓</b>



### ACTIVITY

Cumulative percentage of contracted UDA delivered 2017 & 2018



Month	Adjusted Scheduled Activity (UDA)	
	2017	2018
April	42	-13
May	63	258
June	255	377
July	420	512
August	575	512
September	738	726
October	874	910
November	990	1,015
December	1,155	1,127
January	1,291	1,192
February	1,377	1,368
March	1,536	1,456
April	1,603	
May	1,637	
June	1,637	

### QUALITY

	Quantity	Base Number	Contract	AT	Region	England
% of FP17s for the same patient ID Re-attending within 3 months - Children	20	391	5.1%	10.7%	12.8%	11.9%
% of FP17s for the same patient ID Re-attending within 3 months - Adults	59	550	10.7%	14.5%	16.5%	16.0%
% of FP17s for the same patient ID Re-attending between 3 & 9 months - Children	256	391	65.5%	57.9%	59.7%	58.3%
% of FP17s for the same patient ID Re-attending between 3 & 9 months - Adults	362	550	65.8%	52.3%	52.6%	50.3%
% of FP17s for Band 1 Urgent Courses	34	869	3.9%	8.1%	9.1%	9.1%
% of FP17s Relating to Free Repair or Replacements	0	869	0.0%	1.1%	1.0%	0.8%
% of FP17s Relating to Continuations	8	869	0.9%	1.4%	1.2%	1.0%
% of Patients satisfied with the dentistry they have received	0	0	N/A	92.5%	91.6%	91.5%
% of Patients satisfied with the time they had to wait for an appointment	0	0	N/A	88.5%	88.3%	87.9%

\* This is based on patients treated on this contract for their most recent course of treatment. Figures in italics indicate the base number of FP17s or Patient Questionnaire responses are less than 100. N/A is shown where the base number of responses is less than 10 during the period. % is calculated as Quantity/Base number\*100

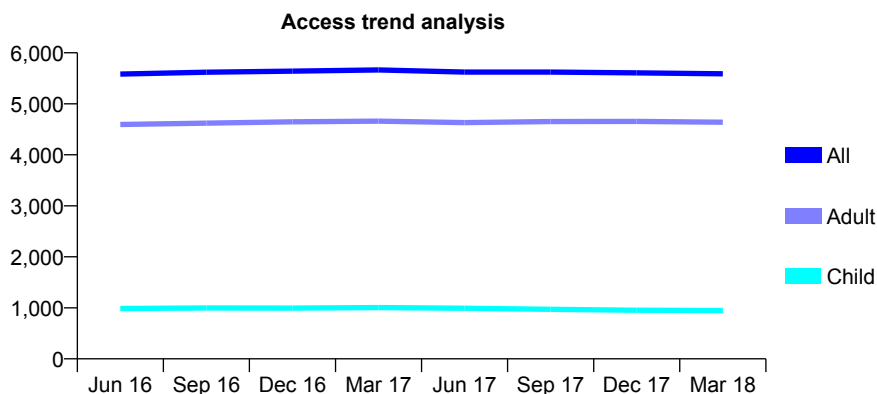
## Q49 - Vital Signs At a Glance Contract Report for 320978/0001 - March 2018

Name or company name	N Suggett and B Suggett
Contract type name	GDS Contract
Purpose of contract	General and Orthodontic
Contract start date	01/04/2006
Contract end date	

17/18 Contracted general activity (UDA)	13,427
Carry forward general activity (UDA)	-262
17/18 Contracted orthodontic activity (UOA)	0
Carry forward orthodontic activity (UOA)	0
Baseline contract value	£394,384.61

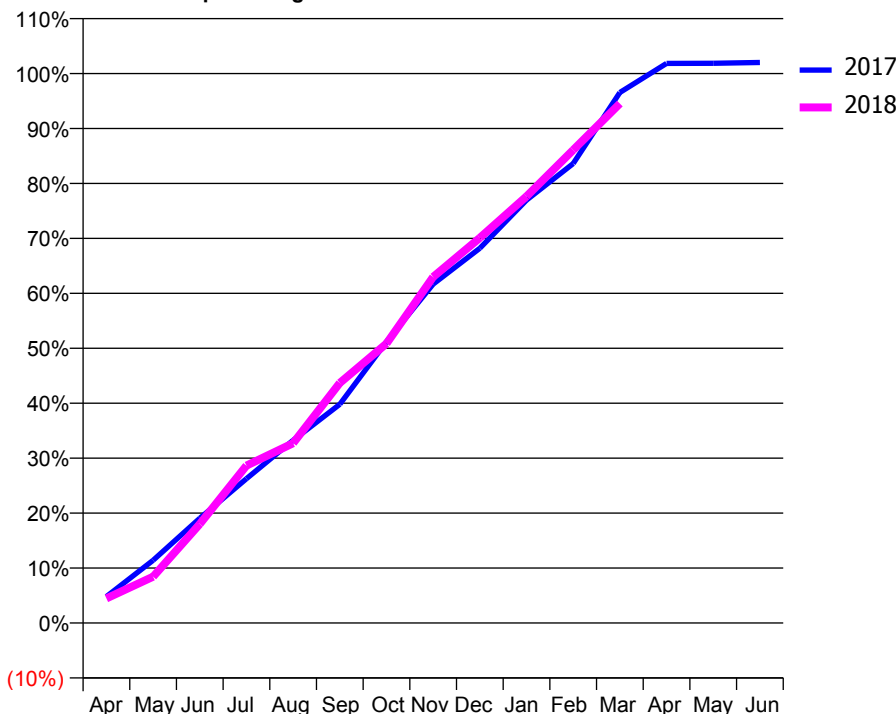
### ACCESS\*

Patients seen in 24 months	Total	Change since previous quarter
Quarter ending March 2017	5,665	
Quarter ending June 2017	5,623	→
Quarter ending September 2017	5,621	→
Quarter ending December 2017	5,607	→
Quarter ending March 2018	5,589	→
<b>Variance since March 2017</b>	<b>(1.3%)</b>	<b>↓</b>



### ACTIVITY

Cumulative percentage of contracted UDA delivered 2017 & 2018



Month	Adjusted Scheduled Activity (UDA)	
	2017	2018
April	632	602
May	1,493	1,134
June	2,494	2,420
July	3,437	3,845
August	4,352	4,395
September	5,210	5,868
October	6,698	6,828
November	8,072	8,456
December	8,927	9,410
January	10,072	10,426
February	10,941	11,559
March	12,636	12,692
April	13,327	
May	13,329	
June	13,350	

### QUALITY

	Quantity	Base Number	Contract	AT	Region	England
% of FP17s for the same patient ID Re-attending within 3 months - Children	116	1,304	8.9%	10.7%	12.8%	11.9%
% of FP17s for the same patient ID Re-attending within 3 months - Adults	1,273	6,385	19.9%	14.5%	16.5%	16.0%
% of FP17s for the same patient ID Re-attending between 3 & 9 months - Children	730	1,304	56.0%	57.9%	59.7%	58.3%
% of FP17s for the same patient ID Re-attending between 3 & 9 months - Adults	3,103	6,385	48.6%	52.3%	52.6%	50.3%
% of FP17s for Band 1 Urgent Courses	853	6,784	12.6%	8.1%	9.1%	9.1%
% of FP17s Relating to Free Repair or Replacements	37	6,784	0.5%	1.1%	1.0%	0.8%
% of FP17s Relating to Continuations	101	6,784	1.5%	1.4%	1.2%	1.0%
% of Patients satisfied with the dentistry they have received	65	70	92.9%	92.5%	91.6%	91.5%
% of Patients satisfied with the time they had to wait for an appointment	62	70	88.6%	88.5%	88.3%	87.9%

\* This is based on patients treated on this contract for their most recent course of treatment. Figures in italics indicate the base number of FP17s or Patient Questionnaire responses are less than 100. N/A is shown where the base number of responses is less than 10 during the period. % is calculated as Quantity/Base number\*100

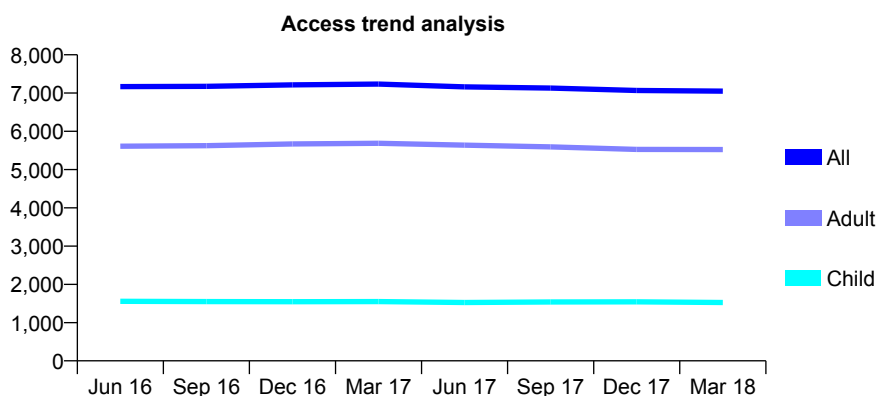
## Q49 - Vital Signs At a Glance Contract Report for 324604/0001 - March 2018

Name or company name	MR MG HAILS
Contract type name	GDS Contract
Purpose of contract	General and Orthodontic
Contract start date	01/04/2006
Contract end date	

17/18 Contracted general activity (UDA)	19,424
Carry forward general activity (UDA)	-380
17/18 Contracted orthodontic activity (UOA)	119
Carry forward orthodontic activity (UOA)	0
Baseline contract value	£448,682.61

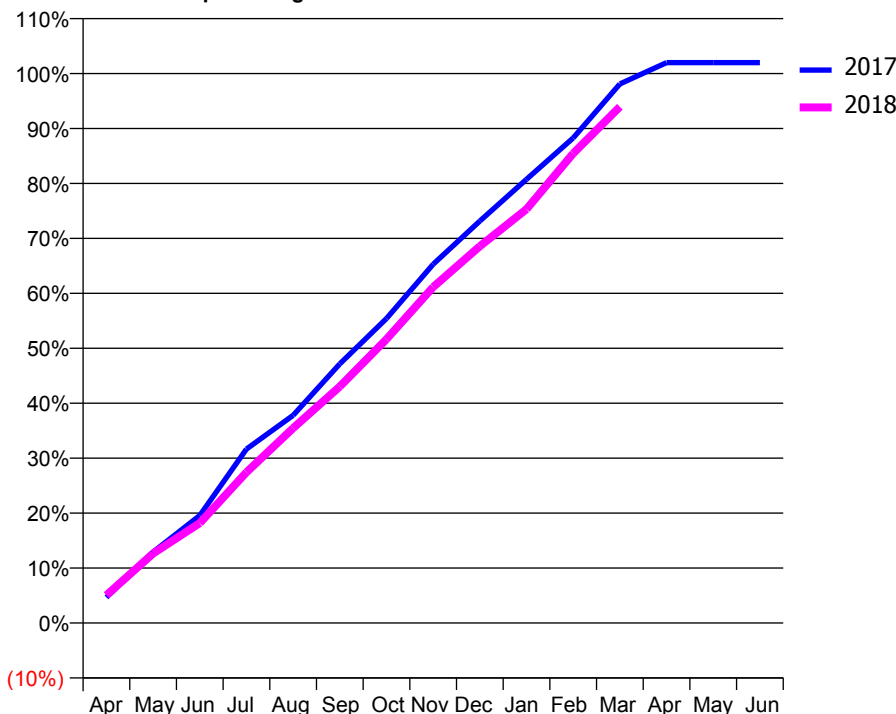
### ACCESS\*

Patients seen in 24 months	Total	Change since previous quarter
Quarter ending March 2017	7,236	
Quarter ending June 2017	7,162	↓
Quarter ending September 2017	7,131	→
Quarter ending December 2017	7,067	→
Quarter ending March 2018	7,051	→
<b>Variance since March 2017</b>	<b>(2.6%)</b>	<b>↓</b>



### ACTIVITY

**Cumulative percentage of contracted UDA delivered 2017 & 2018**



Month	Adjusted Scheduled Activity (UDA)	
	2017	2018
April	894	983
May	2,471	2,458
June	3,741	3,532
July	6,049	5,327
August	7,224	6,887
September	9,014	8,359
October	10,594	10,034
November	12,477	11,877
December	13,984	13,317
January	15,434	14,630
February	16,871	16,598
March	18,748	18,250
April	19,493	
May	19,494	
June	19,494	

### QUALITY

	Quantity	Base Number	Contract	AT	Region	England
% of FP17s for the same patient ID Re-attending within 3 months - Children	108	1,953	5.5%	10.7%	12.8%	11.9%
% of FP17s for the same patient ID Re-attending within 3 months - Adults	859	6,750	12.7%	14.5%	16.5%	16.0%
% of FP17s for the same patient ID Re-attending between 3 & 9 months - Children	1,072	1,953	54.9%	57.9%	59.7%	58.3%
% of FP17s for the same patient ID Re-attending between 3 & 9 months - Adults	3,428	6,750	50.8%	52.3%	52.6%	50.3%
% of FP17s for Band 1 Urgent Courses	604	8,360	7.2%	8.1%	9.1%	9.1%
% of FP17s Relating to Free Repair or Replacements	39	8,360	0.5%	1.1%	1.0%	0.8%
% of FP17s Relating to Continuations	160	8,360	1.9%	1.4%	1.2%	1.0%
% of Patients satisfied with the dentistry they have received	9	9	N/A	92.5%	91.6%	91.5%
% of Patients satisfied with the time they had to wait for an appointment	9	9	N/A	88.5%	88.3%	87.9%

\* This is based on patients treated on this contract for their most recent course of treatment. Figures in italics indicate the base number of FP17s or Patient Questionnaire responses are less than 100. N/A is shown where the base number of responses is less than 10 during the period. % is calculated as Quantity/Base number\*100

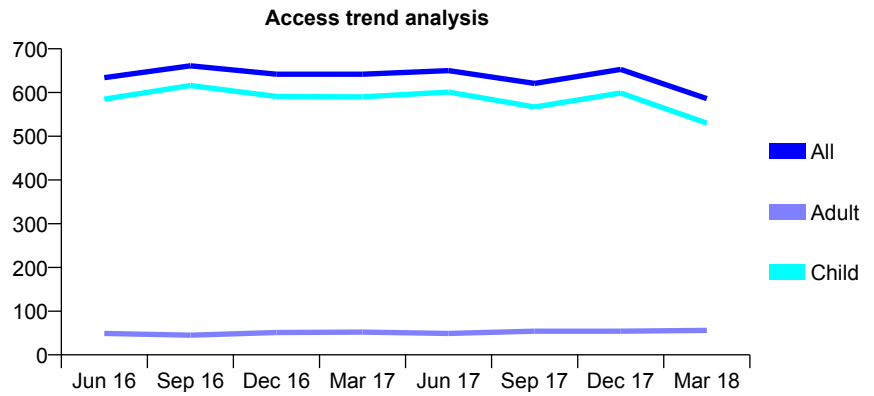
## Q49 - Vital Signs At a Glance Contract Report for 326976/0001 - March 2018

Name or company name	MR RA HELLEN
Contract type name	GDS Contract
Purpose of contract	General
Contract start date	01/04/2006
Contract end date	31/03/2018

17/18 Contracted general activity (UDA)	1,300
Carry forward general activity (UDA)	-26
17/18 Contracted orthodontic activity (UOA)	0
Carry forward orthodontic activity (UOA)	0
Baseline contract value	£31,409.59

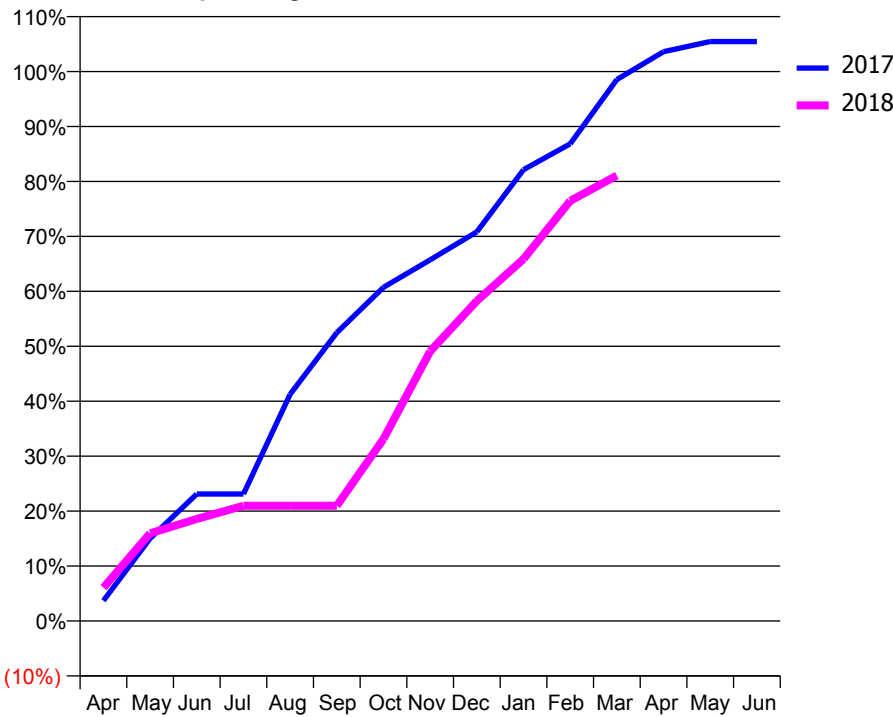
### ACCESS\*

Patients seen in 24 months	Total	Change since previous quarter
Quarter ending March 2017	642	
Quarter ending June 2017	650	→
Quarter ending September 2017	621	↓
Quarter ending December 2017	653	↑
Quarter ending March 2018	586	↓
<b>Variance since March 2017</b>	<b>(8.7%)</b>	<b>↓</b>



### ACTIVITY

Cumulative percentage of contracted UDA delivered 2017 & 2018



Month	Adjusted Scheduled Activity (UDA)	
	2017	2018
April	48	79
May	195	207
June	301	241
July	301	273
August	536	273
September	682	273
October	790	431
November	855	638
December	921	757
January	1,068	856
February	1,129	994
March	1,281	1,054
April	1,347	
May	1,371	
June	1,371	

### QUALITY

	Quantity	Base Number	Contract	AT	Region	England
% of FP17s for the same patient ID Re-attending within 3 months - Children	108	938	11.5%	10.7%	12.8%	11.9%
% of FP17s for the same patient ID Re-attending within 3 months - Adults	0	1	0.0%	14.5%	16.5%	16.0%
% of FP17s for the same patient ID Re-attending between 3 & 9 months - Children	546	938	58.2%	57.9%	59.7%	58.3%
% of FP17s for the same patient ID Re-attending between 3 & 9 months - Adults	1	1	100.0%	52.3%	52.6%	50.3%
% of FP17s for Band 1 Urgent Courses	20	890	2.2%	8.1%	9.1%	9.1%
% of FP17s Relating to Free Repair or Replacements	0	890	0.0%	1.1%	1.0%	0.8%
% of FP17s Relating to Continuations	26	890	2.9%	1.4%	1.2%	1.0%
% of Patients satisfied with the dentistry they have received	0	0	N/A	92.5%	91.6%	91.5%
% of Patients satisfied with the time they had to wait for an appointment	0	0	N/A	88.5%	88.3%	87.9%

\* This is based on patients treated on this contract for their most recent course of treatment. Figures in italics indicate the base number of FP17s or Patient Questionnaire responses are less than 100. N/A is shown where the base number of responses is less than 10 during the period. % is calculated as Quantity/Base number\*100

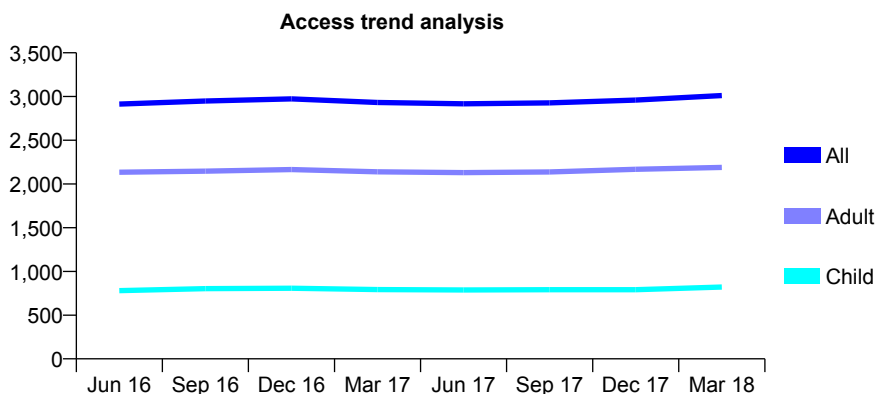
## Q49 - Vital Signs At a Glance Contract Report for 327646/0001 - March 2018

Name or company name	MR TW CHEUNG
Contract type name	GDS Contract
Purpose of contract	General
Contract start date	01/04/2006
Contract end date	

17/18 Contracted general activity (UDA)	12,362
Carry forward general activity (UDA)	0
17/18 Contracted orthodontic activity (UOA)	0
Carry forward orthodontic activity (UOA)	0
Baseline contract value	£292,313.10

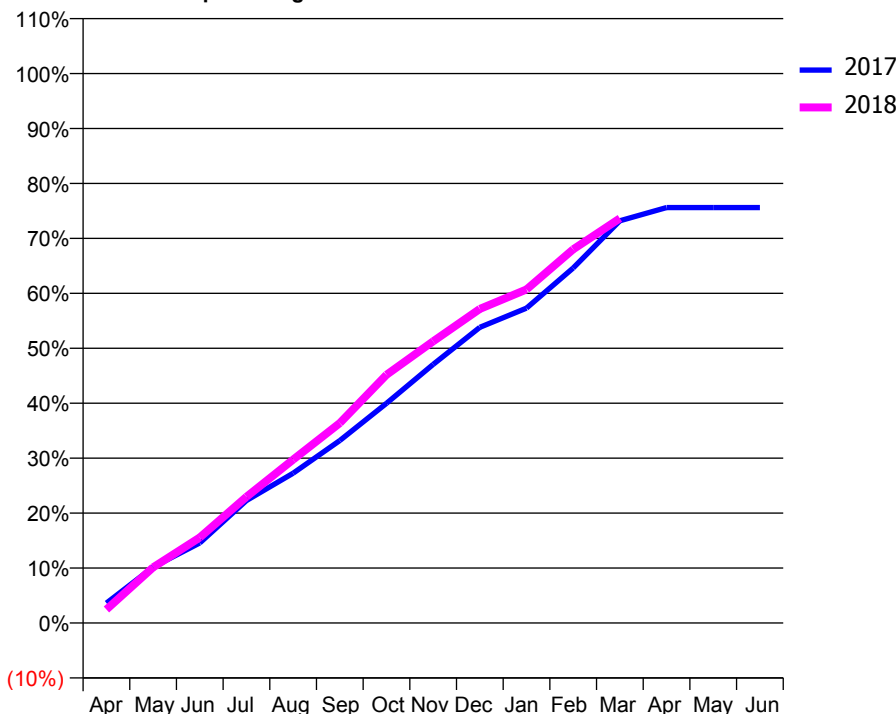
### ACCESS\*

Patients seen in 24 months	Total	Change since previous quarter
Quarter ending March 2017	2,932	
Quarter ending June 2017	2,917	→
Quarter ending September 2017	2,927	→
Quarter ending December 2017	2,959	→
Quarter ending March 2018	3,011	→
<b>Variance since March 2017</b>	<b>2.7%</b>	<b>↑</b>



### ACTIVITY

Cumulative percentage of contracted UDA delivered 2017 & 2018



Month	Adjusted Scheduled Activity (UDA)	
	2017	2018
April	450	305
May	1,257	1,252
June	1,801	1,925
July	2,755	2,840
August	3,369	3,676
September	4,105	4,499
October	4,942	5,585
November	5,819	6,337
December	6,653	7,067
January	7,084	7,504
February	7,987	8,408
March	9,050	9,104
April	9,347	
May	9,347	
June	9,347	

### QUALITY

	Quantity	Base Number	Contract	AT	Region	England
% of FP17s for the same patient ID Re-attending within 3 months - Children	71	1,192	6.0%	10.7%	12.8%	11.9%
% of FP17s for the same patient ID Re-attending within 3 months - Adults	269	2,717	9.9%	14.5%	16.5%	16.0%
% of FP17s for the same patient ID Re-attending between 3 & 9 months - Children	661	1,192	55.5%	57.9%	59.7%	58.3%
% of FP17s for the same patient ID Re-attending between 3 & 9 months - Adults	1,398	2,717	51.5%	52.3%	52.6%	50.3%
% of FP17s for Band 1 Urgent Courses	127	3,797	3.3%	8.1%	9.1%	9.1%
% of FP17s Relating to Free Repair or Replacements	37	3,797	1.0%	1.1%	1.0%	0.8%
% of FP17s Relating to Continuations	59	3,797	1.6%	1.4%	1.2%	1.0%
% of Patients satisfied with the dentistry they have received	3	4	N/A	92.5%	91.6%	91.5%
% of Patients satisfied with the time they had to wait for an appointment	2	4	N/A	88.5%	88.3%	87.9%

\* This is based on patients treated on this contract for their most recent course of treatment. Figures in italics indicate the base number of FP17s or Patient Questionnaire responses are less than 100. N/A is shown where the base number of responses is less than 10 during the period. % is calculated as Quantity/Base number\*100

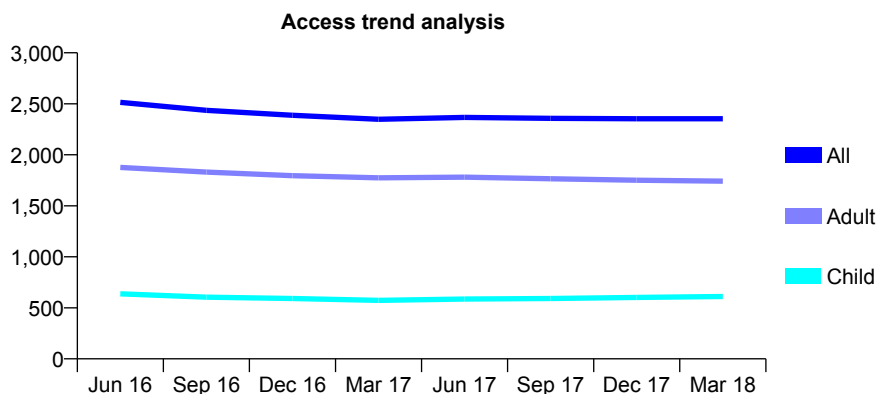
## Q49 - Vital Signs At a Glance Contract Report for 329711/0001 - March 2018

Name or company name	MR S NEPALI
Contract type name	GDS Contract
Purpose of contract	General and Orthodontic
Contract start date	01/04/2006
Contract end date	

17/18 Contracted general activity (UDA)	9,100
Carry forward general activity (UDA)	0
17/18 Contracted orthodontic activity (UOA)	250
Carry forward orthodontic activity (UOA)	0
Baseline contract value	£231,550.00

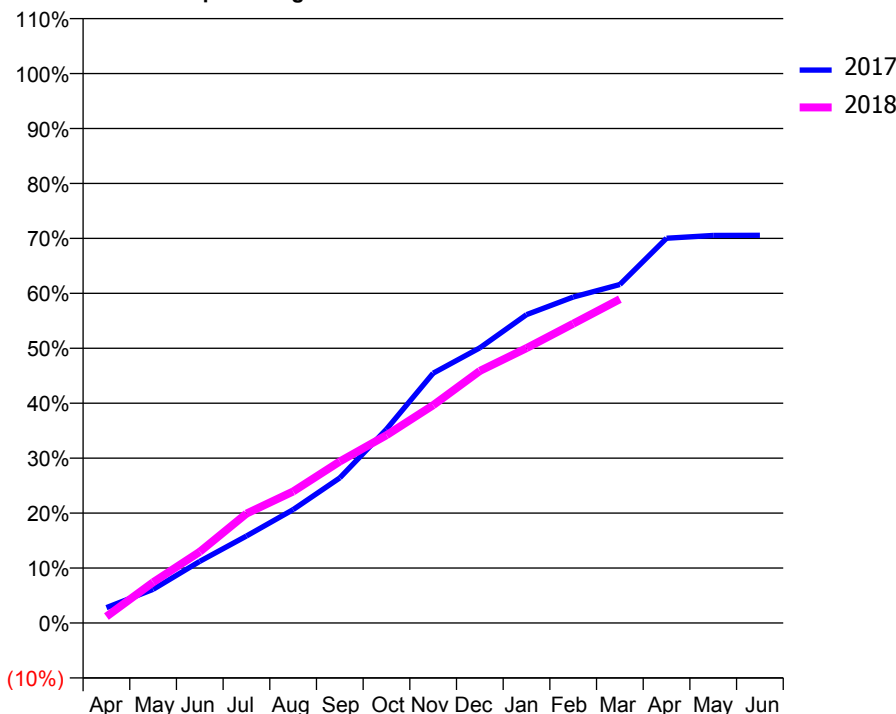
### ACCESS\*

Patients seen in 24 months	Total	Change since previous quarter
Quarter ending March 2017	2,348	
Quarter ending June 2017	2,367	→
Quarter ending September 2017	2,357	→
Quarter ending December 2017	2,353	→
Quarter ending March 2018	2,353	→
<b>Variance since March 2017</b>	<b>0.2%</b>	<b>→</b>



### ACTIVITY

Cumulative percentage of contracted UDA delivered 2017 & 2018



Month	Adjusted Scheduled Activity (UDA)	
	2017	2018
April	256	108
May	557	675
June	1,021	1,181
July	1,440	1,812
August	1,878	2,177
September	2,403	2,675
October	3,210	3,111
November	4,137	3,608
December	4,556	4,175
January	5,107	4,552
February	5,398	4,956
March	5,605	5,363
April	6,372	
May	6,419	
June	6,421	

### QUALITY

	Quantity	Base Number	Contract	AT	Region	England
% of FP17s for the same patient ID Re-attending within 3 months - Children	48	805	6.0%	10.7%	12.8%	11.9%
% of FP17s for the same patient ID Re-attending within 3 months - Adults	257	2,270	11.3%	14.5%	16.5%	16.0%
% of FP17s for the same patient ID Re-attending between 3 & 9 months - Children	410	805	50.9%	57.9%	59.7%	58.3%
% of FP17s for the same patient ID Re-attending between 3 & 9 months - Adults	1,211	2,270	53.3%	52.3%	52.6%	50.3%
% of FP17s for Band 1 Urgent Courses	165	2,638	6.3%	8.1%	9.1%	9.1%
% of FP17s Relating to Free Repair or Replacements	17	2,638	0.6%	1.1%	1.0%	0.8%
% of FP17s Relating to Continuations	45	2,638	1.7%	1.4%	1.2%	1.0%
% of Patients satisfied with the dentistry they have received	2	2	N/A	92.5%	91.6%	91.5%
% of Patients satisfied with the time they had to wait for an appointment	2	2	N/A	88.5%	88.3%	87.9%

\* This is based on patients treated on this contract for their most recent course of treatment. Figures in italics indicate the base number of FP17s or Patient Questionnaire responses are less than 100. N/A is shown where the base number of responses is less than 10 during the period. % is calculated as Quantity/Base number\*100

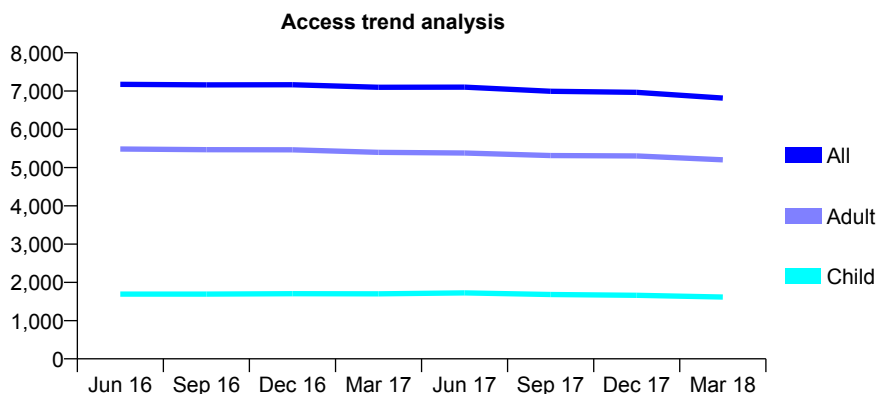
## Q49 - Vital Signs At a Glance Contract Report for 331015/0001 - March 2018

Name or company name	MR KC MCCARTHY
Contract type name	GDS Contract
Purpose of contract	General
Contract start date	01/04/2006
Contract end date	

17/18 Contracted general activity (UDA)	16,327
Carry forward general activity (UDA)	35
17/18 Contracted orthodontic activity (UOA)	0
Carry forward orthodontic activity (UOA)	0
Baseline contract value	£440,991.35

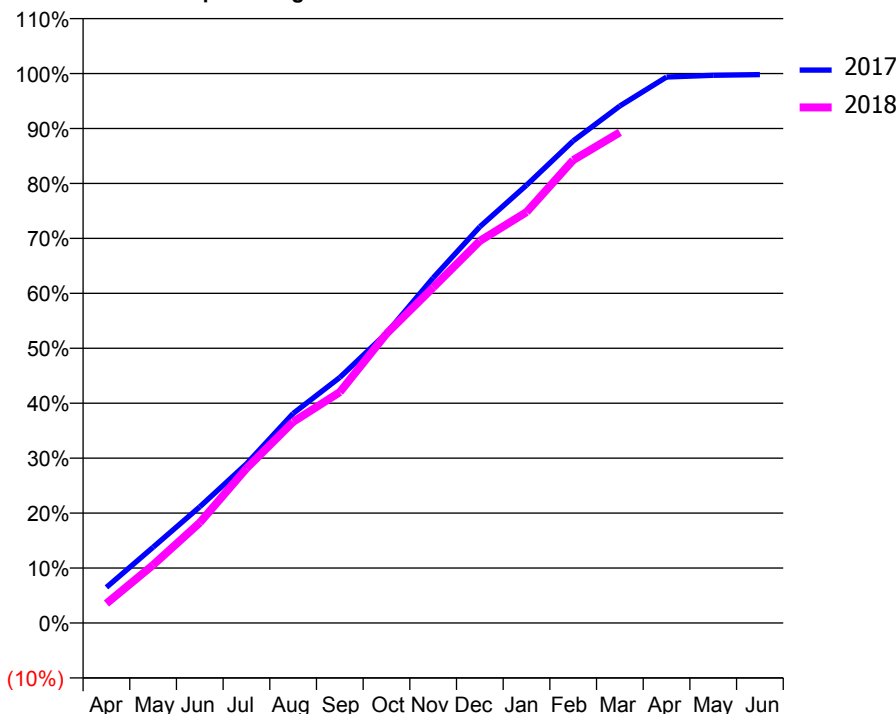
### ACCESS\*

Patients seen in 24 months	Total	Change since previous quarter
Quarter ending March 2017	7,099	
Quarter ending June 2017	7,104	→
Quarter ending September 2017	6,996	↓
Quarter ending December 2017	6,965	→
Quarter ending March 2018	6,818	↓
<b>Variance since March 2017</b>	<b>(4.0%)</b>	<b>↓</b>



### ACTIVITY

Cumulative percentage of contracted UDA delivered 2017 & 2018



Month	Adjusted Scheduled Activity (UDA)	
	2017	2018
April	1,087	579
May	2,311	1,726
June	3,539	2,982
July	4,848	4,594
August	6,385	5,975
September	7,480	6,860
October	8,831	8,596
November	10,516	9,969
December	12,073	11,352
January	13,340	12,210
February	14,688	13,753
March	15,754	14,579
April	16,637	
May	16,690	
June	16,707	

### QUALITY

	Quantity	Base Number	Contract	AT	Region	England
% of FP17s for the same patient ID Re-attending within 3 months - Children	81	1,734	4.7%	10.7%	12.8%	11.9%
% of FP17s for the same patient ID Re-attending within 3 months - Adults	489	4,860	10.1%	14.5%	16.5%	16.0%
% of FP17s for the same patient ID Re-attending between 3 & 9 months - Children	398	1,734	23.0%	57.9%	59.7%	58.3%
% of FP17s for the same patient ID Re-attending between 3 & 9 months - Adults	1,142	4,860	23.5%	52.3%	52.6%	50.3%
% of FP17s for Band 1 Urgent Courses	252	6,251	4.0%	8.1%	9.1%	9.1%
% of FP17s Relating to Free Repair or Replacements	107	6,251	1.7%	1.1%	1.0%	0.8%
% of FP17s Relating to Continuations	134	6,251	2.1%	1.4%	1.2%	1.0%
% of Patients satisfied with the dentistry they have received	2	4	N/A	92.5%	91.6%	91.5%
% of Patients satisfied with the time they had to wait for an appointment	4	4	N/A	88.5%	88.3%	87.9%

\* This is based on patients treated on this contract for their most recent course of treatment. Figures in italics indicate the base number of FP17s or Patient Questionnaire responses are less than 100. N/A is shown where the base number of responses is less than 10 during the period. % is calculated as Quantity/Base number\*100

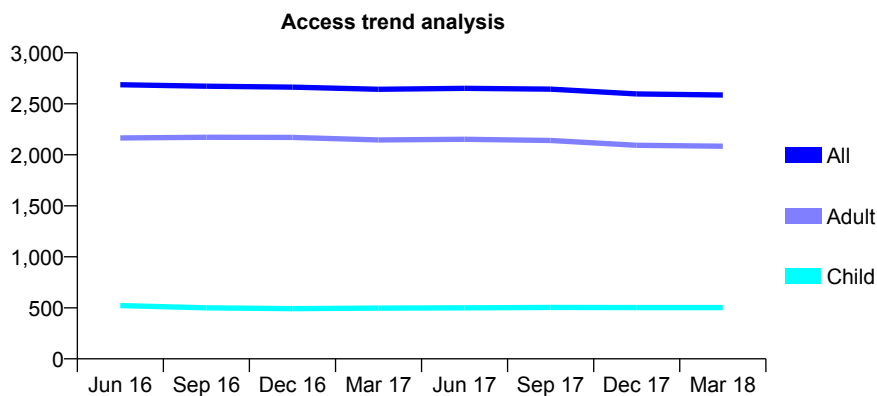
## Q49 - Vital Signs At a Glance Contract Report for 333026/0002 - March 2018

Name or company name	MR K NUTT
Contract type name	GDS Contract
Purpose of contract	General
Contract start date	01/04/2006
Contract end date	

17/18 Contracted general activity (UDA)	8,454
Carry forward general activity (UDA)	-169
17/18 Contracted orthodontic activity (UOA)	0
Carry forward orthodontic activity (UOA)	0
Baseline contract value	£209,927.66

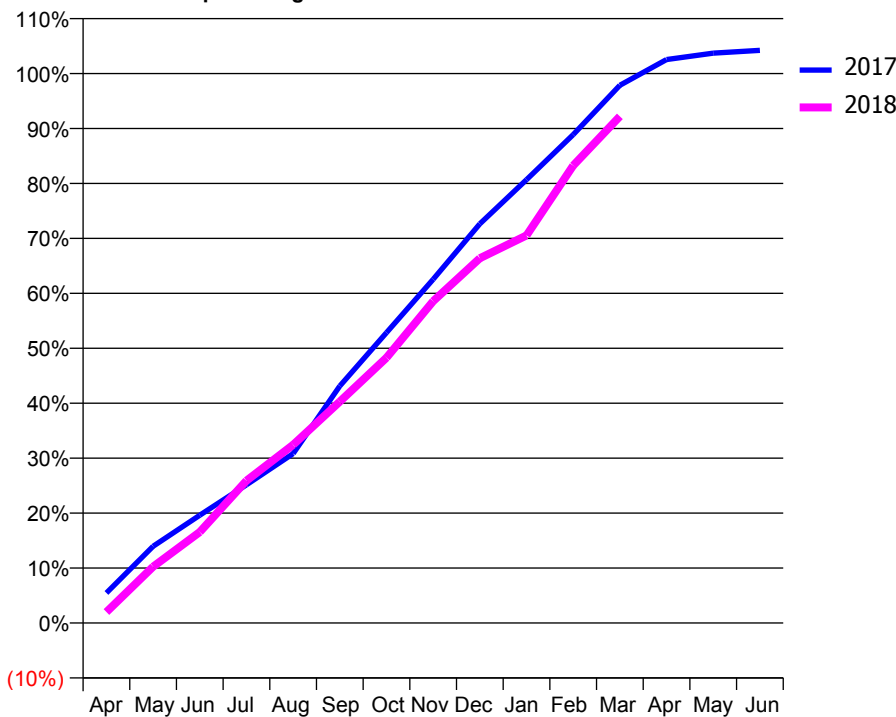
### ACCESS\*

Patients seen in 24 months	Total	Change since previous quarter
Quarter ending March 2017	2,643	
Quarter ending June 2017	2,652	→
Quarter ending September 2017	2,644	→
Quarter ending December 2017	2,597	↓
Quarter ending March 2018	2,586	→
<b>Variance since March 2017</b>	<b>(2.2%)</b>	<b>↓</b>



### ACTIVITY

Cumulative percentage of contracted UDA delivered 2017 & 2018



Month	Adjusted Scheduled Activity (UDA)	
	2017	2018
April	462	169
May	1,180	867
June	1,659	1,400
July	2,127	2,190
August	2,607	2,742
September	3,646	3,406
October	4,468	4,082
November	5,289	4,951
December	6,141	5,612
January	6,821	5,963
February	7,514	7,037
March	8,272	7,795
April	8,669	
May	8,766	
June	8,810	

### QUALITY

	Quantity	Base Number	Contract	AT	Region	England
% of FP17s for the same patient ID Re-attending within 3 months - Children	55	804	6.8%	10.7%	12.8%	11.9%
% of FP17s for the same patient ID Re-attending within 3 months - Adults	521	3,349	15.6%	14.5%	16.5%	16.0%
% of FP17s for the same patient ID Re-attending between 3 & 9 months - Children	567	804	70.5%	57.9%	59.7%	58.3%
% of FP17s for the same patient ID Re-attending between 3 & 9 months - Adults	2,119	3,349	63.3%	52.3%	52.6%	50.3%
% of FP17s for Band 1 Urgent Courses	194	3,884	5.0%	8.1%	9.1%	9.1%
% of FP17s Relating to Free Repair or Replacements	45	3,884	1.2%	1.1%	1.0%	0.8%
% of FP17s Relating to Continuations	55	3,884	1.4%	1.4%	1.2%	1.0%
% of Patients satisfied with the dentistry they have received	1	1	N/A	92.5%	91.6%	91.5%
% of Patients satisfied with the time they had to wait for an appointment	1	1	N/A	88.5%	88.3%	87.9%

\* This is based on patients treated on this contract for their most recent course of treatment. Figures in italics indicate the base number of FP17s or Patient Questionnaire responses are less than 100. N/A is shown where the base number of responses is less than 10 during the period. % is calculated as Quantity/Base number\*100



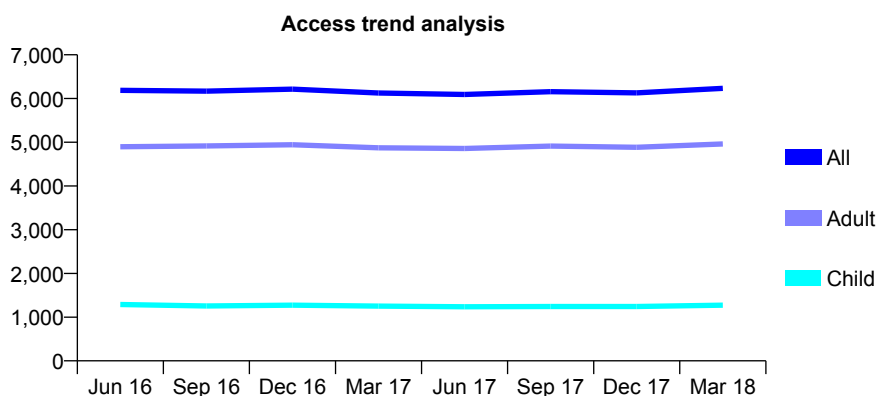
## Q49 - Vital Signs At a Glance Contract Report for 334189/0001 - March 2018

Name or company name	MR GW MAW
Contract type name	GDS Contract
Purpose of contract	General
Contract start date	01/04/2006
Contract end date	

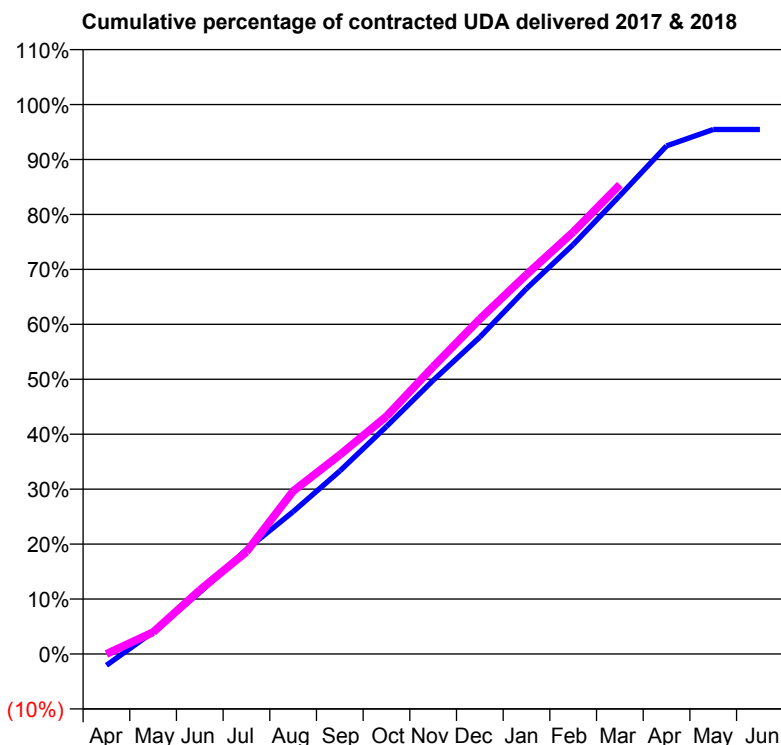
17/18 Contracted general activity (UDA)	19,221
Carry forward general activity (UDA)	0
17/18 Contracted orthodontic activity (UOA)	0
Carry forward orthodontic activity (UOA)	0
Baseline contract value	£447,822.83

### ACCESS\*

Patients seen in 24 months	Total	Change since previous quarter
Quarter ending March 2017	6,126	
Quarter ending June 2017	6,094	→
Quarter ending September 2017	6,156	→
Quarter ending December 2017	6,130	→
Quarter ending March 2018	6,234	→
<b>Variance since March 2017</b>	<b>1.8%</b>	<b>→</b>



### ACTIVITY



Month	Adjusted Scheduled Activity (UDA)	
	2017	2018
April	-397	0
May	774	762
June	2,158	2,238
July	3,654	3,576
August	4,980	5,698
September	6,403	6,968
October	7,961	8,313
November	9,573	10,051
December	11,087	11,717
January	12,784	13,273
February	14,320	14,761
March	16,034	16,416
April	17,773	
May	18,345	
June	18,346	

### QUALITY

	Quantity	Base Number	Contract	AT	Region	England
% of FP17s for the same patient ID Re-attending within 3 months - Children	155	2,120	7.3%	10.7%	12.8%	11.9%
% of FP17s for the same patient ID Re-attending within 3 months - Adults	980	7,422	13.2%	14.5%	16.5%	16.0%
% of FP17s for the same patient ID Re-attending between 3 & 9 months - Children	1,400	2,120	66.0%	57.9%	59.7%	58.3%
% of FP17s for the same patient ID Re-attending between 3 & 9 months - Adults	4,404	7,422	59.3%	52.3%	52.6%	50.3%
% of FP17s for Band 1 Urgent Courses	603	8,498	7.1%	8.1%	9.1%	9.1%
% of FP17s Relating to Free Repair or Replacements	60	8,498	0.7%	1.1%	1.0%	0.8%
% of FP17s Relating to Continuations	119	8,498	1.4%	1.4%	1.2%	1.0%
% of Patients satisfied with the dentistry they have received	3	3	N/A	92.5%	91.6%	91.5%
% of Patients satisfied with the time they had to wait for an appointment	3	3	N/A	88.5%	88.3%	87.9%

\* This is based on patients treated on this contract for their most recent course of treatment. Figures in italics indicate the base number of FP17s or Patient Questionnaire responses are less than 100. N/A is shown where the base number of responses is less than 10 during the period. % is calculated as Quantity/Base number\*100

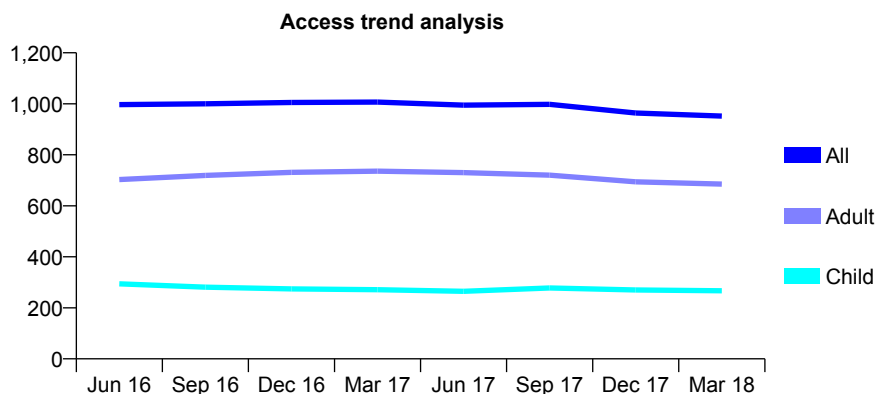
## Q49 - Vital Signs At a Glance Contract Report for 334952/0001 - March 2018

Name or company name	MR JP OLD
Contract type name	GDS Contract
Purpose of contract	General
Contract start date	01/04/2006
Contract end date	

17/18 Contracted general activity (UDA)	2,872
Carry forward general activity (UDA)	-129
17/18 Contracted orthodontic activity (UOA)	0
Carry forward orthodontic activity (UOA)	0
Baseline contract value	£83,675.84

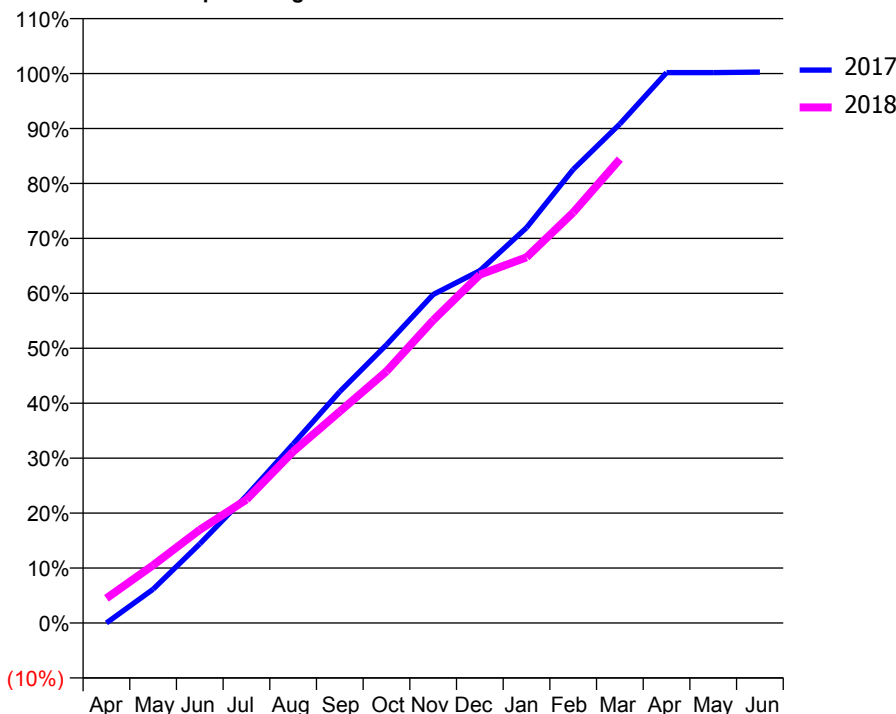
### ACCESS\*

Patients seen in 24 months	Total	Change since previous quarter
Quarter ending March 2017	1,007	
Quarter ending June 2017	995	↓
Quarter ending September 2017	998	→
Quarter ending December 2017	964	↓
Quarter ending March 2018	952	↓
<b>Variance since March 2017</b>	<b>(5.5%)</b>	<b>↓</b>



### ACTIVITY

Cumulative percentage of contracted UDA delivered 2017 & 2018



Month	Adjusted Scheduled Activity (UDA)	
	2017	2018
April	0	129
May	177	302
June	414	488
July	665	645
August	936	896
September	1,209	1,106
October	1,454	1,316
November	1,717	1,583
December	1,841	1,821
January	2,066	1,911
February	2,371	2,146
March	2,608	2,424
April	2,876	
May	2,876	
June	2,879	

### QUALITY

	Quantity	Base Number	Contract	AT	Region	England
% of FP17s for the same patient ID Re-attending within 3 months - Children	37	474	7.8%	10.7%	12.8%	11.9%
% of FP17s for the same patient ID Re-attending within 3 months - Adults	133	1,149	11.6%	14.5%	16.5%	16.0%
% of FP17s for the same patient ID Re-attending between 3 & 9 months - Children	323	474	68.1%	57.9%	59.7%	58.3%
% of FP17s for the same patient ID Re-attending between 3 & 9 months - Adults	673	1,149	58.6%	52.3%	52.6%	50.3%
% of FP17s for Band 1 Urgent Courses	57	1,458	3.9%	8.1%	9.1%	9.1%
% of FP17s Relating to Free Repair or Replacements	5	1,458	0.3%	1.1%	1.0%	0.8%
% of FP17s Relating to Continuations	27	1,458	1.9%	1.4%	1.2%	1.0%
% of Patients satisfied with the dentistry they have received	3	3	N/A	92.5%	91.6%	91.5%
% of Patients satisfied with the time they had to wait for an appointment	3	3	N/A	88.5%	88.3%	87.9%

\* This is based on patients treated on this contract for their most recent course of treatment. Figures in italics indicate the base number of FP17s or Patient Questionnaire responses are less than 100. N/A is shown where the base number of responses is less than 10 during the period. % is calculated as Quantity/Base number\*100

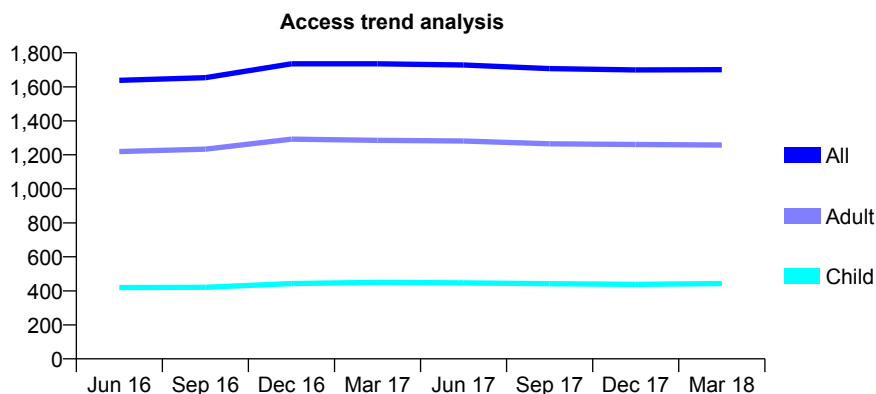
## Q49 - Vital Signs At a Glance Contract Report for 334952/0002 - March 2018

Name or company name	MR JP OLD
Contract type name	GDS Contract
Purpose of contract	General
Contract start date	01/04/2006
Contract end date	

17/18 Contracted general activity (UDA)	4,832
Carry forward general activity (UDA)	0
17/18 Contracted orthodontic activity (UOA)	0
Carry forward orthodontic activity (UOA)	0
Baseline contract value	£140,768.18

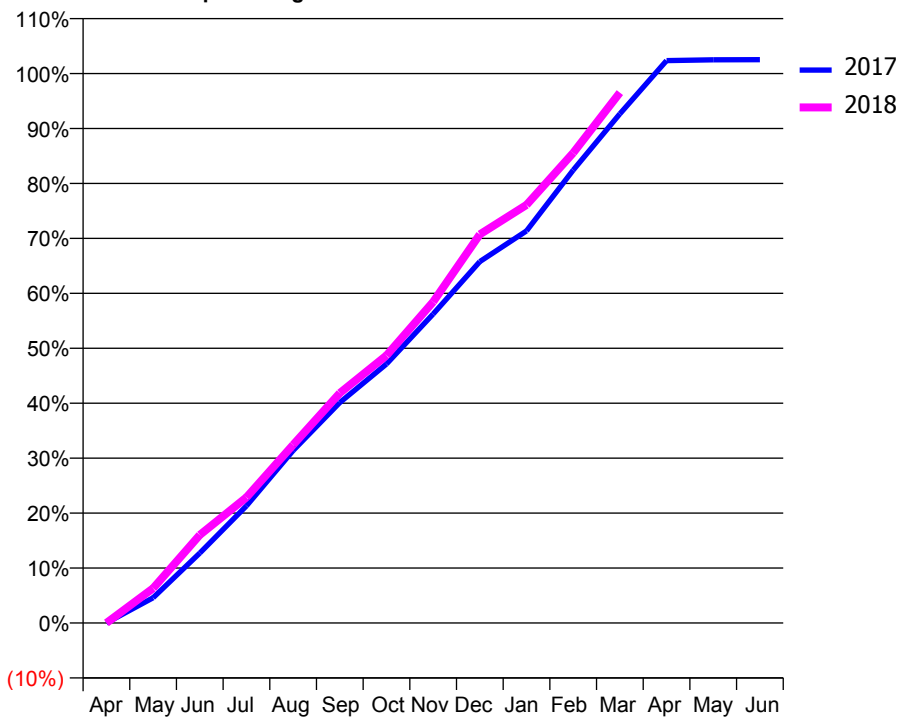
### ACCESS\*

Patients seen in 24 months	Total	Change since previous quarter
Quarter ending March 2017	1,735	
Quarter ending June 2017	1,728	→
Quarter ending September 2017	1,707	↓
Quarter ending December 2017	1,699	→
Quarter ending March 2018	1,701	→
<b>Variance since March 2017</b>	<b>(2.0%)</b>	<b>↓</b>



### ACTIVITY

Cumulative percentage of contracted UDA delivered 2017 & 2018



Adjusted Scheduled Activity (UDA)

Month	2017	2018
April	0	0
May	223	305
June	615	774
July	1,030	1,105
August	1,517	1,568
September	1,938	2,022
October	2,277	2,352
November	2,717	2,825
December	3,178	3,417
January	3,448	3,677
February	3,983	4,134
March	4,477	4,664
April	4,945	
May	4,953	
June	4,954	

### QUALITY

	Quantity	Base Number	Contract	AT	Region	England
% of FP17s for the same patient ID Re-attending within 3 months - Children	67	797	8.4%	10.7%	12.8%	11.9%
% of FP17s for the same patient ID Re-attending within 3 months - Adults	386	2,214	17.4%	14.5%	16.5%	16.0%
% of FP17s for the same patient ID Re-attending between 3 & 9 months - Children	531	797	66.6%	57.9%	59.7%	58.3%
% of FP17s for the same patient ID Re-attending between 3 & 9 months - Adults	1,348	2,214	60.9%	52.3%	52.6%	50.3%
% of FP17s for Band 1 Urgent Courses	135	2,740	4.9%	8.1%	9.1%	9.1%
% of FP17s Relating to Free Repair or Replacements	7	2,740	0.3%	1.1%	1.0%	0.8%
% of FP17s Relating to Continuations	47	2,740	1.7%	1.4%	1.2%	1.0%
% of Patients satisfied with the dentistry they have received	8	8	N/A	92.5%	91.6%	91.5%
% of Patients satisfied with the time they had to wait for an appointment	8	8	N/A	88.5%	88.3%	87.9%

\* This is based on patients treated on this contract for their most recent course of treatment. Figures in italics indicate the base number of FP17s or Patient Questionnaire responses are less than 100. N/A is shown where the base number of responses is less than 10 during the period. % is calculated as Quantity/Base number\*100

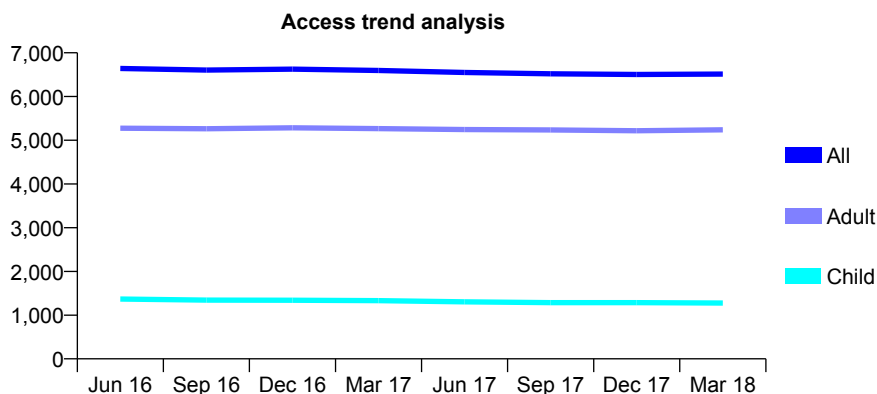
## Q49 - Vital Signs At a Glance Contract Report for 336610/0001 - March 2018

Name or company name	MISS EL ALPIN
Contract type name	GDS Contract
Purpose of contract	General
Contract start date	01/04/2006
Contract end date	

17/18 Contracted general activity (UDA)	22,901
Carry forward general activity (UDA)	504
17/18 Contracted orthodontic activity (UOA)	0
Carry forward orthodontic activity (UOA)	0
Baseline contract value	£521,273.17

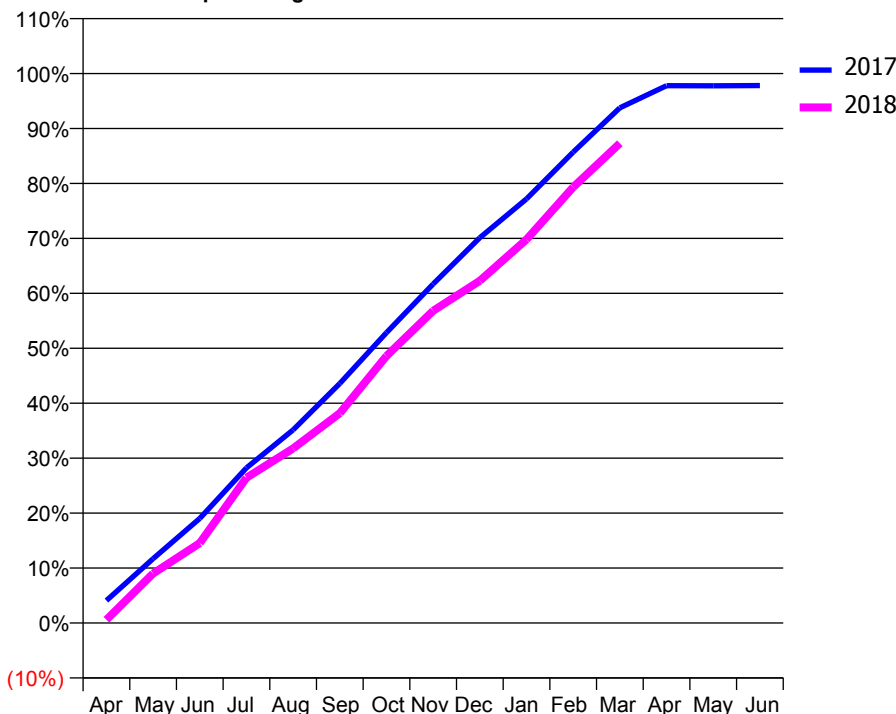
### ACCESS\*

Patients seen in 24 months	Total	Change since previous quarter
Quarter ending March 2017	6,596	
Quarter ending June 2017	6,549	→
Quarter ending September 2017	6,519	→
Quarter ending December 2017	6,503	→
Quarter ending March 2018	6,514	→
<b>Variance since March 2017</b>	<b>(1.2%)</b>	<b>↓</b>



### ACTIVITY

Cumulative percentage of contracted UDA delivered 2017 & 2018



Month	Adjusted Scheduled Activity (UDA)	
	2017	2018
April	937	137
May	2,684	2,062
June	4,357	3,330
July	6,466	6,054
August	8,052	7,275
September	9,985	8,743
October	12,100	11,128
November	14,128	13,014
December	16,059	14,264
January	17,677	15,984
February	19,627	18,162
March	21,473	19,993
April	22,396	
May	22,388	
June	22,397	

### QUALITY

	Quantity	Base Number	Contract	AT	Region	England
% of FP17s for the same patient ID Re-attending within 3 months - Children	152	2,006	7.6%	10.7%	12.8%	11.9%
% of FP17s for the same patient ID Re-attending within 3 months - Adults	1,070	7,373	14.5%	14.5%	16.5%	16.0%
% of FP17s for the same patient ID Re-attending between 3 & 9 months - Children	1,228	2,006	61.2%	57.9%	59.7%	58.3%
% of FP17s for the same patient ID Re-attending between 3 & 9 months - Adults	3,999	7,373	54.2%	52.3%	52.6%	50.3%
% of FP17s for Band 1 Urgent Courses	464	9,030	5.1%	8.1%	9.1%	9.1%
% of FP17s Relating to Free Repair or Replacements	158	9,030	1.7%	1.1%	1.0%	0.8%
% of FP17s Relating to Continuations	250	9,030	2.8%	1.4%	1.2%	1.0%
% of Patients satisfied with the dentistry they have received	5	5	N/A	92.5%	91.6%	91.5%
% of Patients satisfied with the time they had to wait for an appointment	5	5	N/A	88.5%	88.3%	87.9%

\* This is based on patients treated on this contract for their most recent course of treatment. Figures in italics indicate the base number of FP17s or Patient Questionnaire responses are less than 100. N/A is shown where the base number of responses is less than 10 during the period. % is calculated as Quantity/Base number\*100

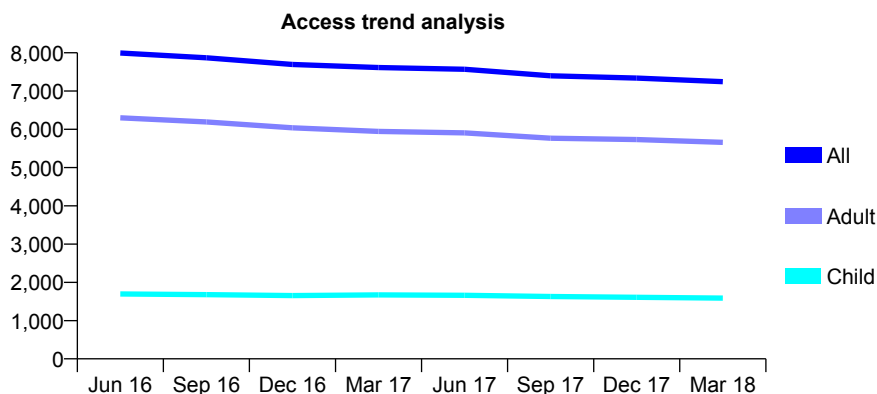
## Q49 - Vital Signs At a Glance Contract Report for 336610/0002 - March 2018

Name or company name	MISS EL ALPIN
Contract type name	GDS Contract
Purpose of contract	General
Contract start date	01/02/2007
Contract end date	

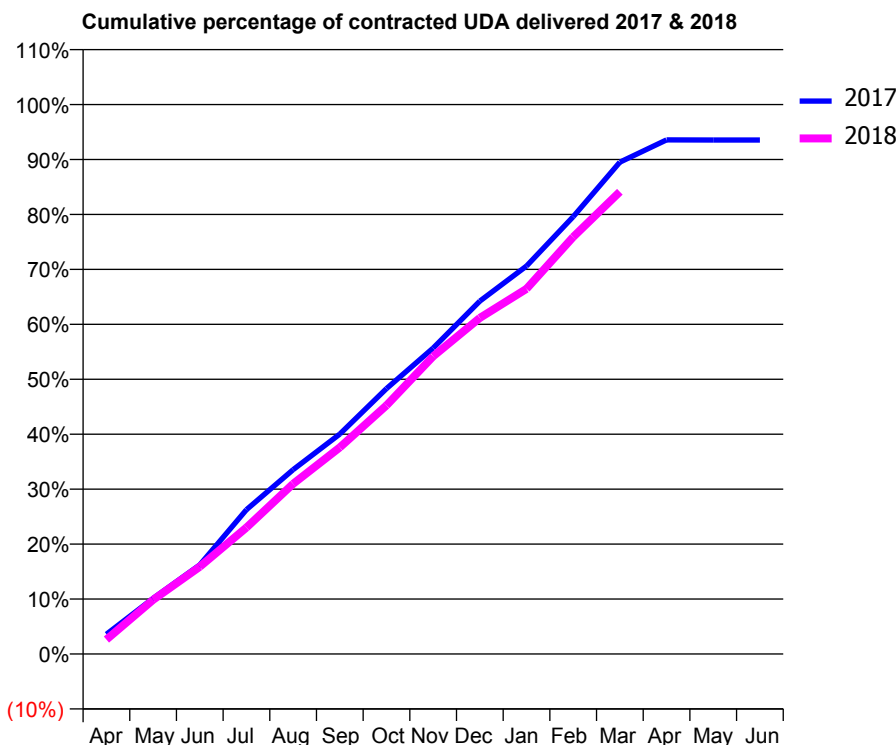
17/18 Contracted general activity (UDA)	22,500
Carry forward general activity (UDA)	0
17/18 Contracted orthodontic activity (UOA)	0
Carry forward orthodontic activity (UOA)	0
Baseline contract value	£622,152.33

### ACCESS\*

Patients seen in 24 months	Total	Change since previous quarter
Quarter ending March 2017	7,616	
Quarter ending June 2017	7,568	→
Quarter ending September 2017	7,397	↓
Quarter ending December 2017	7,341	→
Quarter ending March 2018	7,246	↓
<b>Variance since March 2017</b>	<b>(4.9%)</b>	<b>↓</b>



### ACTIVITY



Month	Adjusted Scheduled Activity (UDA)	
	2017	2018
April	810	590
May	2,282	2,221
June	3,649	3,575
July	5,911	5,177
August	7,547	6,971
September	9,009	8,459
October	10,866	10,180
November	12,528	12,188
December	14,449	13,760
January	15,885	14,952
February	17,905	17,079
March	20,137	18,929
April	21,049	
May	21,047	
June	21,047	

### QUALITY

	Quantity	Base Number	Contract	AT	Region	England
% of FP17s for the same patient ID Re-attending within 3 months - Children	79	2,035	3.9%	10.7%	12.8%	11.9%
% of FP17s for the same patient ID Re-attending within 3 months - Adults	921	7,230	12.7%	14.5%	16.5%	16.0%
% of FP17s for the same patient ID Re-attending between 3 & 9 months - Children	1,192	2,035	58.6%	57.9%	59.7%	58.3%
% of FP17s for the same patient ID Re-attending between 3 & 9 months - Adults	3,857	7,230	53.3%	52.3%	52.6%	50.3%
% of FP17s for Band 1 Urgent Courses	368	8,899	4.1%	8.1%	9.1%	9.1%
% of FP17s Relating to Free Repair or Replacements	164	8,899	1.8%	1.1%	1.0%	0.8%
% of FP17s Relating to Continuations	176	8,899	2.0%	1.4%	1.2%	1.0%
% of Patients satisfied with the dentistry they have received	20	21	95.2%	92.5%	91.6%	91.5%
% of Patients satisfied with the time they had to wait for an appointment	18	21	85.7%	88.5%	88.3%	87.9%

\* This is based on patients treated on this contract for their most recent course of treatment. Figures in italics indicate the base number of FP17s or Patient Questionnaire responses are less than 100. N/A is shown where the base number of responses is less than 10 during the period. % is calculated as Quantity/Base number\*100

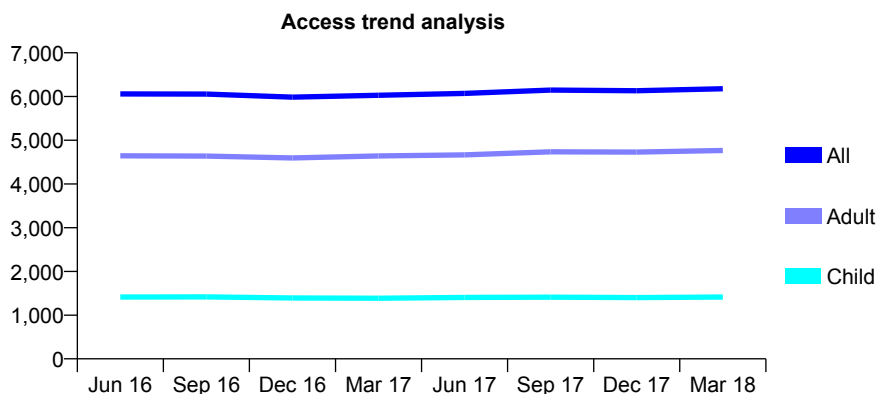
## Q49 - Vital Signs At a Glance Contract Report for 336610/0003 - March 2018

Name or company name	MISS EL ALPIN
Contract type name	GDS Contract
Purpose of contract	General
Contract start date	08/02/2007
Contract end date	

17/18 Contracted general activity (UDA)	19,419
Carry forward general activity (UDA)	0
17/18 Contracted orthodontic activity (UOA)	0
Carry forward orthodontic activity (UOA)	0
Baseline contract value	£421,491.06

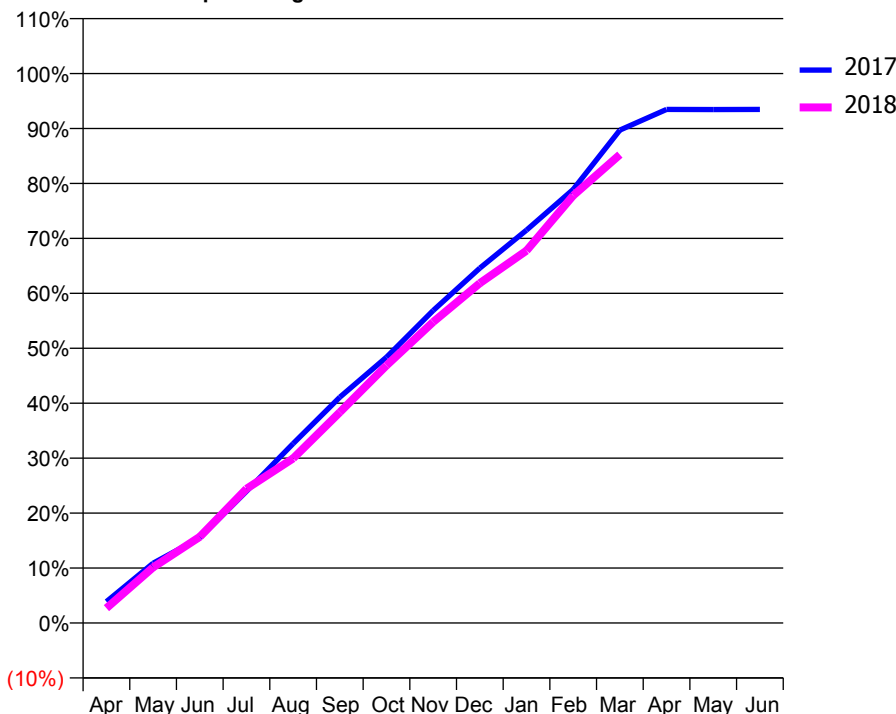
### ACCESS\*

Patients seen in 24 months	Total	Change since previous quarter
Quarter ending March 2017	6,029	
Quarter ending June 2017	6,072	→
Quarter ending September 2017	6,146	→
Quarter ending December 2017	6,131	→
Quarter ending March 2018	6,179	→
<b>Variance since March 2017</b>	<b>2.5%</b>	<b>↑</b>



### ACTIVITY

Cumulative percentage of contracted UDA delivered 2017 & 2018



Month	Adjusted Scheduled Activity (UDA)	
	2017	2018
April	755	525
May	2,112	1,969
June	3,007	3,045
July	4,654	4,743
August	6,342	5,816
September	7,982	7,449
October	9,395	9,102
November	11,044	10,640
December	12,542	12,011
January	13,884	13,158
February	15,323	15,106
March	17,420	16,550
April	18,148	
May	18,147	
June	18,148	

### QUALITY

	Quantity	Base Number	Contract	AT	Region	England
% of FP17s for the same patient ID Re-attending within 3 months - Children	83	1,852	4.5%	10.7%	12.8%	11.9%
% of FP17s for the same patient ID Re-attending within 3 months - Adults	694	6,043	11.5%	14.5%	16.5%	16.0%
% of FP17s for the same patient ID Re-attending between 3 & 9 months - Children	1,087	1,852	58.7%	57.9%	59.7%	58.3%
% of FP17s for the same patient ID Re-attending between 3 & 9 months - Adults	3,267	6,043	54.1%	52.3%	52.6%	50.3%
% of FP17s for Band 1 Urgent Courses	272	7,635	3.6%	8.1%	9.1%	9.1%
% of FP17s Relating to Free Repair or Replacements	164	7,635	2.1%	1.1%	1.0%	0.8%
% of FP17s Relating to Continuations	151	7,635	2.0%	1.4%	1.2%	1.0%
% of Patients satisfied with the dentistry they have received	8	9	N/A	92.5%	91.6%	91.5%
% of Patients satisfied with the time they had to wait for an appointment	8	9	N/A	88.5%	88.3%	87.9%

\* This is based on patients treated on this contract for their most recent course of treatment. Figures in italics indicate the base number of FP17s or Patient Questionnaire responses are less than 100. N/A is shown where the base number of responses is less than 10 during the period. % is calculated as Quantity/Base number\*100

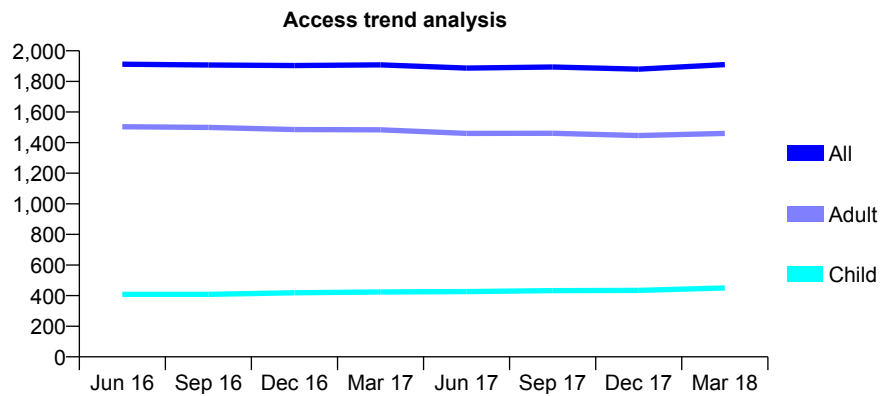
## Q49 - Vital Signs At a Glance Contract Report for 336610/0004 - March 2018

Name or company name	MISS EL ALPIN
Contract type name	GDS Contract
Purpose of contract	General
Contract start date	01/05/2010
Contract end date	

17/18 Contracted general activity (UDA)	6,000
Carry forward general activity (UDA)	149
17/18 Contracted orthodontic activity (UOA)	0
Carry forward orthodontic activity (UOA)	0
Baseline contract value	£130,166.02

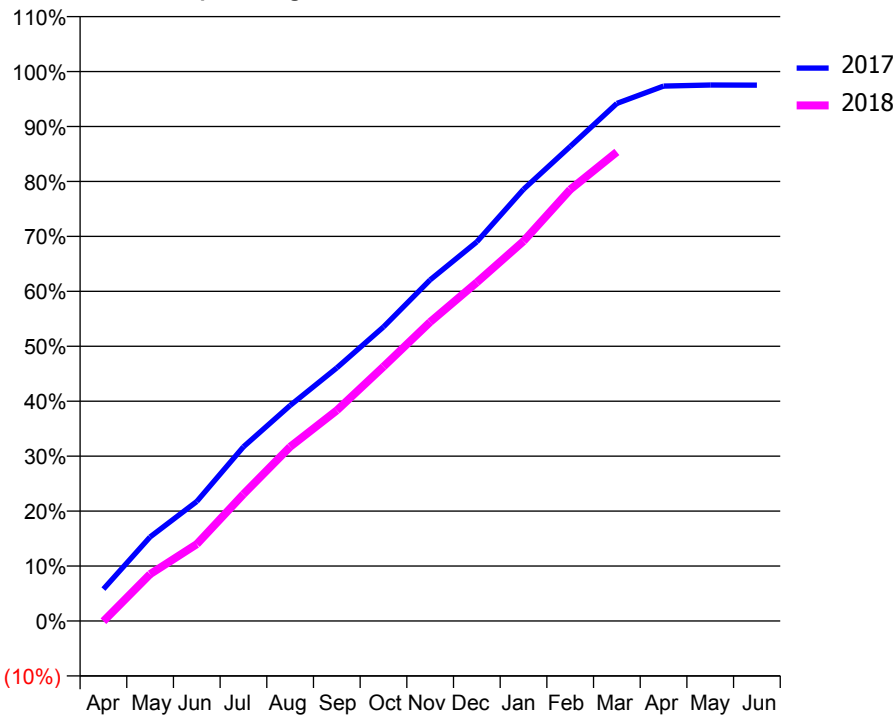
### ACCESS\*

Patients seen in 24 months	Total	Change since previous quarter
Quarter ending March 2017	1,908	
Quarter ending June 2017	1,887	↓
Quarter ending September 2017	1,894	→
Quarter ending December 2017	1,880	→
Quarter ending March 2018	1,910	→
<b>Variance since March 2017</b>	<b>0.1%</b>	<b>→</b>



### ACTIVITY

Cumulative percentage of contracted UDA delivered 2017 & 2018



Month	Adjusted Scheduled Activity (UDA)	
	2017	2018
April	348	-4
May	918	512
June	1,305	840
July	1,903	1,385
August	2,354	1,903
September	2,764	2,299
October	3,211	2,778
November	3,726	3,265
December	4,141	3,697
January	4,714	4,147
February	5,182	4,711
March	5,651	5,122
April	5,841	
May	5,853	
June	5,851	

### QUALITY

	Quantity	Base Number	Contract	AT	Region	England
% of FP17s for the same patient ID Re-attending within 3 months - Children	36	639	5.6%	10.7%	12.8%	11.9%
% of FP17s for the same patient ID Re-attending within 3 months - Adults	314	1,904	16.5%	14.5%	16.5%	16.0%
% of FP17s for the same patient ID Re-attending between 3 & 9 months - Children	358	639	56.0%	57.9%	59.7%	58.3%
% of FP17s for the same patient ID Re-attending between 3 & 9 months - Adults	903	1,904	47.4%	52.3%	52.6%	50.3%
% of FP17s for Band 1 Urgent Courses	156	2,469	6.3%	8.1%	9.1%	9.1%
% of FP17s Relating to Free Repair or Replacements	72	2,469	2.9%	1.1%	1.0%	0.8%
% of FP17s Relating to Continuations	65	2,469	2.6%	1.4%	1.2%	1.0%
% of Patients satisfied with the dentistry they have received	6	6	N/A	92.5%	91.6%	91.5%
% of Patients satisfied with the time they had to wait for an appointment	6	6	N/A	88.5%	88.3%	87.9%

\* This is based on patients treated on this contract for their most recent course of treatment. Figures in italics indicate the base number of FP17s or Patient Questionnaire responses are less than 100. N/A is shown where the base number of responses is less than 10 during the period. % is calculated as Quantity/Base number\*100

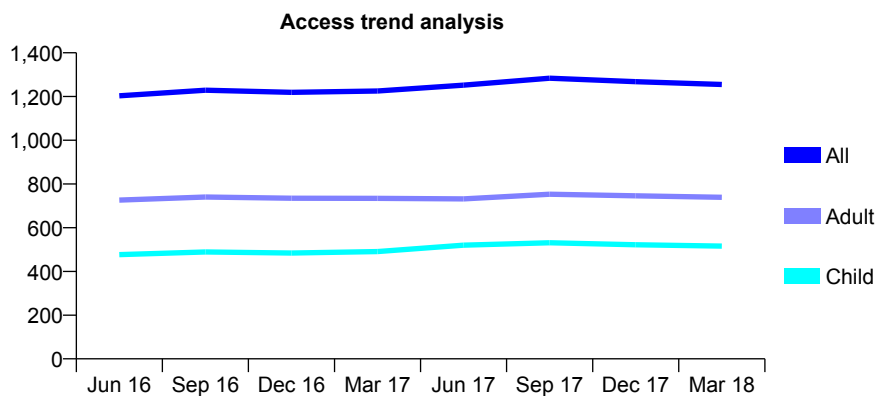
## Q49 - Vital Signs At a Glance Contract Report for 338206/0001 - March 2018

Name or company name	MRS J CANTY
Contract type name	GDS Contract
Purpose of contract	General and Orthodontic
Contract start date	01/04/2006
Contract end date	

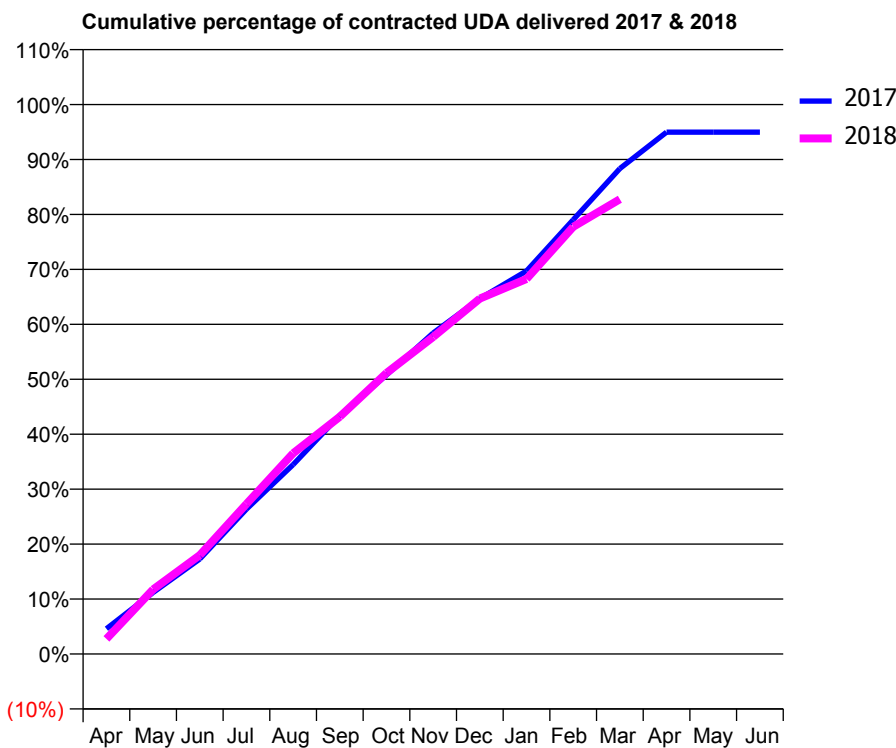
17/18 Contracted general activity (UDA)	5,300
Carry forward general activity (UDA)	0
17/18 Contracted orthodontic activity (UOA)	0
Carry forward orthodontic activity (UOA)	0
Baseline contract value	£129,731.83

### ACCESS\*

Patients seen in 24 months	Total	Change since previous quarter
Quarter ending March 2017	1,225	
Quarter ending June 2017	1,252	↑
Quarter ending September 2017	1,284	↑
Quarter ending December 2017	1,268	↓
Quarter ending March 2018	1,255	↓
<b>Variance since March 2017</b>	<b>2.4%</b>	<b>↑</b>



### ACTIVITY



Month	Adjusted Scheduled Activity (UDA)	
	2017	2018
April	253	146
May	617	623
June	953	954
July	1,451	1,448
August	1,898	1,936
September	2,390	2,289
October	2,796	2,711
November	3,216	3,058
December	3,561	3,428
January	3,837	3,618
February	4,351	4,121
March	4,864	4,386
April	5,229	
May	5,229	
June	5,229	

### QUALITY

	Quantity	Base Number	Contract	AT	Region	England
% of FP17s for the same patient ID Re-attending within 3 months - Children	39	699	5.6%	10.7%	12.8%	11.9%
% of FP17s for the same patient ID Re-attending within 3 months - Adults	131	862	15.2%	14.5%	16.5%	16.0%
% of FP17s for the same patient ID Re-attending between 3 & 9 months - Children	290	699	41.5%	57.9%	59.7%	58.3%
% of FP17s for the same patient ID Re-attending between 3 & 9 months - Adults	321	862	37.2%	52.3%	52.6%	50.3%
% of FP17s for Band 1 Urgent Courses	76	1,481	5.1%	8.1%	9.1%	9.1%
% of FP17s Relating to Free Repair or Replacements	0	1,481	0.0%	1.1%	1.0%	0.8%
% of FP17s Relating to Continuations	2	1,481	0.1%	1.4%	1.2%	1.0%
% of Patients satisfied with the dentistry they have received	5	5	N/A	92.5%	91.6%	91.5%
% of Patients satisfied with the time they had to wait for an appointment	5	5	N/A	88.5%	88.3%	87.9%

\* This is based on patients treated on this contract for their most recent course of treatment. Figures in italics indicate the base number of FP17s or Patient Questionnaire responses are less than 100. N/A is shown where the base number of responses is less than 10 during the period. % is calculated as Quantity/Base number\*100



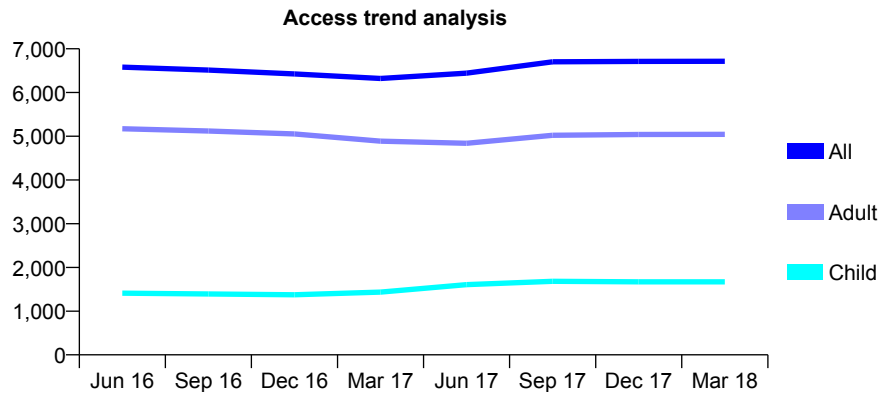
## Q49 - Vital Signs At a Glance Contract Report for 340103/0001 - March 2018

Name or company name	MRS JA COATES
Contract type name	GDS Contract
Purpose of contract	General
Contract start date	07/06/2007
Contract end date	

17/18 Contracted general activity (UDA)	21,377
Carry forward general activity (UDA)	0
17/18 Contracted orthodontic activity (UOA)	0
Carry forward orthodontic activity (UOA)	0
Baseline contract value	£585,362.62

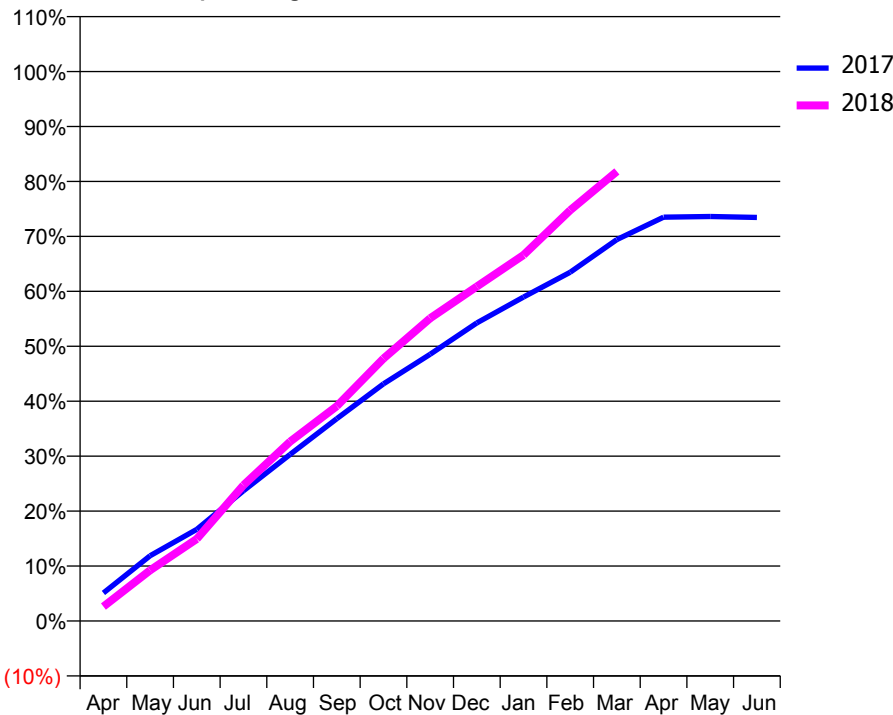
### ACCESS\*

Patients seen in 24 months	Total	Change since previous quarter
Quarter ending March 2017	6,322	
Quarter ending June 2017	6,444	→
Quarter ending September 2017	6,704	↑
Quarter ending December 2017	6,711	→
Quarter ending March 2018	6,714	→
<b>Variance since March 2017</b>	<b>6.2%</b>	<b>↑</b>



### ACTIVITY

Cumulative percentage of contracted UDA delivered 2017 & 2018



Month	Adjusted Scheduled Activity (UDA)	
	2017	2018
April	1,123	563
May	2,615	1,972
June	3,675	3,192
July	5,217	5,286
August	6,676	6,978
September	8,106	8,357
October	9,498	10,213
November	10,683	11,777
December	11,939	13,013
January	12,976	14,239
February	13,971	15,979
March	15,281	17,488
April	16,178	
May	16,200	
June	16,166	

### QUALITY

	Quantity	Base Number	Contract	AT	Region	England
% of FP17s for the same patient ID Re-attending within 3 months - Children	152	2,281	6.7%	10.7%	12.8%	11.9%
% of FP17s for the same patient ID Re-attending within 3 months - Adults	1,197	6,683	17.9%	14.5%	16.5%	16.0%
% of FP17s for the same patient ID Re-attending between 3 & 9 months - Children	894	2,281	39.2%	57.9%	59.7%	58.3%
% of FP17s for the same patient ID Re-attending between 3 & 9 months - Adults	2,679	6,683	40.1%	52.3%	52.6%	50.3%
% of FP17s for Band 1 Urgent Courses	1,320	8,446	15.6%	8.1%	9.1%	9.1%
% of FP17s Relating to Free Repair or Replacements	172	8,446	2.0%	1.1%	1.0%	0.8%
% of FP17s Relating to Continuations	66	8,446	0.8%	1.4%	1.2%	1.0%
% of Patients satisfied with the dentistry they have received	7	8	N/A	92.5%	91.6%	91.5%
% of Patients satisfied with the time they had to wait for an appointment	6	8	N/A	88.5%	88.3%	87.9%

\* This is based on patients treated on this contract for their most recent course of treatment. Figures in italics indicate the base number of FP17s or Patient Questionnaire responses are less than 100. N/A is shown where the base number of responses is less than 10 during the period. % is calculated as Quantity/Base number\*100

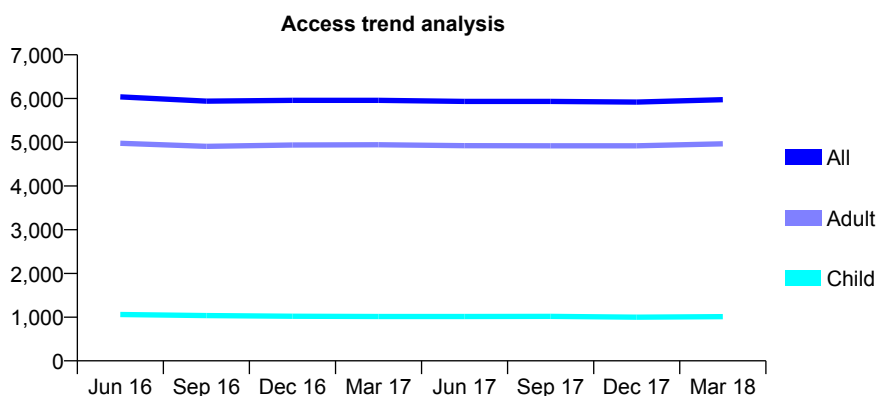
## Q49 - Vital Signs At a Glance Contract Report for 341894/0001 - March 2018

Name or company name	MR YA NOJIB
Contract type name	GDS Contract
Purpose of contract	General
Contract start date	14/04/2007
Contract end date	

17/18 Contracted general activity (UDA)	18,117
Carry forward general activity (UDA)	63
17/18 Contracted orthodontic activity (UOA)	0
Carry forward orthodontic activity (UOA)	0
Baseline contract value	£491,369.65

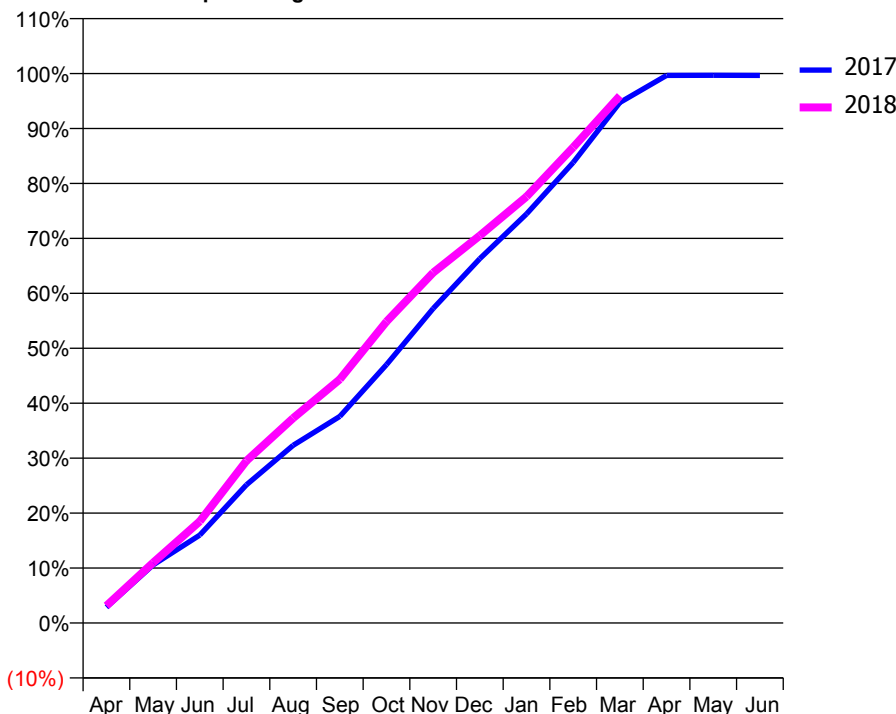
### ACCESS\*

Patients seen in 24 months	Total	Change since previous quarter
Quarter ending March 2017	5,958	
Quarter ending June 2017	5,935	→
Quarter ending September 2017	5,935	→
Quarter ending December 2017	5,919	→
Quarter ending March 2018	5,974	→
<b>Variance since March 2017</b>	<b>0.3%</b>	<b>→</b>



### ACTIVITY

Cumulative percentage of contracted UDA delivered 2017 & 2018



Month	2017	2018
April	522	571
May	1,916	1,990
June	2,901	3,353
July	4,556	5,348
August	5,860	6,755
September	6,811	8,035
October	8,518	9,939
November	10,371	11,553
December	12,015	12,774
January	13,485	14,060
February	15,184	15,685
March	17,160	17,380
April	18,056	
May	18,057	
June	18,054	

### QUALITY

	Quantity	Base Number	Contract	AT	Region	England
% of FP17s for the same patient ID Re-attending within 3 months - Children	127	1,687	7.5%	10.7%	12.8%	11.9%
% of FP17s for the same patient ID Re-attending within 3 months - Adults	1,189	8,271	14.4%	14.5%	16.5%	16.0%
% of FP17s for the same patient ID Re-attending between 3 & 9 months - Children	1,110	1,687	65.8%	57.9%	59.7%	58.3%
% of FP17s for the same patient ID Re-attending between 3 & 9 months - Adults	5,609	8,271	67.8%	52.3%	52.6%	50.3%
% of FP17s for Band 1 Urgent Courses	318	9,293	3.4%	8.1%	9.1%	9.1%
% of FP17s Relating to Free Repair or Replacements	168	9,293	1.8%	1.1%	1.0%	0.8%
% of FP17s Relating to Continuations	297	9,293	3.2%	1.4%	1.2%	1.0%
% of Patients satisfied with the dentistry they have received	7	7	N/A	92.5%	91.6%	91.5%
% of Patients satisfied with the time they had to wait for an appointment	7	7	N/A	88.5%	88.3%	87.9%

\* This is based on patients treated on this contract for their most recent course of treatment. Figures in italics indicate the base number of FP17s or Patient Questionnaire responses are less than 100. N/A is shown where the base number of responses is less than 10 during the period. % is calculated as Quantity/Base number\*100

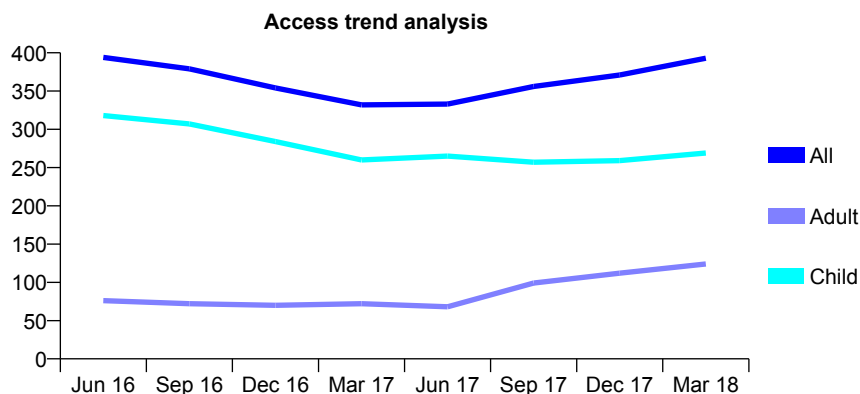
## Q49 - Vital Signs At a Glance Contract Report for 341894/0004 - March 2018

Name or company name	MR YA NOJIB
Contract type name	GDS Contract
Purpose of contract	General
Contract start date	01/04/2011
Contract end date	

17/18 Contracted general activity (UDA)	2,031
Carry forward general activity (UDA)	0
17/18 Contracted orthodontic activity (UOA)	0
Carry forward orthodontic activity (UOA)	0
Baseline contract value	£44,052.10

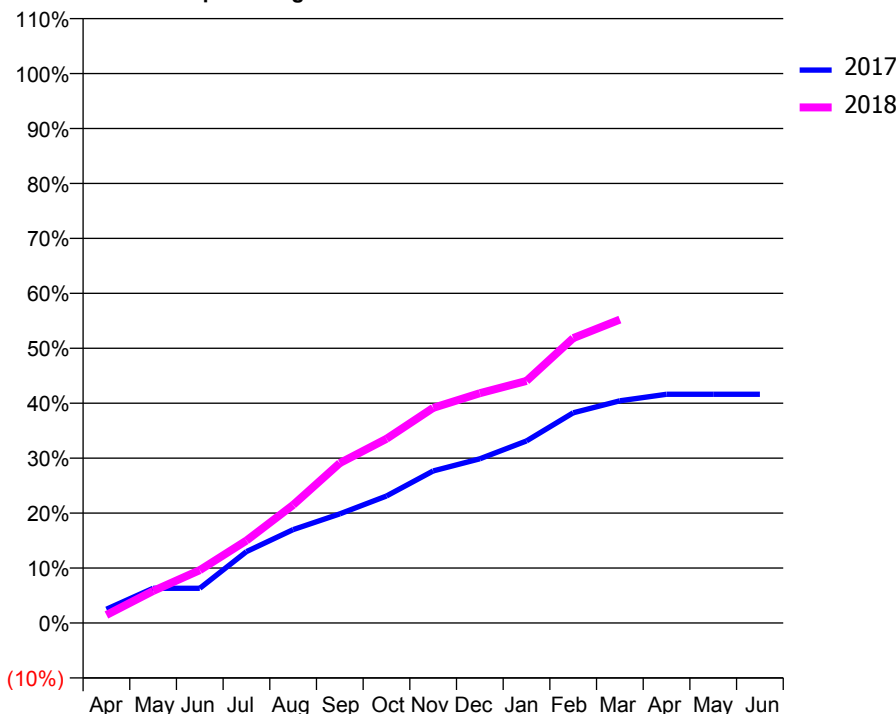
### ACCESS\*

Patients seen in 24 months	Total	Change since previous quarter
Quarter ending March 2017	332	
Quarter ending June 2017	333	→
Quarter ending September 2017	356	↑
Quarter ending December 2017	371	↑
Quarter ending March 2018	393	↑
<b>Variance since March 2017</b>	<b>18.4%</b>	<b>↑</b>



### ACTIVITY

Cumulative percentage of contracted UDA delivered 2017 & 2018



Month	Adjusted Scheduled Activity (UDA)	
	2017	2018
April	51	30
May	128	118
June	128	196
July	264	305
August	345	437
September	403	591
October	469	681
November	562	795
December	607	850
January	673	895
February	777	1,053
March	822	1,121
April	846	
May	846	
June	846	

### QUALITY

	Quantity	Base Number	Contract	AT	Region	England
% of FP17s for the same patient ID Re-attending within 3 months - Children	72	504	14.3%	10.7%	12.8%	11.9%
% of FP17s for the same patient ID Re-attending within 3 months - Adults	16	141	11.3%	14.5%	16.5%	16.0%
% of FP17s for the same patient ID Re-attending between 3 & 9 months - Children	308	504	61.1%	57.9%	59.7%	58.3%
% of FP17s for the same patient ID Re-attending between 3 & 9 months - Adults	41	141	29.1%	52.3%	52.6%	50.3%
% of FP17s for Band 1 Urgent Courses	32	627	5.1%	8.1%	9.1%	9.1%
% of FP17s Relating to Free Repair or Replacements	0	627	0.0%	1.1%	1.0%	0.8%
% of FP17s Relating to Continuations	11	627	1.8%	1.4%	1.2%	1.0%
% of Patients satisfied with the dentistry they have received	0	0	N/A	92.5%	91.6%	91.5%
% of Patients satisfied with the time they had to wait for an appointment	0	0	N/A	88.5%	88.3%	87.9%

\* This is based on patients treated on this contract for their most recent course of treatment. Figures in italics indicate the base number of FP17s or Patient Questionnaire responses are less than 100. N/A is shown where the base number of responses is less than 10 during the period. % is calculated as Quantity/Base number\*100

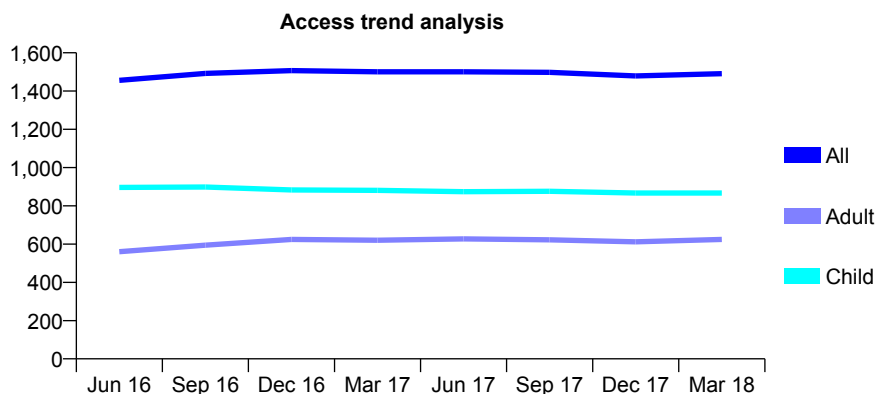
## Q49 - Vital Signs At a Glance Contract Report for 344702/0001 - March 2018

Name or company name	MRS EM GRIFFIN
Contract type name	GDS Contract
Purpose of contract	General
Contract start date	01/01/2012
Contract end date	

17/18 Contracted general activity (UDA)	4,000
Carry forward general activity (UDA)	23
17/18 Contracted orthodontic activity (UOA)	0
Carry forward orthodontic activity (UOA)	0
Baseline contract value	£98,885.45

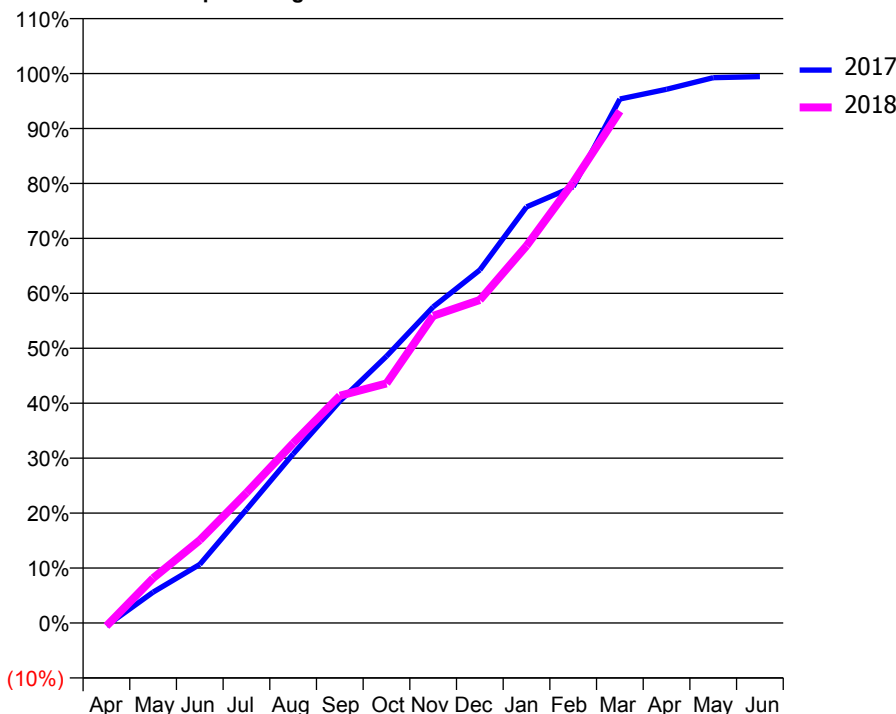
### ACCESS\*

Patients seen in 24 months	Total	Change since previous quarter
Quarter ending March 2017	1,501	
Quarter ending June 2017	1,501	→
Quarter ending September 2017	1,498	→
Quarter ending December 2017	1,479	↓
Quarter ending March 2018	1,491	→
<b>Variance since March 2017</b>	<b>(0.7%)</b>	<b>→</b>



### ACTIVITY

Cumulative percentage of contracted UDA delivered 2017 & 2018



Month	Adjusted Scheduled Activity (UDA)	
	2017	2018
April	-21	-23
May	225	326
June	426	603
July	826	948
August	1,230	1,309
September	1,615	1,654
October	1,942	1,744
November	2,301	2,236
December	2,570	2,352
January	3,029	2,745
February	3,175	3,207
March	3,814	3,726
April	3,885	
May	3,970	
June	3,977	

### QUALITY

	Quantity	Base Number	Contract	AT	Region	England
% of FP17s for the same patient ID Re-attending within 3 months - Children	153	1,610	9.5%	10.7%	12.8%	11.9%
% of FP17s for the same patient ID Re-attending within 3 months - Adults	137	910	15.1%	14.5%	16.5%	16.0%
% of FP17s for the same patient ID Re-attending between 3 & 9 months - Children	1,211	1,610	75.2%	57.9%	59.7%	58.3%
% of FP17s for the same patient ID Re-attending between 3 & 9 months - Adults	628	910	69.0%	52.3%	52.6%	50.3%
% of FP17s for Band 1 Urgent Courses	122	2,422	5.0%	8.1%	9.1%	9.1%
% of FP17s Relating to Free Repair or Replacements	3	2,422	0.1%	1.1%	1.0%	0.8%
% of FP17s Relating to Continuations	7	2,422	0.3%	1.4%	1.2%	1.0%
% of Patients satisfied with the dentistry they have received	2	2	N/A	92.5%	91.6%	91.5%
% of Patients satisfied with the time they had to wait for an appointment	1	2	N/A	88.5%	88.3%	87.9%

\* This is based on patients treated on this contract for their most recent course of treatment. Figures in italics indicate the base number of FP17s or Patient Questionnaire responses are less than 100. N/A is shown where the base number of responses is less than 10 during the period. % is calculated as Quantity/Base number\*100

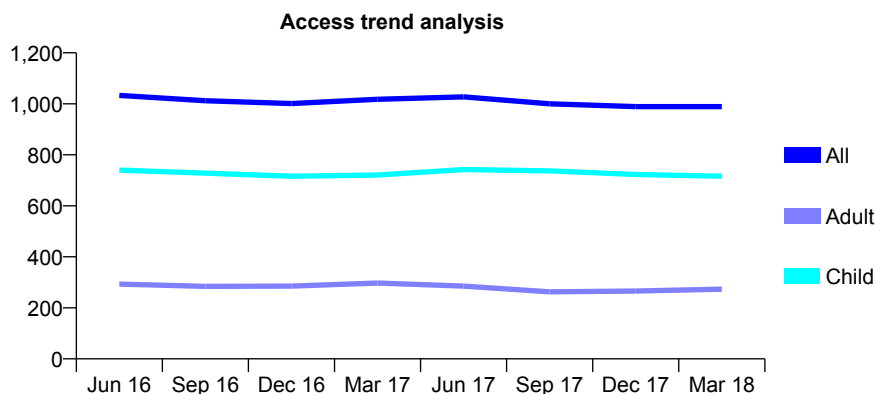
## Q49 - Vital Signs At a Glance Contract Report for 357499/0001 - March 2018

Name or company name	MR TD DAVIES
Contract type name	GDS Contract
Purpose of contract	General
Contract start date	01/08/2012
Contract end date	

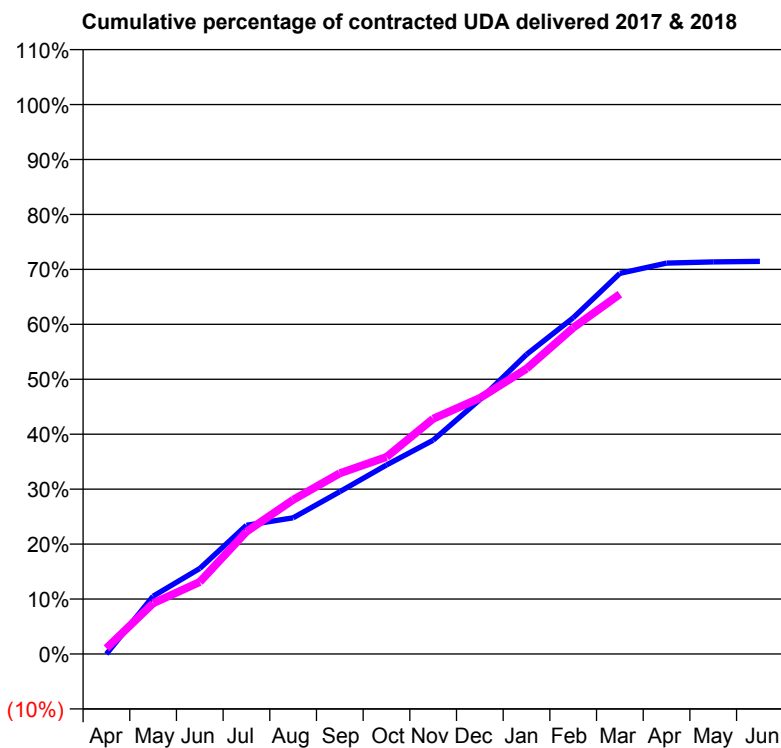
17/18 Contracted general activity (UDA)	3,093
Carry forward general activity (UDA)	0
17/18 Contracted orthodontic activity (UOA)	0
Carry forward orthodontic activity (UOA)	0
Baseline contract value	£68,842.58

### ACCESS\*

Patients seen in 24 months	Total	Change since previous quarter
Quarter ending March 2017	1,018	
Quarter ending June 2017	1,027	→
Quarter ending September 2017	1,000	↓
Quarter ending December 2017	989	↓
Quarter ending March 2018	989	→
<b>Variance since March 2017</b>	<b>(2.8%)</b>	<b>↓</b>



### ACTIVITY



Month	Adjusted Scheduled Activity (UDA)	
	2017	2018
April	0	33
May	325	286
June	481	406
July	725	689
August	767	868
September	914	1,017
October	1,064	1,109
November	1,203	1,325
December	1,432	1,441
January	1,686	1,606
February	1,893	1,836
March	2,143	2,025
April	2,200	
May	2,207	
June	2,210	

### QUALITY

	Quantity	Base Number	Contract	AT	Region	England
% of FP17s for the same patient ID Re-attending within 3 months - Children	52	972	5.3%	10.7%	12.8%	11.9%
% of FP17s for the same patient ID Re-attending within 3 months - Adults	77	302	25.5%	14.5%	16.5%	16.0%
% of FP17s for the same patient ID Re-attending between 3 & 9 months - Children	520	972	53.5%	57.9%	59.7%	58.3%
% of FP17s for the same patient ID Re-attending between 3 & 9 months - Adults	131	302	43.4%	52.3%	52.6%	50.3%
% of FP17s for Band 1 Urgent Courses	41	1,233	3.3%	8.1%	9.1%	9.1%
% of FP17s Relating to Free Repair or Replacements	0	1,233	0.0%	1.1%	1.0%	0.8%
% of FP17s Relating to Continuations	23	1,233	1.9%	1.4%	1.2%	1.0%
% of Patients satisfied with the dentistry they have received	1	1	N/A	92.5%	91.6%	91.5%
% of Patients satisfied with the time they had to wait for an appointment	1	1	N/A	88.5%	88.3%	87.9%

\* This is based on patients treated on this contract for their most recent course of treatment. Figures in italics indicate the base number of FP17s or Patient Questionnaire responses are less than 100. N/A is shown where the base number of responses is less than 10 during the period. % is calculated as Quantity/Base number\*100

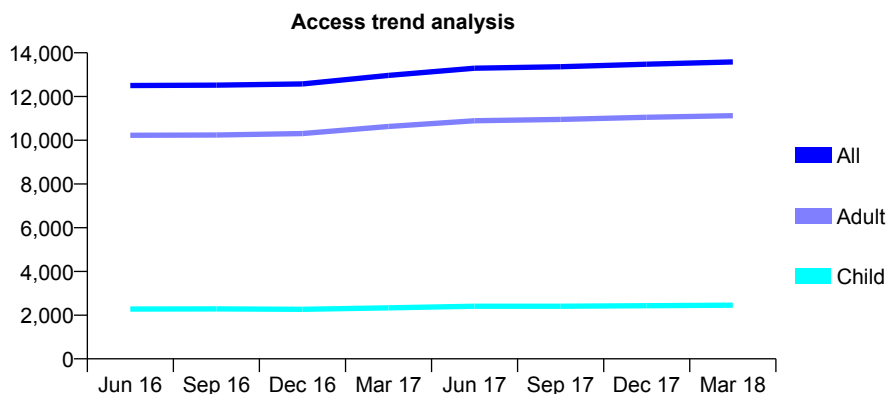
## Q49 - Vital Signs At a Glance Contract Report for 358398/0001 - March 2018

Name or company name	MR DJ RYNN
Contract type name	GDS Contract
Purpose of contract	General
Contract start date	01/04/2011
Contract end date	

17/18 Contracted general activity (UDA)	37,204
Carry forward general activity (UDA)	308
17/18 Contracted orthodontic activity (UOA)	0
Carry forward orthodontic activity (UOA)	0
Baseline contract value	£876,208.24

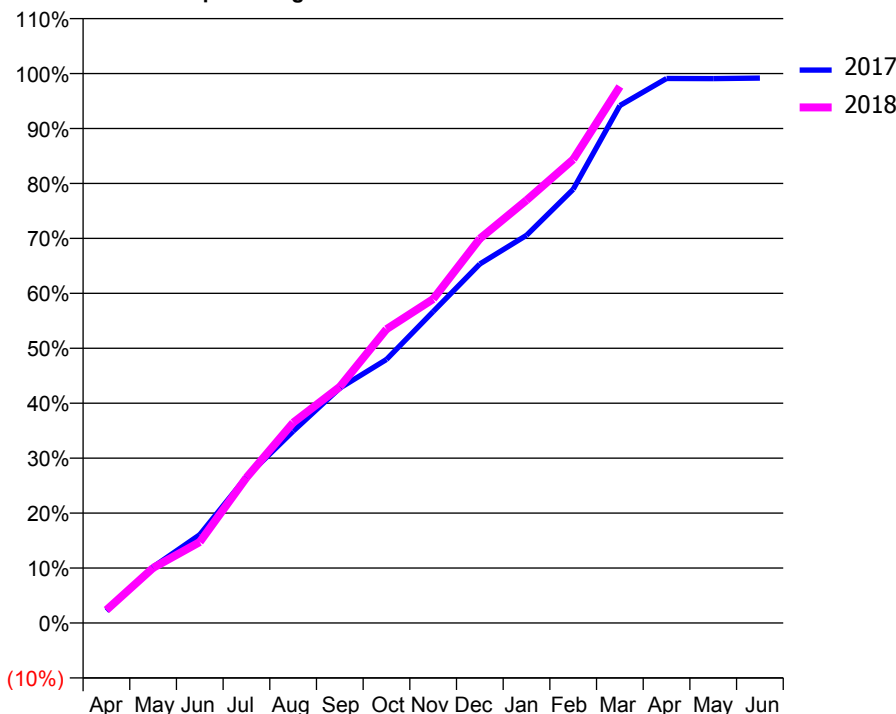
### ACCESS\*

Patients seen in 24 months	Total	Change since previous quarter
Quarter ending March 2017	12,967	
Quarter ending June 2017	13,293	↑
Quarter ending September 2017	13,362	→
Quarter ending December 2017	13,477	→
Quarter ending March 2018	13,580	→
<b>Variance since March 2017</b>	<b>4.7%</b>	<b>↑</b>



### ACTIVITY

Cumulative percentage of contracted UDA delivered 2017 & 2018



Month	Adjusted Scheduled Activity (UDA)	
	2017	2018
April	828	878
May	3,795	3,732
June	5,984	5,484
July	9,895	9,843
August	12,988	13,569
September	15,901	15,994
October	17,846	19,892
November	21,083	21,937
December	24,306	26,028
January	26,247	28,627
February	29,368	31,391
March	35,032	36,329
April	36,865	
May	36,858	
June	36,896	

### QUALITY

	Quantity	Base Number	Contract	AT	Region	England
% of FP17s for the same patient ID Re-attending within 3 months - Children	243	4,295	5.7%	10.7%	12.8%	11.9%
% of FP17s for the same patient ID Re-attending within 3 months - Adults	2,083	19,384	10.7%	14.5%	16.5%	16.0%
% of FP17s for the same patient ID Re-attending between 3 & 9 months - Children	3,192	4,295	74.3%	57.9%	59.7%	58.3%
% of FP17s for the same patient ID Re-attending between 3 & 9 months - Adults	14,448	19,384	74.5%	52.3%	52.6%	50.3%
% of FP17s for Band 1 Urgent Courses	1,211	21,650	5.6%	8.1%	9.1%	9.1%
% of FP17s Relating to Free Repair or Replacements	216	21,650	1.0%	1.1%	1.0%	0.8%
% of FP17s Relating to Continuations	230	21,650	1.1%	1.4%	1.2%	1.0%
% of Patients satisfied with the dentistry they have received	24	24	100.0%	92.5%	91.6%	91.5%
% of Patients satisfied with the time they had to wait for an appointment	23	24	95.8%	88.5%	88.3%	87.9%

\* This is based on patients treated on this contract for their most recent course of treatment. Figures in italics indicate the base number of FP17s or Patient Questionnaire responses are less than 100. N/A is shown where the base number of responses is less than 10 during the period. % is calculated as Quantity/Base number\*100

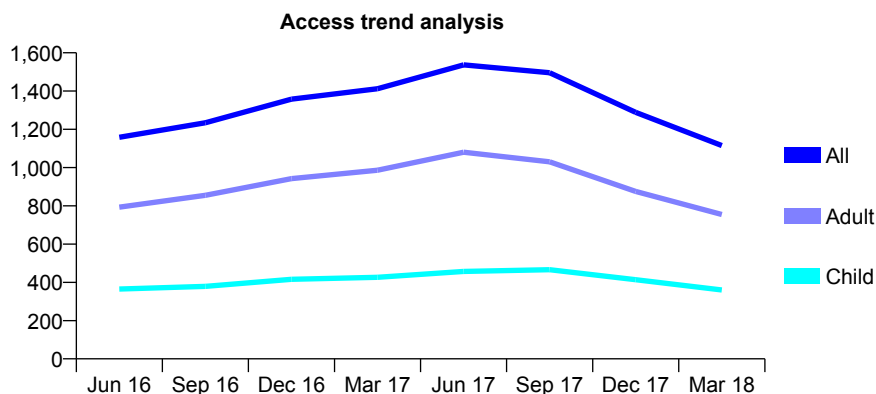
## Q49 - Vital Signs At a Glance Contract Report for 367672/0001 - March 2018

Name or company name	MR GA HARRISON
Contract type name	GDS Contract
Purpose of contract	General
Contract start date	01/08/2006
Contract end date	

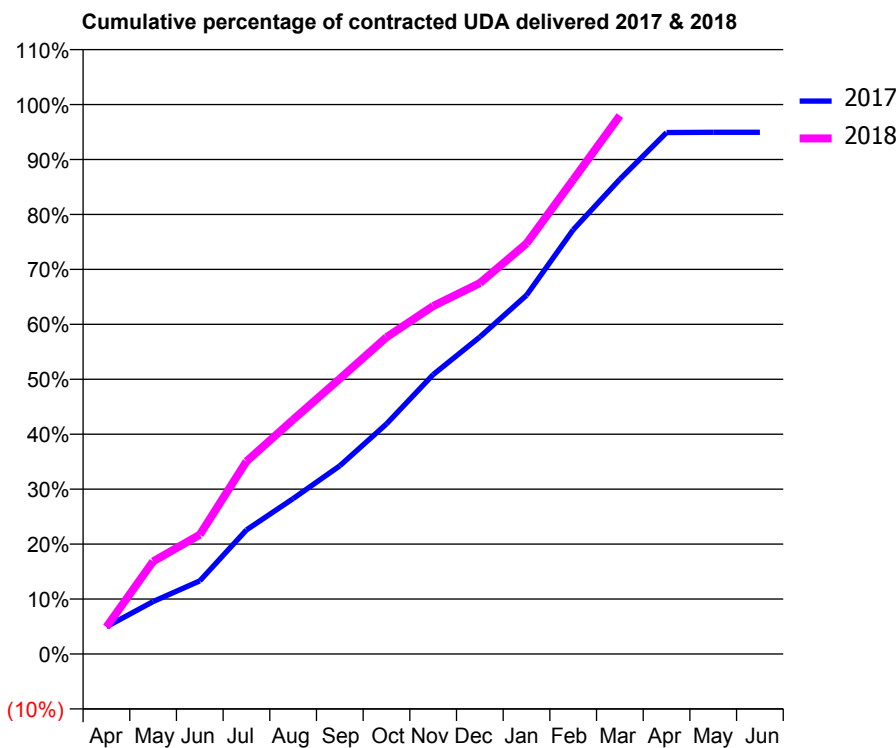
17/18 Contracted general activity (UDA)	2,190
Carry forward general activity (UDA)	0
17/18 Contracted orthodontic activity (UOA)	0
Carry forward orthodontic activity (UOA)	0
Baseline contract value	£52,371.40

### ACCESS\*

Patients seen in 24 months	Total	Change since previous quarter
Quarter ending March 2017	1,412	
Quarter ending June 2017	1,537	↑
Quarter ending September 2017	1,496	↓
Quarter ending December 2017	1,289	↓
Quarter ending March 2018	1,115	↓
<b>Variance since March 2017</b>	<b>(21.0%)</b>	↓



### ACTIVITY



Month	Adjusted Scheduled Activity (UDA)	
	2017	2018
April	109	108
May	209	369
June	292	476
July	494	768
August	620	934
September	750	1,097
October	917	1,263
November	1,113	1,387
December	1,264	1,478
January	1,430	1,636
February	1,691	1,890
March	1,892	2,146
April	2,078	
May	2,079	
June	2,079	

### QUALITY

	Quantity	Base Number	Contract	AT	Region	England
% of FP17s for the same patient ID Re-attending within 3 months - Children	51	702	7.3%	10.7%	12.8%	11.9%
% of FP17s for the same patient ID Re-attending within 3 months - Adults	238	1,563	15.2%	14.5%	16.5%	16.0%
% of FP17s for the same patient ID Re-attending between 3 & 9 months - Children	399	702	56.8%	57.9%	59.7%	58.3%
% of FP17s for the same patient ID Re-attending between 3 & 9 months - Adults	698	1,563	44.7%	52.3%	52.6%	50.3%
% of FP17s for Band 1 Urgent Courses	128	1,241	10.3%	8.1%	9.1%	9.1%
% of FP17s Relating to Free Repair or Replacements	19	1,241	1.5%	1.1%	1.0%	0.8%
% of FP17s Relating to Continuations	27	1,241	2.2%	1.4%	1.2%	1.0%
% of Patients satisfied with the dentistry they have received	2	2	N/A	92.5%	91.6%	91.5%
% of Patients satisfied with the time they had to wait for an appointment	2	2	N/A	88.5%	88.3%	87.9%

\* This is based on patients treated on this contract for their most recent course of treatment. Figures in italics indicate the base number of FP17s or Patient Questionnaire responses are less than 100. N/A is shown where the base number of responses is less than 10 during the period. % is calculated as Quantity/Base number\*100

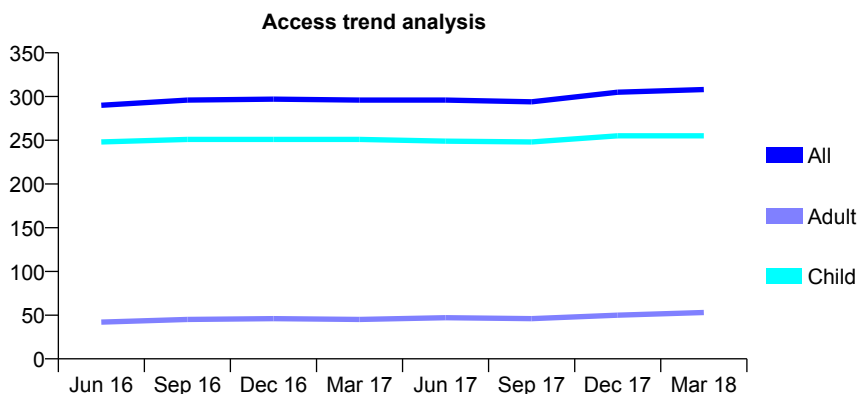
## Q49 - Vital Signs At a Glance Contract Report for 565989/0001 - March 2018

Name or company name	Wetheral Dental Practice
Contract type name	GDS Contract
Purpose of contract	General
Contract start date	01/04/2006
Contract end date	

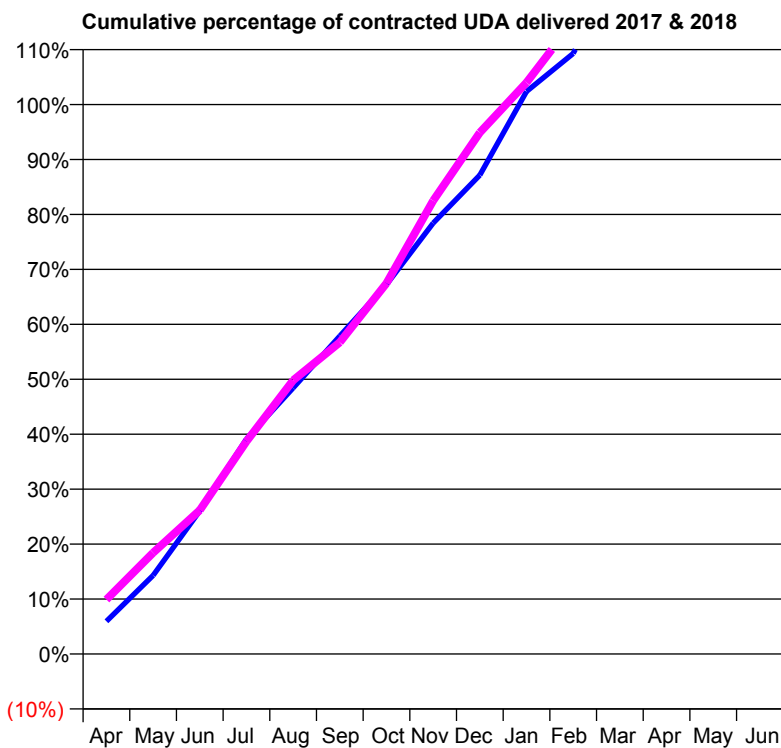
17/18 Contracted general activity (UDA)	506
Carry forward general activity (UDA)	-10
17/18 Contracted orthodontic activity (UOA)	0
Carry forward orthodontic activity (UOA)	0
Baseline contract value	£12,453.02

### ACCESS\*

Patients seen in 24 months	Total	Change since previous quarter
Quarter ending March 2017	296	
Quarter ending June 2017	296	→
Quarter ending September 2017	294	→
Quarter ending December 2017	305	↑
Quarter ending March 2018	308	→
<b>Variance since March 2017</b>	<b>4.1%</b>	<b>↑</b>



### ACTIVITY



Month	Adjusted Scheduled Activity (UDA)	
	2017	2018
April	30	50
May	72	93
June	132	132
July	198	196
August	245	252
September	293	287
October	340	341
November	397	417
December	441	480
January	518	526
February	553	582
March	633	612
April	650	
May	650	
June	653	

### QUALITY

	Quantity	Base Number	Contract	AT	Region	England
% of FP17s for the same patient ID Re-attending within 3 months - Children	15	460	3.3%	10.7%	12.8%	11.9%
% of FP17s for the same patient ID Re-attending within 3 months - Adults	3	36	8.3%	14.5%	16.5%	16.0%
% of FP17s for the same patient ID Re-attending between 3 & 9 months - Children	371	460	80.7%	57.9%	59.7%	58.3%
% of FP17s for the same patient ID Re-attending between 3 & 9 months - Adults	29	36	80.6%	52.3%	52.6%	50.3%
% of FP17s for Band 1 Urgent Courses	13	482	2.7%	8.1%	9.1%	9.1%
% of FP17s Relating to Free Repair or Replacements	0	482	0.0%	1.1%	1.0%	0.8%
% of FP17s Relating to Continuations	0	482	0.0%	1.4%	1.2%	1.0%
% of Patients satisfied with the dentistry they have received	0	0	N/A	92.5%	91.6%	91.5%
% of Patients satisfied with the time they had to wait for an appointment	0	0	N/A	88.5%	88.3%	87.9%

\* This is based on patients treated on this contract for their most recent course of treatment. Figures in italics indicate the base number of FP17s or Patient Questionnaire responses are less than 100. N/A is shown where the base number of responses is less than 10 during the period. % is calculated as Quantity/Base number\*100



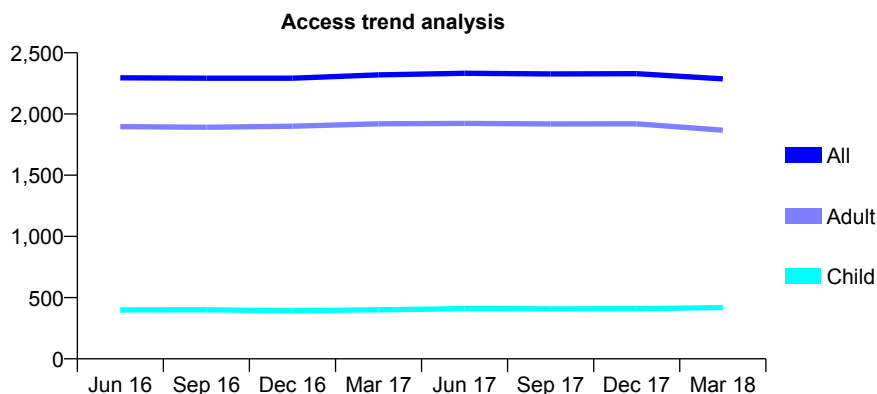
## Q49 - Vital Signs At a Glance Contract Report for 567337/0001 - March 2018

Name or company name	Harley House Dental Practice
Contract type name	GDS Contract
Purpose of contract	General and Orthodontic
Contract start date	01/04/2006
Contract end date	

17/18 Contracted general activity (UDA)	7,344
Carry forward general activity (UDA)	-54
17/18 Contracted orthodontic activity (UOA)	0
Carry forward orthodontic activity (UOA)	0
Baseline contract value	£185,325.46

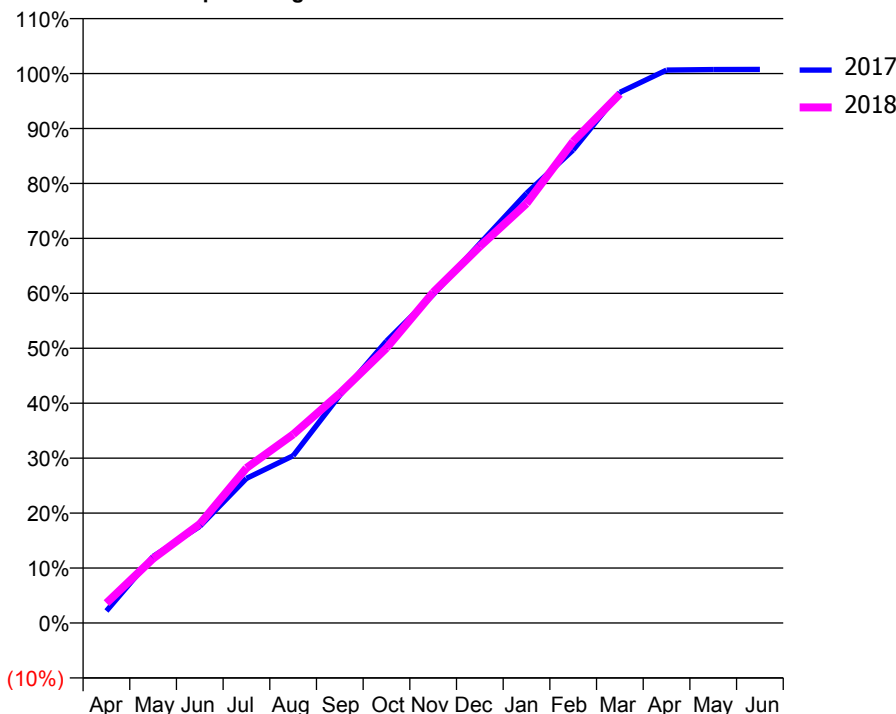
### ACCESS\*

Patients seen in 24 months	Total	Change since previous quarter
Quarter ending March 2017	2,320	
Quarter ending June 2017	2,333	→
Quarter ending September 2017	2,327	→
Quarter ending December 2017	2,329	→
Quarter ending March 2018	2,287	↓
<b>Variance since March 2017</b>	<b>(1.4%)</b>	<b>↓</b>



### ACTIVITY

Cumulative percentage of contracted UDA delivered 2017 & 2018



Month	Adjusted Scheduled Activity (UDA)	
	2017	2018
April	161	267
May	890	861
June	1,291	1,323
July	1,933	2,073
August	2,236	2,521
September	3,044	3,070
October	3,768	3,676
November	4,388	4,419
December	5,072	5,032
January	5,744	5,605
February	6,322	6,436
March	7,092	7,071
April	7,390	
May	7,396	
June	7,398	

### QUALITY

	Quantity	Base Number	Contract	AT	Region	England
% of FP17s for the same patient ID Re-attending within 3 months - Children	64	767	8.3%	10.7%	12.8%	11.9%
% of FP17s for the same patient ID Re-attending within 3 months - Adults	450	3,175	14.2%	14.5%	16.5%	16.0%
% of FP17s for the same patient ID Re-attending between 3 & 9 months - Children	543	767	70.8%	57.9%	59.7%	58.3%
% of FP17s for the same patient ID Re-attending between 3 & 9 months - Adults	2,195	3,175	69.1%	52.3%	52.6%	50.3%
% of FP17s for Band 1 Urgent Courses	370	3,777	9.8%	8.1%	9.1%	9.1%
% of FP17s Relating to Free Repair or Replacements	10	3,777	0.3%	1.1%	1.0%	0.8%
% of FP17s Relating to Continuations	29	3,777	0.8%	1.4%	1.2%	1.0%
% of Patients satisfied with the dentistry they have received	2	3	N/A	92.5%	91.6%	91.5%
% of Patients satisfied with the time they had to wait for an appointment	3	3	N/A	88.5%	88.3%	87.9%

\* This is based on patients treated on this contract for their most recent course of treatment. Figures in italics indicate the base number of FP17s or Patient Questionnaire responses are less than 100. N/A is shown where the base number of responses is less than 10 during the period. % is calculated as Quantity/Base number\*100

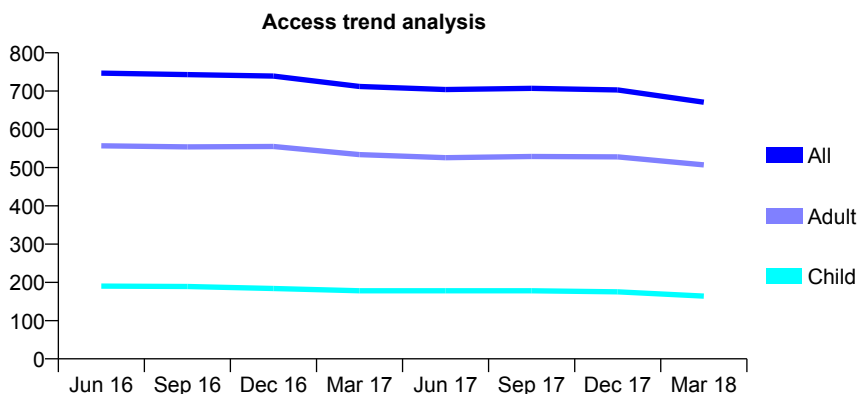
## Q49 - Vital Signs At a Glance Contract Report for 570869/0001 - March 2018

Name or company name	MR MI BHOLAH
Contract type name	GDS Contract
Purpose of contract	General and Orthodontic
Contract start date	01/04/2006
Contract end date	

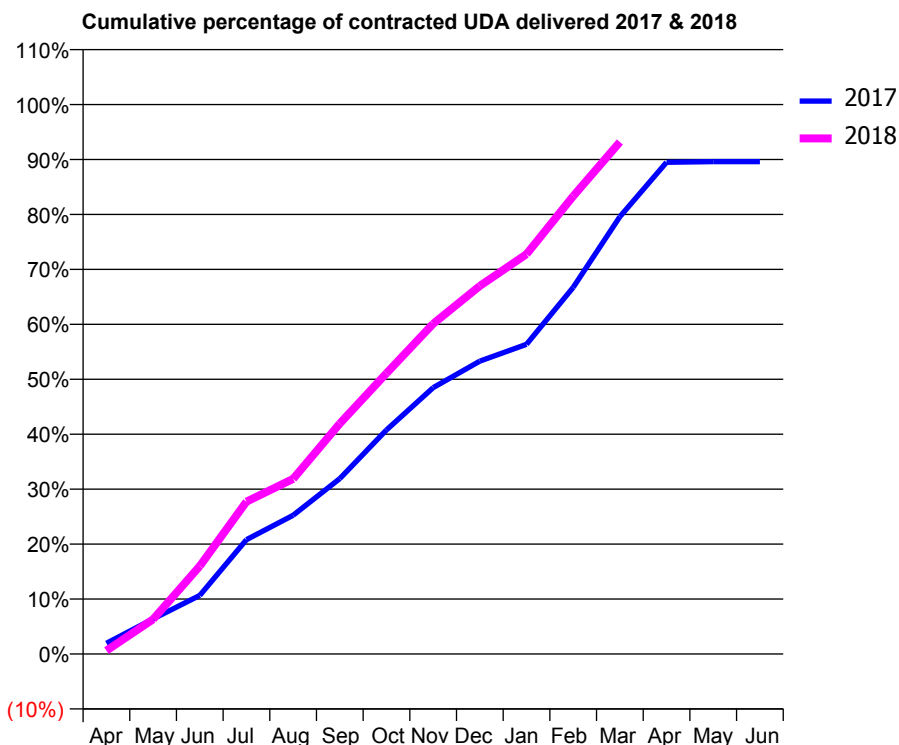
17/18 Contracted general activity (UDA)	3,219
Carry forward general activity (UDA)	0
17/18 Contracted orthodontic activity (UOA)	0
Carry forward orthodontic activity (UOA)	0
Baseline contract value	£86,230.07

### ACCESS\*

Patients seen in 24 months	Total	Change since previous quarter
Quarter ending March 2017	712	
Quarter ending June 2017	704	↓
Quarter ending September 2017	707	→
Quarter ending December 2017	703	→
Quarter ending March 2018	671	↓
<b>Variance since March 2017</b>	<b>(5.8%)</b>	<b>↓</b>



### ACTIVITY



Month	Adjusted Scheduled Activity (UDA)	
	2017	2018
April	63	20
May	206	203
June	343	515
July	670	893
August	813	1,026
September	1,028	1,350
October	1,313	1,645
November	1,560	1,935
December	1,716	2,156
January	1,815	2,342
February	2,148	2,682
March	2,561	2,999
April	2,880	
May	2,884	
June	2,884	

### QUALITY

	Quantity	Base Number	Contract	AT	Region	England
% of FP17s for the same patient ID Re-attending within 3 months - Children	2	279	0.7%	10.7%	12.8%	11.9%
% of FP17s for the same patient ID Re-attending within 3 months - Adults	69	751	9.2%	14.5%	16.5%	16.0%
% of FP17s for the same patient ID Re-attending between 3 & 9 months - Children	199	279	71.3%	57.9%	59.7%	58.3%
% of FP17s for the same patient ID Re-attending between 3 & 9 months - Adults	457	751	60.9%	52.3%	52.6%	50.3%
% of FP17s for Band 1 Urgent Courses	25	955	2.6%	8.1%	9.1%	9.1%
% of FP17s Relating to Free Repair or Replacements	0	955	0.0%	1.1%	1.0%	0.8%
% of FP17s Relating to Continuations	11	955	1.2%	1.4%	1.2%	1.0%
% of Patients satisfied with the dentistry they have received	2	3	N/A	92.5%	91.6%	91.5%
% of Patients satisfied with the time they had to wait for an appointment	2	3	N/A	88.5%	88.3%	87.9%

\* This is based on patients treated on this contract for their most recent course of treatment. Figures in italics indicate the base number of FP17s or Patient Questionnaire responses are less than 100. N/A is shown where the base number of responses is less than 10 during the period. % is calculated as Quantity/Base number\*100

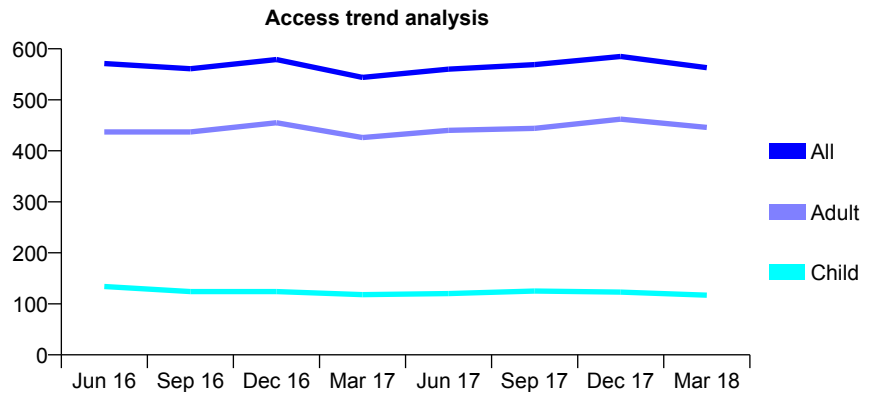
## Q49 - Vital Signs At a Glance Contract Report for 570869/0002 - March 2018

Name or company name	MR MI BHOLAH
Contract type name	GDS Contract
Purpose of contract	General and Orthodontic
Contract start date	01/04/2006
Contract end date	

17/18 Contracted general activity (UDA)	2,956
Carry forward general activity (UDA)	0
17/18 Contracted orthodontic activity (UOA)	0
Carry forward orthodontic activity (UOA)	0
Baseline contract value	£92,810.50

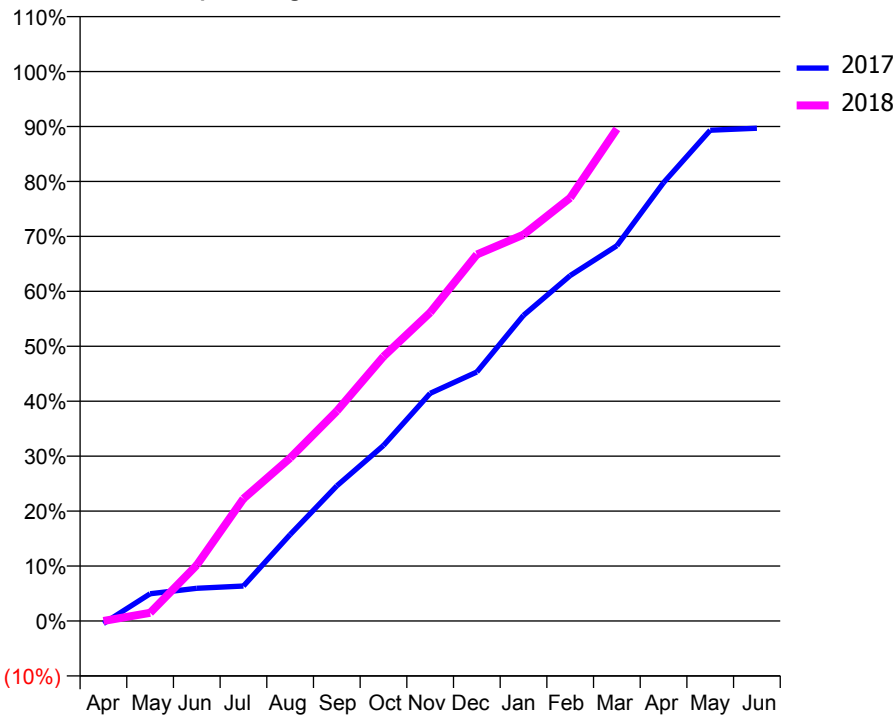
### ACCESS\*

Patients seen in 24 months	Total	Change since previous quarter
Quarter ending March 2017	544	
Quarter ending June 2017	560	↑
Quarter ending September 2017	569	→
Quarter ending December 2017	585	↑
Quarter ending March 2018	563	↓
<b>Variance since March 2017</b>	<b>3.5%</b>	<b>↑</b>



### ACTIVITY

Cumulative percentage of contracted UDA delivered 2017 & 2018



Month	Adjusted Scheduled Activity (UDA)	
	2017	2018
April	-14	0
May	146	44
June	176	301
July	188	658
August	465	877
September	727	1,130
October	944	1,423
November	1,225	1,659
December	1,339	1,971
January	1,644	2,079
February	1,859	2,276
March	2,019	2,648
April	2,358	
May	2,640	
June	2,651	

### QUALITY

	Quantity	Base Number	Contract	AT	Region	England
% of FP17s for the same patient ID Re-attending within 3 months - Children	8	160	5.0%	10.7%	12.8%	11.9%
% of FP17s for the same patient ID Re-attending within 3 months - Adults	64	547	11.7%	14.5%	16.5%	16.0%
% of FP17s for the same patient ID Re-attending between 3 & 9 months - Children	89	160	55.6%	57.9%	59.7%	58.3%
% of FP17s for the same patient ID Re-attending between 3 & 9 months - Adults	270	547	49.4%	52.3%	52.6%	50.3%
% of FP17s for Band 1 Urgent Courses	23	606	3.8%	8.1%	9.1%	9.1%
% of FP17s Relating to Free Repair or Replacements	1	606	0.2%	1.1%	1.0%	0.8%
% of FP17s Relating to Continuations	0	606	0.0%	1.4%	1.2%	1.0%
% of Patients satisfied with the dentistry they have received	1	1	N/A	92.5%	91.6%	91.5%
% of Patients satisfied with the time they had to wait for an appointment	1	1	N/A	88.5%	88.3%	87.9%

\* This is based on patients treated on this contract for their most recent course of treatment. Figures in italics indicate the base number of FP17s or Patient Questionnaire responses are less than 100. N/A is shown where the base number of responses is less than 10 during the period. % is calculated as Quantity/Base number\*100

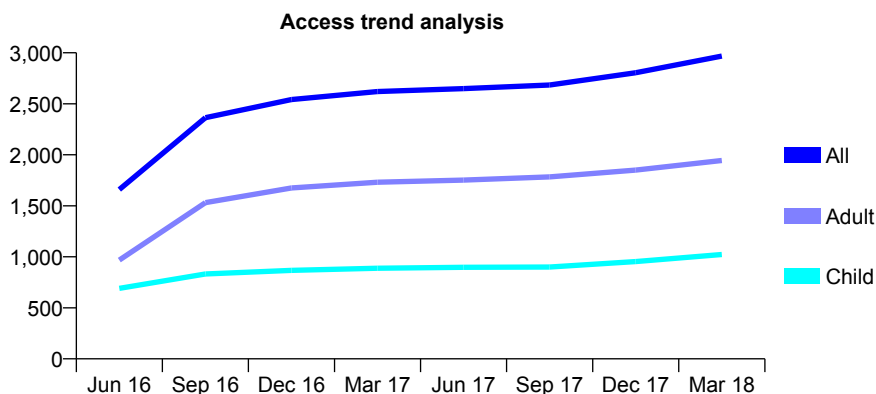
## Q49 - Vital Signs At a Glance Contract Report for 572276/0002 - March 2018

Name or company name	Curzon Street Dental Practice
Contract type name	GDS Contract
Purpose of contract	General
Contract start date	01/04/2006
Contract end date	

17/18 Contracted general activity (UDA)	10,191
Carry forward general activity (UDA)	184
17/18 Contracted orthodontic activity (UOA)	0
Carry forward orthodontic activity (UOA)	0
Baseline contract value	£243,732.23

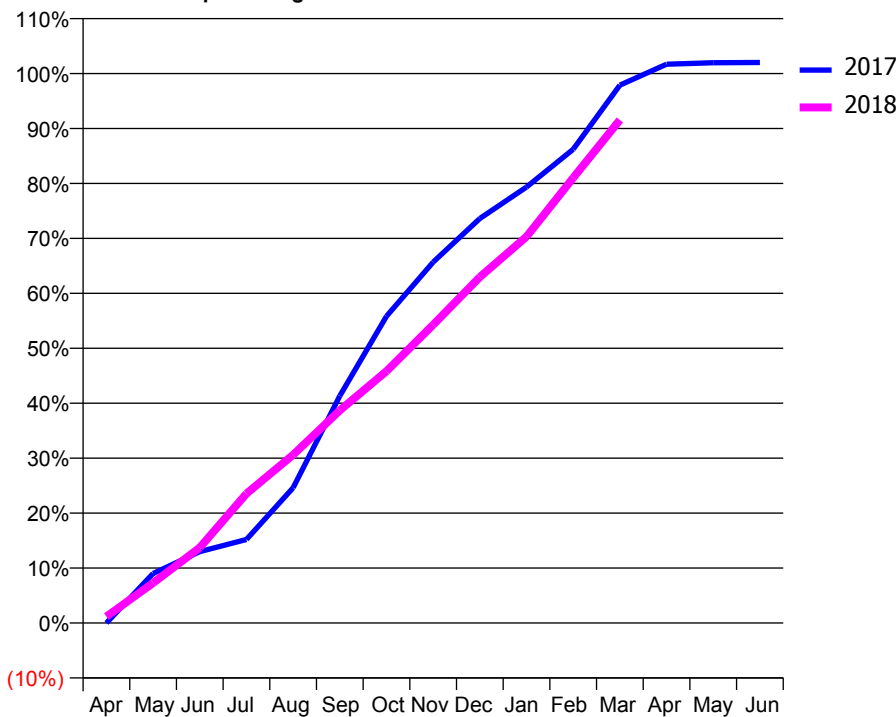
### ACCESS\*

Patients seen in 24 months	Total	Change since previous quarter
Quarter ending March 2017	2,620	
Quarter ending June 2017	2,649	→
Quarter ending September 2017	2,684	→
Quarter ending December 2017	2,804	↑
Quarter ending March 2018	2,968	↑
<b>Variance since March 2017</b>	<b>13.3%</b>	<b>↑</b>



### ACTIVITY

Cumulative percentage of contracted UDA delivered 2017 & 2018



Month	Adjusted Scheduled Activity (UDA)	
	2017	2018
April	0	121
May	829	742
June	1,195	1,398
July	1,400	2,399
August	2,265	3,119
September	3,802	3,943
October	5,136	4,671
November	6,043	5,531
December	6,773	6,416
January	7,299	7,166
February	7,930	8,256
March	9,005	9,330
April	9,356	
May	9,381	
June	9,384	

### QUALITY

	Quantity	Base Number	Contract	AT	Region	England
% of FP17s for the same patient ID Re-attending within 3 months - Children	120	1,531	7.8%	10.7%	12.8%	11.9%
% of FP17s for the same patient ID Re-attending within 3 months - Adults	667	3,192	20.9%	14.5%	16.5%	16.0%
% of FP17s for the same patient ID Re-attending between 3 & 9 months - Children	943	1,531	61.6%	57.9%	59.7%	58.3%
% of FP17s for the same patient ID Re-attending between 3 & 9 months - Adults	1,938	3,192	60.7%	52.3%	52.6%	50.3%
% of FP17s for Band 1 Urgent Courses	214	4,547	4.7%	8.1%	9.1%	9.1%
% of FP17s Relating to Free Repair or Replacements	64	4,547	1.4%	1.1%	1.0%	0.8%
% of FP17s Relating to Continuations	215	4,547	4.7%	1.4%	1.2%	1.0%
% of Patients satisfied with the dentistry they have received	1	1	N/A	92.5%	91.6%	91.5%
% of Patients satisfied with the time they had to wait for an appointment	1	1	N/A	88.5%	88.3%	87.9%

\* This is based on patients treated on this contract for their most recent course of treatment. Figures in italics indicate the base number of FP17s or Patient Questionnaire responses are less than 100. N/A is shown where the base number of responses is less than 10 during the period. % is calculated as Quantity/Base number\*100

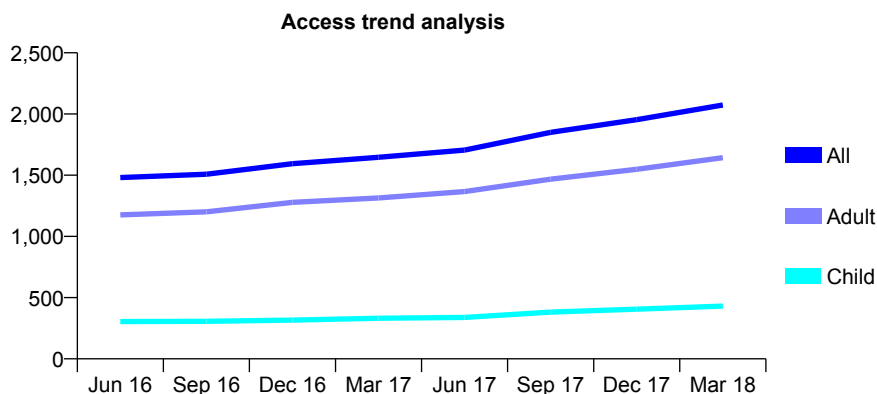
## Q49 - Vital Signs At a Glance Contract Report for 573639/0004 - March 2018

Name or company name	MR SB PABARY
Contract type name	GDS Contract
Purpose of contract	General
Contract start date	01/06/2007
Contract end date	

17/18 Contracted general activity (UDA)	7,426
Carry forward general activity (UDA)	0
17/18 Contracted orthodontic activity (UOA)	0
Carry forward orthodontic activity (UOA)	0
Baseline contract value	£204,127.42

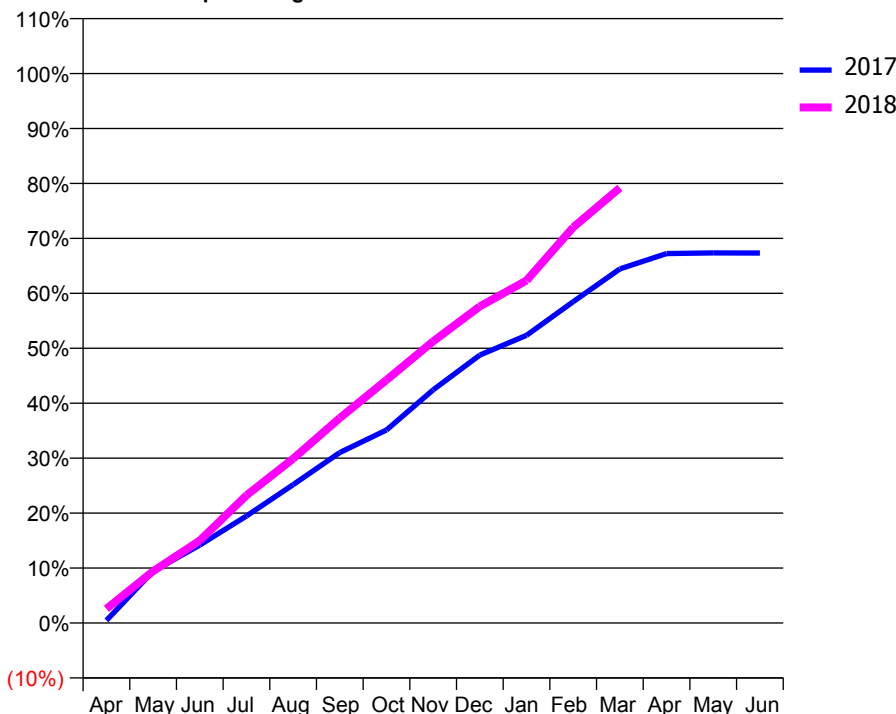
### ACCESS\*

Patients seen in 24 months	Total	Change since previous quarter
Quarter ending March 2017	1,646	
Quarter ending June 2017	1,705	↑
Quarter ending September 2017	1,850	↑
Quarter ending December 2017	1,954	↑
Quarter ending March 2018	2,074	↑
<b>Variance since March 2017</b>	<b>26.0%</b>	<b>↑</b>



### ACTIVITY

Cumulative percentage of contracted UDA delivered 2017 & 2018



Month	Adjusted Scheduled Activity (UDA)	
	2017	2018
April	39	192
May	770	700
June	1,159	1,115
July	1,590	1,725
August	2,057	2,222
September	2,535	2,771
October	2,870	3,283
November	3,466	3,807
December	3,984	4,280
January	4,278	4,628
February	4,777	5,347
March	5,263	5,881
April	5,492	
May	5,503	
June	5,501	

### QUALITY

	Quantity	Base Number	Contract	AT	Region	England
% of FP17s for the same patient ID Re-attending within 3 months - Children	14	639	2.2%	10.7%	12.8%	11.9%
% of FP17s for the same patient ID Re-attending within 3 months - Adults	205	2,334	8.8%	14.5%	16.5%	16.0%
% of FP17s for the same patient ID Re-attending between 3 & 9 months - Children	374	639	58.5%	57.9%	59.7%	58.3%
% of FP17s for the same patient ID Re-attending between 3 & 9 months - Adults	1,379	2,334	59.1%	52.3%	52.6%	50.3%
% of FP17s for Band 1 Urgent Courses	188	2,744	6.9%	8.1%	9.1%	9.1%
% of FP17s Relating to Free Repair or Replacements	22	2,744	0.8%	1.1%	1.0%	0.8%
% of FP17s Relating to Continuations	3	2,744	0.1%	1.4%	1.2%	1.0%
% of Patients satisfied with the dentistry they have received	4	4	N/A	92.5%	91.6%	91.5%
% of Patients satisfied with the time they had to wait for an appointment	4	4	N/A	88.5%	88.3%	87.9%

\* This is based on patients treated on this contract for their most recent course of treatment. Figures in italics indicate the base number of FP17s or Patient Questionnaire responses are less than 100. N/A is shown where the base number of responses is less than 10 during the period. % is calculated as Quantity/Base number\*100

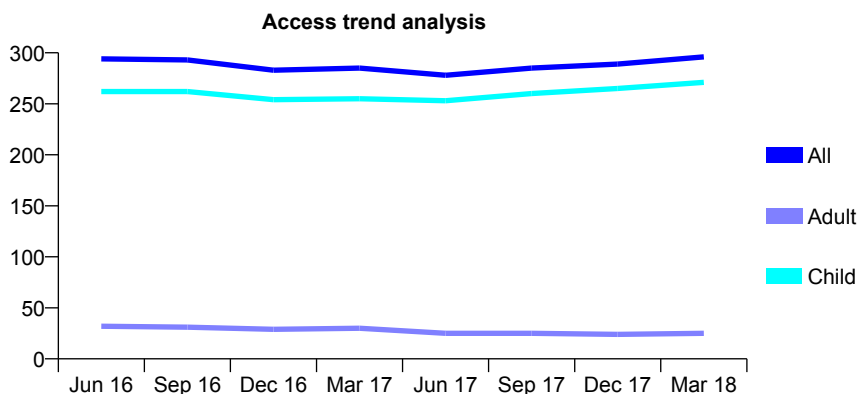
## Q49 - Vital Signs At a Glance Contract Report for 573663/0001 - March 2018

Name or company name	Broadway Dental Surgery
Contract type name	GDS Contract
Purpose of contract	General
Contract start date	01/04/2006
Contract end date	

17/18 Contracted general activity (UDA)	740
Carry forward general activity (UDA)	0
17/18 Contracted orthodontic activity (UOA)	0
Carry forward orthodontic activity (UOA)	0
Baseline contract value	£17,449.42

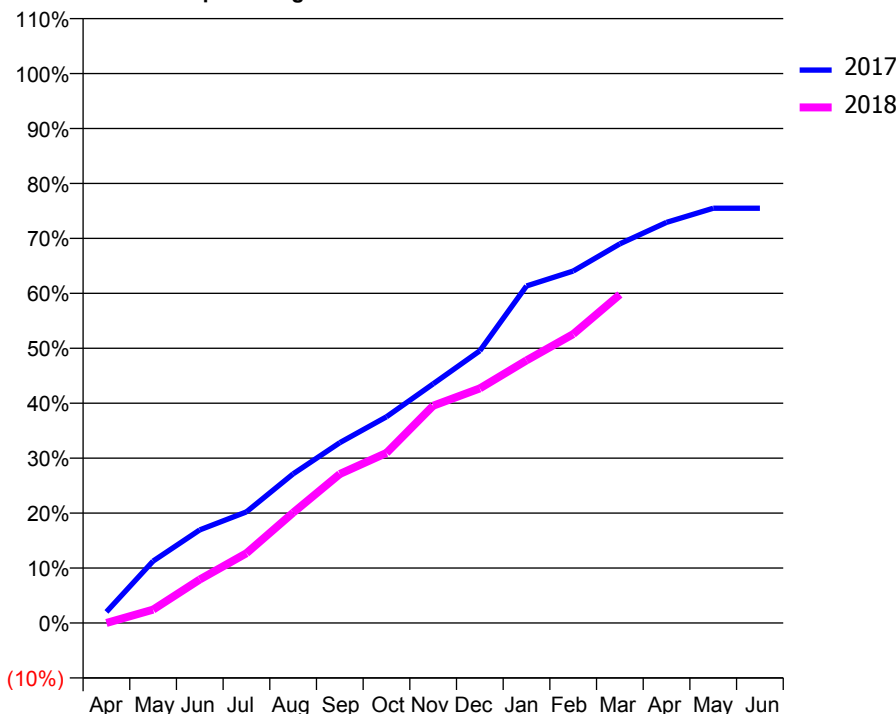
### ACCESS\*

Patients seen in 24 months	Total	Change since previous quarter
Quarter ending March 2017	285	
Quarter ending June 2017	278	↓
Quarter ending September 2017	285	↑
Quarter ending December 2017	289	→
Quarter ending March 2018	296	↑
<b>Variance since March 2017</b>	<b>3.9%</b>	<b>↑</b>



### ACTIVITY

Cumulative percentage of contracted UDA delivered 2017 & 2018



Adjusted Scheduled Activity (UDA)

Month	2017	2018
April	15	0
May	83	18
June	125	59
July	150	94
August	201	149
September	243	201
October	278	229
November	322	293
December	367	316
January	454	354
February	474	389
March	511	442
April	540	
May	559	
June	559	

### QUALITY

	Quantity	Base Number	Contract	AT	Region	England
% of FP17s for the same patient ID Re-attending within 3 months - Children	30	378	7.9%	10.7%	12.8%	11.9%
% of FP17s for the same patient ID Re-attending within 3 months - Adults	0	2	0.0%	14.5%	16.5%	16.0%
% of FP17s for the same patient ID Re-attending between 3 & 9 months - Children	203	378	53.7%	57.9%	59.7%	58.3%
% of FP17s for the same patient ID Re-attending between 3 & 9 months - Adults	1	2	50.0%	52.3%	52.6%	50.3%
% of FP17s for Band 1 Urgent Courses	22	342	6.4%	8.1%	9.1%	9.1%
% of FP17s Relating to Free Repair or Replacements	0	342	0.0%	1.1%	1.0%	0.8%
% of FP17s Relating to Continuations	1	342	0.3%	1.4%	1.2%	1.0%
% of Patients satisfied with the dentistry they have received	2	2	N/A	92.5%	91.6%	91.5%
% of Patients satisfied with the time they had to wait for an appointment	2	2	N/A	88.5%	88.3%	87.9%

\* This is based on patients treated on this contract for their most recent course of treatment. Figures in italics indicate the base number of FP17s or Patient Questionnaire responses are less than 100. N/A is shown where the base number of responses is less than 10 during the period. % is calculated as Quantity/Base number\*100

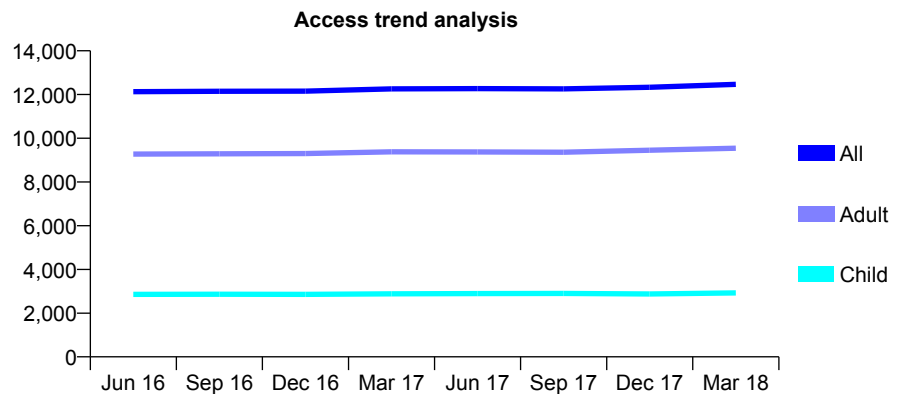
## Q49 - Vital Signs At a Glance Contract Report for 574112/0001 - March 2018

Name or company name	Vine, Williamson and Hall
Contract type name	GDS Contract
Purpose of contract	General and Orthodontic
Contract start date	01/04/2006
Contract end date	

17/18 Contracted general activity (UDA)	40,129
Carry forward general activity (UDA)	644
17/18 Contracted orthodontic activity (UOA)	33
Carry forward orthodontic activity (UOA)	0
Baseline contract value	£1,029,809.09

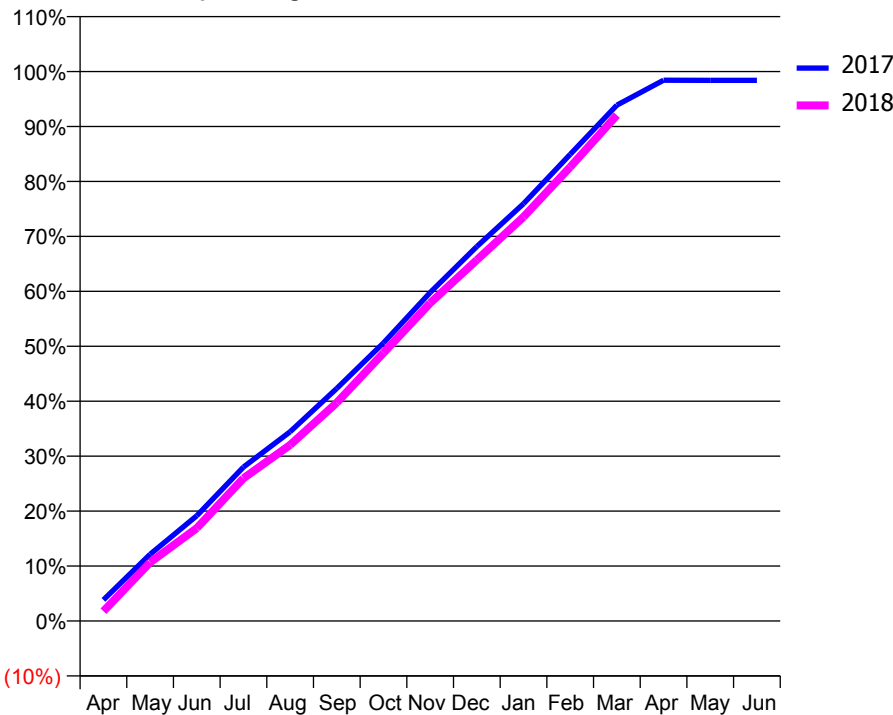
### ACCESS\*

Patients seen in 24 months	Total	Change since previous quarter
Quarter ending March 2017	12,259	
Quarter ending June 2017	12,269	→
Quarter ending September 2017	12,260	→
Quarter ending December 2017	12,331	→
Quarter ending March 2018	12,466	→
<b>Variance since March 2017</b>	<b>1.7%</b>	<b>→</b>



### ACTIVITY

Cumulative percentage of contracted UDA delivered 2017 & 2018



Month	Adjusted Scheduled Activity (UDA)	
	2017	2018
April	1,545	711
May	4,876	4,278
June	7,687	6,787
July	11,245	10,420
August	13,821	12,858
September	16,989	15,950
October	20,306	19,580
November	23,986	23,225
December	27,347	26,362
January	30,471	29,512
February	34,080	33,156
March	37,673	36,938
April	39,493	
May	39,486	
June	39,485	

### QUALITY

	Quantity	Base Number	Contract	AT	Region	England
% of FP17s for the same patient ID Re-attending within 3 months - Children	196	3,957	5.0%	10.7%	12.8%	11.9%
% of FP17s for the same patient ID Re-attending within 3 months - Adults	1,426	13,023	10.9%	14.5%	16.5%	16.0%
% of FP17s for the same patient ID Re-attending between 3 & 9 months - Children	2,168	3,957	54.8%	57.9%	59.7%	58.3%
% of FP17s for the same patient ID Re-attending between 3 & 9 months - Adults	7,297	13,023	56.0%	52.3%	52.6%	50.3%
% of FP17s for Band 1 Urgent Courses	966	16,261	5.9%	8.1%	9.1%	9.1%
% of FP17s Relating to Free Repair or Replacements	308	16,261	1.9%	1.1%	1.0%	0.8%
% of FP17s Relating to Continuations	197	16,261	1.2%	1.4%	1.2%	1.0%
% of Patients satisfied with the dentistry they have received	16	16	100.0%	92.5%	91.6%	91.5%
% of Patients satisfied with the time they had to wait for an appointment	15	16	93.8%	88.5%	88.3%	87.9%

\* This is based on patients treated on this contract for their most recent course of treatment. Figures in italics indicate the base number of FP17s or Patient Questionnaire responses are less than 100. N/A is shown where the base number of responses is less than 10 during the period. % is calculated as Quantity/Base number\*100

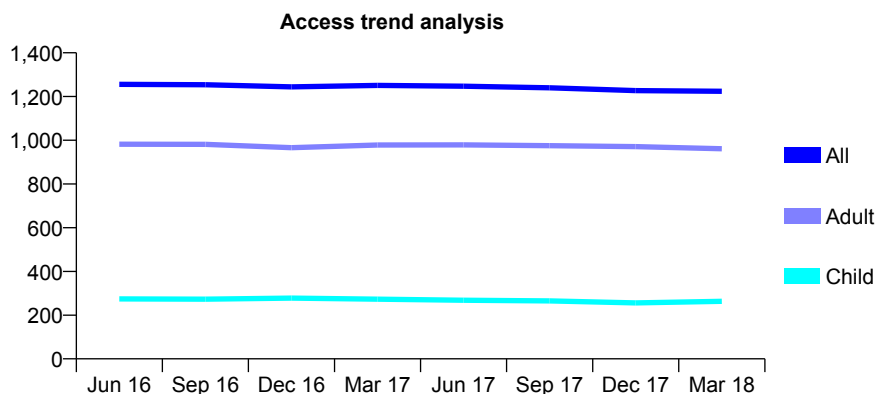
## Q49 - Vital Signs At a Glance Contract Report for 575488/0001 - March 2018

Name or company name	MISS S DOWNS
Contract type name	GDS Contract
Purpose of contract	General
Contract start date	01/04/2006
Contract end date	

17/18 Contracted general activity (UDA)	3,941
Carry forward general activity (UDA)	0
17/18 Contracted orthodontic activity (UOA)	0
Carry forward orthodontic activity (UOA)	0
Baseline contract value	£85,502.72

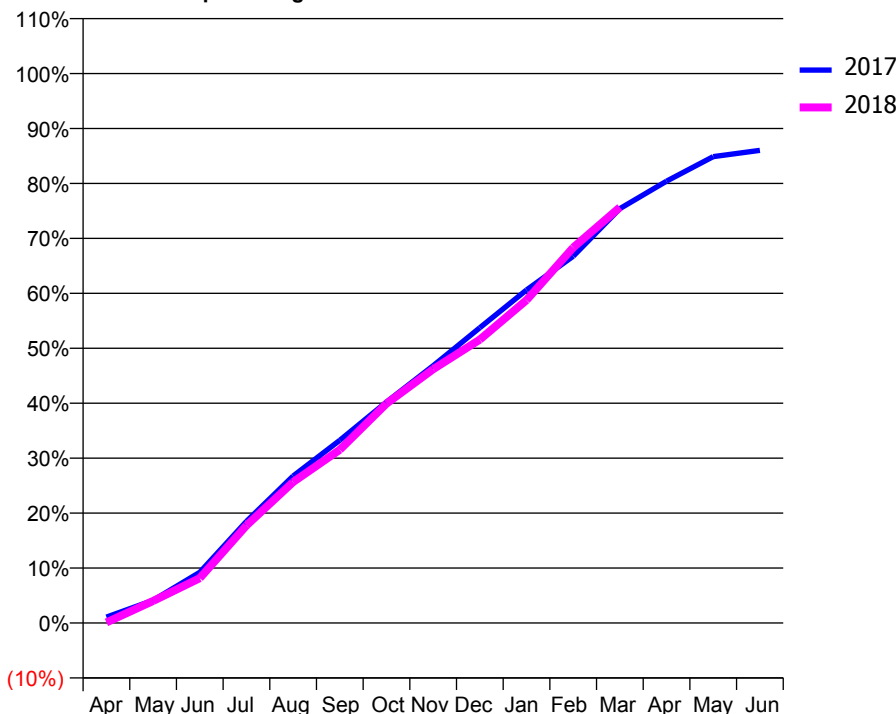
### ACCESS\*

Patients seen in 24 months	Total	Change since previous quarter
Quarter ending March 2017	1,251	
Quarter ending June 2017	1,247	→
Quarter ending September 2017	1,240	→
Quarter ending December 2017	1,227	↓
Quarter ending March 2018	1,224	→
<b>Variance since March 2017</b>	<b>(2.2%)</b>	<b>↓</b>



### ACTIVITY

Cumulative percentage of contracted UDA delivered 2017 & 2018



Month	Adjusted Scheduled Activity (UDA)	
	2017	2018
April	42	4
May	163	159
June	364	322
July	729	699
August	1,054	1,011
September	1,310	1,242
October	1,586	1,574
November	1,845	1,821
December	2,118	2,033
January	2,388	2,316
February	2,630	2,692
March	2,972	2,982
April	3,169	
May	3,344	
June	3,389	

### QUALITY

	Quantity	Base Number	Contract	AT	Region	England
% of FP17s for the same patient ID Re-attending within 3 months - Children	44	390	11.3%	10.7%	12.8%	11.9%
% of FP17s for the same patient ID Re-attending within 3 months - Adults	262	1,503	17.4%	14.5%	16.5%	16.0%
% of FP17s for the same patient ID Re-attending between 3 & 9 months - Children	242	390	62.1%	57.9%	59.7%	58.3%
% of FP17s for the same patient ID Re-attending between 3 & 9 months - Adults	907	1,503	60.3%	52.3%	52.6%	50.3%
% of FP17s for Band 1 Urgent Courses	35	1,647	2.1%	8.1%	9.1%	9.1%
% of FP17s Relating to Free Repair or Replacements	12	1,647	0.7%	1.1%	1.0%	0.8%
% of FP17s Relating to Continuations	40	1,647	2.4%	1.4%	1.2%	1.0%
% of Patients satisfied with the dentistry they have received	2	2	N/A	92.5%	91.6%	91.5%
% of Patients satisfied with the time they had to wait for an appointment	2	2	N/A	88.5%	88.3%	87.9%

\* This is based on patients treated on this contract for their most recent course of treatment. Figures in italics indicate the base number of FP17s or Patient Questionnaire responses are less than 100. N/A is shown where the base number of responses is less than 10 during the period. % is calculated as Quantity/Base number\*100



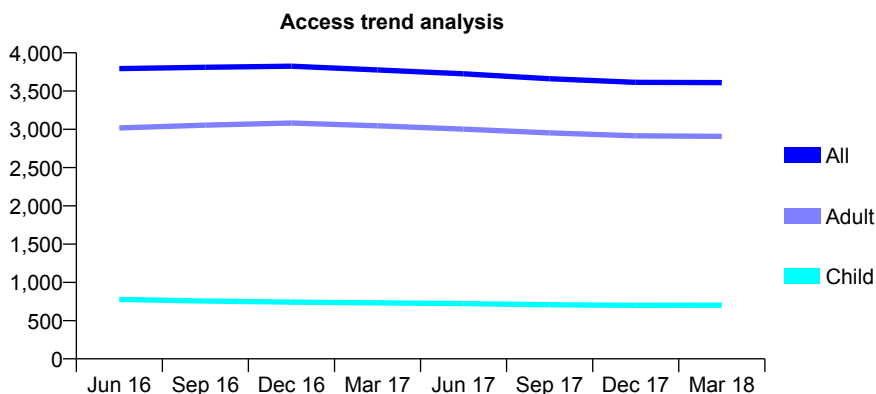
## Q49 - Vital Signs At a Glance Contract Report for 578940/0001 - March 2018

Name or company name	MR CJ BELFIELD
Contract type name	GDS Contract
Purpose of contract	General
Contract start date	01/04/2006
Contract end date	

17/18 Contracted general activity (UDA)	9,000
Carry forward general activity (UDA)	0
17/18 Contracted orthodontic activity (UOA)	0
Carry forward orthodontic activity (UOA)	0
Baseline contract value	£234,039.24

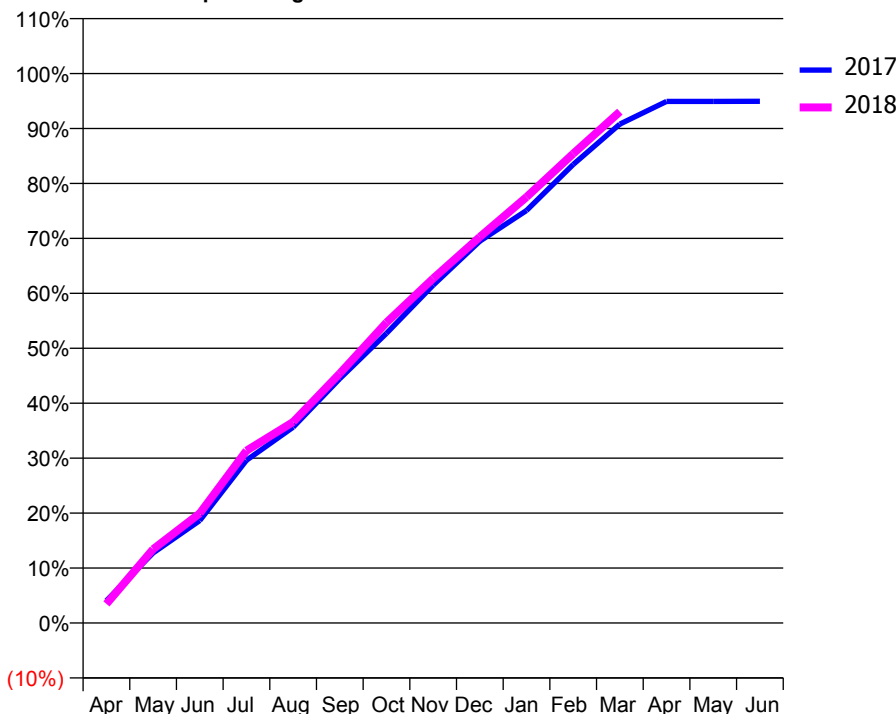
### ACCESS\*

Patients seen in 24 months	Total	Change since previous quarter
Quarter ending March 2017	3,776	
Quarter ending June 2017	3,725	↓
Quarter ending September 2017	3,661	↓
Quarter ending December 2017	3,614	↓
Quarter ending March 2018	3,610	→
<b>Variance since March 2017</b>	<b>(4.4%)</b>	<b>↓</b>



### ACTIVITY

Cumulative percentage of contracted UDA delivered 2017 & 2018



Month	Adjusted Scheduled Activity (UDA)	
	2017	2018
April	404	313
May	1,269	1,210
June	1,855	1,796
July	2,944	2,823
August	3,542	3,292
September	4,422	4,087
October	5,242	4,922
November	6,113	5,643
December	6,909	6,324
January	7,464	6,977
February	8,295	7,686
March	9,026	8,375
April	9,437	
May	9,437	
June	9,438	

### QUALITY

	Quantity	Base Number	Contract	AT	Region	England
% of FP17s for the same patient ID Re-attending within 3 months - Children	58	1,015	5.7%	10.7%	12.8%	11.9%
% of FP17s for the same patient ID Re-attending within 3 months - Adults	400	4,226	9.5%	14.5%	16.5%	16.0%
% of FP17s for the same patient ID Re-attending between 3 & 9 months - Children	633	1,015	62.4%	57.9%	59.7%	58.3%
% of FP17s for the same patient ID Re-attending between 3 & 9 months - Adults	2,916	4,226	69.0%	52.3%	52.6%	50.3%
% of FP17s for Band 1 Urgent Courses	238	5,020	4.7%	8.1%	9.1%	9.1%
% of FP17s Relating to Free Repair or Replacements	44	5,020	0.9%	1.1%	1.0%	0.8%
% of FP17s Relating to Continuations	15	5,020	0.3%	1.4%	1.2%	1.0%
% of Patients satisfied with the dentistry they have received	4	4	N/A	92.5%	91.6%	91.5%
% of Patients satisfied with the time they had to wait for an appointment	4	4	N/A	88.5%	88.3%	87.9%

\* This is based on patients treated on this contract for their most recent course of treatment. Figures in italics indicate the base number of FP17s or Patient Questionnaire responses are less than 100. N/A is shown where the base number of responses is less than 10 during the period. % is calculated as Quantity/Base number\*100

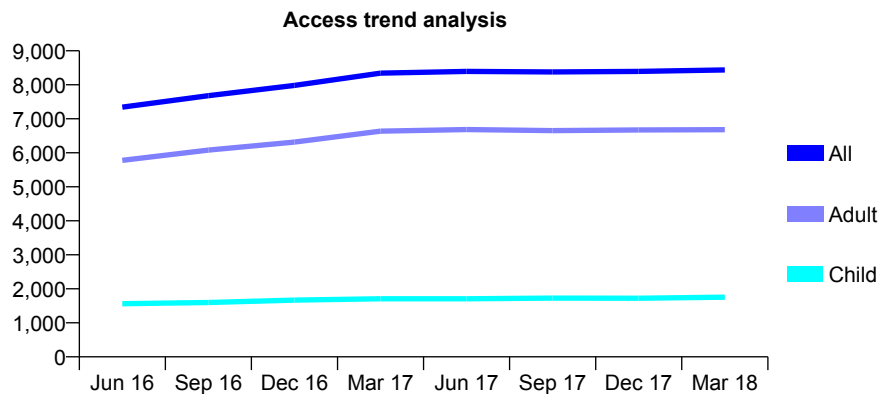
## Q49 - Vital Signs At a Glance Contract Report for 601365/0001 - March 2018

Name or company name	MRS JA OWEN
Contract type name	GDS Contract
Purpose of contract	General
Contract start date	01/05/2015
Contract end date	

17/18 Contracted general activity (UDA)	23,296
Carry forward general activity (UDA)	-434
17/18 Contracted orthodontic activity (UOA)	0
Carry forward orthodontic activity (UOA)	0
Baseline contract value	£668,808.88

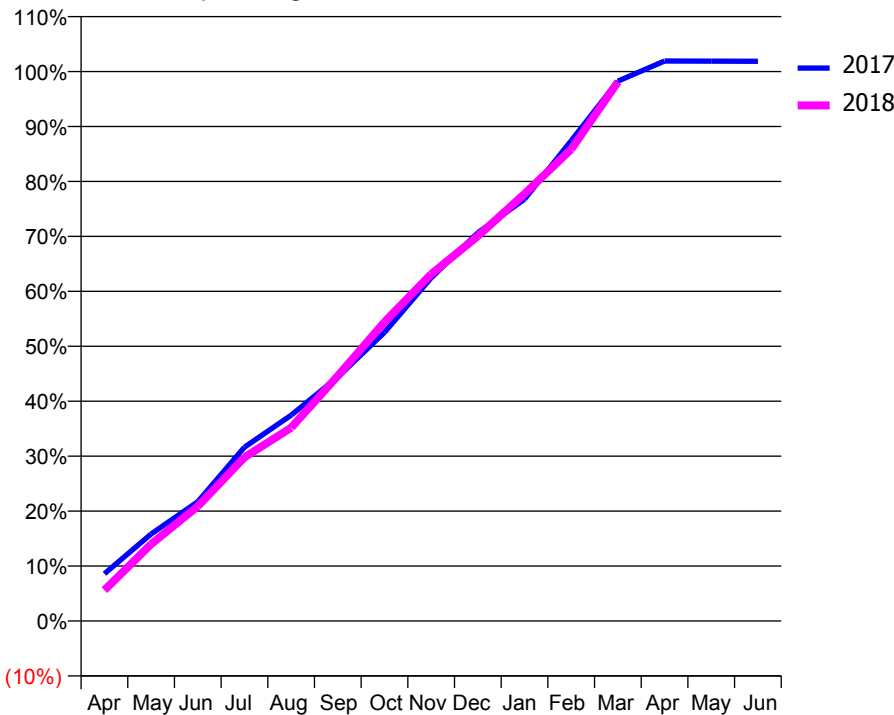
### ACCESS\*

Patients seen in 24 months	Total	Change since previous quarter
Quarter ending March 2017	8,345	
Quarter ending June 2017	8,394	→
Quarter ending September 2017	8,379	→
Quarter ending December 2017	8,396	→
Quarter ending March 2018	8,436	→
<b>Variance since March 2017</b>	<b>1.1%</b>	<b>→</b>



### ACTIVITY

Cumulative percentage of contracted UDA delivered 2017 & 2018



Month	Adjusted Scheduled Activity (UDA)	
	2017	2018
April	2,003	1,310
May	3,691	3,259
June	5,055	4,864
July	7,369	6,941
August	8,725	8,197
September	10,345	10,394
October	12,238	12,675
November	14,546	14,709
December	16,459	16,320
January	17,886	18,111
February	20,361	19,996
March	22,889	22,853
April	23,743	
May	23,735	
June	23,730	

### QUALITY

	Quantity	Base Number	Contract	AT	Region	England
% of FP17s for the same patient ID Re-attending within 3 months - Children	101	2,308	4.4%	10.7%	12.8%	11.9%
% of FP17s for the same patient ID Re-attending within 3 months - Adults	1,024	9,065	11.3%	14.5%	16.5%	16.0%
% of FP17s for the same patient ID Re-attending between 3 & 9 months - Children	1,318	2,308	57.1%	57.9%	59.7%	58.3%
% of FP17s for the same patient ID Re-attending between 3 & 9 months - Adults	5,384	9,065	59.4%	52.3%	52.6%	50.3%
% of FP17s for Band 1 Urgent Courses	101	10,549	1.0%	8.1%	9.1%	9.1%
% of FP17s Relating to Free Repair or Replacements	338	10,549	3.2%	1.1%	1.0%	0.8%
% of FP17s Relating to Continuations	105	10,549	1.0%	1.4%	1.2%	1.0%
% of Patients satisfied with the dentistry they have received	11	12	91.7%	92.5%	91.6%	91.5%
% of Patients satisfied with the time they had to wait for an appointment	11	12	91.7%	88.5%	88.3%	87.9%

\* This is based on patients treated on this contract for their most recent course of treatment. Figures in italics indicate the base number of FP17s or Patient Questionnaire responses are less than 100. N/A is shown where the base number of responses is less than 10 during the period. % is calculated as Quantity/Base number\*100

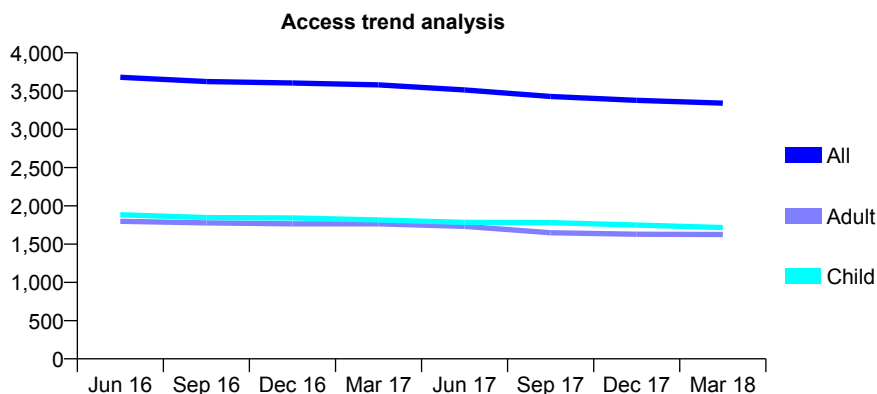
## Q49 - Vital Signs At a Glance Contract Report for 622605/0001 - March 2018

Name or company name	MR RA GRANT
Contract type name	GDS Contract
Purpose of contract	General
Contract start date	01/04/2006
Contract end date	

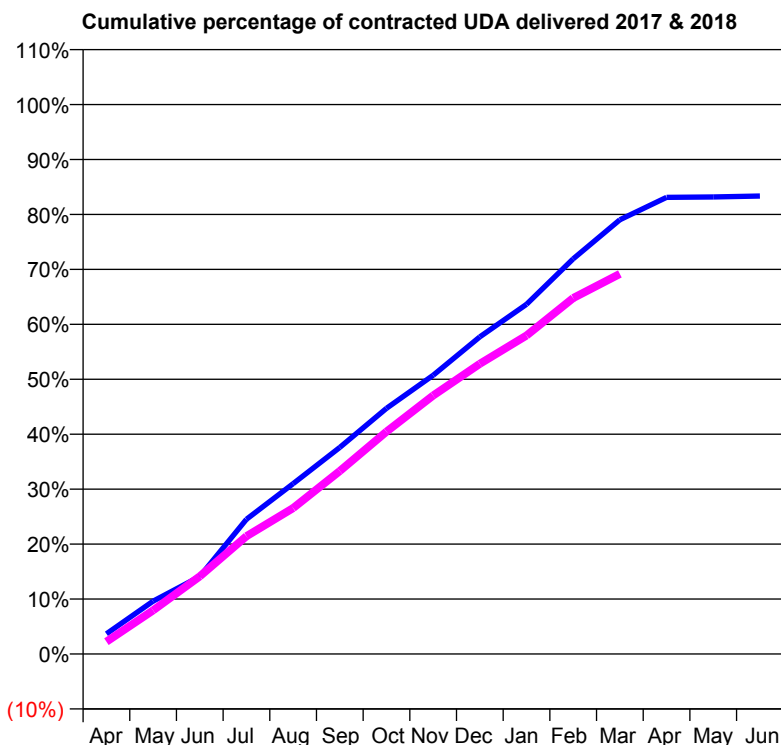
17/18 Contracted general activity (UDA)	11,293
Carry forward general activity (UDA)	0
17/18 Contracted orthodontic activity (UOA)	0
Carry forward orthodontic activity (UOA)	0
Baseline contract value	£294,322.53

### ACCESS\*

Patients seen in 24 months	Total	Change since previous quarter
Quarter ending March 2017	3,580	
Quarter ending June 2017	3,515	↓
Quarter ending September 2017	3,429	↓
Quarter ending December 2017	3,378	↓
Quarter ending March 2018	3,342	↓
<b>Variance since March 2017</b>	<b>(6.6%)</b>	↓



### ACTIVITY



Month	Adjusted Scheduled Activity (UDA)	
	2017	2018
April	415	253
May	1,086	897
June	1,592	1,595
July	2,770	2,422
August	3,502	3,000
September	4,247	3,761
October	5,050	4,569
November	5,729	5,312
December	6,519	5,965
January	7,188	6,546
February	8,121	7,314
March	8,924	7,812
April	9,384	
May	9,392	
June	9,411	

### QUALITY

	Quantity	Base Number	Contract	AT	Region	England
% of FP17s for the same patient ID Re-attending within 3 months - Children	97	2,272	4.3%	10.7%	12.8%	11.9%
% of FP17s for the same patient ID Re-attending within 3 months - Adults	240	1,880	12.8%	14.5%	16.5%	16.0%
% of FP17s for the same patient ID Re-attending between 3 & 9 months - Children	1,247	2,272	54.9%	57.9%	59.7%	58.3%
% of FP17s for the same patient ID Re-attending between 3 & 9 months - Adults	991	1,880	52.7%	52.3%	52.6%	50.3%
% of FP17s for Band 1 Urgent Courses	258	3,933	6.6%	8.1%	9.1%	9.1%
% of FP17s Relating to Free Repair or Replacements	0	3,933	0.0%	1.1%	1.0%	0.8%
% of FP17s Relating to Continuations	0	3,933	0.0%	1.4%	1.2%	1.0%
% of Patients satisfied with the dentistry they have received	2	2	N/A	92.5%	91.6%	91.5%
% of Patients satisfied with the time they had to wait for an appointment	2	2	N/A	88.5%	88.3%	87.9%

\* This is based on patients treated on this contract for their most recent course of treatment. Figures in italics indicate the base number of FP17s or Patient Questionnaire responses are less than 100. N/A is shown where the base number of responses is less than 10 during the period. % is calculated as Quantity/Base number\*100

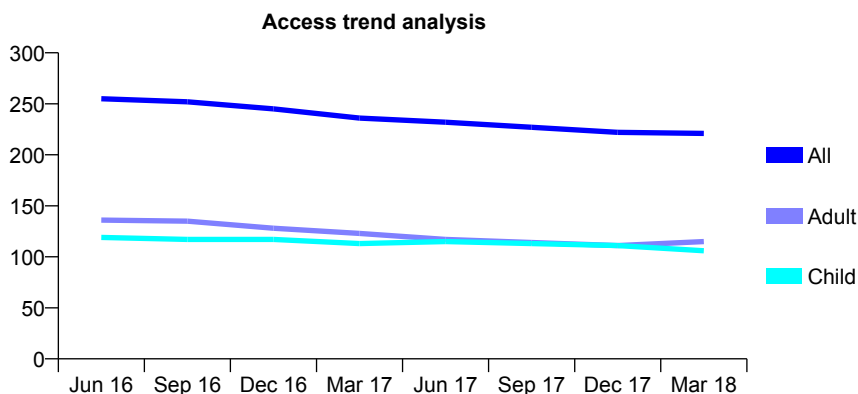
## Q49 - Vital Signs At a Glance Contract Report for 622605/0002 - March 2018

Name or company name	MR RA GRANT
Contract type name	GDS Contract
Purpose of contract	General
Contract start date	01/04/2006
Contract end date	

17/18 Contracted general activity (UDA)	813
Carry forward general activity (UDA)	0
17/18 Contracted orthodontic activity (UOA)	0
Carry forward orthodontic activity (UOA)	0
Baseline contract value	£20,128.61

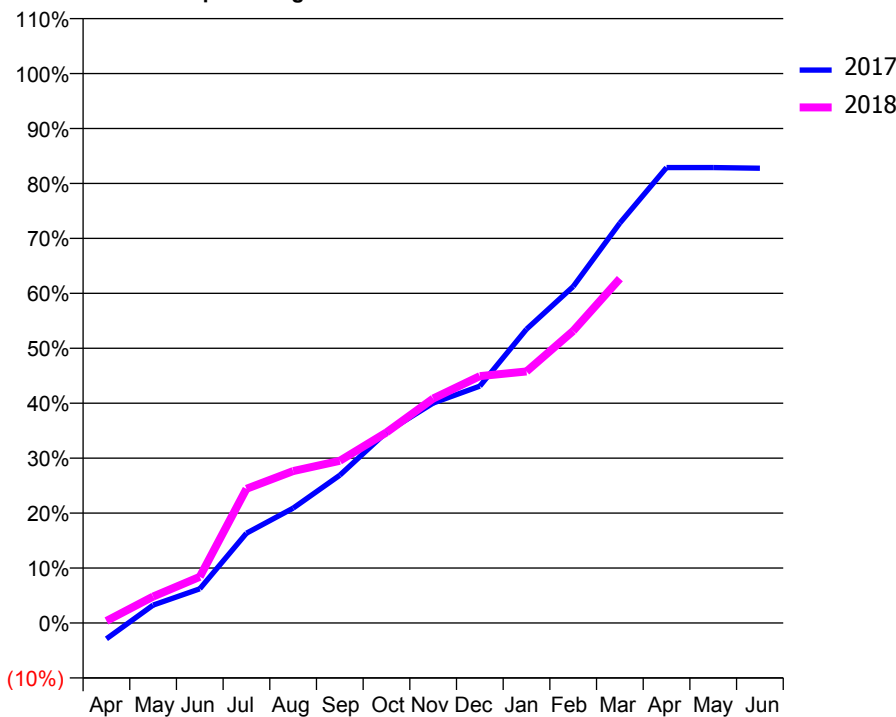
### ACCESS\*

Patients seen in 24 months	Total	Change since previous quarter
Quarter ending March 2017	236	
Quarter ending June 2017	232	↓
Quarter ending September 2017	227	↓
Quarter ending December 2017	222	↓
Quarter ending March 2018	221	→
<b>Variance since March 2017</b>	<b>(6.4%)</b>	<b>↓</b>



### ACTIVITY

Cumulative percentage of contracted UDA delivered 2017 & 2018



Month	Adjusted Scheduled Activity (UDA)	
	2017	2018
April	-24	3
May	27	39
June	51	68
July	133	199
August	170	225
September	219	240
October	282	282
November	325	332
December	350	365
January	435	372
February	498	432
March	592	510
April	674	
May	674	
June	673	

### QUALITY

	Quantity	Base Number	Contract	AT	Region	England
% of FP17s for the same patient ID Re-attending within 3 months - Children	5	129	3.9%	10.7%	12.8%	11.9%
% of FP17s for the same patient ID Re-attending within 3 months - Adults	23	138	16.7%	14.5%	16.5%	16.0%
% of FP17s for the same patient ID Re-attending between 3 & 9 months - Children	76	129	58.9%	57.9%	59.7%	58.3%
% of FP17s for the same patient ID Re-attending between 3 & 9 months - Adults	74	138	53.6%	52.3%	52.6%	50.3%
% of FP17s for Band 1 Urgent Courses	8	241	3.3%	8.1%	9.1%	9.1%
% of FP17s Relating to Free Repair or Replacements	0	241	0.0%	1.1%	1.0%	0.8%
% of FP17s Relating to Continuations	0	241	0.0%	1.4%	1.2%	1.0%
% of Patients satisfied with the dentistry they have received	0	0	N/A	92.5%	91.6%	91.5%
% of Patients satisfied with the time they had to wait for an appointment	0	0	N/A	88.5%	88.3%	87.9%

\* This is based on patients treated on this contract for their most recent course of treatment. Figures in italics indicate the base number of FP17s or Patient Questionnaire responses are less than 100. N/A is shown where the base number of responses is less than 10 during the period. % is calculated as Quantity/Base number\*100

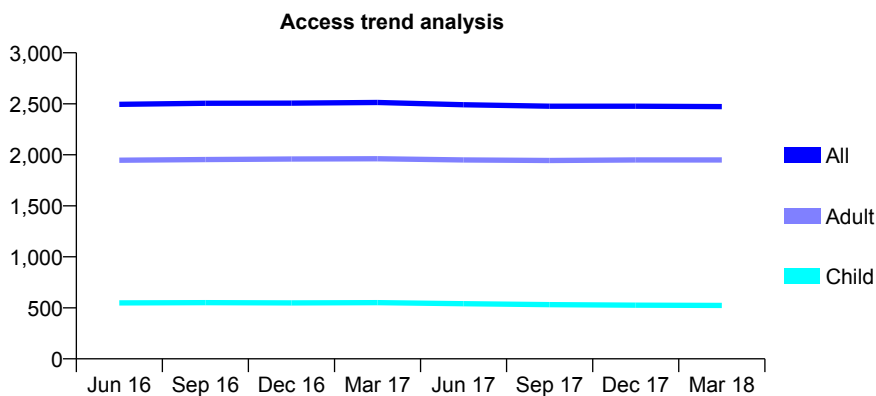
## Q49 - Vital Signs At a Glance Contract Report for 631434/0001 - March 2018

Name or company name	MR JM ATKINSON
Contract type name	GDS Contract
Purpose of contract	General
Contract start date	01/04/2006
Contract end date	

17/18 Contracted general activity (UDA)	8,350
Carry forward general activity (UDA)	24
17/18 Contracted orthodontic activity (UOA)	0
Carry forward orthodontic activity (UOA)	0
Baseline contract value	£193,651.98

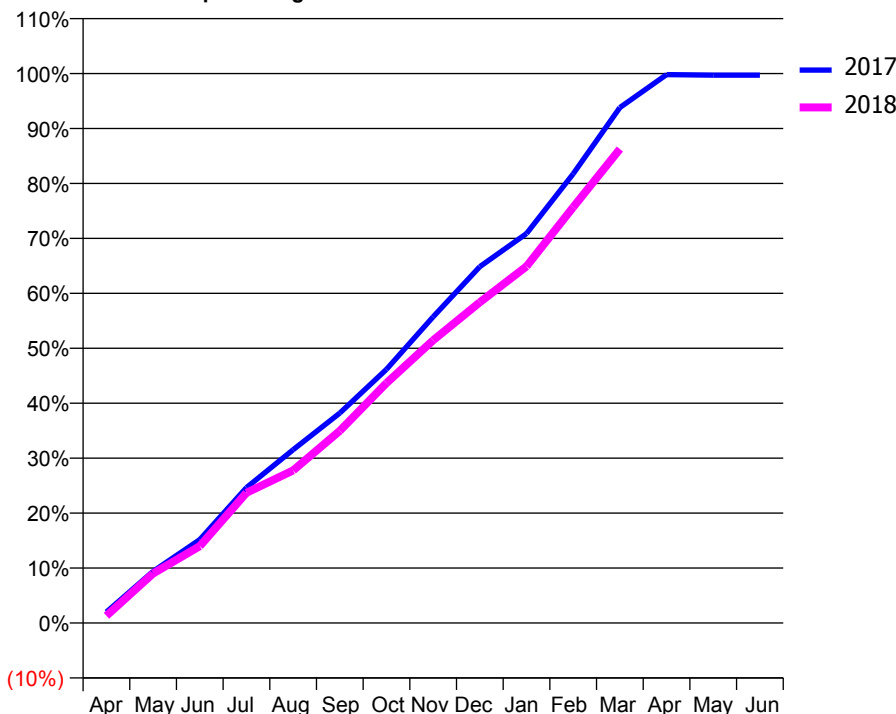
### ACCESS\*

Patients seen in 24 months	Total	Change since previous quarter
Quarter ending March 2017	2,513	
Quarter ending June 2017	2,491	→
Quarter ending September 2017	2,477	→
Quarter ending December 2017	2,476	→
Quarter ending March 2018	2,473	→
<b>Variance since March 2017</b>	<b>(1.6%)</b>	<b>↓</b>



### ACTIVITY

**Cumulative percentage of contracted UDA delivered 2017 & 2018**



Month	Adjusted Scheduled Activity (UDA)	
	2017	2018
April	167	111
May	784	753
June	1,268	1,169
July	2,058	1,979
August	2,633	2,318
September	3,190	2,921
October	3,854	3,646
November	4,653	4,297
December	5,415	4,873
January	5,918	5,419
February	6,825	6,319
March	7,833	7,203
April	8,334	
May	8,326	
June	8,326	

### QUALITY

	Quantity	Base Number	Contract	AT	Region	England
% of FP17s for the same patient ID Re-attending within 3 months - Children	27	762	3.5%	10.7%	12.8%	11.9%
% of FP17s for the same patient ID Re-attending within 3 months - Adults	538	3,051	17.6%	14.5%	16.5%	16.0%
% of FP17s for the same patient ID Re-attending between 3 & 9 months - Children	507	762	66.5%	57.9%	59.7%	58.3%
% of FP17s for the same patient ID Re-attending between 3 & 9 months - Adults	1,811	3,051	59.4%	52.3%	52.6%	50.3%
% of FP17s for Band 1 Urgent Courses	109	3,630	3.0%	8.1%	9.1%	9.1%
% of FP17s Relating to Free Repair or Replacements	95	3,630	2.6%	1.1%	1.0%	0.8%
% of FP17s Relating to Continuations	50	3,630	1.4%	1.4%	1.2%	1.0%
% of Patients satisfied with the dentistry they have received	3	4	N/A	92.5%	91.6%	91.5%
% of Patients satisfied with the time they had to wait for an appointment	4	4	N/A	88.5%	88.3%	87.9%

\* This is based on patients treated on this contract for their most recent course of treatment. Figures in italics indicate the base number of FP17s or Patient Questionnaire responses are less than 100. N/A is shown where the base number of responses is less than 10 during the period. % is calculated as Quantity/Base number\*100

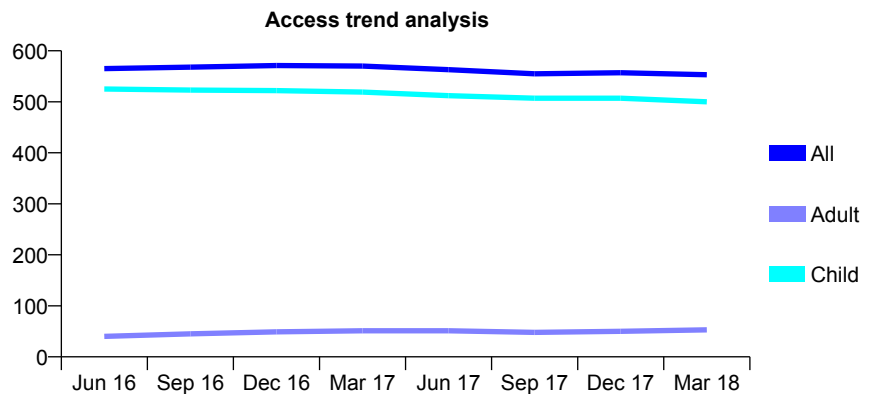
## Q49 - Vital Signs At a Glance Contract Report for 635081/0001 - March 2018

Name or company name	MR WA TAYLOR
Contract type name	GDS Contract
Purpose of contract	General and Orthodontic
Contract start date	01/04/2006
Contract end date	

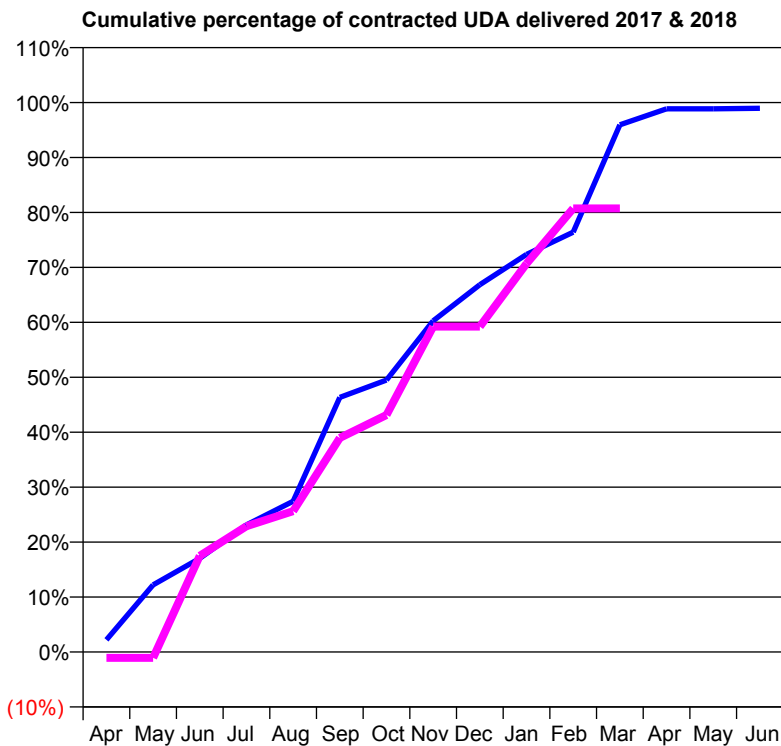
17/18 Contracted general activity (UDA)	1,400
Carry forward general activity (UDA)	15
17/18 Contracted orthodontic activity (UOA)	0
Carry forward orthodontic activity (UOA)	0
Baseline contract value	£33,478.30

### ACCESS\*

Patients seen in 24 months	Total	Change since previous quarter
Quarter ending March 2017	570	
Quarter ending June 2017	563	↓
Quarter ending September 2017	555	↓
Quarter ending December 2017	557	→
Quarter ending March 2018	553	→
<b>Variance since March 2017</b>	<b>(3.0%)</b>	<b>↓</b>



### ACTIVITY



Month	Adjusted Scheduled Activity (UDA)	
	2017	2018
April	31	-15
May	171	-15
June	239	245
July	324	320
August	384	359
September	649	545
October	693	604
November	844	829
December	936	829
January	1,013	989
February	1,070	1,130
March	1,343	1,130
April	1,384	
May	1,384	
June	1,385	

### QUALITY

	Quantity	Base Number	Contract	AT	Region	England
% of FP17s for the same patient ID Re-attending within 3 months - Children	75	827	9.1%	10.7%	12.8%	11.9%
% of FP17s for the same patient ID Re-attending within 3 months - Adults	0	0	N/A	14.5%	16.5%	16.0%
% of FP17s for the same patient ID Re-attending between 3 & 9 months - Children	626	827	75.7%	57.9%	59.7%	58.3%
% of FP17s for the same patient ID Re-attending between 3 & 9 months - Adults	0	0	N/A	52.3%	52.6%	50.3%
% of FP17s for Band 1 Urgent Courses	40	794	5.0%	8.1%	9.1%	9.1%
% of FP17s Relating to Free Repair or Replacements	0	794	0.0%	1.1%	1.0%	0.8%
% of FP17s Relating to Continuations	4	794	0.5%	1.4%	1.2%	1.0%
% of Patients satisfied with the dentistry they have received	1	1	N/A	92.5%	91.6%	91.5%
% of Patients satisfied with the time they had to wait for an appointment	1	1	N/A	88.5%	88.3%	87.9%

\* This is based on patients treated on this contract for their most recent course of treatment. Figures in italics indicate the base number of FP17s or Patient Questionnaire responses are less than 100. N/A is shown where the base number of responses is less than 10 during the period. % is calculated as Quantity/Base number\*100

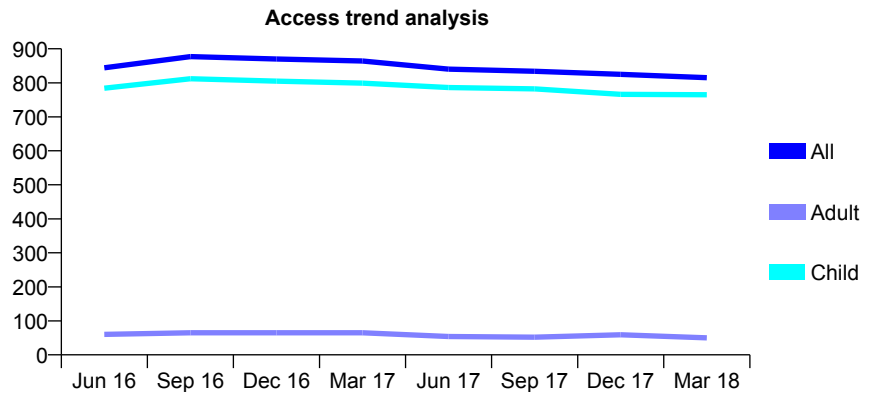
## Q49 - Vital Signs At a Glance Contract Report for 636029/0001 - March 2018

Name or company name	MRS JM STEVENSON
Contract type name	GDS Contract
Purpose of contract	General and Orthodontic
Contract start date	01/04/2006
Contract end date	

17/18 Contracted general activity (UDA)	1,515
Carry forward general activity (UDA)	-30
17/18 Contracted orthodontic activity (UOA)	0
Carry forward orthodontic activity (UOA)	0
Baseline contract value	£36,587.25

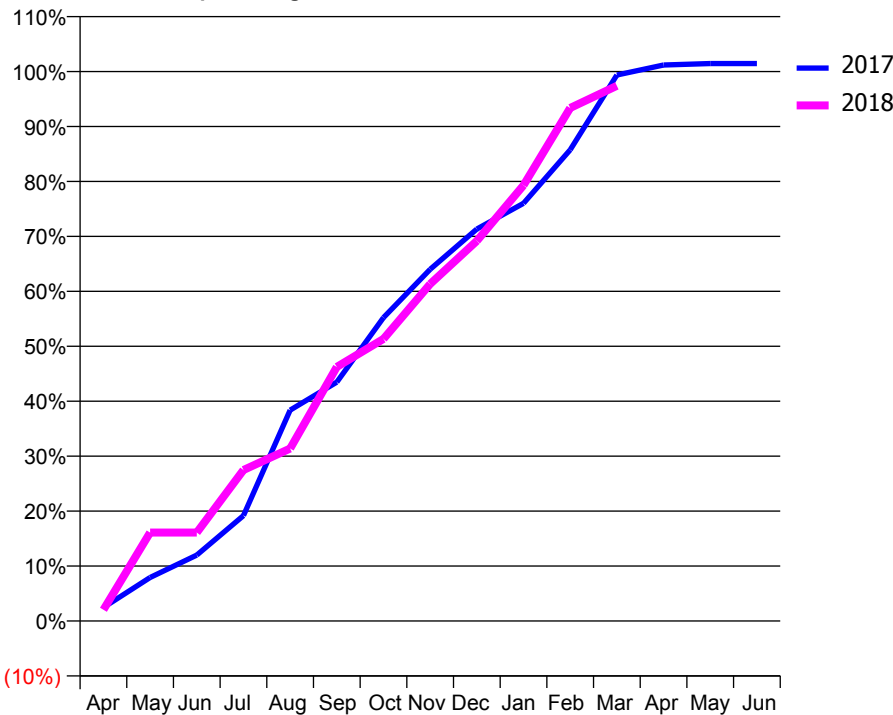
### ACCESS\*

Patients seen in 24 months	Total	Change since previous quarter
Quarter ending March 2017	864	
Quarter ending June 2017	840	↓
Quarter ending September 2017	834	→
Quarter ending December 2017	825	↓
Quarter ending March 2018	815	↓
<b>Variance since March 2017</b>	<b>(5.7%)</b>	<b>↓</b>



### ACTIVITY

Cumulative percentage of contracted UDA delivered 2017 & 2018



Month	Adjusted Scheduled Activity (UDA)	
	2017	2018
April	37	31
May	120	244
June	182	244
July	291	416
August	582	476
September	659	700
October	836	778
November	970	929
December	1,081	1,048
January	1,152	1,201
February	1,299	1,414
March	1,505	1,476
April	1,533	
May	1,537	
June	1,537	

### QUALITY

	Quantity	Base Number	Contract	AT	Region	England
% of FP17s for the same patient ID Re-attending within 3 months - Children	96	1,049	9.2%	10.7%	12.8%	11.9%
% of FP17s for the same patient ID Re-attending within 3 months - Adults	0	0	N/A	14.5%	16.5%	16.0%
% of FP17s for the same patient ID Re-attending between 3 & 9 months - Children	518	1,049	49.4%	57.9%	59.7%	58.3%
% of FP17s for the same patient ID Re-attending between 3 & 9 months - Adults	0	0	N/A	52.3%	52.6%	50.3%
% of FP17s for Band 1 Urgent Courses	63	1,017	6.2%	8.1%	9.1%	9.1%
% of FP17s Relating to Free Repair or Replacements	0	1,017	0.0%	1.1%	1.0%	0.8%
% of FP17s Relating to Continuations	12	1,017	1.2%	1.4%	1.2%	1.0%
% of Patients satisfied with the dentistry they have received	1	1	N/A	92.5%	91.6%	91.5%
% of Patients satisfied with the time they had to wait for an appointment	1	1	N/A	88.5%	88.3%	87.9%

\* This is based on patients treated on this contract for their most recent course of treatment. Figures in italics indicate the base number of FP17s or Patient Questionnaire responses are less than 100. N/A is shown where the base number of responses is less than 10 during the period. % is calculated as Quantity/Base number\*100

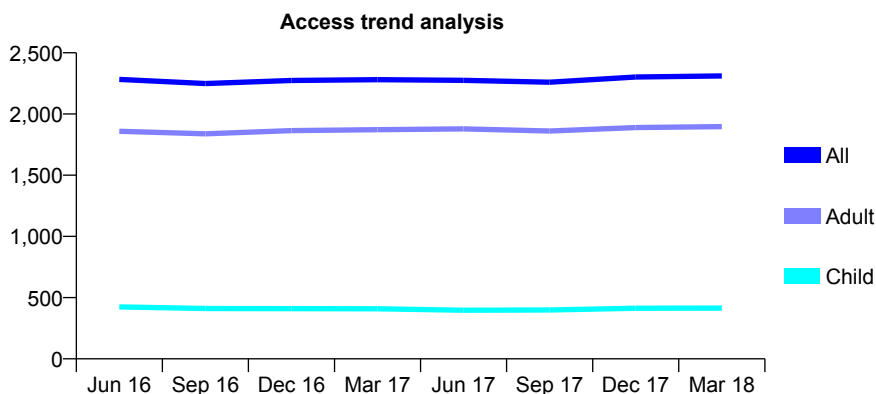
## Q49 - Vital Signs At a Glance Contract Report for 636746/0001 - March 2018

Name or company name	MR B DONOGHUE
Contract type name	GDS Contract
Purpose of contract	General and Orthodontic
Contract start date	01/04/2006
Contract end date	

17/18 Contracted general activity (UDA)	8,724
Carry forward general activity (UDA)	-155
17/18 Contracted orthodontic activity (UOA)	0
Carry forward orthodontic activity (UOA)	0
Baseline contract value	£232,430.01

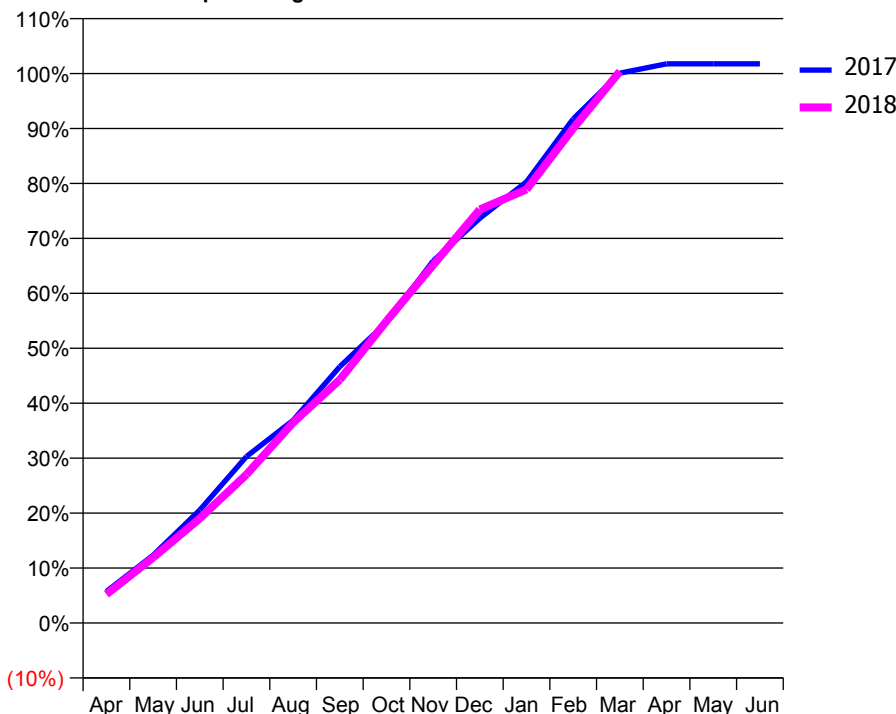
### ACCESS\*

Patients seen in 24 months	Total	Change since previous quarter
Quarter ending March 2017	2,281	
Quarter ending June 2017	2,275	→
Quarter ending September 2017	2,260	→
Quarter ending December 2017	2,302	→
Quarter ending March 2018	2,311	→
<b>Variance since March 2017</b>	<b>1.3%</b>	<b>→</b>



### ACTIVITY

Cumulative percentage of contracted UDA delivered 2017 & 2018



Month	Adjusted Scheduled Activity (UDA)	
	2017	2018
April	498	456
May	1,074	1,039
June	1,789	1,661
July	2,637	2,357
August	3,209	3,183
September	4,058	3,862
October	4,760	4,793
November	5,731	5,685
December	6,408	6,567
January	6,983	6,884
February	7,980	7,852
March	8,705	8,758
April	8,853	
May	8,853	
June	8,853	

### QUALITY

	Quantity	Base Number	Contract	AT	Region	England
% of FP17s for the same patient ID Re-attending within 3 months - Children	39	636	6.1%	10.7%	12.8%	11.9%
% of FP17s for the same patient ID Re-attending within 3 months - Adults	388	2,860	13.6%	14.5%	16.5%	16.0%
% of FP17s for the same patient ID Re-attending between 3 & 9 months - Children	402	636	63.2%	57.9%	59.7%	58.3%
% of FP17s for the same patient ID Re-attending between 3 & 9 months - Adults	1,696	2,860	59.3%	52.3%	52.6%	50.3%
% of FP17s for Band 1 Urgent Courses	180	3,443	5.2%	8.1%	9.1%	9.1%
% of FP17s Relating to Free Repair or Replacements	36	3,443	1.0%	1.1%	1.0%	0.8%
% of FP17s Relating to Continuations	101	3,443	2.9%	1.4%	1.2%	1.0%
% of Patients satisfied with the dentistry they have received	5	6	N/A	92.5%	91.6%	91.5%
% of Patients satisfied with the time they had to wait for an appointment	5	6	N/A	88.5%	88.3%	87.9%

\* This is based on patients treated on this contract for their most recent course of treatment. Figures in italics indicate the base number of FP17s or Patient Questionnaire responses are less than 100. N/A is shown where the base number of responses is less than 10 during the period. % is calculated as Quantity/Base number\*100



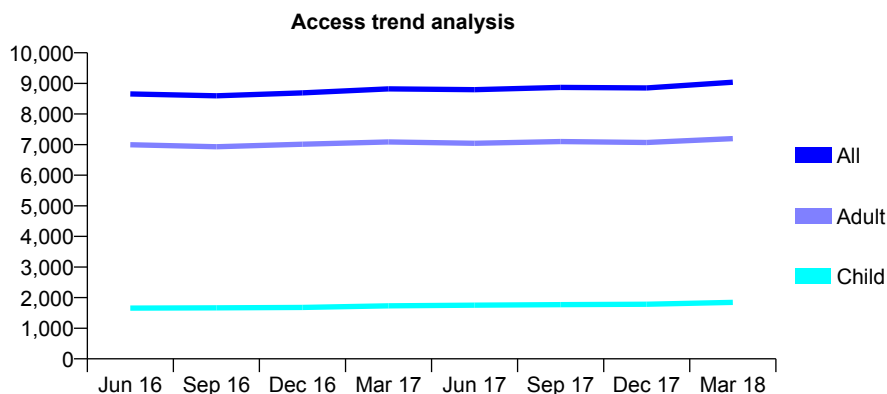
## Q49 - Vital Signs At a Glance Contract Report for 636827/0001 - March 2018

Name or company name	MR OS DHANOYA
Contract type name	GDS Contract
Purpose of contract	General
Contract start date	01/04/2006
Contract end date	

17/18 Contracted general activity (UDA)	17,950
Carry forward general activity (UDA)	428
17/18 Contracted orthodontic activity (UOA)	0
Carry forward orthodontic activity (UOA)	0
Baseline contract value	£470,420.72

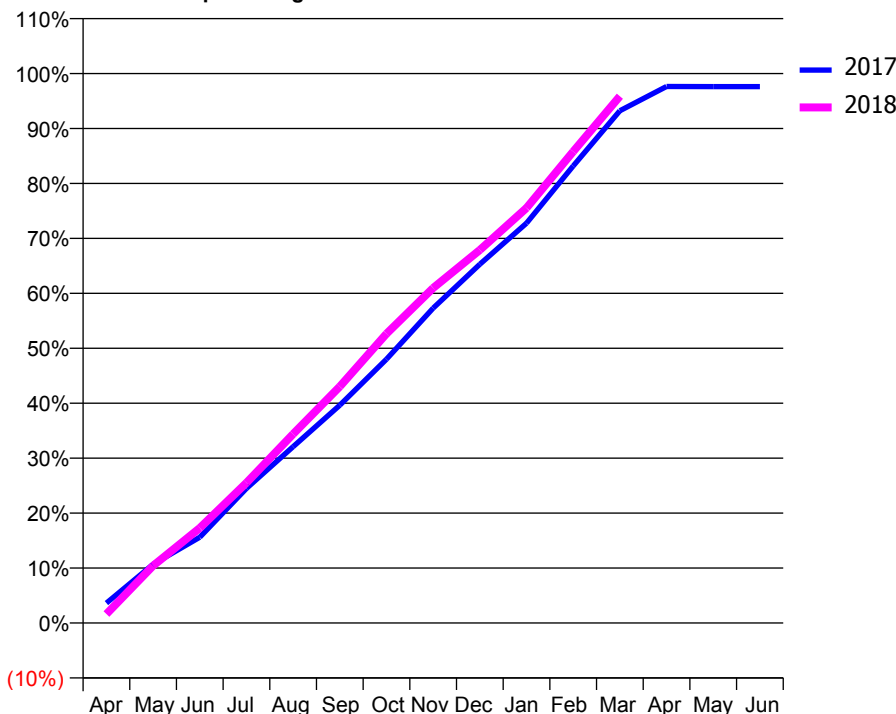
### ACCESS\*

Patients seen in 24 months	Total	Change since previous quarter
Quarter ending March 2017	8,821	
Quarter ending June 2017	8,795	→
Quarter ending September 2017	8,870	→
Quarter ending December 2017	8,853	→
Quarter ending March 2018	9,040	↑
<b>Variance since March 2017</b>	<b>2.5%</b>	<b>↑</b>



### ACTIVITY

Cumulative percentage of contracted UDA delivered 2017 & 2018



Month	Adjusted Scheduled Activity (UDA)	
	2017	2018
April	647	294
May	1,912	1,872
June	2,790	3,102
July	4,379	4,579
August	5,735	6,176
September	7,084	7,724
October	8,581	9,449
November	10,242	10,946
December	11,667	12,186
January	13,005	13,558
February	14,862	15,398
March	16,660	17,208
April	17,447	
May	17,445	
June	17,443	

### QUALITY

	Quantity	Base Number	Contract	AT	Region	England
% of FP17s for the same patient ID Re-attending within 3 months - Children	147	2,658	5.5%	10.7%	12.8%	11.9%
% of FP17s for the same patient ID Re-attending within 3 months - Adults	1,185	9,467	12.5%	14.5%	16.5%	16.0%
% of FP17s for the same patient ID Re-attending between 3 & 9 months - Children	1,608	2,658	60.5%	57.9%	59.7%	58.3%
% of FP17s for the same patient ID Re-attending between 3 & 9 months - Adults	4,975	9,467	52.6%	52.3%	52.6%	50.3%
% of FP17s for Band 1 Urgent Courses	1,143	10,486	10.9%	8.1%	9.1%	9.1%
% of FP17s Relating to Free Repair or Replacements	51	10,486	0.5%	1.1%	1.0%	0.8%
% of FP17s Relating to Continuations	21	10,486	0.2%	1.4%	1.2%	1.0%
% of Patients satisfied with the dentistry they have received	6	7	N/A	92.5%	91.6%	91.5%
% of Patients satisfied with the time they had to wait for an appointment	7	7	N/A	88.5%	88.3%	87.9%

\* This is based on patients treated on this contract for their most recent course of treatment. Figures in italics indicate the base number of FP17s or Patient Questionnaire responses are less than 100. N/A is shown where the base number of responses is less than 10 during the period. % is calculated as Quantity/Base number\*100

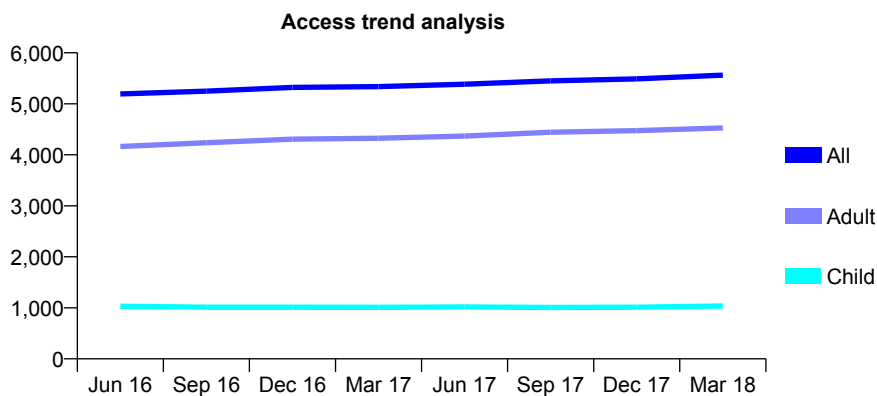
## Q49 - Vital Signs At a Glance Contract Report for 642495/0001 - March 2018

Name or company name	MR PJ GARVEY
Contract type name	GDS Contract
Purpose of contract	General and Orthodontic
Contract start date	01/04/2006
Contract end date	

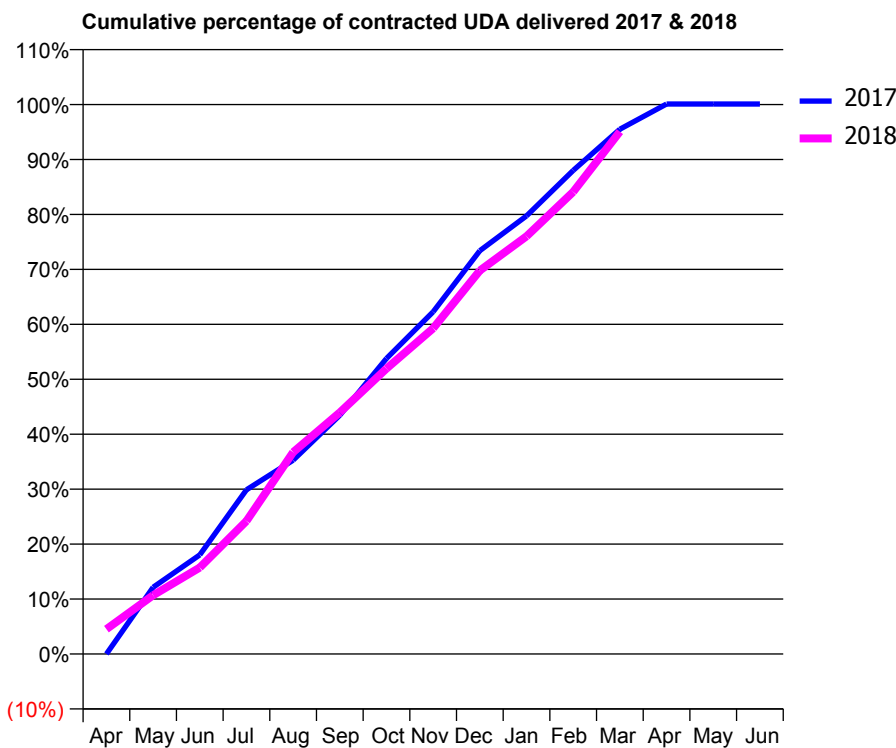
17/18 Contracted general activity (UDA)	19,348
Carry forward general activity (UDA)	-16
17/18 Contracted orthodontic activity (UOA)	0
Carry forward orthodontic activity (UOA)	0
Baseline contract value	£555,746.36

### ACCESS\*

Patients seen in 24 months	Total	Change since previous quarter
Quarter ending March 2017	5,336	
Quarter ending June 2017	5,385	→
Quarter ending September 2017	5,449	→
Quarter ending December 2017	5,488	→
Quarter ending March 2018	5,563	→
<b>Variance since March 2017</b>	<b>4.3%</b>	<b>↑</b>



### ACTIVITY



Month	Adjusted Scheduled Activity (UDA)	
	2017	2018
April	0	874
May	2,352	2,069
June	3,490	3,046
July	5,783	4,686
August	6,826	7,105
September	8,409	8,506
October	10,407	10,051
November	12,048	11,469
December	14,201	13,501
January	15,425	14,706
February	17,028	16,269
March	18,478	18,394
April	19,363	
May	19,363	
June	19,364	

### QUALITY

	Quantity	Base Number	Contract	AT	Region	England
% of FP17s for the same patient ID Re-attending within 3 months - Children	83	1,551	5.4%	10.7%	12.8%	11.9%
% of FP17s for the same patient ID Re-attending within 3 months - Adults	908	6,668	13.6%	14.5%	16.5%	16.0%
% of FP17s for the same patient ID Re-attending between 3 & 9 months - Children	924	1,551	59.6%	57.9%	59.7%	58.3%
% of FP17s for the same patient ID Re-attending between 3 & 9 months - Adults	3,750	6,668	56.2%	52.3%	52.6%	50.3%
% of FP17s for Band 1 Urgent Courses	492	7,839	6.3%	8.1%	9.1%	9.1%
% of FP17s Relating to Free Repair or Replacements	73	7,839	0.9%	1.1%	1.0%	0.8%
% of FP17s Relating to Continuations	127	7,839	1.6%	1.4%	1.2%	1.0%
% of Patients satisfied with the dentistry they have received	10	10	100.0%	92.5%	91.6%	91.5%
% of Patients satisfied with the time they had to wait for an appointment	10	10	100.0%	88.5%	88.3%	87.9%

\* This is based on patients treated on this contract for their most recent course of treatment. Figures in italics indicate the base number of FP17s or Patient Questionnaire responses are less than 100. N/A is shown where the base number of responses is less than 10 during the period. % is calculated as Quantity/Base number\*100

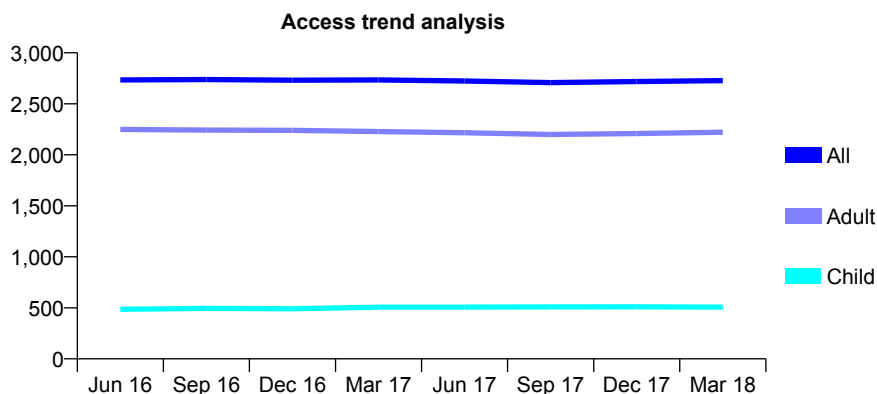
## Q49 - Vital Signs At a Glance Contract Report for 643874/0001 - March 2018

Name or company name	MR M STEPHENSON
Contract type name	GDS Contract
Purpose of contract	General
Contract start date	01/04/2006
Contract end date	

17/18 Contracted general activity (UDA)	8,954
Carry forward general activity (UDA)	0
17/18 Contracted orthodontic activity (UOA)	0
Carry forward orthodontic activity (UOA)	0
Baseline contract value	£194,255.95

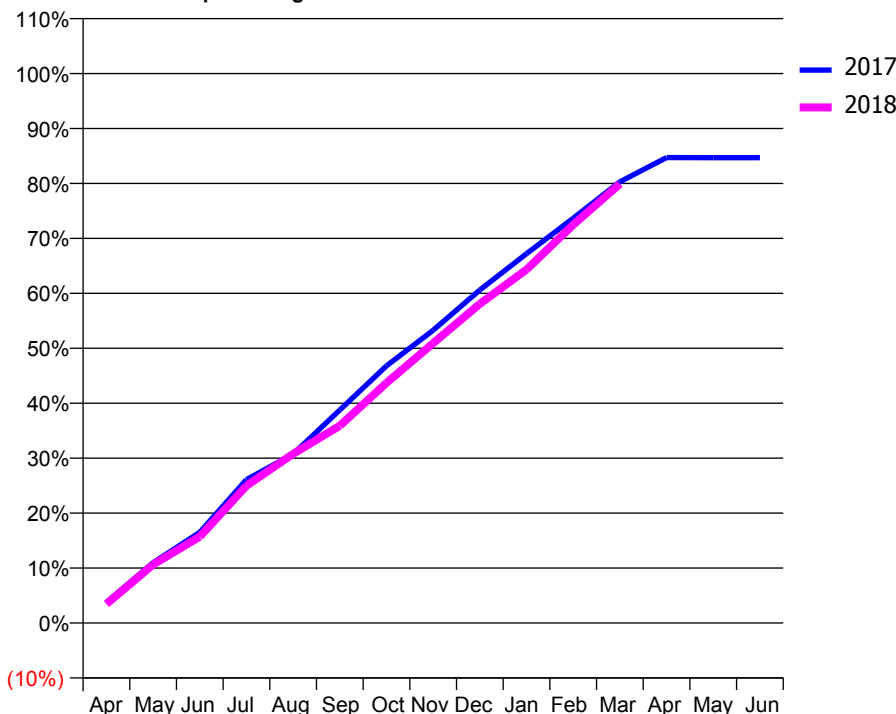
### ACCESS\*

Patients seen in 24 months	Total	Change since previous quarter
Quarter ending March 2017	2,734	
Quarter ending June 2017	2,723	→
Quarter ending September 2017	2,708	→
Quarter ending December 2017	2,718	→
Quarter ending March 2018	2,727	→
<b>Variance since March 2017</b>	<b>(0.3%)</b>	→



### ACTIVITY

Cumulative percentage of contracted UDA delivered 2017 & 2018



Month	Adjusted Scheduled Activity (UDA)	
	2017	2018
April	338	310
May	984	953
June	1,478	1,407
July	2,337	2,238
August	2,753	2,756
September	3,472	3,215
October	4,190	3,912
November	4,772	4,560
December	5,426	5,201
January	6,019	5,760
February	6,596	6,490
March	7,189	7,155
April	7,585	
May	7,582	
June	7,582	

### QUALITY

	Quantity	Base Number	Contract	AT	Region	England
% of FP17s for the same patient ID Re-attending within 3 months - Children	40	709	5.6%	10.7%	12.8%	11.9%
% of FP17s for the same patient ID Re-attending within 3 months - Adults	388	3,227	12.0%	14.5%	16.5%	16.0%
% of FP17s for the same patient ID Re-attending between 3 & 9 months - Children	419	709	59.1%	57.9%	59.7%	58.3%
% of FP17s for the same patient ID Re-attending between 3 & 9 months - Adults	1,896	3,227	58.8%	52.3%	52.6%	50.3%
% of FP17s for Band 1 Urgent Courses	361	3,761	9.6%	8.1%	9.1%	9.1%
% of FP17s Relating to Free Repair or Replacements	89	3,761	2.4%	1.1%	1.0%	0.8%
% of FP17s Relating to Continuations	38	3,761	1.0%	1.4%	1.2%	1.0%
% of Patients satisfied with the dentistry they have received	1	1	N/A	92.5%	91.6%	91.5%
% of Patients satisfied with the time they had to wait for an appointment	1	1	N/A	88.5%	88.3%	87.9%

\* This is based on patients treated on this contract for their most recent course of treatment. Figures in italics indicate the base number of FP17s or Patient Questionnaire responses are less than 100. N/A is shown where the base number of responses is less than 10 during the period. % is calculated as Quantity/Base number\*100

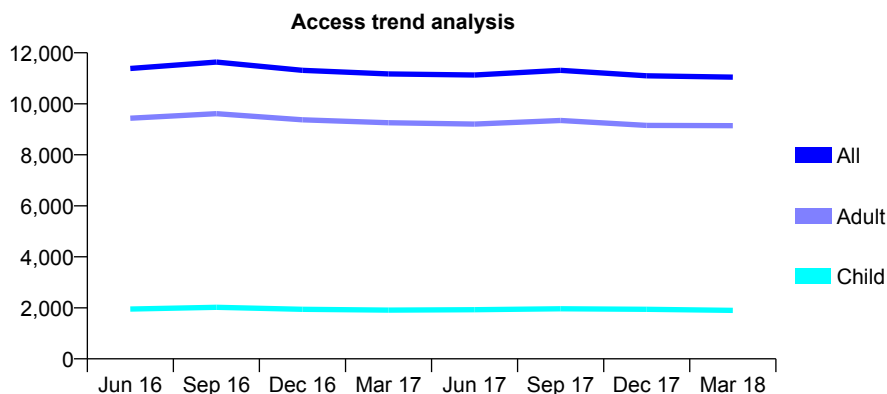
## Q49 - Vital Signs At a Glance Contract Report for 644366/0001 - March 2018

Name or company name	S J Smith & Associates
Contract type name	GDS Contract
Purpose of contract	General
Contract start date	01/04/2006
Contract end date	

17/18 Contracted general activity (UDA)	27,687
Carry forward general activity (UDA)	569
17/18 Contracted orthodontic activity (UOA)	0
Carry forward orthodontic activity (UOA)	0
Baseline contract value	£714,185.33

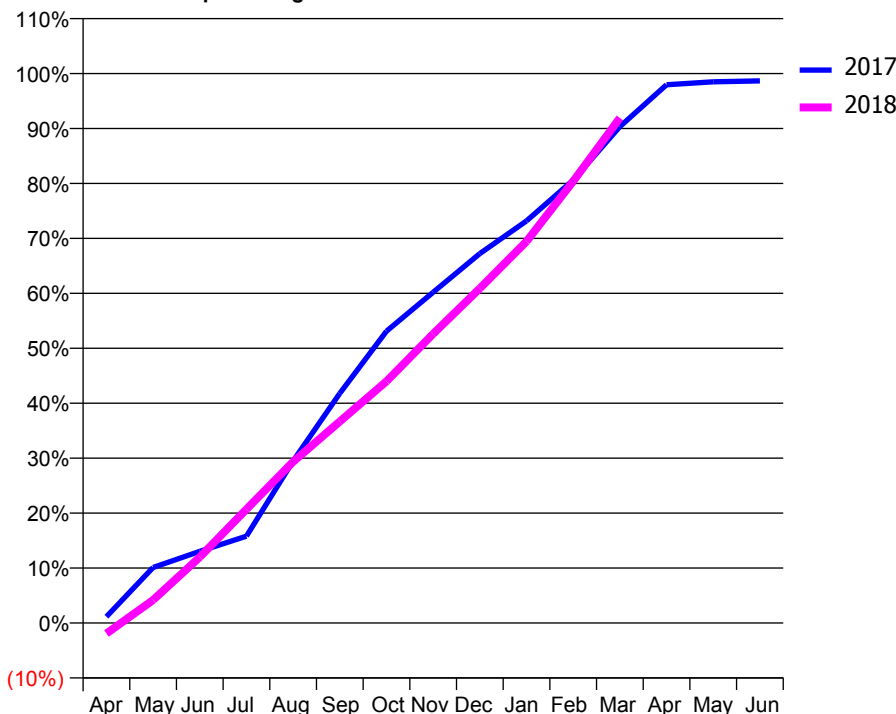
### ACCESS\*

Patients seen in 24 months	Total	Change since previous quarter
Quarter ending March 2017	11,170	
Quarter ending June 2017	11,132	→
Quarter ending September 2017	11,311	→
Quarter ending December 2017	11,097	↓
Quarter ending March 2018	11,045	→
<b>Variance since March 2017</b>	<b>(1.1%)</b>	<b>↓</b>



### ACTIVITY

Cumulative percentage of contracted UDA delivered 2017 & 2018



Month	Adjusted Scheduled Activity (UDA)	
	2017	2018
April	320	-531
May	2,800	1,158
June	3,612	3,319
July	4,375	5,738
August	8,166	8,128
September	11,572	10,158
October	14,707	12,178
November	16,663	14,568
December	18,612	16,859
January	20,259	19,224
February	22,315	22,259
March	25,014	25,449
April	27,120	
May	27,270	
June	27,317	

### QUALITY

	Quantity	Base Number	Contract	AT	Region	England
% of FP17s for the same patient ID Re-attending within 3 months - Children	98	2,176	4.5%	10.7%	12.8%	11.9%
% of FP17s for the same patient ID Re-attending within 3 months - Adults	936	9,948	9.4%	14.5%	16.5%	16.0%
% of FP17s for the same patient ID Re-attending between 3 & 9 months - Children	802	2,176	36.9%	57.9%	59.7%	58.3%
% of FP17s for the same patient ID Re-attending between 3 & 9 months - Adults	3,224	9,948	32.4%	52.3%	52.6%	50.3%
% of FP17s for Band 1 Urgent Courses	744	11,130	6.7%	8.1%	9.1%	9.1%
% of FP17s Relating to Free Repair or Replacements	99	11,130	0.9%	1.1%	1.0%	0.8%
% of FP17s Relating to Continuations	95	11,130	0.9%	1.4%	1.2%	1.0%
% of Patients satisfied with the dentistry they have received	18	18	100.0%	92.5%	91.6%	91.5%
% of Patients satisfied with the time they had to wait for an appointment	15	18	83.3%	88.5%	88.3%	87.9%

\* This is based on patients treated on this contract for their most recent course of treatment. Figures in italics indicate the base number of FP17s or Patient Questionnaire responses are less than 100. N/A is shown where the base number of responses is less than 10 during the period. % is calculated as Quantity/Base number\*100

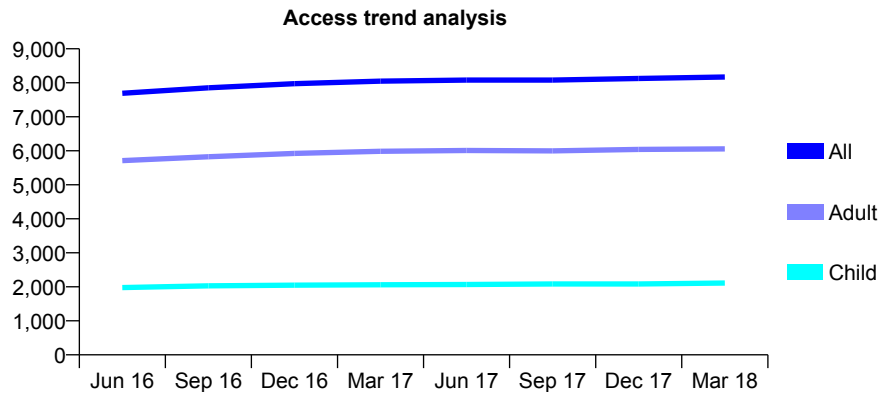
## Q49 - Vital Signs At a Glance Contract Report for 644676/0001 - March 2018

Name or company name	MRS JM DORAN
Contract type name	Pilot Contract
Purpose of contract	General
Contract start date	01/04/2006
Contract end date	

17/18 Contracted general activity (UDA)	29,584
Carry forward general activity (UDA)	0
17/18 Contracted orthodontic activity (UOA)	0
Carry forward orthodontic activity (UOA)	0
Baseline contract value	£708,546.34

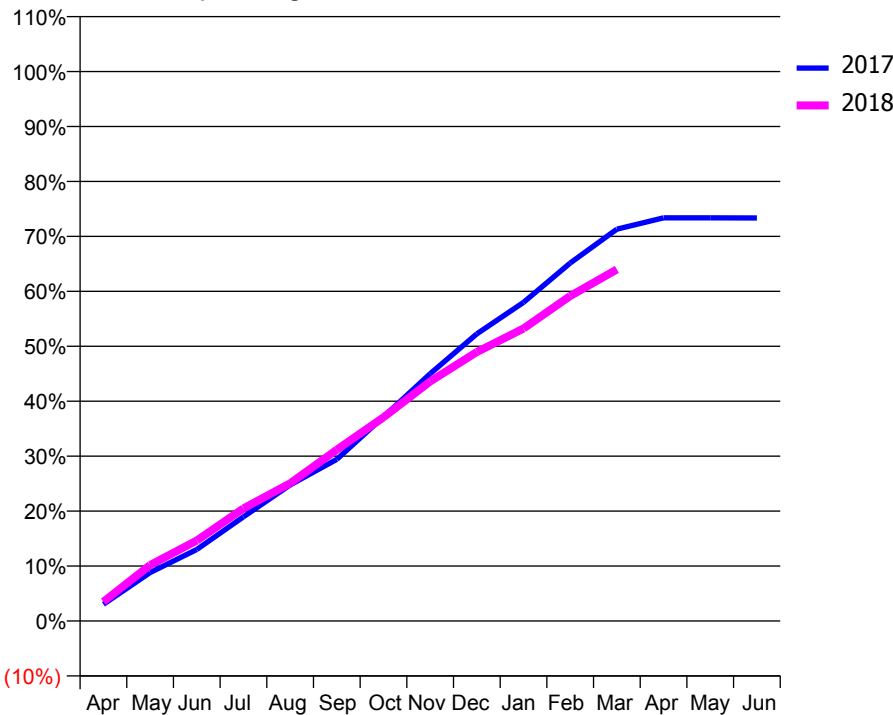
### ACCESS\*

Patients seen in 24 months	Total	Change since previous quarter
Quarter ending March 2017	8,048	
Quarter ending June 2017	8,079	→
Quarter ending September 2017	8,080	→
Quarter ending December 2017	8,126	→
Quarter ending March 2018	8,170	→
<b>Variance since March 2017</b>	<b>1.5%</b>	<b>→</b>



### ACTIVITY

Cumulative percentage of contracted UDA delivered 2017 & 2018



Month	Adjusted Scheduled Activity (UDA)	
	2017	2018
April	904	1,038
May	2,613	3,012
June	3,851	4,331
July	5,610	6,060
August	7,329	7,412
September	8,704	9,225
October	10,992	10,966
November	13,317	12,900
December	15,459	14,485
January	17,153	15,750
February	19,271	17,501
March	21,096	18,929
April	21,706	
May	21,709	
June	21,698	

### QUALITY

	Quantity	Base Number	Contract	AT	Region	England
% of FP17s for the same patient ID Re-attending within 3 months - Children	208	3,210	6.5%	10.7%	12.8%	11.9%
% of FP17s for the same patient ID Re-attending within 3 months - Adults	881	7,156	12.3%	14.5%	16.5%	16.0%
% of FP17s for the same patient ID Re-attending between 3 & 9 months - Children	2,073	3,210	64.6%	57.9%	59.7%	58.3%
% of FP17s for the same patient ID Re-attending between 3 & 9 months - Adults	3,311	7,156	46.3%	52.3%	52.6%	50.3%
% of FP17s for Band 1 Urgent Courses	160	9,402	1.7%	8.1%	9.1%	9.1%
% of FP17s Relating to Free Repair or Replacements	41	9,402	0.4%	1.1%	1.0%	0.8%
% of FP17s Relating to Continuations	94	9,402	1.0%	1.4%	1.2%	1.0%
% of Patients satisfied with the dentistry they have received	4	4	N/A	92.5%	91.6%	91.5%
% of Patients satisfied with the time they had to wait for an appointment	3	4	N/A	88.5%	88.3%	87.9%

\* This is based on patients treated on this contract for their most recent course of treatment. Figures in italics indicate the base number of FP17s or Patient Questionnaire responses are less than 100. N/A is shown where the base number of responses is less than 10 during the period. % is calculated as Quantity/Base number\*100

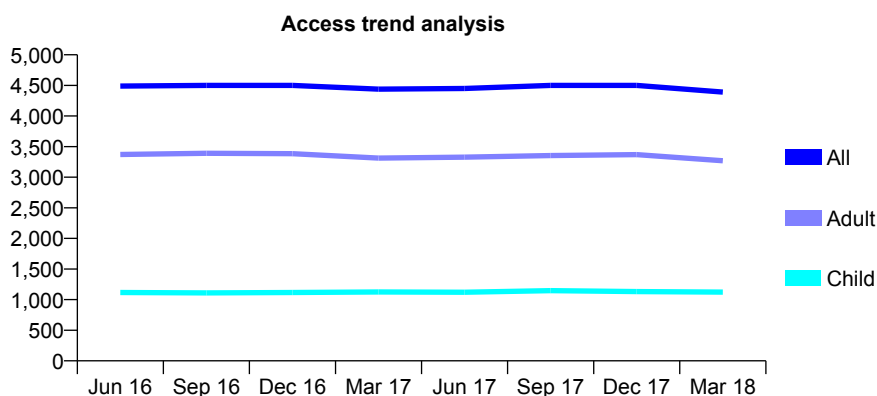
## Q49 - Vital Signs At a Glance Contract Report for 644676/0002 - March 2018

Name or company name	MRS JM DORAN
Contract type name	Pilot Contract
Purpose of contract	General
Contract start date	24/05/2008
Contract end date	

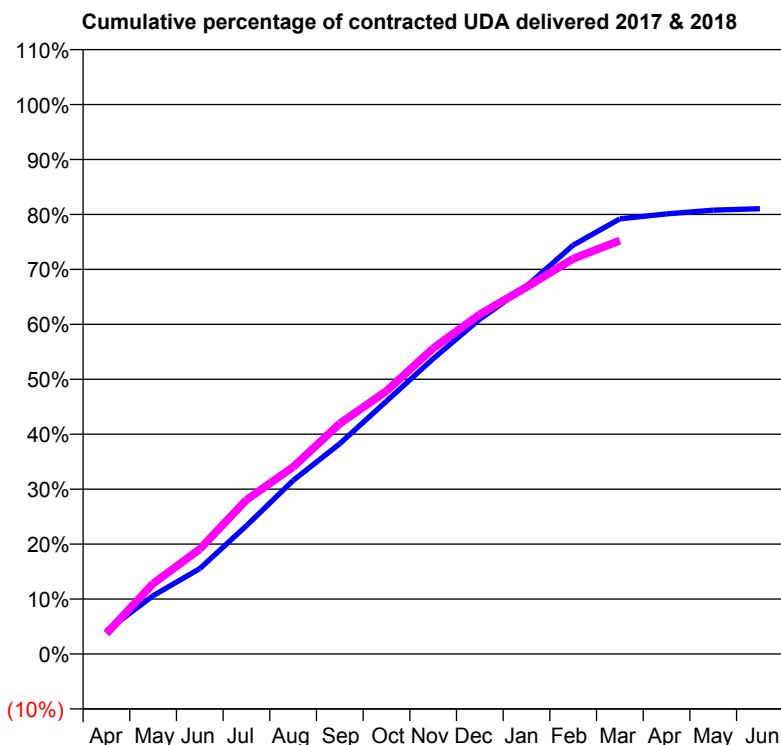
17/18 Contracted general activity (UDA)	15,366
Carry forward general activity (UDA)	0
17/18 Contracted orthodontic activity (UOA)	0
Carry forward orthodontic activity (UOA)	0
Baseline contract value	£344,164.18

### ACCESS\*

Patients seen in 24 months	Total	Change since previous quarter
Quarter ending March 2017	4,438	
Quarter ending June 2017	4,449	→
Quarter ending September 2017	4,501	→
Quarter ending December 2017	4,501	→
Quarter ending March 2018	4,392	↓
<b>Variance since March 2017</b>	<b>(1.0%)</b>	<b>↓</b>



### ACTIVITY



Month	2017	2018
April	645	571
May	1,622	1,972
June	2,374	2,934
July	3,569	4,311
August	4,826	5,230
September	5,849	6,447
October	7,033	7,356
November	8,211	8,549
December	9,314	9,499
January	10,227	10,260
February	11,371	11,056
March	12,102	11,563
April	12,237	
May	12,343	
June	12,383	

### QUALITY

	Quantity	Base Number	Contract	AT	Region	England
% of FP17s for the same patient ID Re-attending within 3 months - Children	70	1,697	4.1%	10.7%	12.8%	11.9%
% of FP17s for the same patient ID Re-attending within 3 months - Adults	367	3,785	9.7%	14.5%	16.5%	16.0%
% of FP17s for the same patient ID Re-attending between 3 & 9 months - Children	1,201	1,697	70.8%	57.9%	59.7%	58.3%
% of FP17s for the same patient ID Re-attending between 3 & 9 months - Adults	1,861	3,785	49.2%	52.3%	52.6%	50.3%
% of FP17s for Band 1 Urgent Courses	71	5,349	1.3%	8.1%	9.1%	9.1%
% of FP17s Relating to Free Repair or Replacements	23	5,349	0.4%	1.1%	1.0%	0.8%
% of FP17s Relating to Continuations	80	5,349	1.5%	1.4%	1.2%	1.0%
% of Patients satisfied with the dentistry they have received	1	1	N/A	92.5%	91.6%	91.5%
% of Patients satisfied with the time they had to wait for an appointment	1	1	N/A	88.5%	88.3%	87.9%

\* This is based on patients treated on this contract for their most recent course of treatment. Figures in italics indicate the base number of FP17s or Patient Questionnaire responses are less than 100. N/A is shown where the base number of responses is less than 10 during the period. % is calculated as Quantity/Base number\*100

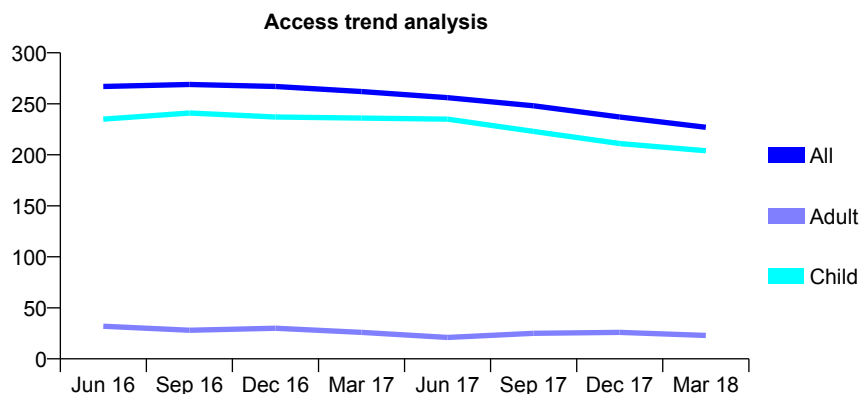
## Q49 - Vital Signs At a Glance Contract Report for 649341/0001 - March 2018

Name or company name	MR SR MORRIS
Contract type name	GDS Contract
Purpose of contract	General
Contract start date	01/04/2006
Contract end date	

17/18 Contracted general activity (UDA)	300
Carry forward general activity (UDA)	-6
17/18 Contracted orthodontic activity (UOA)	0
Carry forward orthodontic activity (UOA)	0
Baseline contract value	£6,315.11

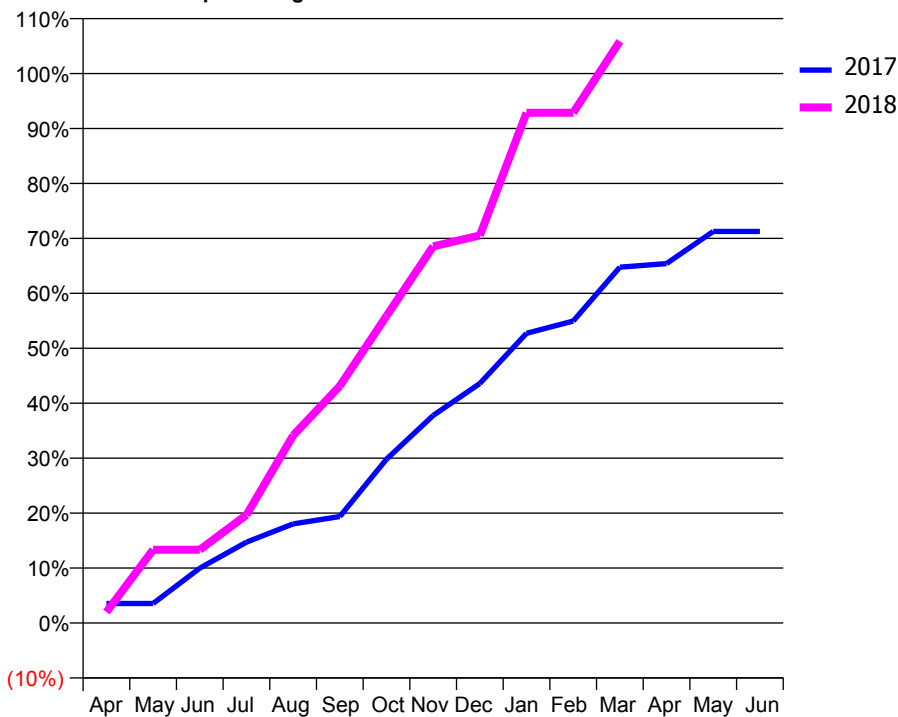
### ACCESS\*

Patients seen in 24 months	Total	Change since previous quarter
Quarter ending March 2017	262	
Quarter ending June 2017	256	↓
Quarter ending September 2017	248	↓
Quarter ending December 2017	237	↓
Quarter ending March 2018	227	↓
<b>Variance since March 2017</b>	<b>(13.4%)</b>	<b>↓</b>



### ACTIVITY

Cumulative percentage of contracted UDA delivered 2017 & 2018



Month	Adjusted Scheduled Activity (UDA)	
	2017	2018
April	16	6
May	16	40
June	45	40
July	66	59
August	81	102
September	87	129
October	134	168
November	170	206
December	197	212
January	238	279
February	248	279
March	292	318
April	295	
May	321	
June	321	

### QUALITY

	Quantity	Base Number	Contract	AT	Region	England
% of FP17s for the same patient ID Re-attending within 3 months - Children	11	245	4.5%	10.7%	12.8%	11.9%
% of FP17s for the same patient ID Re-attending within 3 months - Adults	0	0	N/A	14.5%	16.5%	16.0%
% of FP17s for the same patient ID Re-attending between 3 & 9 months - Children	137	245	55.9%	57.9%	59.7%	58.3%
% of FP17s for the same patient ID Re-attending between 3 & 9 months - Adults	0	0	N/A	52.3%	52.6%	50.3%
% of FP17s for Band 1 Urgent Courses	3	218	1.4%	8.1%	9.1%	9.1%
% of FP17s Relating to Free Repair or Replacements	0	218	0.0%	1.1%	1.0%	0.8%
% of FP17s Relating to Continuations	0	218	0.0%	1.4%	1.2%	1.0%
% of Patients satisfied with the dentistry they have received	0	0	N/A	92.5%	91.6%	91.5%
% of Patients satisfied with the time they had to wait for an appointment	0	0	N/A	88.5%	88.3%	87.9%

\* This is based on patients treated on this contract for their most recent course of treatment. Figures in italics indicate the base number of FP17s or Patient Questionnaire responses are less than 100. N/A is shown where the base number of responses is less than 10 during the period. % is calculated as Quantity/Base number\*100

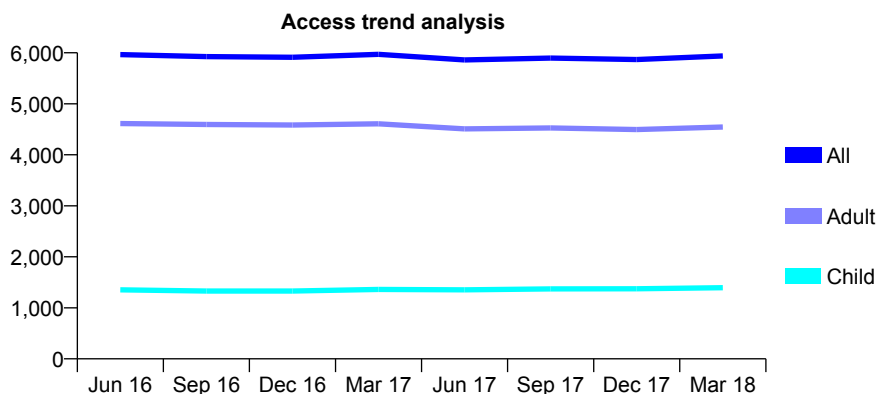
## Q49 - Vital Signs At a Glance Contract Report for 650803/0001 - March 2018

Name or company name	MRS KA BRANTINGHAM
Contract type name	GDS Contract
Purpose of contract	General
Contract start date	01/04/2006
Contract end date	

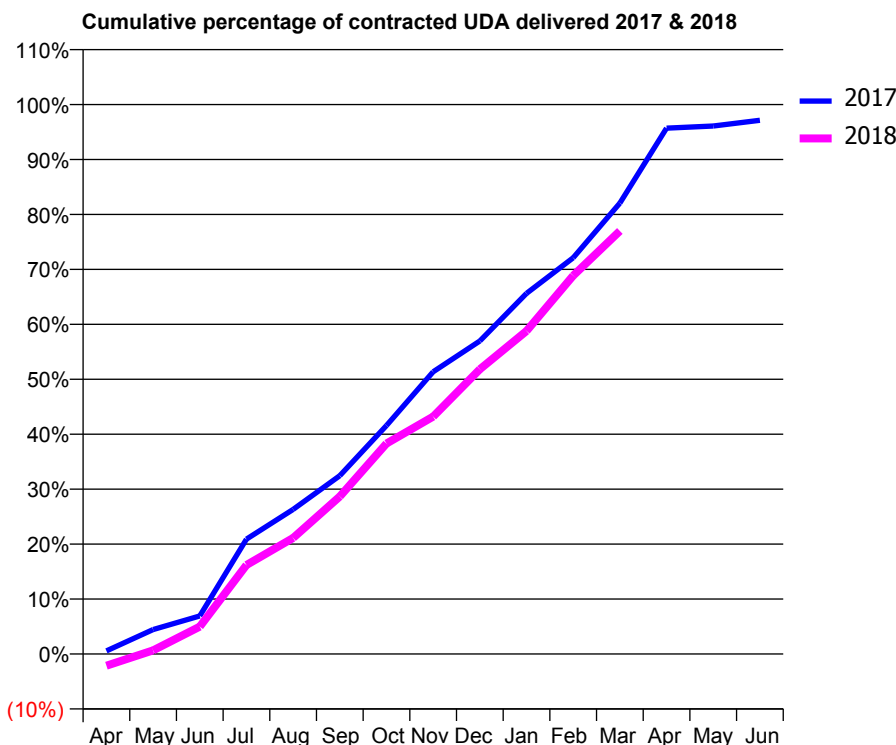
17/18 Contracted general activity (UDA)	17,629
Carry forward general activity (UDA)	507
17/18 Contracted orthodontic activity (UOA)	0
Carry forward orthodontic activity (UOA)	0
Baseline contract value	£549,105.78

### ACCESS\*

Patients seen in 24 months	Total	Change since previous quarter
Quarter ending March 2017	5,971	
Quarter ending June 2017	5,861	↓
Quarter ending September 2017	5,897	→
Quarter ending December 2017	5,869	→
Quarter ending March 2018	5,939	→
<b>Variance since March 2017</b>	<b>(0.5%)</b>	→



### ACTIVITY



Month	Adjusted Scheduled Activity (UDA)	
	2017	2018
April	102	-378
May	784	119
June	1,220	878
July	3,686	2,855
August	4,641	3,722
September	5,720	5,056
October	7,328	6,751
November	9,055	7,618
December	10,042	9,134
January	11,569	10,363
February	12,711	12,138
March	14,465	13,573
April	16,872	
May	16,938	
June	17,122	

### QUALITY

	Quantity	Base Number	Contract	AT	Region	England
% of FP17s for the same patient ID Re-attending within 3 months - Children	122	1,767	6.9%	10.7%	12.8%	11.9%
% of FP17s for the same patient ID Re-attending within 3 months - Adults	1,173	6,081	19.3%	14.5%	16.5%	16.0%
% of FP17s for the same patient ID Re-attending between 3 & 9 months - Children	838	1,767	47.4%	57.9%	59.7%	58.3%
% of FP17s for the same patient ID Re-attending between 3 & 9 months - Adults	2,728	6,081	44.9%	52.3%	52.6%	50.3%
% of FP17s for Band 1 Urgent Courses	598	6,796	8.8%	8.1%	9.1%	9.1%
% of FP17s Relating to Free Repair or Replacements	132	6,796	1.9%	1.1%	1.0%	0.8%
% of FP17s Relating to Continuations	160	6,796	2.4%	1.4%	1.2%	1.0%
% of Patients satisfied with the dentistry they have received	7	7	N/A	92.5%	91.6%	91.5%
% of Patients satisfied with the time they had to wait for an appointment	7	7	N/A	88.5%	88.3%	87.9%

\* This is based on patients treated on this contract for their most recent course of treatment. Figures in italics indicate the base number of FP17s or Patient Questionnaire responses are less than 100. N/A is shown where the base number of responses is less than 10 during the period. % is calculated as Quantity/Base number\*100



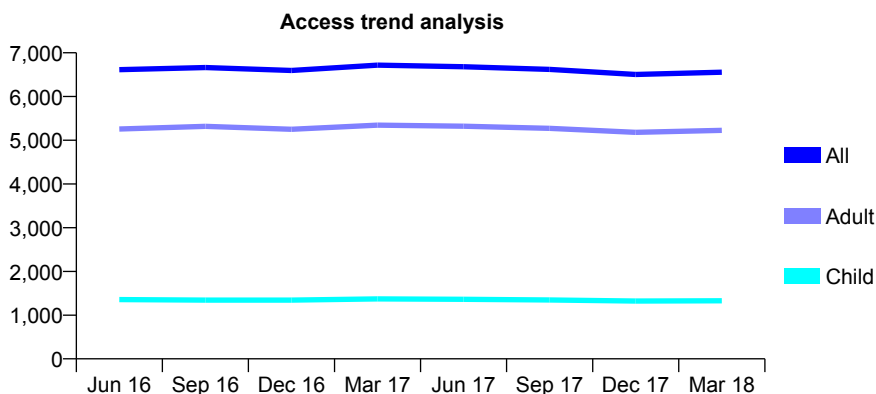
## Q49 - Vital Signs At a Glance Contract Report for 653314/0001 - March 2018

Name or company name	MR JN BUTTERWORTH
Contract type name	GDS Contract
Purpose of contract	General and Orthodontic
Contract start date	01/04/2006
Contract end date	

17/18 Contracted general activity (UDA)	19,662
Carry forward general activity (UDA)	419
17/18 Contracted orthodontic activity (UOA)	374
Carry forward orthodontic activity (UOA)	0
Baseline contract value	£472,446.80

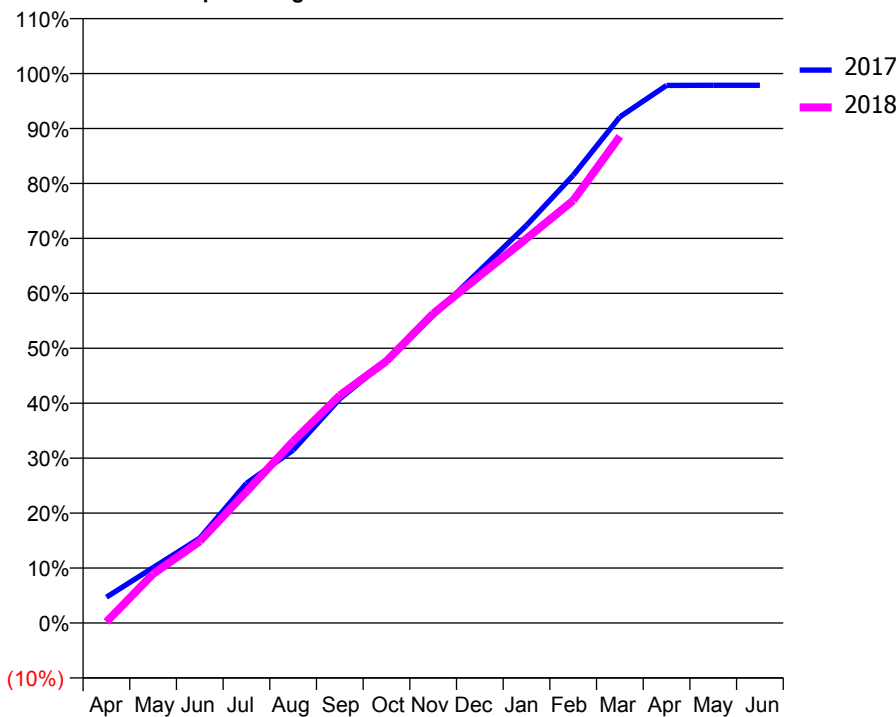
### ACCESS\*

Patients seen in 24 months	Total	Change since previous quarter
Quarter ending March 2017	6,718	
Quarter ending June 2017	6,682	→
Quarter ending September 2017	6,619	→
Quarter ending December 2017	6,503	↓
Quarter ending March 2018	6,555	→
<b>Variance since March 2017</b>	<b>(2.4%)</b>	<b>↓</b>



### ACTIVITY

Cumulative percentage of contracted UDA delivered 2017 & 2018



Month	Adjusted Scheduled Activity (UDA)	
	2017	2018
April	921	38
May	1,981	1,757
June	3,037	2,922
July	4,998	4,700
August	6,188	6,503
September	8,024	8,147
October	9,387	9,372
November	10,999	11,071
December	12,620	12,428
January	14,229	13,758
February	16,022	15,120
March	18,107	17,412
April	19,237	
May	19,243	
June	19,243	

### QUALITY

	Quantity	Base Number	Contract	AT	Region	England
% of FP17s for the same patient ID Re-attending within 3 months - Children	253	2,138	11.8%	10.7%	12.8%	11.9%
% of FP17s for the same patient ID Re-attending within 3 months - Adults	1,854	8,555	21.7%	14.5%	16.5%	16.0%
% of FP17s for the same patient ID Re-attending between 3 & 9 months - Children	1,383	2,138	64.7%	57.9%	59.7%	58.3%
% of FP17s for the same patient ID Re-attending between 3 & 9 months - Adults	5,143	8,555	60.1%	52.3%	52.6%	50.3%
% of FP17s for Band 1 Urgent Courses	1,181	9,605	12.3%	8.1%	9.1%	9.1%
% of FP17s Relating to Free Repair or Replacements	153	9,605	1.6%	1.1%	1.0%	0.8%
% of FP17s Relating to Continuations	183	9,605	1.9%	1.4%	1.2%	1.0%
% of Patients satisfied with the dentistry they have received	7	7	N/A	92.5%	91.6%	91.5%
% of Patients satisfied with the time they had to wait for an appointment	7	7	N/A	88.5%	88.3%	87.9%

\* This is based on patients treated on this contract for their most recent course of treatment. Figures in italics indicate the base number of FP17s or Patient Questionnaire responses are less than 100. N/A is shown where the base number of responses is less than 10 during the period. % is calculated as Quantity/Base number\*100

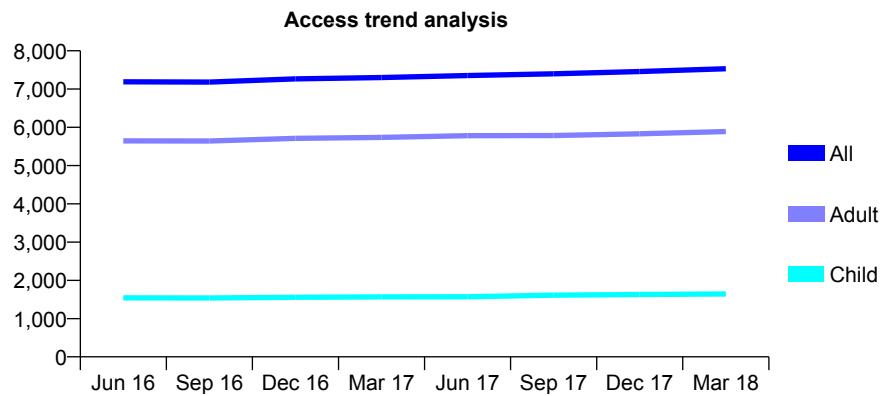
## Q49 - Vital Signs At a Glance Contract Report for 654205/0001 - March 2018

Name or company name	MRS KK AMLANI
Contract type name	Pilot Contract
Purpose of contract	General and Orthodontic
Contract start date	01/04/2006
Contract end date	

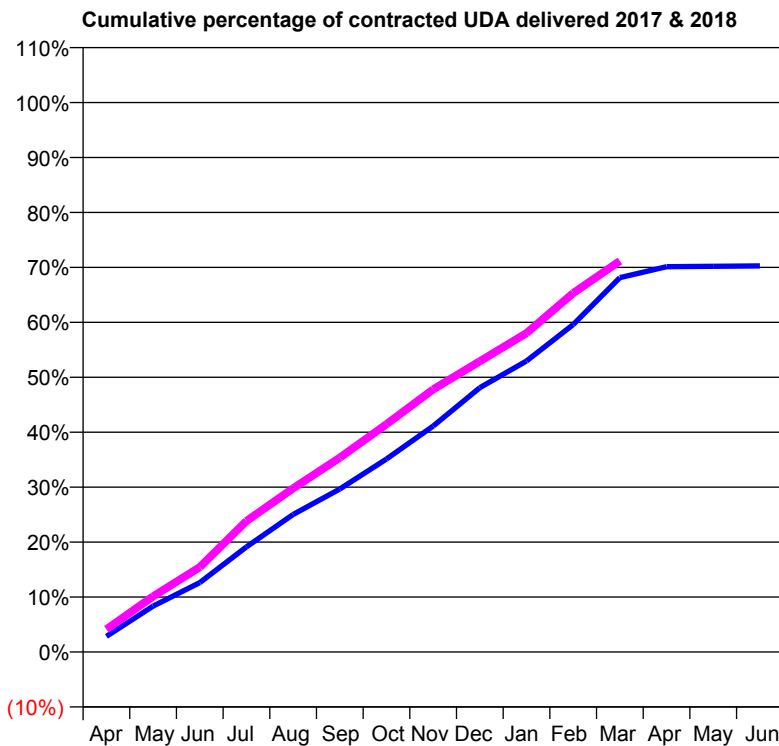
17/18 Contracted general activity (UDA)	27,729
Carry forward general activity (UDA)	0
17/18 Contracted orthodontic activity (UOA)	5
Carry forward orthodontic activity (UOA)	0
Baseline contract value	£629,150.44

### ACCESS\*

Patients seen in 24 months	Total	Change since previous quarter
Quarter ending March 2017	7,302	
Quarter ending June 2017	7,354	→
Quarter ending September 2017	7,397	→
Quarter ending December 2017	7,457	→
Quarter ending March 2018	7,532	→
<b>Variance since March 2017</b>	<b>3.1%</b>	<b>↑</b>



### ACTIVITY



Month	Adjusted Scheduled Activity (UDA)	
	2017	2018
April	789	1,145
May	2,321	2,806
June	3,499	4,280
July	5,308	6,611
August	6,942	8,259
September	8,226	9,809
October	9,741	11,494
November	11,401	13,253
December	13,342	14,675
January	14,683	16,094
February	16,526	18,111
March	18,895	19,733
April	19,445	
May	19,463	
June	19,482	

### QUALITY

	Quantity	Base Number	Contract	AT	Region	England
% of FP17s for the same patient ID Re-attending within 3 months - Children	109	2,305	4.7%	10.7%	12.8%	11.9%
% of FP17s for the same patient ID Re-attending within 3 months - Adults	1,480	8,679	17.1%	14.5%	16.5%	16.0%
% of FP17s for the same patient ID Re-attending between 3 & 9 months - Children	1,445	2,305	62.7%	57.9%	59.7%	58.3%
% of FP17s for the same patient ID Re-attending between 3 & 9 months - Adults	5,164	8,679	59.5%	52.3%	52.6%	50.3%
% of FP17s for Band 1 Urgent Courses	217	10,011	2.2%	8.1%	9.1%	9.1%
% of FP17s Relating to Free Repair or Replacements	161	10,011	1.6%	1.1%	1.0%	0.8%
% of FP17s Relating to Continuations	27	10,011	0.3%	1.4%	1.2%	1.0%
% of Patients satisfied with the dentistry they have received	6	7	N/A	92.5%	91.6%	91.5%
% of Patients satisfied with the time they had to wait for an appointment	6	7	N/A	88.5%	88.3%	87.9%

\* This is based on patients treated on this contract for their most recent course of treatment. Figures in italics indicate the base number of FP17s or Patient Questionnaire responses are less than 100. N/A is shown where the base number of responses is less than 10 during the period. % is calculated as Quantity/Base number\*100

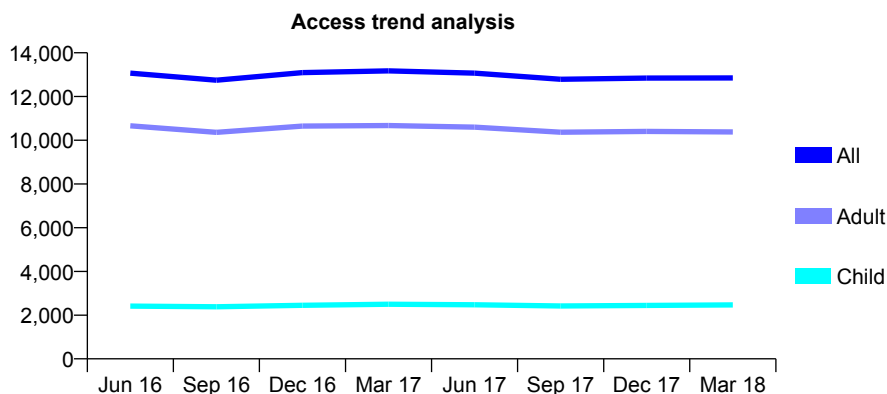
## Q49 - Vital Signs At a Glance Contract Report for 654337/0001 - March 2018

Name or company name	MR F ANSARI-ARDABILI
Contract type name	GDS Contract
Purpose of contract	General
Contract start date	01/04/2006
Contract end date	

17/18 Contracted general activity (UDA)	44,500
Carry forward general activity (UDA)	296
17/18 Contracted orthodontic activity (UOA)	0
Carry forward orthodontic activity (UOA)	0
Baseline contract value	£1,172,555.06

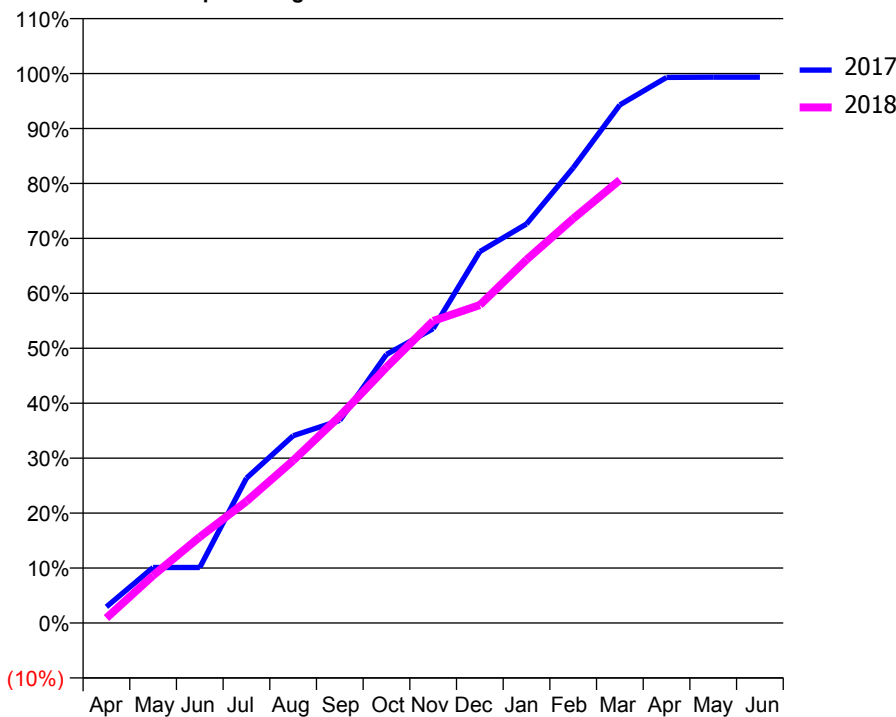
### ACCESS\*

Patients seen in 24 months	Total	Change since previous quarter
Quarter ending March 2017	13,172	
Quarter ending June 2017	13,070	→
Quarter ending September 2017	12,790	↓
Quarter ending December 2017	12,846	→
Quarter ending March 2018	12,848	→
<b>Variance since March 2017</b>	<b>(2.5%)</b>	<b>↓</b>



### ACTIVITY

Cumulative percentage of contracted UDA delivered 2017 & 2018



Adjusted Scheduled Activity (UDA)

Month	2017	2018
April	1,315	408
May	4,493	3,848
June	4,493	6,976
July	11,735	9,852
August	15,168	13,159
September	16,405	16,752
October	21,753	20,722
November	23,839	24,469
December	30,085	25,745
January	32,311	29,426
February	36,862	32,744
March	41,961	35,877
April	44,186	
May	44,200	
June	44,204	

### QUALITY

	Quantity	Base Number	Contract	AT	Region	England
% of FP17s for the same patient ID Re-attending within 3 months - Children	115	2,643	4.4%	10.7%	12.8%	11.9%
% of FP17s for the same patient ID Re-attending within 3 months - Adults	936	10,637	8.8%	14.5%	16.5%	16.0%
% of FP17s for the same patient ID Re-attending between 3 & 9 months - Children	1,199	2,643	45.4%	57.9%	59.7%	58.3%
% of FP17s for the same patient ID Re-attending between 3 & 9 months - Adults	5,227	10,637	49.1%	52.3%	52.6%	50.3%
% of FP17s for Band 1 Urgent Courses	473	12,613	3.8%	8.1%	9.1%	9.1%
% of FP17s Relating to Free Repair or Replacements	325	12,613	2.6%	1.1%	1.0%	0.8%
% of FP17s Relating to Continuations	106	12,613	0.8%	1.4%	1.2%	1.0%
% of Patients satisfied with the dentistry they have received	23	25	92.0%	92.5%	91.6%	91.5%
% of Patients satisfied with the time they had to wait for an appointment	22	25	88.0%	88.5%	88.3%	87.9%

\* This is based on patients treated on this contract for their most recent course of treatment. Figures in italics indicate the base number of FP17s or Patient Questionnaire responses are less than 100. N/A is shown where the base number of responses is less than 10 during the period. % is calculated as Quantity/Base number\*100

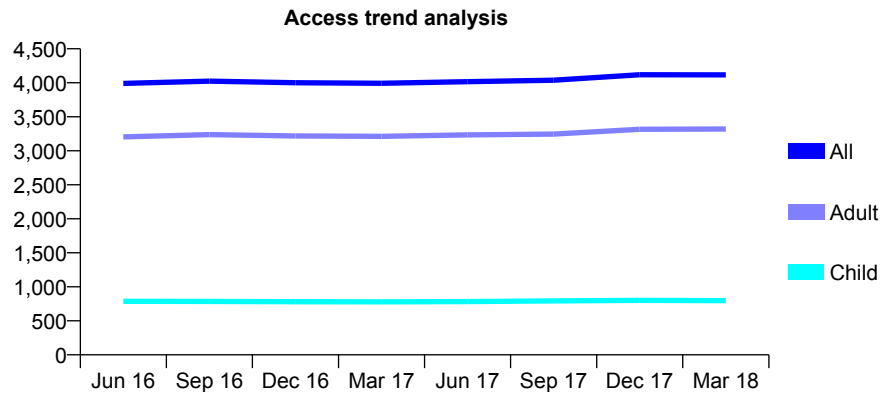
## Q49 - Vital Signs At a Glance Contract Report for 658170/0001 - March 2018

Name or company name	MR ME BENN
Contract type name	GDS Contract
Purpose of contract	General
Contract start date	01/04/2006
Contract end date	

17/18 Contracted general activity (UDA)	11,451
Carry forward general activity (UDA)	-189
17/18 Contracted orthodontic activity (UOA)	0
Carry forward orthodontic activity (UOA)	0
Baseline contract value	£336,209.10

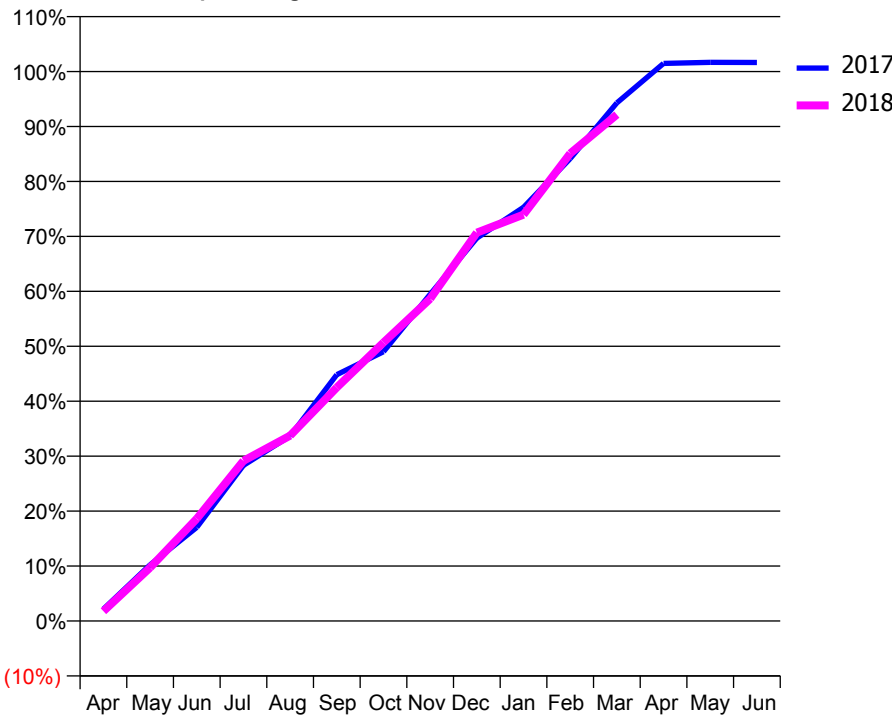
### ACCESS\*

Patients seen in 24 months	Total	Change since previous quarter
Quarter ending March 2017	3,993	
Quarter ending June 2017	4,017	→
Quarter ending September 2017	4,039	→
Quarter ending December 2017	4,118	→
Quarter ending March 2018	4,117	→
<b>Variance since March 2017</b>	<b>3.1%</b>	<b>↑</b>



### ACTIVITY

Cumulative percentage of contracted UDA delivered 2017 & 2018



Month	Adjusted Scheduled Activity (UDA)	
	2017	2018
April	250	203
May	1,172	1,113
June	1,953	2,134
July	3,245	3,340
August	3,856	3,863
September	5,133	4,866
October	5,611	5,804
November	6,808	6,715
December	7,979	8,094
January	8,623	8,468
February	9,635	9,745
March	10,798	10,553
April	11,619	
May	11,643	
June	11,640	

### QUALITY

	Quantity	Base Number	Contract	AT	Region	England
% of FP17s for the same patient ID Re-attending within 3 months - Children	32	897	3.6%	10.7%	12.8%	11.9%
% of FP17s for the same patient ID Re-attending within 3 months - Adults	424	4,340	9.8%	14.5%	16.5%	16.0%
% of FP17s for the same patient ID Re-attending between 3 & 9 months - Children	296	897	33.0%	57.9%	59.7%	58.3%
% of FP17s for the same patient ID Re-attending between 3 & 9 months - Adults	1,945	4,340	44.8%	52.3%	52.6%	50.3%
% of FP17s for Band 1 Urgent Courses	305	4,882	6.2%	8.1%	9.1%	9.1%
% of FP17s Relating to Free Repair or Replacements	63	4,882	1.3%	1.1%	1.0%	0.8%
% of FP17s Relating to Continuations	40	4,882	0.8%	1.4%	1.2%	1.0%
% of Patients satisfied with the dentistry they have received	8	8	N/A	92.5%	91.6%	91.5%
% of Patients satisfied with the time they had to wait for an appointment	7	8	N/A	88.5%	88.3%	87.9%

\* This is based on patients treated on this contract for their most recent course of treatment. Figures in italics indicate the base number of FP17s or Patient Questionnaire responses are less than 100. N/A is shown where the base number of responses is less than 10 during the period. % is calculated as Quantity/Base number\*100

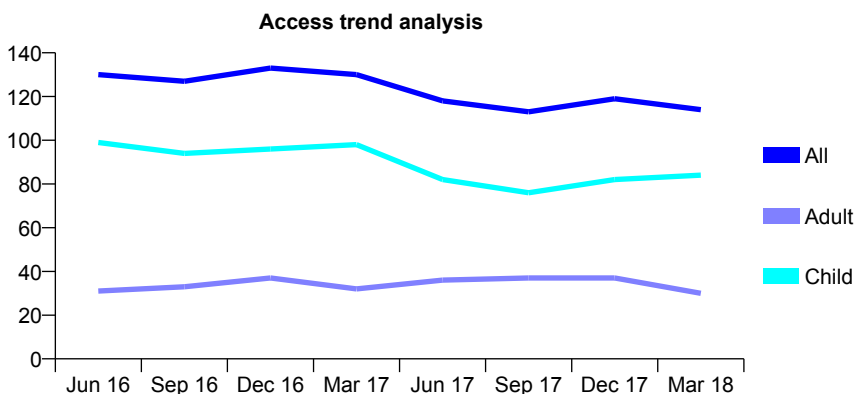
## Q49 - Vital Signs At a Glance Contract Report for 660957/0002 - March 2018

Name or company name	MR CJ BARR
Contract type name	GDS Contract
Purpose of contract	General and Orthodontic
Contract start date	17/03/2012
Contract end date	

17/18 Contracted general activity (UDA)	200
Carry forward general activity (UDA)	0
17/18 Contracted orthodontic activity (UOA)	2,548
Carry forward orthodontic activity (UOA)	0
Baseline contract value	£173,643.23

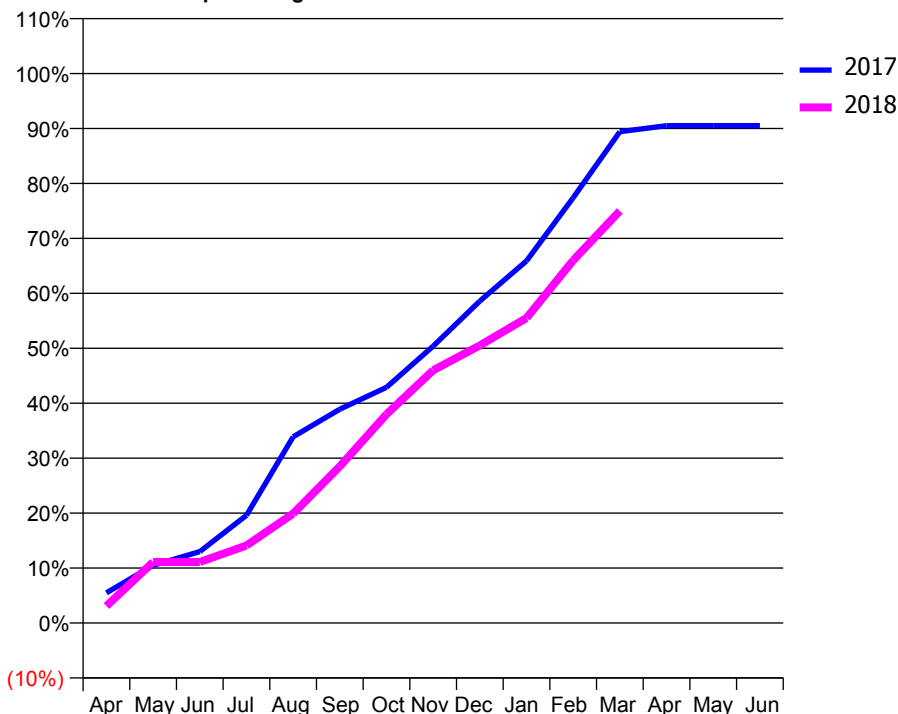
### ACCESS\*

Patients seen in 24 months	Total	Change since previous quarter
Quarter ending March 2017	130	
Quarter ending June 2017	118	↓
Quarter ending September 2017	113	↓
Quarter ending December 2017	119	↑
Quarter ending March 2018	114	↓
<b>Variance since March 2017</b>	<b>(12.3%)</b>	<b>↓</b>



### ACTIVITY

Cumulative percentage of contracted UDA delivered 2017 & 2018



Month	Adjusted Scheduled Activity (UDA)	
	2017	2018
April	11	6
May	21	22
June	26	22
July	39	28
August	68	40
September	78	57
October	86	76
November	101	92
December	117	101
January	132	111
February	155	132
March	179	150
April	181	
May	181	
June	181	

### QUALITY

	Quantity	Base Number	Contract	AT	Region	England
% of FP17s for the same patient ID Re-attending within 3 months - Children	23	283	8.1%	10.7%	12.8%	11.9%
% of FP17s for the same patient ID Re-attending within 3 months - Adults	0	16	0.0%	14.5%	16.5%	16.0%
% of FP17s for the same patient ID Re-attending between 3 & 9 months - Children	43	283	15.2%	57.9%	59.7%	58.3%
% of FP17s for the same patient ID Re-attending between 3 & 9 months - Adults	4	16	25.0%	52.3%	52.6%	50.3%
% of FP17s for Band 1 Urgent Courses	5	103	4.9%	8.1%	9.1%	9.1%
% of FP17s Relating to Free Repair or Replacements	0	103	0.0%	1.1%	1.0%	0.8%
% of FP17s Relating to Continuations	0	103	0.0%	1.4%	1.2%	1.0%
% of Patients satisfied with the dentistry they have received	0	0	N/A	92.5%	91.6%	91.5%
% of Patients satisfied with the time they had to wait for an appointment	0	0	N/A	88.5%	88.3%	87.9%

\* This is based on patients treated on this contract for their most recent course of treatment. Figures in italics indicate the base number of FP17s or Patient Questionnaire responses are less than 100. N/A is shown where the base number of responses is less than 10 during the period. % is calculated as Quantity/Base number\*100

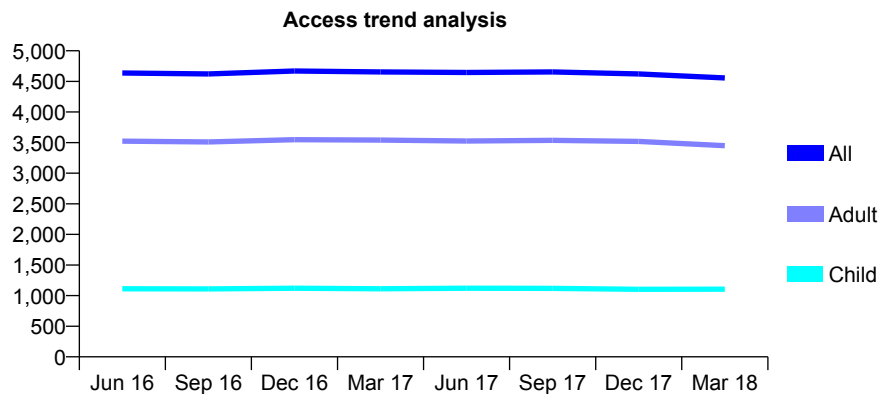
## Q49 - Vital Signs At a Glance Contract Report for 661155/0001 - March 2018

Name or company name	MR G REID
Contract type name	GDS Contract
Purpose of contract	General
Contract start date	01/04/2006
Contract end date	

17/18 Contracted general activity (UDA)	13,848
Carry forward general activity (UDA)	-14
17/18 Contracted orthodontic activity (UOA)	0
Carry forward orthodontic activity (UOA)	0
Baseline contract value	£410,003.02

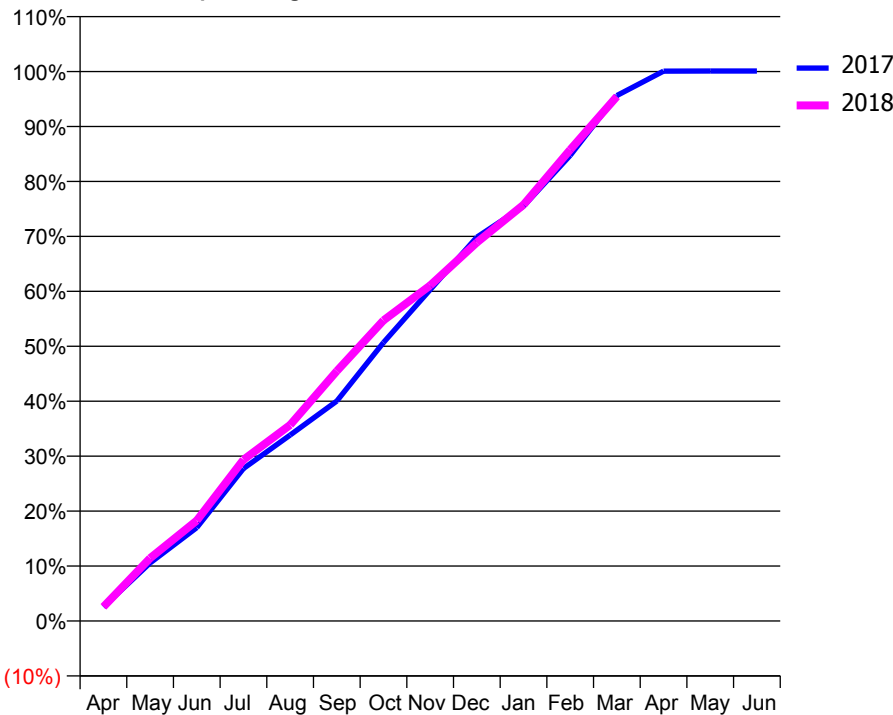
### ACCESS\*

Patients seen in 24 months	Total	Change since previous quarter
Quarter ending March 2017	4,655	
Quarter ending June 2017	4,647	→
Quarter ending September 2017	4,655	→
Quarter ending December 2017	4,623	→
Quarter ending March 2018	4,556	↓
<b>Variance since March 2017</b>	<b>(2.1%)</b>	<b>↓</b>



### ACTIVITY

Cumulative percentage of contracted UDA delivered 2017 & 2018



Month	Adjusted Scheduled Activity (UDA)	
	2017	2018
April	355	359
May	1,464	1,584
June	2,354	2,534
July	3,844	4,063
August	4,687	4,941
September	5,543	6,300
October	7,017	7,575
November	8,348	8,458
December	9,673	9,539
January	10,454	10,491
February	11,735	11,877
March	13,241	13,218
April	13,858	
May	13,861	
June	13,862	

### QUALITY

	Quantity	Base Number	Contract	AT	Region	England
% of FP17s for the same patient ID Re-attending within 3 months - Children	125	1,744	7.2%	10.7%	12.8%	11.9%
% of FP17s for the same patient ID Re-attending within 3 months - Adults	934	5,413	17.3%	14.5%	16.5%	16.0%
% of FP17s for the same patient ID Re-attending between 3 & 9 months - Children	1,157	1,744	66.3%	57.9%	59.7%	58.3%
% of FP17s for the same patient ID Re-attending between 3 & 9 months - Adults	3,260	5,413	60.2%	52.3%	52.6%	50.3%
% of FP17s for Band 1 Urgent Courses	340	6,842	5.0%	8.1%	9.1%	9.1%
% of FP17s Relating to Free Repair or Replacements	151	6,842	2.2%	1.1%	1.0%	0.8%
% of FP17s Relating to Continuations	180	6,842	2.6%	1.4%	1.2%	1.0%
% of Patients satisfied with the dentistry they have received	4	4	N/A	92.5%	91.6%	91.5%
% of Patients satisfied with the time they had to wait for an appointment	3	4	N/A	88.5%	88.3%	87.9%

\* This is based on patients treated on this contract for their most recent course of treatment. Figures in italics indicate the base number of FP17s or Patient Questionnaire responses are less than 100. N/A is shown where the base number of responses is less than 10 during the period. % is calculated as Quantity/Base number\*100

## Q49 - Vital Signs At a Glance Contract Report for 674303/0001 - March 2018

Name or company name	MR JH NOWICKI
Contract type name	GDS Contract
Purpose of contract	General
Contract start date	01/04/2006
Contract end date	

17/18 Contracted general activity (UDA)	3,602
Carry forward general activity (UDA)	-72
17/18 Contracted orthodontic activity (UOA)	0
Carry forward orthodontic activity (UOA)	0
Baseline contract value	£86,141.22

### ACCESS\*

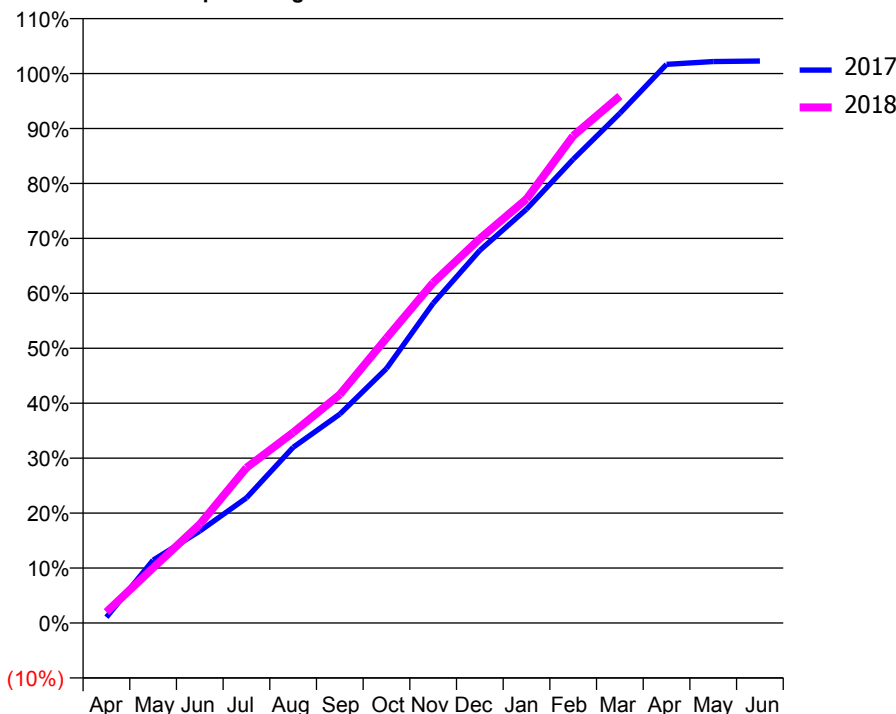
Patients seen in 24 months	Total	Change since previous quarter
Quarter ending March 2017	N/A	
Quarter ending June 2017	N/A	
Quarter ending September 2017	N/A	
Quarter ending December 2017	N/A	
Quarter ending March 2018	N/A	
<b>Variance since March 2017</b>	<b>N/A</b>	

### Access trend analysis

■ All  
■ Adult  
■ Child

### ACTIVITY

Cumulative percentage of contracted UDA delivered 2017 & 2018



Month	Adjusted Scheduled Activity (UDA)	
	2017	2018
April	38	72
May	412	362
June	603	647
July	821	1,018
August	1,152	1,249
September	1,369	1,498
October	1,668	1,867
November	2,096	2,231
December	2,443	2,520
January	2,713	2,780
February	3,039	3,193
March	3,341	3,454
April	3,662	
May	3,681	
June	3,684	

### QUALITY

	Quantity	Base Number	Contract	AT	Region	England
% of FP17s for the same patient ID Re-attending within 3 months - Children	19	517	3.7%	10.7%	12.8%	11.9%
% of FP17s for the same patient ID Re-attending within 3 months - Adults	172	1,580	10.9%	14.5%	16.5%	16.0%
% of FP17s for the same patient ID Re-attending between 3 & 9 months - Children	299	517	57.8%	57.9%	59.7%	58.3%
% of FP17s for the same patient ID Re-attending between 3 & 9 months - Adults	861	1,580	54.5%	52.3%	52.6%	50.3%
% of FP17s for Band 1 Urgent Courses	162	1,908	8.5%	8.1%	9.1%	9.1%
% of FP17s Relating to Free Repair or Replacements	12	1,908	0.6%	1.1%	1.0%	0.8%
% of FP17s Relating to Continuations	10	1,908	0.5%	1.4%	1.2%	1.0%
% of Patients satisfied with the dentistry they have received	0	0	N/A	92.5%	91.6%	91.5%
% of Patients satisfied with the time they had to wait for an appointment	0	0	N/A	88.5%	88.3%	87.9%

\* This is based on patients treated on this contract for their most recent course of treatment. Figures in italics indicate the base number of FP17s or Patient Questionnaire responses are less than 100. N/A is shown where the base number of responses is less than 10 during the period. % is calculated as Quantity/Base number\*100

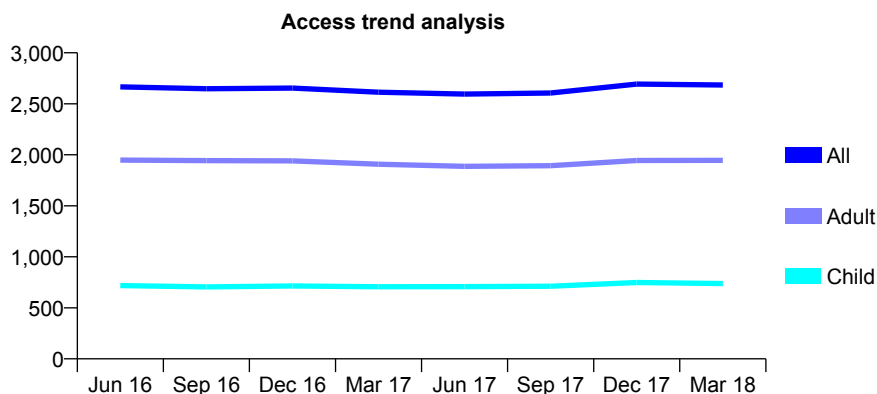
## Q49 - Vital Signs At a Glance Contract Report for 674338/0001 - March 2018

Name or company name	MRS LJ HUNTER
Contract type name	GDS Contract
Purpose of contract	General
Contract start date	01/04/2006
Contract end date	

17/18 Contracted general activity (UDA)	8,826
Carry forward general activity (UDA)	-46
17/18 Contracted orthodontic activity (UOA)	0
Carry forward orthodontic activity (UOA)	0
Baseline contract value	£244,299.96

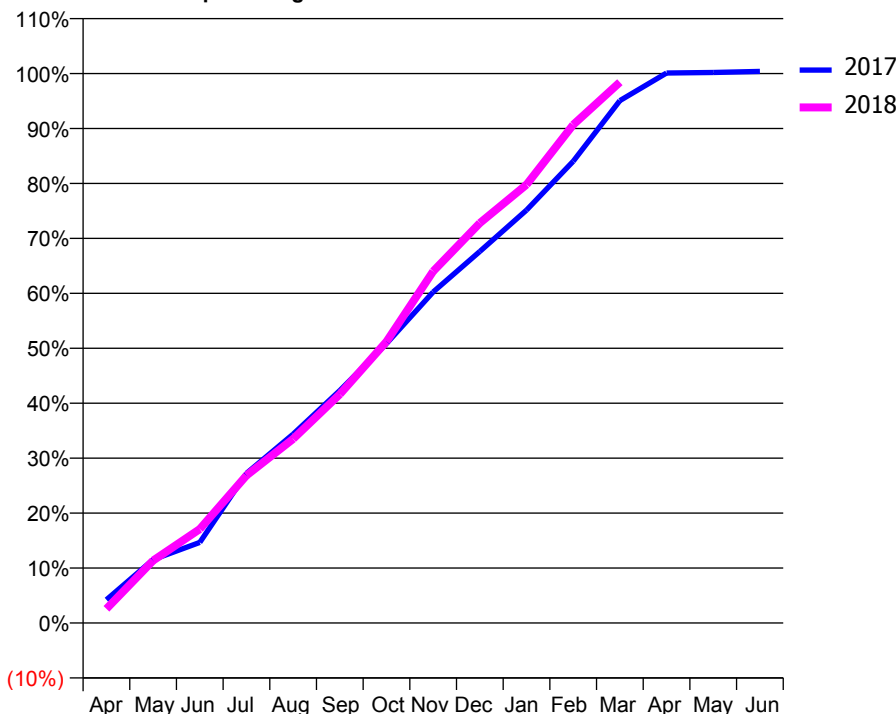
### ACCESS\*

Patients seen in 24 months	Total	Change since previous quarter
Quarter ending March 2017	2,614	
Quarter ending June 2017	2,595	→
Quarter ending September 2017	2,606	→
Quarter ending December 2017	2,693	↑
Quarter ending March 2018	2,684	→
<b>Variance since March 2017</b>	<b>2.7%</b>	<b>↑</b>



### ACTIVITY

Cumulative percentage of contracted UDA delivered 2017 & 2018



Adjusted Scheduled Activity (UDA)

Month	2017	2018
April	373	228
May	1,018	1,003
June	1,295	1,510
July	2,404	2,370
August	3,033	2,956
September	3,733	3,673
October	4,488	4,519
November	5,318	5,650
December	5,968	6,423
January	6,632	7,041
February	7,416	8,003
March	8,390	8,687
April	8,833	
May	8,842	
June	8,859	

### QUALITY

	Quantity	Base Number	Contract	AT	Region	England
% of FP17s for the same patient ID Re-attending within 3 months - Children	146	1,133	12.9%	10.7%	12.8%	11.9%
% of FP17s for the same patient ID Re-attending within 3 months - Adults	463	2,578	18.0%	14.5%	16.5%	16.0%
% of FP17s for the same patient ID Re-attending between 3 & 9 months - Children	565	1,133	49.9%	57.9%	59.7%	58.3%
% of FP17s for the same patient ID Re-attending between 3 & 9 months - Adults	1,150	2,578	44.6%	52.3%	52.6%	50.3%
% of FP17s for Band 1 Urgent Courses	189	3,574	5.3%	8.1%	9.1%	9.1%
% of FP17s Relating to Free Repair or Replacements	98	3,574	2.7%	1.1%	1.0%	0.8%
% of FP17s Relating to Continuations	56	3,574	1.6%	1.4%	1.2%	1.0%
% of Patients satisfied with the dentistry they have received	3	3	N/A	92.5%	91.6%	91.5%
% of Patients satisfied with the time they had to wait for an appointment	2	3	N/A	88.5%	88.3%	87.9%

\* This is based on patients treated on this contract for their most recent course of treatment. Figures in italics indicate the base number of FP17s or Patient Questionnaire responses are less than 100. N/A is shown where the base number of responses is less than 10 during the period. % is calculated as Quantity/Base number\*100



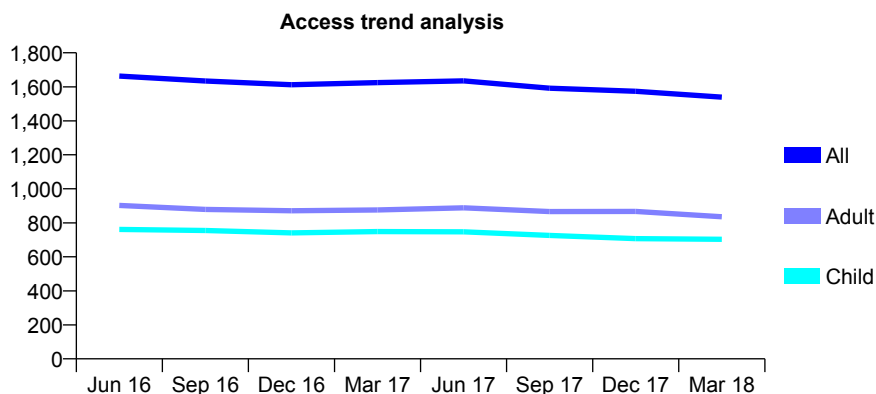
## Q49 - Vital Signs At a Glance Contract Report for 676098/0001 - March 2018

Name or company name	MR BS LIVERSIDGE
Contract type name	GDS Contract
Purpose of contract	General and Orthodontic
Contract start date	01/04/2006
Contract end date	

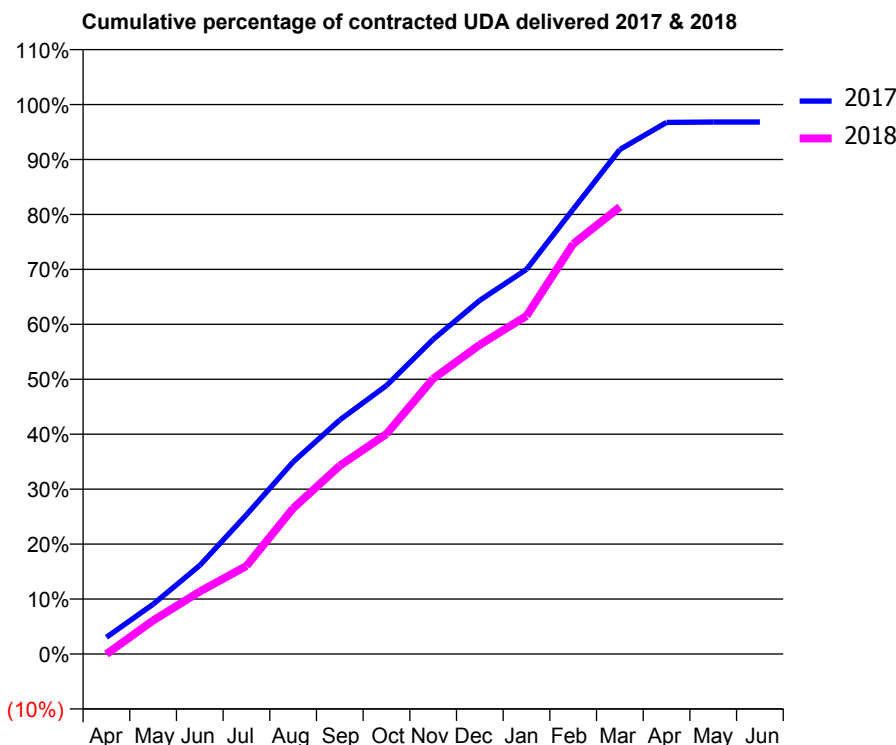
17/18 Contracted general activity (UDA)	6,054
Carry forward general activity (UDA)	193
17/18 Contracted orthodontic activity (UOA)	0
Carry forward orthodontic activity (UOA)	0
Baseline contract value	£155,317.15

### ACCESS\*

Patients seen in 24 months	Total	Change since previous quarter
Quarter ending March 2017	1,625	
Quarter ending June 2017	1,635	→
Quarter ending September 2017	1,592	↓
Quarter ending December 2017	1,574	↓
Quarter ending March 2018	1,539	↓
<b>Variance since March 2017</b>	<b>(5.3%)</b>	<b>↓</b>



### ACTIVITY



Month	Adjusted Scheduled Activity (UDA)	
	2017	2018
April	185	-2
May	549	369
June	977	688
July	1,534	971
August	2,116	1,606
September	2,579	2,076
October	2,959	2,424
November	3,467	3,032
December	3,896	3,407
January	4,238	3,725
February	4,900	4,518
March	5,558	4,926
April	5,857	
May	5,861	
June	5,861	

### QUALITY

	Quantity	Base Number	Contract	AT	Region	England
% of FP17s for the same patient ID Re-attending within 3 months - Children	37	876	4.2%	10.7%	12.8%	11.9%
% of FP17s for the same patient ID Re-attending within 3 months - Adults	122	926	13.2%	14.5%	16.5%	16.0%
% of FP17s for the same patient ID Re-attending between 3 & 9 months - Children	400	876	45.7%	57.9%	59.7%	58.3%
% of FP17s for the same patient ID Re-attending between 3 & 9 months - Adults	375	926	40.5%	52.3%	52.6%	50.3%
% of FP17s for Band 1 Urgent Courses	54	1,719	3.1%	8.1%	9.1%	9.1%
% of FP17s Relating to Free Repair or Replacements	0	1,719	0.0%	1.1%	1.0%	0.8%
% of FP17s Relating to Continuations	0	1,719	0.0%	1.4%	1.2%	1.0%
% of Patients satisfied with the dentistry they have received	3	3	N/A	92.5%	91.6%	91.5%
% of Patients satisfied with the time they had to wait for an appointment	3	3	N/A	88.5%	88.3%	87.9%

\* This is based on patients treated on this contract for their most recent course of treatment. Figures in italics indicate the base number of FP17s or Patient Questionnaire responses are less than 100. N/A is shown where the base number of responses is less than 10 during the period. % is calculated as Quantity/Base number\*100

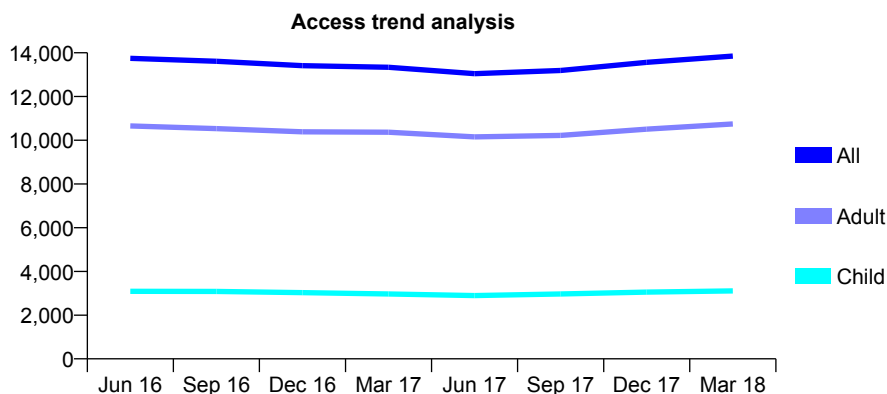
## Q49 - Vital Signs At a Glance Contract Report for 678457/0001 - March 2018

Name or company name	MR LA NIGHTINGALE
Contract type name	GDS Contract
Purpose of contract	General
Contract start date	01/04/2006
Contract end date	

17/18 Contracted general activity (UDA)	47,798
Carry forward general activity (UDA)	0
17/18 Contracted orthodontic activity (UOA)	0
Carry forward orthodontic activity (UOA)	0
Baseline contract value	£1,139,409.61

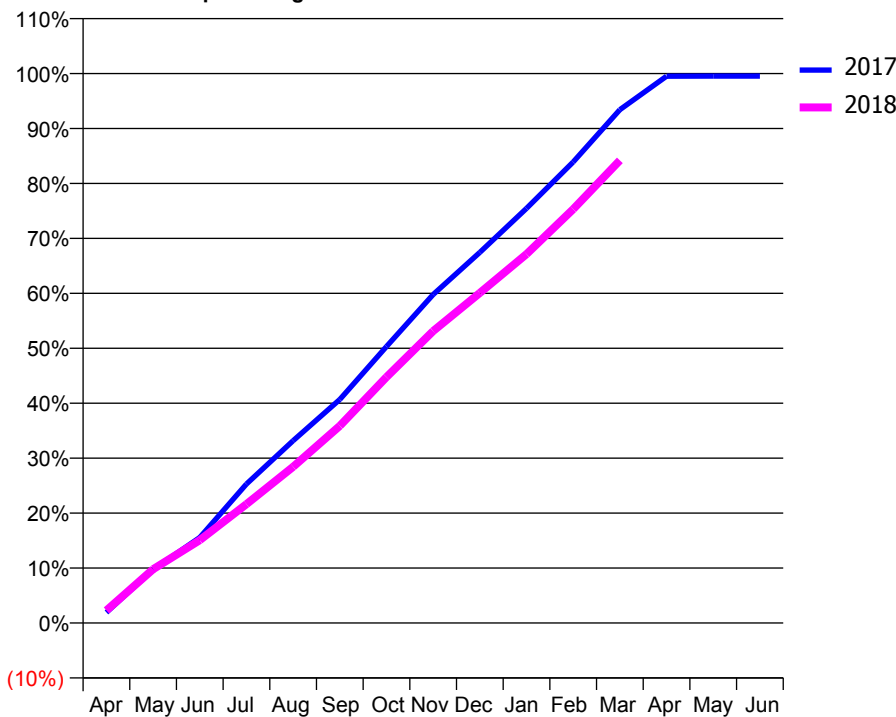
### ACCESS\*

Patients seen in 24 months	Total	Change since previous quarter
Quarter ending March 2017	13,336	
Quarter ending June 2017	13,047	↓
Quarter ending September 2017	13,189	→
Quarter ending December 2017	13,562	↑
Quarter ending March 2018	13,853	↑
<b>Variance since March 2017</b>	<b>3.9%</b>	<b>↑</b>



### ACTIVITY

Cumulative percentage of contracted UDA delivered 2017 & 2018



Month	Adjusted Scheduled Activity (UDA)	
	2017	2018
April	790	1,090
May	3,975	4,686
June	6,362	7,206
July	10,329	10,340
August	13,557	13,583
September	16,613	17,155
October	20,547	21,391
November	24,417	25,391
December	27,547	28,712
January	30,816	32,086
February	34,273	35,997
March	38,154	40,246
April	40,642	
May	40,652	
June	40,654	

### QUALITY

	Quantity	Base Number	Contract	AT	Region	England
% of FP17s for the same patient ID Re-attending within 3 months - Children	322	4,670	6.9%	10.7%	12.8%	11.9%
% of FP17s for the same patient ID Re-attending within 3 months - Adults	2,318	15,624	14.8%	14.5%	16.5%	16.0%
% of FP17s for the same patient ID Re-attending between 3 & 9 months - Children	2,618	4,670	56.1%	57.9%	59.7%	58.3%
% of FP17s for the same patient ID Re-attending between 3 & 9 months - Adults	8,612	15,624	55.1%	52.3%	52.6%	50.3%
% of FP17s for Band 1 Urgent Courses	1,220	18,895	6.5%	8.1%	9.1%	9.1%
% of FP17s Relating to Free Repair or Replacements	194	18,895	1.0%	1.1%	1.0%	0.8%
% of FP17s Relating to Continuations	382	18,895	2.0%	1.4%	1.2%	1.0%
% of Patients satisfied with the dentistry they have received	17	17	100.0%	92.5%	91.6%	91.5%
% of Patients satisfied with the time they had to wait for an appointment	13	17	76.5%	88.5%	88.3%	87.9%

\* This is based on patients treated on this contract for their most recent course of treatment. Figures in italics indicate the base number of FP17s or Patient Questionnaire responses are less than 100. N/A is shown where the base number of responses is less than 10 during the period. % is calculated as Quantity/Base number\*100

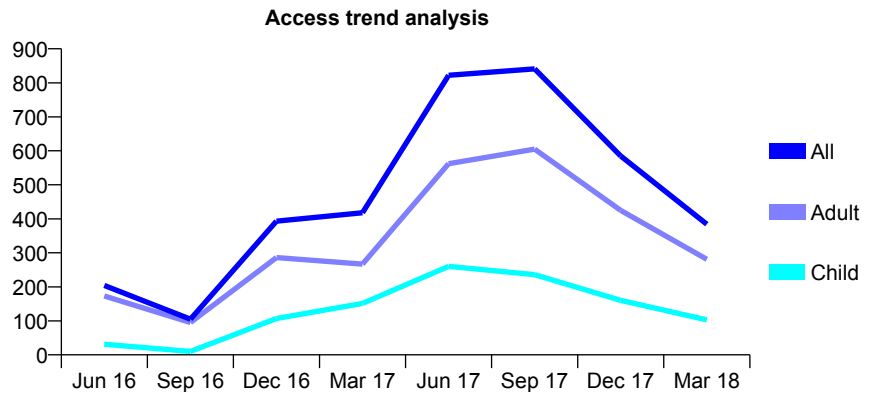
## Q49 - Vital Signs At a Glance Contract Report for 678457/0002 - March 2018

Name or company name	MR LA NIGHTINGALE
Contract type name	GDS Contract
Purpose of contract	General
Contract start date	01/04/2008
Contract end date	31/07/2017

17/18 Contracted general activity (UDA)	2,318
Carry forward general activity (UDA)	0
17/18 Contracted orthodontic activity (UOA)	0
Carry forward orthodontic activity (UOA)	0
Baseline contract value	£50,284.36

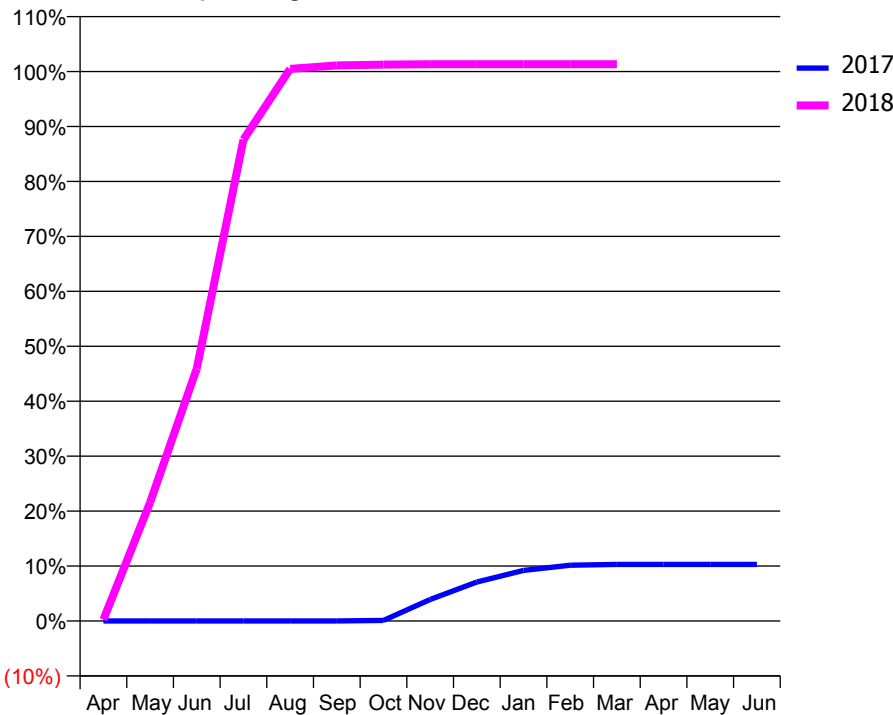
### ACCESS\*

Patients seen in 24 months	Total	Change since previous quarter
Quarter ending March 2017	418	
Quarter ending June 2017	822	↑
Quarter ending September 2017	841	↑
Quarter ending December 2017	585	↓
Quarter ending March 2018	384	↓
<b>Variance since March 2017</b>	<b>(8.1%)</b>	<b>↓</b>



### ACTIVITY

Cumulative percentage of contracted UDA delivered 2017 & 2018



Month	Adjusted Scheduled Activity (UDA)	
	2017	2018
April	0	6
May	0	501
June	0	1,065
July	0	2,031
August	0	2,329
September	0	2,344
October	7	2,347
November	273	2,349
December	493	2,349
January	640	2,349
February	706	2,349
March	716	2,349
April	716	
May	716	
June	716	

### QUALITY

	Quantity	Base Number	Contract	AT	Region	England
% of FP17s for the same patient ID Re-attending within 3 months - Children	10	224	4.5%	10.7%	12.8%	11.9%
% of FP17s for the same patient ID Re-attending within 3 months - Adults	51	721	7.1%	14.5%	16.5%	16.0%
% of FP17s for the same patient ID Re-attending between 3 & 9 months - Children	3	224	1.3%	57.9%	59.7%	58.3%
% of FP17s for the same patient ID Re-attending between 3 & 9 months - Adults	16	721	2.2%	52.3%	52.6%	50.3%
% of FP17s for Band 1 Urgent Courses	119	945	12.6%	8.1%	9.1%	9.1%
% of FP17s Relating to Free Repair or Replacements	14	945	1.5%	1.1%	1.0%	0.8%
% of FP17s Relating to Continuations	15	945	1.6%	1.4%	1.2%	1.0%
% of Patients satisfied with the dentistry they have received	2	2	N/A	92.5%	91.6%	91.5%
% of Patients satisfied with the time they had to wait for an appointment	2	2	N/A	88.5%	88.3%	87.9%

\* This is based on patients treated on this contract for their most recent course of treatment. Figures in italics indicate the base number of FP17s or Patient Questionnaire responses are less than 100. N/A is shown where the base number of responses is less than 10 during the period. % is calculated as Quantity/Base number\*100

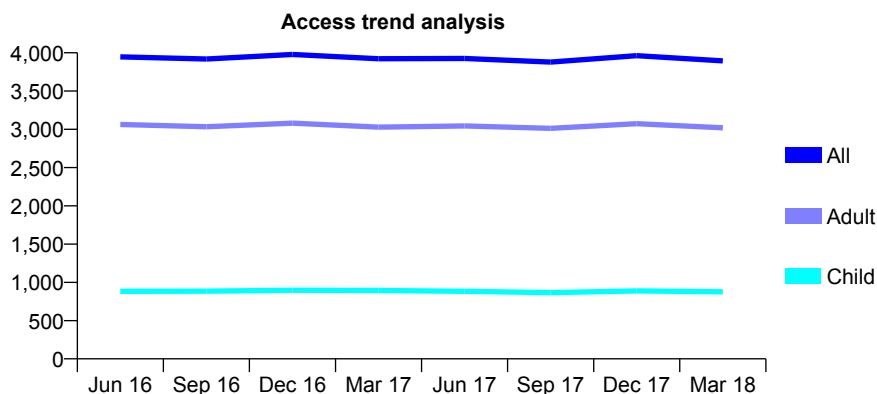
## Q49 - Vital Signs At a Glance Contract Report for 688703/0001 - March 2018

Name or company name	MR KA NIGHTINGALE
Contract type name	GDS Contract
Purpose of contract	General
Contract start date	01/04/2006
Contract end date	

17/18 Contracted general activity (UDA)	13,450
Carry forward general activity (UDA)	-145
17/18 Contracted orthodontic activity (UOA)	0
Carry forward orthodontic activity (UOA)	0
Baseline contract value	£314,803.64

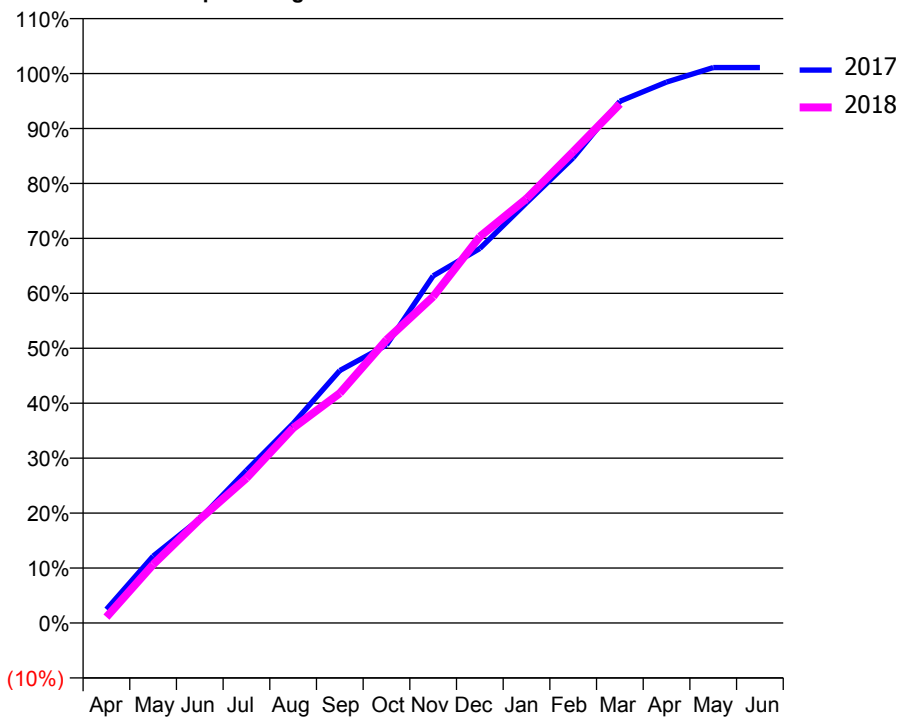
### ACCESS\*

Patients seen in 24 months	Total	Change since previous quarter
Quarter ending March 2017	3,922	
Quarter ending June 2017	3,926	→
Quarter ending September 2017	3,878	↓
Quarter ending December 2017	3,962	↑
Quarter ending March 2018	3,895	↓
<b>Variance since March 2017</b>	<b>(0.7%)</b>	<b>→</b>



### ACTIVITY

Cumulative percentage of contracted UDA delivered 2017 & 2018



Month	Adjusted Scheduled Activity (UDA)	
	2017	2018
April	334	145
May	1,636	1,430
June	2,549	2,542
July	3,736	3,545
August	4,885	4,773
September	6,179	5,625
October	6,804	6,930
November	8,497	7,987
December	9,165	9,457
January	10,286	10,387
February	11,385	11,538
March	12,770	12,705
April	13,240	
May	13,595	
June	13,595	

### QUALITY

	Quantity	Base Number	Contract	AT	Region	England
% of FP17s for the same patient ID Re-attending within 3 months - Children	57	1,028	5.5%	10.7%	12.8%	11.9%
% of FP17s for the same patient ID Re-attending within 3 months - Adults	337	3,307	10.2%	14.5%	16.5%	16.0%
% of FP17s for the same patient ID Re-attending between 3 & 9 months - Children	469	1,028	45.6%	57.9%	59.7%	58.3%
% of FP17s for the same patient ID Re-attending between 3 & 9 months - Adults	1,429	3,307	43.2%	52.3%	52.6%	50.3%
% of FP17s for Band 1 Urgent Courses	332	4,104	8.1%	8.1%	9.1%	9.1%
% of FP17s Relating to Free Repair or Replacements	33	4,104	0.8%	1.1%	1.0%	0.8%
% of FP17s Relating to Continuations	83	4,104	2.0%	1.4%	1.2%	1.0%
% of Patients satisfied with the dentistry they have received	12	13	92.3%	92.5%	91.6%	91.5%
% of Patients satisfied with the time they had to wait for an appointment	11	13	84.6%	88.5%	88.3%	87.9%

\* This is based on patients treated on this contract for their most recent course of treatment. Figures in italics indicate the base number of FP17s or Patient Questionnaire responses are less than 100. N/A is shown where the base number of responses is less than 10 during the period. % is calculated as Quantity/Base number\*100

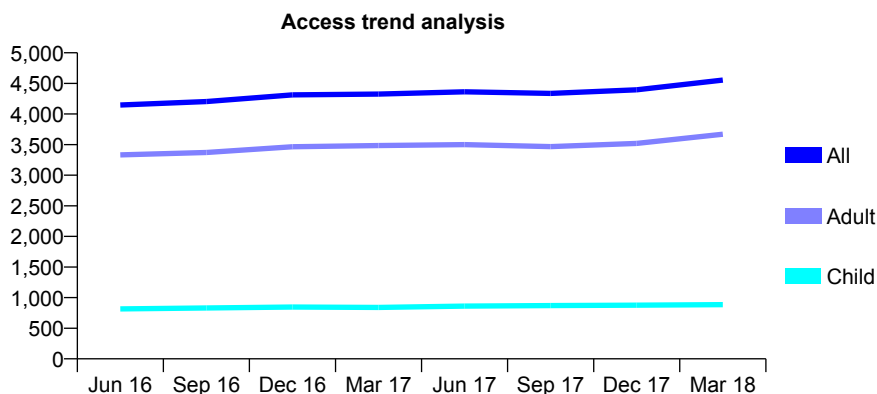
## Q49 - Vital Signs At a Glance Contract Report for 688703/0005 - March 2018

Name or company name	MR KA NIGHTINGALE
Contract type name	GDS Contract
Purpose of contract	General
Contract start date	29/11/2010
Contract end date	

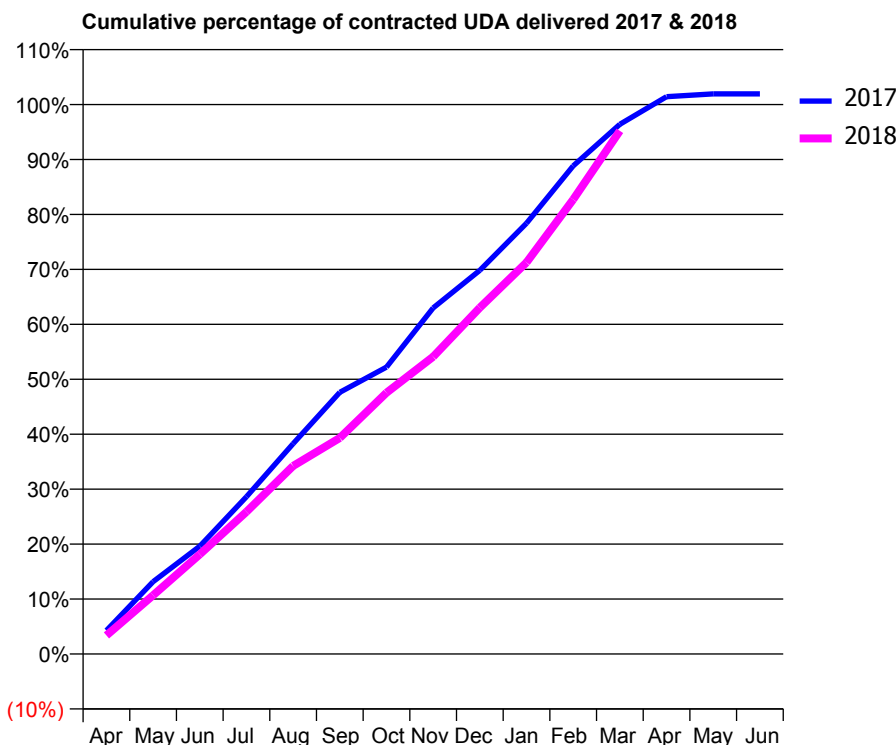
17/18 Contracted general activity (UDA)	15,000
Carry forward general activity (UDA)	-289
17/18 Contracted orthodontic activity (UOA)	0
Carry forward orthodontic activity (UOA)	0
Baseline contract value	£382,781.29

### ACCESS\*

Patients seen in 24 months	Total	Change since previous quarter
Quarter ending March 2017	4,325	
Quarter ending June 2017	4,362	→
Quarter ending September 2017	4,337	→
Quarter ending December 2017	4,396	→
Quarter ending March 2018	4,555	↑
<b>Variance since March 2017</b>	<b>5.3%</b>	<b>↑</b>



### ACTIVITY



Month	Adjusted Scheduled Activity (UDA)	
	2017	2018
April	642	508
May	1,973	1,603
June	2,943	2,721
July	4,295	3,880
August	5,741	5,135
September	7,142	5,898
October	7,831	7,133
November	9,448	8,114
December	10,473	9,455
January	11,760	10,689
February	13,324	12,407
March	14,460	14,282
April	15,214	
May	15,289	
June	15,289	

### QUALITY

	Quantity	Base Number	Contract	AT	Region	England
% of FP17s for the same patient ID Re-attending within 3 months - Children	40	1,005	4.0%	10.7%	12.8%	11.9%
% of FP17s for the same patient ID Re-attending within 3 months - Adults	445	4,198	10.6%	14.5%	16.5%	16.0%
% of FP17s for the same patient ID Re-attending between 3 & 9 months - Children	450	1,005	44.8%	57.9%	59.7%	58.3%
% of FP17s for the same patient ID Re-attending between 3 & 9 months - Adults	1,865	4,198	44.4%	52.3%	52.6%	50.3%
% of FP17s for Band 1 Urgent Courses	494	4,916	10.0%	8.1%	9.1%	9.1%
% of FP17s Relating to Free Repair or Replacements	47	4,916	1.0%	1.1%	1.0%	0.8%
% of FP17s Relating to Continuations	81	4,916	1.6%	1.4%	1.2%	1.0%
% of Patients satisfied with the dentistry they have received	6	8	N/A	92.5%	91.6%	91.5%
% of Patients satisfied with the time they had to wait for an appointment	7	8	N/A	88.5%	88.3%	87.9%

\* This is based on patients treated on this contract for their most recent course of treatment. Figures in italics indicate the base number of FP17s or Patient Questionnaire responses are less than 100. N/A is shown where the base number of responses is less than 10 during the period. % is calculated as Quantity/Base number\*100

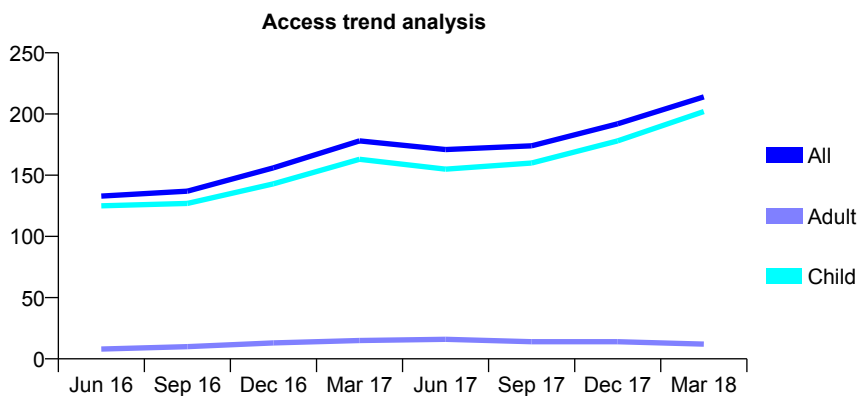
## Q49 - Vital Signs At a Glance Contract Report for 701181/0001 - March 2018

Name or company name	MR KN MIRZA
Contract type name	GDS Contract
Purpose of contract	General
Contract start date	01/06/2015
Contract end date	

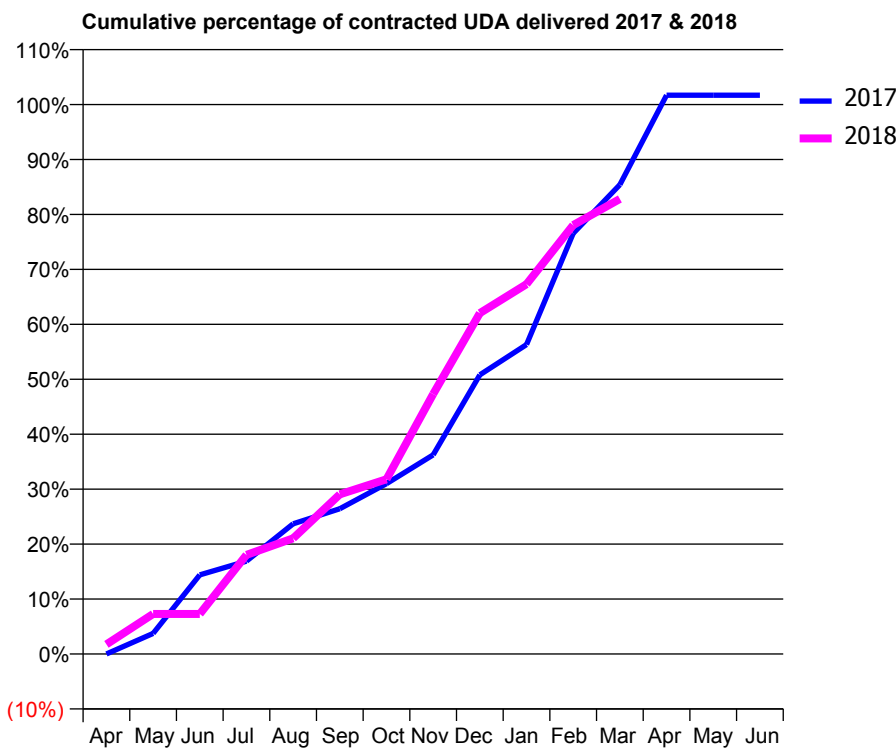
17/18 Contracted general activity (UDA)	400
Carry forward general activity (UDA)	-7
17/18 Contracted orthodontic activity (UOA)	0
Carry forward orthodontic activity (UOA)	0
Baseline contract value	£9,563.61

### ACCESS\*

Patients seen in 24 months	Total	Change since previous quarter
Quarter ending March 2017	178	
Quarter ending June 2017	171	↓
Quarter ending September 2017	174	→
Quarter ending December 2017	192	↑
Quarter ending March 2018	214	↑
<b>Variance since March 2017</b>	<b>20.2%</b>	<b>↑</b>



### ACTIVITY



Month	Adjusted Scheduled Activity (UDA)	
	2017	2018
April	0	7
May	15	29
June	58	29
July	68	72
August	95	84
September	106	116
October	124	127
November	145	189
December	203	248
January	225	269
February	306	312
March	342	331
April	407	
May	407	
June	407	

### QUALITY

	Quantity	Base Number	Contract	AT	Region	England
% of FP17s for the same patient ID Re-attending within 3 months - Children	8	225	3.6%	10.7%	12.8%	11.9%
% of FP17s for the same patient ID Re-attending within 3 months - Adults	0	4	0.0%	14.5%	16.5%	16.0%
% of FP17s for the same patient ID Re-attending between 3 & 9 months - Children	113	225	50.2%	57.9%	59.7%	58.3%
% of FP17s for the same patient ID Re-attending between 3 & 9 months - Adults	2	4	50.0%	52.3%	52.6%	50.3%
% of FP17s for Band 1 Urgent Courses	1	200	0.5%	8.1%	9.1%	9.1%
% of FP17s Relating to Free Repair or Replacements	1	200	0.5%	1.1%	1.0%	0.8%
% of FP17s Relating to Continuations	0	200	0.0%	1.4%	1.2%	1.0%
% of Patients satisfied with the dentistry they have received	0	0	N/A	92.5%	91.6%	91.5%
% of Patients satisfied with the time they had to wait for an appointment	0	0	N/A	88.5%	88.3%	87.9%

\* This is based on patients treated on this contract for their most recent course of treatment. Figures in italics indicate the base number of FP17s or Patient Questionnaire responses are less than 100. N/A is shown where the base number of responses is less than 10 during the period. % is calculated as Quantity/Base number\*100

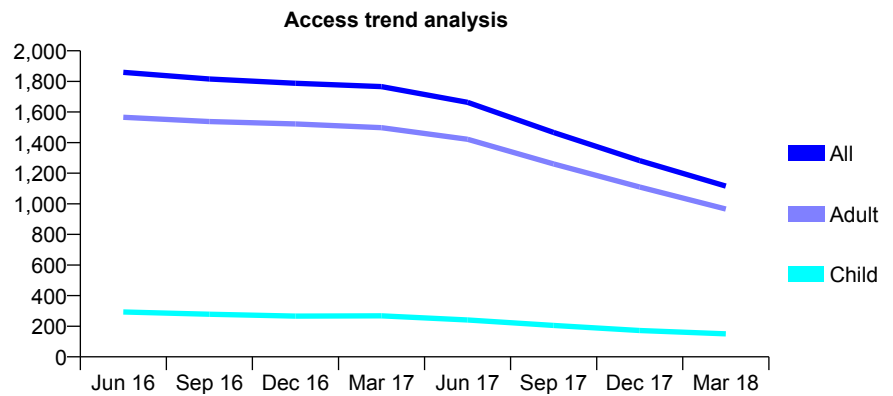
## Q49 - Vital Signs At a Glance Contract Report for 716367/0001 - March 2018

Name or company name	MR FM CONCEICA SEQUEIRA
Contract type name	GDS Contract
Purpose of contract	General
Contract start date	01/04/2012
Contract end date	30/04/2017

17/18 Contracted general activity (UDA)	667
Carry forward general activity (UDA)	0
17/18 Contracted orthodontic activity (UOA)	0
Carry forward orthodontic activity (UOA)	0
Baseline contract value	£14,598.32

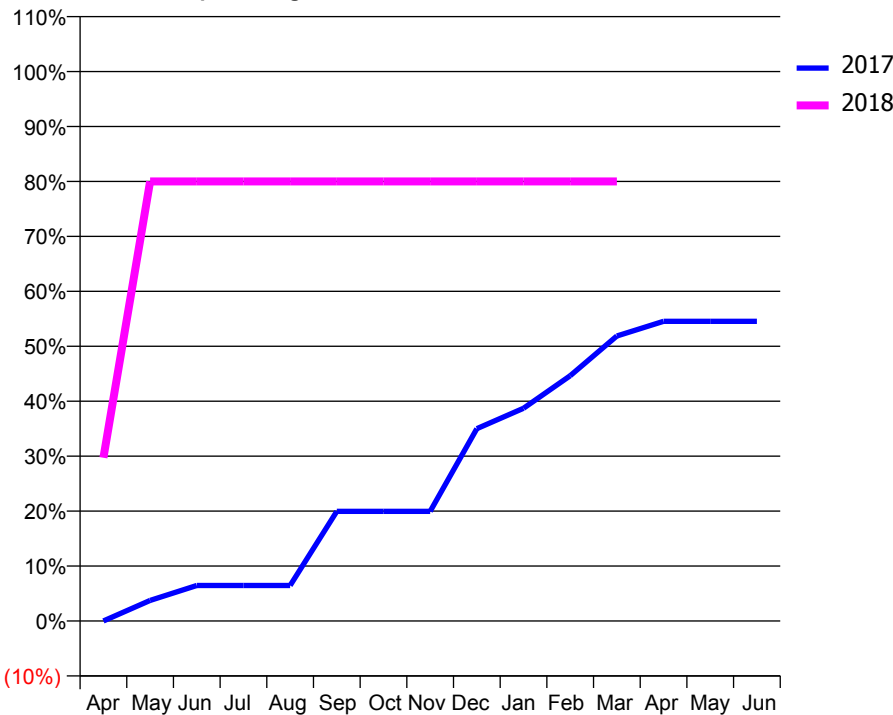
### ACCESS\*

Patients seen in 24 months	Total	Change since previous quarter
Quarter ending March 2017	1,766	
Quarter ending June 2017	1,663	↓
Quarter ending September 2017	1,466	↓
Quarter ending December 2017	1,282	↓
Quarter ending March 2018	1,116	↓
<b>Variance since March 2017</b>	<b>(36.8%)</b>	<b>↓</b>



### ACTIVITY

Cumulative percentage of contracted UDA delivered 2017 & 2018



Month	Adjusted Scheduled Activity (UDA)	
	2017	2018
April	0	198
May	300	534
June	517	534
July	517	534
August	517	534
September	1,597	534
October	1,597	534
November	1,597	534
December	2,800	534
January	3,097	534
February	3,571	534
March	4,149	534
April	4,362	
May	4,362	
June	4,362	

### QUALITY

	Quantity	Base Number	Contract	AT	Region	England
% of FP17s for the same patient ID Re-attending within 3 months - Children	5	49	10.2%	10.7%	12.8%	11.9%
% of FP17s for the same patient ID Re-attending within 3 months - Adults	41	239	17.2%	14.5%	16.5%	16.0%
% of FP17s for the same patient ID Re-attending between 3 & 9 months - Children	24	49	49.0%	57.9%	59.7%	58.3%
% of FP17s for the same patient ID Re-attending between 3 & 9 months - Adults	99	239	41.4%	52.3%	52.6%	50.3%
% of FP17s for Band 1 Urgent Courses	18	202	8.9%	8.1%	9.1%	9.1%
% of FP17s Relating to Free Repair or Replacements	1	202	0.5%	1.1%	1.0%	0.8%
% of FP17s Relating to Continuations	3	202	1.5%	1.4%	1.2%	1.0%
% of Patients satisfied with the dentistry they have received	0	0	N/A	92.5%	91.6%	91.5%
% of Patients satisfied with the time they had to wait for an appointment	0	0	N/A	88.5%	88.3%	87.9%

\* This is based on patients treated on this contract for their most recent course of treatment. Figures in italics indicate the base number of FP17s or Patient Questionnaire responses are less than 100. N/A is shown where the base number of responses is less than 10 during the period. % is calculated as Quantity/Base number\*100

## Q49 - Vital Signs At a Glance Contract Report for 724491/0002 - March 2018


Name or company name	Avondale Dental Practice
Contract type name	GDS Contract
Purpose of contract	General
Contract start date	01/04/2006
Contract end date	

17/18 Contracted general activity (UDA)	15,203
Carry forward general activity (UDA)	-304
17/18 Contracted orthodontic activity (UOA)	0
Carry forward orthodontic activity (UOA)	0
Baseline contract value	£363,487.32

### ACCESS\*

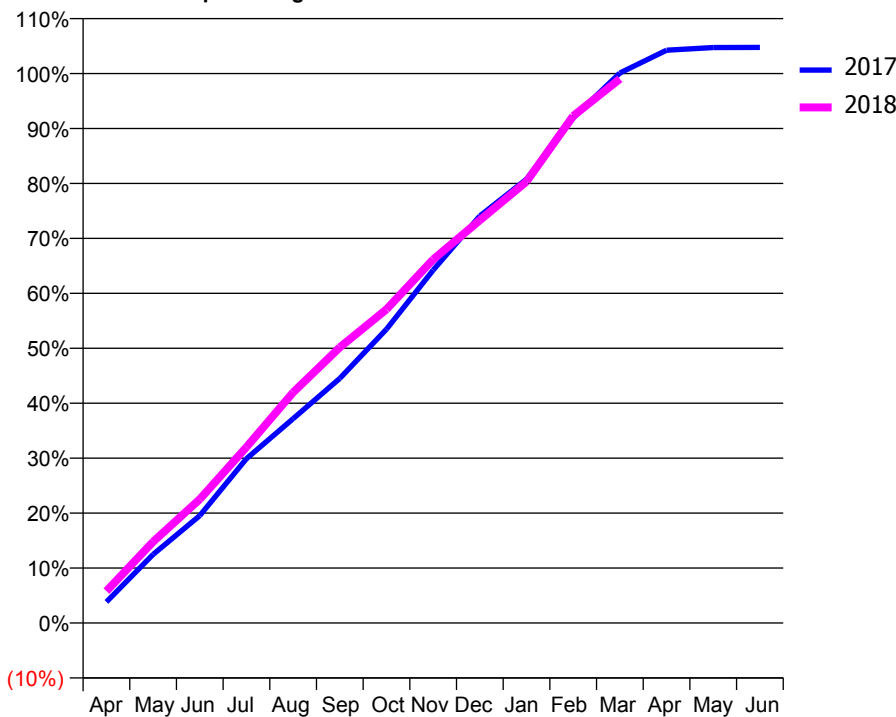
Patients seen in 24 months	Total	Change since previous quarter
Quarter ending March 2017	N/A	
Quarter ending June 2017	N/A	
Quarter ending September 2017	N/A	
Quarter ending December 2017	N/A	
Quarter ending March 2018	N/A	
<b>Variance since March 2017</b>	<b>N/A</b>	

### Access trend analysis



### ACTIVITY

Cumulative percentage of contracted UDA delivered 2017 & 2018



Month	Adjusted Scheduled Activity (UDA)	
	2017	2018
April	585	884
May	1,897	2,249
June	2,972	3,425
July	4,546	4,868
August	5,652	6,379
September	6,767	7,628
October	8,130	8,680
November	9,764	10,059
December	11,261	11,142
January	12,279	12,212
February	13,976	14,030
March	15,217	15,053
April	15,848	
May	15,920	
June	15,924	

### QUALITY

	Quantity	Base Number	Contract	AT	Region	England
% of FP17s for the same patient ID Re-attending within 3 months - Children	78	1,009	7.7%	10.7%	12.8%	11.9%
% of FP17s for the same patient ID Re-attending within 3 months - Adults	1,224	5,285	23.2%	14.5%	16.5%	16.0%
% of FP17s for the same patient ID Re-attending between 3 & 9 months - Children	368	1,009	36.5%	57.9%	59.7%	58.3%
% of FP17s for the same patient ID Re-attending between 3 & 9 months - Adults	1,881	5,285	35.6%	52.3%	52.6%	50.3%
% of FP17s for Band 1 Urgent Courses	908	6,011	15.1%	8.1%	9.1%	9.1%
% of FP17s Relating to Free Repair or Replacements	344	6,011	5.7%	1.1%	1.0%	0.8%
% of FP17s Relating to Continuations	171	6,011	2.8%	1.4%	1.2%	1.0%
% of Patients satisfied with the dentistry they have received	0	0	N/A	92.5%	91.6%	91.5%
% of Patients satisfied with the time they had to wait for an appointment	0	0	N/A	88.5%	88.3%	87.9%

\* This is based on patients treated on this contract for their most recent course of treatment. Figures in italics indicate the base number of FP17s or Patient Questionnaire responses are less than 100. N/A is shown where the base number of responses is less than 10 during the period. % is calculated as Quantity/Base number\*100



## Q49 - Vital Signs At a Glance Contract Report for 724491/0003 - March 2018

Name or company name	Cavendish Dental Practice
Contract type name	GDS Contract
Purpose of contract	General
Contract start date	01/04/2006
Contract end date	

17/18 Contracted general activity (UDA)	33,996
Carry forward general activity (UDA)	-265
17/18 Contracted orthodontic activity (UOA)	0
Carry forward orthodontic activity (UOA)	0
Baseline contract value	£825,235.77

### ACCESS\*

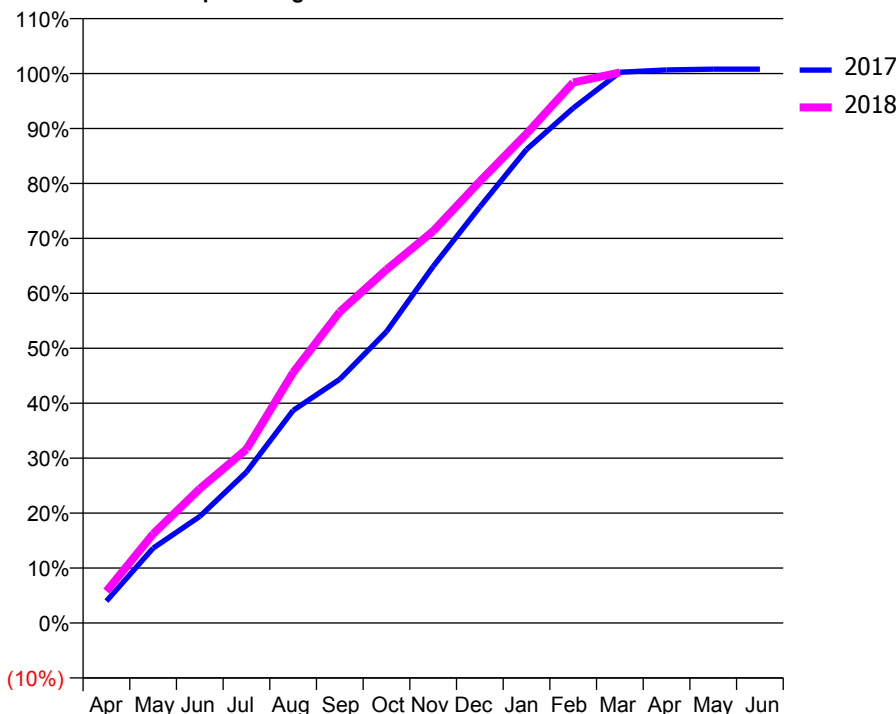
Patients seen in 24 months	Total	Change since previous quarter
Quarter ending March 2017	N/A	
Quarter ending June 2017	N/A	
Quarter ending September 2017	N/A	
Quarter ending December 2017	N/A	
Quarter ending March 2018	N/A	
<b>Variance since March 2017</b>	<b>N/A</b>	

### Access trend analysis

■ All  
■ Adult  
■ Child

### ACTIVITY

Cumulative percentage of contracted UDA delivered 2017 & 2018



Month	Adjusted Scheduled Activity (UDA)	
	2017	2018
April	1,360	1,969
May	4,631	5,514
June	6,598	8,313
July	9,345	10,751
August	13,153	15,502
September	15,081	19,258
October	18,027	21,868
November	22,065	24,252
December	25,741	27,329
January	29,298	30,275
February	31,854	33,441
March	34,074	34,062
April	34,215	
May	34,264	
June	34,262	

### QUALITY

	Quantity	Base Number	Contract	AT	Region	England
% of FP17s for the same patient ID Re-attending within 3 months - Children	327	3,922	8.3%	10.7%	12.8%	11.9%
% of FP17s for the same patient ID Re-attending within 3 months - Adults	1,442	10,335	14.0%	14.5%	16.5%	16.0%
% of FP17s for the same patient ID Re-attending between 3 & 9 months - Children	2,098	3,922	53.5%	57.9%	59.7%	58.3%
% of FP17s for the same patient ID Re-attending between 3 & 9 months - Adults	4,707	10,335	45.5%	52.3%	52.6%	50.3%
% of FP17s for Band 1 Urgent Courses	853	14,192	6.0%	8.1%	9.1%	9.1%
% of FP17s Relating to Free Repair or Replacements	226	14,192	1.6%	1.1%	1.0%	0.8%
% of FP17s Relating to Continuations	107	14,192	0.8%	1.4%	1.2%	1.0%
% of Patients satisfied with the dentistry they have received	0	0	N/A	92.5%	91.6%	91.5%
% of Patients satisfied with the time they had to wait for an appointment	0	0	N/A	88.5%	88.3%	87.9%

\* This is based on patients treated on this contract for their most recent course of treatment. Figures in italics indicate the base number of FP17s or Patient Questionnaire responses are less than 100. N/A is shown where the base number of responses is less than 10 during the period. % is calculated as Quantity/Base number\*100

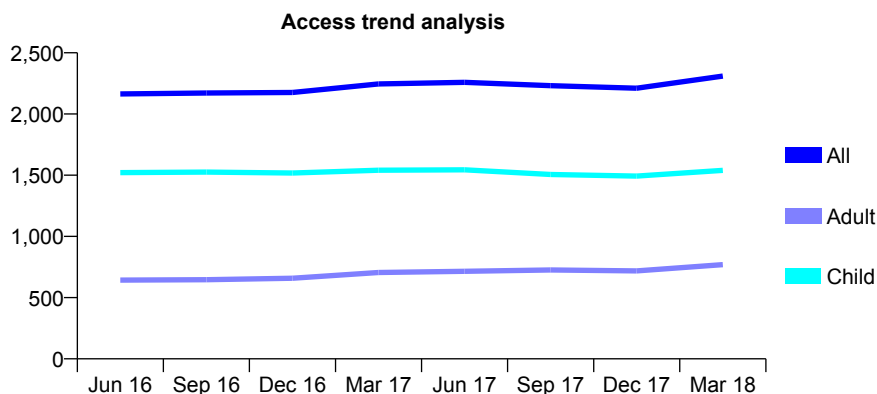
## Q49 - Vital Signs At a Glance Contract Report for 729086/0001 - March 2018

Name or company name	Fir Tree Dental Practice
Contract type name	GDS Contract
Purpose of contract	General and Orthodontic
Contract start date	01/04/2006
Contract end date	

17/18 Contracted general activity (UDA)	6,118
Carry forward general activity (UDA)	-110
17/18 Contracted orthodontic activity (UOA)	0
Carry forward orthodontic activity (UOA)	0
Baseline contract value	£148,028.88

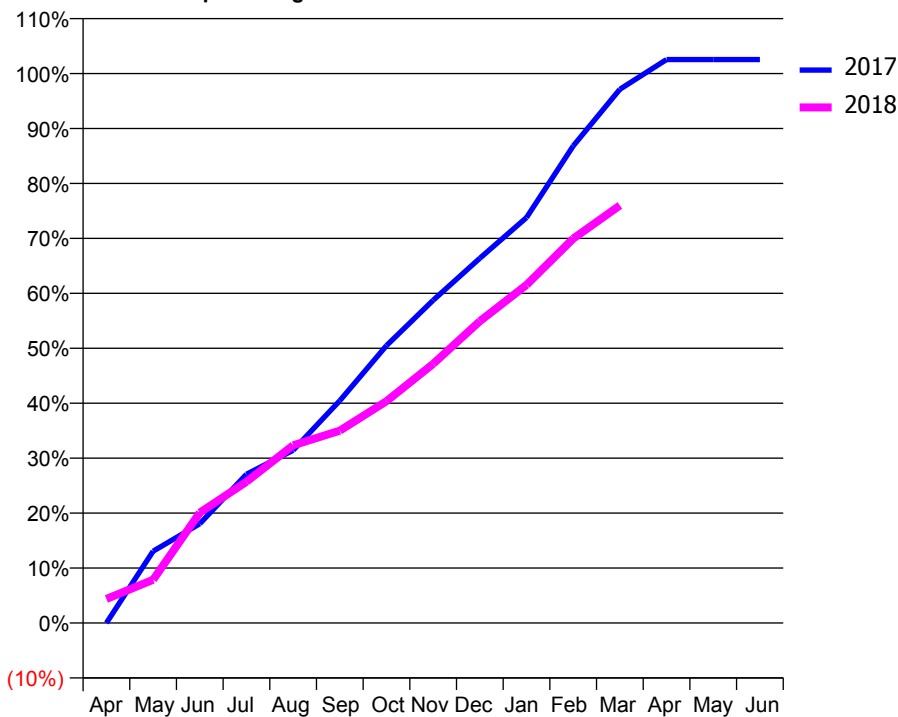
### ACCESS\*

Patients seen in 24 months	Total	Change since previous quarter
Quarter ending March 2017	2,246	
Quarter ending June 2017	2,259	→
Quarter ending September 2017	2,232	↓
Quarter ending December 2017	2,211	→
Quarter ending March 2018	2,310	↑
<b>Variance since March 2017</b>	<b>2.8%</b>	<b>↑</b>



### ACTIVITY

**Cumulative percentage of contracted UDA delivered 2017 & 2018**



Month	Adjusted Scheduled Activity (UDA)	
	2017	2018
April	0	269
May	721	482
June	996	1,228
July	1,494	1,572
August	1,735	1,979
September	2,233	2,141
October	2,785	2,469
November	3,241	2,885
December	3,663	3,360
January	4,071	3,764
February	4,791	4,279
March	5,359	4,649
April	5,658	
May	5,658	
June	5,659	

### QUALITY

	Quantity	Base Number	Contract	AT	Region	England
% of FP17s for the same patient ID Re-attending within 3 months - Children	256	2,501	10.2%	10.7%	12.8%	11.9%
% of FP17s for the same patient ID Re-attending within 3 months - Adults	150	832	18.0%	14.5%	16.5%	16.0%
% of FP17s for the same patient ID Re-attending between 3 & 9 months - Children	1,809	2,501	72.3%	57.9%	59.7%	58.3%
% of FP17s for the same patient ID Re-attending between 3 & 9 months - Adults	422	832	50.7%	52.3%	52.6%	50.3%
% of FP17s for Band 1 Urgent Courses	201	3,151	6.4%	8.1%	9.1%	9.1%
% of FP17s Relating to Free Repair or Replacements	0	3,151	0.0%	1.1%	1.0%	0.8%
% of FP17s Relating to Continuations	8	3,151	0.3%	1.4%	1.2%	1.0%
% of Patients satisfied with the dentistry they have received	2	2	N/A	92.5%	91.6%	91.5%
% of Patients satisfied with the time they had to wait for an appointment	2	2	N/A	88.5%	88.3%	87.9%

\* This is based on patients treated on this contract for their most recent course of treatment. Figures in italics indicate the base number of FP17s or Patient Questionnaire responses are less than 100. N/A is shown where the base number of responses is less than 10 during the period. % is calculated as Quantity/Base number\*100

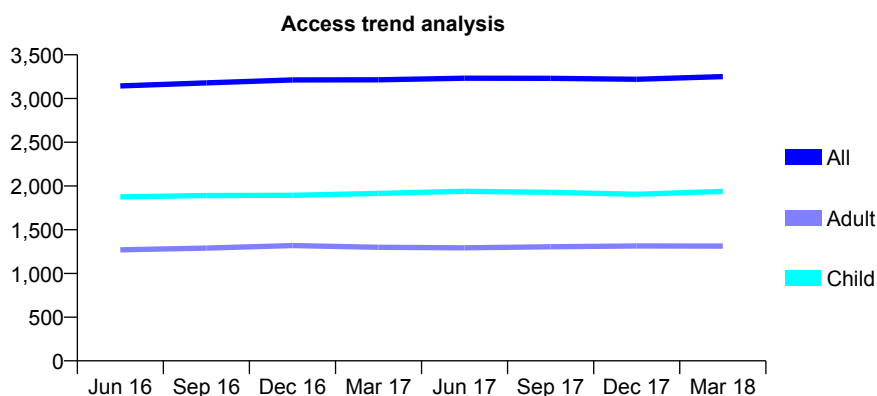
## Q49 - Vital Signs At a Glance Contract Report for 729566/0001 - March 2018

Name or company name	MR IF DAVIDSON
Contract type name	GDS Contract
Purpose of contract	General and Orthodontic
Contract start date	01/04/2006
Contract end date	

17/18 Contracted general activity (UDA)	8,708
Carry forward general activity (UDA)	0
17/18 Contracted orthodontic activity (UOA)	539
Carry forward orthodontic activity (UOA)	0
Baseline contract value	£249,723.70

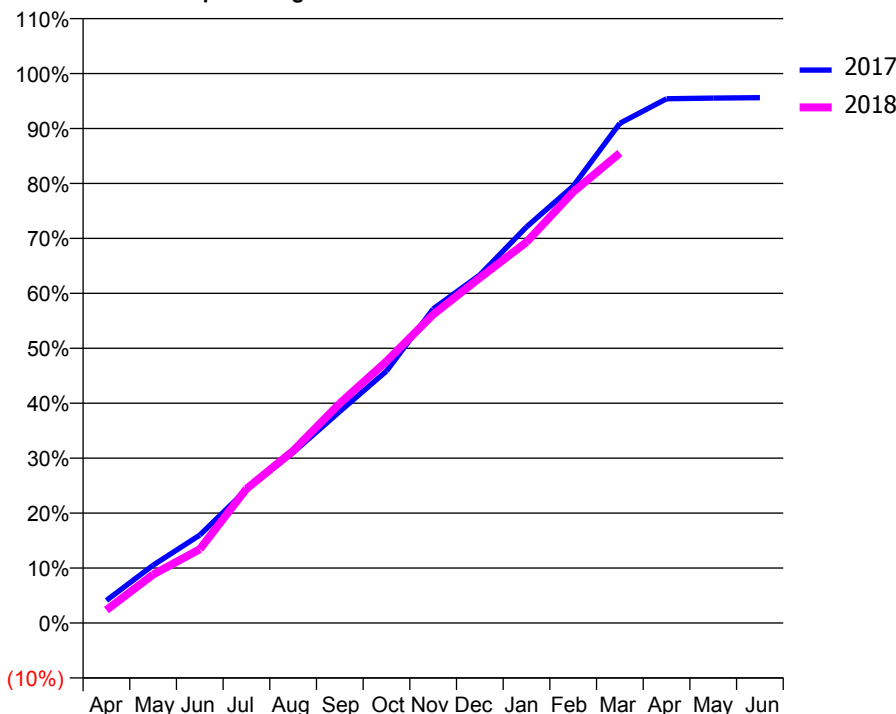
### ACCESS\*

Patients seen in 24 months	Total	Change since previous quarter
Quarter ending March 2017	3,214	
Quarter ending June 2017	3,232	→
Quarter ending September 2017	3,231	→
Quarter ending December 2017	3,220	→
Quarter ending March 2018	3,251	→
<b>Variance since March 2017</b>	<b>1.2%</b>	<b>→</b>



### ACTIVITY

Cumulative percentage of contracted UDA delivered 2017 & 2018



Adjusted Scheduled Activity (UDA)

Month	2017	2018
April	358	205
May	916	768
June	1,395	1,170
July	2,112	2,126
August	2,703	2,730
September	3,352	3,481
October	3,993	4,148
November	4,978	4,888
December	5,517	5,470
January	6,276	6,035
February	6,924	6,831
March	7,919	7,449
April	8,307	
May	8,319	
June	8,325	

### QUALITY

	Quantity	Base Number	Contract	AT	Region	England
% of FP17s for the same patient ID Re-attending within 3 months - Children	289	2,954	9.8%	10.7%	12.8%	11.9%
% of FP17s for the same patient ID Re-attending within 3 months - Adults	213	1,550	13.7%	14.5%	16.5%	16.0%
% of FP17s for the same patient ID Re-attending between 3 & 9 months - Children	1,843	2,954	62.4%	57.9%	59.7%	58.3%
% of FP17s for the same patient ID Re-attending between 3 & 9 months - Adults	849	1,550	54.8%	52.3%	52.6%	50.3%
% of FP17s for Band 1 Urgent Courses	199	4,273	4.7%	8.1%	9.1%	9.1%
% of FP17s Relating to Free Repair or Replacements	0	4,273	0.0%	1.1%	1.0%	0.8%
% of FP17s Relating to Continuations	2	4,273	0.0%	1.4%	1.2%	1.0%
% of Patients satisfied with the dentistry they have received	0	0	N/A	92.5%	91.6%	91.5%
% of Patients satisfied with the time they had to wait for an appointment	0	0	N/A	88.5%	88.3%	87.9%

\* This is based on patients treated on this contract for their most recent course of treatment. Figures in italics indicate the base number of FP17s or Patient Questionnaire responses are less than 100. N/A is shown where the base number of responses is less than 10 during the period. % is calculated as Quantity/Base number\*100

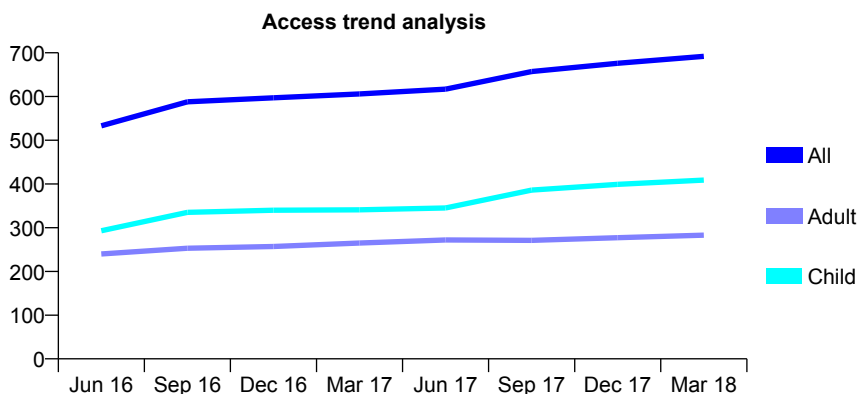
## Q49 - Vital Signs At a Glance Contract Report for 730661/0001 - March 2018

Name or company name	MR PH COULTHARD
Contract type name	GDS Contract
Purpose of contract	General
Contract start date	01/04/2006
Contract end date	

17/18 Contracted general activity (UDA)	1,280
Carry forward general activity (UDA)	0
17/18 Contracted orthodontic activity (UOA)	0
Carry forward orthodontic activity (UOA)	0
Baseline contract value	£30,730.32

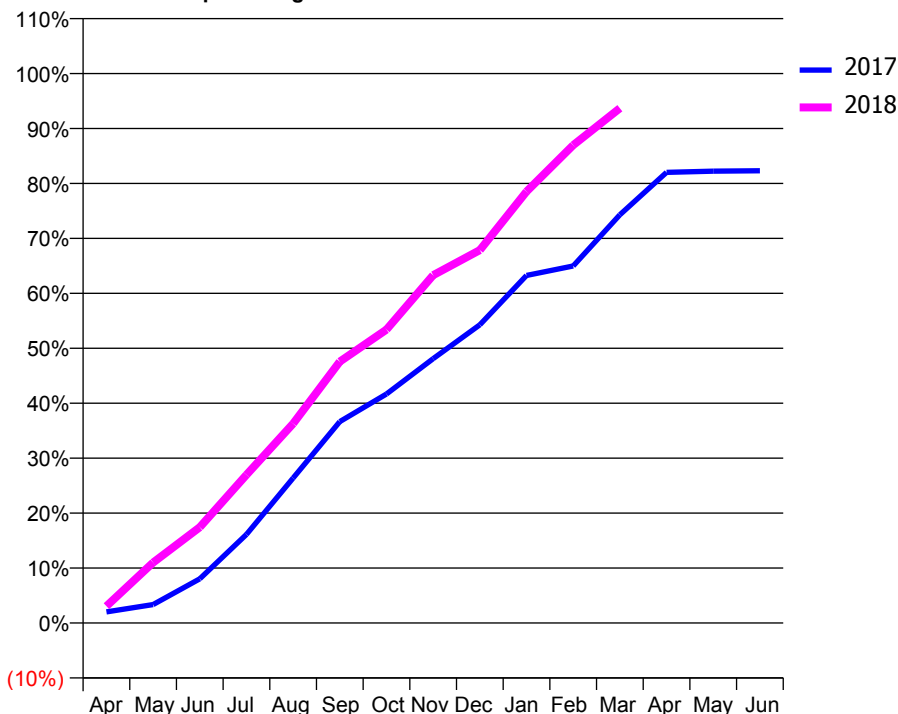
### ACCESS\*

Patients seen in 24 months	Total	Change since previous quarter
Quarter ending March 2017	606	
Quarter ending June 2017	617	→
Quarter ending September 2017	657	↑
Quarter ending December 2017	676	↑
Quarter ending March 2018	692	↑
<b>Variance since March 2017</b>	<b>14.2%</b>	<b>↑</b>



### ACTIVITY

**Cumulative percentage of contracted UDA delivered 2017 & 2018**



Month	Adjusted Scheduled Activity (UDA)	
	2017	2018
April	26	39
May	43	141
June	103	223
July	206	345
August	338	465
September	469	609
October	534	683
November	616	810
December	695	869
January	810	1,005
February	832	1,113
March	951	1,199
April	1,050	
May	1,053	
June	1,054	

### QUALITY

	Quantity	Base Number	Contract	AT	Region	England
% of FP17s for the same patient ID Re-attending within 3 months - Children	40	665	6.0%	10.7%	12.8%	11.9%
% of FP17s for the same patient ID Re-attending within 3 months - Adults	24	337	7.1%	14.5%	16.5%	16.0%
% of FP17s for the same patient ID Re-attending between 3 & 9 months - Children	378	665	56.8%	57.9%	59.7%	58.3%
% of FP17s for the same patient ID Re-attending between 3 & 9 months - Adults	170	337	50.4%	52.3%	52.6%	50.3%
% of FP17s for Band 1 Urgent Courses	42	930	4.5%	8.1%	9.1%	9.1%
% of FP17s Relating to Free Repair or Replacements	0	930	0.0%	1.1%	1.0%	0.8%
% of FP17s Relating to Continuations	1	930	0.1%	1.4%	1.2%	1.0%
% of Patients satisfied with the dentistry they have received	0	0	N/A	92.5%	91.6%	91.5%
% of Patients satisfied with the time they had to wait for an appointment	0	0	N/A	88.5%	88.3%	87.9%

\* This is based on patients treated on this contract for their most recent course of treatment. Figures in italics indicate the base number of FP17s or Patient Questionnaire responses are less than 100. N/A is shown where the base number of responses is less than 10 during the period. % is calculated as Quantity/Base number\*100

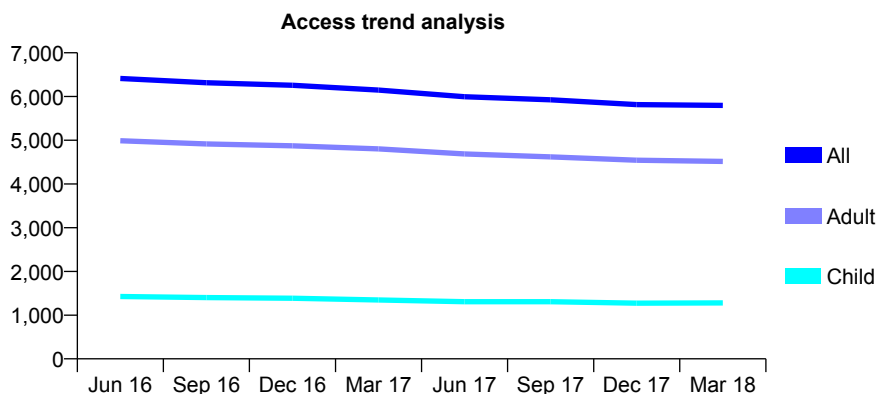
## Q49 - Vital Signs At a Glance Contract Report for 730696/0001 - March 2018

Name or company name	Pearsons Dental Practice Partnership
Contract type name	GDS Contract
Purpose of contract	General and Orthodontic
Contract start date	01/04/2006
Contract end date	

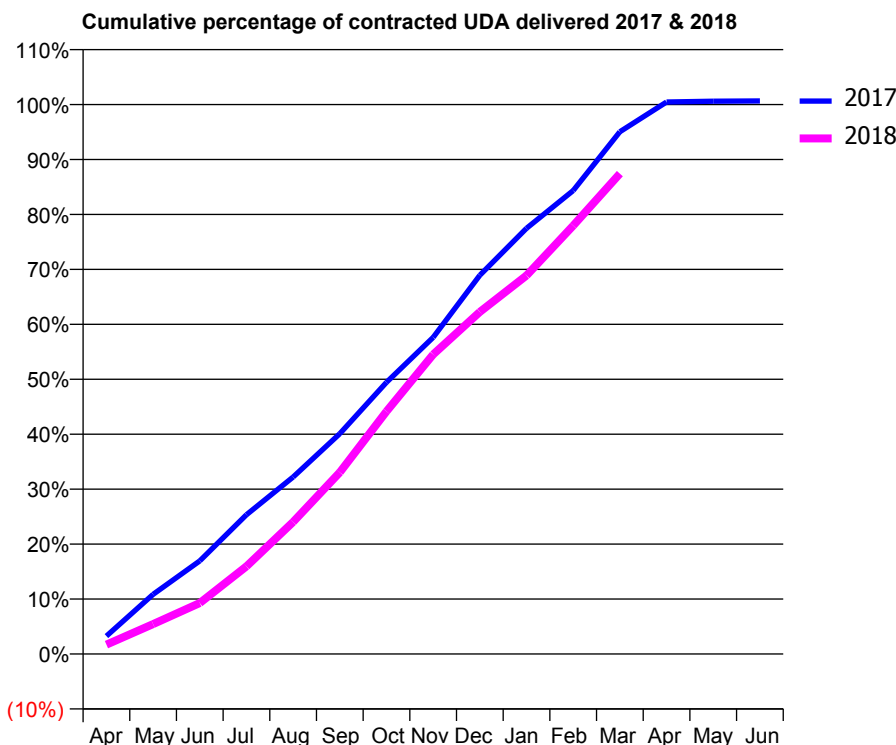
17/18 Contracted general activity (UDA)	19,103
Carry forward general activity (UDA)	-120
17/18 Contracted orthodontic activity (UOA)	0
Carry forward orthodontic activity (UOA)	0
Baseline contract value	£469,324.69

### ACCESS\*

Patients seen in 24 months	Total	Change since previous quarter
Quarter ending March 2017	6,148	
Quarter ending June 2017	5,995	↓
Quarter ending September 2017	5,924	↓
Quarter ending December 2017	5,816	↓
Quarter ending March 2018	5,798	→
<b>Variance since March 2017</b>	<b>(5.7%)</b>	<b>↓</b>



### ACTIVITY



Month	Adjusted Scheduled Activity (UDA)	
	2017	2018
April	604	328
May	2,009	1,043
June	3,138	1,774
July	4,687	3,050
August	5,960	4,590
September	7,419	6,315
October	9,146	8,436
November	10,661	10,415
December	12,752	11,894
January	14,331	13,160
February	15,604	14,893
March	17,581	16,699
April	18,585	
May	18,611	
June	18,620	

### QUALITY

	Quantity	Base Number	Contract	AT	Region	England
% of FP17s for the same patient ID Re-attending within 3 months - Children	117	2,008	5.8%	10.7%	12.8%	11.9%
% of FP17s for the same patient ID Re-attending within 3 months - Adults	996	7,567	13.2%	14.5%	16.5%	16.0%
% of FP17s for the same patient ID Re-attending between 3 & 9 months - Children	1,401	2,008	69.8%	57.9%	59.7%	58.3%
% of FP17s for the same patient ID Re-attending between 3 & 9 months - Adults	5,486	7,567	72.5%	52.3%	52.6%	50.3%
% of FP17s for Band 1 Urgent Courses	316	8,993	3.5%	8.1%	9.1%	9.1%
% of FP17s Relating to Free Repair or Replacements	191	8,993	2.1%	1.1%	1.0%	0.8%
% of FP17s Relating to Continuations	157	8,993	1.7%	1.4%	1.2%	1.0%
% of Patients satisfied with the dentistry they have received	31	35	88.6%	92.5%	91.6%	91.5%
% of Patients satisfied with the time they had to wait for an appointment	33	35	94.3%	88.5%	88.3%	87.9%

\* This is based on patients treated on this contract for their most recent course of treatment. Figures in italics indicate the base number of FP17s or Patient Questionnaire responses are less than 100. N/A is shown where the base number of responses is less than 10 during the period. % is calculated as Quantity/Base number\*100

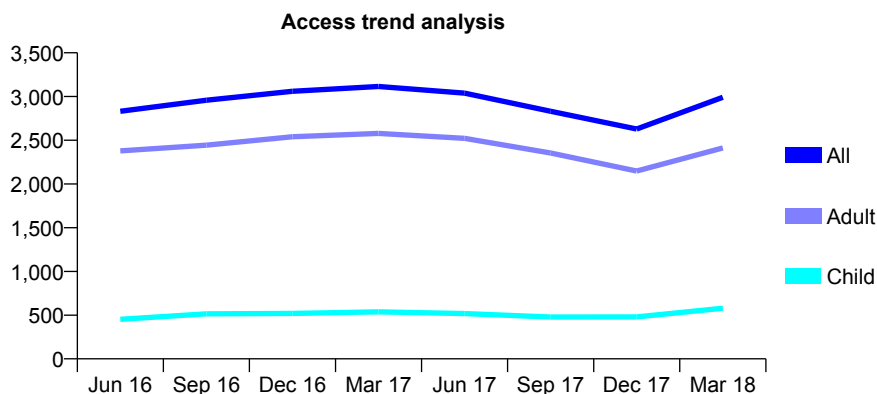
## Q49 - Vital Signs At a Glance Contract Report for 736473/0001 - March 2018

Name or company name	Westmount Dental Surgery Jarrow
Contract type name	GDS Contract
Purpose of contract	General and Orthodontic
Contract start date	01/04/2006
Contract end date	

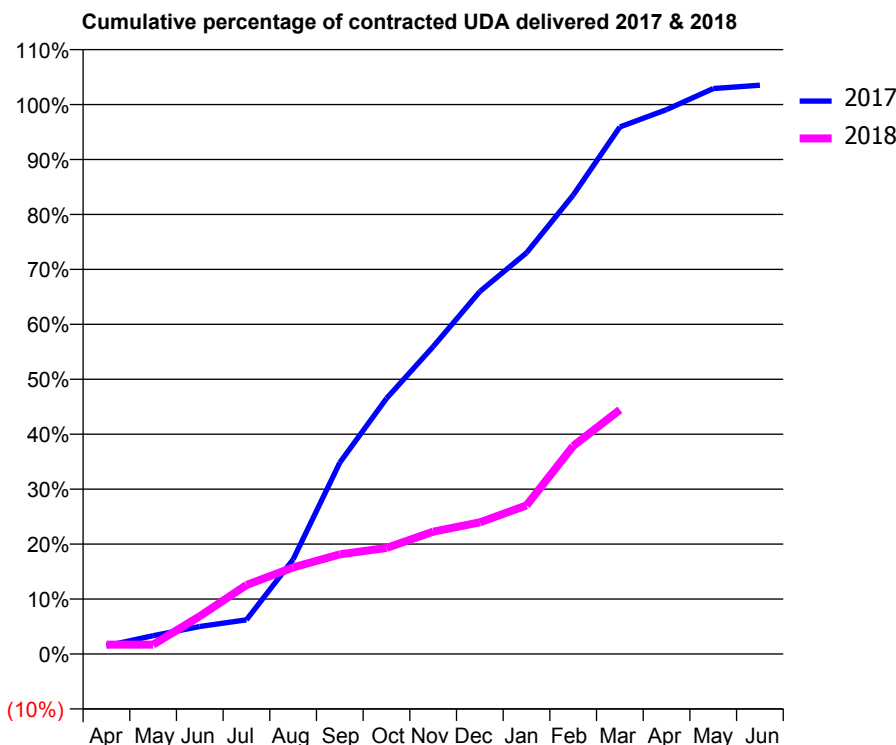
17/18 Contracted general activity (UDA)	12,749
Carry forward general activity (UDA)	-219
17/18 Contracted orthodontic activity (UOA)	0
Carry forward orthodontic activity (UOA)	0
Baseline contract value	£399,115.55

### ACCESS\*

Patients seen in 24 months	Total	Change since previous quarter
Quarter ending March 2017	3,115	
Quarter ending June 2017	3,038	↓
Quarter ending September 2017	2,832	↓
Quarter ending December 2017	2,628	↓
Quarter ending March 2018	2,991	↑
<b>Variance since March 2017</b>	<b>(4.0%)</b>	<b>↓</b>



### ACTIVITY



Month	Adjusted Scheduled Activity (UDA)	
	2017	2018
April	164	219
May	363	219
June	547	878
July	681	1,600
August	1,881	2,009
September	3,807	2,314
October	5,082	2,462
November	6,114	2,839
December	7,209	3,054
January	7,980	3,448
February	9,128	4,827
March	10,483	5,665
April	10,828	
May	11,247	
June	11,312	

### QUALITY

	Quantity	Base Number	Contract	AT	Region	England
% of FP17s for the same patient ID Re-attending within 3 months - Children	39	490	8.0%	10.7%	12.8%	11.9%
% of FP17s for the same patient ID Re-attending within 3 months - Adults	301	2,098	14.3%	14.5%	16.5%	16.0%
% of FP17s for the same patient ID Re-attending between 3 & 9 months - Children	110	490	22.4%	57.9%	59.7%	58.3%
% of FP17s for the same patient ID Re-attending between 3 & 9 months - Adults	525	2,098	25.0%	52.3%	52.6%	50.3%
% of FP17s for Band 1 Urgent Courses	394	2,343	16.8%	8.1%	9.1%	9.1%
% of FP17s Relating to Free Repair or Replacements	36	2,343	1.5%	1.1%	1.0%	0.8%
% of FP17s Relating to Continuations	10	2,343	0.4%	1.4%	1.2%	1.0%
% of Patients satisfied with the dentistry they have received	1	2	N/A	92.5%	91.6%	91.5%
% of Patients satisfied with the time they had to wait for an appointment	1	2	N/A	88.5%	88.3%	87.9%

\* This is based on patients treated on this contract for their most recent course of treatment. Figures in italics indicate the base number of FP17s or Patient Questionnaire responses are less than 100. N/A is shown where the base number of responses is less than 10 during the period. % is calculated as Quantity/Base number\*100

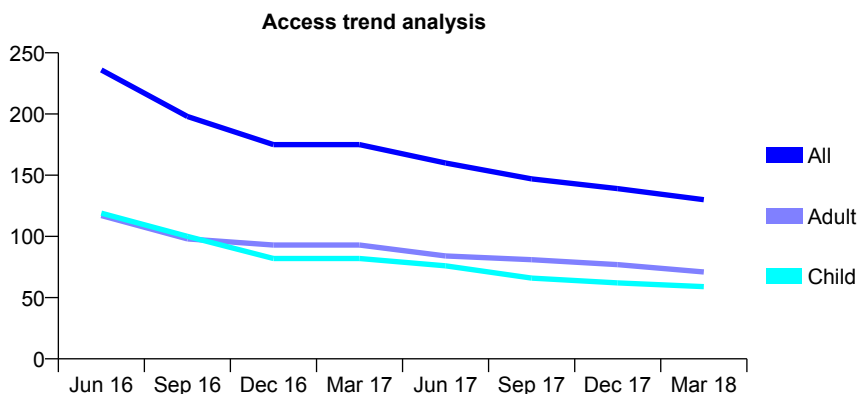
## Q49 - Vital Signs At a Glance Contract Report for 737798/0001 - March 2018

Name or company name	MR AR GREENWOOD
Contract type name	GDS Contract
Purpose of contract	General
Contract start date	01/04/2006
Contract end date	

17/18 Contracted general activity (UDA)	400
Carry forward general activity (UDA)	0
17/18 Contracted orthodontic activity (UOA)	0
Carry forward orthodontic activity (UOA)	0
Baseline contract value	£10,009.56

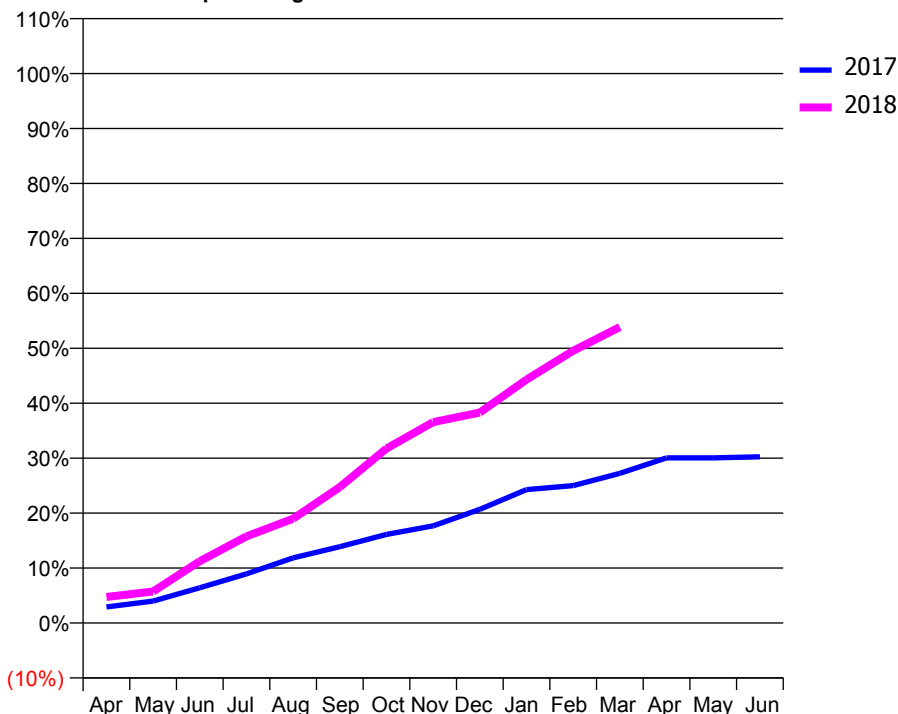
### ACCESS\*

Patients seen in 24 months	Total	Change since previous quarter
Quarter ending March 2017	175	
Quarter ending June 2017	160	↓
Quarter ending September 2017	147	↓
Quarter ending December 2017	139	↓
Quarter ending March 2018	130	↓
<b>Variance since March 2017</b>	<b>(25.7%)</b>	<b>↓</b>



### ACTIVITY

Cumulative percentage of contracted UDA delivered 2017 & 2018



Month	Adjusted Scheduled Activity (UDA)	
	2017	2018
April	30	19
May	41	23
June	66	45
July	92	63
August	122	76
September	143	99
October	166	127
November	182	146
December	213	153
January	250	177
February	258	198
March	281	215
April	310	
May	310	
June	312	

### QUALITY

	Quantity	Base Number	Contract	AT	Region	England
% of FP17s for the same patient ID Re-attending within 3 months - Children	4	103	3.9%	10.7%	12.8%	11.9%
% of FP17s for the same patient ID Re-attending within 3 months - Adults	5	87	5.7%	14.5%	16.5%	16.0%
% of FP17s for the same patient ID Re-attending between 3 & 9 months - Children	67	103	65.0%	57.9%	59.7%	58.3%
% of FP17s for the same patient ID Re-attending between 3 & 9 months - Adults	41	87	47.1%	52.3%	52.6%	50.3%
% of FP17s for Band 1 Urgent Courses	3	157	1.9%	8.1%	9.1%	9.1%
% of FP17s Relating to Free Repair or Replacements	0	157	0.0%	1.1%	1.0%	0.8%
% of FP17s Relating to Continuations	0	157	0.0%	1.4%	1.2%	1.0%
% of Patients satisfied with the dentistry they have received	0	0	N/A	92.5%	91.6%	91.5%
% of Patients satisfied with the time they had to wait for an appointment	0	0	N/A	88.5%	88.3%	87.9%

\* This is based on patients treated on this contract for their most recent course of treatment. Figures in italics indicate the base number of FP17s or Patient Questionnaire responses are less than 100. N/A is shown where the base number of responses is less than 10 during the period. % is calculated as Quantity/Base number\*100

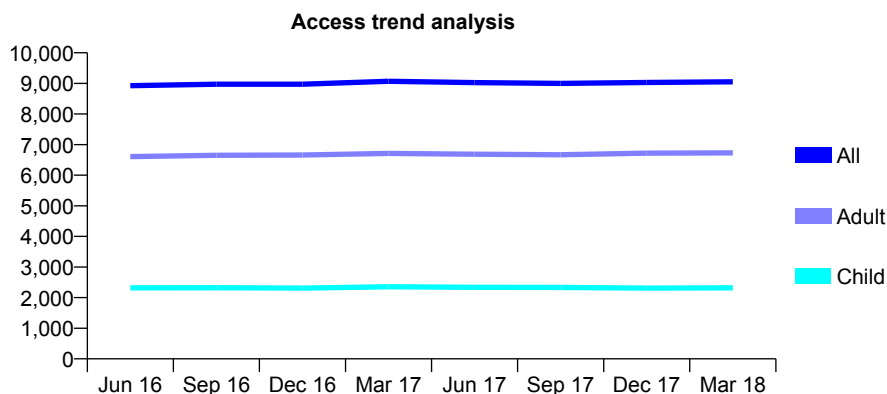
## Q49 - Vital Signs At a Glance Contract Report for 737917/0001 - March 2018

Name or company name	MR DS SOMAL
Contract type name	GDS Contract
Purpose of contract	General
Contract start date	01/04/2006
Contract end date	

17/18 Contracted general activity (UDA)	19,383
Carry forward general activity (UDA)	135
17/18 Contracted orthodontic activity (UOA)	0
Carry forward orthodontic activity (UOA)	0
Baseline contract value	£591,192.01

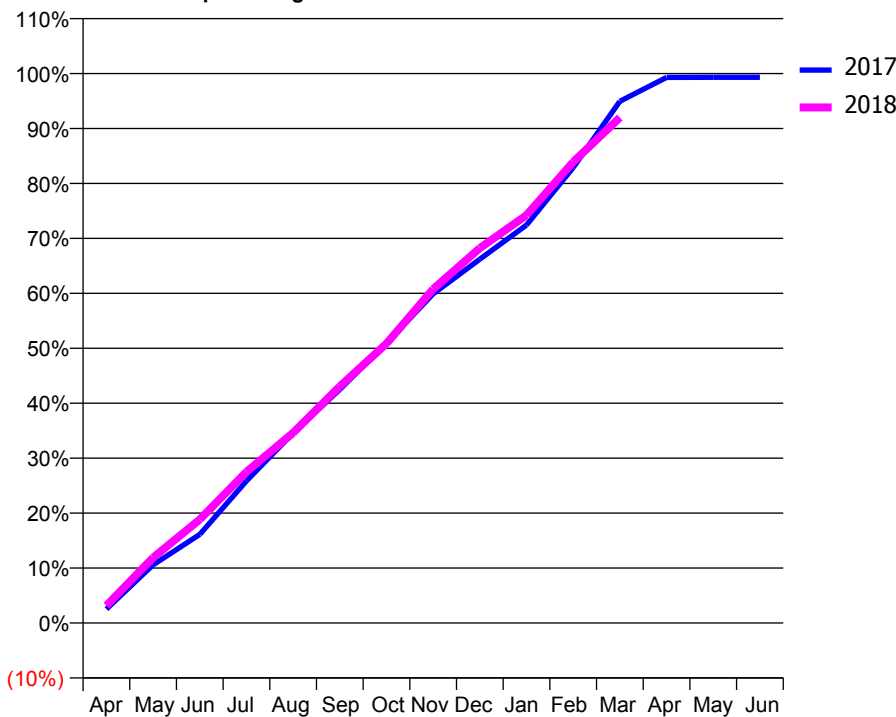
### ACCESS\*

Patients seen in 24 months	Total	Change since previous quarter
Quarter ending March 2017	9,068	
Quarter ending June 2017	9,027	→
Quarter ending September 2017	9,002	→
Quarter ending December 2017	9,031	→
Quarter ending March 2018	9,051	→
<b>Variance since March 2017</b>	<b>(0.2%)</b>	→



### ACTIVITY

Cumulative percentage of contracted UDA delivered 2017 & 2018



Month	Adjusted Scheduled Activity (UDA)	
	2017	2018
April	489	615
May	2,054	2,307
June	3,125	3,651
July	5,013	5,332
August	6,703	6,709
September	8,241	8,348
October	9,872	9,856
November	11,610	11,783
December	12,834	13,226
January	14,039	14,385
February	16,067	16,264
March	18,403	17,827
April	19,245	
May	19,248	
June	19,248	

### QUALITY

	Quantity	Base Number	Contract	AT	Region	England
% of FP17s for the same patient ID Re-attending within 3 months - Children	223	3,161	7.1%	10.7%	12.8%	11.9%
% of FP17s for the same patient ID Re-attending within 3 months - Adults	1,197	8,350	14.3%	14.5%	16.5%	16.0%
% of FP17s for the same patient ID Re-attending between 3 & 9 months - Children	1,848	3,161	58.5%	57.9%	59.7%	58.3%
% of FP17s for the same patient ID Re-attending between 3 & 9 months - Adults	3,752	8,350	44.9%	52.3%	52.6%	50.3%
% of FP17s for Band 1 Urgent Courses	1,366	10,526	13.0%	8.1%	9.1%	9.1%
% of FP17s Relating to Free Repair or Replacements	70	10,526	0.7%	1.1%	1.0%	0.8%
% of FP17s Relating to Continuations	43	10,526	0.4%	1.4%	1.2%	1.0%
% of Patients satisfied with the dentistry they have received	9	10	90.0%	92.5%	91.6%	91.5%
% of Patients satisfied with the time they had to wait for an appointment	9	10	90.0%	88.5%	88.3%	87.9%

\* This is based on patients treated on this contract for their most recent course of treatment. Figures in italics indicate the base number of FP17s or Patient Questionnaire responses are less than 100. N/A is shown where the base number of responses is less than 10 during the period. % is calculated as Quantity/Base number\*100



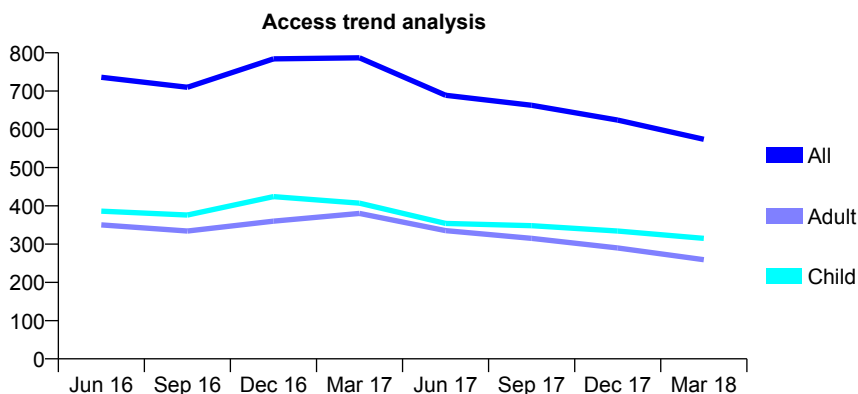
## Q49 - Vital Signs At a Glance Contract Report for 740950/0001 - March 2018

Name or company name	MR PN JACKSON
Contract type name	GDS Contract
Purpose of contract	General
Contract start date	01/04/2006
Contract end date	

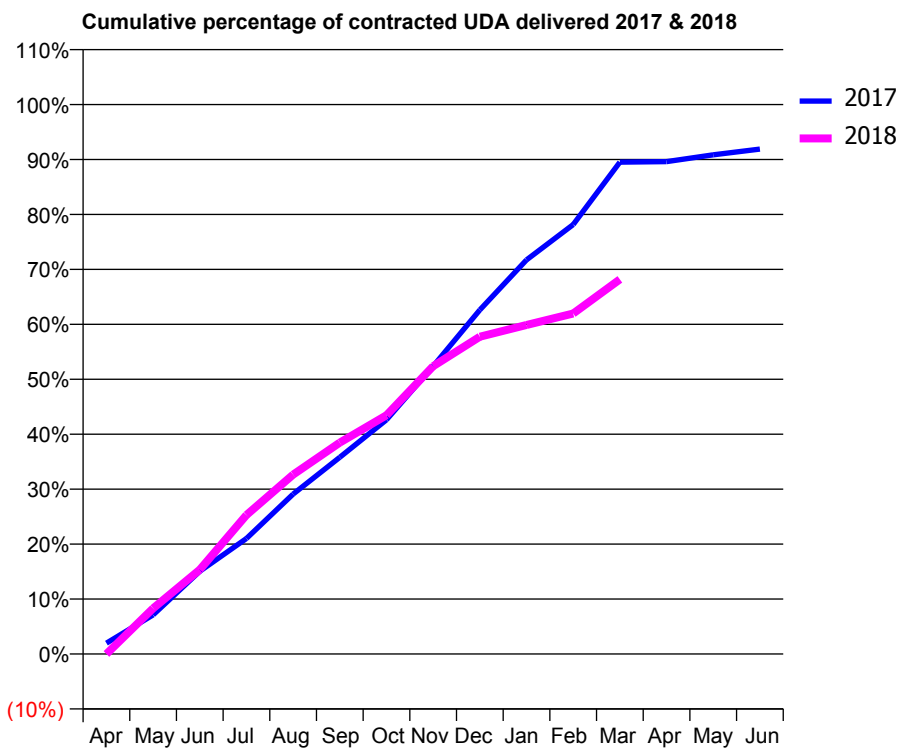
17/18 Contracted general activity (UDA)	1,932
Carry forward general activity (UDA)	0
17/18 Contracted orthodontic activity (UOA)	0
Carry forward orthodontic activity (UOA)	0
Baseline contract value	£48,462.93

### ACCESS\*

Patients seen in 24 months	Total	Change since previous quarter
Quarter ending March 2017	787	
Quarter ending June 2017	689	↓
Quarter ending September 2017	663	↓
Quarter ending December 2017	624	↓
Quarter ending March 2018	574	↓
<b>Variance since March 2017</b>	<b>(27.1%)</b>	<b>↓</b>



### ACTIVITY



Month	Adjusted Scheduled Activity (UDA)	
	2017	2018
April	38	0
May	138	160
June	291	296
July	406	489
August	562	631
September	692	743
October	823	840
November	1,012	1,012
December	1,210	1,116
January	1,386	1,157
February	1,510	1,197
March	1,729	1,317
April	1,731	
May	1,755	
June	1,775	

### QUALITY

	Quantity	Base Number	Contract	AT	Region	England
% of FP17s for the same patient ID Re-attending within 3 months - Children	20	429	4.7%	10.7%	12.8%	11.9%
% of FP17s for the same patient ID Re-attending within 3 months - Adults	24	306	7.8%	14.5%	16.5%	16.0%
% of FP17s for the same patient ID Re-attending between 3 & 9 months - Children	188	429	43.8%	57.9%	59.7%	58.3%
% of FP17s for the same patient ID Re-attending between 3 & 9 months - Adults	106	306	34.6%	52.3%	52.6%	50.3%
% of FP17s for Band 1 Urgent Courses	26	723	3.6%	8.1%	9.1%	9.1%
% of FP17s Relating to Free Repair or Replacements	1	723	0.1%	1.1%	1.0%	0.8%
% of FP17s Relating to Continuations	0	723	0.0%	1.4%	1.2%	1.0%
% of Patients satisfied with the dentistry they have received	1	1	N/A	92.5%	91.6%	91.5%
% of Patients satisfied with the time they had to wait for an appointment	1	1	N/A	88.5%	88.3%	87.9%

\* This is based on patients treated on this contract for their most recent course of treatment. Figures in italics indicate the base number of FP17s or Patient Questionnaire responses are less than 100. N/A is shown where the base number of responses is less than 10 during the period. % is calculated as Quantity/Base number\*100

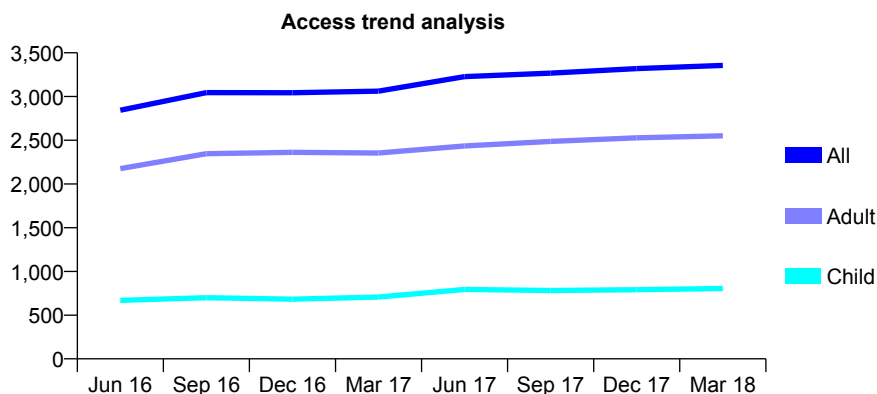
## Q49 - Vital Signs At a Glance Contract Report for 740950/0002 - March 2018

Name or company name	MR PN JACKSON
Contract type name	GDS Contract
Purpose of contract	General
Contract start date	01/04/2006
Contract end date	

17/18 Contracted general activity (UDA)	13,302
Carry forward general activity (UDA)	0
17/18 Contracted orthodontic activity (UOA)	0
Carry forward orthodontic activity (UOA)	0
Baseline contract value	£315,196.16

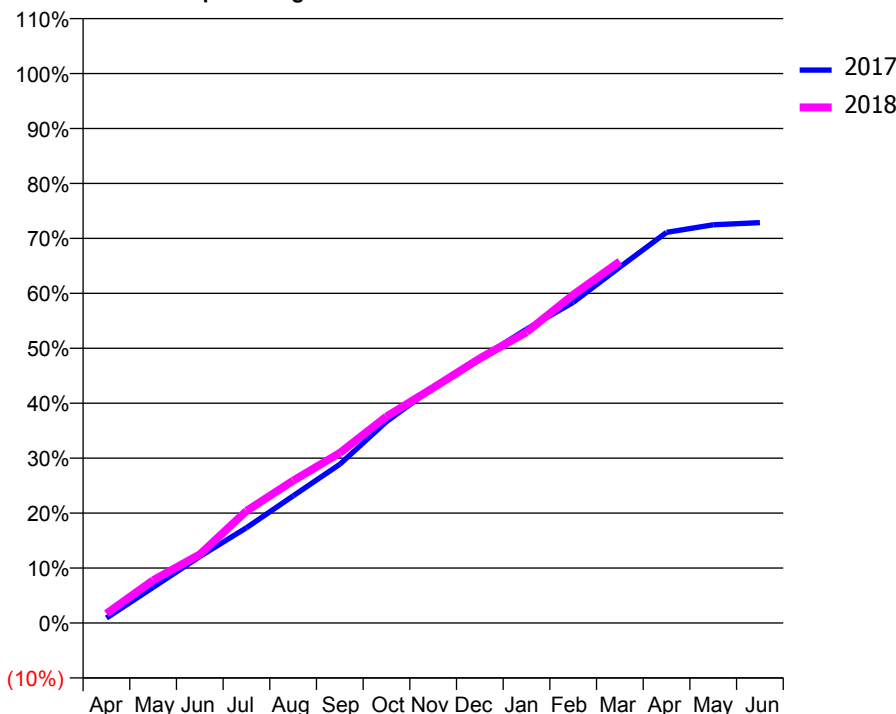
### ACCESS\*

Patients seen in 24 months	Total	Change since previous quarter
Quarter ending March 2017	3,061	
Quarter ending June 2017	3,228	↑
Quarter ending September 2017	3,268	→
Quarter ending December 2017	3,319	→
Quarter ending March 2018	3,356	→
<b>Variance since March 2017</b>	<b>9.6%</b>	<b>↑</b>



### ACTIVITY

Cumulative percentage of contracted UDA delivered 2017 & 2018



Month	Adjusted Scheduled Activity (UDA)	
	2017	2018
April	122	229
May	863	1,034
June	1,608	1,662
July	2,306	2,712
August	3,079	3,445
September	3,844	4,116
October	4,875	4,999
November	5,699	5,694
December	6,402	6,406
January	7,113	7,043
February	7,760	7,945
March	8,616	8,752
April	9,455	
May	9,640	
June	9,691	

### QUALITY

	Quantity	Base Number	Contract	AT	Region	England
% of FP17s for the same patient ID Re-attending within 3 months - Children	80	1,339	6.0%	10.7%	12.8%	11.9%
% of FP17s for the same patient ID Re-attending within 3 months - Adults	438	3,923	11.2%	14.5%	16.5%	16.0%
% of FP17s for the same patient ID Re-attending between 3 & 9 months - Children	680	1,339	50.8%	57.9%	59.7%	58.3%
% of FP17s for the same patient ID Re-attending between 3 & 9 months - Adults	2,386	3,923	60.8%	52.3%	52.6%	50.3%
% of FP17s for Band 1 Urgent Courses	288	4,763	6.0%	8.1%	9.1%	9.1%
% of FP17s Relating to Free Repair or Replacements	46	4,763	1.0%	1.1%	1.0%	0.8%
% of FP17s Relating to Continuations	22	4,763	0.5%	1.4%	1.2%	1.0%
% of Patients satisfied with the dentistry they have received	1	1	N/A	92.5%	91.6%	91.5%
% of Patients satisfied with the time they had to wait for an appointment	1	1	N/A	88.5%	88.3%	87.9%

\* This is based on patients treated on this contract for their most recent course of treatment. Figures in italics indicate the base number of FP17s or Patient Questionnaire responses are less than 100. N/A is shown where the base number of responses is less than 10 during the period. % is calculated as Quantity/Base number\*100

## Q49 - Vital Signs At a Glance Contract Report for 745219/0001 - March 2018


Name or company name	MR BA MCLOUGHLIN
Contract type name	GDS Contract
Purpose of contract	General
Contract start date	01/04/2006
Contract end date	

17/18 Contracted general activity (UDA)	1,500
Carry forward general activity (UDA)	0
17/18 Contracted orthodontic activity (UOA)	0
Carry forward orthodontic activity (UOA)	0
Baseline contract value	£35,862.42

### ACCESS\*

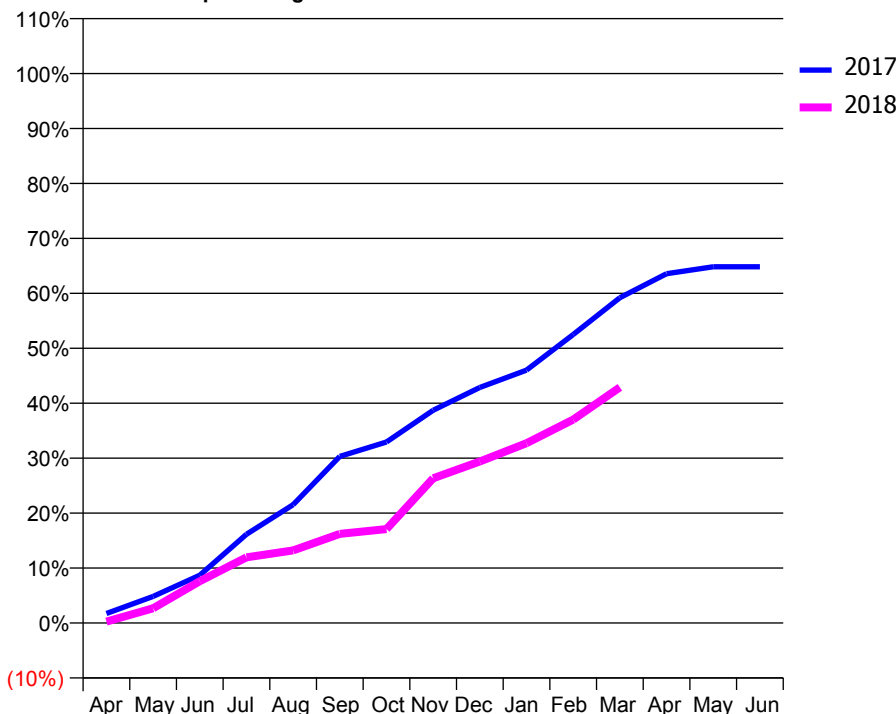
Patients seen in 24 months	Total	Change since previous quarter
Quarter ending March 2017	N/A	
Quarter ending June 2017	N/A	
Quarter ending September 2017	N/A	
Quarter ending December 2017	N/A	
Quarter ending March 2018	N/A	
<b>Variance since March 2017</b>	<b>N/A</b>	

### Access trend analysis



### ACTIVITY

Cumulative percentage of contracted UDA delivered 2017 & 2018



Month	Adjusted Scheduled Activity (UDA)	
	2017	2018
April	26	4
May	73	40
June	131	114
July	242	179
August	323	198
September	455	243
October	494	257
November	581	395
December	643	441
January	690	491
February	788	555
March	888	643
April	953	
May	972	
June	972	

### QUALITY

	Quantity	Base Number	Contract	AT	Region	England
% of FP17s for the same patient ID Re-attending within 3 months - Children	96	614	15.6%	10.7%	12.8%	11.9%
% of FP17s for the same patient ID Re-attending within 3 months - Adults	0	0	N/A	14.5%	16.5%	16.0%
% of FP17s for the same patient ID Re-attending between 3 & 9 months - Children	440	614	71.7%	57.9%	59.7%	58.3%
% of FP17s for the same patient ID Re-attending between 3 & 9 months - Adults	0	0	N/A	52.3%	52.6%	50.3%
% of FP17s for Band 1 Urgent Courses	15	548	2.7%	8.1%	9.1%	9.1%
% of FP17s Relating to Free Repair or Replacements	0	548	0.0%	1.1%	1.0%	0.8%
% of FP17s Relating to Continuations	0	548	0.0%	1.4%	1.2%	1.0%
% of Patients satisfied with the dentistry they have received	0	0	N/A	92.5%	91.6%	91.5%
% of Patients satisfied with the time they had to wait for an appointment	0	0	N/A	88.5%	88.3%	87.9%

\* This is based on patients treated on this contract for their most recent course of treatment. Figures in italics indicate the base number of FP17s or Patient Questionnaire responses are less than 100. N/A is shown where the base number of responses is less than 10 during the period. % is calculated as Quantity/Base number\*100

## Q49 - Vital Signs At a Glance Contract Report for 746088/0001 - March 2018


Name or company name	MISS JM FORDE
Contract type name	GDS Contract
Purpose of contract	General
Contract start date	01/04/2006
Contract end date	

17/18 Contracted general activity (UDA)	37,842
Carry forward general activity (UDA)	-185
17/18 Contracted orthodontic activity (UOA)	0
Carry forward orthodontic activity (UOA)	0
Baseline contract value	£926,255.61

### ACCESS\*

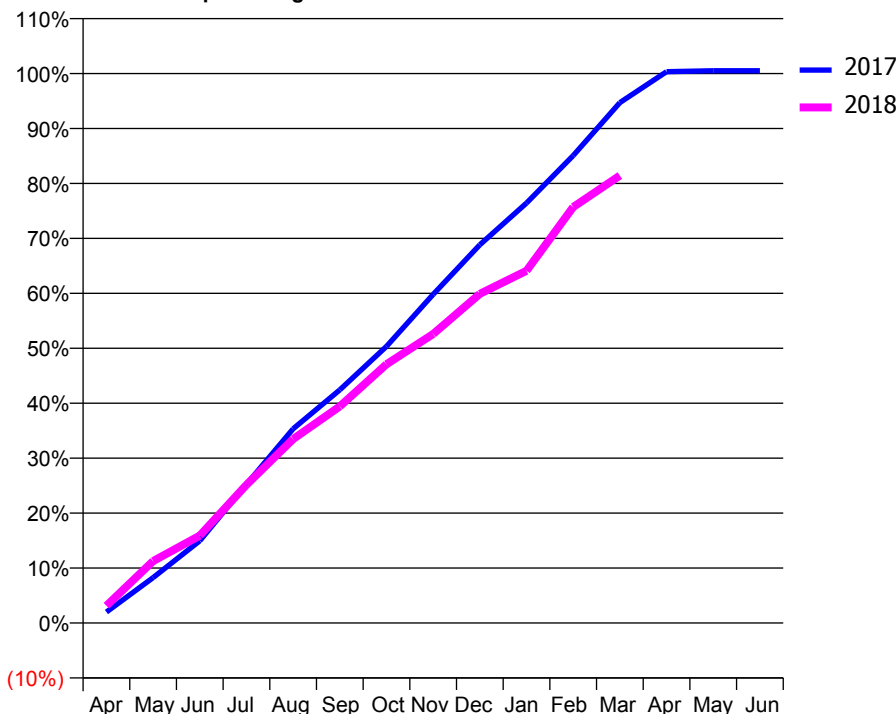
Patients seen in 24 months	Total	Change since previous quarter
Quarter ending March 2017	N/A	
Quarter ending June 2017	N/A	
Quarter ending September 2017	N/A	
Quarter ending December 2017	N/A	
Quarter ending March 2018	N/A	
<b>Variance since March 2017</b>	<b>N/A</b>	

### Access trend analysis



### ACTIVITY

Cumulative percentage of contracted UDA delivered 2017 & 2018



Month	Adjusted Scheduled Activity (UDA)	
	2017	2018
April	757	1,193
May	3,122	4,263
June	5,662	6,016
July	9,556	9,519
August	13,372	12,667
September	16,061	14,915
October	19,047	17,819
November	22,628	19,902
December	26,047	22,668
January	28,924	24,256
February	32,192	28,644
March	35,841	30,818
April	37,966	
May	38,027	
June	38,027	

### QUALITY

	Quantity	Base Number	Contract	AT	Region	England
% of FP17s for the same patient ID Re-attending within 3 months - Children	237	4,310	5.5%	10.7%	12.8%	11.9%
% of FP17s for the same patient ID Re-attending within 3 months - Adults	1,689	13,657	12.4%	14.5%	16.5%	16.0%
% of FP17s for the same patient ID Re-attending between 3 & 9 months - Children	2,585	4,310	60.0%	57.9%	59.7%	58.3%
% of FP17s for the same patient ID Re-attending between 3 & 9 months - Adults	8,080	13,657	59.2%	52.3%	52.6%	50.3%
% of FP17s for Band 1 Urgent Courses	709	16,963	4.2%	8.1%	9.1%	9.1%
% of FP17s Relating to Free Repair or Replacements	478	16,963	2.8%	1.1%	1.0%	0.8%
% of FP17s Relating to Continuations	361	16,963	2.1%	1.4%	1.2%	1.0%
% of Patients satisfied with the dentistry they have received	0	0	N/A	92.5%	91.6%	91.5%
% of Patients satisfied with the time they had to wait for an appointment	0	0	N/A	88.5%	88.3%	87.9%

\* This is based on patients treated on this contract for their most recent course of treatment. Figures in italics indicate the base number of FP17s or Patient Questionnaire responses are less than 100. N/A is shown where the base number of responses is less than 10 during the period. % is calculated as Quantity/Base number\*100

## Q49 - Vital Signs At a Glance Contract Report for 746088/0002 - March 2018


Name or company name	MISS JM FORDE
Contract type name	GDS Contract
Purpose of contract	General
Contract start date	01/12/2006
Contract end date	

17/18 Contracted general activity (UDA)	14,000
Carry forward general activity (UDA)	-256
17/18 Contracted orthodontic activity (UOA)	0
Carry forward orthodontic activity (UOA)	0
Baseline contract value	£334,794.37

### ACCESS\*

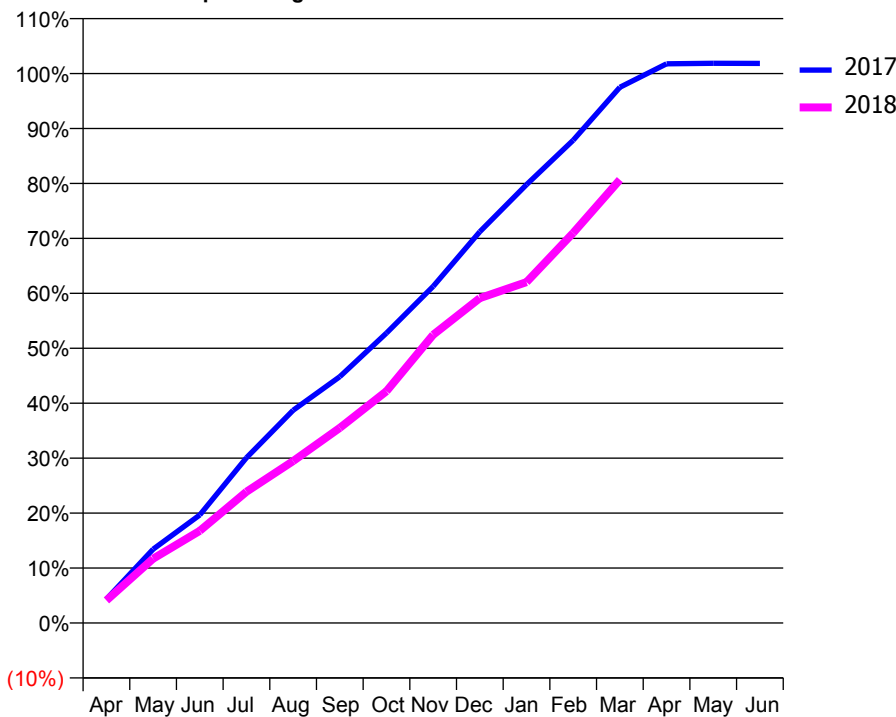
Patients seen in 24 months	Total	Change since previous quarter
Quarter ending March 2017	N/A	
Quarter ending June 2017	N/A	
Quarter ending September 2017	N/A	
Quarter ending December 2017	N/A	
Quarter ending March 2018	N/A	
<b>Variance since March 2017</b>	<b>N/A</b>	

### Access trend analysis



### ACTIVITY

Cumulative percentage of contracted UDA delivered 2017 & 2018



Month	Adjusted Scheduled Activity (UDA)	
	2017	2018
April	611	577
May	1,881	1,641
June	2,753	2,348
July	4,210	3,344
August	5,421	4,128
September	6,276	4,970
October	7,387	5,906
November	8,577	7,345
December	9,969	8,277
January	11,169	8,686
February	12,300	9,938
March	13,650	11,294
April	14,247	
May	14,259	
June	14,257	

### QUALITY

	Quantity	Base Number	Contract	AT	Region	England
% of FP17s for the same patient ID Re-attending within 3 months - Children	106	1,447	7.3%	10.7%	12.8%	11.9%
% of FP17s for the same patient ID Re-attending within 3 months - Adults	787	5,055	15.6%	14.5%	16.5%	16.0%
% of FP17s for the same patient ID Re-attending between 3 & 9 months - Children	851	1,447	58.8%	57.9%	59.7%	58.3%
% of FP17s for the same patient ID Re-attending between 3 & 9 months - Adults	2,611	5,055	51.7%	52.3%	52.6%	50.3%
% of FP17s for Band 1 Urgent Courses	278	6,169	4.5%	8.1%	9.1%	9.1%
% of FP17s Relating to Free Repair or Replacements	205	6,169	3.3%	1.1%	1.0%	0.8%
% of FP17s Relating to Continuations	255	6,169	4.1%	1.4%	1.2%	1.0%
% of Patients satisfied with the dentistry they have received	0	0	N/A	92.5%	91.6%	91.5%
% of Patients satisfied with the time they had to wait for an appointment	0	0	N/A	88.5%	88.3%	87.9%

\* This is based on patients treated on this contract for their most recent course of treatment. Figures in italics indicate the base number of FP17s or Patient Questionnaire responses are less than 100. N/A is shown where the base number of responses is less than 10 during the period. % is calculated as Quantity/Base number\*100

## Q49 - Vital Signs At a Glance Contract Report for 746088/0003 - March 2018

Name or company name	MISS JM FORDE
Contract type name	GDS Contract
Purpose of contract	General
Contract start date	01/04/2008
Contract end date	

17/18 Contracted general activity (UDA)	8,000
Carry forward general activity (UDA)	203
17/18 Contracted orthodontic activity (UOA)	0
Carry forward orthodontic activity (UOA)	0
Baseline contract value	£229,797.91

### ACCESS\*

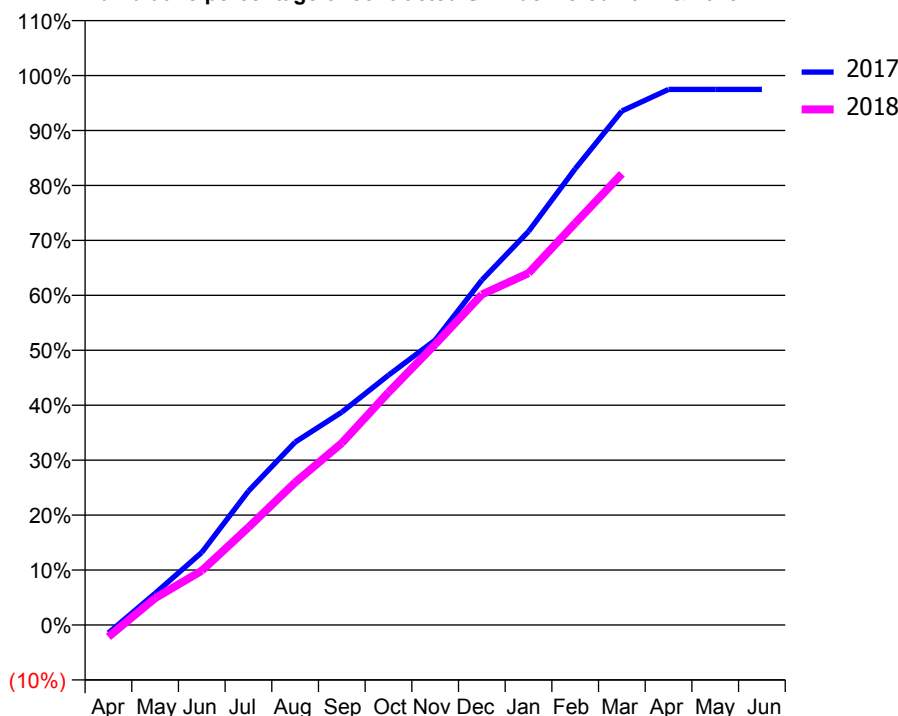
Patients seen in 24 months	Total	Change since previous quarter
Quarter ending March 2017	N/A	
Quarter ending June 2017	N/A	
Quarter ending September 2017	N/A	
Quarter ending December 2017	N/A	
Quarter ending March 2018	N/A	
<b>Variance since March 2017</b>	<b>N/A</b>	

### Access trend analysis

■ All  
■ Adult  
■ Child

### ACTIVITY

Cumulative percentage of contracted UDA delivered 2017 & 2018



Month	Adjusted Scheduled Activity (UDA)	
	2017	2018
April	-117	-173
May	461	391
June	1,058	791
July	1,949	1,422
August	2,662	2,076
September	3,099	2,650
October	3,638	3,387
November	4,147	4,086
December	5,022	4,812
January	5,729	5,123
February	6,643	5,850
March	7,482	6,569
April	7,798	
May	7,797	
June	7,797	

### QUALITY

	Quantity	Base Number	Contract	AT	Region	England
% of FP17s for the same patient ID Re-attending within 3 months - Children	33	664	5.0%	10.7%	12.8%	11.9%
% of FP17s for the same patient ID Re-attending within 3 months - Adults	334	3,036	11.0%	14.5%	16.5%	16.0%
% of FP17s for the same patient ID Re-attending between 3 & 9 months - Children	328	664	49.4%	57.9%	59.7%	58.3%
% of FP17s for the same patient ID Re-attending between 3 & 9 months - Adults	1,578	3,036	52.0%	52.3%	52.6%	50.3%
% of FP17s for Band 1 Urgent Courses	77	3,548	2.2%	8.1%	9.1%	9.1%
% of FP17s Relating to Free Repair or Replacements	71	3,548	2.0%	1.1%	1.0%	0.8%
% of FP17s Relating to Continuations	73	3,548	2.1%	1.4%	1.2%	1.0%
% of Patients satisfied with the dentistry they have received	0	0	N/A	92.5%	91.6%	91.5%
% of Patients satisfied with the time they had to wait for an appointment	0	0	N/A	88.5%	88.3%	87.9%

\* This is based on patients treated on this contract for their most recent course of treatment. Figures in italics indicate the base number of FP17s or Patient Questionnaire responses are less than 100. N/A is shown where the base number of responses is less than 10 during the period. % is calculated as Quantity/Base number\*100

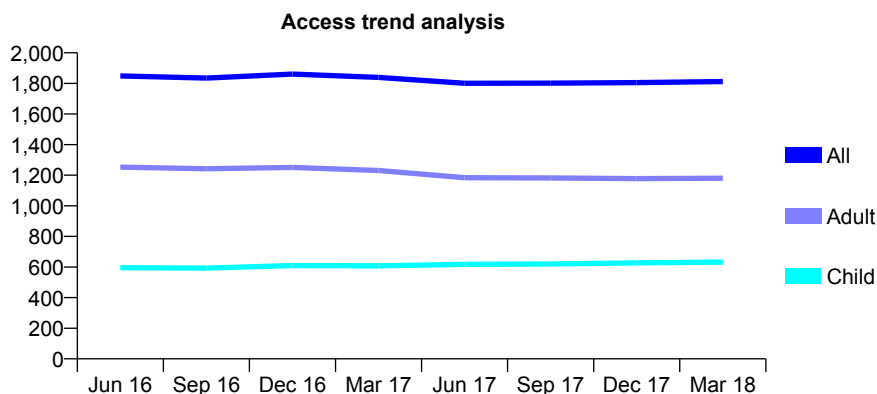
## Q49 - Vital Signs At a Glance Contract Report for 749141/0001 - March 2018

Name or company name	MRS LK CAVE
Contract type name	GDS Contract
Purpose of contract	General
Contract start date	01/04/2006
Contract end date	

17/18 Contracted general activity (UDA)	5,333
Carry forward general activity (UDA)	-77
17/18 Contracted orthodontic activity (UOA)	0
Carry forward orthodontic activity (UOA)	0
Baseline contract value	£149,957.49

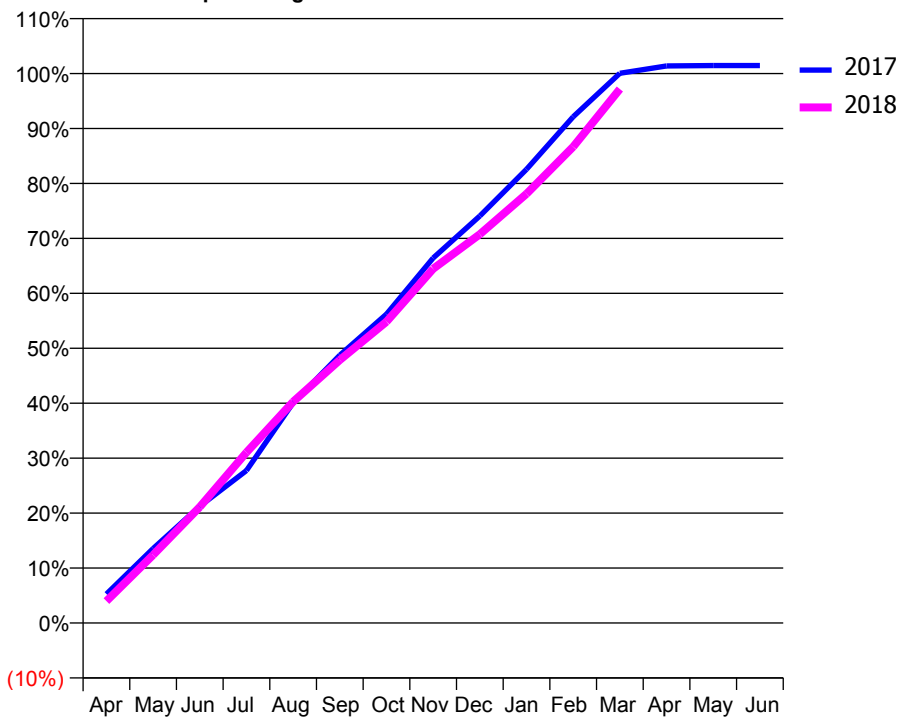
### ACCESS\*

Patients seen in 24 months	Total	Change since previous quarter
Quarter ending March 2017	1,839	
Quarter ending June 2017	1,801	↓
Quarter ending September 2017	1,802	→
Quarter ending December 2017	1,805	→
Quarter ending March 2018	1,812	→
<b>Variance since March 2017</b>	<b>(1.5%)</b>	<b>↓</b>



### ACTIVITY

Cumulative percentage of contracted UDA delivered 2017 & 2018



Month	Adjusted Scheduled Activity (UDA)	
	2017	2018
April	282	213
May	723	661
June	1,133	1,127
July	1,480	1,656
August	2,137	2,148
September	2,599	2,552
October	2,998	2,924
November	3,543	3,438
December	3,951	3,774
January	4,404	4,166
February	4,913	4,623
March	5,335	5,182
April	5,407	
May	5,410	
June	5,410	

### QUALITY

	Quantity	Base Number	Contract	AT	Region	England
% of FP17s for the same patient ID Re-attending within 3 months - Children	72	954	7.5%	10.7%	12.8%	11.9%
% of FP17s for the same patient ID Re-attending within 3 months - Adults	304	1,542	19.7%	14.5%	16.5%	16.0%
% of FP17s for the same patient ID Re-attending between 3 & 9 months - Children	616	954	64.6%	57.9%	59.7%	58.3%
% of FP17s for the same patient ID Re-attending between 3 & 9 months - Adults	796	1,542	51.6%	52.3%	52.6%	50.3%
% of FP17s for Band 1 Urgent Courses	86	2,458	3.5%	8.1%	9.1%	9.1%
% of FP17s Relating to Free Repair or Replacements	8	2,458	0.3%	1.1%	1.0%	0.8%
% of FP17s Relating to Continuations	22	2,458	0.9%	1.4%	1.2%	1.0%
% of Patients satisfied with the dentistry they have received	3	3	N/A	92.5%	91.6%	91.5%
% of Patients satisfied with the time they had to wait for an appointment	3	3	N/A	88.5%	88.3%	87.9%

\* This is based on patients treated on this contract for their most recent course of treatment. Figures in italics indicate the base number of FP17s or Patient Questionnaire responses are less than 100. N/A is shown where the base number of responses is less than 10 during the period. % is calculated as Quantity/Base number\*100

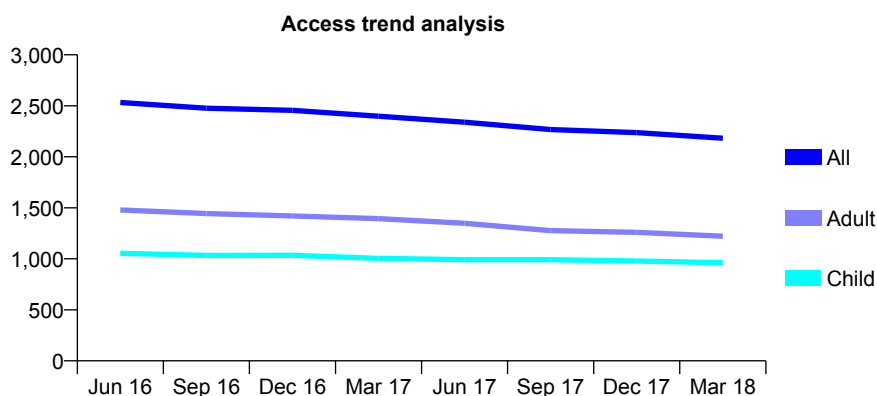
## Q49 - Vital Signs At a Glance Contract Report for 751847/0001 - March 2018

Name or company name	MR TB JUKES
Contract type name	GDS Contract
Purpose of contract	General
Contract start date	01/04/2006
Contract end date	

17/18 Contracted general activity (UDA)	10,962
Carry forward general activity (UDA)	0
17/18 Contracted orthodontic activity (UOA)	0
Carry forward orthodontic activity (UOA)	0
Baseline contract value	£283,183.09

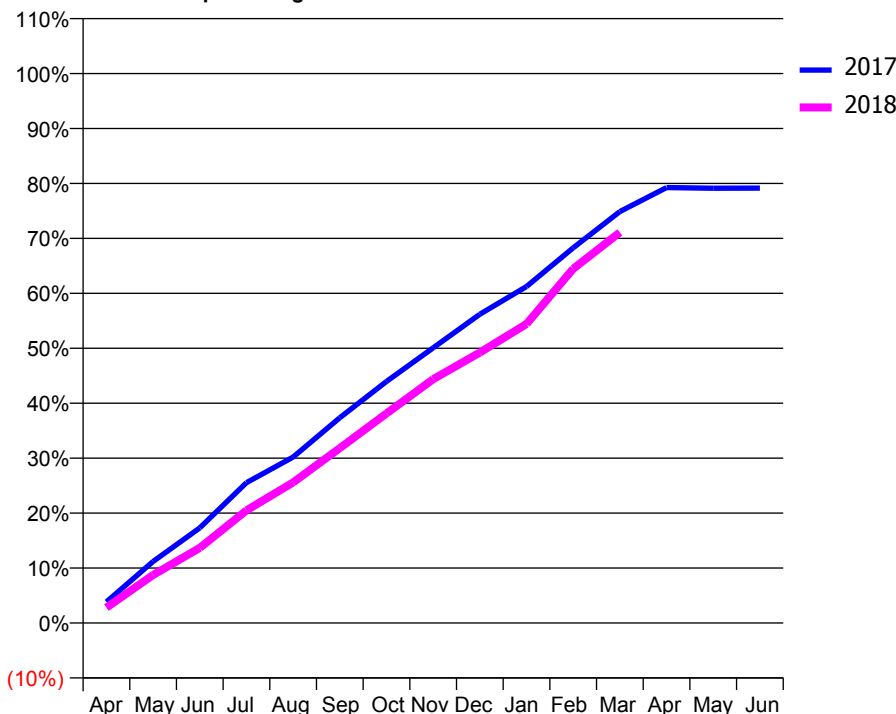
### ACCESS\*

Patients seen in 24 months	Total	Change since previous quarter
Quarter ending March 2017	2,398	
Quarter ending June 2017	2,339	↓
Quarter ending September 2017	2,267	↓
Quarter ending December 2017	2,237	↓
Quarter ending March 2018	2,183	↓
<b>Variance since March 2017</b>	<b>(9.0%)</b>	<b>↓</b>



### ACTIVITY

**Cumulative percentage of contracted UDA delivered 2017 & 2018**



Month	Adjusted Scheduled Activity (UDA)	
	2017	2018
April	421	308
May	1,229	958
June	1,899	1,499
July	2,801	2,246
August	3,310	2,806
September	4,094	3,488
October	4,818	4,182
November	5,490	4,864
December	6,161	5,397
January	6,713	5,966
February	7,485	7,067
March	8,207	7,793
April	8,686	
May	8,674	
June	8,677	

### QUALITY

	Quantity	Base Number	Contract	AT	Region	England
% of FP17s for the same patient ID Re-attending within 3 months - Children	101	1,338	7.5%	10.7%	12.8%	11.9%
% of FP17s for the same patient ID Re-attending within 3 months - Adults	729	2,100	34.7%	14.5%	16.5%	16.0%
% of FP17s for the same patient ID Re-attending between 3 & 9 months - Children	722	1,338	54.0%	57.9%	59.7%	58.3%
% of FP17s for the same patient ID Re-attending between 3 & 9 months - Adults	903	2,100	43.0%	52.3%	52.6%	50.3%
% of FP17s for Band 1 Urgent Courses	124	3,238	3.8%	8.1%	9.1%	9.1%
% of FP17s Relating to Free Repair or Replacements	0	3,238	0.0%	1.1%	1.0%	0.8%
% of FP17s Relating to Continuations	30	3,238	0.9%	1.4%	1.2%	1.0%
% of Patients satisfied with the dentistry they have received	2	2	N/A	92.5%	91.6%	91.5%
% of Patients satisfied with the time they had to wait for an appointment	2	2	N/A	88.5%	88.3%	87.9%

\* This is based on patients treated on this contract for their most recent course of treatment. Figures in italics indicate the base number of FP17s or Patient Questionnaire responses are less than 100. N/A is shown where the base number of responses is less than 10 during the period. % is calculated as Quantity/Base number\*100



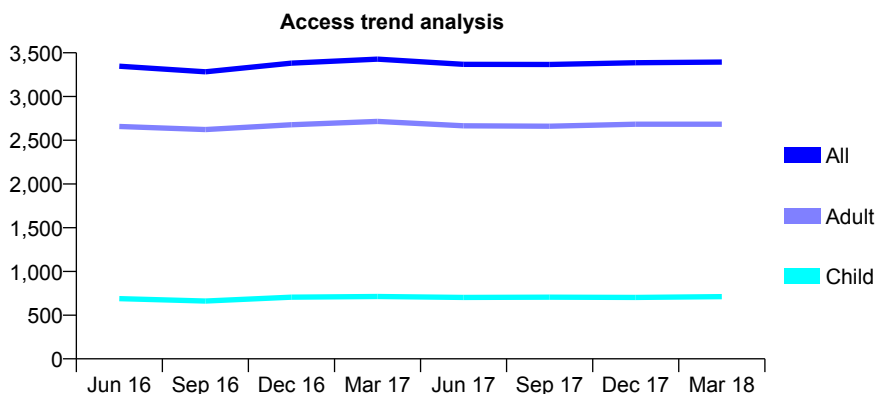
## Q49 - Vital Signs At a Glance Contract Report for 754722/0001 - March 2018

Name or company name	MR K ROBSON
Contract type name	GDS Contract
Purpose of contract	General
Contract start date	01/08/2011
Contract end date	

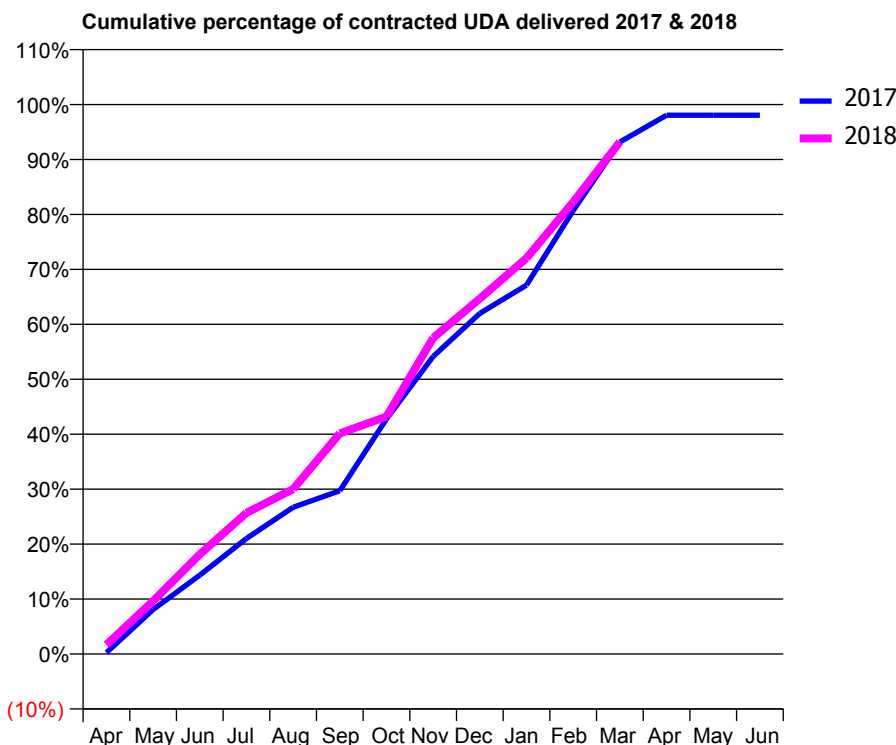
17/18 Contracted general activity (UDA)	11,463
Carry forward general activity (UDA)	223
17/18 Contracted orthodontic activity (UOA)	0
Carry forward orthodontic activity (UOA)	0
Baseline contract value	£301,000.11

### ACCESS\*

Patients seen in 24 months	Total	Change since previous quarter
Quarter ending March 2017	3,428	
Quarter ending June 2017	3,368	↓
Quarter ending September 2017	3,367	→
Quarter ending December 2017	3,387	→
Quarter ending March 2018	3,394	→
<b>Variance since March 2017</b>	<b>(1.0%)</b>	→



### ACTIVITY



Month	Adjusted Scheduled Activity (UDA)	
	2017	2018
April	28	194
May	928	1,106
June	1,645	2,079
July	2,410	2,946
August	3,061	3,439
September	3,407	4,604
October	4,903	4,953
November	6,209	6,593
December	7,105	7,416
January	7,696	8,259
February	9,250	9,428
March	10,680	10,682
April	11,239	
May	11,240	
June	11,240	

### QUALITY

	Quantity	Base Number	Contract	AT	Region	England
% of FP17s for the same patient ID Re-attending within 3 months - Children	71	1,048	6.8%	10.7%	12.8%	11.9%
% of FP17s for the same patient ID Re-attending within 3 months - Adults	781	4,346	18.0%	14.5%	16.5%	16.0%
% of FP17s for the same patient ID Re-attending between 3 & 9 months - Children	634	1,048	60.5%	57.9%	59.7%	58.3%
% of FP17s for the same patient ID Re-attending between 3 & 9 months - Adults	2,591	4,346	59.6%	52.3%	52.6%	50.3%
% of FP17s for Band 1 Urgent Courses	274	5,190	5.3%	8.1%	9.1%	9.1%
% of FP17s Relating to Free Repair or Replacements	81	5,190	1.6%	1.1%	1.0%	0.8%
% of FP17s Relating to Continuations	36	5,190	0.7%	1.4%	1.2%	1.0%
% of Patients satisfied with the dentistry they have received	2	2	N/A	92.5%	91.6%	91.5%
% of Patients satisfied with the time they had to wait for an appointment	2	2	N/A	88.5%	88.3%	87.9%

\* This is based on patients treated on this contract for their most recent course of treatment. Figures in italics indicate the base number of FP17s or Patient Questionnaire responses are less than 100. N/A is shown where the base number of responses is less than 10 during the period. % is calculated as Quantity/Base number\*100

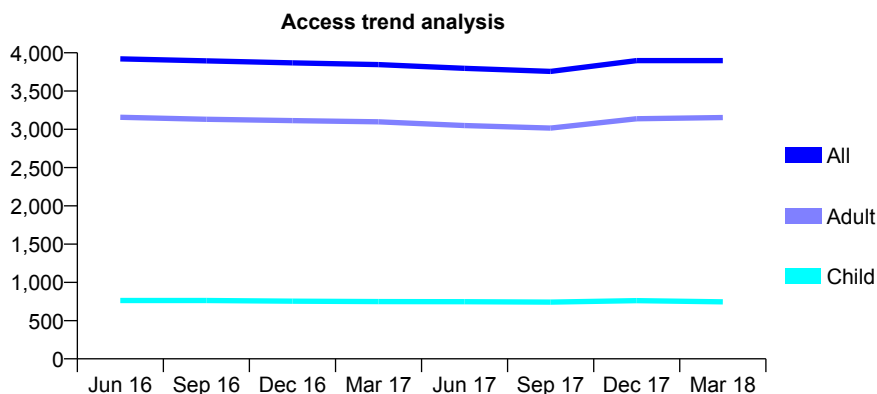
## Q49 - Vital Signs At a Glance Contract Report for 761028/0001 - March 2018

Name or company name	Mr Amit Nayyar
Contract type name	GDS Contract
Purpose of contract	General
Contract start date	01/04/2006
Contract end date	

17/18 Contracted general activity (UDA)	10,751
Carry forward general activity (UDA)	-206
17/18 Contracted orthodontic activity (UOA)	0
Carry forward orthodontic activity (UOA)	0
Baseline contract value	£328,221.21

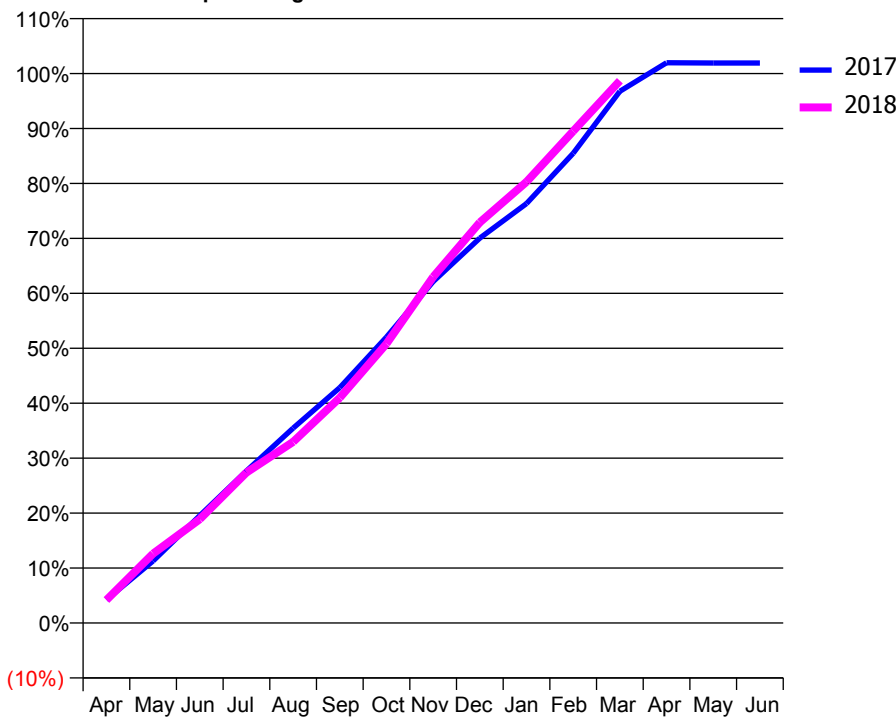
### ACCESS\*

Patients seen in 24 months	Total	Change since previous quarter
Quarter ending March 2017	3,846	
Quarter ending June 2017	3,797	↓
Quarter ending September 2017	3,757	↓
Quarter ending December 2017	3,898	↑
Quarter ending March 2018	3,898	→
<b>Variance since March 2017</b>	<b>1.4%</b>	<b>→</b>



### ACTIVITY

Cumulative percentage of contracted UDA delivered 2017 & 2018



Month	Adjusted Scheduled Activity (UDA)	
	2017	2018
April	455	450
May	1,216	1,359
June	2,103	2,031
July	2,975	2,943
August	3,813	3,543
September	4,605	4,408
October	5,595	5,465
November	6,680	6,771
December	7,531	7,840
January	8,205	8,632
February	9,189	9,624
March	10,402	10,608
April	10,963	
May	10,957	
June	10,957	

### QUALITY

	Quantity	Base Number	Contract	AT	Region	England
% of FP17s for the same patient ID Re-attending within 3 months - Children	101	1,225	8.2%	10.7%	12.8%	11.9%
% of FP17s for the same patient ID Re-attending within 3 months - Adults	702	4,571	15.4%	14.5%	16.5%	16.0%
% of FP17s for the same patient ID Re-attending between 3 & 9 months - Children	791	1,225	64.6%	57.9%	59.7%	58.3%
% of FP17s for the same patient ID Re-attending between 3 & 9 months - Adults	2,265	4,571	49.6%	52.3%	52.6%	50.3%
% of FP17s for Band 1 Urgent Courses	414	5,532	7.5%	8.1%	9.1%	9.1%
% of FP17s Relating to Free Repair or Replacements	30	5,532	0.5%	1.1%	1.0%	0.8%
% of FP17s Relating to Continuations	39	5,532	0.7%	1.4%	1.2%	1.0%
% of Patients satisfied with the dentistry they have received	6	6	N/A	92.5%	91.6%	91.5%
% of Patients satisfied with the time they had to wait for an appointment	5	6	N/A	88.5%	88.3%	87.9%

\* This is based on patients treated on this contract for their most recent course of treatment. Figures in italics indicate the base number of FP17s or Patient Questionnaire responses are less than 100. N/A is shown where the base number of responses is less than 10 during the period. % is calculated as Quantity/Base number\*100

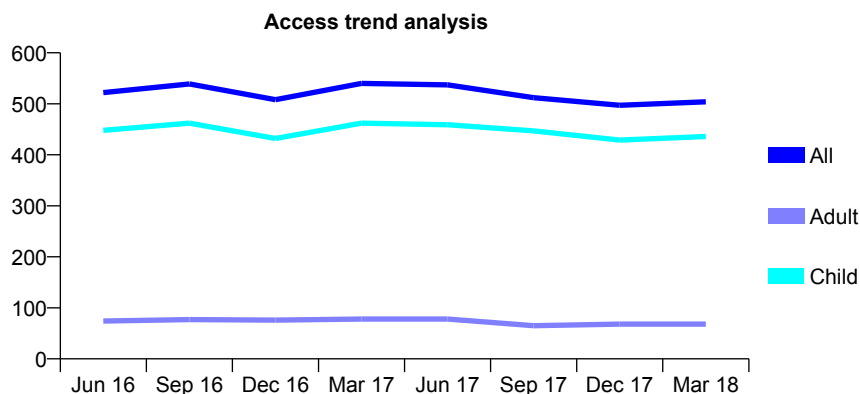
## Q49 - Vital Signs At a Glance Contract Report for 761044/0001 - March 2018

Name or company name	MR RA WINTER
Contract type name	GDS Contract
Purpose of contract	General
Contract start date	01/11/2011
Contract end date	

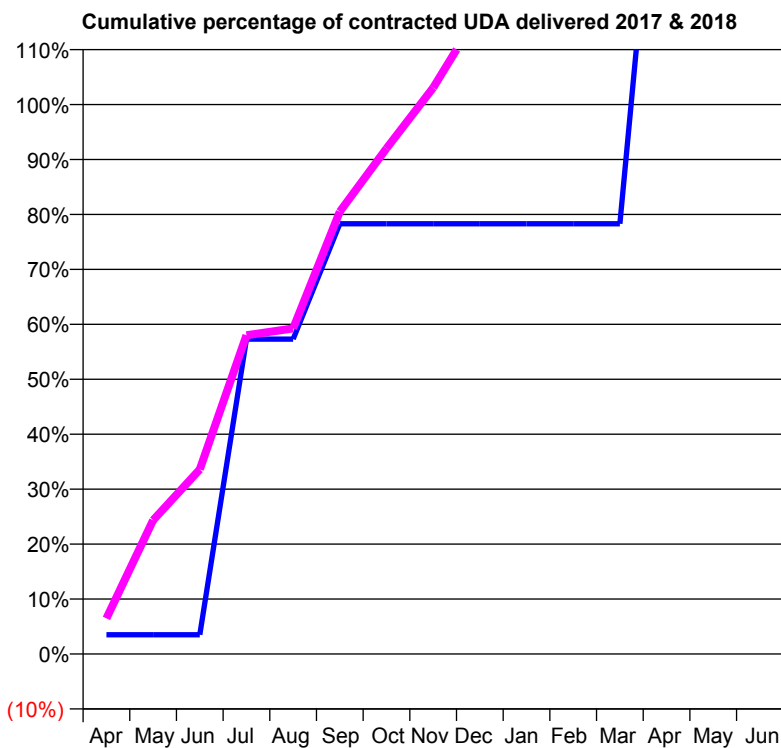
17/18 Contracted general activity (UDA)	400
Carry forward general activity (UDA)	-8
17/18 Contracted orthodontic activity (UOA)	0
Carry forward orthodontic activity (UOA)	0
Baseline contract value	£9,339.40

### ACCESS\*

Patients seen in 24 months	Total	Change since previous quarter
Quarter ending March 2017	540	
Quarter ending June 2017	537	→
Quarter ending September 2017	512	↓
Quarter ending December 2017	497	↓
Quarter ending March 2018	504	→
<b>Variance since March 2017</b>	<b>(6.7%)</b>	<b>↓</b>



### ACTIVITY



Month	Adjusted Scheduled Activity (UDA)	
	2017	2018
April	14	26
May	14	97
June	14	134
July	229	232
August	229	237
September	313	322
October	313	368
November	313	412
December	313	467
January	313	499
February	313	570
March	313	621
April	673	
May	673	
June	673	

### QUALITY

	Quantity	Base Number	Contract	AT	Region	England
% of FP17s for the same patient ID Re-attending within 3 months - Children	24	809	3.0%	10.7%	12.8%	11.9%
% of FP17s for the same patient ID Re-attending within 3 months - Adults	1	38	2.6%	14.5%	16.5%	16.0%
% of FP17s for the same patient ID Re-attending between 3 & 9 months - Children	391	809	48.3%	57.9%	59.7%	58.3%
% of FP17s for the same patient ID Re-attending between 3 & 9 months - Adults	12	38	31.6%	52.3%	52.6%	50.3%
% of FP17s for Band 1 Urgent Courses	12	511	2.3%	8.1%	9.1%	9.1%
% of FP17s Relating to Free Repair or Replacements	0	511	0.0%	1.1%	1.0%	0.8%
% of FP17s Relating to Continuations	1	511	0.2%	1.4%	1.2%	1.0%
% of Patients satisfied with the dentistry they have received	0	0	N/A	92.5%	91.6%	91.5%
% of Patients satisfied with the time they had to wait for an appointment	0	0	N/A	88.5%	88.3%	87.9%

\* This is based on patients treated on this contract for their most recent course of treatment. Figures in italics indicate the base number of FP17s or Patient Questionnaire responses are less than 100. N/A is shown where the base number of responses is less than 10 during the period. % is calculated as Quantity/Base number\*100

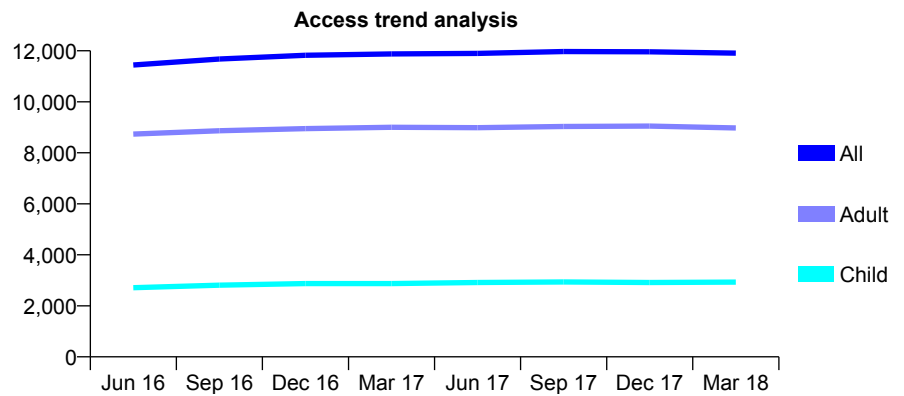
## Q49 - Vital Signs At a Glance Contract Report for 762083/0001 - March 2018

Name or company name	Westerhope Limited
Contract type name	GDS Contract
Purpose of contract	General
Contract start date	01/04/2006
Contract end date	

17/18 Contracted general activity (UDA)	37,862
Carry forward general activity (UDA)	1,438
17/18 Contracted orthodontic activity (UOA)	0
Carry forward orthodontic activity (UOA)	0
Baseline contract value	£993,905.14

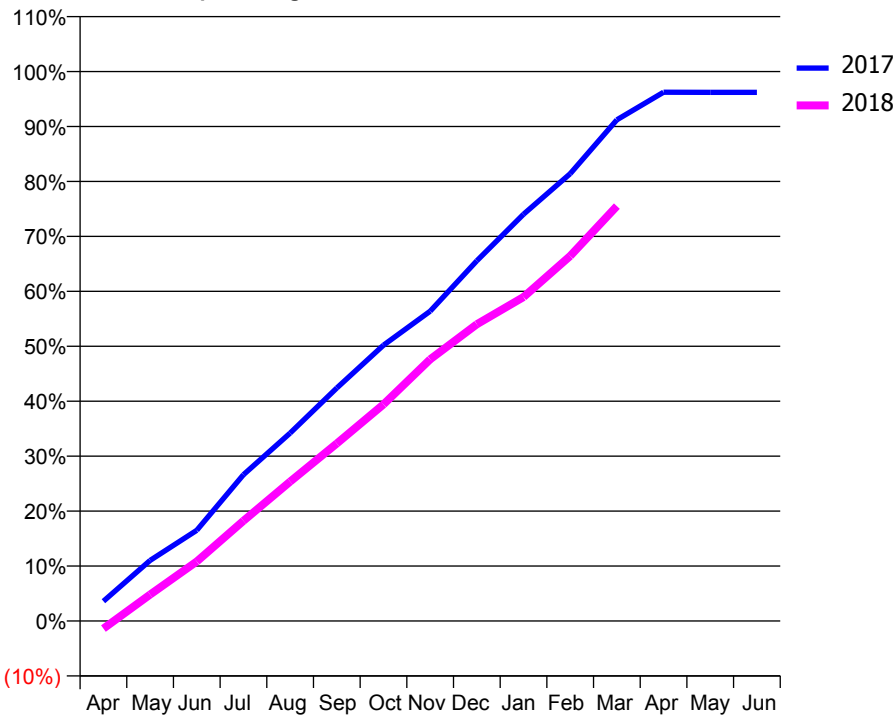
### ACCESS\*

Patients seen in 24 months	Total	Change since previous quarter
Quarter ending March 2017	11,875	
Quarter ending June 2017	11,900	→
Quarter ending September 2017	11,973	→
Quarter ending December 2017	11,961	→
Quarter ending March 2018	11,906	→
<b>Variance since March 2017</b>	<b>0.3%</b>	<b>→</b>



### ACTIVITY

Cumulative percentage of contracted UDA delivered 2017 & 2018



Month	Adjusted Scheduled Activity (UDA)	
	2017	2018
April	1,369	-528
May	4,173	1,822
June	6,250	4,099
July	10,086	6,906
August	12,953	9,608
September	16,058	12,229
October	19,003	14,924
November	21,345	18,033
December	24,826	20,452
January	28,028	22,323
February	30,817	25,152
March	34,537	28,587
April	36,436	
May	36,427	
June	36,424	

### QUALITY

	Quantity	Base Number	Contract	AT	Region	England
% of FP17s for the same patient ID Re-attending within 3 months - Children	296	3,699	8.0%	10.7%	12.8%	11.9%
% of FP17s for the same patient ID Re-attending within 3 months - Adults	1,663	10,723	15.5%	14.5%	16.5%	16.0%
% of FP17s for the same patient ID Re-attending between 3 & 9 months - Children	1,861	3,699	50.3%	57.9%	59.7%	58.3%
% of FP17s for the same patient ID Re-attending between 3 & 9 months - Adults	5,007	10,723	46.7%	52.3%	52.6%	50.3%
% of FP17s for Band 1 Urgent Courses	1,519	12,903	11.8%	8.1%	9.1%	9.1%
% of FP17s Relating to Free Repair or Replacements	99	12,903	0.8%	1.1%	1.0%	0.8%
% of FP17s Relating to Continuations	83	12,903	0.6%	1.4%	1.2%	1.0%
% of Patients satisfied with the dentistry they have received	13	13	100.0%	92.5%	91.6%	91.5%
% of Patients satisfied with the time they had to wait for an appointment	12	13	92.3%	88.5%	88.3%	87.9%

\* This is based on patients treated on this contract for their most recent course of treatment. Figures in italics indicate the base number of FP17s or Patient Questionnaire responses are less than 100. N/A is shown where the base number of responses is less than 10 during the period. % is calculated as Quantity/Base number\*100

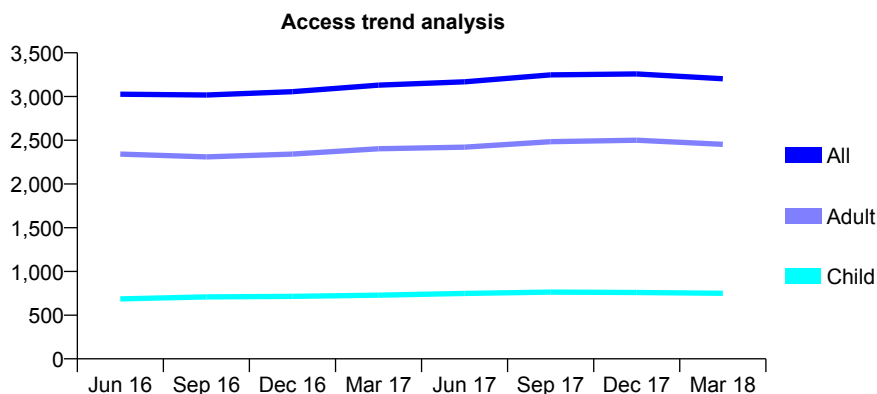
## Q49 - Vital Signs At a Glance Contract Report for 762083/0002 - March 2018

Name or company name	MR SU CHOCHAN
Contract type name	GDS Contract
Purpose of contract	General and Orthodontic
Contract start date	01/12/2010
Contract end date	

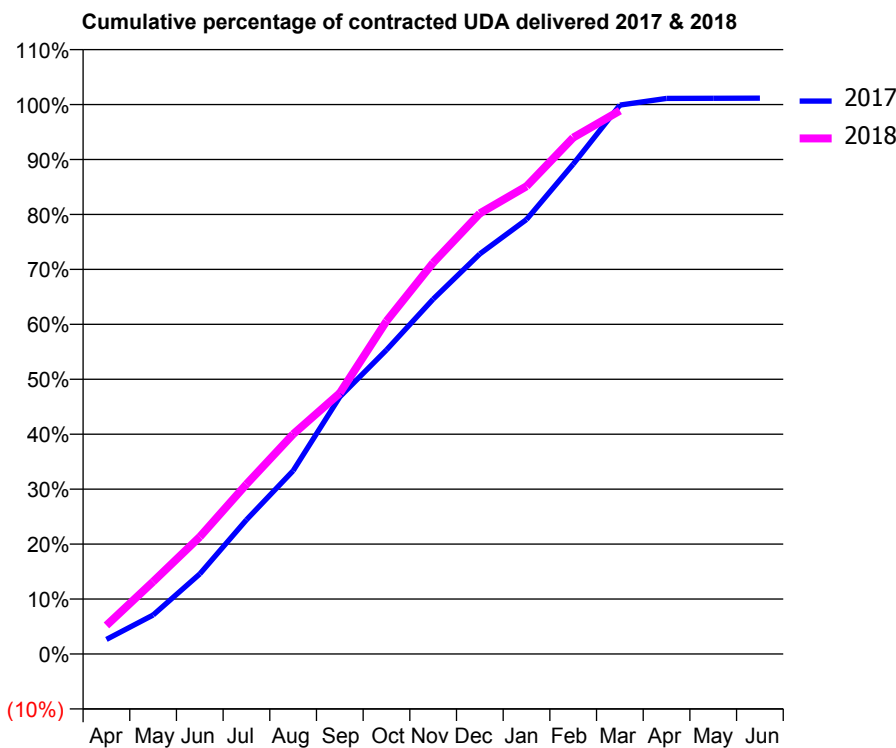
17/18 Contracted general activity (UDA)	13,500
Carry forward general activity (UDA)	-155
17/18 Contracted orthodontic activity (UOA)	0
Carry forward orthodontic activity (UOA)	0
Baseline contract value	£379,650.88

### ACCESS\*

Patients seen in 24 months	Total	Change since previous quarter
Quarter ending March 2017	3,130	
Quarter ending June 2017	3,169	→
Quarter ending September 2017	3,247	↑
Quarter ending December 2017	3,259	→
Quarter ending March 2018	3,203	↓
<b>Variance since March 2017</b>	2.3%	↑



### ACTIVITY



Month	Adjusted Scheduled Activity (UDA)	
	2017	2018
April	358	702
May	958	1,778
June	1,967	2,877
July	3,297	4,172
August	4,504	5,399
September	6,317	6,410
October	7,470	8,178
November	8,719	9,613
December	9,830	10,825
January	10,675	11,491
February	12,034	12,686
March	13,487	13,347
April	13,650	
May	13,654	
June	13,655	

### QUALITY

	Quantity	Base Number	Contract	AT	Region	England
% of FP17s for the same patient ID Re-attending within 3 months - Children	86	956	9.0%	10.7%	12.8%	11.9%
% of FP17s for the same patient ID Re-attending within 3 months - Adults	504	3,101	16.3%	14.5%	16.5%	16.0%
% of FP17s for the same patient ID Re-attending between 3 & 9 months - Children	529	956	55.3%	57.9%	59.7%	58.3%
% of FP17s for the same patient ID Re-attending between 3 & 9 months - Adults	1,590	3,101	51.3%	52.3%	52.6%	50.3%
% of FP17s for Band 1 Urgent Courses	245	3,996	6.1%	8.1%	9.1%	9.1%
% of FP17s Relating to Free Repair or Replacements	41	3,996	1.0%	1.1%	1.0%	0.8%
% of FP17s Relating to Continuations	74	3,996	1.9%	1.4%	1.2%	1.0%
% of Patients satisfied with the dentistry they have received	14	14	100.0%	92.5%	91.6%	91.5%
% of Patients satisfied with the time they had to wait for an appointment	14	14	100.0%	88.5%	88.3%	87.9%

\* This is based on patients treated on this contract for their most recent course of treatment. Figures in italics indicate the base number of FP17s or Patient Questionnaire responses are less than 100. N/A is shown where the base number of responses is less than 10 during the period. % is calculated as Quantity/Base number\*100

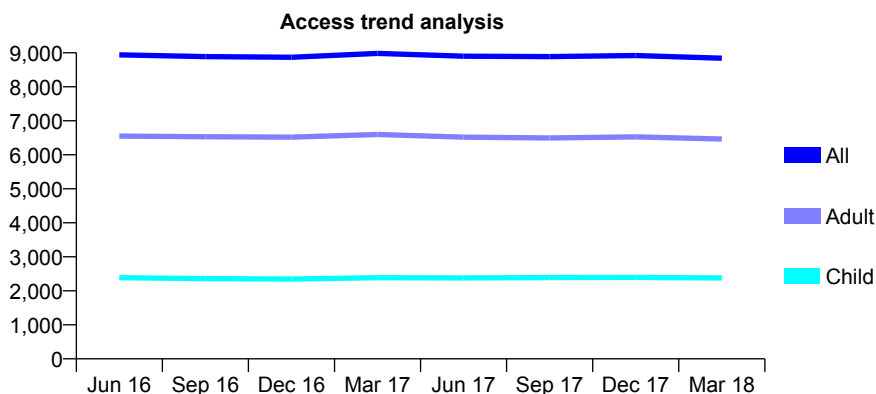
## Q49 - Vital Signs At a Glance Contract Report for 766747/0001 - March 2018

Name or company name	MR S BEDI
Contract type name	GDS Contract
Purpose of contract	General and Orthodontic
Contract start date	01/04/2006
Contract end date	

17/18 Contracted general activity (UDA)	25,485
Carry forward general activity (UDA)	-112
17/18 Contracted orthodontic activity (UOA)	0
Carry forward orthodontic activity (UOA)	0
Baseline contract value	£662,491.68

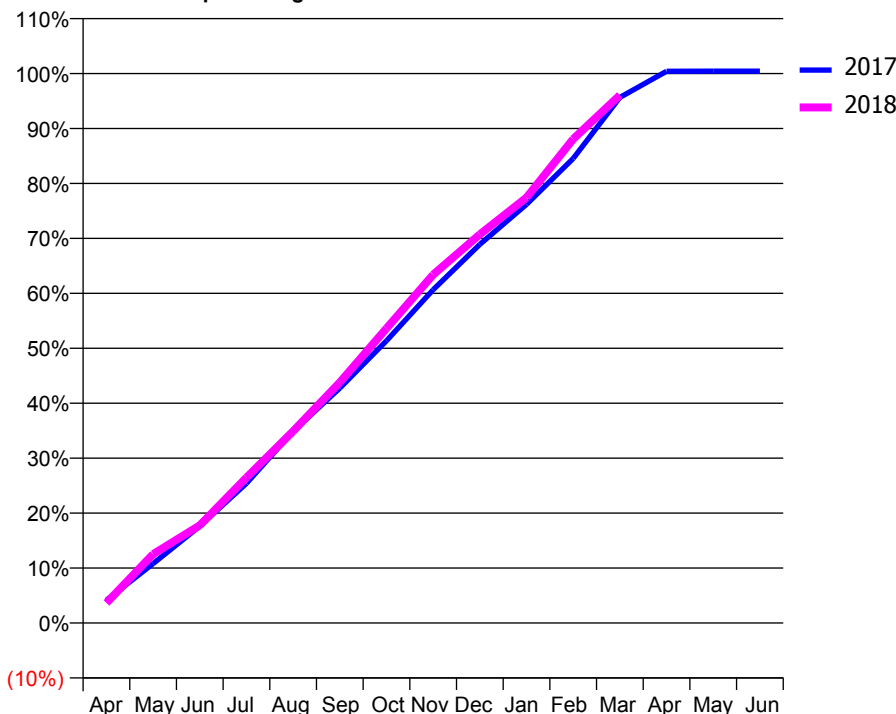
### ACCESS\*

Patients seen in 24 months	Total	Change since previous quarter
Quarter ending March 2017	8,983	
Quarter ending June 2017	8,900	→
Quarter ending September 2017	8,888	→
Quarter ending December 2017	8,919	→
Quarter ending March 2018	8,841	→
<b>Variance since March 2017</b>	<b>(1.6%)</b>	<b>↓</b>



### ACTIVITY

Cumulative percentage of contracted UDA delivered 2017 & 2018



Month	Adjusted Scheduled Activity (UDA)	
	2017	2018
April	1,058	933
May	2,754	3,197
June	4,491	4,532
July	6,479	6,745
August	8,891	8,895
September	10,893	11,161
October	13,086	13,666
November	15,455	16,156
December	17,561	18,025
January	19,418	19,731
February	21,543	22,448
March	24,376	24,482
April	25,590	
May	25,591	
June	25,597	

### QUALITY

	Quantity	Base Number	Contract	AT	Region	England
% of FP17s for the same patient ID Re-attending within 3 months - Children	193	3,128	6.2%	10.7%	12.8%	11.9%
% of FP17s for the same patient ID Re-attending within 3 months - Adults	1,282	8,501	15.1%	14.5%	16.5%	16.0%
% of FP17s for the same patient ID Re-attending between 3 & 9 months - Children	1,772	3,128	56.6%	57.9%	59.7%	58.3%
% of FP17s for the same patient ID Re-attending between 3 & 9 months - Adults	4,243	8,501	49.9%	52.3%	52.6%	50.3%
% of FP17s for Band 1 Urgent Courses	721	10,864	6.6%	8.1%	9.1%	9.1%
% of FP17s Relating to Free Repair or Replacements	93	10,864	0.9%	1.1%	1.0%	0.8%
% of FP17s Relating to Continuations	238	10,864	2.2%	1.4%	1.2%	1.0%
% of Patients satisfied with the dentistry they have received	7	8	N/A	92.5%	91.6%	91.5%
% of Patients satisfied with the time they had to wait for an appointment	7	8	N/A	88.5%	88.3%	87.9%

\* This is based on patients treated on this contract for their most recent course of treatment. Figures in italics indicate the base number of FP17s or Patient Questionnaire responses are less than 100. N/A is shown where the base number of responses is less than 10 during the period. % is calculated as Quantity/Base number\*100

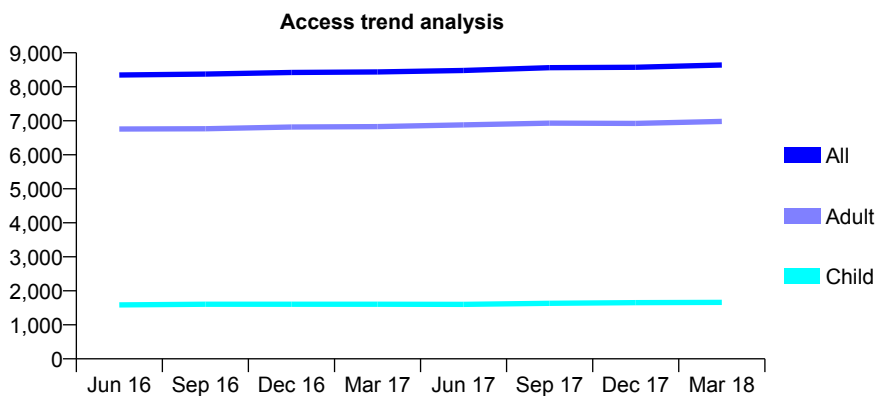
## Q49 - Vital Signs At a Glance Contract Report for 767514/0001 - March 2018

Name or company name	MISS KE BOOTH
Contract type name	GDS Contract
Purpose of contract	General and Orthodontic
Contract start date	01/04/2006
Contract end date	

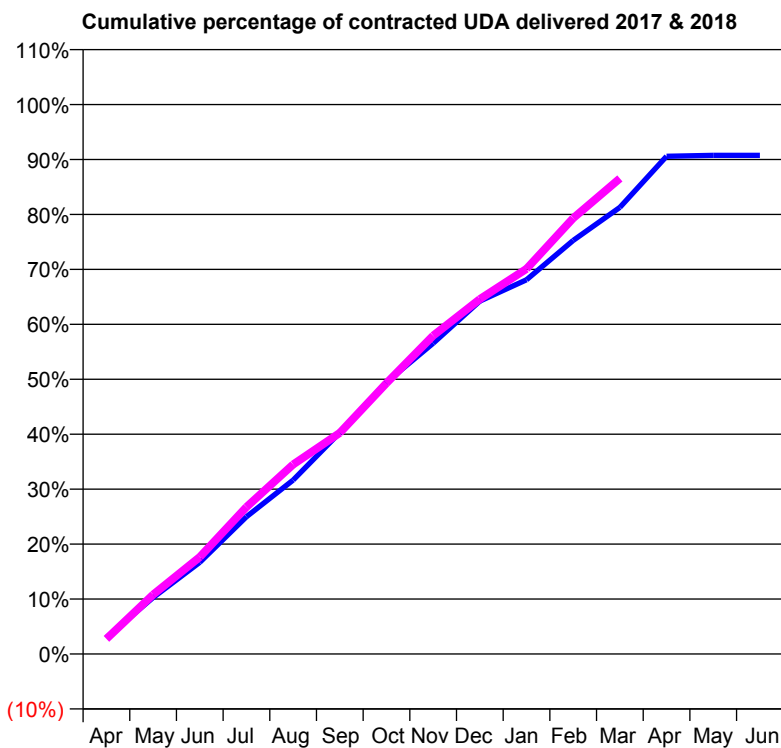
17/18 Contracted general activity (UDA)	25,201
Carry forward general activity (UDA)	0
17/18 Contracted orthodontic activity (UOA)	220
Carry forward orthodontic activity (UOA)	0
Baseline contract value	£564,697.98

### ACCESS\*

Patients seen in 24 months	Total	Change since previous quarter
Quarter ending March 2017	8,437	
Quarter ending June 2017	8,481	→
Quarter ending September 2017	8,564	→
Quarter ending December 2017	8,576	→
Quarter ending March 2018	8,641	→
<b>Variance since March 2017</b>	<b>2.4%</b>	<b>↑</b>



### ACTIVITY



Month	2017	2018
April	753	692
May	2,590	2,725
June	4,203	4,449
July	6,295	6,743
August	7,976	8,693
September	10,155	10,141
October	12,466	12,422
November	14,253	14,598
December	16,186	16,275
January	17,161	17,662
February	18,966	19,991
March	20,485	21,814
April	22,825	
May	22,870	
June	22,869	

### QUALITY

	Quantity	Base Number	Contract	AT	Region	England
% of FP17s for the same patient ID Re-attending within 3 months - Children	229	2,873	8.0%	10.7%	12.8%	11.9%
% of FP17s for the same patient ID Re-attending within 3 months - Adults	2,211	11,413	19.4%	14.5%	16.5%	16.0%
% of FP17s for the same patient ID Re-attending between 3 & 9 months - Children	1,891	2,873	65.8%	57.9%	59.7%	58.3%
% of FP17s for the same patient ID Re-attending between 3 & 9 months - Adults	6,432	11,413	56.4%	52.3%	52.6%	50.3%
% of FP17s for Band 1 Urgent Courses	1,100	12,358	8.9%	8.1%	9.1%	9.1%
% of FP17s Relating to Free Repair or Replacements	94	12,358	0.8%	1.1%	1.0%	0.8%
% of FP17s Relating to Continuations	72	12,358	0.6%	1.4%	1.2%	1.0%
% of Patients satisfied with the dentistry they have received	19	21	90.5%	92.5%	91.6%	91.5%
% of Patients satisfied with the time they had to wait for an appointment	21	21	100.0%	88.5%	88.3%	87.9%

\* This is based on patients treated on this contract for their most recent course of treatment. Figures in italics indicate the base number of FP17s or Patient Questionnaire responses are less than 100. N/A is shown where the base number of responses is less than 10 during the period. % is calculated as Quantity/Base number\*100

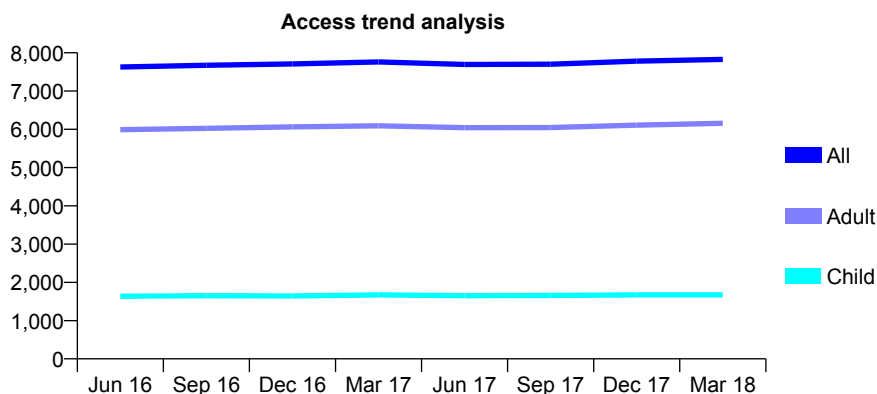
## Q49 - Vital Signs At a Glance Contract Report for 768820/0001 - March 2018

Name or company name	MRS S HYDER
Contract type name	GDS Contract
Purpose of contract	General
Contract start date	01/10/2008
Contract end date	

17/18 Contracted general activity (UDA)	21,792
Carry forward general activity (UDA)	0
17/18 Contracted orthodontic activity (UOA)	0
Carry forward orthodontic activity (UOA)	0
Baseline contract value	£521,520.05

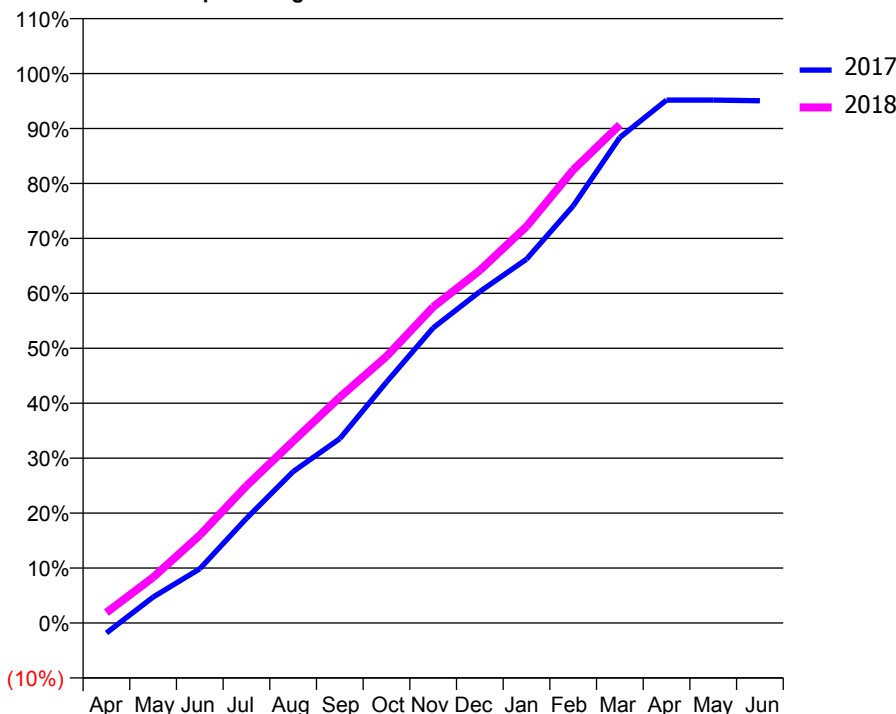
### ACCESS\*

Patients seen in 24 months	Total	Change since previous quarter
Quarter ending March 2017	7,760	
Quarter ending June 2017	7,694	→
Quarter ending September 2017	7,701	→
Quarter ending December 2017	7,781	→
Quarter ending March 2018	7,828	→
<b>Variance since March 2017</b>	<b>0.9%</b>	<b>→</b>



### ACTIVITY

Cumulative percentage of contracted UDA delivered 2017 & 2018



Month	Adjusted Scheduled Activity (UDA)	
	2017	2018
April	-400	415
May	1,030	1,813
June	2,150	3,481
July	4,150	5,439
August	6,007	7,208
September	7,311	8,956
October	9,551	10,574
November	11,704	12,535
December	13,144	13,982
January	14,432	15,726
February	16,542	17,969
March	19,258	19,760
April	20,738	
May	20,736	
June	20,711	

### QUALITY

	Quantity	Base Number	Contract	AT	Region	England
% of FP17s for the same patient ID Re-attending within 3 months - Children	203	2,593	7.8%	10.7%	12.8%	11.9%
% of FP17s for the same patient ID Re-attending within 3 months - Adults	1,410	8,913	15.8%	14.5%	16.5%	16.0%
% of FP17s for the same patient ID Re-attending between 3 & 9 months - Children	1,699	2,593	65.5%	57.9%	59.7%	58.3%
% of FP17s for the same patient ID Re-attending between 3 & 9 months - Adults	5,327	8,913	59.8%	52.3%	52.6%	50.3%
% of FP17s for Band 1 Urgent Courses	1,006	10,015	10.0%	8.1%	9.1%	9.1%
% of FP17s Relating to Free Repair or Replacements	165	10,015	1.6%	1.1%	1.0%	0.8%
% of FP17s Relating to Continuations	74	10,015	0.7%	1.4%	1.2%	1.0%
% of Patients satisfied with the dentistry they have received	7	7	N/A	92.5%	91.6%	91.5%
% of Patients satisfied with the time they had to wait for an appointment	7	7	N/A	88.5%	88.3%	87.9%

\* This is based on patients treated on this contract for their most recent course of treatment. Figures in italics indicate the base number of FP17s or Patient Questionnaire responses are less than 100. N/A is shown where the base number of responses is less than 10 during the period. % is calculated as Quantity/Base number\*100



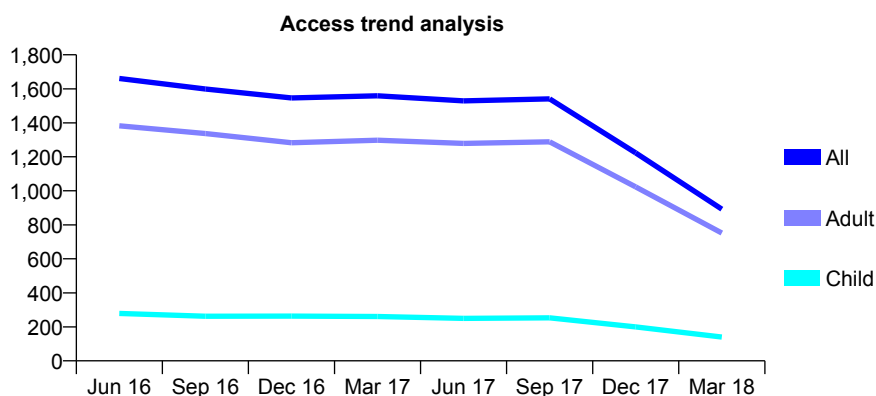
## Q49 - Vital Signs At a Glance Contract Report for 769207/0001 - March 2018

Name or company name	MR SC FRANCIS
Contract type name	GDS Contract
Purpose of contract	General
Contract start date	01/09/2013
Contract end date	13/10/2017

17/18 Contracted general activity (UDA)	3,210
Carry forward general activity (UDA)	0
17/18 Contracted orthodontic activity (UOA)	0
Carry forward orthodontic activity (UOA)	0
Baseline contract value	£80,400.85

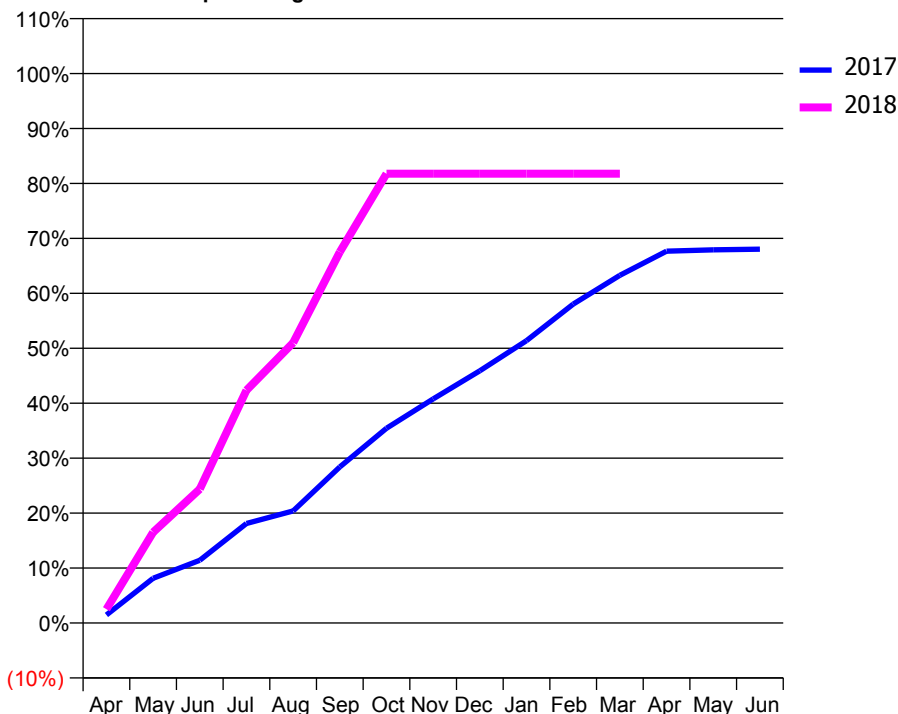
### ACCESS\*

Patients seen in 24 months	Total	Change since previous quarter
Quarter ending March 2017	1,559	
Quarter ending June 2017	1,529	↓
Quarter ending September 2017	1,541	→
Quarter ending December 2017	1,223	↓
Quarter ending March 2018	892	↓
<b>Variance since March 2017</b>	<b>(42.8%)</b>	<b>↓</b>



### ACTIVITY

Cumulative percentage of contracted UDA delivered 2017 & 2018



Month	Adjusted Scheduled Activity (UDA)	
	2017	2018
April	117	81
May	645	530
June	903	782
July	1,434	1,360
August	1,615	1,637
September	2,250	2,167
October	2,806	2,625
November	3,229	2,625
December	3,635	2,625
January	4,068	2,625
February	4,596	2,625
March	5,010	2,625
April	5,359	
May	5,377	
June	5,387	

### QUALITY

	Quantity	Base Number	Contract	AT	Region	England
% of FP17s for the same patient ID Re-attending within 3 months - Children	16	185	8.6%	10.7%	12.8%	11.9%
% of FP17s for the same patient ID Re-attending within 3 months - Adults	215	1,134	19.0%	14.5%	16.5%	16.0%
% of FP17s for the same patient ID Re-attending between 3 & 9 months - Children	93	185	50.3%	57.9%	59.7%	58.3%
% of FP17s for the same patient ID Re-attending between 3 & 9 months - Adults	569	1,134	50.2%	52.3%	52.6%	50.3%
% of FP17s for Band 1 Urgent Courses	26	1,158	2.2%	8.1%	9.1%	9.1%
% of FP17s Relating to Free Repair or Replacements	104	1,158	9.0%	1.1%	1.0%	0.8%
% of FP17s Relating to Continuations	36	1,158	3.1%	1.4%	1.2%	1.0%
% of Patients satisfied with the dentistry they have received	0	0	N/A	92.5%	91.6%	91.5%
% of Patients satisfied with the time they had to wait for an appointment	0	0	N/A	88.5%	88.3%	87.9%

\* This is based on patients treated on this contract for their most recent course of treatment. Figures in italics indicate the base number of FP17s or Patient Questionnaire responses are less than 100. N/A is shown where the base number of responses is less than 10 during the period. % is calculated as Quantity/Base number\*100

## Q49 - Vital Signs At a Glance Contract Report for 781525/0001 - March 2018

Name or company name	Ardent Dental Care Practice Partnership
Contract type name	GDS Contract
Purpose of contract	General
Contract start date	01/07/2012
Contract end date	

17/18 Contracted general activity (UDA)	3,404
Carry forward general activity (UDA)	0
17/18 Contracted orthodontic activity (UOA)	0
Carry forward orthodontic activity (UOA)	0
Baseline contract value	£81,402.85

### ACCESS\*

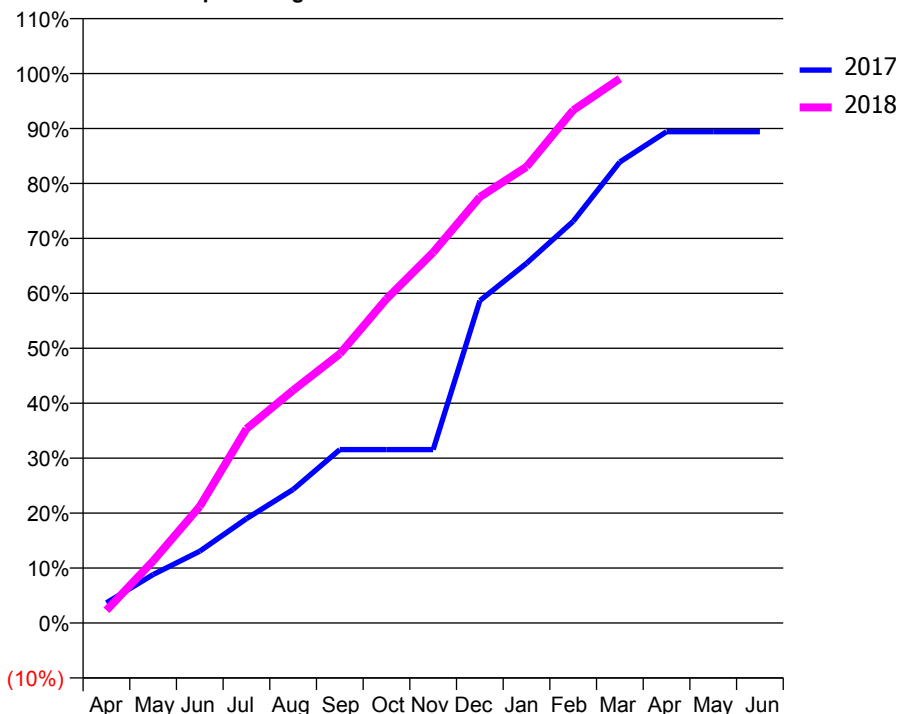
Patients seen in 24 months	Total	Change since previous quarter
Quarter ending March 2017	N/A	
Quarter ending June 2017	N/A	
Quarter ending September 2017	N/A	
Quarter ending December 2017	N/A	
Quarter ending March 2018	N/A	
<b>Variance since March 2017</b>	<b>N/A</b>	

### Access trend analysis

- All
- Adult
- Child

### ACTIVITY

Cumulative percentage of contracted UDA delivered 2017 & 2018



Month	Adjusted Scheduled Activity (UDA)	
	2017	2018
April	125	79
May	301	384
June	445	722
July	646	1,203
August	827	1,442
September	1,075	1,667
October	1,075	2,008
November	1,075	2,296
December	1,997	2,638
January	2,228	2,827
February	2,489	3,177
March	2,856	3,372
April	3,043	
May	3,043	
June	3,043	

### QUALITY

	Quantity	Base Number	Contract	AT	Region	England
% of FP17s for the same patient ID Re-attending within 3 months - Children	164	1,782	9.2%	10.7%	12.8%	11.9%
% of FP17s for the same patient ID Re-attending within 3 months - Adults	43	427	10.1%	14.5%	16.5%	16.0%
% of FP17s for the same patient ID Re-attending between 3 & 9 months - Children	1,206	1,782	67.7%	57.9%	59.7%	58.3%
% of FP17s for the same patient ID Re-attending between 3 & 9 months - Adults	181	427	42.4%	52.3%	52.6%	50.3%
% of FP17s for Band 1 Urgent Courses	132	2,109	6.3%	8.1%	9.1%	9.1%
% of FP17s Relating to Free Repair or Replacements	5	2,109	0.2%	1.1%	1.0%	0.8%
% of FP17s Relating to Continuations	45	2,109	2.1%	1.4%	1.2%	1.0%
% of Patients satisfied with the dentistry they have received	0	0	N/A	92.5%	91.6%	91.5%
% of Patients satisfied with the time they had to wait for an appointment	0	0	N/A	88.5%	88.3%	87.9%

\* This is based on patients treated on this contract for their most recent course of treatment. Figures in italics indicate the base number of FP17s or Patient Questionnaire responses are less than 100. N/A is shown where the base number of responses is less than 10 during the period. % is calculated as Quantity/Base number\*100

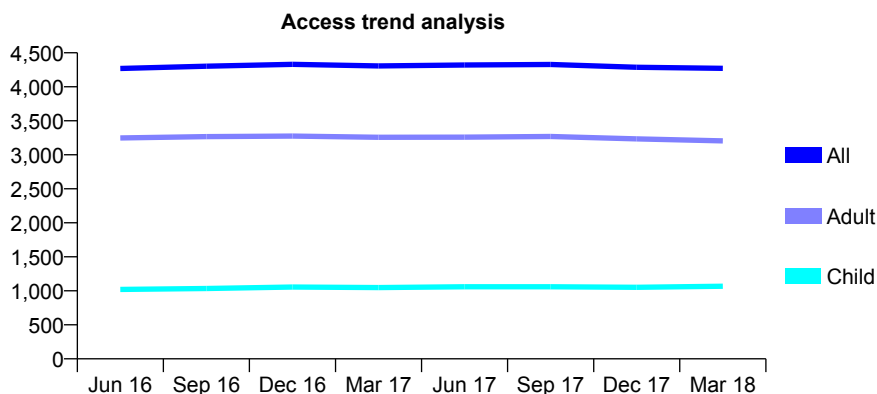
## Q49 - Vital Signs At a Glance Contract Report for 784540/0001 - March 2018

Name or company name	JL and VA Gamon
Contract type name	GDS Contract
Purpose of contract	General and Orthodontic
Contract start date	12/04/2009
Contract end date	

17/18 Contracted general activity (UDA)	13,247
Carry forward general activity (UDA)	-265
17/18 Contracted orthodontic activity (UOA)	375
Carry forward orthodontic activity (UOA)	0
Baseline contract value	£320,131.07

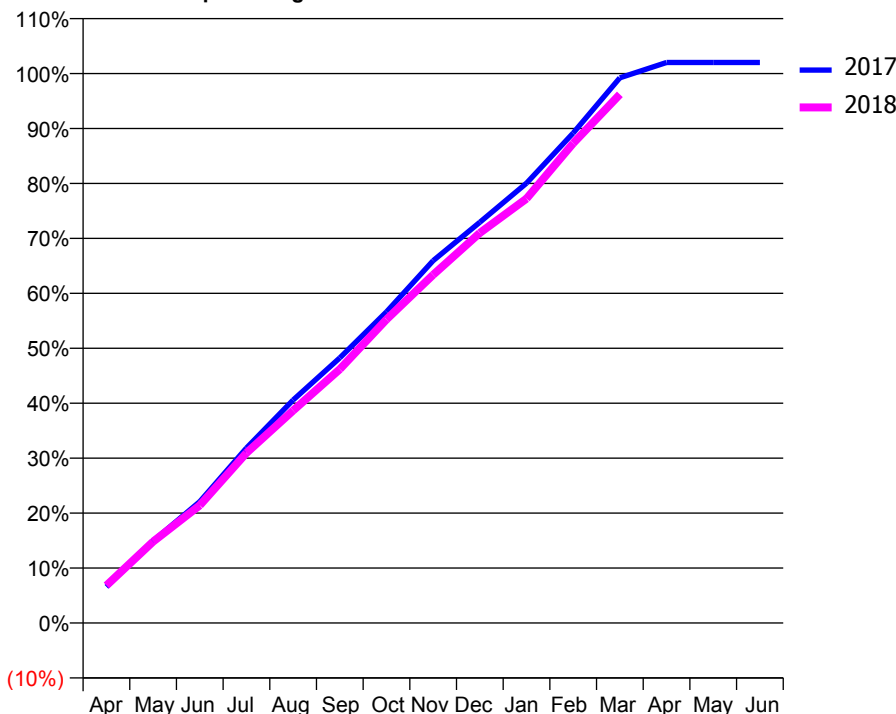
### ACCESS\*

Patients seen in 24 months	Total	Change since previous quarter
Quarter ending March 2017	4,307	
Quarter ending June 2017	4,320	→
Quarter ending September 2017	4,329	→
Quarter ending December 2017	4,287	→
Quarter ending March 2018	4,272	→
<b>Variance since March 2017</b>	<b>(0.8%)</b>	→



### ACTIVITY

Cumulative percentage of contracted UDA delivered 2017 & 2018



Month	Adjusted Scheduled Activity (UDA)	
	2017	2018
April	873	903
May	1,979	1,964
June	2,927	2,838
July	4,219	4,100
August	5,375	5,123
September	6,392	6,120
October	7,501	7,319
November	8,737	8,395
December	9,660	9,404
January	10,604	10,231
February	11,812	11,566
March	13,144	12,745
April	13,512	
May	13,512	
June	13,512	

### QUALITY

	Quantity	Base Number	Contract	AT	Region	England
% of FP17s for the same patient ID Re-attending within 3 months - Children	107	1,584	6.8%	10.7%	12.8%	11.9%
% of FP17s for the same patient ID Re-attending within 3 months - Adults	556	4,131	13.5%	14.5%	16.5%	16.0%
% of FP17s for the same patient ID Re-attending between 3 & 9 months - Children	994	1,584	62.8%	57.9%	59.7%	58.3%
% of FP17s for the same patient ID Re-attending between 3 & 9 months - Adults	2,111	4,131	51.1%	52.3%	52.6%	50.3%
% of FP17s for Band 1 Urgent Courses	394	5,529	7.1%	8.1%	9.1%	9.1%
% of FP17s Relating to Free Repair or Replacements	43	5,529	0.8%	1.1%	1.0%	0.8%
% of FP17s Relating to Continuations	108	5,529	2.0%	1.4%	1.2%	1.0%
% of Patients satisfied with the dentistry they have received	6	6	N/A	92.5%	91.6%	91.5%
% of Patients satisfied with the time they had to wait for an appointment	5	6	N/A	88.5%	88.3%	87.9%

\* This is based on patients treated on this contract for their most recent course of treatment. Figures in italics indicate the base number of FP17s or Patient Questionnaire responses are less than 100. N/A is shown where the base number of responses is less than 10 during the period. % is calculated as Quantity/Base number\*100

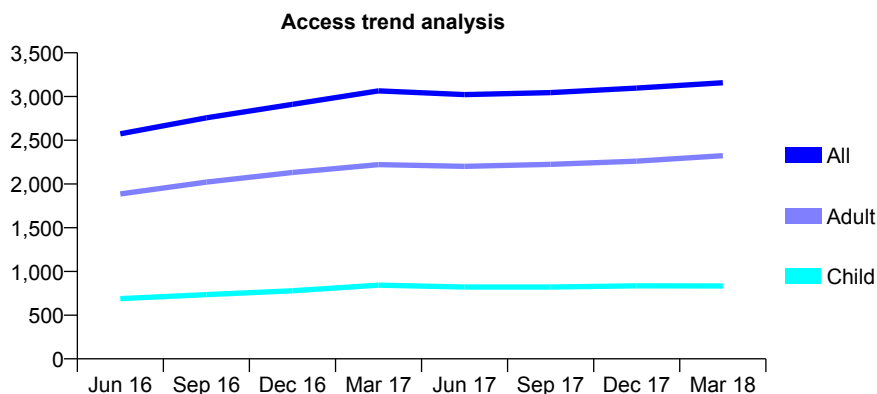
## Q49 - Vital Signs At a Glance Contract Report for 789348/0001 - March 2018

Name or company name	MR B MOHRI
Contract type name	GDS Contract
Purpose of contract	General
Contract start date	01/01/2015
Contract end date	

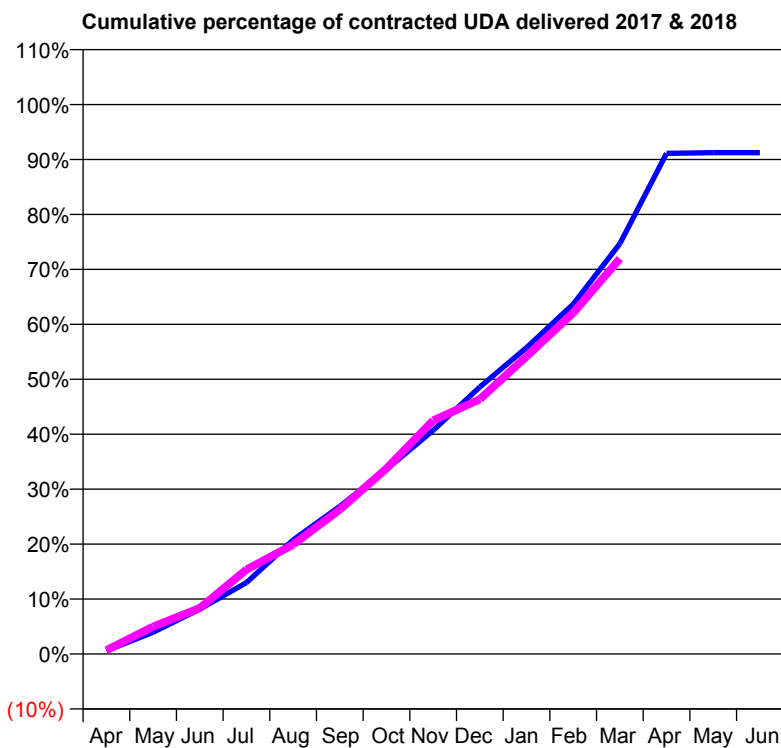
17/18 Contracted general activity (UDA)	11,409
Carry forward general activity (UDA)	0
17/18 Contracted orthodontic activity (UOA)	0
Carry forward orthodontic activity (UOA)	0
Baseline contract value	£247,505.60

### ACCESS\*

Patients seen in 24 months	Total	Change since previous quarter
Quarter ending March 2017	3,065	
Quarter ending June 2017	3,022	↓
Quarter ending September 2017	3,045	→
Quarter ending December 2017	3,096	→
Quarter ending March 2018	3,157	→
<b>Variance since March 2017</b>	<b>3.0%</b>	<b>↑</b>



### ACTIVITY



Month	Adjusted Scheduled Activity (UDA)	
	2017	2018
April	68	80
May	454	570
June	933	953
July	1,482	1,755
August	2,368	2,272
September	3,066	2,999
October	3,837	3,854
November	4,645	4,850
December	5,544	5,291
January	6,360	6,179
February	7,263	7,082
March	8,521	8,209
April	10,396	
May	10,409	
June	10,409	

### QUALITY

	Quantity	Base Number	Contract	AT	Region	England
% of FP17s for the same patient ID Re-attending within 3 months - Children	61	1,008	6.1%	10.7%	12.8%	11.9%
% of FP17s for the same patient ID Re-attending within 3 months - Adults	402	2,660	15.1%	14.5%	16.5%	16.0%
% of FP17s for the same patient ID Re-attending between 3 & 9 months - Children	486	1,008	48.2%	57.9%	59.7%	58.3%
% of FP17s for the same patient ID Re-attending between 3 & 9 months - Adults	1,111	2,660	41.8%	52.3%	52.6%	50.3%
% of FP17s for Band 1 Urgent Courses	247	3,206	7.7%	8.1%	9.1%	9.1%
% of FP17s Relating to Free Repair or Replacements	10	3,206	0.3%	1.1%	1.0%	0.8%
% of FP17s Relating to Continuations	74	3,206	2.3%	1.4%	1.2%	1.0%
% of Patients satisfied with the dentistry they have received	3	6	N/A	92.5%	91.6%	91.5%
% of Patients satisfied with the time they had to wait for an appointment	5	6	N/A	88.5%	88.3%	87.9%

\* This is based on patients treated on this contract for their most recent course of treatment. Figures in italics indicate the base number of FP17s or Patient Questionnaire responses are less than 100. N/A is shown where the base number of responses is less than 10 during the period. % is calculated as Quantity/Base number\*100

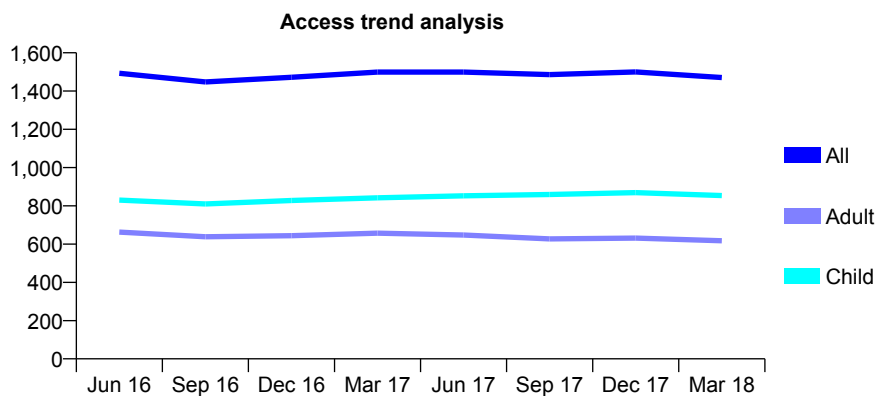
## Q49 - Vital Signs At a Glance Contract Report for 804991/0001 - March 2018

Name or company name	Kingston Park Dental Practice
Contract type name	GDS Contract
Purpose of contract	General
Contract start date	01/04/2006
Contract end date	

17/18 Contracted general activity (UDA)	3,405
Carry forward general activity (UDA)	-68
17/18 Contracted orthodontic activity (UOA)	0
Carry forward orthodontic activity (UOA)	0
Baseline contract value	£80,153.14

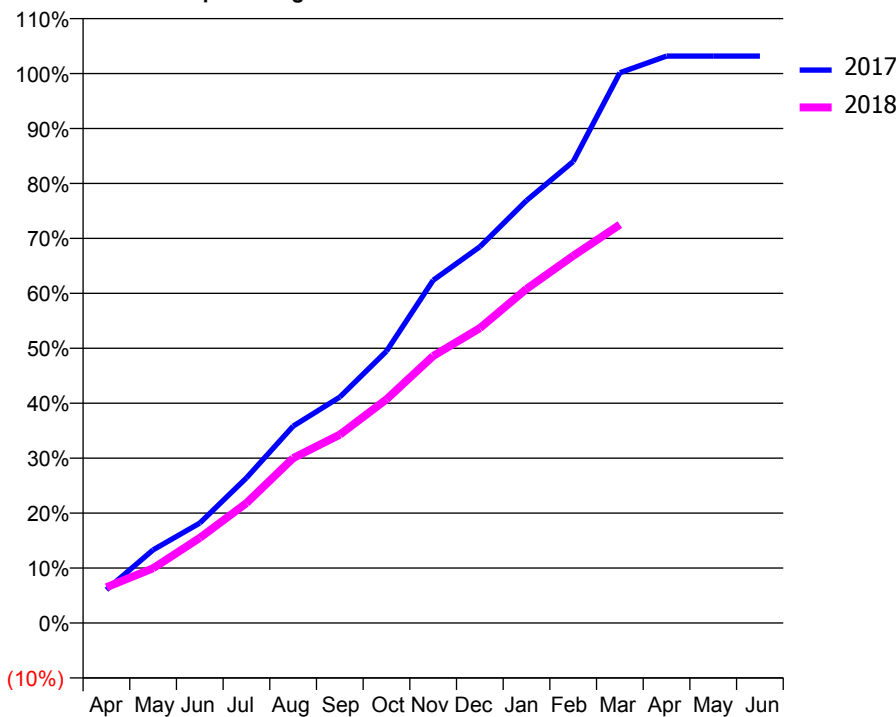
### ACCESS\*

Patients seen in 24 months	Total	Change since previous quarter
Quarter ending March 2017	1,499	
Quarter ending June 2017	1,499	→
Quarter ending September 2017	1,486	→
Quarter ending December 2017	1,500	→
Quarter ending March 2018	1,471	↓
<b>Variance since March 2017</b>	<b>(1.9%)</b>	<b>↓</b>



### ACTIVITY

Cumulative percentage of contracted UDA delivered 2017 & 2018



Month	Adjusted Scheduled Activity (UDA)	
	2017	2018
April	206	222
May	453	339
June	619	527
July	900	743
August	1,220	1,022
September	1,400	1,167
October	1,684	1,386
November	2,124	1,655
December	2,331	1,827
January	2,618	2,070
February	2,860	2,276
March	3,410	2,469
April	3,513	
May	3,513	
June	3,513	

### QUALITY

	Quantity	Base Number	Contract	AT	Region	England
% of FP17s for the same patient ID Re-attending within 3 months - Children	53	1,087	4.9%	10.7%	12.8%	11.9%
% of FP17s for the same patient ID Re-attending within 3 months - Adults	59	538	11.0%	14.5%	16.5%	16.0%
% of FP17s for the same patient ID Re-attending between 3 & 9 months - Children	574	1,087	52.8%	57.9%	59.7%	58.3%
% of FP17s for the same patient ID Re-attending between 3 & 9 months - Adults	269	538	50.0%	52.3%	52.6%	50.3%
% of FP17s for Band 1 Urgent Courses	33	1,563	2.1%	8.1%	9.1%	9.1%
% of FP17s Relating to Free Repair or Replacements	1	1,563	0.1%	1.1%	1.0%	0.8%
% of FP17s Relating to Continuations	20	1,563	1.3%	1.4%	1.2%	1.0%
% of Patients satisfied with the dentistry they have received	3	3	N/A	92.5%	91.6%	91.5%
% of Patients satisfied with the time they had to wait for an appointment	2	3	N/A	88.5%	88.3%	87.9%

\* This is based on patients treated on this contract for their most recent course of treatment. Figures in italics indicate the base number of FP17s or Patient Questionnaire responses are less than 100. N/A is shown where the base number of responses is less than 10 during the period. % is calculated as Quantity/Base number\*100

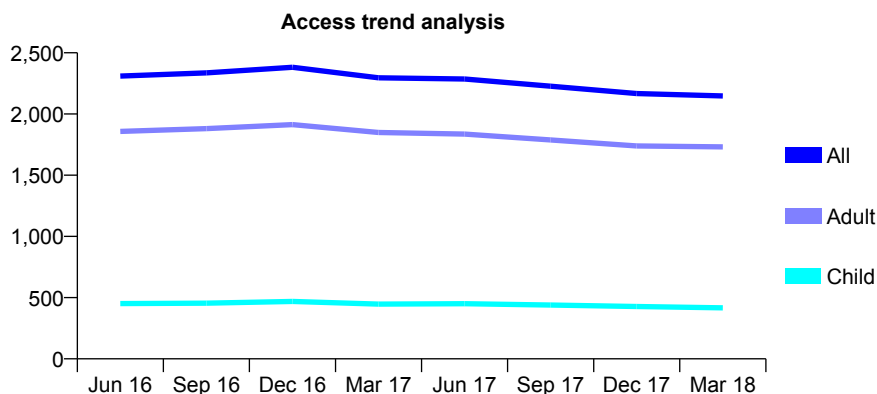
## Q49 - Vital Signs At a Glance Contract Report for 808172/0001 - March 2018

Name or company name	Mrs S Kothiwala
Contract type name	GDS Contract
Purpose of contract	General and Orthodontic
Contract start date	01/04/2006
Contract end date	

17/18 Contracted general activity (UDA)	5,797
Carry forward general activity (UDA)	-107
17/18 Contracted orthodontic activity (UOA)	0
Carry forward orthodontic activity (UOA)	0
Baseline contract value	£166,837.61

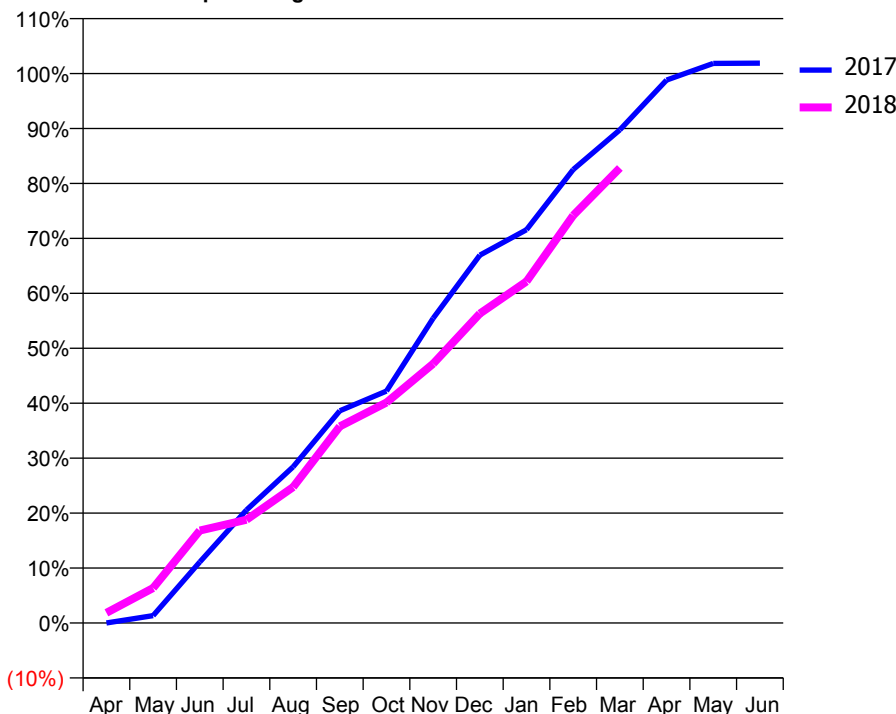
### ACCESS\*

Patients seen in 24 months	Total	Change since previous quarter
Quarter ending March 2017	2,296	
Quarter ending June 2017	2,286	→
Quarter ending September 2017	2,227	↓
Quarter ending December 2017	2,167	↓
Quarter ending March 2018	2,148	→
<b>Variance since March 2017</b>	<b>(6.4%)</b>	<b>↓</b>



### ACTIVITY

Cumulative percentage of contracted UDA delivered 2017 & 2018



Month	Adjusted Scheduled Activity (UDA)	
	2017	2018
April	0	107
May	77	369
June	633	976
July	1,171	1,089
August	1,620	1,434
September	2,200	2,074
October	2,405	2,325
November	3,160	2,736
December	3,814	3,264
January	4,077	3,604
February	4,701	4,300
March	5,113	4,801
April	5,629	
May	5,801	
June	5,804	

### QUALITY

	Quantity	Base Number	Contract	AT	Region	England
% of FP17s for the same patient ID Re-attending within 3 months - Children	98	703	13.9%	10.7%	12.8%	11.9%
% of FP17s for the same patient ID Re-attending within 3 months - Adults	209	2,130	9.8%	14.5%	16.5%	16.0%
% of FP17s for the same patient ID Re-attending between 3 & 9 months - Children	400	703	56.9%	57.9%	59.7%	58.3%
% of FP17s for the same patient ID Re-attending between 3 & 9 months - Adults	1,141	2,130	53.6%	52.3%	52.6%	50.3%
% of FP17s for Band 1 Urgent Courses	25	2,511	1.0%	8.1%	9.1%	9.1%
% of FP17s Relating to Free Repair or Replacements	12	2,511	0.5%	1.1%	1.0%	0.8%
% of FP17s Relating to Continuations	18	2,511	0.7%	1.4%	1.2%	1.0%
% of Patients satisfied with the dentistry they have received	4	5	N/A	92.5%	91.6%	91.5%
% of Patients satisfied with the time they had to wait for an appointment	5	5	N/A	88.5%	88.3%	87.9%

\* This is based on patients treated on this contract for their most recent course of treatment. Figures in italics indicate the base number of FP17s or Patient Questionnaire responses are less than 100. N/A is shown where the base number of responses is less than 10 during the period. % is calculated as Quantity/Base number\*100

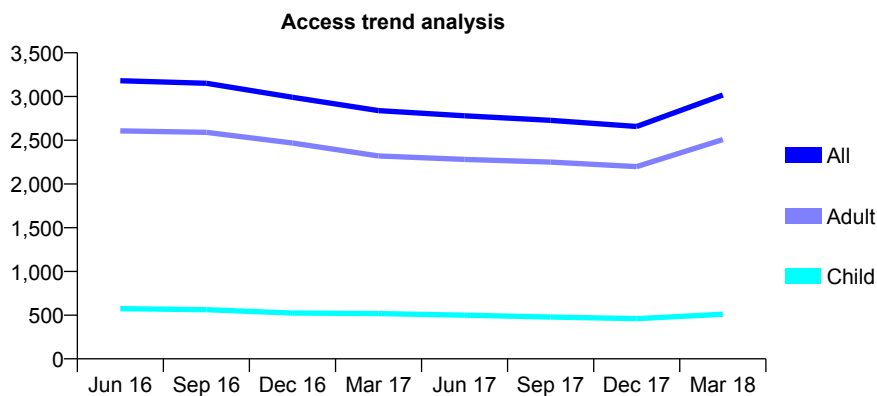
## Q49 - Vital Signs At a Glance Contract Report for 813257/0001 - March 2018

Name or company name	The Berwick Dental Practice Partnership
Contract type name	GDS Contract
Purpose of contract	General
Contract start date	01/04/2006
Contract end date	

17/18 Contracted general activity (UDA)	10,736
Carry forward general activity (UDA)	0
17/18 Contracted orthodontic activity (UOA)	0
Carry forward orthodontic activity (UOA)	0
Baseline contract value	£275,691.21

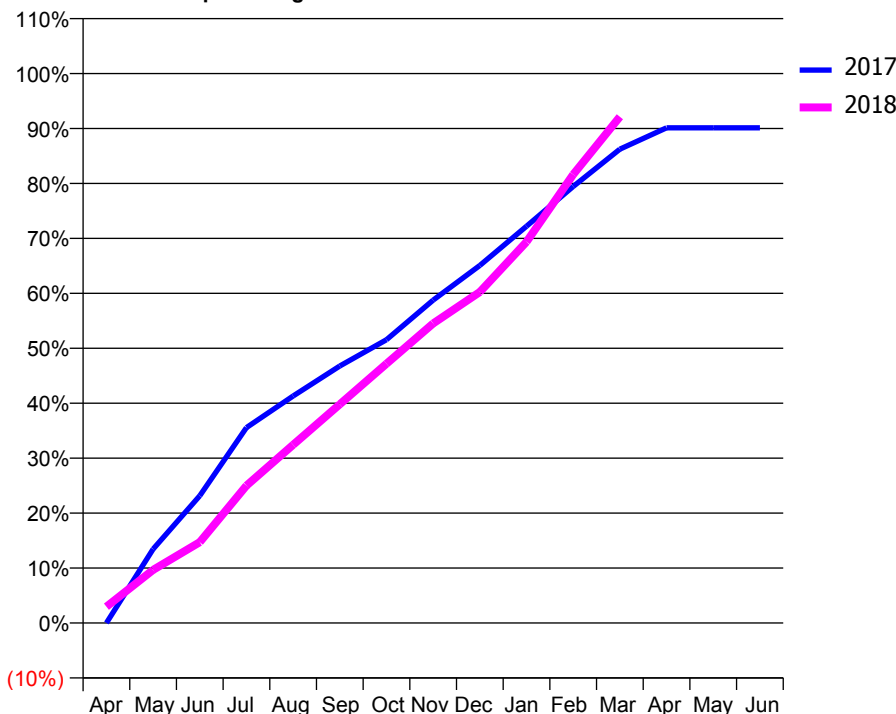
### ACCESS\*

Patients seen in 24 months	Total	Change since previous quarter
Quarter ending March 2017	2,839	
Quarter ending June 2017	2,780	↓
Quarter ending September 2017	2,728	↓
Quarter ending December 2017	2,658	↓
Quarter ending March 2018	3,018	↑
<b>Variance since March 2017</b>	<b>6.3%</b>	<b>↑</b>



### ACTIVITY

Cumulative percentage of contracted UDA delivered 2017 & 2018



Month	Adjusted Scheduled Activity (UDA)	
	2017	2018
April	0	319
May	1,444	1,038
June	2,487	1,581
July	3,818	2,684
August	4,435	3,482
September	5,022	4,275
October	5,536	5,065
November	6,310	5,854
December	6,985	6,466
January	7,753	7,448
February	8,528	8,764
March	9,259	9,890
April	9,675	
May	9,675	
June	9,675	

### QUALITY

	Quantity	Base Number	Contract	AT	Region	England
% of FP17s for the same patient ID Re-attending within 3 months - Children	55	758	7.3%	10.7%	12.8%	11.9%
% of FP17s for the same patient ID Re-attending within 3 months - Adults	595	3,938	15.1%	14.5%	16.5%	16.0%
% of FP17s for the same patient ID Re-attending between 3 & 9 months - Children	442	758	58.3%	57.9%	59.7%	58.3%
% of FP17s for the same patient ID Re-attending between 3 & 9 months - Adults	2,290	3,938	58.2%	52.3%	52.6%	50.3%
% of FP17s for Band 1 Urgent Courses	302	4,513	6.7%	8.1%	9.1%	9.1%
% of FP17s Relating to Free Repair or Replacements	57	4,513	1.3%	1.1%	1.0%	0.8%
% of FP17s Relating to Continuations	90	4,513	2.0%	1.4%	1.2%	1.0%
% of Patients satisfied with the dentistry they have received	5	6	N/A	92.5%	91.6%	91.5%
% of Patients satisfied with the time they had to wait for an appointment	5	6	N/A	88.5%	88.3%	87.9%

\* This is based on patients treated on this contract for their most recent course of treatment. Figures in italics indicate the base number of FP17s or Patient Questionnaire responses are less than 100. N/A is shown where the base number of responses is less than 10 during the period. % is calculated as Quantity/Base number\*100

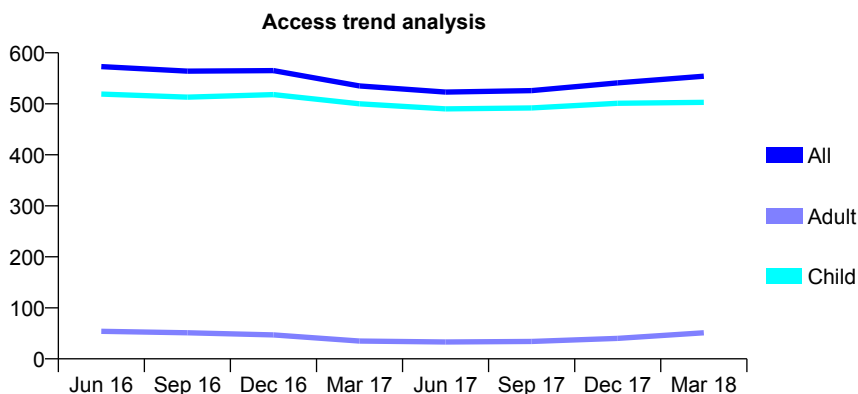
## Q49 - Vital Signs At a Glance Contract Report for 814016/0001 - March 2018

Name or company name	MR JW LEIGH
Contract type name	GDS Contract
Purpose of contract	General
Contract start date	01/04/2006
Contract end date	

17/18 Contracted general activity (UDA)	1,250
Carry forward general activity (UDA)	2
17/18 Contracted orthodontic activity (UOA)	0
Carry forward orthodontic activity (UOA)	0
Baseline contract value	£30,356.83

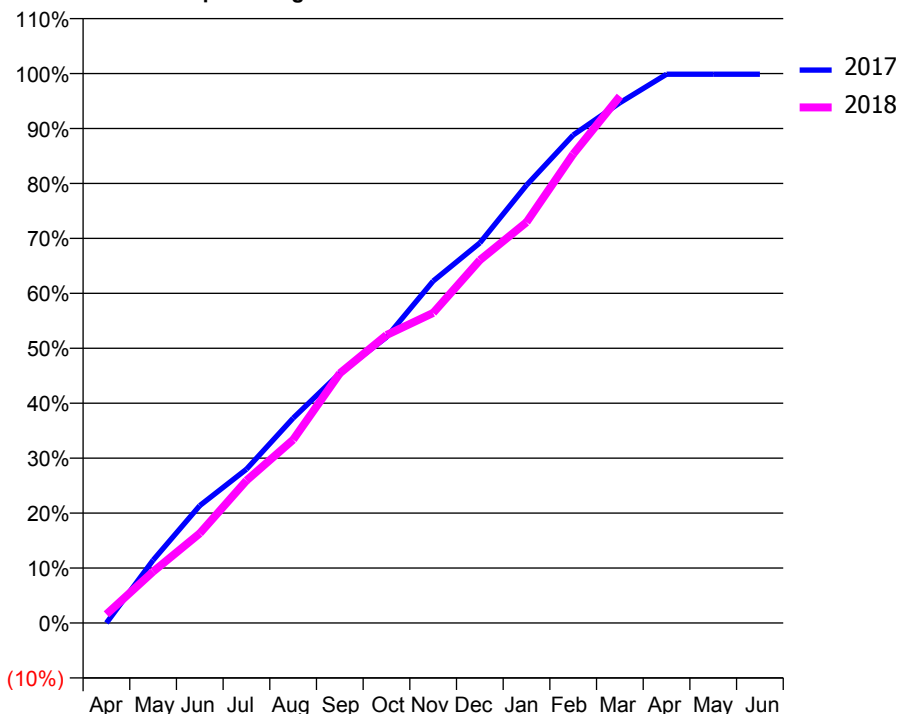
### ACCESS\*

Patients seen in 24 months	Total	Change since previous quarter
Quarter ending March 2017	535	
Quarter ending June 2017	523	↓
Quarter ending September 2017	526	→
Quarter ending December 2017	541	↑
Quarter ending March 2018	554	↑
<b>Variance since March 2017</b>	3.6%	↑



### ACTIVITY

Cumulative percentage of contracted UDA delivered 2017 & 2018



Month	Adjusted Scheduled Activity (UDA)	
	2017	2018
April	0	20
May	143	117
June	267	204
July	350	324
August	466	417
September	568	568
October	650	655
November	778	705
December	865	826
January	996	912
February	1,110	1,067
March	1,183	1,198
April	1,248	
May	1,248	
June	1,248	

### QUALITY

	Quantity	Base Number	Contract	AT	Region	England
% of FP17s for the same patient ID Re-attending within 3 months - Children	52	814	6.4%	10.7%	12.8%	11.9%
% of FP17s for the same patient ID Re-attending within 3 months - Adults	0	0	N/A	14.5%	16.5%	16.0%
% of FP17s for the same patient ID Re-attending between 3 & 9 months - Children	572	814	70.3%	57.9%	59.7%	58.3%
% of FP17s for the same patient ID Re-attending between 3 & 9 months - Adults	0	0	N/A	52.3%	52.6%	50.3%
% of FP17s for Band 1 Urgent Courses	6	781	0.8%	8.1%	9.1%	9.1%
% of FP17s Relating to Free Repair or Replacements	0	781	0.0%	1.1%	1.0%	0.8%
% of FP17s Relating to Continuations	0	781	0.0%	1.4%	1.2%	1.0%
% of Patients satisfied with the dentistry they have received	0	0	N/A	92.5%	91.6%	91.5%
% of Patients satisfied with the time they had to wait for an appointment	0	0	N/A	88.5%	88.3%	87.9%

\* This is based on patients treated on this contract for their most recent course of treatment. Figures in italics indicate the base number of FP17s or Patient Questionnaire responses are less than 100. N/A is shown where the base number of responses is less than 10 during the period. % is calculated as Quantity/Base number\*100



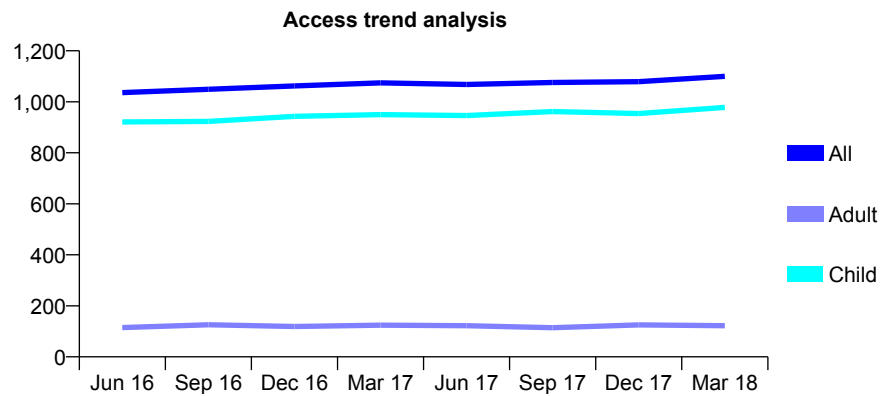
## Q49 - Vital Signs At a Glance Contract Report for 817201/0001 - March 2018

Name or company name	MR JB LEWIS
Contract type name	GDS Contract
Purpose of contract	General
Contract start date	01/04/2011
Contract end date	

17/18 Contracted general activity (UDA)	2,408
Carry forward general activity (UDA)	-27
17/18 Contracted orthodontic activity (UOA)	0
Carry forward orthodontic activity (UOA)	0
Baseline contract value	£58,301.77

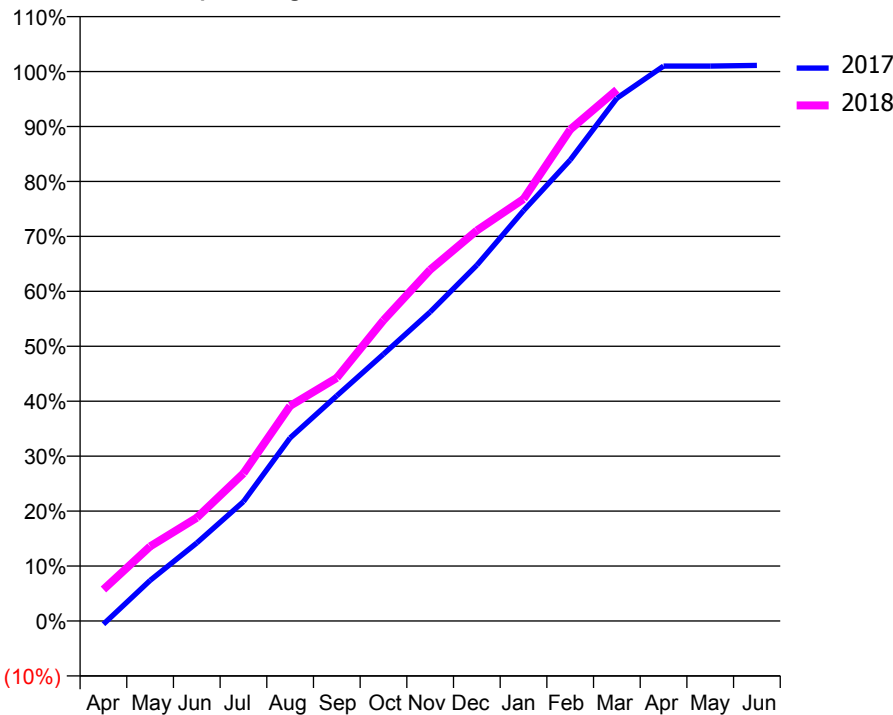
### ACCESS\*

Patients seen in 24 months	Total	Change since previous quarter
Quarter ending March 2017	1,074	
Quarter ending June 2017	1,068	→
Quarter ending September 2017	1,076	→
Quarter ending December 2017	1,079	→
Quarter ending March 2018	1,100	→
<b>Variance since March 2017</b>	<b>2.4%</b>	<b>↑</b>



### ACTIVITY

Cumulative percentage of contracted UDA delivered 2017 & 2018



Month	Adjusted Scheduled Activity (UDA)	
	2017	2018
April	-15	138
May	178	327
June	342	453
July	523	647
August	803	943
September	987	1,065
October	1,170	1,318
November	1,354	1,539
December	1,559	1,711
January	1,798	1,849
February	2,020	2,154
March	2,291	2,328
April	2,432	
May	2,432	
June	2,435	

### QUALITY

	Quantity	Base Number	Contract	AT	Region	England
% of FP17s for the same patient ID Re-attending within 3 months - Children	189	1,754	10.8%	10.7%	12.8%	11.9%
% of FP17s for the same patient ID Re-attending within 3 months - Adults	0	0	N/A	14.5%	16.5%	16.0%
% of FP17s for the same patient ID Re-attending between 3 & 9 months - Children	1,239	1,754	70.6%	57.9%	59.7%	58.3%
% of FP17s for the same patient ID Re-attending between 3 & 9 months - Adults	0	0	N/A	52.3%	52.6%	50.3%
% of FP17s for Band 1 Urgent Courses	81	1,665	4.9%	8.1%	9.1%	9.1%
% of FP17s Relating to Free Repair or Replacements	0	1,665	0.0%	1.1%	1.0%	0.8%
% of FP17s Relating to Continuations	0	1,665	0.0%	1.4%	1.2%	1.0%
% of Patients satisfied with the dentistry they have received	1	1	N/A	92.5%	91.6%	91.5%
% of Patients satisfied with the time they had to wait for an appointment	1	1	N/A	88.5%	88.3%	87.9%

\* This is based on patients treated on this contract for their most recent course of treatment. Figures in italics indicate the base number of FP17s or Patient Questionnaire responses are less than 100. N/A is shown where the base number of responses is less than 10 during the period. % is calculated as Quantity/Base number\*100

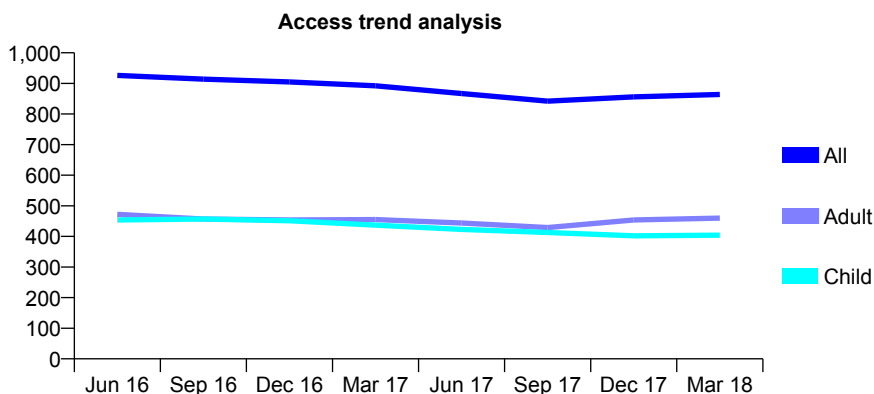
## Q49 - Vital Signs At a Glance Contract Report for 819042/0001 - March 2018

Name or company name	Mr D W Thomas
Contract type name	GDS Contract
Purpose of contract	General
Contract start date	01/04/2006
Contract end date	

17/18 Contracted general activity (UDA)	3,200
Carry forward general activity (UDA)	0
17/18 Contracted orthodontic activity (UOA)	0
Carry forward orthodontic activity (UOA)	0
Baseline contract value	£87,499.88

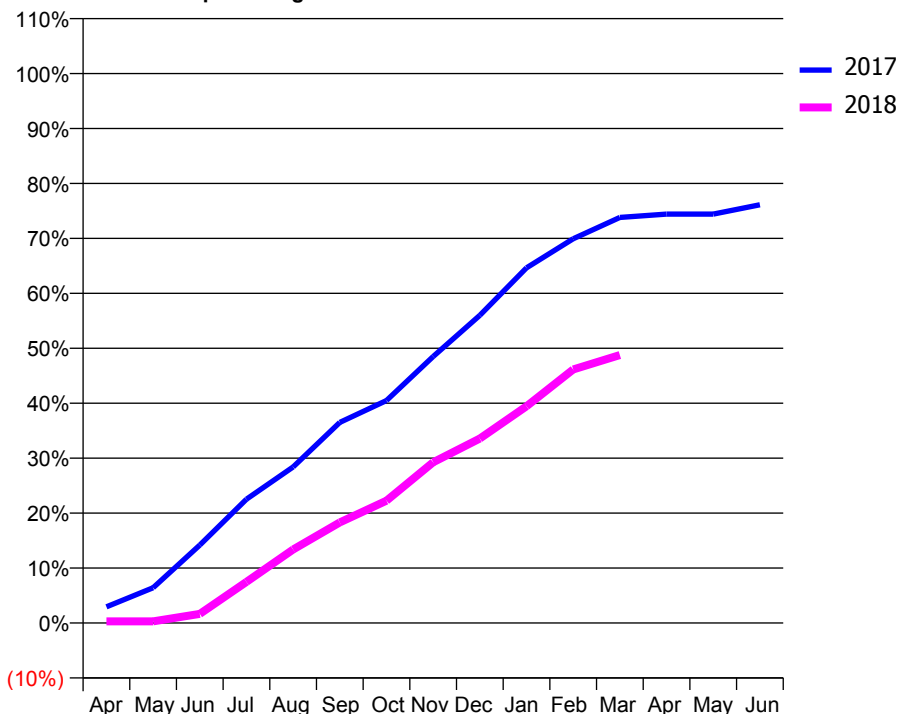
### ACCESS\*

Patients seen in 24 months	Total	Change since previous quarter
Quarter ending March 2017	892	
Quarter ending June 2017	867	↓
Quarter ending September 2017	842	↓
Quarter ending December 2017	856	→
Quarter ending March 2018	864	→
<b>Variance since March 2017</b>	<b>(3.1%)</b>	<b>↓</b>



### ACTIVITY

Cumulative percentage of contracted UDA delivered 2017 & 2018



Month	Adjusted Scheduled Activity (UDA)	
	2017	2018
April	94	10
May	205	10
June	454	53
July	721	239
August	909	428
September	1,168	586
October	1,296	712
November	1,552	936
December	1,792	1,075
January	2,069	1,262
February	2,238	1,477
March	2,362	1,560
April	2,382	
May	2,382	
June	2,436	

### QUALITY

	Quantity	Base Number	Contract	AT	Region	England
% of FP17s for the same patient ID Re-attending within 3 months - Children	39	569	6.9%	10.7%	12.8%	11.9%
% of FP17s for the same patient ID Re-attending within 3 months - Adults	70	546	12.8%	14.5%	16.5%	16.0%
% of FP17s for the same patient ID Re-attending between 3 & 9 months - Children	337	569	59.2%	57.9%	59.7%	58.3%
% of FP17s for the same patient ID Re-attending between 3 & 9 months - Adults	318	546	58.2%	52.3%	52.6%	50.3%
% of FP17s for Band 1 Urgent Courses	58	1,039	5.6%	8.1%	9.1%	9.1%
% of FP17s Relating to Free Repair or Replacements	0	1,039	0.0%	1.1%	1.0%	0.8%
% of FP17s Relating to Continuations	16	1,039	1.5%	1.4%	1.2%	1.0%
% of Patients satisfied with the dentistry they have received	1	1	N/A	92.5%	91.6%	91.5%
% of Patients satisfied with the time they had to wait for an appointment	1	1	N/A	88.5%	88.3%	87.9%

\* This is based on patients treated on this contract for their most recent course of treatment. Figures in italics indicate the base number of FP17s or Patient Questionnaire responses are less than 100. N/A is shown where the base number of responses is less than 10 during the period. % is calculated as Quantity/Base number\*100

## Q49 - Vital Signs At a Glance Contract Report for 819786/0001 - March 2018

Name or company name	MR CA TURNER
Contract type name	GDS Contract
Purpose of contract	General
Contract start date	01/10/2013
Contract end date	

17/18 Contracted general activity (UDA)	22,621
Carry forward general activity (UDA)	657
17/18 Contracted orthodontic activity (UOA)	0
Carry forward orthodontic activity (UOA)	0
Baseline contract value	£837,891.40

### ACCESS\*

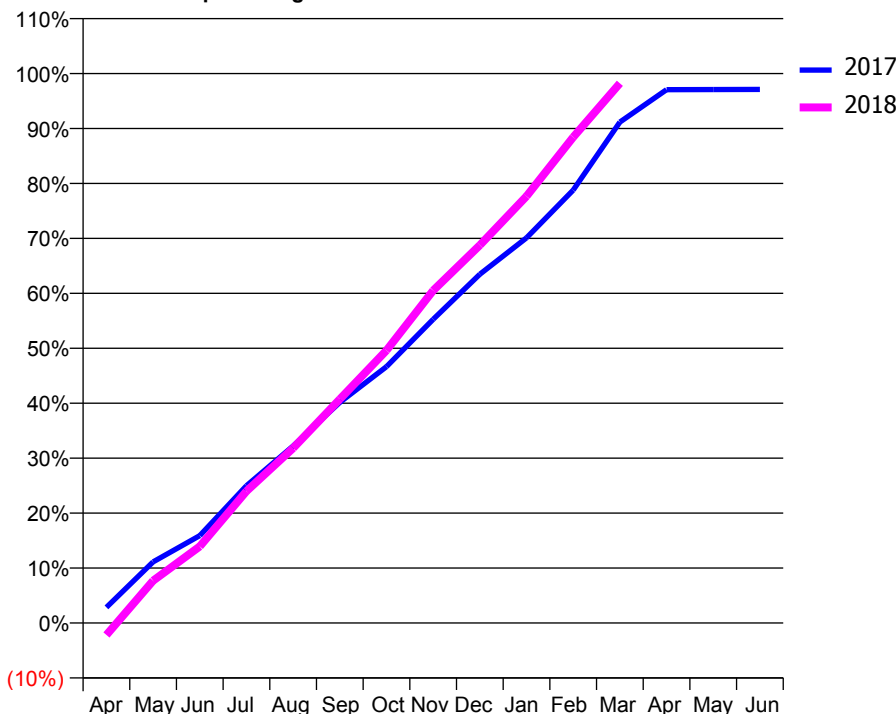
Patients seen in 24 months	Total	Change since previous quarter
Quarter ending March 2017	N/A	
Quarter ending June 2017	N/A	
Quarter ending September 2017	N/A	
Quarter ending December 2017	N/A	
Quarter ending March 2018	N/A	
<b>Variance since March 2017</b>	<b>N/A</b>	

### Access trend analysis

■ All  
■ Adult  
■ Child

### ACTIVITY

Cumulative percentage of contracted UDA delivered 2017 & 2018



Month	Adjusted Scheduled Activity (UDA)	
	2017	2018
April	646	-499
May	2,519	1,744
June	3,598	3,152
July	5,651	5,424
August	7,288	7,199
September	9,080	9,212
October	10,551	11,222
November	12,503	13,685
December	14,356	15,552
January	15,854	17,571
February	17,820	20,001
March	20,620	22,218
April	21,954	
May	21,963	
June	21,963	

### QUALITY

	Quantity	Base Number	Contract	AT	Region	England
% of FP17s for the same patient ID Re-attending within 3 months - Children	245	2,986	8.2%	10.7%	12.8%	11.9%
% of FP17s for the same patient ID Re-attending within 3 months - Adults	1,244	8,982	13.8%	14.5%	16.5%	16.0%
% of FP17s for the same patient ID Re-attending between 3 & 9 months - Children	1,964	2,986	65.8%	57.9%	59.7%	58.3%
% of FP17s for the same patient ID Re-attending between 3 & 9 months - Adults	3,429	8,982	38.2%	52.3%	52.6%	50.3%
% of FP17s for Band 1 Urgent Courses	1,030	11,367	9.1%	8.1%	9.1%	9.1%
% of FP17s Relating to Free Repair or Replacements	330	11,367	2.9%	1.1%	1.0%	0.8%
% of FP17s Relating to Continuations	126	11,367	1.1%	1.4%	1.2%	1.0%
% of Patients satisfied with the dentistry they have received	0	0	N/A	92.5%	91.6%	91.5%
% of Patients satisfied with the time they had to wait for an appointment	0	0	N/A	88.5%	88.3%	87.9%

\* This is based on patients treated on this contract for their most recent course of treatment. Figures in italics indicate the base number of FP17s or Patient Questionnaire responses are less than 100. N/A is shown where the base number of responses is less than 10 during the period. % is calculated as Quantity/Base number\*100

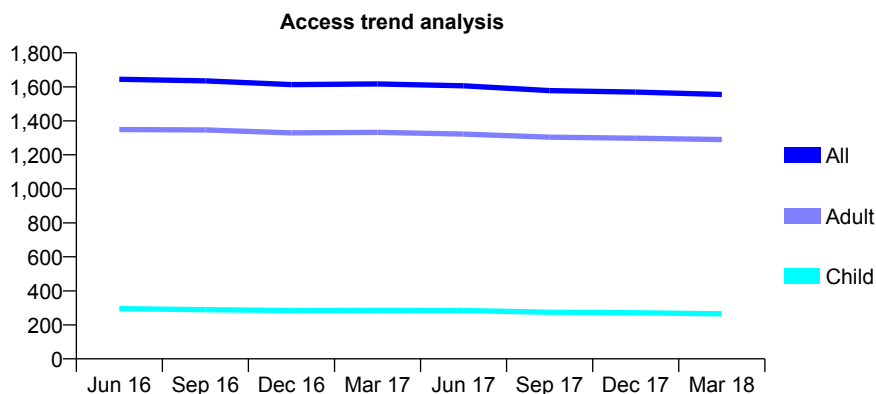
## Q49 - Vital Signs At a Glance Contract Report for 826324/0002 - March 2018

Name or company name	MR B SWIFT
Contract type name	GDS Contract
Purpose of contract	General
Contract start date	06/04/2013
Contract end date	

17/18 Contracted general activity (UDA)	6,000
Carry forward general activity (UDA)	0
17/18 Contracted orthodontic activity (UOA)	0
Carry forward orthodontic activity (UOA)	0
Baseline contract value	£140,385.90

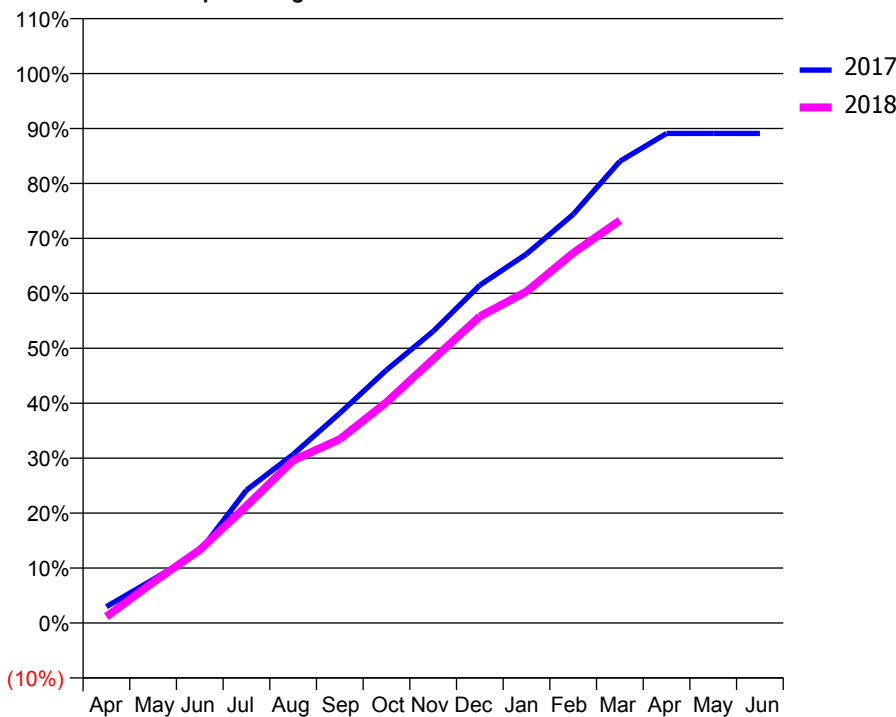
### ACCESS\*

Patients seen in 24 months	Total	Change since previous quarter
Quarter ending March 2017	1,617	
Quarter ending June 2017	1,606	→
Quarter ending September 2017	1,578	↓
Quarter ending December 2017	1,569	→
Quarter ending March 2018	1,555	→
<b>Variance since March 2017</b>	<b>(3.8%)</b>	<b>↓</b>



### ACTIVITY

Cumulative percentage of contracted UDA delivered 2017 & 2018



Month	Adjusted Scheduled Activity (UDA)	
	2017	2018
April	178	69
May	475	444
June	784	799
July	1,451	1,277
August	1,841	1,776
September	2,292	2,007
October	2,763	2,411
November	3,185	2,881
December	3,689	3,348
January	4,029	3,619
February	4,462	4,041
March	5,042	4,395
April	5,346	
May	5,346	
June	5,346	

### QUALITY

	Quantity	Base Number	Contract	AT	Region	England
% of FP17s for the same patient ID Re-attending within 3 months - Children	25	397	6.3%	10.7%	12.8%	11.9%
% of FP17s for the same patient ID Re-attending within 3 months - Adults	362	2,136	16.9%	14.5%	16.5%	16.0%
% of FP17s for the same patient ID Re-attending between 3 & 9 months - Children	256	397	64.5%	57.9%	59.7%	58.3%
% of FP17s for the same patient ID Re-attending between 3 & 9 months - Adults	1,431	2,136	67.0%	52.3%	52.6%	50.3%
% of FP17s for Band 1 Urgent Courses	262	2,412	10.9%	8.1%	9.1%	9.1%
% of FP17s Relating to Free Repair or Replacements	36	2,412	1.5%	1.1%	1.0%	0.8%
% of FP17s Relating to Continuations	20	2,412	0.8%	1.4%	1.2%	1.0%
% of Patients satisfied with the dentistry they have received	3	3	N/A	92.5%	91.6%	91.5%
% of Patients satisfied with the time they had to wait for an appointment	3	3	N/A	88.5%	88.3%	87.9%

\* This is based on patients treated on this contract for their most recent course of treatment. Figures in italics indicate the base number of FP17s or Patient Questionnaire responses are less than 100. N/A is shown where the base number of responses is less than 10 during the period. % is calculated as Quantity/Base number\*100

## Q49 - Vital Signs At a Glance Contract Report for 826693/0001 - March 2018

Name or company name	MR JR MCHUGH
Contract type name	GDS Contract
Purpose of contract	General
Contract start date	01/04/2006
Contract end date	

17/18 Contracted general activity (UDA)	750
Carry forward general activity (UDA)	0
17/18 Contracted orthodontic activity (UOA)	0
Carry forward orthodontic activity (UOA)	0
Baseline contract value	£17,935.40

### ACCESS\*

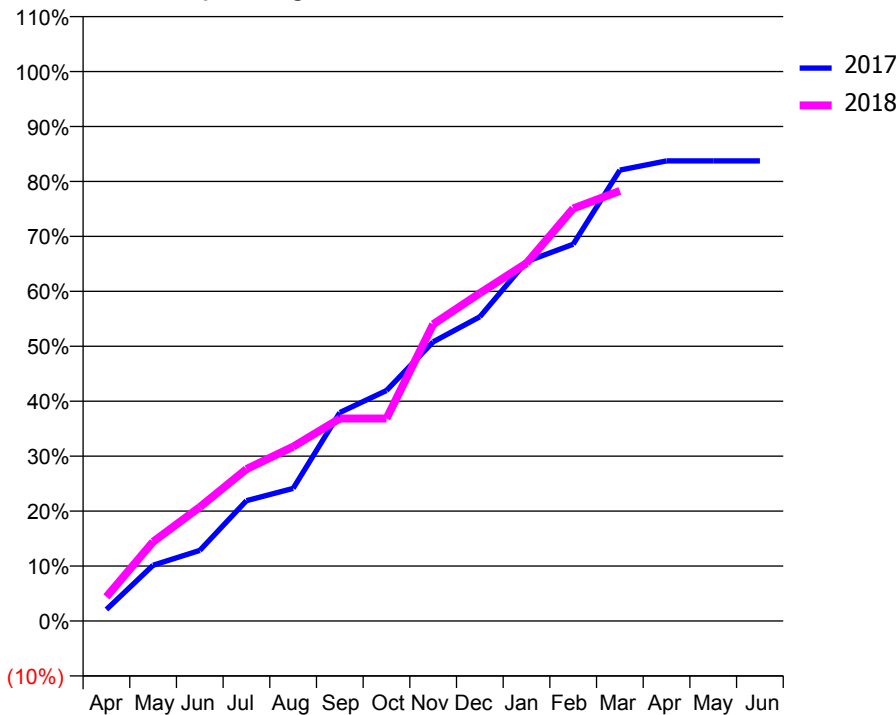
Patients seen in 24 months	Total	Change since previous quarter
Quarter ending March 2017	N/A	
Quarter ending June 2017	N/A	
Quarter ending September 2017	N/A	
Quarter ending December 2017	N/A	
Quarter ending March 2018	N/A	
<b>Variance since March 2017</b>	<b>N/A</b>	

### Access trend analysis

- All
- Adult
- Child

### ACTIVITY

Cumulative percentage of contracted UDA delivered 2017 & 2018



Month	Adjusted Scheduled Activity (UDA)	
	2017	2018
April	19	33
May	91	108
June	116	156
July	197	207
August	217	238
September	341	276
October	377	276
November	457	405
December	498	447
January	589	488
February	617	563
March	739	587
April	754	
May	754	
June	754	

### QUALITY

	Quantity	Base Number	Contract	AT	Region	England
% of FP17s for the same patient ID Re-attending within 3 months - Children	31	471	6.6%	10.7%	12.8%	11.9%
% of FP17s for the same patient ID Re-attending within 3 months - Adults	0	0	N/A	14.5%	16.5%	16.0%
% of FP17s for the same patient ID Re-attending between 3 & 9 months - Children	304	471	64.5%	57.9%	59.7%	58.3%
% of FP17s for the same patient ID Re-attending between 3 & 9 months - Adults	0	0	N/A	52.3%	52.6%	50.3%
% of FP17s for Band 1 Urgent Courses	20	458	4.4%	8.1%	9.1%	9.1%
% of FP17s Relating to Free Repair or Replacements	0	458	0.0%	1.1%	1.0%	0.8%
% of FP17s Relating to Continuations	1	458	0.2%	1.4%	1.2%	1.0%
% of Patients satisfied with the dentistry they have received	0	0	N/A	92.5%	91.6%	91.5%
% of Patients satisfied with the time they had to wait for an appointment	0	0	N/A	88.5%	88.3%	87.9%

\* This is based on patients treated on this contract for their most recent course of treatment. Figures in italics indicate the base number of FP17s or Patient Questionnaire responses are less than 100. N/A is shown where the base number of responses is less than 10 during the period. % is calculated as Quantity/Base number\*100

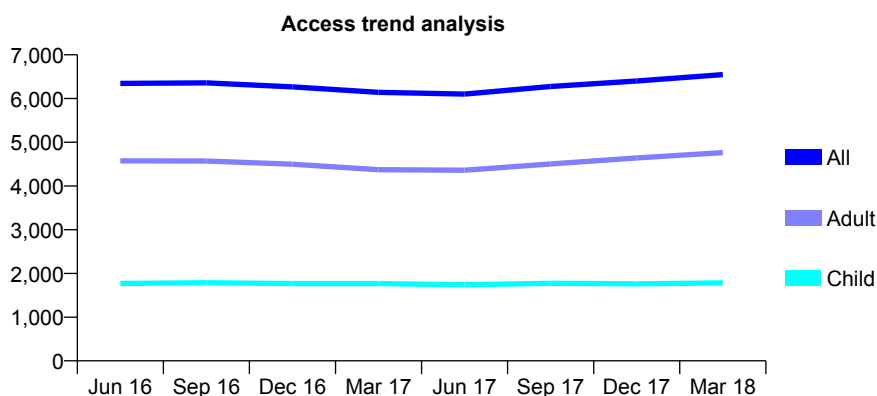
## Q49 - Vital Signs At a Glance Contract Report for 829390/0001 - March 2018

Name or company name	MR DA CUNNINGHAM
Contract type name	GDS Contract
Purpose of contract	General
Contract start date	01/04/2006
Contract end date	

17/18 Contracted general activity (UDA)	18,500
Carry forward general activity (UDA)	0
17/18 Contracted orthodontic activity (UOA)	0
Carry forward orthodontic activity (UOA)	0
Baseline contract value	£413,079.20

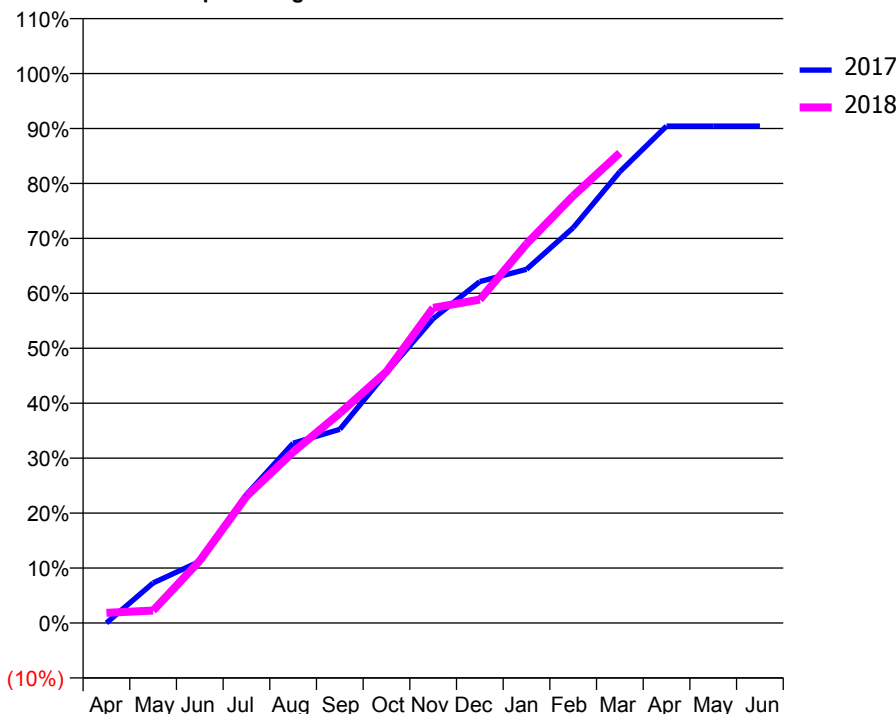
### ACCESS\*

Patients seen in 24 months	Total	Change since previous quarter
Quarter ending March 2017	6,141	
Quarter ending June 2017	6,101	→
Quarter ending September 2017	6,275	↑
Quarter ending December 2017	6,402	↑
Quarter ending March 2018	6,546	↑
<b>Variance since March 2017</b>	<b>6.6%</b>	<b>↑</b>



### ACTIVITY

Cumulative percentage of contracted UDA delivered 2017 & 2018



Month	Adjusted Scheduled Activity (UDA)	
	2017	2018
April	0	344
May	1,351	419
June	2,075	2,101
July	4,324	4,266
August	6,055	5,757
September	6,520	7,065
October	8,430	8,463
November	10,245	10,612
December	11,495	10,888
January	11,908	12,766
February	13,308	14,384
March	15,193	15,826
April	16,731	
May	16,731	
June	16,731	

### QUALITY

	Quantity	Base Number	Contract	AT	Region	England
% of FP17s for the same patient ID Re-attending within 3 months - Children	211	2,836	7.4%	10.7%	12.8%	11.9%
% of FP17s for the same patient ID Re-attending within 3 months - Adults	999	7,485	13.3%	14.5%	16.5%	16.0%
% of FP17s for the same patient ID Re-attending between 3 & 9 months - Children	1,839	2,836	64.8%	57.9%	59.7%	58.3%
% of FP17s for the same patient ID Re-attending between 3 & 9 months - Adults	4,782	7,485	63.9%	52.3%	52.6%	50.3%
% of FP17s for Band 1 Urgent Courses	709	9,473	7.5%	8.1%	9.1%	9.1%
% of FP17s Relating to Free Repair or Replacements	49	9,473	0.5%	1.1%	1.0%	0.8%
% of FP17s Relating to Continuations	183	9,473	1.9%	1.4%	1.2%	1.0%
% of Patients satisfied with the dentistry they have received	6	6	N/A	92.5%	91.6%	91.5%
% of Patients satisfied with the time they had to wait for an appointment	5	6	N/A	88.5%	88.3%	87.9%

\* This is based on patients treated on this contract for their most recent course of treatment. Figures in italics indicate the base number of FP17s or Patient Questionnaire responses are less than 100. N/A is shown where the base number of responses is less than 10 during the period. % is calculated as Quantity/Base number\*100

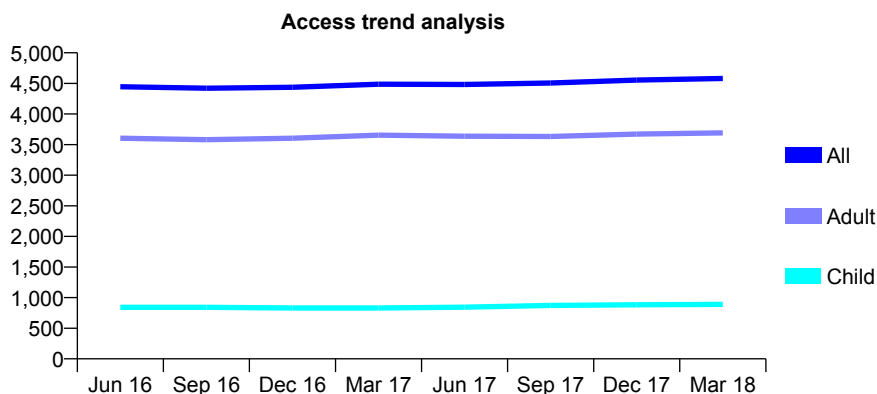
## Q49 - Vital Signs At a Glance Contract Report for 830003/0001 - March 2018

Name or company name	MR PJ KNOPS
Contract type name	GDS Contract
Purpose of contract	General
Contract start date	01/04/2006
Contract end date	

17/18 Contracted general activity (UDA)	13,493
Carry forward general activity (UDA)	0
17/18 Contracted orthodontic activity (UOA)	0
Carry forward orthodontic activity (UOA)	0
Baseline contract value	£352,123.87

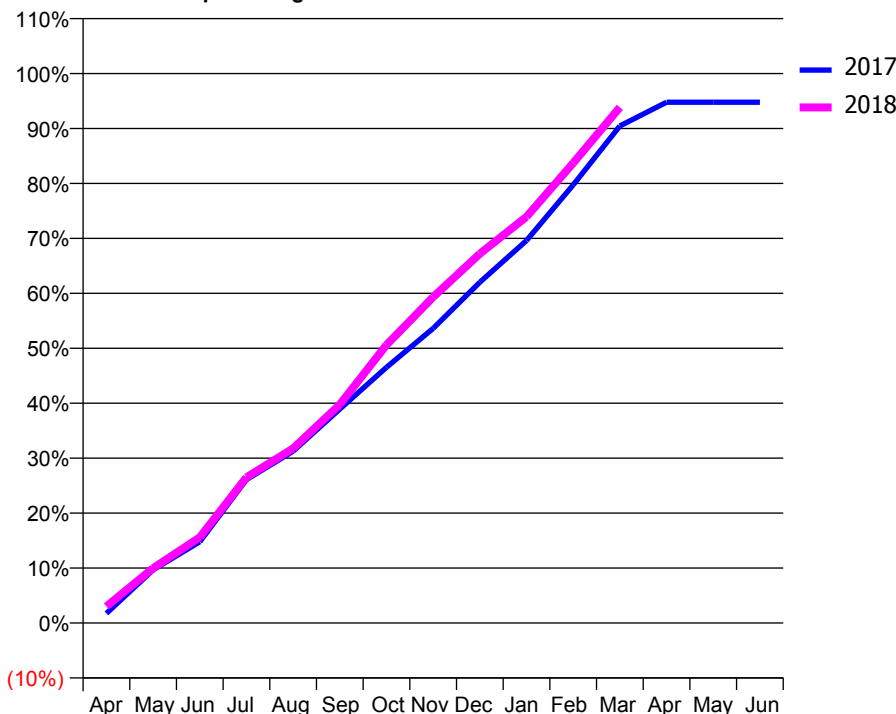
### ACCESS\*

Patients seen in 24 months	Total	Change since previous quarter
Quarter ending March 2017	4,486	
Quarter ending June 2017	4,482	→
Quarter ending September 2017	4,506	→
Quarter ending December 2017	4,555	→
Quarter ending March 2018	4,580	→
<b>Variance since March 2017</b>	<b>2.1%</b>	<b>↑</b>



### ACTIVITY

Cumulative percentage of contracted UDA delivered 2017 & 2018



Month	Adjusted Scheduled Activity (UDA)	
	2017	2018
April	234	408
May	1,291	1,346
June	1,974	2,105
July	3,484	3,577
August	4,176	4,287
September	5,198	5,365
October	6,214	6,828
November	7,159	8,004
December	8,282	9,067
January	9,296	9,975
February	10,646	11,295
March	12,080	12,665
April	12,654	
May	12,654	
June	12,654	

### QUALITY

	Quantity	Base Number	Contract	AT	Region	England
% of FP17s for the same patient ID Re-attending within 3 months - Children	114	1,267	9.0%	10.7%	12.8%	11.9%
% of FP17s for the same patient ID Re-attending within 3 months - Adults	900	4,987	18.0%	14.5%	16.5%	16.0%
% of FP17s for the same patient ID Re-attending between 3 & 9 months - Children	675	1,267	53.3%	57.9%	59.7%	58.3%
% of FP17s for the same patient ID Re-attending between 3 & 9 months - Adults	2,340	4,987	46.9%	52.3%	52.6%	50.3%
% of FP17s for Band 1 Urgent Courses	564	5,578	10.1%	8.1%	9.1%	9.1%
% of FP17s Relating to Free Repair or Replacements	34	5,578	0.6%	1.1%	1.0%	0.8%
% of FP17s Relating to Continuations	123	5,578	2.2%	1.4%	1.2%	1.0%
% of Patients satisfied with the dentistry they have received	6	6	N/A	92.5%	91.6%	91.5%
% of Patients satisfied with the time they had to wait for an appointment	6	6	N/A	88.5%	88.3%	87.9%

\* This is based on patients treated on this contract for their most recent course of treatment. Figures in italics indicate the base number of FP17s or Patient Questionnaire responses are less than 100. N/A is shown where the base number of responses is less than 10 during the period. % is calculated as Quantity/Base number\*100

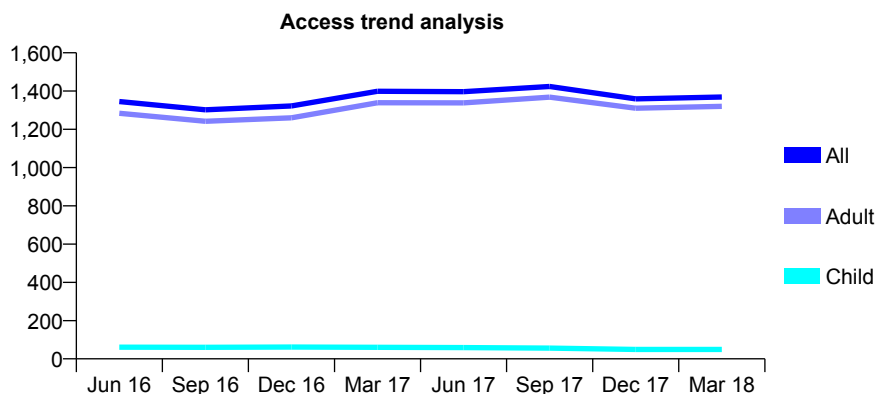
## Q49 - Vital Signs At a Glance Contract Report for 830631/0001 - March 2018

Name or company name	MR ME LITTLE
Contract type name	GDS Contract
Purpose of contract	General
Contract start date	01/04/2006
Contract end date	

17/18 Contracted general activity (UDA)	3,674
Carry forward general activity (UDA)	0
17/18 Contracted orthodontic activity (UOA)	0
Carry forward orthodontic activity (UOA)	0
Baseline contract value	£124,267.59

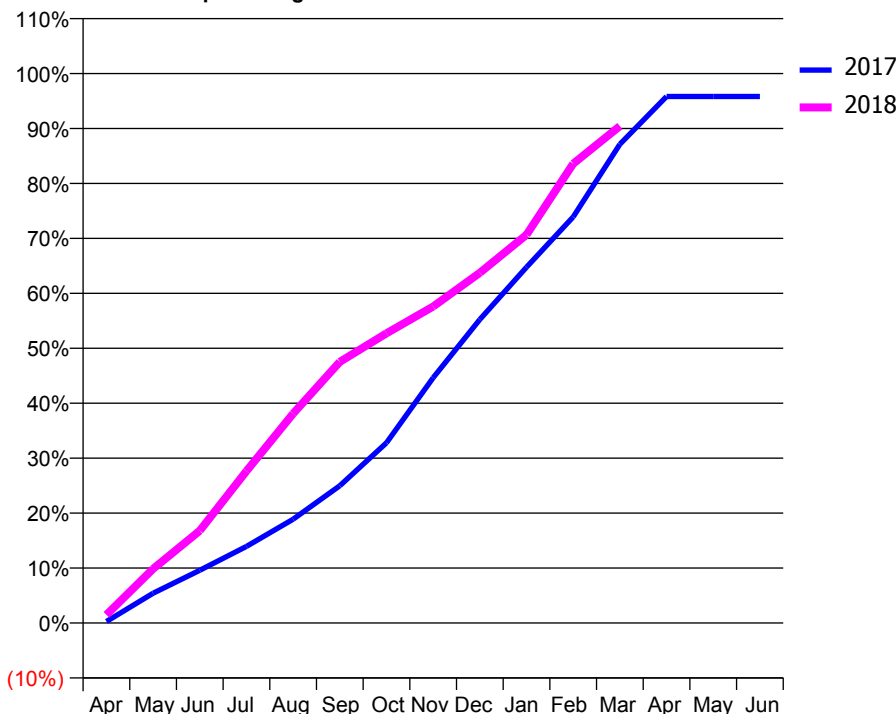
### ACCESS\*

Patients seen in 24 months	Total	Change since previous quarter
Quarter ending March 2017	1,399	
Quarter ending June 2017	1,397	→
Quarter ending September 2017	1,424	→
Quarter ending December 2017	1,359	↓
Quarter ending March 2018	1,369	→
<b>Variance since March 2017</b>	<b>(2.1%)</b>	<b>↓</b>



### ACTIVITY

Cumulative percentage of contracted UDA delivered 2017 & 2018



Month	Adjusted Scheduled Activity (UDA)	
	2017	2018
April	12	55
May	237	362
June	419	617
July	609	1,016
August	825	1,400
September	1,091	1,746
October	1,432	1,937
November	1,949	2,116
December	2,411	2,342
January	2,827	2,596
February	3,226	3,071
March	3,803	3,322
April	4,182	
May	4,182	
June	4,182	

### QUALITY

	Quantity	Base Number	Contract	AT	Region	England
% of FP17s for the same patient ID Re-attending within 3 months - Children	1	57	1.8%	10.7%	12.8%	11.9%
% of FP17s for the same patient ID Re-attending within 3 months - Adults	46	1,205	3.8%	14.5%	16.5%	16.0%
% of FP17s for the same patient ID Re-attending between 3 & 9 months - Children	25	57	43.9%	57.9%	59.7%	58.3%
% of FP17s for the same patient ID Re-attending between 3 & 9 months - Adults	589	1,205	48.9%	52.3%	52.6%	50.3%
% of FP17s for Band 1 Urgent Courses	0	1,163	0.0%	8.1%	9.1%	9.1%
% of FP17s Relating to Free Repair or Replacements	0	1,163	0.0%	1.1%	1.0%	0.8%
% of FP17s Relating to Continuations	1	1,163	0.1%	1.4%	1.2%	1.0%
% of Patients satisfied with the dentistry they have received	1	2	N/A	92.5%	91.6%	91.5%
% of Patients satisfied with the time they had to wait for an appointment	2	2	N/A	88.5%	88.3%	87.9%

\* This is based on patients treated on this contract for their most recent course of treatment. Figures in italics indicate the base number of FP17s or Patient Questionnaire responses are less than 100. N/A is shown where the base number of responses is less than 10 during the period. % is calculated as Quantity/Base number\*100



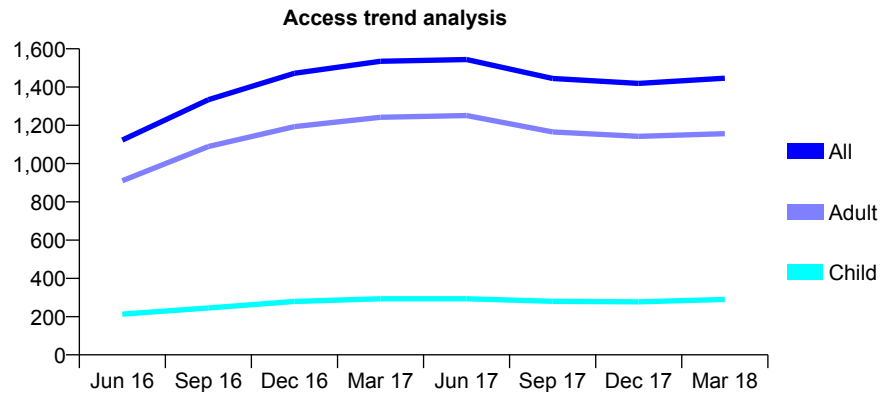
## Q49 - Vital Signs At a Glance Contract Report for 833037/0017 - March 2018

Name or company name	MR MA HYDER
Contract type name	PDS Contract
Purpose of contract	General
Contract start date	01/07/2015
Contract end date	31/03/2020

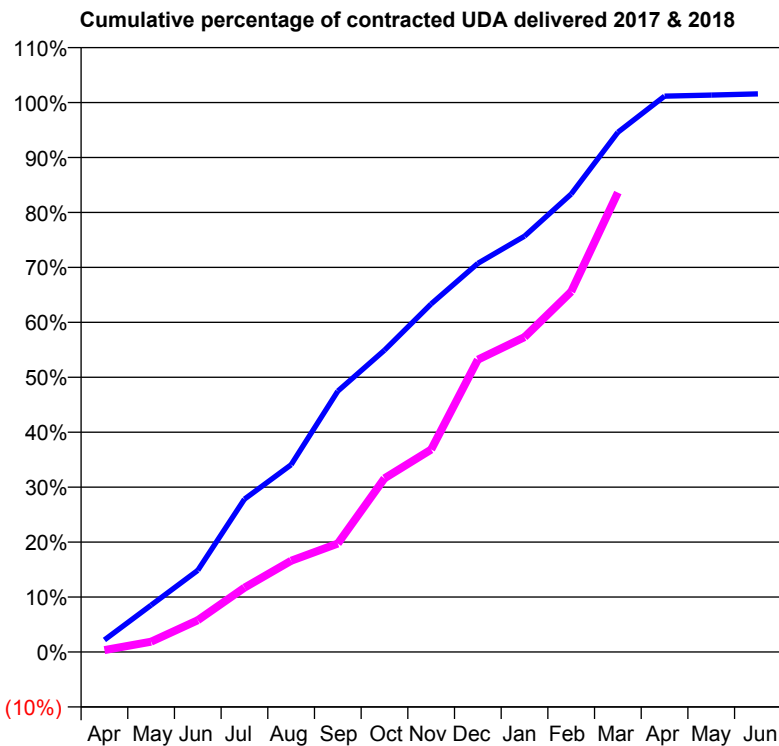
17/18 Contracted general activity (UDA)	4,330
Carry forward general activity (UDA)	0
17/18 Contracted orthodontic activity (UOA)	0
Carry forward orthodontic activity (UOA)	0
Baseline contract value	£108,373.38

### ACCESS\*

Patients seen in 24 months	Total	Change since previous quarter
Quarter ending March 2017	1,535	
Quarter ending June 2017	1,544	→
Quarter ending September 2017	1,445	↓
Quarter ending December 2017	1,419	↓
Quarter ending March 2018	1,446	→
<b>Variance since March 2017</b>	<b>(5.8%)</b>	<b>↓</b>



### ACTIVITY



Month	Adjusted Scheduled Activity (UDA)	
	2017	2018
April	96	15
May	370	82
June	643	250
July	1,204	507
August	1,476	719
September	2,056	855
October	2,378	1,369
November	2,743	1,596
December	3,062	2,304
January	3,277	2,482
February	3,609	2,839
March	4,095	3,620
April	4,380	
May	4,388	
June	4,398	

### QUALITY

	Quantity	Base Number	Contract	AT	Region	England
% of FP17s for the same patient ID Re-attending within 3 months - Children	30	314	9.6%	10.7%	12.8%	11.9%
% of FP17s for the same patient ID Re-attending within 3 months - Adults	180	1,230	14.6%	14.5%	16.5%	16.0%
% of FP17s for the same patient ID Re-attending between 3 & 9 months - Children	149	314	47.5%	57.9%	59.7%	58.3%
% of FP17s for the same patient ID Re-attending between 3 & 9 months - Adults	550	1,230	44.7%	52.3%	52.6%	50.3%
% of FP17s for Band 1 Urgent Courses	186	1,453	12.8%	8.1%	9.1%	9.1%
% of FP17s Relating to Free Repair or Replacements	25	1,453	1.7%	1.1%	1.0%	0.8%
% of FP17s Relating to Continuations	0	1,453	0.0%	1.4%	1.2%	1.0%
% of Patients satisfied with the dentistry they have received	2	2	N/A	92.5%	91.6%	91.5%
% of Patients satisfied with the time they had to wait for an appointment	2	2	N/A	88.5%	88.3%	87.9%

\* This is based on patients treated on this contract for their most recent course of treatment. Figures in italics indicate the base number of FP17s or Patient Questionnaire responses are less than 100. N/A is shown where the base number of responses is less than 10 during the period. % is calculated as Quantity/Base number\*100

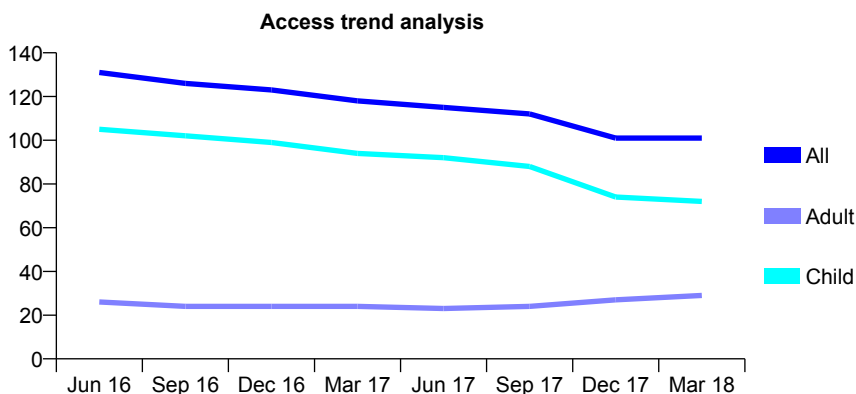
## Q49 - Vital Signs At a Glance Contract Report for 833991/0001 - March 2018

Name or company name	MR AG COOPER
Contract type name	GDS Contract
Purpose of contract	General
Contract start date	01/04/2006
Contract end date	

17/18 Contracted general activity (UDA)	200
Carry forward general activity (UDA)	-4
17/18 Contracted orthodontic activity (UOA)	0
Carry forward orthodontic activity (UOA)	0
Baseline contract value	£4,937.65

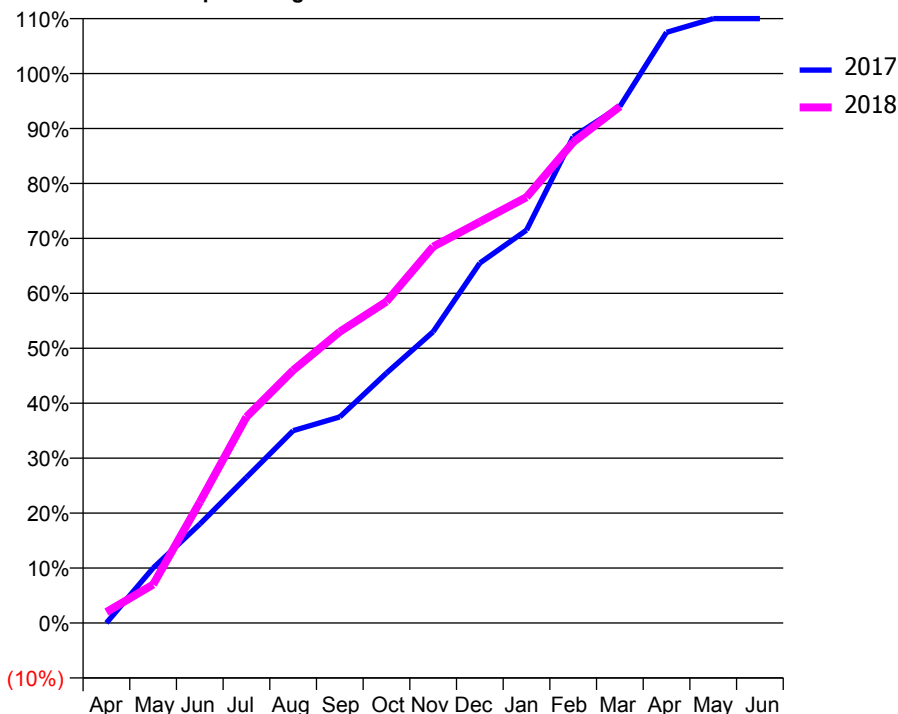
### ACCESS\*

Patients seen in 24 months	Total	Change since previous quarter
Quarter ending March 2017	118	
Quarter ending June 2017	115	↓
Quarter ending September 2017	112	↓
Quarter ending December 2017	101	↓
Quarter ending March 2018	101	→
<b>Variance since March 2017</b>	<b>(14.4%)</b>	<b>↓</b>



### ACTIVITY

**Cumulative percentage of contracted UDA delivered 2017 & 2018**



Month	Adjusted Scheduled Activity (UDA)	
	2017	2018
April	0	4
May	20	14
June	36	44
July	53	75
August	70	92
September	75	106
October	91	117
November	106	137
December	131	146
January	143	155
February	177	175
March	188	188
April	215	
May	220	
June	220	

### QUALITY

	Quantity	Base Number	Contract	AT	Region	England
% of FP17s for the same patient ID Re-attending within 3 months - Children	9	144	6.3%	10.7%	12.8%	11.9%
% of FP17s for the same patient ID Re-attending within 3 months - Adults	1	16	6.3%	14.5%	16.5%	16.0%
% of FP17s for the same patient ID Re-attending between 3 & 9 months - Children	107	144	74.3%	57.9%	59.7%	58.3%
% of FP17s for the same patient ID Re-attending between 3 & 9 months - Adults	14	16	87.5%	52.3%	52.6%	50.3%
% of FP17s for Band 1 Urgent Courses	0	143	0.0%	8.1%	9.1%	9.1%
% of FP17s Relating to Free Repair or Replacements	0	143	0.0%	1.1%	1.0%	0.8%
% of FP17s Relating to Continuations	0	143	0.0%	1.4%	1.2%	1.0%
% of Patients satisfied with the dentistry they have received	1	1	N/A	92.5%	91.6%	91.5%
% of Patients satisfied with the time they had to wait for an appointment	1	1	N/A	88.5%	88.3%	87.9%

\* This is based on patients treated on this contract for their most recent course of treatment. Figures in italics indicate the base number of FP17s or Patient Questionnaire responses are less than 100. N/A is shown where the base number of responses is less than 10 during the period. % is calculated as Quantity/Base number\*100

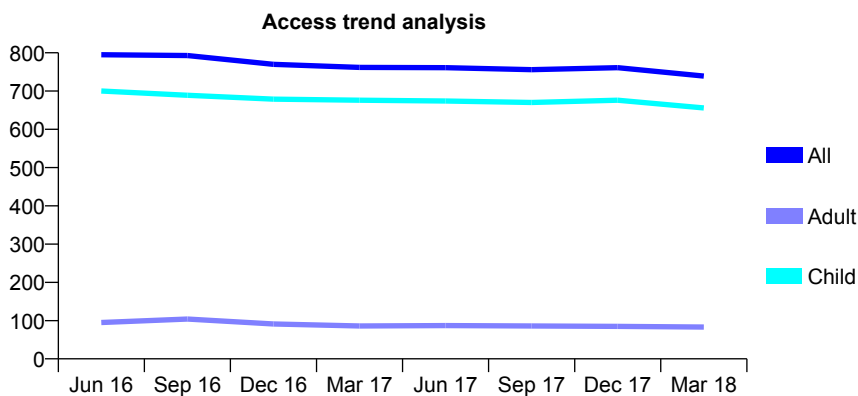
## Q49 - Vital Signs At a Glance Contract Report for 836184/0001 - March 2018

Name or company name	MR JS BREEDON
Contract type name	GDS Contract
Purpose of contract	General and Orthodontic
Contract start date	01/04/2006
Contract end date	

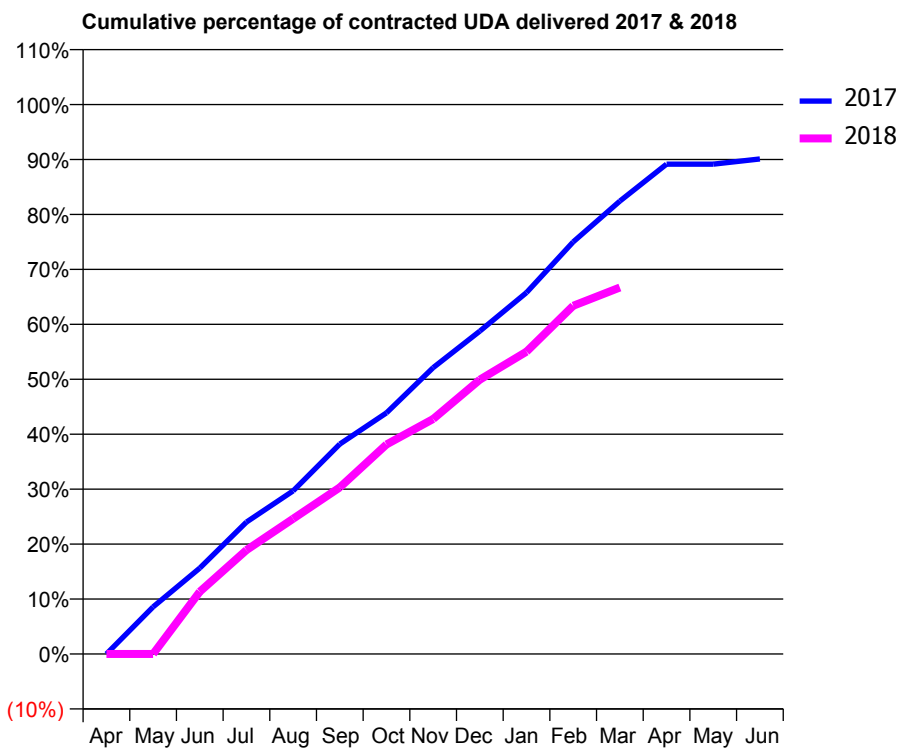
17/18 Contracted general activity (UDA)	2,100
Carry forward general activity (UDA)	0
17/18 Contracted orthodontic activity (UOA)	348
Carry forward orthodontic activity (UOA)	3
Baseline contract value	£62,542.98

### ACCESS\*

Patients seen in 24 months	Total	Change since previous quarter
Quarter ending March 2017	762	
Quarter ending June 2017	761	→
Quarter ending September 2017	756	→
Quarter ending December 2017	761	→
Quarter ending March 2018	739	↓
<b>Variance since March 2017</b>	<b>(3.0%)</b>	<b>↓</b>



### ACTIVITY



Month	Adjusted Scheduled Activity (UDA)	
	2017	2018
April	0	0
May	163	0
June	297	238
July	456	397
August	564	517
September	726	637
October	834	801
November	990	898
December	1,116	1,048
January	1,250	1,156
February	1,425	1,331
March	1,566	1,401
April	1,694	
May	1,694	
June	1,712	

### QUALITY

	Quantity	Base Number	Contract	AT	Region	England
% of FP17s for the same patient ID Re-attending within 3 months - Children	76	1,174	6.5%	10.7%	12.8%	11.9%
% of FP17s for the same patient ID Re-attending within 3 months - Adults	0	1	0.0%	14.5%	16.5%	16.0%
% of FP17s for the same patient ID Re-attending between 3 & 9 months - Children	832	1,174	70.9%	57.9%	59.7%	58.3%
% of FP17s for the same patient ID Re-attending between 3 & 9 months - Adults	0	1	0.0%	52.3%	52.6%	50.3%
% of FP17s for Band 1 Urgent Courses	4	1,026	0.4%	8.1%	9.1%	9.1%
% of FP17s Relating to Free Repair or Replacements	0	1,026	0.0%	1.1%	1.0%	0.8%
% of FP17s Relating to Continuations	14	1,026	1.4%	1.4%	1.2%	1.0%
% of Patients satisfied with the dentistry they have received	2	3	N/A	92.5%	91.6%	91.5%
% of Patients satisfied with the time they had to wait for an appointment	3	3	N/A	88.5%	88.3%	87.9%

\* This is based on patients treated on this contract for their most recent course of treatment. Figures in italics indicate the base number of FP17s or Patient Questionnaire responses are less than 100. N/A is shown where the base number of responses is less than 10 during the period. % is calculated as Quantity/Base number\*100

## Q49 - Vital Signs At a Glance Contract Report for 836257/0001 - March 2018

Name or company name	MR TA KANJOO
Contract type name	GDS Contract
Purpose of contract	General
Contract start date	01/04/2006
Contract end date	

17/18 Contracted general activity (UDA)	600
Carry forward general activity (UDA)	16
17/18 Contracted orthodontic activity (UOA)	0
Carry forward orthodontic activity (UOA)	0
Baseline contract value	£14,350.80

### ACCESS\*

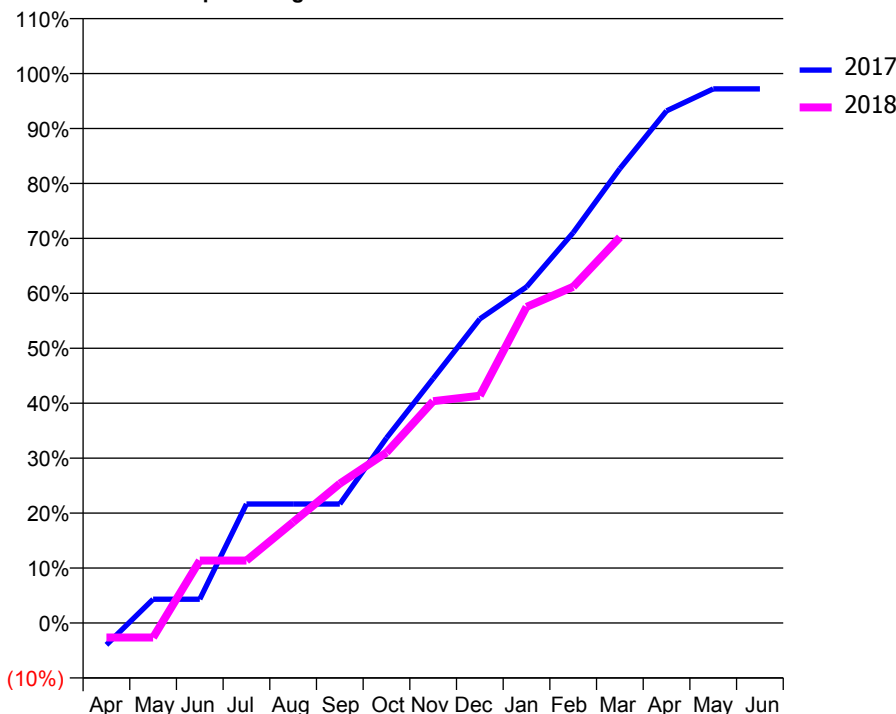
Patients seen in 24 months	Total	Change since previous quarter
Quarter ending March 2017	N/A	
Quarter ending June 2017	N/A	
Quarter ending September 2017	N/A	
Quarter ending December 2017	N/A	
Quarter ending March 2018	N/A	
<b>Variance since March 2017</b>	<b>N/A</b>	

### Access trend analysis

- All
- Adult
- Child

### ACTIVITY

Cumulative percentage of contracted UDA delivered 2017 & 2018



Month	Adjusted Scheduled Activity (UDA)	
	2017	2018
April	-24	-16
May	26	-16
June	26	68
July	130	68
August	130	110
September	130	152
October	202	186
November	267	242
December	332	248
January	367	345
February	426	367
March	496	421
April	559	
May	583	
June	583	

### QUALITY

	Quantity	Base Number	Contract	AT	Region	England
% of FP17s for the same patient ID Re-attending within 3 months - Children	8	160	5.0%	10.7%	12.8%	11.9%
% of FP17s for the same patient ID Re-attending within 3 months - Adults	19	152	12.5%	14.5%	16.5%	16.0%
% of FP17s for the same patient ID Re-attending between 3 & 9 months - Children	95	160	59.4%	57.9%	59.7%	58.3%
% of FP17s for the same patient ID Re-attending between 3 & 9 months - Adults	98	152	64.5%	52.3%	52.6%	50.3%
% of FP17s for Band 1 Urgent Courses	1	267	0.4%	8.1%	9.1%	9.1%
% of FP17s Relating to Free Repair or Replacements	0	267	0.0%	1.1%	1.0%	0.8%
% of FP17s Relating to Continuations	0	267	0.0%	1.4%	1.2%	1.0%
% of Patients satisfied with the dentistry they have received	0	0	N/A	92.5%	91.6%	91.5%
% of Patients satisfied with the time they had to wait for an appointment	0	0	N/A	88.5%	88.3%	87.9%

\* This is based on patients treated on this contract for their most recent course of treatment. Figures in italics indicate the base number of FP17s or Patient Questionnaire responses are less than 100. N/A is shown where the base number of responses is less than 10 during the period. % is calculated as Quantity/Base number\*100

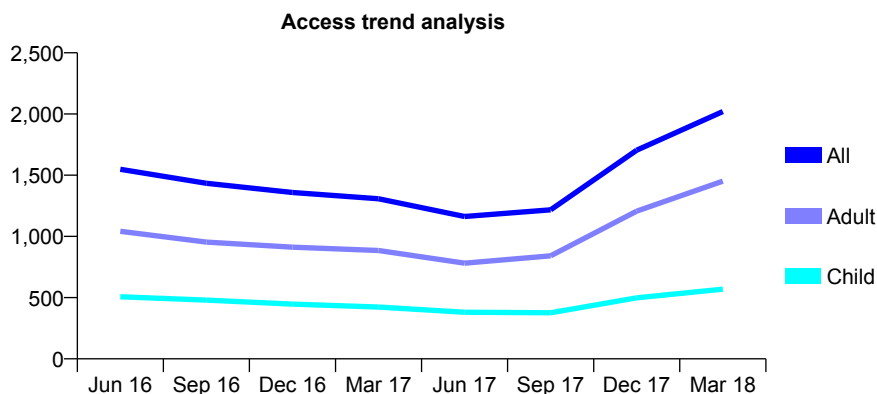
## Q49 - Vital Signs At a Glance Contract Report for 840505/0001 - March 2018

Name or company name	MISS E MATHER
Contract type name	GDS Contract
Purpose of contract	General
Contract start date	01/04/2006
Contract end date	

17/18 Contracted general activity (UDA)	5,520
Carry forward general activity (UDA)	0
17/18 Contracted orthodontic activity (UOA)	0
Carry forward orthodontic activity (UOA)	0
Baseline contract value	£135,598.80

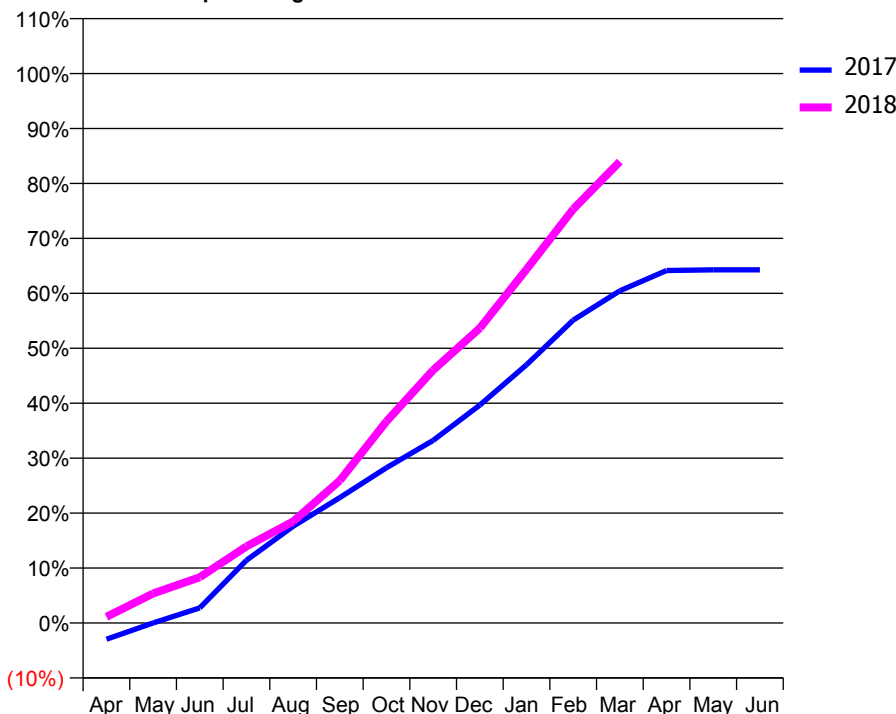
### ACCESS\*

Patients seen in 24 months	Total	Change since previous quarter
Quarter ending March 2017	1,308	
Quarter ending June 2017	1,163	↓
Quarter ending September 2017	1,217	↑
Quarter ending December 2017	1,704	↑
Quarter ending March 2018	2,020	↑
<b>Variance since March 2017</b>	<b>54.4%</b>	<b>↑</b>



### ACTIVITY

Cumulative percentage of contracted UDA delivered 2017 & 2018



Month	Adjusted Scheduled Activity (UDA)	
	2017	2018
April	-164	62
May	-1	297
June	152	461
July	630	770
August	972	1,020
September	1,260	1,431
October	1,559	2,025
November	1,835	2,541
December	2,190	2,963
January	2,594	3,553
February	3,043	4,158
March	3,338	4,635
April	3,541	
May	3,548	
June	3,548	

### QUALITY

	Quantity	Base Number	Contract	AT	Region	England
% of FP17s for the same patient ID Re-attending within 3 months - Children	54	900	6.0%	10.7%	12.8%	11.9%
% of FP17s for the same patient ID Re-attending within 3 months - Adults	220	2,060	10.7%	14.5%	16.5%	16.0%
% of FP17s for the same patient ID Re-attending between 3 & 9 months - Children	419	900	46.6%	57.9%	59.7%	58.3%
% of FP17s for the same patient ID Re-attending between 3 & 9 months - Adults	761	2,060	36.9%	52.3%	52.6%	50.3%
% of FP17s for Band 1 Urgent Courses	197	2,692	7.3%	8.1%	9.1%	9.1%
% of FP17s Relating to Free Repair or Replacements	10	2,692	0.4%	1.1%	1.0%	0.8%
% of FP17s Relating to Continuations	44	2,692	1.6%	1.4%	1.2%	1.0%
% of Patients satisfied with the dentistry they have received	1	1	N/A	92.5%	91.6%	91.5%
% of Patients satisfied with the time they had to wait for an appointment	1	1	N/A	88.5%	88.3%	87.9%

\* This is based on patients treated on this contract for their most recent course of treatment. Figures in italics indicate the base number of FP17s or Patient Questionnaire responses are less than 100. N/A is shown where the base number of responses is less than 10 during the period. % is calculated as Quantity/Base number\*100

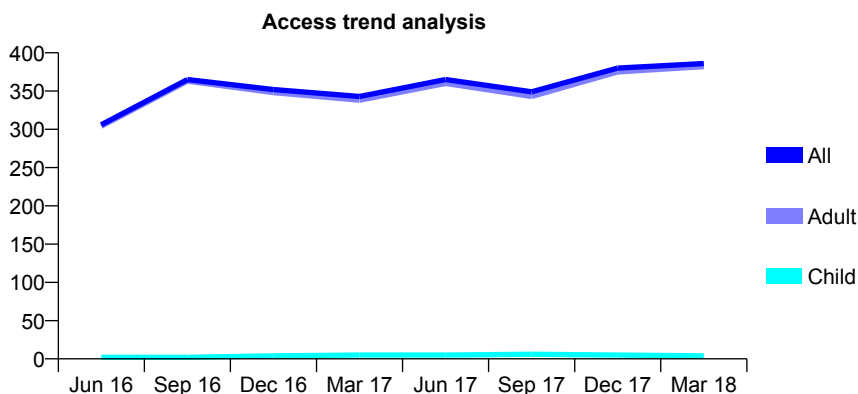
## Q49 - Vital Signs At a Glance Contract Report for 840505/0002 - March 2018

Name or company name	MISS E MATHER
Contract type name	PDS Contract
Purpose of contract	General
Contract start date	01/06/2010
Contract end date	31/03/2019

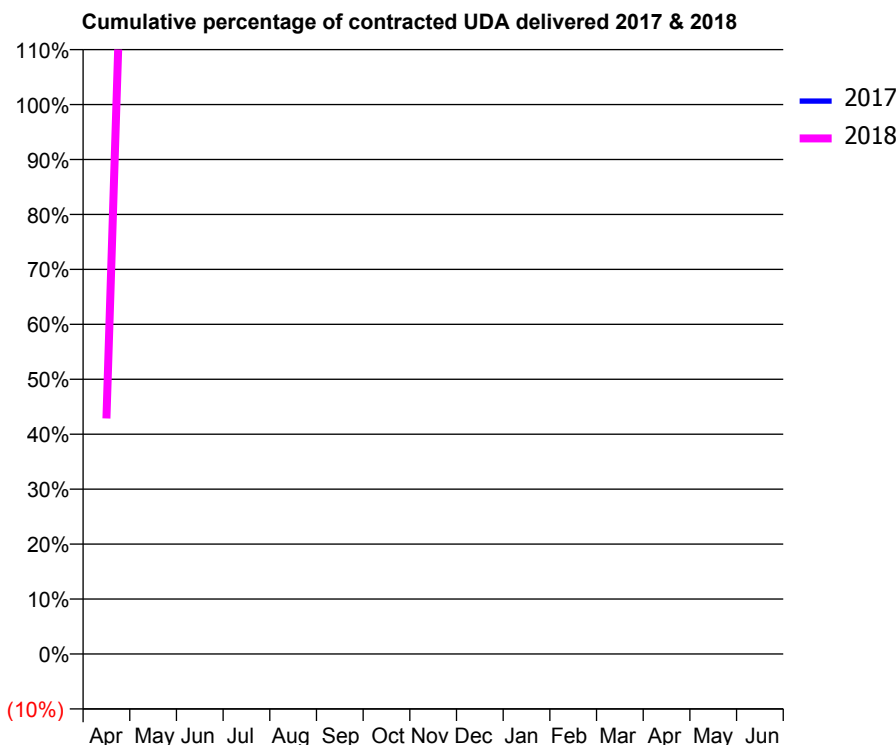
17/18 Contracted general activity (UDA)	42
Carry forward general activity (UDA)	0
17/18 Contracted orthodontic activity (UOA)	0
Carry forward orthodontic activity (UOA)	0
Baseline contract value	£102,666.32

### ACCESS\*

Patients seen in 24 months	Total	Change since previous quarter
Quarter ending March 2017	343	
Quarter ending June 2017	365	↑
Quarter ending September 2017	349	↓
Quarter ending December 2017	380	↑
Quarter ending March 2018	386	→
<b>Variance since March 2017</b>	<b>12.5%</b>	<b>↑</b>



### ACTIVITY



Month	Adjusted Scheduled Activity (UDA)	
	2017	2018
April	88	18
May	193	129
June	286	179
July	409	257
August	576	351
September	618	369
October	729	444
November	762	550
December	813	592
January	921	706
February	995	836
March	1,062	932
April	1,075	
May	1,108	
June	1,108	

### QUALITY

	Quantity	Base Number	Contract	AT	Region	England
% of FP17s for the same patient ID Re-attending within 3 months - Children	0	7	0.0%	10.7%	12.8%	11.9%
% of FP17s for the same patient ID Re-attending within 3 months - Adults	3	323	0.9%	14.5%	16.5%	16.0%
% of FP17s for the same patient ID Re-attending between 3 & 9 months - Children	0	7	0.0%	57.9%	59.7%	58.3%
% of FP17s for the same patient ID Re-attending between 3 & 9 months - Adults	0	323	0.0%	52.3%	52.6%	50.3%
% of FP17s for Band 1 Urgent Courses	0	314	0.0%	8.1%	9.1%	9.1%
% of FP17s Relating to Free Repair or Replacements	0	314	0.0%	1.1%	1.0%	0.8%
% of FP17s Relating to Continuations	0	314	0.0%	1.4%	1.2%	1.0%
% of Patients satisfied with the dentistry they have received	0	0	N/A	92.5%	91.6%	91.5%
% of Patients satisfied with the time they had to wait for an appointment	0	0	N/A	88.5%	88.3%	87.9%

\* This is based on patients treated on this contract for their most recent course of treatment. Figures in italics indicate the base number of FP17s or Patient Questionnaire responses are less than 100. N/A is shown where the base number of responses is less than 10 during the period. % is calculated as Quantity/Base number\*100

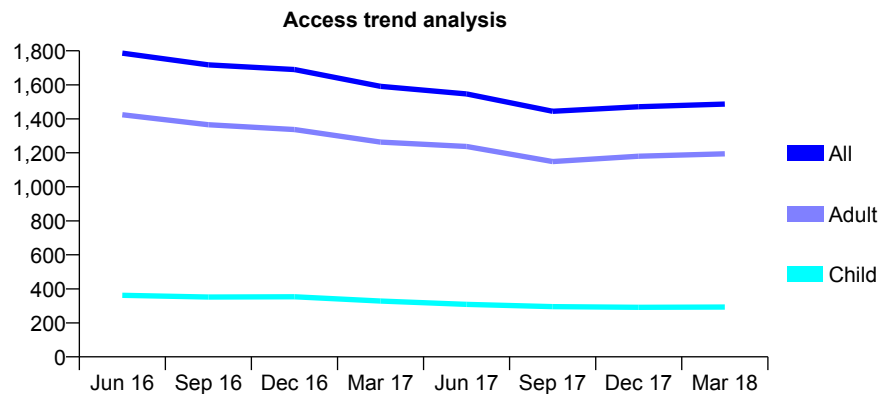
## Q49 - Vital Signs At a Glance Contract Report for 840645/0001 - March 2018

Name or company name	MR KS BAMRAH
Contract type name	GDS Contract
Purpose of contract	General
Contract start date	01/04/2006
Contract end date	

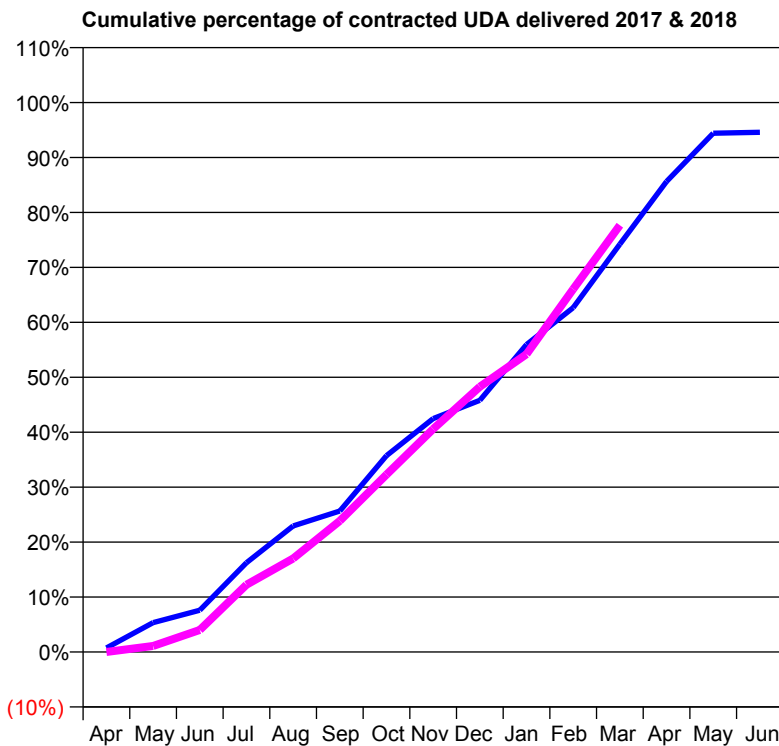
17/18 Contracted general activity (UDA)	10,061
Carry forward general activity (UDA)	0
17/18 Contracted orthodontic activity (UOA)	0
Carry forward orthodontic activity (UOA)	0
Baseline contract value	£261,728.05

### ACCESS\*

Patients seen in 24 months	Total	Change since previous quarter
Quarter ending March 2017	1,591	
Quarter ending June 2017	1,546	↓
Quarter ending September 2017	1,444	↓
Quarter ending December 2017	1,471	→
Quarter ending March 2018	1,487	→
<b>Variance since March 2017</b>	<b>(6.5%)</b>	<b>↓</b>



### ACTIVITY



Month	Adjusted Scheduled Activity (UDA)	
	2017	2018
April	75	0
May	538	111
June	764	405
July	1,634	1,232
August	2,309	1,713
September	2,583	2,401
October	3,595	3,249
November	4,274	4,084
December	4,608	4,857
January	5,630	5,452
February	6,304	6,643
March	7,468	7,814
April	8,614	
May	9,500	
June	9,515	

### QUALITY

	Quantity	Base Number	Contract	AT	Region	England
% of FP17s for the same patient ID Re-attending within 3 months - Children	35	367	9.5%	10.7%	12.8%	11.9%
% of FP17s for the same patient ID Re-attending within 3 months - Adults	327	1,520	21.5%	14.5%	16.5%	16.0%
% of FP17s for the same patient ID Re-attending between 3 & 9 months - Children	157	367	42.8%	57.9%	59.7%	58.3%
% of FP17s for the same patient ID Re-attending between 3 & 9 months - Adults	598	1,520	39.3%	52.3%	52.6%	50.3%
% of FP17s for Band 1 Urgent Courses	312	1,607	19.4%	8.1%	9.1%	9.1%
% of FP17s Relating to Free Repair or Replacements	10	1,607	0.6%	1.1%	1.0%	0.8%
% of FP17s Relating to Continuations	4	1,607	0.2%	1.4%	1.2%	1.0%
% of Patients satisfied with the dentistry they have received	7	7	N/A	92.5%	91.6%	91.5%
% of Patients satisfied with the time they had to wait for an appointment	7	7	N/A	88.5%	88.3%	87.9%

\* This is based on patients treated on this contract for their most recent course of treatment. Figures in italics indicate the base number of FP17s or Patient Questionnaire responses are less than 100. N/A is shown where the base number of responses is less than 10 during the period. % is calculated as Quantity/Base number\*100

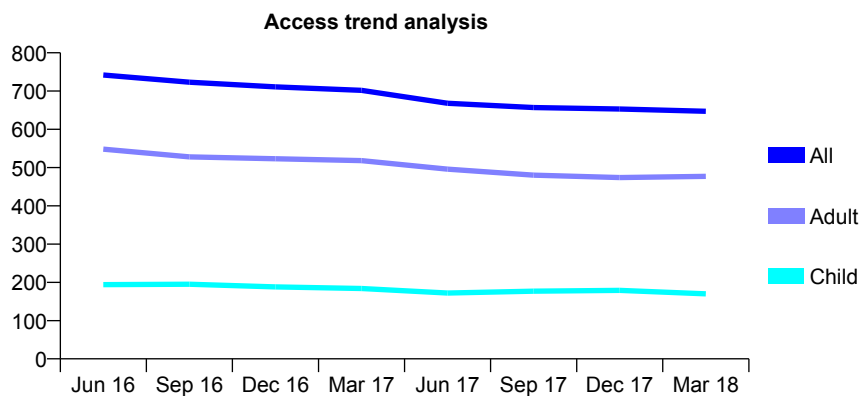
## Q49 - Vital Signs At a Glance Contract Report for 840645/0002 - March 2018

Name or company name	MR KS BAMRAH
Contract type name	GDS Contract
Purpose of contract	General
Contract start date	01/04/2006
Contract end date	

17/18 Contracted general activity (UDA)	3,407
Carry forward general activity (UDA)	-9
17/18 Contracted orthodontic activity (UOA)	0
Carry forward orthodontic activity (UOA)	0
Baseline contract value	£72,243.52

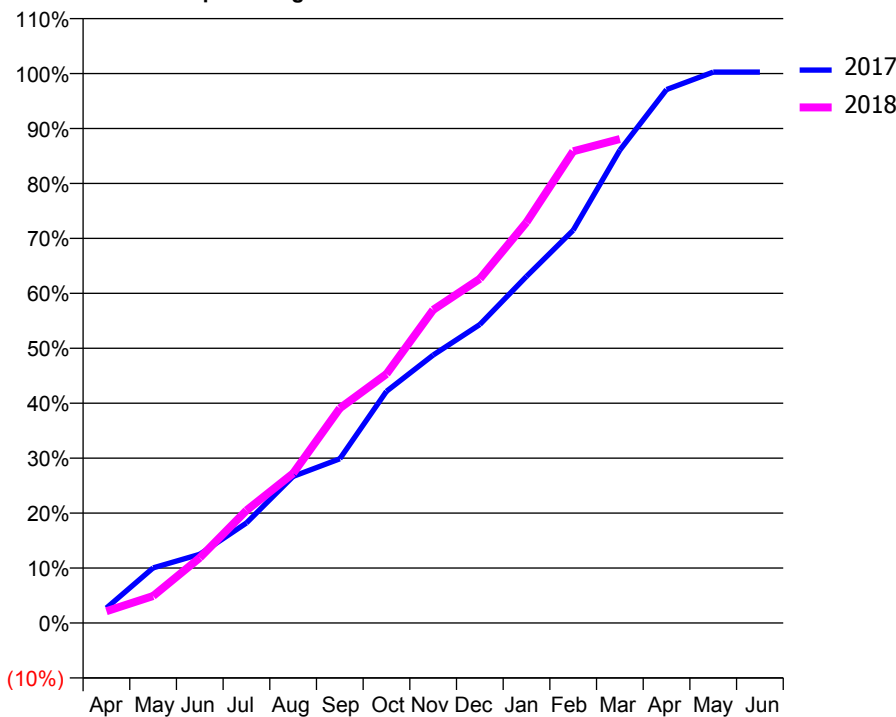
### ACCESS\*

Patients seen in 24 months	Total	Change since previous quarter
Quarter ending March 2017	702	
Quarter ending June 2017	668	↓
Quarter ending September 2017	657	↓
Quarter ending December 2017	653	→
Quarter ending March 2018	647	→
<b>Variance since March 2017</b>	<b>(7.8%)</b>	<b>↓</b>



### ACTIVITY

Cumulative percentage of contracted UDA delivered 2017 & 2018



Month	Adjusted Scheduled Activity (UDA)	
	2017	2018
April	93	73
May	342	168
June	426	405
July	621	698
August	909	928
September	1,018	1,332
October	1,437	1,544
November	1,662	1,942
December	1,851	2,135
January	2,150	2,485
February	2,435	2,925
March	2,932	3,001
April	3,308	
May	3,416	
June	3,416	

### QUALITY

	Quantity	Base Number	Contract	AT	Region	England
% of FP17s for the same patient ID Re-attending within 3 months - Children	25	202	12.4%	10.7%	12.8%	11.9%
% of FP17s for the same patient ID Re-attending within 3 months - Adults	123	515	23.9%	14.5%	16.5%	16.0%
% of FP17s for the same patient ID Re-attending between 3 & 9 months - Children	75	202	37.1%	57.9%	59.7%	58.3%
% of FP17s for the same patient ID Re-attending between 3 & 9 months - Adults	171	515	33.2%	52.3%	52.6%	50.3%
% of FP17s for Band 1 Urgent Courses	134	652	20.6%	8.1%	9.1%	9.1%
% of FP17s Relating to Free Repair or Replacements	8	652	1.2%	1.1%	1.0%	0.8%
% of FP17s Relating to Continuations	0	652	0.0%	1.4%	1.2%	1.0%
% of Patients satisfied with the dentistry they have received	2	2	N/A	92.5%	91.6%	91.5%
% of Patients satisfied with the time they had to wait for an appointment	2	2	N/A	88.5%	88.3%	87.9%

\* This is based on patients treated on this contract for their most recent course of treatment. Figures in italics indicate the base number of FP17s or Patient Questionnaire responses are less than 100. N/A is shown where the base number of responses is less than 10 during the period. % is calculated as Quantity/Base number\*100



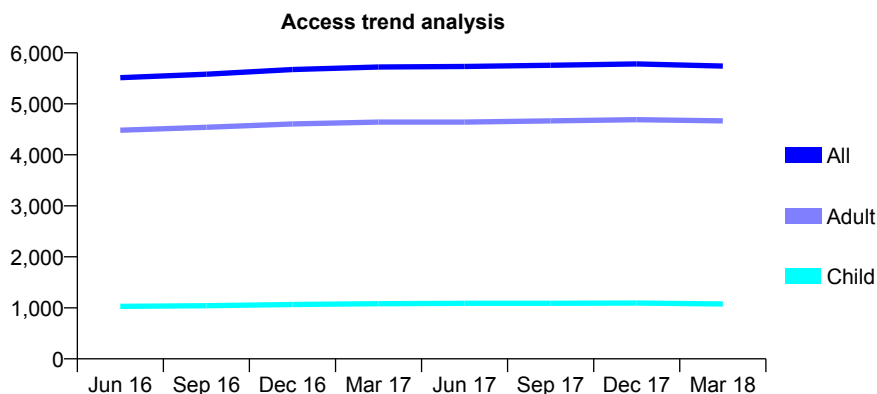
## Q49 - Vital Signs At a Glance Contract Report for 858358/0001 - March 2018

Name or company name	MR RG SMITH
Contract type name	GDS Contract
Purpose of contract	General
Contract start date	06/04/2011
Contract end date	

17/18 Contracted general activity (UDA)	16,808
Carry forward general activity (UDA)	55
17/18 Contracted orthodontic activity (UOA)	0
Carry forward orthodontic activity (UOA)	0
Baseline contract value	£364,637.93

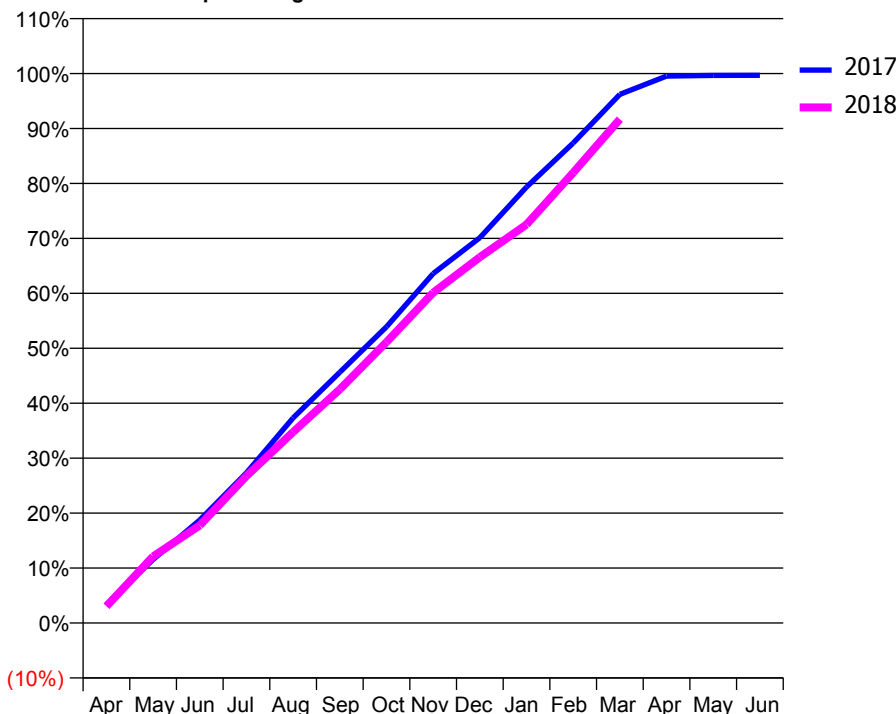
### ACCESS\*

Patients seen in 24 months	Total	Change since previous quarter
Quarter ending March 2017	5,721	
Quarter ending June 2017	5,731	→
Quarter ending September 2017	5,755	→
Quarter ending December 2017	5,783	→
Quarter ending March 2018	5,740	→
<b>Variance since March 2017</b>	<b>0.3%</b>	<b>→</b>



### ACTIVITY

Cumulative percentage of contracted UDA delivered 2017 & 2018



Month	Adjusted Scheduled Activity (UDA)	
	2017	2018
April	569	511
May	1,945	2,039
June	3,150	2,987
July	4,595	4,499
August	6,276	5,843
September	7,668	7,150
October	9,060	8,593
November	10,687	10,107
December	11,784	11,189
January	13,337	12,189
February	14,682	13,774
March	16,169	15,411
April	16,729	
May	16,751	
June	16,753	

### QUALITY

	Quantity	Base Number	Contract	AT	Region	England
% of FP17s for the same patient ID Re-attending within 3 months - Children	111	1,536	7.2%	10.7%	12.8%	11.9%
% of FP17s for the same patient ID Re-attending within 3 months - Adults	1,091	6,879	15.9%	14.5%	16.5%	16.0%
% of FP17s for the same patient ID Re-attending between 3 & 9 months - Children	924	1,536	60.2%	57.9%	59.7%	58.3%
% of FP17s for the same patient ID Re-attending between 3 & 9 months - Adults	4,089	6,879	59.4%	52.3%	52.6%	50.3%
% of FP17s for Band 1 Urgent Courses	890	7,454	11.9%	8.1%	9.1%	9.1%
% of FP17s Relating to Free Repair or Replacements	71	7,454	1.0%	1.1%	1.0%	0.8%
% of FP17s Relating to Continuations	25	7,454	0.3%	1.4%	1.2%	1.0%
% of Patients satisfied with the dentistry they have received	7	7	N/A	92.5%	91.6%	91.5%
% of Patients satisfied with the time they had to wait for an appointment	7	7	N/A	88.5%	88.3%	87.9%

\* This is based on patients treated on this contract for their most recent course of treatment. Figures in italics indicate the base number of FP17s or Patient Questionnaire responses are less than 100. N/A is shown where the base number of responses is less than 10 during the period. % is calculated as Quantity/Base number\*100

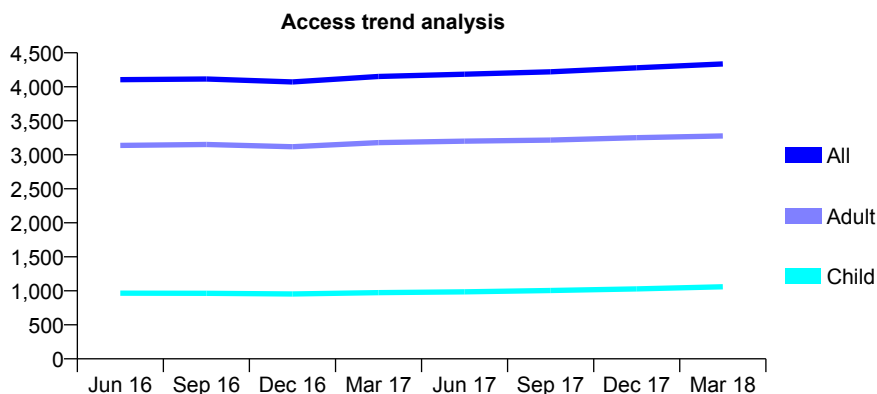
## Q49 - Vital Signs At a Glance Contract Report for 866253/0001 - March 2018

Name or company name	MR LB FERGUSON
Contract type name	GDS Contract
Purpose of contract	General
Contract start date	01/04/2010
Contract end date	

17/18 Contracted general activity (UDA)	10,475
Carry forward general activity (UDA)	150
17/18 Contracted orthodontic activity (UOA)	0
Carry forward orthodontic activity (UOA)	0
Baseline contract value	£227,258.93

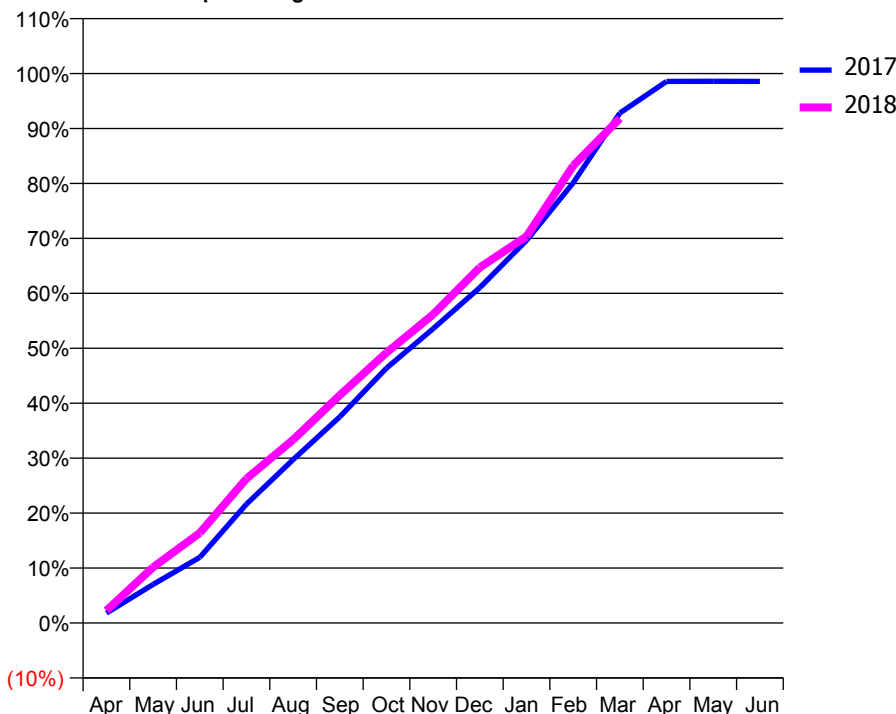
### ACCESS\*

Patients seen in 24 months	Total	Change since previous quarter
Quarter ending March 2017	4,152	
Quarter ending June 2017	4,185	→
Quarter ending September 2017	4,221	→
Quarter ending December 2017	4,280	→
Quarter ending March 2018	4,337	→
<b>Variance since March 2017</b>	<b>4.5%</b>	<b>↑</b>



### ACTIVITY

Cumulative percentage of contracted UDA delivered 2017 & 2018



Month	Adjusted Scheduled Activity (UDA)	
	2017	2018
April	189	237
May	735	1,064
June	1,251	1,717
July	2,267	2,752
August	3,115	3,494
September	3,932	4,343
October	4,860	5,153
November	5,612	5,884
December	6,394	6,778
January	7,295	7,369
February	8,391	8,718
March	9,721	9,620
April	10,325	
May	10,326	
June	10,325	

### QUALITY

	Quantity	Base Number	Contract	AT	Region	England
% of FP17s for the same patient ID Re-attending within 3 months - Children	85	1,398	6.1%	10.7%	12.8%	11.9%
% of FP17s for the same patient ID Re-attending within 3 months - Adults	544	4,621	11.8%	14.5%	16.5%	16.0%
% of FP17s for the same patient ID Re-attending between 3 & 9 months - Children	776	1,398	55.5%	57.9%	59.7%	58.3%
% of FP17s for the same patient ID Re-attending between 3 & 9 months - Adults	2,774	4,621	60.0%	52.3%	52.6%	50.3%
% of FP17s for Band 1 Urgent Courses	368	4,790	7.7%	8.1%	9.1%	9.1%
% of FP17s Relating to Free Repair or Replacements	55	4,790	1.1%	1.1%	1.0%	0.8%
% of FP17s Relating to Continuations	36	4,790	0.8%	1.4%	1.2%	1.0%
% of Patients satisfied with the dentistry they have received	8	8	N/A	92.5%	91.6%	91.5%
% of Patients satisfied with the time they had to wait for an appointment	8	8	N/A	88.5%	88.3%	87.9%

\* This is based on patients treated on this contract for their most recent course of treatment. Figures in italics indicate the base number of FP17s or Patient Questionnaire responses are less than 100. N/A is shown where the base number of responses is less than 10 during the period. % is calculated as Quantity/Base number\*100

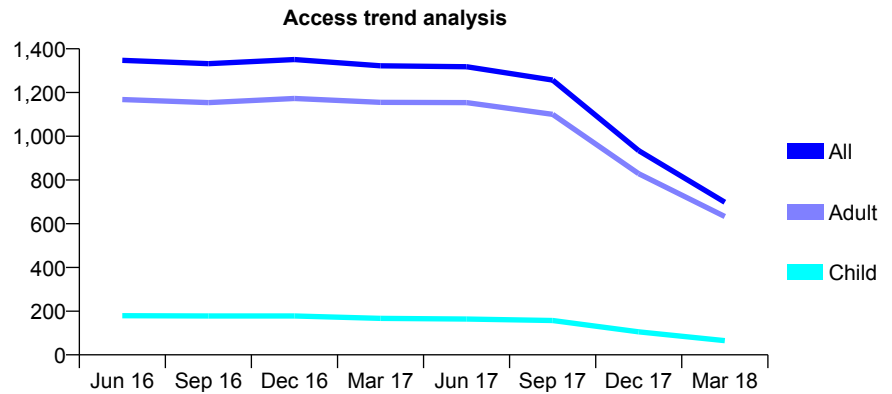
## Q49 - Vital Signs At a Glance Contract Report for 906166/0001 - March 2018

Name or company name	MR JP CRAWFORD
Contract type name	GDS Contract
Purpose of contract	General
Contract start date	01/04/2006
Contract end date	22/09/2017

17/18 Contracted general activity (UDA)	1,433
Carry forward general activity (UDA)	-59
17/18 Contracted orthodontic activity (UOA)	0
Carry forward orthodontic activity (UOA)	0
Baseline contract value	£34,106.58

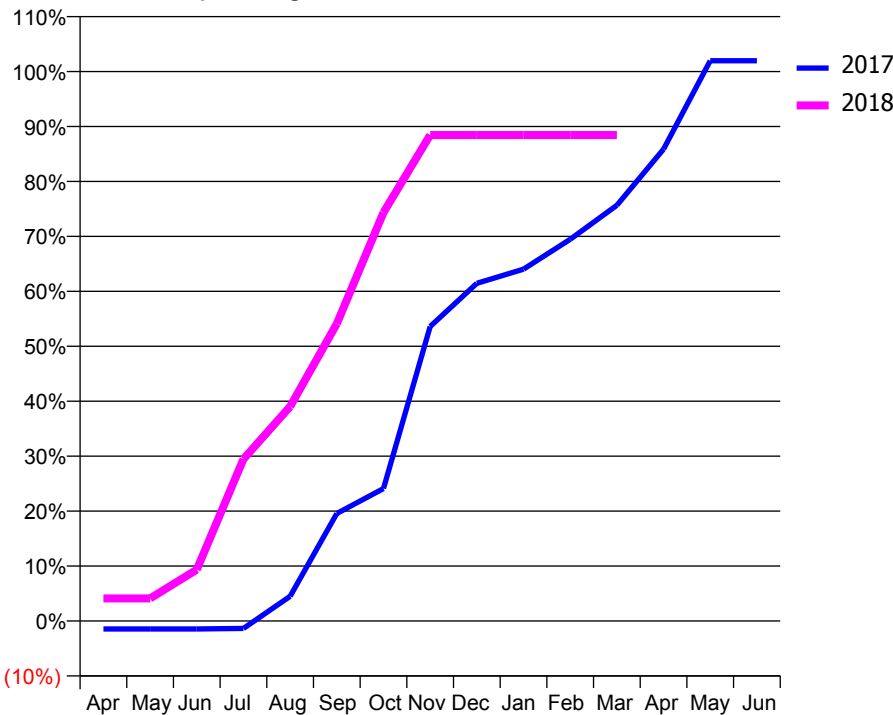
### ACCESS\*

Patients seen in 24 months	Total	Change since previous quarter
Quarter ending March 2017	1,322	
Quarter ending June 2017	1,318	→
Quarter ending September 2017	1,257	↓
Quarter ending December 2017	934	↓
Quarter ending March 2018	698	↓
<b>Variance since March 2017</b>	<b>(47.2%)</b>	<b>↓</b>



### ACTIVITY

Cumulative percentage of contracted UDA delivered 2017 & 2018



Month	Adjusted Scheduled Activity (UDA)	
	2017	2018
April	-44	59
May	-44	59
June	-44	134
July	-41	422
August	135	559
September	587	775
October	723	1,065
November	1,608	1,267
December	1,844	1,267
January	1,921	1,267
February	2,084	1,267
March	2,270	1,267
April	2,576	
May	3,059	
June	3,059	

### QUALITY

	Quantity	Base Number	Contract	AT	Region	England
% of FP17s for the same patient ID Re-attending within 3 months - Children	4	142	2.8%	10.7%	12.8%	11.9%
% of FP17s for the same patient ID Re-attending within 3 months - Adults	37	1,031	3.6%	14.5%	16.5%	16.0%
% of FP17s for the same patient ID Re-attending between 3 & 9 months - Children	77	142	54.2%	57.9%	59.7%	58.3%
% of FP17s for the same patient ID Re-attending between 3 & 9 months - Adults	644	1,031	62.5%	52.3%	52.6%	50.3%
% of FP17s for Band 1 Urgent Courses	2	733	0.3%	8.1%	9.1%	9.1%
% of FP17s Relating to Free Repair or Replacements	21	733	2.9%	1.1%	1.0%	0.8%
% of FP17s Relating to Continuations	9	733	1.2%	1.4%	1.2%	1.0%
% of Patients satisfied with the dentistry they have received	0	0	N/A	92.5%	91.6%	91.5%
% of Patients satisfied with the time they had to wait for an appointment	0	0	N/A	88.5%	88.3%	87.9%

\* This is based on patients treated on this contract for their most recent course of treatment. Figures in italics indicate the base number of FP17s or Patient Questionnaire responses are less than 100. N/A is shown where the base number of responses is less than 10 during the period. % is calculated as Quantity/Base number\*100

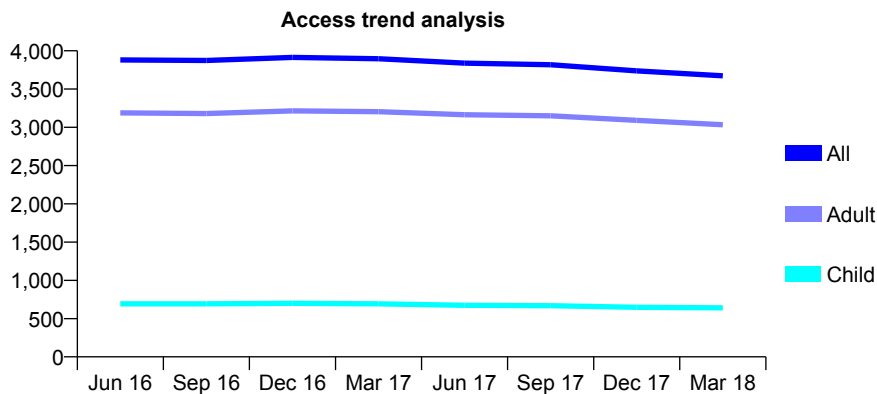
## Q49 - Vital Signs At a Glance Contract Report for 907979/0001 - March 2018

Name or company name	MR GA CONLON
Contract type name	GDS Contract
Purpose of contract	General
Contract start date	01/04/2006
Contract end date	

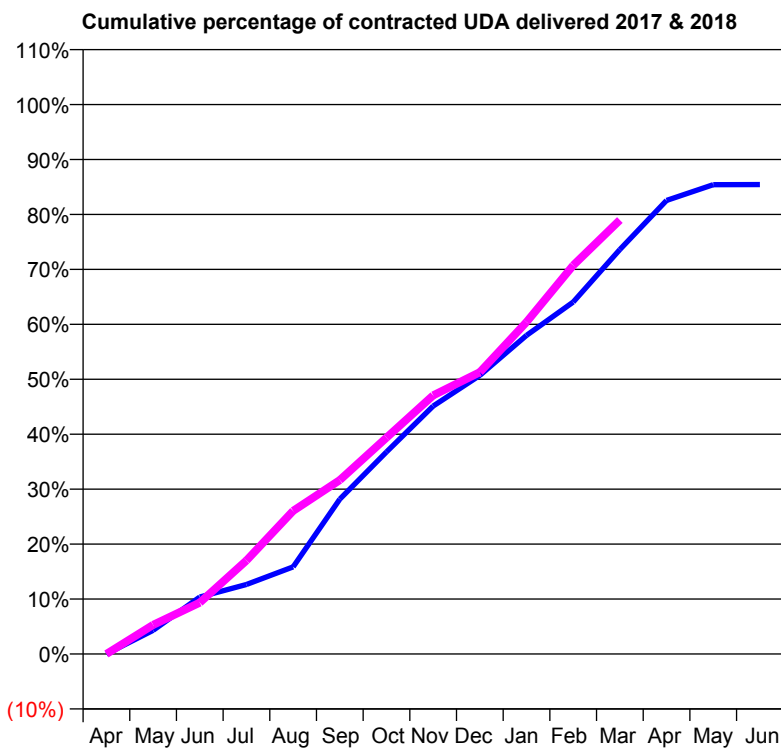
17/18 Contracted general activity (UDA)	12,000
Carry forward general activity (UDA)	0
17/18 Contracted orthodontic activity (UOA)	0
Carry forward orthodontic activity (UOA)	0
Baseline contract value	£259,869.87

### ACCESS\*

Patients seen in 24 months	Total	Change since previous quarter
Quarter ending March 2017	3,897	
Quarter ending June 2017	3,838	↓
Quarter ending September 2017	3,818	→
Quarter ending December 2017	3,738	↓
Quarter ending March 2018	3,674	↓
<b>Variance since March 2017</b>	<b>(5.7%)</b>	<b>↓</b>



### ACTIVITY



Month	Adjusted Scheduled Activity (UDA)	
	2017	2018
April	1	0
May	558	636
June	1,342	1,122
July	1,636	2,043
August	2,051	3,125
September	3,645	3,800
October	4,756	4,725
November	5,835	5,647
December	6,555	6,156
January	7,496	7,249
February	8,283	8,488
March	9,518	9,476
April	10,672	
May	11,042	
June	11,045	

### QUALITY

	Quantity	Base Number	Contract	AT	Region	England
% of FP17s for the same patient ID Re-attending within 3 months - Children	54	910	5.9%	10.7%	12.8%	11.9%
% of FP17s for the same patient ID Re-attending within 3 months - Adults	644	4,305	15.0%	14.5%	16.5%	16.0%
% of FP17s for the same patient ID Re-attending between 3 & 9 months - Children	495	910	54.4%	57.9%	59.7%	58.3%
% of FP17s for the same patient ID Re-attending between 3 & 9 months - Adults	2,277	4,305	52.9%	52.3%	52.6%	50.3%
% of FP17s for Band 1 Urgent Courses	40	4,601	0.9%	8.1%	9.1%	9.1%
% of FP17s Relating to Free Repair or Replacements	16	4,601	0.3%	1.1%	1.0%	0.8%
% of FP17s Relating to Continuations	123	4,601	2.7%	1.4%	1.2%	1.0%
% of Patients satisfied with the dentistry they have received	9	10	90.0%	92.5%	91.6%	91.5%
% of Patients satisfied with the time they had to wait for an appointment	9	10	90.0%	88.5%	88.3%	87.9%

\* This is based on patients treated on this contract for their most recent course of treatment. Figures in italics indicate the base number of FP17s or Patient Questionnaire responses are less than 100. N/A is shown where the base number of responses is less than 10 during the period. % is calculated as Quantity/Base number\*100

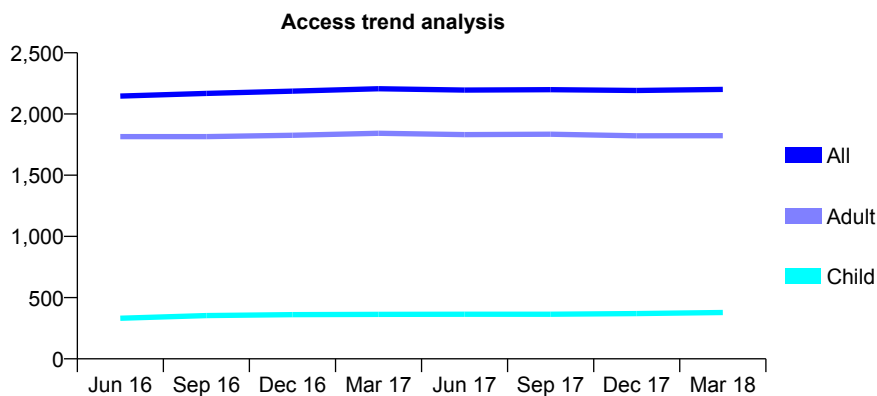
## Q49 - Vital Signs At a Glance Contract Report for 912948/0001 - March 2018

Name or company name	MR MF LEE
Contract type name	GDS Contract
Purpose of contract	General
Contract start date	01/04/2006
Contract end date	

17/18 Contracted general activity (UDA)	6,547
Carry forward general activity (UDA)	0
17/18 Contracted orthodontic activity (UOA)	0
Carry forward orthodontic activity (UOA)	0
Baseline contract value	£172,731.03

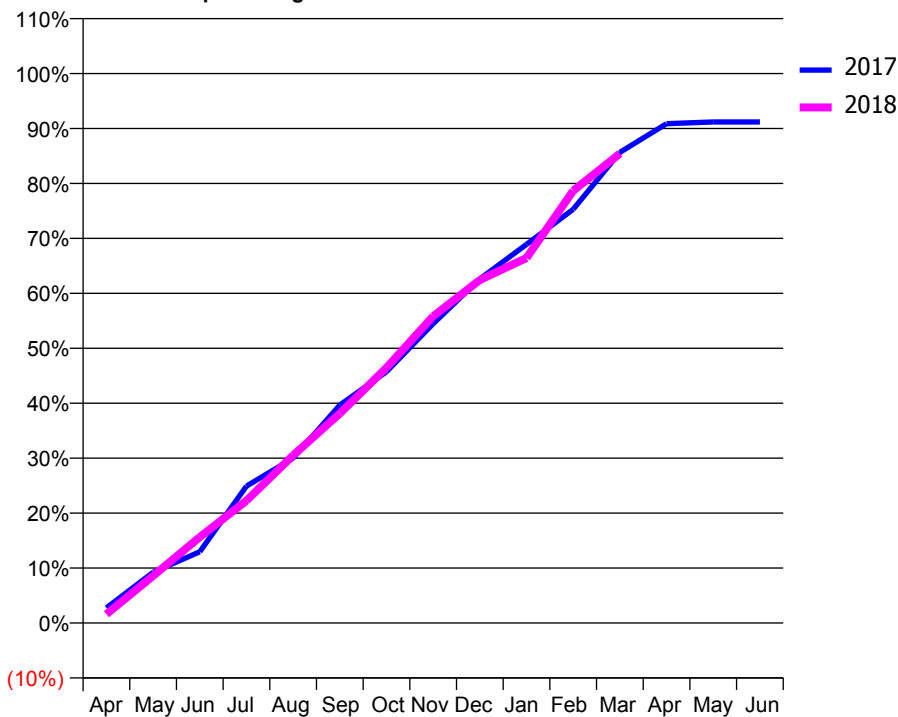
### ACCESS\*

Patients seen in 24 months	Total	Change since previous quarter
Quarter ending March 2017	2,206	
Quarter ending June 2017	2,196	→
Quarter ending September 2017	2,199	→
Quarter ending December 2017	2,192	→
Quarter ending March 2018	2,201	→
<b>Variance since March 2017</b>	<b>(0.2%)</b>	→



### ACTIVITY

Cumulative percentage of contracted UDA delivered 2017 & 2018



Month	Adjusted Scheduled Activity (UDA)	
	2017	2018
April	180	106
May	605	561
June	848	1,024
July	1,632	1,458
August	1,964	1,998
September	2,597	2,496
October	2,993	3,042
November	3,566	3,655
December	4,100	4,087
January	4,511	4,350
February	4,929	5,150
March	5,608	5,593
April	5,949	
May	5,969	
June	5,969	

### QUALITY

	Quantity	Base Number	Contract	AT	Region	England
% of FP17s for the same patient ID Re-attending within 3 months - Children	33	420	7.9%	10.7%	12.8%	11.9%
% of FP17s for the same patient ID Re-attending within 3 months - Adults	188	1,988	9.5%	14.5%	16.5%	16.0%
% of FP17s for the same patient ID Re-attending between 3 & 9 months - Children	209	420	49.8%	57.9%	59.7%	58.3%
% of FP17s for the same patient ID Re-attending between 3 & 9 months - Adults	898	1,988	45.2%	52.3%	52.6%	50.3%
% of FP17s for Band 1 Urgent Courses	217	2,302	9.4%	8.1%	9.1%	9.1%
% of FP17s Relating to Free Repair or Replacements	0	2,302	0.0%	1.1%	1.0%	0.8%
% of FP17s Relating to Continuations	8	2,302	0.3%	1.4%	1.2%	1.0%
% of Patients satisfied with the dentistry they have received	1	1	N/A	92.5%	91.6%	91.5%
% of Patients satisfied with the time they had to wait for an appointment	1	1	N/A	88.5%	88.3%	87.9%

\* This is based on patients treated on this contract for their most recent course of treatment. Figures in italics indicate the base number of FP17s or Patient Questionnaire responses are less than 100. N/A is shown where the base number of responses is less than 10 during the period. % is calculated as Quantity/Base number\*100

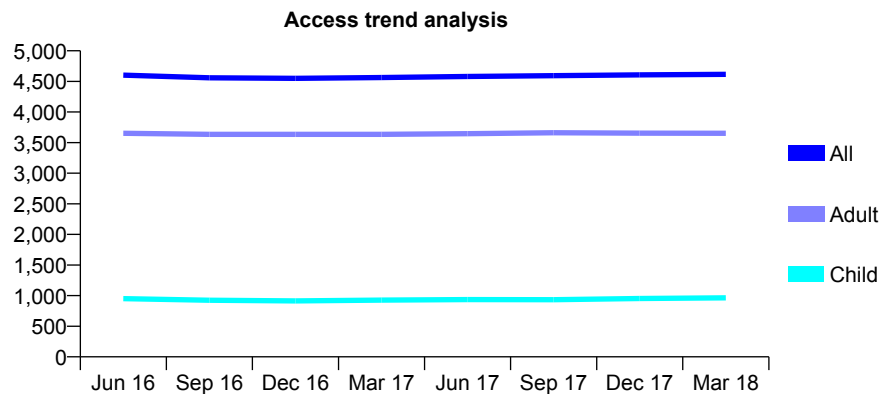
## Q49 - Vital Signs At a Glance Contract Report for 914223/0001 - March 2018

Name or company name	MR S TAYLOR
Contract type name	GDS Contract
Purpose of contract	General
Contract start date	01/04/2006
Contract end date	

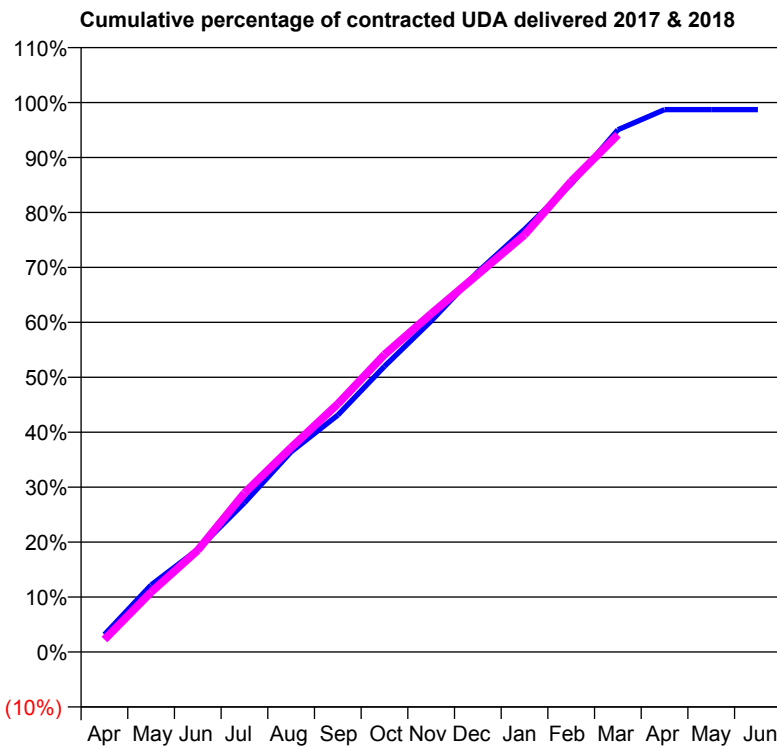
17/18 Contracted general activity (UDA)	12,600
Carry forward general activity (UDA)	163
17/18 Contracted orthodontic activity (UOA)	0
Carry forward orthodontic activity (UOA)	0
Baseline contract value	£374,782.44

### ACCESS\*

Patients seen in 24 months	Total	Change since previous quarter
Quarter ending March 2017	4,563	
Quarter ending June 2017	4,580	→
Quarter ending September 2017	4,594	→
Quarter ending December 2017	4,607	→
Quarter ending March 2018	4,615	→
<b>Variance since March 2017</b>	<b>1.1%</b>	<b>→</b>



### ACTIVITY



Month	Adjusted Scheduled Activity (UDA)	
	2017	2018
April	400	285
May	1,537	1,374
June	2,354	2,334
July	3,424	3,646
August	4,592	4,689
September	5,431	5,688
October	6,552	6,820
November	7,589	7,754
December	8,718	8,661
January	9,690	9,567
February	10,732	10,793
March	11,976	11,863
April	12,437	
May	12,437	
June	12,437	

### QUALITY

	Quantity	Base Number	Contract	AT	Region	England
% of FP17s for the same patient ID Re-attending within 3 months - Children	82	1,426	5.8%	10.7%	12.8%	11.9%
% of FP17s for the same patient ID Re-attending within 3 months - Adults	672	5,401	12.4%	14.5%	16.5%	16.0%
% of FP17s for the same patient ID Re-attending between 3 & 9 months - Children	927	1,426	65.0%	57.9%	59.7%	58.3%
% of FP17s for the same patient ID Re-attending between 3 & 9 months - Adults	3,379	5,401	62.6%	52.3%	52.6%	50.3%
% of FP17s for Band 1 Urgent Courses	280	6,628	4.2%	8.1%	9.1%	9.1%
% of FP17s Relating to Free Repair or Replacements	74	6,628	1.1%	1.1%	1.0%	0.8%
% of FP17s Relating to Continuations	114	6,628	1.7%	1.4%	1.2%	1.0%
% of Patients satisfied with the dentistry they have received	6	6	N/A	92.5%	91.6%	91.5%
% of Patients satisfied with the time they had to wait for an appointment	6	6	N/A	88.5%	88.3%	87.9%

\* This is based on patients treated on this contract for their most recent course of treatment. Figures in italics indicate the base number of FP17s or Patient Questionnaire responses are less than 100. N/A is shown where the base number of responses is less than 10 during the period. % is calculated as Quantity/Base number\*100

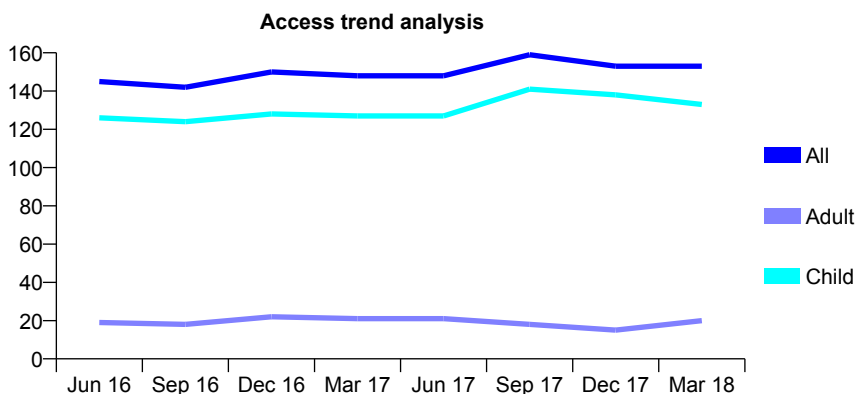
## Q49 - Vital Signs At a Glance Contract Report for 914797/0001 - March 2018

Name or company name	MR RJ PARKER
Contract type name	GDS Contract
Purpose of contract	General and Orthodontic
Contract start date	01/04/2006
Contract end date	

17/18 Contracted general activity (UDA)	300
Carry forward general activity (UDA)	-1
17/18 Contracted orthodontic activity (UOA)	810
Carry forward orthodontic activity (UOA)	0
Baseline contract value	£59,882.66

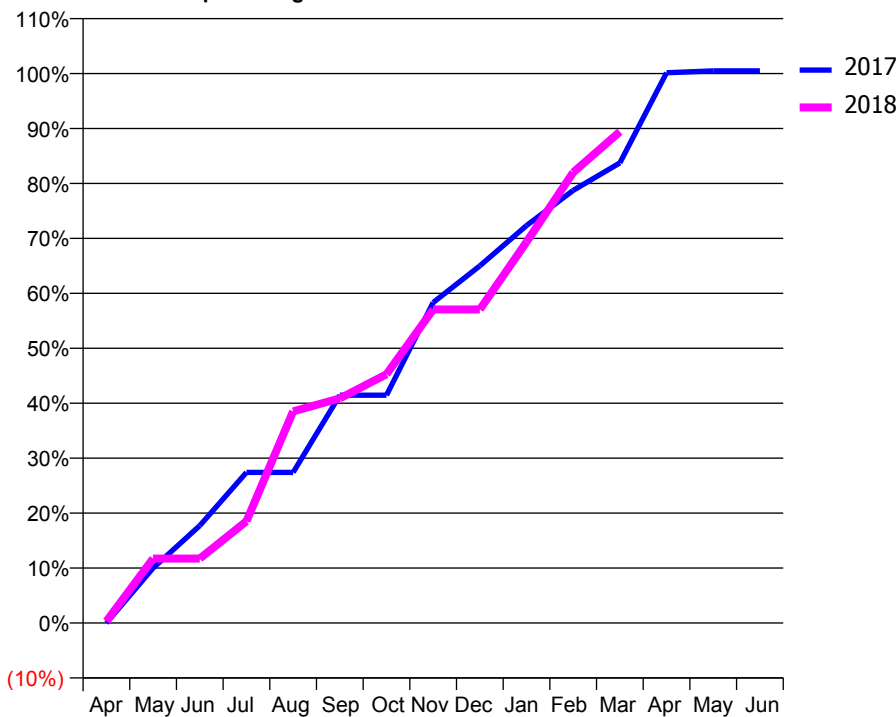
### ACCESS\*

Patients seen in 24 months	Total	Change since previous quarter
Quarter ending March 2017	148	
Quarter ending June 2017	148	→
Quarter ending September 2017	159	↑
Quarter ending December 2017	153	↓
Quarter ending March 2018	153	→
<b>Variance since March 2017</b>	<b>3.4%</b>	<b>↑</b>



### ACTIVITY

Cumulative percentage of contracted UDA delivered 2017 & 2018



Month	Adjusted Scheduled Activity (UDA)	
	2017	2018
April	0	1
May	30	35
June	53	35
July	82	56
August	82	116
September	124	123
October	124	136
November	175	171
December	195	171
January	217	208
February	236	246
March	251	268
April	300	
May	301	
June	301	

### QUALITY

	Quantity	Base Number	Contract	AT	Region	England
% of FP17s for the same patient ID Re-attending within 3 months - Children	39	367	10.6%	10.7%	12.8%	11.9%
% of FP17s for the same patient ID Re-attending within 3 months - Adults	0	1	0.0%	14.5%	16.5%	16.0%
% of FP17s for the same patient ID Re-attending between 3 & 9 months - Children	139	367	37.9%	57.9%	59.7%	58.3%
% of FP17s for the same patient ID Re-attending between 3 & 9 months - Adults	0	1	0.0%	52.3%	52.6%	50.3%
% of FP17s for Band 1 Urgent Courses	11	173	6.4%	8.1%	9.1%	9.1%
% of FP17s Relating to Free Repair or Replacements	0	173	0.0%	1.1%	1.0%	0.8%
% of FP17s Relating to Continuations	0	173	0.0%	1.4%	1.2%	1.0%
% of Patients satisfied with the dentistry they have received	0	0	N/A	92.5%	91.6%	91.5%
% of Patients satisfied with the time they had to wait for an appointment	0	0	N/A	88.5%	88.3%	87.9%

\* This is based on patients treated on this contract for their most recent course of treatment. Figures in italics indicate the base number of FP17s or Patient Questionnaire responses are less than 100. N/A is shown where the base number of responses is less than 10 during the period. % is calculated as Quantity/Base number\*100

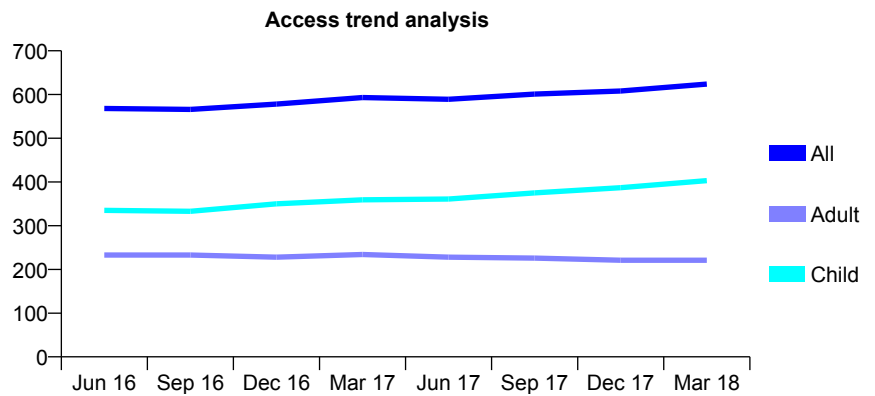
## Q49 - Vital Signs At a Glance Contract Report for 916870/0001 - March 2018

Name or company name	MR WD DOBLE
Contract type name	GDS Contract
Purpose of contract	General and Orthodontic
Contract start date	01/10/2013
Contract end date	

17/18 Contracted general activity (UDA)	1,921
Carry forward general activity (UDA)	0
17/18 Contracted orthodontic activity (UOA)	0
Carry forward orthodontic activity (UOA)	0
Baseline contract value	£47,557.69

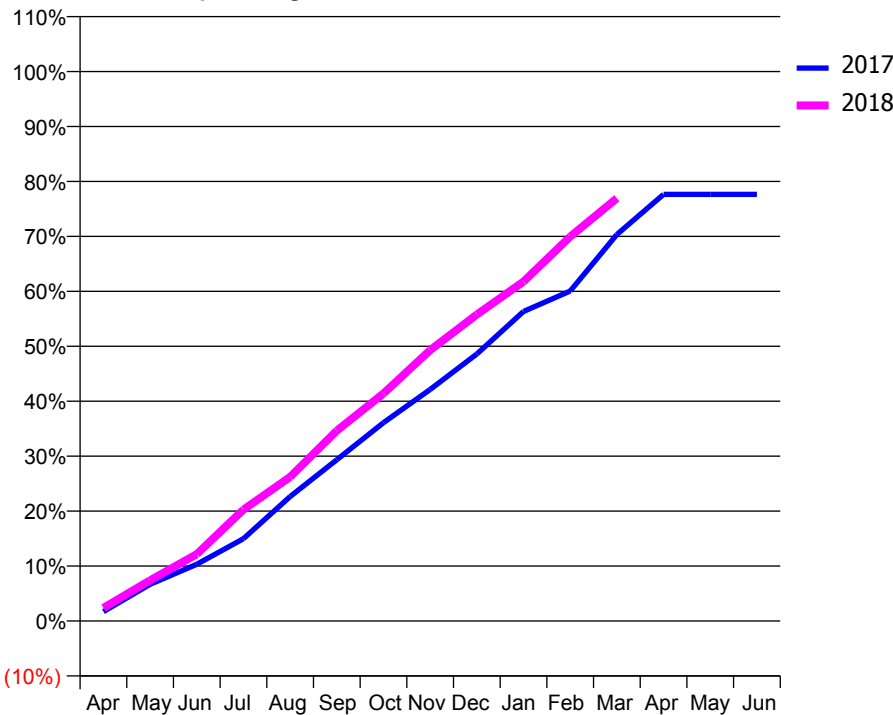
### ACCESS\*

Patients seen in 24 months	Total	Change since previous quarter
Quarter ending March 2017	593	
Quarter ending June 2017	589	→
Quarter ending September 2017	601	↑
Quarter ending December 2017	608	→
Quarter ending March 2018	624	↑
<b>Variance since March 2017</b>	<b>5.2%</b>	<b>↑</b>



### ACTIVITY

Cumulative percentage of contracted UDA delivered 2017 & 2018



Month	Adjusted Scheduled Activity (UDA)	
	2017	2018
April	33	46
May	128	143
June	198	234
July	288	389
August	435	504
September	564	665
October	694	795
November	810	947
December	934	1,071
January	1,082	1,187
February	1,154	1,344
March	1,351	1,478
April	1,491	
May	1,491	
June	1,491	

### QUALITY

	Quantity	Base Number	Contract	AT	Region	England
% of FP17s for the same patient ID Re-attending within 3 months - Children	90	780	11.5%	10.7%	12.8%	11.9%
% of FP17s for the same patient ID Re-attending within 3 months - Adults	41	279	14.7%	14.5%	16.5%	16.0%
% of FP17s for the same patient ID Re-attending between 3 & 9 months - Children	538	780	69.0%	57.9%	59.7%	58.3%
% of FP17s for the same patient ID Re-attending between 3 & 9 months - Adults	199	279	71.3%	52.3%	52.6%	50.3%
% of FP17s for Band 1 Urgent Courses	31	981	3.2%	8.1%	9.1%	9.1%
% of FP17s Relating to Free Repair or Replacements	2	981	0.2%	1.1%	1.0%	0.8%
% of FP17s Relating to Continuations	1	981	0.1%	1.4%	1.2%	1.0%
% of Patients satisfied with the dentistry they have received	0	0	N/A	92.5%	91.6%	91.5%
% of Patients satisfied with the time they had to wait for an appointment	0	0	N/A	88.5%	88.3%	87.9%

\* This is based on patients treated on this contract for their most recent course of treatment. Figures in italics indicate the base number of FP17s or Patient Questionnaire responses are less than 100. N/A is shown where the base number of responses is less than 10 during the period. % is calculated as Quantity/Base number\*100



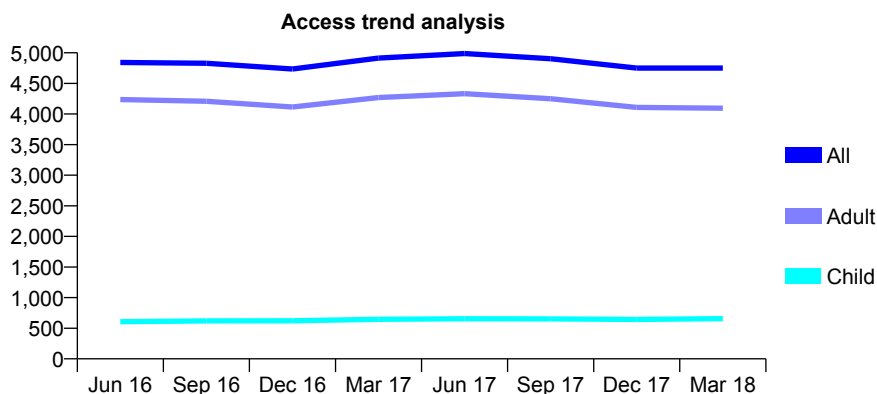
## Q49 - Vital Signs At a Glance Contract Report for 917427/0003 - March 2018

Name or company name	MR P BRANTINGHAM
Contract type name	GDS Contract
Purpose of contract	General
Contract start date	01/04/2006
Contract end date	

17/18 Contracted general activity (UDA)	13,884
Carry forward general activity (UDA)	-265
17/18 Contracted orthodontic activity (UOA)	0
Carry forward orthodontic activity (UOA)	0
Baseline contract value	£457,540.99

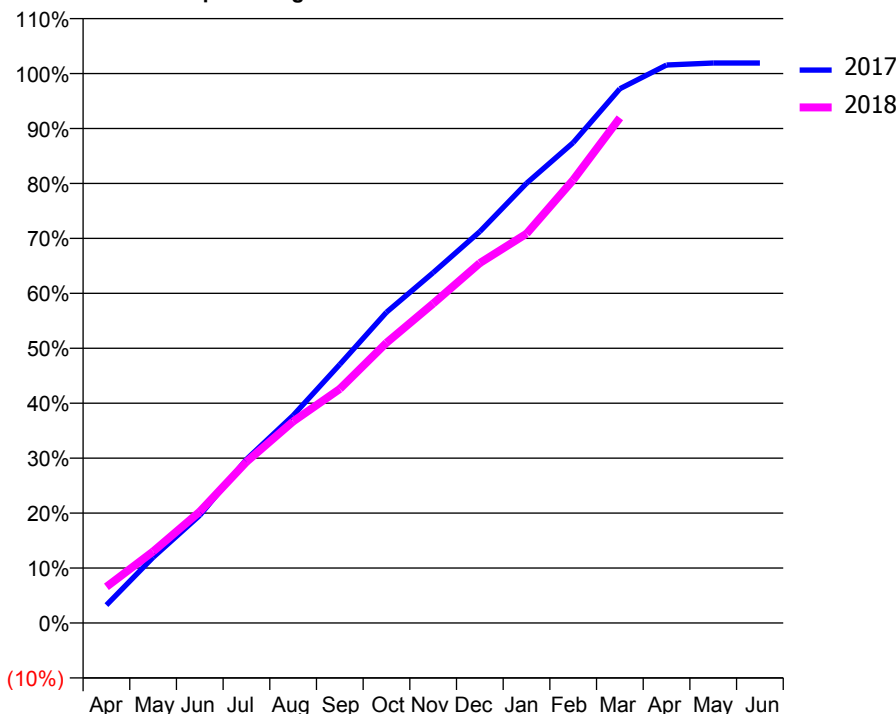
### ACCESS\*

Patients seen in 24 months	Total	Change since previous quarter
Quarter ending March 2017	4,914	
Quarter ending June 2017	4,987	→
Quarter ending September 2017	4,903	↓
Quarter ending December 2017	4,750	↓
Quarter ending March 2018	4,750	→
<b>Variance since March 2017</b>	<b>(3.3%)</b>	<b>↓</b>



### ACTIVITY

Cumulative percentage of contracted UDA delivered 2017 & 2018



Month	Adjusted Scheduled Activity (UDA)	
	2017	2018
April	454	914
May	1,659	1,806
June	2,721	2,816
July	4,137	4,073
August	5,243	5,091
September	6,534	5,916
October	7,853	7,079
November	8,852	8,071
December	9,891	9,096
January	11,108	9,837
February	12,136	11,193
March	13,498	12,766
April	14,098	
May	14,148	
June	14,149	

### QUALITY

	Quantity	Base Number	Contract	AT	Region	England
% of FP17s for the same patient ID Re-attending within 3 months - Children	61	833	7.3%	10.7%	12.8%	11.9%
% of FP17s for the same patient ID Re-attending within 3 months - Adults	941	5,018	18.8%	14.5%	16.5%	16.0%
% of FP17s for the same patient ID Re-attending between 3 & 9 months - Children	423	833	50.8%	57.9%	59.7%	58.3%
% of FP17s for the same patient ID Re-attending between 3 & 9 months - Adults	2,014	5,018	40.1%	52.3%	52.6%	50.3%
% of FP17s for Band 1 Urgent Courses	530	5,490	9.7%	8.1%	9.1%	9.1%
% of FP17s Relating to Free Repair or Replacements	79	5,490	1.4%	1.1%	1.0%	0.8%
% of FP17s Relating to Continuations	196	5,490	3.6%	1.4%	1.2%	1.0%
% of Patients satisfied with the dentistry they have received	7	7	N/A	92.5%	91.6%	91.5%
% of Patients satisfied with the time they had to wait for an appointment	5	7	N/A	88.5%	88.3%	87.9%

\* This is based on patients treated on this contract for their most recent course of treatment. Figures in italics indicate the base number of FP17s or Patient Questionnaire responses are less than 100. N/A is shown where the base number of responses is less than 10 during the period. % is calculated as Quantity/Base number\*100

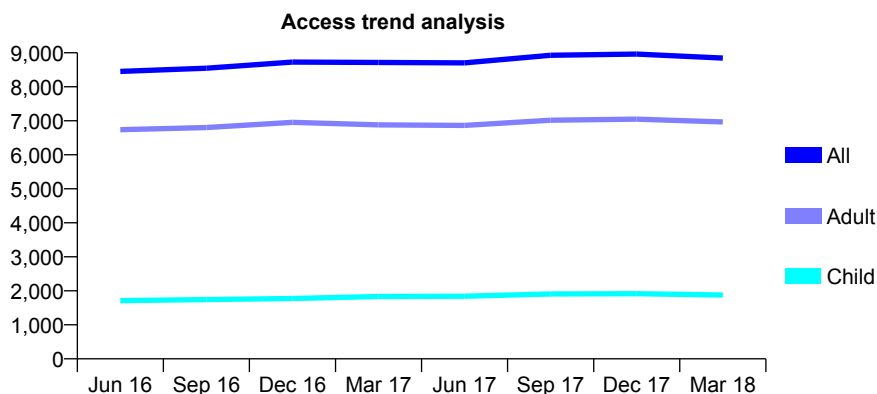
## Q49 - Vital Signs At a Glance Contract Report for 917427/0004 - March 2018

Name or company name	MR P BRANTINGHAM
Contract type name	GDS Contract
Purpose of contract	General
Contract start date	01/04/2006
Contract end date	

17/18 Contracted general activity (UDA)	32,087
Carry forward general activity (UDA)	0
17/18 Contracted orthodontic activity (UOA)	0
Carry forward orthodontic activity (UOA)	0
Baseline contract value	£964,410.55

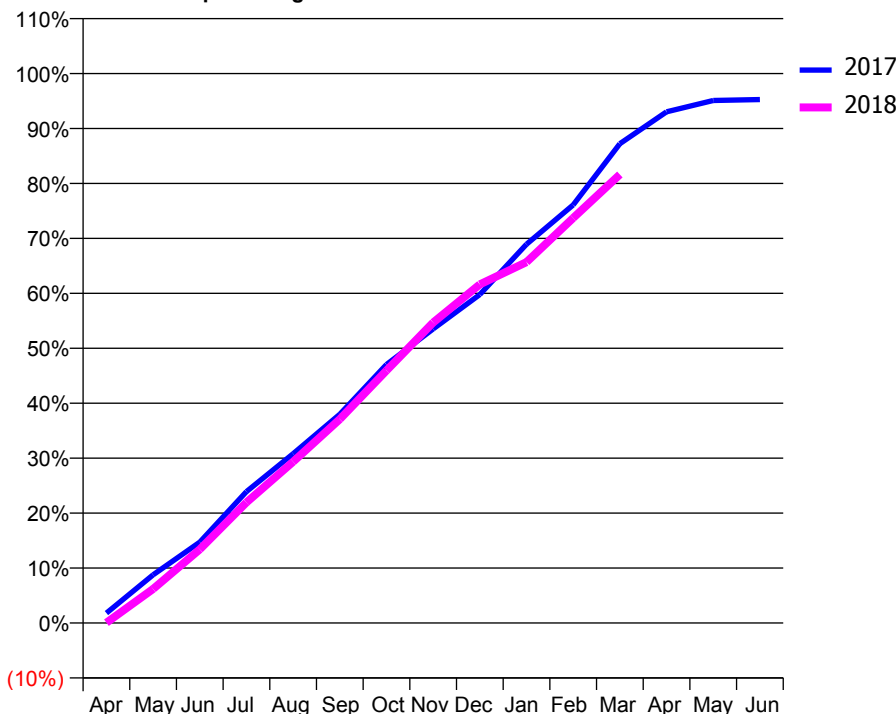
### ACCESS\*

Patients seen in 24 months	Total	Change since previous quarter
Quarter ending March 2017	8,716	
Quarter ending June 2017	8,705	→
Quarter ending September 2017	8,927	↑
Quarter ending December 2017	8,964	→
Quarter ending March 2018	8,845	↓
<b>Variance since March 2017</b>	<b>1.5%</b>	<b>→</b>



### ACTIVITY

Cumulative percentage of contracted UDA delivered 2017 & 2018



Month	Adjusted Scheduled Activity (UDA)	
	2017	2018
April	584	19
May	2,845	1,989
June	4,773	4,306
July	7,759	7,041
August	9,995	9,421
September	12,327	11,904
October	15,258	14,741
November	17,364	17,549
December	19,393	19,774
January	22,359	21,076
February	24,685	23,653
March	28,295	26,186
April	30,179	
May	30,850	
June	30,903	

### QUALITY

	Quantity	Base Number	Contract	AT	Region	England
% of FP17s for the same patient ID Re-attending within 3 months - Children	316	2,602	12.1%	10.7%	12.8%	11.9%
% of FP17s for the same patient ID Re-attending within 3 months - Adults	1,979	9,260	21.4%	14.5%	16.5%	16.0%
% of FP17s for the same patient ID Re-attending between 3 & 9 months - Children	1,299	2,602	49.9%	57.9%	59.7%	58.3%
% of FP17s for the same patient ID Re-attending between 3 & 9 months - Adults	3,849	9,260	41.6%	52.3%	52.6%	50.3%
% of FP17s for Band 1 Urgent Courses	1,565	11,056	14.2%	8.1%	9.1%	9.1%
% of FP17s Relating to Free Repair or Replacements	242	11,056	2.2%	1.1%	1.0%	0.8%
% of FP17s Relating to Continuations	275	11,056	2.5%	1.4%	1.2%	1.0%
% of Patients satisfied with the dentistry they have received	5	5	N/A	92.5%	91.6%	91.5%
% of Patients satisfied with the time they had to wait for an appointment	4	5	N/A	88.5%	88.3%	87.9%

\* This is based on patients treated on this contract for their most recent course of treatment. Figures in italics indicate the base number of FP17s or Patient Questionnaire responses are less than 100. N/A is shown where the base number of responses is less than 10 during the period. % is calculated as Quantity/Base number\*100

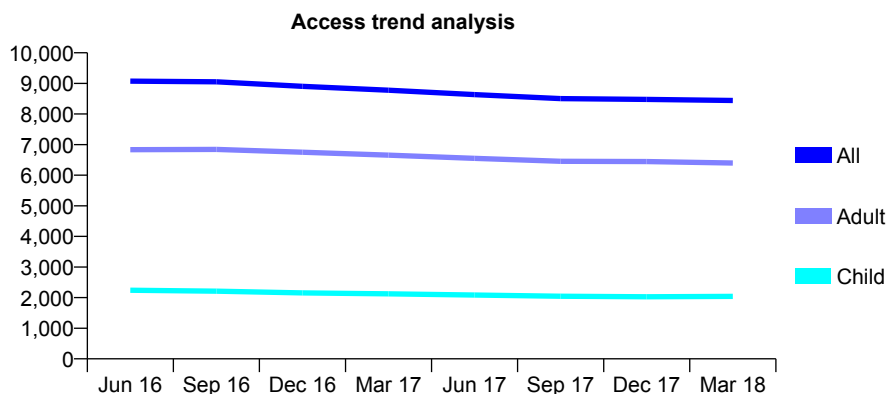
## Q49 - Vital Signs At a Glance Contract Report for 920045/0002 - March 2018

Name or company name	MRS PA DODD
Contract type name	GDS Contract
Purpose of contract	General and Orthodontic
Contract start date	01/04/2006
Contract end date	

17/18 Contracted general activity (UDA)	23,731
Carry forward general activity (UDA)	494
17/18 Contracted orthodontic activity (UOA)	0
Carry forward orthodontic activity (UOA)	0
Baseline contract value	£616,713.33

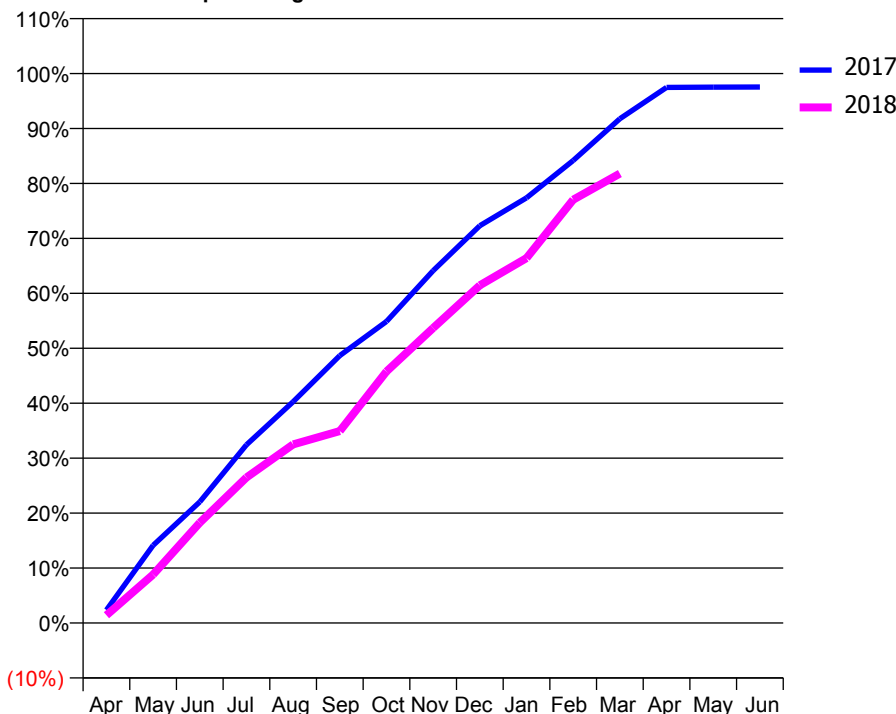
### ACCESS\*

Patients seen in 24 months	Total	Change since previous quarter
Quarter ending March 2017	8,779	
Quarter ending June 2017	8,636	↓
Quarter ending September 2017	8,502	↓
Quarter ending December 2017	8,476	→
Quarter ending March 2018	8,441	→
<b>Variance since March 2017</b>	<b>(3.9%)</b>	<b>↓</b>



### ACTIVITY

Cumulative percentage of contracted UDA delivered 2017 & 2018



Month	Adjusted Scheduled Activity (UDA)	
	2017	2018
April	554	337
May	3,304	2,096
June	5,152	4,335
July	7,584	6,283
August	9,418	7,714
September	11,377	8,288
October	12,831	10,862
November	14,996	12,739
December	16,906	14,582
January	18,092	15,756
February	19,678	18,284
March	21,454	19,410
April	22,786	
May	22,801	
June	22,806	

### QUALITY

	Quantity	Base Number	Contract	AT	Region	England
% of FP17s for the same patient ID Re-attending within 3 months - Children	200	3,336	6.0%	10.7%	12.8%	11.9%
% of FP17s for the same patient ID Re-attending within 3 months - Adults	976	9,502	10.3%	14.5%	16.5%	16.0%
% of FP17s for the same patient ID Re-attending between 3 & 9 months - Children	2,361	3,336	70.8%	57.9%	59.7%	58.3%
% of FP17s for the same patient ID Re-attending between 3 & 9 months - Adults	6,340	9,502	66.7%	52.3%	52.6%	50.3%
% of FP17s for Band 1 Urgent Courses	362	10,706	3.4%	8.1%	9.1%	9.1%
% of FP17s Relating to Free Repair or Replacements	95	10,706	0.9%	1.1%	1.0%	0.8%
% of FP17s Relating to Continuations	128	10,706	1.2%	1.4%	1.2%	1.0%
% of Patients satisfied with the dentistry they have received	9	11	81.8%	92.5%	91.6%	91.5%
% of Patients satisfied with the time they had to wait for an appointment	8	11	72.7%	88.5%	88.3%	87.9%

\* This is based on patients treated on this contract for their most recent course of treatment. Figures in italics indicate the base number of FP17s or Patient Questionnaire responses are less than 100. N/A is shown where the base number of responses is less than 10 during the period. % is calculated as Quantity/Base number\*100

## Q49 - Vital Signs At a Glance Contract Report for 920576/0001 - March 2018

Name or company name	MR G BAYTUG
Contract type name	GDS Contract
Purpose of contract	General
Contract start date	01/04/2006
Contract end date	

17/18 Contracted general activity (UDA)	15,354
Carry forward general activity (UDA)	0
17/18 Contracted orthodontic activity (UOA)	0
Carry forward orthodontic activity (UOA)	0
Baseline contract value	£693,356.50

### ACCESS\*

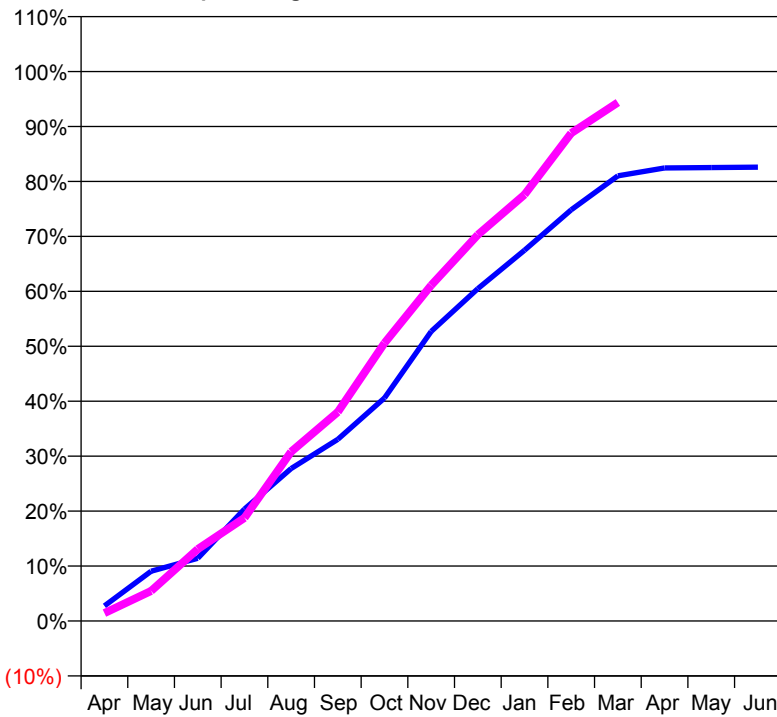
Patients seen in 24 months	Total	Change since previous quarter
Quarter ending March 2017	N/A	
Quarter ending June 2017	N/A	
Quarter ending September 2017	N/A	
Quarter ending December 2017	N/A	
Quarter ending March 2018	N/A	
<b>Variance since March 2017</b>	<b>N/A</b>	

### Access trend analysis

- All
- Adult
- Child

### ACTIVITY

Cumulative percentage of contracted UDA delivered 2017 & 2018



Month	Adjusted Scheduled Activity (UDA)	
	2017	2018
April	424	220
May	1,390	840
June	1,753	2,011
July	3,127	2,883
August	4,261	4,729
September	5,078	5,840
October	6,230	7,767
November	8,090	9,382
December	9,287	10,791
January	10,361	11,913
February	11,491	13,631
March	12,438	14,489
April	12,659	
May	12,668	
June	12,682	

### QUALITY

	Quantity	Base Number	Contract	AT	Region	England
% of FP17s for the same patient ID Re-attending within 3 months - Children	99	1,076	9.2%	10.7%	12.8%	11.9%
% of FP17s for the same patient ID Re-attending within 3 months - Adults	1,055	5,427	19.4%	14.5%	16.5%	16.0%
% of FP17s for the same patient ID Re-attending between 3 & 9 months - Children	608	1,076	56.5%	57.9%	59.7%	58.3%
% of FP17s for the same patient ID Re-attending between 3 & 9 months - Adults	3,021	5,427	55.7%	52.3%	52.6%	50.3%
% of FP17s for Band 1 Urgent Courses	365	6,374	5.7%	8.1%	9.1%	9.1%
% of FP17s Relating to Free Repair or Replacements	86	6,374	1.3%	1.1%	1.0%	0.8%
% of FP17s Relating to Continuations	333	6,374	5.2%	1.4%	1.2%	1.0%
% of Patients satisfied with the dentistry they have received	0	0	N/A	92.5%	91.6%	91.5%
% of Patients satisfied with the time they had to wait for an appointment	0	0	N/A	88.5%	88.3%	87.9%

\* This is based on patients treated on this contract for their most recent course of treatment. Figures in italics indicate the base number of FP17s or Patient Questionnaire responses are less than 100. N/A is shown where the base number of responses is less than 10 during the period. % is calculated as Quantity/Base number\*100

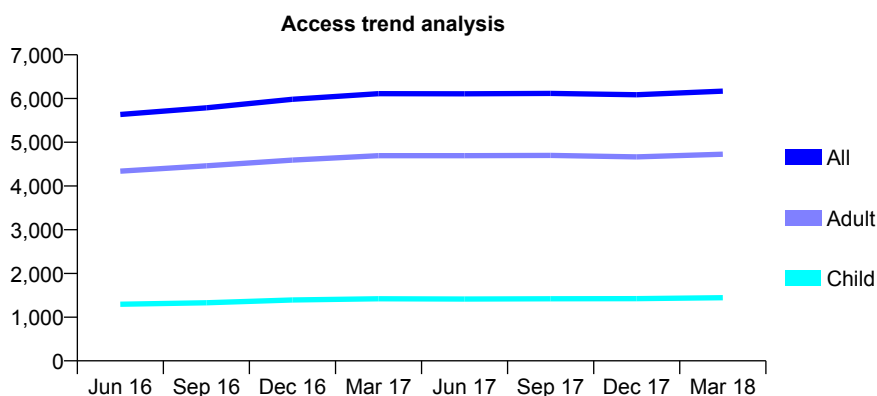
## Q49 - Vital Signs At a Glance Contract Report for 925705/0001 - March 2018

Name or company name	MR SA EABORN
Contract type name	GDS Contract
Purpose of contract	General
Contract start date	01/04/2006
Contract end date	

17/18 Contracted general activity (UDA)	16,440
Carry forward general activity (UDA)	-309
17/18 Contracted orthodontic activity (UOA)	0
Carry forward orthodontic activity (UOA)	0
Baseline contract value	£440,231.74

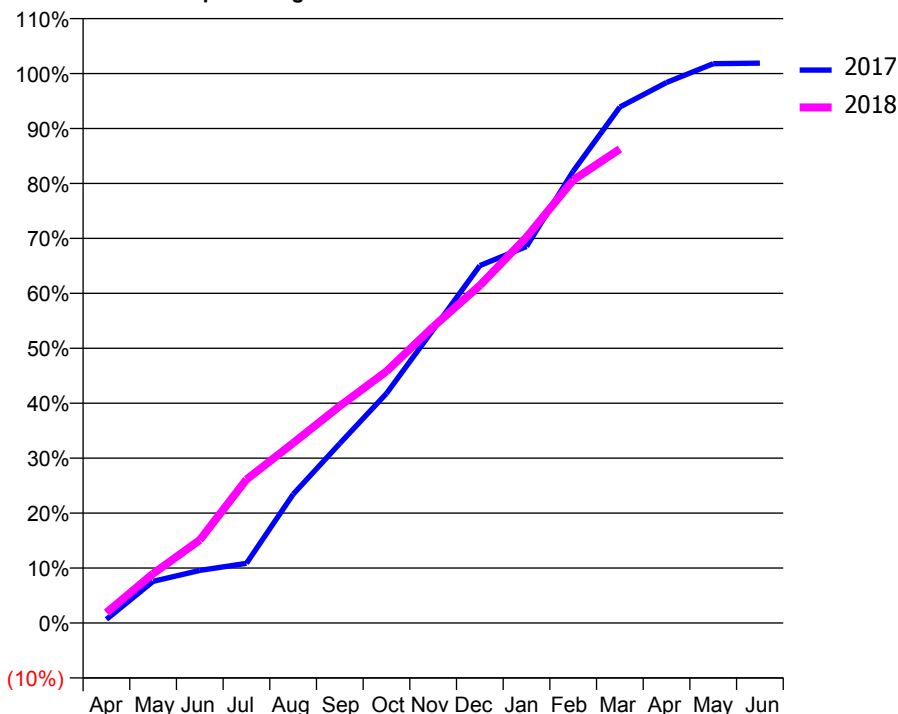
### ACCESS\*

Patients seen in 24 months	Total	Change since previous quarter
Quarter ending March 2017	6,112	
Quarter ending June 2017	6,107	→
Quarter ending September 2017	6,117	→
Quarter ending December 2017	6,087	→
Quarter ending March 2018	6,170	→
<b>Variance since March 2017</b>	<b>0.9%</b>	<b>→</b>



### ACTIVITY

Cumulative percentage of contracted UDA delivered 2017 & 2018



Month	Adjusted Scheduled Activity (UDA)	
	2017	2018
April	111	309
May	1,247	1,479
June	1,576	2,484
July	1,784	4,296
August	3,852	5,382
September	5,372	6,492
October	6,870	7,532
November	8,774	8,861
December	10,694	10,100
January	11,265	11,544
February	13,520	13,250
March	15,438	14,182
April	16,171	
May	16,736	
June	16,749	

### QUALITY

	Quantity	Base Number	Contract	AT	Region	England
% of FP17s for the same patient ID Re-attending within 3 months - Children	129	1,689	7.6%	10.7%	12.8%	11.9%
% of FP17s for the same patient ID Re-attending within 3 months - Adults	704	5,094	13.8%	14.5%	16.5%	16.0%
% of FP17s for the same patient ID Re-attending between 3 & 9 months - Children	797	1,689	47.2%	57.9%	59.7%	58.3%
% of FP17s for the same patient ID Re-attending between 3 & 9 months - Adults	2,318	5,094	45.5%	52.3%	52.6%	50.3%
% of FP17s for Band 1 Urgent Courses	527	6,230	8.5%	8.1%	9.1%	9.1%
% of FP17s Relating to Free Repair or Replacements	94	6,230	1.5%	1.1%	1.0%	0.8%
% of FP17s Relating to Continuations	68	6,230	1.1%	1.4%	1.2%	1.0%
% of Patients satisfied with the dentistry they have received	7	7	N/A	92.5%	91.6%	91.5%
% of Patients satisfied with the time they had to wait for an appointment	7	7	N/A	88.5%	88.3%	87.9%

\* This is based on patients treated on this contract for their most recent course of treatment. Figures in italics indicate the base number of FP17s or Patient Questionnaire responses are less than 100. N/A is shown where the base number of responses is less than 10 during the period. % is calculated as Quantity/Base number\*100

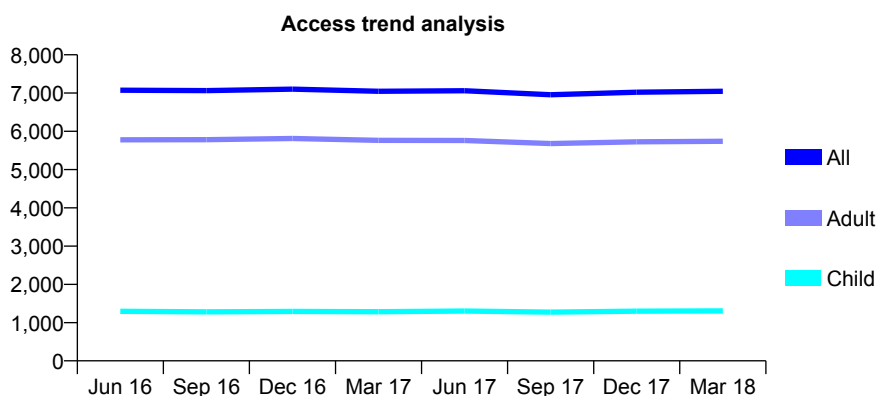
## Q49 - Vital Signs At a Glance Contract Report for 933406/0001 - March 2018

Name or company name	MR JI SYKES
Contract type name	GDS Contract
Purpose of contract	General
Contract start date	11/08/2007
Contract end date	

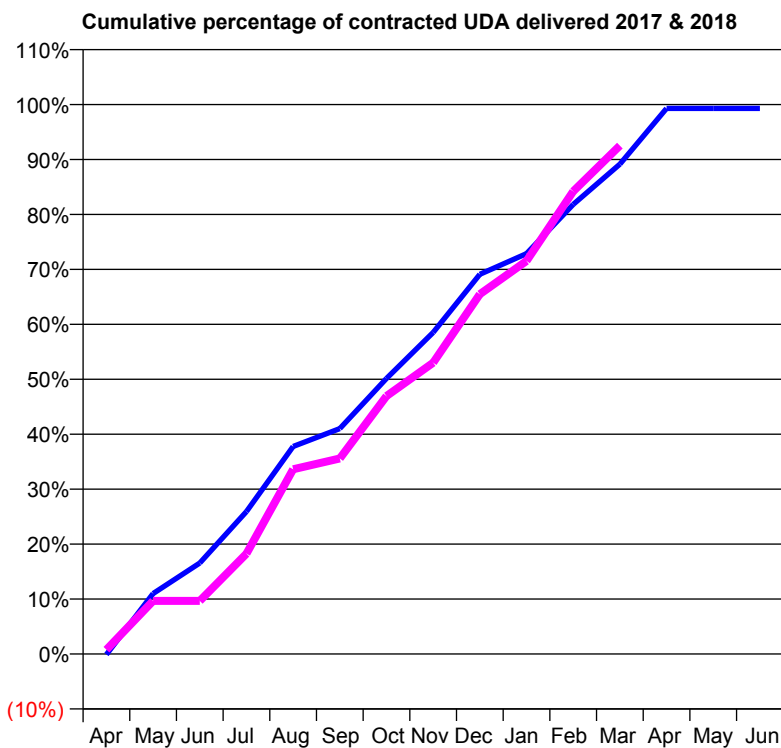
17/18 Contracted general activity (UDA)	19,332
Carry forward general activity (UDA)	136
17/18 Contracted orthodontic activity (UOA)	0
Carry forward orthodontic activity (UOA)	0
Baseline contract value	£434,385.99

### ACCESS\*

Patients seen in 24 months	Total	Change since previous quarter
Quarter ending March 2017	7,048	
Quarter ending June 2017	7,061	→
Quarter ending September 2017	6,955	↓
Quarter ending December 2017	7,023	→
Quarter ending March 2018	7,048	→
<b>Variance since March 2017</b>	<b>0.0%</b>	<b>→</b>



### ACTIVITY



Month	Adjusted Scheduled Activity (UDA)	
	2017	2018
April	-23	153
May	2,130	1,871
June	3,202	1,871
July	5,012	3,530
August	7,302	6,500
September	7,932	6,881
October	9,695	9,074
November	11,313	10,250
December	13,359	12,660
January	14,087	13,830
February	15,819	16,276
March	17,235	17,883
April	19,196	
May	19,196	
June	19,196	

### QUALITY

	Quantity	Base Number	Contract	AT	Region	England
% of FP17s for the same patient ID Re-attending within 3 months - Children	132	2,102	6.3%	10.7%	12.8%	11.9%
% of FP17s for the same patient ID Re-attending within 3 months - Adults	904	7,330	12.3%	14.5%	16.5%	16.0%
% of FP17s for the same patient ID Re-attending between 3 & 9 months - Children	1,290	2,102	61.4%	57.9%	59.7%	58.3%
% of FP17s for the same patient ID Re-attending between 3 & 9 months - Adults	3,276	7,330	44.7%	52.3%	52.6%	50.3%
% of FP17s for Band 1 Urgent Courses	724	8,483	8.5%	8.1%	9.1%	9.1%
% of FP17s Relating to Free Repair or Replacements	94	8,483	1.1%	1.1%	1.0%	0.8%
% of FP17s Relating to Continuations	75	8,483	0.9%	1.4%	1.2%	1.0%
% of Patients satisfied with the dentistry they have received	13	14	92.9%	92.5%	91.6%	91.5%
% of Patients satisfied with the time they had to wait for an appointment	12	14	85.7%	88.5%	88.3%	87.9%

\* This is based on patients treated on this contract for their most recent course of treatment. Figures in italics indicate the base number of FP17s or Patient Questionnaire responses are less than 100. N/A is shown where the base number of responses is less than 10 during the period. % is calculated as Quantity/Base number\*100

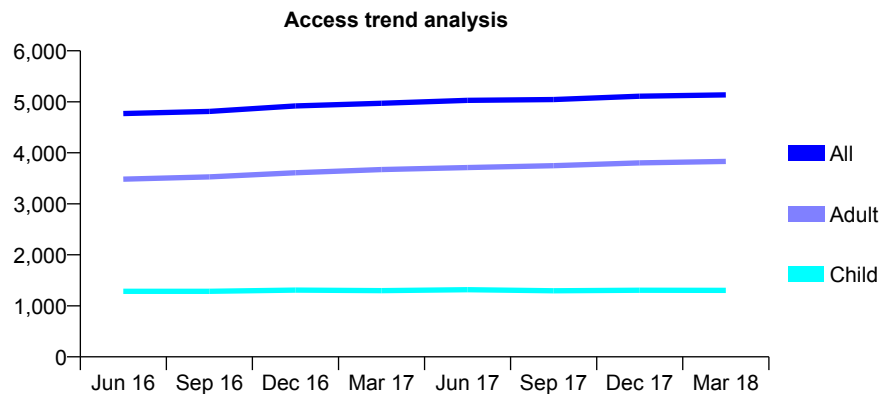
## Q49 - Vital Signs At a Glance Contract Report for 934518/0001 - March 2018

Name or company name	Mrs J D Black and Mr G Cowie
Contract type name	GDS Contract
Purpose of contract	General
Contract start date	01/04/2006
Contract end date	

17/18 Contracted general activity (UDA)	16,241
Carry forward general activity (UDA)	105
17/18 Contracted orthodontic activity (UOA)	0
Carry forward orthodontic activity (UOA)	0
Baseline contract value	£436,049.69

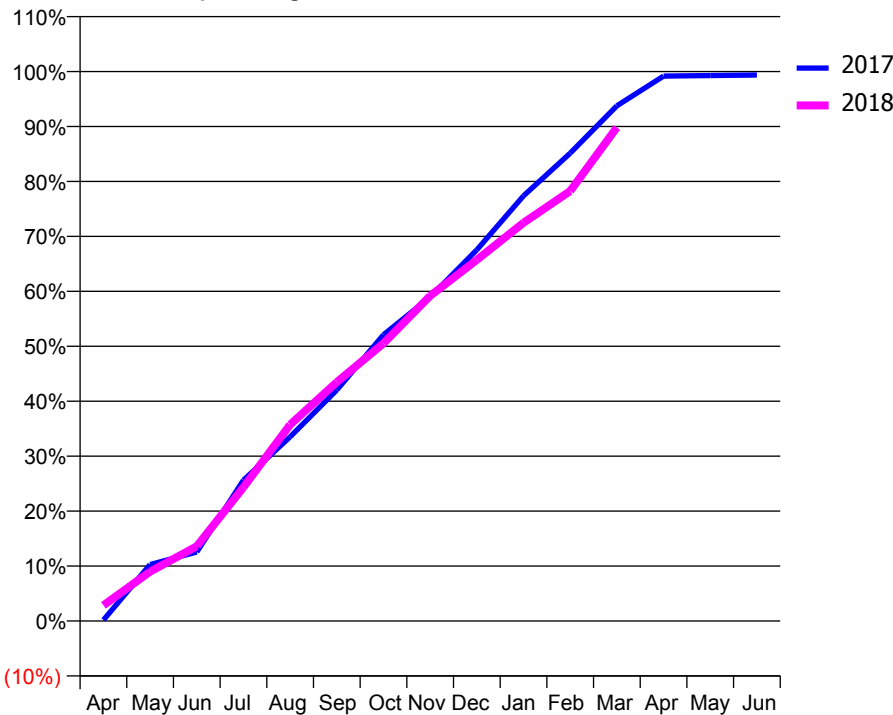
### ACCESS\*

Patients seen in 24 months	Total	Change since previous quarter
Quarter ending March 2017	4,970	
Quarter ending June 2017	5,029	→
Quarter ending September 2017	5,044	→
Quarter ending December 2017	5,110	→
Quarter ending March 2018	5,136	→
<b>Variance since March 2017</b>	<b>3.3%</b>	<b>↑</b>



### ACTIVITY

Cumulative percentage of contracted UDA delivered 2017 & 2018



Month	Adjusted Scheduled Activity (UDA)	
	2017	2018
April	28	464
May	1,667	1,462
June	2,035	2,210
July	4,159	3,955
August	5,436	5,803
September	6,818	7,060
October	8,446	8,206
November	9,559	9,612
December	10,955	10,674
January	12,549	11,771
February	13,808	12,710
March	15,203	14,589
April	16,079	
May	16,096	
June	16,111	

### QUALITY

	Quantity	Base Number	Contract	AT	Region	England
% of FP17s for the same patient ID Re-attending within 3 months - Children	129	1,746	7.4%	10.7%	12.8%	11.9%
% of FP17s for the same patient ID Re-attending within 3 months - Adults	588	4,424	13.3%	14.5%	16.5%	16.0%
% of FP17s for the same patient ID Re-attending between 3 & 9 months - Children	917	1,746	52.5%	57.9%	59.7%	58.3%
% of FP17s for the same patient ID Re-attending between 3 & 9 months - Adults	2,116	4,424	47.8%	52.3%	52.6%	50.3%
% of FP17s for Band 1 Urgent Courses	392	5,860	6.7%	8.1%	9.1%	9.1%
% of FP17s Relating to Free Repair or Replacements	68	5,860	1.2%	1.1%	1.0%	0.8%
% of FP17s Relating to Continuations	21	5,860	0.4%	1.4%	1.2%	1.0%
% of Patients satisfied with the dentistry they have received	9	9	N/A	92.5%	91.6%	91.5%
% of Patients satisfied with the time they had to wait for an appointment	7	9	N/A	88.5%	88.3%	87.9%

\* This is based on patients treated on this contract for their most recent course of treatment. Figures in italics indicate the base number of FP17s or Patient Questionnaire responses are less than 100. N/A is shown where the base number of responses is less than 10 during the period. % is calculated as Quantity/Base number\*100

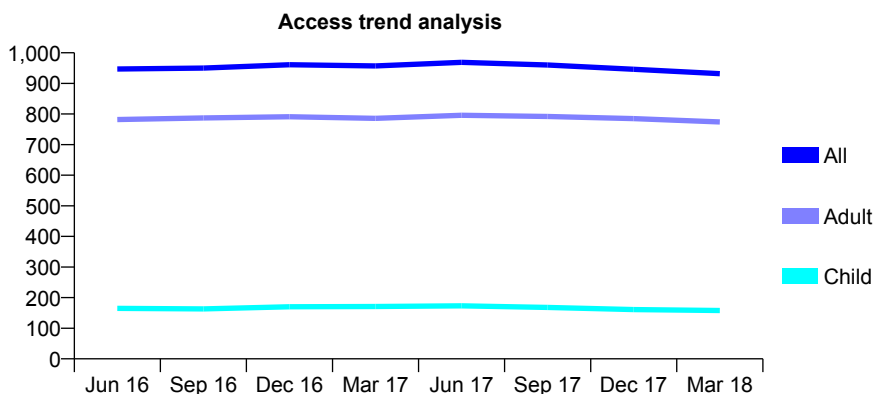
## Q49 - Vital Signs At a Glance Contract Report for 937932/0003 - March 2018

Name or company name	MR I STEELE
Contract type name	GDS Contract
Purpose of contract	General
Contract start date	02/01/2014
Contract end date	

17/18 Contracted general activity (UDA)	3,000
Carry forward general activity (UDA)	109
17/18 Contracted orthodontic activity (UOA)	0
Carry forward orthodontic activity (UOA)	0
Baseline contract value	£72,590.66

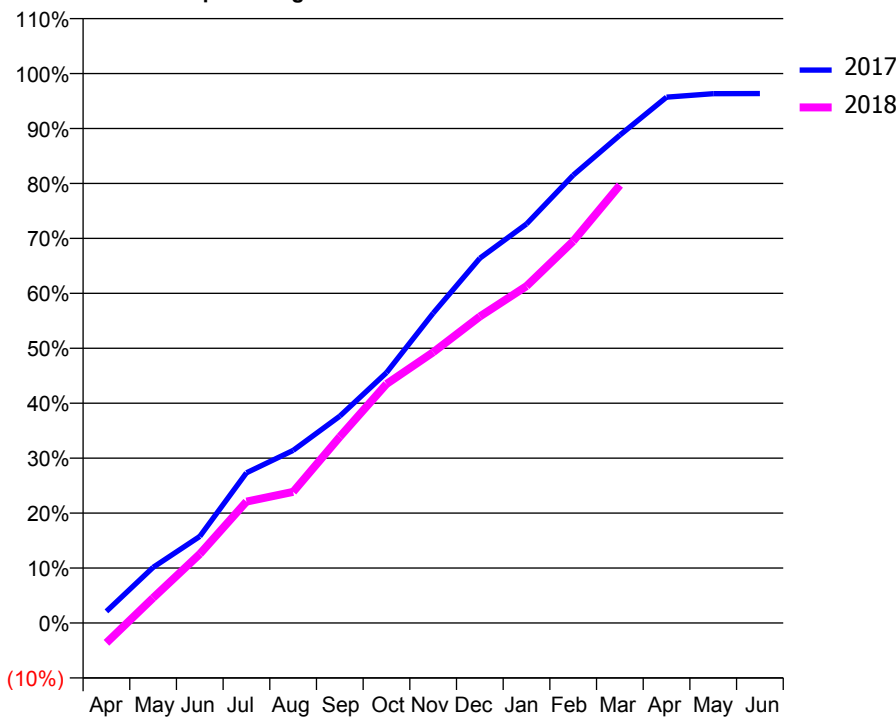
### ACCESS\*

Patients seen in 24 months	Total	Change since previous quarter
Quarter ending March 2017	957	
Quarter ending June 2017	969	→
Quarter ending September 2017	960	→
Quarter ending December 2017	946	↓
Quarter ending March 2018	932	↓
<b>Variance since March 2017</b>	<b>(2.6%)</b>	<b>↓</b>



### ACTIVITY

Cumulative percentage of contracted UDA delivered 2017 & 2018



Month	Adjusted Scheduled Activity (UDA)	
	2017	2018
April	64	-109
May	304	137
June	473	377
July	820	663
August	942	716
September	1,129	1,017
October	1,367	1,305
November	1,692	1,478
December	1,992	1,673
January	2,179	1,840
February	2,445	2,085
March	2,663	2,390
April	2,871	
May	2,890	
June	2,891	

### QUALITY

	Quantity	Base Number	Contract	AT	Region	England
% of FP17s for the same patient ID Re-attending within 3 months - Children	14	255	5.5%	10.7%	12.8%	11.9%
% of FP17s for the same patient ID Re-attending within 3 months - Adults	197	1,300	15.2%	14.5%	16.5%	16.0%
% of FP17s for the same patient ID Re-attending between 3 & 9 months - Children	186	255	72.9%	57.9%	59.7%	58.3%
% of FP17s for the same patient ID Re-attending between 3 & 9 months - Adults	866	1,300	66.6%	52.3%	52.6%	50.3%
% of FP17s for Band 1 Urgent Courses	16	1,417	1.1%	8.1%	9.1%	9.1%
% of FP17s Relating to Free Repair or Replacements	30	1,417	2.1%	1.1%	1.0%	0.8%
% of FP17s Relating to Continuations	51	1,417	3.6%	1.4%	1.2%	1.0%
% of Patients satisfied with the dentistry they have received	3	3	N/A	92.5%	91.6%	91.5%
% of Patients satisfied with the time they had to wait for an appointment	3	3	N/A	88.5%	88.3%	87.9%

\* This is based on patients treated on this contract for their most recent course of treatment. Figures in italics indicate the base number of FP17s or Patient Questionnaire responses are less than 100. N/A is shown where the base number of responses is less than 10 during the period. % is calculated as Quantity/Base number\*100



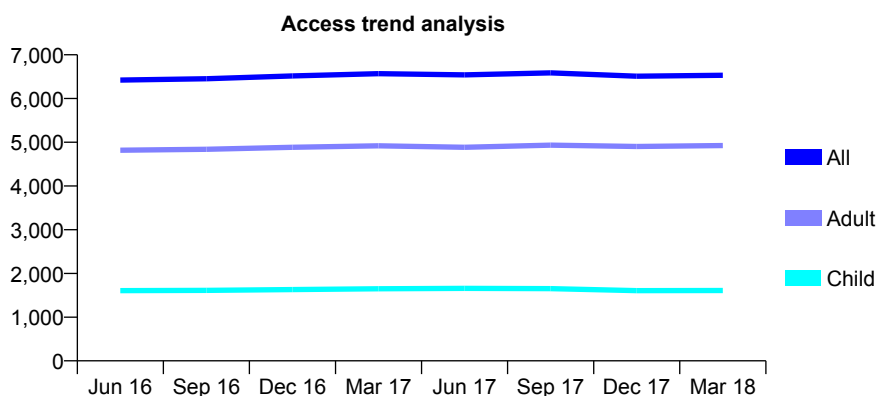
## Q49 - Vital Signs At a Glance Contract Report for 941212/0001 - March 2018

Name or company name	MR I DAVIES
Contract type name	GDS Contract
Purpose of contract	General
Contract start date	01/05/2011
Contract end date	

17/18 Contracted general activity (UDA)	21,674
Carry forward general activity (UDA)	0
17/18 Contracted orthodontic activity (UOA)	0
Carry forward orthodontic activity (UOA)	0
Baseline contract value	£563,747.89

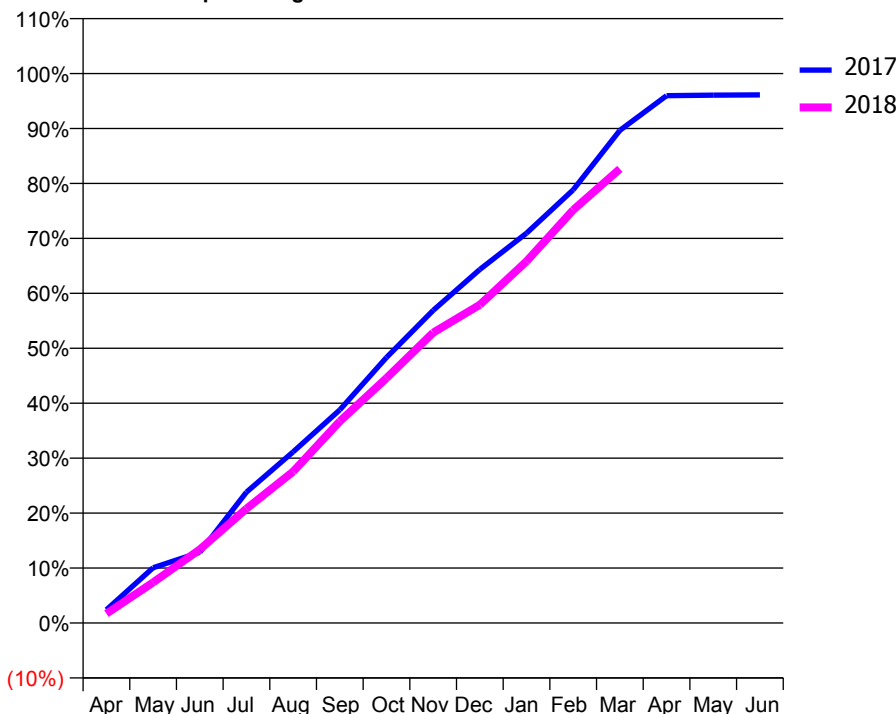
### ACCESS\*

Patients seen in 24 months	Total	Change since previous quarter
Quarter ending March 2017	6,567	
Quarter ending June 2017	6,542	→
Quarter ending September 2017	6,586	→
Quarter ending December 2017	6,509	↓
Quarter ending March 2018	6,533	→
<b>Variance since March 2017</b>	<b>(0.5%)</b>	<b>→</b>



### ACTIVITY

**Cumulative percentage of contracted UDA delivered 2017 & 2018**



Month	Adjusted Scheduled Activity (UDA)	
	2017	2018
April	525	372
May	2,178	1,602
June	2,788	2,902
July	5,164	4,510
August	6,752	5,971
September	8,407	7,957
October	10,476	9,660
November	12,331	11,455
December	13,946	12,554
January	15,374	14,265
February	17,086	16,293
March	19,431	17,912
April	20,798	
May	20,819	
June	20,833	

### QUALITY

	Quantity	Base Number	Contract	AT	Region	England
% of FP17s for the same patient ID Re-attending within 3 months - Children	206	2,189	9.4%	10.7%	12.8%	11.9%
% of FP17s for the same patient ID Re-attending within 3 months - Adults	1,305	6,644	19.6%	14.5%	16.5%	16.0%
% of FP17s for the same patient ID Re-attending between 3 & 9 months - Children	1,129	2,189	51.6%	57.9%	59.7%	58.3%
% of FP17s for the same patient ID Re-attending between 3 & 9 months - Adults	3,306	6,644	49.8%	52.3%	52.6%	50.3%
% of FP17s for Band 1 Urgent Courses	934	7,455	12.5%	8.1%	9.1%	9.1%
% of FP17s Relating to Free Repair or Replacements	158	7,455	2.1%	1.1%	1.0%	0.8%
% of FP17s Relating to Continuations	152	7,455	2.0%	1.4%	1.2%	1.0%
% of Patients satisfied with the dentistry they have received	6	7	N/A	92.5%	91.6%	91.5%
% of Patients satisfied with the time they had to wait for an appointment	6	7	N/A	88.5%	88.3%	87.9%

\* This is based on patients treated on this contract for their most recent course of treatment. Figures in italics indicate the base number of FP17s or Patient Questionnaire responses are less than 100. N/A is shown where the base number of responses is less than 10 during the period. % is calculated as Quantity/Base number\*100

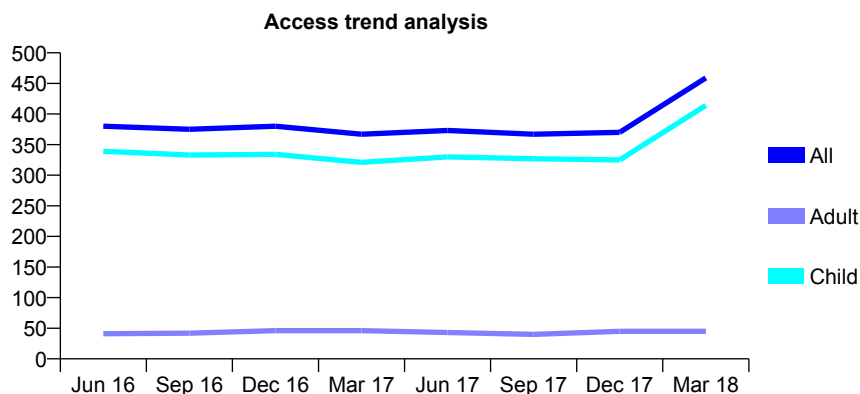
## Q49 - Vital Signs At a Glance Contract Report for 943754/0003 - March 2018

Name or company name	MR S ISMAIL
Contract type name	GDS Contract
Purpose of contract	General and Orthodontic
Contract start date	01/07/2012
Contract end date	

17/18 Contracted general activity (UDA)	2,000
Carry forward general activity (UDA)	0
17/18 Contracted orthodontic activity (UOA)	0
Carry forward orthodontic activity (UOA)	0
Baseline contract value	£50,300.00

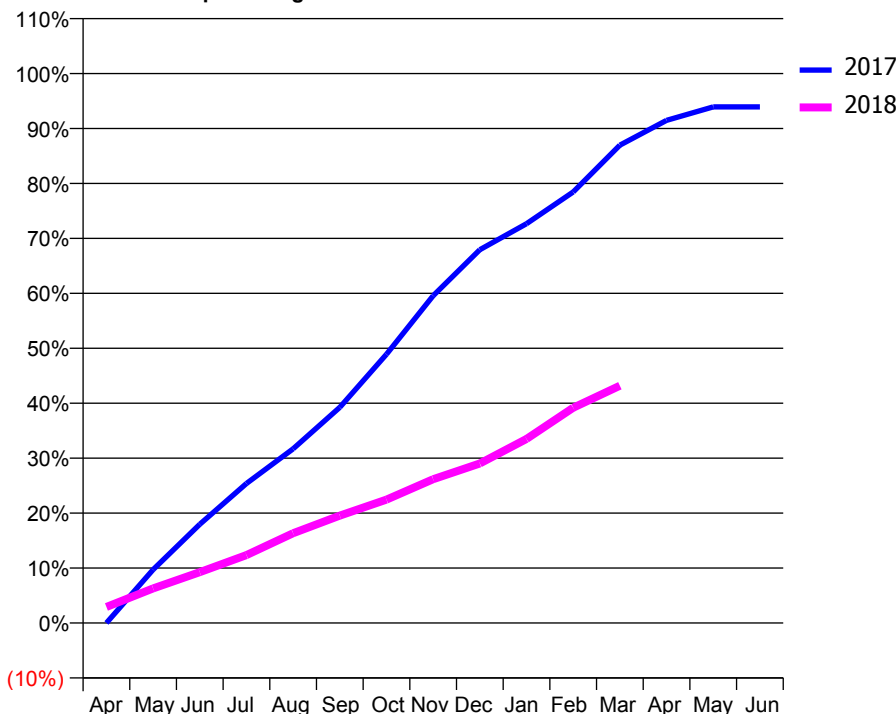
### ACCESS\*

Patients seen in 24 months	Total	Change since previous quarter
Quarter ending March 2017	367	
Quarter ending June 2017	373	→
Quarter ending September 2017	367	↓
Quarter ending December 2017	370	→
Quarter ending March 2018	459	↑
<b>Variance since March 2017</b>	<b>25.1%</b>	<b>↑</b>



### ACTIVITY

Cumulative percentage of contracted UDA delivered 2017 & 2018



Adjusted Scheduled Activity (UDA)

Month	2017	2018
April	0	58
May	84	126
June	156	185
July	220	247
August	275	327
September	340	391
October	424	449
November	516	523
December	588	581
January	629	670
February	679	783
March	753	864
April	792	
May	813	
June	813	

### QUALITY

	Quantity	Base Number	Contract	AT	Region	England
% of FP17s for the same patient ID Re-attending within 3 months - Children	49	653	7.5%	10.7%	12.8%	11.9%
% of FP17s for the same patient ID Re-attending within 3 months - Adults	0	1	0.0%	14.5%	16.5%	16.0%
% of FP17s for the same patient ID Re-attending between 3 & 9 months - Children	393	653	60.2%	57.9%	59.7%	58.3%
% of FP17s for the same patient ID Re-attending between 3 & 9 months - Adults	0	1	0.0%	52.3%	52.6%	50.3%
% of FP17s for Band 1 Urgent Courses	34	618	5.5%	8.1%	9.1%	9.1%
% of FP17s Relating to Free Repair or Replacements	0	618	0.0%	1.1%	1.0%	0.8%
% of FP17s Relating to Continuations	1	618	0.2%	1.4%	1.2%	1.0%
% of Patients satisfied with the dentistry they have received	1	4	N/A	92.5%	91.6%	91.5%
% of Patients satisfied with the time they had to wait for an appointment	4	4	N/A	88.5%	88.3%	87.9%

\* This is based on patients treated on this contract for their most recent course of treatment. Figures in italics indicate the base number of FP17s or Patient Questionnaire responses are less than 100. N/A is shown where the base number of responses is less than 10 during the period. % is calculated as Quantity/Base number\*100

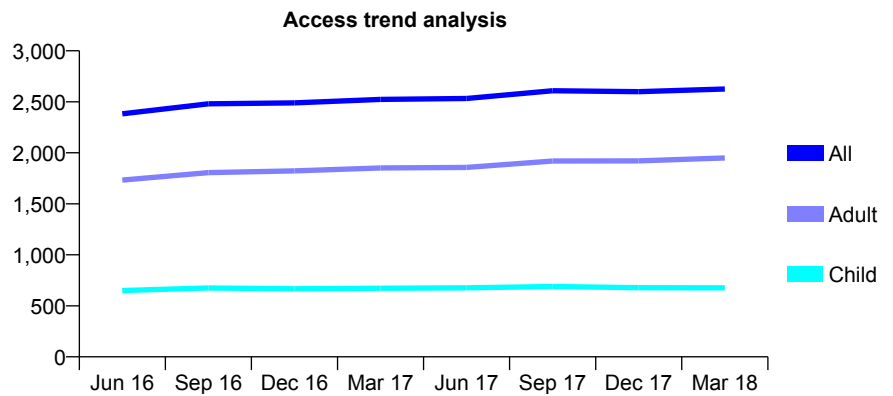
## Q49 - Vital Signs At a Glance Contract Report for 960322/0001 - March 2018

Name or company name	MR AJ CHURM
Contract type name	GDS Contract
Purpose of contract	General
Contract start date	01/08/2009
Contract end date	

17/18 Contracted general activity (UDA)	5,962
Carry forward general activity (UDA)	-27
17/18 Contracted orthodontic activity (UOA)	0
Carry forward orthodontic activity (UOA)	0
Baseline contract value	£173,621.34

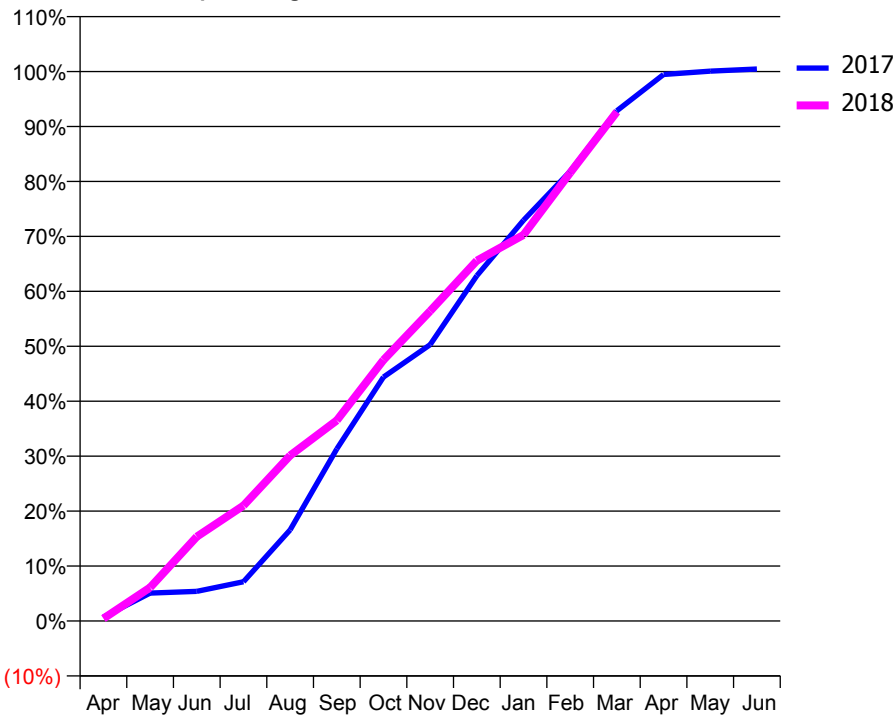
### ACCESS\*

Patients seen in 24 months	Total	Change since previous quarter
Quarter ending March 2017	2,523	
Quarter ending June 2017	2,533	→
Quarter ending September 2017	2,609	↑
Quarter ending December 2017	2,599	→
Quarter ending March 2018	2,626	→
<b>Variance since March 2017</b>	<b>4.1%</b>	<b>↑</b>



### ACTIVITY

Cumulative percentage of contracted UDA delivered 2017 & 2018



Month	Adjusted Scheduled Activity (UDA)	
	2017	2018
April	42	27
May	303	364
June	322	916
July	426	1,253
August	989	1,796
September	1,867	2,177
October	2,647	2,832
November	2,999	3,362
December	3,746	3,909
January	4,348	4,189
February	4,880	4,863
March	5,536	5,525
April	5,930	
May	5,966	
June	5,989	

### QUALITY

	Quantity	Base Number	Contract	AT	Region	England
% of FP17s for the same patient ID Re-attending within 3 months - Children	71	915	7.8%	10.7%	12.8%	11.9%
% of FP17s for the same patient ID Re-attending within 3 months - Adults	409	2,426	16.9%	14.5%	16.5%	16.0%
% of FP17s for the same patient ID Re-attending between 3 & 9 months - Children	430	915	47.0%	57.9%	59.7%	58.3%
% of FP17s for the same patient ID Re-attending between 3 & 9 months - Adults	1,062	2,426	43.8%	52.3%	52.6%	50.3%
% of FP17s for Band 1 Urgent Courses	202	2,469	8.2%	8.1%	9.1%	9.1%
% of FP17s Relating to Free Repair or Replacements	42	2,469	1.7%	1.1%	1.0%	0.8%
% of FP17s Relating to Continuations	19	2,469	0.8%	1.4%	1.2%	1.0%
% of Patients satisfied with the dentistry they have received	3	3	N/A	92.5%	91.6%	91.5%
% of Patients satisfied with the time they had to wait for an appointment	2	3	N/A	88.5%	88.3%	87.9%

\* This is based on patients treated on this contract for their most recent course of treatment. Figures in italics indicate the base number of FP17s or Patient Questionnaire responses are less than 100. N/A is shown where the base number of responses is less than 10 during the period. % is calculated as Quantity/Base number\*100

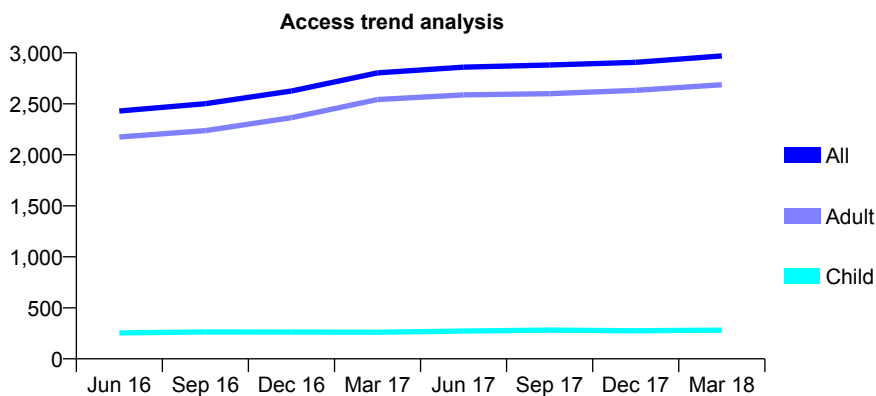
## Q49 - Vital Signs At a Glance Contract Report for 962295/0001 - March 2018

Name or company name	MR S SOLAIMAN
Contract type name	GDS Contract
Purpose of contract	General
Contract start date	01/06/2007
Contract end date	

17/18 Contracted general activity (UDA)	9,211
Carry forward general activity (UDA)	-178
17/18 Contracted orthodontic activity (UOA)	0
Carry forward orthodontic activity (UOA)	0
Baseline contract value	£256,208.94

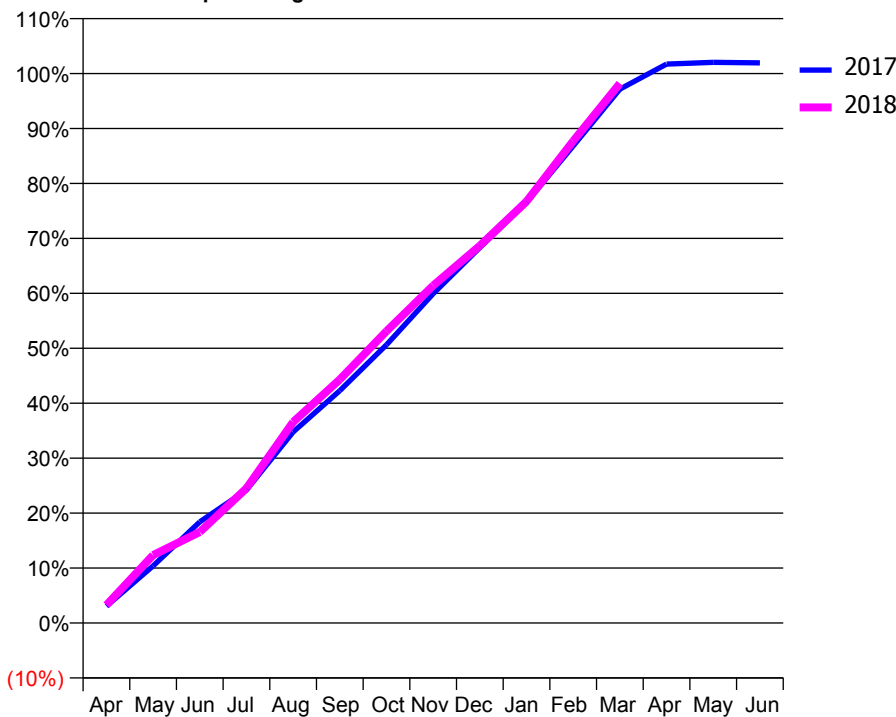
### ACCESS\*

Patients seen in 24 months	Total	Change since previous quarter
Quarter ending March 2017	2,803	
Quarter ending June 2017	2,860	↑
Quarter ending September 2017	2,881	→
Quarter ending December 2017	2,907	→
Quarter ending March 2018	2,969	↑
<b>Variance since March 2017</b>	5.9%	↑



### ACTIVITY

Cumulative percentage of contracted UDA delivered 2017 & 2018



Month	Adjusted Scheduled Activity (UDA)	
	2017	2018
April	283	302
May	957	1,139
June	1,695	1,525
July	2,230	2,259
August	3,203	3,371
September	3,894	4,082
October	4,665	4,892
November	5,519	5,657
December	6,294	6,325
January	7,051	7,067
February	7,997	8,079
March	8,950	9,046
April	9,368	
May	9,398	
June	9,389	

### QUALITY

	Quantity	Base Number	Contract	AT	Region	England
% of FP17s for the same patient ID Re-attending within 3 months - Children	23	304	7.6%	10.7%	12.8%	11.9%
% of FP17s for the same patient ID Re-attending within 3 months - Adults	352	2,617	13.5%	14.5%	16.5%	16.0%
% of FP17s for the same patient ID Re-attending between 3 & 9 months - Children	126	304	41.4%	57.9%	59.7%	58.3%
% of FP17s for the same patient ID Re-attending between 3 & 9 months - Adults	890	2,617	34.0%	52.3%	52.6%	50.3%
% of FP17s for Band 1 Urgent Courses	313	2,798	11.2%	8.1%	9.1%	9.1%
% of FP17s Relating to Free Repair or Replacements	7	2,798	0.3%	1.1%	1.0%	0.8%
% of FP17s Relating to Continuations	36	2,798	1.3%	1.4%	1.2%	1.0%
% of Patients satisfied with the dentistry they have received	4	4	N/A	92.5%	91.6%	91.5%
% of Patients satisfied with the time they had to wait for an appointment	2	4	N/A	88.5%	88.3%	87.9%

\* This is based on patients treated on this contract for their most recent course of treatment. Figures in italics indicate the base number of FP17s or Patient Questionnaire responses are less than 100. N/A is shown where the base number of responses is less than 10 during the period. % is calculated as Quantity/Base number\*100

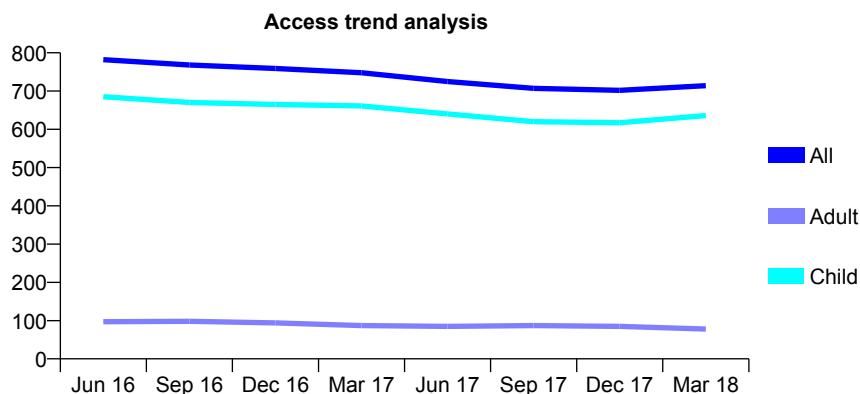
## Q49 - Vital Signs At a Glance Contract Report for 962740/0001 - March 2018

Name or company name	Stricklandgate Dental Practice
Contract type name	GDS Contract
Purpose of contract	General
Contract start date	01/02/2013
Contract end date	

17/18 Contracted general activity (UDA)	2,278
Carry forward general activity (UDA)	0
17/18 Contracted orthodontic activity (UOA)	0
Carry forward orthodontic activity (UOA)	0
Baseline contract value	£55,776.28

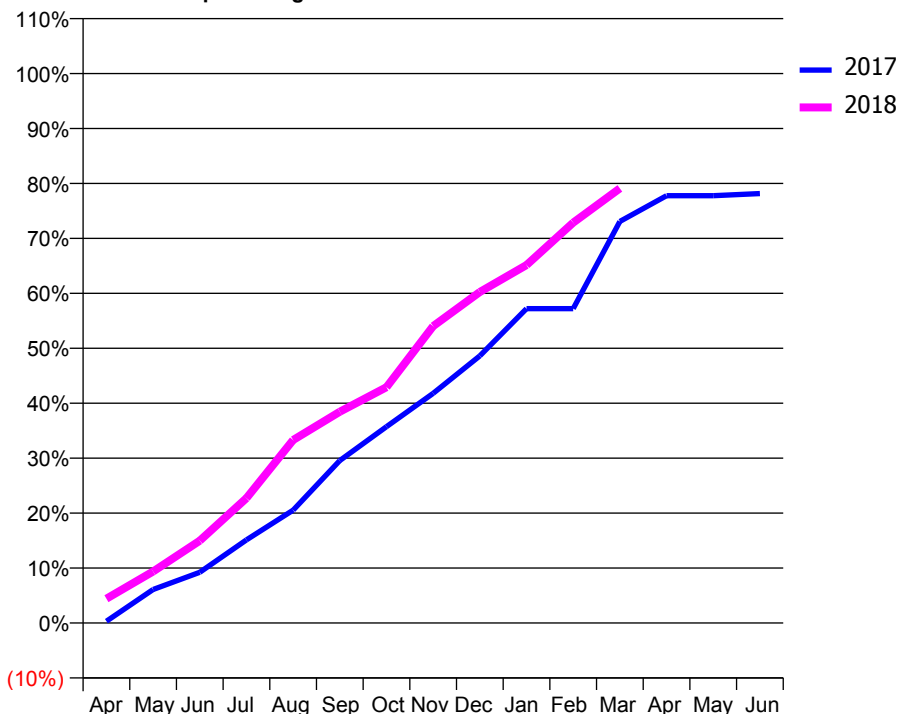
### ACCESS\*

Patients seen in 24 months	Total	Change since previous quarter
Quarter ending March 2017	748	
Quarter ending June 2017	725	↓
Quarter ending September 2017	707	↓
Quarter ending December 2017	702	→
Quarter ending March 2018	714	→
<b>Variance since March 2017</b>	<b>(4.5%)</b>	<b>↓</b>



### ACTIVITY

Cumulative percentage of contracted UDA delivered 2017 & 2018



Month	Adjusted Scheduled Activity (UDA)	
	2017	2018
April	7	101
May	139	214
June	211	341
July	345	518
August	468	759
September	674	876
October	814	978
November	952	1,231
December	1,107	1,373
January	1,303	1,484
February	1,303	1,660
March	1,665	1,802
April	1,771	
May	1,771	
June	1,780	

### QUALITY

	Quantity	Base Number	Contract	AT	Region	England
% of FP17s for the same patient ID Re-attending within 3 months - Children	291	1,343	21.7%	10.7%	12.8%	11.9%
% of FP17s for the same patient ID Re-attending within 3 months - Adults	0	0	N/A	14.5%	16.5%	16.0%
% of FP17s for the same patient ID Re-attending between 3 & 9 months - Children	757	1,343	56.4%	57.9%	59.7%	58.3%
% of FP17s for the same patient ID Re-attending between 3 & 9 months - Adults	0	0	N/A	52.3%	52.6%	50.3%
% of FP17s for Band 1 Urgent Courses	35	1,280	2.7%	8.1%	9.1%	9.1%
% of FP17s Relating to Free Repair or Replacements	0	1,280	0.0%	1.1%	1.0%	0.8%
% of FP17s Relating to Continuations	0	1,280	0.0%	1.4%	1.2%	1.0%
% of Patients satisfied with the dentistry they have received	1	1	N/A	92.5%	91.6%	91.5%
% of Patients satisfied with the time they had to wait for an appointment	1	1	N/A	88.5%	88.3%	87.9%

\* This is based on patients treated on this contract for their most recent course of treatment. Figures in italics indicate the base number of FP17s or Patient Questionnaire responses are less than 100. N/A is shown where the base number of responses is less than 10 during the period. % is calculated as Quantity/Base number\*100

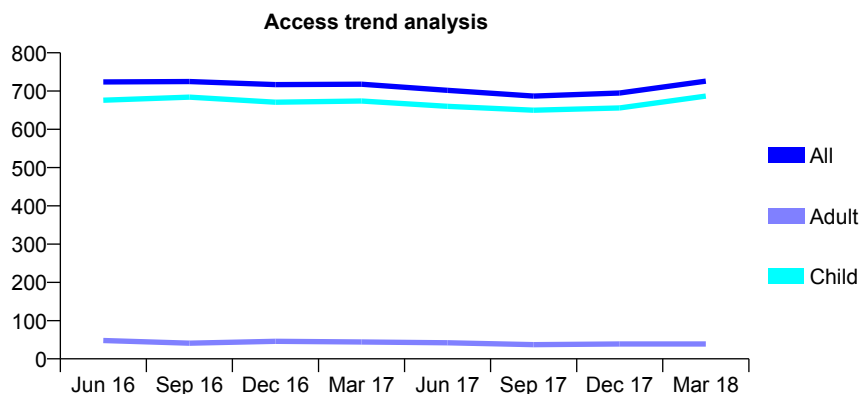
## Q49 - Vital Signs At a Glance Contract Report for 967912/0001 - March 2018

Name or company name	MR M CAREW
Contract type name	GDS Contract
Purpose of contract	General
Contract start date	01/06/2011
Contract end date	

17/18 Contracted general activity (UDA)	1,558
Carry forward general activity (UDA)	0
17/18 Contracted orthodontic activity (UOA)	0
Carry forward orthodontic activity (UOA)	0
Baseline contract value	£33,800.78

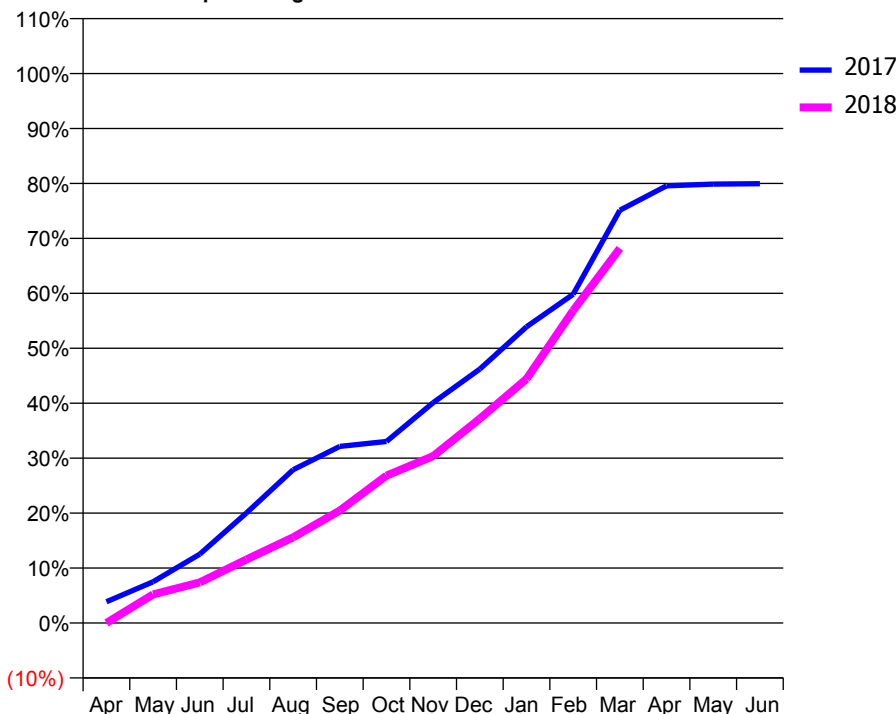
### ACCESS\*

Patients seen in 24 months	Total	Change since previous quarter
Quarter ending March 2017	718	
Quarter ending June 2017	702	↓
Quarter ending September 2017	687	↓
Quarter ending December 2017	695	→
Quarter ending March 2018	726	↑
<b>Variance since March 2017</b>	<b>1.1%</b>	<b>→</b>



### ACTIVITY

Cumulative percentage of contracted UDA delivered 2017 & 2018



Month	Adjusted Scheduled Activity (UDA)	
	2017	2018
April	60	0
May	117	81
June	195	115
July	312	180
August	435	243
September	501	319
October	515	418
November	625	473
December	720	579
January	840	692
February	932	886
March	1,170	1,062
April	1,239	
May	1,244	
June	1,245	

### QUALITY

	Quantity	Base Number	Contract	AT	Region	England
% of FP17s for the same patient ID Re-attending within 3 months - Children	29	741	3.9%	10.7%	12.8%	11.9%
% of FP17s for the same patient ID Re-attending within 3 months - Adults	0	0	N/A	14.5%	16.5%	16.0%
% of FP17s for the same patient ID Re-attending between 3 & 9 months - Children	334	741	45.1%	57.9%	59.7%	58.3%
% of FP17s for the same patient ID Re-attending between 3 & 9 months - Adults	0	0	N/A	52.3%	52.6%	50.3%
% of FP17s for Band 1 Urgent Courses	16	695	2.3%	8.1%	9.1%	9.1%
% of FP17s Relating to Free Repair or Replacements	0	695	0.0%	1.1%	1.0%	0.8%
% of FP17s Relating to Continuations	1	695	0.1%	1.4%	1.2%	1.0%
% of Patients satisfied with the dentistry they have received	0	0	N/A	92.5%	91.6%	91.5%
% of Patients satisfied with the time they had to wait for an appointment	0	0	N/A	88.5%	88.3%	87.9%

\* This is based on patients treated on this contract for their most recent course of treatment. Figures in italics indicate the base number of FP17s or Patient Questionnaire responses are less than 100. N/A is shown where the base number of responses is less than 10 during the period. % is calculated as Quantity/Base number\*100

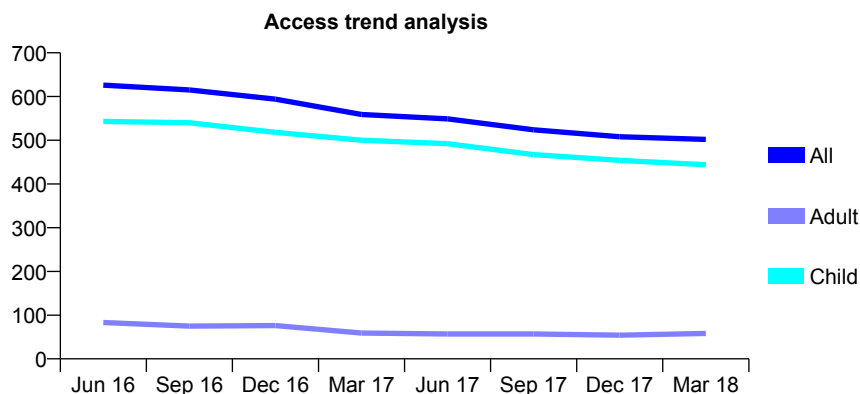
## Q49 - Vital Signs At a Glance Contract Report for 998478/0001 - March 2018

Name or company name	MR R HURST
Contract type name	GDS Contract
Purpose of contract	General
Contract start date	01/04/2006
Contract end date	

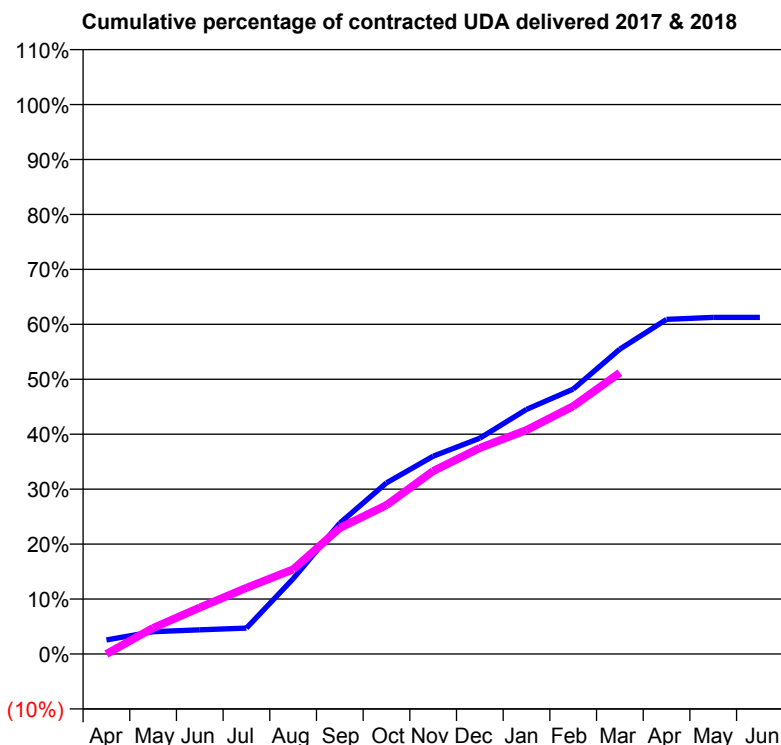
17/18 Contracted general activity (UDA)	1,961
Carry forward general activity (UDA)	0
17/18 Contracted orthodontic activity (UOA)	0
Carry forward orthodontic activity (UOA)	0
Baseline contract value	£42,536.61

### ACCESS\*

Patients seen in 24 months	Total	Change since previous quarter
Quarter ending March 2017	559	
Quarter ending June 2017	549	↓
Quarter ending September 2017	524	↓
Quarter ending December 2017	508	↓
Quarter ending March 2018	502	↓
<b>Variance since March 2017</b>	<b>(10.2%)</b>	<b>↓</b>



### ACTIVITY



Month	Adjusted Scheduled Activity (UDA)	
	2017	2018
April	50	0
May	80	93
June	87	166
July	93	236
August	269	302
September	467	450
October	611	531
November	706	653
December	770	736
January	873	799
February	945	884
March	1,088	1,004
April	1,194	
May	1,201	
June	1,201	

### QUALITY

	Quantity	Base Number	Contract	AT	Region	England
% of FP17s for the same patient ID Re-attending within 3 months - Children	79	841	9.4%	10.7%	12.8%	11.9%
% of FP17s for the same patient ID Re-attending within 3 months - Adults	3	26	11.5%	14.5%	16.5%	16.0%
% of FP17s for the same patient ID Re-attending between 3 & 9 months - Children	599	841	71.2%	57.9%	59.7%	58.3%
% of FP17s for the same patient ID Re-attending between 3 & 9 months - Adults	17	26	65.4%	52.3%	52.6%	50.3%
% of FP17s for Band 1 Urgent Courses	44	792	5.6%	8.1%	9.1%	9.1%
% of FP17s Relating to Free Repair or Replacements	0	792	0.0%	1.1%	1.0%	0.8%
% of FP17s Relating to Continuations	0	792	0.0%	1.4%	1.2%	1.0%
% of Patients satisfied with the dentistry they have received	0	0	N/A	92.5%	91.6%	91.5%
% of Patients satisfied with the time they had to wait for an appointment	0	0	N/A	88.5%	88.3%	87.9%

\* This is based on patients treated on this contract for their most recent course of treatment. Figures in italics indicate the base number of FP17s or Patient Questionnaire responses are less than 100. N/A is shown where the base number of responses is less than 10 during the period. % is calculated as Quantity/Base number\*100

## Q49 - Vital Signs At a Glance Contract Report for 999199/0001 - March 2018

Name or company name	MR JC HALL
Contract type name	GDS Contract
Purpose of contract	General
Contract start date	01/04/2006
Contract end date	

17/18 Contracted general activity (UDA)	25,993
Carry forward general activity (UDA)	979
17/18 Contracted orthodontic activity (UOA)	0
Carry forward orthodontic activity (UOA)	0
Baseline contract value	£828,721.50

### ACCESS\*

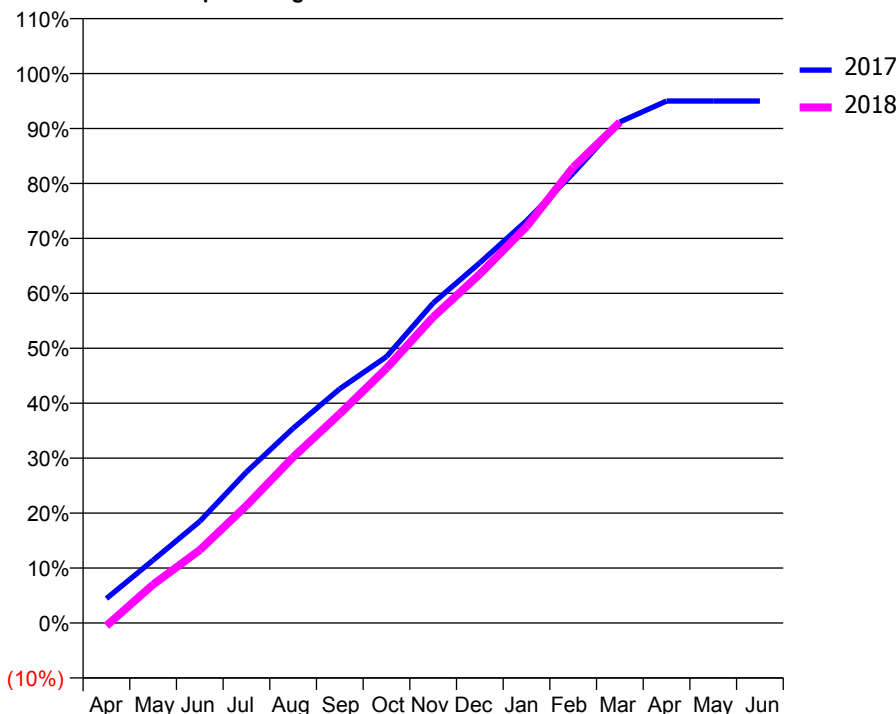
Patients seen in 24 months	Total	Change since previous quarter
Quarter ending March 2017	N/A	
Quarter ending June 2017	N/A	
Quarter ending September 2017	N/A	
Quarter ending December 2017	N/A	
Quarter ending March 2018	N/A	
<b>Variance since March 2017</b>	<b>N/A</b>	

### Access trend analysis

■ All  
■ Adult  
■ Child

### ACTIVITY

Cumulative percentage of contracted UDA delivered 2017 & 2018



Month	Adjusted Scheduled Activity (UDA)	
	2017	2018
April	1,156	-134
May	2,971	1,820
June	4,807	3,451
July	7,145	5,553
August	9,215	7,846
September	11,083	9,902
October	12,597	12,050
November	15,134	14,471
December	17,038	16,504
January	19,026	18,751
February	21,277	21,559
March	23,702	23,692
April	24,691	
May	24,694	
June	24,694	

### QUALITY

	Quantity	Base Number	Contract	AT	Region	England
% of FP17s for the same patient ID Re-attending within 3 months - Children	639	3,658	17.5%	10.7%	12.8%	11.9%
% of FP17s for the same patient ID Re-attending within 3 months - Adults	1,245	10,584	11.8%	14.5%	16.5%	16.0%
% of FP17s for the same patient ID Re-attending between 3 & 9 months - Children	2,312	3,658	63.2%	57.9%	59.7%	58.3%
% of FP17s for the same patient ID Re-attending between 3 & 9 months - Adults	5,291	10,584	50.0%	52.3%	52.6%	50.3%
% of FP17s for Band 1 Urgent Courses	1,428	13,745	10.4%	8.1%	9.1%	9.1%
% of FP17s Relating to Free Repair or Replacements	55	13,745	0.4%	1.1%	1.0%	0.8%
% of FP17s Relating to Continuations	55	13,745	0.4%	1.4%	1.2%	1.0%
% of Patients satisfied with the dentistry they have received	0	0	N/A	92.5%	91.6%	91.5%
% of Patients satisfied with the time they had to wait for an appointment	0	0	N/A	88.5%	88.3%	87.9%

\* This is based on patients treated on this contract for their most recent course of treatment. Figures in italics indicate the base number of FP17s or Patient Questionnaire responses are less than 100. N/A is shown where the base number of responses is less than 10 during the period. % is calculated as Quantity/Base number\*100



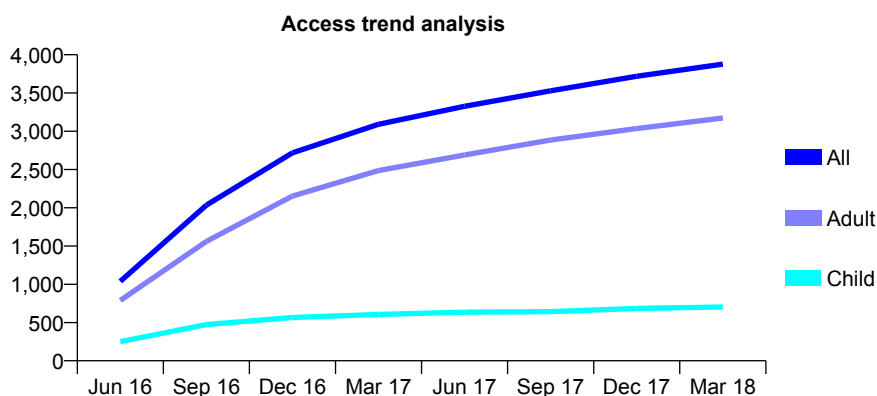
## Q50 - Vital Signs At a Glance Contract Report for 100105/0000 - March 2018

Name or company name	Dental Logic Limited
Contract type name	GDS Contract
Purpose of contract	General
Contract start date	01/04/2016
Contract end date	

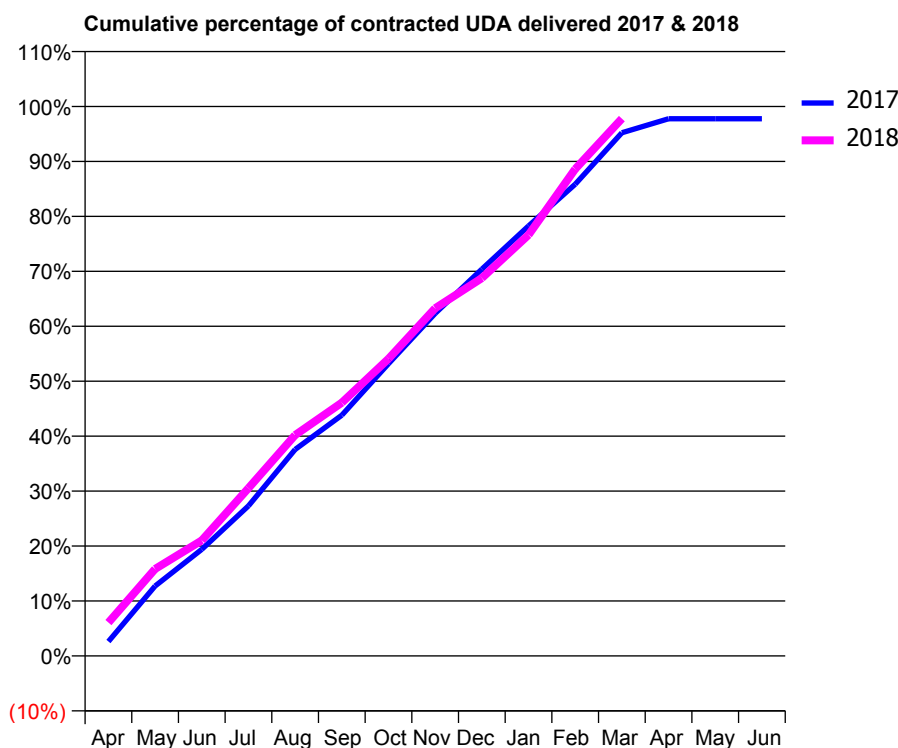
17/18 Contracted general activity (UDA)	8,624
Carry forward general activity (UDA)	-98
17/18 Contracted orthodontic activity (UOA)	0
Carry forward orthodontic activity (UOA)	0
Baseline contract value	£208,762.29

### ACCESS\*

Patients seen in 24 months	Total	Change since previous quarter
Quarter ending March 2017	3,091	
Quarter ending June 2017	3,326	↑
Quarter ending September 2017	3,528	↑
Quarter ending December 2017	3,719	↑
Quarter ending March 2018	3,877	↑
<b>Variance since March 2017</b>	<b>25.4%</b>	<b>↑</b>



### ACTIVITY



Month	Adjusted Scheduled Activity (UDA)	
	2017	2018
April	227	525
May	1,098	1,365
June	1,672	1,814
July	2,356	2,635
August	3,240	3,467
September	3,778	3,976
October	4,586	4,663
November	5,376	5,457
December	6,070	5,929
January	6,748	6,607
February	7,403	7,643
March	8,210	8,432
April	8,432	
May	8,432	
June	8,432	

### QUALITY

	Quantity	Base Number	Contract	AT	Region	England
% of FP17s for the same patient ID Re-attending within 3 months - Children	67	1,092	6.1%	9.8%	12.8%	11.9%
% of FP17s for the same patient ID Re-attending within 3 months - Adults	460	4,481	10.3%	13.5%	16.5%	16.0%
% of FP17s for the same patient ID Re-attending between 3 & 9 months - Children	653	1,092	59.8%	63.4%	59.7%	58.3%
% of FP17s for the same patient ID Re-attending between 3 & 9 months - Adults	2,528	4,481	56.4%	54.7%	52.6%	50.3%
% of FP17s for Band 1 Urgent Courses	346	5,466	6.3%	7.5%	9.1%	9.1%
% of FP17s Relating to Free Repair or Replacements	0	5,466	0.0%	0.9%	1.0%	0.8%
% of FP17s Relating to Continuations	70	5,466	1.3%	1.2%	1.2%	1.0%
% of Patients satisfied with the dentistry they have received	3	5	N/A	91.8%	91.6%	91.5%
% of Patients satisfied with the time they had to wait for an appointment	5	5	N/A	87.7%	88.3%	87.9%

\* This is based on patients treated on this contract for their most recent course of treatment. Figures in italics indicate the base number of FP17s or Patient Questionnaire responses are less than 100. N/A is shown where the base number of responses is less than 10 during the period. % is calculated as Quantity/Base number\*100

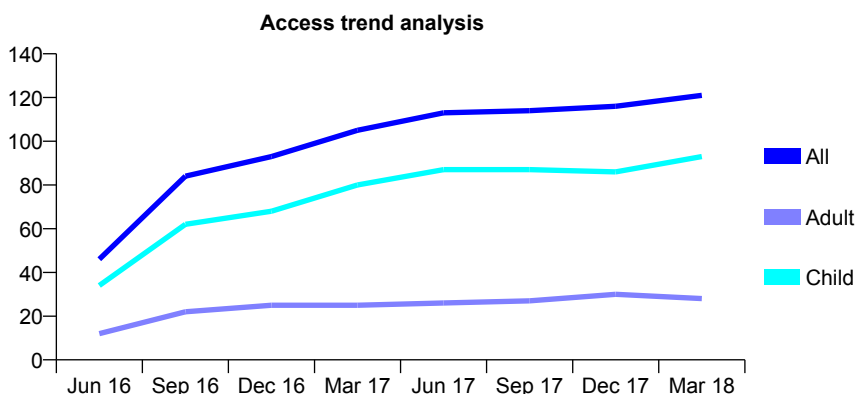
## Q50 - Vital Signs At a Glance Contract Report for 100111/0000 - March 2018

Name or company name	Bodental Practice
Contract type name	GDS Contract
Purpose of contract	General
Contract start date	01/04/2016
Contract end date	

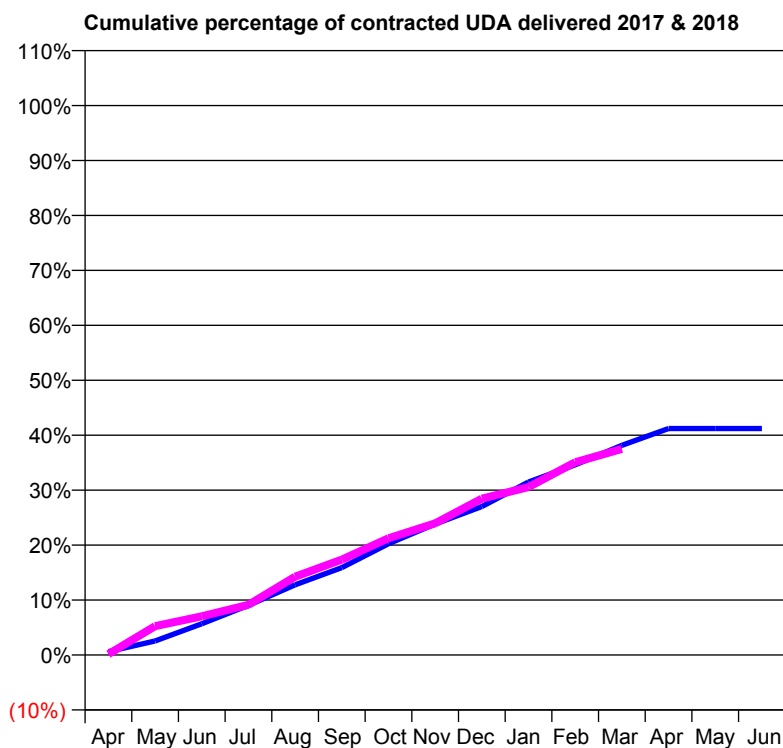
17/18 Contracted general activity (UDA)	670
Carry forward general activity (UDA)	0
17/18 Contracted orthodontic activity (UOA)	0
Carry forward orthodontic activity (UOA)	0
Baseline contract value	£16,607.54

### ACCESS\*

Patients seen in 24 months	Total	Change since previous quarter
Quarter ending March 2017	105	
Quarter ending June 2017	113	↑
Quarter ending September 2017	114	→
Quarter ending December 2017	116	→
Quarter ending March 2018	121	↑
<b>Variance since March 2017</b>	<b>15.2%</b>	<b>↑</b>



### ACTIVITY



Month	Adjusted Scheduled Activity (UDA)	
	2017	2018
April	4	1
May	17	35
June	38	47
July	61	61
August	86	96
September	107	116
October	136	142
November	160	161
December	181	191
January	211	205
February	232	235
March	256	251
April	276	
May	276	
June	276	

### QUALITY

	Quantity	Base Number	Contract	AT	Region	England
% of FP17s for the same patient ID Re-attending within 3 months - Children	26	159	16.4%	9.8%	12.8%	11.9%
% of FP17s for the same patient ID Re-attending within 3 months - Adults	19	44	43.2%	13.5%	16.5%	16.0%
% of FP17s for the same patient ID Re-attending between 3 & 9 months - Children	102	159	64.2%	63.4%	59.7%	58.3%
% of FP17s for the same patient ID Re-attending between 3 & 9 months - Adults	23	44	52.3%	54.7%	52.6%	50.3%
% of FP17s for Band 1 Urgent Courses	16	187	8.6%	7.5%	9.1%	9.1%
% of FP17s Relating to Free Repair or Replacements	0	187	0.0%	0.9%	1.0%	0.8%
% of FP17s Relating to Continuations	0	187	0.0%	1.2%	1.2%	1.0%
% of Patients satisfied with the dentistry they have received	0	0	N/A	91.8%	91.6%	91.5%
% of Patients satisfied with the time they had to wait for an appointment	0	0	N/A	87.7%	88.3%	87.9%

\* This is based on patients treated on this contract for their most recent course of treatment. Figures in italics indicate the base number of FP17s or Patient Questionnaire responses are less than 100. N/A is shown where the base number of responses is less than 10 during the period. % is calculated as Quantity/Base number\*100

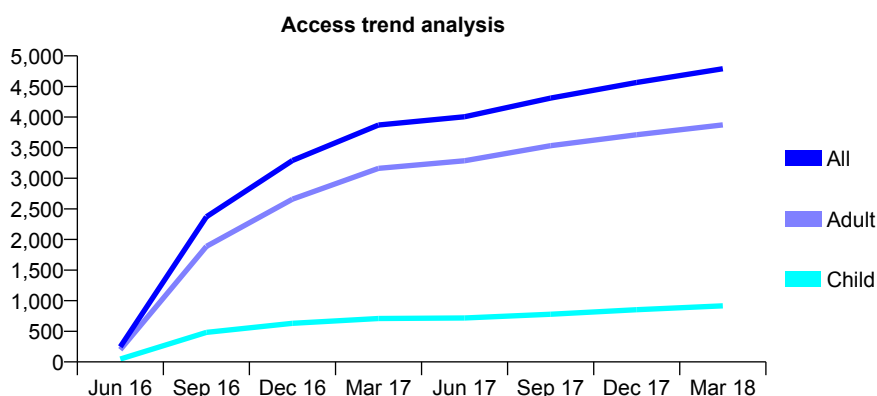
## Q50 - Vital Signs At a Glance Contract Report for 100135/0000 - March 2018

Name or company name	MR N TIBREWAL
Contract type name	GDS Contract
Purpose of contract	General
Contract start date	01/05/2016
Contract end date	

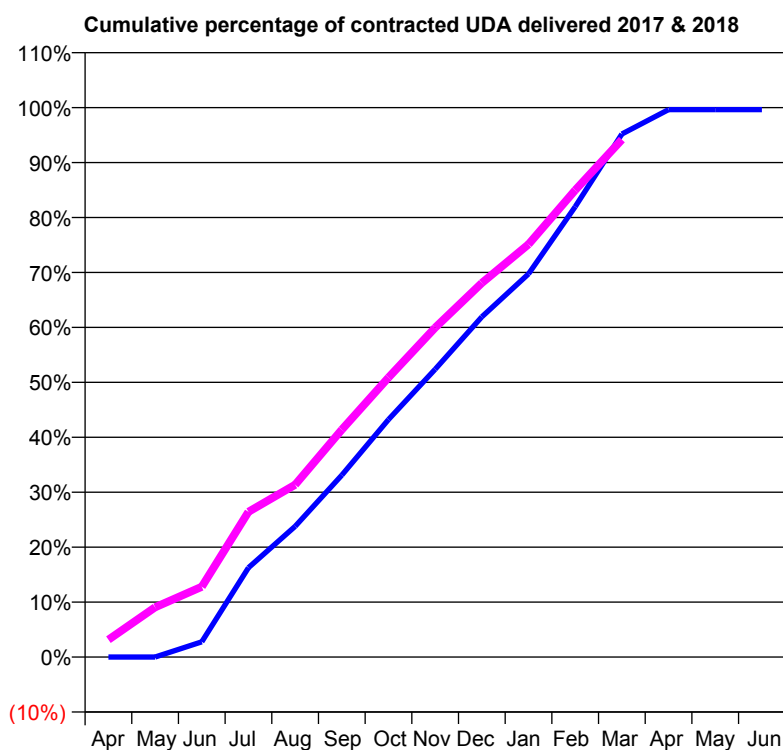
17/18 Contracted general activity (UDA)	16,464
Carry forward general activity (UDA)	56
17/18 Contracted orthodontic activity (UOA)	0
Carry forward orthodontic activity (UOA)	0
Baseline contract value	£463,542.70

### ACCESS\*

Patients seen in 24 months	Total	Change since previous quarter
Quarter ending March 2017	3,871	
Quarter ending June 2017	4,005	↑
Quarter ending September 2017	4,310	↑
Quarter ending December 2017	4,565	↑
Quarter ending March 2018	4,789	↑
<b>Variance since March 2017</b>	<b>23.7%</b>	<b>↑</b>



### ACTIVITY



Month	Adjusted Scheduled Activity (UDA)	
	2017	2018
April	0	522
May	0	1,491
June	418	2,108
July	2,454	4,353
August	3,591	5,164
September	4,997	6,815
October	6,525	8,374
November	7,904	9,871
December	9,345	11,210
January	10,524	12,367
February	12,368	13,990
March	14,364	15,502
April	15,037	
May	15,037	
June	15,036	

### QUALITY

	Quantity	Base Number	Contract	AT	Region	England
% of FP17s for the same patient ID Re-attending within 3 months - Children	106	1,376	7.7%	9.8%	12.8%	11.9%
% of FP17s for the same patient ID Re-attending within 3 months - Adults	1,139	6,358	17.9%	13.5%	16.5%	16.0%
% of FP17s for the same patient ID Re-attending between 3 & 9 months - Children	774	1,376	56.3%	63.4%	59.7%	58.3%
% of FP17s for the same patient ID Re-attending between 3 & 9 months - Adults	3,822	6,358	60.1%	54.7%	52.6%	50.3%
% of FP17s for Band 1 Urgent Courses	577	7,449	7.7%	7.5%	9.1%	9.1%
% of FP17s Relating to Free Repair or Replacements	139	7,449	1.9%	0.9%	1.0%	0.8%
% of FP17s Relating to Continuations	106	7,449	1.4%	1.2%	1.2%	1.0%
% of Patients satisfied with the dentistry they have received	6	8	N/A	91.8%	91.6%	91.5%
% of Patients satisfied with the time they had to wait for an appointment	4	8	N/A	87.7%	88.3%	87.9%

\* This is based on patients treated on this contract for their most recent course of treatment. Figures in italics indicate the base number of FP17s or Patient Questionnaire responses are less than 100. N/A is shown where the base number of responses is less than 10 during the period. % is calculated as Quantity/Base number\*100

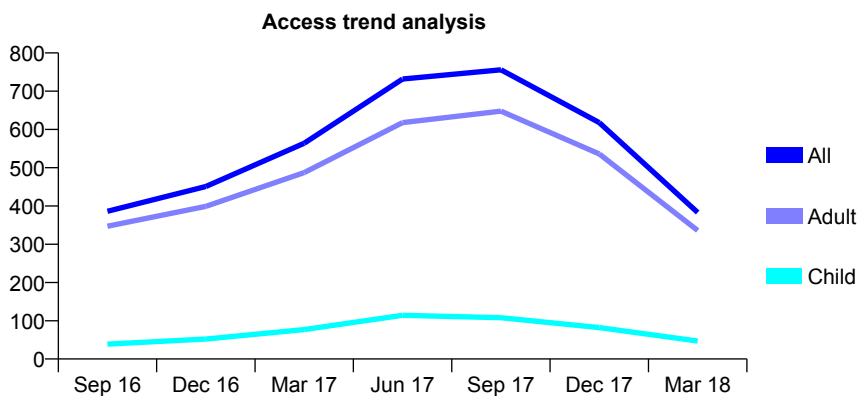
## Q50 - Vital Signs At a Glance Contract Report for 100140/0000 - March 2018

Name or company name	Ishak & Bee
Contract type name	GDS Contract
Purpose of contract	General
Contract start date	01/05/2016
Contract end date	

17/18 Contracted general activity (UDA)	4,102
Carry forward general activity (UDA)	46
17/18 Contracted orthodontic activity (UOA)	0
Carry forward orthodontic activity (UOA)	0
Baseline contract value	£105,936.73

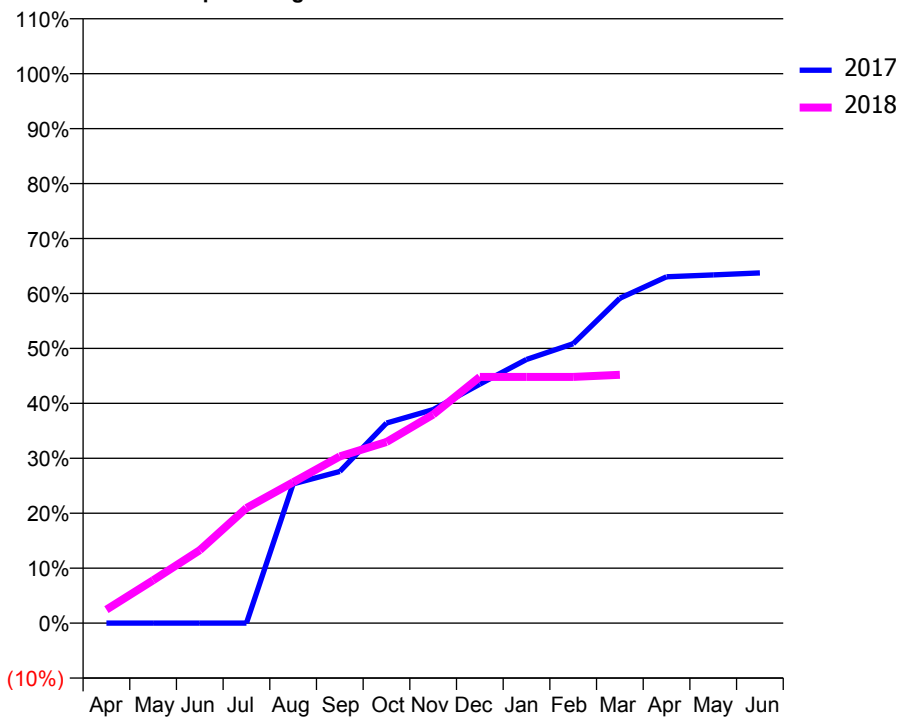
### ACCESS\*

Patients seen in 24 months	Total	Change since previous quarter
Quarter ending March 2017	564	
Quarter ending June 2017	732	↑
Quarter ending September 2017	756	↑
Quarter ending December 2017	618	↓
Quarter ending March 2018	383	↓
<b>Variance since March 2017</b>	<b>(32.1%)</b>	<b>↓</b>



### ACTIVITY

Cumulative percentage of contracted UDA delivered 2017 & 2018



Month	Adjusted Scheduled Activity (UDA)	
	2017	2018
April	0	101
May	0	320
June	0	545
July	0	860
August	953	1,052
September	1,038	1,245
October	1,369	1,352
November	1,461	1,557
December	1,636	1,838
January	1,805	1,838
February	1,912	1,838
March	2,223	1,854
April	2,370	
May	2,383	
June	2,397	

### QUALITY

	Quantity	Base Number	Contract	AT	Region	England
% of FP17s for the same patient ID Re-attending within 3 months - Children	8	131	6.1%	9.8%	12.8%	11.9%
% of FP17s for the same patient ID Re-attending within 3 months - Adults	111	684	16.2%	13.5%	16.5%	16.0%
% of FP17s for the same patient ID Re-attending between 3 & 9 months - Children	31	131	23.7%	63.4%	59.7%	58.3%
% of FP17s for the same patient ID Re-attending between 3 & 9 months - Adults	241	684	35.2%	54.7%	52.6%	50.3%
% of FP17s for Band 1 Urgent Courses	61	758	8.0%	7.5%	9.1%	9.1%
% of FP17s Relating to Free Repair or Replacements	0	758	0.0%	0.9%	1.0%	0.8%
% of FP17s Relating to Continuations	15	758	2.0%	1.2%	1.2%	1.0%
% of Patients satisfied with the dentistry they have received	1	1	N/A	91.8%	91.6%	91.5%
% of Patients satisfied with the time they had to wait for an appointment	1	1	N/A	87.7%	88.3%	87.9%

\* This is based on patients treated on this contract for their most recent course of treatment. Figures in italics indicate the base number of FP17s or Patient Questionnaire responses are less than 100. N/A is shown where the base number of responses is less than 10 during the period. % is calculated as Quantity/Base number\*100

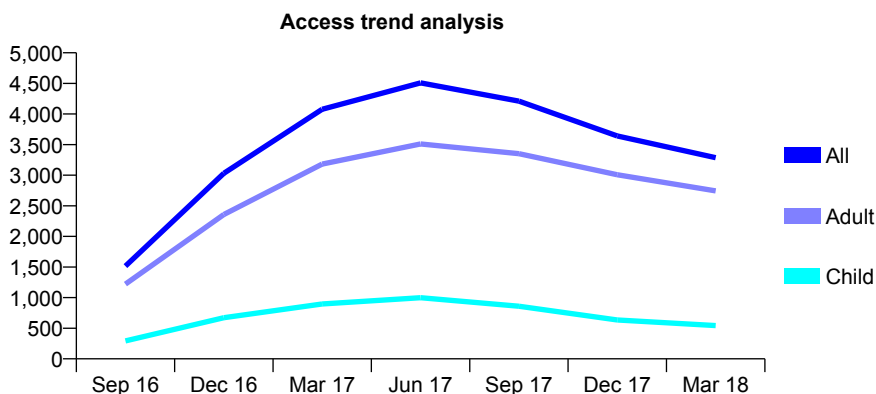
## Q50 - Vital Signs At a Glance Contract Report for 100187/0000 - March 2018

Name or company name	Philip Godfrey & Partners
Contract type name	GDS Contract
Purpose of contract	General
Contract start date	01/07/2016
Contract end date	31/07/2017

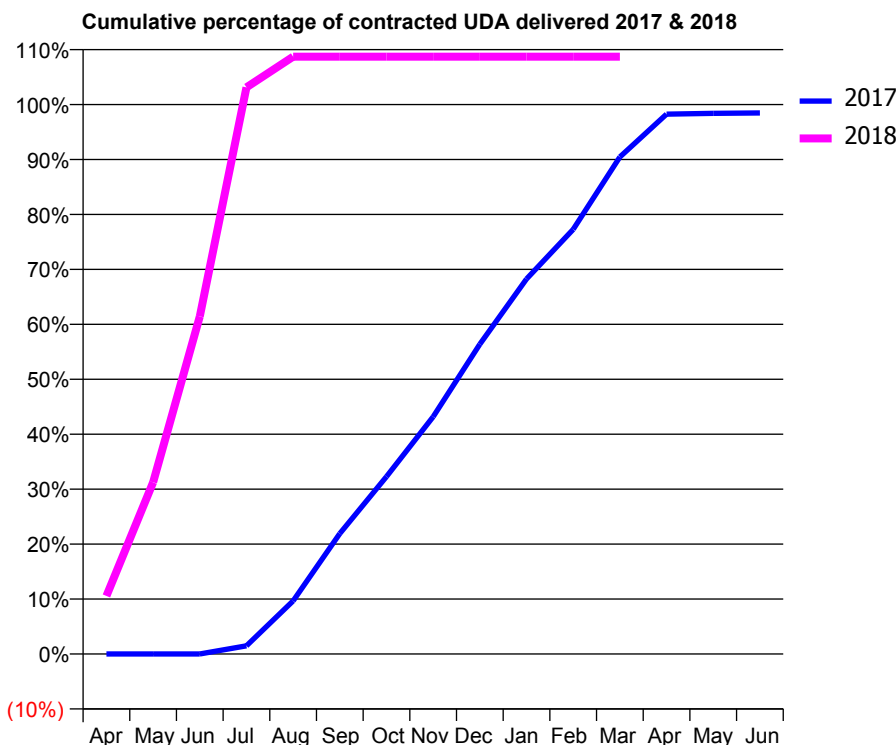
17/18 Contracted general activity (UDA)	4,333
Carry forward general activity (UDA)	0
17/18 Contracted orthodontic activity (UOA)	0
Carry forward orthodontic activity (UOA)	0
Baseline contract value	£122,628.88

### ACCESS\*

Patients seen in 24 months	Total	Change since previous quarter
Quarter ending March 2017	4,078	
Quarter ending June 2017	4,509	↑
Quarter ending September 2017	4,211	↓
Quarter ending December 2017	3,642	↓
Quarter ending March 2018	3,286	↓
<b>Variance since March 2017</b>	<b>(19.4%)</b>	<b>↓</b>



### ACTIVITY



Month	Adjusted Scheduled Activity (UDA)	
	2017	2018
April	0	458
May	0	1,354
June	0	2,662
July	146	4,468
August	944	4,710
September	2,138	4,710
October	3,149	4,710
November	4,209	4,710
December	5,497	4,710
January	6,656	4,710
February	7,534	4,710
March	8,819	4,710
April	9,578	
May	9,593	
June	9,600	

### QUALITY

	Quantity	Base Number	Contract	AT	Region	England
% of FP17s for the same patient ID Re-attending within 3 months - Children	24	726	3.3%	9.8%	12.8%	11.9%
% of FP17s for the same patient ID Re-attending within 3 months - Adults	88	1,905	4.6%	13.5%	16.5%	16.0%
% of FP17s for the same patient ID Re-attending between 3 & 9 months - Children	466	726	64.2%	63.4%	59.7%	58.3%
% of FP17s for the same patient ID Re-attending between 3 & 9 months - Adults	1,080	1,905	56.7%	54.7%	52.6%	50.3%
% of FP17s for Band 1 Urgent Courses	47	2,262	2.1%	7.5%	9.1%	9.1%
% of FP17s Relating to Free Repair or Replacements	0	2,262	0.0%	0.9%	1.0%	0.8%
% of FP17s Relating to Continuations	5	2,262	0.2%	1.2%	1.2%	1.0%
% of Patients satisfied with the dentistry they have received	11	11	100.0%	91.8%	91.6%	91.5%
% of Patients satisfied with the time they had to wait for an appointment	10	11	90.9%	87.7%	88.3%	87.9%

\* This is based on patients treated on this contract for their most recent course of treatment. Figures in italics indicate the base number of FP17s or Patient Questionnaire responses are less than 100. N/A is shown where the base number of responses is less than 10 during the period. % is calculated as Quantity/Base number\*100

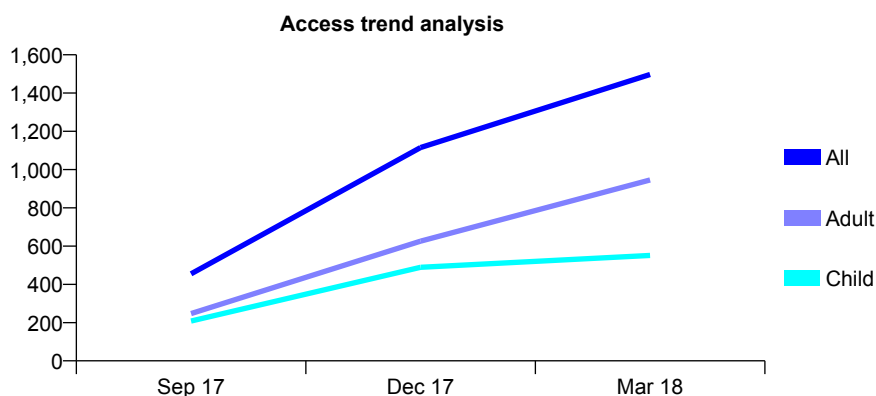
## Q50 - Vital Signs At a Glance Contract Report for 100473/0000 - March 2018

Name or company name	The Dental Design Studio
Contract type name	PDS Contract
Purpose of contract	General
Contract start date	01/07/2017
Contract end date	31/01/2018

17/18 Contracted general activity (UDA)	7,583
Carry forward general activity (UDA)	0
17/18 Contracted orthodontic activity (UOA)	0
Carry forward orthodontic activity (UOA)	0
Baseline contract value	£191,667.89

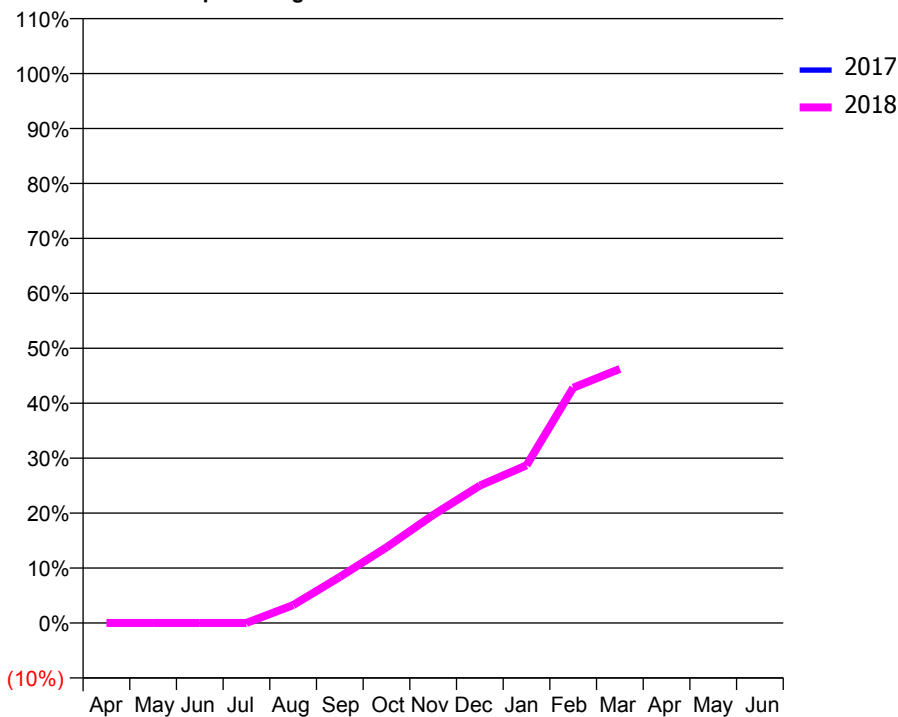
### ACCESS\*

Patients seen in 24 months	Total	Change since previous quarter
Quarter ending March 2017	0	
Quarter ending June 2017	0	
Quarter ending September 2017	455	↑
Quarter ending December 2017	1,115	↑
Quarter ending March 2018	1,497	↑
<b>Variance since March 2017</b>	N/A	



### ACTIVITY

Cumulative percentage of contracted UDA delivered 2017 & 2018



Month	Adjusted Scheduled Activity (UDA)	
	2017	2018
April	0	0
May	0	0
June	0	0
July	0	0
August	0	247
September	0	635
October	0	1,045
November	0	1,491
December	0	1,896
January	0	2,175
February	0	3,247
March	0	3,507
April	0	
May	0	
June	0	

### QUALITY

	Quantity	Base Number	Contract	AT	Region	England
% of FP17s for the same patient ID Re-attending within 3 months - Children	20	750	2.7%	9.8%	12.8%	11.9%
% of FP17s for the same patient ID Re-attending within 3 months - Adults	41	1,156	3.5%	13.5%	16.5%	16.0%
% of FP17s for the same patient ID Re-attending between 3 & 9 months - Children	25	750	3.3%	63.4%	59.7%	58.3%
% of FP17s for the same patient ID Re-attending between 3 & 9 months - Adults	19	1,156	1.6%	54.7%	52.6%	50.3%
% of FP17s for Band 1 Urgent Courses	93	1,906	4.9%	7.5%	9.1%	9.1%
% of FP17s Relating to Free Repair or Replacements	4	1,906	0.2%	0.9%	1.0%	0.8%
% of FP17s Relating to Continuations	6	1,906	0.3%	1.2%	1.2%	1.0%
% of Patients satisfied with the dentistry they have received	1	1	N/A	91.8%	91.6%	91.5%
% of Patients satisfied with the time they had to wait for an appointment	1	1	N/A	87.7%	88.3%	87.9%

\* This is based on patients treated on this contract for their most recent course of treatment. Figures in italics indicate the base number of FP17s or Patient Questionnaire responses are less than 100. N/A is shown where the base number of responses is less than 10 during the period. % is calculated as Quantity/Base number\*100

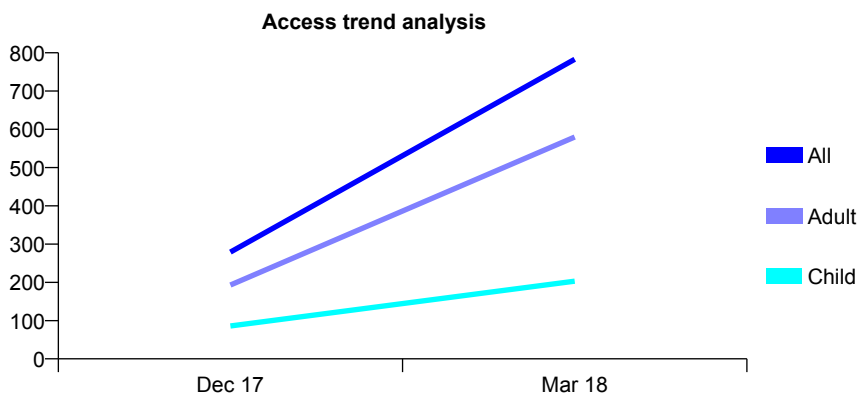
## Q50 - Vital Signs At a Glance Contract Report for 100524/0000 - March 2018

Name or company name	Mr Muhammad Farooq
Contract type name	GDS Contract
Purpose of contract	General
Contract start date	01/10/2017
Contract end date	31/03/2018

17/18 Contracted general activity (UDA)	3,000
Carry forward general activity (UDA)	0
17/18 Contracted orthodontic activity (UOA)	0
Carry forward orthodontic activity (UOA)	0
Baseline contract value	£84,900.00

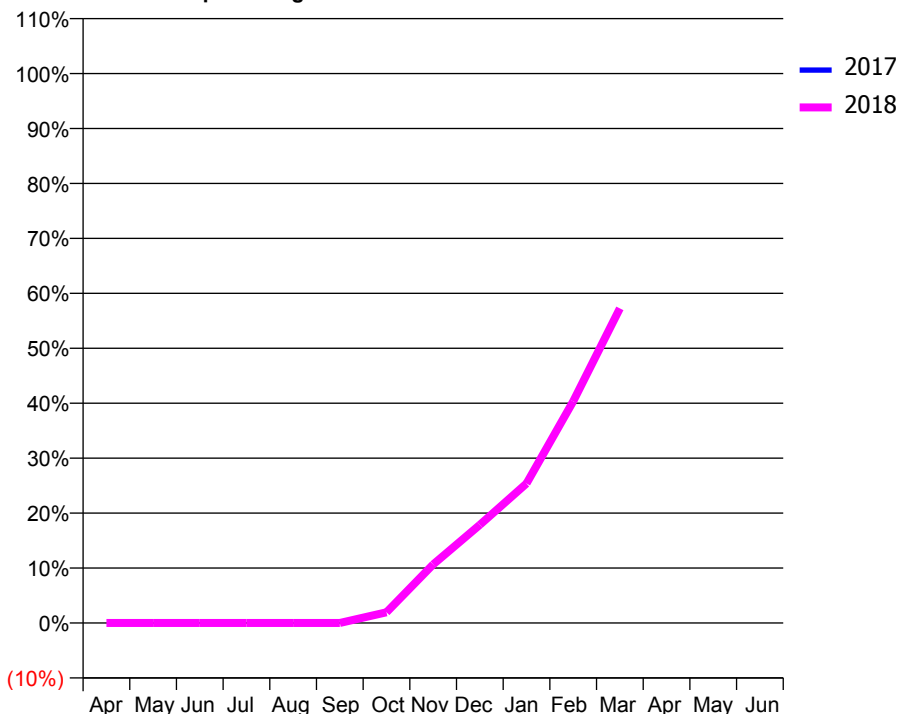
### ACCESS\*

Patients seen in 24 months	Total	Change since previous quarter
Quarter ending March 2017	0	
Quarter ending June 2017	0	
Quarter ending September 2017	0	
Quarter ending December 2017	279	↑
Quarter ending March 2018	783	↑
<b>Variance since March 2017</b>	N/A	



### ACTIVITY

Cumulative percentage of contracted UDA delivered 2017 & 2018



Month	Adjusted Scheduled Activity (UDA)	
	2017	2018
April	0	0
May	0	0
June	0	0
July	0	0
August	0	0
September	0	0
October	0	59
November	0	320
December	0	536
January	0	762
February	0	1,210
March	0	1,717
April	0	
May	0	
June	0	

### QUALITY

	Quantity	Base Number	Contract	AT	Region	England
% of FP17s for the same patient ID Re-attending within 3 months - Children	3	196	1.5%	9.8%	12.8%	11.9%
% of FP17s for the same patient ID Re-attending within 3 months - Adults	17	514	3.3%	13.5%	16.5%	16.0%
% of FP17s for the same patient ID Re-attending between 3 & 9 months - Children	4	196	2.0%	63.4%	59.7%	58.3%
% of FP17s for the same patient ID Re-attending between 3 & 9 months - Adults	9	514	1.8%	54.7%	52.6%	50.3%
% of FP17s for Band 1 Urgent Courses	62	710	8.7%	7.5%	9.1%	9.1%
% of FP17s Relating to Free Repair or Replacements	3	710	0.4%	0.9%	1.0%	0.8%
% of FP17s Relating to Continuations	1	710	0.1%	1.2%	1.2%	1.0%
% of Patients satisfied with the dentistry they have received	0	0	N/A	91.8%	91.6%	91.5%
% of Patients satisfied with the time they had to wait for an appointment	0	0	N/A	87.7%	88.3%	87.9%

\* This is based on patients treated on this contract for their most recent course of treatment. Figures in italics indicate the base number of FP17s or Patient Questionnaire responses are less than 100. N/A is shown where the base number of responses is less than 10 during the period. % is calculated as Quantity/Base number\*100

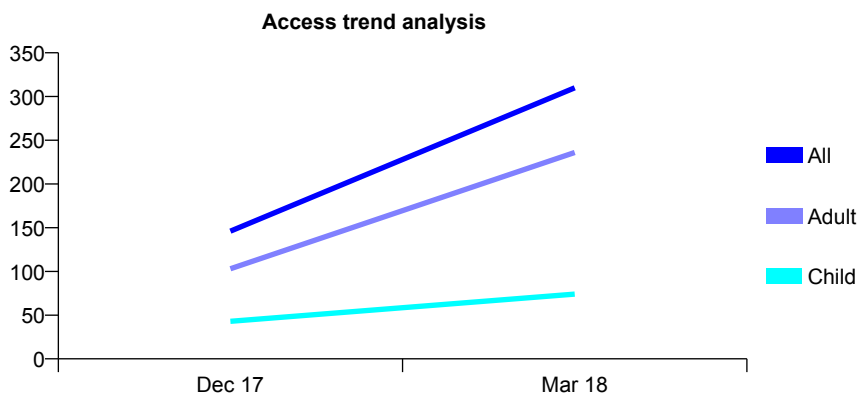
## Q50 - Vital Signs At a Glance Contract Report for 100525/0000 - March 2018

Name or company name	MR N TIBREWAL
Contract type name	GDS Contract
Purpose of contract	General
Contract start date	01/10/2017
Contract end date	31/03/2019

17/18 Contracted general activity (UDA)	1,000
Carry forward general activity (UDA)	0
17/18 Contracted orthodontic activity (UOA)	0
Carry forward orthodontic activity (UOA)	0
Baseline contract value	£28,300.00

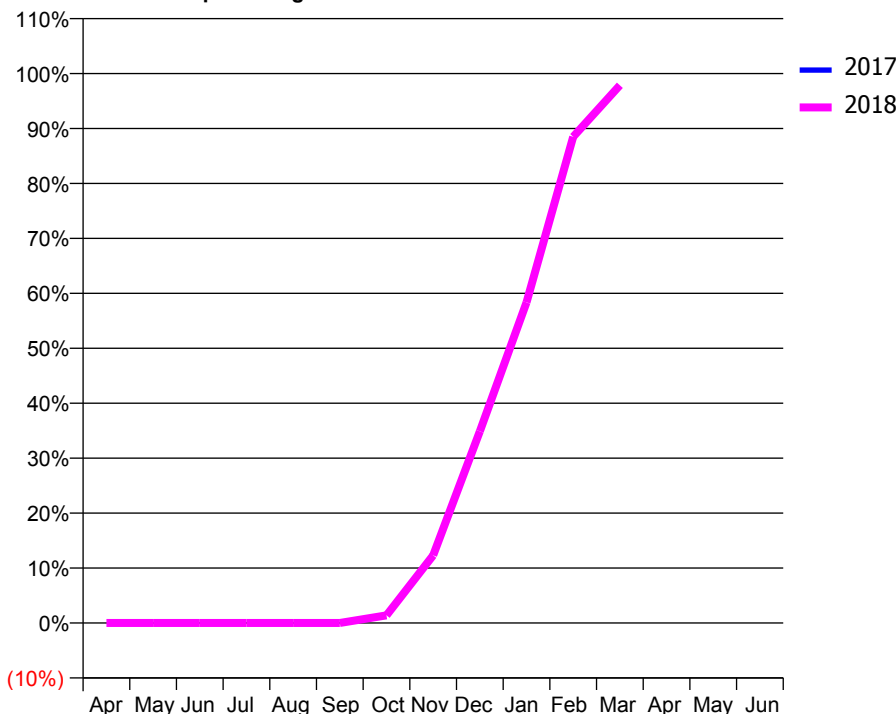
### ACCESS\*

Patients seen in 24 months	Total	Change since previous quarter
Quarter ending March 2017	0	
Quarter ending June 2017	0	
Quarter ending September 2017	0	
Quarter ending December 2017	146	↑
Quarter ending March 2018	310	↑
<b>Variance since March 2017</b>	N/A	



### ACTIVITY

Cumulative percentage of contracted UDA delivered 2017 & 2018



Adjusted Scheduled Activity (UDA)

Month	2017	2018
April	0	0
May	0	0
June	0	0
July	0	0
August	0	0
September	0	0
October	0	14
November	0	123
December	0	349
January	0	584
February	0	885
March	0	979
April	0	
May	0	
June	0	

### QUALITY

	Quantity	Base Number	Contract	AT	Region	England
% of FP17s for the same patient ID Re-attending within 3 months - Children	1	84	1.2%	9.8%	12.8%	11.9%
% of FP17s for the same patient ID Re-attending within 3 months - Adults	15	293	5.1%	13.5%	16.5%	16.0%
% of FP17s for the same patient ID Re-attending between 3 & 9 months - Children	0	84	0.0%	63.4%	59.7%	58.3%
% of FP17s for the same patient ID Re-attending between 3 & 9 months - Adults	0	293	0.0%	54.7%	52.6%	50.3%
% of FP17s for Band 1 Urgent Courses	43	377	11.4%	7.5%	9.1%	9.1%
% of FP17s Relating to Free Repair or Replacements	1	377	0.3%	0.9%	1.0%	0.8%
% of FP17s Relating to Continuations	7	377	1.9%	1.2%	1.2%	1.0%
% of Patients satisfied with the dentistry they have received	0	0	N/A	91.8%	91.6%	91.5%
% of Patients satisfied with the time they had to wait for an appointment	0	0	N/A	87.7%	88.3%	87.9%

\* This is based on patients treated on this contract for their most recent course of treatment. Figures in italics indicate the base number of FP17s or Patient Questionnaire responses are less than 100. N/A is shown where the base number of responses is less than 10 during the period. % is calculated as Quantity/Base number\*100



## Q50 - Vital Signs At a Glance Contract Report for 100527/0000 - March 2018


Name or company name	MR RJ BROMILEY
Contract type name	GDS Contract
Purpose of contract	General
Contract start date	01/10/2017
Contract end date	31/03/2018

17/18 Contracted general activity (UDA)	1,000
Carry forward general activity (UDA)	0
17/18 Contracted orthodontic activity (UOA)	0
Carry forward orthodontic activity (UOA)	0
Baseline contract value	£28,300.00

### ACCESS\*

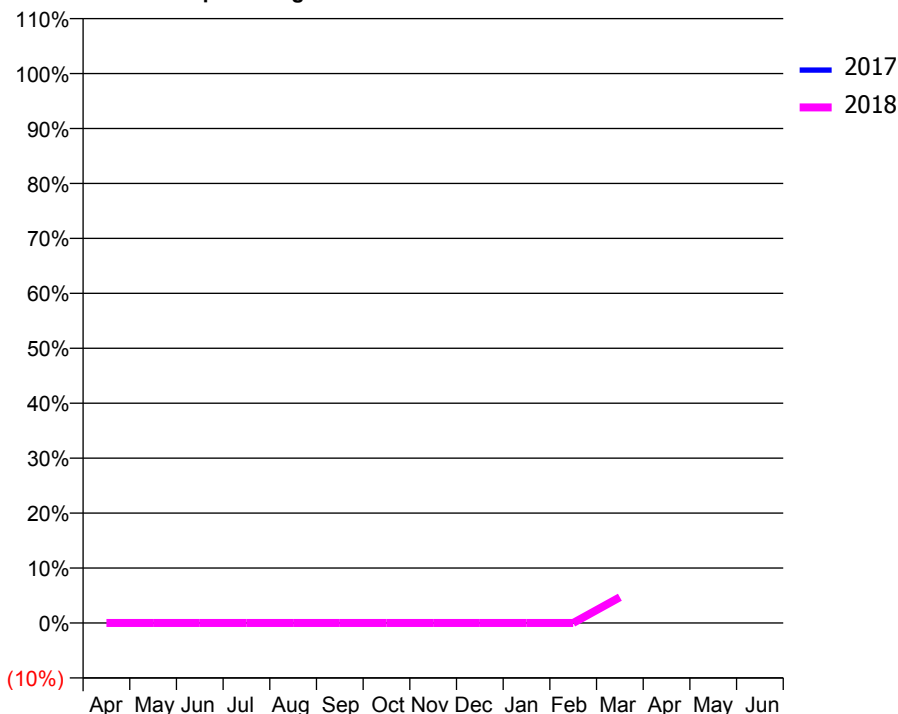
Patients seen in 24 months	Total	Change since previous quarter
Quarter ending March 2017	0	
Quarter ending June 2017	0	
Quarter ending September 2017	0	
Quarter ending December 2017	0	
Quarter ending March 2018	482	
<b>Variance since March 2017</b>	<b>N/A</b>	

### Access trend analysis



### ACTIVITY

Cumulative percentage of contracted UDA delivered 2017 & 2018



Month	Adjusted Scheduled Activity (UDA)	
	2017	2018
April	0	0
May	0	0
June	0	0
July	0	0
August	0	0
September	0	0
October	0	0
November	0	0
December	0	0
January	0	0
February	0	0
March	0	47
April	0	
May	0	
June	0	

### QUALITY

	Quantity	Base Number	Contract	AT	Region	England
% of FP17s for the same patient ID Re-attending within 3 months - Children	0	14	0.0%	9.8%	12.8%	11.9%
% of FP17s for the same patient ID Re-attending within 3 months - Adults	0	12	0.0%	13.5%	16.5%	16.0%
% of FP17s for the same patient ID Re-attending between 3 & 9 months - Children	0	14	0.0%	63.4%	59.7%	58.3%
% of FP17s for the same patient ID Re-attending between 3 & 9 months - Adults	0	12	0.0%	54.7%	52.6%	50.3%
% of FP17s for Band 1 Urgent Courses	0	26	0.0%	7.5%	9.1%	9.1%
% of FP17s Relating to Free Repair or Replacements	0	26	0.0%	0.9%	1.0%	0.8%
% of FP17s Relating to Continuations	0	26	0.0%	1.2%	1.2%	1.0%
% of Patients satisfied with the dentistry they have received	0	0	N/A	91.8%	91.6%	91.5%
% of Patients satisfied with the time they had to wait for an appointment	0	0	N/A	87.7%	88.3%	87.9%

\* This is based on patients treated on this contract for their most recent course of treatment. Figures in italics indicate the base number of FP17s or Patient Questionnaire responses are less than 100. N/A is shown where the base number of responses is less than 10 during the period. % is calculated as Quantity/Base number\*100

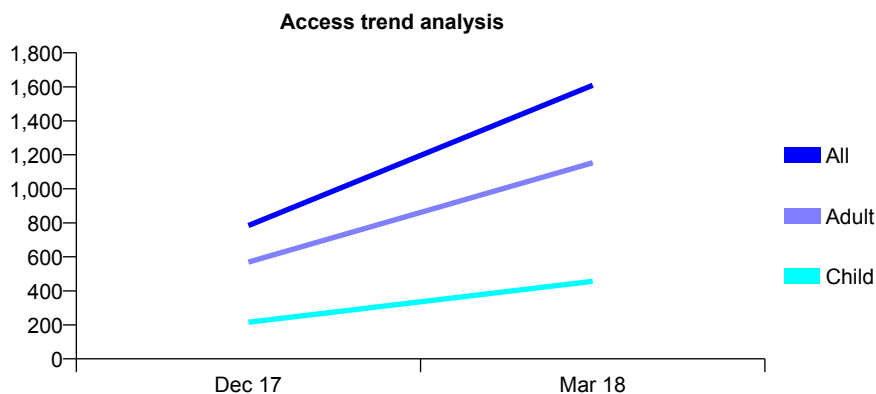
## Q50 - Vital Signs At a Glance Contract Report for 100528/0000 - March 2018

Name or company name	Glen Lea Dental Suite
Contract type name	GDS Contract
Purpose of contract	General
Contract start date	01/10/2017
Contract end date	31/03/2019

17/18 Contracted general activity (UDA)	4,000
Carry forward general activity (UDA)	0
17/18 Contracted orthodontic activity (UOA)	0
Carry forward orthodontic activity (UOA)	0
Baseline contract value	£113,200.00

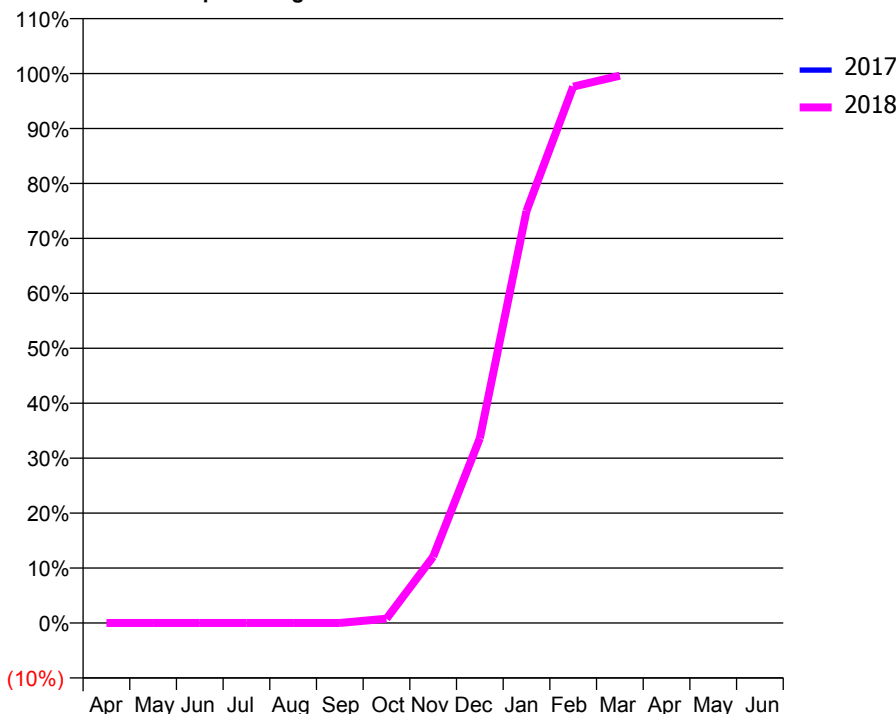
### ACCESS\*

Patients seen in 24 months	Total	Change since previous quarter
Quarter ending March 2017	0	
Quarter ending June 2017	0	
Quarter ending September 2017	0	
Quarter ending December 2017	784	↑
Quarter ending March 2018	1,609	↑
<b>Variance since March 2017</b>	N/A	



### ACTIVITY

Cumulative percentage of contracted UDA delivered 2017 & 2018



Adjusted Scheduled Activity (UDA)

Month	2017	2018
April	0	0
May	0	0
June	0	0
July	0	0
August	0	0
September	0	0
October	0	31
November	0	483
December	0	1,344
January	0	2,999
February	0	3,905
March	0	3,984
April	0	
May	0	
June	0	

### QUALITY

	Quantity	Base Number	Contract	AT	Region	England
% of FP17s for the same patient ID Re-attending within 3 months - Children	9	499	1.8%	9.8%	12.8%	11.9%
% of FP17s for the same patient ID Re-attending within 3 months - Adults	88	1,440	6.1%	13.5%	16.5%	16.0%
% of FP17s for the same patient ID Re-attending between 3 & 9 months - Children	0	499	0.0%	63.4%	59.7%	58.3%
% of FP17s for the same patient ID Re-attending between 3 & 9 months - Adults	1	1,440	0.1%	54.7%	52.6%	50.3%
% of FP17s for Band 1 Urgent Courses	217	1,939	11.2%	7.5%	9.1%	9.1%
% of FP17s Relating to Free Repair or Replacements	7	1,939	0.4%	0.9%	1.0%	0.8%
% of FP17s Relating to Continuations	23	1,939	1.2%	1.2%	1.2%	1.0%
% of Patients satisfied with the dentistry they have received	3	3	N/A	91.8%	91.6%	91.5%
% of Patients satisfied with the time they had to wait for an appointment	3	3	N/A	87.7%	88.3%	87.9%

\* This is based on patients treated on this contract for their most recent course of treatment. Figures in italics indicate the base number of FP17s or Patient Questionnaire responses are less than 100. N/A is shown where the base number of responses is less than 10 during the period. % is calculated as Quantity/Base number\*100

## Q50 - Vital Signs At a Glance Contract Report for 100553/0000 - March 2018


Name or company name	Mrs Julie Finn
Contract type name	GDS Contract
Purpose of contract	General and Orthodontic
Contract start date	22/10/2017
Contract end date	21/10/2018

17/18 Contracted general activity (UDA)	1,572
Carry forward general activity (UDA)	0
17/18 Contracted orthodontic activity (UOA)	550
Carry forward orthodontic activity (UOA)	0
Baseline contract value	£86,334.42

### ACCESS\*

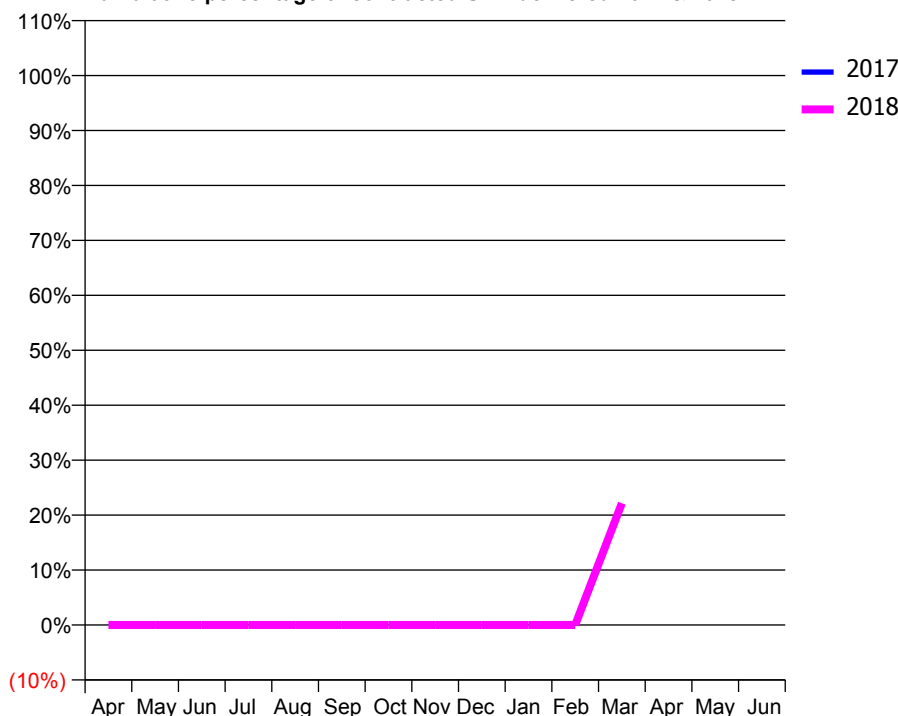
Patients seen in 24 months	Total	Change since previous quarter
Quarter ending March 2017	0	
Quarter ending June 2017	0	
Quarter ending September 2017	0	
Quarter ending December 2017	0	
Quarter ending March 2018	238	
<b>Variance since March 2017</b>	<b>N/A</b>	

### Access trend analysis



### ACTIVITY

#### Cumulative percentage of contracted UDA delivered 2017 & 2018



#### Adjusted Scheduled Activity (UDA)

Month	2017	2018
April	0	0
May	0	0
June	0	0
July	0	0
August	0	0
September	0	0
October	0	0
November	0	0
December	0	0
January	0	0
February	0	0
March	0	348
April	0	
May	0	
June	0	

### QUALITY

	Quantity	Base Number	Contract	AT	Region	England
% of FP17s for the same patient ID Re-attending within 3 months - Children	2	182	1.1%	9.8%	12.8%	11.9%
% of FP17s for the same patient ID Re-attending within 3 months - Adults	1	48	2.1%	13.5%	16.5%	16.0%
% of FP17s for the same patient ID Re-attending between 3 & 9 months - Children	0	182	0.0%	63.4%	59.7%	58.3%
% of FP17s for the same patient ID Re-attending between 3 & 9 months - Adults	0	48	0.0%	54.7%	52.6%	50.3%
% of FP17s for Band 1 Urgent Courses	12	189	6.3%	7.5%	9.1%	9.1%
% of FP17s Relating to Free Repair or Replacements	0	189	0.0%	0.9%	1.0%	0.8%
% of FP17s Relating to Continuations	0	189	0.0%	1.2%	1.2%	1.0%
% of Patients satisfied with the dentistry they have received	0	0	N/A	91.8%	91.6%	91.5%
% of Patients satisfied with the time they had to wait for an appointment	0	0	N/A	87.7%	88.3%	87.9%

\* This is based on patients treated on this contract for their most recent course of treatment. Figures in italics indicate the base number of FP17s or Patient Questionnaire responses are less than 100. N/A is shown where the base number of responses is less than 10 during the period. % is calculated as Quantity/Base number\*100

## Q50 - Vital Signs At a Glance Contract Report for 100594/0000 - March 2018


Name or company name	The Dental Design Studio
Contract type name	GDS Contract
Purpose of contract	General
Contract start date	01/02/2018
Contract end date	

17/18 Contracted general activity (UDA)	2,167
Carry forward general activity (UDA)	0
17/18 Contracted orthodontic activity (UOA)	0
Carry forward orthodontic activity (UOA)	0
Baseline contract value	£54,762.25

### ACCESS\*

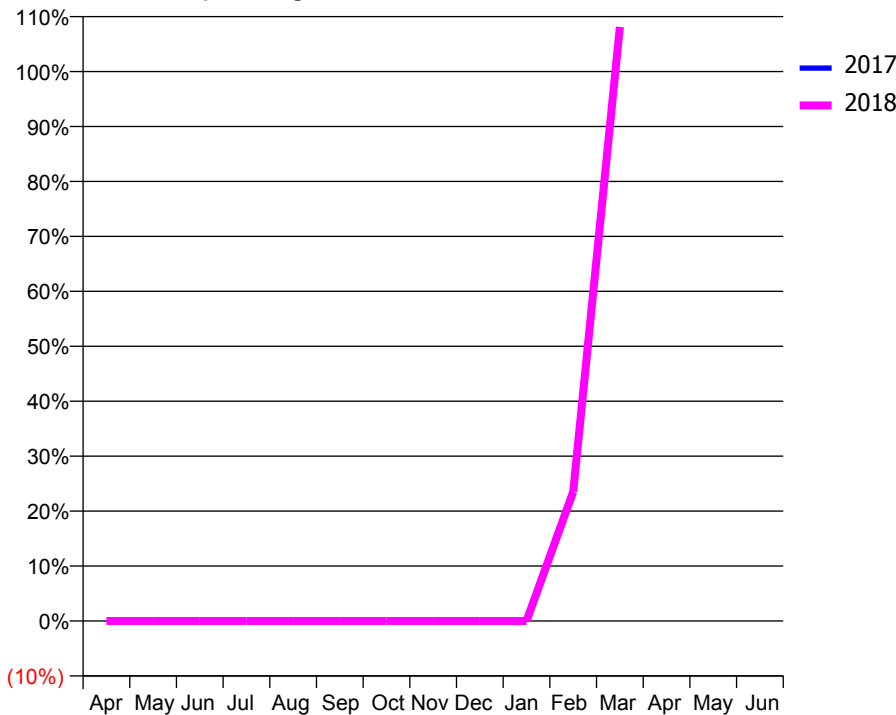
Patients seen in 24 months	Total	Change since previous quarter
Quarter ending March 2017	0	
Quarter ending June 2017	0	
Quarter ending September 2017	0	
Quarter ending December 2017	0	
Quarter ending March 2018	1,877	
Variance since March 2017	N/A	

### Access trend analysis



### ACTIVITY

Cumulative percentage of contracted UDA delivered 2017 & 2018



Month	Adjusted Scheduled Activity (UDA)	
	2017	2018
April	0	0
May	0	0
June	0	0
July	0	0
August	0	0
September	0	0
October	0	0
November	0	0
December	0	0
January	0	0
February	0	510
March	0	2,343
April	0	
May	0	
June	0	

### QUALITY

	Quantity	Base Number	Contract	AT	Region	England
% of FP17s for the same patient ID Re-attending within 3 months - Children	1	544	0.2%	9.8%	12.8%	11.9%
% of FP17s for the same patient ID Re-attending within 3 months - Adults	13	943	1.4%	13.5%	16.5%	16.0%
% of FP17s for the same patient ID Re-attending between 3 & 9 months - Children	0	544	0.0%	63.4%	59.7%	58.3%
% of FP17s for the same patient ID Re-attending between 3 & 9 months - Adults	0	943	0.0%	54.7%	52.6%	50.3%
% of FP17s for Band 1 Urgent Courses	60	1,487	4.0%	7.5%	9.1%	9.1%
% of FP17s Relating to Free Repair or Replacements	9	1,487	0.6%	0.9%	1.0%	0.8%
% of FP17s Relating to Continuations	6	1,487	0.4%	1.2%	1.2%	1.0%
% of Patients satisfied with the dentistry they have received	0	0	N/A	91.8%	91.6%	91.5%
% of Patients satisfied with the time they had to wait for an appointment	0	0	N/A	87.7%	88.3%	87.9%

\* This is based on patients treated on this contract for their most recent course of treatment. Figures in italics indicate the base number of FP17s or Patient Questionnaire responses are less than 100. N/A is shown where the base number of responses is less than 10 during the period. % is calculated as Quantity/Base number\*100

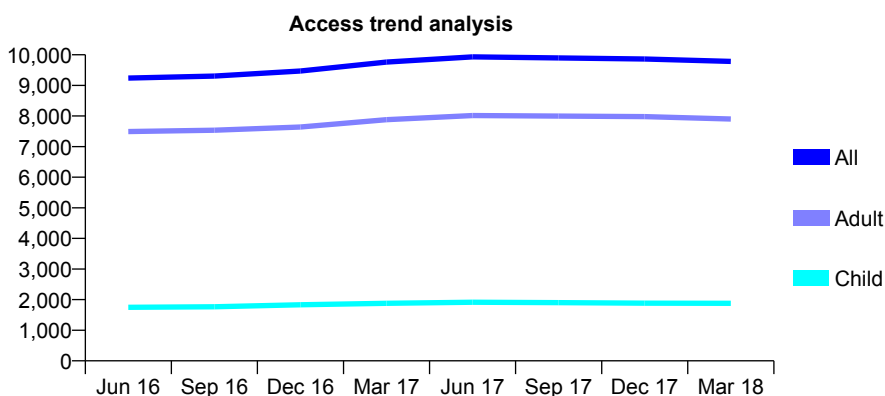
## Q50 - Vital Signs At a Glance Contract Report for 101281/0039 - March 2018

Name or company name	OASIS DENTAL CARE LTD
Contract type name	GDS Contract
Purpose of contract	General
Contract start date	01/04/2006
Contract end date	

17/18 Contracted general activity (UDA)	28,313
Carry forward general activity (UDA)	0
17/18 Contracted orthodontic activity (UOA)	0
Carry forward orthodontic activity (UOA)	0
Baseline contract value	£836,434.98

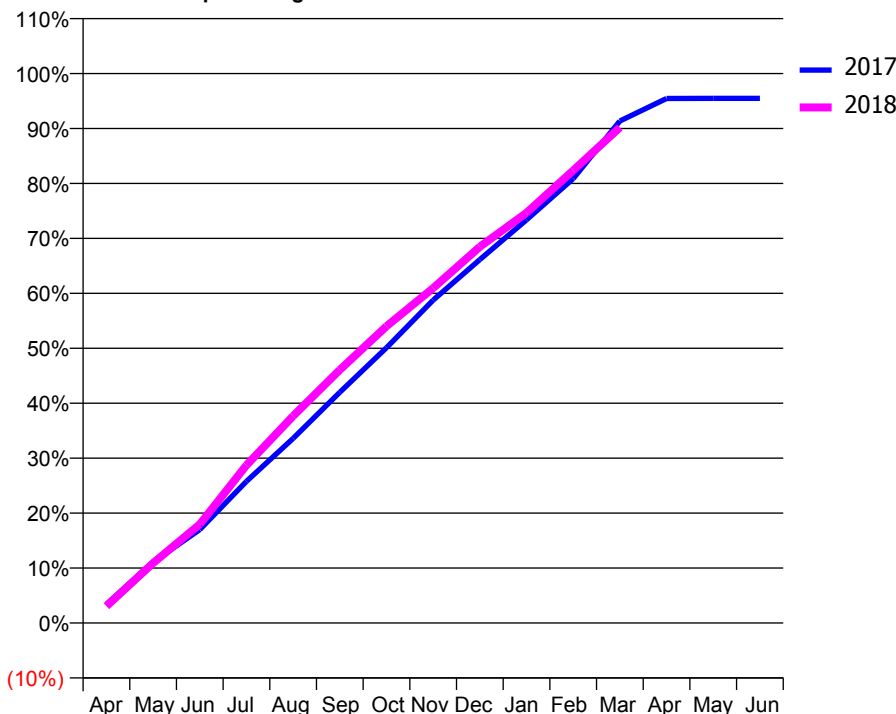
### ACCESS\*

Patients seen in 24 months	Total	Change since previous quarter
Quarter ending March 2017	9,764	
Quarter ending June 2017	9,931	→
Quarter ending September 2017	9,899	→
Quarter ending December 2017	9,863	→
Quarter ending March 2018	9,783	→
<b>Variance since March 2017</b>	<b>0.2%</b>	<b>→</b>



### ACTIVITY

Cumulative percentage of contracted UDA delivered 2017 & 2018



Month	Adjusted Scheduled Activity (UDA)	
	2017	2018
April	953	866
May	3,102	3,090
June	4,747	5,087
July	7,195	8,129
August	9,377	10,666
September	11,726	13,047
October	13,990	15,291
November	16,404	17,253
December	18,467	19,387
January	20,486	21,136
February	22,580	23,314
March	25,506	25,535
April	26,653	
May	26,657	
June	26,657	

### QUALITY

	Quantity	Base Number	Contract	AT	Region	England
% of FP17s for the same patient ID Re-attending within 3 months - Children	214	3,041	7.0%	9.8%	12.8%	11.9%
% of FP17s for the same patient ID Re-attending within 3 months - Adults	2,142	12,980	16.5%	13.5%	16.5%	16.0%
% of FP17s for the same patient ID Re-attending between 3 & 9 months - Children	2,028	3,041	66.7%	63.4%	59.7%	58.3%
% of FP17s for the same patient ID Re-attending between 3 & 9 months - Adults	8,098	12,980	62.4%	54.7%	52.6%	50.3%
% of FP17s for Band 1 Urgent Courses	1,364	15,393	8.9%	7.5%	9.1%	9.1%
% of FP17s Relating to Free Repair or Replacements	155	15,393	1.0%	0.9%	1.0%	0.8%
% of FP17s Relating to Continuations	286	15,393	1.9%	1.2%	1.2%	1.0%
% of Patients satisfied with the dentistry they have received	18	19	94.7%	91.8%	91.6%	91.5%
% of Patients satisfied with the time they had to wait for an appointment	18	19	94.7%	87.7%	88.3%	87.9%

\* This is based on patients treated on this contract for their most recent course of treatment. Figures in italics indicate the base number of FP17s or Patient Questionnaire responses are less than 100. N/A is shown where the base number of responses is less than 10 during the period. % is calculated as Quantity/Base number\*100

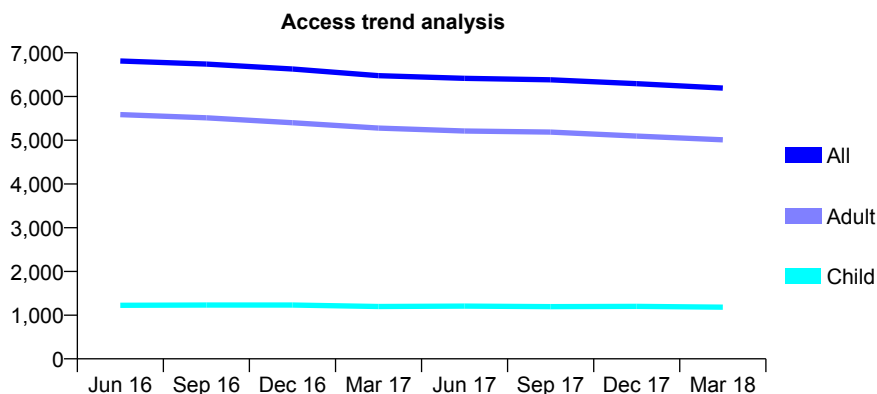
## Q50 - Vital Signs At a Glance Contract Report for 101281/0089 - March 2018

Name or company name	OASIS DENTAL CARE LTD
Contract type name	GDS Contract
Purpose of contract	General
Contract start date	01/04/2006
Contract end date	

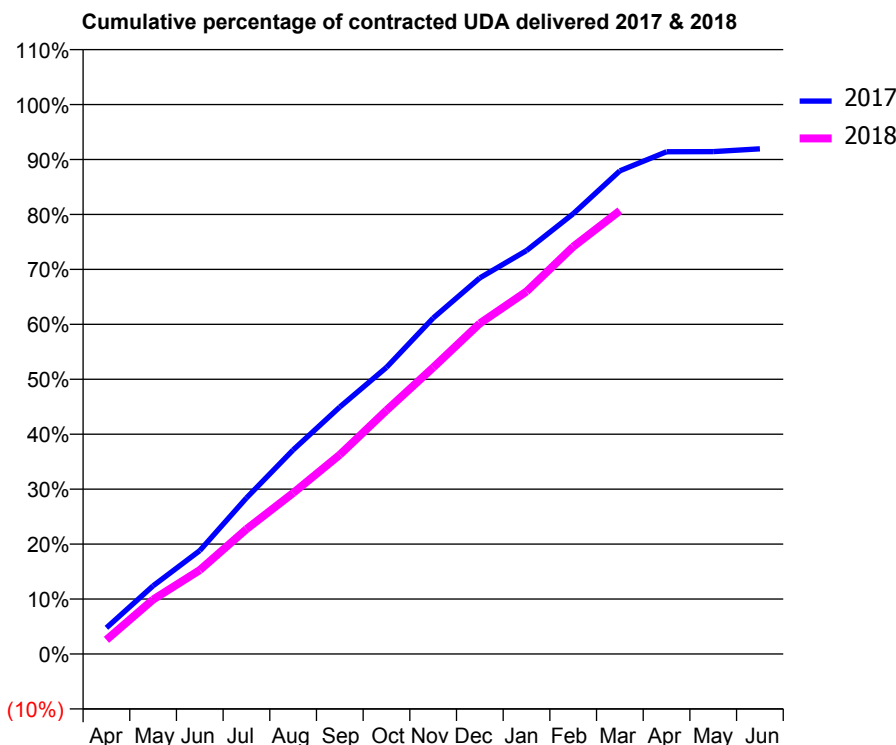
17/18 Contracted general activity (UDA)	21,438
Carry forward general activity (UDA)	0
17/18 Contracted orthodontic activity (UOA)	0
Carry forward orthodontic activity (UOA)	0
Baseline contract value	£658,293.30

### ACCESS\*

Patients seen in 24 months	Total	Change since previous quarter
Quarter ending March 2017	6,477	
Quarter ending June 2017	6,416	→
Quarter ending September 2017	6,381	→
Quarter ending December 2017	6,294	↓
Quarter ending March 2018	6,192	↓
<b>Variance since March 2017</b>	<b>(4.4%)</b>	<b>↓</b>



### ACTIVITY



Month	Adjusted Scheduled Activity (UDA)	
	2017	2018
April	1,023	555
May	2,663	2,125
June	4,035	3,276
July	6,088	4,872
August	7,961	6,280
September	9,637	7,776
October	11,185	9,508
November	13,107	11,177
December	14,675	12,897
January	15,742	14,140
February	17,174	15,888
March	18,849	17,295
April	19,596	
May	19,599	
June	19,710	

### QUALITY

	Quantity	Base Number	Contract	AT	Region	England
% of FP17s for the same patient ID Re-attending within 3 months - Children	145	1,861	7.8%	9.8%	12.8%	11.9%
% of FP17s for the same patient ID Re-attending within 3 months - Adults	1,275	7,618	16.7%	13.5%	16.5%	16.0%
% of FP17s for the same patient ID Re-attending between 3 & 9 months - Children	1,158	1,861	62.2%	63.4%	59.7%	58.3%
% of FP17s for the same patient ID Re-attending between 3 & 9 months - Adults	4,276	7,618	56.1%	54.7%	52.6%	50.3%
% of FP17s for Band 1 Urgent Courses	226	9,037	2.5%	7.5%	9.1%	9.1%
% of FP17s Relating to Free Repair or Replacements	200	9,037	2.2%	0.9%	1.0%	0.8%
% of FP17s Relating to Continuations	472	9,037	5.2%	1.2%	1.2%	1.0%
% of Patients satisfied with the dentistry they have received	10	10	100.0%	91.8%	91.6%	91.5%
% of Patients satisfied with the time they had to wait for an appointment	9	10	90.0%	87.7%	88.3%	87.9%

\* This is based on patients treated on this contract for their most recent course of treatment. Figures in italics indicate the base number of FP17s or Patient Questionnaire responses are less than 100. N/A is shown where the base number of responses is less than 10 during the period. % is calculated as Quantity/Base number\*100

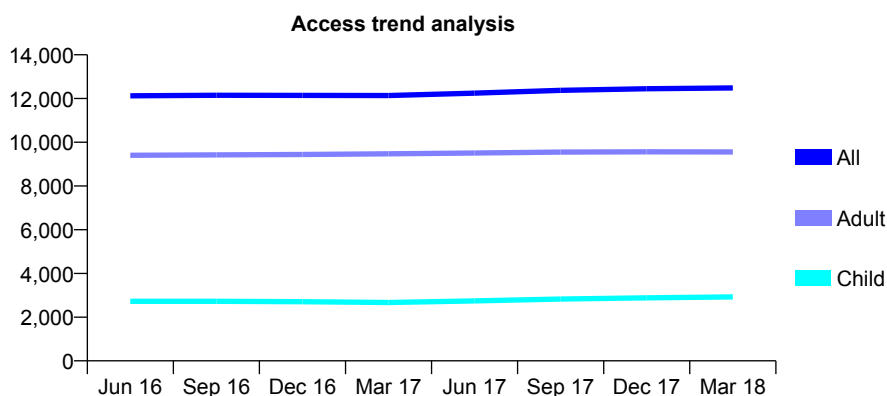
## Q50 - Vital Signs At a Glance Contract Report for 101281/0096 - March 2018

Name or company name	OASIS DENTAL CARE LTD
Contract type name	GDS Contract
Purpose of contract	General
Contract start date	01/04/2006
Contract end date	

17/18 Contracted general activity (UDA)	30,555
Carry forward general activity (UDA)	-416
17/18 Contracted orthodontic activity (UOA)	0
Carry forward orthodontic activity (UOA)	0
Baseline contract value	£949,741.95

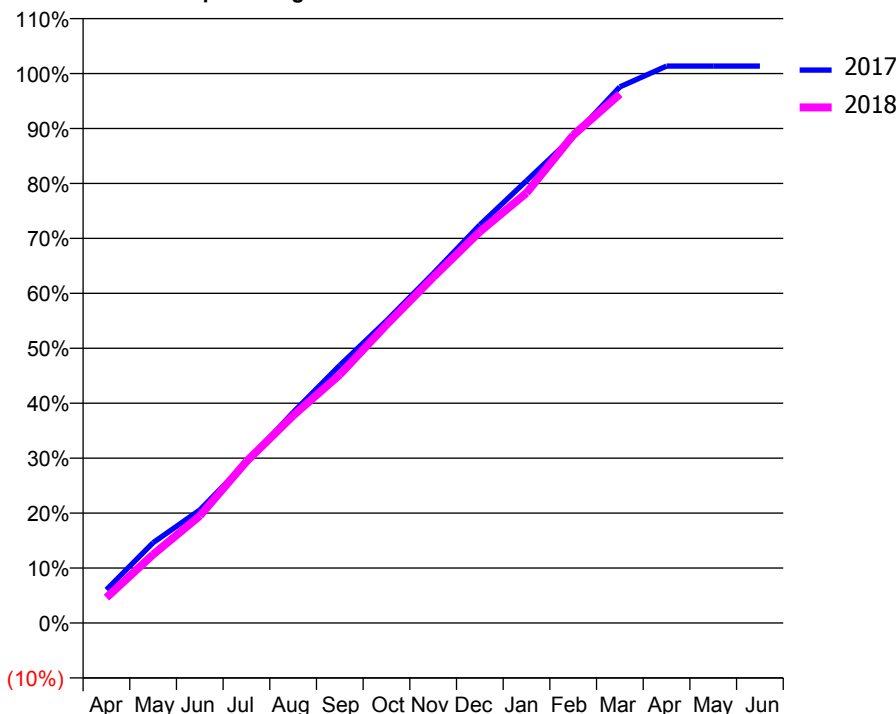
### ACCESS\*

Patients seen in 24 months	Total	Change since previous quarter
Quarter ending March 2017	12,137	
Quarter ending June 2017	12,245	→
Quarter ending September 2017	12,376	→
Quarter ending December 2017	12,445	→
Quarter ending March 2018	12,482	→
<b>Variance since March 2017</b>	<b>2.8%</b>	<b>↑</b>



### ACTIVITY

Cumulative percentage of contracted UDA delivered 2017 & 2018



Month	Adjusted Scheduled Activity (UDA)	
	2017	2018
April	1,850	1,411
May	4,464	3,809
June	6,286	5,956
July	8,931	8,984
August	11,710	11,534
September	14,330	13,813
October	16,806	16,586
November	19,429	19,223
December	22,135	21,760
January	24,593	23,914
February	27,049	27,128
March	29,810	29,411
April	30,967	
May	30,969	
June	30,971	

### QUALITY

	Quantity	Base Number	Contract	AT	Region	England
% of FP17s for the same patient ID Re-attending within 3 months - Children	320	5,128	6.2%	9.8%	12.8%	11.9%
% of FP17s for the same patient ID Re-attending within 3 months - Adults	1,738	13,564	12.8%	13.5%	16.5%	16.0%
% of FP17s for the same patient ID Re-attending between 3 & 9 months - Children	3,700	5,128	72.2%	63.4%	59.7%	58.3%
% of FP17s for the same patient ID Re-attending between 3 & 9 months - Adults	5,580	13,564	41.1%	54.7%	52.6%	50.3%
% of FP17s for Band 1 Urgent Courses	1,415	17,987	7.9%	7.5%	9.1%	9.1%
% of FP17s Relating to Free Repair or Replacements	350	17,987	1.9%	0.9%	1.0%	0.8%
% of FP17s Relating to Continuations	296	17,987	1.6%	1.2%	1.2%	1.0%
% of Patients satisfied with the dentistry they have received	15	15	100.0%	91.8%	91.6%	91.5%
% of Patients satisfied with the time they had to wait for an appointment	14	15	93.3%	87.7%	88.3%	87.9%

\* This is based on patients treated on this contract for their most recent course of treatment. Figures in italics indicate the base number of FP17s or Patient Questionnaire responses are less than 100. N/A is shown where the base number of responses is less than 10 during the period. % is calculated as Quantity/Base number\*100

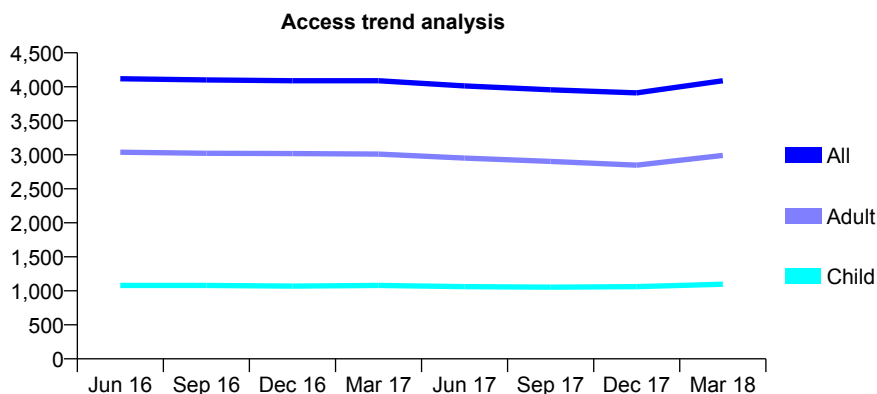
## Q50 - Vital Signs At a Glance Contract Report for 101281/0104 - March 2018

Name or company name	OASIS DENTAL CARE LTD
Contract type name	GDS Contract
Purpose of contract	General
Contract start date	01/04/2006
Contract end date	

17/18 Contracted general activity (UDA)	13,717
Carry forward general activity (UDA)	84
17/18 Contracted orthodontic activity (UOA)	0
Carry forward orthodontic activity (UOA)	0
Baseline contract value	£408,682.23

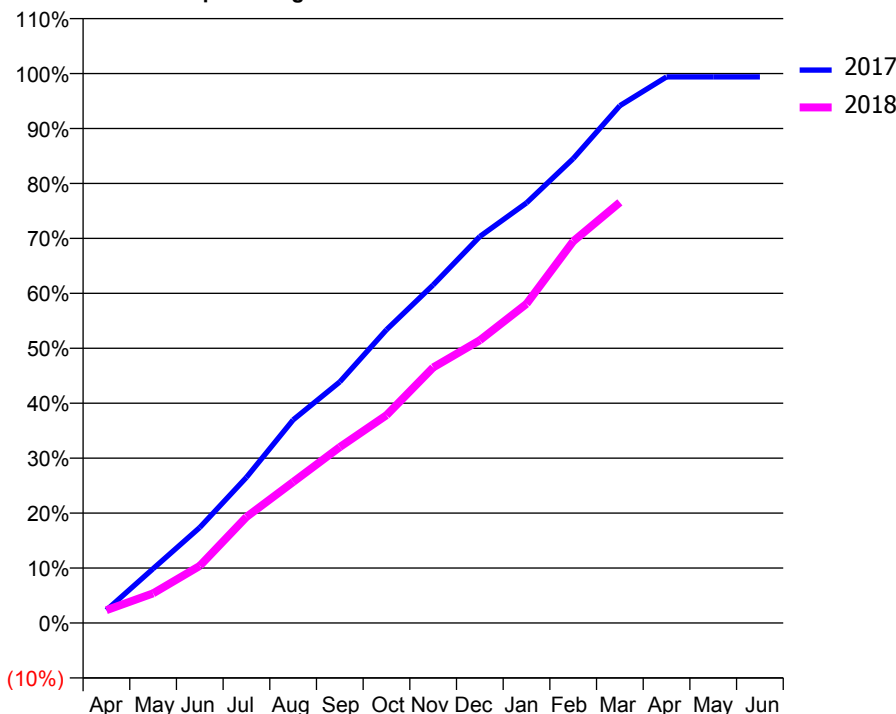
### ACCESS\*

Patients seen in 24 months	Total	Change since previous quarter
Quarter ending March 2017	4,090	
Quarter ending June 2017	4,012	↓
Quarter ending September 2017	3,955	↓
Quarter ending December 2017	3,910	↓
Quarter ending March 2018	4,089	↑
<b>Variance since March 2017</b>	<b>(0.0%)</b>	→



### ACTIVITY

Cumulative percentage of contracted UDA delivered 2017 & 2018



Month	Adjusted Scheduled Activity (UDA)	
	2017	2018
April	320	323
May	1,356	742
June	2,384	1,426
July	3,637	2,648
August	5,072	3,521
September	6,021	4,391
October	7,322	5,187
November	8,440	6,378
December	9,648	7,057
January	10,487	7,969
February	11,593	9,529
March	12,912	10,501
April	13,633	
May	13,631	
June	13,633	

### QUALITY

	Quantity	Base Number	Contract	AT	Region	England
% of FP17s for the same patient ID Re-attending within 3 months - Children	168	1,831	9.2%	9.8%	12.8%	11.9%
% of FP17s for the same patient ID Re-attending within 3 months - Adults	645	4,423	14.6%	13.5%	16.5%	16.0%
% of FP17s for the same patient ID Re-attending between 3 & 9 months - Children	1,214	1,831	66.3%	63.4%	59.7%	58.3%
% of FP17s for the same patient ID Re-attending between 3 & 9 months - Adults	2,689	4,423	60.8%	54.7%	52.6%	50.3%
% of FP17s for Band 1 Urgent Courses	525	5,919	8.9%	7.5%	9.1%	9.1%
% of FP17s Relating to Free Repair or Replacements	70	5,919	1.2%	0.9%	1.0%	0.8%
% of FP17s Relating to Continuations	32	5,919	0.5%	1.2%	1.2%	1.0%
% of Patients satisfied with the dentistry they have received	8	8	N/A	91.8%	91.6%	91.5%
% of Patients satisfied with the time they had to wait for an appointment	8	8	N/A	87.7%	88.3%	87.9%

\* This is based on patients treated on this contract for their most recent course of treatment. Figures in italics indicate the base number of FP17s or Patient Questionnaire responses are less than 100. N/A is shown where the base number of responses is less than 10 during the period. % is calculated as Quantity/Base number\*100



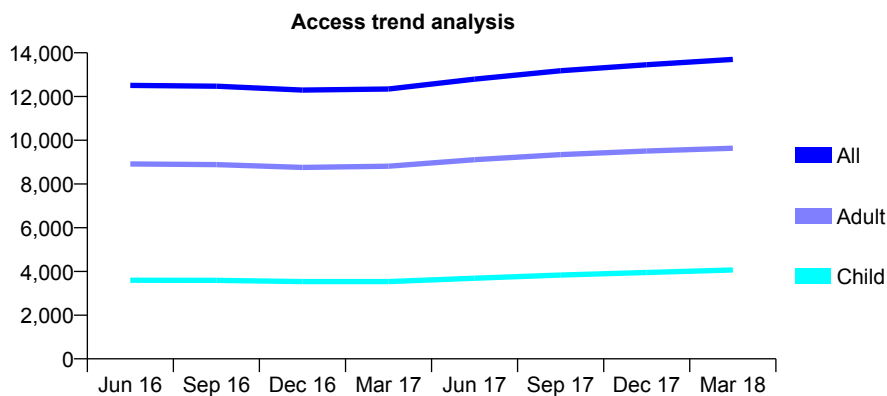
## Q50 - Vital Signs At a Glance Contract Report for 101281/0106 - March 2018

Name or company name	OASIS DENTAL CARE LTD
Contract type name	GDS Contract
Purpose of contract	General
Contract start date	01/04/2006
Contract end date	

17/18 Contracted general activity (UDA)	40,965
Carry forward general activity (UDA)	3,000
17/18 Contracted orthodontic activity (UOA)	0
Carry forward orthodontic activity (UOA)	0
Baseline contract value	£1,122,527.41

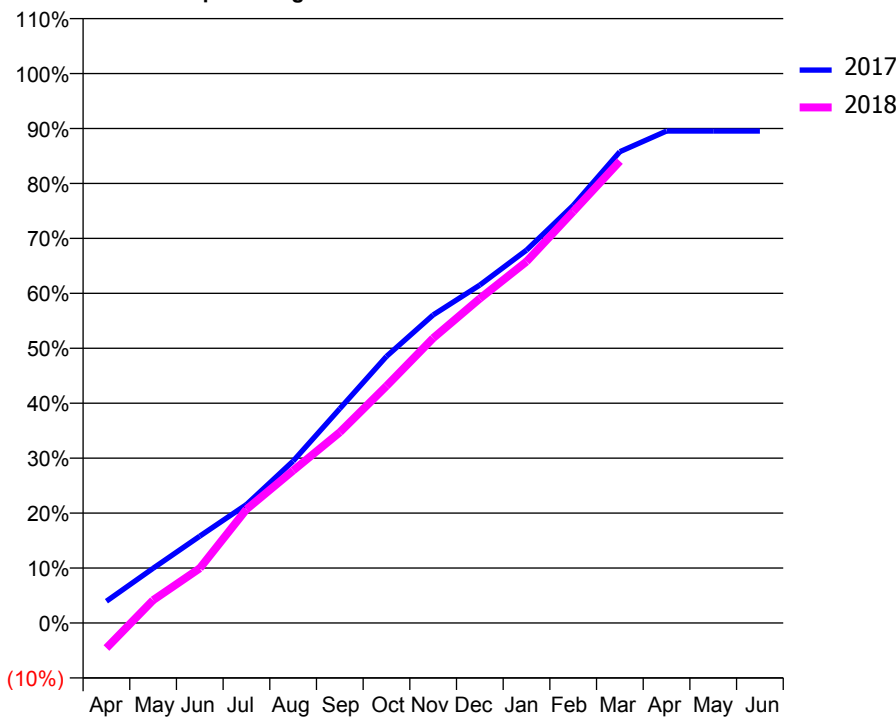
### ACCESS\*

Patients seen in 24 months	Total	Change since previous quarter
Quarter ending March 2017	12,346	
Quarter ending June 2017	12,793	↑
Quarter ending September 2017	13,177	↑
Quarter ending December 2017	13,455	↑
Quarter ending March 2018	13,699	→
<b>Variance since March 2017</b>	<b>11.0%</b>	<b>↑</b>



### ACTIVITY

Cumulative percentage of contracted UDA delivered 2017 & 2018



Month	Adjusted Scheduled Activity (UDA)	
	2017	2018
April	1,629	-1,874
May	4,081	1,703
June	6,479	4,082
July	8,832	8,473
August	12,071	11,366
September	15,977	14,220
October	19,874	17,669
November	22,970	21,237
December	25,198	24,188
January	27,798	26,941
February	31,127	30,674
March	35,132	34,432
April	36,679	
May	36,678	
June	36,678	

### QUALITY

	Quantity	Base Number	Contract	AT	Region	England
% of FP17s for the same patient ID Re-attending within 3 months - Children	449	5,992	7.5%	9.8%	12.8%	11.9%
% of FP17s for the same patient ID Re-attending within 3 months - Adults	1,917	13,863	13.8%	13.5%	16.5%	16.0%
% of FP17s for the same patient ID Re-attending between 3 & 9 months - Children	3,465	5,992	57.8%	63.4%	59.7%	58.3%
% of FP17s for the same patient ID Re-attending between 3 & 9 months - Adults	7,415	13,863	53.5%	54.7%	52.6%	50.3%
% of FP17s for Band 1 Urgent Courses	2,254	19,146	11.8%	7.5%	9.1%	9.1%
% of FP17s Relating to Free Repair or Replacements	125	19,146	0.7%	0.9%	1.0%	0.8%
% of FP17s Relating to Continuations	139	19,146	0.7%	1.2%	1.2%	1.0%
% of Patients satisfied with the dentistry they have received	6	9	N/A	91.8%	91.6%	91.5%
% of Patients satisfied with the time they had to wait for an appointment	5	9	N/A	87.7%	88.3%	87.9%

\* This is based on patients treated on this contract for their most recent course of treatment. Figures in italics indicate the base number of FP17s or Patient Questionnaire responses are less than 100. N/A is shown where the base number of responses is less than 10 during the period. % is calculated as Quantity/Base number\*100

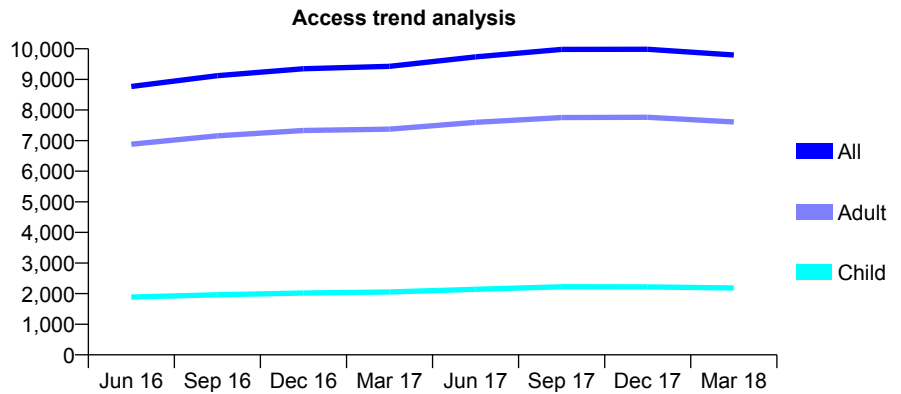
## Q50 - Vital Signs At a Glance Contract Report for 101281/0121 - March 2018

Name or company name	OASIS DENTAL CARE LTD
Contract type name	GDS Contract
Purpose of contract	General
Contract start date	01/04/2006
Contract end date	

17/18 Contracted general activity (UDA)	31,745
Carry forward general activity (UDA)	0
17/18 Contracted orthodontic activity (UOA)	0
Carry forward orthodontic activity (UOA)	0
Baseline contract value	£846,914.89

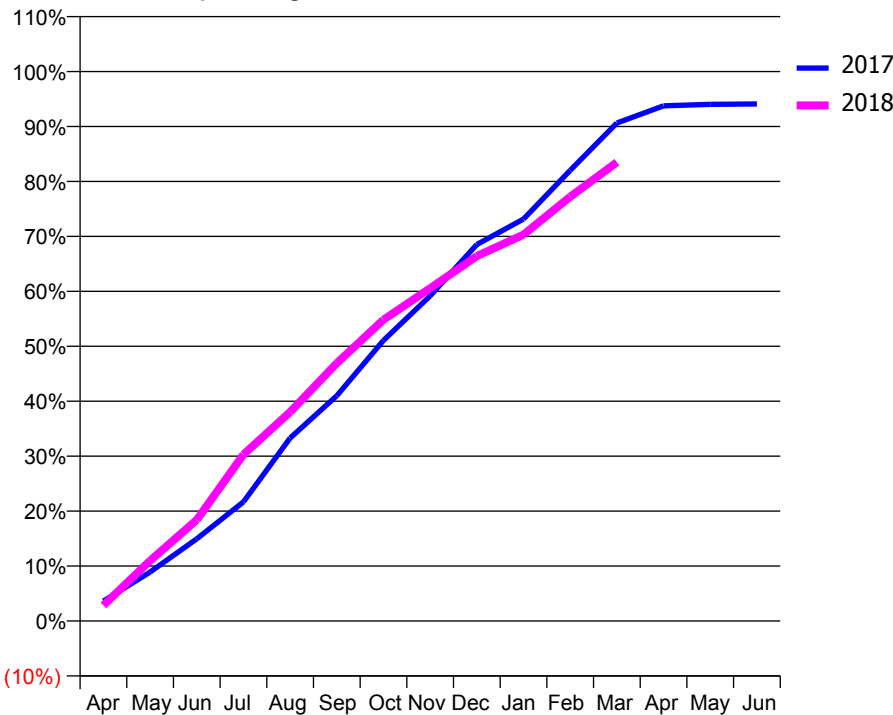
### ACCESS\*

Patients seen in 24 months	Total	Change since previous quarter
Quarter ending March 2017	9,428	
Quarter ending June 2017	9,736	↑
Quarter ending September 2017	9,979	↑
Quarter ending December 2017	9,983	→
Quarter ending March 2018	9,798	↓
<b>Variance since March 2017</b>	<b>3.9%</b>	<b>↑</b>



### ACTIVITY

Cumulative percentage of contracted UDA delivered 2017 & 2018



Month	Adjusted Scheduled Activity (UDA)	
	2017	2018
April	1,151	906
May	2,828	3,483
June	4,748	5,846
July	6,880	9,619
August	10,574	12,074
September	13,014	14,892
October	16,210	17,408
November	18,782	19,223
December	21,749	21,080
January	23,224	22,321
February	26,033	24,512
March	28,770	26,504
April	29,763	
May	29,844	
June	29,867	

### QUALITY

	Quantity	Base Number	Contract	AT	Region	England
% of FP17s for the same patient ID Re-attending within 3 months - Children	229	3,062	7.5%	9.8%	12.8%	11.9%
% of FP17s for the same patient ID Re-attending within 3 months - Adults	1,475	9,759	15.1%	13.5%	16.5%	16.0%
% of FP17s for the same patient ID Re-attending between 3 & 9 months - Children	1,779	3,062	58.1%	63.4%	59.7%	58.3%
% of FP17s for the same patient ID Re-attending between 3 & 9 months - Adults	4,806	9,759	49.2%	54.7%	52.6%	50.3%
% of FP17s for Band 1 Urgent Courses	1,486	12,329	12.1%	7.5%	9.1%	9.1%
% of FP17s Relating to Free Repair or Replacements	226	12,329	1.8%	0.9%	1.0%	0.8%
% of FP17s Relating to Continuations	70	12,329	0.6%	1.2%	1.2%	1.0%
% of Patients satisfied with the dentistry they have received	17	19	89.5%	91.8%	91.6%	91.5%
% of Patients satisfied with the time they had to wait for an appointment	16	19	84.2%	87.7%	88.3%	87.9%

\* This is based on patients treated on this contract for their most recent course of treatment. Figures in italics indicate the base number of FP17s or Patient Questionnaire responses are less than 100. N/A is shown where the base number of responses is less than 10 during the period. % is calculated as Quantity/Base number\*100

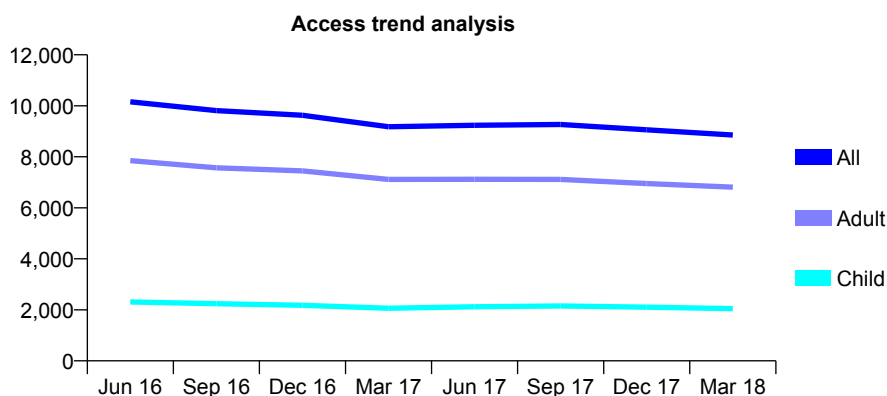
## Q50 - Vital Signs At a Glance Contract Report for 101281/0147 - March 2018

Name or company name	OASIS DENTAL CARE LTD
Contract type name	GDS Contract
Purpose of contract	General
Contract start date	01/04/2006
Contract end date	

17/18 Contracted general activity (UDA)	37,658
Carry forward general activity (UDA)	0
17/18 Contracted orthodontic activity (UOA)	0
Carry forward orthodontic activity (UOA)	0
Baseline contract value	£1,064,337.43

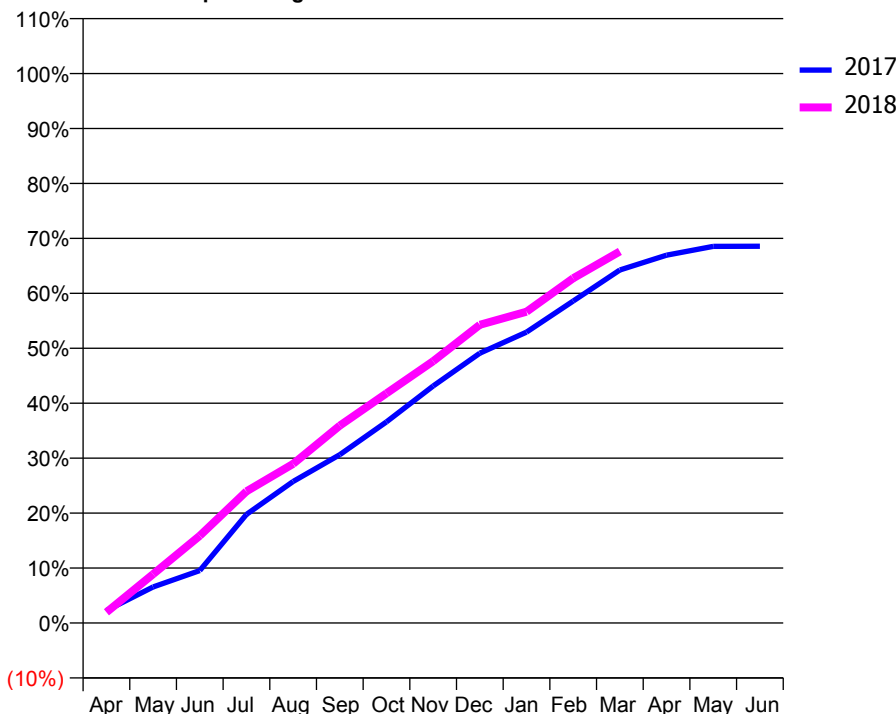
### ACCESS\*

Patients seen in 24 months	Total	Change since previous quarter
Quarter ending March 2017	9,177	
Quarter ending June 2017	9,235	→
Quarter ending September 2017	9,266	→
Quarter ending December 2017	9,059	↓
Quarter ending March 2018	8,854	↓
<b>Variance since March 2017</b>	<b>(3.5%)</b>	<b>↓</b>



### ACTIVITY

Cumulative percentage of contracted UDA delivered 2017 & 2018



Month	Adjusted Scheduled Activity (UDA)	
	2017	2018
April	859	735
May	2,473	3,353
June	3,592	5,978
July	7,439	9,025
August	9,703	10,906
September	11,538	13,526
October	13,789	15,740
November	16,240	17,947
December	18,489	20,436
January	19,935	21,333
February	22,063	23,623
March	24,193	25,467
April	25,206	
May	25,807	
June	25,818	

### QUALITY

	Quantity	Base Number	Contract	AT	Region	England
% of FP17s for the same patient ID Re-attending within 3 months - Children	297	3,186	9.3%	9.8%	12.8%	11.9%
% of FP17s for the same patient ID Re-attending within 3 months - Adults	1,507	9,890	15.2%	13.5%	16.5%	16.0%
% of FP17s for the same patient ID Re-attending between 3 & 9 months - Children	2,018	3,186	63.3%	63.4%	59.7%	58.3%
% of FP17s for the same patient ID Re-attending between 3 & 9 months - Adults	6,045	9,890	61.1%	54.7%	52.6%	50.3%
% of FP17s for Band 1 Urgent Courses	1,119	12,232	9.1%	7.5%	9.1%	9.1%
% of FP17s Relating to Free Repair or Replacements	93	12,232	0.8%	0.9%	1.0%	0.8%
% of FP17s Relating to Continuations	30	12,232	0.2%	1.2%	1.2%	1.0%
% of Patients satisfied with the dentistry they have received	10	14	71.4%	91.8%	91.6%	91.5%
% of Patients satisfied with the time they had to wait for an appointment	10	14	71.4%	87.7%	88.3%	87.9%

\* This is based on patients treated on this contract for their most recent course of treatment. Figures in italics indicate the base number of FP17s or Patient Questionnaire responses are less than 100. N/A is shown where the base number of responses is less than 10 during the period. % is calculated as Quantity/Base number\*100

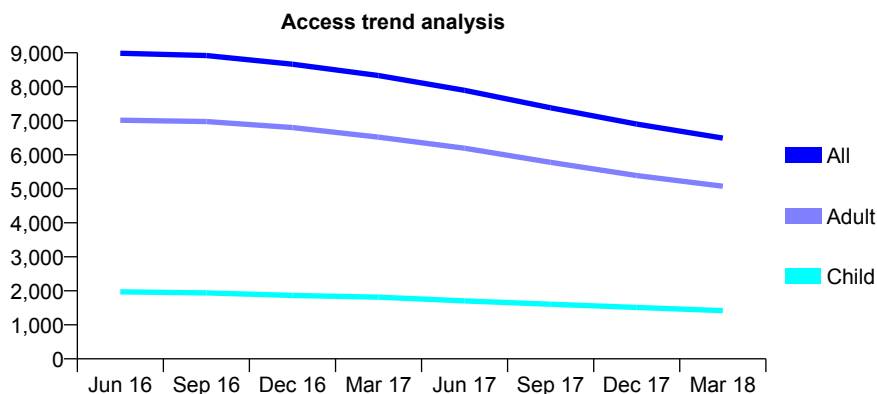
## Q50 - Vital Signs At a Glance Contract Report for 101338/0049 - March 2018

Name or company name	Whitecross Dental Care Limited
Contract type name	GDS Contract
Purpose of contract	General
Contract start date	01/04/2007
Contract end date	

17/18 Contracted general activity (UDA)	30,272
Carry forward general activity (UDA)	0
17/18 Contracted orthodontic activity (UOA)	0
Carry forward orthodontic activity (UOA)	0
Baseline contract value	£737,960.98

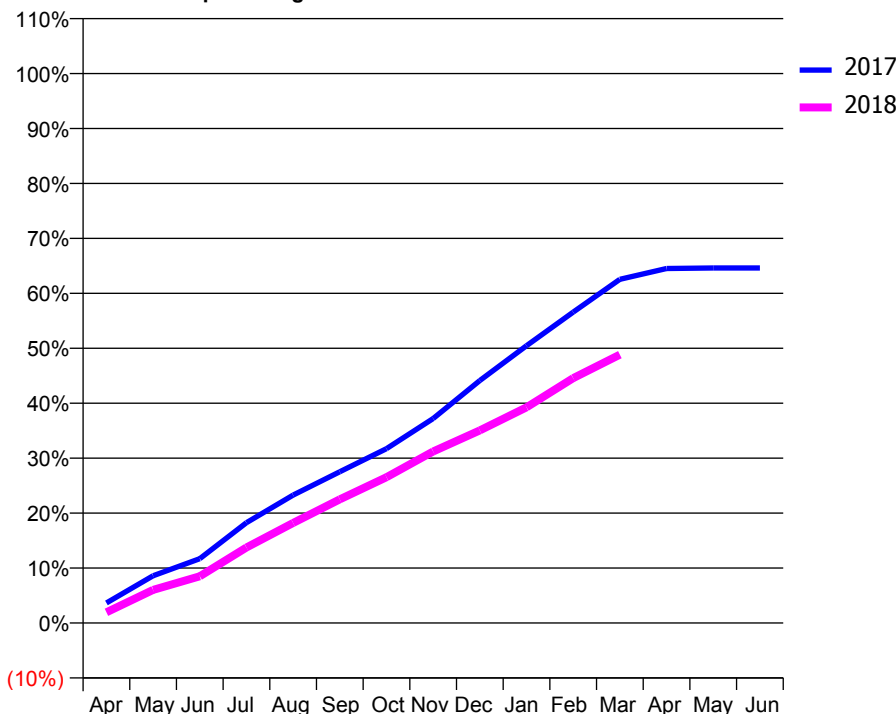
### ACCESS\*

Patients seen in 24 months	Total	Change since previous quarter
Quarter ending March 2017	8,333	
Quarter ending June 2017	7,898	↓
Quarter ending September 2017	7,382	↓
Quarter ending December 2017	6,903	↓
Quarter ending March 2018	6,491	↓
<b>Variance since March 2017</b>	<b>(22.1%)</b>	↓



### ACTIVITY

Cumulative percentage of contracted UDA delivered 2017 & 2018



Adjusted Scheduled Activity (UDA)

Month	2017	2018
April	1,106	595
May	2,603	1,824
June	3,541	2,575
July	5,529	4,164
August	7,046	5,512
September	8,336	6,811
October	9,607	8,034
November	11,268	9,454
December	13,357	10,611
January	15,280	11,881
February	17,129	13,489
March	18,931	14,781
April	19,533	
May	19,557	
June	19,560	

### QUALITY

	Quantity	Base Number	Contract	AT	Region	England
% of FP17s for the same patient ID Re-attending within 3 months - Children	85	1,344	6.3%	9.8%	12.8%	11.9%
% of FP17s for the same patient ID Re-attending within 3 months - Adults	869	5,288	16.4%	13.5%	16.5%	16.0%
% of FP17s for the same patient ID Re-attending between 3 & 9 months - Children	531	1,344	39.5%	63.4%	59.7%	58.3%
% of FP17s for the same patient ID Re-attending between 3 & 9 months - Adults	2,238	5,288	42.3%	54.7%	52.6%	50.3%
% of FP17s for Band 1 Urgent Courses	868	6,337	13.7%	7.5%	9.1%	9.1%
% of FP17s Relating to Free Repair or Replacements	58	6,337	0.9%	0.9%	1.0%	0.8%
% of FP17s Relating to Continuations	134	6,337	2.1%	1.2%	1.2%	1.0%
% of Patients satisfied with the dentistry they have received	11	15	73.3%	91.8%	91.6%	91.5%
% of Patients satisfied with the time they had to wait for an appointment	9	15	60.0%	87.7%	88.3%	87.9%

\* This is based on patients treated on this contract for their most recent course of treatment. Figures in italics indicate the base number of FP17s or Patient Questionnaire responses are less than 100. N/A is shown where the base number of responses is less than 10 during the period. % is calculated as Quantity/Base number\*100

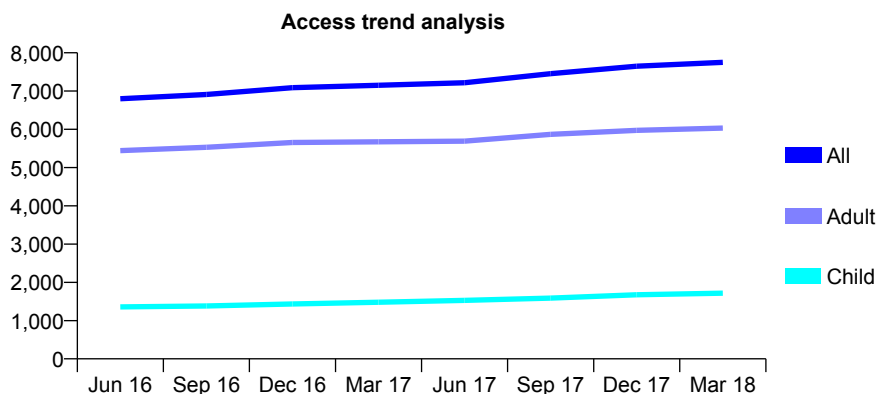
## Q50 - Vital Signs At a Glance Contract Report for 101338/0124 - March 2018

Name or company name	Whitecross Dental Care Limited
Contract type name	GDS Contract
Purpose of contract	General
Contract start date	24/08/2010
Contract end date	

17/18 Contracted general activity (UDA)	24,000
Carry forward general activity (UDA)	290
17/18 Contracted orthodontic activity (UOA)	0
Carry forward orthodontic activity (UOA)	0
Baseline contract value	£652,249.13

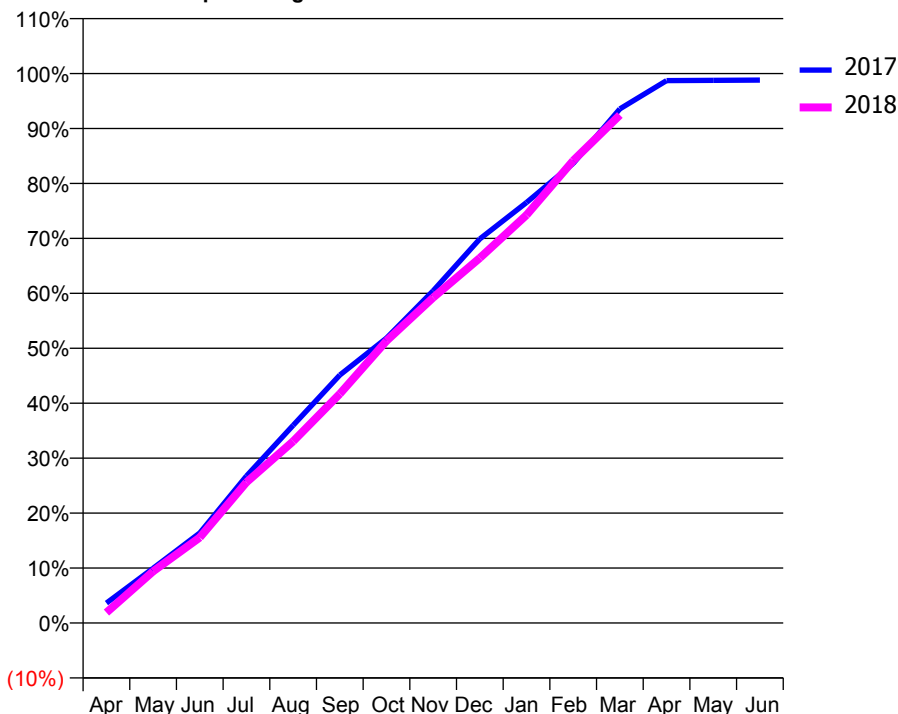
### ACCESS\*

Patients seen in 24 months	Total	Change since previous quarter
Quarter ending March 2017	7,152	
Quarter ending June 2017	7,218	→
Quarter ending September 2017	7,455	↑
Quarter ending December 2017	7,649	↑
Quarter ending March 2018	7,750	→
<b>Variance since March 2017</b>	<b>8.4%</b>	<b>↑</b>



### ACTIVITY

**Cumulative percentage of contracted UDA delivered 2017 & 2018**



Month	Adjusted Scheduled Activity (UDA)	
	2017	2018
April	871	459
May	2,389	2,255
June	3,932	3,735
July	6,419	6,146
August	8,631	7,934
September	10,833	10,007
October	12,443	12,319
November	14,510	14,211
December	16,774	15,941
January	18,365	17,816
February	20,072	20,197
March	22,456	22,186
April	23,687	
May	23,703	
June	23,710	

### QUALITY

	Quantity	Base Number	Contract	AT	Region	England
% of FP17s for the same patient ID Re-attending within 3 months - Children	102	2,674	3.8%	9.8%	12.8%	11.9%
% of FP17s for the same patient ID Re-attending within 3 months - Adults	1,040	8,897	11.7%	13.5%	16.5%	16.0%
% of FP17s for the same patient ID Re-attending between 3 & 9 months - Children	1,748	2,674	65.4%	63.4%	59.7%	58.3%
% of FP17s for the same patient ID Re-attending between 3 & 9 months - Adults	4,723	8,897	53.1%	54.7%	52.6%	50.3%
% of FP17s for Band 1 Urgent Courses	590	11,101	5.3%	7.5%	9.1%	9.1%
% of FP17s Relating to Free Repair or Replacements	63	11,101	0.6%	0.9%	1.0%	0.8%
% of FP17s Relating to Continuations	179	11,101	1.6%	1.2%	1.2%	1.0%
% of Patients satisfied with the dentistry they have received	14	14	100.0%	91.8%	91.6%	91.5%
% of Patients satisfied with the time they had to wait for an appointment	14	14	100.0%	87.7%	88.3%	87.9%

\* This is based on patients treated on this contract for their most recent course of treatment. Figures in italics indicate the base number of FP17s or Patient Questionnaire responses are less than 100. N/A is shown where the base number of responses is less than 10 during the period. % is calculated as Quantity/Base number\*100

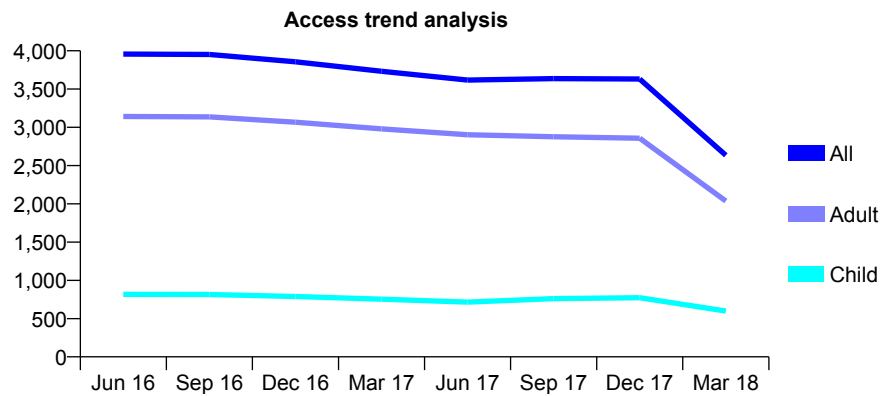
## Q50 - Vital Signs At a Glance Contract Report for 101338/0130 - March 2018

Name or company name	Whitecross Dental Care Limited
Contract type name	GDS Contract
Purpose of contract	General
Contract start date	01/12/2010
Contract end date	

17/18 Contracted general activity (UDA)	16,319
Carry forward general activity (UDA)	0
17/18 Contracted orthodontic activity (UOA)	0
Carry forward orthodontic activity (UOA)	0
Baseline contract value	£363,446.03

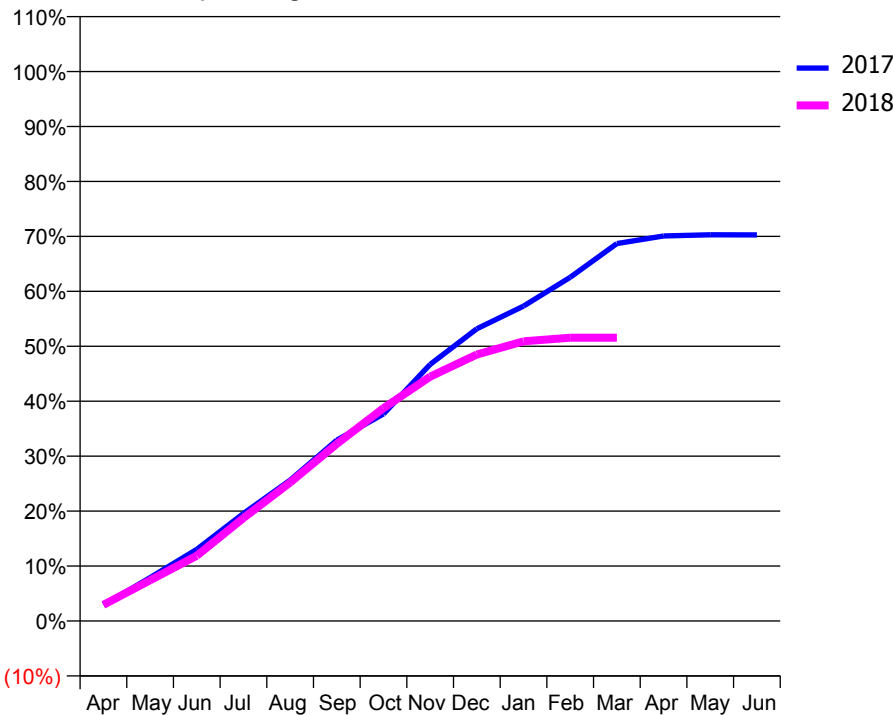
### ACCESS\*

Patients seen in 24 months	Total	Change since previous quarter
Quarter ending March 2017	3,733	
Quarter ending June 2017	3,618	↓
Quarter ending September 2017	3,637	→
Quarter ending December 2017	3,631	→
Quarter ending March 2018	2,635	↓
<b>Variance since March 2017</b>	<b>(29.4%)</b>	<b>↓</b>



### ACTIVITY

Cumulative percentage of contracted UDA delivered 2017 & 2018



Month	Adjusted Scheduled Activity (UDA)	
	2017	2018
April	478	483
May	1,289	1,208
June	2,129	1,938
July	3,194	3,058
August	4,184	4,112
September	5,373	5,260
October	6,147	6,324
November	7,623	7,256
December	8,678	7,914
January	9,353	8,306
February	10,208	8,413
March	11,208	8,413
April	11,435	
May	11,470	
June	11,467	

### QUALITY

	Quantity	Base Number	Contract	AT	Region	England
% of FP17s for the same patient ID Re-attending within 3 months - Children	42	706	5.9%	9.8%	12.8%	11.9%
% of FP17s for the same patient ID Re-attending within 3 months - Adults	458	2,938	15.6%	13.5%	16.5%	16.0%
% of FP17s for the same patient ID Re-attending between 3 & 9 months - Children	282	706	39.9%	63.4%	59.7%	58.3%
% of FP17s for the same patient ID Re-attending between 3 & 9 months - Adults	1,566	2,938	53.3%	54.7%	52.6%	50.3%
% of FP17s for Band 1 Urgent Courses	268	3,548	7.6%	7.5%	9.1%	9.1%
% of FP17s Relating to Free Repair or Replacements	45	3,548	1.3%	0.9%	1.0%	0.8%
% of FP17s Relating to Continuations	81	3,548	2.3%	1.2%	1.2%	1.0%
% of Patients satisfied with the dentistry they have received	9	11	81.8%	91.8%	91.6%	91.5%
% of Patients satisfied with the time they had to wait for an appointment	7	11	63.6%	87.7%	88.3%	87.9%

\* This is based on patients treated on this contract for their most recent course of treatment. Figures in italics indicate the base number of FP17s or Patient Questionnaire responses are less than 100. N/A is shown where the base number of responses is less than 10 during the period. % is calculated as Quantity/Base number\*100

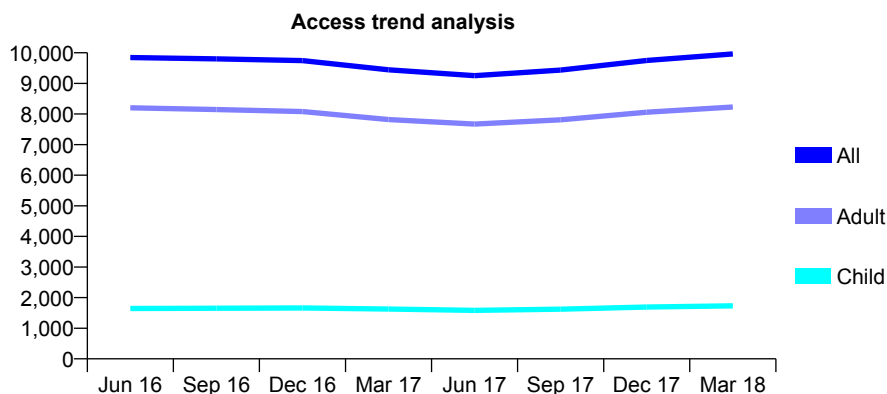
## Q50 - Vital Signs At a Glance Contract Report for 101338/0135 - March 2018

Name or company name	Whitecross Dental Care Limited
Contract type name	GDS Contract
Purpose of contract	General
Contract start date	01/02/2012
Contract end date	

17/18 Contracted general activity (UDA)	33,200
Carry forward general activity (UDA)	0
17/18 Contracted orthodontic activity (UOA)	0
Carry forward orthodontic activity (UOA)	0
Baseline contract value	£880,294.77

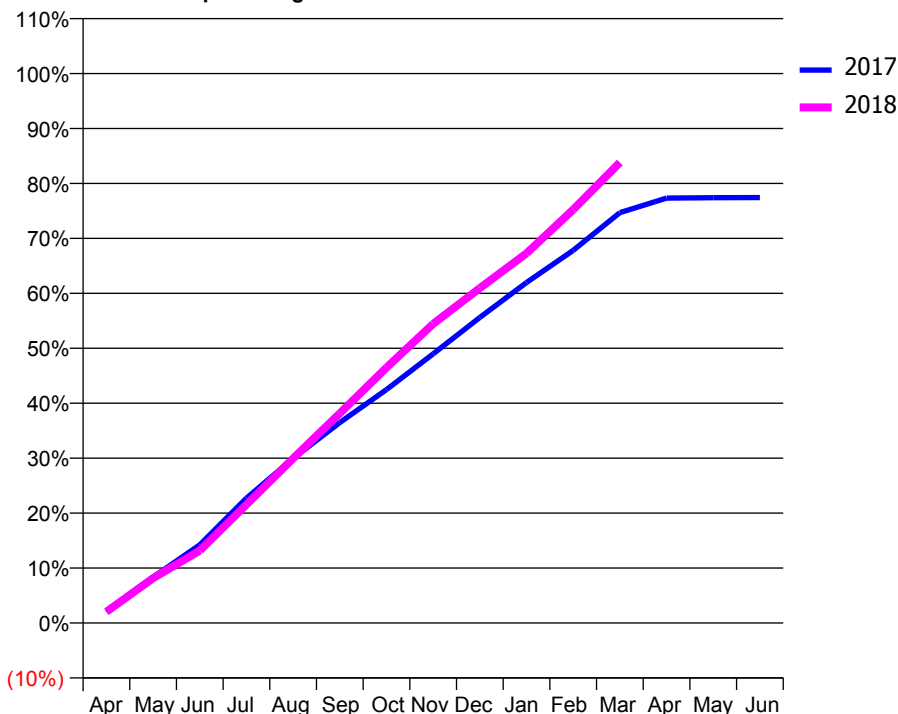
### ACCESS\*

Patients seen in 24 months	Total	Change since previous quarter
Quarter ending March 2017	9,445	
Quarter ending June 2017	9,251	↓
Quarter ending September 2017	9,435	→
Quarter ending December 2017	9,750	↑
Quarter ending March 2018	9,961	↑
<b>Variance since March 2017</b>	<b>5.5%</b>	<b>↑</b>



### ACTIVITY

Cumulative percentage of contracted UDA delivered 2017 & 2018



Month	Adjusted Scheduled Activity (UDA)	
	2017	2018
April	674	683
May	2,772	2,714
June	4,724	4,379
July	7,549	7,156
August	9,949	9,946
September	12,115	12,665
October	14,106	15,431
November	16,262	18,078
December	18,466	20,237
January	20,570	22,334
February	22,515	24,976
March	24,797	27,822
April	25,673	
May	25,695	
June	25,701	

### QUALITY

	Quantity	Base Number	Contract	AT	Region	England
% of FP17s for the same patient ID Re-attending within 3 months - Children	92	2,605	3.5%	9.8%	12.8%	11.9%
% of FP17s for the same patient ID Re-attending within 3 months - Adults	1,110	11,800	9.4%	13.5%	16.5%	16.0%
% of FP17s for the same patient ID Re-attending between 3 & 9 months - Children	1,566	2,605	60.1%	63.4%	59.7%	58.3%
% of FP17s for the same patient ID Re-attending between 3 & 9 months - Adults	6,175	11,800	52.3%	54.7%	52.6%	50.3%
% of FP17s for Band 1 Urgent Courses	291	14,024	2.1%	7.5%	9.1%	9.1%
% of FP17s Relating to Free Repair or Replacements	84	14,024	0.6%	0.9%	1.0%	0.8%
% of FP17s Relating to Continuations	366	14,024	2.6%	1.2%	1.2%	1.0%
% of Patients satisfied with the dentistry they have received	25	25	100.0%	91.8%	91.6%	91.5%
% of Patients satisfied with the time they had to wait for an appointment	23	25	92.0%	87.7%	88.3%	87.9%

\* This is based on patients treated on this contract for their most recent course of treatment. Figures in italics indicate the base number of FP17s or Patient Questionnaire responses are less than 100. N/A is shown where the base number of responses is less than 10 during the period. % is calculated as Quantity/Base number\*100

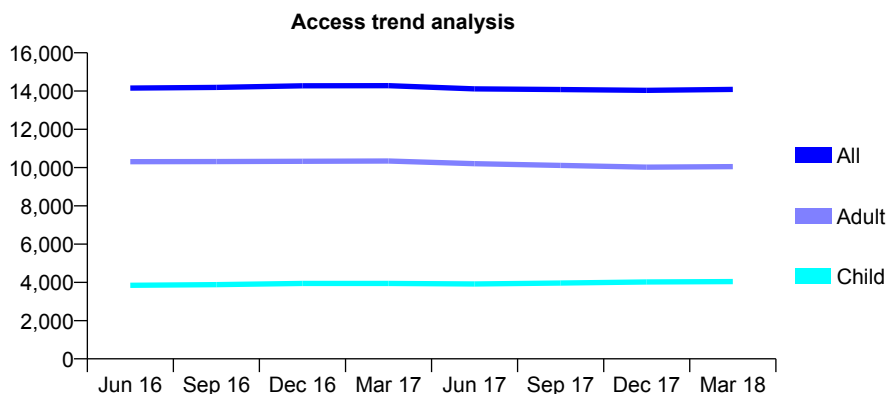
## Q50 - Vital Signs At a Glance Contract Report for 101338/0136 - March 2018

Name or company name	Whitecross Dental Care Limited
Contract type name	GDS Contract
Purpose of contract	General
Contract start date	01/06/2012
Contract end date	

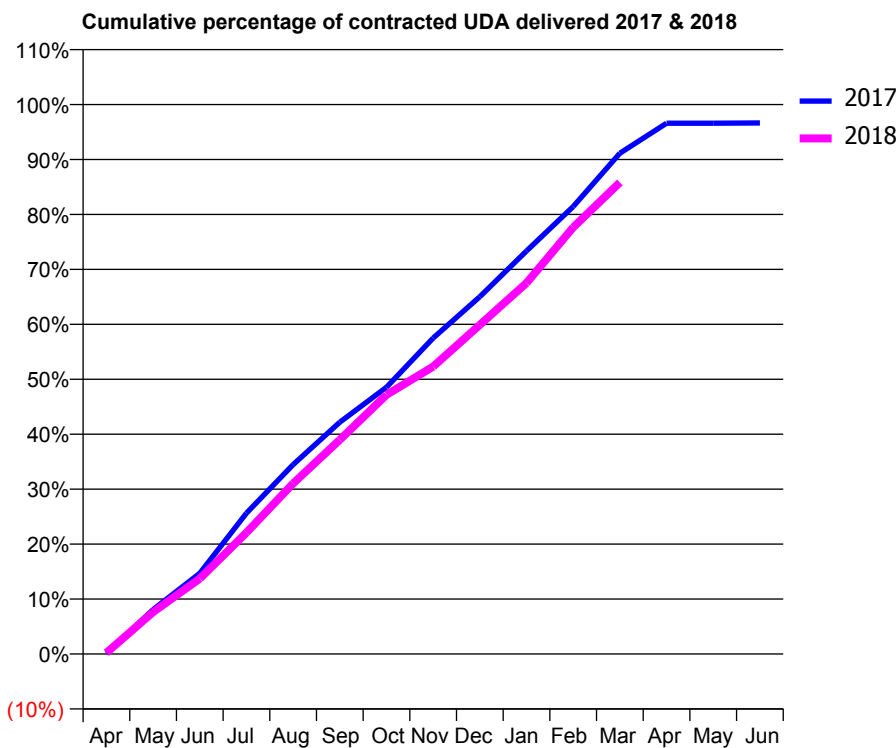
17/18 Contracted general activity (UDA)	34,166
Carry forward general activity (UDA)	1,145
17/18 Contracted orthodontic activity (UOA)	0
Carry forward orthodontic activity (UOA)	0
Baseline contract value	£924,260.23

### ACCESS\*

Patients seen in 24 months	Total	Change since previous quarter
Quarter ending March 2017	14,282	
Quarter ending June 2017	14,117	↓
Quarter ending September 2017	14,080	→
Quarter ending December 2017	14,038	→
Quarter ending March 2018	14,087	→
<b>Variance since March 2017</b>	<b>(1.4%)</b>	<b>↓</b>



### ACTIVITY



Month	Adjusted Scheduled Activity (UDA)	
	2017	2018
April	38	83
May	2,764	2,610
June	5,024	4,692
July	8,759	7,546
August	11,780	10,609
September	14,417	13,317
October	16,588	16,116
November	19,648	17,868
December	22,219	20,462
January	25,062	23,066
February	27,821	26,524
March	31,139	29,323
April	33,002	
May	33,002	
June	33,021	

### QUALITY

	Quantity	Base Number	Contract	AT	Region	England
% of FP17s for the same patient ID Re-attending within 3 months - Children	307	5,635	5.4%	9.8%	12.8%	11.9%
% of FP17s for the same patient ID Re-attending within 3 months - Adults	1,180	12,201	9.7%	13.5%	16.5%	16.0%
% of FP17s for the same patient ID Re-attending between 3 & 9 months - Children	3,534	5,635	62.7%	63.4%	59.7%	58.3%
% of FP17s for the same patient ID Re-attending between 3 & 9 months - Adults	6,366	12,201	52.2%	54.7%	52.6%	50.3%
% of FP17s for Band 1 Urgent Courses	1,361	17,041	8.0%	7.5%	9.1%	9.1%
% of FP17s Relating to Free Repair or Replacements	126	17,041	0.7%	0.9%	1.0%	0.8%
% of FP17s Relating to Continuations	133	17,041	0.8%	1.2%	1.2%	1.0%
% of Patients satisfied with the dentistry they have received	17	19	89.5%	91.8%	91.6%	91.5%
% of Patients satisfied with the time they had to wait for an appointment	17	19	89.5%	87.7%	88.3%	87.9%

\* This is based on patients treated on this contract for their most recent course of treatment. Figures in italics indicate the base number of FP17s or Patient Questionnaire responses are less than 100. N/A is shown where the base number of responses is less than 10 during the period. % is calculated as Quantity/Base number\*100



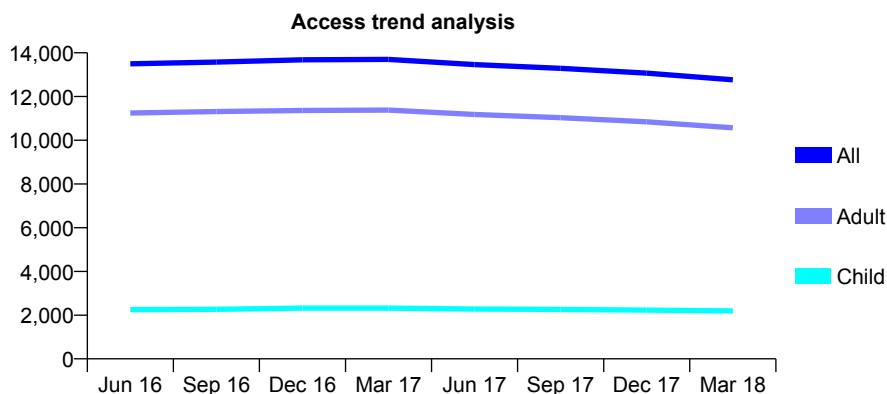
## Q50 - Vital Signs At a Glance Contract Report for 101370/0090 - March 2018

Name or company name	Petrie Tucker and Partners Ltd
Contract type name	GDS Contract
Purpose of contract	General
Contract start date	01/04/2007
Contract end date	

17/18 Contracted general activity (UDA)	41,727
Carry forward general activity (UDA)	1,658
17/18 Contracted orthodontic activity (UOA)	0
Carry forward orthodontic activity (UOA)	0
Baseline contract value	£1,206,522.17

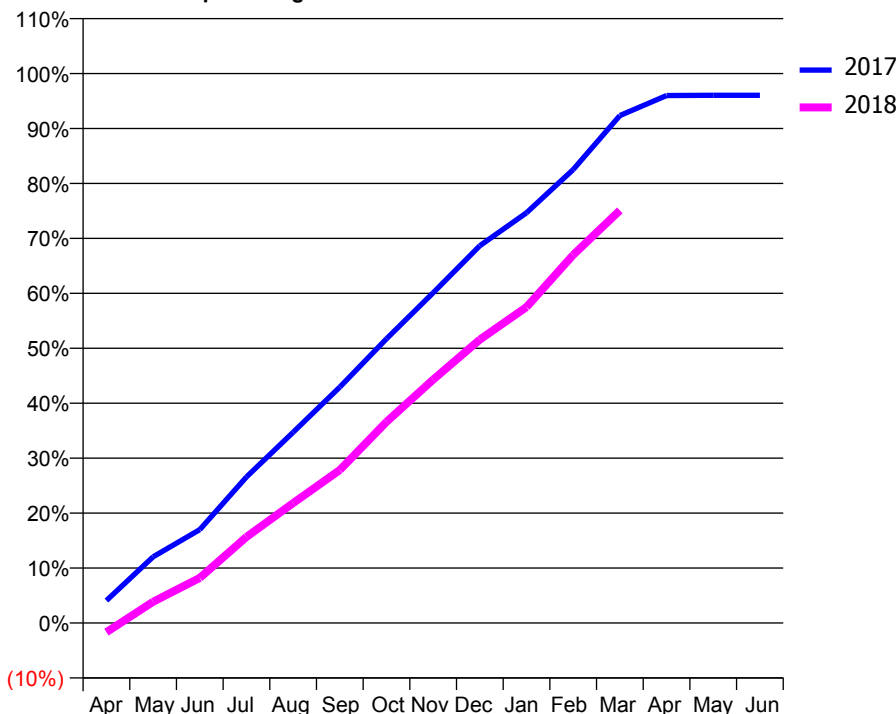
### ACCESS\*

Patients seen in 24 months	Total	Change since previous quarter
Quarter ending March 2017	13,700	
Quarter ending June 2017	13,458	↓
Quarter ending September 2017	13,289	↓
Quarter ending December 2017	13,070	↓
Quarter ending March 2018	12,766	↓
<b>Variance since March 2017</b>	<b>(6.8%)</b>	<b>↓</b>



### ACTIVITY

Cumulative percentage of contracted UDA delivered 2017 & 2018



Month	Adjusted Scheduled Activity (UDA)	
	2017	2018
April	1,710	-704
May	5,026	1,615
June	7,091	3,430
July	11,095	6,533
August	14,487	9,109
September	17,913	11,619
October	21,588	15,272
November	25,074	18,482
December	28,650	21,525
January	31,150	23,997
February	34,434	27,952
March	38,535	31,333
April	40,055	
May	40,069	
June	40,069	

### QUALITY

	Quantity	Base Number	Contract	AT	Region	England
% of FP17s for the same patient ID Re-attending within 3 months - Children	159	3,056	5.2%	9.8%	12.8%	11.9%
% of FP17s for the same patient ID Re-attending within 3 months - Adults	1,432	14,183	10.1%	13.5%	16.5%	16.0%
% of FP17s for the same patient ID Re-attending between 3 & 9 months - Children	1,846	3,056	60.4%	63.4%	59.7%	58.3%
% of FP17s for the same patient ID Re-attending between 3 & 9 months - Adults	8,097	14,183	57.1%	54.7%	52.6%	50.3%
% of FP17s for Band 1 Urgent Courses	697	16,585	4.2%	7.5%	9.1%	9.1%
% of FP17s Relating to Free Repair or Replacements	61	16,585	0.4%	0.9%	1.0%	0.8%
% of FP17s Relating to Continuations	240	16,585	1.4%	1.2%	1.2%	1.0%
% of Patients satisfied with the dentistry they have received	27	31	87.1%	91.8%	91.6%	91.5%
% of Patients satisfied with the time they had to wait for an appointment	22	31	71.0%	87.7%	88.3%	87.9%

\* This is based on patients treated on this contract for their most recent course of treatment. Figures in italics indicate the base number of FP17s or Patient Questionnaire responses are less than 100. N/A is shown where the base number of responses is less than 10 during the period. % is calculated as Quantity/Base number\*100

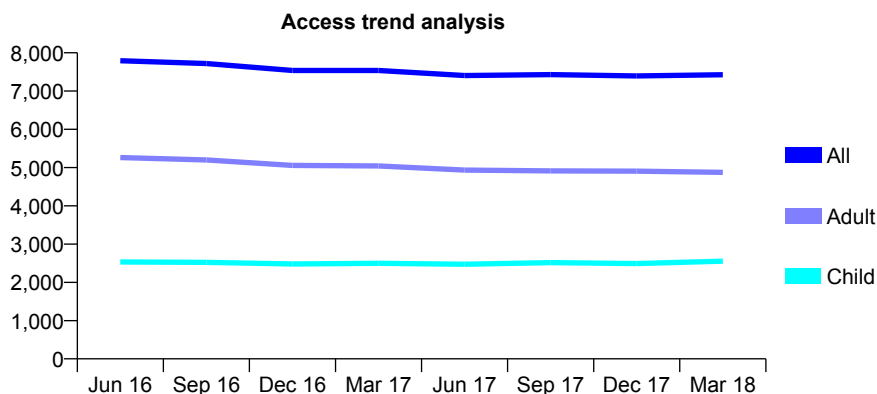
## Q50 - Vital Signs At a Glance Contract Report for 101435/0063 - March 2018

Name or company name	IDH Limited
Contract type name	GDS Contract
Purpose of contract	General
Contract start date	01/06/2007
Contract end date	

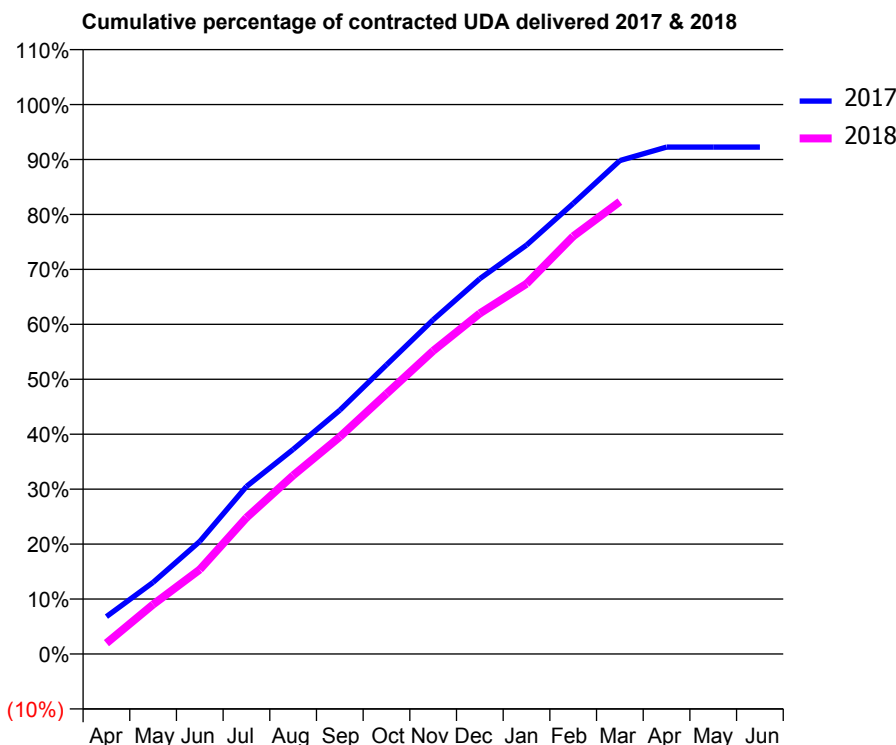
17/18 Contracted general activity (UDA)	23,500
Carry forward general activity (UDA)	0
17/18 Contracted orthodontic activity (UOA)	0
Carry forward orthodontic activity (UOA)	0
Baseline contract value	£607,933.02

### ACCESS\*

Patients seen in 24 months	Total	Change since previous quarter
Quarter ending March 2017	7,539	
Quarter ending June 2017	7,407	↓
Quarter ending September 2017	7,431	→
Quarter ending December 2017	7,394	→
Quarter ending March 2018	7,428	→
<b>Variance since March 2017</b>	<b>(1.5%)</b>	<b>↓</b>



### ACTIVITY



Month	Adjusted Scheduled Activity (UDA)	
	2017	2018
April	1,600	468
May	3,067	2,117
June	4,816	3,614
July	7,168	5,833
August	8,753	7,639
September	10,425	9,287
October	12,367	11,128
November	14,291	12,965
December	16,050	14,567
January	17,489	15,831
February	19,268	17,864
March	21,104	19,344
April	21,678	
May	21,678	
June	21,678	

### QUALITY

	Quantity	Base Number	Contract	AT	Region	England
% of FP17s for the same patient ID Re-attending within 3 months - Children	168	3,063	5.5%	9.8%	12.8%	11.9%
% of FP17s for the same patient ID Re-attending within 3 months - Adults	514	5,135	10.0%	13.5%	16.5%	16.0%
% of FP17s for the same patient ID Re-attending between 3 & 9 months - Children	1,684	3,063	55.0%	63.4%	59.7%	58.3%
% of FP17s for the same patient ID Re-attending between 3 & 9 months - Adults	2,441	5,135	47.5%	54.7%	52.6%	50.3%
% of FP17s for Band 1 Urgent Courses	485	7,994	6.1%	7.5%	9.1%	9.1%
% of FP17s Relating to Free Repair or Replacements	2	7,994	0.0%	0.9%	1.0%	0.8%
% of FP17s Relating to Continuations	107	7,994	1.3%	1.2%	1.2%	1.0%
% of Patients satisfied with the dentistry they have received	5	5	N/A	91.8%	91.6%	91.5%
% of Patients satisfied with the time they had to wait for an appointment	3	5	N/A	87.7%	88.3%	87.9%

\* This is based on patients treated on this contract for their most recent course of treatment. Figures in italics indicate the base number of FP17s or Patient Questionnaire responses are less than 100. N/A is shown where the base number of responses is less than 10 during the period. % is calculated as Quantity/Base number\*100

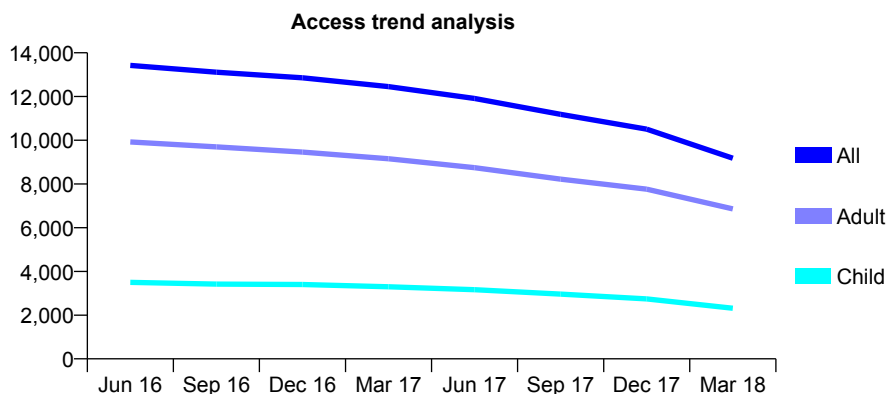
## Q50 - Vital Signs At a Glance Contract Report for 101435/0071 - March 2018

Name or company name	IDH Limited
Contract type name	GDS Contract
Purpose of contract	General
Contract start date	01/01/2008
Contract end date	

17/18 Contracted general activity (UDA)	37,500
Carry forward general activity (UDA)	0
17/18 Contracted orthodontic activity (UOA)	0
Carry forward orthodontic activity (UOA)	0
Baseline contract value	£896,469.89

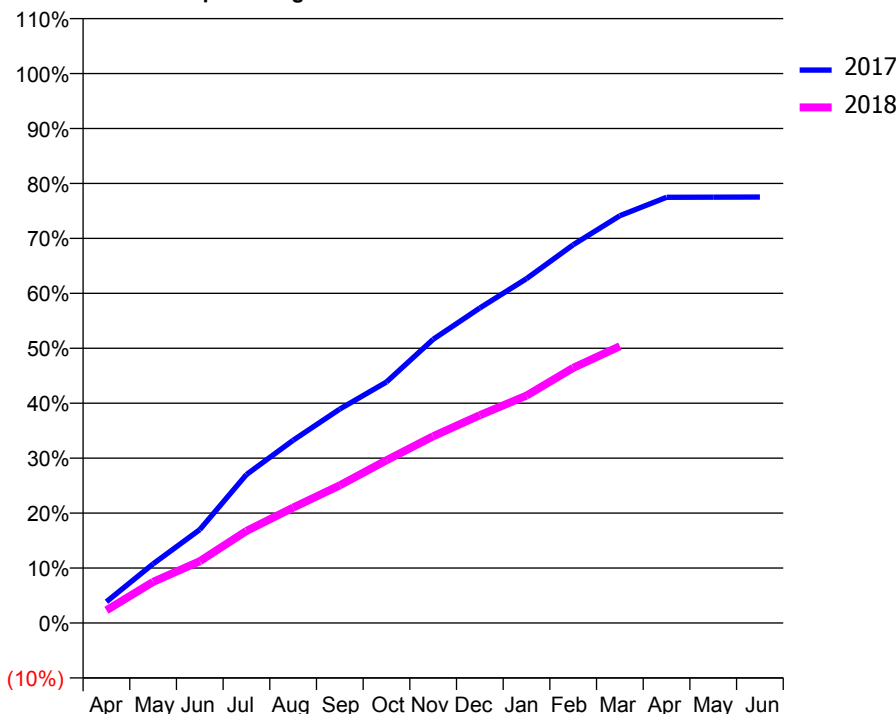
### ACCESS\*

Patients seen in 24 months	Total	Change since previous quarter
Quarter ending March 2017	12,455	
Quarter ending June 2017	11,912	↓
Quarter ending September 2017	11,184	↓
Quarter ending December 2017	10,508	↓
Quarter ending March 2018	9,177	↓
<b>Variance since March 2017</b>	<b>(26.3%)</b>	↓



### ACTIVITY

Cumulative percentage of contracted UDA delivered 2017 & 2018



Month	Adjusted Scheduled Activity (UDA)	
	2017	2018
April	1,452	867
May	4,034	2,805
June	6,372	4,217
July	10,135	6,281
August	12,475	7,873
September	14,599	9,398
October	16,447	11,105
November	19,364	12,742
December	21,502	14,181
January	23,505	15,516
February	25,809	17,414
March	27,798	18,885
April	29,055	
May	29,061	
June	29,068	

### QUALITY

	Quantity	Base Number	Contract	AT	Region	England
% of FP17s for the same patient ID Re-attending within 3 months - Children	179	2,978	6.0%	9.8%	12.8%	11.9%
% of FP17s for the same patient ID Re-attending within 3 months - Adults	927	7,500	12.4%	13.5%	16.5%	16.0%
% of FP17s for the same patient ID Re-attending between 3 & 9 months - Children	1,788	2,978	60.0%	63.4%	59.7%	58.3%
% of FP17s for the same patient ID Re-attending between 3 & 9 months - Adults	3,869	7,500	51.6%	54.7%	52.6%	50.3%
% of FP17s for Band 1 Urgent Courses	772	9,861	7.8%	7.5%	9.1%	9.1%
% of FP17s Relating to Free Repair or Replacements	26	9,861	0.3%	0.9%	1.0%	0.8%
% of FP17s Relating to Continuations	136	9,861	1.4%	1.2%	1.2%	1.0%
% of Patients satisfied with the dentistry they have received	9	10	90.0%	91.8%	91.6%	91.5%
% of Patients satisfied with the time they had to wait for an appointment	7	10	70.0%	87.7%	88.3%	87.9%

\* This is based on patients treated on this contract for their most recent course of treatment. Figures in italics indicate the base number of FP17s or Patient Questionnaire responses are less than 100. N/A is shown where the base number of responses is less than 10 during the period. % is calculated as Quantity/Base number\*100

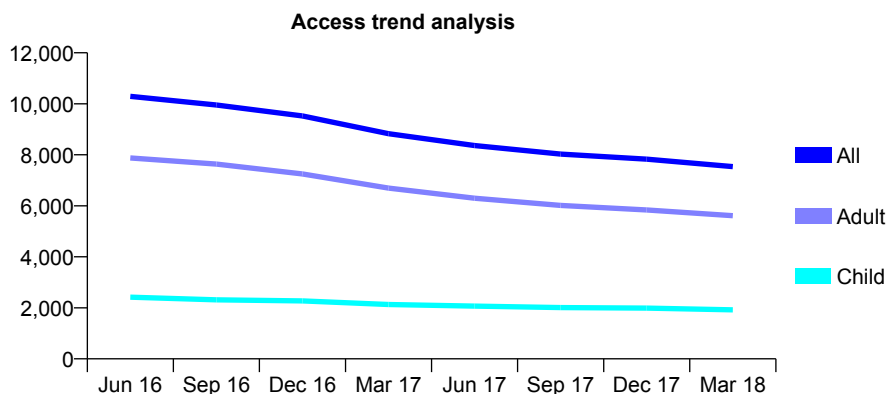
## Q50 - Vital Signs At a Glance Contract Report for 101435/0072 - March 2018

Name or company name	IDH Limited
Contract type name	GDS Contract
Purpose of contract	General
Contract start date	01/12/2007
Contract end date	

17/18 Contracted general activity (UDA)	30,373
Carry forward general activity (UDA)	0
17/18 Contracted orthodontic activity (UOA)	0
Carry forward orthodontic activity (UOA)	0
Baseline contract value	£809,470.30

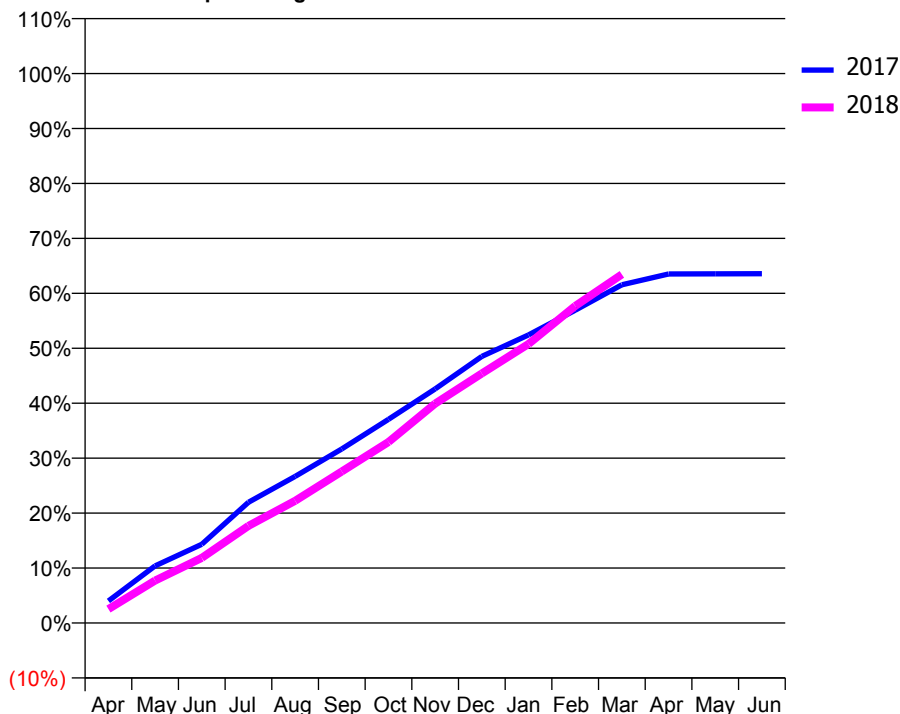
### ACCESS\*

Patients seen in 24 months	Total	Change since previous quarter
Quarter ending March 2017	8,827	
Quarter ending June 2017	8,364	↓
Quarter ending September 2017	8,027	↓
Quarter ending December 2017	7,830	↓
Quarter ending March 2018	7,537	↓
<b>Variance since March 2017</b>	<b>(14.6%)</b>	<b>↓</b>



### ACTIVITY

Cumulative percentage of contracted UDA delivered 2017 & 2018



Month	Adjusted Scheduled Activity (UDA)	
	2017	2018
April	1,523	768
May	3,937	2,350
June	5,431	3,600
July	8,318	5,369
August	10,107	6,754
September	12,002	8,379
October	14,035	10,005
November	16,134	12,129
December	18,380	13,797
January	19,858	15,425
February	21,558	17,521
March	23,316	19,272
April	24,057	
May	24,070	
June	24,072	

### QUALITY

	Quantity	Base Number	Contract	AT	Region	England
% of FP17s for the same patient ID Re-attending within 3 months - Children	153	2,148	7.1%	9.8%	12.8%	11.9%
% of FP17s for the same patient ID Re-attending within 3 months - Adults	674	6,349	10.6%	13.5%	16.5%	16.0%
% of FP17s for the same patient ID Re-attending between 3 & 9 months - Children	972	2,148	45.3%	63.4%	59.7%	58.3%
% of FP17s for the same patient ID Re-attending between 3 & 9 months - Adults	3,089	6,349	48.7%	54.7%	52.6%	50.3%
% of FP17s for Band 1 Urgent Courses	451	8,148	5.5%	7.5%	9.1%	9.1%
% of FP17s Relating to Free Repair or Replacements	86	8,148	1.1%	0.9%	1.0%	0.8%
% of FP17s Relating to Continuations	130	8,148	1.6%	1.2%	1.2%	1.0%
% of Patients satisfied with the dentistry they have received	11	11	100.0%	91.8%	91.6%	91.5%
% of Patients satisfied with the time they had to wait for an appointment	7	11	63.6%	87.7%	88.3%	87.9%

\* This is based on patients treated on this contract for their most recent course of treatment. Figures in italics indicate the base number of FP17s or Patient Questionnaire responses are less than 100. N/A is shown where the base number of responses is less than 10 during the period. % is calculated as Quantity/Base number\*100

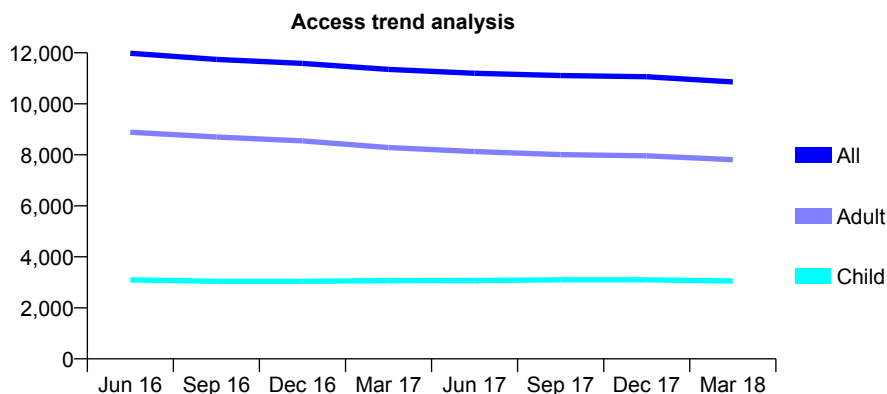
## Q50 - Vital Signs At a Glance Contract Report for 101435/0073 - March 2018

Name or company name	IDH Limited
Contract type name	GDS Contract
Purpose of contract	General
Contract start date	01/12/2007
Contract end date	

17/18 Contracted general activity (UDA)	36,000
Carry forward general activity (UDA)	0
17/18 Contracted orthodontic activity (UOA)	0
Carry forward orthodontic activity (UOA)	0
Baseline contract value	£713,022.02

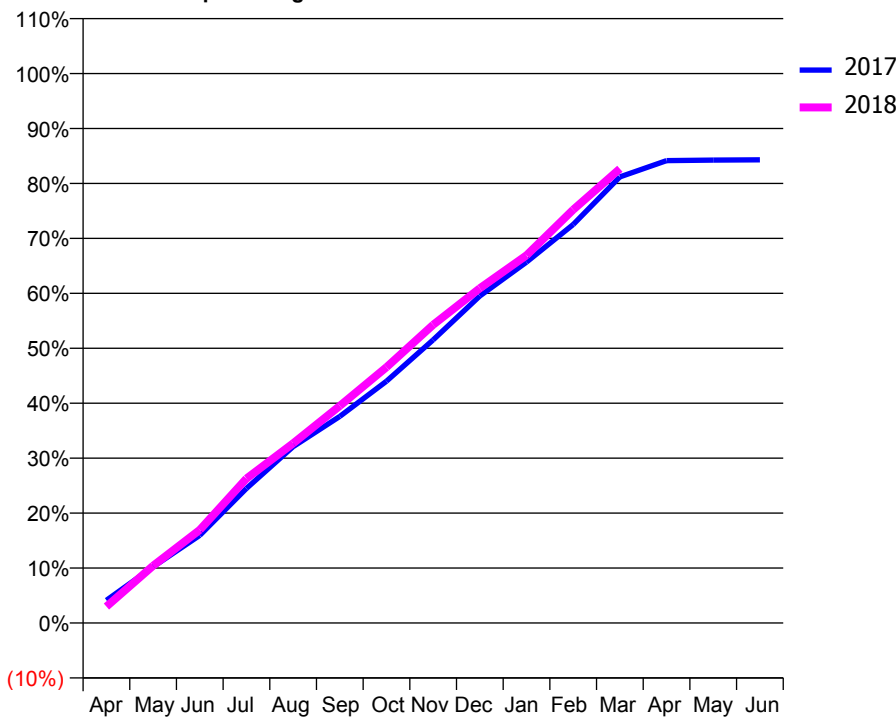
### ACCESS\*

Patients seen in 24 months	Total	Change since previous quarter
Quarter ending March 2017	11,351	
Quarter ending June 2017	11,199	↓
Quarter ending September 2017	11,108	→
Quarter ending December 2017	11,063	→
Quarter ending March 2018	10,859	↓
<b>Variance since March 2017</b>	<b>(4.3%)</b>	<b>↓</b>



### ACTIVITY

Cumulative percentage of contracted UDA delivered 2017 & 2018



Month	Adjusted Scheduled Activity (UDA)	
	2017	2018
April	1,491	1,083
May	3,684	3,755
June	5,748	6,102
July	8,817	9,464
August	11,551	11,772
September	13,538	14,224
October	15,840	16,759
November	18,551	19,534
December	21,422	21,935
January	23,641	24,087
February	26,104	27,079
March	29,229	29,756
April	30,289	
May	30,329	
June	30,349	

### QUALITY

	Quantity	Base Number	Contract	AT	Region	England
% of FP17s for the same patient ID Re-attending within 3 months - Children	315	4,615	6.8%	9.8%	12.8%	11.9%
% of FP17s for the same patient ID Re-attending within 3 months - Adults	1,293	9,864	13.1%	13.5%	16.5%	16.0%
% of FP17s for the same patient ID Re-attending between 3 & 9 months - Children	2,993	4,615	64.9%	63.4%	59.7%	58.3%
% of FP17s for the same patient ID Re-attending between 3 & 9 months - Adults	4,434	9,864	45.0%	54.7%	52.6%	50.3%
% of FP17s for Band 1 Urgent Courses	1,009	14,016	7.2%	7.5%	9.1%	9.1%
% of FP17s Relating to Free Repair or Replacements	82	14,016	0.6%	0.9%	1.0%	0.8%
% of FP17s Relating to Continuations	271	14,016	1.9%	1.2%	1.2%	1.0%
% of Patients satisfied with the dentistry they have received	8	8	N/A	91.8%	91.6%	91.5%
% of Patients satisfied with the time they had to wait for an appointment	7	8	N/A	87.7%	88.3%	87.9%

\* This is based on patients treated on this contract for their most recent course of treatment. Figures in italics indicate the base number of FP17s or Patient Questionnaire responses are less than 100. N/A is shown where the base number of responses is less than 10 during the period. % is calculated as Quantity/Base number\*100

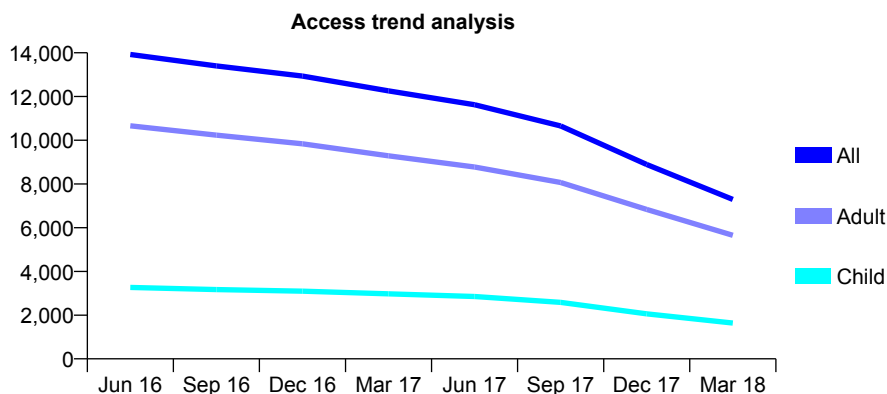
## Q50 - Vital Signs At a Glance Contract Report for 101435/0074 - March 2018

Name or company name	IDH Limited
Contract type name	GDS Contract
Purpose of contract	General
Contract start date	01/12/2007
Contract end date	30/09/2017

17/18 Contracted general activity (UDA)	19,500
Carry forward general activity (UDA)	0
17/18 Contracted orthodontic activity (UOA)	0
Carry forward orthodontic activity (UOA)	0
Baseline contract value	£391,234.34

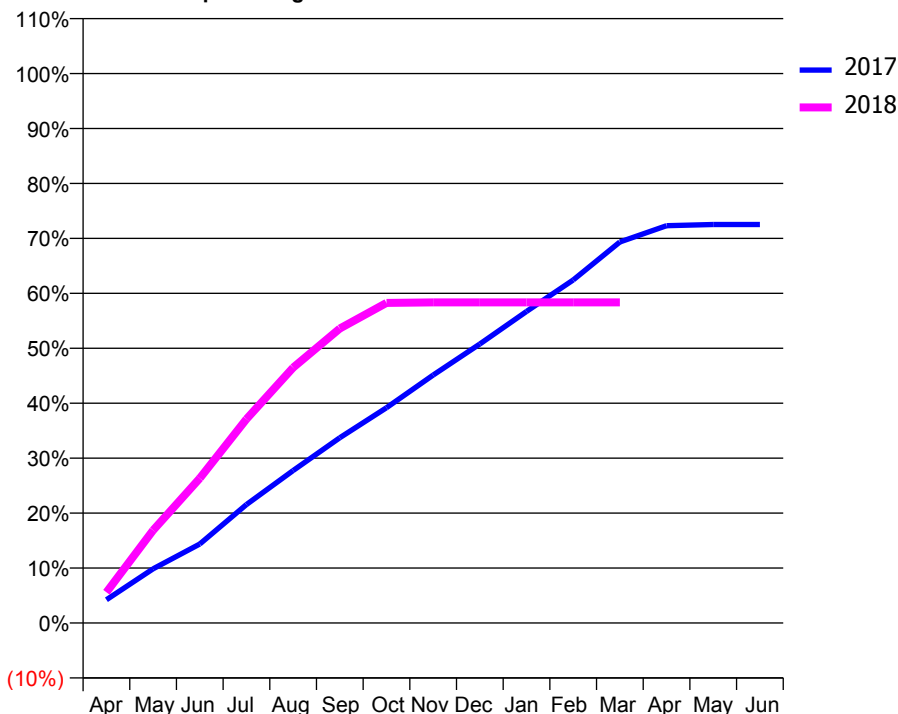
### ACCESS\*

Patients seen in 24 months	Total	Change since previous quarter
Quarter ending March 2017	12,256	
Quarter ending June 2017	11,625	↓
Quarter ending September 2017	10,651	↓
Quarter ending December 2017	8,891	↓
Quarter ending March 2018	7,291	↓
<b>Variance since March 2017</b>	<b>(40.5%)</b>	↓



### ACTIVITY

Cumulative percentage of contracted UDA delivered 2017 & 2018



Month	Adjusted Scheduled Activity (UDA)	
	2017	2018
April	1,647	1,089
May	3,843	3,290
June	5,607	5,136
July	8,409	7,239
August	10,823	9,062
September	13,151	10,451
October	15,280	11,359
November	17,600	11,378
December	19,807	11,378
January	22,110	11,379
February	24,342	11,379
March	27,045	11,379
April	28,200	
May	28,286	
June	28,287	

### QUALITY

	Quantity	Base Number	Contract	AT	Region	England
% of FP17s for the same patient ID Re-attending within 3 months - Children	75	1,507	5.0%	9.8%	12.8%	11.9%
% of FP17s for the same patient ID Re-attending within 3 months - Adults	448	4,459	10.0%	13.5%	16.5%	16.0%
% of FP17s for the same patient ID Re-attending between 3 & 9 months - Children	808	1,507	53.6%	63.4%	59.7%	58.3%
% of FP17s for the same patient ID Re-attending between 3 & 9 months - Adults	2,461	4,459	55.2%	54.7%	52.6%	50.3%
% of FP17s for Band 1 Urgent Courses	242	5,331	4.5%	7.5%	9.1%	9.1%
% of FP17s Relating to Free Repair or Replacements	51	5,331	1.0%	0.9%	1.0%	0.8%
% of FP17s Relating to Continuations	80	5,331	1.5%	1.2%	1.2%	1.0%
% of Patients satisfied with the dentistry they have received	13	18	72.2%	91.8%	91.6%	91.5%
% of Patients satisfied with the time they had to wait for an appointment	11	18	61.1%	87.7%	88.3%	87.9%

\* This is based on patients treated on this contract for their most recent course of treatment. Figures in italics indicate the base number of FP17s or Patient Questionnaire responses are less than 100. N/A is shown where the base number of responses is less than 10 during the period. % is calculated as Quantity/Base number\*100

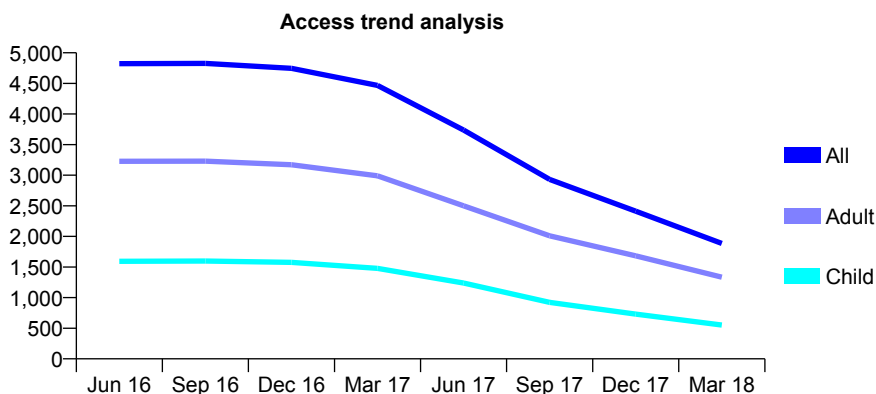
## Q50 - Vital Signs At a Glance Contract Report for 101435/0123 - March 2018

Name or company name	IDH Limited
Contract type name	GDS Contract
Purpose of contract	General
Contract start date	20/07/2009
Contract end date	30/04/2017

17/18 Contracted general activity (UDA)	1,333
Carry forward general activity (UDA)	0
17/18 Contracted orthodontic activity (UOA)	0
Carry forward orthodontic activity (UOA)	0
Baseline contract value	£31,456.79

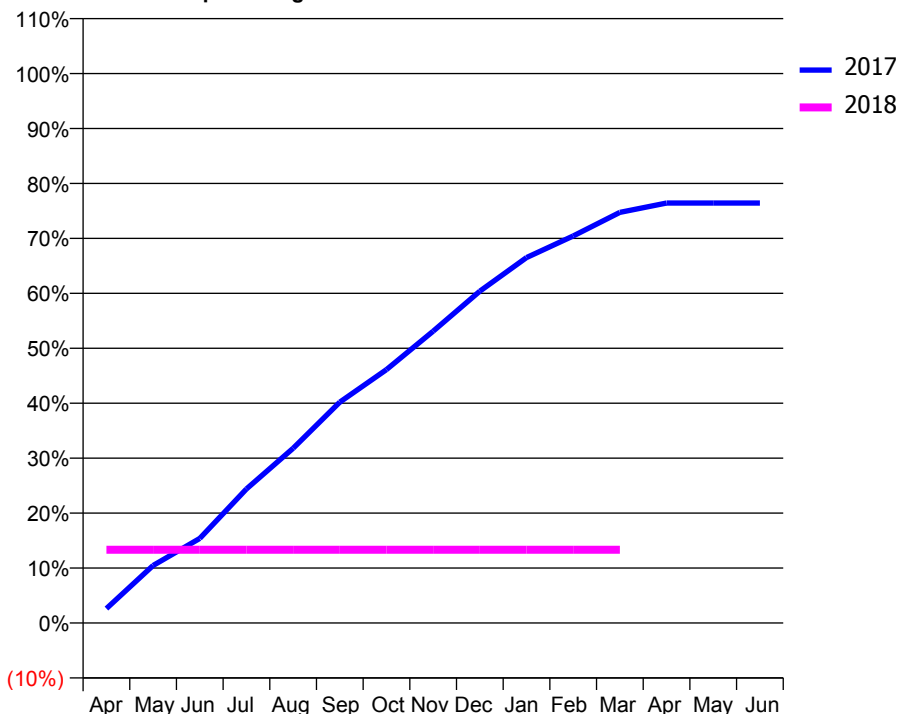
### ACCESS\*

Patients seen in 24 months	Total	Change since previous quarter
Quarter ending March 2017	4,468	
Quarter ending June 2017	3,737	↓
Quarter ending September 2017	2,932	↓
Quarter ending December 2017	2,412	↓
Quarter ending March 2018	1,886	↓
<b>Variance since March 2017</b>	<b>(57.8%)</b>	↓



### ACTIVITY

Cumulative percentage of contracted UDA delivered 2017 & 2018



Month	Adjusted Scheduled Activity (UDA)	
	2017	2018
April	419	178
May	1,675	178
June	2,463	178
July	3,906	178
August	5,087	178
September	6,432	178
October	7,378	178
November	8,497	178
December	9,664	178
January	10,640	178
February	11,271	178
March	11,955	178
April	12,229	178
May	12,229	178
June	12,229	178

### QUALITY

	Quantity	Base Number	Contract	AT	Region	England
% of FP17s for the same patient ID Re-attending within 3 months - Children	12	49	24.5%	9.8%	12.8%	11.9%
% of FP17s for the same patient ID Re-attending within 3 months - Adults	21	109	19.3%	13.5%	16.5%	16.0%
% of FP17s for the same patient ID Re-attending between 3 & 9 months - Children	19	49	38.8%	63.4%	59.7%	58.3%
% of FP17s for the same patient ID Re-attending between 3 & 9 months - Adults	47	109	43.1%	54.7%	52.6%	50.3%
% of FP17s for Band 1 Urgent Courses	24	67	35.8%	7.5%	9.1%	9.1%
% of FP17s Relating to Free Repair or Replacements	2	67	3.0%	0.9%	1.0%	0.8%
% of FP17s Relating to Continuations	3	67	4.5%	1.2%	1.2%	1.0%
% of Patients satisfied with the dentistry they have received	0	0	N/A	91.8%	91.6%	91.5%
% of Patients satisfied with the time they had to wait for an appointment	0	0	N/A	87.7%	88.3%	87.9%

\* This is based on patients treated on this contract for their most recent course of treatment. Figures in italics indicate the base number of FP17s or Patient Questionnaire responses are less than 100. N/A is shown where the base number of responses is less than 10 during the period. % is calculated as Quantity/Base number\*100

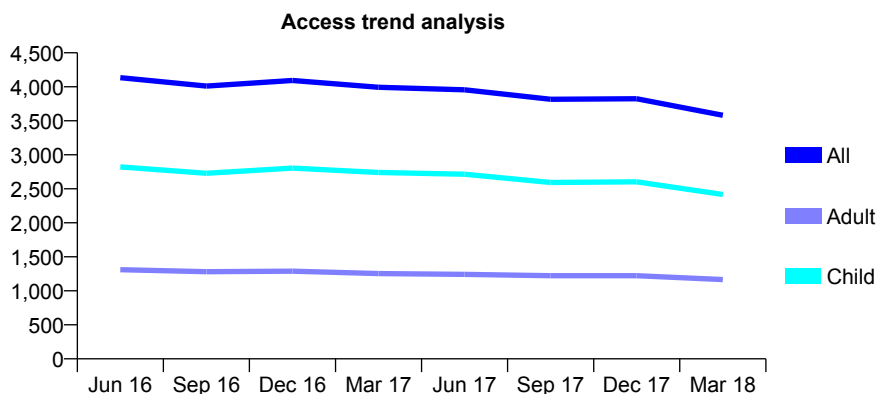
## Q50 - Vital Signs At a Glance Contract Report for 102490/0003 - March 2018

Name or company name	Ashby Dental Clinic (CDS Unit)
Contract type name	PDS Contract
Purpose of contract	General
Contract start date	26/09/2011
Contract end date	30/09/2018

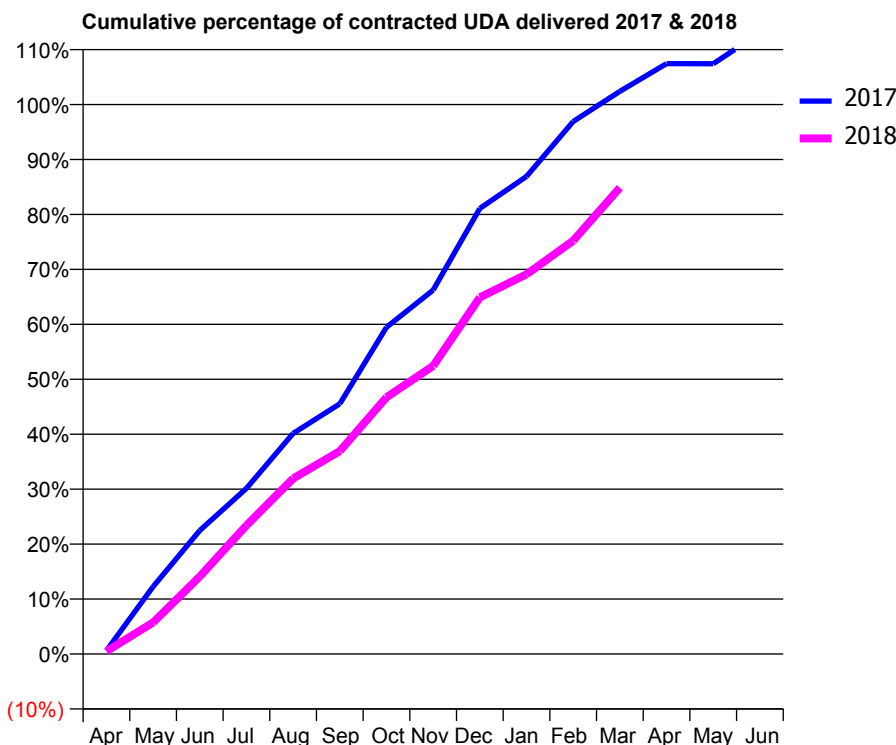
17/18 Contracted general activity (UDA)	6,786
Carry forward general activity (UDA)	0
17/18 Contracted orthodontic activity (UOA)	0
Carry forward orthodontic activity (UOA)	0
Baseline contract value	£556,967.91

### ACCESS\*

Patients seen in 24 months	Total	Change since previous quarter
Quarter ending March 2017	3,994	
Quarter ending June 2017	3,956	→
Quarter ending September 2017	3,817	↓
Quarter ending December 2017	3,824	→
Quarter ending March 2018	3,581	↓
<b>Variance since March 2017</b>	<b>(10.3%)</b>	<b>↓</b>



### ACTIVITY



Month	Adjusted Scheduled Activity (UDA)	
	2017	2018
April	43	33
May	849	389
June	1,557	958
July	2,088	1,588
August	2,780	2,167
September	3,153	2,505
October	4,118	3,171
November	4,587	3,557
December	5,614	4,405
January	6,018	4,690
February	6,711	5,105
March	7,090	5,760
April	7,439	
May	7,437	
June	7,825	

### QUALITY

	Quantity	Base Number	Contract	AT	Region	England
% of FP17s for the same patient ID Re-attending within 3 months - Children	141	2,752	5.1%	9.8%	12.8%	11.9%
% of FP17s for the same patient ID Re-attending within 3 months - Adults	64	1,046	6.1%	13.5%	16.5%	16.0%
% of FP17s for the same patient ID Re-attending between 3 & 9 months - Children	1,061	2,752	38.6%	63.4%	59.7%	58.3%
% of FP17s for the same patient ID Re-attending between 3 & 9 months - Adults	301	1,046	28.8%	54.7%	52.6%	50.3%
% of FP17s for Band 1 Urgent Courses	126	3,309	3.8%	7.5%	9.1%	9.1%
% of FP17s Relating to Free Repair or Replacements	0	3,309	0.0%	0.9%	1.0%	0.8%
% of FP17s Relating to Continuations	1	3,309	0.0%	1.2%	1.2%	1.0%
% of Patients satisfied with the dentistry they have received	4	4	N/A	91.8%	91.6%	91.5%
% of Patients satisfied with the time they had to wait for an appointment	4	4	N/A	87.7%	88.3%	87.9%

\* This is based on patients treated on this contract for their most recent course of treatment. Figures in italics indicate the base number of FP17s or Patient Questionnaire responses are less than 100. N/A is shown where the base number of responses is less than 10 during the period. % is calculated as Quantity/Base number\*100



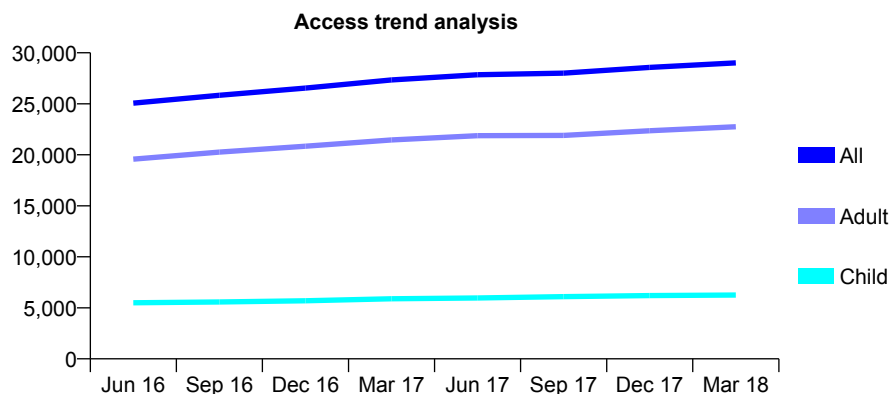
## Q50 - Vital Signs At a Glance Contract Report for 104094/0001 - March 2018

Name or company name	543 Dental Centre Limited
Contract type name	GDS Contract
Purpose of contract	General
Contract start date	08/09/2008
Contract end date	

17/18 Contracted general activity (UDA)	79,925
Carry forward general activity (UDA)	-663
17/18 Contracted orthodontic activity (UOA)	0
Carry forward orthodontic activity (UOA)	0
Baseline contract value	£2,432,602.10

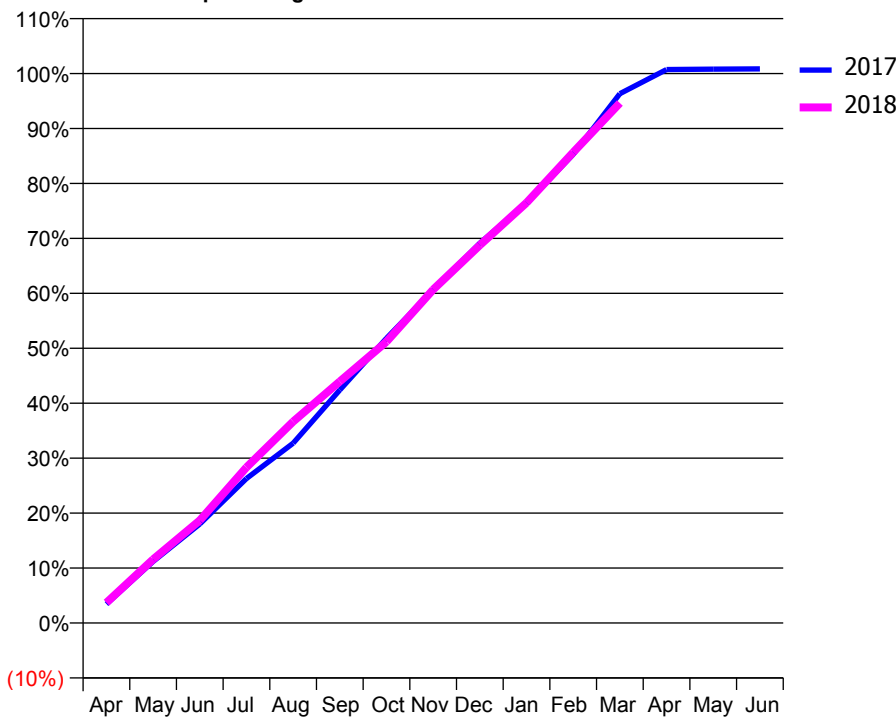
### ACCESS\*

Patients seen in 24 months	Total	Change since previous quarter
Quarter ending March 2017	27,340	
Quarter ending June 2017	27,846	→
Quarter ending September 2017	28,002	→
Quarter ending December 2017	28,563	↑
Quarter ending March 2018	29,015	→
<b>Variance since March 2017</b>	<b>6.1%</b>	<b>↑</b>



### ACTIVITY

Cumulative percentage of contracted UDA delivered 2017 & 2018



Month	2017	2018
April	2,767	2,949
May	8,946	9,254
June	14,401	14,924
July	21,017	22,652
August	26,157	29,291
September	33,889	35,136
October	41,421	40,912
November	48,449	48,498
December	55,238	54,948
January	61,068	61,123
February	68,173	68,448
March	76,990	75,624
April	80,501	
May	80,553	
June	80,588	

### QUALITY

	Quantity	Base Number	Contract	AT	Region	England
% of FP17s for the same patient ID Re-attending within 3 months - Children	545	9,039	6.0%	9.8%	12.8%	11.9%
% of FP17s for the same patient ID Re-attending within 3 months - Adults	3,194	29,844	10.7%	13.5%	16.5%	16.0%
% of FP17s for the same patient ID Re-attending between 3 & 9 months - Children	5,867	9,039	64.9%	63.4%	59.7%	58.3%
% of FP17s for the same patient ID Re-attending between 3 & 9 months - Adults	18,256	29,844	61.2%	54.7%	52.6%	50.3%
% of FP17s for Band 1 Urgent Courses	2,114	36,635	5.8%	7.5%	9.1%	9.1%
% of FP17s Relating to Free Repair or Replacements	211	36,635	0.6%	0.9%	1.0%	0.8%
% of FP17s Relating to Continuations	13	36,635	0.0%	1.2%	1.2%	1.0%
% of Patients satisfied with the dentistry they have received	26	28	92.9%	91.8%	91.6%	91.5%
% of Patients satisfied with the time they had to wait for an appointment	26	28	92.9%	87.7%	88.3%	87.9%

\* This is based on patients treated on this contract for their most recent course of treatment. Figures in italics indicate the base number of FP17s or Patient Questionnaire responses are less than 100. N/A is shown where the base number of responses is less than 10 during the period. % is calculated as Quantity/Base number\*100

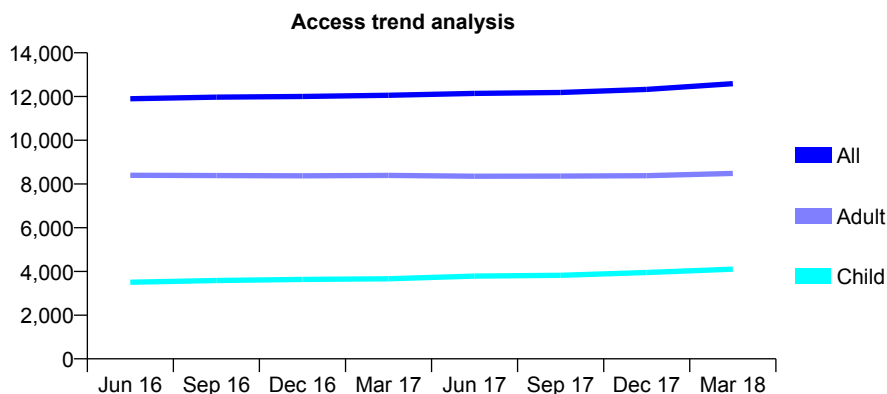
## Q50 - Vital Signs At a Glance Contract Report for 104663/0001 - March 2018

Name or company name	Osborne Street Surgery Limited
Contract type name	GDS Contract
Purpose of contract	General
Contract start date	01/07/2007
Contract end date	

17/18 Contracted general activity (UDA)	32,000
Carry forward general activity (UDA)	-640
17/18 Contracted orthodontic activity (UOA)	0
Carry forward orthodontic activity (UOA)	0
Baseline contract value	£950,147.84

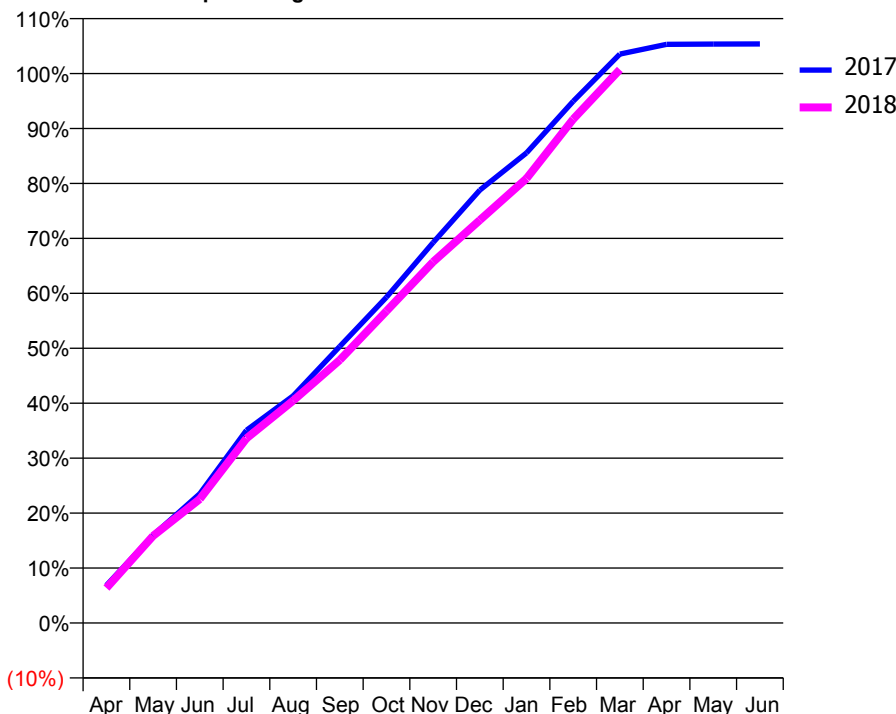
### ACCESS\*

Patients seen in 24 months	Total	Change since previous quarter
Quarter ending March 2017	12,055	
Quarter ending June 2017	12,140	→
Quarter ending September 2017	12,183	→
Quarter ending December 2017	12,323	→
Quarter ending March 2018	12,587	↑
<b>Variance since March 2017</b>	<b>4.4%</b>	<b>↑</b>



### ACTIVITY

Cumulative percentage of contracted UDA delivered 2017 & 2018



Month	Adjusted Scheduled Activity (UDA)	
	2017	2018
April	2,196	2,035
May	5,117	5,072
June	7,532	7,221
July	11,222	10,753
August	13,226	12,947
September	16,106	15,321
October	18,976	18,169
November	22,161	21,030
December	25,210	23,465
January	27,379	25,883
February	30,384	29,338
March	33,128	32,231
April	33,694	
May	33,710	
June	33,721	

### QUALITY

	Quantity	Base Number	Contract	AT	Region	England
% of FP17s for the same patient ID Re-attending within 3 months - Children	344	5,774	6.0%	9.8%	12.8%	11.9%
% of FP17s for the same patient ID Re-attending within 3 months - Adults	1,536	12,413	12.4%	13.5%	16.5%	16.0%
% of FP17s for the same patient ID Re-attending between 3 & 9 months - Children	3,419	5,774	59.2%	63.4%	59.7%	58.3%
% of FP17s for the same patient ID Re-attending between 3 & 9 months - Adults	7,864	12,413	63.4%	54.7%	52.6%	50.3%
% of FP17s for Band 1 Urgent Courses	1,431	17,845	8.0%	7.5%	9.1%	9.1%
% of FP17s Relating to Free Repair or Replacements	92	17,845	0.5%	0.9%	1.0%	0.8%
% of FP17s Relating to Continuations	7	17,845	0.0%	1.2%	1.2%	1.0%
% of Patients satisfied with the dentistry they have received	12	13	92.3%	91.8%	91.6%	91.5%
% of Patients satisfied with the time they had to wait for an appointment	11	13	84.6%	87.7%	88.3%	87.9%

\* This is based on patients treated on this contract for their most recent course of treatment. Figures in italics indicate the base number of FP17s or Patient Questionnaire responses are less than 100. N/A is shown where the base number of responses is less than 10 during the period. % is calculated as Quantity/Base number\*100

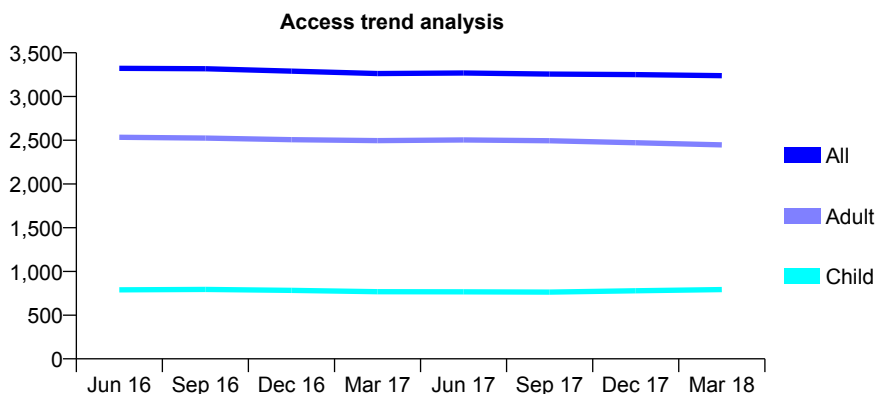
## Q50 - Vital Signs At a Glance Contract Report for 108731/0001 - March 2018

Name or company name	Elmet Dental Care
Contract type name	GDS Contract
Purpose of contract	General
Contract start date	01/04/2006
Contract end date	

17/18 Contracted general activity (UDA)	7,506
Carry forward general activity (UDA)	-150
17/18 Contracted orthodontic activity (UOA)	0
Carry forward orthodontic activity (UOA)	0
Baseline contract value	£229,164.44

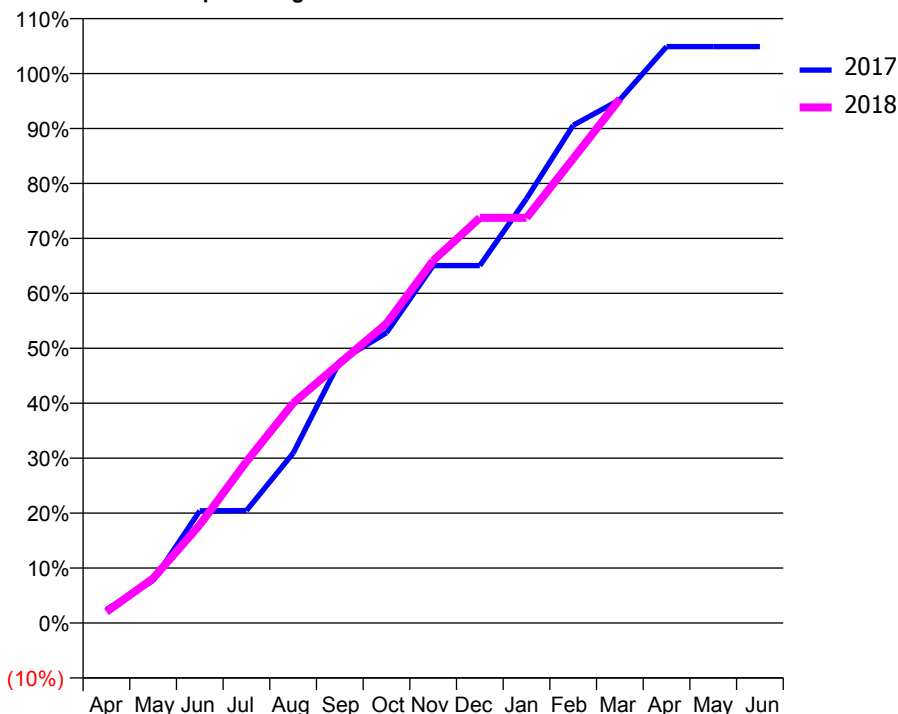
### ACCESS\*

Patients seen in 24 months	Total	Change since previous quarter
Quarter ending March 2017	3,263	
Quarter ending June 2017	3,269	→
Quarter ending September 2017	3,257	→
Quarter ending December 2017	3,250	→
Quarter ending March 2018	3,239	→
<b>Variance since March 2017</b>	<b>(0.7%)</b>	→



### ACTIVITY

Cumulative percentage of contracted UDA delivered 2017 & 2018



Month	Adjusted Scheduled Activity (UDA)	
	2017	2018
April	185	151
May	580	610
June	1,533	1,342
July	1,536	2,204
August	2,320	3,003
September	3,577	3,550
October	3,965	4,091
November	4,883	4,949
December	4,883	5,535
January	5,797	5,535
February	6,798	6,344
March	7,149	7,160
April	7,874	
May	7,874	
June	7,874	

### QUALITY

	Quantity	Base Number	Contract	AT	Region	England
% of FP17s for the same patient ID Re-attending within 3 months - Children	50	1,211	4.1%	9.8%	12.8%	11.9%
% of FP17s for the same patient ID Re-attending within 3 months - Adults	261	3,605	7.2%	13.5%	16.5%	16.0%
% of FP17s for the same patient ID Re-attending between 3 & 9 months - Children	759	1,211	62.7%	63.4%	59.7%	58.3%
% of FP17s for the same patient ID Re-attending between 3 & 9 months - Adults	2,454	3,605	68.1%	54.7%	52.6%	50.3%
% of FP17s for Band 1 Urgent Courses	146	4,319	3.4%	7.5%	9.1%	9.1%
% of FP17s Relating to Free Repair or Replacements	7	4,319	0.2%	0.9%	1.0%	0.8%
% of FP17s Relating to Continuations	23	4,319	0.5%	1.2%	1.2%	1.0%
% of Patients satisfied with the dentistry they have received	8	8	N/A	91.8%	91.6%	91.5%
% of Patients satisfied with the time they had to wait for an appointment	8	8	N/A	87.7%	88.3%	87.9%

\* This is based on patients treated on this contract for their most recent course of treatment. Figures in italics indicate the base number of FP17s or Patient Questionnaire responses are less than 100. N/A is shown where the base number of responses is less than 10 during the period. % is calculated as Quantity/Base number\*100

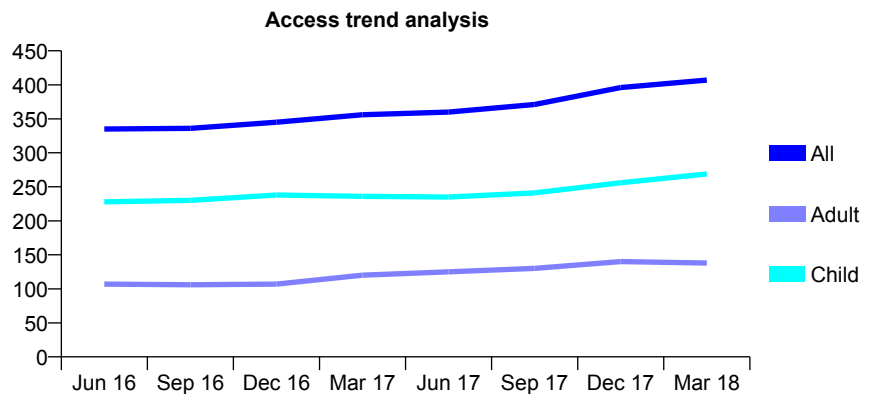
## Q50 - Vital Signs At a Glance Contract Report for 110310/0001 - March 2018

Name or company name	Brown-Craven Limited
Contract type name	GDS Contract
Purpose of contract	General
Contract start date	01/01/2013
Contract end date	

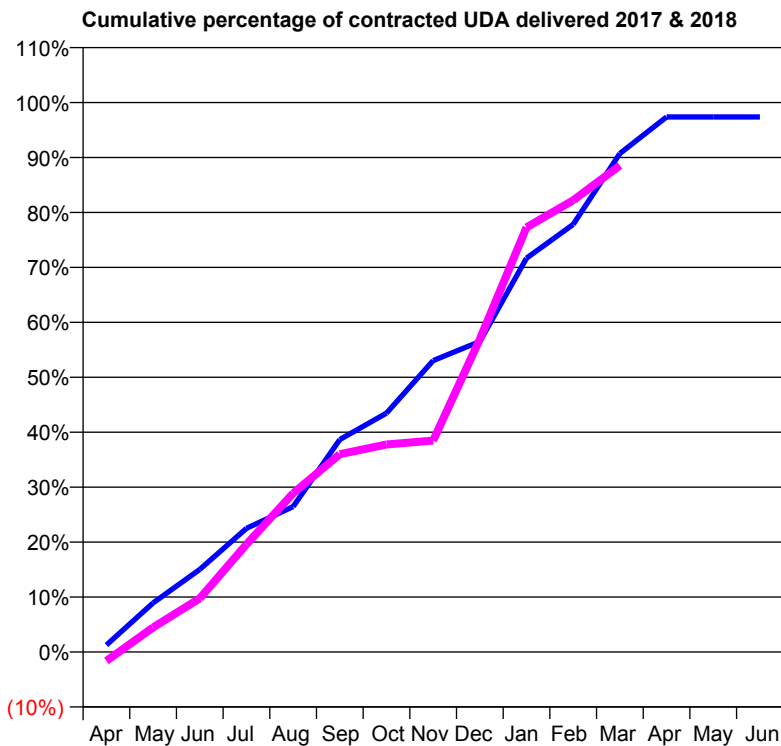
17/18 Contracted general activity (UDA)	861
Carry forward general activity (UDA)	23
17/18 Contracted orthodontic activity (UOA)	0
Carry forward orthodontic activity (UOA)	0
Baseline contract value	£22,736.03

### ACCESS\*

Patients seen in 24 months	Total	Change since previous quarter
Quarter ending March 2017	356	
Quarter ending June 2017	360	→
Quarter ending September 2017	371	↑
Quarter ending December 2017	396	↑
Quarter ending March 2018	407	↑
<b>Variance since March 2017</b>	<b>14.3%</b>	<b>↑</b>



### ACTIVITY



Month	Adjusted Scheduled Activity (UDA)	
	2017	2018
April	11	-14
May	77	39
June	129	84
July	194	169
August	228	249
September	333	310
October	374	325
November	457	331
December	487	490
January	617	665
February	670	708
March	781	762
April	838	
May	838	
June	838	

### QUALITY

	Quantity	Base Number	Contract	AT	Region	England
% of FP17s for the same patient ID Re-attending within 3 months - Children	31	426	7.3%	9.8%	12.8%	11.9%
% of FP17s for the same patient ID Re-attending within 3 months - Adults	31	191	16.2%	13.5%	16.5%	16.0%
% of FP17s for the same patient ID Re-attending between 3 & 9 months - Children	267	426	62.7%	63.4%	59.7%	58.3%
% of FP17s for the same patient ID Re-attending between 3 & 9 months - Adults	101	191	52.9%	54.7%	52.6%	50.3%
% of FP17s for Band 1 Urgent Courses	32	583	5.5%	7.5%	9.1%	9.1%
% of FP17s Relating to Free Repair or Replacements	1	583	0.2%	0.9%	1.0%	0.8%
% of FP17s Relating to Continuations	2	583	0.3%	1.2%	1.2%	1.0%
% of Patients satisfied with the dentistry they have received	0	0	N/A	91.8%	91.6%	91.5%
% of Patients satisfied with the time they had to wait for an appointment	0	0	N/A	87.7%	88.3%	87.9%

\* This is based on patients treated on this contract for their most recent course of treatment. Figures in italics indicate the base number of FP17s or Patient Questionnaire responses are less than 100. N/A is shown where the base number of responses is less than 10 during the period. % is calculated as Quantity/Base number\*100

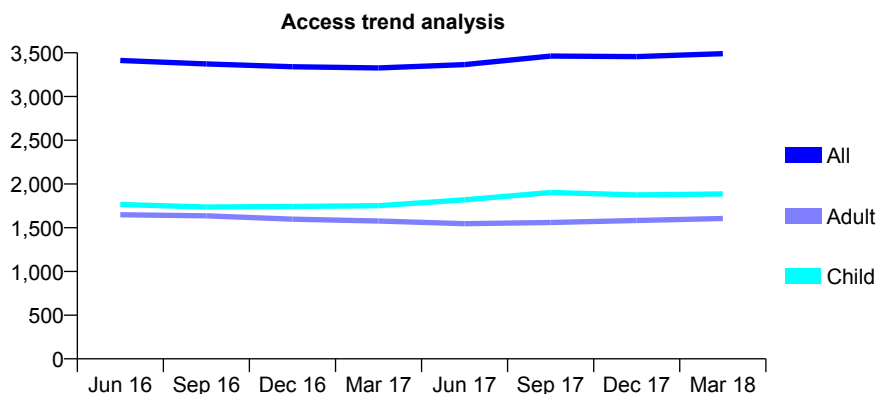
## Q50 - Vital Signs At a Glance Contract Report for 114650/0002 - March 2018

Name or company name	Community Dental Clinic
Contract type name	PDS Contract
Purpose of contract	General and Orthodontic
Contract start date	01/05/2007
Contract end date	30/09/2018

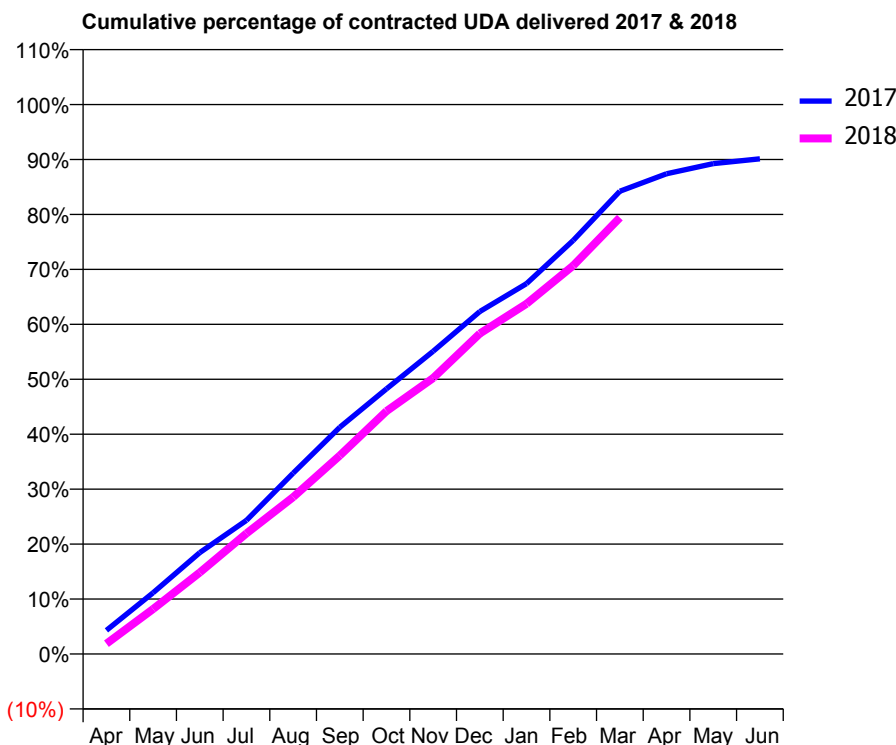
17/18 Contracted general activity (UDA)	9,000
Carry forward general activity (UDA)	0
17/18 Contracted orthodontic activity (UOA)	315
Carry forward orthodontic activity (UOA)	1
Baseline contract value	£881,931.80

### ACCESS\*

Patients seen in 24 months	Total	Change since previous quarter
Quarter ending March 2017	3,327	
Quarter ending June 2017	3,365	→
Quarter ending September 2017	3,463	↑
Quarter ending December 2017	3,457	→
Quarter ending March 2018	3,490	→
<b>Variance since March 2017</b>	<b>4.9%</b>	<b>↑</b>



### ACTIVITY



Month	Adjusted Scheduled Activity (UDA)	
	2017	2018
April	389	169
May	1,003	737
June	1,661	1,336
July	2,189	1,975
August	2,964	2,570
September	3,714	3,251
October	4,343	3,979
November	4,959	4,519
December	5,610	5,249
January	6,066	5,736
February	6,774	6,361
March	7,579	7,147
April	7,865	
May	8,031	
June	8,111	

### QUALITY

	Quantity	Base Number	Contract	AT	Region	England
% of FP17s for the same patient ID Re-attending within 3 months - Children	111	2,327	4.8%	9.8%	12.8%	11.9%
% of FP17s for the same patient ID Re-attending within 3 months - Adults	176	1,616	10.9%	13.5%	16.5%	16.0%
% of FP17s for the same patient ID Re-attending between 3 & 9 months - Children	875	2,327	37.6%	63.4%	59.7%	58.3%
% of FP17s for the same patient ID Re-attending between 3 & 9 months - Adults	582	1,616	36.0%	54.7%	52.6%	50.3%
% of FP17s for Band 1 Urgent Courses	108	3,581	3.0%	7.5%	9.1%	9.1%
% of FP17s Relating to Free Repair or Replacements	7	3,581	0.2%	0.9%	1.0%	0.8%
% of FP17s Relating to Continuations	12	3,581	0.3%	1.2%	1.2%	1.0%
% of Patients satisfied with the dentistry they have received	4	6	N/A	91.8%	91.6%	91.5%
% of Patients satisfied with the time they had to wait for an appointment	6	6	N/A	87.7%	88.3%	87.9%

\* This is based on patients treated on this contract for their most recent course of treatment. Figures in italics indicate the base number of FP17s or Patient Questionnaire responses are less than 100. N/A is shown where the base number of responses is less than 10 during the period. % is calculated as Quantity/Base number\*100

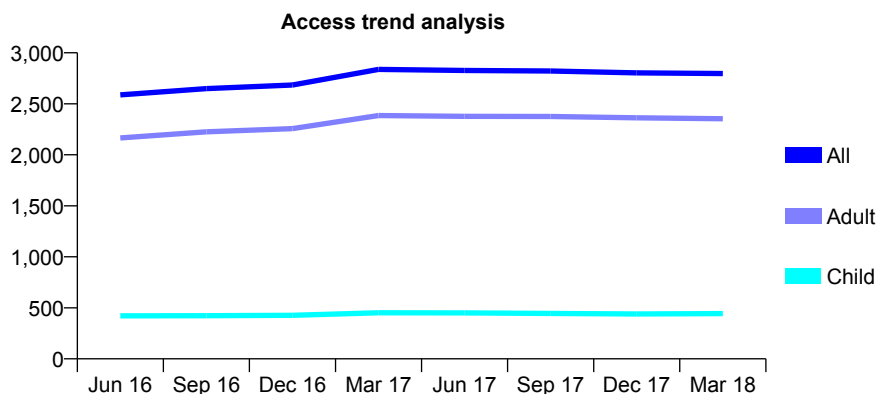
## Q50 - Vital Signs At a Glance Contract Report for 115339/0001 - March 2018

Name or company name	Bondgate Dental Practice
Contract type name	GDS Contract
Purpose of contract	General and Orthodontic
Contract start date	01/03/2015
Contract end date	

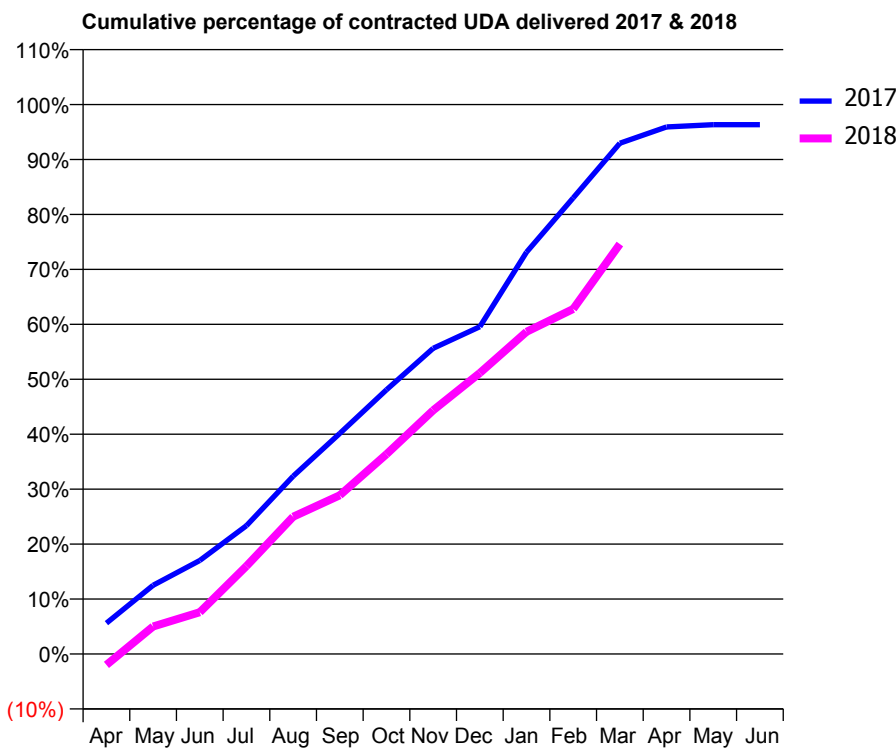
17/18 Contracted general activity (UDA)	9,998
Carry forward general activity (UDA)	367
17/18 Contracted orthodontic activity (UOA)	228
Carry forward orthodontic activity (UOA)	2
Baseline contract value	£262,928.98

### ACCESS\*

Patients seen in 24 months	Total	Change since previous quarter
Quarter ending March 2017	2,837	
Quarter ending June 2017	2,827	→
Quarter ending September 2017	2,821	→
Quarter ending December 2017	2,803	→
Quarter ending March 2018	2,797	→
<b>Variance since March 2017</b>	<b>(1.4%)</b>	<b>↓</b>



### ACTIVITY



Month	Adjusted Scheduled Activity (UDA)	
	2017	2018
April	561	-201
May	1,250	502
June	1,701	760
July	2,334	1,600
August	3,235	2,499
September	4,015	2,888
October	4,808	3,635
November	5,562	4,434
December	5,955	5,113
January	7,312	5,863
February	8,300	6,278
March	9,294	7,460
April	9,588	
May	9,631	
June	9,631	

### QUALITY

	Quantity	Base Number	Contract	AT	Region	England
% of FP17s for the same patient ID Re-attending within 3 months - Children	74	753	9.8%	9.8%	12.8%	11.9%
% of FP17s for the same patient ID Re-attending within 3 months - Adults	637	3,691	17.3%	13.5%	16.5%	16.0%
% of FP17s for the same patient ID Re-attending between 3 & 9 months - Children	517	753	68.7%	63.4%	59.7%	58.3%
% of FP17s for the same patient ID Re-attending between 3 & 9 months - Adults	2,063	3,691	55.9%	54.7%	52.6%	50.3%
% of FP17s for Band 1 Urgent Courses	307	4,220	7.3%	7.5%	9.1%	9.1%
% of FP17s Relating to Free Repair or Replacements	77	4,220	1.8%	0.9%	1.0%	0.8%
% of FP17s Relating to Continuations	160	4,220	3.8%	1.2%	1.2%	1.0%
% of Patients satisfied with the dentistry they have received	3	3	N/A	91.8%	91.6%	91.5%
% of Patients satisfied with the time they had to wait for an appointment	2	3	N/A	87.7%	88.3%	87.9%

\* This is based on patients treated on this contract for their most recent course of treatment. Figures in italics indicate the base number of FP17s or Patient Questionnaire responses are less than 100. N/A is shown where the base number of responses is less than 10 during the period. % is calculated as Quantity/Base number\*100

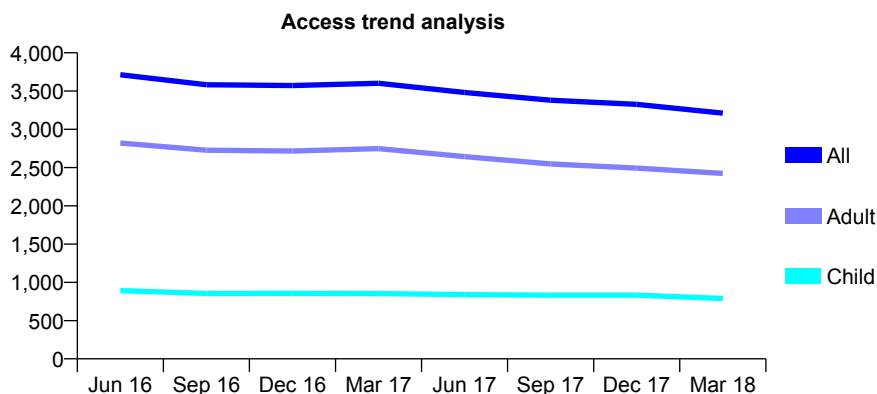
## Q50 - Vital Signs At a Glance Contract Report for 118060/0010 - March 2018

Name or company name	Genix Healthcare Ltd
Contract type name	GDS Contract
Purpose of contract	General
Contract start date	01/01/2007
Contract end date	

17/18 Contracted general activity (UDA)	13,715
Carry forward general activity (UDA)	0
17/18 Contracted orthodontic activity (UOA)	0
Carry forward orthodontic activity (UOA)	0
Baseline contract value	£381,061.39

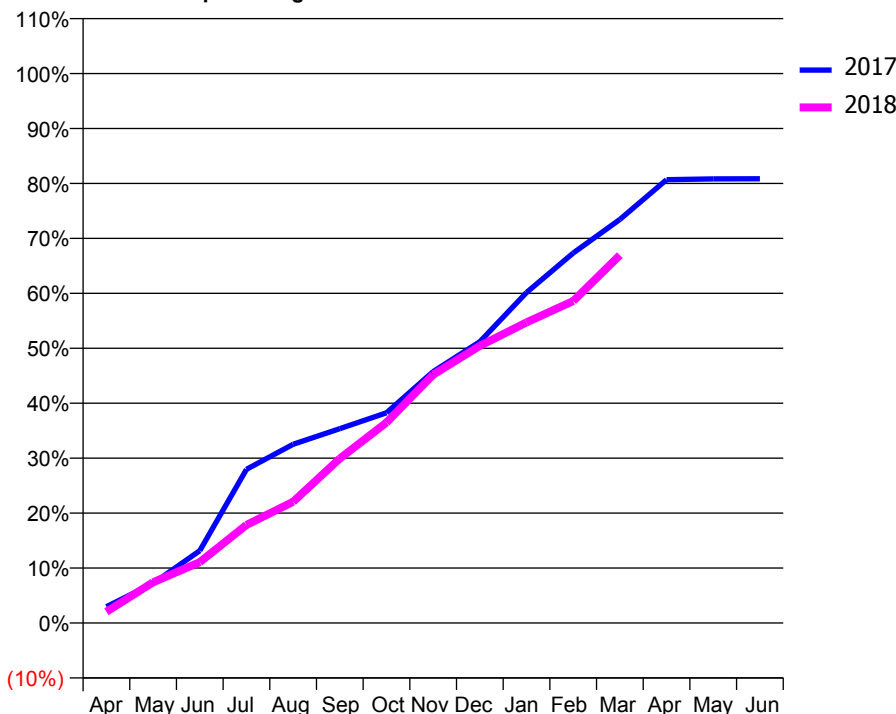
### ACCESS\*

Patients seen in 24 months	Total	Change since previous quarter
Quarter ending March 2017	3,602	
Quarter ending June 2017	3,482	↓
Quarter ending September 2017	3,381	↓
Quarter ending December 2017	3,326	↓
Quarter ending March 2018	3,212	↓
<b>Variance since March 2017</b>	<b>(10.8%)</b>	<b>↓</b>



### ACTIVITY

Cumulative percentage of contracted UDA delivered 2017 & 2018



Month	Adjusted Scheduled Activity (UDA)	
	2017	2018
April	408	282
May	992	1,016
June	1,806	1,519
July	3,836	2,449
August	4,462	3,027
September	4,852	4,106
October	5,247	5,004
November	6,277	6,197
December	7,022	6,919
January	8,250	7,505
February	9,233	8,037
March	10,073	9,179
April	11,063	
May	11,085	
June	11,086	

### QUALITY

	Quantity	Base Number	Contract	AT	Region	England
% of FP17s for the same patient ID Re-attending within 3 months - Children	123	1,183	10.4%	9.8%	12.8%	11.9%
% of FP17s for the same patient ID Re-attending within 3 months - Adults	541	3,434	15.8%	13.5%	16.5%	16.0%
% of FP17s for the same patient ID Re-attending between 3 & 9 months - Children	650	1,183	54.9%	63.4%	59.7%	58.3%
% of FP17s for the same patient ID Re-attending between 3 & 9 months - Adults	1,865	3,434	54.3%	54.7%	52.6%	50.3%
% of FP17s for Band 1 Urgent Courses	463	4,322	10.7%	7.5%	9.1%	9.1%
% of FP17s Relating to Free Repair or Replacements	47	4,322	1.1%	0.9%	1.0%	0.8%
% of FP17s Relating to Continuations	26	4,322	0.6%	1.2%	1.2%	1.0%
% of Patients satisfied with the dentistry they have received	3	7	N/A	91.8%	91.6%	91.5%
% of Patients satisfied with the time they had to wait for an appointment	6	7	N/A	87.7%	88.3%	87.9%

\* This is based on patients treated on this contract for their most recent course of treatment. Figures in italics indicate the base number of FP17s or Patient Questionnaire responses are less than 100. N/A is shown where the base number of responses is less than 10 during the period. % is calculated as Quantity/Base number\*100

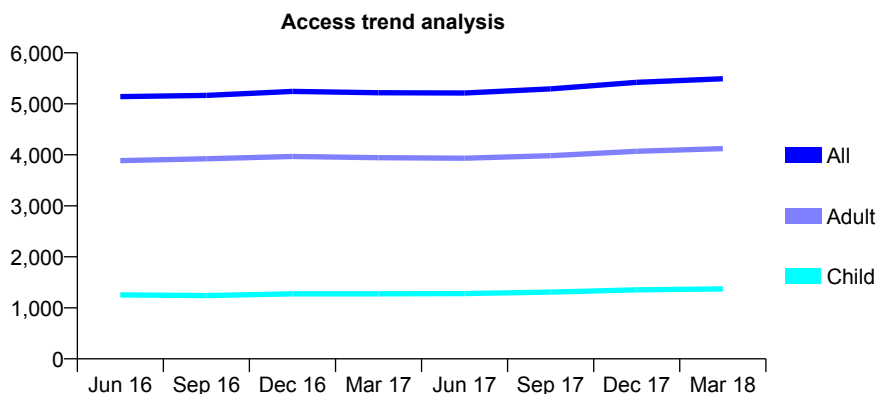
## Q50 - Vital Signs At a Glance Contract Report for 118060/0017 - March 2018

Name or company name	Genix Healthcare Ltd
Contract type name	GDS Contract
Purpose of contract	General
Contract start date	01/10/2009
Contract end date	

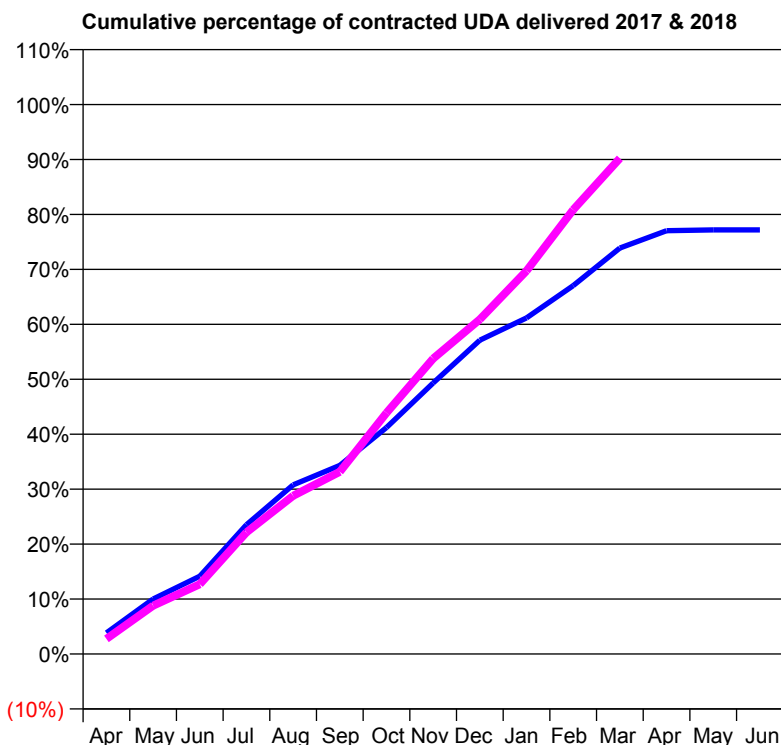
17/18 Contracted general activity (UDA)	15,000
Carry forward general activity (UDA)	0
17/18 Contracted orthodontic activity (UOA)	0
Carry forward orthodontic activity (UOA)	0
Baseline contract value	£390,948.76

### ACCESS\*

Patients seen in 24 months	Total	Change since previous quarter
Quarter ending March 2017	5,218	
Quarter ending June 2017	5,213	→
Quarter ending September 2017	5,293	→
Quarter ending December 2017	5,421	↑
Quarter ending March 2018	5,492	→
<b>Variance since March 2017</b>	<b>5.3%</b>	<b>↑</b>



### ACTIVITY



Month	Adjusted Scheduled Activity (UDA)	
	2017	2018
April	575	412
May	1,500	1,320
June	2,125	1,904
July	3,528	3,321
August	4,616	4,319
September	5,149	4,975
October	6,184	6,581
November	7,400	8,065
December	8,567	9,134
January	9,175	10,459
February	10,057	12,125
March	11,081	13,533
April	11,557	
May	11,578	
June	11,579	

### QUALITY

	Quantity	Base Number	Contract	AT	Region	England
% of FP17s for the same patient ID Re-attending within 3 months - Children	129	2,068	6.2%	9.8%	12.8%	11.9%
% of FP17s for the same patient ID Re-attending within 3 months - Adults	691	5,796	11.9%	13.5%	16.5%	16.0%
% of FP17s for the same patient ID Re-attending between 3 & 9 months - Children	1,114	2,068	53.9%	63.4%	59.7%	58.3%
% of FP17s for the same patient ID Re-attending between 3 & 9 months - Adults	3,106	5,796	53.6%	54.7%	52.6%	50.3%
% of FP17s for Band 1 Urgent Courses	583	7,601	7.7%	7.5%	9.1%	9.1%
% of FP17s Relating to Free Repair or Replacements	58	7,601	0.8%	0.9%	1.0%	0.8%
% of FP17s Relating to Continuations	45	7,601	0.6%	1.2%	1.2%	1.0%
% of Patients satisfied with the dentistry they have received	8	9	N/A	91.8%	91.6%	91.5%
% of Patients satisfied with the time they had to wait for an appointment	6	9	N/A	87.7%	88.3%	87.9%

\* This is based on patients treated on this contract for their most recent course of treatment. Figures in italics indicate the base number of FP17s or Patient Questionnaire responses are less than 100. N/A is shown where the base number of responses is less than 10 during the period. % is calculated as Quantity/Base number\*100



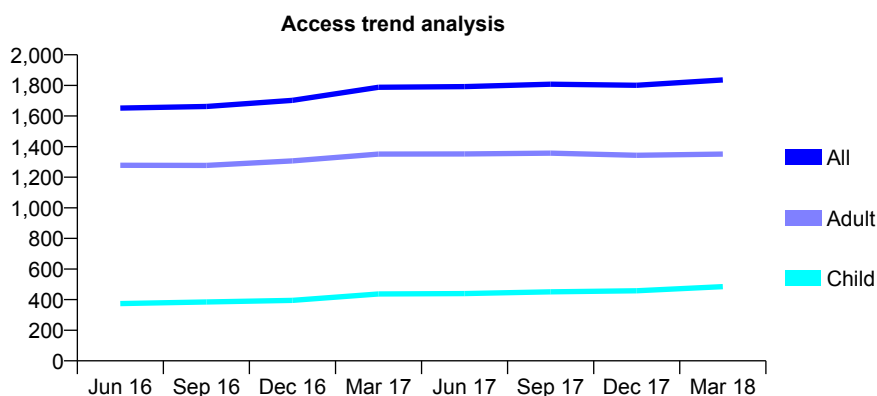
## Q50 - Vital Signs At a Glance Contract Report for 120642/0001 - March 2018

Name or company name	Grimsby Dental Care
Contract type name	GDS Contract
Purpose of contract	General
Contract start date	01/02/2014
Contract end date	

17/18 Contracted general activity (UDA)	5,005
Carry forward general activity (UDA)	85
17/18 Contracted orthodontic activity (UOA)	0
Carry forward orthodontic activity (UOA)	0
Baseline contract value	£158,035.73

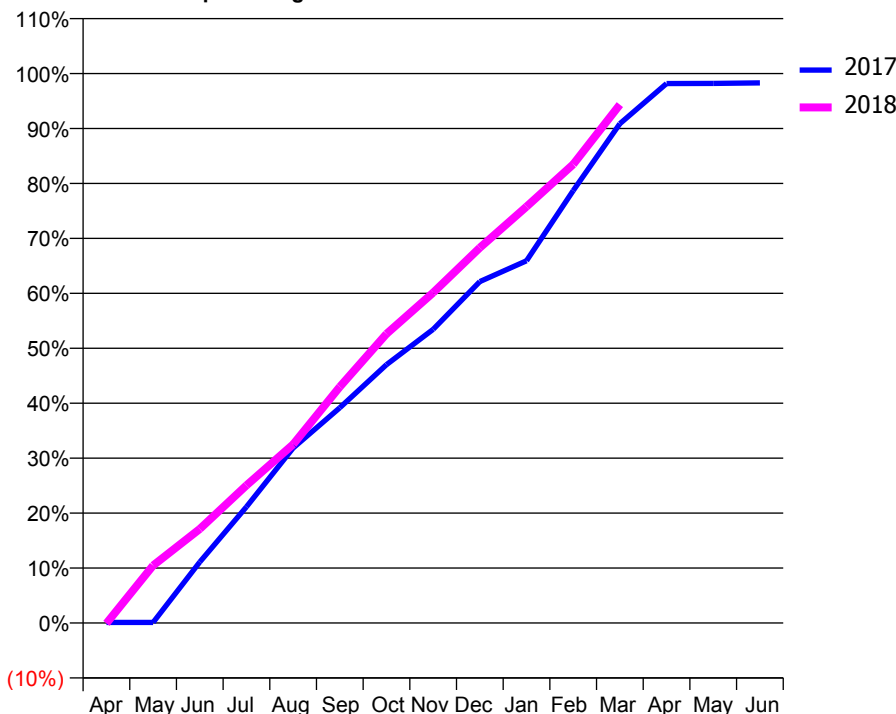
### ACCESS\*

Patients seen in 24 months	Total	Change since previous quarter
Quarter ending March 2017	1,788	
Quarter ending June 2017	1,792	→
Quarter ending September 2017	1,808	→
Quarter ending December 2017	1,801	→
Quarter ending March 2018	1,836	→
<b>Variance since March 2017</b>	<b>2.7%</b>	<b>↑</b>



### ACTIVITY

Cumulative percentage of contracted UDA delivered 2017 & 2018



Month	Adjusted Scheduled Activity (UDA)	
	2017	2018
April	5	-4
May	5	524
June	556	857
July	1,058	1,254
August	1,594	1,627
September	1,961	2,151
October	2,353	2,634
November	2,675	3,009
December	3,110	3,419
January	3,299	3,792
February	3,939	4,177
March	4,548	4,722
April	4,914	
May	4,915	
June	4,920	

### QUALITY

	Quantity	Base Number	Contract	AT	Region	England
% of FP17s for the same patient ID Re-attending within 3 months - Children	45	745	6.0%	9.8%	12.8%	11.9%
% of FP17s for the same patient ID Re-attending within 3 months - Adults	224	2,033	11.0%	13.5%	16.5%	16.0%
% of FP17s for the same patient ID Re-attending between 3 & 9 months - Children	511	745	68.6%	63.4%	59.7%	58.3%
% of FP17s for the same patient ID Re-attending between 3 & 9 months - Adults	1,418	2,033	69.7%	54.7%	52.6%	50.3%
% of FP17s for Band 1 Urgent Courses	128	2,616	4.9%	7.5%	9.1%	9.1%
% of FP17s Relating to Free Repair or Replacements	35	2,616	1.3%	0.9%	1.0%	0.8%
% of FP17s Relating to Continuations	63	2,616	2.4%	1.2%	1.2%	1.0%
% of Patients satisfied with the dentistry they have received	4	4	N/A	91.8%	91.6%	91.5%
% of Patients satisfied with the time they had to wait for an appointment	4	4	N/A	87.7%	88.3%	87.9%

\* This is based on patients treated on this contract for their most recent course of treatment. Figures in italics indicate the base number of FP17s or Patient Questionnaire responses are less than 100. N/A is shown where the base number of responses is less than 10 during the period. % is calculated as Quantity/Base number\*100

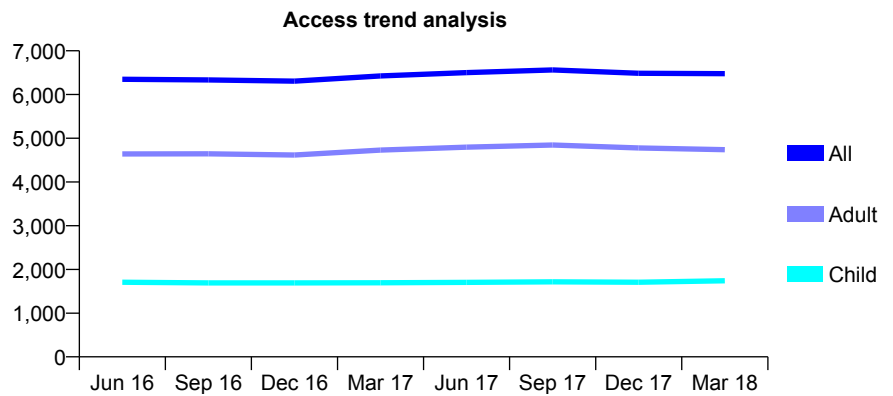
## Q50 - Vital Signs At a Glance Contract Report for 121010/0001 - March 2018

Name or company name	Clifton Moor Dental Centre
Contract type name	GDS Contract
Purpose of contract	General
Contract start date	01/02/2014
Contract end date	

17/18 Contracted general activity (UDA)	19,203
Carry forward general activity (UDA)	393
17/18 Contracted orthodontic activity (UOA)	0
Carry forward orthodontic activity (UOA)	0
Baseline contract value	£561,152.51

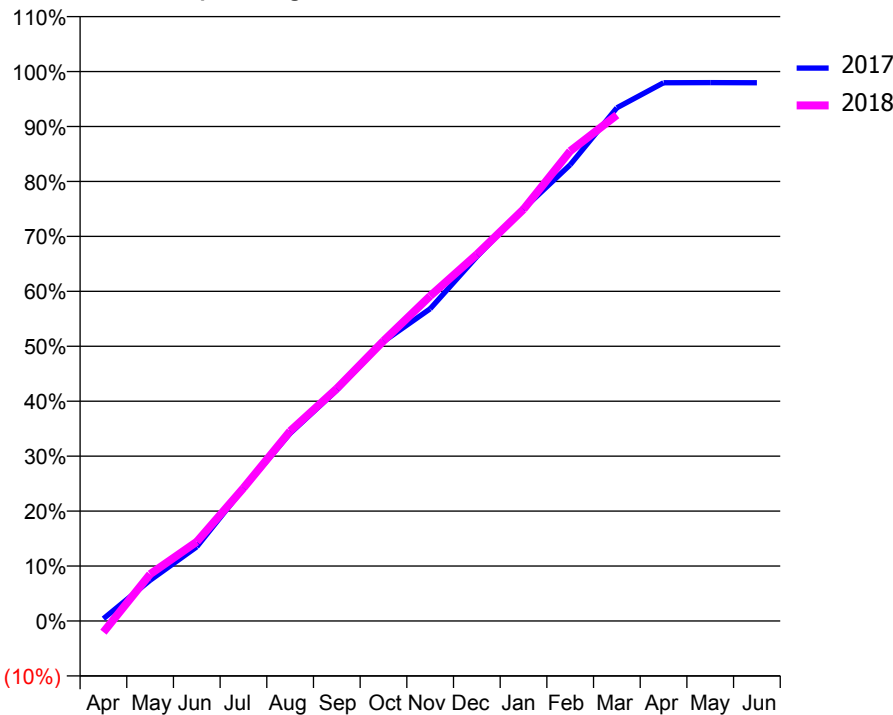
### ACCESS\*

Patients seen in 24 months	Total	Change since previous quarter
Quarter ending March 2017	6,424	
Quarter ending June 2017	6,502	→
Quarter ending September 2017	6,561	→
Quarter ending December 2017	6,485	↓
Quarter ending March 2018	6,476	→
<b>Variance since March 2017</b>	<b>0.8%</b>	<b>→</b>



### ACTIVITY

Cumulative percentage of contracted UDA delivered 2017 & 2018



Month	Adjusted Scheduled Activity (UDA)	
	2017	2018
April	81	-393
May	1,424	1,639
June	2,596	2,771
July	4,632	4,650
August	6,557	6,639
September	8,068	8,123
October	9,764	9,789
November	10,911	11,360
December	12,734	12,813
January	14,406	14,390
February	15,946	16,426
March	17,936	17,684
April	18,808	
May	18,812	
June	18,810	

### QUALITY

	Quantity	Base Number	Contract	AT	Region	England
% of FP17s for the same patient ID Re-attending within 3 months - Children	254	3,176	8.0%	9.8%	12.8%	11.9%
% of FP17s for the same patient ID Re-attending within 3 months - Adults	1,077	7,435	14.5%	13.5%	16.5%	16.0%
% of FP17s for the same patient ID Re-attending between 3 & 9 months - Children	2,256	3,176	71.0%	63.4%	59.7%	58.3%
% of FP17s for the same patient ID Re-attending between 3 & 9 months - Adults	4,454	7,435	59.9%	54.7%	52.6%	50.3%
% of FP17s for Band 1 Urgent Courses	829	10,190	8.1%	7.5%	9.1%	9.1%
% of FP17s Relating to Free Repair or Replacements	88	10,190	0.9%	0.9%	1.0%	0.8%
% of FP17s Relating to Continuations	23	10,190	0.2%	1.2%	1.2%	1.0%
% of Patients satisfied with the dentistry they have received	6	6	N/A	91.8%	91.6%	91.5%
% of Patients satisfied with the time they had to wait for an appointment	6	6	N/A	87.7%	88.3%	87.9%

\* This is based on patients treated on this contract for their most recent course of treatment. Figures in italics indicate the base number of FP17s or Patient Questionnaire responses are less than 100. N/A is shown where the base number of responses is less than 10 during the period. % is calculated as Quantity/Base number\*100

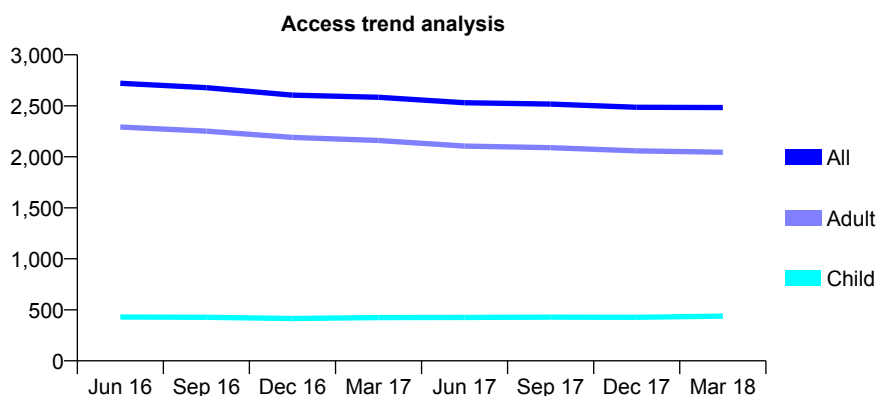
## Q50 - Vital Signs At a Glance Contract Report for 121126/0001 - March 2018

Name or company name	Yorkshire Dental Practice
Contract type name	GDS Contract
Purpose of contract	General
Contract start date	01/10/2012
Contract end date	

17/18 Contracted general activity (UDA)	7,600
Carry forward general activity (UDA)	-95
17/18 Contracted orthodontic activity (UOA)	0
Carry forward orthodontic activity (UOA)	0
Baseline contract value	£177,962.85

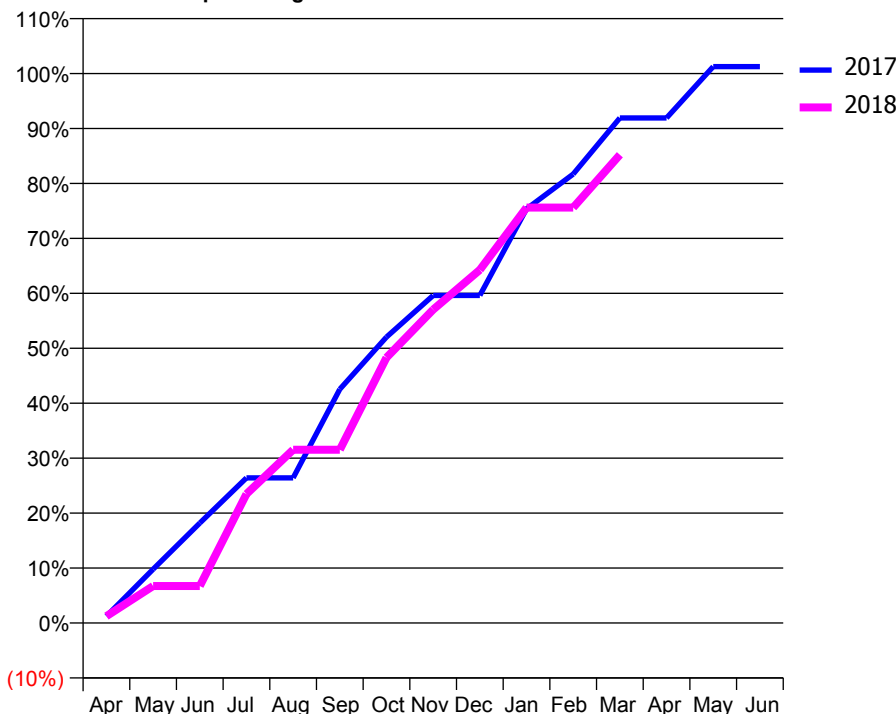
### ACCESS\*

Patients seen in 24 months	Total	Change since previous quarter
Quarter ending March 2017	2,584	
Quarter ending June 2017	2,530	↓
Quarter ending September 2017	2,517	→
Quarter ending December 2017	2,485	↓
Quarter ending March 2018	2,483	→
<b>Variance since March 2017</b>	<b>(3.9%)</b>	<b>↓</b>



### ACTIVITY

Cumulative percentage of contracted UDA delivered 2017 & 2018



Month	Adjusted Scheduled Activity (UDA)	
	2017	2018
April	95	95
May	745	512
June	1,382	512
July	2,008	1,784
August	2,008	2,396
September	3,234	2,396
October	3,955	3,671
November	4,531	4,334
December	4,531	4,884
January	5,728	5,747
February	6,208	5,747
March	6,986	6,476
April	6,986	
May	7,695	
June	7,695	

### QUALITY

	Quantity	Base Number	Contract	AT	Region	England
% of FP17s for the same patient ID Re-attending within 3 months - Children	47	695	6.8%	9.8%	12.8%	11.9%
% of FP17s for the same patient ID Re-attending within 3 months - Adults	284	3,213	8.8%	13.5%	16.5%	16.0%
% of FP17s for the same patient ID Re-attending between 3 & 9 months - Children	465	695	66.9%	63.4%	59.7%	58.3%
% of FP17s for the same patient ID Re-attending between 3 & 9 months - Adults	2,264	3,213	70.5%	54.7%	52.6%	50.3%
% of FP17s for Band 1 Urgent Courses	284	3,558	8.0%	7.5%	9.1%	9.1%
% of FP17s Relating to Free Repair or Replacements	5	3,558	0.1%	0.9%	1.0%	0.8%
% of FP17s Relating to Continuations	1	3,558	0.0%	1.2%	1.2%	1.0%
% of Patients satisfied with the dentistry they have received	5	6	N/A	91.8%	91.6%	91.5%
% of Patients satisfied with the time they had to wait for an appointment	6	6	N/A	87.7%	88.3%	87.9%

\* This is based on patients treated on this contract for their most recent course of treatment. Figures in italics indicate the base number of FP17s or Patient Questionnaire responses are less than 100. N/A is shown where the base number of responses is less than 10 during the period. % is calculated as Quantity/Base number\*100

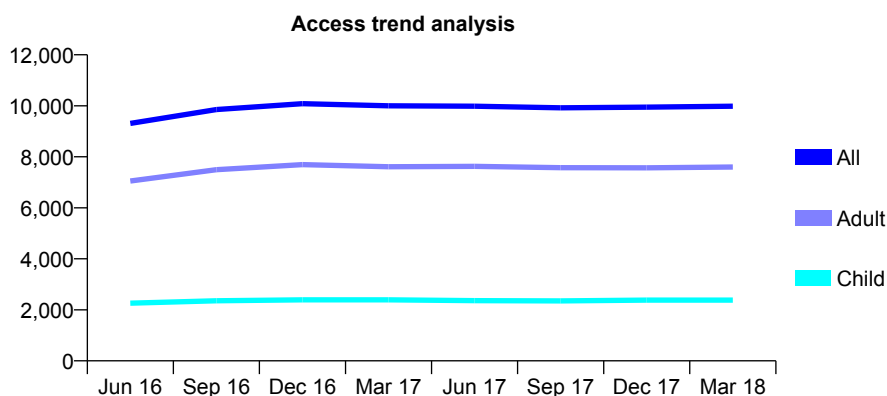
## Q50 - Vital Signs At a Glance Contract Report for 121517/0001 - March 2018

Name or company name	K L DOBBS
Contract type name	GDS Contract
Purpose of contract	General and Orthodontic
Contract start date	01/11/2014
Contract end date	

17/18 Contracted general activity (UDA)	27,495
Carry forward general activity (UDA)	-448
17/18 Contracted orthodontic activity (UOA)	87
Carry forward orthodontic activity (UOA)	-1
Baseline contract value	£1,014,215.22

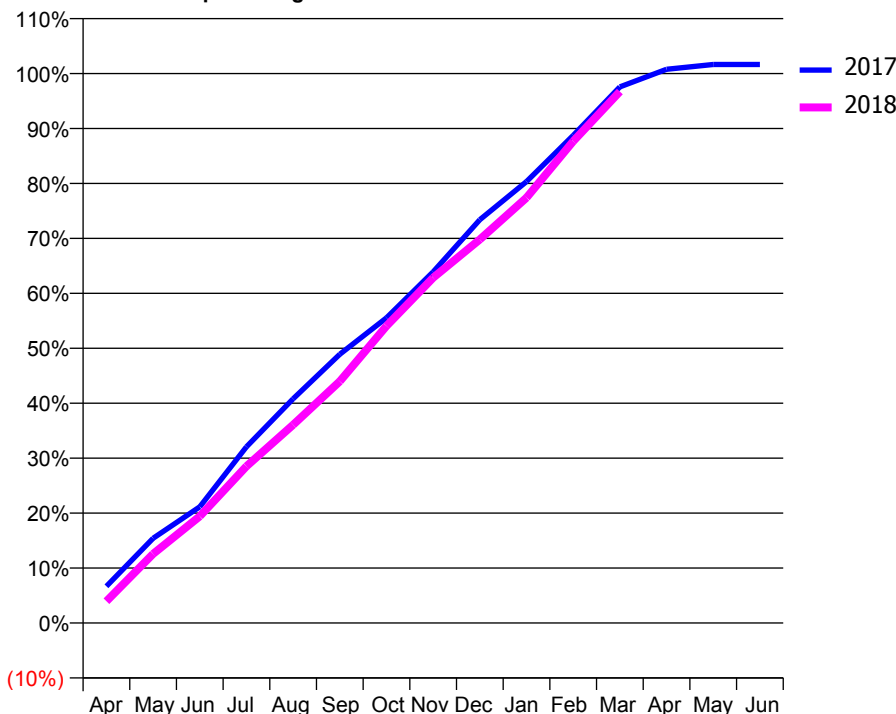
### ACCESS\*

Patients seen in 24 months	Total	Change since previous quarter
Quarter ending March 2017	10,002	
Quarter ending June 2017	9,986	→
Quarter ending September 2017	9,922	→
Quarter ending December 2017	9,949	→
Quarter ending March 2018	9,983	→
<b>Variance since March 2017</b>	<b>(0.2%)</b>	→



### ACTIVITY

Cumulative percentage of contracted UDA delivered 2017 & 2018



Month	Adjusted Scheduled Activity (UDA)	
	2017	2018
April	1,836	1,094
May	4,239	3,457
June	5,815	5,338
July	8,820	7,841
August	11,221	9,918
September	13,451	12,093
October	15,268	14,862
November	17,569	17,275
December	20,178	19,196
January	22,086	21,283
February	24,396	24,104
March	26,827	26,595
April	27,708	
May	27,943	
June	27,943	

### QUALITY

	Quantity	Base Number	Contract	AT	Region	England
% of FP17s for the same patient ID Re-attending within 3 months - Children	197	2,862	6.9%	9.8%	12.8%	11.9%
% of FP17s for the same patient ID Re-attending within 3 months - Adults	1,072	8,593	12.5%	13.5%	16.5%	16.0%
% of FP17s for the same patient ID Re-attending between 3 & 9 months - Children	892	2,862	31.2%	63.4%	59.7%	58.3%
% of FP17s for the same patient ID Re-attending between 3 & 9 months - Adults	2,724	8,593	31.7%	54.7%	52.6%	50.3%
% of FP17s for Band 1 Urgent Courses	1,140	11,000	10.4%	7.5%	9.1%	9.1%
% of FP17s Relating to Free Repair or Replacements	61	11,000	0.6%	0.9%	1.0%	0.8%
% of FP17s Relating to Continuations	201	11,000	1.8%	1.2%	1.2%	1.0%
% of Patients satisfied with the dentistry they have received	14	14	100.0%	91.8%	91.6%	91.5%
% of Patients satisfied with the time they had to wait for an appointment	12	14	85.7%	87.7%	88.3%	87.9%

\* This is based on patients treated on this contract for their most recent course of treatment. Figures in italics indicate the base number of FP17s or Patient Questionnaire responses are less than 100. N/A is shown where the base number of responses is less than 10 during the period. % is calculated as Quantity/Base number\*100

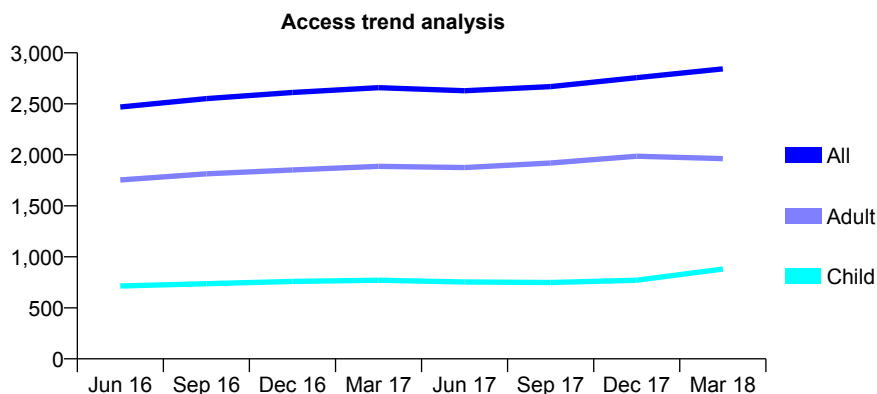
## Q50 - Vital Signs At a Glance Contract Report for 121800/0001 - March 2018

Name or company name	Corner House Surgery
Contract type name	GDS Contract
Purpose of contract	General
Contract start date	01/04/2015
Contract end date	

17/18 Contracted general activity (UDA)	8,038
Carry forward general activity (UDA)	-6
17/18 Contracted orthodontic activity (UOA)	0
Carry forward orthodontic activity (UOA)	0
Baseline contract value	£343,992.17

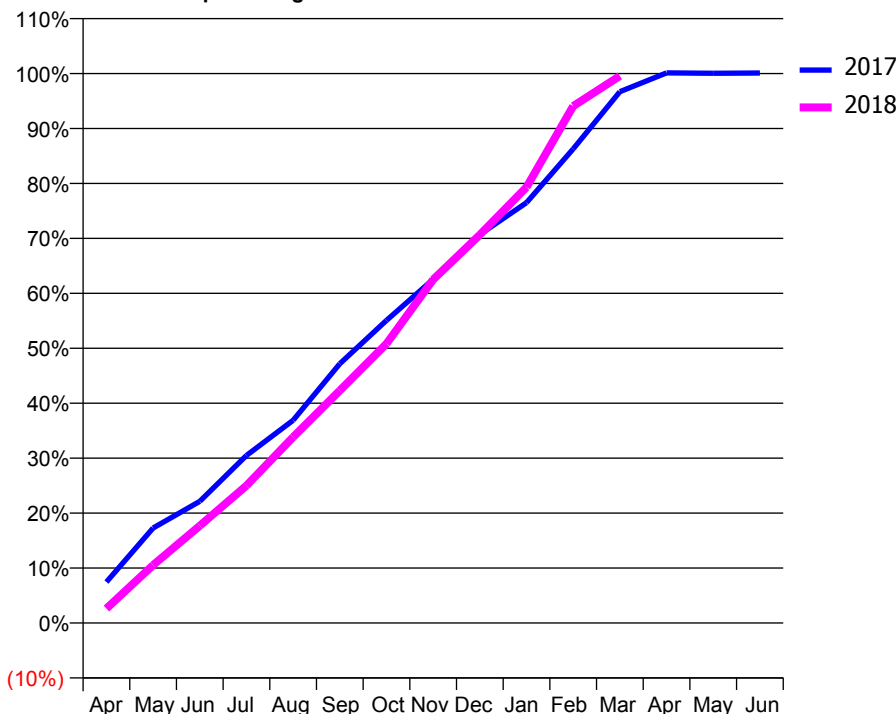
### ACCESS\*

Patients seen in 24 months	Total	Change since previous quarter
Quarter ending March 2017	2,658	
Quarter ending June 2017	2,628	↓
Quarter ending September 2017	2,668	→
Quarter ending December 2017	2,756	↑
Quarter ending March 2018	2,843	↑
<b>Variance since March 2017</b>	<b>7.0%</b>	<b>↑</b>



### ACTIVITY

Cumulative percentage of contracted UDA delivered 2017 & 2018



Adjusted Scheduled Activity (UDA)

Month	2017	2018
April	600	213
May	1,389	848
June	1,780	1,422
July	2,450	2,010
August	2,966	2,720
September	3,793	3,400
October	4,426	4,086
November	5,027	5,023
December	5,682	5,680
January	6,149	6,375
February	6,936	7,561
March	7,772	8,002
April	8,046	
May	8,042	
June	8,044	

### QUALITY

	Quantity	Base Number	Contract	AT	Region	England
% of FP17s for the same patient ID Re-attending within 3 months - Children	139	1,422	9.8%	9.8%	12.8%	11.9%
% of FP17s for the same patient ID Re-attending within 3 months - Adults	437	3,074	14.2%	13.5%	16.5%	16.0%
% of FP17s for the same patient ID Re-attending between 3 & 9 months - Children	843	1,422	59.3%	63.4%	59.7%	58.3%
% of FP17s for the same patient ID Re-attending between 3 & 9 months - Adults	1,915	3,074	62.3%	54.7%	52.6%	50.3%
% of FP17s for Band 1 Urgent Courses	302	4,349	6.9%	7.5%	9.1%	9.1%
% of FP17s Relating to Free Repair or Replacements	48	4,349	1.1%	0.9%	1.0%	0.8%
% of FP17s Relating to Continuations	6	4,349	0.1%	1.2%	1.2%	1.0%
% of Patients satisfied with the dentistry they have received	3	3	N/A	91.8%	91.6%	91.5%
% of Patients satisfied with the time they had to wait for an appointment	3	3	N/A	87.7%	88.3%	87.9%

\* This is based on patients treated on this contract for their most recent course of treatment. Figures in italics indicate the base number of FP17s or Patient Questionnaire responses are less than 100. N/A is shown where the base number of responses is less than 10 during the period. % is calculated as Quantity/Base number\*100

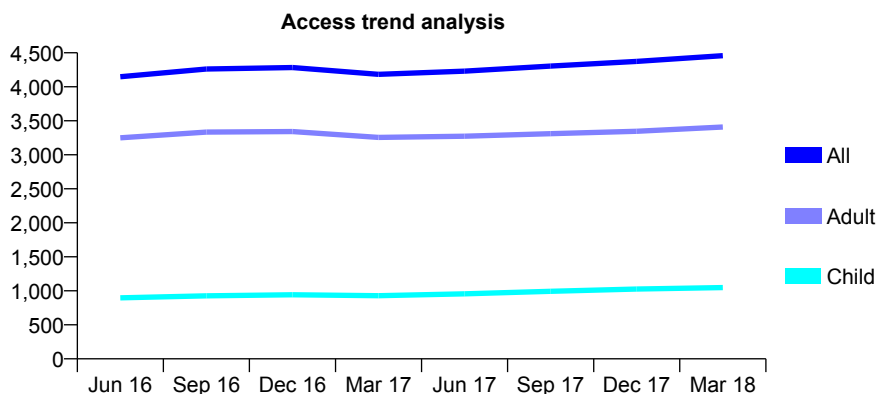
## Q50 - Vital Signs At a Glance Contract Report for 122467/0001 - March 2018

Name or company name	Clifton Gardens Dental Practice
Contract type name	GDS Contract
Purpose of contract	General
Contract start date	01/07/2008
Contract end date	

17/18 Contracted general activity (UDA)	16,902
Carry forward general activity (UDA)	2,500
17/18 Contracted orthodontic activity (UOA)	0
Carry forward orthodontic activity (UOA)	0
Baseline contract value	£418,120.11

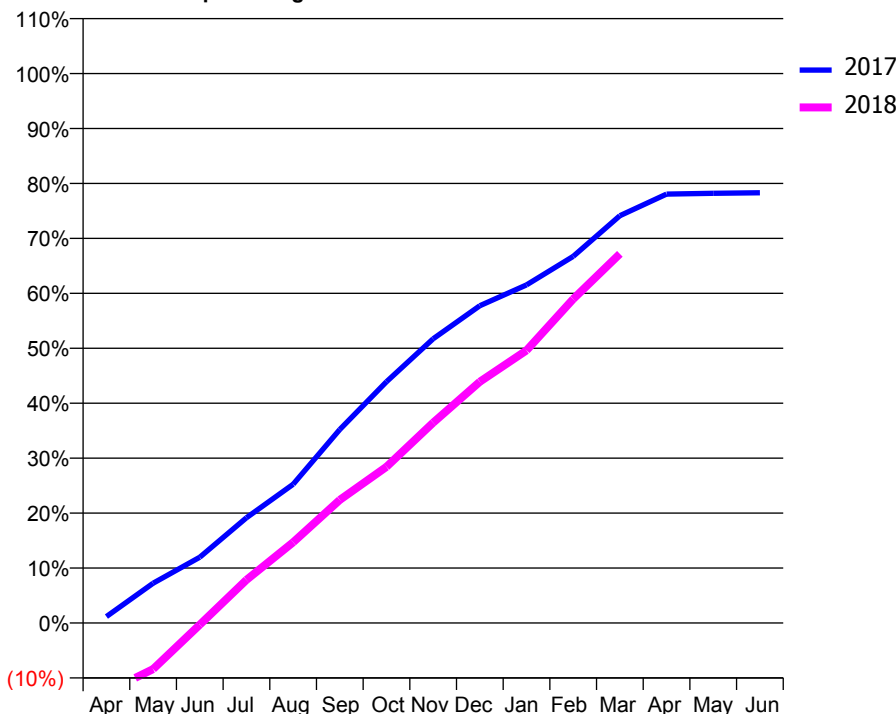
### ACCESS\*

Patients seen in 24 months	Total	Change since previous quarter
Quarter ending March 2017	4,184	
Quarter ending June 2017	4,230	→
Quarter ending September 2017	4,304	→
Quarter ending December 2017	4,374	→
Quarter ending March 2018	4,457	→
<b>Variance since March 2017</b>	<b>6.5%</b>	<b>↑</b>



### ACTIVITY

Cumulative percentage of contracted UDA delivered 2017 & 2018



Month	Adjusted Scheduled Activity (UDA)	
	2017	2018
April	199	-2,132
May	1,223	-1,421
June	2,026	-55
July	3,240	1,326
August	4,270	2,483
September	5,955	3,786
October	7,420	4,805
November	8,743	6,163
December	9,762	7,420
January	10,402	8,385
February	11,276	9,963
March	12,530	11,355
April	13,193	
May	13,217	
June	13,233	

### QUALITY

	Quantity	Base Number	Contract	AT	Region	England
% of FP17s for the same patient ID Re-attending within 3 months - Children	116	1,541	7.5%	9.8%	12.8%	11.9%
% of FP17s for the same patient ID Re-attending within 3 months - Adults	436	4,594	9.5%	13.5%	16.5%	16.0%
% of FP17s for the same patient ID Re-attending between 3 & 9 months - Children	875	1,541	56.8%	63.4%	59.7%	58.3%
% of FP17s for the same patient ID Re-attending between 3 & 9 months - Adults	2,714	4,594	59.1%	54.7%	52.6%	50.3%
% of FP17s for Band 1 Urgent Courses	424	5,850	7.2%	7.5%	9.1%	9.1%
% of FP17s Relating to Free Repair or Replacements	13	5,850	0.2%	0.9%	1.0%	0.8%
% of FP17s Relating to Continuations	22	5,850	0.4%	1.2%	1.2%	1.0%
% of Patients satisfied with the dentistry they have received	35	37	94.6%	91.8%	91.6%	91.5%
% of Patients satisfied with the time they had to wait for an appointment	37	37	100.0%	87.7%	88.3%	87.9%

\* This is based on patients treated on this contract for their most recent course of treatment. Figures in italics indicate the base number of FP17s or Patient Questionnaire responses are less than 100. N/A is shown where the base number of responses is less than 10 during the period. % is calculated as Quantity/Base number\*100

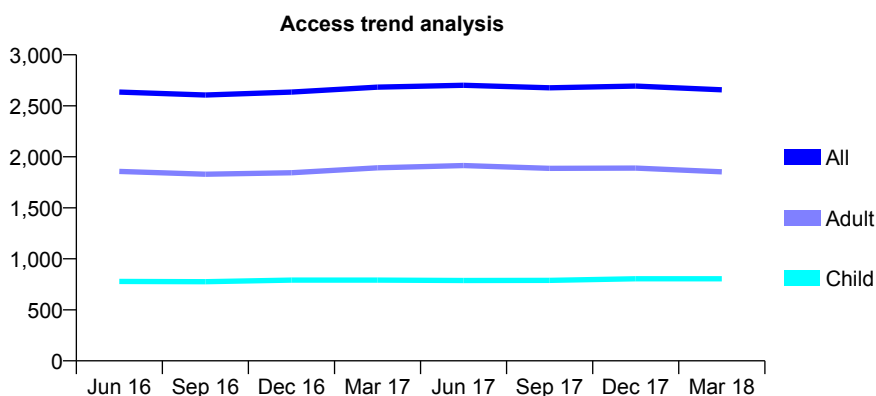
## Q50 - Vital Signs At a Glance Contract Report for 122777/0001 - March 2018

Name or company name	Xeon Smiles UK Ltd
Contract type name	GDS Contract
Purpose of contract	General
Contract start date	01/11/2008
Contract end date	

17/18 Contracted general activity (UDA)	7,261
Carry forward general activity (UDA)	-140
17/18 Contracted orthodontic activity (UOA)	0
Carry forward orthodontic activity (UOA)	0
Baseline contract value	£188,345.73

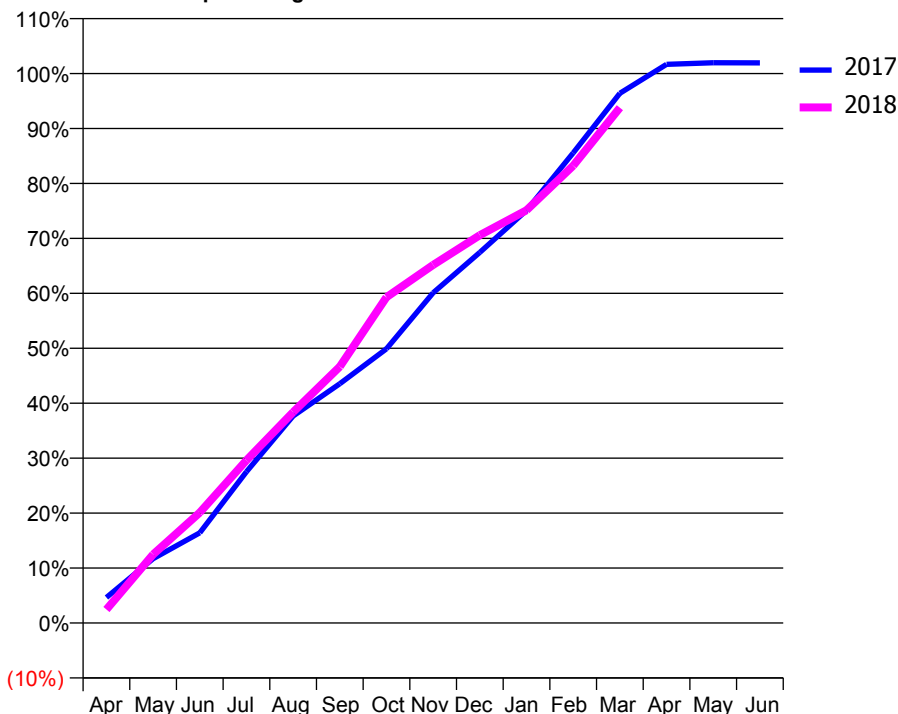
### ACCESS\*

Patients seen in 24 months	Total	Change since previous quarter
Quarter ending March 2017	2,683	
Quarter ending June 2017	2,701	→
Quarter ending September 2017	2,676	→
Quarter ending December 2017	2,694	→
Quarter ending March 2018	2,657	↓
<b>Variance since March 2017</b>	<b>(1.0%)</b>	→



### ACTIVITY

Cumulative percentage of contracted UDA delivered 2017 & 2018



Month	Adjusted Scheduled Activity (UDA)	
	2017	2018
April	338	179
May	850	906
June	1,191	1,460
July	1,998	2,151
August	2,735	2,786
September	3,161	3,387
October	3,623	4,305
November	4,363	4,732
December	4,898	5,124
January	5,453	5,455
February	6,213	6,042
March	7,000	6,809
April	7,382	
May	7,404	
June	7,401	

### QUALITY

	Quantity	Base Number	Contract	AT	Region	England
% of FP17s for the same patient ID Re-attending within 3 months - Children	155	1,314	11.8%	9.8%	12.8%	11.9%
% of FP17s for the same patient ID Re-attending within 3 months - Adults	394	2,714	14.5%	13.5%	16.5%	16.0%
% of FP17s for the same patient ID Re-attending between 3 & 9 months - Children	849	1,314	64.6%	63.4%	59.7%	58.3%
% of FP17s for the same patient ID Re-attending between 3 & 9 months - Adults	1,723	2,714	63.5%	54.7%	52.6%	50.3%
% of FP17s for Band 1 Urgent Courses	224	3,873	5.8%	7.5%	9.1%	9.1%
% of FP17s Relating to Free Repair or Replacements	106	3,873	2.7%	0.9%	1.0%	0.8%
% of FP17s Relating to Continuations	17	3,873	0.4%	1.2%	1.2%	1.0%
% of Patients satisfied with the dentistry they have received	3	3	N/A	91.8%	91.6%	91.5%
% of Patients satisfied with the time they had to wait for an appointment	2	3	N/A	87.7%	88.3%	87.9%

\* This is based on patients treated on this contract for their most recent course of treatment. Figures in italics indicate the base number of FP17s or Patient Questionnaire responses are less than 100. N/A is shown where the base number of responses is less than 10 during the period. % is calculated as Quantity/Base number\*100

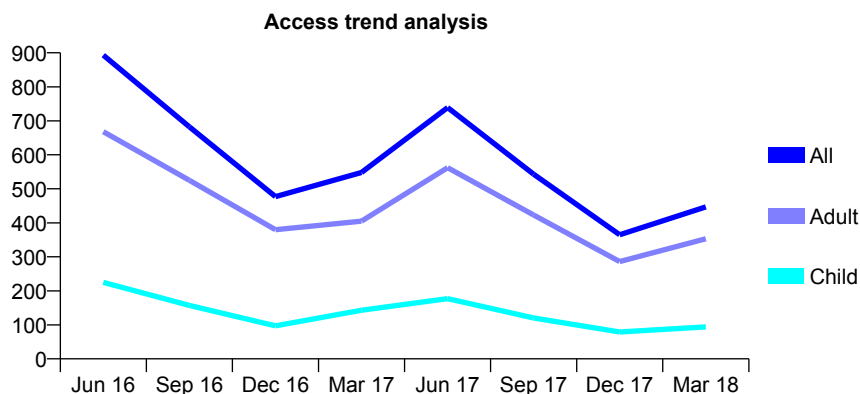
## Q50 - Vital Signs At a Glance Contract Report for 124451/0001 - March 2018

Name or company name	MARKET LANE DENTAL CARE
Contract type name	GDS Contract
Purpose of contract	General
Contract start date	01/10/2013
Contract end date	

17/18 Contracted general activity (UDA)	4,700
Carry forward general activity (UDA)	0
17/18 Contracted orthodontic activity (UOA)	0
Carry forward orthodontic activity (UOA)	0
Baseline contract value	£108,092.47

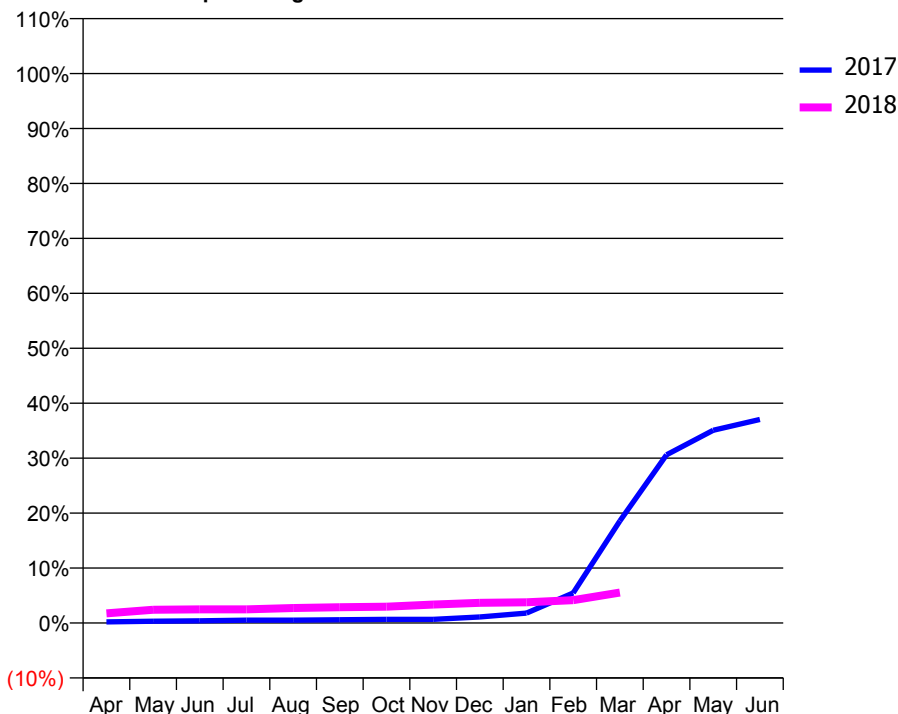
### ACCESS\*

Patients seen in 24 months	Total	Change since previous quarter
Quarter ending March 2017	548	
Quarter ending June 2017	739	↑
Quarter ending September 2017	543	↓
Quarter ending December 2017	365	↓
Quarter ending March 2018	447	↑
<b>Variance since March 2017</b>	<b>(18.4%)</b>	<b>↓</b>



### ACTIVITY

Cumulative percentage of contracted UDA delivered 2017 & 2018



Month	Adjusted Scheduled Activity (UDA)	
	2017	2018
April	10	82
May	15	114
June	19	117
July	25	117
August	25	129
September	28	135
October	32	140
November	32	158
December	52	173
January	85	177
February	257	196
March	873	261
April	1,439	
May	1,649	
June	1,741	

### QUALITY

	Quantity	Base Number	Contract	AT	Region	England
% of FP17s for the same patient ID Re-attending within 3 months - Children	5	80	6.3%	9.8%	12.8%	11.9%
% of FP17s for the same patient ID Re-attending within 3 months - Adults	19	337	5.6%	13.5%	16.5%	16.0%
% of FP17s for the same patient ID Re-attending between 3 & 9 months - Children	0	80	0.0%	63.4%	59.7%	58.3%
% of FP17s for the same patient ID Re-attending between 3 & 9 months - Adults	9	337	2.7%	54.7%	52.6%	50.3%
% of FP17s for Band 1 Urgent Courses	13	90	14.4%	7.5%	9.1%	9.1%
% of FP17s Relating to Free Repair or Replacements	9	90	10.0%	0.9%	1.0%	0.8%
% of FP17s Relating to Continuations	1	90	1.1%	1.2%	1.2%	1.0%
% of Patients satisfied with the dentistry they have received	0	2	N/A	91.8%	91.6%	91.5%
% of Patients satisfied with the time they had to wait for an appointment	1	2	N/A	87.7%	88.3%	87.9%

\* This is based on patients treated on this contract for their most recent course of treatment. Figures in italics indicate the base number of FP17s or Patient Questionnaire responses are less than 100. N/A is shown where the base number of responses is less than 10 during the period. % is calculated as Quantity/Base number\*100



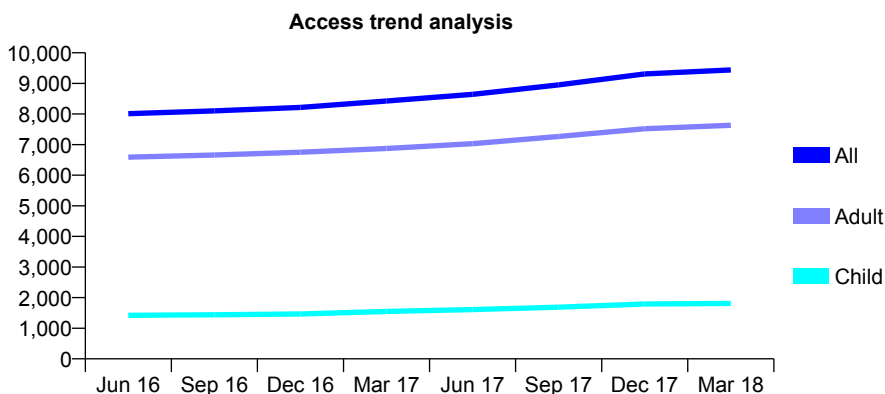
## Q50 - Vital Signs At a Glance Contract Report for 125695/0001 - March 2018

Name or company name	Denbond Ltd
Contract type name	GDS Contract
Purpose of contract	General
Contract start date	22/03/2012
Contract end date	

17/18 Contracted general activity (UDA)	26,352
Carry forward general activity (UDA)	-255
17/18 Contracted orthodontic activity (UOA)	0
Carry forward orthodontic activity (UOA)	0
Baseline contract value	£798,718.05

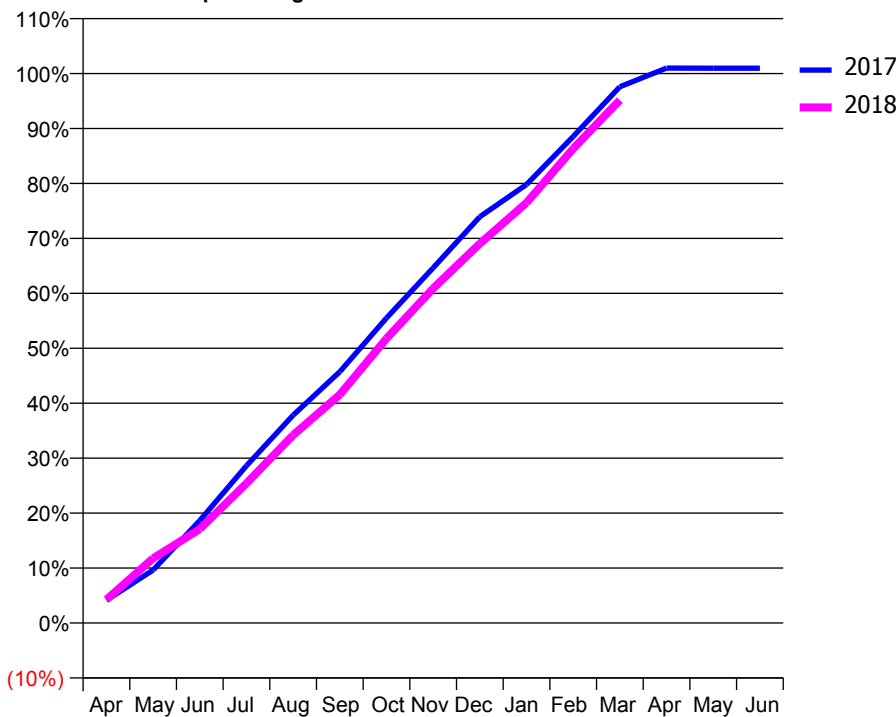
### ACCESS\*

Patients seen in 24 months	Total	Change since previous quarter
Quarter ending March 2017	8,424	
Quarter ending June 2017	8,642	↑
Quarter ending September 2017	8,954	↑
Quarter ending December 2017	9,310	↑
Quarter ending March 2018	9,441	→
<b>Variance since March 2017</b>	<b>12.1%</b>	<b>↑</b>



### ACTIVITY

Cumulative percentage of contracted UDA delivered 2017 & 2018



Month	Adjusted Scheduled Activity (UDA)	
	2017	2018
April	1,092	1,122
May	2,541	3,102
June	4,912	4,505
July	7,546	6,701
August	9,965	9,013
September	12,050	10,949
October	14,629	13,643
November	17,033	16,048
December	19,480	18,196
January	21,029	20,152
February	23,331	22,752
March	25,714	25,077
April	26,611	
May	26,607	
June	26,607	

### QUALITY

	Quantity	Base Number	Contract	AT	Region	England
% of FP17s for the same patient ID Re-attending within 3 months - Children	138	2,683	5.1%	9.8%	12.8%	11.9%
% of FP17s for the same patient ID Re-attending within 3 months - Adults	1,142	10,648	10.7%	13.5%	16.5%	16.0%
% of FP17s for the same patient ID Re-attending between 3 & 9 months - Children	1,635	2,683	60.9%	63.4%	59.7%	58.3%
% of FP17s for the same patient ID Re-attending between 3 & 9 months - Adults	6,194	10,648	58.2%	54.7%	52.6%	50.3%
% of FP17s for Band 1 Urgent Courses	699	12,814	5.5%	7.5%	9.1%	9.1%
% of FP17s Relating to Free Repair or Replacements	38	12,814	0.3%	0.9%	1.0%	0.8%
% of FP17s Relating to Continuations	186	12,814	1.5%	1.2%	1.2%	1.0%
% of Patients satisfied with the dentistry they have received	8	9	N/A	91.8%	91.6%	91.5%
% of Patients satisfied with the time they had to wait for an appointment	8	9	N/A	87.7%	88.3%	87.9%

\* This is based on patients treated on this contract for their most recent course of treatment. Figures in italics indicate the base number of FP17s or Patient Questionnaire responses are less than 100. N/A is shown where the base number of responses is less than 10 during the period. % is calculated as Quantity/Base number\*100

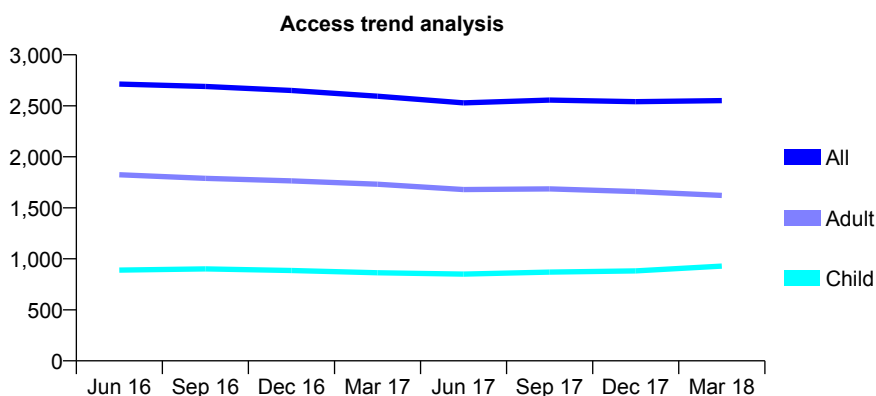
## Q50 - Vital Signs At a Glance Contract Report for 125717/0001 - March 2018

Name or company name	Andrew Jones Dental Practice Ltd
Contract type name	GDS Contract
Purpose of contract	General and Orthodontic
Contract start date	01/04/2008
Contract end date	

17/18 Contracted general activity (UDA)	5,433
Carry forward general activity (UDA)	0
17/18 Contracted orthodontic activity (UOA)	42
Carry forward orthodontic activity (UOA)	0
Baseline contract value	£150,764.76

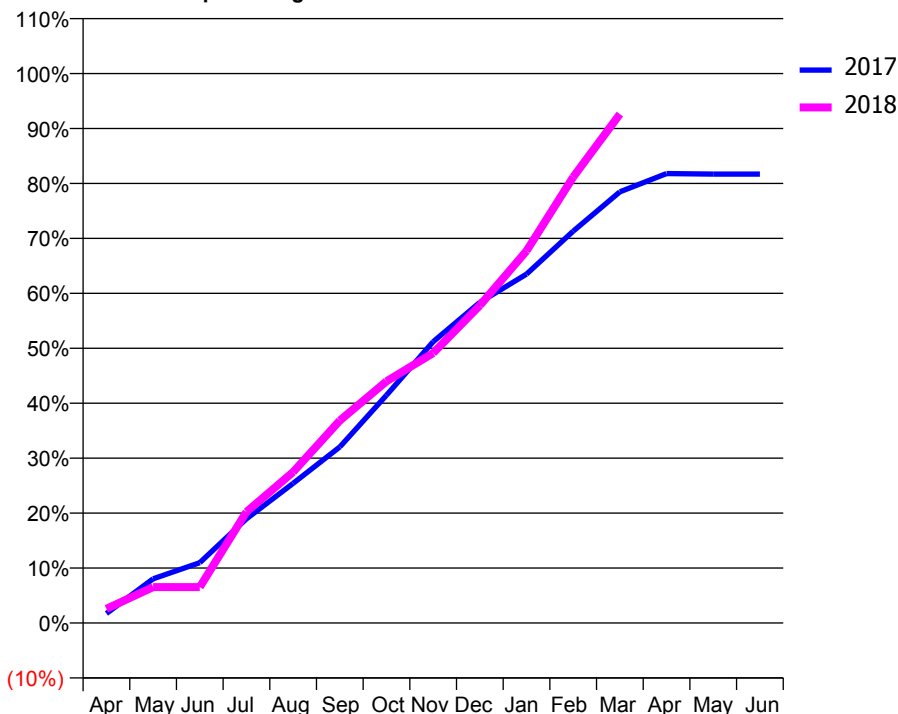
### ACCESS\*

Patients seen in 24 months	Total	Change since previous quarter
Quarter ending March 2017	2,594	
Quarter ending June 2017	2,529	↓
Quarter ending September 2017	2,556	→
Quarter ending December 2017	2,541	→
Quarter ending March 2018	2,551	→
<b>Variance since March 2017</b>	<b>(1.7%)</b>	<b>↓</b>



### ACTIVITY

Cumulative percentage of contracted UDA delivered 2017 & 2018



Month	Adjusted Scheduled Activity (UDA)	
	2017	2018
April	94	141
May	437	355
June	596	355
July	1,031	1,098
August	1,381	1,493
September	1,741	2,002
October	2,253	2,389
November	2,782	2,669
December	3,170	3,139
January	3,450	3,679
February	3,874	4,410
March	4,264	5,031
April	4,443	
May	4,438	
June	4,438	

### QUALITY

	Quantity	Base Number	Contract	AT	Region	England
% of FP17s for the same patient ID Re-attending within 3 months - Children	119	1,676	7.1%	9.8%	12.8%	11.9%
% of FP17s for the same patient ID Re-attending within 3 months - Adults	331	2,470	13.4%	13.5%	16.5%	16.0%
% of FP17s for the same patient ID Re-attending between 3 & 9 months - Children	1,152	1,676	68.7%	63.4%	59.7%	58.3%
% of FP17s for the same patient ID Re-attending between 3 & 9 months - Adults	1,479	2,470	59.9%	54.7%	52.6%	50.3%
% of FP17s for Band 1 Urgent Courses	151	2,694	5.6%	7.5%	9.1%	9.1%
% of FP17s Relating to Free Repair or Replacements	22	2,694	0.8%	0.9%	1.0%	0.8%
% of FP17s Relating to Continuations	8	2,694	0.3%	1.2%	1.2%	1.0%
% of Patients satisfied with the dentistry they have received	2	2	N/A	91.8%	91.6%	91.5%
% of Patients satisfied with the time they had to wait for an appointment	2	2	N/A	87.7%	88.3%	87.9%

\* This is based on patients treated on this contract for their most recent course of treatment. Figures in italics indicate the base number of FP17s or Patient Questionnaire responses are less than 100. N/A is shown where the base number of responses is less than 10 during the period. % is calculated as Quantity/Base number\*100

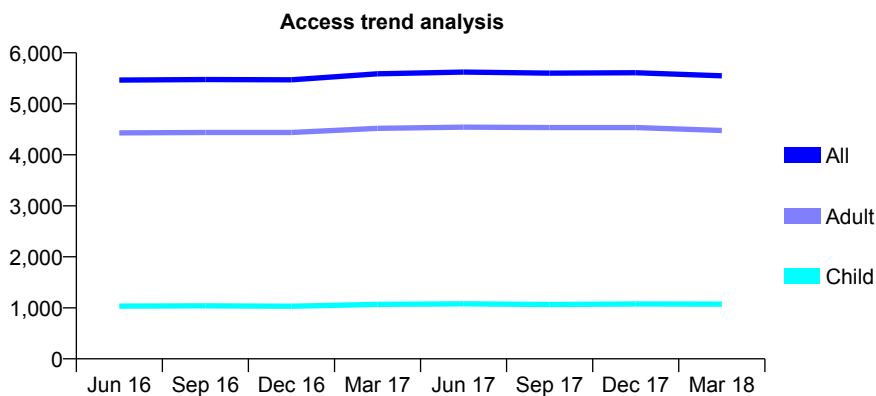
## Q50 - Vital Signs At a Glance Contract Report for 126012/0001 - March 2018

Name or company name	Alpha Dental Dales
Contract type name	GDS Contract
Purpose of contract	General
Contract start date	21/10/2009
Contract end date	

17/18 Contracted general activity (UDA)	16,000
Carry forward general activity (UDA)	-117
17/18 Contracted orthodontic activity (UOA)	0
Carry forward orthodontic activity (UOA)	0
Baseline contract value	£555,375.00

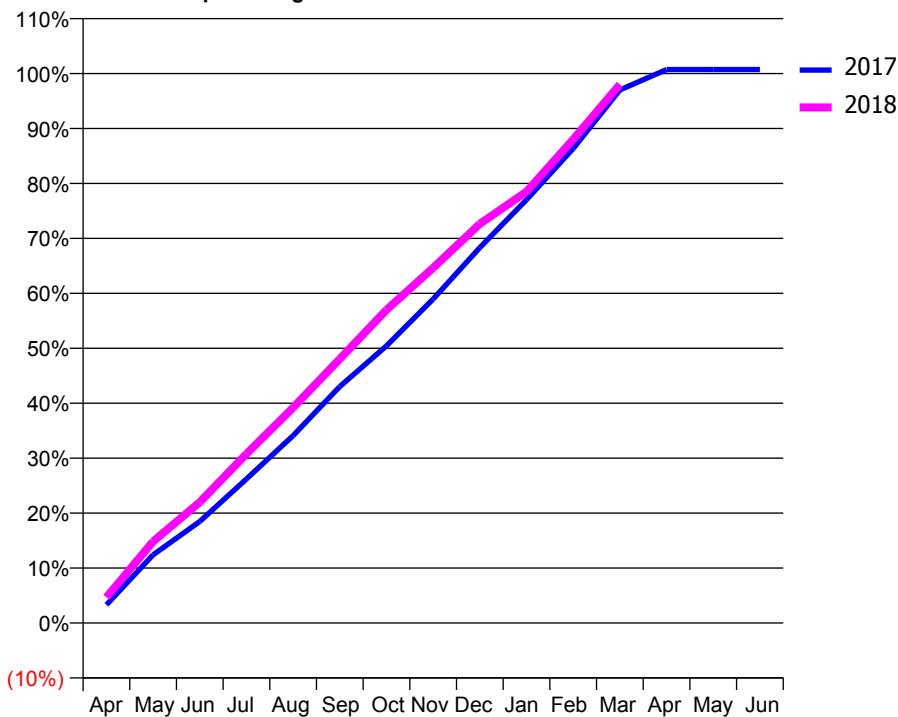
### ACCESS\*

Patients seen in 24 months	Total	Change since previous quarter
Quarter ending March 2017	5,588	
Quarter ending June 2017	5,622	→
Quarter ending September 2017	5,600	→
Quarter ending December 2017	5,610	→
Quarter ending March 2018	5,549	↓
<b>Variance since March 2017</b>	<b>(0.7%)</b>	→



### ACTIVITY

Cumulative percentage of contracted UDA delivered 2017 & 2018



Month	Adjusted Scheduled Activity (UDA)	
	2017	2018
April	529	749
May	1,985	2,373
June	2,958	3,521
July	4,194	4,924
August	5,456	6,271
September	6,886	7,689
October	8,071	9,117
November	9,434	10,340
December	10,934	11,623
January	12,328	12,559
February	13,818	14,081
March	15,523	15,682
April	16,117	
May	16,117	
June	16,117	

### QUALITY

	Quantity	Base Number	Contract	AT	Region	England
% of FP17s for the same patient ID Re-attending within 3 months - Children	107	1,829	5.9%	9.8%	12.8%	11.9%
% of FP17s for the same patient ID Re-attending within 3 months - Adults	864	6,883	12.6%	13.5%	16.5%	16.0%
% of FP17s for the same patient ID Re-attending between 3 & 9 months - Children	1,324	1,829	72.4%	63.4%	59.7%	58.3%
% of FP17s for the same patient ID Re-attending between 3 & 9 months - Adults	4,317	6,883	62.7%	54.7%	52.6%	50.3%
% of FP17s for Band 1 Urgent Courses	388	7,817	5.0%	7.5%	9.1%	9.1%
% of FP17s Relating to Free Repair or Replacements	85	7,817	1.1%	0.9%	1.0%	0.8%
% of FP17s Relating to Continuations	125	7,817	1.6%	1.2%	1.2%	1.0%
% of Patients satisfied with the dentistry they have received	10	10	100.0%	91.8%	91.6%	91.5%
% of Patients satisfied with the time they had to wait for an appointment	9	10	90.0%	87.7%	88.3%	87.9%

\* This is based on patients treated on this contract for their most recent course of treatment. Figures in italics indicate the base number of FP17s or Patient Questionnaire responses are less than 100. N/A is shown where the base number of responses is less than 10 during the period. % is calculated as Quantity/Base number\*100

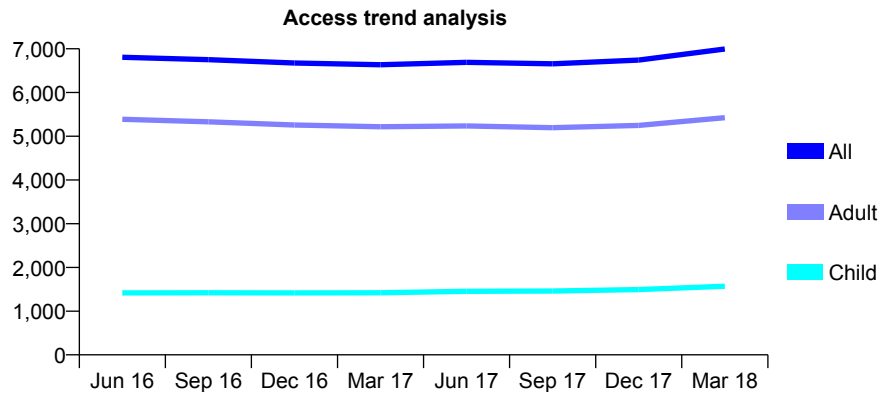
## Q50 - Vital Signs At a Glance Contract Report for 126772/0002 - March 2018

Name or company name	Alpha Dental Studio Northallerton
Contract type name	GDS Contract
Purpose of contract	General
Contract start date	01/05/2009
Contract end date	

17/18 Contracted general activity (UDA)	21,000
Carry forward general activity (UDA)	-26
17/18 Contracted orthodontic activity (UOA)	0
Carry forward orthodontic activity (UOA)	0
Baseline contract value	£603,644.94

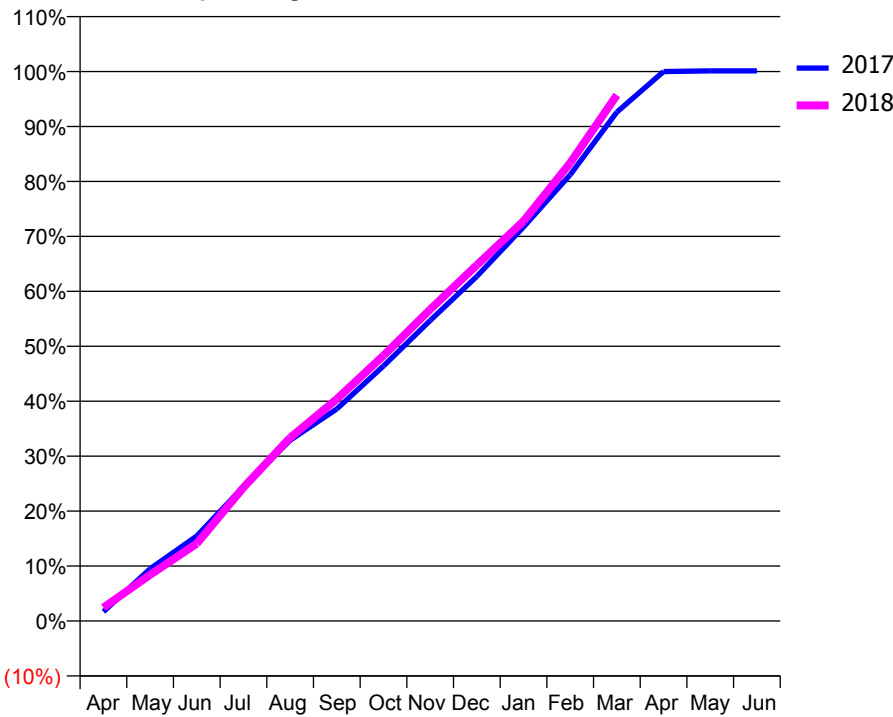
### ACCESS\*

Patients seen in 24 months	Total	Change since previous quarter
Quarter ending March 2017	6,637	
Quarter ending June 2017	6,690	→
Quarter ending September 2017	6,658	→
Quarter ending December 2017	6,741	→
Quarter ending March 2018	6,995	↑
<b>Variance since March 2017</b>	<b>5.4%</b>	<b>↑</b>



### ACTIVITY

Cumulative percentage of contracted UDA delivered 2017 & 2018



Month	Adjusted Scheduled Activity (UDA)	
	2017	2018
April	355	512
May	1,994	1,766
June	3,251	2,958
July	5,140	5,104
August	6,906	7,005
September	8,106	8,483
October	9,746	10,144
November	11,484	11,907
December	13,173	13,604
January	15,057	15,282
February	17,055	17,508
March	19,450	20,099
April	21,000	
May	21,026	
June	21,026	

### QUALITY

	Quantity	Base Number	Contract	AT	Region	England
% of FP17s for the same patient ID Re-attending within 3 months - Children	146	2,395	6.1%	9.8%	12.8%	11.9%
% of FP17s for the same patient ID Re-attending within 3 months - Adults	955	7,988	12.0%	13.5%	16.5%	16.0%
% of FP17s for the same patient ID Re-attending between 3 & 9 months - Children	1,415	2,395	59.1%	63.4%	59.7%	58.3%
% of FP17s for the same patient ID Re-attending between 3 & 9 months - Adults	4,540	7,988	56.8%	54.7%	52.6%	50.3%
% of FP17s for Band 1 Urgent Courses	342	9,196	3.7%	7.5%	9.1%	9.1%
% of FP17s Relating to Free Repair or Replacements	131	9,196	1.4%	0.9%	1.0%	0.8%
% of FP17s Relating to Continuations	220	9,196	2.4%	1.2%	1.2%	1.0%
% of Patients satisfied with the dentistry they have received	14	16	87.5%	91.8%	91.6%	91.5%
% of Patients satisfied with the time they had to wait for an appointment	14	16	87.5%	87.7%	88.3%	87.9%

\* This is based on patients treated on this contract for their most recent course of treatment. Figures in italics indicate the base number of FP17s or Patient Questionnaire responses are less than 100. N/A is shown where the base number of responses is less than 10 during the period. % is calculated as Quantity/Base number\*100

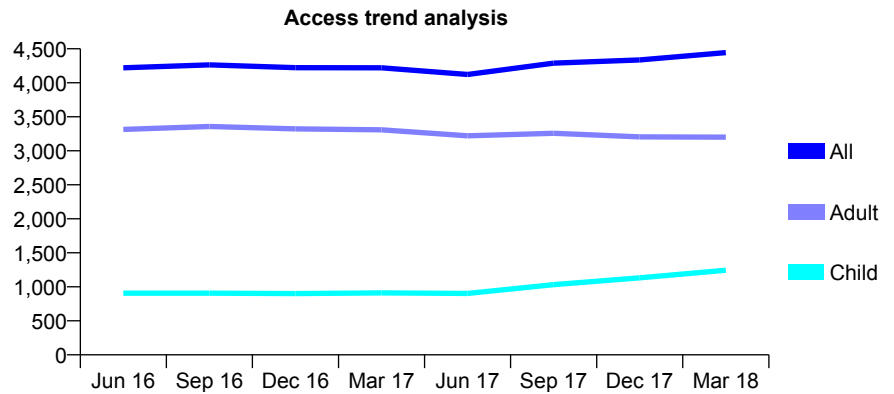
## Q50 - Vital Signs At a Glance Contract Report for 130060/0001 - March 2018

Name or company name	Lion House Dental Practice Ltd
Contract type name	GDS Contract
Purpose of contract	General
Contract start date	01/02/2013
Contract end date	

17/18 Contracted general activity (UDA)	11,420
Carry forward general activity (UDA)	-200
17/18 Contracted orthodontic activity (UOA)	0
Carry forward orthodontic activity (UOA)	0
Baseline contract value	£316,094.84

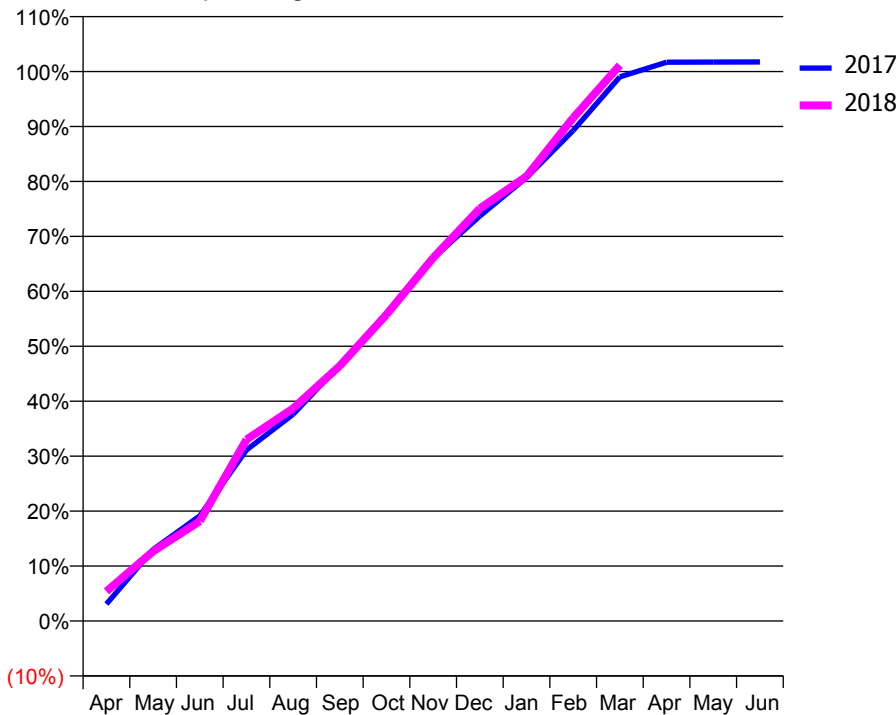
### ACCESS\*

Patients seen in 24 months	Total	Change since previous quarter
Quarter ending March 2017	4,220	
Quarter ending June 2017	4,123	↓
Quarter ending September 2017	4,289	↑
Quarter ending December 2017	4,337	→
Quarter ending March 2018	4,445	↑
<b>Variance since March 2017</b>	5.3%	↑



### ACTIVITY

Cumulative percentage of contracted UDA delivered 2017 & 2018



Month	Adjusted Scheduled Activity (UDA)	
	2017	2018
April	353	617
May	1,487	1,448
June	2,185	2,074
July	3,553	3,771
August	4,297	4,420
September	5,320	5,303
October	6,386	6,370
November	7,543	7,547
December	8,417	8,573
January	9,215	9,241
February	10,194	10,458
March	11,307	11,551
April	11,613	
May	11,616	
June	11,620	

### QUALITY

	Quantity	Base Number	Contract	AT	Region	England
% of FP17s for the same patient ID Re-attending within 3 months - Children	163	1,917	8.5%	9.8%	12.8%	11.9%
% of FP17s for the same patient ID Re-attending within 3 months - Adults	1,086	5,145	21.1%	13.5%	16.5%	16.0%
% of FP17s for the same patient ID Re-attending between 3 & 9 months - Children	903	1,917	47.1%	63.4%	59.7%	58.3%
% of FP17s for the same patient ID Re-attending between 3 & 9 months - Adults	2,852	5,145	55.4%	54.7%	52.6%	50.3%
% of FP17s for Band 1 Urgent Courses	765	6,313	12.1%	7.5%	9.1%	9.1%
% of FP17s Relating to Free Repair or Replacements	72	6,313	1.1%	0.9%	1.0%	0.8%
% of FP17s Relating to Continuations	44	6,313	0.7%	1.2%	1.2%	1.0%
% of Patients satisfied with the dentistry they have received	10	11	90.9%	91.8%	91.6%	91.5%
% of Patients satisfied with the time they had to wait for an appointment	11	11	100.0%	87.7%	88.3%	87.9%

\* This is based on patients treated on this contract for their most recent course of treatment. Figures in italics indicate the base number of FP17s or Patient Questionnaire responses are less than 100. N/A is shown where the base number of responses is less than 10 during the period. % is calculated as Quantity/Base number\*100

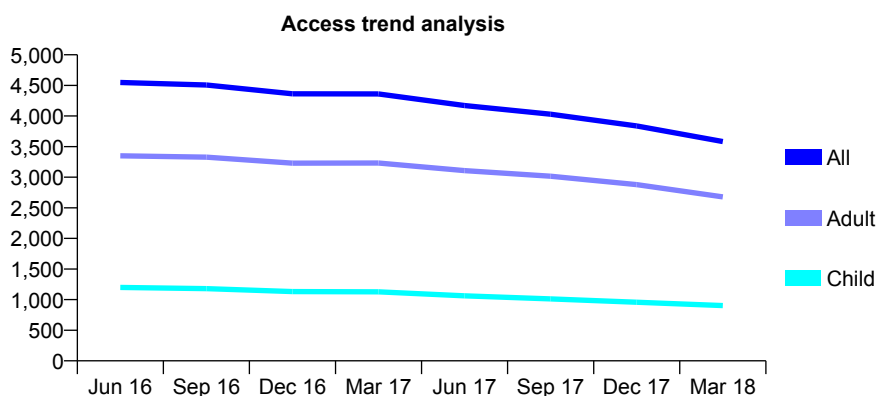
## Q50 - Vital Signs At a Glance Contract Report for 131520/0001 - March 2018

Name or company name	Dentaris Limited
Contract type name	GDS Contract
Purpose of contract	General
Contract start date	01/04/2008
Contract end date	

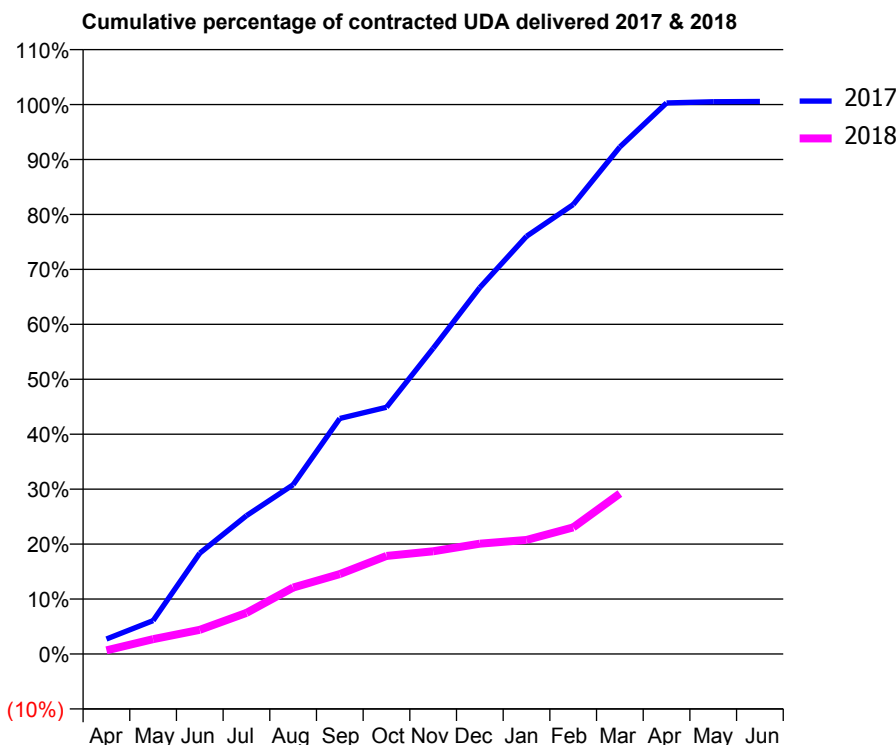
17/18 Contracted general activity (UDA)	13,500
Carry forward general activity (UDA)	-76
17/18 Contracted orthodontic activity (UOA)	0
Carry forward orthodontic activity (UOA)	0
Baseline contract value	£357,482.67

### ACCESS\*

Patients seen in 24 months	Total	Change since previous quarter
Quarter ending March 2017	4,360	
Quarter ending June 2017	4,170	↓
Quarter ending September 2017	4,029	↓
Quarter ending December 2017	3,837	↓
Quarter ending March 2018	3,583	↓
<b>Variance since March 2017</b>	<b>(17.8%)</b>	<b>↓</b>



### ACTIVITY



Month	Adjusted Scheduled Activity (UDA)	
	2017	2018
April	368	91
May	820	365
June	2,480	594
July	3,400	1,009
August	4,159	1,632
September	5,788	1,963
October	6,063	2,409
November	7,510	2,526
December	9,004	2,712
January	10,262	2,803
February	11,042	3,112
March	12,456	3,944
April	13,537	
May	13,567	
June	13,576	

### QUALITY

	Quantity	Base Number	Contract	AT	Region	England
% of FP17s for the same patient ID Re-attending within 3 months - Children	11	554	2.0%	9.8%	12.8%	11.9%
% of FP17s for the same patient ID Re-attending within 3 months - Adults	106	1,601	6.6%	13.5%	16.5%	16.0%
% of FP17s for the same patient ID Re-attending between 3 & 9 months - Children	257	554	46.4%	63.4%	59.7%	58.3%
% of FP17s for the same patient ID Re-attending between 3 & 9 months - Adults	760	1,601	47.5%	54.7%	52.6%	50.3%
% of FP17s for Band 1 Urgent Courses	79	1,729	4.6%	7.5%	9.1%	9.1%
% of FP17s Relating to Free Repair or Replacements	7	1,729	0.4%	0.9%	1.0%	0.8%
% of FP17s Relating to Continuations	8	1,729	0.5%	1.2%	1.2%	1.0%
% of Patients satisfied with the dentistry they have received	0	1	N/A	91.8%	91.6%	91.5%
% of Patients satisfied with the time they had to wait for an appointment	1	1	N/A	87.7%	88.3%	87.9%

\* This is based on patients treated on this contract for their most recent course of treatment. Figures in italics indicate the base number of FP17s or Patient Questionnaire responses are less than 100. N/A is shown where the base number of responses is less than 10 during the period. % is calculated as Quantity/Base number\*100

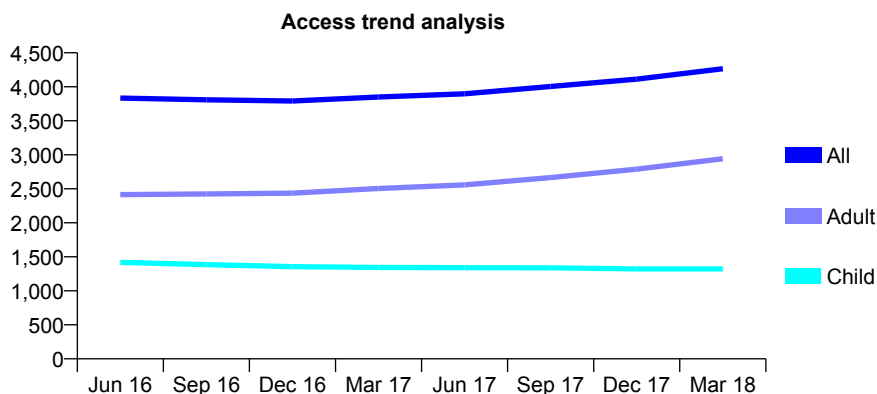
## Q50 - Vital Signs At a Glance Contract Report for 132667/0001 - March 2018

Name or company name	Barton Dental Care Limited
Contract type name	GDS Contract
Purpose of contract	General and Orthodontic
Contract start date	01/04/2011
Contract end date	

17/18 Contracted general activity (UDA)	9,295
Carry forward general activity (UDA)	371
17/18 Contracted orthodontic activity (UOA)	548
Carry forward orthodontic activity (UOA)	-3
Baseline contract value	£329,079.13

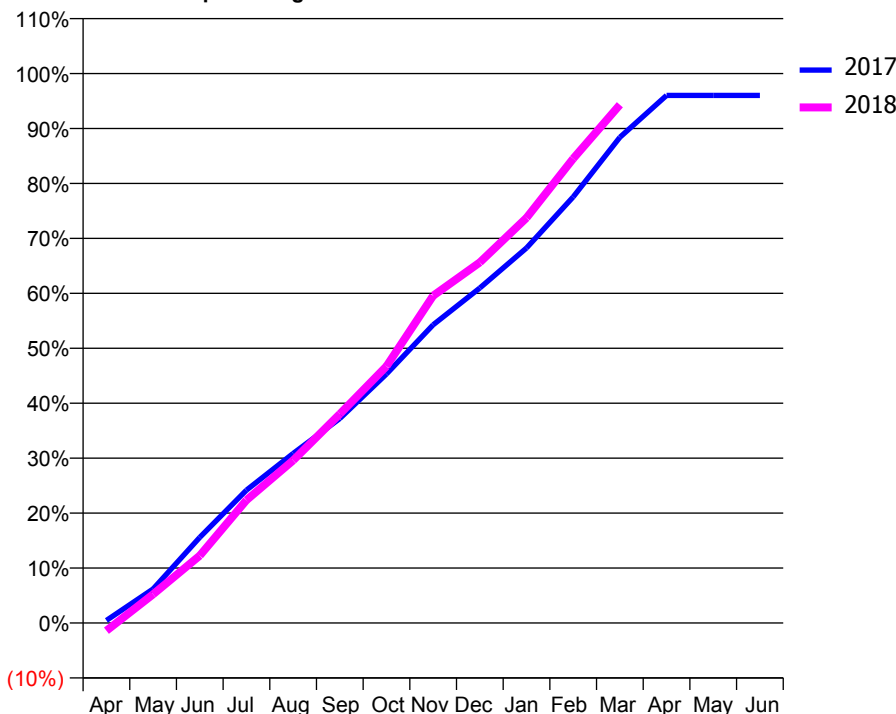
### ACCESS\*

Patients seen in 24 months	Total	Change since previous quarter
Quarter ending March 2017	3,850	
Quarter ending June 2017	3,898	→
Quarter ending September 2017	4,004	↑
Quarter ending December 2017	4,112	↑
Quarter ending March 2018	4,266	↑
<b>Variance since March 2017</b>	<b>10.8%</b>	<b>↑</b>



### ACTIVITY

Cumulative percentage of contracted UDA delivered 2017 & 2018



Adjusted Scheduled Activity (UDA)

Month	2017	2018
April	44	-131
May	577	485
June	1,450	1,140
July	2,247	2,079
August	2,868	2,750
September	3,459	3,536
October	4,212	4,344
November	5,045	5,537
December	5,667	6,100
January	6,345	6,854
February	7,208	7,855
March	8,216	8,767
April	8,924	
May	8,924	
June	8,924	

### QUALITY

	Quantity	Base Number	Contract	AT	Region	England
% of FP17s for the same patient ID Re-attending within 3 months - Children	147	1,920	7.7%	9.8%	12.8%	11.9%
% of FP17s for the same patient ID Re-attending within 3 months - Adults	580	3,672	15.8%	13.5%	16.5%	16.0%
% of FP17s for the same patient ID Re-attending between 3 & 9 months - Children	1,165	1,920	60.7%	63.4%	59.7%	58.3%
% of FP17s for the same patient ID Re-attending between 3 & 9 months - Adults	1,285	3,672	35.0%	54.7%	52.6%	50.3%
% of FP17s for Band 1 Urgent Courses	311	5,162	6.0%	7.5%	9.1%	9.1%
% of FP17s Relating to Free Repair or Replacements	0	5,162	0.0%	0.9%	1.0%	0.8%
% of FP17s Relating to Continuations	71	5,162	1.4%	1.2%	1.2%	1.0%
% of Patients satisfied with the dentistry they have received	1	2	N/A	91.8%	91.6%	91.5%
% of Patients satisfied with the time they had to wait for an appointment	1	2	N/A	87.7%	88.3%	87.9%

\* This is based on patients treated on this contract for their most recent course of treatment. Figures in italics indicate the base number of FP17s or Patient Questionnaire responses are less than 100. N/A is shown where the base number of responses is less than 10 during the period. % is calculated as Quantity/Base number\*100

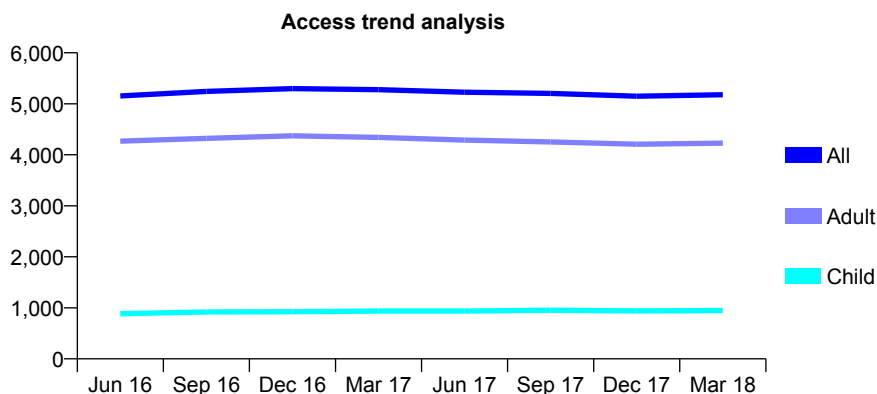
## Q50 - Vital Signs At a Glance Contract Report for 132756/0001 - March 2018

Name or company name	North Marine Road Dental practice Partners
Contract type name	GDS Contract
Purpose of contract	General
Contract start date	30/11/2011
Contract end date	

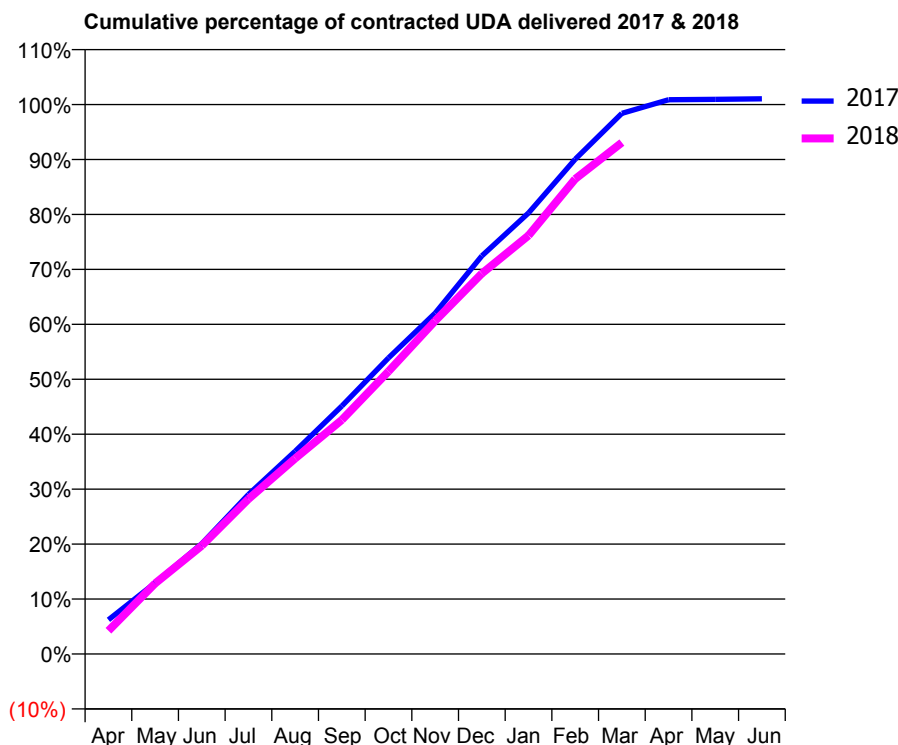
17/18 Contracted general activity (UDA)	14,442
Carry forward general activity (UDA)	-150
17/18 Contracted orthodontic activity (UOA)	0
Carry forward orthodontic activity (UOA)	0
Baseline contract value	£505,508.20

### ACCESS\*

Patients seen in 24 months	Total	Change since previous quarter
Quarter ending March 2017	5,278	
Quarter ending June 2017	5,228	→
Quarter ending September 2017	5,205	→
Quarter ending December 2017	5,148	↓
Quarter ending March 2018	5,177	→
<b>Variance since March 2017</b>	<b>(1.9%)</b>	<b>↓</b>



### ACTIVITY



Month	Adjusted Scheduled Activity (UDA)	
	2017	2018
April	898	612
May	1,871	1,855
June	2,900	2,847
July	4,193	4,074
August	5,328	5,141
September	6,516	6,152
October	7,781	7,428
November	8,960	8,755
December	10,463	10,000
January	11,593	10,998
February	13,004	12,484
March	14,210	13,443
April	14,567	
May	14,577	
June	14,592	

### QUALITY

	Quantity	Base Number	Contract	AT	Region	England
% of FP17s for the same patient ID Re-attending within 3 months - Children	50	1,318	3.8%	9.8%	12.8%	11.9%
% of FP17s for the same patient ID Re-attending within 3 months - Adults	626	5,538	11.3%	13.5%	16.5%	16.0%
% of FP17s for the same patient ID Re-attending between 3 & 9 months - Children	722	1,318	54.8%	63.4%	59.7%	58.3%
% of FP17s for the same patient ID Re-attending between 3 & 9 months - Adults	2,355	5,538	42.5%	54.7%	52.6%	50.3%
% of FP17s for Band 1 Urgent Courses	334	6,679	5.0%	7.5%	9.1%	9.1%
% of FP17s Relating to Free Repair or Replacements	20	6,679	0.3%	0.9%	1.0%	0.8%
% of FP17s Relating to Continuations	112	6,679	1.7%	1.2%	1.2%	1.0%
% of Patients satisfied with the dentistry they have received	6	8	N/A	91.8%	91.6%	91.5%
% of Patients satisfied with the time they had to wait for an appointment	7	8	N/A	87.7%	88.3%	87.9%

\* This is based on patients treated on this contract for their most recent course of treatment. Figures in italics indicate the base number of FP17s or Patient Questionnaire responses are less than 100. N/A is shown where the base number of responses is less than 10 during the period. % is calculated as Quantity/Base number\*100



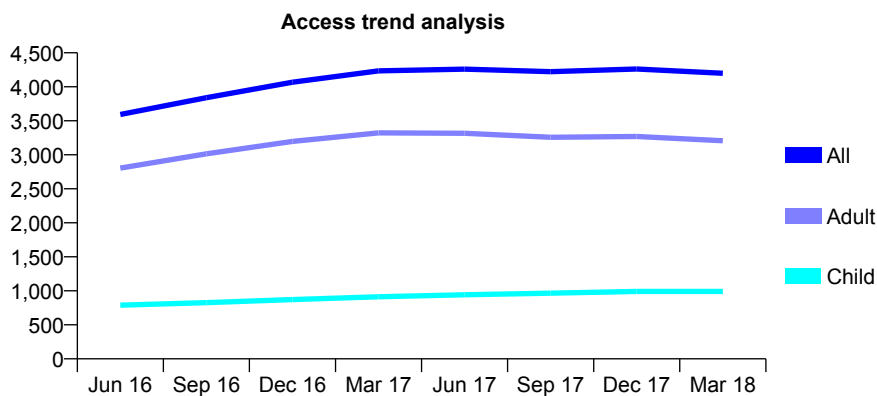
## Q50 - Vital Signs At a Glance Contract Report for 137545/0001 - March 2018

Name or company name	The Dental Design Studio
Contract type name	GDS Contract
Purpose of contract	General
Contract start date	01/05/2015
Contract end date	

17/18 Contracted general activity (UDA)	11,000
Carry forward general activity (UDA)	-46
17/18 Contracted orthodontic activity (UOA)	0
Carry forward orthodontic activity (UOA)	0
Baseline contract value	£354,877.95

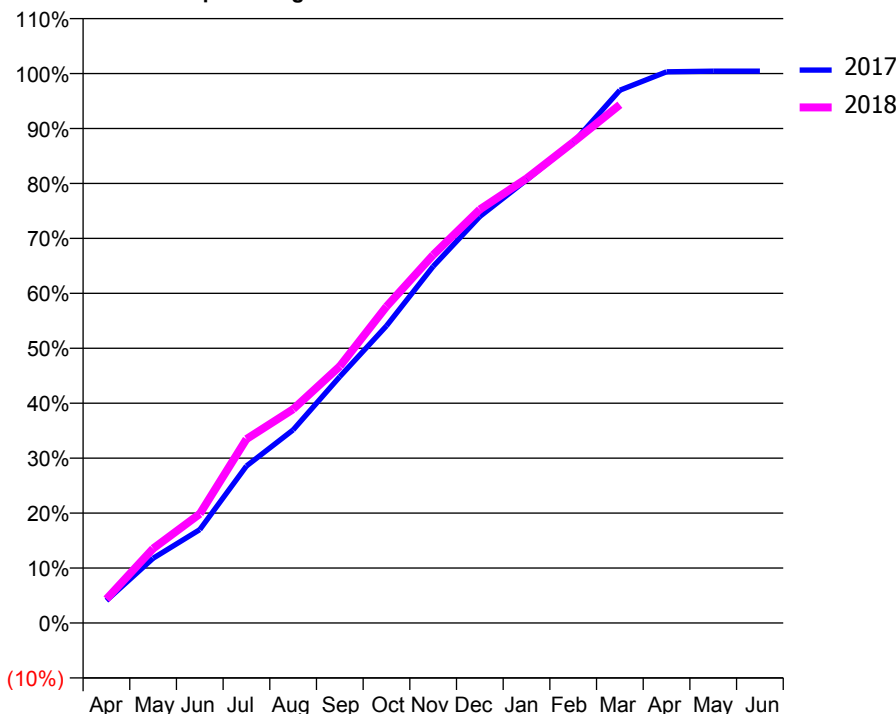
### ACCESS\*

Patients seen in 24 months	Total	Change since previous quarter
Quarter ending March 2017	4,235	
Quarter ending June 2017	4,259	→
Quarter ending September 2017	4,223	→
Quarter ending December 2017	4,261	→
Quarter ending March 2018	4,199	↓
<b>Variance since March 2017</b>	<b>(0.9%)</b>	→



### ACTIVITY

Cumulative percentage of contracted UDA delivered 2017 & 2018



Month	Adjusted Scheduled Activity (UDA)	
	2017	2018
April	451	479
May	1,297	1,491
June	1,869	2,185
July	3,144	3,682
August	3,867	4,281
September	4,931	5,140
October	5,950	6,336
November	7,140	7,368
December	8,138	8,279
January	8,868	8,899
February	9,617	9,625
March	10,666	10,374
April	11,034	
May	11,046	
June	11,046	

### QUALITY

	Quantity	Base Number	Contract	AT	Region	England
% of FP17s for the same patient ID Re-attending within 3 months - Children	113	1,547	7.3%	9.8%	12.8%	11.9%
% of FP17s for the same patient ID Re-attending within 3 months - Adults	800	4,919	16.3%	13.5%	16.5%	16.0%
% of FP17s for the same patient ID Re-attending between 3 & 9 months - Children	1,028	1,547	66.5%	63.4%	59.7%	58.3%
% of FP17s for the same patient ID Re-attending between 3 & 9 months - Adults	3,167	4,919	64.4%	54.7%	52.6%	50.3%
% of FP17s for Band 1 Urgent Courses	618	6,232	9.9%	7.5%	9.1%	9.1%
% of FP17s Relating to Free Repair or Replacements	61	6,232	1.0%	0.9%	1.0%	0.8%
% of FP17s Relating to Continuations	116	6,232	1.9%	1.2%	1.2%	1.0%
% of Patients satisfied with the dentistry they have received	5	5	N/A	91.8%	91.6%	91.5%
% of Patients satisfied with the time they had to wait for an appointment	3	5	N/A	87.7%	88.3%	87.9%

\* This is based on patients treated on this contract for their most recent course of treatment. Figures in italics indicate the base number of FP17s or Patient Questionnaire responses are less than 100. N/A is shown where the base number of responses is less than 10 during the period. % is calculated as Quantity/Base number\*100

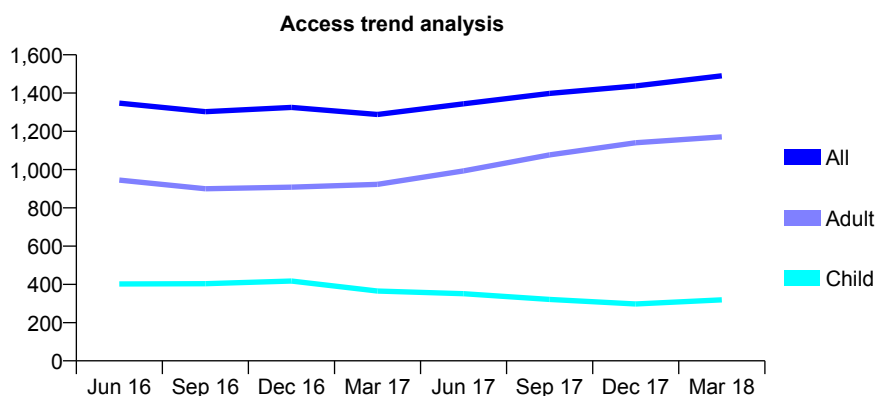
## Q50 - Vital Signs At a Glance Contract Report for 137561/0001 - March 2018

Name or company name	The Limes Dental Practice
Contract type name	GDS Contract
Purpose of contract	General
Contract start date	01/09/2011
Contract end date	

17/18 Contracted general activity (UDA)	3,877
Carry forward general activity (UDA)	-5
17/18 Contracted orthodontic activity (UOA)	0
Carry forward orthodontic activity (UOA)	0
Baseline contract value	£122,712.53

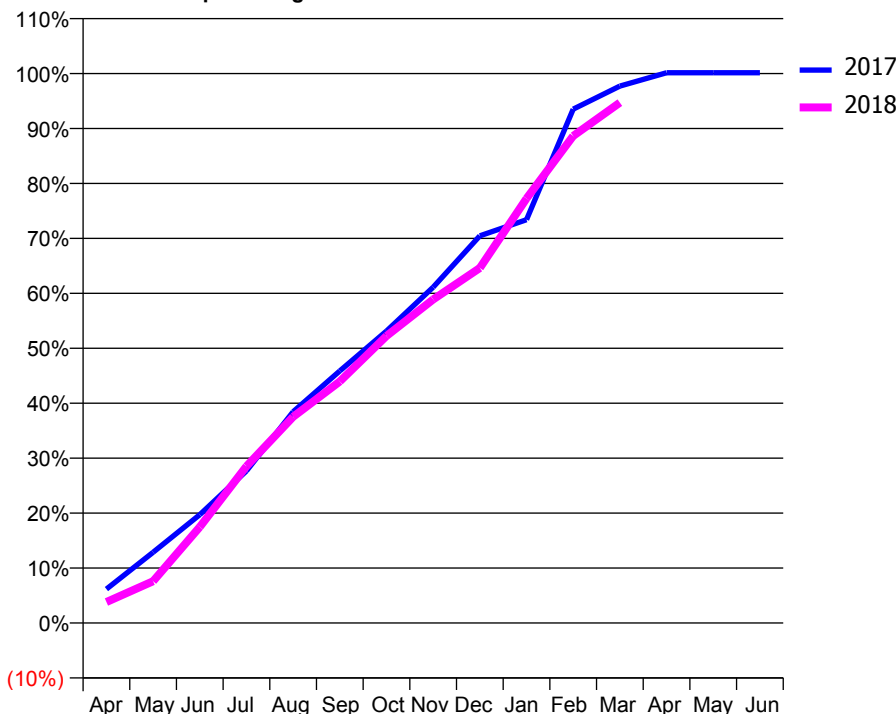
### ACCESS\*

Patients seen in 24 months	Total	Change since previous quarter
Quarter ending March 2017	1,288	
Quarter ending June 2017	1,344	↑
Quarter ending September 2017	1,398	↑
Quarter ending December 2017	1,437	↑
Quarter ending March 2018	1,490	↑
<b>Variance since March 2017</b>	<b>15.7%</b>	<b>↑</b>



### ACTIVITY

Cumulative percentage of contracted UDA delivered 2017 & 2018



Month	Adjusted Scheduled Activity (UDA)	
	2017	2018
April	240	148
May	499	295
June	765	678
July	1,073	1,106
August	1,491	1,455
September	1,778	1,704
October	2,060	2,025
November	2,370	2,283
December	2,732	2,505
January	2,845	2,995
February	3,625	3,436
March	3,788	3,672
April	3,882	
May	3,882	
June	3,882	

### QUALITY

	Quantity	Base Number	Contract	AT	Region	England
% of FP17s for the same patient ID Re-attending within 3 months - Children	18	560	3.2%	9.8%	12.8%	11.9%
% of FP17s for the same patient ID Re-attending within 3 months - Adults	129	1,620	8.0%	13.5%	16.5%	16.0%
% of FP17s for the same patient ID Re-attending between 3 & 9 months - Children	287	560	51.2%	63.4%	59.7%	58.3%
% of FP17s for the same patient ID Re-attending between 3 & 9 months - Adults	431	1,620	26.6%	54.7%	52.6%	50.3%
% of FP17s for Band 1 Urgent Courses	105	2,144	4.9%	7.5%	9.1%	9.1%
% of FP17s Relating to Free Repair or Replacements	18	2,144	0.8%	0.9%	1.0%	0.8%
% of FP17s Relating to Continuations	52	2,144	2.4%	1.2%	1.2%	1.0%
% of Patients satisfied with the dentistry they have received	1	1	N/A	91.8%	91.6%	91.5%
% of Patients satisfied with the time they had to wait for an appointment	1	1	N/A	87.7%	88.3%	87.9%

\* This is based on patients treated on this contract for their most recent course of treatment. Figures in italics indicate the base number of FP17s or Patient Questionnaire responses are less than 100. N/A is shown where the base number of responses is less than 10 during the period. % is calculated as Quantity/Base number\*100

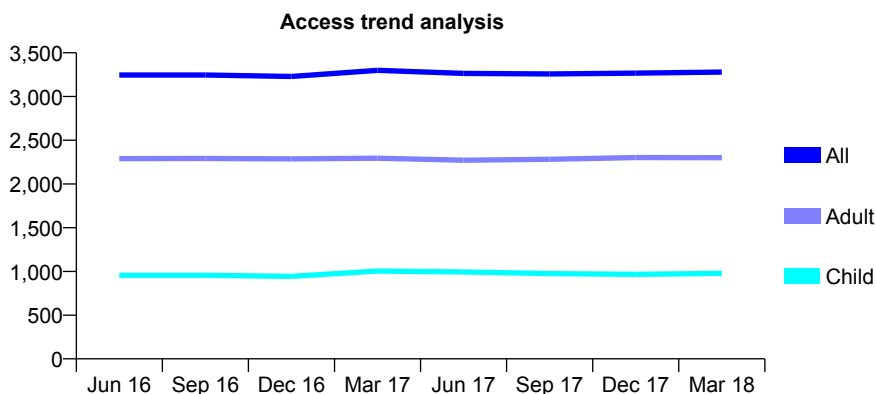
## Q50 - Vital Signs At a Glance Contract Report for 139017/0001 - March 2018

Name or company name	Bottesford Dental Practice
Contract type name	GDS Contract
Purpose of contract	General
Contract start date	01/06/2011
Contract end date	

17/18 Contracted general activity (UDA)	7,204
Carry forward general activity (UDA)	-144
17/18 Contracted orthodontic activity (UOA)	0
Carry forward orthodontic activity (UOA)	0
Baseline contract value	£224,868.28

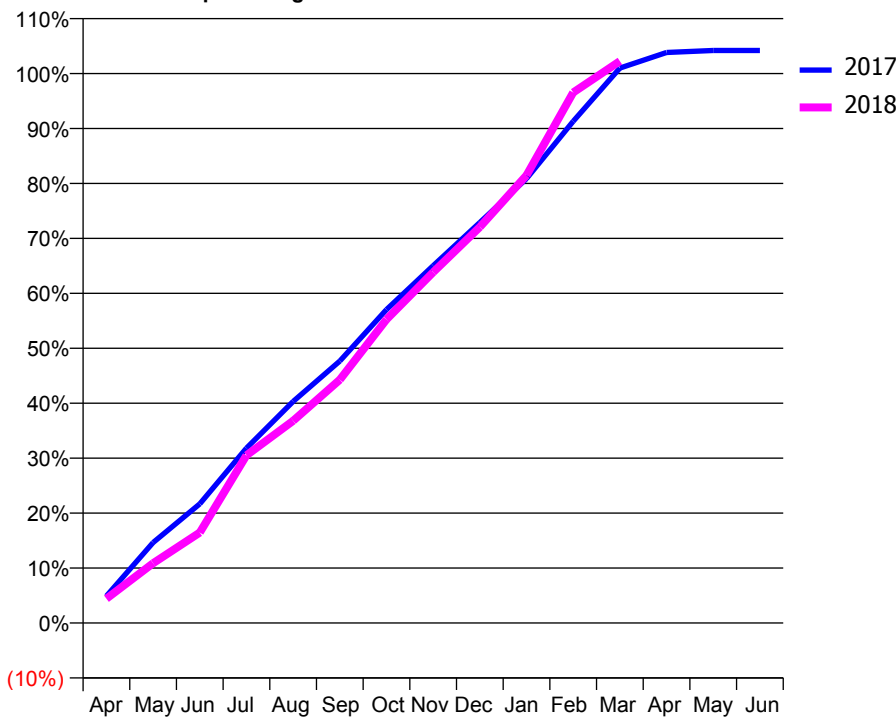
### ACCESS\*

Patients seen in 24 months	Total	Change since previous quarter
Quarter ending March 2017	3,299	
Quarter ending June 2017	3,265	↓
Quarter ending September 2017	3,258	→
Quarter ending December 2017	3,268	→
Quarter ending March 2018	3,280	→
<b>Variance since March 2017</b>	<b>(0.6%)</b>	→



### ACTIVITY

Cumulative percentage of contracted UDA delivered 2017 & 2018



Month	Adjusted Scheduled Activity (UDA)	
	2017	2018
April	353	320
May	1,055	784
June	1,563	1,186
July	2,292	2,198
August	2,905	2,652
September	3,434	3,189
October	4,108	3,981
November	4,685	4,599
December	5,251	5,191
January	5,825	5,870
February	6,577	6,956
March	7,275	7,367
April	7,480	
May	7,506	
June	7,506	

### QUALITY

	Quantity	Base Number	Contract	AT	Region	England
% of FP17s for the same patient ID Re-attending within 3 months - Children	48	1,277	3.8%	9.8%	12.8%	11.9%
% of FP17s for the same patient ID Re-attending within 3 months - Adults	213	2,447	8.7%	13.5%	16.5%	16.0%
% of FP17s for the same patient ID Re-attending between 3 & 9 months - Children	676	1,277	52.9%	63.4%	59.7%	58.3%
% of FP17s for the same patient ID Re-attending between 3 & 9 months - Adults	664	2,447	27.1%	54.7%	52.6%	50.3%
% of FP17s for Band 1 Urgent Courses	139	3,603	3.9%	7.5%	9.1%	9.1%
% of FP17s Relating to Free Repair or Replacements	57	3,603	1.6%	0.9%	1.0%	0.8%
% of FP17s Relating to Continuations	31	3,603	0.9%	1.2%	1.2%	1.0%
% of Patients satisfied with the dentistry they have received	2	2	N/A	91.8%	91.6%	91.5%
% of Patients satisfied with the time they had to wait for an appointment	2	2	N/A	87.7%	88.3%	87.9%

\* This is based on patients treated on this contract for their most recent course of treatment. Figures in italics indicate the base number of FP17s or Patient Questionnaire responses are less than 100. N/A is shown where the base number of responses is less than 10 during the period. % is calculated as Quantity/Base number\*100

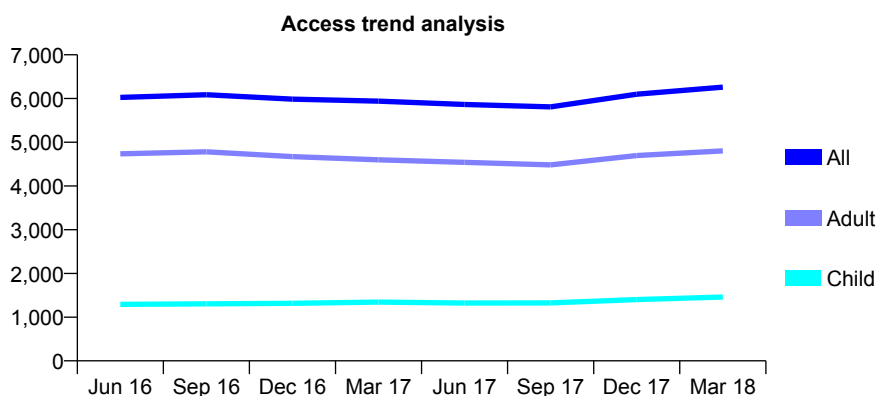
## Q50 - Vital Signs At a Glance Contract Report for 139300/0001 - March 2018

Name or company name	Grassington Dental Care Ltd
Contract type name	GDS Contract
Purpose of contract	General
Contract start date	01/07/2014
Contract end date	

17/18 Contracted general activity (UDA)	16,308
Carry forward general activity (UDA)	528
17/18 Contracted orthodontic activity (UOA)	0
Carry forward orthodontic activity (UOA)	0
Baseline contract value	£440,495.88

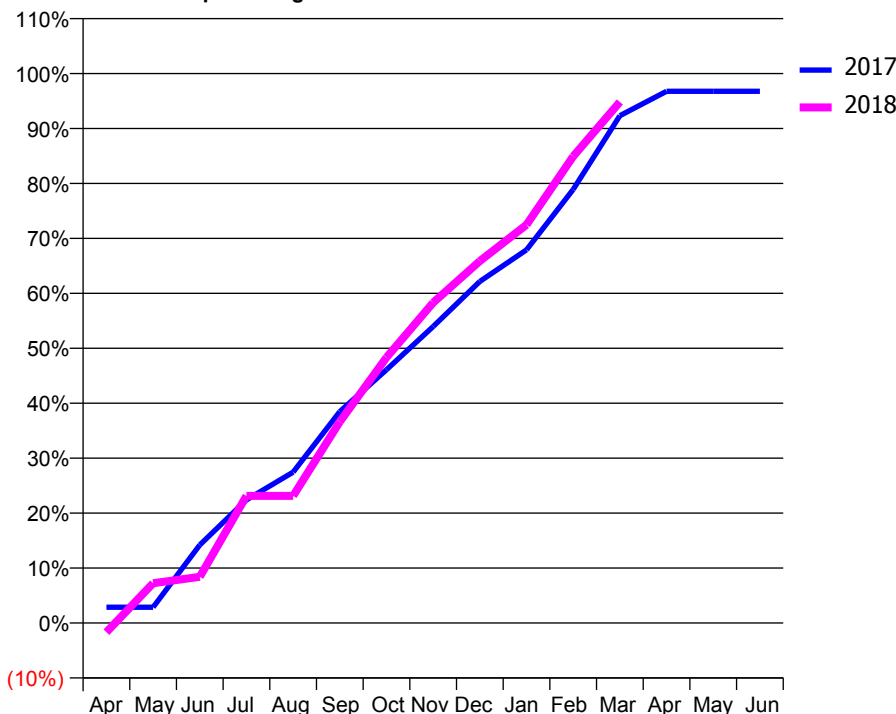
### ACCESS\*

Patients seen in 24 months	Total	Change since previous quarter
Quarter ending March 2017	5,941	
Quarter ending June 2017	5,864	↓
Quarter ending September 2017	5,809	→
Quarter ending December 2017	6,098	↑
Quarter ending March 2018	6,261	↑
<b>Variance since March 2017</b>	<b>5.4%</b>	<b>↑</b>



### ACTIVITY

Cumulative percentage of contracted UDA delivered 2017 & 2018



Adjusted Scheduled Activity (UDA)

Month	2017	2018
April	470	-274
May	470	1,182
June	2,318	1,371
July	3,656	3,772
August	4,479	3,772
September	6,274	5,975
October	7,517	7,882
November	8,799	9,507
December	10,138	10,743
January	11,074	11,819
February	12,870	13,850
March	15,057	15,464
April	15,780	
May	15,780	
June	15,780	

### QUALITY

	Quantity	Base Number	Contract	AT	Region	England
% of FP17s for the same patient ID Re-attending within 3 months - Children	155	2,369	6.5%	9.8%	12.8%	11.9%
% of FP17s for the same patient ID Re-attending within 3 months - Adults	1,169	6,890	17.0%	13.5%	16.5%	16.0%
% of FP17s for the same patient ID Re-attending between 3 & 9 months - Children	1,575	2,369	66.5%	63.4%	59.7%	58.3%
% of FP17s for the same patient ID Re-attending between 3 & 9 months - Adults	3,644	6,890	52.9%	54.7%	52.6%	50.3%
% of FP17s for Band 1 Urgent Courses	877	8,872	9.9%	7.5%	9.1%	9.1%
% of FP17s Relating to Free Repair or Replacements	89	8,872	1.0%	0.9%	1.0%	0.8%
% of FP17s Relating to Continuations	175	8,872	2.0%	1.2%	1.2%	1.0%
% of Patients satisfied with the dentistry they have received	8	8	N/A	91.8%	91.6%	91.5%
% of Patients satisfied with the time they had to wait for an appointment	8	8	N/A	87.7%	88.3%	87.9%

\* This is based on patients treated on this contract for their most recent course of treatment. Figures in italics indicate the base number of FP17s or Patient Questionnaire responses are less than 100. N/A is shown where the base number of responses is less than 10 during the period. % is calculated as Quantity/Base number\*100

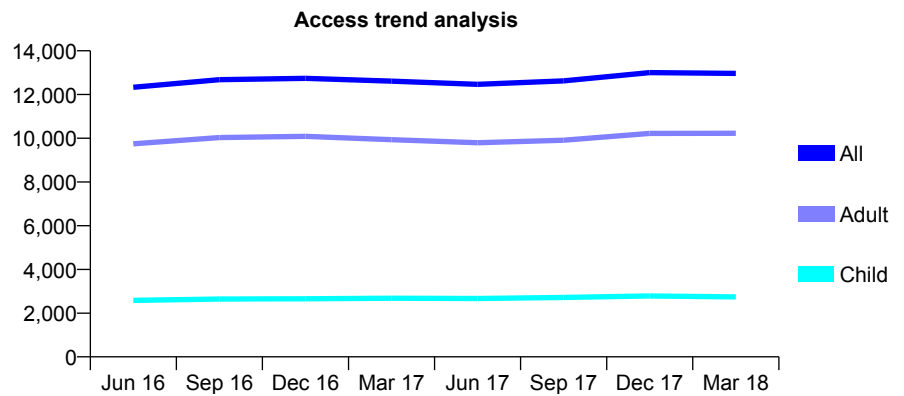
## Q50 - Vital Signs At a Glance Contract Report for 142921/0001 - March 2018

Name or company name	Andrew Burnell
Contract type name	PDS Contract
Purpose of contract	General
Contract start date	01/06/2010
Contract end date	31/03/2018

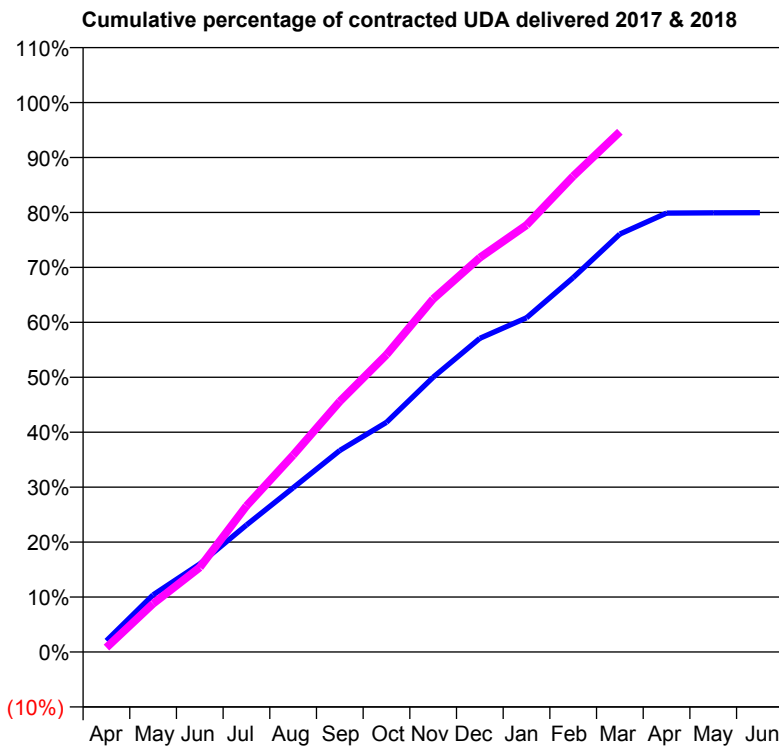
17/18 Contracted general activity (UDA)	36,200
Carry forward general activity (UDA)	0
17/18 Contracted orthodontic activity (UOA)	0
Carry forward orthodontic activity (UOA)	0
Baseline contract value	£1,293,892.11

### ACCESS\*

Patients seen in 24 months	Total	Change since previous quarter
Quarter ending March 2017	12,613	
Quarter ending June 2017	12,463	↓
Quarter ending September 2017	12,627	→
Quarter ending December 2017	13,000	↑
Quarter ending March 2018	12,969	→
<b>Variance since March 2017</b>	<b>2.8%</b>	<b>↑</b>



### ACTIVITY



Month	Adjusted Scheduled Activity (UDA)	
	2017	2018
April	922	296
May	4,657	3,183
June	7,186	5,570
July	10,355	9,622
August	13,393	12,967
September	16,441	16,509
October	18,735	19,583
November	22,409	23,261
December	25,586	25,979
January	27,264	28,128
February	30,537	31,346
March	34,093	34,276
April	35,795	
May	35,814	
June	35,825	

### QUALITY

	Quantity	Base Number	Contract	AT	Region	England
% of FP17s for the same patient ID Re-attending within 3 months - Children	369	3,213	11.5%	9.8%	12.8%	11.9%
% of FP17s for the same patient ID Re-attending within 3 months - Adults	2,347	11,904	19.7%	13.5%	16.5%	16.0%
% of FP17s for the same patient ID Re-attending between 3 & 9 months - Children	1,316	3,213	41.0%	63.4%	59.7%	58.3%
% of FP17s for the same patient ID Re-attending between 3 & 9 months - Adults	3,789	11,904	31.8%	54.7%	52.6%	50.3%
% of FP17s for Band 1 Urgent Courses	4,113	14,520	28.3%	7.5%	9.1%	9.1%
% of FP17s Relating to Free Repair or Replacements	65	14,520	0.4%	0.9%	1.0%	0.8%
% of FP17s Relating to Continuations	251	14,520	1.7%	1.2%	1.2%	1.0%
% of Patients satisfied with the dentistry they have received	12	13	92.3%	91.8%	91.6%	91.5%
% of Patients satisfied with the time they had to wait for an appointment	11	13	84.6%	87.7%	88.3%	87.9%

\* This is based on patients treated on this contract for their most recent course of treatment. Figures in italics indicate the base number of FP17s or Patient Questionnaire responses are less than 100. N/A is shown where the base number of responses is less than 10 during the period. % is calculated as Quantity/Base number\*100

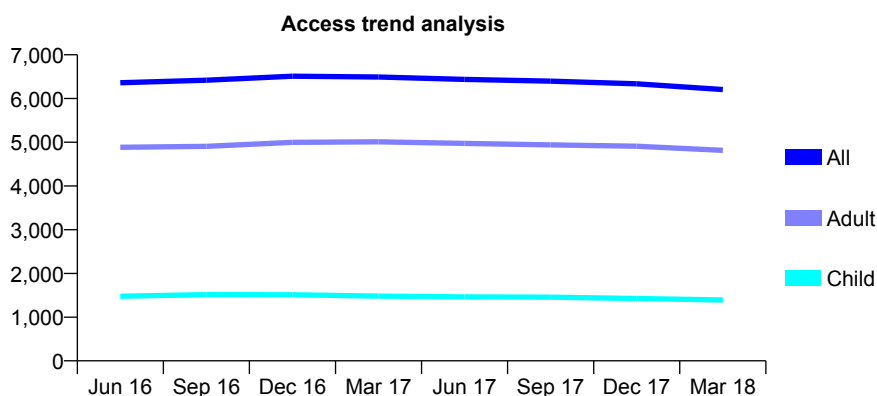
## Q50 - Vital Signs At a Glance Contract Report for 143332/0001 - March 2018

Name or company name	Cleethorpes Dental Practice Limited
Contract type name	GDS Contract
Purpose of contract	General
Contract start date	01/07/2012
Contract end date	

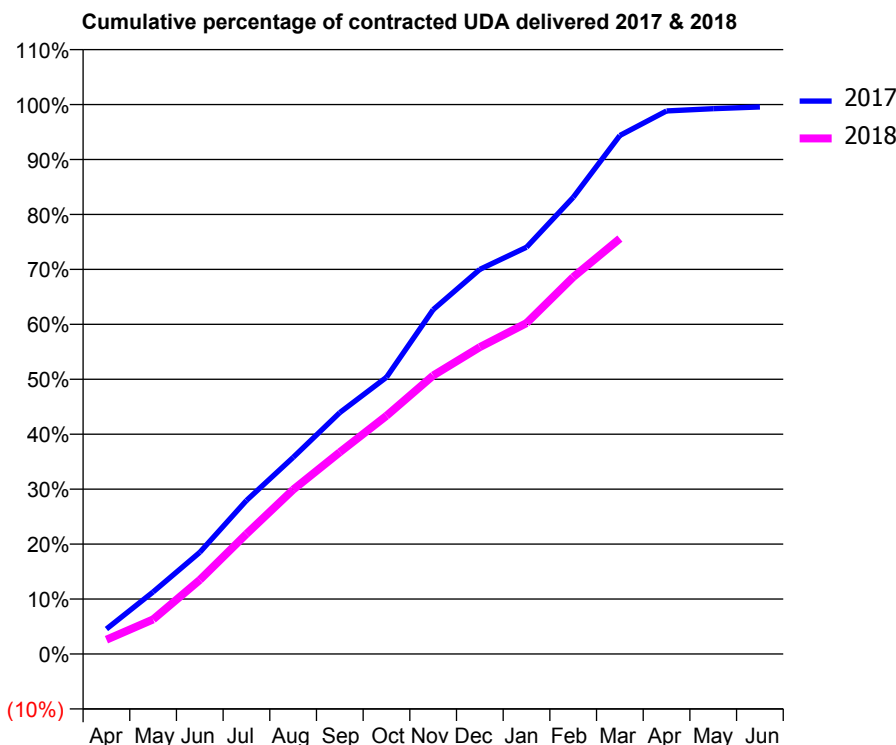
17/18 Contracted general activity (UDA)	21,404
Carry forward general activity (UDA)	96
17/18 Contracted orthodontic activity (UOA)	0
Carry forward orthodontic activity (UOA)	0
Baseline contract value	£709,410.78

### ACCESS\*

Patients seen in 24 months	Total	Change since previous quarter
Quarter ending March 2017	6,491	
Quarter ending June 2017	6,438	→
Quarter ending September 2017	6,398	→
Quarter ending December 2017	6,336	→
Quarter ending March 2018	6,205	↓
<b>Variance since March 2017</b>	<b>(4.4%)</b>	<b>↓</b>



### ACTIVITY



Month	Adjusted Scheduled Activity (UDA)	
	2017	2018
April	974	559
May	2,416	1,347
June	3,959	2,887
July	5,983	4,679
August	7,656	6,401
September	9,402	7,863
October	10,778	9,281
November	13,412	10,850
December	14,981	11,952
January	15,844	12,890
February	17,785	14,683
March	20,195	16,181
April	21,152	
May	21,242	
June	21,308	

### QUALITY

	Quantity	Base Number	Contract	AT	Region	England
% of FP17s for the same patient ID Re-attending within 3 months - Children	181	1,944	9.3%	9.8%	12.8%	11.9%
% of FP17s for the same patient ID Re-attending within 3 months - Adults	1,024	6,317	16.2%	13.5%	16.5%	16.0%
% of FP17s for the same patient ID Re-attending between 3 & 9 months - Children	1,085	1,944	55.8%	63.4%	59.7%	58.3%
% of FP17s for the same patient ID Re-attending between 3 & 9 months - Adults	3,324	6,317	52.6%	54.7%	52.6%	50.3%
% of FP17s for Band 1 Urgent Courses	415	7,830	5.3%	7.5%	9.1%	9.1%
% of FP17s Relating to Free Repair or Replacements	182	7,830	2.3%	0.9%	1.0%	0.8%
% of FP17s Relating to Continuations	118	7,830	1.5%	1.2%	1.2%	1.0%
% of Patients satisfied with the dentistry they have received	3	3	N/A	91.8%	91.6%	91.5%
% of Patients satisfied with the time they had to wait for an appointment	3	3	N/A	87.7%	88.3%	87.9%

\* This is based on patients treated on this contract for their most recent course of treatment. Figures in italics indicate the base number of FP17s or Patient Questionnaire responses are less than 100. N/A is shown where the base number of responses is less than 10 during the period. % is calculated as Quantity/Base number\*100

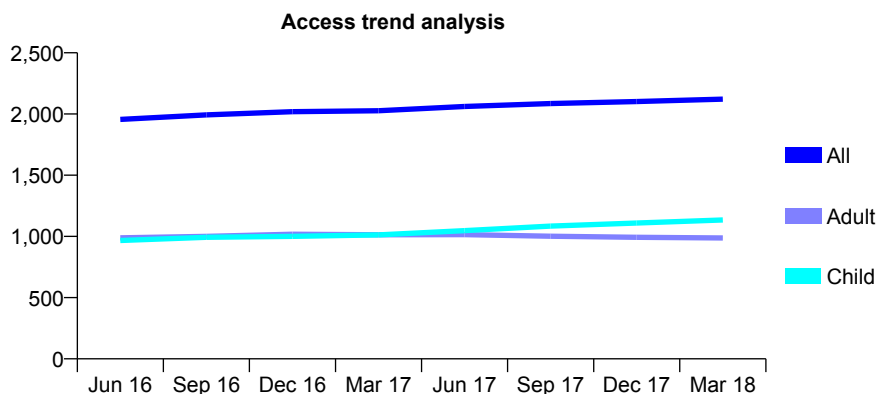
## Q50 - Vital Signs At a Glance Contract Report for 143464/0001 - March 2018

Name or company name	The Dental Health Practice Ltd.
Contract type name	GDS Contract
Purpose of contract	General and Orthodontic
Contract start date	01/01/2009
Contract end date	

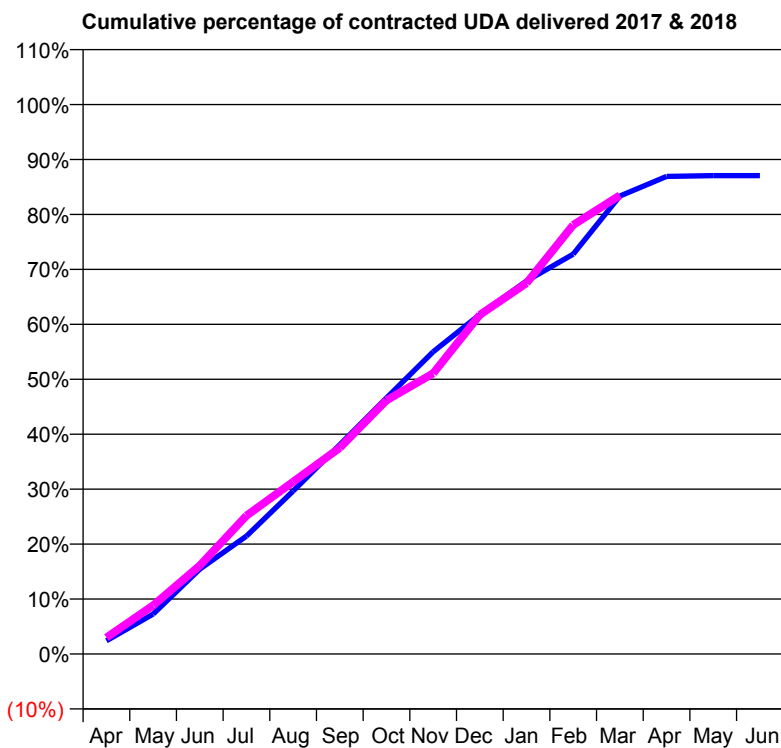
17/18 Contracted general activity (UDA)	5,931
Carry forward general activity (UDA)	0
17/18 Contracted orthodontic activity (UOA)	585
Carry forward orthodontic activity (UOA)	-10
Baseline contract value	£225,454.18

### ACCESS\*

Patients seen in 24 months	Total	Change since previous quarter
Quarter ending March 2017	2,027	
Quarter ending June 2017	2,062	→
Quarter ending September 2017	2,086	→
Quarter ending December 2017	2,102	→
Quarter ending March 2018	2,121	→
<b>Variance since March 2017</b>	<b>4.6%</b>	<b>↑</b>



### ACTIVITY



Month	Adjusted Scheduled Activity (UDA)	
	2017	2018
April	143	177
May	430	524
June	916	955
July	1,273	1,493
August	1,759	1,859
September	2,259	2,226
October	2,765	2,738
November	3,262	3,029
December	3,664	3,661
January	4,027	4,004
February	4,315	4,631
March	4,943	4,951
April	5,155	
May	5,163	
June	5,163	

### QUALITY

	Quantity	Base Number	Contract	AT	Region	England
% of FP17s for the same patient ID Re-attending within 3 months - Children	142	1,867	7.6%	9.8%	12.8%	11.9%
% of FP17s for the same patient ID Re-attending within 3 months - Adults	158	1,345	11.7%	13.5%	16.5%	16.0%
% of FP17s for the same patient ID Re-attending between 3 & 9 months - Children	1,152	1,867	61.7%	63.4%	59.7%	58.3%
% of FP17s for the same patient ID Re-attending between 3 & 9 months - Adults	810	1,345	60.2%	54.7%	52.6%	50.3%
% of FP17s for Band 1 Urgent Courses	103	2,988	3.4%	7.5%	9.1%	9.1%
% of FP17s Relating to Free Repair or Replacements	14	2,988	0.5%	0.9%	1.0%	0.8%
% of FP17s Relating to Continuations	6	2,988	0.2%	1.2%	1.2%	1.0%
% of Patients satisfied with the dentistry they have received	4	4	N/A	91.8%	91.6%	91.5%
% of Patients satisfied with the time they had to wait for an appointment	4	4	N/A	87.7%	88.3%	87.9%

\* This is based on patients treated on this contract for their most recent course of treatment. Figures in italics indicate the base number of FP17s or Patient Questionnaire responses are less than 100. N/A is shown where the base number of responses is less than 10 during the period. % is calculated as Quantity/Base number\*100

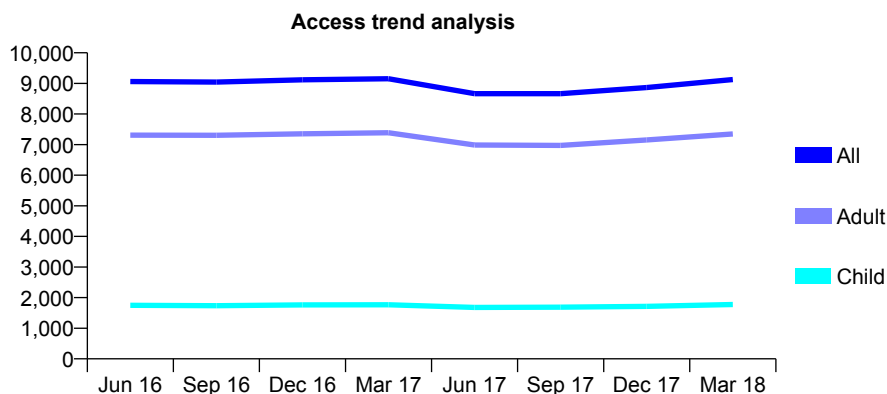
## Q50 - Vital Signs At a Glance Contract Report for 143782/0001 - March 2018

Name or company name	HAVELOCK DENTAL PRACTICE
Contract type name	GDS Contract
Purpose of contract	General
Contract start date	01/04/2013
Contract end date	

17/18 Contracted general activity (UDA)	23,860
Carry forward general activity (UDA)	900
17/18 Contracted orthodontic activity (UOA)	0
Carry forward orthodontic activity (UOA)	0
Baseline contract value	£751,722.25

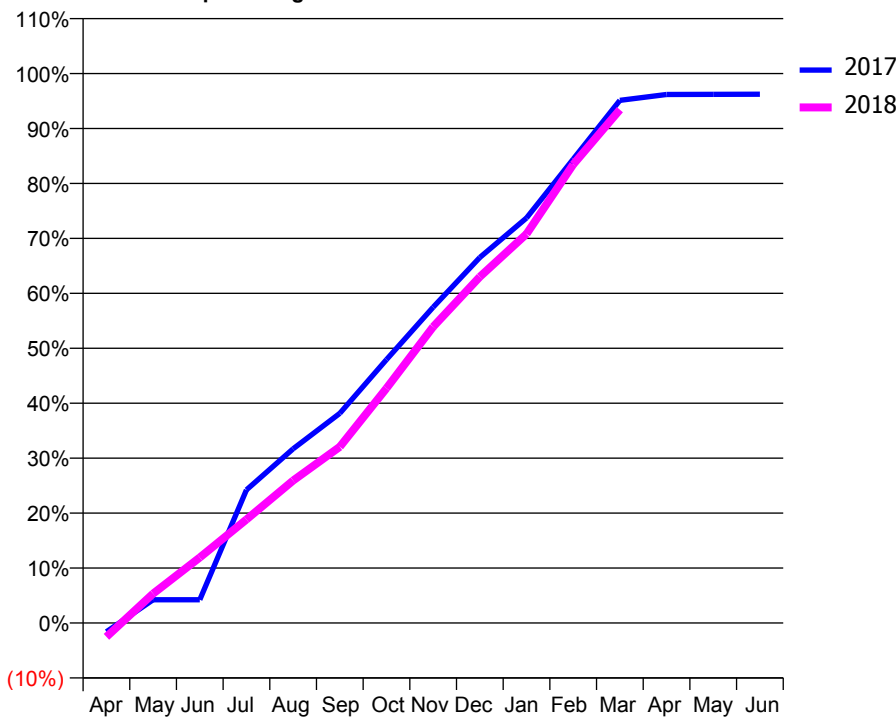
### ACCESS\*

Patients seen in 24 months	Total	Change since previous quarter
Quarter ending March 2017	9,153	
Quarter ending June 2017	8,666	↓
Quarter ending September 2017	8,664	→
Quarter ending December 2017	8,867	↑
Quarter ending March 2018	9,125	↑
<b>Variance since March 2017</b>	<b>(0.3%)</b>	→



### ACTIVITY

Cumulative percentage of contracted UDA delivered 2017 & 2018



Month	Adjusted Scheduled Activity (UDA)	
	2017	2018
April	-386	-604
May	1,010	1,275
June	1,010	2,845
July	5,782	4,496
August	7,565	6,187
September	9,102	7,650
October	11,438	10,194
November	13,712	12,862
December	15,874	15,035
January	17,588	16,891
February	20,142	19,911
March	22,693	22,289
April	22,950	
May	22,953	
June	22,960	

### QUALITY

	Quantity	Base Number	Contract	AT	Region	England
% of FP17s for the same patient ID Re-attending within 3 months - Children	158	2,259	7.0%	9.8%	12.8%	11.9%
% of FP17s for the same patient ID Re-attending within 3 months - Adults	1,122	8,764	12.8%	13.5%	16.5%	16.0%
% of FP17s for the same patient ID Re-attending between 3 & 9 months - Children	919	2,259	40.7%	63.4%	59.7%	58.3%
% of FP17s for the same patient ID Re-attending between 3 & 9 months - Adults	2,953	8,764	33.7%	54.7%	52.6%	50.3%
% of FP17s for Band 1 Urgent Courses	1,039	10,876	9.6%	7.5%	9.1%	9.1%
% of FP17s Relating to Free Repair or Replacements	61	10,876	0.6%	0.9%	1.0%	0.8%
% of FP17s Relating to Continuations	157	10,876	1.4%	1.2%	1.2%	1.0%
% of Patients satisfied with the dentistry they have received	17	18	94.4%	91.8%	91.6%	91.5%
% of Patients satisfied with the time they had to wait for an appointment	17	18	94.4%	87.7%	88.3%	87.9%

\* This is based on patients treated on this contract for their most recent course of treatment. Figures in italics indicate the base number of FP17s or Patient Questionnaire responses are less than 100. N/A is shown where the base number of responses is less than 10 during the period. % is calculated as Quantity/Base number\*100



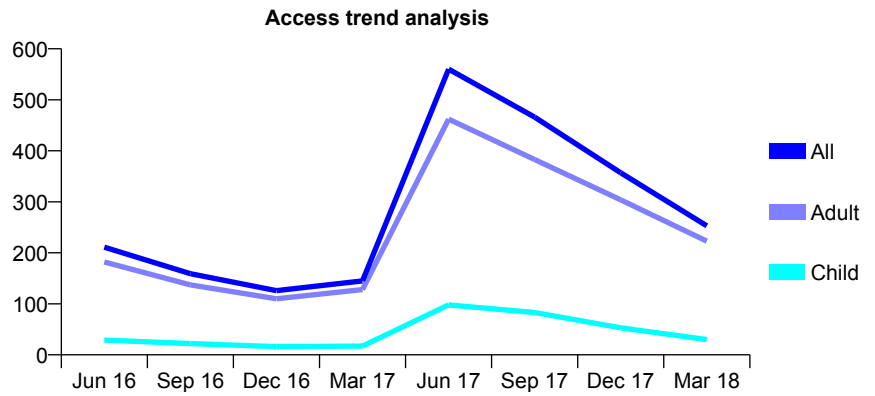
## Q50 - Vital Signs At a Glance Contract Report for 143782/0002 - March 2018

Name or company name	HAVELOCK DENTAL PRACTICE
Contract type name	GDS Contract
Purpose of contract	General
Contract start date	01/04/2013
Contract end date	

17/18 Contracted general activity (UDA)	2,446
Carry forward general activity (UDA)	0
17/18 Contracted orthodontic activity (UOA)	0
Carry forward orthodontic activity (UOA)	0
Baseline contract value	£65,980.51

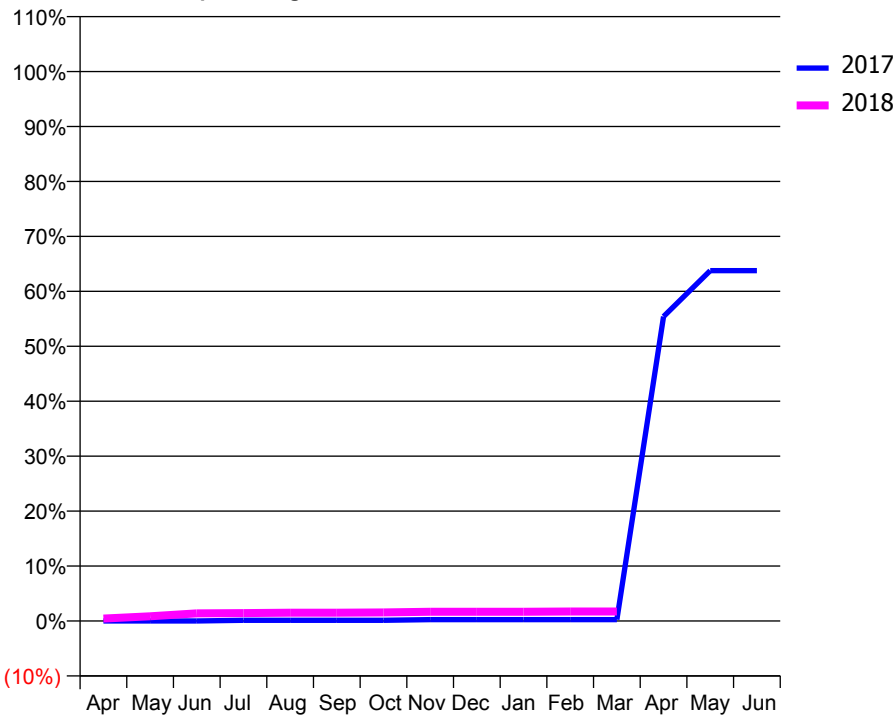
### ACCESS\*

Patients seen in 24 months	Total	Change since previous quarter
Quarter ending March 2017	145	
Quarter ending June 2017	560	↑
Quarter ending September 2017	466	↓
Quarter ending December 2017	357	↓
Quarter ending March 2018	253	↓
<b>Variance since March 2017</b>	<b>74.5%</b>	<b>↑</b>



### ACTIVITY

Cumulative percentage of contracted UDA delivered 2017 & 2018



Month	Adjusted Scheduled Activity (UDA)	
	2017	2018
April	0	11
May	0	21
June	0	34
July	3	35
August	3	37
September	3	37
October	3	38
November	6	41
December	6	41
January	6	41
February	6	42
March	6	42
April	1,355	
May	1,559	
June	1,559	

### QUALITY

	Quantity	Base Number	Contract	AT	Region	England
% of FP17s for the same patient ID Re-attending within 3 months - Children	2	108	1.9%	9.8%	12.8%	11.9%
% of FP17s for the same patient ID Re-attending within 3 months - Adults	6	551	1.1%	13.5%	16.5%	16.0%
% of FP17s for the same patient ID Re-attending between 3 & 9 months - Children	0	108	0.0%	63.4%	59.7%	58.3%
% of FP17s for the same patient ID Re-attending between 3 & 9 months - Adults	2	551	0.4%	54.7%	52.6%	50.3%
% of FP17s for Band 1 Urgent Courses	1	17	5.9%	7.5%	9.1%	9.1%
% of FP17s Relating to Free Repair or Replacements	0	17	0.0%	0.9%	1.0%	0.8%
% of FP17s Relating to Continuations	3	17	17.6%	1.2%	1.2%	1.0%
% of Patients satisfied with the dentistry they have received	2	2	N/A	91.8%	91.6%	91.5%
% of Patients satisfied with the time they had to wait for an appointment	1	2	N/A	87.7%	88.3%	87.9%

\* This is based on patients treated on this contract for their most recent course of treatment. Figures in italics indicate the base number of FP17s or Patient Questionnaire responses are less than 100. N/A is shown where the base number of responses is less than 10 during the period. % is calculated as Quantity/Base number\*100

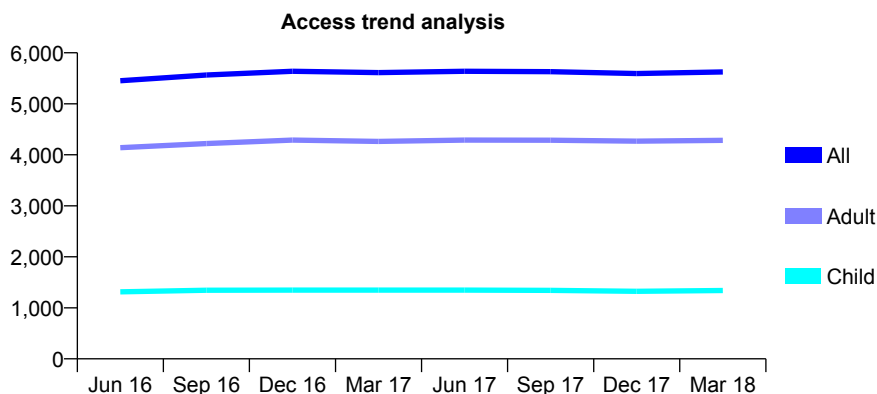
## Q50 - Vital Signs At a Glance Contract Report for 145777/0001 - March 2018

Name or company name	Burnby Lane Dental Practice
Contract type name	GDS Contract
Purpose of contract	General
Contract start date	28/03/2014
Contract end date	

17/18 Contracted general activity (UDA)	14,520
Carry forward general activity (UDA)	-135
17/18 Contracted orthodontic activity (UOA)	0
Carry forward orthodontic activity (UOA)	0
Baseline contract value	£417,329.91

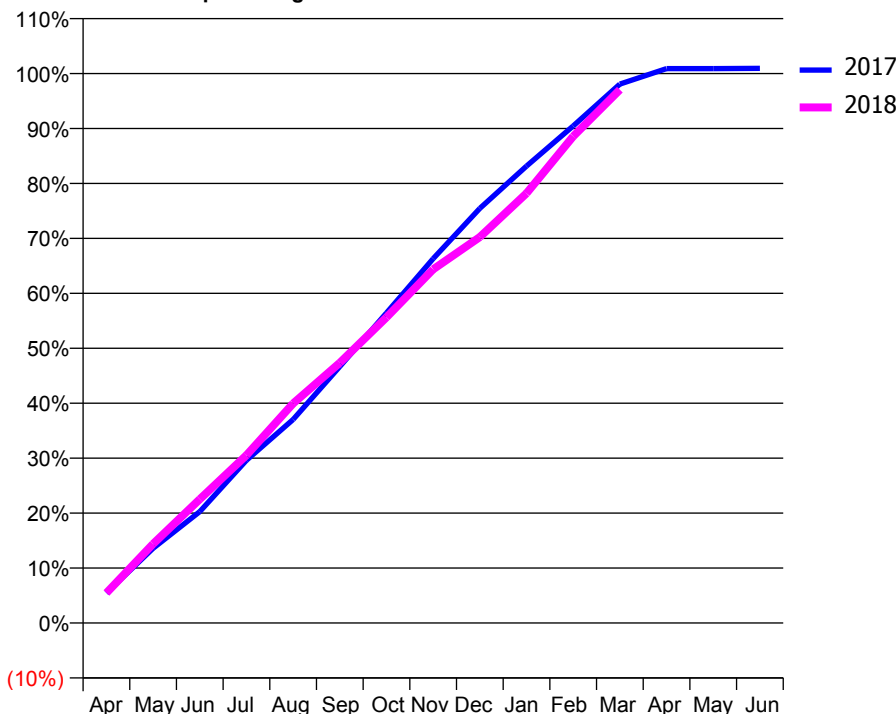
### ACCESS\*

Patients seen in 24 months	Total	Change since previous quarter
Quarter ending March 2017	5,613	
Quarter ending June 2017	5,639	→
Quarter ending September 2017	5,630	→
Quarter ending December 2017	5,593	→
Quarter ending March 2018	5,624	→
<b>Variance since March 2017</b>	<b>0.2%</b>	<b>→</b>



### ACTIVITY

Cumulative percentage of contracted UDA delivered 2017 & 2018



Month	Adjusted Scheduled Activity (UDA)	
	2017	2018
April	789	794
May	1,976	2,090
June	2,944	3,273
July	4,301	4,435
August	5,377	5,800
September	6,779	6,877
October	8,192	8,077
November	9,628	9,345
December	10,955	10,200
January	12,075	11,354
February	13,134	12,858
March	14,241	14,092
April	14,650	
May	14,649	
June	14,655	

### QUALITY

	Quantity	Base Number	Contract	AT	Region	England
% of FP17s for the same patient ID Re-attending within 3 months - Children	99	2,209	4.5%	9.8%	12.8%	11.9%
% of FP17s for the same patient ID Re-attending within 3 months - Adults	687	5,743	12.0%	13.5%	16.5%	16.0%
% of FP17s for the same patient ID Re-attending between 3 & 9 months - Children	1,505	2,209	68.1%	63.4%	59.7%	58.3%
% of FP17s for the same patient ID Re-attending between 3 & 9 months - Adults	2,769	5,743	48.2%	54.7%	52.6%	50.3%
% of FP17s for Band 1 Urgent Courses	503	7,701	6.5%	7.5%	9.1%	9.1%
% of FP17s Relating to Free Repair or Replacements	110	7,701	1.4%	0.9%	1.0%	0.8%
% of FP17s Relating to Continuations	103	7,701	1.3%	1.2%	1.2%	1.0%
% of Patients satisfied with the dentistry they have received	8	8	N/A	91.8%	91.6%	91.5%
% of Patients satisfied with the time they had to wait for an appointment	7	8	N/A	87.7%	88.3%	87.9%

\* This is based on patients treated on this contract for their most recent course of treatment. Figures in italics indicate the base number of FP17s or Patient Questionnaire responses are less than 100. N/A is shown where the base number of responses is less than 10 during the period. % is calculated as Quantity/Base number\*100

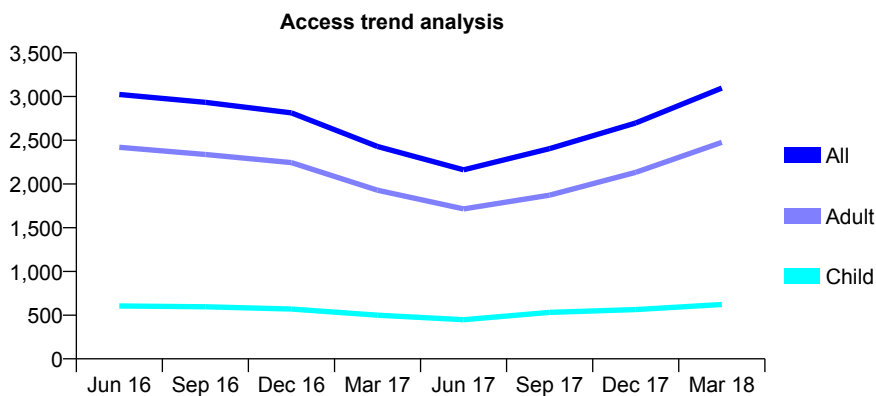
## Q50 - Vital Signs At a Glance Contract Report for 146269/0001 - March 2018

Name or company name	Ishak Practices Ltd
Contract type name	GDS Contract
Purpose of contract	General
Contract start date	01/04/2011
Contract end date	

17/18 Contracted general activity (UDA)	16,000
Carry forward general activity (UDA)	0
17/18 Contracted orthodontic activity (UOA)	0
Carry forward orthodontic activity (UOA)	0
Baseline contract value	£433,886.71

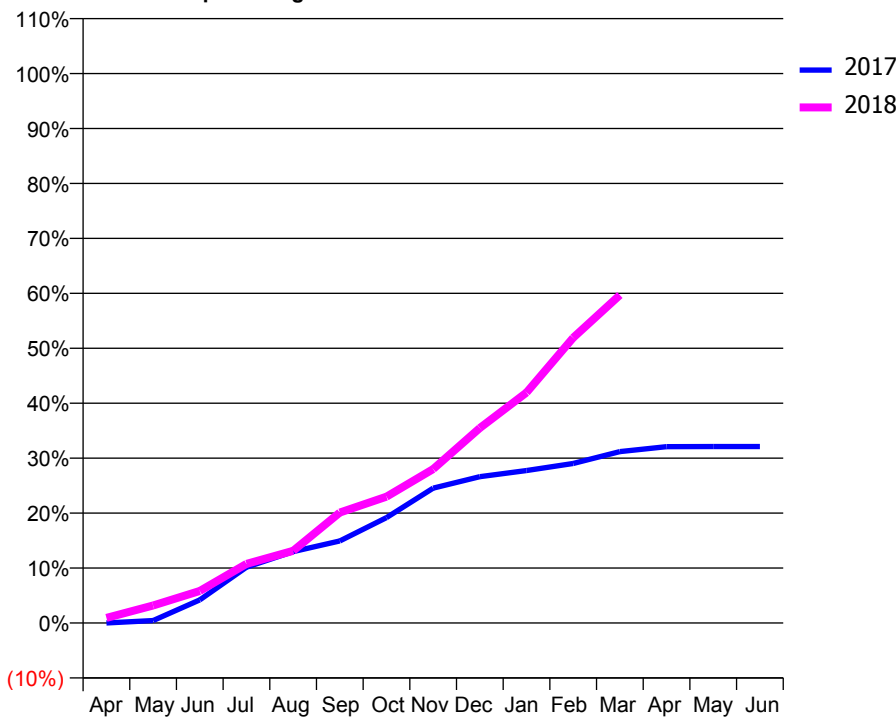
### ACCESS\*

Patients seen in 24 months	Total	Change since previous quarter
Quarter ending March 2017	2,428	
Quarter ending June 2017	2,162	↓
Quarter ending September 2017	2,404	↑
Quarter ending December 2017	2,697	↑
Quarter ending March 2018	3,097	↑
<b>Variance since March 2017</b>	<b>27.6%</b>	<b>↑</b>



### ACTIVITY

Cumulative percentage of contracted UDA delivered 2017 & 2018



Month	Adjusted Scheduled Activity (UDA)	
	2017	2018
April	0	148
May	74	512
June	674	934
July	1,624	1,724
August	2,078	2,101
September	2,390	3,215
October	3,068	3,679
November	3,927	4,484
December	4,260	5,678
January	4,441	6,712
February	4,647	8,306
March	4,991	9,548
April	5,136	
May	5,138	
June	5,140	

### QUALITY

	Quantity	Base Number	Contract	AT	Region	England
% of FP17s for the same patient ID Re-attending within 3 months - Children	73	843	8.7%	9.8%	12.8%	11.9%
% of FP17s for the same patient ID Re-attending within 3 months - Adults	470	3,043	15.4%	13.5%	16.5%	16.0%
% of FP17s for the same patient ID Re-attending between 3 & 9 months - Children	298	843	35.3%	63.4%	59.7%	58.3%
% of FP17s for the same patient ID Re-attending between 3 & 9 months - Adults	655	3,043	21.5%	54.7%	52.6%	50.3%
% of FP17s for Band 1 Urgent Courses	361	3,831	9.4%	7.5%	9.1%	9.1%
% of FP17s Relating to Free Repair or Replacements	7	3,831	0.2%	0.9%	1.0%	0.8%
% of FP17s Relating to Continuations	126	3,831	3.3%	1.2%	1.2%	1.0%
% of Patients satisfied with the dentistry they have received	5	5	N/A	91.8%	91.6%	91.5%
% of Patients satisfied with the time they had to wait for an appointment	4	5	N/A	87.7%	88.3%	87.9%

\* This is based on patients treated on this contract for their most recent course of treatment. Figures in italics indicate the base number of FP17s or Patient Questionnaire responses are less than 100. N/A is shown where the base number of responses is less than 10 during the period. % is calculated as Quantity/Base number\*100

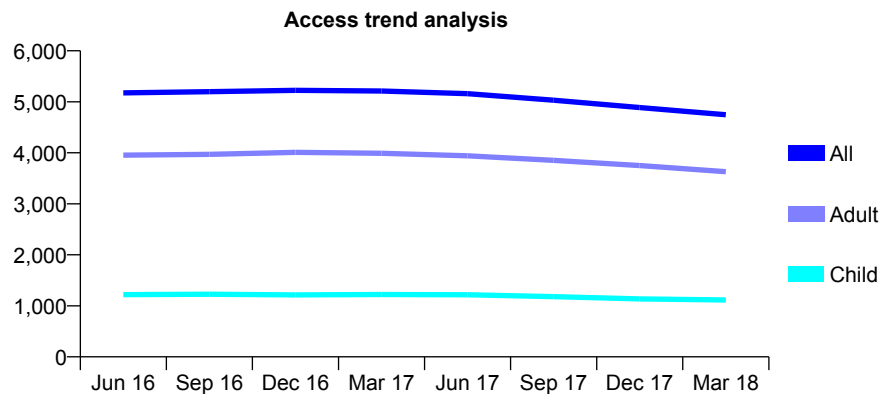
## Q50 - Vital Signs At a Glance Contract Report for 146293/0001 - March 2018

Name or company name	Willerby Dental Care
Contract type name	GDS Contract
Purpose of contract	General
Contract start date	01/04/2009
Contract end date	

17/18 Contracted general activity (UDA)	12,500
Carry forward general activity (UDA)	-250
17/18 Contracted orthodontic activity (UOA)	0
Carry forward orthodontic activity (UOA)	0
Baseline contract value	£403,388.07

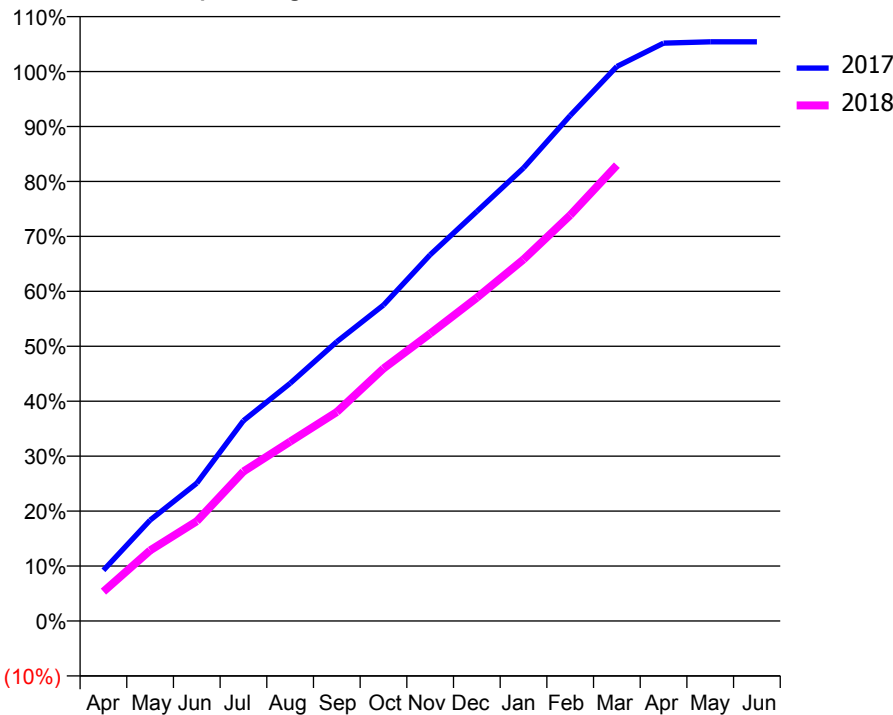
### ACCESS\*

Patients seen in 24 months	Total	Change since previous quarter
Quarter ending March 2017	5,213	
Quarter ending June 2017	5,160	↓
Quarter ending September 2017	5,032	↓
Quarter ending December 2017	4,887	↓
Quarter ending March 2018	4,746	↓
<b>Variance since March 2017</b>	<b>(9.0%)</b>	↓



### ACTIVITY

Cumulative percentage of contracted UDA delivered 2017 & 2018



Month	Adjusted Scheduled Activity (UDA)	
	2017	2018
April	1,155	669
May	2,295	1,607
June	3,136	2,271
July	4,556	3,401
August	5,406	4,082
September	6,353	4,753
October	7,189	5,745
November	8,331	6,538
December	9,317	7,353
January	10,306	8,224
February	11,499	9,233
March	12,614	10,370
April	13,147	
May	13,175	
June	13,176	

### QUALITY

	Quantity	Base Number	Contract	AT	Region	England
% of FP17s for the same patient ID Re-attending within 3 months - Children	117	1,713	6.8%	9.8%	12.8%	11.9%
% of FP17s for the same patient ID Re-attending within 3 months - Adults	553	4,538	12.2%	13.5%	16.5%	16.0%
% of FP17s for the same patient ID Re-attending between 3 & 9 months - Children	1,189	1,713	69.4%	63.4%	59.7%	58.3%
% of FP17s for the same patient ID Re-attending between 3 & 9 months - Adults	1,868	4,538	41.2%	54.7%	52.6%	50.3%
% of FP17s for Band 1 Urgent Courses	475	5,989	7.9%	7.5%	9.1%	9.1%
% of FP17s Relating to Free Repair or Replacements	25	5,989	0.4%	0.9%	1.0%	0.8%
% of FP17s Relating to Continuations	60	5,989	1.0%	1.2%	1.2%	1.0%
% of Patients satisfied with the dentistry they have received	8	9	N/A	91.8%	91.6%	91.5%
% of Patients satisfied with the time they had to wait for an appointment	9	9	N/A	87.7%	88.3%	87.9%

\* This is based on patients treated on this contract for their most recent course of treatment. Figures in italics indicate the base number of FP17s or Patient Questionnaire responses are less than 100. N/A is shown where the base number of responses is less than 10 during the period. % is calculated as Quantity/Base number\*100

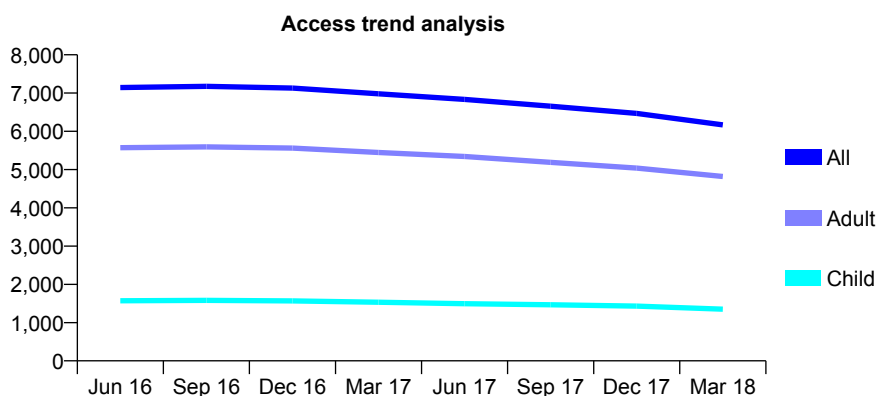
## Q50 - Vital Signs At a Glance Contract Report for 148016/0001 - March 2018

Name or company name	CROMWELL DENTAL PRACTICE LIMITED
Contract type name	GDS Contract
Purpose of contract	General
Contract start date	01/01/2008
Contract end date	

17/18 Contracted general activity (UDA)	18,271
Carry forward general activity (UDA)	0
17/18 Contracted orthodontic activity (UOA)	0
Carry forward orthodontic activity (UOA)	0
Baseline contract value	£544,337.13

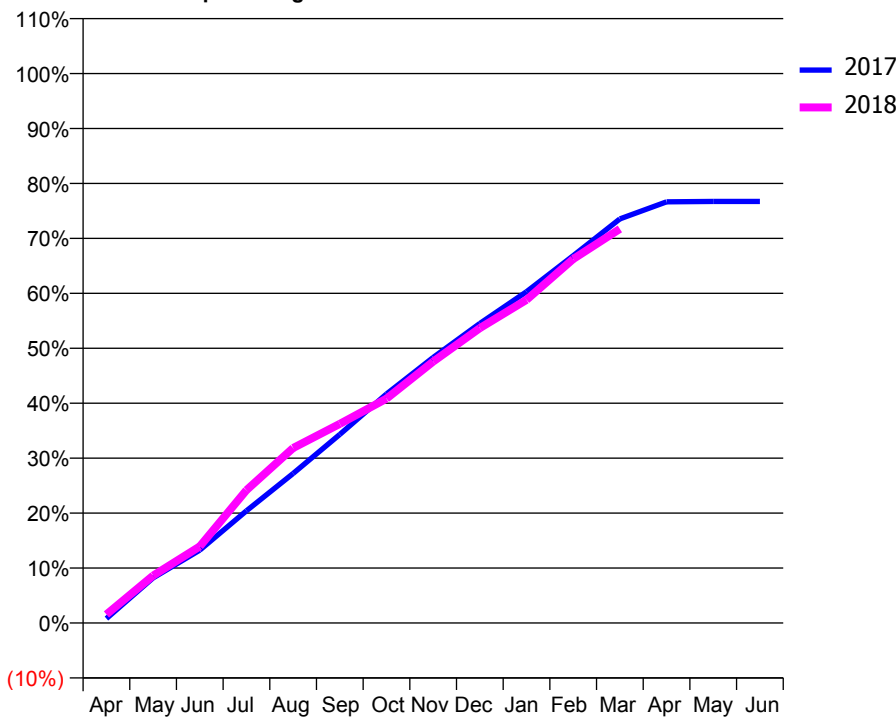
### ACCESS\*

Patients seen in 24 months	Total	Change since previous quarter
Quarter ending March 2017	6,979	
Quarter ending June 2017	6,835	↓
Quarter ending September 2017	6,655	↓
Quarter ending December 2017	6,468	↓
Quarter ending March 2018	6,169	↓
<b>Variance since March 2017</b>	<b>(11.6%)</b>	<b>↓</b>



### ACTIVITY

Cumulative percentage of contracted UDA delivered 2017 & 2018



Month	Adjusted Scheduled Activity (UDA)	
	2017	2018
April	150	285
May	1,502	1,578
June	2,422	2,548
July	3,729	4,418
August	4,971	5,819
September	6,273	6,623
October	7,614	7,461
November	8,829	8,691
December	9,959	9,806
January	11,018	10,747
February	12,214	12,103
March	13,438	13,105
April	14,004	
May	14,017	
June	14,017	

### QUALITY

	Quantity	Base Number	Contract	AT	Region	England
% of FP17s for the same patient ID Re-attending within 3 months - Children	78	1,480	5.3%	9.8%	12.8%	11.9%
% of FP17s for the same patient ID Re-attending within 3 months - Adults	490	4,849	10.1%	13.5%	16.5%	16.0%
% of FP17s for the same patient ID Re-attending between 3 & 9 months - Children	740	1,480	50.0%	63.4%	59.7%	58.3%
% of FP17s for the same patient ID Re-attending between 3 & 9 months - Adults	1,728	4,849	35.6%	54.7%	52.6%	50.3%
% of FP17s for Band 1 Urgent Courses	529	6,068	8.7%	7.5%	9.1%	9.1%
% of FP17s Relating to Free Repair or Replacements	82	6,068	1.4%	0.9%	1.0%	0.8%
% of FP17s Relating to Continuations	108	6,068	1.8%	1.2%	1.2%	1.0%
% of Patients satisfied with the dentistry they have received	10	10	100.0%	91.8%	91.6%	91.5%
% of Patients satisfied with the time they had to wait for an appointment	6	10	60.0%	87.7%	88.3%	87.9%

\* This is based on patients treated on this contract for their most recent course of treatment. Figures in italics indicate the base number of FP17s or Patient Questionnaire responses are less than 100. N/A is shown where the base number of responses is less than 10 during the period. % is calculated as Quantity/Base number\*100

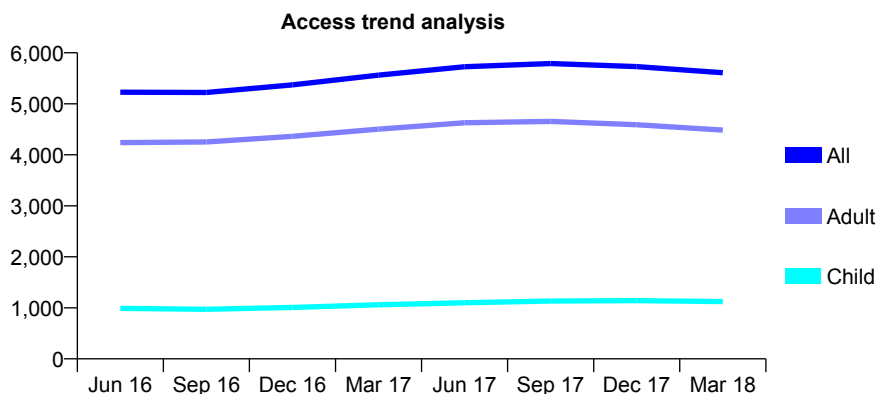
## Q50 - Vital Signs At a Glance Contract Report for 149624/0001 - March 2018

Name or company name	Alpha Dental Kirkbymoorside
Contract type name	GDS Contract
Purpose of contract	General
Contract start date	01/11/2011
Contract end date	

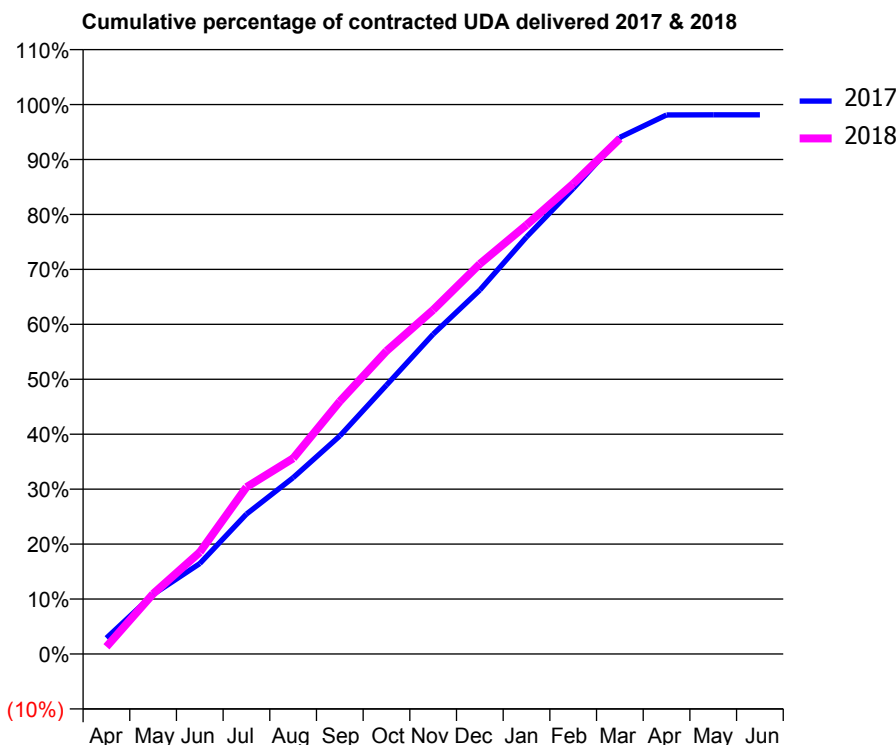
17/18 Contracted general activity (UDA)	13,809
Carry forward general activity (UDA)	261
17/18 Contracted orthodontic activity (UOA)	0
Carry forward orthodontic activity (UOA)	0
Baseline contract value	£339,813.01

### ACCESS\*

Patients seen in 24 months	Total	Change since previous quarter
Quarter ending March 2017	5,562	
Quarter ending June 2017	5,728	↑
Quarter ending September 2017	5,789	→
Quarter ending December 2017	5,730	↓
Quarter ending March 2018	5,608	↓
<b>Variance since March 2017</b>	<b>0.8%</b>	<b>→</b>



### ACTIVITY



Month	Adjusted Scheduled Activity (UDA)	
	2017	2018
April	401	181
May	1,495	1,512
June	2,275	2,557
July	3,518	4,195
August	4,431	4,916
September	5,481	6,348
October	6,756	7,616
November	8,037	8,647
December	9,148	9,803
January	10,480	10,781
February	11,695	11,816
March	12,983	12,952
April	13,545	
May	13,548	
June	13,548	

### QUALITY

	Quantity	Base Number	Contract	AT	Region	England
% of FP17s for the same patient ID Re-attending within 3 months - Children	93	1,533	6.1%	9.8%	12.8%	11.9%
% of FP17s for the same patient ID Re-attending within 3 months - Adults	605	5,352	11.3%	13.5%	16.5%	16.0%
% of FP17s for the same patient ID Re-attending between 3 & 9 months - Children	811	1,533	52.9%	63.4%	59.7%	58.3%
% of FP17s for the same patient ID Re-attending between 3 & 9 months - Adults	2,606	5,352	48.7%	54.7%	52.6%	50.3%
% of FP17s for Band 1 Urgent Courses	200	6,118	3.3%	7.5%	9.1%	9.1%
% of FP17s Relating to Free Repair or Replacements	55	6,118	0.9%	0.9%	1.0%	0.8%
% of FP17s Relating to Continuations	88	6,118	1.4%	1.2%	1.2%	1.0%
% of Patients satisfied with the dentistry they have received	12	12	100.0%	91.8%	91.6%	91.5%
% of Patients satisfied with the time they had to wait for an appointment	11	12	91.7%	87.7%	88.3%	87.9%

\* This is based on patients treated on this contract for their most recent course of treatment. Figures in italics indicate the base number of FP17s or Patient Questionnaire responses are less than 100. N/A is shown where the base number of responses is less than 10 during the period. % is calculated as Quantity/Base number\*100

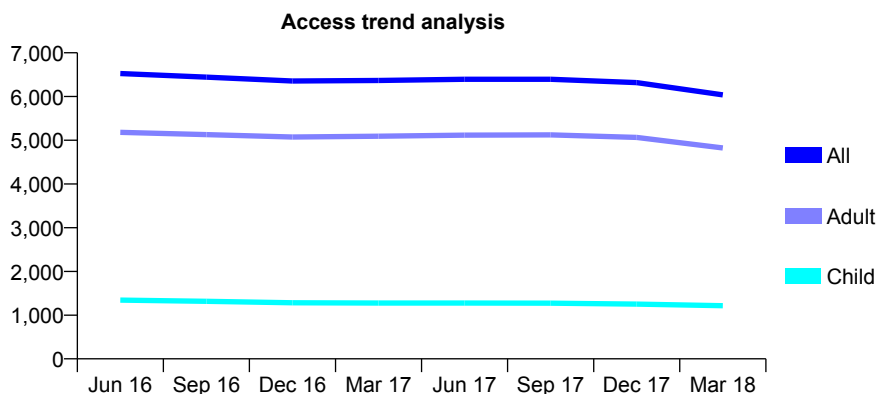
## Q50 - Vital Signs At a Glance Contract Report for 149918/0001 - March 2018

Name or company name	North Park Dental Practice
Contract type name	GDS Contract
Purpose of contract	General
Contract start date	01/11/2008
Contract end date	

17/18 Contracted general activity (UDA)	16,902
Carry forward general activity (UDA)	0
17/18 Contracted orthodontic activity (UOA)	0
Carry forward orthodontic activity (UOA)	0
Baseline contract value	£431,383.46

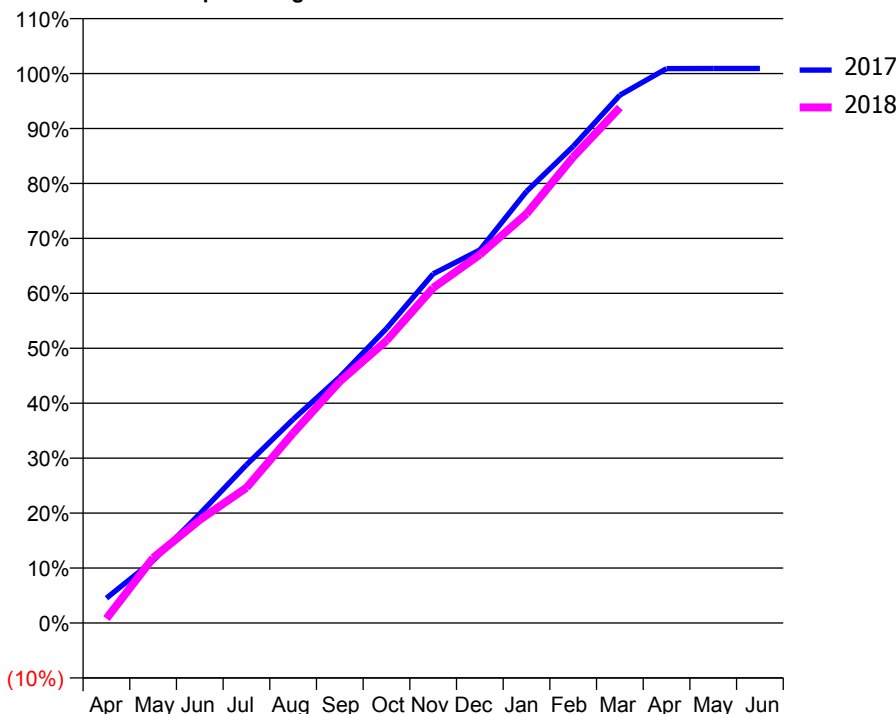
### ACCESS\*

Patients seen in 24 months	Total	Change since previous quarter
Quarter ending March 2017	6,368	
Quarter ending June 2017	6,394	→
Quarter ending September 2017	6,394	→
Quarter ending December 2017	6,317	↓
Quarter ending March 2018	6,038	↓
<b>Variance since March 2017</b>	<b>(5.2%)</b>	<b>↓</b>



### ACTIVITY

Cumulative percentage of contracted UDA delivered 2017 & 2018



Month	Adjusted Scheduled Activity (UDA)	
	2017	2018
April	765	137
May	1,919	2,002
June	3,357	3,171
July	4,865	4,159
August	6,266	5,843
September	7,570	7,430
October	9,060	8,686
November	10,739	10,307
December	11,473	11,329
January	13,275	12,584
February	14,660	14,331
March	16,234	15,856
April	17,051	
May	17,057	
June	17,055	

### QUALITY

	Quantity	Base Number	Contract	AT	Region	England
% of FP17s for the same patient ID Re-attending within 3 months - Children	159	2,024	7.9%	9.8%	12.8%	11.9%
% of FP17s for the same patient ID Re-attending within 3 months - Adults	1,170	7,736	15.1%	13.5%	16.5%	16.0%
% of FP17s for the same patient ID Re-attending between 3 & 9 months - Children	1,399	2,024	69.1%	63.4%	59.7%	58.3%
% of FP17s for the same patient ID Re-attending between 3 & 9 months - Adults	5,025	7,736	65.0%	54.7%	52.6%	50.3%
% of FP17s for Band 1 Urgent Courses	755	8,503	8.9%	7.5%	9.1%	9.1%
% of FP17s Relating to Free Repair or Replacements	156	8,503	1.8%	0.9%	1.0%	0.8%
% of FP17s Relating to Continuations	37	8,503	0.4%	1.2%	1.2%	1.0%
% of Patients satisfied with the dentistry they have received	27	29	93.1%	91.8%	91.6%	91.5%
% of Patients satisfied with the time they had to wait for an appointment	25	29	86.2%	87.7%	88.3%	87.9%

\* This is based on patients treated on this contract for their most recent course of treatment. Figures in italics indicate the base number of FP17s or Patient Questionnaire responses are less than 100. N/A is shown where the base number of responses is less than 10 during the period. % is calculated as Quantity/Base number\*100

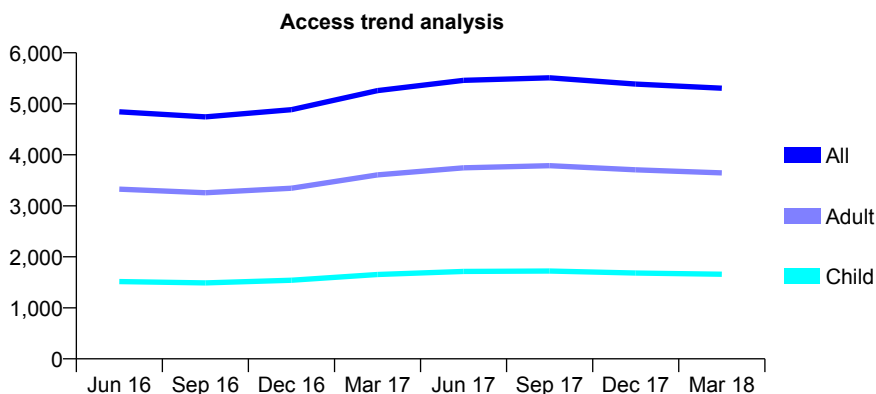
## Q50 - Vital Signs At a Glance Contract Report for 150118/0001 - March 2018

Name or company name	Alpha Dental Studio
Contract type name	GDS Contract
Purpose of contract	General
Contract start date	01/10/2008
Contract end date	

17/18 Contracted general activity (UDA)	13,750
Carry forward general activity (UDA)	-45
17/18 Contracted orthodontic activity (UOA)	0
Carry forward orthodontic activity (UOA)	0
Baseline contract value	£357,556.36

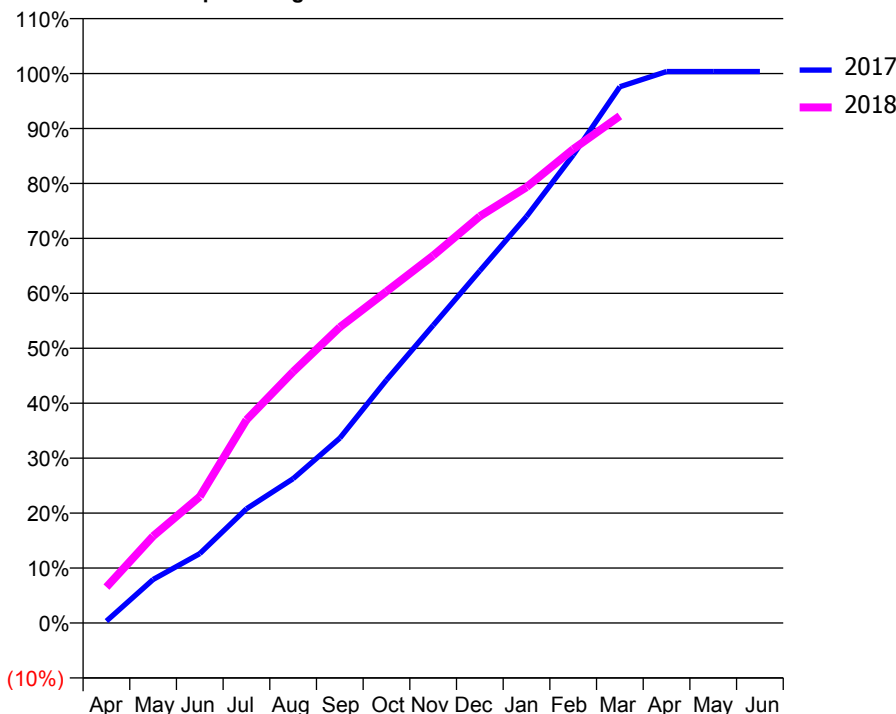
### ACCESS\*

Patients seen in 24 months	Total	Change since previous quarter
Quarter ending March 2017	5,260	
Quarter ending June 2017	5,460	↑
Quarter ending September 2017	5,509	→
Quarter ending December 2017	5,388	↓
Quarter ending March 2018	5,306	↓
<b>Variance since March 2017</b>	<b>0.9%</b>	<b>→</b>



### ACTIVITY

Cumulative percentage of contracted UDA delivered 2017 & 2018



Month	Adjusted Scheduled Activity (UDA)	
	2017	2018
April	47	900
May	1,031	2,172
June	1,643	3,161
July	2,701	5,085
August	3,414	6,289
September	4,374	7,403
October	5,749	8,298
November	7,042	9,195
December	8,332	10,178
January	9,617	10,906
February	11,072	11,857
March	12,686	12,687
April	13,045	
May	13,045	
June	13,045	

### QUALITY

	Quantity	Base Number	Contract	AT	Region	England
% of FP17s for the same patient ID Re-attending within 3 months - Children	192	2,298	8.4%	9.8%	12.8%	11.9%
% of FP17s for the same patient ID Re-attending within 3 months - Adults	608	4,522	13.4%	13.5%	16.5%	16.0%
% of FP17s for the same patient ID Re-attending between 3 & 9 months - Children	1,305	2,298	56.8%	63.4%	59.7%	58.3%
% of FP17s for the same patient ID Re-attending between 3 & 9 months - Adults	2,499	4,522	55.3%	54.7%	52.6%	50.3%
% of FP17s for Band 1 Urgent Courses	294	5,859	5.0%	7.5%	9.1%	9.1%
% of FP17s Relating to Free Repair or Replacements	51	5,859	0.9%	0.9%	1.0%	0.8%
% of FP17s Relating to Continuations	143	5,859	2.4%	1.2%	1.2%	1.0%
% of Patients satisfied with the dentistry they have received	6	8	N/A	91.8%	91.6%	91.5%
% of Patients satisfied with the time they had to wait for an appointment	8	8	N/A	87.7%	88.3%	87.9%

\* This is based on patients treated on this contract for their most recent course of treatment. Figures in italics indicate the base number of FP17s or Patient Questionnaire responses are less than 100. N/A is shown where the base number of responses is less than 10 during the period. % is calculated as Quantity/Base number\*100



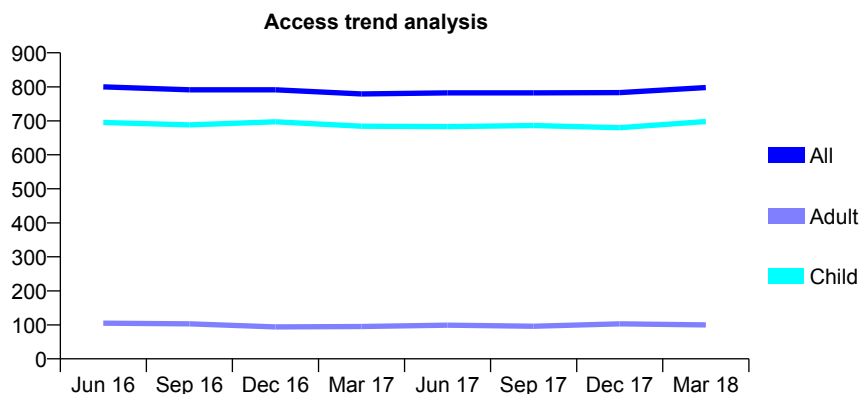
## Q50 - Vital Signs At a Glance Contract Report for 150681/0001 - March 2018

Name or company name	Leyburn Dental Practice Ltd
Contract type name	GDS Contract
Purpose of contract	General
Contract start date	01/06/2013
Contract end date	

17/18 Contracted general activity (UDA)	2,103
Carry forward general activity (UDA)	0
17/18 Contracted orthodontic activity (UOA)	0
Carry forward orthodontic activity (UOA)	0
Baseline contract value	£55,339.90

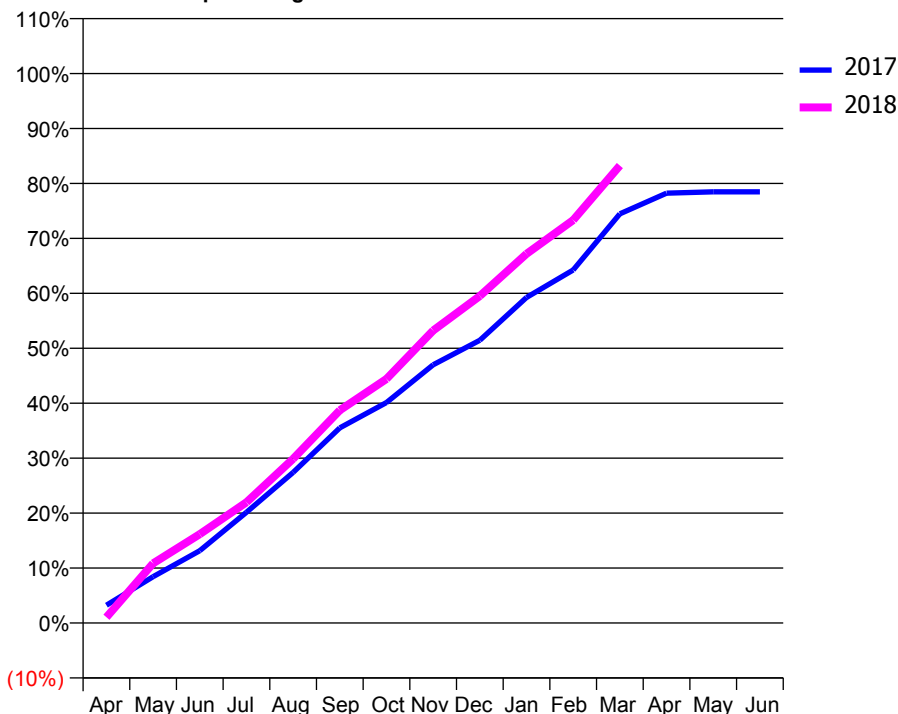
### ACCESS\*

Patients seen in 24 months	Total	Change since previous quarter
Quarter ending March 2017	779	
Quarter ending June 2017	782	→
Quarter ending September 2017	782	→
Quarter ending December 2017	783	→
Quarter ending March 2018	798	→
<b>Variance since March 2017</b>	<b>2.4%</b>	<b>↑</b>



### ACTIVITY

Cumulative percentage of contracted UDA delivered 2017 & 2018



Month	Adjusted Scheduled Activity (UDA)	
	2017	2018
April	78	22
May	202	228
June	316	340
July	484	462
August	658	628
September	852	814
October	963	934
November	1,128	1,119
December	1,235	1,252
January	1,422	1,413
February	1,542	1,542
March	1,787	1,751
April	1,877	
May	1,883	
June	1,883	

### QUALITY

	Quantity	Base Number	Contract	AT	Region	England
% of FP17s for the same patient ID Re-attending within 3 months - Children	191	1,414	13.5%	9.8%	12.8%	11.9%
% of FP17s for the same patient ID Re-attending within 3 months - Adults	0	0	N/A	13.5%	16.5%	16.0%
% of FP17s for the same patient ID Re-attending between 3 & 9 months - Children	956	1,414	67.6%	63.4%	59.7%	58.3%
% of FP17s for the same patient ID Re-attending between 3 & 9 months - Adults	0	0	N/A	54.7%	52.6%	50.3%
% of FP17s for Band 1 Urgent Courses	28	1,344	2.1%	7.5%	9.1%	9.1%
% of FP17s Relating to Free Repair or Replacements	0	1,344	0.0%	0.9%	1.0%	0.8%
% of FP17s Relating to Continuations	1	1,344	0.1%	1.2%	1.2%	1.0%
% of Patients satisfied with the dentistry they have received	0	0	N/A	91.8%	91.6%	91.5%
% of Patients satisfied with the time they had to wait for an appointment	0	0	N/A	87.7%	88.3%	87.9%

\* This is based on patients treated on this contract for their most recent course of treatment. Figures in italics indicate the base number of FP17s or Patient Questionnaire responses are less than 100. N/A is shown where the base number of responses is less than 10 during the period. % is calculated as Quantity/Base number\*100

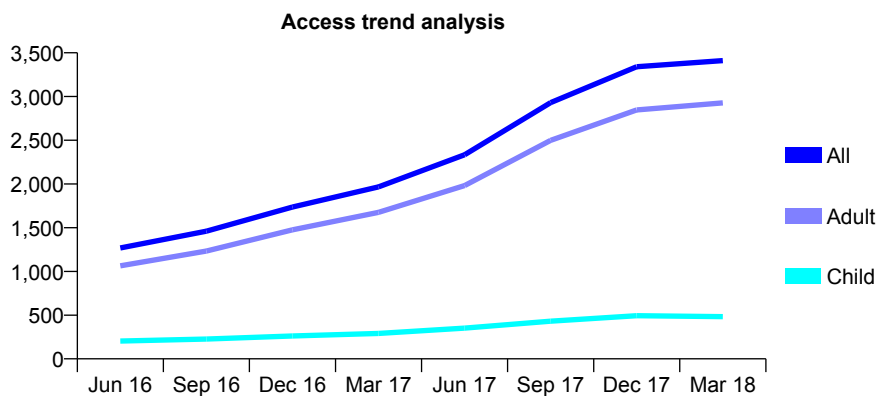
## Q50 - Vital Signs At a Glance Contract Report for 151874/0001 - March 2018

Name or company name	Miss Z Ishak
Contract type name	GDS Contract
Purpose of contract	General
Contract start date	01/10/2015
Contract end date	

17/18 Contracted general activity (UDA)	9,461
Carry forward general activity (UDA)	-97
17/18 Contracted orthodontic activity (UOA)	0
Carry forward orthodontic activity (UOA)	0
Baseline contract value	£294,759.38

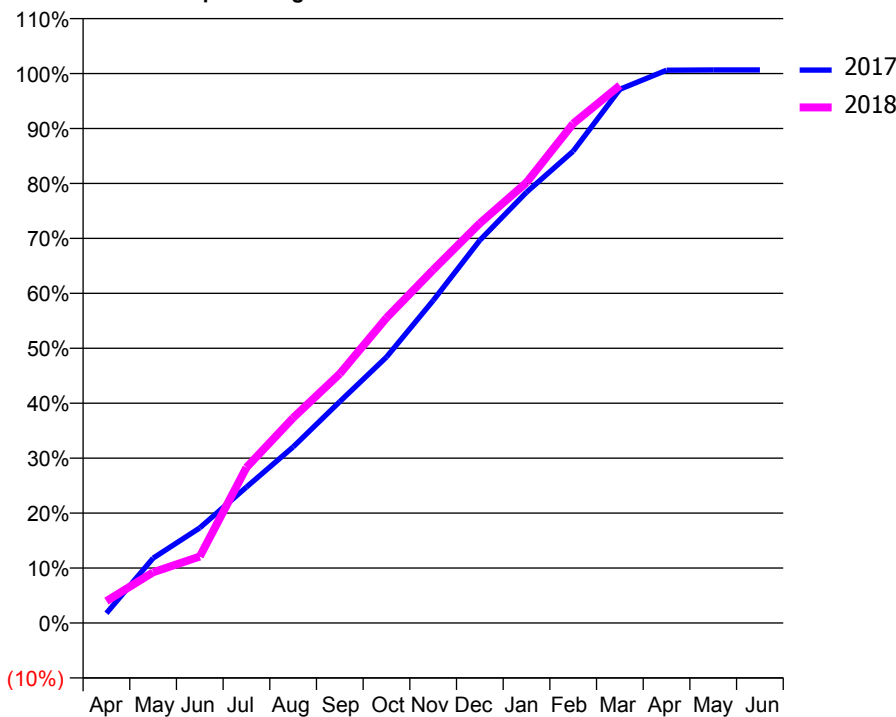
### ACCESS\*

Patients seen in 24 months	Total	Change since previous quarter
Quarter ending March 2017	1,967	
Quarter ending June 2017	2,334	↑
Quarter ending September 2017	2,930	↑
Quarter ending December 2017	3,340	↑
Quarter ending March 2018	3,411	↑
<b>Variance since March 2017</b>	<b>73.4%</b>	<b>↑</b>



### ACTIVITY

Cumulative percentage of contracted UDA delivered 2017 & 2018



Month	Adjusted Scheduled Activity (UDA)	
	2017	2018
April	105	379
May	693	874
June	1,018	1,144
July	1,453	2,678
August	1,883	3,533
September	2,367	4,292
October	2,843	5,255
November	3,449	6,080
December	4,092	6,881
January	4,605	7,586
February	5,045	8,598
March	5,706	9,256
April	5,911	
May	5,913	
June	5,913	

### QUALITY

	Quantity	Base Number	Contract	AT	Region	England
% of FP17s for the same patient ID Re-attending within 3 months - Children	27	752	3.6%	9.8%	12.8%	11.9%
% of FP17s for the same patient ID Re-attending within 3 months - Adults	454	4,379	10.4%	13.5%	16.5%	16.0%
% of FP17s for the same patient ID Re-attending between 3 & 9 months - Children	367	752	48.8%	63.4%	59.7%	58.3%
% of FP17s for the same patient ID Re-attending between 3 & 9 months - Adults	1,930	4,379	44.1%	54.7%	52.6%	50.3%
% of FP17s for Band 1 Urgent Courses	172	5,023	3.4%	7.5%	9.1%	9.1%
% of FP17s Relating to Free Repair or Replacements	10	5,023	0.2%	0.9%	1.0%	0.8%
% of FP17s Relating to Continuations	67	5,023	1.3%	1.2%	1.2%	1.0%
% of Patients satisfied with the dentistry they have received	5	6	N/A	91.8%	91.6%	91.5%
% of Patients satisfied with the time they had to wait for an appointment	6	6	N/A	87.7%	88.3%	87.9%

\* This is based on patients treated on this contract for their most recent course of treatment. Figures in italics indicate the base number of FP17s or Patient Questionnaire responses are less than 100. N/A is shown where the base number of responses is less than 10 during the period. % is calculated as Quantity/Base number\*100

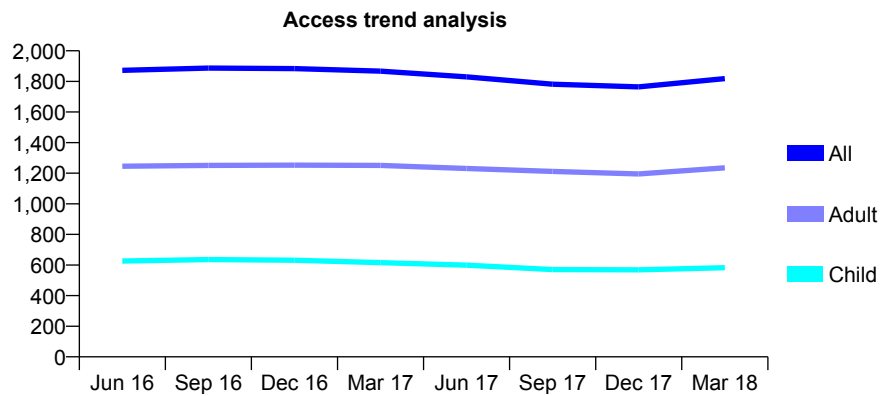
## Q50 - Vital Signs At a Glance Contract Report for 152293/0001 - March 2018

Name or company name	Winterton Dental Practice Limited
Contract type name	GDS Contract
Purpose of contract	General
Contract start date	01/06/2012
Contract end date	

17/18 Contracted general activity (UDA)	4,467
Carry forward general activity (UDA)	92
17/18 Contracted orthodontic activity (UOA)	0
Carry forward orthodontic activity (UOA)	0
Baseline contract value	£139,936.72

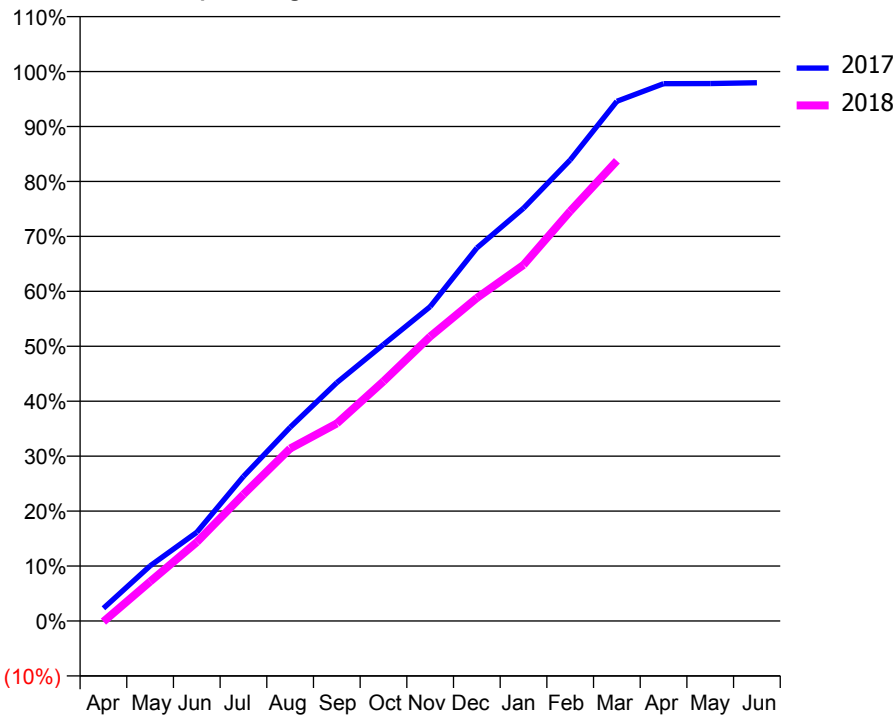
### ACCESS\*

Patients seen in 24 months	Total	Change since previous quarter
Quarter ending March 2017	1,867	
Quarter ending June 2017	1,830	↓
Quarter ending September 2017	1,782	↓
Quarter ending December 2017	1,764	↓
Quarter ending March 2018	1,818	↑
<b>Variance since March 2017</b>	<b>(2.6%)</b>	<b>↓</b>



### ACTIVITY

Cumulative percentage of contracted UDA delivered 2017 & 2018



Month	Adjusted Scheduled Activity (UDA)	
	2017	2018
April	104	-6
May	448	321
June	721	642
July	1,176	1,029
August	1,574	1,402
September	1,938	1,606
October	2,248	1,948
November	2,556	2,313
December	3,033	2,626
January	3,355	2,895
February	3,748	3,331
March	4,224	3,742
April	4,368	
May	4,369	
June	4,375	

### QUALITY

	Quantity	Base Number	Contract	AT	Region	England
% of FP17s for the same patient ID Re-attending within 3 months - Children	33	888	3.7%	9.8%	12.8%	11.9%
% of FP17s for the same patient ID Re-attending within 3 months - Adults	147	1,591	9.2%	13.5%	16.5%	16.0%
% of FP17s for the same patient ID Re-attending between 3 & 9 months - Children	619	888	69.7%	63.4%	59.7%	58.3%
% of FP17s for the same patient ID Re-attending between 3 & 9 months - Adults	774	1,591	48.6%	54.7%	52.6%	50.3%
% of FP17s for Band 1 Urgent Courses	134	2,406	5.6%	7.5%	9.1%	9.1%
% of FP17s Relating to Free Repair or Replacements	28	2,406	1.2%	0.9%	1.0%	0.8%
% of FP17s Relating to Continuations	11	2,406	0.5%	1.2%	1.2%	1.0%
% of Patients satisfied with the dentistry they have received	1	1	N/A	91.8%	91.6%	91.5%
% of Patients satisfied with the time they had to wait for an appointment	1	1	N/A	87.7%	88.3%	87.9%

\* This is based on patients treated on this contract for their most recent course of treatment. Figures in italics indicate the base number of FP17s or Patient Questionnaire responses are less than 100. N/A is shown where the base number of responses is less than 10 during the period. % is calculated as Quantity/Base number\*100

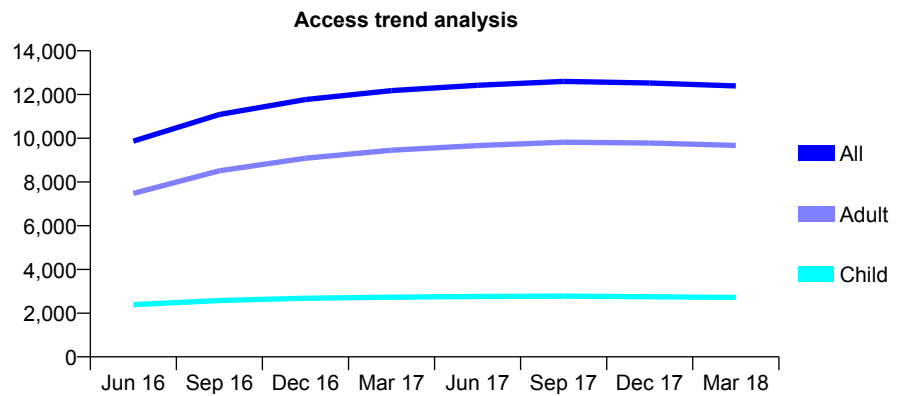
## Q50 - Vital Signs At a Glance Contract Report for 152404/0001 - March 2018

Name or company name	York Dental Limited
Contract type name	GDS Contract
Purpose of contract	General
Contract start date	01/11/2015
Contract end date	

17/18 Contracted general activity (UDA)	30,321
Carry forward general activity (UDA)	13
17/18 Contracted orthodontic activity (UOA)	0
Carry forward orthodontic activity (UOA)	0
Baseline contract value	£883,094.75

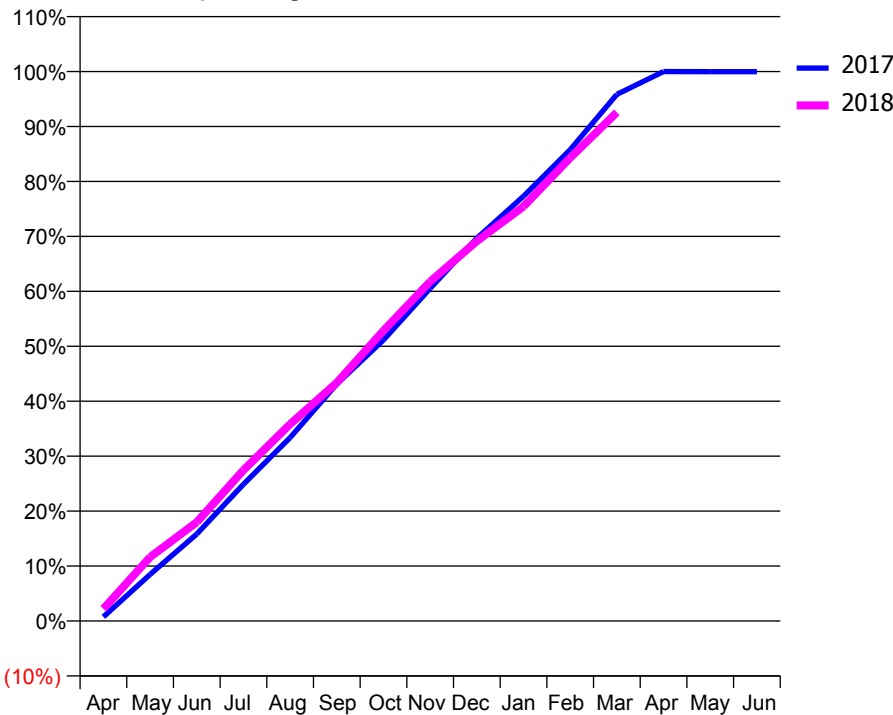
### ACCESS\*

Patients seen in 24 months	Total	Change since previous quarter
Quarter ending March 2017	12,181	
Quarter ending June 2017	12,426	↑
Quarter ending September 2017	12,601	→
Quarter ending December 2017	12,527	→
Quarter ending March 2018	12,390	↓
<b>Variance since March 2017</b>	<b>1.7%</b>	<b>→</b>



### ACTIVITY

Cumulative percentage of contracted UDA delivered 2017 & 2018



Month	Adjusted Scheduled Activity (UDA)	
	2017	2018
April	228	673
May	2,574	3,530
June	4,801	5,453
July	7,544	8,324
August	10,118	10,863
September	13,081	13,151
October	15,505	16,020
November	18,352	18,732
December	21,124	20,960
January	23,437	22,874
February	26,010	25,555
March	29,061	28,070
April	30,320	
May	30,309	
June	30,308	

### QUALITY

	Quantity	Base Number	Contract	AT	Region	England
% of FP17s for the same patient ID Re-attending within 3 months - Children	339	4,627	7.3%	9.8%	12.8%	11.9%
% of FP17s for the same patient ID Re-attending within 3 months - Adults	1,780	14,439	12.3%	13.5%	16.5%	16.0%
% of FP17s for the same patient ID Re-attending between 3 & 9 months - Children	3,382	4,627	73.1%	63.4%	59.7%	58.3%
% of FP17s for the same patient ID Re-attending between 3 & 9 months - Adults	9,276	14,439	64.2%	54.7%	52.6%	50.3%
% of FP17s for Band 1 Urgent Courses	1,448	17,617	8.2%	7.5%	9.1%	9.1%
% of FP17s Relating to Free Repair or Replacements	216	17,617	1.2%	0.9%	1.0%	0.8%
% of FP17s Relating to Continuations	75	17,617	0.4%	1.2%	1.2%	1.0%
% of Patients satisfied with the dentistry they have received	16	20	80.0%	91.8%	91.6%	91.5%
% of Patients satisfied with the time they had to wait for an appointment	15	20	75.0%	87.7%	88.3%	87.9%

\* This is based on patients treated on this contract for their most recent course of treatment. Figures in italics indicate the base number of FP17s or Patient Questionnaire responses are less than 100. N/A is shown where the base number of responses is less than 10 during the period. % is calculated as Quantity/Base number\*100

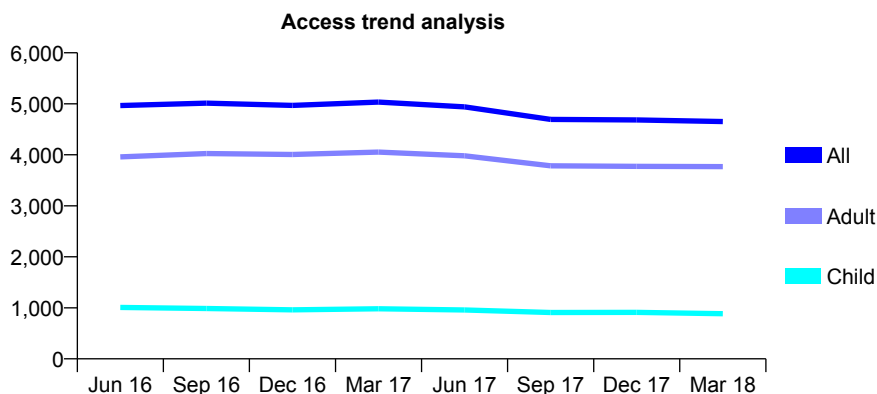
## Q50 - Vital Signs At a Glance Contract Report for 155365/0002 - March 2018

Name or company name	Ishak Practices Ltd
Contract type name	GDS Contract
Purpose of contract	General and Orthodontic
Contract start date	01/06/2015
Contract end date	

17/18 Contracted general activity (UDA)	17,246
Carry forward general activity (UDA)	0
17/18 Contracted orthodontic activity (UOA)	756
Carry forward orthodontic activity (UOA)	0
Baseline contract value	£451,042.11

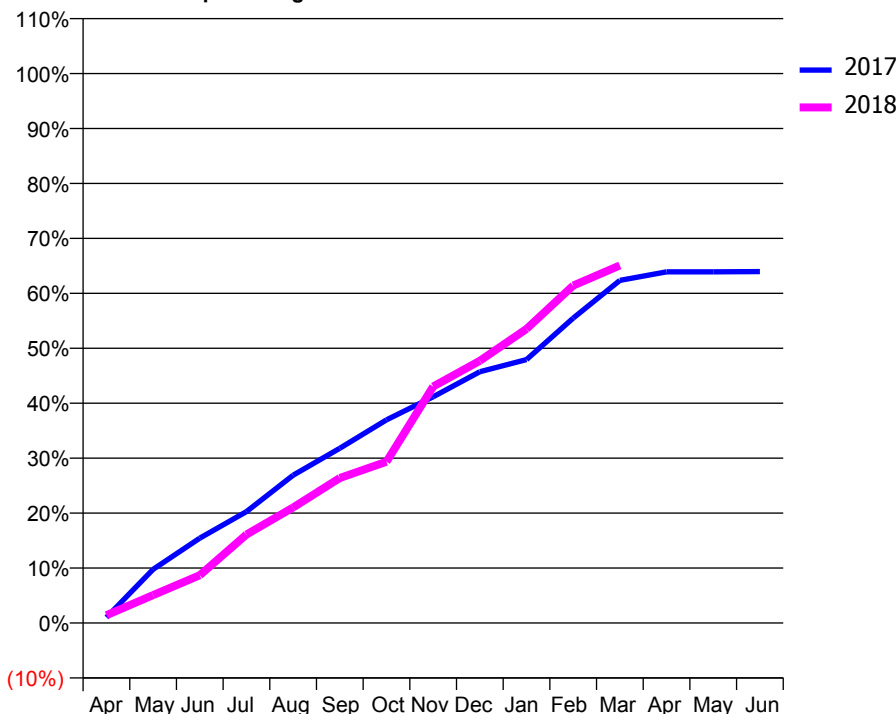
### ACCESS\*

Patients seen in 24 months	Total	Change since previous quarter
Quarter ending March 2017	5,034	
Quarter ending June 2017	4,939	↓
Quarter ending September 2017	4,693	↓
Quarter ending December 2017	4,684	→
Quarter ending March 2018	4,652	→
<b>Variance since March 2017</b>	<b>(7.6%)</b>	<b>↓</b>



### ACTIVITY

Cumulative percentage of contracted UDA delivered 2017 & 2018



Month	Adjusted Scheduled Activity (UDA)	
	2017	2018
April	180	243
May	1,686	878
June	2,664	1,498
July	3,497	2,777
August	4,640	3,625
September	5,485	4,551
October	6,376	5,063
November	7,099	7,421
December	7,887	8,229
January	8,267	9,229
February	9,568	10,590
March	10,755	11,221
April	11,022	
May	11,022	
June	11,028	

### QUALITY

	Quantity	Base Number	Contract	AT	Region	England
% of FP17s for the same patient ID Re-attending within 3 months - Children	107	1,295	8.3%	9.8%	12.8%	11.9%
% of FP17s for the same patient ID Re-attending within 3 months - Adults	583	5,105	11.4%	13.5%	16.5%	16.0%
% of FP17s for the same patient ID Re-attending between 3 & 9 months - Children	788	1,295	60.8%	63.4%	59.7%	58.3%
% of FP17s for the same patient ID Re-attending between 3 & 9 months - Adults	2,602	5,105	51.0%	54.7%	52.6%	50.3%
% of FP17s for Band 1 Urgent Courses	374	6,160	6.1%	7.5%	9.1%	9.1%
% of FP17s Relating to Free Repair or Replacements	37	6,160	0.6%	0.9%	1.0%	0.8%
% of FP17s Relating to Continuations	105	6,160	1.7%	1.2%	1.2%	1.0%
% of Patients satisfied with the dentistry they have received	4	4	N/A	91.8%	91.6%	91.5%
% of Patients satisfied with the time they had to wait for an appointment	3	4	N/A	87.7%	88.3%	87.9%

\* This is based on patients treated on this contract for their most recent course of treatment. Figures in italics indicate the base number of FP17s or Patient Questionnaire responses are less than 100. N/A is shown where the base number of responses is less than 10 during the period. % is calculated as Quantity/Base number\*100

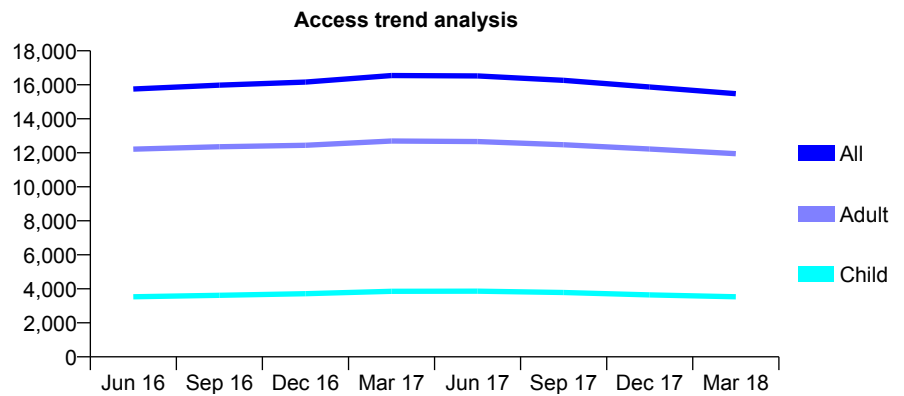
## Q50 - Vital Signs At a Glance Contract Report for 156655/0001 - March 2018

Name or company name	Burrell & Stokes Dental Practice
Contract type name	GDS Contract
Purpose of contract	General
Contract start date	01/01/2013
Contract end date	

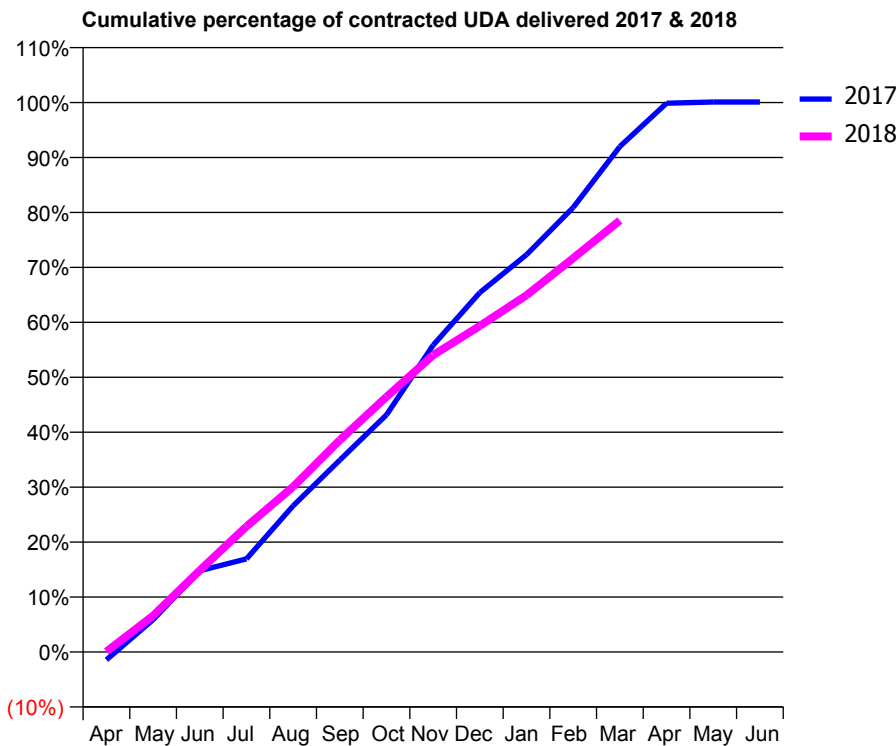
17/18 Contracted general activity (UDA)	45,300
Carry forward general activity (UDA)	-43
17/18 Contracted orthodontic activity (UOA)	0
Carry forward orthodontic activity (UOA)	0
Baseline contract value	£1,188,023.36

### ACCESS\*

Patients seen in 24 months	Total	Change since previous quarter
Quarter ending March 2017	16,546	
Quarter ending June 2017	16,524	→
Quarter ending September 2017	16,262	↓
Quarter ending December 2017	15,869	↓
Quarter ending March 2018	15,479	↓
<b>Variance since March 2017</b>	<b>(6.4%)</b>	↓



### ACTIVITY



Month	Adjusted Scheduled Activity (UDA)	
	2017	2018
April	-656	43
May	2,667	2,993
June	6,701	6,728
July	7,680	10,352
August	12,054	13,620
September	15,820	17,477
October	19,550	21,039
November	25,305	24,471
December	29,630	26,888
January	32,753	29,411
February	36,644	32,462
March	41,668	35,579
April	45,242	
May	45,342	
June	45,343	

### QUALITY

	Quantity	Base Number	Contract	AT	Region	England
% of FP17s for the same patient ID Re-attending within 3 months - Children	190	4,343	4.4%	9.8%	12.8%	11.9%
% of FP17s for the same patient ID Re-attending within 3 months - Adults	1,401	13,265	10.6%	13.5%	16.5%	16.0%
% of FP17s for the same patient ID Re-attending between 3 & 9 months - Children	2,658	4,343	61.2%	63.4%	59.7%	58.3%
% of FP17s for the same patient ID Re-attending between 3 & 9 months - Adults	4,711	13,265	35.5%	54.7%	52.6%	50.3%
% of FP17s for Band 1 Urgent Courses	83	16,043	0.5%	7.5%	9.1%	9.1%
% of FP17s Relating to Free Repair or Replacements	98	16,043	0.6%	0.9%	1.0%	0.8%
% of FP17s Relating to Continuations	423	16,043	2.6%	1.2%	1.2%	1.0%
% of Patients satisfied with the dentistry they have received	10	10	100.0%	91.8%	91.6%	91.5%
% of Patients satisfied with the time they had to wait for an appointment	9	10	90.0%	87.7%	88.3%	87.9%

\* This is based on patients treated on this contract for their most recent course of treatment. Figures in italics indicate the base number of FP17s or Patient Questionnaire responses are less than 100. N/A is shown where the base number of responses is less than 10 during the period. % is calculated as Quantity/Base number\*100

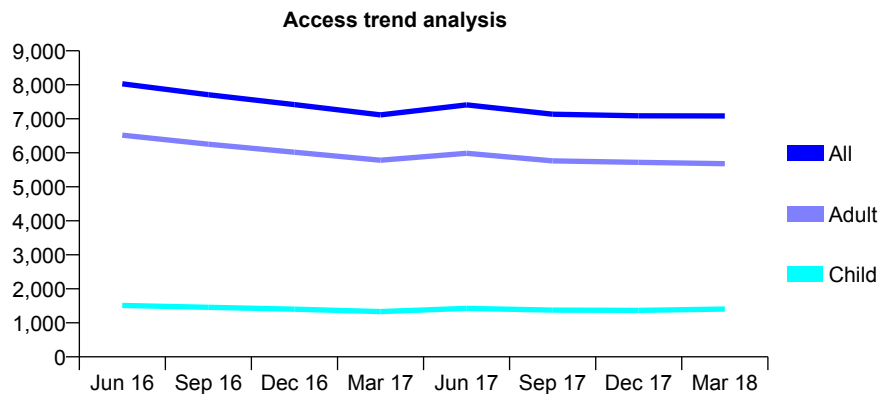
## Q50 - Vital Signs At a Glance Contract Report for 157341/0001 - March 2018

Name or company name	Freetown Way Surgery Limited
Contract type name	GDS Contract
Purpose of contract	General
Contract start date	01/04/2013
Contract end date	

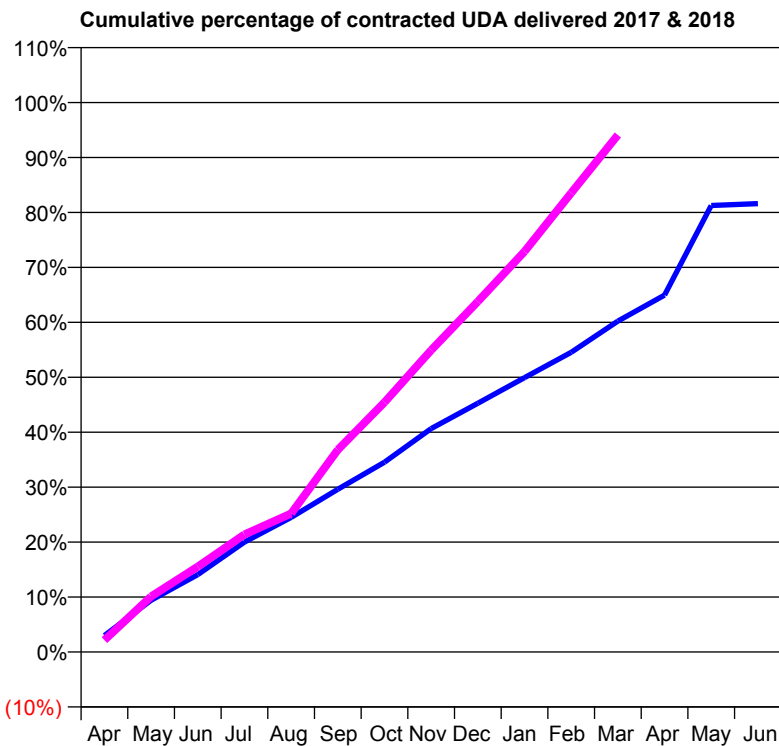
17/18 Contracted general activity (UDA)	16,371
Carry forward general activity (UDA)	0
17/18 Contracted orthodontic activity (UOA)	0
Carry forward orthodontic activity (UOA)	0
Baseline contract value	£324,066.59

### ACCESS\*

Patients seen in 24 months	Total	Change since previous quarter
Quarter ending March 2017	7,116	
Quarter ending June 2017	7,411	↑
Quarter ending September 2017	7,137	↓
Quarter ending December 2017	7,087	→
Quarter ending March 2018	7,086	→
<b>Variance since March 2017</b>	<b>(0.4%)</b>	→



### ACTIVITY



Month	Adjusted Scheduled Activity (UDA)	
	2017	2018
April	712	354
May	2,239	1,654
June	3,348	2,546
July	4,752	3,503
August	5,820	4,124
September	7,034	6,024
October	8,207	7,438
November	9,661	8,990
December	10,754	10,442
January	11,860	11,933
February	12,958	13,677
March	14,305	15,406
April	15,428	
May	19,305	
June	19,385	

### QUALITY

	Quantity	Base Number	Contract	AT	Region	England
% of FP17s for the same patient ID Re-attending within 3 months - Children	166	2,291	7.2%	9.8%	12.8%	11.9%
% of FP17s for the same patient ID Re-attending within 3 months - Adults	1,276	8,743	14.6%	13.5%	16.5%	16.0%
% of FP17s for the same patient ID Re-attending between 3 & 9 months - Children	1,190	2,291	51.9%	63.4%	59.7%	58.3%
% of FP17s for the same patient ID Re-attending between 3 & 9 months - Adults	4,256	8,743	48.7%	54.7%	52.6%	50.3%
% of FP17s for Band 1 Urgent Courses	1,819	8,318	21.9%	7.5%	9.1%	9.1%
% of FP17s Relating to Free Repair or Replacements	66	8,318	0.8%	0.9%	1.0%	0.8%
% of FP17s Relating to Continuations	6	8,318	0.1%	1.2%	1.2%	1.0%
% of Patients satisfied with the dentistry they have received	8	8	N/A	91.8%	91.6%	91.5%
% of Patients satisfied with the time they had to wait for an appointment	7	8	N/A	87.7%	88.3%	87.9%

\* This is based on patients treated on this contract for their most recent course of treatment. Figures in italics indicate the base number of FP17s or Patient Questionnaire responses are less than 100. N/A is shown where the base number of responses is less than 10 during the period. % is calculated as Quantity/Base number\*100

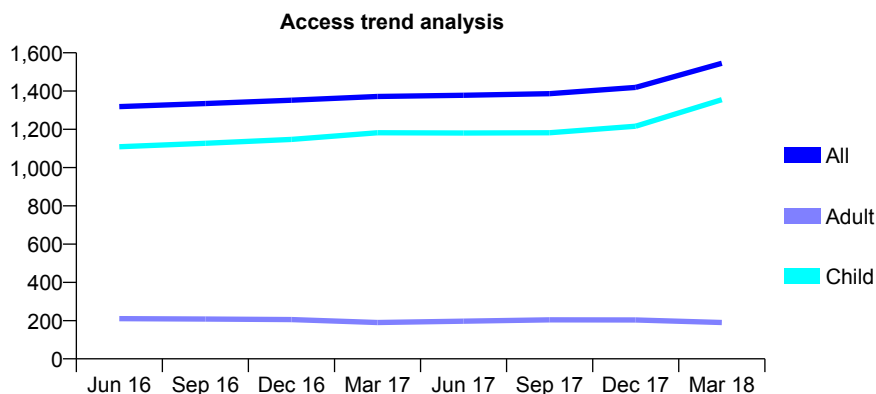
## Q50 - Vital Signs At a Glance Contract Report for 158488/0001 - March 2018

Name or company name	Bedale Dental Practice Ltd
Contract type name	GDS Contract
Purpose of contract	General and Orthodontic
Contract start date	01/02/2012
Contract end date	

17/18 Contracted general activity (UDA)	3,500
Carry forward general activity (UDA)	1
17/18 Contracted orthodontic activity (UOA)	463
Carry forward orthodontic activity (UOA)	-6
Baseline contract value	£119,359.80

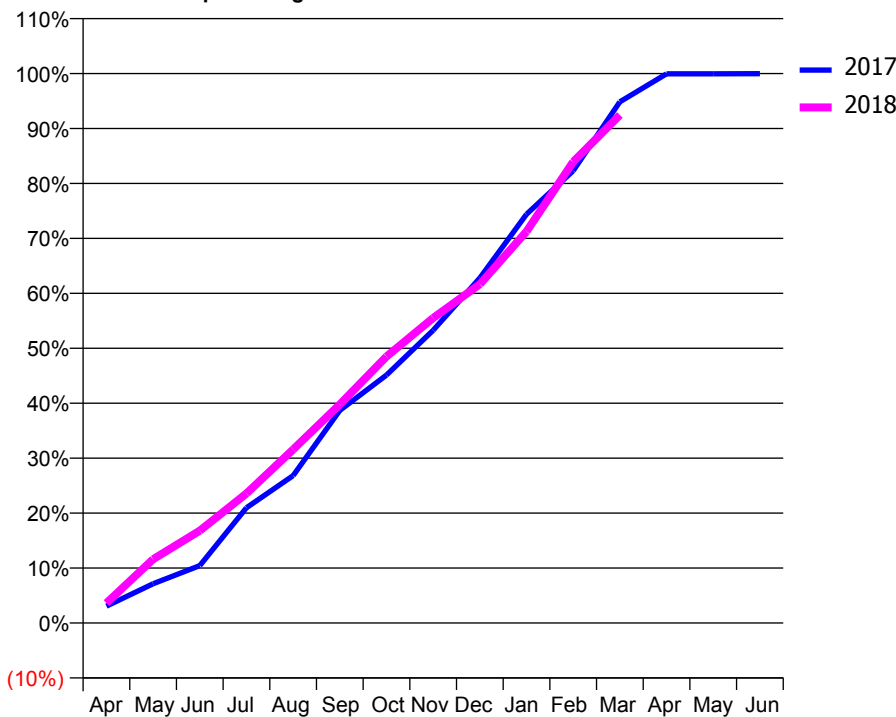
### ACCESS\*

Patients seen in 24 months	Total	Change since previous quarter
Quarter ending March 2017	1,372	
Quarter ending June 2017	1,378	→
Quarter ending September 2017	1,386	→
Quarter ending December 2017	1,419	↑
Quarter ending March 2018	1,545	↑
<b>Variance since March 2017</b>	<b>12.6%</b>	<b>↑</b>



### ACTIVITY

Cumulative percentage of contracted UDA delivered 2017 & 2018



Month	Adjusted Scheduled Activity (UDA)	
	2017	2018
April	107	127
May	250	407
June	366	588
July	734	825
August	939	1,105
September	1,354	1,393
October	1,580	1,697
November	1,864	1,943
December	2,198	2,158
January	2,603	2,494
February	2,881	2,938
March	3,319	3,236
April	3,498	
May	3,498	
June	3,499	

### QUALITY

	Quantity	Base Number	Contract	AT	Region	England
% of FP17s for the same patient ID Re-attending within 3 months - Children	514	2,596	19.8%	9.8%	12.8%	11.9%
% of FP17s for the same patient ID Re-attending within 3 months - Adults	11	99	11.1%	13.5%	16.5%	16.0%
% of FP17s for the same patient ID Re-attending between 3 & 9 months - Children	1,533	2,596	59.1%	63.4%	59.7%	58.3%
% of FP17s for the same patient ID Re-attending between 3 & 9 months - Adults	78	99	78.8%	54.7%	52.6%	50.3%
% of FP17s for Band 1 Urgent Courses	108	2,537	4.3%	7.5%	9.1%	9.1%
% of FP17s Relating to Free Repair or Replacements	0	2,537	0.0%	0.9%	1.0%	0.8%
% of FP17s Relating to Continuations	0	2,537	0.0%	1.2%	1.2%	1.0%
% of Patients satisfied with the dentistry they have received	3	4	N/A	91.8%	91.6%	91.5%
% of Patients satisfied with the time they had to wait for an appointment	3	4	N/A	87.7%	88.3%	87.9%

\* This is based on patients treated on this contract for their most recent course of treatment. Figures in italics indicate the base number of FP17s or Patient Questionnaire responses are less than 100. N/A is shown where the base number of responses is less than 10 during the period. % is calculated as Quantity/Base number\*100



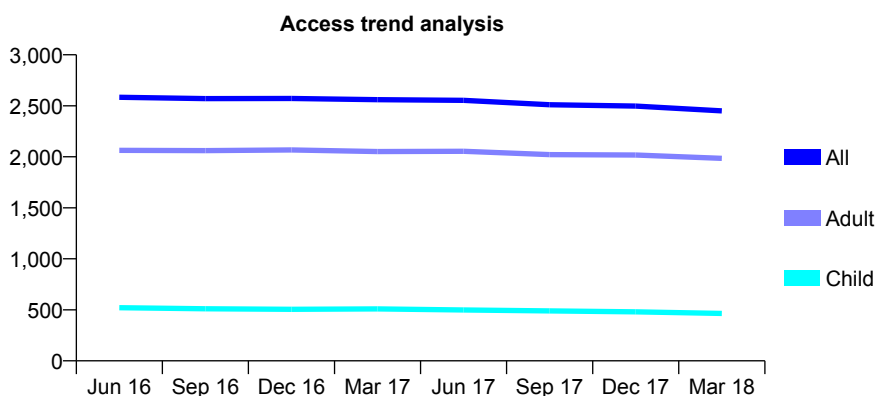
## Q50 - Vital Signs At a Glance Contract Report for 159786/0001 - March 2018

Name or company name	A R Broskill Ltd
Contract type name	GDS Contract
Purpose of contract	General
Contract start date	01/05/2008
Contract end date	

17/18 Contracted general activity (UDA)	6,650
Carry forward general activity (UDA)	28
17/18 Contracted orthodontic activity (UOA)	0
Carry forward orthodontic activity (UOA)	0
Baseline contract value	£228,101.13

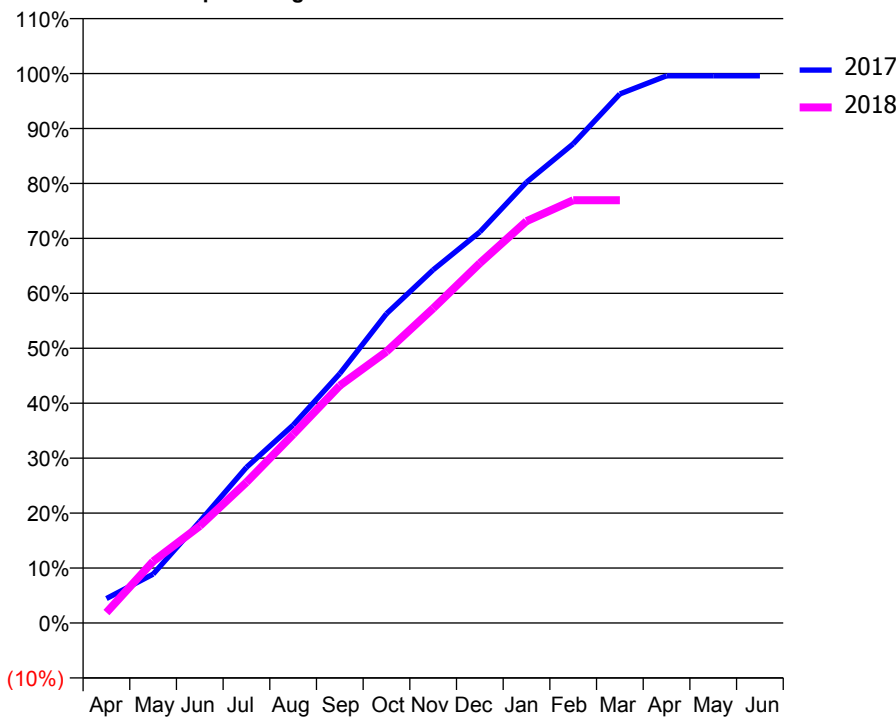
### ACCESS\*

Patients seen in 24 months	Total	Change since previous quarter
Quarter ending March 2017	2,560	
Quarter ending June 2017	2,553	→
Quarter ending September 2017	2,510	↓
Quarter ending December 2017	2,498	→
Quarter ending March 2018	2,450	↓
<b>Variance since March 2017</b>	<b>(4.3%)</b>	<b>↓</b>



### ACTIVITY

Cumulative percentage of contracted UDA delivered 2017 & 2018



Month	Adjusted Scheduled Activity (UDA)	
	2017	2018
April	295	127
May	591	746
June	1,228	1,173
July	1,884	1,703
August	2,396	2,282
September	3,018	2,874
October	3,744	3,285
November	4,275	3,808
December	4,732	4,354
January	5,334	4,863
February	5,799	5,116
March	6,403	5,116
April	6,623	
May	6,623	
June	6,622	

### QUALITY

	Quantity	Base Number	Contract	AT	Region	England
% of FP17s for the same patient ID Re-attending within 3 months - Children	34	665	5.1%	9.8%	12.8%	11.9%
% of FP17s for the same patient ID Re-attending within 3 months - Adults	326	2,800	11.6%	13.5%	16.5%	16.0%
% of FP17s for the same patient ID Re-attending between 3 & 9 months - Children	519	665	78.0%	63.4%	59.7%	58.3%
% of FP17s for the same patient ID Re-attending between 3 & 9 months - Adults	2,004	2,800	71.6%	54.7%	52.6%	50.3%
% of FP17s for Band 1 Urgent Courses	241	3,338	7.2%	7.5%	9.1%	9.1%
% of FP17s Relating to Free Repair or Replacements	31	3,338	0.9%	0.9%	1.0%	0.8%
% of FP17s Relating to Continuations	19	3,338	0.6%	1.2%	1.2%	1.0%
% of Patients satisfied with the dentistry they have received	6	7	N/A	91.8%	91.6%	91.5%
% of Patients satisfied with the time they had to wait for an appointment	7	7	N/A	87.7%	88.3%	87.9%

\* This is based on patients treated on this contract for their most recent course of treatment. Figures in italics indicate the base number of FP17s or Patient Questionnaire responses are less than 100. N/A is shown where the base number of responses is less than 10 during the period. % is calculated as Quantity/Base number\*100

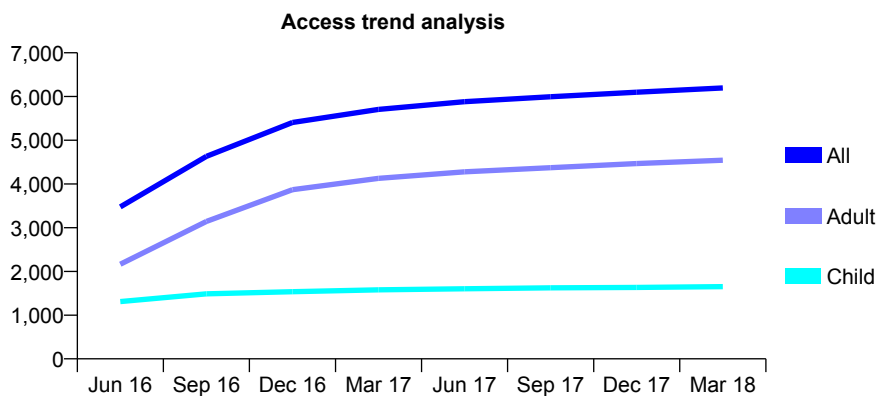
## Q50 - Vital Signs At a Glance Contract Report for 161586/0001 - March 2018

Name or company name	B & R Dental Care
Contract type name	GDS Contract
Purpose of contract	General
Contract start date	01/12/2015
Contract end date	

17/18 Contracted general activity (UDA)	16,800
Carry forward general activity (UDA)	-69
17/18 Contracted orthodontic activity (UOA)	0
Carry forward orthodontic activity (UOA)	0
Baseline contract value	£503,238.32

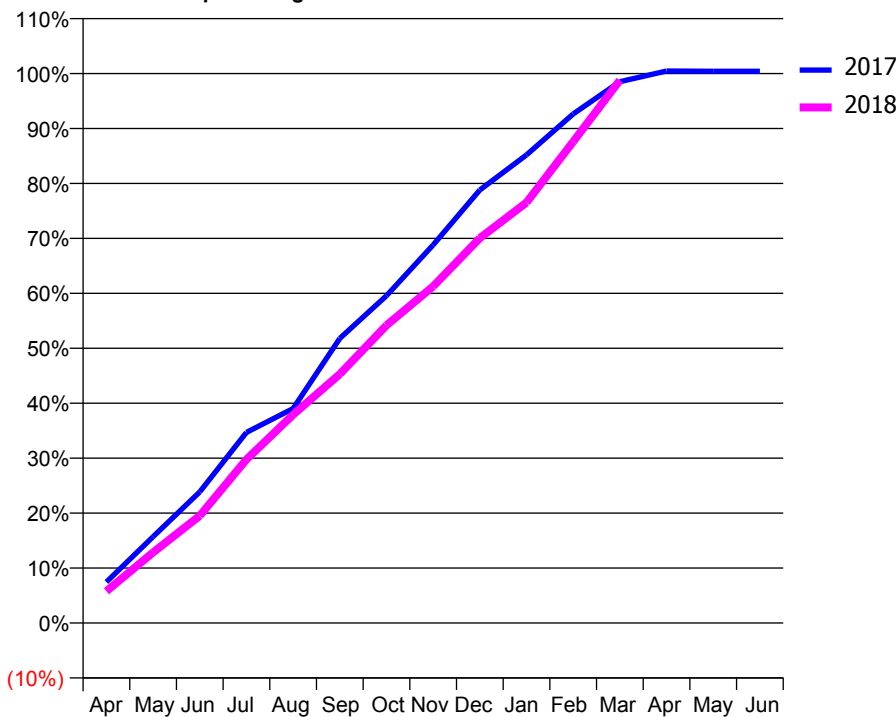
### ACCESS\*

Patients seen in 24 months	Total	Change since previous quarter
Quarter ending March 2017	5,705	
Quarter ending June 2017	5,882	↑
Quarter ending September 2017	5,995	→
Quarter ending December 2017	6,098	→
Quarter ending March 2018	6,195	→
<b>Variance since March 2017</b>	<b>8.6%</b>	<b>↑</b>



### ACTIVITY

Cumulative percentage of contracted UDA delivered 2017 & 2018



Month	Adjusted Scheduled Activity (UDA)	
	2017	2018
April	1,254	971
May	2,640	2,157
June	4,012	3,278
July	5,828	5,000
August	6,559	6,371
September	8,700	7,609
October	10,007	9,101
November	11,560	10,293
December	13,238	11,768
January	14,310	12,858
February	15,562	14,717
March	16,550	16,596
April	16,875	
May	16,868	
June	16,869	

### QUALITY

	Quantity	Base Number	Contract	AT	Region	England
% of FP17s for the same patient ID Re-attending within 3 months - Children	291	3,215	9.1%	9.8%	12.8%	11.9%
% of FP17s for the same patient ID Re-attending within 3 months - Adults	496	5,472	9.1%	13.5%	16.5%	16.0%
% of FP17s for the same patient ID Re-attending between 3 & 9 months - Children	2,248	3,215	69.9%	63.4%	59.7%	58.3%
% of FP17s for the same patient ID Re-attending between 3 & 9 months - Adults	1,120	5,472	20.5%	54.7%	52.6%	50.3%
% of FP17s for Band 1 Urgent Courses	552	8,490	6.5%	7.5%	9.1%	9.1%
% of FP17s Relating to Free Repair or Replacements	32	8,490	0.4%	0.9%	1.0%	0.8%
% of FP17s Relating to Continuations	58	8,490	0.7%	1.2%	1.2%	1.0%
% of Patients satisfied with the dentistry they have received	6	6	N/A	91.8%	91.6%	91.5%
% of Patients satisfied with the time they had to wait for an appointment	6	6	N/A	87.7%	88.3%	87.9%

\* This is based on patients treated on this contract for their most recent course of treatment. Figures in italics indicate the base number of FP17s or Patient Questionnaire responses are less than 100. N/A is shown where the base number of responses is less than 10 during the period. % is calculated as Quantity/Base number\*100

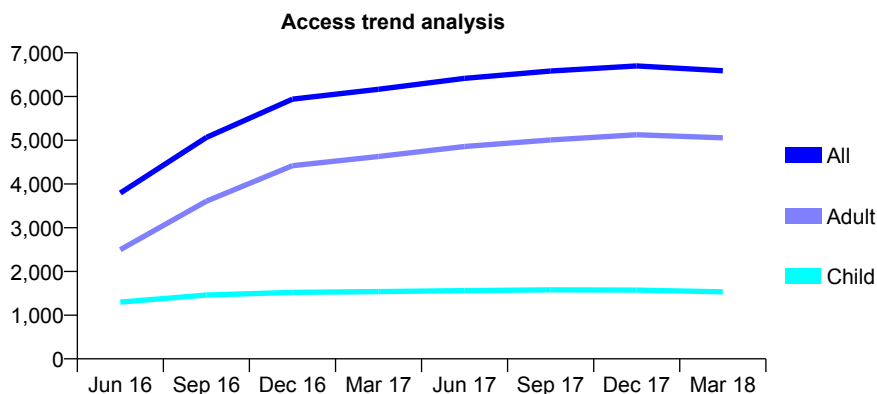
## Q50 - Vital Signs At a Glance Contract Report for 161586/0002 - March 2018

Name or company name	B & R Dental Care
Contract type name	GDS Contract
Purpose of contract	General
Contract start date	01/12/2015
Contract end date	

17/18 Contracted general activity (UDA)	16,800
Carry forward general activity (UDA)	-227
17/18 Contracted orthodontic activity (UOA)	0
Carry forward orthodontic activity (UOA)	0
Baseline contract value	£502,238.29

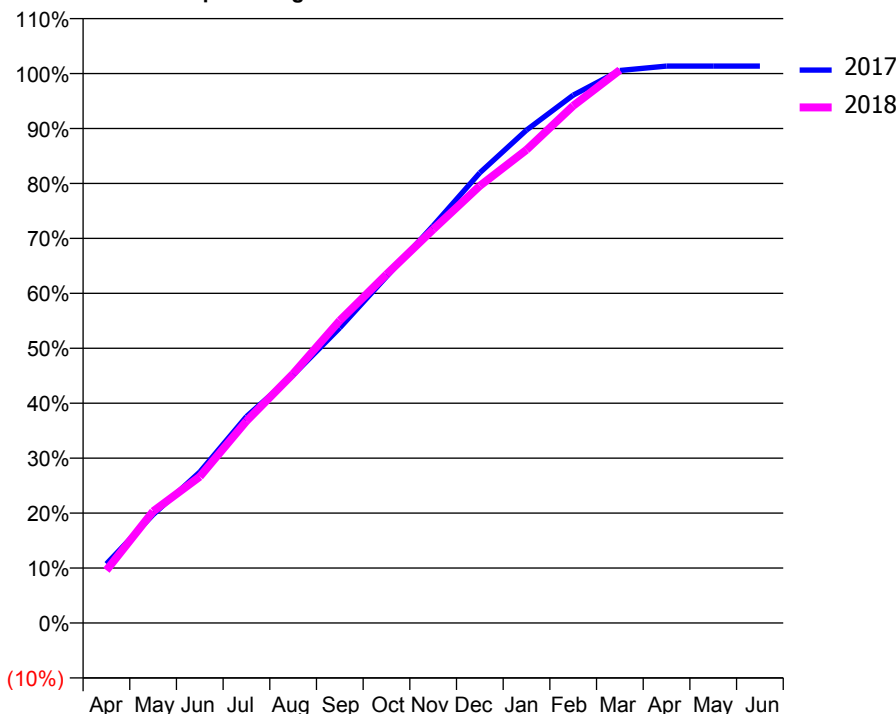
### ACCESS\*

Patients seen in 24 months	Total	Change since previous quarter
Quarter ending March 2017	6,167	
Quarter ending June 2017	6,416	↑
Quarter ending September 2017	6,584	↑
Quarter ending December 2017	6,699	→
Quarter ending March 2018	6,589	↓
<b>Variance since March 2017</b>	<b>6.8%</b>	<b>↑</b>



### ACTIVITY

Cumulative percentage of contracted UDA delivered 2017 & 2018



Month	Adjusted Scheduled Activity (UDA)	
	2017	2018
April	1,808	1,613
May	3,314	3,414
June	4,617	4,475
July	6,313	6,173
August	7,580	7,621
September	9,024	9,247
October	10,589	10,659
November	12,146	12,034
December	13,767	13,366
January	15,069	14,468
February	16,137	15,813
March	16,892	16,904
April	17,026	
May	17,028	
June	17,027	

### QUALITY

	Quantity	Base Number	Contract	AT	Region	England
% of FP17s for the same patient ID Re-attending within 3 months - Children	226	2,971	7.6%	9.8%	12.8%	11.9%
% of FP17s for the same patient ID Re-attending within 3 months - Adults	411	6,046	6.8%	13.5%	16.5%	16.0%
% of FP17s for the same patient ID Re-attending between 3 & 9 months - Children	2,104	2,971	70.8%	63.4%	59.7%	58.3%
% of FP17s for the same patient ID Re-attending between 3 & 9 months - Adults	1,233	6,046	20.4%	54.7%	52.6%	50.3%
% of FP17s for Band 1 Urgent Courses	601	8,902	6.8%	7.5%	9.1%	9.1%
% of FP17s Relating to Free Repair or Replacements	26	8,902	0.3%	0.9%	1.0%	0.8%
% of FP17s Relating to Continuations	49	8,902	0.6%	1.2%	1.2%	1.0%
% of Patients satisfied with the dentistry they have received	9	9	N/A	91.8%	91.6%	91.5%
% of Patients satisfied with the time they had to wait for an appointment	9	9	N/A	87.7%	88.3%	87.9%

\* This is based on patients treated on this contract for their most recent course of treatment. Figures in italics indicate the base number of FP17s or Patient Questionnaire responses are less than 100. N/A is shown where the base number of responses is less than 10 during the period. % is calculated as Quantity/Base number\*100

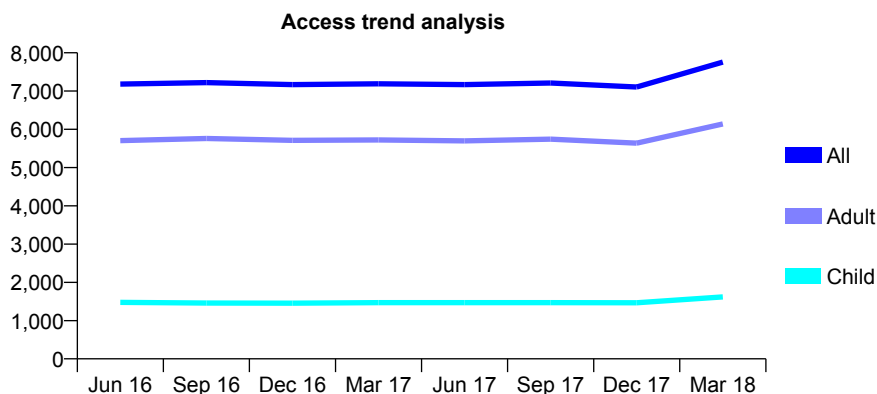
## Q50 - Vital Signs At a Glance Contract Report for 161829/0001 - March 2018

Name or company name	Exchange Street Practice Ltd
Contract type name	GDS Contract
Purpose of contract	General
Contract start date	01/04/2011
Contract end date	

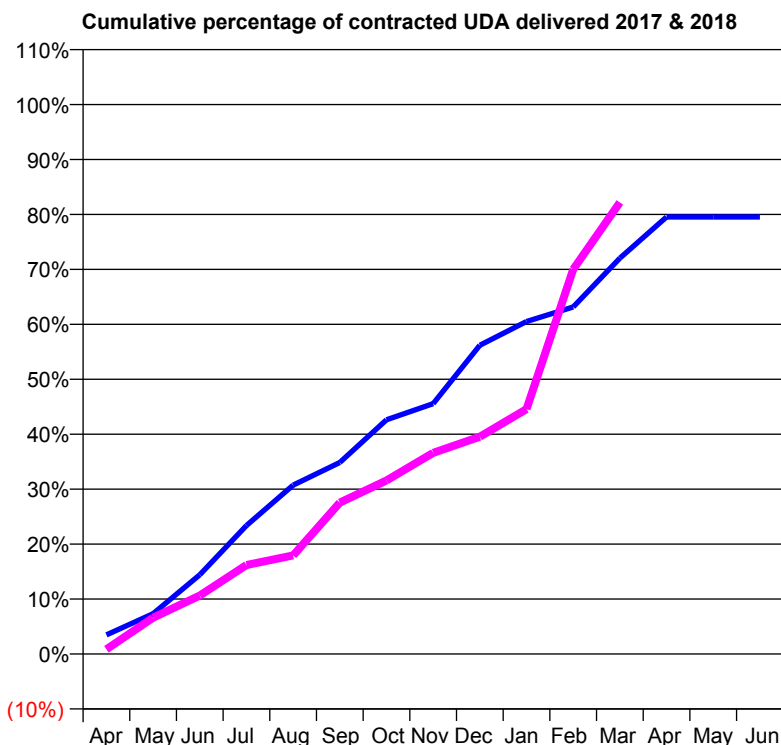
17/18 Contracted general activity (UDA)	21,484
Carry forward general activity (UDA)	0
17/18 Contracted orthodontic activity (UOA)	0
Carry forward orthodontic activity (UOA)	0
Baseline contract value	£663,792.44

### ACCESS\*

Patients seen in 24 months	Total	Change since previous quarter
Quarter ending March 2017	7,190	
Quarter ending June 2017	7,167	→
Quarter ending September 2017	7,210	→
Quarter ending December 2017	7,107	↓
Quarter ending March 2018	7,759	↑
<b>Variance since March 2017</b>	<b>7.9%</b>	<b>↑</b>



### ACTIVITY



Month	Adjusted Scheduled Activity (UDA)	
	2017	2018
April	750	183
May	1,579	1,421
June	3,098	2,284
July	5,022	3,479
August	6,602	3,855
September	7,488	5,921
October	9,158	6,783
November	9,790	7,862
December	12,069	8,498
January	13,002	9,575
February	13,567	15,039
March	15,478	17,654
April	17,085	
May	17,088	
June	17,089	

### QUALITY

	Quantity	Base Number	Contract	AT	Region	England
% of FP17s for the same patient ID Re-attending within 3 months - Children	131	2,400	5.5%	9.8%	12.8%	11.9%
% of FP17s for the same patient ID Re-attending within 3 months - Adults	846	8,308	10.2%	13.5%	16.5%	16.0%
% of FP17s for the same patient ID Re-attending between 3 & 9 months - Children	1,164	2,400	48.5%	63.4%	59.7%	58.3%
% of FP17s for the same patient ID Re-attending between 3 & 9 months - Adults	3,736	8,308	45.0%	54.7%	52.6%	50.3%
% of FP17s for Band 1 Urgent Courses	600	9,059	6.6%	7.5%	9.1%	9.1%
% of FP17s Relating to Free Repair or Replacements	44	9,059	0.5%	0.9%	1.0%	0.8%
% of FP17s Relating to Continuations	82	9,059	0.9%	1.2%	1.2%	1.0%
% of Patients satisfied with the dentistry they have received	8	9	N/A	91.8%	91.6%	91.5%
% of Patients satisfied with the time they had to wait for an appointment	9	9	N/A	87.7%	88.3%	87.9%

\* This is based on patients treated on this contract for their most recent course of treatment. Figures in italics indicate the base number of FP17s or Patient Questionnaire responses are less than 100. N/A is shown where the base number of responses is less than 10 during the period. % is calculated as Quantity/Base number\*100

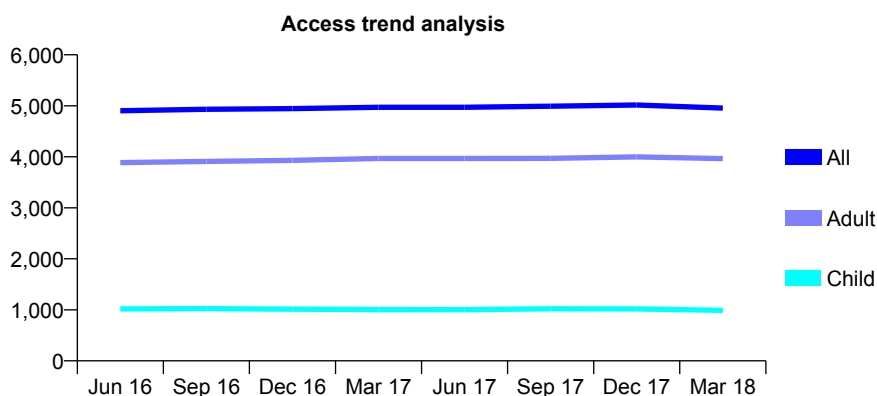
## Q50 - Vital Signs At a Glance Contract Report for 163252/0001 - March 2018

Name or company name	Alpha Dental Great Ayton
Contract type name	GDS Contract
Purpose of contract	General
Contract start date	01/04/2009
Contract end date	

17/18 Contracted general activity (UDA)	14,000
Carry forward general activity (UDA)	-31
17/18 Contracted orthodontic activity (UOA)	0
Carry forward orthodontic activity (UOA)	0
Baseline contract value	£366,175.89

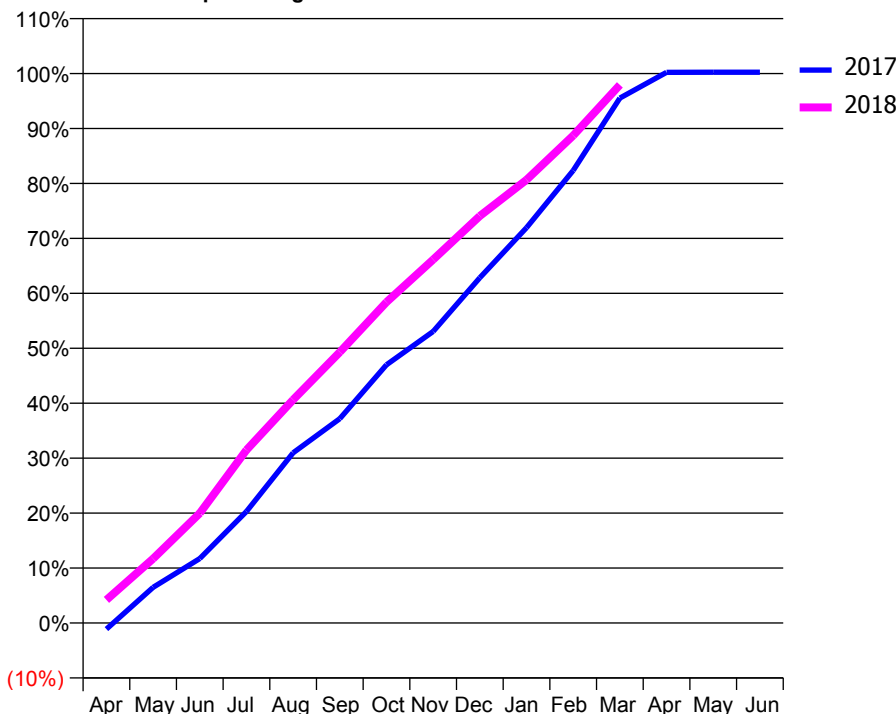
### ACCESS\*

Patients seen in 24 months	Total	Change since previous quarter
Quarter ending March 2017	4,972	
Quarter ending June 2017	4,970	→
Quarter ending September 2017	4,992	→
Quarter ending December 2017	5,016	→
Quarter ending March 2018	4,955	↓
<b>Variance since March 2017</b>	<b>(0.3%)</b>	→



### ACTIVITY

Cumulative percentage of contracted UDA delivered 2017 & 2018



Adjusted Scheduled Activity (UDA)

Month	2017	2018
April	-158	590
May	910	1,638
June	1,643	2,799
July	2,842	4,406
August	4,338	5,689
September	5,208	6,901
October	6,578	8,176
November	7,428	9,258
December	8,797	10,369
January	10,072	11,292
February	11,528	12,417
March	13,375	13,711
April	14,030	
May	14,031	
June	14,031	

### QUALITY

	Quantity	Base Number	Contract	AT	Region	England
% of FP17s for the same patient ID Re-attending within 3 months - Children	93	1,423	6.5%	9.8%	12.8%	11.9%
% of FP17s for the same patient ID Re-attending within 3 months - Adults	797	5,092	15.7%	13.5%	16.5%	16.0%
% of FP17s for the same patient ID Re-attending between 3 & 9 months - Children	826	1,423	58.0%	63.4%	59.7%	58.3%
% of FP17s for the same patient ID Re-attending between 3 & 9 months - Adults	2,563	5,092	50.3%	54.7%	52.6%	50.3%
% of FP17s for Band 1 Urgent Courses	437	6,025	7.3%	7.5%	9.1%	9.1%
% of FP17s Relating to Free Repair or Replacements	115	6,025	1.9%	0.9%	1.0%	0.8%
% of FP17s Relating to Continuations	152	6,025	2.5%	1.2%	1.2%	1.0%
% of Patients satisfied with the dentistry they have received	9	10	90.0%	91.8%	91.6%	91.5%
% of Patients satisfied with the time they had to wait for an appointment	8	10	80.0%	87.7%	88.3%	87.9%

\* This is based on patients treated on this contract for their most recent course of treatment. Figures in italics indicate the base number of FP17s or Patient Questionnaire responses are less than 100. N/A is shown where the base number of responses is less than 10 during the period. % is calculated as Quantity/Base number\*100

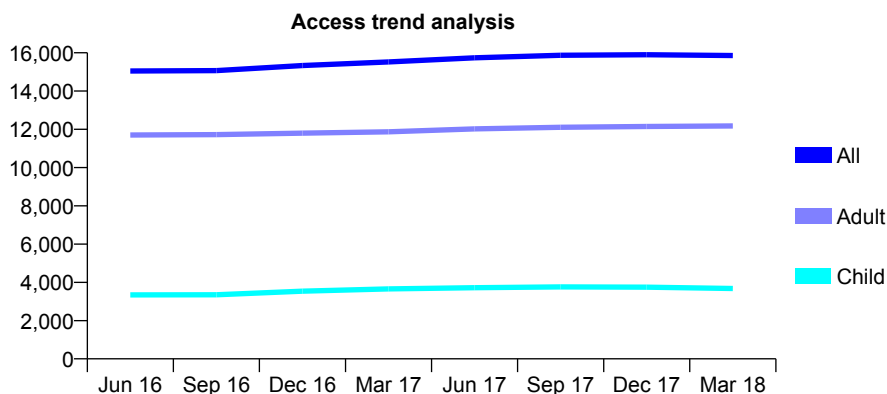
## Q50 - Vital Signs At a Glance Contract Report for 163880/0001 - March 2018

Name or company name	Lawrence Street Dental Practice Ltd
Contract type name	GDS Contract
Purpose of contract	General
Contract start date	01/03/2008
Contract end date	

17/18 Contracted general activity (UDA)	44,087
Carry forward general activity (UDA)	27
17/18 Contracted orthodontic activity (UOA)	0
Carry forward orthodontic activity (UOA)	0
Baseline contract value	£1,418,203.64

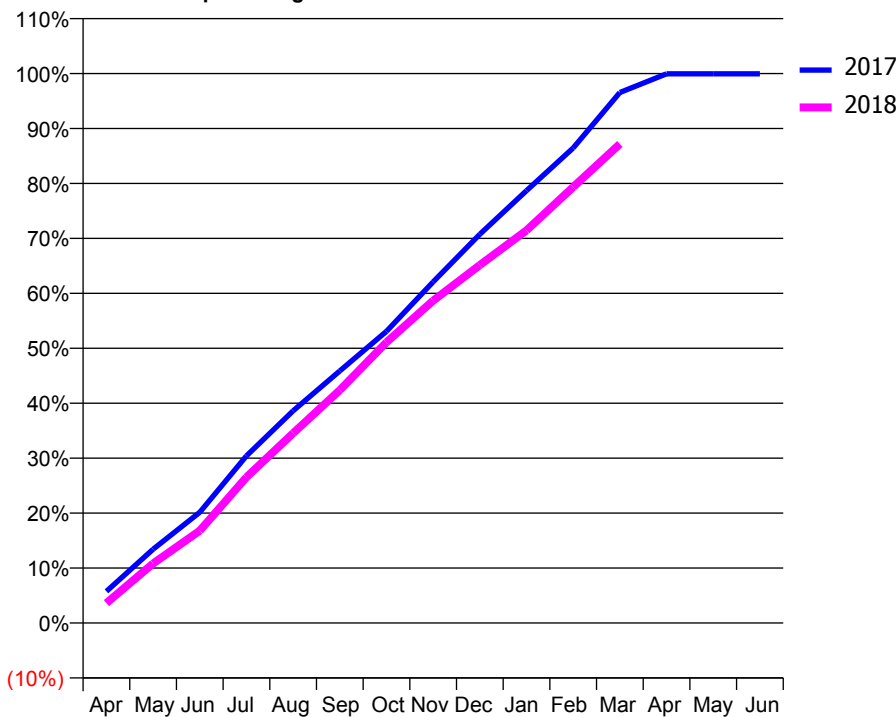
### ACCESS\*

Patients seen in 24 months	Total	Change since previous quarter
Quarter ending March 2017	15,522	
Quarter ending June 2017	15,740	→
Quarter ending September 2017	15,871	→
Quarter ending December 2017	15,896	→
Quarter ending March 2018	15,855	→
<b>Variance since March 2017</b>	<b>2.1%</b>	<b>↑</b>



### ACTIVITY

Cumulative percentage of contracted UDA delivered 2017 & 2018



Month	Adjusted Scheduled Activity (UDA)	
	2017	2018
April	2,536	1,601
May	5,921	4,777
June	8,886	7,404
July	13,411	11,702
August	17,031	15,231
September	20,230	18,690
October	23,398	22,523
November	27,368	25,862
December	31,188	28,723
January	34,695	31,501
February	38,112	34,982
March	42,569	38,439
April	44,059	
May	44,063	
June	44,060	

### QUALITY

	Quantity	Base Number	Contract	AT	Region	England
% of FP17s for the same patient ID Re-attending within 3 months - Children	373	5,393	6.9%	9.8%	12.8%	11.9%
% of FP17s for the same patient ID Re-attending within 3 months - Adults	2,230	18,679	11.9%	13.5%	16.5%	16.0%
% of FP17s for the same patient ID Re-attending between 3 & 9 months - Children	3,503	5,393	65.0%	63.4%	59.7%	58.3%
% of FP17s for the same patient ID Re-attending between 3 & 9 months - Adults	11,375	18,679	60.9%	54.7%	52.6%	50.3%
% of FP17s for Band 1 Urgent Courses	1,366	23,260	5.9%	7.5%	9.1%	9.1%
% of FP17s Relating to Free Repair or Replacements	134	23,260	0.6%	0.9%	1.0%	0.8%
% of FP17s Relating to Continuations	494	23,260	2.1%	1.2%	1.2%	1.0%
% of Patients satisfied with the dentistry they have received	16	17	94.1%	91.8%	91.6%	91.5%
% of Patients satisfied with the time they had to wait for an appointment	15	17	88.2%	87.7%	88.3%	87.9%

\* This is based on patients treated on this contract for their most recent course of treatment. Figures in italics indicate the base number of FP17s or Patient Questionnaire responses are less than 100. N/A is shown where the base number of responses is less than 10 during the period. % is calculated as Quantity/Base number\*100

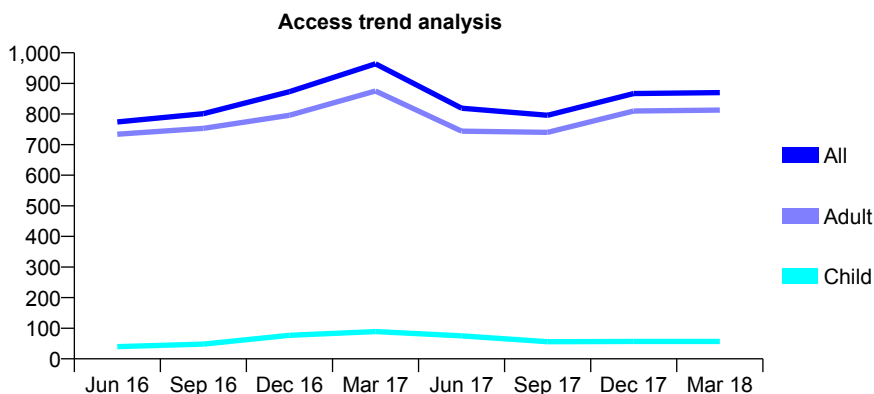
## Q50 - Vital Signs At a Glance Contract Report for 163880/0002 - March 2018

Name or company name	Lawrence Street Dental Practice Ltd
Contract type name	PDS Contract
Purpose of contract	General
Contract start date	01/06/2011
Contract end date	30/09/2018

17/18 Contracted general activity (UDA)	4
Carry forward general activity (UDA)	0
17/18 Contracted orthodontic activity (UOA)	0
Carry forward orthodontic activity (UOA)	0
Baseline contract value	£72,327.95

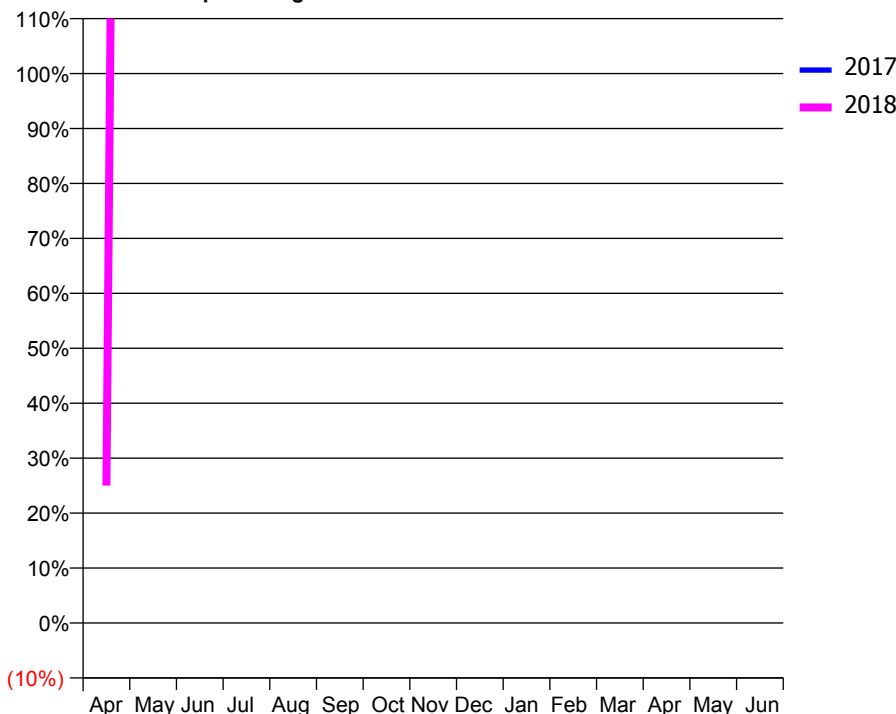
### ACCESS\*

Patients seen in 24 months	Total	Change since previous quarter
Quarter ending March 2017	964	
Quarter ending June 2017	819	↓
Quarter ending September 2017	796	↓
Quarter ending December 2017	867	↑
Quarter ending March 2018	870	→
<b>Variance since March 2017</b>	<b>(9.8%)</b>	<b>↓</b>



### ACTIVITY

Cumulative percentage of contracted UDA delivered 2017 & 2018



Month	Adjusted Scheduled Activity (UDA)	
	2017	2018
April	42	1
May	126	38
June	158	72
July	185	168
August	286	247
September	478	458
October	565	582
November	667	738
December	822	827
January	1,030	1,014
February	1,130	1,141
March	1,292	1,266
April	1,358	
May	1,373	
June	1,373	

### QUALITY

	Quantity	Base Number	Contract	AT	Region	England
% of FP17s for the same patient ID Re-attending within 3 months - Children	0	113	0.0%	9.8%	12.8%	11.9%
% of FP17s for the same patient ID Re-attending within 3 months - Adults	18	988	1.8%	13.5%	16.5%	16.0%
% of FP17s for the same patient ID Re-attending between 3 & 9 months - Children	0	113	0.0%	63.4%	59.7%	58.3%
% of FP17s for the same patient ID Re-attending between 3 & 9 months - Adults	12	988	1.2%	54.7%	52.6%	50.3%
% of FP17s for Band 1 Urgent Courses	939	1,034	90.8%	7.5%	9.1%	9.1%
% of FP17s Relating to Free Repair or Replacements	0	1,034	0.0%	0.9%	1.0%	0.8%
% of FP17s Relating to Continuations	0	1,034	0.0%	1.2%	1.2%	1.0%
% of Patients satisfied with the dentistry they have received	1	1	N/A	91.8%	91.6%	91.5%
% of Patients satisfied with the time they had to wait for an appointment	1	1	N/A	87.7%	88.3%	87.9%

\* This is based on patients treated on this contract for their most recent course of treatment. Figures in italics indicate the base number of FP17s or Patient Questionnaire responses are less than 100. N/A is shown where the base number of responses is less than 10 during the period. % is calculated as Quantity/Base number\*100

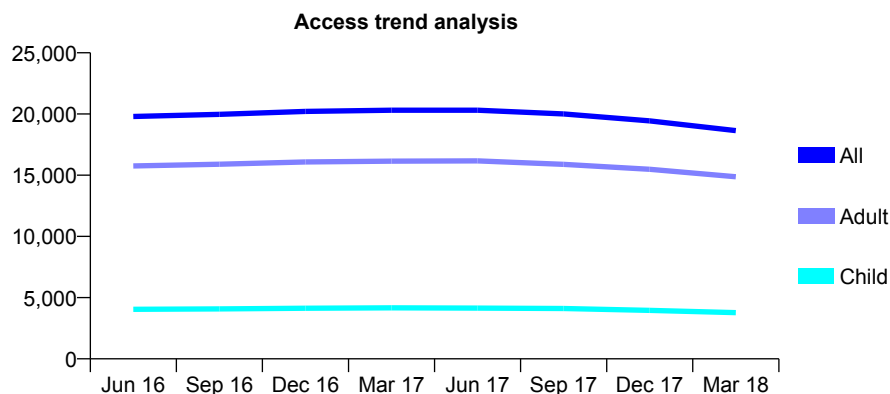
## Q50 - Vital Signs At a Glance Contract Report for 163961/0001 - March 2018

Name or company name	Pierce & Geddes Limited
Contract type name	GDS Contract
Purpose of contract	General
Contract start date	01/12/2008
Contract end date	

17/18 Contracted general activity (UDA)	65,063
Carry forward general activity (UDA)	0
17/18 Contracted orthodontic activity (UOA)	0
Carry forward orthodontic activity (UOA)	0
Baseline contract value	£2,006,643.63

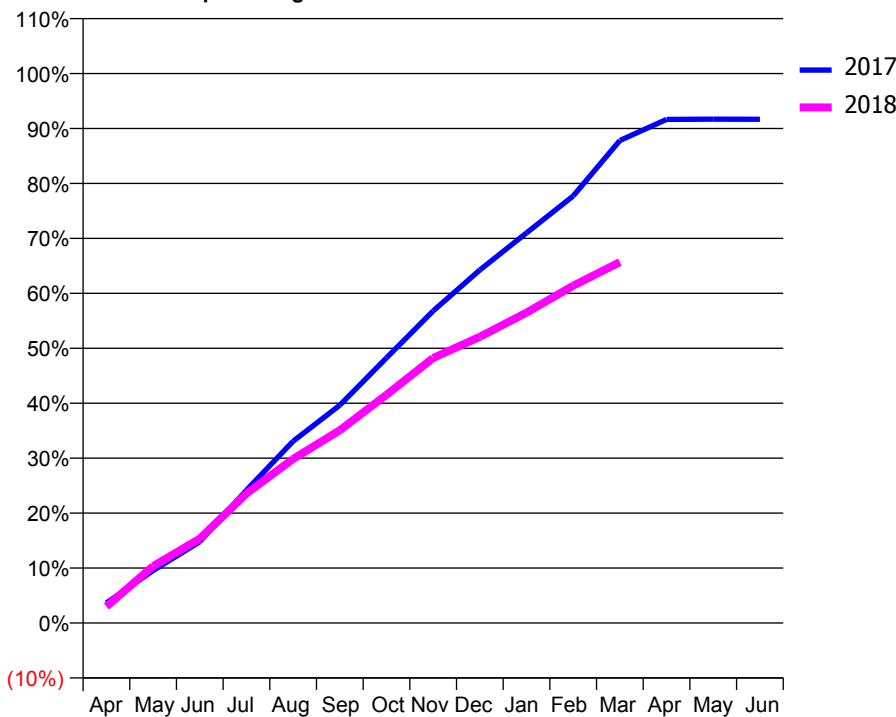
### ACCESS\*

Patients seen in 24 months	Total	Change since previous quarter
Quarter ending March 2017	20,306	
Quarter ending June 2017	20,313	→
Quarter ending September 2017	20,006	↓
Quarter ending December 2017	19,442	↓
Quarter ending March 2018	18,643	↓
<b>Variance since March 2017</b>	<b>(8.2%)</b>	↓



### ACTIVITY

Cumulative percentage of contracted UDA delivered 2017 & 2018



Month	Adjusted Scheduled Activity (UDA)	
	2017	2018
April	2,381	1,950
May	6,221	6,732
June	9,619	9,993
July	15,741	15,333
August	21,535	19,433
September	25,798	22,815
October	31,392	27,020
November	36,955	31,383
December	41,800	33,884
January	46,195	36,741
February	50,567	39,940
March	57,125	42,734
April	59,628	
May	59,652	
June	59,649	

### QUALITY

	Quantity	Base Number	Contract	AT	Region	England
% of FP17s for the same patient ID Re-attending within 3 months - Children	341	5,916	5.8%	9.8%	12.8%	11.9%
% of FP17s for the same patient ID Re-attending within 3 months - Adults	1,873	19,605	9.6%	13.5%	16.5%	16.0%
% of FP17s for the same patient ID Re-attending between 3 & 9 months - Children	4,472	5,916	75.6%	63.4%	59.7%	58.3%
% of FP17s for the same patient ID Re-attending between 3 & 9 months - Adults	13,747	19,605	70.1%	54.7%	52.6%	50.3%
% of FP17s for Band 1 Urgent Courses	1,829	24,301	7.5%	7.5%	9.1%	9.1%
% of FP17s Relating to Free Repair or Replacements	134	24,301	0.6%	0.9%	1.0%	0.8%
% of FP17s Relating to Continuations	121	24,301	0.5%	1.2%	1.2%	1.0%
% of Patients satisfied with the dentistry they have received	22	23	95.7%	91.8%	91.6%	91.5%
% of Patients satisfied with the time they had to wait for an appointment	22	23	95.7%	87.7%	88.3%	87.9%

\* This is based on patients treated on this contract for their most recent course of treatment. Figures in italics indicate the base number of FP17s or Patient Questionnaire responses are less than 100. N/A is shown where the base number of responses is less than 10 during the period. % is calculated as Quantity/Base number\*100



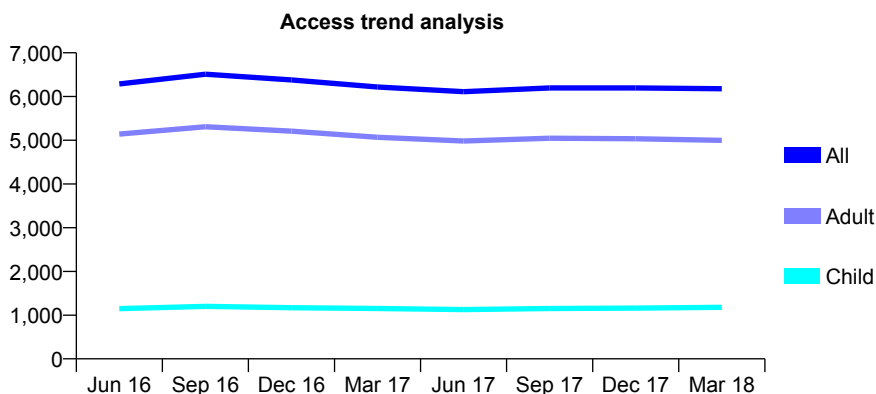
## Q50 - Vital Signs At a Glance Contract Report for 164119/0001 - March 2018

Name or company name	Filey Dental Care Centre Partnership
Contract type name	GDS Contract
Purpose of contract	General
Contract start date	24/08/2012
Contract end date	

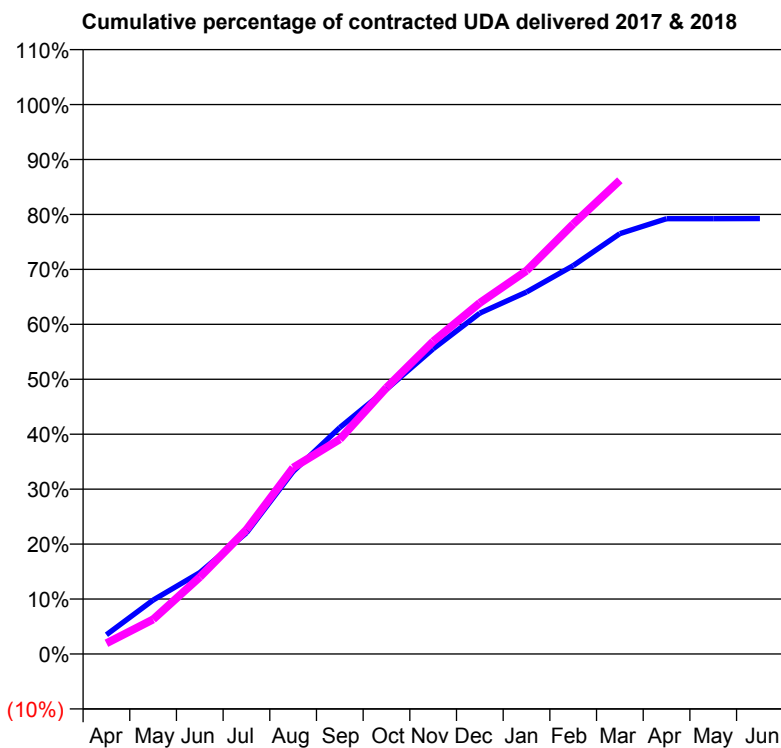
17/18 Contracted general activity (UDA)	20,764
Carry forward general activity (UDA)	0
17/18 Contracted orthodontic activity (UOA)	0
Carry forward orthodontic activity (UOA)	0
Baseline contract value	£556,536.77

### ACCESS\*

Patients seen in 24 months	Total	Change since previous quarter
Quarter ending March 2017	6,219	
Quarter ending June 2017	6,110	↓
Quarter ending September 2017	6,195	→
Quarter ending December 2017	6,195	→
Quarter ending March 2018	6,177	→
<b>Variance since March 2017</b>	<b>(0.7%)</b>	→



### ACTIVITY



Month	Adjusted Scheduled Activity (UDA)	
	2017	2018
April	806	404
May	2,257	1,310
June	3,409	2,902
July	5,069	4,698
August	7,637	7,041
September	9,482	8,117
October	11,080	10,065
November	12,771	11,812
December	14,267	13,267
January	15,150	14,486
February	16,257	16,249
March	17,595	17,899
April	18,219	
May	18,222	
June	18,228	

### QUALITY

	Quantity	Base Number	Contract	AT	Region	England
% of FP17s for the same patient ID Re-attending within 3 months - Children	89	1,678	5.3%	9.8%	12.8%	11.9%
% of FP17s for the same patient ID Re-attending within 3 months - Adults	917	6,830	13.4%	13.5%	16.5%	16.0%
% of FP17s for the same patient ID Re-attending between 3 & 9 months - Children	955	1,678	56.9%	63.4%	59.7%	58.3%
% of FP17s for the same patient ID Re-attending between 3 & 9 months - Adults	2,716	6,830	39.8%	54.7%	52.6%	50.3%
% of FP17s for Band 1 Urgent Courses	602	8,226	7.3%	7.5%	9.1%	9.1%
% of FP17s Relating to Free Repair or Replacements	88	8,226	1.1%	0.9%	1.0%	0.8%
% of FP17s Relating to Continuations	149	8,226	1.8%	1.2%	1.2%	1.0%
% of Patients satisfied with the dentistry they have received	13	17	76.5%	91.8%	91.6%	91.5%
% of Patients satisfied with the time they had to wait for an appointment	13	17	76.5%	87.7%	88.3%	87.9%

\* This is based on patients treated on this contract for their most recent course of treatment. Figures in italics indicate the base number of FP17s or Patient Questionnaire responses are less than 100. N/A is shown where the base number of responses is less than 10 during the period. % is calculated as Quantity/Base number\*100

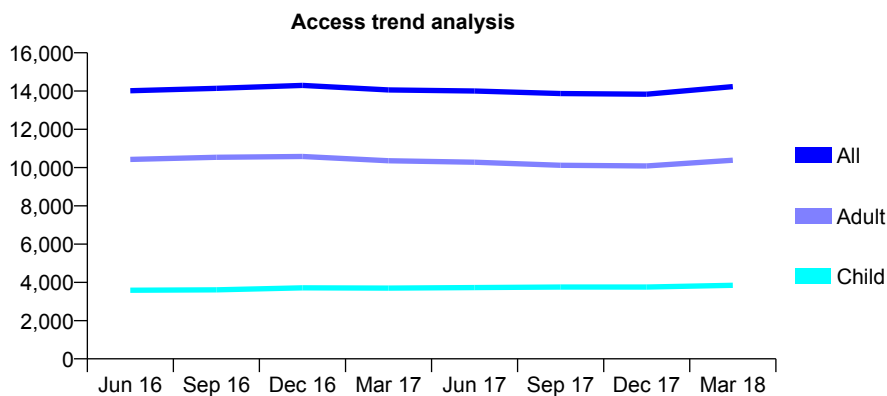
## Q50 - Vital Signs At a Glance Contract Report for 164623/0001 - March 2018

Name or company name	Clock House Dental Practice
Contract type name	GDS Contract
Purpose of contract	General
Contract start date	01/07/2014
Contract end date	

17/18 Contracted general activity (UDA)	38,182
Carry forward general activity (UDA)	-591
17/18 Contracted orthodontic activity (UOA)	0
Carry forward orthodontic activity (UOA)	0
Baseline contract value	£1,103,259.65

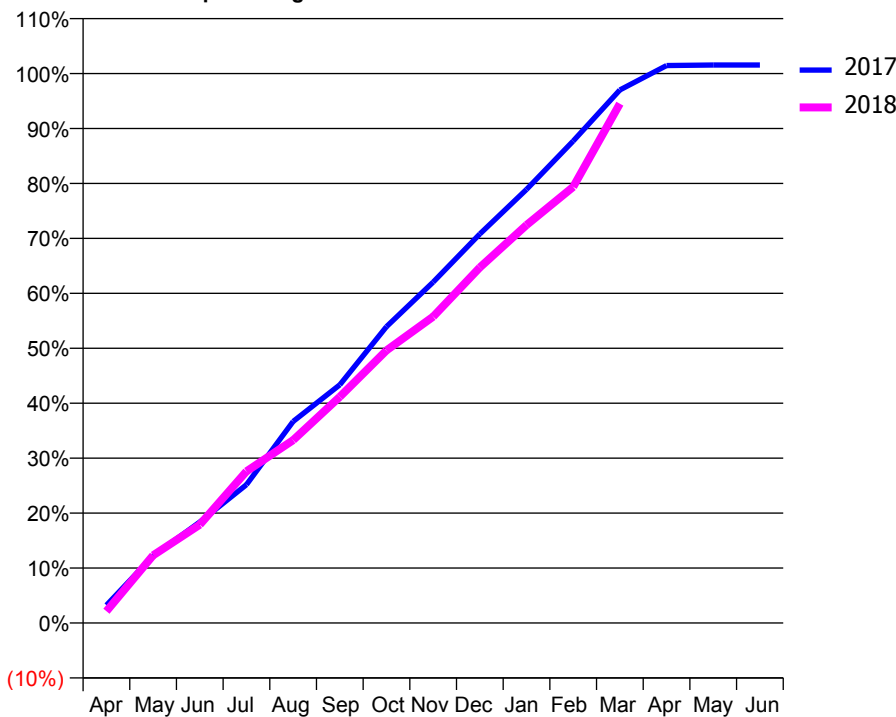
### ACCESS\*

Patients seen in 24 months	Total	Change since previous quarter
Quarter ending March 2017	14,055	
Quarter ending June 2017	14,006	→
Quarter ending September 2017	13,871	→
Quarter ending December 2017	13,836	→
Quarter ending March 2018	14,230	↑
<b>Variance since March 2017</b>	<b>1.2%</b>	<b>→</b>



### ACTIVITY

Cumulative percentage of contracted UDA delivered 2017 & 2018



Month	Adjusted Scheduled Activity (UDA)	
	2017	2018
April	1,236	818
May	4,670	4,707
June	7,022	6,836
July	9,614	10,544
August	14,003	12,706
September	16,556	15,722
October	20,590	18,944
November	23,691	21,283
December	27,035	24,710
January	30,127	27,657
February	33,492	30,304
March	37,036	36,084
April	38,734	
May	38,773	
June	38,773	

### QUALITY

	Quantity	Base Number	Contract	AT	Region	England
% of FP17s for the same patient ID Re-attending within 3 months - Children	339	5,661	6.0%	9.8%	12.8%	11.9%
% of FP17s for the same patient ID Re-attending within 3 months - Adults	1,615	13,905	11.6%	13.5%	16.5%	16.0%
% of FP17s for the same patient ID Re-attending between 3 & 9 months - Children	3,336	5,661	58.9%	63.4%	59.7%	58.3%
% of FP17s for the same patient ID Re-attending between 3 & 9 months - Adults	7,725	13,905	55.6%	54.7%	52.6%	50.3%
% of FP17s for Band 1 Urgent Courses	1,363	18,529	7.4%	7.5%	9.1%	9.1%
% of FP17s Relating to Free Repair or Replacements	86	18,529	0.5%	0.9%	1.0%	0.8%
% of FP17s Relating to Continuations	127	18,529	0.7%	1.2%	1.2%	1.0%
% of Patients satisfied with the dentistry they have received	15	16	93.8%	91.8%	91.6%	91.5%
% of Patients satisfied with the time they had to wait for an appointment	16	16	100.0%	87.7%	88.3%	87.9%

\* This is based on patients treated on this contract for their most recent course of treatment. Figures in italics indicate the base number of FP17s or Patient Questionnaire responses are less than 100. N/A is shown where the base number of responses is less than 10 during the period. % is calculated as Quantity/Base number\*100

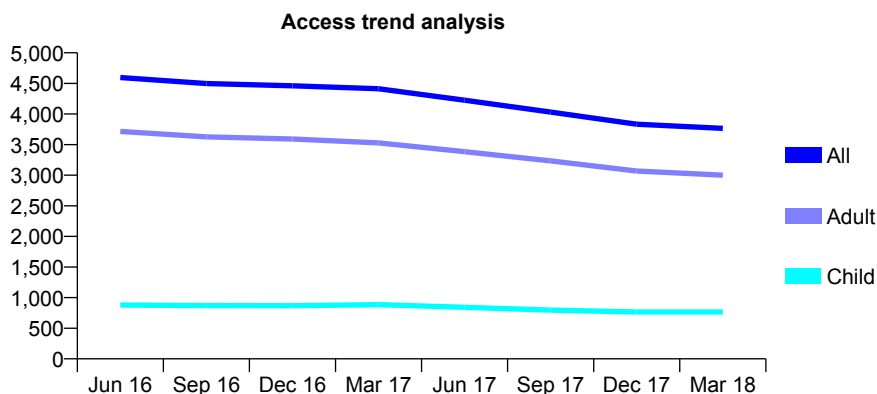
## Q50 - Vital Signs At a Glance Contract Report for 164690/0001 - March 2018

Name or company name	IDH 477 Limited
Contract type name	GDS Contract
Purpose of contract	General
Contract start date	01/04/2008
Contract end date	

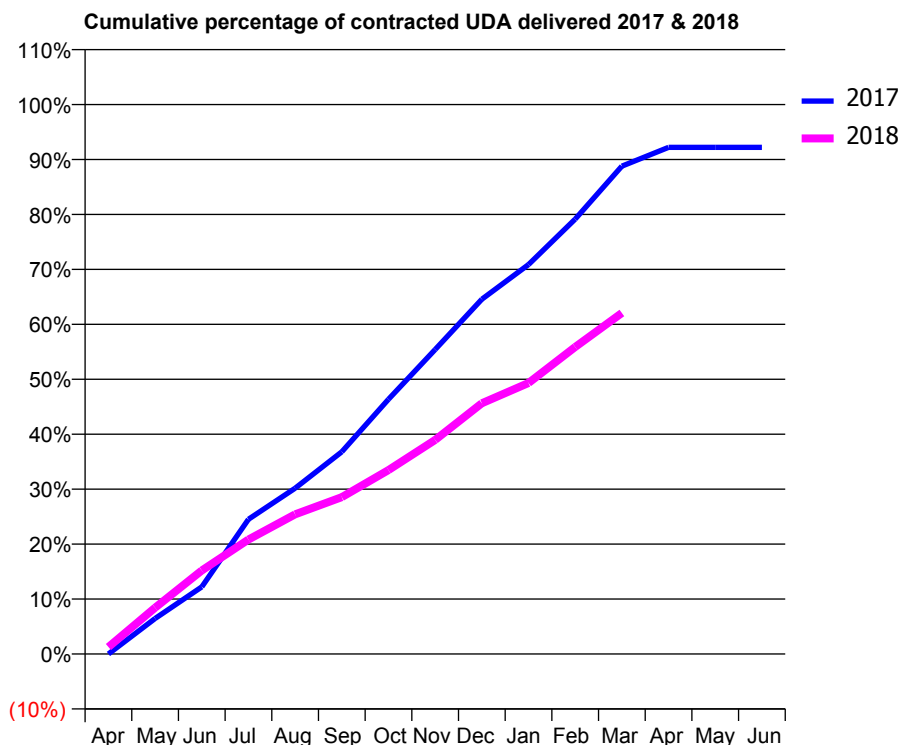
17/18 Contracted general activity (UDA)	11,845
Carry forward general activity (UDA)	0
17/18 Contracted orthodontic activity (UOA)	0
Carry forward orthodontic activity (UOA)	0
Baseline contract value	£371,895.11

### ACCESS\*

Patients seen in 24 months	Total	Change since previous quarter
Quarter ending March 2017	4,413	
Quarter ending June 2017	4,225	↓
Quarter ending September 2017	4,031	↓
Quarter ending December 2017	3,834	↓
Quarter ending March 2018	3,766	↓
<b>Variance since March 2017</b>	<b>(14.7%)</b>	<b>↓</b>



### ACTIVITY



Month	Adjusted Scheduled Activity (UDA)	
	2017	2018
April	0	150
May	766	998
June	1,447	1,801
July	2,904	2,468
August	3,574	3,010
September	4,358	3,382
October	5,491	3,965
November	6,564	4,616
December	7,648	5,404
January	8,396	5,842
February	9,374	6,618
March	10,517	7,351
April	10,922	
May	10,922	
June	10,922	

### QUALITY

	Quantity	Base Number	Contract	AT	Region	England
% of FP17s for the same patient ID Re-attending within 3 months - Children	38	748	5.1%	9.8%	12.8%	11.9%
% of FP17s for the same patient ID Re-attending within 3 months - Adults	337	2,869	11.7%	13.5%	16.5%	16.0%
% of FP17s for the same patient ID Re-attending between 3 & 9 months - Children	257	748	34.4%	63.4%	59.7%	58.3%
% of FP17s for the same patient ID Re-attending between 3 & 9 months - Adults	932	2,869	32.5%	54.7%	52.6%	50.3%
% of FP17s for Band 1 Urgent Courses	237	3,464	6.8%	7.5%	9.1%	9.1%
% of FP17s Relating to Free Repair or Replacements	51	3,464	1.5%	0.9%	1.0%	0.8%
% of FP17s Relating to Continuations	37	3,464	1.1%	1.2%	1.2%	1.0%
% of Patients satisfied with the dentistry they have received	2	3	N/A	91.8%	91.6%	91.5%
% of Patients satisfied with the time they had to wait for an appointment	1	3	N/A	87.7%	88.3%	87.9%

\* This is based on patients treated on this contract for their most recent course of treatment. Figures in italics indicate the base number of FP17s or Patient Questionnaire responses are less than 100. N/A is shown where the base number of responses is less than 10 during the period. % is calculated as Quantity/Base number\*100

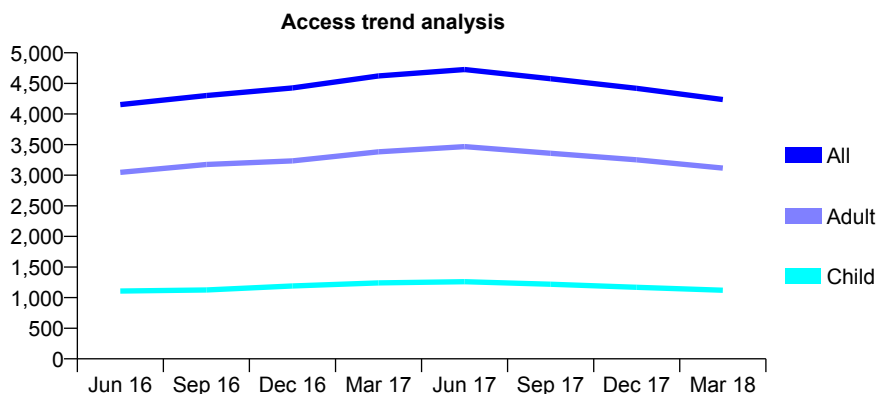
## Q50 - Vital Signs At a Glance Contract Report for 164925/0001 - March 2018

Name or company name	City Health Dental
Contract type name	PDS Contract
Purpose of contract	General
Contract start date	01/06/2010
Contract end date	31/03/2018

17/18 Contracted general activity (UDA)	9,800
Carry forward general activity (UDA)	0
17/18 Contracted orthodontic activity (UOA)	0
Carry forward orthodontic activity (UOA)	0
Baseline contract value	£357,428.76

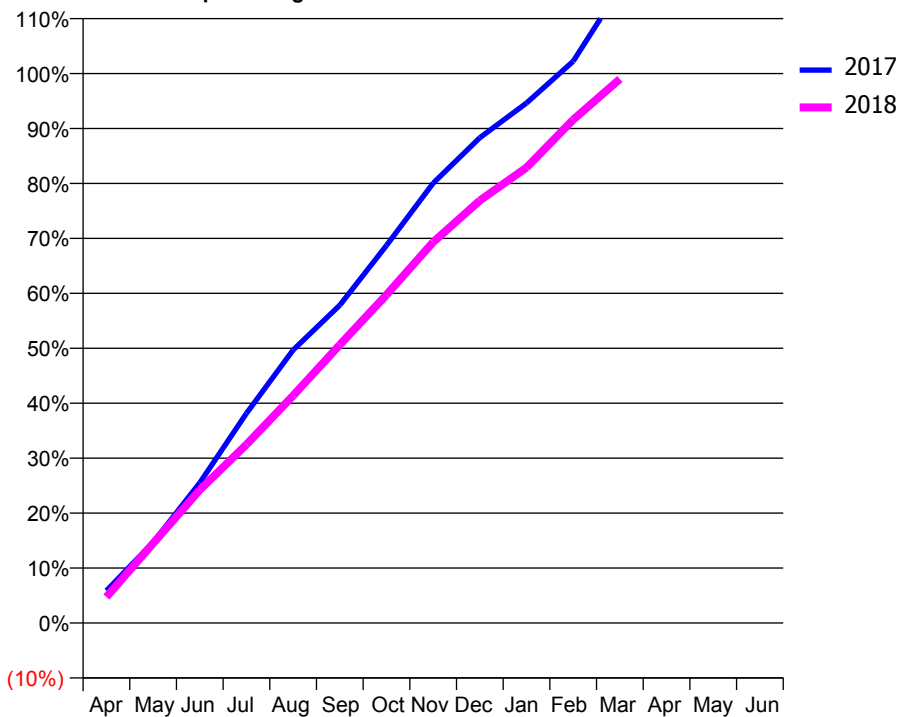
### ACCESS\*

Patients seen in 24 months	Total	Change since previous quarter
Quarter ending March 2017	4,622	
Quarter ending June 2017	4,727	↑
Quarter ending September 2017	4,576	↓
Quarter ending December 2017	4,420	↓
Quarter ending March 2018	4,236	↓
<b>Variance since March 2017</b>	<b>(8.4%)</b>	<b>↓</b>



### ACTIVITY

Cumulative percentage of contracted UDA delivered 2017 & 2018



Month	Adjusted Scheduled Activity (UDA)	
	2017	2018
April	589	465
May	1,467	1,420
June	2,552	2,375
July	3,815	3,184
August	4,969	4,056
September	5,783	4,963
October	6,872	5,854
November	8,004	6,793
December	8,832	7,535
January	9,462	8,122
February	10,222	8,977
March	11,553	9,702
April	12,023	
May	12,025	
June	12,025	

### QUALITY

	Quantity	Base Number	Contract	AT	Region	England
% of FP17s for the same patient ID Re-attending within 3 months - Children	111	1,480	7.5%	9.8%	12.8%	11.9%
% of FP17s for the same patient ID Re-attending within 3 months - Adults	673	4,169	16.1%	13.5%	16.5%	16.0%
% of FP17s for the same patient ID Re-attending between 3 & 9 months - Children	840	1,480	56.8%	63.4%	59.7%	58.3%
% of FP17s for the same patient ID Re-attending between 3 & 9 months - Adults	2,251	4,169	54.0%	54.7%	52.6%	50.3%
% of FP17s for Band 1 Urgent Courses	597	5,426	11.0%	7.5%	9.1%	9.1%
% of FP17s Relating to Free Repair or Replacements	84	5,426	1.5%	0.9%	1.0%	0.8%
% of FP17s Relating to Continuations	100	5,426	1.8%	1.2%	1.2%	1.0%
% of Patients satisfied with the dentistry they have received	10	10	100.0%	91.8%	91.6%	91.5%
% of Patients satisfied with the time they had to wait for an appointment	8	10	80.0%	87.7%	88.3%	87.9%

\* This is based on patients treated on this contract for their most recent course of treatment. Figures in italics indicate the base number of FP17s or Patient Questionnaire responses are less than 100. N/A is shown where the base number of responses is less than 10 during the period. % is calculated as Quantity/Base number\*100

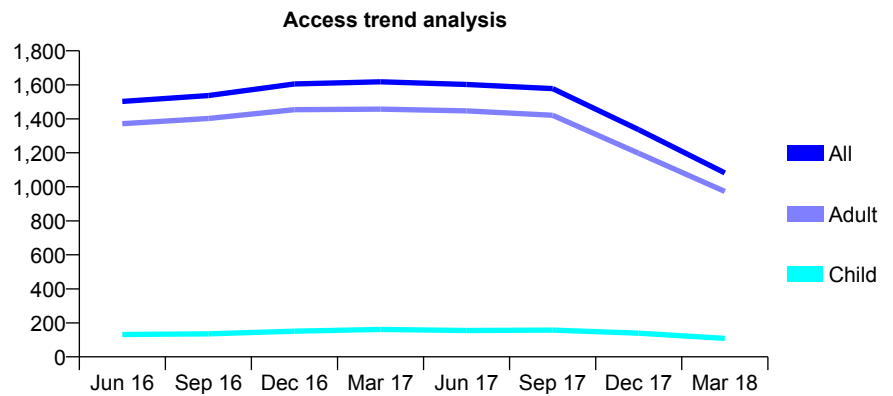
## Q50 - Vital Signs At a Glance Contract Report for 164925/0002 - March 2018

Name or company name	City Health Dental
Contract type name	PDS Contract
Purpose of contract	General
Contract start date	01/06/2010
Contract end date	31/03/2018

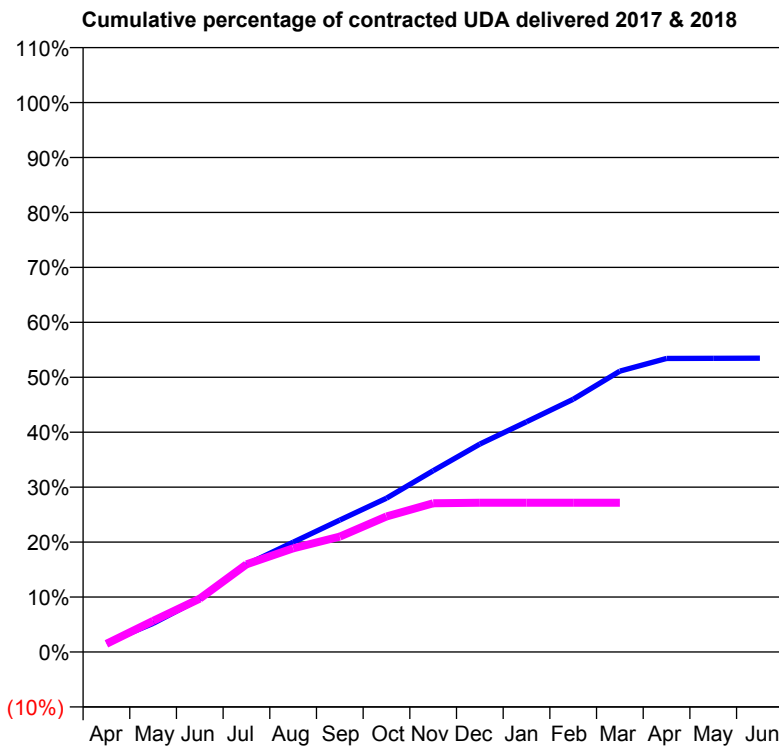
17/18 Contracted general activity (UDA)	6,000
Carry forward general activity (UDA)	0
17/18 Contracted orthodontic activity (UOA)	0
Carry forward orthodontic activity (UOA)	0
Baseline contract value	£230,994.14

### ACCESS\*

Patients seen in 24 months	Total	Change since previous quarter
Quarter ending March 2017	1,618	
Quarter ending June 2017	1,602	→
Quarter ending September 2017	1,578	↓
Quarter ending December 2017	1,336	↓
Quarter ending March 2018	1,082	↓
<b>Variance since March 2017</b>	<b>(33.1%)</b>	↓



### ACTIVITY



Month	Adjusted Scheduled Activity (UDA)	
	2017	2018
April	100	89
May	313	340
June	579	584
July	956	957
August	1,199	1,132
September	1,441	1,260
October	1,679	1,480
November	1,979	1,625
December	2,271	1,630
January	2,514	1,630
February	2,760	1,630
March	3,067	1,630
April	3,205	
May	3,207	
June	3,208	

### QUALITY

	Quantity	Base Number	Contract	AT	Region	England
% of FP17s for the same patient ID Re-attending within 3 months - Children	14	142	9.9%	9.8%	12.8%	11.9%
% of FP17s for the same patient ID Re-attending within 3 months - Adults	141	1,035	13.6%	13.5%	16.5%	16.0%
% of FP17s for the same patient ID Re-attending between 3 & 9 months - Children	51	142	35.9%	63.4%	59.7%	58.3%
% of FP17s for the same patient ID Re-attending between 3 & 9 months - Adults	307	1,035	29.7%	54.7%	52.6%	50.3%
% of FP17s for Band 1 Urgent Courses	548	1,107	49.5%	7.5%	9.1%	9.1%
% of FP17s Relating to Free Repair or Replacements	9	1,107	0.8%	0.9%	1.0%	0.8%
% of FP17s Relating to Continuations	13	1,107	1.2%	1.2%	1.2%	1.0%
% of Patients satisfied with the dentistry they have received	1	1	N/A	91.8%	91.6%	91.5%
% of Patients satisfied with the time they had to wait for an appointment	0	1	N/A	87.7%	88.3%	87.9%

\* This is based on patients treated on this contract for their most recent course of treatment. Figures in italics indicate the base number of FP17s or Patient Questionnaire responses are less than 100. N/A is shown where the base number of responses is less than 10 during the period. % is calculated as Quantity/Base number\*100

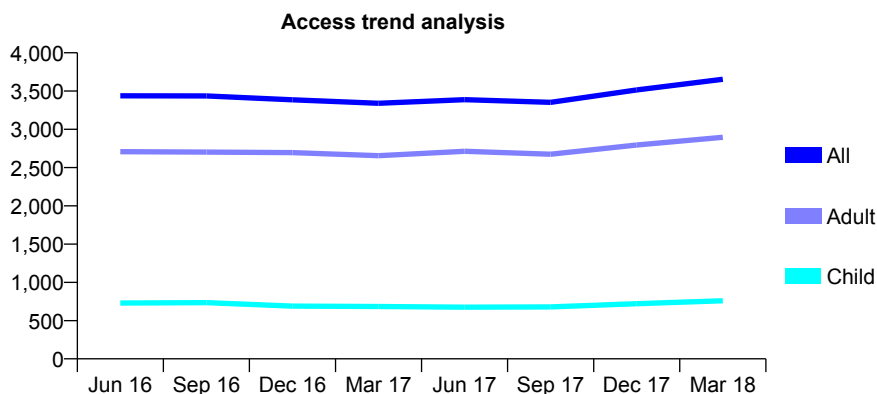
## Q50 - Vital Signs At a Glance Contract Report for 164925/0003 - March 2018

Name or company name	City Health Dental
Contract type name	PDS Contract
Purpose of contract	General
Contract start date	01/06/2010
Contract end date	31/03/2018

17/18 Contracted general activity (UDA)	11,000
Carry forward general activity (UDA)	0
17/18 Contracted orthodontic activity (UOA)	0
Carry forward orthodontic activity (UOA)	0
Baseline contract value	£393,171.64

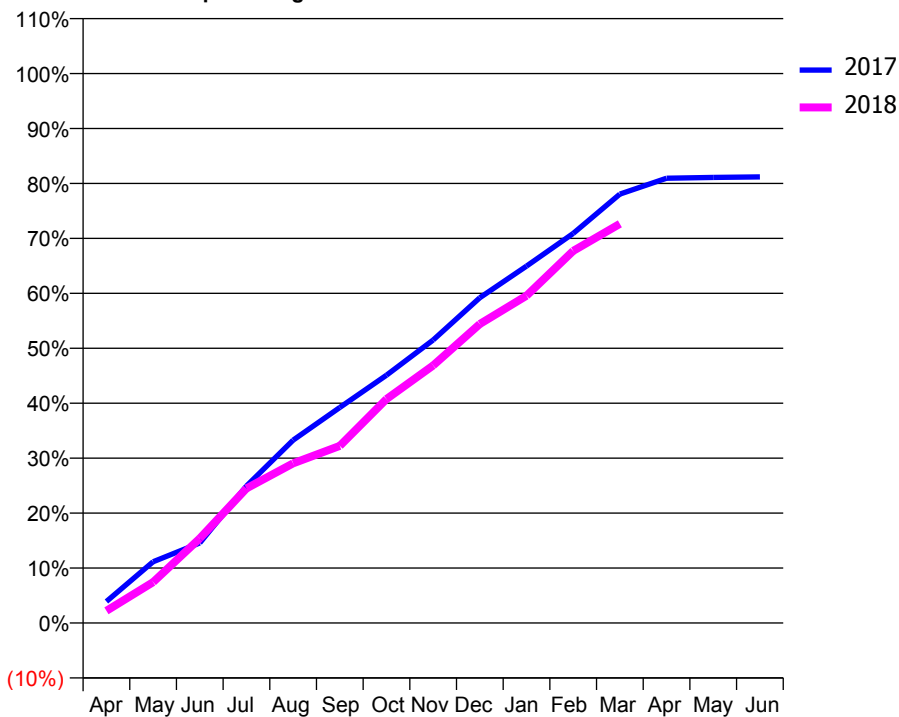
### ACCESS\*

Patients seen in 24 months	Total	Change since previous quarter
Quarter ending March 2017	3,340	
Quarter ending June 2017	3,388	→
Quarter ending September 2017	3,353	↓
Quarter ending December 2017	3,515	↑
Quarter ending March 2018	3,654	↑
<b>Variance since March 2017</b>	<b>9.4%</b>	<b>↑</b>



### ACTIVITY

Cumulative percentage of contracted UDA delivered 2017 & 2018



Adjusted Scheduled Activity (UDA)

Month	2017	2018
April	432	244
May	1,227	818
June	1,602	1,695
July	2,742	2,694
August	3,662	3,196
September	4,314	3,547
October	4,961	4,482
November	5,665	5,155
December	6,511	5,985
January	7,144	6,551
February	7,798	7,449
March	8,586	7,991
April	8,903	
May	8,918	
June	8,931	

### QUALITY

	Quantity	Base Number	Contract	AT	Region	England
% of FP17s for the same patient ID Re-attending within 3 months - Children	76	1,000	7.6%	9.8%	12.8%	11.9%
% of FP17s for the same patient ID Re-attending within 3 months - Adults	619	3,896	15.9%	13.5%	16.5%	16.0%
% of FP17s for the same patient ID Re-attending between 3 & 9 months - Children	501	1,000	50.1%	63.4%	59.7%	58.3%
% of FP17s for the same patient ID Re-attending between 3 & 9 months - Adults	1,737	3,896	44.6%	54.7%	52.6%	50.3%
% of FP17s for Band 1 Urgent Courses	1,061	4,760	22.3%	7.5%	9.1%	9.1%
% of FP17s Relating to Free Repair or Replacements	38	4,760	0.8%	0.9%	1.0%	0.8%
% of FP17s Relating to Continuations	67	4,760	1.4%	1.2%	1.2%	1.0%
% of Patients satisfied with the dentistry they have received	6	7	N/A	91.8%	91.6%	91.5%
% of Patients satisfied with the time they had to wait for an appointment	6	7	N/A	87.7%	88.3%	87.9%

\* This is based on patients treated on this contract for their most recent course of treatment. Figures in italics indicate the base number of FP17s or Patient Questionnaire responses are less than 100. N/A is shown where the base number of responses is less than 10 during the period. % is calculated as Quantity/Base number\*100

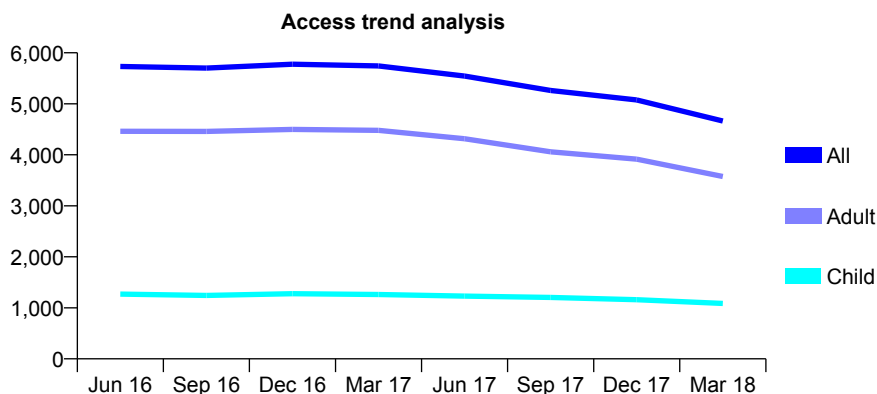
## Q50 - Vital Signs At a Glance Contract Report for 164925/0004 - March 2018

Name or company name	City Health Dental
Contract type name	PDS Contract
Purpose of contract	General
Contract start date	01/06/2010
Contract end date	31/03/2018

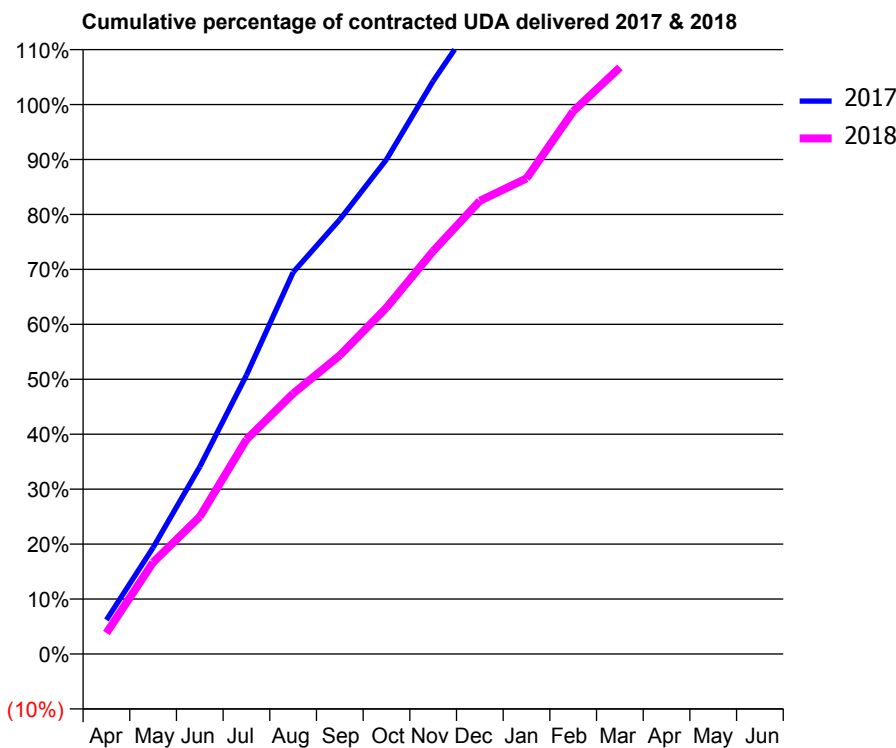
17/18 Contracted general activity (UDA)	9,800
Carry forward general activity (UDA)	0
17/18 Contracted orthodontic activity (UOA)	0
Carry forward orthodontic activity (UOA)	0
Baseline contract value	£357,428.76

### ACCESS\*

Patients seen in 24 months	Total	Change since previous quarter
Quarter ending March 2017	5,742	
Quarter ending June 2017	5,544	↓
Quarter ending September 2017	5,261	↓
Quarter ending December 2017	5,075	↓
Quarter ending March 2018	4,662	↓
<b>Variance since March 2017</b>	<b>(18.8%)</b>	<b>↓</b>



### ACTIVITY



Month	Adjusted Scheduled Activity (UDA)	
	2017	2018
April	620	374
May	1,937	1,636
June	3,409	2,448
July	5,075	3,824
August	6,946	4,646
September	7,907	5,325
October	8,999	6,177
November	10,427	7,185
December	11,676	8,083
January	12,695	8,481
February	14,029	9,677
March	15,567	10,461
April	16,455	
May	16,458	
June	16,458	

### QUALITY

	Quantity	Base Number	Contract	AT	Region	England
% of FP17s for the same patient ID Re-attending within 3 months - Children	89	1,402	6.3%	9.8%	12.8%	11.9%
% of FP17s for the same patient ID Re-attending within 3 months - Adults	498	4,193	11.9%	13.5%	16.5%	16.0%
% of FP17s for the same patient ID Re-attending between 3 & 9 months - Children	842	1,402	60.1%	63.4%	59.7%	58.3%
% of FP17s for the same patient ID Re-attending between 3 & 9 months - Adults	2,548	4,193	60.8%	54.7%	52.6%	50.3%
% of FP17s for Band 1 Urgent Courses	554	5,192	10.7%	7.5%	9.1%	9.1%
% of FP17s Relating to Free Repair or Replacements	57	5,192	1.1%	0.9%	1.0%	0.8%
% of FP17s Relating to Continuations	56	5,192	1.1%	1.2%	1.2%	1.0%
% of Patients satisfied with the dentistry they have received	9	10	90.0%	91.8%	91.6%	91.5%
% of Patients satisfied with the time they had to wait for an appointment	7	10	70.0%	87.7%	88.3%	87.9%

\* This is based on patients treated on this contract for their most recent course of treatment. Figures in italics indicate the base number of FP17s or Patient Questionnaire responses are less than 100. N/A is shown where the base number of responses is less than 10 during the period. % is calculated as Quantity/Base number\*100

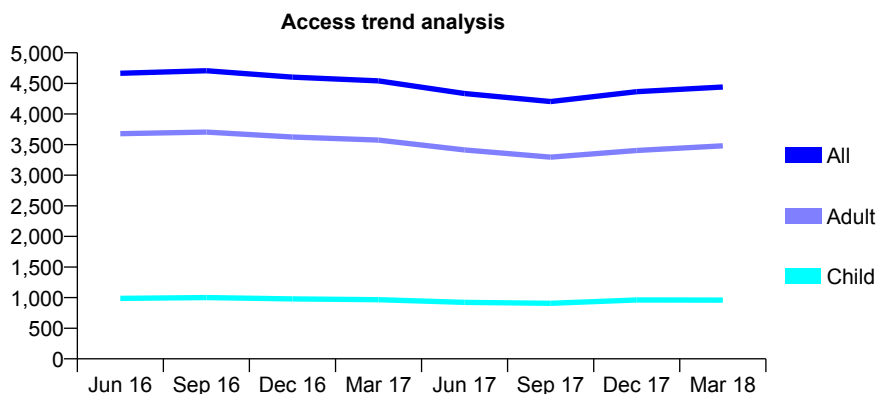
## Q50 - Vital Signs At a Glance Contract Report for 164925/0006 - March 2018

Name or company name	City Health Dental
Contract type name	PDS Contract
Purpose of contract	General
Contract start date	01/06/2010
Contract end date	31/03/2018

17/18 Contracted general activity (UDA)	13,000
Carry forward general activity (UDA)	0
17/18 Contracted orthodontic activity (UOA)	0
Carry forward orthodontic activity (UOA)	0
Baseline contract value	£464,657.39

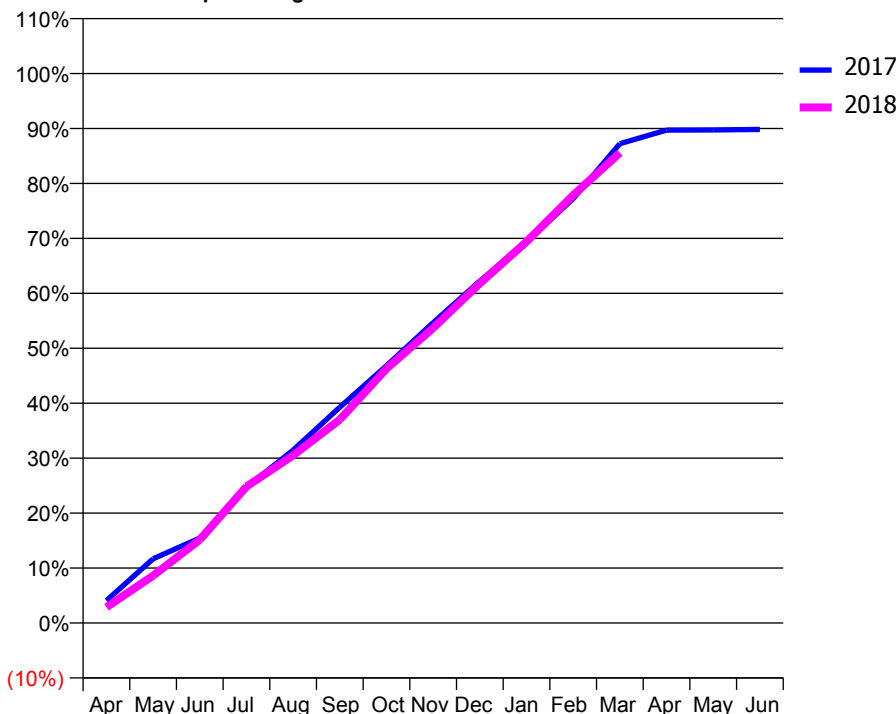
### ACCESS\*

Patients seen in 24 months	Total	Change since previous quarter
Quarter ending March 2017	4,542	
Quarter ending June 2017	4,334	↓
Quarter ending September 2017	4,203	↓
Quarter ending December 2017	4,366	↑
Quarter ending March 2018	4,441	→
<b>Variance since March 2017</b>	<b>(2.2%)</b>	<b>↓</b>



### ACTIVITY

Cumulative percentage of contracted UDA delivered 2017 & 2018



Month	2017	2018
April	532	375
May	1,520	1,121
June	2,012	1,970
July	3,212	3,227
August	4,089	3,968
September	5,105	4,813
October	6,087	6,018
November	7,105	6,979
December	8,089	8,036
January	9,016	9,022
February	10,039	10,123
March	11,339	11,125
April	11,661	
May	11,664	
June	11,677	

### QUALITY

	Quantity	Base Number	Contract	AT	Region	England
% of FP17s for the same patient ID Re-attending within 3 months - Children	66	1,309	5.0%	9.8%	12.8%	11.9%
% of FP17s for the same patient ID Re-attending within 3 months - Adults	791	4,940	16.0%	13.5%	16.5%	16.0%
% of FP17s for the same patient ID Re-attending between 3 & 9 months - Children	768	1,309	58.7%	63.4%	59.7%	58.3%
% of FP17s for the same patient ID Re-attending between 3 & 9 months - Adults	2,794	4,940	56.6%	54.7%	52.6%	50.3%
% of FP17s for Band 1 Urgent Courses	708	6,099	11.6%	7.5%	9.1%	9.1%
% of FP17s Relating to Free Repair or Replacements	169	6,099	2.8%	0.9%	1.0%	0.8%
% of FP17s Relating to Continuations	74	6,099	1.2%	1.2%	1.2%	1.0%
% of Patients satisfied with the dentistry they have received	5	5	N/A	91.8%	91.6%	91.5%
% of Patients satisfied with the time they had to wait for an appointment	4	5	N/A	87.7%	88.3%	87.9%

\* This is based on patients treated on this contract for their most recent course of treatment. Figures in italics indicate the base number of FP17s or Patient Questionnaire responses are less than 100. N/A is shown where the base number of responses is less than 10 during the period. % is calculated as Quantity/Base number\*100



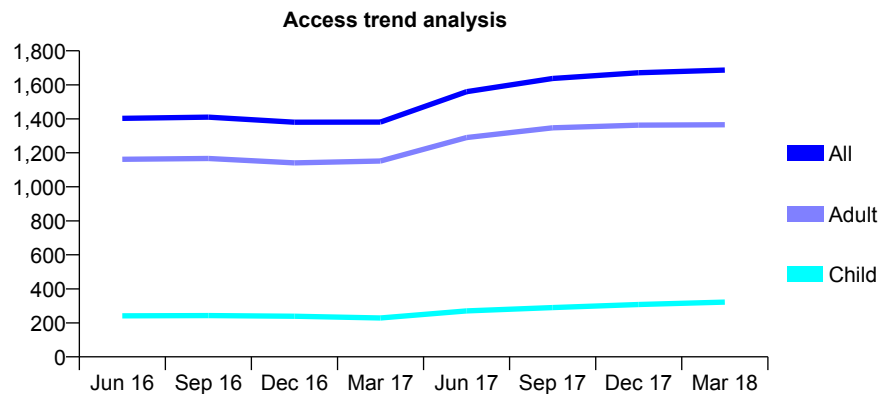
## Q50 - Vital Signs At a Glance Contract Report for 164925/0007 - March 2018

Name or company name	City Health Dental
Contract type name	PDS Contract
Purpose of contract	General
Contract start date	01/06/2010
Contract end date	31/03/2018

17/18 Contracted general activity (UDA)	7,500
Carry forward general activity (UDA)	0
17/18 Contracted orthodontic activity (UOA)	0
Carry forward orthodontic activity (UOA)	0
Baseline contract value	£268,071.57

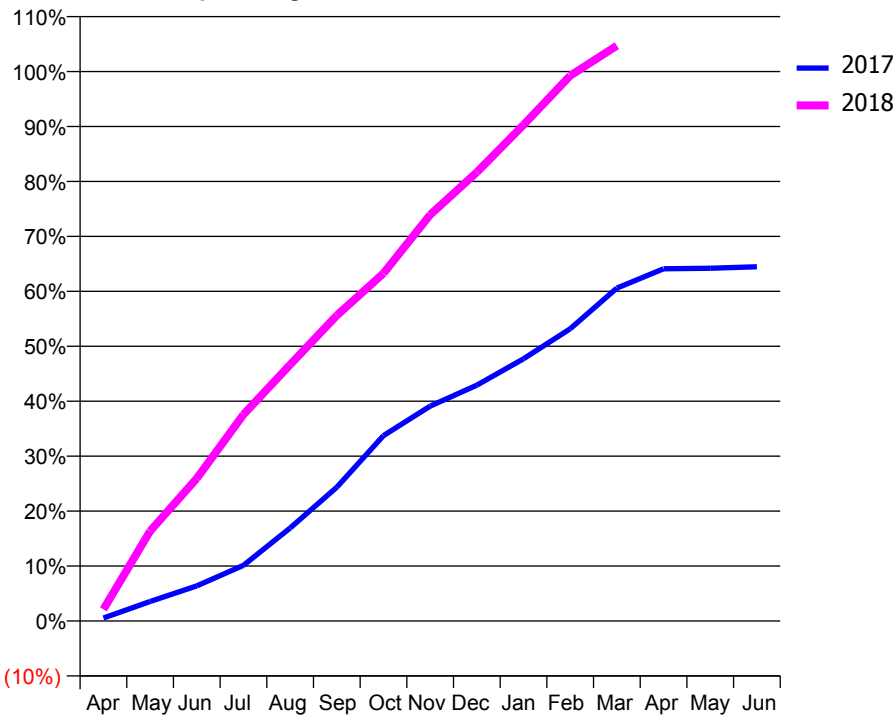
### ACCESS\*

Patients seen in 24 months	Total	Change since previous quarter
Quarter ending March 2017	1,381	
Quarter ending June 2017	1,560	↑
Quarter ending September 2017	1,637	↑
Quarter ending December 2017	1,671	↑
Quarter ending March 2018	1,687	→
<b>Variance since March 2017</b>	<b>22.2%</b>	<b>↑</b>



### ACTIVITY

Cumulative percentage of contracted UDA delivered 2017 & 2018



Month	Adjusted Scheduled Activity (UDA)	
	2017	2018
April	33	159
May	213	1,228
June	383	1,946
July	608	2,819
August	1,015	3,498
September	1,462	4,171
October	2,025	4,745
November	2,347	5,545
December	2,575	6,125
January	2,864	6,771
February	3,190	7,444
March	3,635	7,852
April	3,846	
May	3,853	
June	3,868	

### QUALITY

	Quantity	Base Number	Contract	AT	Region	England
% of FP17s for the same patient ID Re-attending within 3 months - Children	38	502	7.6%	9.8%	12.8%	11.9%
% of FP17s for the same patient ID Re-attending within 3 months - Adults	384	2,206	17.4%	13.5%	16.5%	16.0%
% of FP17s for the same patient ID Re-attending between 3 & 9 months - Children	222	502	44.2%	63.4%	59.7%	58.3%
% of FP17s for the same patient ID Re-attending between 3 & 9 months - Adults	1,007	2,206	45.6%	54.7%	52.6%	50.3%
% of FP17s for Band 1 Urgent Courses	148	2,627	5.6%	7.5%	9.1%	9.1%
% of FP17s Relating to Free Repair or Replacements	69	2,627	2.6%	0.9%	1.0%	0.8%
% of FP17s Relating to Continuations	60	2,627	2.3%	1.2%	1.2%	1.0%
% of Patients satisfied with the dentistry they have received	6	6	N/A	91.8%	91.6%	91.5%
% of Patients satisfied with the time they had to wait for an appointment	5	6	N/A	87.7%	88.3%	87.9%

\* This is based on patients treated on this contract for their most recent course of treatment. Figures in italics indicate the base number of FP17s or Patient Questionnaire responses are less than 100. N/A is shown where the base number of responses is less than 10 during the period. % is calculated as Quantity/Base number\*100

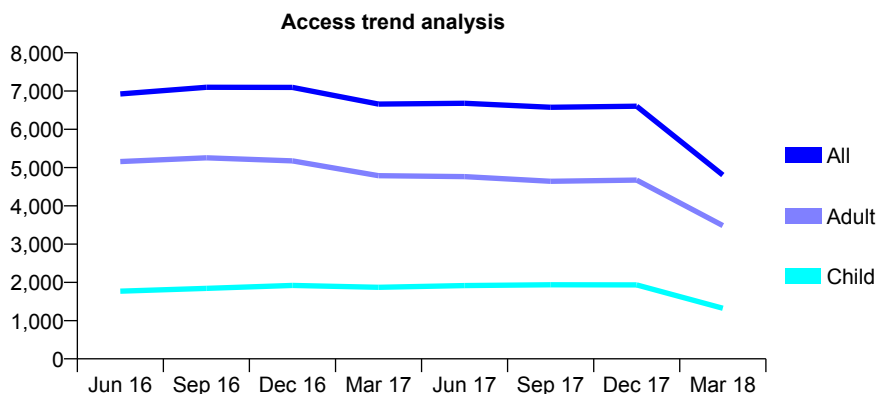
## Q50 - Vital Signs At a Glance Contract Report for 166103/0001 - March 2018

Name or company name	The Dental Design Studio
Contract type name	GDS Contract
Purpose of contract	General
Contract start date	01/09/2013
Contract end date	

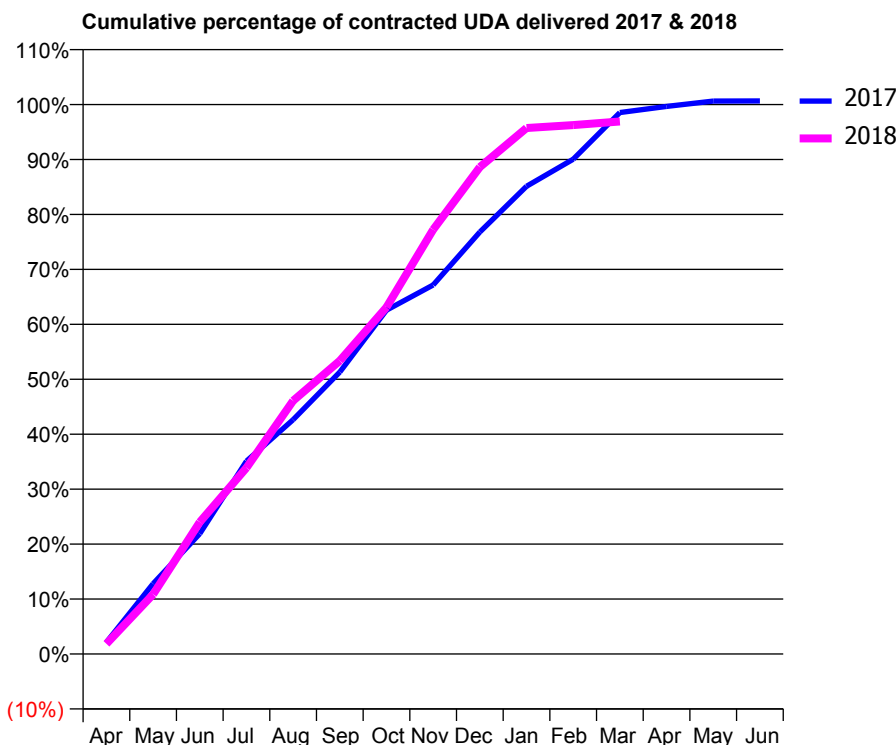
17/18 Contracted general activity (UDA)	11,620
Carry forward general activity (UDA)	-76
17/18 Contracted orthodontic activity (UOA)	0
Carry forward orthodontic activity (UOA)	0
Baseline contract value	£367,923.73

### ACCESS\*

Patients seen in 24 months	Total	Change since previous quarter
Quarter ending March 2017	6,658	
Quarter ending June 2017	6,679	→
Quarter ending September 2017	6,576	↓
Quarter ending December 2017	6,604	→
Quarter ending March 2018	4,805	↓
<b>Variance since March 2017</b>	<b>(27.8%)</b>	<b>↓</b>



### ACTIVITY



Month	Adjusted Scheduled Activity (UDA)	
	2017	2018
April	250	217
May	1,488	1,261
June	2,544	2,789
July	4,078	3,939
August	4,957	5,357
September	5,962	6,203
October	7,271	7,334
November	7,804	8,974
December	8,924	10,296
January	9,892	11,123
February	10,462	11,186
March	11,451	11,262
April	11,581	
May	11,693	
June	11,696	

### QUALITY

	Quantity	Base Number	Contract	AT	Region	England
% of FP17s for the same patient ID Re-attending within 3 months - Children	112	2,352	4.8%	9.8%	12.8%	11.9%
% of FP17s for the same patient ID Re-attending within 3 months - Adults	342	4,175	8.2%	13.5%	16.5%	16.0%
% of FP17s for the same patient ID Re-attending between 3 & 9 months - Children	1,442	2,352	61.3%	63.4%	59.7%	58.3%
% of FP17s for the same patient ID Re-attending between 3 & 9 months - Adults	767	4,175	18.4%	54.7%	52.6%	50.3%
% of FP17s for Band 1 Urgent Courses	401	6,395	6.3%	7.5%	9.1%	9.1%
% of FP17s Relating to Free Repair or Replacements	14	6,395	0.2%	0.9%	1.0%	0.8%
% of FP17s Relating to Continuations	52	6,395	0.8%	1.2%	1.2%	1.0%
% of Patients satisfied with the dentistry they have received	7	8	N/A	91.8%	91.6%	91.5%
% of Patients satisfied with the time they had to wait for an appointment	7	8	N/A	87.7%	88.3%	87.9%

\* This is based on patients treated on this contract for their most recent course of treatment. Figures in italics indicate the base number of FP17s or Patient Questionnaire responses are less than 100. N/A is shown where the base number of responses is less than 10 during the period. % is calculated as Quantity/Base number\*100

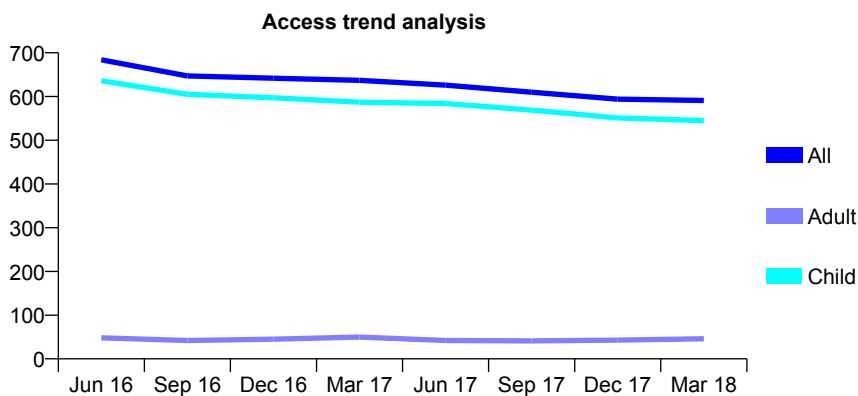
## Q50 - Vital Signs At a Glance Contract Report for 167037/0001 - March 2018

Name or company name	Scarcho Dental Practice Limited
Contract type name	GDS Contract
Purpose of contract	General
Contract start date	21/03/2013
Contract end date	

17/18 Contracted general activity (UDA)	1,100
Carry forward general activity (UDA)	-2
17/18 Contracted orthodontic activity (UOA)	0
Carry forward orthodontic activity (UOA)	0
Baseline contract value	£27,979.23

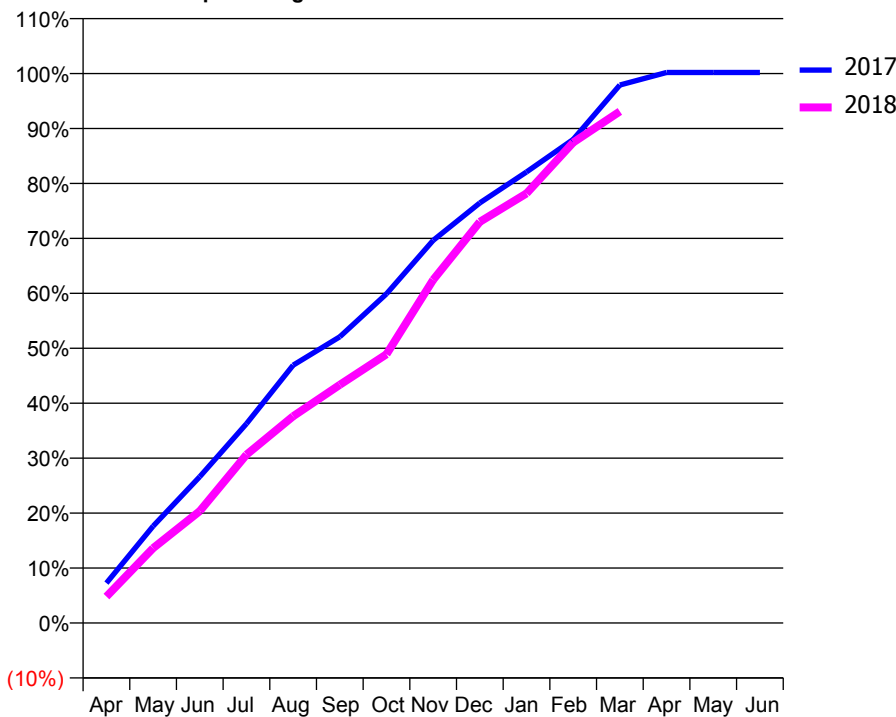
### ACCESS\*

Patients seen in 24 months	Total	Change since previous quarter
Quarter ending March 2017	637	
Quarter ending June 2017	626	↓
Quarter ending September 2017	610	↓
Quarter ending December 2017	594	↓
Quarter ending March 2018	591	→
<b>Variance since March 2017</b>	<b>(7.2%)</b>	<b>↓</b>



### ACTIVITY

Cumulative percentage of contracted UDA delivered 2017 & 2018



Month	Adjusted Scheduled Activity (UDA)	
	2017	2018
April	80	53
May	194	150
June	293	224
July	399	337
August	516	414
September	573	477
October	659	538
November	766	687
December	841	803
January	903	860
February	968	962
March	1,077	1,024
April	1,102	
May	1,102	
June	1,102	

### QUALITY

	Quantity	Base Number	Contract	AT	Region	England
% of FP17s for the same patient ID Re-attending within 3 months - Children	27	783	3.4%	9.8%	12.8%	11.9%
% of FP17s for the same patient ID Re-attending within 3 months - Adults	0	1	0.0%	13.5%	16.5%	16.0%
% of FP17s for the same patient ID Re-attending between 3 & 9 months - Children	504	783	64.4%	63.4%	59.7%	58.3%
% of FP17s for the same patient ID Re-attending between 3 & 9 months - Adults	0	1	0.0%	54.7%	52.6%	50.3%
% of FP17s for Band 1 Urgent Courses	0	761	0.0%	7.5%	9.1%	9.1%
% of FP17s Relating to Free Repair or Replacements	0	761	0.0%	0.9%	1.0%	0.8%
% of FP17s Relating to Continuations	2	761	0.3%	1.2%	1.2%	1.0%
% of Patients satisfied with the dentistry they have received	1	1	N/A	91.8%	91.6%	91.5%
% of Patients satisfied with the time they had to wait for an appointment	1	1	N/A	87.7%	88.3%	87.9%

\* This is based on patients treated on this contract for their most recent course of treatment. Figures in italics indicate the base number of FP17s or Patient Questionnaire responses are less than 100. N/A is shown where the base number of responses is less than 10 during the period. % is calculated as Quantity/Base number\*100

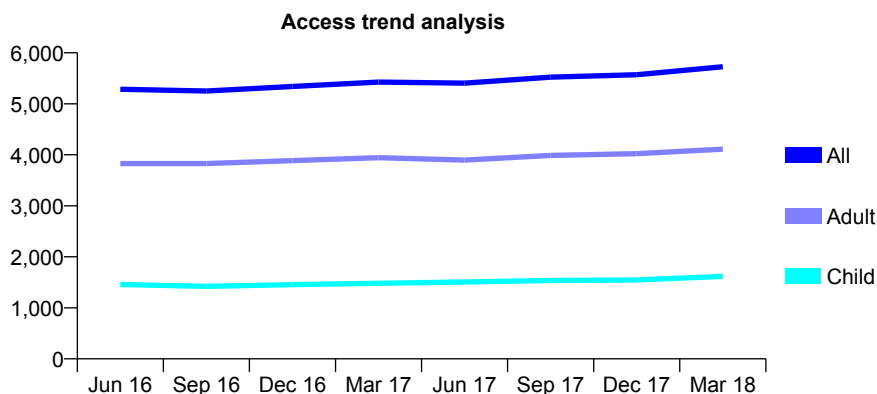
## Q50 - Vital Signs At a Glance Contract Report for 167150/0001 - March 2018

Name or company name	Harris Family Dental Practice
Contract type name	GDS Contract
Purpose of contract	General
Contract start date	09/08/2012
Contract end date	

17/18 Contracted general activity (UDA)	17,600
Carry forward general activity (UDA)	95
17/18 Contracted orthodontic activity (UOA)	0
Carry forward orthodontic activity (UOA)	0
Baseline contract value	£512,623.25

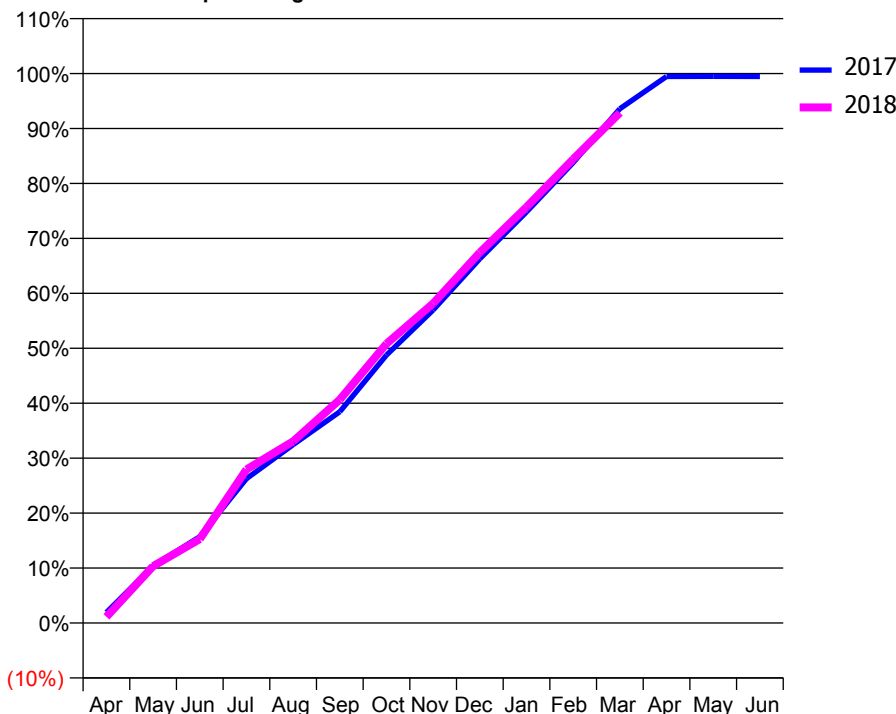
### ACCESS\*

Patients seen in 24 months	Total	Change since previous quarter
Quarter ending March 2017	5,426	
Quarter ending June 2017	5,404	→
Quarter ending September 2017	5,523	↑
Quarter ending December 2017	5,569	→
Quarter ending March 2018	5,727	↑
<b>Variance since March 2017</b>	<b>5.5%</b>	<b>↑</b>



### ACTIVITY

Cumulative percentage of contracted UDA delivered 2017 & 2018



Month	Adjusted Scheduled Activity (UDA)	
	2017	2018
April	340	198
May	1,828	1,822
June	2,764	2,690
July	4,623	4,920
August	5,713	5,819
September	6,767	7,155
October	8,585	8,947
November	10,028	10,234
December	11,665	11,868
January	13,165	13,324
February	14,747	14,856
March	16,473	16,343
April	17,505	
May	17,508	
June	17,505	

### QUALITY

	Quantity	Base Number	Contract	AT	Region	England
% of FP17s for the same patient ID Re-attending within 3 months - Children	98	2,439	4.0%	9.8%	12.8%	11.9%
% of FP17s for the same patient ID Re-attending within 3 months - Adults	676	6,240	10.8%	13.5%	16.5%	16.0%
% of FP17s for the same patient ID Re-attending between 3 & 9 months - Children	1,682	2,439	69.0%	63.4%	59.7%	58.3%
% of FP17s for the same patient ID Re-attending between 3 & 9 months - Adults	4,035	6,240	64.7%	54.7%	52.6%	50.3%
% of FP17s for Band 1 Urgent Courses	413	8,224	5.0%	7.5%	9.1%	9.1%
% of FP17s Relating to Free Repair or Replacements	78	8,224	0.9%	0.9%	1.0%	0.8%
% of FP17s Relating to Continuations	55	8,224	0.7%	1.2%	1.2%	1.0%
% of Patients satisfied with the dentistry they have received	8	9	N/A	91.8%	91.6%	91.5%
% of Patients satisfied with the time they had to wait for an appointment	8	9	N/A	87.7%	88.3%	87.9%

\* This is based on patients treated on this contract for their most recent course of treatment. Figures in italics indicate the base number of FP17s or Patient Questionnaire responses are less than 100. N/A is shown where the base number of responses is less than 10 during the period. % is calculated as Quantity/Base number\*100

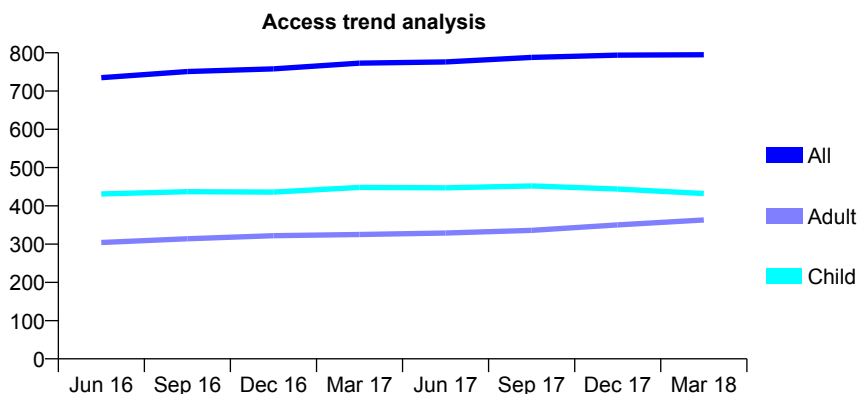
## Q50 - Vital Signs At a Glance Contract Report for 167347/0001 - March 2018

Name or company name	Clifton Dental Practice Limited
Contract type name	GDS Contract
Purpose of contract	General
Contract start date	01/04/2008
Contract end date	

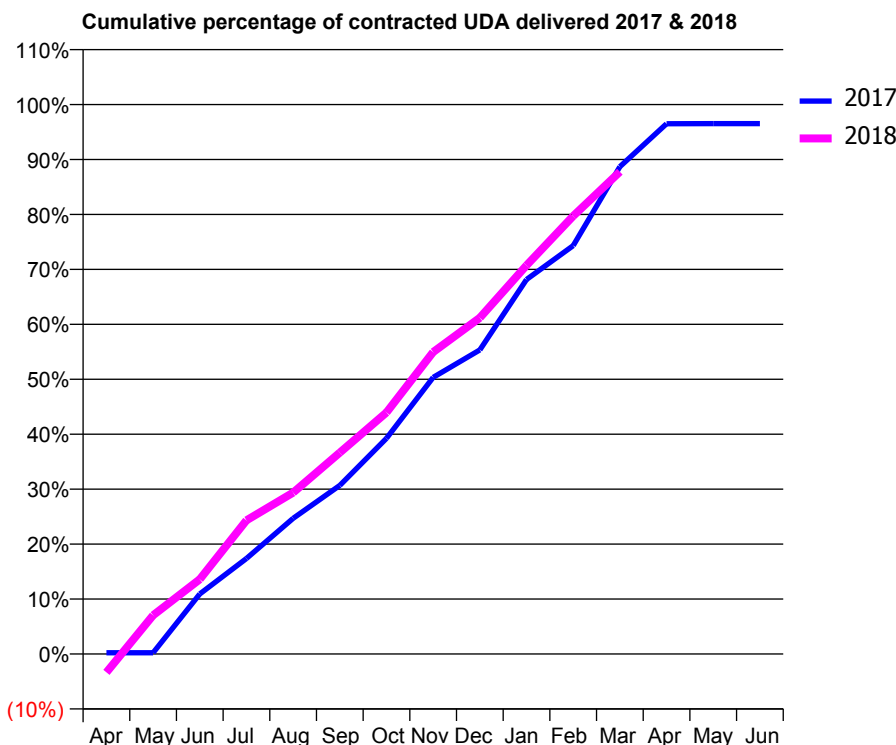
17/18 Contracted general activity (UDA)	2,700
Carry forward general activity (UDA)	94
17/18 Contracted orthodontic activity (UOA)	0
Carry forward orthodontic activity (UOA)	0
Baseline contract value	£80,193.56

### ACCESS\*

Patients seen in 24 months	Total	Change since previous quarter
Quarter ending March 2017	773	
Quarter ending June 2017	776	→
Quarter ending September 2017	788	→
Quarter ending December 2017	794	→
Quarter ending March 2018	795	→
<b>Variance since March 2017</b>	<b>2.8%</b>	<b>↑</b>



### ACTIVITY



Month	Adjusted Scheduled Activity (UDA)	
	2017	2018
April	6	-91
May	6	190
June	295	367
July	469	657
August	666	793
September	828	990
October	1,060	1,187
November	1,359	1,484
December	1,494	1,652
January	1,840	1,910
February	2,006	2,152
March	2,394	2,369
April	2,605	
May	2,606	
June	2,606	

### QUALITY

	Quantity	Base Number	Contract	AT	Region	England
% of FP17s for the same patient ID Re-attending within 3 months - Children	72	779	9.2%	9.8%	12.8%	11.9%
% of FP17s for the same patient ID Re-attending within 3 months - Adults	56	465	12.0%	13.5%	16.5%	16.0%
% of FP17s for the same patient ID Re-attending between 3 & 9 months - Children	581	779	74.6%	63.4%	59.7%	58.3%
% of FP17s for the same patient ID Re-attending between 3 & 9 months - Adults	313	465	67.3%	54.7%	52.6%	50.3%
% of FP17s for Band 1 Urgent Courses	27	1,164	2.3%	7.5%	9.1%	9.1%
% of FP17s Relating to Free Repair or Replacements	2	1,164	0.2%	0.9%	1.0%	0.8%
% of FP17s Relating to Continuations	3	1,164	0.3%	1.2%	1.2%	1.0%
% of Patients satisfied with the dentistry they have received	2	2	N/A	91.8%	91.6%	91.5%
% of Patients satisfied with the time they had to wait for an appointment	2	2	N/A	87.7%	88.3%	87.9%

\* This is based on patients treated on this contract for their most recent course of treatment. Figures in italics indicate the base number of FP17s or Patient Questionnaire responses are less than 100. N/A is shown where the base number of responses is less than 10 during the period. % is calculated as Quantity/Base number\*100

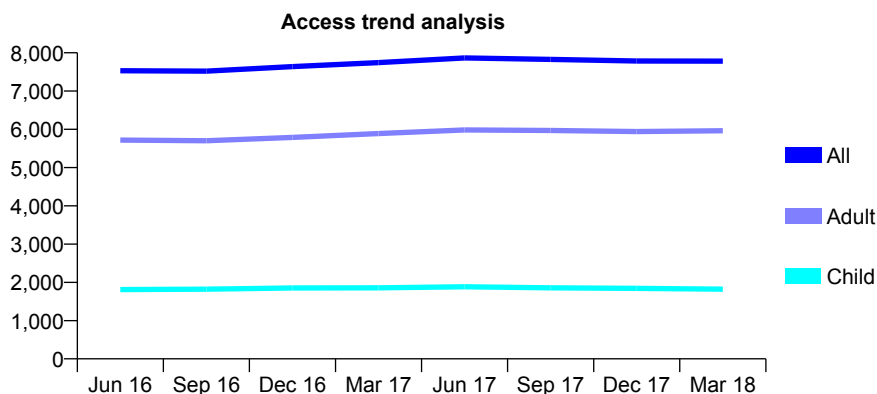
## Q50 - Vital Signs At a Glance Contract Report for 169781/0001 - March 2018

Name or company name	Scunthorpe Health Club Limited
Contract type name	GDS Contract
Purpose of contract	General
Contract start date	01/09/2007
Contract end date	

17/18 Contracted general activity (UDA)	18,030
Carry forward general activity (UDA)	-361
17/18 Contracted orthodontic activity (UOA)	0
Carry forward orthodontic activity (UOA)	0
Baseline contract value	£562,922.57

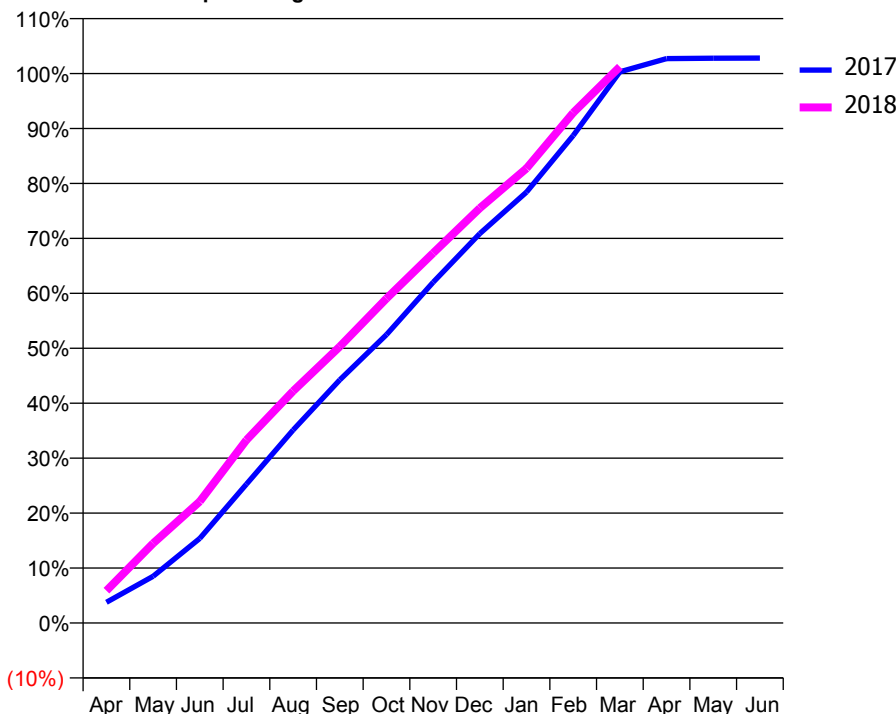
### ACCESS\*

Patients seen in 24 months	Total	Change since previous quarter
Quarter ending March 2017	7,744	
Quarter ending June 2017	7,867	→
Quarter ending September 2017	7,827	→
Quarter ending December 2017	7,784	→
Quarter ending March 2018	7,781	→
<b>Variance since March 2017</b>	<b>0.5%</b>	<b>→</b>



### ACTIVITY

Cumulative percentage of contracted UDA delivered 2017 & 2018



Month	Adjusted Scheduled Activity (UDA)	
	2017	2018
April	679	1,061
May	1,532	2,616
June	2,778	3,986
July	4,559	6,006
August	6,332	7,611
September	7,978	9,073
October	9,463	10,648
November	11,181	12,139
December	12,780	13,615
January	14,138	14,918
February	15,995	16,744
March	18,086	18,252
April	18,517	
May	18,530	
June	18,534	

### QUALITY

	Quantity	Base Number	Contract	AT	Region	England
% of FP17s for the same patient ID Re-attending within 3 months - Children	127	2,328	5.5%	9.8%	12.8%	11.9%
% of FP17s for the same patient ID Re-attending within 3 months - Adults	940	6,866	13.7%	13.5%	16.5%	16.0%
% of FP17s for the same patient ID Re-attending between 3 & 9 months - Children	1,242	2,328	53.4%	63.4%	59.7%	58.3%
% of FP17s for the same patient ID Re-attending between 3 & 9 months - Adults	2,131	6,866	31.0%	54.7%	52.6%	50.3%
% of FP17s for Band 1 Urgent Courses	1,424	8,990	15.8%	7.5%	9.1%	9.1%
% of FP17s Relating to Free Repair or Replacements	15	8,990	0.2%	0.9%	1.0%	0.8%
% of FP17s Relating to Continuations	20	8,990	0.2%	1.2%	1.2%	1.0%
% of Patients satisfied with the dentistry they have received	8	10	80.0%	91.8%	91.6%	91.5%
% of Patients satisfied with the time they had to wait for an appointment	8	10	80.0%	87.7%	88.3%	87.9%

\* This is based on patients treated on this contract for their most recent course of treatment. Figures in italics indicate the base number of FP17s or Patient Questionnaire responses are less than 100. N/A is shown where the base number of responses is less than 10 during the period. % is calculated as Quantity/Base number\*100

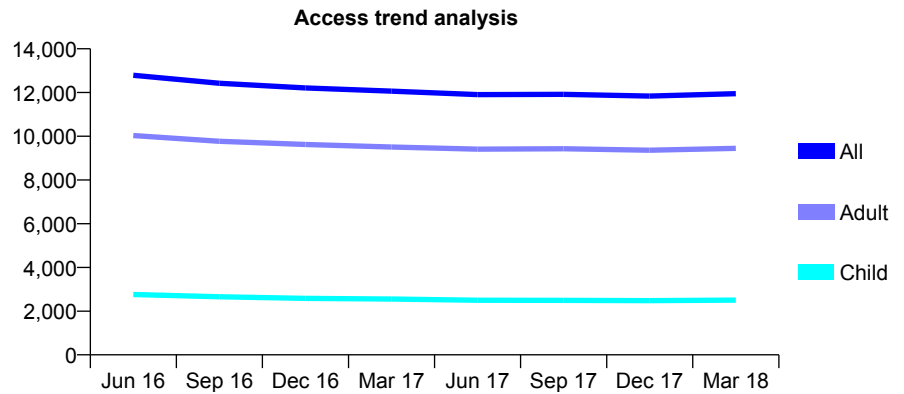
## Q50 - Vital Signs At a Glance Contract Report for 170550/0001 - March 2018

Name or company name	V I Dental Centre
Contract type name	GDS Contract
Purpose of contract	General
Contract start date	01/04/2009
Contract end date	

17/18 Contracted general activity (UDA)	37,493
Carry forward general activity (UDA)	0
17/18 Contracted orthodontic activity (UOA)	0
Carry forward orthodontic activity (UOA)	0
Baseline contract value	£1,127,007.58

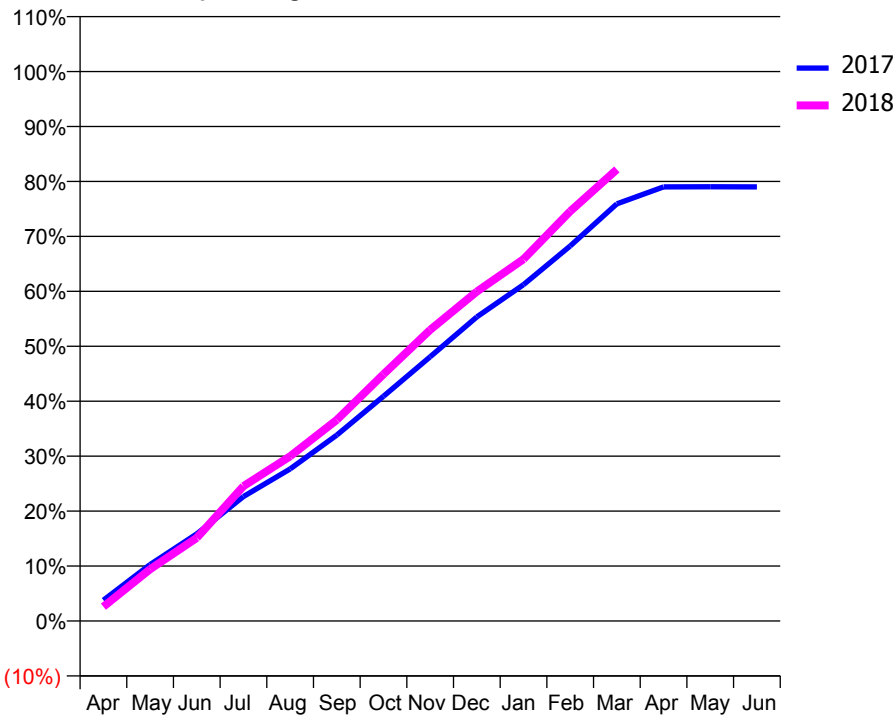
### ACCESS\*

Patients seen in 24 months	Total	Change since previous quarter
Quarter ending March 2017	12,062	
Quarter ending June 2017	11,906	↓
Quarter ending September 2017	11,918	→
Quarter ending December 2017	11,837	→
Quarter ending March 2018	11,949	→
<b>Variance since March 2017</b>	<b>(0.9%)</b>	→



### ACTIVITY

Cumulative percentage of contracted UDA delivered 2017 & 2018



Month	Adjusted Scheduled Activity (UDA)	
	2017	2018
April	1,626	982
May	4,401	3,536
June	6,795	5,670
July	9,717	9,202
August	11,863	11,244
September	14,505	13,725
October	17,540	16,839
November	20,617	19,867
December	23,724	22,480
January	26,241	24,689
February	29,263	27,953
March	32,545	30,808
April	33,875	
May	33,881	
June	33,873	

### QUALITY

	Quantity	Base Number	Contract	AT	Region	England
% of FP17s for the same patient ID Re-attending within 3 months - Children	157	3,553	4.4%	9.8%	12.8%	11.9%
% of FP17s for the same patient ID Re-attending within 3 months - Adults	1,084	13,098	8.3%	13.5%	16.5%	16.0%
% of FP17s for the same patient ID Re-attending between 3 & 9 months - Children	2,099	3,553	59.1%	63.4%	59.7%	58.3%
% of FP17s for the same patient ID Re-attending between 3 & 9 months - Adults	7,373	13,098	56.3%	54.7%	52.6%	50.3%
% of FP17s for Band 1 Urgent Courses	756	16,039	4.7%	7.5%	9.1%	9.1%
% of FP17s Relating to Free Repair or Replacements	74	16,039	0.5%	0.9%	1.0%	0.8%
% of FP17s Relating to Continuations	175	16,039	1.1%	1.2%	1.2%	1.0%
% of Patients satisfied with the dentistry they have received	19	19	100.0%	91.8%	91.6%	91.5%
% of Patients satisfied with the time they had to wait for an appointment	17	19	89.5%	87.7%	88.3%	87.9%

\* This is based on patients treated on this contract for their most recent course of treatment. Figures in italics indicate the base number of FP17s or Patient Questionnaire responses are less than 100. N/A is shown where the base number of responses is less than 10 during the period. % is calculated as Quantity/Base number\*100

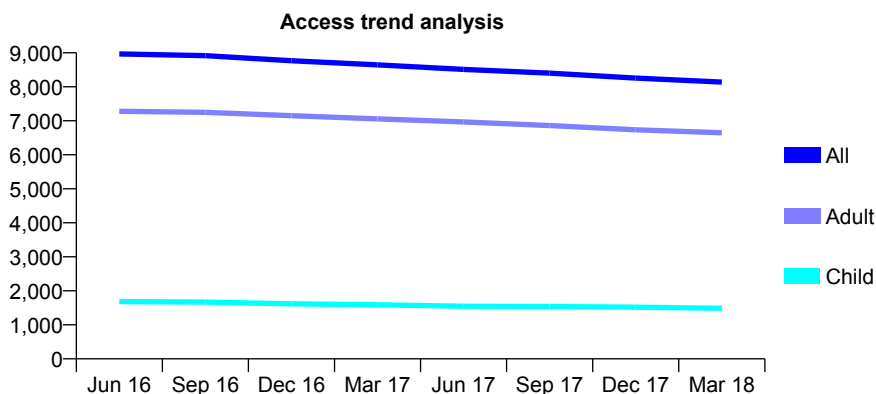
## Q50 - Vital Signs At a Glance Contract Report for 170690/0001 - March 2018

Name or company name	Church House Dental Practice
Contract type name	GDS Contract
Purpose of contract	General and Orthodontic
Contract start date	18/03/2014
Contract end date	

17/18 Contracted general activity (UDA)	26,382
Carry forward general activity (UDA)	0
17/18 Contracted orthodontic activity (UOA)	900
Carry forward orthodontic activity (UOA)	5
Baseline contract value	£894,529.24

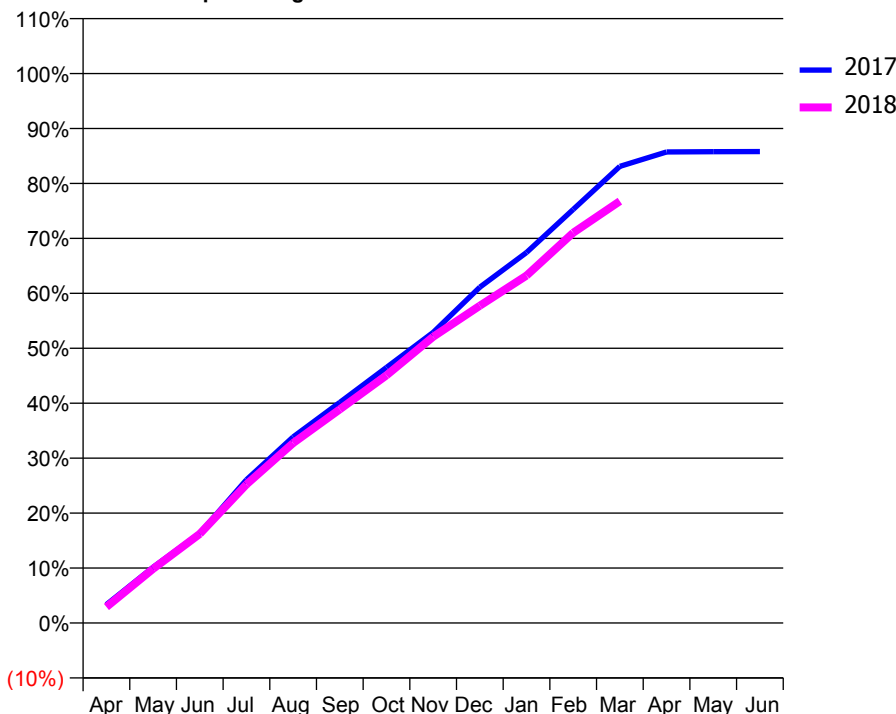
### ACCESS\*

Patients seen in 24 months	Total	Change since previous quarter
Quarter ending March 2017	8,647	
Quarter ending June 2017	8,512	↓
Quarter ending September 2017	8,400	↓
Quarter ending December 2017	8,256	↓
Quarter ending March 2018	8,138	↓
<b>Variance since March 2017</b>	<b>(5.9%)</b>	<b>↓</b>



### ACTIVITY

Cumulative percentage of contracted UDA delivered 2017 & 2018



Month	Adjusted Scheduled Activity (UDA)	
	2017	2018
April	884	771
May	2,676	2,600
June	4,310	4,280
July	6,878	6,654
August	8,931	8,637
September	10,592	10,262
October	12,269	11,892
November	13,951	13,745
December	16,122	15,237
January	17,790	16,678
February	19,853	18,734
March	21,927	20,255
April	22,616	
May	22,630	
June	22,637	

### QUALITY

	Quantity	Base Number	Contract	AT	Region	England
% of FP17s for the same patient ID Re-attending within 3 months - Children	176	2,263	7.8%	9.8%	12.8%	11.9%
% of FP17s for the same patient ID Re-attending within 3 months - Adults	922	8,311	11.1%	13.5%	16.5%	16.0%
% of FP17s for the same patient ID Re-attending between 3 & 9 months - Children	1,302	2,263	57.5%	63.4%	59.7%	58.3%
% of FP17s for the same patient ID Re-attending between 3 & 9 months - Adults	3,279	8,311	39.5%	54.7%	52.6%	50.3%
% of FP17s for Band 1 Urgent Courses	667	10,176	6.6%	7.5%	9.1%	9.1%
% of FP17s Relating to Free Repair or Replacements	86	10,176	0.8%	0.9%	1.0%	0.8%
% of FP17s Relating to Continuations	163	10,176	1.6%	1.2%	1.2%	1.0%
% of Patients satisfied with the dentistry they have received	13	13	100.0%	91.8%	91.6%	91.5%
% of Patients satisfied with the time they had to wait for an appointment	11	13	84.6%	87.7%	88.3%	87.9%

\* This is based on patients treated on this contract for their most recent course of treatment. Figures in italics indicate the base number of FP17s or Patient Questionnaire responses are less than 100. N/A is shown where the base number of responses is less than 10 during the period. % is calculated as Quantity/Base number\*100



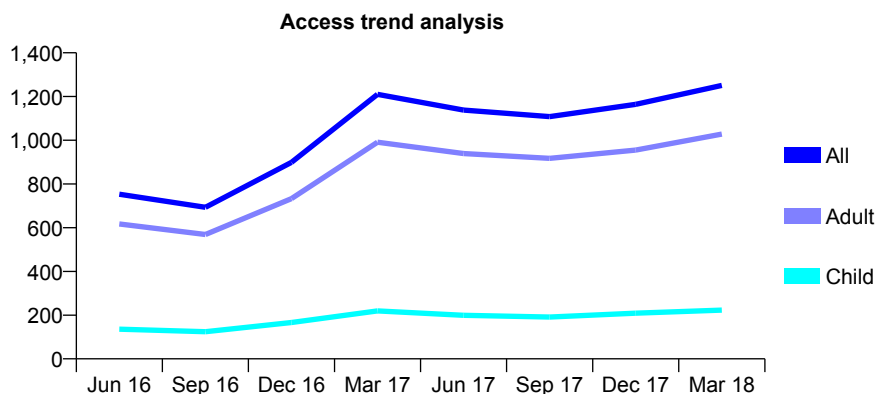
## Q50 - Vital Signs At a Glance Contract Report for 171344/0002 - March 2018

Name or company name	Ishak Practices Ltd
Contract type name	GDS Contract
Purpose of contract	General
Contract start date	06/05/2015
Contract end date	

17/18 Contracted general activity (UDA)	4,500
Carry forward general activity (UDA)	0
17/18 Contracted orthodontic activity (UOA)	0
Carry forward orthodontic activity (UOA)	0
Baseline contract value	£184,942.01

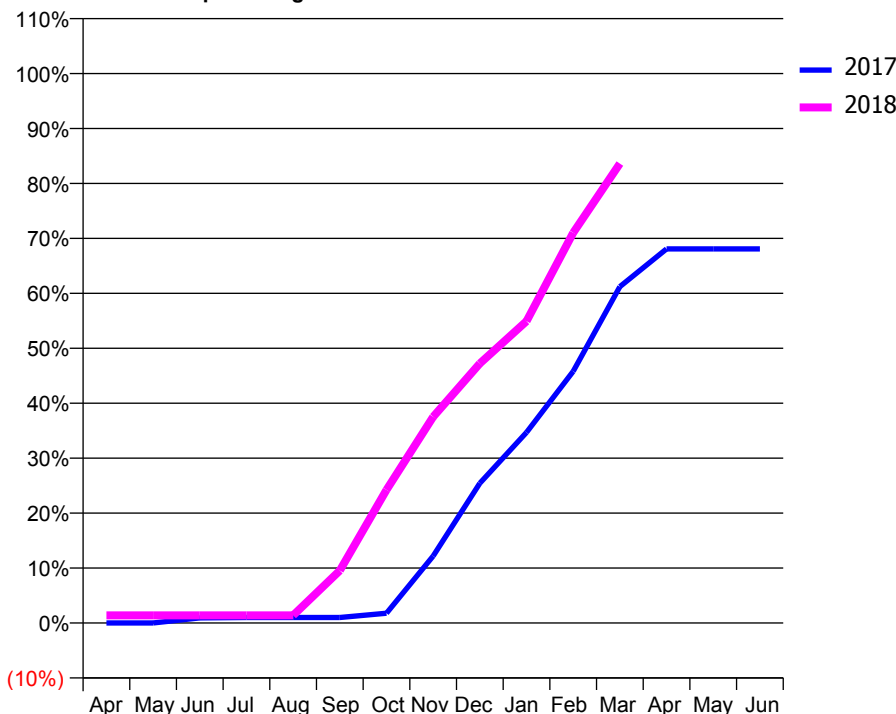
### ACCESS\*

Patients seen in 24 months	Total	Change since previous quarter
Quarter ending March 2017	1,210	
Quarter ending June 2017	1,138	↓
Quarter ending September 2017	1,108	↓
Quarter ending December 2017	1,164	↑
Quarter ending March 2018	1,251	↑
<b>Variance since March 2017</b>	<b>3.4%</b>	<b>↑</b>



### ACTIVITY

Cumulative percentage of contracted UDA delivered 2017 & 2018



Month	Adjusted Scheduled Activity (UDA)	
	2017	2018
April	0	63
May	0	63
June	42	63
July	45	63
August	45	63
September	45	430
October	80	1,091
November	549	1,689
December	1,145	2,126
January	1,561	2,472
February	2,061	3,196
March	2,755	3,762
April	3,064	
May	3,064	
June	3,064	

### QUALITY

	Quantity	Base Number	Contract	AT	Region	England
% of FP17s for the same patient ID Re-attending within 3 months - Children	9	225	4.0%	9.8%	12.8%	11.9%
% of FP17s for the same patient ID Re-attending within 3 months - Adults	155	1,102	14.1%	13.5%	16.5%	16.0%
% of FP17s for the same patient ID Re-attending between 3 & 9 months - Children	90	225	40.0%	63.4%	59.7%	58.3%
% of FP17s for the same patient ID Re-attending between 3 & 9 months - Adults	349	1,102	31.7%	54.7%	52.6%	50.3%
% of FP17s for Band 1 Urgent Courses	187	1,217	15.4%	7.5%	9.1%	9.1%
% of FP17s Relating to Free Repair or Replacements	0	1,217	0.0%	0.9%	1.0%	0.8%
% of FP17s Relating to Continuations	3	1,217	0.2%	1.2%	1.2%	1.0%
% of Patients satisfied with the dentistry they have received	3	4	N/A	91.8%	91.6%	91.5%
% of Patients satisfied with the time they had to wait for an appointment	4	4	N/A	87.7%	88.3%	87.9%

\* This is based on patients treated on this contract for their most recent course of treatment. Figures in italics indicate the base number of FP17s or Patient Questionnaire responses are less than 100. N/A is shown where the base number of responses is less than 10 during the period. % is calculated as Quantity/Base number\*100

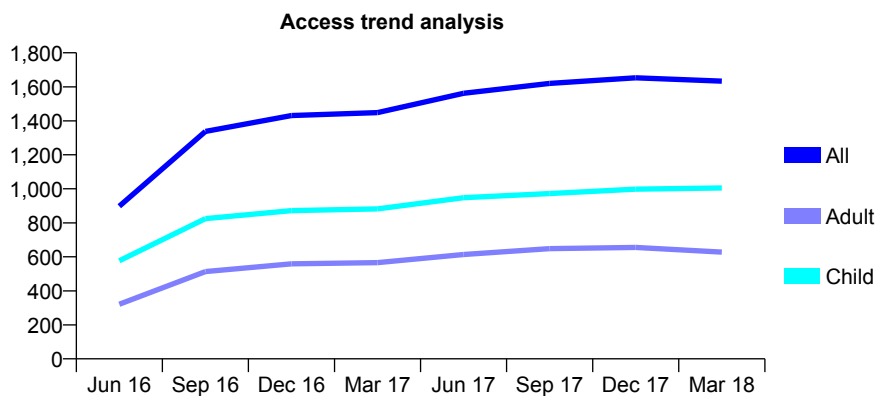
## Q50 - Vital Signs At a Glance Contract Report for 173320/0001 - March 2018

Name or company name	Malpas House Family Dental Practice
Contract type name	GDS Contract
Purpose of contract	General
Contract start date	01/12/2015
Contract end date	

17/18 Contracted general activity (UDA)	4,000
Carry forward general activity (UDA)	-80
17/18 Contracted orthodontic activity (UOA)	0
Carry forward orthodontic activity (UOA)	0
Baseline contract value	£99,967.54

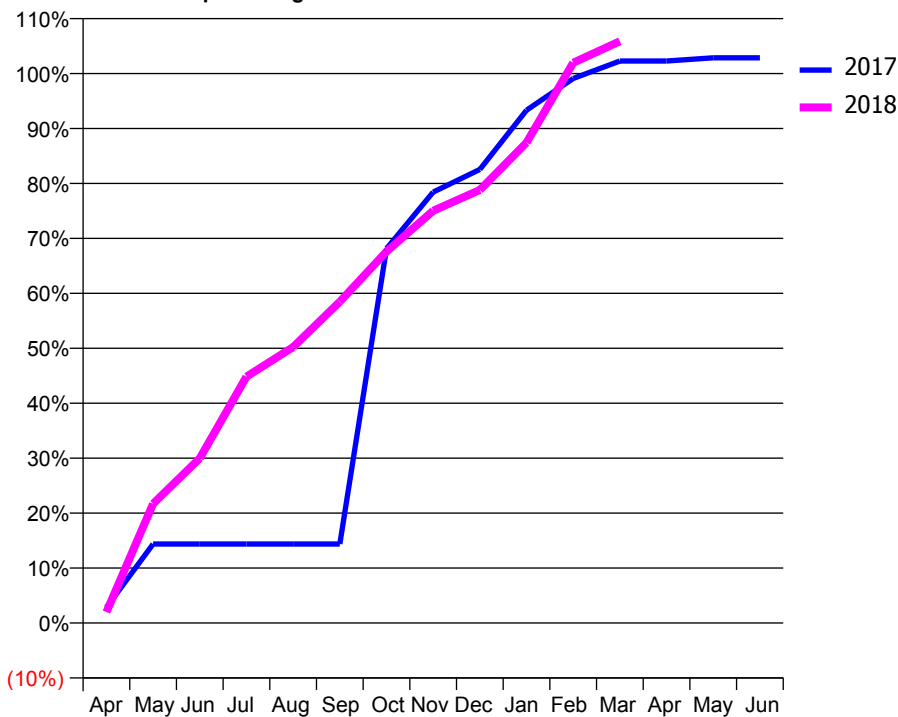
### ACCESS\*

Patients seen in 24 months	Total	Change since previous quarter
Quarter ending March 2017	1,448	
Quarter ending June 2017	1,562	↑
Quarter ending September 2017	1,620	↑
Quarter ending December 2017	1,653	↑
Quarter ending March 2018	1,633	↓
<b>Variance since March 2017</b>	<b>12.8%</b>	<b>↑</b>



### ACTIVITY

Cumulative percentage of contracted UDA delivered 2017 & 2018



Month	Adjusted Scheduled Activity (UDA)	
	2017	2018
April	114	80
May	576	869
June	576	1,199
July	576	1,793
August	576	2,009
September	576	2,338
October	2,726	2,704
November	3,137	3,001
December	3,301	3,152
January	3,732	3,497
February	3,964	4,078
March	4,091	4,235
April	4,091	
May	4,114	
June	4,114	

### QUALITY

	Quantity	Base Number	Contract	AT	Region	England
% of FP17s for the same patient ID Re-attending within 3 months - Children	142	1,689	8.4%	9.8%	12.8%	11.9%
% of FP17s for the same patient ID Re-attending within 3 months - Adults	137	750	18.3%	13.5%	16.5%	16.0%
% of FP17s for the same patient ID Re-attending between 3 & 9 months - Children	1,065	1,689	63.1%	63.4%	59.7%	58.3%
% of FP17s for the same patient ID Re-attending between 3 & 9 months - Adults	430	750	57.3%	54.7%	52.6%	50.3%
% of FP17s for Band 1 Urgent Courses	135	2,420	5.6%	7.5%	9.1%	9.1%
% of FP17s Relating to Free Repair or Replacements	6	2,420	0.2%	0.9%	1.0%	0.8%
% of FP17s Relating to Continuations	36	2,420	1.5%	1.2%	1.2%	1.0%
% of Patients satisfied with the dentistry they have received	4	4	N/A	91.8%	91.6%	91.5%
% of Patients satisfied with the time they had to wait for an appointment	4	4	N/A	87.7%	88.3%	87.9%

\* This is based on patients treated on this contract for their most recent course of treatment. Figures in italics indicate the base number of FP17s or Patient Questionnaire responses are less than 100. N/A is shown where the base number of responses is less than 10 during the period. % is calculated as Quantity/Base number\*100

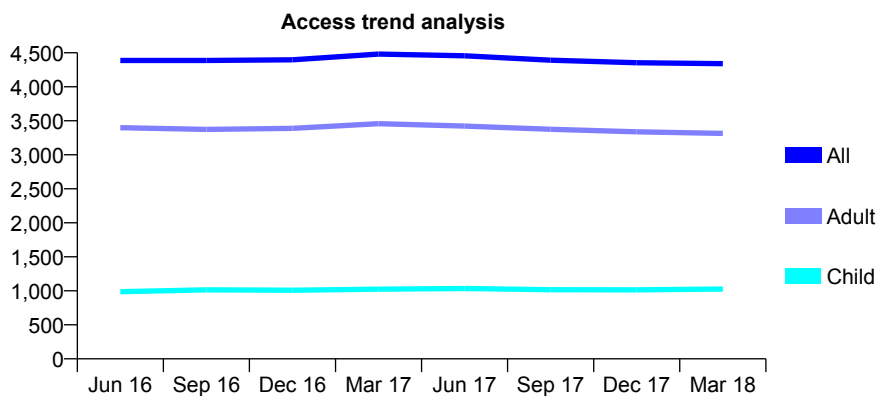
## Q50 - Vital Signs At a Glance Contract Report for 173592/0002 - March 2018

Name or company name	Pearl Smile Limited
Contract type name	GDS Contract
Purpose of contract	General
Contract start date	30/04/2010
Contract end date	

17/18 Contracted general activity (UDA)	12,576
Carry forward general activity (UDA)	-24
17/18 Contracted orthodontic activity (UOA)	0
Carry forward orthodontic activity (UOA)	0
Baseline contract value	£398,212.19

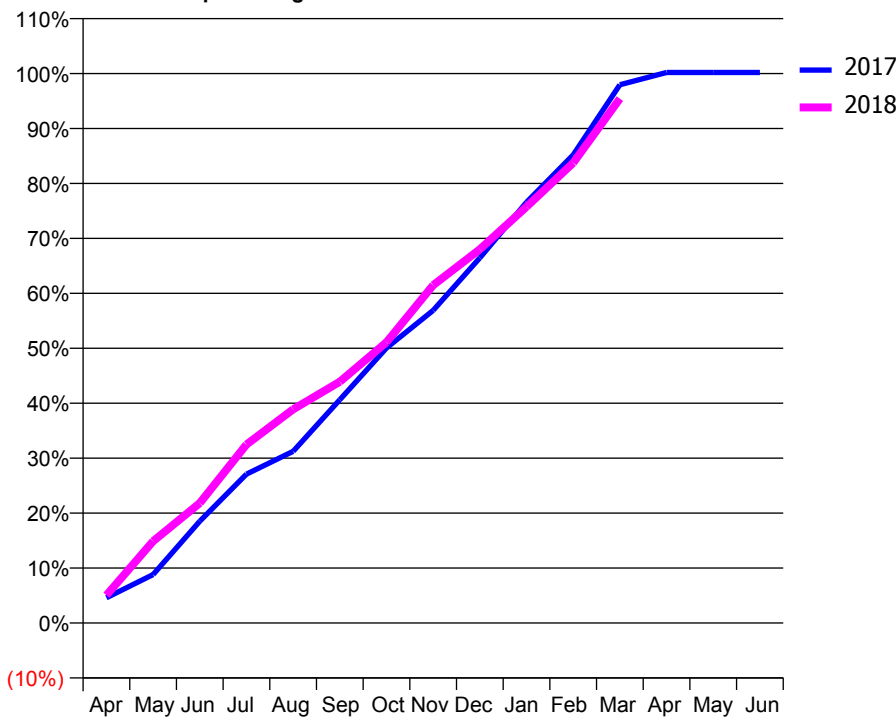
### ACCESS\*

Patients seen in 24 months	Total	Change since previous quarter
Quarter ending March 2017	4,481	
Quarter ending June 2017	4,456	→
Quarter ending September 2017	4,392	↓
Quarter ending December 2017	4,353	→
Quarter ending March 2018	4,341	→
<b>Variance since March 2017</b>	<b>(3.1%)</b>	<b>↓</b>



### ACTIVITY

Cumulative percentage of contracted UDA delivered 2017 & 2018



Month	Adjusted Scheduled Activity (UDA)	
	2017	2018
April	577	635
May	1,108	1,873
June	2,331	2,744
July	3,409	4,083
August	3,929	4,892
September	5,109	5,521
October	6,293	6,425
November	7,155	7,731
December	8,358	8,553
January	9,629	9,526
February	10,713	10,531
March	12,317	12,000
April	12,600	
May	12,600	
June	12,600	

### QUALITY

	Quantity	Base Number	Contract	AT	Region	England
% of FP17s for the same patient ID Re-attending within 3 months - Children	80	1,515	5.3%	9.8%	12.8%	11.9%
% of FP17s for the same patient ID Re-attending within 3 months - Adults	433	4,627	9.4%	13.5%	16.5%	16.0%
% of FP17s for the same patient ID Re-attending between 3 & 9 months - Children	1,003	1,515	66.2%	63.4%	59.7%	58.3%
% of FP17s for the same patient ID Re-attending between 3 & 9 months - Adults	2,979	4,627	64.4%	54.7%	52.6%	50.3%
% of FP17s for Band 1 Urgent Courses	363	6,038	6.0%	7.5%	9.1%	9.1%
% of FP17s Relating to Free Repair or Replacements	105	6,038	1.7%	0.9%	1.0%	0.8%
% of FP17s Relating to Continuations	16	6,038	0.3%	1.2%	1.2%	1.0%
% of Patients satisfied with the dentistry they have received	14	15	93.3%	91.8%	91.6%	91.5%
% of Patients satisfied with the time they had to wait for an appointment	15	15	100.0%	87.7%	88.3%	87.9%

\* This is based on patients treated on this contract for their most recent course of treatment. Figures in italics indicate the base number of FP17s or Patient Questionnaire responses are less than 100. N/A is shown where the base number of responses is less than 10 during the period. % is calculated as Quantity/Base number\*100

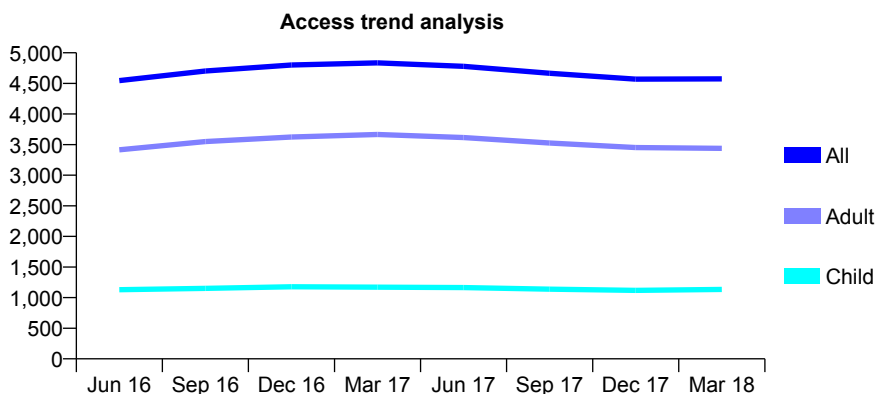
## Q50 - Vital Signs At a Glance Contract Report for 174777/0001 - March 2018

Name or company name	Perfect 32 Dentistry
Contract type name	GDS Contract
Purpose of contract	General
Contract start date	10/04/2015
Contract end date	

17/18 Contracted general activity (UDA)	12,300
Carry forward general activity (UDA)	73
17/18 Contracted orthodontic activity (UOA)	0
Carry forward orthodontic activity (UOA)	0
Baseline contract value	£357,427.77

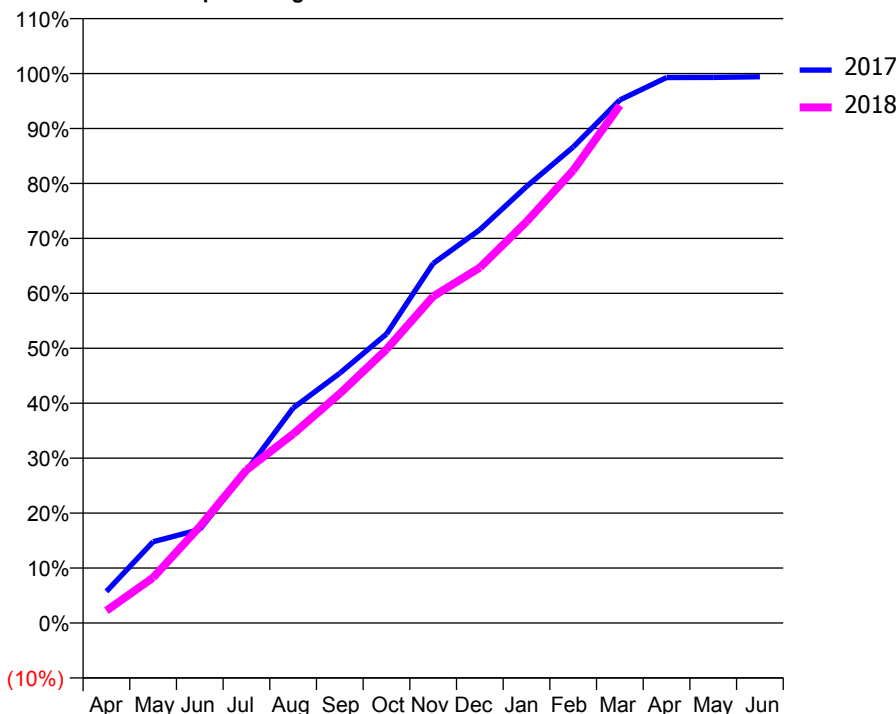
### ACCESS\*

Patients seen in 24 months	Total	Change since previous quarter
Quarter ending March 2017	4,836	
Quarter ending June 2017	4,779	↓
Quarter ending September 2017	4,666	↓
Quarter ending December 2017	4,570	↓
Quarter ending March 2018	4,573	→
<b>Variance since March 2017</b>	<b>(5.4%)</b>	<b>↓</b>



### ACTIVITY

Cumulative percentage of contracted UDA delivered 2017 & 2018



Month	Adjusted Scheduled Activity (UDA)	
	2017	2018
April	707	276
May	1,818	1,016
June	2,095	2,160
July	3,412	3,424
August	4,814	4,231
September	5,592	5,134
October	6,471	6,125
November	8,049	7,313
December	8,804	7,956
January	9,771	8,983
February	10,655	10,131
March	11,708	11,584
April	12,210	
May	12,213	
June	12,227	

### QUALITY

	Quantity	Base Number	Contract	AT	Region	England
% of FP17s for the same patient ID Re-attending within 3 months - Children	101	1,715	5.9%	9.8%	12.8%	11.9%
% of FP17s for the same patient ID Re-attending within 3 months - Adults	448	4,750	9.4%	13.5%	16.5%	16.0%
% of FP17s for the same patient ID Re-attending between 3 & 9 months - Children	1,019	1,715	59.4%	63.4%	59.7%	58.3%
% of FP17s for the same patient ID Re-attending between 3 & 9 months - Adults	2,865	4,750	60.3%	54.7%	52.6%	50.3%
% of FP17s for Band 1 Urgent Courses	462	6,174	7.5%	7.5%	9.1%	9.1%
% of FP17s Relating to Free Repair or Replacements	73	6,174	1.2%	0.9%	1.0%	0.8%
% of FP17s Relating to Continuations	22	6,174	0.4%	1.2%	1.2%	1.0%
% of Patients satisfied with the dentistry they have received	2	2	N/A	91.8%	91.6%	91.5%
% of Patients satisfied with the time they had to wait for an appointment	2	2	N/A	87.7%	88.3%	87.9%

\* This is based on patients treated on this contract for their most recent course of treatment. Figures in italics indicate the base number of FP17s or Patient Questionnaire responses are less than 100. N/A is shown where the base number of responses is less than 10 during the period. % is calculated as Quantity/Base number\*100

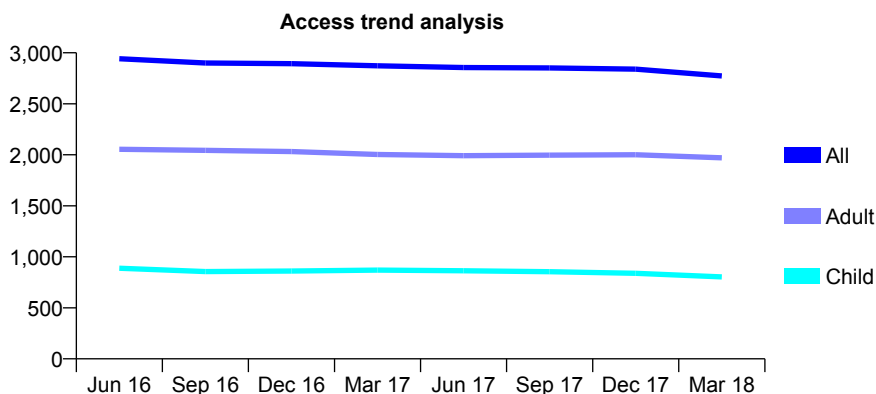
## Q50 - Vital Signs At a Glance Contract Report for 175838/0001 - March 2018

Name or company name	Mr R A FROST & Mr N J RANNS
Contract type name	GDS Contract
Purpose of contract	General
Contract start date	01/05/2012
Contract end date	

17/18 Contracted general activity (UDA)	7,505
Carry forward general activity (UDA)	-144
17/18 Contracted orthodontic activity (UOA)	0
Carry forward orthodontic activity (UOA)	0
Baseline contract value	£212,462.71

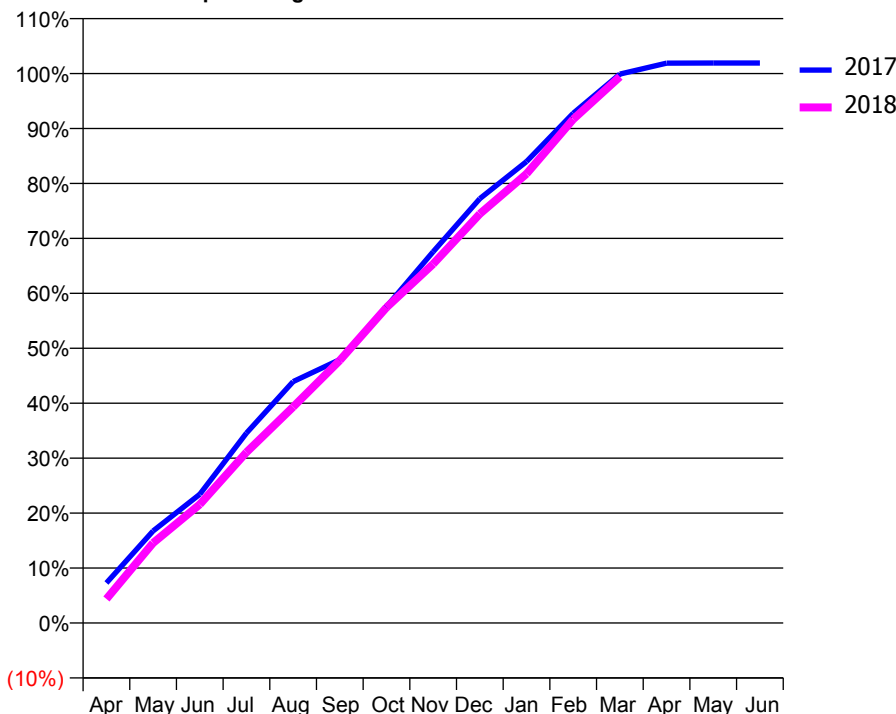
### ACCESS\*

Patients seen in 24 months	Total	Change since previous quarter
Quarter ending March 2017	2,873	
Quarter ending June 2017	2,855	→
Quarter ending September 2017	2,851	→
Quarter ending December 2017	2,840	→
Quarter ending March 2018	2,773	↓
<b>Variance since March 2017</b>	<b>(3.5%)</b>	<b>↓</b>



### ACTIVITY

Cumulative percentage of contracted UDA delivered 2017 & 2018



Month	Adjusted Scheduled Activity (UDA)	
	2017	2018
April	548	329
May	1,258	1,094
June	1,758	1,619
July	2,595	2,331
August	3,298	2,952
September	3,598	3,587
October	4,321	4,309
November	5,072	4,903
December	5,797	5,589
January	6,302	6,136
February	6,961	6,881
March	7,498	7,460
April	7,646	
May	7,648	
June	7,649	

### QUALITY

	Quantity	Base Number	Contract	AT	Region	England
% of FP17s for the same patient ID Re-attending within 3 months - Children	61	1,230	5.0%	9.8%	12.8%	11.9%
% of FP17s for the same patient ID Re-attending within 3 months - Adults	326	2,854	11.4%	13.5%	16.5%	16.0%
% of FP17s for the same patient ID Re-attending between 3 & 9 months - Children	873	1,230	71.0%	63.4%	59.7%	58.3%
% of FP17s for the same patient ID Re-attending between 3 & 9 months - Adults	1,835	2,854	64.3%	54.7%	52.6%	50.3%
% of FP17s for Band 1 Urgent Courses	225	3,978	5.7%	7.5%	9.1%	9.1%
% of FP17s Relating to Free Repair or Replacements	14	3,978	0.4%	0.9%	1.0%	0.8%
% of FP17s Relating to Continuations	24	3,978	0.6%	1.2%	1.2%	1.0%
% of Patients satisfied with the dentistry they have received	4	4	N/A	91.8%	91.6%	91.5%
% of Patients satisfied with the time they had to wait for an appointment	4	4	N/A	87.7%	88.3%	87.9%

\* This is based on patients treated on this contract for their most recent course of treatment. Figures in italics indicate the base number of FP17s or Patient Questionnaire responses are less than 100. N/A is shown where the base number of responses is less than 10 during the period. % is calculated as Quantity/Base number\*100

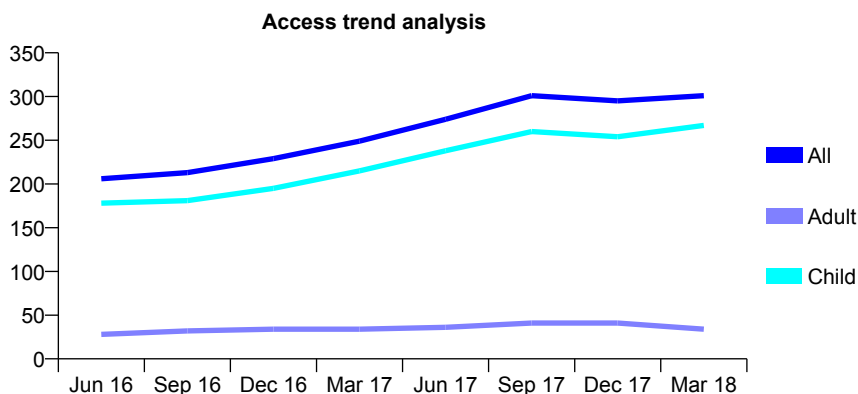
## Q50 - Vital Signs At a Glance Contract Report for 177032/0001 - March 2018

Name or company name	Orchard House Dental Care
Contract type name	GDS Contract
Purpose of contract	General and Orthodontic
Contract start date	01/04/2015
Contract end date	

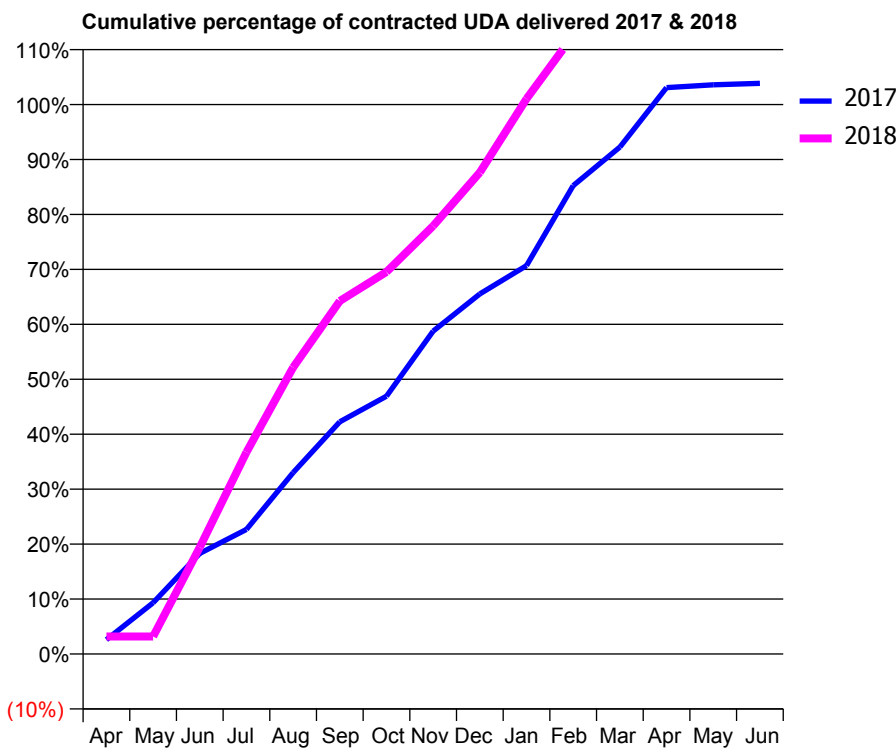
17/18 Contracted general activity (UDA)	390
Carry forward general activity (UDA)	-8
17/18 Contracted orthodontic activity (UOA)	134
Carry forward orthodontic activity (UOA)	0
Baseline contract value	£27,789.28

### ACCESS\*

Patients seen in 24 months	Total	Change since previous quarter
Quarter ending March 2017	249	
Quarter ending June 2017	274	↑
Quarter ending September 2017	301	↑
Quarter ending December 2017	295	↓
Quarter ending March 2018	301	↑
<b>Variance since March 2017</b>	<b>20.9%</b>	<b>↑</b>



### ACTIVITY



Month	Adjusted Scheduled Activity (UDA)	
	2017	2018
April	10	12
May	36	12
June	71	76
July	88	143
August	129	203
September	165	251
October	183	271
November	229	304
December	256	342
January	276	394
February	332	439
March	360	500
April	402	
May	404	
June	405	

### QUALITY

	Quantity	Base Number	Contract	AT	Region	England
% of FP17s for the same patient ID Re-attending within 3 months - Children	33	471	7.0%	9.8%	12.8%	11.9%
% of FP17s for the same patient ID Re-attending within 3 months - Adults	0	14	0.0%	13.5%	16.5%	16.0%
% of FP17s for the same patient ID Re-attending between 3 & 9 months - Children	212	471	45.0%	63.4%	59.7%	58.3%
% of FP17s for the same patient ID Re-attending between 3 & 9 months - Adults	5	14	35.7%	54.7%	52.6%	50.3%
% of FP17s for Band 1 Urgent Courses	15	349	4.3%	7.5%	9.1%	9.1%
% of FP17s Relating to Free Repair or Replacements	0	349	0.0%	0.9%	1.0%	0.8%
% of FP17s Relating to Continuations	0	349	0.0%	1.2%	1.2%	1.0%
% of Patients satisfied with the dentistry they have received	3	3	N/A	91.8%	91.6%	91.5%
% of Patients satisfied with the time they had to wait for an appointment	3	3	N/A	87.7%	88.3%	87.9%

\* This is based on patients treated on this contract for their most recent course of treatment. Figures in italics indicate the base number of FP17s or Patient Questionnaire responses are less than 100. N/A is shown where the base number of responses is less than 10 during the period. % is calculated as Quantity/Base number\*100

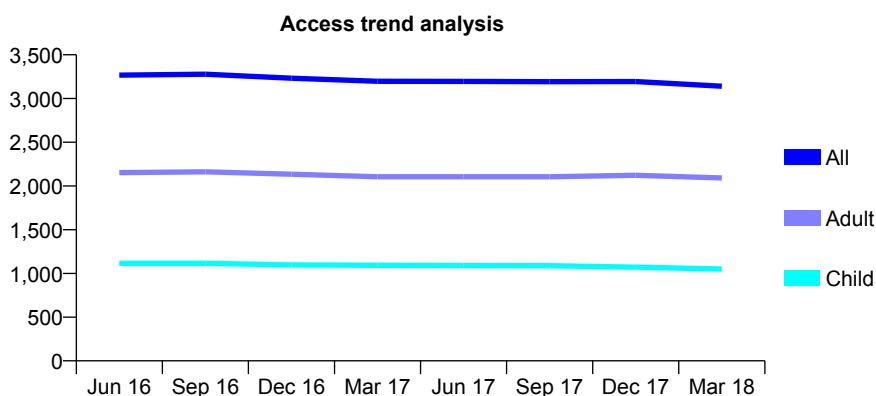
## Q50 - Vital Signs At a Glance Contract Report for 177717/0001 - March 2018

Name or company name	Smile Lincs Ltd
Contract type name	GDS Contract
Purpose of contract	General
Contract start date	01/07/2007
Contract end date	

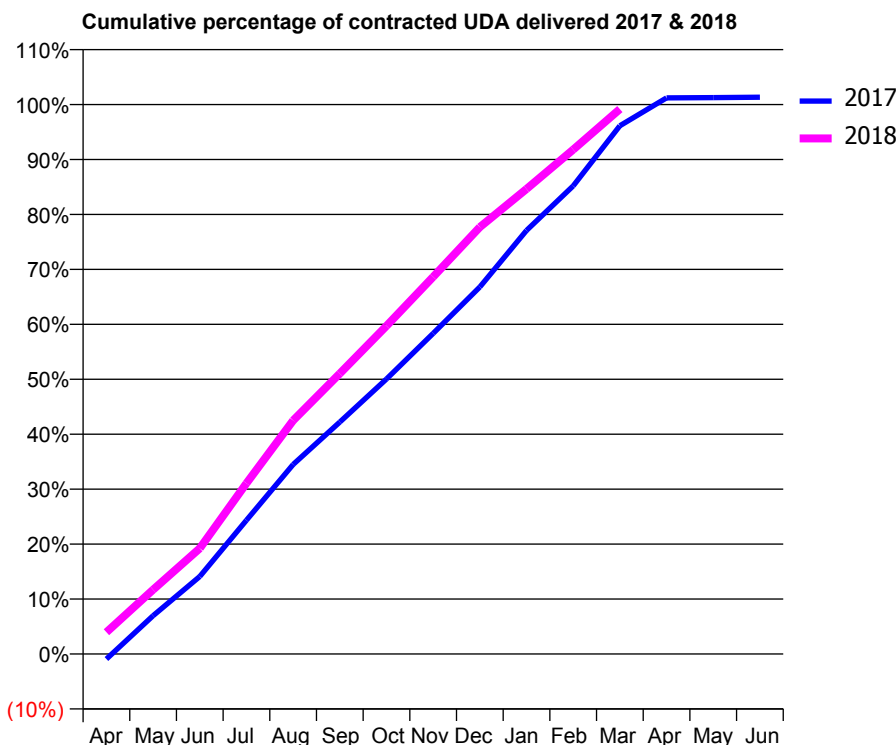
17/18 Contracted general activity (UDA)	9,473
Carry forward general activity (UDA)	-125
17/18 Contracted orthodontic activity (UOA)	0
Carry forward orthodontic activity (UOA)	0
Baseline contract value	£234,522.15

### ACCESS\*

Patients seen in 24 months	Total	Change since previous quarter
Quarter ending March 2017	3,198	
Quarter ending June 2017	3,195	→
Quarter ending September 2017	3,193	→
Quarter ending December 2017	3,194	→
Quarter ending March 2018	3,141	↓
<b>Variance since March 2017</b>	<b>(1.8%)</b>	<b>↓</b>



### ACTIVITY



Month	Adjusted Scheduled Activity (UDA)	
	2017	2018
April	-88	377
May	661	1,109
June	1,337	1,821
July	2,307	2,943
August	3,268	4,025
September	3,998	4,835
October	4,740	5,656
November	5,527	6,501
December	6,328	7,360
January	7,302	8,017
February	8,071	8,695
March	9,107	9,394
April	9,588	
May	9,592	
June	9,598	

### QUALITY

	Quantity	Base Number	Contract	AT	Region	England
% of FP17s for the same patient ID Re-attending within 3 months - Children	179	1,526	11.7%	9.8%	12.8%	11.9%
% of FP17s for the same patient ID Re-attending within 3 months - Adults	444	2,702	16.4%	13.5%	16.5%	16.0%
% of FP17s for the same patient ID Re-attending between 3 & 9 months - Children	868	1,526	56.9%	63.4%	59.7%	58.3%
% of FP17s for the same patient ID Re-attending between 3 & 9 months - Adults	1,331	2,702	49.3%	54.7%	52.6%	50.3%
% of FP17s for Band 1 Urgent Courses	411	4,042	10.2%	7.5%	9.1%	9.1%
% of FP17s Relating to Free Repair or Replacements	20	4,042	0.5%	0.9%	1.0%	0.8%
% of FP17s Relating to Continuations	86	4,042	2.1%	1.2%	1.2%	1.0%
% of Patients satisfied with the dentistry they have received	5	5	N/A	91.8%	91.6%	91.5%
% of Patients satisfied with the time they had to wait for an appointment	5	5	N/A	87.7%	88.3%	87.9%

\* This is based on patients treated on this contract for their most recent course of treatment. Figures in italics indicate the base number of FP17s or Patient Questionnaire responses are less than 100. N/A is shown where the base number of responses is less than 10 during the period. % is calculated as Quantity/Base number\*100

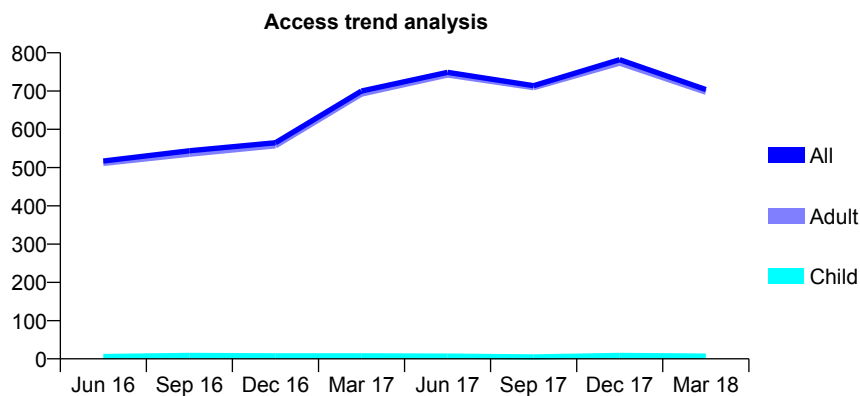
## Q50 - Vital Signs At a Glance Contract Report for 177717/0002 - March 2018

Name or company name	Smile Lincs Ltd
Contract type name	PDS Contract
Purpose of contract	General
Contract start date	01/01/2011
Contract end date	31/12/2020

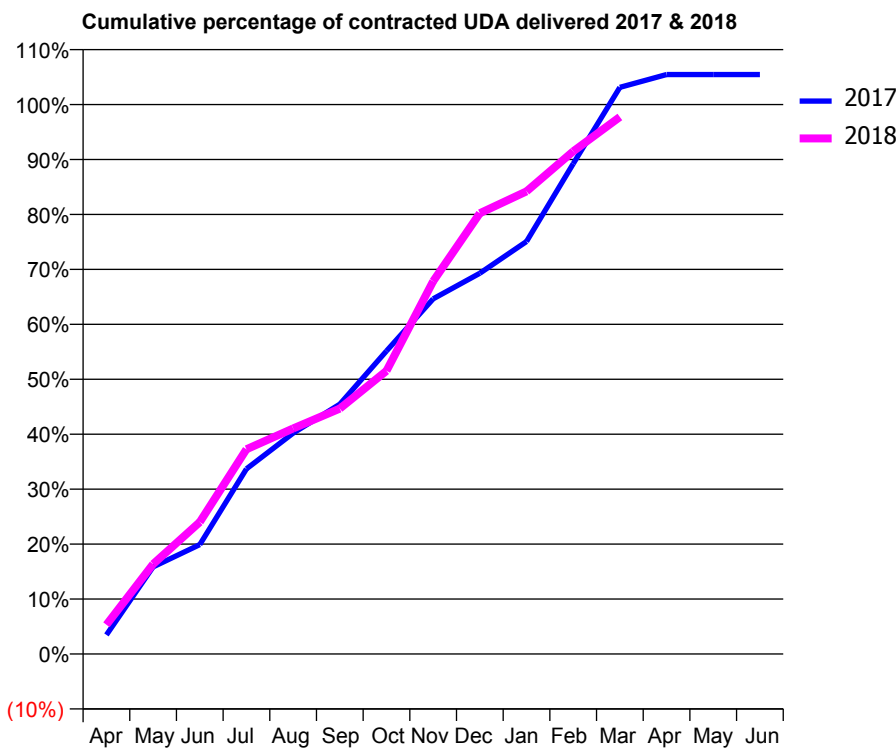
17/18 Contracted general activity (UDA)	1,632
Carry forward general activity (UDA)	-33
17/18 Contracted orthodontic activity (UOA)	0
Carry forward orthodontic activity (UOA)	0
Baseline contract value	£166,631.56

### ACCESS\*

Patients seen in 24 months	Total	Change since previous quarter
Quarter ending March 2017	700	
Quarter ending June 2017	749	↑
Quarter ending September 2017	714	↓
Quarter ending December 2017	782	↑
Quarter ending March 2018	704	↓
<b>Variance since March 2017</b>	0.6%	→



### ACTIVITY



Month	Adjusted Scheduled Activity (UDA)	
	2017	2018
April	57	87
May	259	267
June	325	392
July	550	608
August	656	670
September	742	729
October	900	841
November	1,055	1,107
December	1,131	1,309
January	1,225	1,374
February	1,456	1,493
March	1,683	1,595
April	1,721	
May	1,721	
June	1,721	

### QUALITY

	Quantity	Base Number	Contract	AT	Region	England
% of FP17s for the same patient ID Re-attending within 3 months - Children	0	6	0.0%	9.8%	12.8%	11.9%
% of FP17s for the same patient ID Re-attending within 3 months - Adults	18	616	2.9%	13.5%	16.5%	16.0%
% of FP17s for the same patient ID Re-attending between 3 & 9 months - Children	0	6	0.0%	63.4%	59.7%	58.3%
% of FP17s for the same patient ID Re-attending between 3 & 9 months - Adults	10	616	1.6%	54.7%	52.6%	50.3%
% of FP17s for Band 1 Urgent Courses	0	605	0.0%	7.5%	9.1%	9.1%
% of FP17s Relating to Free Repair or Replacements	0	605	0.0%	0.9%	1.0%	0.8%
% of FP17s Relating to Continuations	0	605	0.0%	1.2%	1.2%	1.0%
% of Patients satisfied with the dentistry they have received	0	0	N/A	91.8%	91.6%	91.5%
% of Patients satisfied with the time they had to wait for an appointment	0	0	N/A	87.7%	88.3%	87.9%

\* This is based on patients treated on this contract for their most recent course of treatment. Figures in italics indicate the base number of FP17s or Patient Questionnaire responses are less than 100. N/A is shown where the base number of responses is less than 10 during the period. % is calculated as Quantity/Base number\*100



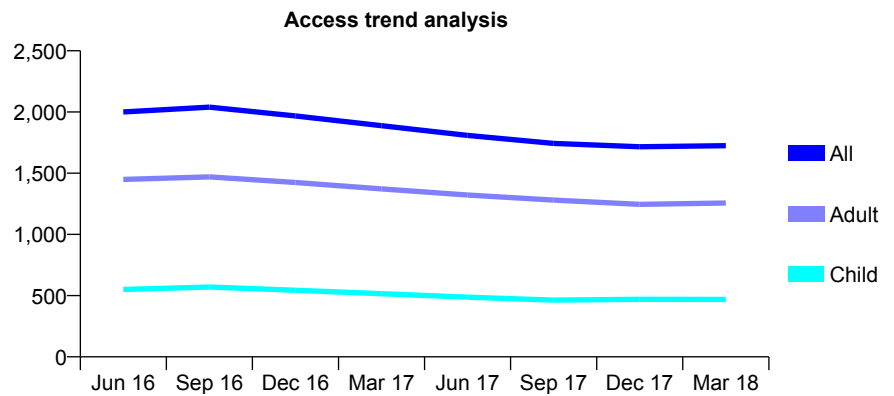
## Q50 - Vital Signs At a Glance Contract Report for 178691/0001 - March 2018

Name or company name	The Regent Street Dental Practice
Contract type name	GDS Contract
Purpose of contract	General and Orthodontic
Contract start date	01/10/2014
Contract end date	

17/18 Contracted general activity (UDA)	5,508
Carry forward general activity (UDA)	0
17/18 Contracted orthodontic activity (UOA)	221
Carry forward orthodontic activity (UOA)	-4
Baseline contract value	£162,781.58

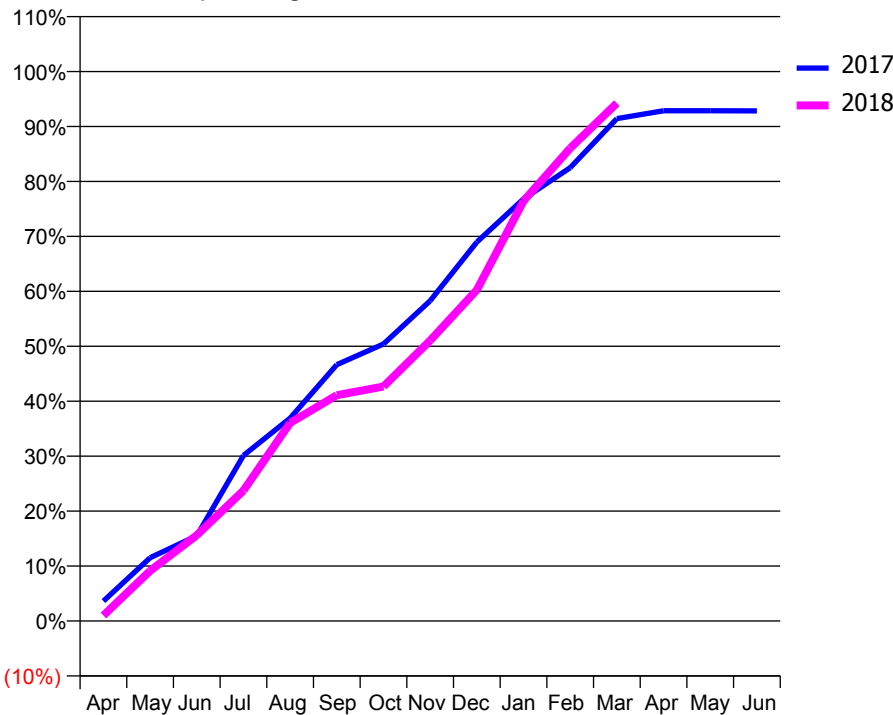
### ACCESS\*

Patients seen in 24 months	Total	Change since previous quarter
Quarter ending March 2017	1,888	
Quarter ending June 2017	1,809	↓
Quarter ending September 2017	1,744	↓
Quarter ending December 2017	1,716	↓
Quarter ending March 2018	1,725	→
<b>Variance since March 2017</b>	<b>(8.6%)</b>	<b>↓</b>



### ACTIVITY

Cumulative percentage of contracted UDA delivered 2017 & 2018



Month	Adjusted Scheduled Activity (UDA)	
	2017	2018
April	200	55
May	635	503
June	855	860
July	1,660	1,308
August	2,033	1,986
September	2,570	2,263
October	2,777	2,350
November	3,210	2,812
December	3,798	3,318
January	4,231	4,209
February	4,543	4,739
March	5,036	5,191
April	5,115	
May	5,115	
June	5,114	

### QUALITY

	Quantity	Base Number	Contract	AT	Region	England
% of FP17s for the same patient ID Re-attending within 3 months - Children	68	920	7.4%	9.8%	12.8%	11.9%
% of FP17s for the same patient ID Re-attending within 3 months - Adults	311	2,153	14.4%	13.5%	16.5%	16.0%
% of FP17s for the same patient ID Re-attending between 3 & 9 months - Children	661	920	71.8%	63.4%	59.7%	58.3%
% of FP17s for the same patient ID Re-attending between 3 & 9 months - Adults	1,504	2,153	69.9%	54.7%	52.6%	50.3%
% of FP17s for Band 1 Urgent Courses	155	2,970	5.2%	7.5%	9.1%	9.1%
% of FP17s Relating to Free Repair or Replacements	35	2,970	1.2%	0.9%	1.0%	0.8%
% of FP17s Relating to Continuations	34	2,970	1.1%	1.2%	1.2%	1.0%
% of Patients satisfied with the dentistry they have received	4	4	N/A	91.8%	91.6%	91.5%
% of Patients satisfied with the time they had to wait for an appointment	4	4	N/A	87.7%	88.3%	87.9%

\* This is based on patients treated on this contract for their most recent course of treatment. Figures in italics indicate the base number of FP17s or Patient Questionnaire responses are less than 100. N/A is shown where the base number of responses is less than 10 during the period. % is calculated as Quantity/Base number\*100

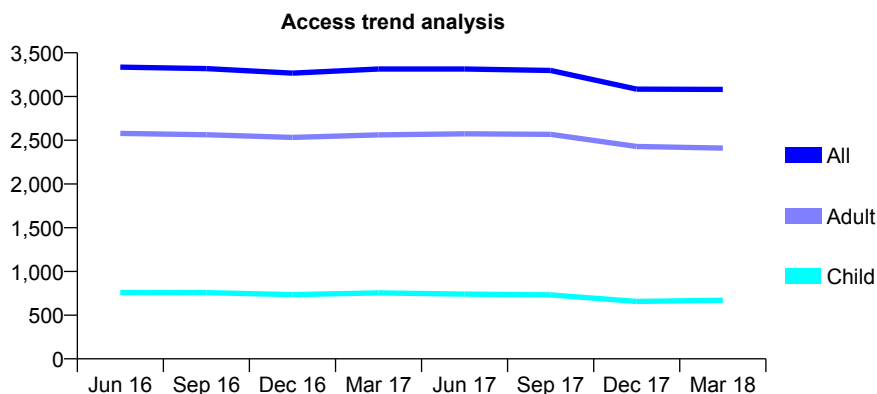
## Q50 - Vital Signs At a Glance Contract Report for 178780/0001 - March 2018

Name or company name	Scarborough Dental Care Limited
Contract type name	GDS Contract
Purpose of contract	General
Contract start date	01/09/2008
Contract end date	

17/18 Contracted general activity (UDA)	8,780
Carry forward general activity (UDA)	-16
17/18 Contracted orthodontic activity (UOA)	0
Carry forward orthodontic activity (UOA)	0
Baseline contract value	£258,344.09

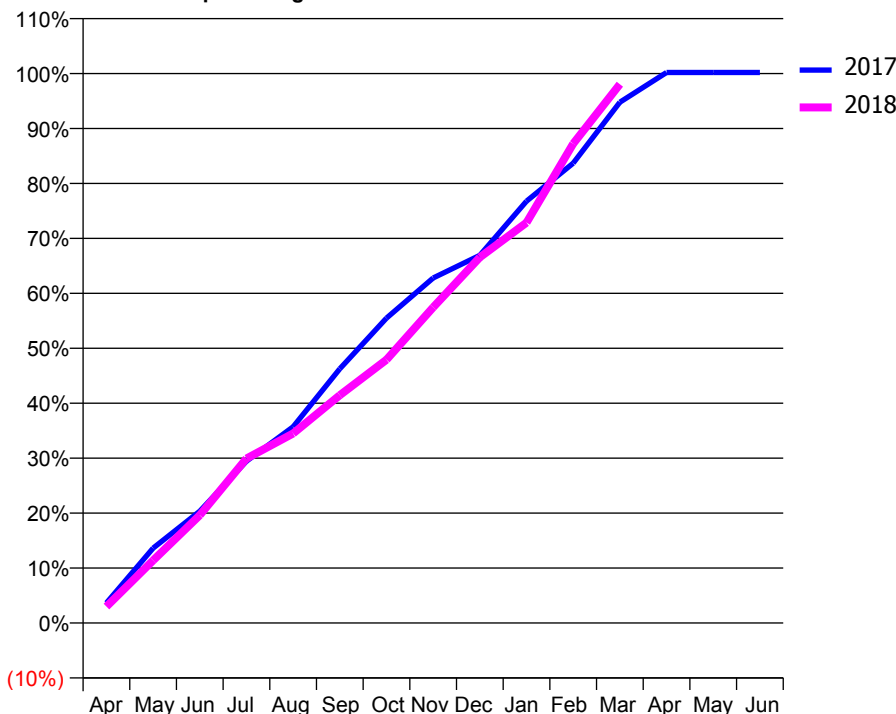
### ACCESS\*

Patients seen in 24 months	Total	Change since previous quarter
Quarter ending March 2017	3,315	
Quarter ending June 2017	3,314	→
Quarter ending September 2017	3,298	→
Quarter ending December 2017	3,085	↓
Quarter ending March 2018	3,082	→
<b>Variance since March 2017</b>	<b>(7.0%)</b>	<b>↓</b>



### ACTIVITY

Cumulative percentage of contracted UDA delivered 2017 & 2018



Month	Adjusted Scheduled Activity (UDA)	
	2017	2018
April	322	263
May	1,196	1,000
June	1,787	1,722
July	2,585	2,628
August	3,135	3,030
September	4,062	3,639
October	4,871	4,206
November	5,513	5,044
December	5,875	5,843
January	6,741	6,396
February	7,348	7,658
March	8,322	8,609
April	8,796	
May	8,795	
June	8,796	

### QUALITY

	Quantity	Base Number	Contract	AT	Region	England
% of FP17s for the same patient ID Re-attending within 3 months - Children	136	1,191	11.4%	9.8%	12.8%	11.9%
% of FP17s for the same patient ID Re-attending within 3 months - Adults	800	4,105	19.5%	13.5%	16.5%	16.0%
% of FP17s for the same patient ID Re-attending between 3 & 9 months - Children	691	1,191	58.0%	63.4%	59.7%	58.3%
% of FP17s for the same patient ID Re-attending between 3 & 9 months - Adults	2,359	4,105	57.5%	54.7%	52.6%	50.3%
% of FP17s for Band 1 Urgent Courses	484	4,727	10.2%	7.5%	9.1%	9.1%
% of FP17s Relating to Free Repair or Replacements	66	4,727	1.4%	0.9%	1.0%	0.8%
% of FP17s Relating to Continuations	119	4,727	2.5%	1.2%	1.2%	1.0%
% of Patients satisfied with the dentistry they have received	5	6	N/A	91.8%	91.6%	91.5%
% of Patients satisfied with the time they had to wait for an appointment	6	6	N/A	87.7%	88.3%	87.9%

\* This is based on patients treated on this contract for their most recent course of treatment. Figures in italics indicate the base number of FP17s or Patient Questionnaire responses are less than 100. N/A is shown where the base number of responses is less than 10 during the period. % is calculated as Quantity/Base number\*100

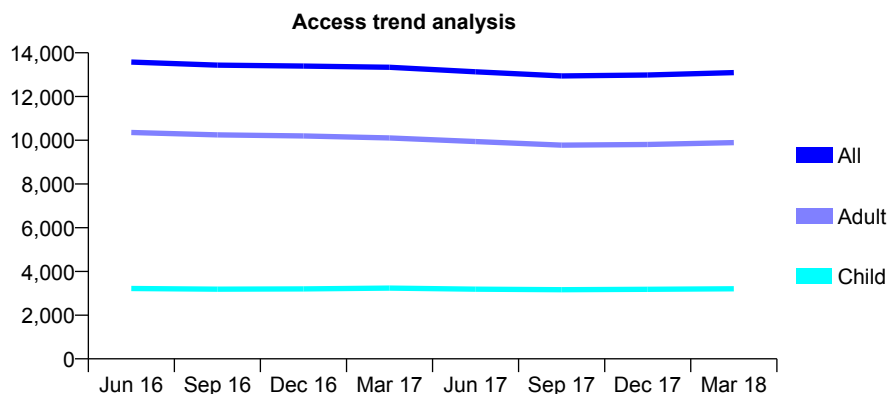
## Q50 - Vital Signs At a Glance Contract Report for 179582/0001 - March 2018

Name or company name	Abbey Dental Care
Contract type name	GDS Contract
Purpose of contract	General
Contract start date	01/02/2012
Contract end date	

17/18 Contracted general activity (UDA)	40,900
Carry forward general activity (UDA)	762
17/18 Contracted orthodontic activity (UOA)	0
Carry forward orthodontic activity (UOA)	0
Baseline contract value	£1,202,977.07

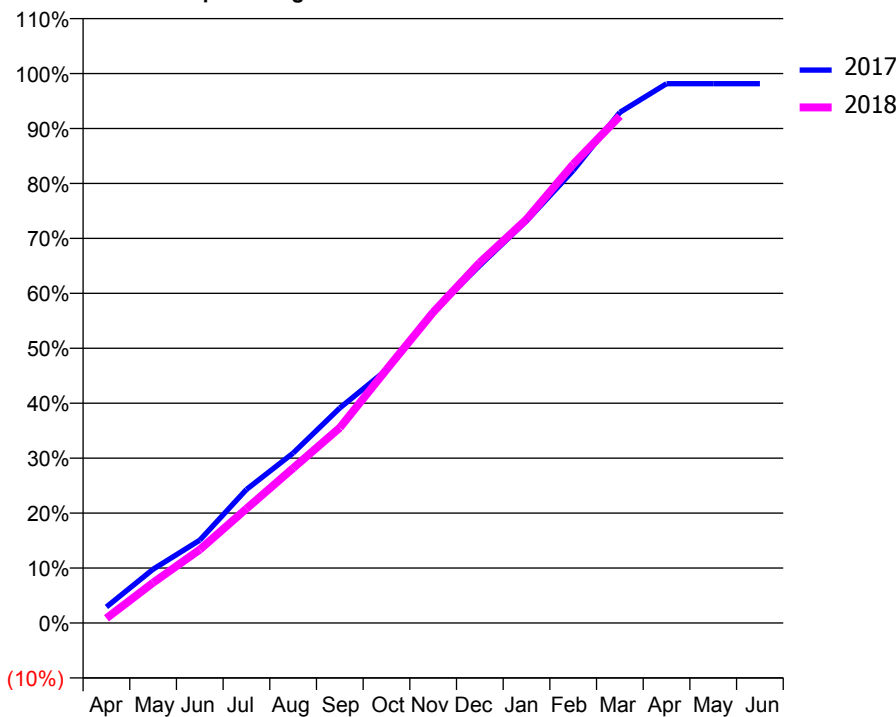
### ACCESS\*

Patients seen in 24 months	Total	Change since previous quarter
Quarter ending March 2017	13,341	
Quarter ending June 2017	13,130	↓
Quarter ending September 2017	12,941	↓
Quarter ending December 2017	12,986	→
Quarter ending March 2018	13,096	→
<b>Variance since March 2017</b>	<b>(1.8%)</b>	<b>↓</b>



### ACTIVITY

Cumulative percentage of contracted UDA delivered 2017 & 2018



Month	Adjusted Scheduled Activity (UDA)	
	2017	2018
April	1,197	357
May	4,007	3,003
June	6,170	5,466
July	9,938	8,511
August	12,654	11,533
September	16,001	14,535
October	18,847	18,867
November	23,174	23,129
December	26,618	26,836
January	29,930	30,045
February	33,679	34,144
March	38,010	37,730
April	40,147	
May	40,141	
June	40,138	

### QUALITY

	Quantity	Base Number	Contract	AT	Region	England
% of FP17s for the same patient ID Re-attending within 3 months - Children	706	5,848	12.1%	9.8%	12.8%	11.9%
% of FP17s for the same patient ID Re-attending within 3 months - Adults	3,472	17,308	20.1%	13.5%	16.5%	16.0%
% of FP17s for the same patient ID Re-attending between 3 & 9 months - Children	3,978	5,848	68.0%	63.4%	59.7%	58.3%
% of FP17s for the same patient ID Re-attending between 3 & 9 months - Adults	10,226	17,308	59.1%	54.7%	52.6%	50.3%
% of FP17s for Band 1 Urgent Courses	1,562	22,234	7.0%	7.5%	9.1%	9.1%
% of FP17s Relating to Free Repair or Replacements	223	22,234	1.0%	0.9%	1.0%	0.8%
% of FP17s Relating to Continuations	185	22,234	0.8%	1.2%	1.2%	1.0%
% of Patients satisfied with the dentistry they have received	22	23	95.7%	91.8%	91.6%	91.5%
% of Patients satisfied with the time they had to wait for an appointment	18	23	78.3%	87.7%	88.3%	87.9%

\* This is based on patients treated on this contract for their most recent course of treatment. Figures in italics indicate the base number of FP17s or Patient Questionnaire responses are less than 100. N/A is shown where the base number of responses is less than 10 during the period. % is calculated as Quantity/Base number\*100

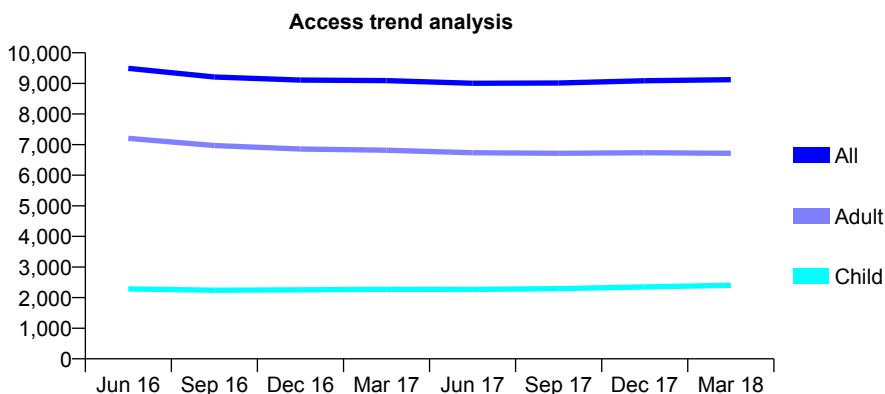
## Q50 - Vital Signs At a Glance Contract Report for 180904/0003 - March 2018

Name or company name	Perfect Smile Clinic (UK) Ltd
Contract type name	GDS Contract
Purpose of contract	General
Contract start date	25/06/2012
Contract end date	

17/18 Contracted general activity (UDA)	32,500
Carry forward general activity (UDA)	0
17/18 Contracted orthodontic activity (UOA)	0
Carry forward orthodontic activity (UOA)	0
Baseline contract value	£834,360.50

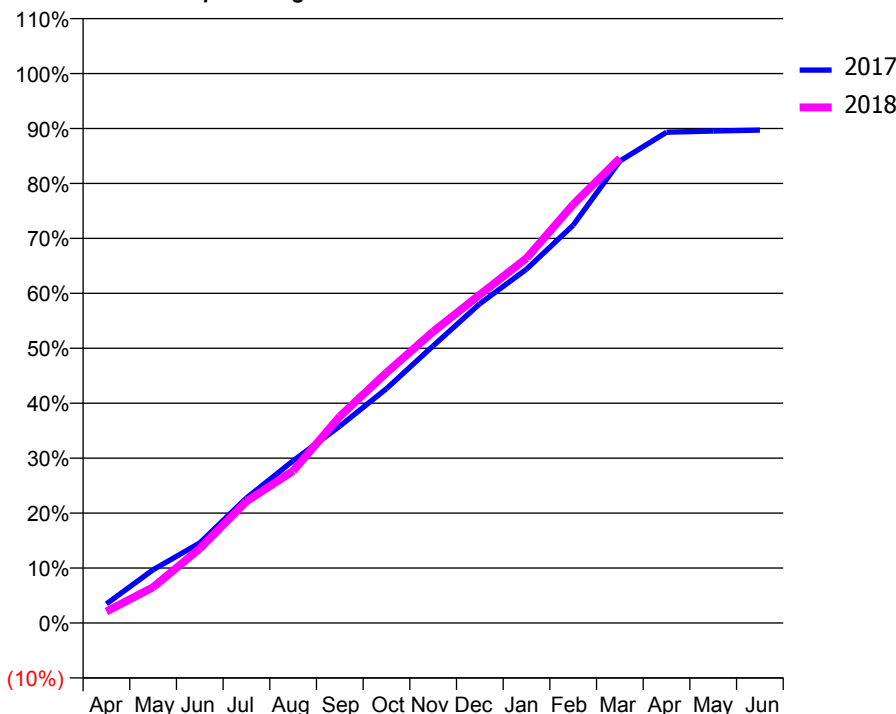
### ACCESS\*

Patients seen in 24 months	Total	Change since previous quarter
Quarter ending March 2017	9,090	
Quarter ending June 2017	9,003	→
Quarter ending September 2017	9,014	→
Quarter ending December 2017	9,086	→
Quarter ending March 2018	9,121	→
<b>Variance since March 2017</b>	<b>0.3%</b>	<b>→</b>



### ACTIVITY

Cumulative percentage of contracted UDA delivered 2017 & 2018



Month	Adjusted Scheduled Activity (UDA)	
	2017	2018
April	1,130	680
May	3,152	2,120
June	4,733	4,405
July	7,396	7,200
August	9,598	8,991
September	11,648	12,220
October	13,858	14,809
November	16,390	17,239
December	18,881	19,422
January	20,931	21,575
February	23,533	24,759
March	27,325	27,489
April	29,025	
May	29,099	
June	29,153	

### QUALITY

	Quantity	Base Number	Contract	AT	Region	England
% of FP17s for the same patient ID Re-attending within 3 months - Children	288	3,999	7.2%	9.8%	12.8%	11.9%
% of FP17s for the same patient ID Re-attending within 3 months - Adults	1,354	10,216	13.3%	13.5%	16.5%	16.0%
% of FP17s for the same patient ID Re-attending between 3 & 9 months - Children	2,626	3,999	65.7%	63.4%	59.7%	58.3%
% of FP17s for the same patient ID Re-attending between 3 & 9 months - Adults	6,429	10,216	62.9%	54.7%	52.6%	50.3%
% of FP17s for Band 1 Urgent Courses	1,056	13,246	8.0%	7.5%	9.1%	9.1%
% of FP17s Relating to Free Repair or Replacements	147	13,246	1.1%	0.9%	1.0%	0.8%
% of FP17s Relating to Continuations	127	13,246	1.0%	1.2%	1.2%	1.0%
% of Patients satisfied with the dentistry they have received	10	11	90.9%	91.8%	91.6%	91.5%
% of Patients satisfied with the time they had to wait for an appointment	10	11	90.9%	87.7%	88.3%	87.9%

\* This is based on patients treated on this contract for their most recent course of treatment. Figures in italics indicate the base number of FP17s or Patient Questionnaire responses are less than 100. N/A is shown where the base number of responses is less than 10 during the period. % is calculated as Quantity/Base number\*100

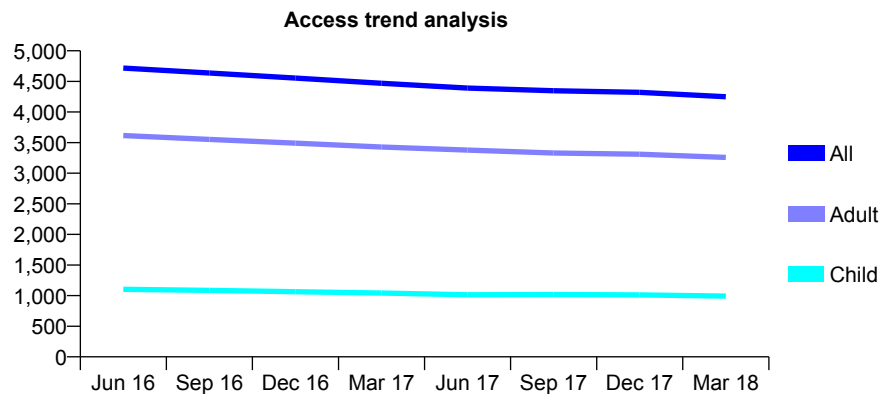
## Q50 - Vital Signs At a Glance Contract Report for 182176/0001 - March 2018

Name or company name	Snaith Dental Care
Contract type name	GDS Contract
Purpose of contract	General
Contract start date	11/01/2010
Contract end date	

17/18 Contracted general activity (UDA)	15,000
Carry forward general activity (UDA)	0
17/18 Contracted orthodontic activity (UOA)	0
Carry forward orthodontic activity (UOA)	0
Baseline contract value	£391,107.42

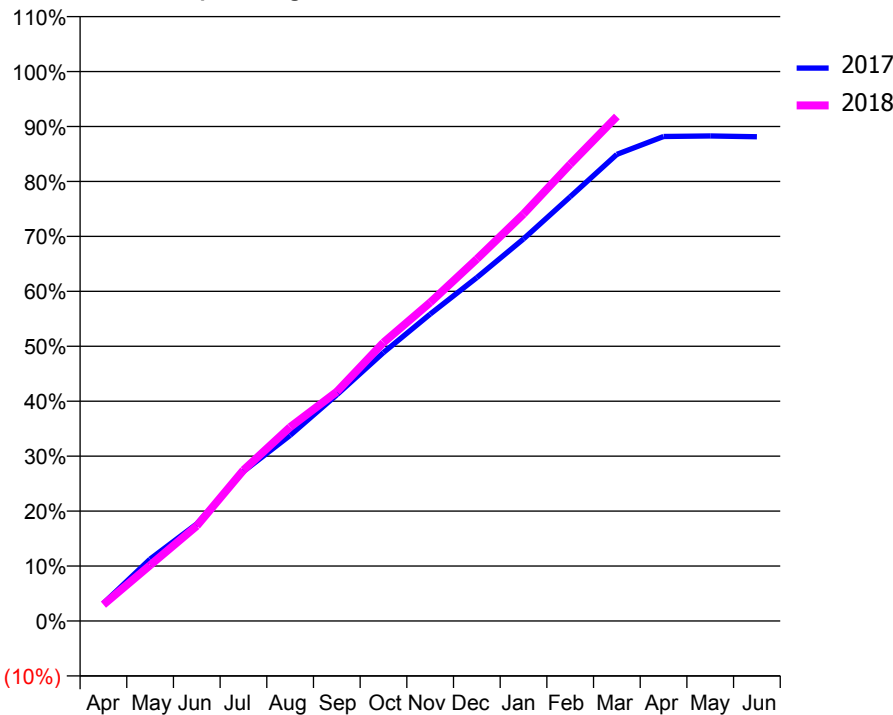
### ACCESS\*

Patients seen in 24 months	Total	Change since previous quarter
Quarter ending March 2017	4,470	
Quarter ending June 2017	4,392	↓
Quarter ending September 2017	4,348	↓
Quarter ending December 2017	4,322	→
Quarter ending March 2018	4,250	↓
<b>Variance since March 2017</b>	<b>(4.9%)</b>	<b>↓</b>



### ACTIVITY

Cumulative percentage of contracted UDA delivered 2017 & 2018



Month	Adjusted Scheduled Activity (UDA)	
	2017	2018
April	483	447
May	1,691	1,524
June	2,651	2,597
July	4,081	4,118
August	5,069	5,293
September	6,175	6,261
October	7,328	7,603
November	8,377	8,693
December	9,375	9,880
January	10,430	11,112
February	11,580	12,470
March	12,737	13,771
April	13,227	
May	13,242	
June	13,219	

### QUALITY

	Quantity	Base Number	Contract	AT	Region	England
% of FP17s for the same patient ID Re-attending within 3 months - Children	216	1,842	11.7%	9.8%	12.8%	11.9%
% of FP17s for the same patient ID Re-attending within 3 months - Adults	943	5,578	16.9%	13.5%	16.5%	16.0%
% of FP17s for the same patient ID Re-attending between 3 & 9 months - Children	1,320	1,842	71.7%	63.4%	59.7%	58.3%
% of FP17s for the same patient ID Re-attending between 3 & 9 months - Adults	3,674	5,578	65.9%	54.7%	52.6%	50.3%
% of FP17s for Band 1 Urgent Courses	439	7,097	6.2%	7.5%	9.1%	9.1%
% of FP17s Relating to Free Repair or Replacements	152	7,097	2.1%	0.9%	1.0%	0.8%
% of FP17s Relating to Continuations	32	7,097	0.5%	1.2%	1.2%	1.0%
% of Patients satisfied with the dentistry they have received	21	24	87.5%	91.8%	91.6%	91.5%
% of Patients satisfied with the time they had to wait for an appointment	24	24	100.0%	87.7%	88.3%	87.9%

\* This is based on patients treated on this contract for their most recent course of treatment. Figures in italics indicate the base number of FP17s or Patient Questionnaire responses are less than 100. N/A is shown where the base number of responses is less than 10 during the period. % is calculated as Quantity/Base number\*100

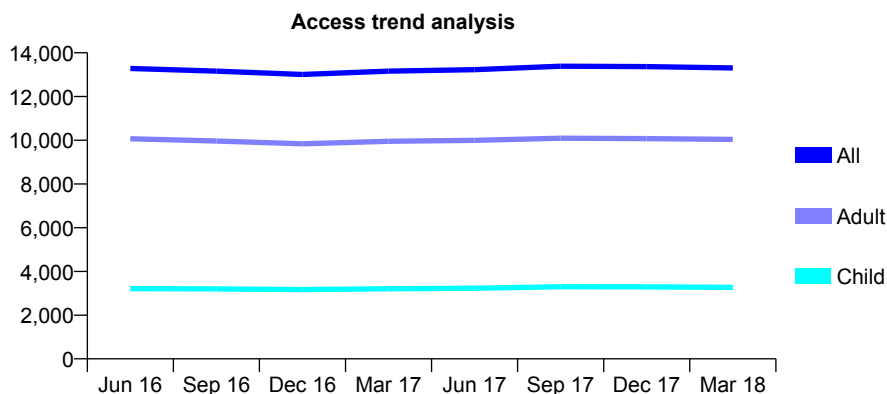
## Q50 - Vital Signs At a Glance Contract Report for 183679/0001 - March 2018

Name or company name	Hessle Grange Dental Care Ltd.
Contract type name	GDS Contract
Purpose of contract	General
Contract start date	01/07/2008
Contract end date	

17/18 Contracted general activity (UDA)	33,167
Carry forward general activity (UDA)	0
17/18 Contracted orthodontic activity (UOA)	0
Carry forward orthodontic activity (UOA)	0
Baseline contract value	£989,948.89

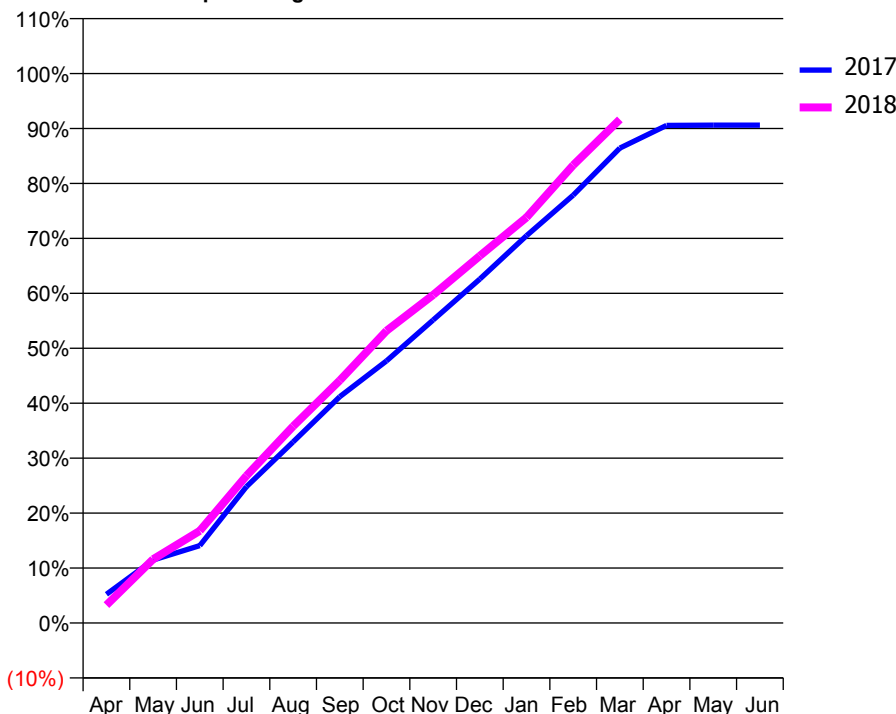
### ACCESS\*

Patients seen in 24 months	Total	Change since previous quarter
Quarter ending March 2017	13,160	
Quarter ending June 2017	13,227	→
Quarter ending September 2017	13,388	→
Quarter ending December 2017	13,367	→
Quarter ending March 2018	13,306	→
<b>Variance since March 2017</b>	<b>1.1%</b>	<b>→</b>



### ACTIVITY

Cumulative percentage of contracted UDA delivered 2017 & 2018



Month	Adjusted Scheduled Activity (UDA)	
	2017	2018
April	1,731	1,081
May	3,803	3,855
June	4,669	5,569
July	8,233	8,886
August	10,937	11,879
September	13,664	14,642
October	15,817	17,638
November	18,289	19,807
December	20,758	22,161
January	23,375	24,476
February	25,825	27,636
March	28,662	30,399
April	30,037	
May	30,049	
June	30,050	

### QUALITY

	Quantity	Base Number	Contract	AT	Region	England
% of FP17s for the same patient ID Re-attending within 3 months - Children	377	5,405	7.0%	9.8%	12.8%	11.9%
% of FP17s for the same patient ID Re-attending within 3 months - Adults	1,757	13,850	12.7%	13.5%	16.5%	16.0%
% of FP17s for the same patient ID Re-attending between 3 & 9 months - Children	3,593	5,405	66.5%	63.4%	59.7%	58.3%
% of FP17s for the same patient ID Re-attending between 3 & 9 months - Adults	5,494	13,850	39.7%	54.7%	52.6%	50.3%
% of FP17s for Band 1 Urgent Courses	1,564	17,537	8.9%	7.5%	9.1%	9.1%
% of FP17s Relating to Free Repair or Replacements	167	17,537	1.0%	0.9%	1.0%	0.8%
% of FP17s Relating to Continuations	309	17,537	1.8%	1.2%	1.2%	1.0%
% of Patients satisfied with the dentistry they have received	10	11	90.9%	91.8%	91.6%	91.5%
% of Patients satisfied with the time they had to wait for an appointment	10	11	90.9%	87.7%	88.3%	87.9%

\* This is based on patients treated on this contract for their most recent course of treatment. Figures in italics indicate the base number of FP17s or Patient Questionnaire responses are less than 100. N/A is shown where the base number of responses is less than 10 during the period. % is calculated as Quantity/Base number\*100

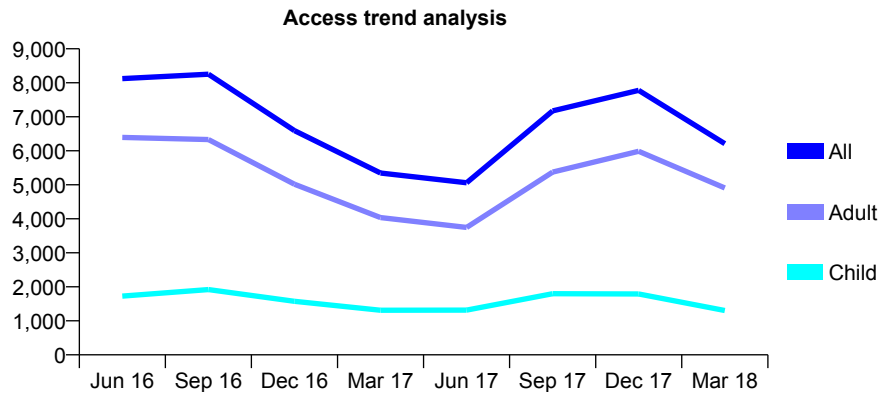
## Q50 - Vital Signs At a Glance Contract Report for 189995/0001 - March 2018

Name or company name	Priory House Dental Care Ltd.
Contract type name	GDS Contract
Purpose of contract	General
Contract start date	01/04/2009
Contract end date	

17/18 Contracted general activity (UDA)	18,750
Carry forward general activity (UDA)	0
17/18 Contracted orthodontic activity (UOA)	0
Carry forward orthodontic activity (UOA)	0
Baseline contract value	£507,578.64

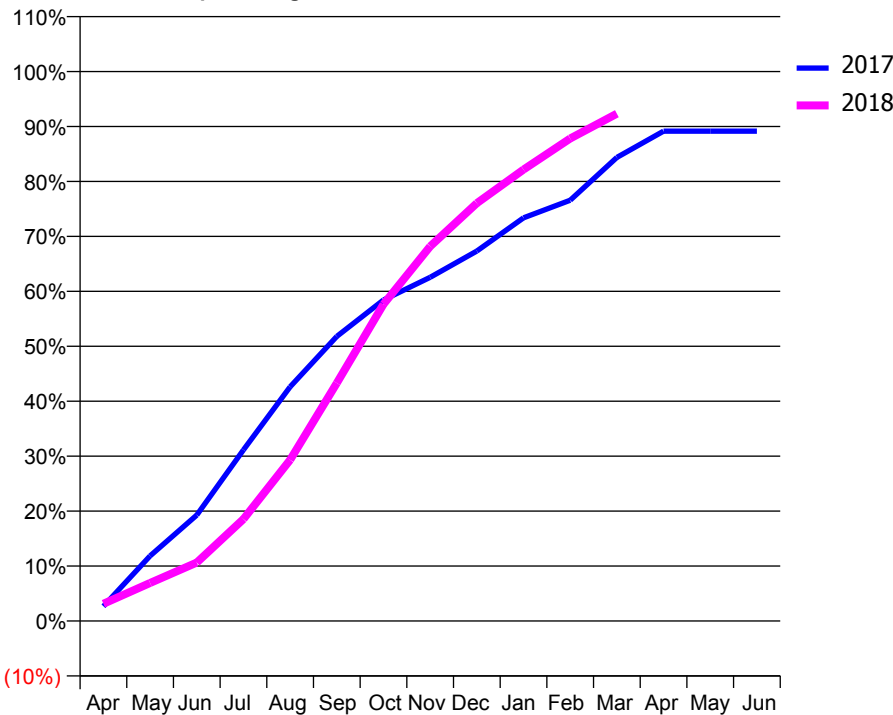
### ACCESS\*

Patients seen in 24 months	Total	Change since previous quarter
Quarter ending March 2017	5,349	
Quarter ending June 2017	5,060	↓
Quarter ending September 2017	7,173	↑
Quarter ending December 2017	7,778	↑
Quarter ending March 2018	6,210	↓
<b>Variance since March 2017</b>	<b>16.1%</b>	<b>↑</b>



### ACTIVITY

Cumulative percentage of contracted UDA delivered 2017 & 2018



Month	Adjusted Scheduled Activity (UDA)	
	2017	2018
April	505	589
May	2,224	1,297
June	3,617	1,997
July	5,839	3,477
August	7,990	5,501
September	9,711	8,118
October	10,956	10,808
November	11,728	12,782
December	12,625	14,256
January	13,758	15,405
February	14,358	16,466
March	15,820	17,312
April	16,715	
May	16,715	
June	16,714	

### QUALITY

	Quantity	Base Number	Contract	AT	Region	England
% of FP17s for the same patient ID Re-attending within 3 months - Children	128	2,394	5.3%	9.8%	12.8%	11.9%
% of FP17s for the same patient ID Re-attending within 3 months - Adults	648	7,760	8.4%	13.5%	16.5%	16.0%
% of FP17s for the same patient ID Re-attending between 3 & 9 months - Children	725	2,394	30.3%	63.4%	59.7%	58.3%
% of FP17s for the same patient ID Re-attending between 3 & 9 months - Adults	1,928	7,760	24.8%	54.7%	52.6%	50.3%
% of FP17s for Band 1 Urgent Courses	831	9,274	9.0%	7.5%	9.1%	9.1%
% of FP17s Relating to Free Repair or Replacements	99	9,274	1.1%	0.9%	1.0%	0.8%
% of FP17s Relating to Continuations	82	9,274	0.9%	1.2%	1.2%	1.0%
% of Patients satisfied with the dentistry they have received	15	15	100.0%	91.8%	91.6%	91.5%
% of Patients satisfied with the time they had to wait for an appointment	12	15	80.0%	87.7%	88.3%	87.9%

\* This is based on patients treated on this contract for their most recent course of treatment. Figures in italics indicate the base number of FP17s or Patient Questionnaire responses are less than 100. N/A is shown where the base number of responses is less than 10 during the period. % is calculated as Quantity/Base number\*100

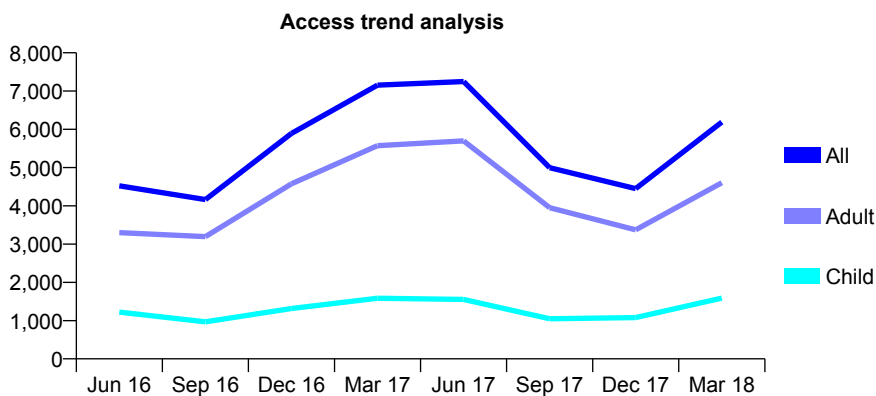
## Q50 - Vital Signs At a Glance Contract Report for 189995/0002 - March 2018

Name or company name	Priory House Dental Care Ltd.
Contract type name	PDS Plus Contract
Purpose of contract	General
Contract start date	01/01/2011
Contract end date	31/03/2018

17/18 Contracted general activity (UDA)	18,000
Carry forward general activity (UDA)	0
17/18 Contracted orthodontic activity (UOA)	0
Carry forward orthodontic activity (UOA)	0
Baseline contract value	£480,978.29

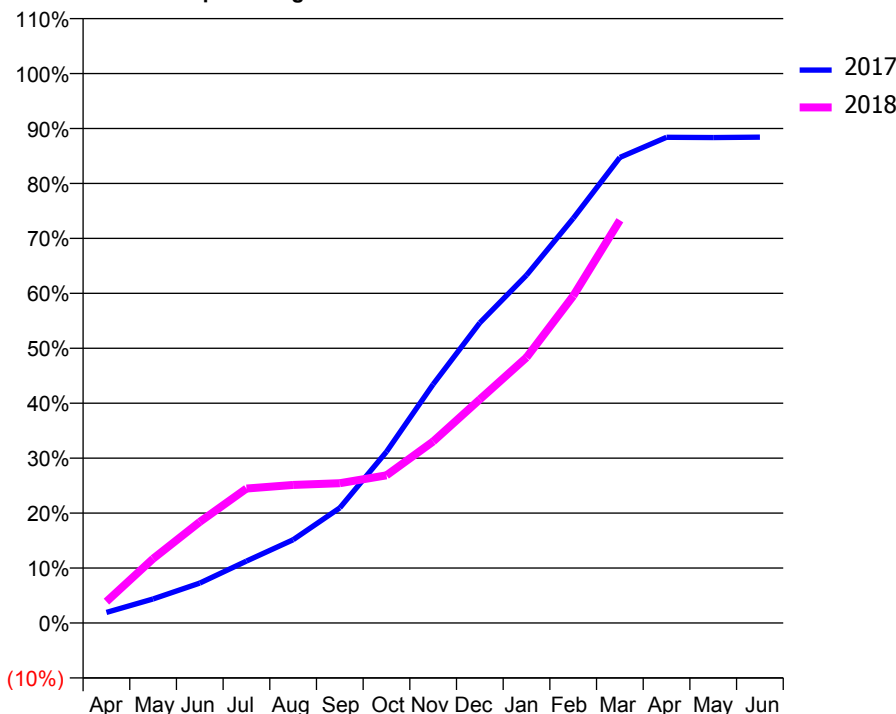
### ACCESS\*

Patients seen in 24 months	Total	Change since previous quarter
Quarter ending March 2017	7,156	
Quarter ending June 2017	7,248	→
Quarter ending September 2017	4,997	↓
Quarter ending December 2017	4,450	↓
Quarter ending March 2018	6,190	↑
<b>Variance since March 2017</b>	<b>(13.5%)</b>	<b>↓</b>



### ACTIVITY

Cumulative percentage of contracted UDA delivered 2017 & 2018



Month	Adjusted Scheduled Activity (UDA)	
	2017	2018
April	346	700
May	790	2,107
June	1,310	3,314
July	2,029	4,404
August	2,728	4,522
September	3,771	4,581
October	5,610	4,837
November	7,820	5,945
December	9,836	7,326
January	11,395	8,698
February	13,257	10,714
March	15,252	13,193
April	15,913	
May	15,904	
June	15,915	

### QUALITY

	Quantity	Base Number	Contract	AT	Region	England
% of FP17s for the same patient ID Re-attending within 3 months - Children	55	1,941	2.8%	9.8%	12.8%	11.9%
% of FP17s for the same patient ID Re-attending within 3 months - Adults	311	6,062	5.1%	13.5%	16.5%	16.0%
% of FP17s for the same patient ID Re-attending between 3 & 9 months - Children	540	1,941	27.8%	63.4%	59.7%	58.3%
% of FP17s for the same patient ID Re-attending between 3 & 9 months - Adults	1,846	6,062	30.5%	54.7%	52.6%	50.3%
% of FP17s for Band 1 Urgent Courses	631	7,650	8.2%	7.5%	9.1%	9.1%
% of FP17s Relating to Free Repair or Replacements	45	7,650	0.6%	0.9%	1.0%	0.8%
% of FP17s Relating to Continuations	24	7,650	0.3%	1.2%	1.2%	1.0%
% of Patients satisfied with the dentistry they have received	5	5	N/A	91.8%	91.6%	91.5%
% of Patients satisfied with the time they had to wait for an appointment	4	5	N/A	87.7%	88.3%	87.9%

\* This is based on patients treated on this contract for their most recent course of treatment. Figures in italics indicate the base number of FP17s or Patient Questionnaire responses are less than 100. N/A is shown where the base number of responses is less than 10 during the period. % is calculated as Quantity/Base number\*100



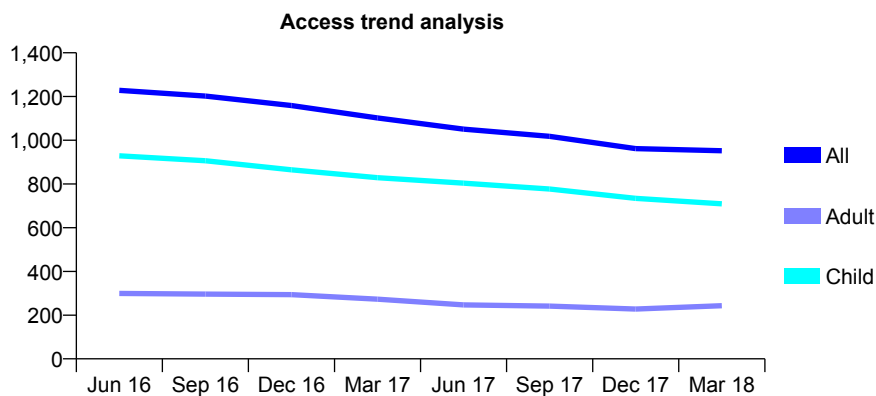
## Q50 - Vital Signs At a Glance Contract Report for 190195/0005 - March 2018

Name or company name	Xeon Smiles UK Ltd
Contract type name	GDS Contract
Purpose of contract	General
Contract start date	01/05/2008
Contract end date	

17/18 Contracted general activity (UDA)	2,200
Carry forward general activity (UDA)	0
17/18 Contracted orthodontic activity (UOA)	0
Carry forward orthodontic activity (UOA)	0
Baseline contract value	£52,786.75

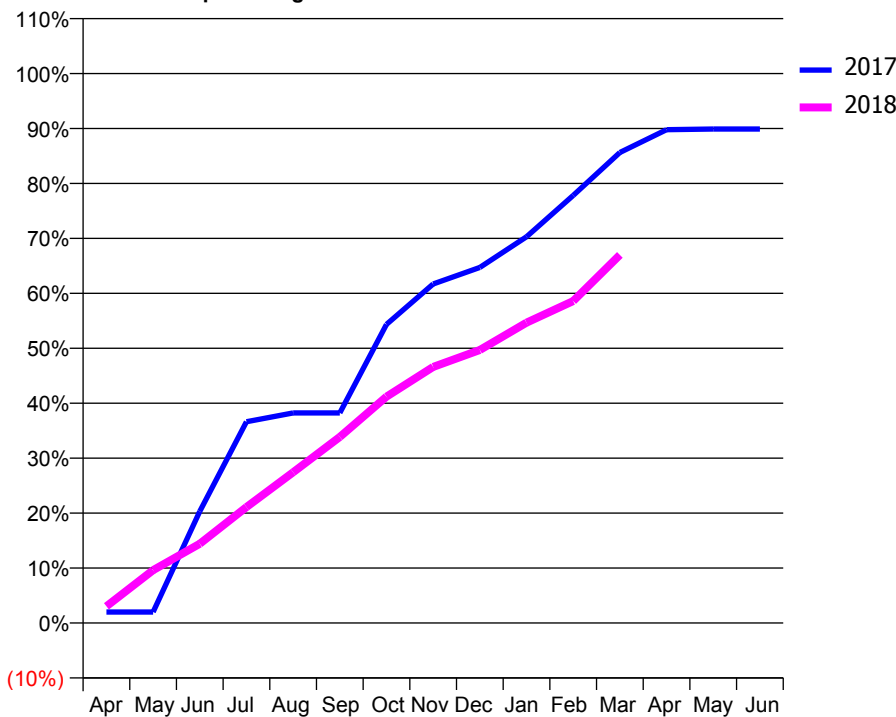
### ACCESS\*

Patients seen in 24 months	Total	Change since previous quarter
Quarter ending March 2017	1,102	
Quarter ending June 2017	1,051	↓
Quarter ending September 2017	1,018	↓
Quarter ending December 2017	962	↓
Quarter ending March 2018	952	↓
<b>Variance since March 2017</b>	<b>(13.6%)</b>	<b>↓</b>



### ACTIVITY

Cumulative percentage of contracted UDA delivered 2017 & 2018



Month	Adjusted Scheduled Activity (UDA)	
	2017	2018
April	44	67
May	44	212
June	447	317
July	806	464
August	841	604
September	841	745
October	1,196	906
November	1,357	1,025
December	1,424	1,093
January	1,546	1,202
February	1,712	1,289
March	1,884	1,474
April	1,975	
May	1,978	
June	1,978	

### QUALITY

	Quantity	Base Number	Contract	AT	Region	England
% of FP17s for the same patient ID Re-attending within 3 months - Children	58	980	5.9%	9.8%	12.8%	11.9%
% of FP17s for the same patient ID Re-attending within 3 months - Adults	16	222	7.2%	13.5%	16.5%	16.0%
% of FP17s for the same patient ID Re-attending between 3 & 9 months - Children	611	980	62.3%	63.4%	59.7%	58.3%
% of FP17s for the same patient ID Re-attending between 3 & 9 months - Adults	105	222	47.3%	54.7%	52.6%	50.3%
% of FP17s for Band 1 Urgent Courses	68	1,139	6.0%	7.5%	9.1%	9.1%
% of FP17s Relating to Free Repair or Replacements	2	1,139	0.2%	0.9%	1.0%	0.8%
% of FP17s Relating to Continuations	0	1,139	0.0%	1.2%	1.2%	1.0%
% of Patients satisfied with the dentistry they have received	1	1	N/A	91.8%	91.6%	91.5%
% of Patients satisfied with the time they had to wait for an appointment	1	1	N/A	87.7%	88.3%	87.9%

\* This is based on patients treated on this contract for their most recent course of treatment. Figures in italics indicate the base number of FP17s or Patient Questionnaire responses are less than 100. N/A is shown where the base number of responses is less than 10 during the period. % is calculated as Quantity/Base number\*100

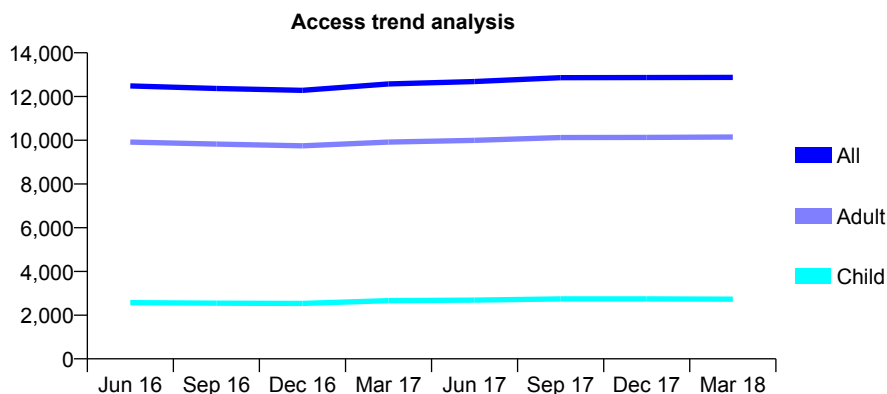
## Q50 - Vital Signs At a Glance Contract Report for 190586/0001 - March 2018

Name or company name	SELBY DENTAL CARE LTD
Contract type name	GDS Contract
Purpose of contract	General
Contract start date	01/04/2011
Contract end date	

17/18 Contracted general activity (UDA)	34,448
Carry forward general activity (UDA)	951
17/18 Contracted orthodontic activity (UOA)	0
Carry forward orthodontic activity (UOA)	0
Baseline contract value	£1,005,927.23

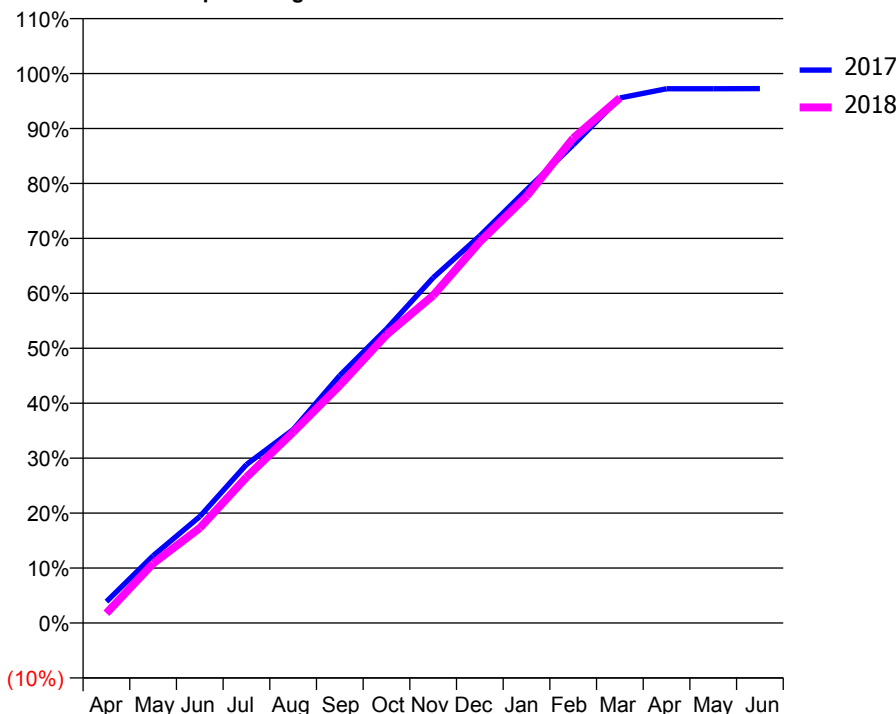
### ACCESS\*

Patients seen in 24 months	Total	Change since previous quarter
Quarter ending March 2017	12,577	
Quarter ending June 2017	12,684	→
Quarter ending September 2017	12,864	→
Quarter ending December 2017	12,869	→
Quarter ending March 2018	12,872	→
<b>Variance since March 2017</b>	2.3%	↑



### ACTIVITY

Cumulative percentage of contracted UDA delivered 2017 & 2018



Month	Adjusted Scheduled Activity (UDA)	
	2017	2018
April	1,340	614
May	4,216	3,735
June	6,672	5,960
July	9,936	9,143
August	12,123	11,964
September	15,521	14,905
October	18,437	18,068
November	21,649	20,537
December	24,273	23,896
January	27,157	26,743
February	29,974	30,394
March	32,918	32,917
April	33,496	
May	33,495	
June	33,497	

### QUALITY

	Quantity	Base Number	Contract	AT	Region	England
% of FP17s for the same patient ID Re-attending within 3 months - Children	377	5,012	7.5%	9.8%	12.8%	11.9%
% of FP17s for the same patient ID Re-attending within 3 months - Adults	1,610	15,765	10.2%	13.5%	16.5%	16.0%
% of FP17s for the same patient ID Re-attending between 3 & 9 months - Children	3,659	5,012	73.0%	63.4%	59.7%	58.3%
% of FP17s for the same patient ID Re-attending between 3 & 9 months - Adults	9,478	15,765	60.1%	54.7%	52.6%	50.3%
% of FP17s for Band 1 Urgent Courses	792	19,051	4.2%	7.5%	9.1%	9.1%
% of FP17s Relating to Free Repair or Replacements	112	19,051	0.6%	0.9%	1.0%	0.8%
% of FP17s Relating to Continuations	213	19,051	1.1%	1.2%	1.2%	1.0%
% of Patients satisfied with the dentistry they have received	13	15	86.7%	91.8%	91.6%	91.5%
% of Patients satisfied with the time they had to wait for an appointment	13	15	86.7%	87.7%	88.3%	87.9%

\* This is based on patients treated on this contract for their most recent course of treatment. Figures in italics indicate the base number of FP17s or Patient Questionnaire responses are less than 100. N/A is shown where the base number of responses is less than 10 during the period. % is calculated as Quantity/Base number\*100

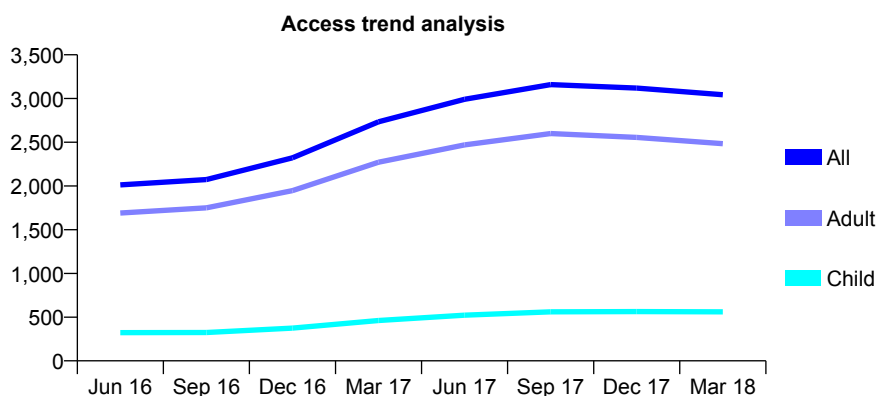
## Q50 - Vital Signs At a Glance Contract Report for 191116/0002 - March 2018

Name or company name	THE COSMETIC DENTAL PRACTICE LIM
Contract type name	GDS Contract
Purpose of contract	General
Contract start date	20/04/2015
Contract end date	

17/18 Contracted general activity (UDA)	12,000
Carry forward general activity (UDA)	0
17/18 Contracted orthodontic activity (UOA)	0
Carry forward orthodontic activity (UOA)	0
Baseline contract value	£379,747.62

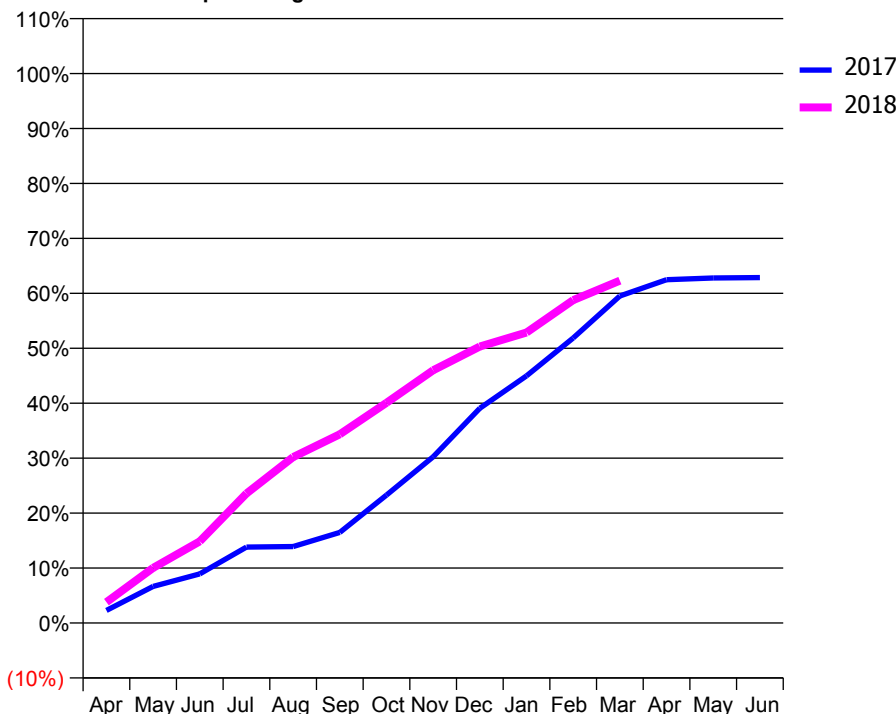
### ACCESS\*

Patients seen in 24 months	Total	Change since previous quarter
Quarter ending March 2017	2,733	
Quarter ending June 2017	2,992	↑
Quarter ending September 2017	3,159	↑
Quarter ending December 2017	3,119	↓
Quarter ending March 2018	3,044	↓
<b>Variance since March 2017</b>	<b>11.4%</b>	<b>↑</b>



### ACTIVITY

Cumulative percentage of contracted UDA delivered 2017 & 2018



Month	Adjusted Scheduled Activity (UDA)	
	2017	2018
April	275	456
May	801	1,204
June	1,074	1,783
July	1,658	2,830
August	1,670	3,623
September	1,978	4,123
October	2,793	4,809
November	3,629	5,521
December	4,690	6,038
January	5,399	6,345
February	6,224	7,051
March	7,142	7,478
April	7,497	
May	7,534	
June	7,543	

### QUALITY

	Quantity	Base Number	Contract	AT	Region	England
% of FP17s for the same patient ID Re-attending within 3 months - Children	73	801	9.1%	9.8%	12.8%	11.9%
% of FP17s for the same patient ID Re-attending within 3 months - Adults	384	3,416	11.2%	13.5%	16.5%	16.0%
% of FP17s for the same patient ID Re-attending between 3 & 9 months - Children	430	801	53.7%	63.4%	59.7%	58.3%
% of FP17s for the same patient ID Re-attending between 3 & 9 months - Adults	1,950	3,416	57.1%	54.7%	52.6%	50.3%
% of FP17s for Band 1 Urgent Courses	384	4,041	9.5%	7.5%	9.1%	9.1%
% of FP17s Relating to Free Repair or Replacements	9	4,041	0.2%	0.9%	1.0%	0.8%
% of FP17s Relating to Continuations	25	4,041	0.6%	1.2%	1.2%	1.0%
% of Patients satisfied with the dentistry they have received	5	5	N/A	91.8%	91.6%	91.5%
% of Patients satisfied with the time they had to wait for an appointment	4	5	N/A	87.7%	88.3%	87.9%

\* This is based on patients treated on this contract for their most recent course of treatment. Figures in italics indicate the base number of FP17s or Patient Questionnaire responses are less than 100. N/A is shown where the base number of responses is less than 10 during the period. % is calculated as Quantity/Base number\*100

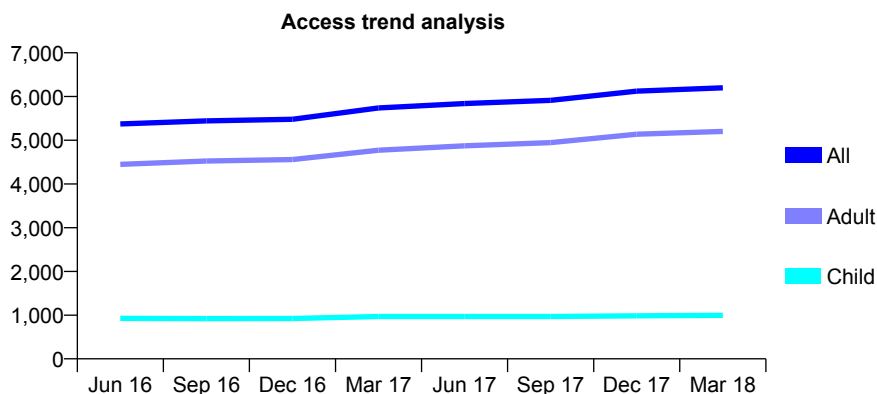
## Q50 - Vital Signs At a Glance Contract Report for 191361/0001 - March 2018

Name or company name	Hopkins & Poyner Dental Surgery
Contract type name	GDS Contract
Purpose of contract	General
Contract start date	01/12/2014
Contract end date	

17/18 Contracted general activity (UDA)	16,835
Carry forward general activity (UDA)	358
17/18 Contracted orthodontic activity (UOA)	0
Carry forward orthodontic activity (UOA)	0
Baseline contract value	£495,392.70

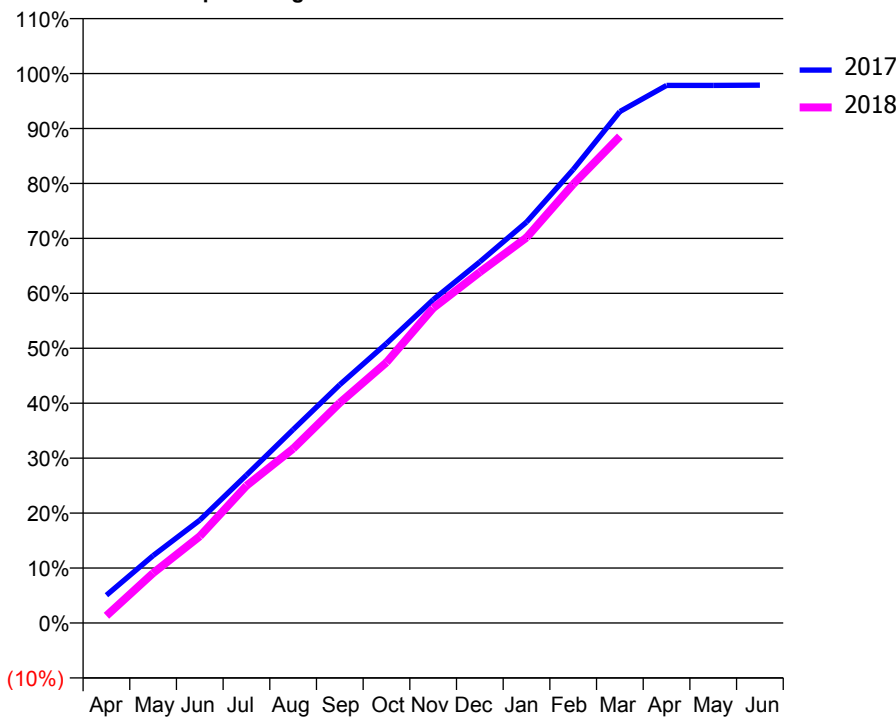
### ACCESS\*

Patients seen in 24 months	Total	Change since previous quarter
Quarter ending March 2017	5,740	
Quarter ending June 2017	5,840	→
Quarter ending September 2017	5,912	→
Quarter ending December 2017	6,122	↑
Quarter ending March 2018	6,200	→
<b>Variance since March 2017</b>	<b>8.0%</b>	<b>↑</b>



### ACTIVITY

**Cumulative percentage of contracted UDA delivered 2017 & 2018**



Month	Adjusted Scheduled Activity (UDA)	
	2017	2018
April	852	225
May	2,064	1,532
June	3,153	2,656
July	4,532	4,208
August	5,924	5,342
September	7,303	6,749
October	8,563	7,985
November	9,904	9,647
December	11,066	10,750
January	12,282	11,809
February	13,892	13,443
March	15,668	14,908
April	16,469	
May	16,472	
June	16,477	

### QUALITY

	Quantity	Base Number	Contract	AT	Region	England
% of FP17s for the same patient ID Re-attending within 3 months - Children	94	1,509	6.2%	9.8%	12.8%	11.9%
% of FP17s for the same patient ID Re-attending within 3 months - Adults	1,047	7,779	13.5%	13.5%	16.5%	16.0%
% of FP17s for the same patient ID Re-attending between 3 & 9 months - Children	921	1,509	61.0%	63.4%	59.7%	58.3%
% of FP17s for the same patient ID Re-attending between 3 & 9 months - Adults	4,600	7,779	59.1%	54.7%	52.6%	50.3%
% of FP17s for Band 1 Urgent Courses	474	8,159	5.8%	7.5%	9.1%	9.1%
% of FP17s Relating to Free Repair or Replacements	113	8,159	1.4%	0.9%	1.0%	0.8%
% of FP17s Relating to Continuations	141	8,159	1.7%	1.2%	1.2%	1.0%
% of Patients satisfied with the dentistry they have received	22	26	84.6%	91.8%	91.6%	91.5%
% of Patients satisfied with the time they had to wait for an appointment	22	26	84.6%	87.7%	88.3%	87.9%

\* This is based on patients treated on this contract for their most recent course of treatment. Figures in italics indicate the base number of FP17s or Patient Questionnaire responses are less than 100. N/A is shown where the base number of responses is less than 10 during the period. % is calculated as Quantity/Base number\*100

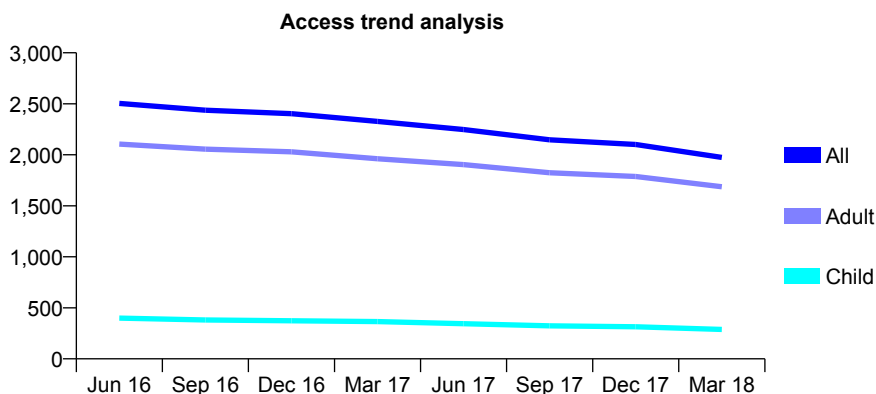
## Q50 - Vital Signs At a Glance Contract Report for 191833/0001 - March 2018

Name or company name	Aishwaryam Limited
Contract type name	GDS Contract
Purpose of contract	General
Contract start date	01/04/2012
Contract end date	

17/18 Contracted general activity (UDA)	8,265
Carry forward general activity (UDA)	-106
17/18 Contracted orthodontic activity (UOA)	0
Carry forward orthodontic activity (UOA)	0
Baseline contract value	£246,589.36

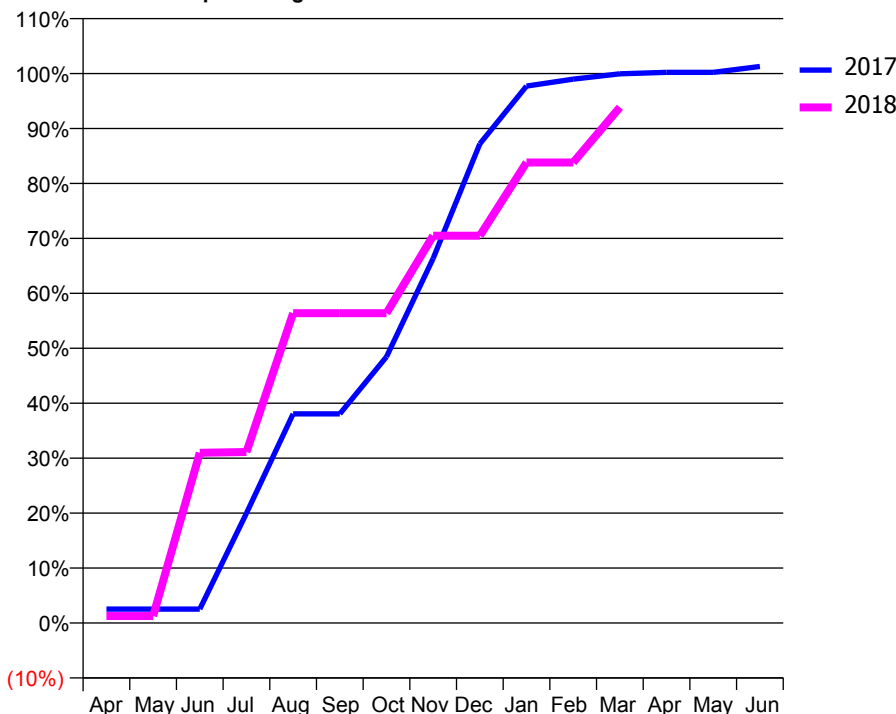
### ACCESS\*

Patients seen in 24 months	Total	Change since previous quarter
Quarter ending March 2017	2,327	
Quarter ending June 2017	2,248	↓
Quarter ending September 2017	2,147	↓
Quarter ending December 2017	2,101	↓
Quarter ending March 2018	1,975	↓
<b>Variance since March 2017</b>	<b>(15.1%)</b>	<b>↓</b>



### ACTIVITY

Cumulative percentage of contracted UDA delivered 2017 & 2018



Month	Adjusted Scheduled Activity (UDA)	
	2017	2018
April	210	106
May	210	106
June	210	2,561
July	1,651	2,573
August	3,145	4,660
September	3,145	4,660
October	4,004	4,660
November	5,485	5,825
December	7,208	5,825
January	8,077	6,926
February	8,181	6,926
March	8,260	7,758
April	8,283	
May	8,283	
June	8,371	

### QUALITY

	Quantity	Base Number	Contract	AT	Region	England
% of FP17s for the same patient ID Re-attending within 3 months - Children	16	378	4.2%	9.8%	12.8%	11.9%
% of FP17s for the same patient ID Re-attending within 3 months - Adults	157	1,966	8.0%	13.5%	16.5%	16.0%
% of FP17s for the same patient ID Re-attending between 3 & 9 months - Children	224	378	59.3%	63.4%	59.7%	58.3%
% of FP17s for the same patient ID Re-attending between 3 & 9 months - Adults	1,269	1,966	64.5%	54.7%	52.6%	50.3%
% of FP17s for Band 1 Urgent Courses	183	2,285	8.0%	7.5%	9.1%	9.1%
% of FP17s Relating to Free Repair or Replacements	1	2,285	0.0%	0.9%	1.0%	0.8%
% of FP17s Relating to Continuations	15	2,285	0.7%	1.2%	1.2%	1.0%
% of Patients satisfied with the dentistry they have received	3	3	N/A	91.8%	91.6%	91.5%
% of Patients satisfied with the time they had to wait for an appointment	3	3	N/A	87.7%	88.3%	87.9%

\* This is based on patients treated on this contract for their most recent course of treatment. Figures in italics indicate the base number of FP17s or Patient Questionnaire responses are less than 100. N/A is shown where the base number of responses is less than 10 during the period. % is calculated as Quantity/Base number\*100

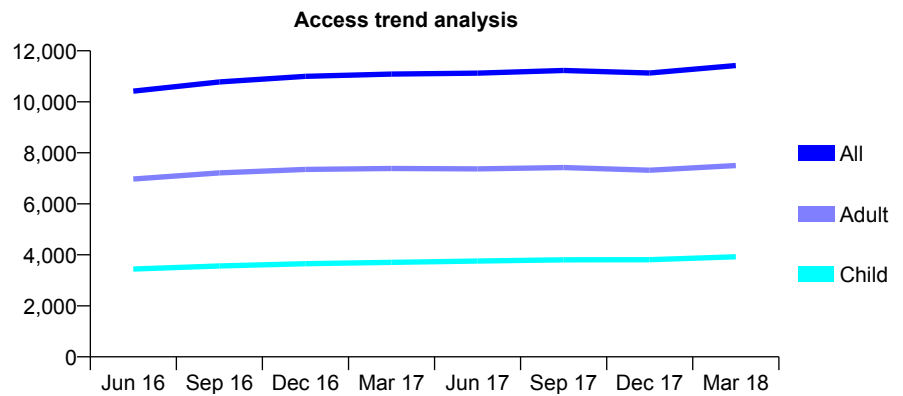
## Q50 - Vital Signs At a Glance Contract Report for 193445/0001 - March 2018

Name or company name	Genesis Dental Care
Contract type name	GDS Contract
Purpose of contract	General
Contract start date	17/08/2009
Contract end date	

17/18 Contracted general activity (UDA)	29,200
Carry forward general activity (UDA)	-306
17/18 Contracted orthodontic activity (UOA)	0
Carry forward orthodontic activity (UOA)	0
Baseline contract value	£776,006.39

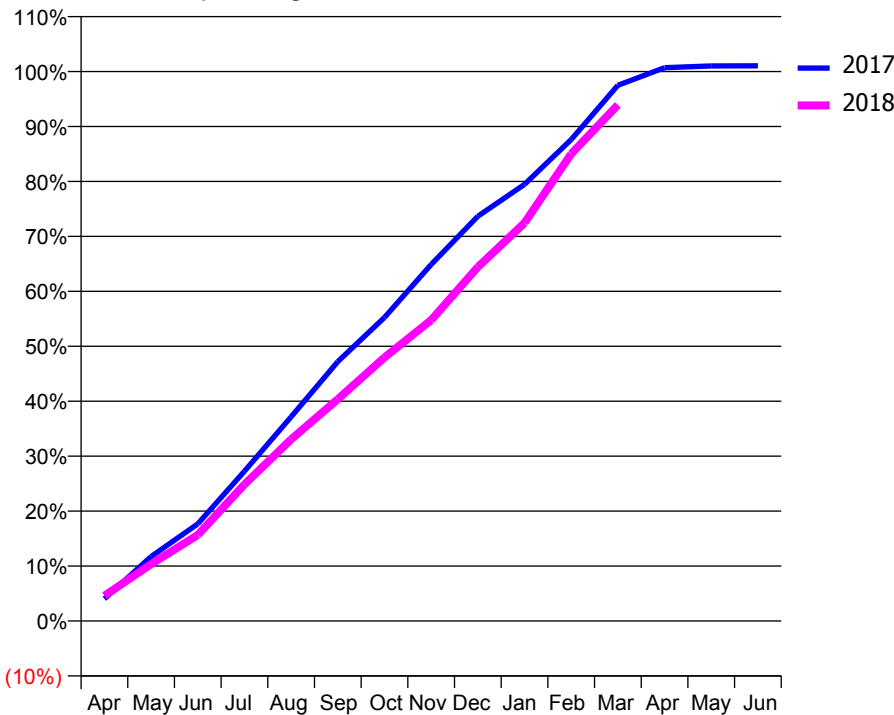
### ACCESS\*

Patients seen in 24 months	Total	Change since previous quarter
Quarter ending March 2017	11,089	
Quarter ending June 2017	11,126	→
Quarter ending September 2017	11,228	→
Quarter ending December 2017	11,129	→
Quarter ending March 2018	11,424	↑
<b>Variance since March 2017</b>	<b>3.0%</b>	<b>↑</b>



### ACTIVITY

Cumulative percentage of contracted UDA delivered 2017 & 2018



Month	Adjusted Scheduled Activity (UDA)	
	2017	2018
April	1,178	1,346
May	3,429	3,020
June	5,161	4,571
July	7,963	7,258
August	10,851	9,654
September	13,785	11,786
October	16,131	14,002
November	18,943	15,989
December	21,507	18,813
January	23,204	21,153
February	25,587	24,828
March	28,470	27,429
April	29,404	
May	29,497	
June	29,506	

### QUALITY

	Quantity	Base Number	Contract	AT	Region	England
% of FP17s for the same patient ID Re-attending within 3 months - Children	203	5,361	3.8%	9.8%	12.8%	11.9%
% of FP17s for the same patient ID Re-attending within 3 months - Adults	590	8,708	6.8%	13.5%	16.5%	16.0%
% of FP17s for the same patient ID Re-attending between 3 & 9 months - Children	3,129	5,361	58.4%	63.4%	59.7%	58.3%
% of FP17s for the same patient ID Re-attending between 3 & 9 months - Adults	4,852	8,708	55.7%	54.7%	52.6%	50.3%
% of FP17s for Band 1 Urgent Courses	864	13,521	6.4%	7.5%	9.1%	9.1%
% of FP17s Relating to Free Repair or Replacements	71	13,521	0.5%	0.9%	1.0%	0.8%
% of FP17s Relating to Continuations	46	13,521	0.3%	1.2%	1.2%	1.0%
% of Patients satisfied with the dentistry they have received	9	10	90.0%	91.8%	91.6%	91.5%
% of Patients satisfied with the time they had to wait for an appointment	8	10	80.0%	87.7%	88.3%	87.9%

\* This is based on patients treated on this contract for their most recent course of treatment. Figures in italics indicate the base number of FP17s or Patient Questionnaire responses are less than 100. N/A is shown where the base number of responses is less than 10 during the period. % is calculated as Quantity/Base number\*100

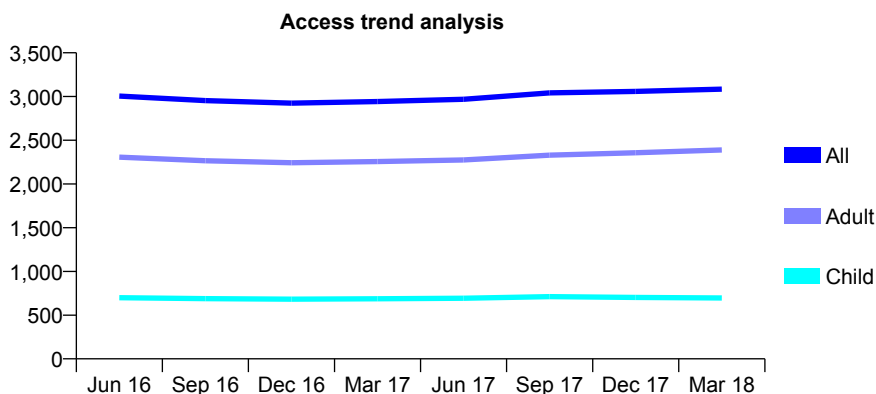
## Q50 - Vital Signs At a Glance Contract Report for 194581/0001 - March 2018

Name or company name	East Ayton Dental Practice Limited
Contract type name	GDS Contract
Purpose of contract	General
Contract start date	01/10/2007
Contract end date	

17/18 Contracted general activity (UDA)	10,658
Carry forward general activity (UDA)	0
17/18 Contracted orthodontic activity (UOA)	0
Carry forward orthodontic activity (UOA)	0
Baseline contract value	£330,429.75

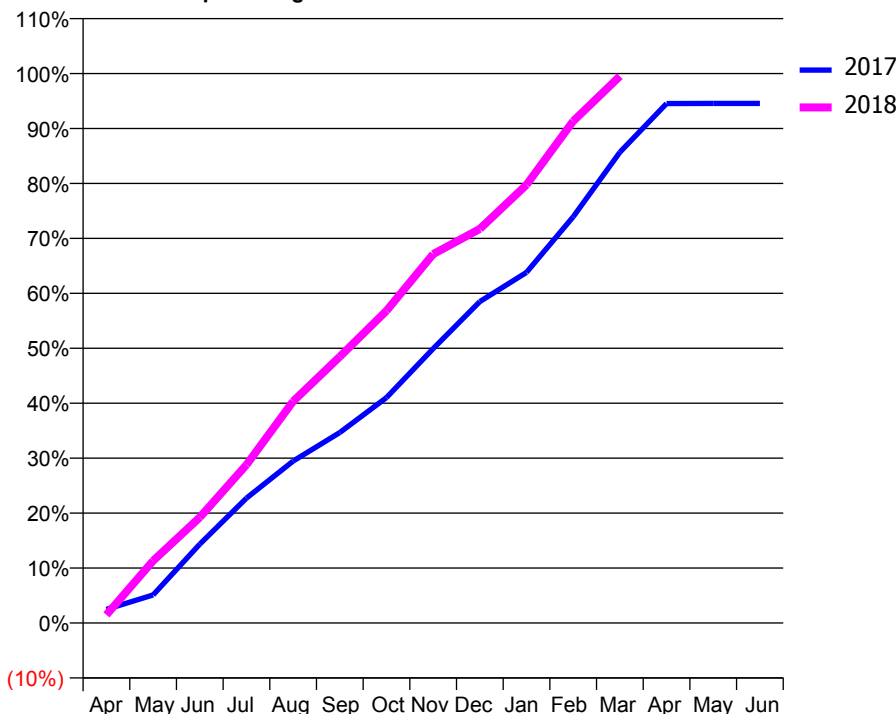
### ACCESS\*

Patients seen in 24 months	Total	Change since previous quarter
Quarter ending March 2017	2,943	
Quarter ending June 2017	2,968	→
Quarter ending September 2017	3,041	↑
Quarter ending December 2017	3,059	→
Quarter ending March 2018	3,085	→
<b>Variance since March 2017</b>	<b>4.8%</b>	<b>↑</b>



### ACTIVITY

Cumulative percentage of contracted UDA delivered 2017 & 2018



Month	Adjusted Scheduled Activity (UDA)	
	2017	2018
April	266	159
May	545	1,206
June	1,529	2,049
July	2,423	3,069
August	3,141	4,300
September	3,694	5,167
October	4,371	6,056
November	5,321	7,155
December	6,234	7,644
January	6,800	8,501
February	7,879	9,734
March	9,130	10,605
April	10,075	
May	10,079	
June	10,079	

### QUALITY

	Quantity	Base Number	Contract	AT	Region	England
% of FP17s for the same patient ID Re-attending within 3 months - Children	113	1,311	8.6%	9.8%	12.8%	11.9%
% of FP17s for the same patient ID Re-attending within 3 months - Adults	739	4,297	17.2%	13.5%	16.5%	16.0%
% of FP17s for the same patient ID Re-attending between 3 & 9 months - Children	911	1,311	69.5%	63.4%	59.7%	58.3%
% of FP17s for the same patient ID Re-attending between 3 & 9 months - Adults	2,831	4,297	65.9%	54.7%	52.6%	50.3%
% of FP17s for Band 1 Urgent Courses	284	5,291	5.4%	7.5%	9.1%	9.1%
% of FP17s Relating to Free Repair or Replacements	119	5,291	2.2%	0.9%	1.0%	0.8%
% of FP17s Relating to Continuations	176	5,291	3.3%	1.2%	1.2%	1.0%
% of Patients satisfied with the dentistry they have received	3	4	N/A	91.8%	91.6%	91.5%
% of Patients satisfied with the time they had to wait for an appointment	3	4	N/A	87.7%	88.3%	87.9%

\* This is based on patients treated on this contract for their most recent course of treatment. Figures in italics indicate the base number of FP17s or Patient Questionnaire responses are less than 100. N/A is shown where the base number of responses is less than 10 during the period. % is calculated as Quantity/Base number\*100

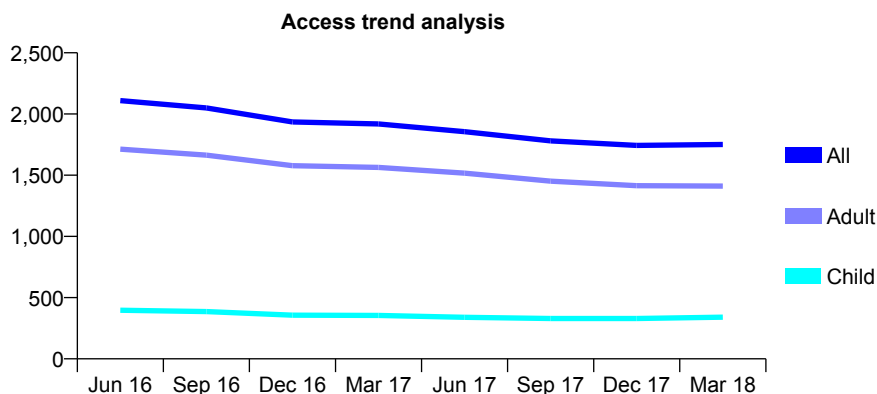
## Q50 - Vital Signs At a Glance Contract Report for 194794/0001 - March 2018

Name or company name	The Corner Dental Practice
Contract type name	GDS Contract
Purpose of contract	General
Contract start date	01/07/2012
Contract end date	

17/18 Contracted general activity (UDA)	5,500
Carry forward general activity (UDA)	-110
17/18 Contracted orthodontic activity (UOA)	0
Carry forward orthodontic activity (UOA)	0
Baseline contract value	£157,817.20

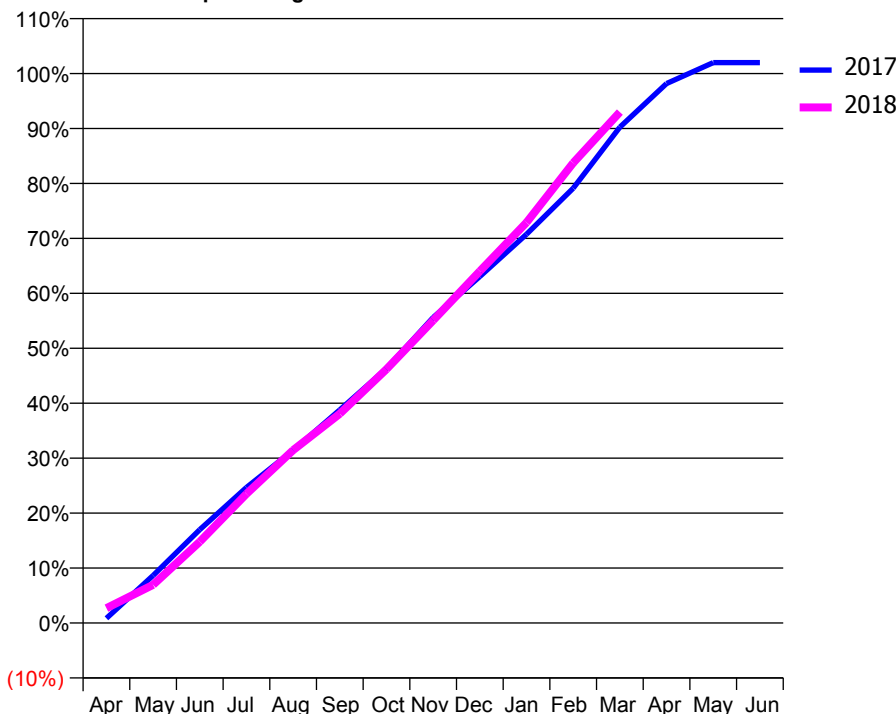
### ACCESS\*

Patients seen in 24 months	Total	Change since previous quarter
Quarter ending March 2017	1,919	
Quarter ending June 2017	1,856	↓
Quarter ending September 2017	1,780	↓
Quarter ending December 2017	1,744	↓
Quarter ending March 2018	1,751	→
<b>Variance since March 2017</b>	<b>(8.8%)</b>	<b>↓</b>



### ACTIVITY

**Cumulative percentage of contracted UDA delivered 2017 & 2018**



Month	Adjusted Scheduled Activity (UDA)	
	2017	2018
April	47	148
May	476	382
June	935	813
July	1,357	1,292
August	1,729	1,730
September	2,133	2,095
October	2,547	2,541
November	3,059	3,029
December	3,468	3,522
January	3,891	4,009
February	4,351	4,605
March	4,964	5,113
April	5,399	
May	5,610	
June	5,610	

### QUALITY

	Quantity	Base Number	Contract	AT	Region	England
% of FP17s for the same patient ID Re-attending within 3 months - Children	10	481	2.1%	9.8%	12.8%	11.9%
% of FP17s for the same patient ID Re-attending within 3 months - Adults	51	1,601	3.2%	13.5%	16.5%	16.0%
% of FP17s for the same patient ID Re-attending between 3 & 9 months - Children	285	481	59.3%	63.4%	59.7%	58.3%
% of FP17s for the same patient ID Re-attending between 3 & 9 months - Adults	934	1,601	58.3%	54.7%	52.6%	50.3%
% of FP17s for Band 1 Urgent Courses	56	1,849	3.0%	7.5%	9.1%	9.1%
% of FP17s Relating to Free Repair or Replacements	0	1,849	0.0%	0.9%	1.0%	0.8%
% of FP17s Relating to Continuations	0	1,849	0.0%	1.2%	1.2%	1.0%
% of Patients satisfied with the dentistry they have received	11	15	73.3%	91.8%	91.6%	91.5%
% of Patients satisfied with the time they had to wait for an appointment	12	15	80.0%	87.7%	88.3%	87.9%

\* This is based on patients treated on this contract for their most recent course of treatment. Figures in italics indicate the base number of FP17s or Patient Questionnaire responses are less than 100. N/A is shown where the base number of responses is less than 10 during the period. % is calculated as Quantity/Base number\*100



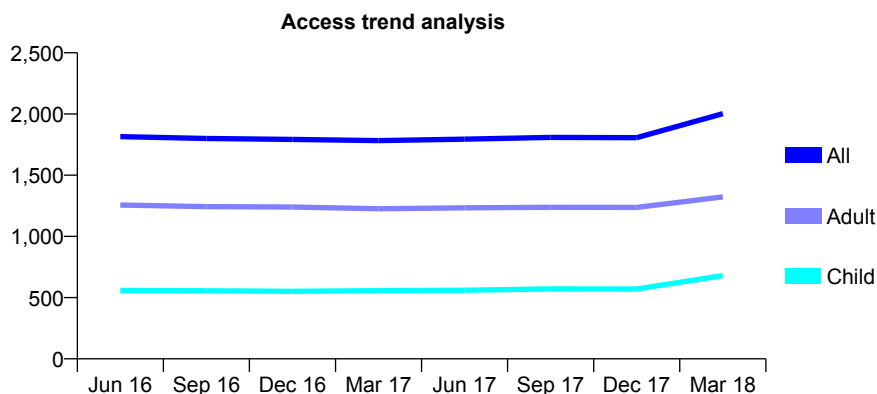
## Q50 - Vital Signs At a Glance Contract Report for 197432/0001 - March 2018

Name or company name	FINKLE HILL DENTAL CARE LTD
Contract type name	GDS Contract
Purpose of contract	General
Contract start date	01/05/2012
Contract end date	

17/18 Contracted general activity (UDA)	4,000
Carry forward general activity (UDA)	64
17/18 Contracted orthodontic activity (UOA)	0
Carry forward orthodontic activity (UOA)	0
Baseline contract value	£121,092.91

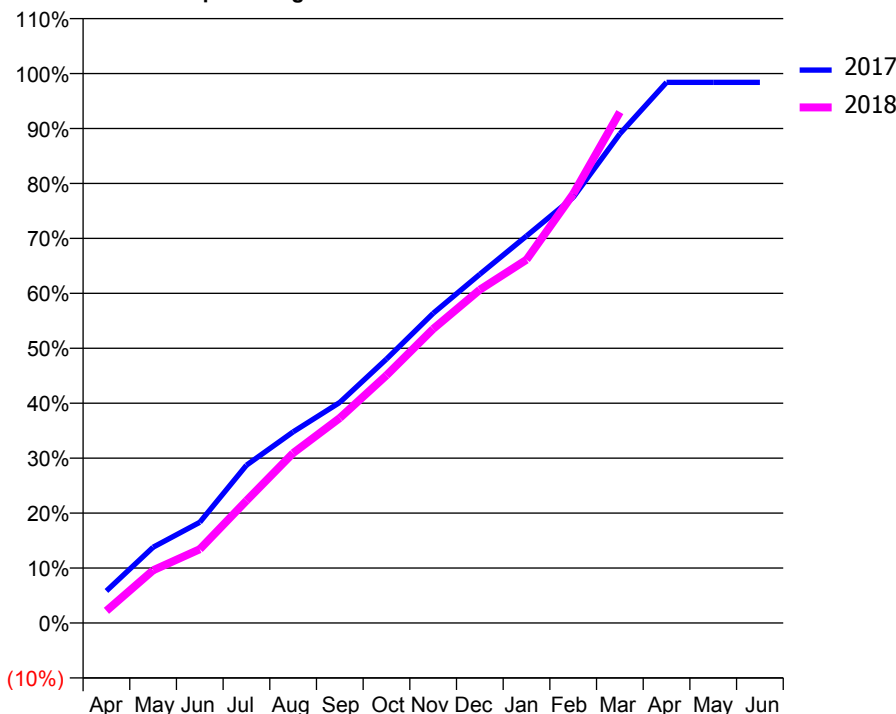
### ACCESS\*

Patients seen in 24 months	Total	Change since previous quarter
Quarter ending March 2017	1,783	
Quarter ending June 2017	1,795	→
Quarter ending September 2017	1,809	→
Quarter ending December 2017	1,807	→
Quarter ending March 2018	2,003	↑
<b>Variance since March 2017</b>	<b>12.3%</b>	<b>↑</b>



### ACTIVITY

Cumulative percentage of contracted UDA delivered 2017 & 2018



Month	Adjusted Scheduled Activity (UDA)	
	2017	2018
April	233	89
May	552	384
June	734	537
July	1,148	890
August	1,392	1,237
September	1,606	1,493
October	1,921	1,803
November	2,254	2,141
December	2,539	2,426
January	2,818	2,645
February	3,098	3,123
March	3,561	3,719
April	3,936	
May	3,936	
June	3,936	

### QUALITY

	Quantity	Base Number	Contract	AT	Region	England
% of FP17s for the same patient ID Re-attending within 3 months - Children	97	1,113	8.7%	9.8%	12.8%	11.9%
% of FP17s for the same patient ID Re-attending within 3 months - Adults	279	2,039	13.7%	13.5%	16.5%	16.0%
% of FP17s for the same patient ID Re-attending between 3 & 9 months - Children	683	1,113	61.4%	63.4%	59.7%	58.3%
% of FP17s for the same patient ID Re-attending between 3 & 9 months - Adults	1,308	2,039	64.1%	54.7%	52.6%	50.3%
% of FP17s for Band 1 Urgent Courses	82	2,227	3.7%	7.5%	9.1%	9.1%
% of FP17s Relating to Free Repair or Replacements	7	2,227	0.3%	0.9%	1.0%	0.8%
% of FP17s Relating to Continuations	4	2,227	0.2%	1.2%	1.2%	1.0%
% of Patients satisfied with the dentistry they have received	2	2	N/A	91.8%	91.6%	91.5%
% of Patients satisfied with the time they had to wait for an appointment	2	2	N/A	87.7%	88.3%	87.9%

\* This is based on patients treated on this contract for their most recent course of treatment. Figures in italics indicate the base number of FP17s or Patient Questionnaire responses are less than 100. N/A is shown where the base number of responses is less than 10 during the period. % is calculated as Quantity/Base number\*100

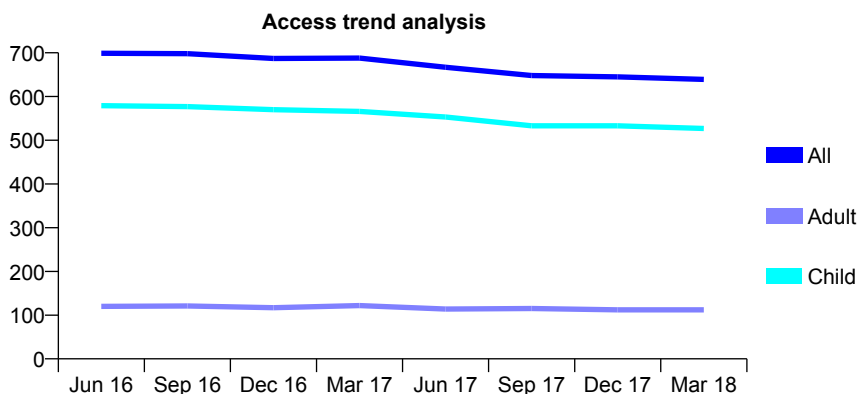
## Q50 - Vital Signs At a Glance Contract Report for 197580/0001 - March 2018

Name or company name	CLOCK TOWER DENTAL CARE LTD.
Contract type name	GDS Contract
Purpose of contract	General and Orthodontic
Contract start date	01/12/2012
Contract end date	

17/18 Contracted general activity (UDA)	2,000
Carry forward general activity (UDA)	0
17/18 Contracted orthodontic activity (UOA)	398
Carry forward orthodontic activity (UOA)	0
Baseline contract value	£91,171.56

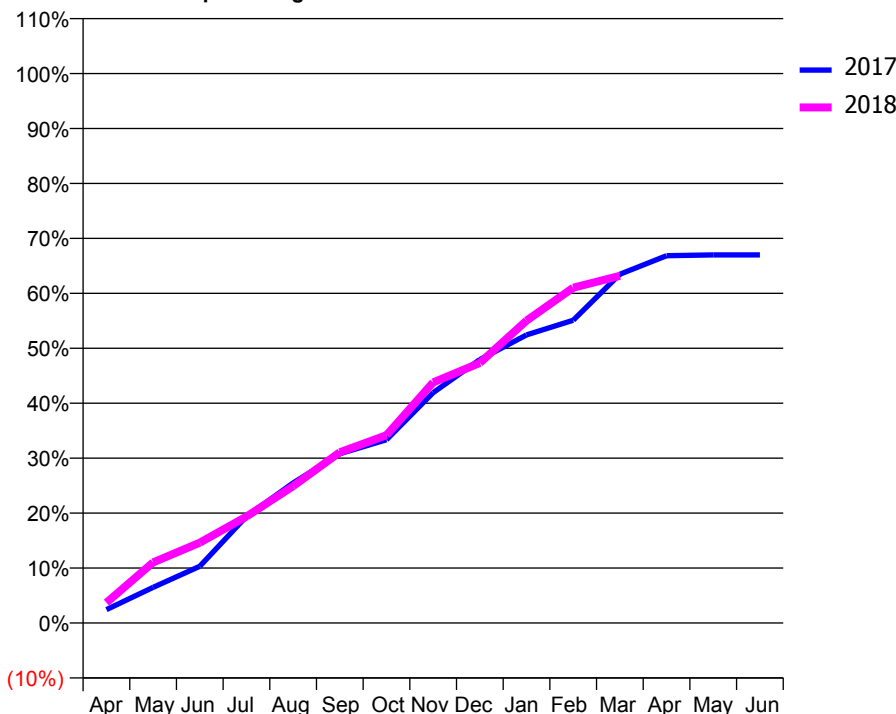
### ACCESS\*

Patients seen in 24 months	Total	Change since previous quarter
Quarter ending March 2017	688	
Quarter ending June 2017	667	↓
Quarter ending September 2017	648	↓
Quarter ending December 2017	645	→
Quarter ending March 2018	639	→
<b>Variance since March 2017</b>	<b>(7.1%)</b>	<b>↓</b>



### ACTIVITY

Cumulative percentage of contracted UDA delivered 2017 & 2018



Month	Adjusted Scheduled Activity (UDA)	
	2017	2018
April	49	74
May	130	221
June	207	293
July	388	388
August	510	498
September	616	622
October	667	684
November	838	876
December	959	947
January	1,048	1,101
February	1,102	1,220
March	1,270	1,264
April	1,337	
May	1,340	
June	1,340	

### QUALITY

	Quantity	Base Number	Contract	AT	Region	England
% of FP17s for the same patient ID Re-attending within 3 months - Children	106	959	11.1%	9.8%	12.8%	11.9%
% of FP17s for the same patient ID Re-attending within 3 months - Adults	7	66	10.6%	13.5%	16.5%	16.0%
% of FP17s for the same patient ID Re-attending between 3 & 9 months - Children	691	959	72.1%	63.4%	59.7%	58.3%
% of FP17s for the same patient ID Re-attending between 3 & 9 months - Adults	43	66	65.2%	54.7%	52.6%	50.3%
% of FP17s for Band 1 Urgent Courses	23	927	2.5%	7.5%	9.1%	9.1%
% of FP17s Relating to Free Repair or Replacements	1	927	0.1%	0.9%	1.0%	0.8%
% of FP17s Relating to Continuations	0	927	0.0%	1.2%	1.2%	1.0%
% of Patients satisfied with the dentistry they have received	0	0	N/A	91.8%	91.6%	91.5%
% of Patients satisfied with the time they had to wait for an appointment	0	0	N/A	87.7%	88.3%	87.9%

\* This is based on patients treated on this contract for their most recent course of treatment. Figures in italics indicate the base number of FP17s or Patient Questionnaire responses are less than 100. N/A is shown where the base number of responses is less than 10 during the period. % is calculated as Quantity/Base number\*100

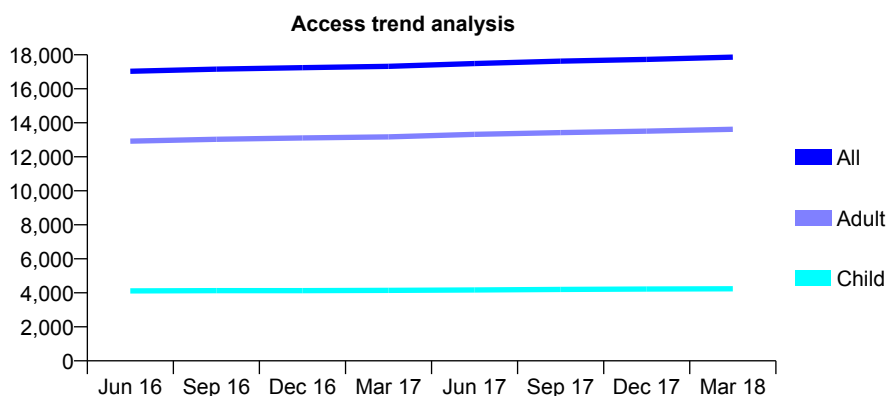
## Q50 - Vital Signs At a Glance Contract Report for 213683/0001 - March 2018

Name or company name	MRS C BOLLAND
Contract type name	GDS Contract
Purpose of contract	General
Contract start date	01/04/2006
Contract end date	

17/18 Contracted general activity (UDA)	43,039
Carry forward general activity (UDA)	-457
17/18 Contracted orthodontic activity (UOA)	0
Carry forward orthodontic activity (UOA)	0
Baseline contract value	£1,075,625.80

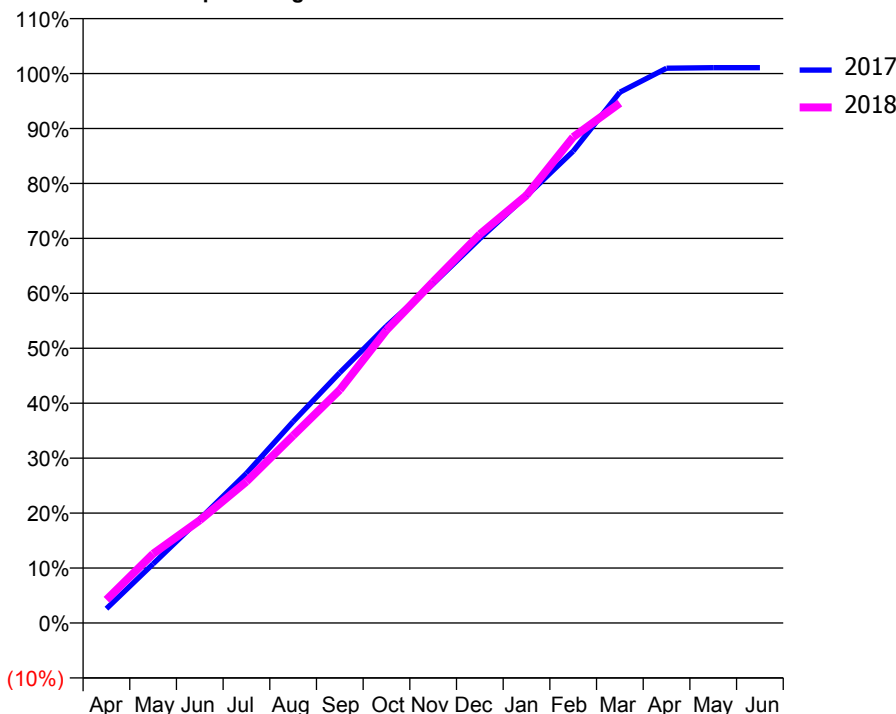
### ACCESS\*

Patients seen in 24 months	Total	Change since previous quarter
Quarter ending March 2017	17,321	
Quarter ending June 2017	17,487	→
Quarter ending September 2017	17,630	→
Quarter ending December 2017	17,729	→
Quarter ending March 2018	17,863	→
<b>Variance since March 2017</b>	<b>3.1%</b>	<b>↑</b>



### ACTIVITY

Cumulative percentage of contracted UDA delivered 2017 & 2018



Month	Adjusted Scheduled Activity (UDA)	
	2017	2018
April	1,124	1,825
May	4,634	5,430
June	8,142	8,049
July	11,728	11,080
August	15,774	14,684
September	19,605	18,266
October	23,252	22,939
November	26,577	26,728
December	30,106	30,451
January	33,456	33,504
February	36,954	38,068
March	41,576	40,719
April	43,457	
May	43,496	
June	43,496	

### QUALITY

	Quantity	Base Number	Contract	AT	Region	England
% of FP17s for the same patient ID Re-attending within 3 months - Children	359	6,557	5.5%	9.8%	12.8%	11.9%
% of FP17s for the same patient ID Re-attending within 3 months - Adults	2,145	19,661	10.9%	13.5%	16.5%	16.0%
% of FP17s for the same patient ID Re-attending between 3 & 9 months - Children	4,688	6,557	71.5%	63.4%	59.7%	58.3%
% of FP17s for the same patient ID Re-attending between 3 & 9 months - Adults	12,412	19,661	63.1%	54.7%	52.6%	50.3%
% of FP17s for Band 1 Urgent Courses	1,746	25,191	6.9%	7.5%	9.1%	9.1%
% of FP17s Relating to Free Repair or Replacements	208	25,191	0.8%	0.9%	1.0%	0.8%
% of FP17s Relating to Continuations	289	25,191	1.1%	1.2%	1.2%	1.0%
% of Patients satisfied with the dentistry they have received	16	18	88.9%	91.8%	91.6%	91.5%
% of Patients satisfied with the time they had to wait for an appointment	15	18	83.3%	87.7%	88.3%	87.9%

\* This is based on patients treated on this contract for their most recent course of treatment. Figures in italics indicate the base number of FP17s or Patient Questionnaire responses are less than 100. N/A is shown where the base number of responses is less than 10 during the period. % is calculated as Quantity/Base number\*100

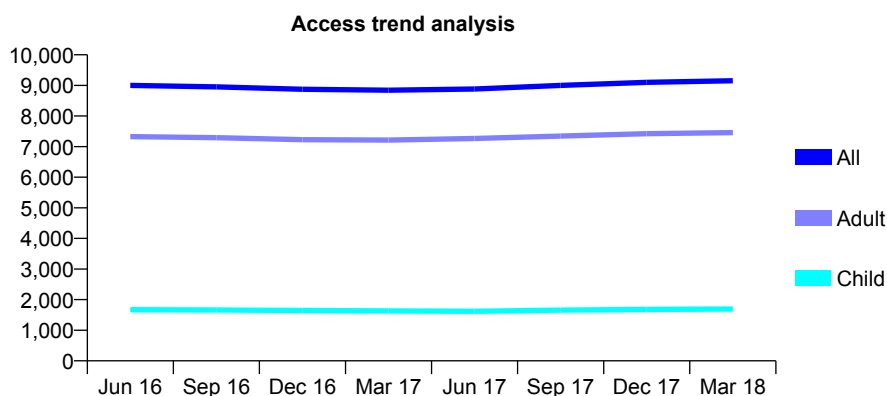
## Q50 - Vital Signs At a Glance Contract Report for 219789/0001 - March 2018

Name or company name	MR JD WHITE
Contract type name	GDS Contract
Purpose of contract	General
Contract start date	01/04/2006
Contract end date	

17/18 Contracted general activity (UDA)	25,582
Carry forward general activity (UDA)	0
17/18 Contracted orthodontic activity (UOA)	0
Carry forward orthodontic activity (UOA)	0
Baseline contract value	£747,787.02

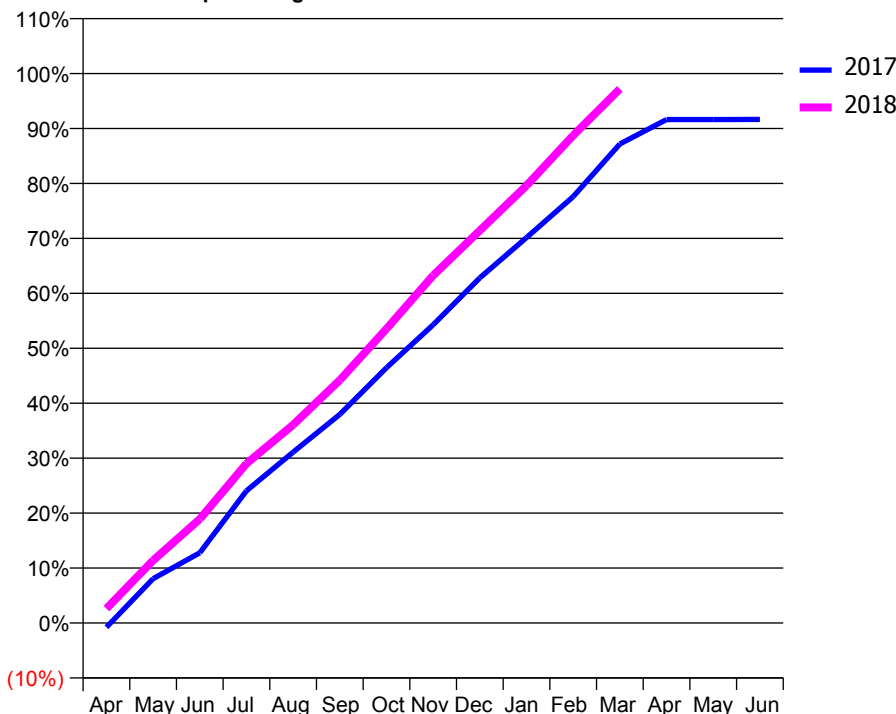
### ACCESS\*

Patients seen in 24 months	Total	Change since previous quarter
Quarter ending March 2017	8,844	
Quarter ending June 2017	8,884	→
Quarter ending September 2017	9,001	→
Quarter ending December 2017	9,100	→
Quarter ending March 2018	9,153	→
<b>Variance since March 2017</b>	<b>3.5%</b>	<b>↑</b>



### ACTIVITY

Cumulative percentage of contracted UDA delivered 2017 & 2018



Month	Adjusted Scheduled Activity (UDA)	
	2017	2018
April	-204	674
May	2,066	2,915
June	3,266	4,841
July	6,153	7,420
August	7,953	9,225
September	9,710	11,306
October	11,884	13,696
November	13,882	16,182
December	16,069	18,273
January	17,944	20,368
February	19,852	22,698
March	22,300	24,867
April	23,439	
May	23,441	
June	23,442	

### QUALITY

	Quantity	Base Number	Contract	AT	Region	England
% of FP17s for the same patient ID Re-attending within 3 months - Children	199	2,898	6.9%	9.8%	12.8%	11.9%
% of FP17s for the same patient ID Re-attending within 3 months - Adults	1,418	11,858	12.0%	13.5%	16.5%	16.0%
% of FP17s for the same patient ID Re-attending between 3 & 9 months - Children	2,081	2,898	71.8%	63.4%	59.7%	58.3%
% of FP17s for the same patient ID Re-attending between 3 & 9 months - Adults	7,246	11,858	61.1%	54.7%	52.6%	50.3%
% of FP17s for Band 1 Urgent Courses	951	14,178	6.7%	7.5%	9.1%	9.1%
% of FP17s Relating to Free Repair or Replacements	133	14,178	0.9%	0.9%	1.0%	0.8%
% of FP17s Relating to Continuations	134	14,178	0.9%	1.2%	1.2%	1.0%
% of Patients satisfied with the dentistry they have received	17	17	100.0%	91.8%	91.6%	91.5%
% of Patients satisfied with the time they had to wait for an appointment	12	17	70.6%	87.7%	88.3%	87.9%

\* This is based on patients treated on this contract for their most recent course of treatment. Figures in italics indicate the base number of FP17s or Patient Questionnaire responses are less than 100. N/A is shown where the base number of responses is less than 10 during the period. % is calculated as Quantity/Base number\*100

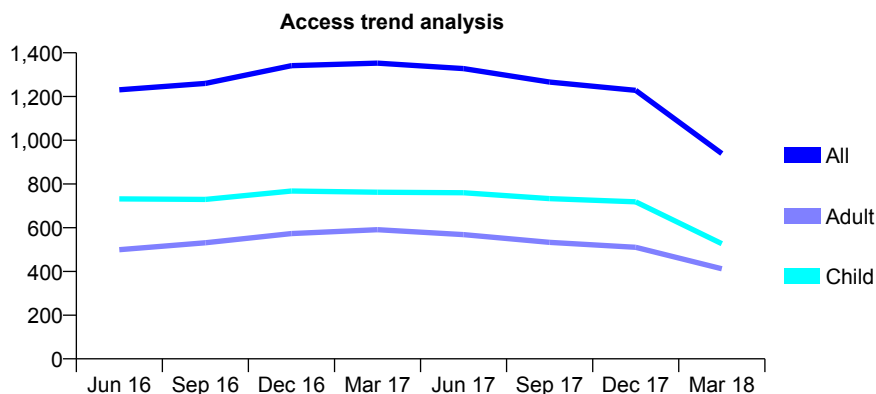
## Q50 - Vital Signs At a Glance Contract Report for 222577/0002 - March 2018

Name or company name	MR AK FINN
Contract type name	GDS Contract
Purpose of contract	General and Orthodontic
Contract start date	01/12/2014
Contract end date	21/10/2017

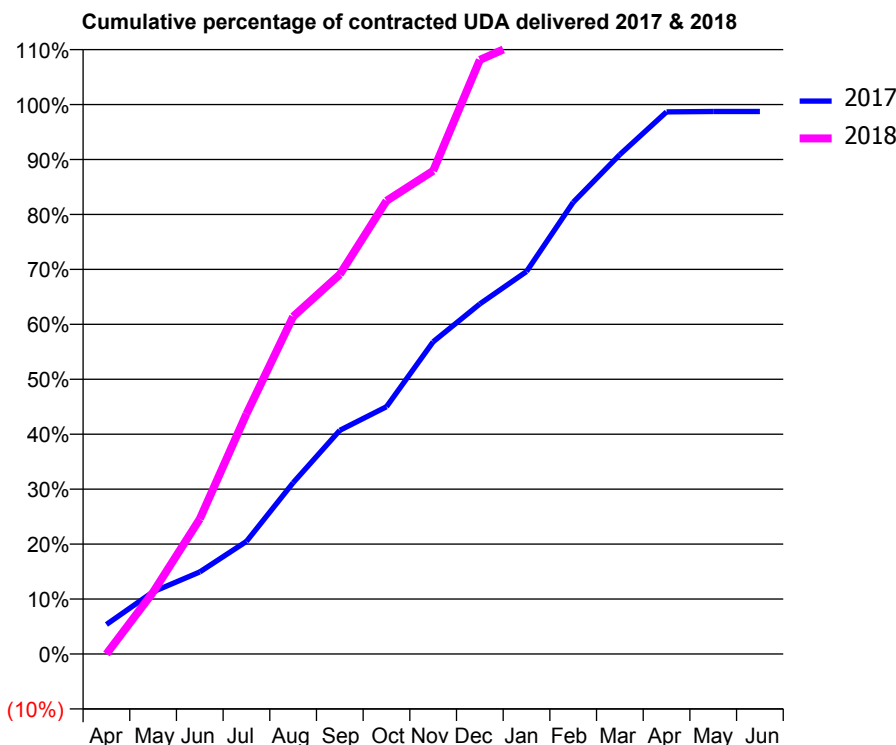
17/18 Contracted general activity (UDA)	1,973
Carry forward general activity (UDA)	45
17/18 Contracted orthodontic activity (UOA)	690
Carry forward orthodontic activity (UOA)	0
Baseline contract value	£108,309.20

### ACCESS\*

Patients seen in 24 months	Total	Change since previous quarter
Quarter ending March 2017	1,353	
Quarter ending June 2017	1,328	↓
Quarter ending September 2017	1,266	↓
Quarter ending December 2017	1,228	↓
Quarter ending March 2018	939	↓
<b>Variance since March 2017</b>	<b>(30.6%)</b>	<b>↓</b>



### ACTIVITY



Month	Adjusted Scheduled Activity (UDA)	
	2017	2018
April	190	0
May	402	222
June	529	485
July	726	862
August	1,105	1,211
September	1,443	1,363
October	1,595	1,627
November	2,014	1,735
December	2,259	2,133
January	2,468	2,207
February	2,914	2,375
March	3,222	2,488
April	3,497	
May	3,500	
June	3,500	

### QUALITY

	Quantity	Base Number	Contract	AT	Region	England
% of FP17s for the same patient ID Re-attending within 3 months - Children	123	1,056	11.6%	9.8%	12.8%	11.9%
% of FP17s for the same patient ID Re-attending within 3 months - Adults	174	568	30.6%	13.5%	16.5%	16.0%
% of FP17s for the same patient ID Re-attending between 3 & 9 months - Children	623	1,056	59.0%	63.4%	59.7%	58.3%
% of FP17s for the same patient ID Re-attending between 3 & 9 months - Adults	271	568	47.7%	54.7%	52.6%	50.3%
% of FP17s for Band 1 Urgent Courses	205	1,363	15.0%	7.5%	9.1%	9.1%
% of FP17s Relating to Free Repair or Replacements	4	1,363	0.3%	0.9%	1.0%	0.8%
% of FP17s Relating to Continuations	12	1,363	0.9%	1.2%	1.2%	1.0%
% of Patients satisfied with the dentistry they have received	3	3	N/A	91.8%	91.6%	91.5%
% of Patients satisfied with the time they had to wait for an appointment	3	3	N/A	87.7%	88.3%	87.9%

\* This is based on patients treated on this contract for their most recent course of treatment. Figures in italics indicate the base number of FP17s or Patient Questionnaire responses are less than 100. N/A is shown where the base number of responses is less than 10 during the period. % is calculated as Quantity/Base number\*100

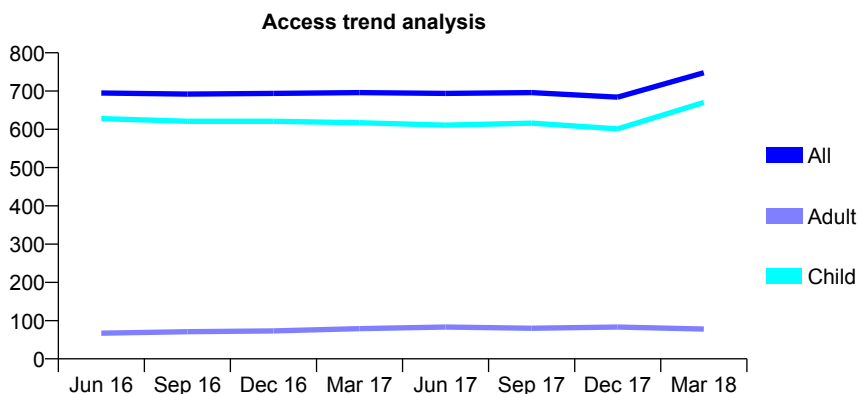
## Q50 - Vital Signs At a Glance Contract Report for 239534/0001 - March 2018

Name or company name	MR JE MARTIN
Contract type name	GDS Contract
Purpose of contract	General
Contract start date	01/04/2006
Contract end date	

17/18 Contracted general activity (UDA)	1,442
Carry forward general activity (UDA)	-115
17/18 Contracted orthodontic activity (UOA)	0
Carry forward orthodontic activity (UOA)	0
Baseline contract value	£50,856.05

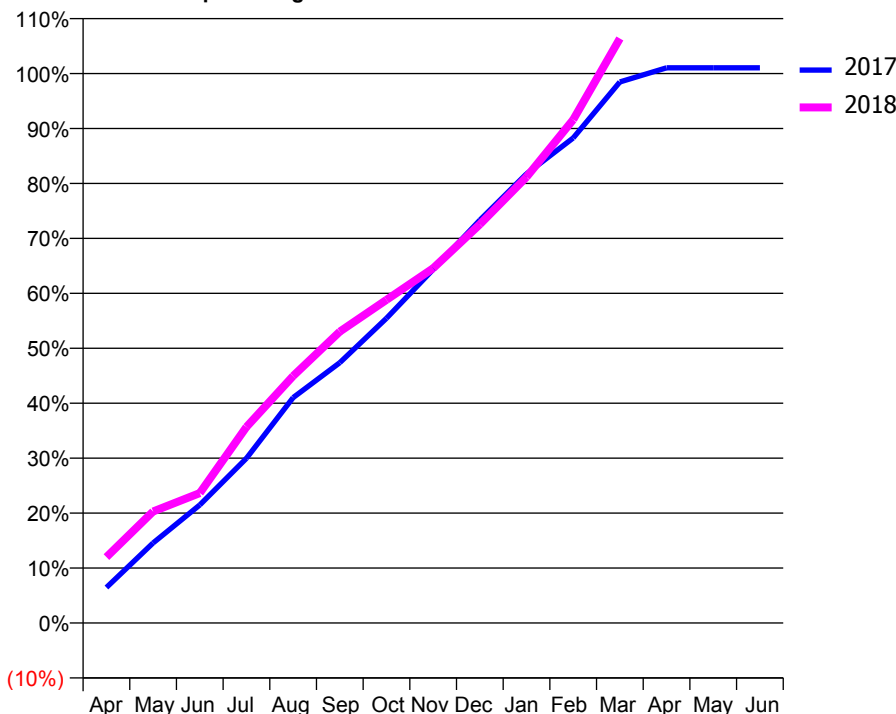
### ACCESS\*

Patients seen in 24 months	Total	Change since previous quarter
Quarter ending March 2017	696	
Quarter ending June 2017	694	→
Quarter ending September 2017	696	→
Quarter ending December 2017	684	↓
Quarter ending March 2018	748	↑
<b>Variance since March 2017</b>	<b>7.5%</b>	<b>↑</b>



### ACTIVITY

Cumulative percentage of contracted UDA delivered 2017 & 2018



Month	Adjusted Scheduled Activity (UDA)	
	2017	2018
April	93	173
May	210	293
June	310	341
July	432	514
August	592	648
September	683	765
October	800	848
November	928	931
December	1,057	1,046
January	1,179	1,170
February	1,273	1,321
March	1,420	1,534
April	1,457	
May	1,457	
June	1,457	

### QUALITY

	Quantity	Base Number	Contract	AT	Region	England
% of FP17s for the same patient ID Re-attending within 3 months - Children	69	1,131	6.1%	9.8%	12.8%	11.9%
% of FP17s for the same patient ID Re-attending within 3 months - Adults	1	47	2.1%	13.5%	16.5%	16.0%
% of FP17s for the same patient ID Re-attending between 3 & 9 months - Children	777	1,131	68.7%	63.4%	59.7%	58.3%
% of FP17s for the same patient ID Re-attending between 3 & 9 months - Adults	40	47	85.1%	54.7%	52.6%	50.3%
% of FP17s for Band 1 Urgent Courses	19	1,149	1.7%	7.5%	9.1%	9.1%
% of FP17s Relating to Free Repair or Replacements	0	1,149	0.0%	0.9%	1.0%	0.8%
% of FP17s Relating to Continuations	0	1,149	0.0%	1.2%	1.2%	1.0%
% of Patients satisfied with the dentistry they have received	0	0	N/A	91.8%	91.6%	91.5%
% of Patients satisfied with the time they had to wait for an appointment	0	0	N/A	87.7%	88.3%	87.9%

\* This is based on patients treated on this contract for their most recent course of treatment. Figures in italics indicate the base number of FP17s or Patient Questionnaire responses are less than 100. N/A is shown where the base number of responses is less than 10 during the period. % is calculated as Quantity/Base number\*100

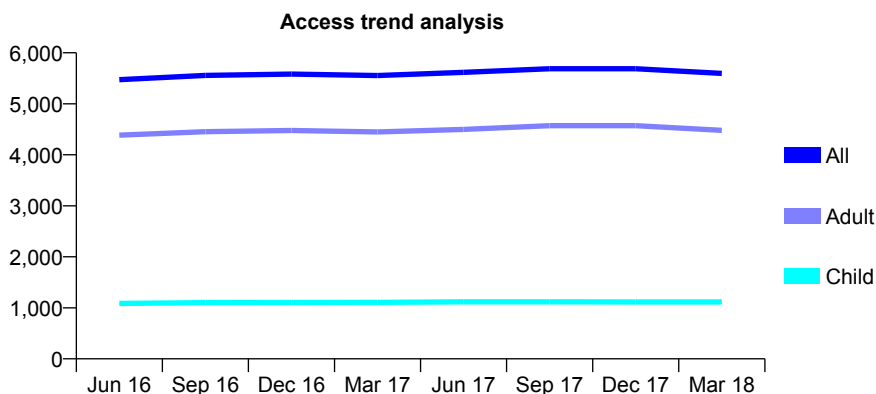
## Q50 - Vital Signs At a Glance Contract Report for 243892/0002 - March 2018

Name or company name	MR JA MCCOURT
Contract type name	GDS Contract
Purpose of contract	General
Contract start date	01/04/2006
Contract end date	

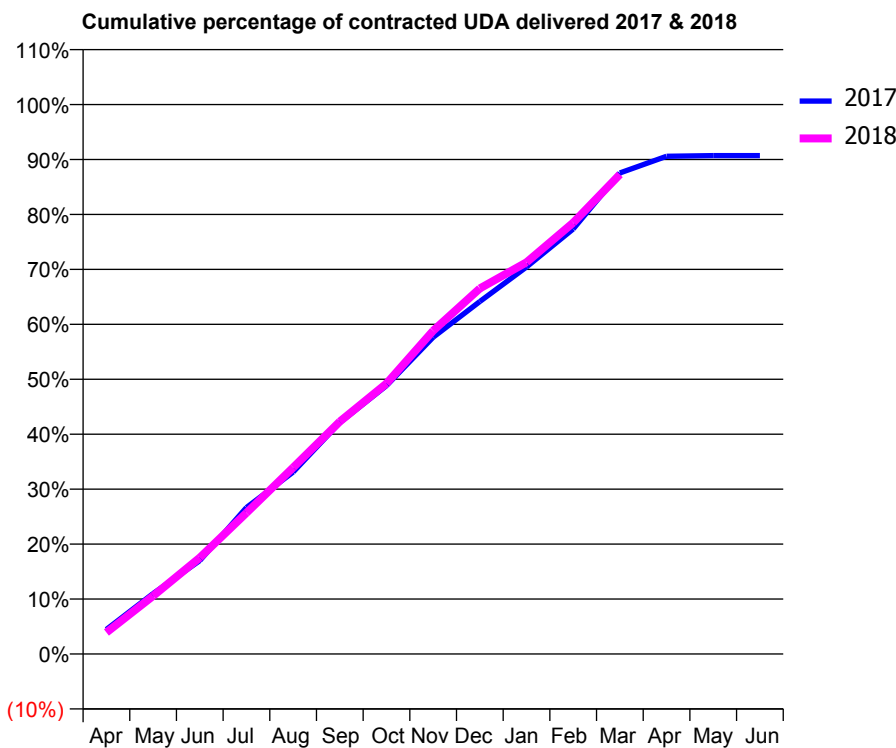
17/18 Contracted general activity (UDA)	18,750
Carry forward general activity (UDA)	0
17/18 Contracted orthodontic activity (UOA)	0
Carry forward orthodontic activity (UOA)	0
Baseline contract value	£547,007.58

### ACCESS\*

Patients seen in 24 months	Total	Change since previous quarter
Quarter ending March 2017	5,555	
Quarter ending June 2017	5,617	→
Quarter ending September 2017	5,687	→
Quarter ending December 2017	5,687	→
Quarter ending March 2018	5,595	↓
<b>Variance since March 2017</b>	<b>0.7%</b>	<b>→</b>



### ACTIVITY



Month	Adjusted Scheduled Activity (UDA)	
	2017	2018
April	883	736
May	2,174	1,983
June	3,359	3,288
July	5,265	4,818
August	6,539	6,365
September	8,319	7,934
October	9,645	9,228
November	11,387	11,033
December	12,672	12,472
January	13,909	13,364
February	15,278	14,718
March	17,288	16,363
April	17,887	
May	17,914	
June	17,912	

### QUALITY

	Quantity	Base Number	Contract	AT	Region	England
% of FP17s for the same patient ID Re-attending within 3 months - Children	77	1,970	3.9%	9.8%	12.8%	11.9%
% of FP17s for the same patient ID Re-attending within 3 months - Adults	554	6,822	8.1%	13.5%	16.5%	16.0%
% of FP17s for the same patient ID Re-attending between 3 & 9 months - Children	1,512	1,970	76.8%	63.4%	59.7%	58.3%
% of FP17s for the same patient ID Re-attending between 3 & 9 months - Adults	4,903	6,822	71.9%	54.7%	52.6%	50.3%
% of FP17s for Band 1 Urgent Courses	124	8,497	1.5%	7.5%	9.1%	9.1%
% of FP17s Relating to Free Repair or Replacements	75	8,497	0.9%	0.9%	1.0%	0.8%
% of FP17s Relating to Continuations	66	8,497	0.8%	1.2%	1.2%	1.0%
% of Patients satisfied with the dentistry they have received	9	10	90.0%	91.8%	91.6%	91.5%
% of Patients satisfied with the time they had to wait for an appointment	8	10	80.0%	87.7%	88.3%	87.9%

\* This is based on patients treated on this contract for their most recent course of treatment. Figures in italics indicate the base number of FP17s or Patient Questionnaire responses are less than 100. N/A is shown where the base number of responses is less than 10 during the period. % is calculated as Quantity/Base number\*100

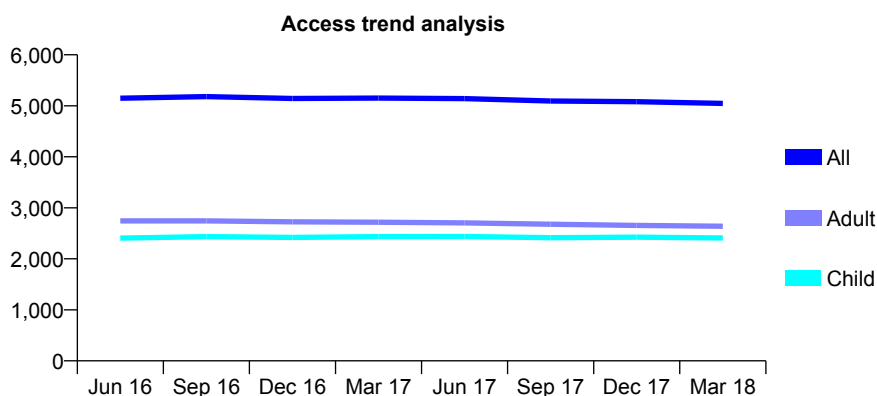
## Q50 - Vital Signs At a Glance Contract Report for 278564/0001 - March 2018

Name or company name	MR K LEESON
Contract type name	GDS Contract
Purpose of contract	General
Contract start date	14/01/2008
Contract end date	

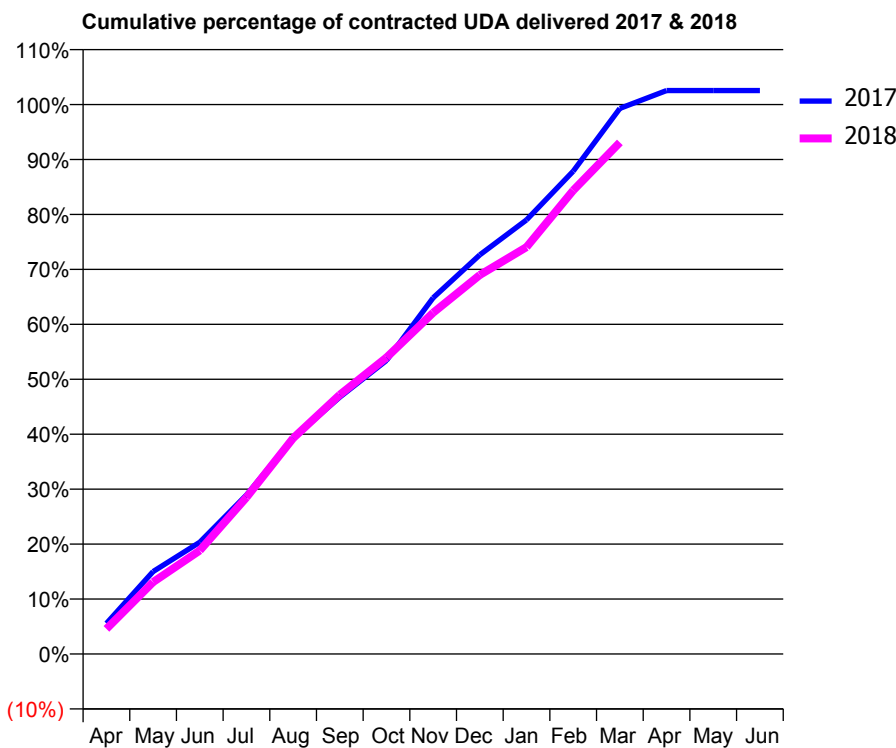
17/18 Contracted general activity (UDA)	9,708
Carry forward general activity (UDA)	-194
17/18 Contracted orthodontic activity (UOA)	0
Carry forward orthodontic activity (UOA)	0
Baseline contract value	£291,282.95

### ACCESS\*

Patients seen in 24 months	Total	Change since previous quarter
Quarter ending March 2017	5,152	
Quarter ending June 2017	5,141	→
Quarter ending September 2017	5,094	→
Quarter ending December 2017	5,080	→
Quarter ending March 2018	5,047	→
<b>Variance since March 2017</b>	<b>(2.0%)</b>	<b>↓</b>



### ACTIVITY



Month	Adjusted Scheduled Activity (UDA)	
	2017	2018
April	541	445
May	1,458	1,272
June	1,975	1,830
July	2,810	2,766
August	3,814	3,812
September	4,539	4,581
October	5,186	5,238
November	6,294	6,030
December	7,051	6,696
January	7,669	7,189
February	8,530	8,190
March	9,640	9,038
April	9,954	
May	9,955	
June	9,956	

### QUALITY

	Quantity	Base Number	Contract	AT	Region	England
% of FP17s for the same patient ID Re-attending within 3 months - Children	379	4,518	8.4%	9.8%	12.8%	11.9%
% of FP17s for the same patient ID Re-attending within 3 months - Adults	641	4,563	14.0%	13.5%	16.5%	16.0%
% of FP17s for the same patient ID Re-attending between 3 & 9 months - Children	3,397	4,518	75.2%	63.4%	59.7%	58.3%
% of FP17s for the same patient ID Re-attending between 3 & 9 months - Adults	3,233	4,563	70.9%	54.7%	52.6%	50.3%
% of FP17s for Band 1 Urgent Courses	339	6,424	5.3%	7.5%	9.1%	9.1%
% of FP17s Relating to Free Repair or Replacements	15	6,424	0.2%	0.9%	1.0%	0.8%
% of FP17s Relating to Continuations	48	6,424	0.7%	1.2%	1.2%	1.0%
% of Patients satisfied with the dentistry they have received	8	8	N/A	91.8%	91.6%	91.5%
% of Patients satisfied with the time they had to wait for an appointment	7	8	N/A	87.7%	88.3%	87.9%

\* This is based on patients treated on this contract for their most recent course of treatment. Figures in italics indicate the base number of FP17s or Patient Questionnaire responses are less than 100. N/A is shown where the base number of responses is less than 10 during the period. % is calculated as Quantity/Base number\*100



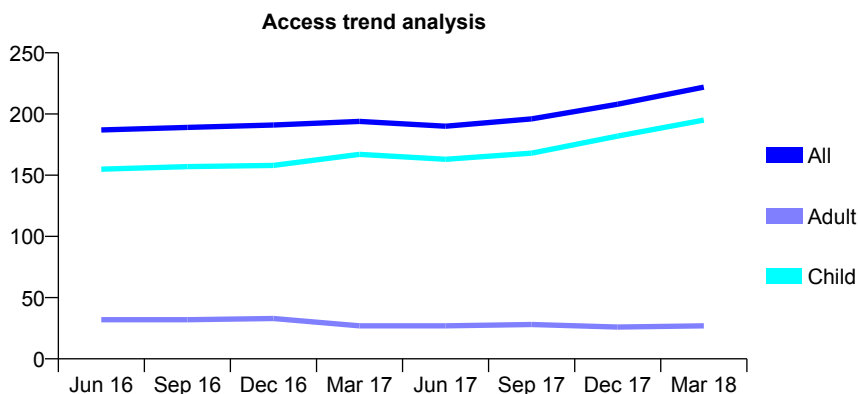
## Q50 - Vital Signs At a Glance Contract Report for 309850/0001 - March 2018

Name or company name	MR JJ SCARLETT
Contract type name	GDS Contract
Purpose of contract	General
Contract start date	01/04/2006
Contract end date	

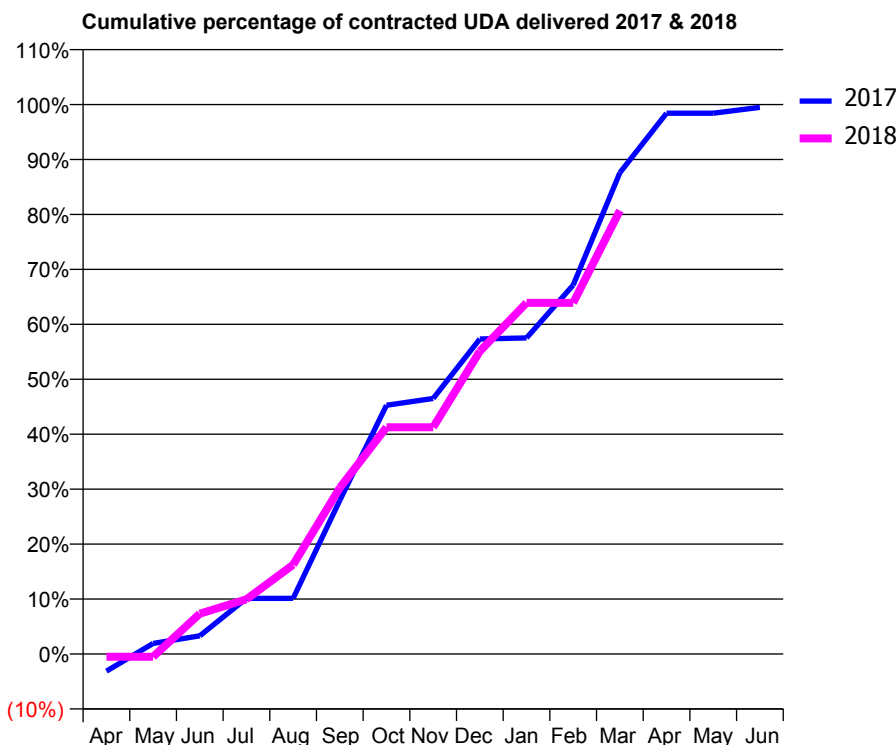
17/18 Contracted general activity (UDA)	572
Carry forward general activity (UDA)	3
17/18 Contracted orthodontic activity (UOA)	0
Carry forward orthodontic activity (UOA)	0
Baseline contract value	£13,329.91

### ACCESS\*

Patients seen in 24 months	Total	Change since previous quarter
Quarter ending March 2017	194	
Quarter ending June 2017	190	↓
Quarter ending September 2017	196	↑
Quarter ending December 2017	208	↑
Quarter ending March 2018	222	↑
<b>Variance since March 2017</b>	<b>14.4%</b>	<b>↑</b>



### ACTIVITY



Month	Adjusted Scheduled Activity (UDA)	
	2017	2018
April	-18	-3
May	11	-3
June	19	42
July	58	57
August	58	93
September	160	173
October	259	236
November	266	236
December	328	315
January	329	366
February	384	366
March	501	462
April	563	
May	563	
June	569	

### QUALITY

	Quantity	Base Number	Contract	AT	Region	England
% of FP17s for the same patient ID Re-attending within 3 months - Children	12	281	4.3%	9.8%	12.8%	11.9%
% of FP17s for the same patient ID Re-attending within 3 months - Adults	0	15	0.0%	13.5%	16.5%	16.0%
% of FP17s for the same patient ID Re-attending between 3 & 9 months - Children	177	281	63.0%	63.4%	59.7%	58.3%
% of FP17s for the same patient ID Re-attending between 3 & 9 months - Adults	13	15	86.7%	54.7%	52.6%	50.3%
% of FP17s for Band 1 Urgent Courses	1	263	0.4%	7.5%	9.1%	9.1%
% of FP17s Relating to Free Repair or Replacements	0	263	0.0%	0.9%	1.0%	0.8%
% of FP17s Relating to Continuations	0	263	0.0%	1.2%	1.2%	1.0%
% of Patients satisfied with the dentistry they have received	0	0	N/A	91.8%	91.6%	91.5%
% of Patients satisfied with the time they had to wait for an appointment	0	0	N/A	87.7%	88.3%	87.9%

\* This is based on patients treated on this contract for their most recent course of treatment. Figures in italics indicate the base number of FP17s or Patient Questionnaire responses are less than 100. N/A is shown where the base number of responses is less than 10 during the period. % is calculated as Quantity/Base number\*100

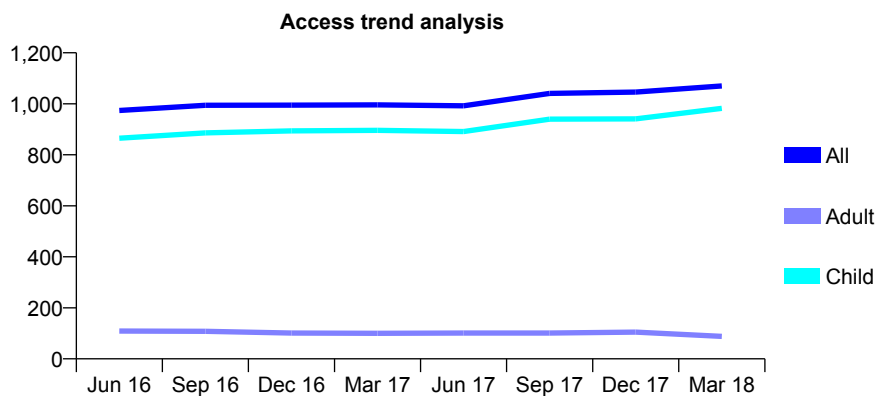
## Q50 - Vital Signs At a Glance Contract Report for 321524/0001 - March 2018

Name or company name	MR ML LUND
Contract type name	GDS Contract
Purpose of contract	General
Contract start date	01/04/2006
Contract end date	

17/18 Contracted general activity (UDA)	2,362
Carry forward general activity (UDA)	56
17/18 Contracted orthodontic activity (UOA)	0
Carry forward orthodontic activity (UOA)	0
Baseline contract value	£72,683.45

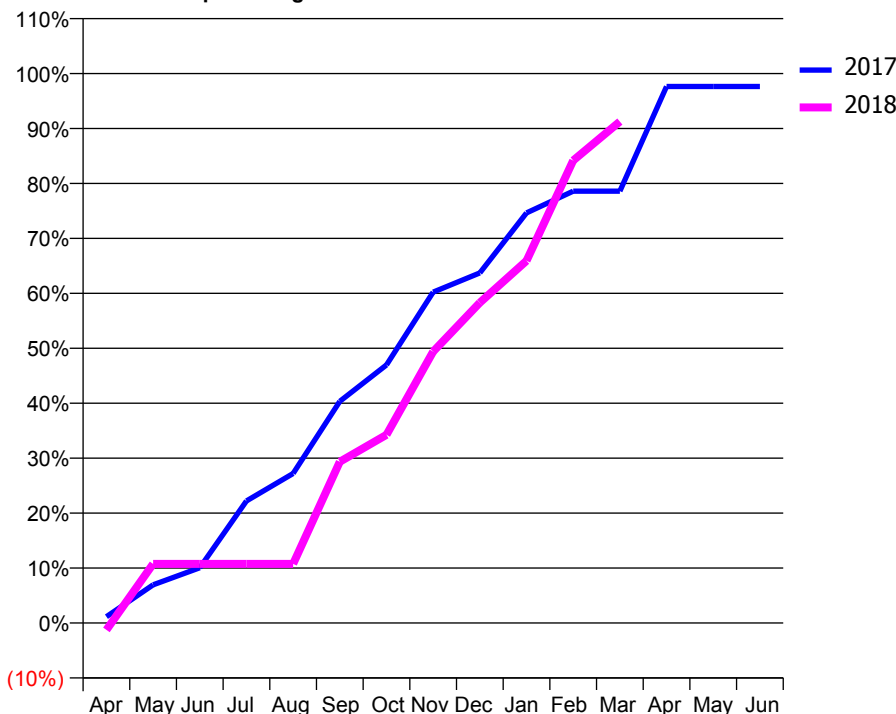
### ACCESS\*

Patients seen in 24 months	Total	Change since previous quarter
Quarter ending March 2017	996	
Quarter ending June 2017	992	→
Quarter ending September 2017	1,041	↑
Quarter ending December 2017	1,046	→
Quarter ending March 2018	1,070	↑
<b>Variance since March 2017</b>	<b>7.4%</b>	<b>↑</b>



### ACTIVITY

Cumulative percentage of contracted UDA delivered 2017 & 2018



Month	Adjusted Scheduled Activity (UDA)	
	2017	2018
April	27	-30
May	164	254
June	238	254
July	525	254
August	643	254
September	953	693
October	1,110	809
November	1,422	1,167
December	1,505	1,377
January	1,763	1,557
February	1,856	1,988
March	1,856	2,155
April	2,306	
May	2,306	
June	2,306	

### QUALITY

	Quantity	Base Number	Contract	AT	Region	England
% of FP17s for the same patient ID Re-attending within 3 months - Children	178	2,058	8.6%	9.8%	12.8%	11.9%
% of FP17s for the same patient ID Re-attending within 3 months - Adults	0	0	N/A	13.5%	16.5%	16.0%
% of FP17s for the same patient ID Re-attending between 3 & 9 months - Children	1,468	2,058	71.3%	63.4%	59.7%	58.3%
% of FP17s for the same patient ID Re-attending between 3 & 9 months - Adults	0	0	N/A	54.7%	52.6%	50.3%
% of FP17s for Band 1 Urgent Courses	37	1,746	2.1%	7.5%	9.1%	9.1%
% of FP17s Relating to Free Repair or Replacements	0	1,746	0.0%	0.9%	1.0%	0.8%
% of FP17s Relating to Continuations	0	1,746	0.0%	1.2%	1.2%	1.0%
% of Patients satisfied with the dentistry they have received	1	1	N/A	91.8%	91.6%	91.5%
% of Patients satisfied with the time they had to wait for an appointment	1	1	N/A	87.7%	88.3%	87.9%

\* This is based on patients treated on this contract for their most recent course of treatment. Figures in italics indicate the base number of FP17s or Patient Questionnaire responses are less than 100. N/A is shown where the base number of responses is less than 10 during the period. % is calculated as Quantity/Base number\*100

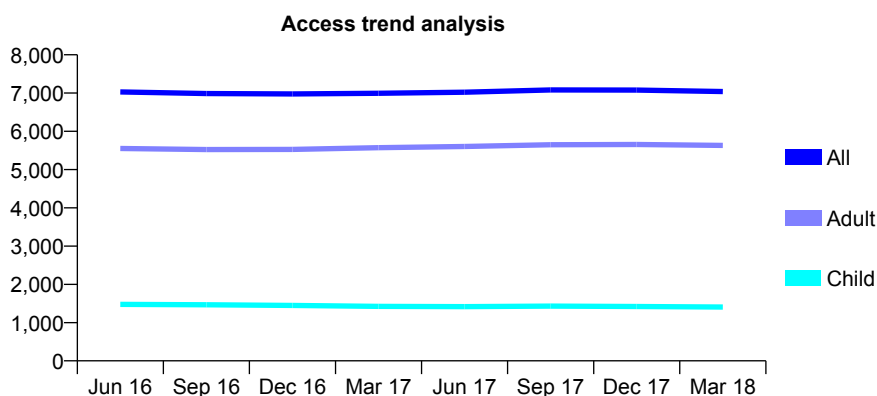
## Q50 - Vital Signs At a Glance Contract Report for 328170/0001 - March 2018

Name or company name	MR CD AYER
Contract type name	GDS Contract
Purpose of contract	General
Contract start date	01/04/2006
Contract end date	

17/18 Contracted general activity (UDA)	22,000
Carry forward general activity (UDA)	638
17/18 Contracted orthodontic activity (UOA)	0
Carry forward orthodontic activity (UOA)	0
Baseline contract value	£611,347.19

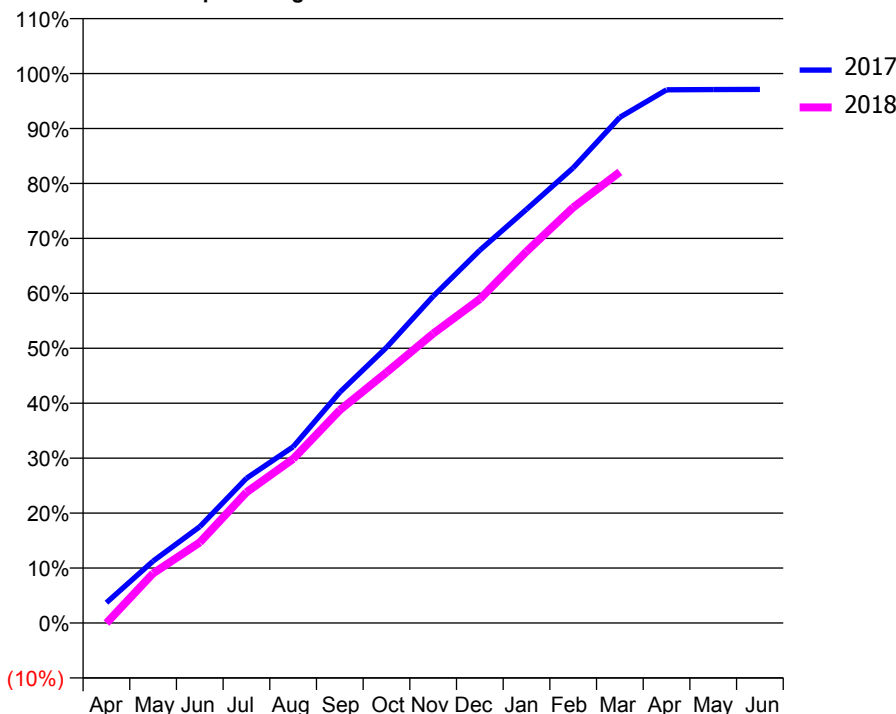
### ACCESS\*

Patients seen in 24 months	Total	Change since previous quarter
Quarter ending March 2017	6,994	
Quarter ending June 2017	7,023	→
Quarter ending September 2017	7,080	→
Quarter ending December 2017	7,077	→
Quarter ending March 2018	7,039	→
<b>Variance since March 2017</b>	<b>0.6%</b>	<b>→</b>



### ACTIVITY

Cumulative percentage of contracted UDA delivered 2017 & 2018



Month	Adjusted Scheduled Activity (UDA)	
	2017	2018
April	813	-8
May	2,482	1,989
June	3,858	3,227
July	5,797	5,233
August	7,056	6,569
September	9,241	8,524
October	11,034	10,033
November	13,081	11,586
December	14,923	12,972
January	16,561	14,878
February	18,226	16,640
March	20,247	18,058
April	21,347	
May	21,359	
June	21,362	

### QUALITY

	Quantity	Base Number	Contract	AT	Region	England
% of FP17s for the same patient ID Re-attending within 3 months - Children	161	2,170	7.4%	9.8%	12.8%	11.9%
% of FP17s for the same patient ID Re-attending within 3 months - Adults	783	7,558	10.4%	13.5%	16.5%	16.0%
% of FP17s for the same patient ID Re-attending between 3 & 9 months - Children	1,359	2,170	62.6%	63.4%	59.7%	58.3%
% of FP17s for the same patient ID Re-attending between 3 & 9 months - Adults	3,836	7,558	50.8%	54.7%	52.6%	50.3%
% of FP17s for Band 1 Urgent Courses	408	9,238	4.4%	7.5%	9.1%	9.1%
% of FP17s Relating to Free Repair or Replacements	121	9,238	1.3%	0.9%	1.0%	0.8%
% of FP17s Relating to Continuations	88	9,238	1.0%	1.2%	1.2%	1.0%
% of Patients satisfied with the dentistry they have received	4	6	N/A	91.8%	91.6%	91.5%
% of Patients satisfied with the time they had to wait for an appointment	5	6	N/A	87.7%	88.3%	87.9%

\* This is based on patients treated on this contract for their most recent course of treatment. Figures in italics indicate the base number of FP17s or Patient Questionnaire responses are less than 100. N/A is shown where the base number of responses is less than 10 during the period. % is calculated as Quantity/Base number\*100

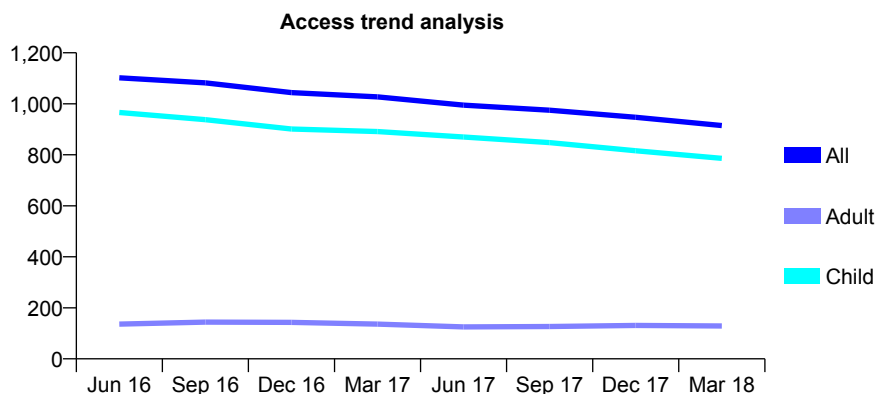
## Q50 - Vital Signs At a Glance Contract Report for 334855/0001 - March 2018

Name or company name	MRS CJ TANNAHILL
Contract type name	GDS Contract
Purpose of contract	General
Contract start date	01/04/2007
Contract end date	

17/18 Contracted general activity (UDA)	2,200
Carry forward general activity (UDA)	0
17/18 Contracted orthodontic activity (UOA)	0
Carry forward orthodontic activity (UOA)	0
Baseline contract value	£49,001.81

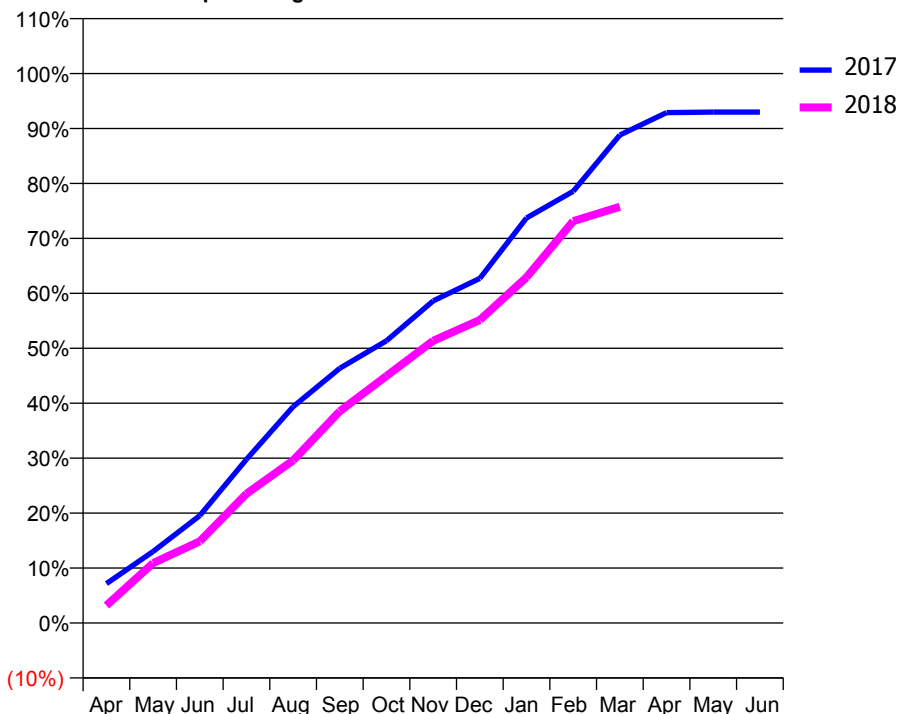
### ACCESS\*

Patients seen in 24 months	Total	Change since previous quarter
Quarter ending March 2017	1,027	
Quarter ending June 2017	995	↓
Quarter ending September 2017	975	↓
Quarter ending December 2017	947	↓
Quarter ending March 2018	915	↓
<b>Variance since March 2017</b>	<b>(10.9%)</b>	<b>↓</b>



### ACTIVITY

Cumulative percentage of contracted UDA delivered 2017 & 2018



Month	2017	2018
April	158	70
May	286	240
June	430	327
July	655	517
August	866	651
September	1,020	848
October	1,130	989
November	1,290	1,130
December	1,380	1,213
January	1,622	1,384
February	1,728	1,609
March	1,954	1,667
April	2,044	
May	2,046	
June	2,046	

### QUALITY

	Quantity	Base Number	Contract	AT	Region	England
% of FP17s for the same patient ID Re-attending within 3 months - Children	102	1,304	7.8%	9.8%	12.8%	11.9%
% of FP17s for the same patient ID Re-attending within 3 months - Adults	3	44	6.8%	13.5%	16.5%	16.0%
% of FP17s for the same patient ID Re-attending between 3 & 9 months - Children	951	1,304	72.9%	63.4%	59.7%	58.3%
% of FP17s for the same patient ID Re-attending between 3 & 9 months - Adults	30	44	68.2%	54.7%	52.6%	50.3%
% of FP17s for Band 1 Urgent Courses	13	1,294	1.0%	7.5%	9.1%	9.1%
% of FP17s Relating to Free Repair or Replacements	0	1,294	0.0%	0.9%	1.0%	0.8%
% of FP17s Relating to Continuations	0	1,294	0.0%	1.2%	1.2%	1.0%
% of Patients satisfied with the dentistry they have received	1	1	N/A	91.8%	91.6%	91.5%
% of Patients satisfied with the time they had to wait for an appointment	1	1	N/A	87.7%	88.3%	87.9%

\* This is based on patients treated on this contract for their most recent course of treatment. Figures in italics indicate the base number of FP17s or Patient Questionnaire responses are less than 100. N/A is shown where the base number of responses is less than 10 during the period. % is calculated as Quantity/Base number\*100

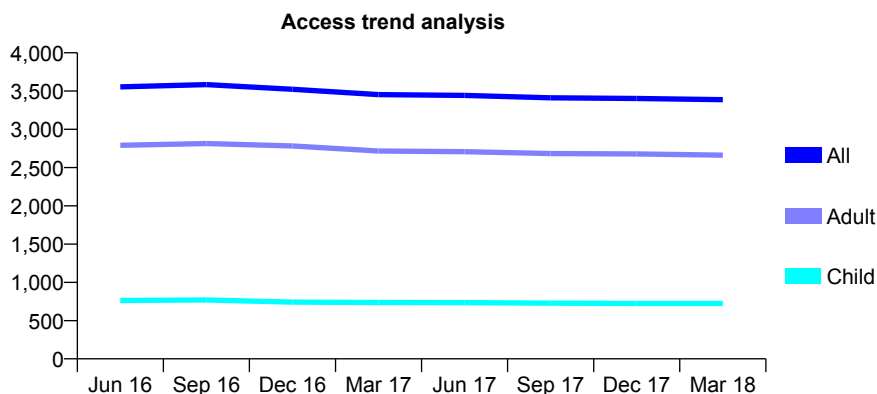
## Q50 - Vital Signs At a Glance Contract Report for 336998/0001 - March 2018

Name or company name	MR C LANGLEY
Contract type name	GDS Contract
Purpose of contract	General
Contract start date	01/04/2006
Contract end date	

17/18 Contracted general activity (UDA)	9,765
Carry forward general activity (UDA)	-120
17/18 Contracted orthodontic activity (UOA)	0
Carry forward orthodontic activity (UOA)	0
Baseline contract value	£280,560.74

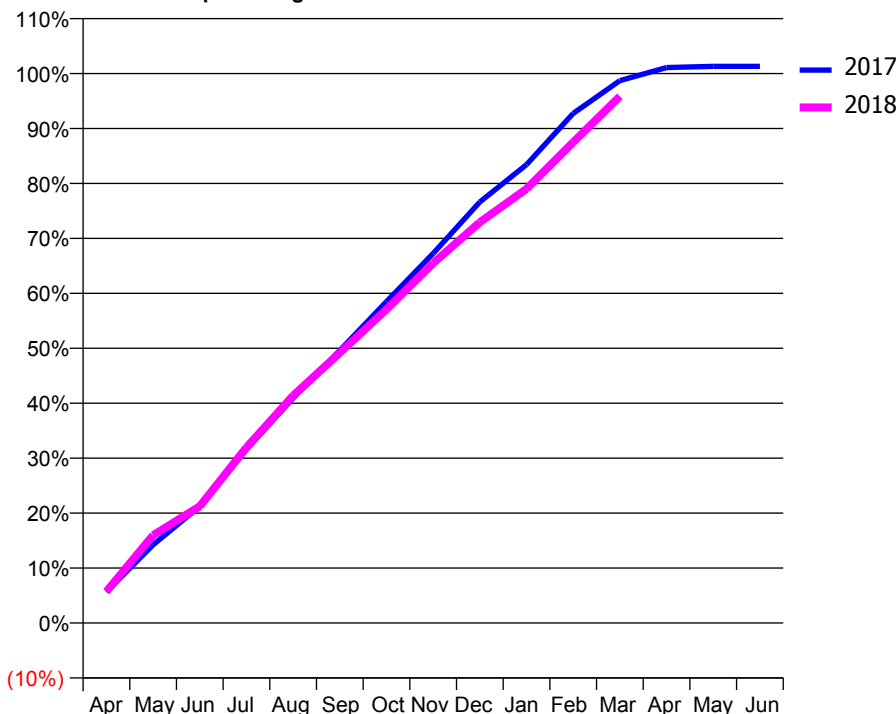
### ACCESS\*

Patients seen in 24 months	Total	Change since previous quarter
Quarter ending March 2017	3,453	
Quarter ending June 2017	3,443	→
Quarter ending September 2017	3,412	→
Quarter ending December 2017	3,403	→
Quarter ending March 2018	3,388	→
<b>Variance since March 2017</b>	<b>(1.9%)</b>	<b>↓</b>



### ACTIVITY

Cumulative percentage of contracted UDA delivered 2017 & 2018



Month	Adjusted Scheduled Activity (UDA)	
	2017	2018
April	521	560
May	1,309	1,560
June	1,952	2,074
July	2,903	3,120
August	3,759	4,042
September	4,558	4,802
October	5,375	5,576
November	6,180	6,395
December	7,040	7,122
January	7,665	7,715
February	8,521	8,543
March	9,069	9,359
April	9,288	
May	9,308	
June	9,308	

### QUALITY

	Quantity	Base Number	Contract	AT	Region	England
% of FP17s for the same patient ID Re-attending within 3 months - Children	61	1,163	5.2%	9.8%	12.8%	11.9%
% of FP17s for the same patient ID Re-attending within 3 months - Adults	806	4,679	17.2%	13.5%	16.5%	16.0%
% of FP17s for the same patient ID Re-attending between 3 & 9 months - Children	829	1,163	71.3%	63.4%	59.7%	58.3%
% of FP17s for the same patient ID Re-attending between 3 & 9 months - Adults	2,857	4,679	61.1%	54.7%	52.6%	50.3%
% of FP17s for Band 1 Urgent Courses	530	5,693	9.3%	7.5%	9.1%	9.1%
% of FP17s Relating to Free Repair or Replacements	24	5,693	0.4%	0.9%	1.0%	0.8%
% of FP17s Relating to Continuations	103	5,693	1.8%	1.2%	1.2%	1.0%
% of Patients satisfied with the dentistry they have received	11	12	91.7%	91.8%	91.6%	91.5%
% of Patients satisfied with the time they had to wait for an appointment	12	12	100.0%	87.7%	88.3%	87.9%

\* This is based on patients treated on this contract for their most recent course of treatment. Figures in italics indicate the base number of FP17s or Patient Questionnaire responses are less than 100. N/A is shown where the base number of responses is less than 10 during the period. % is calculated as Quantity/Base number\*100

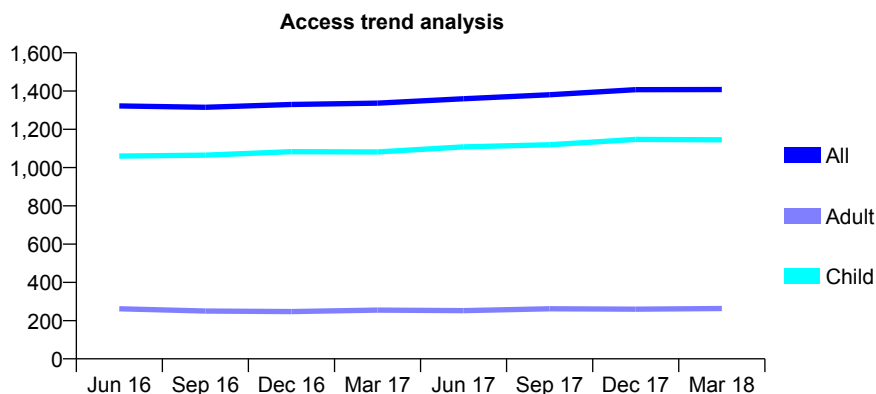
## Q50 - Vital Signs At a Glance Contract Report for 352004/0003 - March 2018

Name or company name	MR JG MURRAY
Contract type name	GDS Contract
Purpose of contract	General
Contract start date	01/04/2014
Contract end date	

17/18 Contracted general activity (UDA)	2,811
Carry forward general activity (UDA)	5
17/18 Contracted orthodontic activity (UOA)	0
Carry forward orthodontic activity (UOA)	0
Baseline contract value	£88,557.19

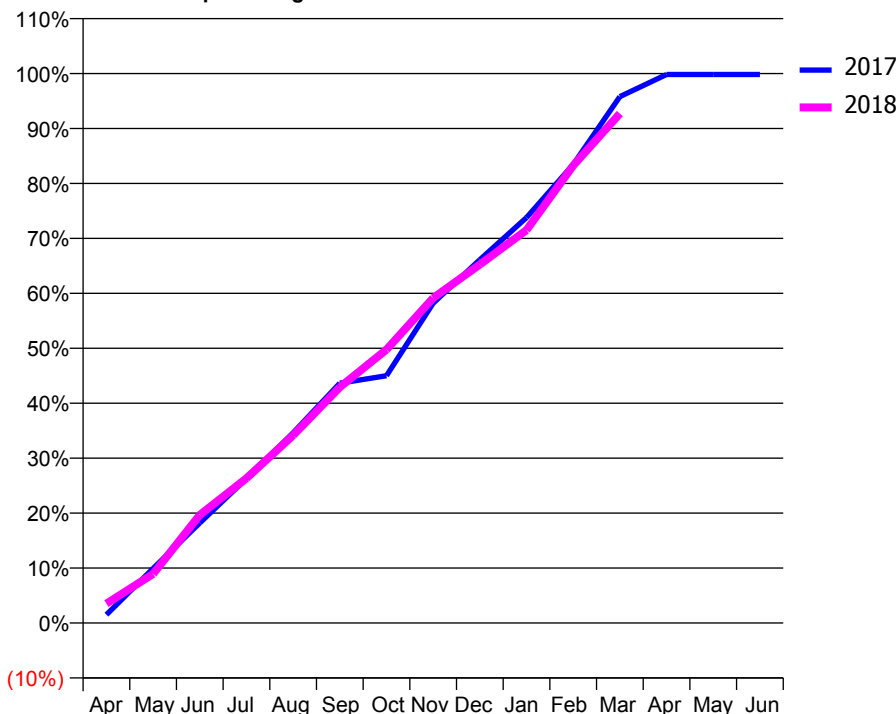
### ACCESS\*

Patients seen in 24 months	Total	Change since previous quarter
Quarter ending March 2017	1,337	
Quarter ending June 2017	1,360	→
Quarter ending September 2017	1,381	→
Quarter ending December 2017	1,407	→
Quarter ending March 2018	1,408	→
<b>Variance since March 2017</b>	<b>5.3%</b>	<b>↑</b>



### ACTIVITY

Cumulative percentage of contracted UDA delivered 2017 & 2018



Month	Adjusted Scheduled Activity (UDA)	
	2017	2018
April	43	99
May	279	252
June	512	553
July	739	740
August	973	960
September	1,227	1,206
October	1,265	1,399
November	1,636	1,663
December	1,859	1,834
January	2,074	2,010
February	2,346	2,340
March	2,693	2,606
April	2,806	
May	2,806	
June	2,806	

### QUALITY

	Quantity	Base Number	Contract	AT	Region	England
% of FP17s for the same patient ID Re-attending within 3 months - Children	136	1,830	7.4%	9.8%	12.8%	11.9%
% of FP17s for the same patient ID Re-attending within 3 months - Adults	32	212	15.1%	13.5%	16.5%	16.0%
% of FP17s for the same patient ID Re-attending between 3 & 9 months - Children	1,207	1,830	66.0%	63.4%	59.7%	58.3%
% of FP17s for the same patient ID Re-attending between 3 & 9 months - Adults	124	212	58.5%	54.7%	52.6%	50.3%
% of FP17s for Band 1 Urgent Courses	70	1,957	3.6%	7.5%	9.1%	9.1%
% of FP17s Relating to Free Repair or Replacements	2	1,957	0.1%	0.9%	1.0%	0.8%
% of FP17s Relating to Continuations	1	1,957	0.1%	1.2%	1.2%	1.0%
% of Patients satisfied with the dentistry they have received	0	0	N/A	91.8%	91.6%	91.5%
% of Patients satisfied with the time they had to wait for an appointment	0	0	N/A	87.7%	88.3%	87.9%

\* This is based on patients treated on this contract for their most recent course of treatment. Figures in italics indicate the base number of FP17s or Patient Questionnaire responses are less than 100. N/A is shown where the base number of responses is less than 10 during the period. % is calculated as Quantity/Base number\*100

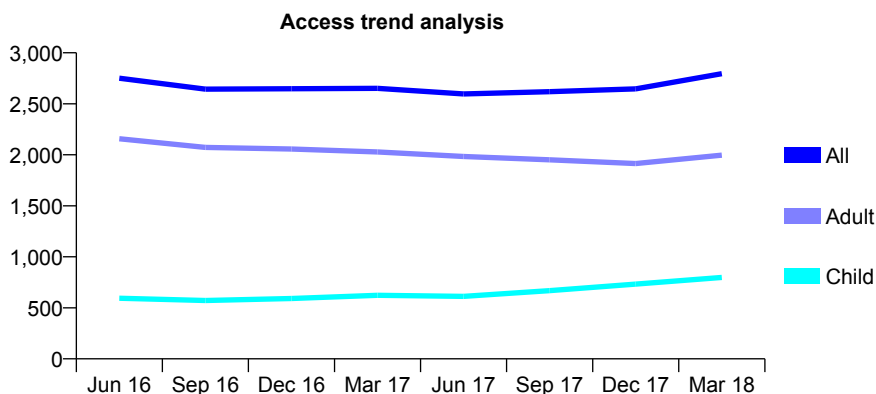
## Q50 - Vital Signs At a Glance Contract Report for 358231/0003 - March 2018

Name or company name	Falsgrave Dental Surgery
Contract type name	GDS Contract
Purpose of contract	General
Contract start date	01/07/2011
Contract end date	

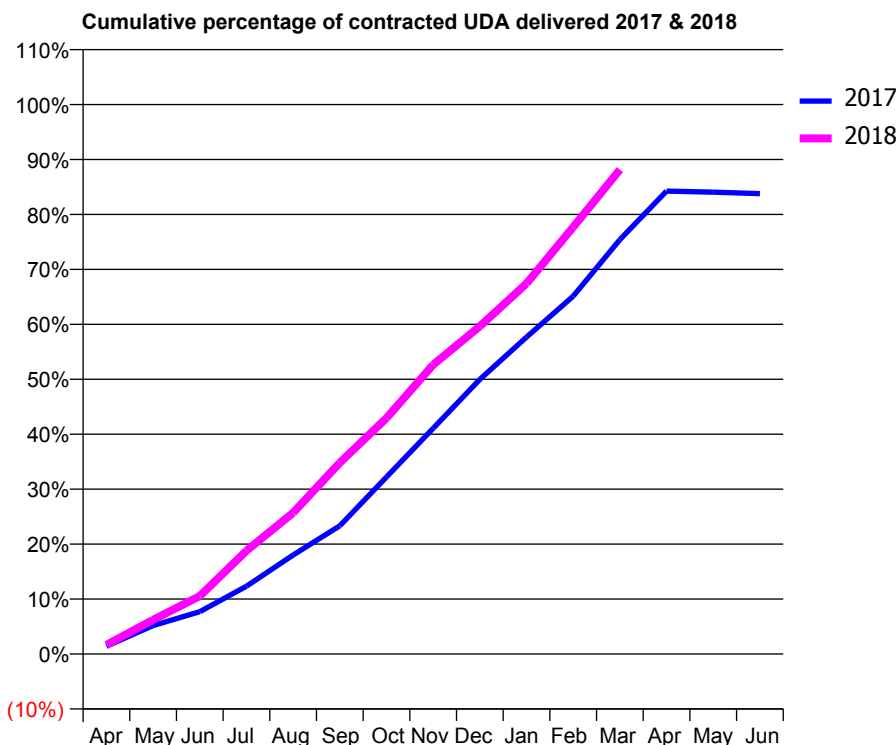
17/18 Contracted general activity (UDA)	10,769
Carry forward general activity (UDA)	0
17/18 Contracted orthodontic activity (UOA)	0
Carry forward orthodontic activity (UOA)	0
Baseline contract value	£333,873.42

### ACCESS\*

Patients seen in 24 months	Total	Change since previous quarter
Quarter ending March 2017	2,651	
Quarter ending June 2017	2,597	↓
Quarter ending September 2017	2,619	→
Quarter ending December 2017	2,647	→
Quarter ending March 2018	2,795	↑
<b>Variance since March 2017</b>	<b>5.4%</b>	<b>↑</b>



### ACTIVITY



Month	2017	2018
April	153	178
May	557	670
June	830	1,136
July	1,329	2,025
August	1,940	2,769
September	2,512	3,749
October	3,469	4,624
November	4,422	5,669
December	5,382	6,422
January	6,212	7,261
February	7,013	8,366
March	8,121	9,492
April	9,073	
May	9,052	
June	9,024	

### QUALITY

	Quantity	Base Number	Contract	AT	Region	England
% of FP17s for the same patient ID Re-attending within 3 months - Children	159	1,279	12.4%	9.8%	12.8%	11.9%
% of FP17s for the same patient ID Re-attending within 3 months - Adults	527	3,078	17.1%	13.5%	16.5%	16.0%
% of FP17s for the same patient ID Re-attending between 3 & 9 months - Children	694	1,279	54.3%	63.4%	59.7%	58.3%
% of FP17s for the same patient ID Re-attending between 3 & 9 months - Adults	1,918	3,078	62.3%	54.7%	52.6%	50.3%
% of FP17s for Band 1 Urgent Courses	448	4,105	10.9%	7.5%	9.1%	9.1%
% of FP17s Relating to Free Repair or Replacements	67	4,105	1.6%	0.9%	1.0%	0.8%
% of FP17s Relating to Continuations	22	4,105	0.5%	1.2%	1.2%	1.0%
% of Patients satisfied with the dentistry they have received	7	7	N/A	91.8%	91.6%	91.5%
% of Patients satisfied with the time they had to wait for an appointment	6	7	N/A	87.7%	88.3%	87.9%

\* This is based on patients treated on this contract for their most recent course of treatment. Figures in italics indicate the base number of FP17s or Patient Questionnaire responses are less than 100. N/A is shown where the base number of responses is less than 10 during the period. % is calculated as Quantity/Base number\*100

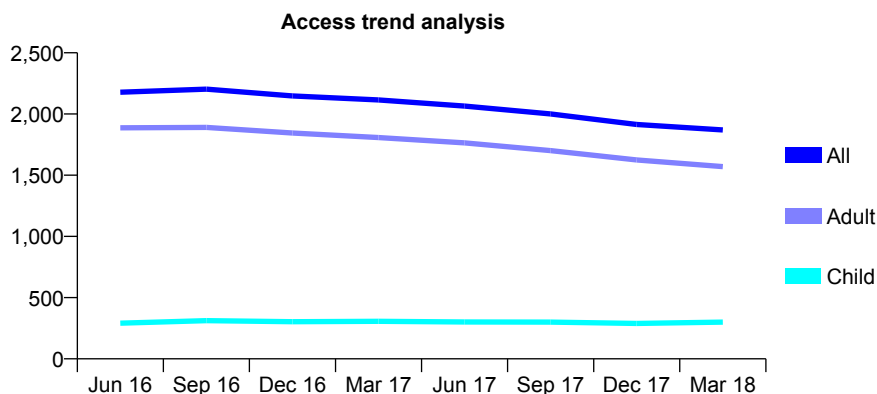
## Q50 - Vital Signs At a Glance Contract Report for 359157/0001 - March 2018

Name or company name	MR D TOMKINSON
Contract type name	GDS Contract
Purpose of contract	General
Contract start date	01/04/2014
Contract end date	

17/18 Contracted general activity (UDA)	5,735
Carry forward general activity (UDA)	45
17/18 Contracted orthodontic activity (UOA)	0
Carry forward orthodontic activity (UOA)	0
Baseline contract value	£171,272.28

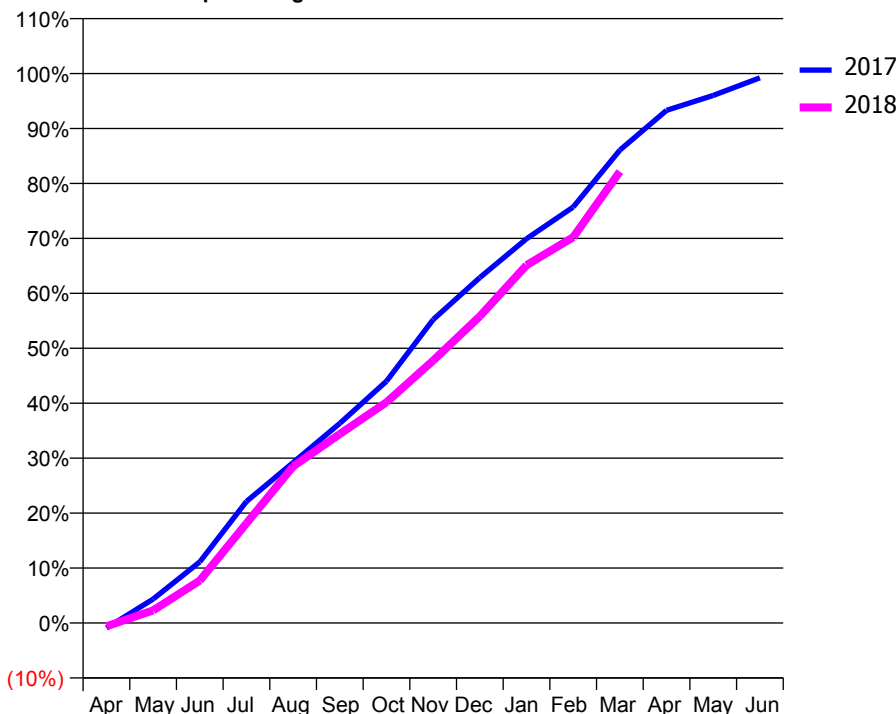
### ACCESS\*

Patients seen in 24 months	Total	Change since previous quarter
Quarter ending March 2017	2,115	
Quarter ending June 2017	2,065	↓
Quarter ending September 2017	2,001	↓
Quarter ending December 2017	1,914	↓
Quarter ending March 2018	1,870	↓
<b>Variance since March 2017</b>	<b>(11.6%)</b>	<b>↓</b>



### ACTIVITY

Cumulative percentage of contracted UDA delivered 2017 & 2018



Adjusted Scheduled Activity (UDA)

Month	2017	2018
April	-54	-36
May	249	131
June	638	443
July	1,268	1,040
August	1,675	1,634
September	2,084	1,973
October	2,524	2,304
November	3,167	2,739
December	3,606	3,201
January	4,011	3,734
February	4,341	4,027
March	4,936	4,711
April	5,351	
May	5,507	
June	5,690	

### QUALITY

	Quantity	Base Number	Contract	AT	Region	England
% of FP17s for the same patient ID Re-attending within 3 months - Children	66	455	14.5%	9.8%	12.8%	11.9%
% of FP17s for the same patient ID Re-attending within 3 months - Adults	407	2,074	19.6%	13.5%	16.5%	16.0%
% of FP17s for the same patient ID Re-attending between 3 & 9 months - Children	230	455	50.5%	63.4%	59.7%	58.3%
% of FP17s for the same patient ID Re-attending between 3 & 9 months - Adults	714	2,074	34.4%	54.7%	52.6%	50.3%
% of FP17s for Band 1 Urgent Courses	153	2,241	6.8%	7.5%	9.1%	9.1%
% of FP17s Relating to Free Repair or Replacements	37	2,241	1.7%	0.9%	1.0%	0.8%
% of FP17s Relating to Continuations	38	2,241	1.7%	1.2%	1.2%	1.0%
% of Patients satisfied with the dentistry they have received	23	26	88.5%	91.8%	91.6%	91.5%
% of Patients satisfied with the time they had to wait for an appointment	21	26	80.8%	87.7%	88.3%	87.9%

\* This is based on patients treated on this contract for their most recent course of treatment. Figures in italics indicate the base number of FP17s or Patient Questionnaire responses are less than 100. N/A is shown where the base number of responses is less than 10 during the period. % is calculated as Quantity/Base number\*100



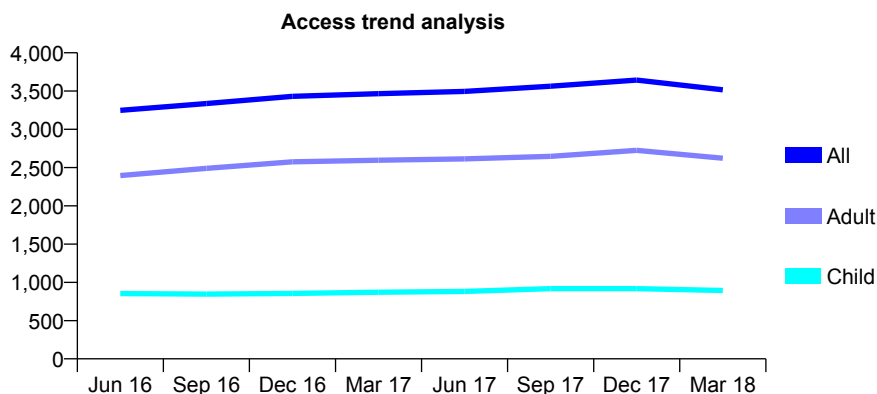
## Q50 - Vital Signs At a Glance Contract Report for 567205/0001 - March 2018

Name or company name	Mr Muhammad Farooq
Contract type name	GDS Contract
Purpose of contract	General
Contract start date	01/04/2006
Contract end date	

17/18 Contracted general activity (UDA)	8,540
Carry forward general activity (UDA)	9
17/18 Contracted orthodontic activity (UOA)	0
Carry forward orthodontic activity (UOA)	0
Baseline contract value	£258,485.20

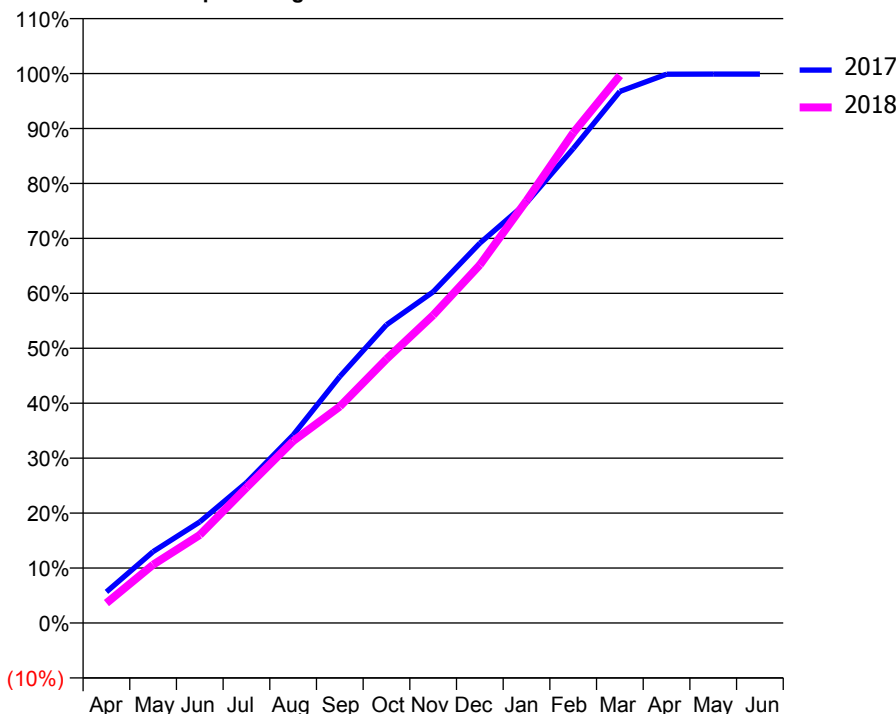
### ACCESS\*

Patients seen in 24 months	Total	Change since previous quarter
Quarter ending March 2017	3,466	
Quarter ending June 2017	3,495	→
Quarter ending September 2017	3,564	→
Quarter ending December 2017	3,643	↑
Quarter ending March 2018	3,516	↓
<b>Variance since March 2017</b>	<b>1.4%</b>	<b>→</b>



### ACTIVITY

Cumulative percentage of contracted UDA delivered 2017 & 2018



Month	Adjusted Scheduled Activity (UDA)	
	2017	2018
April	483	311
May	1,109	906
June	1,572	1,369
July	2,181	2,105
August	2,921	2,828
September	3,830	3,365
October	4,634	4,103
November	5,148	4,785
December	5,903	5,565
January	6,530	6,564
February	7,373	7,618
March	8,261	8,509
April	8,528	
May	8,531	
June	8,531	

### QUALITY

	Quantity	Base Number	Contract	AT	Region	England
% of FP17s for the same patient ID Re-attending within 3 months - Children	57	1,404	4.1%	9.8%	12.8%	11.9%
% of FP17s for the same patient ID Re-attending within 3 months - Adults	242	3,350	7.2%	13.5%	16.5%	16.0%
% of FP17s for the same patient ID Re-attending between 3 & 9 months - Children	923	1,404	65.7%	63.4%	59.7%	58.3%
% of FP17s for the same patient ID Re-attending between 3 & 9 months - Adults	1,861	3,350	55.6%	54.7%	52.6%	50.3%
% of FP17s for Band 1 Urgent Courses	253	4,601	5.5%	7.5%	9.1%	9.1%
% of FP17s Relating to Free Repair or Replacements	19	4,601	0.4%	0.9%	1.0%	0.8%
% of FP17s Relating to Continuations	25	4,601	0.5%	1.2%	1.2%	1.0%
% of Patients satisfied with the dentistry they have received	2	2	N/A	91.8%	91.6%	91.5%
% of Patients satisfied with the time they had to wait for an appointment	2	2	N/A	87.7%	88.3%	87.9%

\* This is based on patients treated on this contract for their most recent course of treatment. Figures in italics indicate the base number of FP17s or Patient Questionnaire responses are less than 100. N/A is shown where the base number of responses is less than 10 during the period. % is calculated as Quantity/Base number\*100

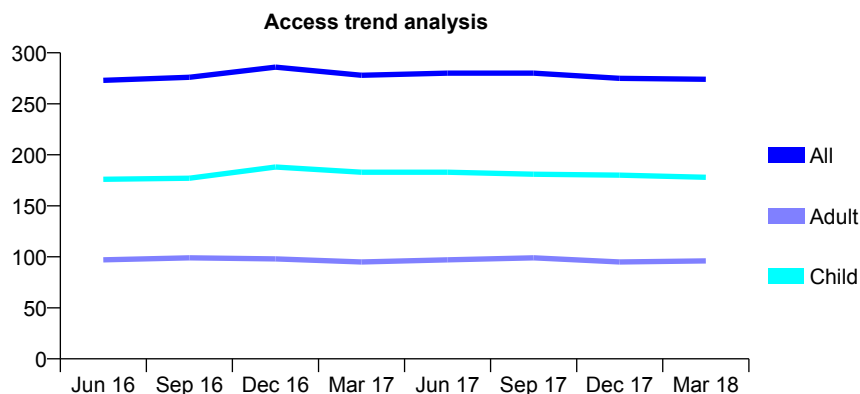
## Q50 - Vital Signs At a Glance Contract Report for 572063/0001 - March 2018

Name or company name	Peasholm Dental Practice (Moran)
Contract type name	GDS Contract
Purpose of contract	General
Contract start date	01/04/2006
Contract end date	

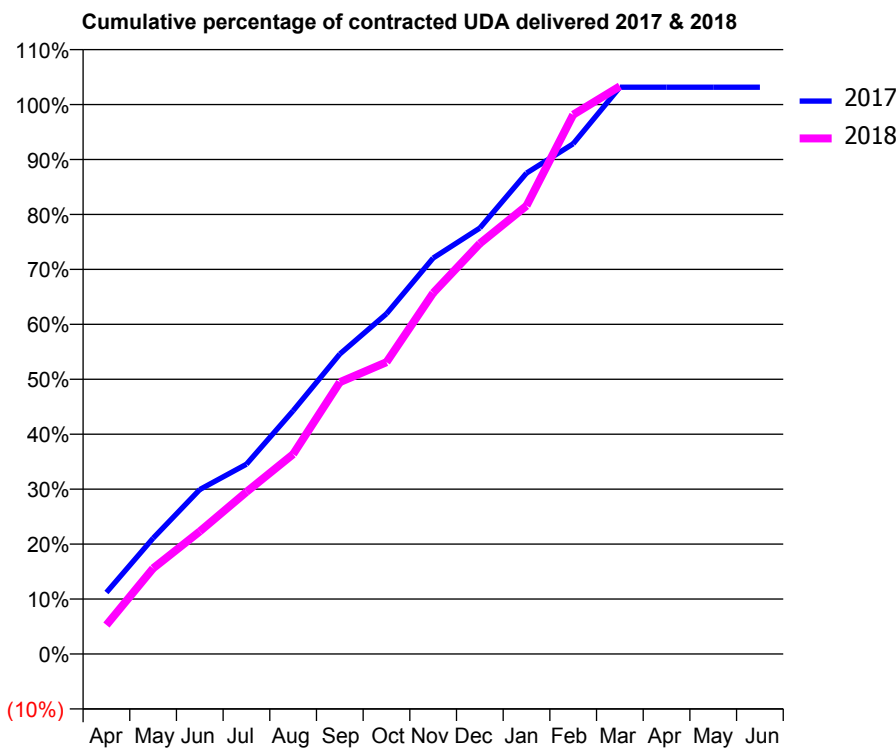
17/18 Contracted general activity (UDA)	700
Carry forward general activity (UDA)	-14
17/18 Contracted orthodontic activity (UOA)	0
Carry forward orthodontic activity (UOA)	0
Baseline contract value	£15,611.25

### ACCESS\*

Patients seen in 24 months	Total	Change since previous quarter
Quarter ending March 2017	278	
Quarter ending June 2017	280	→
Quarter ending September 2017	280	→
Quarter ending December 2017	275	↓
Quarter ending March 2018	274	→
<b>Variance since March 2017</b>	<b>(1.4%)</b>	<b>↓</b>



### ACTIVITY



Month	Adjusted Scheduled Activity (UDA)	
	2017	2018
April	78	37
May	148	109
June	210	156
July	242	206
August	310	255
September	382	346
October	433	372
November	504	460
December	543	523
January	613	571
February	650	687
March	722	723
April	722	
May	722	
June	722	

### QUALITY

	Quantity	Base Number	Contract	AT	Region	England
% of FP17s for the same patient ID Re-attending within 3 months - Children	16	310	5.2%	9.8%	12.8%	11.9%
% of FP17s for the same patient ID Re-attending within 3 months - Adults	20	116	17.2%	13.5%	16.5%	16.0%
% of FP17s for the same patient ID Re-attending between 3 & 9 months - Children	227	310	73.2%	63.4%	59.7%	58.3%
% of FP17s for the same patient ID Re-attending between 3 & 9 months - Adults	66	116	56.9%	54.7%	52.6%	50.3%
% of FP17s for Band 1 Urgent Courses	11	426	2.6%	7.5%	9.1%	9.1%
% of FP17s Relating to Free Repair or Replacements	0	426	0.0%	0.9%	1.0%	0.8%
% of FP17s Relating to Continuations	7	426	1.6%	1.2%	1.2%	1.0%
% of Patients satisfied with the dentistry they have received	0	0	N/A	91.8%	91.6%	91.5%
% of Patients satisfied with the time they had to wait for an appointment	0	0	N/A	87.7%	88.3%	87.9%

\* This is based on patients treated on this contract for their most recent course of treatment. Figures in italics indicate the base number of FP17s or Patient Questionnaire responses are less than 100. N/A is shown where the base number of responses is less than 10 during the period. % is calculated as Quantity/Base number\*100

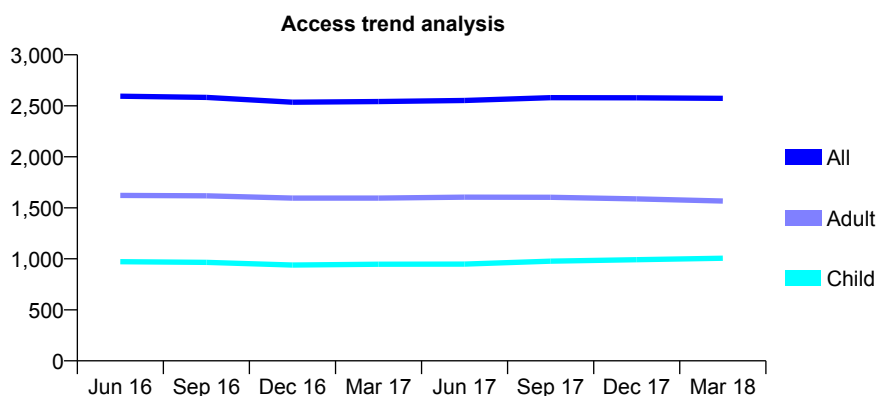
## Q50 - Vital Signs At a Glance Contract Report for 573973/0001 - March 2018

Name or company name	MR SB JAMIESON
Contract type name	GDS Contract
Purpose of contract	General and Orthodontic
Contract start date	01/04/2006
Contract end date	

17/18 Contracted general activity (UDA)	8,938
Carry forward general activity (UDA)	0
17/18 Contracted orthodontic activity (UOA)	339
Carry forward orthodontic activity (UOA)	-6
Baseline contract value	£228,665.10

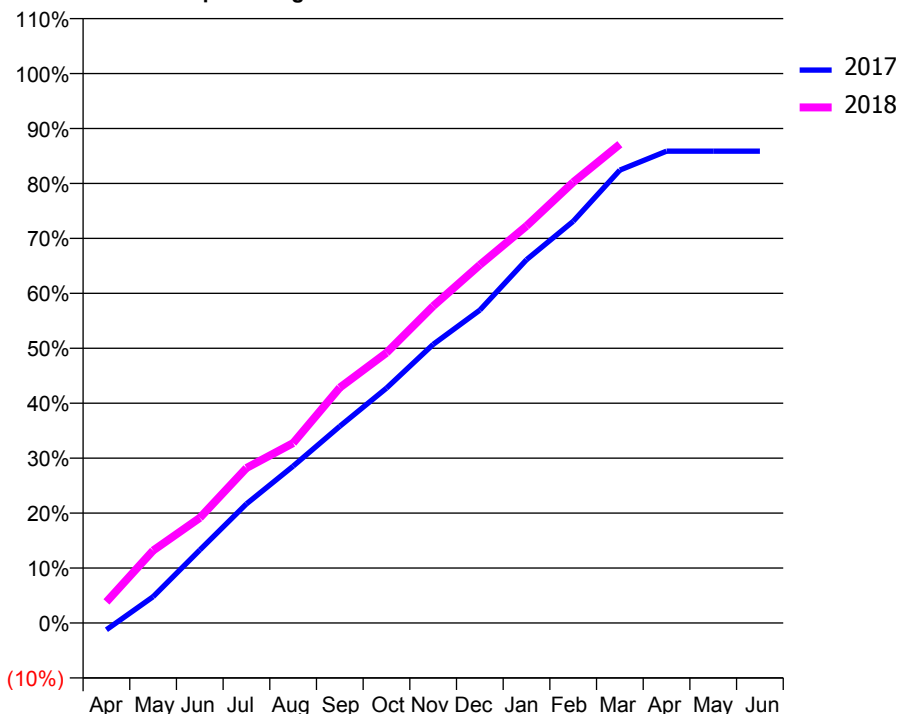
### ACCESS\*

Patients seen in 24 months	Total	Change since previous quarter
Quarter ending March 2017	2,542	
Quarter ending June 2017	2,552	→
Quarter ending September 2017	2,580	→
Quarter ending December 2017	2,579	→
Quarter ending March 2018	2,573	→
<b>Variance since March 2017</b>	<b>1.2%</b>	<b>→</b>



### ACTIVITY

Cumulative percentage of contracted UDA delivered 2017 & 2018



Month	Adjusted Scheduled Activity (UDA)	
	2017	2018
April	-111	344
May	429	1,178
June	1,189	1,711
July	1,938	2,521
August	2,551	2,926
September	3,201	3,829
October	3,820	4,395
November	4,533	5,154
December	5,089	5,826
January	5,908	6,458
February	6,533	7,171
March	7,366	7,787
April	7,676	
May	7,676	
June	7,676	

### QUALITY

	Quantity	Base Number	Contract	AT	Region	England
% of FP17s for the same patient ID Re-attending within 3 months - Children	520	2,153	24.2%	9.8%	12.8%	11.9%
% of FP17s for the same patient ID Re-attending within 3 months - Adults	445	2,744	16.2%	13.5%	16.5%	16.0%
% of FP17s for the same patient ID Re-attending between 3 & 9 months - Children	1,297	2,153	60.2%	63.4%	59.7%	58.3%
% of FP17s for the same patient ID Re-attending between 3 & 9 months - Adults	1,984	2,744	72.3%	54.7%	52.6%	50.3%
% of FP17s for Band 1 Urgent Courses	279	4,675	6.0%	7.5%	9.1%	9.1%
% of FP17s Relating to Free Repair or Replacements	35	4,675	0.7%	0.9%	1.0%	0.8%
% of FP17s Relating to Continuations	95	4,675	2.0%	1.2%	1.2%	1.0%
% of Patients satisfied with the dentistry they have received	0	0	N/A	91.8%	91.6%	91.5%
% of Patients satisfied with the time they had to wait for an appointment	0	0	N/A	87.7%	88.3%	87.9%

\* This is based on patients treated on this contract for their most recent course of treatment. Figures in italics indicate the base number of FP17s or Patient Questionnaire responses are less than 100. N/A is shown where the base number of responses is less than 10 during the period. % is calculated as Quantity/Base number\*100

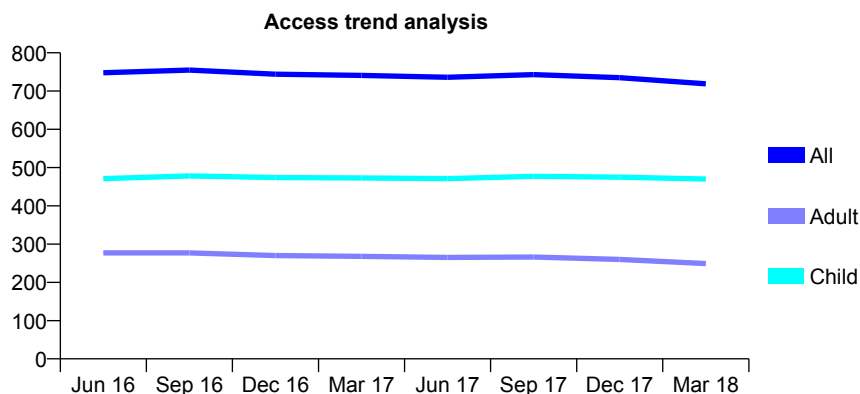
## Q50 - Vital Signs At a Glance Contract Report for 576549/0002 - March 2018

Name or company name	MR SK ASHBY
Contract type name	GDS Contract
Purpose of contract	General and Orthodontic
Contract start date	01/04/2006
Contract end date	

17/18 Contracted general activity (UDA)	1,700
Carry forward general activity (UDA)	0
17/18 Contracted orthodontic activity (UOA)	0
Carry forward orthodontic activity (UOA)	0
Baseline contract value	£38,661.61

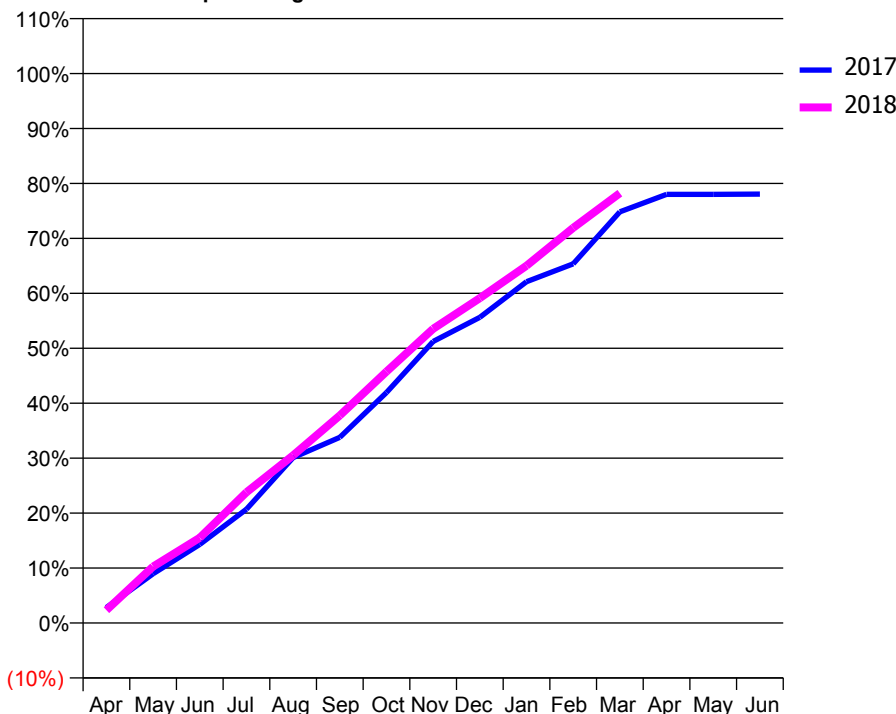
### ACCESS\*

Patients seen in 24 months	Total	Change since previous quarter
Quarter ending March 2017	741	
Quarter ending June 2017	736	→
Quarter ending September 2017	743	→
Quarter ending December 2017	735	↓
Quarter ending March 2018	719	↓
<b>Variance since March 2017</b>	<b>(3.0%)</b>	<b>↓</b>



### ACTIVITY

Cumulative percentage of contracted UDA delivered 2017 & 2018



Month	Adjusted Scheduled Activity (UDA)	
	2017	2018
April	59	40
May	188	175
June	301	264
July	435	405
August	632	519
September	709	642
October	881	778
November	1,076	910
December	1,168	1,005
January	1,304	1,105
February	1,373	1,222
March	1,572	1,330
April	1,638	
May	1,638	
June	1,639	

### QUALITY

	Quantity	Base Number	Contract	AT	Region	England
% of FP17s for the same patient ID Re-attending within 3 months - Children	49	807	6.1%	9.8%	12.8%	11.9%
% of FP17s for the same patient ID Re-attending within 3 months - Adults	18	221	8.1%	13.5%	16.5%	16.0%
% of FP17s for the same patient ID Re-attending between 3 & 9 months - Children	593	807	73.5%	63.4%	59.7%	58.3%
% of FP17s for the same patient ID Re-attending between 3 & 9 months - Adults	112	221	50.7%	54.7%	52.6%	50.3%
% of FP17s for Band 1 Urgent Courses	35	981	3.6%	7.5%	9.1%	9.1%
% of FP17s Relating to Free Repair or Replacements	0	981	0.0%	0.9%	1.0%	0.8%
% of FP17s Relating to Continuations	10	981	1.0%	1.2%	1.2%	1.0%
% of Patients satisfied with the dentistry they have received	1	1	N/A	91.8%	91.6%	91.5%
% of Patients satisfied with the time they had to wait for an appointment	1	1	N/A	87.7%	88.3%	87.9%

\* This is based on patients treated on this contract for their most recent course of treatment. Figures in italics indicate the base number of FP17s or Patient Questionnaire responses are less than 100. N/A is shown where the base number of responses is less than 10 during the period. % is calculated as Quantity/Base number\*100

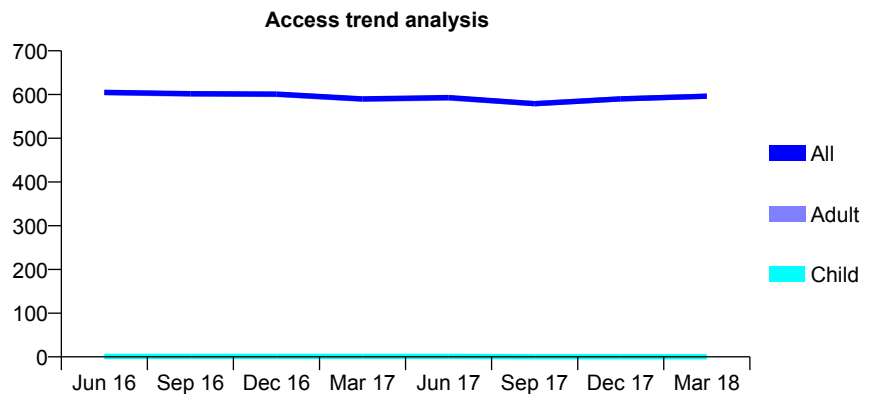
## Q50 - Vital Signs At a Glance Contract Report for 577308/0001 - March 2018

Name or company name	MR BR DAVIES
Contract type name	GDS Contract
Purpose of contract	General
Contract start date	01/04/2006
Contract end date	

17/18 Contracted general activity (UDA)	4,000
Carry forward general activity (UDA)	-8
17/18 Contracted orthodontic activity (UOA)	0
Carry forward orthodontic activity (UOA)	0
Baseline contract value	£170,895.42

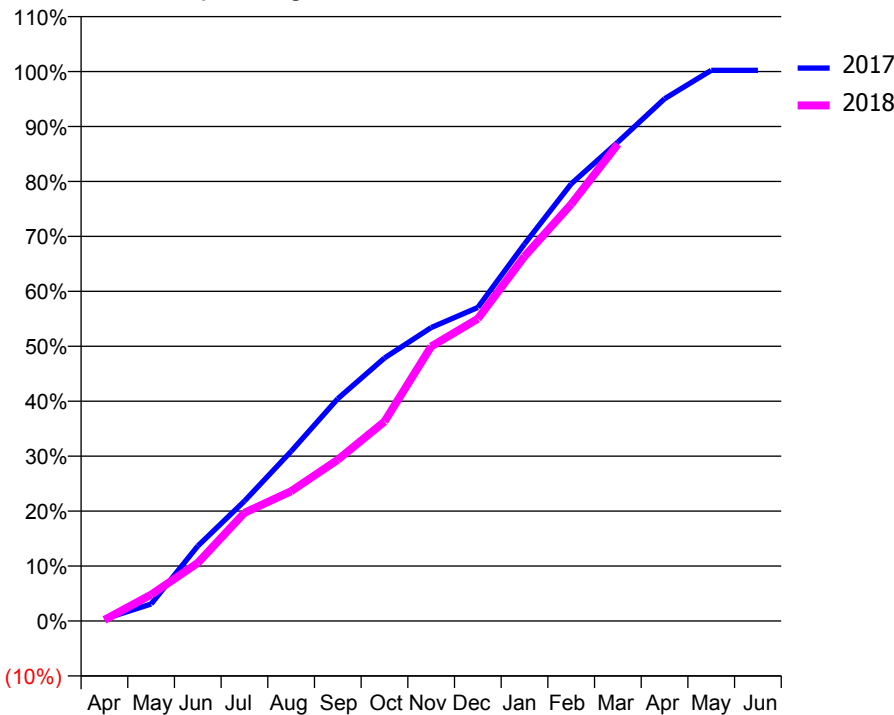
### ACCESS\*

Patients seen in 24 months	Total	Change since previous quarter
Quarter ending March 2017	590	
Quarter ending June 2017	593	→
Quarter ending September 2017	579	↓
Quarter ending December 2017	590	→
Quarter ending March 2018	596	→
<b>Variance since March 2017</b>	<b>1.0%</b>	<b>→</b>



### ACTIVITY

Cumulative percentage of contracted UDA delivered 2017 & 2018



Month	Adjusted Scheduled Activity (UDA)	
	2017	2018
April	15	8
May	124	192
June	546	423
July	873	788
August	1,235	945
September	1,619	1,174
October	1,915	1,452
November	2,136	1,998
December	2,283	2,200
January	2,745	2,654
February	3,182	3,034
March	3,486	3,472
April	3,802	
May	4,008	
June	4,008	

### QUALITY

	Quantity	Base Number	Contract	AT	Region	England
% of FP17s for the same patient ID Re-attending within 3 months - Children	0	0	N/A	9.8%	12.8%	11.9%
% of FP17s for the same patient ID Re-attending within 3 months - Adults	9	385	2.3%	13.5%	16.5%	16.0%
% of FP17s for the same patient ID Re-attending between 3 & 9 months - Children	0	0	N/A	63.4%	59.7%	58.3%
% of FP17s for the same patient ID Re-attending between 3 & 9 months - Adults	22	385	5.7%	54.7%	52.6%	50.3%
% of FP17s for Band 1 Urgent Courses	0	336	0.0%	7.5%	9.1%	9.1%
% of FP17s Relating to Free Repair or Replacements	0	336	0.0%	0.9%	1.0%	0.8%
% of FP17s Relating to Continuations	0	336	0.0%	1.2%	1.2%	1.0%
% of Patients satisfied with the dentistry they have received	2	3	N/A	91.8%	91.6%	91.5%
% of Patients satisfied with the time they had to wait for an appointment	3	3	N/A	87.7%	88.3%	87.9%

\* This is based on patients treated on this contract for their most recent course of treatment. Figures in italics indicate the base number of FP17s or Patient Questionnaire responses are less than 100. N/A is shown where the base number of responses is less than 10 during the period. % is calculated as Quantity/Base number\*100

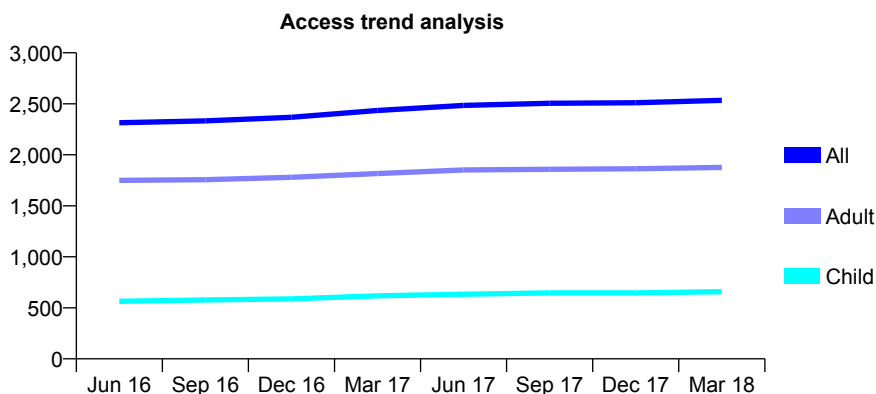
## Q50 - Vital Signs At a Glance Contract Report for 610194/0001 - March 2018

Name or company name	MISS C DURNING
Contract type name	GDS Contract
Purpose of contract	General
Contract start date	01/01/2013
Contract end date	

17/18 Contracted general activity (UDA)	7,098
Carry forward general activity (UDA)	-142
17/18 Contracted orthodontic activity (UOA)	0
Carry forward orthodontic activity (UOA)	0
Baseline contract value	£185,131.51

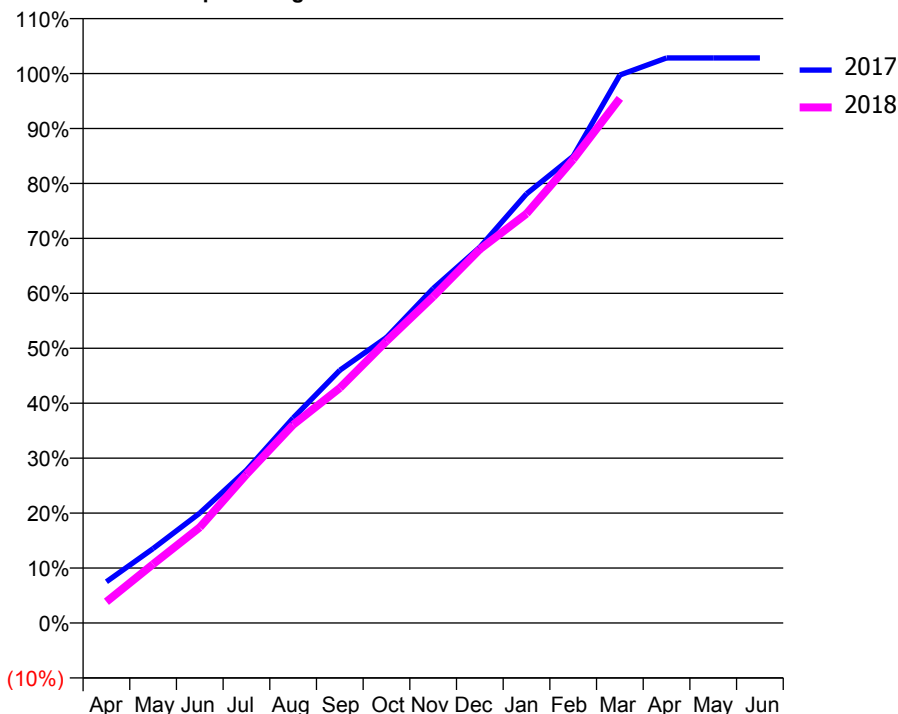
### ACCESS\*

Patients seen in 24 months	Total	Change since previous quarter
Quarter ending March 2017	2,434	
Quarter ending June 2017	2,484	↑
Quarter ending September 2017	2,505	→
Quarter ending December 2017	2,510	→
Quarter ending March 2018	2,534	→
<b>Variance since March 2017</b>	<b>4.1%</b>	<b>↑</b>



### ACTIVITY

Cumulative percentage of contracted UDA delivered 2017 & 2018



Month	Adjusted Scheduled Activity (UDA)	
	2017	2018
April	534	275
May	963	760
June	1,420	1,236
July	1,975	1,919
August	2,649	2,561
September	3,264	3,035
October	3,688	3,641
November	4,321	4,216
December	4,854	4,827
January	5,544	5,287
February	6,030	5,988
March	7,078	6,777
April	7,298	
May	7,298	
June	7,298	

### QUALITY

	Quantity	Base Number	Contract	AT	Region	England
% of FP17s for the same patient ID Re-attending within 3 months - Children	109	1,064	10.2%	9.8%	12.8%	11.9%
% of FP17s for the same patient ID Re-attending within 3 months - Adults	435	2,872	15.1%	13.5%	16.5%	16.0%
% of FP17s for the same patient ID Re-attending between 3 & 9 months - Children	700	1,064	65.8%	63.4%	59.7%	58.3%
% of FP17s for the same patient ID Re-attending between 3 & 9 months - Adults	1,677	2,872	58.4%	54.7%	52.6%	50.3%
% of FP17s for Band 1 Urgent Courses	268	3,817	7.0%	7.5%	9.1%	9.1%
% of FP17s Relating to Free Repair or Replacements	37	3,817	1.0%	0.9%	1.0%	0.8%
% of FP17s Relating to Continuations	88	3,817	2.3%	1.2%	1.2%	1.0%
% of Patients satisfied with the dentistry they have received	4	4	N/A	91.8%	91.6%	91.5%
% of Patients satisfied with the time they had to wait for an appointment	4	4	N/A	87.7%	88.3%	87.9%

\* This is based on patients treated on this contract for their most recent course of treatment. Figures in italics indicate the base number of FP17s or Patient Questionnaire responses are less than 100. N/A is shown where the base number of responses is less than 10 during the period. % is calculated as Quantity/Base number\*100

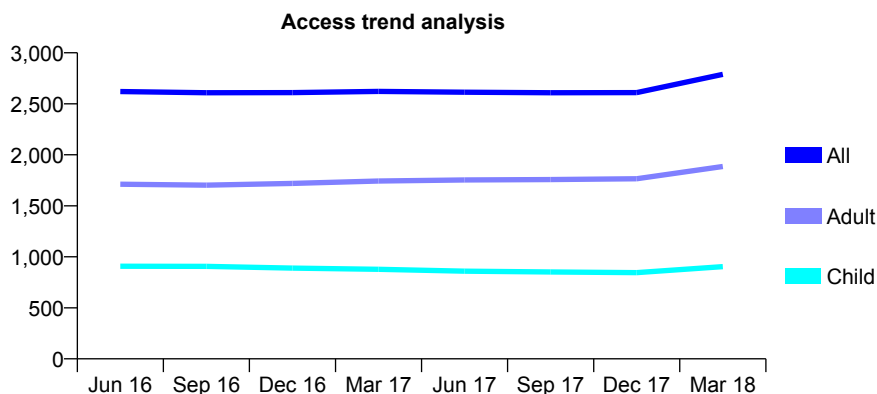
## Q50 - Vital Signs At a Glance Contract Report for 618594/0002 - March 2018

Name or company name	Booth, Law, Spence & Maher
Contract type name	GDS Contract
Purpose of contract	General
Contract start date	01/11/2010
Contract end date	

17/18 Contracted general activity (UDA)	7,000
Carry forward general activity (UDA)	0
17/18 Contracted orthodontic activity (UOA)	0
Carry forward orthodontic activity (UOA)	0
Baseline contract value	£203,355.34

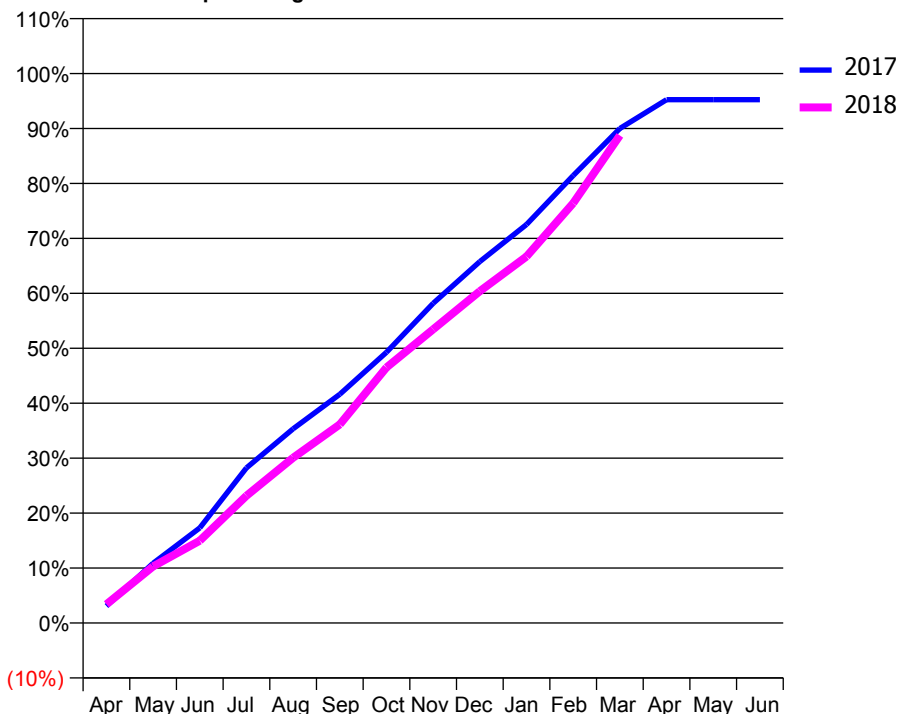
### ACCESS\*

Patients seen in 24 months	Total	Change since previous quarter
Quarter ending March 2017	2,621	
Quarter ending June 2017	2,614	→
Quarter ending September 2017	2,609	→
Quarter ending December 2017	2,610	→
Quarter ending March 2018	2,789	↑
<b>Variance since March 2017</b>	<b>6.4%</b>	<b>↑</b>



### ACTIVITY

Cumulative percentage of contracted UDA delivered 2017 & 2018



Month	Adjusted Scheduled Activity (UDA)	
	2017	2018
April	216	239
May	762	721
June	1,212	1,050
July	1,976	1,622
August	2,474	2,105
September	2,914	2,529
October	3,449	3,255
November	4,073	3,742
December	4,604	4,227
January	5,077	4,669
February	5,700	5,348
March	6,300	6,211
April	6,666	
May	6,666	
June	6,666	

### QUALITY

	Quantity	Base Number	Contract	AT	Region	England
% of FP17s for the same patient ID Re-attending within 3 months - Children	91	1,475	6.2%	9.8%	12.8%	11.9%
% of FP17s for the same patient ID Re-attending within 3 months - Adults	423	2,902	14.6%	13.5%	16.5%	16.0%
% of FP17s for the same patient ID Re-attending between 3 & 9 months - Children	1,017	1,475	68.9%	63.4%	59.7%	58.3%
% of FP17s for the same patient ID Re-attending between 3 & 9 months - Adults	1,820	2,902	62.7%	54.7%	52.6%	50.3%
% of FP17s for Band 1 Urgent Courses	173	4,161	4.2%	7.5%	9.1%	9.1%
% of FP17s Relating to Free Repair or Replacements	1	4,161	0.0%	0.9%	1.0%	0.8%
% of FP17s Relating to Continuations	79	4,161	1.9%	1.2%	1.2%	1.0%
% of Patients satisfied with the dentistry they have received	3	3	N/A	91.8%	91.6%	91.5%
% of Patients satisfied with the time they had to wait for an appointment	3	3	N/A	87.7%	88.3%	87.9%

\* This is based on patients treated on this contract for their most recent course of treatment. Figures in italics indicate the base number of FP17s or Patient Questionnaire responses are less than 100. N/A is shown where the base number of responses is less than 10 during the period. % is calculated as Quantity/Base number\*100

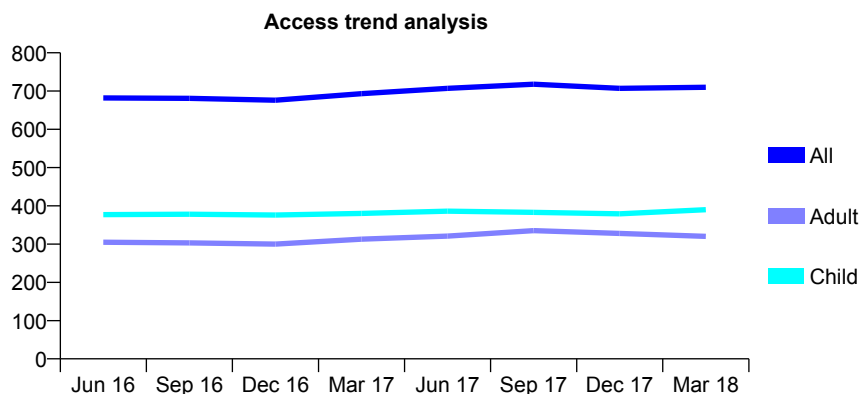
## Q50 - Vital Signs At a Glance Contract Report for 620610/0001 - March 2018

Name or company name	MR S OSBORNE
Contract type name	GDS Contract
Purpose of contract	General
Contract start date	01/04/2006
Contract end date	

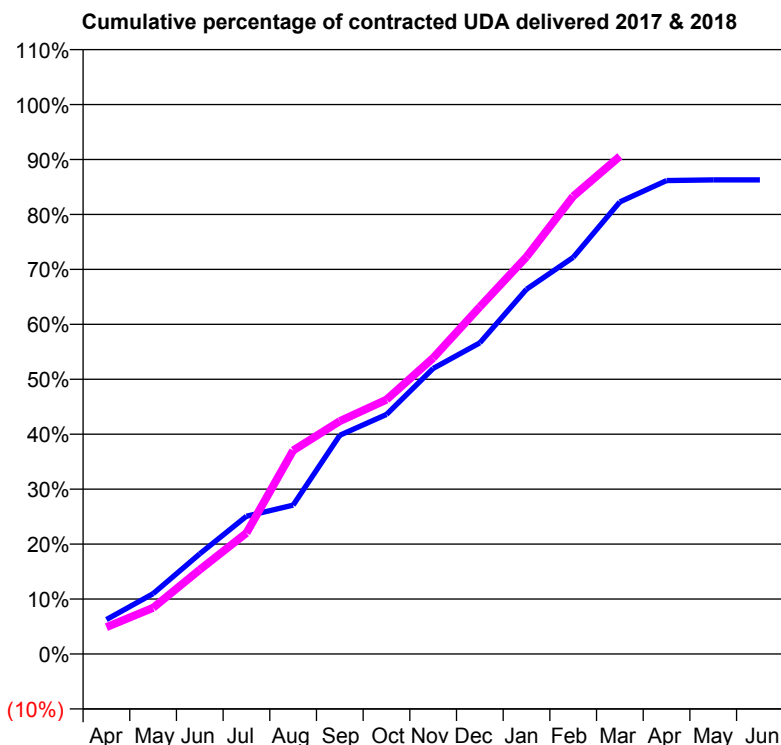
17/18 Contracted general activity (UDA)	1,600
Carry forward general activity (UDA)	0
17/18 Contracted orthodontic activity (UOA)	0
Carry forward orthodontic activity (UOA)	0
Baseline contract value	£37,050.23

### ACCESS\*

Patients seen in 24 months	Total	Change since previous quarter
Quarter ending March 2017	693	
Quarter ending June 2017	707	↑
Quarter ending September 2017	718	→
Quarter ending December 2017	707	↓
Quarter ending March 2018	710	→
<b>Variance since March 2017</b>	<b>2.5%</b>	<b>↑</b>



### ACTIVITY



Month	Adjusted Scheduled Activity (UDA)	
	2017	2018
April	100	78
May	176	135
June	292	246
July	401	352
August	433	593
September	637	678
October	698	741
November	831	862
December	906	1,011
January	1,062	1,156
February	1,155	1,333
March	1,316	1,449
April	1,379	
May	1,381	
June	1,381	

### QUALITY

	Quantity	Base Number	Contract	AT	Region	England
% of FP17s for the same patient ID Re-attending within 3 months - Children	53	689	7.7%	9.8%	12.8%	11.9%
% of FP17s for the same patient ID Re-attending within 3 months - Adults	32	341	9.4%	13.5%	16.5%	16.0%
% of FP17s for the same patient ID Re-attending between 3 & 9 months - Children	459	689	66.6%	63.4%	59.7%	58.3%
% of FP17s for the same patient ID Re-attending between 3 & 9 months - Adults	176	341	51.6%	54.7%	52.6%	50.3%
% of FP17s for Band 1 Urgent Courses	51	996	5.1%	7.5%	9.1%	9.1%
% of FP17s Relating to Free Repair or Replacements	0	996	0.0%	0.9%	1.0%	0.8%
% of FP17s Relating to Continuations	9	996	0.9%	1.2%	1.2%	1.0%
% of Patients satisfied with the dentistry they have received	2	2	N/A	91.8%	91.6%	91.5%
% of Patients satisfied with the time they had to wait for an appointment	2	2	N/A	87.7%	88.3%	87.9%

\* This is based on patients treated on this contract for their most recent course of treatment. Figures in italics indicate the base number of FP17s or Patient Questionnaire responses are less than 100. N/A is shown where the base number of responses is less than 10 during the period. % is calculated as Quantity/Base number\*100



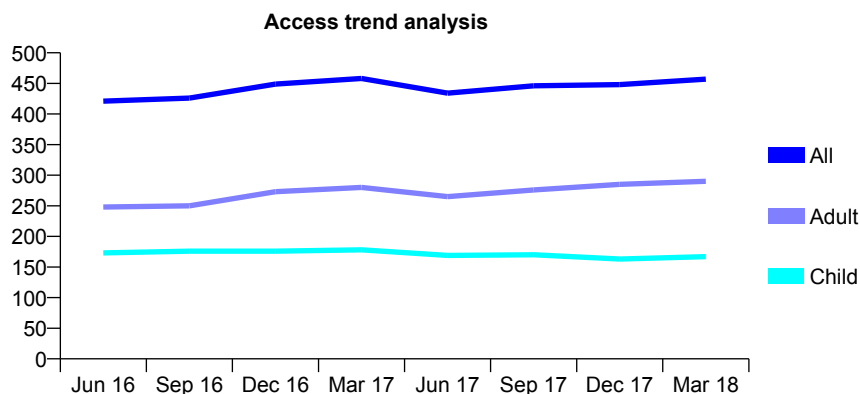
## Q50 - Vital Signs At a Glance Contract Report for 632201/0001 - March 2018

Name or company name	MRS FC HEYLINGS
Contract type name	GDS Contract
Purpose of contract	General
Contract start date	01/04/2006
Contract end date	

17/18 Contracted general activity (UDA)	960
Carry forward general activity (UDA)	-19
17/18 Contracted orthodontic activity (UOA)	0
Carry forward orthodontic activity (UOA)	0
Baseline contract value	£24,032.15

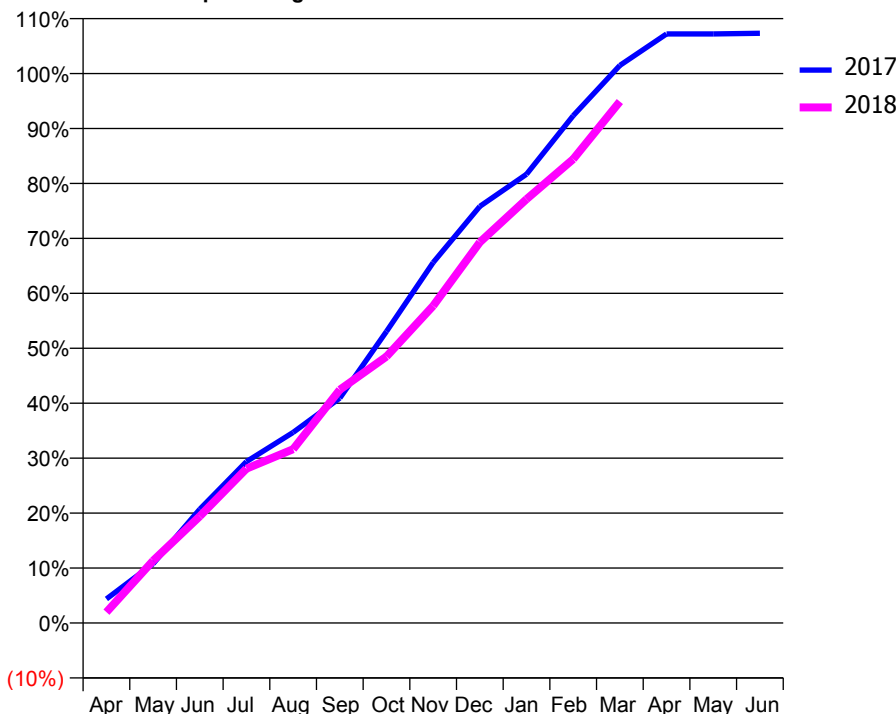
### ACCESS\*

Patients seen in 24 months	Total	Change since previous quarter
Quarter ending March 2017	458	
Quarter ending June 2017	434	↓
Quarter ending September 2017	446	↑
Quarter ending December 2017	448	→
Quarter ending March 2018	457	↑
<b>Variance since March 2017</b>	<b>(0.2%)</b>	→



### ACTIVITY

Cumulative percentage of contracted UDA delivered 2017 & 2018



Month	Adjusted Scheduled Activity (UDA)	
	2017	2018
April	42	19
May	104	109
June	199	186
July	282	270
August	333	304
September	393	408
October	509	466
November	630	554
December	728	665
January	784	740
February	886	810
March	974	911
April	1,029	
May	1,029	
June	1,030	

### QUALITY

	Quantity	Base Number	Contract	AT	Region	England
% of FP17s for the same patient ID Re-attending within 3 months - Children	10	208	4.8%	9.8%	12.8%	11.9%
% of FP17s for the same patient ID Re-attending within 3 months - Adults	49	375	13.1%	13.5%	16.5%	16.0%
% of FP17s for the same patient ID Re-attending between 3 & 9 months - Children	118	208	56.7%	63.4%	59.7%	58.3%
% of FP17s for the same patient ID Re-attending between 3 & 9 months - Adults	187	375	49.9%	54.7%	52.6%	50.3%
% of FP17s for Band 1 Urgent Courses	21	556	3.8%	7.5%	9.1%	9.1%
% of FP17s Relating to Free Repair or Replacements	0	556	0.0%	0.9%	1.0%	0.8%
% of FP17s Relating to Continuations	1	556	0.2%	1.2%	1.2%	1.0%
% of Patients satisfied with the dentistry they have received	2	2	N/A	91.8%	91.6%	91.5%
% of Patients satisfied with the time they had to wait for an appointment	2	2	N/A	87.7%	88.3%	87.9%

\* This is based on patients treated on this contract for their most recent course of treatment. Figures in italics indicate the base number of FP17s or Patient Questionnaire responses are less than 100. N/A is shown where the base number of responses is less than 10 during the period. % is calculated as Quantity/Base number\*100

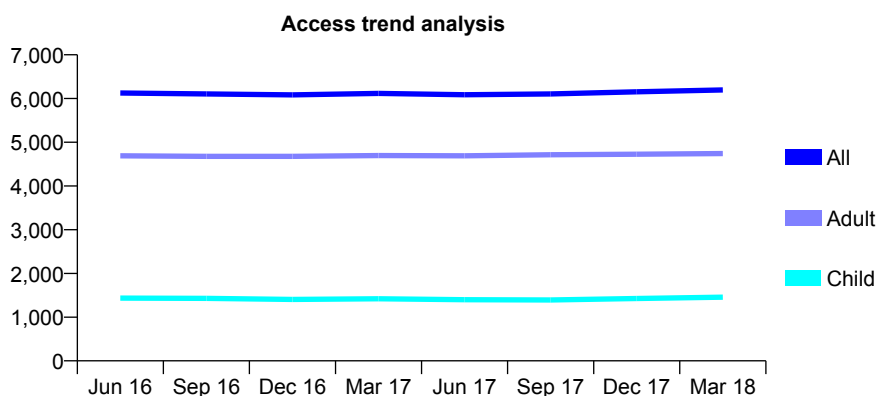
## Q50 - Vital Signs At a Glance Contract Report for 638536/0001 - March 2018

Name or company name	MR B WILSON
Contract type name	GDS Contract
Purpose of contract	General
Contract start date	01/04/2006
Contract end date	

17/18 Contracted general activity (UDA)	27,839
Carry forward general activity (UDA)	0
17/18 Contracted orthodontic activity (UOA)	0
Carry forward orthodontic activity (UOA)	0
Baseline contract value	£586,336.56

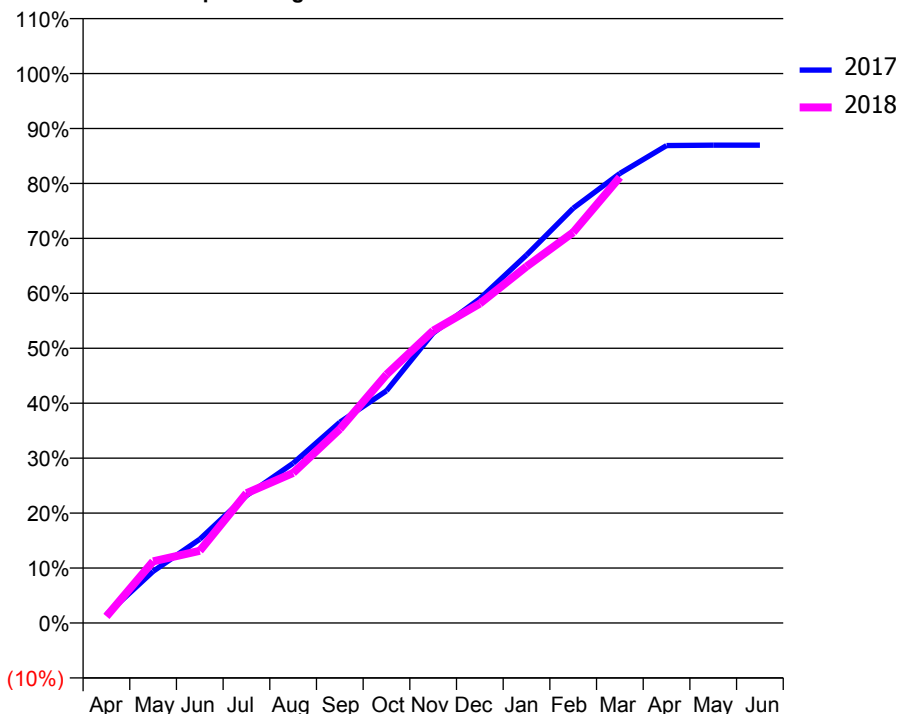
### ACCESS\*

Patients seen in 24 months	Total	Change since previous quarter
Quarter ending March 2017	6,117	
Quarter ending June 2017	6,088	→
Quarter ending September 2017	6,105	→
Quarter ending December 2017	6,154	→
Quarter ending March 2018	6,195	→
<b>Variance since March 2017</b>	<b>1.3%</b>	<b>→</b>



### ACTIVITY

Cumulative percentage of contracted UDA delivered 2017 & 2018



Month	Adjusted Scheduled Activity (UDA)	
	2017	2018
April	430	334
May	2,619	3,122
June	4,249	3,658
July	6,455	6,574
August	8,099	7,606
September	10,174	9,826
October	11,766	12,588
November	14,693	14,811
December	16,431	16,181
January	18,639	18,064
February	21,014	19,788
March	22,778	22,589
April	24,192	
May	24,206	
June	24,210	

### QUALITY

	Quantity	Base Number	Contract	AT	Region	England
% of FP17s for the same patient ID Re-attending within 3 months - Children	194	2,323	8.4%	9.8%	12.8%	11.9%
% of FP17s for the same patient ID Re-attending within 3 months - Adults	1,147	7,681	14.9%	13.5%	16.5%	16.0%
% of FP17s for the same patient ID Re-attending between 3 & 9 months - Children	1,526	2,323	65.7%	63.4%	59.7%	58.3%
% of FP17s for the same patient ID Re-attending between 3 & 9 months - Adults	5,006	7,681	65.2%	54.7%	52.6%	50.3%
% of FP17s for Band 1 Urgent Courses	238	9,400	2.5%	7.5%	9.1%	9.1%
% of FP17s Relating to Free Repair or Replacements	393	9,400	4.2%	0.9%	1.0%	0.8%
% of FP17s Relating to Continuations	164	9,400	1.7%	1.2%	1.2%	1.0%
% of Patients satisfied with the dentistry they have received	36	38	94.7%	91.8%	91.6%	91.5%
% of Patients satisfied with the time they had to wait for an appointment	38	38	100.0%	87.7%	88.3%	87.9%

\* This is based on patients treated on this contract for their most recent course of treatment. Figures in italics indicate the base number of FP17s or Patient Questionnaire responses are less than 100. N/A is shown where the base number of responses is less than 10 during the period. % is calculated as Quantity/Base number\*100

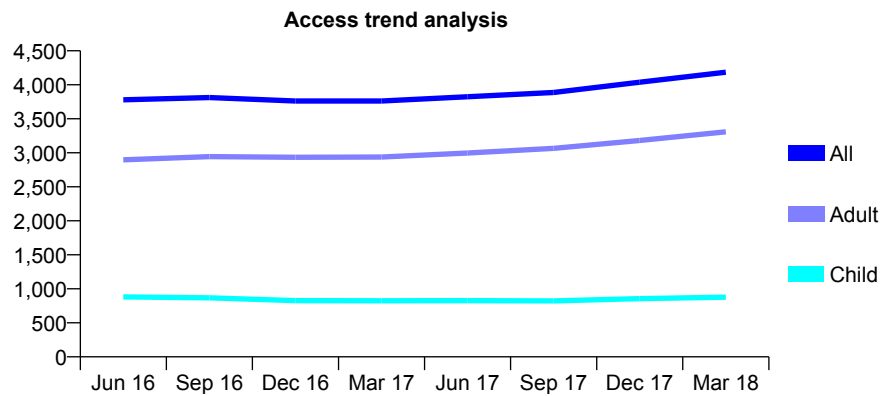
## Q50 - Vital Signs At a Glance Contract Report for 643173/0001 - March 2018

Name or company name	The White House Dental Practice
Contract type name	GDS Contract
Purpose of contract	General
Contract start date	01/04/2006
Contract end date	

17/18 Contracted general activity (UDA)	19,500
Carry forward general activity (UDA)	0
17/18 Contracted orthodontic activity (UOA)	0
Carry forward orthodontic activity (UOA)	0
Baseline contract value	£660,045.95

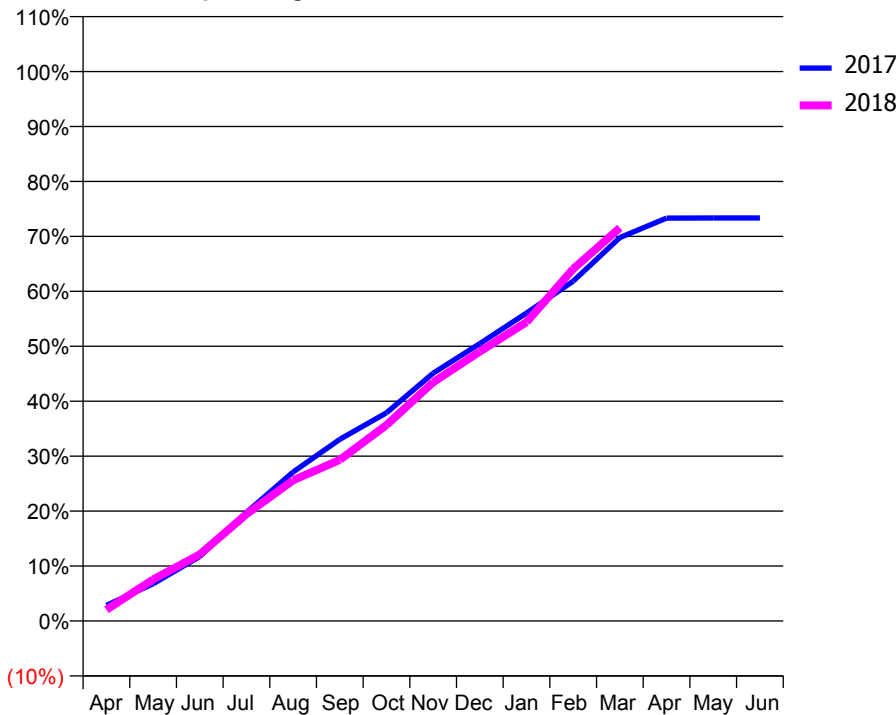
### ACCESS\*

Patients seen in 24 months	Total	Change since previous quarter
Quarter ending March 2017	3,762	
Quarter ending June 2017	3,824	→
Quarter ending September 2017	3,887	→
Quarter ending December 2017	4,038	↑
Quarter ending March 2018	4,186	↑
<b>Variance since March 2017</b>	<b>11.3%</b>	<b>↑</b>



### ACTIVITY

Cumulative percentage of contracted UDA delivered 2017 & 2018



Month	Adjusted Scheduled Activity (UDA)	
	2017	2018
April	556	401
May	1,321	1,475
June	2,286	2,363
July	3,854	3,792
August	5,290	4,994
September	6,449	5,717
October	7,391	6,954
November	8,792	8,474
December	9,844	9,561
January	10,927	10,605
February	12,061	12,494
March	13,606	13,953
April	14,297	
May	14,302	
June	14,303	

### QUALITY

	Quantity	Base Number	Contract	AT	Region	England
% of FP17s for the same patient ID Re-attending within 3 months - Children	87	1,220	7.1%	9.8%	12.8%	11.9%
% of FP17s for the same patient ID Re-attending within 3 months - Adults	616	4,317	14.3%	13.5%	16.5%	16.0%
% of FP17s for the same patient ID Re-attending between 3 & 9 months - Children	719	1,220	58.9%	63.4%	59.7%	58.3%
% of FP17s for the same patient ID Re-attending between 3 & 9 months - Adults	2,379	4,317	55.1%	54.7%	52.6%	50.3%
% of FP17s for Band 1 Urgent Courses	592	5,289	11.2%	7.5%	9.1%	9.1%
% of FP17s Relating to Free Repair or Replacements	87	5,289	1.6%	0.9%	1.0%	0.8%
% of FP17s Relating to Continuations	106	5,289	2.0%	1.2%	1.2%	1.0%
% of Patients satisfied with the dentistry they have received	5	6	N/A	91.8%	91.6%	91.5%
% of Patients satisfied with the time they had to wait for an appointment	4	6	N/A	87.7%	88.3%	87.9%

\* This is based on patients treated on this contract for their most recent course of treatment. Figures in italics indicate the base number of FP17s or Patient Questionnaire responses are less than 100. N/A is shown where the base number of responses is less than 10 during the period. % is calculated as Quantity/Base number\*100

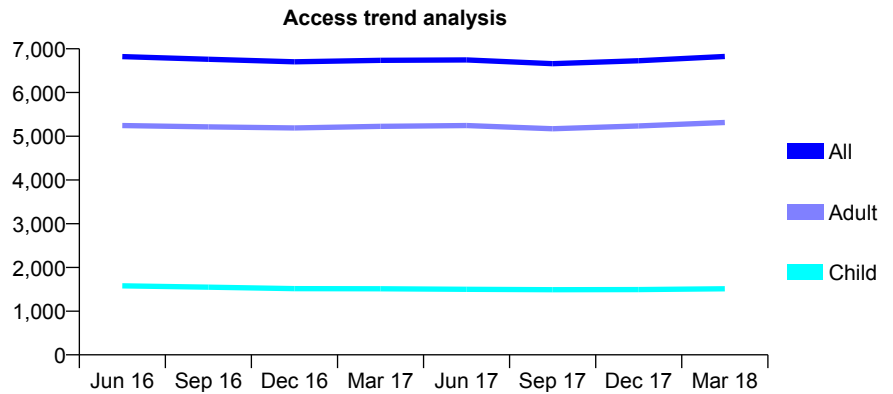
## Q50 - Vital Signs At a Glance Contract Report for 643181/0002 - March 2018

Name or company name	MR RP BERRY
Contract type name	GDS Contract
Purpose of contract	General
Contract start date	01/04/2006
Contract end date	

17/18 Contracted general activity (UDA)	17,500
Carry forward general activity (UDA)	344
17/18 Contracted orthodontic activity (UOA)	0
Carry forward orthodontic activity (UOA)	0
Baseline contract value	£527,244.61

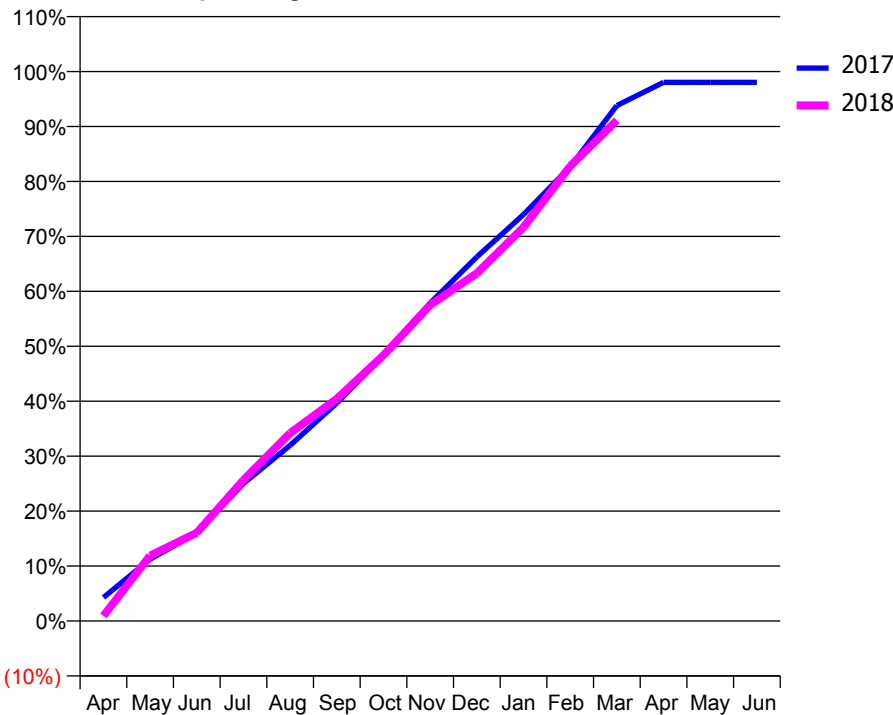
### ACCESS\*

Patients seen in 24 months	Total	Change since previous quarter
Quarter ending March 2017	6,737	
Quarter ending June 2017	6,746	→
Quarter ending September 2017	6,661	↓
Quarter ending December 2017	6,728	→
Quarter ending March 2018	6,824	→
<b>Variance since March 2017</b>	<b>1.3%</b>	<b>→</b>



### ACTIVITY

Cumulative percentage of contracted UDA delivered 2017 & 2018



Month	Adjusted Scheduled Activity (UDA)	
	2017	2018
April	750	164
May	1,967	2,082
June	2,803	2,809
July	4,382	4,491
August	5,594	5,987
September	6,943	7,078
October	8,467	8,462
November	10,125	10,062
December	11,595	11,073
January	12,947	12,536
February	14,468	14,487
March	16,415	15,946
April	17,155	
May	17,153	
June	17,156	

### QUALITY

	Quantity	Base Number	Contract	AT	Region	England
% of FP17s for the same patient ID Re-attending within 3 months - Children	125	2,348	5.3%	9.8%	12.8%	11.9%
% of FP17s for the same patient ID Re-attending within 3 months - Adults	962	7,548	12.7%	13.5%	16.5%	16.0%
% of FP17s for the same patient ID Re-attending between 3 & 9 months - Children	1,598	2,348	68.1%	63.4%	59.7%	58.3%
% of FP17s for the same patient ID Re-attending between 3 & 9 months - Adults	4,007	7,548	53.1%	54.7%	52.6%	50.3%
% of FP17s for Band 1 Urgent Courses	726	8,121	8.9%	7.5%	9.1%	9.1%
% of FP17s Relating to Free Repair or Replacements	58	8,121	0.7%	0.9%	1.0%	0.8%
% of FP17s Relating to Continuations	44	8,121	0.5%	1.2%	1.2%	1.0%
% of Patients satisfied with the dentistry they have received	42	45	93.3%	91.8%	91.6%	91.5%
% of Patients satisfied with the time they had to wait for an appointment	41	45	91.1%	87.7%	88.3%	87.9%

\* This is based on patients treated on this contract for their most recent course of treatment. Figures in italics indicate the base number of FP17s or Patient Questionnaire responses are less than 100. N/A is shown where the base number of responses is less than 10 during the period. % is calculated as Quantity/Base number\*100

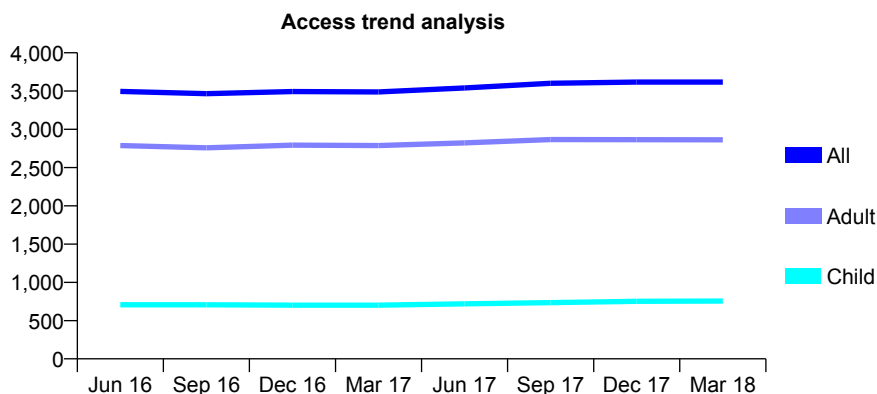
## Q50 - Vital Signs At a Glance Contract Report for 648647/0001 - March 2018

Name or company name	Dental Design Studio
Contract type name	GDS Contract
Purpose of contract	General
Contract start date	01/04/2006
Contract end date	

17/18 Contracted general activity (UDA)	8,752
Carry forward general activity (UDA)	-93
17/18 Contracted orthodontic activity (UOA)	0
Carry forward orthodontic activity (UOA)	0
Baseline contract value	£272,473.82

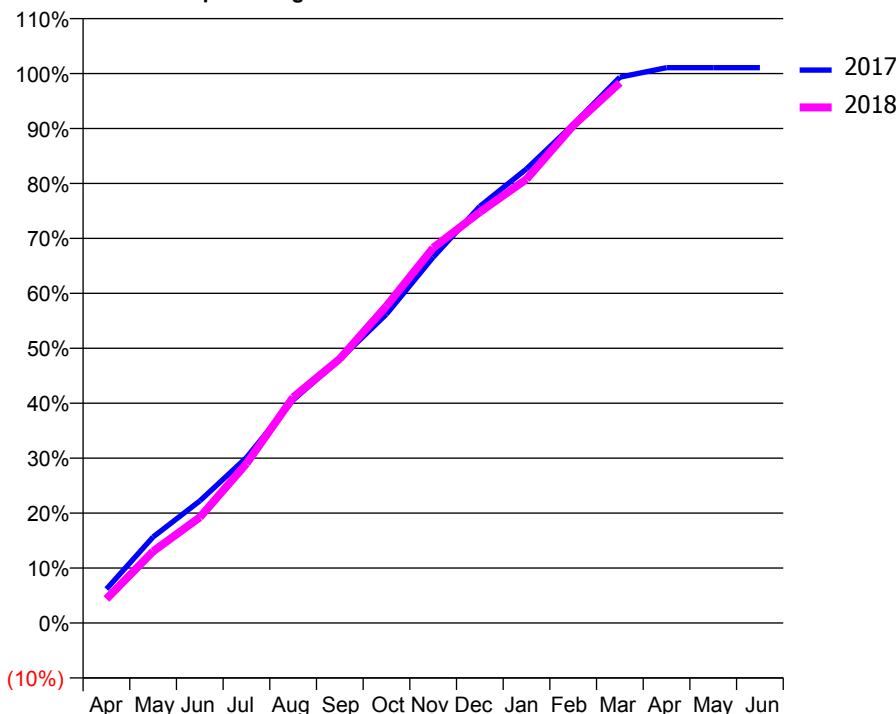
### ACCESS\*

Patients seen in 24 months	Total	Change since previous quarter
Quarter ending March 2017	3,489	
Quarter ending June 2017	3,541	→
Quarter ending September 2017	3,601	→
Quarter ending December 2017	3,617	→
Quarter ending March 2018	3,617	→
<b>Variance since March 2017</b>	<b>3.7%</b>	<b>↑</b>



### ACTIVITY

Cumulative percentage of contracted UDA delivered 2017 & 2018



Adjusted Scheduled Activity (UDA)

Month	2017	2018
April	540	382
May	1,372	1,142
June	1,945	1,683
July	2,635	2,539
August	3,552	3,594
September	4,202	4,209
October	4,921	5,050
November	5,827	5,976
December	6,635	6,544
January	7,232	7,070
February	7,939	7,922
March	8,694	8,604
April	8,845	
May	8,845	
June	8,845	

### QUALITY

	Quantity	Base Number	Contract	AT	Region	England
% of FP17s for the same patient ID Re-attending within 3 months - Children	16	1,196	1.3%	9.8%	12.8%	11.9%
% of FP17s for the same patient ID Re-attending within 3 months - Adults	179	3,348	5.3%	13.5%	16.5%	16.0%
% of FP17s for the same patient ID Re-attending between 3 & 9 months - Children	821	1,196	68.6%	63.4%	59.7%	58.3%
% of FP17s for the same patient ID Re-attending between 3 & 9 months - Adults	933	3,348	27.9%	54.7%	52.6%	50.3%
% of FP17s for Band 1 Urgent Courses	56	4,444	1.3%	7.5%	9.1%	9.1%
% of FP17s Relating to Free Repair or Replacements	4	4,444	0.1%	0.9%	1.0%	0.8%
% of FP17s Relating to Continuations	20	4,444	0.5%	1.2%	1.2%	1.0%
% of Patients satisfied with the dentistry they have received	6	6	N/A	91.8%	91.6%	91.5%
% of Patients satisfied with the time they had to wait for an appointment	6	6	N/A	87.7%	88.3%	87.9%

\* This is based on patients treated on this contract for their most recent course of treatment. Figures in italics indicate the base number of FP17s or Patient Questionnaire responses are less than 100. N/A is shown where the base number of responses is less than 10 during the period. % is calculated as Quantity/Base number\*100

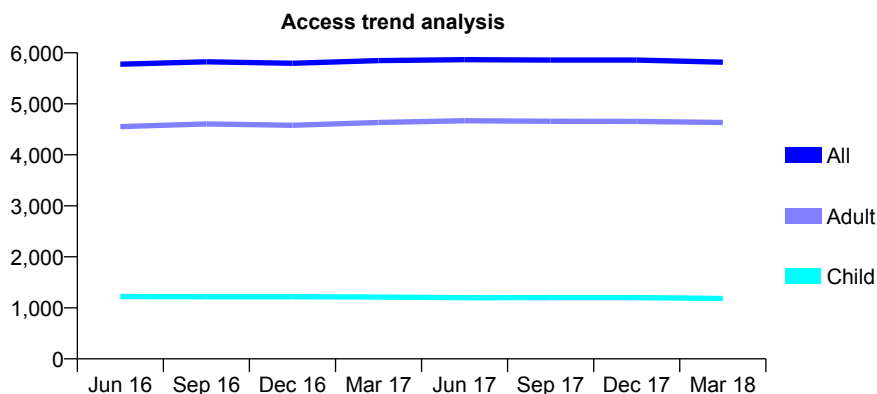
## Q50 - Vital Signs At a Glance Contract Report for 651311/0001 - March 2018

Name or company name	MR MA AMOS
Contract type name	GDS Contract
Purpose of contract	General
Contract start date	01/04/2006
Contract end date	

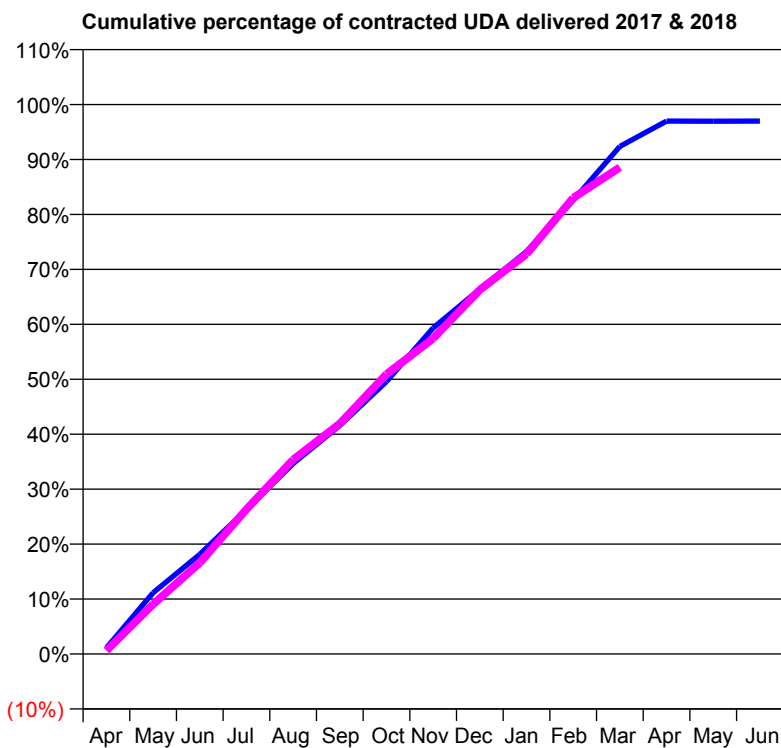
17/18 Contracted general activity (UDA)	14,800
Carry forward general activity (UDA)	448
17/18 Contracted orthodontic activity (UOA)	0
Carry forward orthodontic activity (UOA)	0
Baseline contract value	£346,269.66

### ACCESS\*

Patients seen in 24 months	Total	Change since previous quarter
Quarter ending March 2017	5,847	
Quarter ending June 2017	5,866	→
Quarter ending September 2017	5,858	→
Quarter ending December 2017	5,858	→
Quarter ending March 2018	5,816	→
<b>Variance since March 2017</b>	<b>(0.5%)</b>	→



### ACTIVITY



Month	Adjusted Scheduled Activity (UDA)	
	2017	2018
April	169	93
May	1,650	1,342
June	2,686	2,459
July	3,891	3,898
August	5,132	5,233
September	6,155	6,203
October	7,338	7,537
November	8,783	8,499
December	9,828	9,810
January	10,842	10,774
February	12,220	12,284
March	13,669	13,108
April	14,353	
May	14,351	
June	14,352	

### QUALITY

	Quantity	Base Number	Contract	AT	Region	England
% of FP17s for the same patient ID Re-attending within 3 months - Children	230	2,112	10.9%	9.8%	12.8%	11.9%
% of FP17s for the same patient ID Re-attending within 3 months - Adults	961	6,855	14.0%	13.5%	16.5%	16.0%
% of FP17s for the same patient ID Re-attending between 3 & 9 months - Children	1,483	2,112	70.2%	63.4%	59.7%	58.3%
% of FP17s for the same patient ID Re-attending between 3 & 9 months - Adults	3,847	6,855	56.1%	54.7%	52.6%	50.3%
% of FP17s for Band 1 Urgent Courses	267	7,588	3.5%	7.5%	9.1%	9.1%
% of FP17s Relating to Free Repair or Replacements	78	7,588	1.0%	0.9%	1.0%	0.8%
% of FP17s Relating to Continuations	74	7,588	1.0%	1.2%	1.2%	1.0%
% of Patients satisfied with the dentistry they have received	19	20	95.0%	91.8%	91.6%	91.5%
% of Patients satisfied with the time they had to wait for an appointment	19	20	95.0%	87.7%	88.3%	87.9%

\* This is based on patients treated on this contract for their most recent course of treatment. Figures in italics indicate the base number of FP17s or Patient Questionnaire responses are less than 100. N/A is shown where the base number of responses is less than 10 during the period. % is calculated as Quantity/Base number\*100

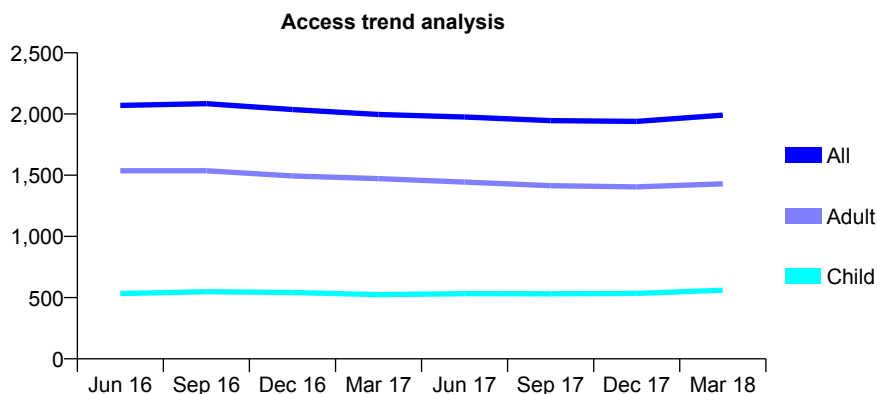
## Q50 - Vital Signs At a Glance Contract Report for 651788/0001 - March 2018

Name or company name	MR A MOHAGH
Contract type name	GDS Contract
Purpose of contract	General
Contract start date	01/04/2006
Contract end date	

17/18 Contracted general activity (UDA)	5,051
Carry forward general activity (UDA)	196
17/18 Contracted orthodontic activity (UOA)	0
Carry forward orthodontic activity (UOA)	0
Baseline contract value	£129,571.50

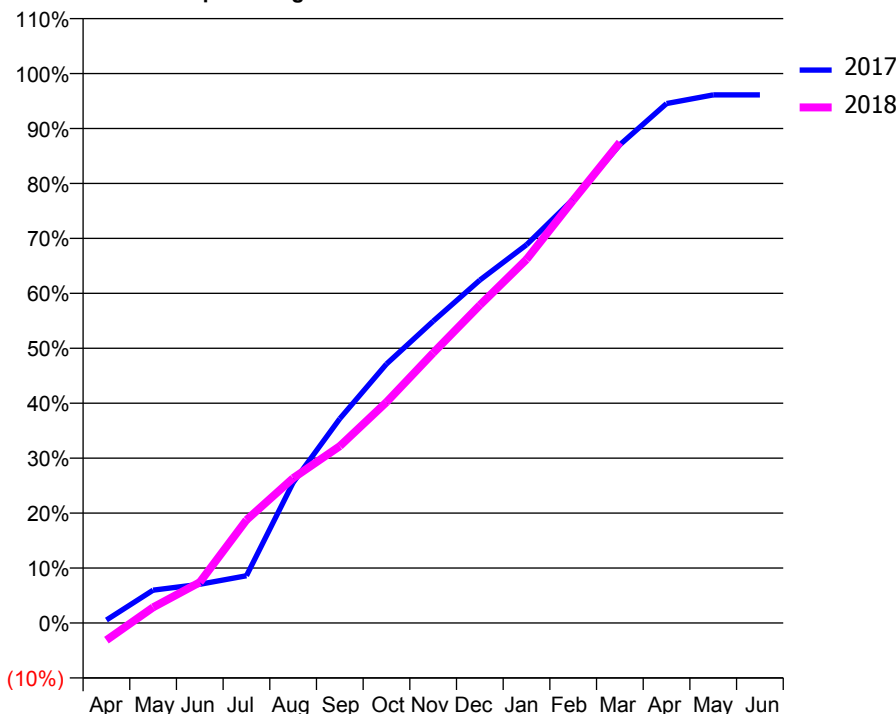
### ACCESS\*

Patients seen in 24 months	Total	Change since previous quarter
Quarter ending March 2017	1,996	
Quarter ending June 2017	1,976	↓
Quarter ending September 2017	1,946	↓
Quarter ending December 2017	1,939	→
Quarter ending March 2018	1,991	↑
<b>Variance since March 2017</b>	<b>(0.3%)</b>	→



### ACTIVITY

Cumulative percentage of contracted UDA delivered 2017 & 2018



Month	Adjusted Scheduled Activity (UDA)	
	2017	2018
April	27	-159
May	302	144
June	357	375
July	435	947
August	1,291	1,331
September	1,879	1,626
October	2,380	2,031
November	2,775	2,483
December	3,152	2,921
January	3,476	3,342
February	3,895	3,886
March	4,397	4,418
April	4,774	
May	4,855	
June	4,855	

### QUALITY

	Quantity	Base Number	Contract	AT	Region	England
% of FP17s for the same patient ID Re-attending within 3 months - Children	127	880	14.4%	9.8%	12.8%	11.9%
% of FP17s for the same patient ID Re-attending within 3 months - Adults	103	1,440	7.2%	13.5%	16.5%	16.0%
% of FP17s for the same patient ID Re-attending between 3 & 9 months - Children	440	880	50.0%	63.4%	59.7%	58.3%
% of FP17s for the same patient ID Re-attending between 3 & 9 months - Adults	519	1,440	36.0%	54.7%	52.6%	50.3%
% of FP17s for Band 1 Urgent Courses	154	2,164	7.1%	7.5%	9.1%	9.1%
% of FP17s Relating to Free Repair or Replacements	2	2,164	0.1%	0.9%	1.0%	0.8%
% of FP17s Relating to Continuations	0	2,164	0.0%	1.2%	1.2%	1.0%
% of Patients satisfied with the dentistry they have received	4	4	N/A	91.8%	91.6%	91.5%
% of Patients satisfied with the time they had to wait for an appointment	4	4	N/A	87.7%	88.3%	87.9%

\* This is based on patients treated on this contract for their most recent course of treatment. Figures in italics indicate the base number of FP17s or Patient Questionnaire responses are less than 100. N/A is shown where the base number of responses is less than 10 during the period. % is calculated as Quantity/Base number\*100

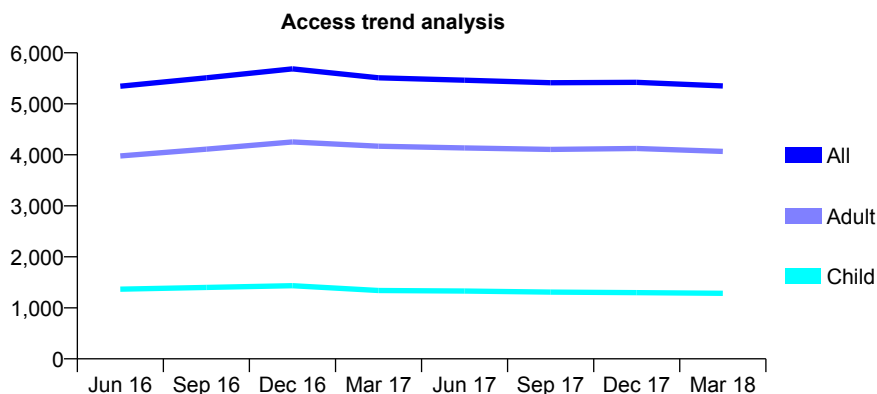
## Q50 - Vital Signs At a Glance Contract Report for 678473/0001 - March 2018

Name or company name	MR TJ SPENCE
Contract type name	GDS Contract
Purpose of contract	General
Contract start date	01/04/2006
Contract end date	

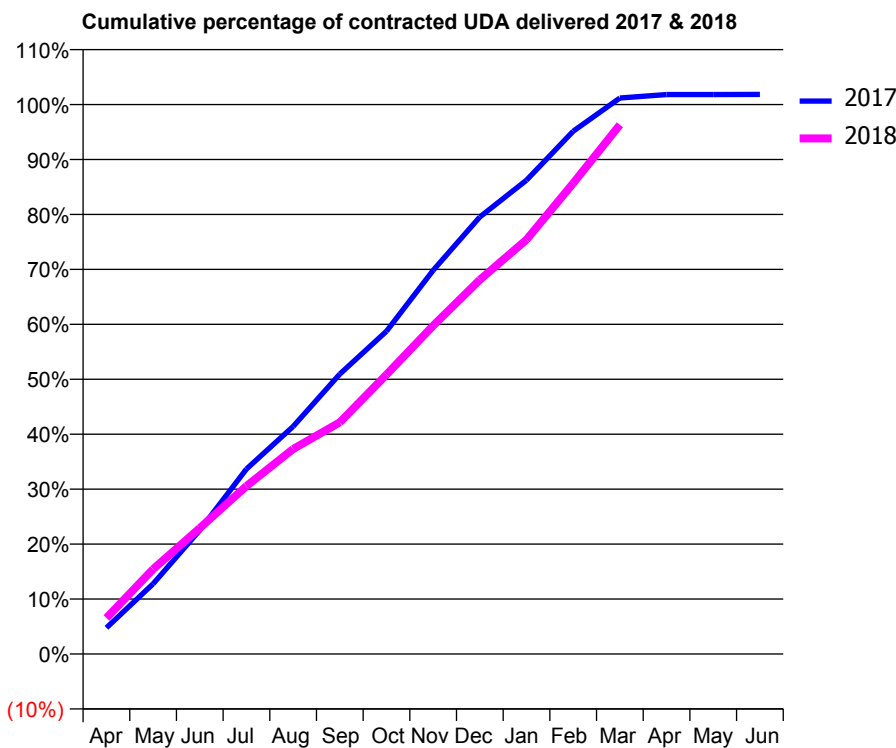
17/18 Contracted general activity (UDA)	16,050
Carry forward general activity (UDA)	-294
17/18 Contracted orthodontic activity (UOA)	0
Carry forward orthodontic activity (UOA)	0
Baseline contract value	£451,509.89

### ACCESS\*

Patients seen in 24 months	Total	Change since previous quarter
Quarter ending March 2017	5,509	
Quarter ending June 2017	5,464	→
Quarter ending September 2017	5,414	→
Quarter ending December 2017	5,421	→
Quarter ending March 2018	5,351	↓
<b>Variance since March 2017</b>	<b>(2.9%)</b>	<b>↓</b>



### ACTIVITY



Month	Adjusted Scheduled Activity (UDA)	
	2017	2018
April	764	1,054
May	2,050	2,480
June	3,616	3,681
July	5,406	4,906
August	6,646	5,989
September	8,176	6,769
October	9,429	8,163
November	11,209	9,591
December	12,765	10,932
January	13,838	12,104
February	15,270	13,750
March	16,239	15,458
April	16,339	
May	16,342	
June	16,344	

### QUALITY

	Quantity	Base Number	Contract	AT	Region	England
% of FP17s for the same patient ID Re-attending within 3 months - Children	153	2,088	7.3%	9.8%	12.8%	11.9%
% of FP17s for the same patient ID Re-attending within 3 months - Adults	679	6,248	10.9%	13.5%	16.5%	16.0%
% of FP17s for the same patient ID Re-attending between 3 & 9 months - Children	1,446	2,088	69.3%	63.4%	59.7%	58.3%
% of FP17s for the same patient ID Re-attending between 3 & 9 months - Adults	4,072	6,248	65.2%	54.7%	52.6%	50.3%
% of FP17s for Band 1 Urgent Courses	417	8,297	5.0%	7.5%	9.1%	9.1%
% of FP17s Relating to Free Repair or Replacements	99	8,297	1.2%	0.9%	1.0%	0.8%
% of FP17s Relating to Continuations	77	8,297	0.9%	1.2%	1.2%	1.0%
% of Patients satisfied with the dentistry they have received	10	10	100.0%	91.8%	91.6%	91.5%
% of Patients satisfied with the time they had to wait for an appointment	10	10	100.0%	87.7%	88.3%	87.9%

\* This is based on patients treated on this contract for their most recent course of treatment. Figures in italics indicate the base number of FP17s or Patient Questionnaire responses are less than 100. N/A is shown where the base number of responses is less than 10 during the period. % is calculated as Quantity/Base number\*100



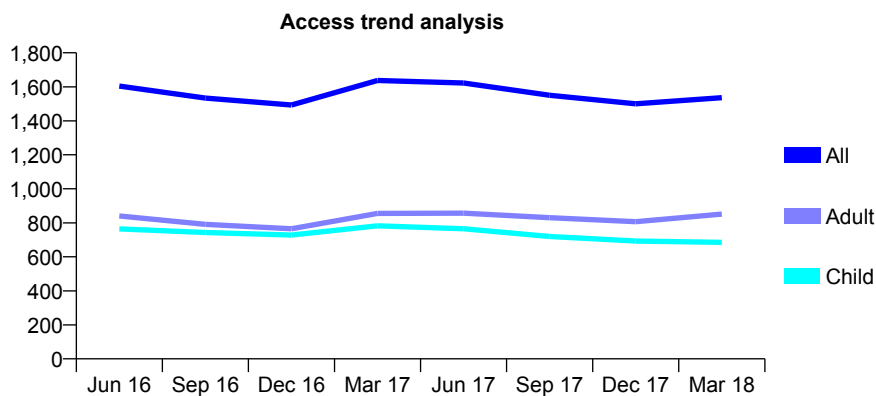
## Q50 - Vital Signs At a Glance Contract Report for 678473/0002 - March 2018

Name or company name	MR TJ SPENCE
Contract type name	GDS Contract
Purpose of contract	General
Contract start date	01/04/2006
Contract end date	

17/18 Contracted general activity (UDA)	3,787
Carry forward general activity (UDA)	62
17/18 Contracted orthodontic activity (UOA)	0
Carry forward orthodontic activity (UOA)	0
Baseline contract value	£98,558.23

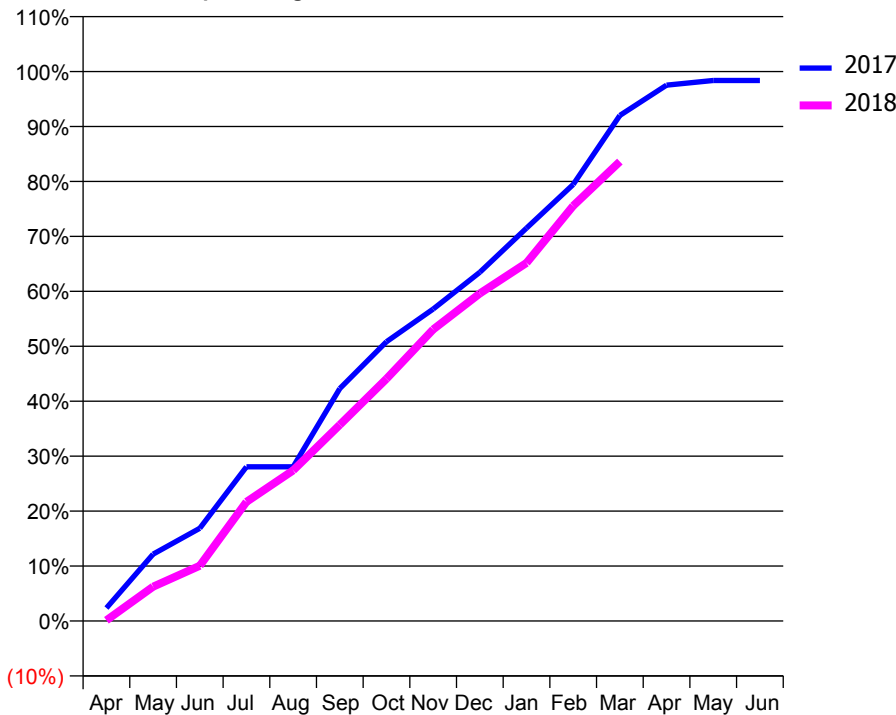
### ACCESS\*

Patients seen in 24 months	Total	Change since previous quarter
Quarter ending March 2017	1,637	
Quarter ending June 2017	1,622	→
Quarter ending September 2017	1,550	↓
Quarter ending December 2017	1,500	↓
Quarter ending March 2018	1,536	↑
<b>Variance since March 2017</b>	<b>(6.2%)</b>	<b>↓</b>



### ACTIVITY

Cumulative percentage of contracted UDA delivered 2017 & 2018



Month	Adjusted Scheduled Activity (UDA)	
	2017	2018
April	90	5
May	461	237
June	639	381
July	1,063	821
August	1,063	1,038
September	1,602	1,352
October	1,924	1,669
November	2,150	2,010
December	2,404	2,257
January	2,708	2,468
February	3,008	2,862
March	3,484	3,167
April	3,693	
May	3,725	
June	3,725	

### QUALITY

	Quantity	Base Number	Contract	AT	Region	England
% of FP17s for the same patient ID Re-attending within 3 months - Children	74	1,076	6.9%	9.8%	12.8%	11.9%
% of FP17s for the same patient ID Re-attending within 3 months - Adults	78	1,027	7.6%	13.5%	16.5%	16.0%
% of FP17s for the same patient ID Re-attending between 3 & 9 months - Children	714	1,076	66.4%	63.4%	59.7%	58.3%
% of FP17s for the same patient ID Re-attending between 3 & 9 months - Adults	645	1,027	62.8%	54.7%	52.6%	50.3%
% of FP17s for Band 1 Urgent Courses	60	2,008	3.0%	7.5%	9.1%	9.1%
% of FP17s Relating to Free Repair or Replacements	19	2,008	0.9%	0.9%	1.0%	0.8%
% of FP17s Relating to Continuations	7	2,008	0.3%	1.2%	1.2%	1.0%
% of Patients satisfied with the dentistry they have received	3	4	N/A	91.8%	91.6%	91.5%
% of Patients satisfied with the time they had to wait for an appointment	3	4	N/A	87.7%	88.3%	87.9%

\* This is based on patients treated on this contract for their most recent course of treatment. Figures in italics indicate the base number of FP17s or Patient Questionnaire responses are less than 100. N/A is shown where the base number of responses is less than 10 during the period. % is calculated as Quantity/Base number\*100

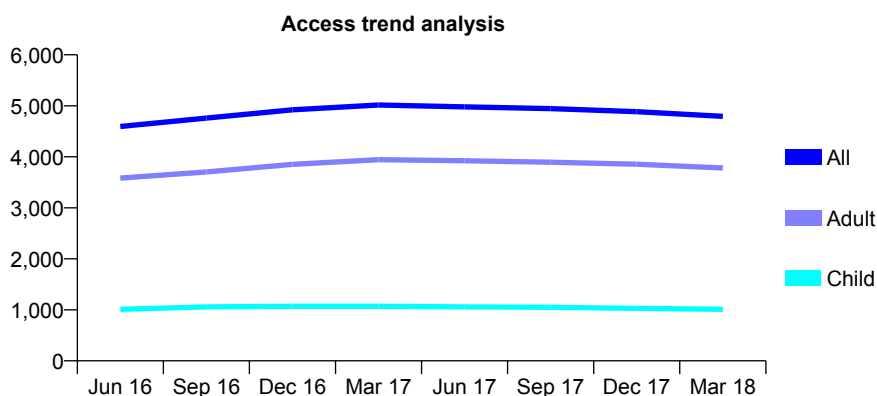
## Q50 - Vital Signs At a Glance Contract Report for 682985/0001 - March 2018

Name or company name	MRS ZR BURNS
Contract type name	GDS Contract
Purpose of contract	General
Contract start date	01/04/2015
Contract end date	

17/18 Contracted general activity (UDA)	16,157
Carry forward general activity (UDA)	228
17/18 Contracted orthodontic activity (UOA)	0
Carry forward orthodontic activity (UOA)	0
Baseline contract value	£381,662.63

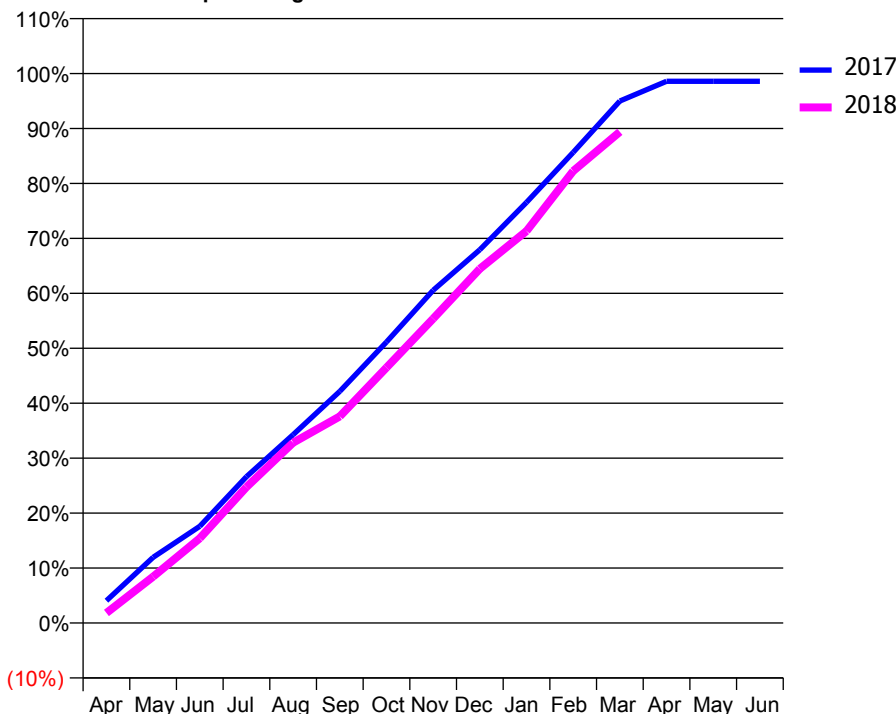
### ACCESS\*

Patients seen in 24 months	Total	Change since previous quarter
Quarter ending March 2017	5,015	
Quarter ending June 2017	4,979	→
Quarter ending September 2017	4,945	→
Quarter ending December 2017	4,885	↓
Quarter ending March 2018	4,793	↓
<b>Variance since March 2017</b>	<b>(4.4%)</b>	<b>↓</b>



### ACTIVITY

Cumulative percentage of contracted UDA delivered 2017 & 2018



Month	Adjusted Scheduled Activity (UDA)	
	2017	2018
April	657	296
May	1,932	1,363
June	2,845	2,493
July	4,305	3,997
August	5,540	5,304
September	6,811	6,073
October	8,262	7,511
November	9,786	8,948
December	10,976	10,417
January	12,370	11,527
February	13,839	13,289
March	15,349	14,442
April	15,928	
May	15,929	
June	15,929	

### QUALITY

	Quantity	Base Number	Contract	AT	Region	England
% of FP17s for the same patient ID Re-attending within 3 months - Children	134	1,657	8.1%	9.8%	12.8%	11.9%
% of FP17s for the same patient ID Re-attending within 3 months - Adults	749	5,855	12.8%	13.5%	16.5%	16.0%
% of FP17s for the same patient ID Re-attending between 3 & 9 months - Children	1,140	1,657	68.8%	63.4%	59.7%	58.3%
% of FP17s for the same patient ID Re-attending between 3 & 9 months - Adults	3,938	5,855	67.3%	54.7%	52.6%	50.3%
% of FP17s for Band 1 Urgent Courses	352	7,267	4.8%	7.5%	9.1%	9.1%
% of FP17s Relating to Free Repair or Replacements	47	7,267	0.6%	0.9%	1.0%	0.8%
% of FP17s Relating to Continuations	86	7,267	1.2%	1.2%	1.2%	1.0%
% of Patients satisfied with the dentistry they have received	2	2	N/A	91.8%	91.6%	91.5%
% of Patients satisfied with the time they had to wait for an appointment	2	2	N/A	87.7%	88.3%	87.9%

\* This is based on patients treated on this contract for their most recent course of treatment. Figures in italics indicate the base number of FP17s or Patient Questionnaire responses are less than 100. N/A is shown where the base number of responses is less than 10 during the period. % is calculated as Quantity/Base number\*100

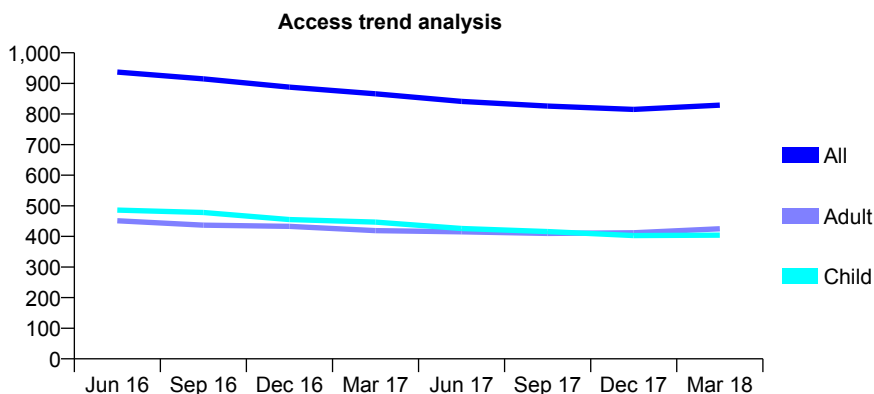
## Q50 - Vital Signs At a Glance Contract Report for 706523/0001 - March 2018

Name or company name	Market Place Dentistry
Contract type name	GDS Contract
Purpose of contract	General
Contract start date	01/04/2014
Contract end date	

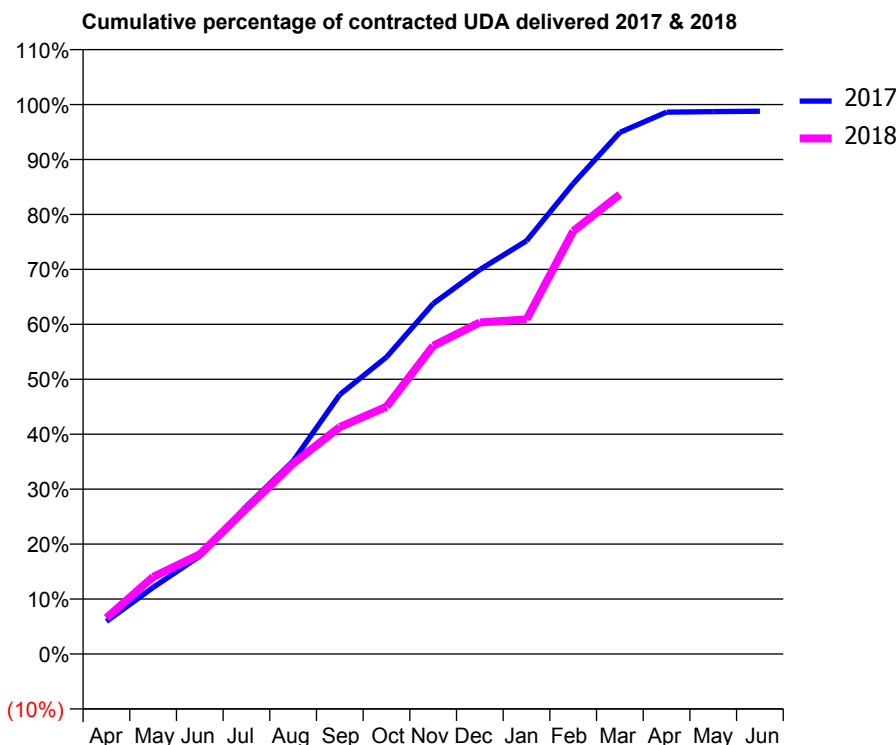
17/18 Contracted general activity (UDA)	2,348
Carry forward general activity (UDA)	0
17/18 Contracted orthodontic activity (UOA)	0
Carry forward orthodontic activity (UOA)	0
Baseline contract value	£64,917.02

### ACCESS\*

Patients seen in 24 months	Total	Change since previous quarter
Quarter ending March 2017	866	
Quarter ending June 2017	841	↓
Quarter ending September 2017	826	↓
Quarter ending December 2017	815	↓
Quarter ending March 2018	829	→
<b>Variance since March 2017</b>	<b>(4.3%)</b>	<b>↓</b>



### ACTIVITY



Month	Adjusted Scheduled Activity (UDA)	
	2017	2018
April	138	154
May	281	330
June	413	426
July	624	622
August	815	814
September	1,095	970
October	1,253	1,057
November	1,479	1,317
December	1,623	1,417
January	1,744	1,430
February	1,986	1,807
March	2,202	1,964
April	2,288	
May	2,290	
June	2,292	

### QUALITY

	Quantity	Base Number	Contract	AT	Region	England
% of FP17s for the same patient ID Re-attending within 3 months - Children	63	762	8.3%	9.8%	12.8%	11.9%
% of FP17s for the same patient ID Re-attending within 3 months - Adults	95	574	16.6%	13.5%	16.5%	16.0%
% of FP17s for the same patient ID Re-attending between 3 & 9 months - Children	586	762	76.9%	63.4%	59.7%	58.3%
% of FP17s for the same patient ID Re-attending between 3 & 9 months - Adults	336	574	58.5%	54.7%	52.6%	50.3%
% of FP17s for Band 1 Urgent Courses	38	1,276	3.0%	7.5%	9.1%	9.1%
% of FP17s Relating to Free Repair or Replacements	2	1,276	0.2%	0.9%	1.0%	0.8%
% of FP17s Relating to Continuations	28	1,276	2.2%	1.2%	1.2%	1.0%
% of Patients satisfied with the dentistry they have received	2	2	N/A	91.8%	91.6%	91.5%
% of Patients satisfied with the time they had to wait for an appointment	2	2	N/A	87.7%	88.3%	87.9%

\* This is based on patients treated on this contract for their most recent course of treatment. Figures in italics indicate the base number of FP17s or Patient Questionnaire responses are less than 100. N/A is shown where the base number of responses is less than 10 during the period. % is calculated as Quantity/Base number\*100

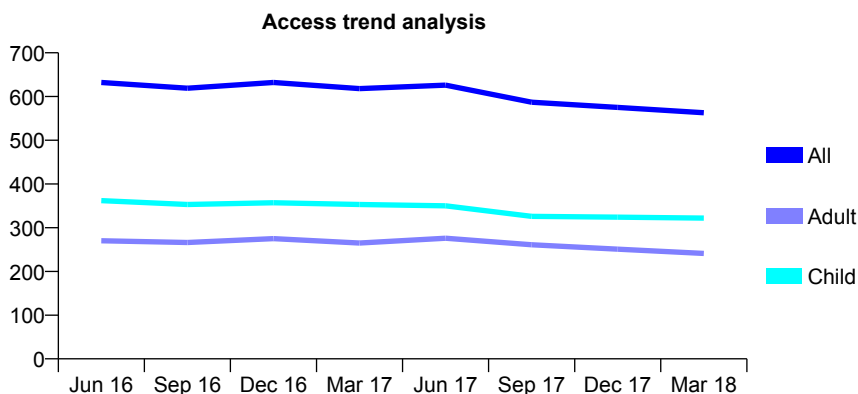
## Q50 - Vital Signs At a Glance Contract Report for 725153/0002 - March 2018

Name or company name	MR DC GILKESON
Contract type name	GDS Contract
Purpose of contract	General
Contract start date	23/12/2012
Contract end date	

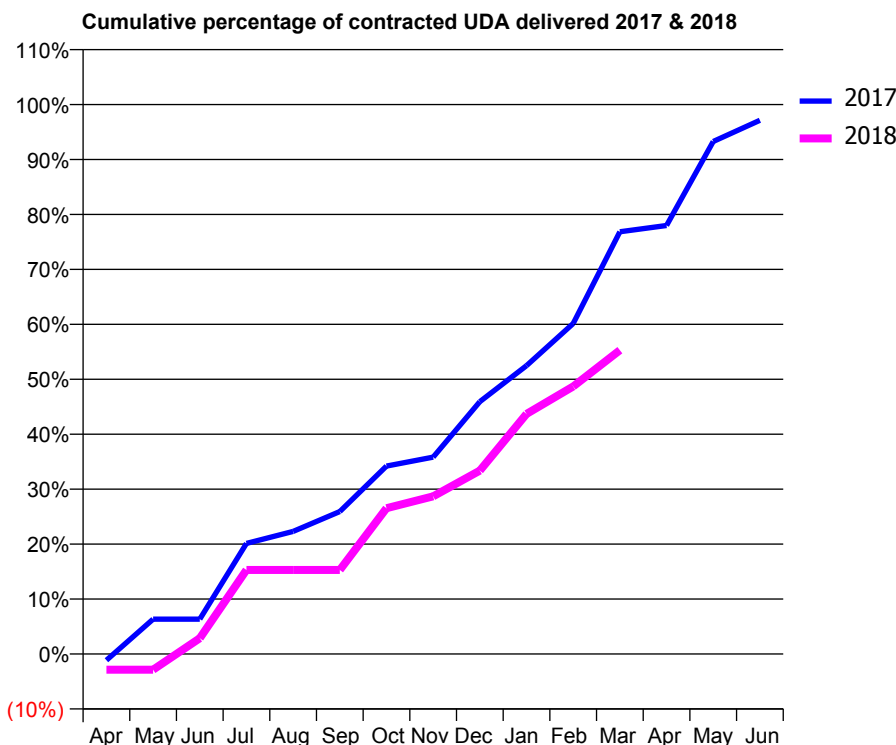
17/18 Contracted general activity (UDA)	1,390
Carry forward general activity (UDA)	40
17/18 Contracted orthodontic activity (UOA)	0
Carry forward orthodontic activity (UOA)	0
Baseline contract value	£41,832.16

### ACCESS\*

Patients seen in 24 months	Total	Change since previous quarter
Quarter ending March 2017	618	
Quarter ending June 2017	626	→
Quarter ending September 2017	587	↓
Quarter ending December 2017	575	↓
Quarter ending March 2018	563	↓
<b>Variance since March 2017</b>	<b>(8.9%)</b>	<b>↓</b>



### ACTIVITY



Month	Adjusted Scheduled Activity (UDA)	
	2017	2018
April	-16	-40
May	88	-40
June	88	40
July	280	213
August	310	213
September	360	213
October	475	369
November	498	399
December	638	464
January	729	607
February	836	677
March	1,068	769
April	1,084	
May	1,296	
June	1,350	

### QUALITY

	Quantity	Base Number	Contract	AT	Region	England
% of FP17s for the same patient ID Re-attending within 3 months - Children	6	403	1.5%	9.8%	12.8%	11.9%
% of FP17s for the same patient ID Re-attending within 3 months - Adults	14	192	7.3%	13.5%	16.5%	16.0%
% of FP17s for the same patient ID Re-attending between 3 & 9 months - Children	262	403	65.0%	63.4%	59.7%	58.3%
% of FP17s for the same patient ID Re-attending between 3 & 9 months - Adults	101	192	52.6%	54.7%	52.6%	50.3%
% of FP17s for Band 1 Urgent Courses	0	475	0.0%	7.5%	9.1%	9.1%
% of FP17s Relating to Free Repair or Replacements	0	475	0.0%	0.9%	1.0%	0.8%
% of FP17s Relating to Continuations	1	475	0.2%	1.2%	1.2%	1.0%
% of Patients satisfied with the dentistry they have received	1	1	N/A	91.8%	91.6%	91.5%
% of Patients satisfied with the time they had to wait for an appointment	1	1	N/A	87.7%	88.3%	87.9%

\* This is based on patients treated on this contract for their most recent course of treatment. Figures in italics indicate the base number of FP17s or Patient Questionnaire responses are less than 100. N/A is shown where the base number of responses is less than 10 during the period. % is calculated as Quantity/Base number\*100

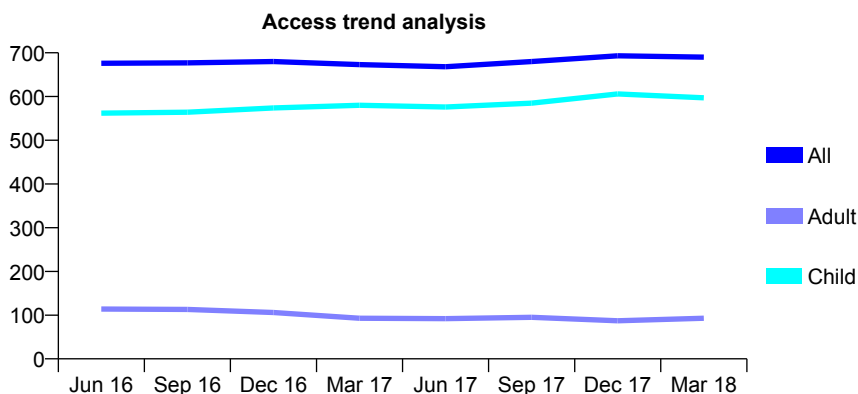
## Q50 - Vital Signs At a Glance Contract Report for 732974/0001 - March 2018

Name or company name	MR IJ AUCKLAND
Contract type name	GDS Contract
Purpose of contract	General and Orthodontic
Contract start date	01/04/2006
Contract end date	

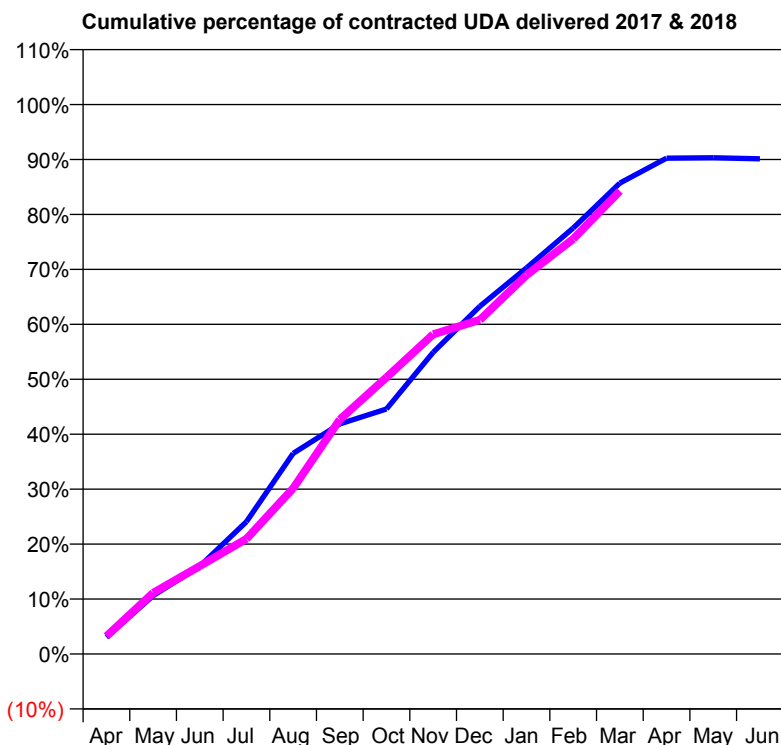
17/18 Contracted general activity (UDA)	1,480
Carry forward general activity (UDA)	0
17/18 Contracted orthodontic activity (UOA)	815
Carry forward orthodontic activity (UOA)	0
Baseline contract value	£113,046.54

### ACCESS\*

Patients seen in 24 months	Total	Change since previous quarter
Quarter ending March 2017	673	
Quarter ending June 2017	668	→
Quarter ending September 2017	680	→
Quarter ending December 2017	693	→
Quarter ending March 2018	690	→
<b>Variance since March 2017</b>	<b>2.5%</b>	<b>↑</b>



### ACTIVITY



Month	Adjusted Scheduled Activity (UDA)	
	2017	2018
April	45	48
May	157	165
June	236	237
July	357	310
August	540	446
September	620	632
October	660	745
November	813	861
December	936	900
January	1,040	1,021
February	1,147	1,118
March	1,268	1,247
April	1,336	
May	1,337	
June	1,334	

### QUALITY

	Quantity	Base Number	Contract	AT	Region	England
% of FP17s for the same patient ID Re-attending within 3 months - Children	89	1,065	8.4%	9.8%	12.8%	11.9%
% of FP17s for the same patient ID Re-attending within 3 months - Adults	1	33	3.0%	13.5%	16.5%	16.0%
% of FP17s for the same patient ID Re-attending between 3 & 9 months - Children	727	1,065	68.3%	63.4%	59.7%	58.3%
% of FP17s for the same patient ID Re-attending between 3 & 9 months - Adults	23	33	69.7%	54.7%	52.6%	50.3%
% of FP17s for Band 1 Urgent Courses	15	894	1.7%	7.5%	9.1%	9.1%
% of FP17s Relating to Free Repair or Replacements	0	894	0.0%	0.9%	1.0%	0.8%
% of FP17s Relating to Continuations	0	894	0.0%	1.2%	1.2%	1.0%
% of Patients satisfied with the dentistry they have received	1	1	N/A	91.8%	91.6%	91.5%
% of Patients satisfied with the time they had to wait for an appointment	1	1	N/A	87.7%	88.3%	87.9%

\* This is based on patients treated on this contract for their most recent course of treatment. Figures in italics indicate the base number of FP17s or Patient Questionnaire responses are less than 100. N/A is shown where the base number of responses is less than 10 during the period. % is calculated as Quantity/Base number\*100

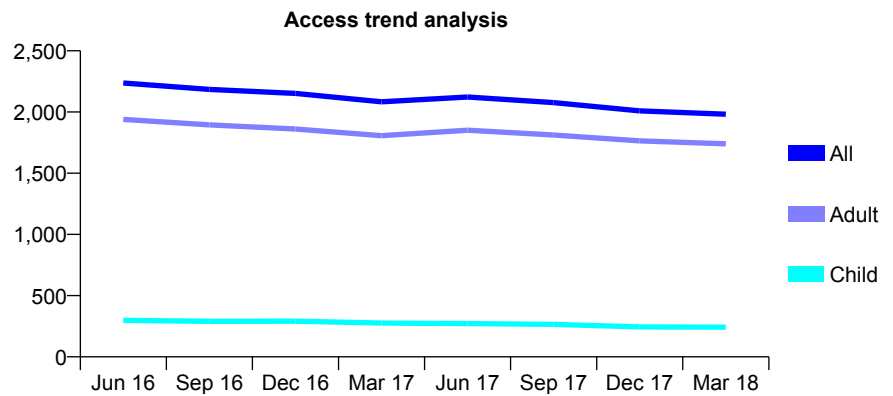
## Q50 - Vital Signs At a Glance Contract Report for 736449/0001 - March 2018

Name or company name	MR N SINCLAIR
Contract type name	GDS Contract
Purpose of contract	General
Contract start date	01/04/2006
Contract end date	

17/18 Contracted general activity (UDA)	9,815
Carry forward general activity (UDA)	0
17/18 Contracted orthodontic activity (UOA)	0
Carry forward orthodontic activity (UOA)	0
Baseline contract value	£225,568.47

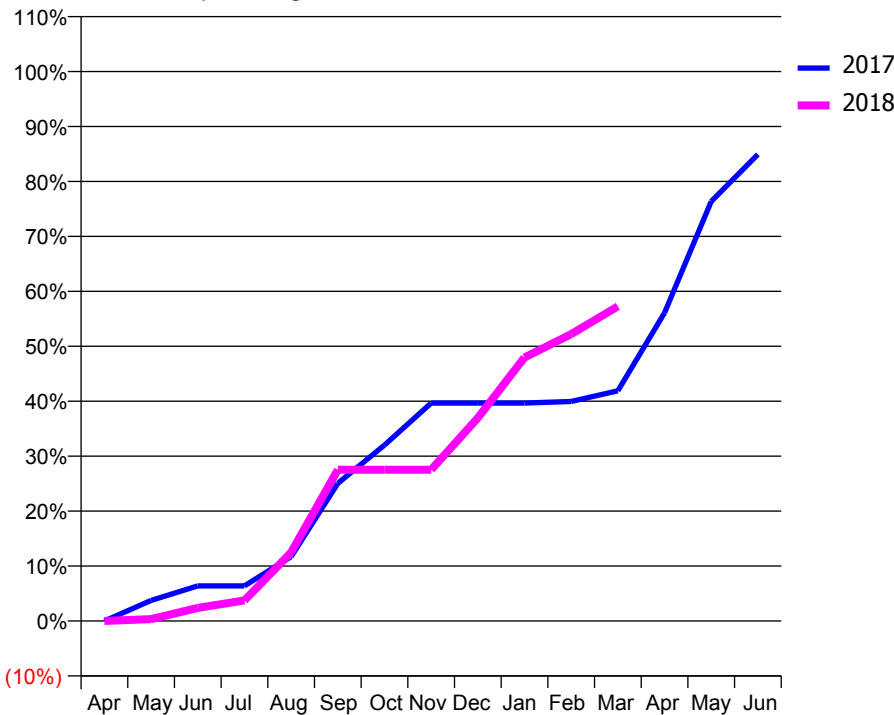
### ACCESS\*

Patients seen in 24 months	Total	Change since previous quarter
Quarter ending March 2017	2,083	
Quarter ending June 2017	2,123	→
Quarter ending September 2017	2,077	↓
Quarter ending December 2017	2,009	↓
Quarter ending March 2018	1,982	↓
<b>Variance since March 2017</b>	<b>(4.8%)</b>	<b>↓</b>



### ACTIVITY

Cumulative percentage of contracted UDA delivered 2017 & 2018



Month	Adjusted Scheduled Activity (UDA)	
	2017	2018
April	0	0
May	368	36
June	628	235
July	628	369
August	1,150	1,226
September	2,458	2,702
October	3,143	2,702
November	3,893	2,702
December	3,893	3,630
January	3,893	4,708
February	3,923	5,124
March	4,113	5,621
April	5,506	
May	7,493	
June	8,334	

### QUALITY

	Quantity	Base Number	Contract	AT	Region	England
% of FP17s for the same patient ID Re-attending within 3 months - Children	27	506	5.3%	9.8%	12.8%	11.9%
% of FP17s for the same patient ID Re-attending within 3 months - Adults	558	3,681	15.2%	13.5%	16.5%	16.0%
% of FP17s for the same patient ID Re-attending between 3 & 9 months - Children	386	506	76.3%	63.4%	59.7%	58.3%
% of FP17s for the same patient ID Re-attending between 3 & 9 months - Adults	2,534	3,681	68.8%	54.7%	52.6%	50.3%
% of FP17s for Band 1 Urgent Courses	274	2,482	11.0%	7.5%	9.1%	9.1%
% of FP17s Relating to Free Repair or Replacements	41	2,482	1.7%	0.9%	1.0%	0.8%
% of FP17s Relating to Continuations	12	2,482	0.5%	1.2%	1.2%	1.0%
% of Patients satisfied with the dentistry they have received	10	12	83.3%	91.8%	91.6%	91.5%
% of Patients satisfied with the time they had to wait for an appointment	10	12	83.3%	87.7%	88.3%	87.9%

\* This is based on patients treated on this contract for their most recent course of treatment. Figures in italics indicate the base number of FP17s or Patient Questionnaire responses are less than 100. N/A is shown where the base number of responses is less than 10 during the period. % is calculated as Quantity/Base number\*100

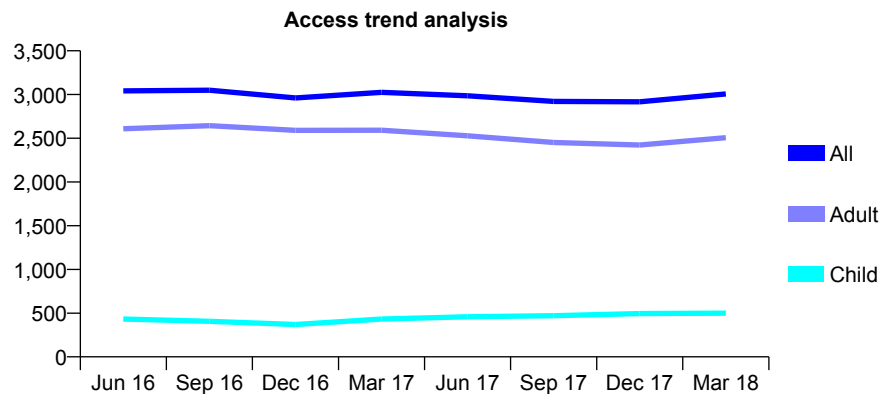
## Q50 - Vital Signs At a Glance Contract Report for 737089/0001 - March 2018

Name or company name	MR AN GATECLIFF
Contract type name	GDS Contract
Purpose of contract	General
Contract start date	01/04/2006
Contract end date	

17/18 Contracted general activity (UDA)	8,178
Carry forward general activity (UDA)	125
17/18 Contracted orthodontic activity (UOA)	0
Carry forward orthodontic activity (UOA)	0
Baseline contract value	£258,953.40

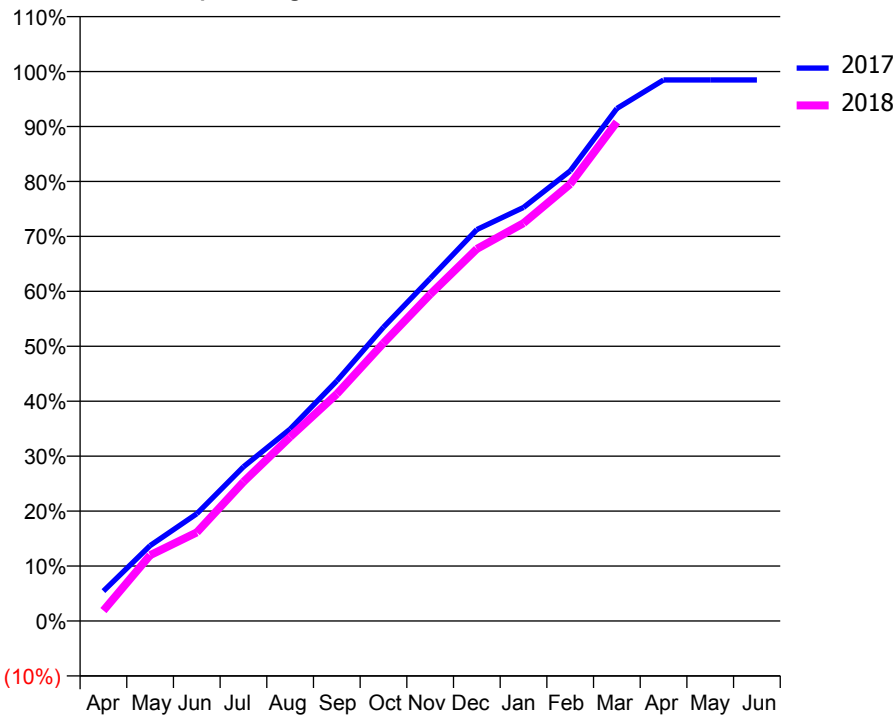
### ACCESS\*

Patients seen in 24 months	Total	Change since previous quarter
Quarter ending March 2017	3,025	
Quarter ending June 2017	2,986	↓
Quarter ending September 2017	2,921	↓
Quarter ending December 2017	2,917	→
Quarter ending March 2018	3,006	↑
<b>Variance since March 2017</b>	<b>(0.6%)</b>	→



### ACTIVITY

Cumulative percentage of contracted UDA delivered 2017 & 2018



Month	Adjusted Scheduled Activity (UDA)	
	2017	2018
April	446	155
May	1,123	980
June	1,596	1,318
July	2,295	2,070
August	2,858	2,739
September	3,572	3,380
October	4,374	4,137
November	5,097	4,861
December	5,826	5,538
January	6,154	5,921
February	6,700	6,502
March	7,627	7,428
April	8,053	
May	8,053	
June	8,053	

### QUALITY

	Quantity	Base Number	Contract	AT	Region	England
% of FP17s for the same patient ID Re-attending within 3 months - Children	29	851	3.4%	9.8%	12.8%	11.9%
% of FP17s for the same patient ID Re-attending within 3 months - Adults	325	3,234	10.0%	13.5%	16.5%	16.0%
% of FP17s for the same patient ID Re-attending between 3 & 9 months - Children	404	851	47.5%	63.4%	59.7%	58.3%
% of FP17s for the same patient ID Re-attending between 3 & 9 months - Adults	915	3,234	28.3%	54.7%	52.6%	50.3%
% of FP17s for Band 1 Urgent Courses	159	3,864	4.1%	7.5%	9.1%	9.1%
% of FP17s Relating to Free Repair or Replacements	44	3,864	1.1%	0.9%	1.0%	0.8%
% of FP17s Relating to Continuations	99	3,864	2.6%	1.2%	1.2%	1.0%
% of Patients satisfied with the dentistry they have received	5	5	N/A	91.8%	91.6%	91.5%
% of Patients satisfied with the time they had to wait for an appointment	5	5	N/A	87.7%	88.3%	87.9%

\* This is based on patients treated on this contract for their most recent course of treatment. Figures in italics indicate the base number of FP17s or Patient Questionnaire responses are less than 100. N/A is shown where the base number of responses is less than 10 during the period. % is calculated as Quantity/Base number\*100

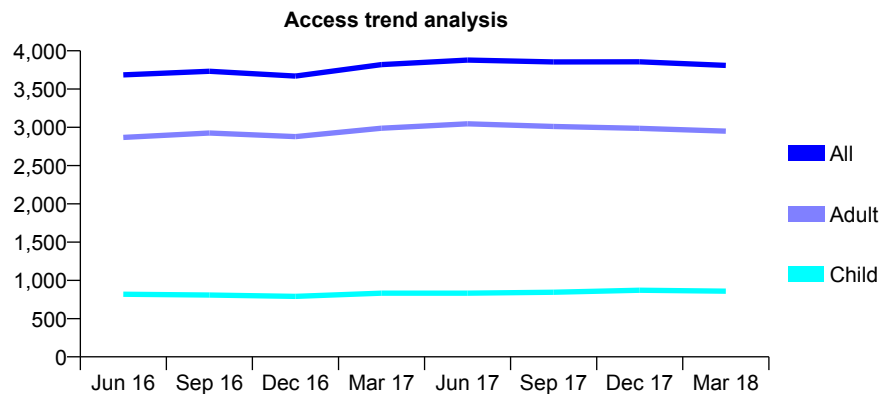
## Q50 - Vital Signs At a Glance Contract Report for 739146/0001 - March 2018

Name or company name	MR MA HOMA
Contract type name	GDS Contract
Purpose of contract	General
Contract start date	01/04/2006
Contract end date	

17/18 Contracted general activity (UDA)	7,753
Carry forward general activity (UDA)	-114
17/18 Contracted orthodontic activity (UOA)	0
Carry forward orthodontic activity (UOA)	0
Baseline contract value	£221,365.22

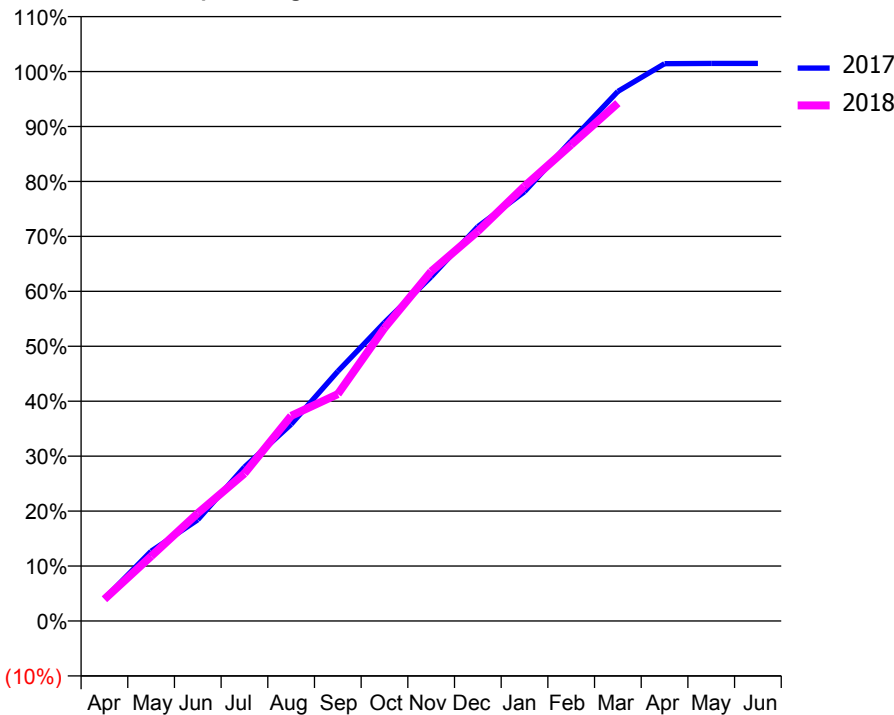
### ACCESS\*

Patients seen in 24 months	Total	Change since previous quarter
Quarter ending March 2017	3,820	
Quarter ending June 2017	3,878	→
Quarter ending September 2017	3,855	→
Quarter ending December 2017	3,856	→
Quarter ending March 2018	3,809	↓
<b>Variance since March 2017</b>	<b>(0.3%)</b>	→



### ACTIVITY

Cumulative percentage of contracted UDA delivered 2017 & 2018



Month	Adjusted Scheduled Activity (UDA)	
	2017	2018
April	316	308
May	984	914
June	1,429	1,521
July	2,172	2,081
August	2,776	2,895
September	3,524	3,201
October	4,212	4,134
November	4,858	4,933
December	5,565	5,498
January	6,058	6,134
February	6,775	6,720
March	7,473	7,306
April	7,864	
May	7,867	
June	7,867	

### QUALITY

	Quantity	Base Number	Contract	AT	Region	England
% of FP17s for the same patient ID Re-attending within 3 months - Children	47	1,206	3.9%	9.8%	12.8%	11.9%
% of FP17s for the same patient ID Re-attending within 3 months - Adults	526	3,872	13.6%	13.5%	16.5%	16.0%
% of FP17s for the same patient ID Re-attending between 3 & 9 months - Children	734	1,206	60.9%	63.4%	59.7%	58.3%
% of FP17s for the same patient ID Re-attending between 3 & 9 months - Adults	1,941	3,872	50.1%	54.7%	52.6%	50.3%
% of FP17s for Band 1 Urgent Courses	228	3,729	6.1%	7.5%	9.1%	9.1%
% of FP17s Relating to Free Repair or Replacements	12	3,729	0.3%	0.9%	1.0%	0.8%
% of FP17s Relating to Continuations	79	3,729	2.1%	1.2%	1.2%	1.0%
% of Patients satisfied with the dentistry they have received	5	5	N/A	91.8%	91.6%	91.5%
% of Patients satisfied with the time they had to wait for an appointment	4	5	N/A	87.7%	88.3%	87.9%

\* This is based on patients treated on this contract for their most recent course of treatment. Figures in italics indicate the base number of FP17s or Patient Questionnaire responses are less than 100. N/A is shown where the base number of responses is less than 10 during the period. % is calculated as Quantity/Base number\*100



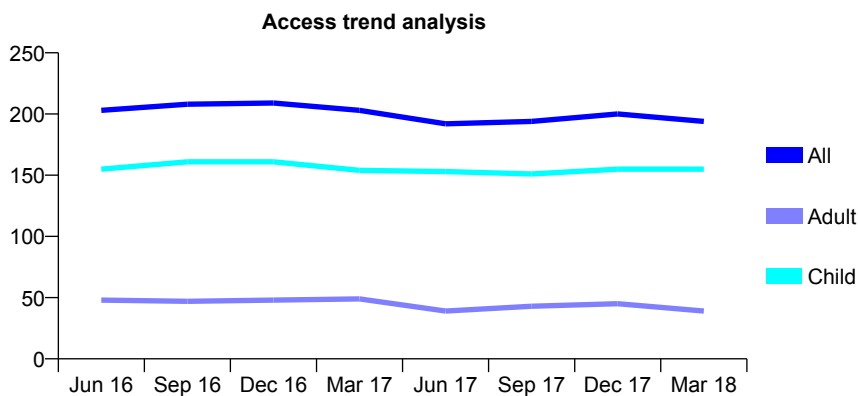
## Q50 - Vital Signs At a Glance Contract Report for 739375/0001 - March 2018

Name or company name	MRS JJ HOLBROOK
Contract type name	GDS Contract
Purpose of contract	General
Contract start date	01/04/2006
Contract end date	

17/18 Contracted general activity (UDA)	400
Carry forward general activity (UDA)	0
17/18 Contracted orthodontic activity (UOA)	0
Carry forward orthodontic activity (UOA)	0
Baseline contract value	£11,844.86

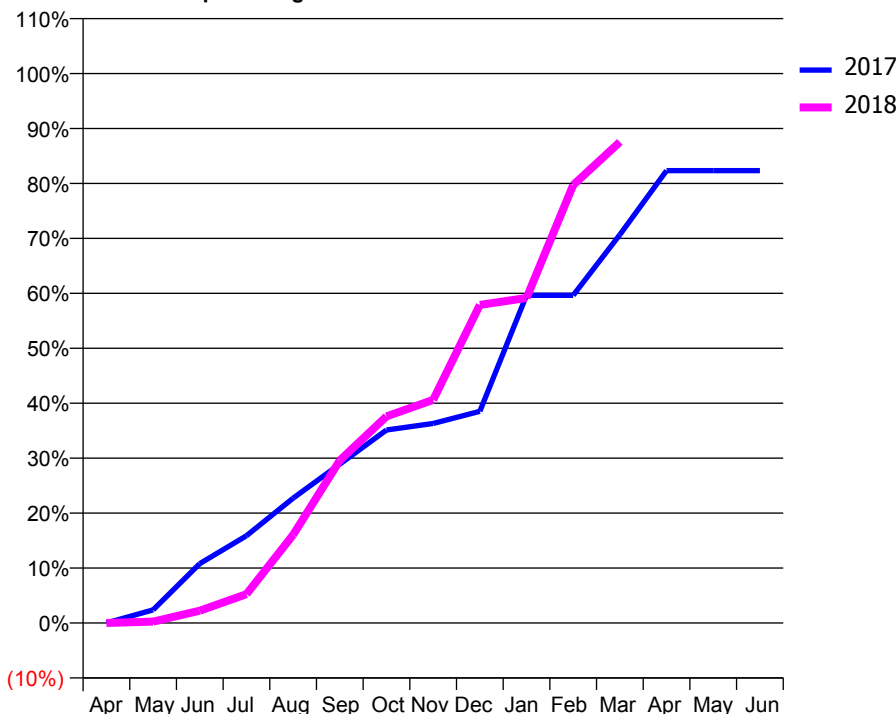
### ACCESS\*

Patients seen in 24 months	Total	Change since previous quarter
Quarter ending March 2017	203	
Quarter ending June 2017	192	↓
Quarter ending September 2017	194	→
Quarter ending December 2017	200	↑
Quarter ending March 2018	194	↓
<b>Variance since March 2017</b>	<b>(4.4%)</b>	<b>↓</b>



### ACTIVITY

Cumulative percentage of contracted UDA delivered 2017 & 2018



Month	Adjusted Scheduled Activity (UDA)	
	2017	2018
April	0	0
May	12	1
June	54	9
July	79	21
August	114	64
September	145	118
October	176	150
November	182	162
December	193	232
January	298	237
February	298	319
March	353	350
April	412	
May	412	
June	412	

### QUALITY

	Quantity	Base Number	Contract	AT	Region	England
% of FP17s for the same patient ID Re-attending within 3 months - Children	19	256	7.4%	9.8%	12.8%	11.9%
% of FP17s for the same patient ID Re-attending within 3 months - Adults	3	24	12.5%	13.5%	16.5%	16.0%
% of FP17s for the same patient ID Re-attending between 3 & 9 months - Children	149	256	58.2%	63.4%	59.7%	58.3%
% of FP17s for the same patient ID Re-attending between 3 & 9 months - Adults	14	24	58.3%	54.7%	52.6%	50.3%
% of FP17s for Band 1 Urgent Courses	6	242	2.5%	7.5%	9.1%	9.1%
% of FP17s Relating to Free Repair or Replacements	0	242	0.0%	0.9%	1.0%	0.8%
% of FP17s Relating to Continuations	6	242	2.5%	1.2%	1.2%	1.0%
% of Patients satisfied with the dentistry they have received	0	0	N/A	91.8%	91.6%	91.5%
% of Patients satisfied with the time they had to wait for an appointment	0	0	N/A	87.7%	88.3%	87.9%

\* This is based on patients treated on this contract for their most recent course of treatment. Figures in italics indicate the base number of FP17s or Patient Questionnaire responses are less than 100. N/A is shown where the base number of responses is less than 10 during the period. % is calculated as Quantity/Base number\*100

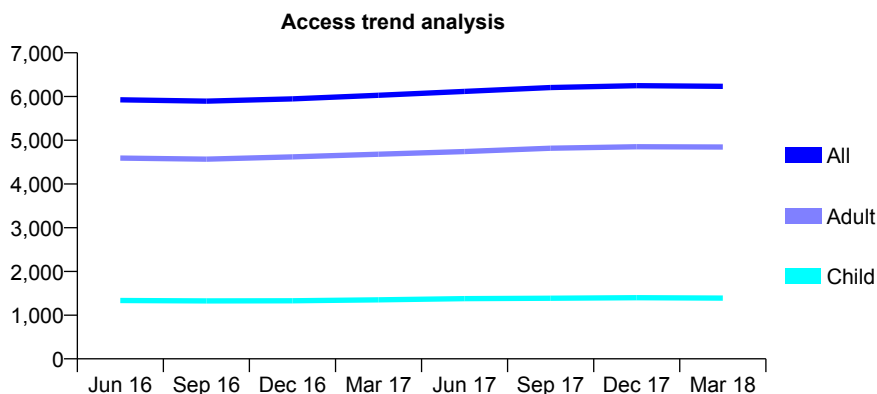
## Q50 - Vital Signs At a Glance Contract Report for 739766/0001 - March 2018

Name or company name	MR DG BOFF
Contract type name	GDS Contract
Purpose of contract	General
Contract start date	01/04/2006
Contract end date	

17/18 Contracted general activity (UDA)	15,658
Carry forward general activity (UDA)	-313
17/18 Contracted orthodontic activity (UOA)	0
Carry forward orthodontic activity (UOA)	0
Baseline contract value	£475,309.36

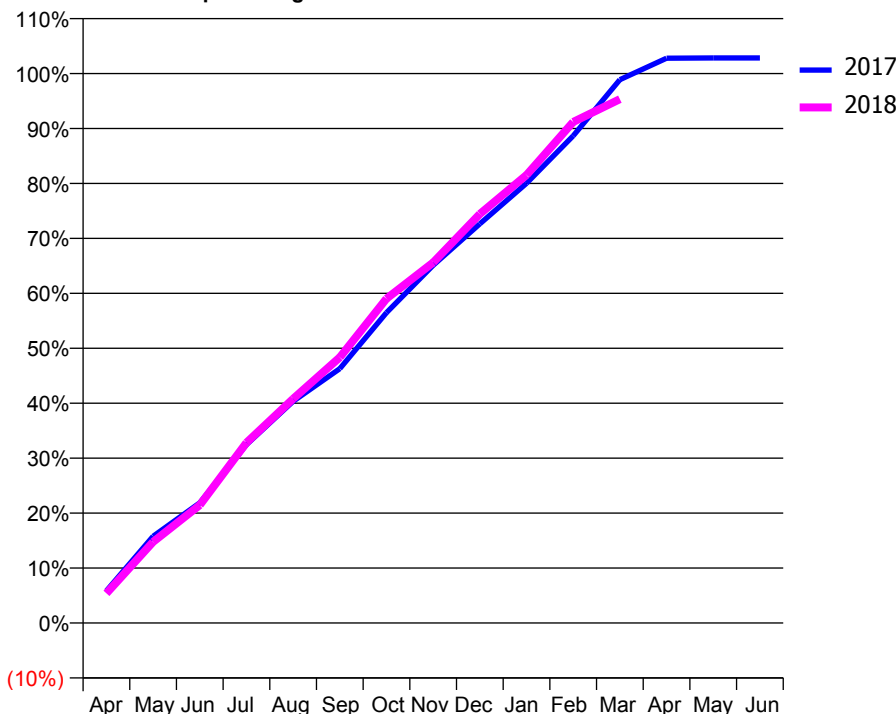
### ACCESS\*

Patients seen in 24 months	Total	Change since previous quarter
Quarter ending March 2017	6,029	
Quarter ending June 2017	6,118	→
Quarter ending September 2017	6,204	→
Quarter ending December 2017	6,248	→
Quarter ending March 2018	6,232	→
<b>Variance since March 2017</b>	<b>3.4%</b>	<b>↑</b>



### ACTIVITY

Cumulative percentage of contracted UDA delivered 2017 & 2018



Month	Adjusted Scheduled Activity (UDA)	
	2017	2018
April	918	846
May	2,473	2,313
June	3,427	3,360
July	5,083	5,138
August	6,318	6,389
September	7,249	7,570
October	8,844	9,242
November	10,192	10,274
December	11,373	11,655
January	12,528	12,765
February	13,882	14,276
March	15,482	14,926
April	16,095	
May	16,103	
June	16,103	

### QUALITY

	Quantity	Base Number	Contract	AT	Region	England
% of FP17s for the same patient ID Re-attending within 3 months - Children	237	2,434	9.7%	9.8%	12.8%	11.9%
% of FP17s for the same patient ID Re-attending within 3 months - Adults	728	6,135	11.9%	13.5%	16.5%	16.0%
% of FP17s for the same patient ID Re-attending between 3 & 9 months - Children	1,635	2,434	67.2%	63.4%	59.7%	58.3%
% of FP17s for the same patient ID Re-attending between 3 & 9 months - Adults	2,316	6,135	37.8%	54.7%	52.6%	50.3%
% of FP17s for Band 1 Urgent Courses	56	8,199	0.7%	7.5%	9.1%	9.1%
% of FP17s Relating to Free Repair or Replacements	39	8,199	0.5%	0.9%	1.0%	0.8%
% of FP17s Relating to Continuations	119	8,199	1.5%	1.2%	1.2%	1.0%
% of Patients satisfied with the dentistry they have received	6	6	N/A	91.8%	91.6%	91.5%
% of Patients satisfied with the time they had to wait for an appointment	6	6	N/A	87.7%	88.3%	87.9%

\* This is based on patients treated on this contract for their most recent course of treatment. Figures in italics indicate the base number of FP17s or Patient Questionnaire responses are less than 100. N/A is shown where the base number of responses is less than 10 during the period. % is calculated as Quantity/Base number\*100

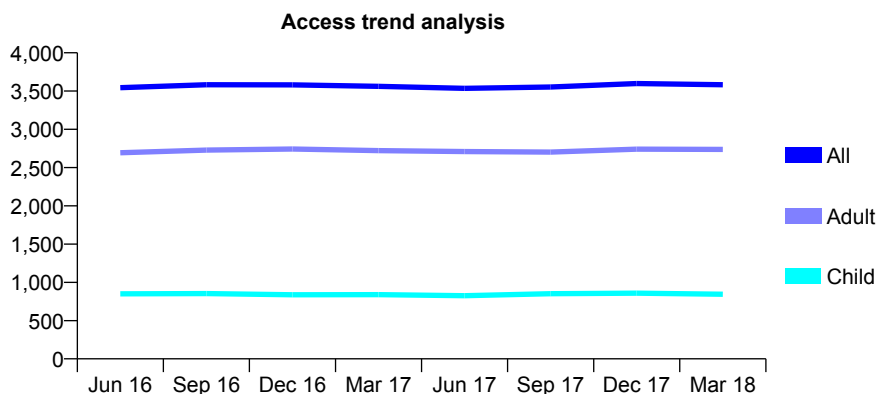
## Q50 - Vital Signs At a Glance Contract Report for 739766/0002 - March 2018

Name or company name	MR DG BOFF
Contract type name	GDS Contract
Purpose of contract	General
Contract start date	01/04/2006
Contract end date	

17/18 Contracted general activity (UDA)	18,000
Carry forward general activity (UDA)	0
17/18 Contracted orthodontic activity (UOA)	0
Carry forward orthodontic activity (UOA)	0
Baseline contract value	£583,801.50

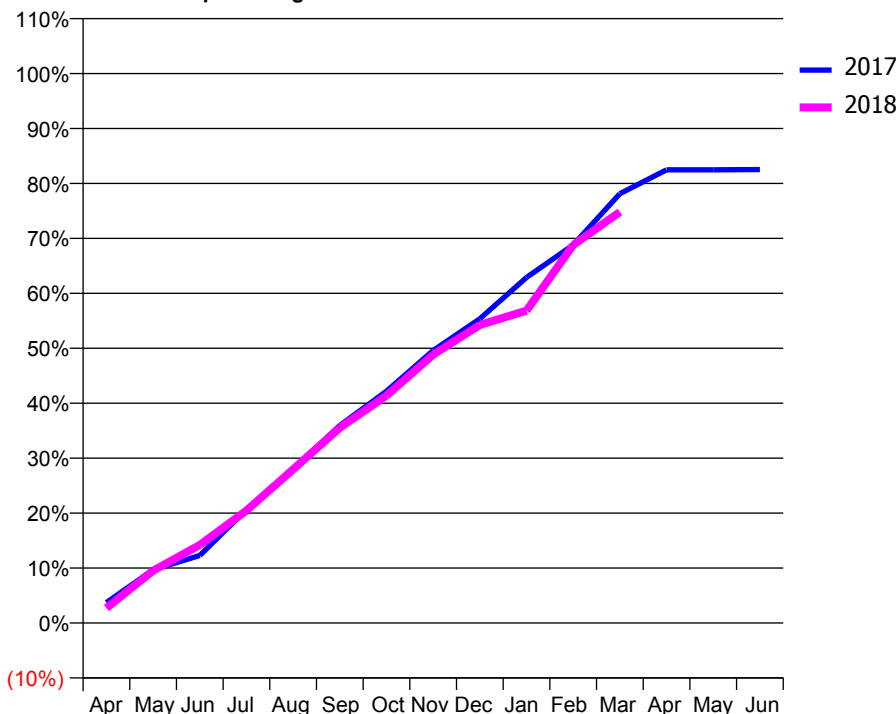
### ACCESS\*

Patients seen in 24 months	Total	Change since previous quarter
Quarter ending March 2017	3,562	
Quarter ending June 2017	3,536	→
Quarter ending September 2017	3,553	→
Quarter ending December 2017	3,599	→
Quarter ending March 2018	3,583	→
<b>Variance since March 2017</b>	<b>0.6%</b>	<b>→</b>



### ACTIVITY

Cumulative percentage of contracted UDA delivered 2017 & 2018



Month	Adjusted Scheduled Activity (UDA)	
	2017	2018
April	671	489
May	1,746	1,714
June	2,211	2,557
July	3,721	3,684
August	5,032	5,032
September	6,470	6,398
October	7,593	7,448
November	8,925	8,790
December	9,968	9,766
January	11,320	10,232
February	12,386	12,382
March	14,062	13,463
April	14,845	
May	14,845	
June	14,854	

### QUALITY

	Quantity	Base Number	Contract	AT	Region	England
% of FP17s for the same patient ID Re-attending within 3 months - Children	156	1,639	9.5%	9.8%	12.8%	11.9%
% of FP17s for the same patient ID Re-attending within 3 months - Adults	791	4,359	18.1%	13.5%	16.5%	16.0%
% of FP17s for the same patient ID Re-attending between 3 & 9 months - Children	1,096	1,639	66.9%	63.4%	59.7%	58.3%
% of FP17s for the same patient ID Re-attending between 3 & 9 months - Adults	2,547	4,359	58.4%	54.7%	52.6%	50.3%
% of FP17s for Band 1 Urgent Courses	452	5,704	7.9%	7.5%	9.1%	9.1%
% of FP17s Relating to Free Repair or Replacements	87	5,704	1.5%	0.9%	1.0%	0.8%
% of FP17s Relating to Continuations	110	5,704	1.9%	1.2%	1.2%	1.0%
% of Patients satisfied with the dentistry they have received	4	4	N/A	91.8%	91.6%	91.5%
% of Patients satisfied with the time they had to wait for an appointment	4	4	N/A	87.7%	88.3%	87.9%

\* This is based on patients treated on this contract for their most recent course of treatment. Figures in italics indicate the base number of FP17s or Patient Questionnaire responses are less than 100. N/A is shown where the base number of responses is less than 10 during the period. % is calculated as Quantity/Base number\*100

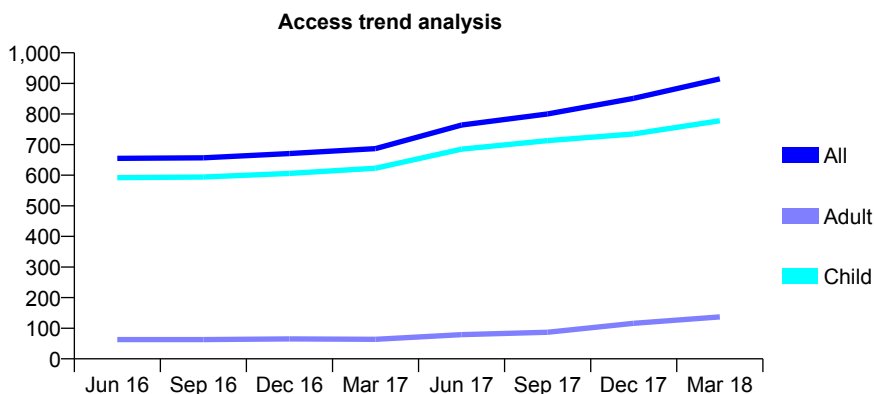
## Q50 - Vital Signs At a Glance Contract Report for 740683/0001 - March 2018

Name or company name	MR JW MUIRHEAD
Contract type name	GDS Contract
Purpose of contract	General
Contract start date	01/04/2006
Contract end date	

17/18 Contracted general activity (UDA)	1,404
Carry forward general activity (UDA)	49
17/18 Contracted orthodontic activity (UOA)	0
Carry forward orthodontic activity (UOA)	0
Baseline contract value	£35,542.02

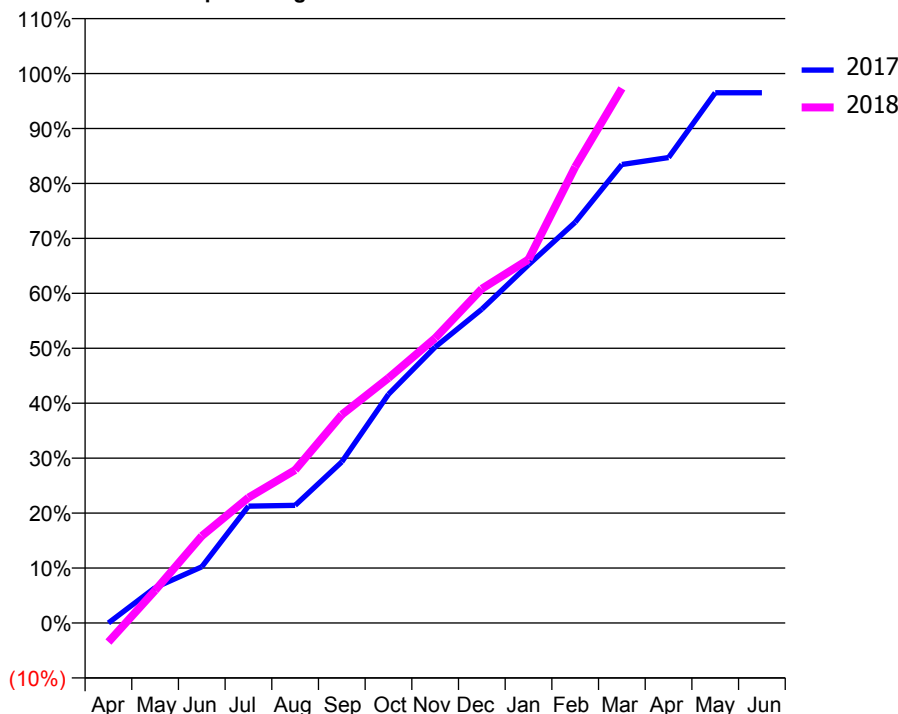
### ACCESS\*

Patients seen in 24 months	Total	Change since previous quarter
Quarter ending March 2017	687	
Quarter ending June 2017	764	↑
Quarter ending September 2017	800	↑
Quarter ending December 2017	851	↑
Quarter ending March 2018	915	↑
<b>Variance since March 2017</b>	<b>33.2%</b>	<b>↑</b>



### ACTIVITY

Cumulative percentage of contracted UDA delivered 2017 & 2018



Month	Adjusted Scheduled Activity (UDA)	
	2017	2018
April	0	-49
May	90	83
June	144	222
July	299	321
August	301	391
September	412	532
October	585	626
November	705	728
December	802	854
January	915	929
February	1,024	1,165
March	1,171	1,366
April	1,189	
May	1,355	
June	1,355	

### QUALITY

	Quantity	Base Number	Contract	AT	Region	England
% of FP17s for the same patient ID Re-attending within 3 months - Children	50	1,116	4.5%	9.8%	12.8%	11.9%
% of FP17s for the same patient ID Re-attending within 3 months - Adults	4	96	4.2%	13.5%	16.5%	16.0%
% of FP17s for the same patient ID Re-attending between 3 & 9 months - Children	579	1,116	51.9%	63.4%	59.7%	58.3%
% of FP17s for the same patient ID Re-attending between 3 & 9 months - Adults	22	96	22.9%	54.7%	52.6%	50.3%
% of FP17s for Band 1 Urgent Courses	67	1,083	6.2%	7.5%	9.1%	9.1%
% of FP17s Relating to Free Repair or Replacements	0	1,083	0.0%	0.9%	1.0%	0.8%
% of FP17s Relating to Continuations	0	1,083	0.0%	1.2%	1.2%	1.0%
% of Patients satisfied with the dentistry they have received	1	1	N/A	91.8%	91.6%	91.5%
% of Patients satisfied with the time they had to wait for an appointment	1	1	N/A	87.7%	88.3%	87.9%

\* This is based on patients treated on this contract for their most recent course of treatment. Figures in italics indicate the base number of FP17s or Patient Questionnaire responses are less than 100. N/A is shown where the base number of responses is less than 10 during the period. % is calculated as Quantity/Base number\*100

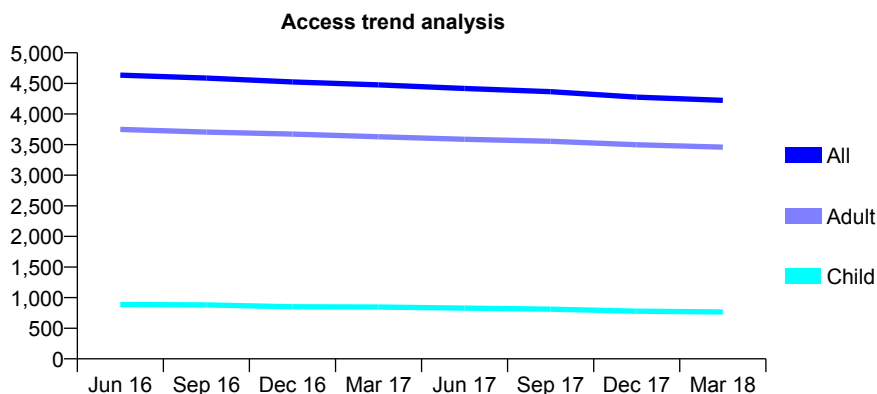
## Q50 - Vital Signs At a Glance Contract Report for 740888/0002 - March 2018

Name or company name	MR A FORDY
Contract type name	GDS Contract
Purpose of contract	General
Contract start date	01/04/2006
Contract end date	

17/18 Contracted general activity (UDA)	13,620
Carry forward general activity (UDA)	223
17/18 Contracted orthodontic activity (UOA)	0
Carry forward orthodontic activity (UOA)	0
Baseline contract value	£422,284.27

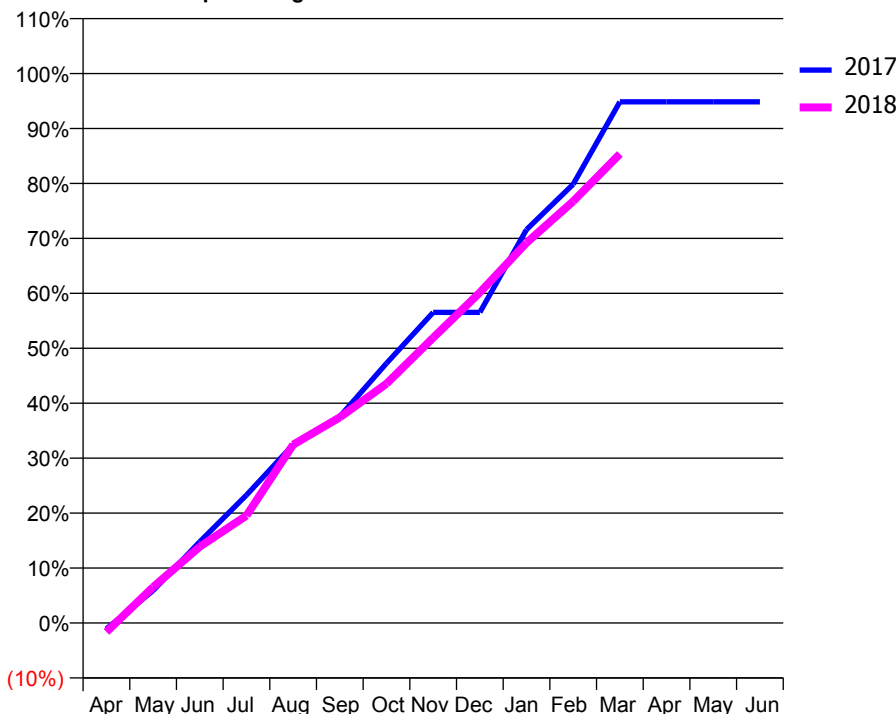
### ACCESS\*

Patients seen in 24 months	Total	Change since previous quarter
Quarter ending March 2017	4,475	
Quarter ending June 2017	4,418	↓
Quarter ending September 2017	4,366	↓
Quarter ending December 2017	4,276	↓
Quarter ending March 2018	4,223	↓
<b>Variance since March 2017</b>	<b>(5.6%)</b>	<b>↓</b>



### ACTIVITY

Cumulative percentage of contracted UDA delivered 2017 & 2018



Month	Adjusted Scheduled Activity (UDA)	
	2017	2018
April	-147	-223
May	804	892
June	2,015	1,892
July	3,171	2,663
August	4,422	4,421
September	5,117	5,099
October	6,436	5,931
November	7,701	7,072
December	7,701	8,191
January	9,752	9,426
February	10,874	10,452
March	12,920	11,626
April	12,920	
May	12,920	
June	12,920	

### QUALITY

	Quantity	Base Number	Contract	AT	Region	England
% of FP17s for the same patient ID Re-attending within 3 months - Children	65	1,262	5.2%	9.8%	12.8%	11.9%
% of FP17s for the same patient ID Re-attending within 3 months - Adults	721	4,686	15.4%	13.5%	16.5%	16.0%
% of FP17s for the same patient ID Re-attending between 3 & 9 months - Children	958	1,262	75.9%	63.4%	59.7%	58.3%
% of FP17s for the same patient ID Re-attending between 3 & 9 months - Adults	2,038	4,686	43.5%	54.7%	52.6%	50.3%
% of FP17s for Band 1 Urgent Courses	87	5,773	1.5%	7.5%	9.1%	9.1%
% of FP17s Relating to Free Repair or Replacements	72	5,773	1.2%	0.9%	1.0%	0.8%
% of FP17s Relating to Continuations	188	5,773	3.3%	1.2%	1.2%	1.0%
% of Patients satisfied with the dentistry they have received	8	8	N/A	91.8%	91.6%	91.5%
% of Patients satisfied with the time they had to wait for an appointment	7	8	N/A	87.7%	88.3%	87.9%

\* This is based on patients treated on this contract for their most recent course of treatment. Figures in italics indicate the base number of FP17s or Patient Questionnaire responses are less than 100. N/A is shown where the base number of responses is less than 10 during the period. % is calculated as Quantity/Base number\*100

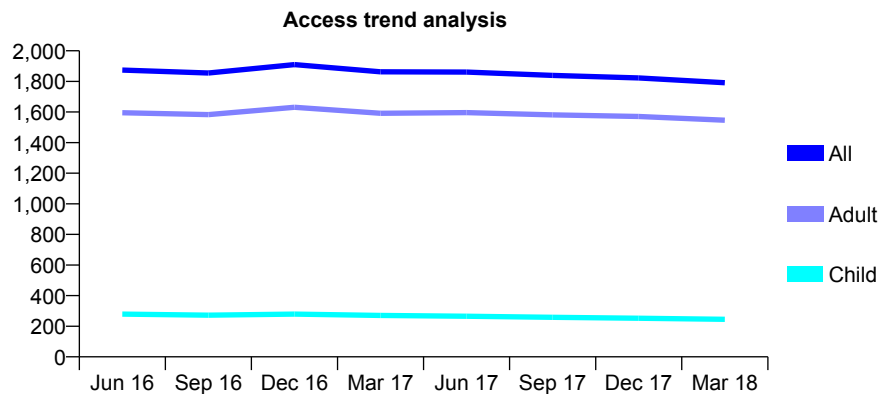
## Q50 - Vital Signs At a Glance Contract Report for 741671/0002 - March 2018

Name or company name	MR DA JACKSON
Contract type name	GDS Contract
Purpose of contract	General
Contract start date	01/04/2006
Contract end date	

17/18 Contracted general activity (UDA)	5,851
Carry forward general activity (UDA)	-117
17/18 Contracted orthodontic activity (UOA)	0
Carry forward orthodontic activity (UOA)	0
Baseline contract value	£133,660.25

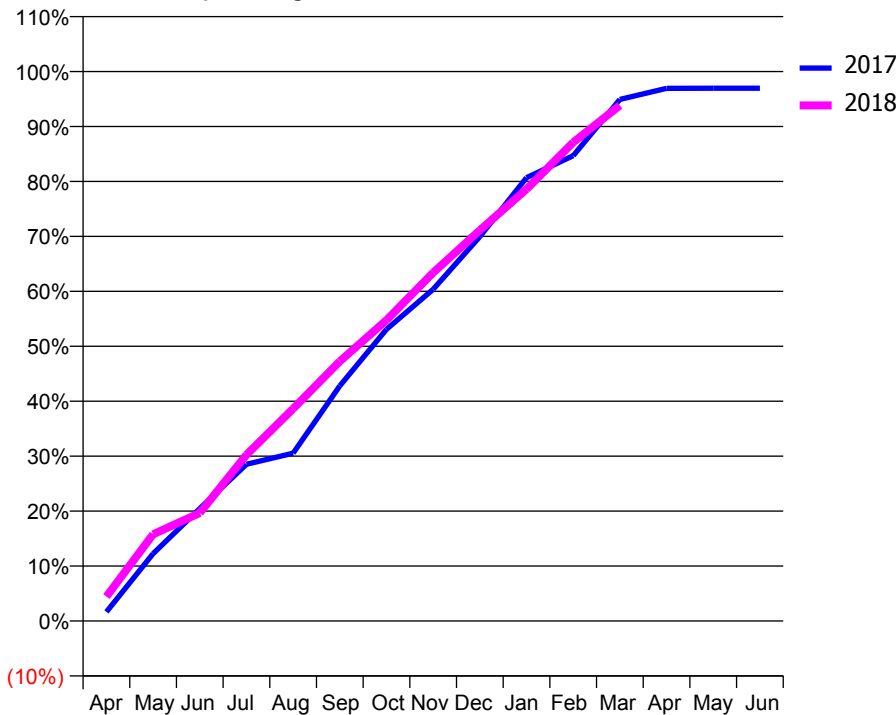
### ACCESS\*

Patients seen in 24 months	Total	Change since previous quarter
Quarter ending March 2017	1,863	
Quarter ending June 2017	1,861	→
Quarter ending September 2017	1,839	↓
Quarter ending December 2017	1,823	→
Quarter ending March 2018	1,791	↓
<b>Variance since March 2017</b>	<b>(3.9%)</b>	<b>↓</b>



### ACTIVITY

Cumulative percentage of contracted UDA delivered 2017 & 2018



Month	Adjusted Scheduled Activity (UDA)	
	2017	2018
April	98	260
May	718	923
June	1,197	1,151
July	1,669	1,770
August	1,786	2,262
September	2,504	2,765
October	3,106	3,204
November	3,532	3,709
December	4,093	4,161
January	4,720	4,599
February	4,954	5,097
March	5,554	5,490
April	5,671	
May	5,673	
June	5,673	

### QUALITY

	Quantity	Base Number	Contract	AT	Region	England
% of FP17s for the same patient ID Re-attending within 3 months - Children	26	371	7.0%	9.8%	12.8%	11.9%
% of FP17s for the same patient ID Re-attending within 3 months - Adults	378	2,383	15.9%	13.5%	16.5%	16.0%
% of FP17s for the same patient ID Re-attending between 3 & 9 months - Children	252	371	67.9%	63.4%	59.7%	58.3%
% of FP17s for the same patient ID Re-attending between 3 & 9 months - Adults	1,420	2,383	59.6%	54.7%	52.6%	50.3%
% of FP17s for Band 1 Urgent Courses	200	2,670	7.5%	7.5%	9.1%	9.1%
% of FP17s Relating to Free Repair or Replacements	31	2,670	1.2%	0.9%	1.0%	0.8%
% of FP17s Relating to Continuations	70	2,670	2.6%	1.2%	1.2%	1.0%
% of Patients satisfied with the dentistry they have received	3	3	N/A	91.8%	91.6%	91.5%
% of Patients satisfied with the time they had to wait for an appointment	3	3	N/A	87.7%	88.3%	87.9%

\* This is based on patients treated on this contract for their most recent course of treatment. Figures in italics indicate the base number of FP17s or Patient Questionnaire responses are less than 100. N/A is shown where the base number of responses is less than 10 during the period. % is calculated as Quantity/Base number\*100

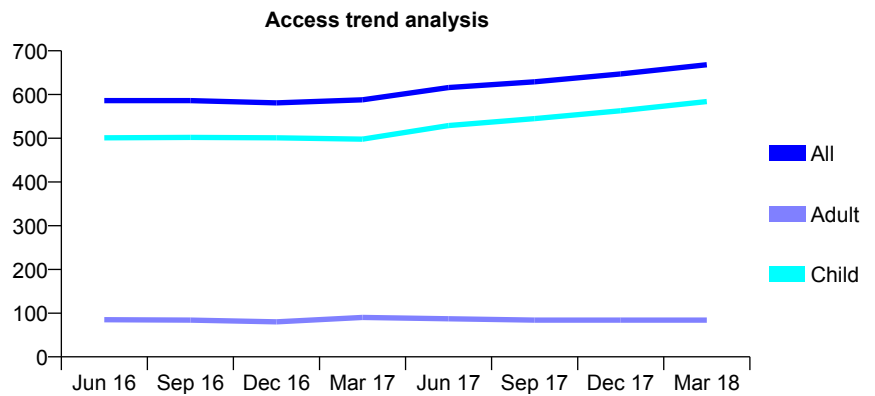
## Q50 - Vital Signs At a Glance Contract Report for 742775/0001 - March 2018

Name or company name	Mr M Adamson
Contract type name	GDS Contract
Purpose of contract	General
Contract start date	01/04/2006
Contract end date	

17/18 Contracted general activity (UDA)	1,350
Carry forward general activity (UDA)	0
17/18 Contracted orthodontic activity (UOA)	0
Carry forward orthodontic activity (UOA)	0
Baseline contract value	£29,350.81

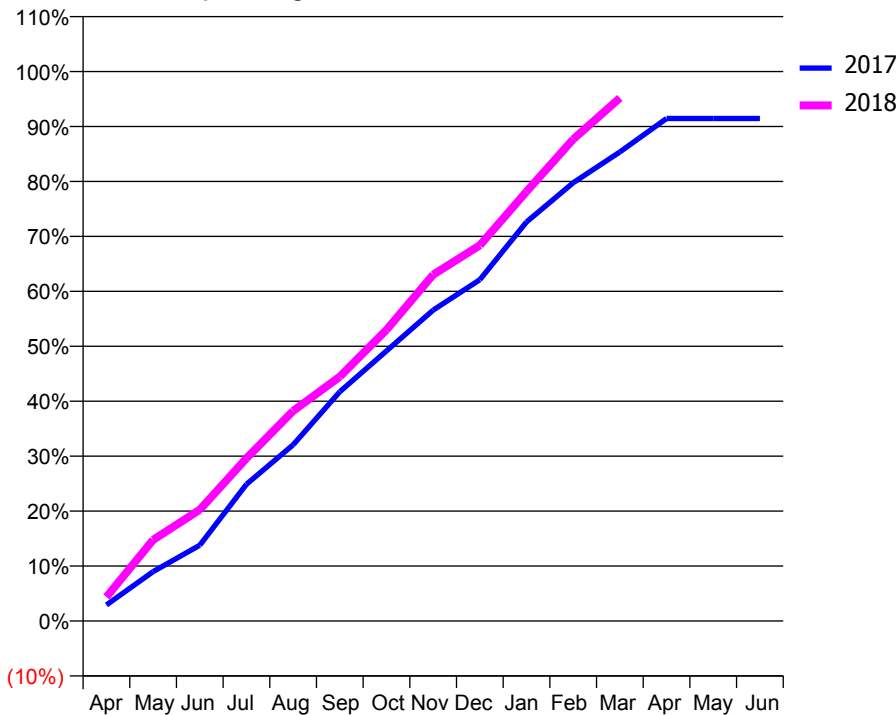
### ACCESS\*

Patients seen in 24 months	Total	Change since previous quarter
Quarter ending March 2017	588	
Quarter ending June 2017	616	↑
Quarter ending September 2017	629	↑
Quarter ending December 2017	647	↑
Quarter ending March 2018	668	↑
<b>Variance since March 2017</b>	<b>13.6%</b>	<b>↑</b>



### ACTIVITY

Cumulative percentage of contracted UDA delivered 2017 & 2018



Month	Adjusted Scheduled Activity (UDA)	
	2017	2018
April	39	59
May	121	199
June	186	273
July	336	400
August	433	516
September	563	600
October	664	715
November	764	851
December	838	923
January	980	1,055
February	1,077	1,183
March	1,152	1,285
April	1,235	
May	1,235	
June	1,235	

### QUALITY

	Quantity	Base Number	Contract	AT	Region	England
% of FP17s for the same patient ID Re-attending within 3 months - Children	67	1,018	6.6%	9.8%	12.8%	11.9%
% of FP17s for the same patient ID Re-attending within 3 months - Adults	2	56	3.6%	13.5%	16.5%	16.0%
% of FP17s for the same patient ID Re-attending between 3 & 9 months - Children	710	1,018	69.7%	63.4%	59.7%	58.3%
% of FP17s for the same patient ID Re-attending between 3 & 9 months - Adults	41	56	73.2%	54.7%	52.6%	50.3%
% of FP17s for Band 1 Urgent Courses	15	1,019	1.5%	7.5%	9.1%	9.1%
% of FP17s Relating to Free Repair or Replacements	0	1,019	0.0%	0.9%	1.0%	0.8%
% of FP17s Relating to Continuations	0	1,019	0.0%	1.2%	1.2%	1.0%
% of Patients satisfied with the dentistry they have received	1	1	N/A	91.8%	91.6%	91.5%
% of Patients satisfied with the time they had to wait for an appointment	1	1	N/A	87.7%	88.3%	87.9%

\* This is based on patients treated on this contract for their most recent course of treatment. Figures in italics indicate the base number of FP17s or Patient Questionnaire responses are less than 100. N/A is shown where the base number of responses is less than 10 during the period. % is calculated as Quantity/Base number\*100

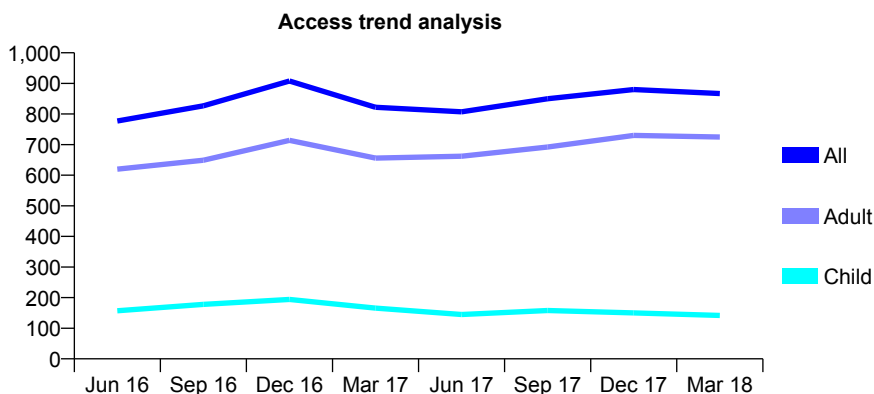
## Q50 - Vital Signs At a Glance Contract Report for 749869/0001 - March 2018

Name or company name	MRS ML GATECLIFF
Contract type name	GDS Contract
Purpose of contract	General and Orthodontic
Contract start date	01/04/2006
Contract end date	

17/18 Contracted general activity (UDA)	2,024
Carry forward general activity (UDA)	0
17/18 Contracted orthodontic activity (UOA)	420
Carry forward orthodontic activity (UOA)	4
Baseline contract value	£91,549.27

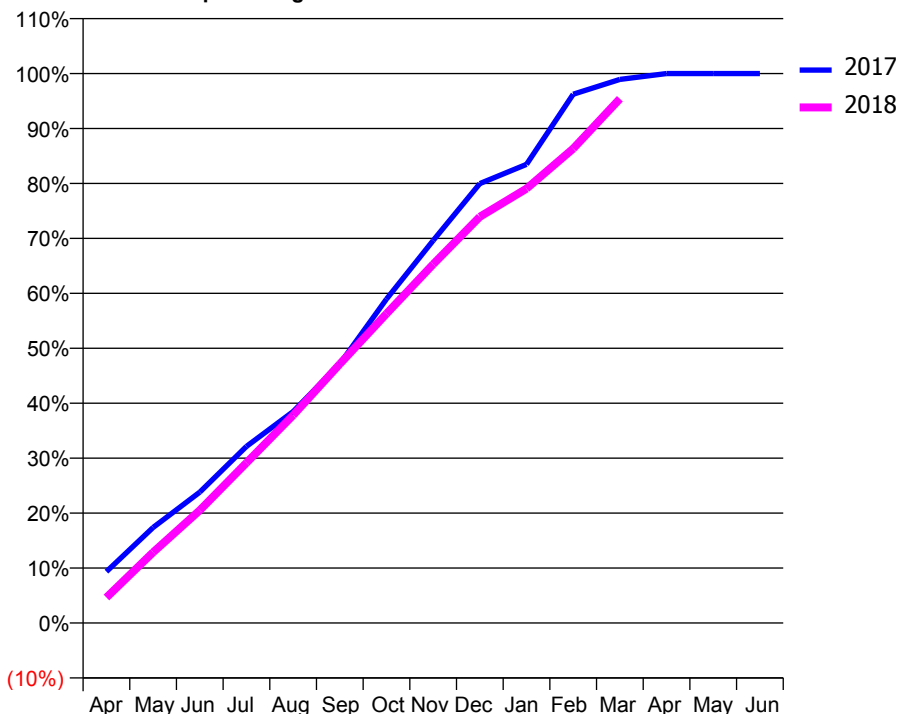
### ACCESS\*

Patients seen in 24 months	Total	Change since previous quarter
Quarter ending March 2017	822	
Quarter ending June 2017	807	↓
Quarter ending September 2017	850	↑
Quarter ending December 2017	880	↑
Quarter ending March 2018	867	↓
<b>Variance since March 2017</b>	<b>5.5%</b>	<b>↑</b>



### ACTIVITY

Cumulative percentage of contracted UDA delivered 2017 & 2018



Month	Adjusted Scheduled Activity (UDA)	
	2017	2018
April	189	94
May	352	261
June	482	415
July	650	590
August	779	765
September	955	954
October	1,193	1,139
November	1,409	1,322
December	1,619	1,496
January	1,689	1,600
February	1,948	1,747
March	2,002	1,931
April	2,024	
May	2,024	
June	2,024	

### QUALITY

	Quantity	Base Number	Contract	AT	Region	England
% of FP17s for the same patient ID Re-attending within 3 months - Children	15	294	5.1%	9.8%	12.8%	11.9%
% of FP17s for the same patient ID Re-attending within 3 months - Adults	83	1,017	8.2%	13.5%	16.5%	16.0%
% of FP17s for the same patient ID Re-attending between 3 & 9 months - Children	128	294	43.5%	63.4%	59.7%	58.3%
% of FP17s for the same patient ID Re-attending between 3 & 9 months - Adults	329	1,017	32.4%	54.7%	52.6%	50.3%
% of FP17s for Band 1 Urgent Courses	30	1,251	2.4%	7.5%	9.1%	9.1%
% of FP17s Relating to Free Repair or Replacements	17	1,251	1.4%	0.9%	1.0%	0.8%
% of FP17s Relating to Continuations	24	1,251	1.9%	1.2%	1.2%	1.0%
% of Patients satisfied with the dentistry they have received	2	2	N/A	91.8%	91.6%	91.5%
% of Patients satisfied with the time they had to wait for an appointment	2	2	N/A	87.7%	88.3%	87.9%

\* This is based on patients treated on this contract for their most recent course of treatment. Figures in italics indicate the base number of FP17s or Patient Questionnaire responses are less than 100. N/A is shown where the base number of responses is less than 10 during the period. % is calculated as Quantity/Base number\*100



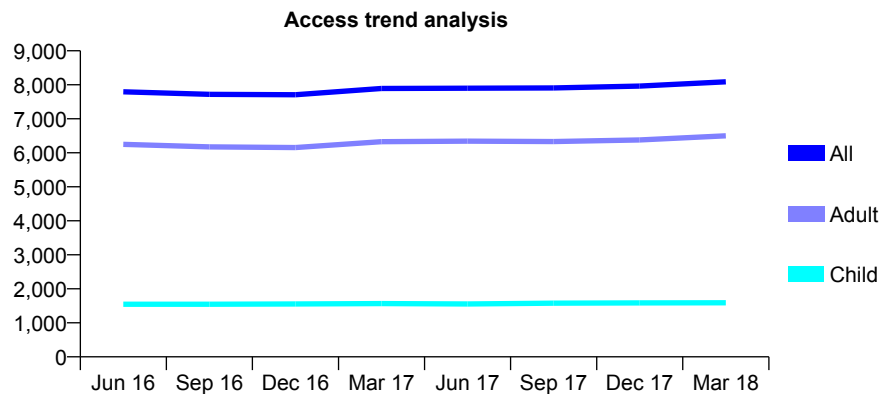
## Q50 - Vital Signs At a Glance Contract Report for 750069/0001 - March 2018

Name or company name	MISS IT GREENSTREET
Contract type name	GDS Contract
Purpose of contract	General
Contract start date	01/04/2006
Contract end date	

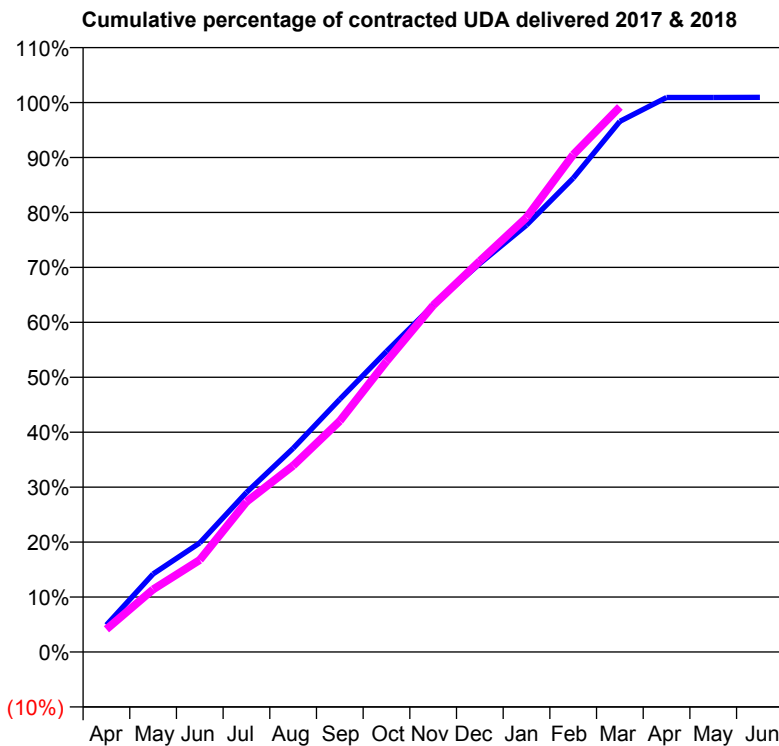
17/18 Contracted general activity (UDA)	17,900
Carry forward general activity (UDA)	-166
17/18 Contracted orthodontic activity (UOA)	0
Carry forward orthodontic activity (UOA)	0
Baseline contract value	£554,826.09

### ACCESS\*

Patients seen in 24 months	Total	Change since previous quarter
Quarter ending March 2017	7,894	
Quarter ending June 2017	7,900	→
Quarter ending September 2017	7,909	→
Quarter ending December 2017	7,964	→
Quarter ending March 2018	8,089	→
<b>Variance since March 2017</b>	<b>2.5%</b>	<b>↑</b>



### ACTIVITY



Month	Adjusted Scheduled Activity (UDA)	
	2017	2018
April	878	739
May	2,545	2,041
June	3,556	2,998
July	5,197	4,892
August	6,636	6,073
September	8,233	7,524
October	9,794	9,467
November	11,296	11,291
December	12,656	12,740
January	13,905	14,153
February	15,435	16,200
March	17,285	17,754
April	18,062	
May	18,062	
June	18,066	

### QUALITY

	Quantity	Base Number	Contract	AT	Region	England
% of FP17s for the same patient ID Re-attending within 3 months - Children	122	2,435	5.0%	9.8%	12.8%	11.9%
% of FP17s for the same patient ID Re-attending within 3 months - Adults	1,394	9,905	14.1%	13.5%	16.5%	16.0%
% of FP17s for the same patient ID Re-attending between 3 & 9 months - Children	1,570	2,435	64.5%	63.4%	59.7%	58.3%
% of FP17s for the same patient ID Re-attending between 3 & 9 months - Adults	5,525	9,905	55.8%	54.7%	52.6%	50.3%
% of FP17s for Band 1 Urgent Courses	824	10,345	8.0%	7.5%	9.1%	9.1%
% of FP17s Relating to Free Repair or Replacements	142	10,345	1.4%	0.9%	1.0%	0.8%
% of FP17s Relating to Continuations	43	10,345	0.4%	1.2%	1.2%	1.0%
% of Patients satisfied with the dentistry they have received	16	17	94.1%	91.8%	91.6%	91.5%
% of Patients satisfied with the time they had to wait for an appointment	16	17	94.1%	87.7%	88.3%	87.9%

\* This is based on patients treated on this contract for their most recent course of treatment. Figures in italics indicate the base number of FP17s or Patient Questionnaire responses are less than 100. N/A is shown where the base number of responses is less than 10 during the period. % is calculated as Quantity/Base number\*100

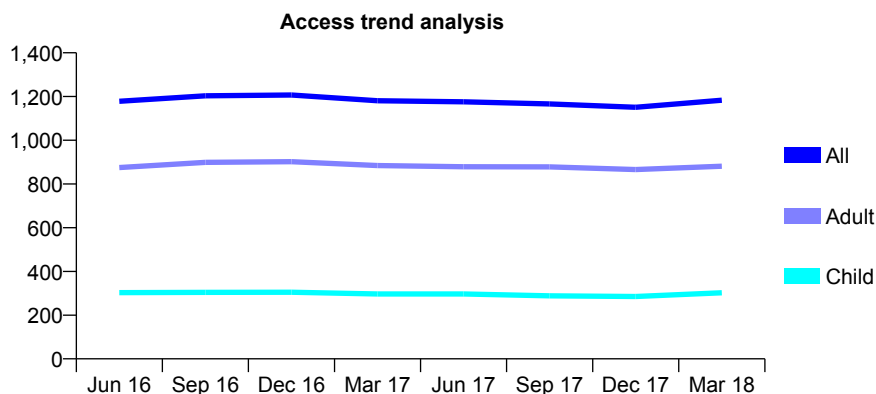
## Q50 - Vital Signs At a Glance Contract Report for 750069/0002 - March 2018

Name or company name	MISS IT GREENSTREET
Contract type name	GDS Contract
Purpose of contract	General
Contract start date	01/11/2014
Contract end date	

17/18 Contracted general activity (UDA)	3,210
Carry forward general activity (UDA)	-3
17/18 Contracted orthodontic activity (UOA)	0
Carry forward orthodontic activity (UOA)	0
Baseline contract value	£99,505.54

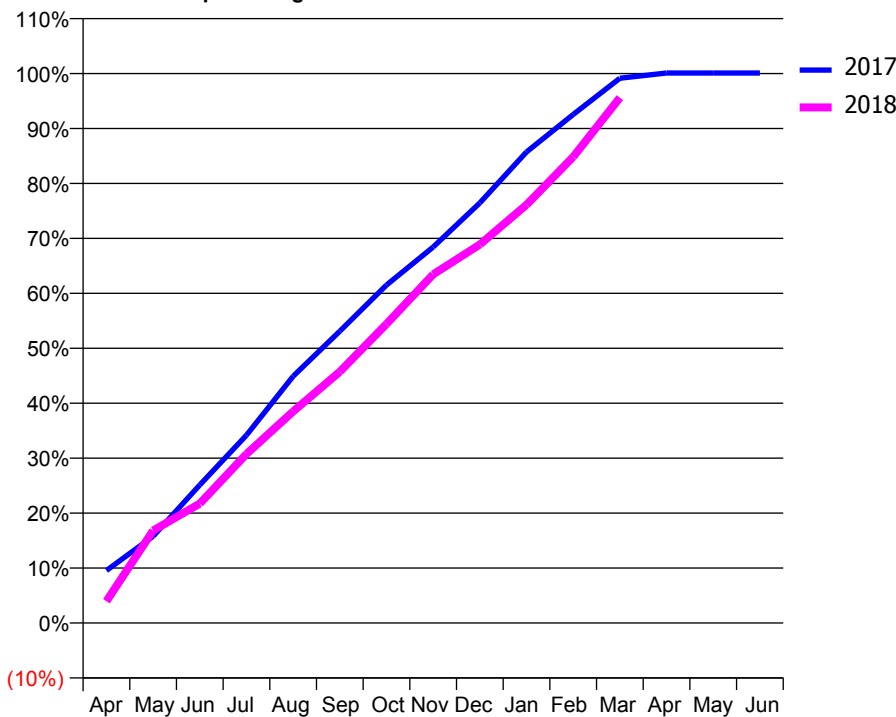
### ACCESS\*

Patients seen in 24 months	Total	Change since previous quarter
Quarter ending March 2017	1,181	
Quarter ending June 2017	1,176	→
Quarter ending September 2017	1,166	→
Quarter ending December 2017	1,151	↓
Quarter ending March 2018	1,183	↑
<b>Variance since March 2017</b>	<b>0.2%</b>	<b>→</b>



### ACTIVITY

Cumulative percentage of contracted UDA delivered 2017 & 2018



Month	Adjusted Scheduled Activity (UDA)	
	2017	2018
April	307	128
May	507	540
June	807	698
July	1,097	987
August	1,441	1,236
September	1,704	1,468
October	1,974	1,747
November	2,196	2,036
December	2,454	2,211
January	2,752	2,443
February	2,971	2,723
March	3,183	3,068
April	3,213	
May	3,213	
June	3,213	

### QUALITY

	Quantity	Base Number	Contract	AT	Region	England
% of FP17s for the same patient ID Re-attending within 3 months - Children	14	520	2.7%	9.8%	12.8%	11.9%
% of FP17s for the same patient ID Re-attending within 3 months - Adults	176	1,487	11.8%	13.5%	16.5%	16.0%
% of FP17s for the same patient ID Re-attending between 3 & 9 months - Children	439	520	84.4%	63.4%	59.7%	58.3%
% of FP17s for the same patient ID Re-attending between 3 & 9 months - Adults	1,036	1,487	69.7%	54.7%	52.6%	50.3%
% of FP17s for Band 1 Urgent Courses	122	1,980	6.2%	7.5%	9.1%	9.1%
% of FP17s Relating to Free Repair or Replacements	18	1,980	0.9%	0.9%	1.0%	0.8%
% of FP17s Relating to Continuations	2	1,980	0.1%	1.2%	1.2%	1.0%
% of Patients satisfied with the dentistry they have received	2	2	N/A	91.8%	91.6%	91.5%
% of Patients satisfied with the time they had to wait for an appointment	2	2	N/A	87.7%	88.3%	87.9%

\* This is based on patients treated on this contract for their most recent course of treatment. Figures in italics indicate the base number of FP17s or Patient Questionnaire responses are less than 100. N/A is shown where the base number of responses is less than 10 during the period. % is calculated as Quantity/Base number\*100

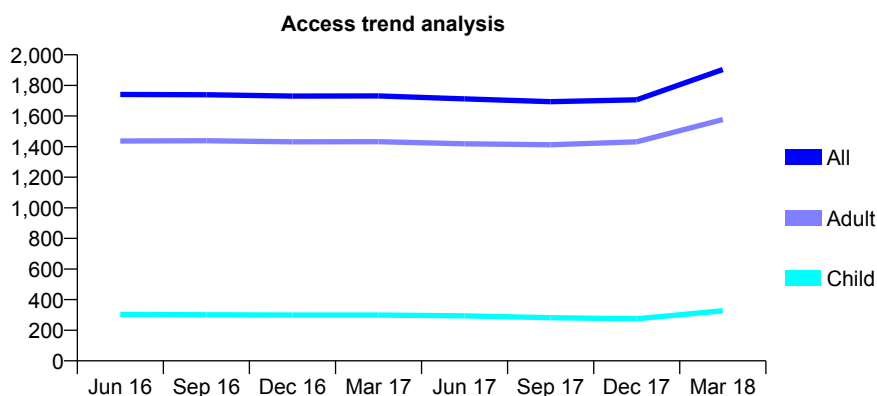
## Q50 - Vital Signs At a Glance Contract Report for 761060/0001 - March 2018

Name or company name	Mr Jagdeep Matharu
Contract type name	GDS Contract
Purpose of contract	General
Contract start date	01/04/2006
Contract end date	

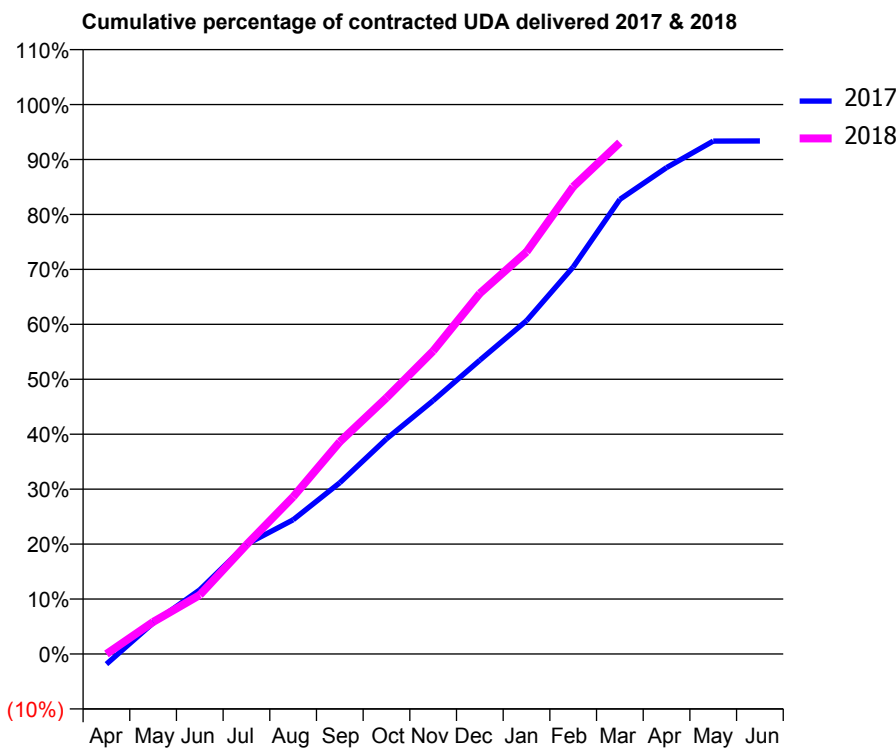
17/18 Contracted general activity (UDA)	6,072
Carry forward general activity (UDA)	0
17/18 Contracted orthodontic activity (UOA)	0
Carry forward orthodontic activity (UOA)	0
Baseline contract value	£178,758.88

### ACCESS\*

Patients seen in 24 months	Total	Change since previous quarter
Quarter ending March 2017	1,731	
Quarter ending June 2017	1,712	↓
Quarter ending September 2017	1,694	↓
Quarter ending December 2017	1,706	→
Quarter ending March 2018	1,904	↑
<b>Variance since March 2017</b>	<b>10.0%</b>	<b>↑</b>



### ACTIVITY



Month	Adjusted Scheduled Activity (UDA)	
	2017	2018
April	-112	0
May	342	354
June	709	652
July	1,213	1,207
August	1,483	1,736
September	1,893	2,345
October	2,378	2,831
November	2,800	3,349
December	3,246	3,985
January	3,682	4,443
February	4,277	5,163
March	5,024	5,652
April	5,374	
May	5,668	
June	5,670	

### QUALITY

	Quantity	Base Number	Contract	AT	Region	England
% of FP17s for the same patient ID Re-attending within 3 months - Children	52	575	9.0%	9.8%	12.8%	11.9%
% of FP17s for the same patient ID Re-attending within 3 months - Adults	285	2,686	10.6%	13.5%	16.5%	16.0%
% of FP17s for the same patient ID Re-attending between 3 & 9 months - Children	403	575	70.1%	63.4%	59.7%	58.3%
% of FP17s for the same patient ID Re-attending between 3 & 9 months - Adults	1,913	2,686	71.2%	54.7%	52.6%	50.3%
% of FP17s for Band 1 Urgent Courses	105	3,075	3.4%	7.5%	9.1%	9.1%
% of FP17s Relating to Free Repair or Replacements	37	3,075	1.2%	0.9%	1.0%	0.8%
% of FP17s Relating to Continuations	28	3,075	0.9%	1.2%	1.2%	1.0%
% of Patients satisfied with the dentistry they have received	5	5	N/A	91.8%	91.6%	91.5%
% of Patients satisfied with the time they had to wait for an appointment	5	5	N/A	87.7%	88.3%	87.9%

\* This is based on patients treated on this contract for their most recent course of treatment. Figures in italics indicate the base number of FP17s or Patient Questionnaire responses are less than 100. N/A is shown where the base number of responses is less than 10 during the period. % is calculated as Quantity/Base number\*100

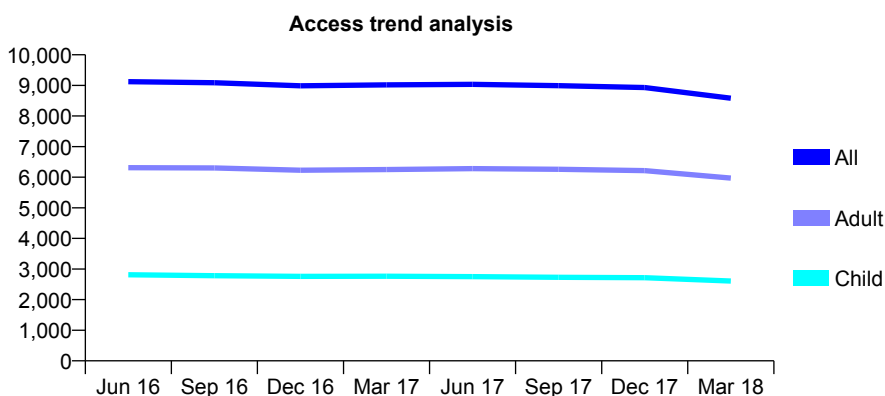
## Q50 - Vital Signs At a Glance Contract Report for 762180/0001 - March 2018

Name or company name	MR RJ BROMILEY
Contract type name	GDS Contract
Purpose of contract	General
Contract start date	01/04/2006
Contract end date	

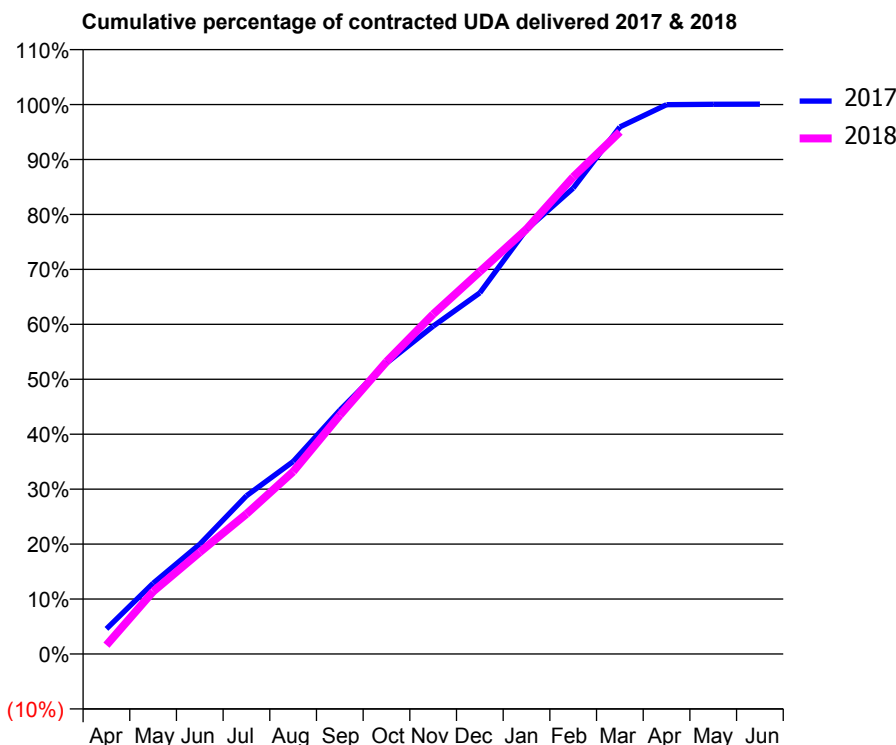
17/18 Contracted general activity (UDA)	23,124
Carry forward general activity (UDA)	-14
17/18 Contracted orthodontic activity (UOA)	0
Carry forward orthodontic activity (UOA)	0
Baseline contract value	£775,880.24

### ACCESS\*

Patients seen in 24 months	Total	Change since previous quarter
Quarter ending March 2017	9,017	
Quarter ending June 2017	9,036	→
Quarter ending September 2017	8,990	→
Quarter ending December 2017	8,932	→
Quarter ending March 2018	8,582	↓
<b>Variance since March 2017</b>	<b>(4.8%)</b>	<b>↓</b>



### ACTIVITY



Month	Adjusted Scheduled Activity (UDA)	
	2017	2018
April	1,057	375
May	2,975	2,627
June	4,622	4,285
July	6,658	5,897
August	8,097	7,673
September	10,259	10,047
October	12,242	12,304
November	13,793	14,300
December	15,200	16,090
January	17,866	17,881
February	19,603	20,075
March	22,182	21,974
April	23,117	
May	23,131	
June	23,138	

### QUALITY

	Quantity	Base Number	Contract	AT	Region	England
% of FP17s for the same patient ID Re-attending within 3 months - Children	463	4,915	9.4%	9.8%	12.8%	11.9%
% of FP17s for the same patient ID Re-attending within 3 months - Adults	1,701	9,795	17.4%	13.5%	16.5%	16.0%
% of FP17s for the same patient ID Re-attending between 3 & 9 months - Children	3,636	4,915	74.0%	63.4%	59.7%	58.3%
% of FP17s for the same patient ID Re-attending between 3 & 9 months - Adults	5,622	9,795	57.4%	54.7%	52.6%	50.3%
% of FP17s for Band 1 Urgent Courses	1,474	13,034	11.3%	7.5%	9.1%	9.1%
% of FP17s Relating to Free Repair or Replacements	169	13,034	1.3%	0.9%	1.0%	0.8%
% of FP17s Relating to Continuations	36	13,034	0.3%	1.2%	1.2%	1.0%
% of Patients satisfied with the dentistry they have received	31	31	100.0%	91.8%	91.6%	91.5%
% of Patients satisfied with the time they had to wait for an appointment	30	31	96.8%	87.7%	88.3%	87.9%

\* This is based on patients treated on this contract for their most recent course of treatment. Figures in italics indicate the base number of FP17s or Patient Questionnaire responses are less than 100. N/A is shown where the base number of responses is less than 10 during the period. % is calculated as Quantity/Base number\*100

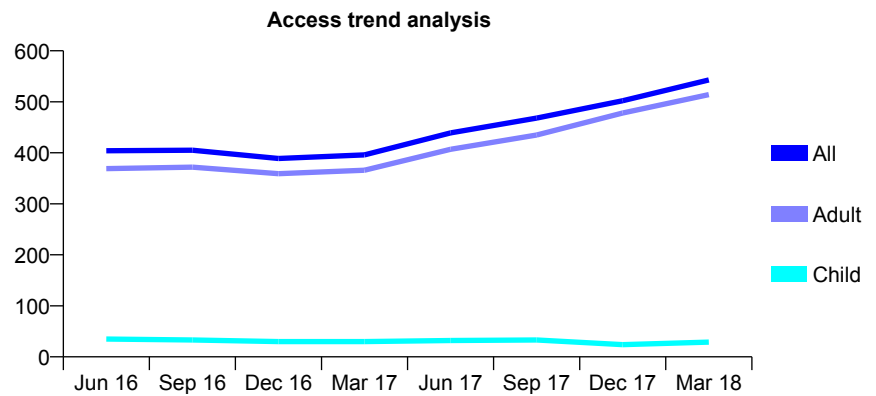
## Q50 - Vital Signs At a Glance Contract Report for 762180/0003 - March 2018

Name or company name	MR RJ BROMILEY
Contract type name	PDS Contract
Purpose of contract	General
Contract start date	01/02/2010
Contract end date	30/09/2018

17/18 Contracted general activity (UDA)	4
Carry forward general activity (UDA)	0
17/18 Contracted orthodontic activity (UOA)	0
Carry forward orthodontic activity (UOA)	0
Baseline contract value	£67,686.33

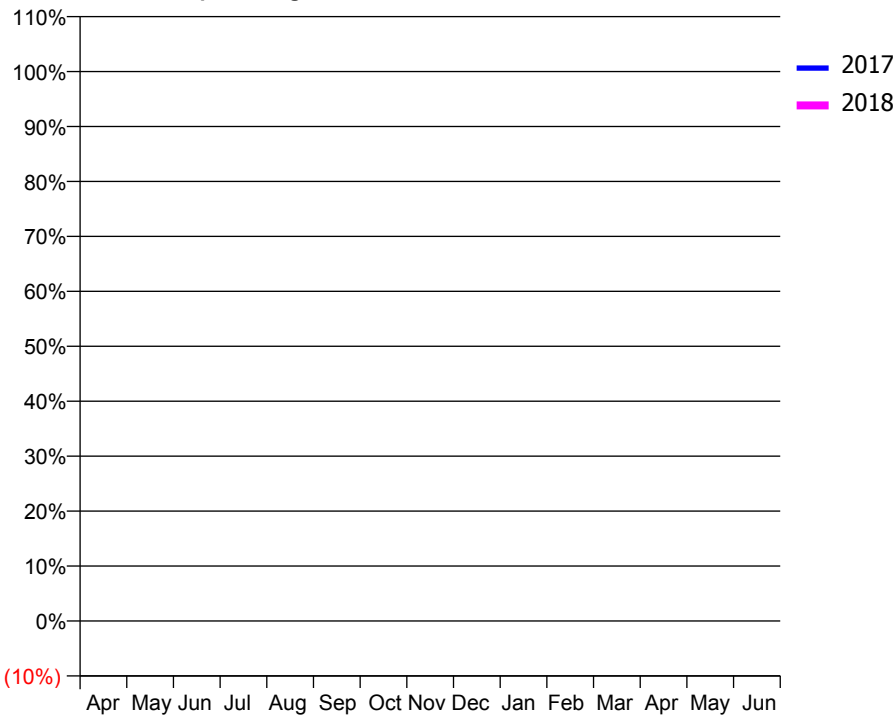
### ACCESS\*

Patients seen in 24 months	Total	Change since previous quarter
Quarter ending March 2017	396	
Quarter ending June 2017	439	↑
Quarter ending September 2017	468	↑
Quarter ending December 2017	502	↑
Quarter ending March 2018	543	↑
<b>Variance since March 2017</b>	<b>37.1%</b>	<b>↑</b>



### ACTIVITY

Cumulative percentage of contracted UDA delivered 2017 & 2018



Month	Adjusted Scheduled Activity (UDA)	
	2017	2018
April	33	12
May	83	157
June	133	237
July	181	315
August	213	390
September	279	521
October	315	597
November	355	696
December	388	738
January	458	862
February	487	890
March	536	1,018
April	602	
May	602	
June	602	

### QUALITY

	Quantity	Base Number	Contract	AT	Region	England
% of FP17s for the same patient ID Re-attending within 3 months - Children	1	93	1.1%	9.8%	12.8%	11.9%
% of FP17s for the same patient ID Re-attending within 3 months - Adults	23	826	2.8%	13.5%	16.5%	16.0%
% of FP17s for the same patient ID Re-attending between 3 & 9 months - Children	1	93	1.1%	63.4%	59.7%	58.3%
% of FP17s for the same patient ID Re-attending between 3 & 9 months - Adults	7	826	0.8%	54.7%	52.6%	50.3%
% of FP17s for Band 1 Urgent Courses	857	864	99.2%	7.5%	9.1%	9.1%
% of FP17s Relating to Free Repair or Replacements	0	864	0.0%	0.9%	1.0%	0.8%
% of FP17s Relating to Continuations	0	864	0.0%	1.2%	1.2%	1.0%
% of Patients satisfied with the dentistry they have received	0	0	N/A	91.8%	91.6%	91.5%
% of Patients satisfied with the time they had to wait for an appointment	0	0	N/A	87.7%	88.3%	87.9%

\* This is based on patients treated on this contract for their most recent course of treatment. Figures in italics indicate the base number of FP17s or Patient Questionnaire responses are less than 100. N/A is shown where the base number of responses is less than 10 during the period. % is calculated as Quantity/Base number\*100

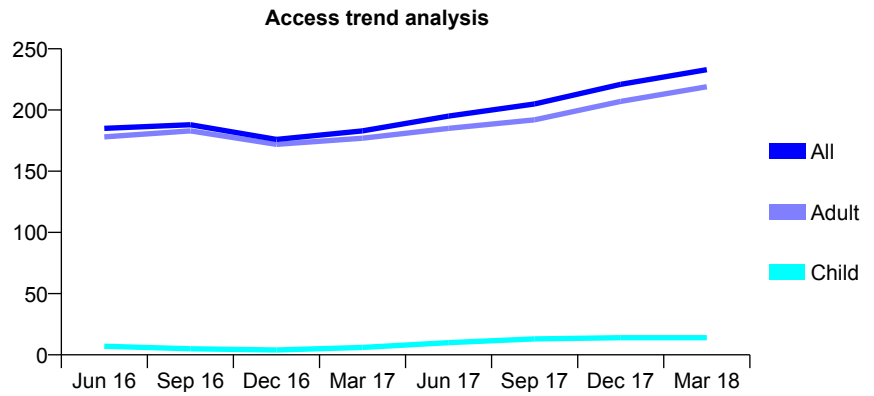
## Q50 - Vital Signs At a Glance Contract Report for 762180/0004 - March 2018

Name or company name	MR RJ BROMILEY
Contract type name	PDS Contract
Purpose of contract	General
Contract start date	01/02/2010
Contract end date	30/09/2018

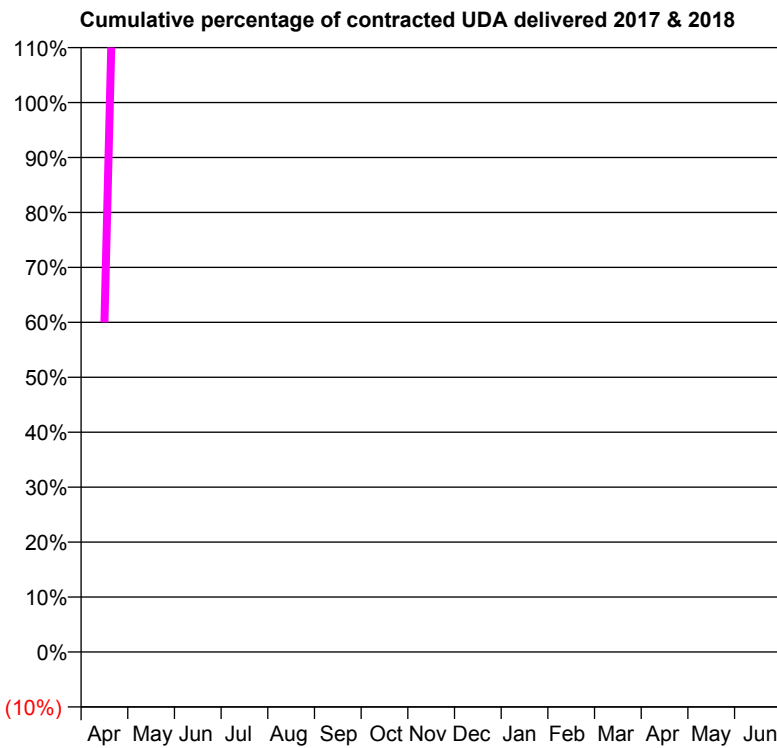
17/18 Contracted general activity (UDA)	16
Carry forward general activity (UDA)	0
17/18 Contracted orthodontic activity (UOA)	0
Carry forward orthodontic activity (UOA)	0
Baseline contract value	£29,612.78

### ACCESS\*

Patients seen in 24 months	Total	Change since previous quarter
Quarter ending March 2017	183	
Quarter ending June 2017	195	↑
Quarter ending September 2017	205	↑
Quarter ending December 2017	221	↑
Quarter ending March 2018	233	↑
<b>Variance since March 2017</b>	<b>27.3%</b>	<b>↑</b>



### ACTIVITY



Month	Adjusted Scheduled Activity (UDA)	
	2017	2018
April	25	10
May	31	64
June	77	92
July	87	112
August	106	144
September	140	195
October	152	219
November	166	243
December	174	260
January	209	321
February	227	345
March	252	373
April	257	
May	257	
June	257	

### QUALITY

	Quantity	Base Number	Contract	AT	Region	England
% of FP17s for the same patient ID Re-attending within 3 months - Children	1	33	3.0%	9.8%	12.8%	11.9%
% of FP17s for the same patient ID Re-attending within 3 months - Adults	4	289	1.4%	13.5%	16.5%	16.0%
% of FP17s for the same patient ID Re-attending between 3 & 9 months - Children	0	33	0.0%	63.4%	59.7%	58.3%
% of FP17s for the same patient ID Re-attending between 3 & 9 months - Adults	2	289	0.7%	54.7%	52.6%	50.3%
% of FP17s for Band 1 Urgent Courses	308	315	97.8%	7.5%	9.1%	9.1%
% of FP17s Relating to Free Repair or Replacements	0	315	0.0%	0.9%	1.0%	0.8%
% of FP17s Relating to Continuations	0	315	0.0%	1.2%	1.2%	1.0%
% of Patients satisfied with the dentistry they have received	0	1	N/A	91.8%	91.6%	91.5%
% of Patients satisfied with the time they had to wait for an appointment	1	1	N/A	87.7%	88.3%	87.9%

\* This is based on patients treated on this contract for their most recent course of treatment. Figures in italics indicate the base number of FP17s or Patient Questionnaire responses are less than 100. N/A is shown where the base number of responses is less than 10 during the period. % is calculated as Quantity/Base number\*100

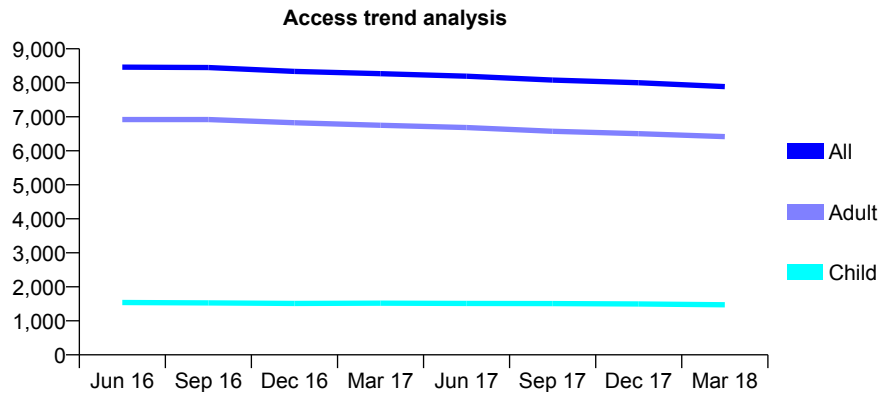
## Q50 - Vital Signs At a Glance Contract Report for 772275/0001 - March 2018

Name or company name	MS MM ODUKOYA
Contract type name	GDS Contract
Purpose of contract	General
Contract start date	01/04/2006
Contract end date	

17/18 Contracted general activity (UDA)	19,042
Carry forward general activity (UDA)	-16
17/18 Contracted orthodontic activity (UOA)	0
Carry forward orthodontic activity (UOA)	0
Baseline contract value	£599,902.95

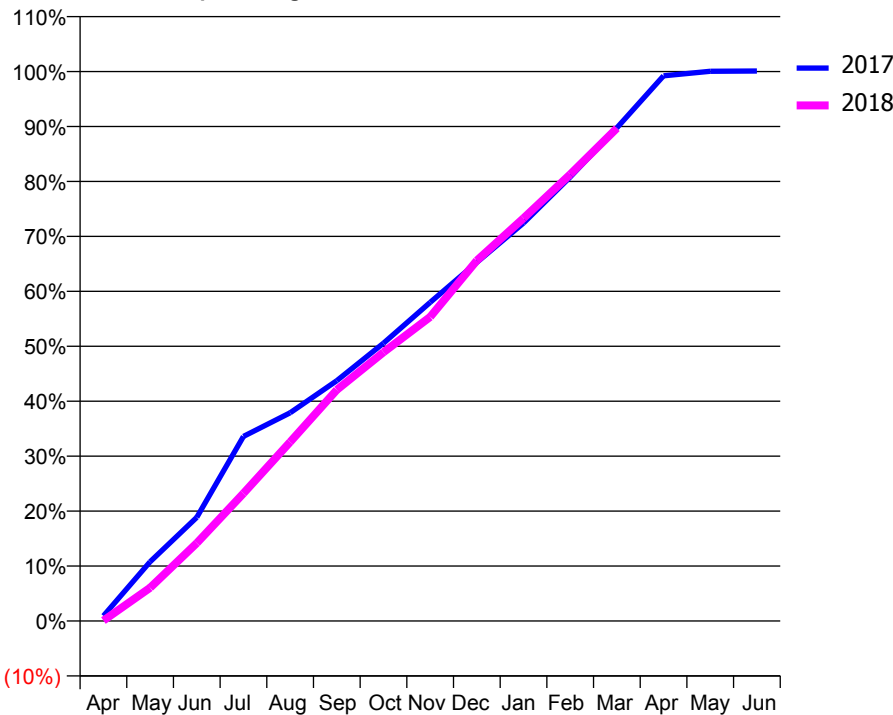
### ACCESS\*

Patients seen in 24 months	Total	Change since previous quarter
Quarter ending March 2017	8,269	
Quarter ending June 2017	8,194	→
Quarter ending September 2017	8,079	↓
Quarter ending December 2017	8,000	→
Quarter ending March 2018	7,890	↓
<b>Variance since March 2017</b>	<b>(4.6%)</b>	<b>↓</b>



### ACTIVITY

Cumulative percentage of contracted UDA delivered 2017 & 2018



Month	Adjusted Scheduled Activity (UDA)	
	2017	2018
April	179	16
May	2,056	1,153
June	3,593	2,700
July	6,398	4,423
August	7,214	6,203
September	8,331	8,010
October	9,626	9,314
November	11,042	10,540
December	12,427	12,492
January	13,792	13,957
February	15,386	15,476
March	17,091	17,075
April	18,892	
May	19,050	
June	19,058	

### QUALITY

	Quantity	Base Number	Contract	AT	Region	England
% of FP17s for the same patient ID Re-attending within 3 months - Children	184	2,446	7.5%	9.8%	12.8%	11.9%
% of FP17s for the same patient ID Re-attending within 3 months - Adults	1,254	8,856	14.2%	13.5%	16.5%	16.0%
% of FP17s for the same patient ID Re-attending between 3 & 9 months - Children	1,589	2,446	65.0%	63.4%	59.7%	58.3%
% of FP17s for the same patient ID Re-attending between 3 & 9 months - Adults	3,770	8,856	42.6%	54.7%	52.6%	50.3%
% of FP17s for Band 1 Urgent Courses	837	10,068	8.3%	7.5%	9.1%	9.1%
% of FP17s Relating to Free Repair or Replacements	170	10,068	1.7%	0.9%	1.0%	0.8%
% of FP17s Relating to Continuations	87	10,068	0.9%	1.2%	1.2%	1.0%
% of Patients satisfied with the dentistry they have received	5	5	N/A	91.8%	91.6%	91.5%
% of Patients satisfied with the time they had to wait for an appointment	5	5	N/A	87.7%	88.3%	87.9%

\* This is based on patients treated on this contract for their most recent course of treatment. Figures in italics indicate the base number of FP17s or Patient Questionnaire responses are less than 100. N/A is shown where the base number of responses is less than 10 during the period. % is calculated as Quantity/Base number\*100

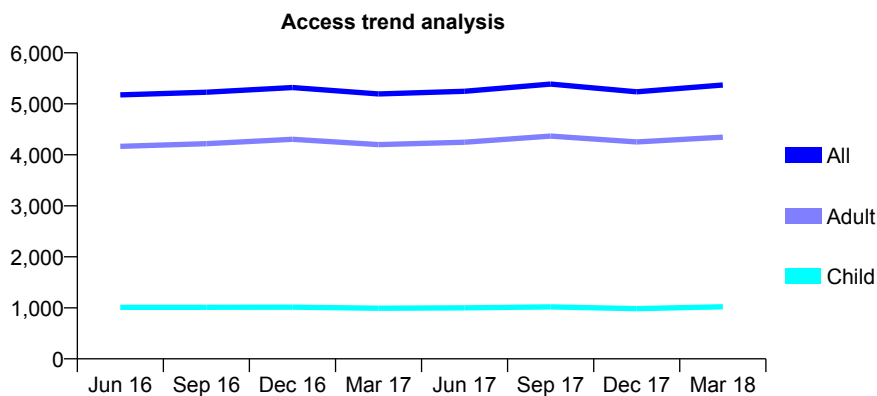
## Q50 - Vital Signs At a Glance Contract Report for 776882/0001 - March 2018

Name or company name	Dental Design Studio Hull
Contract type name	GDS Contract
Purpose of contract	General
Contract start date	01/12/2006
Contract end date	

17/18 Contracted general activity (UDA)	13,078
Carry forward general activity (UDA)	-6
17/18 Contracted orthodontic activity (UOA)	0
Carry forward orthodontic activity (UOA)	0
Baseline contract value	£348,159.60

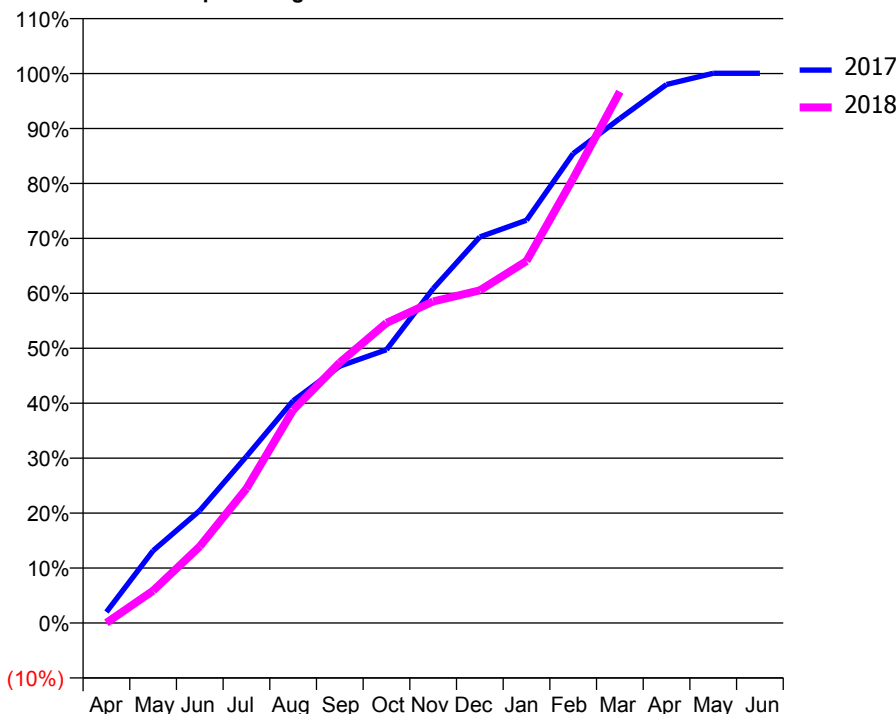
### ACCESS\*

Patients seen in 24 months	Total	Change since previous quarter
Quarter ending March 2017	5,193	
Quarter ending June 2017	5,245	→
Quarter ending September 2017	5,386	↑
Quarter ending December 2017	5,235	↓
Quarter ending March 2018	5,368	↑
<b>Variance since March 2017</b>	<b>3.4%</b>	<b>↑</b>



### ACTIVITY

Cumulative percentage of contracted UDA delivered 2017 & 2018



Month	Adjusted Scheduled Activity (UDA)	
	2017	2018
April	262	6
May	1,723	771
June	2,676	1,824
July	3,966	3,199
August	5,289	5,070
September	6,114	6,200
October	6,504	7,141
November	7,959	7,655
December	9,190	7,917
January	9,587	8,616
February	11,172	10,578
March	12,008	12,646
April	12,818	
May	13,084	
June	13,084	

### QUALITY

	Quantity	Base Number	Contract	AT	Region	England
% of FP17s for the same patient ID Re-attending within 3 months - Children	186	1,499	12.4%	9.8%	12.8%	11.9%
% of FP17s for the same patient ID Re-attending within 3 months - Adults	830	5,874	14.1%	13.5%	16.5%	16.0%
% of FP17s for the same patient ID Re-attending between 3 & 9 months - Children	804	1,499	53.6%	63.4%	59.7%	58.3%
% of FP17s for the same patient ID Re-attending between 3 & 9 months - Adults	2,949	5,874	50.2%	54.7%	52.6%	50.3%
% of FP17s for Band 1 Urgent Courses	412	6,029	6.8%	7.5%	9.1%	9.1%
% of FP17s Relating to Free Repair or Replacements	67	6,029	1.1%	0.9%	1.0%	0.8%
% of FP17s Relating to Continuations	77	6,029	1.3%	1.2%	1.2%	1.0%
% of Patients satisfied with the dentistry they have received	9	11	81.8%	91.8%	91.6%	91.5%
% of Patients satisfied with the time they had to wait for an appointment	8	11	72.7%	87.7%	88.3%	87.9%

\* This is based on patients treated on this contract for their most recent course of treatment. Figures in italics indicate the base number of FP17s or Patient Questionnaire responses are less than 100. N/A is shown where the base number of responses is less than 10 during the period. % is calculated as Quantity/Base number\*100



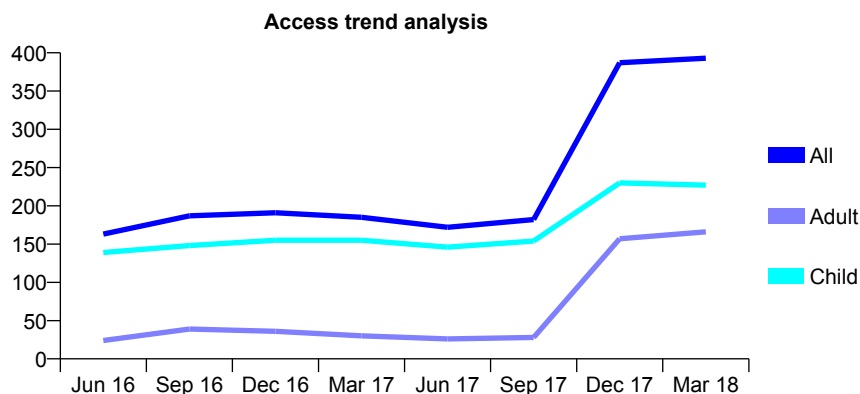
## Q50 - Vital Signs At a Glance Contract Report for 802425/0001 - March 2018

Name or company name	Skipper & Moran
Contract type name	GDS Contract
Purpose of contract	General and Orthodontic
Contract start date	01/04/2006
Contract end date	

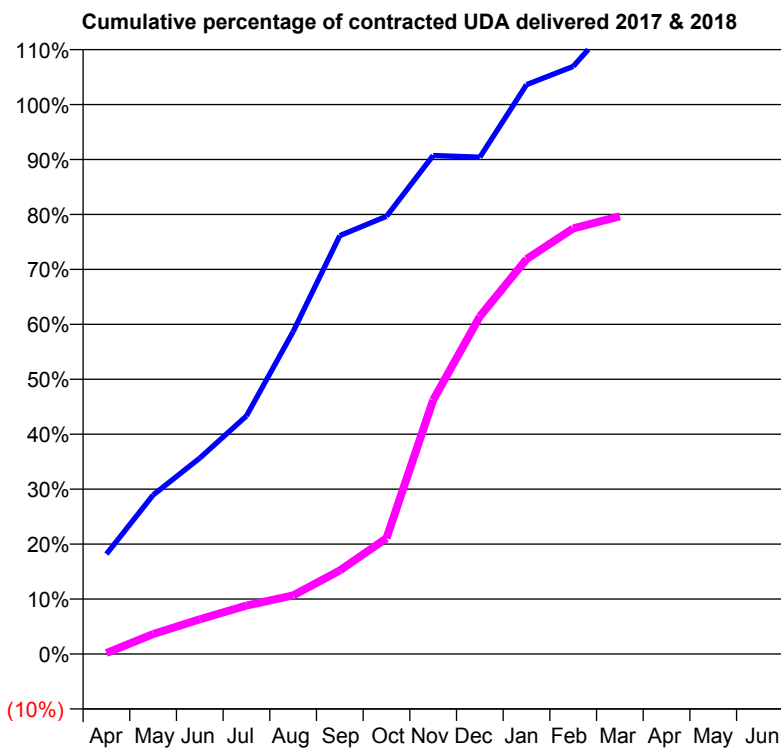
17/18 Contracted general activity (UDA)	1,053
Carry forward general activity (UDA)	0
17/18 Contracted orthodontic activity (UOA)	0
Carry forward orthodontic activity (UOA)	0
Baseline contract value	£83,829.21

### ACCESS\*

Patients seen in 24 months	Total	Change since previous quarter
Quarter ending March 2017	185	
Quarter ending June 2017	172	↓
Quarter ending September 2017	182	↑
Quarter ending December 2017	387	↑
Quarter ending March 2018	393	→
<b>Variance since March 2017</b>	<b>112.4%</b>	<b>↑</b>



### ACTIVITY



Month	Adjusted Scheduled Activity (UDA)	
	2017	2018
April	55	2
May	87	38
June	107	67
July	130	93
August	176	112
September	228	160
October	239	222
November	272	487
December	271	647
January	311	757
February	321	815
March	349	839
April	362	
May	362	
June	362	

### QUALITY

	Quantity	Base Number	Contract	AT	Region	England
% of FP17s for the same patient ID Re-attending within 3 months - Children	23	364	6.3%	9.8%	12.8%	11.9%
% of FP17s for the same patient ID Re-attending within 3 months - Adults	9	228	3.9%	13.5%	16.5%	16.0%
% of FP17s for the same patient ID Re-attending between 3 & 9 months - Children	124	364	34.1%	63.4%	59.7%	58.3%
% of FP17s for the same patient ID Re-attending between 3 & 9 months - Adults	5	228	2.2%	54.7%	52.6%	50.3%
% of FP17s for Band 1 Urgent Courses	104	522	19.9%	7.5%	9.1%	9.1%
% of FP17s Relating to Free Repair or Replacements	0	522	0.0%	0.9%	1.0%	0.8%
% of FP17s Relating to Continuations	4	522	0.8%	1.2%	1.2%	1.0%
% of Patients satisfied with the dentistry they have received	0	0	N/A	91.8%	91.6%	91.5%
% of Patients satisfied with the time they had to wait for an appointment	0	0	N/A	87.7%	88.3%	87.9%

\* This is based on patients treated on this contract for their most recent course of treatment. Figures in italics indicate the base number of FP17s or Patient Questionnaire responses are less than 100. N/A is shown where the base number of responses is less than 10 during the period. % is calculated as Quantity/Base number\*100

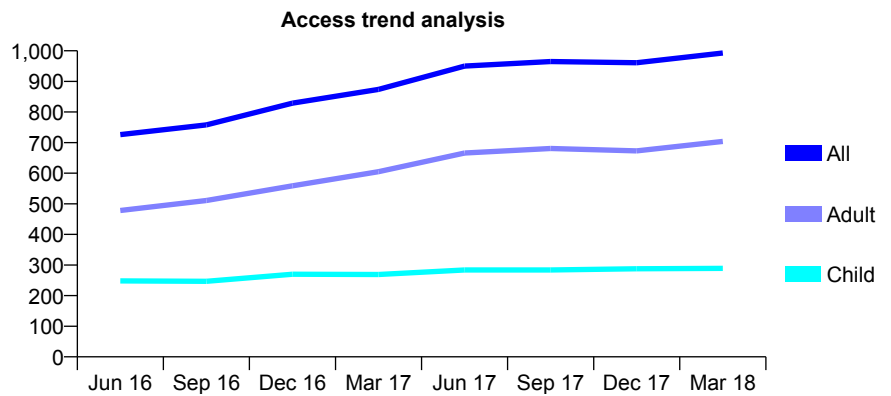
## Q50 - Vital Signs At a Glance Contract Report for 810223/0001 - March 2018

Name or company name	MR SW HEYLINGS
Contract type name	GDS Contract
Purpose of contract	General
Contract start date	01/04/2006
Contract end date	

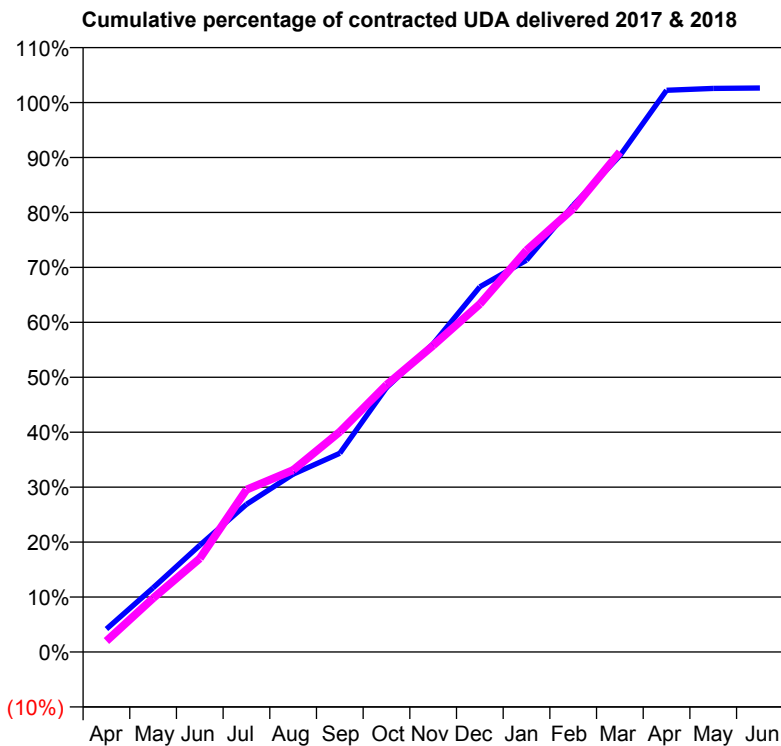
17/18 Contracted general activity (UDA)	2,635
Carry forward general activity (UDA)	-53
17/18 Contracted orthodontic activity (UOA)	0
Carry forward orthodontic activity (UOA)	0
Baseline contract value	£72,283.40

### ACCESS\*

Patients seen in 24 months	Total	Change since previous quarter
Quarter ending March 2017	874	
Quarter ending June 2017	950	↑
Quarter ending September 2017	965	→
Quarter ending December 2017	961	→
Quarter ending March 2018	993	↑
<b>Variance since March 2017</b>	<b>13.6%</b>	<b>↑</b>



### ACTIVITY



Month	Adjusted Scheduled Activity (UDA)	
	2017	2018
April	110	53
May	308	258
June	512	449
July	708	779
August	852	873
September	953	1,056
October	1,268	1,281
November	1,478	1,470
December	1,751	1,669
January	1,879	1,926
February	2,142	2,127
March	2,380	2,398
April	2,694	
May	2,703	
June	2,705	

### QUALITY

	Quantity	Base Number	Contract	AT	Region	England
% of FP17s for the same patient ID Re-attending within 3 months - Children	28	409	6.8%	9.8%	12.8%	11.9%
% of FP17s for the same patient ID Re-attending within 3 months - Adults	133	958	13.9%	13.5%	16.5%	16.0%
% of FP17s for the same patient ID Re-attending between 3 & 9 months - Children	227	409	55.5%	63.4%	59.7%	58.3%
% of FP17s for the same patient ID Re-attending between 3 & 9 months - Adults	496	958	51.8%	54.7%	52.6%	50.3%
% of FP17s for Band 1 Urgent Courses	63	1,207	5.2%	7.5%	9.1%	9.1%
% of FP17s Relating to Free Repair or Replacements	0	1,207	0.0%	0.9%	1.0%	0.8%
% of FP17s Relating to Continuations	10	1,207	0.8%	1.2%	1.2%	1.0%
% of Patients satisfied with the dentistry they have received	11	12	91.7%	91.8%	91.6%	91.5%
% of Patients satisfied with the time they had to wait for an appointment	10	12	83.3%	87.7%	88.3%	87.9%

\* This is based on patients treated on this contract for their most recent course of treatment. Figures in italics indicate the base number of FP17s or Patient Questionnaire responses are less than 100. N/A is shown where the base number of responses is less than 10 during the period. % is calculated as Quantity/Base number\*100

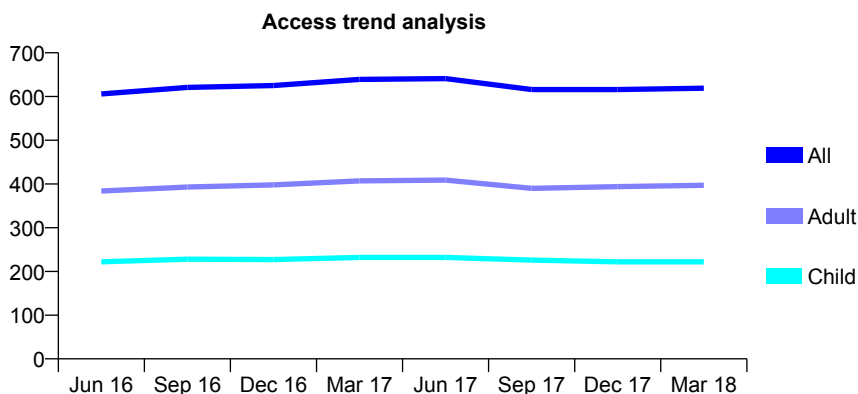
## Q50 - Vital Signs At a Glance Contract Report for 810290/0001 - March 2018

Name or company name	MR PA RIDING
Contract type name	GDS Contract
Purpose of contract	General
Contract start date	01/04/2006
Contract end date	

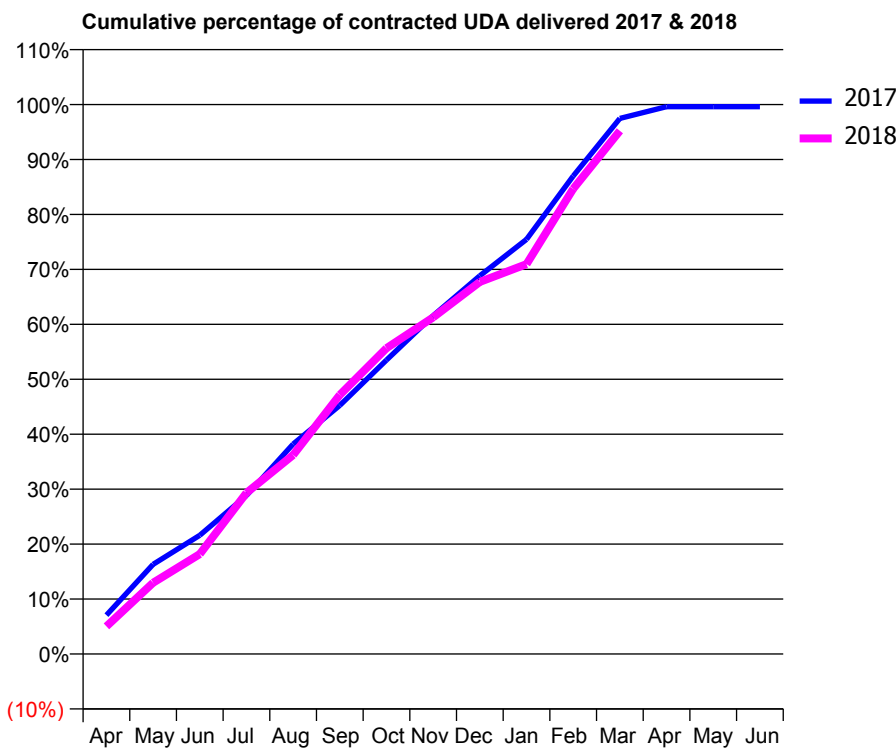
17/18 Contracted general activity (UDA)	1,711
Carry forward general activity (UDA)	7
17/18 Contracted orthodontic activity (UOA)	0
Carry forward orthodontic activity (UOA)	0
Baseline contract value	£51,717.65

### ACCESS\*

Patients seen in 24 months	Total	Change since previous quarter
Quarter ending March 2017	639	
Quarter ending June 2017	641	→
Quarter ending September 2017	616	↓
Quarter ending December 2017	616	→
Quarter ending March 2018	619	→
<b>Variance since March 2017</b>	<b>(3.1%)</b>	<b>↓</b>



### ACTIVITY



Month	Adjusted Scheduled Activity (UDA)	
	2017	2018
April	121	86
May	279	222
June	370	311
July	493	502
August	654	620
September	774	807
October	915	952
November	1,054	1,048
December	1,178	1,159
January	1,291	1,214
February	1,488	1,448
March	1,668	1,629
April	1,704	
May	1,704	
June	1,704	

### QUALITY

	Quantity	Base Number	Contract	AT	Region	England
% of FP17s for the same patient ID Re-attending within 3 months - Children	18	293	6.1%	9.8%	12.8%	11.9%
% of FP17s for the same patient ID Re-attending within 3 months - Adults	29	438	6.6%	13.5%	16.5%	16.0%
% of FP17s for the same patient ID Re-attending between 3 & 9 months - Children	180	293	61.4%	63.4%	59.7%	58.3%
% of FP17s for the same patient ID Re-attending between 3 & 9 months - Adults	238	438	54.3%	54.7%	52.6%	50.3%
% of FP17s for Band 1 Urgent Courses	25	710	3.5%	7.5%	9.1%	9.1%
% of FP17s Relating to Free Repair or Replacements	0	710	0.0%	0.9%	1.0%	0.8%
% of FP17s Relating to Continuations	1	710	0.1%	1.2%	1.2%	1.0%
% of Patients satisfied with the dentistry they have received	0	1	N/A	91.8%	91.6%	91.5%
% of Patients satisfied with the time they had to wait for an appointment	1	1	N/A	87.7%	88.3%	87.9%

\* This is based on patients treated on this contract for their most recent course of treatment. Figures in italics indicate the base number of FP17s or Patient Questionnaire responses are less than 100. N/A is shown where the base number of responses is less than 10 during the period. % is calculated as Quantity/Base number\*100

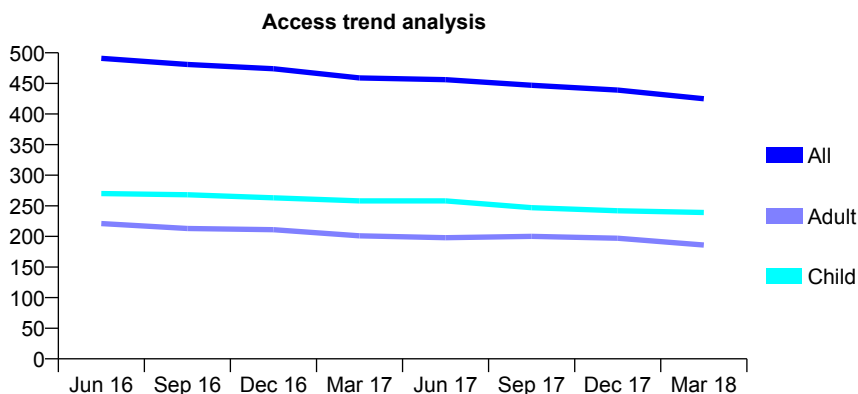
## Q50 - Vital Signs At a Glance Contract Report for 811076/0001 - March 2018

Name or company name	MR DR FEIRN
Contract type name	GDS Contract
Purpose of contract	General and Orthodontic
Contract start date	01/04/2006
Contract end date	

17/18 Contracted general activity (UDA)	1,214
Carry forward general activity (UDA)	0
17/18 Contracted orthodontic activity (UOA)	220
Carry forward orthodontic activity (UOA)	0
Baseline contract value	£45,957.79

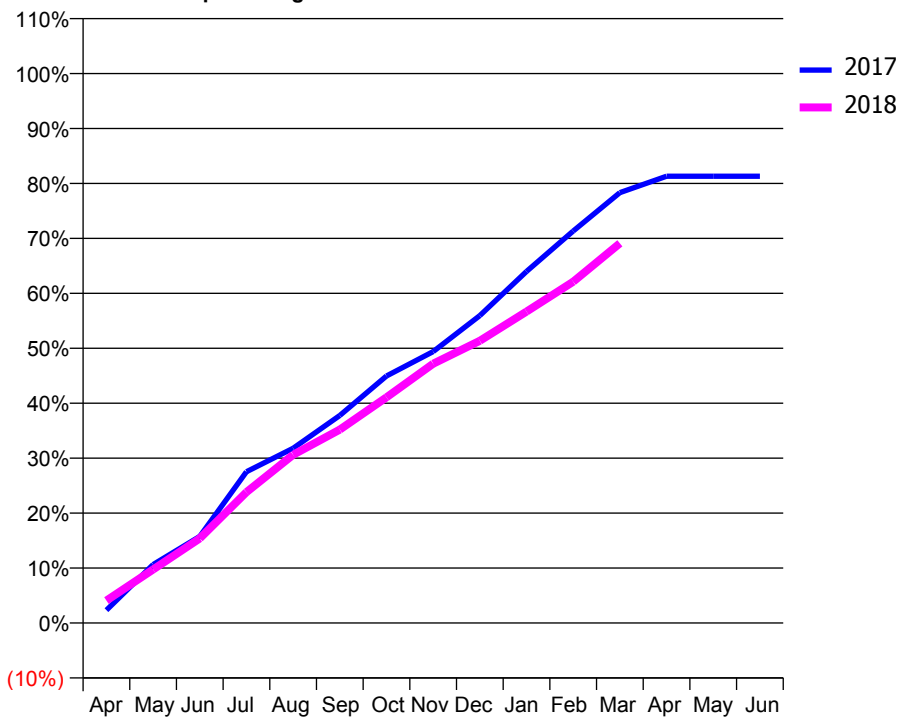
### ACCESS\*

Patients seen in 24 months	Total	Change since previous quarter
Quarter ending March 2017	459	
Quarter ending June 2017	456	→
Quarter ending September 2017	447	↓
Quarter ending December 2017	439	↓
Quarter ending March 2018	425	↓
<b>Variance since March 2017</b>	<b>(7.4%)</b>	<b>↓</b>



### ACTIVITY

Cumulative percentage of contracted UDA delivered 2017 & 2018



Month	Adjusted Scheduled Activity (UDA)	
	2017	2018
April	28	50
May	129	118
June	191	187
July	334	289
August	386	372
September	459	427
October	546	499
November	600	573
December	679	624
January	777	688
February	866	754
March	951	839
April	987	
May	987	
June	987	

### QUALITY

	Quantity	Base Number	Contract	AT	Region	England
% of FP17s for the same patient ID Re-attending within 3 months - Children	37	395	9.4%	9.8%	12.8%	11.9%
% of FP17s for the same patient ID Re-attending within 3 months - Adults	48	231	20.8%	13.5%	16.5%	16.0%
% of FP17s for the same patient ID Re-attending between 3 & 9 months - Children	255	395	64.6%	63.4%	59.7%	58.3%
% of FP17s for the same patient ID Re-attending between 3 & 9 months - Adults	122	231	52.8%	54.7%	52.6%	50.3%
% of FP17s for Band 1 Urgent Courses	49	581	8.4%	7.5%	9.1%	9.1%
% of FP17s Relating to Free Repair or Replacements	0	581	0.0%	0.9%	1.0%	0.8%
% of FP17s Relating to Continuations	1	581	0.2%	1.2%	1.2%	1.0%
% of Patients satisfied with the dentistry they have received	2	2	N/A	91.8%	91.6%	91.5%
% of Patients satisfied with the time they had to wait for an appointment	2	2	N/A	87.7%	88.3%	87.9%

\* This is based on patients treated on this contract for their most recent course of treatment. Figures in italics indicate the base number of FP17s or Patient Questionnaire responses are less than 100. N/A is shown where the base number of responses is less than 10 during the period. % is calculated as Quantity/Base number\*100

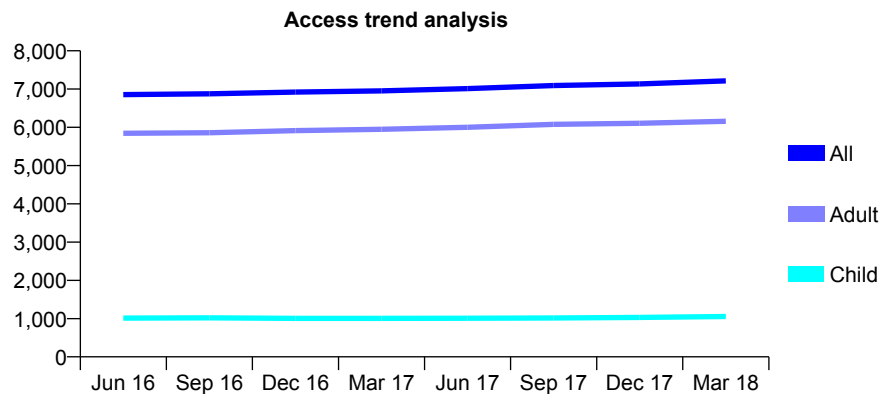
## Q50 - Vital Signs At a Glance Contract Report for 819794/0001 - March 2018

Name or company name	Stokesley Dental Practice
Contract type name	GDS Contract
Purpose of contract	General
Contract start date	01/12/2006
Contract end date	

17/18 Contracted general activity (UDA)	24,510
Carry forward general activity (UDA)	516
17/18 Contracted orthodontic activity (UOA)	0
Carry forward orthodontic activity (UOA)	0
Baseline contract value	£575,708.23

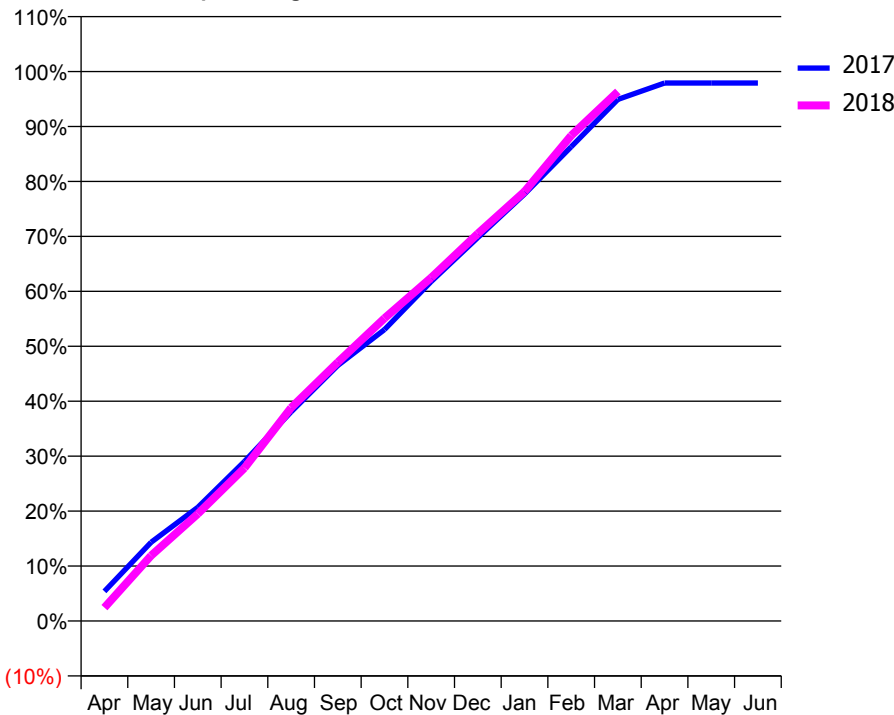
### ACCESS\*

Patients seen in 24 months	Total	Change since previous quarter
Quarter ending March 2017	6,953	
Quarter ending June 2017	7,012	→
Quarter ending September 2017	7,092	→
Quarter ending December 2017	7,135	→
Quarter ending March 2018	7,213	→
<b>Variance since March 2017</b>	<b>3.7%</b>	<b>↑</b>



### ACTIVITY

Cumulative percentage of contracted UDA delivered 2017 & 2018



Month	Adjusted Scheduled Activity (UDA)	
	2017	2018
April	1,324	600
May	3,510	2,919
June	5,069	4,778
July	7,117	6,824
August	9,329	9,513
September	11,396	11,540
October	12,996	13,505
November	15,140	15,315
December	17,100	17,279
January	19,040	19,155
February	21,154	21,656
March	23,268	23,619
April	23,994	
May	23,994	
June	23,994	

### QUALITY

	Quantity	Base Number	Contract	AT	Region	England
% of FP17s for the same patient ID Re-attending within 3 months - Children	116	1,830	6.3%	9.8%	12.8%	11.9%
% of FP17s for the same patient ID Re-attending within 3 months - Adults	1,934	11,536	16.8%	13.5%	16.5%	16.0%
% of FP17s for the same patient ID Re-attending between 3 & 9 months - Children	1,203	1,830	65.7%	63.4%	59.7%	58.3%
% of FP17s for the same patient ID Re-attending between 3 & 9 months - Adults	7,725	11,536	67.0%	54.7%	52.6%	50.3%
% of FP17s for Band 1 Urgent Courses	984	12,959	7.6%	7.5%	9.1%	9.1%
% of FP17s Relating to Free Repair or Replacements	367	12,959	2.8%	0.9%	1.0%	0.8%
% of FP17s Relating to Continuations	349	12,959	2.7%	1.2%	1.2%	1.0%
% of Patients satisfied with the dentistry they have received	32	32	100.0%	91.8%	91.6%	91.5%
% of Patients satisfied with the time they had to wait for an appointment	32	32	100.0%	87.7%	88.3%	87.9%

\* This is based on patients treated on this contract for their most recent course of treatment. Figures in italics indicate the base number of FP17s or Patient Questionnaire responses are less than 100. N/A is shown where the base number of responses is less than 10 during the period. % is calculated as Quantity/Base number\*100

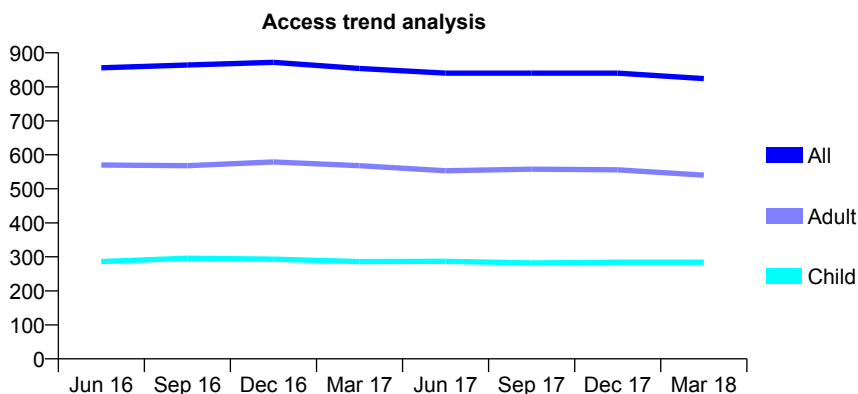
## Q50 - Vital Signs At a Glance Contract Report for 824100/0001 - March 2018

Name or company name	MR AR DICKENS
Contract type name	GDS Contract
Purpose of contract	General
Contract start date	01/04/2006
Contract end date	

17/18 Contracted general activity (UDA)	1,924
Carry forward general activity (UDA)	-22
17/18 Contracted orthodontic activity (UOA)	0
Carry forward orthodontic activity (UOA)	0
Baseline contract value	£58,477.80

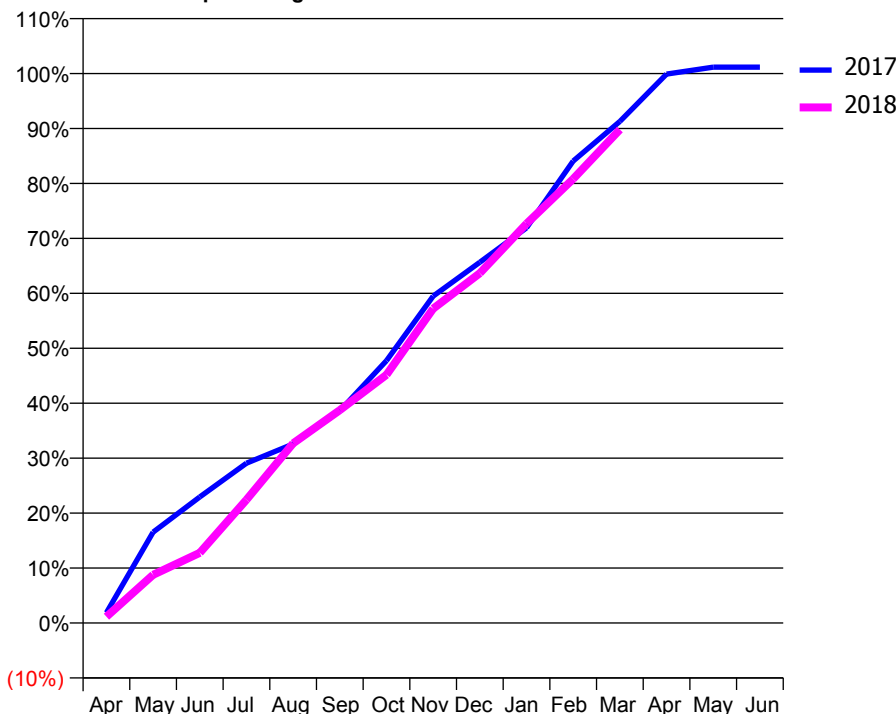
### ACCESS\*

Patients seen in 24 months	Total	Change since previous quarter
Quarter ending March 2017	854	
Quarter ending June 2017	840	↓
Quarter ending September 2017	840	→
Quarter ending December 2017	840	→
Quarter ending March 2018	824	↓
<b>Variance since March 2017</b>	<b>(3.5%)</b>	<b>↓</b>



### ACTIVITY

Cumulative percentage of contracted UDA delivered 2017 & 2018



Month	Adjusted Scheduled Activity (UDA)	
	2017	2018
April	36	22
May	318	169
June	441	246
July	560	432
August	627	629
September	743	746
October	918	869
November	1,145	1,101
December	1,263	1,225
January	1,384	1,398
February	1,618	1,555
March	1,756	1,728
April	1,922	
May	1,946	
June	1,946	

### QUALITY

	Quantity	Base Number	Contract	AT	Region	England
% of FP17s for the same patient ID Re-attending within 3 months - Children	20	371	5.4%	9.8%	12.8%	11.9%
% of FP17s for the same patient ID Re-attending within 3 months - Adults	89	619	14.4%	13.5%	16.5%	16.0%
% of FP17s for the same patient ID Re-attending between 3 & 9 months - Children	189	371	50.9%	63.4%	59.7%	58.3%
% of FP17s for the same patient ID Re-attending between 3 & 9 months - Adults	256	619	41.4%	54.7%	52.6%	50.3%
% of FP17s for Band 1 Urgent Courses	89	904	9.8%	7.5%	9.1%	9.1%
% of FP17s Relating to Free Repair or Replacements	3	904	0.3%	0.9%	1.0%	0.8%
% of FP17s Relating to Continuations	4	904	0.4%	1.2%	1.2%	1.0%
% of Patients satisfied with the dentistry they have received	3	3	N/A	91.8%	91.6%	91.5%
% of Patients satisfied with the time they had to wait for an appointment	3	3	N/A	87.7%	88.3%	87.9%

\* This is based on patients treated on this contract for their most recent course of treatment. Figures in italics indicate the base number of FP17s or Patient Questionnaire responses are less than 100. N/A is shown where the base number of responses is less than 10 during the period. % is calculated as Quantity/Base number\*100

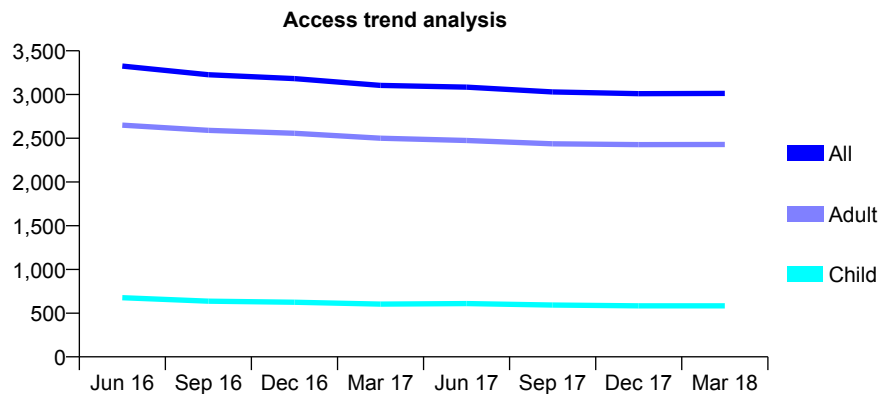
## Q50 - Vital Signs At a Glance Contract Report for 844152/0001 - March 2018

Name or company name	MR ST COLES
Contract type name	GDS Contract
Purpose of contract	General
Contract start date	01/04/2006
Contract end date	

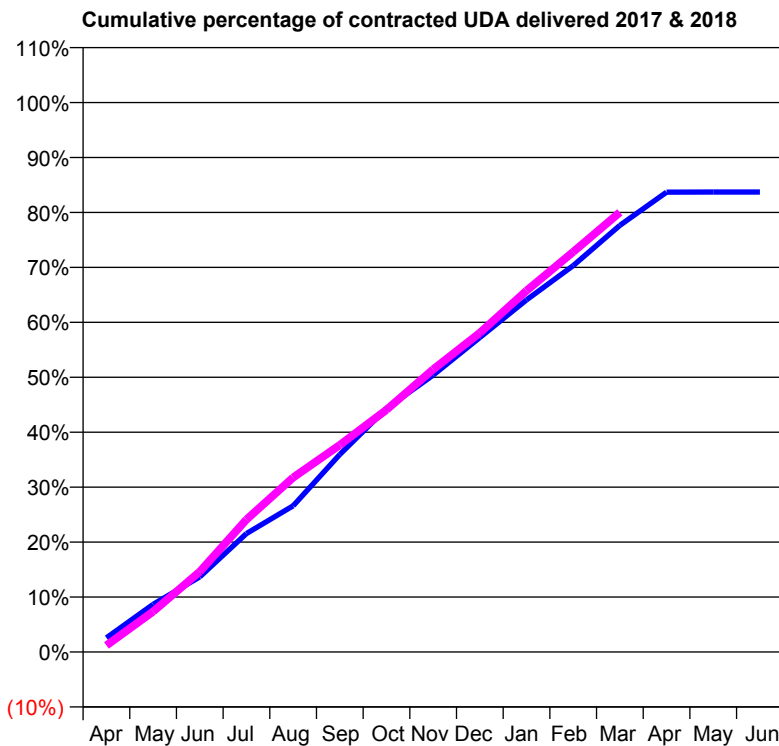
17/18 Contracted general activity (UDA)	8,810
Carry forward general activity (UDA)	0
17/18 Contracted orthodontic activity (UOA)	0
Carry forward orthodontic activity (UOA)	0
Baseline contract value	£272,676.98

### ACCESS\*

Patients seen in 24 months	Total	Change since previous quarter
Quarter ending March 2017	3,104	
Quarter ending June 2017	3,085	→
Quarter ending September 2017	3,029	↓
Quarter ending December 2017	3,010	→
Quarter ending March 2018	3,012	→
<b>Variance since March 2017</b>	<b>(3.0%)</b>	<b>↓</b>



### ACTIVITY



Month	Adjusted Scheduled Activity (UDA)	
	2017	2018
April	228	105
May	765	650
June	1,205	1,288
July	1,900	2,124
August	2,345	2,798
September	3,167	3,319
October	3,905	3,883
November	4,440	4,532
December	5,042	5,116
January	5,646	5,793
February	6,194	6,416
March	6,840	7,051
April	7,373	
May	7,374	
June	7,374	

### QUALITY

	Quantity	Base Number	Contract	AT	Region	England
% of FP17s for the same patient ID Re-attending within 3 months - Children	28	600	4.7%	9.8%	12.8%	11.9%
% of FP17s for the same patient ID Re-attending within 3 months - Adults	377	2,586	14.6%	13.5%	16.5%	16.0%
% of FP17s for the same patient ID Re-attending between 3 & 9 months - Children	127	600	21.2%	63.4%	59.7%	58.3%
% of FP17s for the same patient ID Re-attending between 3 & 9 months - Adults	589	2,586	22.8%	54.7%	52.6%	50.3%
% of FP17s for Band 1 Urgent Courses	178	2,949	6.0%	7.5%	9.1%	9.1%
% of FP17s Relating to Free Repair or Replacements	69	2,949	2.3%	0.9%	1.0%	0.8%
% of FP17s Relating to Continuations	44	2,949	1.5%	1.2%	1.2%	1.0%
% of Patients satisfied with the dentistry they have received	8	8	N/A	91.8%	91.6%	91.5%
% of Patients satisfied with the time they had to wait for an appointment	8	8	N/A	87.7%	88.3%	87.9%

\* This is based on patients treated on this contract for their most recent course of treatment. Figures in italics indicate the base number of FP17s or Patient Questionnaire responses are less than 100. N/A is shown where the base number of responses is less than 10 during the period. % is calculated as Quantity/Base number\*100

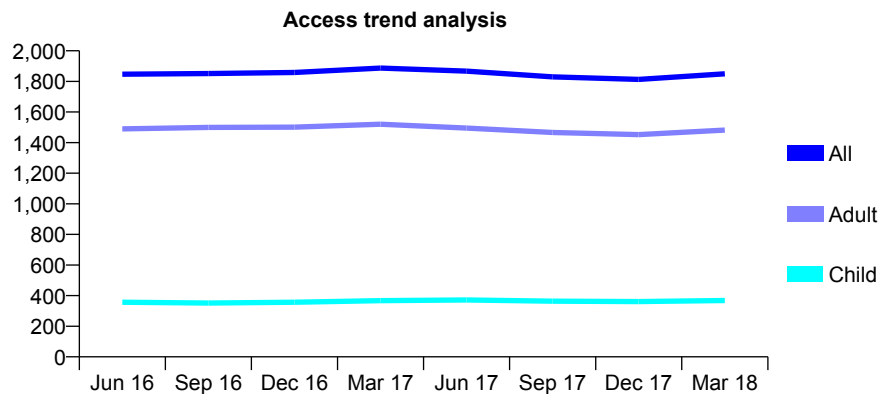
## Q50 - Vital Signs At a Glance Contract Report for 854549/0001 - March 2018

Name or company name	MR N THAKKER
Contract type name	GDS Contract
Purpose of contract	General
Contract start date	20/07/2009
Contract end date	

17/18 Contracted general activity (UDA)	7,000
Carry forward general activity (UDA)	38
17/18 Contracted orthodontic activity (UOA)	0
Carry forward orthodontic activity (UOA)	0
Baseline contract value	£190,204.54

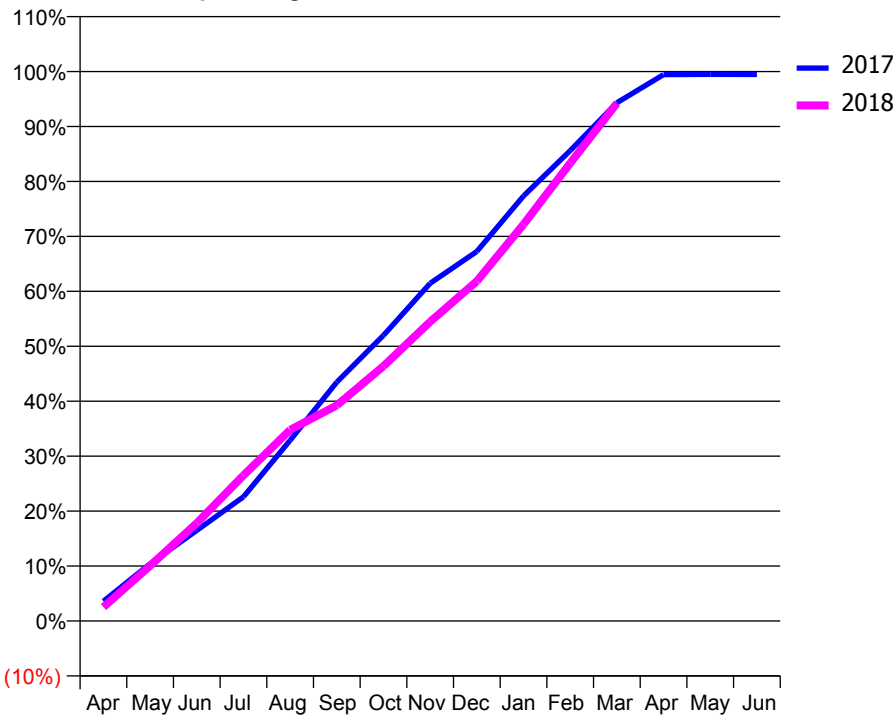
### ACCESS\*

Patients seen in 24 months	Total	Change since previous quarter
Quarter ending March 2017	1,887	
Quarter ending June 2017	1,867	↓
Quarter ending September 2017	1,830	↓
Quarter ending December 2017	1,813	→
Quarter ending March 2018	1,850	↑
<b>Variance since March 2017</b>	<b>(2.0%)</b>	<b>↓</b>



### ACTIVITY

Cumulative percentage of contracted UDA delivered 2017 & 2018



Month	Adjusted Scheduled Activity (UDA)	
	2017	2018
April	252	177
May	730	704
June	1,154	1,247
July	1,583	1,855
August	2,303	2,435
September	3,043	2,748
October	3,639	3,248
November	4,302	3,813
December	4,708	4,329
January	5,415	5,052
February	5,992	5,833
March	6,603	6,596
April	6,961	
May	6,964	
June	6,962	

### QUALITY

	Quantity	Base Number	Contract	AT	Region	England
% of FP17s for the same patient ID Re-attending within 3 months - Children	73	703	10.4%	9.8%	12.8%	11.9%
% of FP17s for the same patient ID Re-attending within 3 months - Adults	353	2,666	13.2%	13.5%	16.5%	16.0%
% of FP17s for the same patient ID Re-attending between 3 & 9 months - Children	526	703	74.8%	63.4%	59.7%	58.3%
% of FP17s for the same patient ID Re-attending between 3 & 9 months - Adults	1,962	2,666	73.6%	54.7%	52.6%	50.3%
% of FP17s for Band 1 Urgent Courses	144	3,261	4.4%	7.5%	9.1%	9.1%
% of FP17s Relating to Free Repair or Replacements	35	3,261	1.1%	0.9%	1.0%	0.8%
% of FP17s Relating to Continuations	13	3,261	0.4%	1.2%	1.2%	1.0%
% of Patients satisfied with the dentistry they have received	3	4	N/A	91.8%	91.6%	91.5%
% of Patients satisfied with the time they had to wait for an appointment	3	4	N/A	87.7%	88.3%	87.9%

\* This is based on patients treated on this contract for their most recent course of treatment. Figures in italics indicate the base number of FP17s or Patient Questionnaire responses are less than 100. N/A is shown where the base number of responses is less than 10 during the period. % is calculated as Quantity/Base number\*100



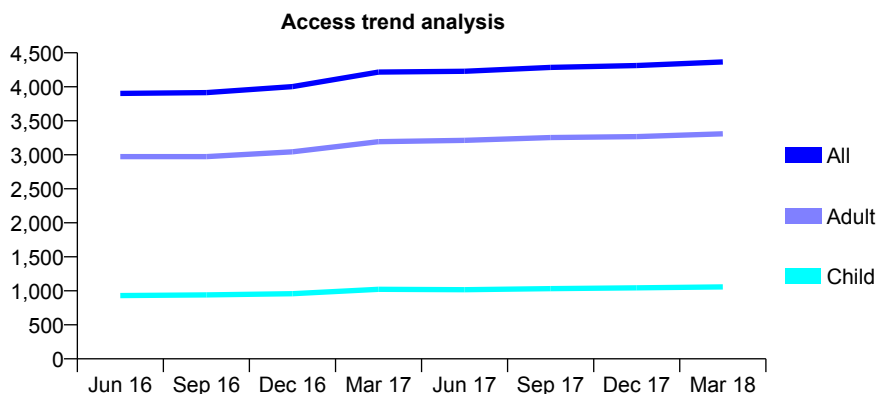
## Q50 - Vital Signs At a Glance Contract Report for 858404/0001 - March 2018

Name or company name	MR MS AKHTAR
Contract type name	GDS Contract
Purpose of contract	General
Contract start date	01/12/2009
Contract end date	

17/18 Contracted general activity (UDA)	14,000
Carry forward general activity (UDA)	0
17/18 Contracted orthodontic activity (UOA)	0
Carry forward orthodontic activity (UOA)	0
Baseline contract value	£364,885.47

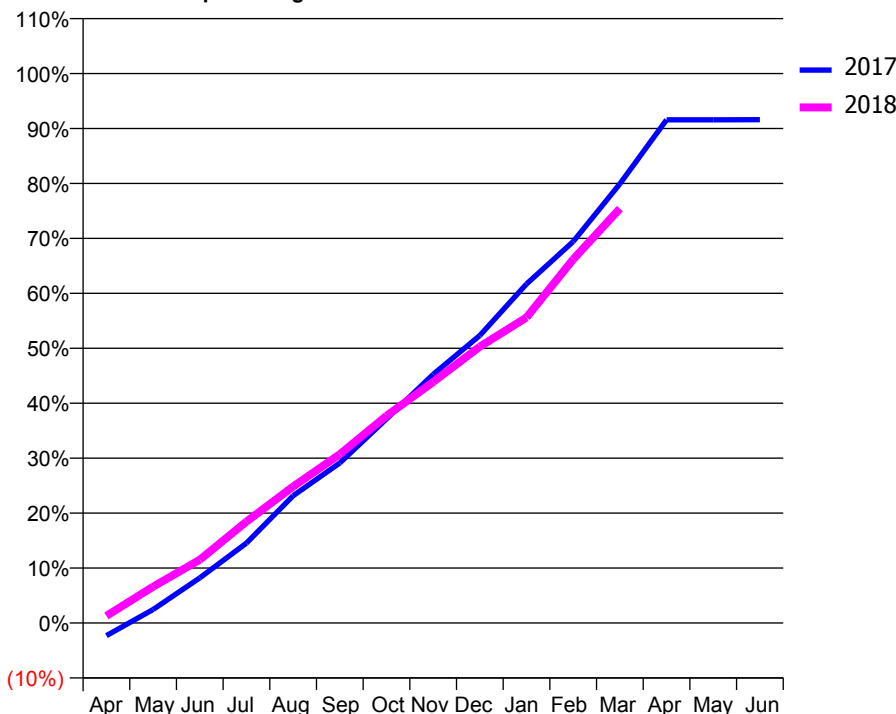
### ACCESS\*

Patients seen in 24 months	Total	Change since previous quarter
Quarter ending March 2017	4,217	
Quarter ending June 2017	4,229	→
Quarter ending September 2017	4,285	→
Quarter ending December 2017	4,312	→
Quarter ending March 2018	4,366	→
<b>Variance since March 2017</b>	<b>3.5%</b>	<b>↑</b>



### ACTIVITY

Cumulative percentage of contracted UDA delivered 2017 & 2018



Month	Adjusted Scheduled Activity (UDA)	
	2017	2018
April	-324	183
May	344	925
June	1,151	1,611
July	2,038	2,584
August	3,243	3,476
September	4,077	4,299
October	5,201	5,277
November	6,333	6,140
December	7,326	7,041
January	8,636	7,786
February	9,719	9,267
March	11,191	10,557
April	12,820	
May	12,819	
June	12,822	

### QUALITY

	Quantity	Base Number	Contract	AT	Region	England
% of FP17s for the same patient ID Re-attending within 3 months - Children	78	1,277	6.1%	9.8%	12.8%	11.9%
% of FP17s for the same patient ID Re-attending within 3 months - Adults	514	4,227	12.2%	13.5%	16.5%	16.0%
% of FP17s for the same patient ID Re-attending between 3 & 9 months - Children	735	1,277	57.6%	63.4%	59.7%	58.3%
% of FP17s for the same patient ID Re-attending between 3 & 9 months - Adults	2,599	4,227	61.5%	54.7%	52.6%	50.3%
% of FP17s for Band 1 Urgent Courses	338	4,960	6.8%	7.5%	9.1%	9.1%
% of FP17s Relating to Free Repair or Replacements	90	4,960	1.8%	0.9%	1.0%	0.8%
% of FP17s Relating to Continuations	52	4,960	1.0%	1.2%	1.2%	1.0%
% of Patients satisfied with the dentistry they have received	19	19	100.0%	91.8%	91.6%	91.5%
% of Patients satisfied with the time they had to wait for an appointment	18	19	94.7%	87.7%	88.3%	87.9%

\* This is based on patients treated on this contract for their most recent course of treatment. Figures in italics indicate the base number of FP17s or Patient Questionnaire responses are less than 100. N/A is shown where the base number of responses is less than 10 during the period. % is calculated as Quantity/Base number\*100

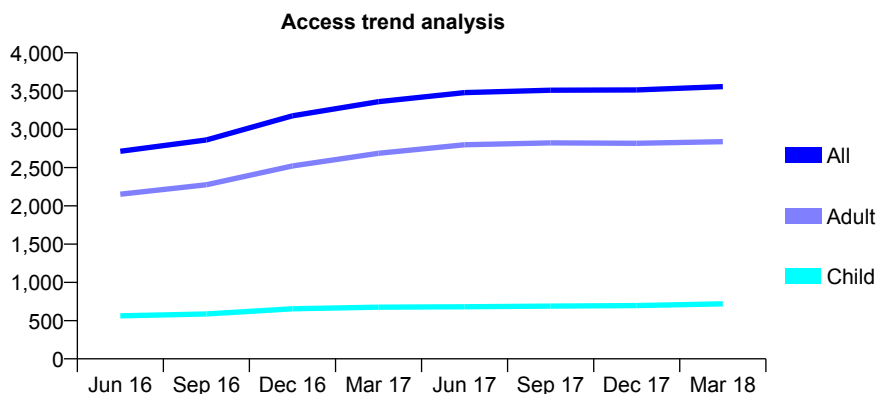
## Q50 - Vital Signs At a Glance Contract Report for 876712/0001 - March 2018

Name or company name	MR A BAGGA
Contract type name	GDS Contract
Purpose of contract	General
Contract start date	01/09/2015
Contract end date	

17/18 Contracted general activity (UDA)	9,841
Carry forward general activity (UDA)	249
17/18 Contracted orthodontic activity (UOA)	0
Carry forward orthodontic activity (UOA)	0
Baseline contract value	£307,492.01

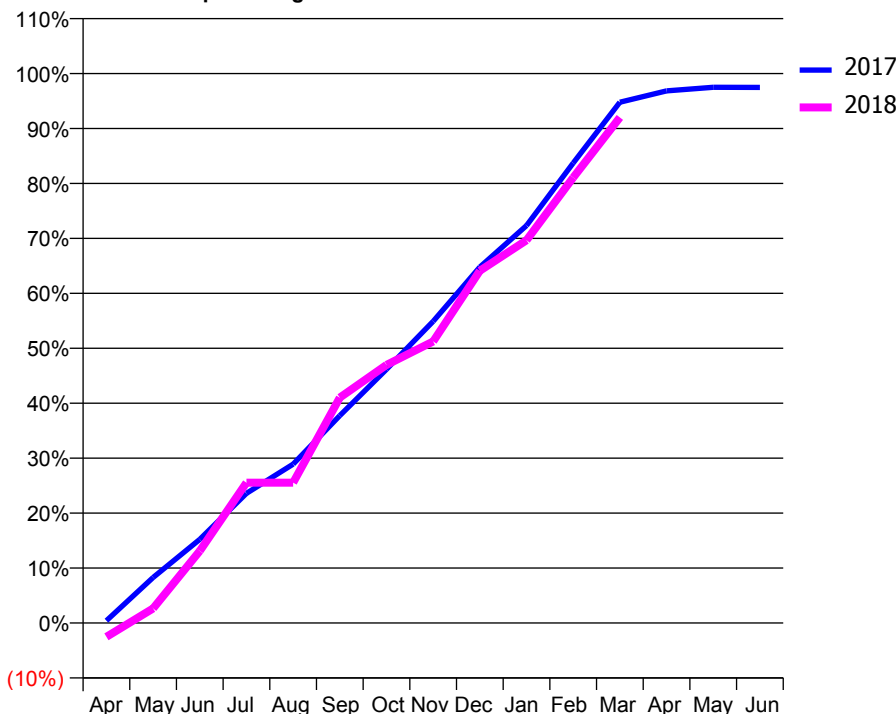
### ACCESS\*

Patients seen in 24 months	Total	Change since previous quarter
Quarter ending March 2017	3,361	
Quarter ending June 2017	3,479	↑
Quarter ending September 2017	3,511	→
Quarter ending December 2017	3,514	→
Quarter ending March 2018	3,558	→
<b>Variance since March 2017</b>	<b>5.9%</b>	<b>↑</b>



### ACTIVITY

Cumulative percentage of contracted UDA delivered 2017 & 2018



Month	Adjusted Scheduled Activity (UDA)	
	2017	2018
April	42	-249
May	814	263
June	1,497	1,291
July	2,323	2,513
August	2,847	2,513
September	3,714	4,036
October	4,543	4,623
November	5,404	5,044
December	6,376	6,309
January	7,117	6,856
February	8,238	7,976
March	9,328	9,054
April	9,530	
May	9,593	
June	9,592	

### QUALITY

	Quantity	Base Number	Contract	AT	Region	England
% of FP17s for the same patient ID Re-attending within 3 months - Children	20	1,008	2.0%	9.8%	12.8%	11.9%
% of FP17s for the same patient ID Re-attending within 3 months - Adults	346	4,102	8.4%	13.5%	16.5%	16.0%
% of FP17s for the same patient ID Re-attending between 3 & 9 months - Children	674	1,008	66.9%	63.4%	59.7%	58.3%
% of FP17s for the same patient ID Re-attending between 3 & 9 months - Adults	2,734	4,102	66.7%	54.7%	52.6%	50.3%
% of FP17s for Band 1 Urgent Courses	183	4,971	3.7%	7.5%	9.1%	9.1%
% of FP17s Relating to Free Repair or Replacements	58	4,971	1.2%	0.9%	1.0%	0.8%
% of FP17s Relating to Continuations	22	4,971	0.4%	1.2%	1.2%	1.0%
% of Patients satisfied with the dentistry they have received	4	4	N/A	91.8%	91.6%	91.5%
% of Patients satisfied with the time they had to wait for an appointment	4	4	N/A	87.7%	88.3%	87.9%

\* This is based on patients treated on this contract for their most recent course of treatment. Figures in italics indicate the base number of FP17s or Patient Questionnaire responses are less than 100. N/A is shown where the base number of responses is less than 10 during the period. % is calculated as Quantity/Base number\*100

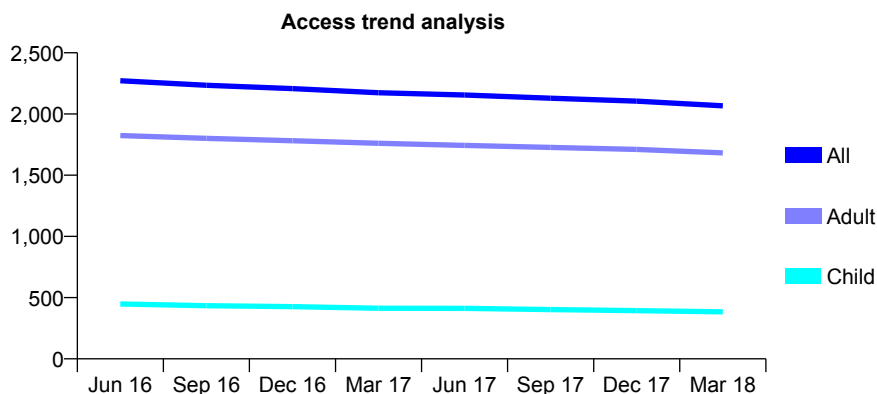
## Q50 - Vital Signs At a Glance Contract Report for 878340/0001 - March 2018

Name or company name	Bridge Street Dental Surgery
Contract type name	GDS Contract
Purpose of contract	General
Contract start date	01/06/2012
Contract end date	

17/18 Contracted general activity (UDA)	5,696
Carry forward general activity (UDA)	-114
17/18 Contracted orthodontic activity (UOA)	0
Carry forward orthodontic activity (UOA)	0
Baseline contract value	£171,671.60

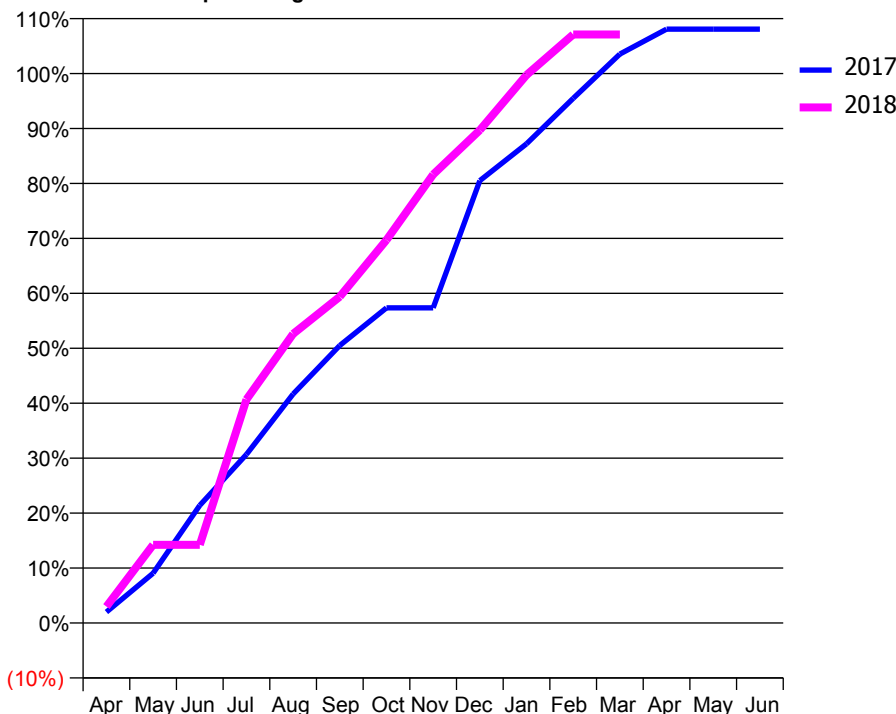
### ACCESS\*

Patients seen in 24 months	Total	Change since previous quarter
Quarter ending March 2017	2,174	
Quarter ending June 2017	2,155	→
Quarter ending September 2017	2,129	↓
Quarter ending December 2017	2,105	↓
Quarter ending March 2018	2,067	↓
<b>Variance since March 2017</b>	<b>(4.9%)</b>	<b>↓</b>



### ACTIVITY

Cumulative percentage of contracted UDA delivered 2017 & 2018



Month	Adjusted Scheduled Activity (UDA)	
	2017	2018
April	114	171
May	516	811
June	1,219	811
July	1,748	2,318
August	2,375	2,998
September	2,878	3,384
October	3,267	3,970
November	3,267	4,649
December	4,585	5,110
January	4,967	5,681
February	5,439	6,101
March	5,897	6,101
April	6,155	
May	6,155	
June	6,155	

### QUALITY

	Quantity	Base Number	Contract	AT	Region	England
% of FP17s for the same patient ID Re-attending within 3 months - Children	50	692	7.2%	9.8%	12.8%	11.9%
% of FP17s for the same patient ID Re-attending within 3 months - Adults	494	3,006	16.4%	13.5%	16.5%	16.0%
% of FP17s for the same patient ID Re-attending between 3 & 9 months - Children	525	692	75.9%	63.4%	59.7%	58.3%
% of FP17s for the same patient ID Re-attending between 3 & 9 months - Adults	1,996	3,006	66.4%	54.7%	52.6%	50.3%
% of FP17s for Band 1 Urgent Courses	173	3,567	4.9%	7.5%	9.1%	9.1%
% of FP17s Relating to Free Repair or Replacements	21	3,567	0.6%	0.9%	1.0%	0.8%
% of FP17s Relating to Continuations	51	3,567	1.4%	1.2%	1.2%	1.0%
% of Patients satisfied with the dentistry they have received	3	3	N/A	91.8%	91.6%	91.5%
% of Patients satisfied with the time they had to wait for an appointment	3	3	N/A	87.7%	88.3%	87.9%

\* This is based on patients treated on this contract for their most recent course of treatment. Figures in italics indicate the base number of FP17s or Patient Questionnaire responses are less than 100. N/A is shown where the base number of responses is less than 10 during the period. % is calculated as Quantity/Base number\*100

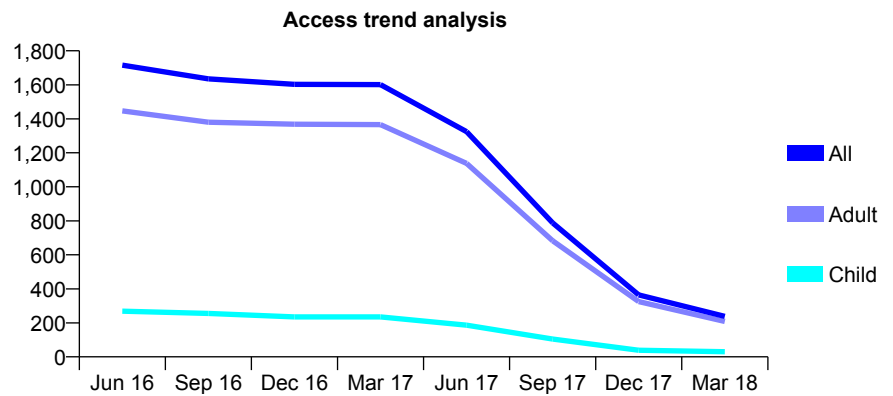
## Q50 - Vital Signs At a Glance Contract Report for 895318/0001 - March 2018

Name or company name	Miss Z Ishak (formerly Wells St Practice)
Contract type name	GDS Contract
Purpose of contract	General
Contract start date	01/04/2006
Contract end date	31/05/2017

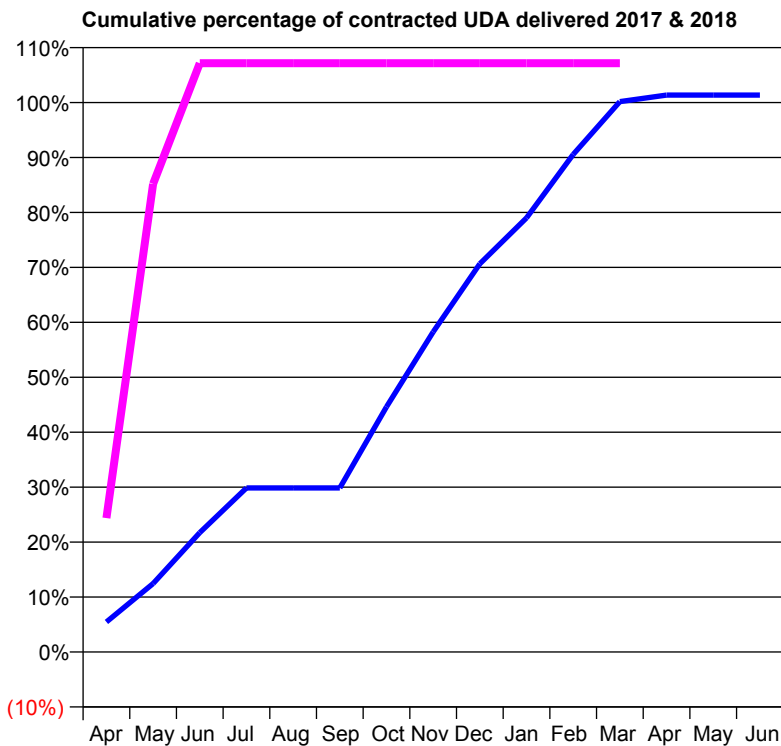
17/18 Contracted general activity (UDA)	717
Carry forward general activity (UDA)	0
17/18 Contracted orthodontic activity (UOA)	0
Carry forward orthodontic activity (UOA)	0
Baseline contract value	£22,213.76

### ACCESS\*

Patients seen in 24 months	Total	Change since previous quarter
Quarter ending March 2017	1,601	
Quarter ending June 2017	1,324	↓
Quarter ending September 2017	788	↓
Quarter ending December 2017	364	↓
Quarter ending March 2018	238	↓
<b>Variance since March 2017</b>	<b>(85.1%)</b>	<b>↓</b>



### ACTIVITY



Month	Adjusted Scheduled Activity (UDA)	
	2017	2018
April	235	175
May	536	611
June	935	768
July	1,285	768
August	1,285	768
September	1,285	768
October	1,920	768
November	2,507	768
December	3,040	768
January	3,399	768
February	3,896	768
March	4,310	768
April	4,362	
May	4,362	
June	4,362	

### QUALITY

	Quantity	Base Number	Contract	AT	Region	England
% of FP17s for the same patient ID Re-attending within 3 months - Children	3	56	5.4%	9.8%	12.8%	11.9%
% of FP17s for the same patient ID Re-attending within 3 months - Adults	31	412	7.5%	13.5%	16.5%	16.0%
% of FP17s for the same patient ID Re-attending between 3 & 9 months - Children	42	56	75.0%	63.4%	59.7%	58.3%
% of FP17s for the same patient ID Re-attending between 3 & 9 months - Adults	268	412	65.0%	54.7%	52.6%	50.3%
% of FP17s for Band 1 Urgent Courses	31	453	6.8%	7.5%	9.1%	9.1%
% of FP17s Relating to Free Repair or Replacements	1	453	0.2%	0.9%	1.0%	0.8%
% of FP17s Relating to Continuations	3	453	0.7%	1.2%	1.2%	1.0%
% of Patients satisfied with the dentistry they have received	1	1	N/A	91.8%	91.6%	91.5%
% of Patients satisfied with the time they had to wait for an appointment	1	1	N/A	87.7%	88.3%	87.9%

\* This is based on patients treated on this contract for their most recent course of treatment. Figures in italics indicate the base number of FP17s or Patient Questionnaire responses are less than 100. N/A is shown where the base number of responses is less than 10 during the period. % is calculated as Quantity/Base number\*100

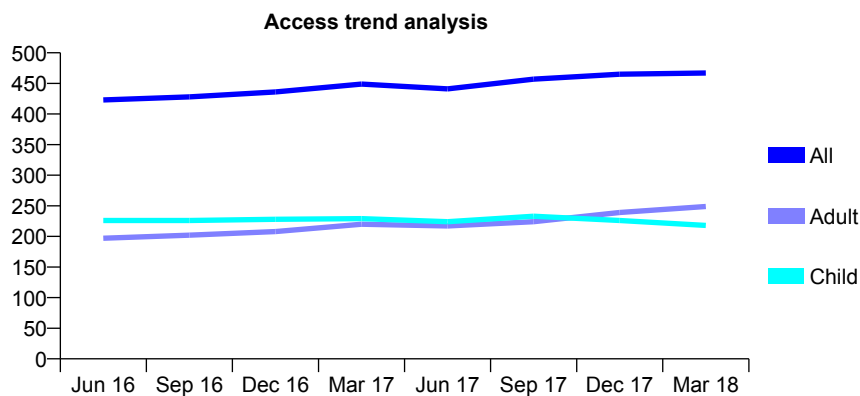
## Q50 - Vital Signs At a Glance Contract Report for 911747/0001 - March 2018

Name or company name	MR N MUHAIREZ
Contract type name	GDS Contract
Purpose of contract	General
Contract start date	01/04/2006
Contract end date	

17/18 Contracted general activity (UDA)	1,850
Carry forward general activity (UDA)	-3
17/18 Contracted orthodontic activity (UOA)	0
Carry forward orthodontic activity (UOA)	0
Baseline contract value	£43,358.55

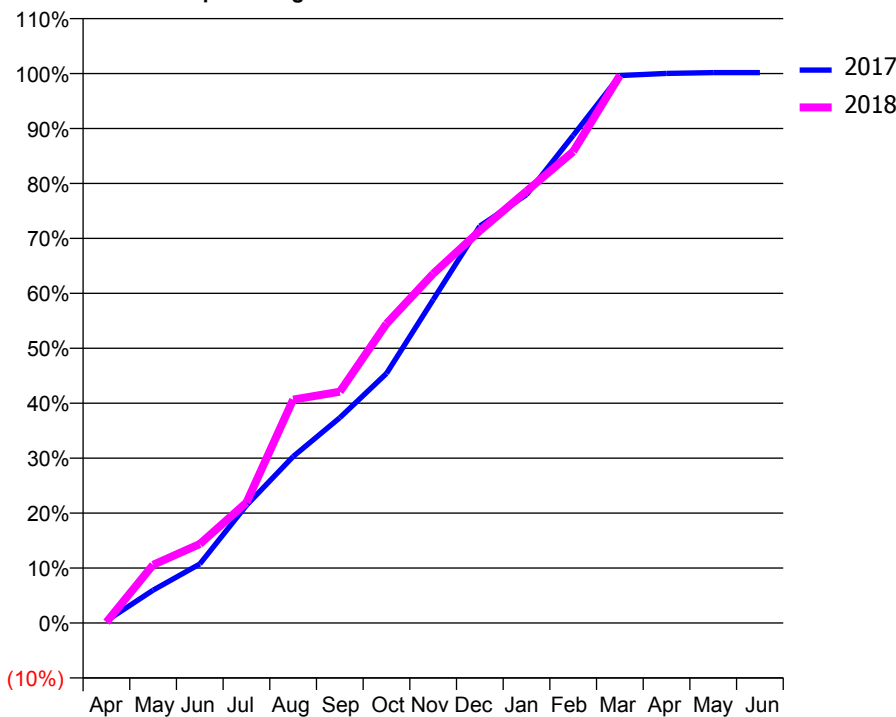
### ACCESS\*

Patients seen in 24 months	Total	Change since previous quarter
Quarter ending March 2017	449	
Quarter ending June 2017	441	↓
Quarter ending September 2017	457	↑
Quarter ending December 2017	465	→
Quarter ending March 2018	467	→
<b>Variance since March 2017</b>	<b>4.0%</b>	<b>↑</b>



### ACTIVITY

Cumulative percentage of contracted UDA delivered 2017 & 2018



Month	Adjusted Scheduled Activity (UDA)	
	2017	2018
April	7	3
May	111	196
June	199	266
July	396	405
August	560	752
September	691	779
October	840	1,008
November	1,089	1,176
December	1,336	1,320
January	1,442	1,454
February	1,641	1,587
March	1,843	1,843
April	1,850	
May	1,853	
June	1,853	

### QUALITY

	Quantity	Base Number	Contract	AT	Region	England
% of FP17s for the same patient ID Re-attending within 3 months - Children	49	443	11.1%	9.8%	12.8%	11.9%
% of FP17s for the same patient ID Re-attending within 3 months - Adults	67	374	17.9%	13.5%	16.5%	16.0%
% of FP17s for the same patient ID Re-attending between 3 & 9 months - Children	323	443	72.9%	63.4%	59.7%	58.3%
% of FP17s for the same patient ID Re-attending between 3 & 9 months - Adults	234	374	62.6%	54.7%	52.6%	50.3%
% of FP17s for Band 1 Urgent Courses	38	809	4.7%	7.5%	9.1%	9.1%
% of FP17s Relating to Free Repair or Replacements	4	809	0.5%	0.9%	1.0%	0.8%
% of FP17s Relating to Continuations	0	809	0.0%	1.2%	1.2%	1.0%
% of Patients satisfied with the dentistry they have received	0	0	N/A	91.8%	91.6%	91.5%
% of Patients satisfied with the time they had to wait for an appointment	0	0	N/A	87.7%	88.3%	87.9%

\* This is based on patients treated on this contract for their most recent course of treatment. Figures in italics indicate the base number of FP17s or Patient Questionnaire responses are less than 100. N/A is shown where the base number of responses is less than 10 during the period. % is calculated as Quantity/Base number\*100

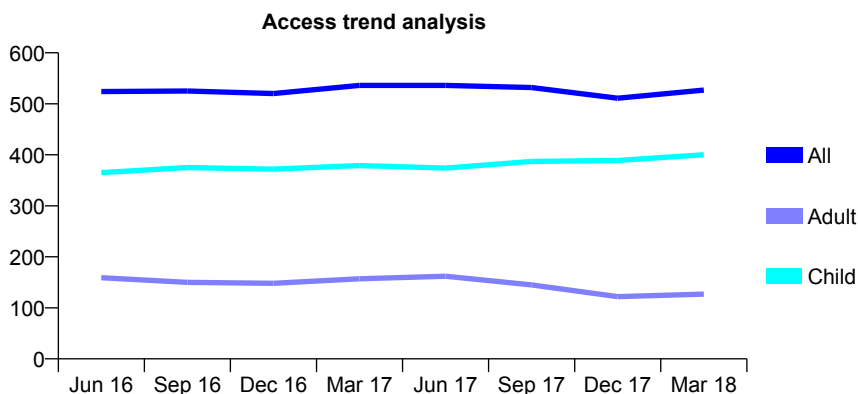
## Q50 - Vital Signs At a Glance Contract Report for 915009/0001 - March 2018

Name or company name	MR NJ ALLDAY
Contract type name	GDS Contract
Purpose of contract	General and Orthodontic
Contract start date	01/04/2006
Contract end date	

17/18 Contracted general activity (UDA)	1,000
Carry forward general activity (UDA)	29
17/18 Contracted orthodontic activity (UOA)	147
Carry forward orthodontic activity (UOA)	-1
Baseline contract value	£36,828.42

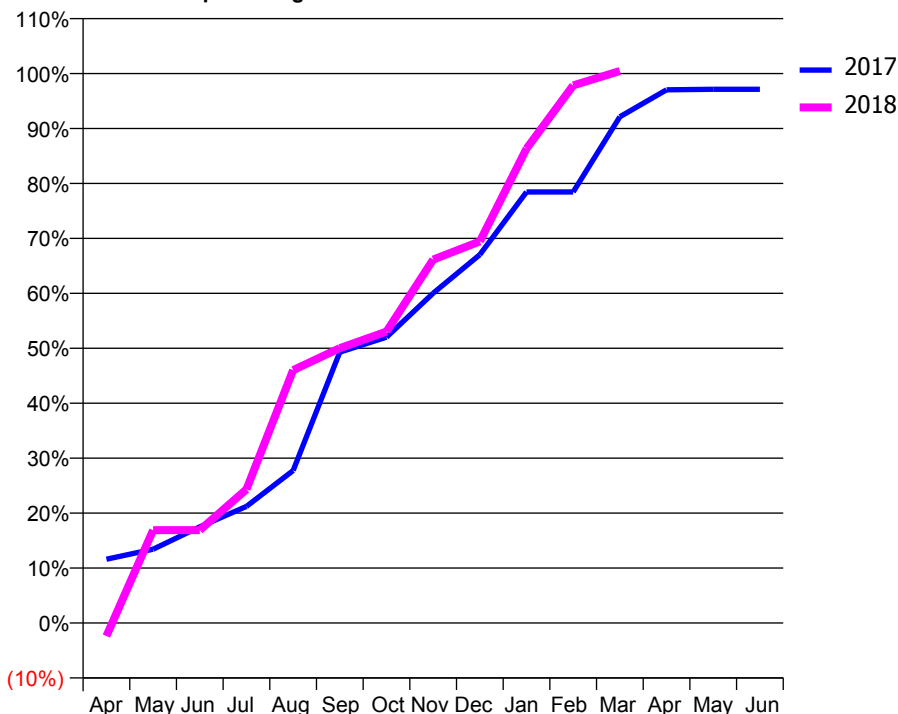
### ACCESS\*

Patients seen in 24 months	Total	Change since previous quarter
Quarter ending March 2017	536	
Quarter ending June 2017	536	→
Quarter ending September 2017	532	→
Quarter ending December 2017	511	↓
Quarter ending March 2018	527	↑
<b>Variance since March 2017</b>	<b>(1.7%)</b>	<b>↓</b>



### ACTIVITY

Cumulative percentage of contracted UDA delivered 2017 & 2018



Month	Adjusted Scheduled Activity (UDA)	
	2017	2018
April	116	-24
May	134	169
June	175	169
July	212	243
August	278	460
September	493	500
October	520	530
November	600	661
December	670	694
January	784	863
February	784	978
March	921	1,005
April	970	
May	971	
June	971	

### QUALITY

	Quantity	Base Number	Contract	AT	Region	England
% of FP17s for the same patient ID Re-attending within 3 months - Children	144	779	18.5%	9.8%	12.8%	11.9%
% of FP17s for the same patient ID Re-attending within 3 months - Adults	4	120	3.3%	13.5%	16.5%	16.0%
% of FP17s for the same patient ID Re-attending between 3 & 9 months - Children	470	779	60.3%	63.4%	59.7%	58.3%
% of FP17s for the same patient ID Re-attending between 3 & 9 months - Adults	62	120	51.7%	54.7%	52.6%	50.3%
% of FP17s for Band 1 Urgent Courses	8	869	0.9%	7.5%	9.1%	9.1%
% of FP17s Relating to Free Repair or Replacements	0	869	0.0%	0.9%	1.0%	0.8%
% of FP17s Relating to Continuations	0	869	0.0%	1.2%	1.2%	1.0%
% of Patients satisfied with the dentistry they have received	0	0	N/A	91.8%	91.6%	91.5%
% of Patients satisfied with the time they had to wait for an appointment	0	0	N/A	87.7%	88.3%	87.9%

\* This is based on patients treated on this contract for their most recent course of treatment. Figures in italics indicate the base number of FP17s or Patient Questionnaire responses are less than 100. N/A is shown where the base number of responses is less than 10 during the period. % is calculated as Quantity/Base number\*100

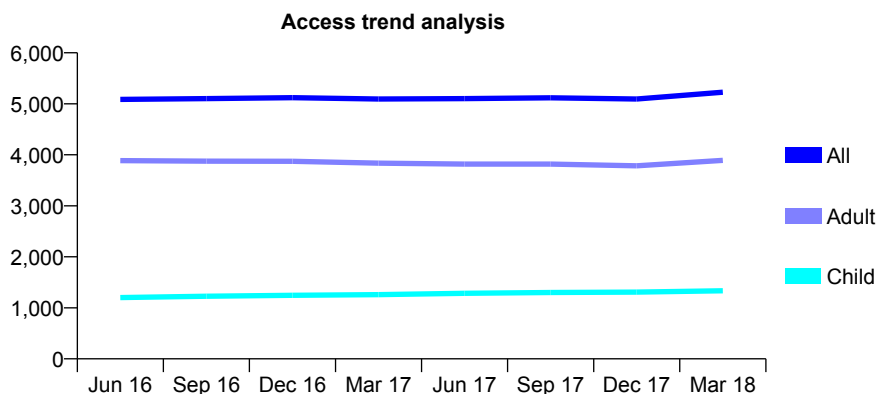
## Q50 - Vital Signs At a Glance Contract Report for 917370/0012 - March 2018

Name or company name	Chatsworth House Dental Clinic
Contract type name	GDS Contract
Purpose of contract	General
Contract start date	19/02/2009
Contract end date	

17/18 Contracted general activity (UDA)	14,100
Carry forward general activity (UDA)	46
17/18 Contracted orthodontic activity (UOA)	0
Carry forward orthodontic activity (UOA)	0
Baseline contract value	£319,921.69

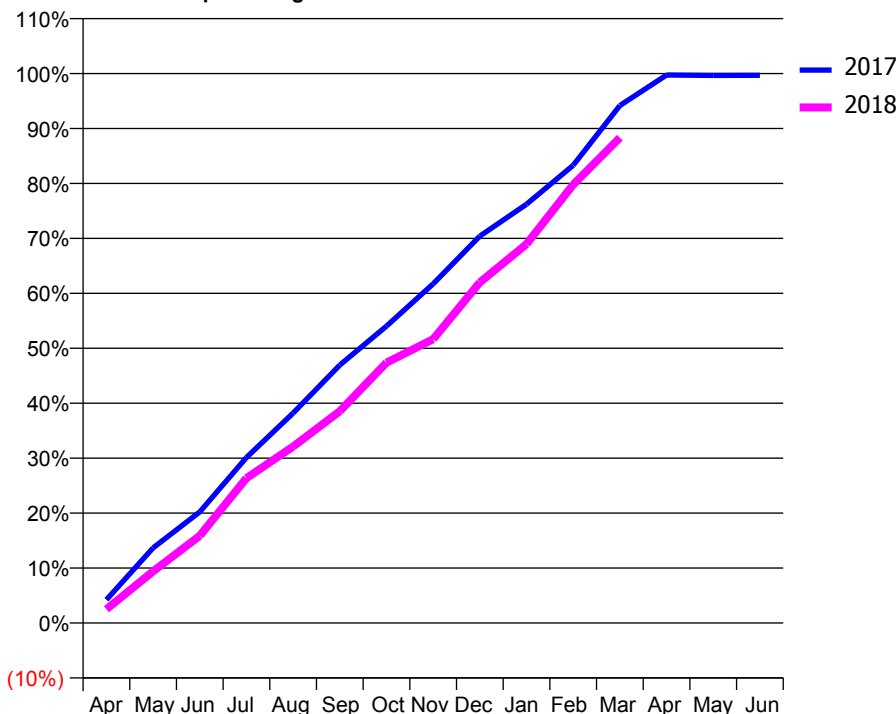
### ACCESS\*

Patients seen in 24 months	Total	Change since previous quarter
Quarter ending March 2017	5,094	
Quarter ending June 2017	5,103	→
Quarter ending September 2017	5,118	→
Quarter ending December 2017	5,093	→
Quarter ending March 2018	5,227	↑
<b>Variance since March 2017</b>	<b>2.6%</b>	<b>↑</b>



### ACTIVITY

Cumulative percentage of contracted UDA delivered 2017 & 2018



Month	Adjusted Scheduled Activity (UDA)	
	2017	2018
April	596	355
May	1,927	1,326
June	2,852	2,240
July	4,249	3,719
August	5,386	4,530
September	6,619	5,434
October	7,617	6,682
November	8,703	7,282
December	9,927	8,741
January	10,745	9,723
February	11,746	11,248
March	13,277	12,453
April	14,061	
May	14,052	
June	14,054	

### QUALITY

	Quantity	Base Number	Contract	AT	Region	England
% of FP17s for the same patient ID Re-attending within 3 months - Children	92	1,824	5.0%	9.8%	12.8%	11.9%
% of FP17s for the same patient ID Re-attending within 3 months - Adults	680	5,588	12.2%	13.5%	16.5%	16.0%
% of FP17s for the same patient ID Re-attending between 3 & 9 months - Children	1,052	1,824	57.7%	63.4%	59.7%	58.3%
% of FP17s for the same patient ID Re-attending between 3 & 9 months - Adults	3,084	5,588	55.2%	54.7%	52.6%	50.3%
% of FP17s for Band 1 Urgent Courses	209	7,095	2.9%	7.5%	9.1%	9.1%
% of FP17s Relating to Free Repair or Replacements	60	7,095	0.8%	0.9%	1.0%	0.8%
% of FP17s Relating to Continuations	58	7,095	0.8%	1.2%	1.2%	1.0%
% of Patients satisfied with the dentistry they have received	7	7	N/A	91.8%	91.6%	91.5%
% of Patients satisfied with the time they had to wait for an appointment	5	7	N/A	87.7%	88.3%	87.9%

\* This is based on patients treated on this contract for their most recent course of treatment. Figures in italics indicate the base number of FP17s or Patient Questionnaire responses are less than 100. N/A is shown where the base number of responses is less than 10 during the period. % is calculated as Quantity/Base number\*100

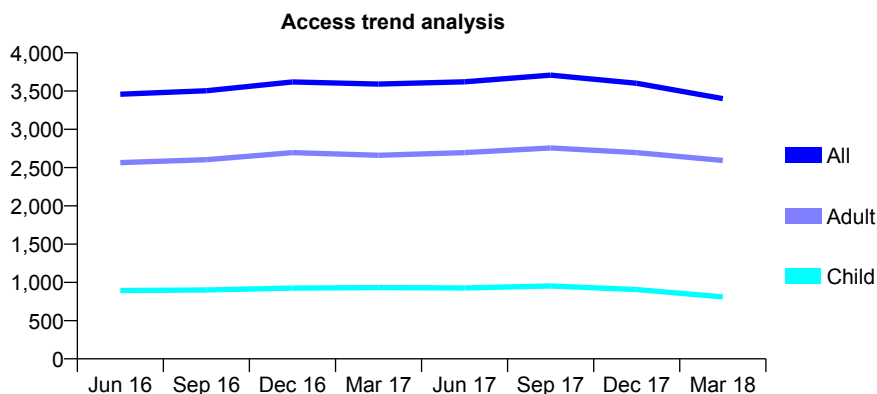
## Q50 - Vital Signs At a Glance Contract Report for 925802/0001 - March 2018

Name or company name	MR KB SINCLAIR
Contract type name	GDS Contract
Purpose of contract	General
Contract start date	01/04/2006
Contract end date	

17/18 Contracted general activity (UDA)	10,969
Carry forward general activity (UDA)	-137
17/18 Contracted orthodontic activity (UOA)	0
Carry forward orthodontic activity (UOA)	0
Baseline contract value	£324,899.35

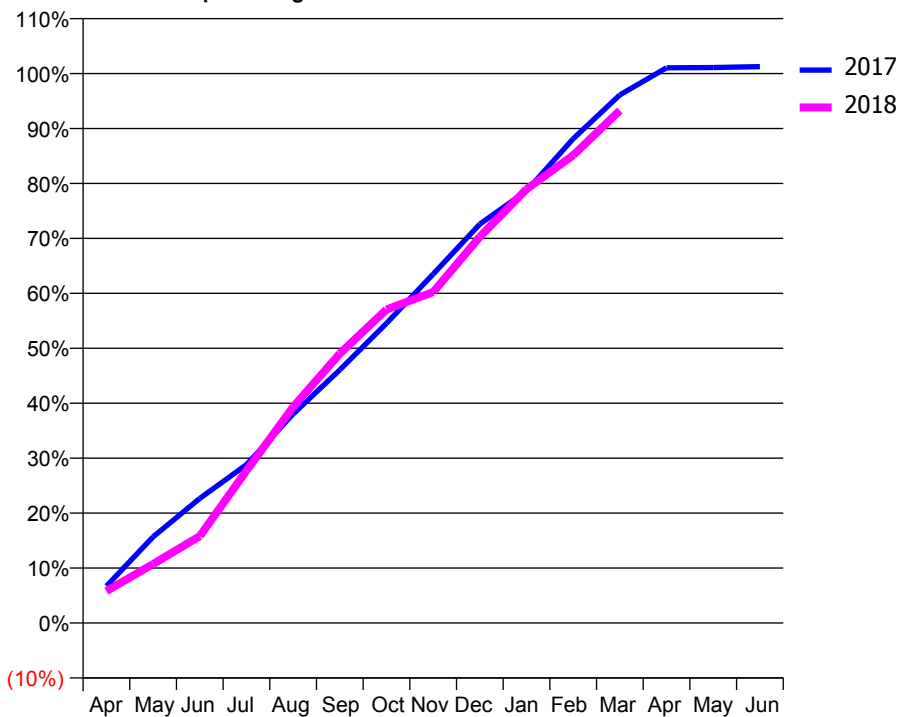
### ACCESS\*

Patients seen in 24 months	Total	Change since previous quarter
Quarter ending March 2017	3,592	
Quarter ending June 2017	3,621	→
Quarter ending September 2017	3,708	↑
Quarter ending December 2017	3,602	↓
Quarter ending March 2018	3,402	↓
<b>Variance since March 2017</b>	<b>(5.3%)</b>	<b>↓</b>



### ACTIVITY

Cumulative percentage of contracted UDA delivered 2017 & 2018



Month	Adjusted Scheduled Activity (UDA)	
	2017	2018
April	737	638
May	1,721	1,177
June	2,487	1,735
July	3,162	3,040
August	4,173	4,315
September	5,054	5,379
October	5,981	6,260
November	6,964	6,605
December	7,964	7,709
January	8,626	8,660
February	9,665	9,337
March	10,541	10,231
April	11,082	
May	11,087	
June	11,106	

### QUALITY

	Quantity	Base Number	Contract	AT	Region	England
% of FP17s for the same patient ID Re-attending within 3 months - Children	163	1,537	10.6%	9.8%	12.8%	11.9%
% of FP17s for the same patient ID Re-attending within 3 months - Adults	424	3,535	12.0%	13.5%	16.5%	16.0%
% of FP17s for the same patient ID Re-attending between 3 & 9 months - Children	942	1,537	61.3%	63.4%	59.7%	58.3%
% of FP17s for the same patient ID Re-attending between 3 & 9 months - Adults	1,481	3,535	41.9%	54.7%	52.6%	50.3%
% of FP17s for Band 1 Urgent Courses	198	4,807	4.1%	7.5%	9.1%	9.1%
% of FP17s Relating to Free Repair or Replacements	54	4,807	1.1%	0.9%	1.0%	0.8%
% of FP17s Relating to Continuations	34	4,807	0.7%	1.2%	1.2%	1.0%
% of Patients satisfied with the dentistry they have received	4	4	N/A	91.8%	91.6%	91.5%
% of Patients satisfied with the time they had to wait for an appointment	4	4	N/A	87.7%	88.3%	87.9%

\* This is based on patients treated on this contract for their most recent course of treatment. Figures in italics indicate the base number of FP17s or Patient Questionnaire responses are less than 100. N/A is shown where the base number of responses is less than 10 during the period. % is calculated as Quantity/Base number\*100



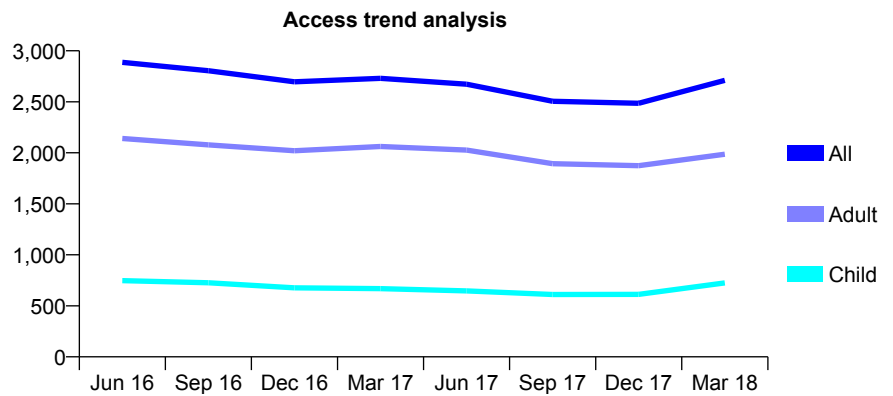
## Q50 - Vital Signs At a Glance Contract Report for 925802/0002 - March 2018

Name or company name	MR KB SINCLAIR
Contract type name	GDS Contract
Purpose of contract	General
Contract start date	01/04/2012
Contract end date	

17/18 Contracted general activity (UDA)	8,831
Carry forward general activity (UDA)	48
17/18 Contracted orthodontic activity (UOA)	0
Carry forward orthodontic activity (UOA)	0
Baseline contract value	£215,936.21

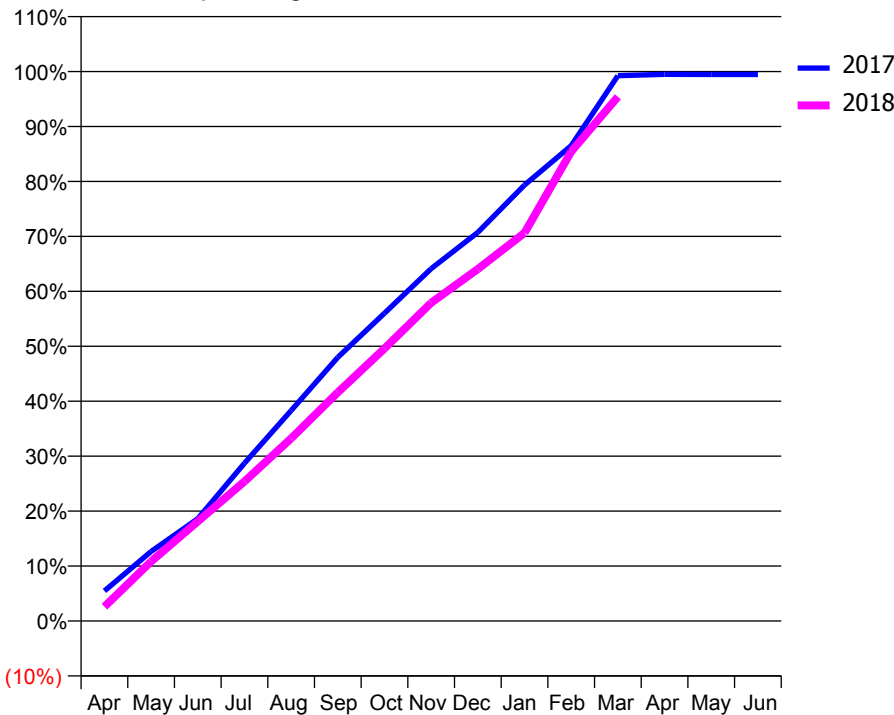
### ACCESS\*

Patients seen in 24 months	Total	Change since previous quarter
Quarter ending March 2017	2,730	
Quarter ending June 2017	2,673	↓
Quarter ending September 2017	2,505	↓
Quarter ending December 2017	2,486	→
Quarter ending March 2018	2,711	↑
<b>Variance since March 2017</b>	<b>(0.7%)</b>	→



### ACTIVITY

Cumulative percentage of contracted UDA delivered 2017 & 2018



Month	Adjusted Scheduled Activity (UDA)	
	2017	2018
April	484	231
May	1,118	957
June	1,645	1,599
July	2,537	2,242
August	3,383	2,935
September	4,238	3,674
October	4,947	4,379
November	5,663	5,115
December	6,245	5,657
January	7,008	6,238
February	7,638	7,544
March	8,765	8,426
April	8,785	
May	8,783	
June	8,783	

### QUALITY

	Quantity	Base Number	Contract	AT	Region	England
% of FP17s for the same patient ID Re-attending within 3 months - Children	151	1,359	11.1%	9.8%	12.8%	11.9%
% of FP17s for the same patient ID Re-attending within 3 months - Adults	366	3,272	11.2%	13.5%	16.5%	16.0%
% of FP17s for the same patient ID Re-attending between 3 & 9 months - Children	823	1,359	60.6%	63.4%	59.7%	58.3%
% of FP17s for the same patient ID Re-attending between 3 & 9 months - Adults	2,007	3,272	61.3%	54.7%	52.6%	50.3%
% of FP17s for Band 1 Urgent Courses	120	4,621	2.6%	7.5%	9.1%	9.1%
% of FP17s Relating to Free Repair or Replacements	31	4,621	0.7%	0.9%	1.0%	0.8%
% of FP17s Relating to Continuations	36	4,621	0.8%	1.2%	1.2%	1.0%
% of Patients satisfied with the dentistry they have received	3	5	N/A	91.8%	91.6%	91.5%
% of Patients satisfied with the time they had to wait for an appointment	4	5	N/A	87.7%	88.3%	87.9%

\* This is based on patients treated on this contract for their most recent course of treatment. Figures in italics indicate the base number of FP17s or Patient Questionnaire responses are less than 100. N/A is shown where the base number of responses is less than 10 during the period. % is calculated as Quantity/Base number\*100

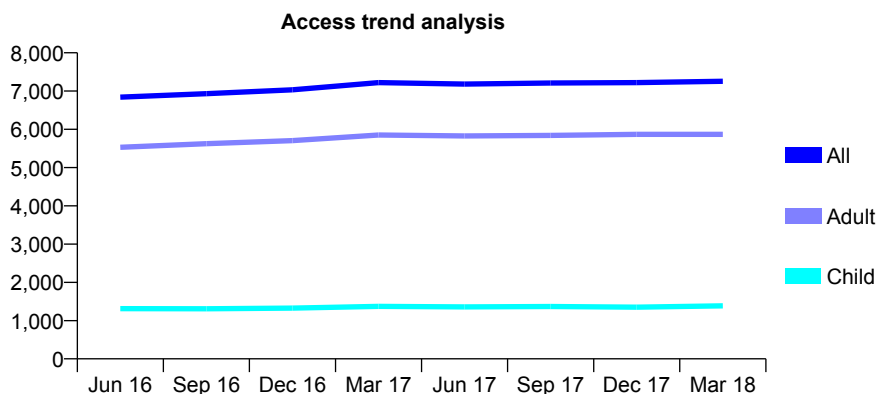
## Q50 - Vital Signs At a Glance Contract Report for 938912/0004 - March 2018

Name or company name	Kirkgate Dental Surgery
Contract type name	GDS Contract
Purpose of contract	General
Contract start date	09/09/2012
Contract end date	

17/18 Contracted general activity (UDA)	20,240
Carry forward general activity (UDA)	139
17/18 Contracted orthodontic activity (UOA)	0
Carry forward orthodontic activity (UOA)	0
Baseline contract value	£586,792.20

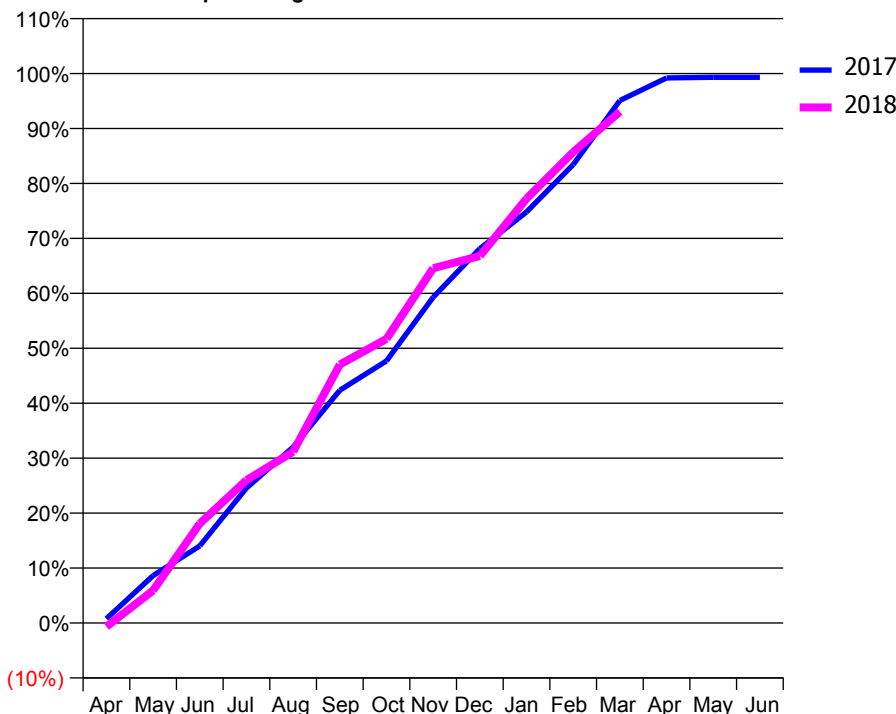
### ACCESS\*

Patients seen in 24 months	Total	Change since previous quarter
Quarter ending March 2017	7,221	
Quarter ending June 2017	7,184	→
Quarter ending September 2017	7,210	→
Quarter ending December 2017	7,222	→
Quarter ending March 2018	7,255	→
<b>Variance since March 2017</b>	<b>0.5%</b>	<b>→</b>



### ACTIVITY

Cumulative percentage of contracted UDA delivered 2017 & 2018



Month	Adjusted Scheduled Activity (UDA)	
	2017	2018
April	159	-139
May	1,745	1,201
June	2,844	3,667
July	4,971	5,261
August	6,480	6,311
September	8,574	9,521
October	9,656	10,465
November	12,003	13,070
December	13,791	13,520
January	15,140	15,630
February	16,883	17,345
March	19,246	18,831
April	20,075	
May	20,099	
June	20,101	

### QUALITY

	Quantity	Base Number	Contract	AT	Region	England
% of FP17s for the same patient ID Re-attending within 3 months - Children	171	2,447	7.0%	9.8%	12.8%	11.9%
% of FP17s for the same patient ID Re-attending within 3 months - Adults	1,303	9,710	13.4%	13.5%	16.5%	16.0%
% of FP17s for the same patient ID Re-attending between 3 & 9 months - Children	1,817	2,447	74.3%	63.4%	59.7%	58.3%
% of FP17s for the same patient ID Re-attending between 3 & 9 months - Adults	6,647	9,710	68.5%	54.7%	52.6%	50.3%
% of FP17s for Band 1 Urgent Courses	558	11,653	4.8%	7.5%	9.1%	9.1%
% of FP17s Relating to Free Repair or Replacements	115	11,653	1.0%	0.9%	1.0%	0.8%
% of FP17s Relating to Continuations	223	11,653	1.9%	1.2%	1.2%	1.0%
% of Patients satisfied with the dentistry they have received	18	18	100.0%	91.8%	91.6%	91.5%
% of Patients satisfied with the time they had to wait for an appointment	18	18	100.0%	87.7%	88.3%	87.9%

\* This is based on patients treated on this contract for their most recent course of treatment. Figures in italics indicate the base number of FP17s or Patient Questionnaire responses are less than 100. N/A is shown where the base number of responses is less than 10 during the period. % is calculated as Quantity/Base number\*100

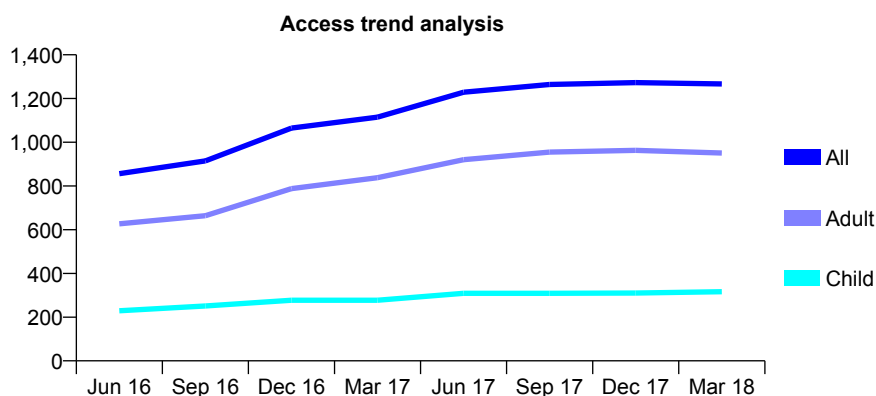
## Q50 - Vital Signs At a Glance Contract Report for 939838/0010 - March 2018

Name or company name	MISS Z ISHAK
Contract type name	GDS Contract
Purpose of contract	General
Contract start date	01/10/2015
Contract end date	

17/18 Contracted general activity (UDA)	3,800
Carry forward general activity (UDA)	0
17/18 Contracted orthodontic activity (UOA)	0
Carry forward orthodontic activity (UOA)	0
Baseline contract value	£101,180.32

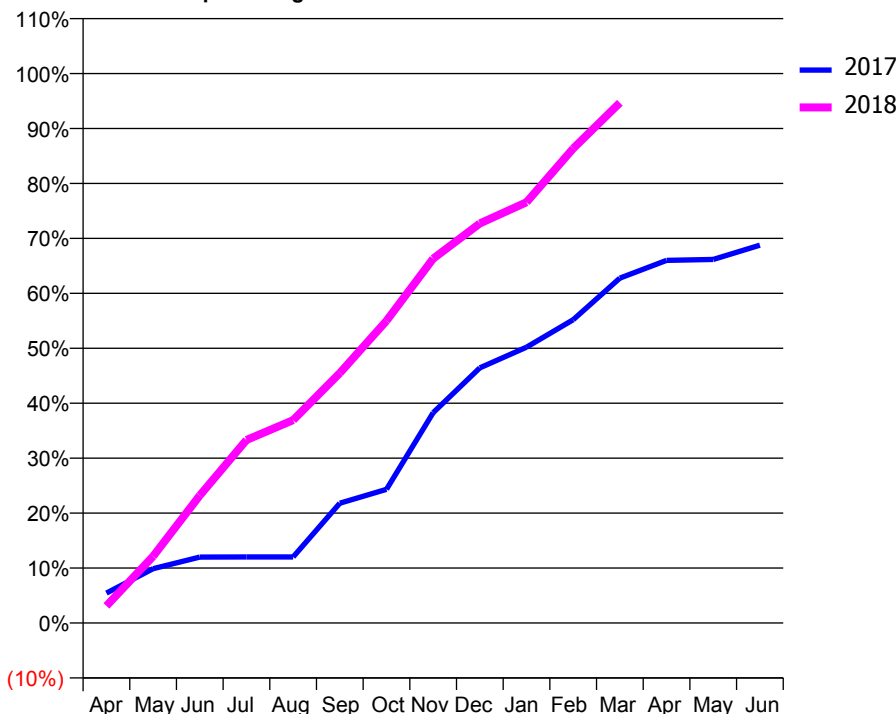
### ACCESS\*

Patients seen in 24 months	Total	Change since previous quarter
Quarter ending March 2017	1,115	
Quarter ending June 2017	1,229	↑
Quarter ending September 2017	1,264	↑
Quarter ending December 2017	1,273	→
Quarter ending March 2018	1,267	→
<b>Variance since March 2017</b>	<b>13.6%</b>	<b>↑</b>



### ACTIVITY

Cumulative percentage of contracted UDA delivered 2017 & 2018



Month	Adjusted Scheduled Activity (UDA)	
	2017	2018
April	207	119
May	376	462
June	456	882
July	457	1,266
August	457	1,403
September	829	1,729
October	924	2,090
November	1,455	2,519
December	1,764	2,763
January	1,907	2,910
February	2,097	3,281
March	2,385	3,598
April	2,508	
May	2,515	
June	2,613	

### QUALITY

	Quantity	Base Number	Contract	AT	Region	England
% of FP17s for the same patient ID Re-attending within 3 months - Children	33	524	6.3%	9.8%	12.8%	11.9%
% of FP17s for the same patient ID Re-attending within 3 months - Adults	146	1,509	9.7%	13.5%	16.5%	16.0%
% of FP17s for the same patient ID Re-attending between 3 & 9 months - Children	328	524	62.6%	63.4%	59.7%	58.3%
% of FP17s for the same patient ID Re-attending between 3 & 9 months - Adults	856	1,509	56.7%	54.7%	52.6%	50.3%
% of FP17s for Band 1 Urgent Courses	136	1,897	7.2%	7.5%	9.1%	9.1%
% of FP17s Relating to Free Repair or Replacements	10	1,897	0.5%	0.9%	1.0%	0.8%
% of FP17s Relating to Continuations	14	1,897	0.7%	1.2%	1.2%	1.0%
% of Patients satisfied with the dentistry they have received	0	0	N/A	91.8%	91.6%	91.5%
% of Patients satisfied with the time they had to wait for an appointment	0	0	N/A	87.7%	88.3%	87.9%

\* This is based on patients treated on this contract for their most recent course of treatment. Figures in italics indicate the base number of FP17s or Patient Questionnaire responses are less than 100. N/A is shown where the base number of responses is less than 10 during the period. % is calculated as Quantity/Base number\*100

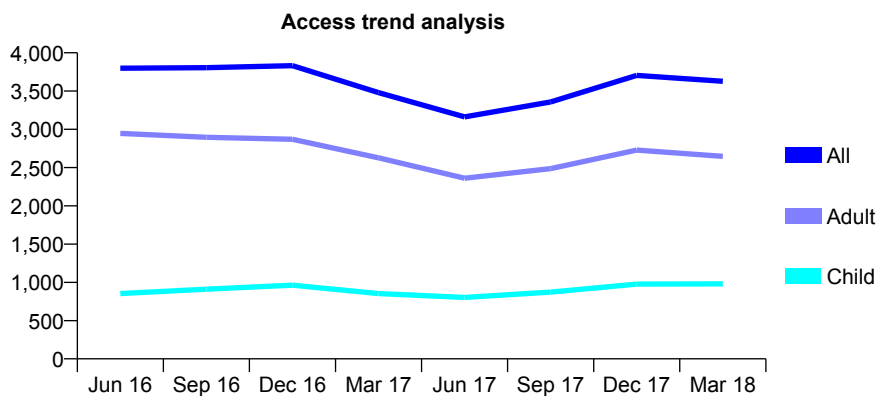
## Q50 - Vital Signs At a Glance Contract Report for 950289/0001 - March 2018

Name or company name	MR JS GAKHAL
Contract type name	GDS Contract
Purpose of contract	General
Contract start date	01/04/2006
Contract end date	

17/18 Contracted general activity (UDA)	11,851
Carry forward general activity (UDA)	375
17/18 Contracted orthodontic activity (UOA)	0
Carry forward orthodontic activity (UOA)	0
Baseline contract value	£342,684.11

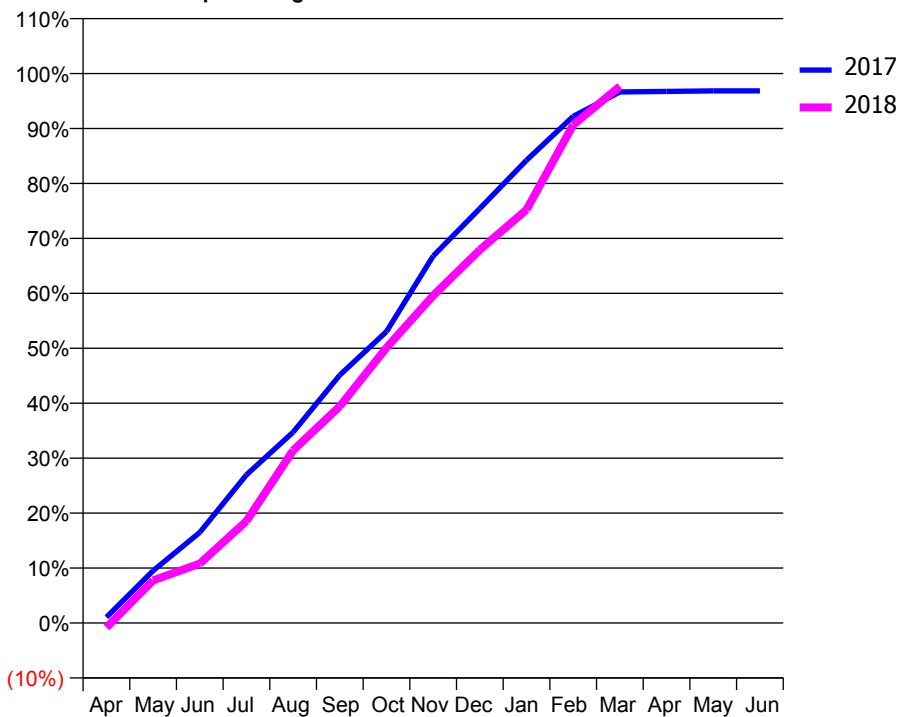
### ACCESS\*

Patients seen in 24 months	Total	Change since previous quarter
Quarter ending March 2017	3,480	
Quarter ending June 2017	3,162	↓
Quarter ending September 2017	3,358	↑
Quarter ending December 2017	3,705	↑
Quarter ending March 2018	3,628	↓
<b>Variance since March 2017</b>	<b>4.3%</b>	<b>↑</b>



### ACTIVITY

Cumulative percentage of contracted UDA delivered 2017 & 2018



Month	Adjusted Scheduled Activity (UDA)	
	2017	2018
April	125	-98
May	1,130	920
June	1,953	1,281
July	3,196	2,200
August	4,117	3,722
September	5,347	4,675
October	6,284	5,938
November	7,915	7,062
December	8,941	8,049
January	9,981	8,914
February	10,926	10,744
March	11,452	11,573
April	11,464	
May	11,475	
June	11,476	

### QUALITY

	Quantity	Base Number	Contract	AT	Region	England
% of FP17s for the same patient ID Re-attending within 3 months - Children	83	1,344	6.2%	9.8%	12.8%	11.9%
% of FP17s for the same patient ID Re-attending within 3 months - Adults	437	3,459	12.6%	13.5%	16.5%	16.0%
% of FP17s for the same patient ID Re-attending between 3 & 9 months - Children	649	1,344	48.3%	63.4%	59.7%	58.3%
% of FP17s for the same patient ID Re-attending between 3 & 9 months - Adults	1,504	3,459	43.5%	54.7%	52.6%	50.3%
% of FP17s for Band 1 Urgent Courses	394	4,796	8.2%	7.5%	9.1%	9.1%
% of FP17s Relating to Free Repair or Replacements	59	4,796	1.2%	0.9%	1.0%	0.8%
% of FP17s Relating to Continuations	47	4,796	1.0%	1.2%	1.2%	1.0%
% of Patients satisfied with the dentistry they have received	7	7	N/A	91.8%	91.6%	91.5%
% of Patients satisfied with the time they had to wait for an appointment	6	7	N/A	87.7%	88.3%	87.9%

\* This is based on patients treated on this contract for their most recent course of treatment. Figures in italics indicate the base number of FP17s or Patient Questionnaire responses are less than 100. N/A is shown where the base number of responses is less than 10 during the period. % is calculated as Quantity/Base number\*100

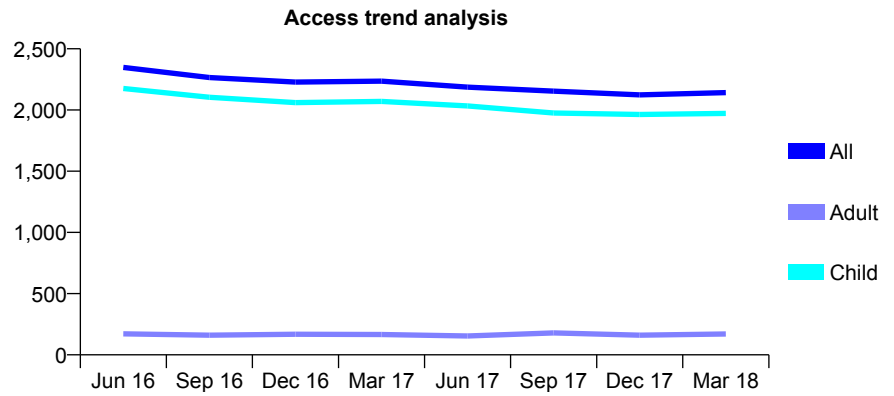
## Q50 - Vital Signs At a Glance Contract Report for 952907/0001 - March 2018

Name or company name	Campbell Dental Health
Contract type name	GDS Contract
Purpose of contract	General
Contract start date	01/04/2006
Contract end date	

17/18 Contracted general activity (UDA)	4,232
Carry forward general activity (UDA)	-85
17/18 Contracted orthodontic activity (UOA)	0
Carry forward orthodontic activity (UOA)	0
Baseline contract value	£97,866.25

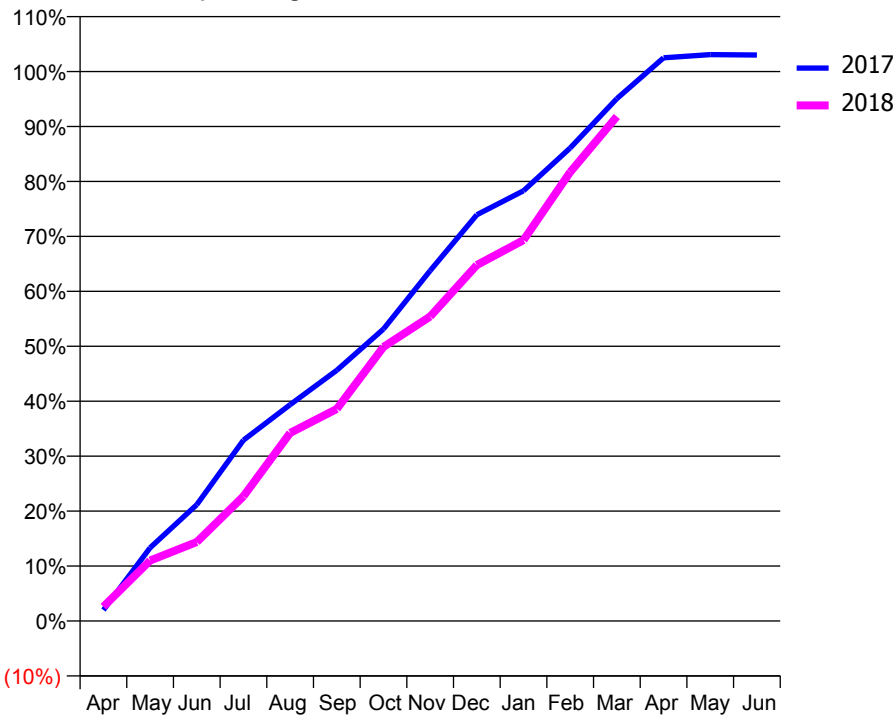
### ACCESS\*

Patients seen in 24 months	Total	Change since previous quarter
Quarter ending March 2017	2,236	
Quarter ending June 2017	2,187	↓
Quarter ending September 2017	2,154	↓
Quarter ending December 2017	2,124	↓
Quarter ending March 2018	2,142	→
<b>Variance since March 2017</b>	<b>(4.2%)</b>	<b>↓</b>



### ACTIVITY

Cumulative percentage of contracted UDA delivered 2017 & 2018



### QUALITY

	Quantity	Base Number	Contract	AT	Region	England
% of FP17s for the same patient ID Re-attending within 3 months - Children	230	2,985	7.7%	9.8%	12.8%	11.9%
% of FP17s for the same patient ID Re-attending within 3 months - Adults	0	0	N/A	13.5%	16.5%	16.0%
% of FP17s for the same patient ID Re-attending between 3 & 9 months - Children	1,778	2,985	59.6%	63.4%	59.7%	58.3%
% of FP17s for the same patient ID Re-attending between 3 & 9 months - Adults	0	0	N/A	54.7%	52.6%	50.3%
% of FP17s for Band 1 Urgent Courses	105	2,771	3.8%	7.5%	9.1%	9.1%
% of FP17s Relating to Free Repair or Replacements	0	2,771	0.0%	0.9%	1.0%	0.8%
% of FP17s Relating to Continuations	1	2,771	0.0%	1.2%	1.2%	1.0%
% of Patients satisfied with the dentistry they have received	1	1	N/A	91.8%	91.6%	91.5%
% of Patients satisfied with the time they had to wait for an appointment	0	1	N/A	87.7%	88.3%	87.9%

\* This is based on patients treated on this contract for their most recent course of treatment. Figures in italics indicate the base number of FP17s or Patient Questionnaire responses are less than 100. N/A is shown where the base number of responses is less than 10 during the period. % is calculated as Quantity/Base number\*100

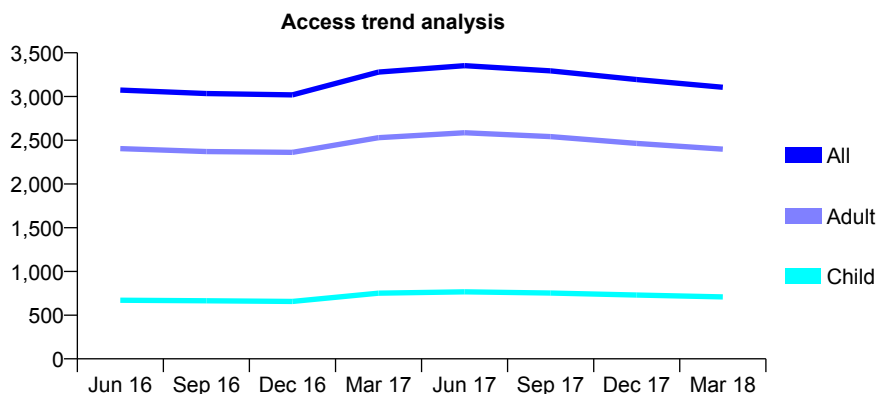
## Q50 - Vital Signs At a Glance Contract Report for 962147/0002 - March 2018

Name or company name	MS Z NEMCIK
Contract type name	GDS Contract
Purpose of contract	General
Contract start date	01/07/2011
Contract end date	

17/18 Contracted general activity (UDA)	10,769
Carry forward general activity (UDA)	0
17/18 Contracted orthodontic activity (UOA)	0
Carry forward orthodontic activity (UOA)	0
Baseline contract value	£333,873.42

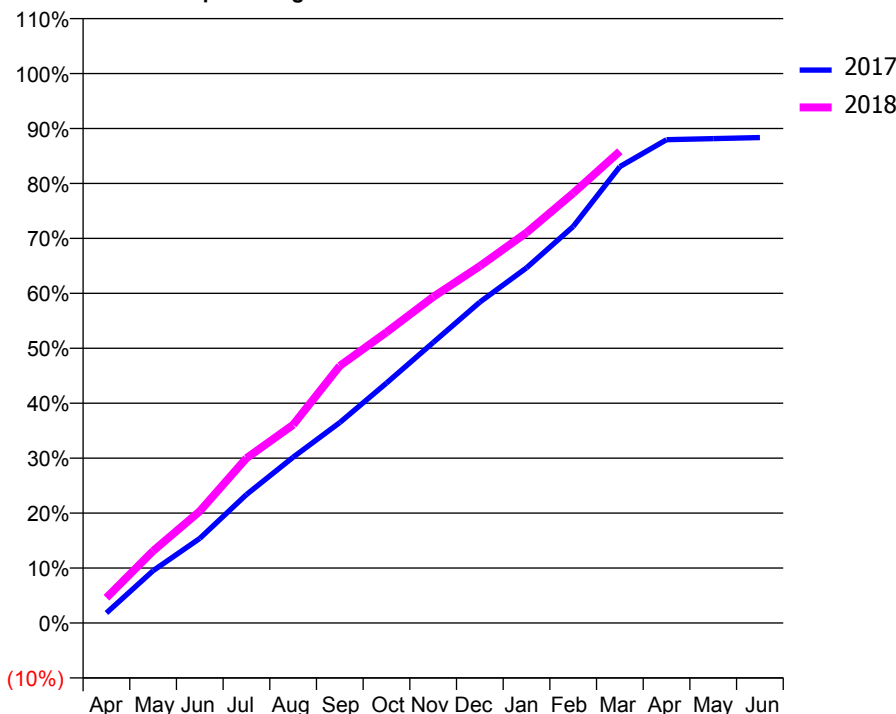
### ACCESS\*

Patients seen in 24 months	Total	Change since previous quarter
Quarter ending March 2017	3,280	
Quarter ending June 2017	3,353	↑
Quarter ending September 2017	3,294	↓
Quarter ending December 2017	3,194	↓
Quarter ending March 2018	3,106	↓
<b>Variance since March 2017</b>	<b>(5.3%)</b>	<b>↓</b>



### ACTIVITY

Cumulative percentage of contracted UDA delivered 2017 & 2018



Month	Adjusted Scheduled Activity (UDA)	
	2017	2018
April	199	496
May	1,025	1,413
June	1,659	2,191
July	2,518	3,231
August	3,249	3,885
September	3,928	5,039
October	4,703	5,697
November	5,496	6,391
December	6,289	6,994
January	6,960	7,652
February	7,770	8,425
March	8,944	9,246
April	9,473	
May	9,494	
June	9,515	

### QUALITY

	Quantity	Base Number	Contract	AT	Region	England
% of FP17s for the same patient ID Re-attending within 3 months - Children	89	977	9.1%	9.8%	12.8%	11.9%
% of FP17s for the same patient ID Re-attending within 3 months - Adults	646	3,685	17.5%	13.5%	16.5%	16.0%
% of FP17s for the same patient ID Re-attending between 3 & 9 months - Children	607	977	62.1%	63.4%	59.7%	58.3%
% of FP17s for the same patient ID Re-attending between 3 & 9 months - Adults	2,243	3,685	60.9%	54.7%	52.6%	50.3%
% of FP17s for Band 1 Urgent Courses	193	4,408	4.4%	7.5%	9.1%	9.1%
% of FP17s Relating to Free Repair or Replacements	64	4,408	1.5%	0.9%	1.0%	0.8%
% of FP17s Relating to Continuations	62	4,408	1.4%	1.2%	1.2%	1.0%
% of Patients satisfied with the dentistry they have received	7	7	N/A	91.8%	91.6%	91.5%
% of Patients satisfied with the time they had to wait for an appointment	5	7	N/A	87.7%	88.3%	87.9%

\* This is based on patients treated on this contract for their most recent course of treatment. Figures in italics indicate the base number of FP17s or Patient Questionnaire responses are less than 100. N/A is shown where the base number of responses is less than 10 during the period. % is calculated as Quantity/Base number\*100

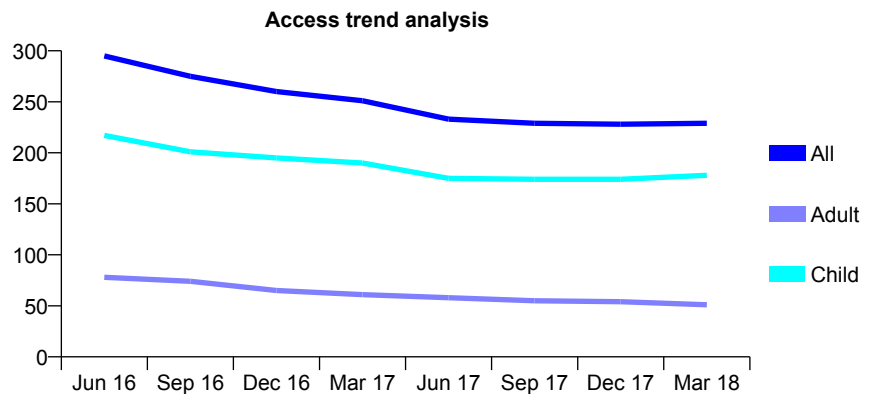
## Q50 - Vital Signs At a Glance Contract Report for 999334/0001 - March 2018

Name or company name	MR EO DUODU
Contract type name	GDS Contract
Purpose of contract	General and Orthodontic
Contract start date	01/04/2006
Contract end date	

17/18 Contracted general activity (UDA)	1,043
Carry forward general activity (UDA)	0
17/18 Contracted orthodontic activity (UOA)	154
Carry forward orthodontic activity (UOA)	0
Baseline contract value	£41,609.46

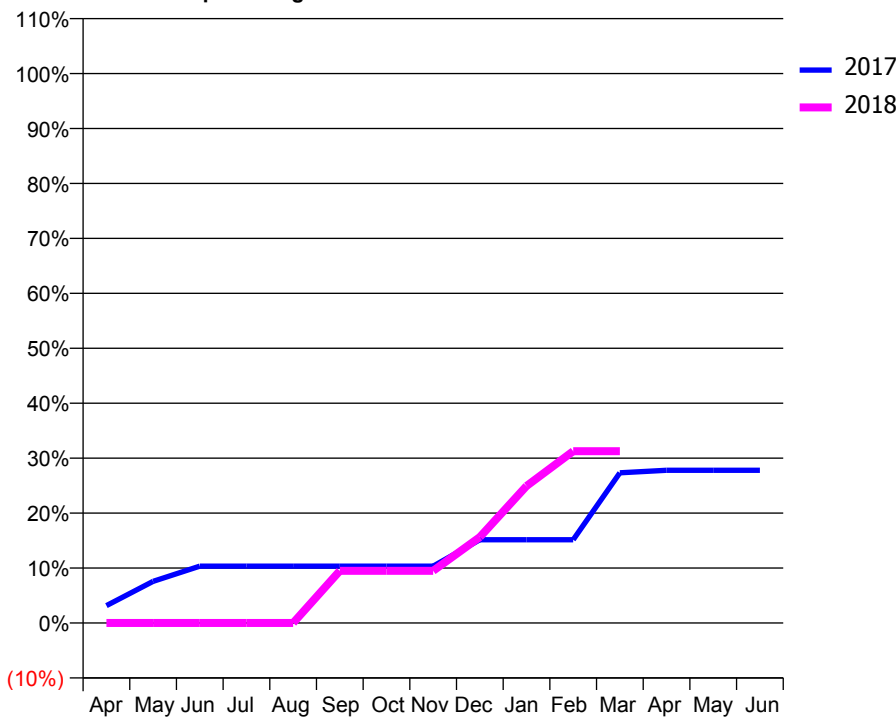
### ACCESS\*

Patients seen in 24 months	Total	Change since previous quarter
Quarter ending March 2017	251	
Quarter ending June 2017	233	↓
Quarter ending September 2017	229	↓
Quarter ending December 2017	228	→
Quarter ending March 2018	229	→
<b>Variance since March 2017</b>	<b>(8.8%)</b>	<b>↓</b>



### ACTIVITY

Cumulative percentage of contracted UDA delivered 2017 & 2018



Month	Adjusted Scheduled Activity (UDA)	
	2017	2018
April	33	0
May	79	0
June	108	0
July	108	0
August	108	0
September	108	99
October	108	99
November	108	99
December	158	163
January	158	260
February	158	326
March	285	326
April	290	
May	290	
June	290	

### QUALITY

	Quantity	Base Number	Contract	AT	Region	England
% of FP17s for the same patient ID Re-attending within 3 months - Children	17	284	6.0%	9.8%	12.8%	11.9%
% of FP17s for the same patient ID Re-attending within 3 months - Adults	3	39	7.7%	13.5%	16.5%	16.0%
% of FP17s for the same patient ID Re-attending between 3 & 9 months - Children	153	284	53.9%	63.4%	59.7%	58.3%
% of FP17s for the same patient ID Re-attending between 3 & 9 months - Adults	17	39	43.6%	54.7%	52.6%	50.3%
% of FP17s for Band 1 Urgent Courses	0	303	0.0%	7.5%	9.1%	9.1%
% of FP17s Relating to Free Repair or Replacements	0	303	0.0%	0.9%	1.0%	0.8%
% of FP17s Relating to Continuations	6	303	2.0%	1.2%	1.2%	1.0%
% of Patients satisfied with the dentistry they have received	0	0	N/A	91.8%	91.6%	91.5%
% of Patients satisfied with the time they had to wait for an appointment	0	0	N/A	87.7%	88.3%	87.9%

\* This is based on patients treated on this contract for their most recent course of treatment. Figures in italics indicate the base number of FP17s or Patient Questionnaire responses are less than 100. N/A is shown where the base number of responses is less than 10 during the period. % is calculated as Quantity/Base number\*100

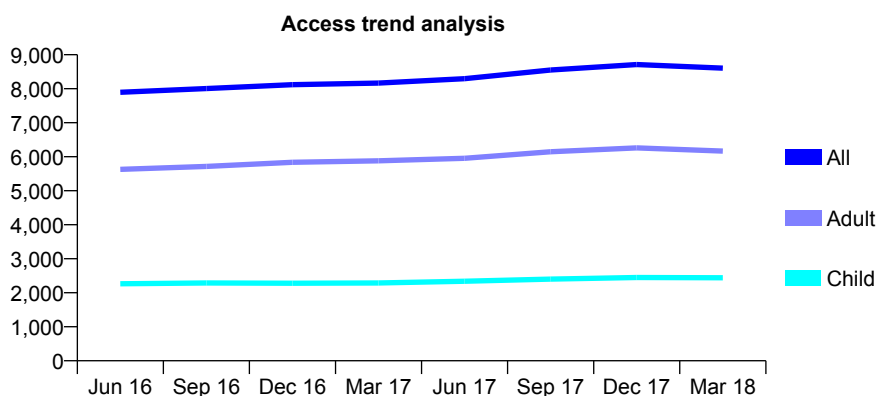
## Q51 - Vital Signs At a Glance Contract Report for 101281/0026 - March 2018

Name or company name	OASIS DENTAL CARE LTD
Contract type name	GDS Contract
Purpose of contract	General
Contract start date	01/04/2006
Contract end date	

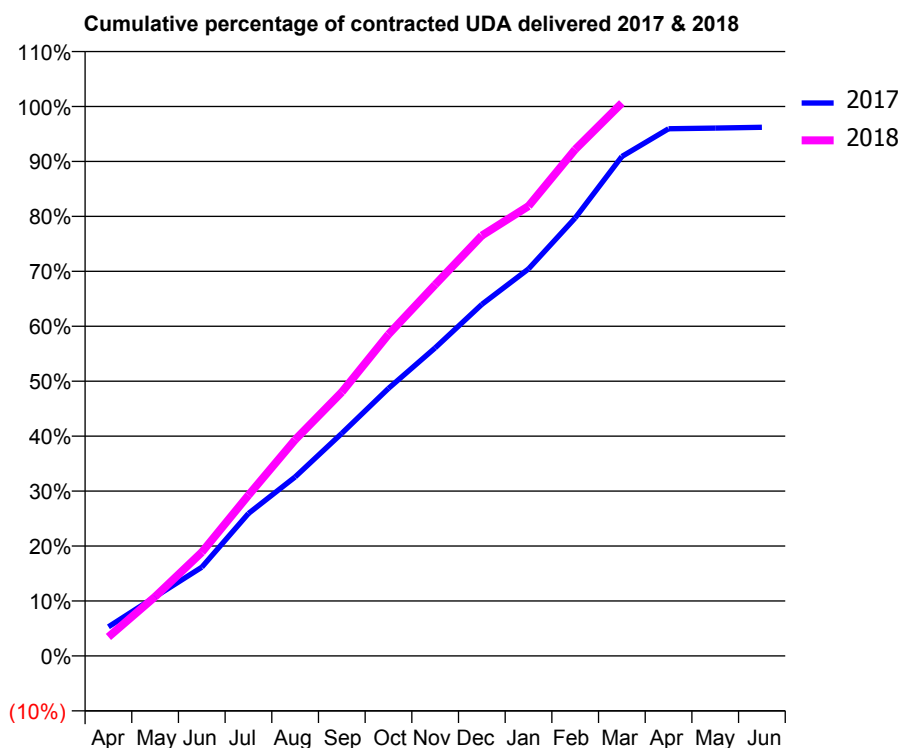
17/18 Contracted general activity (UDA)	25,823
Carry forward general activity (UDA)	0
17/18 Contracted orthodontic activity (UOA)	0
Carry forward orthodontic activity (UOA)	0
Baseline contract value	£617,039.06

### ACCESS\*

Patients seen in 24 months	Total	Change since previous quarter
Quarter ending March 2017	8,168	
Quarter ending June 2017	8,295	→
Quarter ending September 2017	8,551	↑
Quarter ending December 2017	8,710	→
Quarter ending March 2018	8,606	↓
<b>Variance since March 2017</b>	<b>5.4%</b>	<b>↑</b>



### ACTIVITY



Month	Adjusted Scheduled Activity (UDA)	
	2017	2018
April	1,372	893
May	2,778	2,786
June	4,173	4,873
July	6,694	7,553
August	8,416	10,161
September	10,464	12,397
October	12,576	15,110
November	14,480	17,452
December	16,522	19,754
January	18,191	21,138
February	20,585	23,804
March	23,473	25,984
April	24,776	
May	24,805	
June	24,843	

### QUALITY

	Quantity	Base Number	Contract	AT	Region	England
% of FP17s for the same patient ID Re-attending within 3 months - Children	373	3,860	9.7%	9.7%	12.8%	11.9%
% of FP17s for the same patient ID Re-attending within 3 months - Adults	1,161	8,848	13.1%	14.3%	16.5%	16.0%
% of FP17s for the same patient ID Re-attending between 3 & 9 months - Children	2,355	3,860	61.0%	59.1%	59.7%	58.3%
% of FP17s for the same patient ID Re-attending between 3 & 9 months - Adults	5,229	8,848	59.1%	52.9%	52.6%	50.3%
% of FP17s for Band 1 Urgent Courses	761	12,090	6.3%	7.4%	9.1%	9.1%
% of FP17s Relating to Free Repair or Replacements	228	12,090	1.9%	1.2%	1.0%	0.8%
% of FP17s Relating to Continuations	147	12,090	1.2%	1.3%	1.2%	1.0%
% of Patients satisfied with the dentistry they have received	10	10	100.0%	92.4%	91.6%	91.5%
% of Patients satisfied with the time they had to wait for an appointment	10	10	100.0%	88.5%	88.3%	87.9%

\* This is based on patients treated on this contract for their most recent course of treatment. Figures in italics indicate the base number of FP17s or Patient Questionnaire responses are less than 100. N/A is shown where the base number of responses is less than 10 during the period. % is calculated as Quantity/Base number\*100



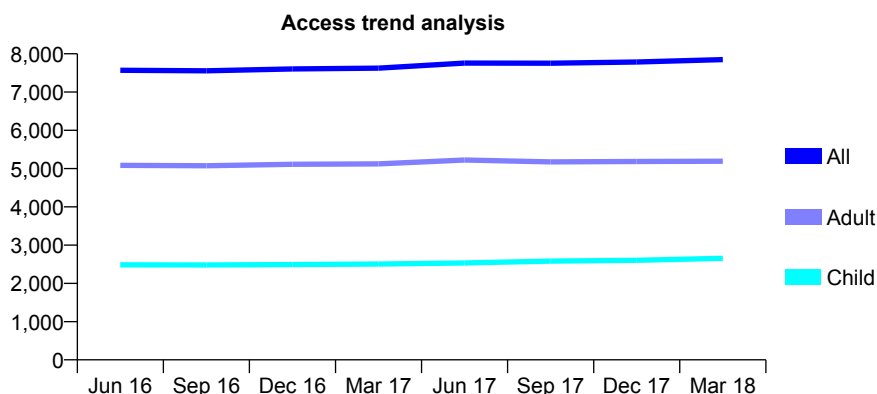
## Q51 - Vital Signs At a Glance Contract Report for 101281/0179 - March 2018

Name or company name	OASIS DENTAL CARE LTD
Contract type name	GDS Contract
Purpose of contract	General
Contract start date	01/06/2008
Contract end date	

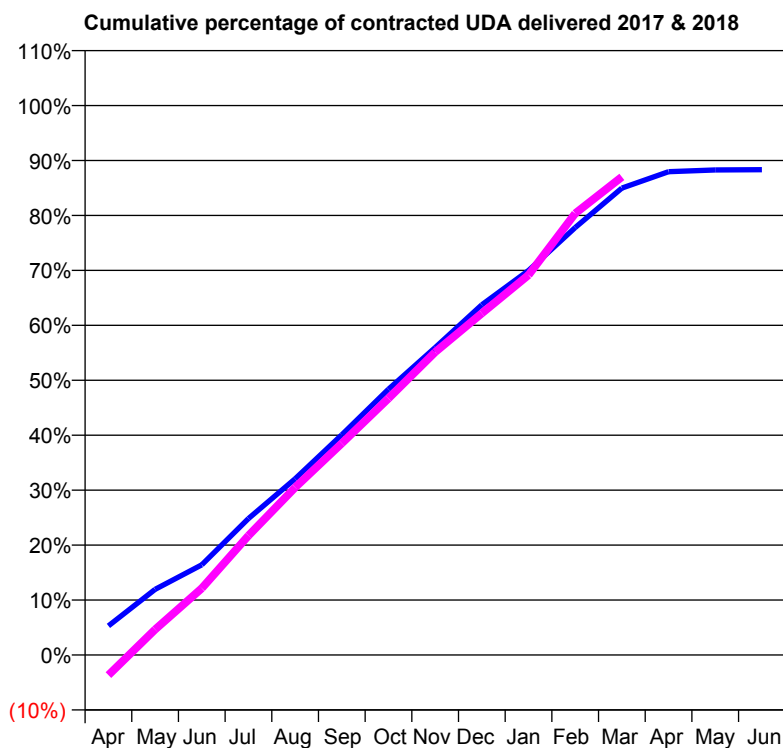
17/18 Contracted general activity (UDA)	25,086
Carry forward general activity (UDA)	1,650
17/18 Contracted orthodontic activity (UOA)	0
Carry forward orthodontic activity (UOA)	0
Baseline contract value	£734,118.26

### ACCESS\*

Patients seen in 24 months	Total	Change since previous quarter
Quarter ending March 2017	7,627	
Quarter ending June 2017	7,756	→
Quarter ending September 2017	7,754	→
Quarter ending December 2017	7,785	→
Quarter ending March 2018	7,849	→
<b>Variance since March 2017</b>	<b>2.9%</b>	<b>↑</b>



### ACTIVITY



Month	Adjusted Scheduled Activity (UDA)	
	2017	2018
April	1,330	-924
May	2,999	1,164
June	4,117	3,046
July	6,228	5,450
August	8,043	7,651
September	10,055	9,661
October	12,138	11,717
November	14,033	13,830
December	15,987	15,600
January	17,552	17,349
February	19,513	20,157
March	21,314	21,830
April	22,064	
May	22,142	
June	22,158	

### QUALITY

	Quantity	Base Number	Contract	AT	Region	England
% of FP17s for the same patient ID Re-attending within 3 months - Children	218	3,779	5.8%	9.7%	12.8%	11.9%
% of FP17s for the same patient ID Re-attending within 3 months - Adults	639	7,000	9.1%	14.3%	16.5%	16.0%
% of FP17s for the same patient ID Re-attending between 3 & 9 months - Children	2,107	3,779	55.8%	59.1%	59.7%	58.3%
% of FP17s for the same patient ID Re-attending between 3 & 9 months - Adults	3,995	7,000	57.1%	52.9%	52.6%	50.3%
% of FP17s for Band 1 Urgent Courses	238	10,397	2.3%	7.4%	9.1%	9.1%
% of FP17s Relating to Free Repair or Replacements	107	10,397	1.0%	1.2%	1.0%	0.8%
% of FP17s Relating to Continuations	125	10,397	1.2%	1.3%	1.2%	1.0%
% of Patients satisfied with the dentistry they have received	4	4	N/A	92.4%	91.6%	91.5%
% of Patients satisfied with the time they had to wait for an appointment	4	4	N/A	88.5%	88.3%	87.9%

\* This is based on patients treated on this contract for their most recent course of treatment. Figures in italics indicate the base number of FP17s or Patient Questionnaire responses are less than 100. N/A is shown where the base number of responses is less than 10 during the period. % is calculated as Quantity/Base number\*100

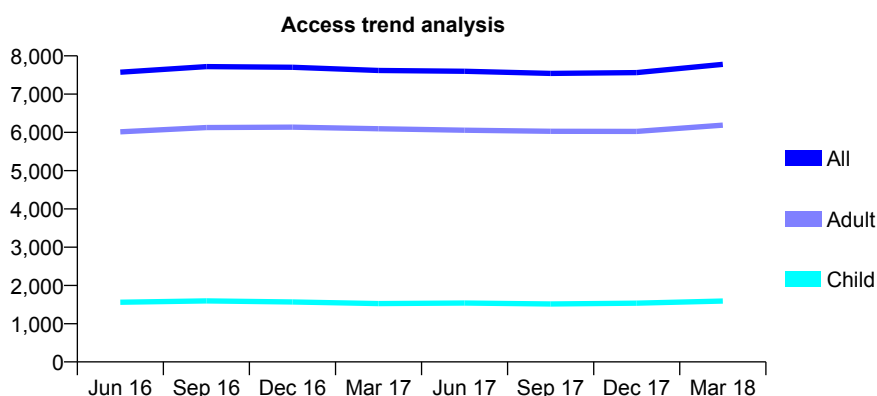
## Q51 - Vital Signs At a Glance Contract Report for 101338/0069 - March 2018

Name or company name	Whitecross Dental Care Limited
Contract type name	GDS Contract
Purpose of contract	General and Orthodontic
Contract start date	01/11/2008
Contract end date	

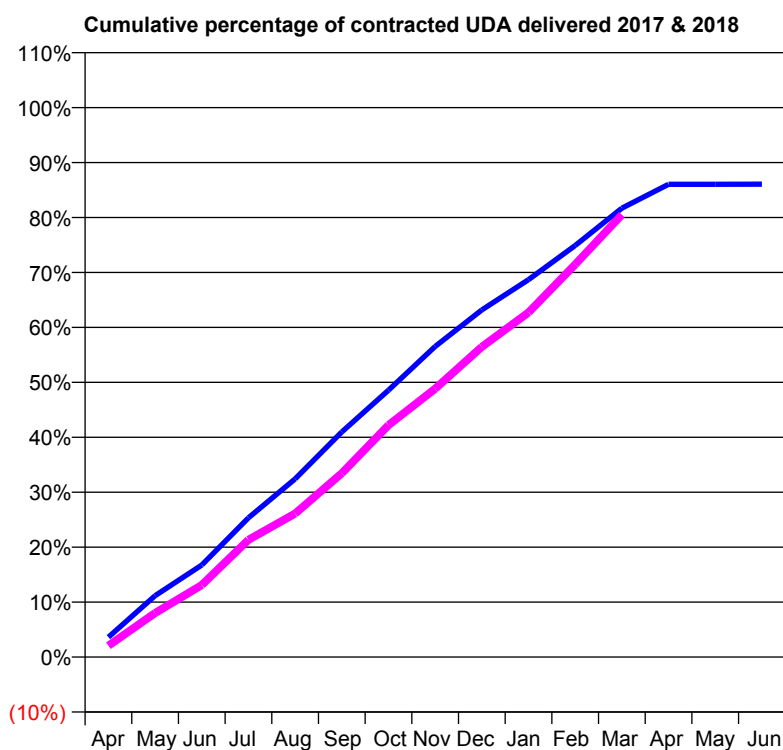
17/18 Contracted general activity (UDA)	24,277
Carry forward general activity (UDA)	0
17/18 Contracted orthodontic activity (UOA)	1,008
Carry forward orthodontic activity (UOA)	4
Baseline contract value	£760,924.45

### ACCESS\*

Patients seen in 24 months	Total	Change since previous quarter
Quarter ending March 2017	7,620	
Quarter ending June 2017	7,596	→
Quarter ending September 2017	7,542	→
Quarter ending December 2017	7,561	→
Quarter ending March 2018	7,780	↑
<b>Variance since March 2017</b>	<b>2.1%</b>	<b>↑</b>



### ACTIVITY



Month	Adjusted Scheduled Activity (UDA)	
	2017	2018
April	881	507
May	2,712	1,946
June	4,065	3,184
July	6,151	5,182
August	7,876	6,342
September	9,948	8,119
October	11,792	10,248
November	13,723	11,855
December	15,341	13,708
January	16,674	15,226
February	18,184	17,345
March	19,835	19,544
April	20,886	
May	20,888	
June	20,895	

### QUALITY

	Quantity	Base Number	Contract	AT	Region	England
% of FP17s for the same patient ID Re-attending within 3 months - Children	217	2,219	9.8%	9.7%	12.8%	11.9%
% of FP17s for the same patient ID Re-attending within 3 months - Adults	955	7,493	12.7%	14.3%	16.5%	16.0%
% of FP17s for the same patient ID Re-attending between 3 & 9 months - Children	917	2,219	41.3%	59.1%	59.7%	58.3%
% of FP17s for the same patient ID Re-attending between 3 & 9 months - Adults	2,896	7,493	38.6%	52.9%	52.6%	50.3%
% of FP17s for Band 1 Urgent Courses	697	9,260	7.5%	7.4%	9.1%	9.1%
% of FP17s Relating to Free Repair or Replacements	67	9,260	0.7%	1.2%	1.0%	0.8%
% of FP17s Relating to Continuations	200	9,260	2.2%	1.3%	1.2%	1.0%
% of Patients satisfied with the dentistry they have received	6	6	N/A	92.4%	91.6%	91.5%
% of Patients satisfied with the time they had to wait for an appointment	5	6	N/A	88.5%	88.3%	87.9%

\* This is based on patients treated on this contract for their most recent course of treatment. Figures in italics indicate the base number of FP17s or Patient Questionnaire responses are less than 100. N/A is shown where the base number of responses is less than 10 during the period. % is calculated as Quantity/Base number\*100

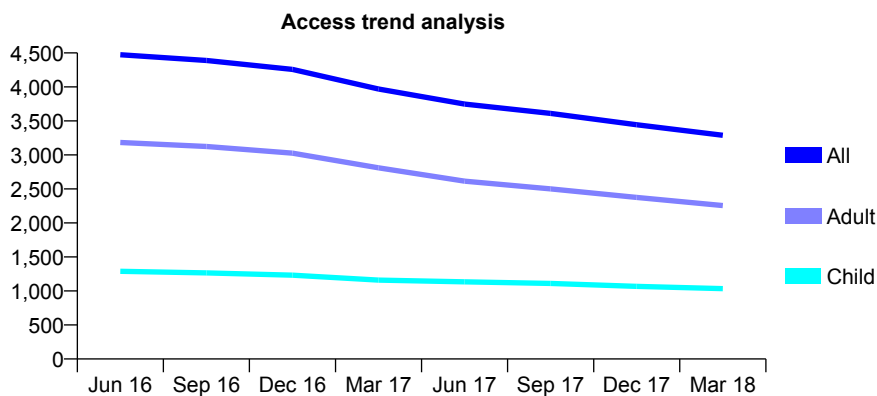
## Q51 - Vital Signs At a Glance Contract Report for 101338/0086 - March 2018

Name or company name	Whitecross Dental Care Limited
Contract type name	GDS Contract
Purpose of contract	General
Contract start date	01/04/2009
Contract end date	

17/18 Contracted general activity (UDA)	13,567
Carry forward general activity (UDA)	0
17/18 Contracted orthodontic activity (UOA)	0
Carry forward orthodontic activity (UOA)	0
Baseline contract value	£380,236.15

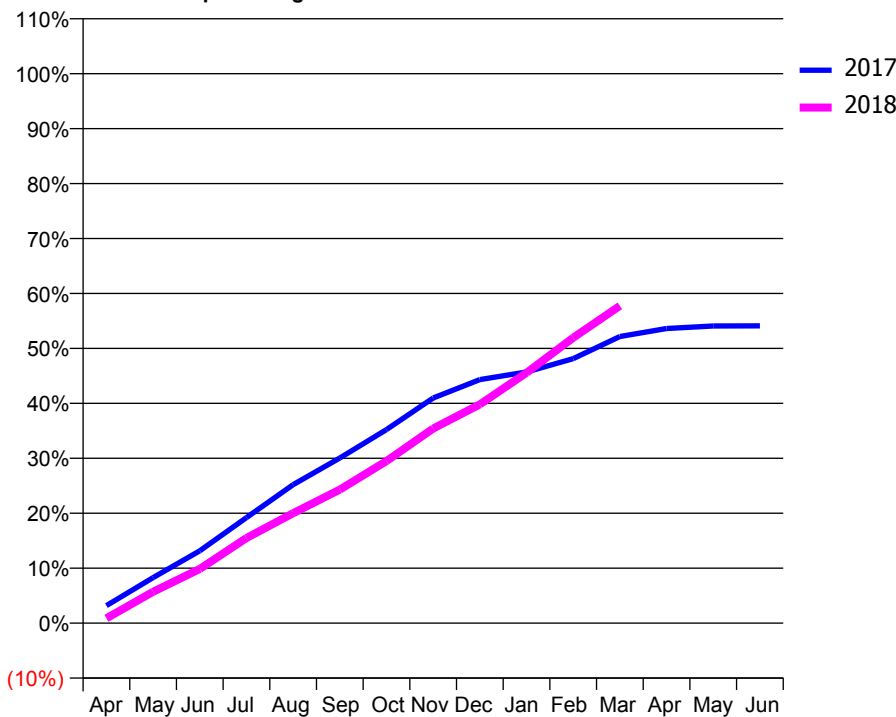
### ACCESS\*

Patients seen in 24 months	Total	Change since previous quarter
Quarter ending March 2017	3,970	
Quarter ending June 2017	3,749	↓
Quarter ending September 2017	3,610	↓
Quarter ending December 2017	3,444	↓
Quarter ending March 2018	3,290	↓
<b>Variance since March 2017</b>	<b>(17.1%)</b>	<b>↓</b>



### ACTIVITY

Cumulative percentage of contracted UDA delivered 2017 & 2018



Month	Adjusted Scheduled Activity (UDA)	
	2017	2018
April	432	120
May	1,125	776
June	1,786	1,338
July	2,607	2,103
August	3,420	2,715
September	4,077	3,298
October	4,777	4,003
November	5,560	4,805
December	6,013	5,401
January	6,202	6,183
February	6,529	7,047
March	7,078	7,834
April	7,275	
May	7,338	
June	7,339	

### QUALITY

	Quantity	Base Number	Contract	AT	Region	England
% of FP17s for the same patient ID Re-attending within 3 months - Children	62	1,194	5.2%	9.7%	12.8%	11.9%
% of FP17s for the same patient ID Re-attending within 3 months - Adults	251	2,319	10.8%	14.3%	16.5%	16.0%
% of FP17s for the same patient ID Re-attending between 3 & 9 months - Children	380	1,194	31.8%	59.1%	59.7%	58.3%
% of FP17s for the same patient ID Re-attending between 3 & 9 months - Adults	777	2,319	33.5%	52.9%	52.6%	50.3%
% of FP17s for Band 1 Urgent Courses	203	3,390	6.0%	7.4%	9.1%	9.1%
% of FP17s Relating to Free Repair or Replacements	28	3,390	0.8%	1.2%	1.0%	0.8%
% of FP17s Relating to Continuations	48	3,390	1.4%	1.3%	1.2%	1.0%
% of Patients satisfied with the dentistry they have received	1	3	N/A	92.4%	91.6%	91.5%
% of Patients satisfied with the time they had to wait for an appointment	1	3	N/A	88.5%	88.3%	87.9%

\* This is based on patients treated on this contract for their most recent course of treatment. Figures in italics indicate the base number of FP17s or Patient Questionnaire responses are less than 100. N/A is shown where the base number of responses is less than 10 during the period. % is calculated as Quantity/Base number\*100

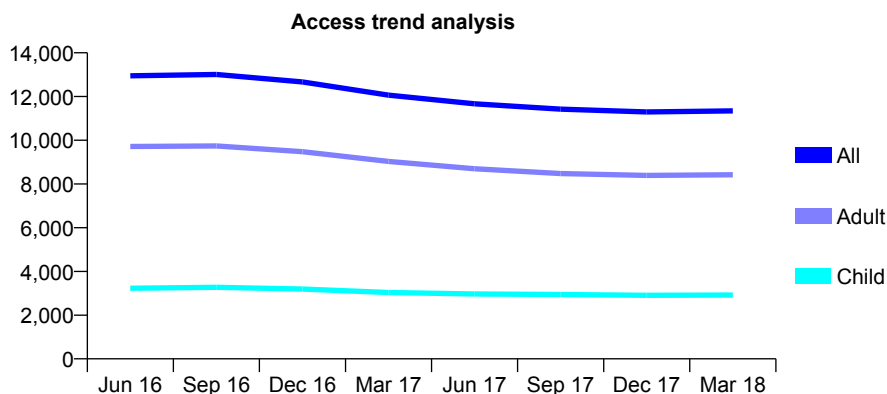
## Q51 - Vital Signs At a Glance Contract Report for 101338/0090 - March 2018

Name or company name	Whitecross Dental Care Limited
Contract type name	GDS Contract
Purpose of contract	General
Contract start date	01/08/2009
Contract end date	

17/18 Contracted general activity (UDA)	36,924
Carry forward general activity (UDA)	0
17/18 Contracted orthodontic activity (UOA)	0
Carry forward orthodontic activity (UOA)	0
Baseline contract value	£1,056,948.87

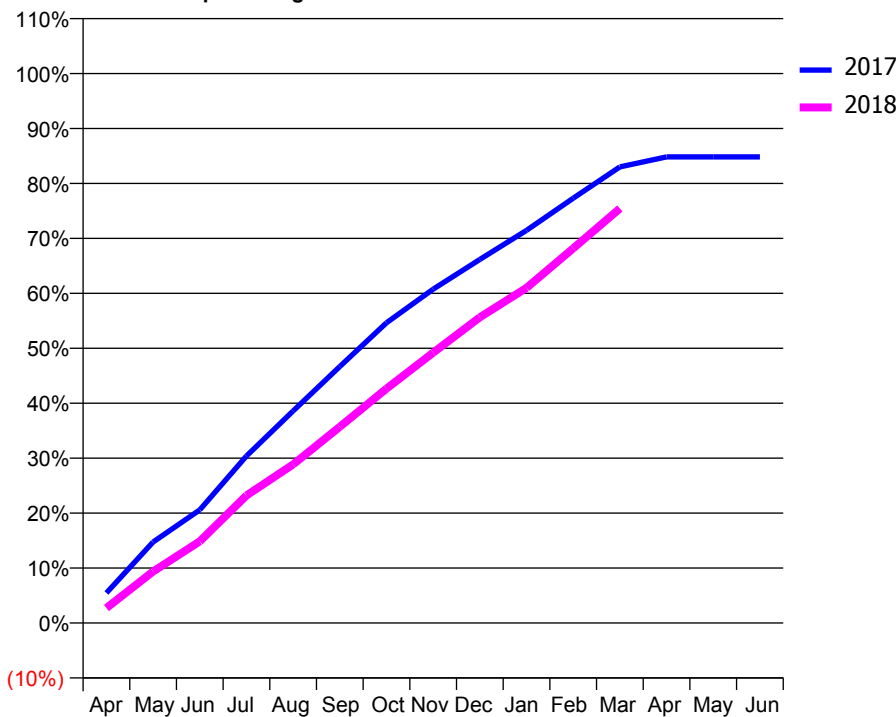
### ACCESS\*

Patients seen in 24 months	Total	Change since previous quarter
Quarter ending March 2017	12,064	
Quarter ending June 2017	11,667	↓
Quarter ending September 2017	11,422	↓
Quarter ending December 2017	11,292	↓
Quarter ending March 2018	11,342	→
<b>Variance since March 2017</b>	<b>(6.0%)</b>	<b>↓</b>



### ACTIVITY

Cumulative percentage of contracted UDA delivered 2017 & 2018



Month	Adjusted Scheduled Activity (UDA)	
	2017	2018
April	2,024	1,005
May	5,446	3,467
June	7,602	5,487
July	11,223	8,570
August	14,249	10,659
September	17,233	13,183
October	20,176	15,748
November	22,432	18,168
December	24,429	20,541
January	26,382	22,522
February	28,540	25,170
March	30,647	27,850
April	31,318	
May	31,320	
June	31,322	

### QUALITY

	Quantity	Base Number	Contract	AT	Region	England
% of FP17s for the same patient ID Re-attending within 3 months - Children	208	3,797	5.5%	9.7%	12.8%	11.9%
% of FP17s for the same patient ID Re-attending within 3 months - Adults	1,113	10,356	10.7%	14.3%	16.5%	16.0%
% of FP17s for the same patient ID Re-attending between 3 & 9 months - Children	1,865	3,797	49.1%	59.1%	59.7%	58.3%
% of FP17s for the same patient ID Re-attending between 3 & 9 months - Adults	4,640	10,356	44.8%	52.9%	52.6%	50.3%
% of FP17s for Band 1 Urgent Courses	803	13,812	5.8%	7.4%	9.1%	9.1%
% of FP17s Relating to Free Repair or Replacements	105	13,812	0.8%	1.2%	1.0%	0.8%
% of FP17s Relating to Continuations	219	13,812	1.6%	1.3%	1.2%	1.0%
% of Patients satisfied with the dentistry they have received	10	10	100.0%	92.4%	91.6%	91.5%
% of Patients satisfied with the time they had to wait for an appointment	9	10	90.0%	88.5%	88.3%	87.9%

\* This is based on patients treated on this contract for their most recent course of treatment. Figures in italics indicate the base number of FP17s or Patient Questionnaire responses are less than 100. N/A is shown where the base number of responses is less than 10 during the period. % is calculated as Quantity/Base number\*100

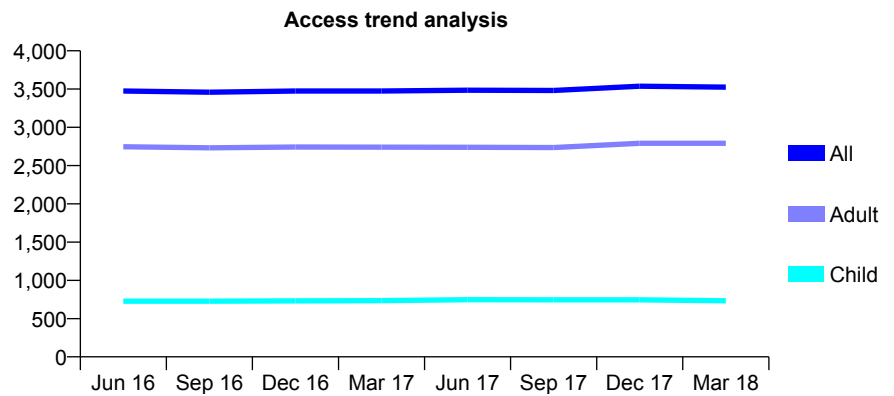
## Q51 - Vital Signs At a Glance Contract Report for 101338/0093 - March 2018

Name or company name	Whitecross Dental Care Limited
Contract type name	GDS Contract
Purpose of contract	General
Contract start date	01/08/2009
Contract end date	

17/18 Contracted general activity (UDA)	10,563
Carry forward general activity (UDA)	49
17/18 Contracted orthodontic activity (UOA)	0
Carry forward orthodontic activity (UOA)	0
Baseline contract value	£276,829.59

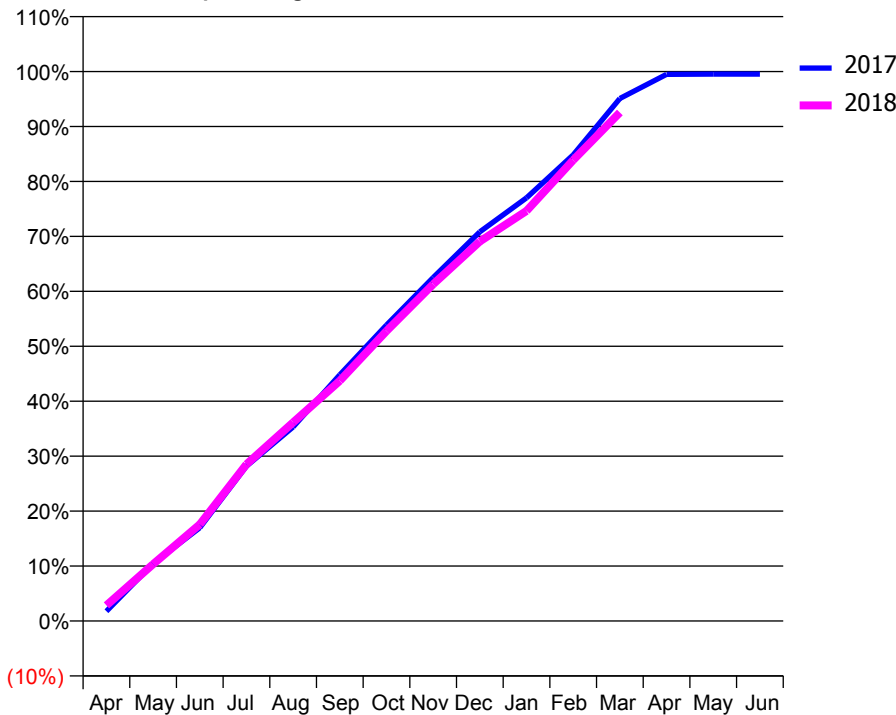
### ACCESS\*

Patients seen in 24 months	Total	Change since previous quarter
Quarter ending March 2017	3,474	
Quarter ending June 2017	3,485	→
Quarter ending September 2017	3,481	→
Quarter ending December 2017	3,537	→
Quarter ending March 2018	3,525	→
<b>Variance since March 2017</b>	<b>1.5%</b>	<b>→</b>



### ACTIVITY

Cumulative percentage of contracted UDA delivered 2017 & 2018



Month	Adjusted Scheduled Activity (UDA)	
	2017	2018
April	188	302
May	1,105	1,094
June	1,793	1,856
July	2,977	3,013
August	3,731	3,818
September	4,732	4,617
October	5,690	5,575
November	6,602	6,474
December	7,480	7,296
January	8,135	7,883
February	8,960	8,860
March	10,044	9,776
April	10,509	
May	10,514	
June	10,514	

### QUALITY

	Quantity	Base Number	Contract	AT	Region	England
% of FP17s for the same patient ID Re-attending within 3 months - Children	67	1,062	6.3%	9.7%	12.8%	11.9%
% of FP17s for the same patient ID Re-attending within 3 months - Adults	479	3,773	12.7%	14.3%	16.5%	16.0%
% of FP17s for the same patient ID Re-attending between 3 & 9 months - Children	617	1,062	58.1%	59.1%	59.7%	58.3%
% of FP17s for the same patient ID Re-attending between 3 & 9 months - Adults	2,067	3,773	54.8%	52.9%	52.6%	50.3%
% of FP17s for Band 1 Urgent Courses	326	4,634	7.0%	7.4%	9.1%	9.1%
% of FP17s Relating to Free Repair or Replacements	17	4,634	0.4%	1.2%	1.0%	0.8%
% of FP17s Relating to Continuations	82	4,634	1.8%	1.3%	1.2%	1.0%
% of Patients satisfied with the dentistry they have received	5	6	N/A	92.4%	91.6%	91.5%
% of Patients satisfied with the time they had to wait for an appointment	6	6	N/A	88.5%	88.3%	87.9%

\* This is based on patients treated on this contract for their most recent course of treatment. Figures in italics indicate the base number of FP17s or Patient Questionnaire responses are less than 100. N/A is shown where the base number of responses is less than 10 during the period. % is calculated as Quantity/Base number\*100

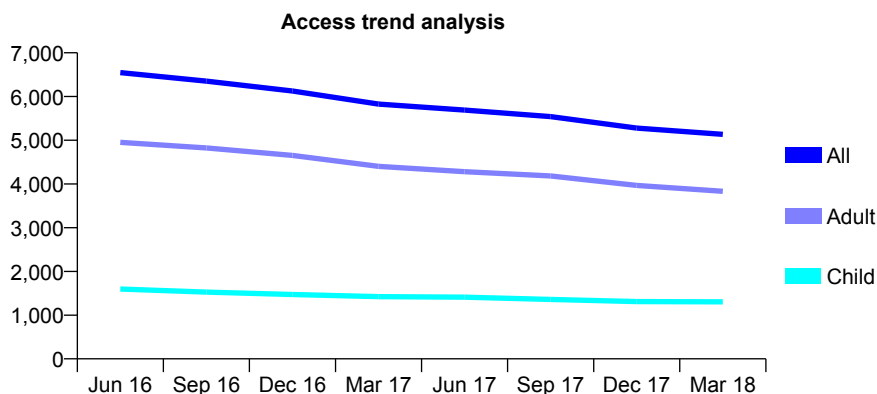
## Q51 - Vital Signs At a Glance Contract Report for 101338/0108 - March 2018

Name or company name	Whitecross Dental Care Limited
Contract type name	GDS Contract
Purpose of contract	General
Contract start date	01/12/2009
Contract end date	

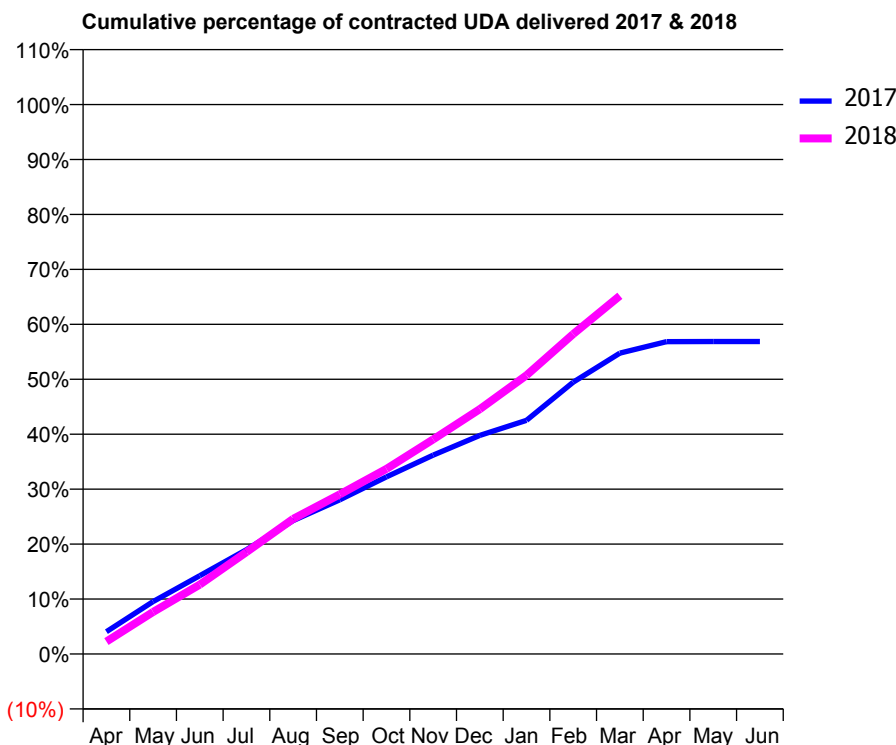
17/18 Contracted general activity (UDA)	18,131
Carry forward general activity (UDA)	0
17/18 Contracted orthodontic activity (UOA)	0
Carry forward orthodontic activity (UOA)	0
Baseline contract value	£483,896.07

### ACCESS\*

Patients seen in 24 months	Total	Change since previous quarter
Quarter ending March 2017	5,828	
Quarter ending June 2017	5,690	↓
Quarter ending September 2017	5,540	↓
Quarter ending December 2017	5,277	↓
Quarter ending March 2018	5,136	↓
<b>Variance since March 2017</b>	<b>(11.9%)</b>	<b>↓</b>



### ACTIVITY



Month	Adjusted Scheduled Activity (UDA)	
	2017	2018
April	899	413
May	2,108	1,386
June	3,148	2,291
July	4,192	3,364
August	5,358	4,459
September	6,191	5,269
October	7,114	6,111
November	7,988	7,079
December	8,779	8,081
January	9,388	9,200
February	10,918	10,558
March	12,088	11,820
April	12,547	
May	12,550	
June	12,551	

### QUALITY

	Quantity	Base Number	Contract	AT	Region	England
% of FP17s for the same patient ID Re-attending within 3 months - Children	93	1,534	6.1%	9.7%	12.8%	11.9%
% of FP17s for the same patient ID Re-attending within 3 months - Adults	505	4,384	11.5%	14.3%	16.5%	16.0%
% of FP17s for the same patient ID Re-attending between 3 & 9 months - Children	416	1,534	27.1%	59.1%	59.7%	58.3%
% of FP17s for the same patient ID Re-attending between 3 & 9 months - Adults	1,422	4,384	32.4%	52.9%	52.6%	50.3%
% of FP17s for Band 1 Urgent Courses	494	5,719	8.6%	7.4%	9.1%	9.1%
% of FP17s Relating to Free Repair or Replacements	33	5,719	0.6%	1.2%	1.0%	0.8%
% of FP17s Relating to Continuations	55	5,719	1.0%	1.3%	1.2%	1.0%
% of Patients satisfied with the dentistry they have received	2	4	N/A	92.4%	91.6%	91.5%
% of Patients satisfied with the time they had to wait for an appointment	3	4	N/A	88.5%	88.3%	87.9%

\* This is based on patients treated on this contract for their most recent course of treatment. Figures in italics indicate the base number of FP17s or Patient Questionnaire responses are less than 100. N/A is shown where the base number of responses is less than 10 during the period. % is calculated as Quantity/Base number\*100

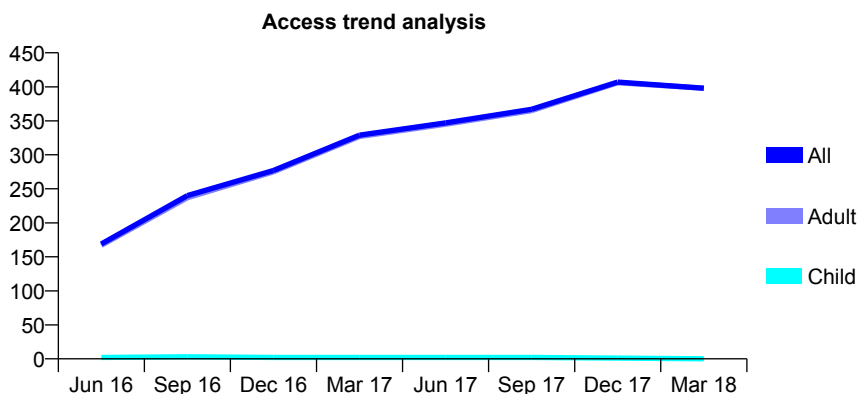
## Q51 - Vital Signs At a Glance Contract Report for 101338/0153 - March 2018

Name or company name	Whitecross Dental Care Limited
Contract type name	PDS Contract
Purpose of contract	General
Contract start date	01/05/2015
Contract end date	30/04/2020

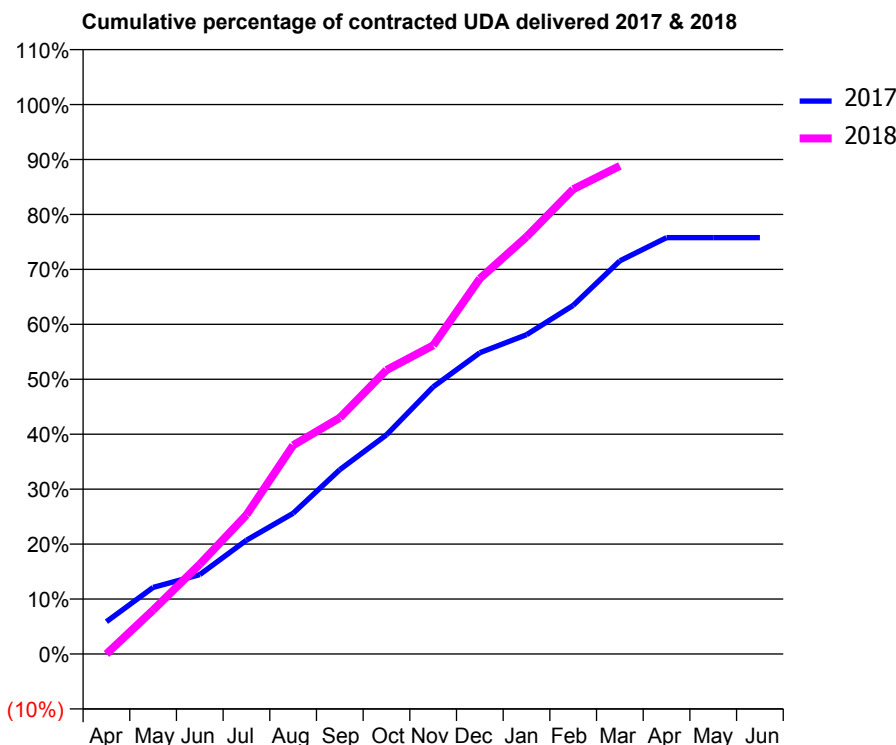
17/18 Contracted general activity (UDA)	1,200
Carry forward general activity (UDA)	0
17/18 Contracted orthodontic activity (UOA)	0
Carry forward orthodontic activity (UOA)	0
Baseline contract value	£50,776.54

### ACCESS\*

Patients seen in 24 months	Total	Change since previous quarter
Quarter ending March 2017	329	
Quarter ending June 2017	347	↑
Quarter ending September 2017	367	↑
Quarter ending December 2017	407	↑
Quarter ending March 2018	398	↓
<b>Variance since March 2017</b>	<b>21.0%</b>	<b>↑</b>



### ACTIVITY



Month	Adjusted Scheduled Activity (UDA)	
	2017	2018
April	106	0
May	218	96
June	260	196
July	373	304
August	461	456
September	604	516
October	718	620
November	875	674
December	987	820
January	1,046	911
February	1,142	1,015
March	1,288	1,066
April	1,364	
May	1,364	
June	1,364	

### QUALITY

	Quantity	Base Number	Contract	AT	Region	England
% of FP17s for the same patient ID Re-attending within 3 months - Children	0	0	N/A	9.7%	12.8%	11.9%
% of FP17s for the same patient ID Re-attending within 3 months - Adults	32	463	6.9%	14.3%	16.5%	16.0%
% of FP17s for the same patient ID Re-attending between 3 & 9 months - Children	0	0	N/A	59.1%	59.7%	58.3%
% of FP17s for the same patient ID Re-attending between 3 & 9 months - Adults	4	463	0.9%	52.9%	52.6%	50.3%
% of FP17s for Band 1 Urgent Courses	0	435	0.0%	7.4%	9.1%	9.1%
% of FP17s Relating to Free Repair or Replacements	0	435	0.0%	1.2%	1.0%	0.8%
% of FP17s Relating to Continuations	1	435	0.2%	1.3%	1.2%	1.0%
% of Patients satisfied with the dentistry they have received	0	0	N/A	92.4%	91.6%	91.5%
% of Patients satisfied with the time they had to wait for an appointment	0	0	N/A	88.5%	88.3%	87.9%

\* This is based on patients treated on this contract for their most recent course of treatment. Figures in italics indicate the base number of FP17s or Patient Questionnaire responses are less than 100. N/A is shown where the base number of responses is less than 10 during the period. % is calculated as Quantity/Base number\*100

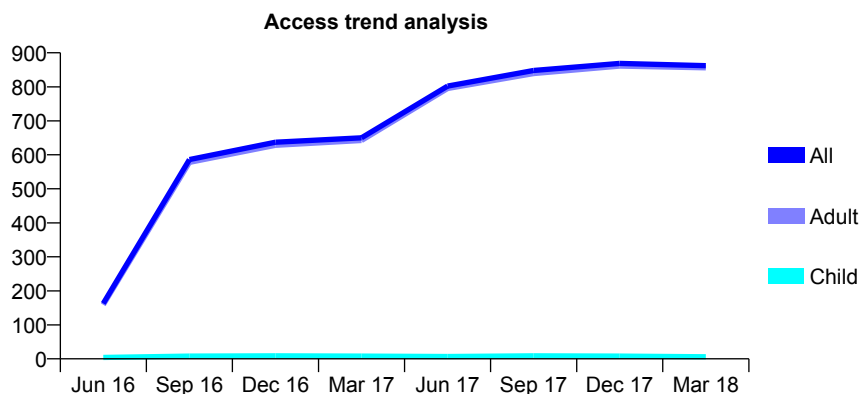
## Q51 - Vital Signs At a Glance Contract Report for 101338/0154 - March 2018

Name or company name	Whitecross Dental Care Limited
Contract type name	PDS Contract
Purpose of contract	General
Contract start date	01/05/2015
Contract end date	30/04/2020

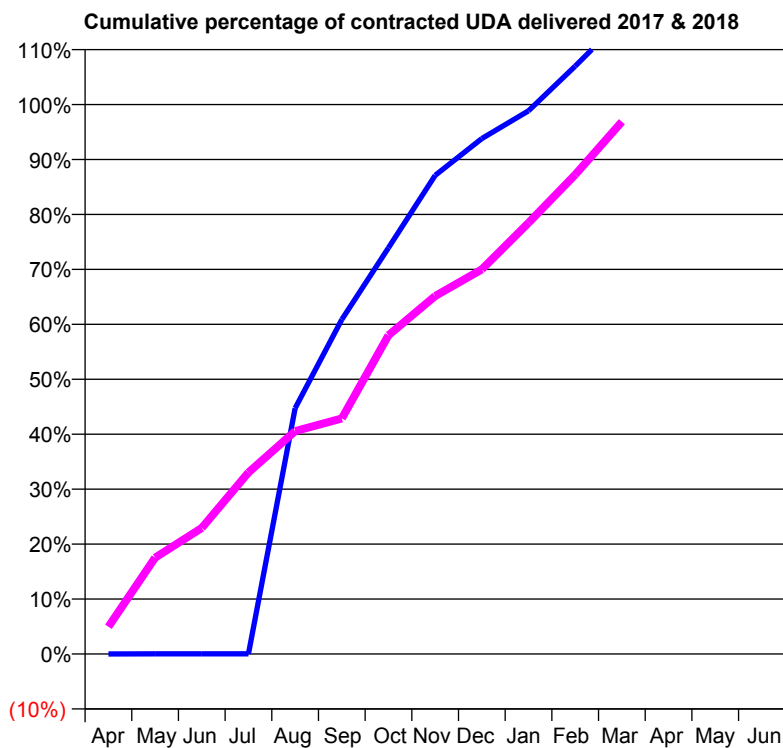
17/18 Contracted general activity (UDA)	3,150
Carry forward general activity (UDA)	0
17/18 Contracted orthodontic activity (UOA)	0
Carry forward orthodontic activity (UOA)	0
Baseline contract value	£133,288.43

### ACCESS\*

Patients seen in 24 months	Total	Change since previous quarter
Quarter ending March 2017	650	
Quarter ending June 2017	802	↑
Quarter ending September 2017	848	↑
Quarter ending December 2017	869	↑
Quarter ending March 2018	862	→
<b>Variance since March 2017</b>	<b>32.6%</b>	<b>↑</b>



### ACTIVITY



Month	Adjusted Scheduled Activity (UDA)	
	2017	2018
April	0	156
May	1	552
June	1	723
July	1	1,041
August	1,141	1,278
September	1,552	1,350
October	1,885	1,827
November	2,221	2,052
December	2,392	2,205
January	2,521	2,472
February	2,728	2,748
March	2,944	3,051
April	3,034	
May	3,034	
June	3,034	

### QUALITY

	Quantity	Base Number	Contract	AT	Region	England
% of FP17s for the same patient ID Re-attending within 3 months - Children	0	7	0.0%	9.7%	12.8%	11.9%
% of FP17s for the same patient ID Re-attending within 3 months - Adults	80	1,040	7.7%	14.3%	16.5%	16.0%
% of FP17s for the same patient ID Re-attending between 3 & 9 months - Children	0	7	0.0%	59.1%	59.7%	58.3%
% of FP17s for the same patient ID Re-attending between 3 & 9 months - Adults	8	1,040	0.8%	52.9%	52.6%	50.3%
% of FP17s for Band 1 Urgent Courses	0	1,017	0.0%	7.4%	9.1%	9.1%
% of FP17s Relating to Free Repair or Replacements	0	1,017	0.0%	1.2%	1.0%	0.8%
% of FP17s Relating to Continuations	1	1,017	0.1%	1.3%	1.2%	1.0%
% of Patients satisfied with the dentistry they have received	1	1	N/A	92.4%	91.6%	91.5%
% of Patients satisfied with the time they had to wait for an appointment	1	1	N/A	88.5%	88.3%	87.9%

\* This is based on patients treated on this contract for their most recent course of treatment. Figures in italics indicate the base number of FP17s or Patient Questionnaire responses are less than 100. N/A is shown where the base number of responses is less than 10 during the period. % is calculated as Quantity/Base number\*100



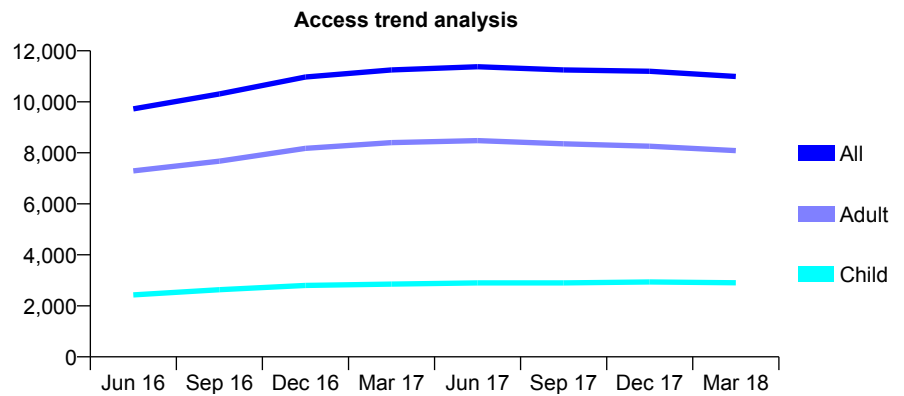
## Q51 - Vital Signs At a Glance Contract Report for 101338/0155 - March 2018

Name or company name	Whitecross Dental Care Limited
Contract type name	GDS Contract
Purpose of contract	General
Contract start date	01/06/2015
Contract end date	

17/18 Contracted general activity (UDA)	42,692
Carry forward general activity (UDA)	0
17/18 Contracted orthodontic activity (UOA)	0
Carry forward orthodontic activity (UOA)	0
Baseline contract value	£1,197,112.41

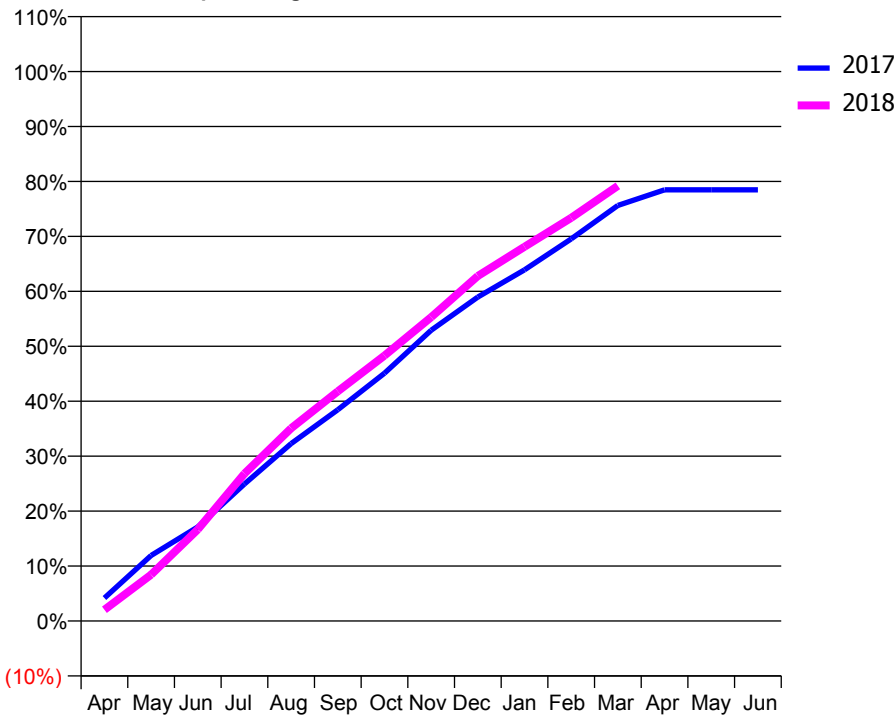
### ACCESS\*

Patients seen in 24 months	Total	Change since previous quarter
Quarter ending March 2017	11,252	
Quarter ending June 2017	11,375	→
Quarter ending September 2017	11,252	↓
Quarter ending December 2017	11,197	→
Quarter ending March 2018	10,992	↓
<b>Variance since March 2017</b>	<b>(2.3%)</b>	<b>↓</b>



### ACTIVITY

Cumulative percentage of contracted UDA delivered 2017 & 2018



Month	Adjusted Scheduled Activity (UDA)	
	2017	2018
April	1,783	872
May	5,095	3,595
June	7,304	7,110
July	10,645	11,449
August	13,780	14,972
September	16,420	17,842
October	19,258	20,618
November	22,587	23,603
December	25,170	26,805
January	27,282	29,075
February	29,685	31,323
March	32,288	33,807
April	33,501	
May	33,501	
June	33,494	

### QUALITY

	Quantity	Base Number	Contract	AT	Region	England
% of FP17s for the same patient ID Re-attending within 3 months - Children	285	4,396	6.5%	9.7%	12.8%	11.9%
% of FP17s for the same patient ID Re-attending within 3 months - Adults	1,272	10,497	12.1%	14.3%	16.5%	16.0%
% of FP17s for the same patient ID Re-attending between 3 & 9 months - Children	2,636	4,396	60.0%	59.1%	59.7%	58.3%
% of FP17s for the same patient ID Re-attending between 3 & 9 months - Adults	4,878	10,497	46.5%	52.9%	52.6%	50.3%
% of FP17s for Band 1 Urgent Courses	502	14,401	3.5%	7.4%	9.1%	9.1%
% of FP17s Relating to Free Repair or Replacements	174	14,401	1.2%	1.2%	1.0%	0.8%
% of FP17s Relating to Continuations	433	14,401	3.0%	1.3%	1.2%	1.0%
% of Patients satisfied with the dentistry they have received	28	32	87.5%	92.4%	91.6%	91.5%
% of Patients satisfied with the time they had to wait for an appointment	24	32	75.0%	88.5%	88.3%	87.9%

\* This is based on patients treated on this contract for their most recent course of treatment. Figures in italics indicate the base number of FP17s or Patient Questionnaire responses are less than 100. N/A is shown where the base number of responses is less than 10 during the period. % is calculated as Quantity/Base number\*100

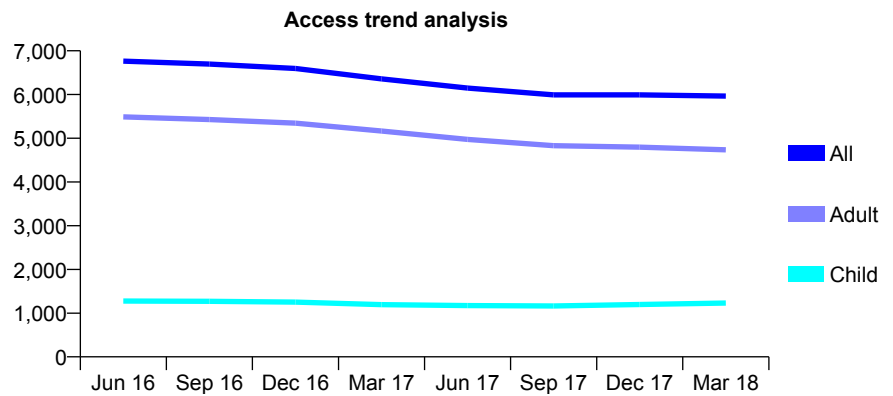
## Q51 - Vital Signs At a Glance Contract Report for 101370/0005 - March 2018

Name or company name	Petrie Tucker and Partners Ltd
Contract type name	GDS Contract
Purpose of contract	General and Orthodontic
Contract start date	01/04/2006
Contract end date	

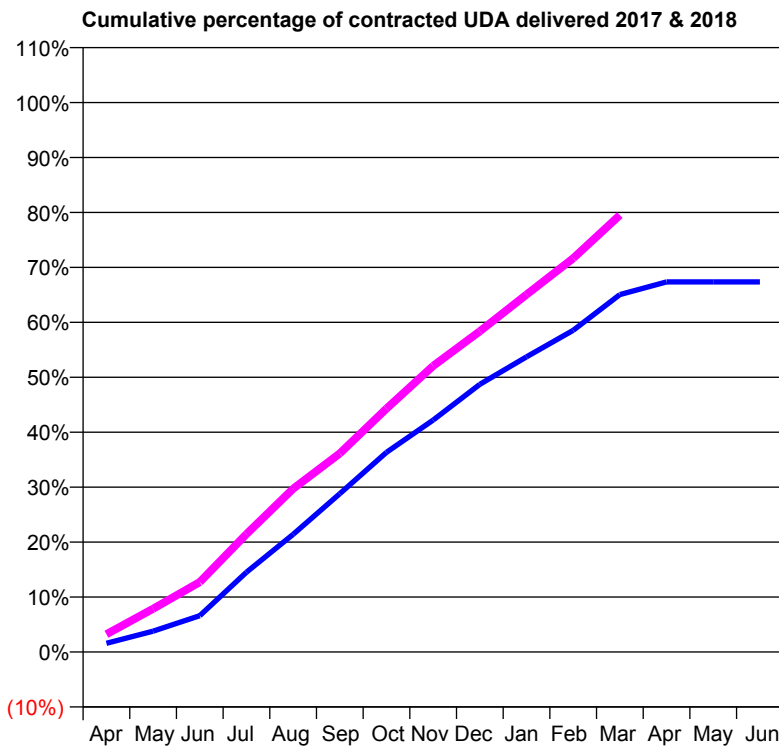
17/18 Contracted general activity (UDA)	24,146
Carry forward general activity (UDA)	0
17/18 Contracted orthodontic activity (UOA)	630
Carry forward orthodontic activity (UOA)	0
Baseline contract value	£732,388.77

### ACCESS\*

Patients seen in 24 months	Total	Change since previous quarter
Quarter ending March 2017	6,358	
Quarter ending June 2017	6,146	↓
Quarter ending September 2017	5,992	↓
Quarter ending December 2017	5,991	→
Quarter ending March 2018	5,964	→
<b>Variance since March 2017</b>	<b>(6.2%)</b>	<b>↓</b>



### ACTIVITY



Month	Adjusted Scheduled Activity (UDA)	
	2017	2018
April	381	781
May	917	1,901
June	1,598	3,076
July	3,510	5,184
August	5,171	7,173
September	6,958	8,730
October	8,772	10,699
November	10,195	12,571
December	11,765	14,094
January	12,968	15,707
February	14,137	17,299
March	15,707	19,201
April	16,260	
May	16,262	
June	16,263	

### QUALITY

	Quantity	Base Number	Contract	AT	Region	England
% of FP17s for the same patient ID Re-attending within 3 months - Children	145	1,778	8.2%	9.7%	12.8%	11.9%
% of FP17s for the same patient ID Re-attending within 3 months - Adults	600	6,277	9.6%	14.3%	16.5%	16.0%
% of FP17s for the same patient ID Re-attending between 3 & 9 months - Children	695	1,778	39.1%	59.1%	59.7%	58.3%
% of FP17s for the same patient ID Re-attending between 3 & 9 months - Adults	2,797	6,277	44.6%	52.9%	52.6%	50.3%
% of FP17s for Band 1 Urgent Courses	599	7,765	7.7%	7.4%	9.1%	9.1%
% of FP17s Relating to Free Repair or Replacements	62	7,765	0.8%	1.2%	1.0%	0.8%
% of FP17s Relating to Continuations	83	7,765	1.1%	1.3%	1.2%	1.0%
% of Patients satisfied with the dentistry they have received	14	15	93.3%	92.4%	91.6%	91.5%
% of Patients satisfied with the time they had to wait for an appointment	14	15	93.3%	88.5%	88.3%	87.9%

\* This is based on patients treated on this contract for their most recent course of treatment. Figures in italics indicate the base number of FP17s or Patient Questionnaire responses are less than 100. N/A is shown where the base number of responses is less than 10 during the period. % is calculated as Quantity/Base number\*100

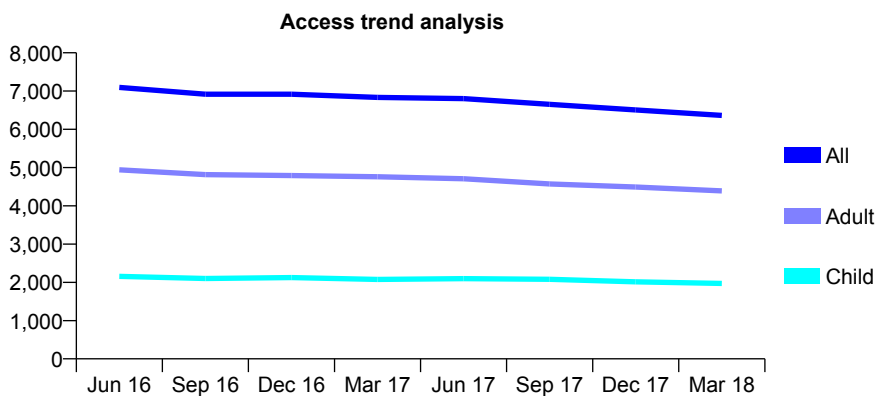
## Q51 - Vital Signs At a Glance Contract Report for 101370/0010 - March 2018

Name or company name	Petrie Tucker and Partners Ltd
Contract type name	Pilot Contract
Purpose of contract	General
Contract start date	01/04/2006
Contract end date	

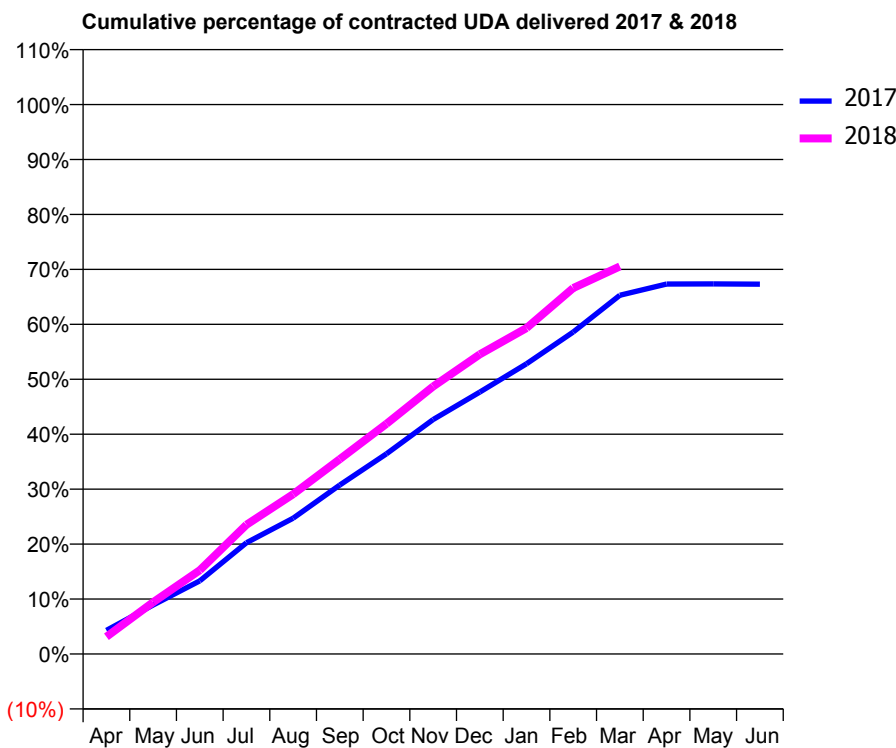
17/18 Contracted general activity (UDA)	20,443
Carry forward general activity (UDA)	0
17/18 Contracted orthodontic activity (UOA)	0
Carry forward orthodontic activity (UOA)	0
Baseline contract value	£557,834.74

### ACCESS\*

Patients seen in 24 months	Total	Change since previous quarter
Quarter ending March 2017	6,834	
Quarter ending June 2017	6,804	→
Quarter ending September 2017	6,654	↓
Quarter ending December 2017	6,506	↓
Quarter ending March 2018	6,363	↓
<b>Variance since March 2017</b>	<b>(6.9%)</b>	↓



### ACTIVITY



Month	Adjusted Scheduled Activity (UDA)	
	2017	2018
April	878	641
May	1,821	1,927
June	2,721	3,119
July	4,140	4,811
August	5,052	5,946
September	6,289	7,249
October	7,450	8,564
November	8,724	9,952
December	9,744	11,150
January	10,798	12,129
February	11,976	13,615
March	13,350	14,421
April	13,766	
May	13,768	
June	13,758	

### QUALITY

	Quantity	Base Number	Contract	AT	Region	England
% of FP17s for the same patient ID Re-attending within 3 months - Children	70	2,072	3.4%	9.7%	12.8%	11.9%
% of FP17s for the same patient ID Re-attending within 3 months - Adults	213	4,181	5.1%	14.3%	16.5%	16.0%
% of FP17s for the same patient ID Re-attending between 3 & 9 months - Children	665	2,072	32.1%	59.1%	59.7%	58.3%
% of FP17s for the same patient ID Re-attending between 3 & 9 months - Adults	1,604	4,181	38.4%	52.9%	52.6%	50.3%
% of FP17s for Band 1 Urgent Courses	18	6,069	0.3%	7.4%	9.1%	9.1%
% of FP17s Relating to Free Repair or Replacements	27	6,069	0.4%	1.2%	1.0%	0.8%
% of FP17s Relating to Continuations	37	6,069	0.6%	1.3%	1.2%	1.0%
% of Patients satisfied with the dentistry they have received	4	4	N/A	92.4%	91.6%	91.5%
% of Patients satisfied with the time they had to wait for an appointment	2	4	N/A	88.5%	88.3%	87.9%

\* This is based on patients treated on this contract for their most recent course of treatment. Figures in italics indicate the base number of FP17s or Patient Questionnaire responses are less than 100. N/A is shown where the base number of responses is less than 10 during the period. % is calculated as Quantity/Base number\*100

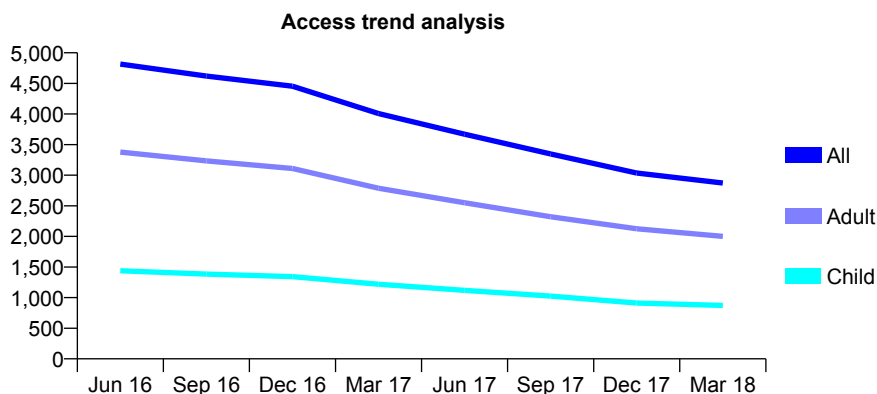
## Q51 - Vital Signs At a Glance Contract Report for 101370/0069 - March 2018

Name or company name	Petrie Tucker and Partners Ltd
Contract type name	GDS Contract
Purpose of contract	General
Contract start date	26/05/2006
Contract end date	

17/18 Contracted general activity (UDA)	14,267
Carry forward general activity (UDA)	0
17/18 Contracted orthodontic activity (UOA)	0
Carry forward orthodontic activity (UOA)	0
Baseline contract value	£408,329.49

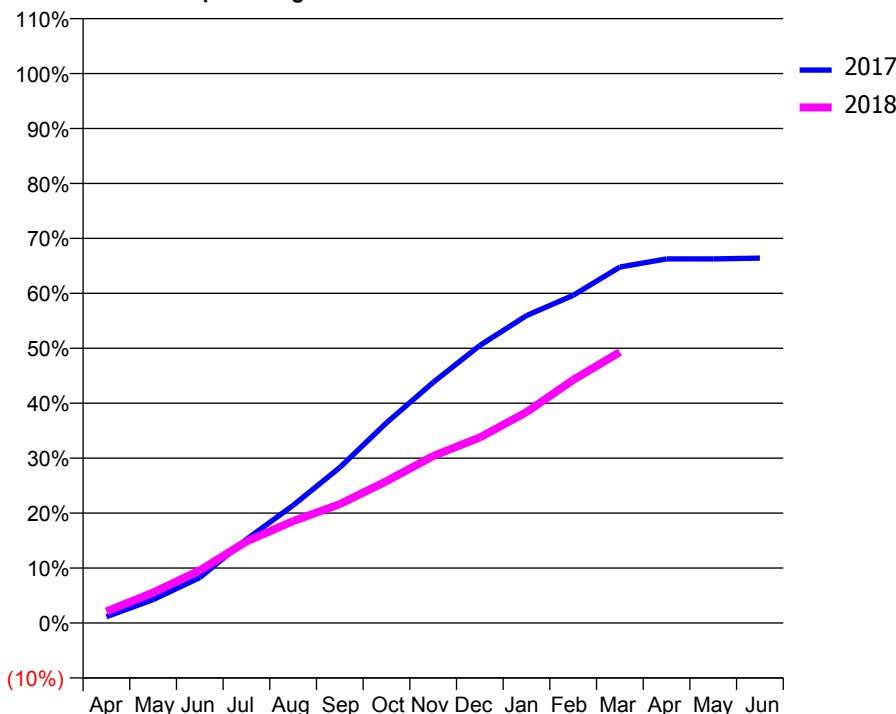
### ACCESS\*

Patients seen in 24 months	Total	Change since previous quarter
Quarter ending March 2017	4,008	
Quarter ending June 2017	3,670	↓
Quarter ending September 2017	3,347	↓
Quarter ending December 2017	3,037	↓
Quarter ending March 2018	2,873	↓
<b>Variance since March 2017</b>	<b>(28.3%)</b>	<b>↓</b>



### ACTIVITY

Cumulative percentage of contracted UDA delivered 2017 & 2018



Month	Adjusted Scheduled Activity (UDA)	
	2017	2018
April	165	298
May	608	791
June	1,180	1,364
July	2,173	2,118
August	3,054	2,646
September	4,038	3,085
October	5,199	3,682
November	6,246	4,335
December	7,208	4,818
January	7,983	5,475
February	8,509	6,313
March	9,243	7,035
April	9,455	
May	9,455	
June	9,473	

### QUALITY

	Quantity	Base Number	Contract	AT	Region	England
% of FP17s for the same patient ID Re-attending within 3 months - Children	109	1,210	9.0%	9.7%	12.8%	11.9%
% of FP17s for the same patient ID Re-attending within 3 months - Adults	225	2,159	10.4%	14.3%	16.5%	16.0%
% of FP17s for the same patient ID Re-attending between 3 & 9 months - Children	629	1,210	52.0%	59.1%	59.7%	58.3%
% of FP17s for the same patient ID Re-attending between 3 & 9 months - Adults	983	2,159	45.5%	52.9%	52.6%	50.3%
% of FP17s for Band 1 Urgent Courses	214	3,263	6.6%	7.4%	9.1%	9.1%
% of FP17s Relating to Free Repair or Replacements	15	3,263	0.5%	1.2%	1.0%	0.8%
% of FP17s Relating to Continuations	40	3,263	1.2%	1.3%	1.2%	1.0%
% of Patients satisfied with the dentistry they have received	6	6	N/A	92.4%	91.6%	91.5%
% of Patients satisfied with the time they had to wait for an appointment	6	6	N/A	88.5%	88.3%	87.9%

\* This is based on patients treated on this contract for their most recent course of treatment. Figures in italics indicate the base number of FP17s or Patient Questionnaire responses are less than 100. N/A is shown where the base number of responses is less than 10 during the period. % is calculated as Quantity/Base number\*100

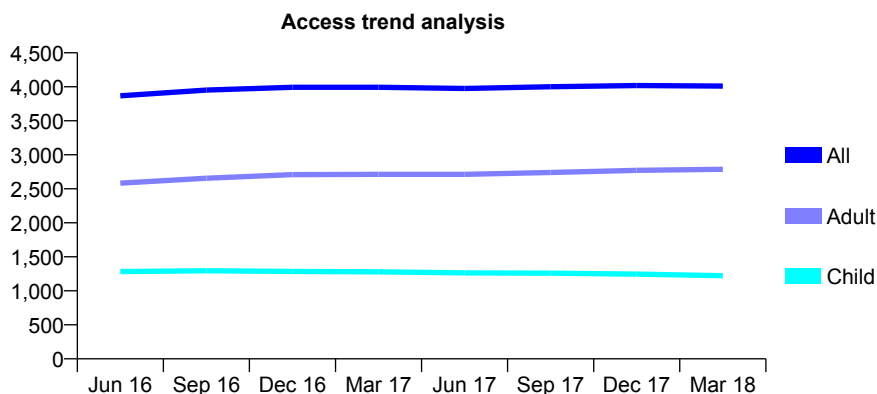
## Q51 - Vital Signs At a Glance Contract Report for 101370/0109 - March 2018

Name or company name	Petrie Tucker and Partners Ltd
Contract type name	GDS Contract
Purpose of contract	General
Contract start date	01/10/2008
Contract end date	

17/18 Contracted general activity (UDA)	12,748
Carry forward general activity (UDA)	464
17/18 Contracted orthodontic activity (UOA)	0
Carry forward orthodontic activity (UOA)	0
Baseline contract value	£357,462.50

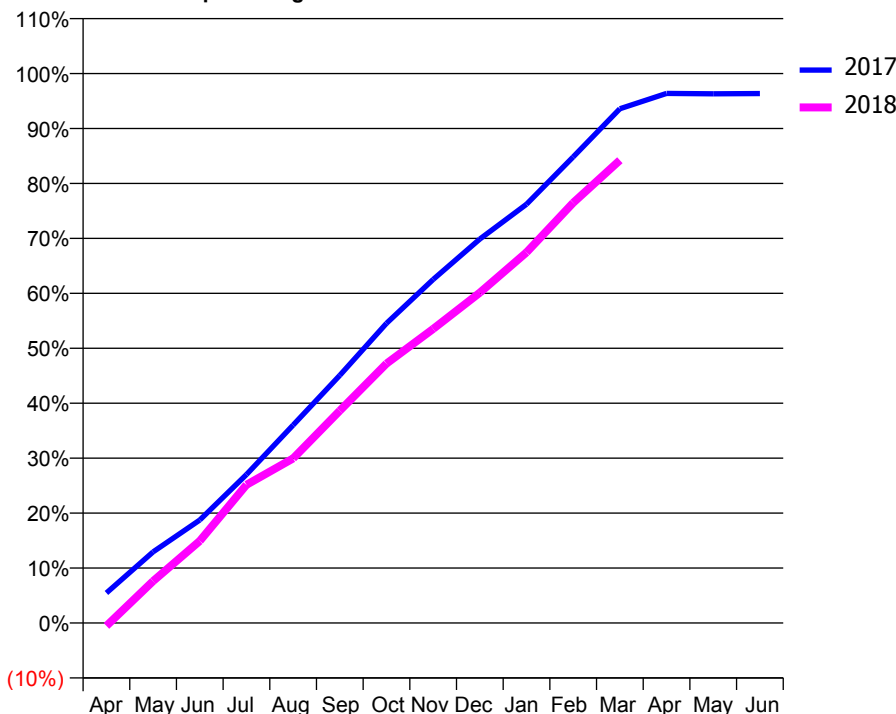
### ACCESS\*

Patients seen in 24 months	Total	Change since previous quarter
Quarter ending March 2017	3,993	
Quarter ending June 2017	3,975	→
Quarter ending September 2017	4,000	→
Quarter ending December 2017	4,018	→
Quarter ending March 2018	4,010	→
<b>Variance since March 2017</b>	<b>0.4%</b>	<b>→</b>



### ACTIVITY

Cumulative percentage of contracted UDA delivered 2017 & 2018



Adjusted Scheduled Activity (UDA)

Month	2017	2018
April	697	-69
May	1,650	973
June	2,390	1,904
July	3,446	3,207
August	4,593	3,820
September	5,748	4,927
October	6,954	6,018
November	7,971	6,822
December	8,909	7,663
January	9,714	8,598
February	10,812	9,750
March	11,931	10,736
April	12,285	
May	12,278	
June	12,284	

### QUALITY

	Quantity	Base Number	Contract	AT	Region	England
% of FP17s for the same patient ID Re-attending within 3 months - Children	80	1,552	5.2%	9.7%	12.8%	11.9%
% of FP17s for the same patient ID Re-attending within 3 months - Adults	307	3,121	9.8%	14.3%	16.5%	16.0%
% of FP17s for the same patient ID Re-attending between 3 & 9 months - Children	880	1,552	56.7%	59.1%	59.7%	58.3%
% of FP17s for the same patient ID Re-attending between 3 & 9 months - Adults	1,262	3,121	40.4%	52.9%	52.6%	50.3%
% of FP17s for Band 1 Urgent Courses	181	4,526	4.0%	7.4%	9.1%	9.1%
% of FP17s Relating to Free Repair or Replacements	52	4,526	1.1%	1.2%	1.0%	0.8%
% of FP17s Relating to Continuations	65	4,526	1.4%	1.3%	1.2%	1.0%
% of Patients satisfied with the dentistry they have received	3	3	N/A	92.4%	91.6%	91.5%
% of Patients satisfied with the time they had to wait for an appointment	3	3	N/A	88.5%	88.3%	87.9%

\* This is based on patients treated on this contract for their most recent course of treatment. Figures in italics indicate the base number of FP17s or Patient Questionnaire responses are less than 100. N/A is shown where the base number of responses is less than 10 during the period. % is calculated as Quantity/Base number\*100

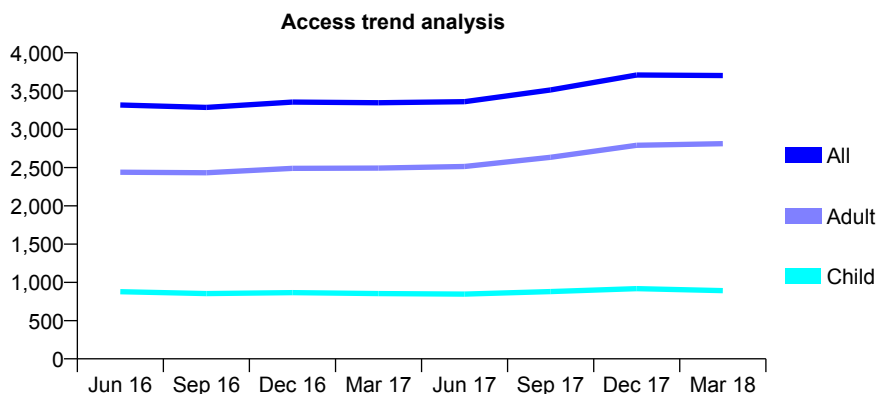
## Q51 - Vital Signs At a Glance Contract Report for 101435/0106 - March 2018

Name or company name	IDH Limited
Contract type name	GDS Contract
Purpose of contract	General
Contract start date	01/08/2008
Contract end date	

17/18 Contracted general activity (UDA)	11,883
Carry forward general activity (UDA)	0
17/18 Contracted orthodontic activity (UOA)	0
Carry forward orthodontic activity (UOA)	0
Baseline contract value	£349,087.05

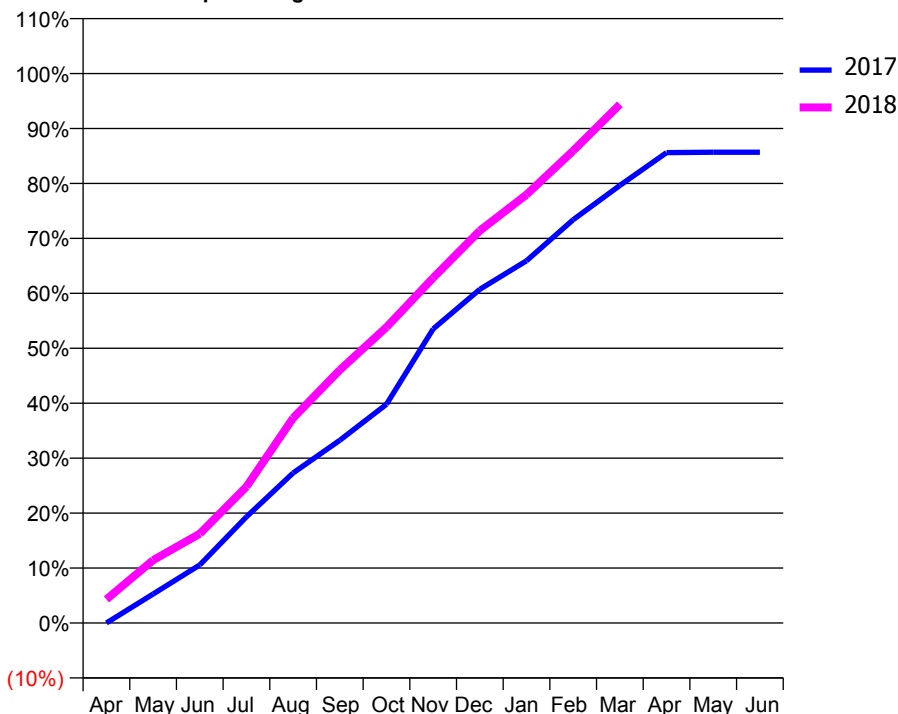
### ACCESS\*

Patients seen in 24 months	Total	Change since previous quarter
Quarter ending March 2017	3,348	
Quarter ending June 2017	3,361	→
Quarter ending September 2017	3,514	↑
Quarter ending December 2017	3,709	↑
Quarter ending March 2018	3,703	→
<b>Variance since March 2017</b>	<b>10.6%</b>	<b>↑</b>



### ACTIVITY

Cumulative percentage of contracted UDA delivered 2017 & 2018



Month	Adjusted Scheduled Activity (UDA)	
	2017	2018
April	0	511
May	629	1,359
June	1,257	1,932
July	2,296	2,949
August	3,246	4,434
September	3,951	5,471
October	4,729	6,397
November	6,361	7,463
December	7,216	8,485
January	7,833	9,263
February	8,721	10,212
March	9,464	11,215
April	10,173	
May	10,180	
June	10,180	

### QUALITY

	Quantity	Base Number	Contract	AT	Region	England
% of FP17s for the same patient ID Re-attending within 3 months - Children	106	1,577	6.7%	9.7%	12.8%	11.9%
% of FP17s for the same patient ID Re-attending within 3 months - Adults	646	4,559	14.2%	14.3%	16.5%	16.0%
% of FP17s for the same patient ID Re-attending between 3 & 9 months - Children	1,102	1,577	69.9%	59.1%	59.7%	58.3%
% of FP17s for the same patient ID Re-attending between 3 & 9 months - Adults	2,840	4,559	62.3%	52.9%	52.6%	50.3%
% of FP17s for Band 1 Urgent Courses	362	5,739	6.3%	7.4%	9.1%	9.1%
% of FP17s Relating to Free Repair or Replacements	61	5,739	1.1%	1.2%	1.0%	0.8%
% of FP17s Relating to Continuations	138	5,739	2.4%	1.3%	1.2%	1.0%
% of Patients satisfied with the dentistry they have received	3	4	N/A	92.4%	91.6%	91.5%
% of Patients satisfied with the time they had to wait for an appointment	2	4	N/A	88.5%	88.3%	87.9%

\* This is based on patients treated on this contract for their most recent course of treatment. Figures in italics indicate the base number of FP17s or Patient Questionnaire responses are less than 100. N/A is shown where the base number of responses is less than 10 during the period. % is calculated as Quantity/Base number\*100

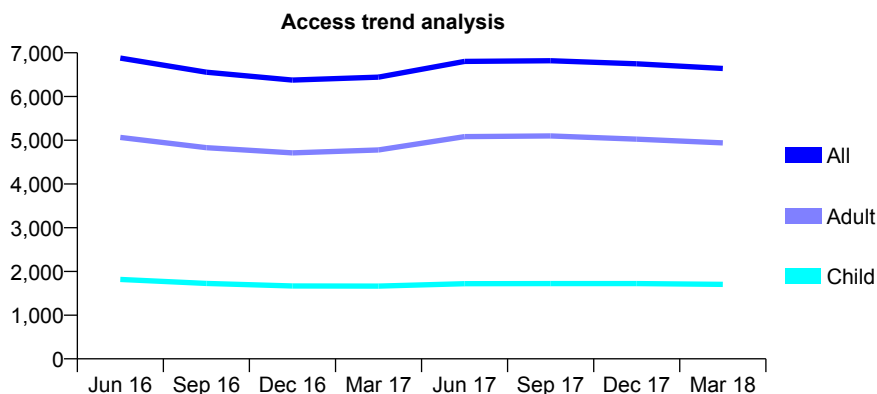
## Q51 - Vital Signs At a Glance Contract Report for 101435/0112 - March 2018

Name or company name	IDH Limited
Contract type name	GDS Contract
Purpose of contract	General
Contract start date	01/08/2008
Contract end date	

17/18 Contracted general activity (UDA)	18,223
Carry forward general activity (UDA)	0
17/18 Contracted orthodontic activity (UOA)	0
Carry forward orthodontic activity (UOA)	0
Baseline contract value	£505,906.90

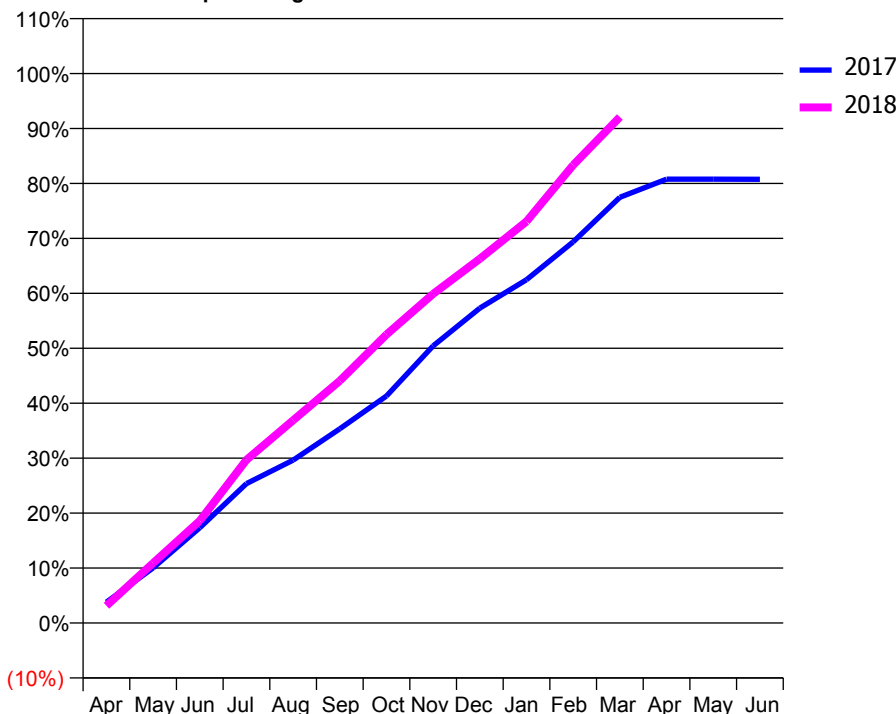
### ACCESS\*

Patients seen in 24 months	Total	Change since previous quarter
Quarter ending March 2017	6,442	
Quarter ending June 2017	6,802	↑
Quarter ending September 2017	6,819	→
Quarter ending December 2017	6,749	↓
Quarter ending March 2018	6,643	↓
<b>Variance since March 2017</b>	<b>3.1%</b>	<b>↑</b>



### ACTIVITY

Cumulative percentage of contracted UDA delivered 2017 & 2018



Month	Adjusted Scheduled Activity (UDA)	
	2017	2018
April	691	571
May	1,830	1,986
June	3,158	3,390
July	4,622	5,410
August	5,404	6,725
September	6,441	8,031
October	7,530	9,568
November	9,193	10,918
December	10,441	12,080
January	11,387	13,317
February	12,640	15,189
March	14,116	16,781
April	14,719	
May	14,718	
June	14,717	

### QUALITY

	Quantity	Base Number	Contract	AT	Region	England
% of FP17s for the same patient ID Re-attending within 3 months - Children	100	1,916	5.2%	9.7%	12.8%	11.9%
% of FP17s for the same patient ID Re-attending within 3 months - Adults	582	5,656	10.3%	14.3%	16.5%	16.0%
% of FP17s for the same patient ID Re-attending between 3 & 9 months - Children	723	1,916	37.7%	59.1%	59.7%	58.3%
% of FP17s for the same patient ID Re-attending between 3 & 9 months - Adults	2,063	5,656	36.5%	52.9%	52.6%	50.3%
% of FP17s for Band 1 Urgent Courses	378	7,329	5.2%	7.4%	9.1%	9.1%
% of FP17s Relating to Free Repair or Replacements	36	7,329	0.5%	1.2%	1.0%	0.8%
% of FP17s Relating to Continuations	159	7,329	2.2%	1.3%	1.2%	1.0%
% of Patients satisfied with the dentistry they have received	7	8	N/A	92.4%	91.6%	91.5%
% of Patients satisfied with the time they had to wait for an appointment	7	8	N/A	88.5%	88.3%	87.9%

\* This is based on patients treated on this contract for their most recent course of treatment. Figures in italics indicate the base number of FP17s or Patient Questionnaire responses are less than 100. N/A is shown where the base number of responses is less than 10 during the period. % is calculated as Quantity/Base number\*100

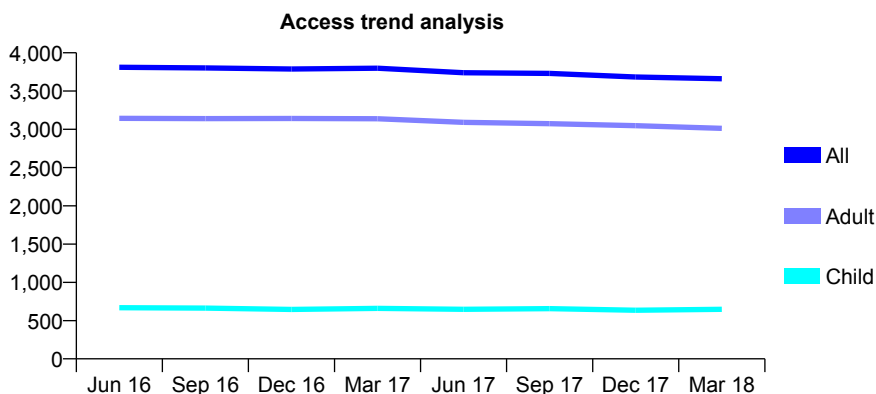
## Q51 - Vital Signs At a Glance Contract Report for 101613/0001 - March 2018

Name or company name	Yorkshire Smiles Limited
Contract type name	GDS Contract
Purpose of contract	General
Contract start date	01/07/2012
Contract end date	

17/18 Contracted general activity (UDA)	16,000
Carry forward general activity (UDA)	0
17/18 Contracted orthodontic activity (UOA)	0
Carry forward orthodontic activity (UOA)	0
Baseline contract value	£448,576.13

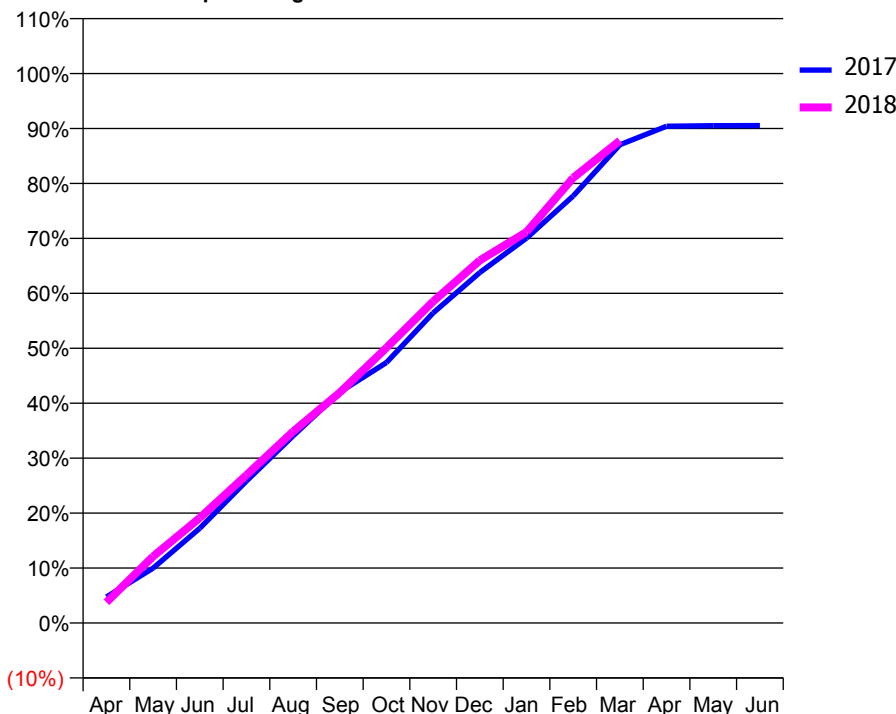
### ACCESS\*

Patients seen in 24 months	Total	Change since previous quarter
Quarter ending March 2017	3,798	
Quarter ending June 2017	3,739	↓
Quarter ending September 2017	3,730	→
Quarter ending December 2017	3,683	↓
Quarter ending March 2018	3,661	→
<b>Variance since March 2017</b>	<b>(3.6%)</b>	<b>↓</b>



### ACTIVITY

Cumulative percentage of contracted UDA delivered 2017 & 2018



Month	Adjusted Scheduled Activity (UDA)	
	2017	2018
April	801	603
May	1,685	1,939
June	2,909	3,060
July	4,358	4,306
August	5,743	5,579
September	7,086	6,711
October	7,995	8,014
November	9,520	9,363
December	10,760	10,561
January	11,813	11,387
February	13,110	12,964
March	14,678	14,047
April	15,250	
May	15,266	
June	15,267	

### QUALITY

	Quantity	Base Number	Contract	AT	Region	England
% of FP17s for the same patient ID Re-attending within 3 months - Children	116	1,057	11.0%	9.7%	12.8%	11.9%
% of FP17s for the same patient ID Re-attending within 3 months - Adults	852	4,384	19.4%	14.3%	16.5%	16.0%
% of FP17s for the same patient ID Re-attending between 3 & 9 months - Children	657	1,057	62.2%	59.1%	59.7%	58.3%
% of FP17s for the same patient ID Re-attending between 3 & 9 months - Adults	2,381	4,384	54.3%	52.9%	52.6%	50.3%
% of FP17s for Band 1 Urgent Courses	278	5,274	5.3%	7.4%	9.1%	9.1%
% of FP17s Relating to Free Repair or Replacements	98	5,274	1.9%	1.2%	1.0%	0.8%
% of FP17s Relating to Continuations	227	5,274	4.3%	1.3%	1.2%	1.0%
% of Patients satisfied with the dentistry they have received	3	4	N/A	92.4%	91.6%	91.5%
% of Patients satisfied with the time they had to wait for an appointment	4	4	N/A	88.5%	88.3%	87.9%

\* This is based on patients treated on this contract for their most recent course of treatment. Figures in italics indicate the base number of FP17s or Patient Questionnaire responses are less than 100. N/A is shown where the base number of responses is less than 10 during the period. % is calculated as Quantity/Base number\*100



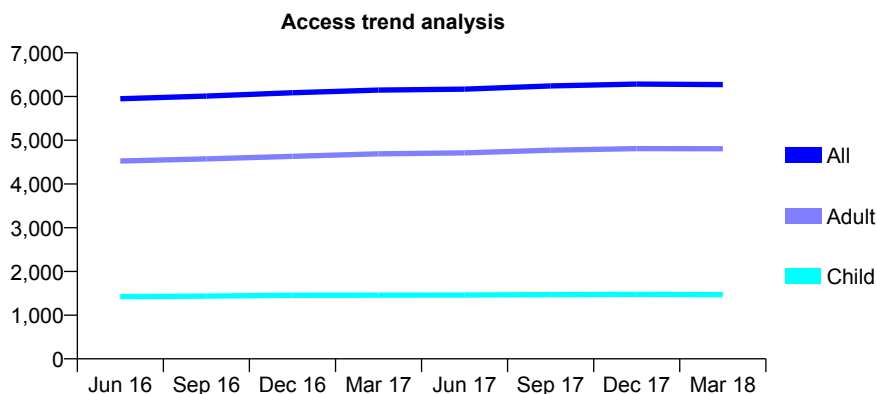
## Q51 - Vital Signs At a Glance Contract Report for 102334/0001 - March 2018

Name or company name	157 Dental Care Limited
Contract type name	GDS Contract
Purpose of contract	General
Contract start date	01/11/2010
Contract end date	

17/18 Contracted general activity (UDA)	17,639
Carry forward general activity (UDA)	386
17/18 Contracted orthodontic activity (UOA)	0
Carry forward orthodontic activity (UOA)	0
Baseline contract value	£501,672.12

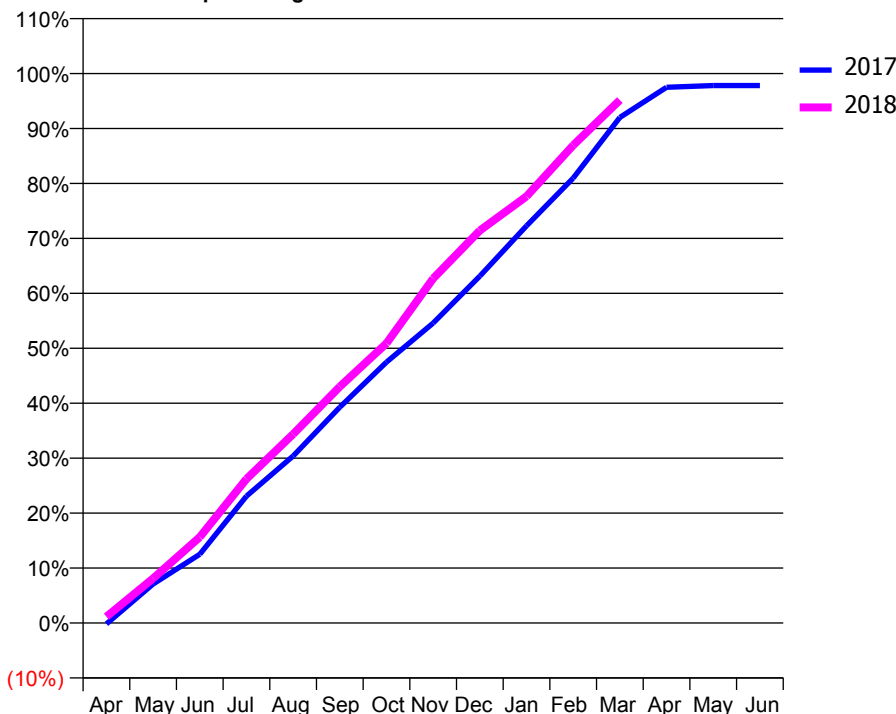
### ACCESS\*

Patients seen in 24 months	Total	Change since previous quarter
Quarter ending March 2017	6,146	
Quarter ending June 2017	6,168	→
Quarter ending September 2017	6,241	→
Quarter ending December 2017	6,284	→
Quarter ending March 2018	6,273	→
<b>Variance since March 2017</b>	<b>2.1%</b>	<b>↑</b>



### ACTIVITY

Cumulative percentage of contracted UDA delivered 2017 & 2018



Month	Adjusted Scheduled Activity (UDA)	
	2017	2018
April	-31	202
May	1,251	1,432
June	2,207	2,757
July	4,073	4,626
August	5,362	6,065
September	6,928	7,589
October	8,376	8,979
November	9,629	11,058
December	11,135	12,601
January	12,748	13,693
February	14,280	15,337
March	16,229	16,784
April	17,195	
May	17,254	
June	17,253	

### QUALITY

	Quantity	Base Number	Contract	AT	Region	England
% of FP17s for the same patient ID Re-attending within 3 months - Children	145	2,264	6.4%	9.7%	12.8%	11.9%
% of FP17s for the same patient ID Re-attending within 3 months - Adults	901	6,040	14.9%	14.3%	16.5%	16.0%
% of FP17s for the same patient ID Re-attending between 3 & 9 months - Children	1,395	2,264	61.6%	59.1%	59.7%	58.3%
% of FP17s for the same patient ID Re-attending between 3 & 9 months - Adults	2,595	6,040	43.0%	52.9%	52.6%	50.3%
% of FP17s for Band 1 Urgent Courses	756	7,932	9.5%	7.4%	9.1%	9.1%
% of FP17s Relating to Free Repair or Replacements	158	7,932	2.0%	1.2%	1.0%	0.8%
% of FP17s Relating to Continuations	206	7,932	2.6%	1.3%	1.2%	1.0%
% of Patients satisfied with the dentistry they have received	12	13	92.3%	92.4%	91.6%	91.5%
% of Patients satisfied with the time they had to wait for an appointment	12	13	92.3%	88.5%	88.3%	87.9%

\* This is based on patients treated on this contract for their most recent course of treatment. Figures in italics indicate the base number of FP17s or Patient Questionnaire responses are less than 100. N/A is shown where the base number of responses is less than 10 during the period. % is calculated as Quantity/Base number\*100

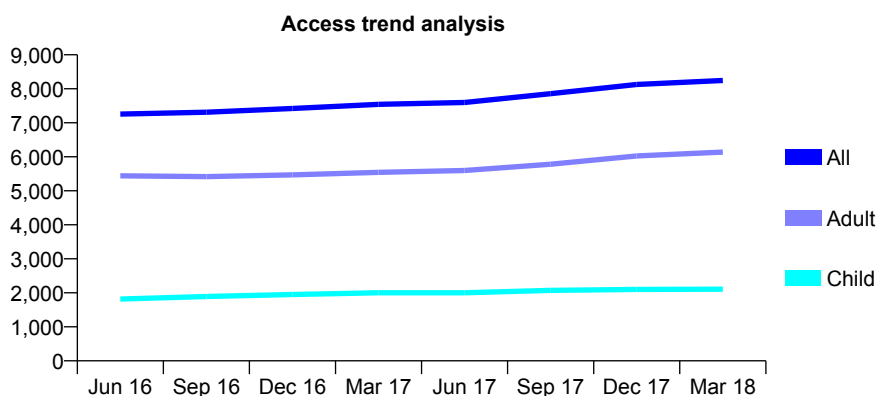
## Q51 - Vital Signs At a Glance Contract Report for 104221/0001 - March 2018

Name or company name	Hoyland Family Dental Centre
Contract type name	GDS Contract
Purpose of contract	General
Contract start date	01/01/2009
Contract end date	

17/18 Contracted general activity (UDA)	24,001
Carry forward general activity (UDA)	911
17/18 Contracted orthodontic activity (UOA)	0
Carry forward orthodontic activity (UOA)	0
Baseline contract value	£673,004.19

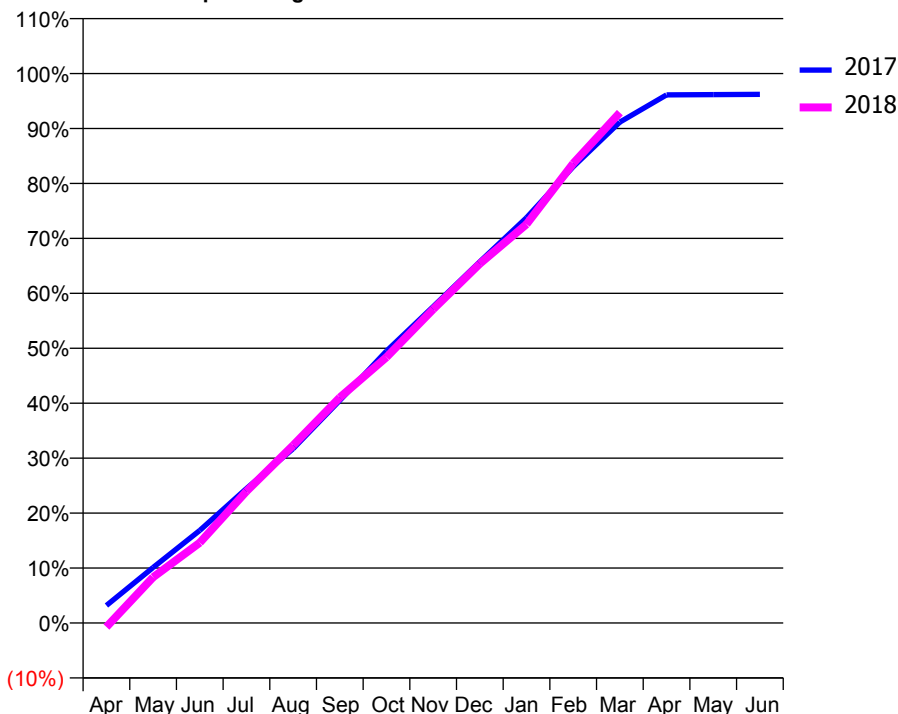
### ACCESS\*

Patients seen in 24 months	Total	Change since previous quarter
Quarter ending March 2017	7,544	
Quarter ending June 2017	7,599	→
Quarter ending September 2017	7,855	↑
Quarter ending December 2017	8,127	↑
Quarter ending March 2018	8,247	→
<b>Variance since March 2017</b>	<b>9.3%</b>	<b>↑</b>



### ACTIVITY

Cumulative percentage of contracted UDA delivered 2017 & 2018



Month	Adjusted Scheduled Activity (UDA)	
	2017	2018
April	766	-178
May	2,426	2,003
June	4,043	3,510
July	5,871	5,753
August	7,612	7,760
September	9,723	9,851
October	11,876	11,613
November	13,817	13,701
December	15,779	15,691
January	17,701	17,419
February	19,929	20,072
March	21,879	22,294
April	23,068	
May	23,081	
June	23,090	

### QUALITY

	Quantity	Base Number	Contract	AT	Region	England
% of FP17s for the same patient ID Re-attending within 3 months - Children	225	3,125	7.2%	9.7%	12.8%	11.9%
% of FP17s for the same patient ID Re-attending within 3 months - Adults	1,101	8,505	12.9%	14.3%	16.5%	16.0%
% of FP17s for the same patient ID Re-attending between 3 & 9 months - Children	1,897	3,125	60.7%	59.1%	59.7%	58.3%
% of FP17s for the same patient ID Re-attending between 3 & 9 months - Adults	4,328	8,505	50.9%	52.9%	52.6%	50.3%
% of FP17s for Band 1 Urgent Courses	679	11,023	6.2%	7.4%	9.1%	9.1%
% of FP17s Relating to Free Repair or Replacements	117	11,023	1.1%	1.2%	1.0%	0.8%
% of FP17s Relating to Continuations	235	11,023	2.1%	1.3%	1.2%	1.0%
% of Patients satisfied with the dentistry they have received	5	5	N/A	92.4%	91.6%	91.5%
% of Patients satisfied with the time they had to wait for an appointment	5	5	N/A	88.5%	88.3%	87.9%

\* This is based on patients treated on this contract for their most recent course of treatment. Figures in italics indicate the base number of FP17s or Patient Questionnaire responses are less than 100. N/A is shown where the base number of responses is less than 10 during the period. % is calculated as Quantity/Base number\*100

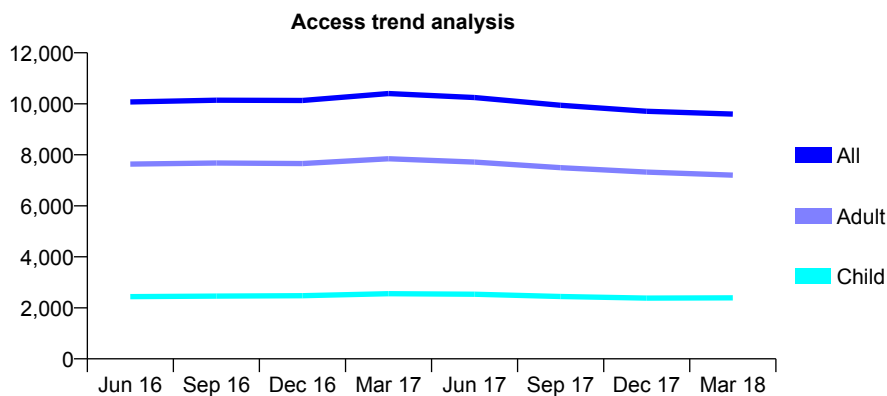
## Q51 - Vital Signs At a Glance Contract Report for 108022/0001 - March 2018

Name or company name	P B Robinson Doncaster Ltd
Contract type name	GDS Contract
Purpose of contract	General
Contract start date	01/10/2011
Contract end date	

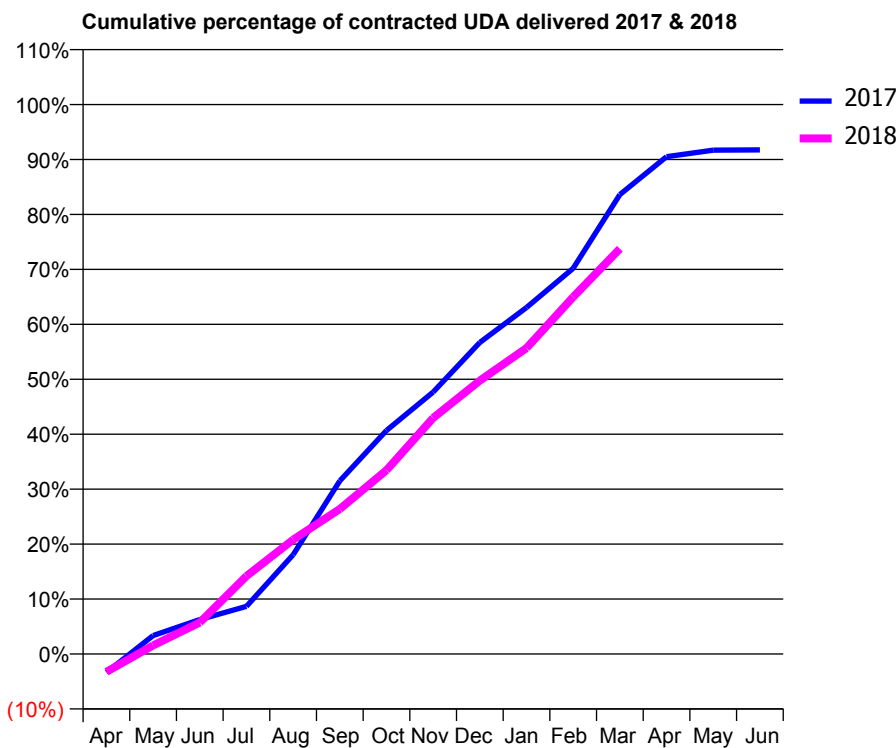
17/18 Contracted general activity (UDA)	28,644
Carry forward general activity (UDA)	937
17/18 Contracted orthodontic activity (UOA)	0
Carry forward orthodontic activity (UOA)	0
Baseline contract value	£819,816.87

### ACCESS\*

Patients seen in 24 months	Total	Change since previous quarter
Quarter ending March 2017	10,400	
Quarter ending June 2017	10,248	↓
Quarter ending September 2017	9,941	↓
Quarter ending December 2017	9,707	↓
Quarter ending March 2018	9,597	↓
<b>Variance since March 2017</b>	<b>(7.7%)</b>	<b>↓</b>



### ACTIVITY



Month	Adjusted Scheduled Activity (UDA)	
	2017	2018
April	-963	-937
May	965	449
June	1,799	1,644
July	2,485	4,060
August	5,178	5,962
September	9,025	7,559
October	11,650	9,581
November	13,654	12,304
December	16,238	14,253
January	18,061	15,952
February	20,104	18,611
March	23,952	21,127
April	25,926	
May	26,266	
June	26,281	

### QUALITY

	Quantity	Base Number	Contract	AT	Region	England
% of FP17s for the same patient ID Re-attending within 3 months - Children	227	2,753	8.2%	9.7%	12.8%	11.9%
% of FP17s for the same patient ID Re-attending within 3 months - Adults	1,140	8,257	13.8%	14.3%	16.5%	16.0%
% of FP17s for the same patient ID Re-attending between 3 & 9 months - Children	1,234	2,753	44.8%	59.1%	59.7%	58.3%
% of FP17s for the same patient ID Re-attending between 3 & 9 months - Adults	3,404	8,257	41.2%	52.9%	52.6%	50.3%
% of FP17s for Band 1 Urgent Courses	1,029	10,043	10.2%	7.4%	9.1%	9.1%
% of FP17s Relating to Free Repair or Replacements	85	10,043	0.8%	1.2%	1.0%	0.8%
% of FP17s Relating to Continuations	102	10,043	1.0%	1.3%	1.2%	1.0%
% of Patients satisfied with the dentistry they have received	12	15	80.0%	92.4%	91.6%	91.5%
% of Patients satisfied with the time they had to wait for an appointment	14	15	93.3%	88.5%	88.3%	87.9%

\* This is based on patients treated on this contract for their most recent course of treatment. Figures in italics indicate the base number of FP17s or Patient Questionnaire responses are less than 100. N/A is shown where the base number of responses is less than 10 during the period. % is calculated as Quantity/Base number\*100

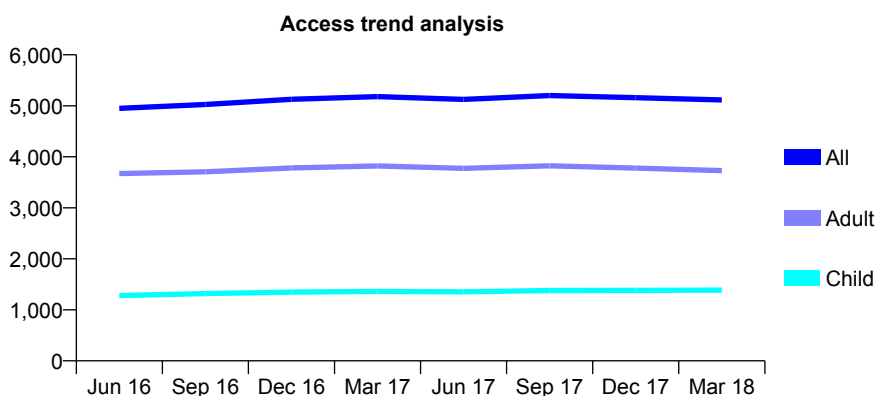
## Q51 - Vital Signs At a Glance Contract Report for 108022/0002 - March 2018

Name or company name	P B Robinson Doncaster Ltd
Contract type name	GDS Contract
Purpose of contract	General
Contract start date	01/10/2011
Contract end date	

17/18 Contracted general activity (UDA)	14,348
Carry forward general activity (UDA)	267
17/18 Contracted orthodontic activity (UOA)	0
Carry forward orthodontic activity (UOA)	0
Baseline contract value	£410,711.14

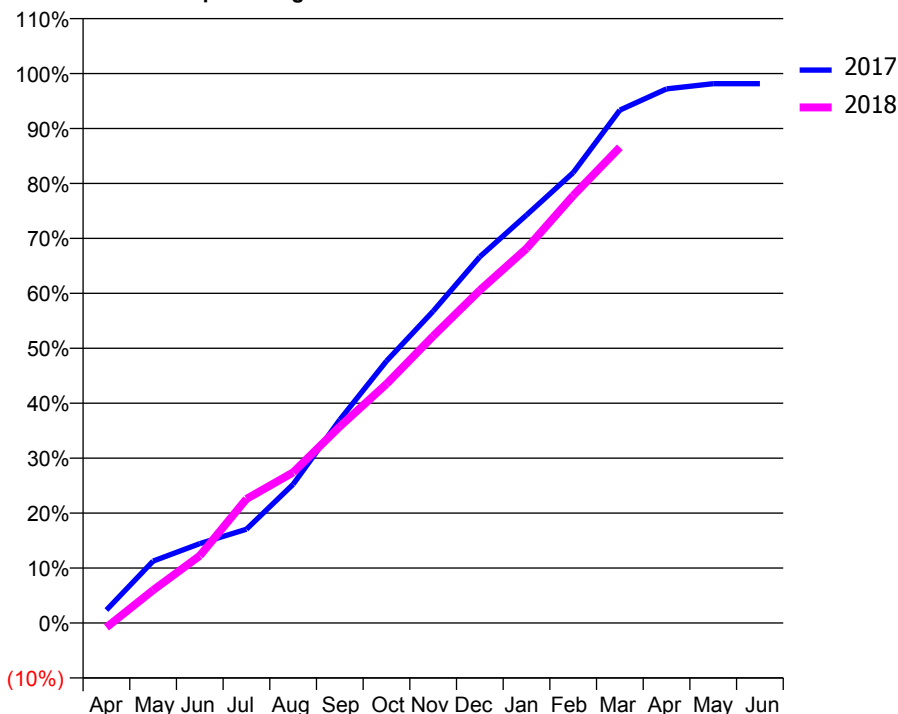
### ACCESS\*

Patients seen in 24 months	Total	Change since previous quarter
Quarter ending March 2017	5,181	
Quarter ending June 2017	5,125	↓
Quarter ending September 2017	5,202	→
Quarter ending December 2017	5,160	→
Quarter ending March 2018	5,116	→
<b>Variance since March 2017</b>	<b>(1.3%)</b>	<b>↓</b>



### ACTIVITY

Cumulative percentage of contracted UDA delivered 2017 & 2018



Month	Adjusted Scheduled Activity (UDA)	
	2017	2018
April	340	-118
May	1,619	857
June	2,072	1,758
July	2,448	3,241
August	3,624	3,932
September	5,307	5,131
October	6,841	6,242
November	8,142	7,492
December	9,562	8,690
January	10,654	9,780
February	11,761	11,161
March	13,394	12,421
April	13,948	
May	14,081	
June	14,081	

### QUALITY

	Quantity	Base Number	Contract	AT	Region	England
% of FP17s for the same patient ID Re-attending within 3 months - Children	111	1,620	6.9%	9.7%	12.8%	11.9%
% of FP17s for the same patient ID Re-attending within 3 months - Adults	379	4,231	9.0%	14.3%	16.5%	16.0%
% of FP17s for the same patient ID Re-attending between 3 & 9 months - Children	844	1,620	52.1%	59.1%	59.7%	58.3%
% of FP17s for the same patient ID Re-attending between 3 & 9 months - Adults	2,094	4,231	49.5%	52.9%	52.6%	50.3%
% of FP17s for Band 1 Urgent Courses	469	5,623	8.3%	7.4%	9.1%	9.1%
% of FP17s Relating to Free Repair or Replacements	15	5,623	0.3%	1.2%	1.0%	0.8%
% of FP17s Relating to Continuations	10	5,623	0.2%	1.3%	1.2%	1.0%
% of Patients satisfied with the dentistry they have received	10	11	90.9%	92.4%	91.6%	91.5%
% of Patients satisfied with the time they had to wait for an appointment	9	11	81.8%	88.5%	88.3%	87.9%

\* This is based on patients treated on this contract for their most recent course of treatment. Figures in italics indicate the base number of FP17s or Patient Questionnaire responses are less than 100. N/A is shown where the base number of responses is less than 10 during the period. % is calculated as Quantity/Base number\*100

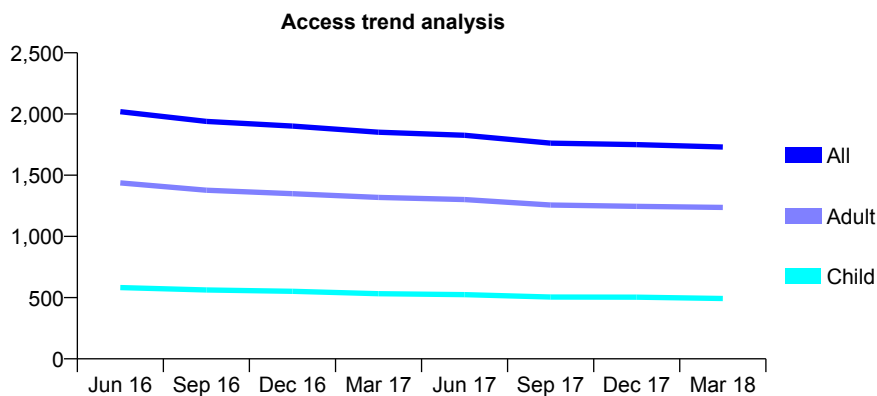
## Q51 - Vital Signs At a Glance Contract Report for 108022/0003 - March 2018

Name or company name	P B Robinson Doncaster Ltd
Contract type name	GDS Contract
Purpose of contract	General
Contract start date	01/10/2011
Contract end date	

17/18 Contracted general activity (UDA)	4,696
Carry forward general activity (UDA)	15
17/18 Contracted orthodontic activity (UOA)	0
Carry forward orthodontic activity (UOA)	0
Baseline contract value	£134,402.54

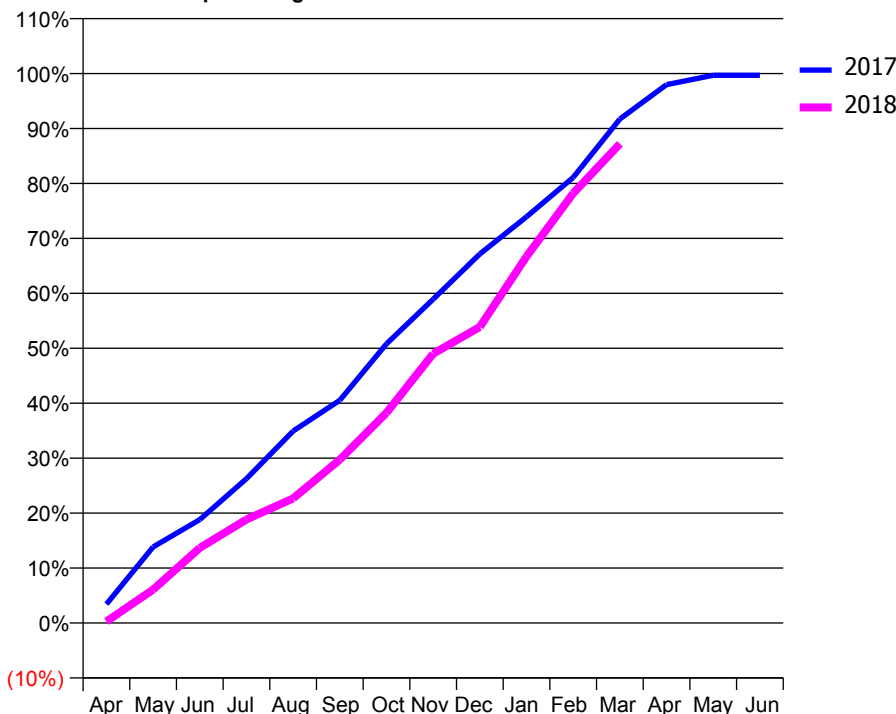
### ACCESS\*

Patients seen in 24 months	Total	Change since previous quarter
Quarter ending March 2017	1,851	
Quarter ending June 2017	1,826	↓
Quarter ending September 2017	1,762	↓
Quarter ending December 2017	1,750	→
Quarter ending March 2018	1,730	↓
<b>Variance since March 2017</b>	<b>(6.5%)</b>	<b>↓</b>



### ACTIVITY

Cumulative percentage of contracted UDA delivered 2017 & 2018



Month	Adjusted Scheduled Activity (UDA)	
	2017	2018
April	162	14
May	650	285
June	884	642
July	1,234	885
August	1,640	1,065
September	1,904	1,396
October	2,385	1,797
November	2,767	2,301
December	3,154	2,531
January	3,472	3,132
February	3,808	3,672
March	4,307	4,096
April	4,601	
May	4,681	
June	4,681	

### QUALITY

	Quantity	Base Number	Contract	AT	Region	England
% of FP17s for the same patient ID Re-attending within 3 months - Children	57	594	9.6%	9.7%	12.8%	11.9%
% of FP17s for the same patient ID Re-attending within 3 months - Adults	225	1,574	14.3%	14.3%	16.5%	16.0%
% of FP17s for the same patient ID Re-attending between 3 & 9 months - Children	259	594	43.6%	59.1%	59.7%	58.3%
% of FP17s for the same patient ID Re-attending between 3 & 9 months - Adults	764	1,574	48.5%	52.9%	52.6%	50.3%
% of FP17s for Band 1 Urgent Courses	233	2,012	11.6%	7.4%	9.1%	9.1%
% of FP17s Relating to Free Repair or Replacements	20	2,012	1.0%	1.2%	1.0%	0.8%
% of FP17s Relating to Continuations	40	2,012	2.0%	1.3%	1.2%	1.0%
% of Patients satisfied with the dentistry they have received	3	3	N/A	92.4%	91.6%	91.5%
% of Patients satisfied with the time they had to wait for an appointment	3	3	N/A	88.5%	88.3%	87.9%

\* This is based on patients treated on this contract for their most recent course of treatment. Figures in italics indicate the base number of FP17s or Patient Questionnaire responses are less than 100. N/A is shown where the base number of responses is less than 10 during the period. % is calculated as Quantity/Base number\*100

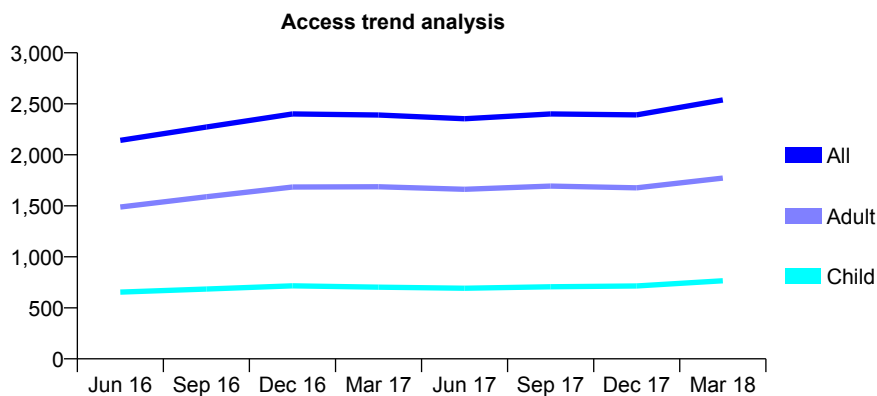
## Q51 - Vital Signs At a Glance Contract Report for 108022/0004 - March 2018

Name or company name	P B Robinson Doncaster Ltd
Contract type name	GDS Contract
Purpose of contract	General
Contract start date	01/10/2011
Contract end date	

17/18 Contracted general activity (UDA)	6,618
Carry forward general activity (UDA)	-165
17/18 Contracted orthodontic activity (UOA)	0
Carry forward orthodontic activity (UOA)	0
Baseline contract value	£189,413.07

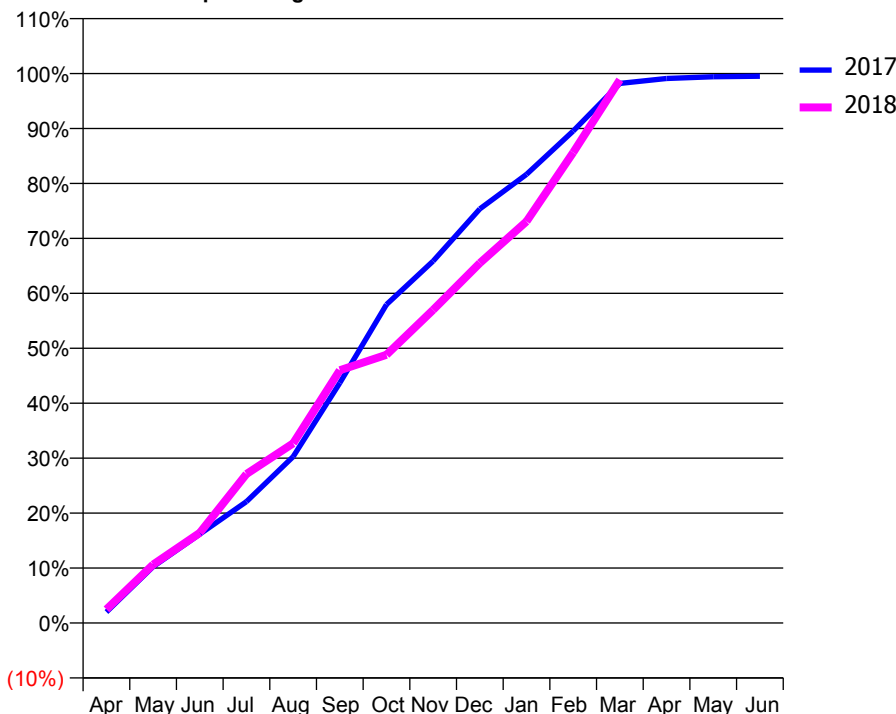
### ACCESS\*

Patients seen in 24 months	Total	Change since previous quarter
Quarter ending March 2017	2,390	
Quarter ending June 2017	2,354	↓
Quarter ending September 2017	2,400	→
Quarter ending December 2017	2,391	→
Quarter ending March 2018	2,538	↑
<b>Variance since March 2017</b>	<b>6.2%</b>	<b>↑</b>



### ACTIVITY

Cumulative percentage of contracted UDA delivered 2017 & 2018



Month	Adjusted Scheduled Activity (UDA)	
	2017	2018
April	132	165
May	678	704
June	1,070	1,086
July	1,462	1,795
August	2,003	2,163
September	2,891	3,044
October	3,836	3,230
November	4,359	3,772
December	4,988	4,335
January	5,404	4,836
February	5,925	5,666
March	6,498	6,542
April	6,558	
May	6,579	
June	6,585	

### QUALITY

	Quantity	Base Number	Contract	AT	Region	England
% of FP17s for the same patient ID Re-attending within 3 months - Children	55	830	6.6%	9.7%	12.8%	11.9%
% of FP17s for the same patient ID Re-attending within 3 months - Adults	261	1,948	13.4%	14.3%	16.5%	16.0%
% of FP17s for the same patient ID Re-attending between 3 & 9 months - Children	328	830	39.5%	59.1%	59.7%	58.3%
% of FP17s for the same patient ID Re-attending between 3 & 9 months - Adults	682	1,948	35.0%	52.9%	52.6%	50.3%
% of FP17s for Band 1 Urgent Courses	302	2,714	11.1%	7.4%	9.1%	9.1%
% of FP17s Relating to Free Repair or Replacements	36	2,714	1.3%	1.2%	1.0%	0.8%
% of FP17s Relating to Continuations	22	2,714	0.8%	1.3%	1.2%	1.0%
% of Patients satisfied with the dentistry they have received	1	1	N/A	92.4%	91.6%	91.5%
% of Patients satisfied with the time they had to wait for an appointment	1	1	N/A	88.5%	88.3%	87.9%

\* This is based on patients treated on this contract for their most recent course of treatment. Figures in italics indicate the base number of FP17s or Patient Questionnaire responses are less than 100. N/A is shown where the base number of responses is less than 10 during the period. % is calculated as Quantity/Base number\*100

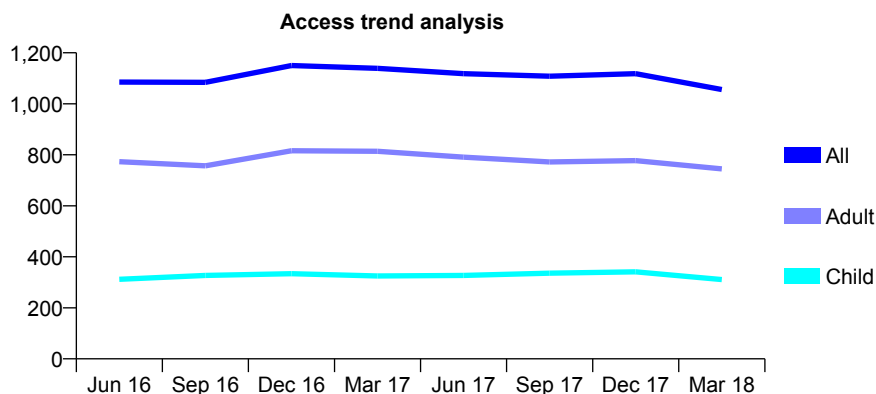
## Q51 - Vital Signs At a Glance Contract Report for 108022/0005 - March 2018

Name or company name	P B Robinson Doncaster Ltd
Contract type name	GDS Contract
Purpose of contract	General
Contract start date	01/11/2011
Contract end date	

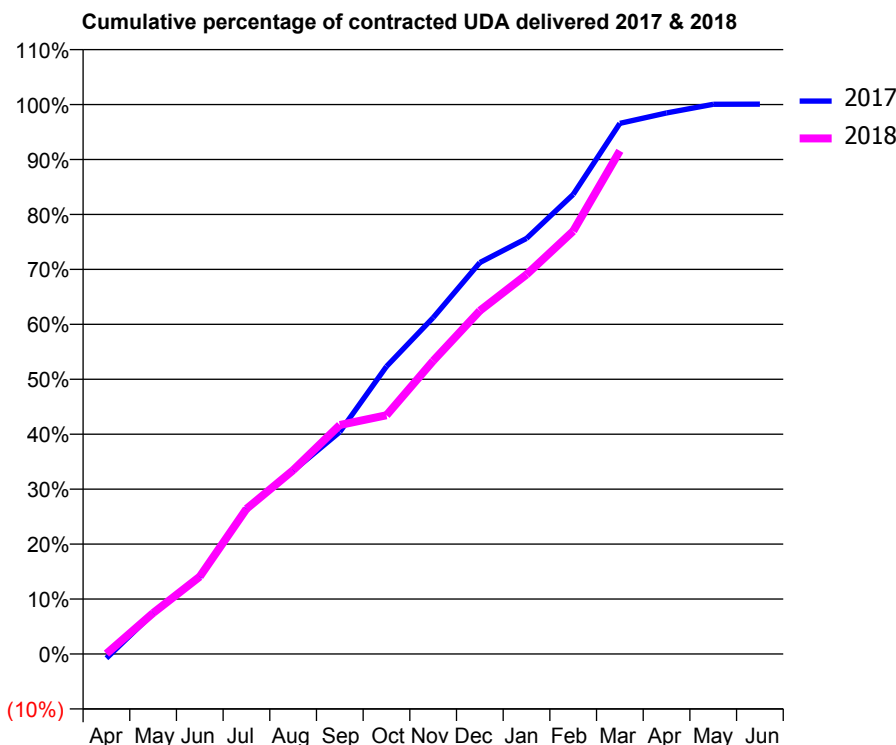
17/18 Contracted general activity (UDA)	3,346
Carry forward general activity (UDA)	-2
17/18 Contracted orthodontic activity (UOA)	0
Carry forward orthodontic activity (UOA)	0
Baseline contract value	£87,690.21

### ACCESS\*

Patients seen in 24 months	Total	Change since previous quarter
Quarter ending March 2017	1,139	
Quarter ending June 2017	1,118	↓
Quarter ending September 2017	1,108	→
Quarter ending December 2017	1,118	→
Quarter ending March 2018	1,056	↓
<b>Variance since March 2017</b>	<b>(7.3%)</b>	<b>↓</b>



### ACTIVITY



Month	Adjusted Scheduled Activity (UDA)	
	2017	2018
April	-26	2
May	247	250
June	468	471
July	885	884
August	1,116	1,119
September	1,352	1,394
October	1,751	1,454
November	2,049	1,785
December	2,384	2,090
January	2,530	2,311
February	2,799	2,575
March	3,231	3,064
April	3,295	
May	3,347	
June	3,348	

### QUALITY

	Quantity	Base Number	Contract	AT	Region	England
% of FP17s for the same patient ID Re-attending within 3 months - Children	60	439	13.7%	9.7%	12.8%	11.9%
% of FP17s for the same patient ID Re-attending within 3 months - Adults	97	821	11.8%	14.3%	16.5%	16.0%
% of FP17s for the same patient ID Re-attending between 3 & 9 months - Children	198	439	45.1%	59.1%	59.7%	58.3%
% of FP17s for the same patient ID Re-attending between 3 & 9 months - Adults	347	821	42.3%	52.9%	52.6%	50.3%
% of FP17s for Band 1 Urgent Courses	91	1,215	7.5%	7.4%	9.1%	9.1%
% of FP17s Relating to Free Repair or Replacements	21	1,215	1.7%	1.2%	1.0%	0.8%
% of FP17s Relating to Continuations	8	1,215	0.7%	1.3%	1.2%	1.0%
% of Patients satisfied with the dentistry they have received	0	0	N/A	92.4%	91.6%	91.5%
% of Patients satisfied with the time they had to wait for an appointment	0	0	N/A	88.5%	88.3%	87.9%

\* This is based on patients treated on this contract for their most recent course of treatment. Figures in italics indicate the base number of FP17s or Patient Questionnaire responses are less than 100. N/A is shown where the base number of responses is less than 10 during the period. % is calculated as Quantity/Base number\*100

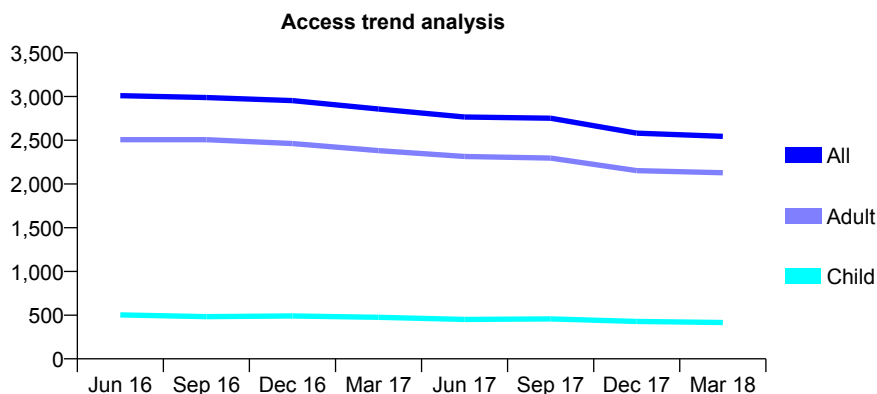
## Q51 - Vital Signs At a Glance Contract Report for 108022/0006 - March 2018

Name or company name	P B Robinson Doncaster Ltd
Contract type name	GDS Contract
Purpose of contract	General
Contract start date	01/11/2011
Contract end date	

17/18 Contracted general activity (UDA)	8,800
Carry forward general activity (UDA)	276
17/18 Contracted orthodontic activity (UOA)	0
Carry forward orthodontic activity (UOA)	0
Baseline contract value	£251,835.95

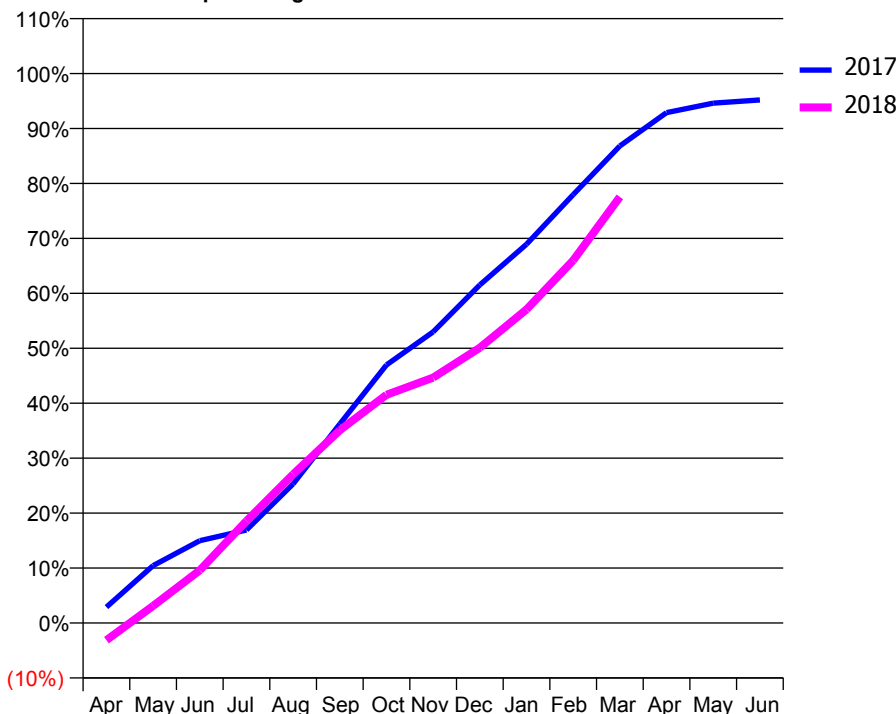
### ACCESS\*

Patients seen in 24 months	Total	Change since previous quarter
Quarter ending March 2017	2,857	
Quarter ending June 2017	2,765	↓
Quarter ending September 2017	2,752	→
Quarter ending December 2017	2,581	↓
Quarter ending March 2018	2,544	↓
<b>Variance since March 2017</b>	<b>(11.0%)</b>	↓



### ACTIVITY

Cumulative percentage of contracted UDA delivered 2017 & 2018



Month	Adjusted Scheduled Activity (UDA)	
	2017	2018
April	256	-276
May	920	274
June	1,318	844
July	1,489	1,636
August	2,228	2,383
September	3,188	3,087
October	4,133	3,655
November	4,662	3,931
December	5,414	4,408
January	6,067	5,021
February	6,861	5,808
March	7,640	6,825
April	8,173	
May	8,326	
June	8,377	

### QUALITY

	Quantity	Base Number	Contract	AT	Region	England
% of FP17s for the same patient ID Re-attending within 3 months - Children	31	475	6.5%	9.7%	12.8%	11.9%
% of FP17s for the same patient ID Re-attending within 3 months - Adults	258	2,276	11.3%	14.3%	16.5%	16.0%
% of FP17s for the same patient ID Re-attending between 3 & 9 months - Children	216	475	45.5%	59.1%	59.7%	58.3%
% of FP17s for the same patient ID Re-attending between 3 & 9 months - Adults	1,010	2,276	44.4%	52.9%	52.6%	50.3%
% of FP17s for Band 1 Urgent Courses	261	2,512	10.4%	7.4%	9.1%	9.1%
% of FP17s Relating to Free Repair or Replacements	15	2,512	0.6%	1.2%	1.0%	0.8%
% of FP17s Relating to Continuations	31	2,512	1.2%	1.3%	1.2%	1.0%
% of Patients satisfied with the dentistry they have received	8	8	N/A	92.4%	91.6%	91.5%
% of Patients satisfied with the time they had to wait for an appointment	8	8	N/A	88.5%	88.3%	87.9%

\* This is based on patients treated on this contract for their most recent course of treatment. Figures in italics indicate the base number of FP17s or Patient Questionnaire responses are less than 100. N/A is shown where the base number of responses is less than 10 during the period. % is calculated as Quantity/Base number\*100



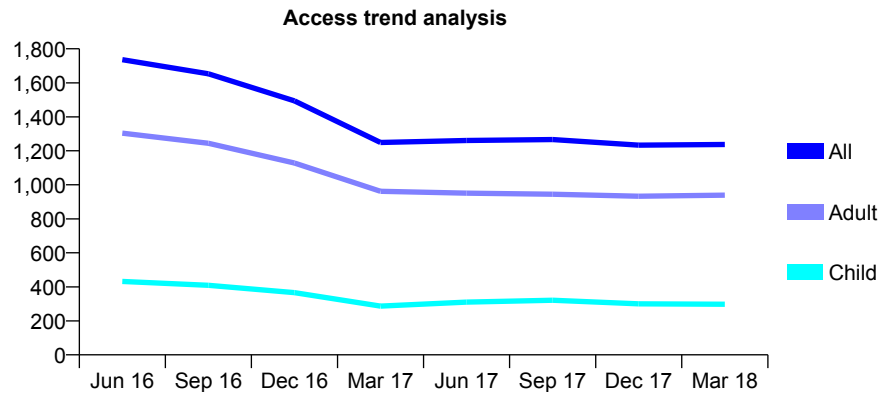
## Q51 - Vital Signs At a Glance Contract Report for 108022/0007 - March 2018

Name or company name	P B Robinson Doncaster Ltd
Contract type name	GDS Contract
Purpose of contract	General
Contract start date	01/02/2013
Contract end date	

17/18 Contracted general activity (UDA)	5,120
Carry forward general activity (UDA)	0
17/18 Contracted orthodontic activity (UOA)	0
Carry forward orthodontic activity (UOA)	0
Baseline contract value	£163,264.24

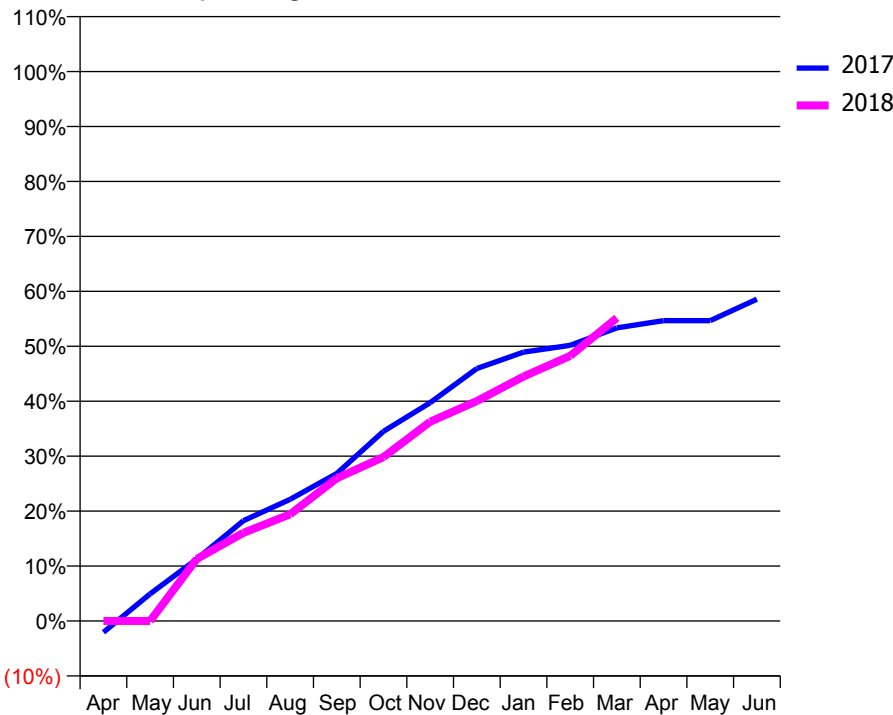
### ACCESS\*

Patients seen in 24 months	Total	Change since previous quarter
Quarter ending March 2017	1,249	
Quarter ending June 2017	1,261	→
Quarter ending September 2017	1,266	→
Quarter ending December 2017	1,233	↓
Quarter ending March 2018	1,237	→
<b>Variance since March 2017</b>	<b>(1.0%)</b>	<b>→</b>



### ACTIVITY

Cumulative percentage of contracted UDA delivered 2017 & 2018



Month	Adjusted Scheduled Activity (UDA)	
	2017	2018
April	-106	0
May	253	0
June	577	578
July	935	821
August	1,134	995
September	1,375	1,330
October	1,767	1,527
November	2,034	1,857
December	2,352	2,050
January	2,506	2,279
February	2,569	2,471
March	2,732	2,823
April	2,798	
May	2,798	
June	2,999	

### QUALITY

	Quantity	Base Number	Contract	AT	Region	England
% of FP17s for the same patient ID Re-attending within 3 months - Children	28	428	6.5%	9.7%	12.8%	11.9%
% of FP17s for the same patient ID Re-attending within 3 months - Adults	107	1,208	8.9%	14.3%	16.5%	16.0%
% of FP17s for the same patient ID Re-attending between 3 & 9 months - Children	142	428	33.2%	59.1%	59.7%	58.3%
% of FP17s for the same patient ID Re-attending between 3 & 9 months - Adults	478	1,208	39.6%	52.9%	52.6%	50.3%
% of FP17s for Band 1 Urgent Courses	152	1,463	10.4%	7.4%	9.1%	9.1%
% of FP17s Relating to Free Repair or Replacements	9	1,463	0.6%	1.2%	1.0%	0.8%
% of FP17s Relating to Continuations	13	1,463	0.9%	1.3%	1.2%	1.0%
% of Patients satisfied with the dentistry they have received	0	0	N/A	92.4%	91.6%	91.5%
% of Patients satisfied with the time they had to wait for an appointment	0	0	N/A	88.5%	88.3%	87.9%

\* This is based on patients treated on this contract for their most recent course of treatment. Figures in italics indicate the base number of FP17s or Patient Questionnaire responses are less than 100. N/A is shown where the base number of responses is less than 10 during the period. % is calculated as Quantity/Base number\*100

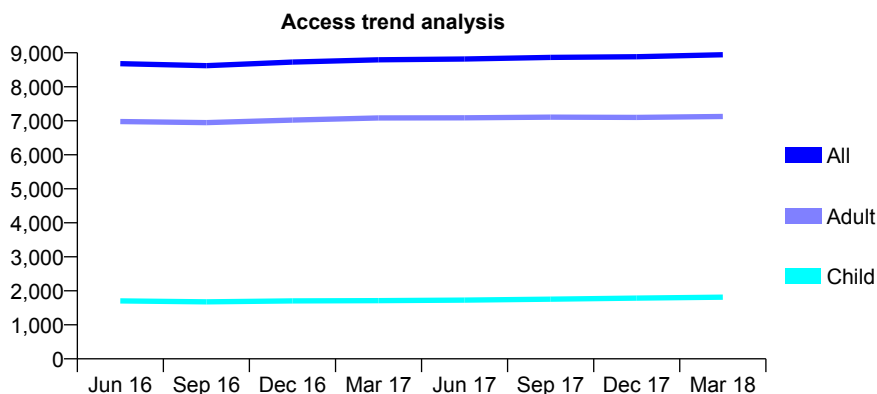
## Q51 - Vital Signs At a Glance Contract Report for 109134/0001 - March 2018

Name or company name	Number 9 Dental Care Ltd
Contract type name	GDS Contract
Purpose of contract	General
Contract start date	01/06/2014
Contract end date	

17/18 Contracted general activity (UDA)	27,894
Carry forward general activity (UDA)	-15
17/18 Contracted orthodontic activity (UOA)	0
Carry forward orthodontic activity (UOA)	0
Baseline contract value	£789,612.10

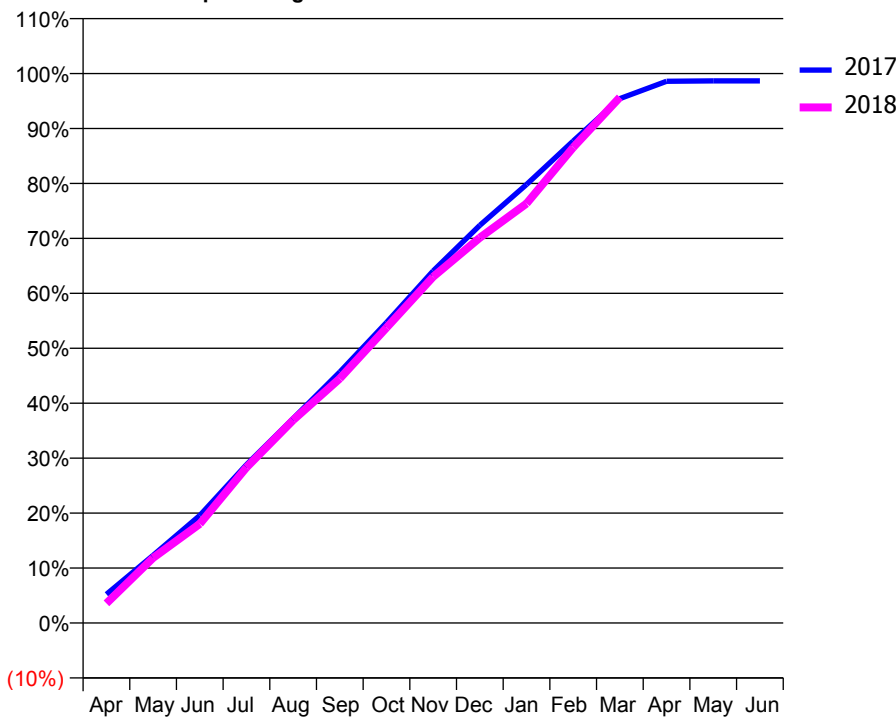
### ACCESS\*

Patients seen in 24 months	Total	Change since previous quarter
Quarter ending March 2017	8,794	
Quarter ending June 2017	8,818	→
Quarter ending September 2017	8,863	→
Quarter ending December 2017	8,886	→
Quarter ending March 2018	8,942	→
<b>Variance since March 2017</b>	<b>1.7%</b>	<b>→</b>



### ACTIVITY

Cumulative percentage of contracted UDA delivered 2017 & 2018



Month	Adjusted Scheduled Activity (UDA)	
	2017	2018
April	1,459	999
May	3,438	3,310
June	5,459	5,035
July	8,039	7,894
August	10,380	10,299
September	12,740	12,410
October	15,253	14,993
November	17,877	17,575
December	20,188	19,557
January	22,261	21,290
February	24,469	24,142
March	26,616	26,690
April	27,502	
May	27,522	
June	27,522	

### QUALITY

	Quantity	Base Number	Contract	AT	Region	England
% of FP17s for the same patient ID Re-attending within 3 months - Children	174	2,557	6.8%	9.7%	12.8%	11.9%
% of FP17s for the same patient ID Re-attending within 3 months - Adults	1,605	10,502	15.3%	14.3%	16.5%	16.0%
% of FP17s for the same patient ID Re-attending between 3 & 9 months - Children	1,346	2,557	52.6%	59.1%	59.7%	58.3%
% of FP17s for the same patient ID Re-attending between 3 & 9 months - Adults	5,553	10,502	52.9%	52.9%	52.6%	50.3%
% of FP17s for Band 1 Urgent Courses	954	12,628	7.6%	7.4%	9.1%	9.1%
% of FP17s Relating to Free Repair or Replacements	219	12,628	1.7%	1.2%	1.0%	0.8%
% of FP17s Relating to Continuations	187	12,628	1.5%	1.3%	1.2%	1.0%
% of Patients satisfied with the dentistry they have received	18	19	94.7%	92.4%	91.6%	91.5%
% of Patients satisfied with the time they had to wait for an appointment	18	19	94.7%	88.5%	88.3%	87.9%

\* This is based on patients treated on this contract for their most recent course of treatment. Figures in italics indicate the base number of FP17s or Patient Questionnaire responses are less than 100. N/A is shown where the base number of responses is less than 10 during the period. % is calculated as Quantity/Base number\*100

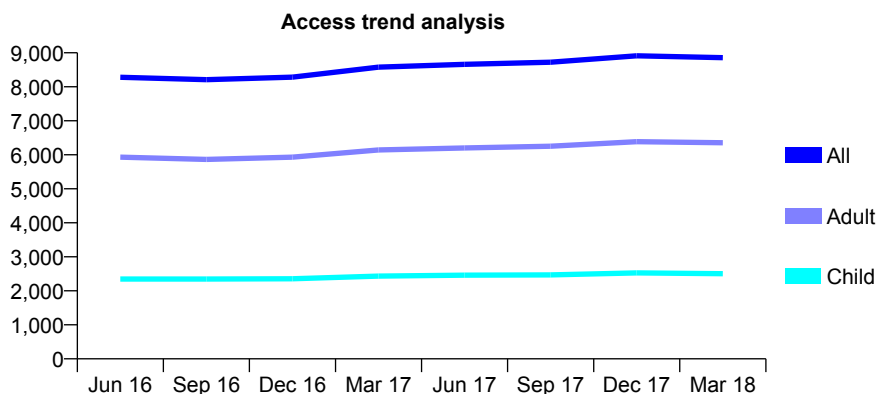
## Q51 - Vital Signs At a Glance Contract Report for 109630/0001 - March 2018

Name or company name	TSJ Smile Limited
Contract type name	GDS Contract
Purpose of contract	General
Contract start date	01/04/2012
Contract end date	

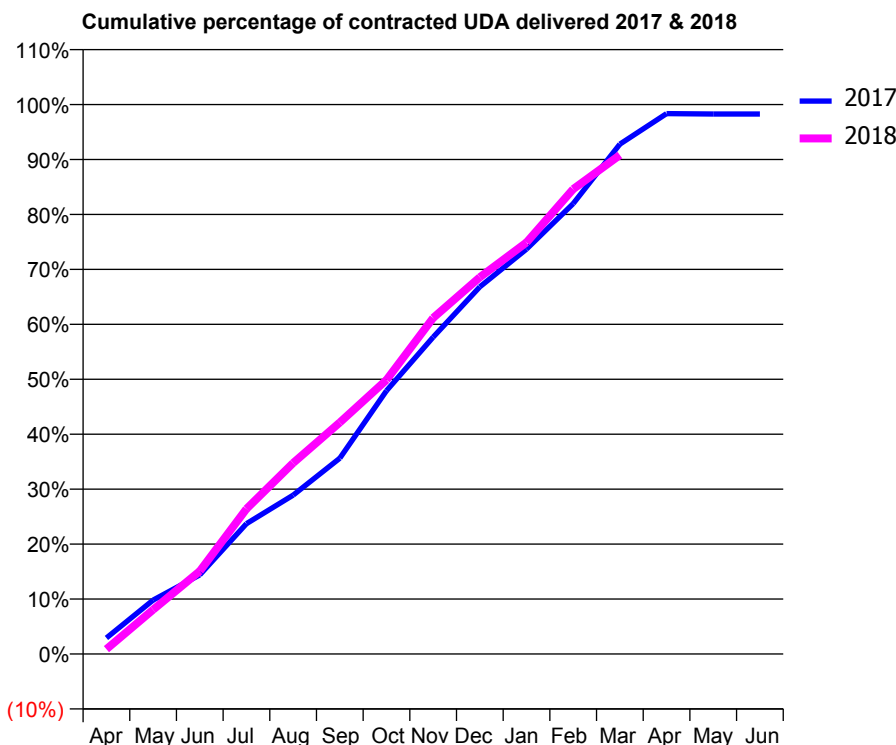
17/18 Contracted general activity (UDA)	25,537
Carry forward general activity (UDA)	441
17/18 Contracted orthodontic activity (UOA)	0
Carry forward orthodontic activity (UOA)	0
Baseline contract value	£726,249.41

### ACCESS\*

Patients seen in 24 months	Total	Change since previous quarter
Quarter ending March 2017	8,577	
Quarter ending June 2017	8,662	→
Quarter ending September 2017	8,724	→
Quarter ending December 2017	8,912	↑
Quarter ending March 2018	8,856	→
<b>Variance since March 2017</b>	<b>3.3%</b>	<b>↑</b>



### ACTIVITY



Month	Adjusted Scheduled Activity (UDA)	
	2017	2018
April	749	225
May	2,508	2,061
June	3,680	3,851
July	6,056	6,748
August	7,385	8,880
September	9,103	10,762
October	12,238	12,739
November	14,727	15,623
December	17,065	17,510
January	18,819	19,129
February	20,933	21,605
March	23,695	23,189
April	25,115	
May	25,098	
June	25,096	

### QUALITY

	Quantity	Base Number	Contract	AT	Region	England
% of FP17s for the same patient ID Re-attending within 3 months - Children	373	3,794	9.8%	9.7%	12.8%	11.9%
% of FP17s for the same patient ID Re-attending within 3 months - Adults	1,322	8,511	15.5%	14.3%	16.5%	16.0%
% of FP17s for the same patient ID Re-attending between 3 & 9 months - Children	2,323	3,794	61.2%	59.1%	59.7%	58.3%
% of FP17s for the same patient ID Re-attending between 3 & 9 months - Adults	4,507	8,511	53.0%	52.9%	52.6%	50.3%
% of FP17s for Band 1 Urgent Courses	1,303	11,365	11.5%	7.4%	9.1%	9.1%
% of FP17s Relating to Free Repair or Replacements	117	11,365	1.0%	1.2%	1.0%	0.8%
% of FP17s Relating to Continuations	55	11,365	0.5%	1.3%	1.2%	1.0%
% of Patients satisfied with the dentistry they have received	12	12	100.0%	92.4%	91.6%	91.5%
% of Patients satisfied with the time they had to wait for an appointment	11	12	91.7%	88.5%	88.3%	87.9%

\* This is based on patients treated on this contract for their most recent course of treatment. Figures in italics indicate the base number of FP17s or Patient Questionnaire responses are less than 100. N/A is shown where the base number of responses is less than 10 during the period. % is calculated as Quantity/Base number\*100

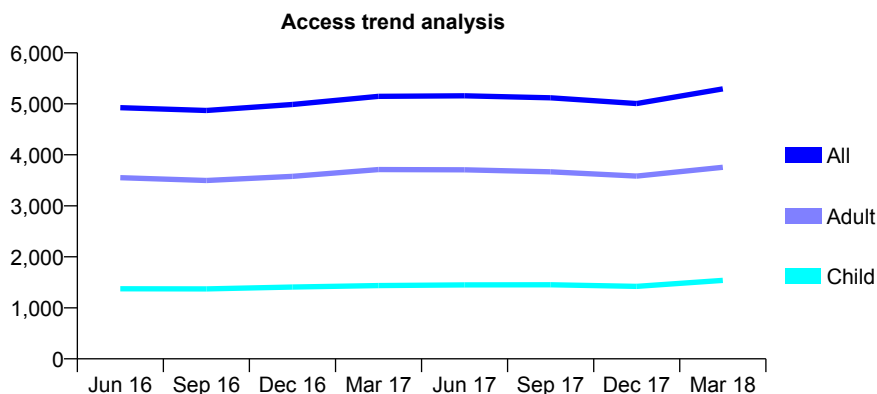
## Q51 - Vital Signs At a Glance Contract Report for 109630/0002 - March 2018

Name or company name	TSJ Smile Limited
Contract type name	GDS Contract
Purpose of contract	General
Contract start date	01/04/2012
Contract end date	

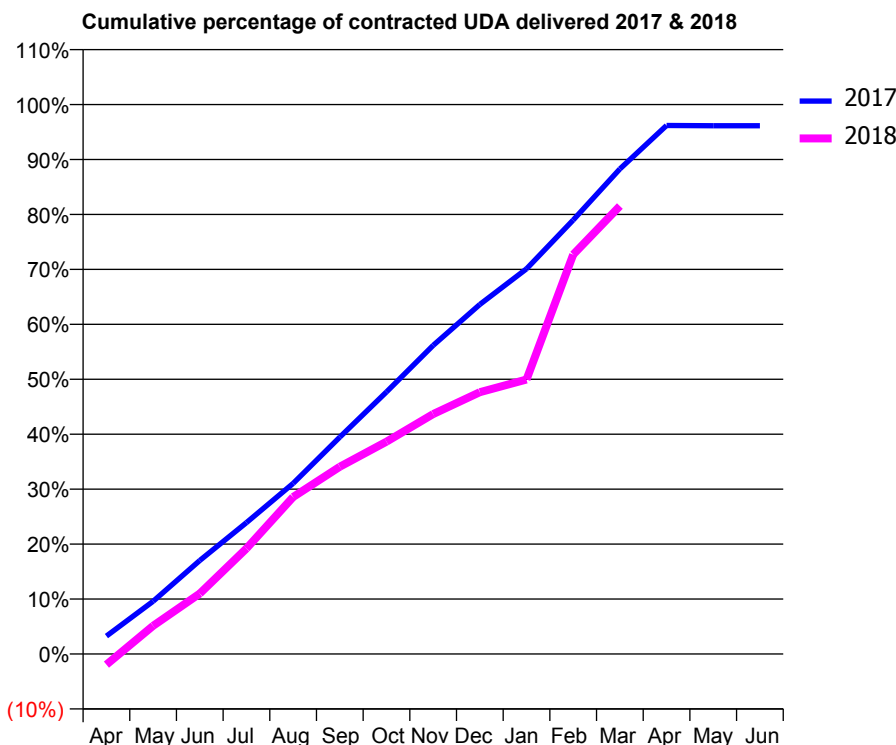
17/18 Contracted general activity (UDA)	15,000
Carry forward general activity (UDA)	579
17/18 Contracted orthodontic activity (UOA)	0
Carry forward orthodontic activity (UOA)	0
Baseline contract value	£420,610.10

### ACCESS\*

Patients seen in 24 months	Total	Change since previous quarter
Quarter ending March 2017	5,147	
Quarter ending June 2017	5,156	→
Quarter ending September 2017	5,118	→
Quarter ending December 2017	5,004	↓
Quarter ending March 2018	5,294	↑
<b>Variance since March 2017</b>	<b>2.9%</b>	<b>↑</b>



### ACTIVITY



Month	Adjusted Scheduled Activity (UDA)	
	2017	2018
April	489	-292
May	1,441	771
June	2,554	1,652
July	3,587	2,883
August	4,658	4,288
September	5,921	5,113
October	7,154	5,797
November	8,426	6,551
December	9,543	7,148
January	10,515	7,492
February	11,846	10,905
March	13,241	12,228
April	14,428	
May	14,421	
June	14,421	

### QUALITY

	Quantity	Base Number	Contract	AT	Region	England
% of FP17s for the same patient ID Re-attending within 3 months - Children	213	2,255	9.4%	9.7%	12.8%	11.9%
% of FP17s for the same patient ID Re-attending within 3 months - Adults	807	5,109	15.8%	14.3%	16.5%	16.0%
% of FP17s for the same patient ID Re-attending between 3 & 9 months - Children	1,310	2,255	58.1%	59.1%	59.7%	58.3%
% of FP17s for the same patient ID Re-attending between 3 & 9 months - Adults	2,551	5,109	49.9%	52.9%	52.6%	50.3%
% of FP17s for Band 1 Urgent Courses	931	6,800	13.7%	7.4%	9.1%	9.1%
% of FP17s Relating to Free Repair or Replacements	70	6,800	1.0%	1.2%	1.0%	0.8%
% of FP17s Relating to Continuations	49	6,800	0.7%	1.3%	1.2%	1.0%
% of Patients satisfied with the dentistry they have received	7	7	N/A	92.4%	91.6%	91.5%
% of Patients satisfied with the time they had to wait for an appointment	6	7	N/A	88.5%	88.3%	87.9%

\* This is based on patients treated on this contract for their most recent course of treatment. Figures in italics indicate the base number of FP17s or Patient Questionnaire responses are less than 100. N/A is shown where the base number of responses is less than 10 during the period. % is calculated as Quantity/Base number\*100

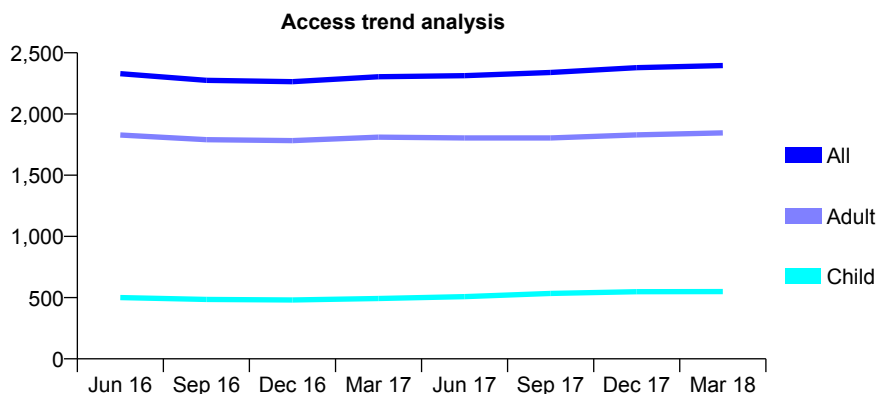
## Q51 - Vital Signs At a Glance Contract Report for 109630/0006 - March 2018

Name or company name	TSJ Smile Limited
Contract type name	GDS Contract
Purpose of contract	General
Contract start date	01/12/2012
Contract end date	

17/18 Contracted general activity (UDA)	7,500
Carry forward general activity (UDA)	-150
17/18 Contracted orthodontic activity (UOA)	0
Carry forward orthodontic activity (UOA)	0
Baseline contract value	£210,305.04

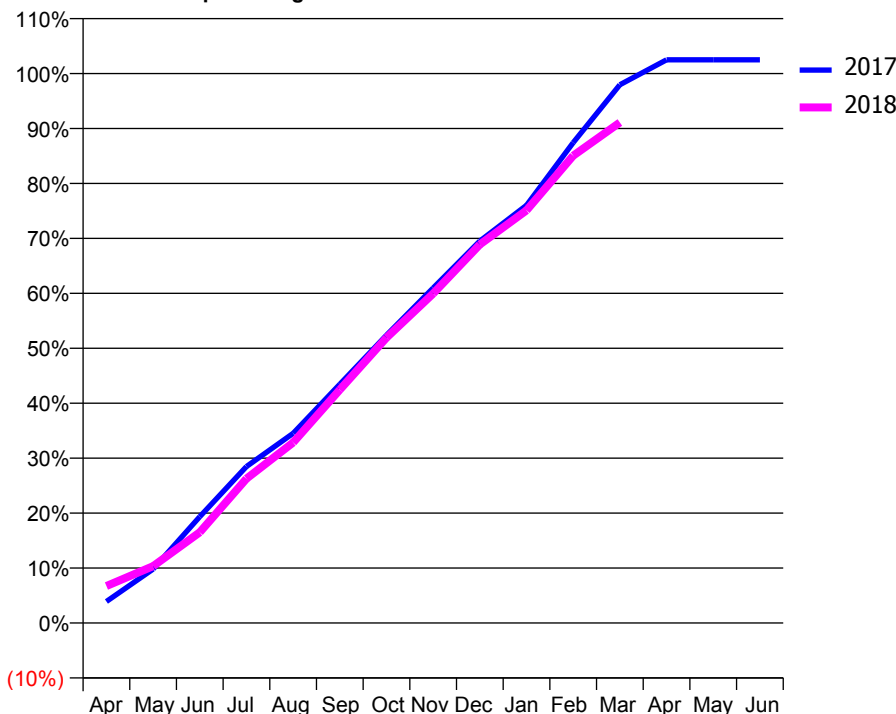
### ACCESS\*

Patients seen in 24 months	Total	Change since previous quarter
Quarter ending March 2017	2,304	
Quarter ending June 2017	2,313	→
Quarter ending September 2017	2,339	→
Quarter ending December 2017	2,378	→
Quarter ending March 2018	2,396	→
<b>Variance since March 2017</b>	<b>4.0%</b>	<b>↑</b>



### ACTIVITY

Cumulative percentage of contracted UDA delivered 2017 & 2018



Adjusted Scheduled Activity (UDA)

Month	2017	2018
April	293	505
May	735	777
June	1,452	1,239
July	2,136	1,969
August	2,588	2,463
September	3,258	3,184
October	3,928	3,893
November	4,573	4,497
December	5,213	5,167
January	5,701	5,631
February	6,556	6,377
March	7,347	6,831
April	7,687	
May	7,687	
June	7,687	

### QUALITY

	Quantity	Base Number	Contract	AT	Region	England
% of FP17s for the same patient ID Re-attending within 3 months - Children	38	774	4.9%	9.7%	12.8%	11.9%
% of FP17s for the same patient ID Re-attending within 3 months - Adults	175	2,424	7.2%	14.3%	16.5%	16.0%
% of FP17s for the same patient ID Re-attending between 3 & 9 months - Children	457	774	59.0%	59.1%	59.7%	58.3%
% of FP17s for the same patient ID Re-attending between 3 & 9 months - Adults	1,393	2,424	57.5%	52.9%	52.6%	50.3%
% of FP17s for Band 1 Urgent Courses	78	3,065	2.5%	7.4%	9.1%	9.1%
% of FP17s Relating to Free Repair or Replacements	19	3,065	0.6%	1.2%	1.0%	0.8%
% of FP17s Relating to Continuations	36	3,065	1.2%	1.3%	1.2%	1.0%
% of Patients satisfied with the dentistry they have received	3	3	N/A	92.4%	91.6%	91.5%
% of Patients satisfied with the time they had to wait for an appointment	3	3	N/A	88.5%	88.3%	87.9%

\* This is based on patients treated on this contract for their most recent course of treatment. Figures in italics indicate the base number of FP17s or Patient Questionnaire responses are less than 100. N/A is shown where the base number of responses is less than 10 during the period. % is calculated as Quantity/Base number\*100

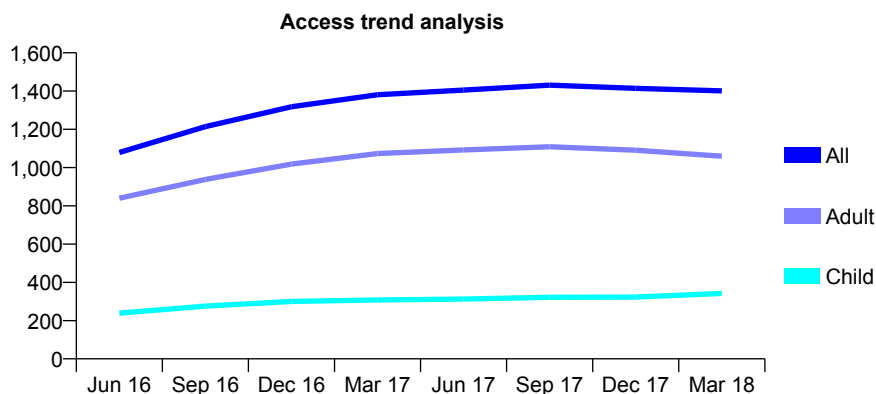
## Q51 - Vital Signs At a Glance Contract Report for 109630/0007 - March 2018

Name or company name	TSJ Smile Limited
Contract type name	GDS Contract
Purpose of contract	General
Contract start date	01/10/2015
Contract end date	

17/18 Contracted general activity (UDA)	6,086
Carry forward general activity (UDA)	0
17/18 Contracted orthodontic activity (UOA)	0
Carry forward orthodontic activity (UOA)	0
Baseline contract value	£170,655.52

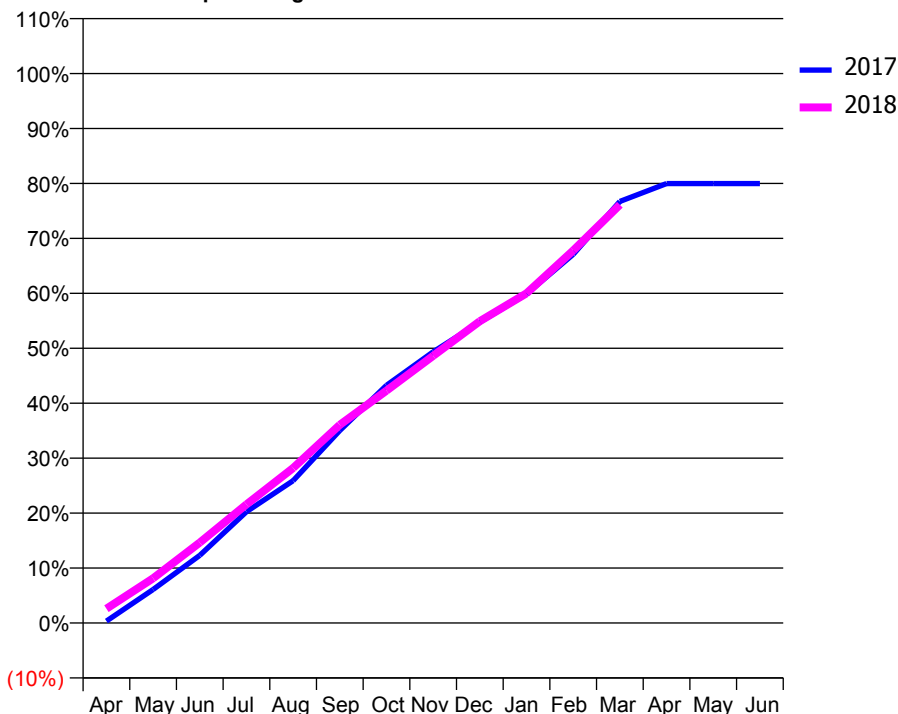
### ACCESS\*

Patients seen in 24 months	Total	Change since previous quarter
Quarter ending March 2017	1,381	
Quarter ending June 2017	1,405	→
Quarter ending September 2017	1,431	→
Quarter ending December 2017	1,414	↓
Quarter ending March 2018	1,401	→
<b>Variance since March 2017</b>	<b>1.4%</b>	<b>→</b>



### ACTIVITY

Cumulative percentage of contracted UDA delivered 2017 & 2018



Month	Adjusted Scheduled Activity (UDA)	
	2017	2018
April	22	158
May	372	495
June	749	891
July	1,233	1,314
August	1,577	1,717
September	2,132	2,195
October	2,633	2,574
November	3,003	2,959
December	3,332	3,342
January	3,645	3,651
February	4,083	4,125
March	4,669	4,632
April	4,867	
May	4,868	
June	4,867	

### QUALITY

	Quantity	Base Number	Contract	AT	Region	England
% of FP17s for the same patient ID Re-attending within 3 months - Children	36	578	6.2%	9.7%	12.8%	11.9%
% of FP17s for the same patient ID Re-attending within 3 months - Adults	185	1,729	10.7%	14.3%	16.5%	16.0%
% of FP17s for the same patient ID Re-attending between 3 & 9 months - Children	403	578	69.7%	59.1%	59.7%	58.3%
% of FP17s for the same patient ID Re-attending between 3 & 9 months - Adults	1,207	1,729	69.8%	52.9%	52.6%	50.3%
% of FP17s for Band 1 Urgent Courses	132	2,213	6.0%	7.4%	9.1%	9.1%
% of FP17s Relating to Free Repair or Replacements	52	2,213	2.3%	1.2%	1.0%	0.8%
% of FP17s Relating to Continuations	23	2,213	1.0%	1.3%	1.2%	1.0%
% of Patients satisfied with the dentistry they have received	2	2	N/A	92.4%	91.6%	91.5%
% of Patients satisfied with the time they had to wait for an appointment	2	2	N/A	88.5%	88.3%	87.9%

\* This is based on patients treated on this contract for their most recent course of treatment. Figures in italics indicate the base number of FP17s or Patient Questionnaire responses are less than 100. N/A is shown where the base number of responses is less than 10 during the period. % is calculated as Quantity/Base number\*100

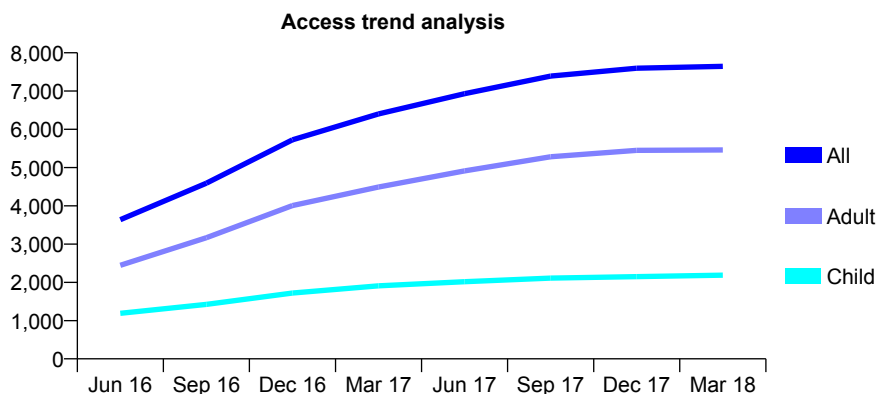
## Q51 - Vital Signs At a Glance Contract Report for 109630/0008 - March 2018

Name or company name	TSJ Smile Limited
Contract type name	GDS Contract
Purpose of contract	General
Contract start date	01/10/2015
Contract end date	

17/18 Contracted general activity (UDA)	24,500
Carry forward general activity (UDA)	585
17/18 Contracted orthodontic activity (UOA)	0
Carry forward orthodontic activity (UOA)	0
Baseline contract value	£686,964.74

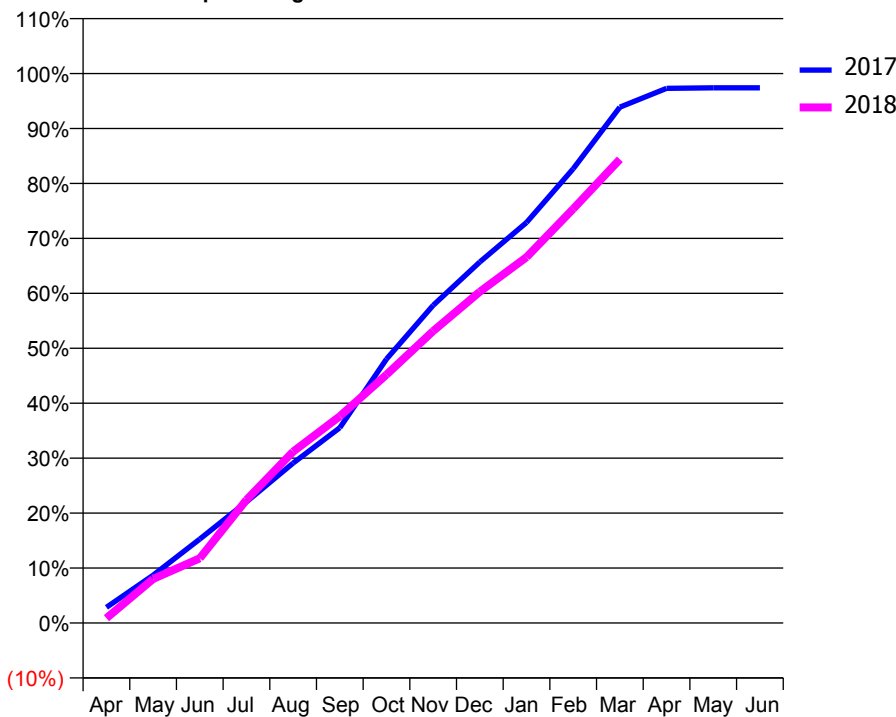
### ACCESS\*

Patients seen in 24 months	Total	Change since previous quarter
Quarter ending March 2017	6,400	
Quarter ending June 2017	6,930	↑
Quarter ending September 2017	7,393	↑
Quarter ending December 2017	7,598	↑
Quarter ending March 2018	7,646	→
<b>Variance since March 2017</b>	<b>19.5%</b>	<b>↑</b>



### ACTIVITY

Cumulative percentage of contracted UDA delivered 2017 & 2018



Month	Adjusted Scheduled Activity (UDA)	
	2017	2018
April	643	215
May	1,955	1,965
June	3,437	2,888
July	4,962	5,493
August	6,551	7,643
September	7,996	9,219
October	10,810	11,071
November	13,009	13,020
December	14,786	14,771
January	16,401	16,309
February	18,601	18,464
March	21,122	20,673
April	21,894	
May	21,912	
June	21,915	

### QUALITY

	Quantity	Base Number	Contract	AT	Region	England
% of FP17s for the same patient ID Re-attending within 3 months - Children	360	3,152	11.4%	9.7%	12.8%	11.9%
% of FP17s for the same patient ID Re-attending within 3 months - Adults	1,249	6,924	18.0%	14.3%	16.5%	16.0%
% of FP17s for the same patient ID Re-attending between 3 & 9 months - Children	1,743	3,152	55.3%	59.1%	59.7%	58.3%
% of FP17s for the same patient ID Re-attending between 3 & 9 months - Adults	3,217	6,924	46.5%	52.9%	52.6%	50.3%
% of FP17s for Band 1 Urgent Courses	1,521	9,722	15.6%	7.4%	9.1%	9.1%
% of FP17s Relating to Free Repair or Replacements	70	9,722	0.7%	1.2%	1.0%	0.8%
% of FP17s Relating to Continuations	107	9,722	1.1%	1.3%	1.2%	1.0%
% of Patients satisfied with the dentistry they have received	6	7	N/A	92.4%	91.6%	91.5%
% of Patients satisfied with the time they had to wait for an appointment	7	7	N/A	88.5%	88.3%	87.9%

\* This is based on patients treated on this contract for their most recent course of treatment. Figures in italics indicate the base number of FP17s or Patient Questionnaire responses are less than 100. N/A is shown where the base number of responses is less than 10 during the period. % is calculated as Quantity/Base number\*100

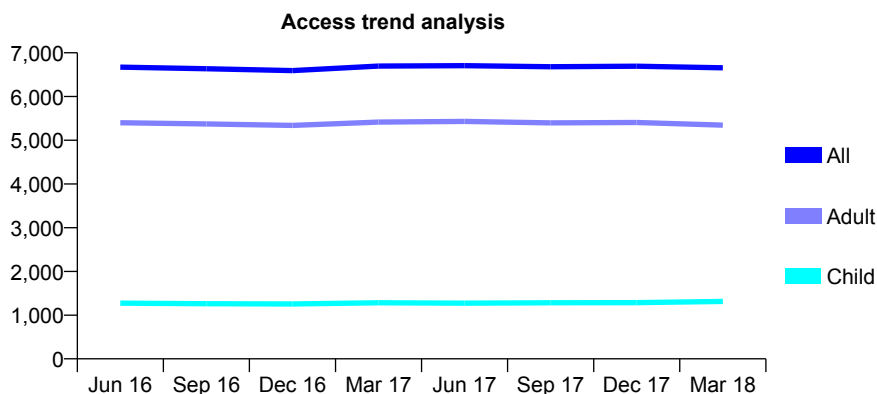
## Q51 - Vital Signs At a Glance Contract Report for 109983/0001 - March 2018

Name or company name	Smile Create Ltd
Contract type name	GDS Contract
Purpose of contract	General and Orthodontic
Contract start date	01/04/2012
Contract end date	

17/18 Contracted general activity (UDA)	15,796
Carry forward general activity (UDA)	334
17/18 Contracted orthodontic activity (UOA)	1,575
Carry forward orthodontic activity (UOA)	-11
Baseline contract value	£555,377.07

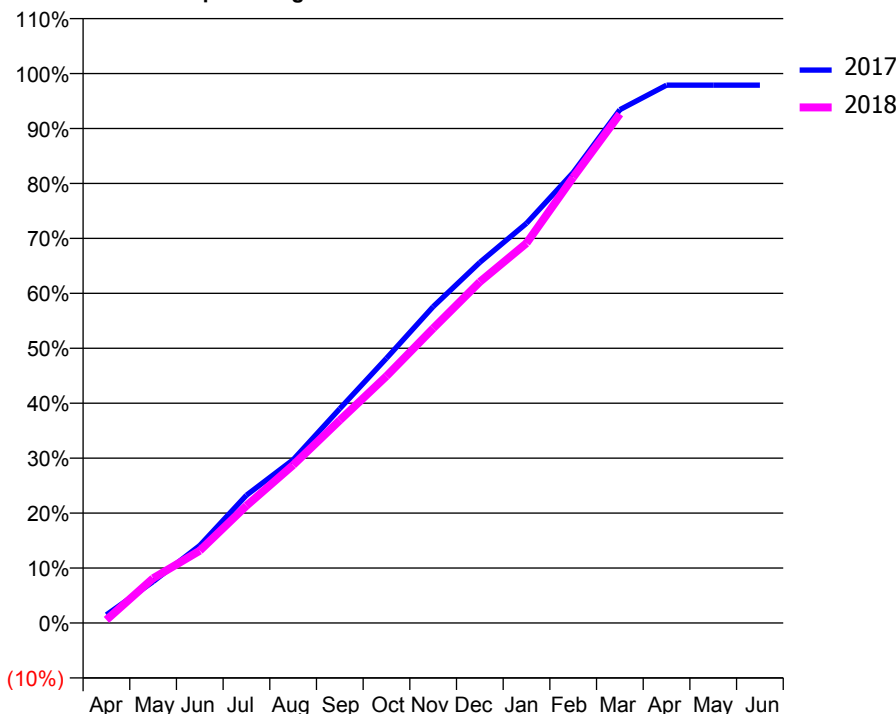
### ACCESS\*

Patients seen in 24 months	Total	Change since previous quarter
Quarter ending March 2017	6,698	
Quarter ending June 2017	6,706	→
Quarter ending September 2017	6,681	→
Quarter ending December 2017	6,692	→
Quarter ending March 2018	6,657	→
<b>Variance since March 2017</b>	<b>(0.6%)</b>	→



### ACTIVITY

Cumulative percentage of contracted UDA delivered 2017 & 2018



Month	Adjusted Scheduled Activity (UDA)	
	2017	2018
April	237	90
May	1,189	1,287
June	2,227	2,079
July	3,674	3,371
August	4,692	4,539
September	6,163	5,827
October	7,611	7,097
November	9,092	8,471
December	10,368	9,808
January	11,490	10,920
February	12,951	12,813
March	14,755	14,632
April	15,460	
May	15,462	
June	15,462	

### QUALITY

	Quantity	Base Number	Contract	AT	Region	England
% of FP17s for the same patient ID Re-attending within 3 months - Children	217	2,156	10.1%	9.7%	12.8%	11.9%
% of FP17s for the same patient ID Re-attending within 3 months - Adults	1,107	7,373	15.0%	14.3%	16.5%	16.0%
% of FP17s for the same patient ID Re-attending between 3 & 9 months - Children	1,307	2,156	60.6%	59.1%	59.7%	58.3%
% of FP17s for the same patient ID Re-attending between 3 & 9 months - Adults	3,404	7,373	46.2%	52.9%	52.6%	50.3%
% of FP17s for Band 1 Urgent Courses	673	8,149	8.3%	7.4%	9.1%	9.1%
% of FP17s Relating to Free Repair or Replacements	142	8,149	1.7%	1.2%	1.0%	0.8%
% of FP17s Relating to Continuations	32	8,149	0.4%	1.3%	1.2%	1.0%
% of Patients satisfied with the dentistry they have received	18	18	100.0%	92.4%	91.6%	91.5%
% of Patients satisfied with the time they had to wait for an appointment	18	18	100.0%	88.5%	88.3%	87.9%

\* This is based on patients treated on this contract for their most recent course of treatment. Figures in italics indicate the base number of FP17s or Patient Questionnaire responses are less than 100. N/A is shown where the base number of responses is less than 10 during the period. % is calculated as Quantity/Base number\*100



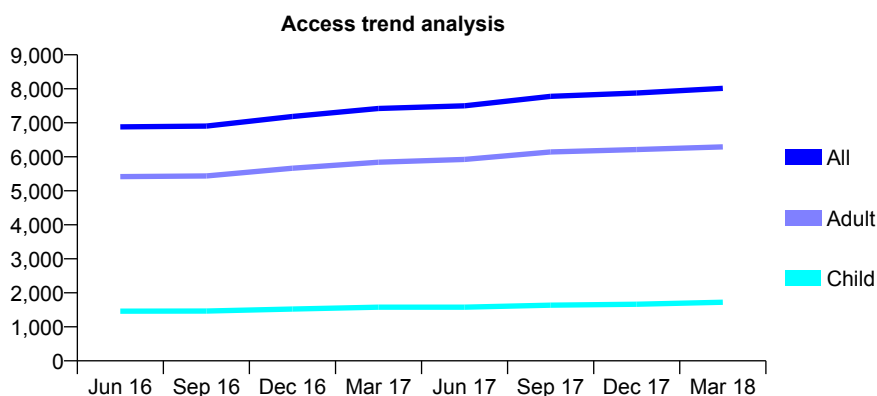
## Q51 - Vital Signs At a Glance Contract Report for 110590/0001 - March 2018

Name or company name	London Road Dental Practice Partnership
Contract type name	GDS Contract
Purpose of contract	General
Contract start date	01/04/2012
Contract end date	

17/18 Contracted general activity (UDA)	23,897
Carry forward general activity (UDA)	0
17/18 Contracted orthodontic activity (UOA)	0
Carry forward orthodontic activity (UOA)	0
Baseline contract value	£764,217.18

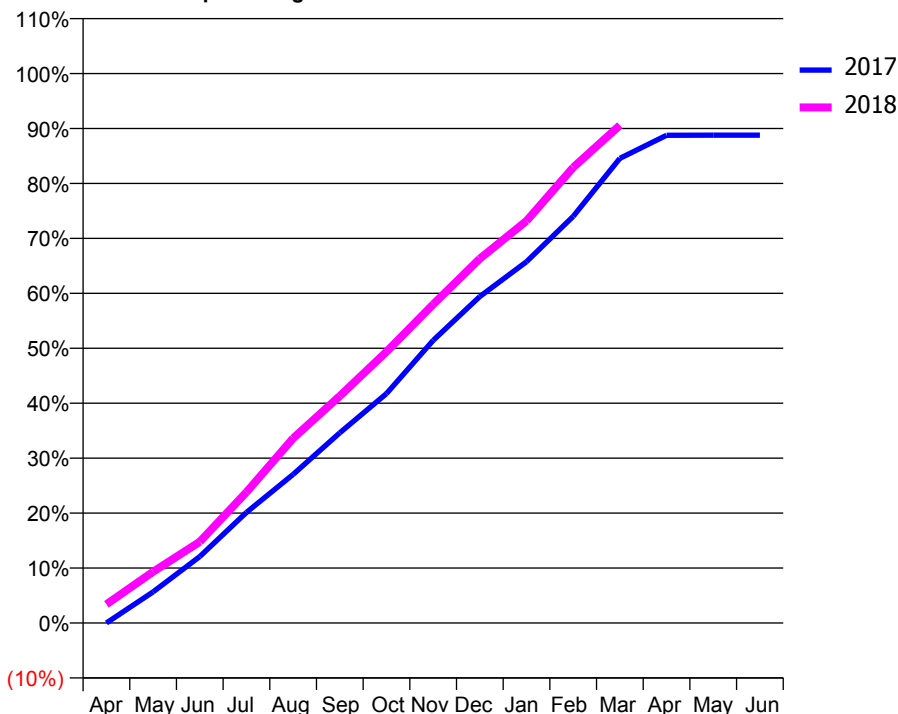
### ACCESS\*

Patients seen in 24 months	Total	Change since previous quarter
Quarter ending March 2017	7,420	
Quarter ending June 2017	7,499	→
Quarter ending September 2017	7,779	↑
Quarter ending December 2017	7,878	→
Quarter ending March 2018	8,015	→
<b>Variance since March 2017</b>	<b>8.0%</b>	<b>↑</b>



### ACTIVITY

Cumulative percentage of contracted UDA delivered 2017 & 2018



Month	Adjusted Scheduled Activity (UDA)	
	2017	2018
April	-5	815
May	1,355	2,228
June	2,890	3,535
July	4,813	5,691
August	6,463	8,035
September	8,274	9,875
October	9,979	11,799
November	12,294	13,859
December	14,201	15,846
January	15,711	17,488
February	17,682	19,815
March	20,208	21,645
April	21,209	
May	21,214	
June	21,214	

### QUALITY

	Quantity	Base Number	Contract	AT	Region	England
% of FP17s for the same patient ID Re-attending within 3 months - Children	156	2,349	6.6%	9.7%	12.8%	11.9%
% of FP17s for the same patient ID Re-attending within 3 months - Adults	915	7,848	11.7%	14.3%	16.5%	16.0%
% of FP17s for the same patient ID Re-attending between 3 & 9 months - Children	1,312	2,349	55.9%	59.1%	59.7%	58.3%
% of FP17s for the same patient ID Re-attending between 3 & 9 months - Adults	3,912	7,848	49.8%	52.9%	52.6%	50.3%
% of FP17s for Band 1 Urgent Courses	466	9,806	4.8%	7.4%	9.1%	9.1%
% of FP17s Relating to Free Repair or Replacements	86	9,806	0.9%	1.2%	1.0%	0.8%
% of FP17s Relating to Continuations	191	9,806	1.9%	1.3%	1.2%	1.0%
% of Patients satisfied with the dentistry they have received	19	20	95.0%	92.4%	91.6%	91.5%
% of Patients satisfied with the time they had to wait for an appointment	19	20	95.0%	88.5%	88.3%	87.9%

\* This is based on patients treated on this contract for their most recent course of treatment. Figures in italics indicate the base number of FP17s or Patient Questionnaire responses are less than 100. N/A is shown where the base number of responses is less than 10 during the period. % is calculated as Quantity/Base number\*100

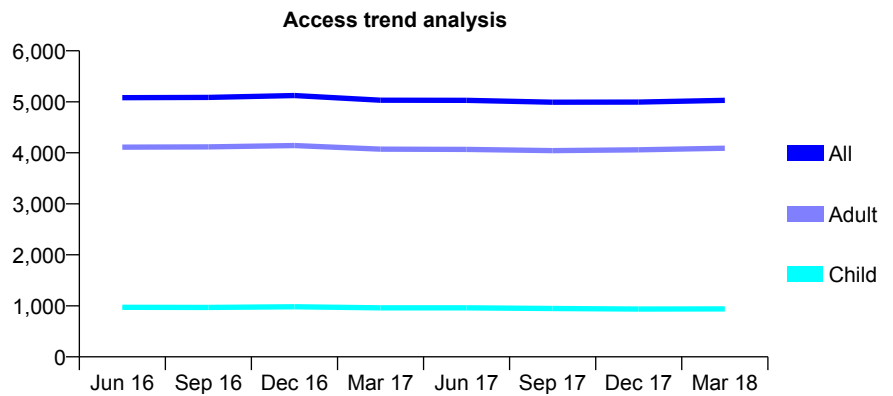
## Q51 - Vital Signs At a Glance Contract Report for 111619/0001 - March 2018

Name or company name	SCA Collins Limited
Contract type name	GDS Contract
Purpose of contract	General
Contract start date	01/10/2013
Contract end date	

17/18 Contracted general activity (UDA)	12,834
Carry forward general activity (UDA)	0
17/18 Contracted orthodontic activity (UOA)	0
Carry forward orthodontic activity (UOA)	0
Baseline contract value	£383,571.02

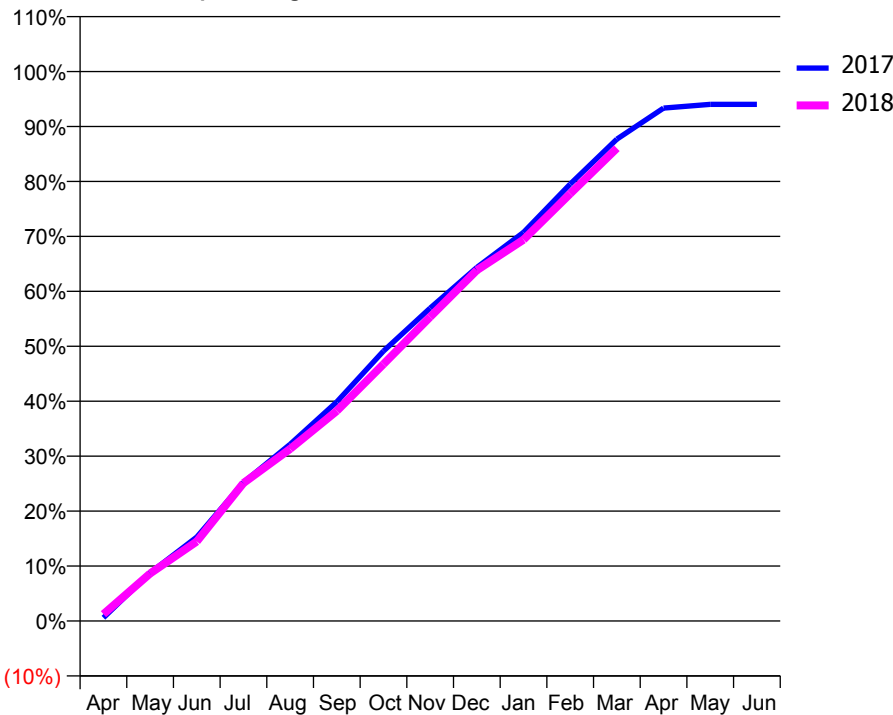
### ACCESS\*

Patients seen in 24 months	Total	Change since previous quarter
Quarter ending March 2017	5,032	
Quarter ending June 2017	5,028	→
Quarter ending September 2017	4,993	→
Quarter ending December 2017	4,995	→
Quarter ending March 2018	5,029	→
<b>Variance since March 2017</b>	<b>(0.1%)</b>	→



### ACTIVITY

Cumulative percentage of contracted UDA delivered 2017 & 2018



Month	Adjusted Scheduled Activity (UDA)	
	2017	2018
April	77	160
May	1,127	1,110
June	1,961	1,859
July	3,238	3,222
August	4,127	4,019
September	5,120	4,906
October	6,306	5,999
November	7,309	7,101
December	8,257	8,192
January	9,076	8,905
February	10,205	9,981
March	11,254	11,042
April	11,979	
May	12,066	
June	12,066	

### QUALITY

	Quantity	Base Number	Contract	AT	Region	England
% of FP17s for the same patient ID Re-attending within 3 months - Children	81	1,174	6.9%	9.7%	12.8%	11.9%
% of FP17s for the same patient ID Re-attending within 3 months - Adults	867	5,399	16.1%	14.3%	16.5%	16.0%
% of FP17s for the same patient ID Re-attending between 3 & 9 months - Children	574	1,174	48.9%	59.1%	59.7%	58.3%
% of FP17s for the same patient ID Re-attending between 3 & 9 months - Adults	2,428	5,399	45.0%	52.9%	52.6%	50.3%
% of FP17s for Band 1 Urgent Courses	498	6,183	8.1%	7.4%	9.1%	9.1%
% of FP17s Relating to Free Repair or Replacements	68	6,183	1.1%	1.2%	1.0%	0.8%
% of FP17s Relating to Continuations	101	6,183	1.6%	1.3%	1.2%	1.0%
% of Patients satisfied with the dentistry they have received	7	8	N/A	92.4%	91.6%	91.5%
% of Patients satisfied with the time they had to wait for an appointment	7	8	N/A	88.5%	88.3%	87.9%

\* This is based on patients treated on this contract for their most recent course of treatment. Figures in italics indicate the base number of FP17s or Patient Questionnaire responses are less than 100. N/A is shown where the base number of responses is less than 10 during the period. % is calculated as Quantity/Base number\*100

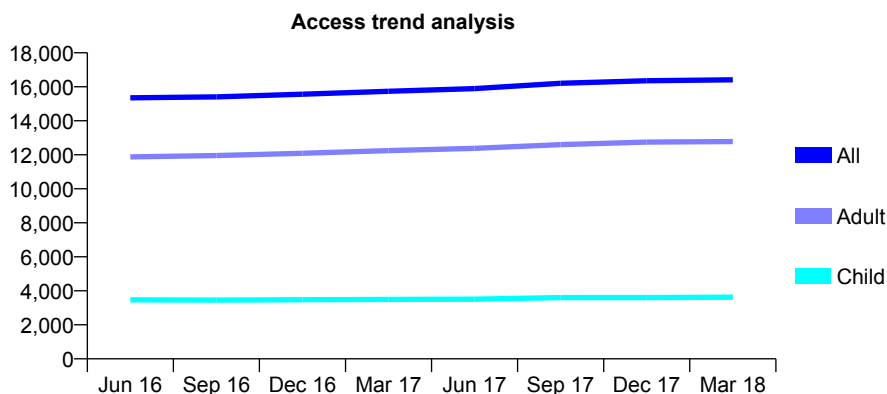
## Q51 - Vital Signs At a Glance Contract Report for 112348/0001 - March 2018

Name or company name	Wright Dental Care Ltd
Contract type name	GDS Contract
Purpose of contract	General and Orthodontic
Contract start date	01/12/2011
Contract end date	

17/18 Contracted general activity (UDA)	50,922
Carry forward general activity (UDA)	1,533
17/18 Contracted orthodontic activity (UOA)	300
Carry forward orthodontic activity (UOA)	-2
Baseline contract value	£1,354,632.30

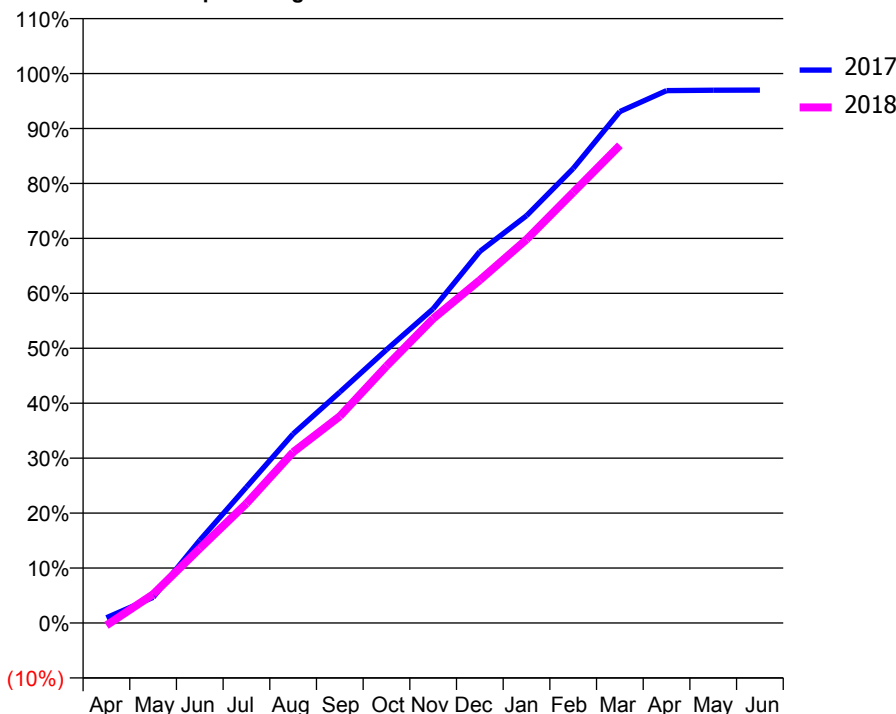
### ACCESS\*

Patients seen in 24 months	Total	Change since previous quarter
Quarter ending March 2017	15,739	
Quarter ending June 2017	15,895	→
Quarter ending September 2017	16,207	→
Quarter ending December 2017	16,354	→
Quarter ending March 2018	16,410	→
<b>Variance since March 2017</b>	<b>4.3%</b>	<b>↑</b>



### ACTIVITY

Cumulative percentage of contracted UDA delivered 2017 & 2018



Month	Adjusted Scheduled Activity (UDA)	
	2017	2018
April	493	-225
May	2,377	2,661
June	7,665	6,918
July	12,602	11,075
August	17,528	15,831
September	21,397	19,162
October	25,323	23,800
November	29,116	28,208
December	34,431	31,773
January	37,746	35,547
February	42,115	39,911
March	47,394	44,273
April	49,335	
May	49,371	
June	49,389	

### QUALITY

	Quantity	Base Number	Contract	AT	Region	England
% of FP17s for the same patient ID Re-attending within 3 months - Children	323	5,127	6.3%	9.7%	12.8%	11.9%
% of FP17s for the same patient ID Re-attending within 3 months - Adults	2,581	17,974	14.4%	14.3%	16.5%	16.0%
% of FP17s for the same patient ID Re-attending between 3 & 9 months - Children	3,023	5,127	59.0%	59.1%	59.7%	58.3%
% of FP17s for the same patient ID Re-attending between 3 & 9 months - Adults	9,690	17,974	53.9%	52.9%	52.6%	50.3%
% of FP17s for Band 1 Urgent Courses	1,409	21,641	6.5%	7.4%	9.1%	9.1%
% of FP17s Relating to Free Repair or Replacements	319	21,641	1.5%	1.2%	1.0%	0.8%
% of FP17s Relating to Continuations	519	21,641	2.4%	1.3%	1.2%	1.0%
% of Patients satisfied with the dentistry they have received	22	22	100.0%	92.4%	91.6%	91.5%
% of Patients satisfied with the time they had to wait for an appointment	20	22	90.9%	88.5%	88.3%	87.9%

\* This is based on patients treated on this contract for their most recent course of treatment. Figures in italics indicate the base number of FP17s or Patient Questionnaire responses are less than 100. N/A is shown where the base number of responses is less than 10 during the period. % is calculated as Quantity/Base number\*100

## Q51 - Vital Signs At a Glance Contract Report for 112348/0002 - March 2018

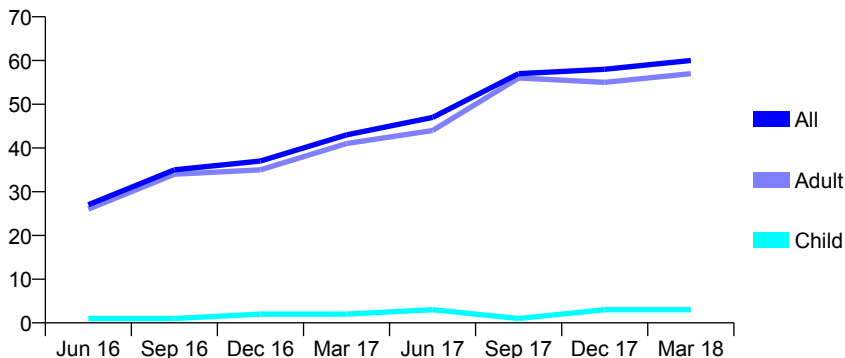
Name or company name	Wright Dental Care Ltd
Contract type name	GDS Contract
Purpose of contract	General
Contract start date	01/05/2012
Contract end date	

17/18 Contracted general activity (UDA)	208
Carry forward general activity (UDA)	0
17/18 Contracted orthodontic activity (UOA)	0
Carry forward orthodontic activity (UOA)	0
Baseline contract value	£8,754.46

### ACCESS\*

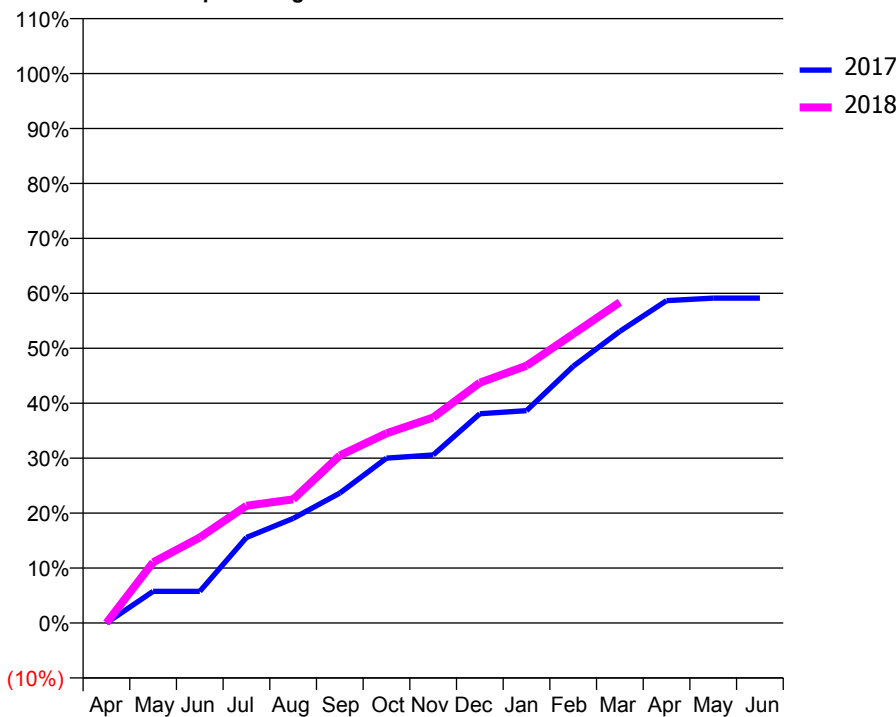
Patients seen in 24 months	Total	Change since previous quarter
Quarter ending March 2017	43	
Quarter ending June 2017	47	↑
Quarter ending September 2017	57	↑
Quarter ending December 2017	58	→
Quarter ending March 2018	60	↑
<b>Variance since March 2017</b>	<b>39.5%</b>	<b>↑</b>

### Access trend analysis



### ACTIVITY

#### Cumulative percentage of contracted UDA delivered 2017 & 2018



#### Adjusted Scheduled Activity (UDA)

Month	2017	2018
April	0	0
May	12	23
June	12	32
July	32	44
August	40	47
September	49	63
October	62	72
November	64	78
December	79	91
January	80	97
February	97	109
March	110	121
April	122	
May	123	
June	123	

### QUALITY

	Quantity	Base Number	Contract	AT	Region	England
% of FP17s for the same patient ID Re-attending within 3 months - Children	0	17	0.0%	9.7%	12.8%	11.9%
% of FP17s for the same patient ID Re-attending within 3 months - Adults	0	110	0.0%	14.3%	16.5%	16.0%
% of FP17s for the same patient ID Re-attending between 3 & 9 months - Children	0	17	0.0%	59.1%	59.7%	58.3%
% of FP17s for the same patient ID Re-attending between 3 & 9 months - Adults	1	110	0.9%	52.9%	52.6%	50.3%
% of FP17s for Band 1 Urgent Courses	92	113	81.4%	7.4%	9.1%	9.1%
% of FP17s Relating to Free Repair or Replacements	0	113	0.0%	1.2%	1.0%	0.8%
% of FP17s Relating to Continuations	0	113	0.0%	1.3%	1.2%	1.0%
% of Patients satisfied with the dentistry they have received	0	0	N/A	92.4%	91.6%	91.5%
% of Patients satisfied with the time they had to wait for an appointment	0	0	N/A	88.5%	88.3%	87.9%

\* This is based on patients treated on this contract for their most recent course of treatment. Figures in italics indicate the base number of FP17s or Patient Questionnaire responses are less than 100. N/A is shown where the base number of responses is less than 10 during the period. % is calculated as Quantity/Base number\*100

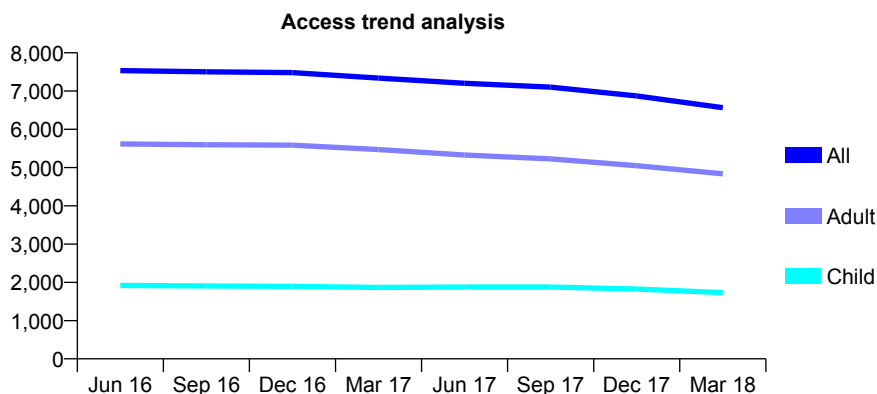
## Q51 - Vital Signs At a Glance Contract Report for 113395/0001 - March 2018

Name or company name	Ffolliott Bird Associates Ltd
Contract type name	GDS Contract
Purpose of contract	General
Contract start date	01/09/2007
Contract end date	

17/18 Contracted general activity (UDA)	20,745
Carry forward general activity (UDA)	0
17/18 Contracted orthodontic activity (UOA)	0
Carry forward orthodontic activity (UOA)	0
Baseline contract value	£581,605.26

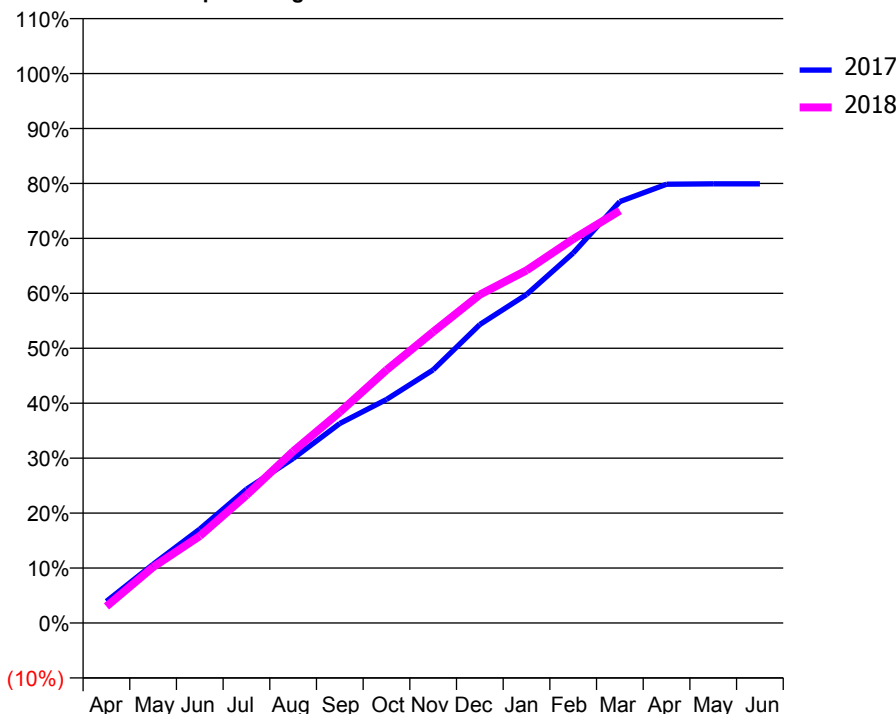
### ACCESS\*

Patients seen in 24 months	Total	Change since previous quarter
Quarter ending March 2017	7,340	
Quarter ending June 2017	7,204	↓
Quarter ending September 2017	7,103	↓
Quarter ending December 2017	6,874	↓
Quarter ending March 2018	6,566	↓
<b>Variance since March 2017</b>	<b>(10.5%)</b>	↓



### ACTIVITY

Cumulative percentage of contracted UDA delivered 2017 & 2018



Month	Adjusted Scheduled Activity (UDA)	
	2017	2018
April	905	624
May	2,448	2,110
June	3,917	3,284
July	5,580	4,825
August	6,863	6,480
September	8,322	7,962
October	9,326	9,551
November	10,558	10,994
December	12,452	12,396
January	13,699	13,314
February	15,429	14,497
March	17,580	15,568
April	18,300	
May	18,319	
June	18,316	

### QUALITY

	Quantity	Base Number	Contract	AT	Region	England
% of FP17s for the same patient ID Re-attending within 3 months - Children	161	2,200	7.3%	9.7%	12.8%	11.9%
% of FP17s for the same patient ID Re-attending within 3 months - Adults	566	5,075	11.2%	14.3%	16.5%	16.0%
% of FP17s for the same patient ID Re-attending between 3 & 9 months - Children	1,138	2,200	51.7%	59.1%	59.7%	58.3%
% of FP17s for the same patient ID Re-attending between 3 & 9 months - Adults	2,219	5,075	43.7%	52.9%	52.6%	50.3%
% of FP17s for Band 1 Urgent Courses	344	6,969	4.9%	7.4%	9.1%	9.1%
% of FP17s Relating to Free Repair or Replacements	65	6,969	0.9%	1.2%	1.0%	0.8%
% of FP17s Relating to Continuations	128	6,969	1.8%	1.3%	1.2%	1.0%
% of Patients satisfied with the dentistry they have received	4	4	N/A	92.4%	91.6%	91.5%
% of Patients satisfied with the time they had to wait for an appointment	4	4	N/A	88.5%	88.3%	87.9%

\* This is based on patients treated on this contract for their most recent course of treatment. Figures in italics indicate the base number of FP17s or Patient Questionnaire responses are less than 100. N/A is shown where the base number of responses is less than 10 during the period. % is calculated as Quantity/Base number\*100

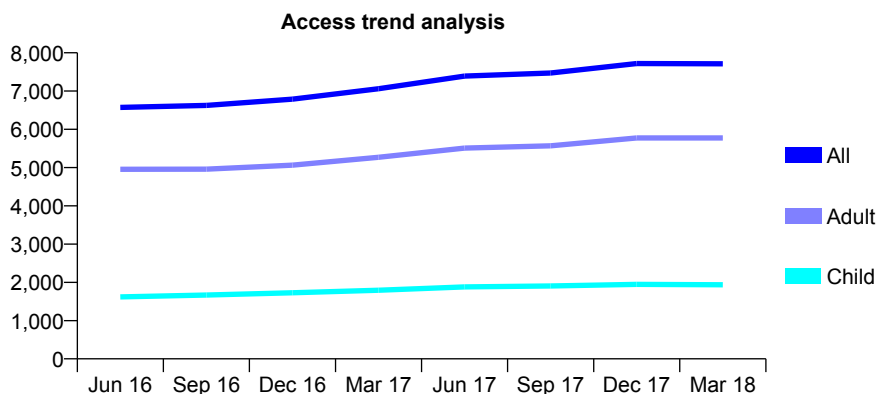
## Q51 - Vital Signs At a Glance Contract Report for 113395/0002 - March 2018

Name or company name	Ffolliott Bird Associates Ltd
Contract type name	GDS Contract
Purpose of contract	General
Contract start date	01/09/2007
Contract end date	

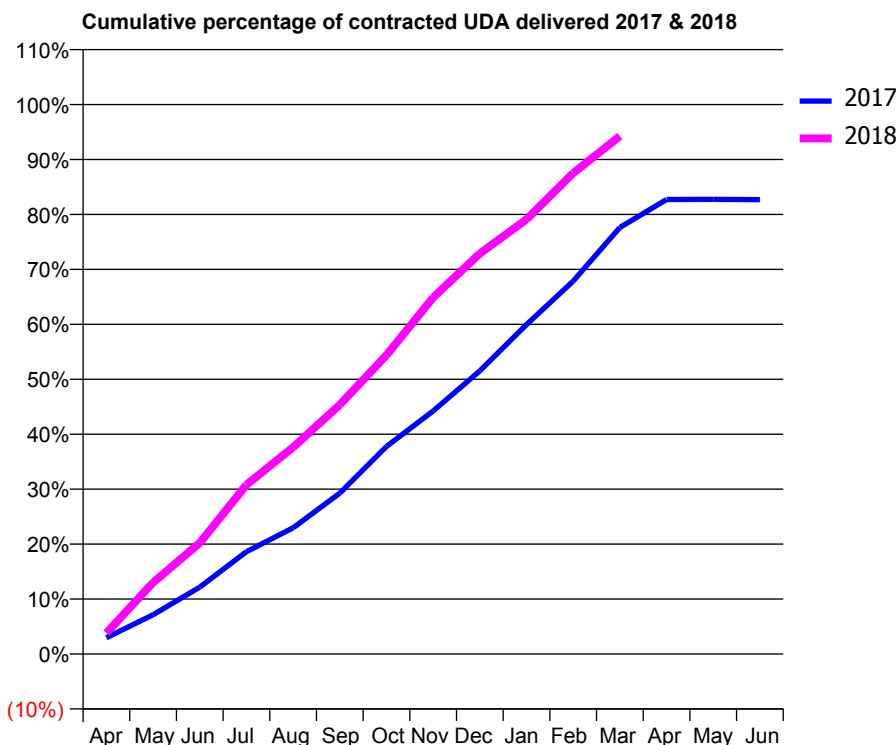
17/18 Contracted general activity (UDA)	19,686
Carry forward general activity (UDA)	0
17/18 Contracted orthodontic activity (UOA)	0
Carry forward orthodontic activity (UOA)	0
Baseline contract value	£633,800.33

### ACCESS\*

Patients seen in 24 months	Total	Change since previous quarter
Quarter ending March 2017	7,061	
Quarter ending June 2017	7,390	↑
Quarter ending September 2017	7,473	→
Quarter ending December 2017	7,721	↑
Quarter ending March 2018	7,711	→
<b>Variance since March 2017</b>	<b>9.2%</b>	<b>↑</b>



### ACTIVITY



Month	Adjusted Scheduled Activity (UDA)	
	2017	2018
April	584	750
May	1,407	2,563
June	2,396	3,982
July	3,667	6,066
August	4,523	7,406
September	5,766	8,929
October	7,435	10,706
November	8,704	12,773
December	10,142	14,350
January	11,803	15,573
February	13,359	17,230
March	15,280	18,551
April	16,285	
May	16,286	
June	16,276	

### QUALITY

	Quantity	Base Number	Contract	AT	Region	England
% of FP17s for the same patient ID Re-attending within 3 months - Children	104	2,646	3.9%	9.7%	12.8%	11.9%
% of FP17s for the same patient ID Re-attending within 3 months - Adults	808	7,567	10.7%	14.3%	16.5%	16.0%
% of FP17s for the same patient ID Re-attending between 3 & 9 months - Children	1,494	2,646	56.5%	59.1%	59.7%	58.3%
% of FP17s for the same patient ID Re-attending between 3 & 9 months - Adults	3,829	7,567	50.6%	52.9%	52.6%	50.3%
% of FP17s for Band 1 Urgent Courses	603	9,731	6.2%	7.4%	9.1%	9.1%
% of FP17s Relating to Free Repair or Replacements	72	9,731	0.7%	1.2%	1.0%	0.8%
% of FP17s Relating to Continuations	113	9,731	1.2%	1.3%	1.2%	1.0%
% of Patients satisfied with the dentistry they have received	30	33	90.9%	92.4%	91.6%	91.5%
% of Patients satisfied with the time they had to wait for an appointment	23	33	69.7%	88.5%	88.3%	87.9%

\* This is based on patients treated on this contract for their most recent course of treatment. Figures in italics indicate the base number of FP17s or Patient Questionnaire responses are less than 100. N/A is shown where the base number of responses is less than 10 during the period. % is calculated as Quantity/Base number\*100

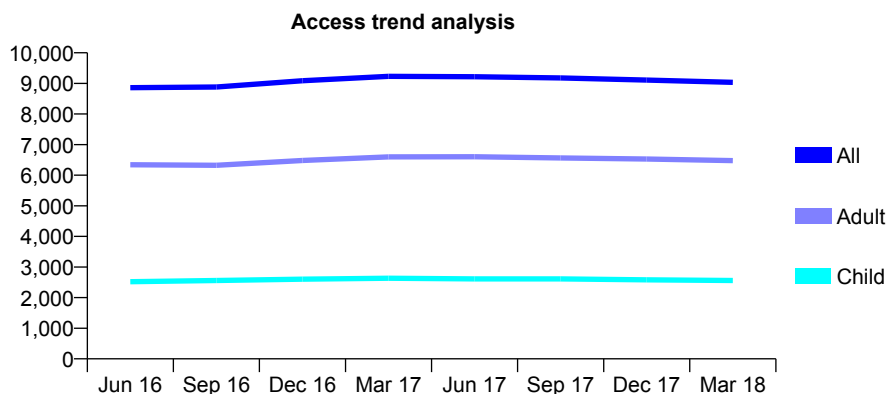
## Q51 - Vital Signs At a Glance Contract Report for 113395/0003 - March 2018

Name or company name	Ffolliott Bird Associates Ltd
Contract type name	GDS Contract
Purpose of contract	General
Contract start date	01/09/2007
Contract end date	

17/18 Contracted general activity (UDA)	26,371
Carry forward general activity (UDA)	531
17/18 Contracted orthodontic activity (UOA)	0
Carry forward orthodontic activity (UOA)	0
Baseline contract value	£832,004.25

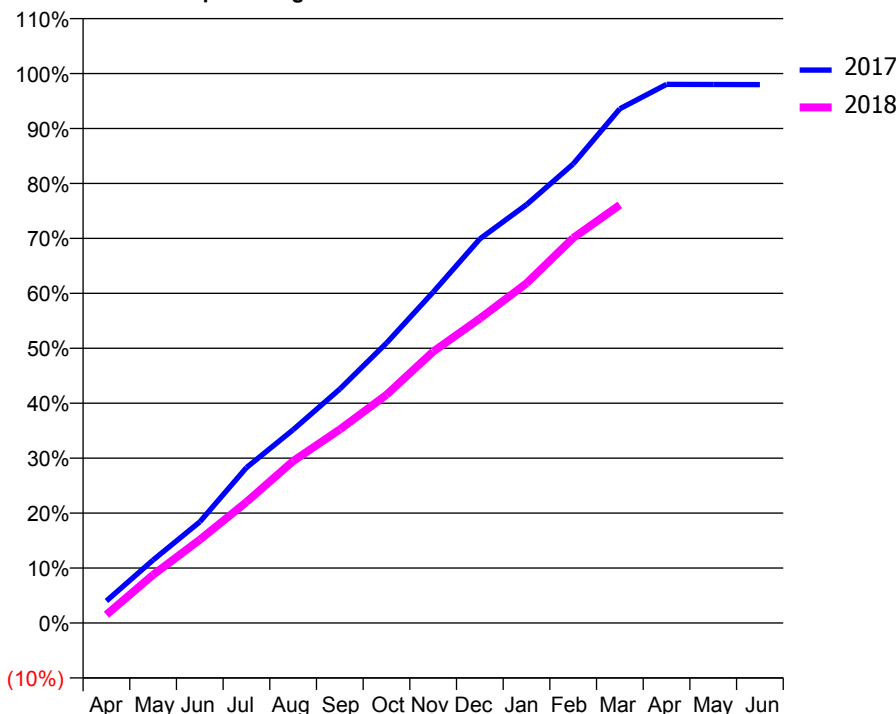
### ACCESS\*

Patients seen in 24 months	Total	Change since previous quarter
Quarter ending March 2017	9,233	
Quarter ending June 2017	9,217	→
Quarter ending September 2017	9,177	→
Quarter ending December 2017	9,111	→
Quarter ending March 2018	9,037	→
<b>Variance since March 2017</b>	<b>(2.1%)</b>	<b>↓</b>



### ACTIVITY

Cumulative percentage of contracted UDA delivered 2017 & 2018



Month	Adjusted Scheduled Activity (UDA)	
	2017	2018
April	1,060	399
May	3,023	2,316
June	4,857	3,995
July	7,457	5,810
August	9,276	7,772
September	11,230	9,286
October	13,434	10,955
November	15,881	13,026
December	18,435	14,612
January	20,081	16,304
February	22,032	18,479
March	24,677	20,068
April	25,850	
May	25,846	
June	25,840	

### QUALITY

	Quantity	Base Number	Contract	AT	Region	England
% of FP17s for the same patient ID Re-attending within 3 months - Children	191	2,865	6.7%	9.7%	12.8%	11.9%
% of FP17s for the same patient ID Re-attending within 3 months - Adults	734	6,474	11.3%	14.3%	16.5%	16.0%
% of FP17s for the same patient ID Re-attending between 3 & 9 months - Children	1,345	2,865	46.9%	59.1%	59.7%	58.3%
% of FP17s for the same patient ID Re-attending between 3 & 9 months - Adults	2,598	6,474	40.1%	52.9%	52.6%	50.3%
% of FP17s for Band 1 Urgent Courses	505	8,905	5.7%	7.4%	9.1%	9.1%
% of FP17s Relating to Free Repair or Replacements	53	8,905	0.6%	1.2%	1.0%	0.8%
% of FP17s Relating to Continuations	166	8,905	1.9%	1.3%	1.2%	1.0%
% of Patients satisfied with the dentistry they have received	12	13	92.3%	92.4%	91.6%	91.5%
% of Patients satisfied with the time they had to wait for an appointment	11	13	84.6%	88.5%	88.3%	87.9%

\* This is based on patients treated on this contract for their most recent course of treatment. Figures in italics indicate the base number of FP17s or Patient Questionnaire responses are less than 100. N/A is shown where the base number of responses is less than 10 during the period. % is calculated as Quantity/Base number\*100

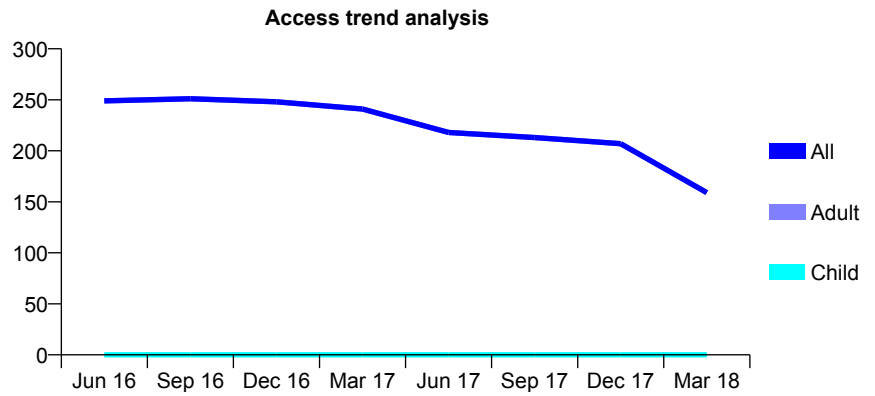
## Q51 - Vital Signs At a Glance Contract Report for 113395/0004 - March 2018

Name or company name	Ffolliott Bird Associates Ltd
Contract type name	GDS Contract
Purpose of contract	General
Contract start date	01/04/2008
Contract end date	

17/18 Contracted general activity (UDA)	1,080
Carry forward general activity (UDA)	0
17/18 Contracted orthodontic activity (UOA)	0
Carry forward orthodontic activity (UOA)	0
Baseline contract value	£65,741.42

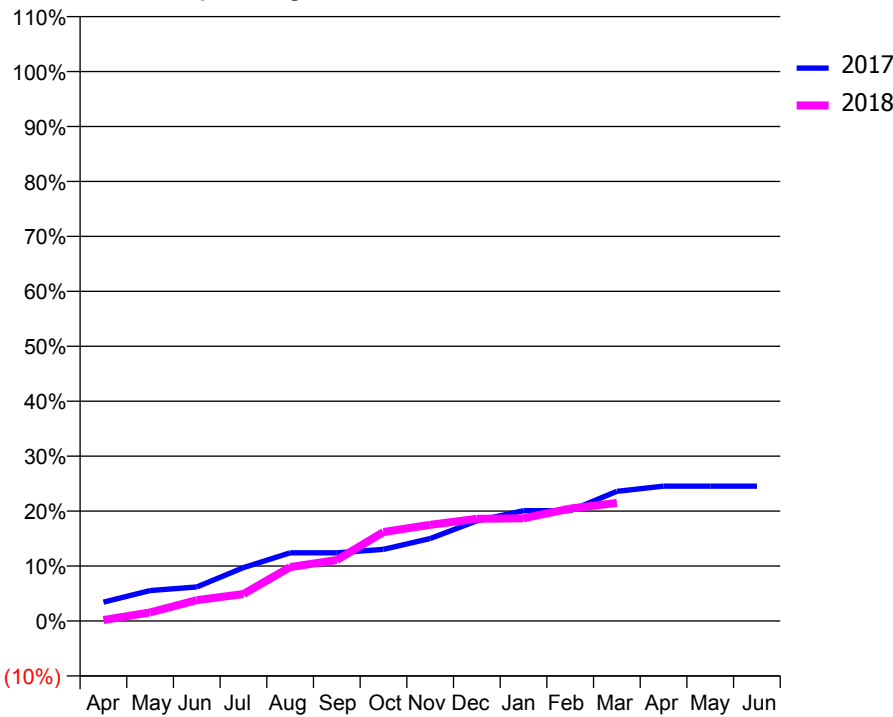
### ACCESS\*

Patients seen in 24 months	Total	Change since previous quarter
Quarter ending March 2017	241	
Quarter ending June 2017	218	↓
Quarter ending September 2017	213	↓
Quarter ending December 2017	207	↓
Quarter ending March 2018	159	↓
<b>Variance since March 2017</b>	<b>(34.0%)</b>	<b>↓</b>



### ACTIVITY

Cumulative percentage of contracted UDA delivered 2017 & 2018



Month	Adjusted Scheduled Activity (UDA)	
	2017	2018
April	37	2
May	60	17
June	67	41
July	105	53
August	134	106
September	134	120
October	141	175
November	162	189
December	197	201
January	217	202
February	217	221
March	255	232
April	265	
May	265	
June	265	

### QUALITY

	Quantity	Base Number	Contract	AT	Region	England
% of FP17s for the same patient ID Re-attending within 3 months - Children	0	0	N/A	9.7%	12.8%	11.9%
% of FP17s for the same patient ID Re-attending within 3 months - Adults	1	64	1.6%	14.3%	16.5%	16.0%
% of FP17s for the same patient ID Re-attending between 3 & 9 months - Children	0	0	N/A	59.1%	59.7%	58.3%
% of FP17s for the same patient ID Re-attending between 3 & 9 months - Adults	13	64	20.3%	52.9%	52.6%	50.3%
% of FP17s for Band 1 Urgent Courses	0	54	0.0%	7.4%	9.1%	9.1%
% of FP17s Relating to Free Repair or Replacements	0	54	0.0%	1.2%	1.0%	0.8%
% of FP17s Relating to Continuations	0	54	0.0%	1.3%	1.2%	1.0%
% of Patients satisfied with the dentistry they have received	0	0	N/A	92.4%	91.6%	91.5%
% of Patients satisfied with the time they had to wait for an appointment	0	0	N/A	88.5%	88.3%	87.9%

\* This is based on patients treated on this contract for their most recent course of treatment. Figures in italics indicate the base number of FP17s or Patient Questionnaire responses are less than 100. N/A is shown where the base number of responses is less than 10 during the period. % is calculated as Quantity/Base number\*100



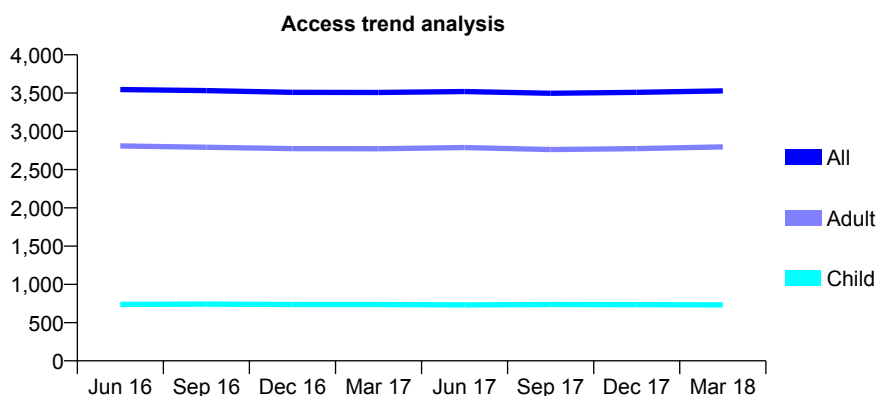
## Q51 - Vital Signs At a Glance Contract Report for 114227/0001 - March 2018

Name or company name	Holme Lane Dental Practice
Contract type name	GDS Contract
Purpose of contract	General
Contract start date	01/11/2008
Contract end date	

17/18 Contracted general activity (UDA)	10,817
Carry forward general activity (UDA)	-15
17/18 Contracted orthodontic activity (UOA)	0
Carry forward orthodontic activity (UOA)	0
Baseline contract value	£345,369.25

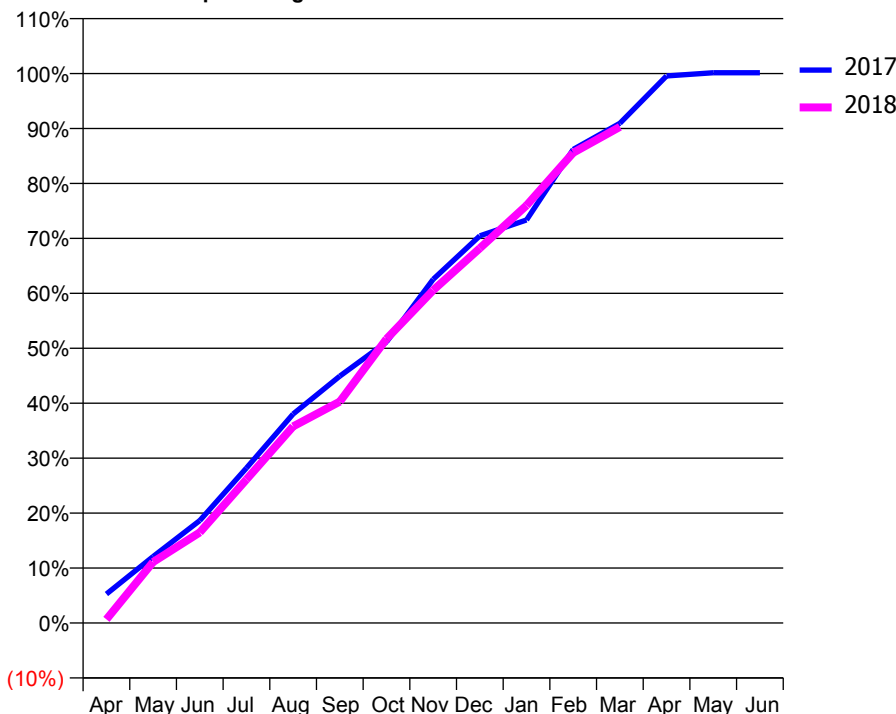
### ACCESS\*

Patients seen in 24 months	Total	Change since previous quarter
Quarter ending March 2017	3,508	
Quarter ending June 2017	3,519	→
Quarter ending September 2017	3,498	→
Quarter ending December 2017	3,509	→
Quarter ending March 2018	3,528	→
<b>Variance since March 2017</b>	<b>0.6%</b>	<b>→</b>



### ACTIVITY

Cumulative percentage of contracted UDA delivered 2017 & 2018



Month	Adjusted Scheduled Activity (UDA)	
	2017	2018
April	572	73
May	1,308	1,201
June	2,018	1,783
July	3,053	2,825
August	4,116	3,870
September	4,860	4,359
October	5,532	5,592
November	6,766	6,551
December	7,621	7,377
January	7,934	8,220
February	9,321	9,257
March	9,837	9,767
April	10,770	
May	10,832	
June	10,832	

### QUALITY

	Quantity	Base Number	Contract	AT	Region	England
% of FP17s for the same patient ID Re-attending within 3 months - Children	75	986	7.6%	9.7%	12.8%	11.9%
% of FP17s for the same patient ID Re-attending within 3 months - Adults	595	3,668	16.2%	14.3%	16.5%	16.0%
% of FP17s for the same patient ID Re-attending between 3 & 9 months - Children	482	986	48.9%	59.1%	59.7%	58.3%
% of FP17s for the same patient ID Re-attending between 3 & 9 months - Adults	1,578	3,668	43.0%	52.9%	52.6%	50.3%
% of FP17s for Band 1 Urgent Courses	236	4,219	5.6%	7.4%	9.1%	9.1%
% of FP17s Relating to Free Repair or Replacements	105	4,219	2.5%	1.2%	1.0%	0.8%
% of FP17s Relating to Continuations	128	4,219	3.0%	1.3%	1.2%	1.0%
% of Patients satisfied with the dentistry they have received	2	2	N/A	92.4%	91.6%	91.5%
% of Patients satisfied with the time they had to wait for an appointment	2	2	N/A	88.5%	88.3%	87.9%

\* This is based on patients treated on this contract for their most recent course of treatment. Figures in italics indicate the base number of FP17s or Patient Questionnaire responses are less than 100. N/A is shown where the base number of responses is less than 10 during the period. % is calculated as Quantity/Base number\*100

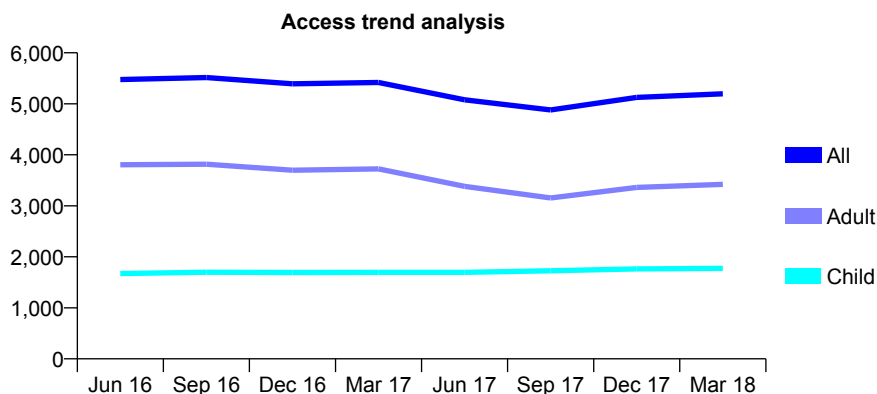
## Q51 - Vital Signs At a Glance Contract Report for 114871/0001 - March 2018

Name or company name	Abbeydale Road Family Dental Centre
Contract type name	GDS Contract
Purpose of contract	General
Contract start date	01/04/2012
Contract end date	

17/18 Contracted general activity (UDA)	13,643
Carry forward general activity (UDA)	60
17/18 Contracted orthodontic activity (UOA)	0
Carry forward orthodontic activity (UOA)	0
Baseline contract value	£361,976.16

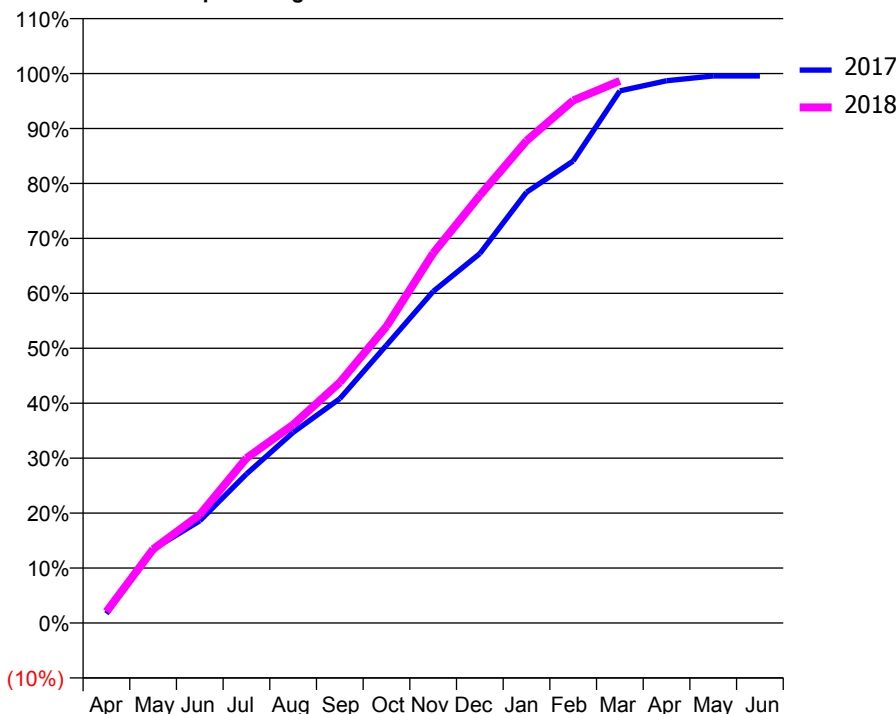
### ACCESS\*

Patients seen in 24 months	Total	Change since previous quarter
Quarter ending March 2017	5,418	
Quarter ending June 2017	5,079	↓
Quarter ending September 2017	4,881	↓
Quarter ending December 2017	5,125	↑
Quarter ending March 2018	5,196	→
<b>Variance since March 2017</b>	<b>(4.1%)</b>	<b>↓</b>



### ACTIVITY

Cumulative percentage of contracted UDA delivered 2017 & 2018



Month	Adjusted Scheduled Activity (UDA)	
	2017	2018
April	235	284
May	1,832	1,831
June	2,537	2,690
July	3,701	4,092
August	4,732	4,926
September	5,570	5,976
October	6,898	7,366
November	8,233	9,182
December	9,171	10,616
January	10,695	11,974
February	11,469	12,972
March	13,211	13,458
April	13,463	
May	13,583	
June	13,583	

### QUALITY

	Quantity	Base Number	Contract	AT	Region	England
% of FP17s for the same patient ID Re-attending within 3 months - Children	186	2,211	8.4%	9.7%	12.8%	11.9%
% of FP17s for the same patient ID Re-attending within 3 months - Adults	632	3,691	17.1%	14.3%	16.5%	16.0%
% of FP17s for the same patient ID Re-attending between 3 & 9 months - Children	1,143	2,211	51.7%	59.1%	59.7%	58.3%
% of FP17s for the same patient ID Re-attending between 3 & 9 months - Adults	1,351	3,691	36.6%	52.9%	52.6%	50.3%
% of FP17s for Band 1 Urgent Courses	393	5,711	6.9%	7.4%	9.1%	9.1%
% of FP17s Relating to Free Repair or Replacements	1	5,711	0.0%	1.2%	1.0%	0.8%
% of FP17s Relating to Continuations	192	5,711	3.4%	1.3%	1.2%	1.0%
% of Patients satisfied with the dentistry they have received	1	2	N/A	92.4%	91.6%	91.5%
% of Patients satisfied with the time they had to wait for an appointment	1	2	N/A	88.5%	88.3%	87.9%

\* This is based on patients treated on this contract for their most recent course of treatment. Figures in italics indicate the base number of FP17s or Patient Questionnaire responses are less than 100. N/A is shown where the base number of responses is less than 10 during the period. % is calculated as Quantity/Base number\*100

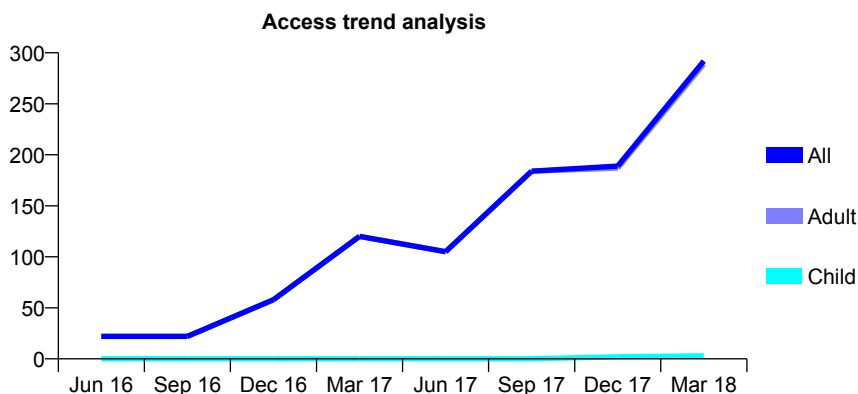
## Q51 - Vital Signs At a Glance Contract Report for 115142/0001 - March 2018

Name or company name	Sheffield Teaching Hospital NHS FT
Contract type name	PDS Contract
Purpose of contract	General
Contract start date	01/05/2015
Contract end date	30/04/2020

17/18 Contracted general activity (UDA)	1,800
Carry forward general activity (UDA)	0
17/18 Contracted orthodontic activity (UOA)	0
Carry forward orthodontic activity (UOA)	0
Baseline contract value	£75,551.73

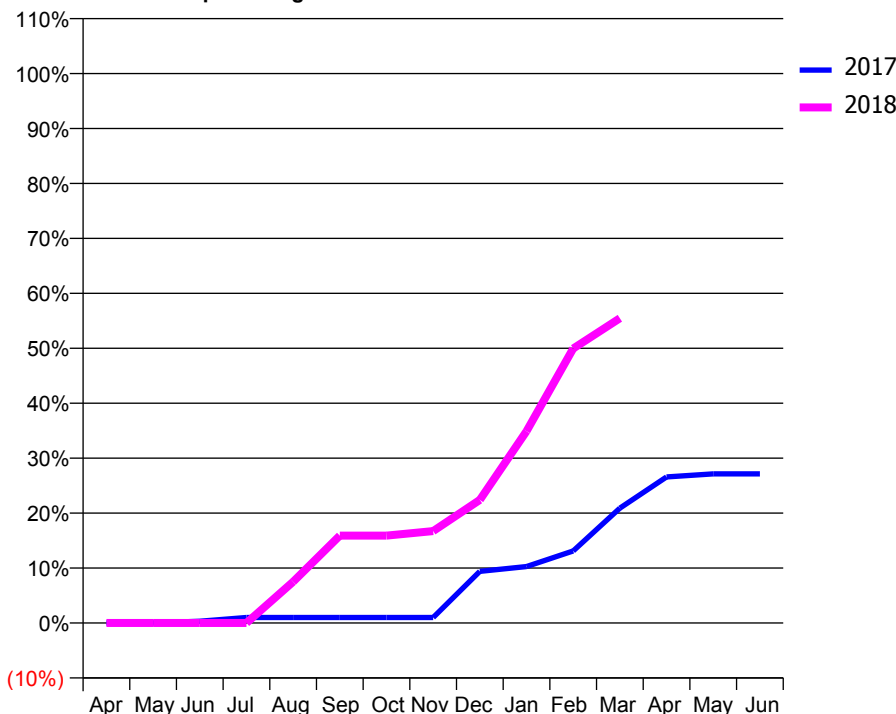
### ACCESS\*

Patients seen in 24 months	Total	Change since previous quarter
Quarter ending March 2017	120	
Quarter ending June 2017	105	↓
Quarter ending September 2017	184	↑
Quarter ending December 2017	189	↑
Quarter ending March 2018	292	↑
<b>Variance since March 2017</b>	<b>143.3%</b>	<b>↑</b>



### ACTIVITY

Cumulative percentage of contracted UDA delivered 2017 & 2018



Month	Adjusted Scheduled Activity (UDA)	
	2017	2018
April	0	0
May	0	0
June	6	0
July	18	0
August	18	135
September	18	286
October	18	286
November	18	301
December	169	403
January	185	628
February	236	899
March	376	998
April	479	
May	489	
June	489	

### QUALITY

	Quantity	Base Number	Contract	AT	Region	England
% of FP17s for the same patient ID Re-attending within 3 months - Children	0	4	0.0%	9.7%	12.8%	11.9%
% of FP17s for the same patient ID Re-attending within 3 months - Adults	20	413	4.8%	14.3%	16.5%	16.0%
% of FP17s for the same patient ID Re-attending between 3 & 9 months - Children	0	4	0.0%	59.1%	59.7%	58.3%
% of FP17s for the same patient ID Re-attending between 3 & 9 months - Adults	1	413	0.2%	52.9%	52.6%	50.3%
% of FP17s for Band 1 Urgent Courses	1	358	0.3%	7.4%	9.1%	9.1%
% of FP17s Relating to Free Repair or Replacements	0	358	0.0%	1.2%	1.0%	0.8%
% of FP17s Relating to Continuations	0	358	0.0%	1.3%	1.2%	1.0%
% of Patients satisfied with the dentistry they have received	0	0	N/A	92.4%	91.6%	91.5%
% of Patients satisfied with the time they had to wait for an appointment	0	0	N/A	88.5%	88.3%	87.9%

\* This is based on patients treated on this contract for their most recent course of treatment. Figures in italics indicate the base number of FP17s or Patient Questionnaire responses are less than 100. N/A is shown where the base number of responses is less than 10 during the period. % is calculated as Quantity/Base number\*100

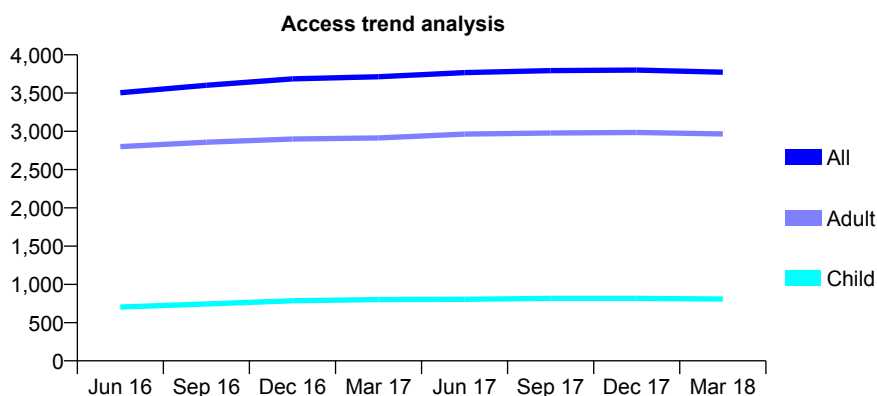
## Q51 - Vital Signs At a Glance Contract Report for 116823/0001 - March 2018

Name or company name	Rayner and Horscroft
Contract type name	GDS Contract
Purpose of contract	General
Contract start date	27/01/2010
Contract end date	

17/18 Contracted general activity (UDA)	10,751
Carry forward general activity (UDA)	-5
17/18 Contracted orthodontic activity (UOA)	0
Carry forward orthodontic activity (UOA)	0
Baseline contract value	£344,147.84

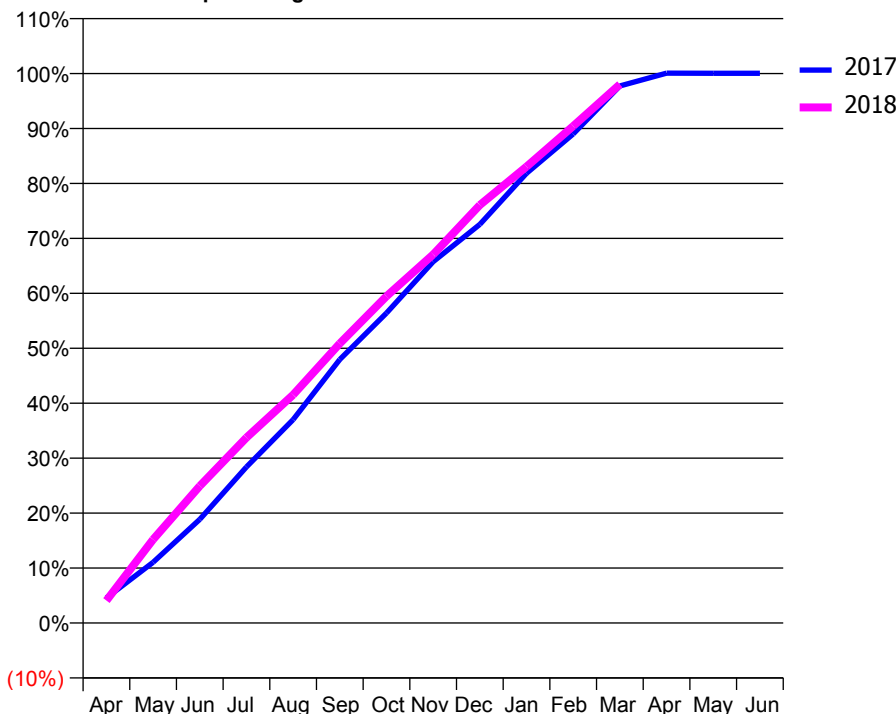
### ACCESS\*

Patients seen in 24 months	Total	Change since previous quarter
Quarter ending March 2017	3,714	
Quarter ending June 2017	3,768	→
Quarter ending September 2017	3,794	→
Quarter ending December 2017	3,801	→
Quarter ending March 2018	3,773	→
<b>Variance since March 2017</b>	<b>1.6%</b>	<b>→</b>



### ACTIVITY

Cumulative percentage of contracted UDA delivered 2017 & 2018



Month	Adjusted Scheduled Activity (UDA)	
	2017	2018
April	491	440
May	1,189	1,633
June	2,029	2,681
July	3,055	3,627
August	3,979	4,466
September	5,157	5,470
October	6,063	6,394
November	7,068	7,211
December	7,798	8,179
January	8,800	8,929
February	9,569	9,723
March	10,508	10,539
April	10,757	
May	10,756	
June	10,756	

### QUALITY

	Quantity	Base Number	Contract	AT	Region	England
% of FP17s for the same patient ID Re-attending within 3 months - Children	254	1,602	15.9%	9.7%	12.8%	11.9%
% of FP17s for the same patient ID Re-attending within 3 months - Adults	590	5,350	11.0%	14.3%	16.5%	16.0%
% of FP17s for the same patient ID Re-attending between 3 & 9 months - Children	1,048	1,602	65.4%	59.1%	59.7%	58.3%
% of FP17s for the same patient ID Re-attending between 3 & 9 months - Adults	4,028	5,350	75.3%	52.9%	52.6%	50.3%
% of FP17s for Band 1 Urgent Courses	155	6,795	2.3%	7.4%	9.1%	9.1%
% of FP17s Relating to Free Repair or Replacements	17	6,795	0.3%	1.2%	1.0%	0.8%
% of FP17s Relating to Continuations	65	6,795	1.0%	1.3%	1.2%	1.0%
% of Patients satisfied with the dentistry they have received	7	8	N/A	92.4%	91.6%	91.5%
% of Patients satisfied with the time they had to wait for an appointment	7	8	N/A	88.5%	88.3%	87.9%

\* This is based on patients treated on this contract for their most recent course of treatment. Figures in italics indicate the base number of FP17s or Patient Questionnaire responses are less than 100. N/A is shown where the base number of responses is less than 10 during the period. % is calculated as Quantity/Base number\*100

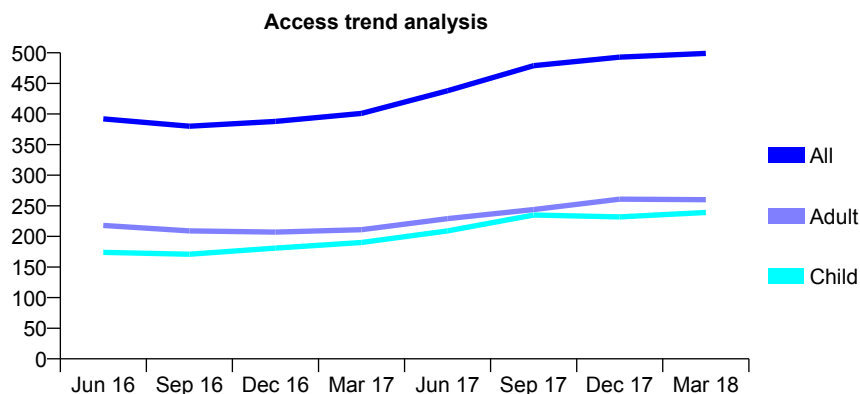
## Q51 - Vital Signs At a Glance Contract Report for 117641/0001 - March 2018

Name or company name	Bealby & Jones
Contract type name	GDS Contract
Purpose of contract	General
Contract start date	01/04/2006
Contract end date	

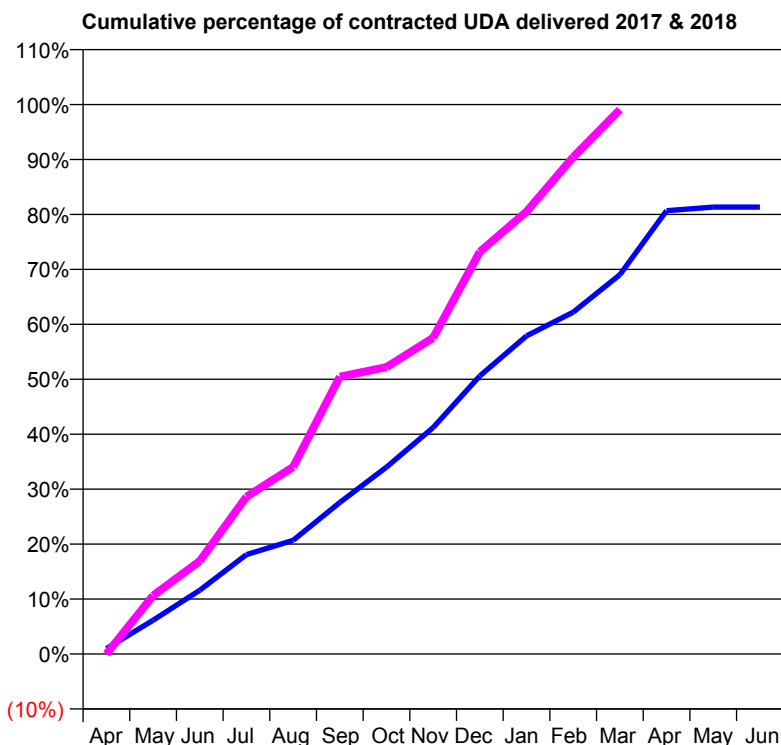
17/18 Contracted general activity (UDA)	1,207
Carry forward general activity (UDA)	0
17/18 Contracted orthodontic activity (UOA)	0
Carry forward orthodontic activity (UOA)	0
Baseline contract value	£38,430.14

### ACCESS\*

Patients seen in 24 months	Total	Change since previous quarter
Quarter ending March 2017	401	
Quarter ending June 2017	438	↑
Quarter ending September 2017	479	↑
Quarter ending December 2017	493	↑
Quarter ending March 2018	499	→
<b>Variance since March 2017</b>	<b>24.4%</b>	<b>↑</b>



### ACTIVITY



Month	Adjusted Scheduled Activity (UDA)	
	2017	2018
April	12	0
May	74	128
June	140	204
July	218	346
August	250	411
September	333	609
October	410	630
November	498	695
December	611	884
January	699	972
February	751	1,091
March	833	1,196
April	974	
May	982	
June	982	

### QUALITY

	Quantity	Base Number	Contract	AT	Region	England
% of FP17s for the same patient ID Re-attending within 3 months - Children	21	361	5.8%	9.7%	12.8%	11.9%
% of FP17s for the same patient ID Re-attending within 3 months - Adults	37	339	10.9%	14.3%	16.5%	16.0%
% of FP17s for the same patient ID Re-attending between 3 & 9 months - Children	178	361	49.3%	59.1%	59.7%	58.3%
% of FP17s for the same patient ID Re-attending between 3 & 9 months - Adults	147	339	43.4%	52.9%	52.6%	50.3%
% of FP17s for Band 1 Urgent Courses	44	625	7.0%	7.4%	9.1%	9.1%
% of FP17s Relating to Free Repair or Replacements	1	625	0.2%	1.2%	1.0%	0.8%
% of FP17s Relating to Continuations	1	625	0.2%	1.3%	1.2%	1.0%
% of Patients satisfied with the dentistry they have received	3	3	N/A	92.4%	91.6%	91.5%
% of Patients satisfied with the time they had to wait for an appointment	3	3	N/A	88.5%	88.3%	87.9%

\* This is based on patients treated on this contract for their most recent course of treatment. Figures in italics indicate the base number of FP17s or Patient Questionnaire responses are less than 100. N/A is shown where the base number of responses is less than 10 during the period. % is calculated as Quantity/Base number\*100

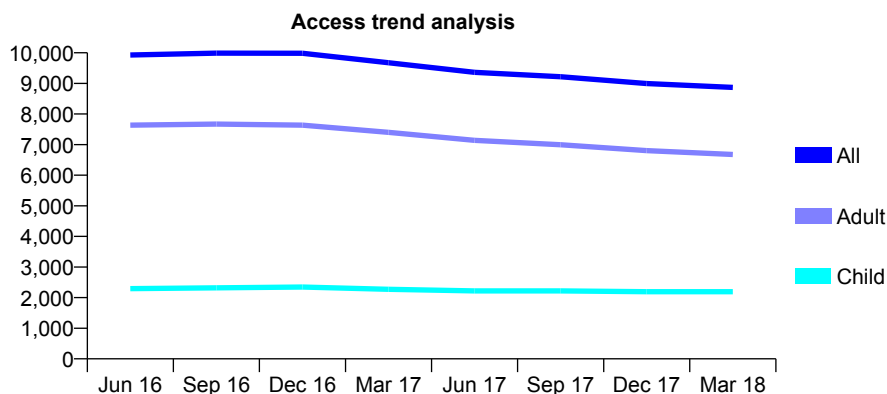
## Q51 - Vital Signs At a Glance Contract Report for 118060/0005 - March 2018

Name or company name	Genix Healthcare Ltd
Contract type name	GDS Contract
Purpose of contract	General
Contract start date	01/11/2006
Contract end date	

17/18 Contracted general activity (UDA)	28,148
Carry forward general activity (UDA)	0
17/18 Contracted orthodontic activity (UOA)	0
Carry forward orthodontic activity (UOA)	0
Baseline contract value	£734,677.10

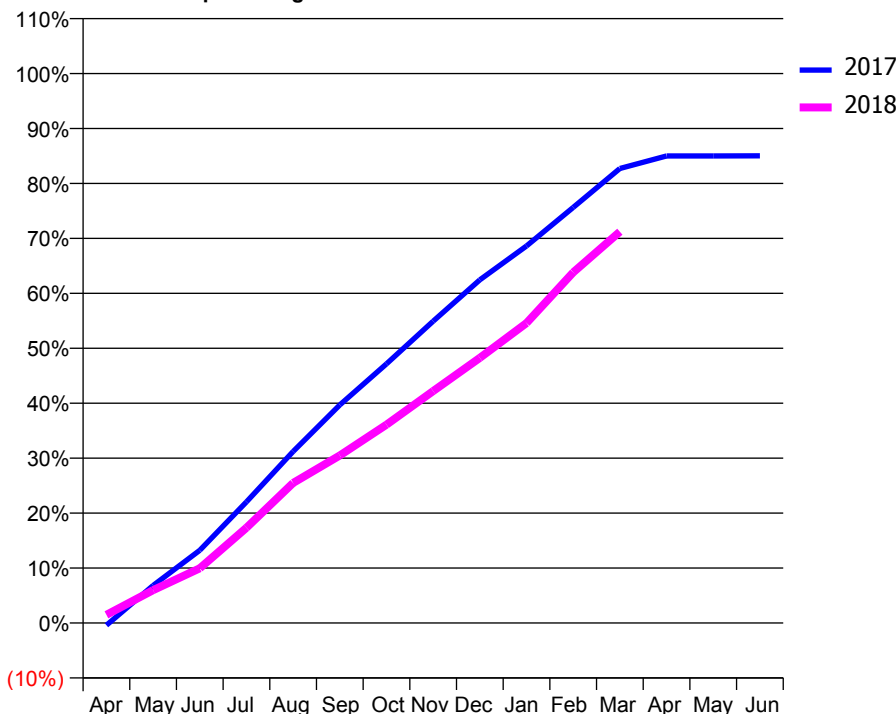
### ACCESS\*

Patients seen in 24 months	Total	Change since previous quarter
Quarter ending March 2017	9,675	
Quarter ending June 2017	9,361	↓
Quarter ending September 2017	9,218	↓
Quarter ending December 2017	8,995	↓
Quarter ending March 2018	8,870	↓
<b>Variance since March 2017</b>	<b>(8.3%)</b>	<b>↓</b>



### ACTIVITY

Cumulative percentage of contracted UDA delivered 2017 & 2018



Month	Adjusted Scheduled Activity (UDA)	
	2017	2018
April	-123	422
May	1,923	1,680
June	3,723	2,806
July	6,204	4,883
August	8,787	7,178
September	11,171	8,581
October	13,273	10,161
November	15,463	11,879
December	17,576	13,580
January	19,313	15,363
February	21,289	17,964
March	23,280	20,044
April	23,921	
May	23,926	
June	23,929	

### QUALITY

	Quantity	Base Number	Contract	AT	Region	England
% of FP17s for the same patient ID Re-attending within 3 months - Children	304	3,434	8.9%	9.7%	12.8%	11.9%
% of FP17s for the same patient ID Re-attending within 3 months - Adults	1,049	9,115	11.5%	14.3%	16.5%	16.0%
% of FP17s for the same patient ID Re-attending between 3 & 9 months - Children	2,200	3,434	64.1%	59.1%	59.7%	58.3%
% of FP17s for the same patient ID Re-attending between 3 & 9 months - Adults	5,351	9,115	58.7%	52.9%	52.6%	50.3%
% of FP17s for Band 1 Urgent Courses	956	12,162	7.9%	7.4%	9.1%	9.1%
% of FP17s Relating to Free Repair or Replacements	80	12,162	0.7%	1.2%	1.0%	0.8%
% of FP17s Relating to Continuations	65	12,162	0.5%	1.3%	1.2%	1.0%
% of Patients satisfied with the dentistry they have received	8	10	80.0%	92.4%	91.6%	91.5%
% of Patients satisfied with the time they had to wait for an appointment	8	10	80.0%	88.5%	88.3%	87.9%

\* This is based on patients treated on this contract for their most recent course of treatment. Figures in italics indicate the base number of FP17s or Patient Questionnaire responses are less than 100. N/A is shown where the base number of responses is less than 10 during the period. % is calculated as Quantity/Base number\*100

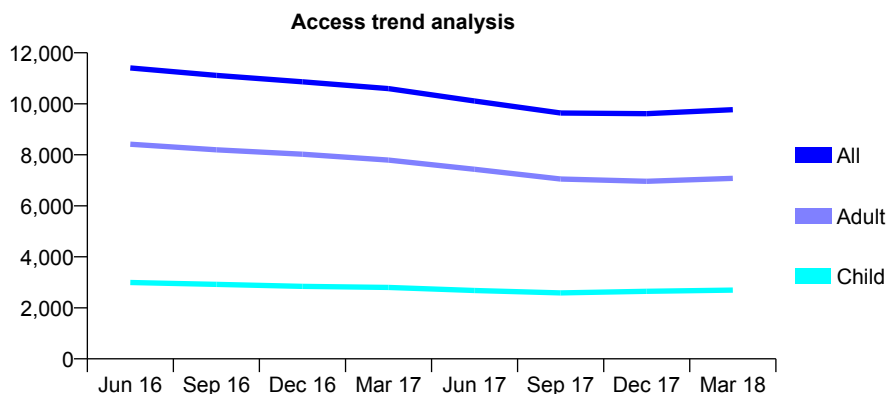
## Q51 - Vital Signs At a Glance Contract Report for 118060/0007 - March 2018

Name or company name	Genix Healthcare Ltd
Contract type name	GDS Contract
Purpose of contract	General
Contract start date	01/01/2007
Contract end date	

17/18 Contracted general activity (UDA)	31,865
Carry forward general activity (UDA)	1,050
17/18 Contracted orthodontic activity (UOA)	0
Carry forward orthodontic activity (UOA)	0
Baseline contract value	£911,993.98

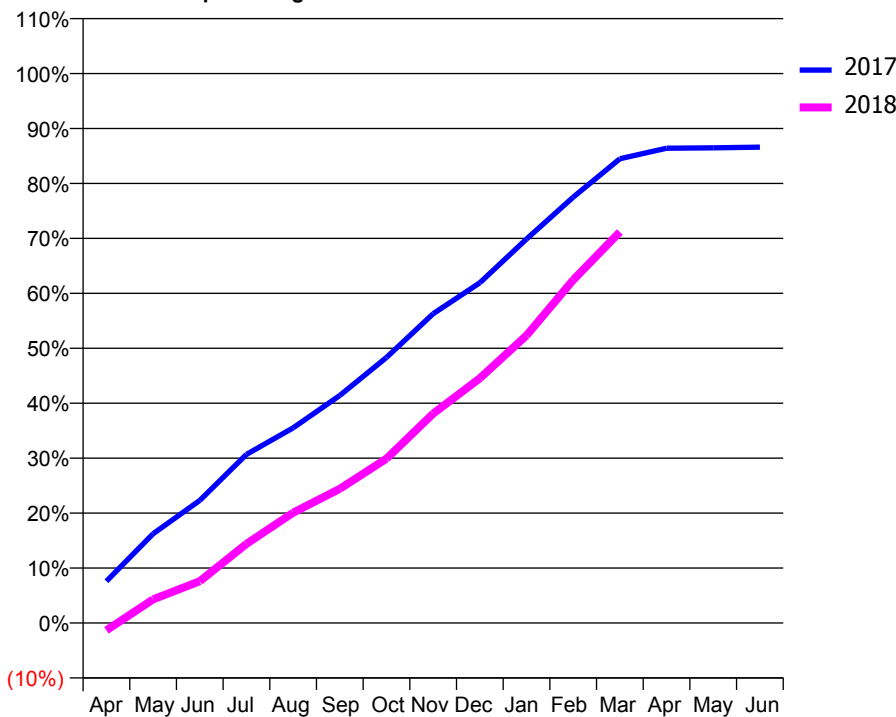
### ACCESS\*

Patients seen in 24 months	Total	Change since previous quarter
Quarter ending March 2017	10,596	
Quarter ending June 2017	10,112	↓
Quarter ending September 2017	9,638	↓
Quarter ending December 2017	9,613	→
Quarter ending March 2018	9,770	→
<b>Variance since March 2017</b>	<b>(7.8%)</b>	<b>↓</b>



### ACTIVITY

Cumulative percentage of contracted UDA delivered 2017 & 2018



Month	Adjusted Scheduled Activity (UDA)	
	2017	2018
April	2,421	-426
May	5,177	1,371
June	7,110	2,428
July	9,778	4,587
August	11,313	6,399
September	13,194	7,783
October	15,397	9,528
November	17,939	12,147
December	19,731	14,195
January	22,270	16,674
February	24,694	19,890
March	26,917	22,679
April	27,530	
May	27,553	
June	27,590	

### QUALITY

	Quantity	Base Number	Contract	AT	Region	England
% of FP17s for the same patient ID Re-attending within 3 months - Children	178	3,287	5.4%	9.7%	12.8%	11.9%
% of FP17s for the same patient ID Re-attending within 3 months - Adults	915	8,226	11.1%	14.3%	16.5%	16.0%
% of FP17s for the same patient ID Re-attending between 3 & 9 months - Children	1,540	3,287	46.9%	59.1%	59.7%	58.3%
% of FP17s for the same patient ID Re-attending between 3 & 9 months - Adults	3,722	8,226	45.2%	52.9%	52.6%	50.3%
% of FP17s for Band 1 Urgent Courses	587	11,207	5.2%	7.4%	9.1%	9.1%
% of FP17s Relating to Free Repair or Replacements	79	11,207	0.7%	1.2%	1.0%	0.8%
% of FP17s Relating to Continuations	52	11,207	0.5%	1.3%	1.2%	1.0%
% of Patients satisfied with the dentistry they have received	4	5	N/A	92.4%	91.6%	91.5%
% of Patients satisfied with the time they had to wait for an appointment	3	5	N/A	88.5%	88.3%	87.9%

\* This is based on patients treated on this contract for their most recent course of treatment. Figures in italics indicate the base number of FP17s or Patient Questionnaire responses are less than 100. N/A is shown where the base number of responses is less than 10 during the period. % is calculated as Quantity/Base number\*100

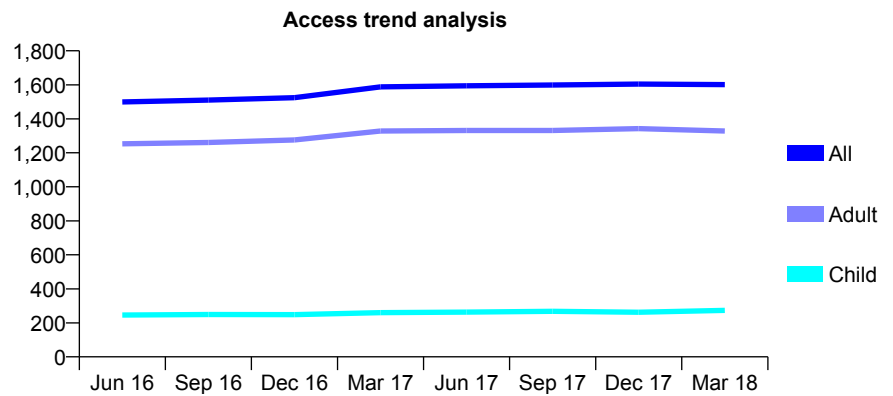
## Q51 - Vital Signs At a Glance Contract Report for 118060/0011 - March 2018

Name or company name	Genix Healthcare Ltd
Contract type name	GDS Contract
Purpose of contract	General
Contract start date	01/04/2007
Contract end date	

17/18 Contracted general activity (UDA)	4,381
Carry forward general activity (UDA)	-88
17/18 Contracted orthodontic activity (UOA)	0
Carry forward orthodontic activity (UOA)	0
Baseline contract value	£125,387.01

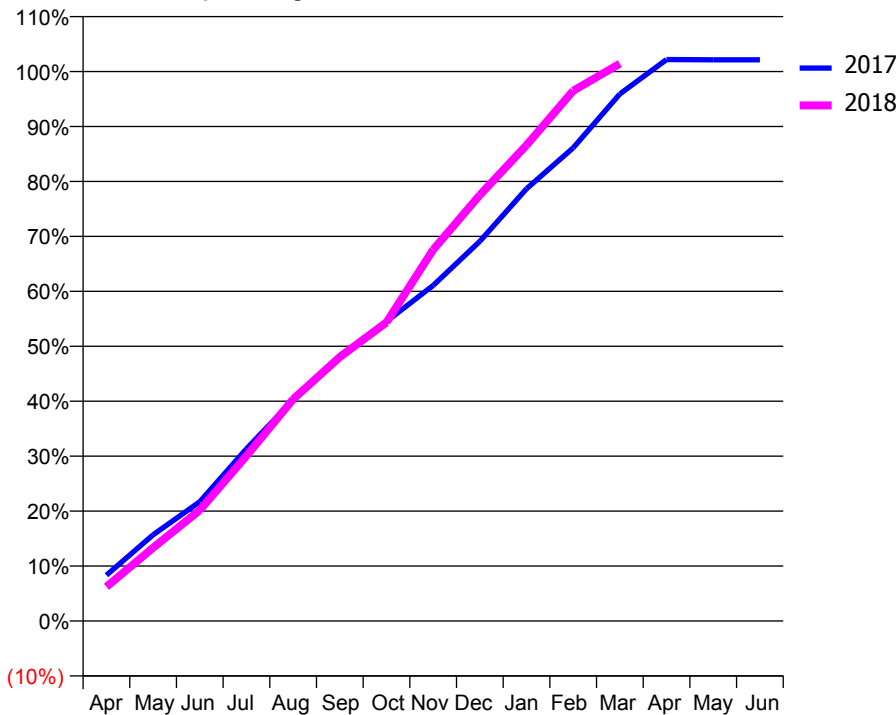
### ACCESS\*

Patients seen in 24 months	Total	Change since previous quarter
Quarter ending March 2017	1,588	
Quarter ending June 2017	1,594	→
Quarter ending September 2017	1,599	→
Quarter ending December 2017	1,604	→
Quarter ending March 2018	1,601	→
<b>Variance since March 2017</b>	<b>0.8%</b>	<b>→</b>



### ACTIVITY

Cumulative percentage of contracted UDA delivered 2017 & 2018



Month	Adjusted Scheduled Activity (UDA)	
	2017	2018
April	366	273
May	688	584
June	951	884
July	1,373	1,317
August	1,762	1,768
September	2,115	2,104
October	2,388	2,381
November	2,676	2,960
December	3,027	3,397
January	3,446	3,794
February	3,772	4,227
March	4,202	4,444
April	4,476	
May	4,474	
June	4,474	

### QUALITY

	Quantity	Base Number	Contract	AT	Region	England
% of FP17s for the same patient ID Re-attending within 3 months - Children	36	471	7.6%	9.7%	12.8%	11.9%
% of FP17s for the same patient ID Re-attending within 3 months - Adults	264	2,028	13.0%	14.3%	16.5%	16.0%
% of FP17s for the same patient ID Re-attending between 3 & 9 months - Children	329	471	69.9%	59.1%	59.7%	58.3%
% of FP17s for the same patient ID Re-attending between 3 & 9 months - Adults	1,198	2,028	59.1%	52.9%	52.6%	50.3%
% of FP17s for Band 1 Urgent Courses	164	2,393	6.9%	7.4%	9.1%	9.1%
% of FP17s Relating to Free Repair or Replacements	4	2,393	0.2%	1.2%	1.0%	0.8%
% of FP17s Relating to Continuations	16	2,393	0.7%	1.3%	1.2%	1.0%
% of Patients satisfied with the dentistry they have received	2	2	N/A	92.4%	91.6%	91.5%
% of Patients satisfied with the time they had to wait for an appointment	2	2	N/A	88.5%	88.3%	87.9%

\* This is based on patients treated on this contract for their most recent course of treatment. Figures in italics indicate the base number of FP17s or Patient Questionnaire responses are less than 100. N/A is shown where the base number of responses is less than 10 during the period. % is calculated as Quantity/Base number\*100



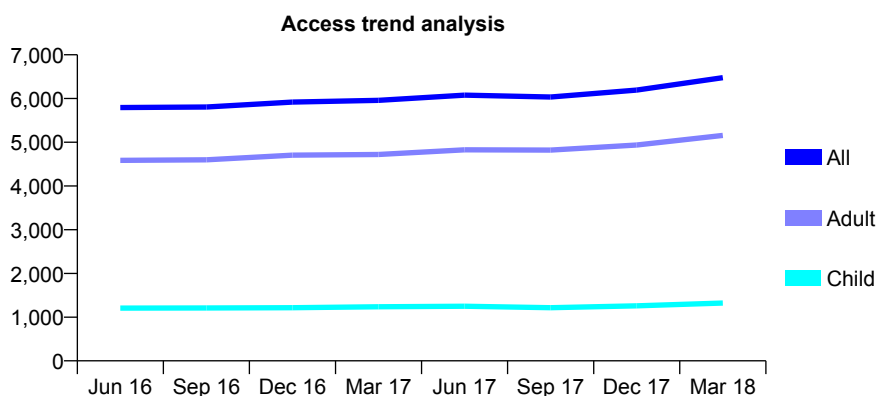
## Q51 - Vital Signs At a Glance Contract Report for 118060/0013 - March 2018

Name or company name	Genix Healthcare Ltd
Contract type name	GDS Contract
Purpose of contract	General
Contract start date	01/05/2007
Contract end date	

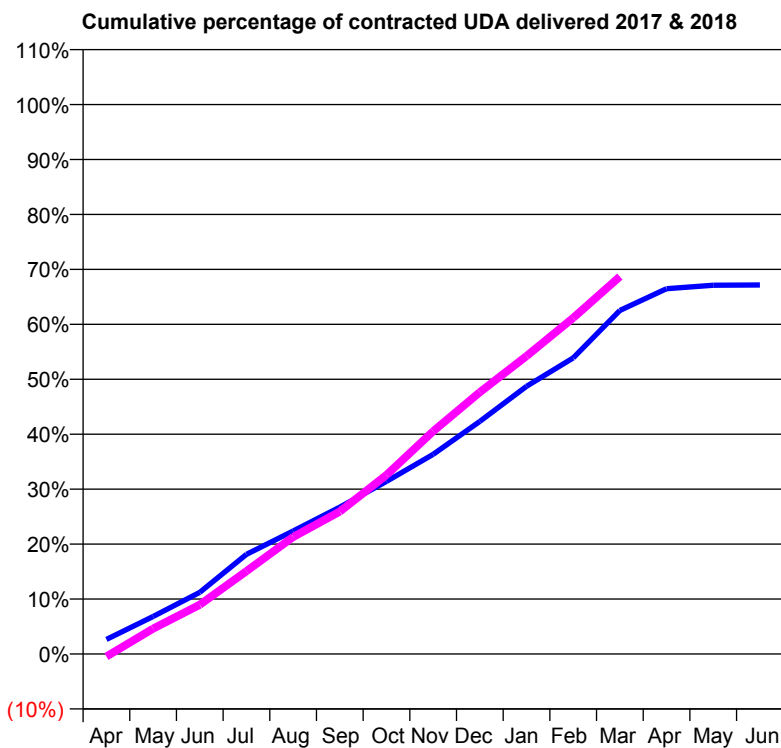
17/18 Contracted general activity (UDA)	25,767
Carry forward general activity (UDA)	450
17/18 Contracted orthodontic activity (UOA)	0
Carry forward orthodontic activity (UOA)	0
Baseline contract value	£878,456.71

### ACCESS\*

Patients seen in 24 months	Total	Change since previous quarter
Quarter ending March 2017	5,958	
Quarter ending June 2017	6,077	→
Quarter ending September 2017	6,036	→
Quarter ending December 2017	6,193	↑
Quarter ending March 2018	6,478	↑
<b>Variance since March 2017</b>	<b>8.7%</b>	<b>↑</b>



### ACTIVITY



Month	Adjusted Scheduled Activity (UDA)	
	2017	2018
April	686	-121
May	1,758	1,189
June	2,889	2,311
July	4,673	3,883
August	5,767	5,484
September	6,888	6,682
October	8,093	8,394
November	9,365	10,444
December	10,910	12,281
January	12,554	13,970
February	13,883	15,762
March	16,108	17,697
April	17,129	
May	17,290	
June	17,305	

### QUALITY

	Quantity	Base Number	Contract	AT	Region	England
% of FP17s for the same patient ID Re-attending within 3 months - Children	182	2,010	9.1%	9.7%	12.8%	11.9%
% of FP17s for the same patient ID Re-attending within 3 months - Adults	835	6,689	12.5%	14.3%	16.5%	16.0%
% of FP17s for the same patient ID Re-attending between 3 & 9 months - Children	1,067	2,010	53.1%	59.1%	59.7%	58.3%
% of FP17s for the same patient ID Re-attending between 3 & 9 months - Adults	2,730	6,689	40.8%	52.9%	52.6%	50.3%
% of FP17s for Band 1 Urgent Courses	908	8,284	11.0%	7.4%	9.1%	9.1%
% of FP17s Relating to Free Repair or Replacements	89	8,284	1.1%	1.2%	1.0%	0.8%
% of FP17s Relating to Continuations	48	8,284	0.6%	1.3%	1.2%	1.0%
% of Patients satisfied with the dentistry they have received	10	12	83.3%	92.4%	91.6%	91.5%
% of Patients satisfied with the time they had to wait for an appointment	10	12	83.3%	88.5%	88.3%	87.9%

\* This is based on patients treated on this contract for their most recent course of treatment. Figures in italics indicate the base number of FP17s or Patient Questionnaire responses are less than 100. N/A is shown where the base number of responses is less than 10 during the period. % is calculated as Quantity/Base number\*100

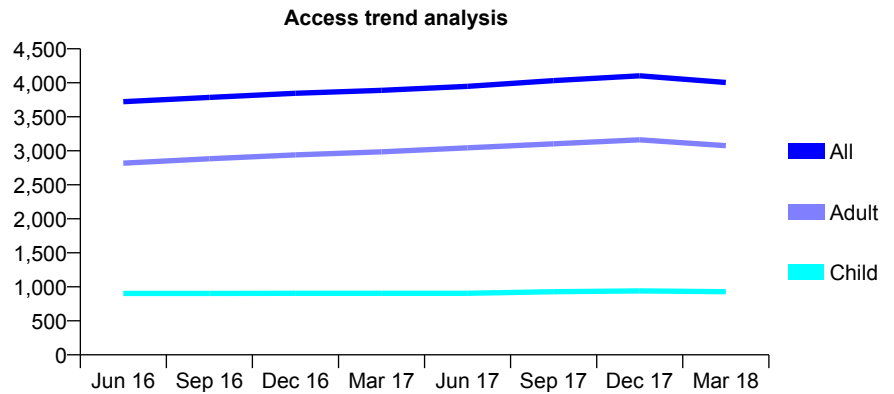
## Q51 - Vital Signs At a Glance Contract Report for 119008/0001 - March 2018

Name or company name	765 Dental Care
Contract type name	GDS Contract
Purpose of contract	General
Contract start date	01/04/2014
Contract end date	

17/18 Contracted general activity (UDA)	11,430
Carry forward general activity (UDA)	-5
17/18 Contracted orthodontic activity (UOA)	0
Carry forward orthodontic activity (UOA)	0
Baseline contract value	£346,754.17

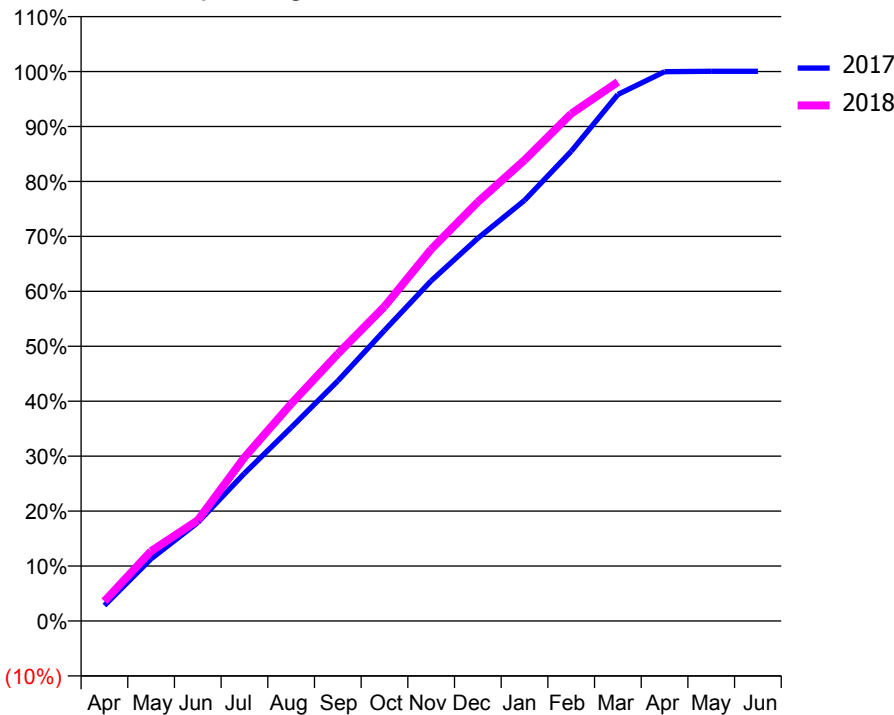
### ACCESS\*

Patients seen in 24 months	Total	Change since previous quarter
Quarter ending March 2017	3,890	
Quarter ending June 2017	3,948	→
Quarter ending September 2017	4,032	↑
Quarter ending December 2017	4,103	→
Quarter ending March 2018	4,004	↓
<b>Variance since March 2017</b>	<b>2.9%</b>	<b>↑</b>



### ACTIVITY

Cumulative percentage of contracted UDA delivered 2017 & 2018



Month	Adjusted Scheduled Activity (UDA)	
	2017	2018
April	323	411
May	1,293	1,454
June	2,049	2,095
July	3,071	3,405
August	4,024	4,517
September	4,994	5,558
October	6,045	6,543
November	7,076	7,733
December	7,961	8,716
January	8,749	9,587
February	9,770	10,552
March	10,952	11,214
April	11,425	
May	11,435	
June	11,435	

### QUALITY

	Quantity	Base Number	Contract	AT	Region	England
% of FP17s for the same patient ID Re-attending within 3 months - Children	117	1,460	8.0%	9.7%	12.8%	11.9%
% of FP17s for the same patient ID Re-attending within 3 months - Adults	729	4,892	14.9%	14.3%	16.5%	16.0%
% of FP17s for the same patient ID Re-attending between 3 & 9 months - Children	979	1,460	67.1%	59.1%	59.7%	58.3%
% of FP17s for the same patient ID Re-attending between 3 & 9 months - Adults	3,157	4,892	64.5%	52.9%	52.6%	50.3%
% of FP17s for Band 1 Urgent Courses	330	6,123	5.4%	7.4%	9.1%	9.1%
% of FP17s Relating to Free Repair or Replacements	59	6,123	1.0%	1.2%	1.0%	0.8%
% of FP17s Relating to Continuations	77	6,123	1.3%	1.3%	1.2%	1.0%
% of Patients satisfied with the dentistry they have received	2	2	N/A	92.4%	91.6%	91.5%
% of Patients satisfied with the time they had to wait for an appointment	2	2	N/A	88.5%	88.3%	87.9%

\* This is based on patients treated on this contract for their most recent course of treatment. Figures in italics indicate the base number of FP17s or Patient Questionnaire responses are less than 100. N/A is shown where the base number of responses is less than 10 during the period. % is calculated as Quantity/Base number\*100

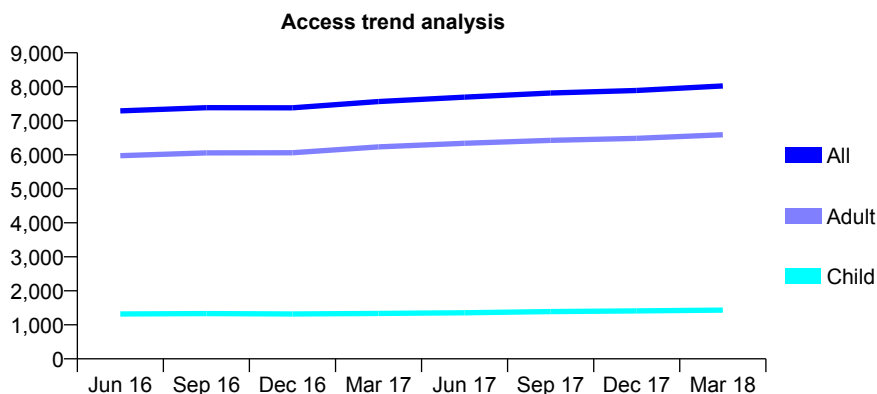
## Q51 - Vital Signs At a Glance Contract Report for 120324/0001 - March 2018

Name or company name	HUGHES-DOCHERTY & BASMA SABER
Contract type name	GDS Contract
Purpose of contract	General
Contract start date	01/04/2006
Contract end date	

17/18 Contracted general activity (UDA)	21,825
Carry forward general activity (UDA)	482
17/18 Contracted orthodontic activity (UOA)	0
Carry forward orthodontic activity (UOA)	0
Baseline contract value	£698,043.72

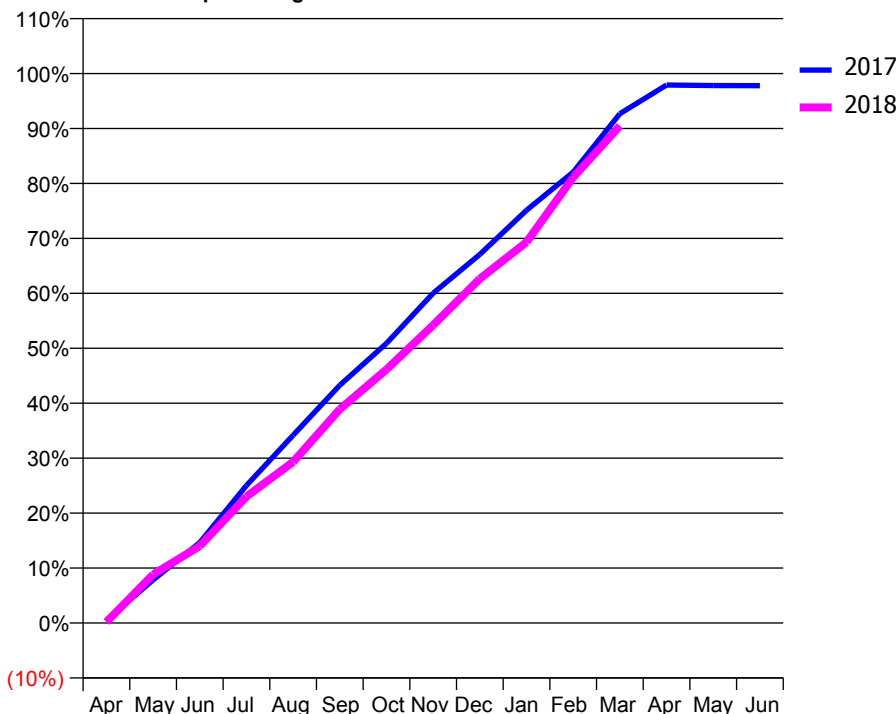
### ACCESS\*

Patients seen in 24 months	Total	Change since previous quarter
Quarter ending March 2017	7,568	
Quarter ending June 2017	7,695	→
Quarter ending September 2017	7,818	→
Quarter ending December 2017	7,894	→
Quarter ending March 2018	8,024	→
<b>Variance since March 2017</b>	<b>6.0%</b>	<b>↑</b>



### ACTIVITY

Cumulative percentage of contracted UDA delivered 2017 & 2018



Month	Adjusted Scheduled Activity (UDA)	
	2017	2018
April	116	37
May	1,715	1,930
June	3,196	3,057
July	5,466	5,022
August	7,458	6,403
September	9,446	8,495
October	11,111	10,071
November	13,099	11,837
December	14,641	13,675
January	16,394	15,128
February	17,910	17,703
March	20,228	19,742
April	21,366	
May	21,345	
June	21,343	

### QUALITY

	Quantity	Base Number	Contract	AT	Region	England
% of FP17s for the same patient ID Re-attending within 3 months - Children	157	2,524	6.2%	9.7%	12.8%	11.9%
% of FP17s for the same patient ID Re-attending within 3 months - Adults	1,508	10,978	13.7%	14.3%	16.5%	16.0%
% of FP17s for the same patient ID Re-attending between 3 & 9 months - Children	1,799	2,524	71.3%	59.1%	59.7%	58.3%
% of FP17s for the same patient ID Re-attending between 3 & 9 months - Adults	6,683	10,978	60.9%	52.9%	52.6%	50.3%
% of FP17s for Band 1 Urgent Courses	366	11,679	3.1%	7.4%	9.1%	9.1%
% of FP17s Relating to Free Repair or Replacements	187	11,679	1.6%	1.2%	1.0%	0.8%
% of FP17s Relating to Continuations	106	11,679	0.9%	1.3%	1.2%	1.0%
% of Patients satisfied with the dentistry they have received	11	11	100.0%	92.4%	91.6%	91.5%
% of Patients satisfied with the time they had to wait for an appointment	11	11	100.0%	88.5%	88.3%	87.9%

\* This is based on patients treated on this contract for their most recent course of treatment. Figures in italics indicate the base number of FP17s or Patient Questionnaire responses are less than 100. N/A is shown where the base number of responses is less than 10 during the period. % is calculated as Quantity/Base number\*100

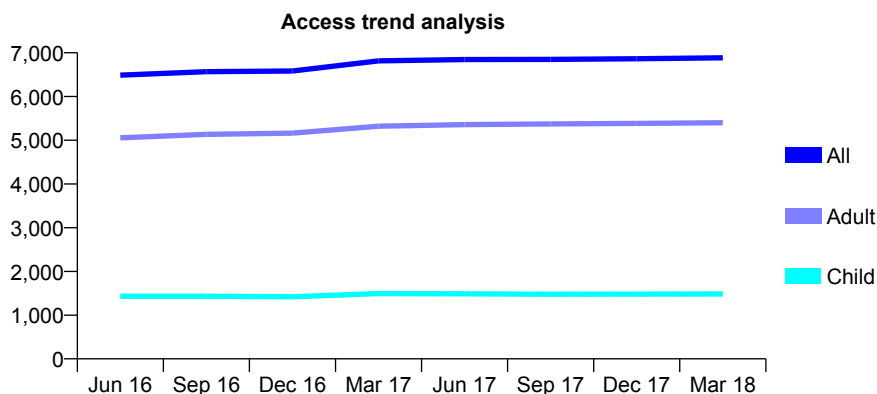
## Q51 - Vital Signs At a Glance Contract Report for 122270/0001 - March 2018

Name or company name	Birley Moor Dental Practice Partnership
Contract type name	GDS Contract
Purpose of contract	General
Contract start date	31/03/2012
Contract end date	

17/18 Contracted general activity (UDA)	19,200
Carry forward general activity (UDA)	-26
17/18 Contracted orthodontic activity (UOA)	0
Carry forward orthodontic activity (UOA)	0
Baseline contract value	£515,299.48

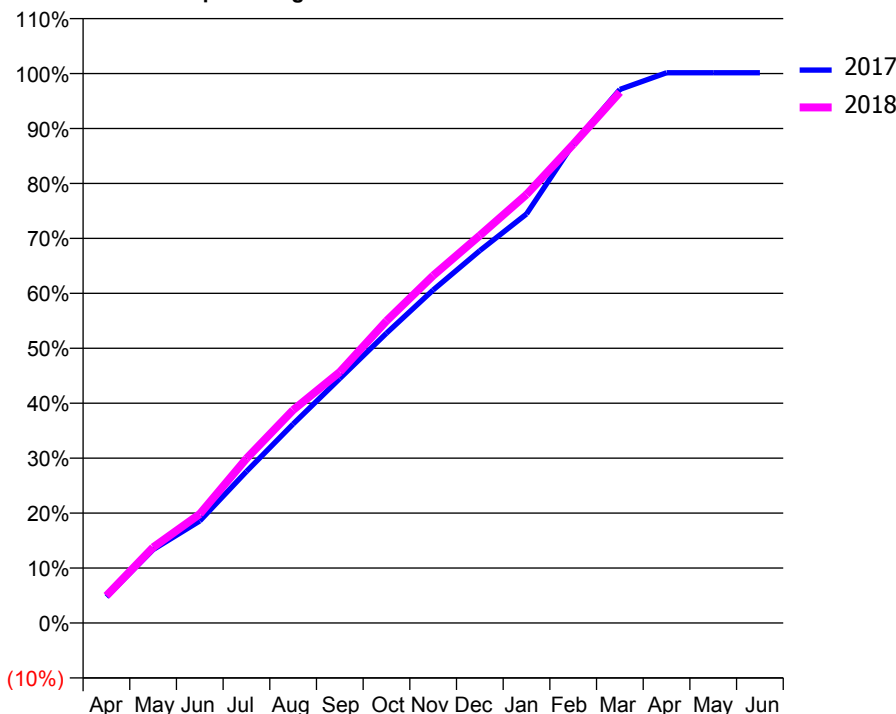
### ACCESS\*

Patients seen in 24 months	Total	Change since previous quarter
Quarter ending March 2017	6,815	
Quarter ending June 2017	6,847	→
Quarter ending September 2017	6,849	→
Quarter ending December 2017	6,865	→
Quarter ending March 2018	6,885	→
<b>Variance since March 2017</b>	<b>1.0%</b>	<b>→</b>



### ACTIVITY

Cumulative percentage of contracted UDA delivered 2017 & 2018



Month	Adjusted Scheduled Activity (UDA)	
	2017	2018
April	915	952
May	2,566	2,645
June	3,565	3,810
July	5,295	5,745
August	6,956	7,444
September	8,541	8,772
October	10,128	10,557
November	11,634	12,142
December	13,010	13,541
January	14,291	14,970
February	16,738	16,724
March	18,642	18,546
April	19,226	
May	19,226	
June	19,226	

### QUALITY

	Quantity	Base Number	Contract	AT	Region	England
% of FP17s for the same patient ID Re-attending within 3 months - Children	148	2,482	6.0%	9.7%	12.8%	11.9%
% of FP17s for the same patient ID Re-attending within 3 months - Adults	1,005	8,596	11.7%	14.3%	16.5%	16.0%
% of FP17s for the same patient ID Re-attending between 3 & 9 months - Children	1,852	2,482	74.6%	59.1%	59.7%	58.3%
% of FP17s for the same patient ID Re-attending between 3 & 9 months - Adults	5,700	8,596	66.3%	52.9%	52.6%	50.3%
% of FP17s for Band 1 Urgent Courses	637	10,744	5.9%	7.4%	9.1%	9.1%
% of FP17s Relating to Free Repair or Replacements	46	10,744	0.4%	1.2%	1.0%	0.8%
% of FP17s Relating to Continuations	136	10,744	1.3%	1.3%	1.2%	1.0%
% of Patients satisfied with the dentistry they have received	9	10	90.0%	92.4%	91.6%	91.5%
% of Patients satisfied with the time they had to wait for an appointment	9	10	90.0%	88.5%	88.3%	87.9%

\* This is based on patients treated on this contract for their most recent course of treatment. Figures in italics indicate the base number of FP17s or Patient Questionnaire responses are less than 100. N/A is shown where the base number of responses is less than 10 during the period. % is calculated as Quantity/Base number\*100

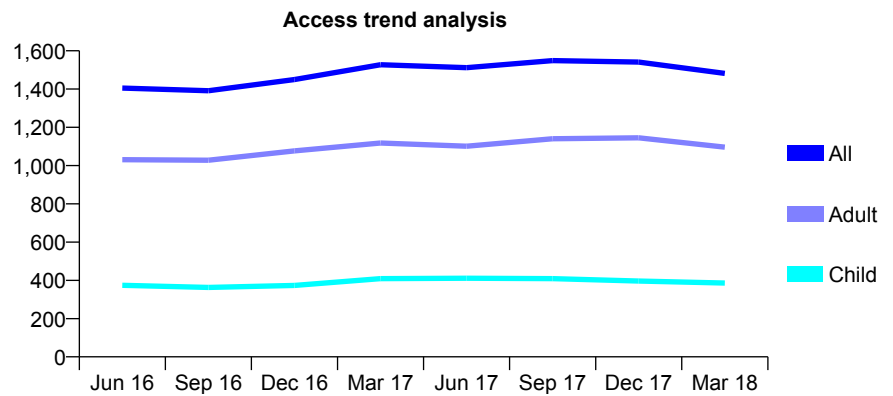
## Q51 - Vital Signs At a Glance Contract Report for 122491/0001 - March 2018

Name or company name	Norfolk Park Family Dental Centre
Contract type name	GDS Contract
Purpose of contract	General
Contract start date	01/04/2012
Contract end date	

17/18 Contracted general activity (UDA)	4,621
Carry forward general activity (UDA)	-25
17/18 Contracted orthodontic activity (UOA)	0
Carry forward orthodontic activity (UOA)	0
Baseline contract value	£104,486.55

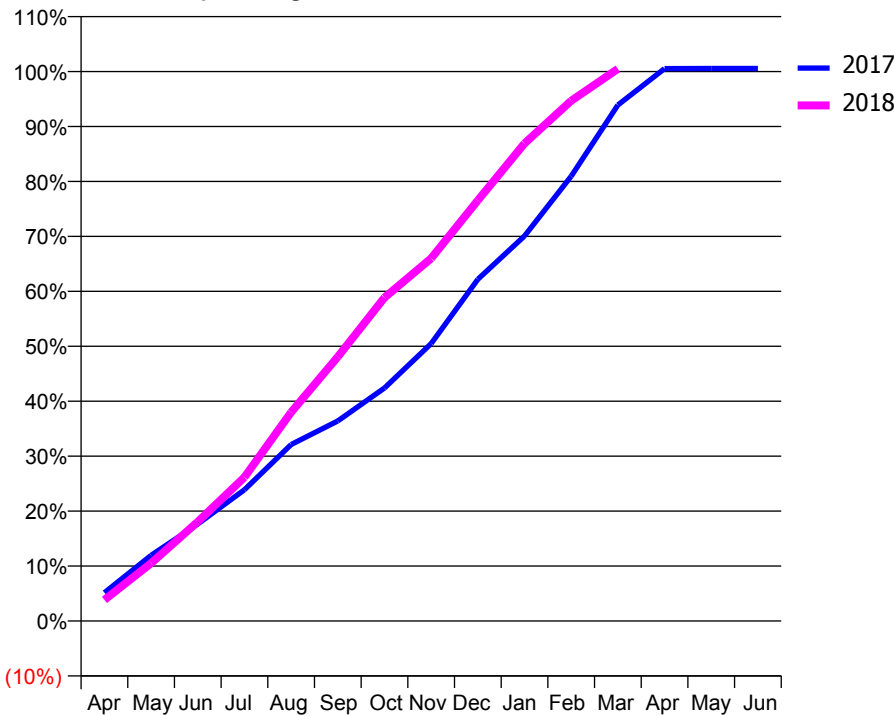
### ACCESS\*

Patients seen in 24 months	Total	Change since previous quarter
Quarter ending March 2017	1,527	
Quarter ending June 2017	1,512	→
Quarter ending September 2017	1,549	↑
Quarter ending December 2017	1,541	→
Quarter ending March 2018	1,482	↓
<b>Variance since March 2017</b>	<b>(2.9%)</b>	<b>↓</b>



### ACTIVITY

Cumulative percentage of contracted UDA delivered 2017 & 2018



Month	Adjusted Scheduled Activity (UDA)	
	2017	2018
April	238	178
May	552	487
June	816	834
July	1,104	1,209
August	1,484	1,756
September	1,683	2,222
October	1,960	2,720
November	2,333	3,050
December	2,873	3,538
January	3,238	4,016
February	3,741	4,375
March	4,339	4,643
April	4,645	
May	4,646	
June	4,646	

### QUALITY

	Quantity	Base Number	Contract	AT	Region	England
% of FP17s for the same patient ID Re-attending within 3 months - Children	33	518	6.4%	9.7%	12.8%	11.9%
% of FP17s for the same patient ID Re-attending within 3 months - Adults	121	1,208	10.0%	14.3%	16.5%	16.0%
% of FP17s for the same patient ID Re-attending between 3 & 9 months - Children	218	518	42.1%	59.1%	59.7%	58.3%
% of FP17s for the same patient ID Re-attending between 3 & 9 months - Adults	421	1,208	34.9%	52.9%	52.6%	50.3%
% of FP17s for Band 1 Urgent Courses	120	1,614	7.4%	7.4%	9.1%	9.1%
% of FP17s Relating to Free Repair or Replacements	17	1,614	1.1%	1.2%	1.0%	0.8%
% of FP17s Relating to Continuations	9	1,614	0.6%	1.3%	1.2%	1.0%
% of Patients satisfied with the dentistry they have received	1	1	N/A	92.4%	91.6%	91.5%
% of Patients satisfied with the time they had to wait for an appointment	1	1	N/A	88.5%	88.3%	87.9%

\* This is based on patients treated on this contract for their most recent course of treatment. Figures in italics indicate the base number of FP17s or Patient Questionnaire responses are less than 100. N/A is shown where the base number of responses is less than 10 during the period. % is calculated as Quantity/Base number\*100

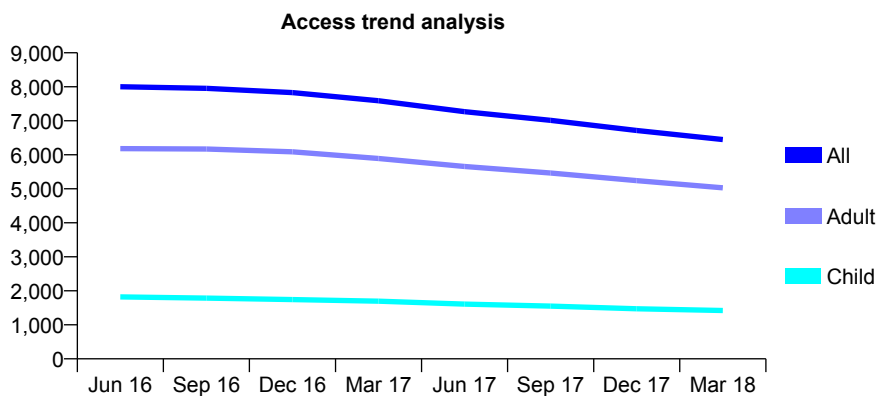
## Q51 - Vital Signs At a Glance Contract Report for 125679/0001 - March 2018

Name or company name	Carcroft Dental Practice
Contract type name	GDS Contract
Purpose of contract	General
Contract start date	01/01/2012
Contract end date	

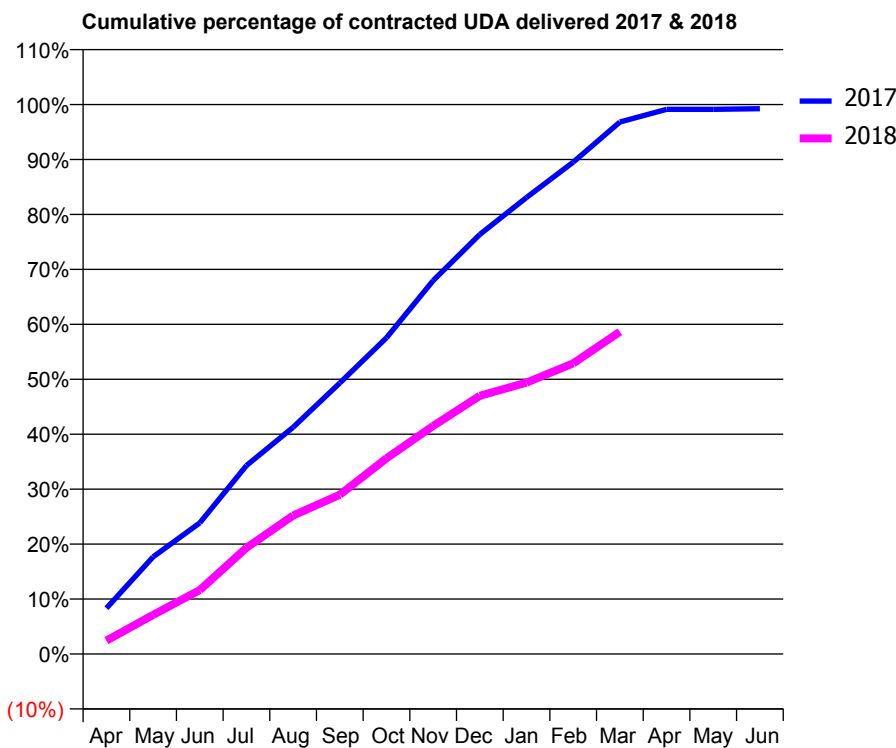
17/18 Contracted general activity (UDA)	21,566
Carry forward general activity (UDA)	164
17/18 Contracted orthodontic activity (UOA)	0
Carry forward orthodontic activity (UOA)	0
Baseline contract value	£617,231.46

### ACCESS\*

Patients seen in 24 months	Total	Change since previous quarter
Quarter ending March 2017	7,589	
Quarter ending June 2017	7,267	↓
Quarter ending September 2017	7,013	↓
Quarter ending December 2017	6,714	↓
Quarter ending March 2018	6,450	↓
<b>Variance since March 2017</b>	<b>(15.0%)</b>	↓



### ACTIVITY



Month	Adjusted Scheduled Activity (UDA)	
	2017	2018
April	1,800	528
May	3,814	1,533
June	5,148	2,512
July	7,398	4,167
August	8,897	5,437
September	10,638	6,253
October	12,413	7,681
November	14,657	8,951
December	16,466	10,133
January	17,916	10,653
February	19,305	11,405
March	20,879	12,645
April	21,375	
May	21,376	
June	21,402	

### QUALITY

	Quantity	Base Number	Contract	AT	Region	England
% of FP17s for the same patient ID Re-attending within 3 months - Children	121	1,577	7.7%	9.7%	12.8%	11.9%
% of FP17s for the same patient ID Re-attending within 3 months - Adults	655	5,042	13.0%	14.3%	16.5%	16.0%
% of FP17s for the same patient ID Re-attending between 3 & 9 months - Children	733	1,577	46.5%	59.1%	59.7%	58.3%
% of FP17s for the same patient ID Re-attending between 3 & 9 months - Adults	1,784	5,042	35.4%	52.9%	52.6%	50.3%
% of FP17s for Band 1 Urgent Courses	503	6,397	7.9%	7.4%	9.1%	9.1%
% of FP17s Relating to Free Repair or Replacements	75	6,397	1.2%	1.2%	1.0%	0.8%
% of FP17s Relating to Continuations	117	6,397	1.8%	1.3%	1.2%	1.0%
% of Patients satisfied with the dentistry they have received	7	7	N/A	92.4%	91.6%	91.5%
% of Patients satisfied with the time they had to wait for an appointment	6	7	N/A	88.5%	88.3%	87.9%

\* This is based on patients treated on this contract for their most recent course of treatment. Figures in italics indicate the base number of FP17s or Patient Questionnaire responses are less than 100. N/A is shown where the base number of responses is less than 10 during the period. % is calculated as Quantity/Base number\*100

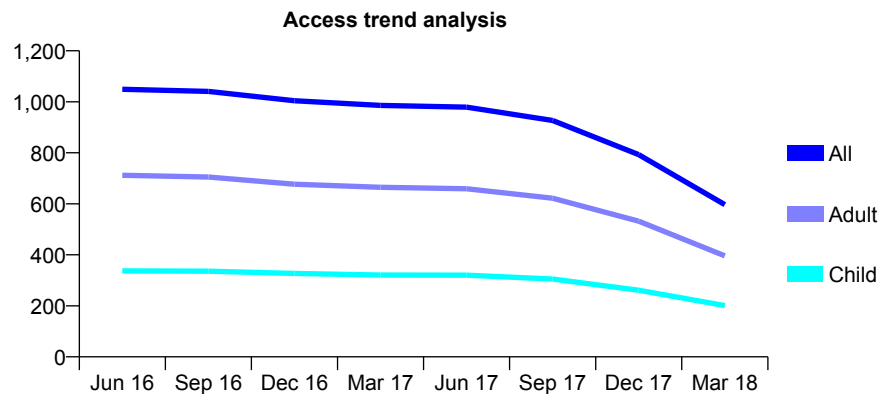
## Q51 - Vital Signs At a Glance Contract Report for 126020/0001 - March 2018

Name or company name	Canterbury Dental Care
Contract type name	GDS Contract
Purpose of contract	General
Contract start date	01/04/2006
Contract end date	31/12/2017

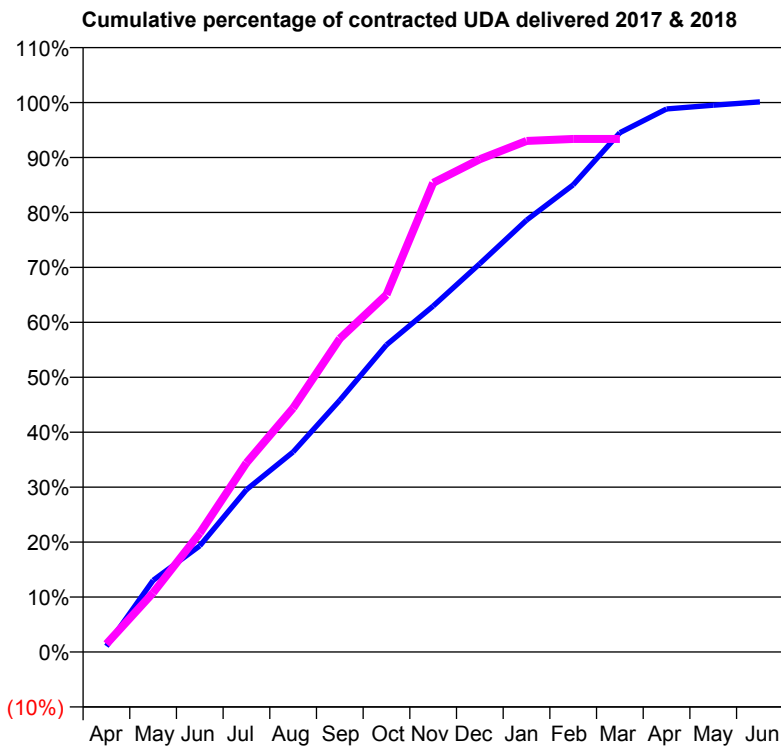
17/18 Contracted general activity (UDA)	1,847
Carry forward general activity (UDA)	-3
17/18 Contracted orthodontic activity (UOA)	0
Carry forward orthodontic activity (UOA)	0
Baseline contract value	£59,452.58

### ACCESS\*

Patients seen in 24 months	Total	Change since previous quarter
Quarter ending March 2017	986	
Quarter ending June 2017	979	→
Quarter ending September 2017	927	↓
Quarter ending December 2017	793	↓
Quarter ending March 2018	597	↓
<b>Variance since March 2017</b>	<b>(39.5%)</b>	<b>↓</b>



### ACTIVITY



Month	Adjusted Scheduled Activity (UDA)	
	2017	2018
April	26	27
May	321	199
June	476	400
July	727	636
August	897	820
September	1,128	1,053
October	1,376	1,201
November	1,550	1,577
December	1,740	1,656
January	1,935	1,718
February	2,093	1,725
March	2,327	1,725
April	2,433	
May	2,450	
June	2,465	

### QUALITY

	Quantity	Base Number	Contract	AT	Region	England
% of FP17s for the same patient ID Re-attending within 3 months - Children	21	284	7.4%	9.7%	12.8%	11.9%
% of FP17s for the same patient ID Re-attending within 3 months - Adults	85	543	15.7%	14.3%	16.5%	16.0%
% of FP17s for the same patient ID Re-attending between 3 & 9 months - Children	154	284	54.2%	59.1%	59.7%	58.3%
% of FP17s for the same patient ID Re-attending between 3 & 9 months - Adults	233	543	42.9%	52.9%	52.6%	50.3%
% of FP17s for Band 1 Urgent Courses	63	757	8.3%	7.4%	9.1%	9.1%
% of FP17s Relating to Free Repair or Replacements	5	757	0.7%	1.2%	1.0%	0.8%
% of FP17s Relating to Continuations	9	757	1.2%	1.3%	1.2%	1.0%
% of Patients satisfied with the dentistry they have received	0	0	N/A	92.4%	91.6%	91.5%
% of Patients satisfied with the time they had to wait for an appointment	0	0	N/A	88.5%	88.3%	87.9%

\* This is based on patients treated on this contract for their most recent course of treatment. Figures in italics indicate the base number of FP17s or Patient Questionnaire responses are less than 100. N/A is shown where the base number of responses is less than 10 during the period. % is calculated as Quantity/Base number\*100

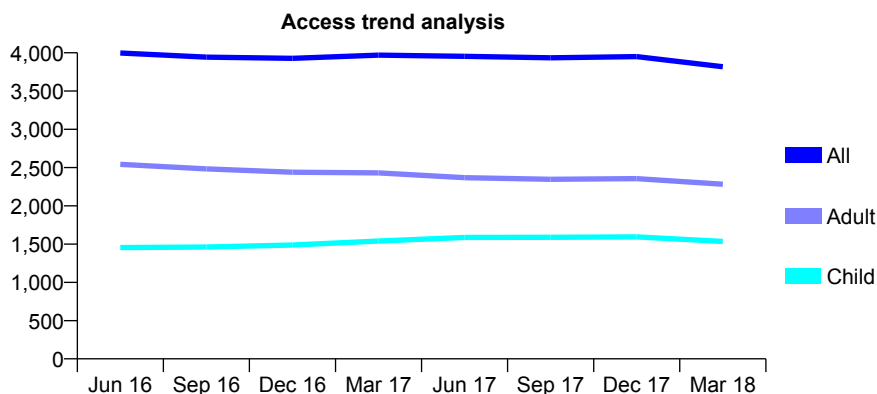
## Q51 - Vital Signs At a Glance Contract Report for 127922/0001 - March 2018

Name or company name	Pitsmoor Dental Health
Contract type name	GDS Contract
Purpose of contract	General
Contract start date	01/07/2011
Contract end date	

17/18 Contracted general activity (UDA)	11,393
Carry forward general activity (UDA)	-59
17/18 Contracted orthodontic activity (UOA)	0
Carry forward orthodontic activity (UOA)	0
Baseline contract value	£370,161.13

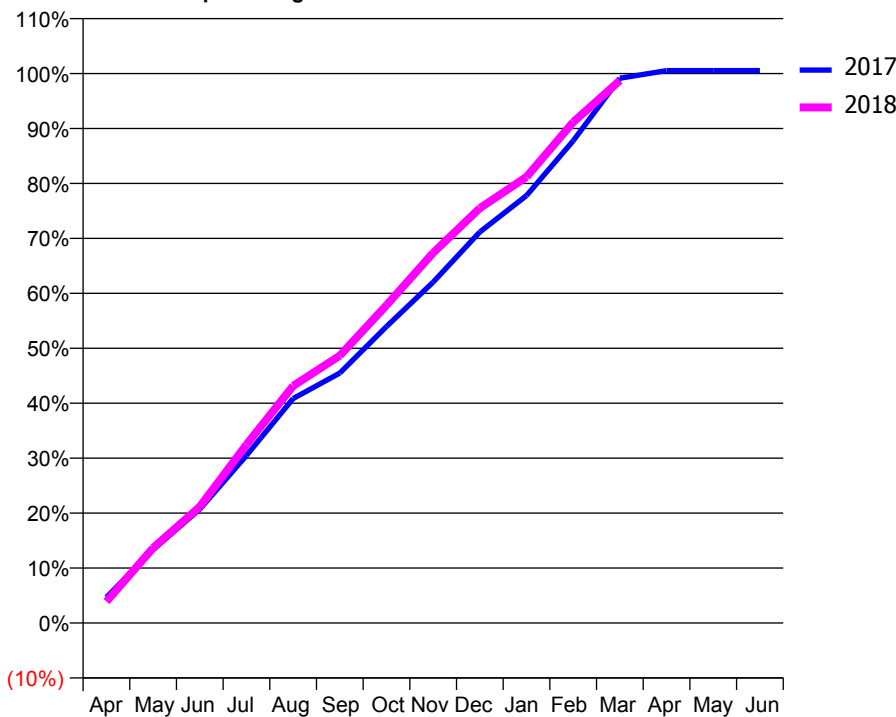
### ACCESS\*

Patients seen in 24 months	Total	Change since previous quarter
Quarter ending March 2017	3,970	
Quarter ending June 2017	3,954	→
Quarter ending September 2017	3,935	→
Quarter ending December 2017	3,950	→
Quarter ending March 2018	3,817	↓
<b>Variance since March 2017</b>	<b>(3.9%)</b>	<b>↓</b>



### ACTIVITY

Cumulative percentage of contracted UDA delivered 2017 & 2018



Month	Adjusted Scheduled Activity (UDA)	
	2017	2018
April	531	448
May	1,521	1,558
June	2,360	2,412
July	3,473	3,700
August	4,656	4,918
September	5,181	5,543
October	6,148	6,590
November	7,067	7,676
December	8,107	8,602
January	8,861	9,250
February	10,000	10,385
March	11,294	11,249
April	11,452	
May	11,452	
June	11,452	

### QUALITY

	Quantity	Base Number	Contract	AT	Region	England
% of FP17s for the same patient ID Re-attending within 3 months - Children	167	2,288	7.3%	9.7%	12.8%	11.9%
% of FP17s for the same patient ID Re-attending within 3 months - Adults	501	3,340	15.0%	14.3%	16.5%	16.0%
% of FP17s for the same patient ID Re-attending between 3 & 9 months - Children	1,421	2,288	62.1%	59.1%	59.7%	58.3%
% of FP17s for the same patient ID Re-attending between 3 & 9 months - Adults	1,918	3,340	57.4%	52.9%	52.6%	50.3%
% of FP17s for Band 1 Urgent Courses	534	5,597	9.5%	7.4%	9.1%	9.1%
% of FP17s Relating to Free Repair or Replacements	23	5,597	0.4%	1.2%	1.0%	0.8%
% of FP17s Relating to Continuations	5	5,597	0.1%	1.3%	1.2%	1.0%
% of Patients satisfied with the dentistry they have received	2	2	N/A	92.4%	91.6%	91.5%
% of Patients satisfied with the time they had to wait for an appointment	2	2	N/A	88.5%	88.3%	87.9%

\* This is based on patients treated on this contract for their most recent course of treatment. Figures in italics indicate the base number of FP17s or Patient Questionnaire responses are less than 100. N/A is shown where the base number of responses is less than 10 during the period. % is calculated as Quantity/Base number\*100



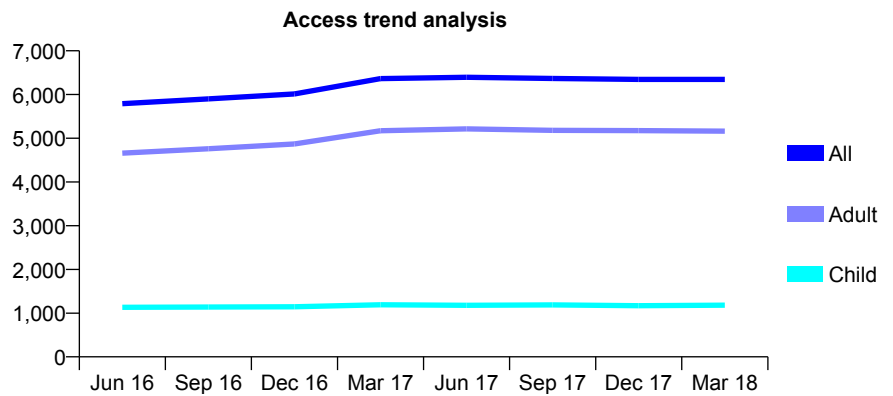
## Q51 - Vital Signs At a Glance Contract Report for 128317/0001 - March 2018

Name or company name	Fern Cottage Dental Practice
Contract type name	GDS Contract
Purpose of contract	General
Contract start date	01/05/2015
Contract end date	

17/18 Contracted general activity (UDA)	20,208
Carry forward general activity (UDA)	221
17/18 Contracted orthodontic activity (UOA)	0
Carry forward orthodontic activity (UOA)	0
Baseline contract value	£561,014.47

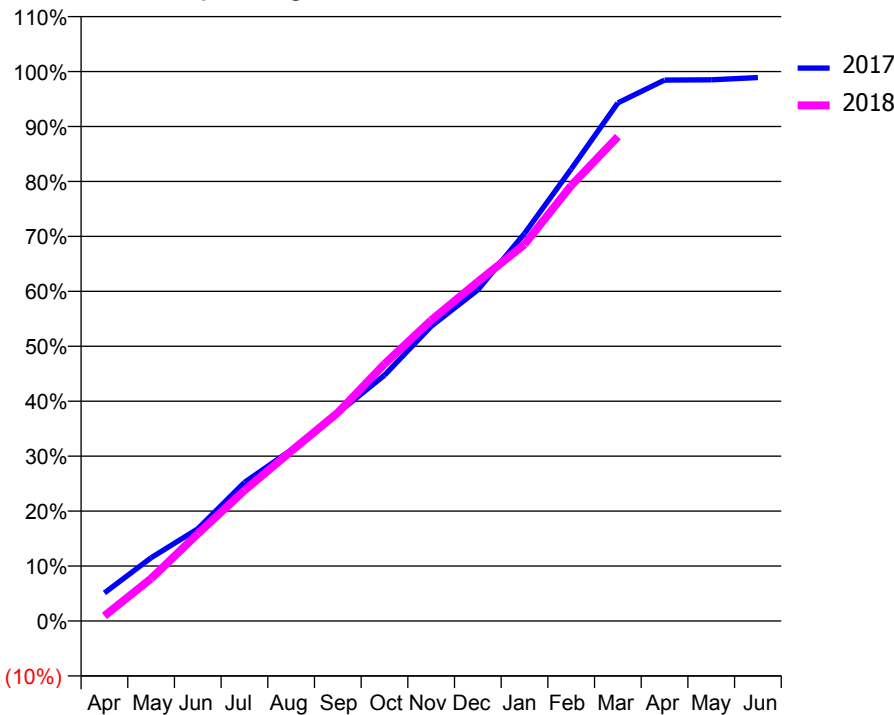
### ACCESS\*

Patients seen in 24 months	Total	Change since previous quarter
Quarter ending March 2017	6,363	
Quarter ending June 2017	6,395	→
Quarter ending September 2017	6,368	→
Quarter ending December 2017	6,345	→
Quarter ending March 2018	6,345	→
<b>Variance since March 2017</b>	<b>(0.3%)</b>	→



### ACTIVITY

Cumulative percentage of contracted UDA delivered 2017 & 2018



Month	Adjusted Scheduled Activity (UDA)	
	2017	2018
April	1,033	187
May	2,325	1,563
June	3,393	3,208
July	5,098	4,804
August	6,287	6,245
September	7,650	7,664
October	9,038	9,454
November	10,841	11,063
December	12,178	12,479
January	14,252	13,852
February	16,623	16,016
March	19,056	17,815
April	19,894	
May	19,900	
June	19,987	

### QUALITY

	Quantity	Base Number	Contract	AT	Region	England
% of FP17s for the same patient ID Re-attending within 3 months - Children	97	1,635	5.9%	9.7%	12.8%	11.9%
% of FP17s for the same patient ID Re-attending within 3 months - Adults	671	6,847	9.8%	14.3%	16.5%	16.0%
% of FP17s for the same patient ID Re-attending between 3 & 9 months - Children	946	1,635	57.9%	59.1%	59.7%	58.3%
% of FP17s for the same patient ID Re-attending between 3 & 9 months - Adults	3,718	6,847	54.3%	52.9%	52.6%	50.3%
% of FP17s for Band 1 Urgent Courses	275	8,093	3.4%	7.4%	9.1%	9.1%
% of FP17s Relating to Free Repair or Replacements	97	8,093	1.2%	1.2%	1.0%	0.8%
% of FP17s Relating to Continuations	70	8,093	0.9%	1.3%	1.2%	1.0%
% of Patients satisfied with the dentistry they have received	15	17	88.2%	92.4%	91.6%	91.5%
% of Patients satisfied with the time they had to wait for an appointment	15	17	88.2%	88.5%	88.3%	87.9%

\* This is based on patients treated on this contract for their most recent course of treatment. Figures in italics indicate the base number of FP17s or Patient Questionnaire responses are less than 100. N/A is shown where the base number of responses is less than 10 during the period. % is calculated as Quantity/Base number\*100

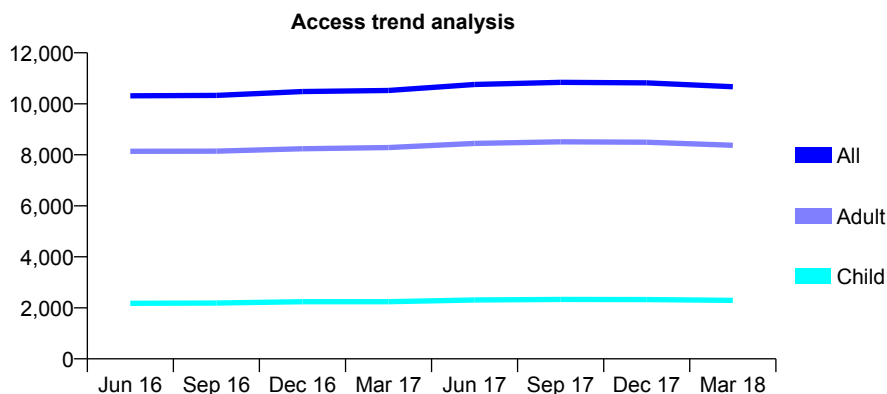
## Q51 - Vital Signs At a Glance Contract Report for 129313/0001 - March 2018

Name or company name	Wilthorpe Park Dental Surgery
Contract type name	GDS Contract
Purpose of contract	General
Contract start date	01/02/2014
Contract end date	

17/18 Contracted general activity (UDA)	29,500
Carry forward general activity (UDA)	-584
17/18 Contracted orthodontic activity (UOA)	0
Carry forward orthodontic activity (UOA)	0
Baseline contract value	£841,220.19

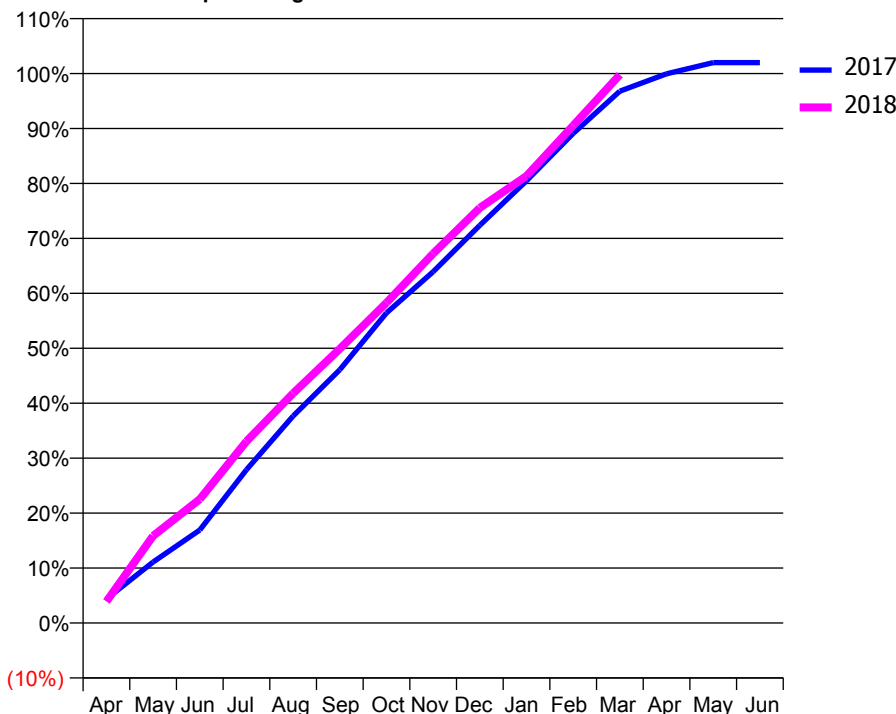
### ACCESS\*

Patients seen in 24 months	Total	Change since previous quarter
Quarter ending March 2017	10,525	
Quarter ending June 2017	10,759	↑
Quarter ending September 2017	10,840	→
Quarter ending December 2017	10,819	→
Quarter ending March 2018	10,668	↓
<b>Variance since March 2017</b>	<b>1.4%</b>	<b>→</b>



### ACTIVITY

Cumulative percentage of contracted UDA delivered 2017 & 2018



Month	Adjusted Scheduled Activity (UDA)	
	2017	2018
April	1,289	1,156
May	3,273	4,676
June	4,995	6,650
July	8,232	9,754
August	11,116	12,329
September	13,601	14,721
October	16,648	17,192
November	18,857	19,831
December	21,354	22,288
January	23,741	24,000
February	26,282	26,705
March	28,556	29,434
April	29,481	
May	30,084	
June	30,084	

### QUALITY

	Quantity	Base Number	Contract	AT	Region	England
% of FP17s for the same patient ID Re-attending within 3 months - Children	147	3,708	4.0%	9.7%	12.8%	11.9%
% of FP17s for the same patient ID Re-attending within 3 months - Adults	1,231	13,935	8.8%	14.3%	16.5%	16.0%
% of FP17s for the same patient ID Re-attending between 3 & 9 months - Children	2,578	3,708	69.5%	59.1%	59.7%	58.3%
% of FP17s for the same patient ID Re-attending between 3 & 9 months - Adults	9,817	13,935	70.4%	52.9%	52.6%	50.3%
% of FP17s for Band 1 Urgent Courses	352	16,189	2.2%	7.4%	9.1%	9.1%
% of FP17s Relating to Free Repair or Replacements	214	16,189	1.3%	1.2%	1.0%	0.8%
% of FP17s Relating to Continuations	47	16,189	0.3%	1.3%	1.2%	1.0%
% of Patients satisfied with the dentistry they have received	24	24	100.0%	92.4%	91.6%	91.5%
% of Patients satisfied with the time they had to wait for an appointment	22	24	91.7%	88.5%	88.3%	87.9%

\* This is based on patients treated on this contract for their most recent course of treatment. Figures in italics indicate the base number of FP17s or Patient Questionnaire responses are less than 100. N/A is shown where the base number of responses is less than 10 during the period. % is calculated as Quantity/Base number\*100

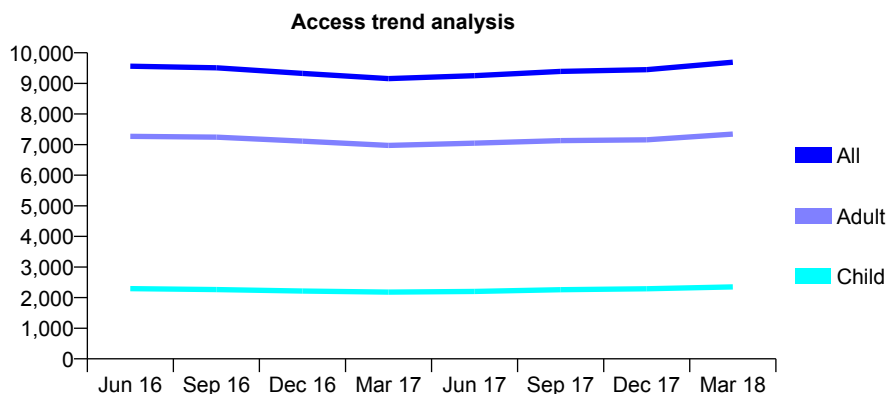
## Q51 - Vital Signs At a Glance Contract Report for 129461/0001 - March 2018

Name or company name	IDH 622 Limited
Contract type name	GDS Contract
Purpose of contract	General
Contract start date	01/06/2012
Contract end date	

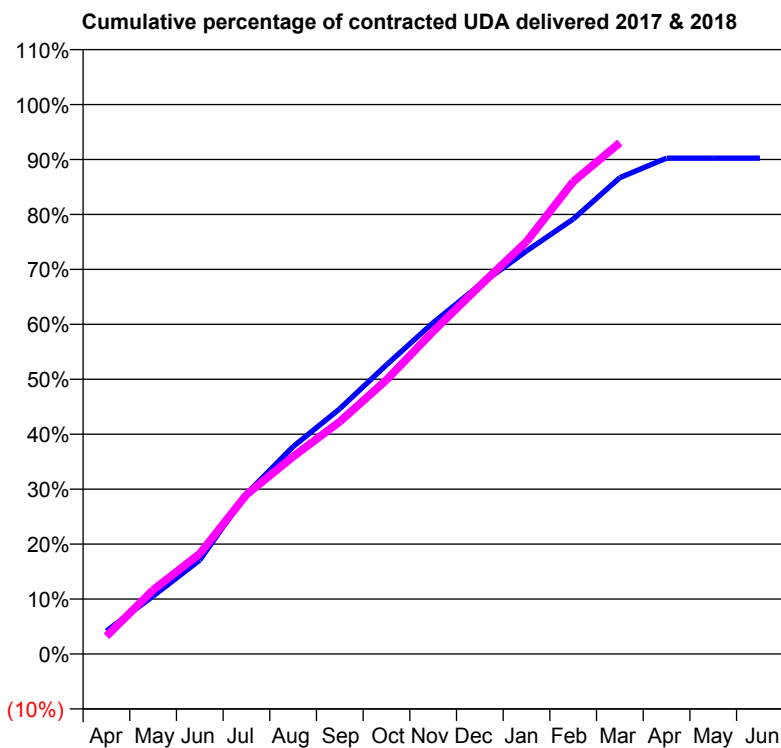
17/18 Contracted general activity (UDA)	27,284
Carry forward general activity (UDA)	0
17/18 Contracted orthodontic activity (UOA)	0
Carry forward orthodontic activity (UOA)	0
Baseline contract value	£765,061.72

### ACCESS\*

Patients seen in 24 months	Total	Change since previous quarter
Quarter ending March 2017	9,157	
Quarter ending June 2017	9,252	→
Quarter ending September 2017	9,393	→
Quarter ending December 2017	9,448	→
Quarter ending March 2018	9,693	↑
<b>Variance since March 2017</b>	5.9%	↑



### ACTIVITY



Month	Adjusted Scheduled Activity (UDA)	
	2017	2018
April	1,140	883
May	2,877	3,178
June	4,665	4,980
July	7,954	7,914
August	10,301	9,801
September	12,182	11,540
October	14,358	13,609
November	16,447	16,022
December	18,331	18,285
January	20,010	20,475
February	21,596	23,452
March	23,653	25,389
April	24,621	
May	24,619	
June	24,622	

### QUALITY

	Quantity	Base Number	Contract	AT	Region	England
% of FP17s for the same patient ID Re-attending within 3 months - Children	159	3,323	4.8%	9.7%	12.8%	11.9%
% of FP17s for the same patient ID Re-attending within 3 months - Adults	921	9,618	9.6%	14.3%	16.5%	16.0%
% of FP17s for the same patient ID Re-attending between 3 & 9 months - Children	1,797	3,323	54.1%	59.1%	59.7%	58.3%
% of FP17s for the same patient ID Re-attending between 3 & 9 months - Adults	4,560	9,618	47.4%	52.9%	52.6%	50.3%
% of FP17s for Band 1 Urgent Courses	521	12,491	4.2%	7.4%	9.1%	9.1%
% of FP17s Relating to Free Repair or Replacements	81	12,491	0.6%	1.2%	1.0%	0.8%
% of FP17s Relating to Continuations	186	12,491	1.5%	1.3%	1.2%	1.0%
% of Patients satisfied with the dentistry they have received	22	22	100.0%	92.4%	91.6%	91.5%
% of Patients satisfied with the time they had to wait for an appointment	20	22	90.9%	88.5%	88.3%	87.9%

\* This is based on patients treated on this contract for their most recent course of treatment. Figures in italics indicate the base number of FP17s or Patient Questionnaire responses are less than 100. N/A is shown where the base number of responses is less than 10 during the period. % is calculated as Quantity/Base number\*100

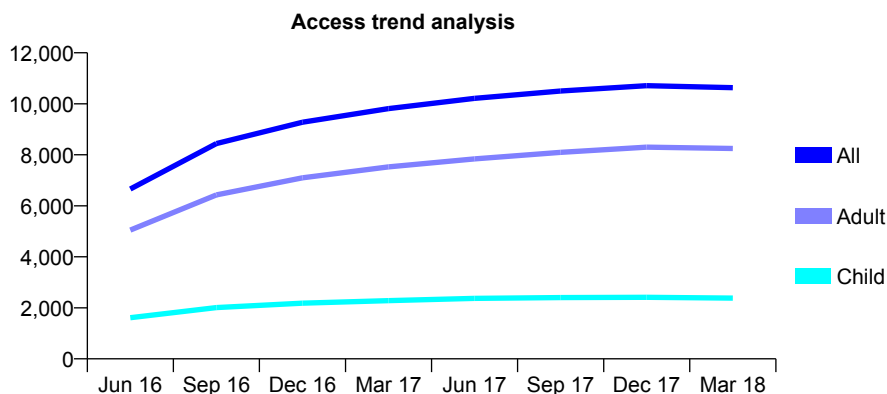
## Q51 - Vital Signs At a Glance Contract Report for 129763/0001 - March 2018

Name or company name	Bramley Dental Practice
Contract type name	GDS Contract
Purpose of contract	General
Contract start date	01/01/2016
Contract end date	

17/18 Contracted general activity (UDA)	28,862
Carry forward general activity (UDA)	0
17/18 Contracted orthodontic activity (UOA)	0
Carry forward orthodontic activity (UOA)	0
Baseline contract value	£912,627.71

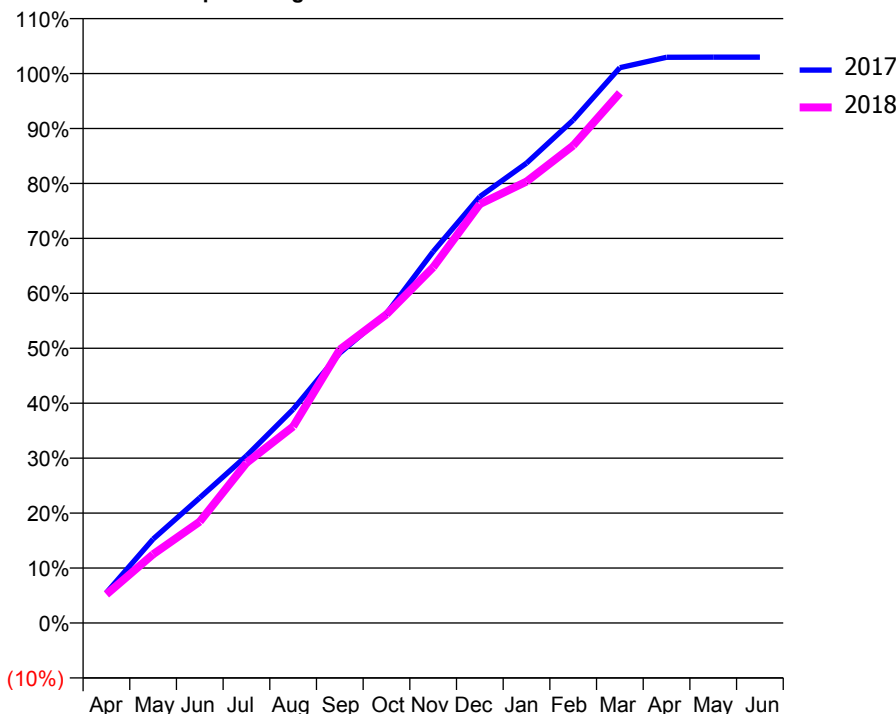
### ACCESS\*

Patients seen in 24 months	Total	Change since previous quarter
Quarter ending March 2017	9,812	
Quarter ending June 2017	10,213	↑
Quarter ending September 2017	10,500	↑
Quarter ending December 2017	10,713	↑
Quarter ending March 2018	10,631	→
<b>Variance since March 2017</b>	<b>8.3%</b>	<b>↑</b>



### ACTIVITY

Cumulative percentage of contracted UDA delivered 2017 & 2018



Month	Adjusted Scheduled Activity (UDA)	
	2017	2018
April	1,596	1,502
May	4,410	3,610
June	6,583	5,327
July	8,777	8,410
August	11,225	10,320
September	14,177	14,363
October	16,259	16,210
November	19,509	18,682
December	22,392	22,004
January	24,152	23,188
February	26,414	25,079
March	29,167	27,844
April	29,718	
May	29,720	
June	29,719	

### QUALITY

	Quantity	Base Number	Contract	AT	Region	England
% of FP17s for the same patient ID Re-attending within 3 months - Children	179	3,761	4.8%	9.7%	12.8%	11.9%
% of FP17s for the same patient ID Re-attending within 3 months - Adults	1,201	12,613	9.5%	14.3%	16.5%	16.0%
% of FP17s for the same patient ID Re-attending between 3 & 9 months - Children	2,653	3,761	70.5%	59.1%	59.7%	58.3%
% of FP17s for the same patient ID Re-attending between 3 & 9 months - Adults	8,386	12,613	66.5%	52.9%	52.6%	50.3%
% of FP17s for Band 1 Urgent Courses	558	15,254	3.7%	7.4%	9.1%	9.1%
% of FP17s Relating to Free Repair or Replacements	111	15,254	0.7%	1.2%	1.0%	0.8%
% of FP17s Relating to Continuations	70	15,254	0.5%	1.3%	1.2%	1.0%
% of Patients satisfied with the dentistry they have received	10	12	83.3%	92.4%	91.6%	91.5%
% of Patients satisfied with the time they had to wait for an appointment	11	12	91.7%	88.5%	88.3%	87.9%

\* This is based on patients treated on this contract for their most recent course of treatment. Figures in italics indicate the base number of FP17s or Patient Questionnaire responses are less than 100. N/A is shown where the base number of responses is less than 10 during the period. % is calculated as Quantity/Base number\*100

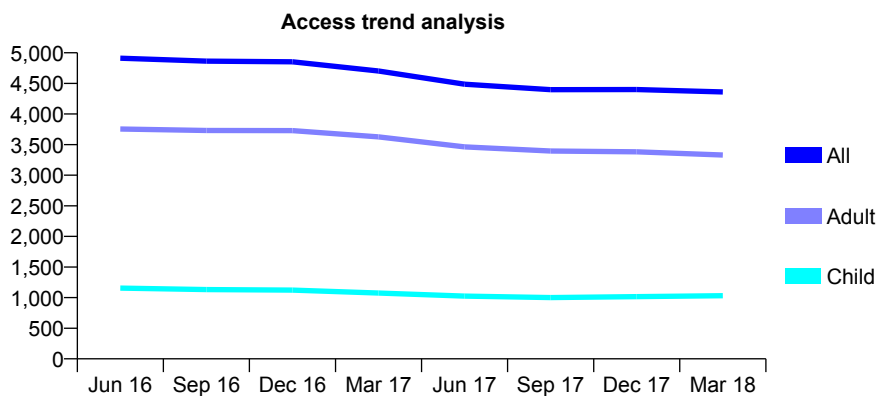
## Q51 - Vital Signs At a Glance Contract Report for 131385/0001 - March 2018

Name or company name	HSN Dental Care Ltd
Contract type name	GDS Contract
Purpose of contract	General
Contract start date	01/12/2013
Contract end date	

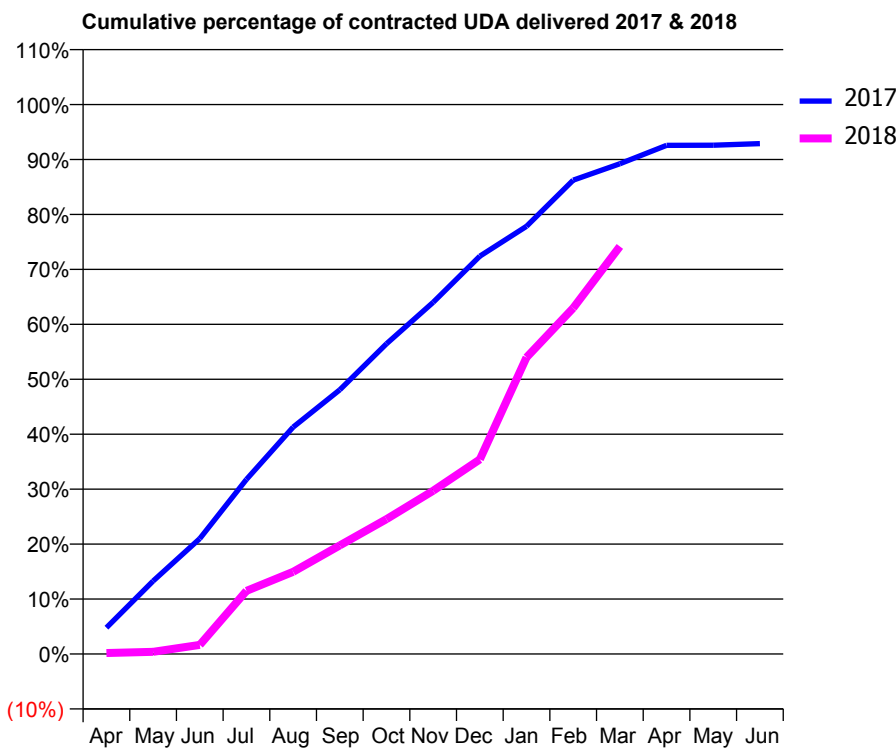
17/18 Contracted general activity (UDA)	13,641
Carry forward general activity (UDA)	0
17/18 Contracted orthodontic activity (UOA)	0
Carry forward orthodontic activity (UOA)	0
Baseline contract value	£407,687.68

### ACCESS\*

Patients seen in 24 months	Total	Change since previous quarter
Quarter ending March 2017	4,702	
Quarter ending June 2017	4,488	↓
Quarter ending September 2017	4,398	↓
Quarter ending December 2017	4,399	→
Quarter ending March 2018	4,361	→
<b>Variance since March 2017</b>	<b>(7.3%)</b>	<b>↓</b>



### ACTIVITY



Month	Adjusted Scheduled Activity (UDA)	
	2017	2018
April	654	25
May	1,814	54
June	2,866	228
July	4,334	1,569
August	5,633	2,040
September	6,558	2,697
October	7,700	3,350
November	8,732	4,053
December	9,877	4,830
January	10,617	7,362
February	11,762	8,588
March	12,169	10,119
April	12,628	
May	12,629	
June	12,669	

### QUALITY

	Quantity	Base Number	Contract	AT	Region	England
% of FP17s for the same patient ID Re-attending within 3 months - Children	105	1,405	7.5%	9.7%	12.8%	11.9%
% of FP17s for the same patient ID Re-attending within 3 months - Adults	697	4,331	16.1%	14.3%	16.5%	16.0%
% of FP17s for the same patient ID Re-attending between 3 & 9 months - Children	564	1,405	40.1%	59.1%	59.7%	58.3%
% of FP17s for the same patient ID Re-attending between 3 & 9 months - Adults	1,705	4,331	39.4%	52.9%	52.6%	50.3%
% of FP17s for Band 1 Urgent Courses	606	5,483	11.1%	7.4%	9.1%	9.1%
% of FP17s Relating to Free Repair or Replacements	35	5,483	0.6%	1.2%	1.0%	0.8%
% of FP17s Relating to Continuations	98	5,483	1.8%	1.3%	1.2%	1.0%
% of Patients satisfied with the dentistry they have received	3	3	N/A	92.4%	91.6%	91.5%
% of Patients satisfied with the time they had to wait for an appointment	1	3	N/A	88.5%	88.3%	87.9%

\* This is based on patients treated on this contract for their most recent course of treatment. Figures in italics indicate the base number of FP17s or Patient Questionnaire responses are less than 100. N/A is shown where the base number of responses is less than 10 during the period. % is calculated as Quantity/Base number\*100

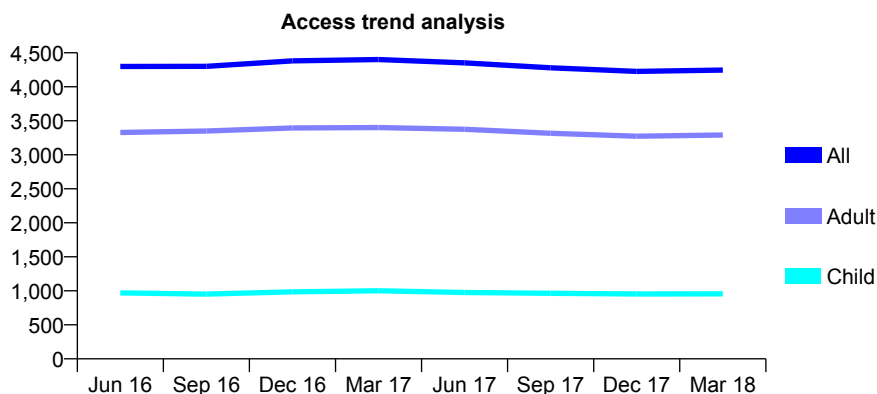
## Q51 - Vital Signs At a Glance Contract Report for 131598/0001 - March 2018

Name or company name	Nostell Place Ltd
Contract type name	GDS Contract
Purpose of contract	General
Contract start date	01/12/2010
Contract end date	

17/18 Contracted general activity (UDA)	13,184
Carry forward general activity (UDA)	-54
17/18 Contracted orthodontic activity (UOA)	0
Carry forward orthodontic activity (UOA)	0
Baseline contract value	£377,400.92

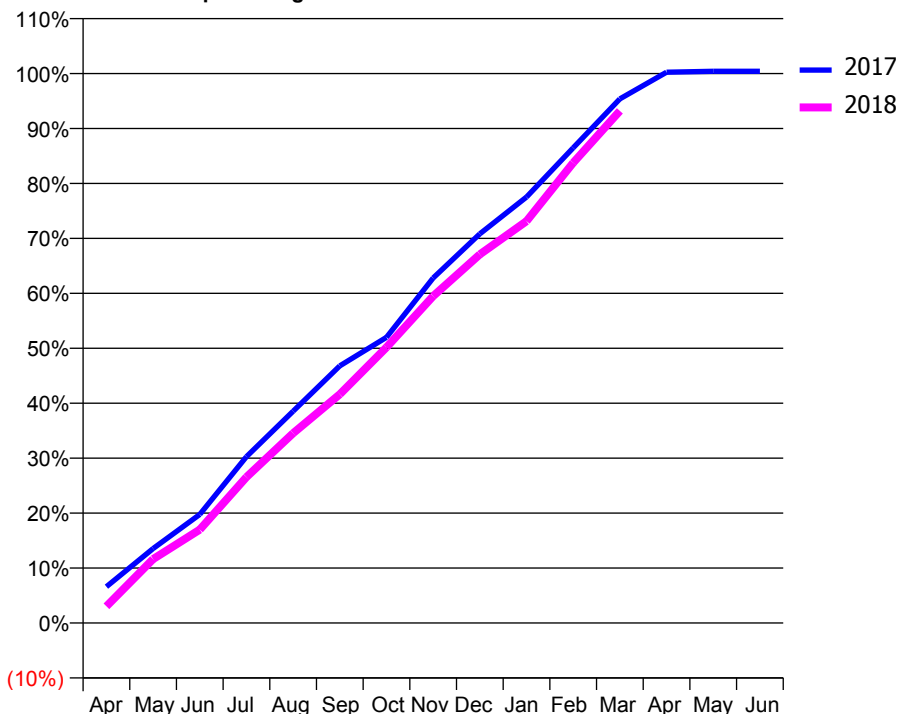
### ACCESS\*

Patients seen in 24 months	Total	Change since previous quarter
Quarter ending March 2017	4,401	
Quarter ending June 2017	4,351	↓
Quarter ending September 2017	4,280	↓
Quarter ending December 2017	4,227	↓
Quarter ending March 2018	4,246	→
<b>Variance since March 2017</b>	<b>(3.5%)</b>	<b>↓</b>



### ACTIVITY

Cumulative percentage of contracted UDA delivered 2017 & 2018



Month	Adjusted Scheduled Activity (UDA)	
	2017	2018
April	871	402
May	1,787	1,535
June	2,607	2,241
July	3,991	3,501
August	5,081	4,555
September	6,171	5,489
October	6,856	6,614
November	8,277	7,844
December	9,339	8,844
January	10,221	9,641
February	11,400	11,041
March	12,574	12,288
April	13,213	
May	13,236	
June	13,238	

### QUALITY

	Quantity	Base Number	Contract	AT	Region	England
% of FP17s for the same patient ID Re-attending within 3 months - Children	134	1,573	8.5%	9.7%	12.8%	11.9%
% of FP17s for the same patient ID Re-attending within 3 months - Adults	870	4,716	18.4%	14.3%	16.5%	16.0%
% of FP17s for the same patient ID Re-attending between 3 & 9 months - Children	1,014	1,573	64.5%	59.1%	59.7%	58.3%
% of FP17s for the same patient ID Re-attending between 3 & 9 months - Adults	2,175	4,716	46.1%	52.9%	52.6%	50.3%
% of FP17s for Band 1 Urgent Courses	539	5,992	9.0%	7.4%	9.1%	9.1%
% of FP17s Relating to Free Repair or Replacements	142	5,992	2.4%	1.2%	1.0%	0.8%
% of FP17s Relating to Continuations	112	5,992	1.9%	1.3%	1.2%	1.0%
% of Patients satisfied with the dentistry they have received	5	5	N/A	92.4%	91.6%	91.5%
% of Patients satisfied with the time they had to wait for an appointment	5	5	N/A	88.5%	88.3%	87.9%

\* This is based on patients treated on this contract for their most recent course of treatment. Figures in italics indicate the base number of FP17s or Patient Questionnaire responses are less than 100. N/A is shown where the base number of responses is less than 10 during the period. % is calculated as Quantity/Base number\*100

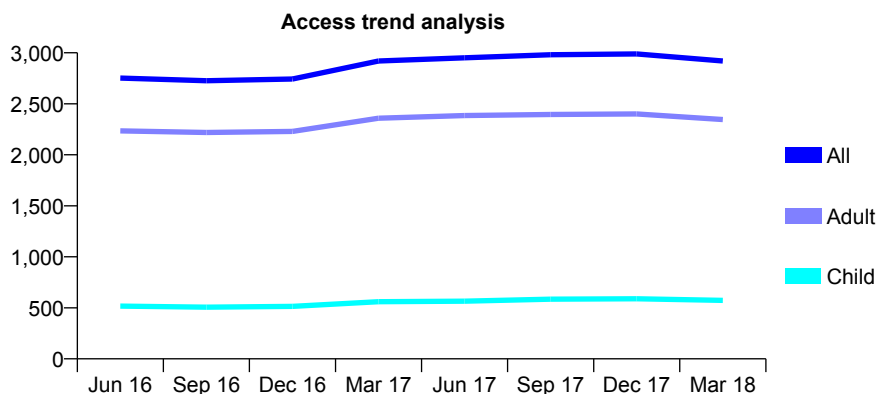
## Q51 - Vital Signs At a Glance Contract Report for 132160/0001 - March 2018

Name or company name	LWT Dental Care (Leppings Lane)
Contract type name	GDS Contract
Purpose of contract	General
Contract start date	01/04/2006
Contract end date	

17/18 Contracted general activity (UDA)	8,410
Carry forward general activity (UDA)	-108
17/18 Contracted orthodontic activity (UOA)	0
Carry forward orthodontic activity (UOA)	0
Baseline contract value	£187,934.47

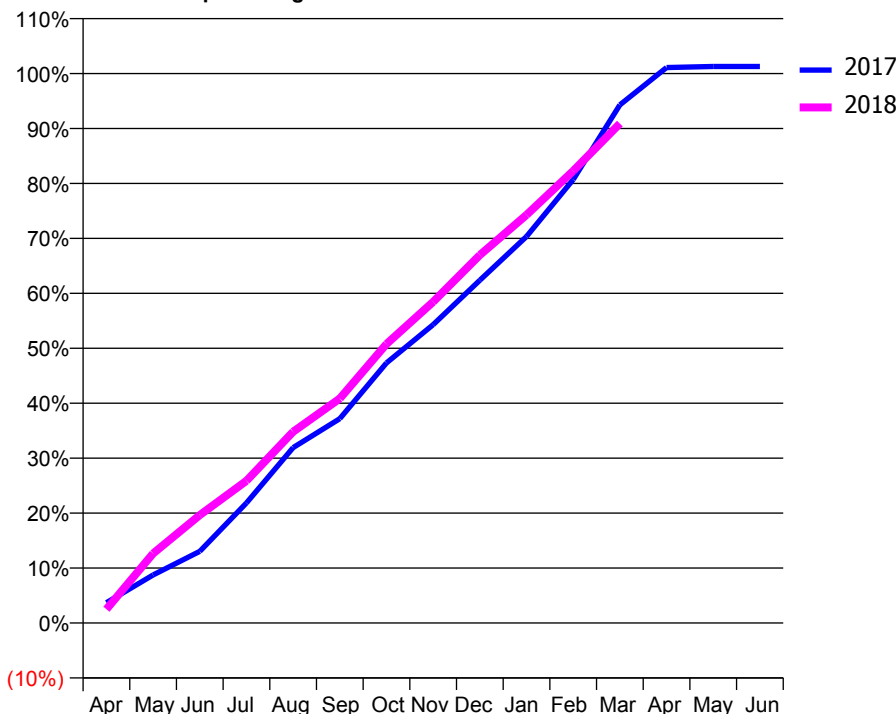
### ACCESS\*

Patients seen in 24 months	Total	Change since previous quarter
Quarter ending March 2017	2,919	
Quarter ending June 2017	2,951	→
Quarter ending September 2017	2,981	→
Quarter ending December 2017	2,989	→
Quarter ending March 2018	2,919	↓
<b>Variance since March 2017</b>	<b>0.0%</b>	<b>→</b>



### ACTIVITY

Cumulative percentage of contracted UDA delivered 2017 & 2018



Month	Adjusted Scheduled Activity (UDA)	
	2017	2018
April	311	211
May	735	1,064
June	1,097	1,652
July	1,837	2,177
August	2,685	2,928
September	3,128	3,436
October	3,980	4,270
November	4,567	4,916
December	5,246	5,632
January	5,916	6,246
February	6,787	6,920
March	7,929	7,643
April	8,502	
May	8,517	
June	8,518	

### QUALITY

	Quantity	Base Number	Contract	AT	Region	England
% of FP17s for the same patient ID Re-attending within 3 months - Children	64	878	7.3%	9.7%	12.8%	11.9%
% of FP17s for the same patient ID Re-attending within 3 months - Adults	480	3,686	13.0%	14.3%	16.5%	16.0%
% of FP17s for the same patient ID Re-attending between 3 & 9 months - Children	546	878	62.2%	59.1%	59.7%	58.3%
% of FP17s for the same patient ID Re-attending between 3 & 9 months - Adults	2,326	3,686	63.1%	52.9%	52.6%	50.3%
% of FP17s for Band 1 Urgent Courses	332	4,299	7.7%	7.4%	9.1%	9.1%
% of FP17s Relating to Free Repair or Replacements	25	4,299	0.6%	1.2%	1.0%	0.8%
% of FP17s Relating to Continuations	46	4,299	1.1%	1.3%	1.2%	1.0%
% of Patients satisfied with the dentistry they have received	12	13	92.3%	92.4%	91.6%	91.5%
% of Patients satisfied with the time they had to wait for an appointment	12	13	92.3%	88.5%	88.3%	87.9%

\* This is based on patients treated on this contract for their most recent course of treatment. Figures in italics indicate the base number of FP17s or Patient Questionnaire responses are less than 100. N/A is shown where the base number of responses is less than 10 during the period. % is calculated as Quantity/Base number\*100

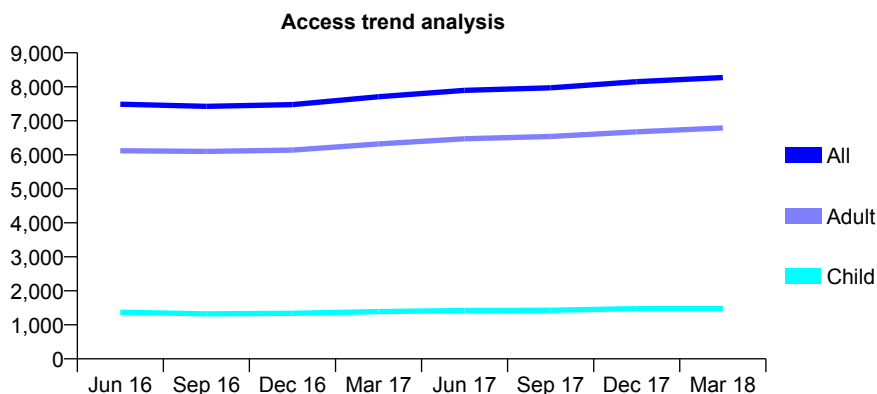
## Q51 - Vital Signs At a Glance Contract Report for 132160/0002 - March 2018

Name or company name	LWT Dental Care (Ecclesall Road)
Contract type name	GDS Contract
Purpose of contract	General
Contract start date	01/04/2006
Contract end date	

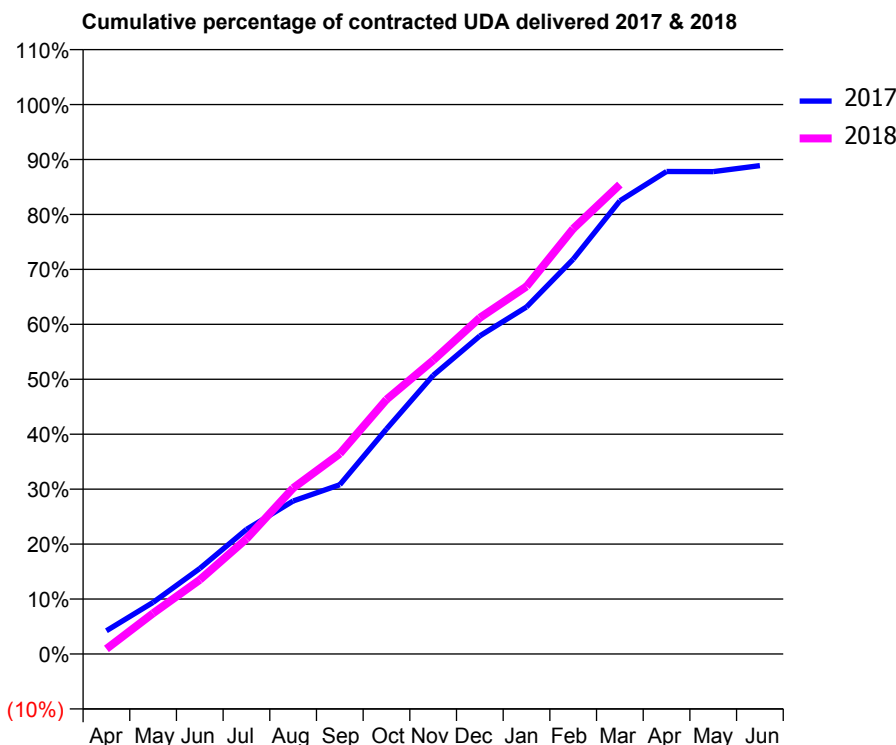
17/18 Contracted general activity (UDA)	24,405
Carry forward general activity (UDA)	0
17/18 Contracted orthodontic activity (UOA)	0
Carry forward orthodontic activity (UOA)	0
Baseline contract value	£564,253.38

### ACCESS\*

Patients seen in 24 months	Total	Change since previous quarter
Quarter ending March 2017	7,709	
Quarter ending June 2017	7,895	↑
Quarter ending September 2017	7,970	→
Quarter ending December 2017	8,151	↑
Quarter ending March 2018	8,271	→
<b>Variance since March 2017</b>	<b>7.3%</b>	<b>↑</b>



### ACTIVITY



Month	Adjusted Scheduled Activity (UDA)	
	2017	2018
April	1,031	225
May	2,294	1,812
June	3,801	3,297
July	5,532	5,116
August	6,793	7,368
September	7,518	8,896
October	9,996	11,302
November	12,376	13,041
December	14,130	14,936
January	15,411	16,328
February	17,533	18,889
March	20,125	20,847
April	21,428	
May	21,425	
June	21,688	

### QUALITY

	Quantity	Base Number	Contract	AT	Region	England
% of FP17s for the same patient ID Re-attending within 3 months - Children	107	2,489	4.3%	9.7%	12.8%	11.9%
% of FP17s for the same patient ID Re-attending within 3 months - Adults	1,298	10,482	12.4%	14.3%	16.5%	16.0%
% of FP17s for the same patient ID Re-attending between 3 & 9 months - Children	1,768	2,489	71.0%	59.1%	59.7%	58.3%
% of FP17s for the same patient ID Re-attending between 3 & 9 months - Adults	6,071	10,482	57.9%	52.9%	52.6%	50.3%
% of FP17s for Band 1 Urgent Courses	673	11,474	5.9%	7.4%	9.1%	9.1%
% of FP17s Relating to Free Repair or Replacements	112	11,474	1.0%	1.2%	1.0%	0.8%
% of FP17s Relating to Continuations	130	11,474	1.1%	1.3%	1.2%	1.0%
% of Patients satisfied with the dentistry they have received	35	37	94.6%	92.4%	91.6%	91.5%
% of Patients satisfied with the time they had to wait for an appointment	29	37	78.4%	88.5%	88.3%	87.9%

\* This is based on patients treated on this contract for their most recent course of treatment. Figures in italics indicate the base number of FP17s or Patient Questionnaire responses are less than 100. N/A is shown where the base number of responses is less than 10 during the period. % is calculated as Quantity/Base number\*100



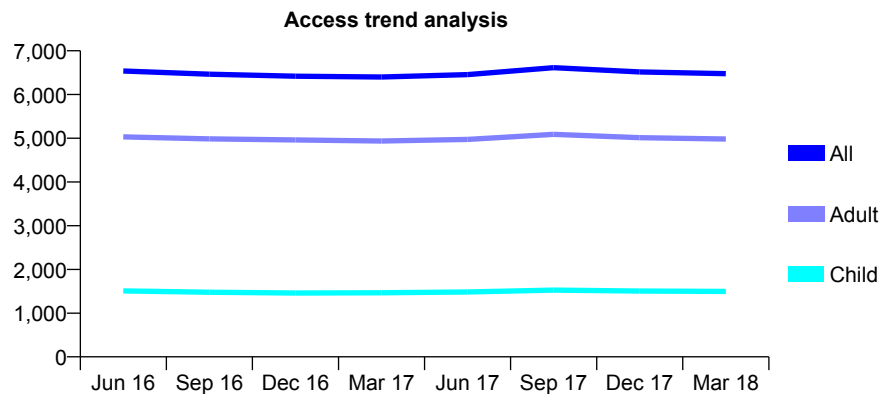
## Q51 - Vital Signs At a Glance Contract Report for 132489/0001 - March 2018

Name or company name	Hillcrest Ionian
Contract type name	GDS Contract
Purpose of contract	General
Contract start date	26/04/2010
Contract end date	

17/18 Contracted general activity (UDA)	16,426
Carry forward general activity (UDA)	0
17/18 Contracted orthodontic activity (UOA)	0
Carry forward orthodontic activity (UOA)	0
Baseline contract value	£495,481.52

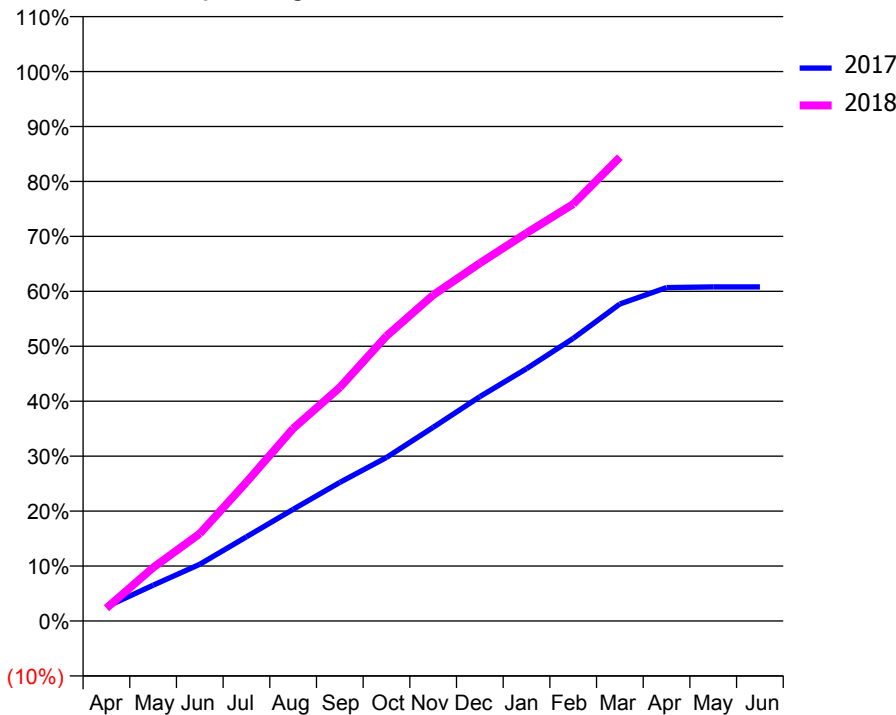
### ACCESS\*

Patients seen in 24 months	Total	Change since previous quarter
Quarter ending March 2017	6,402	
Quarter ending June 2017	6,456	→
Quarter ending September 2017	6,615	↑
Quarter ending December 2017	6,518	↓
Quarter ending March 2018	6,477	→
<b>Variance since March 2017</b>	<b>1.2%</b>	<b>→</b>



### ACTIVITY

Cumulative percentage of contracted UDA delivered 2017 & 2018



Month	Adjusted Scheduled Activity (UDA)	
	2017	2018
April	527	386
May	1,326	1,596
June	2,105	2,613
July	3,122	4,151
August	4,142	5,752
September	5,137	6,981
October	6,063	8,519
November	7,182	9,742
December	8,318	10,695
January	9,353	11,598
February	10,475	12,463
March	11,751	13,865
April	12,358	
May	12,384	
June	12,384	

### QUALITY

	Quantity	Base Number	Contract	AT	Region	England
% of FP17s for the same patient ID Re-attending within 3 months - Children	91	1,779	5.1%	9.7%	12.8%	11.9%
% of FP17s for the same patient ID Re-attending within 3 months - Adults	659	5,553	11.9%	14.3%	16.5%	16.0%
% of FP17s for the same patient ID Re-attending between 3 & 9 months - Children	704	1,779	39.6%	59.1%	59.7%	58.3%
% of FP17s for the same patient ID Re-attending between 3 & 9 months - Adults	1,698	5,553	30.6%	52.9%	52.6%	50.3%
% of FP17s for Band 1 Urgent Courses	505	6,425	7.9%	7.4%	9.1%	9.1%
% of FP17s Relating to Free Repair or Replacements	62	6,425	1.0%	1.2%	1.0%	0.8%
% of FP17s Relating to Continuations	87	6,425	1.4%	1.3%	1.2%	1.0%
% of Patients satisfied with the dentistry they have received	18	18	100.0%	92.4%	91.6%	91.5%
% of Patients satisfied with the time they had to wait for an appointment	18	18	100.0%	88.5%	88.3%	87.9%

\* This is based on patients treated on this contract for their most recent course of treatment. Figures in italics indicate the base number of FP17s or Patient Questionnaire responses are less than 100. N/A is shown where the base number of responses is less than 10 during the period. % is calculated as Quantity/Base number\*100

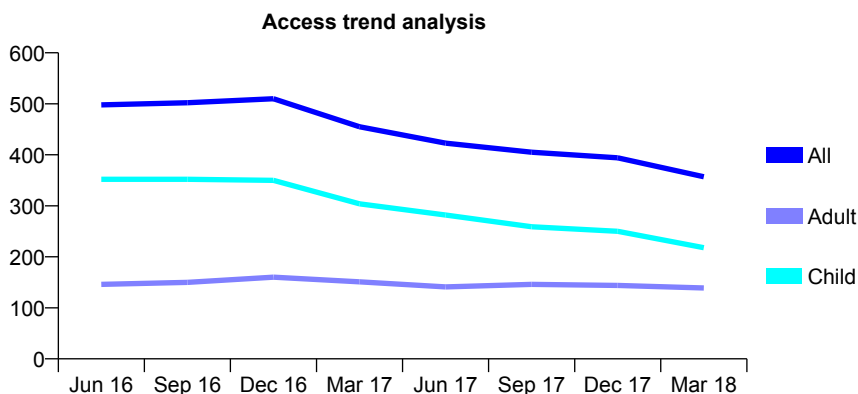
## Q51 - Vital Signs At a Glance Contract Report for 133361/0001 - March 2018

Name or company name	D The D Limited
Contract type name	GDS Contract
Purpose of contract	General
Contract start date	01/06/2007
Contract end date	

17/18 Contracted general activity (UDA)	1,286
Carry forward general activity (UDA)	0
17/18 Contracted orthodontic activity (UOA)	0
Carry forward orthodontic activity (UOA)	0
Baseline contract value	£31,625.60

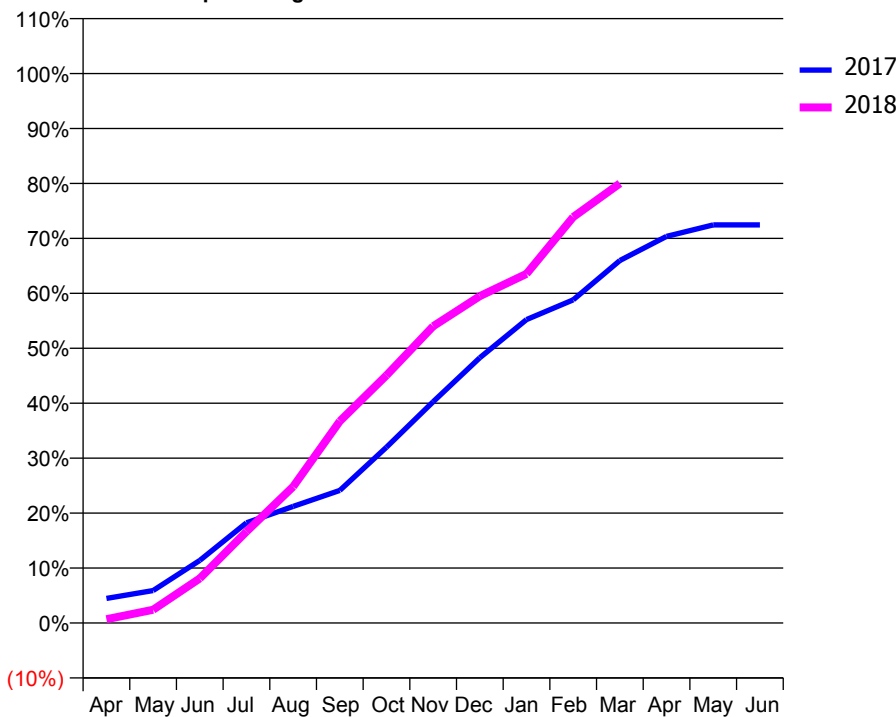
### ACCESS\*

Patients seen in 24 months	Total	Change since previous quarter
Quarter ending March 2017	455	
Quarter ending June 2017	423	↓
Quarter ending September 2017	405	↓
Quarter ending December 2017	394	↓
Quarter ending March 2018	357	↓
<b>Variance since March 2017</b>	<b>(21.5%)</b>	<b>↓</b>



### ACTIVITY

Cumulative percentage of contracted UDA delivered 2017 & 2018



Month	Adjusted Scheduled Activity (UDA)	
	2017	2018
April	58	9
May	76	31
June	147	104
July	235	214
August	273	319
September	310	472
October	412	580
November	518	695
December	621	765
January	710	817
February	756	950
March	848	1,029
April	905	
May	932	
June	932	

### QUALITY

	Quantity	Base Number	Contract	AT	Region	England
% of FP17s for the same patient ID Re-attending within 3 months - Children	54	365	14.8%	9.7%	12.8%	11.9%
% of FP17s for the same patient ID Re-attending within 3 months - Adults	25	144	17.4%	14.3%	16.5%	16.0%
% of FP17s for the same patient ID Re-attending between 3 & 9 months - Children	170	365	46.6%	59.1%	59.7%	58.3%
% of FP17s for the same patient ID Re-attending between 3 & 9 months - Adults	51	144	35.4%	52.9%	52.6%	50.3%
% of FP17s for Band 1 Urgent Courses	18	462	3.9%	7.4%	9.1%	9.1%
% of FP17s Relating to Free Repair or Replacements	0	462	0.0%	1.2%	1.0%	0.8%
% of FP17s Relating to Continuations	8	462	1.7%	1.3%	1.2%	1.0%
% of Patients satisfied with the dentistry they have received	0	0	N/A	92.4%	91.6%	91.5%
% of Patients satisfied with the time they had to wait for an appointment	0	0	N/A	88.5%	88.3%	87.9%

\* This is based on patients treated on this contract for their most recent course of treatment. Figures in italics indicate the base number of FP17s or Patient Questionnaire responses are less than 100. N/A is shown where the base number of responses is less than 10 during the period. % is calculated as Quantity/Base number\*100

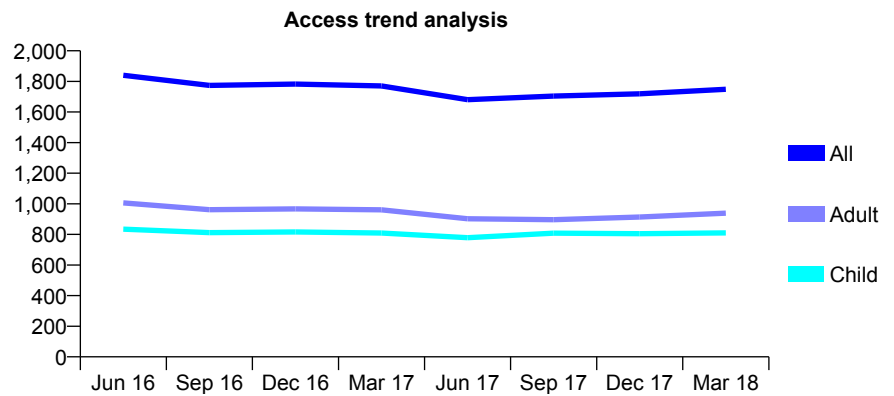
## Q51 - Vital Signs At a Glance Contract Report for 133701/0001 - March 2018

Name or company name	The Dental House
Contract type name	GDS Contract
Purpose of contract	General
Contract start date	01/12/2011
Contract end date	

17/18 Contracted general activity (UDA)	6,000
Carry forward general activity (UDA)	0
17/18 Contracted orthodontic activity (UOA)	0
Carry forward orthodontic activity (UOA)	0
Baseline contract value	£157,232.25

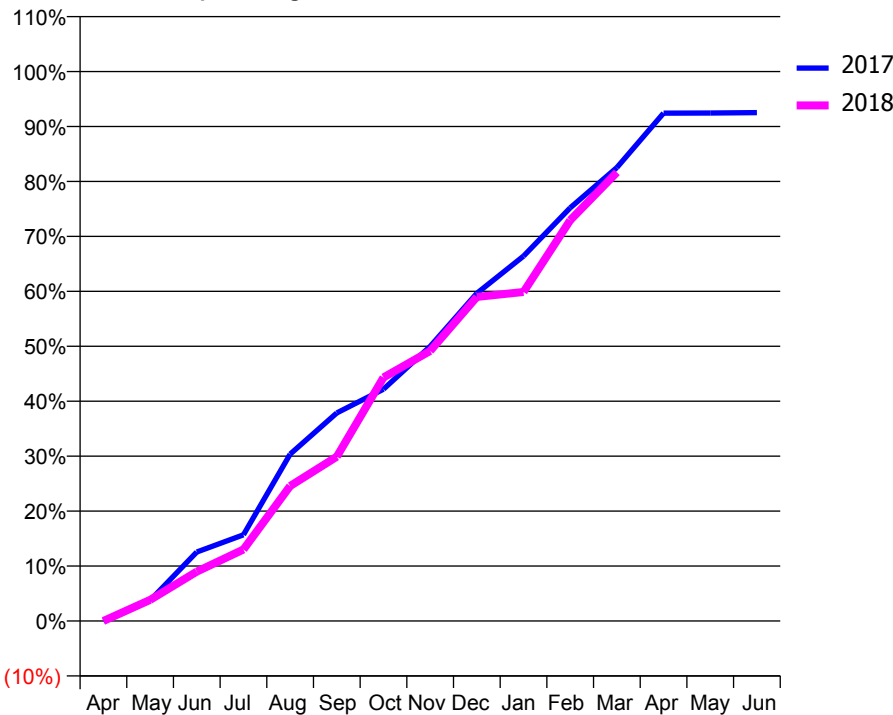
### ACCESS\*

Patients seen in 24 months	Total	Change since previous quarter
Quarter ending March 2017	1,770	
Quarter ending June 2017	1,681	↓
Quarter ending September 2017	1,704	→
Quarter ending December 2017	1,719	→
Quarter ending March 2018	1,749	→
<b>Variance since March 2017</b>	<b>(1.2%)</b>	<b>↓</b>



### ACTIVITY

Cumulative percentage of contracted UDA delivered 2017 & 2018



Month	Adjusted Scheduled Activity (UDA)	
	2017	2018
April	0	0
May	234	230
June	785	540
July	980	781
August	1,899	1,474
September	2,366	1,794
October	2,637	2,659
November	3,123	2,949
December	3,728	3,539
January	4,150	3,592
February	4,700	4,375
March	5,157	4,899
April	5,776	
May	5,778	
June	5,782	

### QUALITY

	Quantity	Base Number	Contract	AT	Region	England
% of FP17s for the same patient ID Re-attending within 3 months - Children	111	1,255	8.8%	9.7%	12.8%	11.9%
% of FP17s for the same patient ID Re-attending within 3 months - Adults	268	1,169	22.9%	14.3%	16.5%	16.0%
% of FP17s for the same patient ID Re-attending between 3 & 9 months - Children	785	1,255	62.5%	59.1%	59.7%	58.3%
% of FP17s for the same patient ID Re-attending between 3 & 9 months - Adults	582	1,169	49.8%	52.9%	52.6%	50.3%
% of FP17s for Band 1 Urgent Courses	191	2,217	8.6%	7.4%	9.1%	9.1%
% of FP17s Relating to Free Repair or Replacements	12	2,217	0.5%	1.2%	1.0%	0.8%
% of FP17s Relating to Continuations	1	2,217	0.0%	1.3%	1.2%	1.0%
% of Patients satisfied with the dentistry they have received	0	0	N/A	92.4%	91.6%	91.5%
% of Patients satisfied with the time they had to wait for an appointment	0	0	N/A	88.5%	88.3%	87.9%

\* This is based on patients treated on this contract for their most recent course of treatment. Figures in italics indicate the base number of FP17s or Patient Questionnaire responses are less than 100. N/A is shown where the base number of responses is less than 10 during the period. % is calculated as Quantity/Base number\*100

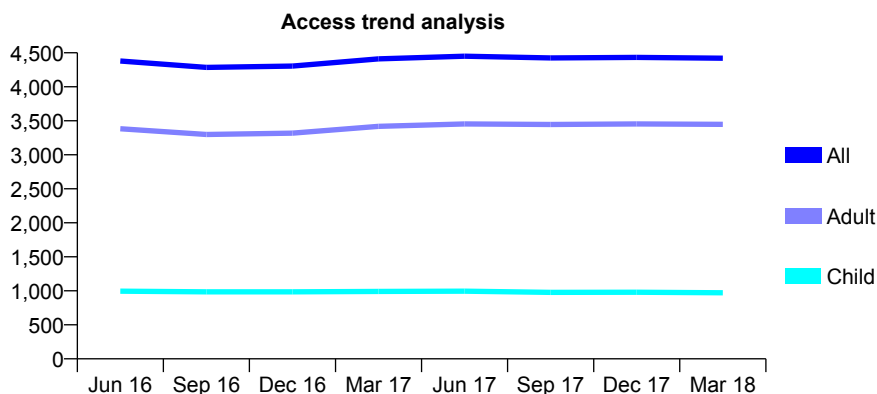
## Q51 - Vital Signs At a Glance Contract Report for 134651/0001 - March 2018

Name or company name	DENTECARE (BARNSLEY) LIMITED
Contract type name	GDS Contract
Purpose of contract	General
Contract start date	01/04/2011
Contract end date	

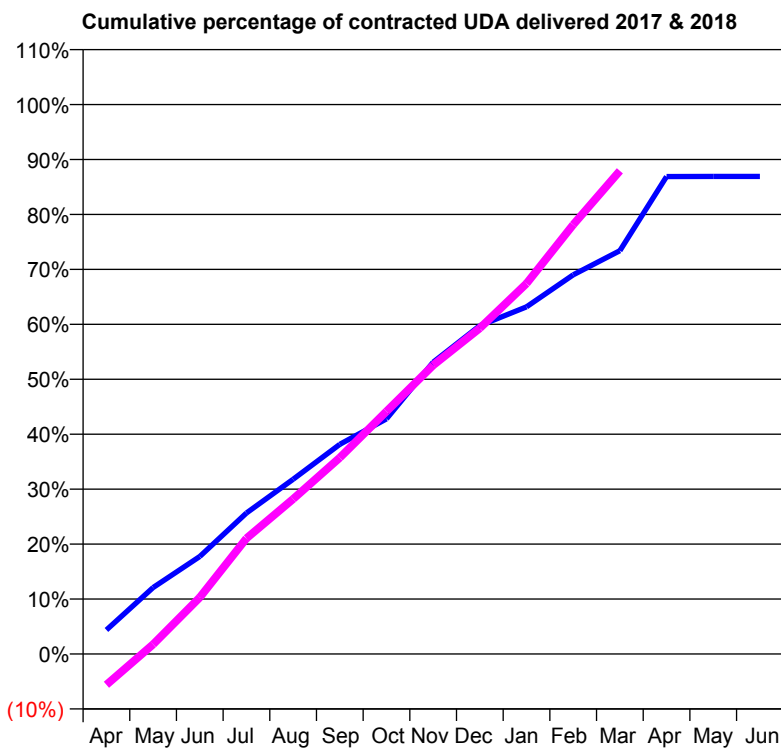
17/18 Contracted general activity (UDA)	15,316
Carry forward general activity (UDA)	1,300
17/18 Contracted orthodontic activity (UOA)	0
Carry forward orthodontic activity (UOA)	0
Baseline contract value	£436,533.59

### ACCESS\*

Patients seen in 24 months	Total	Change since previous quarter
Quarter ending March 2017	4,411	
Quarter ending June 2017	4,450	→
Quarter ending September 2017	4,424	→
Quarter ending December 2017	4,432	→
Quarter ending March 2018	4,420	→
<b>Variance since March 2017</b>	<b>0.2%</b>	<b>→</b>



### ACTIVITY



Month	Adjusted Scheduled Activity (UDA)	
	2017	2018
April	669	-862
May	1,851	268
June	2,720	1,579
July	3,930	3,224
August	4,871	4,320
September	5,844	5,473
October	6,556	6,763
November	8,135	8,049
December	9,153	9,080
January	9,678	10,325
February	10,567	11,968
March	11,240	13,468
April	13,309	
May	13,310	
June	13,313	

### QUALITY

	Quantity	Base Number	Contract	AT	Region	England
% of FP17s for the same patient ID Re-attending within 3 months - Children	143	1,563	9.1%	9.7%	12.8%	11.9%
% of FP17s for the same patient ID Re-attending within 3 months - Adults	951	5,518	17.2%	14.3%	16.5%	16.0%
% of FP17s for the same patient ID Re-attending between 3 & 9 months - Children	848	1,563	54.3%	59.1%	59.7%	58.3%
% of FP17s for the same patient ID Re-attending between 3 & 9 months - Adults	2,768	5,518	50.2%	52.9%	52.6%	50.3%
% of FP17s for Band 1 Urgent Courses	609	6,004	10.1%	7.4%	9.1%	9.1%
% of FP17s Relating to Free Repair or Replacements	68	6,004	1.1%	1.2%	1.0%	0.8%
% of FP17s Relating to Continuations	23	6,004	0.4%	1.3%	1.2%	1.0%
% of Patients satisfied with the dentistry they have received	6	9	N/A	92.4%	91.6%	91.5%
% of Patients satisfied with the time they had to wait for an appointment	5	9	N/A	88.5%	88.3%	87.9%

\* This is based on patients treated on this contract for their most recent course of treatment. Figures in italics indicate the base number of FP17s or Patient Questionnaire responses are less than 100. N/A is shown where the base number of responses is less than 10 during the period. % is calculated as Quantity/Base number\*100

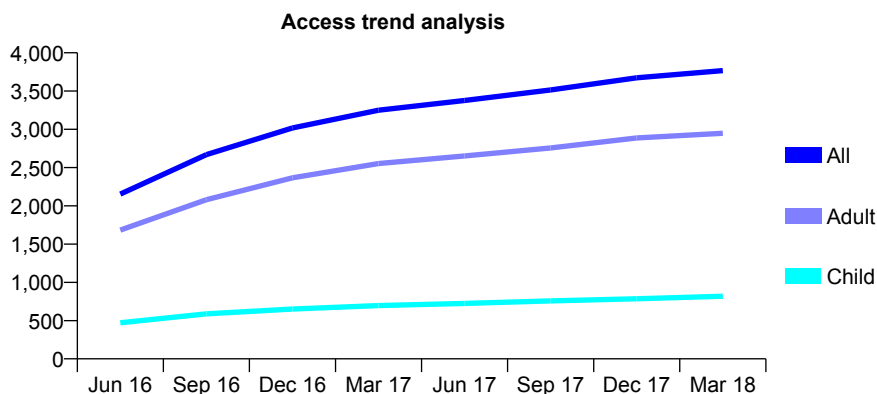
## Q51 - Vital Signs At a Glance Contract Report for 138029/0001 - March 2018

Name or company name	Thurcroft Dental Practice
Contract type name	GDS Contract
Purpose of contract	General
Contract start date	01/01/2016
Contract end date	

17/18 Contracted general activity (UDA)	9,388
Carry forward general activity (UDA)	34
17/18 Contracted orthodontic activity (UOA)	0
Carry forward orthodontic activity (UOA)	0
Baseline contract value	£300,766.21

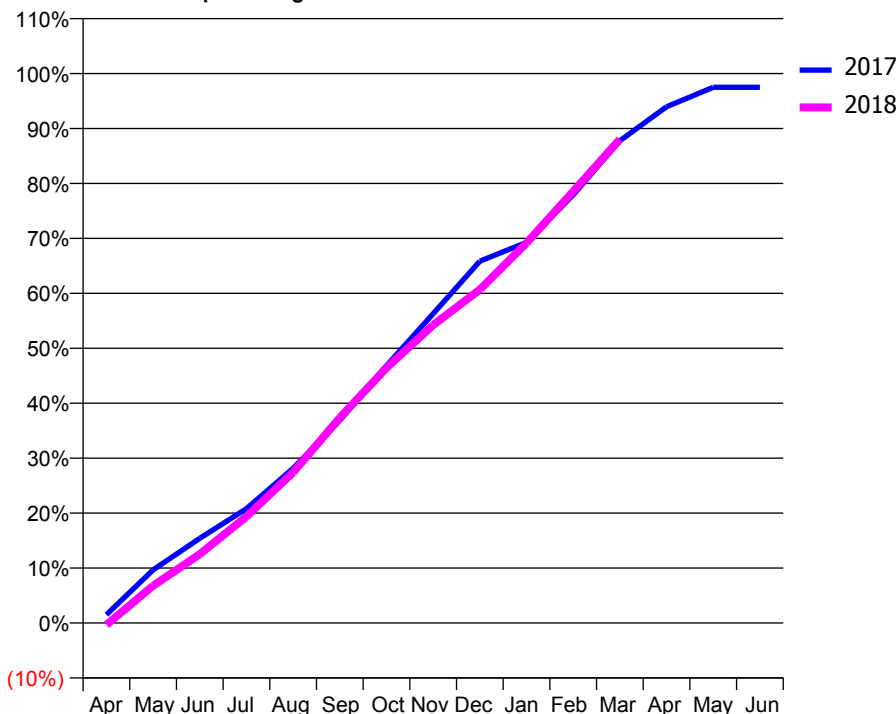
### ACCESS\*

Patients seen in 24 months	Total	Change since previous quarter
Quarter ending March 2017	3,249	
Quarter ending June 2017	3,377	↑
Quarter ending September 2017	3,514	↑
Quarter ending December 2017	3,673	↑
Quarter ending March 2018	3,768	↑
<b>Variance since March 2017</b>	<b>16.0%</b>	<b>↑</b>



### ACTIVITY

Cumulative percentage of contracted UDA delivered 2017 & 2018



Month	Adjusted Scheduled Activity (UDA)	
	2017	2018
April	142	-34
May	908	636
June	1,448	1,176
July	1,953	1,820
August	2,645	2,573
September	3,462	3,508
October	4,395	4,360
November	5,284	5,091
December	6,182	5,696
January	6,504	6,491
February	7,315	7,374
March	8,238	8,265
April	8,820	
May	9,152	
June	9,152	

### QUALITY

	Quantity	Base Number	Contract	AT	Region	England
% of FP17s for the same patient ID Re-attending within 3 months - Children	52	1,160	4.5%	9.7%	12.8%	11.9%
% of FP17s for the same patient ID Re-attending within 3 months - Adults	364	3,929	9.3%	14.3%	16.5%	16.0%
% of FP17s for the same patient ID Re-attending between 3 & 9 months - Children	704	1,160	60.7%	59.1%	59.7%	58.3%
% of FP17s for the same patient ID Re-attending between 3 & 9 months - Adults	2,211	3,929	56.3%	52.9%	52.6%	50.3%
% of FP17s for Band 1 Urgent Courses	141	4,642	3.0%	7.4%	9.1%	9.1%
% of FP17s Relating to Free Repair or Replacements	48	4,642	1.0%	1.2%	1.0%	0.8%
% of FP17s Relating to Continuations	21	4,642	0.5%	1.3%	1.2%	1.0%
% of Patients satisfied with the dentistry they have received	7	7	N/A	92.4%	91.6%	91.5%
% of Patients satisfied with the time they had to wait for an appointment	7	7	N/A	88.5%	88.3%	87.9%

\* This is based on patients treated on this contract for their most recent course of treatment. Figures in italics indicate the base number of FP17s or Patient Questionnaire responses are less than 100. N/A is shown where the base number of responses is less than 10 during the period. % is calculated as Quantity/Base number\*100

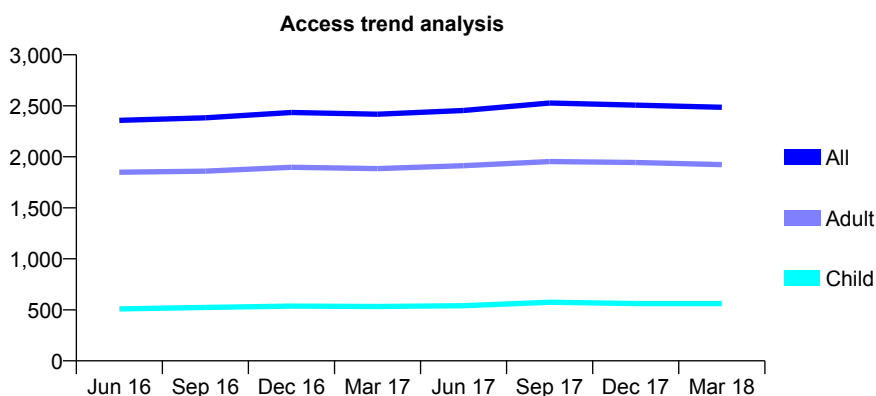
## Q51 - Vital Signs At a Glance Contract Report for 140716/0001 - March 2018

Name or company name	Odai Dental Practice
Contract type name	GDS Contract
Purpose of contract	General
Contract start date	01/04/2014
Contract end date	

17/18 Contracted general activity (UDA)	6,249
Carry forward general activity (UDA)	-104
17/18 Contracted orthodontic activity (UOA)	0
Carry forward orthodontic activity (UOA)	0
Baseline contract value	£178,849.66

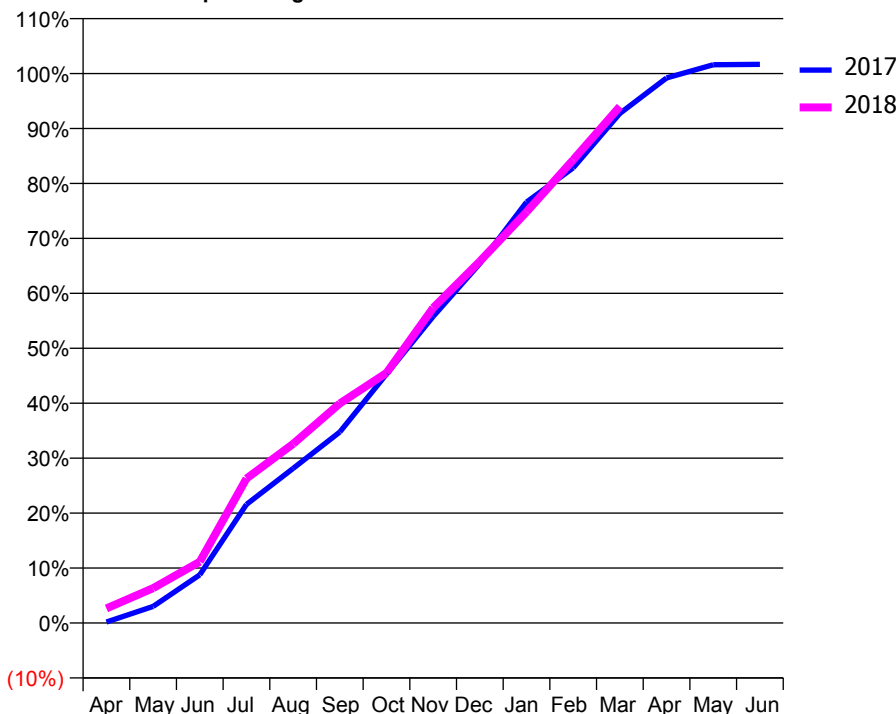
### ACCESS\*

Patients seen in 24 months	Total	Change since previous quarter
Quarter ending March 2017	2,417	
Quarter ending June 2017	2,454	→
Quarter ending September 2017	2,528	↑
Quarter ending December 2017	2,506	→
Quarter ending March 2018	2,486	→
<b>Variance since March 2017</b>	<b>2.9%</b>	<b>↑</b>



### ACTIVITY

Cumulative percentage of contracted UDA delivered 2017 & 2018



Month	Adjusted Scheduled Activity (UDA)	
	2017	2018
April	11	166
May	188	396
June	548	697
July	1,348	1,643
August	1,759	2,038
September	2,173	2,497
October	2,830	2,843
November	3,485	3,584
December	4,088	4,114
January	4,787	4,675
February	5,177	5,268
March	5,795	5,873
April	6,198	
May	6,349	
June	6,353	

### QUALITY

	Quantity	Base Number	Contract	AT	Region	England
% of FP17s for the same patient ID Re-attending within 3 months - Children	76	756	10.1%	9.7%	12.8%	11.9%
% of FP17s for the same patient ID Re-attending within 3 months - Adults	406	2,595	15.6%	14.3%	16.5%	16.0%
% of FP17s for the same patient ID Re-attending between 3 & 9 months - Children	371	756	49.1%	59.1%	59.7%	58.3%
% of FP17s for the same patient ID Re-attending between 3 & 9 months - Adults	1,322	2,595	50.9%	52.9%	52.6%	50.3%
% of FP17s for Band 1 Urgent Courses	317	3,065	10.3%	7.4%	9.1%	9.1%
% of FP17s Relating to Free Repair or Replacements	22	3,065	0.7%	1.2%	1.0%	0.8%
% of FP17s Relating to Continuations	32	3,065	1.0%	1.3%	1.2%	1.0%
% of Patients satisfied with the dentistry they have received	3	3	N/A	92.4%	91.6%	91.5%
% of Patients satisfied with the time they had to wait for an appointment	3	3	N/A	88.5%	88.3%	87.9%

\* This is based on patients treated on this contract for their most recent course of treatment. Figures in italics indicate the base number of FP17s or Patient Questionnaire responses are less than 100. N/A is shown where the base number of responses is less than 10 during the period. % is calculated as Quantity/Base number\*100

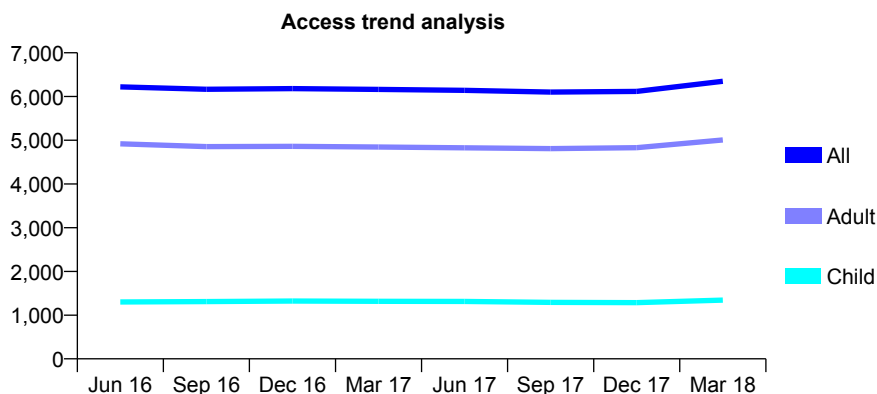
## Q51 - Vital Signs At a Glance Contract Report for 142255/0001 - March 2018

Name or company name	Hislop and Wolverson
Contract type name	GDS Contract
Purpose of contract	General and Orthodontic
Contract start date	01/12/2010
Contract end date	

17/18 Contracted general activity (UDA)	22,766
Carry forward general activity (UDA)	-440
17/18 Contracted orthodontic activity (UOA)	230
Carry forward orthodontic activity (UOA)	-3
Baseline contract value	£664,115.71

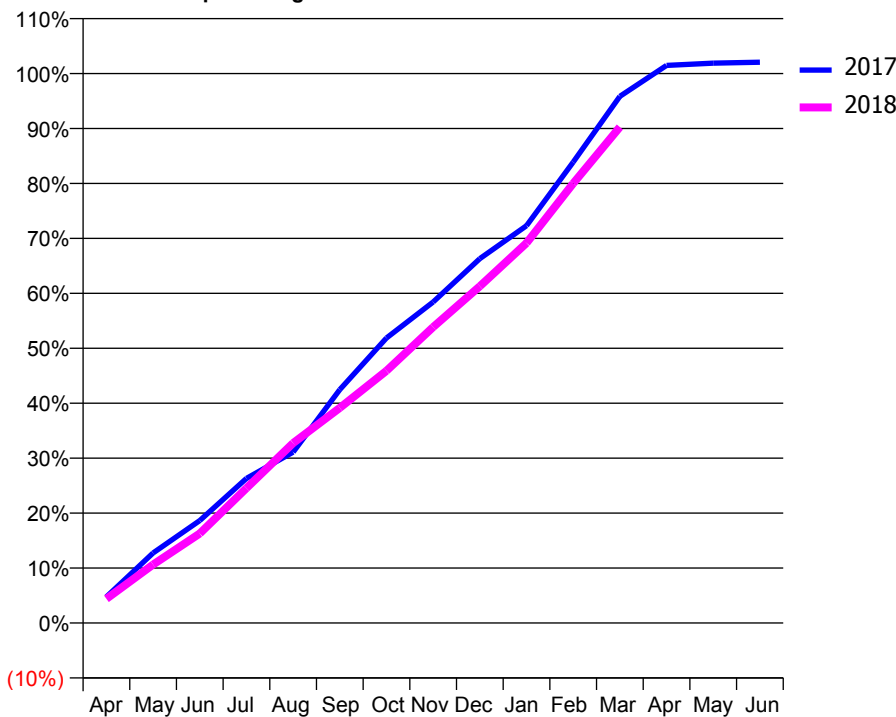
### ACCESS\*

Patients seen in 24 months	Total	Change since previous quarter
Quarter ending March 2017	6,162	
Quarter ending June 2017	6,142	→
Quarter ending September 2017	6,103	→
Quarter ending December 2017	6,118	→
Quarter ending March 2018	6,350	↑
<b>Variance since March 2017</b>	<b>3.1%</b>	<b>↑</b>



### ACTIVITY

Cumulative percentage of contracted UDA delivered 2017 & 2018



Month	Adjusted Scheduled Activity (UDA)	
	2017	2018
April	1,048	1,000
May	2,803	2,424
June	4,101	3,707
July	5,788	5,589
August	6,843	7,457
September	9,342	8,914
October	11,408	10,451
November	12,850	12,263
December	14,586	13,954
January	15,907	15,743
February	18,449	18,214
March	21,080	20,551
April	22,322	
May	22,414	
June	22,449	

### QUALITY

	Quantity	Base Number	Contract	AT	Region	England
% of FP17s for the same patient ID Re-attending within 3 months - Children	265	2,330	11.4%	9.7%	12.8%	11.9%
% of FP17s for the same patient ID Re-attending within 3 months - Adults	1,254	7,576	16.6%	14.3%	16.5%	16.0%
% of FP17s for the same patient ID Re-attending between 3 & 9 months - Children	1,519	2,330	65.2%	59.1%	59.7%	58.3%
% of FP17s for the same patient ID Re-attending between 3 & 9 months - Adults	3,942	7,576	52.0%	52.9%	52.6%	50.3%
% of FP17s for Band 1 Urgent Courses	630	9,397	6.7%	7.4%	9.1%	9.1%
% of FP17s Relating to Free Repair or Replacements	116	9,397	1.2%	1.2%	1.0%	0.8%
% of FP17s Relating to Continuations	222	9,397	2.4%	1.3%	1.2%	1.0%
% of Patients satisfied with the dentistry they have received	17	18	94.4%	92.4%	91.6%	91.5%
% of Patients satisfied with the time they had to wait for an appointment	17	18	94.4%	88.5%	88.3%	87.9%

\* This is based on patients treated on this contract for their most recent course of treatment. Figures in italics indicate the base number of FP17s or Patient Questionnaire responses are less than 100. N/A is shown where the base number of responses is less than 10 during the period. % is calculated as Quantity/Base number\*100

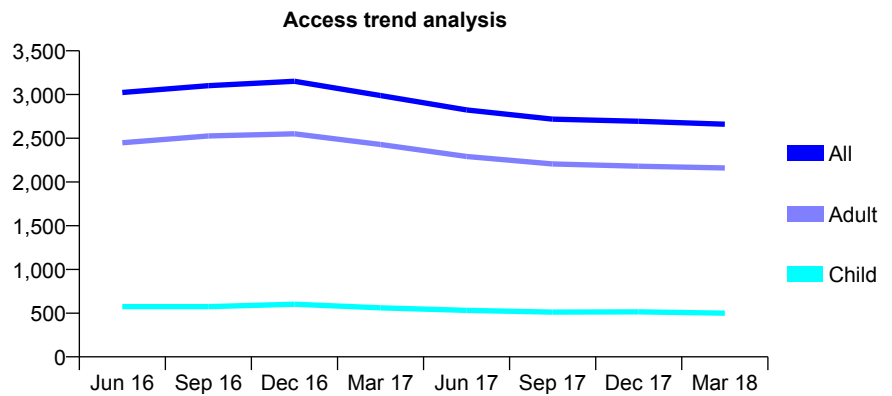
## Q51 - Vital Signs At a Glance Contract Report for 142352/0001 - March 2018

Name or company name	Pawson Dental Partnership
Contract type name	GDS Contract
Purpose of contract	General
Contract start date	01/12/2014
Contract end date	

17/18 Contracted general activity (UDA)	10,000
Carry forward general activity (UDA)	-2
17/18 Contracted orthodontic activity (UOA)	0
Carry forward orthodontic activity (UOA)	0
Baseline contract value	£229,418.73

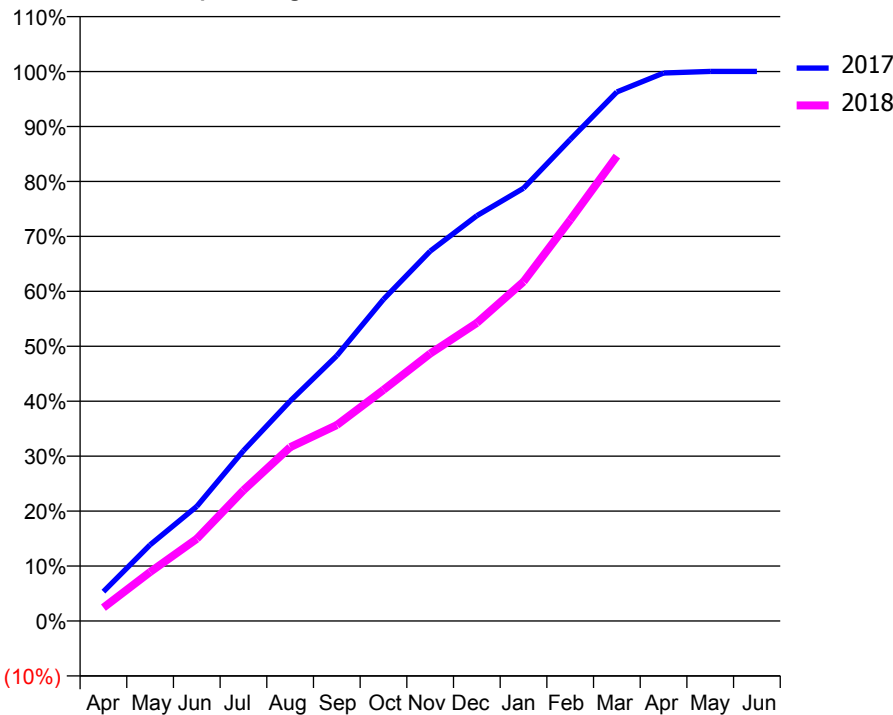
### ACCESS\*

Patients seen in 24 months	Total	Change since previous quarter
Quarter ending March 2017	2,988	
Quarter ending June 2017	2,823	↓
Quarter ending September 2017	2,718	↓
Quarter ending December 2017	2,694	→
Quarter ending March 2018	2,660	↓
<b>Variance since March 2017</b>	<b>(11.0%)</b>	<b>↓</b>



### ACTIVITY

Cumulative percentage of contracted UDA delivered 2017 & 2018



Month	Adjusted Scheduled Activity (UDA)	
	2017	2018
April	535	245
May	1,387	892
June	2,086	1,496
July	3,100	2,379
August	4,003	3,163
September	4,828	3,566
October	5,855	4,206
November	6,730	4,866
December	7,375	5,424
January	7,875	6,175
February	8,762	7,298
March	9,627	8,461
April	9,972	
May	10,002	
June	10,002	

### QUALITY

	Quantity	Base Number	Contract	AT	Region	England
% of FP17s for the same patient ID Re-attending within 3 months - Children	56	783	7.2%	9.7%	12.8%	11.9%
% of FP17s for the same patient ID Re-attending within 3 months - Adults	456	3,321	13.7%	14.3%	16.5%	16.0%
% of FP17s for the same patient ID Re-attending between 3 & 9 months - Children	499	783	63.7%	59.1%	59.7%	58.3%
% of FP17s for the same patient ID Re-attending between 3 & 9 months - Adults	2,111	3,321	63.6%	52.9%	52.6%	50.3%
% of FP17s for Band 1 Urgent Courses	225	3,920	5.7%	7.4%	9.1%	9.1%
% of FP17s Relating to Free Repair or Replacements	130	3,920	3.3%	1.2%	1.0%	0.8%
% of FP17s Relating to Continuations	27	3,920	0.7%	1.3%	1.2%	1.0%
% of Patients satisfied with the dentistry they have received	2	2	N/A	92.4%	91.6%	91.5%
% of Patients satisfied with the time they had to wait for an appointment	2	2	N/A	88.5%	88.3%	87.9%

\* This is based on patients treated on this contract for their most recent course of treatment. Figures in italics indicate the base number of FP17s or Patient Questionnaire responses are less than 100. N/A is shown where the base number of responses is less than 10 during the period. % is calculated as Quantity/Base number\*100



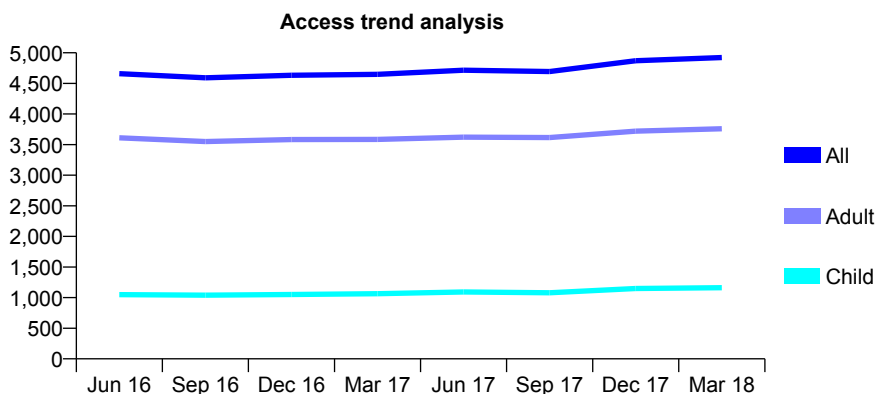
## Q51 - Vital Signs At a Glance Contract Report for 143871/0001 - March 2018

Name or company name	Sandygate Dental Practice
Contract type name	GDS Contract
Purpose of contract	General
Contract start date	01/04/2009
Contract end date	

17/18 Contracted general activity (UDA)	12,975
Carry forward general activity (UDA)	642
17/18 Contracted orthodontic activity (UOA)	0
Carry forward orthodontic activity (UOA)	0
Baseline contract value	£294,910.30

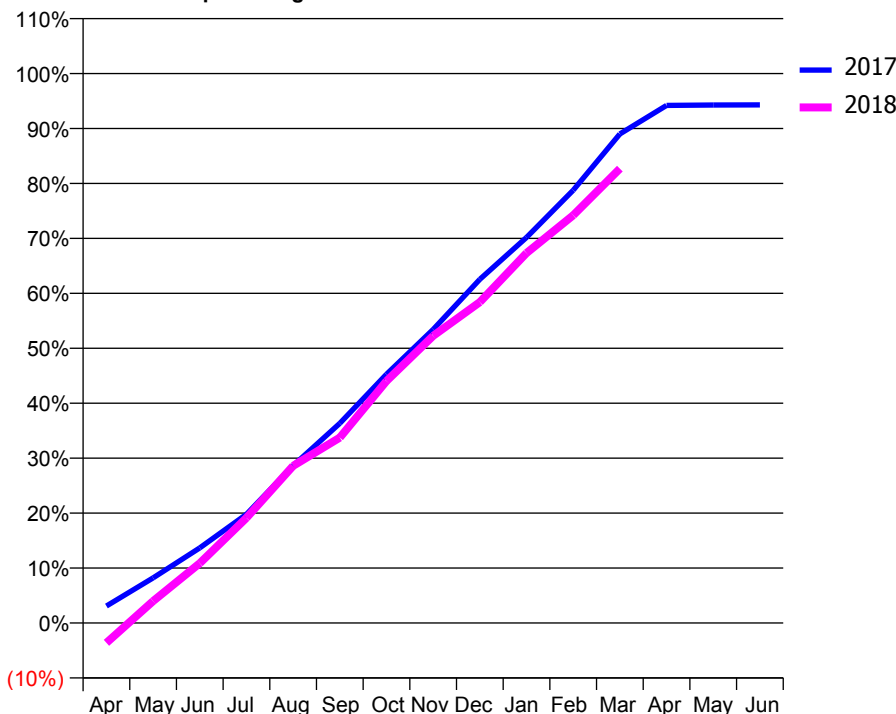
### ACCESS\*

Patients seen in 24 months	Total	Change since previous quarter
Quarter ending March 2017	4,649	
Quarter ending June 2017	4,716	→
Quarter ending September 2017	4,694	→
Quarter ending December 2017	4,870	↑
Quarter ending March 2018	4,922	→
<b>Variance since March 2017</b>	<b>5.9%</b>	<b>↑</b>



### ACTIVITY

Cumulative percentage of contracted UDA delivered 2017 & 2018



Month	Adjusted Scheduled Activity (UDA)	
	2017	2018
April	401	-469
May	1,065	519
June	1,774	1,411
July	2,568	2,483
August	3,715	3,711
September	4,714	4,379
October	5,874	5,713
November	6,932	6,782
December	8,116	7,578
January	9,105	8,735
February	10,218	9,628
March	11,547	10,729
April	12,222	
May	12,232	
June	12,233	

### QUALITY

	Quantity	Base Number	Contract	AT	Region	England
% of FP17s for the same patient ID Re-attending within 3 months - Children	120	2,033	5.9%	9.7%	12.8%	11.9%
% of FP17s for the same patient ID Re-attending within 3 months - Adults	666	5,724	11.6%	14.3%	16.5%	16.0%
% of FP17s for the same patient ID Re-attending between 3 & 9 months - Children	1,528	2,033	75.2%	59.1%	59.7%	58.3%
% of FP17s for the same patient ID Re-attending between 3 & 9 months - Adults	3,372	5,724	58.9%	52.9%	52.6%	50.3%
% of FP17s for Band 1 Urgent Courses	292	6,779	4.3%	7.4%	9.1%	9.1%
% of FP17s Relating to Free Repair or Replacements	52	6,779	0.8%	1.2%	1.0%	0.8%
% of FP17s Relating to Continuations	35	6,779	0.5%	1.3%	1.2%	1.0%
% of Patients satisfied with the dentistry they have received	3	3	N/A	92.4%	91.6%	91.5%
% of Patients satisfied with the time they had to wait for an appointment	1	3	N/A	88.5%	88.3%	87.9%

\* This is based on patients treated on this contract for their most recent course of treatment. Figures in italics indicate the base number of FP17s or Patient Questionnaire responses are less than 100. N/A is shown where the base number of responses is less than 10 during the period. % is calculated as Quantity/Base number\*100

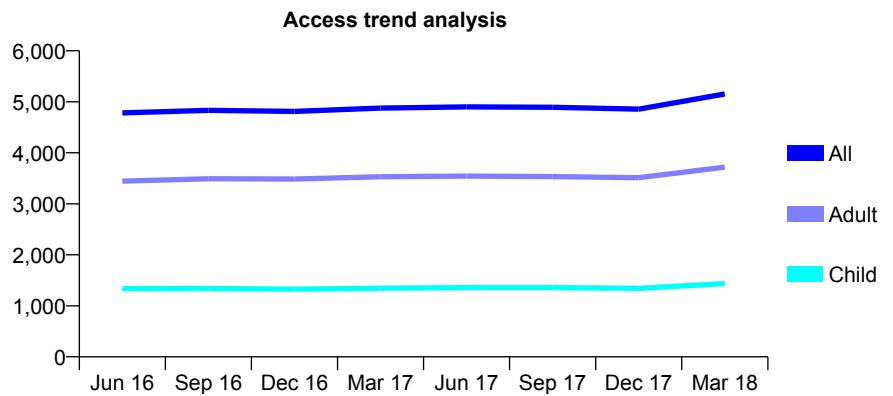
## Q51 - Vital Signs At a Glance Contract Report for 144118/0001 - March 2018

Name or company name	Ecclesfield Dental
Contract type name	GDS Contract
Purpose of contract	General
Contract start date	01/04/2010
Contract end date	

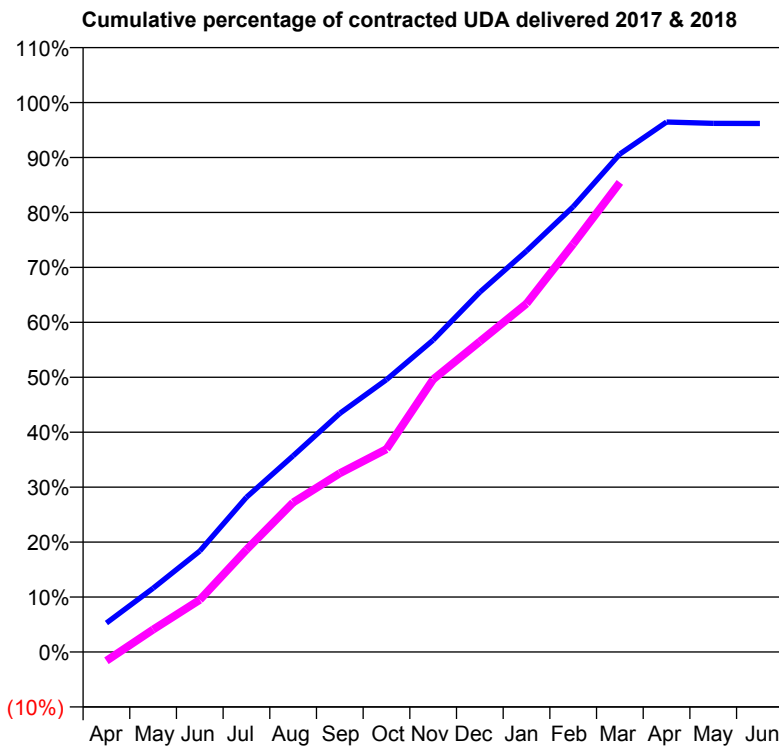
17/18 Contracted general activity (UDA)	15,500
Carry forward general activity (UDA)	541
17/18 Contracted orthodontic activity (UOA)	0
Carry forward orthodontic activity (UOA)	0
Baseline contract value	£490,931.99

### ACCESS\*

Patients seen in 24 months	Total	Change since previous quarter
Quarter ending March 2017	4,876	
Quarter ending June 2017	4,901	→
Quarter ending September 2017	4,892	→
Quarter ending December 2017	4,855	→
Quarter ending March 2018	5,155	↑
<b>Variance since March 2017</b>	<b>5.7%</b>	<b>↑</b>



### ACTIVITY



Month	Adjusted Scheduled Activity (UDA)	
	2017	2018
April	818	-249
May	1,801	636
June	2,848	1,471
July	4,365	2,886
August	5,536	4,219
September	6,729	5,043
October	7,681	5,723
November	8,801	7,692
December	10,151	8,759
January	11,313	9,827
February	12,562	11,508
March	14,047	13,246
April	14,948	
May	14,911	
June	14,908	

### QUALITY

	Quantity	Base Number	Contract	AT	Region	England
% of FP17s for the same patient ID Re-attending within 3 months - Children	174	2,436	7.1%	9.7%	12.8%	11.9%
% of FP17s for the same patient ID Re-attending within 3 months - Adults	810	5,681	14.3%	14.3%	16.5%	16.0%
% of FP17s for the same patient ID Re-attending between 3 & 9 months - Children	1,628	2,436	66.8%	59.1%	59.7%	58.3%
% of FP17s for the same patient ID Re-attending between 3 & 9 months - Adults	3,410	5,681	60.0%	52.9%	52.6%	50.3%
% of FP17s for Band 1 Urgent Courses	583	7,738	7.5%	7.4%	9.1%	9.1%
% of FP17s Relating to Free Repair or Replacements	63	7,738	0.8%	1.2%	1.0%	0.8%
% of FP17s Relating to Continuations	58	7,738	0.7%	1.3%	1.2%	1.0%
% of Patients satisfied with the dentistry they have received	6	7	N/A	92.4%	91.6%	91.5%
% of Patients satisfied with the time they had to wait for an appointment	7	7	N/A	88.5%	88.3%	87.9%

\* This is based on patients treated on this contract for their most recent course of treatment. Figures in italics indicate the base number of FP17s or Patient Questionnaire responses are less than 100. N/A is shown where the base number of responses is less than 10 during the period. % is calculated as Quantity/Base number\*100

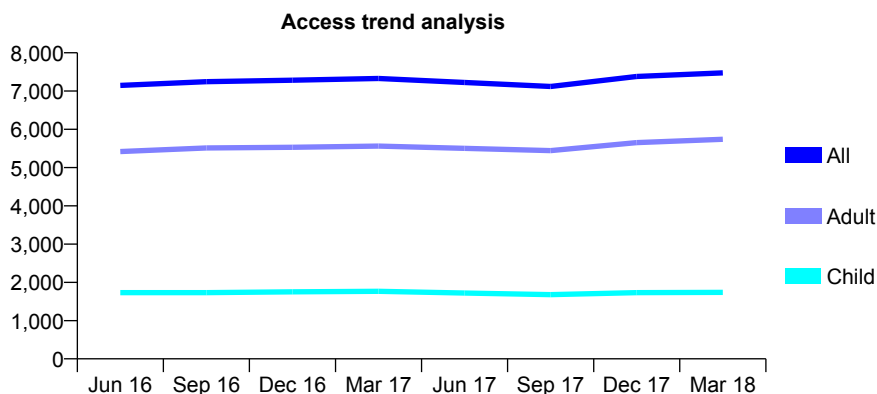
## Q51 - Vital Signs At a Glance Contract Report for 144959/0001 - March 2018

Name or company name	Kaye and Rafferty Ltd
Contract type name	GDS Contract
Purpose of contract	General and Orthodontic
Contract start date	01/07/2014
Contract end date	

17/18 Contracted general activity (UDA)	21,500
Carry forward general activity (UDA)	0
17/18 Contracted orthodontic activity (UOA)	2,249
Carry forward orthodontic activity (UOA)	-45
Baseline contract value	£714,315.27

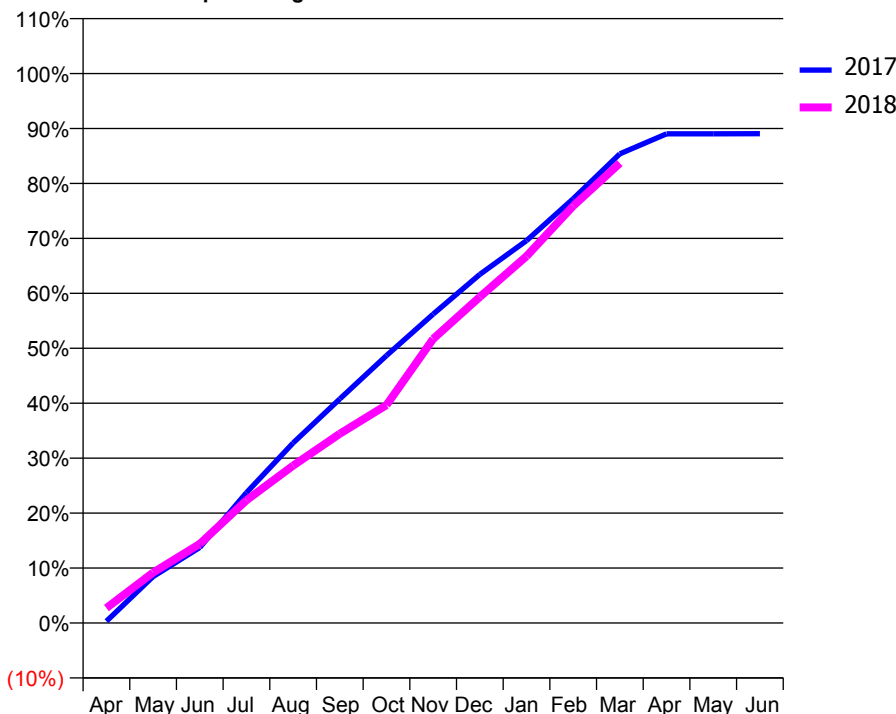
### ACCESS\*

Patients seen in 24 months	Total	Change since previous quarter
Quarter ending March 2017	7,328	
Quarter ending June 2017	7,225	↓
Quarter ending September 2017	7,120	↓
Quarter ending December 2017	7,381	↑
Quarter ending March 2018	7,476	→
<b>Variance since March 2017</b>	<b>2.0%</b>	<b>↑</b>



### ACTIVITY

Cumulative percentage of contracted UDA delivered 2017 & 2018



Month	Adjusted Scheduled Activity (UDA)	
	2017	2018
April	70	586
May	1,817	1,974
June	2,954	3,097
July	5,100	4,803
August	7,044	6,159
September	8,768	7,408
October	10,463	8,529
November	12,085	11,115
December	13,639	12,760
January	14,959	14,351
February	16,597	16,318
March	18,356	17,994
April	19,139	
May	19,142	
June	19,144	

### QUALITY

	Quantity	Base Number	Contract	AT	Region	England
% of FP17s for the same patient ID Re-attending within 3 months - Children	250	2,843	8.8%	9.7%	12.8%	11.9%
% of FP17s for the same patient ID Re-attending within 3 months - Adults	967	8,039	12.0%	14.3%	16.5%	16.0%
% of FP17s for the same patient ID Re-attending between 3 & 9 months - Children	1,708	2,843	60.1%	59.1%	59.7%	58.3%
% of FP17s for the same patient ID Re-attending between 3 & 9 months - Adults	4,512	8,039	56.1%	52.9%	52.6%	50.3%
% of FP17s for Band 1 Urgent Courses	665	10,270	6.5%	7.4%	9.1%	9.1%
% of FP17s Relating to Free Repair or Replacements	55	10,270	0.5%	1.2%	1.0%	0.8%
% of FP17s Relating to Continuations	123	10,270	1.2%	1.3%	1.2%	1.0%
% of Patients satisfied with the dentistry they have received	18	18	100.0%	92.4%	91.6%	91.5%
% of Patients satisfied with the time they had to wait for an appointment	16	18	88.9%	88.5%	88.3%	87.9%

\* This is based on patients treated on this contract for their most recent course of treatment. Figures in italics indicate the base number of FP17s or Patient Questionnaire responses are less than 100. N/A is shown where the base number of responses is less than 10 during the period. % is calculated as Quantity/Base number\*100

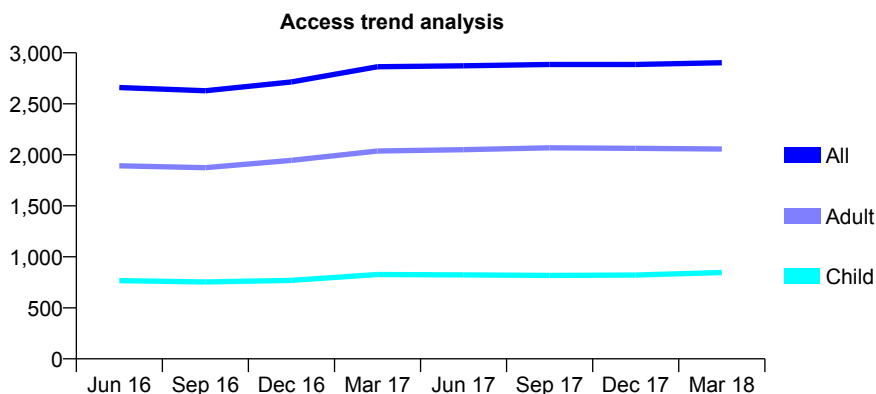
## Q51 - Vital Signs At a Glance Contract Report for 145130/0001 - March 2018

Name or company name	Wensley & Wright
Contract type name	GDS Contract
Purpose of contract	General
Contract start date	01/04/2006
Contract end date	

17/18 Contracted general activity (UDA)	8,147
Carry forward general activity (UDA)	172
17/18 Contracted orthodontic activity (UOA)	0
Carry forward orthodontic activity (UOA)	0
Baseline contract value	£257,974.68

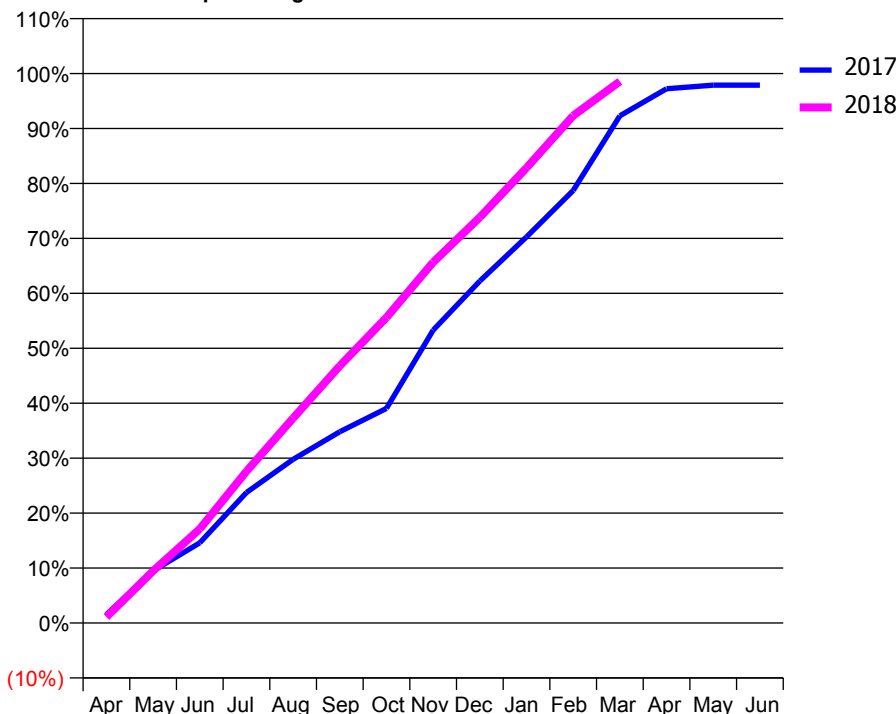
### ACCESS\*

Patients seen in 24 months	Total	Change since previous quarter
Quarter ending March 2017	2,864	
Quarter ending June 2017	2,873	→
Quarter ending September 2017	2,885	→
Quarter ending December 2017	2,885	→
Quarter ending March 2018	2,903	→
<b>Variance since March 2017</b>	<b>1.4%</b>	<b>→</b>



### ACTIVITY

Cumulative percentage of contracted UDA delivered 2017 & 2018



Month	Adjusted Scheduled Activity (UDA)	
	2017	2018
April	126	90
May	774	773
June	1,189	1,394
July	1,934	2,249
August	2,426	3,038
September	2,837	3,814
October	3,181	4,529
November	4,342	5,349
December	5,069	6,015
January	5,724	6,749
February	6,412	7,521
March	7,520	8,030
April	7,920	
May	7,974	
June	7,975	

### QUALITY

	Quantity	Base Number	Contract	AT	Region	England
% of FP17s for the same patient ID Re-attending within 3 months - Children	59	1,033	5.7%	9.7%	12.8%	11.9%
% of FP17s for the same patient ID Re-attending within 3 months - Adults	355	2,587	13.7%	14.3%	16.5%	16.0%
% of FP17s for the same patient ID Re-attending between 3 & 9 months - Children	516	1,033	50.0%	59.1%	59.7%	58.3%
% of FP17s for the same patient ID Re-attending between 3 & 9 months - Adults	1,275	2,587	49.3%	52.9%	52.6%	50.3%
% of FP17s for Band 1 Urgent Courses	247	3,422	7.2%	7.4%	9.1%	9.1%
% of FP17s Relating to Free Repair or Replacements	27	3,422	0.8%	1.2%	1.0%	0.8%
% of FP17s Relating to Continuations	74	3,422	2.2%	1.3%	1.2%	1.0%
% of Patients satisfied with the dentistry they have received	1	1	N/A	92.4%	91.6%	91.5%
% of Patients satisfied with the time they had to wait for an appointment	0	1	N/A	88.5%	88.3%	87.9%

\* This is based on patients treated on this contract for their most recent course of treatment. Figures in italics indicate the base number of FP17s or Patient Questionnaire responses are less than 100. N/A is shown where the base number of responses is less than 10 during the period. % is calculated as Quantity/Base number\*100

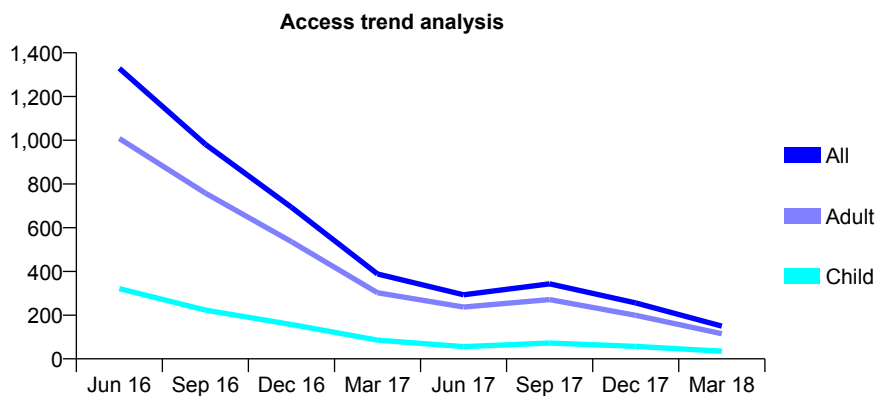
## Q51 - Vital Signs At a Glance Contract Report for 145130/0002 - March 2018

Name or company name	Wensley & Wright
Contract type name	GDS Contract
Purpose of contract	General
Contract start date	01/04/2006
Contract end date	01/04/2017

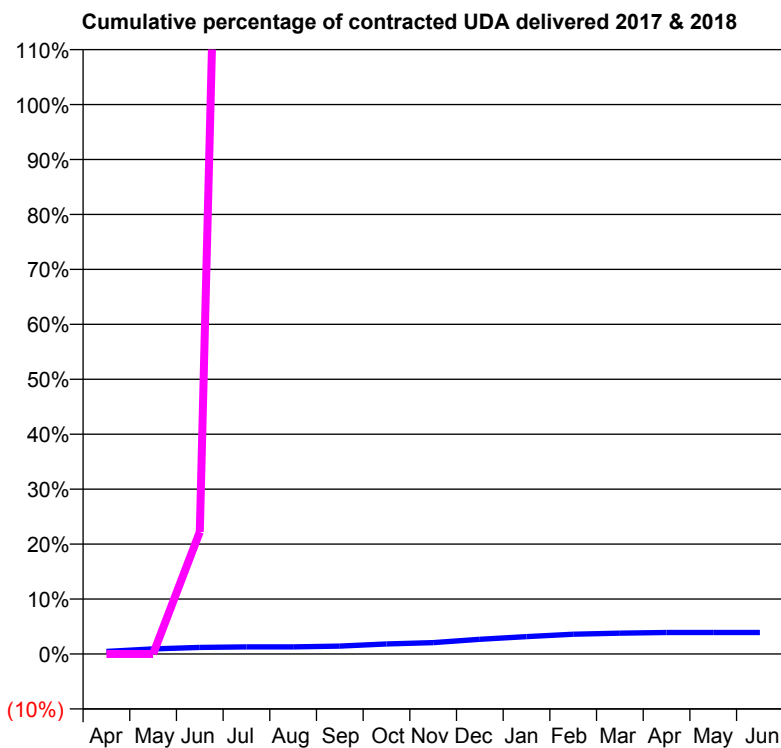
17/18 Contracted general activity (UDA)	9
Carry forward general activity (UDA)	0
17/18 Contracted orthodontic activity (UOA)	0
Carry forward orthodontic activity (UOA)	0
Baseline contract value	£262.21

### ACCESS\*

Patients seen in 24 months	Total	Change since previous quarter
Quarter ending March 2017	388	
Quarter ending June 2017	293	↓
Quarter ending September 2017	343	↑
Quarter ending December 2017	256	↓
Quarter ending March 2018	150	↓
<b>Variance since March 2017</b>	<b>(61.3%)</b>	<b>↓</b>



### ACTIVITY



Month	Adjusted Scheduled Activity (UDA)	
	2017	2018
April	16	0
May	31	0
June	40	2
July	43	32
August	43	137
September	48	206
October	61	251
November	69	276
December	89	306
January	105	316
February	120	328
March	126	328
April	130	
May	130	
June	130	

### QUALITY

	Quantity	Base Number	Contract	AT	Region	England
% of FP17s for the same patient ID Re-attending within 3 months - Children	0	45	0.0%	9.7%	12.8%	11.9%
% of FP17s for the same patient ID Re-attending within 3 months - Adults	5	154	3.2%	14.3%	16.5%	16.0%
% of FP17s for the same patient ID Re-attending between 3 & 9 months - Children	5	45	11.1%	59.1%	59.7%	58.3%
% of FP17s for the same patient ID Re-attending between 3 & 9 months - Adults	5	154	3.2%	52.9%	52.6%	50.3%
% of FP17s for Band 1 Urgent Courses	30	197	15.2%	7.4%	9.1%	9.1%
% of FP17s Relating to Free Repair or Replacements	0	197	0.0%	1.2%	1.0%	0.8%
% of FP17s Relating to Continuations	0	197	0.0%	1.3%	1.2%	1.0%
% of Patients satisfied with the dentistry they have received	0	0	N/A	92.4%	91.6%	91.5%
% of Patients satisfied with the time they had to wait for an appointment	0	0	N/A	88.5%	88.3%	87.9%

\* This is based on patients treated on this contract for their most recent course of treatment. Figures in italics indicate the base number of FP17s or Patient Questionnaire responses are less than 100. N/A is shown where the base number of responses is less than 10 during the period. % is calculated as Quantity/Base number\*100

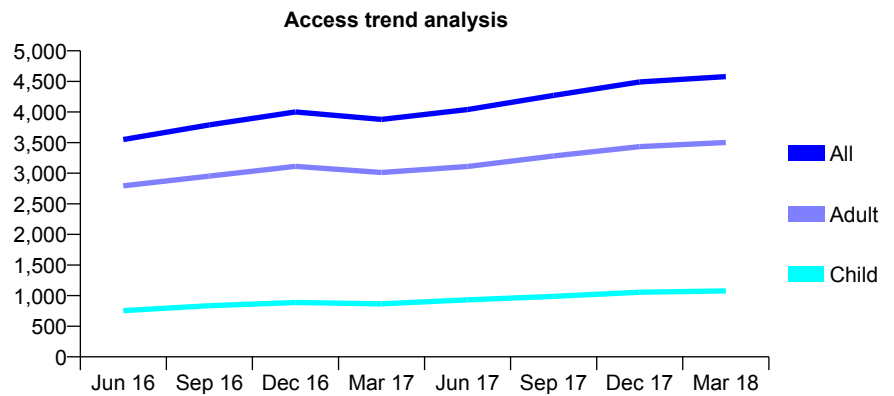
## Q51 - Vital Signs At a Glance Contract Report for 146439/0001 - March 2018

Name or company name	Premier Dental Ltd
Contract type name	GDS Contract
Purpose of contract	General
Contract start date	24/02/2011
Contract end date	

17/18 Contracted general activity (UDA)	15,304
Carry forward general activity (UDA)	2
17/18 Contracted orthodontic activity (UOA)	0
Carry forward orthodontic activity (UOA)	0
Baseline contract value	£466,725.27

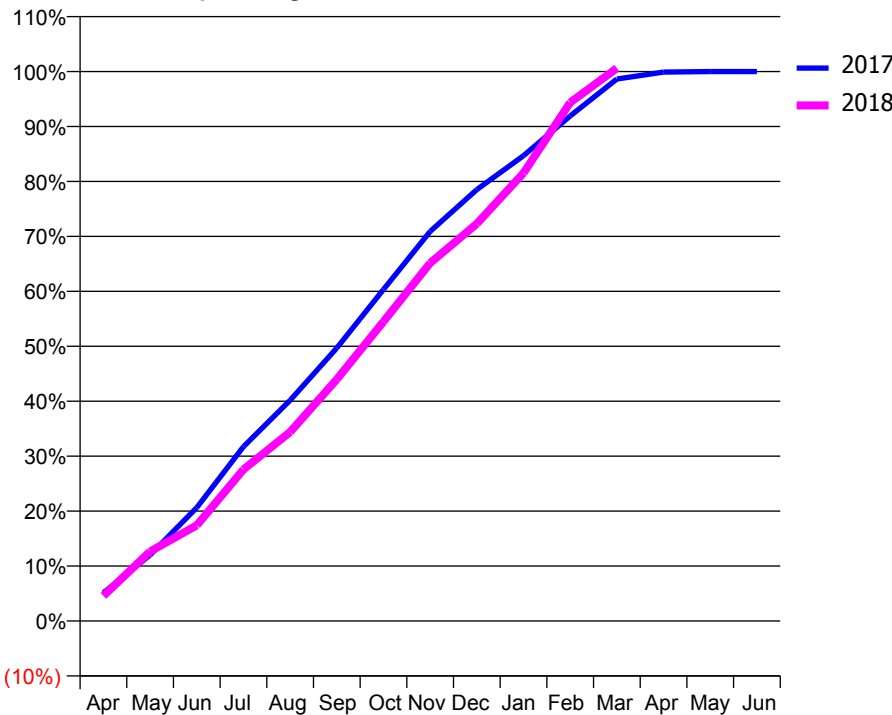
### ACCESS\*

Patients seen in 24 months	Total	Change since previous quarter
Quarter ending March 2017	3,879	
Quarter ending June 2017	4,041	↑
Quarter ending September 2017	4,272	↑
Quarter ending December 2017	4,491	↑
Quarter ending March 2018	4,579	→
<b>Variance since March 2017</b>	<b>18.0%</b>	<b>↑</b>



### ACTIVITY

Cumulative percentage of contracted UDA delivered 2017 & 2018



Month	Adjusted Scheduled Activity (UDA)	
	2017	2018
April	787	699
May	1,841	1,939
June	3,158	2,664
July	4,854	4,219
August	6,148	5,264
September	7,605	6,730
October	9,235	8,341
November	10,851	9,968
December	12,015	11,066
January	12,960	12,478
February	14,068	14,441
March	15,095	15,394
April	15,289	
May	15,302	
June	15,302	

### QUALITY

	Quantity	Base Number	Contract	AT	Region	England
% of FP17s for the same patient ID Re-attending within 3 months - Children	74	1,378	5.4%	9.7%	12.8%	11.9%
% of FP17s for the same patient ID Re-attending within 3 months - Adults	593	4,621	12.8%	14.3%	16.5%	16.0%
% of FP17s for the same patient ID Re-attending between 3 & 9 months - Children	630	1,378	45.7%	59.1%	59.7%	58.3%
% of FP17s for the same patient ID Re-attending between 3 & 9 months - Adults	2,200	4,621	47.6%	52.9%	52.6%	50.3%
% of FP17s for Band 1 Urgent Courses	295	5,921	5.0%	7.4%	9.1%	9.1%
% of FP17s Relating to Free Repair or Replacements	73	5,921	1.2%	1.2%	1.0%	0.8%
% of FP17s Relating to Continuations	155	5,921	2.6%	1.3%	1.2%	1.0%
% of Patients satisfied with the dentistry they have received	8	9	N/A	92.4%	91.6%	91.5%
% of Patients satisfied with the time they had to wait for an appointment	9	9	N/A	88.5%	88.3%	87.9%

\* This is based on patients treated on this contract for their most recent course of treatment. Figures in italics indicate the base number of FP17s or Patient Questionnaire responses are less than 100. N/A is shown where the base number of responses is less than 10 during the period. % is calculated as Quantity/Base number\*100

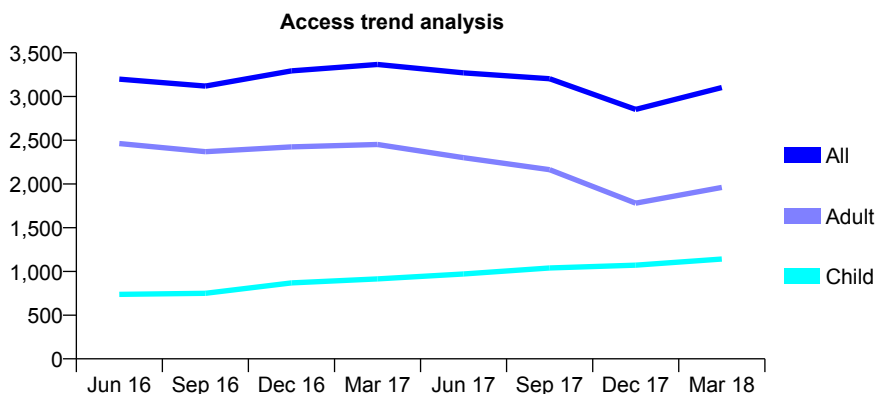
## Q51 - Vital Signs At a Glance Contract Report for 147397/0001 - March 2018

Name or company name	Hillsborough Family Dental Centre
Contract type name	GDS Contract
Purpose of contract	General
Contract start date	01/04/2012
Contract end date	

17/18 Contracted general activity (UDA)	8,664
Carry forward general activity (UDA)	151
17/18 Contracted orthodontic activity (UOA)	0
Carry forward orthodontic activity (UOA)	0
Baseline contract value	£237,198.99

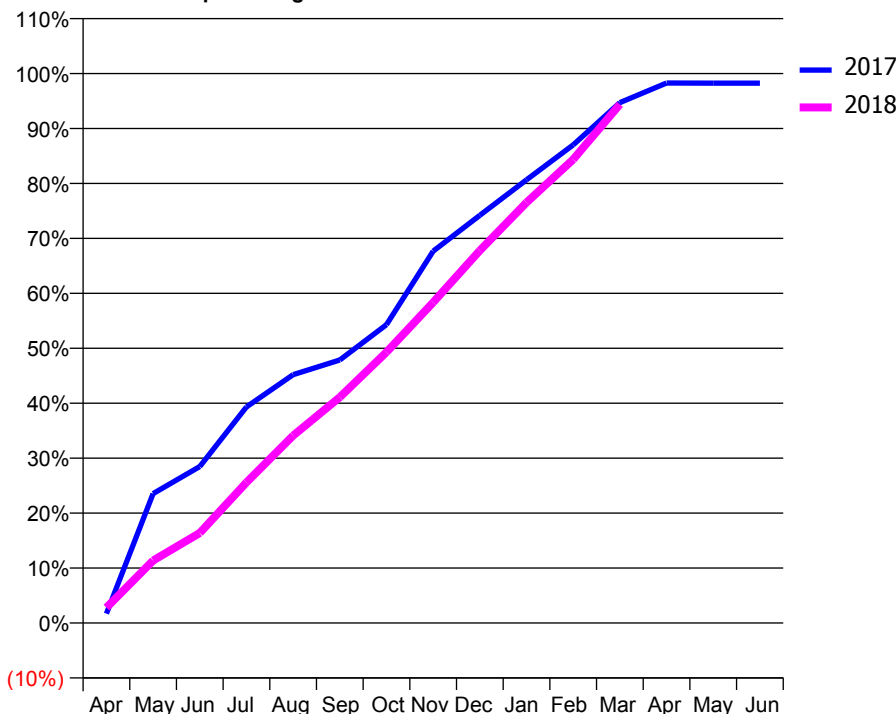
### ACCESS\*

Patients seen in 24 months	Total	Change since previous quarter
Quarter ending March 2017	3,366	
Quarter ending June 2017	3,271	↓
Quarter ending September 2017	3,204	↓
Quarter ending December 2017	2,852	↓
Quarter ending March 2018	3,102	↑
<b>Variance since March 2017</b>	<b>(7.8%)</b>	<b>↓</b>



### ACTIVITY

Cumulative percentage of contracted UDA delivered 2017 & 2018



Month	Adjusted Scheduled Activity (UDA)	
	2017	2018
April	149	243
May	2,041	986
June	2,468	1,420
July	3,408	2,217
August	3,915	2,956
September	4,148	3,561
October	4,704	4,272
November	5,864	5,056
December	6,428	5,874
January	6,988	6,630
February	7,539	7,310
March	8,204	8,178
April	8,515	
May	8,513	
June	8,513	

### QUALITY

	Quantity	Base Number	Contract	AT	Region	England
% of FP17s for the same patient ID Re-attending within 3 months - Children	77	1,430	5.4%	9.7%	12.8%	11.9%
% of FP17s for the same patient ID Re-attending within 3 months - Adults	242	2,011	12.0%	14.3%	16.5%	16.0%
% of FP17s for the same patient ID Re-attending between 3 & 9 months - Children	786	1,430	55.0%	59.1%	59.7%	58.3%
% of FP17s for the same patient ID Re-attending between 3 & 9 months - Adults	805	2,011	40.0%	52.9%	52.6%	50.3%
% of FP17s for Band 1 Urgent Courses	120	3,309	3.6%	7.4%	9.1%	9.1%
% of FP17s Relating to Free Repair or Replacements	13	3,309	0.4%	1.2%	1.0%	0.8%
% of FP17s Relating to Continuations	84	3,309	2.5%	1.3%	1.2%	1.0%
% of Patients satisfied with the dentistry they have received	2	2	N/A	92.4%	91.6%	91.5%
% of Patients satisfied with the time they had to wait for an appointment	2	2	N/A	88.5%	88.3%	87.9%

\* This is based on patients treated on this contract for their most recent course of treatment. Figures in italics indicate the base number of FP17s or Patient Questionnaire responses are less than 100. N/A is shown where the base number of responses is less than 10 during the period. % is calculated as Quantity/Base number\*100

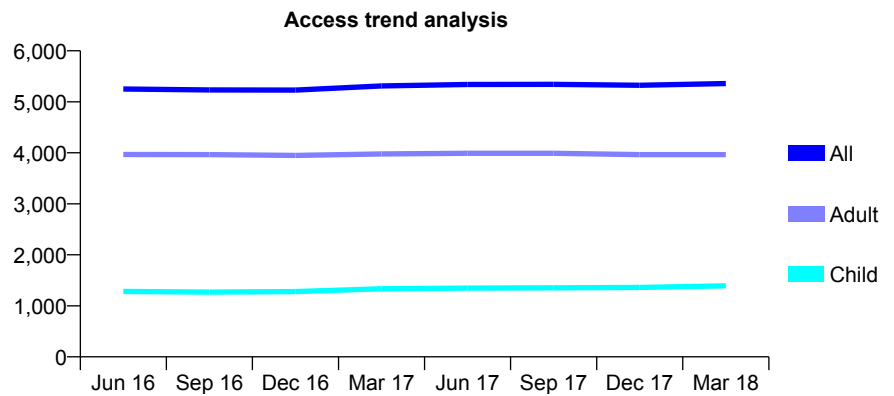
## Q51 - Vital Signs At a Glance Contract Report for 147583/0001 - March 2018

Name or company name	Prime Dental Care Limited
Contract type name	GDS Contract
Purpose of contract	General
Contract start date	02/08/2010
Contract end date	

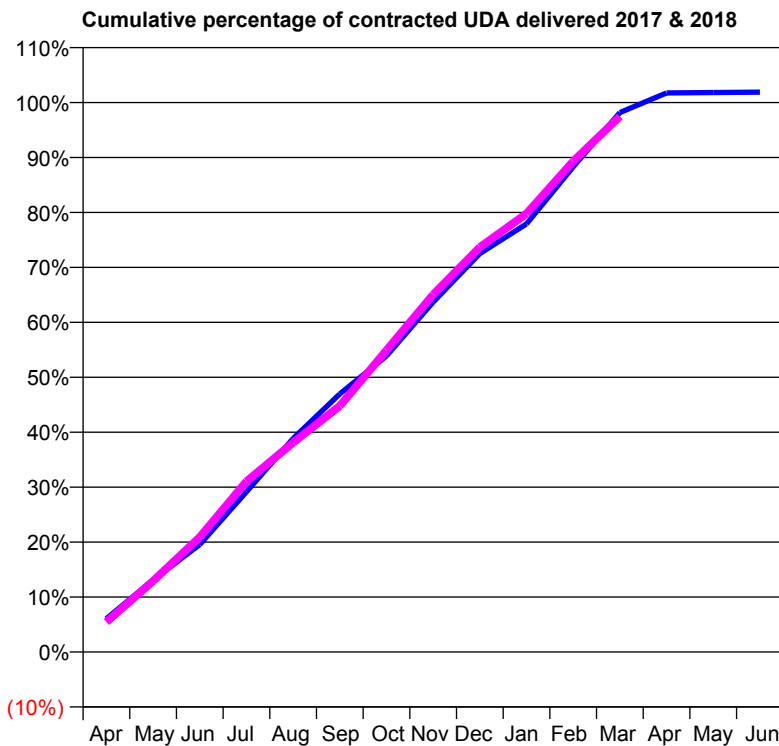
17/18 Contracted general activity (UDA)	13,805
Carry forward general activity (UDA)	-261
17/18 Contracted orthodontic activity (UOA)	0
Carry forward orthodontic activity (UOA)	0
Baseline contract value	£423,373.08

### ACCESS\*

Patients seen in 24 months	Total	Change since previous quarter
Quarter ending March 2017	5,312	
Quarter ending June 2017	5,339	→
Quarter ending September 2017	5,343	→
Quarter ending December 2017	5,325	→
Quarter ending March 2018	5,358	→
<b>Variance since March 2017</b>	<b>0.9%</b>	<b>→</b>



### ACTIVITY



Month	Adjusted Scheduled Activity (UDA)	
	2017	2018
April	839	754
May	1,811	1,782
June	2,701	2,886
July	4,027	4,286
August	5,365	5,263
September	6,484	6,181
October	7,440	7,580
November	8,793	8,981
December	10,013	10,170
January	10,757	11,013
February	12,188	12,327
March	13,552	13,456
April	14,044	
May	14,054	
June	14,066	

### QUALITY

	Quantity	Base Number	Contract	AT	Region	England
% of FP17s for the same patient ID Re-attending within 3 months - Children	118	1,841	6.4%	9.7%	12.8%	11.9%
% of FP17s for the same patient ID Re-attending within 3 months - Adults	757	5,567	13.6%	14.3%	16.5%	16.0%
% of FP17s for the same patient ID Re-attending between 3 & 9 months - Children	843	1,841	45.8%	59.1%	59.7%	58.3%
% of FP17s for the same patient ID Re-attending between 3 & 9 months - Adults	2,706	5,567	48.6%	52.9%	52.6%	50.3%
% of FP17s for Band 1 Urgent Courses	256	6,382	4.0%	7.4%	9.1%	9.1%
% of FP17s Relating to Free Repair or Replacements	131	6,382	2.1%	1.2%	1.0%	0.8%
% of FP17s Relating to Continuations	56	6,382	0.9%	1.3%	1.2%	1.0%
% of Patients satisfied with the dentistry they have received	5	6	N/A	92.4%	91.6%	91.5%
% of Patients satisfied with the time they had to wait for an appointment	5	6	N/A	88.5%	88.3%	87.9%

\* This is based on patients treated on this contract for their most recent course of treatment. Figures in italics indicate the base number of FP17s or Patient Questionnaire responses are less than 100. N/A is shown where the base number of responses is less than 10 during the period. % is calculated as Quantity/Base number\*100



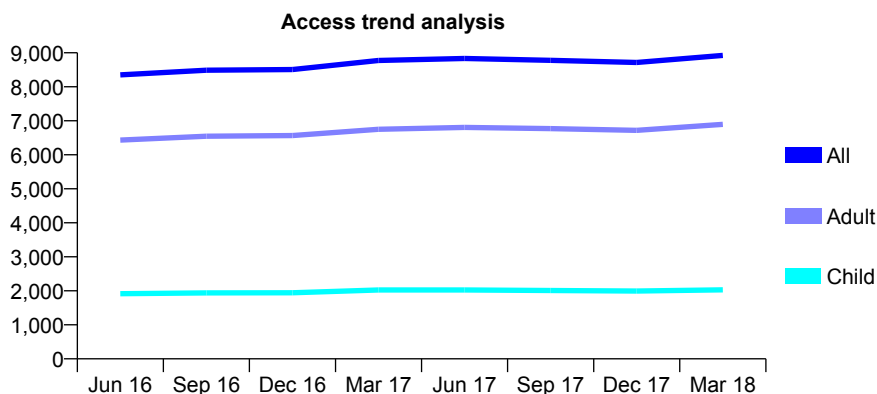
## Q51 - Vital Signs At a Glance Contract Report for 149896/0001 - March 2018

Name or company name	Handsworth Dental Care
Contract type name	GDS Contract
Purpose of contract	General
Contract start date	30/10/2009
Contract end date	

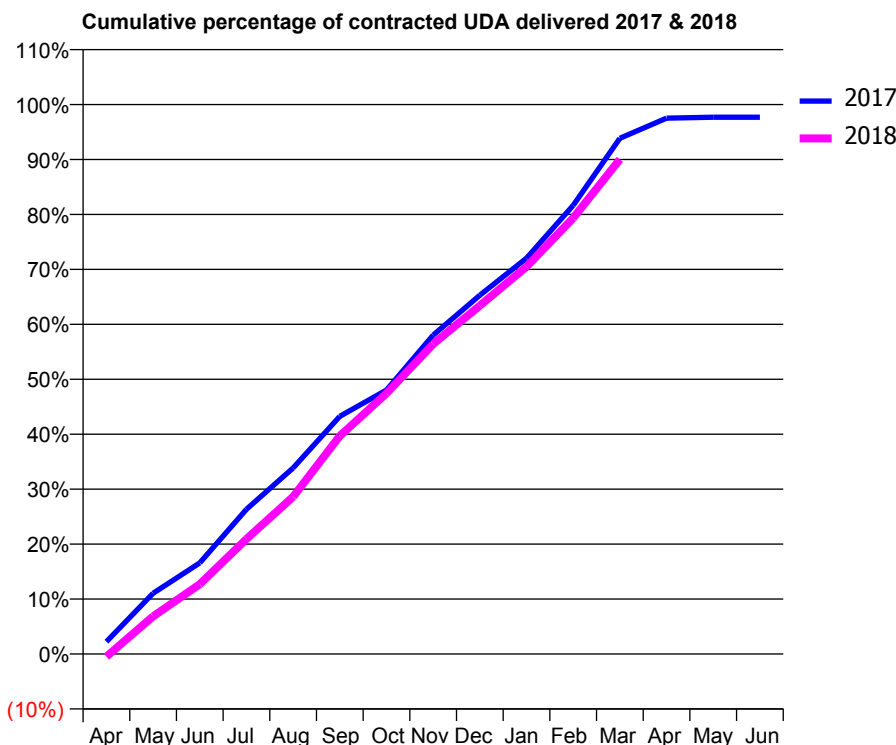
17/18 Contracted general activity (UDA)	25,095
Carry forward general activity (UDA)	583
17/18 Contracted orthodontic activity (UOA)	0
Carry forward orthodontic activity (UOA)	0
Baseline contract value	£600,241.41

### ACCESS\*

Patients seen in 24 months	Total	Change since previous quarter
Quarter ending March 2017	8,776	
Quarter ending June 2017	8,832	→
Quarter ending September 2017	8,780	→
Quarter ending December 2017	8,715	→
Quarter ending March 2018	8,923	↑
<b>Variance since March 2017</b>	<b>1.7%</b>	<b>→</b>



### ACTIVITY



Month	Adjusted Scheduled Activity (UDA)	
	2017	2018
April	562	-124
May	2,773	1,723
June	4,165	3,189
July	6,610	5,251
August	8,495	7,183
September	10,857	9,963
October	12,052	11,903
November	14,564	14,155
December	16,387	15,911
January	18,078	17,687
February	20,487	19,909
March	23,555	22,587
April	24,471	
May	24,515	
June	24,512	

### QUALITY

	Quantity	Base Number	Contract	AT	Region	England
% of FP17s for the same patient ID Re-attending within 3 months - Children	245	3,496	7.0%	9.7%	12.8%	11.9%
% of FP17s for the same patient ID Re-attending within 3 months - Adults	1,478	10,696	13.8%	14.3%	16.5%	16.0%
% of FP17s for the same patient ID Re-attending between 3 & 9 months - Children	2,495	3,496	71.4%	59.1%	59.7%	58.3%
% of FP17s for the same patient ID Re-attending between 3 & 9 months - Adults	6,437	10,696	60.2%	52.9%	52.6%	50.3%
% of FP17s for Band 1 Urgent Courses	827	12,692	6.5%	7.4%	9.1%	9.1%
% of FP17s Relating to Free Repair or Replacements	470	12,692	3.7%	1.2%	1.0%	0.8%
% of FP17s Relating to Continuations	103	12,692	0.8%	1.3%	1.2%	1.0%
% of Patients satisfied with the dentistry they have received	8	9	N/A	92.4%	91.6%	91.5%
% of Patients satisfied with the time they had to wait for an appointment	8	9	N/A	88.5%	88.3%	87.9%

\* This is based on patients treated on this contract for their most recent course of treatment. Figures in italics indicate the base number of FP17s or Patient Questionnaire responses are less than 100. N/A is shown where the base number of responses is less than 10 during the period. % is calculated as Quantity/Base number\*100

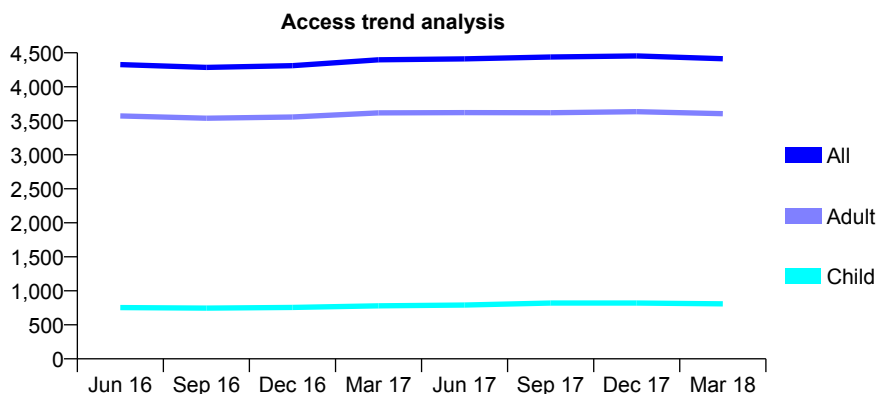
## Q51 - Vital Signs At a Glance Contract Report for 150444/0001 - March 2018

Name or company name	Dore Dental Care
Contract type name	GDS Contract
Purpose of contract	General
Contract start date	01/04/2006
Contract end date	

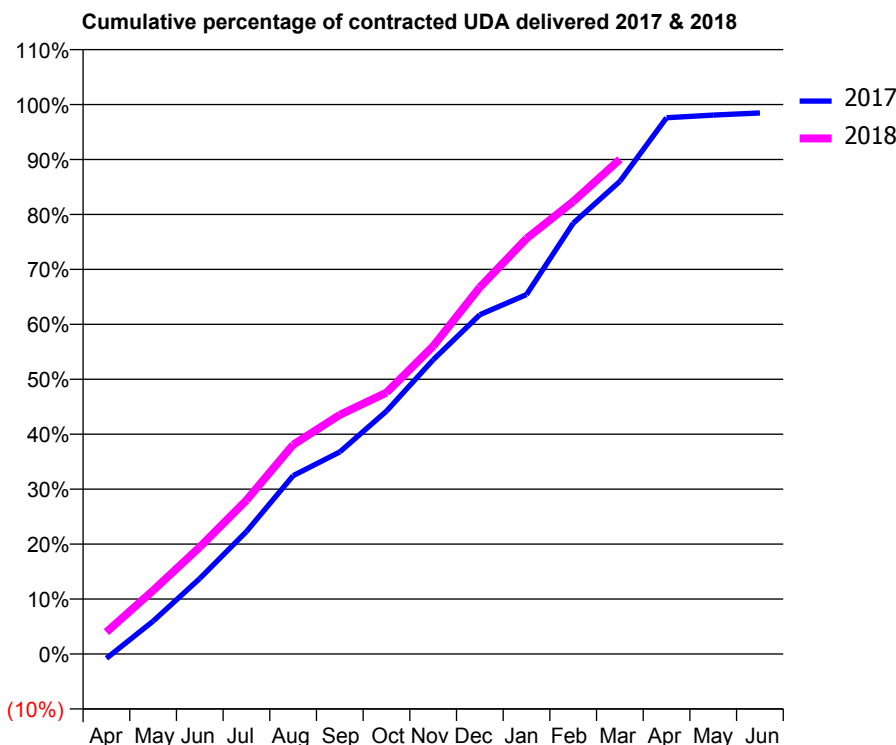
17/18 Contracted general activity (UDA)	12,151
Carry forward general activity (UDA)	-234
17/18 Contracted orthodontic activity (UOA)	0
Carry forward orthodontic activity (UOA)	0
Baseline contract value	£388,790.81

### ACCESS\*

Patients seen in 24 months	Total	Change since previous quarter
Quarter ending March 2017	4,397	
Quarter ending June 2017	4,411	→
Quarter ending September 2017	4,439	→
Quarter ending December 2017	4,454	→
Quarter ending March 2018	4,413	→
<b>Variance since March 2017</b>	<b>0.4%</b>	<b>→</b>



### ACTIVITY



Month	Adjusted Scheduled Activity (UDA)	
	2017	2018
April	-98	486
May	728	1,406
June	1,670	2,366
July	2,709	3,401
August	3,945	4,628
September	4,468	5,289
October	5,371	5,780
November	6,505	6,806
December	7,502	8,110
January	7,948	9,187
February	9,525	10,007
March	10,453	10,938
April	11,858	
May	11,918	
June	11,964	

### QUALITY

	Quantity	Base Number	Contract	AT	Region	England
% of FP17s for the same patient ID Re-attending within 3 months - Children	65	1,326	4.9%	9.7%	12.8%	11.9%
% of FP17s for the same patient ID Re-attending within 3 months - Adults	861	6,275	13.7%	14.3%	16.5%	16.0%
% of FP17s for the same patient ID Re-attending between 3 & 9 months - Children	896	1,326	67.6%	59.1%	59.7%	58.3%
% of FP17s for the same patient ID Re-attending between 3 & 9 months - Adults	4,252	6,275	67.8%	52.9%	52.6%	50.3%
% of FP17s for Band 1 Urgent Courses	340	6,784	5.0%	7.4%	9.1%	9.1%
% of FP17s Relating to Free Repair or Replacements	58	6,784	0.9%	1.2%	1.0%	0.8%
% of FP17s Relating to Continuations	156	6,784	2.3%	1.3%	1.2%	1.0%
% of Patients satisfied with the dentistry they have received	5	5	N/A	92.4%	91.6%	91.5%
% of Patients satisfied with the time they had to wait for an appointment	4	5	N/A	88.5%	88.3%	87.9%

\* This is based on patients treated on this contract for their most recent course of treatment. Figures in italics indicate the base number of FP17s or Patient Questionnaire responses are less than 100. N/A is shown where the base number of responses is less than 10 during the period. % is calculated as Quantity/Base number\*100

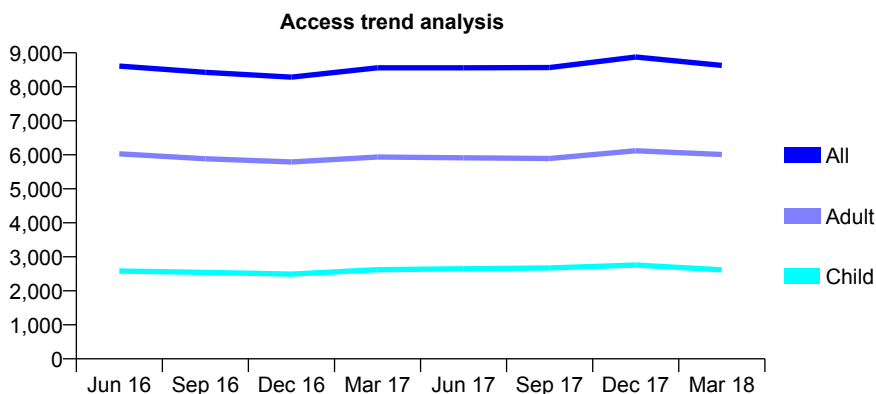
## Q51 - Vital Signs At a Glance Contract Report for 151491/0001 - March 2018

Name or company name	A2 Dental Studio
Contract type name	GDS Contract
Purpose of contract	General
Contract start date	06/06/2011
Contract end date	

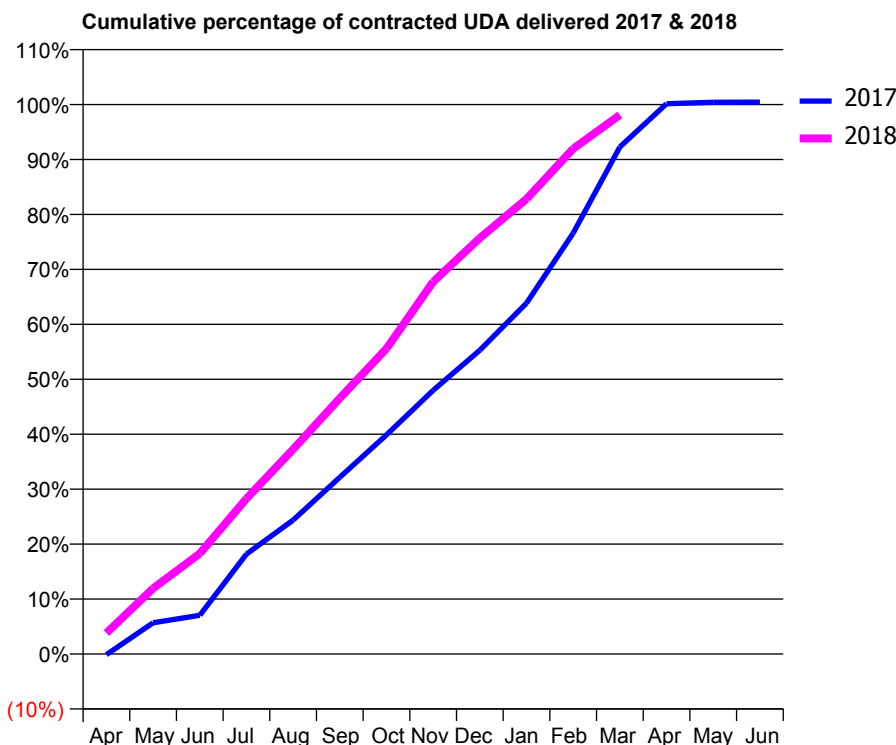
17/18 Contracted general activity (UDA)	22,823
Carry forward general activity (UDA)	-98
17/18 Contracted orthodontic activity (UOA)	0
Carry forward orthodontic activity (UOA)	0
Baseline contract value	£741,875.77

### ACCESS\*

Patients seen in 24 months	Total	Change since previous quarter
Quarter ending March 2017	8,560	
Quarter ending June 2017	8,559	→
Quarter ending September 2017	8,565	→
Quarter ending December 2017	8,878	↑
Quarter ending March 2018	8,628	↓
<b>Variance since March 2017</b>	<b>0.8%</b>	<b>→</b>



### ACTIVITY



Month	Adjusted Scheduled Activity (UDA)	
	2017	2018
April	-31	872
May	1,297	2,725
June	1,609	4,175
July	4,150	6,453
August	5,566	8,505
September	7,343	10,623
October	9,104	12,685
November	10,955	15,461
December	12,621	17,278
January	14,573	18,899
February	17,484	20,987
March	21,057	22,390
April	22,854	
May	22,914	
June	22,921	

### QUALITY

	Quantity	Base Number	Contract	AT	Region	England
% of FP17s for the same patient ID Re-attending within 3 months - Children	281	3,131	9.0%	9.7%	12.8%	11.9%
% of FP17s for the same patient ID Re-attending within 3 months - Adults	1,184	7,085	16.7%	14.3%	16.5%	16.0%
% of FP17s for the same patient ID Re-attending between 3 & 9 months - Children	1,501	3,131	47.9%	59.1%	59.7%	58.3%
% of FP17s for the same patient ID Re-attending between 3 & 9 months - Adults	3,100	7,085	43.8%	52.9%	52.6%	50.3%
% of FP17s for Band 1 Urgent Courses	844	9,036	9.3%	7.4%	9.1%	9.1%
% of FP17s Relating to Free Repair or Replacements	126	9,036	1.4%	1.2%	1.0%	0.8%
% of FP17s Relating to Continuations	166	9,036	1.8%	1.3%	1.2%	1.0%
% of Patients satisfied with the dentistry they have received	11	12	91.7%	92.4%	91.6%	91.5%
% of Patients satisfied with the time they had to wait for an appointment	12	12	100.0%	88.5%	88.3%	87.9%

\* This is based on patients treated on this contract for their most recent course of treatment. Figures in italics indicate the base number of FP17s or Patient Questionnaire responses are less than 100. N/A is shown where the base number of responses is less than 10 during the period. % is calculated as Quantity/Base number\*100

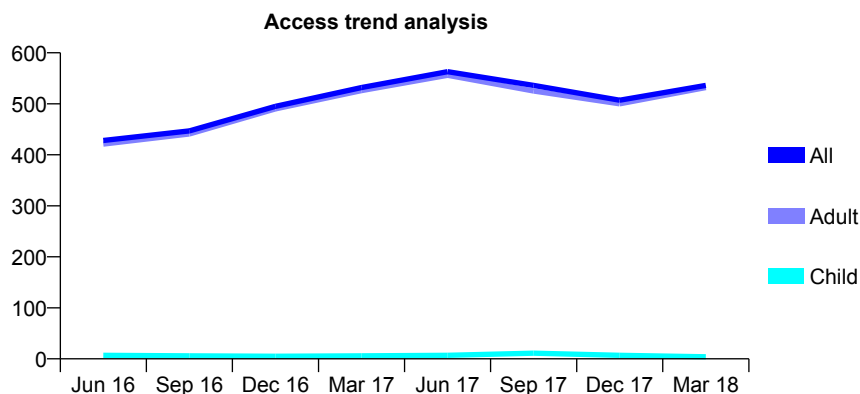
## Q51 - Vital Signs At a Glance Contract Report for 151653/0003 - March 2018

Name or company name	The Forum Practice Ltd
Contract type name	PDS Contract
Purpose of contract	General
Contract start date	01/04/2012
Contract end date	31/03/2020

17/18 Contracted general activity (UDA)	1,800
Carry forward general activity (UDA)	0
17/18 Contracted orthodontic activity (UOA)	0
Carry forward orthodontic activity (UOA)	0
Baseline contract value	£66,752.40

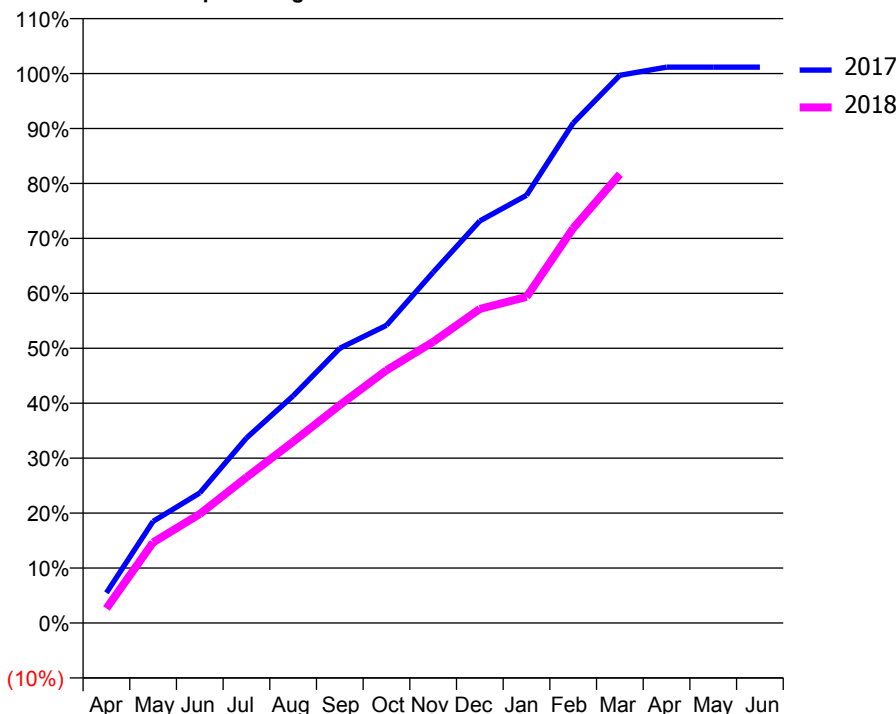
### ACCESS\*

Patients seen in 24 months	Total	Change since previous quarter
Quarter ending March 2017	532	
Quarter ending June 2017	563	↑
Quarter ending September 2017	536	↓
Quarter ending December 2017	507	↓
Quarter ending March 2018	536	↑
<b>Variance since March 2017</b>	<b>0.8%</b>	→



### ACTIVITY

Cumulative percentage of contracted UDA delivered 2017 & 2018



Month	Adjusted Scheduled Activity (UDA)	
	2017	2018
April	99	48
May	333	264
June	426	357
July	606	477
August	744	594
September	900	714
October	975	828
November	1,149	921
December	1,317	1,029
January	1,401	1,068
February	1,638	1,293
March	1,794	1,470
April	1,821	
May	1,821	
June	1,821	

### QUALITY

	Quantity	Base Number	Contract	AT	Region	England
% of FP17s for the same patient ID Re-attending within 3 months - Children	1	10	10.0%	9.7%	12.8%	11.9%
% of FP17s for the same patient ID Re-attending within 3 months - Adults	44	489	9.0%	14.3%	16.5%	16.0%
% of FP17s for the same patient ID Re-attending between 3 & 9 months - Children	1	10	10.0%	59.1%	59.7%	58.3%
% of FP17s for the same patient ID Re-attending between 3 & 9 months - Adults	1	489	0.2%	52.9%	52.6%	50.3%
% of FP17s for Band 1 Urgent Courses	0	490	0.0%	7.4%	9.1%	9.1%
% of FP17s Relating to Free Repair or Replacements	0	490	0.0%	1.2%	1.0%	0.8%
% of FP17s Relating to Continuations	0	490	0.0%	1.3%	1.2%	1.0%
% of Patients satisfied with the dentistry they have received	1	1	N/A	92.4%	91.6%	91.5%
% of Patients satisfied with the time they had to wait for an appointment	0	1	N/A	88.5%	88.3%	87.9%

\* This is based on patients treated on this contract for their most recent course of treatment. Figures in italics indicate the base number of FP17s or Patient Questionnaire responses are less than 100. N/A is shown where the base number of responses is less than 10 during the period. % is calculated as Quantity/Base number\*100

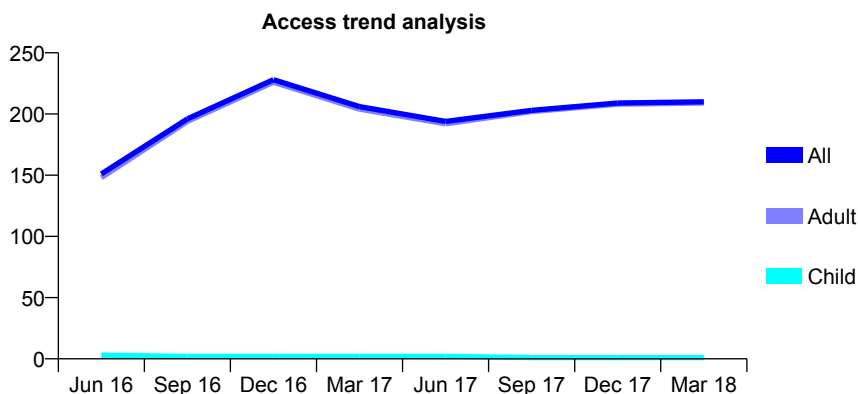
## Q51 - Vital Signs At a Glance Contract Report for 151653/0004 - March 2018

Name or company name	The Forum Practice Ltd
Contract type name	PDS Contract
Purpose of contract	General
Contract start date	01/03/2012
Contract end date	30/04/2020

17/18 Contracted general activity (UDA)	750
Carry forward general activity (UDA)	0
17/18 Contracted orthodontic activity (UOA)	0
Carry forward orthodontic activity (UOA)	0
Baseline contract value	£35,089.75

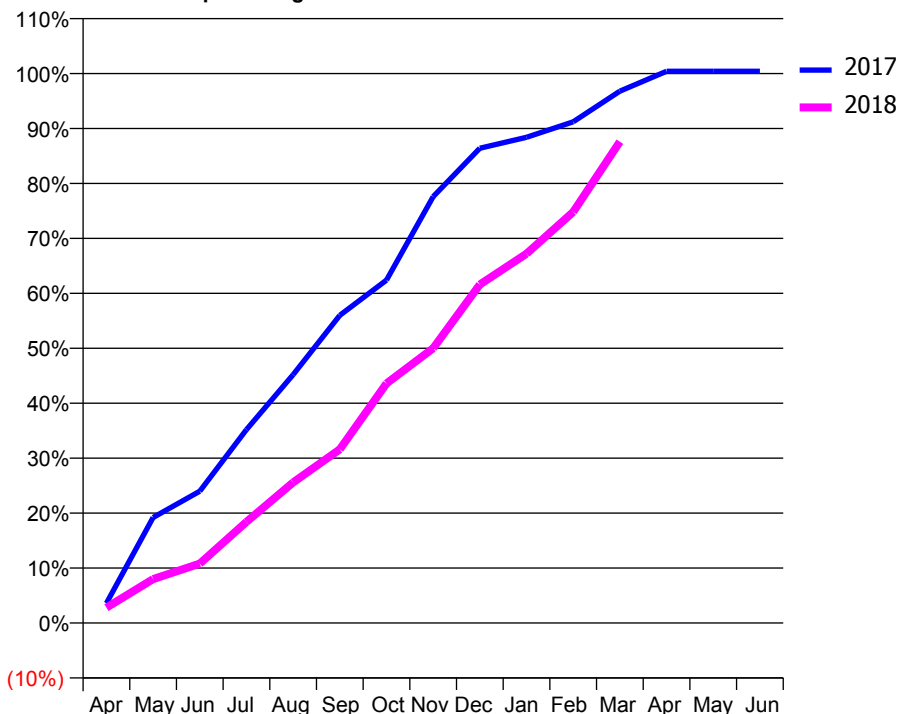
### ACCESS\*

Patients seen in 24 months	Total	Change since previous quarter
Quarter ending March 2017	206	
Quarter ending June 2017	194	↓
Quarter ending September 2017	203	↑
Quarter ending December 2017	209	↑
Quarter ending March 2018	210	→
<b>Variance since March 2017</b>	<b>1.9%</b>	<b>→</b>



### ACTIVITY

Cumulative percentage of contracted UDA delivered 2017 & 2018



Month	Adjusted Scheduled Activity (UDA)	
	2017	2018
April	27	21
May	144	60
June	180	81
July	264	138
August	339	192
September	420	237
October	468	327
November	582	375
December	648	462
January	663	504
February	684	561
March	726	657
April	753	
May	753	
June	753	

### QUALITY

	Quantity	Base Number	Contract	AT	Region	England
% of FP17s for the same patient ID Re-attending within 3 months - Children	0	1	0.0%	9.7%	12.8%	11.9%
% of FP17s for the same patient ID Re-attending within 3 months - Adults	22	227	9.7%	14.3%	16.5%	16.0%
% of FP17s for the same patient ID Re-attending between 3 & 9 months - Children	0	1	0.0%	59.1%	59.7%	58.3%
% of FP17s for the same patient ID Re-attending between 3 & 9 months - Adults	0	227	0.0%	52.9%	52.6%	50.3%
% of FP17s for Band 1 Urgent Courses	0	219	0.0%	7.4%	9.1%	9.1%
% of FP17s Relating to Free Repair or Replacements	0	219	0.0%	1.2%	1.0%	0.8%
% of FP17s Relating to Continuations	0	219	0.0%	1.3%	1.2%	1.0%
% of Patients satisfied with the dentistry they have received	0	0	N/A	92.4%	91.6%	91.5%
% of Patients satisfied with the time they had to wait for an appointment	0	0	N/A	88.5%	88.3%	87.9%

\* This is based on patients treated on this contract for their most recent course of treatment. Figures in italics indicate the base number of FP17s or Patient Questionnaire responses are less than 100. N/A is shown where the base number of responses is less than 10 during the period. % is calculated as Quantity/Base number\*100

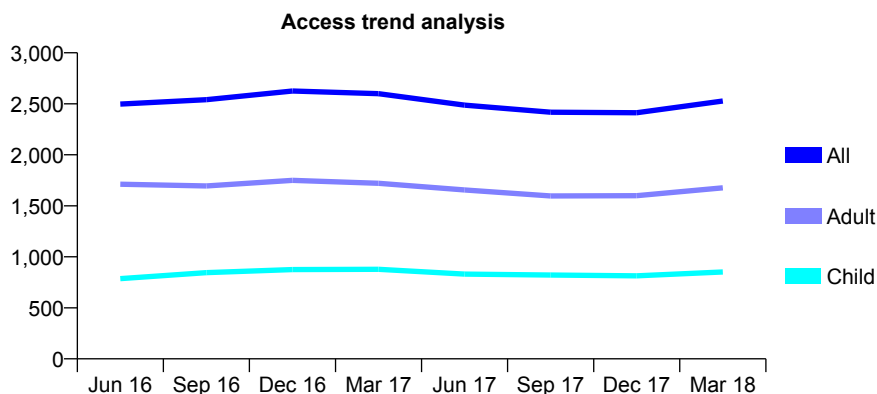
## Q51 - Vital Signs At a Glance Contract Report for 152161/0001 - March 2018

Name or company name	Manor Dental Practice
Contract type name	GDS Contract
Purpose of contract	General
Contract start date	01/10/2007
Contract end date	

17/18 Contracted general activity (UDA)	8,728
Carry forward general activity (UDA)	51
17/18 Contracted orthodontic activity (UOA)	0
Carry forward orthodontic activity (UOA)	0
Baseline contract value	£231,566.69

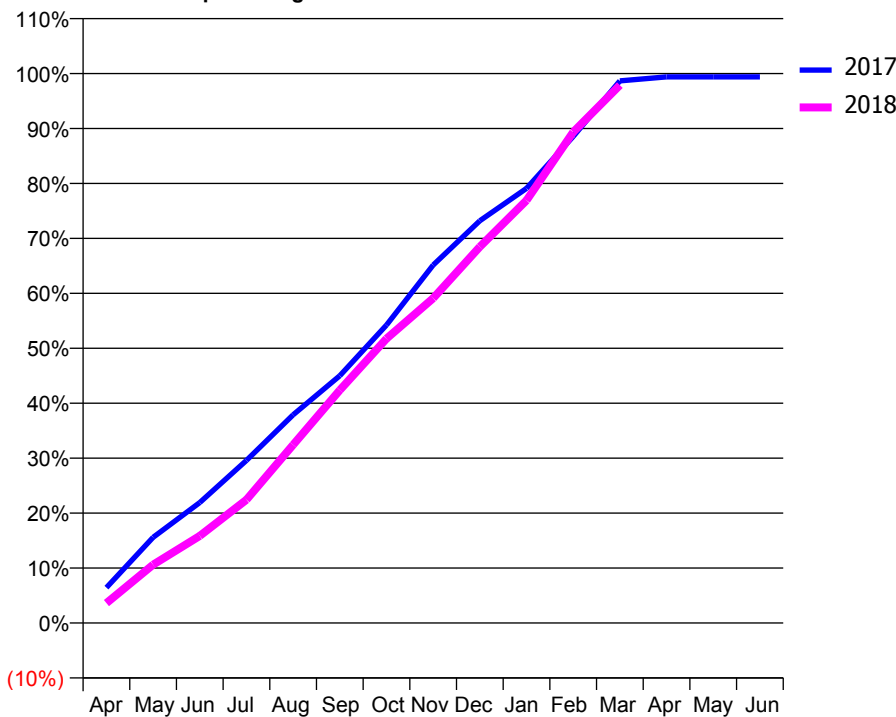
### ACCESS\*

Patients seen in 24 months	Total	Change since previous quarter
Quarter ending March 2017	2,599	
Quarter ending June 2017	2,487	↓
Quarter ending September 2017	2,418	↓
Quarter ending December 2017	2,413	→
Quarter ending March 2018	2,527	↑
<b>Variance since March 2017</b>	<b>(2.8%)</b>	<b>↓</b>



### ACTIVITY

Cumulative percentage of contracted UDA delivered 2017 & 2018



Month	Adjusted Scheduled Activity (UDA)	
	2017	2018
April	562	316
May	1,360	928
June	1,914	1,384
July	2,584	1,959
August	3,306	2,831
September	3,928	3,699
October	4,732	4,516
November	5,685	5,159
December	6,388	5,976
January	6,904	6,713
February	7,727	7,798
March	8,610	8,542
April	8,675	
May	8,675	
June	8,675	

### QUALITY

	Quantity	Base Number	Contract	AT	Region	England
% of FP17s for the same patient ID Re-attending within 3 months - Children	55	1,087	5.1%	9.7%	12.8%	11.9%
% of FP17s for the same patient ID Re-attending within 3 months - Adults	224	1,905	11.8%	14.3%	16.5%	16.0%
% of FP17s for the same patient ID Re-attending between 3 & 9 months - Children	532	1,087	48.9%	59.1%	59.7%	58.3%
% of FP17s for the same patient ID Re-attending between 3 & 9 months - Adults	718	1,905	37.7%	52.9%	52.6%	50.3%
% of FP17s for Band 1 Urgent Courses	225	2,962	7.6%	7.4%	9.1%	9.1%
% of FP17s Relating to Free Repair or Replacements	7	2,962	0.2%	1.2%	1.0%	0.8%
% of FP17s Relating to Continuations	16	2,962	0.5%	1.3%	1.2%	1.0%
% of Patients satisfied with the dentistry they have received	0	2	N/A	92.4%	91.6%	91.5%
% of Patients satisfied with the time they had to wait for an appointment	1	2	N/A	88.5%	88.3%	87.9%

\* This is based on patients treated on this contract for their most recent course of treatment. Figures in italics indicate the base number of FP17s or Patient Questionnaire responses are less than 100. N/A is shown where the base number of responses is less than 10 during the period. % is calculated as Quantity/Base number\*100

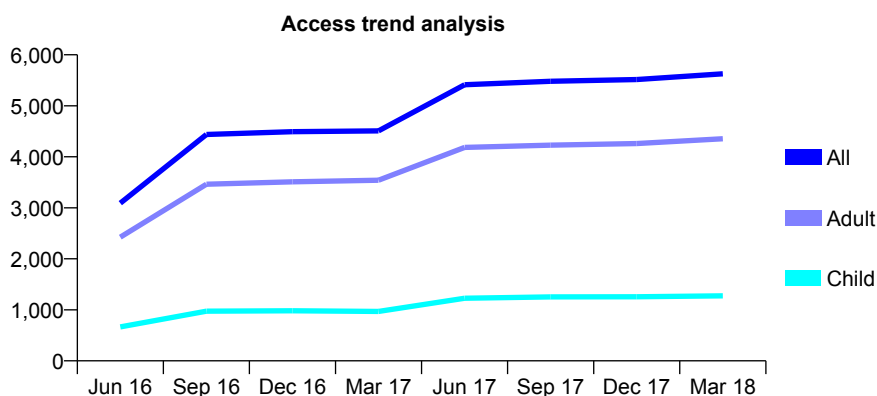
## Q51 - Vital Signs At a Glance Contract Report for 152498/0001 - March 2018

Name or company name	Hatfield Dental Care Ltd
Contract type name	GDS Contract
Purpose of contract	General
Contract start date	01/10/2014
Contract end date	

17/18 Contracted general activity (UDA)	14,449
Carry forward general activity (UDA)	-110
17/18 Contracted orthodontic activity (UOA)	0
Carry forward orthodontic activity (UOA)	0
Baseline contract value	£413,539.21

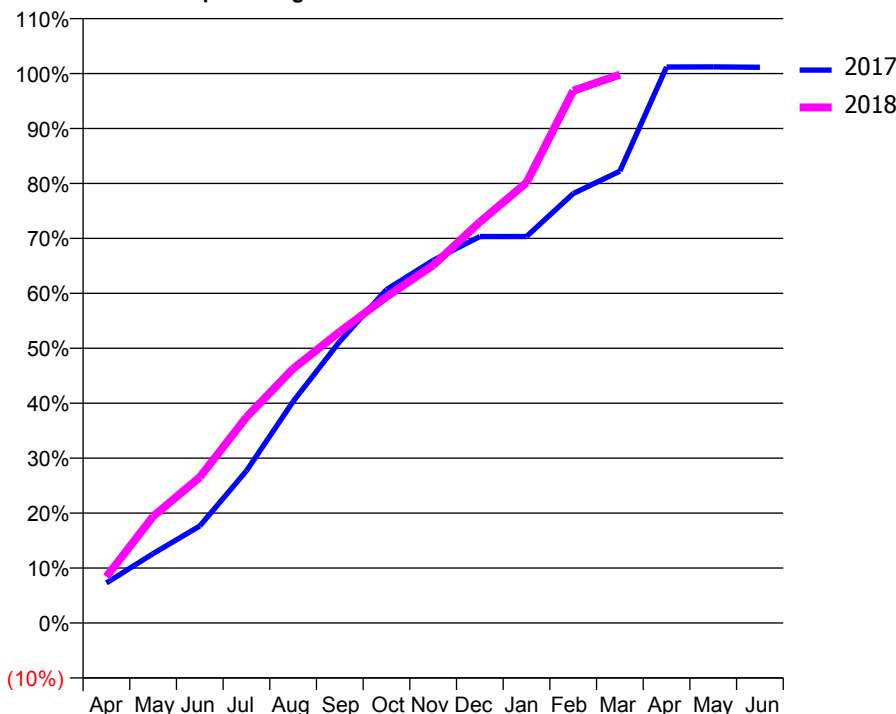
### ACCESS\*

Patients seen in 24 months	Total	Change since previous quarter
Quarter ending March 2017	4,508	
Quarter ending June 2017	5,413	↑
Quarter ending September 2017	5,482	→
Quarter ending December 2017	5,514	→
Quarter ending March 2018	5,627	↑
<b>Variance since March 2017</b>	<b>24.8%</b>	<b>↑</b>



### ACTIVITY

**Cumulative percentage of contracted UDA delivered 2017 & 2018**



Month	Adjusted Scheduled Activity (UDA)	
	2017	2018
April	1,035	1,218
May	1,795	2,802
June	2,510	3,835
July	3,940	5,417
August	5,732	6,689
September	7,290	7,659
October	8,629	8,579
November	9,384	9,406
December	10,003	10,547
January	10,003	11,581
February	11,113	13,996
March	11,694	14,421
April	14,389	
May	14,392	
June	14,381	

### QUALITY

	Quantity	Base Number	Contract	AT	Region	England
% of FP17s for the same patient ID Re-attending within 3 months - Children	204	2,259	9.0%	9.7%	12.8%	11.9%
% of FP17s for the same patient ID Re-attending within 3 months - Adults	768	6,476	11.9%	14.3%	16.5%	16.0%
% of FP17s for the same patient ID Re-attending between 3 & 9 months - Children	1,228	2,259	54.4%	59.1%	59.7%	58.3%
% of FP17s for the same patient ID Re-attending between 3 & 9 months - Adults	3,284	6,476	50.7%	52.9%	52.6%	50.3%
% of FP17s for Band 1 Urgent Courses	416	7,381	5.6%	7.4%	9.1%	9.1%
% of FP17s Relating to Free Repair or Replacements	62	7,381	0.8%	1.2%	1.0%	0.8%
% of FP17s Relating to Continuations	36	7,381	0.5%	1.3%	1.2%	1.0%
% of Patients satisfied with the dentistry they have received	6	8	N/A	92.4%	91.6%	91.5%
% of Patients satisfied with the time they had to wait for an appointment	8	8	N/A	88.5%	88.3%	87.9%

\* This is based on patients treated on this contract for their most recent course of treatment. Figures in italics indicate the base number of FP17s or Patient Questionnaire responses are less than 100. N/A is shown where the base number of responses is less than 10 during the period. % is calculated as Quantity/Base number\*100

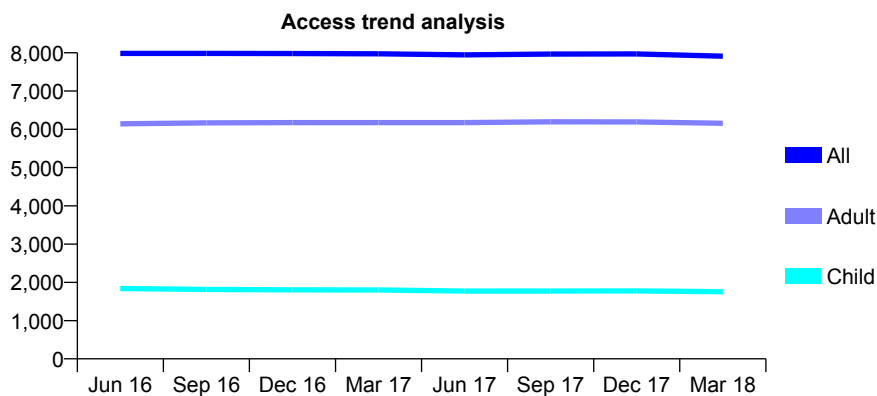
## Q51 - Vital Signs At a Glance Contract Report for 153311/0001 - March 2018

Name or company name	Cantley Dental Centre Ltd
Contract type name	GDS Contract
Purpose of contract	General
Contract start date	01/10/2013
Contract end date	

17/18 Contracted general activity (UDA)	20,539
Carry forward general activity (UDA)	87
17/18 Contracted orthodontic activity (UOA)	0
Carry forward orthodontic activity (UOA)	0
Baseline contract value	£587,997.73

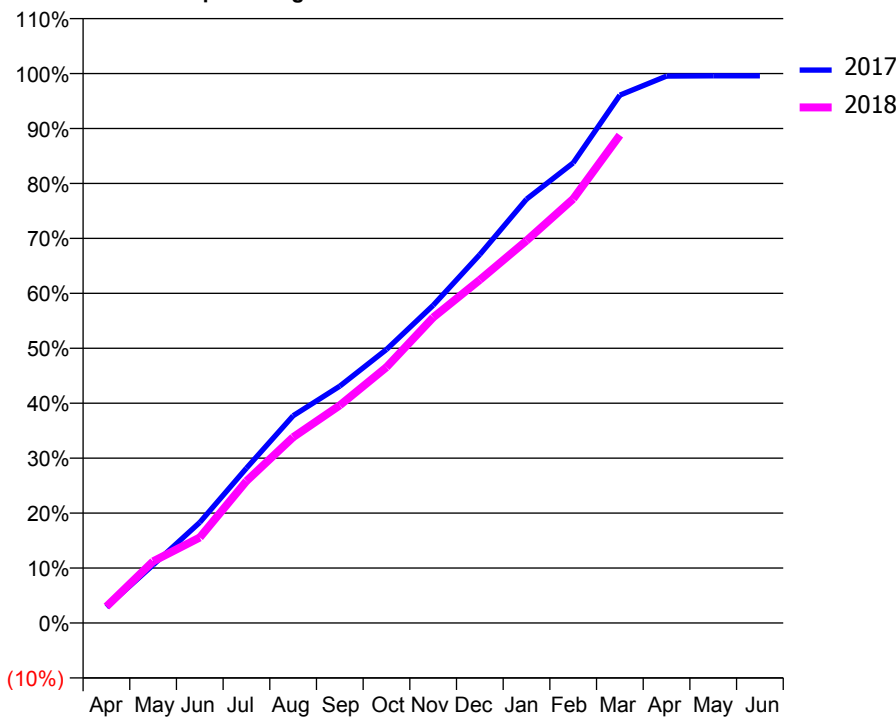
### ACCESS\*

Patients seen in 24 months	Total	Change since previous quarter
Quarter ending March 2017	7,975	
Quarter ending June 2017	7,947	→
Quarter ending September 2017	7,966	→
Quarter ending December 2017	7,969	→
Quarter ending March 2018	7,912	→
<b>Variance since March 2017</b>	<b>(0.8%)</b>	→



### ACTIVITY

Cumulative percentage of contracted UDA delivered 2017 & 2018



### QUALITY

	Quantity	Base Number	Contract	AT	Region	England
% of FP17s for the same patient ID Re-attending within 3 months - Children	138	2,312	6.0%	9.7%	12.8%	11.9%
% of FP17s for the same patient ID Re-attending within 3 months - Adults	692	7,164	9.7%	14.3%	16.5%	16.0%
% of FP17s for the same patient ID Re-attending between 3 & 9 months - Children	1,341	2,312	58.0%	59.1%	59.7%	58.3%
% of FP17s for the same patient ID Re-attending between 3 & 9 months - Adults	3,752	7,164	52.4%	52.9%	52.6%	50.3%
% of FP17s for Band 1 Urgent Courses	232	9,094	2.6%	7.4%	9.1%	9.1%
% of FP17s Relating to Free Repair or Replacements	50	9,094	0.5%	1.2%	1.0%	0.8%
% of FP17s Relating to Continuations	266	9,094	2.9%	1.3%	1.2%	1.0%
% of Patients satisfied with the dentistry they have received	8	9	N/A	92.4%	91.6%	91.5%
% of Patients satisfied with the time they had to wait for an appointment	8	9	N/A	88.5%	88.3%	87.9%

\* This is based on patients treated on this contract for their most recent course of treatment. Figures in italics indicate the base number of FP17s or Patient Questionnaire responses are less than 100. N/A is shown where the base number of responses is less than 10 during the period. % is calculated as Quantity/Base number\*100



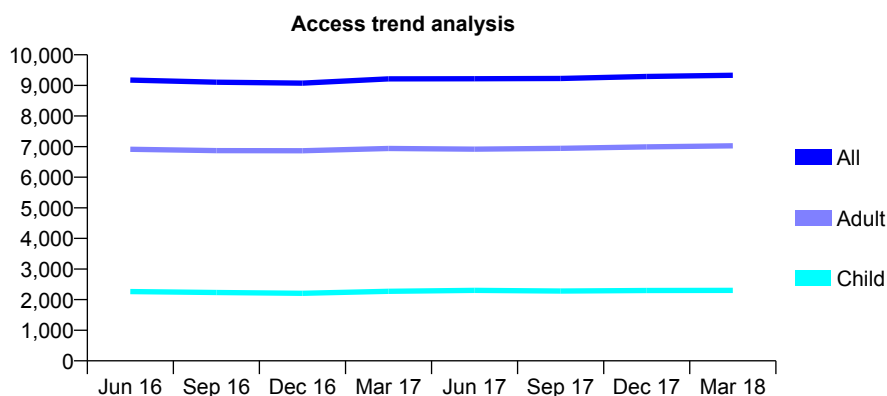
## Q51 - Vital Signs At a Glance Contract Report for 153737/0001 - March 2018

Name or company name	High Green & Dinnington Dental Practices
Contract type name	GDS Contract
Purpose of contract	General
Contract start date	01/04/2006
Contract end date	

17/18 Contracted general activity (UDA)	25,958
Carry forward general activity (UDA)	156
17/18 Contracted orthodontic activity (UOA)	0
Carry forward orthodontic activity (UOA)	0
Baseline contract value	£862,808.26

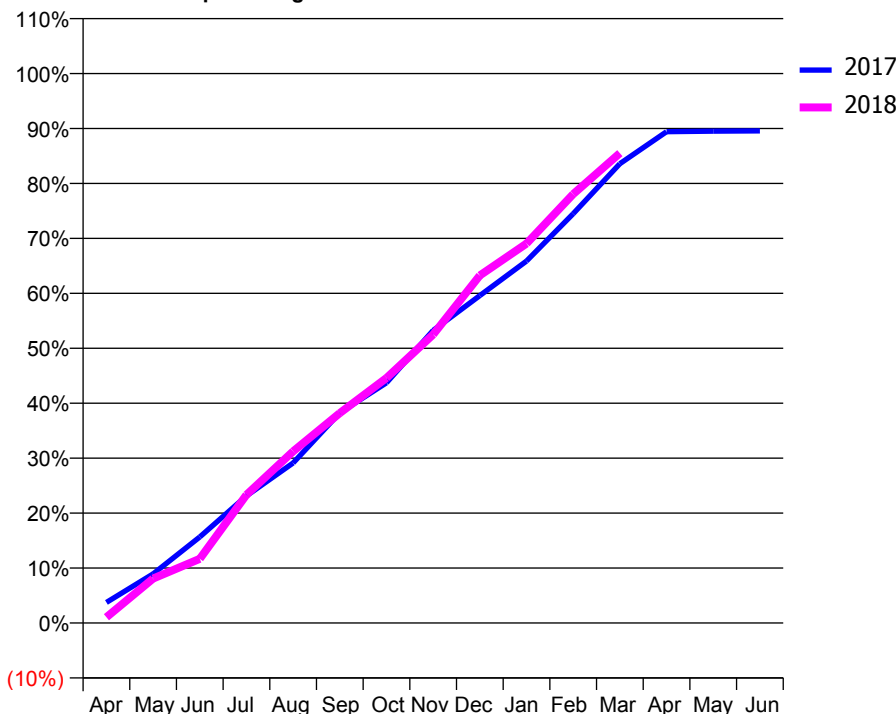
### ACCESS\*

Patients seen in 24 months	Total	Change since previous quarter
Quarter ending March 2017	9,214	
Quarter ending June 2017	9,219	→
Quarter ending September 2017	9,227	→
Quarter ending December 2017	9,290	→
Quarter ending March 2018	9,332	→
<b>Variance since March 2017</b>	<b>1.3%</b>	<b>→</b>



### ACTIVITY

Cumulative percentage of contracted UDA delivered 2017 & 2018



Month	Adjusted Scheduled Activity (UDA)	
	2017	2018
April	974	275
May	2,324	2,103
June	4,067	3,035
July	6,009	6,059
August	7,563	8,111
September	9,931	9,919
October	11,351	11,575
November	13,821	13,626
December	15,467	16,416
January	17,098	17,924
February	19,335	20,259
March	21,696	22,195
April	23,212	
May	23,237	
June	23,248	

### QUALITY

	Quantity	Base Number	Contract	AT	Region	England
% of FP17s for the same patient ID Re-attending within 3 months - Children	365	4,195	8.7%	9.7%	12.8%	11.9%
% of FP17s for the same patient ID Re-attending within 3 months - Adults	1,521	10,838	14.0%	14.3%	16.5%	16.0%
% of FP17s for the same patient ID Re-attending between 3 & 9 months - Children	2,985	4,195	71.2%	59.1%	59.7%	58.3%
% of FP17s for the same patient ID Re-attending between 3 & 9 months - Adults	6,515	10,838	60.1%	52.9%	52.6%	50.3%
% of FP17s for Band 1 Urgent Courses	820	12,582	6.5%	7.4%	9.1%	9.1%
% of FP17s Relating to Free Repair or Replacements	295	12,582	2.3%	1.2%	1.0%	0.8%
% of FP17s Relating to Continuations	86	12,582	0.7%	1.3%	1.2%	1.0%
% of Patients satisfied with the dentistry they have received	26	29	89.7%	92.4%	91.6%	91.5%
% of Patients satisfied with the time they had to wait for an appointment	24	29	82.8%	88.5%	88.3%	87.9%

\* This is based on patients treated on this contract for their most recent course of treatment. Figures in italics indicate the base number of FP17s or Patient Questionnaire responses are less than 100. N/A is shown where the base number of responses is less than 10 during the period. % is calculated as Quantity/Base number\*100

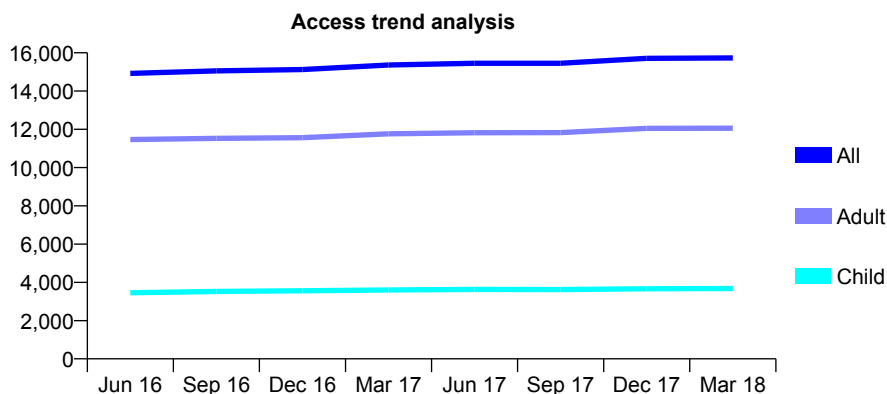
## Q51 - Vital Signs At a Glance Contract Report for 153737/0003 - March 2018

Name or company name	High Green & Dinnington Dental Practices
Contract type name	GDS Contract
Purpose of contract	General
Contract start date	01/12/2013
Contract end date	

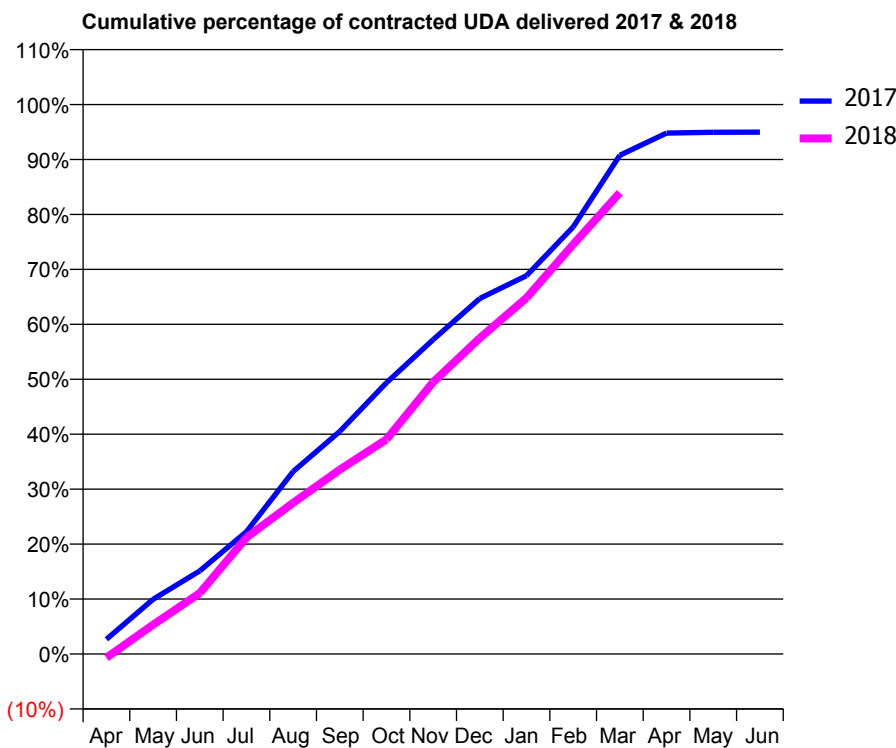
17/18 Contracted general activity (UDA)	45,179
Carry forward general activity (UDA)	1,469
17/18 Contracted orthodontic activity (UOA)	0
Carry forward orthodontic activity (UOA)	0
Baseline contract value	£1,471,981.43

### ACCESS\*

Patients seen in 24 months	Total	Change since previous quarter
Quarter ending March 2017	15,364	
Quarter ending June 2017	15,451	→
Quarter ending September 2017	15,450	→
Quarter ending December 2017	15,713	→
Quarter ending March 2018	15,733	→
<b>Variance since March 2017</b>	<b>2.4%</b>	<b>↑</b>



### ACTIVITY



Month	Adjusted Scheduled Activity (UDA)	
	2017	2018
April	1,208	-310
May	4,504	2,406
June	6,841	5,010
July	10,057	9,574
August	15,008	12,424
September	18,301	15,155
October	22,304	17,649
November	25,850	22,350
December	29,234	25,980
January	31,112	29,274
February	35,110	33,672
March	41,006	37,927
April	42,824	
May	42,900	
June	42,904	

### QUALITY

	Quantity	Base Number	Contract	AT	Region	England
% of FP17s for the same patient ID Re-attending within 3 months - Children	362	5,491	6.6%	9.7%	12.8%	11.9%
% of FP17s for the same patient ID Re-attending within 3 months - Adults	2,174	16,643	13.1%	14.3%	16.5%	16.0%
% of FP17s for the same patient ID Re-attending between 3 & 9 months - Children	3,447	5,491	62.8%	59.1%	59.7%	58.3%
% of FP17s for the same patient ID Re-attending between 3 & 9 months - Adults	9,292	16,643	55.8%	52.9%	52.6%	50.3%
% of FP17s for Band 1 Urgent Courses	1,501	20,542	7.3%	7.4%	9.1%	9.1%
% of FP17s Relating to Free Repair or Replacements	576	20,542	2.8%	1.2%	1.0%	0.8%
% of FP17s Relating to Continuations	154	20,542	0.7%	1.3%	1.2%	1.0%
% of Patients satisfied with the dentistry they have received	17	17	100.0%	92.4%	91.6%	91.5%
% of Patients satisfied with the time they had to wait for an appointment	16	17	94.1%	88.5%	88.3%	87.9%

\* This is based on patients treated on this contract for their most recent course of treatment. Figures in italics indicate the base number of FP17s or Patient Questionnaire responses are less than 100. N/A is shown where the base number of responses is less than 10 during the period. % is calculated as Quantity/Base number\*100

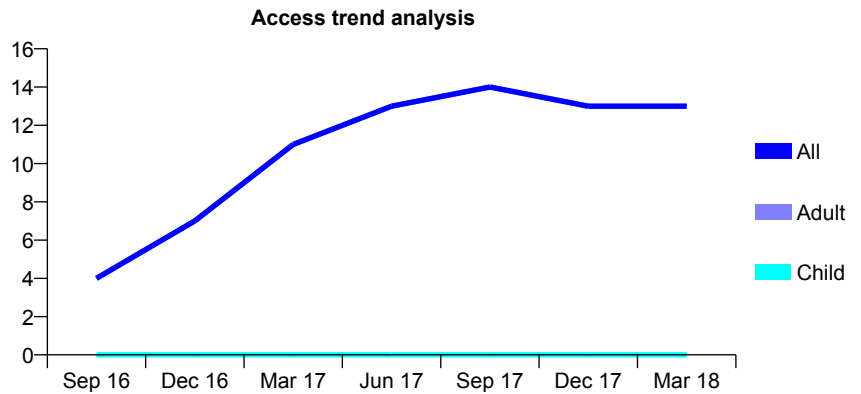
## Q51 - Vital Signs At a Glance Contract Report for 153737/0004 - March 2018

Name or company name	High Green & Dinnington Dental Practices
Contract type name	GDS Contract
Purpose of contract	General
Contract start date	01/05/2015
Contract end date	

17/18 Contracted general activity (UDA)	849
Carry forward general activity (UDA)	0
17/18 Contracted orthodontic activity (UOA)	0
Carry forward orthodontic activity (UOA)	0
Baseline contract value	£28,305.29

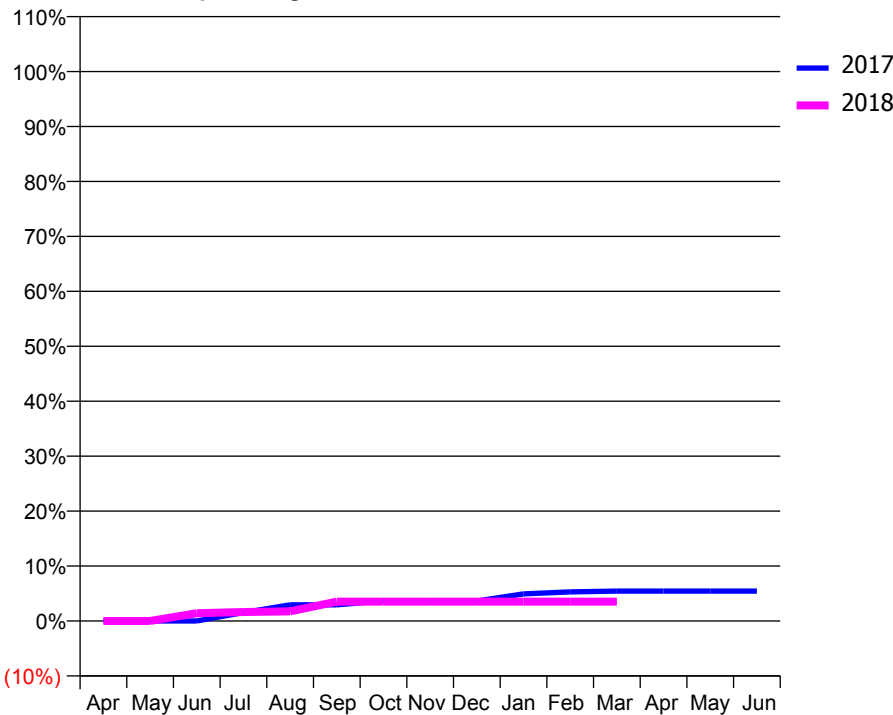
### ACCESS\*

Patients seen in 24 months	Total	Change since previous quarter
Quarter ending March 2017	11	
Quarter ending June 2017	13	↑
Quarter ending September 2017	14	↑
Quarter ending December 2017	13	↓
Quarter ending March 2018	13	→
<b>Variance since March 2017</b>	<b>18.2%</b>	<b>↑</b>



### ACTIVITY

Cumulative percentage of contracted UDA delivered 2017 & 2018



Month	Adjusted Scheduled Activity (UDA)	
	2017	2018
April	0	0
May	0	0
June	0	12
July	13	14
August	25	15
September	25	30
October	31	30
November	31	30
December	31	30
January	42	30
February	45	30
March	46	30
April	46	
May	46	
June	46	

### QUALITY

	Quantity	Base Number	Contract	AT	Region	England
% of FP17s for the same patient ID Re-attending within 3 months - Children	0	0	N/A	9.7%	12.8%	11.9%
% of FP17s for the same patient ID Re-attending within 3 months - Adults	1	6	16.7%	14.3%	16.5%	16.0%
% of FP17s for the same patient ID Re-attending between 3 & 9 months - Children	0	0	N/A	59.1%	59.7%	58.3%
% of FP17s for the same patient ID Re-attending between 3 & 9 months - Adults	1	6	16.7%	52.9%	52.6%	50.3%
% of FP17s for Band 1 Urgent Courses	0	6	0.0%	7.4%	9.1%	9.1%
% of FP17s Relating to Free Repair or Replacements	0	6	0.0%	1.2%	1.0%	0.8%
% of FP17s Relating to Continuations	0	6	0.0%	1.3%	1.2%	1.0%
% of Patients satisfied with the dentistry they have received	0	0	N/A	92.4%	91.6%	91.5%
% of Patients satisfied with the time they had to wait for an appointment	0	0	N/A	88.5%	88.3%	87.9%

\* This is based on patients treated on this contract for their most recent course of treatment. Figures in italics indicate the base number of FP17s or Patient Questionnaire responses are less than 100. N/A is shown where the base number of responses is less than 10 during the period. % is calculated as Quantity/Base number\*100

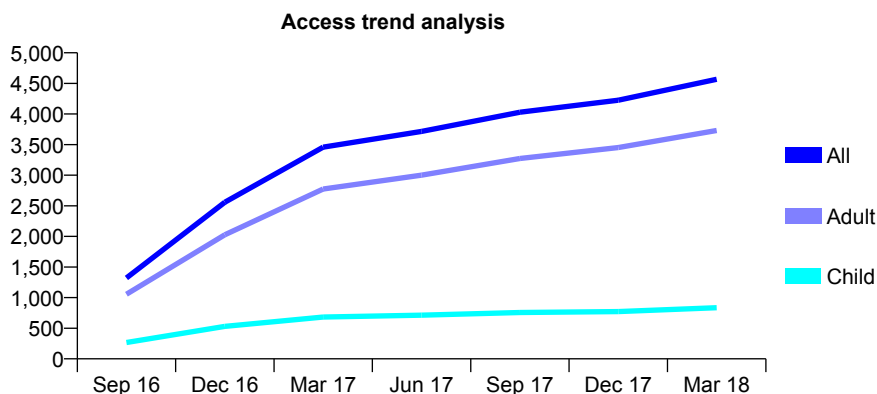
## Q51 - Vital Signs At a Glance Contract Report for 153788/0001 - March 2018

Name or company name	Mr R Joseph
Contract type name	GDS Contract
Purpose of contract	General
Contract start date	01/01/2016
Contract end date	

17/18 Contracted general activity (UDA)	15,000
Carry forward general activity (UDA)	-1,000
17/18 Contracted orthodontic activity (UOA)	0
Carry forward orthodontic activity (UOA)	0
Baseline contract value	£487,157.46

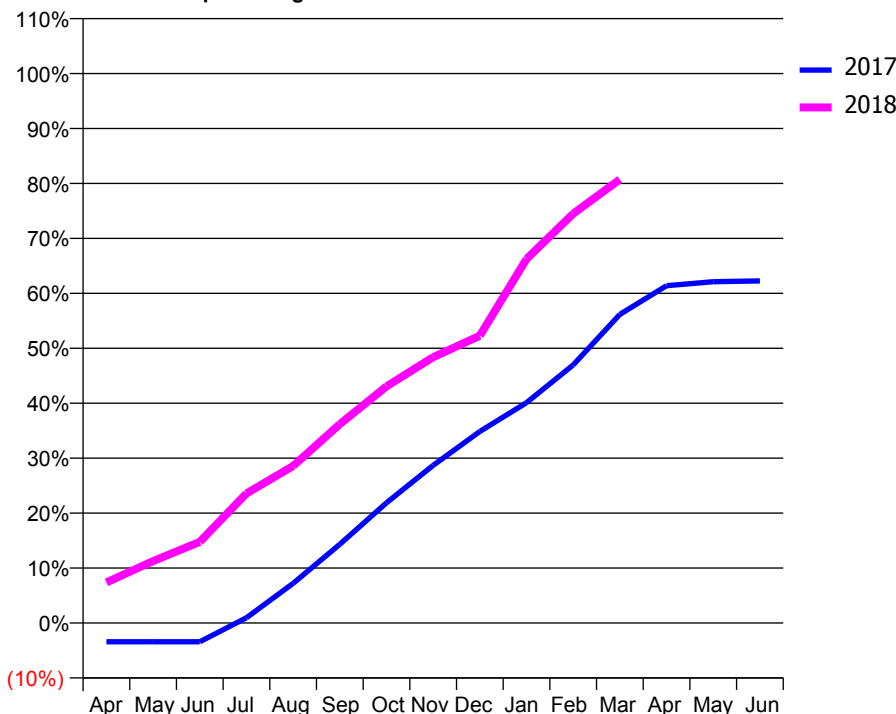
### ACCESS\*

Patients seen in 24 months	Total	Change since previous quarter
Quarter ending March 2017	3,458	
Quarter ending June 2017	3,715	↑
Quarter ending September 2017	4,030	↑
Quarter ending December 2017	4,225	↑
Quarter ending March 2018	4,567	↑
<b>Variance since March 2017</b>	<b>32.1%</b>	<b>↑</b>



### ACTIVITY

Cumulative percentage of contracted UDA delivered 2017 & 2018



Month	Adjusted Scheduled Activity (UDA)	
	2017	2018
April	-514	1,110
May	-514	1,692
June	-514	2,213
July	145	3,537
August	1,081	4,285
September	2,151	5,429
October	3,281	6,458
November	4,304	7,257
December	5,230	7,843
January	6,017	9,937
February	7,044	11,174
March	8,425	12,108
April	9,208	
May	9,316	
June	9,340	

### QUALITY

	Quantity	Base Number	Contract	AT	Region	England
% of FP17s for the same patient ID Re-attending within 3 months - Children	58	1,234	4.7%	9.7%	12.8%	11.9%
% of FP17s for the same patient ID Re-attending within 3 months - Adults	527	5,374	9.8%	14.3%	16.5%	16.0%
% of FP17s for the same patient ID Re-attending between 3 & 9 months - Children	738	1,234	59.8%	59.1%	59.7%	58.3%
% of FP17s for the same patient ID Re-attending between 3 & 9 months - Adults	2,957	5,374	55.0%	52.9%	52.6%	50.3%
% of FP17s for Band 1 Urgent Courses	391	5,576	7.0%	7.4%	9.1%	9.1%
% of FP17s Relating to Free Repair or Replacements	194	5,576	3.5%	1.2%	1.0%	0.8%
% of FP17s Relating to Continuations	25	5,576	0.4%	1.3%	1.2%	1.0%
% of Patients satisfied with the dentistry they have received	10	10	100.0%	92.4%	91.6%	91.5%
% of Patients satisfied with the time they had to wait for an appointment	9	10	90.0%	88.5%	88.3%	87.9%

\* This is based on patients treated on this contract for their most recent course of treatment. Figures in italics indicate the base number of FP17s or Patient Questionnaire responses are less than 100. N/A is shown where the base number of responses is less than 10 during the period. % is calculated as Quantity/Base number\*100

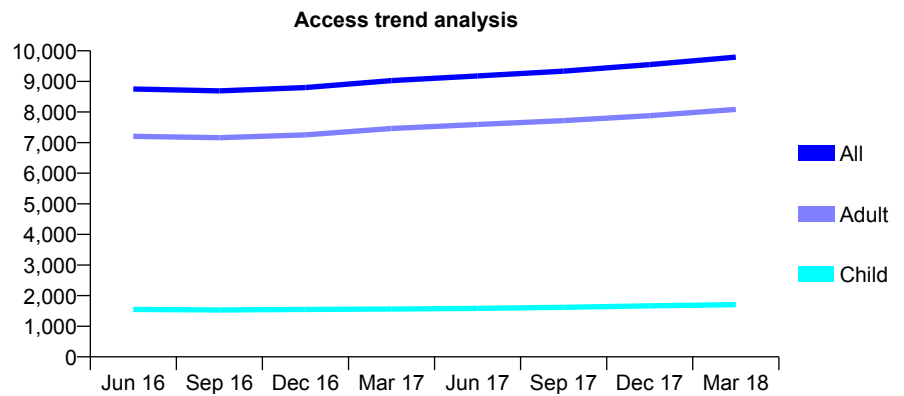
## Q51 - Vital Signs At a Glance Contract Report for 153826/0001 - March 2018

Name or company name	School Road Dental Practice
Contract type name	GDS Contract
Purpose of contract	General
Contract start date	01/04/2006
Contract end date	

17/18 Contracted general activity (UDA)	26,832
Carry forward general activity (UDA)	11
17/18 Contracted orthodontic activity (UOA)	0
Carry forward orthodontic activity (UOA)	0
Baseline contract value	£761,595.15

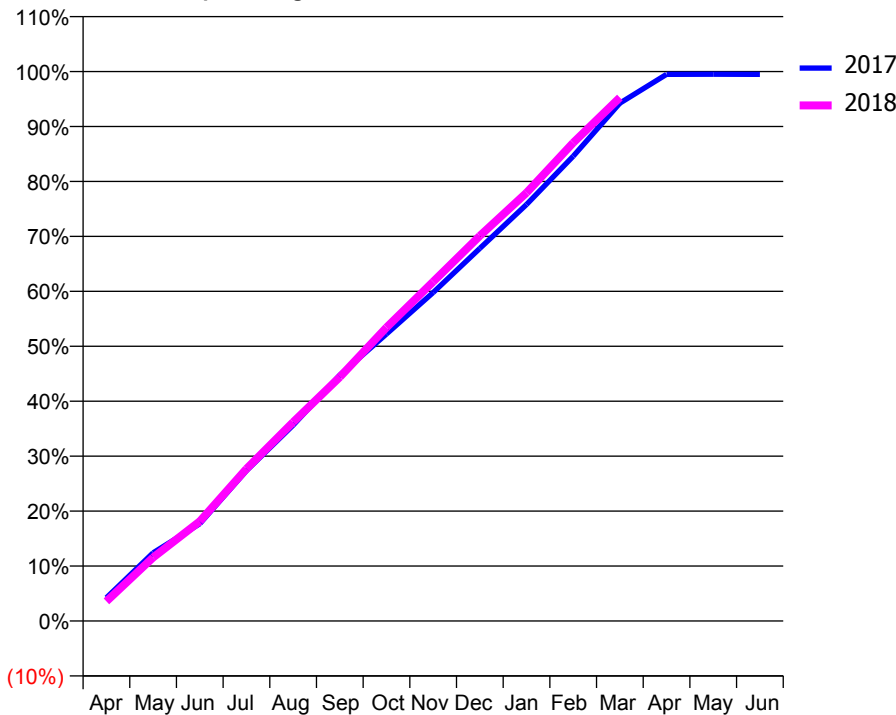
### ACCESS\*

Patients seen in 24 months	Total	Change since previous quarter
Quarter ending March 2017	9,025	
Quarter ending June 2017	9,178	→
Quarter ending September 2017	9,337	→
Quarter ending December 2017	9,548	↑
Quarter ending March 2018	9,794	↑
<b>Variance since March 2017</b>	<b>8.5%</b>	<b>↑</b>



### ACTIVITY

Cumulative percentage of contracted UDA delivered 2017 & 2018



Month	Adjusted Scheduled Activity (UDA)	
	2017	2018
April	1,137	957
May	3,328	3,104
June	4,751	4,867
July	7,338	7,436
August	9,563	9,714
September	12,007	11,915
October	14,013	14,332
November	16,038	16,566
December	18,196	18,811
January	20,337	20,908
February	22,695	23,350
March	25,288	25,558
April	26,695	
May	26,697	
June	26,696	

### QUALITY

	Quantity	Base Number	Contract	AT	Region	England
% of FP17s for the same patient ID Re-attending within 3 months - Children	222	2,931	7.6%	9.7%	12.8%	11.9%
% of FP17s for the same patient ID Re-attending within 3 months - Adults	1,797	12,831	14.0%	14.3%	16.5%	16.0%
% of FP17s for the same patient ID Re-attending between 3 & 9 months - Children	2,053	2,931	70.0%	59.1%	59.7%	58.3%
% of FP17s for the same patient ID Re-attending between 3 & 9 months - Adults	7,725	12,831	60.2%	52.9%	52.6%	50.3%
% of FP17s for Band 1 Urgent Courses	868	15,142	5.7%	7.4%	9.1%	9.1%
% of FP17s Relating to Free Repair or Replacements	216	15,142	1.4%	1.2%	1.0%	0.8%
% of FP17s Relating to Continuations	110	15,142	0.7%	1.3%	1.2%	1.0%
% of Patients satisfied with the dentistry they have received	13	15	86.7%	92.4%	91.6%	91.5%
% of Patients satisfied with the time they had to wait for an appointment	14	15	93.3%	88.5%	88.3%	87.9%

\* This is based on patients treated on this contract for their most recent course of treatment. Figures in italics indicate the base number of FP17s or Patient Questionnaire responses are less than 100. N/A is shown where the base number of responses is less than 10 during the period. % is calculated as Quantity/Base number\*100

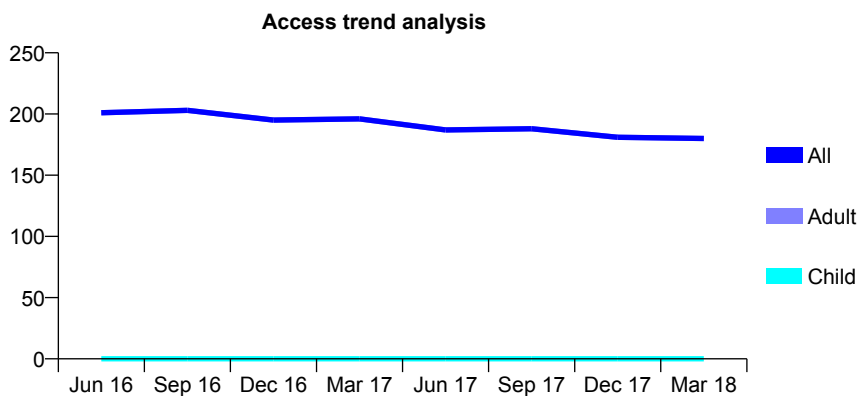
## Q51 - Vital Signs At a Glance Contract Report for 153826/0002 - March 2018

Name or company name	School Road Dental Practice
Contract type name	GDS Contract
Purpose of contract	General
Contract start date	01/04/2008
Contract end date	

17/18 Contracted general activity (UDA)	675
Carry forward general activity (UDA)	0
17/18 Contracted orthodontic activity (UOA)	0
Carry forward orthodontic activity (UOA)	0
Baseline contract value	£38,805.52

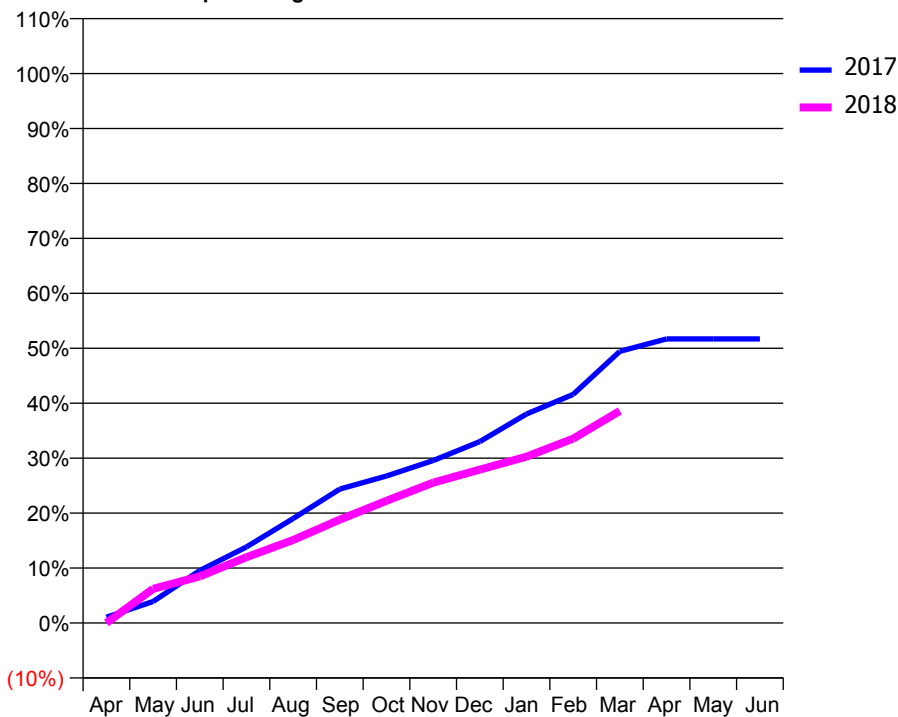
### ACCESS\*

Patients seen in 24 months	Total	Change since previous quarter
Quarter ending March 2017	196	
Quarter ending June 2017	187	↓
Quarter ending September 2017	188	→
Quarter ending December 2017	181	↓
Quarter ending March 2018	180	→
<b>Variance since March 2017</b>	<b>(8.2%)</b>	<b>↓</b>



### ACTIVITY

Cumulative percentage of contracted UDA delivered 2017 & 2018



Month	Adjusted Scheduled Activity (UDA)	
	2017	2018
April	7	0
May	26	42
June	64	57
July	93	81
August	128	102
September	165	127
October	181	150
November	200	172
December	223	188
January	257	204
February	281	226
March	334	261
April	349	
May	349	
June	349	

### QUALITY

	Quantity	Base Number	Contract	AT	Region	England
% of FP17s for the same patient ID Re-attending within 3 months - Children	0	0	N/A	9.7%	12.8%	11.9%
% of FP17s for the same patient ID Re-attending within 3 months - Adults	19	165	11.5%	14.3%	16.5%	16.0%
% of FP17s for the same patient ID Re-attending between 3 & 9 months - Children	0	0	N/A	59.1%	59.7%	58.3%
% of FP17s for the same patient ID Re-attending between 3 & 9 months - Adults	47	165	28.5%	52.9%	52.6%	50.3%
% of FP17s for Band 1 Urgent Courses	8	159	5.0%	7.4%	9.1%	9.1%
% of FP17s Relating to Free Repair or Replacements	0	159	0.0%	1.2%	1.0%	0.8%
% of FP17s Relating to Continuations	0	159	0.0%	1.3%	1.2%	1.0%
% of Patients satisfied with the dentistry they have received	0	0	N/A	92.4%	91.6%	91.5%
% of Patients satisfied with the time they had to wait for an appointment	0	0	N/A	88.5%	88.3%	87.9%

\* This is based on patients treated on this contract for their most recent course of treatment. Figures in italics indicate the base number of FP17s or Patient Questionnaire responses are less than 100. N/A is shown where the base number of responses is less than 10 during the period. % is calculated as Quantity/Base number\*100

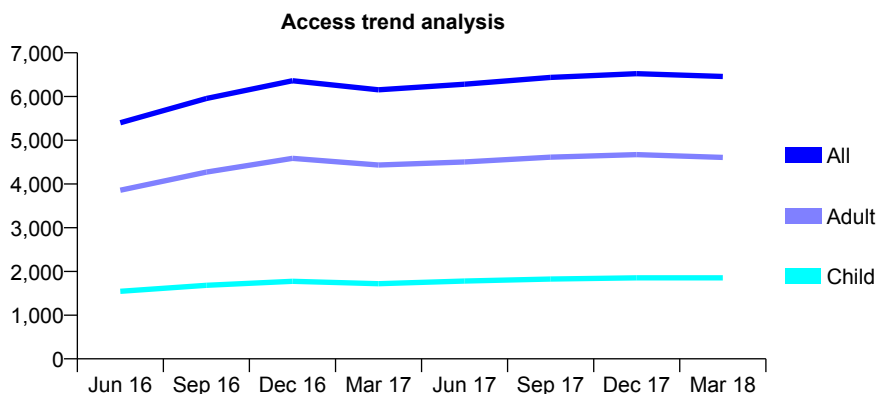
## Q51 - Vital Signs At a Glance Contract Report for 155136/0001 - March 2018

Name or company name	Al-Kufaishi and Hanji Partnership
Contract type name	GDS Contract
Purpose of contract	General
Contract start date	01/01/2015
Contract end date	

17/18 Contracted general activity (UDA)	18,547
Carry forward general activity (UDA)	-371
17/18 Contracted orthodontic activity (UOA)	0
Carry forward orthodontic activity (UOA)	0
Baseline contract value	£538,268.52

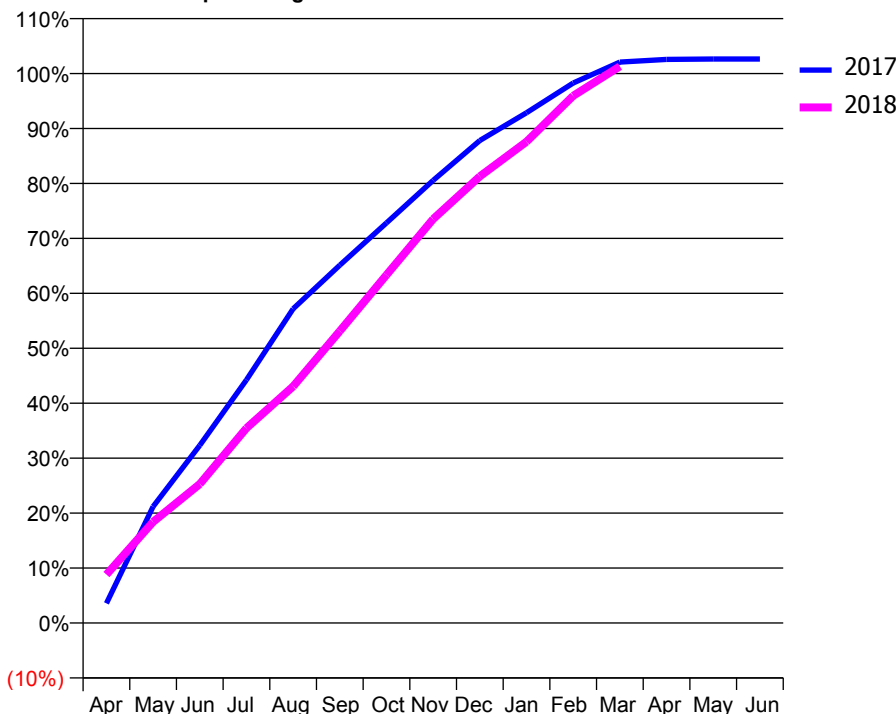
### ACCESS\*

Patients seen in 24 months	Total	Change since previous quarter
Quarter ending March 2017	6,153	
Quarter ending June 2017	6,281	↑
Quarter ending September 2017	6,438	↑
Quarter ending December 2017	6,523	→
Quarter ending March 2018	6,460	→
<b>Variance since March 2017</b>	<b>5.0%</b>	<b>↑</b>



### ACTIVITY

Cumulative percentage of contracted UDA delivered 2017 & 2018



Month	Adjusted Scheduled Activity (UDA)	
	2017	2018
April	664	1,634
May	3,931	3,414
June	5,999	4,691
July	8,208	6,577
August	10,608	7,988
September	12,077	9,855
October	13,505	11,750
November	14,941	13,634
December	16,284	15,075
January	17,221	16,248
February	18,227	17,795
March	18,933	18,787
April	19,024	
May	19,036	
June	19,036	

### QUALITY

	Quantity	Base Number	Contract	AT	Region	England
% of FP17s for the same patient ID Re-attending within 3 months - Children	153	2,055	7.4%	9.7%	12.8%	11.9%
% of FP17s for the same patient ID Re-attending within 3 months - Adults	608	4,835	12.6%	14.3%	16.5%	16.0%
% of FP17s for the same patient ID Re-attending between 3 & 9 months - Children	713	2,055	34.7%	59.1%	59.7%	58.3%
% of FP17s for the same patient ID Re-attending between 3 & 9 months - Adults	1,751	4,835	36.2%	52.9%	52.6%	50.3%
% of FP17s for Band 1 Urgent Courses	371	6,830	5.4%	7.4%	9.1%	9.1%
% of FP17s Relating to Free Repair or Replacements	39	6,830	0.6%	1.2%	1.0%	0.8%
% of FP17s Relating to Continuations	50	6,830	0.7%	1.3%	1.2%	1.0%
% of Patients satisfied with the dentistry they have received	6	7	N/A	92.4%	91.6%	91.5%
% of Patients satisfied with the time they had to wait for an appointment	7	7	N/A	88.5%	88.3%	87.9%

\* This is based on patients treated on this contract for their most recent course of treatment. Figures in italics indicate the base number of FP17s or Patient Questionnaire responses are less than 100. N/A is shown where the base number of responses is less than 10 during the period. % is calculated as Quantity/Base number\*100

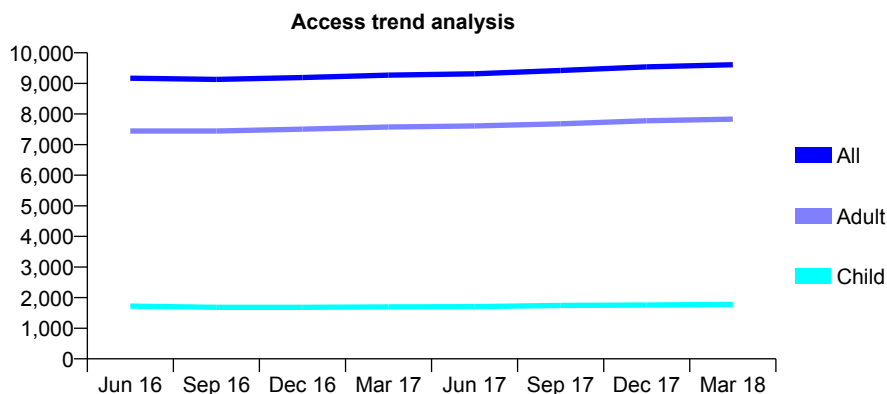
## Q51 - Vital Signs At a Glance Contract Report for 157708/0001 - March 2018

Name or company name	Doncaster Dental Centre
Contract type name	GDS Contract
Purpose of contract	General and Orthodontic
Contract start date	01/09/2010
Contract end date	

17/18 Contracted general activity (UDA)	32,715
Carry forward general activity (UDA)	1,279
17/18 Contracted orthodontic activity (UOA)	630
Carry forward orthodontic activity (UOA)	0
Baseline contract value	£977,636.49

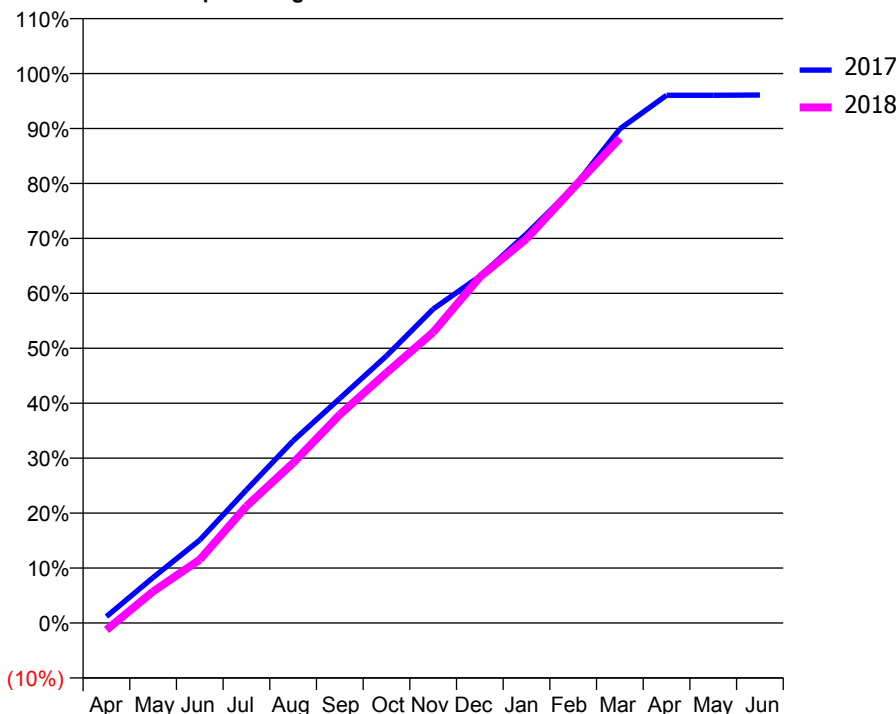
### ACCESS\*

Patients seen in 24 months	Total	Change since previous quarter
Quarter ending March 2017	9,270	
Quarter ending June 2017	9,315	→
Quarter ending September 2017	9,422	→
Quarter ending December 2017	9,540	→
Quarter ending March 2018	9,611	→
<b>Variance since March 2017</b>	<b>3.7%</b>	<b>↑</b>



### ACTIVITY

Cumulative percentage of contracted UDA delivered 2017 & 2018



Month	Adjusted Scheduled Activity (UDA)	
	2017	2018
April	383	-417
May	2,708	1,880
June	4,938	3,771
July	7,930	6,961
August	10,845	9,531
September	13,373	12,413
October	15,906	14,901
November	18,696	17,310
December	20,648	20,595
January	23,171	22,877
February	25,905	25,895
March	29,416	28,864
April	31,417	
May	31,421	
June	31,436	

### QUALITY

	Quantity	Base Number	Contract	AT	Region	England
% of FP17s for the same patient ID Re-attending within 3 months - Children	223	2,704	8.2%	9.7%	12.8%	11.9%
% of FP17s for the same patient ID Re-attending within 3 months - Adults	1,579	13,049	12.1%	14.3%	16.5%	16.0%
% of FP17s for the same patient ID Re-attending between 3 & 9 months - Children	1,603	2,704	59.3%	59.1%	59.7%	58.3%
% of FP17s for the same patient ID Re-attending between 3 & 9 months - Adults	8,520	13,049	65.3%	52.9%	52.6%	50.3%
% of FP17s for Band 1 Urgent Courses	957	15,029	6.4%	7.4%	9.1%	9.1%
% of FP17s Relating to Free Repair or Replacements	105	15,029	0.7%	1.2%	1.0%	0.8%
% of FP17s Relating to Continuations	266	15,029	1.8%	1.3%	1.2%	1.0%
% of Patients satisfied with the dentistry they have received	12	13	92.3%	92.4%	91.6%	91.5%
% of Patients satisfied with the time they had to wait for an appointment	13	13	100.0%	88.5%	88.3%	87.9%

\* This is based on patients treated on this contract for their most recent course of treatment. Figures in italics indicate the base number of FP17s or Patient Questionnaire responses are less than 100. N/A is shown where the base number of responses is less than 10 during the period. % is calculated as Quantity/Base number\*100



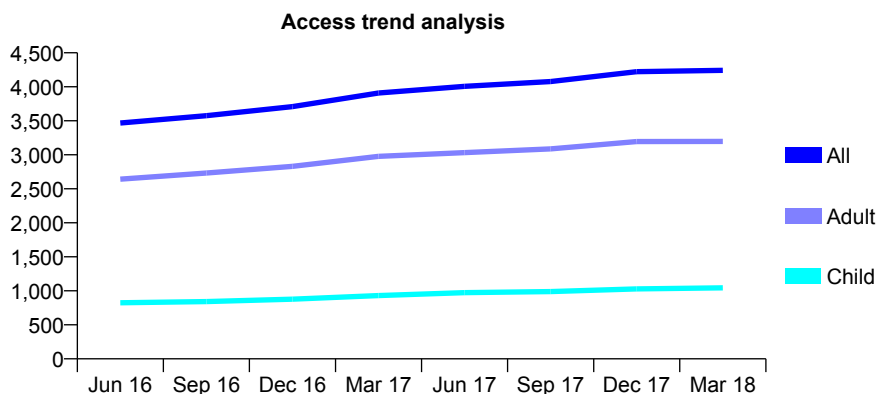
## Q51 - Vital Signs At a Glance Contract Report for 158445/0001 - March 2018

Name or company name	Cudworth Dental Surgery Limited
Contract type name	GDS Contract
Purpose of contract	General
Contract start date	01/04/2014
Contract end date	

17/18 Contracted general activity (UDA)	13,414
Carry forward general activity (UDA)	6
17/18 Contracted orthodontic activity (UOA)	0
Carry forward orthodontic activity (UOA)	0
Baseline contract value	£470,819.66

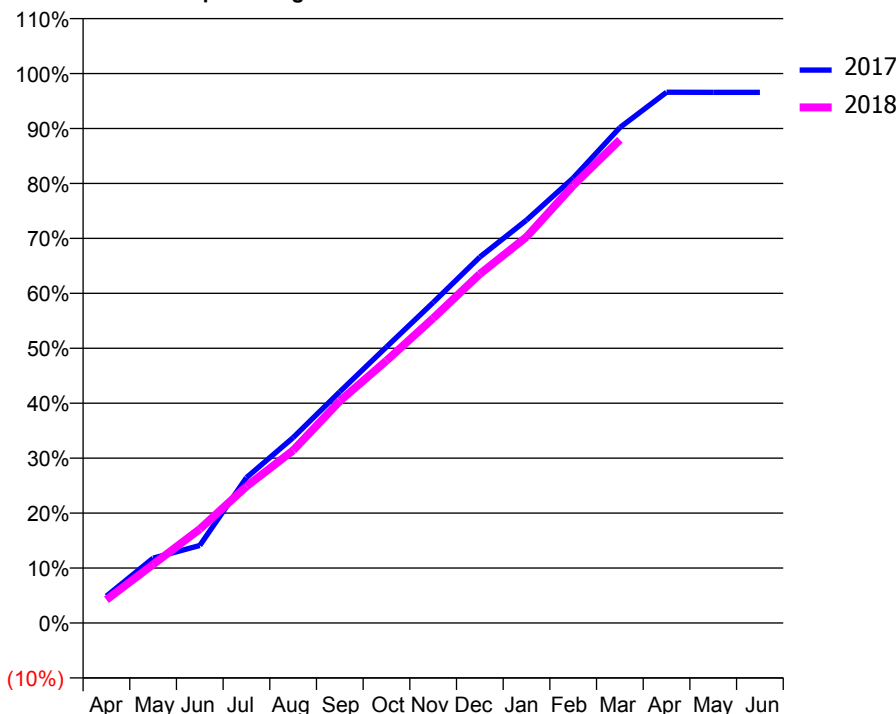
### ACCESS\*

Patients seen in 24 months	Total	Change since previous quarter
Quarter ending March 2017	3,909	
Quarter ending June 2017	4,006	↑
Quarter ending September 2017	4,077	→
Quarter ending December 2017	4,223	↑
Quarter ending March 2018	4,242	→
<b>Variance since March 2017</b>	<b>8.5%</b>	<b>↑</b>



### ACTIVITY

Cumulative percentage of contracted UDA delivered 2017 & 2018



Month	Adjusted Scheduled Activity (UDA)	
	2017	2018
April	654	568
May	1,585	1,430
June	1,893	2,293
July	3,549	3,336
August	4,527	4,212
September	5,646	5,417
October	6,740	6,405
November	7,825	7,440
December	8,934	8,520
January	9,837	9,425
February	10,865	10,682
March	12,095	11,796
April	12,956	
May	12,954	
June	12,955	

### QUALITY

	Quantity	Base Number	Contract	AT	Region	England
% of FP17s for the same patient ID Re-attending within 3 months - Children	235	1,656	14.2%	9.7%	12.8%	11.9%
% of FP17s for the same patient ID Re-attending within 3 months - Adults	546	4,012	13.6%	14.3%	16.5%	16.0%
% of FP17s for the same patient ID Re-attending between 3 & 9 months - Children	921	1,656	55.6%	59.1%	59.7%	58.3%
% of FP17s for the same patient ID Re-attending between 3 & 9 months - Adults	1,877	4,012	46.8%	52.9%	52.6%	50.3%
% of FP17s for Band 1 Urgent Courses	513	5,313	9.7%	7.4%	9.1%	9.1%
% of FP17s Relating to Free Repair or Replacements	58	5,313	1.1%	1.2%	1.0%	0.8%
% of FP17s Relating to Continuations	12	5,313	0.2%	1.3%	1.2%	1.0%
% of Patients satisfied with the dentistry they have received	4	7	N/A	92.4%	91.6%	91.5%
% of Patients satisfied with the time they had to wait for an appointment	3	7	N/A	88.5%	88.3%	87.9%

\* This is based on patients treated on this contract for their most recent course of treatment. Figures in italics indicate the base number of FP17s or Patient Questionnaire responses are less than 100. N/A is shown where the base number of responses is less than 10 during the period. % is calculated as Quantity/Base number\*100

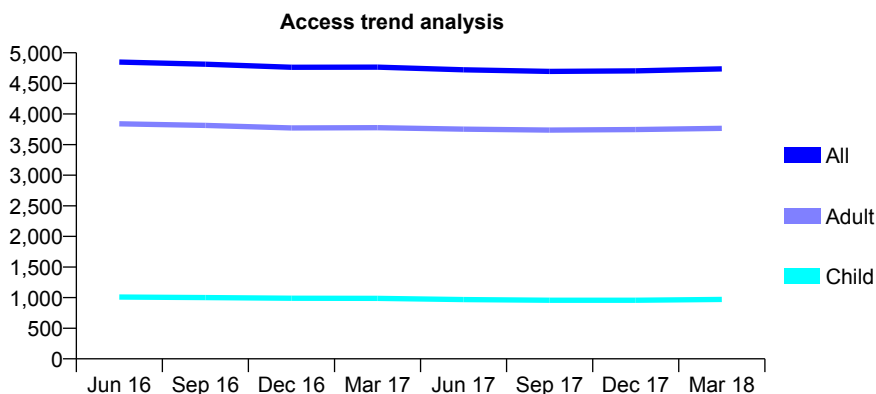
## Q51 - Vital Signs At a Glance Contract Report for 158577/0001 - March 2018

Name or company name	Ridgeway Dental Practice
Contract type name	GDS Contract
Purpose of contract	General
Contract start date	01/07/2013
Contract end date	

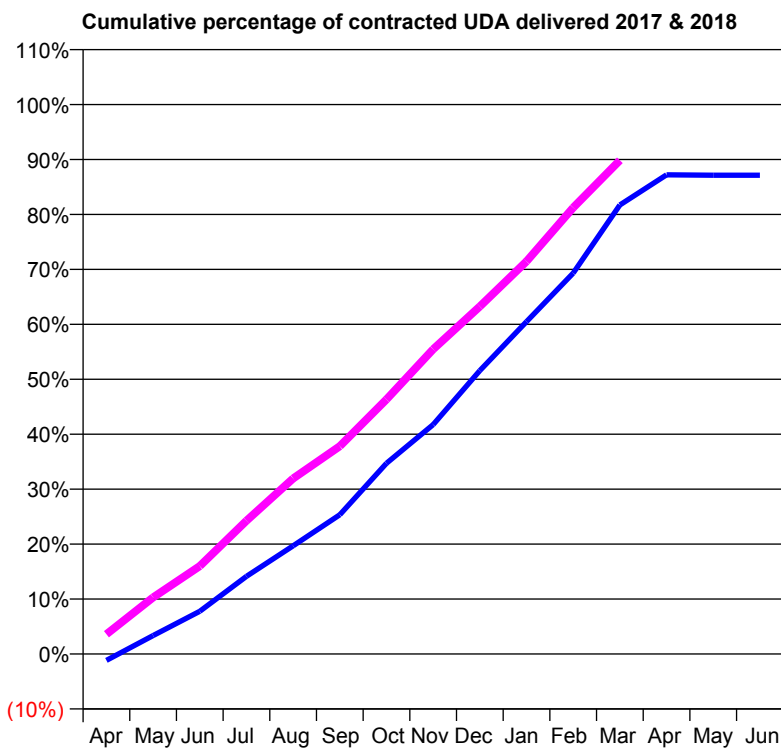
17/18 Contracted general activity (UDA)	14,089
Carry forward general activity (UDA)	0
17/18 Contracted orthodontic activity (UOA)	0
Carry forward orthodontic activity (UOA)	0
Baseline contract value	£451,648.44

### ACCESS\*

Patients seen in 24 months	Total	Change since previous quarter
Quarter ending March 2017	4,766	
Quarter ending June 2017	4,722	→
Quarter ending September 2017	4,695	→
Quarter ending December 2017	4,704	→
Quarter ending March 2018	4,737	→
<b>Variance since March 2017</b>	<b>(0.6%)</b>	→



### ACTIVITY



Month	Adjusted Scheduled Activity (UDA)	
	2017	2018
April	-166	508
May	475	1,453
June	1,095	2,253
July	1,991	3,416
August	2,776	4,502
September	3,572	5,328
October	4,890	6,529
November	5,884	7,814
December	7,268	8,913
January	8,520	10,067
February	9,768	11,446
March	11,513	12,660
April	12,286	
May	12,277	
June	12,277	

### QUALITY

	Quantity	Base Number	Contract	AT	Region	England
% of FP17s for the same patient ID Re-attending within 3 months - Children	79	1,535	5.1%	9.7%	12.8%	11.9%
% of FP17s for the same patient ID Re-attending within 3 months - Adults	647	5,894	11.0%	14.3%	16.5%	16.0%
% of FP17s for the same patient ID Re-attending between 3 & 9 months - Children	1,090	1,535	71.0%	59.1%	59.7%	58.3%
% of FP17s for the same patient ID Re-attending between 3 & 9 months - Adults	3,987	5,894	67.6%	52.9%	52.6%	50.3%
% of FP17s for Band 1 Urgent Courses	215	7,056	3.0%	7.4%	9.1%	9.1%
% of FP17s Relating to Free Repair or Replacements	59	7,056	0.8%	1.2%	1.0%	0.8%
% of FP17s Relating to Continuations	109	7,056	1.5%	1.3%	1.2%	1.0%
% of Patients satisfied with the dentistry they have received	6	7	N/A	92.4%	91.6%	91.5%
% of Patients satisfied with the time they had to wait for an appointment	4	7	N/A	88.5%	88.3%	87.9%

\* This is based on patients treated on this contract for their most recent course of treatment. Figures in italics indicate the base number of FP17s or Patient Questionnaire responses are less than 100. N/A is shown where the base number of responses is less than 10 during the period. % is calculated as Quantity/Base number\*100

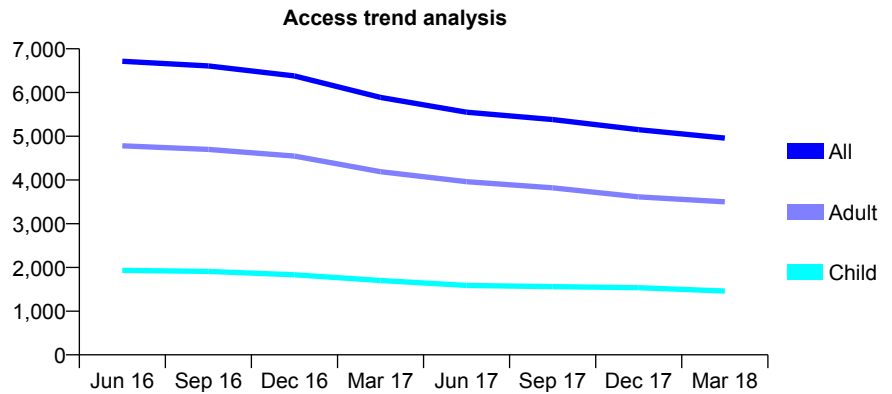
## Q51 - Vital Signs At a Glance Contract Report for 159026/0001 - March 2018

Name or company name	SLS DentalCare Ltd
Contract type name	GDS Contract
Purpose of contract	General
Contract start date	01/04/2010
Contract end date	

17/18 Contracted general activity (UDA)	18,457
Carry forward general activity (UDA)	0
17/18 Contracted orthodontic activity (UOA)	0
Carry forward orthodontic activity (UOA)	0
Baseline contract value	£525,753.57

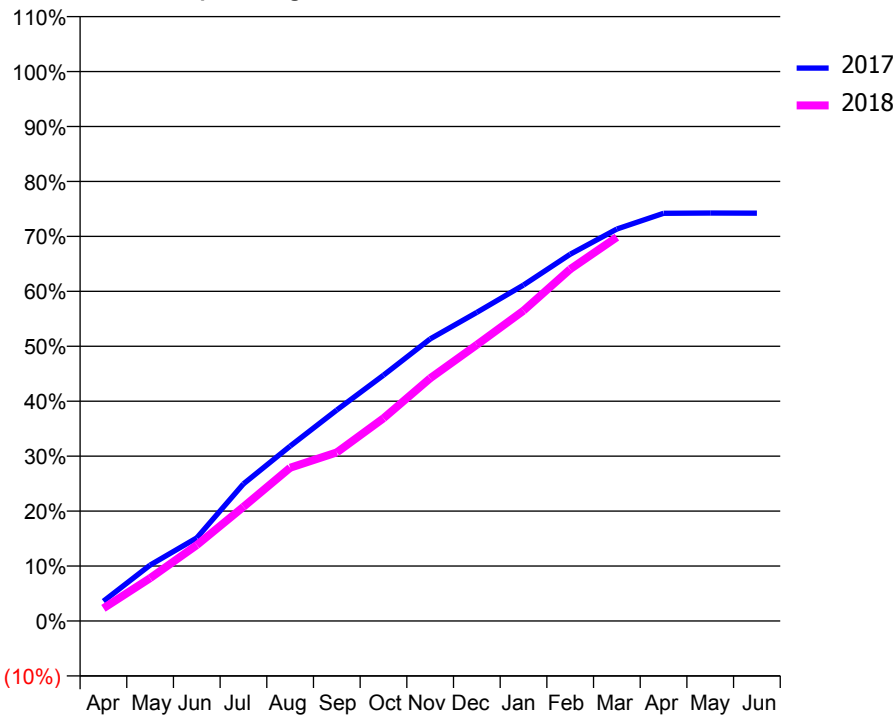
### ACCESS\*

Patients seen in 24 months	Total	Change since previous quarter
Quarter ending March 2017	5,889	
Quarter ending June 2017	5,550	↓
Quarter ending September 2017	5,381	↓
Quarter ending December 2017	5,149	↓
Quarter ending March 2018	4,959	↓
<b>Variance since March 2017</b>	<b>(15.8%)</b>	<b>↓</b>



### ACTIVITY

Cumulative percentage of contracted UDA delivered 2017 & 2018



Month	Adjusted Scheduled Activity (UDA)	
	2017	2018
April	738	429
May	2,078	1,441
June	3,085	2,549
July	5,092	3,836
August	6,494	5,147
September	7,832	5,661
October	9,124	6,812
November	10,473	8,153
December	11,458	9,276
January	12,473	10,427
February	13,615	11,816
March	14,551	12,894
April	15,135	
May	15,144	
June	15,143	

### QUALITY

	Quantity	Base Number	Contract	AT	Region	England
% of FP17s for the same patient ID Re-attending within 3 months - Children	148	1,817	8.1%	9.7%	12.8%	11.9%
% of FP17s for the same patient ID Re-attending within 3 months - Adults	580	4,103	14.1%	14.3%	16.5%	16.0%
% of FP17s for the same patient ID Re-attending between 3 & 9 months - Children	770	1,817	42.4%	59.1%	59.7%	58.3%
% of FP17s for the same patient ID Re-attending between 3 & 9 months - Adults	1,886	4,103	46.0%	52.9%	52.6%	50.3%
% of FP17s for Band 1 Urgent Courses	387	5,665	6.8%	7.4%	9.1%	9.1%
% of FP17s Relating to Free Repair or Replacements	52	5,665	0.9%	1.2%	1.0%	0.8%
% of FP17s Relating to Continuations	110	5,665	1.9%	1.3%	1.2%	1.0%
% of Patients satisfied with the dentistry they have received	8	9	N/A	92.4%	91.6%	91.5%
% of Patients satisfied with the time they had to wait for an appointment	5	9	N/A	88.5%	88.3%	87.9%

\* This is based on patients treated on this contract for their most recent course of treatment. Figures in italics indicate the base number of FP17s or Patient Questionnaire responses are less than 100. N/A is shown where the base number of responses is less than 10 during the period. % is calculated as Quantity/Base number\*100

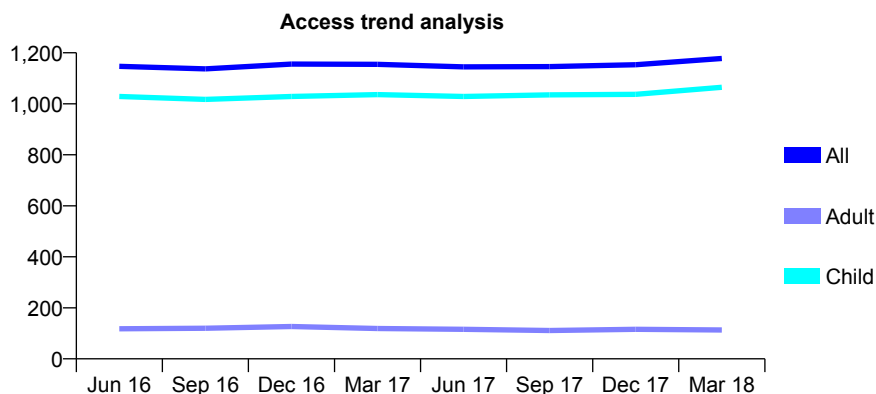
## Q51 - Vital Signs At a Glance Contract Report for 159603/0001 - March 2018

Name or company name	GHB
Contract type name	GDS Contract
Purpose of contract	General
Contract start date	01/04/2012
Contract end date	

17/18 Contracted general activity (UDA)	2,915
Carry forward general activity (UDA)	-17
17/18 Contracted orthodontic activity (UOA)	0
Carry forward orthodontic activity (UOA)	0
Baseline contract value	£55,613.77

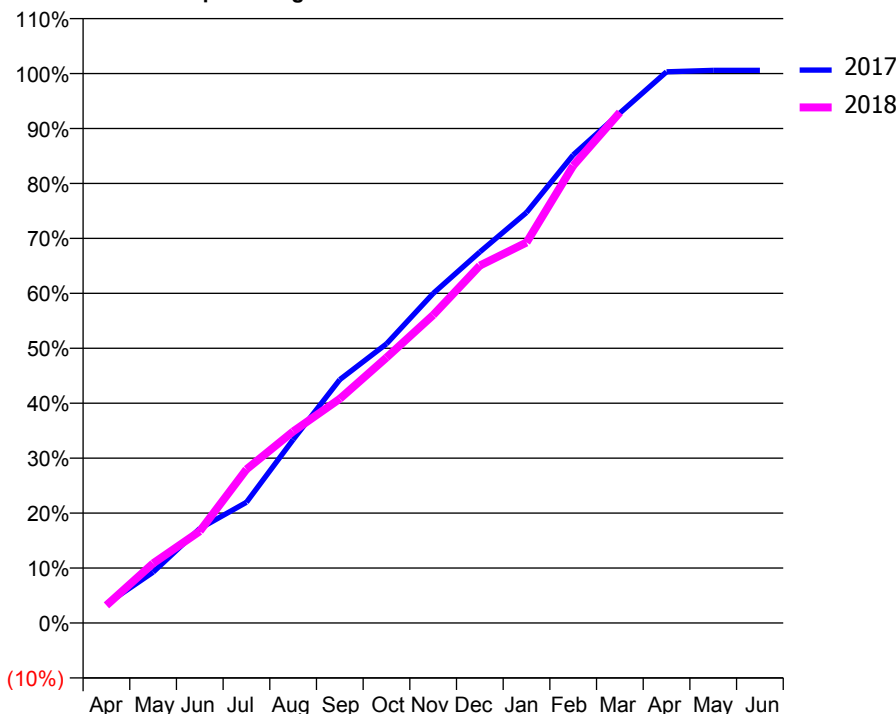
### ACCESS\*

Patients seen in 24 months	Total	Change since previous quarter
Quarter ending March 2017	1,155	
Quarter ending June 2017	1,145	→
Quarter ending September 2017	1,146	→
Quarter ending December 2017	1,153	→
Quarter ending March 2018	1,178	↑
<b>Variance since March 2017</b>	<b>2.0%</b>	<b>→</b>



### ACTIVITY

Cumulative percentage of contracted UDA delivered 2017 & 2018



Month	Adjusted Scheduled Activity (UDA)	
	2017	2018
April	101	93
May	270	316
June	501	487
July	640	815
August	973	1,016
September	1,291	1,189
October	1,481	1,408
November	1,748	1,633
December	1,968	1,896
January	2,177	2,019
February	2,483	2,426
March	2,705	2,709
April	2,924	
May	2,932	
June	2,932	

### QUALITY

	Quantity	Base Number	Contract	AT	Region	England
% of FP17s for the same patient ID Re-attending within 3 months - Children	195	1,782	10.9%	9.7%	12.8%	11.9%
% of FP17s for the same patient ID Re-attending within 3 months - Adults	0	2	0.0%	14.3%	16.5%	16.0%
% of FP17s for the same patient ID Re-attending between 3 & 9 months - Children	1,060	1,782	59.5%	59.1%	59.7%	58.3%
% of FP17s for the same patient ID Re-attending between 3 & 9 months - Adults	1	2	50.0%	52.9%	52.6%	50.3%
% of FP17s for Band 1 Urgent Courses	90	1,656	5.4%	7.4%	9.1%	9.1%
% of FP17s Relating to Free Repair or Replacements	1	1,656	0.1%	1.2%	1.0%	0.8%
% of FP17s Relating to Continuations	11	1,656	0.7%	1.3%	1.2%	1.0%
% of Patients satisfied with the dentistry they have received	1	1	N/A	92.4%	91.6%	91.5%
% of Patients satisfied with the time they had to wait for an appointment	1	1	N/A	88.5%	88.3%	87.9%

\* This is based on patients treated on this contract for their most recent course of treatment. Figures in italics indicate the base number of FP17s or Patient Questionnaire responses are less than 100. N/A is shown where the base number of responses is less than 10 during the period. % is calculated as Quantity/Base number\*100

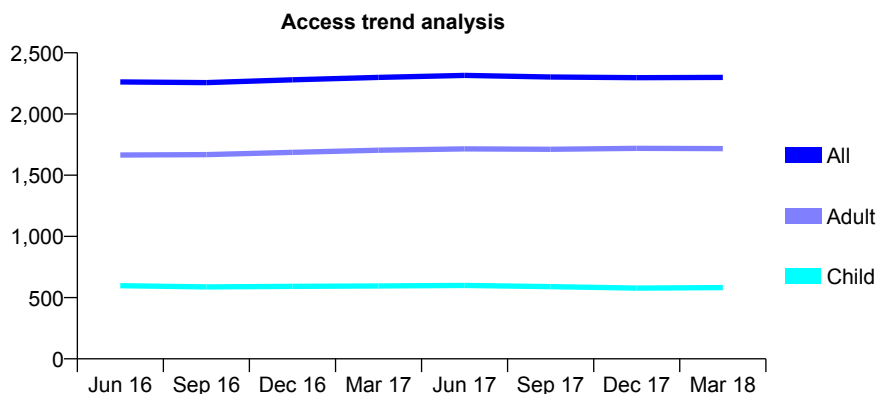
## Q51 - Vital Signs At a Glance Contract Report for 160938/0001 - March 2018

Name or company name	Woodseats Dental Care
Contract type name	GDS Contract
Purpose of contract	General
Contract start date	01/04/2006
Contract end date	

17/18 Contracted general activity (UDA)	6,275
Carry forward general activity (UDA)	0
17/18 Contracted orthodontic activity (UOA)	0
Carry forward orthodontic activity (UOA)	0
Baseline contract value	£151,525.38

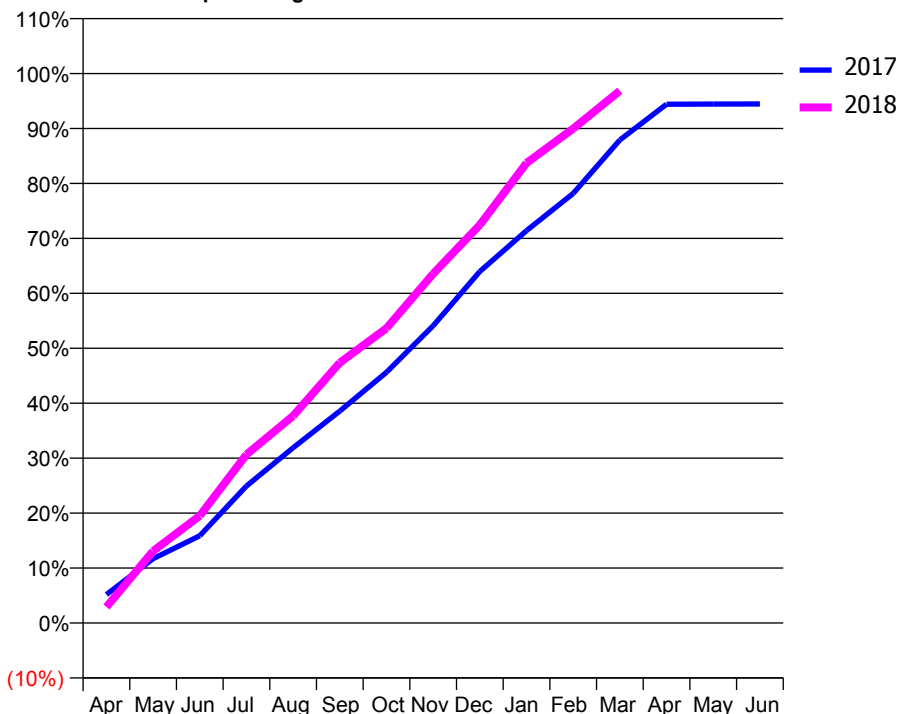
### ACCESS\*

Patients seen in 24 months	Total	Change since previous quarter
Quarter ending March 2017	2,299	
Quarter ending June 2017	2,315	→
Quarter ending September 2017	2,302	→
Quarter ending December 2017	2,297	→
Quarter ending March 2018	2,299	→
<b>Variance since March 2017</b>	<b>0.0%</b>	<b>→</b>



### ACTIVITY

Cumulative percentage of contracted UDA delivered 2017 & 2018



Month	Adjusted Scheduled Activity (UDA)	
	2017	2018
April	406	184
May	918	822
June	1,245	1,225
July	1,957	1,924
August	2,502	2,365
September	3,025	2,974
October	3,580	3,367
November	4,244	3,989
December	5,018	4,546
January	5,601	5,252
February	6,133	5,646
March	6,896	6,078
April	7,406	
May	7,408	
June	7,410	

### QUALITY

	Quantity	Base Number	Contract	AT	Region	England
% of FP17s for the same patient ID Re-attending within 3 months - Children	86	901	9.5%	9.7%	12.8%	11.9%
% of FP17s for the same patient ID Re-attending within 3 months - Adults	494	2,882	17.1%	14.3%	16.5%	16.0%
% of FP17s for the same patient ID Re-attending between 3 & 9 months - Children	521	901	57.8%	59.1%	59.7%	58.3%
% of FP17s for the same patient ID Re-attending between 3 & 9 months - Adults	1,832	2,882	63.6%	52.9%	52.6%	50.3%
% of FP17s for Band 1 Urgent Courses	162	3,536	4.6%	7.4%	9.1%	9.1%
% of FP17s Relating to Free Repair or Replacements	17	3,536	0.5%	1.2%	1.0%	0.8%
% of FP17s Relating to Continuations	26	3,536	0.7%	1.3%	1.2%	1.0%
% of Patients satisfied with the dentistry they have received	3	4	N/A	92.4%	91.6%	91.5%
% of Patients satisfied with the time they had to wait for an appointment	4	4	N/A	88.5%	88.3%	87.9%

\* This is based on patients treated on this contract for their most recent course of treatment. Figures in italics indicate the base number of FP17s or Patient Questionnaire responses are less than 100. N/A is shown where the base number of responses is less than 10 during the period. % is calculated as Quantity/Base number\*100

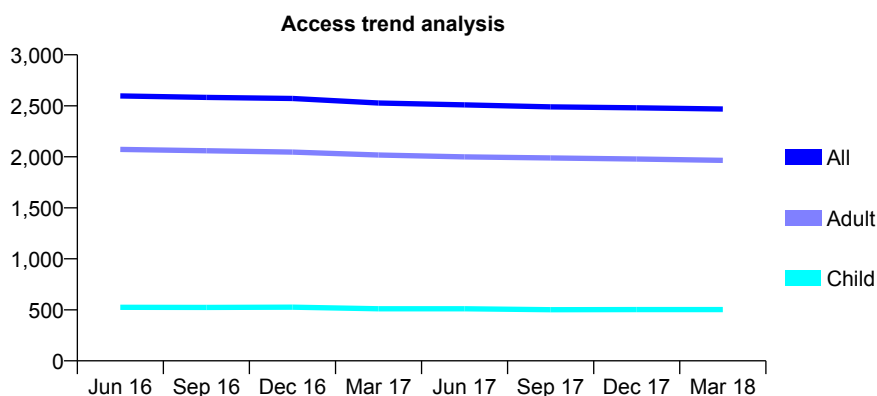
## Q51 - Vital Signs At a Glance Contract Report for 161772/0001 - March 2018

Name or company name	J G Lafferty & N C Dalton
Contract type name	GDS Contract
Purpose of contract	General
Contract start date	01/04/2006
Contract end date	

17/18 Contracted general activity (UDA)	8,857
Carry forward general activity (UDA)	120
17/18 Contracted orthodontic activity (UOA)	0
Carry forward orthodontic activity (UOA)	0
Baseline contract value	£238,215.24

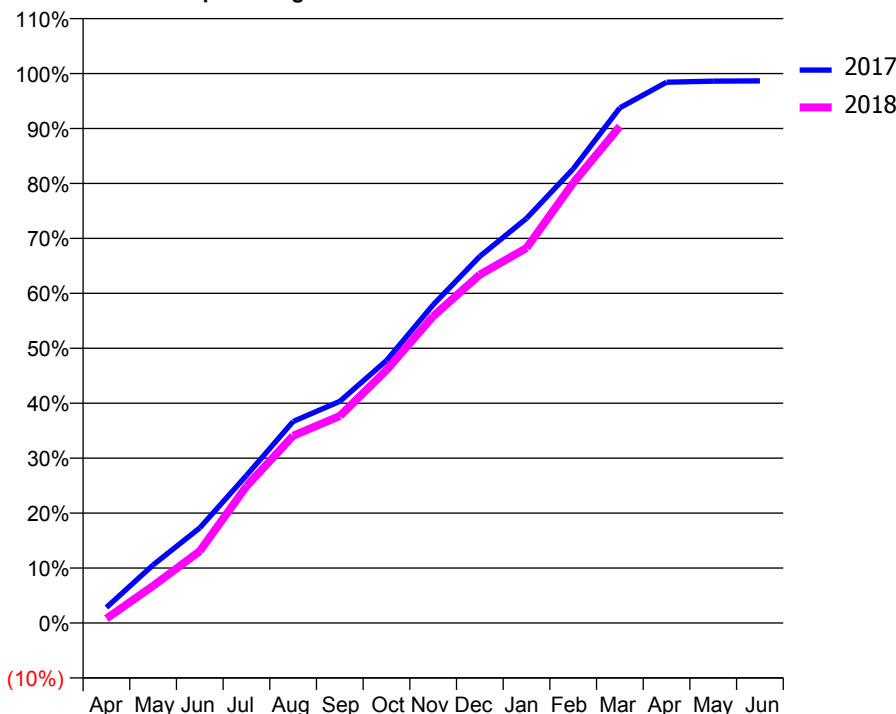
### ACCESS\*

Patients seen in 24 months	Total	Change since previous quarter
Quarter ending March 2017	2,527	
Quarter ending June 2017	2,509	→
Quarter ending September 2017	2,490	→
Quarter ending December 2017	2,481	→
Quarter ending March 2018	2,469	→
<b>Variance since March 2017</b>	<b>(2.3%)</b>	<b>↓</b>



### ACTIVITY

Cumulative percentage of contracted UDA delivered 2017 & 2018



Month	Adjusted Scheduled Activity (UDA)	
	2017	2018
April	251	72
May	936	599
June	1,534	1,160
July	2,377	2,205
August	3,249	3,018
September	3,573	3,338
October	4,231	4,075
November	5,129	4,944
December	5,910	5,615
January	6,522	6,045
February	7,320	7,094
March	8,303	8,005
April	8,716	
May	8,734	
June	8,737	

### QUALITY

	Quantity	Base Number	Contract	AT	Region	England
% of FP17s for the same patient ID Re-attending within 3 months - Children	41	858	4.8%	9.7%	12.8%	11.9%
% of FP17s for the same patient ID Re-attending within 3 months - Adults	597	4,434	13.5%	14.3%	16.5%	16.0%
% of FP17s for the same patient ID Re-attending between 3 & 9 months - Children	661	858	77.0%	59.1%	59.7%	58.3%
% of FP17s for the same patient ID Re-attending between 3 & 9 months - Adults	3,448	4,434	77.8%	52.9%	52.6%	50.3%
% of FP17s for Band 1 Urgent Courses	225	5,074	4.4%	7.4%	9.1%	9.1%
% of FP17s Relating to Free Repair or Replacements	49	5,074	1.0%	1.2%	1.0%	0.8%
% of FP17s Relating to Continuations	12	5,074	0.2%	1.3%	1.2%	1.0%
% of Patients satisfied with the dentistry they have received	4	4	N/A	92.4%	91.6%	91.5%
% of Patients satisfied with the time they had to wait for an appointment	4	4	N/A	88.5%	88.3%	87.9%

\* This is based on patients treated on this contract for their most recent course of treatment. Figures in italics indicate the base number of FP17s or Patient Questionnaire responses are less than 100. N/A is shown where the base number of responses is less than 10 during the period. % is calculated as Quantity/Base number\*100

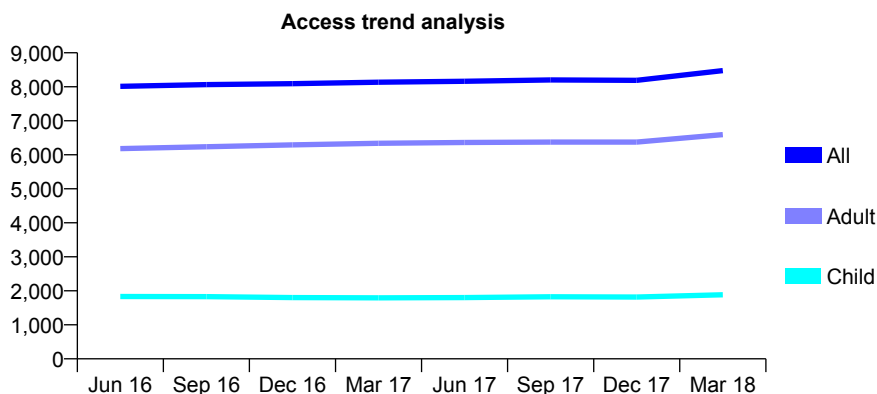
## Q51 - Vital Signs At a Glance Contract Report for 162949/0001 - March 2018

Name or company name	Yorkshire and Humberside CDA Ltd t/a Ger
Contract type name	GDS Contract
Purpose of contract	General
Contract start date	01/09/2008
Contract end date	

17/18 Contracted general activity (UDA)	27,279
Carry forward general activity (UDA)	135
17/18 Contracted orthodontic activity (UOA)	0
Carry forward orthodontic activity (UOA)	0
Baseline contract value	£771,984.20

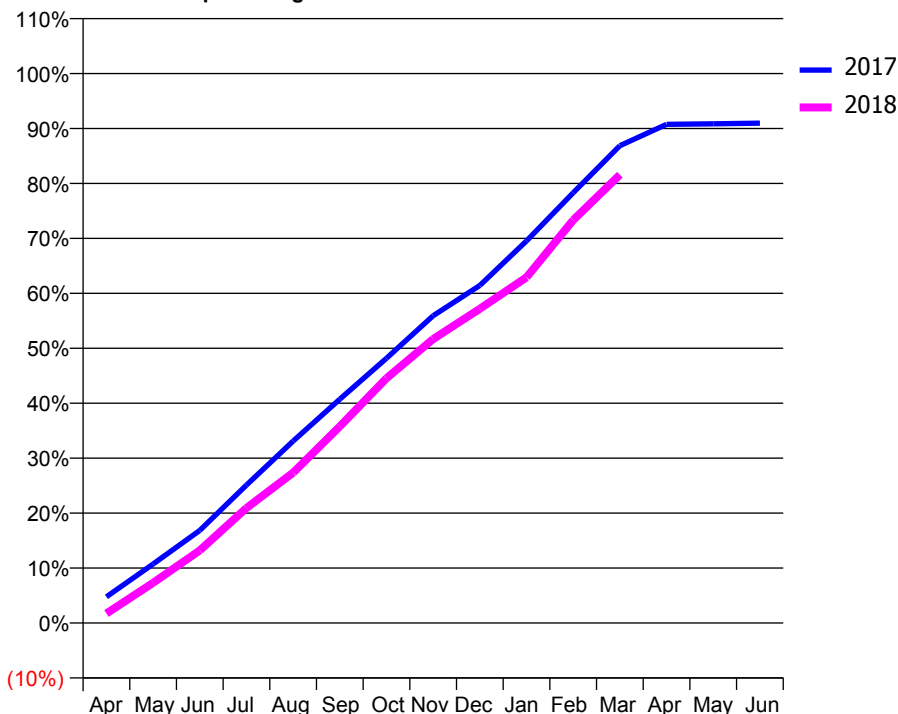
### ACCESS\*

Patients seen in 24 months	Total	Change since previous quarter
Quarter ending March 2017	8,134	
Quarter ending June 2017	8,164	→
Quarter ending September 2017	8,203	→
Quarter ending December 2017	8,192	→
Quarter ending March 2018	8,478	↑
<b>Variance since March 2017</b>	4.2%	↑



### ACTIVITY

Cumulative percentage of contracted UDA delivered 2017 & 2018



Month	Adjusted Scheduled Activity (UDA)	
	2017	2018
April	1,301	471
May	2,931	1,996
June	4,597	3,605
July	6,847	5,711
August	9,030	7,465
September	11,112	9,760
October	13,144	12,149
November	15,254	14,100
December	16,758	15,599
January	18,967	17,163
February	21,360	19,999
March	23,695	22,253
April	24,756	
May	24,783	
June	24,813	

### QUALITY

	Quantity	Base Number	Contract	AT	Region	England
% of FP17s for the same patient ID Re-attending within 3 months - Children	299	2,999	10.0%	9.7%	12.8%	11.9%
% of FP17s for the same patient ID Re-attending within 3 months - Adults	1,224	9,336	13.1%	14.3%	16.5%	16.0%
% of FP17s for the same patient ID Re-attending between 3 & 9 months - Children	1,850	2,999	61.7%	59.1%	59.7%	58.3%
% of FP17s for the same patient ID Re-attending between 3 & 9 months - Adults	5,266	9,336	56.4%	52.9%	52.6%	50.3%
% of FP17s for Band 1 Urgent Courses	1,027	11,023	9.3%	7.4%	9.1%	9.1%
% of FP17s Relating to Free Repair or Replacements	100	11,023	0.9%	1.2%	1.0%	0.8%
% of FP17s Relating to Continuations	68	11,023	0.6%	1.3%	1.2%	1.0%
% of Patients satisfied with the dentistry they have received	7	7	N/A	92.4%	91.6%	91.5%
% of Patients satisfied with the time they had to wait for an appointment	7	7	N/A	88.5%	88.3%	87.9%

\* This is based on patients treated on this contract for their most recent course of treatment. Figures in italics indicate the base number of FP17s or Patient Questionnaire responses are less than 100. N/A is shown where the base number of responses is less than 10 during the period. % is calculated as Quantity/Base number\*100

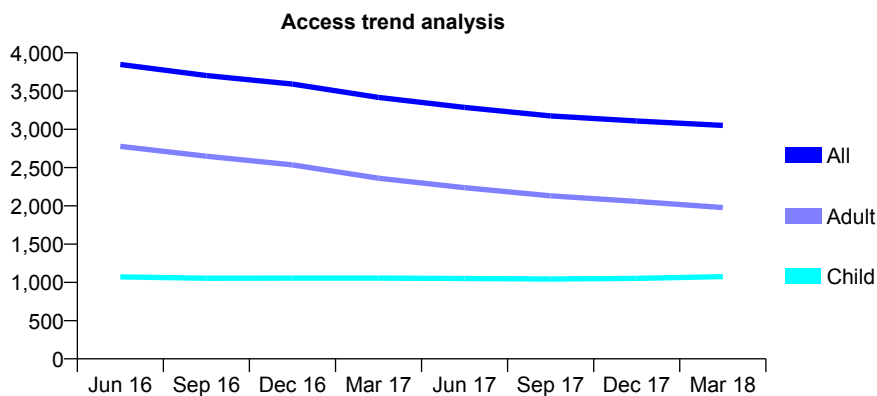
## Q51 - Vital Signs At a Glance Contract Report for 162949/0002 - March 2018

Name or company name	Lowedges Dental Care Limited
Contract type name	GDS Contract
Purpose of contract	General
Contract start date	16/12/2008
Contract end date	

17/18 Contracted general activity (UDA)	11,332
Carry forward general activity (UDA)	-227
17/18 Contracted orthodontic activity (UOA)	0
Carry forward orthodontic activity (UOA)	0
Baseline contract value	£343,750.01

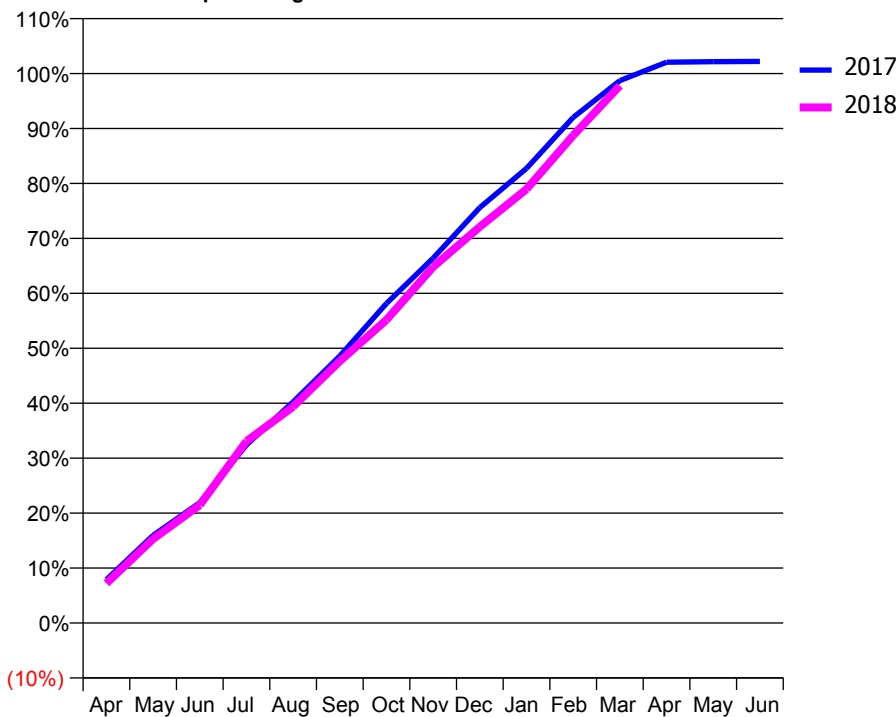
### ACCESS\*

Patients seen in 24 months	Total	Change since previous quarter
Quarter ending March 2017	3,417	
Quarter ending June 2017	3,287	↓
Quarter ending September 2017	3,174	↓
Quarter ending December 2017	3,108	↓
Quarter ending March 2018	3,051	↓
<b>Variance since March 2017</b>	<b>(10.7%)</b>	<b>↓</b>



### ACTIVITY

Cumulative percentage of contracted UDA delivered 2017 & 2018



Month	Adjusted Scheduled Activity (UDA)	
	2017	2018
April	896	819
May	1,807	1,733
June	2,481	2,434
July	3,672	3,750
August	4,561	4,462
September	5,507	5,400
October	6,590	6,252
November	7,526	7,344
December	8,567	8,172
January	9,377	8,948
February	10,425	10,055
March	11,184	11,081
April	11,564	
May	11,575	
June	11,582	

### QUALITY

	Quantity	Base Number	Contract	AT	Region	England
% of FP17s for the same patient ID Re-attending within 3 months - Children	124	1,641	7.6%	9.7%	12.8%	11.9%
% of FP17s for the same patient ID Re-attending within 3 months - Adults	444	2,908	15.3%	14.3%	16.5%	16.0%
% of FP17s for the same patient ID Re-attending between 3 & 9 months - Children	878	1,641	53.5%	59.1%	59.7%	58.3%
% of FP17s for the same patient ID Re-attending between 3 & 9 months - Adults	1,508	2,908	51.9%	52.9%	52.6%	50.3%
% of FP17s for Band 1 Urgent Courses	249	4,371	5.7%	7.4%	9.1%	9.1%
% of FP17s Relating to Free Repair or Replacements	60	4,371	1.4%	1.2%	1.0%	0.8%
% of FP17s Relating to Continuations	115	4,371	2.6%	1.3%	1.2%	1.0%
% of Patients satisfied with the dentistry they have received	4	4	N/A	92.4%	91.6%	91.5%
% of Patients satisfied with the time they had to wait for an appointment	4	4	N/A	88.5%	88.3%	87.9%

\* This is based on patients treated on this contract for their most recent course of treatment. Figures in italics indicate the base number of FP17s or Patient Questionnaire responses are less than 100. N/A is shown where the base number of responses is less than 10 during the period. % is calculated as Quantity/Base number\*100



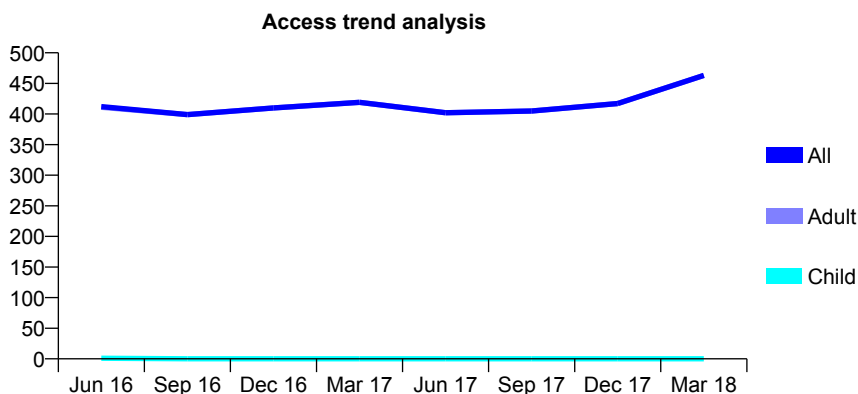
## Q51 - Vital Signs At a Glance Contract Report for 162949/0003 - March 2018

Name or company name	Lowedges Dental Care Limited
Contract type name	GDS Contract
Purpose of contract	General
Contract start date	16/12/2008
Contract end date	

17/18 Contracted general activity (UDA)	1,330
Carry forward general activity (UDA)	0
17/18 Contracted orthodontic activity (UOA)	0
Carry forward orthodontic activity (UOA)	0
Baseline contract value	£69,869.85

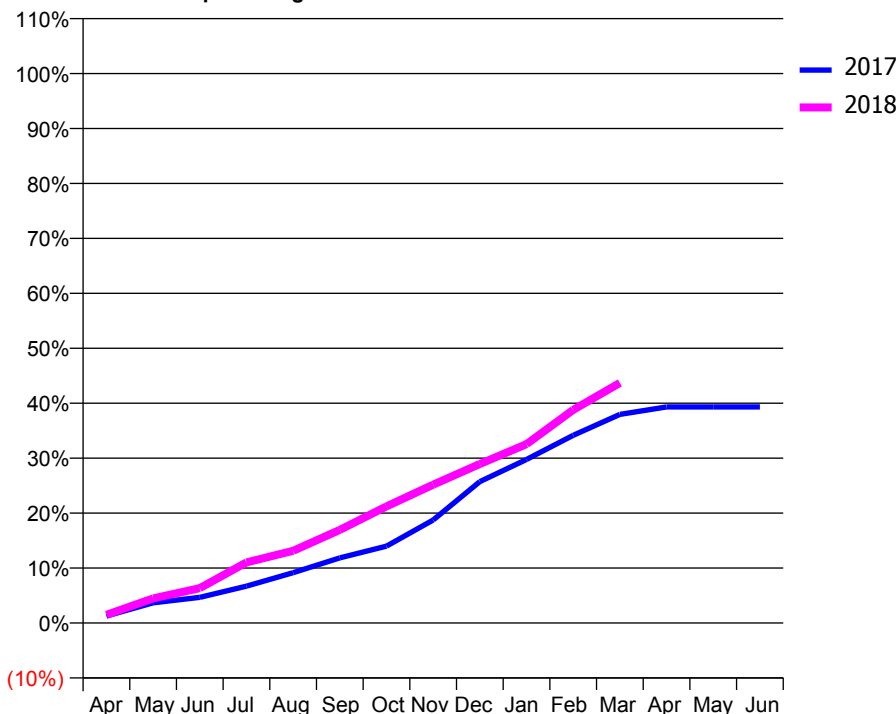
### ACCESS\*

Patients seen in 24 months	Total	Change since previous quarter
Quarter ending March 2017	419	
Quarter ending June 2017	402	↓
Quarter ending September 2017	405	→
Quarter ending December 2017	417	↑
Quarter ending March 2018	463	↑
<b>Variance since March 2017</b>	<b>10.5%</b>	<b>↑</b>



### ACTIVITY

Cumulative percentage of contracted UDA delivered 2017 & 2018



Month	Adjusted Scheduled Activity (UDA)	
	2017	2018
April	17	20
May	49	59
June	62	84
July	89	147
August	122	175
September	158	225
October	186	282
November	249	335
December	342	385
January	396	433
February	454	516
March	505	581
April	523	
May	523	
June	523	

### QUALITY

	Quantity	Base Number	Contract	AT	Region	England
% of FP17s for the same patient ID Re-attending within 3 months - Children	0	0	N/A	9.7%	12.8%	11.9%
% of FP17s for the same patient ID Re-attending within 3 months - Adults	13	340	3.8%	14.3%	16.5%	16.0%
% of FP17s for the same patient ID Re-attending between 3 & 9 months - Children	0	0	N/A	59.1%	59.7%	58.3%
% of FP17s for the same patient ID Re-attending between 3 & 9 months - Adults	17	340	5.0%	52.9%	52.6%	50.3%
% of FP17s for Band 1 Urgent Courses	15	333	4.5%	7.4%	9.1%	9.1%
% of FP17s Relating to Free Repair or Replacements	0	333	0.0%	1.2%	1.0%	0.8%
% of FP17s Relating to Continuations	1	333	0.3%	1.3%	1.2%	1.0%
% of Patients satisfied with the dentistry they have received	0	0	N/A	92.4%	91.6%	91.5%
% of Patients satisfied with the time they had to wait for an appointment	0	0	N/A	88.5%	88.3%	87.9%

\* This is based on patients treated on this contract for their most recent course of treatment. Figures in italics indicate the base number of FP17s or Patient Questionnaire responses are less than 100. N/A is shown where the base number of responses is less than 10 during the period. % is calculated as Quantity/Base number\*100

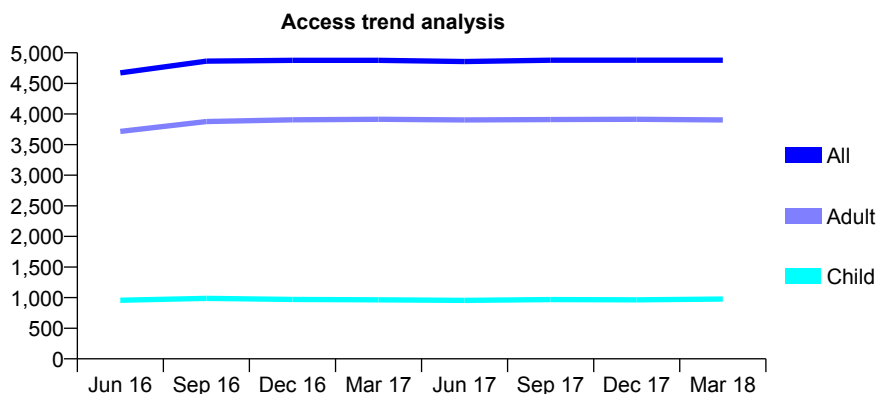
## Q51 - Vital Signs At a Glance Contract Report for 163848/0001 - March 2018

Name or company name	Southfield Dental Practice Partnership
Contract type name	GDS Contract
Purpose of contract	General
Contract start date	01/10/2014
Contract end date	

17/18 Contracted general activity (UDA)	13,801
Carry forward general activity (UDA)	-114
17/18 Contracted orthodontic activity (UOA)	0
Carry forward orthodontic activity (UOA)	0
Baseline contract value	£395,000.82

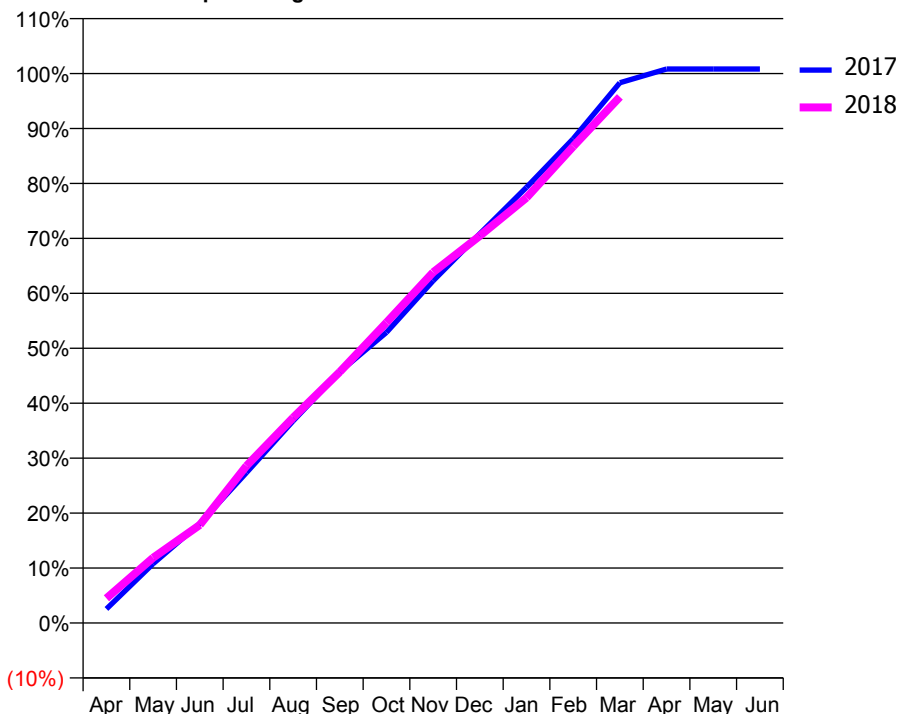
### ACCESS\*

Patients seen in 24 months	Total	Change since previous quarter
Quarter ending March 2017	4,877	
Quarter ending June 2017	4,857	→
Quarter ending September 2017	4,878	→
Quarter ending December 2017	4,879	→
Quarter ending March 2018	4,879	→
<b>Variance since March 2017</b>	<b>0.0%</b>	<b>→</b>



### ACTIVITY

Cumulative percentage of contracted UDA delivered 2017 & 2018



Month	Adjusted Scheduled Activity (UDA)	
	2017	2018
April	355	622
May	1,488	1,639
June	2,495	2,465
July	3,775	3,948
August	5,076	5,159
September	6,313	6,309
October	7,299	7,546
November	8,597	8,808
December	9,777	9,725
January	10,942	10,682
February	12,164	11,969
March	13,568	13,213
April	13,915	
May	13,915	
June	13,915	

### QUALITY

	Quantity	Base Number	Contract	AT	Region	England
% of FP17s for the same patient ID Re-attending within 3 months - Children	133	1,823	7.3%	9.7%	12.8%	11.9%
% of FP17s for the same patient ID Re-attending within 3 months - Adults	792	5,469	14.5%	14.3%	16.5%	16.0%
% of FP17s for the same patient ID Re-attending between 3 & 9 months - Children	1,439	1,823	78.9%	59.1%	59.7%	58.3%
% of FP17s for the same patient ID Re-attending between 3 & 9 months - Adults	2,349	5,469	43.0%	52.9%	52.6%	50.3%
% of FP17s for Band 1 Urgent Courses	335	7,118	4.7%	7.4%	9.1%	9.1%
% of FP17s Relating to Free Repair or Replacements	78	7,118	1.1%	1.2%	1.0%	0.8%
% of FP17s Relating to Continuations	191	7,118	2.7%	1.3%	1.2%	1.0%
% of Patients satisfied with the dentistry they have received	5	6	N/A	92.4%	91.6%	91.5%
% of Patients satisfied with the time they had to wait for an appointment	6	6	N/A	88.5%	88.3%	87.9%

\* This is based on patients treated on this contract for their most recent course of treatment. Figures in italics indicate the base number of FP17s or Patient Questionnaire responses are less than 100. N/A is shown where the base number of responses is less than 10 during the period. % is calculated as Quantity/Base number\*100

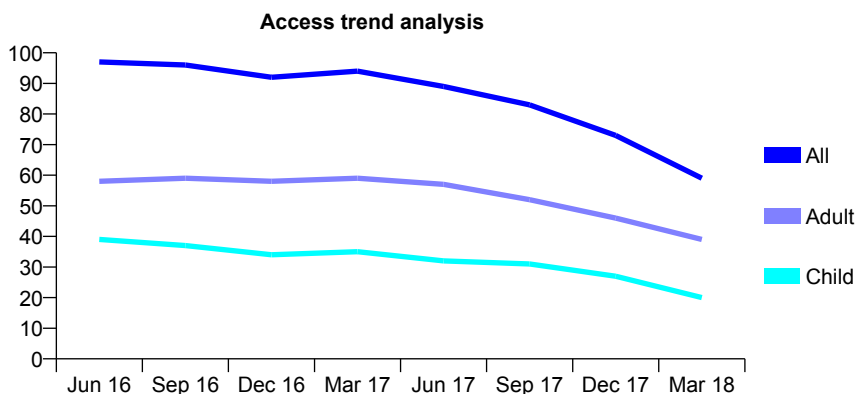
## Q51 - Vital Signs At a Glance Contract Report for 165026/0004 - March 2018

Name or company name	Nottinghamshire Healthcare NHS Trust
Contract type name	PDS Contract
Purpose of contract	General
Contract start date	01/04/2012
Contract end date	15/09/2017

17/18 Contracted general activity (UDA)	413
Carry forward general activity (UDA)	0
17/18 Contracted orthodontic activity (UOA)	0
Carry forward orthodontic activity (UOA)	0
Baseline contract value	£10,261.38

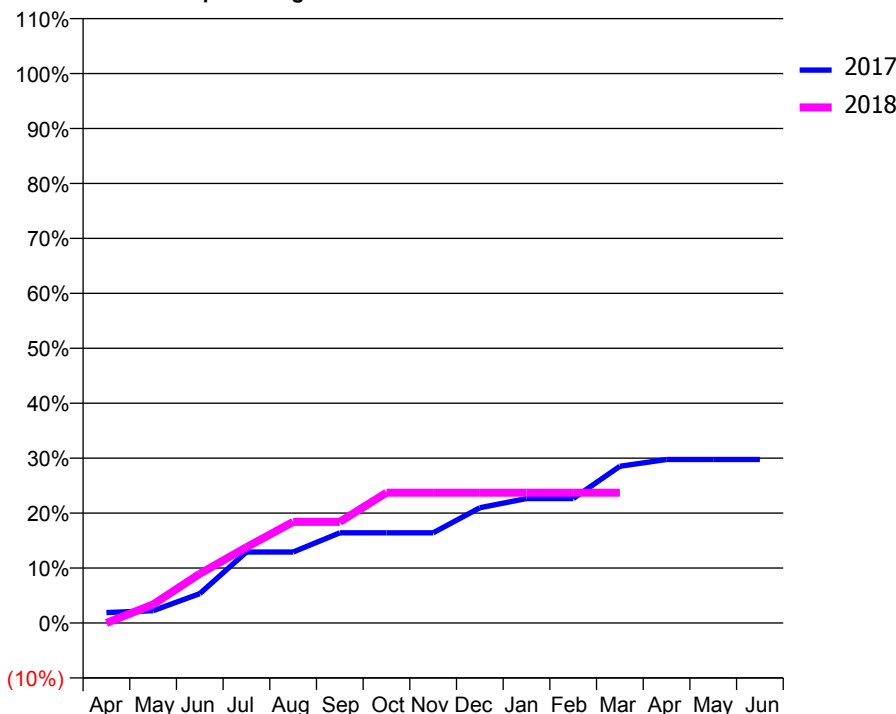
### ACCESS\*

Patients seen in 24 months	Total	Change since previous quarter
Quarter ending March 2017	94	
Quarter ending June 2017	89	↓
Quarter ending September 2017	83	↓
Quarter ending December 2017	73	↓
Quarter ending March 2018	59	↓
<b>Variance since March 2017</b>	<b>(37.2%)</b>	<b>↓</b>



### ACTIVITY

Cumulative percentage of contracted UDA delivered 2017 & 2018



Adjusted Scheduled Activity (UDA)

Month	2017	2018
April	17	0
May	20	14
June	48	37
July	116	57
August	116	76
September	148	76
October	148	98
November	148	98
December	189	98
January	204	98
February	204	98
March	257	98
April	268	
May	268	
June	268	

### QUALITY

	Quantity	Base Number	Contract	AT	Region	England
% of FP17s for the same patient ID Re-attending within 3 months - Children	0	25	0.0%	9.7%	12.8%	11.9%
% of FP17s for the same patient ID Re-attending within 3 months - Adults	1	35	2.9%	14.3%	16.5%	16.0%
% of FP17s for the same patient ID Re-attending between 3 & 9 months - Children	7	25	28.0%	59.1%	59.7%	58.3%
% of FP17s for the same patient ID Re-attending between 3 & 9 months - Adults	20	35	57.1%	52.9%	52.6%	50.3%
% of FP17s for Band 1 Urgent Courses	0	55	0.0%	7.4%	9.1%	9.1%
% of FP17s Relating to Free Repair or Replacements	0	55	0.0%	1.2%	1.0%	0.8%
% of FP17s Relating to Continuations	0	55	0.0%	1.3%	1.2%	1.0%
% of Patients satisfied with the dentistry they have received	0	0	N/A	92.4%	91.6%	91.5%
% of Patients satisfied with the time they had to wait for an appointment	0	0	N/A	88.5%	88.3%	87.9%

\* This is based on patients treated on this contract for their most recent course of treatment. Figures in italics indicate the base number of FP17s or Patient Questionnaire responses are less than 100. N/A is shown where the base number of responses is less than 10 during the period. % is calculated as Quantity/Base number\*100

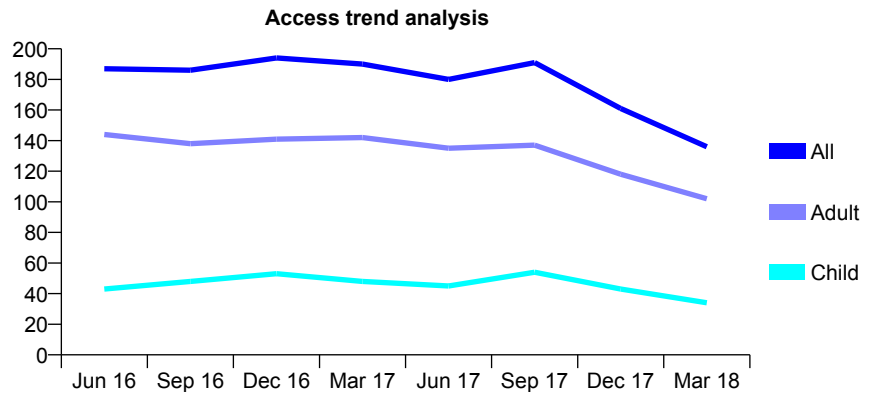
## Q51 - Vital Signs At a Glance Contract Report for 165026/0005 - March 2018

Name or company name	Nottinghamshire Healthcare NHS Trust
Contract type name	PDS Contract
Purpose of contract	General
Contract start date	01/04/2012
Contract end date	15/09/2017

17/18 Contracted general activity (UDA)	1,238
Carry forward general activity (UDA)	0
17/18 Contracted orthodontic activity (UOA)	0
Carry forward orthodontic activity (UOA)	0
Baseline contract value	£72,510.89

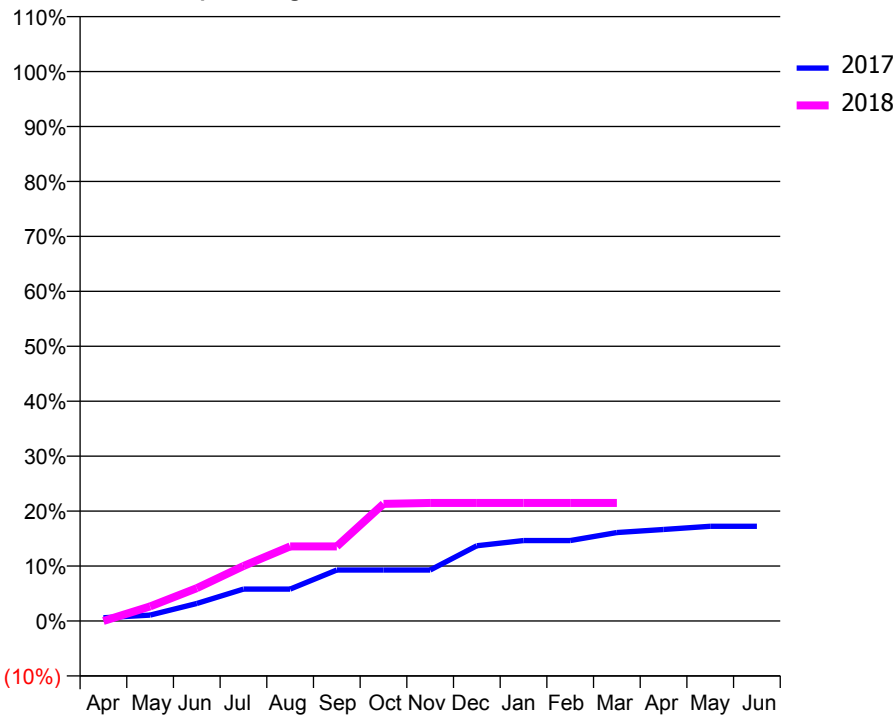
### ACCESS\*

Patients seen in 24 months	Total	Change since previous quarter
Quarter ending March 2017	190	
Quarter ending June 2017	180	↓
Quarter ending September 2017	191	↑
Quarter ending December 2017	161	↓
Quarter ending March 2018	136	↓
<b>Variance since March 2017</b>	<b>(28.4%)</b>	<b>↓</b>



### ACTIVITY

Cumulative percentage of contracted UDA delivered 2017 & 2018



Month	Adjusted Scheduled Activity (UDA)	
	2017	2018
April	16	0
May	29	33
June	86	74
July	157	124
August	157	168
September	250	168
October	250	264
November	250	266
December	370	266
January	396	266
February	396	266
March	435	266
April	450	
May	466	
June	466	

### QUALITY

	Quantity	Base Number	Contract	AT	Region	England
% of FP17s for the same patient ID Re-attending within 3 months - Children	1	53	1.9%	9.7%	12.8%	11.9%
% of FP17s for the same patient ID Re-attending within 3 months - Adults	6	77	7.8%	14.3%	16.5%	16.0%
% of FP17s for the same patient ID Re-attending between 3 & 9 months - Children	12	53	22.6%	59.1%	59.7%	58.3%
% of FP17s for the same patient ID Re-attending between 3 & 9 months - Adults	27	77	35.1%	52.9%	52.6%	50.3%
% of FP17s for Band 1 Urgent Courses	0	121	0.0%	7.4%	9.1%	9.1%
% of FP17s Relating to Free Repair or Replacements	0	121	0.0%	1.2%	1.0%	0.8%
% of FP17s Relating to Continuations	2	121	1.7%	1.3%	1.2%	1.0%
% of Patients satisfied with the dentistry they have received	1	1	N/A	92.4%	91.6%	91.5%
% of Patients satisfied with the time they had to wait for an appointment	1	1	N/A	88.5%	88.3%	87.9%

\* This is based on patients treated on this contract for their most recent course of treatment. Figures in italics indicate the base number of FP17s or Patient Questionnaire responses are less than 100. N/A is shown where the base number of responses is less than 10 during the period. % is calculated as Quantity/Base number\*100

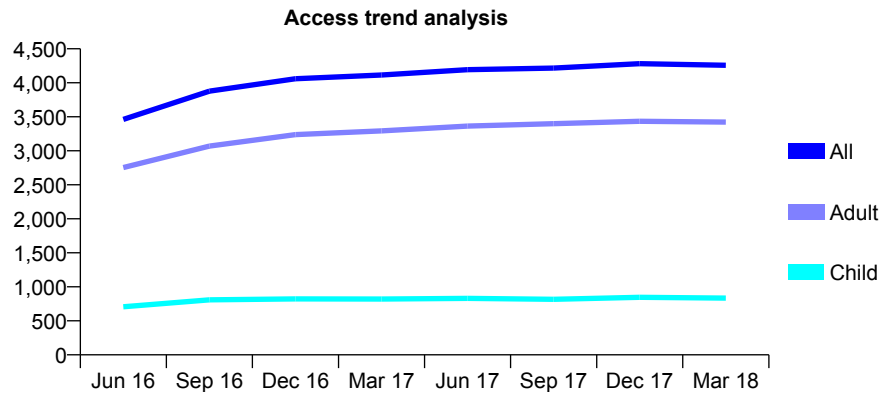
## Q51 - Vital Signs At a Glance Contract Report for 166626/0001 - March 2018

Name or company name	Impressions Dental Care Limited
Contract type name	GDS Contract
Purpose of contract	General
Contract start date	01/11/2015
Contract end date	

17/18 Contracted general activity (UDA)	13,344
Carry forward general activity (UDA)	-70
17/18 Contracted orthodontic activity (UOA)	0
Carry forward orthodontic activity (UOA)	0
Baseline contract value	£381,912.32

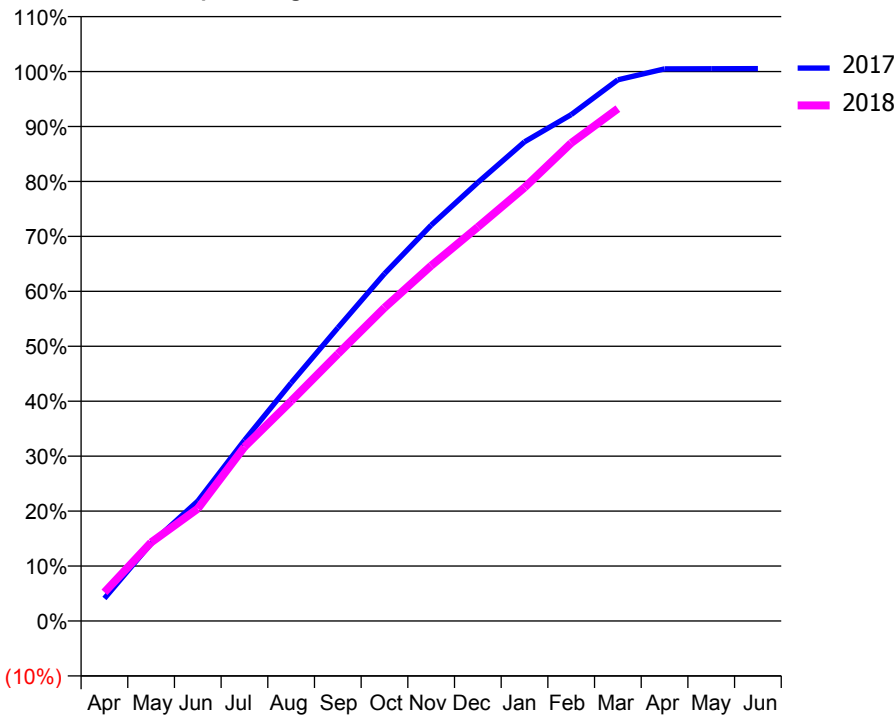
### ACCESS\*

Patients seen in 24 months	Total	Change since previous quarter
Quarter ending March 2017	4,114	
Quarter ending June 2017	4,194	→
Quarter ending September 2017	4,216	→
Quarter ending December 2017	4,282	→
Quarter ending March 2018	4,258	→
<b>Variance since March 2017</b>	<b>3.5%</b>	<b>↑</b>



### ACTIVITY

Cumulative percentage of contracted UDA delivered 2017 & 2018



Month	Adjusted Scheduled Activity (UDA)	
	2017	2018
April	549	698
May	1,883	1,907
June	2,912	2,727
July	4,388	4,227
August	5,782	5,341
September	7,120	6,486
October	8,435	7,608
November	9,611	8,628
December	10,650	9,569
January	11,637	10,526
February	12,297	11,606
March	13,143	12,442
April	13,407	
May	13,412	
June	13,414	

### QUALITY

	Quantity	Base Number	Contract	AT	Region	England
% of FP17s for the same patient ID Re-attending within 3 months - Children	108	1,300	8.3%	9.7%	12.8%	11.9%
% of FP17s for the same patient ID Re-attending within 3 months - Adults	1,109	5,596	19.8%	14.3%	16.5%	16.0%
% of FP17s for the same patient ID Re-attending between 3 & 9 months - Children	717	1,300	55.2%	59.1%	59.7%	58.3%
% of FP17s for the same patient ID Re-attending between 3 & 9 months - Adults	3,194	5,596	57.1%	52.9%	52.6%	50.3%
% of FP17s for Band 1 Urgent Courses	599	6,486	9.2%	7.4%	9.1%	9.1%
% of FP17s Relating to Free Repair or Replacements	97	6,486	1.5%	1.2%	1.0%	0.8%
% of FP17s Relating to Continuations	104	6,486	1.6%	1.3%	1.2%	1.0%
% of Patients satisfied with the dentistry they have received	5	6	N/A	92.4%	91.6%	91.5%
% of Patients satisfied with the time they had to wait for an appointment	6	6	N/A	88.5%	88.3%	87.9%

\* This is based on patients treated on this contract for their most recent course of treatment. Figures in italics indicate the base number of FP17s or Patient Questionnaire responses are less than 100. N/A is shown where the base number of responses is less than 10 during the period. % is calculated as Quantity/Base number\*100

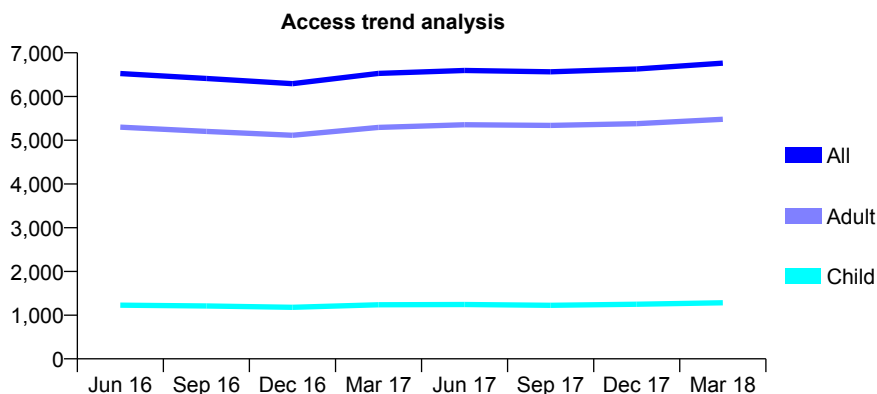
## Q51 - Vital Signs At a Glance Contract Report for 166723/0001 - March 2018

Name or company name	Woodhouse Dental Practice
Contract type name	GDS Contract
Purpose of contract	General
Contract start date	01/04/2013
Contract end date	

17/18 Contracted general activity (UDA)	21,329
Carry forward general activity (UDA)	-12
17/18 Contracted orthodontic activity (UOA)	0
Carry forward orthodontic activity (UOA)	0
Baseline contract value	£613,585.45

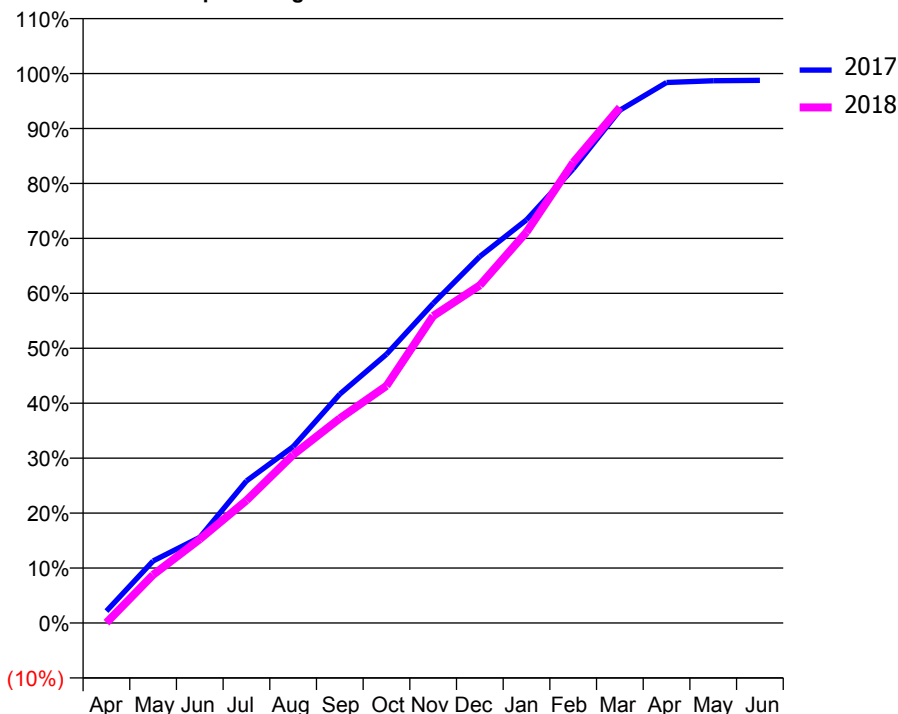
### ACCESS\*

Patients seen in 24 months	Total	Change since previous quarter
Quarter ending March 2017	6,528	
Quarter ending June 2017	6,596	→
Quarter ending September 2017	6,564	→
Quarter ending December 2017	6,630	→
Quarter ending March 2018	6,764	↑
<b>Variance since March 2017</b>	<b>3.6%</b>	<b>↑</b>



### ACTIVITY

Cumulative percentage of contracted UDA delivered 2017 & 2018



Month	Adjusted Scheduled Activity (UDA)	
	2017	2018
April	462	12
May	2,408	1,869
June	3,325	3,254
July	5,517	4,760
August	6,846	6,530
September	8,884	7,941
October	10,434	9,204
November	12,406	11,919
December	14,225	13,109
January	15,650	15,171
February	17,627	17,872
March	19,902	20,015
April	20,981	
May	21,047	
June	21,066	

### QUALITY

	Quantity	Base Number	Contract	AT	Region	England
% of FP17s for the same patient ID Re-attending within 3 months - Children	114	2,323	4.9%	9.7%	12.8%	11.9%
% of FP17s for the same patient ID Re-attending within 3 months - Adults	1,037	9,742	10.6%	14.3%	16.5%	16.0%
% of FP17s for the same patient ID Re-attending between 3 & 9 months - Children	1,731	2,323	74.5%	59.1%	59.7%	58.3%
% of FP17s for the same patient ID Re-attending between 3 & 9 months - Adults	6,709	9,742	68.9%	52.9%	52.6%	50.3%
% of FP17s for Band 1 Urgent Courses	450	10,845	4.1%	7.4%	9.1%	9.1%
% of FP17s Relating to Free Repair or Replacements	77	10,845	0.7%	1.2%	1.0%	0.8%
% of FP17s Relating to Continuations	106	10,845	1.0%	1.3%	1.2%	1.0%
% of Patients satisfied with the dentistry they have received	11	13	84.6%	92.4%	91.6%	91.5%
% of Patients satisfied with the time they had to wait for an appointment	12	13	92.3%	88.5%	88.3%	87.9%

\* This is based on patients treated on this contract for their most recent course of treatment. Figures in italics indicate the base number of FP17s or Patient Questionnaire responses are less than 100. N/A is shown where the base number of responses is less than 10 during the period. % is calculated as Quantity/Base number\*100

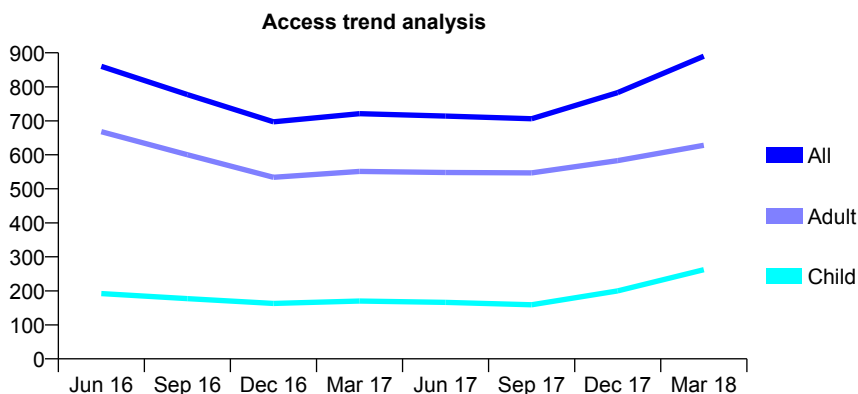
## Q51 - Vital Signs At a Glance Contract Report for 166944/0004 - March 2018

Name or company name	Sheffield SPDCS
Contract type name	PDS Contract
Purpose of contract	General
Contract start date	01/04/2010
Contract end date	31/03/2020

17/18 Contracted general activity (UDA)	3,887
Carry forward general activity (UDA)	0
17/18 Contracted orthodontic activity (UOA)	0
Carry forward orthodontic activity (UOA)	0
Baseline contract value	£489,550.68

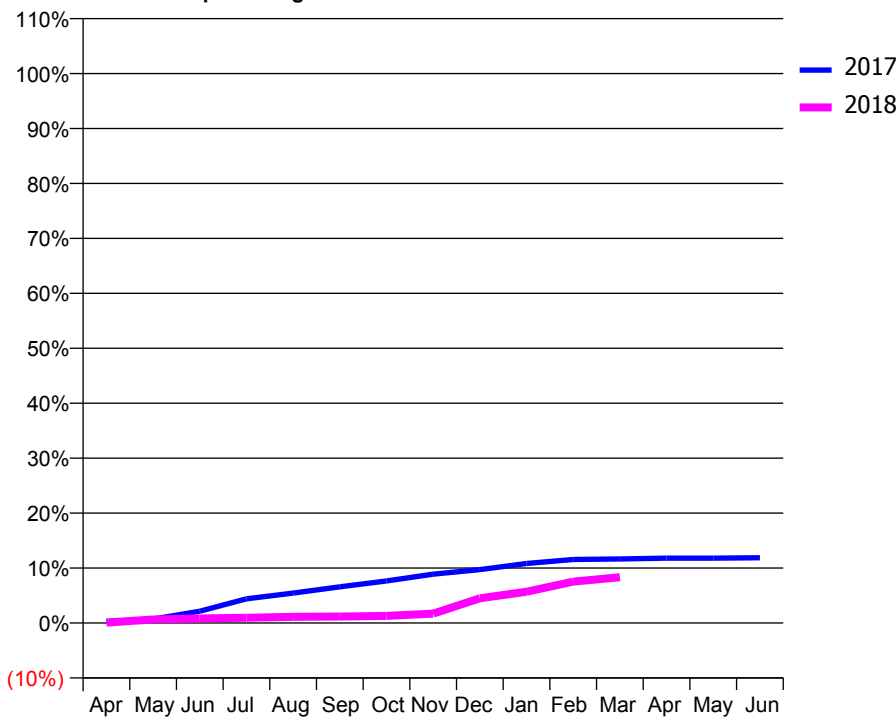
### ACCESS\*

Patients seen in 24 months	Total	Change since previous quarter
Quarter ending March 2017	721	
Quarter ending June 2017	714	→
Quarter ending September 2017	706	↓
Quarter ending December 2017	783	↑
Quarter ending March 2018	890	↑
<b>Variance since March 2017</b>	<b>23.4%</b>	<b>↑</b>



### ACTIVITY

Cumulative percentage of contracted UDA delivered 2017 & 2018



Adjusted Scheduled Activity (UDA)		
Month	2017	2018
April	11	3
May	28	25
June	83	32
July	171	37
August	211	44
September	256	46
October	298	50
November	346	67
December	378	175
January	422	222
February	450	293
March	453	324
April	459	
May	459	
June	462	

### QUALITY

	Quantity	Base Number	Contract	AT	Region	England
% of FP17s for the same patient ID Re-attending within 3 months - Children	9	277	3.2%	9.7%	12.8%	11.9%
% of FP17s for the same patient ID Re-attending within 3 months - Adults	58	660	8.8%	14.3%	16.5%	16.0%
% of FP17s for the same patient ID Re-attending between 3 & 9 months - Children	79	277	28.5%	59.1%	59.7%	58.3%
% of FP17s for the same patient ID Re-attending between 3 & 9 months - Adults	238	660	36.1%	52.9%	52.6%	50.3%
% of FP17s for Band 1 Urgent Courses	5	165	3.0%	7.4%	9.1%	9.1%
% of FP17s Relating to Free Repair or Replacements	2	165	1.2%	1.2%	1.0%	0.8%
% of FP17s Relating to Continuations	2	165	1.2%	1.3%	1.2%	1.0%
% of Patients satisfied with the dentistry they have received	0	0	N/A	92.4%	91.6%	91.5%
% of Patients satisfied with the time they had to wait for an appointment	0	0	N/A	88.5%	88.3%	87.9%

\* This is based on patients treated on this contract for their most recent course of treatment. Figures in italics indicate the base number of FP17s or Patient Questionnaire responses are less than 100. N/A is shown where the base number of responses is less than 10 during the period. % is calculated as Quantity/Base number\*100

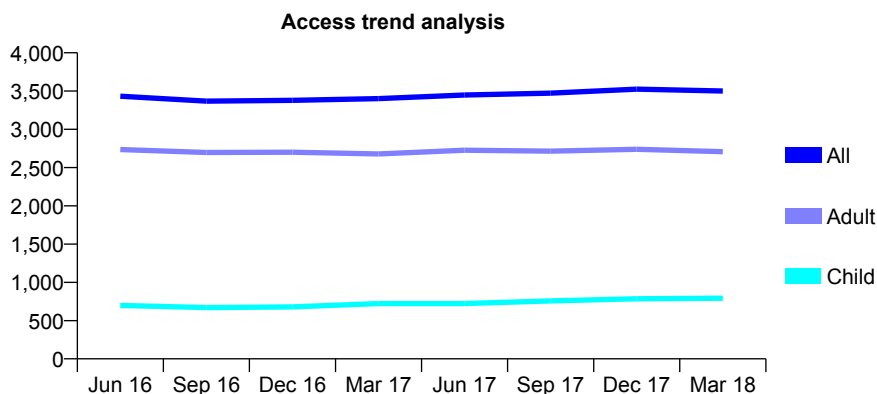
## Q51 - Vital Signs At a Glance Contract Report for 166944/0007 - March 2018

Name or company name	Sheffield SPDCS
Contract type name	PDS Contract
Purpose of contract	General
Contract start date	01/08/2013
Contract end date	31/07/2023

17/18 Contracted general activity (UDA)	8,544
Carry forward general activity (UDA)	0
17/18 Contracted orthodontic activity (UOA)	0
Carry forward orthodontic activity (UOA)	0
Baseline contract value	£1,573,763.87

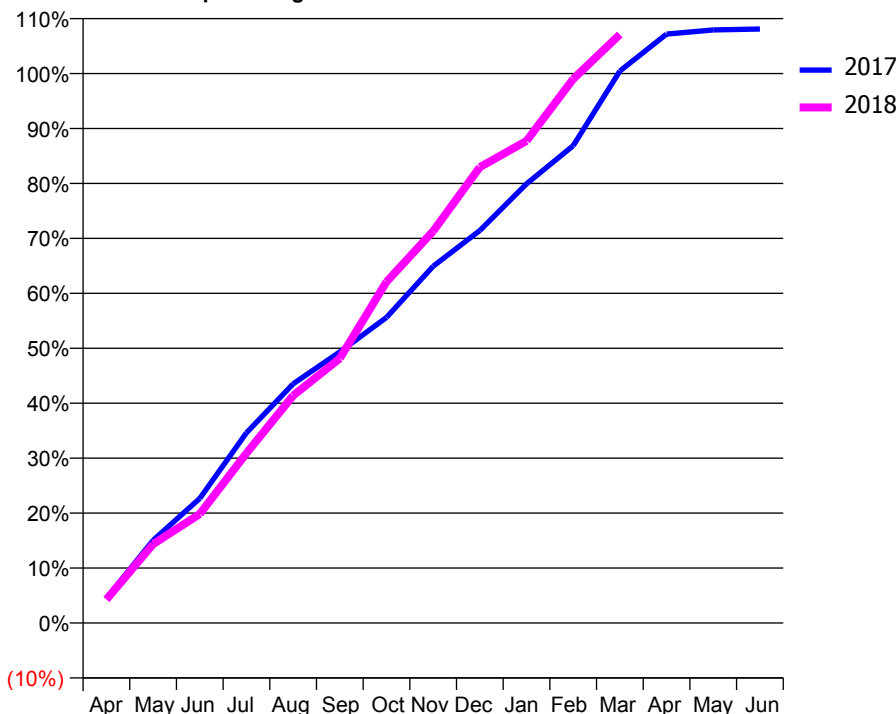
### ACCESS\*

Patients seen in 24 months	Total	Change since previous quarter
Quarter ending March 2017	3,401	
Quarter ending June 2017	3,449	→
Quarter ending September 2017	3,472	→
Quarter ending December 2017	3,525	→
Quarter ending March 2018	3,500	→
<b>Variance since March 2017</b>	<b>2.9%</b>	<b>↑</b>



### ACTIVITY

Cumulative percentage of contracted UDA delivered 2017 & 2018



Month	Adjusted Scheduled Activity (UDA)	
	2017	2018
April	387	367
May	1,287	1,226
June	1,938	1,695
July	2,958	2,640
August	3,719	3,537
September	4,216	4,114
October	4,750	5,304
November	5,548	6,092
December	6,104	7,088
January	6,829	7,497
February	7,422	8,459
March	8,582	9,151
April	9,157	
May	9,222	
June	9,235	

### QUALITY

	Quantity	Base Number	Contract	AT	Region	England
% of FP17s for the same patient ID Re-attending within 3 months - Children	442	1,617	27.3%	9.7%	12.8%	11.9%
% of FP17s for the same patient ID Re-attending within 3 months - Adults	412	3,192	12.9%	14.3%	16.5%	16.0%
% of FP17s for the same patient ID Re-attending between 3 & 9 months - Children	635	1,617	39.3%	59.1%	59.7%	58.3%
% of FP17s for the same patient ID Re-attending between 3 & 9 months - Adults	1,273	3,192	39.9%	52.9%	52.6%	50.3%
% of FP17s for Band 1 Urgent Courses	98	4,551	2.2%	7.4%	9.1%	9.1%
% of FP17s Relating to Free Repair or Replacements	6	4,551	0.1%	1.2%	1.0%	0.8%
% of FP17s Relating to Continuations	200	4,551	4.4%	1.3%	1.2%	1.0%
% of Patients satisfied with the dentistry they have received	4	4	N/A	92.4%	91.6%	91.5%
% of Patients satisfied with the time they had to wait for an appointment	3	4	N/A	88.5%	88.3%	87.9%

\* This is based on patients treated on this contract for their most recent course of treatment. Figures in italics indicate the base number of FP17s or Patient Questionnaire responses are less than 100. N/A is shown where the base number of responses is less than 10 during the period. % is calculated as Quantity/Base number\*100



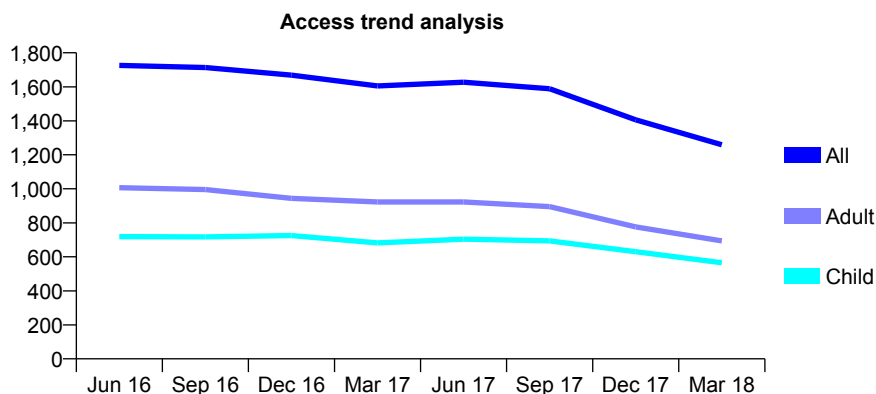
## Q51 - Vital Signs At a Glance Contract Report for 166944/0008 - March 2018

Name or company name	Sheffield SPDCS
Contract type name	PDS Contract
Purpose of contract	General
Contract start date	01/08/2013
Contract end date	31/07/2023

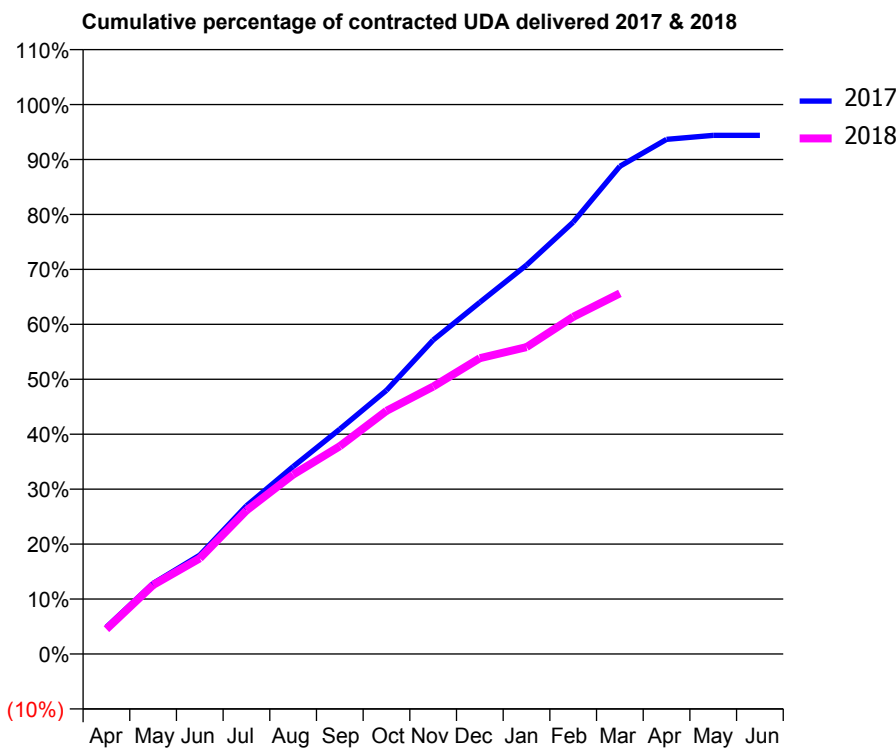
17/18 Contracted general activity (UDA)	4,488
Carry forward general activity (UDA)	0
17/18 Contracted orthodontic activity (UOA)	0
Carry forward orthodontic activity (UOA)	0
Baseline contract value	£716,970.07

### ACCESS\*

Patients seen in 24 months	Total	Change since previous quarter
Quarter ending March 2017	1,605	
Quarter ending June 2017	1,627	→
Quarter ending September 2017	1,589	↓
Quarter ending December 2017	1,406	↓
Quarter ending March 2018	1,259	↓
<b>Variance since March 2017</b>	<b>(21.6%)</b>	↓



### ACTIVITY



Month	Adjusted Scheduled Activity (UDA)	
	2017	2018
April	219	204
May	577	564
June	808	782
July	1,211	1,172
August	1,531	1,465
September	1,837	1,697
October	2,153	1,986
November	2,564	2,184
December	2,872	2,416
January	3,176	2,506
February	3,527	2,754
March	3,983	2,946
April	4,203	
May	4,236	
June	4,236	

### QUALITY

	Quantity	Base Number	Contract	AT	Region	England
% of FP17s for the same patient ID Re-attending within 3 months - Children	45	717	6.3%	9.7%	12.8%	11.9%
% of FP17s for the same patient ID Re-attending within 3 months - Adults	83	754	11.0%	14.3%	16.5%	16.0%
% of FP17s for the same patient ID Re-attending between 3 & 9 months - Children	306	717	42.7%	59.1%	59.7%	58.3%
% of FP17s for the same patient ID Re-attending between 3 & 9 months - Adults	289	754	38.3%	52.9%	52.6%	50.3%
% of FP17s for Band 1 Urgent Courses	40	1,374	2.9%	7.4%	9.1%	9.1%
% of FP17s Relating to Free Repair or Replacements	2	1,374	0.1%	1.2%	1.0%	0.8%
% of FP17s Relating to Continuations	20	1,374	1.5%	1.3%	1.2%	1.0%
% of Patients satisfied with the dentistry they have received	1	1	N/A	92.4%	91.6%	91.5%
% of Patients satisfied with the time they had to wait for an appointment	1	1	N/A	88.5%	88.3%	87.9%

\* This is based on patients treated on this contract for their most recent course of treatment. Figures in italics indicate the base number of FP17s or Patient Questionnaire responses are less than 100. N/A is shown where the base number of responses is less than 10 during the period. % is calculated as Quantity/Base number\*100

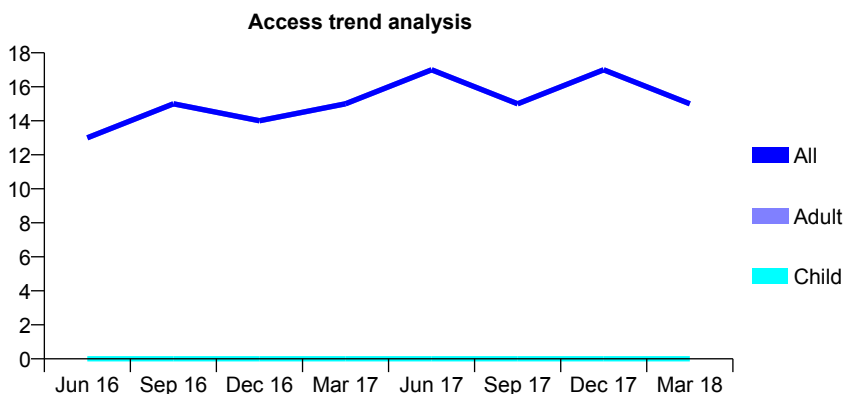
## Q51 - Vital Signs At a Glance Contract Report for 166944/0009 - March 2018

Name or company name	Sheffield SPDCS
Contract type name	PDS Contract
Purpose of contract	General
Contract start date	01/08/2013
Contract end date	

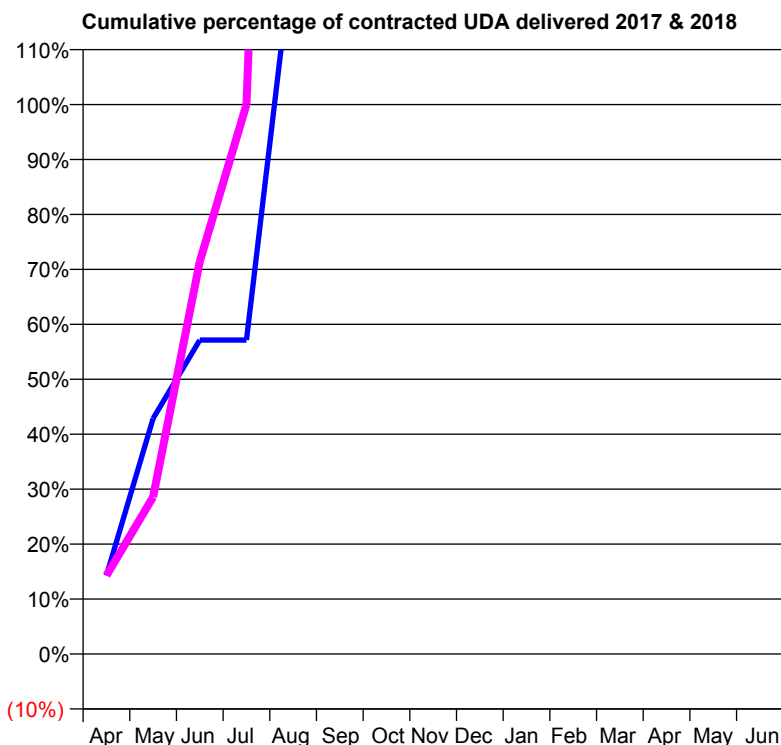
17/18 Contracted general activity (UDA)	7
Carry forward general activity (UDA)	0
17/18 Contracted orthodontic activity (UOA)	0
Carry forward orthodontic activity (UOA)	0
Baseline contract value	£71,695.92

### ACCESS\*

Patients seen in 24 months	Total	Change since previous quarter
Quarter ending March 2017	15	
Quarter ending June 2017	17	↑
Quarter ending September 2017	15	↓
Quarter ending December 2017	17	↑
Quarter ending March 2018	15	↓
<b>Variance since March 2017</b>	0.0%	→



### ACTIVITY



Month	Adjusted Scheduled Activity (UDA)	
	2017	2018
April	1	1
May	3	2
June	4	5
July	4	7
August	9	22
September	10	23
October	23	26
November	24	33
December	28	34
January	29	38
February	29	38
March	30	38
April	31	
May	31	
June	31	

### QUALITY

	Quantity	Base Number	Contract	AT	Region	England
% of FP17s for the same patient ID Re-attending within 3 months - Children	0	0	N/A	9.7%	12.8%	11.9%
% of FP17s for the same patient ID Re-attending within 3 months - Adults	0	20	0.0%	14.3%	16.5%	16.0%
% of FP17s for the same patient ID Re-attending between 3 & 9 months - Children	0	0	N/A	59.1%	59.7%	58.3%
% of FP17s for the same patient ID Re-attending between 3 & 9 months - Adults	6	20	30.0%	52.9%	52.6%	50.3%
% of FP17s for Band 1 Urgent Courses	0	18	0.0%	7.4%	9.1%	9.1%
% of FP17s Relating to Free Repair or Replacements	0	18	0.0%	1.2%	1.0%	0.8%
% of FP17s Relating to Continuations	1	18	5.6%	1.3%	1.2%	1.0%
% of Patients satisfied with the dentistry they have received	0	0	N/A	92.4%	91.6%	91.5%
% of Patients satisfied with the time they had to wait for an appointment	0	0	N/A	88.5%	88.3%	87.9%

\* This is based on patients treated on this contract for their most recent course of treatment. Figures in italics indicate the base number of FP17s or Patient Questionnaire responses are less than 100. N/A is shown where the base number of responses is less than 10 during the period. % is calculated as Quantity/Base number\*100

## Q51 - Vital Signs At a Glance Contract Report for 166944/0010 - March 2018

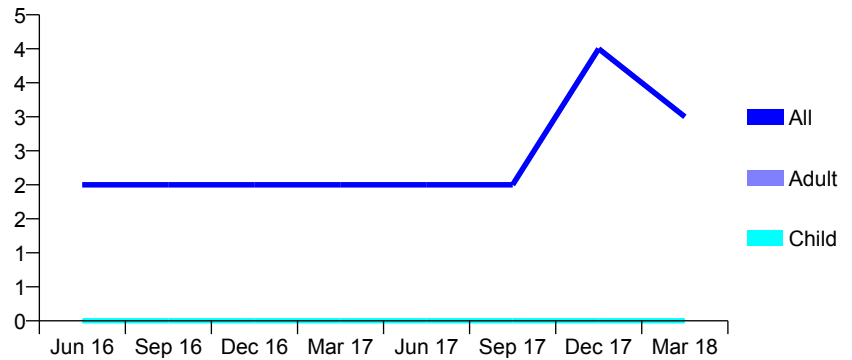
Name or company name	Sheffield SPDCS
Contract type name	PDS Contract
Purpose of contract	General
Contract start date	01/08/2013
Contract end date	

17/18 Contracted general activity (UDA)	19
Carry forward general activity (UDA)	0
17/18 Contracted orthodontic activity (UOA)	0
Carry forward orthodontic activity (UOA)	0
Baseline contract value	£71,695.92

### ACCESS\*

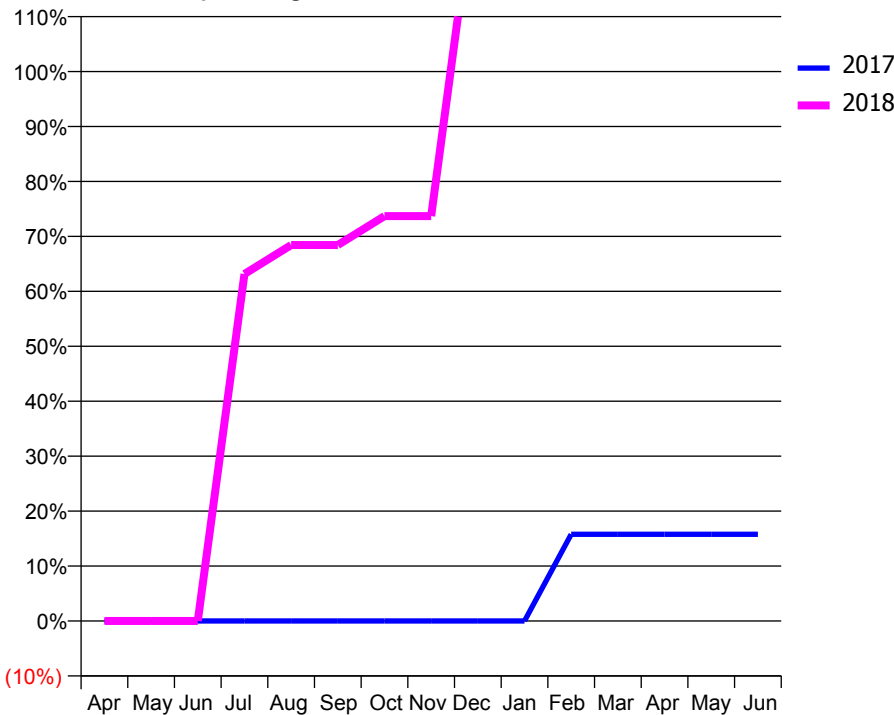
Patients seen in 24 months	Total	Change since previous quarter
Quarter ending March 2017	2	
Quarter ending June 2017	2	→
Quarter ending September 2017	2	→
Quarter ending December 2017	4	↑
Quarter ending March 2018	3	↓
<b>Variance since March 2017</b>	<b>50.0%</b>	<b>↑</b>

### Access trend analysis



### ACTIVITY

#### Cumulative percentage of contracted UDA delivered 2017 & 2018



Month	Adjusted Scheduled Activity (UDA)	
	2017	2018
April	0	0
May	0	0
June	0	0
July	0	12
August	0	13
September	0	13
October	0	14
November	0	14
December	0	26
January	0	26
February	3	27
March	3	27
April	3	
May	3	
June	3	

### QUALITY

	Quantity	Base Number	Contract	AT	Region	England
% of FP17s for the same patient ID Re-attending within 3 months - Children	0	0	N/A	9.7%	12.8%	11.9%
% of FP17s for the same patient ID Re-attending within 3 months - Adults	0	5	0.0%	14.3%	16.5%	16.0%
% of FP17s for the same patient ID Re-attending between 3 & 9 months - Children	0	0	N/A	59.1%	59.7%	58.3%
% of FP17s for the same patient ID Re-attending between 3 & 9 months - Adults	1	5	20.0%	52.9%	52.6%	50.3%
% of FP17s for Band 1 Urgent Courses	0	5	0.0%	7.4%	9.1%	9.1%
% of FP17s Relating to Free Repair or Replacements	0	5	0.0%	1.2%	1.0%	0.8%
% of FP17s Relating to Continuations	0	5	0.0%	1.3%	1.2%	1.0%
% of Patients satisfied with the dentistry they have received	0	0	N/A	92.4%	91.6%	91.5%
% of Patients satisfied with the time they had to wait for an appointment	0	0	N/A	88.5%	88.3%	87.9%

\* This is based on patients treated on this contract for their most recent course of treatment. Figures in italics indicate the base number of FP17s or Patient Questionnaire responses are less than 100. N/A is shown where the base number of responses is less than 10 during the period. % is calculated as Quantity/Base number\*100

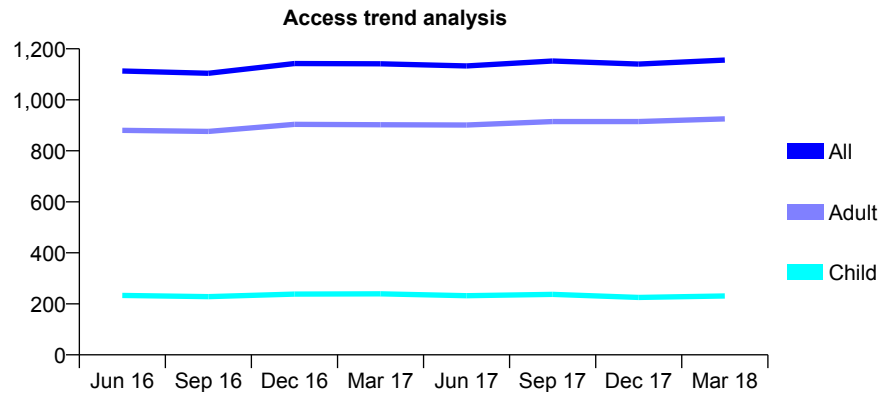
## Q51 - Vital Signs At a Glance Contract Report for 167622/0001 - March 2018

Name or company name	JCS Dental Practice
Contract type name	GDS Contract
Purpose of contract	General
Contract start date	01/12/2010
Contract end date	

17/18 Contracted general activity (UDA)	4,471
Carry forward general activity (UDA)	0
17/18 Contracted orthodontic activity (UOA)	0
Carry forward orthodontic activity (UOA)	0
Baseline contract value	£127,997.35

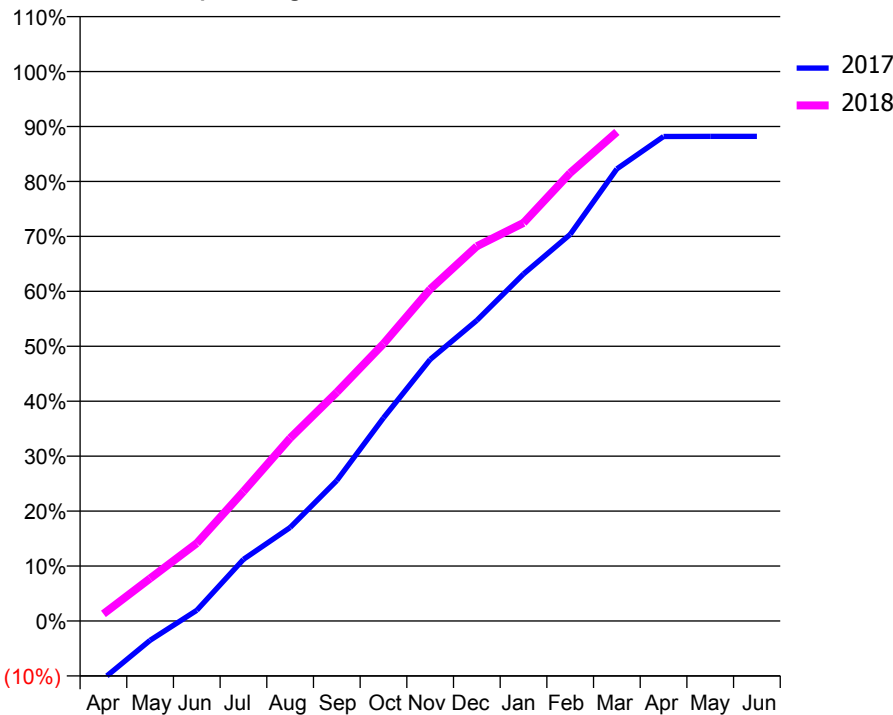
### ACCESS\*

Patients seen in 24 months	Total	Change since previous quarter
Quarter ending March 2017	1,141	
Quarter ending June 2017	1,133	→
Quarter ending September 2017	1,152	→
Quarter ending December 2017	1,140	↓
Quarter ending March 2018	1,156	→
<b>Variance since March 2017</b>	<b>1.3%</b>	<b>→</b>



### ACTIVITY

Cumulative percentage of contracted UDA delivered 2017 & 2018



Month	Adjusted Scheduled Activity (UDA)	
	2017	2018
April	-471	58
May	-158	347
June	87	633
July	502	1,054
August	762	1,488
September	1,143	1,861
October	1,653	2,257
November	2,128	2,700
December	2,446	3,049
January	2,824	3,239
February	3,146	3,646
March	3,679	3,979
April	3,943	
May	3,944	
June	3,944	

### QUALITY

	Quantity	Base Number	Contract	AT	Region	England
% of FP17s for the same patient ID Re-attending within 3 months - Children	46	386	11.9%	9.7%	12.8%	11.9%
% of FP17s for the same patient ID Re-attending within 3 months - Adults	348	1,582	22.0%	14.3%	16.5%	16.0%
% of FP17s for the same patient ID Re-attending between 3 & 9 months - Children	239	386	61.9%	59.1%	59.7%	58.3%
% of FP17s for the same patient ID Re-attending between 3 & 9 months - Adults	913	1,582	57.7%	52.9%	52.6%	50.3%
% of FP17s for Band 1 Urgent Courses	131	1,874	7.0%	7.4%	9.1%	9.1%
% of FP17s Relating to Free Repair or Replacements	44	1,874	2.3%	1.2%	1.0%	0.8%
% of FP17s Relating to Continuations	62	1,874	3.3%	1.3%	1.2%	1.0%
% of Patients satisfied with the dentistry they have received	3	3	N/A	92.4%	91.6%	91.5%
% of Patients satisfied with the time they had to wait for an appointment	3	3	N/A	88.5%	88.3%	87.9%

\* This is based on patients treated on this contract for their most recent course of treatment. Figures in italics indicate the base number of FP17s or Patient Questionnaire responses are less than 100. N/A is shown where the base number of responses is less than 10 during the period. % is calculated as Quantity/Base number\*100

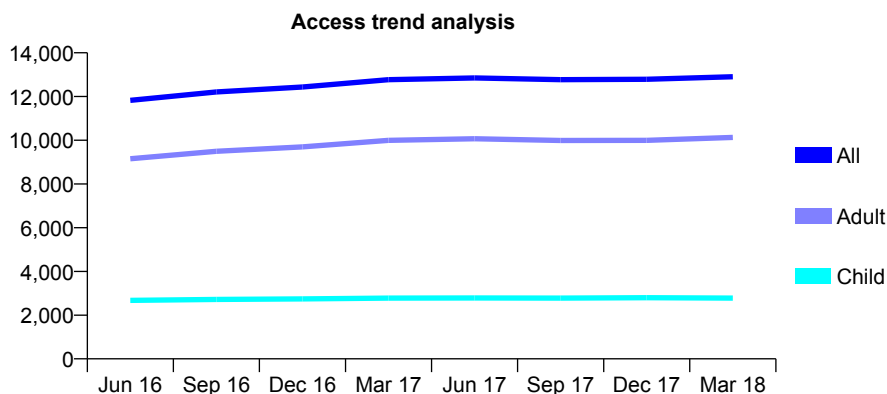
## Q51 - Vital Signs At a Glance Contract Report for 167819/0001 - March 2018

Name or company name	Mr Peach and Mr Harper
Contract type name	GDS Contract
Purpose of contract	General
Contract start date	01/04/2015
Contract end date	

17/18 Contracted general activity (UDA)	29,661
Carry forward general activity (UDA)	-593
17/18 Contracted orthodontic activity (UOA)	0
Carry forward orthodontic activity (UOA)	0
Baseline contract value	£935,427.42

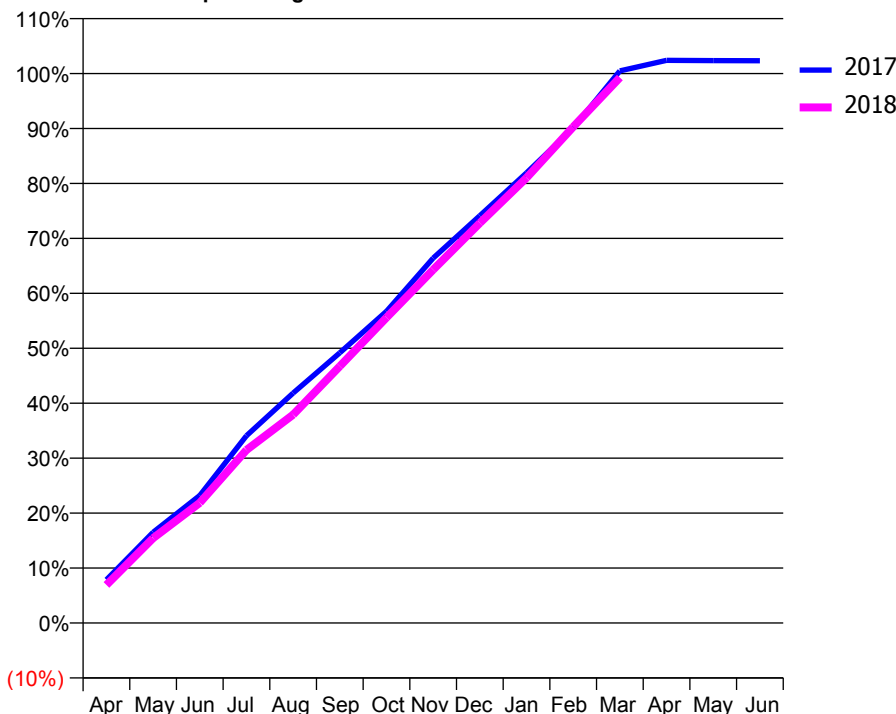
### ACCESS\*

Patients seen in 24 months	Total	Change since previous quarter
Quarter ending March 2017	12,773	
Quarter ending June 2017	12,853	→
Quarter ending September 2017	12,770	→
Quarter ending December 2017	12,792	→
Quarter ending March 2018	12,904	→
<b>Variance since March 2017</b>	<b>1.0%</b>	<b>→</b>



### ACTIVITY

Cumulative percentage of contracted UDA delivered 2017 & 2018



Month	Adjusted Scheduled Activity (UDA)	
	2017	2018
April	2,333	2,055
May	4,900	4,580
June	6,887	6,489
July	10,106	9,341
August	12,414	11,244
September	14,589	13,858
October	16,825	16,487
November	19,696	19,072
December	21,986	21,593
January	24,300	24,033
February	26,719	26,783
March	29,803	29,441
April	30,373	
May	30,354	
June	30,350	

### QUALITY

	Quantity	Base Number	Contract	AT	Region	England
% of FP17s for the same patient ID Re-attending within 3 months - Children	296	4,684	6.3%	9.7%	12.8%	11.9%
% of FP17s for the same patient ID Re-attending within 3 months - Adults	753	12,970	5.8%	14.3%	16.5%	16.0%
% of FP17s for the same patient ID Re-attending between 3 & 9 months - Children	3,287	4,684	70.2%	59.1%	59.7%	58.3%
% of FP17s for the same patient ID Re-attending between 3 & 9 months - Adults	6,968	12,970	53.7%	52.9%	52.6%	50.3%
% of FP17s for Band 1 Urgent Courses	506	17,330	2.9%	7.4%	9.1%	9.1%
% of FP17s Relating to Free Repair or Replacements	113	17,330	0.7%	1.2%	1.0%	0.8%
% of FP17s Relating to Continuations	66	17,330	0.4%	1.3%	1.2%	1.0%
% of Patients satisfied with the dentistry they have received	20	20	100.0%	92.4%	91.6%	91.5%
% of Patients satisfied with the time they had to wait for an appointment	19	20	95.0%	88.5%	88.3%	87.9%

\* This is based on patients treated on this contract for their most recent course of treatment. Figures in italics indicate the base number of FP17s or Patient Questionnaire responses are less than 100. N/A is shown where the base number of responses is less than 10 during the period. % is calculated as Quantity/Base number\*100

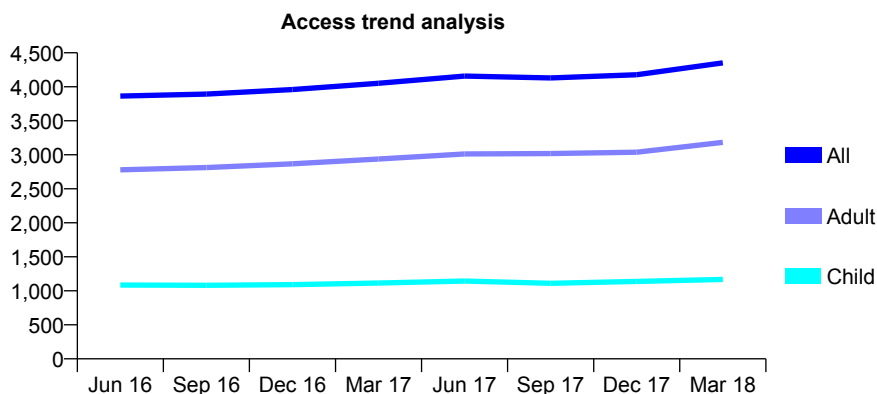
## Q51 - Vital Signs At a Glance Contract Report for 174440/0001 - March 2018

Name or company name	IDH 474 Limited
Contract type name	GDS Contract
Purpose of contract	General
Contract start date	01/07/2011
Contract end date	

17/18 Contracted general activity (UDA)	14,895
Carry forward general activity (UDA)	374
17/18 Contracted orthodontic activity (UOA)	0
Carry forward orthodontic activity (UOA)	0
Baseline contract value	£460,132.84

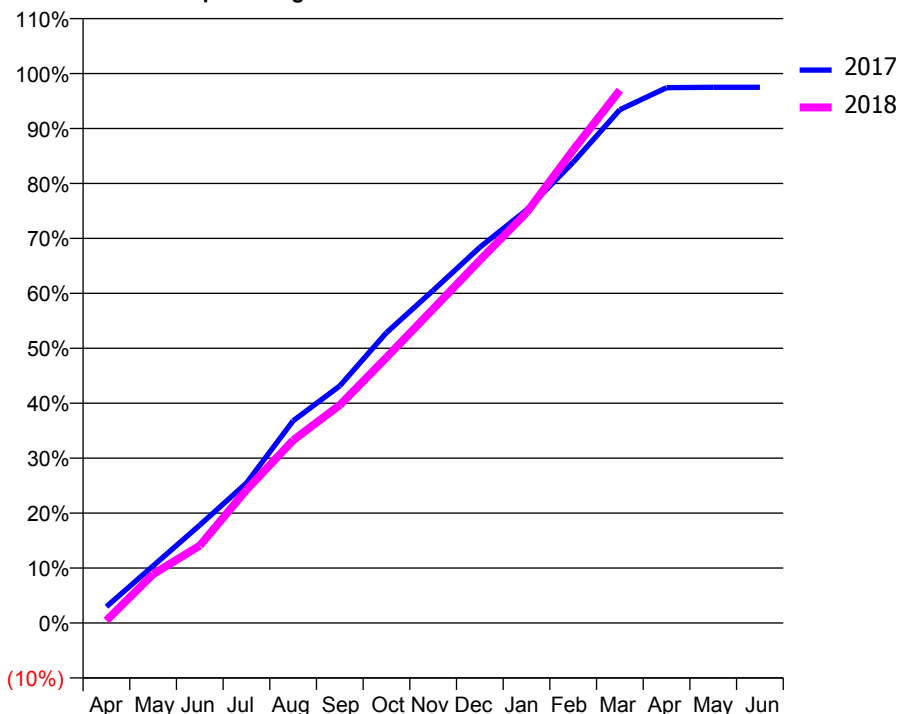
### ACCESS\*

Patients seen in 24 months	Total	Change since previous quarter
Quarter ending March 2017	4,052	
Quarter ending June 2017	4,158	↑
Quarter ending September 2017	4,130	→
Quarter ending December 2017	4,178	→
Quarter ending March 2018	4,352	↑
<b>Variance since March 2017</b>	<b>7.4%</b>	<b>↑</b>



### ACTIVITY

Cumulative percentage of contracted UDA delivered 2017 & 2018



Month	Adjusted Scheduled Activity (UDA)	
	2017	2018
April	442	68
May	1,550	1,323
June	2,656	2,099
July	3,792	3,608
August	5,480	4,955
September	6,429	5,910
October	7,869	7,199
November	9,015	8,516
December	10,184	9,833
January	11,196	11,124
February	12,489	12,821
March	13,916	14,442
April	14,511	
May	14,521	
June	14,521	

### QUALITY

	Quantity	Base Number	Contract	AT	Region	England
% of FP17s for the same patient ID Re-attending within 3 months - Children	112	1,908	5.9%	9.7%	12.8%	11.9%
% of FP17s for the same patient ID Re-attending within 3 months - Adults	544	4,668	11.7%	14.3%	16.5%	16.0%
% of FP17s for the same patient ID Re-attending between 3 & 9 months - Children	1,246	1,908	65.3%	59.1%	59.7%	58.3%
% of FP17s for the same patient ID Re-attending between 3 & 9 months - Adults	2,597	4,668	55.6%	52.9%	52.6%	50.3%
% of FP17s for Band 1 Urgent Courses	314	6,311	5.0%	7.4%	9.1%	9.1%
% of FP17s Relating to Free Repair or Replacements	55	6,311	0.9%	1.2%	1.0%	0.8%
% of FP17s Relating to Continuations	113	6,311	1.8%	1.3%	1.2%	1.0%
% of Patients satisfied with the dentistry they have received	11	13	84.6%	92.4%	91.6%	91.5%
% of Patients satisfied with the time they had to wait for an appointment	9	13	69.2%	88.5%	88.3%	87.9%

\* This is based on patients treated on this contract for their most recent course of treatment. Figures in italics indicate the base number of FP17s or Patient Questionnaire responses are less than 100. N/A is shown where the base number of responses is less than 10 during the period. % is calculated as Quantity/Base number\*100

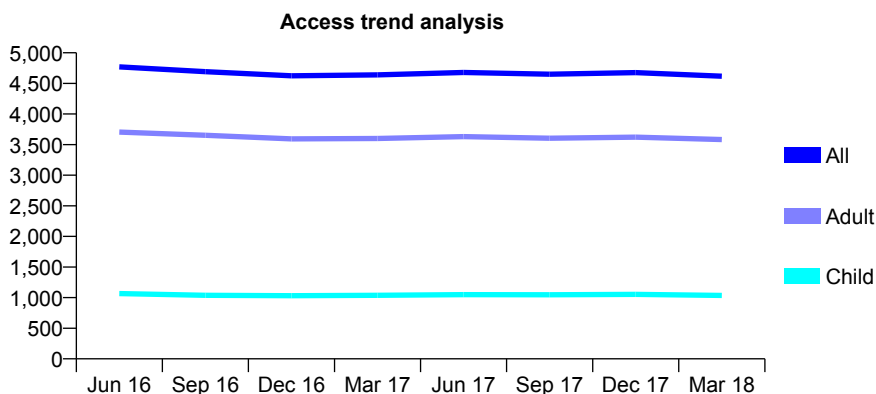
## Q51 - Vital Signs At a Glance Contract Report for 175218/0003 - March 2018

Name or company name	Thompson & Thomas
Contract type name	GDS Contract
Purpose of contract	General
Contract start date	01/03/2012
Contract end date	

17/18 Contracted general activity (UDA)	16,553
Carry forward general activity (UDA)	-215
17/18 Contracted orthodontic activity (UOA)	0
Carry forward orthodontic activity (UOA)	0
Baseline contract value	£532,841.15

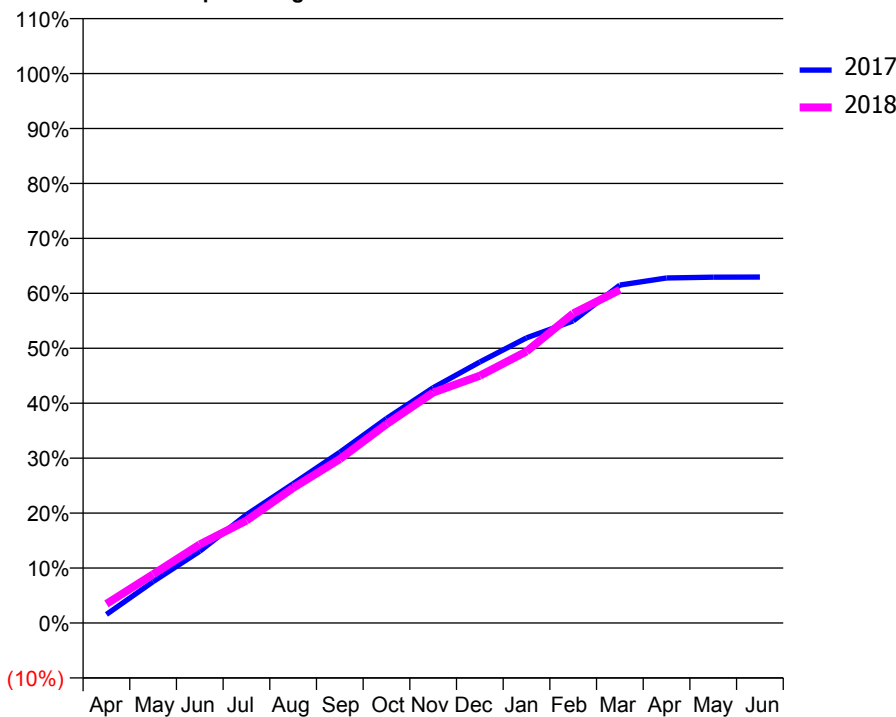
### ACCESS\*

Patients seen in 24 months	Total	Change since previous quarter
Quarter ending March 2017	4,639	
Quarter ending June 2017	4,678	→
Quarter ending September 2017	4,651	→
Quarter ending December 2017	4,676	→
Quarter ending March 2018	4,618	↓
<b>Variance since March 2017</b>	<b>(0.5%)</b>	→



### ACTIVITY

Cumulative percentage of contracted UDA delivered 2017 & 2018



Month	Adjusted Scheduled Activity (UDA)	
	2017	2018
April	258	575
May	1,245	1,469
June	2,165	2,370
July	3,264	3,087
August	4,195	4,070
September	5,144	4,940
October	6,160	5,990
November	7,090	6,945
December	7,864	7,448
January	8,589	8,182
February	9,102	9,326
March	10,180	10,038
April	10,395	
May	10,418	
June	10,421	

### QUALITY

	Quantity	Base Number	Contract	AT	Region	England
% of FP17s for the same patient ID Re-attending within 3 months - Children	123	1,516	8.1%	9.7%	12.8%	11.9%
% of FP17s for the same patient ID Re-attending within 3 months - Adults	700	4,895	14.3%	14.3%	16.5%	16.0%
% of FP17s for the same patient ID Re-attending between 3 & 9 months - Children	857	1,516	56.5%	59.1%	59.7%	58.3%
% of FP17s for the same patient ID Re-attending between 3 & 9 months - Adults	2,552	4,895	52.1%	52.9%	52.6%	50.3%
% of FP17s for Band 1 Urgent Courses	281	5,630	5.0%	7.4%	9.1%	9.1%
% of FP17s Relating to Free Repair or Replacements	111	5,630	2.0%	1.2%	1.0%	0.8%
% of FP17s Relating to Continuations	125	5,630	2.2%	1.3%	1.2%	1.0%
% of Patients satisfied with the dentistry they have received	6	7	N/A	92.4%	91.6%	91.5%
% of Patients satisfied with the time they had to wait for an appointment	6	7	N/A	88.5%	88.3%	87.9%

\* This is based on patients treated on this contract for their most recent course of treatment. Figures in italics indicate the base number of FP17s or Patient Questionnaire responses are less than 100. N/A is shown where the base number of responses is less than 10 during the period. % is calculated as Quantity/Base number\*100

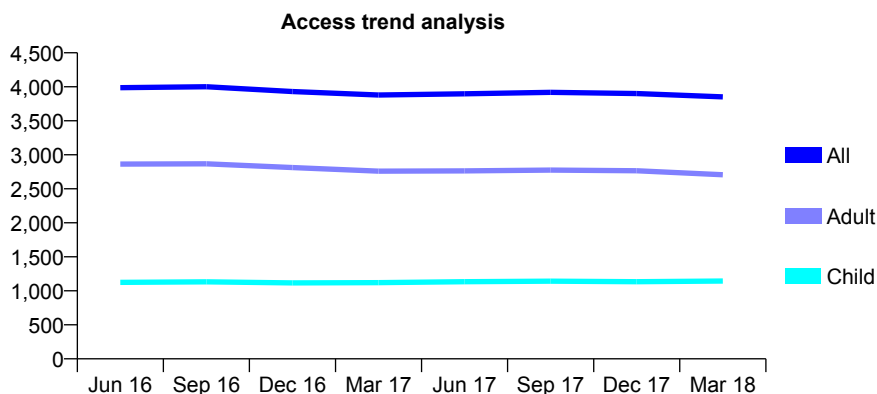
## Q51 - Vital Signs At a Glance Contract Report for 175218/0004 - March 2018

Name or company name	Thompson & Thomas
Contract type name	GDS Contract
Purpose of contract	General
Contract start date	01/03/2012
Contract end date	

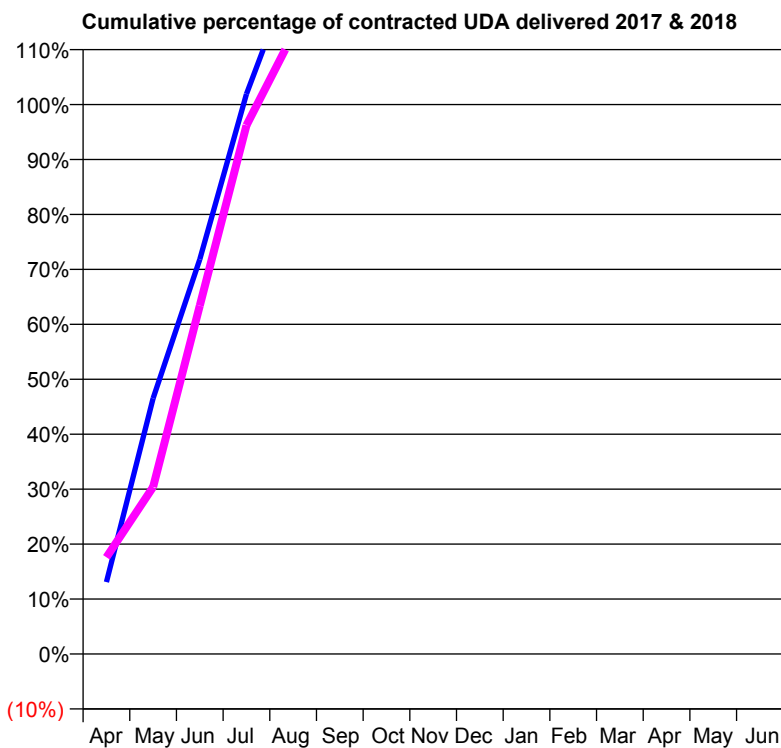
17/18 Contracted general activity (UDA)	2,558
Carry forward general activity (UDA)	0
17/18 Contracted orthodontic activity (UOA)	0
Carry forward orthodontic activity (UOA)	0
Baseline contract value	£255,443.76

### ACCESS\*

Patients seen in 24 months	Total	Change since previous quarter
Quarter ending March 2017	3,880	
Quarter ending June 2017	3,898	→
Quarter ending September 2017	3,918	→
Quarter ending December 2017	3,901	→
Quarter ending March 2018	3,851	↓
<b>Variance since March 2017</b>	<b>(0.7%)</b>	→



### ACTIVITY



Month	Adjusted Scheduled Activity (UDA)	
	2017	2018
April	335	450
May	1,190	777
June	1,837	1,621
July	2,607	2,461
August	3,181	2,885
September	3,854	3,667
October	4,419	4,335
November	5,114	4,822
December	6,044	5,666
January	6,625	6,059
February	7,238	6,849
March	8,109	7,636
April	8,258	
May	8,255	
June	8,254	

### QUALITY

	Quantity	Base Number	Contract	AT	Region	England
% of FP17s for the same patient ID Re-attending within 3 months - Children	105	1,567	6.7%	9.7%	12.8%	11.9%
% of FP17s for the same patient ID Re-attending within 3 months - Adults	508	3,662	13.9%	14.3%	16.5%	16.0%
% of FP17s for the same patient ID Re-attending between 3 & 9 months - Children	937	1,567	59.8%	59.1%	59.7%	58.3%
% of FP17s for the same patient ID Re-attending between 3 & 9 months - Adults	2,021	3,662	55.2%	52.9%	52.6%	50.3%
% of FP17s for Band 1 Urgent Courses	168	4,006	4.2%	7.4%	9.1%	9.1%
% of FP17s Relating to Free Repair or Replacements	47	4,006	1.2%	1.2%	1.0%	0.8%
% of FP17s Relating to Continuations	97	4,006	2.4%	1.3%	1.2%	1.0%
% of Patients satisfied with the dentistry they have received	9	11	81.8%	92.4%	91.6%	91.5%
% of Patients satisfied with the time they had to wait for an appointment	10	11	90.9%	88.5%	88.3%	87.9%

\* This is based on patients treated on this contract for their most recent course of treatment. Figures in italics indicate the base number of FP17s or Patient Questionnaire responses are less than 100. N/A is shown where the base number of responses is less than 10 during the period. % is calculated as Quantity/Base number\*100



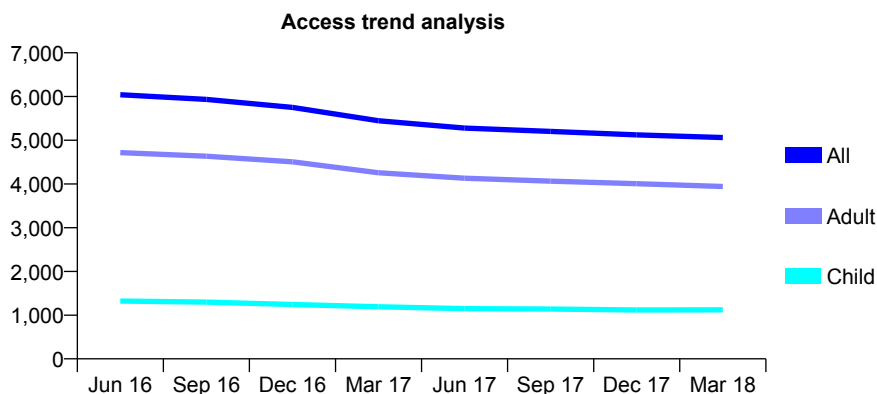
## Q51 - Vital Signs At a Glance Contract Report for 175625/0001 - March 2018

Name or company name	Swinton Dental Practice
Contract type name	GDS Contract
Purpose of contract	General
Contract start date	30/07/2011
Contract end date	

17/18 Contracted general activity (UDA)	15,024
Carry forward general activity (UDA)	-183
17/18 Contracted orthodontic activity (UOA)	0
Carry forward orthodontic activity (UOA)	0
Baseline contract value	£418,132.28

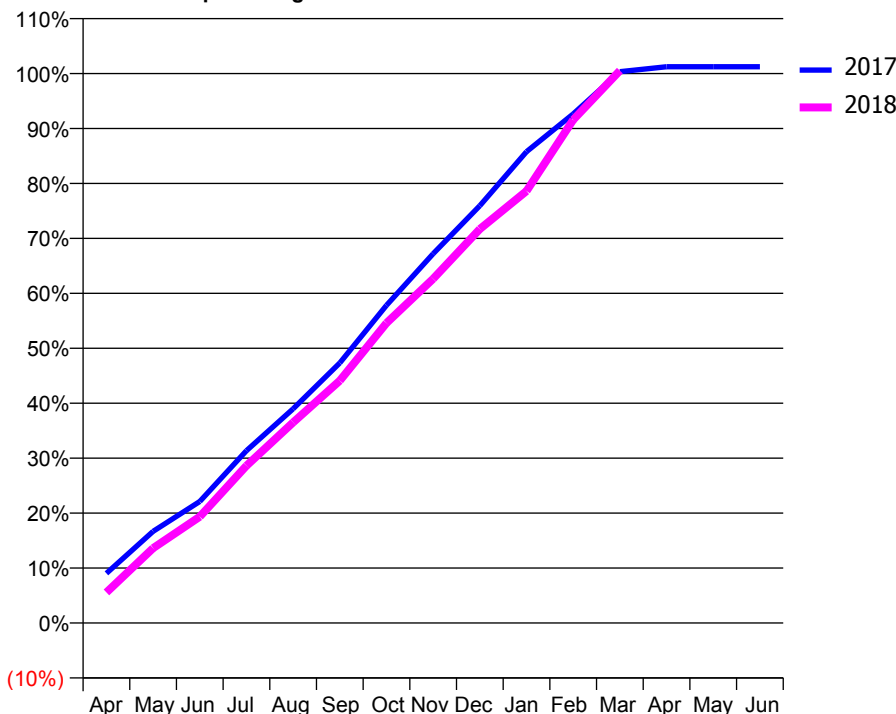
### ACCESS\*

Patients seen in 24 months	Total	Change since previous quarter
Quarter ending March 2017	5,445	
Quarter ending June 2017	5,279	↓
Quarter ending September 2017	5,201	↓
Quarter ending December 2017	5,124	↓
Quarter ending March 2018	5,062	↓
<b>Variance since March 2017</b>	<b>(7.0%)</b>	↓



### ACTIVITY

**Cumulative percentage of contracted UDA delivered 2017 & 2018**



Month	Adjusted Scheduled Activity (UDA)	
	2017	2018
April	1,357	837
May	2,508	2,046
June	3,324	2,907
July	4,711	4,301
August	5,857	5,485
September	7,111	6,626
October	8,687	8,201
November	10,097	9,413
December	11,410	10,771
January	12,888	11,811
February	13,919	13,756
March	15,073	15,103
April	15,209	
May	15,207	
June	15,207	

### QUALITY

	Quantity	Base Number	Contract	AT	Region	England
% of FP17s for the same patient ID Re-attending within 3 months - Children	87	1,867	4.7%	9.7%	12.8%	11.9%
% of FP17s for the same patient ID Re-attending within 3 months - Adults	636	5,336	11.9%	14.3%	16.5%	16.0%
% of FP17s for the same patient ID Re-attending between 3 & 9 months - Children	1,210	1,867	64.8%	59.1%	59.7%	58.3%
% of FP17s for the same patient ID Re-attending between 3 & 9 months - Adults	2,740	5,336	51.3%	52.9%	52.6%	50.3%
% of FP17s for Band 1 Urgent Courses	635	7,145	8.9%	7.4%	9.1%	9.1%
% of FP17s Relating to Free Repair or Replacements	138	7,145	1.9%	1.2%	1.0%	0.8%
% of FP17s Relating to Continuations	43	7,145	0.6%	1.3%	1.2%	1.0%
% of Patients satisfied with the dentistry they have received	7	9	N/A	92.4%	91.6%	91.5%
% of Patients satisfied with the time they had to wait for an appointment	6	9	N/A	88.5%	88.3%	87.9%

\* This is based on patients treated on this contract for their most recent course of treatment. Figures in italics indicate the base number of FP17s or Patient Questionnaire responses are less than 100. N/A is shown where the base number of responses is less than 10 during the period. % is calculated as Quantity/Base number\*100

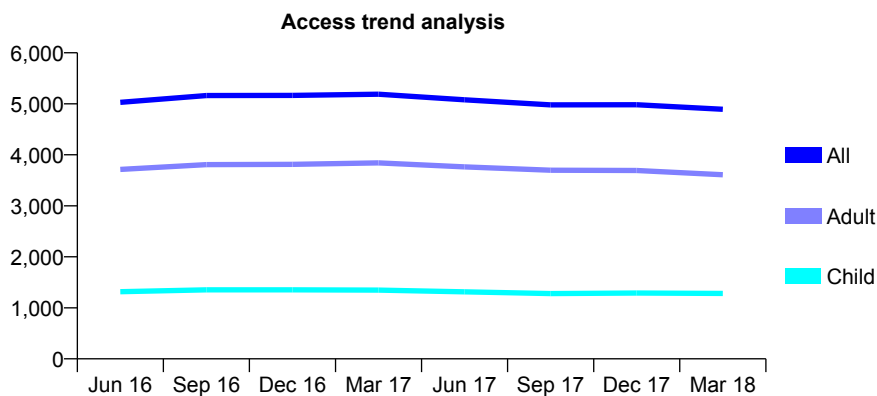
## Q51 - Vital Signs At a Glance Contract Report for 177504/0001 - March 2018

Name or company name	Hurlfield Ltd
Contract type name	GDS Contract
Purpose of contract	General
Contract start date	05/10/2009
Contract end date	

17/18 Contracted general activity (UDA)	15,000
Carry forward general activity (UDA)	0
17/18 Contracted orthodontic activity (UOA)	0
Carry forward orthodontic activity (UOA)	0
Baseline contract value	£429,425.30

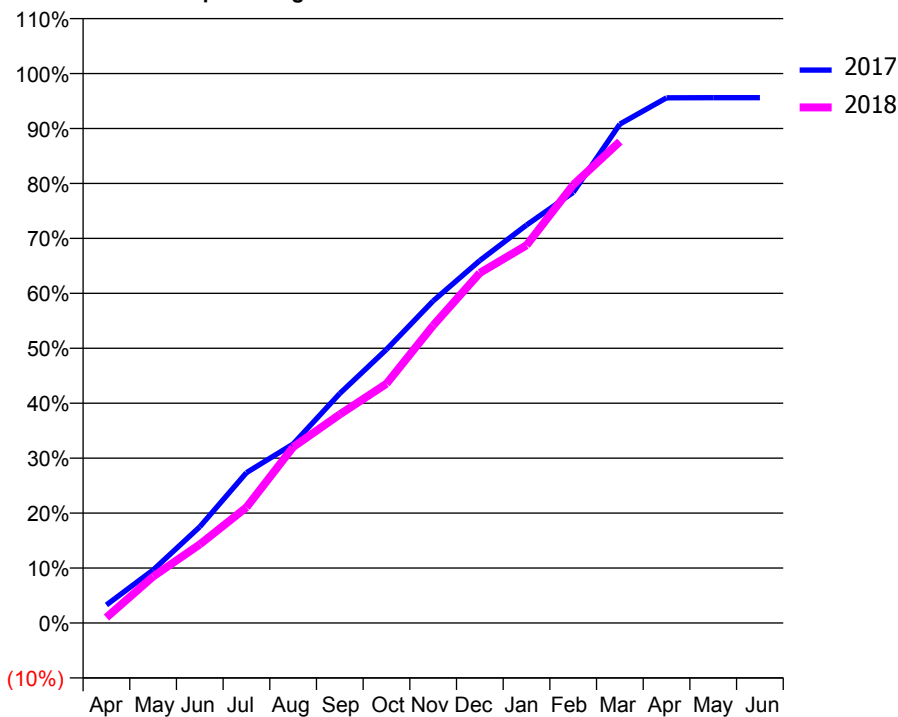
### ACCESS\*

Patients seen in 24 months	Total	Change since previous quarter
Quarter ending March 2017	5,189	
Quarter ending June 2017	5,078	↓
Quarter ending September 2017	4,979	↓
Quarter ending December 2017	4,983	→
Quarter ending March 2018	4,892	↓
<b>Variance since March 2017</b>	<b>(5.7%)</b>	<b>↓</b>



### ACTIVITY

Cumulative percentage of contracted UDA delivered 2017 & 2018



Month	Adjusted Scheduled Activity (UDA)	
	2017	2018
April	492	152
May	1,447	1,267
June	2,627	2,147
July	4,105	3,158
August	4,887	4,805
September	6,266	5,694
October	7,468	6,533
November	8,793	8,123
December	9,894	9,556
January	10,864	10,312
February	11,754	11,959
March	13,618	13,141
April	14,338	
May	14,339	
June	14,339	

### QUALITY

	Quantity	Base Number	Contract	AT	Region	England
% of FP17s for the same patient ID Re-attending within 3 months - Children	145	1,904	7.6%	9.7%	12.8%	11.9%
% of FP17s for the same patient ID Re-attending within 3 months - Adults	716	4,839	14.8%	14.3%	16.5%	16.0%
% of FP17s for the same patient ID Re-attending between 3 & 9 months - Children	1,236	1,904	64.9%	59.1%	59.7%	58.3%
% of FP17s for the same patient ID Re-attending between 3 & 9 months - Adults	2,690	4,839	55.6%	52.9%	52.6%	50.3%
% of FP17s for Band 1 Urgent Courses	421	6,435	6.5%	7.4%	9.1%	9.1%
% of FP17s Relating to Free Repair or Replacements	86	6,435	1.3%	1.2%	1.0%	0.8%
% of FP17s Relating to Continuations	95	6,435	1.5%	1.3%	1.2%	1.0%
% of Patients satisfied with the dentistry they have received	8	9	N/A	92.4%	91.6%	91.5%
% of Patients satisfied with the time they had to wait for an appointment	9	9	N/A	88.5%	88.3%	87.9%

\* This is based on patients treated on this contract for their most recent course of treatment. Figures in italics indicate the base number of FP17s or Patient Questionnaire responses are less than 100. N/A is shown where the base number of responses is less than 10 during the period. % is calculated as Quantity/Base number\*100

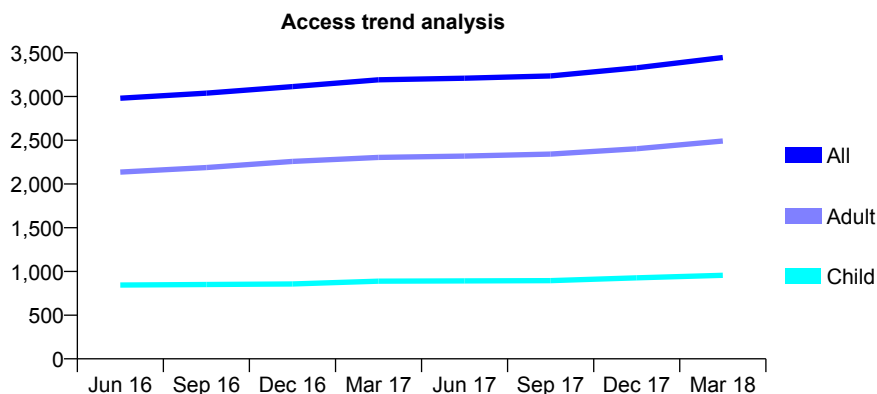
## Q51 - Vital Signs At a Glance Contract Report for 180912/0001 - March 2018

Name or company name	Galer Farrer
Contract type name	GDS Contract
Purpose of contract	General
Contract start date	01/09/2009
Contract end date	

17/18 Contracted general activity (UDA)	9,649
Carry forward general activity (UDA)	0
17/18 Contracted orthodontic activity (UOA)	0
Carry forward orthodontic activity (UOA)	0
Baseline contract value	£318,624.00

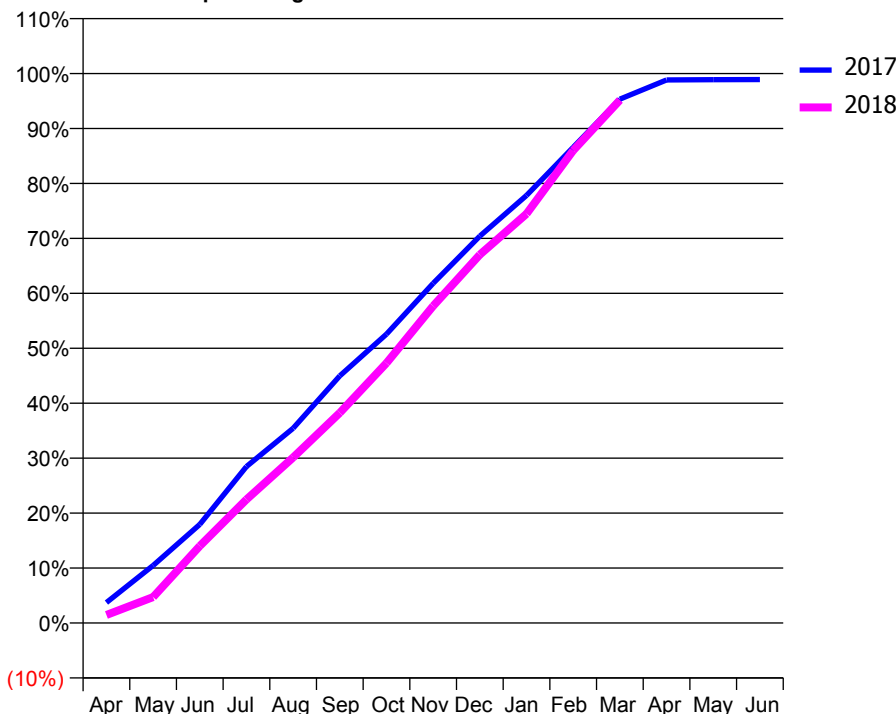
### ACCESS\*

Patients seen in 24 months	Total	Change since previous quarter
Quarter ending March 2017	3,191	
Quarter ending June 2017	3,210	→
Quarter ending September 2017	3,236	→
Quarter ending December 2017	3,329	↑
Quarter ending March 2018	3,446	↑
<b>Variance since March 2017</b>	<b>8.0%</b>	<b>↑</b>



### ACTIVITY

Cumulative percentage of contracted UDA delivered 2017 & 2018



Month	Adjusted Scheduled Activity (UDA)	
	2017	2018
April	359	142
May	1,009	455
June	1,732	1,351
July	2,749	2,170
August	3,420	2,907
September	4,339	3,691
October	5,072	4,565
November	5,965	5,567
December	6,793	6,468
January	7,509	7,185
February	8,353	8,297
March	9,198	9,182
April	9,537	
May	9,540	
June	9,544	

### QUALITY

	Quantity	Base Number	Contract	AT	Region	England
% of FP17s for the same patient ID Re-attending within 3 months - Children	107	1,552	6.9%	9.7%	12.8%	11.9%
% of FP17s for the same patient ID Re-attending within 3 months - Adults	504	3,590	14.0%	14.3%	16.5%	16.0%
% of FP17s for the same patient ID Re-attending between 3 & 9 months - Children	1,003	1,552	64.6%	59.1%	59.7%	58.3%
% of FP17s for the same patient ID Re-attending between 3 & 9 months - Adults	2,022	3,590	56.3%	52.9%	52.6%	50.3%
% of FP17s for Band 1 Urgent Courses	270	4,977	5.4%	7.4%	9.1%	9.1%
% of FP17s Relating to Free Repair or Replacements	37	4,977	0.7%	1.2%	1.0%	0.8%
% of FP17s Relating to Continuations	55	4,977	1.1%	1.3%	1.2%	1.0%
% of Patients satisfied with the dentistry they have received	4	4	N/A	92.4%	91.6%	91.5%
% of Patients satisfied with the time they had to wait for an appointment	4	4	N/A	88.5%	88.3%	87.9%

\* This is based on patients treated on this contract for their most recent course of treatment. Figures in italics indicate the base number of FP17s or Patient Questionnaire responses are less than 100. N/A is shown where the base number of responses is less than 10 during the period. % is calculated as Quantity/Base number\*100

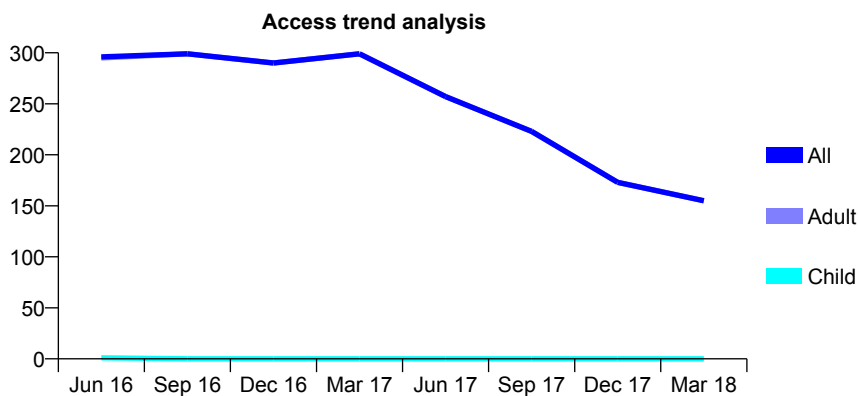
## Q51 - Vital Signs At a Glance Contract Report for 180912/0002 - March 2018

Name or company name	Galer Farrer
Contract type name	GDS Contract
Purpose of contract	General
Contract start date	01/09/2009
Contract end date	

17/18 Contracted general activity (UDA)	788
Carry forward general activity (UDA)	0
17/18 Contracted orthodontic activity (UOA)	0
Carry forward orthodontic activity (UOA)	0
Baseline contract value	£47,936.47

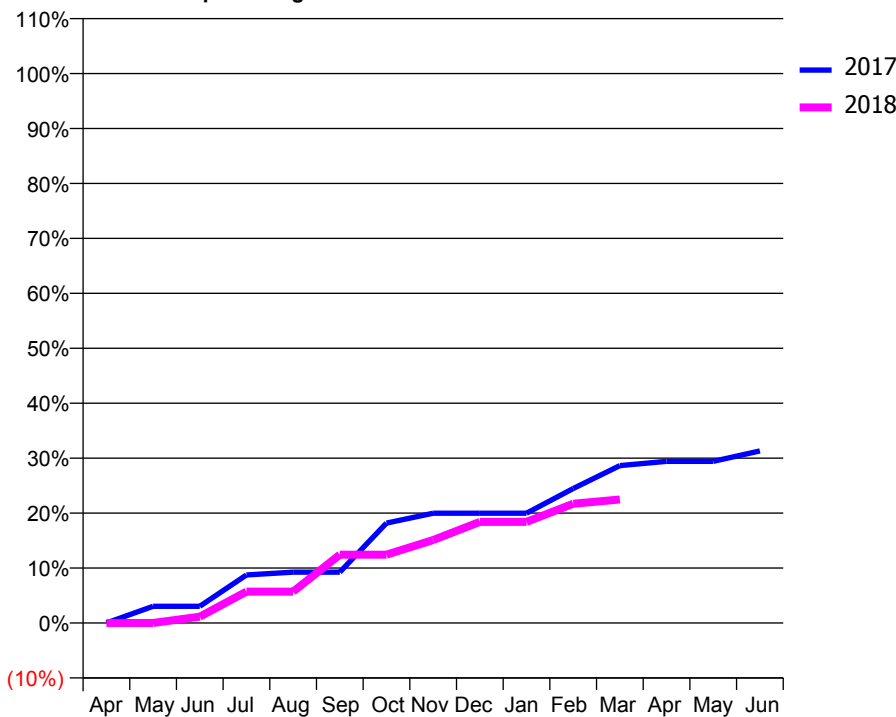
### ACCESS\*

Patients seen in 24 months	Total	Change since previous quarter
Quarter ending March 2017	299	
Quarter ending June 2017	257	↓
Quarter ending September 2017	223	↓
Quarter ending December 2017	173	↓
Quarter ending March 2018	155	↓
<b>Variance since March 2017</b>	<b>(48.2%)</b>	<b>↓</b>



### ACTIVITY

Cumulative percentage of contracted UDA delivered 2017 & 2018



Month	Adjusted Scheduled Activity (UDA)	
	2017	2018
April	0	0
May	24	0
June	24	9
July	69	45
August	73	45
September	73	98
October	143	98
November	157	119
December	157	145
January	157	145
February	193	171
March	226	177
April	232	
May	232	
June	247	

### QUALITY

	Quantity	Base Number	Contract	AT	Region	England
% of FP17s for the same patient ID Re-attending within 3 months - Children	0	0	N/A	9.7%	12.8%	11.9%
% of FP17s for the same patient ID Re-attending within 3 months - Adults	2	63	3.2%	14.3%	16.5%	16.0%
% of FP17s for the same patient ID Re-attending between 3 & 9 months - Children	0	0	N/A	59.1%	59.7%	58.3%
% of FP17s for the same patient ID Re-attending between 3 & 9 months - Adults	10	63	15.9%	52.9%	52.6%	50.3%
% of FP17s for Band 1 Urgent Courses	1	56	1.8%	7.4%	9.1%	9.1%
% of FP17s Relating to Free Repair or Replacements	0	56	0.0%	1.2%	1.0%	0.8%
% of FP17s Relating to Continuations	1	56	1.8%	1.3%	1.2%	1.0%
% of Patients satisfied with the dentistry they have received	0	0	N/A	92.4%	91.6%	91.5%
% of Patients satisfied with the time they had to wait for an appointment	0	0	N/A	88.5%	88.3%	87.9%

\* This is based on patients treated on this contract for their most recent course of treatment. Figures in italics indicate the base number of FP17s or Patient Questionnaire responses are less than 100. N/A is shown where the base number of responses is less than 10 during the period. % is calculated as Quantity/Base number\*100

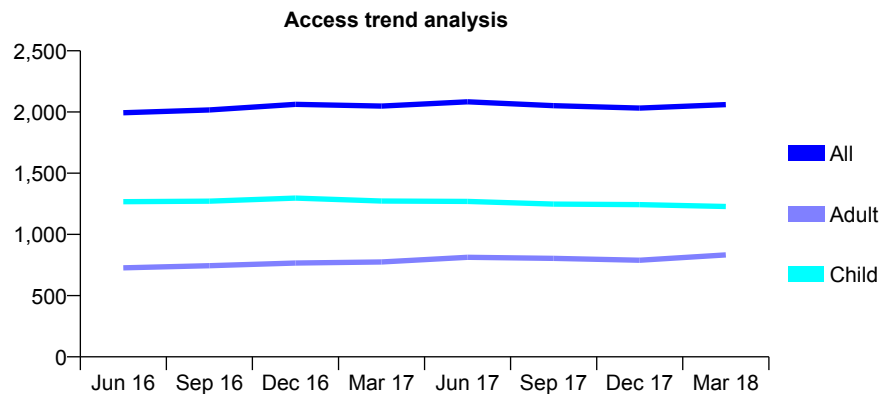
## Q51 - Vital Signs At a Glance Contract Report for 181196/0007 - March 2018

Name or company name	Rotherham NHS Foundation Trust
Contract type name	PDS Contract
Purpose of contract	General
Contract start date	01/04/2011
Contract end date	30/09/2018

17/18 Contracted general activity (UDA)	9,000
Carry forward general activity (UDA)	0
17/18 Contracted orthodontic activity (UOA)	0
Carry forward orthodontic activity (UOA)	0
Baseline contract value	£795,011.26

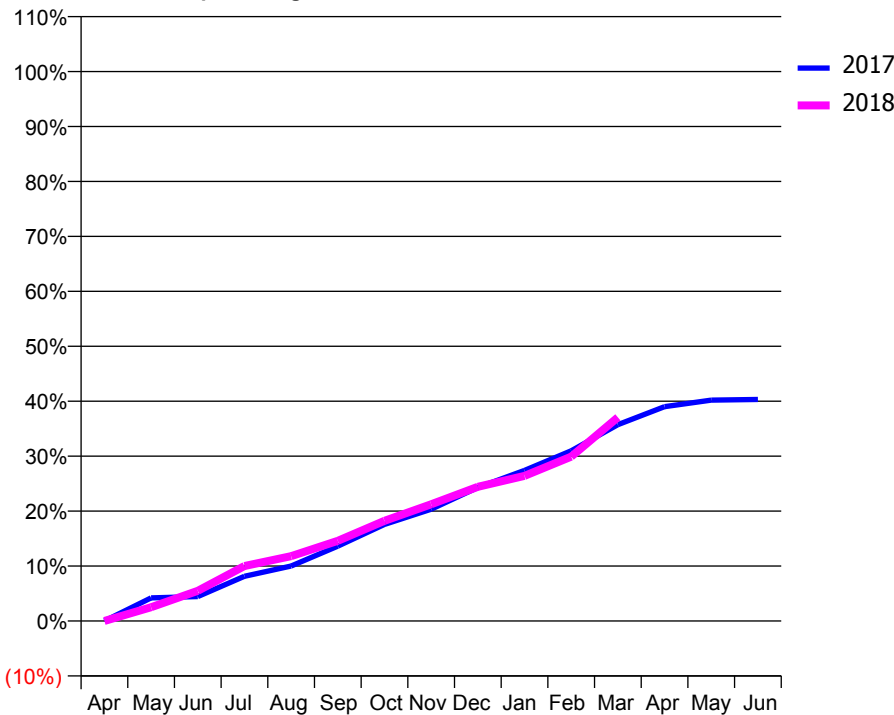
### ACCESS\*

Patients seen in 24 months	Total	Change since previous quarter
Quarter ending March 2017	2,048	
Quarter ending June 2017	2,083	→
Quarter ending September 2017	2,052	↓
Quarter ending December 2017	2,032	→
Quarter ending March 2018	2,061	→
<b>Variance since March 2017</b>	<b>0.6%</b>	<b>→</b>



### ACTIVITY

Cumulative percentage of contracted UDA delivered 2017 & 2018



Month	Adjusted Scheduled Activity (UDA)	
	2017	2018
April	0	0
May	380	227
June	401	494
July	733	902
August	901	1,063
September	1,226	1,313
October	1,582	1,641
November	1,831	1,912
December	2,187	2,199
January	2,467	2,377
February	2,787	2,692
March	3,215	3,335
April	3,511	
May	3,618	
June	3,629	

### QUALITY

	Quantity	Base Number	Contract	AT	Region	England
% of FP17s for the same patient ID Re-attending within 3 months - Children	56	1,623	3.5%	9.7%	12.8%	11.9%
% of FP17s for the same patient ID Re-attending within 3 months - Adults	26	834	3.1%	14.3%	16.5%	16.0%
% of FP17s for the same patient ID Re-attending between 3 & 9 months - Children	734	1,623	45.2%	59.1%	59.7%	58.3%
% of FP17s for the same patient ID Re-attending between 3 & 9 months - Adults	351	834	42.1%	52.9%	52.6%	50.3%
% of FP17s for Band 1 Urgent Courses	47	2,208	2.1%	7.4%	9.1%	9.1%
% of FP17s Relating to Free Repair or Replacements	0	2,208	0.0%	1.2%	1.0%	0.8%
% of FP17s Relating to Continuations	1	2,208	0.0%	1.3%	1.2%	1.0%
% of Patients satisfied with the dentistry they have received	1	1	N/A	92.4%	91.6%	91.5%
% of Patients satisfied with the time they had to wait for an appointment	1	1	N/A	88.5%	88.3%	87.9%

\* This is based on patients treated on this contract for their most recent course of treatment. Figures in italics indicate the base number of FP17s or Patient Questionnaire responses are less than 100. N/A is shown where the base number of responses is less than 10 during the period. % is calculated as Quantity/Base number\*100

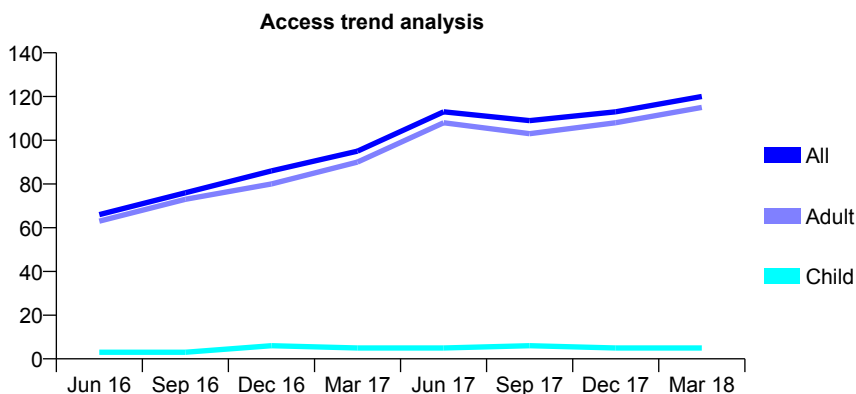
## Q51 - Vital Signs At a Glance Contract Report for 181196/0008 - March 2018

Name or company name	Rotherham NHS Foundation Trust
Contract type name	PDS Contract
Purpose of contract	General
Contract start date	01/04/2011
Contract end date	30/09/2018

17/18 Contracted general activity (UDA)	600
Carry forward general activity (UDA)	0
17/18 Contracted orthodontic activity (UOA)	0
Carry forward orthodontic activity (UOA)	0
Baseline contract value	£53,000.75

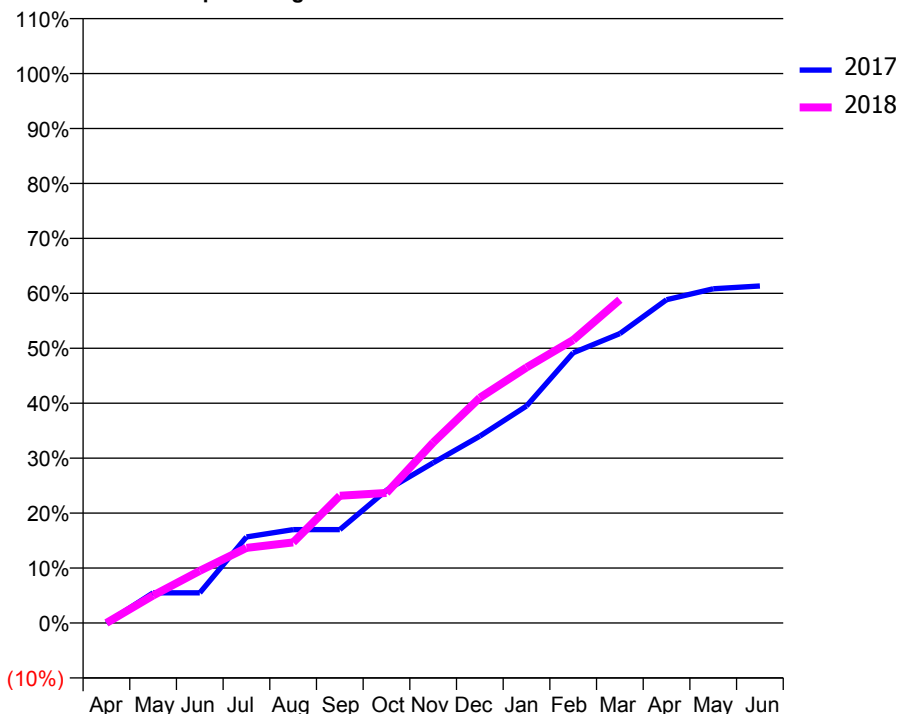
### ACCESS\*

Patients seen in 24 months	Total	Change since previous quarter
Quarter ending March 2017	95	
Quarter ending June 2017	113	↑
Quarter ending September 2017	109	↓
Quarter ending December 2017	113	↑
Quarter ending March 2018	120	↑
<b>Variance since March 2017</b>	<b>26.3%</b>	<b>↑</b>



### ACTIVITY

Cumulative percentage of contracted UDA delivered 2017 & 2018



Month	Adjusted Scheduled Activity (UDA)	
	2017	2018
April	0	0
May	33	30
June	33	57
July	94	82
August	102	88
September	102	139
October	145	142
November	175	197
December	204	246
January	237	279
February	295	309
March	316	353
April	353	
May	365	
June	368	

### QUALITY

	Quantity	Base Number	Contract	AT	Region	England
% of FP17s for the same patient ID Re-attending within 3 months - Children	0	12	0.0%	9.7%	12.8%	11.9%
% of FP17s for the same patient ID Re-attending within 3 months - Adults	1	134	0.7%	14.3%	16.5%	16.0%
% of FP17s for the same patient ID Re-attending between 3 & 9 months - Children	0	12	0.0%	59.1%	59.7%	58.3%
% of FP17s for the same patient ID Re-attending between 3 & 9 months - Adults	1	134	0.7%	52.9%	52.6%	50.3%
% of FP17s for Band 1 Urgent Courses	0	126	0.0%	7.4%	9.1%	9.1%
% of FP17s Relating to Free Repair or Replacements	0	126	0.0%	1.2%	1.0%	0.8%
% of FP17s Relating to Continuations	0	126	0.0%	1.3%	1.2%	1.0%
% of Patients satisfied with the dentistry they have received	0	0	N/A	92.4%	91.6%	91.5%
% of Patients satisfied with the time they had to wait for an appointment	0	0	N/A	88.5%	88.3%	87.9%

\* This is based on patients treated on this contract for their most recent course of treatment. Figures in italics indicate the base number of FP17s or Patient Questionnaire responses are less than 100. N/A is shown where the base number of responses is less than 10 during the period. % is calculated as Quantity/Base number\*100

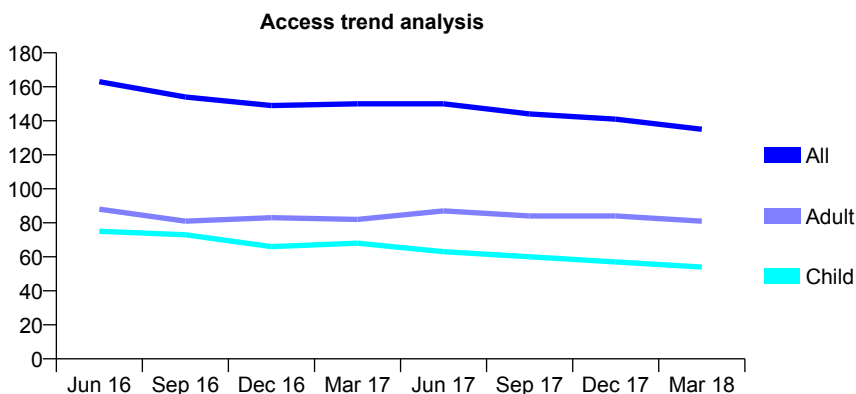
## Q51 - Vital Signs At a Glance Contract Report for 181196/0009 - March 2018

Name or company name	Rotherham NHS Foundation Trust
Contract type name	PDS Contract
Purpose of contract	General
Contract start date	01/04/2011
Contract end date	30/09/2018

17/18 Contracted general activity (UDA)	600
Carry forward general activity (UDA)	0
17/18 Contracted orthodontic activity (UOA)	0
Carry forward orthodontic activity (UOA)	0
Baseline contract value	£53,000.75

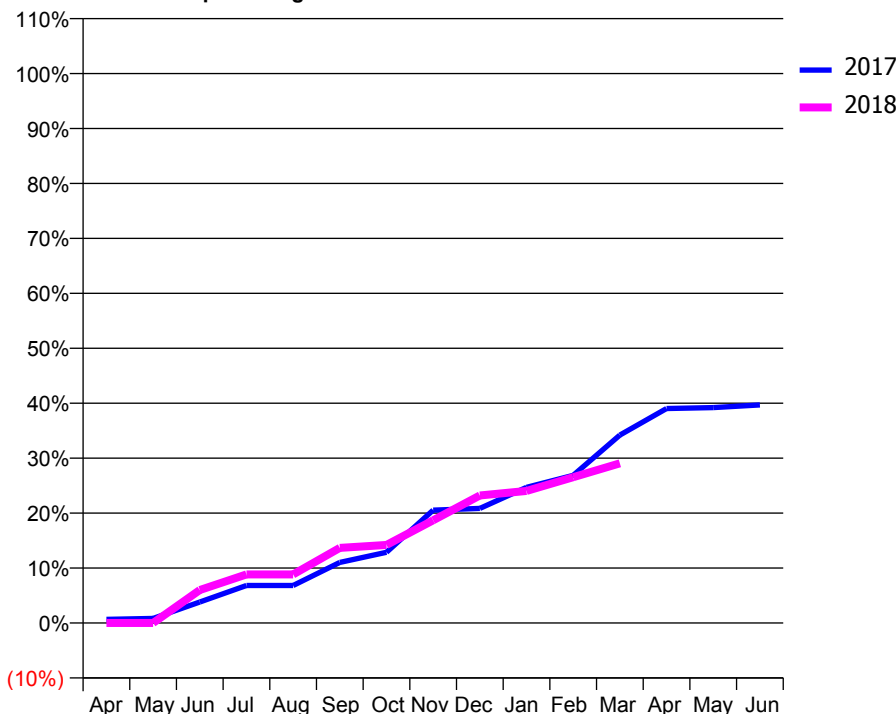
### ACCESS\*

Patients seen in 24 months	Total	Change since previous quarter
Quarter ending March 2017	150	
Quarter ending June 2017	150	→
Quarter ending September 2017	144	↓
Quarter ending December 2017	141	↓
Quarter ending March 2018	135	↓
<b>Variance since March 2017</b>	<b>(10.0%)</b>	↓



### ACTIVITY

Cumulative percentage of contracted UDA delivered 2017 & 2018



Month	Adjusted Scheduled Activity (UDA)	
	2017	2018
April	4	0
May	5	0
June	23	36
July	41	53
August	41	53
September	66	82
October	77	85
November	123	112
December	125	139
January	148	144
February	161	159
March	205	174
April	234	
May	235	
June	238	

### QUALITY

	Quantity	Base Number	Contract	AT	Region	England
% of FP17s for the same patient ID Re-attending within 3 months - Children	0	71	0.0%	9.7%	12.8%	11.9%
% of FP17s for the same patient ID Re-attending within 3 months - Adults	3	106	2.8%	14.3%	16.5%	16.0%
% of FP17s for the same patient ID Re-attending between 3 & 9 months - Children	44	71	62.0%	59.1%	59.7%	58.3%
% of FP17s for the same patient ID Re-attending between 3 & 9 months - Adults	69	106	65.1%	52.9%	52.6%	50.3%
% of FP17s for Band 1 Urgent Courses	2	149	1.3%	7.4%	9.1%	9.1%
% of FP17s Relating to Free Repair or Replacements	0	149	0.0%	1.2%	1.0%	0.8%
% of FP17s Relating to Continuations	0	149	0.0%	1.3%	1.2%	1.0%
% of Patients satisfied with the dentistry they have received	0	0	N/A	92.4%	91.6%	91.5%
% of Patients satisfied with the time they had to wait for an appointment	0	0	N/A	88.5%	88.3%	87.9%

\* This is based on patients treated on this contract for their most recent course of treatment. Figures in italics indicate the base number of FP17s or Patient Questionnaire responses are less than 100. N/A is shown where the base number of responses is less than 10 during the period. % is calculated as Quantity/Base number\*100

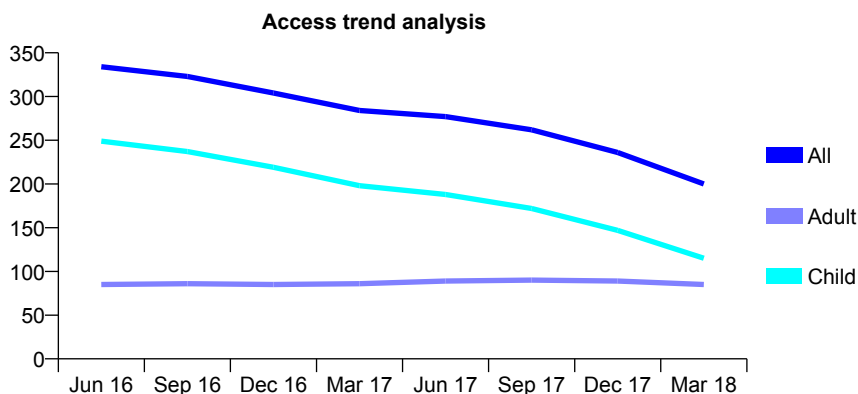
## Q51 - Vital Signs At a Glance Contract Report for 181196/0010 - March 2018

Name or company name	Rotherham NHS Foundation Trust
Contract type name	PDS Contract
Purpose of contract	General
Contract start date	01/04/2011
Contract end date	30/09/2018

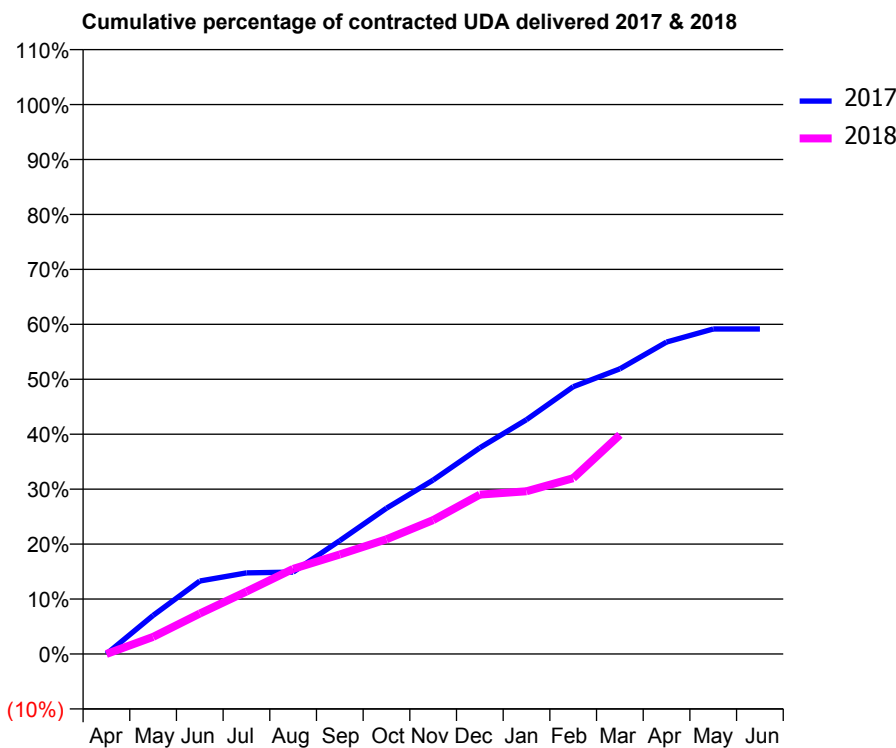
17/18 Contracted general activity (UDA)	800
Carry forward general activity (UDA)	0
17/18 Contracted orthodontic activity (UOA)	0
Carry forward orthodontic activity (UOA)	0
Baseline contract value	£70,667.67

### ACCESS\*

Patients seen in 24 months	Total	Change since previous quarter
Quarter ending March 2017	284	
Quarter ending June 2017	277	↓
Quarter ending September 2017	262	↓
Quarter ending December 2017	236	↓
Quarter ending March 2018	200	↓
<b>Variance since March 2017</b>	<b>(29.6%)</b>	<b>↓</b>



### ACTIVITY



Month	Adjusted Scheduled Activity (UDA)	
	2017	2018
April	0	0
May	56	25
June	106	59
July	118	91
August	119	124
September	165	145
October	212	167
November	253	195
December	300	232
January	341	237
February	389	256
March	415	319
April	454	
May	473	
June	473	

### QUALITY

	Quantity	Base Number	Contract	AT	Region	England
% of FP17s for the same patient ID Re-attending within 3 months - Children	1	154	0.6%	9.7%	12.8%	11.9%
% of FP17s for the same patient ID Re-attending within 3 months - Adults	3	116	2.6%	14.3%	16.5%	16.0%
% of FP17s for the same patient ID Re-attending between 3 & 9 months - Children	100	154	64.9%	59.1%	59.7%	58.3%
% of FP17s for the same patient ID Re-attending between 3 & 9 months - Adults	74	116	63.8%	52.9%	52.6%	50.3%
% of FP17s for Band 1 Urgent Courses	0	231	0.0%	7.4%	9.1%	9.1%
% of FP17s Relating to Free Repair or Replacements	0	231	0.0%	1.2%	1.0%	0.8%
% of FP17s Relating to Continuations	0	231	0.0%	1.3%	1.2%	1.0%
% of Patients satisfied with the dentistry they have received	0	0	N/A	92.4%	91.6%	91.5%
% of Patients satisfied with the time they had to wait for an appointment	0	0	N/A	88.5%	88.3%	87.9%

\* This is based on patients treated on this contract for their most recent course of treatment. Figures in italics indicate the base number of FP17s or Patient Questionnaire responses are less than 100. N/A is shown where the base number of responses is less than 10 during the period. % is calculated as Quantity/Base number\*100



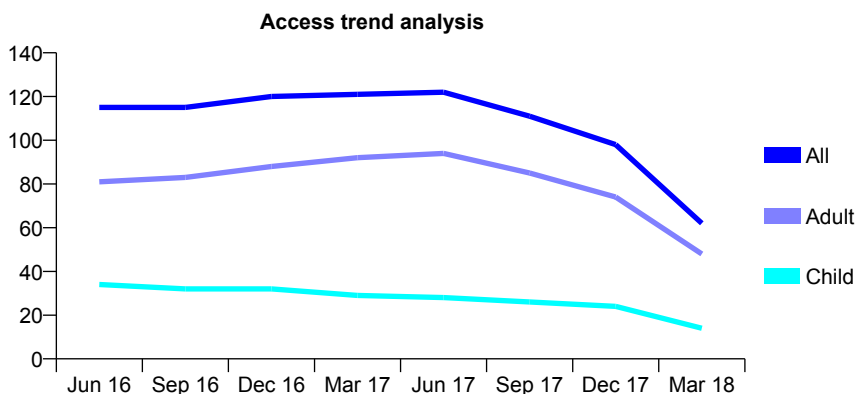
## Q51 - Vital Signs At a Glance Contract Report for 181196/0011 - March 2018

Name or company name	Rotherham NHS Foundation Trust
Contract type name	PDS Contract
Purpose of contract	General
Contract start date	01/04/2011
Contract end date	30/09/2018

17/18 Contracted general activity (UDA)	400
Carry forward general activity (UDA)	0
17/18 Contracted orthodontic activity (UOA)	0
Carry forward orthodontic activity (UOA)	0
Baseline contract value	£35,333.84

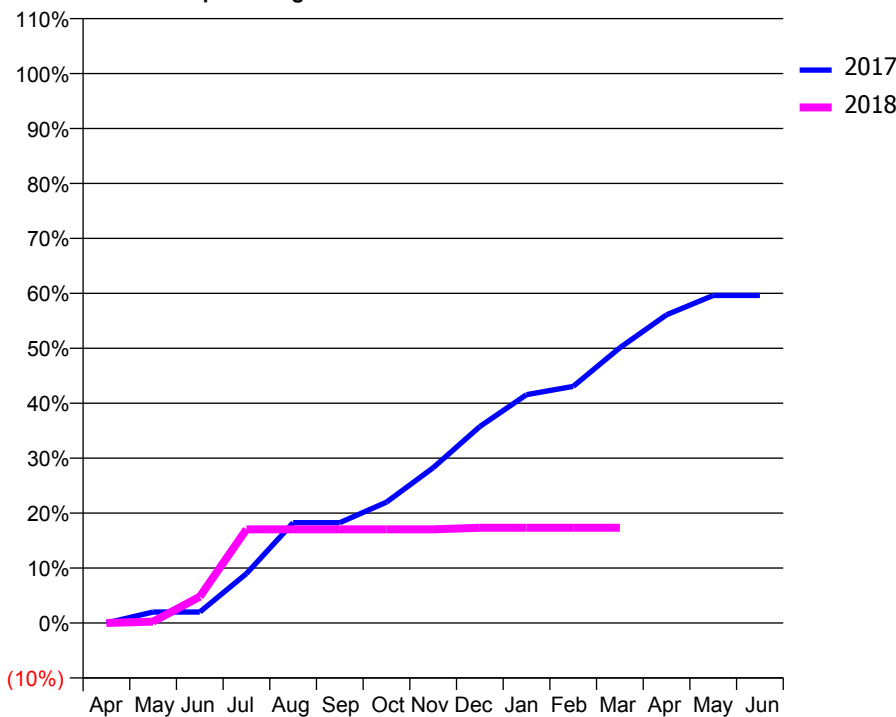
### ACCESS\*

Patients seen in 24 months	Total	Change since previous quarter
Quarter ending March 2017	121	
Quarter ending June 2017	122	→
Quarter ending September 2017	111	↓
Quarter ending December 2017	98	↓
Quarter ending March 2018	62	↓
<b>Variance since March 2017</b>	<b>(48.8%)</b>	<b>↓</b>



### ACTIVITY

Cumulative percentage of contracted UDA delivered 2017 & 2018



Month	Adjusted Scheduled Activity (UDA)	
	2017	2018
April	0	0
May	8	1
June	8	19
July	36	68
August	73	68
September	73	68
October	88	68
November	113	68
December	143	69
January	166	69
February	172	69
March	200	69
April	224	
May	238	
June	238	

### QUALITY

	Quantity	Base Number	Contract	AT	Region	England
% of FP17s for the same patient ID Re-attending within 3 months - Children	1	9	11.1%	9.7%	12.8%	11.9%
% of FP17s for the same patient ID Re-attending within 3 months - Adults	1	36	2.8%	14.3%	16.5%	16.0%
% of FP17s for the same patient ID Re-attending between 3 & 9 months - Children	4	9	44.4%	59.1%	59.7%	58.3%
% of FP17s for the same patient ID Re-attending between 3 & 9 months - Adults	18	36	50.0%	52.9%	52.6%	50.3%
% of FP17s for Band 1 Urgent Courses	2	26	7.7%	7.4%	9.1%	9.1%
% of FP17s Relating to Free Repair or Replacements	0	26	0.0%	1.2%	1.0%	0.8%
% of FP17s Relating to Continuations	0	26	0.0%	1.3%	1.2%	1.0%
% of Patients satisfied with the dentistry they have received	0	0	N/A	92.4%	91.6%	91.5%
% of Patients satisfied with the time they had to wait for an appointment	0	0	N/A	88.5%	88.3%	87.9%

\* This is based on patients treated on this contract for their most recent course of treatment. Figures in italics indicate the base number of FP17s or Patient Questionnaire responses are less than 100. N/A is shown where the base number of responses is less than 10 during the period. % is calculated as Quantity/Base number\*100

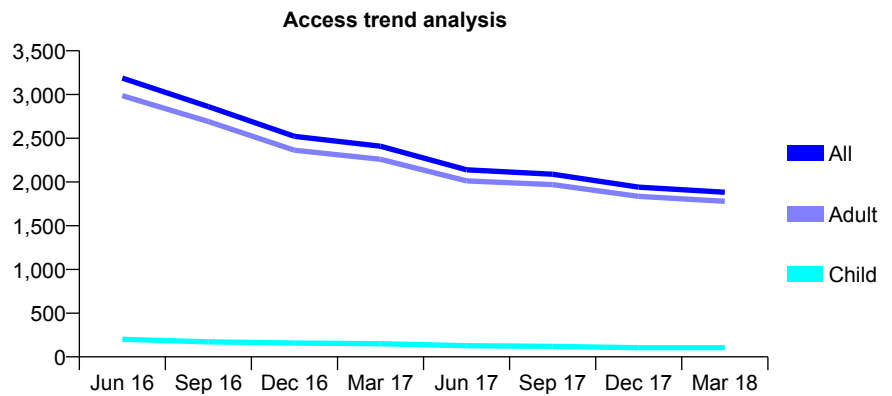
## Q51 - Vital Signs At a Glance Contract Report for 181196/0012 - March 2018

Name or company name	Rotherham NHS Foundation Trust
Contract type name	PDS Contract
Purpose of contract	General
Contract start date	01/04/2011
Contract end date	31/03/2021

17/18 Contracted general activity (UDA)	10,160
Carry forward general activity (UDA)	0
17/18 Contracted orthodontic activity (UOA)	0
Carry forward orthodontic activity (UOA)	0
Baseline contract value	£916,105.89

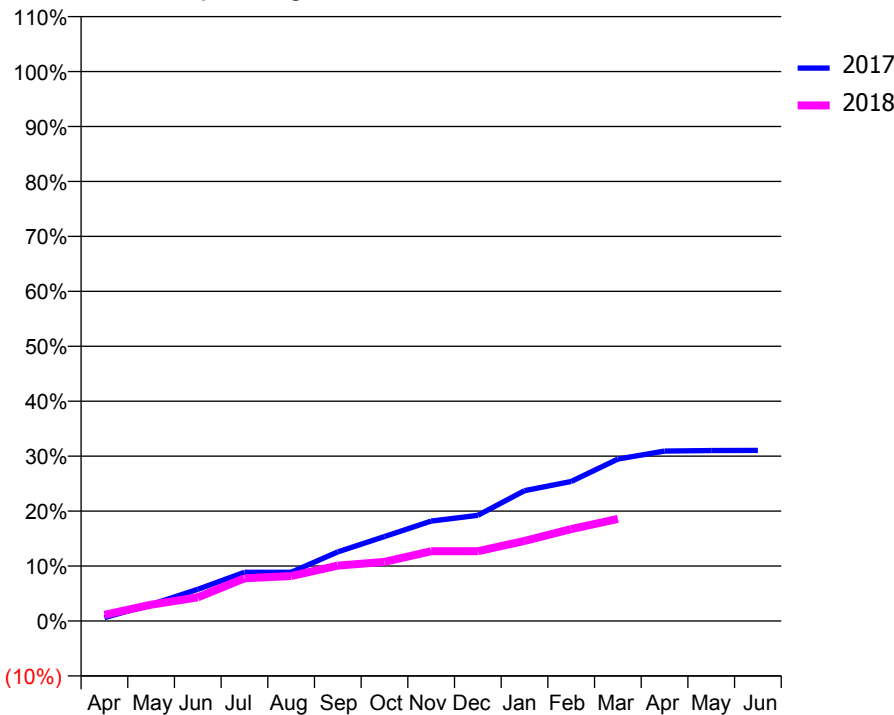
### ACCESS\*

Patients seen in 24 months	Total	Change since previous quarter
Quarter ending March 2017	2,409	
Quarter ending June 2017	2,139	↓
Quarter ending September 2017	2,089	↓
Quarter ending December 2017	1,940	↓
Quarter ending March 2018	1,883	↓
<b>Variance since March 2017</b>	<b>(21.8%)</b>	↓



### ACTIVITY

Cumulative percentage of contracted UDA delivered 2017 & 2018



Month	Adjusted Scheduled Activity (UDA)	
	2017	2018
April	63	115
May	304	301
June	585	438
July	901	790
August	901	833
September	1,278	1,023
October	1,561	1,092
November	1,848	1,291
December	1,955	1,291
January	2,411	1,480
February	2,580	1,701
March	2,993	1,888
April	3,142	
May	3,153	
June	3,156	

### QUALITY

	Quantity	Base Number	Contract	AT	Region	England
% of FP17s for the same patient ID Re-attending within 3 months - Children	4	106	3.8%	9.7%	12.8%	11.9%
% of FP17s for the same patient ID Re-attending within 3 months - Adults	66	1,434	4.6%	14.3%	16.5%	16.0%
% of FP17s for the same patient ID Re-attending between 3 & 9 months - Children	0	106	0.0%	59.1%	59.7%	58.3%
% of FP17s for the same patient ID Re-attending between 3 & 9 months - Adults	33	1,434	2.3%	52.9%	52.6%	50.3%
% of FP17s for Band 1 Urgent Courses	1,334	1,413	94.4%	7.4%	9.1%	9.1%
% of FP17s Relating to Free Repair or Replacements	0	1,413	0.0%	1.2%	1.0%	0.8%
% of FP17s Relating to Continuations	0	1,413	0.0%	1.3%	1.2%	1.0%
% of Patients satisfied with the dentistry they have received	0	0	N/A	92.4%	91.6%	91.5%
% of Patients satisfied with the time they had to wait for an appointment	0	0	N/A	88.5%	88.3%	87.9%

\* This is based on patients treated on this contract for their most recent course of treatment. Figures in italics indicate the base number of FP17s or Patient Questionnaire responses are less than 100. N/A is shown where the base number of responses is less than 10 during the period. % is calculated as Quantity/Base number\*100

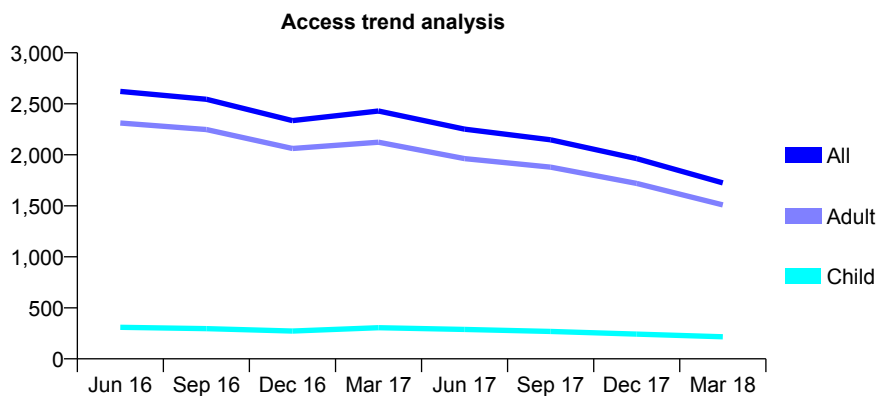
## Q51 - Vital Signs At a Glance Contract Report for 181196/0013 - March 2018

Name or company name	Rotherham NHS Foundation Trust
Contract type name	PDS Contract
Purpose of contract	General
Contract start date	01/04/2011
Contract end date	31/03/2021

17/18 Contracted general activity (UDA)	5,900
Carry forward general activity (UDA)	0
17/18 Contracted orthodontic activity (UOA)	0
Carry forward orthodontic activity (UOA)	0
Baseline contract value	£488,384.83

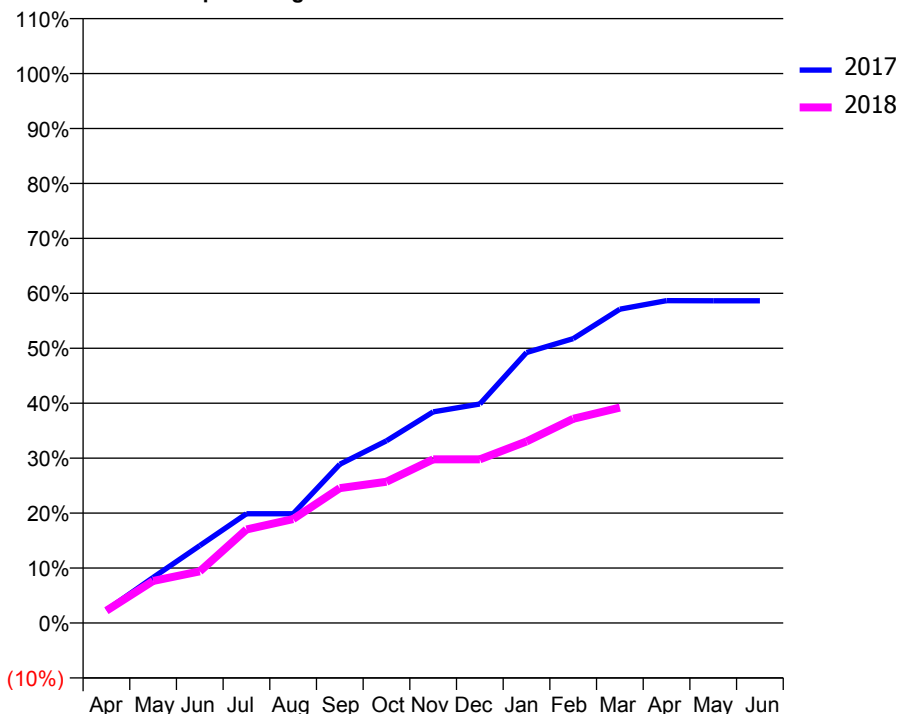
### ACCESS\*

Patients seen in 24 months	Total	Change since previous quarter
Quarter ending March 2017	2,429	
Quarter ending June 2017	2,251	↓
Quarter ending September 2017	2,147	↓
Quarter ending December 2017	1,963	↓
Quarter ending March 2018	1,725	↓
<b>Variance since March 2017</b>	<b>(29.0%)</b>	<b>↓</b>



### ACTIVITY

Cumulative percentage of contracted UDA delivered 2017 & 2018



Month	Adjusted Scheduled Activity (UDA)	
	2017	2018
April	138	132
May	490	451
June	831	554
July	1,173	1,004
August	1,173	1,117
September	1,705	1,448
October	1,956	1,517
November	2,267	1,757
December	2,352	1,757
January	2,905	1,949
February	3,053	2,193
March	3,369	2,314
April	3,461	
May	3,460	
June	3,460	

### QUALITY

	Quantity	Base Number	Contract	AT	Region	England
% of FP17s for the same patient ID Re-attending within 3 months - Children	3	347	0.9%	9.7%	12.8%	11.9%
% of FP17s for the same patient ID Re-attending within 3 months - Adults	23	1,635	1.4%	14.3%	16.5%	16.0%
% of FP17s for the same patient ID Re-attending between 3 & 9 months - Children	2	347	0.6%	59.1%	59.7%	58.3%
% of FP17s for the same patient ID Re-attending between 3 & 9 months - Adults	18	1,635	1.1%	52.9%	52.6%	50.3%
% of FP17s for Band 1 Urgent Courses	1,888	1,905	99.1%	7.4%	9.1%	9.1%
% of FP17s Relating to Free Repair or Replacements	0	1,905	0.0%	1.2%	1.0%	0.8%
% of FP17s Relating to Continuations	0	1,905	0.0%	1.3%	1.2%	1.0%
% of Patients satisfied with the dentistry they have received	0	0	N/A	92.4%	91.6%	91.5%
% of Patients satisfied with the time they had to wait for an appointment	0	0	N/A	88.5%	88.3%	87.9%

\* This is based on patients treated on this contract for their most recent course of treatment. Figures in italics indicate the base number of FP17s or Patient Questionnaire responses are less than 100. N/A is shown where the base number of responses is less than 10 during the period. % is calculated as Quantity/Base number\*100

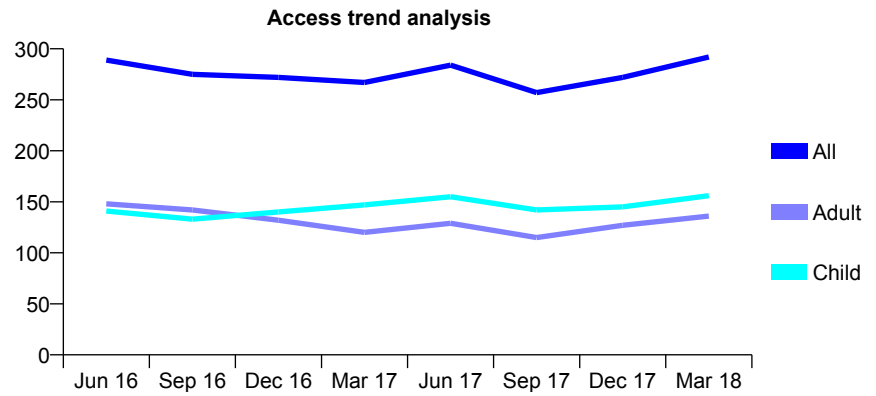
## Q51 - Vital Signs At a Glance Contract Report for 181196/0014 - March 2018

Name or company name	Rotherham NHS Foundation Trust
Contract type name	PDS Contract
Purpose of contract	General
Contract start date	01/04/2011
Contract end date	30/09/2018

17/18 Contracted general activity (UDA)	1,500
Carry forward general activity (UDA)	0
17/18 Contracted orthodontic activity (UOA)	0
Carry forward orthodontic activity (UOA)	0
Baseline contract value	£239,884.69

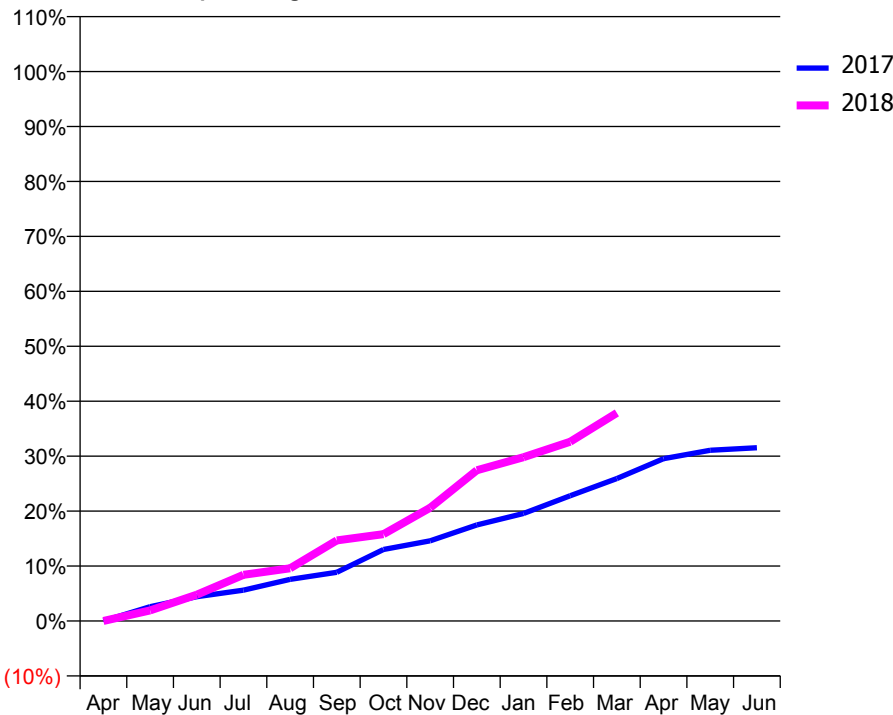
### ACCESS\*

Patients seen in 24 months	Total	Change since previous quarter
Quarter ending March 2017	267	
Quarter ending June 2017	284	↑
Quarter ending September 2017	257	↓
Quarter ending December 2017	272	↑
Quarter ending March 2018	292	↑
<b>Variance since March 2017</b>	<b>9.4%</b>	<b>↑</b>



### ACTIVITY

Cumulative percentage of contracted UDA delivered 2017 & 2018



Month	Adjusted Scheduled Activity (UDA)	
	2017	2018
April	0	0
May	39	29
June	66	72
July	84	126
August	114	144
September	133	220
October	195	237
November	219	309
December	262	412
January	294	447
February	342	489
March	389	568
April	443	
May	466	
June	473	

### QUALITY

	Quantity	Base Number	Contract	AT	Region	England
% of FP17s for the same patient ID Re-attending within 3 months - Children	19	269	7.1%	9.7%	12.8%	11.9%
% of FP17s for the same patient ID Re-attending within 3 months - Adults	12	181	6.6%	14.3%	16.5%	16.0%
% of FP17s for the same patient ID Re-attending between 3 & 9 months - Children	134	269	49.8%	59.1%	59.7%	58.3%
% of FP17s for the same patient ID Re-attending between 3 & 9 months - Adults	69	181	38.1%	52.9%	52.6%	50.3%
% of FP17s for Band 1 Urgent Courses	20	393	5.1%	7.4%	9.1%	9.1%
% of FP17s Relating to Free Repair or Replacements	2	393	0.5%	1.2%	1.0%	0.8%
% of FP17s Relating to Continuations	0	393	0.0%	1.3%	1.2%	1.0%
% of Patients satisfied with the dentistry they have received	0	0	N/A	92.4%	91.6%	91.5%
% of Patients satisfied with the time they had to wait for an appointment	0	0	N/A	88.5%	88.3%	87.9%

\* This is based on patients treated on this contract for their most recent course of treatment. Figures in italics indicate the base number of FP17s or Patient Questionnaire responses are less than 100. N/A is shown where the base number of responses is less than 10 during the period. % is calculated as Quantity/Base number\*100

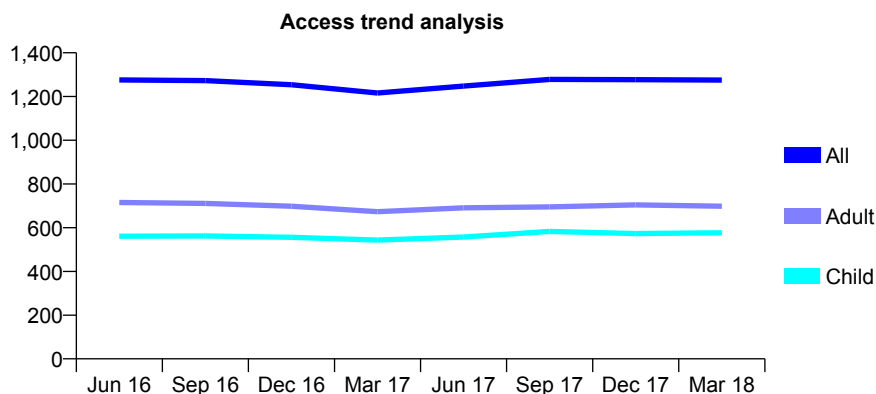
## Q51 - Vital Signs At a Glance Contract Report for 181196/0015 - March 2018

Name or company name	Rotherham NHS Foundation Trust
Contract type name	PDS Contract
Purpose of contract	General
Contract start date	01/04/2011
Contract end date	30/09/2018

17/18 Contracted general activity (UDA)	2,500
Carry forward general activity (UDA)	0
17/18 Contracted orthodontic activity (UOA)	0
Carry forward orthodontic activity (UOA)	0
Baseline contract value	£734,853.35

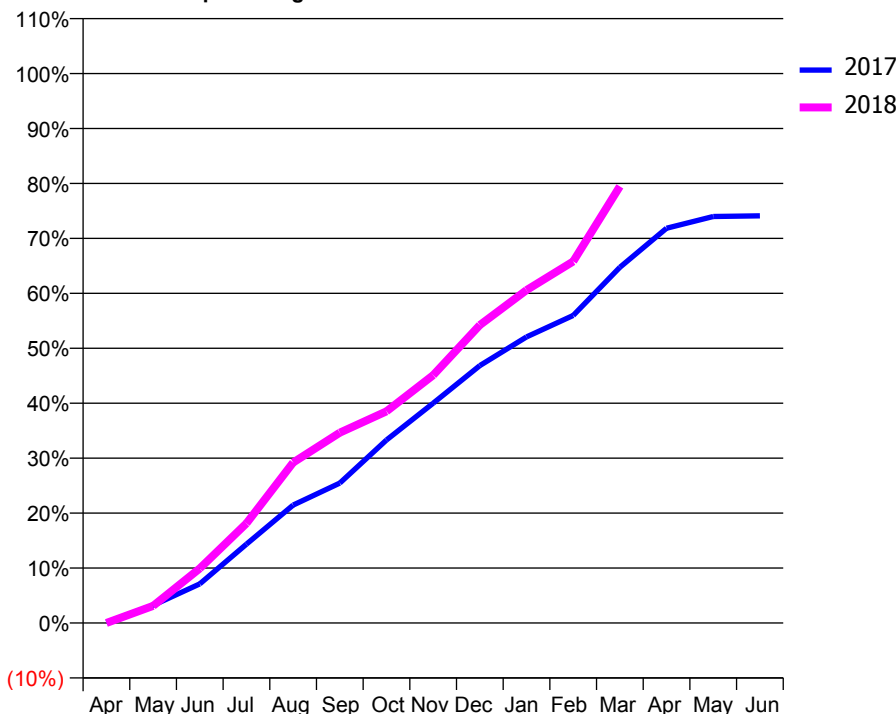
### ACCESS\*

Patients seen in 24 months	Total	Change since previous quarter
Quarter ending March 2017	1,216	
Quarter ending June 2017	1,248	↑
Quarter ending September 2017	1,278	↑
Quarter ending December 2017	1,277	→
Quarter ending March 2018	1,275	→
<b>Variance since March 2017</b>	<b>4.9%</b>	<b>↑</b>



### ACTIVITY

Cumulative percentage of contracted UDA delivered 2017 & 2018



Adjusted Scheduled Activity (UDA)

Month	2017	2018
April	3	0
May	80	78
June	178	248
July	359	453
August	537	730
September	637	866
October	832	963
November	1,000	1,127
December	1,171	1,356
January	1,302	1,514
February	1,399	1,645
March	1,619	1,986
April	1,796	
May	1,849	
June	1,852	

### QUALITY

	Quantity	Base Number	Contract	AT	Region	England
% of FP17s for the same patient ID Re-attending within 3 months - Children	63	997	6.3%	9.7%	12.8%	11.9%
% of FP17s for the same patient ID Re-attending within 3 months - Adults	51	798	6.4%	14.3%	16.5%	16.0%
% of FP17s for the same patient ID Re-attending between 3 & 9 months - Children	355	997	35.6%	59.1%	59.7%	58.3%
% of FP17s for the same patient ID Re-attending between 3 & 9 months - Adults	211	798	26.4%	52.9%	52.6%	50.3%
% of FP17s for Band 1 Urgent Courses	73	1,384	5.3%	7.4%	9.1%	9.1%
% of FP17s Relating to Free Repair or Replacements	2	1,384	0.1%	1.2%	1.0%	0.8%
% of FP17s Relating to Continuations	0	1,384	0.0%	1.3%	1.2%	1.0%
% of Patients satisfied with the dentistry they have received	0	0	N/A	92.4%	91.6%	91.5%
% of Patients satisfied with the time they had to wait for an appointment	0	0	N/A	88.5%	88.3%	87.9%

\* This is based on patients treated on this contract for their most recent course of treatment. Figures in italics indicate the base number of FP17s or Patient Questionnaire responses are less than 100. N/A is shown where the base number of responses is less than 10 during the period. % is calculated as Quantity/Base number\*100

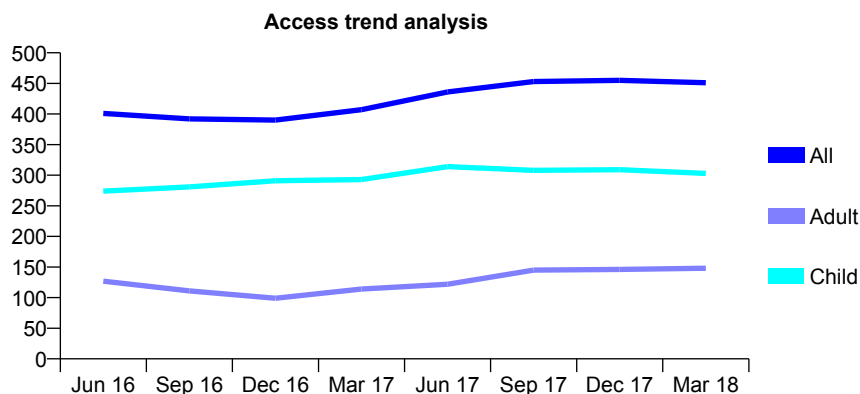
## Q51 - Vital Signs At a Glance Contract Report for 181196/0016 - March 2018

Name or company name	Rotherham NHS Foundation Trust
Contract type name	PDS Contract
Purpose of contract	General
Contract start date	01/04/2011
Contract end date	30/09/2018

17/18 Contracted general activity (UDA)	1,200
Carry forward general activity (UDA)	0
17/18 Contracted orthodontic activity (UOA)	0
Carry forward orthodontic activity (UOA)	0
Baseline contract value	£276,638.56

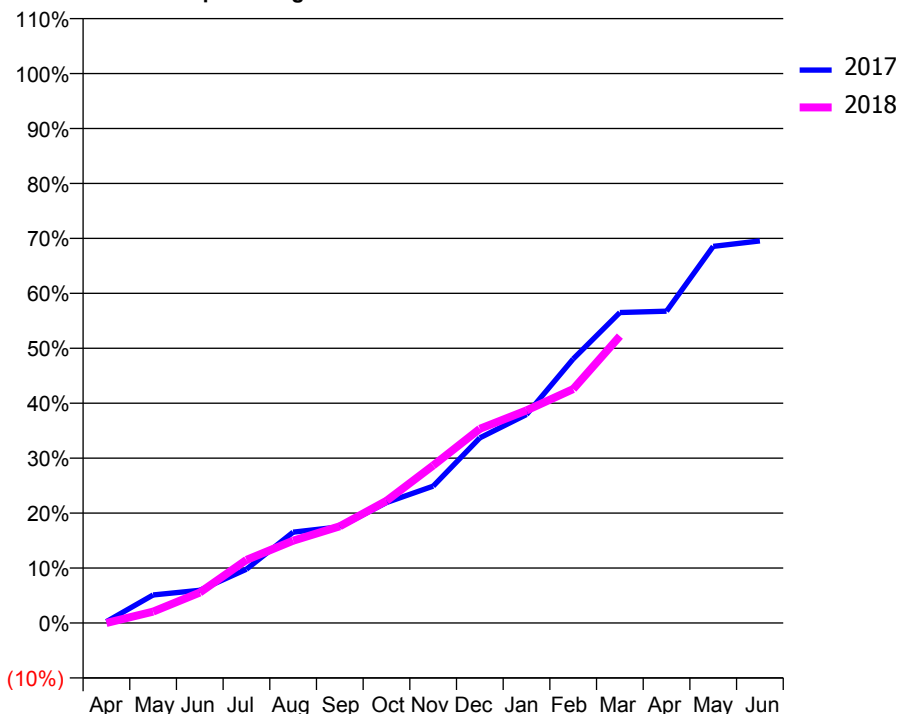
### ACCESS\*

Patients seen in 24 months	Total	Change since previous quarter
Quarter ending March 2017	407	
Quarter ending June 2017	436	↑
Quarter ending September 2017	453	↑
Quarter ending December 2017	455	→
Quarter ending March 2018	451	→
<b>Variance since March 2017</b>	<b>10.8%</b>	<b>↑</b>



### ACTIVITY

Cumulative percentage of contracted UDA delivered 2017 & 2018



Month	Adjusted Scheduled Activity (UDA)	
	2017	2018
April	3	0
May	61	25
June	71	66
July	117	138
August	199	180
September	210	211
October	263	267
November	299	344
December	404	424
January	455	464
February	577	511
March	678	627
April	681	
May	822	
June	834	

### QUALITY

	Quantity	Base Number	Contract	AT	Region	England
% of FP17s for the same patient ID Re-attending within 3 months - Children	19	377	5.0%	9.7%	12.8%	11.9%
% of FP17s for the same patient ID Re-attending within 3 months - Adults	5	137	3.6%	14.3%	16.5%	16.0%
% of FP17s for the same patient ID Re-attending between 3 & 9 months - Children	106	377	28.1%	59.1%	59.7%	58.3%
% of FP17s for the same patient ID Re-attending between 3 & 9 months - Adults	22	137	16.1%	52.9%	52.6%	50.3%
% of FP17s for Band 1 Urgent Courses	28	431	6.5%	7.4%	9.1%	9.1%
% of FP17s Relating to Free Repair or Replacements	0	431	0.0%	1.2%	1.0%	0.8%
% of FP17s Relating to Continuations	0	431	0.0%	1.3%	1.2%	1.0%
% of Patients satisfied with the dentistry they have received	2	2	N/A	92.4%	91.6%	91.5%
% of Patients satisfied with the time they had to wait for an appointment	2	2	N/A	88.5%	88.3%	87.9%

\* This is based on patients treated on this contract for their most recent course of treatment. Figures in italics indicate the base number of FP17s or Patient Questionnaire responses are less than 100. N/A is shown where the base number of responses is less than 10 during the period. % is calculated as Quantity/Base number\*100

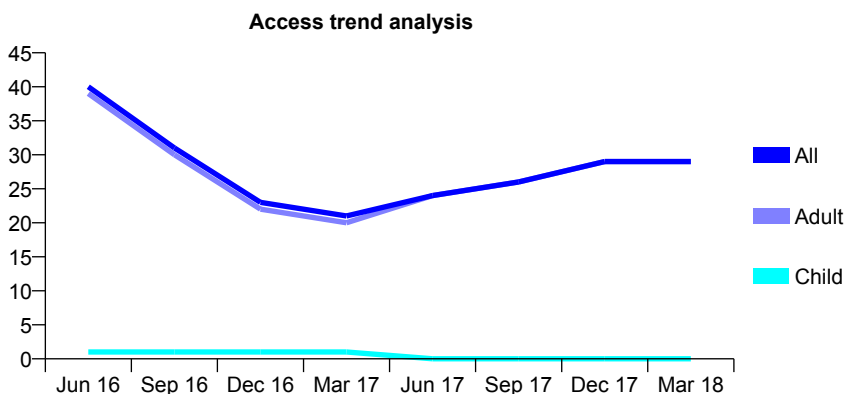
## Q51 - Vital Signs At a Glance Contract Report for 181196/0017 - March 2018

Name or company name	Rotherham NHS Foundation Trust
Contract type name	PDS Contract
Purpose of contract	General
Contract start date	01/04/2011
Contract end date	30/09/2018

17/18 Contracted general activity (UDA)	100
Carry forward general activity (UDA)	0
17/18 Contracted orthodontic activity (UOA)	0
Carry forward orthodontic activity (UOA)	0
Baseline contract value	£2,554.49

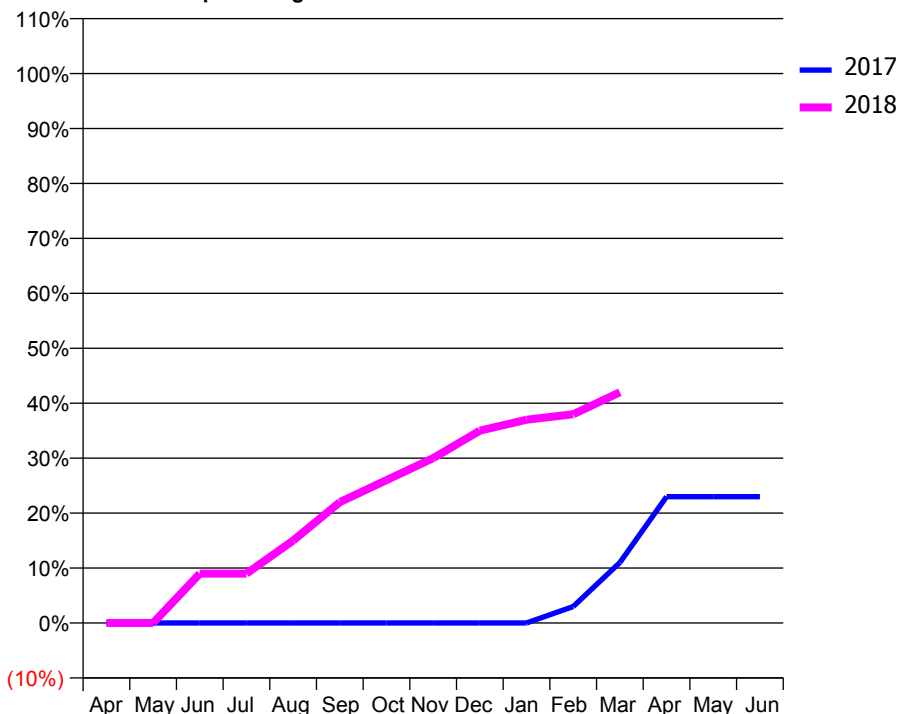
### ACCESS\*

Patients seen in 24 months	Total	Change since previous quarter
Quarter ending March 2017	21	
Quarter ending June 2017	24	↑
Quarter ending September 2017	26	↑
Quarter ending December 2017	29	↑
Quarter ending March 2018	29	→
<b>Variance since March 2017</b>	<b>38.1%</b>	<b>↑</b>



### ACTIVITY

Cumulative percentage of contracted UDA delivered 2017 & 2018



Month	Adjusted Scheduled Activity (UDA)	
	2017	2018
April	0	0
May	0	0
June	0	9
July	0	9
August	0	15
September	0	22
October	0	26
November	0	30
December	0	35
January	0	37
February	3	38
March	11	42
April	23	
May	23	
June	23	

### QUALITY

	Quantity	Base Number	Contract	AT	Region	England
% of FP17s for the same patient ID Re-attending within 3 months - Children	0	0	N/A	9.7%	12.8%	11.9%
% of FP17s for the same patient ID Re-attending within 3 months - Adults	2	36	5.6%	14.3%	16.5%	16.0%
% of FP17s for the same patient ID Re-attending between 3 & 9 months - Children	0	0	N/A	59.1%	59.7%	58.3%
% of FP17s for the same patient ID Re-attending between 3 & 9 months - Adults	6	36	16.7%	52.9%	52.6%	50.3%
% of FP17s for Band 1 Urgent Courses	0	28	0.0%	7.4%	9.1%	9.1%
% of FP17s Relating to Free Repair or Replacements	0	28	0.0%	1.2%	1.0%	0.8%
% of FP17s Relating to Continuations	0	28	0.0%	1.3%	1.2%	1.0%
% of Patients satisfied with the dentistry they have received	0	0	N/A	92.4%	91.6%	91.5%
% of Patients satisfied with the time they had to wait for an appointment	0	0	N/A	88.5%	88.3%	87.9%

\* This is based on patients treated on this contract for their most recent course of treatment. Figures in italics indicate the base number of FP17s or Patient Questionnaire responses are less than 100. N/A is shown where the base number of responses is less than 10 during the period. % is calculated as Quantity/Base number\*100

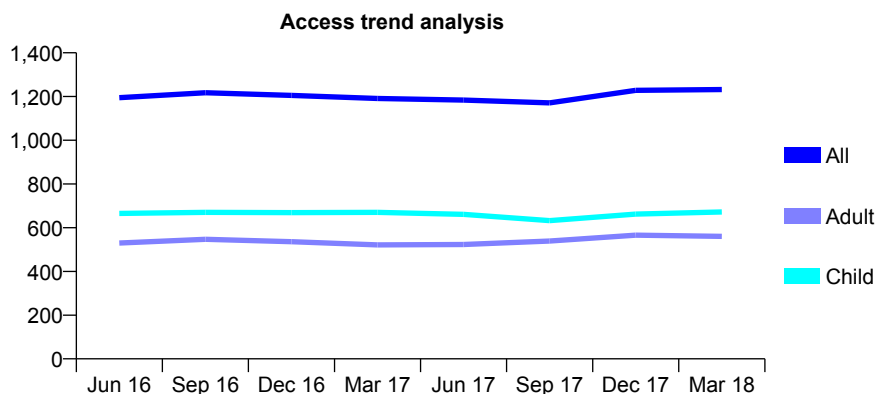
## Q51 - Vital Signs At a Glance Contract Report for 181196/0018 - March 2018

Name or company name	Rotherham NHS Foundation Trust
Contract type name	PDS Contract
Purpose of contract	General
Contract start date	01/04/2011
Contract end date	30/09/2018

17/18 Contracted general activity (UDA)	2,000
Carry forward general activity (UDA)	0
17/18 Contracted orthodontic activity (UOA)	0
Carry forward orthodontic activity (UOA)	0
Baseline contract value	£582,053.47

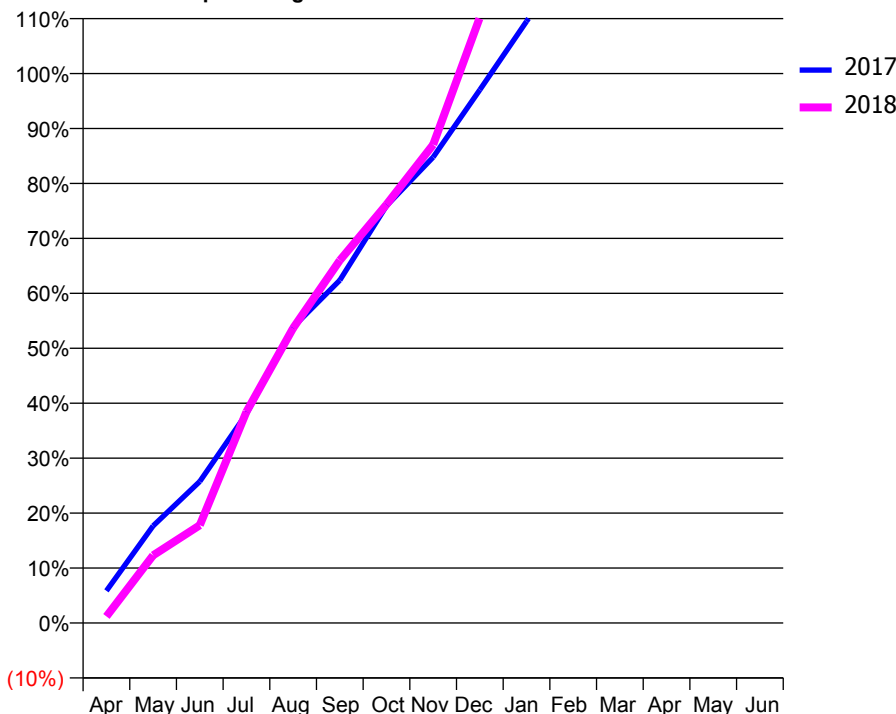
### ACCESS\*

Patients seen in 24 months	Total	Change since previous quarter
Quarter ending March 2017	1,191	
Quarter ending June 2017	1,184	→
Quarter ending September 2017	1,171	↓
Quarter ending December 2017	1,228	↑
Quarter ending March 2018	1,232	→
<b>Variance since March 2017</b>	<b>3.4%</b>	<b>↑</b>



### ACTIVITY

Cumulative percentage of contracted UDA delivered 2017 & 2018



Month	Adjusted Scheduled Activity (UDA)	
	2017	2018
April	117	24
May	354	246
June	515	356
July	762	769
August	1,077	1,073
September	1,247	1,320
October	1,518	1,523
November	1,695	1,741
December	1,940	2,203
January	2,190	2,317
February	2,430	2,459
March	2,617	2,924
April	2,746	
May	2,760	
June	2,770	

### QUALITY

	Quantity	Base Number	Contract	AT	Region	England
% of FP17s for the same patient ID Re-attending within 3 months - Children	47	1,167	4.0%	9.7%	12.8%	11.9%
% of FP17s for the same patient ID Re-attending within 3 months - Adults	105	772	13.6%	14.3%	16.5%	16.0%
% of FP17s for the same patient ID Re-attending between 3 & 9 months - Children	619	1,167	53.0%	59.1%	59.7%	58.3%
% of FP17s for the same patient ID Re-attending between 3 & 9 months - Adults	424	772	54.9%	52.9%	52.6%	50.3%
% of FP17s for Band 1 Urgent Courses	31	1,773	1.7%	7.4%	9.1%	9.1%
% of FP17s Relating to Free Repair or Replacements	0	1,773	0.0%	1.2%	1.0%	0.8%
% of FP17s Relating to Continuations	10	1,773	0.6%	1.3%	1.2%	1.0%
% of Patients satisfied with the dentistry they have received	2	2	N/A	92.4%	91.6%	91.5%
% of Patients satisfied with the time they had to wait for an appointment	2	2	N/A	88.5%	88.3%	87.9%

\* This is based on patients treated on this contract for their most recent course of treatment. Figures in italics indicate the base number of FP17s or Patient Questionnaire responses are less than 100. N/A is shown where the base number of responses is less than 10 during the period. % is calculated as Quantity/Base number\*100



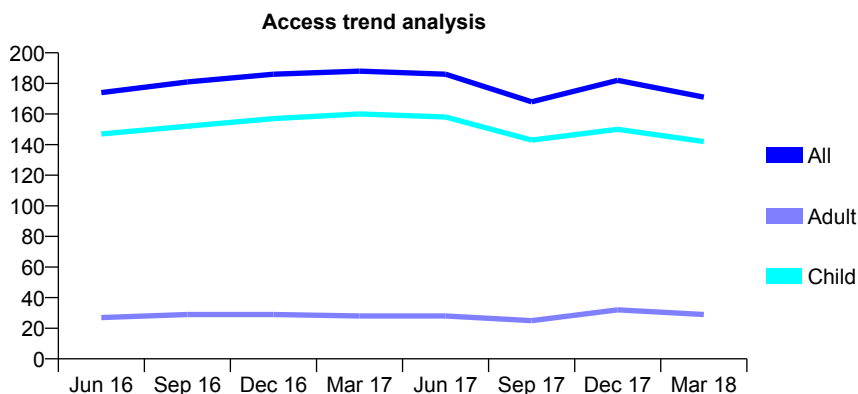
## Q51 - Vital Signs At a Glance Contract Report for 181196/0019 - March 2018

Name or company name	Rotherham NHS Foundation Trust
Contract type name	PDS Contract
Purpose of contract	General
Contract start date	01/04/2011
Contract end date	30/09/2018

17/18 Contracted general activity (UDA)	350
Carry forward general activity (UDA)	0
17/18 Contracted orthodontic activity (UOA)	0
Carry forward orthodontic activity (UOA)	0
Baseline contract value	£101,859.36

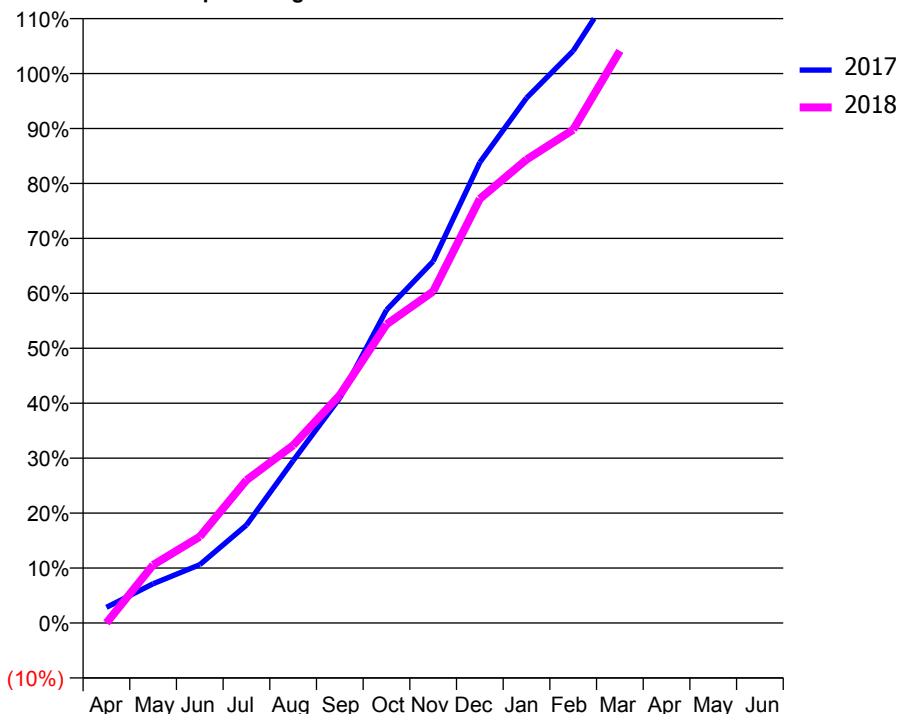
### ACCESS\*

Patients seen in 24 months	Total	Change since previous quarter
Quarter ending March 2017	188	
Quarter ending June 2017	186	↓
Quarter ending September 2017	168	↓
Quarter ending December 2017	182	↑
Quarter ending March 2018	171	↓
<b>Variance since March 2017</b>	<b>(9.0%)</b>	<b>↓</b>



### ACTIVITY

Cumulative percentage of contracted UDA delivered 2017 & 2018



Month	Adjusted Scheduled Activity (UDA)	
	2017	2018
April	10	0
May	25	37
June	37	55
July	62	91
August	103	113
September	143	145
October	199	190
November	230	211
December	293	270
January	334	295
February	364	314
March	410	364
April	433	
May	438	
June	440	

### QUALITY

	Quantity	Base Number	Contract	AT	Region	England
% of FP17s for the same patient ID Re-attending within 3 months - Children	10	235	4.3%	9.7%	12.8%	11.9%
% of FP17s for the same patient ID Re-attending within 3 months - Adults	1	31	3.2%	14.3%	16.5%	16.0%
% of FP17s for the same patient ID Re-attending between 3 & 9 months - Children	97	235	41.3%	59.1%	59.7%	58.3%
% of FP17s for the same patient ID Re-attending between 3 & 9 months - Adults	14	31	45.2%	52.9%	52.6%	50.3%
% of FP17s for Band 1 Urgent Courses	2	248	0.8%	7.4%	9.1%	9.1%
% of FP17s Relating to Free Repair or Replacements	0	248	0.0%	1.2%	1.0%	0.8%
% of FP17s Relating to Continuations	0	248	0.0%	1.3%	1.2%	1.0%
% of Patients satisfied with the dentistry they have received	0	0	N/A	92.4%	91.6%	91.5%
% of Patients satisfied with the time they had to wait for an appointment	0	0	N/A	88.5%	88.3%	87.9%

\* This is based on patients treated on this contract for their most recent course of treatment. Figures in italics indicate the base number of FP17s or Patient Questionnaire responses are less than 100. N/A is shown where the base number of responses is less than 10 during the period. % is calculated as Quantity/Base number\*100

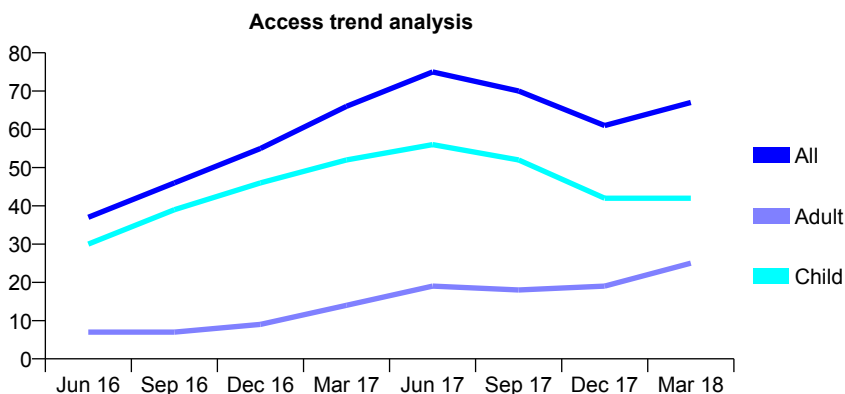
## Q51 - Vital Signs At a Glance Contract Report for 181196/0020 - March 2018

Name or company name	Rotherham NHS Foundation Trust
Contract type name	PDS Contract
Purpose of contract	General
Contract start date	01/04/2011
Contract end date	30/09/2018

17/18 Contracted general activity (UDA)	150
Carry forward general activity (UDA)	0
17/18 Contracted orthodontic activity (UOA)	0
Carry forward orthodontic activity (UOA)	0
Baseline contract value	£43,654.02

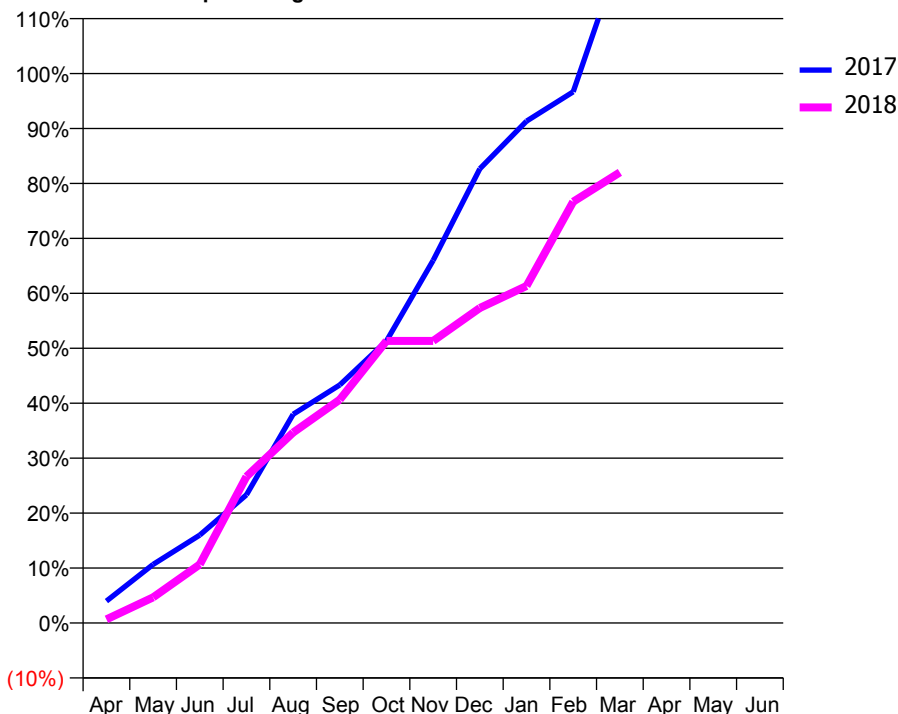
### ACCESS\*

Patients seen in 24 months	Total	Change since previous quarter
Quarter ending March 2017	66	
Quarter ending June 2017	75	↑
Quarter ending September 2017	70	↓
Quarter ending December 2017	61	↓
Quarter ending March 2018	67	↑
<b>Variance since March 2017</b>	<b>1.5%</b>	→



### ACTIVITY

Cumulative percentage of contracted UDA delivered 2017 & 2018



Adjusted Scheduled Activity (UDA)

Month	2017	2018
April	6	1
May	16	7
June	24	16
July	35	40
August	57	52
September	65	61
October	77	77
November	99	77
December	124	86
January	137	92
February	145	115
March	182	123
April	185	
May	186	
June	186	

### QUALITY

	Quantity	Base Number	Contract	AT	Region	England
% of FP17s for the same patient ID Re-attending within 3 months - Children	1	43	2.3%	9.7%	12.8%	11.9%
% of FP17s for the same patient ID Re-attending within 3 months - Adults	1	29	3.4%	14.3%	16.5%	16.0%
% of FP17s for the same patient ID Re-attending between 3 & 9 months - Children	15	43	34.9%	59.1%	59.7%	58.3%
% of FP17s for the same patient ID Re-attending between 3 & 9 months - Adults	11	29	37.9%	52.9%	52.6%	50.3%
% of FP17s for Band 1 Urgent Courses	0	67	0.0%	7.4%	9.1%	9.1%
% of FP17s Relating to Free Repair or Replacements	0	67	0.0%	1.2%	1.0%	0.8%
% of FP17s Relating to Continuations	0	67	0.0%	1.3%	1.2%	1.0%
% of Patients satisfied with the dentistry they have received	0	0	N/A	92.4%	91.6%	91.5%
% of Patients satisfied with the time they had to wait for an appointment	0	0	N/A	88.5%	88.3%	87.9%

\* This is based on patients treated on this contract for their most recent course of treatment. Figures in italics indicate the base number of FP17s or Patient Questionnaire responses are less than 100. N/A is shown where the base number of responses is less than 10 during the period. % is calculated as Quantity/Base number\*100

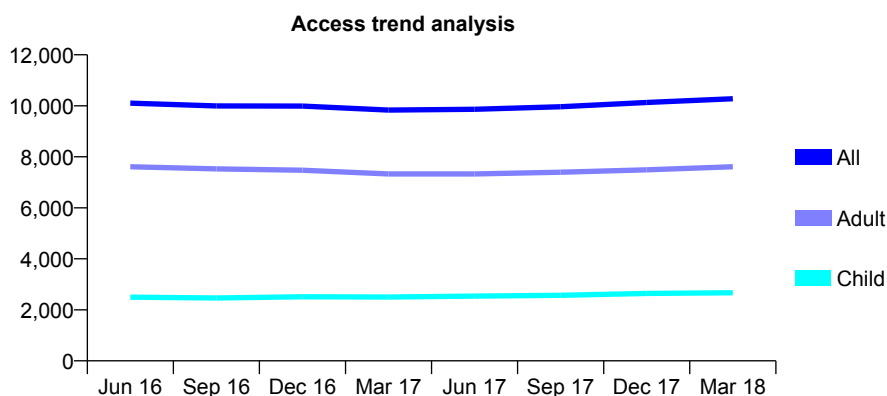
## Q51 - Vital Signs At a Glance Contract Report for 181943/0001 - March 2018

Name or company name	Brinsworth Lane Dental Care
Contract type name	GDS Contract
Purpose of contract	General
Contract start date	03/05/2011
Contract end date	

17/18 Contracted general activity (UDA)	25,564
Carry forward general activity (UDA)	800
17/18 Contracted orthodontic activity (UOA)	0
Carry forward orthodontic activity (UOA)	0
Baseline contract value	£815,446.70

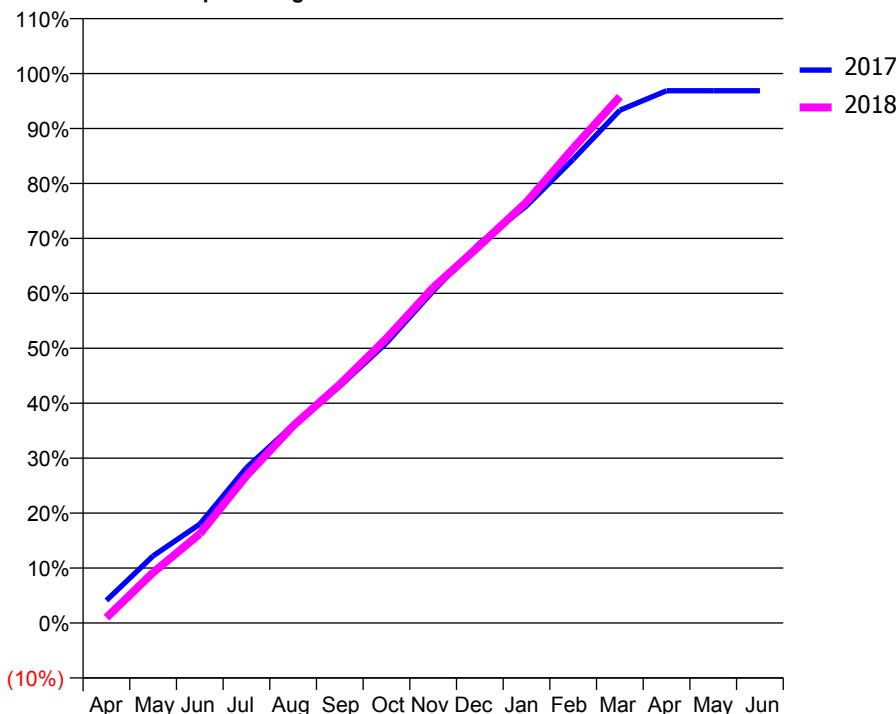
### ACCESS\*

Patients seen in 24 months	Total	Change since previous quarter
Quarter ending March 2017	9,833	
Quarter ending June 2017	9,865	→
Quarter ending September 2017	9,964	→
Quarter ending December 2017	10,133	→
Quarter ending March 2018	10,278	→
<b>Variance since March 2017</b>	<b>4.5%</b>	<b>↑</b>



### ACTIVITY

Cumulative percentage of contracted UDA delivered 2017 & 2018



Month	Adjusted Scheduled Activity (UDA)	
	2017	2018
April	1,054	250
May	3,123	2,345
June	4,603	4,146
July	7,223	6,847
August	9,210	9,175
September	11,020	11,102
October	13,030	13,239
November	15,441	15,604
December	17,674	17,564
January	19,407	19,585
February	21,570	22,090
March	23,854	24,487
April	24,763	
May	24,764	
June	24,764	

### QUALITY

	Quantity	Base Number	Contract	AT	Region	England
% of FP17s for the same patient ID Re-attending within 3 months - Children	204	3,737	5.5%	9.7%	12.8%	11.9%
% of FP17s for the same patient ID Re-attending within 3 months - Adults	991	9,763	10.2%	14.3%	16.5%	16.0%
% of FP17s for the same patient ID Re-attending between 3 & 9 months - Children	2,059	3,737	55.1%	59.1%	59.7%	58.3%
% of FP17s for the same patient ID Re-attending between 3 & 9 months - Adults	4,842	9,763	49.6%	52.9%	52.6%	50.3%
% of FP17s for Band 1 Urgent Courses	525	13,086	4.0%	7.4%	9.1%	9.1%
% of FP17s Relating to Free Repair or Replacements	115	13,086	0.9%	1.2%	1.0%	0.8%
% of FP17s Relating to Continuations	249	13,086	1.9%	1.3%	1.2%	1.0%
% of Patients satisfied with the dentistry they have received	12	12	100.0%	92.4%	91.6%	91.5%
% of Patients satisfied with the time they had to wait for an appointment	11	12	91.7%	88.5%	88.3%	87.9%

\* This is based on patients treated on this contract for their most recent course of treatment. Figures in italics indicate the base number of FP17s or Patient Questionnaire responses are less than 100. N/A is shown where the base number of responses is less than 10 during the period. % is calculated as Quantity/Base number\*100

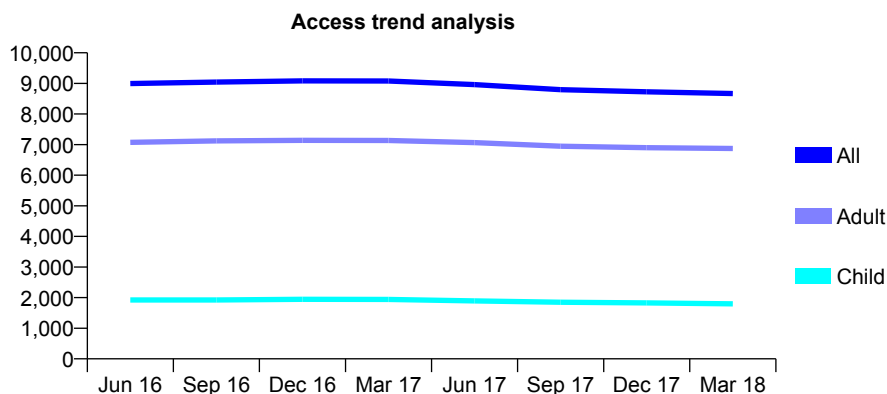
## Q51 - Vital Signs At a Glance Contract Report for 182370/0001 - March 2018

Name or company name	Dental Directions
Contract type name	GDS Contract
Purpose of contract	General
Contract start date	01/04/2006
Contract end date	

17/18 Contracted general activity (UDA)	27,296
Carry forward general activity (UDA)	0
17/18 Contracted orthodontic activity (UOA)	0
Carry forward orthodontic activity (UOA)	0
Baseline contract value	£877,436.04

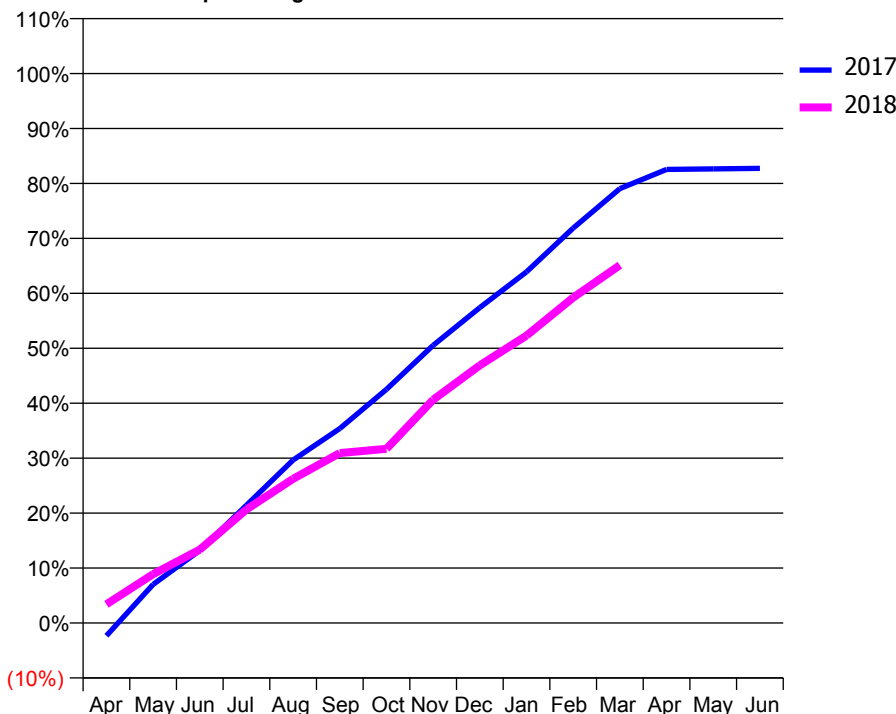
### ACCESS\*

Patients seen in 24 months	Total	Change since previous quarter
Quarter ending March 2017	9,077	
Quarter ending June 2017	8,960	↓
Quarter ending September 2017	8,797	↓
Quarter ending December 2017	8,727	→
Quarter ending March 2018	8,671	→
<b>Variance since March 2017</b>	<b>(4.5%)</b>	<b>↓</b>



### ACTIVITY

Cumulative percentage of contracted UDA delivered 2017 & 2018



Month	Adjusted Scheduled Activity (UDA)	
	2017	2018
April	-637	929
May	1,917	2,430
June	3,609	3,647
July	5,855	5,641
August	8,096	7,161
September	9,664	8,445
October	11,609	8,657
November	13,796	11,089
December	15,671	12,803
January	17,443	14,277
February	19,615	16,165
March	21,575	17,776
April	22,534	
May	22,560	
June	22,582	

### QUALITY

	Quantity	Base Number	Contract	AT	Region	England
% of FP17s for the same patient ID Re-attending within 3 months - Children	138	2,394	5.8%	9.7%	12.8%	11.9%
% of FP17s for the same patient ID Re-attending within 3 months - Adults	1,024	8,817	11.6%	14.3%	16.5%	16.0%
% of FP17s for the same patient ID Re-attending between 3 & 9 months - Children	1,346	2,394	56.2%	59.1%	59.7%	58.3%
% of FP17s for the same patient ID Re-attending between 3 & 9 months - Adults	4,696	8,817	53.3%	52.9%	52.6%	50.3%
% of FP17s for Band 1 Urgent Courses	563	10,364	5.4%	7.4%	9.1%	9.1%
% of FP17s Relating to Free Repair or Replacements	50	10,364	0.5%	1.2%	1.0%	0.8%
% of FP17s Relating to Continuations	45	10,364	0.4%	1.3%	1.2%	1.0%
% of Patients satisfied with the dentistry they have received	11	11	100.0%	92.4%	91.6%	91.5%
% of Patients satisfied with the time they had to wait for an appointment	11	11	100.0%	88.5%	88.3%	87.9%

\* This is based on patients treated on this contract for their most recent course of treatment. Figures in italics indicate the base number of FP17s or Patient Questionnaire responses are less than 100. N/A is shown where the base number of responses is less than 10 during the period. % is calculated as Quantity/Base number\*100

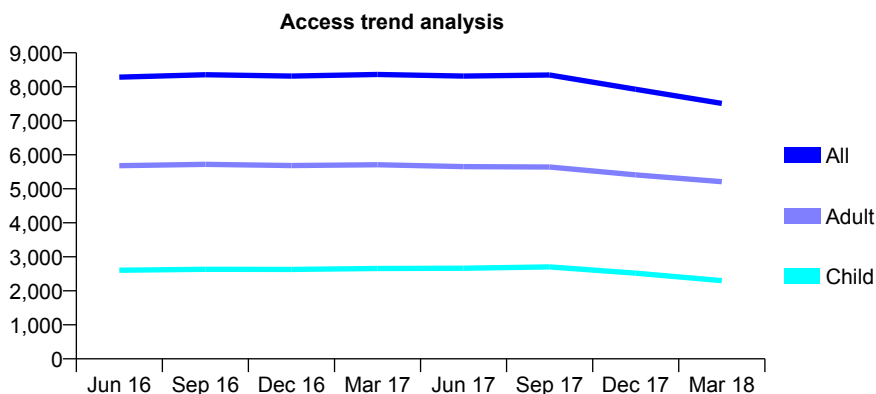
## Q51 - Vital Signs At a Glance Contract Report for 182370/0002 - March 2018

Name or company name	Dental Directions
Contract type name	GDS Contract
Purpose of contract	General
Contract start date	01/04/2006
Contract end date	

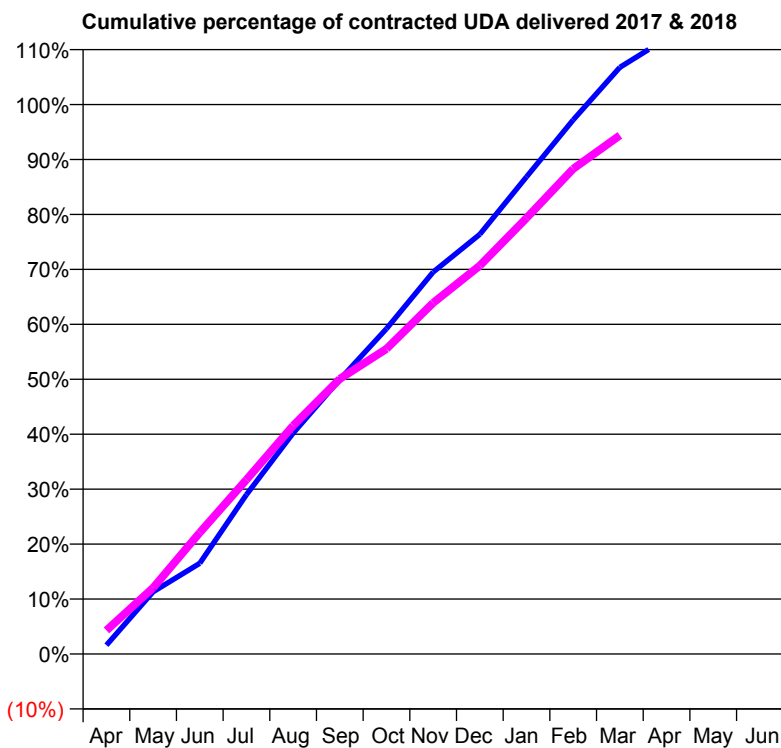
17/18 Contracted general activity (UDA)	17,789
Carry forward general activity (UDA)	-356
17/18 Contracted orthodontic activity (UOA)	0
Carry forward orthodontic activity (UOA)	0
Baseline contract value	£571,380.24

### ACCESS\*

Patients seen in 24 months	Total	Change since previous quarter
Quarter ending March 2017	8,363	
Quarter ending June 2017	8,316	→
Quarter ending September 2017	8,346	→
Quarter ending December 2017	7,929	↓
Quarter ending March 2018	7,510	↓
<b>Variance since March 2017</b>	<b>(10.2%)</b>	<b>↓</b>



### ACTIVITY



Month	Adjusted Scheduled Activity (UDA)	
	2017	2018
April	288	767
May	2,014	2,144
June	2,939	3,929
July	5,160	5,645
August	7,152	7,395
September	8,886	8,906
October	10,530	9,880
November	12,367	11,369
December	13,589	12,573
January	15,448	14,114
February	17,290	15,706
March	18,993	16,791
April	19,928	
May	19,968	
June	19,983	

### QUALITY

	Quantity	Base Number	Contract	AT	Region	England
% of FP17s for the same patient ID Re-attending within 3 months - Children	212	3,134	6.8%	9.7%	12.8%	11.9%
% of FP17s for the same patient ID Re-attending within 3 months - Adults	834	6,604	12.6%	14.3%	16.5%	16.0%
% of FP17s for the same patient ID Re-attending between 3 & 9 months - Children	1,634	3,134	52.1%	59.1%	59.7%	58.3%
% of FP17s for the same patient ID Re-attending between 3 & 9 months - Adults	3,318	6,604	50.2%	52.9%	52.6%	50.3%
% of FP17s for Band 1 Urgent Courses	292	7,995	3.7%	7.4%	9.1%	9.1%
% of FP17s Relating to Free Repair or Replacements	93	7,995	1.2%	1.2%	1.0%	0.8%
% of FP17s Relating to Continuations	61	7,995	0.8%	1.3%	1.2%	1.0%
% of Patients satisfied with the dentistry they have received	9	12	75.0%	92.4%	91.6%	91.5%
% of Patients satisfied with the time they had to wait for an appointment	11	12	91.7%	88.5%	88.3%	87.9%

\* This is based on patients treated on this contract for their most recent course of treatment. Figures in italics indicate the base number of FP17s or Patient Questionnaire responses are less than 100. N/A is shown where the base number of responses is less than 10 during the period. % is calculated as Quantity/Base number\*100

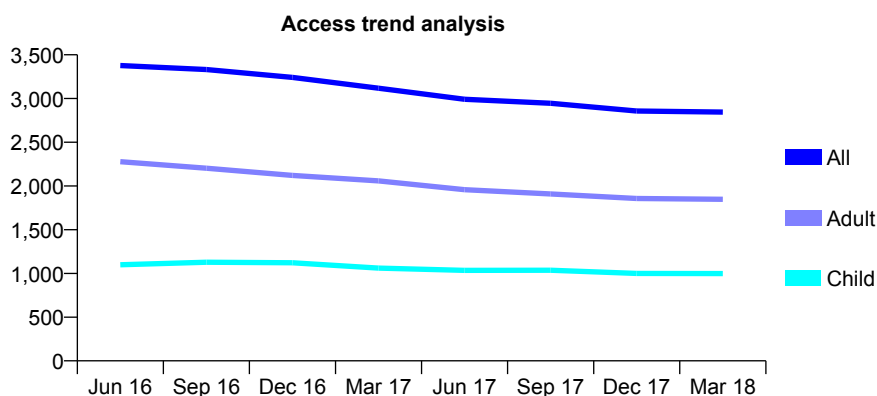
## Q51 - Vital Signs At a Glance Contract Report for 186961/0001 - March 2018

Name or company name	Dalton Care Contract Limited Partnership
Contract type name	GDS Contract
Purpose of contract	General
Contract start date	01/09/2010
Contract end date	

17/18 Contracted general activity (UDA)	8,000
Carry forward general activity (UDA)	-32
17/18 Contracted orthodontic activity (UOA)	0
Carry forward orthodontic activity (UOA)	0
Baseline contract value	£253,645.58

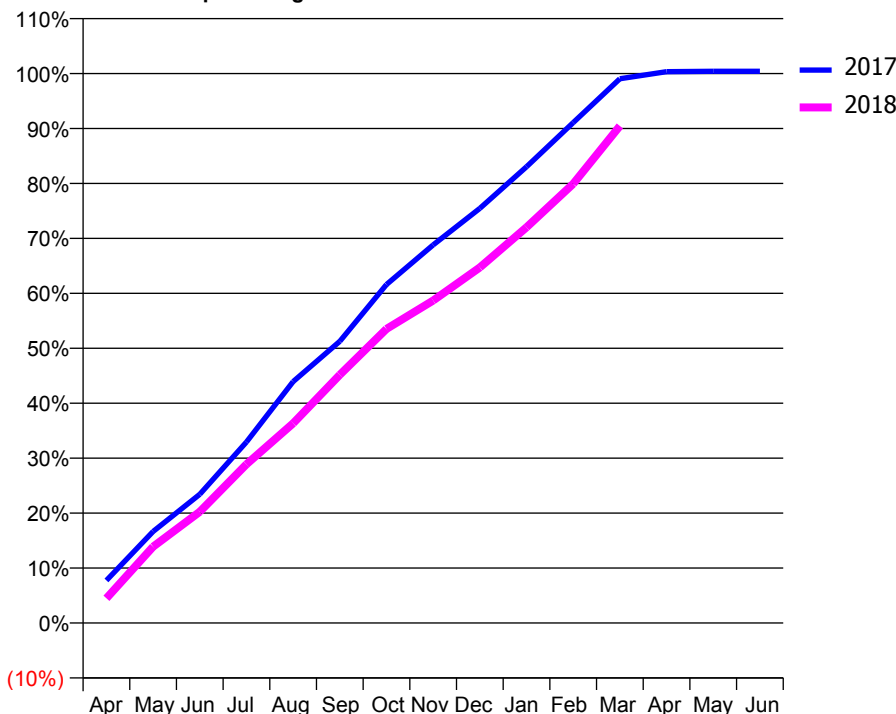
### ACCESS\*

Patients seen in 24 months	Total	Change since previous quarter
Quarter ending March 2017	3,118	
Quarter ending June 2017	2,992	↓
Quarter ending September 2017	2,945	↓
Quarter ending December 2017	2,857	↓
Quarter ending March 2018	2,845	→
<b>Variance since March 2017</b>	<b>(8.8%)</b>	<b>↓</b>



### ACTIVITY

Cumulative percentage of contracted UDA delivered 2017 & 2018



Adjusted Scheduled Activity (UDA)

Month	2017	2018
April	619	359
May	1,333	1,111
June	1,874	1,620
July	2,635	2,311
August	3,514	2,907
September	4,100	3,614
October	4,928	4,282
November	5,504	4,695
December	6,037	5,177
January	6,642	5,762
February	7,285	6,394
March	7,923	7,237
April	8,026	
May	8,032	
June	8,032	

### QUALITY

	Quantity	Base Number	Contract	AT	Region	England
% of FP17s for the same patient ID Re-attending within 3 months - Children	137	1,420	9.6%	9.7%	12.8%	11.9%
% of FP17s for the same patient ID Re-attending within 3 months - Adults	244	1,953	12.5%	14.3%	16.5%	16.0%
% of FP17s for the same patient ID Re-attending between 3 & 9 months - Children	792	1,420	55.8%	59.1%	59.7%	58.3%
% of FP17s for the same patient ID Re-attending between 3 & 9 months - Adults	943	1,953	48.3%	52.9%	52.6%	50.3%
% of FP17s for Band 1 Urgent Courses	89	3,317	2.7%	7.4%	9.1%	9.1%
% of FP17s Relating to Free Repair or Replacements	5	3,317	0.2%	1.2%	1.0%	0.8%
% of FP17s Relating to Continuations	60	3,317	1.8%	1.3%	1.2%	1.0%
% of Patients satisfied with the dentistry they have received	2	3	N/A	92.4%	91.6%	91.5%
% of Patients satisfied with the time they had to wait for an appointment	2	3	N/A	88.5%	88.3%	87.9%

\* This is based on patients treated on this contract for their most recent course of treatment. Figures in italics indicate the base number of FP17s or Patient Questionnaire responses are less than 100. N/A is shown where the base number of responses is less than 10 during the period. % is calculated as Quantity/Base number\*100

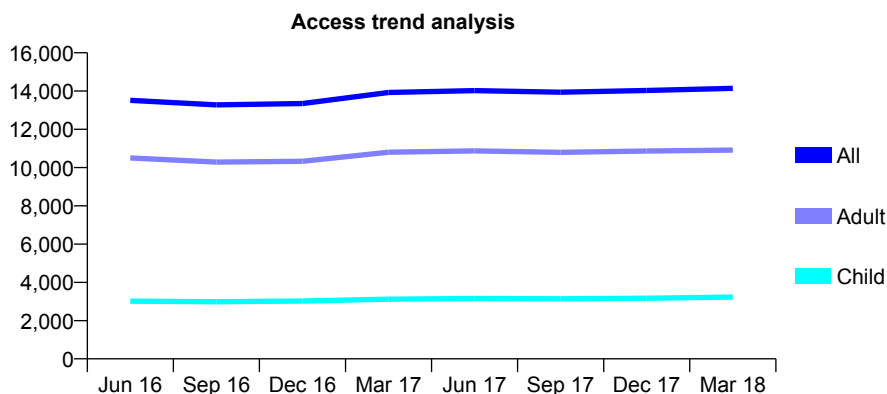
## Q51 - Vital Signs At a Glance Contract Report for 190888/0002 - March 2018

Name or company name	Retford Dental Care
Contract type name	GDS Contract
Purpose of contract	General
Contract start date	01/04/2012
Contract end date	

17/18 Contracted general activity (UDA)	35,365
Carry forward general activity (UDA)	919
17/18 Contracted orthodontic activity (UOA)	0
Carry forward orthodontic activity (UOA)	0
Baseline contract value	£1,019,843.13

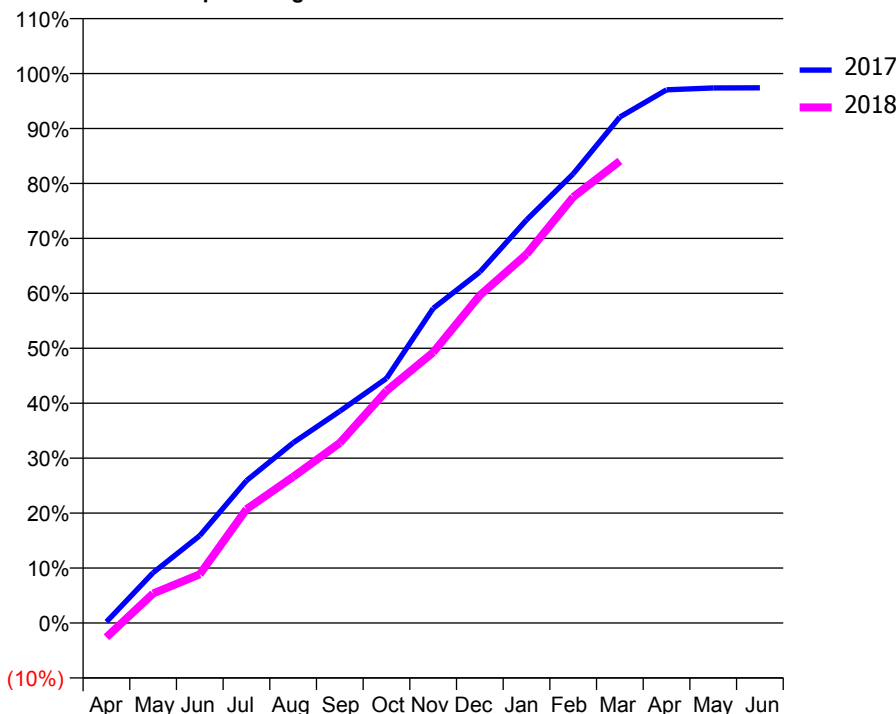
### ACCESS\*

Patients seen in 24 months	Total	Change since previous quarter
Quarter ending March 2017	13,923	
Quarter ending June 2017	14,026	→
Quarter ending September 2017	13,937	→
Quarter ending December 2017	14,033	→
Quarter ending March 2018	14,145	→
<b>Variance since March 2017</b>	<b>1.6%</b>	<b>→</b>



### ACTIVITY

Cumulative percentage of contracted UDA delivered 2017 & 2018



Month	Adjusted Scheduled Activity (UDA)	
	2017	2018
April	71	-919
May	3,240	1,902
June	5,627	3,140
July	9,158	7,329
August	11,599	9,408
September	13,635	11,592
October	15,744	14,942
November	20,253	17,421
December	22,592	21,094
January	25,941	23,733
February	28,909	27,413
March	32,564	29,732
April	34,316	
May	34,436	
June	34,446	

### QUALITY

	Quantity	Base Number	Contract	AT	Region	England
% of FP17s for the same patient ID Re-attending within 3 months - Children	158	4,250	3.7%	9.7%	12.8%	11.9%
% of FP17s for the same patient ID Re-attending within 3 months - Adults	1,564	14,014	11.2%	14.3%	16.5%	16.0%
% of FP17s for the same patient ID Re-attending between 3 & 9 months - Children	2,517	4,250	59.2%	59.1%	59.7%	58.3%
% of FP17s for the same patient ID Re-attending between 3 & 9 months - Adults	7,399	14,014	52.8%	52.9%	52.6%	50.3%
% of FP17s for Band 1 Urgent Courses	1,017	16,059	6.3%	7.4%	9.1%	9.1%
% of FP17s Relating to Free Repair or Replacements	342	16,059	2.1%	1.2%	1.0%	0.8%
% of FP17s Relating to Continuations	124	16,059	0.8%	1.3%	1.2%	1.0%
% of Patients satisfied with the dentistry they have received	13	14	92.9%	92.4%	91.6%	91.5%
% of Patients satisfied with the time they had to wait for an appointment	10	14	71.4%	88.5%	88.3%	87.9%

\* This is based on patients treated on this contract for their most recent course of treatment. Figures in italics indicate the base number of FP17s or Patient Questionnaire responses are less than 100. N/A is shown where the base number of responses is less than 10 during the period. % is calculated as Quantity/Base number\*100

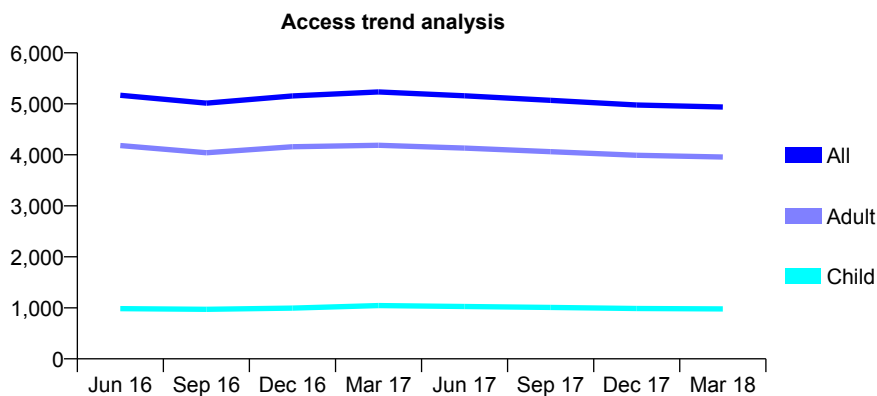
## Q51 - Vital Signs At a Glance Contract Report for 191000/0001 - March 2018

Name or company name	Warren House Dental Practice
Contract type name	GDS Contract
Purpose of contract	General
Contract start date	01/05/2013
Contract end date	

17/18 Contracted general activity (UDA)	19,974
Carry forward general activity (UDA)	502
17/18 Contracted orthodontic activity (UOA)	0
Carry forward orthodontic activity (UOA)	0
Baseline contract value	£560,084.40

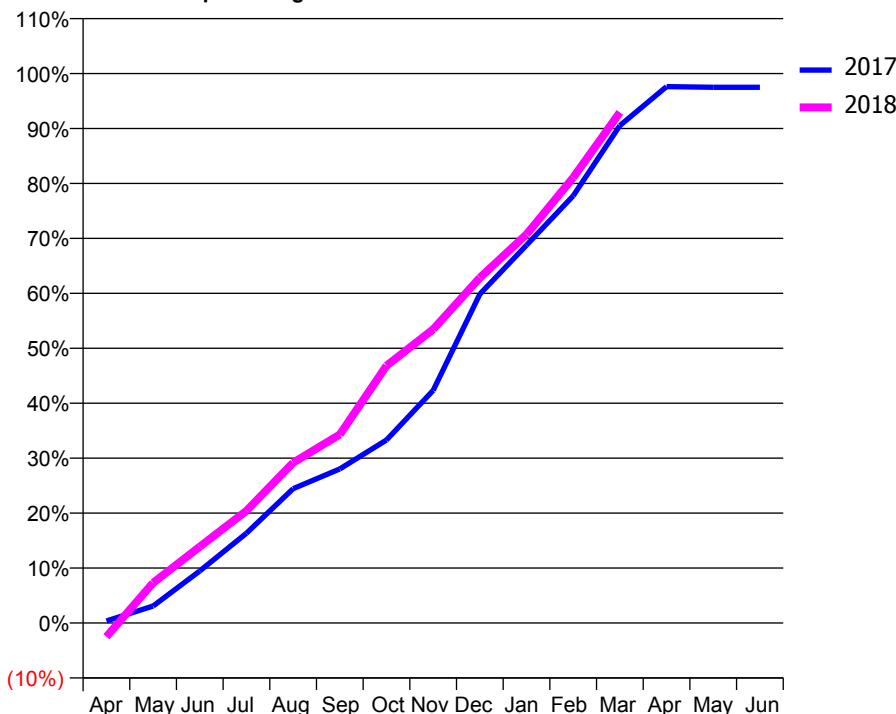
### ACCESS\*

Patients seen in 24 months	Total	Change since previous quarter
Quarter ending March 2017	5,232	
Quarter ending June 2017	5,157	↓
Quarter ending September 2017	5,069	↓
Quarter ending December 2017	4,977	↓
Quarter ending March 2018	4,938	→
<b>Variance since March 2017</b>	<b>(5.6%)</b>	<b>↓</b>



### ACTIVITY

Cumulative percentage of contracted UDA delivered 2017 & 2018



Month	Adjusted Scheduled Activity (UDA)	
	2017	2018
April	74	-502
May	618	1,462
June	1,892	2,774
July	3,265	4,077
August	4,882	5,831
September	5,599	6,851
October	6,651	9,354
November	8,456	10,677
December	11,958	12,551
January	13,733	14,128
February	15,526	16,190
March	18,081	18,561
April	19,497	
May	19,471	
June	19,472	

### QUALITY

	Quantity	Base Number	Contract	AT	Region	England
% of FP17s for the same patient ID Re-attending within 3 months - Children	220	1,696	13.0%	9.7%	12.8%	11.9%
% of FP17s for the same patient ID Re-attending within 3 months - Adults	1,228	6,164	19.9%	14.3%	16.5%	16.0%
% of FP17s for the same patient ID Re-attending between 3 & 9 months - Children	1,046	1,696	61.7%	59.1%	59.7%	58.3%
% of FP17s for the same patient ID Re-attending between 3 & 9 months - Adults	3,335	6,164	54.1%	52.9%	52.6%	50.3%
% of FP17s for Band 1 Urgent Courses	700	7,490	9.3%	7.4%	9.1%	9.1%
% of FP17s Relating to Free Repair or Replacements	198	7,490	2.6%	1.2%	1.0%	0.8%
% of FP17s Relating to Continuations	75	7,490	1.0%	1.3%	1.2%	1.0%
% of Patients satisfied with the dentistry they have received	8	9	N/A	92.4%	91.6%	91.5%
% of Patients satisfied with the time they had to wait for an appointment	6	9	N/A	88.5%	88.3%	87.9%

\* This is based on patients treated on this contract for their most recent course of treatment. Figures in italics indicate the base number of FP17s or Patient Questionnaire responses are less than 100. N/A is shown where the base number of responses is less than 10 during the period. % is calculated as Quantity/Base number\*100



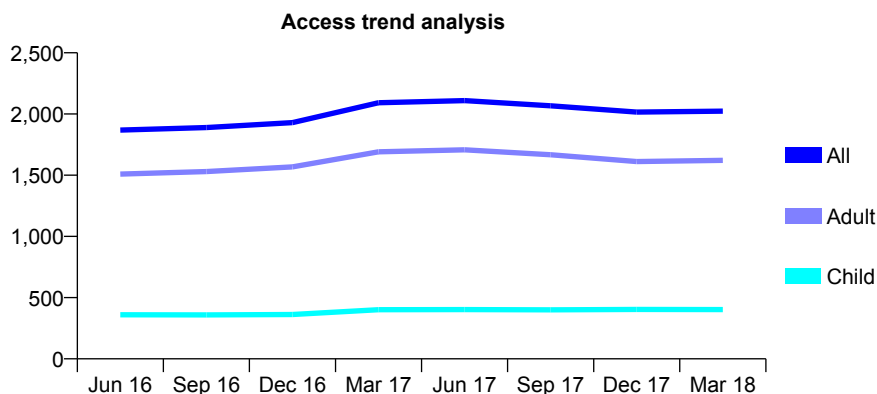
## Q51 - Vital Signs At a Glance Contract Report for 192643/0001 - March 2018

Name or company name	Abbeydale Dental Care
Contract type name	GDS Contract
Purpose of contract	General
Contract start date	01/12/2013
Contract end date	

17/18 Contracted general activity (UDA)	6,699
Carry forward general activity (UDA)	0
17/18 Contracted orthodontic activity (UOA)	0
Carry forward orthodontic activity (UOA)	0
Baseline contract value	£222,155.79

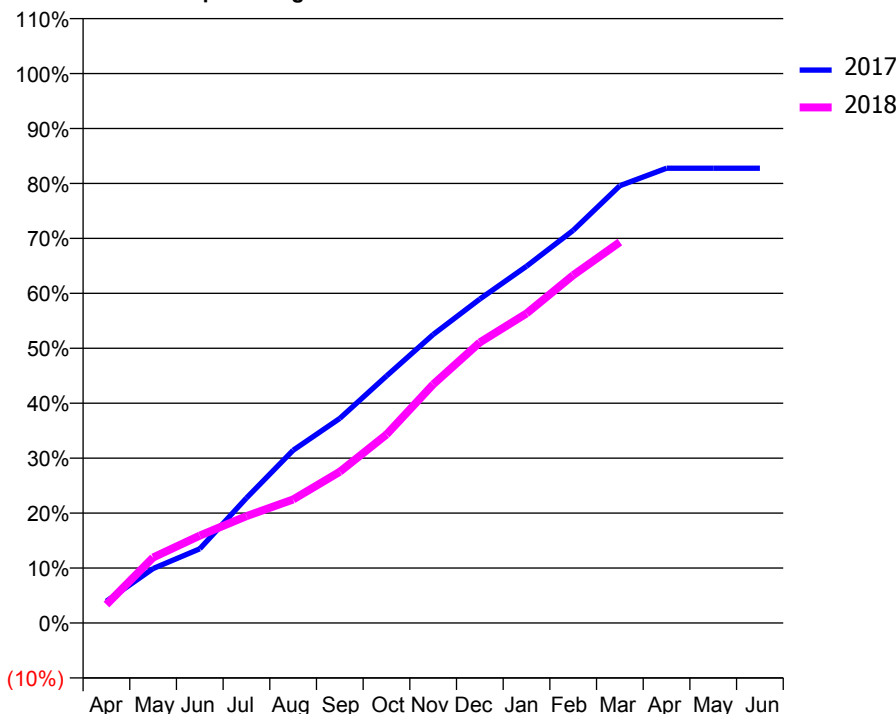
### ACCESS\*

Patients seen in 24 months	Total	Change since previous quarter
Quarter ending March 2017	2,092	
Quarter ending June 2017	2,109	→
Quarter ending September 2017	2,067	↓
Quarter ending December 2017	2,016	↓
Quarter ending March 2018	2,023	→
<b>Variance since March 2017</b>	<b>(3.3%)</b>	<b>↓</b>



### ACTIVITY

Cumulative percentage of contracted UDA delivered 2017 & 2018



Month	Adjusted Scheduled Activity (UDA)	
	2017	2018
April	265	225
May	665	798
June	905	1,066
July	1,524	1,303
August	2,107	1,506
September	2,494	1,845
October	3,012	2,297
November	3,518	2,909
December	3,949	3,422
January	4,349	3,774
February	4,786	4,241
March	5,332	4,644
April	5,544	
May	5,544	
June	5,544	

### QUALITY

	Quantity	Base Number	Contract	AT	Region	England
% of FP17s for the same patient ID Re-attending within 3 months - Children	82	570	14.4%	9.7%	12.8%	11.9%
% of FP17s for the same patient ID Re-attending within 3 months - Adults	305	1,956	15.6%	14.3%	16.5%	16.0%
% of FP17s for the same patient ID Re-attending between 3 & 9 months - Children	304	570	53.3%	59.1%	59.7%	58.3%
% of FP17s for the same patient ID Re-attending between 3 & 9 months - Adults	896	1,956	45.8%	52.9%	52.6%	50.3%
% of FP17s for Band 1 Urgent Courses	113	2,420	4.7%	7.4%	9.1%	9.1%
% of FP17s Relating to Free Repair or Replacements	49	2,420	2.0%	1.2%	1.0%	0.8%
% of FP17s Relating to Continuations	19	2,420	0.8%	1.3%	1.2%	1.0%
% of Patients satisfied with the dentistry they have received	3	3	N/A	92.4%	91.6%	91.5%
% of Patients satisfied with the time they had to wait for an appointment	3	3	N/A	88.5%	88.3%	87.9%

\* This is based on patients treated on this contract for their most recent course of treatment. Figures in italics indicate the base number of FP17s or Patient Questionnaire responses are less than 100. N/A is shown where the base number of responses is less than 10 during the period. % is calculated as Quantity/Base number\*100

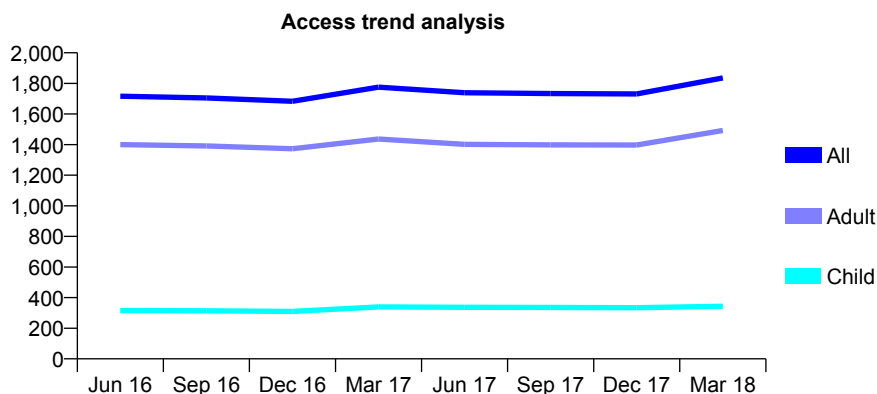
## Q51 - Vital Signs At a Glance Contract Report for 193348/0001 - March 2018

Name or company name	Devonshire Quarter Dental Practice
Contract type name	GDS Contract
Purpose of contract	General
Contract start date	01/03/2012
Contract end date	

17/18 Contracted general activity (UDA)	5,177
Carry forward general activity (UDA)	120
17/18 Contracted orthodontic activity (UOA)	0
Carry forward orthodontic activity (UOA)	0
Baseline contract value	£164,074.95

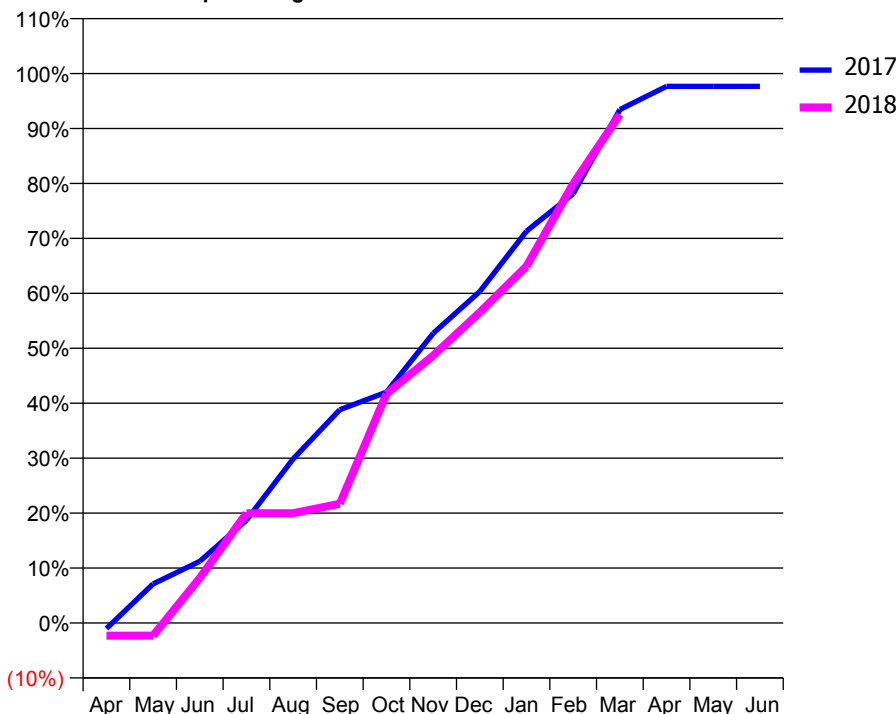
### ACCESS\*

Patients seen in 24 months	Total	Change since previous quarter
Quarter ending March 2017	1,776	
Quarter ending June 2017	1,739	↓
Quarter ending September 2017	1,734	→
Quarter ending December 2017	1,731	→
Quarter ending March 2018	1,836	↑
<b>Variance since March 2017</b>	<b>3.4%</b>	<b>↑</b>



### ACTIVITY

Cumulative percentage of contracted UDA delivered 2017 & 2018



Adjusted Scheduled Activity (UDA)

Month	2017	2018
April	-53	-120
May	369	-120
June	581	423
July	969	1,035
August	1,546	1,035
September	2,009	1,123
October	2,176	2,159
November	2,730	2,519
December	3,124	2,928
January	3,692	3,361
February	4,045	4,138
March	4,837	4,790
April	5,057	
May	5,057	
June	5,057	

### QUALITY

	Quantity	Base Number	Contract	AT	Region	England
% of FP17s for the same patient ID Re-attending within 3 months - Children	85	667	12.7%	9.7%	12.8%	11.9%
% of FP17s for the same patient ID Re-attending within 3 months - Adults	400	2,599	15.4%	14.3%	16.5%	16.0%
% of FP17s for the same patient ID Re-attending between 3 & 9 months - Children	498	667	74.7%	59.1%	59.7%	58.3%
% of FP17s for the same patient ID Re-attending between 3 & 9 months - Adults	1,755	2,599	67.5%	52.9%	52.6%	50.3%
% of FP17s for Band 1 Urgent Courses	201	3,150	6.4%	7.4%	9.1%	9.1%
% of FP17s Relating to Free Repair or Replacements	43	3,150	1.4%	1.2%	1.0%	0.8%
% of FP17s Relating to Continuations	22	3,150	0.7%	1.3%	1.2%	1.0%
% of Patients satisfied with the dentistry they have received	4	4	N/A	92.4%	91.6%	91.5%
% of Patients satisfied with the time they had to wait for an appointment	4	4	N/A	88.5%	88.3%	87.9%

\* This is based on patients treated on this contract for their most recent course of treatment. Figures in italics indicate the base number of FP17s or Patient Questionnaire responses are less than 100. N/A is shown where the base number of responses is less than 10 during the period. % is calculated as Quantity/Base number\*100

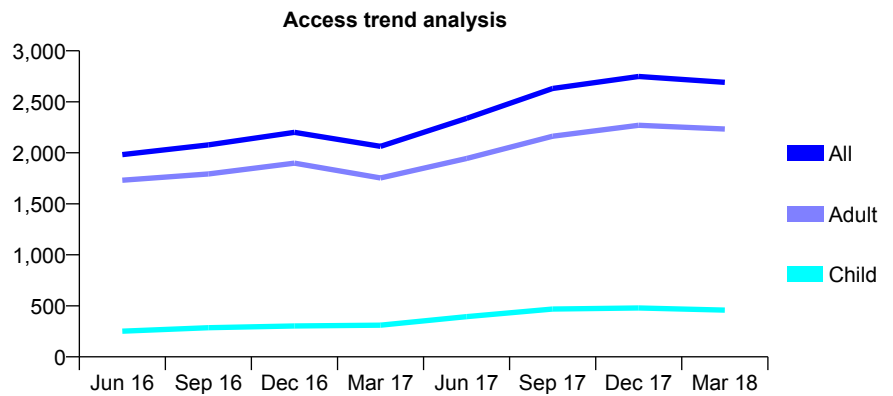
## Q51 - Vital Signs At a Glance Contract Report for 194263/0001 - March 2018

Name or company name	R M Denton Ltd
Contract type name	GDS Contract
Purpose of contract	General
Contract start date	01/01/2012
Contract end date	

17/18 Contracted general activity (UDA)	7,200
Carry forward general activity (UDA)	15
17/18 Contracted orthodontic activity (UOA)	0
Carry forward orthodontic activity (UOA)	0
Baseline contract value	£206,104.86

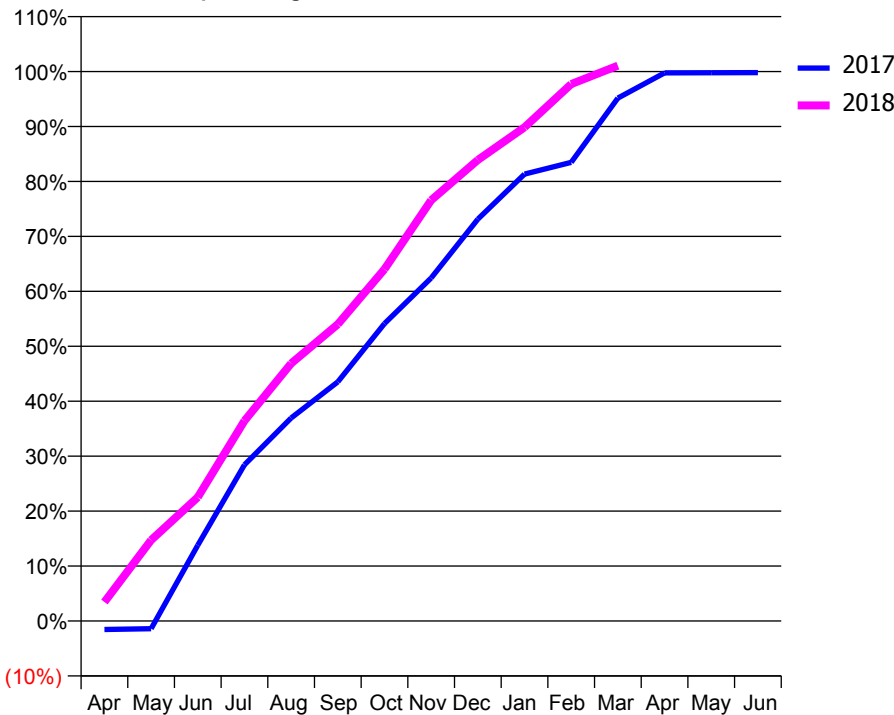
### ACCESS\*

Patients seen in 24 months	Total	Change since previous quarter
Quarter ending March 2017	2,063	
Quarter ending June 2017	2,338	↑
Quarter ending September 2017	2,631	↑
Quarter ending December 2017	2,749	↑
Quarter ending March 2018	2,691	↓
<b>Variance since March 2017</b>	<b>30.4%</b>	<b>↑</b>



### ACTIVITY

Cumulative percentage of contracted UDA delivered 2017 & 2018



Month	Adjusted Scheduled Activity (UDA)	
	2017	2018
April	-113	249
May	-103	1,059
June	993	1,623
July	2,046	2,624
August	2,661	3,375
September	3,133	3,889
October	3,898	4,609
November	4,495	5,514
December	5,265	6,041
January	5,857	6,469
February	6,010	7,035
March	6,851	7,277
April	7,181	
May	7,184	
June	7,185	

### QUALITY

	Quantity	Base Number	Contract	AT	Region	England
% of FP17s for the same patient ID Re-attending within 3 months - Children	67	739	9.1%	9.7%	12.8%	11.9%
% of FP17s for the same patient ID Re-attending within 3 months - Adults	280	3,178	8.8%	14.3%	16.5%	16.0%
% of FP17s for the same patient ID Re-attending between 3 & 9 months - Children	319	739	43.2%	59.1%	59.7%	58.3%
% of FP17s for the same patient ID Re-attending between 3 & 9 months - Adults	1,404	3,178	44.2%	52.9%	52.6%	50.3%
% of FP17s for Band 1 Urgent Courses	157	3,777	4.2%	7.4%	9.1%	9.1%
% of FP17s Relating to Free Repair or Replacements	51	3,777	1.4%	1.2%	1.0%	0.8%
% of FP17s Relating to Continuations	42	3,777	1.1%	1.3%	1.2%	1.0%
% of Patients satisfied with the dentistry they have received	9	10	90.0%	92.4%	91.6%	91.5%
% of Patients satisfied with the time they had to wait for an appointment	9	10	90.0%	88.5%	88.3%	87.9%

\* This is based on patients treated on this contract for their most recent course of treatment. Figures in italics indicate the base number of FP17s or Patient Questionnaire responses are less than 100. N/A is shown where the base number of responses is less than 10 during the period. % is calculated as Quantity/Base number\*100

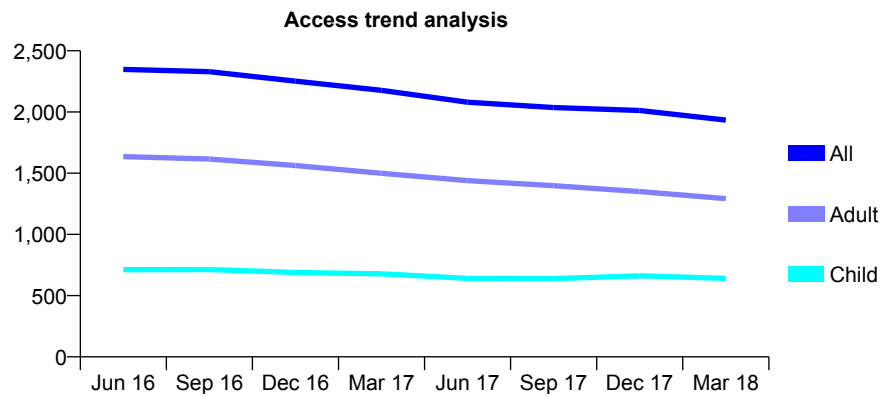
## Q51 - Vital Signs At a Glance Contract Report for 196320/0001 - March 2018

Name or company name	Adrian Vasile
Contract type name	GDS Contract
Purpose of contract	General
Contract start date	01/01/2011
Contract end date	

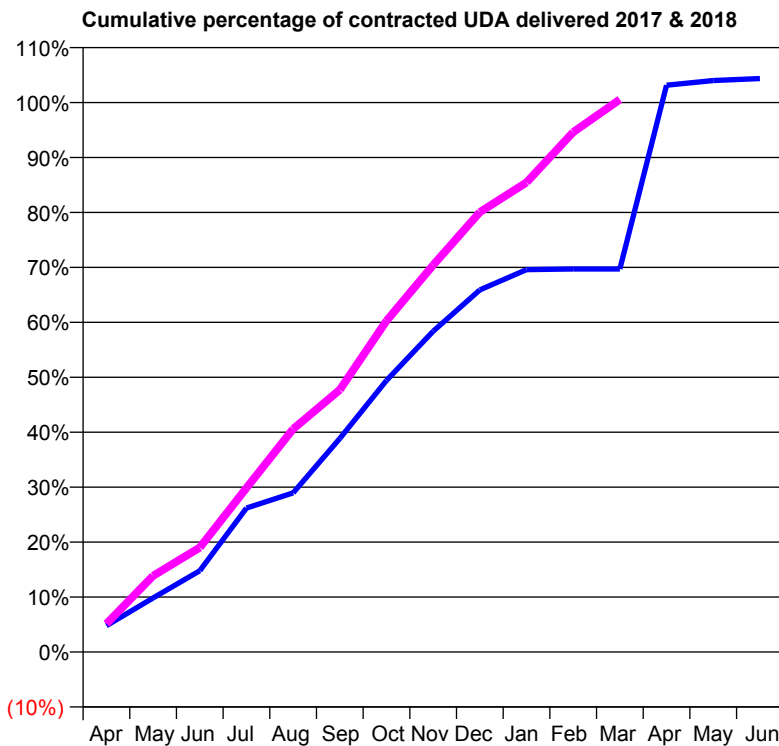
17/18 Contracted general activity (UDA)	7,284
Carry forward general activity (UDA)	-146
17/18 Contracted orthodontic activity (UOA)	0
Carry forward orthodontic activity (UOA)	0
Baseline contract value	£232,369.93

### ACCESS\*

Patients seen in 24 months	Total	Change since previous quarter
Quarter ending March 2017	2,177	
Quarter ending June 2017	2,080	↓
Quarter ending September 2017	2,037	↓
Quarter ending December 2017	2,012	↓
Quarter ending March 2018	1,934	↓
<b>Variance since March 2017</b>	<b>(11.2%)</b>	<b>↓</b>



### ACTIVITY



Month	Adjusted Scheduled Activity (UDA)	
	2017	2018
April	349	374
May	716	1,011
June	1,077	1,384
July	1,908	2,175
August	2,110	2,957
September	2,831	3,477
October	3,600	4,390
November	4,251	5,129
December	4,800	5,831
January	5,069	6,225
February	5,077	6,890
March	5,077	7,324
April	7,513	
May	7,574	
June	7,602	

### QUALITY

	Quantity	Base Number	Contract	AT	Region	England
% of FP17s for the same patient ID Re-attending within 3 months - Children	113	1,122	10.1%	9.7%	12.8%	11.9%
% of FP17s for the same patient ID Re-attending within 3 months - Adults	290	2,201	13.2%	14.3%	16.5%	16.0%
% of FP17s for the same patient ID Re-attending between 3 & 9 months - Children	583	1,122	52.0%	59.1%	59.7%	58.3%
% of FP17s for the same patient ID Re-attending between 3 & 9 months - Adults	1,358	2,201	61.7%	52.9%	52.6%	50.3%
% of FP17s for Band 1 Urgent Courses	91	2,558	3.6%	7.4%	9.1%	9.1%
% of FP17s Relating to Free Repair or Replacements	22	2,558	0.9%	1.2%	1.0%	0.8%
% of FP17s Relating to Continuations	11	2,558	0.4%	1.3%	1.2%	1.0%
% of Patients satisfied with the dentistry they have received	5	5	N/A	92.4%	91.6%	91.5%
% of Patients satisfied with the time they had to wait for an appointment	5	5	N/A	88.5%	88.3%	87.9%

\* This is based on patients treated on this contract for their most recent course of treatment. Figures in italics indicate the base number of FP17s or Patient Questionnaire responses are less than 100. N/A is shown where the base number of responses is less than 10 during the period. % is calculated as Quantity/Base number\*100

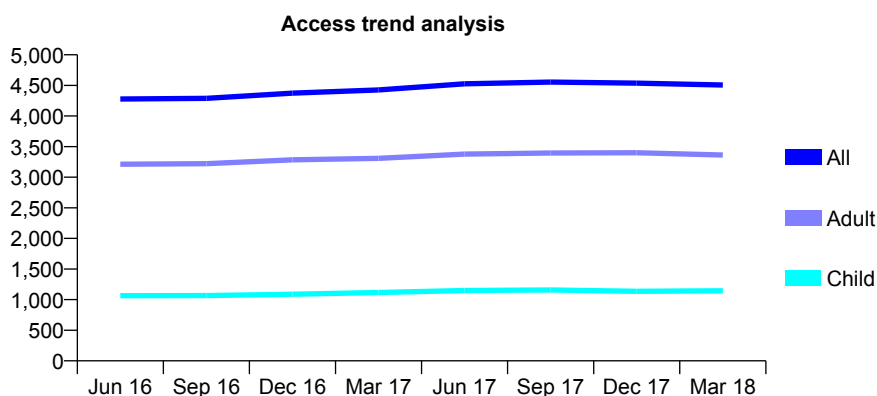
## Q51 - Vital Signs At a Glance Contract Report for 196401/0001 - March 2018

Name or company name	M Foster Dental Surgeon Ltd
Contract type name	GDS Contract
Purpose of contract	General
Contract start date	01/12/2010
Contract end date	

17/18 Contracted general activity (UDA)	13,258
Carry forward general activity (UDA)	119
17/18 Contracted orthodontic activity (UOA)	0
Carry forward orthodontic activity (UOA)	0
Baseline contract value	£356,393.39

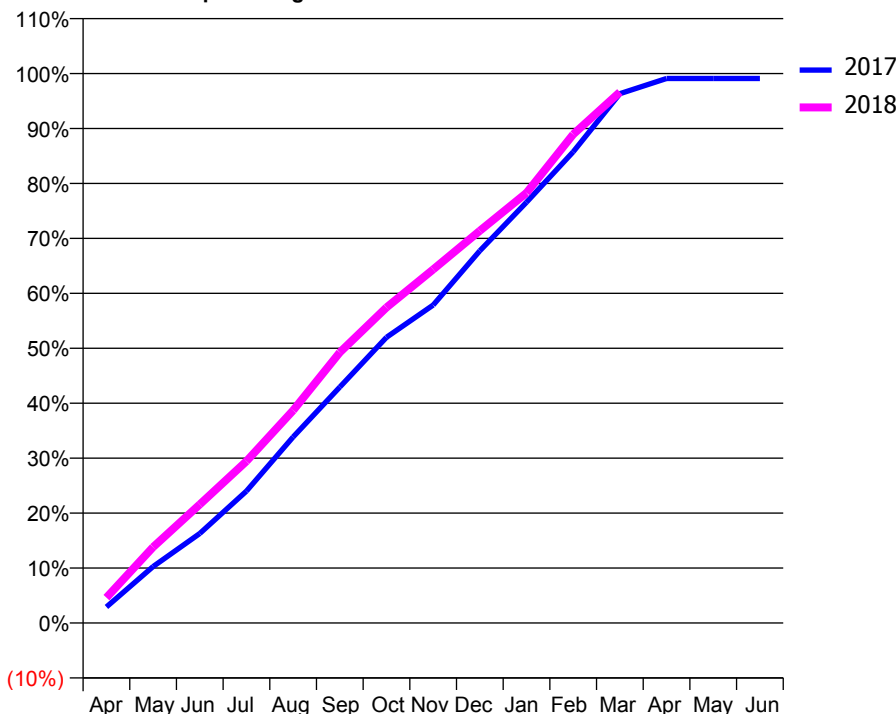
### ACCESS\*

Patients seen in 24 months	Total	Change since previous quarter
Quarter ending March 2017	4,426	
Quarter ending June 2017	4,527	↑
Quarter ending September 2017	4,554	→
Quarter ending December 2017	4,537	→
Quarter ending March 2018	4,507	→
<b>Variance since March 2017</b>	<b>1.8%</b>	<b>→</b>



### ACTIVITY

Cumulative percentage of contracted UDA delivered 2017 & 2018



Month	Adjusted Scheduled Activity (UDA)	
	2017	2018
April	387	614
May	1,364	1,832
June	2,161	2,862
July	3,183	3,904
August	4,489	5,130
September	5,693	6,529
October	6,893	7,615
November	7,672	8,531
December	8,981	9,464
January	10,153	10,377
February	11,369	11,791
March	12,773	12,808
April	13,139	
May	13,139	
June	13,139	

### QUALITY

	Quantity	Base Number	Contract	AT	Region	England
% of FP17s for the same patient ID Re-attending within 3 months - Children	107	1,574	6.8%	9.7%	12.8%	11.9%
% of FP17s for the same patient ID Re-attending within 3 months - Adults	704	4,726	14.9%	14.3%	16.5%	16.0%
% of FP17s for the same patient ID Re-attending between 3 & 9 months - Children	840	1,574	53.4%	59.1%	59.7%	58.3%
% of FP17s for the same patient ID Re-attending between 3 & 9 months - Adults	2,647	4,726	56.0%	52.9%	52.6%	50.3%
% of FP17s for Band 1 Urgent Courses	307	6,146	5.0%	7.4%	9.1%	9.1%
% of FP17s Relating to Free Repair or Replacements	68	6,146	1.1%	1.2%	1.0%	0.8%
% of FP17s Relating to Continuations	187	6,146	3.0%	1.3%	1.2%	1.0%
% of Patients satisfied with the dentistry they have received	3	3	N/A	92.4%	91.6%	91.5%
% of Patients satisfied with the time they had to wait for an appointment	3	3	N/A	88.5%	88.3%	87.9%

\* This is based on patients treated on this contract for their most recent course of treatment. Figures in italics indicate the base number of FP17s or Patient Questionnaire responses are less than 100. N/A is shown where the base number of responses is less than 10 during the period. % is calculated as Quantity/Base number\*100

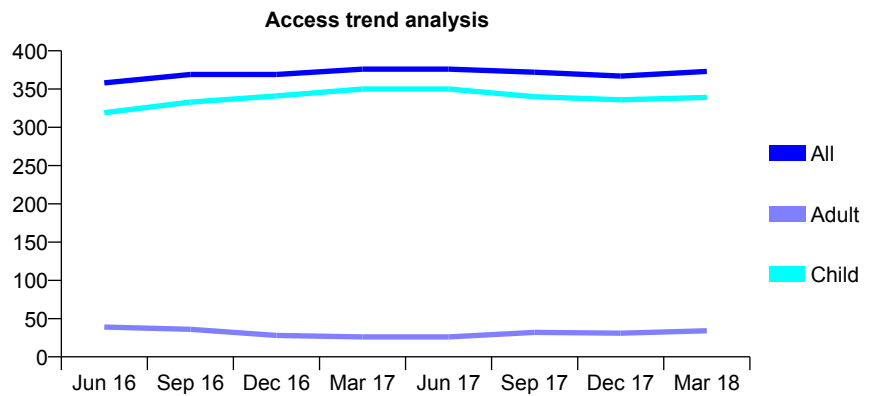
## Q51 - Vital Signs At a Glance Contract Report for 196487/0001 - March 2018

Name or company name	Hunt & McGorrigan
Contract type name	GDS Contract
Purpose of contract	General
Contract start date	01/04/2006
Contract end date	

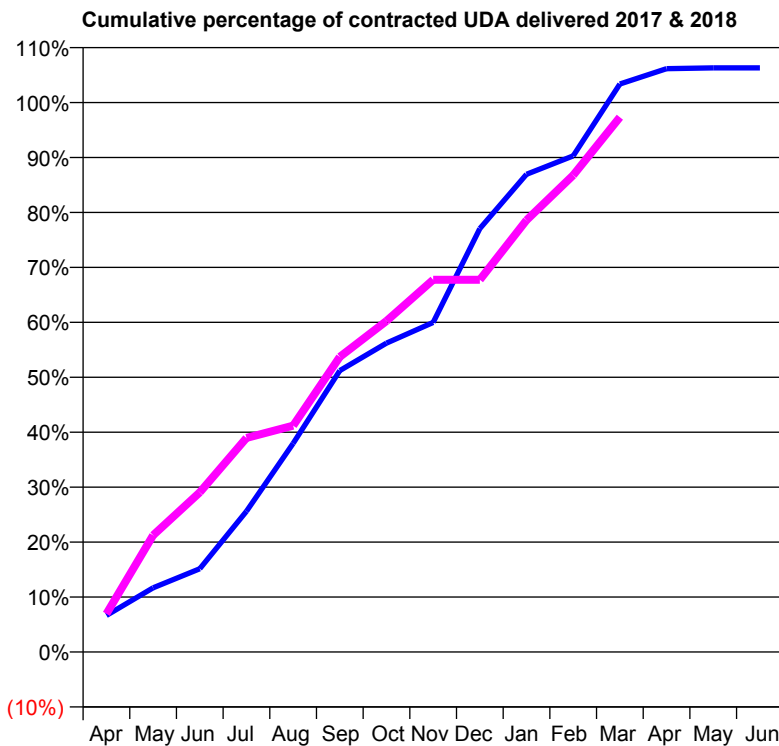
17/18 Contracted general activity (UDA)	720
Carry forward general activity (UDA)	-14
17/18 Contracted orthodontic activity (UOA)	0
Carry forward orthodontic activity (UOA)	0
Baseline contract value	£13,736.50

### ACCESS\*

Patients seen in 24 months	Total	Change since previous quarter
Quarter ending March 2017	376	
Quarter ending June 2017	376	→
Quarter ending September 2017	372	↓
Quarter ending December 2017	367	↓
Quarter ending March 2018	373	→
<b>Variance since March 2017</b>	<b>(0.8%)</b>	<b>→</b>



### ACTIVITY



Month	Adjusted Scheduled Activity (UDA)	
	2017	2018
April	48	50
May	84	153
June	109	209
July	184	281
August	273	297
September	369	387
October	405	434
November	432	488
December	555	488
January	626	566
February	650	625
March	744	701
April	764	
May	765	
June	765	

### QUALITY

	Quantity	Base Number	Contract	AT	Region	England
% of FP17s for the same patient ID Re-attending within 3 months - Children	30	540	5.6%	9.7%	12.8%	11.9%
% of FP17s for the same patient ID Re-attending within 3 months - Adults	0	0	N/A	14.3%	16.5%	16.0%
% of FP17s for the same patient ID Re-attending between 3 & 9 months - Children	413	540	76.5%	59.1%	59.7%	58.3%
% of FP17s for the same patient ID Re-attending between 3 & 9 months - Adults	0	0	N/A	52.9%	52.6%	50.3%
% of FP17s for Band 1 Urgent Courses	4	527	0.8%	7.4%	9.1%	9.1%
% of FP17s Relating to Free Repair or Replacements	0	527	0.0%	1.2%	1.0%	0.8%
% of FP17s Relating to Continuations	10	527	1.9%	1.3%	1.2%	1.0%
% of Patients satisfied with the dentistry they have received	1	1	N/A	92.4%	91.6%	91.5%
% of Patients satisfied with the time they had to wait for an appointment	1	1	N/A	88.5%	88.3%	87.9%

\* This is based on patients treated on this contract for their most recent course of treatment. Figures in italics indicate the base number of FP17s or Patient Questionnaire responses are less than 100. N/A is shown where the base number of responses is less than 10 during the period. % is calculated as Quantity/Base number\*100

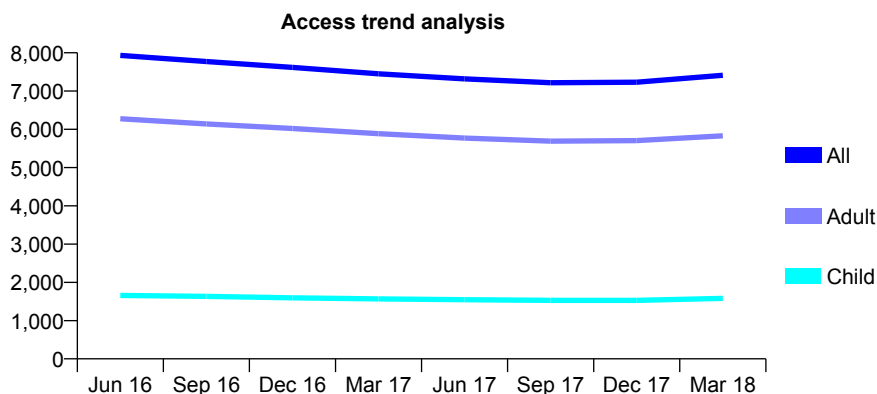
## Q51 - Vital Signs At a Glance Contract Report for 197947/0001 - March 2018

Name or company name	Ivy Cottage Dental Care
Contract type name	GDS Contract
Purpose of contract	General
Contract start date	01/12/2013
Contract end date	

17/18 Contracted general activity (UDA)	22,294
Carry forward general activity (UDA)	214
17/18 Contracted orthodontic activity (UOA)	0
Carry forward orthodontic activity (UOA)	0
Baseline contract value	£709,231.63

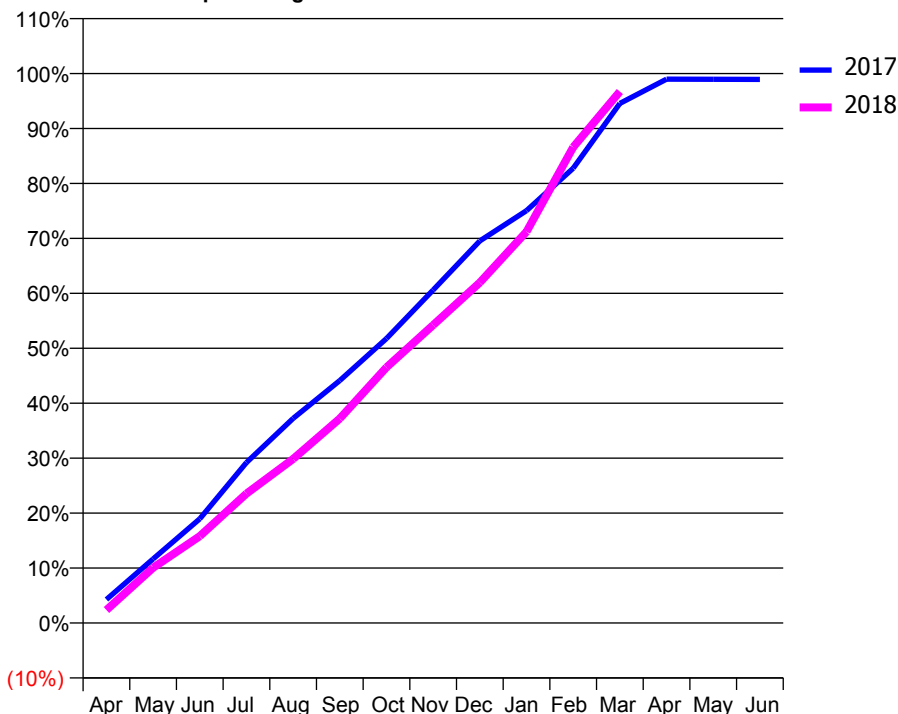
### ACCESS\*

Patients seen in 24 months	Total	Change since previous quarter
Quarter ending March 2017	7,451	
Quarter ending June 2017	7,317	↓
Quarter ending September 2017	7,219	↓
Quarter ending December 2017	7,233	→
Quarter ending March 2018	7,411	↑
<b>Variance since March 2017</b>	<b>(0.5%)</b>	→



### ACTIVITY

Cumulative percentage of contracted UDA delivered 2017 & 2018



Month	Adjusted Scheduled Activity (UDA)	
	2017	2018
April	955	528
May	2,598	2,242
June	4,229	3,526
July	6,511	5,248
August	8,303	6,658
September	9,840	8,299
October	11,544	10,375
November	13,512	12,088
December	15,505	13,815
January	16,732	15,878
February	18,452	19,306
March	21,081	21,562
April	22,062	
May	22,061	
June	22,055	

### QUALITY

	Quantity	Base Number	Contract	AT	Region	England
% of FP17s for the same patient ID Re-attending within 3 months - Children	203	2,550	8.0%	9.7%	12.8%	11.9%
% of FP17s for the same patient ID Re-attending within 3 months - Adults	1,026	8,618	11.9%	14.3%	16.5%	16.0%
% of FP17s for the same patient ID Re-attending between 3 & 9 months - Children	1,485	2,550	58.2%	59.1%	59.7%	58.3%
% of FP17s for the same patient ID Re-attending between 3 & 9 months - Adults	4,521	8,618	52.5%	52.9%	52.6%	50.3%
% of FP17s for Band 1 Urgent Courses	648	10,730	6.0%	7.4%	9.1%	9.1%
% of FP17s Relating to Free Repair or Replacements	252	10,730	2.3%	1.2%	1.0%	0.8%
% of FP17s Relating to Continuations	128	10,730	1.2%	1.3%	1.2%	1.0%
% of Patients satisfied with the dentistry they have received	19	21	90.5%	92.4%	91.6%	91.5%
% of Patients satisfied with the time they had to wait for an appointment	20	21	95.2%	88.5%	88.3%	87.9%

\* This is based on patients treated on this contract for their most recent course of treatment. Figures in italics indicate the base number of FP17s or Patient Questionnaire responses are less than 100. N/A is shown where the base number of responses is less than 10 during the period. % is calculated as Quantity/Base number\*100

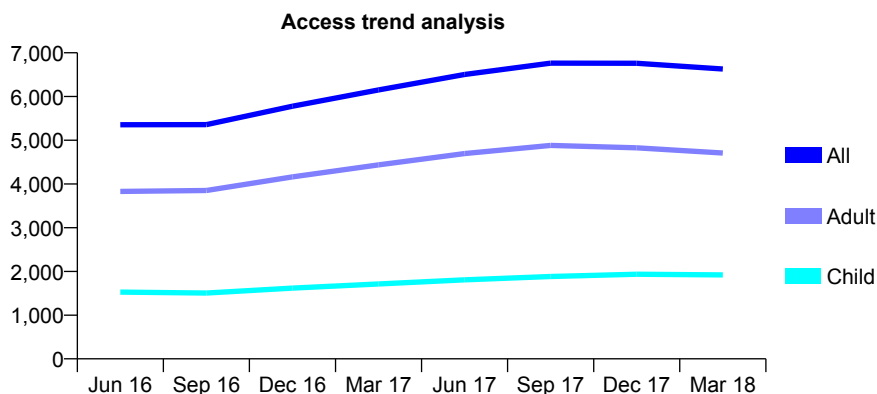
## Q51 - Vital Signs At a Glance Contract Report for 198196/0001 - March 2018

Name or company name	I J Kellam Ltd
Contract type name	GDS Contract
Purpose of contract	General
Contract start date	01/11/2011
Contract end date	

17/18 Contracted general activity (UDA)	18,914
Carry forward general activity (UDA)	-361
17/18 Contracted orthodontic activity (UOA)	0
Carry forward orthodontic activity (UOA)	0
Baseline contract value	£541,329.88

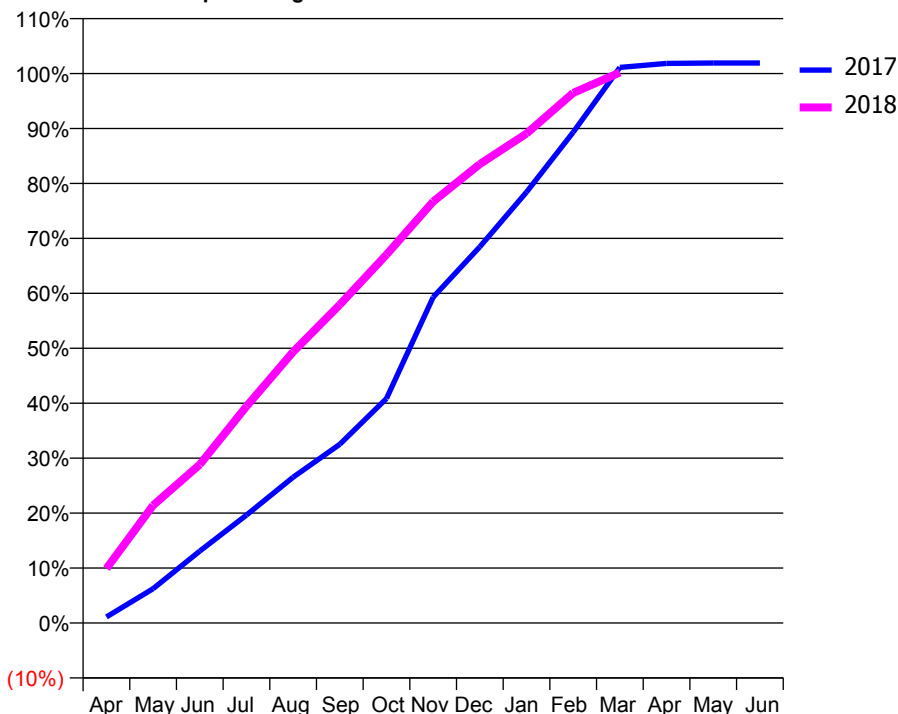
### ACCESS\*

Patients seen in 24 months	Total	Change since previous quarter
Quarter ending March 2017	6,150	
Quarter ending June 2017	6,505	↑
Quarter ending September 2017	6,763	↑
Quarter ending December 2017	6,762	→
Quarter ending March 2018	6,629	↓
<b>Variance since March 2017</b>	<b>7.8%</b>	<b>↑</b>



### ACTIVITY

Cumulative percentage of contracted UDA delivered 2017 & 2018



Month	Adjusted Scheduled Activity (UDA)	
	2017	2018
April	209	1,873
May	1,180	4,050
June	2,477	5,457
July	3,717	7,456
August	5,018	9,335
September	6,151	10,959
October	7,729	12,678
November	11,214	14,506
December	12,952	15,796
January	14,833	16,848
February	16,891	18,248
March	19,124	18,949
April	19,260	
May	19,276	
June	19,275	

### QUALITY

	Quantity	Base Number	Contract	AT	Region	England
% of FP17s for the same patient ID Re-attending within 3 months - Children	266	2,728	9.8%	9.7%	12.8%	11.9%
% of FP17s for the same patient ID Re-attending within 3 months - Adults	766	5,722	13.4%	14.3%	16.5%	16.0%
% of FP17s for the same patient ID Re-attending between 3 & 9 months - Children	1,541	2,728	56.5%	59.1%	59.7%	58.3%
% of FP17s for the same patient ID Re-attending between 3 & 9 months - Adults	3,212	5,722	56.1%	52.9%	52.6%	50.3%
% of FP17s for Band 1 Urgent Courses	527	8,316	6.3%	7.4%	9.1%	9.1%
% of FP17s Relating to Free Repair or Replacements	131	8,316	1.6%	1.2%	1.0%	0.8%
% of FP17s Relating to Continuations	90	8,316	1.1%	1.3%	1.2%	1.0%
% of Patients satisfied with the dentistry they have received	4	4	N/A	92.4%	91.6%	91.5%
% of Patients satisfied with the time they had to wait for an appointment	3	4	N/A	88.5%	88.3%	87.9%

\* This is based on patients treated on this contract for their most recent course of treatment. Figures in italics indicate the base number of FP17s or Patient Questionnaire responses are less than 100. N/A is shown where the base number of responses is less than 10 during the period. % is calculated as Quantity/Base number\*100



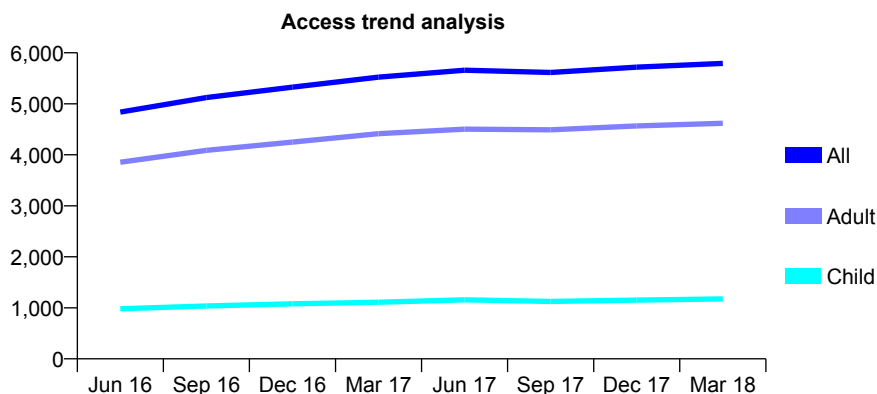
## Q51 - Vital Signs At a Glance Contract Report for 198358/0001 - March 2018

Name or company name	Sprotbrough Dental Practice
Contract type name	GDS Contract
Purpose of contract	General
Contract start date	01/06/2015
Contract end date	

17/18 Contracted general activity (UDA)	18,796
Carry forward general activity (UDA)	-153
17/18 Contracted orthodontic activity (UOA)	0
Carry forward orthodontic activity (UOA)	0
Baseline contract value	£537,949.32

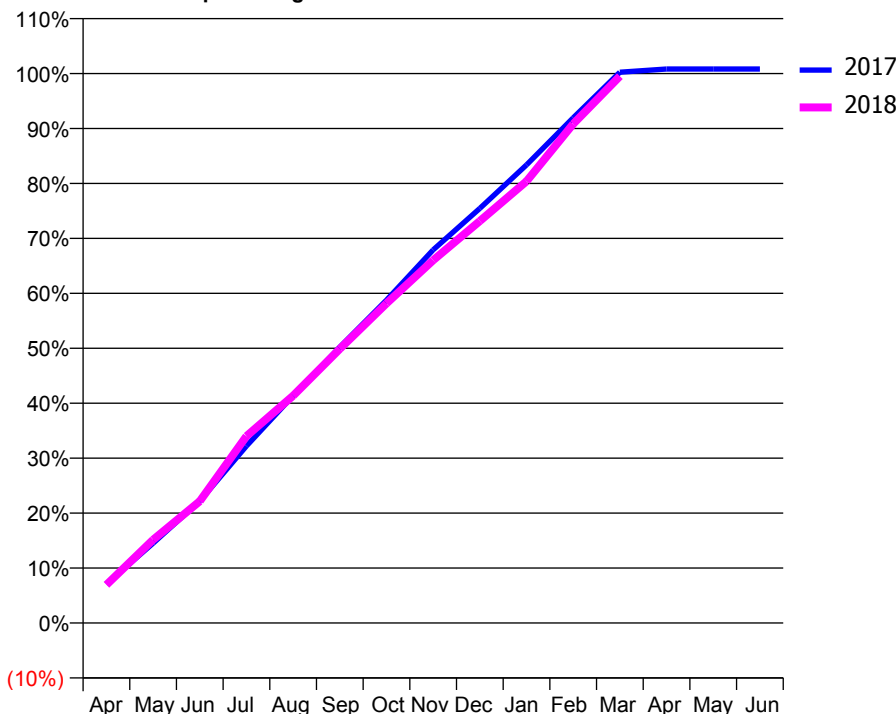
### ACCESS\*

Patients seen in 24 months	Total	Change since previous quarter
Quarter ending March 2017	5,524	
Quarter ending June 2017	5,660	↑
Quarter ending September 2017	5,615	→
Quarter ending December 2017	5,718	→
Quarter ending March 2018	5,792	→
<b>Variance since March 2017</b>	<b>4.9%</b>	<b>↑</b>



### ACTIVITY

Cumulative percentage of contracted UDA delivered 2017 & 2018



Month	Adjusted Scheduled Activity (UDA)	
	2017	2018
April	1,333	1,307
May	2,728	2,848
June	4,171	4,168
July	6,056	6,392
August	7,774	7,774
September	9,438	9,376
October	11,045	10,931
November	12,763	12,409
December	14,185	13,752
January	15,669	15,108
February	17,281	17,069
March	18,839	18,704
April	18,948	
May	18,948	
June	18,949	

### QUALITY

	Quantity	Base Number	Contract	AT	Region	England
% of FP17s for the same patient ID Re-attending within 3 months - Children	101	1,692	6.0%	9.7%	12.8%	11.9%
% of FP17s for the same patient ID Re-attending within 3 months - Adults	1,160	6,996	16.6%	14.3%	16.5%	16.0%
% of FP17s for the same patient ID Re-attending between 3 & 9 months - Children	1,005	1,692	59.4%	59.1%	59.7%	58.3%
% of FP17s for the same patient ID Re-attending between 3 & 9 months - Adults	4,024	6,996	57.5%	52.9%	52.6%	50.3%
% of FP17s for Band 1 Urgent Courses	745	8,632	8.6%	7.4%	9.1%	9.1%
% of FP17s Relating to Free Repair or Replacements	58	8,632	0.7%	1.2%	1.0%	0.8%
% of FP17s Relating to Continuations	165	8,632	1.9%	1.3%	1.2%	1.0%
% of Patients satisfied with the dentistry they have received	9	11	81.8%	92.4%	91.6%	91.5%
% of Patients satisfied with the time they had to wait for an appointment	7	11	63.6%	88.5%	88.3%	87.9%

\* This is based on patients treated on this contract for their most recent course of treatment. Figures in italics indicate the base number of FP17s or Patient Questionnaire responses are less than 100. N/A is shown where the base number of responses is less than 10 during the period. % is calculated as Quantity/Base number\*100

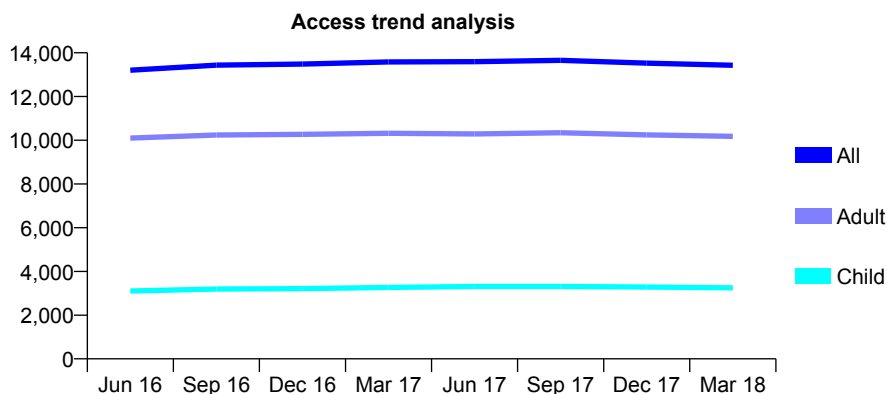
## Q51 - Vital Signs At a Glance Contract Report for 198730/0001 - March 2018

Name or company name	Kimberworth Park Practice Limited
Contract type name	GDS Contract
Purpose of contract	General
Contract start date	01/09/2010
Contract end date	

17/18 Contracted general activity (UDA)	34,621
Carry forward general activity (UDA)	-605
17/18 Contracted orthodontic activity (UOA)	0
Carry forward orthodontic activity (UOA)	0
Baseline contract value	£1,130,902.45

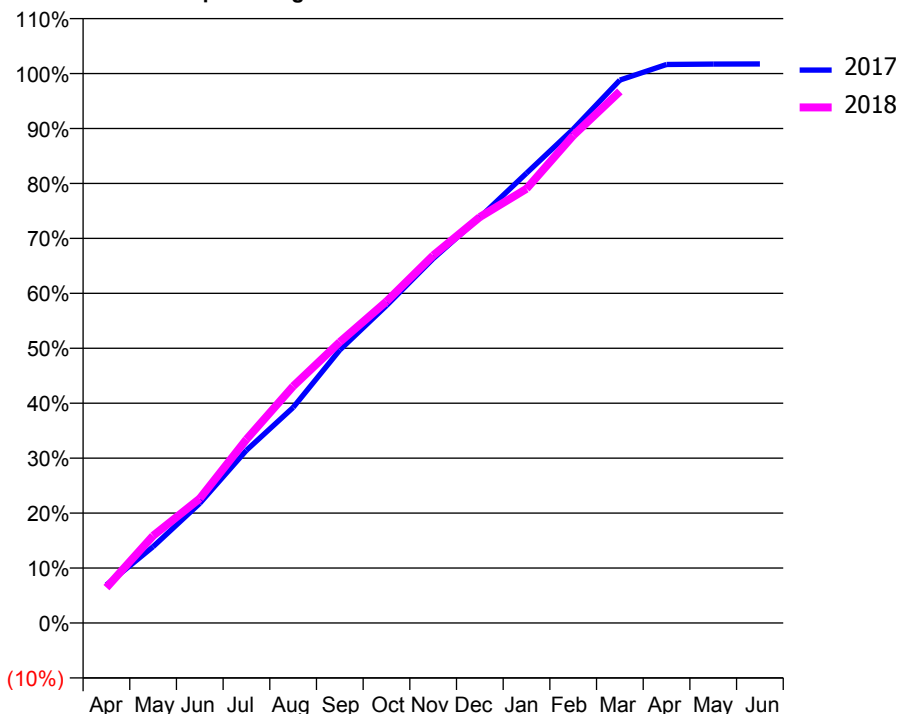
### ACCESS\*

Patients seen in 24 months	Total	Change since previous quarter
Quarter ending March 2017	13,583	
Quarter ending June 2017	13,597	→
Quarter ending September 2017	13,653	→
Quarter ending December 2017	13,529	→
Quarter ending March 2018	13,427	→
<b>Variance since March 2017</b>	<b>(1.1%)</b>	<b>↓</b>



### ACTIVITY

Cumulative percentage of contracted UDA delivered 2017 & 2018



Month	Adjusted Scheduled Activity (UDA)	
	2017	2018
April	2,401	2,232
May	4,813	5,496
June	7,541	7,845
July	10,881	11,575
August	13,583	14,917
September	17,203	17,704
October	19,997	20,257
November	22,957	23,159
December	25,561	25,577
January	28,346	27,362
February	31,112	30,715
March	34,202	33,490
April	35,187	
May	35,216	
June	35,226	

### QUALITY

	Quantity	Base Number	Contract	AT	Region	England
% of FP17s for the same patient ID Re-attending within 3 months - Children	342	4,144	8.3%	9.7%	12.8%	11.9%
% of FP17s for the same patient ID Re-attending within 3 months - Adults	1,794	11,982	15.0%	14.3%	16.5%	16.0%
% of FP17s for the same patient ID Re-attending between 3 & 9 months - Children	2,145	4,144	51.8%	59.1%	59.7%	58.3%
% of FP17s for the same patient ID Re-attending between 3 & 9 months - Adults	5,027	11,982	42.0%	52.9%	52.6%	50.3%
% of FP17s for Band 1 Urgent Courses	1,787	14,875	12.0%	7.4%	9.1%	9.1%
% of FP17s Relating to Free Repair or Replacements	254	14,875	1.7%	1.2%	1.0%	0.8%
% of FP17s Relating to Continuations	164	14,875	1.1%	1.3%	1.2%	1.0%
% of Patients satisfied with the dentistry they have received	14	15	93.3%	92.4%	91.6%	91.5%
% of Patients satisfied with the time they had to wait for an appointment	12	15	80.0%	88.5%	88.3%	87.9%

\* This is based on patients treated on this contract for their most recent course of treatment. Figures in italics indicate the base number of FP17s or Patient Questionnaire responses are less than 100. N/A is shown where the base number of responses is less than 10 during the period. % is calculated as Quantity/Base number\*100

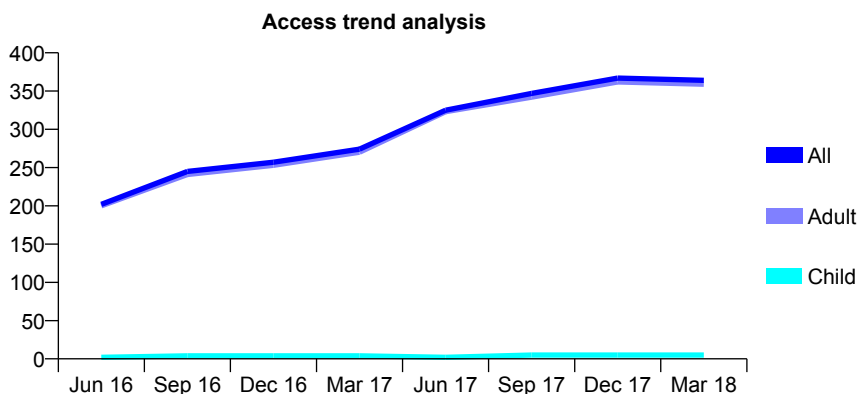
## Q51 - Vital Signs At a Glance Contract Report for 198730/0002 - March 2018

Name or company name	Kimberworth Park Practice Limited
Contract type name	PDS Contract
Purpose of contract	General
Contract start date	01/05/2015
Contract end date	30/04/2020

17/18 Contracted general activity (UDA)	1,800
Carry forward general activity (UDA)	0
17/18 Contracted orthodontic activity (UOA)	0
Carry forward orthodontic activity (UOA)	0
Baseline contract value	£77,409.55

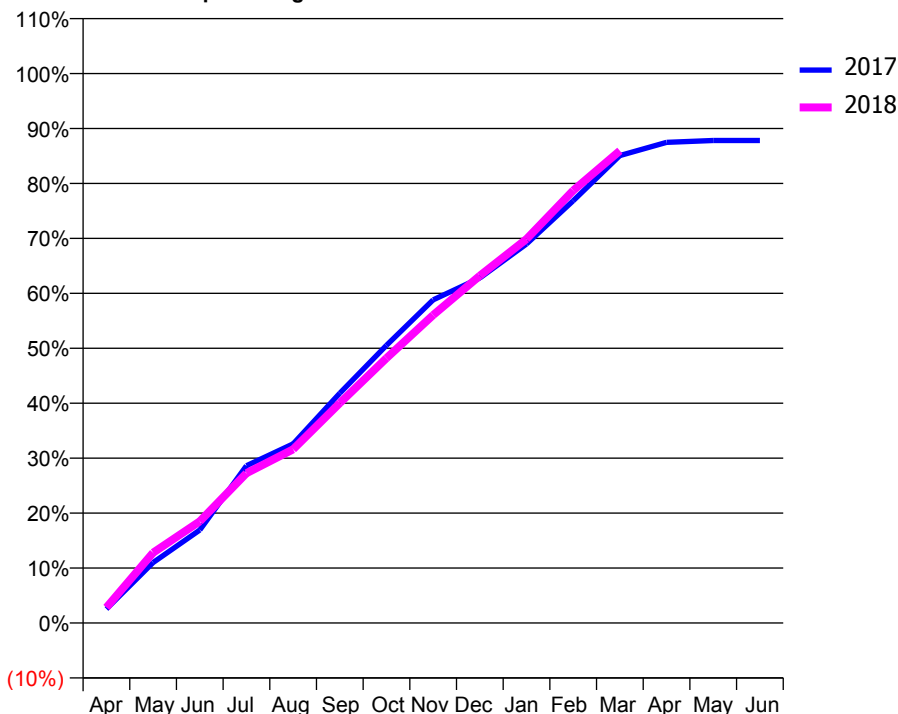
### ACCESS\*

Patients seen in 24 months	Total	Change since previous quarter
Quarter ending March 2017	274	
Quarter ending June 2017	325	↑
Quarter ending September 2017	347	↑
Quarter ending December 2017	367	↑
Quarter ending March 2018	364	→
<b>Variance since March 2017</b>	<b>32.8%</b>	<b>↑</b>



### ACTIVITY

Cumulative percentage of contracted UDA delivered 2017 & 2018



Month	Adjusted Scheduled Activity (UDA)	
	2017	2018
April	46	51
May	198	230
June	305	333
July	515	491
August	587	569
September	753	721
October	910	868
November	1,058	1,009
December	1,130	1,138
January	1,241	1,258
February	1,383	1,417
March	1,531	1,547
April	1,574	
May	1,580	
June	1,580	

### QUALITY

	Quantity	Base Number	Contract	AT	Region	England
% of FP17s for the same patient ID Re-attending within 3 months - Children	1	6	16.7%	9.7%	12.8%	11.9%
% of FP17s for the same patient ID Re-attending within 3 months - Adults	104	530	19.6%	14.3%	16.5%	16.0%
% of FP17s for the same patient ID Re-attending between 3 & 9 months - Children	0	6	0.0%	59.1%	59.7%	58.3%
% of FP17s for the same patient ID Re-attending between 3 & 9 months - Adults	22	530	4.2%	52.9%	52.6%	50.3%
% of FP17s for Band 1 Urgent Courses	14	522	2.7%	7.4%	9.1%	9.1%
% of FP17s Relating to Free Repair or Replacements	0	522	0.0%	1.2%	1.0%	0.8%
% of FP17s Relating to Continuations	0	522	0.0%	1.3%	1.2%	1.0%
% of Patients satisfied with the dentistry they have received	1	1	N/A	92.4%	91.6%	91.5%
% of Patients satisfied with the time they had to wait for an appointment	1	1	N/A	88.5%	88.3%	87.9%

\* This is based on patients treated on this contract for their most recent course of treatment. Figures in italics indicate the base number of FP17s or Patient Questionnaire responses are less than 100. N/A is shown where the base number of responses is less than 10 during the period. % is calculated as Quantity/Base number\*100

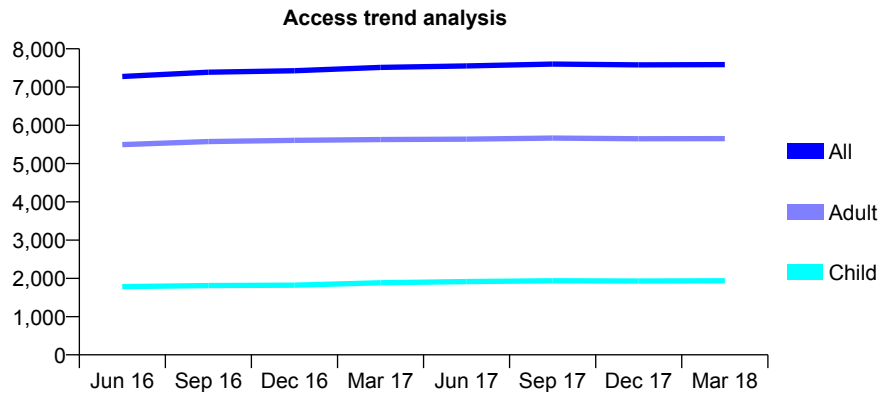
## Q51 - Vital Signs At a Glance Contract Report for 198749/0001 - March 2018

Name or company name	RICHMOND DENTAL CARE
Contract type name	Pilot Contract
Purpose of contract	General
Contract start date	01/04/2009
Contract end date	

17/18 Contracted general activity (UDA)	25,655
Carry forward general activity (UDA)	0
17/18 Contracted orthodontic activity (UOA)	0
Carry forward orthodontic activity (UOA)	0
Baseline contract value	£778,250.59

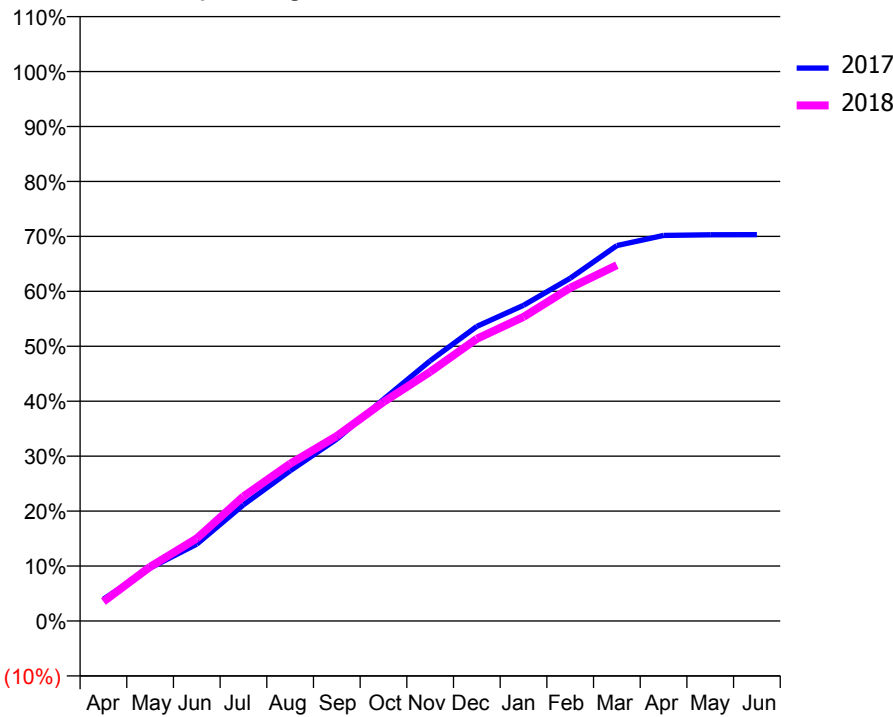
### ACCESS\*

Patients seen in 24 months	Total	Change since previous quarter
Quarter ending March 2017	7,513	
Quarter ending June 2017	7,552	→
Quarter ending September 2017	7,600	→
Quarter ending December 2017	7,580	→
Quarter ending March 2018	7,588	→
<b>Variance since March 2017</b>	<b>1.0%</b>	<b>→</b>



### ACTIVITY

Cumulative percentage of contracted UDA delivered 2017 & 2018



Month	Adjusted Scheduled Activity (UDA)	
	2017	2018
April	1,015	904
May	2,477	2,530
June	3,587	3,859
July	5,423	5,818
August	7,014	7,341
September	8,496	8,639
October	10,352	10,228
November	12,146	11,630
December	13,759	13,176
January	14,738	14,197
February	16,005	15,557
March	17,530	16,616
April	17,999	
May	18,036	
June	18,040	

### QUALITY

	Quantity	Base Number	Contract	AT	Region	England
% of FP17s for the same patient ID Re-attending within 3 months - Children	216	3,085	7.0%	9.7%	12.8%	11.9%
% of FP17s for the same patient ID Re-attending within 3 months - Adults	1,112	7,723	14.4%	14.3%	16.5%	16.0%
% of FP17s for the same patient ID Re-attending between 3 & 9 months - Children	2,115	3,085	68.6%	59.1%	59.7%	58.3%
% of FP17s for the same patient ID Re-attending between 3 & 9 months - Adults	3,722	7,723	48.2%	52.9%	52.6%	50.3%
% of FP17s for Band 1 Urgent Courses	983	9,667	10.2%	7.4%	9.1%	9.1%
% of FP17s Relating to Free Repair or Replacements	83	9,667	0.9%	1.2%	1.0%	0.8%
% of FP17s Relating to Continuations	27	9,667	0.3%	1.3%	1.2%	1.0%
% of Patients satisfied with the dentistry they have received	18	21	85.7%	92.4%	91.6%	91.5%
% of Patients satisfied with the time they had to wait for an appointment	17	21	81.0%	88.5%	88.3%	87.9%

\* This is based on patients treated on this contract for their most recent course of treatment. Figures in italics indicate the base number of FP17s or Patient Questionnaire responses are less than 100. N/A is shown where the base number of responses is less than 10 during the period. % is calculated as Quantity/Base number\*100

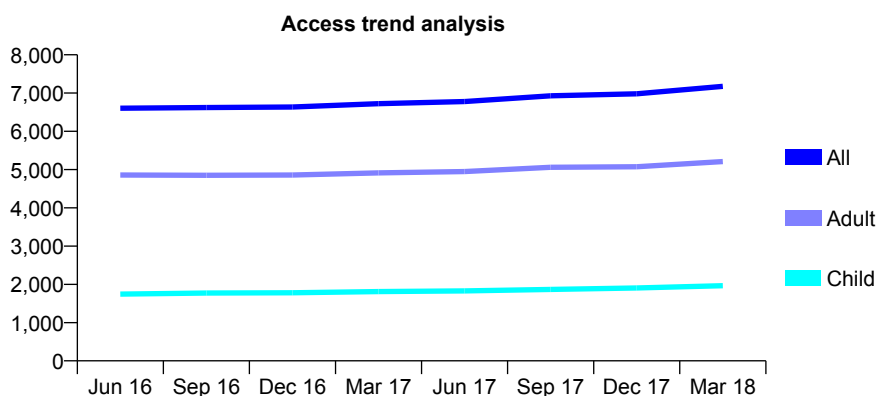
## Q51 - Vital Signs At a Glance Contract Report for 202401/0003 - March 2018

Name or company name	MR RS NICHOLSON
Contract type name	GDS Contract
Purpose of contract	General
Contract start date	03/04/2007
Contract end date	

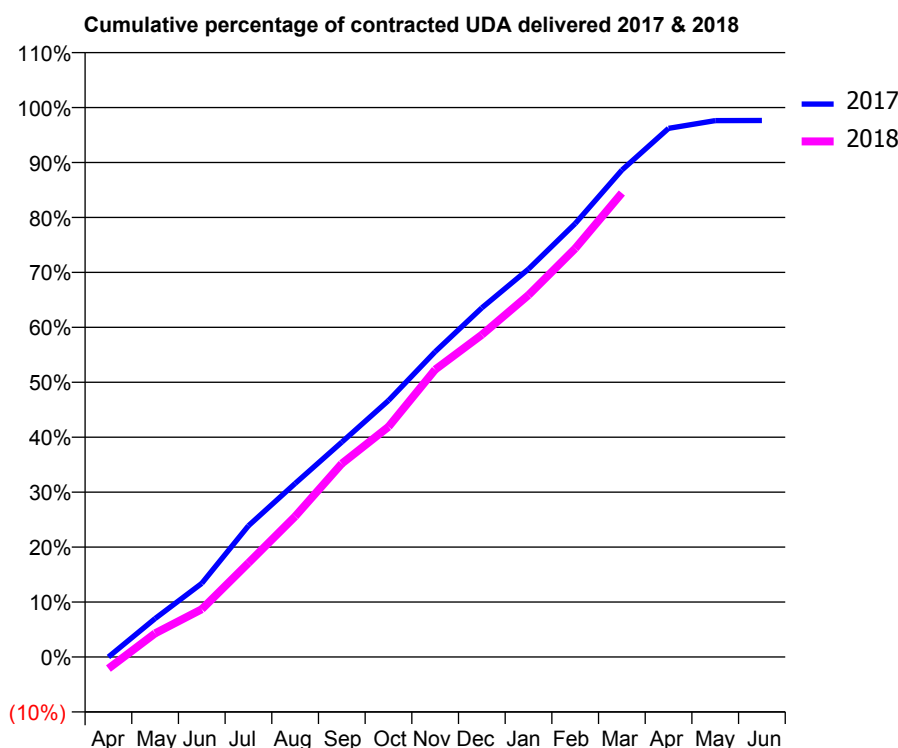
17/18 Contracted general activity (UDA)	19,000
Carry forward general activity (UDA)	450
17/18 Contracted orthodontic activity (UOA)	0
Carry forward orthodontic activity (UOA)	0
Baseline contract value	£532,772.78

### ACCESS\*

Patients seen in 24 months	Total	Change since previous quarter
Quarter ending March 2017	6,722	
Quarter ending June 2017	6,778	→
Quarter ending September 2017	6,929	↑
Quarter ending December 2017	6,981	→
Quarter ending March 2018	7,174	↑
<b>Variance since March 2017</b>	<b>6.7%</b>	<b>↑</b>



### ACTIVITY



Month	Adjusted Scheduled Activity (UDA)	
	2017	2018
April	1	-404
May	1,332	818
June	2,546	1,652
July	4,539	3,251
August	6,003	4,860
September	7,429	6,688
October	8,869	7,962
November	10,558	9,939
December	12,072	11,140
January	13,416	12,514
February	14,988	14,127
March	16,837	16,044
April	18,278	
May	18,549	
June	18,550	

### QUALITY

	Quantity	Base Number	Contract	AT	Region	England
% of FP17s for the same patient ID Re-attending within 3 months - Children	152	2,392	6.4%	9.7%	12.8%	11.9%
% of FP17s for the same patient ID Re-attending within 3 months - Adults	680	5,762	11.8%	14.3%	16.5%	16.0%
% of FP17s for the same patient ID Re-attending between 3 & 9 months - Children	1,117	2,392	46.7%	59.1%	59.7%	58.3%
% of FP17s for the same patient ID Re-attending between 3 & 9 months - Adults	2,483	5,762	43.1%	52.9%	52.6%	50.3%
% of FP17s for Band 1 Urgent Courses	304	7,390	4.1%	7.4%	9.1%	9.1%
% of FP17s Relating to Free Repair or Replacements	99	7,390	1.3%	1.2%	1.0%	0.8%
% of FP17s Relating to Continuations	185	7,390	2.5%	1.3%	1.2%	1.0%
% of Patients satisfied with the dentistry they have received	5	5	N/A	92.4%	91.6%	91.5%
% of Patients satisfied with the time they had to wait for an appointment	5	5	N/A	88.5%	88.3%	87.9%

\* This is based on patients treated on this contract for their most recent course of treatment. Figures in italics indicate the base number of FP17s or Patient Questionnaire responses are less than 100. N/A is shown where the base number of responses is less than 10 during the period. % is calculated as Quantity/Base number\*100

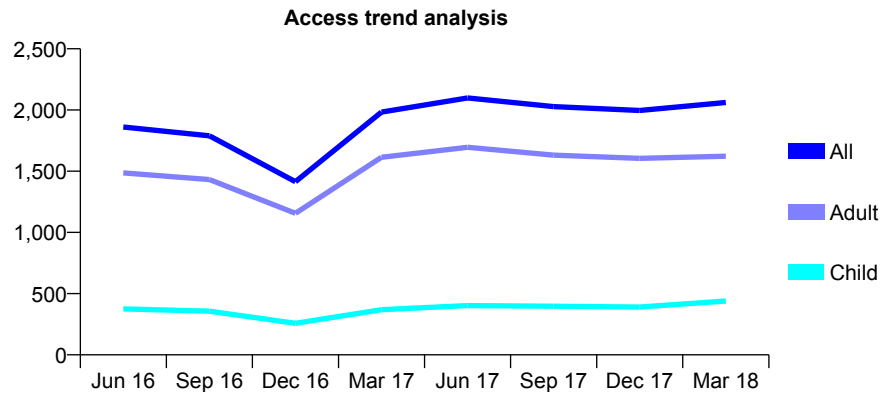
## Q51 - Vital Signs At a Glance Contract Report for 214108/0001 - March 2018

Name or company name	MR H McWilliam
Contract type name	GDS Contract
Purpose of contract	General
Contract start date	01/04/2006
Contract end date	

17/18 Contracted general activity (UDA)	5,839
Carry forward general activity (UDA)	-5
17/18 Contracted orthodontic activity (UOA)	0
Carry forward orthodontic activity (UOA)	0
Baseline contract value	£167,114.57

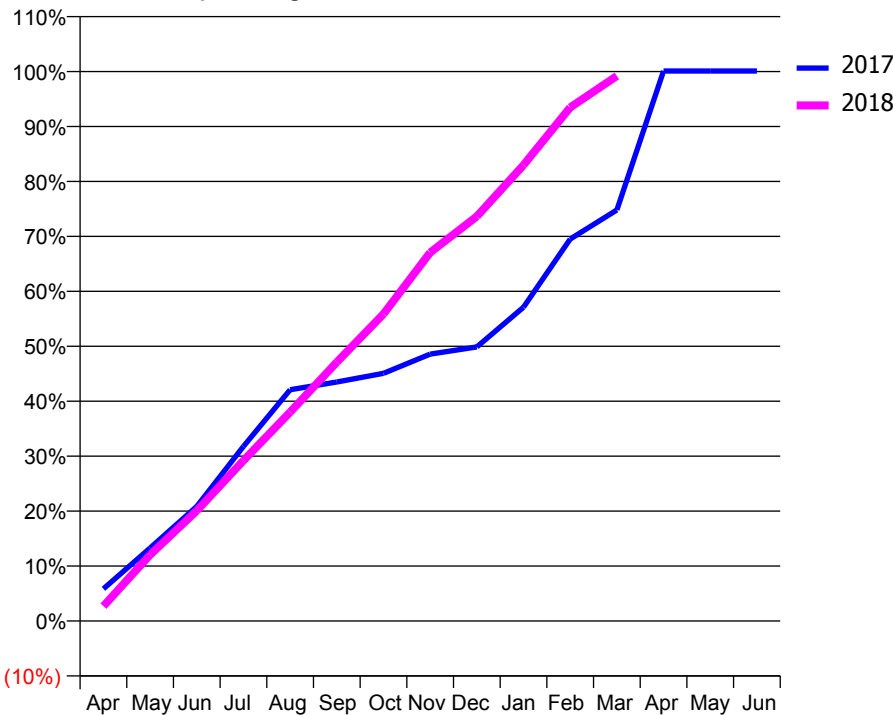
### ACCESS\*

Patients seen in 24 months	Total	Change since previous quarter
Quarter ending March 2017	1,983	
Quarter ending June 2017	2,099	↑
Quarter ending September 2017	2,028	↓
Quarter ending December 2017	1,996	↓
Quarter ending March 2018	2,062	↑
<b>Variance since March 2017</b>	<b>4.0%</b>	<b>↑</b>



### ACTIVITY

Cumulative percentage of contracted UDA delivered 2017 & 2018



Month	Adjusted Scheduled Activity (UDA)	
	2017	2018
April	342	159
May	776	704
June	1,218	1,173
July	1,855	1,706
August	2,458	2,219
September	2,540	2,751
October	2,632	3,263
November	2,836	3,915
December	2,913	4,300
January	3,335	4,845
February	4,059	5,457
March	4,368	5,792
April	5,844	
May	5,844	
June	5,844	

### QUALITY

	Quantity	Base Number	Contract	AT	Region	England
% of FP17s for the same patient ID Re-attending within 3 months - Children	41	761	5.4%	9.7%	12.8%	11.9%
% of FP17s for the same patient ID Re-attending within 3 months - Adults	295	2,754	10.7%	14.3%	16.5%	16.0%
% of FP17s for the same patient ID Re-attending between 3 & 9 months - Children	304	761	39.9%	59.1%	59.7%	58.3%
% of FP17s for the same patient ID Re-attending between 3 & 9 months - Adults	971	2,754	35.3%	52.9%	52.6%	50.3%
% of FP17s for Band 1 Urgent Courses	303	2,714	11.2%	7.4%	9.1%	9.1%
% of FP17s Relating to Free Repair or Replacements	35	2,714	1.3%	1.2%	1.0%	0.8%
% of FP17s Relating to Continuations	33	2,714	1.2%	1.3%	1.2%	1.0%
% of Patients satisfied with the dentistry they have received	4	4	N/A	92.4%	91.6%	91.5%
% of Patients satisfied with the time they had to wait for an appointment	4	4	N/A	88.5%	88.3%	87.9%

\* This is based on patients treated on this contract for their most recent course of treatment. Figures in italics indicate the base number of FP17s or Patient Questionnaire responses are less than 100. N/A is shown where the base number of responses is less than 10 during the period. % is calculated as Quantity/Base number\*100

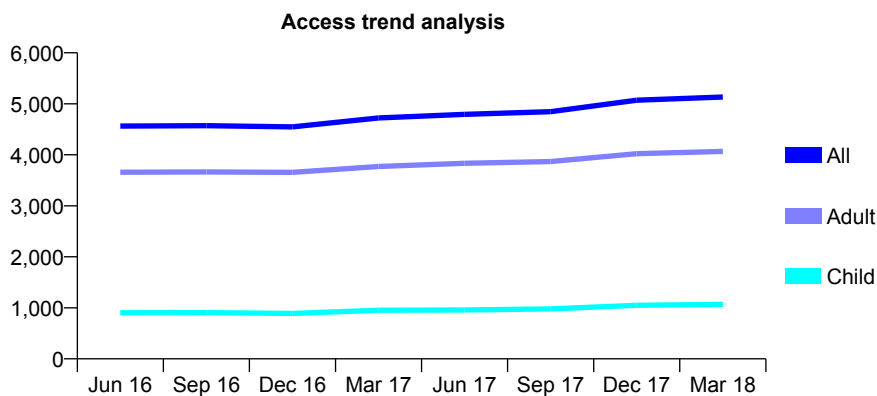
## Q51 - Vital Signs At a Glance Contract Report for 214264/0001 - March 2018

Name or company name	Nadolinksi & Wade
Contract type name	GDS Contract
Purpose of contract	General
Contract start date	01/04/2006
Contract end date	

17/18 Contracted general activity (UDA)	13,383
Carry forward general activity (UDA)	-240
17/18 Contracted orthodontic activity (UOA)	0
Carry forward orthodontic activity (UOA)	0
Baseline contract value	£383,028.68

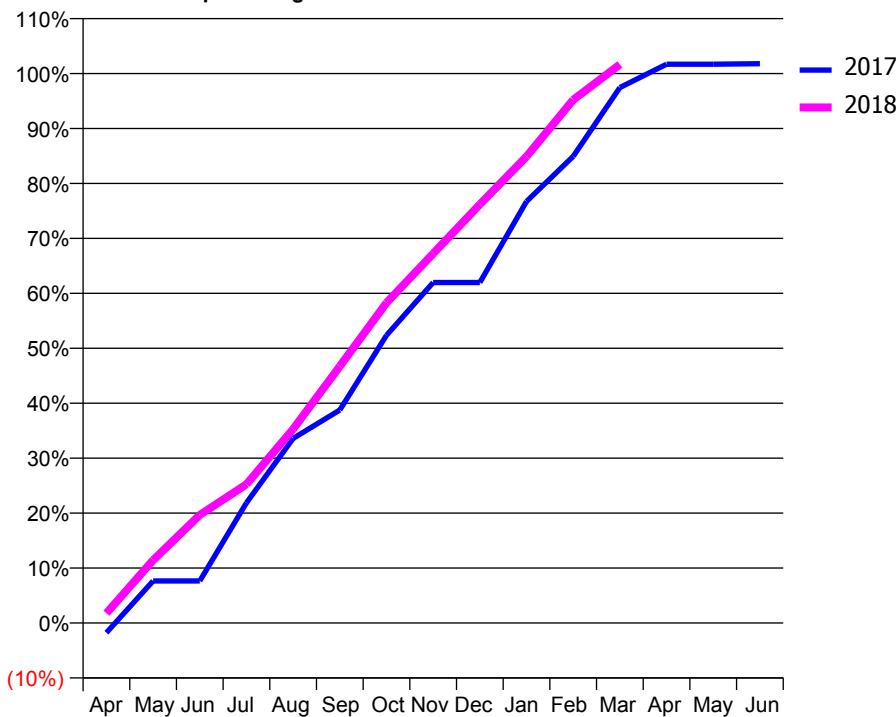
### ACCESS\*

Patients seen in 24 months	Total	Change since previous quarter
Quarter ending March 2017	4,724	
Quarter ending June 2017	4,793	→
Quarter ending September 2017	4,845	→
Quarter ending December 2017	5,071	↑
Quarter ending March 2018	5,133	→
<b>Variance since March 2017</b>	<b>8.7%</b>	<b>↑</b>



### ACTIVITY

Cumulative percentage of contracted UDA delivered 2017 & 2018



Month	Adjusted Scheduled Activity (UDA)	
	2017	2018
April	-240	240
May	1,023	1,531
June	1,023	2,631
July	2,928	3,379
August	4,495	4,725
September	5,188	6,253
October	7,006	7,799
November	8,294	8,999
December	8,294	10,197
January	10,269	11,361
February	11,367	12,742
March	13,042	13,601
April	13,609	
May	13,611	
June	13,623	

### QUALITY

	Quantity	Base Number	Contract	AT	Region	England
% of FP17s for the same patient ID Re-attending within 3 months - Children	139	1,636	8.5%	9.7%	12.8%	11.9%
% of FP17s for the same patient ID Re-attending within 3 months - Adults	1,026	6,007	17.1%	14.3%	16.5%	16.0%
% of FP17s for the same patient ID Re-attending between 3 & 9 months - Children	1,031	1,636	63.0%	59.1%	59.7%	58.3%
% of FP17s for the same patient ID Re-attending between 3 & 9 months - Adults	2,875	6,007	47.9%	52.9%	52.6%	50.3%
% of FP17s for Band 1 Urgent Courses	552	6,969	7.9%	7.4%	9.1%	9.1%
% of FP17s Relating to Free Repair or Replacements	73	6,969	1.0%	1.2%	1.0%	0.8%
% of FP17s Relating to Continuations	168	6,969	2.4%	1.3%	1.2%	1.0%
% of Patients satisfied with the dentistry they have received	6	6	N/A	92.4%	91.6%	91.5%
% of Patients satisfied with the time they had to wait for an appointment	6	6	N/A	88.5%	88.3%	87.9%

\* This is based on patients treated on this contract for their most recent course of treatment. Figures in italics indicate the base number of FP17s or Patient Questionnaire responses are less than 100. N/A is shown where the base number of responses is less than 10 during the period. % is calculated as Quantity/Base number\*100

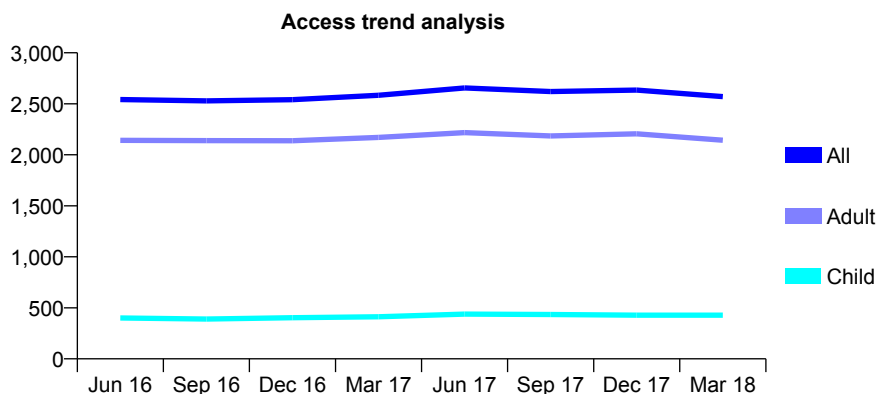
## Q51 - Vital Signs At a Glance Contract Report for 215538/0001 - March 2018

Name or company name	Aditya Singh
Contract type name	GDS Contract
Purpose of contract	General
Contract start date	01/04/2006
Contract end date	

17/18 Contracted general activity (UDA)	7,635
Carry forward general activity (UDA)	-3
17/18 Contracted orthodontic activity (UOA)	0
Carry forward orthodontic activity (UOA)	0
Baseline contract value	£181,378.74

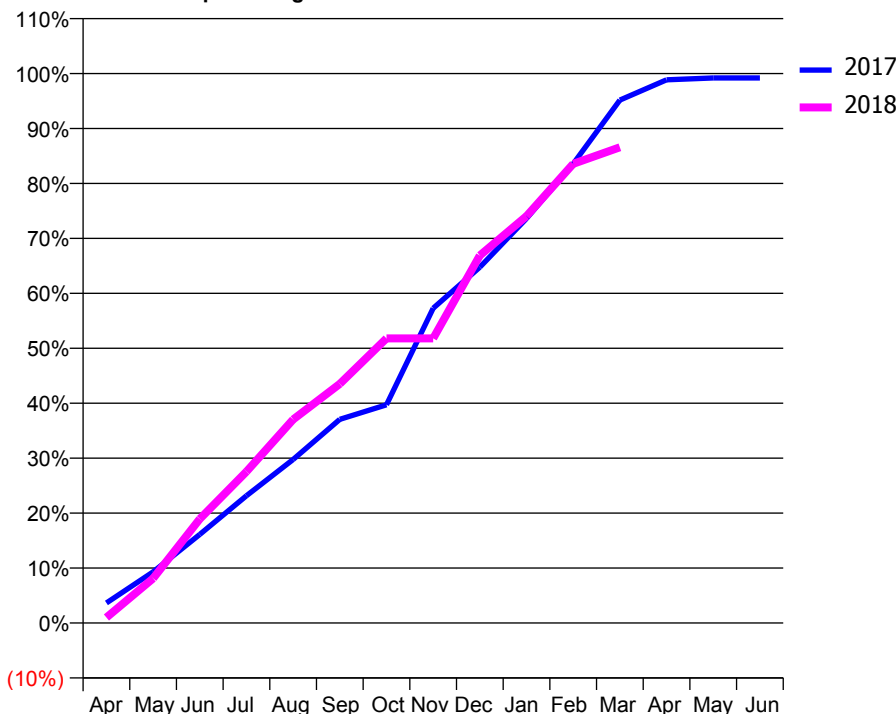
### ACCESS\*

Patients seen in 24 months	Total	Change since previous quarter
Quarter ending March 2017	2,584	
Quarter ending June 2017	2,656	↑
Quarter ending September 2017	2,620	↓
Quarter ending December 2017	2,634	→
Quarter ending March 2018	2,571	↓
<b>Variance since March 2017</b>	<b>(0.5%)</b>	→



### ACTIVITY

Cumulative percentage of contracted UDA delivered 2017 & 2018



Month	Adjusted Scheduled Activity (UDA)	
	2017	2018
April	278	76
May	711	620
June	1,231	1,446
July	1,768	2,103
August	2,272	2,828
September	2,830	3,323
October	3,033	3,955
November	4,374	3,955
December	4,945	5,108
January	5,620	5,654
February	6,379	6,381
March	7,265	6,609
April	7,548	
May	7,573	
June	7,573	

### QUALITY

	Quantity	Base Number	Contract	AT	Region	England
% of FP17s for the same patient ID Re-attending within 3 months - Children	35	590	5.9%	9.7%	12.8%	11.9%
% of FP17s for the same patient ID Re-attending within 3 months - Adults	324	2,605	12.4%	14.3%	16.5%	16.0%
% of FP17s for the same patient ID Re-attending between 3 & 9 months - Children	319	590	54.1%	59.1%	59.7%	58.3%
% of FP17s for the same patient ID Re-attending between 3 & 9 months - Adults	1,185	2,605	45.5%	52.9%	52.6%	50.3%
% of FP17s for Band 1 Urgent Courses	287	3,089	9.3%	7.4%	9.1%	9.1%
% of FP17s Relating to Free Repair or Replacements	42	3,089	1.4%	1.2%	1.0%	0.8%
% of FP17s Relating to Continuations	47	3,089	1.5%	1.3%	1.2%	1.0%
% of Patients satisfied with the dentistry they have received	15	16	93.8%	92.4%	91.6%	91.5%
% of Patients satisfied with the time they had to wait for an appointment	16	16	100.0%	88.5%	88.3%	87.9%

\* This is based on patients treated on this contract for their most recent course of treatment. Figures in italics indicate the base number of FP17s or Patient Questionnaire responses are less than 100. N/A is shown where the base number of responses is less than 10 during the period. % is calculated as Quantity/Base number\*100



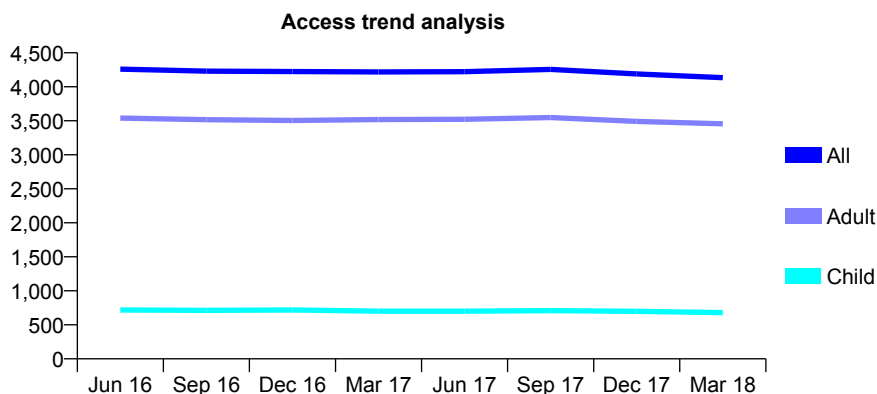
## Q51 - Vital Signs At a Glance Contract Report for 219940/0001 - March 2018

Name or company name	MR SD MCCART
Contract type name	Pilot Contract
Purpose of contract	General
Contract start date	01/04/2006
Contract end date	

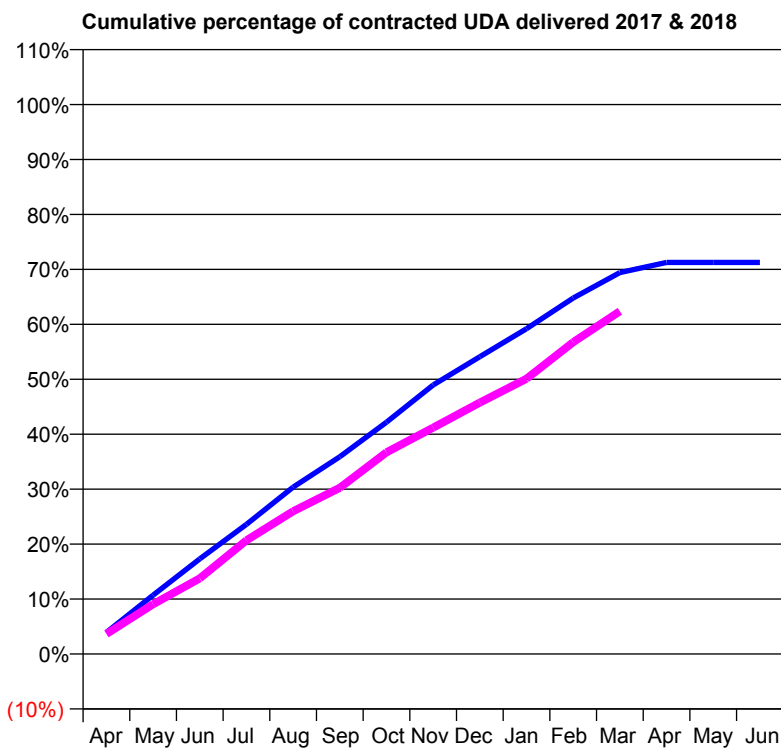
17/18 Contracted general activity (UDA)	12,365
Carry forward general activity (UDA)	0
17/18 Contracted orthodontic activity (UOA)	0
Carry forward orthodontic activity (UOA)	0
Baseline contract value	£396,122.76

### ACCESS\*

Patients seen in 24 months	Total	Change since previous quarter
Quarter ending March 2017	4,219	
Quarter ending June 2017	4,222	→
Quarter ending September 2017	4,256	→
Quarter ending December 2017	4,190	↓
Quarter ending March 2018	4,135	↓
<b>Variance since March 2017</b>	<b>(2.0%)</b>	↓



### ACTIVITY



Month	Adjusted Scheduled Activity (UDA)	
	2017	2018
April	489	450
May	1,323	1,120
June	2,141	1,704
July	2,917	2,558
August	3,756	3,213
September	4,438	3,741
October	5,217	4,538
November	6,053	5,093
December	6,690	5,657
January	7,320	6,193
February	8,010	7,016
March	8,584	7,712
April	8,811	
May	8,811	
June	8,811	

### QUALITY

	Quantity	Base Number	Contract	AT	Region	England
% of FP17s for the same patient ID Re-attending within 3 months - Children	27	737	3.7%	9.7%	12.8%	11.9%
% of FP17s for the same patient ID Re-attending within 3 months - Adults	272	3,405	8.0%	14.3%	16.5%	16.0%
% of FP17s for the same patient ID Re-attending between 3 & 9 months - Children	267	737	36.2%	59.1%	59.7%	58.3%
% of FP17s for the same patient ID Re-attending between 3 & 9 months - Adults	960	3,405	28.2%	52.9%	52.6%	50.3%
% of FP17s for Band 1 Urgent Courses	552	3,970	13.9%	7.4%	9.1%	9.1%
% of FP17s Relating to Free Repair or Replacements	10	3,970	0.3%	1.2%	1.0%	0.8%
% of FP17s Relating to Continuations	12	3,970	0.3%	1.3%	1.2%	1.0%
% of Patients satisfied with the dentistry they have received	4	4	N/A	92.4%	91.6%	91.5%
% of Patients satisfied with the time they had to wait for an appointment	4	4	N/A	88.5%	88.3%	87.9%

\* This is based on patients treated on this contract for their most recent course of treatment. Figures in italics indicate the base number of FP17s or Patient Questionnaire responses are less than 100. N/A is shown where the base number of responses is less than 10 during the period. % is calculated as Quantity/Base number\*100

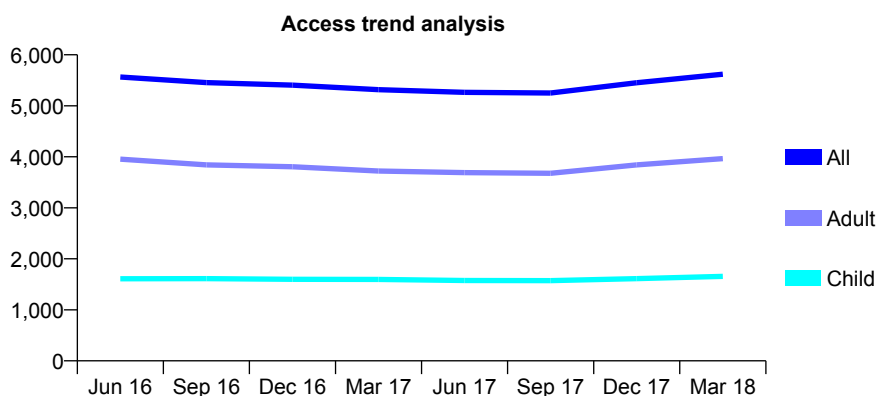
## Q51 - Vital Signs At a Glance Contract Report for 230901/0001 - March 2018

Name or company name	Julius Dental
Contract type name	GDS Contract
Purpose of contract	General and Orthodontic
Contract start date	01/04/2006
Contract end date	

17/18 Contracted general activity (UDA)	19,164
Carry forward general activity (UDA)	1,198
17/18 Contracted orthodontic activity (UOA)	1,050
Carry forward orthodontic activity (UOA)	2
Baseline contract value	£617,342.34

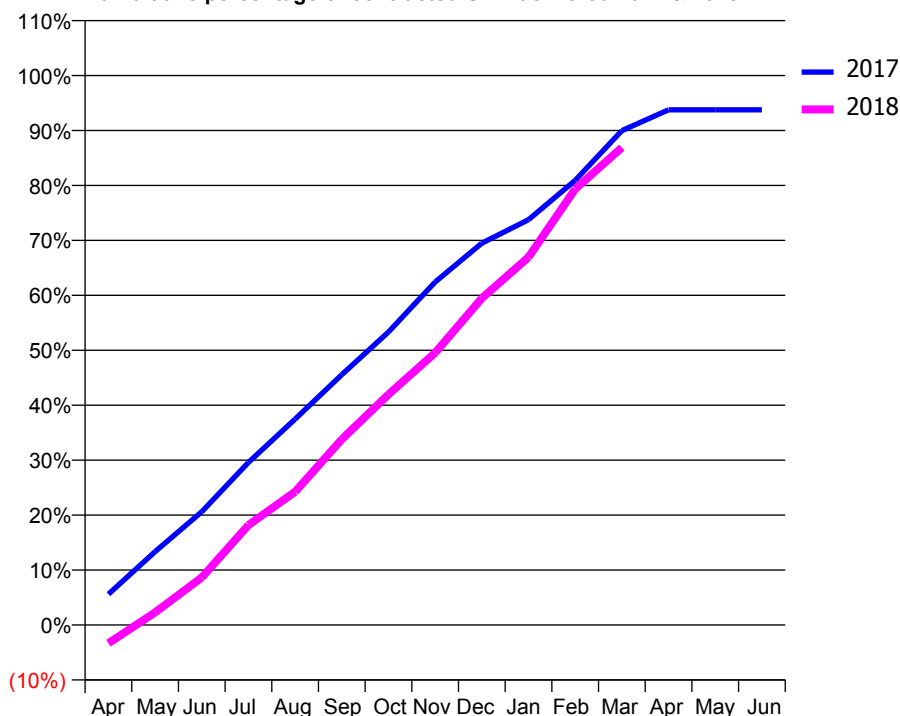
### ACCESS\*

Patients seen in 24 months	Total	Change since previous quarter
Quarter ending March 2017	5,317	
Quarter ending June 2017	5,265	→
Quarter ending September 2017	5,250	→
Quarter ending December 2017	5,453	↑
Quarter ending March 2018	5,619	↑
<b>Variance since March 2017</b>	<b>5.7%</b>	<b>↑</b>



### ACTIVITY

Cumulative percentage of contracted UDA delivered 2017 & 2018



Adjusted Scheduled Activity (UDA)

Month	2017	2018
April	1,077	-640
May	2,560	441
June	3,951	1,656
July	5,673	3,485
August	7,181	4,649
September	8,733	6,475
October	10,222	8,042
November	11,962	9,496
December	13,315	11,397
January	14,134	12,830
February	15,508	15,203
March	17,242	16,653
April	17,966	
May	17,969	
June	17,966	

### QUALITY

	Quantity	Base Number	Contract	AT	Region	England
% of FP17s for the same patient ID Re-attending within 3 months - Children	268	2,778	9.6%	9.7%	12.8%	11.9%
% of FP17s for the same patient ID Re-attending within 3 months - Adults	635	5,441	11.7%	14.3%	16.5%	16.0%
% of FP17s for the same patient ID Re-attending between 3 & 9 months - Children	1,718	2,778	61.8%	59.1%	59.7%	58.3%
% of FP17s for the same patient ID Re-attending between 3 & 9 months - Adults	2,858	5,441	52.5%	52.9%	52.6%	50.3%
% of FP17s for Band 1 Urgent Courses	408	7,855	5.2%	7.4%	9.1%	9.1%
% of FP17s Relating to Free Repair or Replacements	65	7,855	0.8%	1.2%	1.0%	0.8%
% of FP17s Relating to Continuations	154	7,855	2.0%	1.3%	1.2%	1.0%
% of Patients satisfied with the dentistry they have received	7	7	N/A	92.4%	91.6%	91.5%
% of Patients satisfied with the time they had to wait for an appointment	7	7	N/A	88.5%	88.3%	87.9%

\* This is based on patients treated on this contract for their most recent course of treatment. Figures in italics indicate the base number of FP17s or Patient Questionnaire responses are less than 100. N/A is shown where the base number of responses is less than 10 during the period. % is calculated as Quantity/Base number\*100

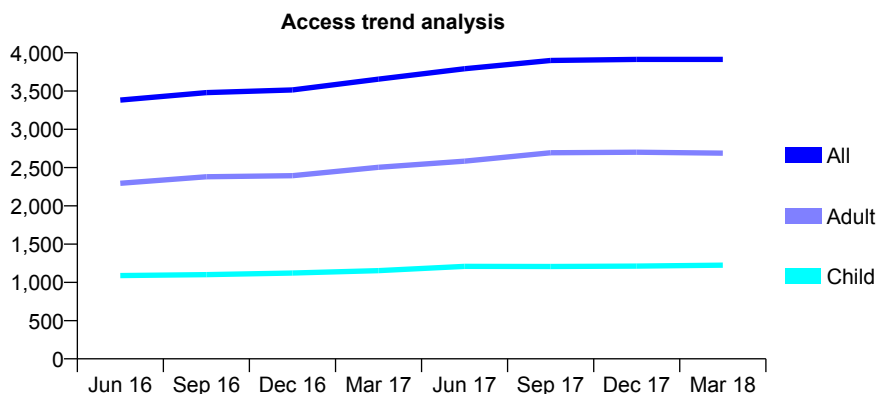
## Q51 - Vital Signs At a Glance Contract Report for 233021/0001 - March 2018

Name or company name	MR AJ CADMAN
Contract type name	GDS Contract
Purpose of contract	General
Contract start date	01/04/2006
Contract end date	

17/18 Contracted general activity (UDA)	7,585
Carry forward general activity (UDA)	-130
17/18 Contracted orthodontic activity (UOA)	0
Carry forward orthodontic activity (UOA)	0
Baseline contract value	£247,543.31

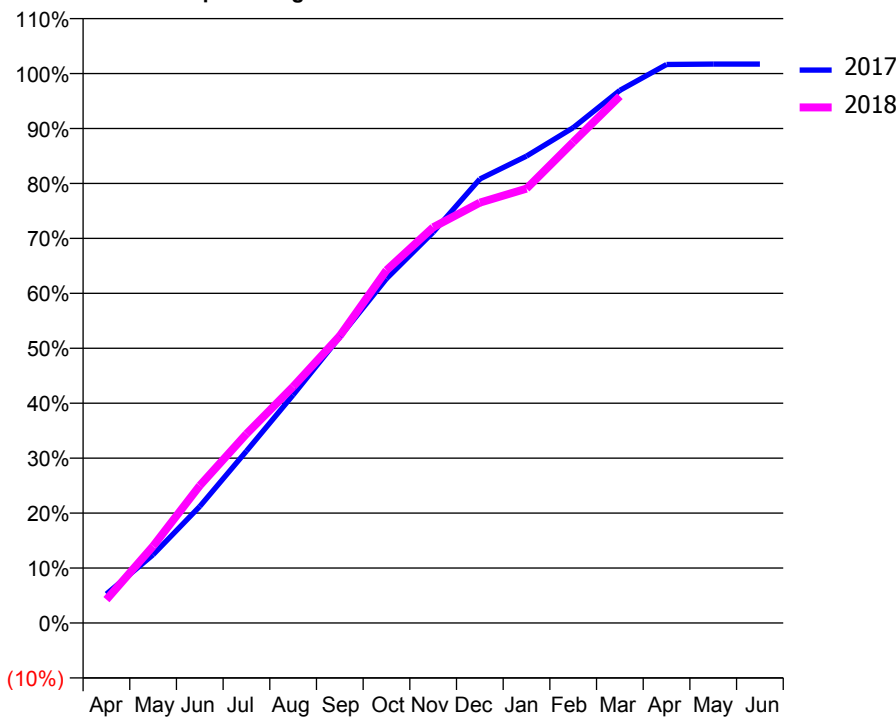
### ACCESS\*

Patients seen in 24 months	Total	Change since previous quarter
Quarter ending March 2017	3,656	
Quarter ending June 2017	3,792	↑
Quarter ending September 2017	3,900	↑
Quarter ending December 2017	3,913	→
Quarter ending March 2018	3,913	→
<b>Variance since March 2017</b>	<b>7.0%</b>	<b>↑</b>



### ACTIVITY

Cumulative percentage of contracted UDA delivered 2017 & 2018



Month	Adjusted Scheduled Activity (UDA)	
	2017	2018
April	400	323
May	944	1,062
June	1,610	1,896
July	2,374	2,611
August	3,149	3,263
September	3,949	3,963
October	4,753	4,869
November	5,394	5,462
December	6,128	5,803
January	6,446	5,996
February	6,836	6,638
March	7,353	7,271
April	7,709	
May	7,714	
June	7,715	

### QUALITY

	Quantity	Base Number	Contract	AT	Region	England
% of FP17s for the same patient ID Re-attending within 3 months - Children	93	1,865	5.0%	9.7%	12.8%	11.9%
% of FP17s for the same patient ID Re-attending within 3 months - Adults	345	3,426	10.1%	14.3%	16.5%	16.0%
% of FP17s for the same patient ID Re-attending between 3 & 9 months - Children	1,201	1,865	64.4%	59.1%	59.7%	58.3%
% of FP17s for the same patient ID Re-attending between 3 & 9 months - Adults	1,758	3,426	51.3%	52.9%	52.6%	50.3%
% of FP17s for Band 1 Urgent Courses	226	4,312	5.2%	7.4%	9.1%	9.1%
% of FP17s Relating to Free Repair or Replacements	21	4,312	0.5%	1.2%	1.0%	0.8%
% of FP17s Relating to Continuations	37	4,312	0.9%	1.3%	1.2%	1.0%
% of Patients satisfied with the dentistry they have received	4	4	N/A	92.4%	91.6%	91.5%
% of Patients satisfied with the time they had to wait for an appointment	4	4	N/A	88.5%	88.3%	87.9%

\* This is based on patients treated on this contract for their most recent course of treatment. Figures in italics indicate the base number of FP17s or Patient Questionnaire responses are less than 100. N/A is shown where the base number of responses is less than 10 during the period. % is calculated as Quantity/Base number\*100

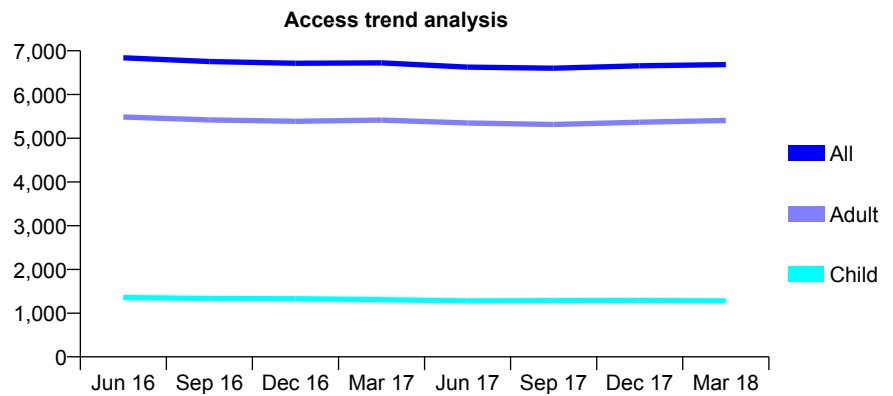
## Q51 - Vital Signs At a Glance Contract Report for 234230/0001 - March 2018

Name or company name	MR IA SHELBOURNE
Contract type name	GDS Contract
Purpose of contract	General
Contract start date	01/12/2008
Contract end date	

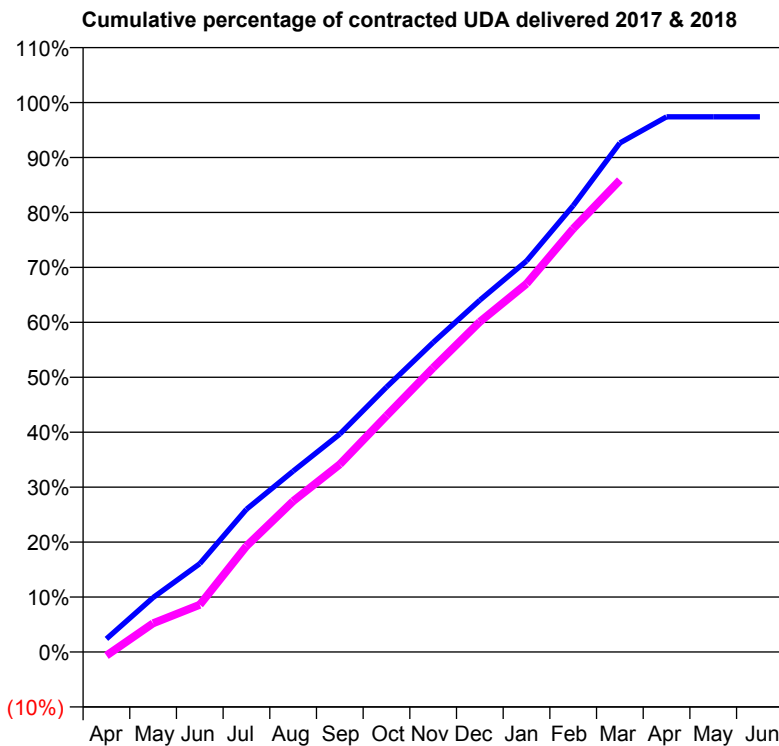
17/18 Contracted general activity (UDA)	20,016
Carry forward general activity (UDA)	520
17/18 Contracted orthodontic activity (UOA)	0
Carry forward orthodontic activity (UOA)	0
Baseline contract value	£561,262.12

### ACCESS\*

Patients seen in 24 months	Total	Change since previous quarter
Quarter ending March 2017	6,724	
Quarter ending June 2017	6,627	↓
Quarter ending September 2017	6,603	→
Quarter ending December 2017	6,656	→
Quarter ending March 2018	6,684	→
<b>Variance since March 2017</b>	<b>(0.6%)</b>	→



### ACTIVITY



Month	Adjusted Scheduled Activity (UDA)	
	2017	2018
April	478	-132
May	1,986	1,047
June	3,216	1,723
July	5,201	3,858
August	6,591	5,496
September	7,941	6,836
October	9,649	8,605
November	11,277	10,351
December	12,816	12,028
January	14,243	13,413
February	16,259	15,418
March	18,541	17,188
April	19,493	
May	19,496	
June	19,496	

### QUALITY

	Quantity	Base Number	Contract	AT	Region	England
% of FP17s for the same patient ID Re-attending within 3 months - Children	94	1,890	5.0%	9.7%	12.8%	11.9%
% of FP17s for the same patient ID Re-attending within 3 months - Adults	943	7,467	12.6%	14.3%	16.5%	16.0%
% of FP17s for the same patient ID Re-attending between 3 & 9 months - Children	1,189	1,890	62.9%	59.1%	59.7%	58.3%
% of FP17s for the same patient ID Re-attending between 3 & 9 months - Adults	3,731	7,467	50.0%	52.9%	52.6%	50.3%
% of FP17s for Band 1 Urgent Courses	442	8,949	4.9%	7.4%	9.1%	9.1%
% of FP17s Relating to Free Repair or Replacements	92	8,949	1.0%	1.2%	1.0%	0.8%
% of FP17s Relating to Continuations	195	8,949	2.2%	1.3%	1.2%	1.0%
% of Patients satisfied with the dentistry they have received	9	9	N/A	92.4%	91.6%	91.5%
% of Patients satisfied with the time they had to wait for an appointment	9	9	N/A	88.5%	88.3%	87.9%

\* This is based on patients treated on this contract for their most recent course of treatment. Figures in italics indicate the base number of FP17s or Patient Questionnaire responses are less than 100. N/A is shown where the base number of responses is less than 10 during the period. % is calculated as Quantity/Base number\*100

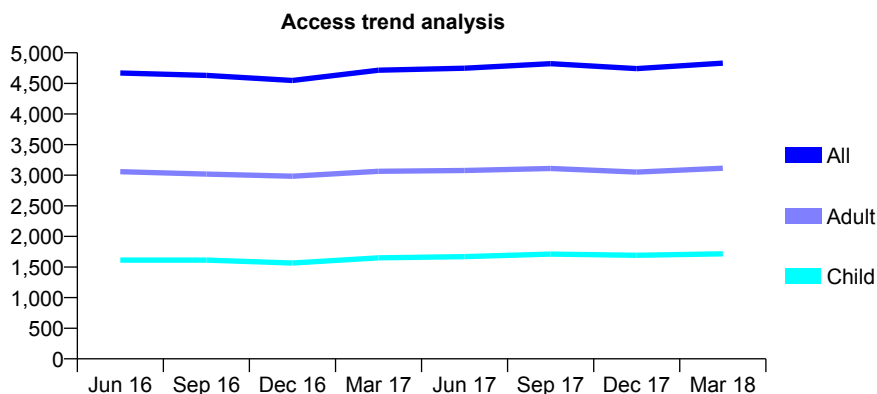
## Q51 - Vital Signs At a Glance Contract Report for 253421/0003 - March 2018

Name or company name	MR MA CHOUDHRY
Contract type name	GDS Contract
Purpose of contract	General
Contract start date	01/04/2006
Contract end date	

17/18 Contracted general activity (UDA)	11,573
Carry forward general activity (UDA)	-231
17/18 Contracted orthodontic activity (UOA)	0
Carry forward orthodontic activity (UOA)	0
Baseline contract value	£370,199.91

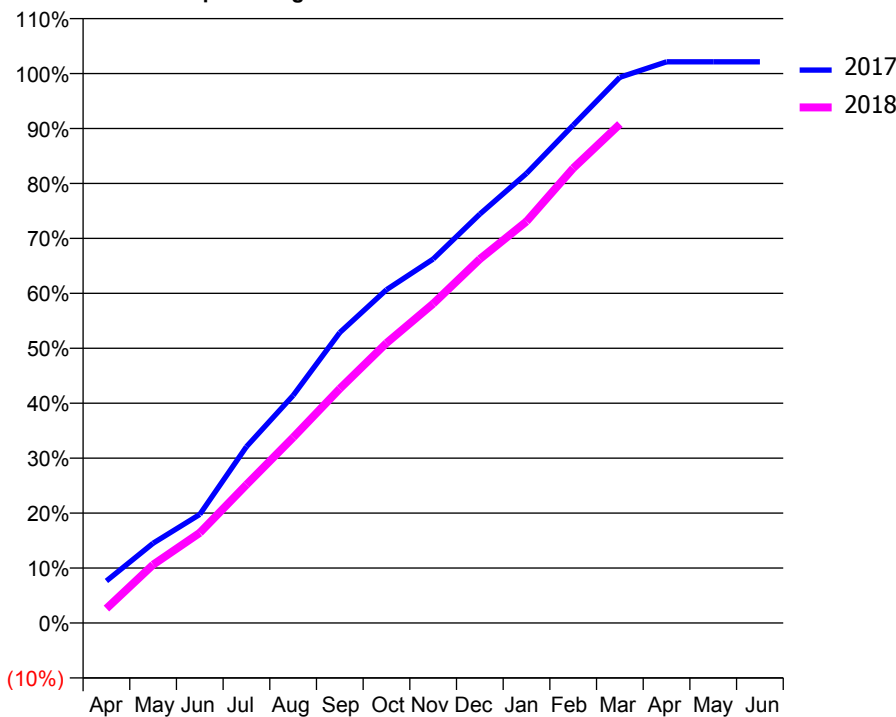
### ACCESS\*

Patients seen in 24 months	Total	Change since previous quarter
Quarter ending March 2017	4,716	
Quarter ending June 2017	4,749	→
Quarter ending September 2017	4,822	→
Quarter ending December 2017	4,742	↓
Quarter ending March 2018	4,831	→
<b>Variance since March 2017</b>	<b>2.4%</b>	<b>↑</b>



### ACTIVITY

Cumulative percentage of contracted UDA delivered 2017 & 2018



Month	Adjusted Scheduled Activity (UDA)	
	2017	2018
April	887	305
May	1,681	1,228
June	2,287	1,899
July	3,715	2,915
August	4,793	3,909
September	6,117	4,935
October	7,020	5,898
November	7,664	6,725
December	8,613	7,666
January	9,468	8,456
February	10,486	9,577
March	11,494	10,507
April	11,818	
May	11,818	
June	11,818	

### QUALITY

	Quantity	Base Number	Contract	AT	Region	England
% of FP17s for the same patient ID Re-attending within 3 months - Children	139	2,241	6.2%	9.7%	12.8%	11.9%
% of FP17s for the same patient ID Re-attending within 3 months - Adults	667	3,792	17.6%	14.3%	16.5%	16.0%
% of FP17s for the same patient ID Re-attending between 3 & 9 months - Children	1,048	2,241	46.8%	59.1%	59.7%	58.3%
% of FP17s for the same patient ID Re-attending between 3 & 9 months - Adults	1,427	3,792	37.6%	52.9%	52.6%	50.3%
% of FP17s for Band 1 Urgent Courses	631	4,777	13.2%	7.4%	9.1%	9.1%
% of FP17s Relating to Free Repair or Replacements	23	4,777	0.5%	1.2%	1.0%	0.8%
% of FP17s Relating to Continuations	63	4,777	1.3%	1.3%	1.2%	1.0%
% of Patients satisfied with the dentistry they have received	6	7	N/A	92.4%	91.6%	91.5%
% of Patients satisfied with the time they had to wait for an appointment	5	7	N/A	88.5%	88.3%	87.9%

\* This is based on patients treated on this contract for their most recent course of treatment. Figures in italics indicate the base number of FP17s or Patient Questionnaire responses are less than 100. N/A is shown where the base number of responses is less than 10 during the period. % is calculated as Quantity/Base number\*100

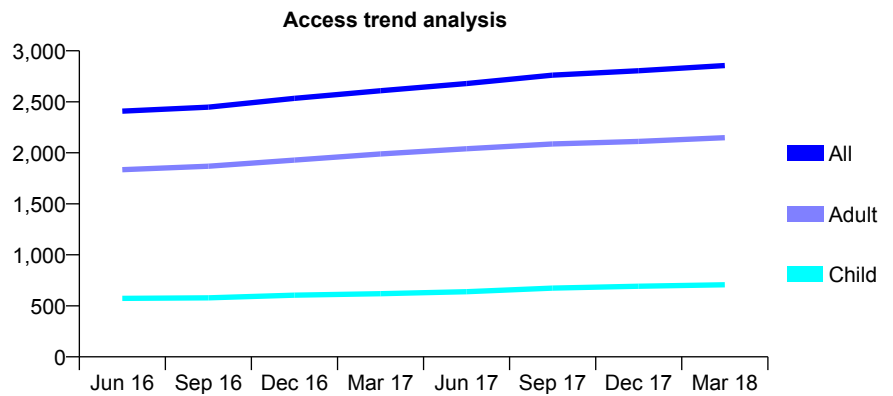
## Q51 - Vital Signs At a Glance Contract Report for 263478/0001 - March 2018

Name or company name	Tickhill Dental & Implant Centre Limited
Contract type name	GDS Contract
Purpose of contract	General
Contract start date	01/01/2011
Contract end date	

17/18 Contracted general activity (UDA)	9,040
Carry forward general activity (UDA)	0
17/18 Contracted orthodontic activity (UOA)	0
Carry forward orthodontic activity (UOA)	0
Baseline contract value	£258,729.74

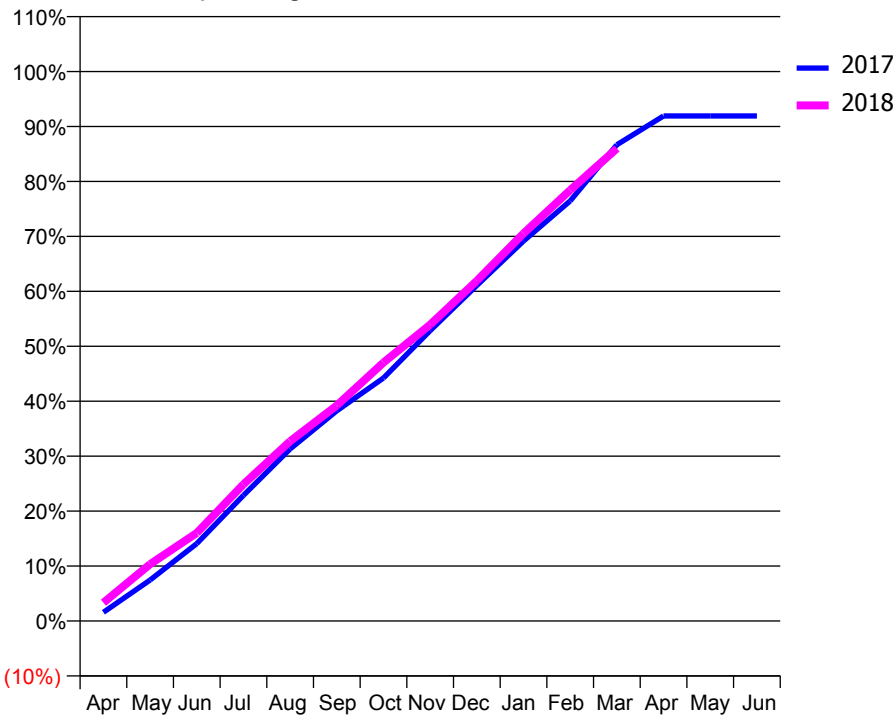
### ACCESS\*

Patients seen in 24 months	Total	Change since previous quarter
Quarter ending March 2017	2,608	
Quarter ending June 2017	2,679	↑
Quarter ending September 2017	2,761	↑
Quarter ending December 2017	2,804	→
Quarter ending March 2018	2,856	→
<b>Variance since March 2017</b>	<b>9.5%</b>	<b>↑</b>



### ACTIVITY

Cumulative percentage of contracted UDA delivered 2017 & 2018



Month	Adjusted Scheduled Activity (UDA)	
	2017	2018
April	144	302
May	675	935
June	1,273	1,450
July	2,067	2,250
August	2,830	2,957
September	3,459	3,546
October	3,999	4,252
November	4,777	4,876
December	5,520	5,598
January	6,251	6,375
February	6,911	7,088
March	7,836	7,772
April	8,308	
May	8,308	
June	8,308	

### QUALITY

	Quantity	Base Number	Contract	AT	Region	England
% of FP17s for the same patient ID Re-attending within 3 months - Children	73	1,145	6.4%	9.7%	12.8%	11.9%
% of FP17s for the same patient ID Re-attending within 3 months - Adults	496	3,650	13.6%	14.3%	16.5%	16.0%
% of FP17s for the same patient ID Re-attending between 3 & 9 months - Children	783	1,145	68.4%	59.1%	59.7%	58.3%
% of FP17s for the same patient ID Re-attending between 3 & 9 months - Adults	2,488	3,650	68.2%	52.9%	52.6%	50.3%
% of FP17s for Band 1 Urgent Courses	252	4,590	5.5%	7.4%	9.1%	9.1%
% of FP17s Relating to Free Repair or Replacements	17	4,590	0.4%	1.2%	1.0%	0.8%
% of FP17s Relating to Continuations	69	4,590	1.5%	1.3%	1.2%	1.0%
% of Patients satisfied with the dentistry they have received	20	20	100.0%	92.4%	91.6%	91.5%
% of Patients satisfied with the time they had to wait for an appointment	20	20	100.0%	88.5%	88.3%	87.9%

\* This is based on patients treated on this contract for their most recent course of treatment. Figures in italics indicate the base number of FP17s or Patient Questionnaire responses are less than 100. N/A is shown where the base number of responses is less than 10 during the period. % is calculated as Quantity/Base number\*100

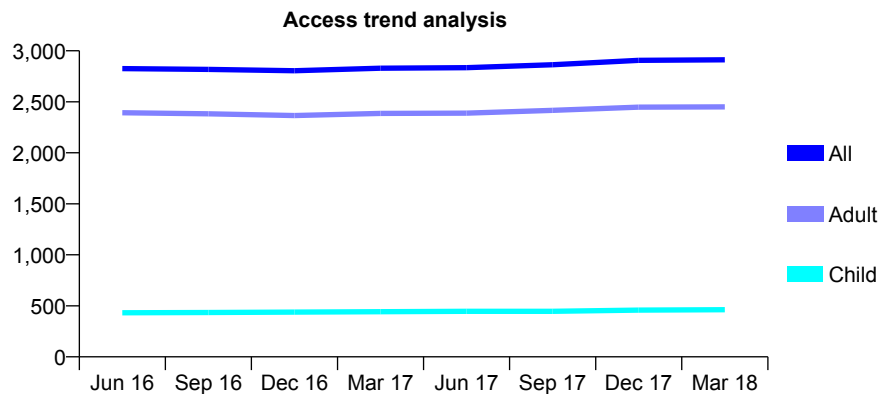
## Q51 - Vital Signs At a Glance Contract Report for 320331/0001 - March 2018

Name or company name	MR PR GIBBONS
Contract type name	GDS Contract
Purpose of contract	General
Contract start date	01/04/2006
Contract end date	

17/18 Contracted general activity (UDA)	9,483
Carry forward general activity (UDA)	0
17/18 Contracted orthodontic activity (UOA)	0
Carry forward orthodontic activity (UOA)	0
Baseline contract value	£265,930.84

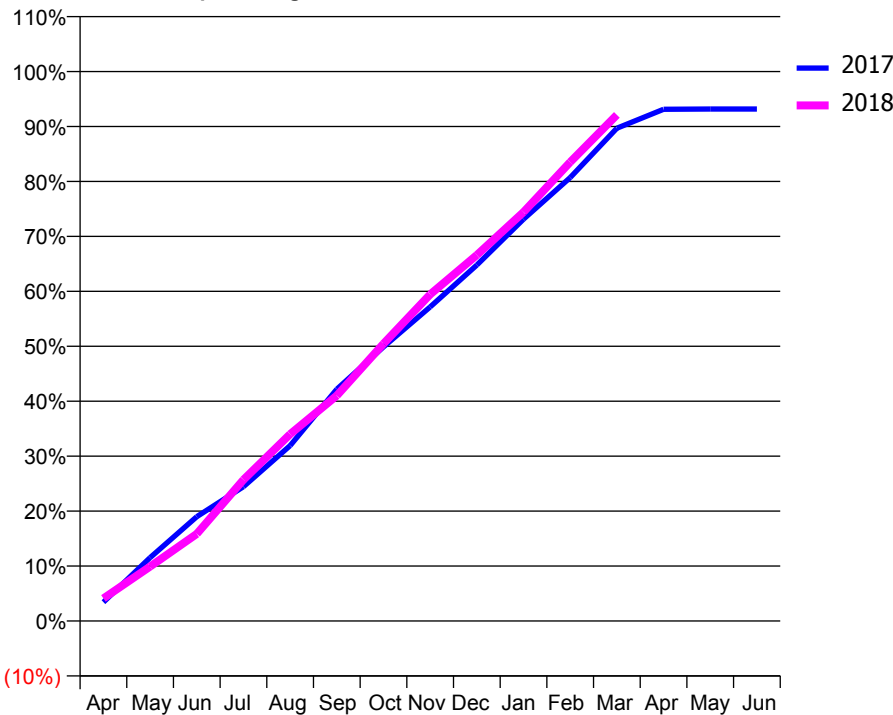
### ACCESS\*

Patients seen in 24 months	Total	Change since previous quarter
Quarter ending March 2017	2,829	
Quarter ending June 2017	2,835	→
Quarter ending September 2017	2,863	→
Quarter ending December 2017	2,906	→
Quarter ending March 2018	2,912	→
<b>Variance since March 2017</b>	<b>2.9%</b>	<b>↑</b>



### ACTIVITY

Cumulative percentage of contracted UDA delivered 2017 & 2018



Month	Adjusted Scheduled Activity (UDA)	
	2017	2018
April	326	389
May	1,094	940
June	1,802	1,505
July	2,318	2,438
August	3,027	3,226
September	4,000	3,890
October	4,730	4,786
November	5,420	5,636
December	6,143	6,315
January	6,934	7,058
February	7,653	7,919
March	8,503	8,735
April	8,831	
May	8,835	
June	8,836	

### QUALITY

	Quantity	Base Number	Contract	AT	Region	England
% of FP17s for the same patient ID Re-attending within 3 months - Children	120	864	13.9%	9.7%	12.8%	11.9%
% of FP17s for the same patient ID Re-attending within 3 months - Adults	559	3,911	14.3%	14.3%	16.5%	16.0%
% of FP17s for the same patient ID Re-attending between 3 & 9 months - Children	558	864	64.6%	59.1%	59.7%	58.3%
% of FP17s for the same patient ID Re-attending between 3 & 9 months - Adults	2,306	3,911	59.0%	52.9%	52.6%	50.3%
% of FP17s for Band 1 Urgent Courses	15	4,584	0.3%	7.4%	9.1%	9.1%
% of FP17s Relating to Free Repair or Replacements	55	4,584	1.2%	1.2%	1.0%	0.8%
% of FP17s Relating to Continuations	204	4,584	4.5%	1.3%	1.2%	1.0%
% of Patients satisfied with the dentistry they have received	1	1	N/A	92.4%	91.6%	91.5%
% of Patients satisfied with the time they had to wait for an appointment	1	1	N/A	88.5%	88.3%	87.9%

\* This is based on patients treated on this contract for their most recent course of treatment. Figures in italics indicate the base number of FP17s or Patient Questionnaire responses are less than 100. N/A is shown where the base number of responses is less than 10 during the period. % is calculated as Quantity/Base number\*100

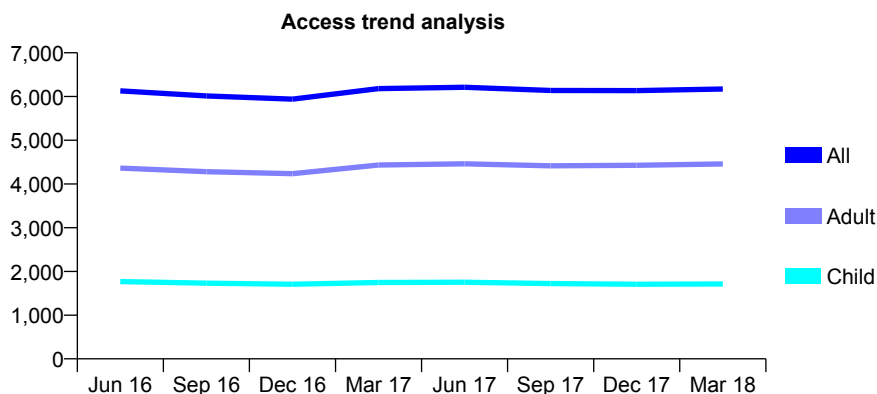
## Q51 - Vital Signs At a Glance Contract Report for 325880/0001 - March 2018

Name or company name	Anderson & Broadberry Dental Care
Contract type name	GDS Contract
Purpose of contract	General
Contract start date	01/04/2006
Contract end date	

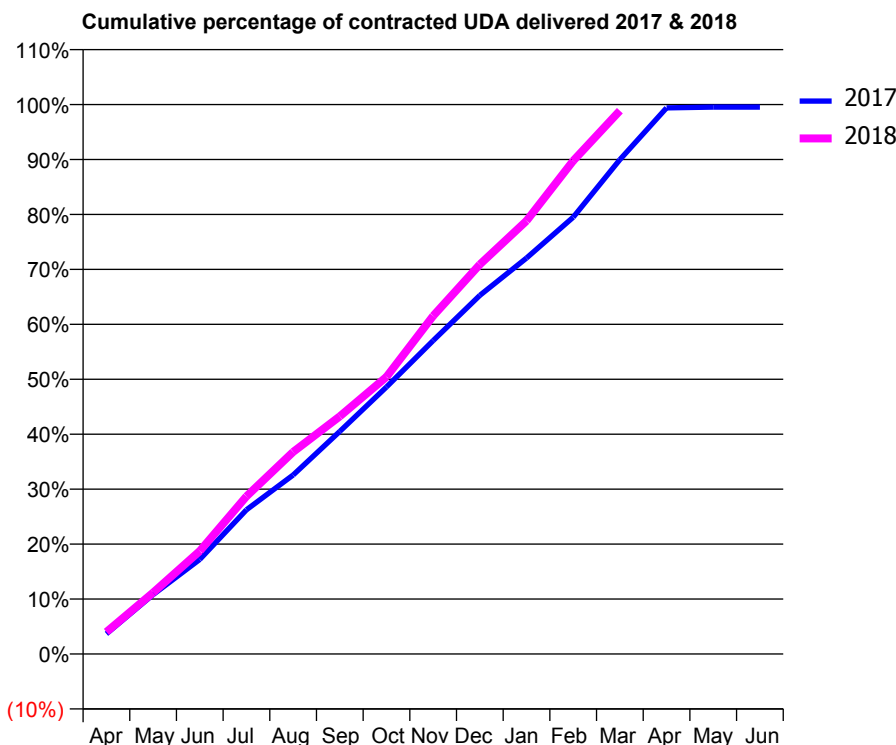
17/18 Contracted general activity (UDA)	16,565
Carry forward general activity (UDA)	79
17/18 Contracted orthodontic activity (UOA)	0
Carry forward orthodontic activity (UOA)	0
Baseline contract value	£432,354.91

### ACCESS\*

Patients seen in 24 months	Total	Change since previous quarter
Quarter ending March 2017	6,180	
Quarter ending June 2017	6,213	→
Quarter ending September 2017	6,137	↓
Quarter ending December 2017	6,134	→
Quarter ending March 2018	6,171	→
<b>Variance since March 2017</b>	<b>(0.1%)</b>	<b>→</b>



### ACTIVITY



Month	Adjusted Scheduled Activity (UDA)	
	2017	2018
April	610	665
May	1,790	1,849
June	2,853	3,106
July	4,349	4,752
August	5,395	6,092
September	6,712	7,165
October	8,050	8,357
November	9,448	10,194
December	10,810	11,745
January	11,936	13,057
February	13,167	14,866
March	14,902	16,381
April	16,465	
May	16,488	
June	16,486	

### QUALITY

	Quantity	Base Number	Contract	AT	Region	England
% of FP17s for the same patient ID Re-attending within 3 months - Children	189	2,910	6.5%	9.7%	12.8%	11.9%
% of FP17s for the same patient ID Re-attending within 3 months - Adults	902	6,867	13.1%	14.3%	16.5%	16.0%
% of FP17s for the same patient ID Re-attending between 3 & 9 months - Children	1,861	2,910	64.0%	59.1%	59.7%	58.3%
% of FP17s for the same patient ID Re-attending between 3 & 9 months - Adults	3,848	6,867	56.0%	52.9%	52.6%	50.3%
% of FP17s for Band 1 Urgent Courses	539	9,036	6.0%	7.4%	9.1%	9.1%
% of FP17s Relating to Free Repair or Replacements	101	9,036	1.1%	1.2%	1.0%	0.8%
% of FP17s Relating to Continuations	17	9,036	0.2%	1.3%	1.2%	1.0%
% of Patients satisfied with the dentistry they have received	7	9	N/A	92.4%	91.6%	91.5%
% of Patients satisfied with the time they had to wait for an appointment	7	9	N/A	88.5%	88.3%	87.9%

\* This is based on patients treated on this contract for their most recent course of treatment. Figures in italics indicate the base number of FP17s or Patient Questionnaire responses are less than 100. N/A is shown where the base number of responses is less than 10 during the period. % is calculated as Quantity/Base number\*100



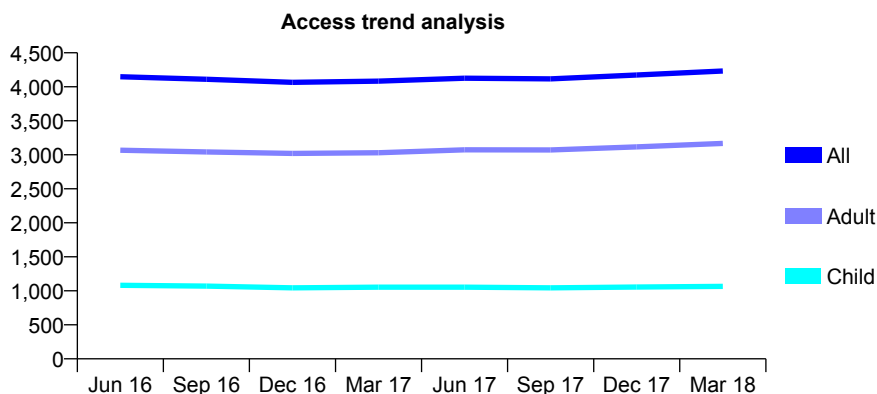
## Q51 - Vital Signs At a Glance Contract Report for 327255/0001 - March 2018

Name or company name	High Street Dental Care
Contract type name	GDS Contract
Purpose of contract	General
Contract start date	01/04/2006
Contract end date	

17/18 Contracted general activity (UDA)	12,485
Carry forward general activity (UDA)	58
17/18 Contracted orthodontic activity (UOA)	0
Carry forward orthodontic activity (UOA)	0
Baseline contract value	£399,526.05

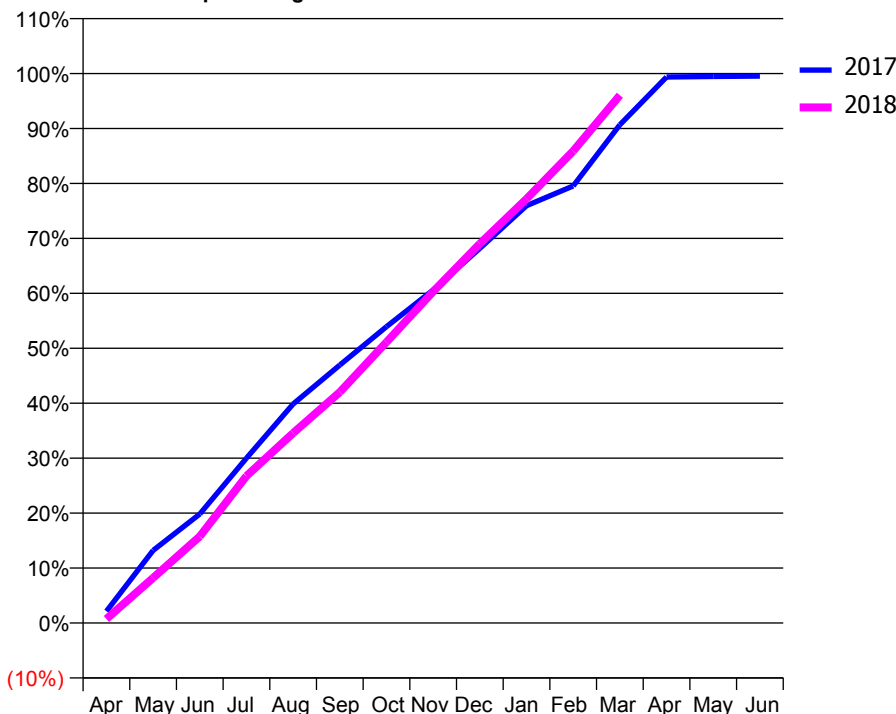
### ACCESS\*

Patients seen in 24 months	Total	Change since previous quarter
Quarter ending March 2017	4,084	
Quarter ending June 2017	4,127	→
Quarter ending September 2017	4,117	→
Quarter ending December 2017	4,173	→
Quarter ending March 2018	4,232	→
<b>Variance since March 2017</b>	<b>3.6%</b>	<b>↑</b>



### ACTIVITY

**Cumulative percentage of contracted UDA delivered 2017 & 2018**



**Adjusted Scheduled Activity (UDA)**

Month	2017	2018
April	268	93
May	1,649	1,025
June	2,476	1,967
July	3,746	3,340
August	4,978	4,316
September	5,862	5,247
October	6,733	6,382
November	7,566	7,531
December	8,513	8,618
January	9,482	9,635
February	9,930	10,724
March	11,321	11,991
April	12,405	
May	12,417	
June	12,427	

### QUALITY

	Quantity	Base Number	Contract	AT	Region	England
% of FP17s for the same patient ID Re-attending within 3 months - Children	96	1,888	5.1%	9.7%	12.8%	11.9%
% of FP17s for the same patient ID Re-attending within 3 months - Adults	587	5,122	11.5%	14.3%	16.5%	16.0%
% of FP17s for the same patient ID Re-attending between 3 & 9 months - Children	1,382	1,888	73.2%	59.1%	59.7%	58.3%
% of FP17s for the same patient ID Re-attending between 3 & 9 months - Adults	3,210	5,122	62.7%	52.9%	52.6%	50.3%
% of FP17s for Band 1 Urgent Courses	314	6,476	4.8%	7.4%	9.1%	9.1%
% of FP17s Relating to Free Repair or Replacements	84	6,476	1.3%	1.2%	1.0%	0.8%
% of FP17s Relating to Continuations	14	6,476	0.2%	1.3%	1.2%	1.0%
% of Patients satisfied with the dentistry they have received	6	6	N/A	92.4%	91.6%	91.5%
% of Patients satisfied with the time they had to wait for an appointment	5	6	N/A	88.5%	88.3%	87.9%

\* This is based on patients treated on this contract for their most recent course of treatment. Figures in italics indicate the base number of FP17s or Patient Questionnaire responses are less than 100. N/A is shown where the base number of responses is less than 10 during the period. % is calculated as Quantity/Base number\*100

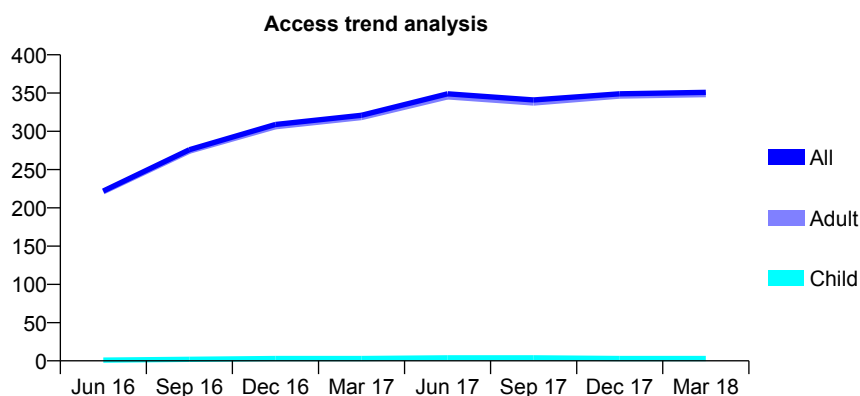
## Q51 - Vital Signs At a Glance Contract Report for 327972/0001 - March 2018

Name or company name	MR AP ROSE
Contract type name	PDS Contract
Purpose of contract	General
Contract start date	01/04/2006
Contract end date	31/03/2018

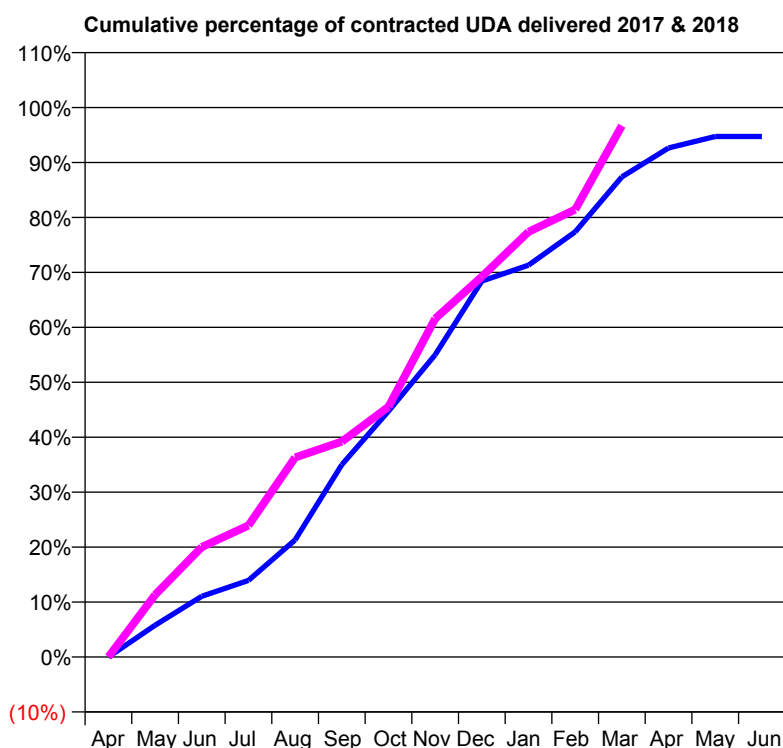
17/18 Contracted general activity (UDA)	1,140
Carry forward general activity (UDA)	0
17/18 Contracted orthodontic activity (UOA)	0
Carry forward orthodontic activity (UOA)	0
Baseline contract value	£48,055.49

### ACCESS\*

Patients seen in 24 months	Total	Change since previous quarter
Quarter ending March 2017	321	
Quarter ending June 2017	349	↑
Quarter ending September 2017	341	↓
Quarter ending December 2017	349	↑
Quarter ending March 2018	351	→
<b>Variance since March 2017</b>	<b>9.3%</b>	<b>↑</b>



### ACTIVITY



Month	Adjusted Scheduled Activity (UDA)	
	2017	2018
April	0	0
May	66	129
June	126	228
July	159	273
August	243	414
September	399	447
October	510	519
November	627	702
December	780	789
January	813	882
February	882	928
March	996	1,102
April	1,056	
May	1,080	
June	1,080	

### QUALITY

	Quantity	Base Number	Contract	AT	Region	England
% of FP17s for the same patient ID Re-attending within 3 months - Children	0	4	0.0%	9.7%	12.8%	11.9%
% of FP17s for the same patient ID Re-attending within 3 months - Adults	57	395	14.4%	14.3%	16.5%	16.0%
% of FP17s for the same patient ID Re-attending between 3 & 9 months - Children	0	4	0.0%	59.1%	59.7%	58.3%
% of FP17s for the same patient ID Re-attending between 3 & 9 months - Adults	2	395	0.5%	52.9%	52.6%	50.3%
% of FP17s for Band 1 Urgent Courses	1	370	0.3%	7.4%	9.1%	9.1%
% of FP17s Relating to Free Repair or Replacements	0	370	0.0%	1.2%	1.0%	0.8%
% of FP17s Relating to Continuations	0	370	0.0%	1.3%	1.2%	1.0%
% of Patients satisfied with the dentistry they have received	0	0	N/A	92.4%	91.6%	91.5%
% of Patients satisfied with the time they had to wait for an appointment	0	0	N/A	88.5%	88.3%	87.9%

\* This is based on patients treated on this contract for their most recent course of treatment. Figures in italics indicate the base number of FP17s or Patient Questionnaire responses are less than 100. N/A is shown where the base number of responses is less than 10 during the period. % is calculated as Quantity/Base number\*100

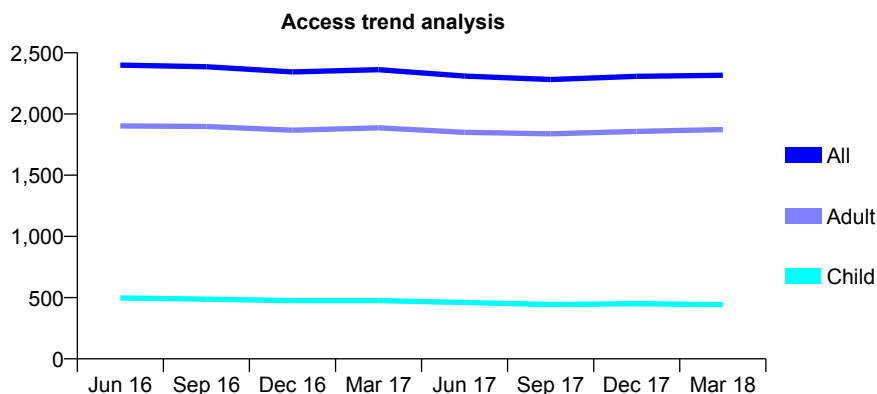
## Q51 - Vital Signs At a Glance Contract Report for 352470/0002 - March 2018

Name or company name	MR H CROSSLEY
Contract type name	GDS Contract
Purpose of contract	General
Contract start date	02/09/2012
Contract end date	

17/18 Contracted general activity (UDA)	7,004
Carry forward general activity (UDA)	0
17/18 Contracted orthodontic activity (UOA)	0
Carry forward orthodontic activity (UOA)	0
Baseline contract value	£196,396.87

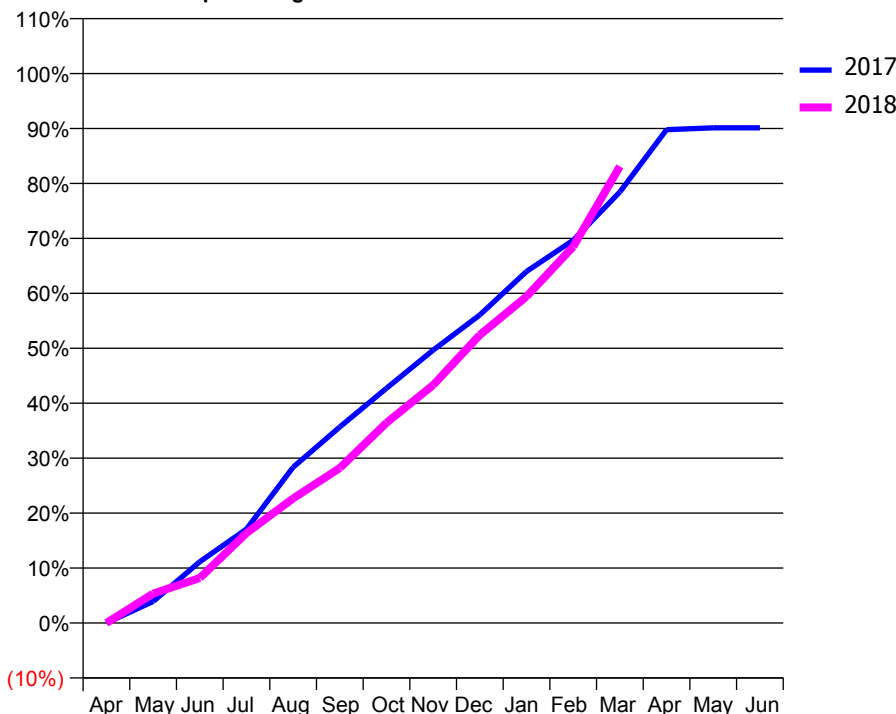
### ACCESS\*

Patients seen in 24 months	Total	Change since previous quarter
Quarter ending March 2017	2,362	
Quarter ending June 2017	2,310	↓
Quarter ending September 2017	2,282	↓
Quarter ending December 2017	2,308	→
Quarter ending March 2018	2,316	→
<b>Variance since March 2017</b>	<b>(1.9%)</b>	<b>↓</b>



### ACTIVITY

Cumulative percentage of contracted UDA delivered 2017 & 2018



Month	Adjusted Scheduled Activity (UDA)	
	2017	2018
April	0	0
May	275	375
June	781	573
July	1,198	1,147
August	1,987	1,589
September	2,499	1,976
October	2,993	2,552
November	3,478	3,033
December	3,927	3,672
January	4,481	4,162
February	4,879	4,797
March	5,494	5,820
April	6,288	
May	6,312	
June	6,312	

### QUALITY

	Quantity	Base Number	Contract	AT	Region	England
% of FP17s for the same patient ID Re-attending within 3 months - Children	35	610	5.7%	9.7%	12.8%	11.9%
% of FP17s for the same patient ID Re-attending within 3 months - Adults	240	2,215	10.8%	14.3%	16.5%	16.0%
% of FP17s for the same patient ID Re-attending between 3 & 9 months - Children	349	610	57.2%	59.1%	59.7%	58.3%
% of FP17s for the same patient ID Re-attending between 3 & 9 months - Adults	609	2,215	27.5%	52.9%	52.6%	50.3%
% of FP17s for Band 1 Urgent Courses	84	2,481	3.4%	7.4%	9.1%	9.1%
% of FP17s Relating to Free Repair or Replacements	44	2,481	1.8%	1.2%	1.0%	0.8%
% of FP17s Relating to Continuations	65	2,481	2.6%	1.3%	1.2%	1.0%
% of Patients satisfied with the dentistry they have received	8	8	N/A	92.4%	91.6%	91.5%
% of Patients satisfied with the time they had to wait for an appointment	8	8	N/A	88.5%	88.3%	87.9%

\* This is based on patients treated on this contract for their most recent course of treatment. Figures in italics indicate the base number of FP17s or Patient Questionnaire responses are less than 100. N/A is shown where the base number of responses is less than 10 during the period. % is calculated as Quantity/Base number\*100

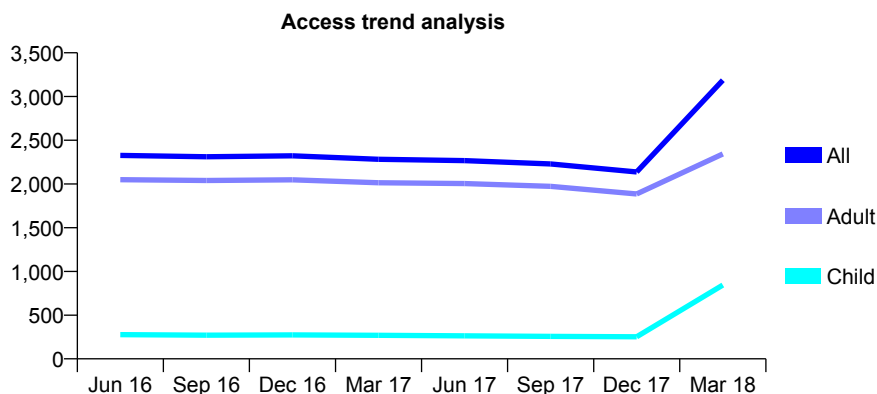
## Q51 - Vital Signs At a Glance Contract Report for 563056/0001 - March 2018

Name or company name	Mr Dewar and Mr Oriaklis
Contract type name	GDS Contract
Purpose of contract	General
Contract start date	01/04/2006
Contract end date	

17/18 Contracted general activity (UDA)	7,678
Carry forward general activity (UDA)	149
17/18 Contracted orthodontic activity (UOA)	0
Carry forward orthodontic activity (UOA)	0
Baseline contract value	£171,576.81

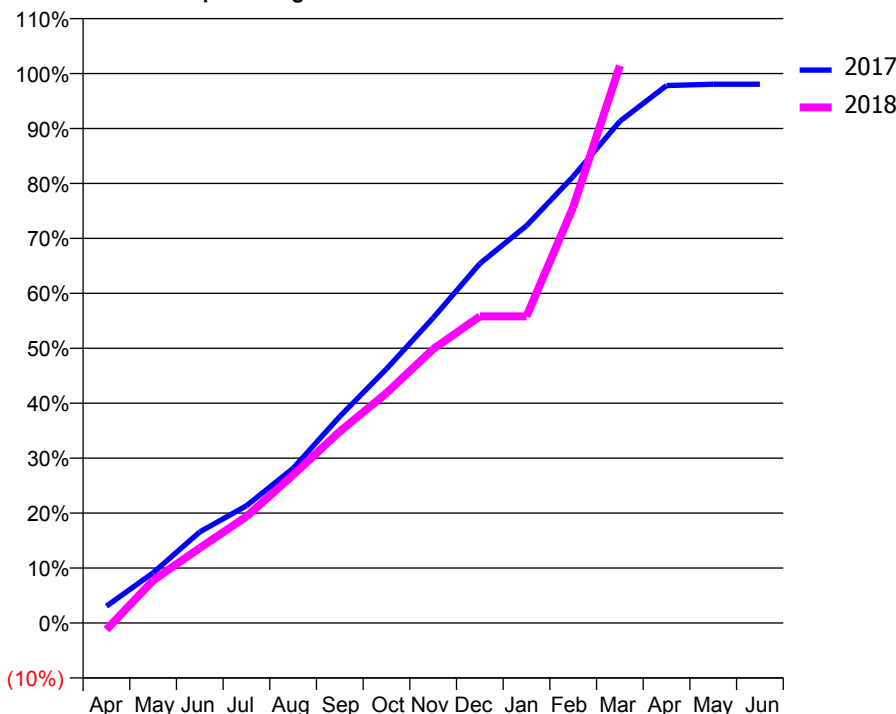
### ACCESS\*

Patients seen in 24 months	Total	Change since previous quarter
Quarter ending March 2017	2,283	
Quarter ending June 2017	2,267	→
Quarter ending September 2017	2,229	↓
Quarter ending December 2017	2,137	↓
Quarter ending March 2018	3,187	↑
<b>Variance since March 2017</b>	<b>39.6%</b>	<b>↑</b>



### ACTIVITY

Cumulative percentage of contracted UDA delivered 2017 & 2018



Adjusted Scheduled Activity (UDA)

Month	2017	2018
April	236	-94
May	702	595
June	1,274	1,049
July	1,639	1,487
August	2,162	2,068
September	2,887	2,676
October	3,550	3,214
November	4,264	3,829
December	5,022	4,284
January	5,551	4,284
February	6,239	5,813
March	7,011	7,786
April	7,509	
May	7,528	
June	7,529	

### QUALITY

	Quantity	Base Number	Contract	AT	Region	England
% of FP17s for the same patient ID Re-attending within 3 months - Children	31	1,004	3.1%	9.7%	12.8%	11.9%
% of FP17s for the same patient ID Re-attending within 3 months - Adults	691	3,429	20.2%	14.3%	16.5%	16.0%
% of FP17s for the same patient ID Re-attending between 3 & 9 months - Children	223	1,004	22.2%	59.1%	59.7%	58.3%
% of FP17s for the same patient ID Re-attending between 3 & 9 months - Adults	1,266	3,429	36.9%	52.9%	52.6%	50.3%
% of FP17s for Band 1 Urgent Courses	361	4,202	8.6%	7.4%	9.1%	9.1%
% of FP17s Relating to Free Repair or Replacements	32	4,202	0.8%	1.2%	1.0%	0.8%
% of FP17s Relating to Continuations	100	4,202	2.4%	1.3%	1.2%	1.0%
% of Patients satisfied with the dentistry they have received	8	8	N/A	92.4%	91.6%	91.5%
% of Patients satisfied with the time they had to wait for an appointment	7	8	N/A	88.5%	88.3%	87.9%

\* This is based on patients treated on this contract for their most recent course of treatment. Figures in italics indicate the base number of FP17s or Patient Questionnaire responses are less than 100. N/A is shown where the base number of responses is less than 10 during the period. % is calculated as Quantity/Base number\*100

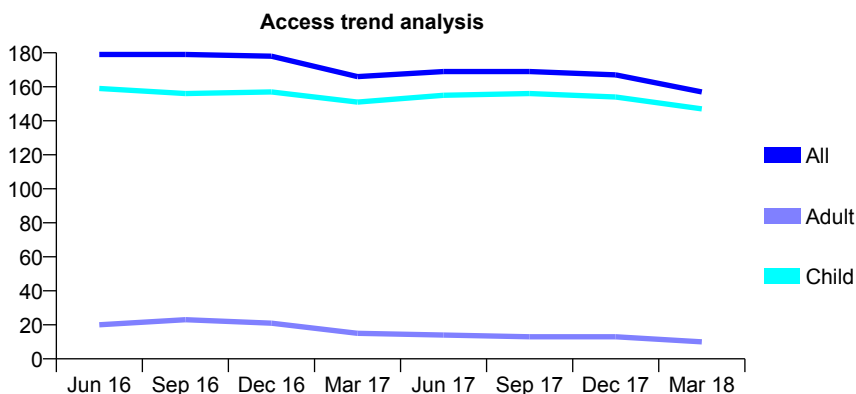
## Q51 - Vital Signs At a Glance Contract Report for 567647/0001 - March 2018

Name or company name	MR S HUSSAIN
Contract type name	GDS Contract
Purpose of contract	General
Contract start date	01/04/2006
Contract end date	

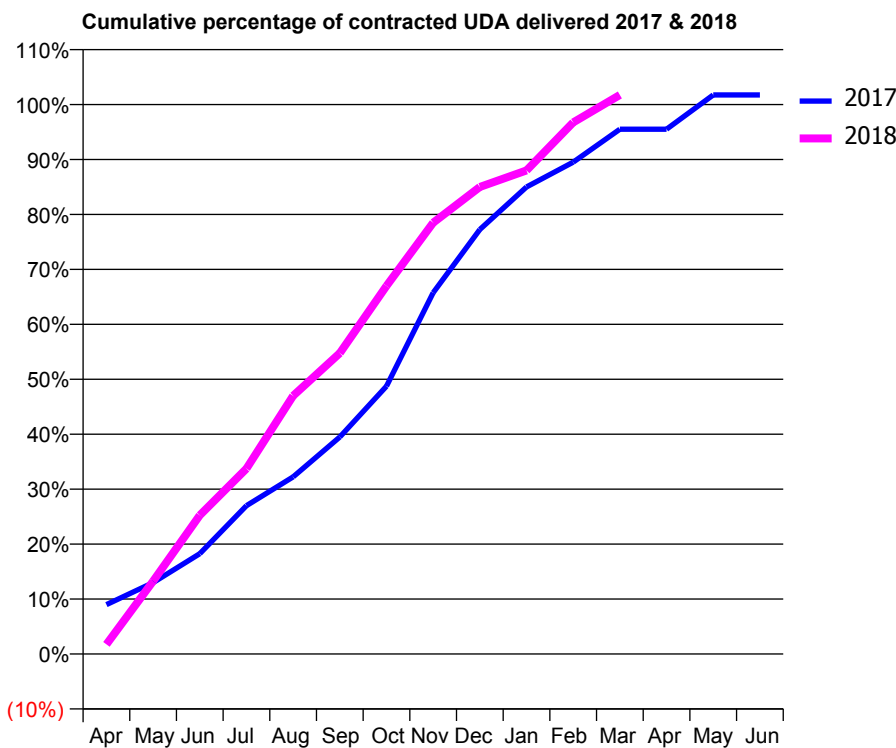
17/18 Contracted general activity (UDA)	400
Carry forward general activity (UDA)	-7
17/18 Contracted orthodontic activity (UOA)	0
Carry forward orthodontic activity (UOA)	0
Baseline contract value	£11,845.81

### ACCESS\*

Patients seen in 24 months	Total	Change since previous quarter
Quarter ending March 2017	166	
Quarter ending June 2017	169	→
Quarter ending September 2017	169	→
Quarter ending December 2017	167	↓
Quarter ending March 2018	157	↓
<b>Variance since March 2017</b>	<b>(5.4%)</b>	<b>↓</b>



### ACTIVITY



Month	Adjusted Scheduled Activity (UDA)	
	2017	2018
April	36	7
May	52	53
June	73	101
July	108	135
August	129	188
September	158	219
October	195	268
November	263	314
December	309	340
January	340	352
February	358	387
March	382	407
April	382	
May	407	
June	407	

### QUALITY

	Quantity	Base Number	Contract	AT	Region	England
% of FP17s for the same patient ID Re-attending within 3 months - Children	17	257	6.6%	9.7%	12.8%	11.9%
% of FP17s for the same patient ID Re-attending within 3 months - Adults	0	0	N/A	14.3%	16.5%	16.0%
% of FP17s for the same patient ID Re-attending between 3 & 9 months - Children	166	257	64.6%	59.1%	59.7%	58.3%
% of FP17s for the same patient ID Re-attending between 3 & 9 months - Adults	0	0	N/A	52.9%	52.6%	50.3%
% of FP17s for Band 1 Urgent Courses	0	240	0.0%	7.4%	9.1%	9.1%
% of FP17s Relating to Free Repair or Replacements	0	240	0.0%	1.2%	1.0%	0.8%
% of FP17s Relating to Continuations	0	240	0.0%	1.3%	1.2%	1.0%
% of Patients satisfied with the dentistry they have received	0	0	N/A	92.4%	91.6%	91.5%
% of Patients satisfied with the time they had to wait for an appointment	0	0	N/A	88.5%	88.3%	87.9%

\* This is based on patients treated on this contract for their most recent course of treatment. Figures in italics indicate the base number of FP17s or Patient Questionnaire responses are less than 100. N/A is shown where the base number of responses is less than 10 during the period. % is calculated as Quantity/Base number\*100

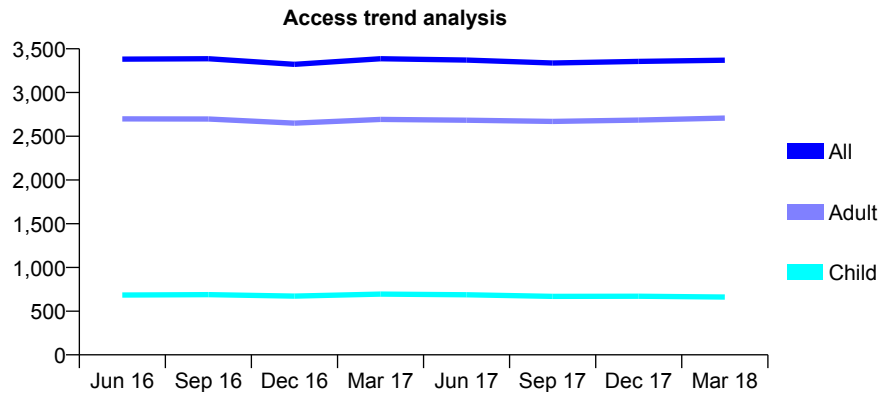
## Q51 - Vital Signs At a Glance Contract Report for 568465/0001 - March 2018

Name or company name	MR MB PERCIVAL
Contract type name	GDS Contract
Purpose of contract	General
Contract start date	01/04/2006
Contract end date	

17/18 Contracted general activity (UDA)	9,722
Carry forward general activity (UDA)	0
17/18 Contracted orthodontic activity (UOA)	0
Carry forward orthodontic activity (UOA)	0
Baseline contract value	£295,202.98

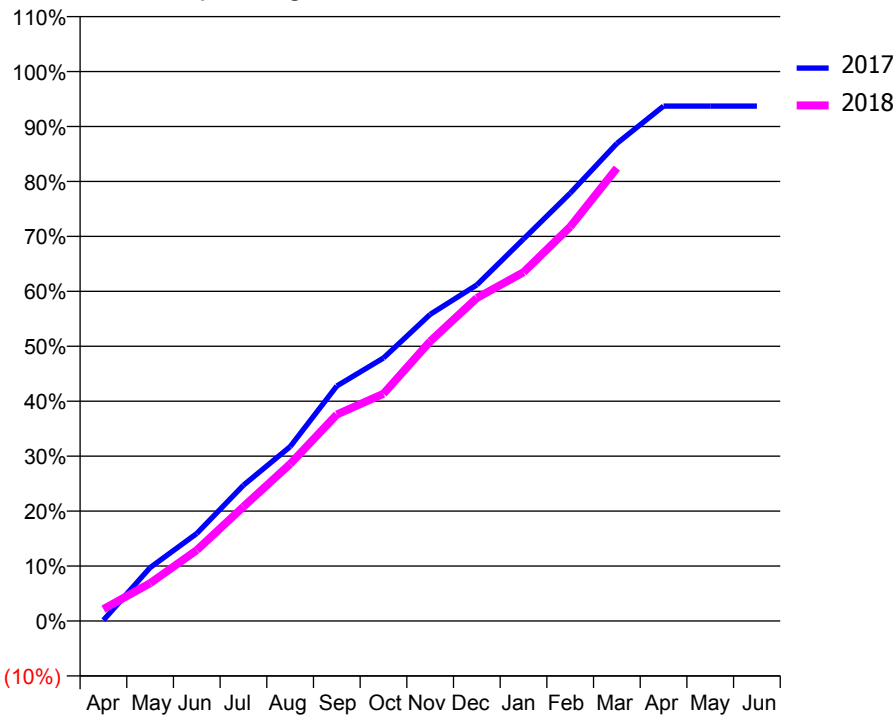
### ACCESS\*

Patients seen in 24 months	Total	Change since previous quarter
Quarter ending March 2017	3,387	
Quarter ending June 2017	3,371	→
Quarter ending September 2017	3,337	↓
Quarter ending December 2017	3,356	→
Quarter ending March 2018	3,369	→
<b>Variance since March 2017</b>	<b>(0.5%)</b>	<b>→</b>



### ACTIVITY

Cumulative percentage of contracted UDA delivered 2017 & 2018



Month	Adjusted Scheduled Activity (UDA)	
	2017	2018
April	15	212
May	946	669
June	1,549	1,255
July	2,404	2,022
August	3,085	2,778
September	4,158	3,654
October	4,654	4,021
November	5,426	4,949
December	5,947	5,716
January	6,759	6,171
February	7,569	6,975
March	8,449	8,013
April	9,111	
May	9,111	
June	9,111	

### QUALITY

	Quantity	Base Number	Contract	AT	Region	England
% of FP17s for the same patient ID Re-attending within 3 months - Children	70	921	7.6%	9.7%	12.8%	11.9%
% of FP17s for the same patient ID Re-attending within 3 months - Adults	460	3,726	12.3%	14.3%	16.5%	16.0%
% of FP17s for the same patient ID Re-attending between 3 & 9 months - Children	473	921	51.4%	59.1%	59.7%	58.3%
% of FP17s for the same patient ID Re-attending between 3 & 9 months - Adults	2,122	3,726	57.0%	52.9%	52.6%	50.3%
% of FP17s for Band 1 Urgent Courses	267	4,346	6.1%	7.4%	9.1%	9.1%
% of FP17s Relating to Free Repair or Replacements	18	4,346	0.4%	1.2%	1.0%	0.8%
% of FP17s Relating to Continuations	23	4,346	0.5%	1.3%	1.2%	1.0%
% of Patients satisfied with the dentistry they have received	12	12	100.0%	92.4%	91.6%	91.5%
% of Patients satisfied with the time they had to wait for an appointment	11	12	91.7%	88.5%	88.3%	87.9%

\* This is based on patients treated on this contract for their most recent course of treatment. Figures in italics indicate the base number of FP17s or Patient Questionnaire responses are less than 100. N/A is shown where the base number of responses is less than 10 during the period. % is calculated as Quantity/Base number\*100

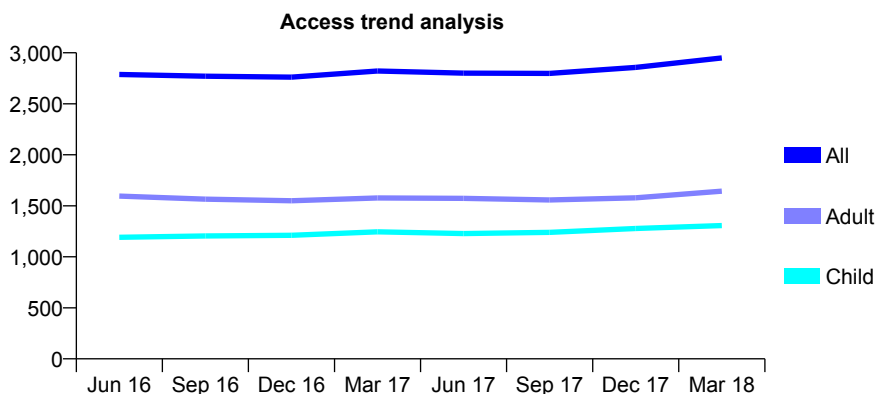
## Q51 - Vital Signs At a Glance Contract Report for 572950/0001 - March 2018

Name or company name	MR R JOSEPH
Contract type name	GDS Contract
Purpose of contract	General
Contract start date	01/04/2006
Contract end date	

17/18 Contracted general activity (UDA)	9,012
Carry forward general activity (UDA)	90
17/18 Contracted orthodontic activity (UOA)	0
Carry forward orthodontic activity (UOA)	0
Baseline contract value	£283,986.73

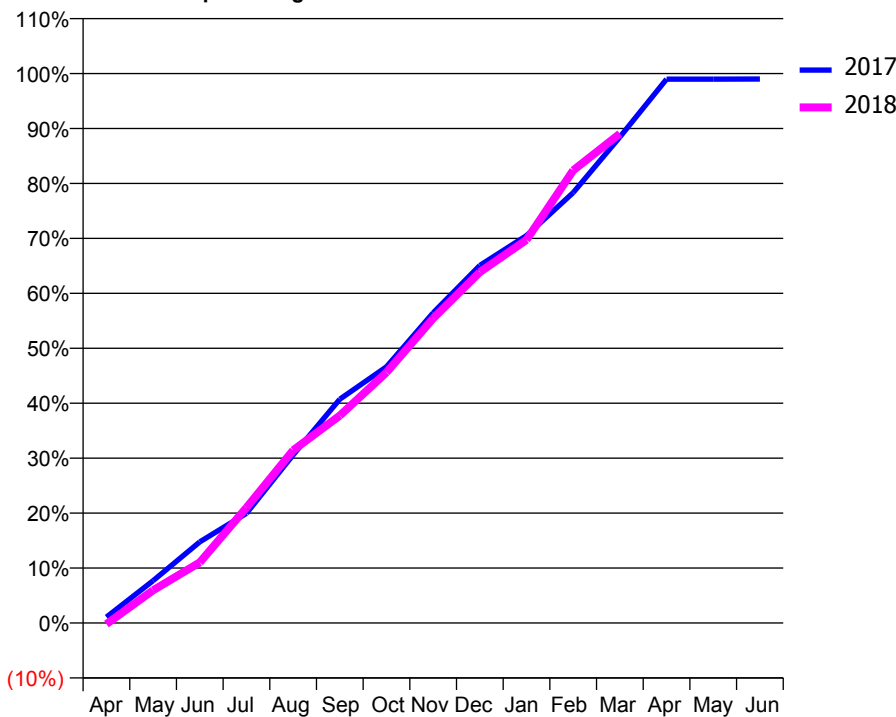
### ACCESS\*

Patients seen in 24 months	Total	Change since previous quarter
Quarter ending March 2017	2,822	
Quarter ending June 2017	2,801	→
Quarter ending September 2017	2,798	→
Quarter ending December 2017	2,857	↑
Quarter ending March 2018	2,950	↑
<b>Variance since March 2017</b>	<b>4.5%</b>	<b>↑</b>



### ACTIVITY

Cumulative percentage of contracted UDA delivered 2017 & 2018



Month	Adjusted Scheduled Activity (UDA)	
	2017	2018
April	97	-18
May	695	538
June	1,331	994
July	1,798	1,893
August	2,756	2,834
September	3,671	3,402
October	4,202	4,111
November	5,087	4,997
December	5,864	5,755
January	6,354	6,285
February	7,059	7,424
March	7,971	8,026
April	8,919	
May	8,919	
June	8,922	

### QUALITY

	Quantity	Base Number	Contract	AT	Region	England
% of FP17s for the same patient ID Re-attending within 3 months - Children	159	1,625	9.8%	9.7%	12.8%	11.9%
% of FP17s for the same patient ID Re-attending within 3 months - Adults	375	2,262	16.6%	14.3%	16.5%	16.0%
% of FP17s for the same patient ID Re-attending between 3 & 9 months - Children	744	1,625	45.8%	59.1%	59.7%	58.3%
% of FP17s for the same patient ID Re-attending between 3 & 9 months - Adults	1,127	2,262	49.8%	52.9%	52.6%	50.3%
% of FP17s for Band 1 Urgent Courses	279	3,496	8.0%	7.4%	9.1%	9.1%
% of FP17s Relating to Free Repair or Replacements	86	3,496	2.5%	1.2%	1.0%	0.8%
% of FP17s Relating to Continuations	27	3,496	0.8%	1.3%	1.2%	1.0%
% of Patients satisfied with the dentistry they have received	1	1	N/A	92.4%	91.6%	91.5%
% of Patients satisfied with the time they had to wait for an appointment	1	1	N/A	88.5%	88.3%	87.9%

\* This is based on patients treated on this contract for their most recent course of treatment. Figures in italics indicate the base number of FP17s or Patient Questionnaire responses are less than 100. N/A is shown where the base number of responses is less than 10 during the period. % is calculated as Quantity/Base number\*100

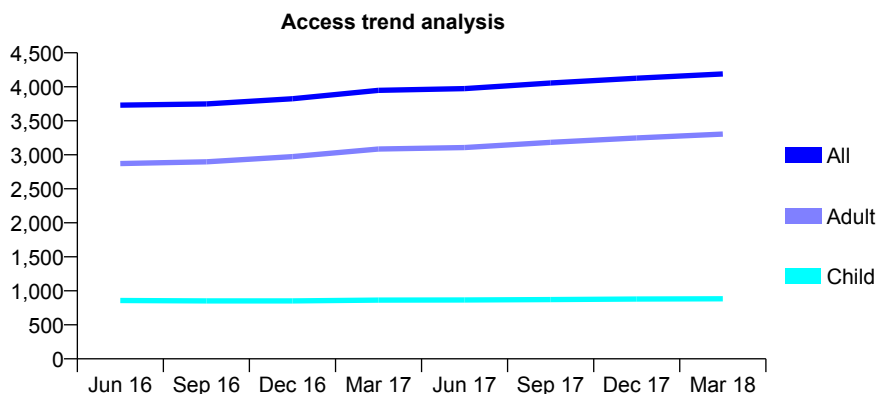
## Q51 - Vital Signs At a Glance Contract Report for 572950/0002 - March 2018

Name or company name	MR R JOSEPH
Contract type name	GDS Contract
Purpose of contract	General
Contract start date	01/04/2006
Contract end date	

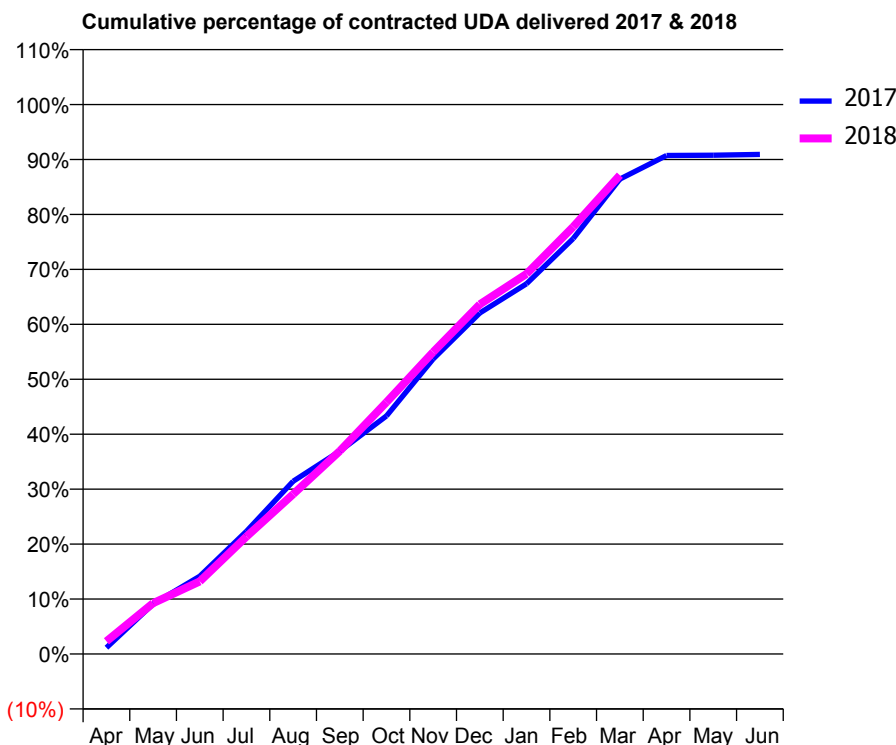
17/18 Contracted general activity (UDA)	12,000
Carry forward general activity (UDA)	0
17/18 Contracted orthodontic activity (UOA)	0
Carry forward orthodontic activity (UOA)	0
Baseline contract value	£398,264.12

### ACCESS\*

Patients seen in 24 months	Total	Change since previous quarter
Quarter ending March 2017	3,949	
Quarter ending June 2017	3,973	→
Quarter ending September 2017	4,055	↑
Quarter ending December 2017	4,127	→
Quarter ending March 2018	4,189	→
<b>Variance since March 2017</b>	<b>6.1%</b>	<b>↑</b>



### ACTIVITY



Month	Adjusted Scheduled Activity (UDA)	
	2017	2018
April	137	277
May	1,093	1,112
June	1,700	1,586
July	2,680	2,565
August	3,771	3,491
September	4,430	4,433
October	5,200	5,499
November	6,442	6,594
December	7,447	7,637
January	8,086	8,301
February	9,071	9,329
March	10,372	10,456
April	10,887	
May	10,892	
June	10,909	

### QUALITY

	Quantity	Base Number	Contract	AT	Region	England
% of FP17s for the same patient ID Re-attending within 3 months - Children	74	1,259	5.9%	9.7%	12.8%	11.9%
% of FP17s for the same patient ID Re-attending within 3 months - Adults	461	4,448	10.4%	14.3%	16.5%	16.0%
% of FP17s for the same patient ID Re-attending between 3 & 9 months - Children	747	1,259	59.3%	59.1%	59.7%	58.3%
% of FP17s for the same patient ID Re-attending between 3 & 9 months - Adults	2,396	4,448	53.9%	52.9%	52.6%	50.3%
% of FP17s for Band 1 Urgent Courses	452	5,471	8.3%	7.4%	9.1%	9.1%
% of FP17s Relating to Free Repair or Replacements	142	5,471	2.6%	1.2%	1.0%	0.8%
% of FP17s Relating to Continuations	41	5,471	0.7%	1.3%	1.2%	1.0%
% of Patients satisfied with the dentistry they have received	4	4	N/A	92.4%	91.6%	91.5%
% of Patients satisfied with the time they had to wait for an appointment	4	4	N/A	88.5%	88.3%	87.9%

\* This is based on patients treated on this contract for their most recent course of treatment. Figures in italics indicate the base number of FP17s or Patient Questionnaire responses are less than 100. N/A is shown where the base number of responses is less than 10 during the period. % is calculated as Quantity/Base number\*100



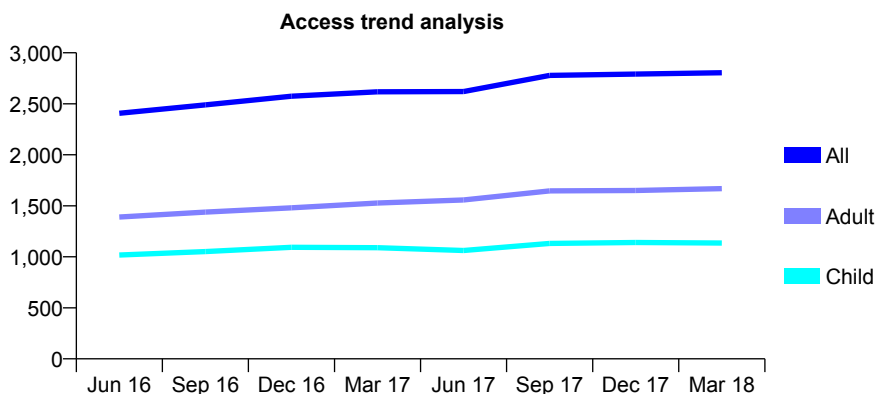
## Q51 - Vital Signs At a Glance Contract Report for 572950/0004 - March 2018

Name or company name	MR R JOSEPH
Contract type name	GDS Contract
Purpose of contract	General
Contract start date	01/04/2006
Contract end date	

17/18 Contracted general activity (UDA)	9,500
Carry forward general activity (UDA)	0
17/18 Contracted orthodontic activity (UOA)	0
Carry forward orthodontic activity (UOA)	0
Baseline contract value	£332,452.65

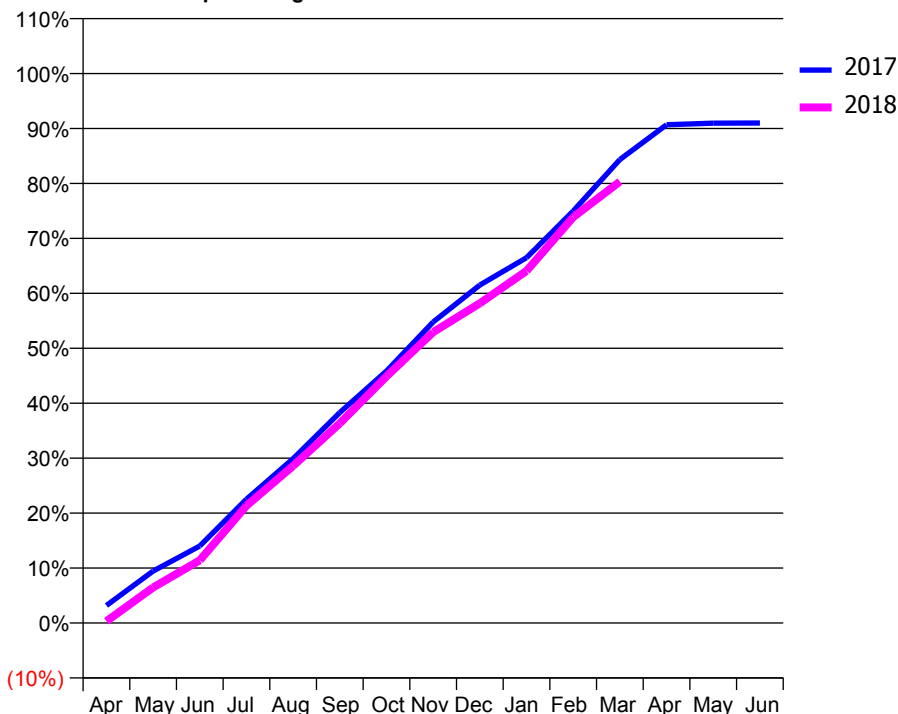
### ACCESS\*

Patients seen in 24 months	Total	Change since previous quarter
Quarter ending March 2017	2,618	
Quarter ending June 2017	2,620	→
Quarter ending September 2017	2,779	↑
Quarter ending December 2017	2,791	→
Quarter ending March 2018	2,804	→
<b>Variance since March 2017</b>	<b>7.1%</b>	<b>↑</b>



### ACTIVITY

Cumulative percentage of contracted UDA delivered 2017 & 2018



Month	Adjusted Scheduled Activity (UDA)	
	2017	2018
April	303	32
May	897	613
June	1,332	1,086
July	2,140	2,028
August	2,841	2,717
September	3,638	3,453
October	4,356	4,264
November	5,203	5,028
December	5,842	5,528
January	6,316	6,086
February	7,122	7,017
March	8,012	7,633
April	8,615	
May	8,641	
June	8,644	

### QUALITY

	Quantity	Base Number	Contract	AT	Region	England
% of FP17s for the same patient ID Re-attending within 3 months - Children	138	1,597	8.6%	9.7%	12.8%	11.9%
% of FP17s for the same patient ID Re-attending within 3 months - Adults	336	2,073	16.2%	14.3%	16.5%	16.0%
% of FP17s for the same patient ID Re-attending between 3 & 9 months - Children	788	1,597	49.3%	59.1%	59.7%	58.3%
% of FP17s for the same patient ID Re-attending between 3 & 9 months - Adults	839	2,073	40.5%	52.9%	52.6%	50.3%
% of FP17s for Band 1 Urgent Courses	602	3,452	17.4%	7.4%	9.1%	9.1%
% of FP17s Relating to Free Repair or Replacements	56	3,452	1.6%	1.2%	1.0%	0.8%
% of FP17s Relating to Continuations	26	3,452	0.8%	1.3%	1.2%	1.0%
% of Patients satisfied with the dentistry they have received	1	1	N/A	92.4%	91.6%	91.5%
% of Patients satisfied with the time they had to wait for an appointment	1	1	N/A	88.5%	88.3%	87.9%

\* This is based on patients treated on this contract for their most recent course of treatment. Figures in italics indicate the base number of FP17s or Patient Questionnaire responses are less than 100. N/A is shown where the base number of responses is less than 10 during the period. % is calculated as Quantity/Base number\*100

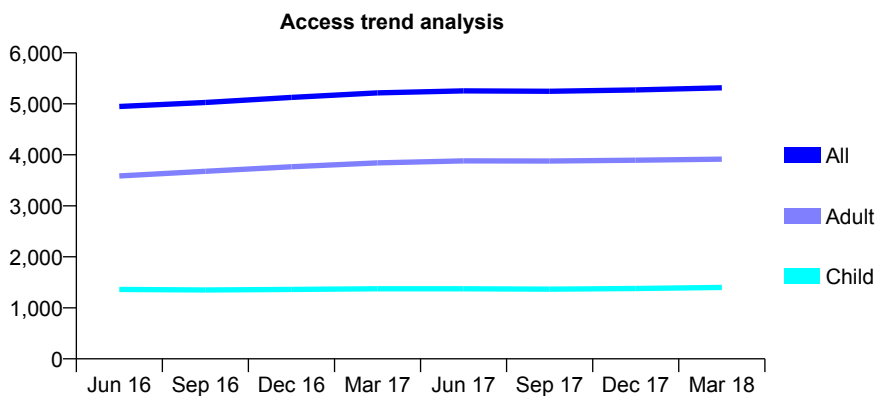
## Q51 - Vital Signs At a Glance Contract Report for 572950/0005 - March 2018

Name or company name	MR R JOSEPH
Contract type name	GDS Contract
Purpose of contract	General
Contract start date	01/04/2007
Contract end date	

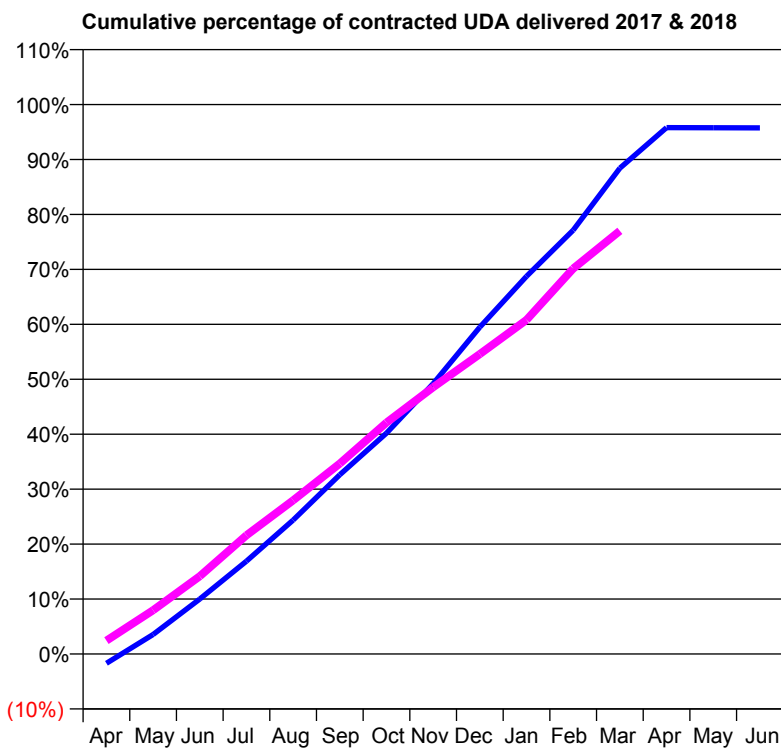
17/18 Contracted general activity (UDA)	17,802
Carry forward general activity (UDA)	0
17/18 Contracted orthodontic activity (UOA)	0
Carry forward orthodontic activity (UOA)	0
Baseline contract value	£504,821.29

### ACCESS\*

Patients seen in 24 months	Total	Change since previous quarter
Quarter ending March 2017	5,215	
Quarter ending June 2017	5,254	→
Quarter ending September 2017	5,246	→
Quarter ending December 2017	5,272	→
Quarter ending March 2018	5,315	→
<b>Variance since March 2017</b>	<b>1.9%</b>	<b>→</b>



### ACTIVITY



Month	Adjusted Scheduled Activity (UDA)	
	2017	2018
April	-303	433
May	633	1,418
June	1,781	2,520
July	3,007	3,846
August	4,341	4,979
September	5,806	6,173
October	7,157	7,497
November	8,760	8,641
December	10,592	9,717
January	12,237	10,825
February	13,731	12,487
March	15,739	13,711
April	17,055	
May	17,047	
June	17,045	

### QUALITY

	Quantity	Base Number	Contract	AT	Region	England
% of FP17s for the same patient ID Re-attending within 3 months - Children	226	2,278	9.9%	9.7%	12.8%	11.9%
% of FP17s for the same patient ID Re-attending within 3 months - Adults	762	5,910	12.9%	14.3%	16.5%	16.0%
% of FP17s for the same patient ID Re-attending between 3 & 9 months - Children	1,485	2,278	65.2%	59.1%	59.7%	58.3%
% of FP17s for the same patient ID Re-attending between 3 & 9 months - Adults	3,747	5,910	63.4%	52.9%	52.6%	50.3%
% of FP17s for Band 1 Urgent Courses	507	7,023	7.2%	7.4%	9.1%	9.1%
% of FP17s Relating to Free Repair or Replacements	85	7,023	1.2%	1.2%	1.0%	0.8%
% of FP17s Relating to Continuations	42	7,023	0.6%	1.3%	1.2%	1.0%
% of Patients satisfied with the dentistry they have received	8	9	N/A	92.4%	91.6%	91.5%
% of Patients satisfied with the time they had to wait for an appointment	7	9	N/A	88.5%	88.3%	87.9%

\* This is based on patients treated on this contract for their most recent course of treatment. Figures in italics indicate the base number of FP17s or Patient Questionnaire responses are less than 100. N/A is shown where the base number of responses is less than 10 during the period. % is calculated as Quantity/Base number\*100

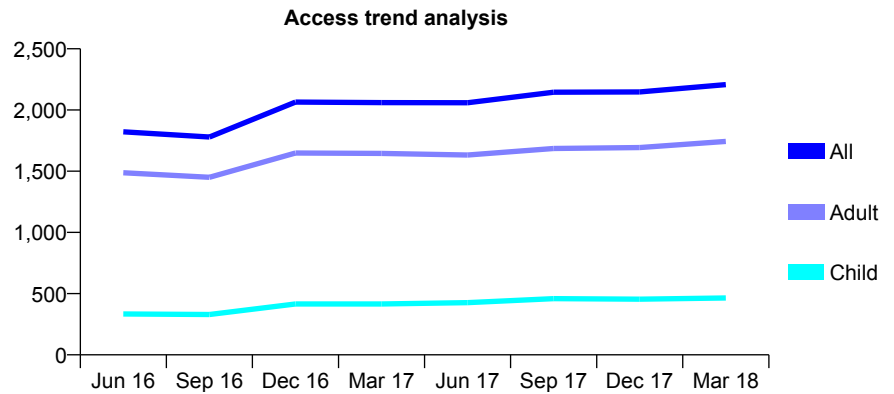
## Q51 - Vital Signs At a Glance Contract Report for 620637/0001 - March 2018

Name or company name	MR H McWilliam
Contract type name	GDS Contract
Purpose of contract	General
Contract start date	01/04/2006
Contract end date	

17/18 Contracted general activity (UDA)	5,337
Carry forward general activity (UDA)	19
17/18 Contracted orthodontic activity (UOA)	0
Carry forward orthodontic activity (UOA)	0
Baseline contract value	£152,747.76

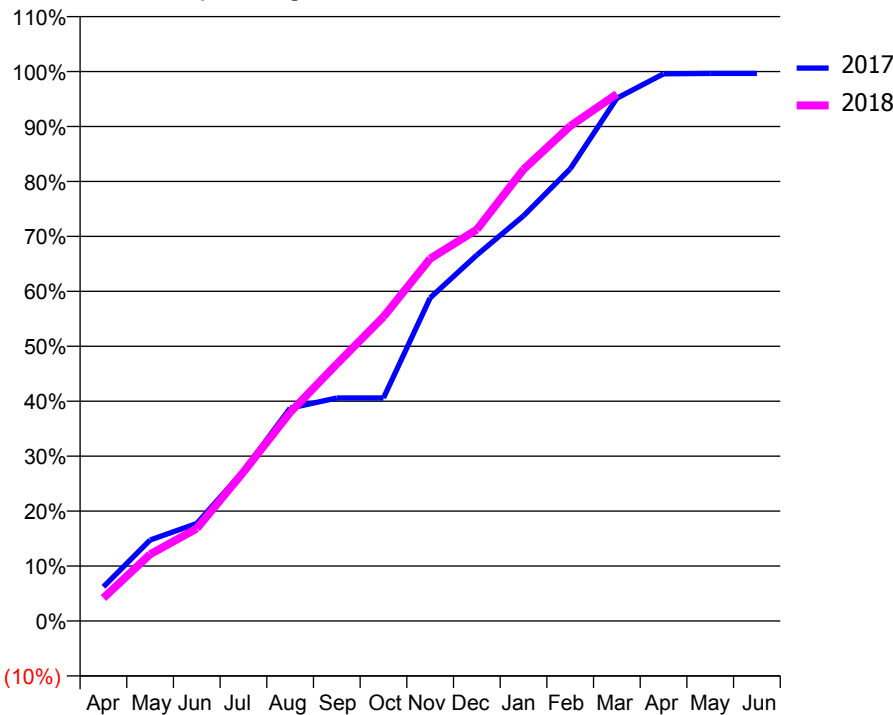
### ACCESS\*

Patients seen in 24 months	Total	Change since previous quarter
Quarter ending March 2017	2,061	
Quarter ending June 2017	2,059	→
Quarter ending September 2017	2,145	↑
Quarter ending December 2017	2,148	→
Quarter ending March 2018	2,208	↑
<b>Variance since March 2017</b>	<b>7.1%</b>	<b>↑</b>



### ACTIVITY

Cumulative percentage of contracted UDA delivered 2017 & 2018



Month	Adjusted Scheduled Activity (UDA)	
	2017	2018
April	332	224
May	787	648
June	947	898
July	1,458	1,447
August	2,068	2,027
September	2,167	2,496
October	2,167	2,955
November	3,139	3,520
December	3,555	3,801
January	3,936	4,386
February	4,391	4,807
March	5,078	5,120
April	5,315	
May	5,318	
June	5,318	

### QUALITY

	Quantity	Base Number	Contract	AT	Region	England
% of FP17s for the same patient ID Re-attending within 3 months - Children	50	698	7.2%	9.7%	12.8%	11.9%
% of FP17s for the same patient ID Re-attending within 3 months - Adults	218	2,191	9.9%	14.3%	16.5%	16.0%
% of FP17s for the same patient ID Re-attending between 3 & 9 months - Children	403	698	57.7%	59.1%	59.7%	58.3%
% of FP17s for the same patient ID Re-attending between 3 & 9 months - Adults	976	2,191	44.5%	52.9%	52.6%	50.3%
% of FP17s for Band 1 Urgent Courses	144	2,768	5.2%	7.4%	9.1%	9.1%
% of FP17s Relating to Free Repair or Replacements	21	2,768	0.8%	1.2%	1.0%	0.8%
% of FP17s Relating to Continuations	26	2,768	0.9%	1.3%	1.2%	1.0%
% of Patients satisfied with the dentistry they have received	0	1	N/A	92.4%	91.6%	91.5%
% of Patients satisfied with the time they had to wait for an appointment	1	1	N/A	88.5%	88.3%	87.9%

\* This is based on patients treated on this contract for their most recent course of treatment. Figures in italics indicate the base number of FP17s or Patient Questionnaire responses are less than 100. N/A is shown where the base number of responses is less than 10 during the period. % is calculated as Quantity/Base number\*100

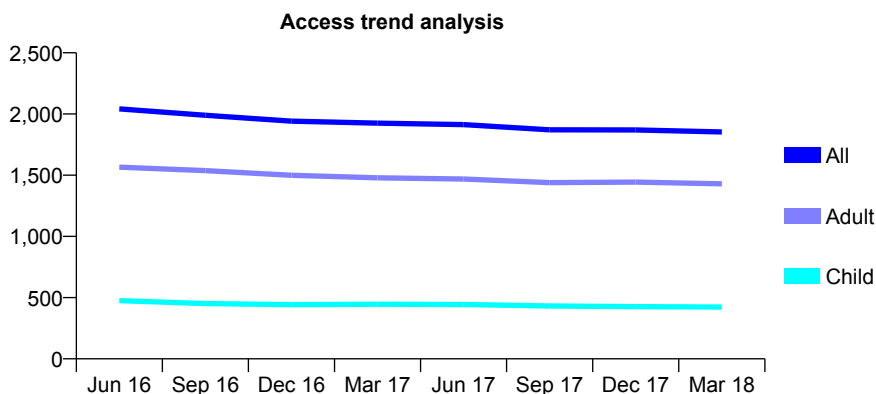
## Q51 - Vital Signs At a Glance Contract Report for 638714/0001 - March 2018

Name or company name	MR JA STOREY
Contract type name	GDS Contract
Purpose of contract	General
Contract start date	01/04/2006
Contract end date	

17/18 Contracted general activity (UDA)	7,500
Carry forward general activity (UDA)	120
17/18 Contracted orthodontic activity (UOA)	0
Carry forward orthodontic activity (UOA)	0
Baseline contract value	£214,669.65

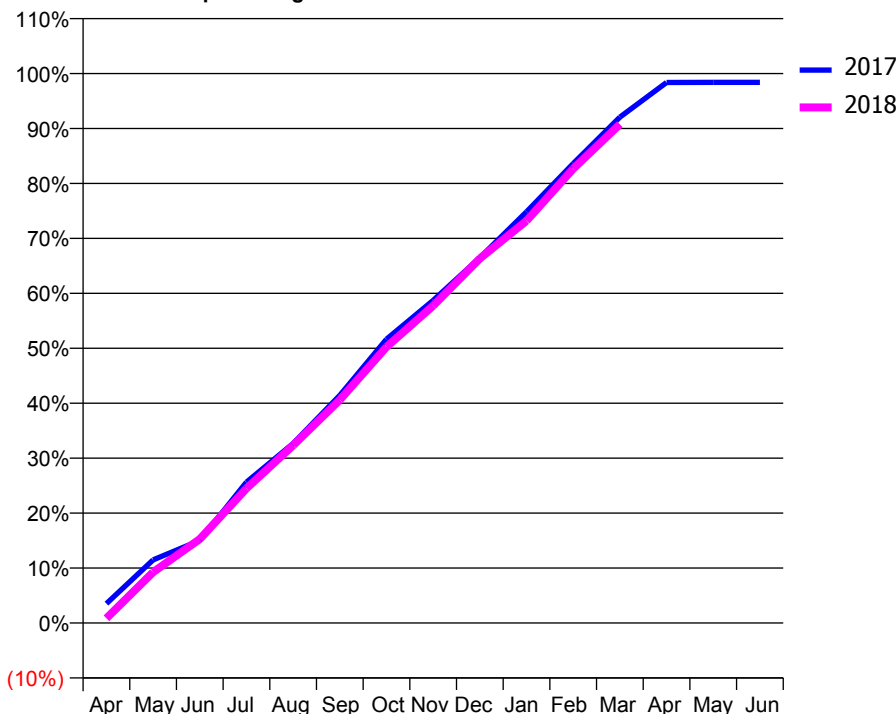
### ACCESS\*

Patients seen in 24 months	Total	Change since previous quarter
Quarter ending March 2017	1,925	
Quarter ending June 2017	1,913	→
Quarter ending September 2017	1,871	↓
Quarter ending December 2017	1,870	→
Quarter ending March 2018	1,853	→
<b>Variance since March 2017</b>	<b>(3.7%)</b>	<b>↓</b>



### ACTIVITY

Cumulative percentage of contracted UDA delivered 2017 & 2018



Month	Adjusted Scheduled Activity (UDA)	
	2017	2018
April	264	65
May	861	694
June	1,127	1,146
July	1,923	1,838
August	2,450	2,425
September	3,108	3,047
October	3,874	3,768
November	4,404	4,331
December	4,985	4,975
January	5,612	5,491
February	6,270	6,200
March	6,904	6,808
April	7,377	
May	7,380	
June	7,380	

### QUALITY

	Quantity	Base Number	Contract	AT	Region	England
% of FP17s for the same patient ID Re-attending within 3 months - Children	24	802	3.0%	9.7%	12.8%	11.9%
% of FP17s for the same patient ID Re-attending within 3 months - Adults	408	2,653	15.4%	14.3%	16.5%	16.0%
% of FP17s for the same patient ID Re-attending between 3 & 9 months - Children	669	802	83.4%	59.1%	59.7%	58.3%
% of FP17s for the same patient ID Re-attending between 3 & 9 months - Adults	1,789	2,653	67.4%	52.9%	52.6%	50.3%
% of FP17s for Band 1 Urgent Courses	150	3,283	4.6%	7.4%	9.1%	9.1%
% of FP17s Relating to Free Repair or Replacements	33	3,283	1.0%	1.2%	1.0%	0.8%
% of FP17s Relating to Continuations	88	3,283	2.7%	1.3%	1.2%	1.0%
% of Patients satisfied with the dentistry they have received	5	5	N/A	92.4%	91.6%	91.5%
% of Patients satisfied with the time they had to wait for an appointment	5	5	N/A	88.5%	88.3%	87.9%

\* This is based on patients treated on this contract for their most recent course of treatment. Figures in italics indicate the base number of FP17s or Patient Questionnaire responses are less than 100. N/A is shown where the base number of responses is less than 10 during the period. % is calculated as Quantity/Base number\*100

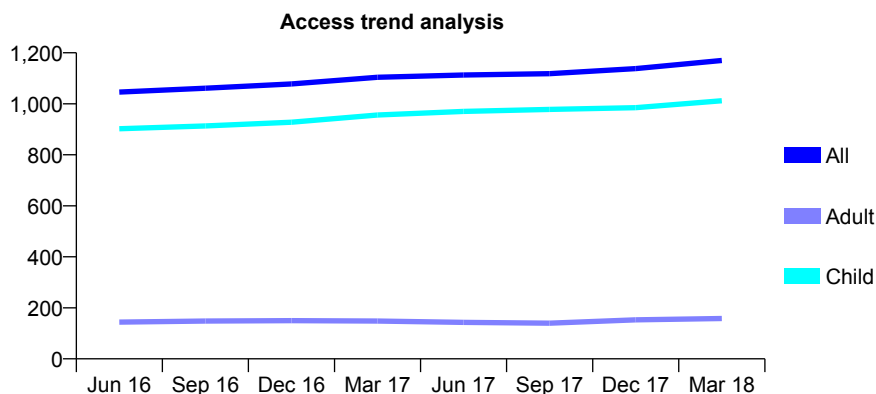
## Q51 - Vital Signs At a Glance Contract Report for 643300/0001 - March 2018

Name or company name	MR DM HILTON
Contract type name	GDS Contract
Purpose of contract	General
Contract start date	01/04/2006
Contract end date	

17/18 Contracted general activity (UDA)	2,650
Carry forward general activity (UDA)	0
17/18 Contracted orthodontic activity (UOA)	0
Carry forward orthodontic activity (UOA)	0
Baseline contract value	£73,924.86

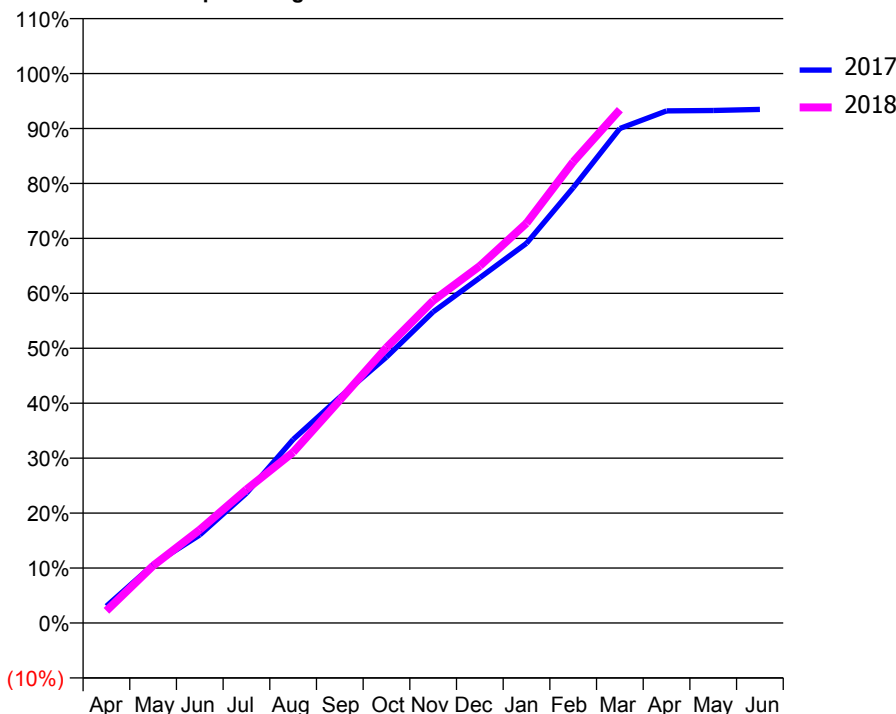
### ACCESS\*

Patients seen in 24 months	Total	Change since previous quarter
Quarter ending March 2017	1,104	
Quarter ending June 2017	1,113	→
Quarter ending September 2017	1,118	→
Quarter ending December 2017	1,138	→
Quarter ending March 2018	1,170	↑
<b>Variance since March 2017</b>	<b>6.0%</b>	<b>↑</b>



### ACTIVITY

Cumulative percentage of contracted UDA delivered 2017 & 2018



Month	Adjusted Scheduled Activity (UDA)	
	2017	2018
April	88	59
May	303	276
June	458	450
July	675	644
August	954	823
September	1,174	1,075
October	1,382	1,328
November	1,617	1,555
December	1,794	1,722
January	1,973	1,928
February	2,262	2,224
March	2,570	2,475
April	2,662	
May	2,664	
June	2,670	

### QUALITY

	Quantity	Base Number	Contract	AT	Region	England
% of FP17s for the same patient ID Re-attending within 3 months - Children	144	1,779	8.1%	9.7%	12.8%	11.9%
% of FP17s for the same patient ID Re-attending within 3 months - Adults	7	66	10.6%	14.3%	16.5%	16.0%
% of FP17s for the same patient ID Re-attending between 3 & 9 months - Children	1,283	1,779	72.1%	59.1%	59.7%	58.3%
% of FP17s for the same patient ID Re-attending between 3 & 9 months - Adults	40	66	60.6%	52.9%	52.6%	50.3%
% of FP17s for Band 1 Urgent Courses	6	1,784	0.3%	7.4%	9.1%	9.1%
% of FP17s Relating to Free Repair or Replacements	0	1,784	0.0%	1.2%	1.0%	0.8%
% of FP17s Relating to Continuations	0	1,784	0.0%	1.3%	1.2%	1.0%
% of Patients satisfied with the dentistry they have received	1	1	N/A	92.4%	91.6%	91.5%
% of Patients satisfied with the time they had to wait for an appointment	1	1	N/A	88.5%	88.3%	87.9%

\* This is based on patients treated on this contract for their most recent course of treatment. Figures in italics indicate the base number of FP17s or Patient Questionnaire responses are less than 100. N/A is shown where the base number of responses is less than 10 during the period. % is calculated as Quantity/Base number\*100

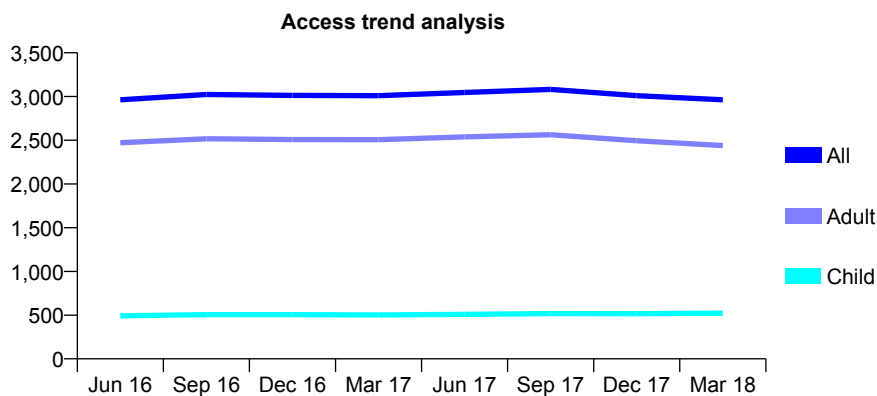
## Q51 - Vital Signs At a Glance Contract Report for 648566/0001 - March 2018

Name or company name	MR MM HOOPER
Contract type name	GDS Contract
Purpose of contract	General
Contract start date	01/04/2006
Contract end date	

17/18 Contracted general activity (UDA)	7,935
Carry forward general activity (UDA)	-43
17/18 Contracted orthodontic activity (UOA)	0
Carry forward orthodontic activity (UOA)	0
Baseline contract value	£227,079.28

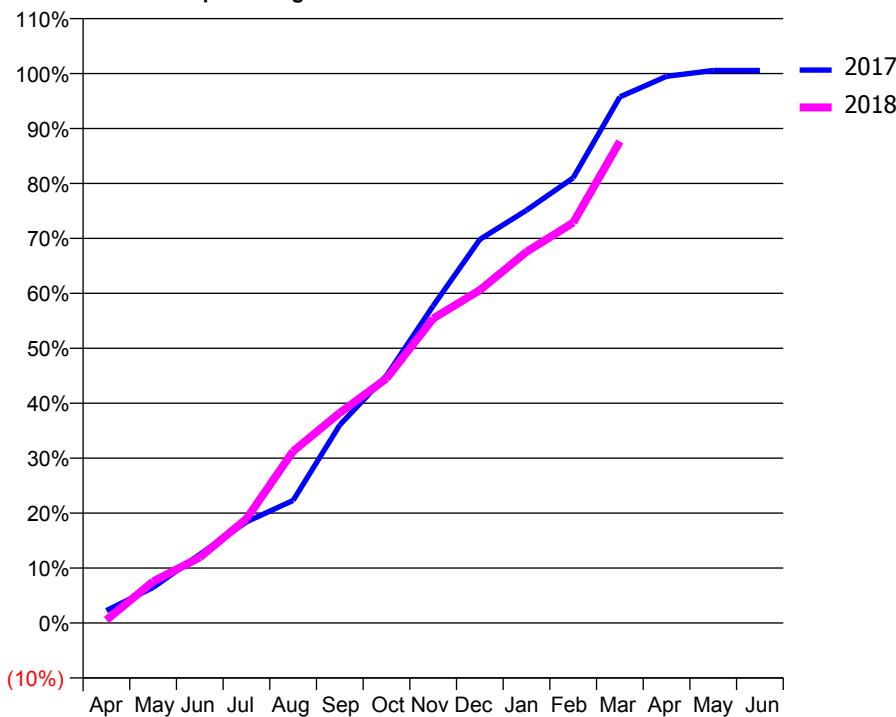
### ACCESS\*

Patients seen in 24 months	Total	Change since previous quarter
Quarter ending March 2017	3,009	
Quarter ending June 2017	3,047	→
Quarter ending September 2017	3,081	→
Quarter ending December 2017	3,010	↓
Quarter ending March 2018	2,962	↓
<b>Variance since March 2017</b>	<b>(1.6%)</b>	<b>↓</b>



### ACTIVITY

Cumulative percentage of contracted UDA delivered 2017 & 2018



Month	Adjusted Scheduled Activity (UDA)	
	2017	2018
April	181	43
May	514	599
June	990	948
July	1,461	1,504
August	1,771	2,482
September	2,861	3,037
October	3,572	3,531
November	4,581	4,397
December	5,539	4,806
January	5,961	5,360
February	6,428	5,782
March	7,598	6,954
April	7,894	
May	7,978	
June	7,978	

### QUALITY

	Quantity	Base Number	Contract	AT	Region	England
% of FP17s for the same patient ID Re-attending within 3 months - Children	66	831	7.9%	9.7%	12.8%	11.9%
% of FP17s for the same patient ID Re-attending within 3 months - Adults	339	3,620	9.4%	14.3%	16.5%	16.0%
% of FP17s for the same patient ID Re-attending between 3 & 9 months - Children	502	831	60.4%	59.1%	59.7%	58.3%
% of FP17s for the same patient ID Re-attending between 3 & 9 months - Adults	1,611	3,620	44.5%	52.9%	52.6%	50.3%
% of FP17s for Band 1 Urgent Courses	1,150	4,214	27.3%	7.4%	9.1%	9.1%
% of FP17s Relating to Free Repair or Replacements	9	4,214	0.2%	1.2%	1.0%	0.8%
% of FP17s Relating to Continuations	29	4,214	0.7%	1.3%	1.2%	1.0%
% of Patients satisfied with the dentistry they have received	1	1	N/A	92.4%	91.6%	91.5%
% of Patients satisfied with the time they had to wait for an appointment	1	1	N/A	88.5%	88.3%	87.9%

\* This is based on patients treated on this contract for their most recent course of treatment. Figures in italics indicate the base number of FP17s or Patient Questionnaire responses are less than 100. N/A is shown where the base number of responses is less than 10 during the period. % is calculated as Quantity/Base number\*100

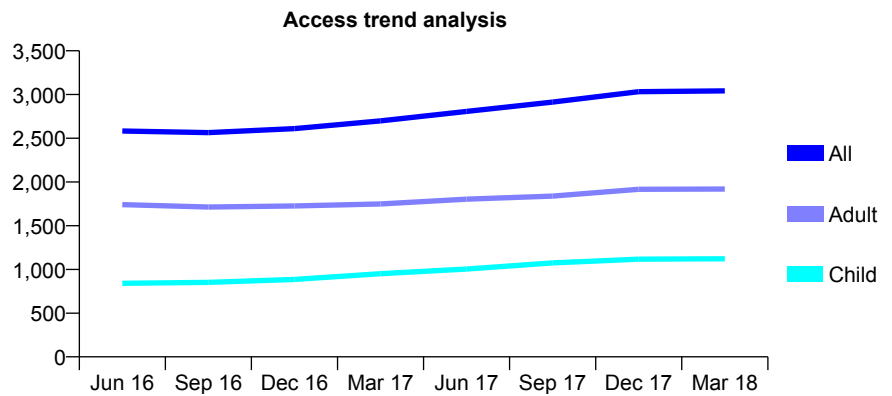
## Q51 - Vital Signs At a Glance Contract Report for 648655/0004 - March 2018

Name or company name	MR JA GATUS
Contract type name	GDS Contract
Purpose of contract	General
Contract start date	01/04/2006
Contract end date	

17/18 Contracted general activity (UDA)	8,192
Carry forward general activity (UDA)	17
17/18 Contracted orthodontic activity (UOA)	0
Carry forward orthodontic activity (UOA)	0
Baseline contract value	£234,459.33

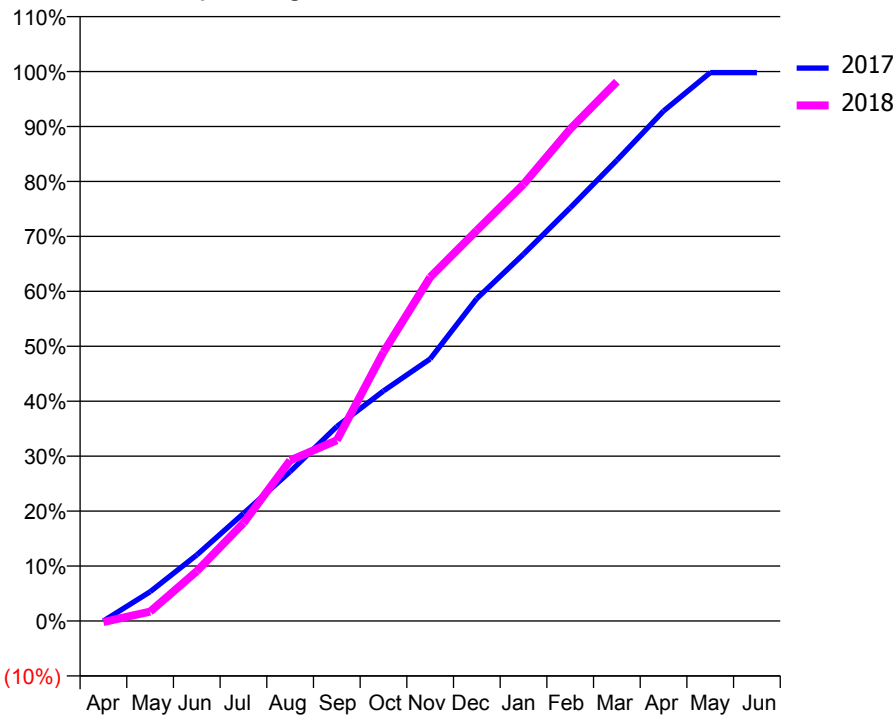
### ACCESS\*

Patients seen in 24 months	Total	Change since previous quarter
Quarter ending March 2017	2,699	
Quarter ending June 2017	2,807	↑
Quarter ending September 2017	2,914	↑
Quarter ending December 2017	3,033	↑
Quarter ending March 2018	3,041	→
<b>Variance since March 2017</b>	<b>12.7%</b>	<b>↑</b>



### ACTIVITY

Cumulative percentage of contracted UDA delivered 2017 & 2018



Month	Adjusted Scheduled Activity (UDA)	
	2017	2018
April	0	-17
May	437	141
June	986	742
July	1,603	1,461
August	2,227	2,395
September	2,900	2,696
October	3,430	4,009
November	3,906	5,127
December	4,808	5,824
January	5,469	6,512
February	6,159	7,334
March	6,868	8,040
April	7,602	
May	8,175	
June	8,175	

### QUALITY

	Quantity	Base Number	Contract	AT	Region	England
% of FP17s for the same patient ID Re-attending within 3 months - Children	154	1,805	8.5%	9.7%	12.8%	11.9%
% of FP17s for the same patient ID Re-attending within 3 months - Adults	458	3,213	14.3%	14.3%	16.5%	16.0%
% of FP17s for the same patient ID Re-attending between 3 & 9 months - Children	1,146	1,805	63.5%	59.1%	59.7%	58.3%
% of FP17s for the same patient ID Re-attending between 3 & 9 months - Adults	1,832	3,213	57.0%	52.9%	52.6%	50.3%
% of FP17s for Band 1 Urgent Courses	303	4,350	7.0%	7.4%	9.1%	9.1%
% of FP17s Relating to Free Repair or Replacements	9	4,350	0.2%	1.2%	1.0%	0.8%
% of FP17s Relating to Continuations	17	4,350	0.4%	1.3%	1.2%	1.0%
% of Patients satisfied with the dentistry they have received	0	0	N/A	92.4%	91.6%	91.5%
% of Patients satisfied with the time they had to wait for an appointment	0	0	N/A	88.5%	88.3%	87.9%

\* This is based on patients treated on this contract for their most recent course of treatment. Figures in italics indicate the base number of FP17s or Patient Questionnaire responses are less than 100. N/A is shown where the base number of responses is less than 10 during the period. % is calculated as Quantity/Base number\*100

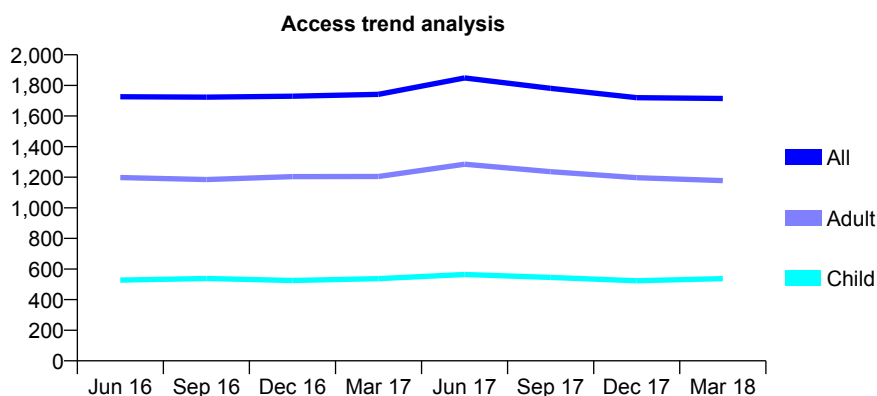
## Q51 - Vital Signs At a Glance Contract Report for 657271/0001 - March 2018

Name or company name	City Road Dental Practice
Contract type name	GDS Contract
Purpose of contract	General
Contract start date	01/04/2006
Contract end date	

17/18 Contracted general activity (UDA)	5,584
Carry forward general activity (UDA)	-112
17/18 Contracted orthodontic activity (UOA)	0
Carry forward orthodontic activity (UOA)	0
Baseline contract value	£169,402.91

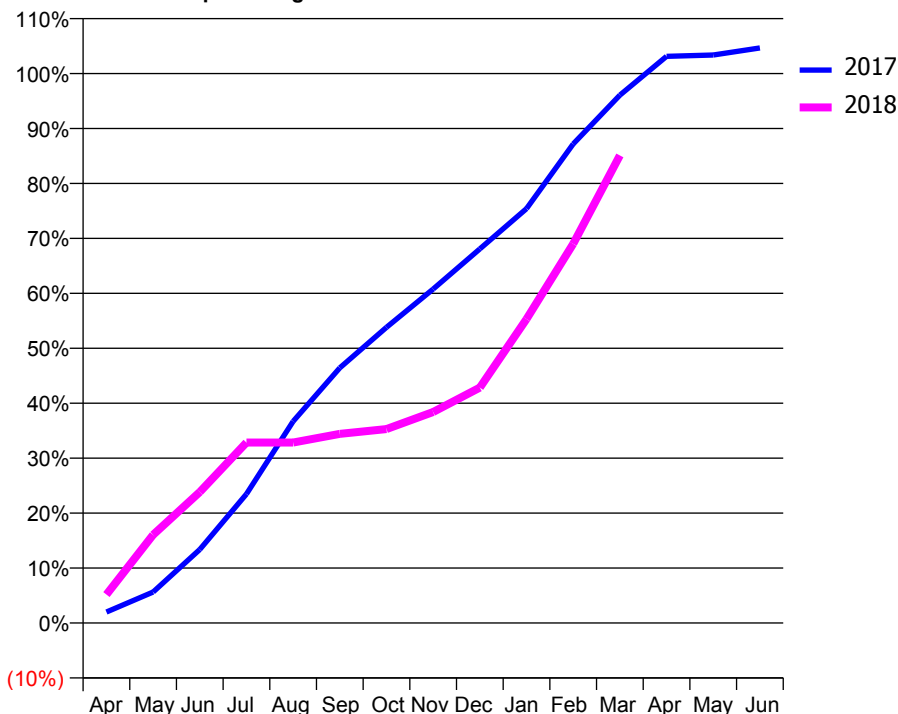
### ACCESS\*

Patients seen in 24 months	Total	Change since previous quarter
Quarter ending March 2017	1,742	
Quarter ending June 2017	1,849	↑
Quarter ending September 2017	1,781	↓
Quarter ending December 2017	1,720	↓
Quarter ending March 2018	1,715	→
<b>Variance since March 2017</b>	<b>(1.5%)</b>	<b>↓</b>



### ACTIVITY

Cumulative percentage of contracted UDA delivered 2017 & 2018



Month	Adjusted Scheduled Activity (UDA)	
	2017	2018
April	112	290
May	314	896
June	748	1,332
July	1,311	1,834
August	2,050	1,834
September	2,592	1,923
October	3,004	1,971
November	3,394	2,144
December	3,801	2,392
January	4,211	3,088
February	4,868	3,853
March	5,364	4,752
April	5,758	
May	5,771	
June	5,843	

### QUALITY

	Quantity	Base Number	Contract	AT	Region	England
% of FP17s for the same patient ID Re-attending within 3 months - Children	18	545	3.3%	9.7%	12.8%	11.9%
% of FP17s for the same patient ID Re-attending within 3 months - Adults	166	1,320	12.6%	14.3%	16.5%	16.0%
% of FP17s for the same patient ID Re-attending between 3 & 9 months - Children	152	545	27.9%	59.1%	59.7%	58.3%
% of FP17s for the same patient ID Re-attending between 3 & 9 months - Adults	436	1,320	33.0%	52.9%	52.6%	50.3%
% of FP17s for Band 1 Urgent Courses	164	1,697	9.7%	7.4%	9.1%	9.1%
% of FP17s Relating to Free Repair or Replacements	9	1,697	0.5%	1.2%	1.0%	0.8%
% of FP17s Relating to Continuations	19	1,697	1.1%	1.3%	1.2%	1.0%
% of Patients satisfied with the dentistry they have received	8	9	N/A	92.4%	91.6%	91.5%
% of Patients satisfied with the time they had to wait for an appointment	6	9	N/A	88.5%	88.3%	87.9%

\* This is based on patients treated on this contract for their most recent course of treatment. Figures in italics indicate the base number of FP17s or Patient Questionnaire responses are less than 100. N/A is shown where the base number of responses is less than 10 during the period. % is calculated as Quantity/Base number\*100



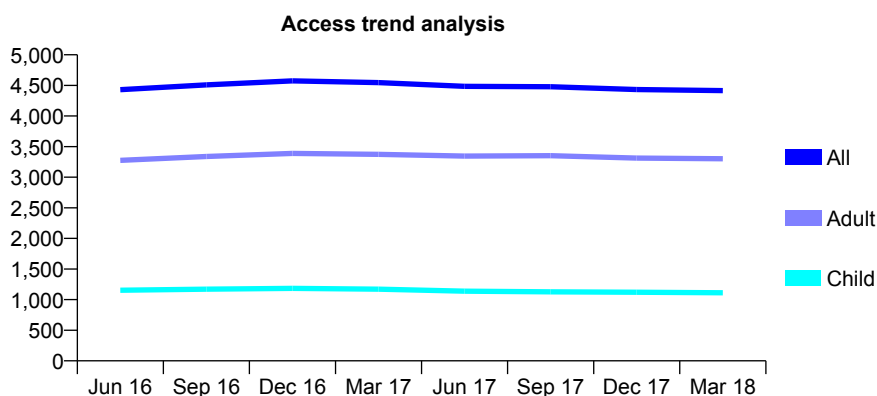
## Q51 - Vital Signs At a Glance Contract Report for 661325/0001 - March 2018

Name or company name	MR S KHAZENIFAR
Contract type name	GDS Contract
Purpose of contract	General
Contract start date	01/04/2006
Contract end date	

17/18 Contracted general activity (UDA)	16,254
Carry forward general activity (UDA)	366
17/18 Contracted orthodontic activity (UOA)	0
Carry forward orthodontic activity (UOA)	0
Baseline contract value	£484,767.61

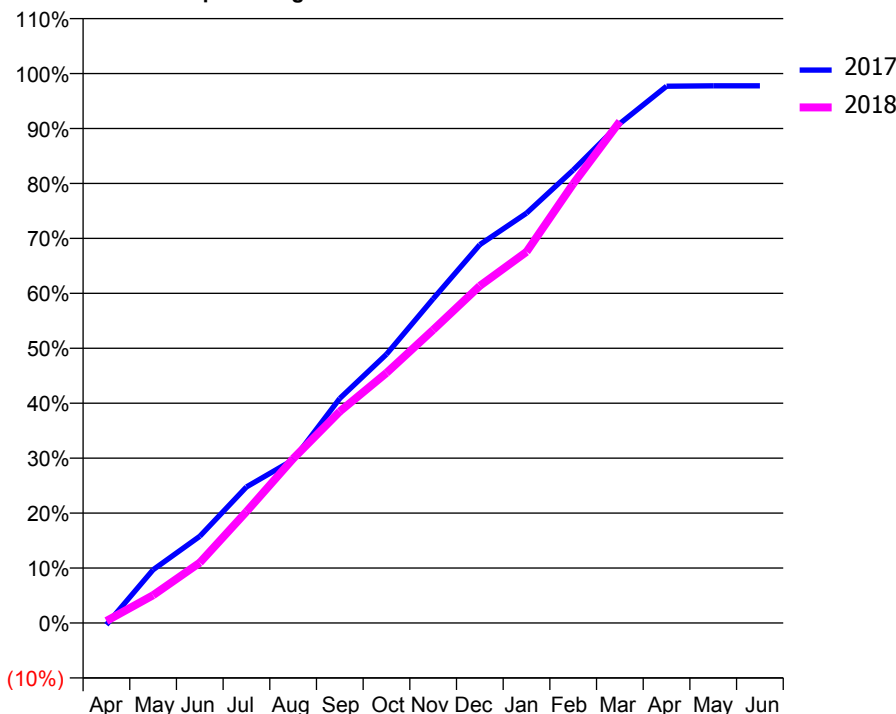
### ACCESS\*

Patients seen in 24 months	Total	Change since previous quarter
Quarter ending March 2017	4,545	
Quarter ending June 2017	4,485	↓
Quarter ending September 2017	4,479	→
Quarter ending December 2017	4,432	↓
Quarter ending March 2018	4,414	→
<b>Variance since March 2017</b>	<b>(2.9%)</b>	<b>↓</b>



### ACTIVITY

Cumulative percentage of contracted UDA delivered 2017 & 2018



Month	Adjusted Scheduled Activity (UDA)	
	2017	2018
April	-54	62
May	1,577	821
June	2,567	1,784
July	4,025	3,296
August	4,825	4,860
September	6,644	6,258
October	7,948	7,396
November	9,589	8,674
December	11,191	9,973
January	12,121	10,979
February	13,397	12,989
March	14,773	14,838
April	15,880	
May	15,888	
June	15,888	

### QUALITY

	Quantity	Base Number	Contract	AT	Region	England
% of FP17s for the same patient ID Re-attending within 3 months - Children	168	1,705	9.9%	9.7%	12.8%	11.9%
% of FP17s for the same patient ID Re-attending within 3 months - Adults	877	5,039	17.4%	14.3%	16.5%	16.0%
% of FP17s for the same patient ID Re-attending between 3 & 9 months - Children	1,060	1,705	62.2%	59.1%	59.7%	58.3%
% of FP17s for the same patient ID Re-attending between 3 & 9 months - Adults	2,843	5,039	56.4%	52.9%	52.6%	50.3%
% of FP17s for Band 1 Urgent Courses	676	6,353	10.6%	7.4%	9.1%	9.1%
% of FP17s Relating to Free Repair or Replacements	99	6,353	1.6%	1.2%	1.0%	0.8%
% of FP17s Relating to Continuations	36	6,353	0.6%	1.3%	1.2%	1.0%
% of Patients satisfied with the dentistry they have received	8	10	80.0%	92.4%	91.6%	91.5%
% of Patients satisfied with the time they had to wait for an appointment	8	10	80.0%	88.5%	88.3%	87.9%

\* This is based on patients treated on this contract for their most recent course of treatment. Figures in italics indicate the base number of FP17s or Patient Questionnaire responses are less than 100. N/A is shown where the base number of responses is less than 10 during the period. % is calculated as Quantity/Base number\*100

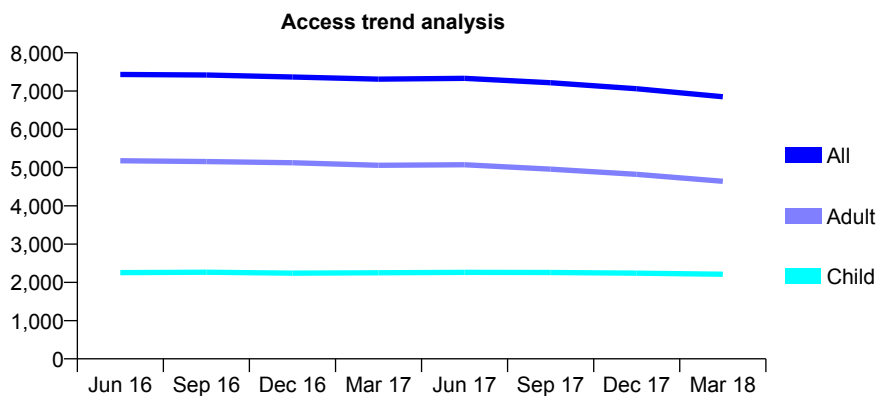
## Q51 - Vital Signs At a Glance Contract Report for 682721/0002 - March 2018

Name or company name	MR CR SMITH
Contract type name	GDS Contract
Purpose of contract	General
Contract start date	01/10/2008
Contract end date	

17/18 Contracted general activity (UDA)	18,750
Carry forward general activity (UDA)	2,665
17/18 Contracted orthodontic activity (UOA)	0
Carry forward orthodontic activity (UOA)	0
Baseline contract value	£568,822.46

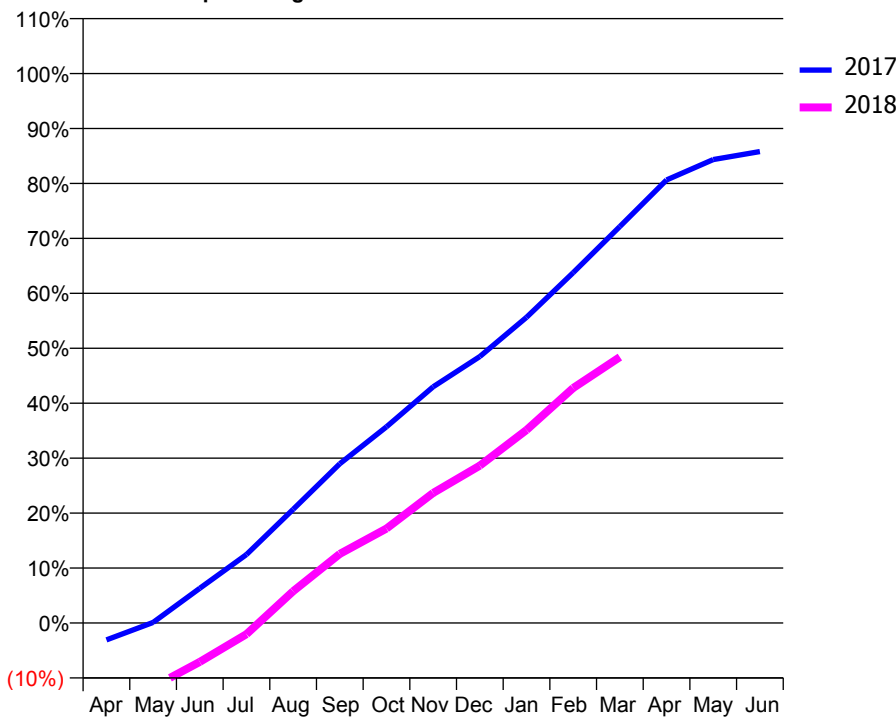
### ACCESS\*

Patients seen in 24 months	Total	Change since previous quarter
Quarter ending March 2017	7,310	
Quarter ending June 2017	7,334	→
Quarter ending September 2017	7,216	↓
Quarter ending December 2017	7,061	↓
Quarter ending March 2018	6,852	↓
<b>Variance since March 2017</b>	<b>(6.3%)</b>	↓



### ACTIVITY

Cumulative percentage of contracted UDA delivered 2017 & 2018



Month	Adjusted Scheduled Activity (UDA)	
	2017	2018
April	-581	-2,665
May	22	-2,188
June	1,184	-1,332
July	2,335	-386
August	3,880	1,083
September	5,436	2,360
October	6,697	3,224
November	8,060	4,440
December	9,093	5,372
January	10,430	6,585
February	11,954	8,019
March	13,530	9,075
April	15,117	
May	15,815	
June	16,085	

### QUALITY

	Quantity	Base Number	Contract	AT	Region	England
% of FP17s for the same patient ID Re-attending within 3 months - Children	233	3,206	7.3%	9.7%	12.8%	11.9%
% of FP17s for the same patient ID Re-attending within 3 months - Adults	859	6,021	14.3%	14.3%	16.5%	16.0%
% of FP17s for the same patient ID Re-attending between 3 & 9 months - Children	1,887	3,206	58.9%	59.1%	59.7%	58.3%
% of FP17s for the same patient ID Re-attending between 3 & 9 months - Adults	2,976	6,021	49.4%	52.9%	52.6%	50.3%
% of FP17s for Band 1 Urgent Courses	371	7,220	5.1%	7.4%	9.1%	9.1%
% of FP17s Relating to Free Repair or Replacements	53	7,220	0.7%	1.2%	1.0%	0.8%
% of FP17s Relating to Continuations	121	7,220	1.7%	1.3%	1.2%	1.0%
% of Patients satisfied with the dentistry they have received	13	13	100.0%	92.4%	91.6%	91.5%
% of Patients satisfied with the time they had to wait for an appointment	11	13	84.6%	88.5%	88.3%	87.9%

\* This is based on patients treated on this contract for their most recent course of treatment. Figures in italics indicate the base number of FP17s or Patient Questionnaire responses are less than 100. N/A is shown where the base number of responses is less than 10 during the period. % is calculated as Quantity/Base number\*100

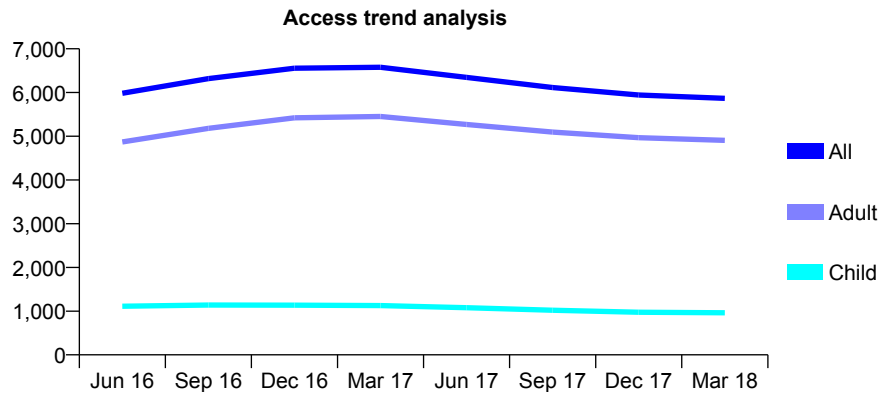
## Q51 - Vital Signs At a Glance Contract Report for 725005/0002 - March 2018

Name or company name	A J Cale Limited
Contract type name	GDS Contract
Purpose of contract	General
Contract start date	01/06/2015
Contract end date	

17/18 Contracted general activity (UDA)	25,350
Carry forward general activity (UDA)	0
17/18 Contracted orthodontic activity (UOA)	0
Carry forward orthodontic activity (UOA)	0
Baseline contract value	£710,831.05

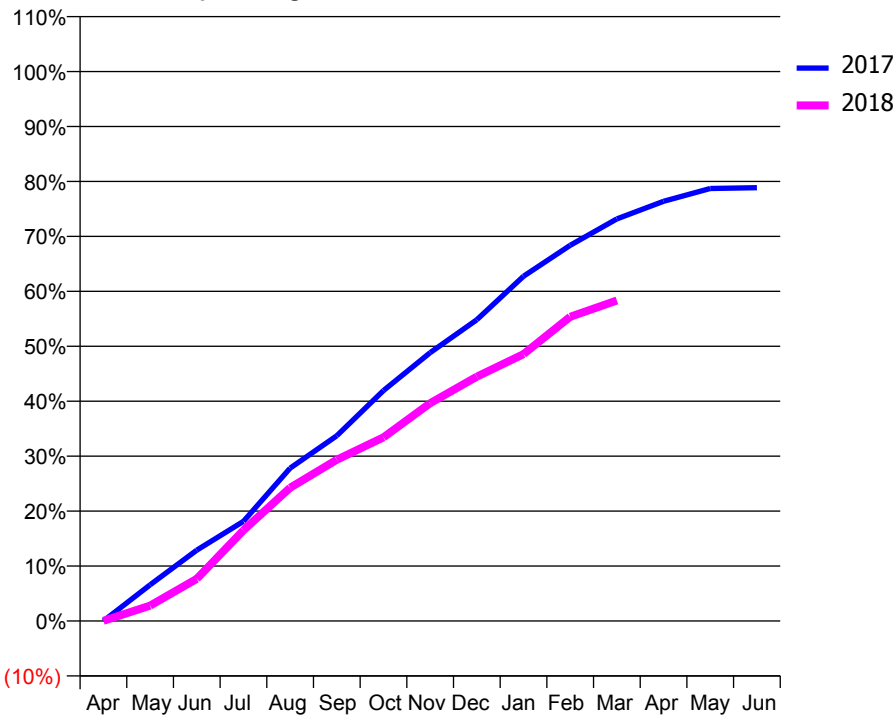
### ACCESS\*

Patients seen in 24 months	Total	Change since previous quarter
Quarter ending March 2017	6,577	
Quarter ending June 2017	6,346	↓
Quarter ending September 2017	6,115	↓
Quarter ending December 2017	5,943	↓
Quarter ending March 2018	5,867	↓
<b>Variance since March 2017</b>	<b>(10.8%)</b>	<b>↓</b>



### ACTIVITY

Cumulative percentage of contracted UDA delivered 2017 & 2018



Month	Adjusted Scheduled Activity (UDA)	
	2017	2018
April	0	7
May	1,669	709
June	3,271	1,949
July	4,596	4,187
August	7,050	6,149
September	8,549	7,438
October	10,632	8,474
November	12,383	10,047
December	13,900	11,271
January	15,904	12,310
February	17,332	14,037
March	18,550	14,788
April	19,361	
May	19,952	
June	19,990	

### QUALITY

	Quantity	Base Number	Contract	AT	Region	England
% of FP17s for the same patient ID Re-attending within 3 months - Children	93	1,284	7.2%	9.7%	12.8%	11.9%
% of FP17s for the same patient ID Re-attending within 3 months - Adults	1,004	6,309	15.9%	14.3%	16.5%	16.0%
% of FP17s for the same patient ID Re-attending between 3 & 9 months - Children	709	1,284	55.2%	59.1%	59.7%	58.3%
% of FP17s for the same patient ID Re-attending between 3 & 9 months - Adults	2,426	6,309	38.5%	52.9%	52.6%	50.3%
% of FP17s for Band 1 Urgent Courses	537	6,993	7.7%	7.4%	9.1%	9.1%
% of FP17s Relating to Free Repair or Replacements	145	6,993	2.1%	1.2%	1.0%	0.8%
% of FP17s Relating to Continuations	213	6,993	3.0%	1.3%	1.2%	1.0%
% of Patients satisfied with the dentistry they have received	9	9	N/A	92.4%	91.6%	91.5%
% of Patients satisfied with the time they had to wait for an appointment	9	9	N/A	88.5%	88.3%	87.9%

\* This is based on patients treated on this contract for their most recent course of treatment. Figures in italics indicate the base number of FP17s or Patient Questionnaire responses are less than 100. N/A is shown where the base number of responses is less than 10 during the period. % is calculated as Quantity/Base number\*100

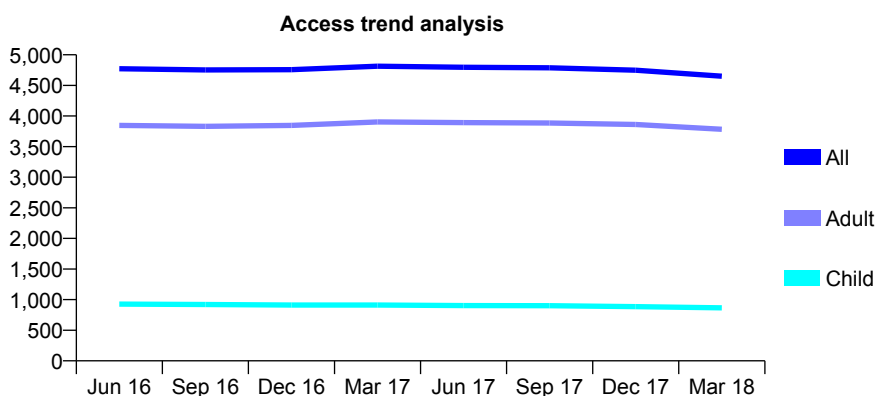
## Q51 - Vital Signs At a Glance Contract Report for 725900/0001 - March 2018

Name or company name	F P Dental
Contract type name	GDS Contract
Purpose of contract	General
Contract start date	01/04/2009
Contract end date	

17/18 Contracted general activity (UDA)	13,301
Carry forward general activity (UDA)	7
17/18 Contracted orthodontic activity (UOA)	0
Carry forward orthodontic activity (UOA)	0
Baseline contract value	£372,970.60

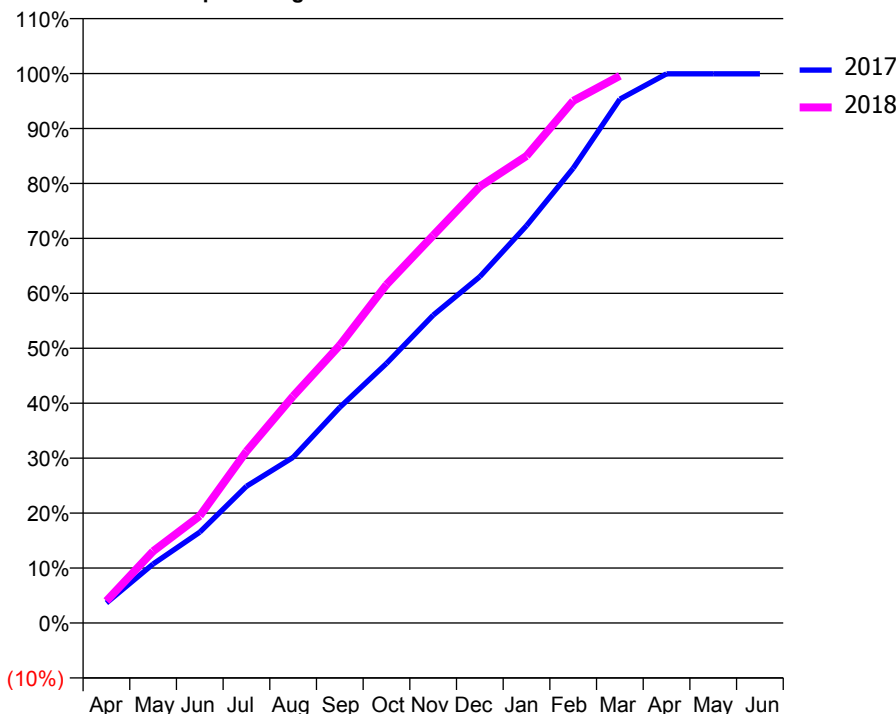
### ACCESS\*

Patients seen in 24 months	Total	Change since previous quarter
Quarter ending March 2017	4,813	
Quarter ending June 2017	4,796	→
Quarter ending September 2017	4,787	→
Quarter ending December 2017	4,748	→
Quarter ending March 2018	4,650	↓
<b>Variance since March 2017</b>	<b>(3.4%)</b>	<b>↓</b>



### ACTIVITY

Cumulative percentage of contracted UDA delivered 2017 & 2018



Month	Adjusted Scheduled Activity (UDA)	
	2017	2018
April	486	534
May	1,427	1,737
June	2,199	2,595
July	3,309	4,155
August	4,011	5,491
September	5,221	6,725
October	6,283	8,192
November	7,451	9,383
December	8,385	10,567
January	9,618	11,304
February	11,008	12,637
March	12,680	13,244
April	13,293	
May	13,294	
June	13,294	

### QUALITY

	Quantity	Base Number	Contract	AT	Region	England
% of FP17s for the same patient ID Re-attending within 3 months - Children	160	1,446	11.1%	9.7%	12.8%	11.9%
% of FP17s for the same patient ID Re-attending within 3 months - Adults	724	5,644	12.8%	14.3%	16.5%	16.0%
% of FP17s for the same patient ID Re-attending between 3 & 9 months - Children	917	1,446	63.4%	59.1%	59.7%	58.3%
% of FP17s for the same patient ID Re-attending between 3 & 9 months - Adults	3,400	5,644	60.2%	52.9%	52.6%	50.3%
% of FP17s for Band 1 Urgent Courses	258	6,820	3.8%	7.4%	9.1%	9.1%
% of FP17s Relating to Free Repair or Replacements	24	6,820	0.4%	1.2%	1.0%	0.8%
% of FP17s Relating to Continuations	42	6,820	0.6%	1.3%	1.2%	1.0%
% of Patients satisfied with the dentistry they have received	5	5	N/A	92.4%	91.6%	91.5%
% of Patients satisfied with the time they had to wait for an appointment	5	5	N/A	88.5%	88.3%	87.9%

\* This is based on patients treated on this contract for their most recent course of treatment. Figures in italics indicate the base number of FP17s or Patient Questionnaire responses are less than 100. N/A is shown where the base number of responses is less than 10 during the period. % is calculated as Quantity/Base number\*100

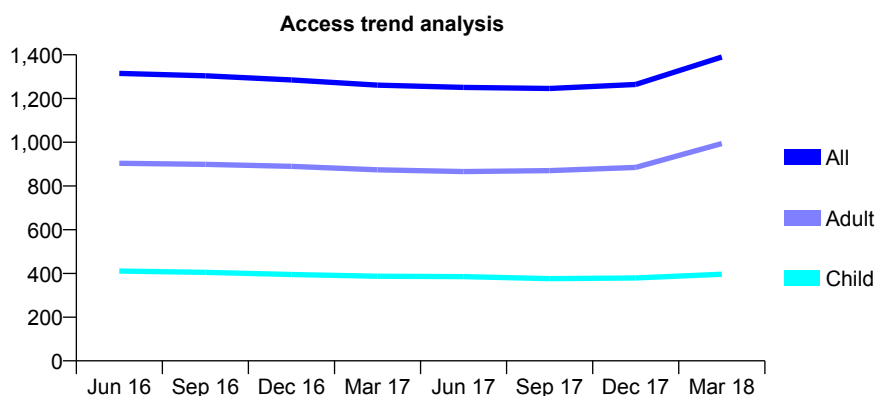
## Q51 - Vital Signs At a Glance Contract Report for 725943/0001 - March 2018

Name or company name	Mr RD Brook & Mr D Leung
Contract type name	GDS Contract
Purpose of contract	General
Contract start date	01/04/2006
Contract end date	

17/18 Contracted general activity (UDA)	4,996
Carry forward general activity (UDA)	-56
17/18 Contracted orthodontic activity (UOA)	0
Carry forward orthodontic activity (UOA)	0
Baseline contract value	£160,444.47

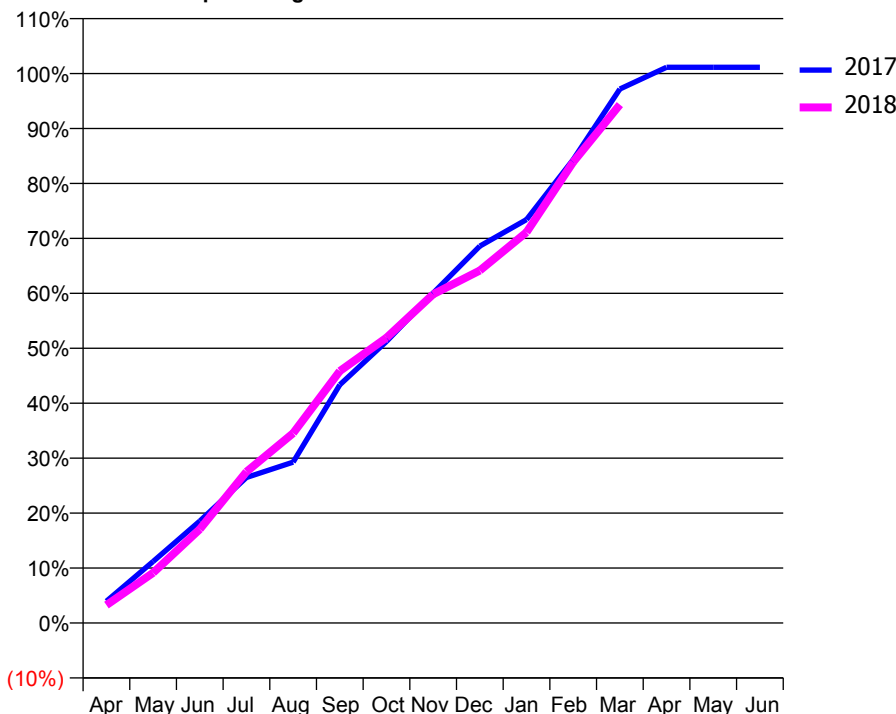
### ACCESS\*

Patients seen in 24 months	Total	Change since previous quarter
Quarter ending March 2017	1,261	
Quarter ending June 2017	1,251	→
Quarter ending September 2017	1,246	→
Quarter ending December 2017	1,264	→
Quarter ending March 2018	1,390	↑
<b>Variance since March 2017</b>	<b>10.2%</b>	<b>↑</b>



### ACTIVITY

Cumulative percentage of contracted UDA delivered 2017 & 2018



Month	Adjusted Scheduled Activity (UDA)	
	2017	2018
April	199	163
May	559	456
June	926	853
July	1,324	1,376
August	1,462	1,726
September	2,166	2,291
October	2,560	2,594
November	3,000	2,989
December	3,427	3,205
January	3,668	3,553
February	4,214	4,191
March	4,855	4,713
April	5,052	
May	5,052	
June	5,052	

### QUALITY

	Quantity	Base Number	Contract	AT	Region	England
% of FP17s for the same patient ID Re-attending within 3 months - Children	66	695	9.5%	9.7%	12.8%	11.9%
% of FP17s for the same patient ID Re-attending within 3 months - Adults	252	1,574	16.0%	14.3%	16.5%	16.0%
% of FP17s for the same patient ID Re-attending between 3 & 9 months - Children	460	695	66.2%	59.1%	59.7%	58.3%
% of FP17s for the same patient ID Re-attending between 3 & 9 months - Adults	879	1,574	55.8%	52.9%	52.6%	50.3%
% of FP17s for Band 1 Urgent Courses	211	2,181	9.7%	7.4%	9.1%	9.1%
% of FP17s Relating to Free Repair or Replacements	18	2,181	0.8%	1.2%	1.0%	0.8%
% of FP17s Relating to Continuations	18	2,181	0.8%	1.3%	1.2%	1.0%
% of Patients satisfied with the dentistry they have received	4	4	N/A	92.4%	91.6%	91.5%
% of Patients satisfied with the time they had to wait for an appointment	4	4	N/A	88.5%	88.3%	87.9%

\* This is based on patients treated on this contract for their most recent course of treatment. Figures in italics indicate the base number of FP17s or Patient Questionnaire responses are less than 100. N/A is shown where the base number of responses is less than 10 during the period. % is calculated as Quantity/Base number\*100

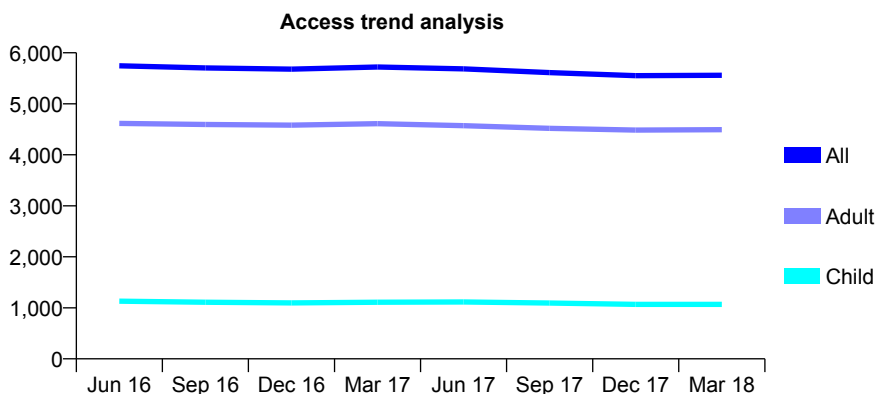
## Q51 - Vital Signs At a Glance Contract Report for 730718/0001 - March 2018

Name or company name	MR CD SHELSWELL
Contract type name	GDS Contract
Purpose of contract	General
Contract start date	01/04/2006
Contract end date	

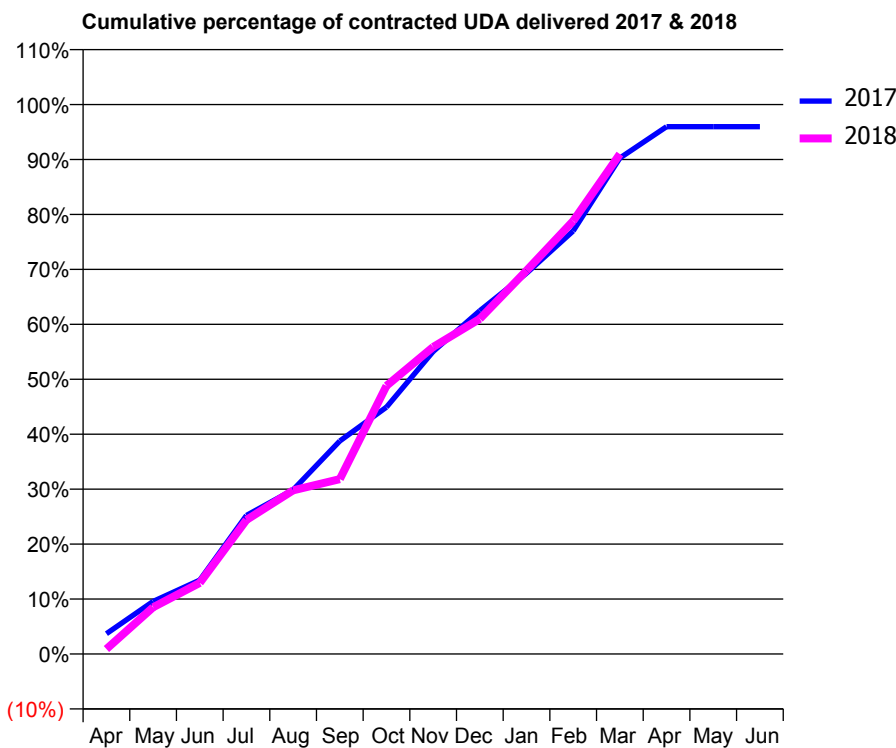
17/18 Contracted general activity (UDA)	19,806
Carry forward general activity (UDA)	0
17/18 Contracted orthodontic activity (UOA)	0
Carry forward orthodontic activity (UOA)	0
Baseline contract value	£566,960.12

### ACCESS\*

Patients seen in 24 months	Total	Change since previous quarter
Quarter ending March 2017	5,722	
Quarter ending June 2017	5,686	→
Quarter ending September 2017	5,611	↓
Quarter ending December 2017	5,551	↓
Quarter ending March 2018	5,560	→
<b>Variance since March 2017</b>	<b>(2.8%)</b>	<b>↓</b>



### ACTIVITY



Month	Adjusted Scheduled Activity (UDA)	
	2017	2018
April	735	181
May	1,894	1,687
June	2,665	2,563
July	4,995	4,831
August	5,917	5,900
September	7,678	6,302
October	8,897	9,668
November	10,901	11,067
December	12,372	12,081
January	13,725	13,822
February	15,247	15,609
March	17,876	18,019
April	19,005	
May	19,005	
June	19,005	

### QUALITY

	Quantity	Base Number	Contract	AT	Region	England
% of FP17s for the same patient ID Re-attending within 3 months - Children	143	1,717	8.3%	9.7%	12.8%	11.9%
% of FP17s for the same patient ID Re-attending within 3 months - Adults	1,803	7,643	23.6%	14.3%	16.5%	16.0%
% of FP17s for the same patient ID Re-attending between 3 & 9 months - Children	996	1,717	58.0%	59.1%	59.7%	58.3%
% of FP17s for the same patient ID Re-attending between 3 & 9 months - Adults	3,733	7,643	48.8%	52.9%	52.6%	50.3%
% of FP17s for Band 1 Urgent Courses	447	8,851	5.1%	7.4%	9.1%	9.1%
% of FP17s Relating to Free Repair or Replacements	606	8,851	6.8%	1.2%	1.0%	0.8%
% of FP17s Relating to Continuations	406	8,851	4.6%	1.3%	1.2%	1.0%
% of Patients satisfied with the dentistry they have received	4	4	N/A	92.4%	91.6%	91.5%
% of Patients satisfied with the time they had to wait for an appointment	4	4	N/A	88.5%	88.3%	87.9%

\* This is based on patients treated on this contract for their most recent course of treatment. Figures in italics indicate the base number of FP17s or Patient Questionnaire responses are less than 100. N/A is shown where the base number of responses is less than 10 during the period. % is calculated as Quantity/Base number\*100

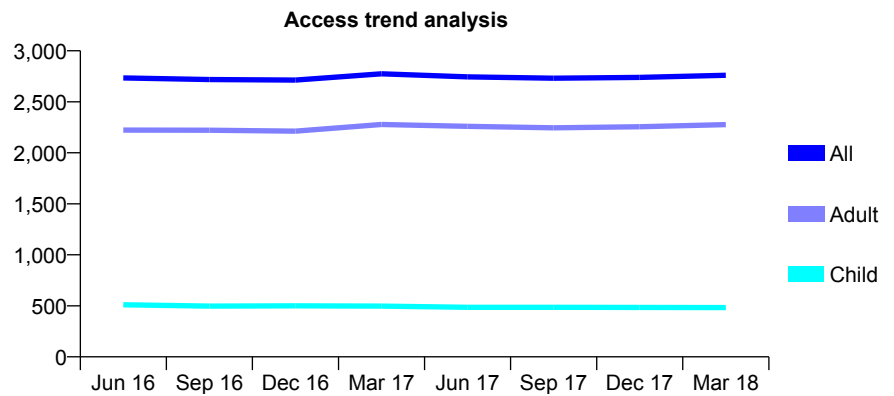
## Q51 - Vital Signs At a Glance Contract Report for 740497/0001 - March 2018

Name or company name	MR JM BURNHAM
Contract type name	GDS Contract
Purpose of contract	General
Contract start date	01/04/2006
Contract end date	

17/18 Contracted general activity (UDA)	8,232
Carry forward general activity (UDA)	199
17/18 Contracted orthodontic activity (UOA)	0
Carry forward orthodontic activity (UOA)	0
Baseline contract value	£208,622.87

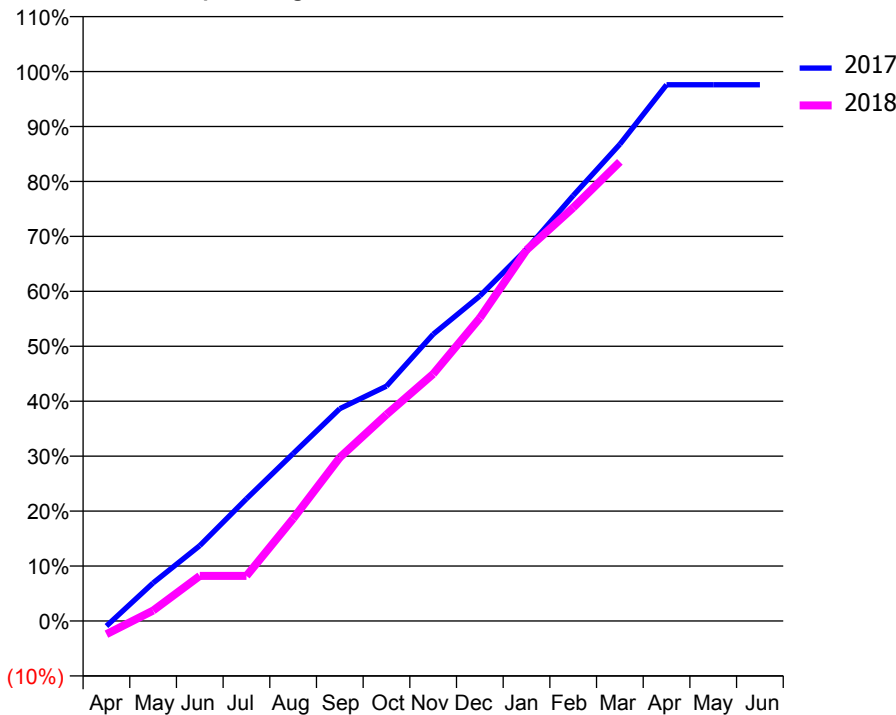
### ACCESS\*

Patients seen in 24 months	Total	Change since previous quarter
Quarter ending March 2017	2,775	
Quarter ending June 2017	2,745	↓
Quarter ending September 2017	2,731	→
Quarter ending December 2017	2,739	→
Quarter ending March 2018	2,760	→
<b>Variance since March 2017</b>	<b>(0.5%)</b>	→



### ACTIVITY

Cumulative percentage of contracted UDA delivered 2017 & 2018



Month	Adjusted Scheduled Activity (UDA)	
	2017	2018
April	-76	-199
May	570	158
June	1,130	676
July	1,830	676
August	2,508	1,533
September	3,181	2,450
October	3,518	3,093
November	4,296	3,700
December	4,869	4,540
January	5,569	5,558
February	6,374	6,192
March	7,142	6,878
April	8,033	
May	8,033	
June	8,033	

### QUALITY

	Quantity	Base Number	Contract	AT	Region	England
% of FP17s for the same patient ID Re-attending within 3 months - Children	23	659	3.5%	9.7%	12.8%	11.9%
% of FP17s for the same patient ID Re-attending within 3 months - Adults	507	3,201	15.8%	14.3%	16.5%	16.0%
% of FP17s for the same patient ID Re-attending between 3 & 9 months - Children	364	659	55.2%	59.1%	59.7%	58.3%
% of FP17s for the same patient ID Re-attending between 3 & 9 months - Adults	1,612	3,201	50.4%	52.9%	52.6%	50.3%
% of FP17s for Band 1 Urgent Courses	328	3,524	9.3%	7.4%	9.1%	9.1%
% of FP17s Relating to Free Repair or Replacements	26	3,524	0.7%	1.2%	1.0%	0.8%
% of FP17s Relating to Continuations	25	3,524	0.7%	1.3%	1.2%	1.0%
% of Patients satisfied with the dentistry they have received	7	7	N/A	92.4%	91.6%	91.5%
% of Patients satisfied with the time they had to wait for an appointment	7	7	N/A	88.5%	88.3%	87.9%

\* This is based on patients treated on this contract for their most recent course of treatment. Figures in italics indicate the base number of FP17s or Patient Questionnaire responses are less than 100. N/A is shown where the base number of responses is less than 10 during the period. % is calculated as Quantity/Base number\*100

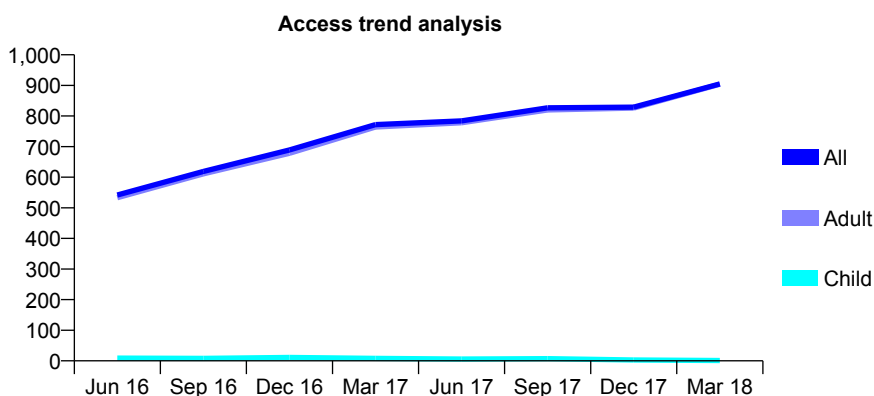
## Q51 - Vital Signs At a Glance Contract Report for 748803/0001 - March 2018

Name or company name	MR TA DYER
Contract type name	PDS Contract
Purpose of contract	General
Contract start date	01/04/2007
Contract end date	31/03/2018

17/18 Contracted general activity (UDA)	3,963
Carry forward general activity (UDA)	0
17/18 Contracted orthodontic activity (UOA)	0
Carry forward orthodontic activity (UOA)	0
Baseline contract value	£168,225.41

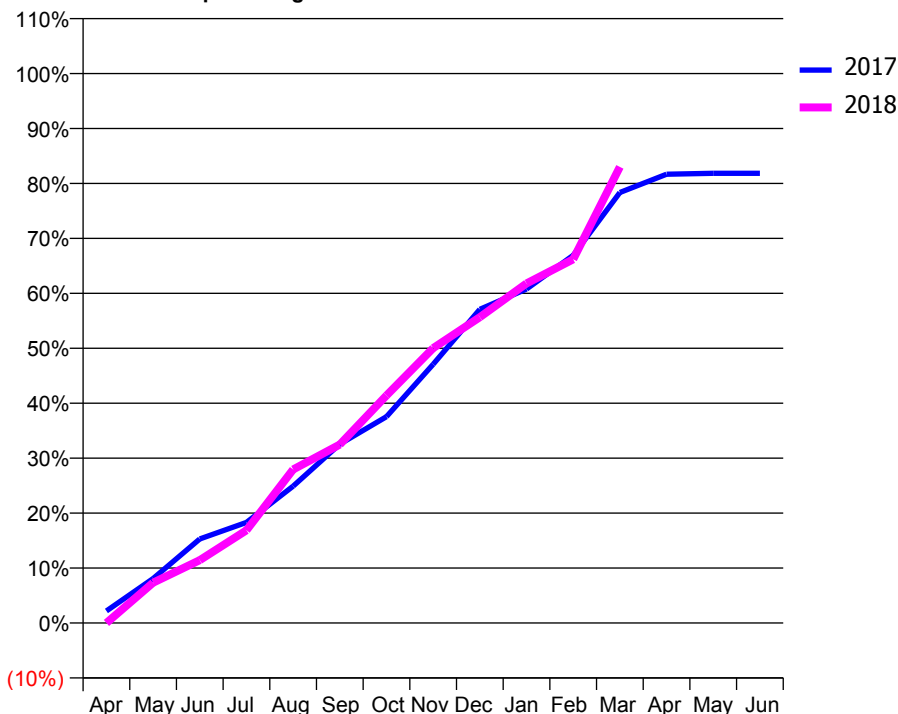
### ACCESS\*

Patients seen in 24 months	Total	Change since previous quarter
Quarter ending March 2017	772	
Quarter ending June 2017	784	→
Quarter ending September 2017	827	↑
Quarter ending December 2017	829	→
Quarter ending March 2018	905	↑
<b>Variance since March 2017</b>	<b>17.2%</b>	<b>↑</b>



### ACTIVITY

Cumulative percentage of contracted UDA delivered 2017 & 2018



Month	Adjusted Scheduled Activity (UDA)	
	2017	2018
April	87	0
May	321	291
June	606	453
July	726	669
August	987	1,107
September	1,290	1,287
October	1,488	1,641
November	1,866	1,982
December	2,262	2,205
January	2,409	2,449
February	2,652	2,623
March	3,105	3,289
April	3,237	
May	3,243	
June	3,243	

### QUALITY

	Quantity	Base Number	Contract	AT	Region	England
% of FP17s for the same patient ID Re-attending within 3 months - Children	1	9	11.1%	9.7%	12.8%	11.9%
% of FP17s for the same patient ID Re-attending within 3 months - Adults	199	1,136	17.5%	14.3%	16.5%	16.0%
% of FP17s for the same patient ID Re-attending between 3 & 9 months - Children	0	9	0.0%	59.1%	59.7%	58.3%
% of FP17s for the same patient ID Re-attending between 3 & 9 months - Adults	48	1,136	4.2%	52.9%	52.6%	50.3%
% of FP17s for Band 1 Urgent Courses	0	1,099	0.0%	7.4%	9.1%	9.1%
% of FP17s Relating to Free Repair or Replacements	0	1,099	0.0%	1.2%	1.0%	0.8%
% of FP17s Relating to Continuations	0	1,099	0.0%	1.3%	1.2%	1.0%
% of Patients satisfied with the dentistry they have received	2	2	N/A	92.4%	91.6%	91.5%
% of Patients satisfied with the time they had to wait for an appointment	2	2	N/A	88.5%	88.3%	87.9%

\* This is based on patients treated on this contract for their most recent course of treatment. Figures in italics indicate the base number of FP17s or Patient Questionnaire responses are less than 100. N/A is shown where the base number of responses is less than 10 during the period. % is calculated as Quantity/Base number\*100



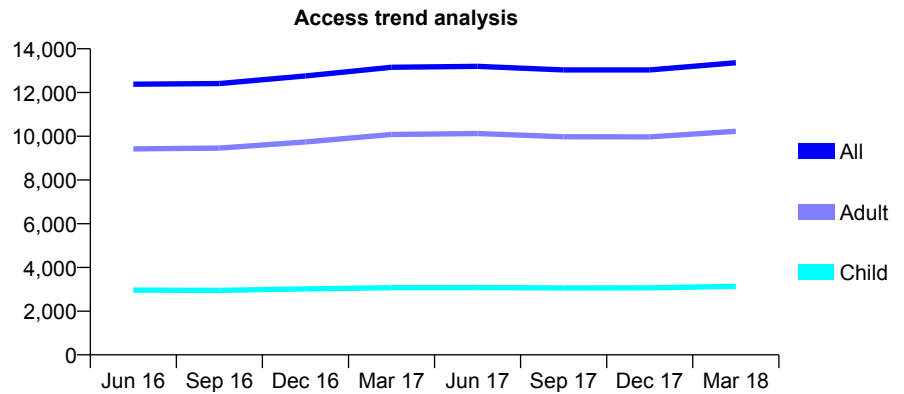
## Q51 - Vital Signs At a Glance Contract Report for 749338/0001 - March 2018

Name or company name	Taptonville House Limited
Contract type name	GDS Contract
Purpose of contract	General
Contract start date	01/04/2006
Contract end date	

17/18 Contracted general activity (UDA)	42,313
Carry forward general activity (UDA)	379
17/18 Contracted orthodontic activity (UOA)	0
Carry forward orthodontic activity (UOA)	0
Baseline contract value	£1,280,160.47

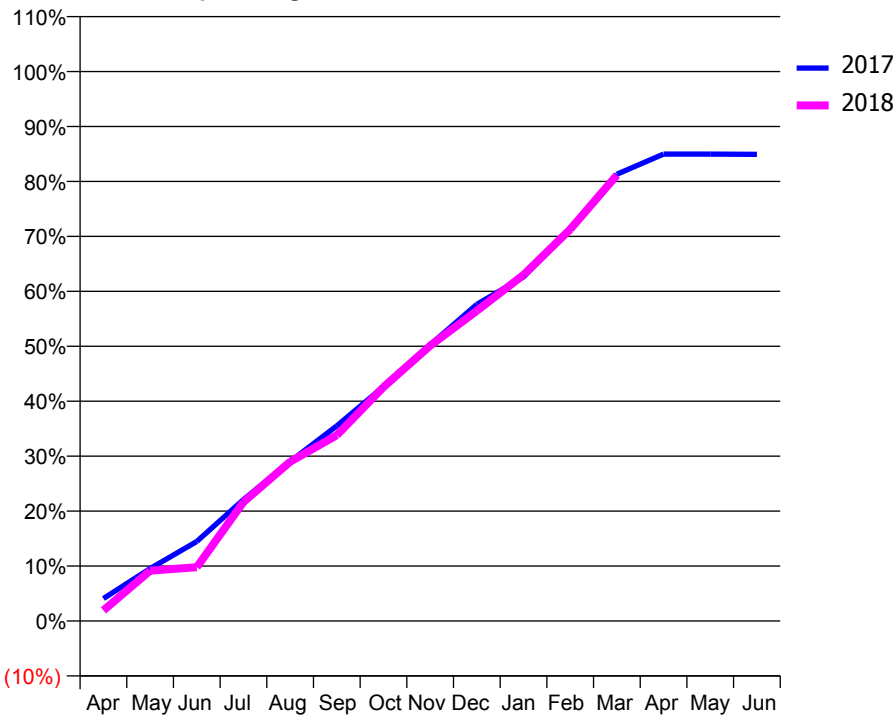
### ACCESS\*

Patients seen in 24 months	Total	Change since previous quarter
Quarter ending March 2017	13,153	
Quarter ending June 2017	13,198	→
Quarter ending September 2017	13,033	↓
Quarter ending December 2017	13,033	→
Quarter ending March 2018	13,363	↑
<b>Variance since March 2017</b>	<b>1.6%</b>	<b>→</b>



### ACTIVITY

Cumulative percentage of contracted UDA delivered 2017 & 2018



Month	Adjusted Scheduled Activity (UDA)	
	2017	2018
April	1,728	819
May	4,036	3,874
June	6,125	4,143
July	9,350	9,160
August	12,285	12,264
September	15,027	14,305
October	18,043	18,016
November	21,272	21,198
December	24,377	23,884
January	26,494	26,650
February	30,180	30,163
March	34,403	34,332
April	35,952	
May	35,958	
June	35,934	

### QUALITY

	Quantity	Base Number	Contract	AT	Region	England
% of FP17s for the same patient ID Re-attending within 3 months - Children	307	5,225	5.9%	9.7%	12.8%	11.9%
% of FP17s for the same patient ID Re-attending within 3 months - Adults	2,578	16,434	15.7%	14.3%	16.5%	16.0%
% of FP17s for the same patient ID Re-attending between 3 & 9 months - Children	3,733	5,225	71.4%	59.1%	59.7%	58.3%
% of FP17s for the same patient ID Re-attending between 3 & 9 months - Adults	10,014	16,434	60.9%	52.9%	52.6%	50.3%
% of FP17s for Band 1 Urgent Courses	1,718	19,913	8.6%	7.4%	9.1%	9.1%
% of FP17s Relating to Free Repair or Replacements	217	19,913	1.1%	1.2%	1.0%	0.8%
% of FP17s Relating to Continuations	250	19,913	1.3%	1.3%	1.2%	1.0%
% of Patients satisfied with the dentistry they have received	27	27	100.0%	92.4%	91.6%	91.5%
% of Patients satisfied with the time they had to wait for an appointment	25	27	92.6%	88.5%	88.3%	87.9%

\* This is based on patients treated on this contract for their most recent course of treatment. Figures in italics indicate the base number of FP17s or Patient Questionnaire responses are less than 100. N/A is shown where the base number of responses is less than 10 during the period. % is calculated as Quantity/Base number\*100

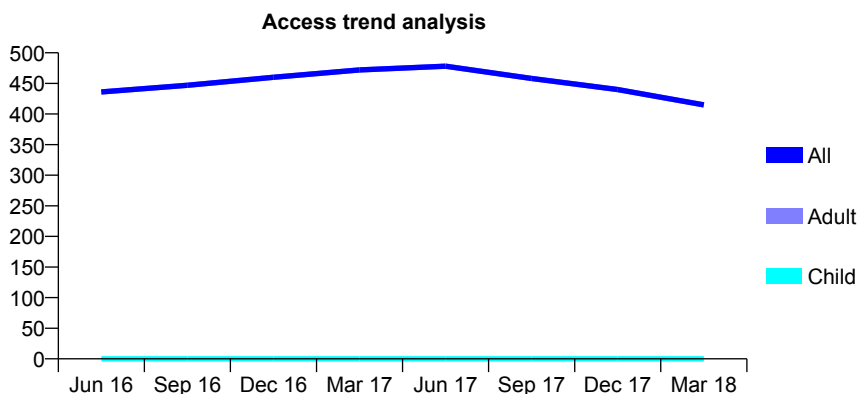
## Q51 - Vital Signs At a Glance Contract Report for 749338/0002 - March 2018

Name or company name	Taptonville House Limited
Contract type name	GDS Contract
Purpose of contract	General
Contract start date	01/02/2008
Contract end date	

17/18 Contracted general activity (UDA)	1,322
Carry forward general activity (UDA)	0
17/18 Contracted orthodontic activity (UOA)	0
Carry forward orthodontic activity (UOA)	0
Baseline contract value	£55,240.93

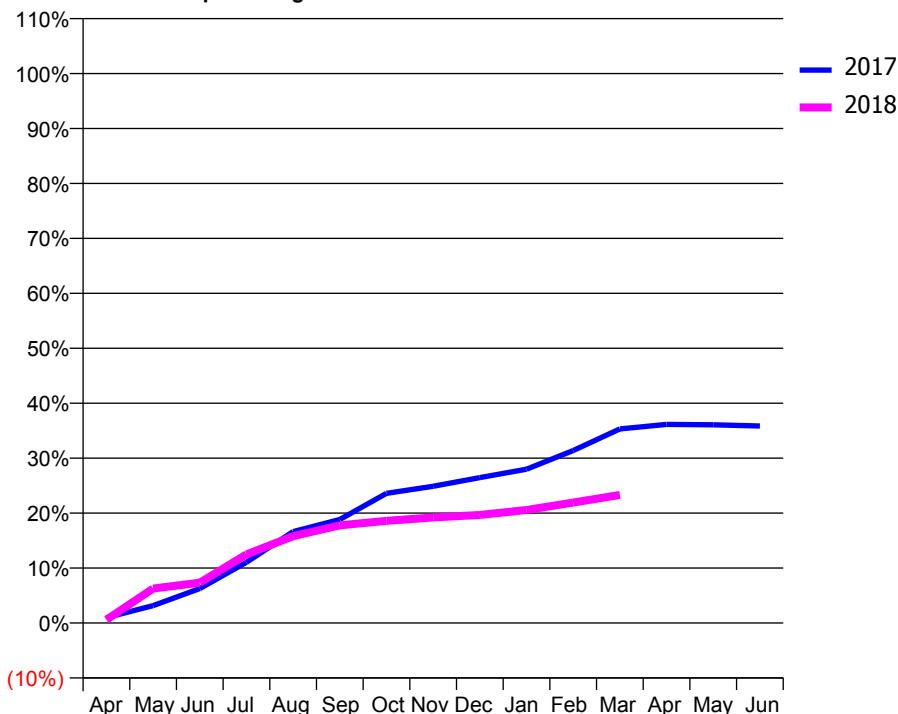
### ACCESS\*

Patients seen in 24 months	Total	Change since previous quarter
Quarter ending March 2017	472	
Quarter ending June 2017	478	→
Quarter ending September 2017	458	↓
Quarter ending December 2017	440	↓
Quarter ending March 2018	415	↓
<b>Variance since March 2017</b>	<b>(12.1%)</b>	<b>↓</b>



### ACTIVITY

Cumulative percentage of contracted UDA delivered 2017 & 2018



Month	Adjusted Scheduled Activity (UDA)	
	2017	2018
April	13	8
May	42	83
June	83	97
July	146	165
August	220	209
September	249	235
October	312	246
November	329	254
December	350	260
January	370	272
February	415	290
March	467	308
April	478	
May	477	
June	474	

### QUALITY

	Quantity	Base Number	Contract	AT	Region	England
% of FP17s for the same patient ID Re-attending within 3 months - Children	0	0	N/A	9.7%	12.8%	11.9%
% of FP17s for the same patient ID Re-attending within 3 months - Adults	3	209	1.4%	14.3%	16.5%	16.0%
% of FP17s for the same patient ID Re-attending between 3 & 9 months - Children	0	0	N/A	59.1%	59.7%	58.3%
% of FP17s for the same patient ID Re-attending between 3 & 9 months - Adults	24	209	11.5%	52.9%	52.6%	50.3%
% of FP17s for Band 1 Urgent Courses	0	202	0.0%	7.4%	9.1%	9.1%
% of FP17s Relating to Free Repair or Replacements	2	202	1.0%	1.2%	1.0%	0.8%
% of FP17s Relating to Continuations	0	202	0.0%	1.3%	1.2%	1.0%
% of Patients satisfied with the dentistry they have received	0	0	N/A	92.4%	91.6%	91.5%
% of Patients satisfied with the time they had to wait for an appointment	0	0	N/A	88.5%	88.3%	87.9%

\* This is based on patients treated on this contract for their most recent course of treatment. Figures in italics indicate the base number of FP17s or Patient Questionnaire responses are less than 100. N/A is shown where the base number of responses is less than 10 during the period. % is calculated as Quantity/Base number\*100

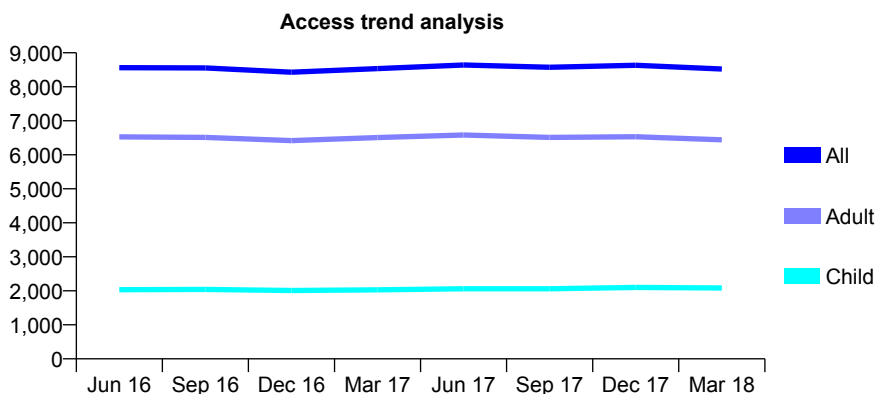
## Q51 - Vital Signs At a Glance Contract Report for 803987/0001 - March 2018

Name or company name	MR JM SUMMERFIELD
Contract type name	GDS Contract
Purpose of contract	General
Contract start date	01/04/2006
Contract end date	

17/18 Contracted general activity (UDA)	19,605
Carry forward general activity (UDA)	0
17/18 Contracted orthodontic activity (UOA)	0
Carry forward orthodontic activity (UOA)	0
Baseline contract value	£438,103.53

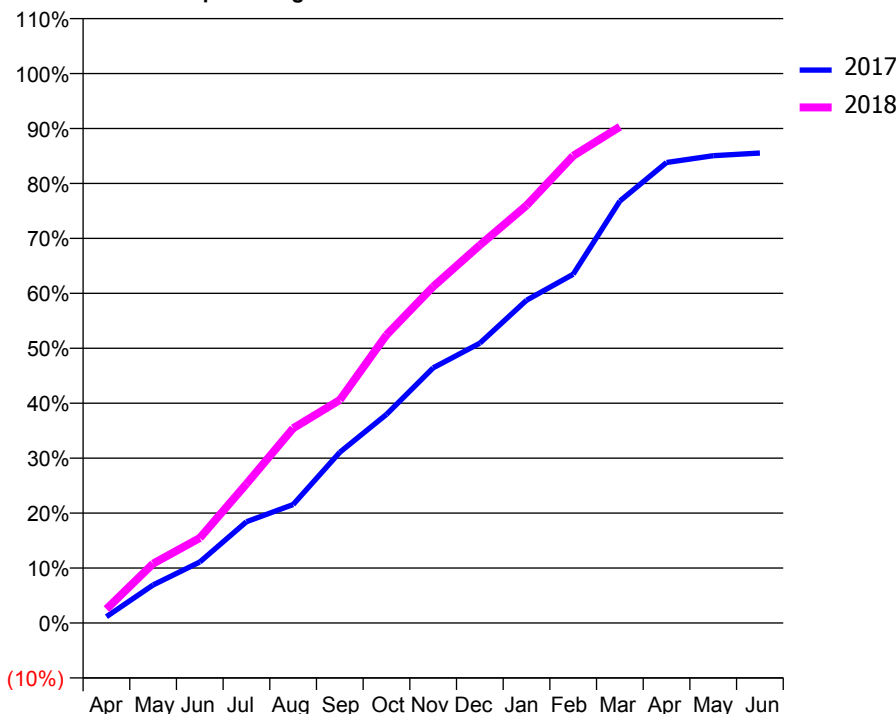
### ACCESS\*

Patients seen in 24 months	Total	Change since previous quarter
Quarter ending March 2017	8,536	
Quarter ending June 2017	8,642	→
Quarter ending September 2017	8,573	→
Quarter ending December 2017	8,632	→
Quarter ending March 2018	8,525	↓
<b>Variance since March 2017</b>	<b>(0.1%)</b>	→



### ACTIVITY

Cumulative percentage of contracted UDA delivered 2017 & 2018



Month	Adjusted Scheduled Activity (UDA)	
	2017	2018
April	224	497
May	1,356	2,121
June	2,177	3,035
July	3,612	4,964
August	4,229	6,951
September	6,093	7,955
October	7,445	10,281
November	9,106	11,999
December	9,983	13,481
January	11,513	14,900
February	12,444	16,666
March	15,054	17,707
April	16,429	
May	16,672	
June	16,766	

### QUALITY

	Quantity	Base Number	Contract	AT	Region	England
% of FP17s for the same patient ID Re-attending within 3 months - Children	181	2,131	8.5%	9.7%	12.8%	11.9%
% of FP17s for the same patient ID Re-attending within 3 months - Adults	1,109	6,708	16.5%	14.3%	16.5%	16.0%
% of FP17s for the same patient ID Re-attending between 3 & 9 months - Children	687	2,131	32.2%	59.1%	59.7%	58.3%
% of FP17s for the same patient ID Re-attending between 3 & 9 months - Adults	2,028	6,708	30.2%	52.9%	52.6%	50.3%
% of FP17s for Band 1 Urgent Courses	2,599	8,138	31.9%	7.4%	9.1%	9.1%
% of FP17s Relating to Free Repair or Replacements	83	8,138	1.0%	1.2%	1.0%	0.8%
% of FP17s Relating to Continuations	58	8,138	0.7%	1.3%	1.2%	1.0%
% of Patients satisfied with the dentistry they have received	20	22	90.9%	92.4%	91.6%	91.5%
% of Patients satisfied with the time they had to wait for an appointment	20	22	90.9%	88.5%	88.3%	87.9%

\* This is based on patients treated on this contract for their most recent course of treatment. Figures in italics indicate the base number of FP17s or Patient Questionnaire responses are less than 100. N/A is shown where the base number of responses is less than 10 during the period. % is calculated as Quantity/Base number\*100

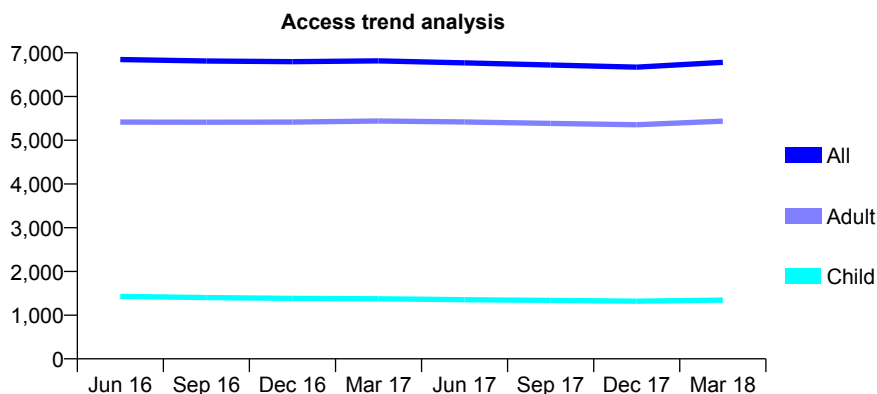
## Q51 - Vital Signs At a Glance Contract Report for 813192/0001 - March 2018

Name or company name	MR WM AZAM
Contract type name	GDS Contract
Purpose of contract	General
Contract start date	01/04/2006
Contract end date	

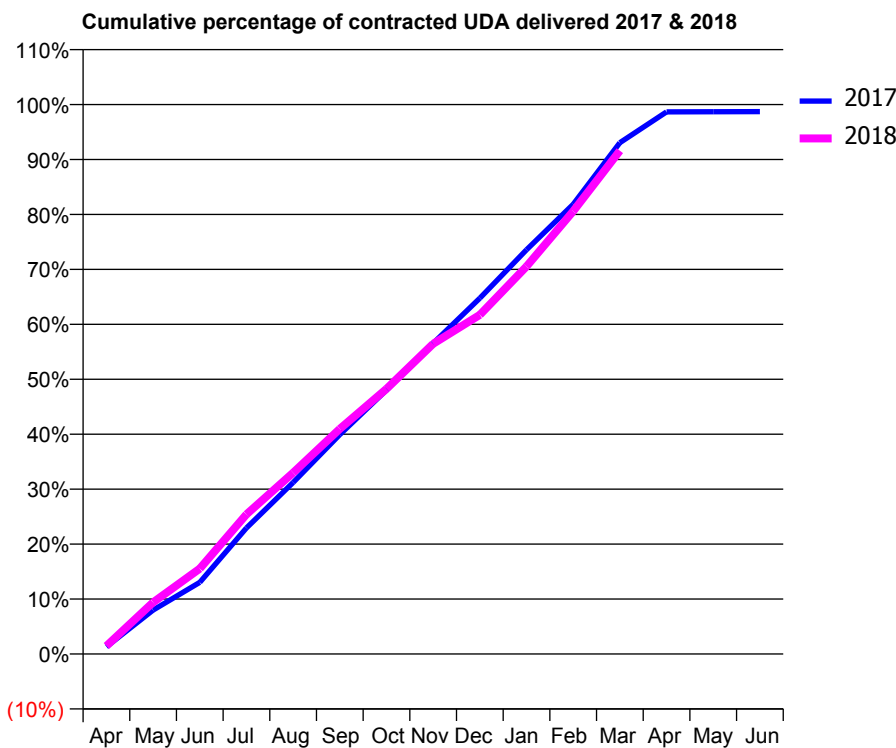
17/18 Contracted general activity (UDA)	20,808
Carry forward general activity (UDA)	268
17/18 Contracted orthodontic activity (UOA)	0
Carry forward orthodontic activity (UOA)	0
Baseline contract value	£680,204.15

### ACCESS\*

Patients seen in 24 months	Total	Change since previous quarter
Quarter ending March 2017	6,815	
Quarter ending June 2017	6,771	→
Quarter ending September 2017	6,721	→
Quarter ending December 2017	6,671	→
Quarter ending March 2018	6,781	→
<b>Variance since March 2017</b>	<b>(0.5%)</b>	→



### ACTIVITY



Month	Adjusted Scheduled Activity (UDA)	
	2017	2018
April	275	306
May	1,662	1,957
June	2,716	3,235
July	4,772	5,291
August	6,494	6,865
September	8,310	8,526
October	9,994	10,040
November	11,767	11,748
December	13,475	12,843
January	15,308	14,674
February	17,028	16,765
March	19,361	19,058
April	20,531	
May	20,532	
June	20,540	

### QUALITY

	Quantity	Base Number	Contract	AT	Region	England
% of FP17s for the same patient ID Re-attending within 3 months - Children	117	2,007	5.8%	9.7%	12.8%	11.9%
% of FP17s for the same patient ID Re-attending within 3 months - Adults	895	7,455	12.0%	14.3%	16.5%	16.0%
% of FP17s for the same patient ID Re-attending between 3 & 9 months - Children	1,235	2,007	61.5%	59.1%	59.7%	58.3%
% of FP17s for the same patient ID Re-attending between 3 & 9 months - Adults	4,191	7,455	56.2%	52.9%	52.6%	50.3%
% of FP17s for Band 1 Urgent Courses	478	9,073	5.3%	7.4%	9.1%	9.1%
% of FP17s Relating to Free Repair or Replacements	90	9,073	1.0%	1.2%	1.0%	0.8%
% of FP17s Relating to Continuations	193	9,073	2.1%	1.3%	1.2%	1.0%
% of Patients satisfied with the dentistry they have received	17	18	94.4%	92.4%	91.6%	91.5%
% of Patients satisfied with the time they had to wait for an appointment	16	18	88.9%	88.5%	88.3%	87.9%

\* This is based on patients treated on this contract for their most recent course of treatment. Figures in italics indicate the base number of FP17s or Patient Questionnaire responses are less than 100. N/A is shown where the base number of responses is less than 10 during the period. % is calculated as Quantity/Base number\*100

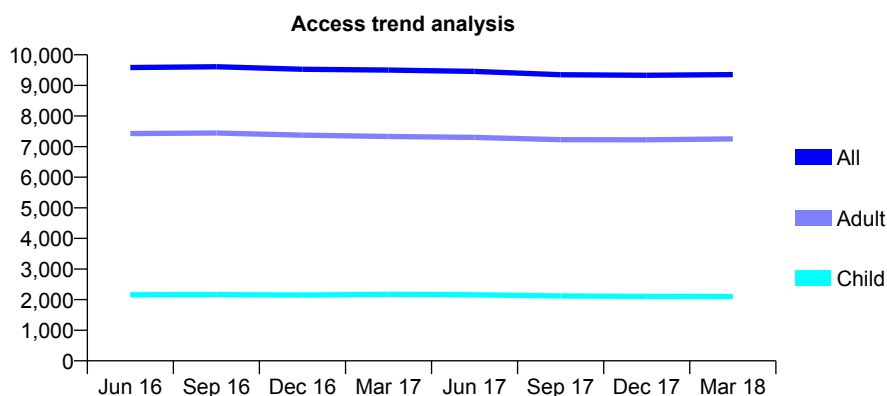
## Q51 - Vital Signs At a Glance Contract Report for 813737/0001 - March 2018

Name or company name	MR KO DAVIES
Contract type name	GDS Contract
Purpose of contract	General
Contract start date	05/05/2006
Contract end date	

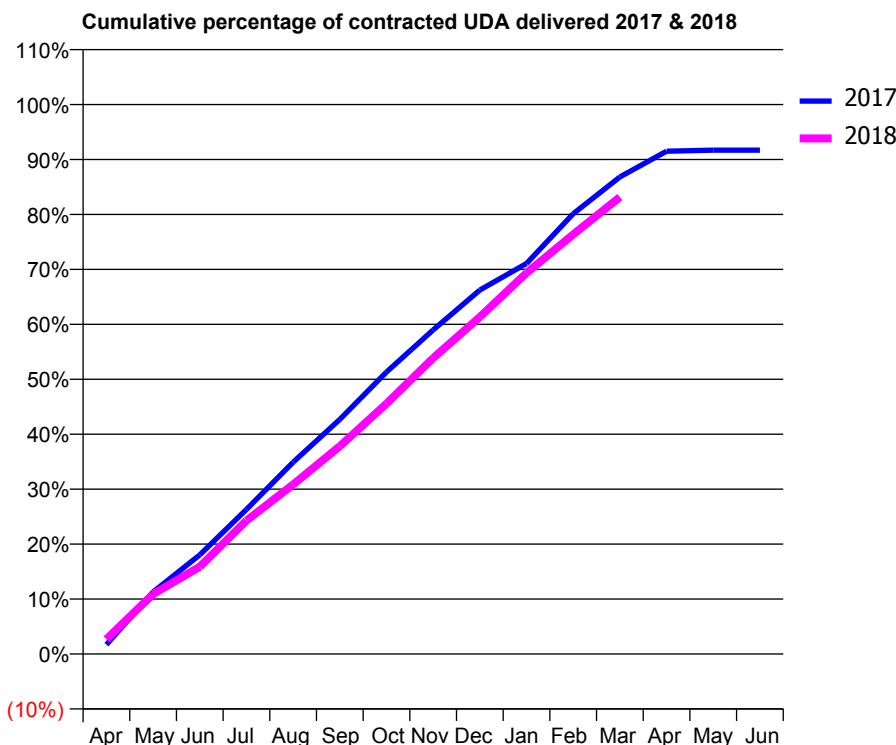
17/18 Contracted general activity (UDA)	29,000
Carry forward general activity (UDA)	0
17/18 Contracted orthodontic activity (UOA)	0
Carry forward orthodontic activity (UOA)	0
Baseline contract value	£811,503.11

### ACCESS\*

Patients seen in 24 months	Total	Change since previous quarter
Quarter ending March 2017	9,502	
Quarter ending June 2017	9,459	→
Quarter ending September 2017	9,350	↓
Quarter ending December 2017	9,331	→
Quarter ending March 2018	9,353	→
<b>Variance since March 2017</b>	<b>(1.6%)</b>	<b>↓</b>



### ACTIVITY



Month	Adjusted Scheduled Activity (UDA)	
	2017	2018
April	520	785
May	3,442	3,163
June	5,499	4,608
July	8,026	7,038
August	10,643	8,950
September	13,022	10,970
October	15,641	13,213
November	17,980	15,623
December	20,194	17,790
January	21,667	20,108
February	24,424	22,145
March	26,468	24,112
April	27,895	
May	27,954	
June	27,955	

### QUALITY

	Quantity	Base Number	Contract	AT	Region	England
% of FP17s for the same patient ID Re-attending within 3 months - Children	261	3,080	8.5%	9.7%	12.8%	11.9%
% of FP17s for the same patient ID Re-attending within 3 months - Adults	1,544	10,498	14.7%	14.3%	16.5%	16.0%
% of FP17s for the same patient ID Re-attending between 3 & 9 months - Children	1,919	3,080	62.3%	59.1%	59.7%	58.3%
% of FP17s for the same patient ID Re-attending between 3 & 9 months - Adults	6,226	10,498	59.3%	52.9%	52.6%	50.3%
% of FP17s for Band 1 Urgent Courses	599	12,122	4.9%	7.4%	9.1%	9.1%
% of FP17s Relating to Free Repair or Replacements	374	12,122	3.1%	1.2%	1.0%	0.8%
% of FP17s Relating to Continuations	173	12,122	1.4%	1.3%	1.2%	1.0%
% of Patients satisfied with the dentistry they have received	13	13	100.0%	92.4%	91.6%	91.5%
% of Patients satisfied with the time they had to wait for an appointment	13	13	100.0%	88.5%	88.3%	87.9%

\* This is based on patients treated on this contract for their most recent course of treatment. Figures in italics indicate the base number of FP17s or Patient Questionnaire responses are less than 100. N/A is shown where the base number of responses is less than 10 during the period. % is calculated as Quantity/Base number\*100

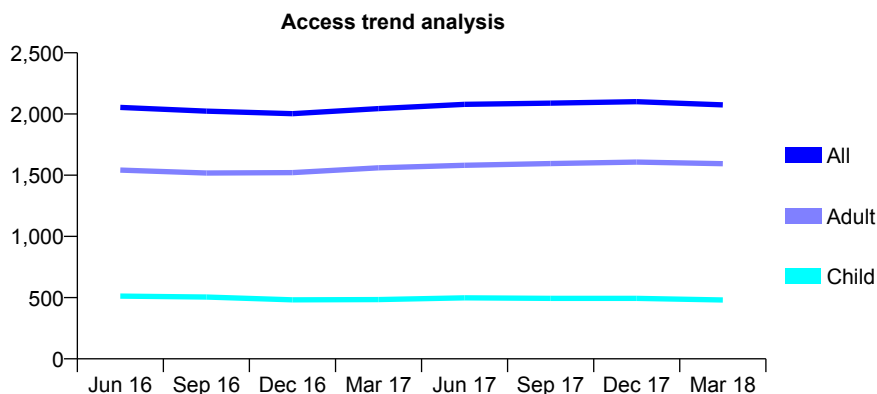
## Q51 - Vital Signs At a Glance Contract Report for 822280/0001 - March 2018

Name or company name	MR RN KYNMAN
Contract type name	GDS Contract
Purpose of contract	General
Contract start date	01/04/2006
Contract end date	

17/18 Contracted general activity (UDA)	5,711
Carry forward general activity (UDA)	-93
17/18 Contracted orthodontic activity (UOA)	0
Carry forward orthodontic activity (UOA)	0
Baseline contract value	£141,269.91

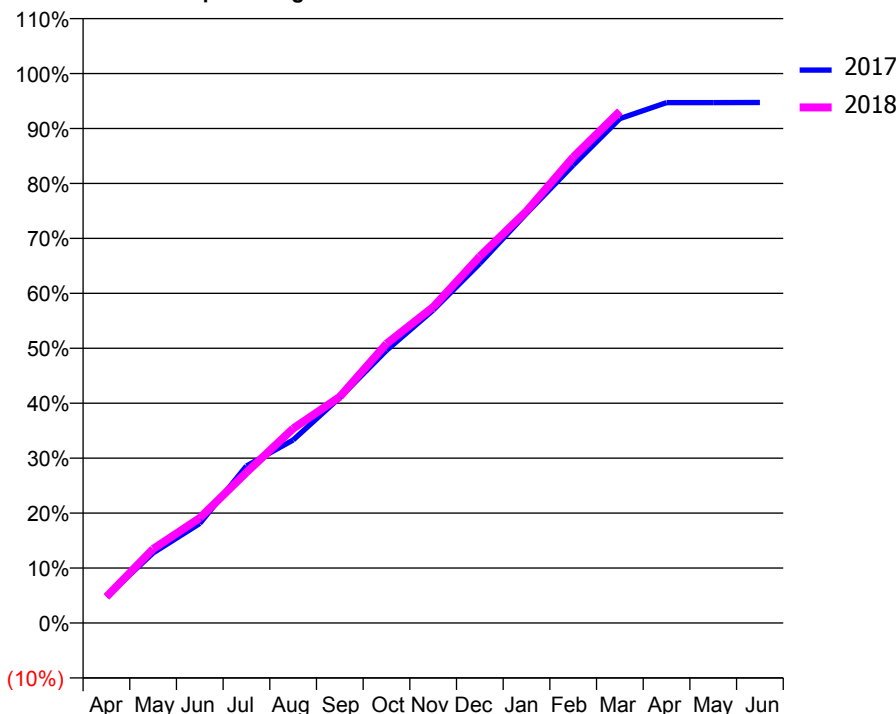
### ACCESS\*

Patients seen in 24 months	Total	Change since previous quarter
Quarter ending March 2017	2,044	
Quarter ending June 2017	2,079	→
Quarter ending September 2017	2,089	→
Quarter ending December 2017	2,101	→
Quarter ending March 2018	2,075	↓
<b>Variance since March 2017</b>	<b>1.5%</b>	<b>→</b>



### ACTIVITY

Cumulative percentage of contracted UDA delivered 2017 & 2018



Month	Adjusted Scheduled Activity (UDA)	
	2017	2018
April	274	273
May	728	770
June	1,035	1,091
July	1,632	1,565
August	1,902	2,022
September	2,343	2,351
October	2,833	2,902
November	3,252	3,284
December	3,737	3,811
January	4,256	4,280
February	4,758	4,841
March	5,243	5,318
April	5,408	
May	5,408	
June	5,409	

### QUALITY

	Quantity	Base Number	Contract	AT	Region	England
% of FP17s for the same patient ID Re-attending within 3 months - Children	28	788	3.6%	9.7%	12.8%	11.9%
% of FP17s for the same patient ID Re-attending within 3 months - Adults	196	2,275	8.6%	14.3%	16.5%	16.0%
% of FP17s for the same patient ID Re-attending between 3 & 9 months - Children	591	788	75.0%	59.1%	59.7%	58.3%
% of FP17s for the same patient ID Re-attending between 3 & 9 months - Adults	1,226	2,275	53.9%	52.9%	52.6%	50.3%
% of FP17s for Band 1 Urgent Courses	136	2,977	4.6%	7.4%	9.1%	9.1%
% of FP17s Relating to Free Repair or Replacements	37	2,977	1.2%	1.2%	1.0%	0.8%
% of FP17s Relating to Continuations	21	2,977	0.7%	1.3%	1.2%	1.0%
% of Patients satisfied with the dentistry they have received	1	1	N/A	92.4%	91.6%	91.5%
% of Patients satisfied with the time they had to wait for an appointment	1	1	N/A	88.5%	88.3%	87.9%

\* This is based on patients treated on this contract for their most recent course of treatment. Figures in italics indicate the base number of FP17s or Patient Questionnaire responses are less than 100. N/A is shown where the base number of responses is less than 10 during the period. % is calculated as Quantity/Base number\*100

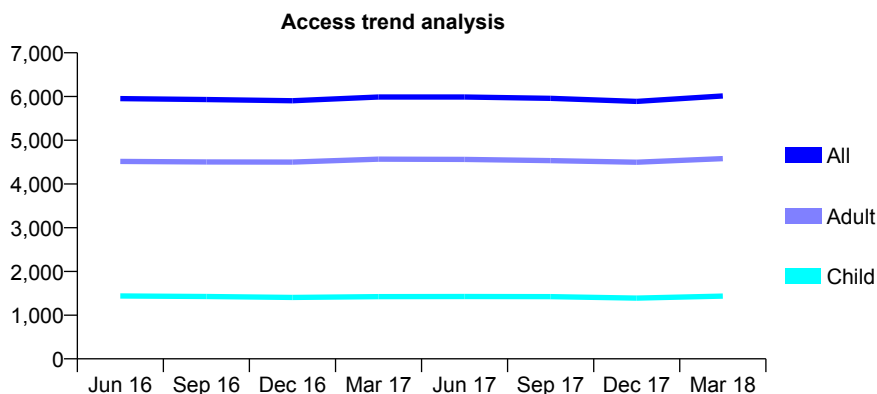
## Q51 - Vital Signs At a Glance Contract Report for 822280/0002 - March 2018

Name or company name	MR RN KYNMAN
Contract type name	GDS Contract
Purpose of contract	General
Contract start date	01/04/2006
Contract end date	

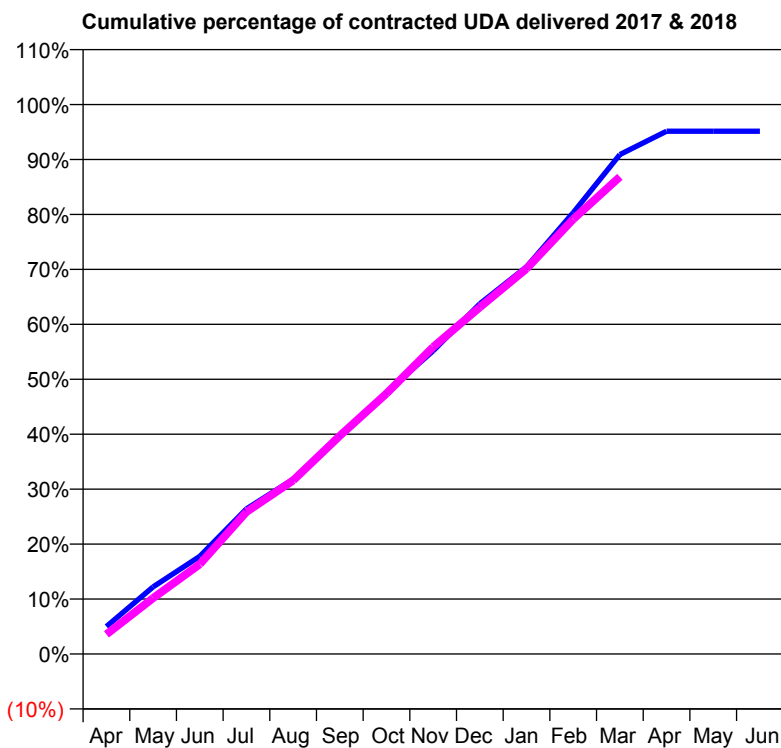
17/18 Contracted general activity (UDA)	18,470
Carry forward general activity (UDA)	-169
17/18 Contracted orthodontic activity (UOA)	0
Carry forward orthodontic activity (UOA)	0
Baseline contract value	£427,879.51

### ACCESS\*

Patients seen in 24 months	Total	Change since previous quarter
Quarter ending March 2017	5,990	
Quarter ending June 2017	5,988	→
Quarter ending September 2017	5,957	→
Quarter ending December 2017	5,888	↓
Quarter ending March 2018	6,013	↑
<b>Variance since March 2017</b>	<b>0.4%</b>	<b>→</b>



### ACTIVITY



Month	Adjusted Scheduled Activity (UDA)	
	2017	2018
April	928	661
May	2,257	1,882
June	3,284	3,018
July	4,879	4,774
August	5,875	5,834
September	7,307	7,333
October	8,802	8,755
November	10,191	10,321
December	11,771	11,657
January	13,014	12,951
February	14,834	14,615
March	16,790	16,040
April	17,573	
May	17,572	
June	17,573	

### QUALITY

	Quantity	Base Number	Contract	AT	Region	England
% of FP17s for the same patient ID Re-attending within 3 months - Children	161	2,304	7.0%	9.7%	12.8%	11.9%
% of FP17s for the same patient ID Re-attending within 3 months - Adults	1,624	7,862	20.7%	14.3%	16.5%	16.0%
% of FP17s for the same patient ID Re-attending between 3 & 9 months - Children	1,626	2,304	70.6%	59.1%	59.7%	58.3%
% of FP17s for the same patient ID Re-attending between 3 & 9 months - Adults	4,641	7,862	59.0%	52.9%	52.6%	50.3%
% of FP17s for Band 1 Urgent Courses	1,177	9,758	12.1%	7.4%	9.1%	9.1%
% of FP17s Relating to Free Repair or Replacements	93	9,758	1.0%	1.2%	1.0%	0.8%
% of FP17s Relating to Continuations	47	9,758	0.5%	1.3%	1.2%	1.0%
% of Patients satisfied with the dentistry they have received	5	5	N/A	92.4%	91.6%	91.5%
% of Patients satisfied with the time they had to wait for an appointment	5	5	N/A	88.5%	88.3%	87.9%

\* This is based on patients treated on this contract for their most recent course of treatment. Figures in italics indicate the base number of FP17s or Patient Questionnaire responses are less than 100. N/A is shown where the base number of responses is less than 10 during the period. % is calculated as Quantity/Base number\*100

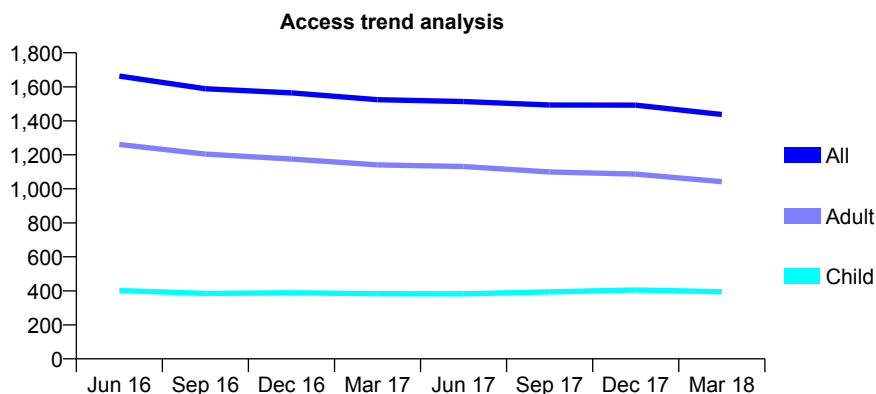
## Q51 - Vital Signs At a Glance Contract Report for 835498/0001 - March 2018

Name or company name	MR JA WARDY
Contract type name	GDS Contract
Purpose of contract	General
Contract start date	01/04/2006
Contract end date	

17/18 Contracted general activity (UDA)	6,500
Carry forward general activity (UDA)	0
17/18 Contracted orthodontic activity (UOA)	0
Carry forward orthodontic activity (UOA)	0
Baseline contract value	£178,641.60

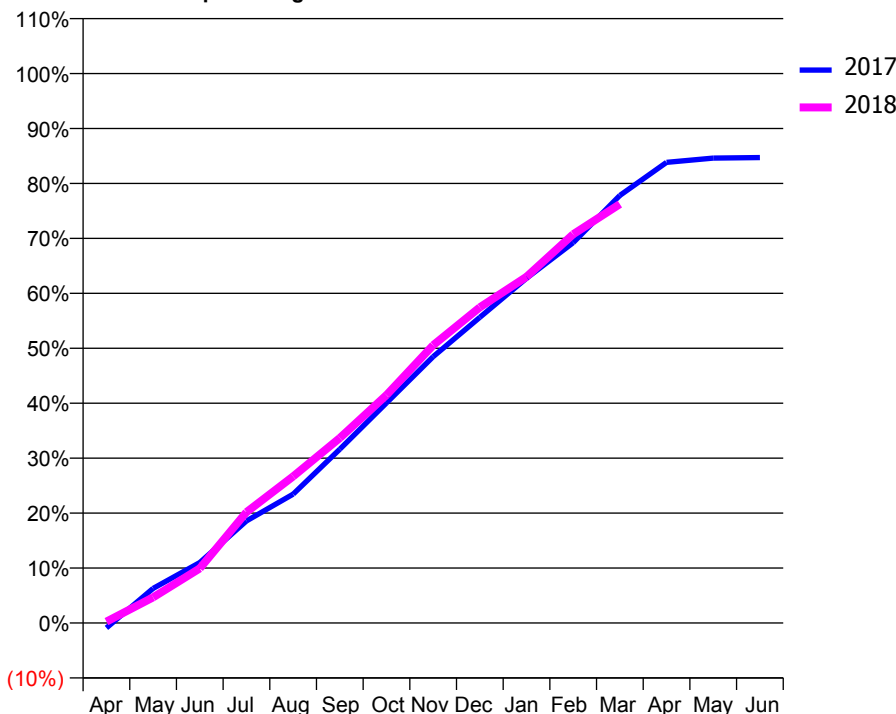
### ACCESS\*

Patients seen in 24 months	Total	Change since previous quarter
Quarter ending March 2017	1,524	
Quarter ending June 2017	1,513	→
Quarter ending September 2017	1,493	↓
Quarter ending December 2017	1,492	→
Quarter ending March 2018	1,437	↓
<b>Variance since March 2017</b>	<b>(5.7%)</b>	<b>↓</b>



### ACTIVITY

Cumulative percentage of contracted UDA delivered 2017 & 2018



Month	Adjusted Scheduled Activity (UDA)	
	2017	2018
April	-60	16
May	409	303
June	716	645
July	1,208	1,312
August	1,524	1,734
September	2,057	2,189
October	2,603	2,697
November	3,151	3,287
December	3,616	3,734
January	4,079	4,096
February	4,499	4,599
March	5,058	4,956
April	5,449	
May	5,499	
June	5,505	

### QUALITY

	Quantity	Base Number	Contract	AT	Region	England
% of FP17s for the same patient ID Re-attending within 3 months - Children	157	742	21.2%	9.7%	12.8%	11.9%
% of FP17s for the same patient ID Re-attending within 3 months - Adults	223	1,402	15.9%	14.3%	16.5%	16.0%
% of FP17s for the same patient ID Re-attending between 3 & 9 months - Children	398	742	53.6%	59.1%	59.7%	58.3%
% of FP17s for the same patient ID Re-attending between 3 & 9 months - Adults	700	1,402	49.9%	52.9%	52.6%	50.3%
% of FP17s for Band 1 Urgent Courses	110	2,017	5.5%	7.4%	9.1%	9.1%
% of FP17s Relating to Free Repair or Replacements	32	2,017	1.6%	1.2%	1.0%	0.8%
% of FP17s Relating to Continuations	22	2,017	1.1%	1.3%	1.2%	1.0%
% of Patients satisfied with the dentistry they have received	4	6	N/A	92.4%	91.6%	91.5%
% of Patients satisfied with the time they had to wait for an appointment	4	6	N/A	88.5%	88.3%	87.9%

\* This is based on patients treated on this contract for their most recent course of treatment. Figures in italics indicate the base number of FP17s or Patient Questionnaire responses are less than 100. N/A is shown where the base number of responses is less than 10 during the period. % is calculated as Quantity/Base number\*100



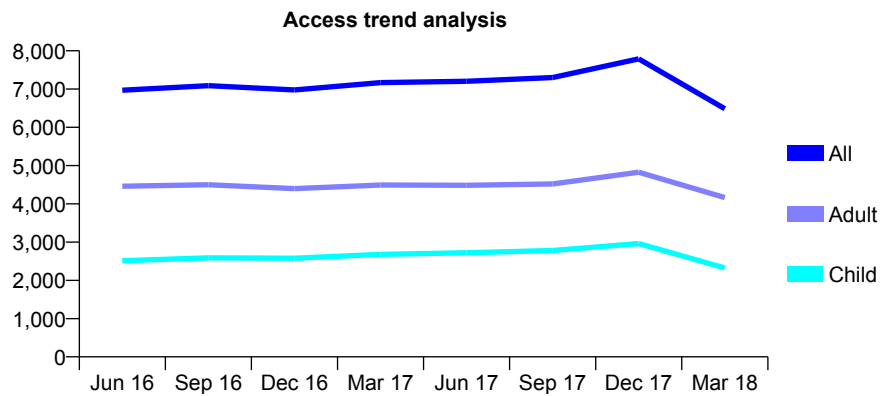
## Q51 - Vital Signs At a Glance Contract Report for 848131/0001 - March 2018

Name or company name	V. Orliaklis Limited
Contract type name	GDS Contract
Purpose of contract	General
Contract start date	01/04/2006
Contract end date	

17/18 Contracted general activity (UDA)	19,582
Carry forward general activity (UDA)	-392
17/18 Contracted orthodontic activity (UOA)	0
Carry forward orthodontic activity (UOA)	0
Baseline contract value	£593,999.32

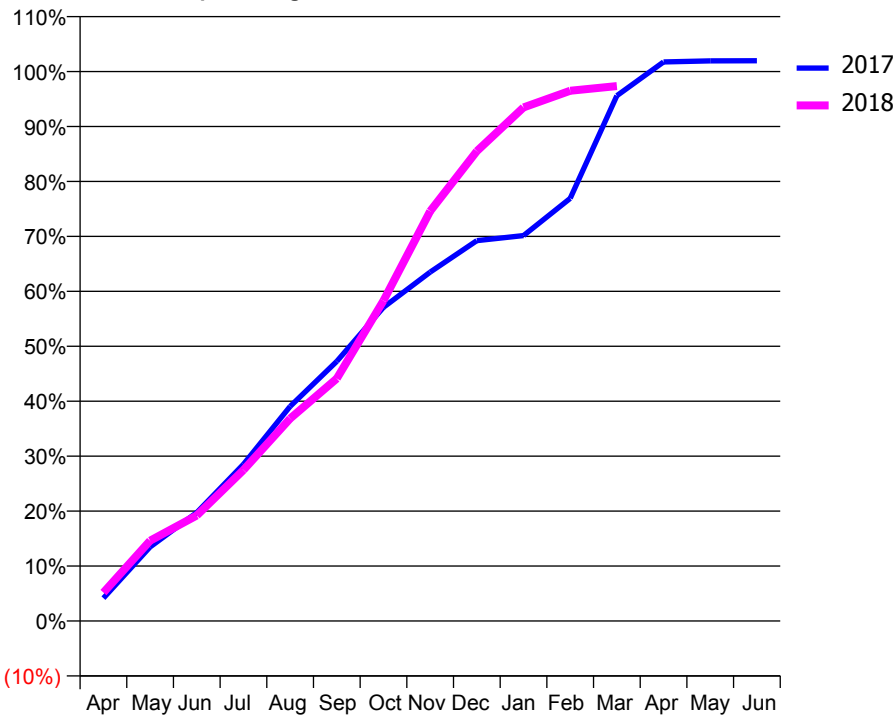
### ACCESS\*

Patients seen in 24 months	Total	Change since previous quarter
Quarter ending March 2017	7,168	
Quarter ending June 2017	7,203	→
Quarter ending September 2017	7,300	→
Quarter ending December 2017	7,789	↑
Quarter ending March 2018	6,485	↓
<b>Variance since March 2017</b>	<b>(9.5%)</b>	<b>↓</b>



### ACTIVITY

Cumulative percentage of contracted UDA delivered 2017 & 2018



Month	Adjusted Scheduled Activity (UDA)	
	2017	2018
April	816	1,016
May	2,640	2,864
June	3,863	3,761
July	5,586	5,382
August	7,647	7,218
September	9,254	8,640
October	11,181	11,417
November	12,433	14,607
December	13,555	16,745
January	13,738	18,303
February	15,060	18,896
March	18,720	19,062
April	19,920	
May	19,960	
June	19,964	

### QUALITY

	Quantity	Base Number	Contract	AT	Region	England
% of FP17s for the same patient ID Re-attending within 3 months - Children	340	4,252	8.0%	9.7%	12.8%	11.9%
% of FP17s for the same patient ID Re-attending within 3 months - Adults	743	6,174	12.0%	14.3%	16.5%	16.0%
% of FP17s for the same patient ID Re-attending between 3 & 9 months - Children	2,460	4,252	57.9%	59.1%	59.7%	58.3%
% of FP17s for the same patient ID Re-attending between 3 & 9 months - Adults	3,294	6,174	53.4%	52.9%	52.6%	50.3%
% of FP17s for Band 1 Urgent Courses	501	9,013	5.6%	7.4%	9.1%	9.1%
% of FP17s Relating to Free Repair or Replacements	30	9,013	0.3%	1.2%	1.0%	0.8%
% of FP17s Relating to Continuations	22	9,013	0.2%	1.3%	1.2%	1.0%
% of Patients satisfied with the dentistry they have received	10	11	90.9%	92.4%	91.6%	91.5%
% of Patients satisfied with the time they had to wait for an appointment	10	11	90.9%	88.5%	88.3%	87.9%

\* This is based on patients treated on this contract for their most recent course of treatment. Figures in italics indicate the base number of FP17s or Patient Questionnaire responses are less than 100. N/A is shown where the base number of responses is less than 10 during the period. % is calculated as Quantity/Base number\*100

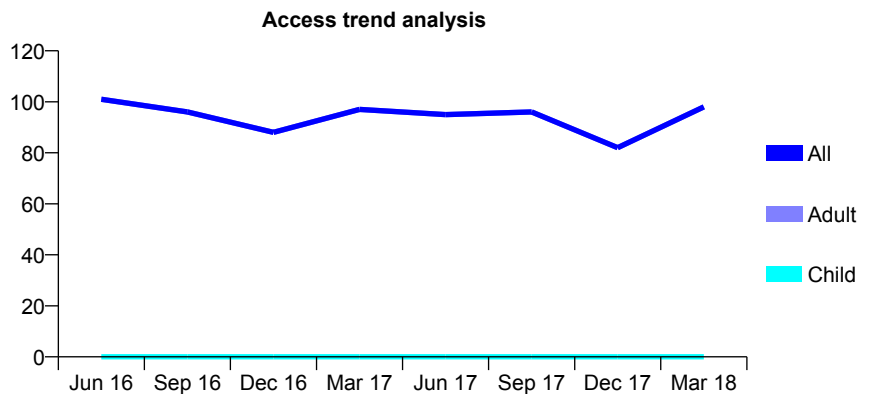
## Q51 - Vital Signs At a Glance Contract Report for 848131/0002 - March 2018

Name or company name	V. Orliaklis Limited
Contract type name	GDS Contract
Purpose of contract	General
Contract start date	01/04/2008
Contract end date	

17/18 Contracted general activity (UDA)	450
Carry forward general activity (UDA)	0
17/18 Contracted orthodontic activity (UOA)	0
Carry forward orthodontic activity (UOA)	0
Baseline contract value	£27,392.27

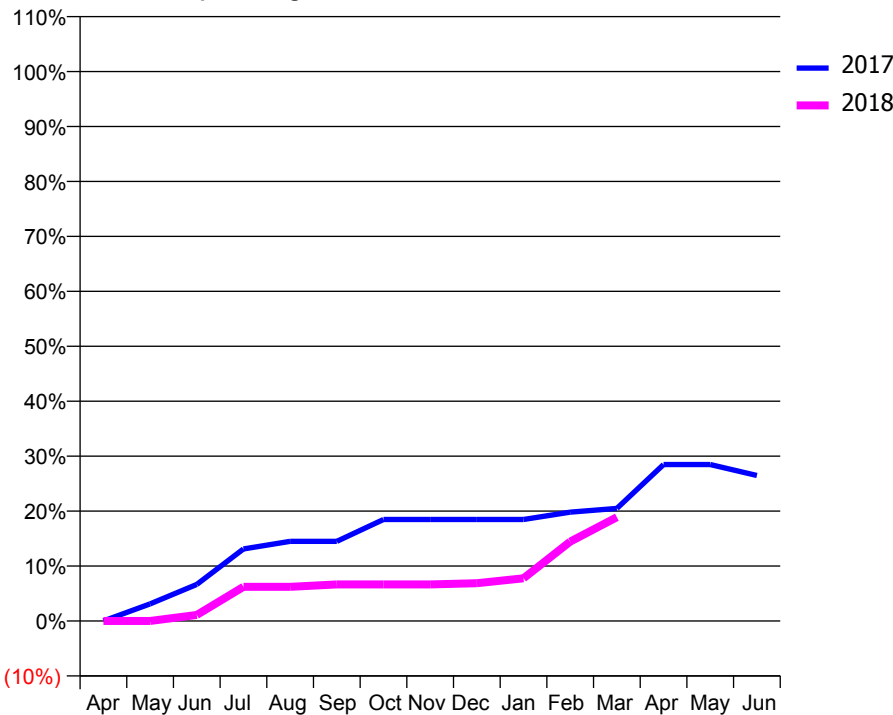
### ACCESS\*

Patients seen in 24 months	Total	Change since previous quarter
Quarter ending March 2017	97	
Quarter ending June 2017	95	↓
Quarter ending September 2017	96	→
Quarter ending December 2017	82	↓
Quarter ending March 2018	98	↑
<b>Variance since March 2017</b>	1.0%	→



### ACTIVITY

Cumulative percentage of contracted UDA delivered 2017 & 2018



Month	Adjusted Scheduled Activity (UDA)	
	2017	2018
April	0	0
May	14	0
June	30	5
July	59	28
August	65	28
September	65	30
October	83	30
November	83	30
December	83	31
January	83	35
February	89	65
March	92	85
April	128	
May	128	
June	119	

### QUALITY

	Quantity	Base Number	Contract	AT	Region	England
% of FP17s for the same patient ID Re-attending within 3 months - Children	0	0	N/A	9.7%	12.8%	11.9%
% of FP17s for the same patient ID Re-attending within 3 months - Adults	0	73	0.0%	14.3%	16.5%	16.0%
% of FP17s for the same patient ID Re-attending between 3 & 9 months - Children	0	0	N/A	59.1%	59.7%	58.3%
% of FP17s for the same patient ID Re-attending between 3 & 9 months - Adults	5	73	6.8%	52.9%	52.6%	50.3%
% of FP17s for Band 1 Urgent Courses	0	48	0.0%	7.4%	9.1%	9.1%
% of FP17s Relating to Free Repair or Replacements	0	48	0.0%	1.2%	1.0%	0.8%
% of FP17s Relating to Continuations	0	48	0.0%	1.3%	1.2%	1.0%
% of Patients satisfied with the dentistry they have received	0	0	N/A	92.4%	91.6%	91.5%
% of Patients satisfied with the time they had to wait for an appointment	0	0	N/A	88.5%	88.3%	87.9%

\* This is based on patients treated on this contract for their most recent course of treatment. Figures in italics indicate the base number of FP17s or Patient Questionnaire responses are less than 100. N/A is shown where the base number of responses is less than 10 during the period. % is calculated as Quantity/Base number\*100

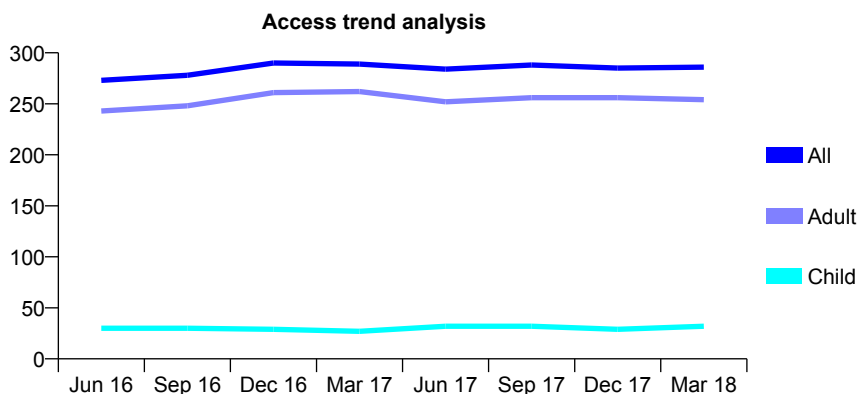
## Q51 - Vital Signs At a Glance Contract Report for 848131/0004 - March 2018

Name or company name	V Orliaklis and S Giannetopoulos
Contract type name	PDS Plus Contract
Purpose of contract	General
Contract start date	01/02/2011
Contract end date	30/09/2018

17/18 Contracted general activity (UDA)	2,000
Carry forward general activity (UDA)	0
17/18 Contracted orthodontic activity (UOA)	0
Carry forward orthodontic activity (UOA)	0
Baseline contract value	£129,012.72

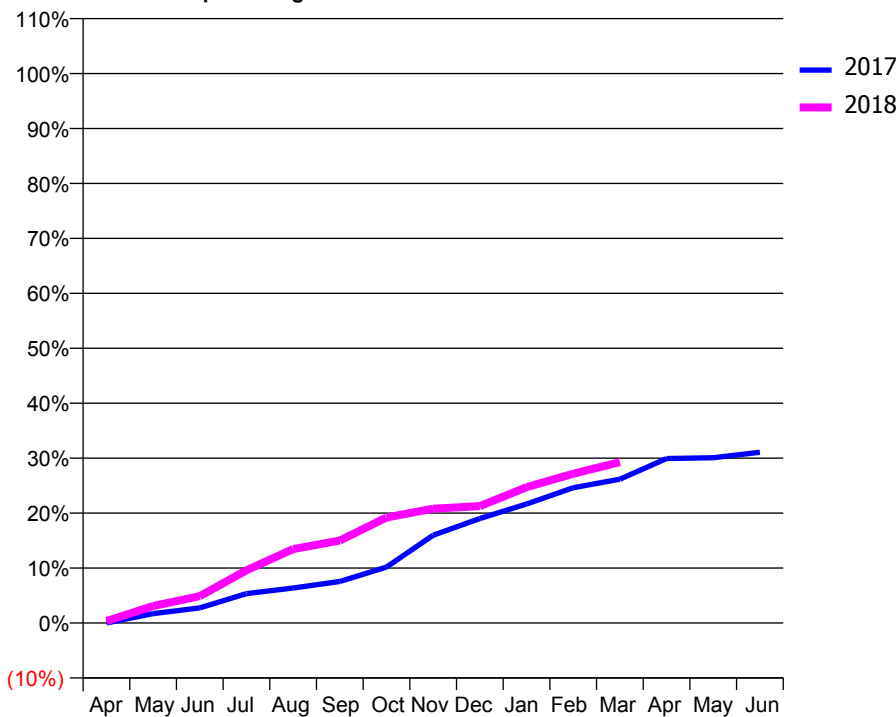
### ACCESS\*

Patients seen in 24 months	Total	Change since previous quarter
Quarter ending March 2017	289	
Quarter ending June 2017	284	↓
Quarter ending September 2017	288	→
Quarter ending December 2017	285	↓
Quarter ending March 2018	286	→
<b>Variance since March 2017</b>	<b>(1.0%)</b>	<b>↓</b>



### ACTIVITY

Cumulative percentage of contracted UDA delivered 2017 & 2018



Adjusted Scheduled Activity (UDA)

Month	2017	2018
April	0	7
May	34	62
June	55	98
July	107	192
August	127	269
September	151	300
October	203	384
November	319	416
December	380	425
January	433	494
February	492	543
March	523	586
April	599	
May	602	
June	622	

### QUALITY

	Quantity	Base Number	Contract	AT	Region	England
% of FP17s for the same patient ID Re-attending within 3 months - Children	2	58	3.4%	9.7%	12.8%	11.9%
% of FP17s for the same patient ID Re-attending within 3 months - Adults	18	288	6.3%	14.3%	16.5%	16.0%
% of FP17s for the same patient ID Re-attending between 3 & 9 months - Children	22	58	37.9%	59.1%	59.7%	58.3%
% of FP17s for the same patient ID Re-attending between 3 & 9 months - Adults	140	288	48.6%	52.9%	52.6%	50.3%
% of FP17s for Band 1 Urgent Courses	4	309	1.3%	7.4%	9.1%	9.1%
% of FP17s Relating to Free Repair or Replacements	0	309	0.0%	1.2%	1.0%	0.8%
% of FP17s Relating to Continuations	0	309	0.0%	1.3%	1.2%	1.0%
% of Patients satisfied with the dentistry they have received	1	1	N/A	92.4%	91.6%	91.5%
% of Patients satisfied with the time they had to wait for an appointment	1	1	N/A	88.5%	88.3%	87.9%

\* This is based on patients treated on this contract for their most recent course of treatment. Figures in italics indicate the base number of FP17s or Patient Questionnaire responses are less than 100. N/A is shown where the base number of responses is less than 10 during the period. % is calculated as Quantity/Base number\*100

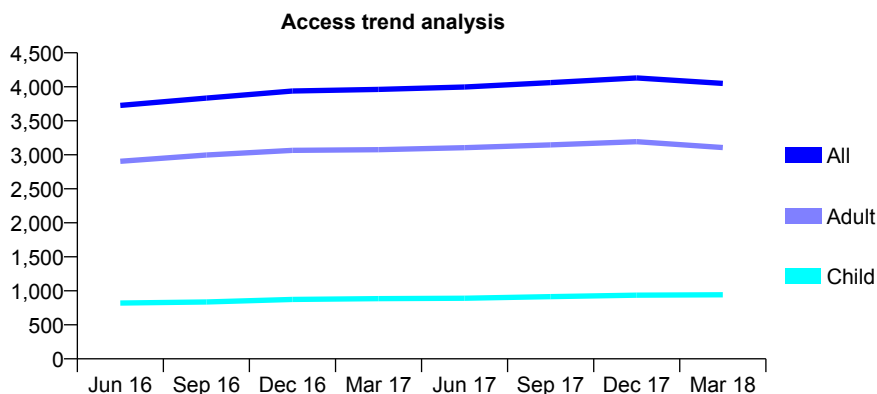
## Q51 - Vital Signs At a Glance Contract Report for 855650/0003 - March 2018

Name or company name	MISS F ARDABILI
Contract type name	GDS Contract
Purpose of contract	General
Contract start date	01/01/2012
Contract end date	

17/18 Contracted general activity (UDA)	11,500
Carry forward general activity (UDA)	-65
17/18 Contracted orthodontic activity (UOA)	0
Carry forward orthodontic activity (UOA)	0
Baseline contract value	£300,155.85

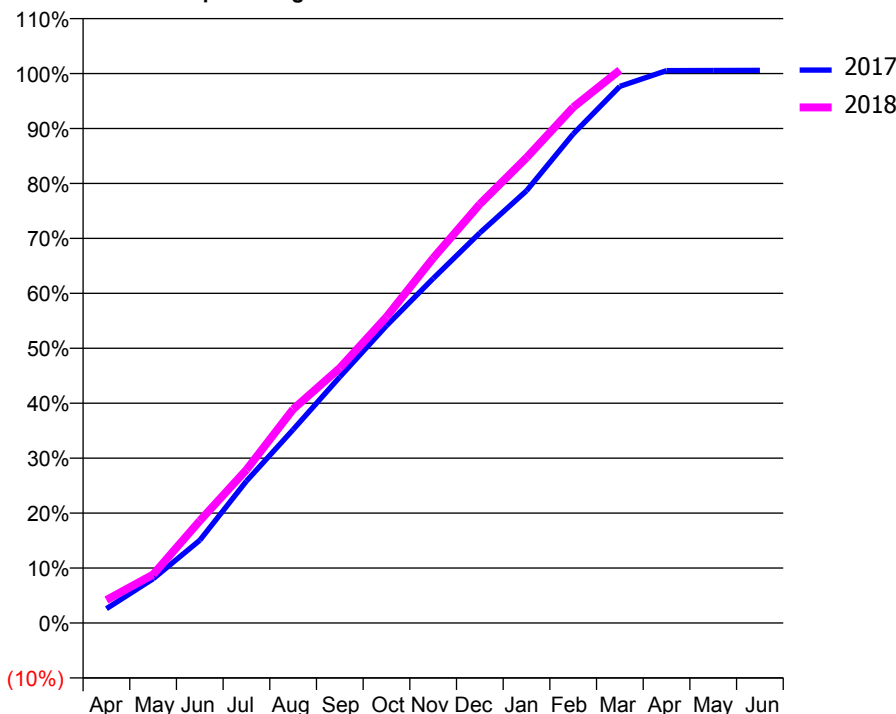
### ACCESS\*

Patients seen in 24 months	Total	Change since previous quarter
Quarter ending March 2017	3,961	
Quarter ending June 2017	3,997	→
Quarter ending September 2017	4,061	→
Quarter ending December 2017	4,130	→
Quarter ending March 2018	4,050	↓
<b>Variance since March 2017</b>	<b>2.2%</b>	<b>↑</b>



### ACTIVITY

Cumulative percentage of contracted UDA delivered 2017 & 2018



Month	Adjusted Scheduled Activity (UDA)	
	2017	2018
April	300	481
May	926	1,013
June	1,733	2,140
July	2,970	3,207
August	4,048	4,475
September	5,149	5,337
October	6,222	6,405
November	7,210	7,638
December	8,163	8,768
January	9,045	9,738
February	10,235	10,794
March	11,232	11,573
April	11,559	
May	11,562	
June	11,565	

### QUALITY

	Quantity	Base Number	Contract	AT	Region	England
% of FP17s for the same patient ID Re-attending within 3 months - Children	101	1,209	8.4%	9.7%	12.8%	11.9%
% of FP17s for the same patient ID Re-attending within 3 months - Adults	578	4,002	14.4%	14.3%	16.5%	16.0%
% of FP17s for the same patient ID Re-attending between 3 & 9 months - Children	592	1,209	49.0%	59.1%	59.7%	58.3%
% of FP17s for the same patient ID Re-attending between 3 & 9 months - Adults	2,005	4,002	50.1%	52.9%	52.6%	50.3%
% of FP17s for Band 1 Urgent Courses	291	5,051	5.8%	7.4%	9.1%	9.1%
% of FP17s Relating to Free Repair or Replacements	158	5,051	3.1%	1.2%	1.0%	0.8%
% of FP17s Relating to Continuations	47	5,051	0.9%	1.3%	1.2%	1.0%
% of Patients satisfied with the dentistry they have received	7	7	N/A	92.4%	91.6%	91.5%
% of Patients satisfied with the time they had to wait for an appointment	7	7	N/A	88.5%	88.3%	87.9%

\* This is based on patients treated on this contract for their most recent course of treatment. Figures in italics indicate the base number of FP17s or Patient Questionnaire responses are less than 100. N/A is shown where the base number of responses is less than 10 during the period. % is calculated as Quantity/Base number\*100

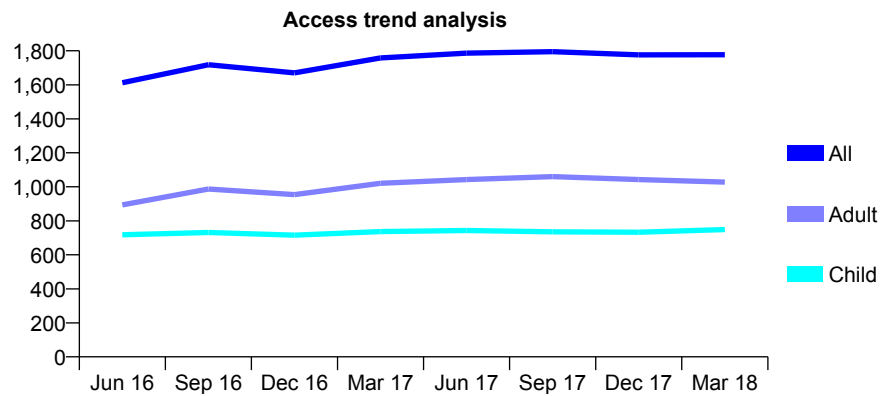
## Q51 - Vital Signs At a Glance Contract Report for 855650/0004 - March 2018

Name or company name	MISS F ARDABILI
Contract type name	GDS Contract
Purpose of contract	General
Contract start date	01/10/2014
Contract end date	

17/18 Contracted general activity (UDA)	2,042
Carry forward general activity (UDA)	5
17/18 Contracted orthodontic activity (UOA)	0
Carry forward orthodontic activity (UOA)	0
Baseline contract value	£53,297.23

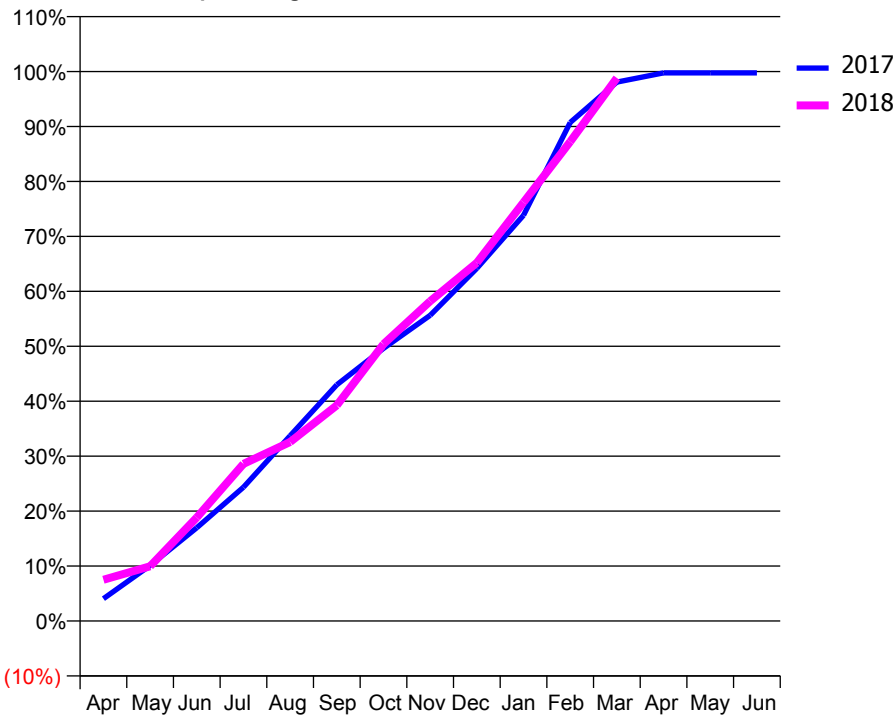
### ACCESS\*

Patients seen in 24 months	Total	Change since previous quarter
Quarter ending March 2017	1,758	
Quarter ending June 2017	1,786	→
Quarter ending September 2017	1,795	→
Quarter ending December 2017	1,776	↓
Quarter ending March 2018	1,777	→
<b>Variance since March 2017</b>	<b>1.1%</b>	<b>→</b>



### ACTIVITY

Cumulative percentage of contracted UDA delivered 2017 & 2018



Month	Adjusted Scheduled Activity (UDA)	
	2017	2018
April	83	153
May	206	204
June	346	385
July	497	584
August	689	665
September	878	802
October	1,013	1,029
November	1,136	1,189
December	1,310	1,331
January	1,508	1,556
February	1,853	1,781
March	2,003	2,018
April	2,037	
May	2,037	
June	2,037	

### QUALITY

	Quantity	Base Number	Contract	AT	Region	England
% of FP17s for the same patient ID Re-attending within 3 months - Children	41	973	4.2%	9.7%	12.8%	11.9%
% of FP17s for the same patient ID Re-attending within 3 months - Adults	69	1,109	6.2%	14.3%	16.5%	16.0%
% of FP17s for the same patient ID Re-attending between 3 & 9 months - Children	531	973	54.6%	59.1%	59.7%	58.3%
% of FP17s for the same patient ID Re-attending between 3 & 9 months - Adults	569	1,109	51.3%	52.9%	52.6%	50.3%
% of FP17s for Band 1 Urgent Courses	26	1,190	2.2%	7.4%	9.1%	9.1%
% of FP17s Relating to Free Repair or Replacements	0	1,190	0.0%	1.2%	1.0%	0.8%
% of FP17s Relating to Continuations	12	1,190	1.0%	1.3%	1.2%	1.0%
% of Patients satisfied with the dentistry they have received	0	0	N/A	92.4%	91.6%	91.5%
% of Patients satisfied with the time they had to wait for an appointment	0	0	N/A	88.5%	88.3%	87.9%

\* This is based on patients treated on this contract for their most recent course of treatment. Figures in italics indicate the base number of FP17s or Patient Questionnaire responses are less than 100. N/A is shown where the base number of responses is less than 10 during the period. % is calculated as Quantity/Base number\*100

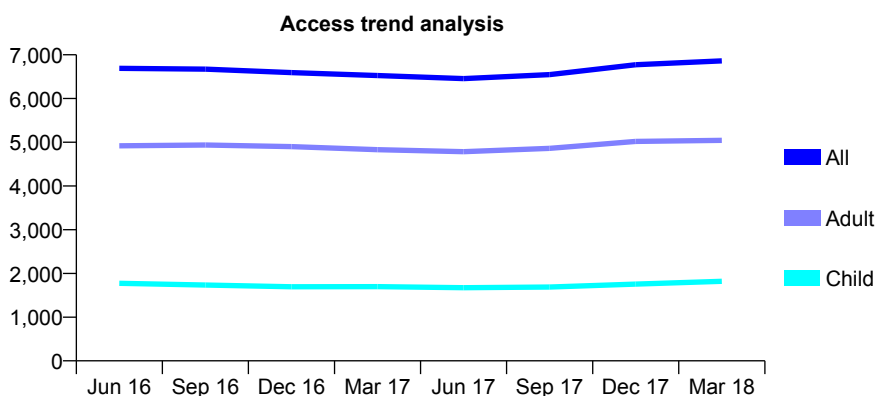
## Q51 - Vital Signs At a Glance Contract Report for 916889/0001 - March 2018

Name or company name	MR SG EMMS
Contract type name	GDS Contract
Purpose of contract	General and Orthodontic
Contract start date	01/04/2006
Contract end date	

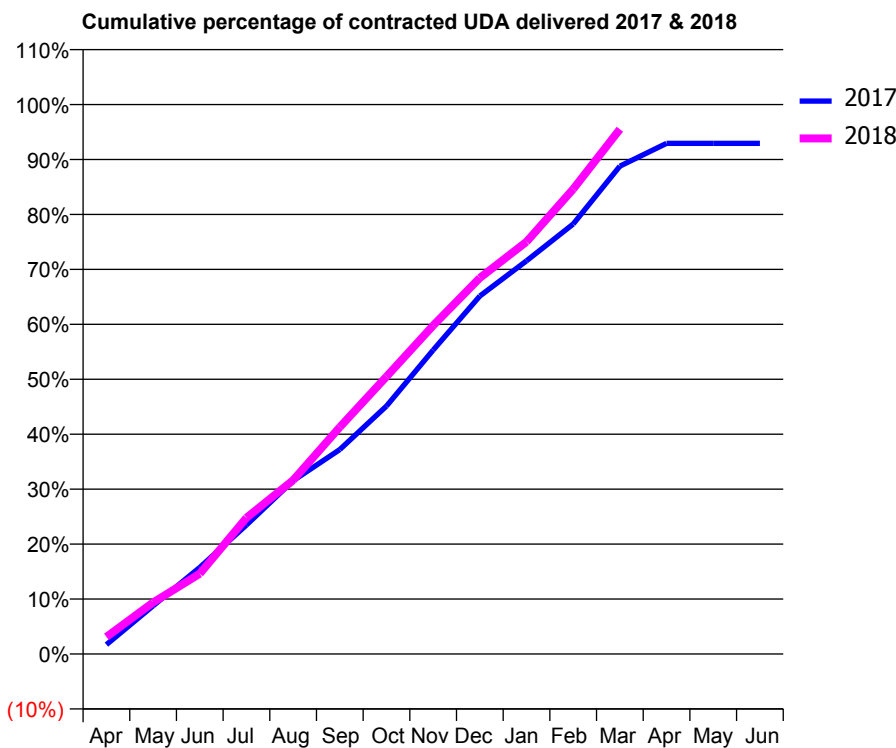
17/18 Contracted general activity (UDA)	16,671
Carry forward general activity (UDA)	0
17/18 Contracted orthodontic activity (UOA)	525
Carry forward orthodontic activity (UOA)	-9
Baseline contract value	£511,561.38

### ACCESS\*

Patients seen in 24 months	Total	Change since previous quarter
Quarter ending March 2017	6,527	
Quarter ending June 2017	6,455	↓
Quarter ending September 2017	6,548	→
Quarter ending December 2017	6,774	↑
Quarter ending March 2018	6,861	→
<b>Variance since March 2017</b>	<b>5.1%</b>	<b>↑</b>



### ACTIVITY



Month	Adjusted Scheduled Activity (UDA)	
	2017	2018
April	287	522
May	1,464	1,564
June	2,626	2,437
July	3,913	4,131
August	5,257	5,274
September	6,205	6,883
October	7,524	8,416
November	9,220	9,965
December	10,862	11,409
January	11,930	12,505
February	13,045	14,106
March	14,802	15,923
April	15,494	
May	15,492	
June	15,493	

### QUALITY

	Quantity	Base Number	Contract	AT	Region	England
% of FP17s for the same patient ID Re-attending within 3 months - Children	320	2,508	12.8%	9.7%	12.8%	11.9%
% of FP17s for the same patient ID Re-attending within 3 months - Adults	1,192	6,788	17.6%	14.3%	16.5%	16.0%
% of FP17s for the same patient ID Re-attending between 3 & 9 months - Children	1,065	2,508	42.5%	59.1%	59.7%	58.3%
% of FP17s for the same patient ID Re-attending between 3 & 9 months - Adults	2,814	6,788	41.5%	52.9%	52.6%	50.3%
% of FP17s for Band 1 Urgent Courses	731	8,293	8.8%	7.4%	9.1%	9.1%
% of FP17s Relating to Free Repair or Replacements	28	8,293	0.3%	1.2%	1.0%	0.8%
% of FP17s Relating to Continuations	33	8,293	0.4%	1.3%	1.2%	1.0%
% of Patients satisfied with the dentistry they have received	8	8	N/A	92.4%	91.6%	91.5%
% of Patients satisfied with the time they had to wait for an appointment	8	8	N/A	88.5%	88.3%	87.9%

\* This is based on patients treated on this contract for their most recent course of treatment. Figures in italics indicate the base number of FP17s or Patient Questionnaire responses are less than 100. N/A is shown where the base number of responses is less than 10 during the period. % is calculated as Quantity/Base number\*100

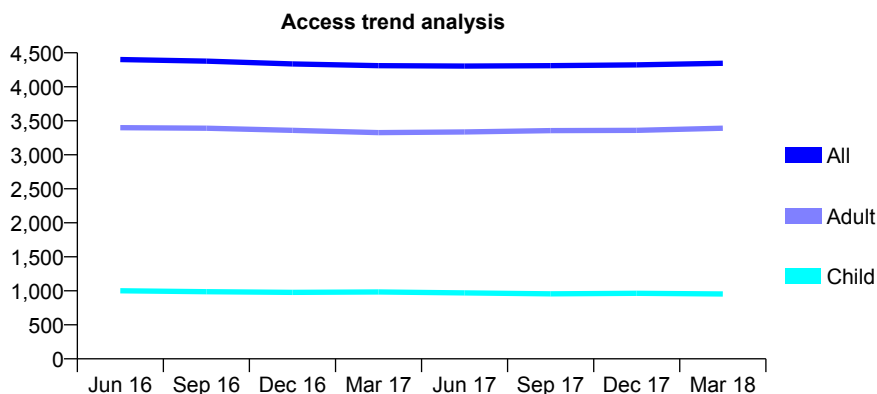
## Q51 - Vital Signs At a Glance Contract Report for 927554/0001 - March 2018

Name or company name	MR SI HODGSON
Contract type name	GDS Contract
Purpose of contract	General
Contract start date	01/06/2010
Contract end date	

17/18 Contracted general activity (UDA)	11,298
Carry forward general activity (UDA)	-120
17/18 Contracted orthodontic activity (UOA)	0
Carry forward orthodontic activity (UOA)	0
Baseline contract value	£360,967.89

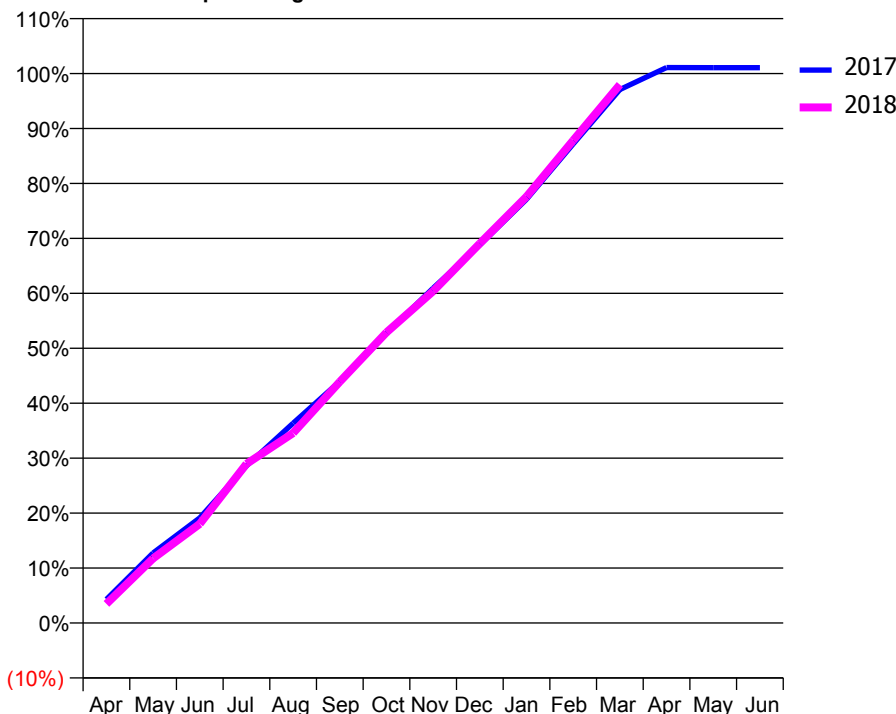
### ACCESS\*

Patients seen in 24 months	Total	Change since previous quarter
Quarter ending March 2017	4,310	
Quarter ending June 2017	4,305	→
Quarter ending September 2017	4,310	→
Quarter ending December 2017	4,323	→
Quarter ending March 2018	4,346	→
<b>Variance since March 2017</b>	<b>0.8%</b>	<b>→</b>



### ACTIVITY

Cumulative percentage of contracted UDA delivered 2017 & 2018



Month	Adjusted Scheduled Activity (UDA)	
	2017	2018
April	486	393
May	1,441	1,328
June	2,163	2,038
July	3,232	3,271
August	4,107	3,907
September	4,970	4,960
October	5,960	5,976
November	6,885	6,823
December	7,775	7,805
January	8,713	8,765
February	9,849	9,923
March	10,969	11,068
April	11,420	
May	11,417	
June	11,418	

### QUALITY

	Quantity	Base Number	Contract	AT	Region	England
% of FP17s for the same patient ID Re-attending within 3 months - Children	139	1,662	8.4%	9.7%	12.8%	11.9%
% of FP17s for the same patient ID Re-attending within 3 months - Adults	424	4,631	9.2%	14.3%	16.5%	16.0%
% of FP17s for the same patient ID Re-attending between 3 & 9 months - Children	1,220	1,662	73.4%	59.1%	59.7%	58.3%
% of FP17s for the same patient ID Re-attending between 3 & 9 months - Adults	2,607	4,631	56.3%	52.9%	52.6%	50.3%
% of FP17s for Band 1 Urgent Courses	452	6,067	7.5%	7.4%	9.1%	9.1%
% of FP17s Relating to Free Repair or Replacements	104	6,067	1.7%	1.2%	1.0%	0.8%
% of FP17s Relating to Continuations	10	6,067	0.2%	1.3%	1.2%	1.0%
% of Patients satisfied with the dentistry they have received	4	4	N/A	92.4%	91.6%	91.5%
% of Patients satisfied with the time they had to wait for an appointment	4	4	N/A	88.5%	88.3%	87.9%

\* This is based on patients treated on this contract for their most recent course of treatment. Figures in italics indicate the base number of FP17s or Patient Questionnaire responses are less than 100. N/A is shown where the base number of responses is less than 10 during the period. % is calculated as Quantity/Base number\*100

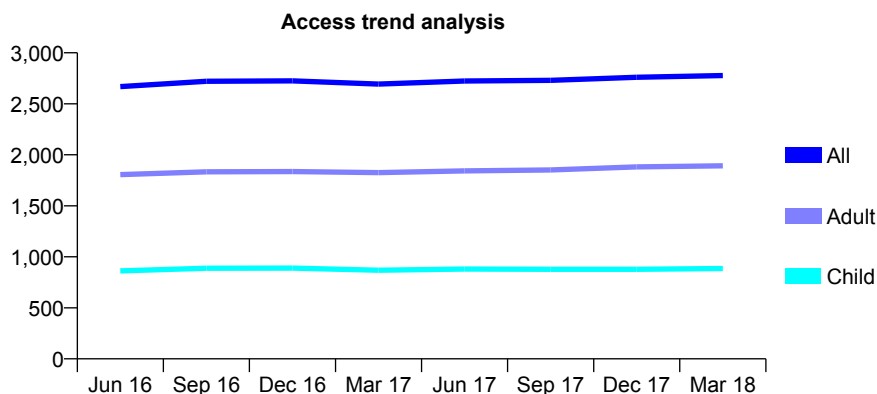
## Q51 - Vital Signs At a Glance Contract Report for 933333/0001 - March 2018

Name or company name	MR DA IGOE
Contract type name	GDS Contract
Purpose of contract	General
Contract start date	01/04/2006
Contract end date	

17/18 Contracted general activity (UDA)	7,226
Carry forward general activity (UDA)	17
17/18 Contracted orthodontic activity (UOA)	0
Carry forward orthodontic activity (UOA)	0
Baseline contract value	£181,410.57

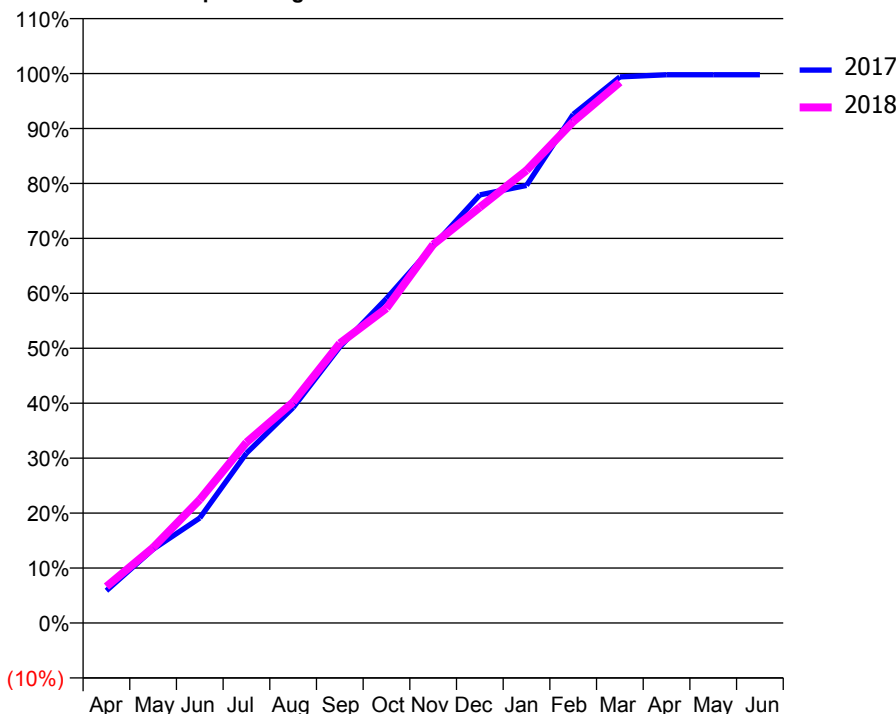
### ACCESS\*

Patients seen in 24 months	Total	Change since previous quarter
Quarter ending March 2017	2,693	
Quarter ending June 2017	2,723	→
Quarter ending September 2017	2,730	→
Quarter ending December 2017	2,760	→
Quarter ending March 2018	2,777	→
<b>Variance since March 2017</b>	<b>3.1%</b>	<b>↑</b>



### ACTIVITY

Cumulative percentage of contracted UDA delivered 2017 & 2018



Month	Adjusted Scheduled Activity (UDA)	
	2017	2018
April	426	480
May	971	992
June	1,381	1,623
July	2,233	2,375
August	2,833	2,905
September	3,631	3,679
October	4,268	4,139
November	4,959	4,977
December	5,630	5,466
January	5,754	5,952
February	6,690	6,593
March	7,181	7,111
April	7,210	
May	7,209	
June	7,209	

### QUALITY

	Quantity	Base Number	Contract	AT	Region	England
% of FP17s for the same patient ID Re-attending within 3 months - Children	134	1,476	9.1%	9.7%	12.8%	11.9%
% of FP17s for the same patient ID Re-attending within 3 months - Adults	402	2,863	14.0%	14.3%	16.5%	16.0%
% of FP17s for the same patient ID Re-attending between 3 & 9 months - Children	1,011	1,476	68.5%	59.1%	59.7%	58.3%
% of FP17s for the same patient ID Re-attending between 3 & 9 months - Adults	1,764	2,863	61.6%	52.9%	52.6%	50.3%
% of FP17s for Band 1 Urgent Courses	249	4,316	5.8%	7.4%	9.1%	9.1%
% of FP17s Relating to Free Repair or Replacements	26	4,316	0.6%	1.2%	1.0%	0.8%
% of FP17s Relating to Continuations	41	4,316	0.9%	1.3%	1.2%	1.0%
% of Patients satisfied with the dentistry they have received	6	6	N/A	92.4%	91.6%	91.5%
% of Patients satisfied with the time they had to wait for an appointment	6	6	N/A	88.5%	88.3%	87.9%

\* This is based on patients treated on this contract for their most recent course of treatment. Figures in italics indicate the base number of FP17s or Patient Questionnaire responses are less than 100. N/A is shown where the base number of responses is less than 10 during the period. % is calculated as Quantity/Base number\*100



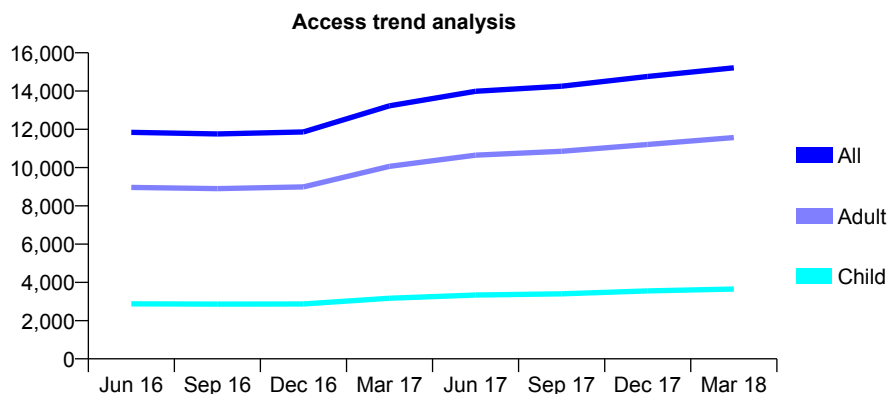
## Q51 - Vital Signs At a Glance Contract Report for 934801/0001 - March 2018

Name or company name	MR KS KHEHRA
Contract type name	GDS Contract
Purpose of contract	General
Contract start date	01/04/2006
Contract end date	

17/18 Contracted general activity (UDA)	48,909
Carry forward general activity (UDA)	604
17/18 Contracted orthodontic activity (UOA)	0
Carry forward orthodontic activity (UOA)	0
Baseline contract value	£1,446,318.57

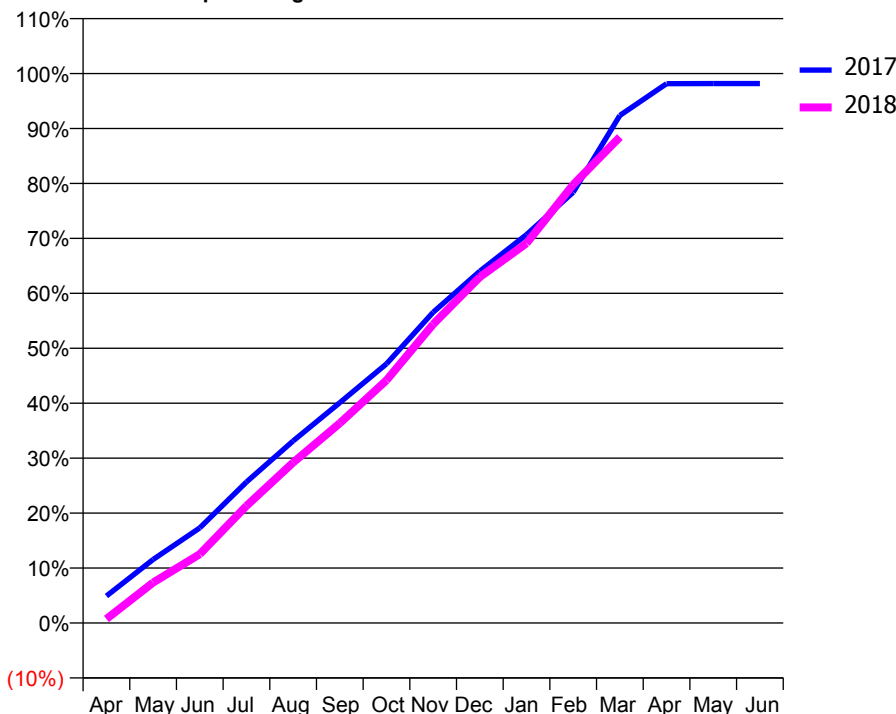
### ACCESS\*

Patients seen in 24 months	Total	Change since previous quarter
Quarter ending March 2017	13,232	
Quarter ending June 2017	13,986	↑
Quarter ending September 2017	14,251	→
Quarter ending December 2017	14,764	↑
Quarter ending March 2018	15,216	↑
<b>Variance since March 2017</b>	<b>15.0%</b>	<b>↑</b>



### ACTIVITY

Cumulative percentage of contracted UDA delivered 2017 & 2018



Month	Adjusted Scheduled Activity (UDA)	
	2017	2018
April	2,041	363
May	4,789	3,596
June	7,181	6,127
July	10,633	10,432
August	13,740	14,285
September	16,622	17,782
October	19,550	21,610
November	23,440	26,597
December	26,544	30,789
January	29,297	33,793
February	32,494	39,015
March	38,293	43,260
April	40,685	
May	40,697	
June	40,692	

### QUALITY

	Quantity	Base Number	Contract	AT	Region	England
% of FP17s for the same patient ID Re-attending within 3 months - Children	400	5,644	7.1%	9.7%	12.8%	11.9%
% of FP17s for the same patient ID Re-attending within 3 months - Adults	2,647	17,715	14.9%	14.3%	16.5%	16.0%
% of FP17s for the same patient ID Re-attending between 3 & 9 months - Children	3,274	5,644	58.0%	59.1%	59.7%	58.3%
% of FP17s for the same patient ID Re-attending between 3 & 9 months - Adults	9,436	17,715	53.3%	52.9%	52.6%	50.3%
% of FP17s for Band 1 Urgent Courses	1,635	21,350	7.7%	7.4%	9.1%	9.1%
% of FP17s Relating to Free Repair or Replacements	209	21,350	1.0%	1.2%	1.0%	0.8%
% of FP17s Relating to Continuations	289	21,350	1.4%	1.3%	1.2%	1.0%
% of Patients satisfied with the dentistry they have received	26	28	92.9%	92.4%	91.6%	91.5%
% of Patients satisfied with the time they had to wait for an appointment	25	28	89.3%	88.5%	88.3%	87.9%

\* This is based on patients treated on this contract for their most recent course of treatment. Figures in italics indicate the base number of FP17s or Patient Questionnaire responses are less than 100. N/A is shown where the base number of responses is less than 10 during the period. % is calculated as Quantity/Base number\*100

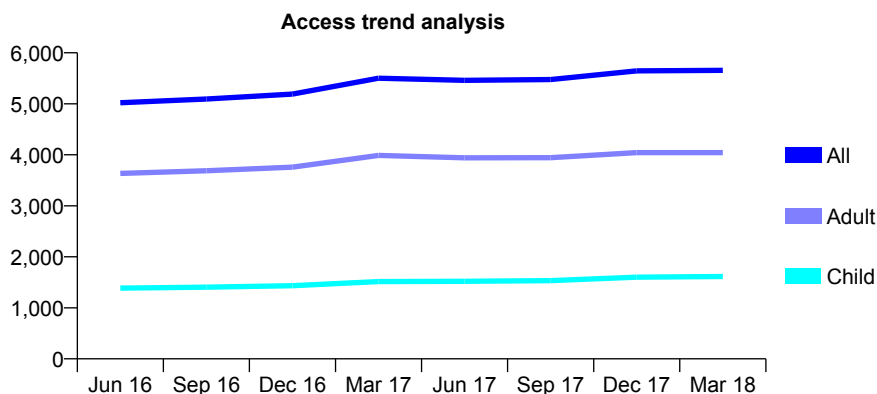
## Q51 - Vital Signs At a Glance Contract Report for 934801/0002 - March 2018

Name or company name	MR KS KHEHRA
Contract type name	GDS Contract
Purpose of contract	General
Contract start date	17/08/2009
Contract end date	

17/18 Contracted general activity (UDA)	14,000
Carry forward general activity (UDA)	525
17/18 Contracted orthodontic activity (UOA)	0
Carry forward orthodontic activity (UOA)	0
Baseline contract value	£441,320.27

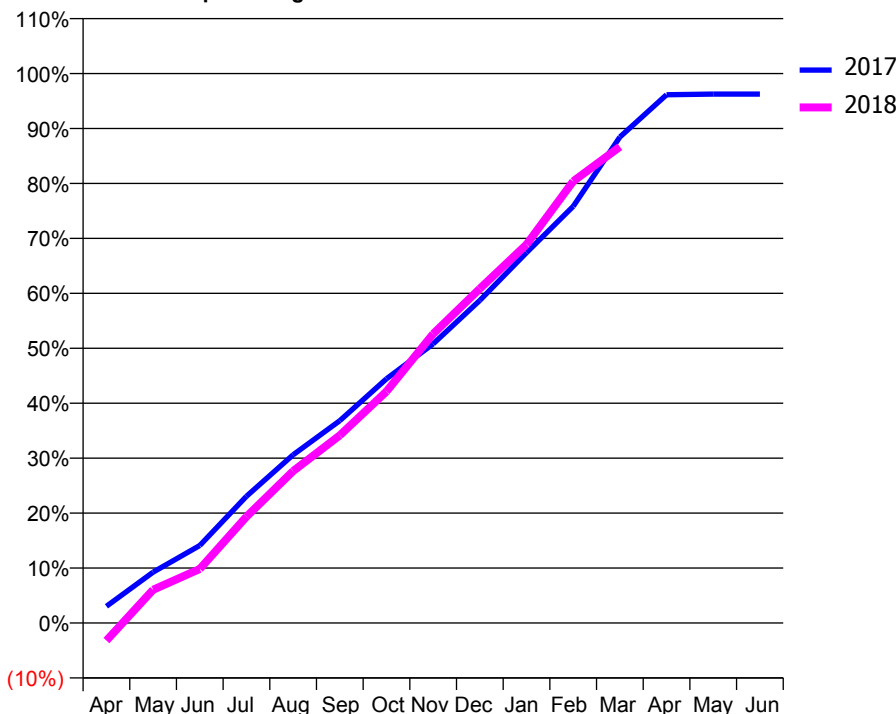
### ACCESS\*

Patients seen in 24 months	Total	Change since previous quarter
Quarter ending March 2017	5,503	
Quarter ending June 2017	5,461	→
Quarter ending September 2017	5,477	→
Quarter ending December 2017	5,645	↑
Quarter ending March 2018	5,656	→
<b>Variance since March 2017</b>	<b>2.8%</b>	<b>↑</b>



### ACTIVITY

Cumulative percentage of contracted UDA delivered 2017 & 2018



Month	Adjusted Scheduled Activity (UDA)	
	2017	2018
April	428	-452
May	1,296	848
June	1,975	1,379
July	3,228	2,709
August	4,285	3,871
September	5,154	4,782
October	6,222	5,900
November	7,113	7,368
December	8,221	8,519
January	9,435	9,643
February	10,615	11,252
March	12,383	12,133
April	13,459	
May	13,475	
June	13,475	

### QUALITY

	Quantity	Base Number	Contract	AT	Region	England
% of FP17s for the same patient ID Re-attending within 3 months - Children	162	2,212	7.3%	9.7%	12.8%	11.9%
% of FP17s for the same patient ID Re-attending within 3 months - Adults	824	5,286	15.6%	14.3%	16.5%	16.0%
% of FP17s for the same patient ID Re-attending between 3 & 9 months - Children	1,244	2,212	56.2%	59.1%	59.7%	58.3%
% of FP17s for the same patient ID Re-attending between 3 & 9 months - Adults	2,625	5,286	49.7%	52.9%	52.6%	50.3%
% of FP17s for Band 1 Urgent Courses	576	6,440	8.9%	7.4%	9.1%	9.1%
% of FP17s Relating to Free Repair or Replacements	58	6,440	0.9%	1.2%	1.0%	0.8%
% of FP17s Relating to Continuations	47	6,440	0.7%	1.3%	1.2%	1.0%
% of Patients satisfied with the dentistry they have received	5	6	N/A	92.4%	91.6%	91.5%
% of Patients satisfied with the time they had to wait for an appointment	6	6	N/A	88.5%	88.3%	87.9%

\* This is based on patients treated on this contract for their most recent course of treatment. Figures in italics indicate the base number of FP17s or Patient Questionnaire responses are less than 100. N/A is shown where the base number of responses is less than 10 during the period. % is calculated as Quantity/Base number\*100

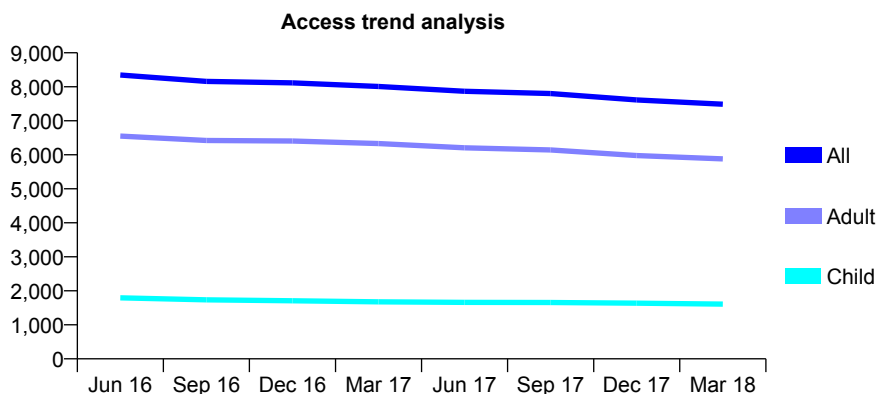
## Q51 - Vital Signs At a Glance Contract Report for 942987/0002 - March 2018

Name or company name	MR CA GODFREY
Contract type name	GDS Contract
Purpose of contract	General
Contract start date	26/12/2011
Contract end date	

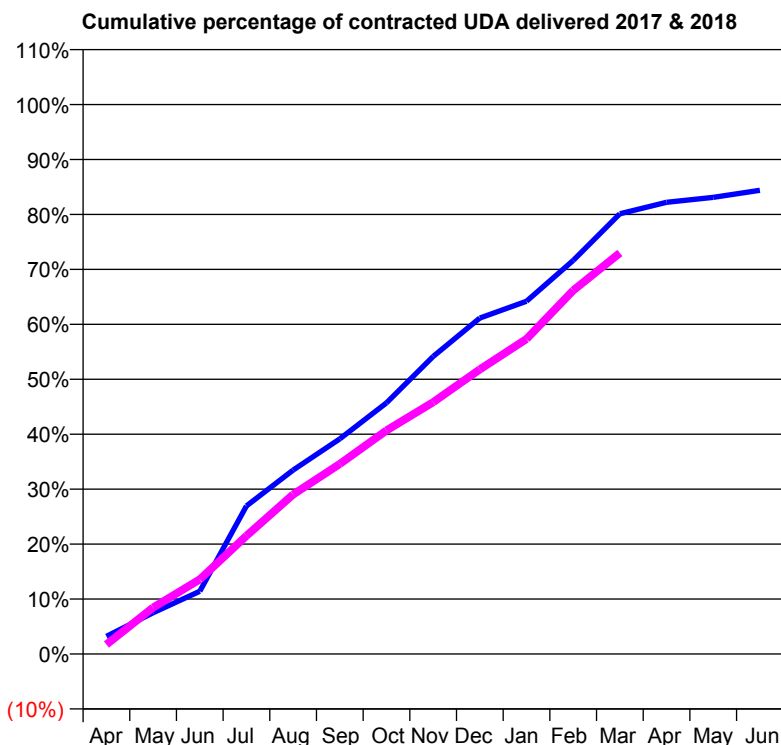
17/18 Contracted general activity (UDA)	22,459
Carry forward general activity (UDA)	0
17/18 Contracted orthodontic activity (UOA)	0
Carry forward orthodontic activity (UOA)	0
Baseline contract value	£584,457.79

### ACCESS\*

Patients seen in 24 months	Total	Change since previous quarter
Quarter ending March 2017	8,010	
Quarter ending June 2017	7,867	↓
Quarter ending September 2017	7,801	→
Quarter ending December 2017	7,614	↓
Quarter ending March 2018	7,490	↓
<b>Variance since March 2017</b>	<b>(6.5%)</b>	↓



### ACTIVITY



Month	Adjusted Scheduled Activity (UDA)	
	2017	2018
April	720	389
May	1,688	1,899
June	2,564	3,048
July	6,051	4,833
August	7,519	6,518
September	8,793	7,772
October	10,264	9,138
November	12,164	10,294
December	13,729	11,635
January	14,417	12,877
February	16,086	14,860
March	17,993	16,390
April	18,463	
May	18,665	
June	18,953	

### QUALITY

	Quantity	Base Number	Contract	AT	Region	England
% of FP17s for the same patient ID Re-attending within 3 months - Children	109	1,921	5.7%	9.7%	12.8%	11.9%
% of FP17s for the same patient ID Re-attending within 3 months - Adults	1,164	7,565	15.4%	14.3%	16.5%	16.0%
% of FP17s for the same patient ID Re-attending between 3 & 9 months - Children	813	1,921	42.3%	59.1%	59.7%	58.3%
% of FP17s for the same patient ID Re-attending between 3 & 9 months - Adults	3,446	7,565	45.6%	52.9%	52.6%	50.3%
% of FP17s for Band 1 Urgent Courses	572	9,000	6.4%	7.4%	9.1%	9.1%
% of FP17s Relating to Free Repair or Replacements	123	9,000	1.4%	1.2%	1.0%	0.8%
% of FP17s Relating to Continuations	287	9,000	3.2%	1.3%	1.2%	1.0%
% of Patients satisfied with the dentistry they have received	12	12	100.0%	92.4%	91.6%	91.5%
% of Patients satisfied with the time they had to wait for an appointment	11	12	91.7%	88.5%	88.3%	87.9%

\* This is based on patients treated on this contract for their most recent course of treatment. Figures in italics indicate the base number of FP17s or Patient Questionnaire responses are less than 100. N/A is shown where the base number of responses is less than 10 during the period. % is calculated as Quantity/Base number\*100

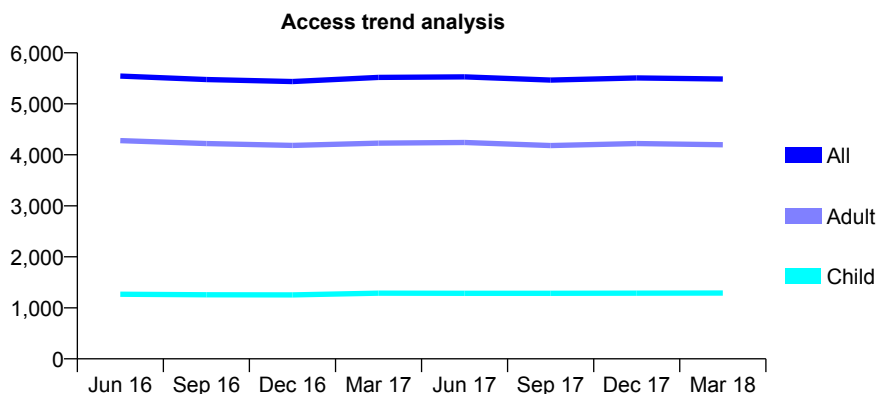
## Q51 - Vital Signs At a Glance Contract Report for 951412/0001 - March 2018

Name or company name	MR ML MILBOURN
Contract type name	GDS Contract
Purpose of contract	General
Contract start date	05/01/2009
Contract end date	

17/18 Contracted general activity (UDA)	12,278
Carry forward general activity (UDA)	13
17/18 Contracted orthodontic activity (UOA)	0
Carry forward orthodontic activity (UOA)	0
Baseline contract value	£320,462.04

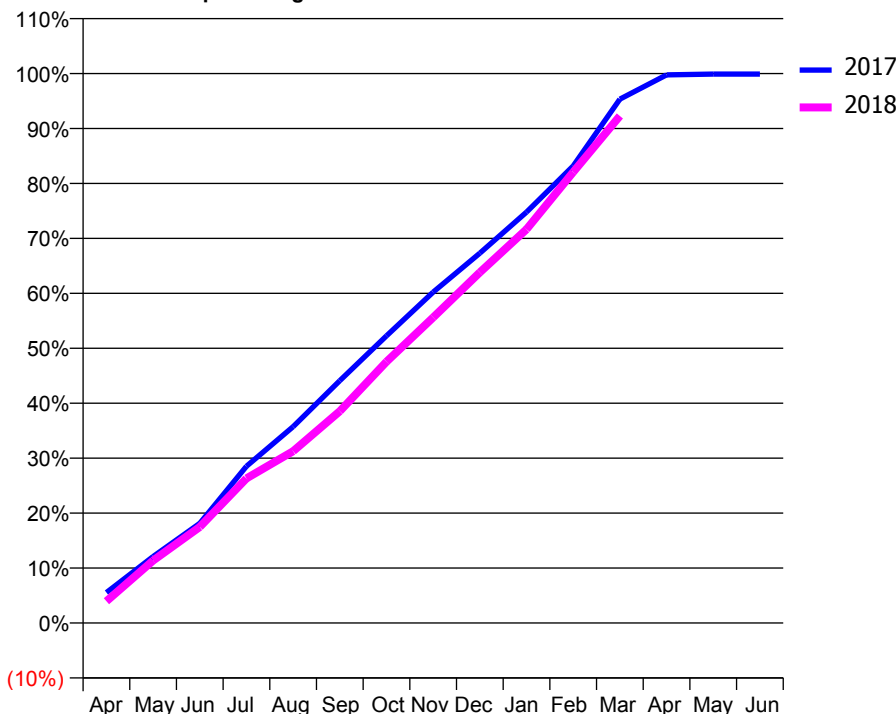
### ACCESS\*

Patients seen in 24 months	Total	Change since previous quarter
Quarter ending March 2017	5,518	
Quarter ending June 2017	5,527	→
Quarter ending September 2017	5,465	↓
Quarter ending December 2017	5,507	→
Quarter ending March 2018	5,487	→
<b>Variance since March 2017</b>	<b>(0.6%)</b>	<b>→</b>



### ACTIVITY

Cumulative percentage of contracted UDA delivered 2017 & 2018



Month	Adjusted Scheduled Activity (UDA)	
	2017	2018
April	681	487
May	1,484	1,396
June	2,227	2,147
July	3,503	3,230
August	4,386	3,840
September	5,416	4,732
October	6,416	5,839
November	7,393	6,828
December	8,263	7,835
January	9,180	8,796
February	10,211	10,075
March	11,705	11,328
April	12,248	
May	12,265	
June	12,265	

### QUALITY

	Quantity	Base Number	Contract	AT	Region	England
% of FP17s for the same patient ID Re-attending within 3 months - Children	75	1,752	4.3%	9.7%	12.8%	11.9%
% of FP17s for the same patient ID Re-attending within 3 months - Adults	672	5,813	11.6%	14.3%	16.5%	16.0%
% of FP17s for the same patient ID Re-attending between 3 & 9 months - Children	874	1,752	49.9%	59.1%	59.7%	58.3%
% of FP17s for the same patient ID Re-attending between 3 & 9 months - Adults	2,972	5,813	51.1%	52.9%	52.6%	50.3%
% of FP17s for Band 1 Urgent Courses	326	6,387	5.1%	7.4%	9.1%	9.1%
% of FP17s Relating to Free Repair or Replacements	47	6,387	0.7%	1.2%	1.0%	0.8%
% of FP17s Relating to Continuations	90	6,387	1.4%	1.3%	1.2%	1.0%
% of Patients satisfied with the dentistry they have received	7	7	N/A	92.4%	91.6%	91.5%
% of Patients satisfied with the time they had to wait for an appointment	7	7	N/A	88.5%	88.3%	87.9%

\* This is based on patients treated on this contract for their most recent course of treatment. Figures in italics indicate the base number of FP17s or Patient Questionnaire responses are less than 100. N/A is shown where the base number of responses is less than 10 during the period. % is calculated as Quantity/Base number\*100