

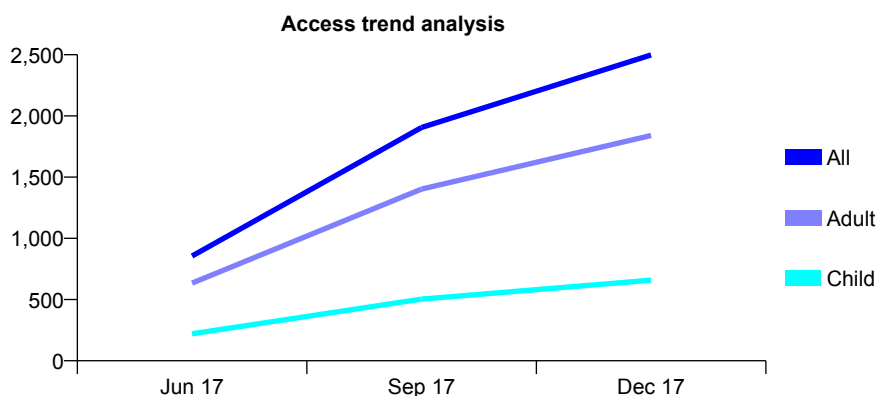
## Q52 - Vital Signs At a Glance Contract Report for 100432/0000 - December 2017

Name or company name	Great Horton DentCare Limited
Contract type name	PDS Contract
Purpose of contract	General
Contract start date	01/05/2017
Contract end date	30/04/2020

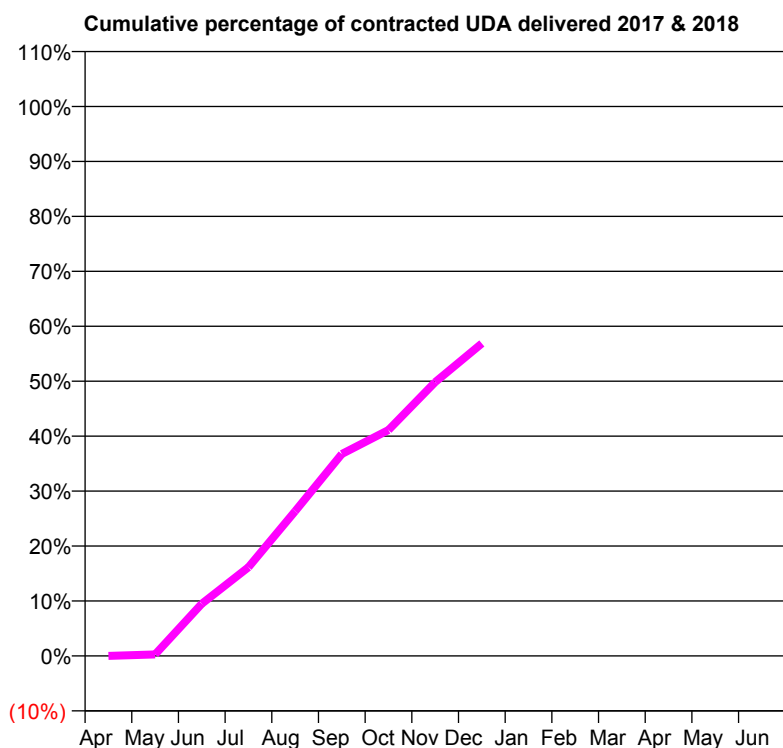
17/18 Contracted general activity (UDA)	13,507
Carry forward general activity (UDA)	0
17/18 Contracted orthodontic activity (UOA)	0
Carry forward orthodontic activity (UOA)	0
Baseline contract value	£374,474.27

### ACCESS\*

Patients seen in 24 months	Total	Change since previous quarter
Quarter ending December 2016	0	
Quarter ending March 2017	0	
Quarter ending June 2017	856	↑
Quarter ending September 2017	1,906	↑
Quarter ending December 2017	2,498	↑
<b>Variance since December 2016</b>	N/A	



### ACTIVITY



Month	Adjusted Scheduled Activity (UDA)	
	2017	2018
April	0	0
May	0	37
June	0	1,284
July	0	2,183
August	0	3,559
September	0	4,965
October	0	5,555
November	0	6,732
December	0	7,680
January	0	
February	0	
March	0	
April	0	
May	0	
June	0	

### QUALITY

	Quantity	Base Number	Contract	AT	Region	England
% of FP17s for the same patient ID Re-attending within 3 months - Children	28	784	3.6%	11.0%	12.9%	12.0%
% of FP17s for the same patient ID Re-attending within 3 months - Adults	243	2,382	10.2%	14.8%	16.5%	15.9%
% of FP17s for the same patient ID Re-attending between 3 & 9 months - Children	51	784	6.5%	60.9%	59.6%	58.0%
% of FP17s for the same patient ID Re-attending between 3 & 9 months - Adults	242	2,382	10.2%	54.9%	52.8%	50.5%
% of FP17s for Band 1 Urgent Courses	213	3,166	6.7%	8.3%	9.1%	9.0%
% of FP17s Relating to Free Repair or Replacements	25	3,166	0.8%	0.9%	1.0%	0.8%
% of FP17s Relating to Continuations	65	3,166	2.1%	1.1%	1.2%	1.1%
% of Patients satisfied with the dentistry they have received	4	4	N/A	91.0%	91.6%	91.5%
% of Patients satisfied with the time they had to wait for an appointment	4	4	N/A	87.8%	88.3%	87.9%

\* This is based on patients treated on this contract for their most recent course of treatment. Figures in italics indicate the base number of FP17s or Patient Questionnaire responses are less than 100. N/A is shown where the base number of responses is less than 10 during the period. % is calculated as Quantity/Base number\*100

## Q52 - Vital Signs At a Glance Contract Report for 100490/0000 - December 2017


Name or company name	Imtiaz Khajwal & Mohammed Bala
Contract type name	GDS Contract
Purpose of contract	General
Contract start date	01/09/2017
Contract end date	

17/18 Contracted general activity (UDA)	4,024
Carry forward general activity (UDA)	0
17/18 Contracted orthodontic activity (UOA)	0
Carry forward orthodontic activity (UOA)	0
Baseline contract value	£115,272.51

### ACCESS\*

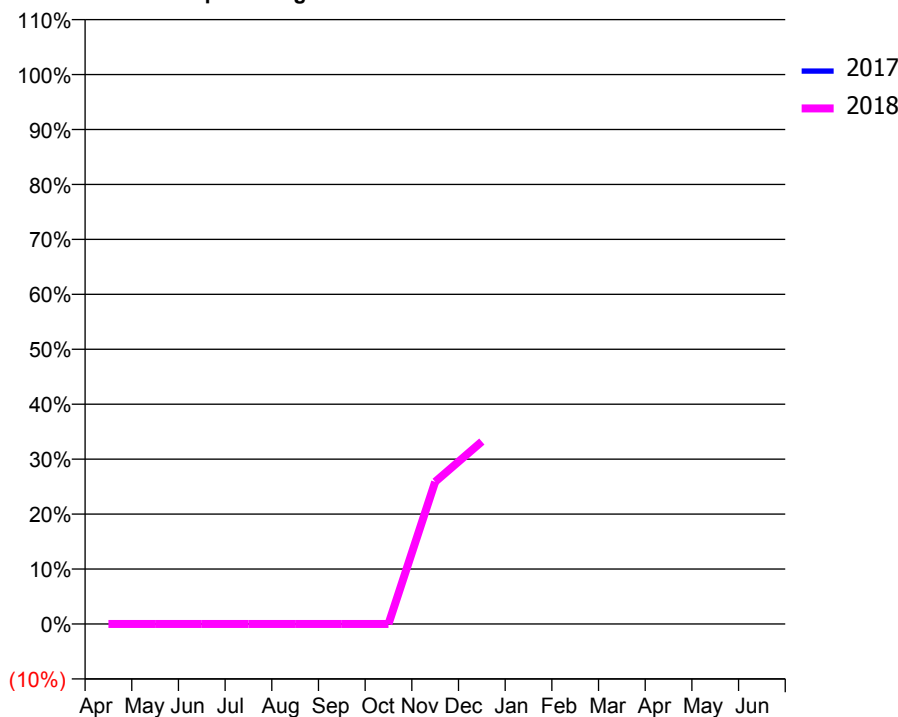
Patients seen in 24 months	Total	Change since previous quarter
Quarter ending December 2016	0	
Quarter ending March 2017	0	
Quarter ending June 2017	0	
Quarter ending September 2017	0	
Quarter ending December 2017	839	↑
Variance since December 2016	N/A	

### Access trend analysis



### ACTIVITY

#### Cumulative percentage of contracted UDA delivered 2017 & 2018



Month	Adjusted Scheduled Activity (UDA)	
	2017	2018
April	0	0
May	0	0
June	0	0
July	0	0
August	0	0
September	0	0
October	0	0
November	0	1,042
December	0	1,337
January	0	
February	0	
March	0	
April	0	
May	0	
June	0	

### QUALITY

	Quantity	Base Number	Contract	AT	Region	England
% of FP17s for the same patient ID Re-attending within 3 months - Children	6	210	2.9%	11.0%	12.9%	12.0%
% of FP17s for the same patient ID Re-attending within 3 months - Adults	22	519	4.2%	14.8%	16.5%	15.9%
% of FP17s for the same patient ID Re-attending between 3 & 9 months - Children	0	210	0.0%	60.9%	59.6%	58.0%
% of FP17s for the same patient ID Re-attending between 3 & 9 months - Adults	0	519	0.0%	54.9%	52.8%	50.5%
% of FP17s for Band 1 Urgent Courses	29	729	4.0%	8.3%	9.1%	9.0%
% of FP17s Relating to Free Repair or Replacements	6	729	0.8%	0.9%	1.0%	0.8%
% of FP17s Relating to Continuations	4	729	0.5%	1.1%	1.2%	1.1%
% of Patients satisfied with the dentistry they have received	0	0	N/A	91.0%	91.6%	91.5%
% of Patients satisfied with the time they had to wait for an appointment	0	0	N/A	87.8%	88.3%	87.9%

\* This is based on patients treated on this contract for their most recent course of treatment. Figures in italics indicate the base number of FP17s or Patient Questionnaire responses are less than 100. N/A is shown where the base number of responses is less than 10 during the period. % is calculated as Quantity/Base number\*100

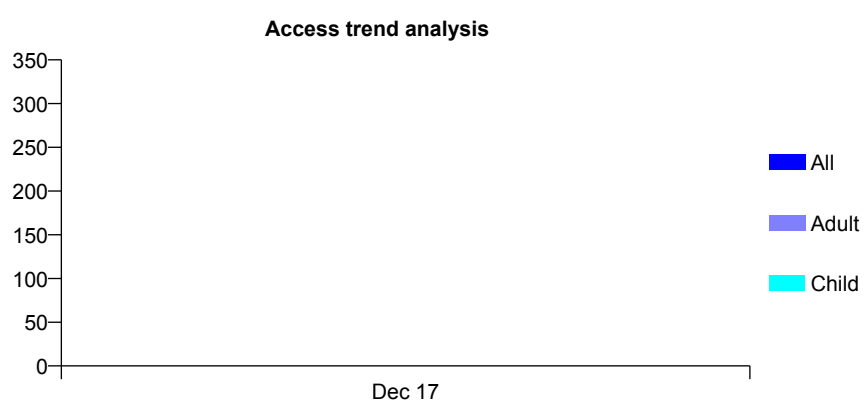
## Q52 - Vital Signs At a Glance Contract Report for 100529/0000 - December 2017

Name or company name	MRS M HAMER
Contract type name	GDS Contract
Purpose of contract	General
Contract start date	01/10/2017
Contract end date	31/03/2018

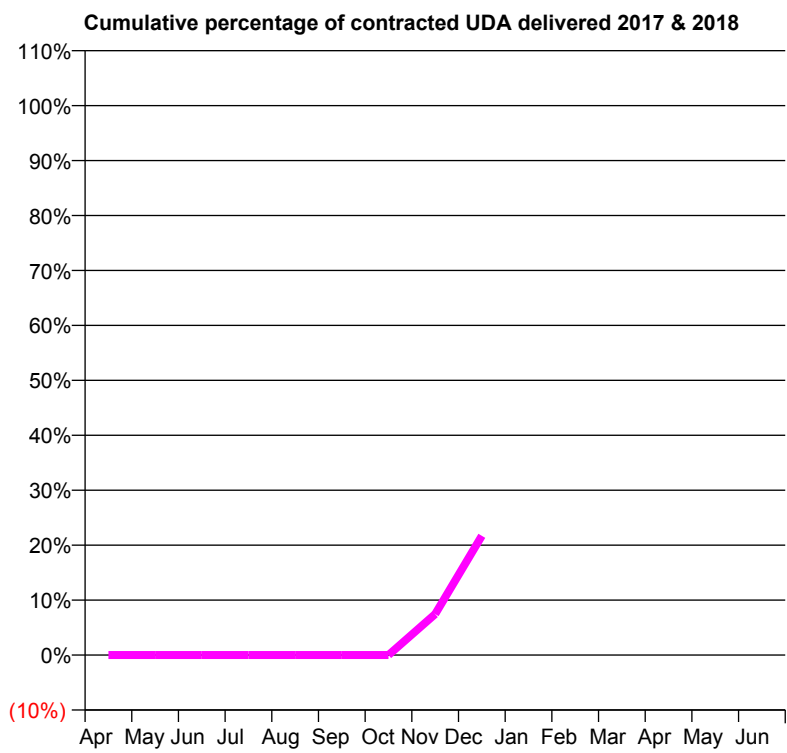
17/18 Contracted general activity (UDA)	2,500
Carry forward general activity (UDA)	0
17/18 Contracted orthodontic activity (UOA)	0
Carry forward orthodontic activity (UOA)	0
Baseline contract value	£70,750.00

### ACCESS\*

Patients seen in 24 months	Total	Change since previous quarter
Quarter ending December 2016	0	
Quarter ending March 2017	0	
Quarter ending June 2017	0	
Quarter ending September 2017	0	
Quarter ending December 2017	341	↑
Variance since December 2016	N/A	



### ACTIVITY



Month	Adjusted Scheduled Activity (UDA)	
	2017	2018
April	0	0
May	0	0
June	0	0
July	0	0
August	0	0
September	0	0
October	0	0
November	0	186
December	0	543
January	0	
February	0	
March	0	
April	0	
May	0	
June	0	

### QUALITY

	Quantity	Base Number	Contract	AT	Region	England
% of FP17s for the same patient ID Re-attending within 3 months - Children	0	53	0.0%	11.0%	12.9%	12.0%
% of FP17s for the same patient ID Re-attending within 3 months - Adults	1	167	0.6%	14.8%	16.5%	15.9%
% of FP17s for the same patient ID Re-attending between 3 & 9 months - Children	0	53	0.0%	60.9%	59.6%	58.0%
% of FP17s for the same patient ID Re-attending between 3 & 9 months - Adults	0	167	0.0%	54.9%	52.8%	50.5%
% of FP17s for Band 1 Urgent Courses	4	220	1.8%	8.3%	9.1%	9.0%
% of FP17s Relating to Free Repair or Replacements	0	220	0.0%	0.9%	1.0%	0.8%
% of FP17s Relating to Continuations	1	220	0.5%	1.1%	1.2%	1.1%
% of Patients satisfied with the dentistry they have received	0	0	N/A	91.0%	91.6%	91.5%
% of Patients satisfied with the time they had to wait for an appointment	0	0	N/A	87.8%	88.3%	87.9%

\* This is based on patients treated on this contract for their most recent course of treatment. Figures in italics indicate the base number of FP17s or Patient Questionnaire responses are less than 100. N/A is shown where the base number of responses is less than 10 during the period. % is calculated as Quantity/Base number\*100

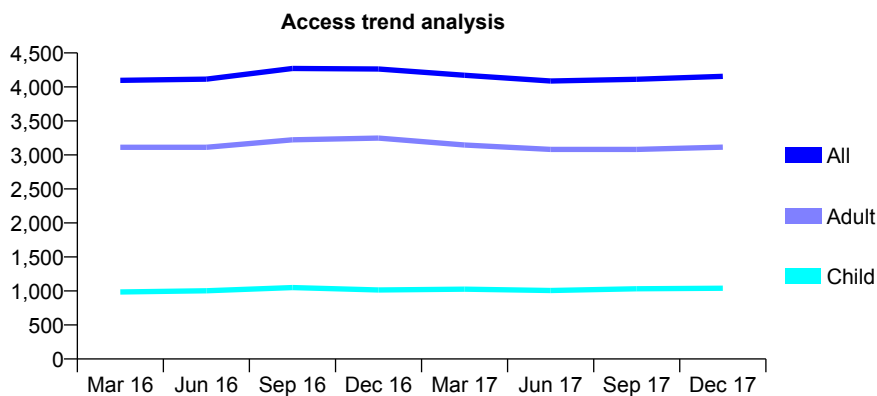
## Q52 - Vital Signs At a Glance Contract Report for 101281/0009 - December 2017

Name or company name	OASIS DENTAL CARE LTD
Contract type name	GDS Contract
Purpose of contract	General
Contract start date	01/04/2006
Contract end date	

17/18 Contracted general activity (UDA)	15,000
Carry forward general activity (UDA)	0
17/18 Contracted orthodontic activity (UOA)	0
Carry forward orthodontic activity (UOA)	0
Baseline contract value	£357,721.54

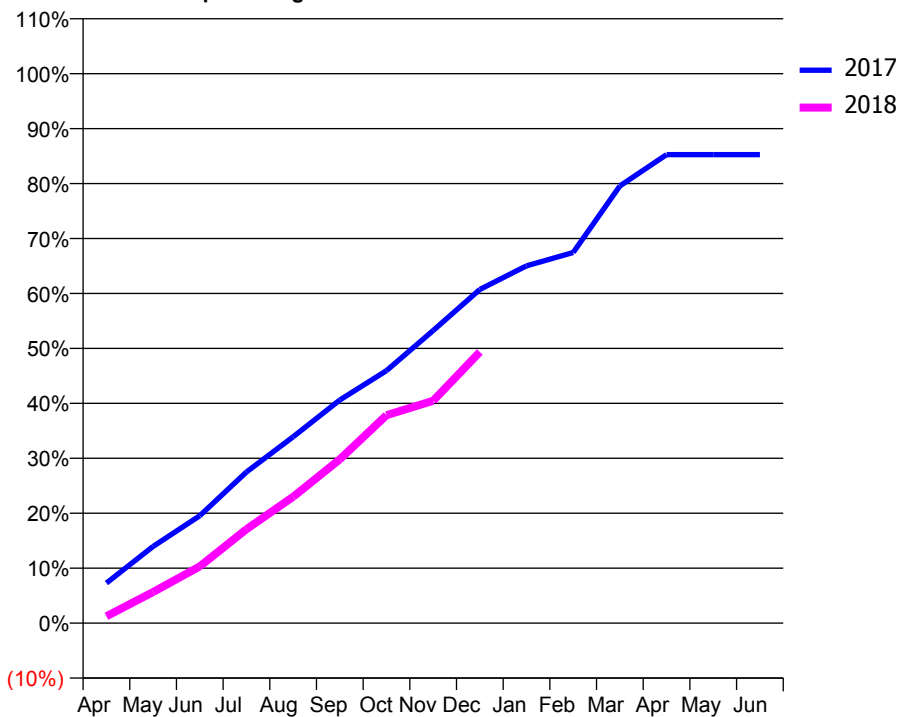
### ACCESS\*

Patients seen in 24 months	Total	Change since previous quarter
Quarter ending December 2016	4,264	
Quarter ending March 2017	4,172	↓
Quarter ending June 2017	4,087	↓
Quarter ending September 2017	4,113	→
Quarter ending December 2017	4,155	→
<b>Variance since December 2016</b>	<b>(2.6%)</b>	<b>↓</b>



### ACTIVITY

Cumulative percentage of contracted UDA delivered 2017 & 2018



Month	Adjusted Scheduled Activity (UDA)	
	2017	2018
April	1,092	188
May	2,096	849
June	2,933	1,548
July	4,126	2,564
August	5,087	3,451
September	6,090	4,472
October	6,893	5,677
November	7,988	6,068
December	9,108	7,401
January	9,755	
February	10,118	
March	11,933	
April	12,789	
May	12,789	
June	12,789	

### QUALITY

	Quantity	Base Number	Contract	AT	Region	England
% of FP17s for the same patient ID Re-attending within 3 months - Children	57	914	6.2%	11.0%	12.9%	12.0%
% of FP17s for the same patient ID Re-attending within 3 months - Adults	273	2,628	10.4%	14.8%	16.5%	15.9%
% of FP17s for the same patient ID Re-attending between 3 & 9 months - Children	418	914	45.7%	60.9%	59.6%	58.0%
% of FP17s for the same patient ID Re-attending between 3 & 9 months - Adults	1,208	2,628	46.0%	54.9%	52.8%	50.5%
% of FP17s for Band 1 Urgent Courses	190	3,196	5.9%	8.3%	9.1%	9.0%
% of FP17s Relating to Free Repair or Replacements	79	3,196	2.5%	0.9%	1.0%	0.8%
% of FP17s Relating to Continuations	38	3,196	1.2%	1.1%	1.2%	1.1%
% of Patients satisfied with the dentistry they have received	2	3	N/A	91.0%	91.6%	91.5%
% of Patients satisfied with the time they had to wait for an appointment	3	3	N/A	87.8%	88.3%	87.9%

\* This is based on patients treated on this contract for their most recent course of treatment. Figures in italics indicate the base number of FP17s or Patient Questionnaire responses are less than 100. N/A is shown where the base number of responses is less than 10 during the period. % is calculated as Quantity/Base number\*100

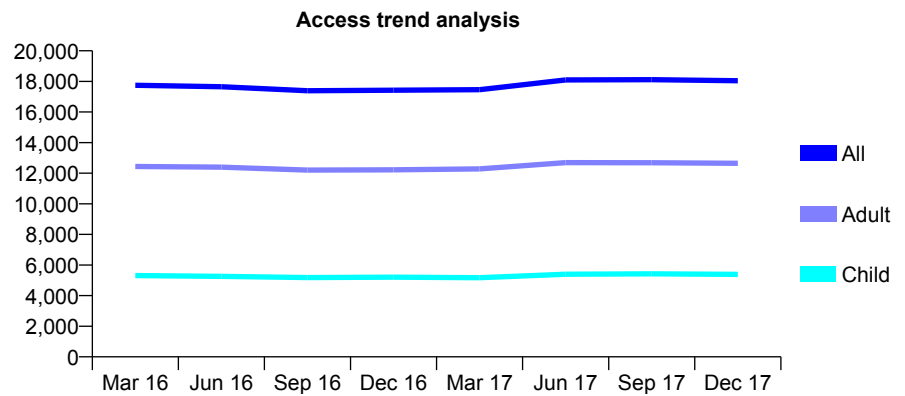
## Q52 - Vital Signs At a Glance Contract Report for 101281/0012 - December 2017

Name or company name	OASIS DENTAL CARE LTD
Contract type name	GDS Contract
Purpose of contract	General
Contract start date	01/04/2006
Contract end date	

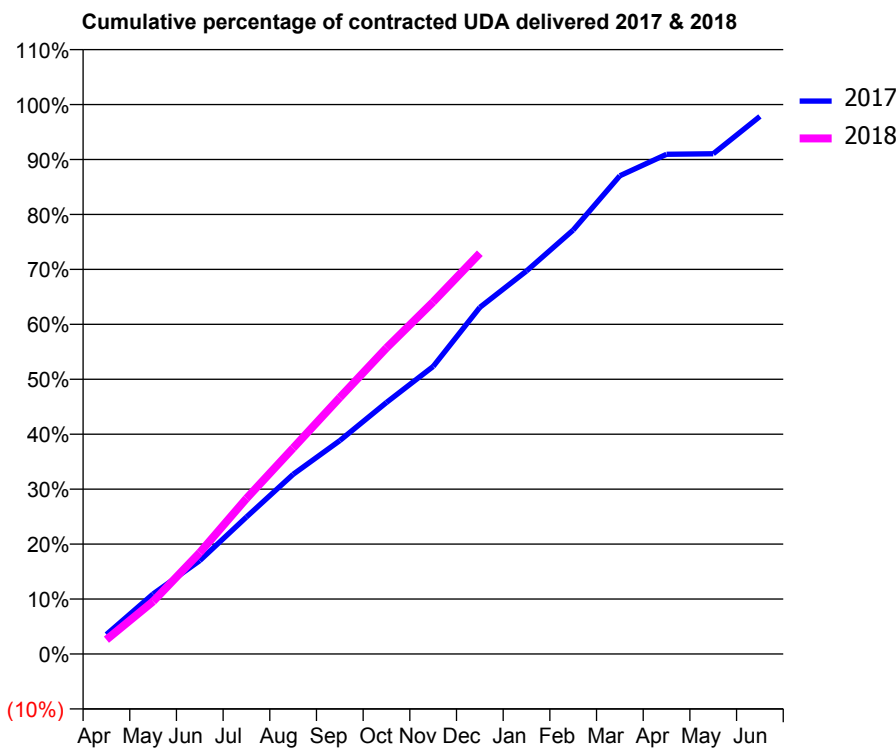
17/18 Contracted general activity (UDA)	49,223
Carry forward general activity (UDA)	0
17/18 Contracted orthodontic activity (UOA)	0
Carry forward orthodontic activity (UOA)	0
Baseline contract value	£1,419,351.82

### ACCESS\*

Patients seen in 24 months	Total	Change since previous quarter
Quarter ending December 2016	17,426	
Quarter ending March 2017	17,458	→
Quarter ending June 2017	18,094	↑
Quarter ending September 2017	18,114	→
Quarter ending December 2017	18,043	→
<b>Variance since December 2016</b>	<b>3.5%</b>	<b>↑</b>



### ACTIVITY



Month	Adjusted Scheduled Activity (UDA)	
	2017	2018
April	1,774	1,286
May	5,446	4,713
June	8,459	9,081
July	12,412	13,928
August	16,286	18,453
September	19,337	22,971
October	22,797	27,424
November	26,062	31,544
December	31,411	35,895
January	34,712	
February	38,421	
March	43,340	
April	45,284	
May	45,335	
June	48,719	

### QUALITY

	Quantity	Base Number	Contract	AT	Region	England
% of FP17s for the same patient ID Re-attending within 3 months - Children	652	7,009	9.3%	11.0%	12.9%	12.0%
% of FP17s for the same patient ID Re-attending within 3 months - Adults	2,104	14,937	14.1%	14.8%	16.5%	15.9%
% of FP17s for the same patient ID Re-attending between 3 & 9 months - Children	4,376	7,009	62.4%	60.9%	59.6%	58.0%
% of FP17s for the same patient ID Re-attending between 3 & 9 months - Adults	8,510	14,937	57.0%	54.9%	52.8%	50.5%
% of FP17s for Band 1 Urgent Courses	980	18,674	5.2%	8.3%	9.1%	9.0%
% of FP17s Relating to Free Repair or Replacements	118	18,674	0.6%	0.9%	1.0%	0.8%
% of FP17s Relating to Continuations	80	18,674	0.4%	1.1%	1.2%	1.1%
% of Patients satisfied with the dentistry they have received	12	13	92.3%	91.0%	91.6%	91.5%
% of Patients satisfied with the time they had to wait for an appointment	10	13	76.9%	87.8%	88.3%	87.9%

\* This is based on patients treated on this contract for their most recent course of treatment. Figures in italics indicate the base number of FP17s or Patient Questionnaire responses are less than 100. N/A is shown where the base number of responses is less than 10 during the period. % is calculated as Quantity/Base number\*100

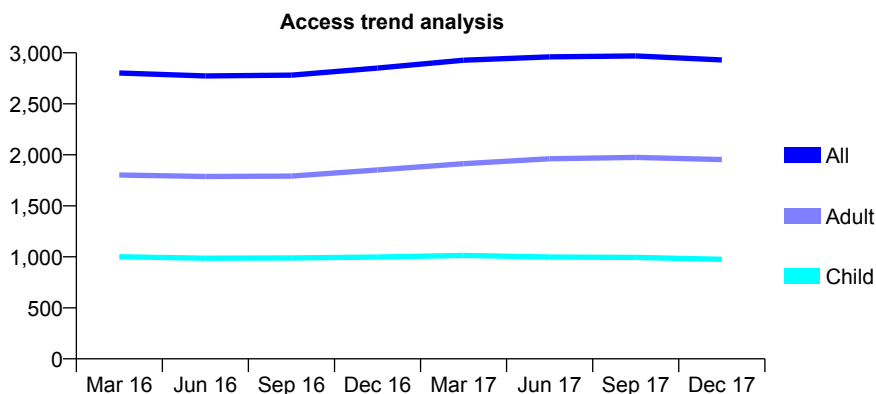
## Q52 - Vital Signs At a Glance Contract Report for 101281/0013 - December 2017

Name or company name	OASIS DENTAL CARE LTD
Contract type name	GDS Contract
Purpose of contract	General
Contract start date	01/04/2006
Contract end date	

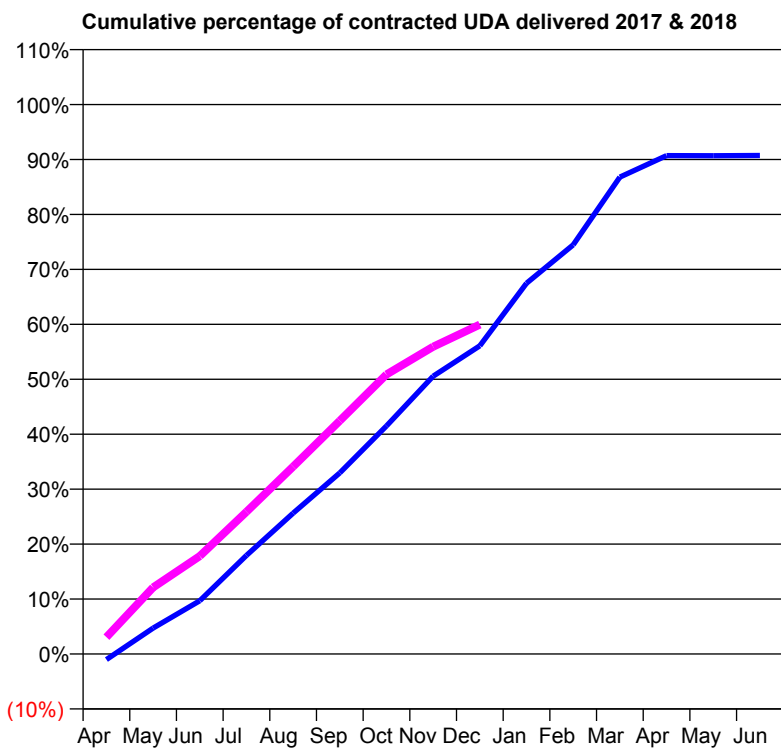
17/18 Contracted general activity (UDA)	8,210
Carry forward general activity (UDA)	0
17/18 Contracted orthodontic activity (UOA)	0
Carry forward orthodontic activity (UOA)	0
Baseline contract value	£224,953.56

### ACCESS\*

Patients seen in 24 months	Total	Change since previous quarter
Quarter ending December 2016	2,850	
Quarter ending March 2017	2,927	↑
Quarter ending June 2017	2,960	→
Quarter ending September 2017	2,969	→
Quarter ending December 2017	2,930	↓
<b>Variance since December 2016</b>	<b>2.8%</b>	<b>↑</b>



### ACTIVITY



Month	Adjusted Scheduled Activity (UDA)	
	2017	2018
April	-85	252
May	387	994
June	796	1,463
July	1,474	2,125
August	2,106	2,799
September	2,707	3,485
October	3,408	4,178
November	4,151	4,592
December	4,606	4,922
January	5,539	
February	6,113	
March	7,125	
April	7,447	
May	7,445	
June	7,448	

### QUALITY

	Quantity	Base Number	Contract	AT	Region	England
% of FP17s for the same patient ID Re-attending within 3 months - Children	53	1,116	4.7%	11.0%	12.9%	12.0%
% of FP17s for the same patient ID Re-attending within 3 months - Adults	196	1,982	9.9%	14.8%	16.5%	15.9%
% of FP17s for the same patient ID Re-attending between 3 & 9 months - Children	873	1,116	78.2%	60.9%	59.6%	58.0%
% of FP17s for the same patient ID Re-attending between 3 & 9 months - Adults	1,340	1,982	67.6%	54.9%	52.8%	50.5%
% of FP17s for Band 1 Urgent Courses	101	2,932	3.4%	8.3%	9.1%	9.0%
% of FP17s Relating to Free Repair or Replacements	25	2,932	0.9%	0.9%	1.0%	0.8%
% of FP17s Relating to Continuations	0	2,932	0.0%	1.1%	1.2%	1.1%
% of Patients satisfied with the dentistry they have received	2	2	N/A	91.0%	91.6%	91.5%
% of Patients satisfied with the time they had to wait for an appointment	1	2	N/A	87.8%	88.3%	87.9%

\* This is based on patients treated on this contract for their most recent course of treatment. Figures in italics indicate the base number of FP17s or Patient Questionnaire responses are less than 100. N/A is shown where the base number of responses is less than 10 during the period. % is calculated as Quantity/Base number\*100

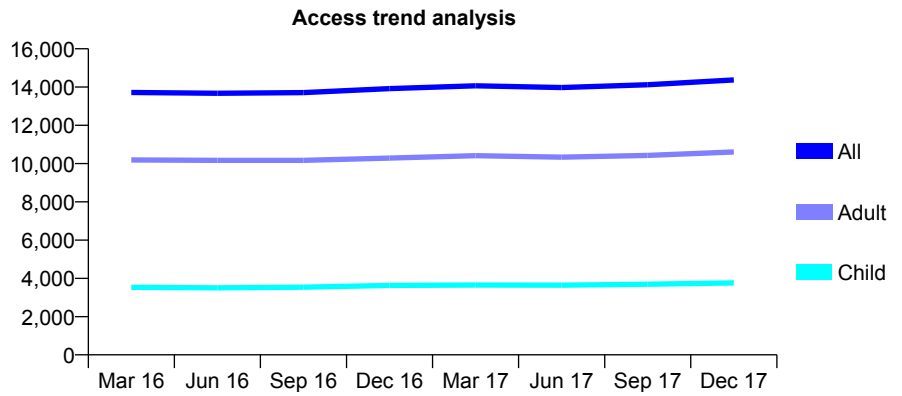
## Q52 - Vital Signs At a Glance Contract Report for 101281/0016 - December 2017

Name or company name	OASIS DENTAL CARE LTD
Contract type name	PDS Contract
Purpose of contract	General
Contract start date	01/04/2006
Contract end date	31/03/2021

17/18 Contracted general activity (UDA)	44,534
Carry forward general activity (UDA)	0
17/18 Contracted orthodontic activity (UOA)	0
Carry forward orthodontic activity (UOA)	0
Baseline contract value	£1,269,194.43

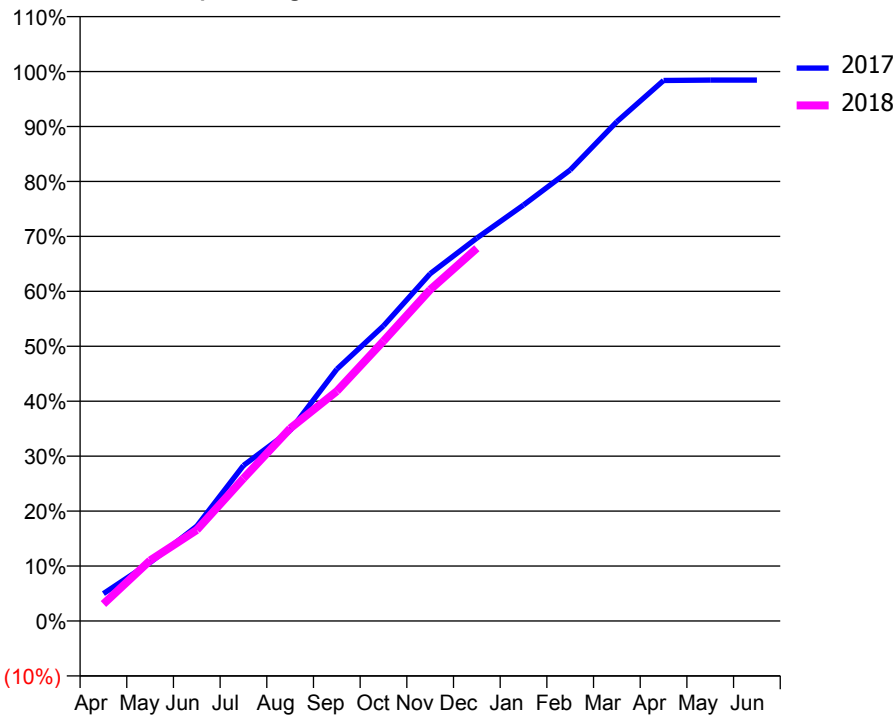
### ACCESS\*

Patients seen in 24 months	Total	Change since previous quarter
Quarter ending December 2016	13,918	
Quarter ending March 2017	14,067	→
Quarter ending June 2017	13,975	→
Quarter ending September 2017	14,119	→
Quarter ending December 2017	14,370	→
<b>Variance since December 2016</b>	<b>3.2%</b>	<b>↑</b>



### ACTIVITY

Cumulative percentage of contracted UDA delivered 2017 & 2018



Month	Adjusted Scheduled Activity (UDA)	
	2017	2018
April	2,221	1,376
May	4,736	4,915
June	7,688	7,371
July	12,604	11,553
August	15,441	15,614
September	20,408	18,631
October	23,924	22,694
November	28,146	26,853
December	31,028	30,206
January	33,715	
February	36,551	
March	40,470	
April	43,807	
May	43,841	
June	43,838	

### QUALITY

	Quantity	Base Number	Contract	AT	Region	England
% of FP17s for the same patient ID Re-attending within 3 months - Children	369	4,614	8.0%	11.0%	12.9%	12.0%
% of FP17s for the same patient ID Re-attending within 3 months - Adults	1,897	13,032	14.6%	14.8%	16.5%	15.9%
% of FP17s for the same patient ID Re-attending between 3 & 9 months - Children	3,110	4,614	67.4%	60.9%	59.6%	58.0%
% of FP17s for the same patient ID Re-attending between 3 & 9 months - Adults	8,309	13,032	63.8%	54.9%	52.8%	50.5%
% of FP17s for Band 1 Urgent Courses	749	16,002	4.7%	8.3%	9.1%	9.0%
% of FP17s Relating to Free Repair or Replacements	179	16,002	1.1%	0.9%	1.0%	0.8%
% of FP17s Relating to Continuations	224	16,002	1.4%	1.1%	1.2%	1.1%
% of Patients satisfied with the dentistry they have received	12	16	75.0%	91.0%	91.6%	91.5%
% of Patients satisfied with the time they had to wait for an appointment	15	16	93.8%	87.8%	88.3%	87.9%

\* This is based on patients treated on this contract for their most recent course of treatment. Figures in italics indicate the base number of FP17s or Patient Questionnaire responses are less than 100. N/A is shown where the base number of responses is less than 10 during the period. % is calculated as Quantity/Base number\*100

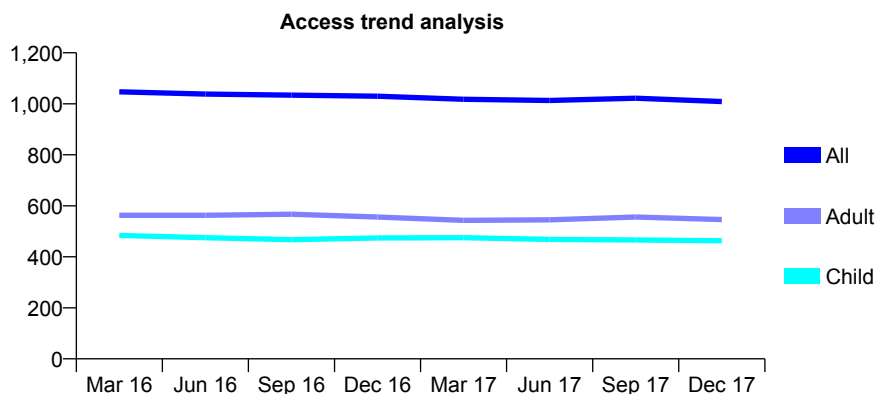
## Q52 - Vital Signs At a Glance Contract Report for 101281/0024 - December 2017

Name or company name	OASIS DENTAL CARE LTD
Contract type name	GDS Contract
Purpose of contract	General
Contract start date	01/04/2006
Contract end date	

17/18 Contracted general activity (UDA)	2,579
Carry forward general activity (UDA)	0
17/18 Contracted orthodontic activity (UOA)	0
Carry forward orthodontic activity (UOA)	0
Baseline contract value	£63,227.28

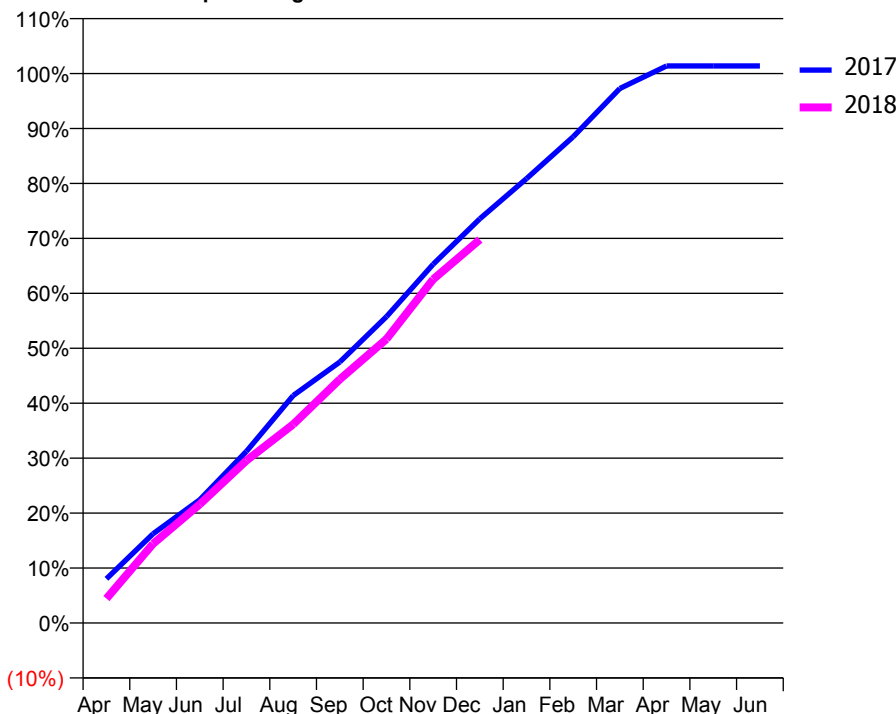
### ACCESS\*

Patients seen in 24 months	Total	Change since previous quarter
Quarter ending December 2016	1,030	
Quarter ending March 2017	1,018	↓
Quarter ending June 2017	1,013	→
Quarter ending September 2017	1,022	→
Quarter ending December 2017	1,009	↓
<b>Variance since December 2016</b>	<b>(2.0%)</b>	<b>↓</b>



### ACTIVITY

**Cumulative percentage of contracted UDA delivered 2017 & 2018**



Month	Adjusted Scheduled Activity (UDA)	
	2017	2018
April	207	115
May	419	372
June	578	557
July	806	763
August	1,067	932
September	1,225	1,144
October	1,438	1,333
November	1,684	1,613
December	1,897	1,800
January	2,085	
February	2,282	
March	2,509	
April	2,615	
May	2,615	
June	2,615	

### QUALITY

	Quantity	Base Number	Contract	AT	Region	England
% of FP17s for the same patient ID Re-attending within 3 months - Children	25	650	3.8%	11.0%	12.9%	12.0%
% of FP17s for the same patient ID Re-attending within 3 months - Adults	53	615	8.6%	14.8%	16.5%	15.9%
% of FP17s for the same patient ID Re-attending between 3 & 9 months - Children	532	650	81.8%	60.9%	59.6%	58.0%
% of FP17s for the same patient ID Re-attending between 3 & 9 months - Adults	462	615	75.1%	54.9%	52.8%	50.5%
% of FP17s for Band 1 Urgent Courses	18	1,214	1.5%	8.3%	9.1%	9.0%
% of FP17s Relating to Free Repair or Replacements	5	1,214	0.4%	0.9%	1.0%	0.8%
% of FP17s Relating to Continuations	2	1,214	0.2%	1.1%	1.2%	1.1%
% of Patients satisfied with the dentistry they have received	0	0	N/A	91.0%	91.6%	91.5%
% of Patients satisfied with the time they had to wait for an appointment	0	0	N/A	87.8%	88.3%	87.9%

\* This is based on patients treated on this contract for their most recent course of treatment. Figures in italics indicate the base number of FP17s or Patient Questionnaire responses are less than 100. N/A is shown where the base number of responses is less than 10 during the period. % is calculated as Quantity/Base number\*100



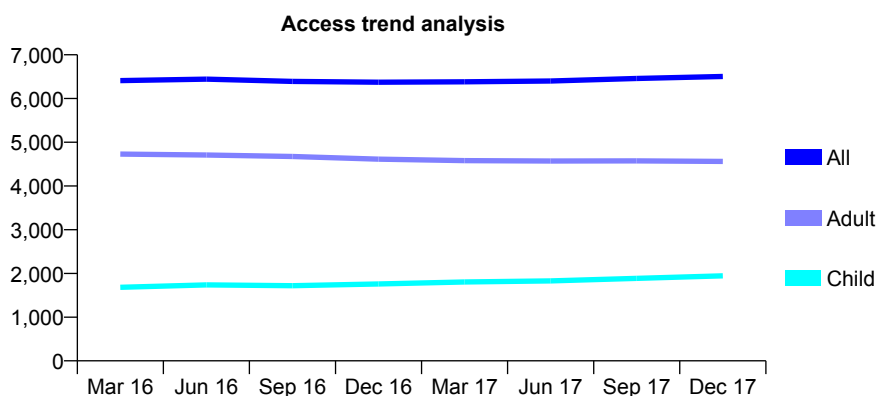
## Q52 - Vital Signs At a Glance Contract Report for 101281/0030 - December 2017

Name or company name	OASIS DENTAL CARE LTD
Contract type name	GDS Contract
Purpose of contract	General
Contract start date	01/04/2006
Contract end date	

17/18 Contracted general activity (UDA)	20,500
Carry forward general activity (UDA)	0
17/18 Contracted orthodontic activity (UOA)	0
Carry forward orthodontic activity (UOA)	0
Baseline contract value	£593,237.75

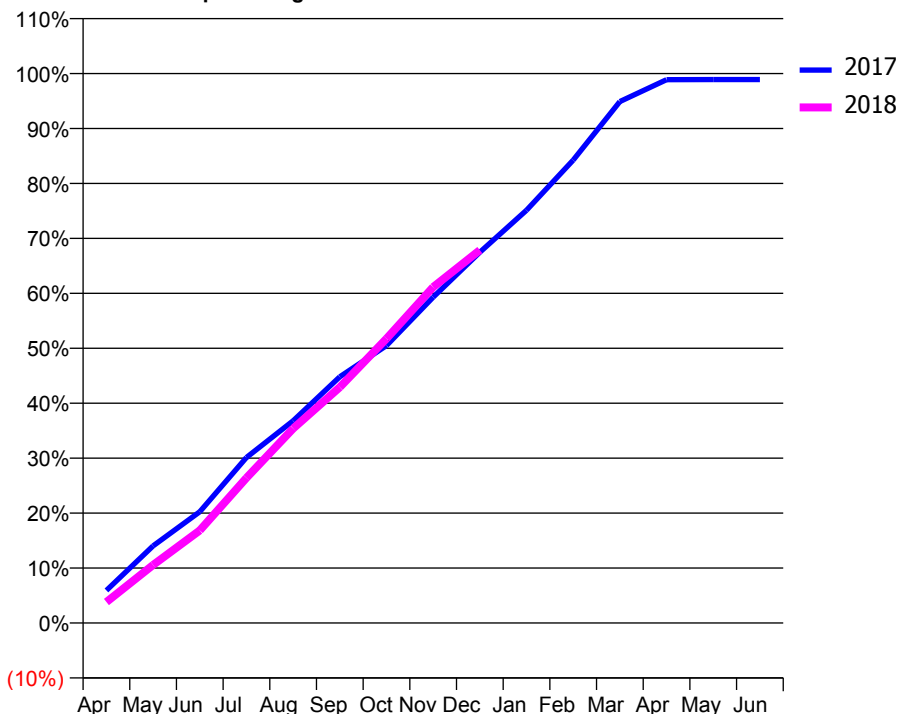
### ACCESS\*

Patients seen in 24 months	Total	Change since previous quarter
Quarter ending December 2016	6,372	
Quarter ending March 2017	6,383	→
Quarter ending June 2017	6,401	→
Quarter ending September 2017	6,460	→
Quarter ending December 2017	6,504	→
<b>Variance since December 2016</b>	<b>2.1%</b>	<b>↑</b>



### ACTIVITY

**Cumulative percentage of contracted UDA delivered 2017 & 2018**



Month	Adjusted Scheduled Activity (UDA)	
	2017	2018
April	1,217	783
May	2,879	2,167
June	4,151	3,453
July	6,175	5,416
August	7,544	7,255
September	9,187	8,797
October	10,352	10,610
November	12,158	12,533
December	13,831	13,913
January	15,399	
February	17,268	
March	19,451	
April	20,267	
May	20,274	
June	20,275	

### QUALITY

	Quantity	Base Number	Contract	AT	Region	England
% of FP17s for the same patient ID Re-attending within 3 months - Children	165	2,409	6.8%	11.0%	12.9%	12.0%
% of FP17s for the same patient ID Re-attending within 3 months - Adults	659	5,694	11.6%	14.8%	16.5%	15.9%
% of FP17s for the same patient ID Re-attending between 3 & 9 months - Children	1,582	2,409	65.7%	60.9%	59.6%	58.0%
% of FP17s for the same patient ID Re-attending between 3 & 9 months - Adults	3,955	5,694	69.5%	54.9%	52.8%	50.5%
% of FP17s for Band 1 Urgent Courses	220	7,689	2.9%	8.3%	9.1%	9.0%
% of FP17s Relating to Free Repair or Replacements	44	7,689	0.6%	0.9%	1.0%	0.8%
% of FP17s Relating to Continuations	79	7,689	1.0%	1.1%	1.2%	1.1%
% of Patients satisfied with the dentistry they have received	6	6	N/A	91.0%	91.6%	91.5%
% of Patients satisfied with the time they had to wait for an appointment	6	6	N/A	87.8%	88.3%	87.9%

\* This is based on patients treated on this contract for their most recent course of treatment. Figures in italics indicate the base number of FP17s or Patient Questionnaire responses are less than 100. N/A is shown where the base number of responses is less than 10 during the period. % is calculated as Quantity/Base number\*100

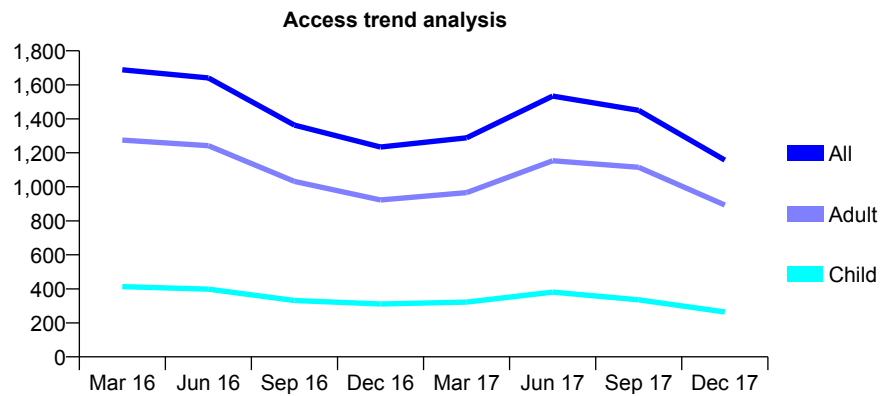
## Q52 - Vital Signs At a Glance Contract Report for 101281/0184 - December 2017

Name or company name	OASIS DENTAL CARE LTD
Contract type name	PDS Contract
Purpose of contract	General
Contract start date	22/09/2008
Contract end date	21/09/2018

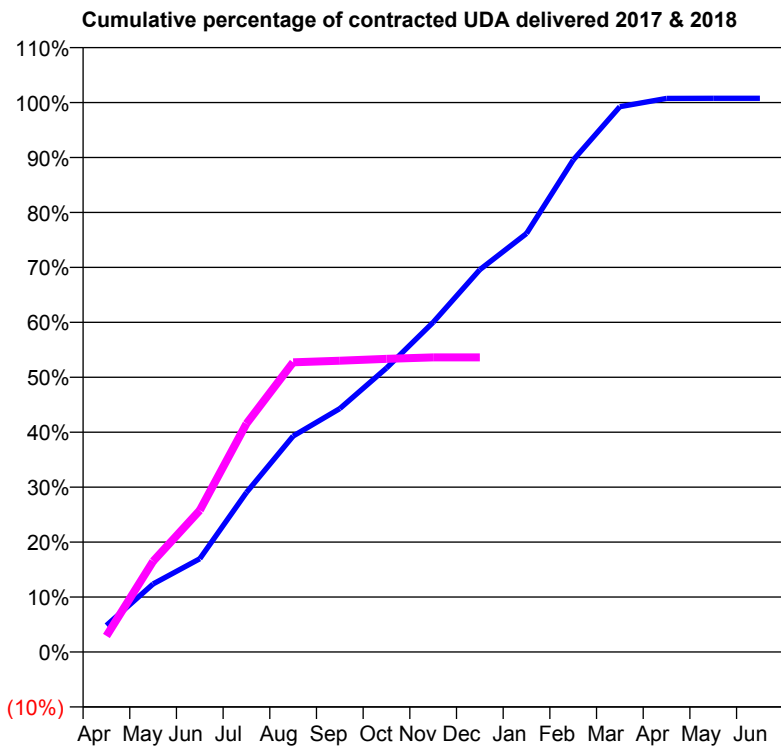
17/18 Contracted general activity (UDA)	5,500
Carry forward general activity (UDA)	0
17/18 Contracted orthodontic activity (UOA)	0
Carry forward orthodontic activity (UOA)	0
Baseline contract value	£173,919.14

### ACCESS\*

Patients seen in 24 months	Total	Change since previous quarter
Quarter ending December 2016	1,234	
Quarter ending March 2017	1,288	↑
Quarter ending June 2017	1,534	↑
Quarter ending September 2017	1,450	↓
Quarter ending December 2017	1,157	↓
<b>Variance since December 2016</b>	<b>(6.2%)</b>	<b>↓</b>



### ACTIVITY



Month	Adjusted Scheduled Activity (UDA)	
	2017	2018
April	267	160
May	681	908
June	934	1,418
July	1,598	2,285
August	2,162	2,899
September	2,436	2,916
October	2,842	2,934
November	3,300	2,949
December	3,827	2,949
January	4,189	
February	4,924	
March	5,458	
April	5,541	
May	5,542	
June	5,542	

### QUALITY

	Quantity	Base Number	Contract	AT	Region	England
% of FP17s for the same patient ID Re-attending within 3 months - Children	12	205	5.9%	11.0%	12.9%	12.0%
% of FP17s for the same patient ID Re-attending within 3 months - Adults	79	799	9.9%	14.8%	16.5%	15.9%
% of FP17s for the same patient ID Re-attending between 3 & 9 months - Children	78	205	38.0%	60.9%	59.6%	58.0%
% of FP17s for the same patient ID Re-attending between 3 & 9 months - Adults	318	799	39.8%	54.9%	52.8%	50.5%
% of FP17s for Band 1 Urgent Courses	46	974	4.7%	8.3%	9.1%	9.0%
% of FP17s Relating to Free Repair or Replacements	16	974	1.6%	0.9%	1.0%	0.8%
% of FP17s Relating to Continuations	30	974	3.1%	1.1%	1.2%	1.1%
% of Patients satisfied with the dentistry they have received	0	0	N/A	91.0%	91.6%	91.5%
% of Patients satisfied with the time they had to wait for an appointment	0	0	N/A	87.8%	88.3%	87.9%

\* This is based on patients treated on this contract for their most recent course of treatment. Figures in italics indicate the base number of FP17s or Patient Questionnaire responses are less than 100. N/A is shown where the base number of responses is less than 10 during the period. % is calculated as Quantity/Base number\*100

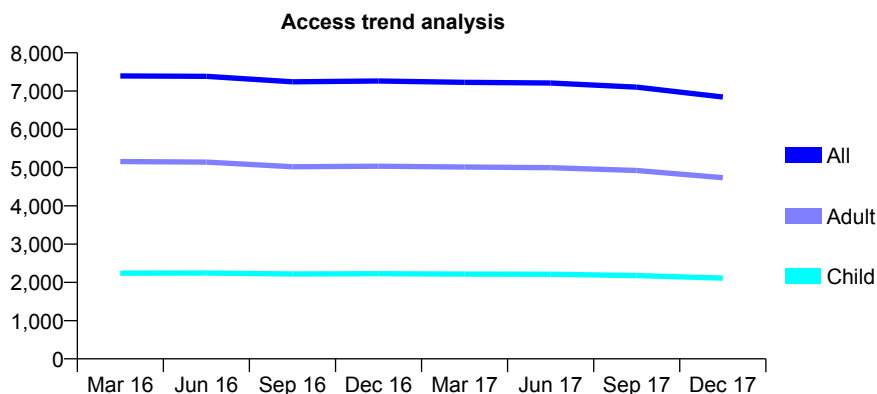
## Q52 - Vital Signs At a Glance Contract Report for 101338/0051 - December 2017

Name or company name	Whitecross Dental Care Limited
Contract type name	GDS Contract
Purpose of contract	General
Contract start date	02/07/2007
Contract end date	

17/18 Contracted general activity (UDA)	22,200
Carry forward general activity (UDA)	0
17/18 Contracted orthodontic activity (UOA)	0
Carry forward orthodontic activity (UOA)	0
Baseline contract value	£601,158.54

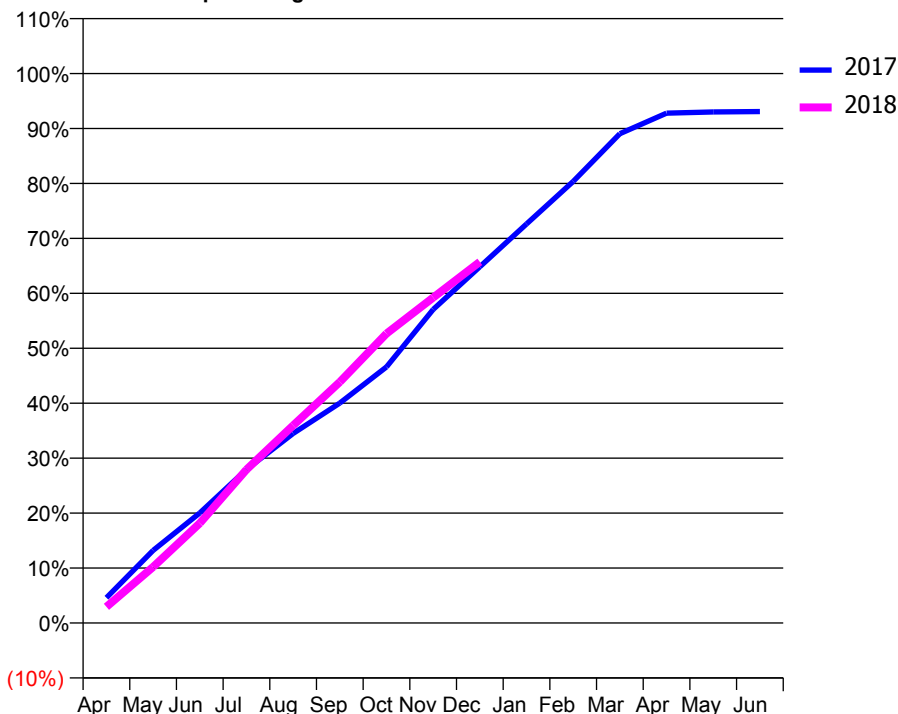
### ACCESS\*

Patients seen in 24 months	Total	Change since previous quarter
Quarter ending December 2016	7,262	
Quarter ending March 2017	7,227	→
Quarter ending June 2017	7,210	→
Quarter ending September 2017	7,101	↓
Quarter ending December 2017	6,845	↓
<b>Variance since December 2016</b>	<b>(5.7%)</b>	<b>↓</b>



### ACTIVITY

Cumulative percentage of contracted UDA delivered 2017 & 2018



Month	Adjusted Scheduled Activity (UDA)	
	2017	2018
April	1,021	653
May	2,931	2,266
June	4,449	4,031
July	6,205	6,201
August	7,660	7,979
September	8,887	9,736
October	10,348	11,693
November	12,668	13,150
December	14,391	14,590
January	16,123	
February	17,842	
March	19,768	
April	20,596	
May	20,649	
June	20,661	

### QUALITY

	Quantity	Base Number	Contract	AT	Region	England
% of FP17s for the same patient ID Re-attending within 3 months - Children	146	1,823	8.0%	11.0%	12.9%	12.0%
% of FP17s for the same patient ID Re-attending within 3 months - Adults	669	4,186	16.0%	14.8%	16.5%	15.9%
% of FP17s for the same patient ID Re-attending between 3 & 9 months - Children	785	1,823	43.1%	60.9%	59.6%	58.0%
% of FP17s for the same patient ID Re-attending between 3 & 9 months - Adults	1,875	4,186	44.8%	54.9%	52.8%	50.5%
% of FP17s for Band 1 Urgent Courses	566	5,725	9.9%	8.3%	9.1%	9.0%
% of FP17s Relating to Free Repair or Replacements	50	5,725	0.9%	0.9%	1.0%	0.8%
% of FP17s Relating to Continuations	89	5,725	1.6%	1.1%	1.2%	1.1%
% of Patients satisfied with the dentistry they have received	3	4	N/A	91.0%	91.6%	91.5%
% of Patients satisfied with the time they had to wait for an appointment	3	4	N/A	87.8%	88.3%	87.9%

\* This is based on patients treated on this contract for their most recent course of treatment. Figures in italics indicate the base number of FP17s or Patient Questionnaire responses are less than 100. N/A is shown where the base number of responses is less than 10 during the period. % is calculated as Quantity/Base number\*100

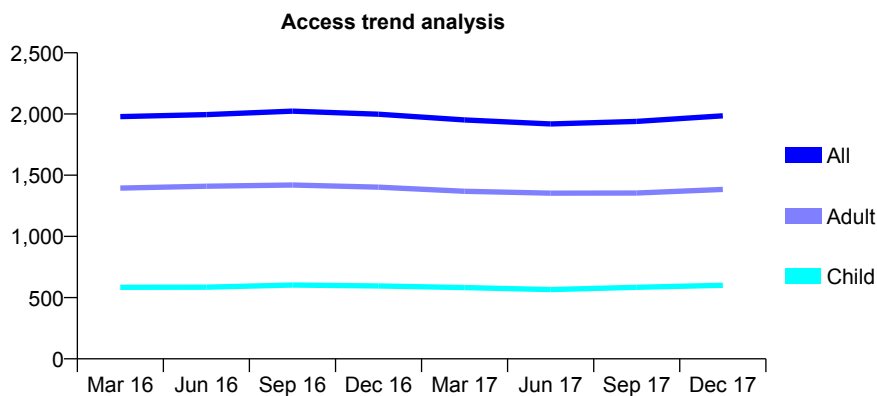
## Q52 - Vital Signs At a Glance Contract Report for 101338/0052 - December 2017

Name or company name	Whitecross Dental Care Limited
Contract type name	GDS Contract
Purpose of contract	General
Contract start date	02/07/2007
Contract end date	

17/18 Contracted general activity (UDA)	7,500
Carry forward general activity (UDA)	0
17/18 Contracted orthodontic activity (UOA)	0
Carry forward orthodontic activity (UOA)	0
Baseline contract value	£203,094.10

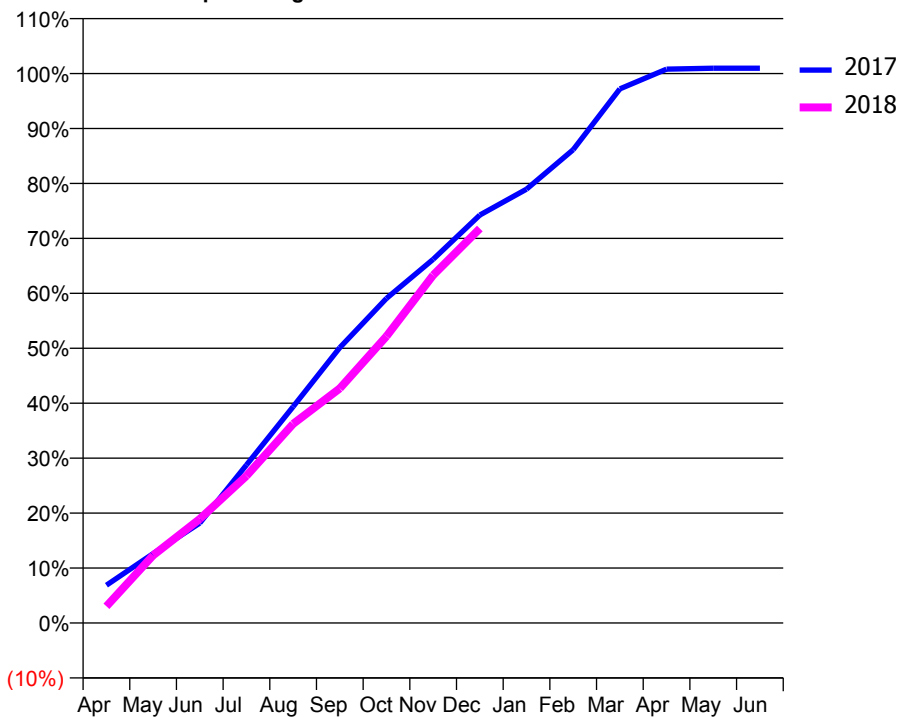
### ACCESS\*

Patients seen in 24 months	Total	Change since previous quarter
Quarter ending December 2016	1,998	
Quarter ending March 2017	1,951	↓
Quarter ending June 2017	1,919	↓
Quarter ending September 2017	1,939	→
Quarter ending December 2017	1,985	↑
<b>Variance since December 2016</b>	<b>(0.7%)</b>	→



### ACTIVITY

Cumulative percentage of contracted UDA delivered 2017 & 2018



Month	Adjusted Scheduled Activity (UDA)	
	2017	2018
April	516	228
May	947	923
June	1,365	1,421
July	2,158	2,008
August	2,953	2,718
September	3,759	3,203
October	4,431	3,913
November	4,965	4,747
December	5,568	5,385
January	5,921	
February	6,460	
March	7,290	
April	7,560	
May	7,572	
June	7,572	

### QUALITY

	Quantity	Base Number	Contract	AT	Region	England
% of FP17s for the same patient ID Re-attending within 3 months - Children	46	691	6.7%	11.0%	12.9%	12.0%
% of FP17s for the same patient ID Re-attending within 3 months - Adults	220	1,561	14.1%	14.8%	16.5%	15.9%
% of FP17s for the same patient ID Re-attending between 3 & 9 months - Children	408	691	59.0%	60.9%	59.6%	58.0%
% of FP17s for the same patient ID Re-attending between 3 & 9 months - Adults	903	1,561	57.8%	54.9%	52.8%	50.5%
% of FP17s for Band 1 Urgent Courses	125	2,151	5.8%	8.3%	9.1%	9.0%
% of FP17s Relating to Free Repair or Replacements	4	2,151	0.2%	0.9%	1.0%	0.8%
% of FP17s Relating to Continuations	4	2,151	0.2%	1.1%	1.2%	1.1%
% of Patients satisfied with the dentistry they have received	0	1	N/A	91.0%	91.6%	91.5%
% of Patients satisfied with the time they had to wait for an appointment	0	1	N/A	87.8%	88.3%	87.9%

\* This is based on patients treated on this contract for their most recent course of treatment. Figures in italics indicate the base number of FP17s or Patient Questionnaire responses are less than 100. N/A is shown where the base number of responses is less than 10 during the period. % is calculated as Quantity/Base number\*100

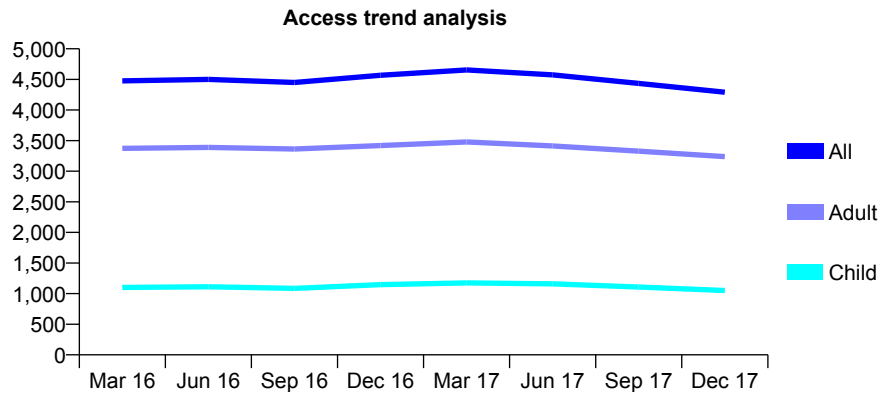
## Q52 - Vital Signs At a Glance Contract Report for 101338/0053 - December 2017

Name or company name	Whitecross Dental Care Limited
Contract type name	GDS Contract
Purpose of contract	General
Contract start date	02/07/2007
Contract end date	

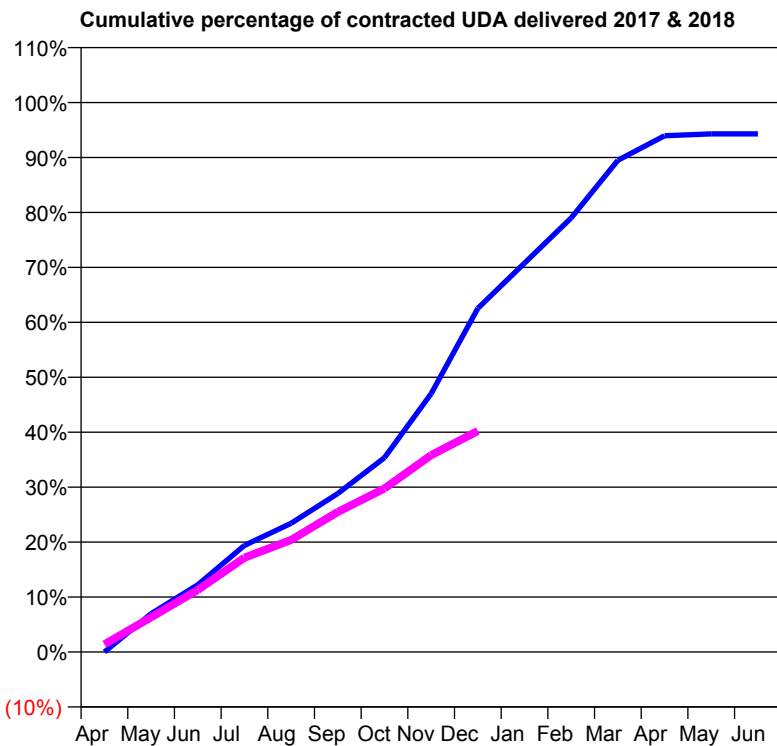
17/18 Contracted general activity (UDA)	16,523
Carry forward general activity (UDA)	0
17/18 Contracted orthodontic activity (UOA)	0
Carry forward orthodontic activity (UOA)	0
Baseline contract value	£452,474.19

### ACCESS\*

Patients seen in 24 months	Total	Change since previous quarter
Quarter ending December 2016	4,568	
Quarter ending March 2017	4,654	→
Quarter ending June 2017	4,573	↓
Quarter ending September 2017	4,434	↓
Quarter ending December 2017	4,290	↓
<b>Variance since December 2016</b>	<b>(6.1%)</b>	<b>↓</b>



### ACTIVITY



Month	Adjusted Scheduled Activity (UDA)	
	2017	2018
April	-4	231
May	1,154	1,045
June	2,022	1,865
July	3,204	2,839
August	3,871	3,371
September	4,765	4,212
October	5,844	4,917
November	7,770	5,922
December	10,336	6,647
January	11,694	
February	13,053	
March	14,785	
April	15,522	
May	15,579	
June	15,580	

### QUALITY

	Quantity	Base Number	Contract	AT	Region	England
% of FP17s for the same patient ID Re-attending within 3 months - Children	46	771	6.0%	11.0%	12.9%	12.0%
% of FP17s for the same patient ID Re-attending within 3 months - Adults	293	2,557	11.5%	14.8%	16.5%	15.9%
% of FP17s for the same patient ID Re-attending between 3 & 9 months - Children	426	771	55.3%	60.9%	59.6%	58.0%
% of FP17s for the same patient ID Re-attending between 3 & 9 months - Adults	1,493	2,557	58.4%	54.9%	52.8%	50.5%
% of FP17s for Band 1 Urgent Courses	215	2,938	7.3%	8.3%	9.1%	9.0%
% of FP17s Relating to Free Repair or Replacements	19	2,938	0.6%	0.9%	1.0%	0.8%
% of FP17s Relating to Continuations	46	2,938	1.6%	1.1%	1.2%	1.1%
% of Patients satisfied with the dentistry they have received	4	4	N/A	91.0%	91.6%	91.5%
% of Patients satisfied with the time they had to wait for an appointment	3	4	N/A	87.8%	88.3%	87.9%

\* This is based on patients treated on this contract for their most recent course of treatment. Figures in italics indicate the base number of FP17s or Patient Questionnaire responses are less than 100. N/A is shown where the base number of responses is less than 10 during the period. % is calculated as Quantity/Base number\*100

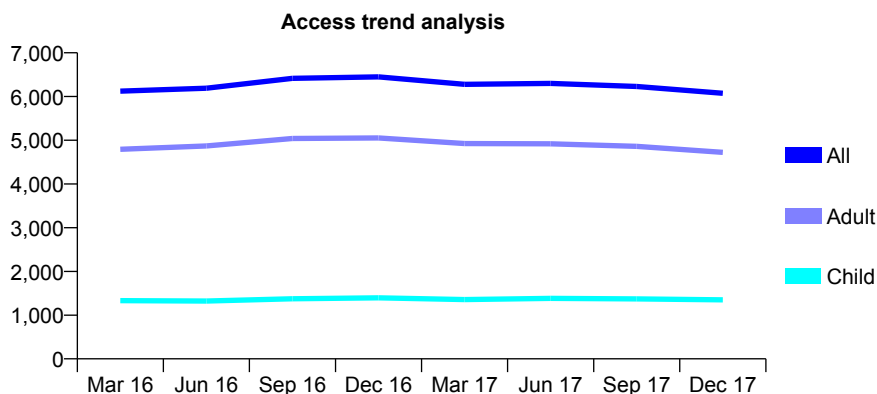
## Q52 - Vital Signs At a Glance Contract Report for 101338/0054 - December 2017

Name or company name	Whitecross Dental Care Limited
Contract type name	GDS Contract
Purpose of contract	General
Contract start date	02/07/2007
Contract end date	

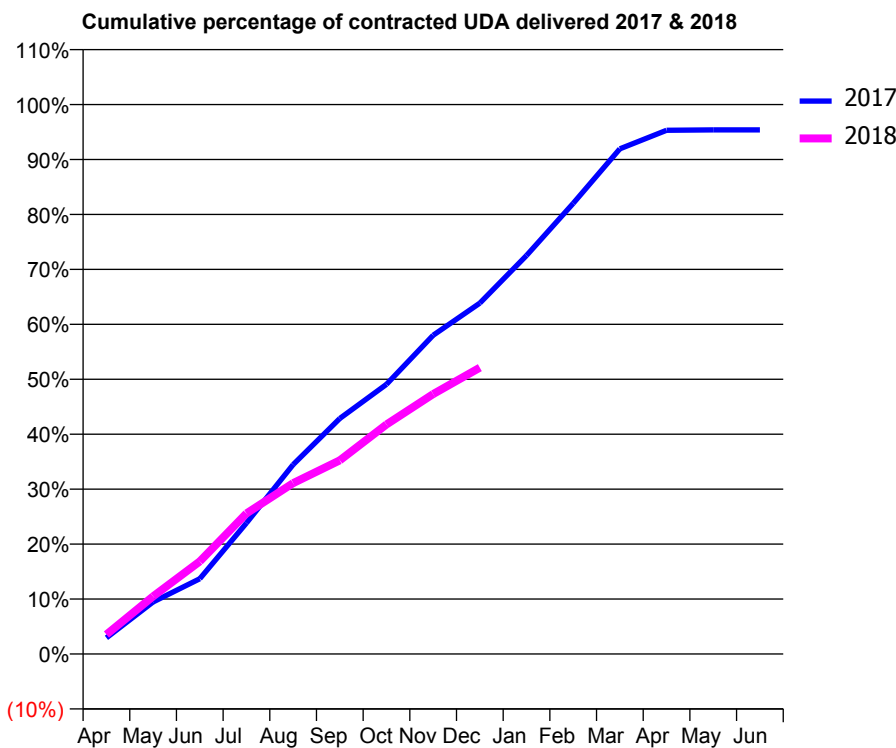
17/18 Contracted general activity (UDA)	20,500
Carry forward general activity (UDA)	0
17/18 Contracted orthodontic activity (UOA)	0
Carry forward orthodontic activity (UOA)	0
Baseline contract value	£555,123.87

### ACCESS\*

Patients seen in 24 months	Total	Change since previous quarter
Quarter ending December 2016	6,450	
Quarter ending March 2017	6,278	↓
Quarter ending June 2017	6,301	→
Quarter ending September 2017	6,231	↓
Quarter ending December 2017	6,073	↓
<b>Variance since December 2016</b>	<b>(5.8%)</b>	<b>↓</b>



### ACTIVITY



Month	Adjusted Scheduled Activity (UDA)	
	2017	2018
April	606	730
May	1,944	2,150
June	2,807	3,457
July	4,889	5,244
August	7,065	6,375
September	8,790	7,226
October	10,061	8,563
November	11,893	9,696
December	13,092	10,684
January	14,869	
February	16,811	
March	18,847	
April	19,536	
May	19,553	
June	19,553	

### QUALITY

	Quantity	Base Number	Contract	AT	Region	England
% of FP17s for the same patient ID Re-attending within 3 months - Children	54	1,148	4.7%	11.0%	12.9%	12.0%
% of FP17s for the same patient ID Re-attending within 3 months - Adults	541	3,959	13.7%	14.8%	16.5%	15.9%
% of FP17s for the same patient ID Re-attending between 3 & 9 months - Children	678	1,148	59.1%	60.9%	59.6%	58.0%
% of FP17s for the same patient ID Re-attending between 3 & 9 months - Adults	2,194	3,959	55.4%	54.9%	52.8%	50.5%
% of FP17s for Band 1 Urgent Courses	253	4,868	5.2%	8.3%	9.1%	9.0%
% of FP17s Relating to Free Repair or Replacements	61	4,868	1.3%	0.9%	1.0%	0.8%
% of FP17s Relating to Continuations	81	4,868	1.7%	1.1%	1.2%	1.1%
% of Patients satisfied with the dentistry they have received	4	4	N/A	91.0%	91.6%	91.5%
% of Patients satisfied with the time they had to wait for an appointment	4	4	N/A	87.8%	88.3%	87.9%

\* This is based on patients treated on this contract for their most recent course of treatment. Figures in italics indicate the base number of FP17s or Patient Questionnaire responses are less than 100. N/A is shown where the base number of responses is less than 10 during the period. % is calculated as Quantity/Base number\*100

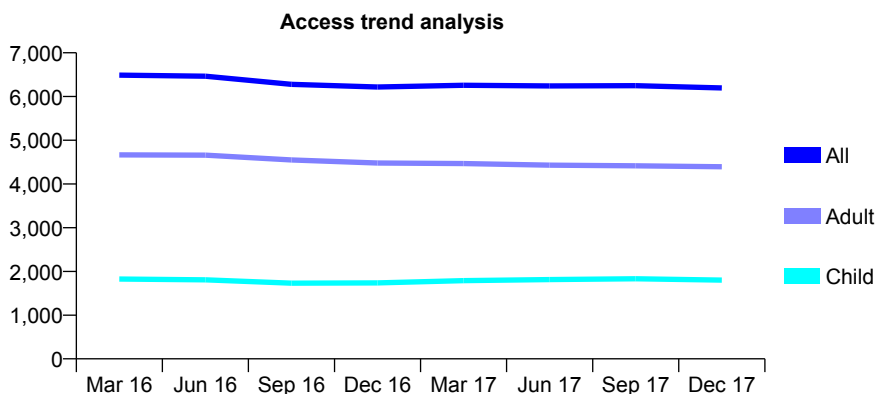
## Q52 - Vital Signs At a Glance Contract Report for 101338/0055 - December 2017

Name or company name	Whitecross Dental Care Limited
Contract type name	GDS Contract
Purpose of contract	General
Contract start date	02/07/2007
Contract end date	

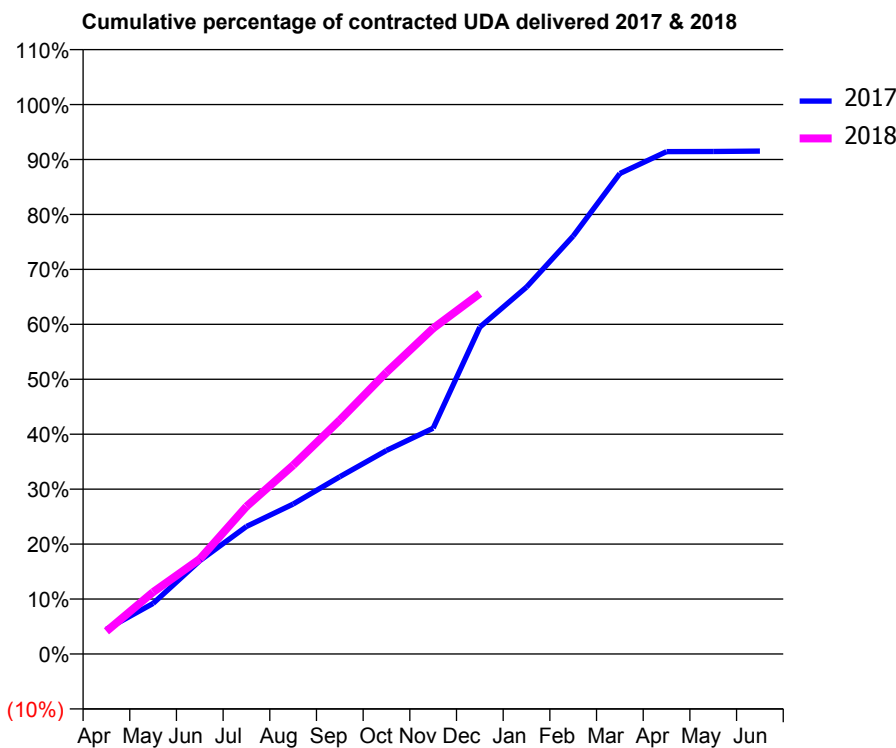
17/18 Contracted general activity (UDA)	19,000
Carry forward general activity (UDA)	0
17/18 Contracted orthodontic activity (UOA)	0
Carry forward orthodontic activity (UOA)	0
Baseline contract value	£514,505.05

### ACCESS\*

Patients seen in 24 months	Total	Change since previous quarter
Quarter ending December 2016	6,218	
Quarter ending March 2017	6,256	→
Quarter ending June 2017	6,243	→
Quarter ending September 2017	6,247	→
Quarter ending December 2017	6,195	→
<b>Variance since December 2016</b>	<b>(0.4%)</b>	→



### ACTIVITY



Month	Adjusted Scheduled Activity (UDA)	
	2017	2018
April	857	788
May	1,749	2,143
June	3,227	3,285
July	4,411	5,102
August	5,185	6,526
September	6,128	8,091
October	7,036	9,742
November	7,809	11,261
December	11,303	12,464
January	12,688	
February	14,455	
March	16,614	
April	17,372	
May	17,377	
June	17,391	

### QUALITY

	Quantity	Base Number	Contract	AT	Region	England
% of FP17s for the same patient ID Re-attending within 3 months - Children	112	1,726	6.5%	11.0%	12.9%	12.0%
% of FP17s for the same patient ID Re-attending within 3 months - Adults	528	4,248	12.4%	14.8%	16.5%	15.9%
% of FP17s for the same patient ID Re-attending between 3 & 9 months - Children	958	1,726	55.5%	60.9%	59.6%	58.0%
% of FP17s for the same patient ID Re-attending between 3 & 9 months - Adults	2,187	4,248	51.5%	54.9%	52.8%	50.5%
% of FP17s for Band 1 Urgent Courses	431	5,665	7.6%	8.3%	9.1%	9.0%
% of FP17s Relating to Free Repair or Replacements	69	5,665	1.2%	0.9%	1.0%	0.8%
% of FP17s Relating to Continuations	80	5,665	1.4%	1.1%	1.2%	1.1%
% of Patients satisfied with the dentistry they have received	5	5	N/A	91.0%	91.6%	91.5%
% of Patients satisfied with the time they had to wait for an appointment	5	5	N/A	87.8%	88.3%	87.9%

\* This is based on patients treated on this contract for their most recent course of treatment. Figures in italics indicate the base number of FP17s or Patient Questionnaire responses are less than 100. N/A is shown where the base number of responses is less than 10 during the period. % is calculated as Quantity/Base number\*100



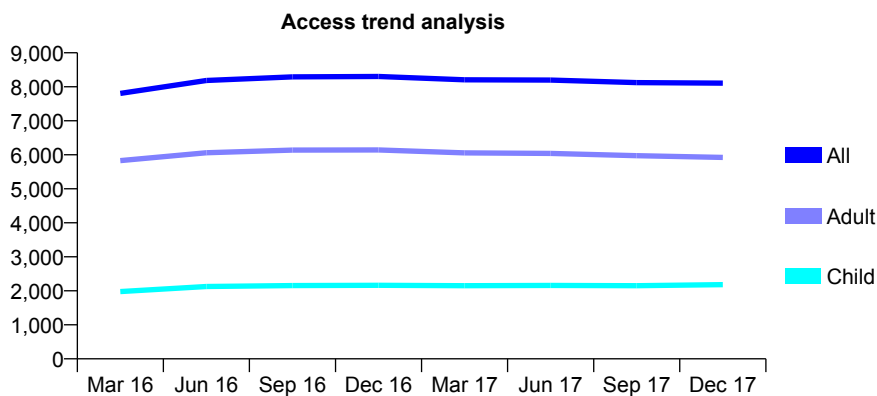
## Q52 - Vital Signs At a Glance Contract Report for 101338/0056 - December 2017

Name or company name	Whitecross Dental Care Limited
Contract type name	GDS Contract
Purpose of contract	General
Contract start date	02/07/2007
Contract end date	

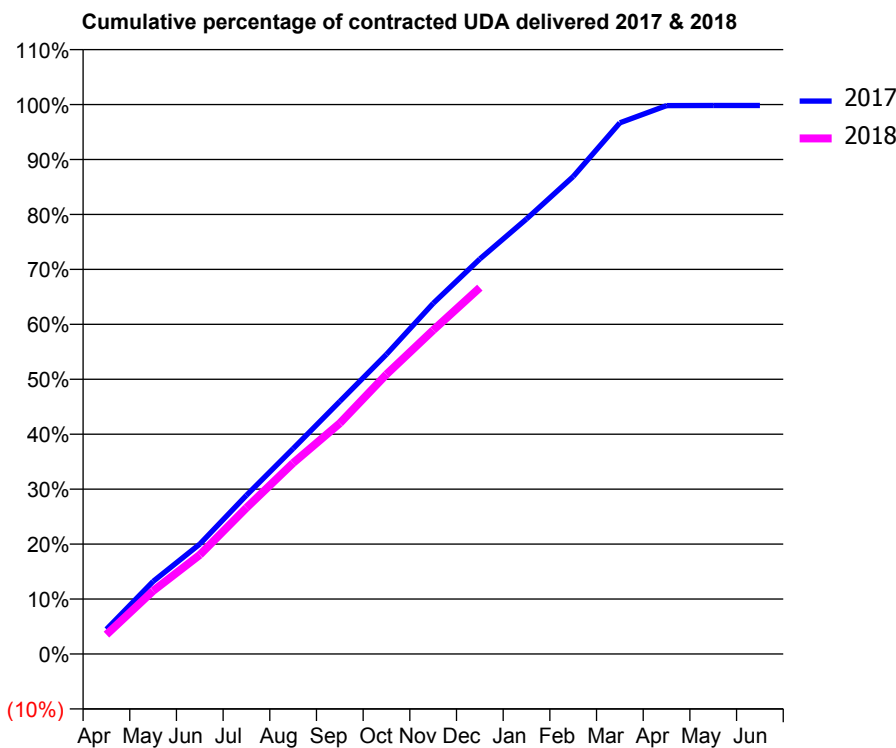
17/18 Contracted general activity (UDA)	25,300
Carry forward general activity (UDA)	0
17/18 Contracted orthodontic activity (UOA)	0
Carry forward orthodontic activity (UOA)	0
Baseline contract value	£685,104.08

### ACCESS\*

Patients seen in 24 months	Total	Change since previous quarter
Quarter ending December 2016	8,305	
Quarter ending March 2017	8,207	↓
Quarter ending June 2017	8,199	→
Quarter ending September 2017	8,124	→
Quarter ending December 2017	8,109	→
<b>Variance since December 2016</b>	<b>(2.4%)</b>	<b>↓</b>



### ACTIVITY



Month	Adjusted Scheduled Activity (UDA)	
	2017	2018
April	1,139	896
May	3,340	2,906
June	5,062	4,563
July	7,307	6,734
August	9,456	8,795
September	11,629	10,623
October	13,798	12,880
November	16,145	14,907
December	18,187	16,868
January	20,029	
February	21,980	
March	24,460	
April	25,248	
May	25,254	
June	25,256	

### QUALITY

	Quantity	Base Number	Contract	AT	Region	England
% of FP17s for the same patient ID Re-attending within 3 months - Children	120	2,302	5.2%	11.0%	12.9%	12.0%
% of FP17s for the same patient ID Re-attending within 3 months - Adults	668	6,013	11.1%	14.8%	16.5%	15.9%
% of FP17s for the same patient ID Re-attending between 3 & 9 months - Children	1,413	2,302	61.4%	60.9%	59.6%	58.0%
% of FP17s for the same patient ID Re-attending between 3 & 9 months - Adults	3,439	6,013	57.2%	54.9%	52.8%	50.5%
% of FP17s for Band 1 Urgent Courses	304	7,944	3.8%	8.3%	9.1%	9.0%
% of FP17s Relating to Free Repair or Replacements	82	7,944	1.0%	0.9%	1.0%	0.8%
% of FP17s Relating to Continuations	145	7,944	1.8%	1.1%	1.2%	1.1%
% of Patients satisfied with the dentistry they have received	4	4	N/A	91.0%	91.6%	91.5%
% of Patients satisfied with the time they had to wait for an appointment	4	4	N/A	87.8%	88.3%	87.9%

\* This is based on patients treated on this contract for their most recent course of treatment. Figures in italics indicate the base number of FP17s or Patient Questionnaire responses are less than 100. N/A is shown where the base number of responses is less than 10 during the period. % is calculated as Quantity/Base number\*100



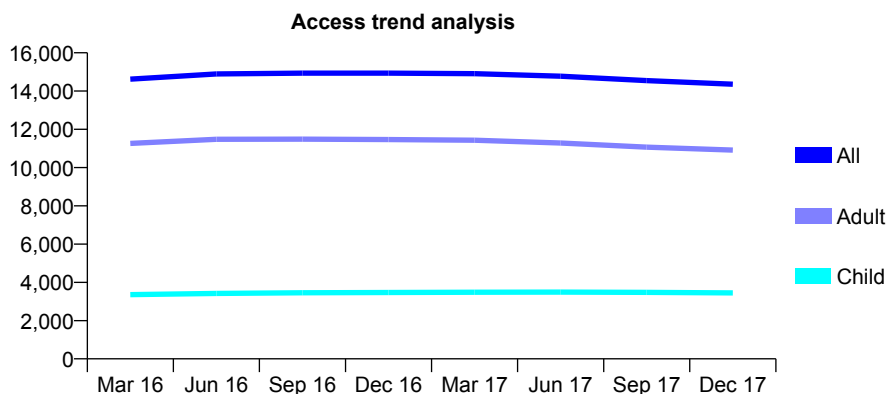
## Q52 - Vital Signs At a Glance Contract Report for 101338/0067 - December 2017

Name or company name	Whitecross Dental Care Limited
Contract type name	GDS Contract
Purpose of contract	General
Contract start date	01/07/2008
Contract end date	

17/18 Contracted general activity (UDA)	40,509
Carry forward general activity (UDA)	0
17/18 Contracted orthodontic activity (UOA)	0
Carry forward orthodontic activity (UOA)	0
Baseline contract value	£1,096,951.84

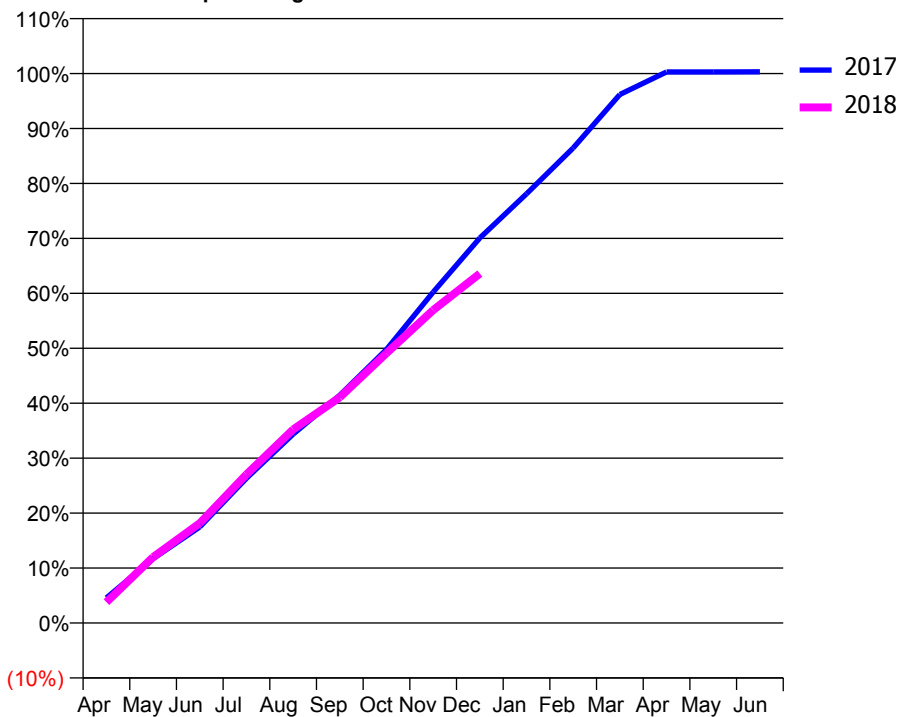
### ACCESS\*

Patients seen in 24 months	Total	Change since previous quarter
Quarter ending December 2016	14,937	
Quarter ending March 2017	14,912	→
Quarter ending June 2017	14,775	→
Quarter ending September 2017	14,543	↓
Quarter ending December 2017	14,361	↓
<b>Variance since December 2016</b>	<b>(3.9%)</b>	<b>↓</b>



### ACTIVITY

Cumulative percentage of contracted UDA delivered 2017 & 2018



Month	Adjusted Scheduled Activity (UDA)	
	2017	2018
April	1,849	1,536
May	4,744	4,864
June	7,085	7,357
July	10,667	10,954
August	13,921	14,272
September	16,799	16,633
October	20,170	19,890
November	24,393	23,065
December	28,382	25,757
January	31,634	
February	35,020	
March	38,959	
April	40,625	
May	40,624	
June	40,631	

### QUALITY

	Quantity	Base Number	Contract	AT	Region	England
% of FP17s for the same patient ID Re-attending within 3 months - Children	182	3,617	5.0%	11.0%	12.9%	12.0%
% of FP17s for the same patient ID Re-attending within 3 months - Adults	1,294	11,457	11.3%	14.8%	16.5%	15.9%
% of FP17s for the same patient ID Re-attending between 3 & 9 months - Children	2,333	3,617	64.5%	60.9%	59.6%	58.0%
% of FP17s for the same patient ID Re-attending between 3 & 9 months - Adults	7,420	11,457	64.8%	54.9%	52.8%	50.5%
% of FP17s for Band 1 Urgent Courses	1,047	14,251	7.3%	8.3%	9.1%	9.0%
% of FP17s Relating to Free Repair or Replacements	117	14,251	0.8%	0.9%	1.0%	0.8%
% of FP17s Relating to Continuations	190	14,251	1.3%	1.1%	1.2%	1.1%
% of Patients satisfied with the dentistry they have received	15	15	100.0%	91.0%	91.6%	91.5%
% of Patients satisfied with the time they had to wait for an appointment	13	15	86.7%	87.8%	88.3%	87.9%

\* This is based on patients treated on this contract for their most recent course of treatment. Figures in italics indicate the base number of FP17s or Patient Questionnaire responses are less than 100. N/A is shown where the base number of responses is less than 10 during the period. % is calculated as Quantity/Base number\*100

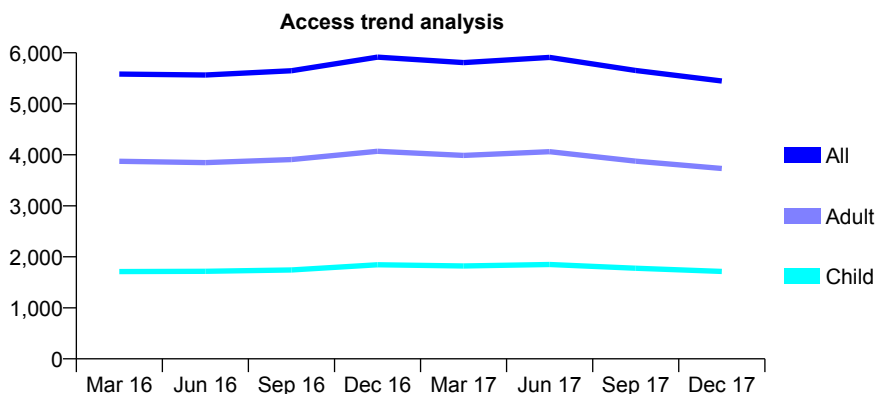
## Q52 - Vital Signs At a Glance Contract Report for 101338/0074 - December 2017

Name or company name	Whitecross Dental Care Limited
Contract type name	GDS Contract
Purpose of contract	General
Contract start date	09/12/2008
Contract end date	

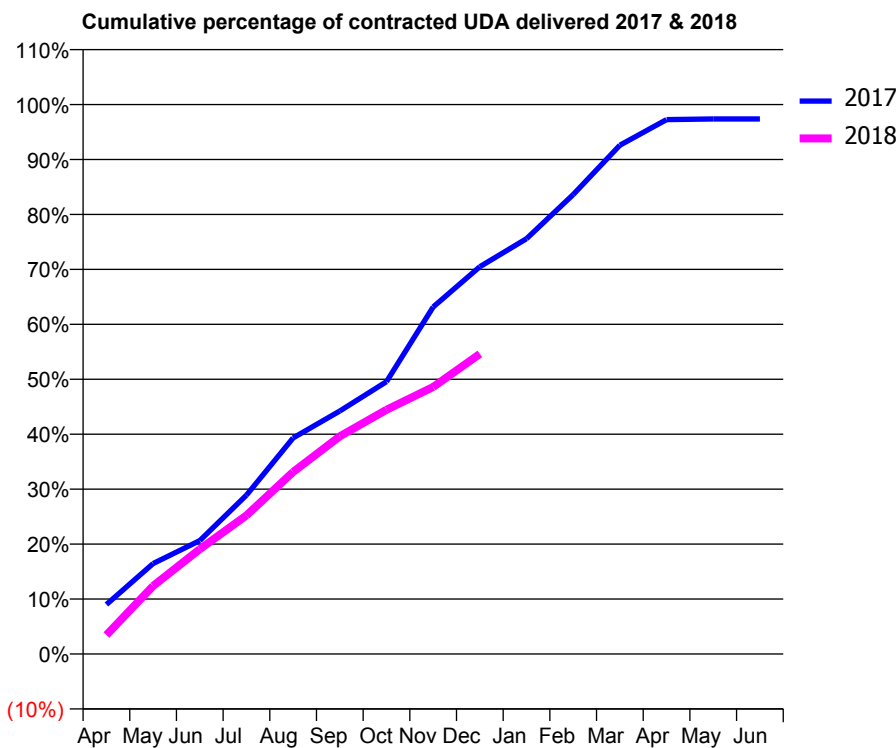
17/18 Contracted general activity (UDA)	18,433
Carry forward general activity (UDA)	0
17/18 Contracted orthodontic activity (UOA)	0
Carry forward orthodontic activity (UOA)	0
Baseline contract value	£543,497.35

### ACCESS\*

Patients seen in 24 months	Total	Change since previous quarter
Quarter ending December 2016	5,914	
Quarter ending March 2017	5,808	↓
Quarter ending June 2017	5,911	→
Quarter ending September 2017	5,654	↓
Quarter ending December 2017	5,447	↓
<b>Variance since December 2016</b>	<b>(7.9%)</b>	<b>↓</b>



### ACTIVITY



Adjusted Scheduled Activity (UDA)		
Month	2017	2018
April	1,651	637
May	3,010	2,285
June	3,775	3,519
July	5,288	4,651
August	7,193	6,107
September	8,088	7,303
October	9,066	8,194
November	11,551	8,959
December	12,888	10,069
January	13,819	
February	15,289	
March	16,930	
April	17,786	
May	17,806	
June	17,808	

### QUALITY

	Quantity	Base Number	Contract	AT	Region	England
% of FP17s for the same patient ID Re-attending within 3 months - Children	124	1,696	7.3%	11.0%	12.9%	12.0%
% of FP17s for the same patient ID Re-attending within 3 months - Adults	455	3,565	12.8%	14.8%	16.5%	15.9%
% of FP17s for the same patient ID Re-attending between 3 & 9 months - Children	993	1,696	58.5%	60.9%	59.6%	58.0%
% of FP17s for the same patient ID Re-attending between 3 & 9 months - Adults	2,027	3,565	56.9%	54.9%	52.8%	50.5%
% of FP17s for Band 1 Urgent Courses	455	4,869	9.3%	8.3%	9.1%	9.0%
% of FP17s Relating to Free Repair or Replacements	21	4,869	0.4%	0.9%	1.0%	0.8%
% of FP17s Relating to Continuations	67	4,869	1.4%	1.1%	1.2%	1.1%
% of Patients satisfied with the dentistry they have received	4	4	N/A	91.0%	91.6%	91.5%
% of Patients satisfied with the time they had to wait for an appointment	4	4	N/A	87.8%	88.3%	87.9%

\* This is based on patients treated on this contract for their most recent course of treatment. Figures in italics indicate the base number of FP17s or Patient Questionnaire responses are less than 100. N/A is shown where the base number of responses is less than 10 during the period. % is calculated as Quantity/Base number\*100

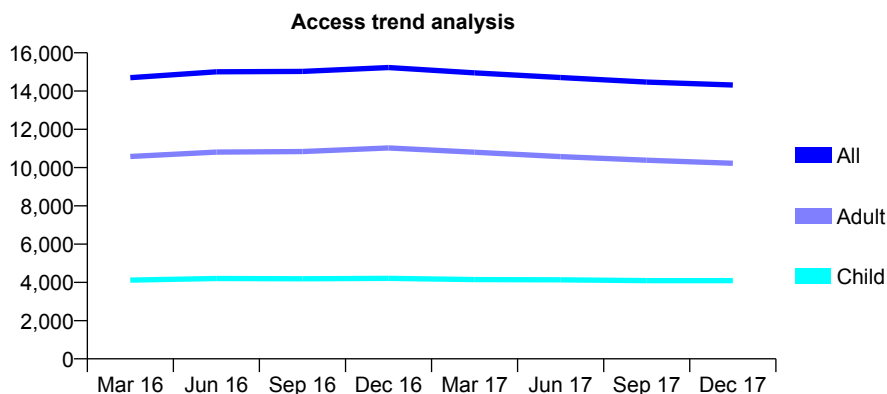
## Q52 - Vital Signs At a Glance Contract Report for 101338/0079 - December 2017

Name or company name	Whitecross Dental Care Limited
Contract type name	GDS Contract
Purpose of contract	General
Contract start date	01/04/2009
Contract end date	

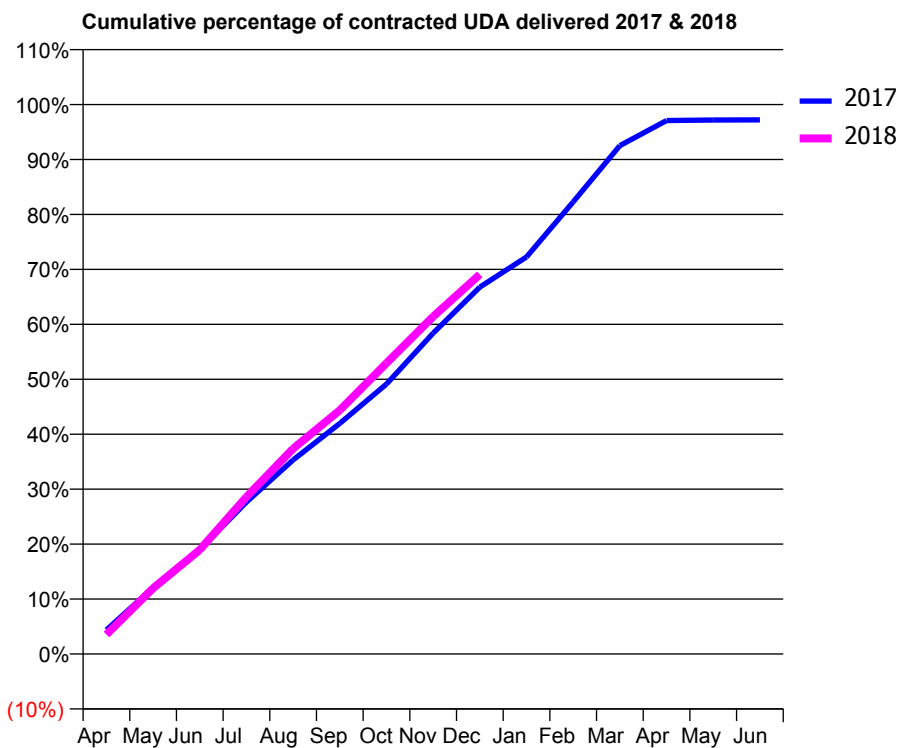
17/18 Contracted general activity (UDA)	44,400
Carry forward general activity (UDA)	0
17/18 Contracted orthodontic activity (UOA)	0
Carry forward orthodontic activity (UOA)	0
Baseline contract value	£1,202,317.06

### ACCESS\*

Patients seen in 24 months	Total	Change since previous quarter
Quarter ending December 2016	15,231	
Quarter ending March 2017	14,952	↓
Quarter ending June 2017	14,705	↓
Quarter ending September 2017	14,471	↓
Quarter ending December 2017	14,313	↓
<b>Variance since December 2016</b>	<b>(6.0%)</b>	<b>↓</b>



### ACTIVITY



Month	Adjusted Scheduled Activity (UDA)	
	2017	2018
April	1,943	1,580
May	5,373	5,321
June	8,436	8,416
July	12,278	12,695
August	15,677	16,595
September	18,639	19,698
October	21,812	23,503
November	25,926	27,264
December	29,650	30,666
January	32,085	
February	36,535	
March	41,075	
April	43,103	
May	43,149	
June	43,162	

### QUALITY

	Quantity	Base Number	Contract	AT	Region	England
% of FP17s for the same patient ID Re-attending within 3 months - Children	233	3,954	5.9%	11.0%	12.9%	12.0%
% of FP17s for the same patient ID Re-attending within 3 months - Adults	1,417	9,756	14.5%	14.8%	16.5%	15.9%
% of FP17s for the same patient ID Re-attending between 3 & 9 months - Children	2,192	3,954	55.4%	60.9%	59.6%	58.0%
% of FP17s for the same patient ID Re-attending between 3 & 9 months - Adults	5,129	9,756	52.6%	54.9%	52.8%	50.5%
% of FP17s for Band 1 Urgent Courses	1,110	13,001	8.5%	8.3%	9.1%	9.0%
% of FP17s Relating to Free Repair or Replacements	145	13,001	1.1%	0.9%	1.0%	0.8%
% of FP17s Relating to Continuations	289	13,001	2.2%	1.1%	1.2%	1.1%
% of Patients satisfied with the dentistry they have received	7	9	N/A	91.0%	91.6%	91.5%
% of Patients satisfied with the time they had to wait for an appointment	7	9	N/A	87.8%	88.3%	87.9%

\* This is based on patients treated on this contract for their most recent course of treatment. Figures in italics indicate the base number of FP17s or Patient Questionnaire responses are less than 100. N/A is shown where the base number of responses is less than 10 during the period. % is calculated as Quantity/Base number\*100

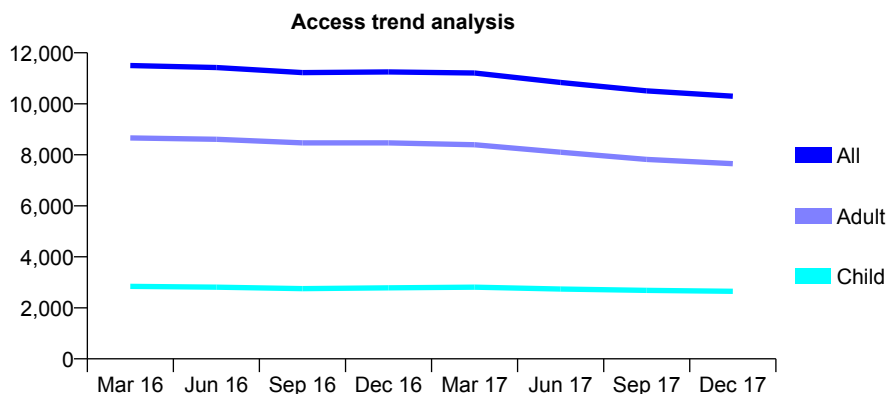
## Q52 - Vital Signs At a Glance Contract Report for 101338/0080 - December 2017

Name or company name	Whitecross Dental Care Limited
Contract type name	GDS Contract
Purpose of contract	General
Contract start date	01/04/2009
Contract end date	

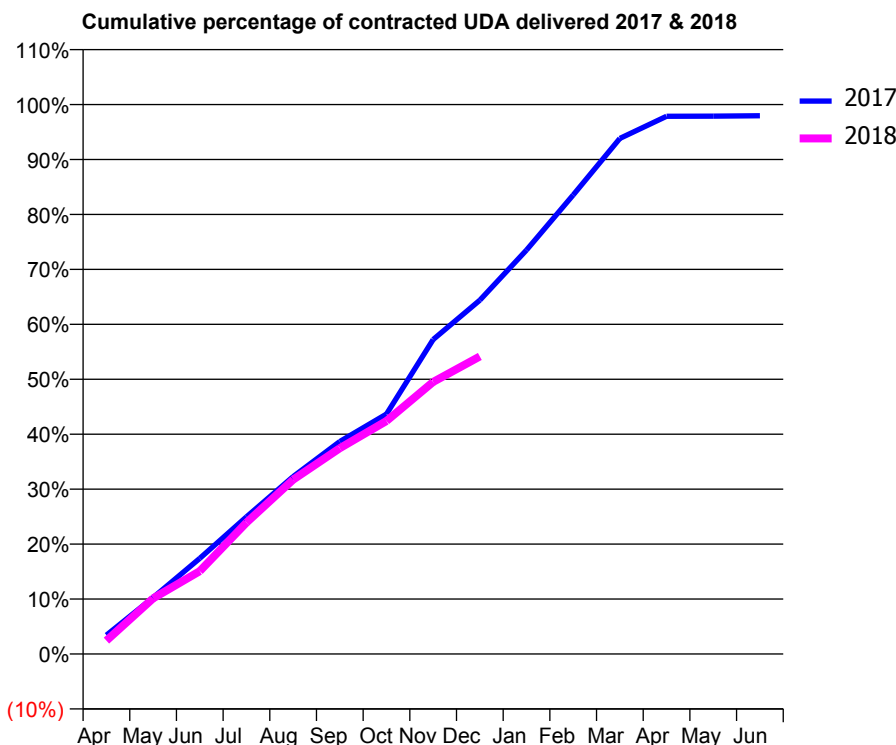
17/18 Contracted general activity (UDA)	30,442
Carry forward general activity (UDA)	0
17/18 Contracted orthodontic activity (UOA)	0
Carry forward orthodontic activity (UOA)	0
Baseline contract value	£819,828.72

### ACCESS\*

Patients seen in 24 months	Total	Change since previous quarter
Quarter ending December 2016	11,250	
Quarter ending March 2017	11,206	→
Quarter ending June 2017	10,835	↓
Quarter ending September 2017	10,506	↓
Quarter ending December 2017	10,300	↓
<b>Variance since December 2016</b>	<b>(8.4%)</b>	<b>↓</b>



### ACTIVITY



Month	Adjusted Scheduled Activity (UDA)	
	2017	2018
April	1,049	740
May	3,125	3,087
June	5,297	4,589
July	7,594	7,277
August	9,830	9,660
September	11,775	11,402
October	13,291	12,912
November	17,424	15,074
December	19,603	16,485
January	22,382	
February	25,434	
March	28,562	
April	29,788	
May	29,800	
June	29,820	

### QUALITY

	Quantity	Base Number	Contract	AT	Region	England
% of FP17s for the same patient ID Re-attending within 3 months - Children	139	2,337	5.9%	11.0%	12.9%	12.0%
% of FP17s for the same patient ID Re-attending within 3 months - Adults	608	6,610	9.2%	14.8%	16.5%	15.9%
% of FP17s for the same patient ID Re-attending between 3 & 9 months - Children	1,294	2,337	55.4%	60.9%	59.6%	58.0%
% of FP17s for the same patient ID Re-attending between 3 & 9 months - Adults	3,678	6,610	55.6%	54.9%	52.8%	50.5%
% of FP17s for Band 1 Urgent Courses	429	8,454	5.1%	8.3%	9.1%	9.0%
% of FP17s Relating to Free Repair or Replacements	92	8,454	1.1%	0.9%	1.0%	0.8%
% of FP17s Relating to Continuations	137	8,454	1.6%	1.1%	1.2%	1.1%
% of Patients satisfied with the dentistry they have received	5	6	N/A	91.0%	91.6%	91.5%
% of Patients satisfied with the time they had to wait for an appointment	6	6	N/A	87.8%	88.3%	87.9%

\* This is based on patients treated on this contract for their most recent course of treatment. Figures in italics indicate the base number of FP17s or Patient Questionnaire responses are less than 100. N/A is shown where the base number of responses is less than 10 during the period. % is calculated as Quantity/Base number\*100

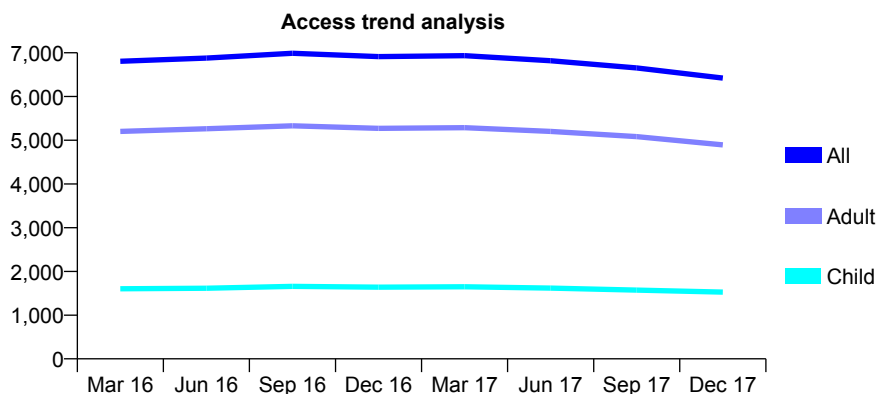
## Q52 - Vital Signs At a Glance Contract Report for 101338/0081 - December 2017

Name or company name	Petrie Tucker and Partners Ltd
Contract type name	GDS Contract
Purpose of contract	General
Contract start date	01/04/2009
Contract end date	

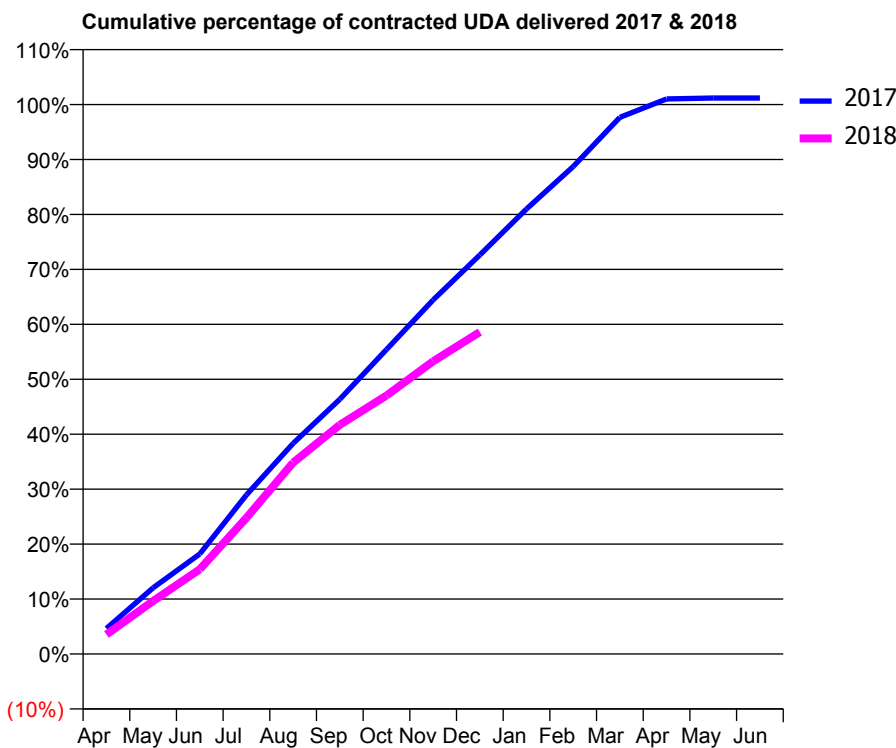
17/18 Contracted general activity (UDA)	16,300
Carry forward general activity (UDA)	0
17/18 Contracted orthodontic activity (UOA)	0
Carry forward orthodontic activity (UOA)	0
Baseline contract value	£441,391.17

### ACCESS\*

Patients seen in 24 months	Total	Change since previous quarter
Quarter ending December 2016	6,913	
Quarter ending March 2017	6,935	→
Quarter ending June 2017	6,819	↓
Quarter ending September 2017	6,655	↓
Quarter ending December 2017	6,422	↓
<b>Variance since December 2016</b>	<b>(7.1%)</b>	<b>↓</b>



### ACTIVITY



Month	Adjusted Scheduled Activity (UDA)	
	2017	2018
April	757	579
May	1,966	1,572
June	2,969	2,512
July	4,722	4,040
August	6,247	5,677
September	7,555	6,799
October	9,031	7,666
November	10,504	8,685
December	11,836	9,550
January	13,200	
February	14,459	
March	15,920	
April	16,465	
May	16,492	
June	16,493	

### QUALITY

	Quantity	Base Number	Contract	AT	Region	England
% of FP17s for the same patient ID Re-attending within 3 months - Children	63	1,259	5.0%	11.0%	12.9%	12.0%
% of FP17s for the same patient ID Re-attending within 3 months - Adults	332	3,863	8.6%	14.8%	16.5%	15.9%
% of FP17s for the same patient ID Re-attending between 3 & 9 months - Children	657	1,259	52.2%	60.9%	59.6%	58.0%
% of FP17s for the same patient ID Re-attending between 3 & 9 months - Adults	1,751	3,863	45.3%	54.9%	52.8%	50.5%
% of FP17s for Band 1 Urgent Courses	213	4,920	4.3%	8.3%	9.1%	9.0%
% of FP17s Relating to Free Repair or Replacements	29	4,920	0.6%	0.9%	1.0%	0.8%
% of FP17s Relating to Continuations	53	4,920	1.1%	1.1%	1.2%	1.1%
% of Patients satisfied with the dentistry they have received	7	7	N/A	91.0%	91.6%	91.5%
% of Patients satisfied with the time they had to wait for an appointment	7	7	N/A	87.8%	88.3%	87.9%

\* This is based on patients treated on this contract for their most recent course of treatment. Figures in italics indicate the base number of FP17s or Patient Questionnaire responses are less than 100. N/A is shown where the base number of responses is less than 10 during the period. % is calculated as Quantity/Base number\*100

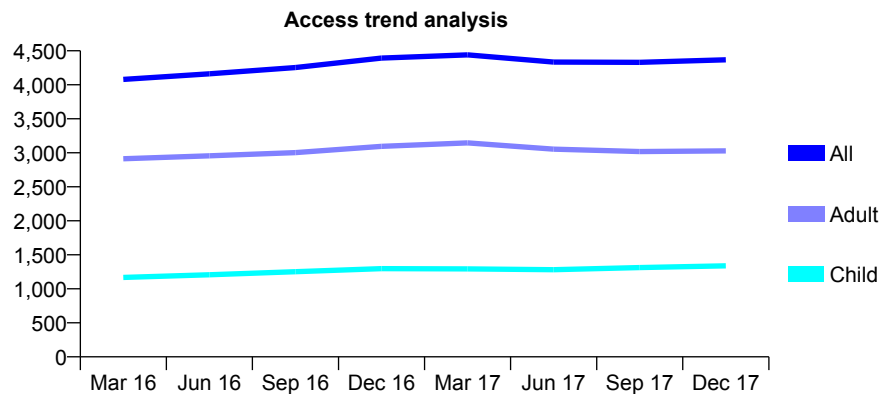
## Q52 - Vital Signs At a Glance Contract Report for 101338/0098 - December 2017

Name or company name	Whitecross Dental Care Limited
Contract type name	GDS Contract
Purpose of contract	General
Contract start date	01/09/2009
Contract end date	

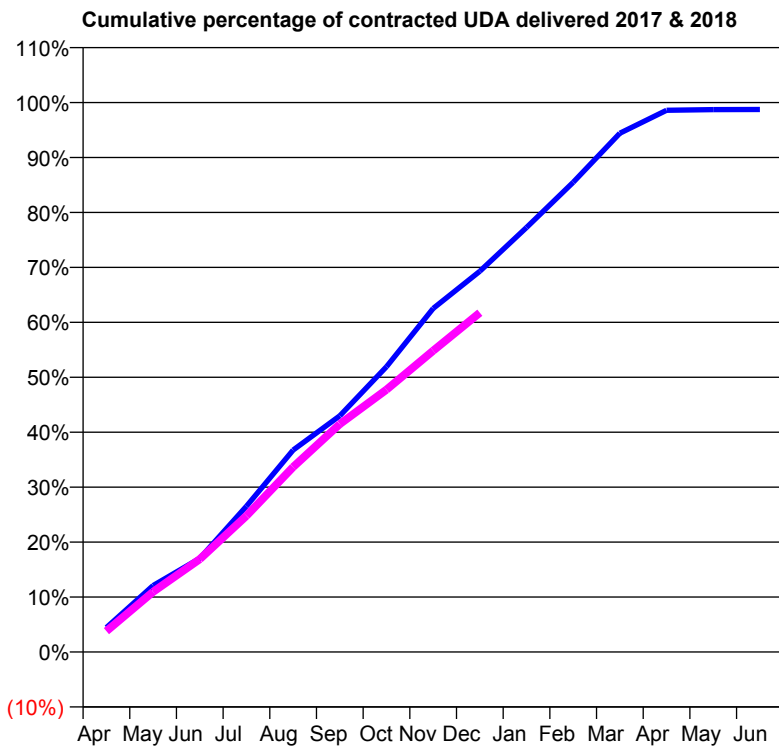
17/18 Contracted general activity (UDA)	16,371
Carry forward general activity (UDA)	0
17/18 Contracted orthodontic activity (UOA)	0
Carry forward orthodontic activity (UOA)	0
Baseline contract value	£415,021.35

### ACCESS\*

Patients seen in 24 months	Total	Change since previous quarter
Quarter ending December 2016	4,394	
Quarter ending March 2017	4,440	→
Quarter ending June 2017	4,335	↓
Quarter ending September 2017	4,330	→
Quarter ending December 2017	4,367	→
<b>Variance since December 2016</b>	<b>(0.6%)</b>	→



### ACTIVITY



Month	Adjusted Scheduled Activity (UDA)	
	2017	2018
April	728	620
May	1,979	1,793
June	2,791	2,768
July	4,345	4,056
August	6,015	5,511
September	7,039	6,791
October	8,500	7,816
November	10,235	8,976
December	11,343	10,108
January	12,648	
February	13,995	
March	15,455	
April	16,139	
May	16,161	
June	16,163	

### QUALITY

	Quantity	Base Number	Contract	AT	Region	England
% of FP17s for the same patient ID Re-attending within 3 months - Children	110	1,523	7.2%	11.0%	12.9%	12.0%
% of FP17s for the same patient ID Re-attending within 3 months - Adults	397	3,035	13.1%	14.8%	16.5%	15.9%
% of FP17s for the same patient ID Re-attending between 3 & 9 months - Children	862	1,523	56.6%	60.9%	59.6%	58.0%
% of FP17s for the same patient ID Re-attending between 3 & 9 months - Adults	1,729	3,035	57.0%	54.9%	52.8%	50.5%
% of FP17s for Band 1 Urgent Courses	285	4,299	6.6%	8.3%	9.1%	9.0%
% of FP17s Relating to Free Repair or Replacements	62	4,299	1.4%	0.9%	1.0%	0.8%
% of FP17s Relating to Continuations	71	4,299	1.7%	1.1%	1.2%	1.1%
% of Patients satisfied with the dentistry they have received	3	3	N/A	91.0%	91.6%	91.5%
% of Patients satisfied with the time they had to wait for an appointment	3	3	N/A	87.8%	88.3%	87.9%

\* This is based on patients treated on this contract for their most recent course of treatment. Figures in italics indicate the base number of FP17s or Patient Questionnaire responses are less than 100. N/A is shown where the base number of responses is less than 10 during the period. % is calculated as Quantity/Base number\*100

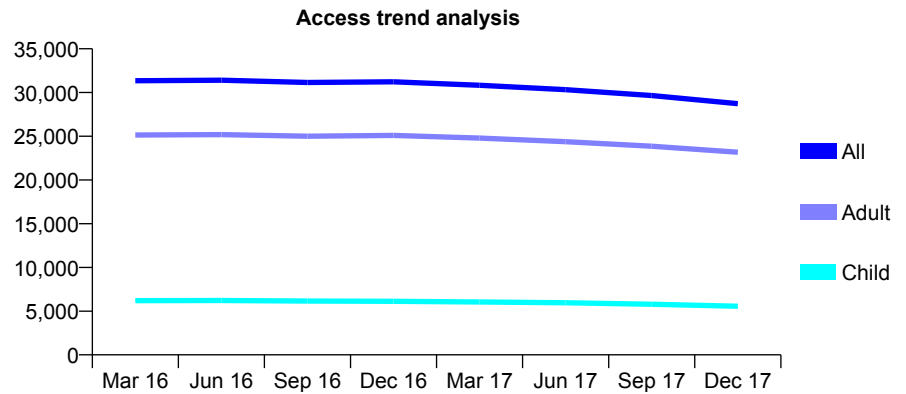
## Q52 - Vital Signs At a Glance Contract Report for 101338/0104 - December 2017

Name or company name	Whitecross Dental Care Limited
Contract type name	GDS Contract
Purpose of contract	General
Contract start date	01/10/2009
Contract end date	

17/18 Contracted general activity (UDA)	85,709
Carry forward general activity (UDA)	0
17/18 Contracted orthodontic activity (UOA)	0
Carry forward orthodontic activity (UOA)	0
Baseline contract value	£2,392,631.56

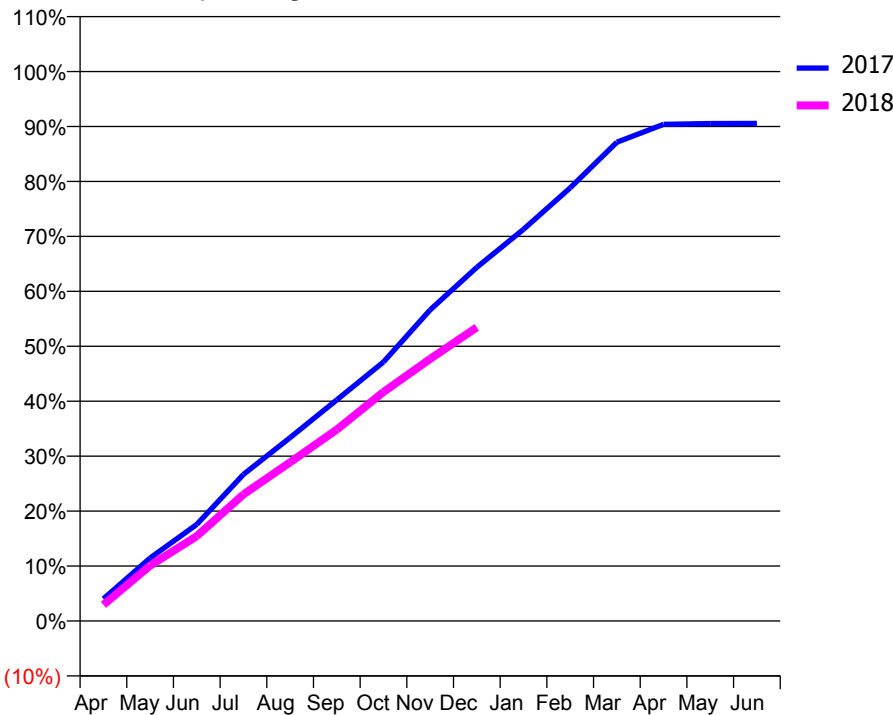
### ACCESS\*

Patients seen in 24 months	Total	Change since previous quarter
Quarter ending December 2016	31,223	
Quarter ending March 2017	30,832	↓
Quarter ending June 2017	30,321	↓
Quarter ending September 2017	29,655	↓
Quarter ending December 2017	28,729	↓
<b>Variance since December 2016</b>	<b>(8.0%)</b>	↓



### ACTIVITY

Cumulative percentage of contracted UDA delivered 2017 & 2018



Month	Adjusted Scheduled Activity (UDA)	
	2017	2018
April	3,470	2,534
May	9,819	8,650
June	15,078	13,248
July	22,866	19,759
August	28,614	24,771
September	34,490	29,860
October	40,392	35,713
November	48,533	40,889
December	55,178	45,812
January	61,089	
February	67,567	
March	74,684	
April	77,458	
May	77,596	
June	77,604	

### QUALITY

	Quantity	Base Number	Contract	AT	Region	England
% of FP17s for the same patient ID Re-attending within 3 months - Children	277	4,678	5.9%	11.0%	12.9%	12.0%
% of FP17s for the same patient ID Re-attending within 3 months - Adults	2,381	19,403	12.3%	14.8%	16.5%	15.9%
% of FP17s for the same patient ID Re-attending between 3 & 9 months - Children	1,848	4,678	39.5%	60.9%	59.6%	58.0%
% of FP17s for the same patient ID Re-attending between 3 & 9 months - Adults	7,953	19,403	41.0%	54.9%	52.8%	50.5%
% of FP17s for Band 1 Urgent Courses	2,011	22,745	8.8%	8.3%	9.1%	9.0%
% of FP17s Relating to Free Repair or Replacements	180	22,745	0.8%	0.9%	1.0%	0.8%
% of FP17s Relating to Continuations	445	22,745	2.0%	1.1%	1.2%	1.1%
% of Patients satisfied with the dentistry they have received	33	36	91.7%	91.0%	91.6%	91.5%
% of Patients satisfied with the time they had to wait for an appointment	29	36	80.6%	87.8%	88.3%	87.9%

\* This is based on patients treated on this contract for their most recent course of treatment. Figures in italics indicate the base number of FP17s or Patient Questionnaire responses are less than 100. N/A is shown where the base number of responses is less than 10 during the period. % is calculated as Quantity/Base number\*100



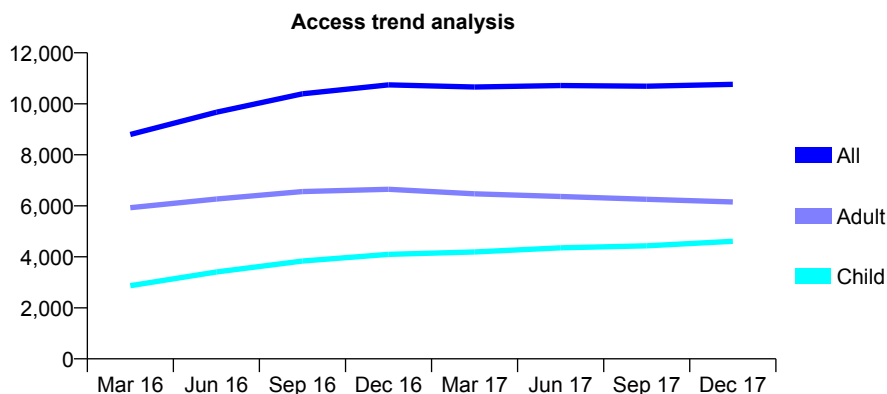
## Q52 - Vital Signs At a Glance Contract Report for 101338/0138 - December 2017

Name or company name	Whitecross Dental Care Limited
Contract type name	GDS Contract
Purpose of contract	General
Contract start date	01/06/2012
Contract end date	

17/18 Contracted general activity (UDA)	28,509
Carry forward general activity (UDA)	0
17/18 Contracted orthodontic activity (UOA)	0
Carry forward orthodontic activity (UOA)	0
Baseline contract value	£951,742.08

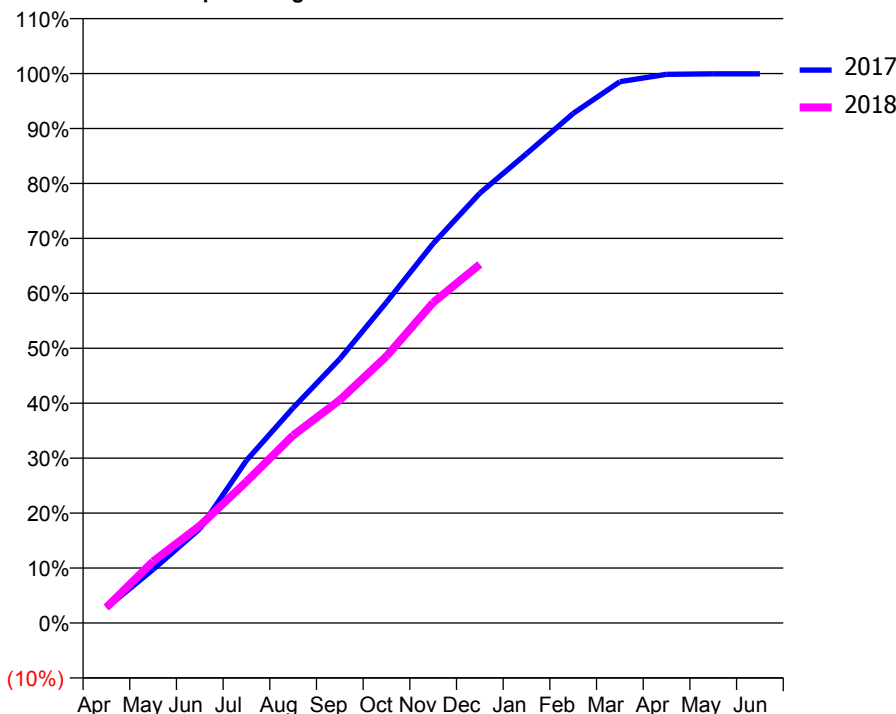
### ACCESS\*

Patients seen in 24 months	Total	Change since previous quarter
Quarter ending December 2016	10,745	
Quarter ending March 2017	10,661	→
Quarter ending June 2017	10,716	→
Quarter ending September 2017	10,688	→
Quarter ending December 2017	10,761	→
<b>Variance since December 2016</b>	<b>0.1%</b>	<b>→</b>



### ACTIVITY

Cumulative percentage of contracted UDA delivered 2017 & 2018



Month	Adjusted Scheduled Activity (UDA)	
	2017	2018
April	791	812
May	2,780	3,197
June	4,891	5,044
July	8,440	7,336
August	11,165	9,735
September	13,700	11,571
October	16,639	13,839
November	19,686	16,630
December	22,303	18,608
January	24,351	
February	26,439	
March	28,084	
April	28,466	
May	28,490	
June	28,494	

### QUALITY

	Quantity	Base Number	Contract	AT	Region	England
% of FP17s for the same patient ID Re-attending within 3 months - Children	233	4,320	5.4%	11.0%	12.9%	12.0%
% of FP17s for the same patient ID Re-attending within 3 months - Adults	589	5,391	10.9%	14.8%	16.5%	15.9%
% of FP17s for the same patient ID Re-attending between 3 & 9 months - Children	1,985	4,320	45.9%	60.9%	59.6%	58.0%
% of FP17s for the same patient ID Re-attending between 3 & 9 months - Adults	2,761	5,391	51.2%	54.9%	52.8%	50.5%
% of FP17s for Band 1 Urgent Courses	690	9,570	7.2%	8.3%	9.1%	9.0%
% of FP17s Relating to Free Repair or Replacements	19	9,570	0.2%	0.9%	1.0%	0.8%
% of FP17s Relating to Continuations	94	9,570	1.0%	1.1%	1.2%	1.1%
% of Patients satisfied with the dentistry they have received	5	5	N/A	91.0%	91.6%	91.5%
% of Patients satisfied with the time they had to wait for an appointment	4	5	N/A	87.8%	88.3%	87.9%

\* This is based on patients treated on this contract for their most recent course of treatment. Figures in italics indicate the base number of FP17s or Patient Questionnaire responses are less than 100. N/A is shown where the base number of responses is less than 10 during the period. % is calculated as Quantity/Base number\*100



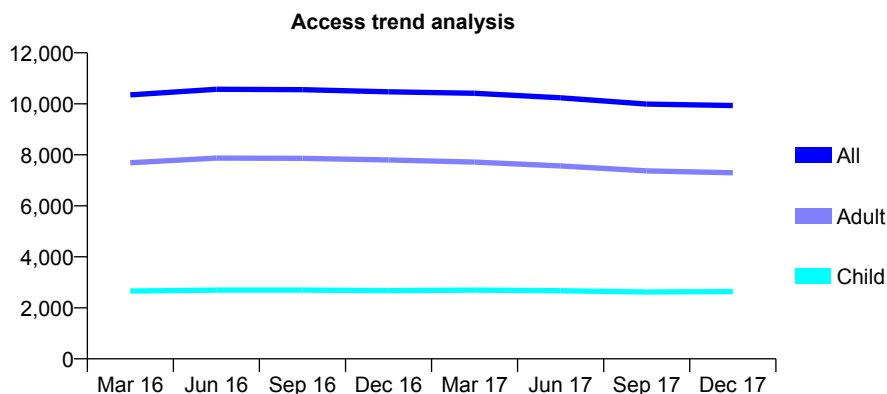
## Q52 - Vital Signs At a Glance Contract Report for 101338/0139 - December 2017

Name or company name	Whitecross Dental Care Limited
Contract type name	GDS Contract
Purpose of contract	General
Contract start date	01/06/2012
Contract end date	

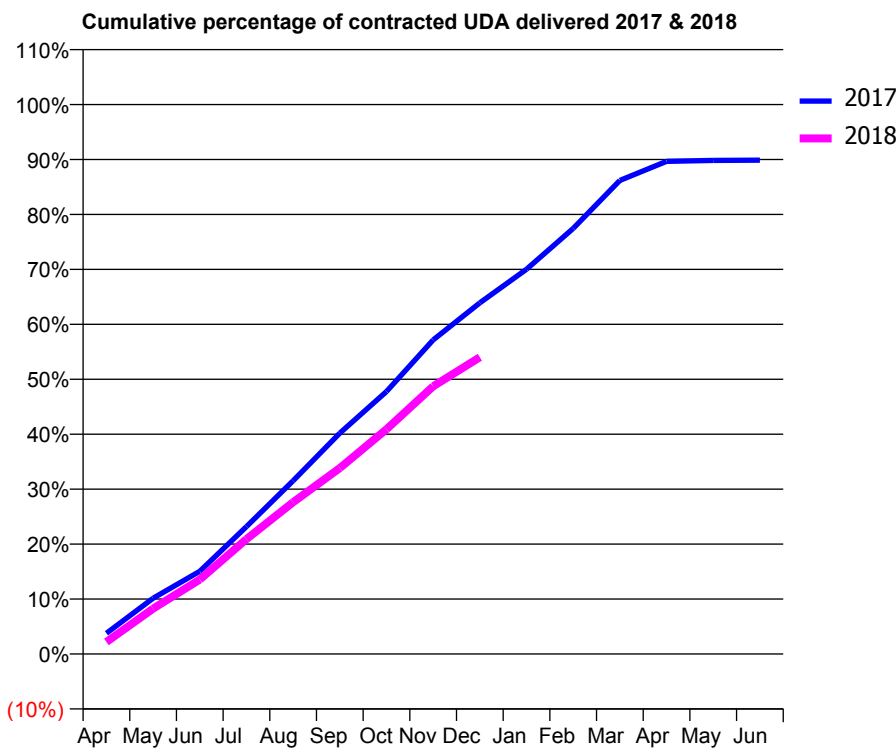
17/18 Contracted general activity (UDA)	28,439
Carry forward general activity (UDA)	0
17/18 Contracted orthodontic activity (UOA)	0
Carry forward orthodontic activity (UOA)	0
Baseline contract value	£824,853.04

### ACCESS\*

Patients seen in 24 months	Total	Change since previous quarter
Quarter ending December 2016	10,470	
Quarter ending March 2017	10,412	→
Quarter ending June 2017	10,236	↓
Quarter ending September 2017	9,988	↓
Quarter ending December 2017	9,934	→
<b>Variance since December 2016</b>	<b>(5.1%)</b>	<b>↓</b>



### ACTIVITY



Month	Adjusted Scheduled Activity (UDA)	
	2017	2018
April	1,071	626
May	2,887	2,349
June	4,285	3,855
July	6,595	5,947
August	8,968	7,859
September	11,430	9,626
October	13,587	11,634
November	16,254	13,852
December	18,172	15,360
January	19,910	
February	22,026	
March	24,513	
April	25,495	
May	25,547	
June	25,556	

### QUALITY

	Quantity	Base Number	Contract	AT	Region	England
% of FP17s for the same patient ID Re-attending within 3 months - Children	128	2,493	5.1%	11.0%	12.9%	12.0%
% of FP17s for the same patient ID Re-attending within 3 months - Adults	697	6,719	10.4%	14.8%	16.5%	15.9%
% of FP17s for the same patient ID Re-attending between 3 & 9 months - Children	1,489	2,493	59.7%	60.9%	59.6%	58.0%
% of FP17s for the same patient ID Re-attending between 3 & 9 months - Adults	3,807	6,719	56.7%	54.9%	52.8%	50.5%
% of FP17s for Band 1 Urgent Courses	600	8,694	6.9%	8.3%	9.1%	9.0%
% of FP17s Relating to Free Repair or Replacements	43	8,694	0.5%	0.9%	1.0%	0.8%
% of FP17s Relating to Continuations	90	8,694	1.0%	1.1%	1.2%	1.1%
% of Patients satisfied with the dentistry they have received	6	6	N/A	91.0%	91.6%	91.5%
% of Patients satisfied with the time they had to wait for an appointment	5	6	N/A	87.8%	88.3%	87.9%

\* This is based on patients treated on this contract for their most recent course of treatment. Figures in italics indicate the base number of FP17s or Patient Questionnaire responses are less than 100. N/A is shown where the base number of responses is less than 10 during the period. % is calculated as Quantity/Base number\*100

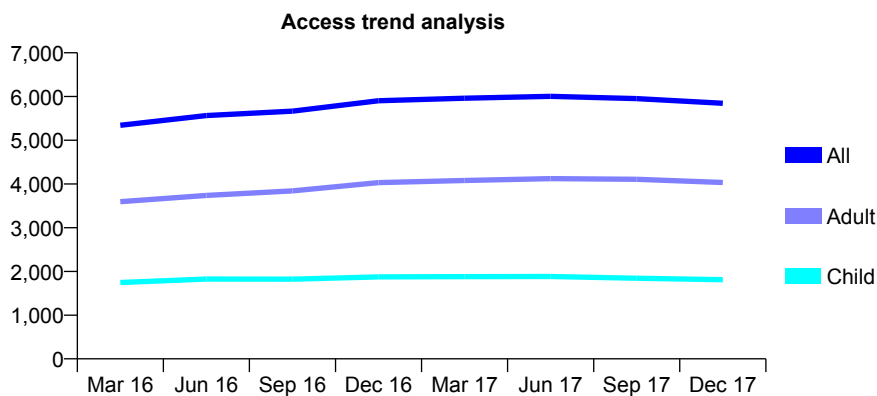
## Q52 - Vital Signs At a Glance Contract Report for 101338/0140 - December 2017

Name or company name	Whitecross Dental Care Limited
Contract type name	GDS Contract
Purpose of contract	General
Contract start date	01/06/2012
Contract end date	

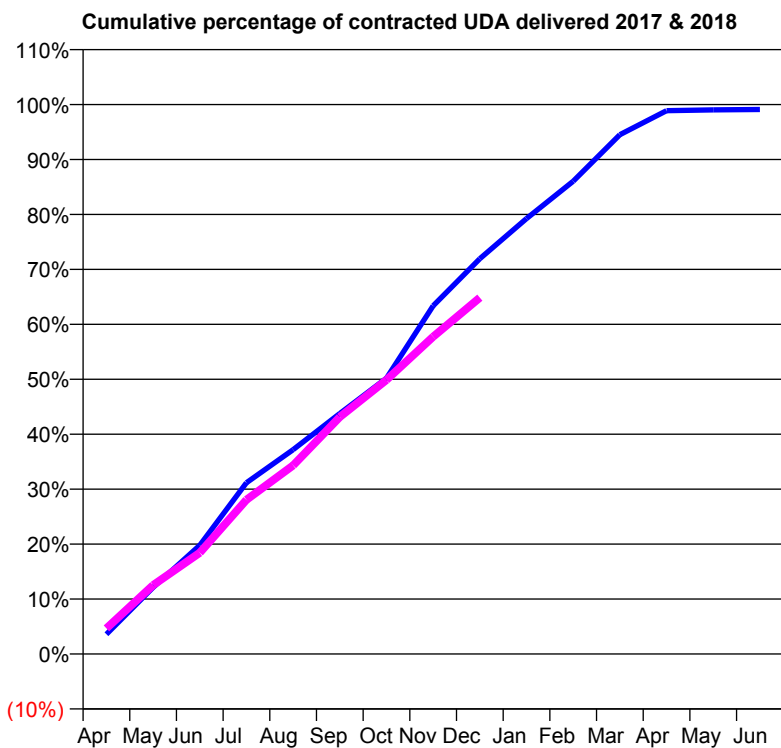
17/18 Contracted general activity (UDA)	16,508
Carry forward general activity (UDA)	0
17/18 Contracted orthodontic activity (UOA)	0
Carry forward orthodontic activity (UOA)	0
Baseline contract value	£479,688.54

### ACCESS\*

Patients seen in 24 months	Total	Change since previous quarter
Quarter ending December 2016	5,904	
Quarter ending March 2017	5,960	→
Quarter ending June 2017	6,005	→
Quarter ending September 2017	5,953	→
Quarter ending December 2017	5,845	↓
<b>Variance since December 2016</b>	<b>(1.0%)</b>	→



### ACTIVITY



Month	Adjusted Scheduled Activity (UDA)	
	2017	2018
April	595	773
May	1,999	2,068
June	3,266	3,042
July	5,146	4,631
August	6,140	5,668
September	7,223	7,119
October	8,285	8,234
November	10,462	9,533
December	11,877	10,708
January	13,083	
February	14,202	
March	15,602	
April	16,323	
May	16,346	
June	16,358	

### QUALITY

	Quantity	Base Number	Contract	AT	Region	England
% of FP17s for the same patient ID Re-attending within 3 months - Children	135	2,054	6.6%	11.0%	12.9%	12.0%
% of FP17s for the same patient ID Re-attending within 3 months - Adults	541	4,306	12.6%	14.8%	16.5%	15.9%
% of FP17s for the same patient ID Re-attending between 3 & 9 months - Children	1,296	2,054	63.1%	60.9%	59.6%	58.0%
% of FP17s for the same patient ID Re-attending between 3 & 9 months - Adults	2,401	4,306	55.8%	54.9%	52.8%	50.5%
% of FP17s for Band 1 Urgent Courses	405	5,982	6.8%	8.3%	9.1%	9.0%
% of FP17s Relating to Free Repair or Replacements	43	5,982	0.7%	0.9%	1.0%	0.8%
% of FP17s Relating to Continuations	65	5,982	1.1%	1.1%	1.2%	1.1%
% of Patients satisfied with the dentistry they have received	4	4	N/A	91.0%	91.6%	91.5%
% of Patients satisfied with the time they had to wait for an appointment	4	4	N/A	87.8%	88.3%	87.9%

\* This is based on patients treated on this contract for their most recent course of treatment. Figures in italics indicate the base number of FP17s or Patient Questionnaire responses are less than 100. N/A is shown where the base number of responses is less than 10 during the period. % is calculated as Quantity/Base number\*100

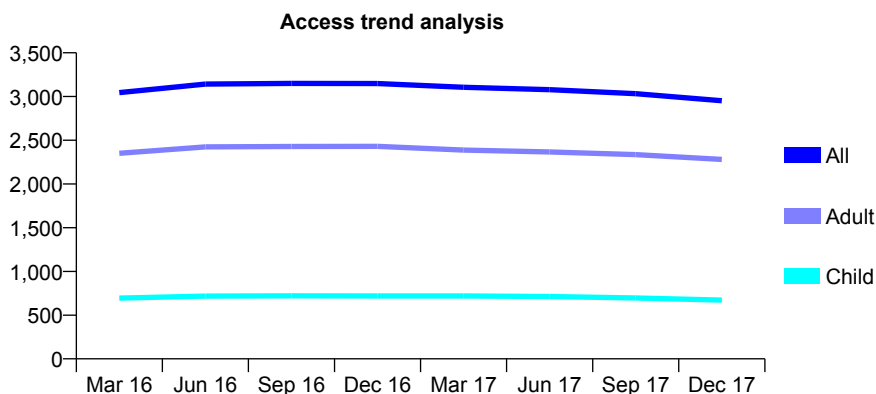
## Q52 - Vital Signs At a Glance Contract Report for 101338/0141 - December 2017

Name or company name	Whitecross Dental Care Limited
Contract type name	GDS Contract
Purpose of contract	General
Contract start date	01/06/2012
Contract end date	

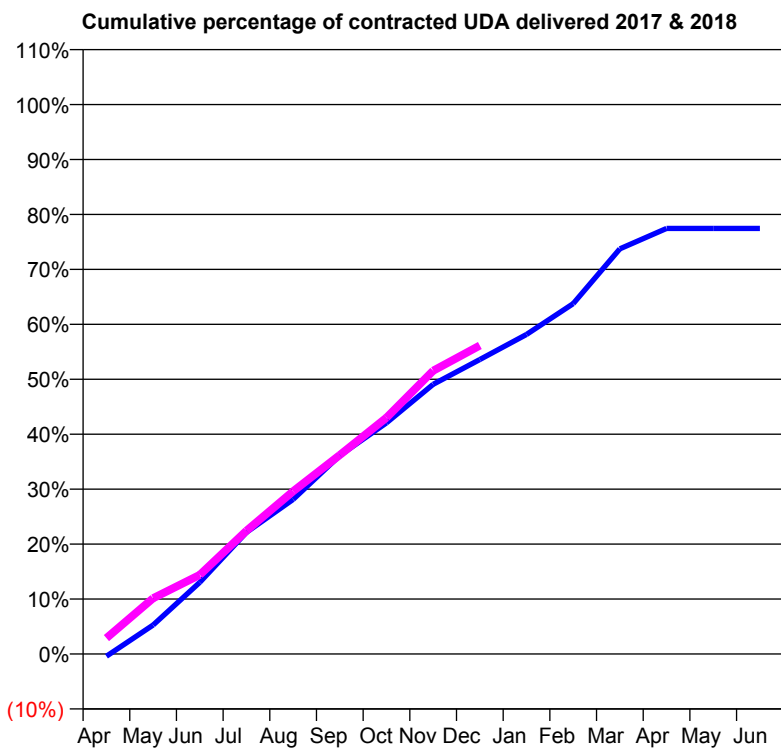
17/18 Contracted general activity (UDA)	10,500
Carry forward general activity (UDA)	0
17/18 Contracted orthodontic activity (UOA)	0
Carry forward orthodontic activity (UOA)	0
Baseline contract value	£287,498.36

### ACCESS\*

Patients seen in 24 months	Total	Change since previous quarter
Quarter ending December 2016	3,149	
Quarter ending March 2017	3,106	↓
Quarter ending June 2017	3,079	→
Quarter ending September 2017	3,032	↓
Quarter ending December 2017	2,952	↓
<b>Variance since December 2016</b>	<b>(6.3%)</b>	<b>↓</b>



### ACTIVITY



Month	Adjusted Scheduled Activity (UDA)	
	2017	2018
April	-43	304
May	554	1,067
June	1,369	1,513
July	2,325	2,355
August	2,953	3,111
September	3,793	3,802
October	4,418	4,515
November	5,154	5,413
December	5,627	5,895
January	6,105	
February	6,695	
March	7,741	
April	8,131	
May	8,131	
June	8,133	

### QUALITY

	Quantity	Base Number	Contract	AT	Region	England
% of FP17s for the same patient ID Re-attending within 3 months - Children	45	651	6.9%	11.0%	12.9%	12.0%
% of FP17s for the same patient ID Re-attending within 3 months - Adults	313	2,279	13.7%	14.8%	16.5%	15.9%
% of FP17s for the same patient ID Re-attending between 3 & 9 months - Children	355	651	54.5%	60.9%	59.6%	58.0%
% of FP17s for the same patient ID Re-attending between 3 & 9 months - Adults	1,258	2,279	55.2%	54.9%	52.8%	50.5%
% of FP17s for Band 1 Urgent Courses	158	2,781	5.7%	8.3%	9.1%	9.0%
% of FP17s Relating to Free Repair or Replacements	17	2,781	0.6%	0.9%	1.0%	0.8%
% of FP17s Relating to Continuations	90	2,781	3.2%	1.1%	1.2%	1.1%
% of Patients satisfied with the dentistry they have received	2	3	N/A	91.0%	91.6%	91.5%
% of Patients satisfied with the time they had to wait for an appointment	3	3	N/A	87.8%	88.3%	87.9%

\* This is based on patients treated on this contract for their most recent course of treatment. Figures in italics indicate the base number of FP17s or Patient Questionnaire responses are less than 100. N/A is shown where the base number of responses is less than 10 during the period. % is calculated as Quantity/Base number\*100

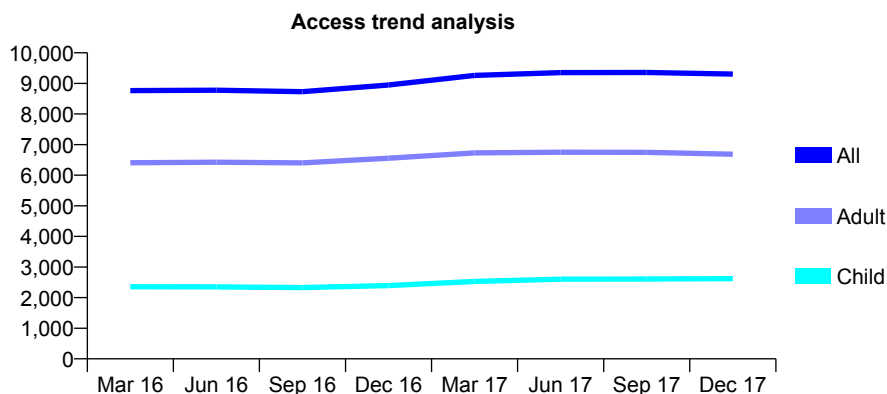
## Q52 - Vital Signs At a Glance Contract Report for 101338/0142 - December 2017

Name or company name	Whitecross Dental Care Limited
Contract type name	GDS Contract
Purpose of contract	General
Contract start date	01/06/2012
Contract end date	

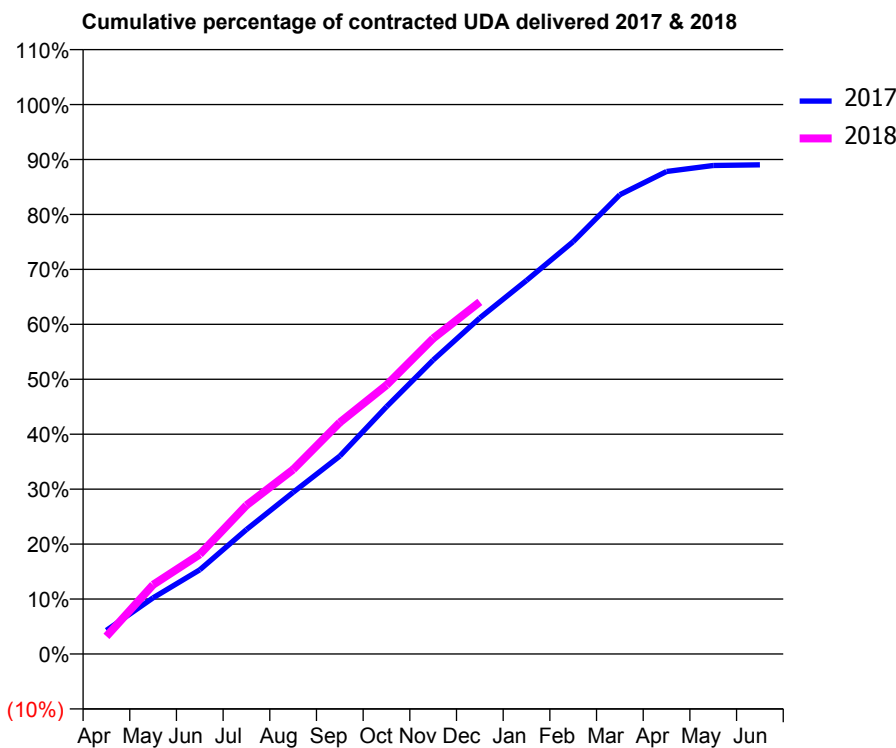
17/18 Contracted general activity (UDA)	29,824
Carry forward general activity (UDA)	0
17/18 Contracted orthodontic activity (UOA)	0
Carry forward orthodontic activity (UOA)	0
Baseline contract value	£832,732.29

### ACCESS\*

Patients seen in 24 months	Total	Change since previous quarter
Quarter ending December 2016	8,948	
Quarter ending March 2017	9,261	↑
Quarter ending June 2017	9,353	→
Quarter ending September 2017	9,357	→
Quarter ending December 2017	9,307	→
<b>Variance since December 2016</b>	<b>4.0%</b>	<b>↑</b>



### ACTIVITY



Month	Adjusted Scheduled Activity (UDA)	
	2017	2018
April	1,282	957
May	3,054	3,756
June	4,568	5,411
July	6,760	8,071
August	8,774	10,010
September	10,745	12,569
October	13,425	14,592
November	15,953	17,125
December	18,242	19,108
January	20,272	
February	22,380	
March	24,927	
April	26,186	
May	26,511	
June	26,550	

### QUALITY

	Quantity	Base Number	Contract	AT	Region	England
% of FP17s for the same patient ID Re-attending within 3 months - Children	181	3,159	5.7%	11.0%	12.9%	12.0%
% of FP17s for the same patient ID Re-attending within 3 months - Adults	942	7,394	12.7%	14.8%	16.5%	15.9%
% of FP17s for the same patient ID Re-attending between 3 & 9 months - Children	2,018	3,159	63.9%	60.9%	59.6%	58.0%
% of FP17s for the same patient ID Re-attending between 3 & 9 months - Adults	4,131	7,394	55.9%	54.9%	52.8%	50.5%
% of FP17s for Band 1 Urgent Courses	501	9,778	5.1%	8.3%	9.1%	9.0%
% of FP17s Relating to Free Repair or Replacements	79	9,778	0.8%	0.9%	1.0%	0.8%
% of FP17s Relating to Continuations	221	9,778	2.3%	1.1%	1.2%	1.1%
% of Patients satisfied with the dentistry they have received	12	14	85.7%	91.0%	91.6%	91.5%
% of Patients satisfied with the time they had to wait for an appointment	11	14	78.6%	87.8%	88.3%	87.9%

\* This is based on patients treated on this contract for their most recent course of treatment. Figures in italics indicate the base number of FP17s or Patient Questionnaire responses are less than 100. N/A is shown where the base number of responses is less than 10 during the period. % is calculated as Quantity/Base number\*100

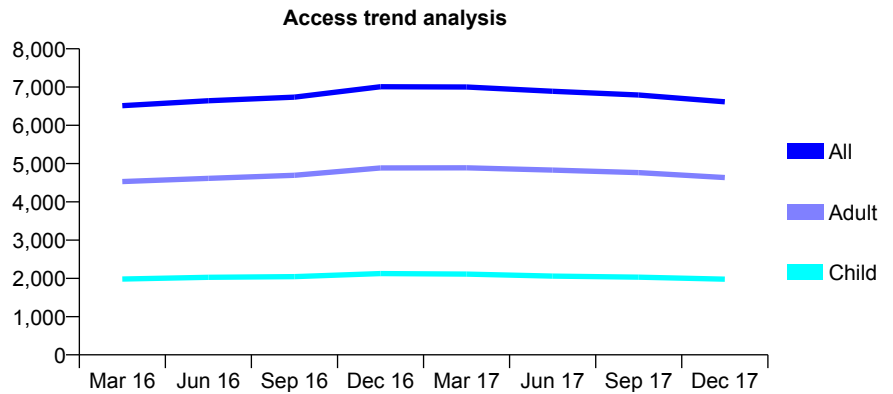
## Q52 - Vital Signs At a Glance Contract Report for 101338/0143 - December 2017

Name or company name	Whitecross Dental Care Limited
Contract type name	GDS Contract
Purpose of contract	General
Contract start date	01/07/2012
Contract end date	

17/18 Contracted general activity (UDA)	20,788
Carry forward general activity (UDA)	0
17/18 Contracted orthodontic activity (UOA)	0
Carry forward orthodontic activity (UOA)	0
Baseline contract value	£737,055.62

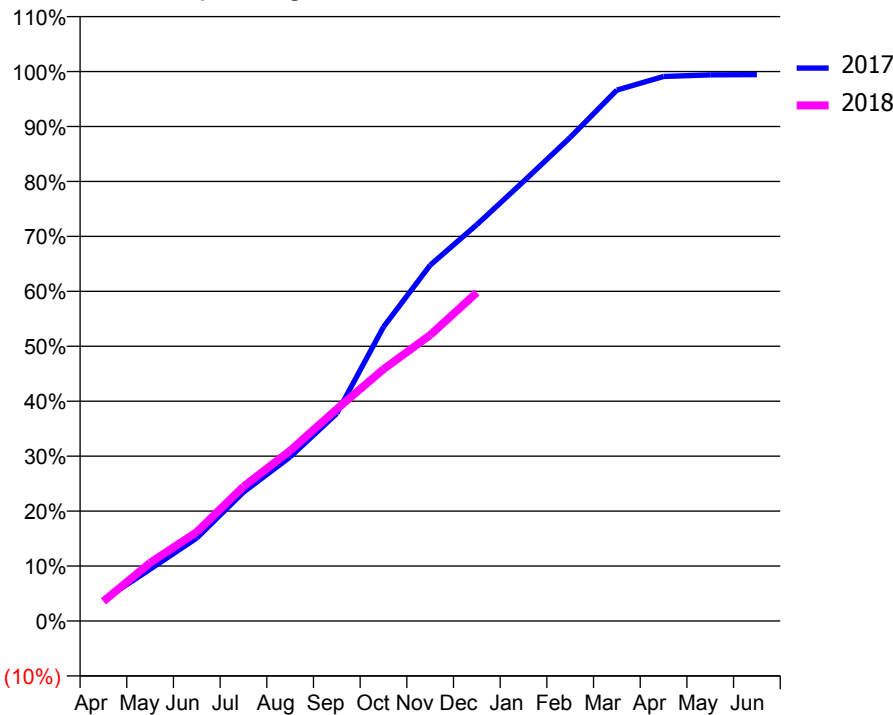
### ACCESS\*

Patients seen in 24 months	Total	Change since previous quarter
Quarter ending December 2016	7,007	
Quarter ending March 2017	7,000	→
Quarter ending June 2017	6,891	↓
Quarter ending September 2017	6,792	↓
Quarter ending December 2017	6,613	↓
<b>Variance since December 2016</b>	<b>(5.6%)</b>	<b>↓</b>



### ACTIVITY

Cumulative percentage of contracted UDA delivered 2017 & 2018



Month	Adjusted Scheduled Activity (UDA)	
	2017	2018
April	814	746
May	2,009	2,200
June	3,215	3,367
July	4,998	5,088
August	6,360	6,443
September	8,046	8,016
October	11,402	9,527
November	13,791	10,819
December	15,365	12,429
January	17,038	
February	18,747	
March	20,578	
April	21,108	
May	21,167	
June	21,179	

### QUALITY

	Quantity	Base Number	Contract	AT	Region	England
% of FP17s for the same patient ID Re-attending within 3 months - Children	91	1,764	5.2%	11.0%	12.9%	12.0%
% of FP17s for the same patient ID Re-attending within 3 months - Adults	437	3,867	11.3%	14.8%	16.5%	15.9%
% of FP17s for the same patient ID Re-attending between 3 & 9 months - Children	1,015	1,764	57.5%	60.9%	59.6%	58.0%
% of FP17s for the same patient ID Re-attending between 3 & 9 months - Adults	1,999	3,867	51.7%	54.9%	52.8%	50.5%
% of FP17s for Band 1 Urgent Courses	195	5,384	3.6%	8.3%	9.1%	9.0%
% of FP17s Relating to Free Repair or Replacements	24	5,384	0.4%	0.9%	1.0%	0.8%
% of FP17s Relating to Continuations	99	5,384	1.8%	1.1%	1.2%	1.1%
% of Patients satisfied with the dentistry they have received	3	6	N/A	91.0%	91.6%	91.5%
% of Patients satisfied with the time they had to wait for an appointment	2	6	N/A	87.8%	88.3%	87.9%

\* This is based on patients treated on this contract for their most recent course of treatment. Figures in italics indicate the base number of FP17s or Patient Questionnaire responses are less than 100. N/A is shown where the base number of responses is less than 10 during the period. % is calculated as Quantity/Base number\*100

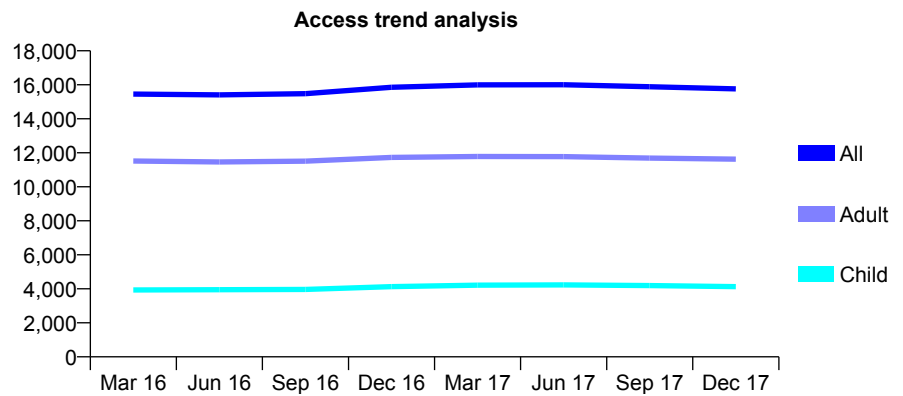
## Q52 - Vital Signs At a Glance Contract Report for 101370/0081 - December 2017

Name or company name	Petrie Tucker and Partners Ltd
Contract type name	GDS Contract
Purpose of contract	General
Contract start date	01/04/2007
Contract end date	

17/18 Contracted general activity (UDA)	48,026
Carry forward general activity (UDA)	0
17/18 Contracted orthodontic activity (UOA)	0
Carry forward orthodontic activity (UOA)	0
Baseline contract value	£1,439,035.93

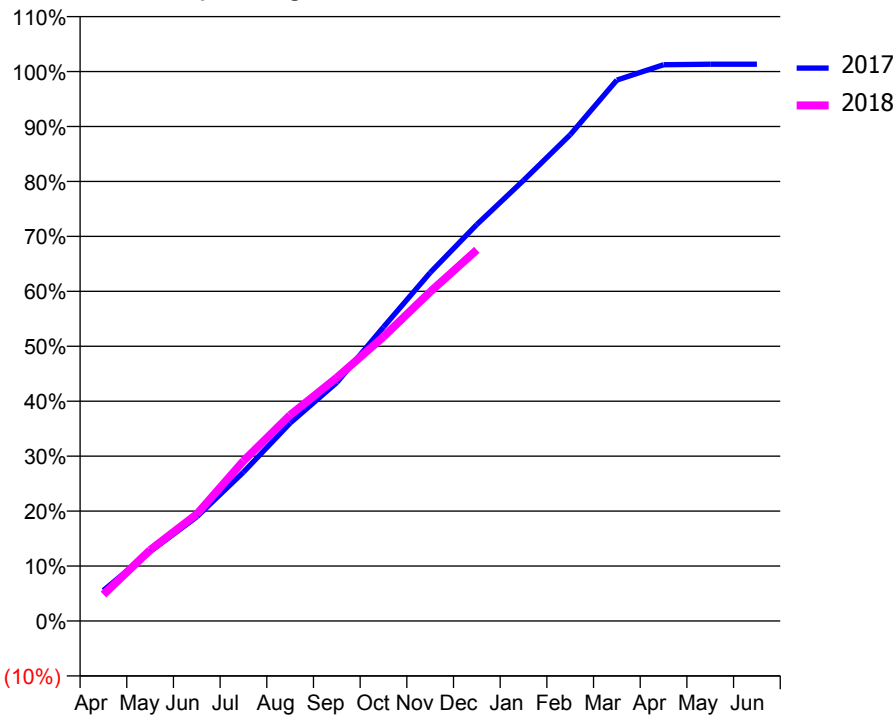
### ACCESS\*

Patients seen in 24 months	Total	Change since previous quarter
Quarter ending December 2016	15,857	
Quarter ending March 2017	15,997	→
Quarter ending June 2017	16,007	→
Quarter ending September 2017	15,884	→
Quarter ending December 2017	15,763	→
<b>Variance since December 2016</b>	<b>(0.6%)</b>	→



### ACTIVITY

Cumulative percentage of contracted UDA delivered 2017 & 2018



Month	Adjusted Scheduled Activity (UDA)	
	2017	2018
April	2,671	2,316
May	6,070	6,206
June	9,113	9,336
July	13,014	13,988
August	17,304	18,004
September	20,843	21,271
October	25,697	24,842
November	30,450	28,772
December	34,652	32,438
January	38,508	
February	42,502	
March	47,277	
April	48,615	
May	48,665	
June	48,668	

### QUALITY

	Quantity	Base Number	Contract	AT	Region	England
% of FP17s for the same patient ID Re-attending within 3 months - Children	421	5,254	8.0%	11.0%	12.9%	12.0%
% of FP17s for the same patient ID Re-attending within 3 months - Adults	1,571	12,428	12.6%	14.8%	16.5%	15.9%
% of FP17s for the same patient ID Re-attending between 3 & 9 months - Children	3,576	5,254	68.1%	60.9%	59.6%	58.0%
% of FP17s for the same patient ID Re-attending between 3 & 9 months - Adults	7,176	12,428	57.7%	54.9%	52.8%	50.5%
% of FP17s for Band 1 Urgent Courses	1,073	16,927	6.3%	8.3%	9.1%	9.0%
% of FP17s Relating to Free Repair or Replacements	180	16,927	1.1%	0.9%	1.0%	0.8%
% of FP17s Relating to Continuations	286	16,927	1.7%	1.1%	1.2%	1.1%
% of Patients satisfied with the dentistry they have received	15	17	88.2%	91.0%	91.6%	91.5%
% of Patients satisfied with the time they had to wait for an appointment	15	17	88.2%	87.8%	88.3%	87.9%

\* This is based on patients treated on this contract for their most recent course of treatment. Figures in italics indicate the base number of FP17s or Patient Questionnaire responses are less than 100. N/A is shown where the base number of responses is less than 10 during the period. % is calculated as Quantity/Base number\*100

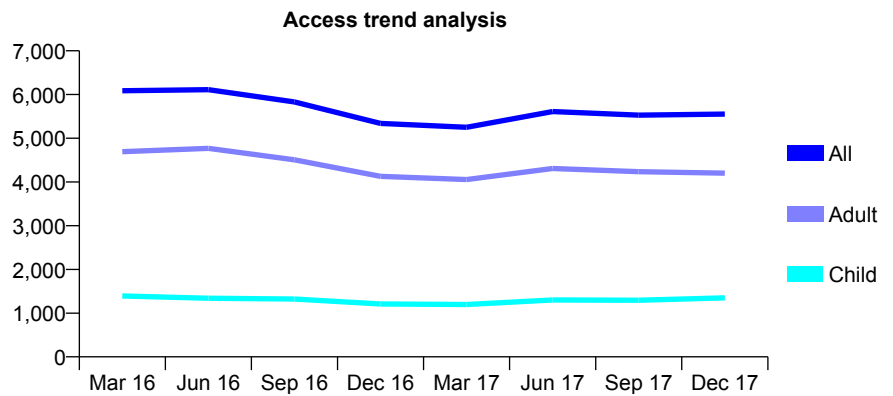
## Q52 - Vital Signs At a Glance Contract Report for 101435/0095 - December 2017

Name or company name	IDH Limited
Contract type name	GDS Contract
Purpose of contract	General
Contract start date	01/04/2008
Contract end date	

17/18 Contracted general activity (UDA)	17,548
Carry forward general activity (UDA)	0
17/18 Contracted orthodontic activity (UOA)	0
Carry forward orthodontic activity (UOA)	0
Baseline contract value	£457,360.96

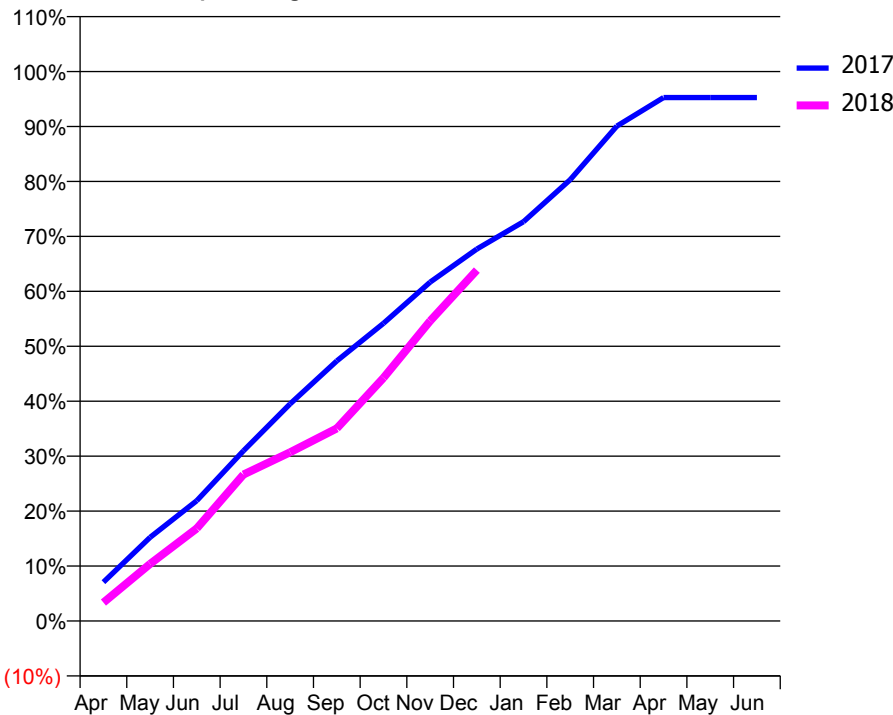
### ACCESS\*

Patients seen in 24 months	Total	Change since previous quarter
Quarter ending December 2016	5,338	
Quarter ending March 2017	5,251	↓
Quarter ending June 2017	5,611	↑
Quarter ending September 2017	5,529	↓
Quarter ending December 2017	5,554	→
<b>Variance since December 2016</b>	<b>4.0%</b>	<b>↑</b>



### ACTIVITY

Cumulative percentage of contracted UDA delivered 2017 & 2018



Month	Adjusted Scheduled Activity (UDA)	
	2017	2018
April	1,239	588
May	2,674	1,825
June	3,842	2,957
July	5,436	4,677
August	6,936	5,390
September	8,306	6,150
October	9,507	7,765
November	10,823	9,582
December	11,878	11,207
January	12,751	
February	14,093	
March	15,805	
April	16,716	
May	16,718	
June	16,718	

### QUALITY

	Quantity	Base Number	Contract	AT	Region	England
% of FP17s for the same patient ID Re-attending within 3 months - Children	77	1,380	5.6%	11.0%	12.9%	12.0%
% of FP17s for the same patient ID Re-attending within 3 months - Adults	451	4,146	10.9%	14.8%	16.5%	15.9%
% of FP17s for the same patient ID Re-attending between 3 & 9 months - Children	658	1,380	47.7%	60.9%	59.6%	58.0%
% of FP17s for the same patient ID Re-attending between 3 & 9 months - Adults	1,874	4,146	45.2%	54.9%	52.8%	50.5%
% of FP17s for Band 1 Urgent Courses	397	5,183	7.7%	8.3%	9.1%	9.0%
% of FP17s Relating to Free Repair or Replacements	19	5,183	0.4%	0.9%	1.0%	0.8%
% of FP17s Relating to Continuations	70	5,183	1.4%	1.1%	1.2%	1.1%
% of Patients satisfied with the dentistry they have received	5	5	N/A	91.0%	91.6%	91.5%
% of Patients satisfied with the time they had to wait for an appointment	5	5	N/A	87.8%	88.3%	87.9%

\* This is based on patients treated on this contract for their most recent course of treatment. Figures in italics indicate the base number of FP17s or Patient Questionnaire responses are less than 100. N/A is shown where the base number of responses is less than 10 during the period. % is calculated as Quantity/Base number\*100



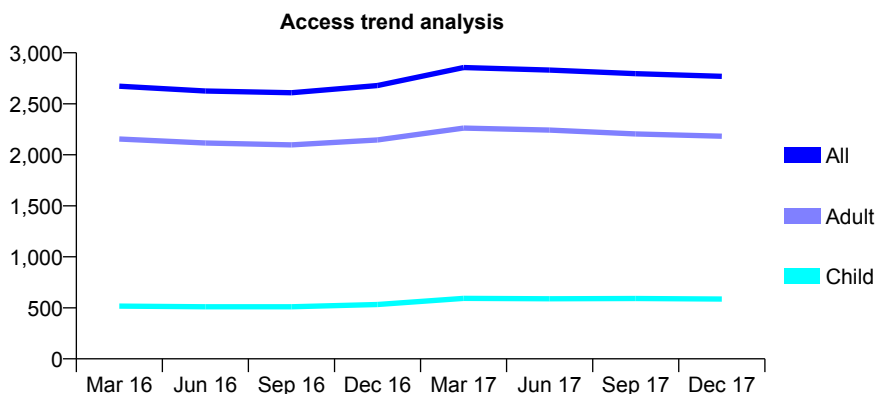
## Q52 - Vital Signs At a Glance Contract Report for 103462/0001 - December 2017

Name or company name	Xen Smiles Ltd
Contract type name	GDS Contract
Purpose of contract	General
Contract start date	03/05/2011
Contract end date	

17/18 Contracted general activity (UDA)	11,000
Carry forward general activity (UDA)	0
17/18 Contracted orthodontic activity (UOA)	0
Carry forward orthodontic activity (UOA)	0
Baseline contract value	£251,172.67

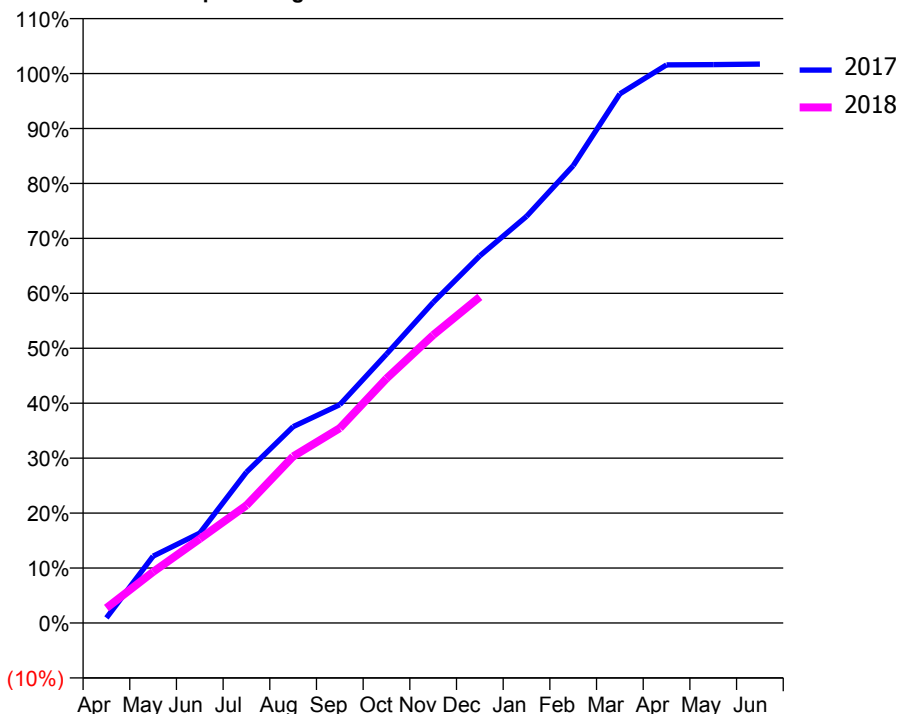
### ACCESS\*

Patients seen in 24 months	Total	Change since previous quarter
Quarter ending December 2016	2,679	
Quarter ending March 2017	2,855	↑
Quarter ending June 2017	2,831	→
Quarter ending September 2017	2,796	↓
Quarter ending December 2017	2,769	→
<b>Variance since December 2016</b>	<b>3.4%</b>	<b>↑</b>



### ACTIVITY

Cumulative percentage of contracted UDA delivered 2017 & 2018



Month	Adjusted Scheduled Activity (UDA)	
	2017	2018
April	102	301
May	1,338	1,025
June	1,800	1,685
July	3,019	2,356
August	3,930	3,335
September	4,371	3,902
October	5,383	4,896
November	6,419	5,764
December	7,350	6,528
January	8,139	
February	9,155	
March	10,594	
April	11,172	
May	11,178	
June	11,189	

### QUALITY

	Quantity	Base Number	Contract	AT	Region	England
% of FP17s for the same patient ID Re-attending within 3 months - Children	45	580	7.8%	11.0%	12.9%	12.0%
% of FP17s for the same patient ID Re-attending within 3 months - Adults	479	2,554	18.8%	14.8%	16.5%	15.9%
% of FP17s for the same patient ID Re-attending between 3 & 9 months - Children	365	580	62.9%	60.9%	59.6%	58.0%
% of FP17s for the same patient ID Re-attending between 3 & 9 months - Adults	1,569	2,554	61.4%	54.9%	52.8%	50.5%
% of FP17s for Band 1 Urgent Courses	214	2,931	7.3%	8.3%	9.1%	9.0%
% of FP17s Relating to Free Repair or Replacements	74	2,931	2.5%	0.9%	1.0%	0.8%
% of FP17s Relating to Continuations	109	2,931	3.7%	1.1%	1.2%	1.1%
% of Patients satisfied with the dentistry they have received	5	5	N/A	91.0%	91.6%	91.5%
% of Patients satisfied with the time they had to wait for an appointment	3	5	N/A	87.8%	88.3%	87.9%

\* This is based on patients treated on this contract for their most recent course of treatment. Figures in italics indicate the base number of FP17s or Patient Questionnaire responses are less than 100. N/A is shown where the base number of responses is less than 10 during the period. % is calculated as Quantity/Base number\*100



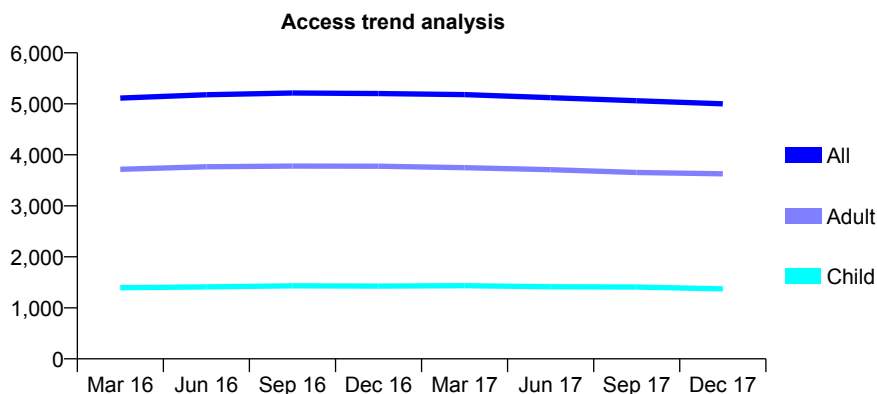
## Q52 - Vital Signs At a Glance Contract Report for 106771/0001 - December 2017

Name or company name	Shelldrake Drive Dental Practice Partnershi
Contract type name	GDS Contract
Purpose of contract	General
Contract start date	29/04/2011
Contract end date	

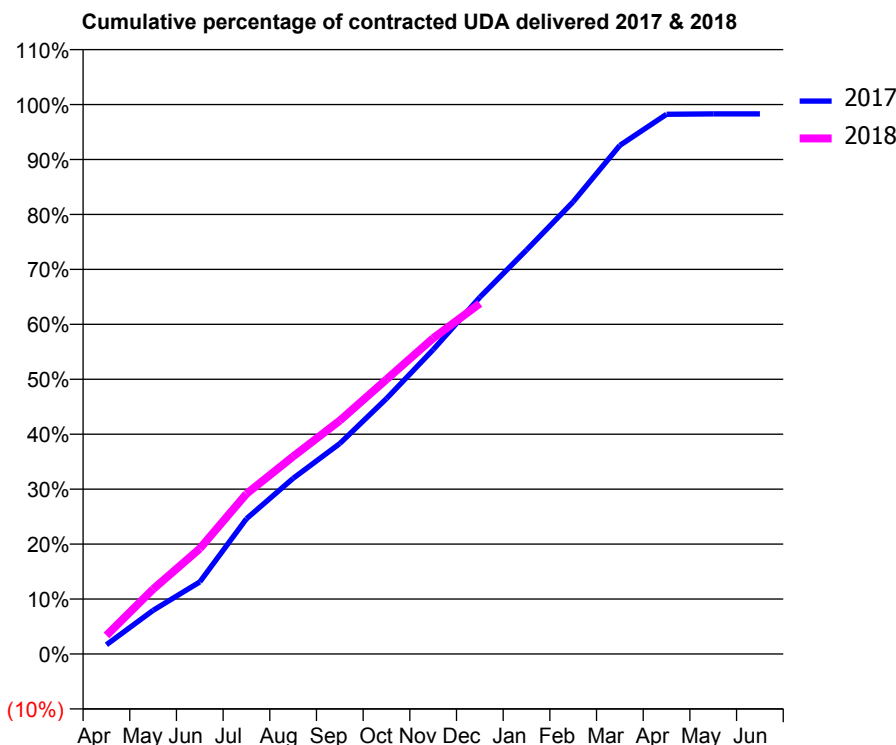
17/18 Contracted general activity (UDA)	16,400
Carry forward general activity (UDA)	0
17/18 Contracted orthodontic activity (UOA)	0
Carry forward orthodontic activity (UOA)	0
Baseline contract value	£443,571.00

### ACCESS\*

Patients seen in 24 months	Total	Change since previous quarter
Quarter ending December 2016	5,202	
Quarter ending March 2017	5,181	→
Quarter ending June 2017	5,121	↓
Quarter ending September 2017	5,061	↓
Quarter ending December 2017	4,999	↓
<b>Variance since December 2016</b>	<b>(3.9%)</b>	<b>↓</b>



### ACTIVITY



Month	Adjusted Scheduled Activity (UDA)	
	2017	2018
April	275	555
May	1,303	1,935
June	2,152	3,148
July	4,039	4,781
August	5,243	5,897
September	6,283	6,965
October	7,625	8,198
November	9,086	9,426
December	10,646	10,462
January	12,057	
February	13,497	
March	15,180	
April	16,106	
May	16,118	
June	16,118	

### QUALITY

	Quantity	Base Number	Contract	AT	Region	England
% of FP17s for the same patient ID Re-attending within 3 months - Children	101	1,520	6.6%	11.0%	12.9%	12.0%
% of FP17s for the same patient ID Re-attending within 3 months - Adults	470	4,134	11.4%	14.8%	16.5%	15.9%
% of FP17s for the same patient ID Re-attending between 3 & 9 months - Children	1,077	1,520	70.9%	60.9%	59.6%	58.0%
% of FP17s for the same patient ID Re-attending between 3 & 9 months - Adults	2,881	4,134	69.7%	54.9%	52.8%	50.5%
% of FP17s for Band 1 Urgent Courses	205	5,317	3.9%	8.3%	9.1%	9.0%
% of FP17s Relating to Free Repair or Replacements	51	5,317	1.0%	0.9%	1.0%	0.8%
% of FP17s Relating to Continuations	115	5,317	2.2%	1.1%	1.2%	1.1%
% of Patients satisfied with the dentistry they have received	4	4	N/A	91.0%	91.6%	91.5%
% of Patients satisfied with the time they had to wait for an appointment	4	4	N/A	87.8%	88.3%	87.9%

\* This is based on patients treated on this contract for their most recent course of treatment. Figures in italics indicate the base number of FP17s or Patient Questionnaire responses are less than 100. N/A is shown where the base number of responses is less than 10 during the period. % is calculated as Quantity/Base number\*100

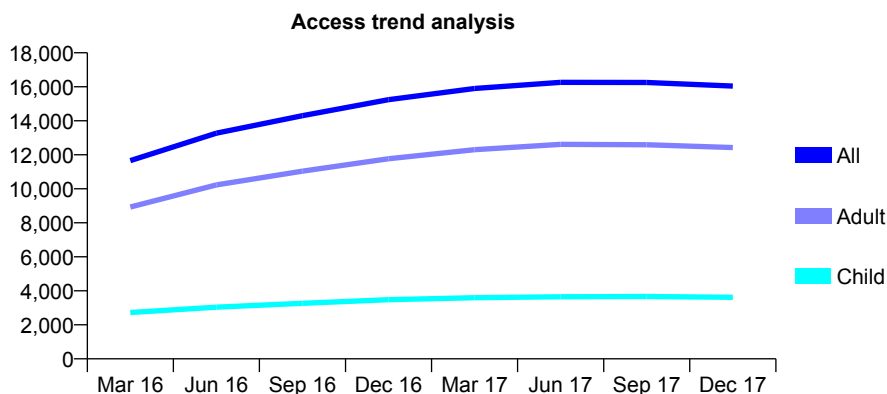
## Q52 - Vital Signs At a Glance Contract Report for 107840/0001 - December 2017

Name or company name	The Avondale Dental Practice Partnership
Contract type name	GDS Contract
Purpose of contract	General
Contract start date	01/07/2015
Contract end date	

17/18 Contracted general activity (UDA)	45,480
Carry forward general activity (UDA)	0
17/18 Contracted orthodontic activity (UOA)	0
Carry forward orthodontic activity (UOA)	0
Baseline contract value	£1,481,362.54

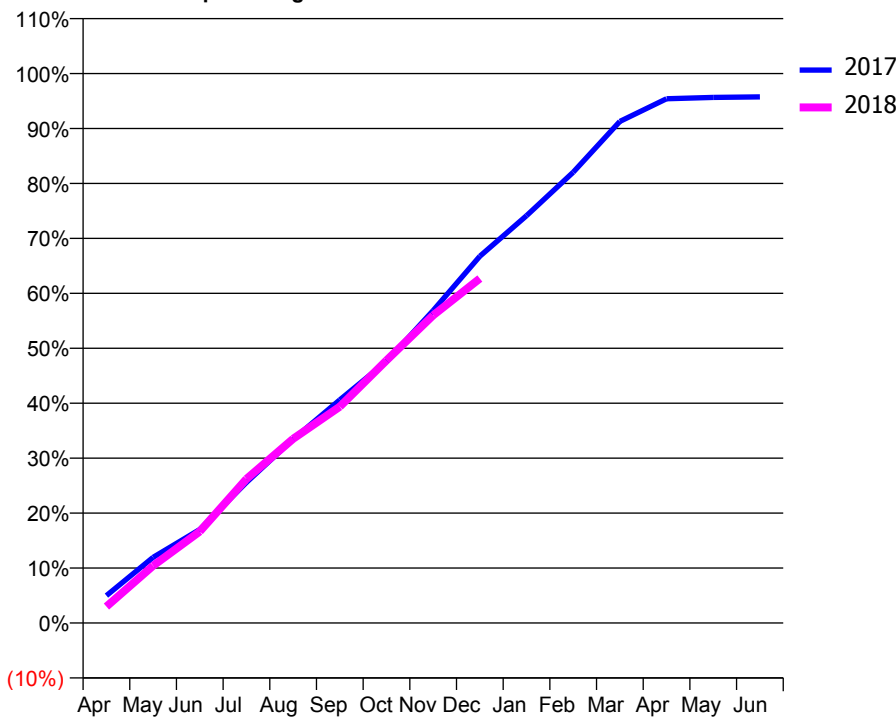
### ACCESS\*

Patients seen in 24 months	Total	Change since previous quarter
Quarter ending December 2016	15,247	
Quarter ending March 2017	15,901	↑
Quarter ending June 2017	16,265	↑
Quarter ending September 2017	16,256	→
Quarter ending December 2017	16,042	↓
<b>Variance since December 2016</b>	<b>5.2%</b>	<b>↑</b>



### ACTIVITY

Cumulative percentage of contracted UDA delivered 2017 & 2018



Month	Adjusted Scheduled Activity (UDA)	
	2017	2018
April	2,268	1,368
May	5,430	4,744
June	7,743	7,577
July	11,639	11,923
August	15,216	15,246
September	18,469	17,906
October	21,649	21,741
November	25,869	25,468
December	30,361	28,518
January	33,714	
February	37,310	
March	41,518	
April	43,386	
May	43,499	
June	43,540	

### QUALITY

	Quantity	Base Number	Contract	AT	Region	England
% of FP17s for the same patient ID Re-attending within 3 months - Children	198	3,653	5.4%	11.0%	12.9%	12.0%
% of FP17s for the same patient ID Re-attending within 3 months - Adults	1,283	11,553	11.1%	14.8%	16.5%	15.9%
% of FP17s for the same patient ID Re-attending between 3 & 9 months - Children	2,082	3,653	57.0%	60.9%	59.6%	58.0%
% of FP17s for the same patient ID Re-attending between 3 & 9 months - Adults	6,182	11,553	53.5%	54.9%	52.8%	50.5%
% of FP17s for Band 1 Urgent Courses	910	13,475	6.8%	8.3%	9.1%	9.0%
% of FP17s Relating to Free Repair or Replacements	58	13,475	0.4%	0.9%	1.0%	0.8%
% of FP17s Relating to Continuations	209	13,475	1.6%	1.1%	1.2%	1.1%
% of Patients satisfied with the dentistry they have received	12	12	100.0%	91.0%	91.6%	91.5%
% of Patients satisfied with the time they had to wait for an appointment	12	12	100.0%	87.8%	88.3%	87.9%

\* This is based on patients treated on this contract for their most recent course of treatment. Figures in italics indicate the base number of FP17s or Patient Questionnaire responses are less than 100. N/A is shown where the base number of responses is less than 10 during the period. % is calculated as Quantity/Base number\*100

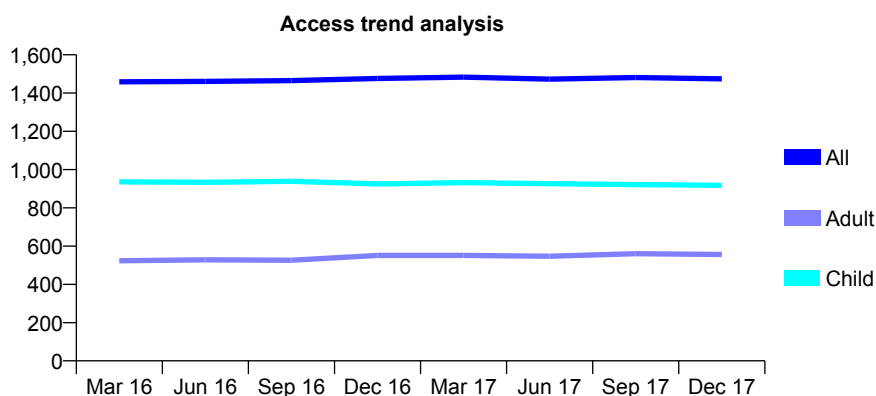
## Q52 - Vital Signs At a Glance Contract Report for 112003/0001 - December 2017

Name or company name	King Lane Dental Care
Contract type name	GDS Contract
Purpose of contract	General
Contract start date	12/10/2006
Contract end date	

17/18 Contracted general activity (UDA)	3,725
Carry forward general activity (UDA)	0
17/18 Contracted orthodontic activity (UOA)	0
Carry forward orthodontic activity (UOA)	0
Baseline contract value	£128,292.19

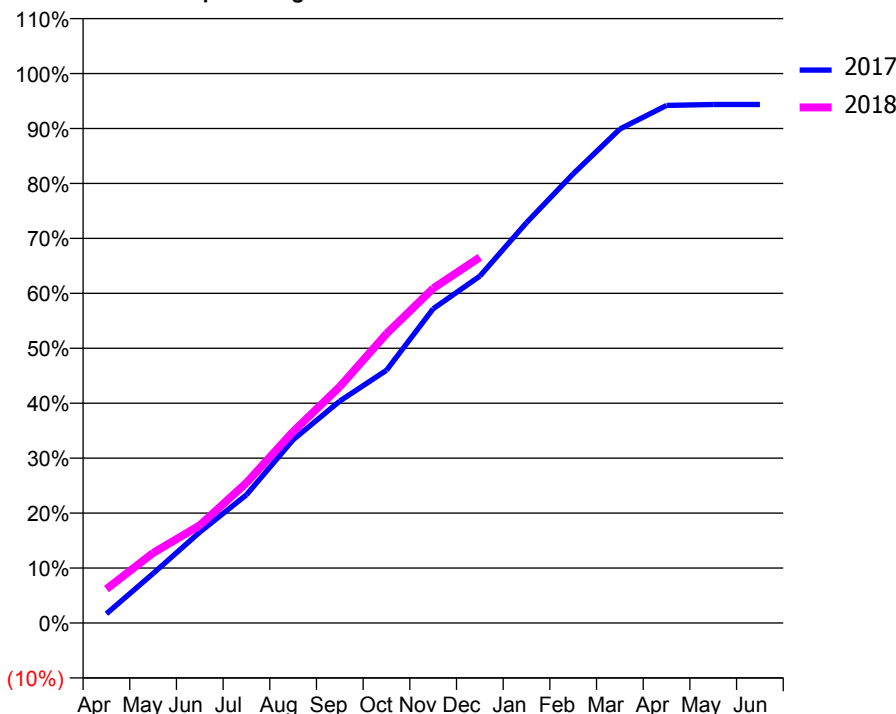
### ACCESS\*

Patients seen in 24 months	Total	Change since previous quarter
Quarter ending December 2016	1,476	
Quarter ending March 2017	1,483	→
Quarter ending June 2017	1,473	→
Quarter ending September 2017	1,481	→
Quarter ending December 2017	1,474	→
<b>Variance since December 2016</b>	<b>(0.1%)</b>	<b>→</b>



### ACTIVITY

**Cumulative percentage of contracted UDA delivered 2017 & 2018**



Month	Adjusted Scheduled Activity (UDA)	
	2017	2018
April	63	230
May	336	475
June	616	662
July	869	951
August	1,243	1,297
September	1,505	1,602
October	1,713	1,961
November	2,130	2,268
December	2,352	2,479
January	2,714	
February	3,045	
March	3,349	
April	3,509	
May	3,515	
June	3,515	

### QUALITY

	Quantity	Base Number	Contract	AT	Region	England
% of FP17s for the same patient ID Re-attending within 3 months - Children	101	1,187	8.5%	11.0%	12.9%	12.0%
% of FP17s for the same patient ID Re-attending within 3 months - Adults	106	537	19.7%	14.8%	16.5%	15.9%
% of FP17s for the same patient ID Re-attending between 3 & 9 months - Children	818	1,187	68.9%	60.9%	59.6%	58.0%
% of FP17s for the same patient ID Re-attending between 3 & 9 months - Adults	323	537	60.1%	54.9%	52.8%	50.5%
% of FP17s for Band 1 Urgent Courses	89	1,627	5.5%	8.3%	9.1%	9.0%
% of FP17s Relating to Free Repair or Replacements	0	1,627	0.0%	0.9%	1.0%	0.8%
% of FP17s Relating to Continuations	3	1,627	0.2%	1.1%	1.2%	1.1%
% of Patients satisfied with the dentistry they have received	3	3	N/A	91.0%	91.6%	91.5%
% of Patients satisfied with the time they had to wait for an appointment	3	3	N/A	87.8%	88.3%	87.9%

\* This is based on patients treated on this contract for their most recent course of treatment. Figures in italics indicate the base number of FP17s or Patient Questionnaire responses are less than 100. N/A is shown where the base number of responses is less than 10 during the period. % is calculated as Quantity/Base number\*100

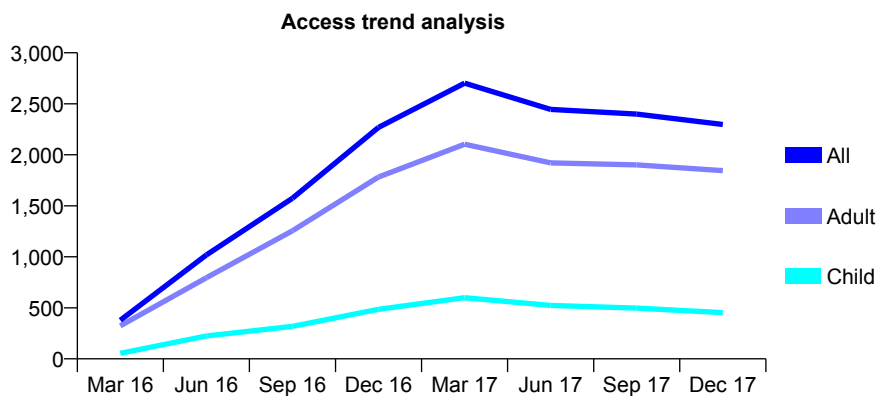
## Q52 - Vital Signs At a Glance Contract Report for 112941/0001 - December 2017

Name or company name	The Caulfield Dental Surgery Partnership
Contract type name	GDS Contract
Purpose of contract	General
Contract start date	01/10/2015
Contract end date	

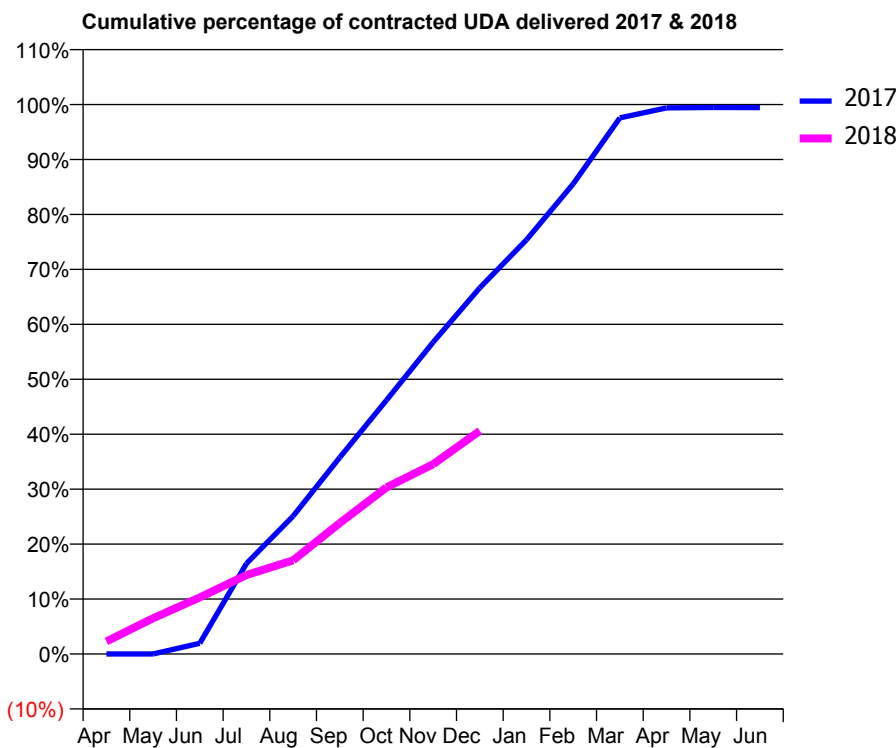
17/18 Contracted general activity (UDA)	8,000
Carry forward general activity (UDA)	0
17/18 Contracted orthodontic activity (UOA)	0
Carry forward orthodontic activity (UOA)	0
Baseline contract value	£232,944.68

### ACCESS\*

Patients seen in 24 months	Total	Change since previous quarter
Quarter ending December 2016	2,269	
Quarter ending March 2017	2,703	↑
Quarter ending June 2017	2,445	↓
Quarter ending September 2017	2,399	↓
Quarter ending December 2017	2,298	↓
<b>Variance since December 2016</b>	<b>1.3%</b>	→



### ACTIVITY



Month	Adjusted Scheduled Activity (UDA)	
	2017	2018
April	0	184
May	0	521
June	156	824
July	1,317	1,151
August	2,009	1,364
September	2,862	1,908
October	3,695	2,426
November	4,540	2,763
December	5,331	3,250
January	6,031	
February	6,844	
March	7,805	
April	7,951	
May	7,956	
June	7,955	

### QUALITY

	Quantity	Base Number	Contract	AT	Region	England
% of FP17s for the same patient ID Re-attending within 3 months - Children	15	342	4.4%	11.0%	12.9%	12.0%
% of FP17s for the same patient ID Re-attending within 3 months - Adults	98	1,574	6.2%	14.8%	16.5%	15.9%
% of FP17s for the same patient ID Re-attending between 3 & 9 months - Children	191	342	55.8%	60.9%	59.6%	58.0%
% of FP17s for the same patient ID Re-attending between 3 & 9 months - Adults	941	1,574	59.8%	54.9%	52.8%	50.5%
% of FP17s for Band 1 Urgent Courses	153	1,854	8.3%	8.3%	9.1%	9.0%
% of FP17s Relating to Free Repair or Replacements	3	1,854	0.2%	0.9%	1.0%	0.8%
% of FP17s Relating to Continuations	5	1,854	0.3%	1.1%	1.2%	1.1%
% of Patients satisfied with the dentistry they have received	0	1	N/A	91.0%	91.6%	91.5%
% of Patients satisfied with the time they had to wait for an appointment	1	1	N/A	87.8%	88.3%	87.9%

\* This is based on patients treated on this contract for their most recent course of treatment. Figures in italics indicate the base number of FP17s or Patient Questionnaire responses are less than 100. N/A is shown where the base number of responses is less than 10 during the period. % is calculated as Quantity/Base number\*100

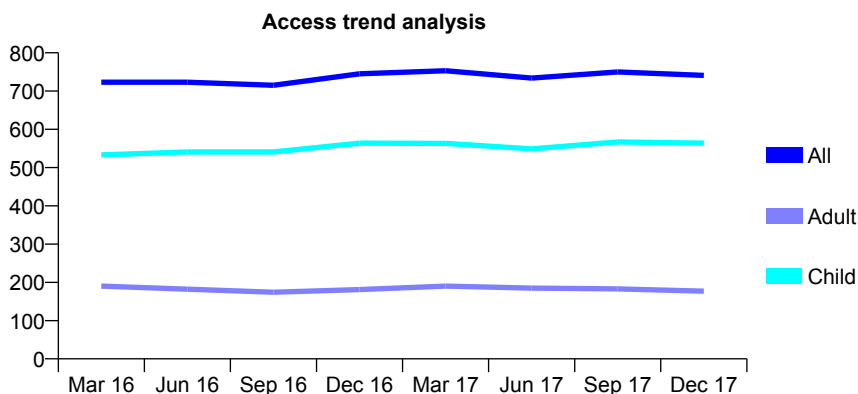
## Q52 - Vital Signs At a Glance Contract Report for 117161/0001 - December 2017

Name or company name	Wells Road Dental Surgery Ltd
Contract type name	GDS Contract
Purpose of contract	General
Contract start date	01/09/2008
Contract end date	

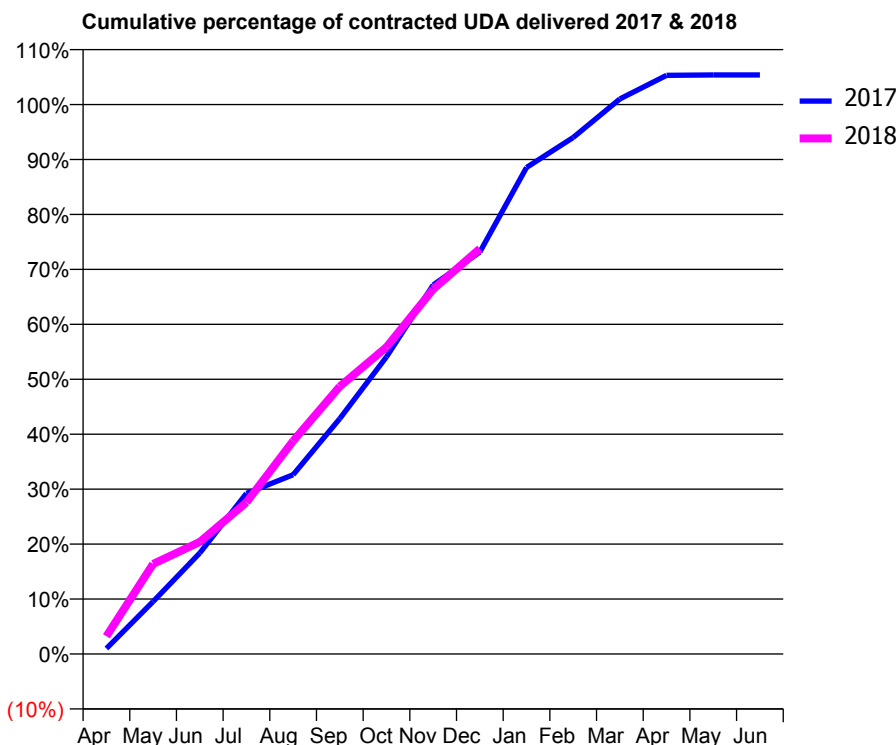
17/18 Contracted general activity (UDA)	1,300
Carry forward general activity (UDA)	0
17/18 Contracted orthodontic activity (UOA)	0
Carry forward orthodontic activity (UOA)	0
Baseline contract value	£35,505.65

### ACCESS\*

Patients seen in 24 months	Total	Change since previous quarter
Quarter ending December 2016	745	
Quarter ending March 2017	753	→
Quarter ending June 2017	734	↓
Quarter ending September 2017	750	↑
Quarter ending December 2017	741	↓
<b>Variance since December 2016</b>	<b>(0.5%)</b>	<b>→</b>



### ACTIVITY



Month	Adjusted Scheduled Activity (UDA)	
	2017	2018
April	13	42
May	124	213
June	239	265
July	380	359
August	424	504
September	557	633
October	703	726
November	873	863
December	951	959
January	1,151	
February	1,222	
March	1,313	
April	1,369	
May	1,370	
June	1,370	

### QUALITY

	Quantity	Base Number	Contract	AT	Region	England
% of FP17s for the same patient ID Re-attending within 3 months - Children	20	646	3.1%	11.0%	12.9%	12.0%
% of FP17s for the same patient ID Re-attending within 3 months - Adults	4	128	3.1%	14.8%	16.5%	15.9%
% of FP17s for the same patient ID Re-attending between 3 & 9 months - Children	457	646	70.7%	60.9%	59.6%	58.0%
% of FP17s for the same patient ID Re-attending between 3 & 9 months - Adults	87	128	68.0%	54.9%	52.8%	50.5%
% of FP17s for Band 1 Urgent Courses	0	721	0.0%	8.3%	9.1%	9.0%
% of FP17s Relating to Free Repair or Replacements	0	721	0.0%	0.9%	1.0%	0.8%
% of FP17s Relating to Continuations	1	721	0.1%	1.1%	1.2%	1.1%
% of Patients satisfied with the dentistry they have received	2	2	N/A	91.0%	91.6%	91.5%
% of Patients satisfied with the time they had to wait for an appointment	2	2	N/A	87.8%	88.3%	87.9%

\* This is based on patients treated on this contract for their most recent course of treatment. Figures in italics indicate the base number of FP17s or Patient Questionnaire responses are less than 100. N/A is shown where the base number of responses is less than 10 during the period. % is calculated as Quantity/Base number\*100

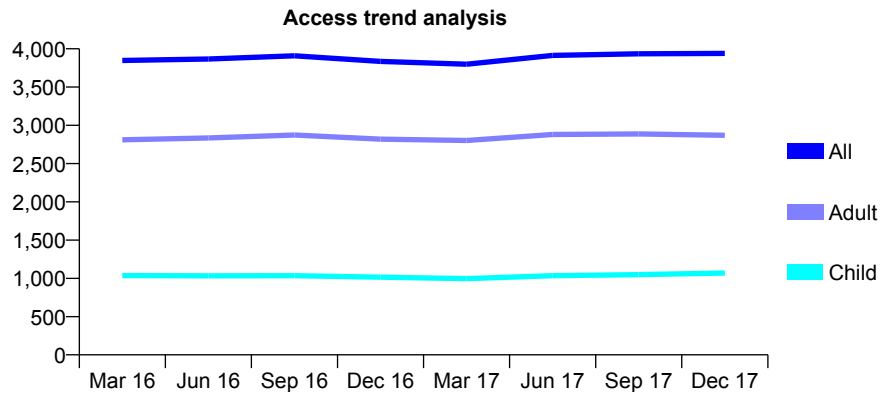
## Q52 - Vital Signs At a Glance Contract Report for 117358/0001 - December 2017

Name or company name	Kirkburton Dental Care Ltd
Contract type name	GDS Contract
Purpose of contract	General
Contract start date	01/04/2009
Contract end date	

17/18 Contracted general activity (UDA)	12,000
Carry forward general activity (UDA)	0
17/18 Contracted orthodontic activity (UOA)	0
Carry forward orthodontic activity (UOA)	0
Baseline contract value	£363,606.30

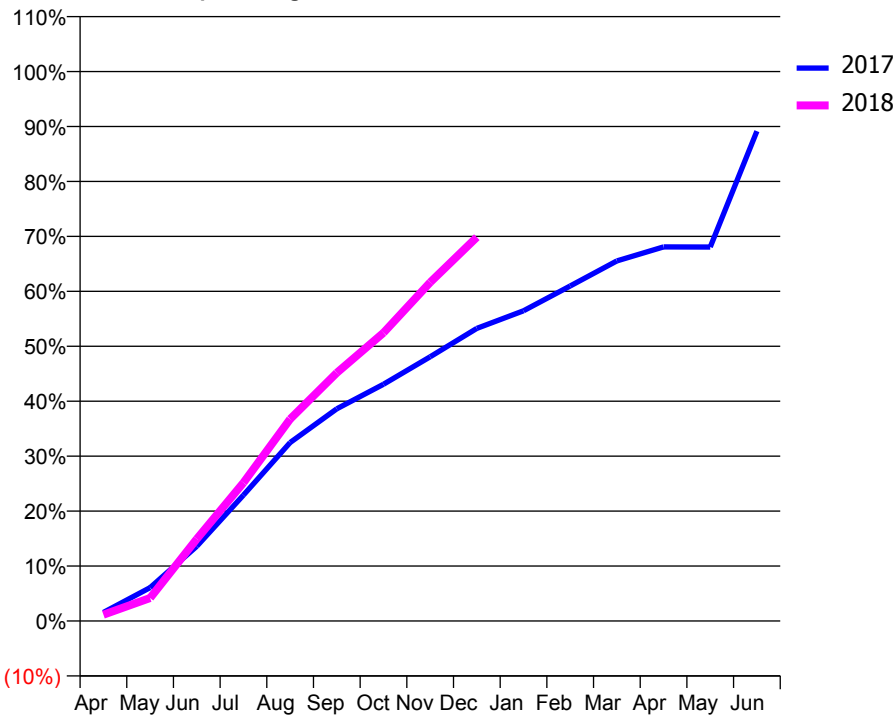
### ACCESS\*

Patients seen in 24 months	Total	Change since previous quarter
Quarter ending December 2016	3,836	
Quarter ending March 2017	3,798	→
Quarter ending June 2017	3,914	↑
Quarter ending September 2017	3,935	→
Quarter ending December 2017	3,939	→
<b>Variance since December 2016</b>	<b>2.7%</b>	<b>↑</b>



### ACTIVITY

Cumulative percentage of contracted UDA delivered 2017 & 2018



Month	Adjusted Scheduled Activity (UDA)	
	2017	2018
April	188	139
May	729	502
June	1,632	1,792
July	2,750	3,020
August	3,897	4,410
September	4,634	5,421
October	5,171	6,294
November	5,771	7,395
December	6,391	8,381
January	6,775	
February	7,317	
March	7,865	
April	8,169	
May	8,166	
June	10,696	

### QUALITY

	Quantity	Base Number	Contract	AT	Region	England
% of FP17s for the same patient ID Re-attending within 3 months - Children	137	1,666	8.2%	11.0%	12.9%	12.0%
% of FP17s for the same patient ID Re-attending within 3 months - Adults	709	4,413	16.1%	14.8%	16.5%	15.9%
% of FP17s for the same patient ID Re-attending between 3 & 9 months - Children	1,102	1,666	66.1%	60.9%	59.6%	58.0%
% of FP17s for the same patient ID Re-attending between 3 & 9 months - Adults	2,636	4,413	59.7%	54.9%	52.8%	50.5%
% of FP17s for Band 1 Urgent Courses	312	4,454	7.0%	8.3%	9.1%	9.0%
% of FP17s Relating to Free Repair or Replacements	91	4,454	2.0%	0.9%	1.0%	0.8%
% of FP17s Relating to Continuations	72	4,454	1.6%	1.1%	1.2%	1.1%
% of Patients satisfied with the dentistry they have received	4	4	N/A	91.0%	91.6%	91.5%
% of Patients satisfied with the time they had to wait for an appointment	4	4	N/A	87.8%	88.3%	87.9%

\* This is based on patients treated on this contract for their most recent course of treatment. Figures in italics indicate the base number of FP17s or Patient Questionnaire responses are less than 100. N/A is shown where the base number of responses is less than 10 during the period. % is calculated as Quantity/Base number\*100

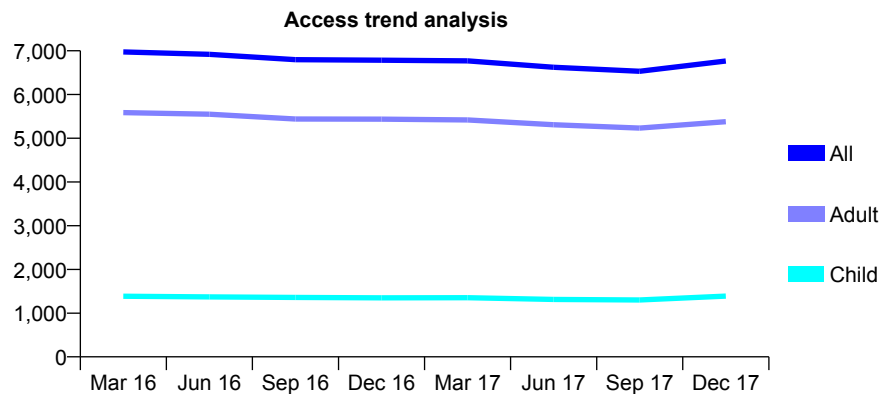
## Q52 - Vital Signs At a Glance Contract Report for 118060/0004 - December 2017

Name or company name	Genix Healthcare Ltd
Contract type name	GDS Contract
Purpose of contract	General
Contract start date	01/10/2006
Contract end date	

17/18 Contracted general activity (UDA)	18,700
Carry forward general activity (UDA)	84
17/18 Contracted orthodontic activity (UOA)	0
Carry forward orthodontic activity (UOA)	0
Baseline contract value	£551,985.86

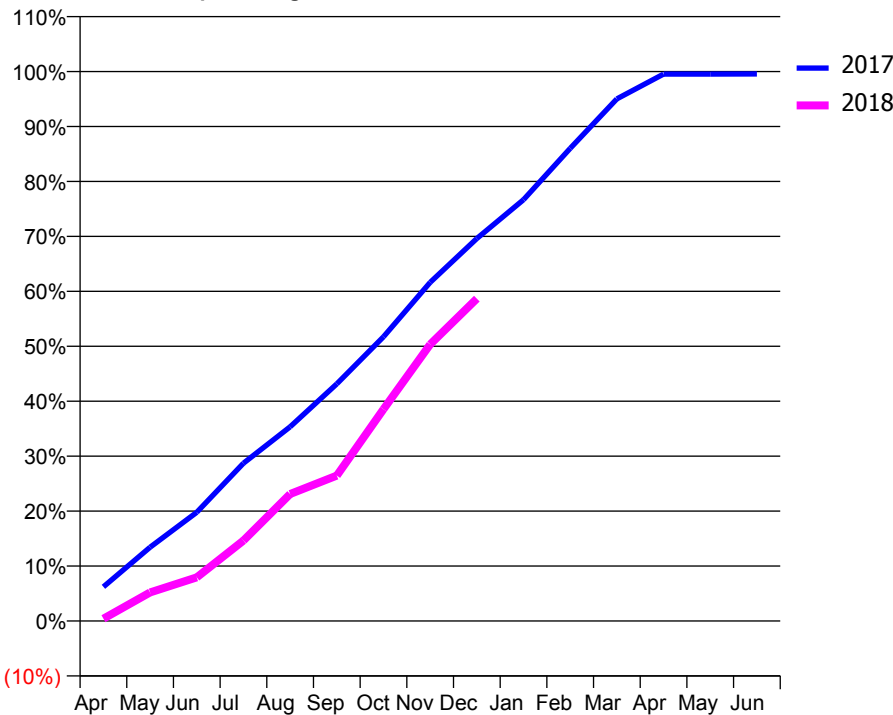
### ACCESS\*

Patients seen in 24 months	Total	Change since previous quarter
Quarter ending December 2016	6,786	
Quarter ending March 2017	6,769	→
Quarter ending June 2017	6,624	↓
Quarter ending September 2017	6,533	↓
Quarter ending December 2017	6,768	↑
<b>Variance since December 2016</b>	<b>(0.3%)</b>	<b>→</b>



### ACTIVITY

Cumulative percentage of contracted UDA delivered 2017 & 2018



Month	Adjusted Scheduled Activity (UDA)	
	2017	2018
April	1,164	81
May	2,513	974
June	3,701	1,486
July	5,371	2,738
August	6,608	4,323
September	8,069	4,949
October	9,675	7,208
November	11,522	9,416
December	13,017	10,972
January	14,337	
February	16,084	
March	17,770	
April	18,612	
May	18,612	
June	18,616	

### QUALITY

	Quantity	Base Number	Contract	AT	Region	England
% of FP17s for the same patient ID Re-attending within 3 months - Children	80	1,396	5.7%	11.0%	12.9%	12.0%
% of FP17s for the same patient ID Re-attending within 3 months - Adults	697	5,462	12.8%	14.8%	16.5%	15.9%
% of FP17s for the same patient ID Re-attending between 3 & 9 months - Children	803	1,396	57.5%	60.9%	59.6%	58.0%
% of FP17s for the same patient ID Re-attending between 3 & 9 months - Adults	3,030	5,462	55.5%	54.9%	52.8%	50.5%
% of FP17s for Band 1 Urgent Courses	506	6,412	7.9%	8.3%	9.1%	9.0%
% of FP17s Relating to Free Repair or Replacements	115	6,412	1.8%	0.9%	1.0%	0.8%
% of FP17s Relating to Continuations	21	6,412	0.3%	1.1%	1.2%	1.1%
% of Patients satisfied with the dentistry they have received	7	8	N/A	91.0%	91.6%	91.5%
% of Patients satisfied with the time they had to wait for an appointment	7	8	N/A	87.8%	88.3%	87.9%

\* This is based on patients treated on this contract for their most recent course of treatment. Figures in italics indicate the base number of FP17s or Patient Questionnaire responses are less than 100. N/A is shown where the base number of responses is less than 10 during the period. % is calculated as Quantity/Base number\*100



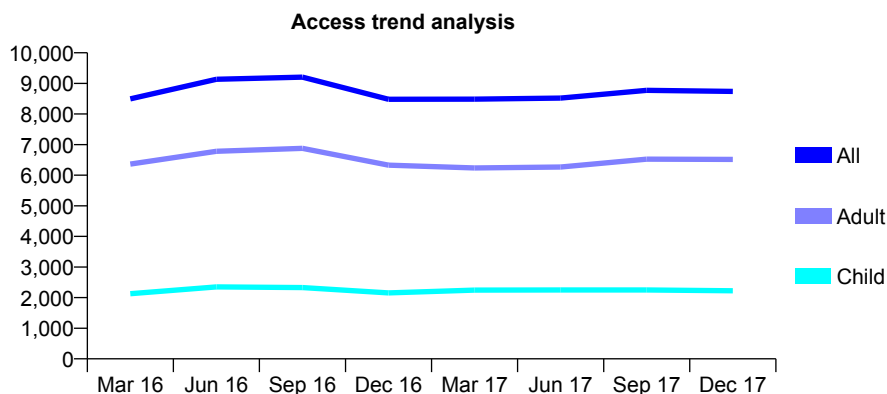
## Q52 - Vital Signs At a Glance Contract Report for 118060/0009 - December 2017

Name or company name	Genix Healthcare Ltd
Contract type name	GDS Contract
Purpose of contract	General
Contract start date	01/01/2007
Contract end date	

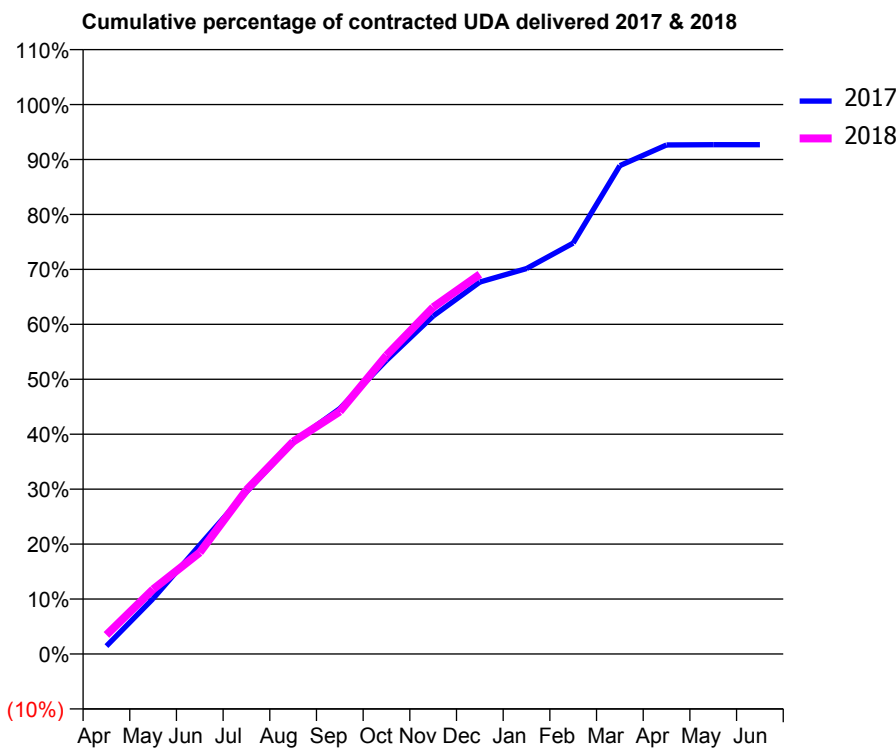
17/18 Contracted general activity (UDA)	23,667
Carry forward general activity (UDA)	0
17/18 Contracted orthodontic activity (UOA)	0
Carry forward orthodontic activity (UOA)	0
Baseline contract value	£578,342.06

### ACCESS\*

Patients seen in 24 months	Total	Change since previous quarter
Quarter ending December 2016	8,480	
Quarter ending March 2017	8,484	→
Quarter ending June 2017	8,521	→
Quarter ending September 2017	8,774	↑
Quarter ending December 2017	8,740	→
<b>Variance since December 2016</b>	<b>3.1%</b>	<b>↑</b>



### ACTIVITY



Month	Adjusted Scheduled Activity (UDA)	
	2017	2018
April	342	822
May	2,389	2,786
June	4,696	4,375
July	6,980	7,068
August	9,121	9,144
September	10,573	10,443
October	12,650	12,862
November	14,554	14,938
December	16,023	16,353
January	16,603	
February	17,699	
March	21,034	
April	21,922	
May	21,935	
June	21,937	

### QUALITY

	Quantity	Base Number	Contract	AT	Region	England
% of FP17s for the same patient ID Re-attending within 3 months - Children	154	2,355	6.5%	11.0%	12.9%	12.0%
% of FP17s for the same patient ID Re-attending within 3 months - Adults	720	6,710	10.7%	14.8%	16.5%	15.9%
% of FP17s for the same patient ID Re-attending between 3 & 9 months - Children	1,203	2,355	51.1%	60.9%	59.6%	58.0%
% of FP17s for the same patient ID Re-attending between 3 & 9 months - Adults	3,144	6,710	46.9%	54.9%	52.8%	50.5%
% of FP17s for Band 1 Urgent Courses	571	8,550	6.7%	8.3%	9.1%	9.0%
% of FP17s Relating to Free Repair or Replacements	70	8,550	0.8%	0.9%	1.0%	0.8%
% of FP17s Relating to Continuations	44	8,550	0.5%	1.1%	1.2%	1.1%
% of Patients satisfied with the dentistry they have received	13	16	81.3%	91.0%	91.6%	91.5%
% of Patients satisfied with the time they had to wait for an appointment	14	16	87.5%	87.8%	88.3%	87.9%

\* This is based on patients treated on this contract for their most recent course of treatment. Figures in italics indicate the base number of FP17s or Patient Questionnaire responses are less than 100. N/A is shown where the base number of responses is less than 10 during the period. % is calculated as Quantity/Base number\*100



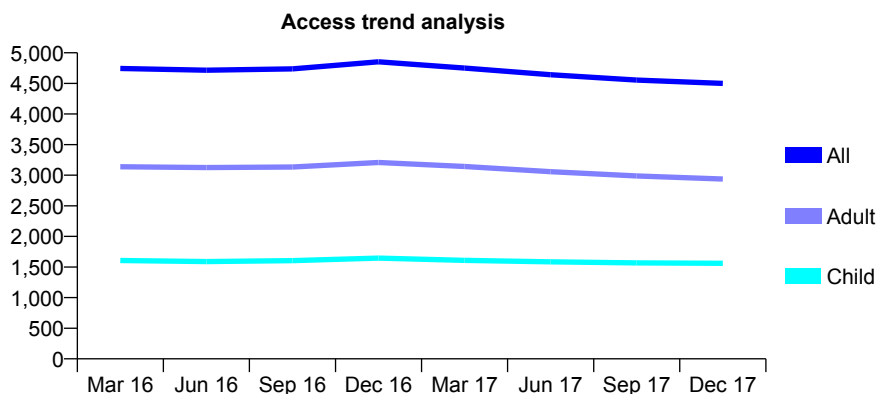
## Q52 - Vital Signs At a Glance Contract Report for 118060/0012 - December 2017

Name or company name	Genix Healthcare Ltd
Contract type name	GDS Contract
Purpose of contract	General
Contract start date	01/04/2007
Contract end date	

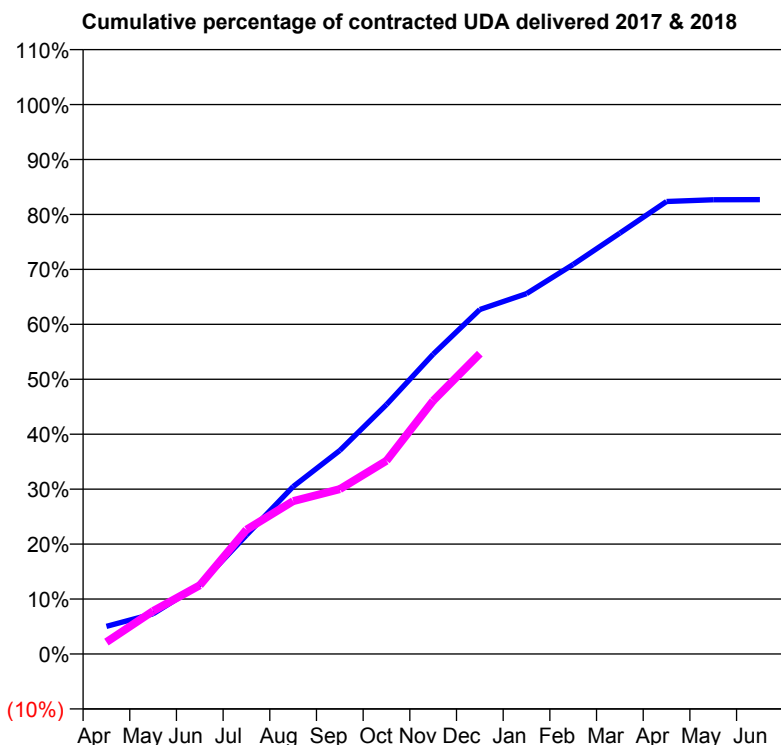
17/18 Contracted general activity (UDA)	14,018
Carry forward general activity (UDA)	0
17/18 Contracted orthodontic activity (UOA)	0
Carry forward orthodontic activity (UOA)	0
Baseline contract value	£350,493.82

### ACCESS\*

Patients seen in 24 months	Total	Change since previous quarter
Quarter ending December 2016	4,854	
Quarter ending March 2017	4,751	↓
Quarter ending June 2017	4,642	↓
Quarter ending September 2017	4,554	↓
Quarter ending December 2017	4,500	↓
<b>Variance since December 2016</b>	<b>(7.3%)</b>	<b>↓</b>



### ACTIVITY



Month	Adjusted Scheduled Activity (UDA)	
	2017	2018
April	706	305
May	1,025	1,097
June	1,770	1,754
July	3,033	3,171
August	4,271	3,900
September	5,194	4,206
October	6,362	4,932
November	7,649	6,462
December	8,789	7,661
January	9,192	
February	9,938	
March	10,739	
April	11,543	
May	11,587	
June	11,592	

### QUALITY

	Quantity	Base Number	Contract	AT	Region	England
% of FP17s for the same patient ID Re-attending within 3 months - Children	126	1,372	9.2%	11.0%	12.9%	12.0%
% of FP17s for the same patient ID Re-attending within 3 months - Adults	344	2,534	13.6%	14.8%	16.5%	15.9%
% of FP17s for the same patient ID Re-attending between 3 & 9 months - Children	618	1,372	45.0%	60.9%	59.6%	58.0%
% of FP17s for the same patient ID Re-attending between 3 & 9 months - Adults	1,087	2,534	42.9%	54.9%	52.8%	50.5%
% of FP17s for Band 1 Urgent Courses	327	3,537	9.2%	8.3%	9.1%	9.0%
% of FP17s Relating to Free Repair or Replacements	20	3,537	0.6%	0.9%	1.0%	0.8%
% of FP17s Relating to Continuations	9	3,537	0.3%	1.1%	1.2%	1.1%
% of Patients satisfied with the dentistry they have received	5	5	N/A	91.0%	91.6%	91.5%
% of Patients satisfied with the time they had to wait for an appointment	3	5	N/A	87.8%	88.3%	87.9%

\* This is based on patients treated on this contract for their most recent course of treatment. Figures in italics indicate the base number of FP17s or Patient Questionnaire responses are less than 100. N/A is shown where the base number of responses is less than 10 during the period. % is calculated as Quantity/Base number\*100

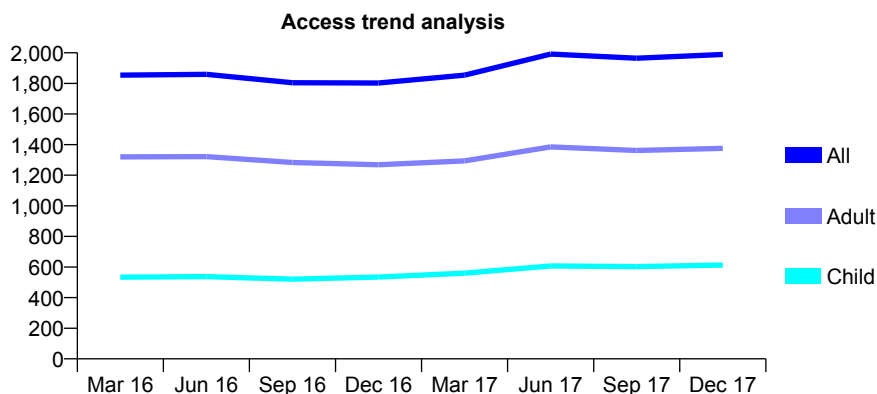
## Q52 - Vital Signs At a Glance Contract Report for 118060/0015 - December 2017

Name or company name	Genix Healthcare Ltd
Contract type name	GDS Contract
Purpose of contract	General
Contract start date	01/04/2008
Contract end date	

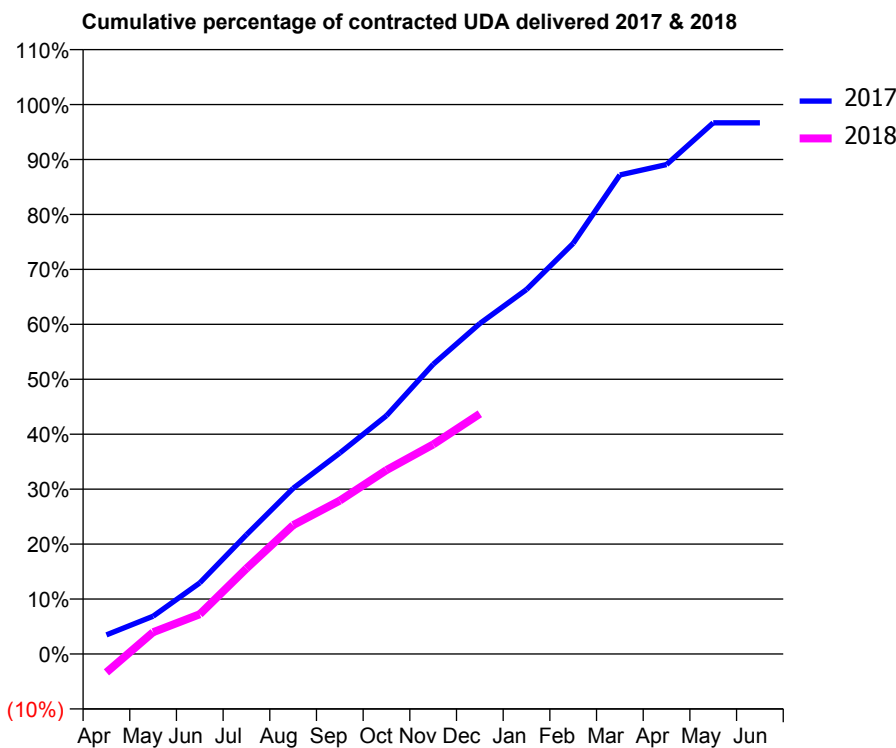
17/18 Contracted general activity (UDA)	6,000
Carry forward general activity (UDA)	201
17/18 Contracted orthodontic activity (UOA)	0
Carry forward orthodontic activity (UOA)	0
Baseline contract value	£158,153.39

### ACCESS\*

Patients seen in 24 months	Total	Change since previous quarter
Quarter ending December 2016	1,803	
Quarter ending March 2017	1,854	↑
Quarter ending June 2017	1,992	↑
Quarter ending September 2017	1,965	↓
Quarter ending December 2017	1,989	→
<b>Variance since December 2016</b>	<b>10.3%</b>	<b>↑</b>



### ACTIVITY



Month	Adjusted Scheduled Activity (UDA)	
	2017	2018
April	210	-201
May	413	238
June	777	435
July	1,303	933
August	1,810	1,408
September	2,194	1,675
October	2,603	2,009
November	3,163	2,289
December	3,608	2,623
January	3,980	
February	4,484	
March	5,231	
April	5,344	
May	5,799	
June	5,799	

### QUALITY

	Quantity	Base Number	Contract	AT	Region	England
% of FP17s for the same patient ID Re-attending within 3 months - Children	40	533	7.5%	11.0%	12.9%	12.0%
% of FP17s for the same patient ID Re-attending within 3 months - Adults	132	1,223	10.8%	14.8%	16.5%	15.9%
% of FP17s for the same patient ID Re-attending between 3 & 9 months - Children	264	533	49.5%	60.9%	59.6%	58.0%
% of FP17s for the same patient ID Re-attending between 3 & 9 months - Adults	600	1,223	49.1%	54.9%	52.8%	50.5%
% of FP17s for Band 1 Urgent Courses	45	1,219	3.7%	8.3%	9.1%	9.0%
% of FP17s Relating to Free Repair or Replacements	0	1,219	0.0%	0.9%	1.0%	0.8%
% of FP17s Relating to Continuations	3	1,219	0.2%	1.1%	1.2%	1.1%
% of Patients satisfied with the dentistry they have received	2	2	N/A	91.0%	91.6%	91.5%
% of Patients satisfied with the time they had to wait for an appointment	2	2	N/A	87.8%	88.3%	87.9%

\* This is based on patients treated on this contract for their most recent course of treatment. Figures in italics indicate the base number of FP17s or Patient Questionnaire responses are less than 100. N/A is shown where the base number of responses is less than 10 during the period. % is calculated as Quantity/Base number\*100

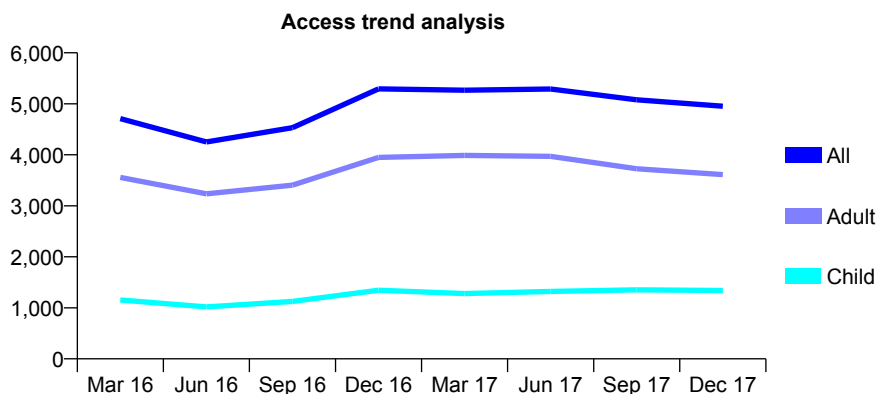
## Q52 - Vital Signs At a Glance Contract Report for 118060/0018 - December 2017

Name or company name	Genix Healthcare Ltd
Contract type name	GDS Contract
Purpose of contract	General
Contract start date	01/11/2009
Contract end date	

17/18 Contracted general activity (UDA)	14,000
Carry forward general activity (UDA)	0
17/18 Contracted orthodontic activity (UOA)	0
Carry forward orthodontic activity (UOA)	0
Baseline contract value	£349,278.81

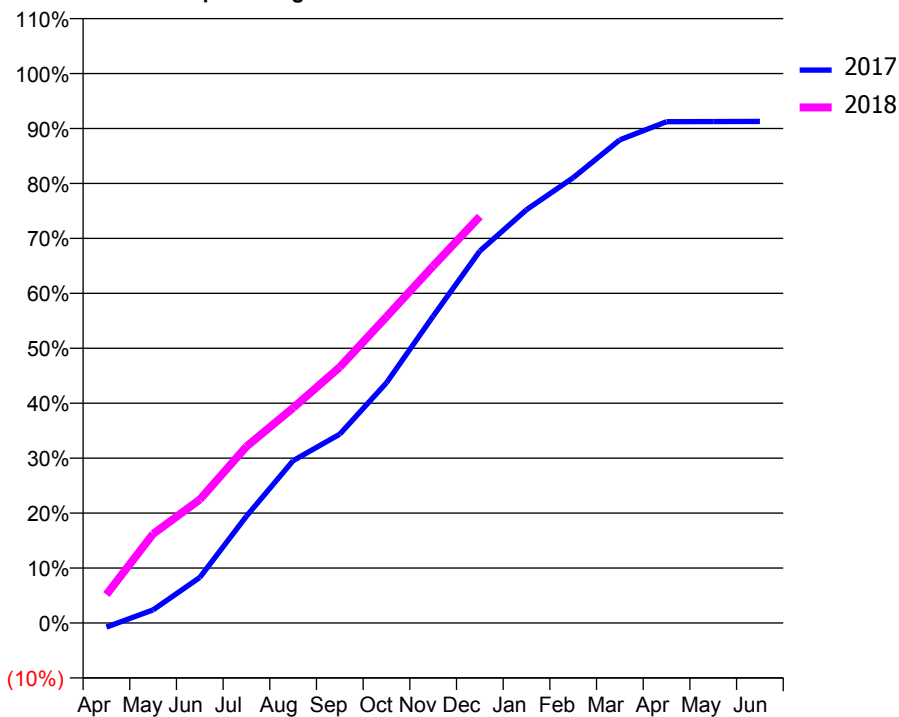
### ACCESS\*

Patients seen in 24 months	Total	Change since previous quarter
Quarter ending December 2016	5,293	
Quarter ending March 2017	5,267	→
Quarter ending June 2017	5,291	→
Quarter ending September 2017	5,078	↓
Quarter ending December 2017	4,953	↓
<b>Variance since December 2016</b>	<b>(6.4%)</b>	<b>↓</b>



### ACTIVITY

Cumulative percentage of contracted UDA delivered 2017 & 2018



Month	Adjusted Scheduled Activity (UDA)	
	2017	2018
April	-106	724
May	333	2,270
June	1,162	3,144
July	2,721	4,496
August	4,137	5,483
September	4,812	6,522
October	6,122	7,803
November	7,819	9,097
December	9,475	10,356
January	10,530	
February	11,347	
March	12,312	
April	12,772	
May	12,775	
June	12,780	

### QUALITY

	Quantity	Base Number	Contract	AT	Region	England
% of FP17s for the same patient ID Re-attending within 3 months - Children	59	1,565	3.8%	11.0%	12.9%	12.0%
% of FP17s for the same patient ID Re-attending within 3 months - Adults	394	4,359	9.0%	14.8%	16.5%	15.9%
% of FP17s for the same patient ID Re-attending between 3 & 9 months - Children	738	1,565	47.2%	60.9%	59.6%	58.0%
% of FP17s for the same patient ID Re-attending between 3 & 9 months - Adults	2,152	4,359	49.4%	54.9%	52.8%	50.5%
% of FP17s for Band 1 Urgent Courses	546	5,615	9.7%	8.3%	9.1%	9.0%
% of FP17s Relating to Free Repair or Replacements	230	5,615	4.1%	0.9%	1.0%	0.8%
% of FP17s Relating to Continuations	24	5,615	0.4%	1.1%	1.2%	1.1%
% of Patients satisfied with the dentistry they have received	9	9	N/A	91.0%	91.6%	91.5%
% of Patients satisfied with the time they had to wait for an appointment	8	9	N/A	87.8%	88.3%	87.9%

\* This is based on patients treated on this contract for their most recent course of treatment. Figures in italics indicate the base number of FP17s or Patient Questionnaire responses are less than 100. N/A is shown where the base number of responses is less than 10 during the period. % is calculated as Quantity/Base number\*100

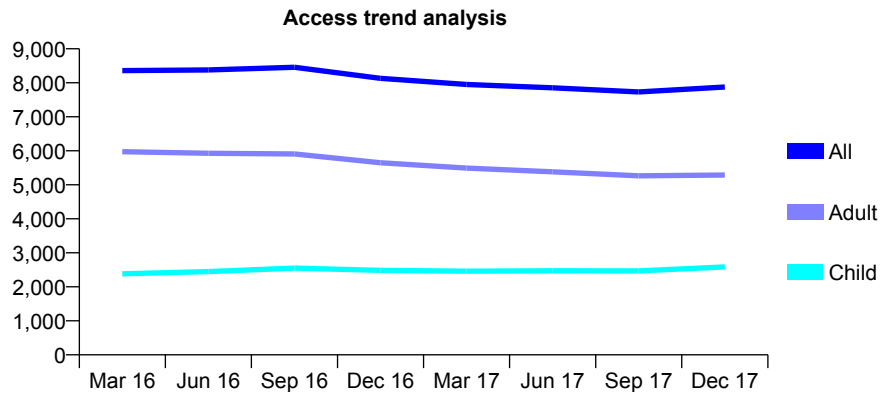
## Q52 - Vital Signs At a Glance Contract Report for 118060/0031 - December 2017

Name or company name	Genix Healthcare Ltd
Contract type name	GDS Contract
Purpose of contract	General
Contract start date	01/07/2012
Contract end date	

17/18 Contracted general activity (UDA)	26,800
Carry forward general activity (UDA)	0
17/18 Contracted orthodontic activity (UOA)	0
Carry forward orthodontic activity (UOA)	0
Baseline contract value	£744,522.86

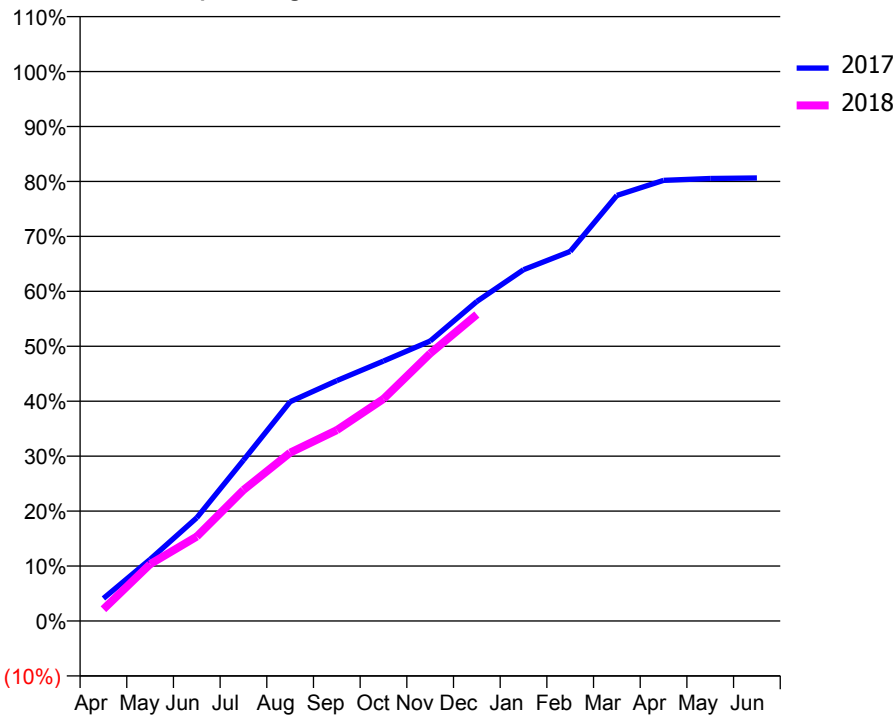
### ACCESS\*

Patients seen in 24 months	Total	Change since previous quarter
Quarter ending December 2016	8,132	
Quarter ending March 2017	7,950	↓
Quarter ending June 2017	7,854	↓
Quarter ending September 2017	7,733	↓
Quarter ending December 2017	7,877	→
<b>Variance since December 2016</b>	<b>(3.1%)</b>	<b>↓</b>



### ACTIVITY

Cumulative percentage of contracted UDA delivered 2017 & 2018



Month	Adjusted Scheduled Activity (UDA)	
	2017	2018
April	1,105	573
May	3,007	2,773
June	5,036	4,122
July	7,848	6,391
August	10,694	8,210
September	11,723	9,312
October	12,675	10,829
November	13,653	13,053
December	15,585	14,946
January	17,134	
February	18,025	
March	20,756	
April	21,490	
May	21,583	
June	21,605	

### QUALITY

	Quantity	Base Number	Contract	AT	Region	England
% of FP17s for the same patient ID Re-attending within 3 months - Children	224	2,359	9.5%	11.0%	12.9%	12.0%
% of FP17s for the same patient ID Re-attending within 3 months - Adults	899	4,888	18.4%	14.8%	16.5%	15.9%
% of FP17s for the same patient ID Re-attending between 3 & 9 months - Children	1,154	2,359	48.9%	60.9%	59.6%	58.0%
% of FP17s for the same patient ID Re-attending between 3 & 9 months - Adults	2,323	4,888	47.5%	54.9%	52.8%	50.5%
% of FP17s for Band 1 Urgent Courses	817	6,860	11.9%	8.3%	9.1%	9.0%
% of FP17s Relating to Free Repair or Replacements	48	6,860	0.7%	0.9%	1.0%	0.8%
% of FP17s Relating to Continuations	10	6,860	0.1%	1.1%	1.2%	1.1%
% of Patients satisfied with the dentistry they have received	8	11	72.7%	91.0%	91.6%	91.5%
% of Patients satisfied with the time they had to wait for an appointment	9	11	81.8%	87.8%	88.3%	87.9%

\* This is based on patients treated on this contract for their most recent course of treatment. Figures in italics indicate the base number of FP17s or Patient Questionnaire responses are less than 100. N/A is shown where the base number of responses is less than 10 during the period. % is calculated as Quantity/Base number\*100

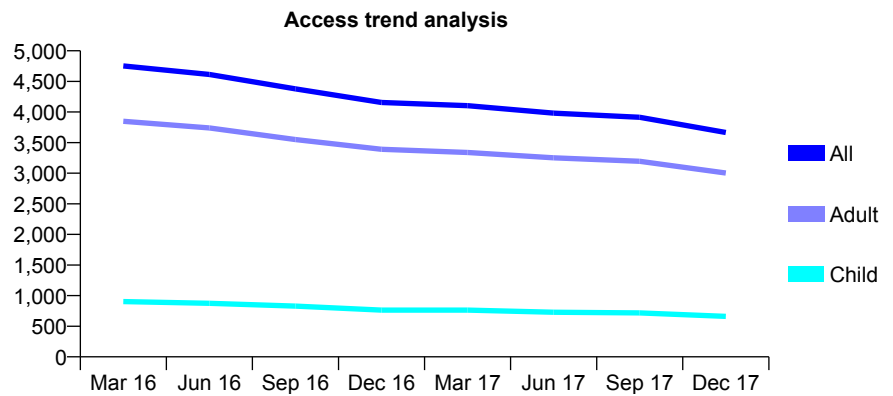
## Q52 - Vital Signs At a Glance Contract Report for 121487/0001 - December 2017

Name or company name	Greengates Dental Care
Contract type name	GDS Contract
Purpose of contract	General
Contract start date	01/11/2013
Contract end date	

17/18 Contracted general activity (UDA)	15,000
Carry forward general activity (UDA)	0
17/18 Contracted orthodontic activity (UOA)	0
Carry forward orthodontic activity (UOA)	0
Baseline contract value	£377,197.18

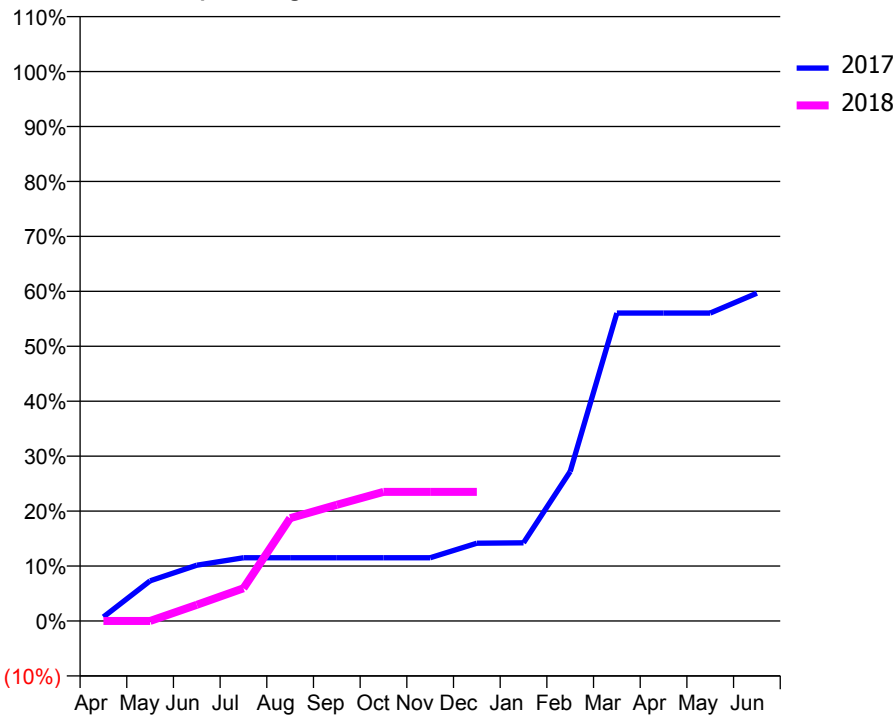
### ACCESS\*

Patients seen in 24 months	Total	Change since previous quarter
Quarter ending December 2016	4,156	
Quarter ending March 2017	4,103	↓
Quarter ending June 2017	3,981	↓
Quarter ending September 2017	3,913	↓
Quarter ending December 2017	3,665	↓
<b>Variance since December 2016</b>	<b>(11.8%)</b>	↓



### ACTIVITY

Cumulative percentage of contracted UDA delivered 2017 & 2018



Month	Adjusted Scheduled Activity (UDA)	
	2017	2018
April	113	0
May	1,099	0
June	1,522	442
July	1,728	892
August	1,728	2,808
September	1,728	3,173
October	1,728	3,524
November	1,728	3,524
December	2,124	3,524
January	2,135	
February	4,082	
March	8,407	
April	8,407	
May	8,407	
June	8,951	

### QUALITY

	Quantity	Base Number	Contract	AT	Region	England
% of FP17s for the same patient ID Re-attending within 3 months - Children	63	427	14.8%	11.0%	12.9%	12.0%
% of FP17s for the same patient ID Re-attending within 3 months - Adults	357	1,772	20.1%	14.8%	16.5%	15.9%
% of FP17s for the same patient ID Re-attending between 3 & 9 months - Children	186	427	43.6%	60.9%	59.6%	58.0%
% of FP17s for the same patient ID Re-attending between 3 & 9 months - Adults	723	1,772	40.8%	54.9%	52.8%	50.5%
% of FP17s for Band 1 Urgent Courses	251	1,906	13.2%	8.3%	9.1%	9.0%
% of FP17s Relating to Free Repair or Replacements	51	1,906	2.7%	0.9%	1.0%	0.8%
% of FP17s Relating to Continuations	9	1,906	0.5%	1.1%	1.2%	1.1%
% of Patients satisfied with the dentistry they have received	6	6	N/A	91.0%	91.6%	91.5%
% of Patients satisfied with the time they had to wait for an appointment	5	6	N/A	87.8%	88.3%	87.9%

\* This is based on patients treated on this contract for their most recent course of treatment. Figures in italics indicate the base number of FP17s or Patient Questionnaire responses are less than 100. N/A is shown where the base number of responses is less than 10 during the period. % is calculated as Quantity/Base number\*100

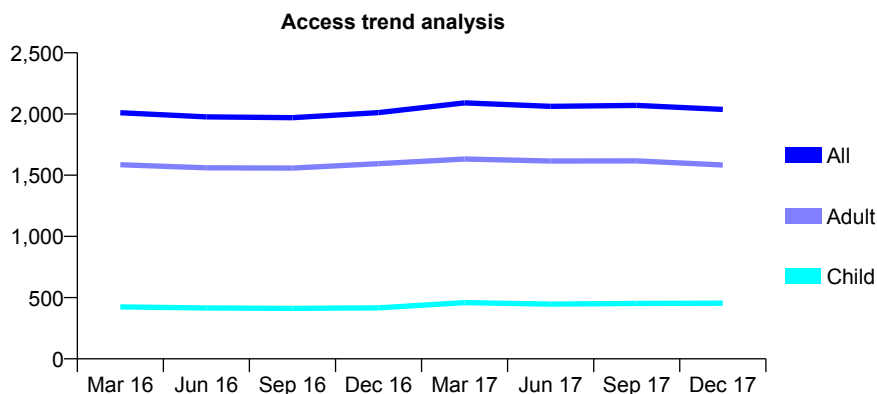
## Q52 - Vital Signs At a Glance Contract Report for 122432/0001 - December 2017

Name or company name	Ponte Healthcare Ltd
Contract type name	GDS Contract
Purpose of contract	General
Contract start date	09/02/2012
Contract end date	

17/18 Contracted general activity (UDA)	7,559
Carry forward general activity (UDA)	0
17/18 Contracted orthodontic activity (UOA)	0
Carry forward orthodontic activity (UOA)	0
Baseline contract value	£185,533.46

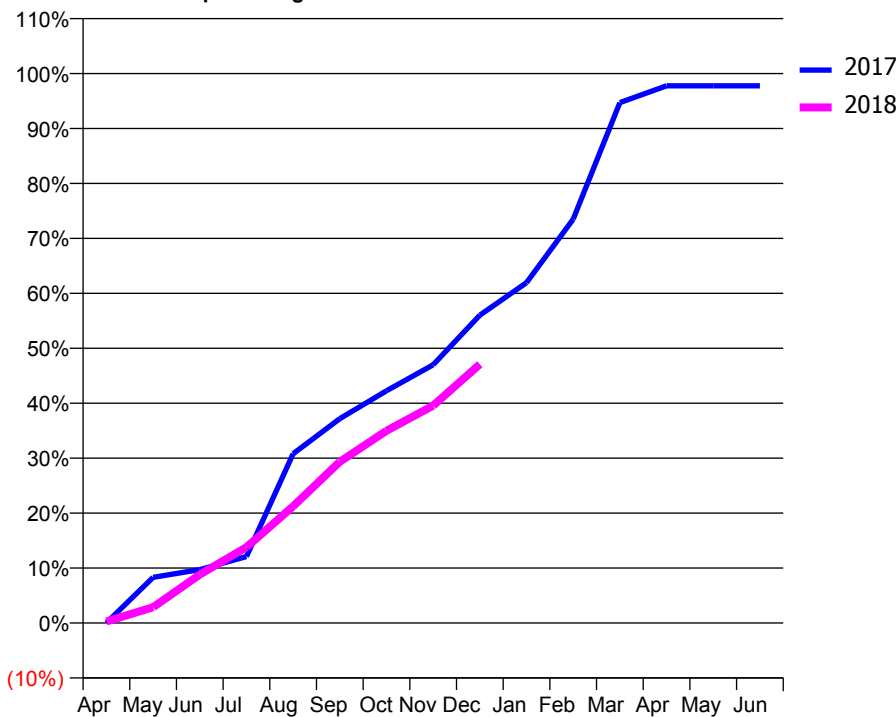
### ACCESS\*

Patients seen in 24 months	Total	Change since previous quarter
Quarter ending December 2016	2,011	
Quarter ending March 2017	2,091	↑
Quarter ending June 2017	2,063	↓
Quarter ending September 2017	2,070	→
Quarter ending December 2017	2,038	↓
<b>Variance since December 2016</b>	<b>1.3%</b>	<b>→</b>



### ACTIVITY

Cumulative percentage of contracted UDA delivered 2017 & 2018



Month	Adjusted Scheduled Activity (UDA)	
	2017	2018
April	2	20
May	629	217
June	734	668
July	915	1,043
August	2,329	1,606
September	2,812	2,218
October	3,195	2,644
November	3,551	2,992
December	4,234	3,560
January	4,683	
February	5,555	
March	7,158	
April	7,389	
May	7,389	
June	7,389	

### QUALITY

	Quantity	Base Number	Contract	AT	Region	England
% of FP17s for the same patient ID Re-attending within 3 months - Children	30	371	8.1%	11.0%	12.9%	12.0%
% of FP17s for the same patient ID Re-attending within 3 months - Adults	115	964	11.9%	14.8%	16.5%	15.9%
% of FP17s for the same patient ID Re-attending between 3 & 9 months - Children	179	371	48.2%	60.9%	59.6%	58.0%
% of FP17s for the same patient ID Re-attending between 3 & 9 months - Adults	425	964	44.1%	54.9%	52.8%	50.5%
% of FP17s for Band 1 Urgent Courses	97	1,193	8.1%	8.3%	9.1%	9.0%
% of FP17s Relating to Free Repair or Replacements	3	1,193	0.3%	0.9%	1.0%	0.8%
% of FP17s Relating to Continuations	6	1,193	0.5%	1.1%	1.2%	1.1%
% of Patients satisfied with the dentistry they have received	0	0	N/A	91.0%	91.6%	91.5%
% of Patients satisfied with the time they had to wait for an appointment	0	0	N/A	87.8%	88.3%	87.9%

\* This is based on patients treated on this contract for their most recent course of treatment. Figures in italics indicate the base number of FP17s or Patient Questionnaire responses are less than 100. N/A is shown where the base number of responses is less than 10 during the period. % is calculated as Quantity/Base number\*100

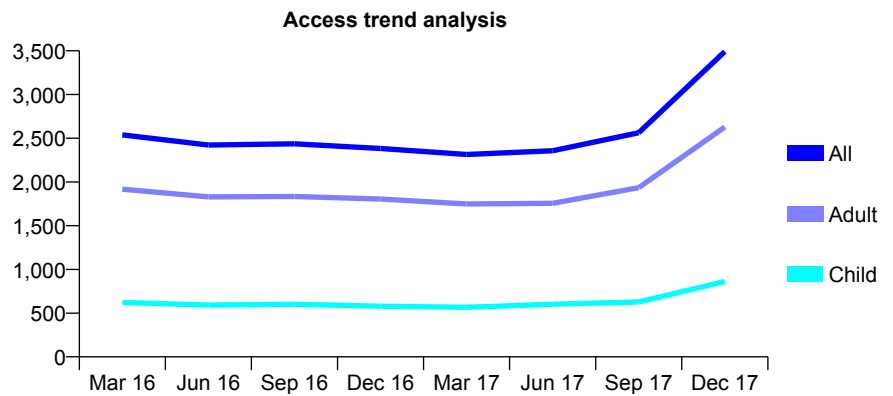
## Q52 - Vital Signs At a Glance Contract Report for 122742/0001 - December 2017

Name or company name	Indigo Dental Ltd
Contract type name	GDS Contract
Purpose of contract	General
Contract start date	01/10/2013
Contract end date	

17/18 Contracted general activity (UDA)	10,020
Carry forward general activity (UDA)	0
17/18 Contracted orthodontic activity (UOA)	0
Carry forward orthodontic activity (UOA)	0
Baseline contract value	£263,625.27

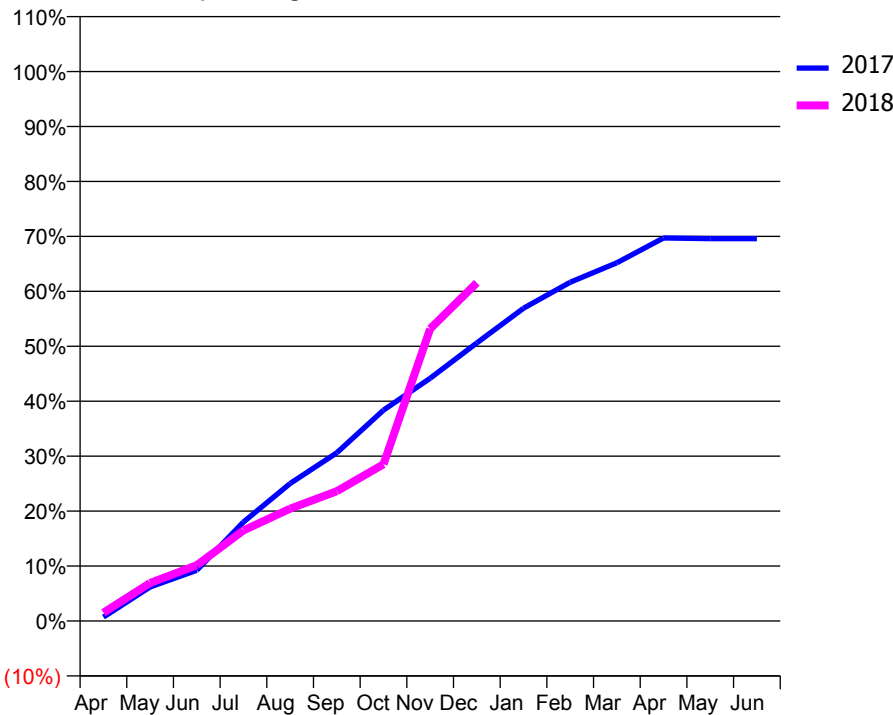
### ACCESS\*

Patients seen in 24 months	Total	Change since previous quarter
Quarter ending December 2016	2,383	
Quarter ending March 2017	2,315	↓
Quarter ending June 2017	2,357	→
Quarter ending September 2017	2,563	↑
Quarter ending December 2017	3,491	↑
<b>Variance since December 2016</b>	<b>46.5%</b>	<b>↑</b>



### ACTIVITY

Cumulative percentage of contracted UDA delivered 2017 & 2018



Month	Adjusted Scheduled Activity (UDA)	
	2017	2018
April	71	153
May	622	695
June	926	1,018
July	1,806	1,653
August	2,507	2,048
September	3,067	2,368
October	3,845	2,858
November	4,426	5,329
December	5,072	6,167
January	5,703	
February	6,177	
March	6,533	
April	6,985	
May	6,973	
June	6,973	

### QUALITY

	Quantity	Base Number	Contract	AT	Region	England
% of FP17s for the same patient ID Re-attending within 3 months - Children	53	1,068	5.0%	11.0%	12.9%	12.0%
% of FP17s for the same patient ID Re-attending within 3 months - Adults	230	2,836	8.1%	14.8%	16.5%	15.9%
% of FP17s for the same patient ID Re-attending between 3 & 9 months - Children	514	1,068	48.1%	60.9%	59.6%	58.0%
% of FP17s for the same patient ID Re-attending between 3 & 9 months - Adults	1,162	2,836	41.0%	54.9%	52.8%	50.5%
% of FP17s for Band 1 Urgent Courses	158	3,333	4.7%	8.3%	9.1%	9.0%
% of FP17s Relating to Free Repair or Replacements	25	3,333	0.8%	0.9%	1.0%	0.8%
% of FP17s Relating to Continuations	10	3,333	0.3%	1.1%	1.2%	1.1%
% of Patients satisfied with the dentistry they have received	2	2	N/A	91.0%	91.6%	91.5%
% of Patients satisfied with the time they had to wait for an appointment	1	2	N/A	87.8%	88.3%	87.9%

\* This is based on patients treated on this contract for their most recent course of treatment. Figures in italics indicate the base number of FP17s or Patient Questionnaire responses are less than 100. N/A is shown where the base number of responses is less than 10 during the period. % is calculated as Quantity/Base number\*100



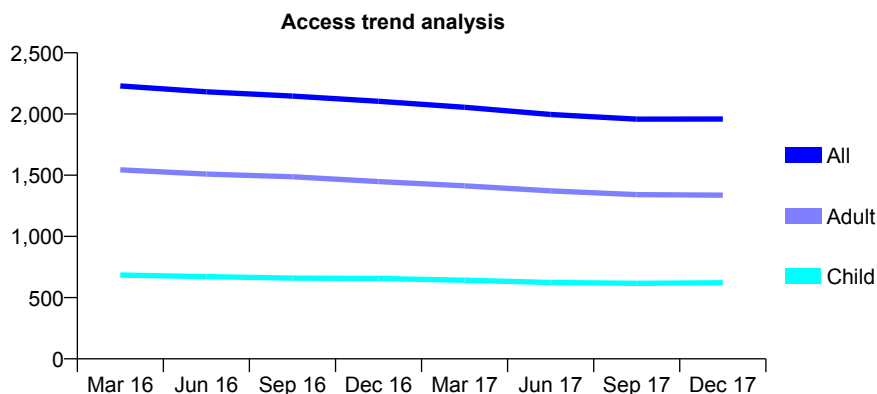
## Q52 - Vital Signs At a Glance Contract Report for 123811/0001 - December 2017

Name or company name	Carnegie Dental Clinic Ltd
Contract type name	GDS Contract
Purpose of contract	General
Contract start date	02/07/2007
Contract end date	

17/18 Contracted general activity (UDA)	8,152
Carry forward general activity (UDA)	-43
17/18 Contracted orthodontic activity (UOA)	0
Carry forward orthodontic activity (UOA)	0
Baseline contract value	£219,190.46

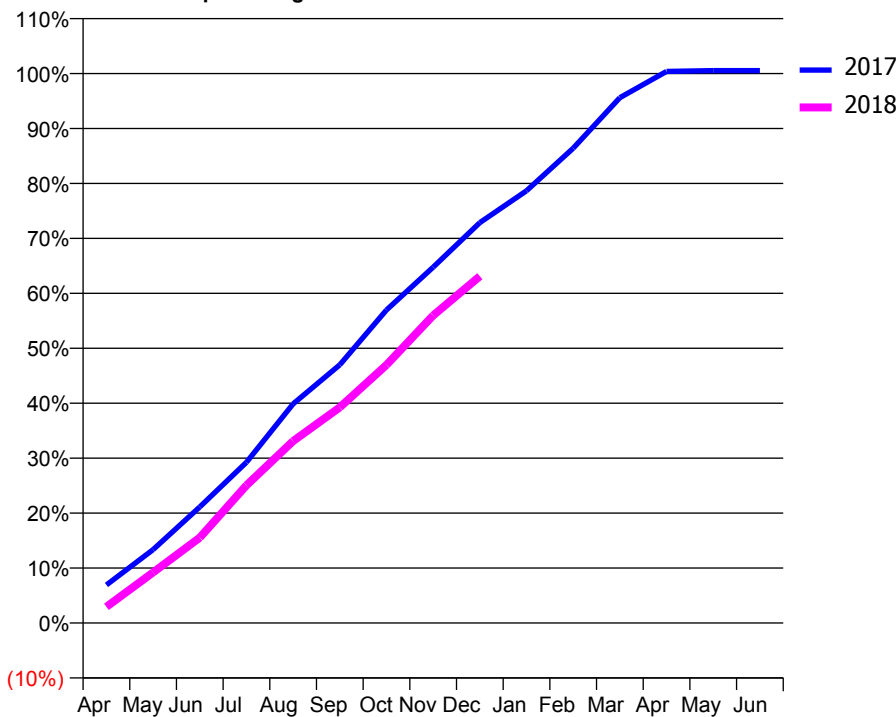
### ACCESS\*

Patients seen in 24 months	Total	Change since previous quarter
Quarter ending December 2016	2,104	
Quarter ending March 2017	2,055	↓
Quarter ending June 2017	1,996	↓
Quarter ending September 2017	1,958	↓
Quarter ending December 2017	1,959	→
<b>Variance since December 2016</b>	<b>(6.9%)</b>	<b>↓</b>



### ACTIVITY

Cumulative percentage of contracted UDA delivered 2017 & 2018



Month	Adjusted Scheduled Activity (UDA)	
	2017	2018
April	564	241
May	1,089	751
June	1,723	1,266
July	2,385	2,042
August	3,252	2,699
September	3,831	3,200
October	4,643	3,829
November	5,279	4,562
December	5,940	5,144
January	6,413	
February	7,044	
March	7,793	
April	8,183	
May	8,195	
June	8,195	

### QUALITY

	Quantity	Base Number	Contract	AT	Region	England
% of FP17s for the same patient ID Re-attending within 3 months - Children	126	883	14.3%	11.0%	12.9%	12.0%
% of FP17s for the same patient ID Re-attending within 3 months - Adults	286	1,651	17.3%	14.8%	16.5%	15.9%
% of FP17s for the same patient ID Re-attending between 3 & 9 months - Children	585	883	66.3%	60.9%	59.6%	58.0%
% of FP17s for the same patient ID Re-attending between 3 & 9 months - Adults	1,070	1,651	64.8%	54.9%	52.8%	50.5%
% of FP17s for Band 1 Urgent Courses	206	2,386	8.6%	8.3%	9.1%	9.0%
% of FP17s Relating to Free Repair or Replacements	32	2,386	1.3%	0.9%	1.0%	0.8%
% of FP17s Relating to Continuations	21	2,386	0.9%	1.1%	1.2%	1.1%
% of Patients satisfied with the dentistry they have received	3	3	N/A	91.0%	91.6%	91.5%
% of Patients satisfied with the time they had to wait for an appointment	3	3	N/A	87.8%	88.3%	87.9%

\* This is based on patients treated on this contract for their most recent course of treatment. Figures in italics indicate the base number of FP17s or Patient Questionnaire responses are less than 100. N/A is shown where the base number of responses is less than 10 during the period. % is calculated as Quantity/Base number\*100

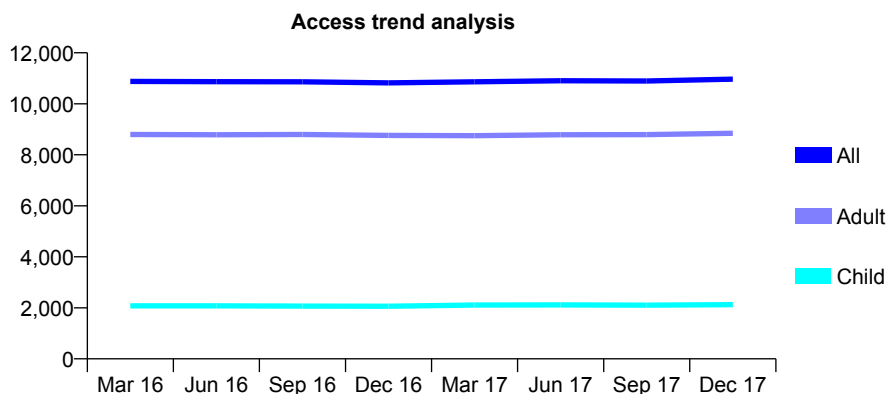
## Q52 - Vital Signs At a Glance Contract Report for 125237/0001 - December 2017

Name or company name	Horbury Dental Care Limited
Contract type name	GDS Contract
Purpose of contract	General
Contract start date	01/04/2011
Contract end date	

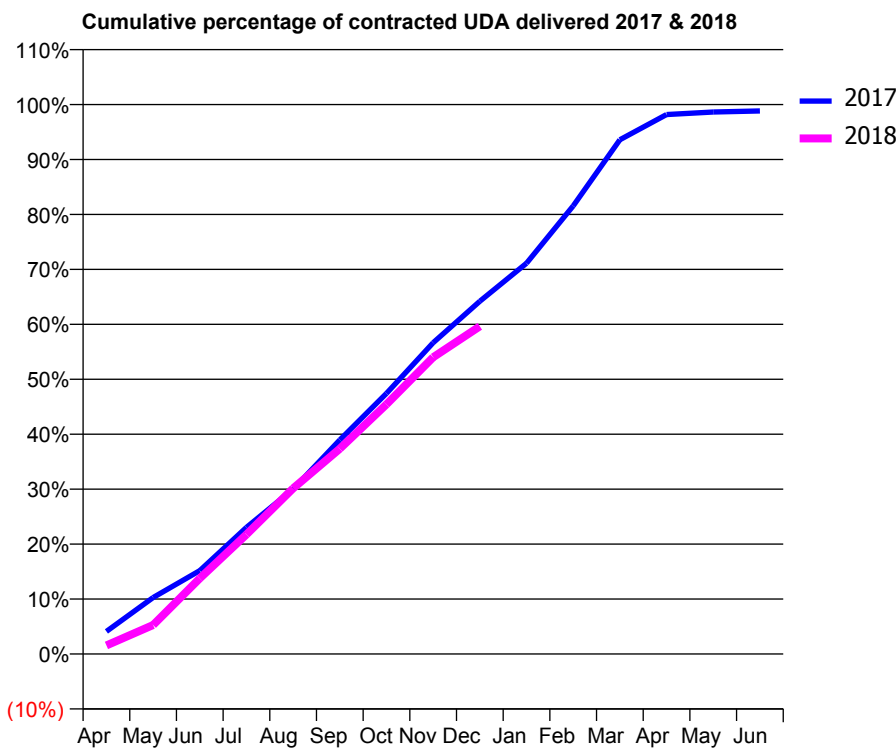
17/18 Contracted general activity (UDA)	30,037
Carry forward general activity (UDA)	354
17/18 Contracted orthodontic activity (UOA)	0
Carry forward orthodontic activity (UOA)	0
Baseline contract value	£1,141,755.59

### ACCESS\*

Patients seen in 24 months	Total	Change since previous quarter
Quarter ending December 2016	10,823	
Quarter ending March 2017	10,862	→
Quarter ending June 2017	10,903	→
Quarter ending September 2017	10,895	→
Quarter ending December 2017	10,966	→
<b>Variance since December 2016</b>	<b>1.3%</b>	<b>→</b>



### ACTIVITY



Month	Adjusted Scheduled Activity (UDA)	
	2017	2018
April	1,235	469
May	3,086	1,584
June	4,560	4,137
July	6,924	6,536
August	9,011	9,060
September	11,700	11,220
October	14,249	13,648
November	17,013	16,219
December	19,280	17,910
January	21,363	
February	24,495	
March	28,113	
April	29,488	
May	29,626	
June	29,683	

### QUALITY

	Quantity	Base Number	Contract	AT	Region	England
% of FP17s for the same patient ID Re-attending within 3 months - Children	182	2,399	7.6%	11.0%	12.9%	12.0%
% of FP17s for the same patient ID Re-attending within 3 months - Adults	902	8,170	11.0%	14.8%	16.5%	15.9%
% of FP17s for the same patient ID Re-attending between 3 & 9 months - Children	1,545	2,399	64.4%	60.9%	59.6%	58.0%
% of FP17s for the same patient ID Re-attending between 3 & 9 months - Adults	3,713	8,170	45.4%	54.9%	52.8%	50.5%
% of FP17s for Band 1 Urgent Courses	461	9,660	4.8%	8.3%	9.1%	9.0%
% of FP17s Relating to Free Repair or Replacements	105	9,660	1.1%	0.9%	1.0%	0.8%
% of FP17s Relating to Continuations	177	9,660	1.8%	1.1%	1.2%	1.1%
% of Patients satisfied with the dentistry they have received	19	19	100.0%	91.0%	91.6%	91.5%
% of Patients satisfied with the time they had to wait for an appointment	19	19	100.0%	87.8%	88.3%	87.9%

\* This is based on patients treated on this contract for their most recent course of treatment. Figures in italics indicate the base number of FP17s or Patient Questionnaire responses are less than 100. N/A is shown where the base number of responses is less than 10 during the period. % is calculated as Quantity/Base number\*100

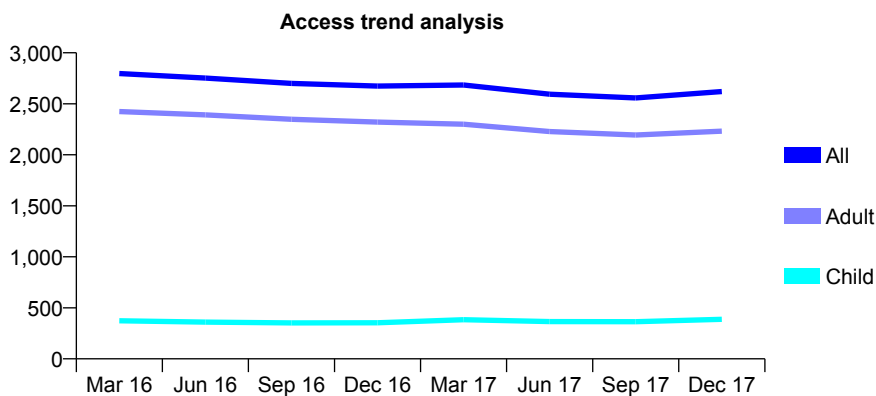
## Q52 - Vital Signs At a Glance Contract Report for 128031/0001 - December 2017

Name or company name	JIGL Ltd
Contract type name	GDS Contract
Purpose of contract	General
Contract start date	01/01/2011
Contract end date	

17/18 Contracted general activity (UDA)	8,000
Carry forward general activity (UDA)	0
17/18 Contracted orthodontic activity (UOA)	0
Carry forward orthodontic activity (UOA)	0
Baseline contract value	£257,288.72

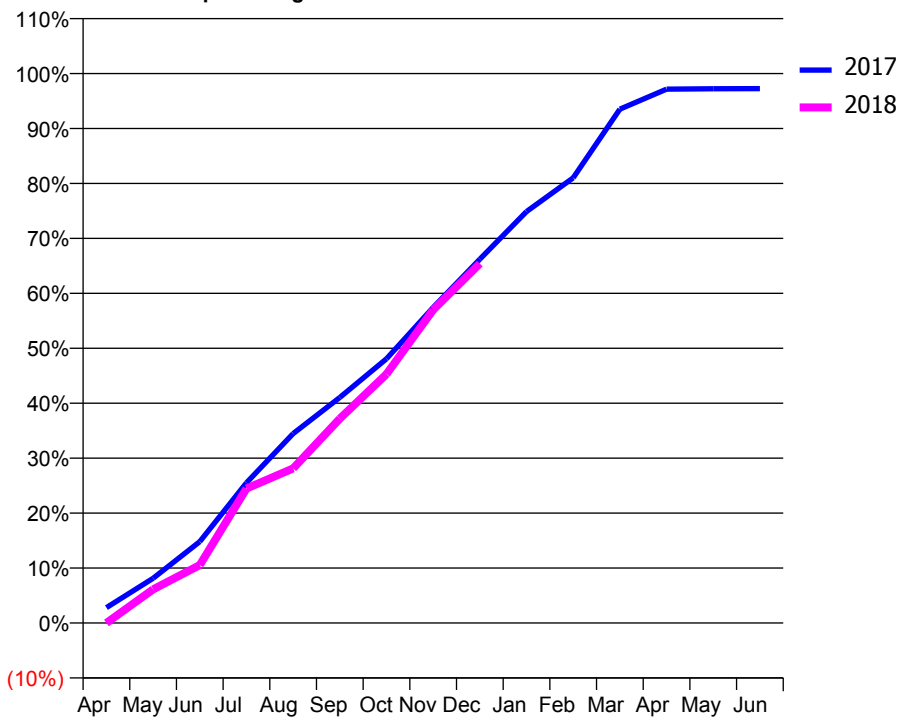
### ACCESS\*

Patients seen in 24 months	Total	Change since previous quarter
Quarter ending December 2016	2,674	
Quarter ending March 2017	2,684	→
Quarter ending June 2017	2,594	↓
Quarter ending September 2017	2,558	↓
Quarter ending December 2017	2,620	↑
<b>Variance since December 2016</b>	<b>(2.0%)</b>	<b>↓</b>



### ACTIVITY

Cumulative percentage of contracted UDA delivered 2017 & 2018



Month	Adjusted Scheduled Activity (UDA)	
	2017	2018
April	225	0
May	651	490
June	1,184	844
July	2,040	1,959
August	2,757	2,251
September	3,283	2,975
October	3,846	3,624
November	4,594	4,559
December	5,297	5,233
January	5,990	
February	6,481	
March	7,481	
April	7,772	
May	7,779	
June	7,780	

### QUALITY

	Quantity	Base Number	Contract	AT	Region	England
% of FP17s for the same patient ID Re-attending within 3 months - Children	12	396	3.0%	11.0%	12.9%	12.0%
% of FP17s for the same patient ID Re-attending within 3 months - Adults	185	2,345	7.9%	14.8%	16.5%	15.9%
% of FP17s for the same patient ID Re-attending between 3 & 9 months - Children	252	396	63.6%	60.9%	59.6%	58.0%
% of FP17s for the same patient ID Re-attending between 3 & 9 months - Adults	1,512	2,345	64.5%	54.9%	52.8%	50.5%
% of FP17s for Band 1 Urgent Courses	235	2,608	9.0%	8.3%	9.1%	9.0%
% of FP17s Relating to Free Repair or Replacements	16	2,608	0.6%	0.9%	1.0%	0.8%
% of FP17s Relating to Continuations	22	2,608	0.8%	1.1%	1.2%	1.1%
% of Patients satisfied with the dentistry they have received	4	4	N/A	91.0%	91.6%	91.5%
% of Patients satisfied with the time they had to wait for an appointment	3	4	N/A	87.8%	88.3%	87.9%

\* This is based on patients treated on this contract for their most recent course of treatment. Figures in italics indicate the base number of FP17s or Patient Questionnaire responses are less than 100. N/A is shown where the base number of responses is less than 10 during the period. % is calculated as Quantity/Base number\*100

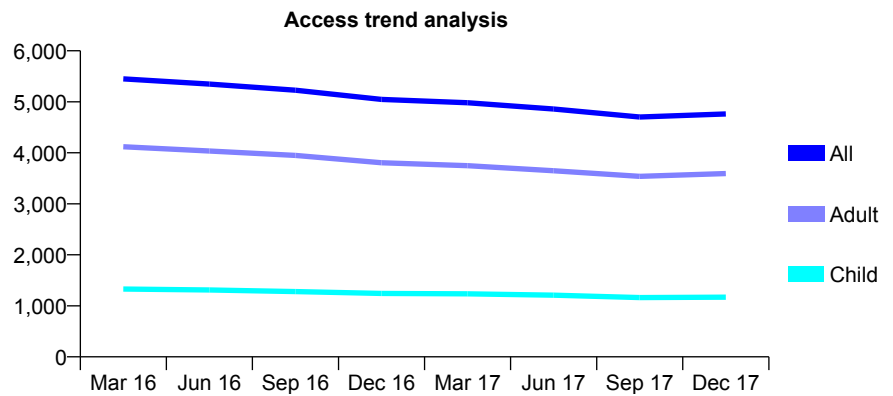
## Q52 - Vital Signs At a Glance Contract Report for 128260/0001 - December 2017

Name or company name	Elland Practice Ltd
Contract type name	GDS Contract
Purpose of contract	General
Contract start date	01/08/2008
Contract end date	

17/18 Contracted general activity (UDA)	16,466
Carry forward general activity (UDA)	-97
17/18 Contracted orthodontic activity (UOA)	0
Carry forward orthodontic activity (UOA)	0
Baseline contract value	£466,219.36

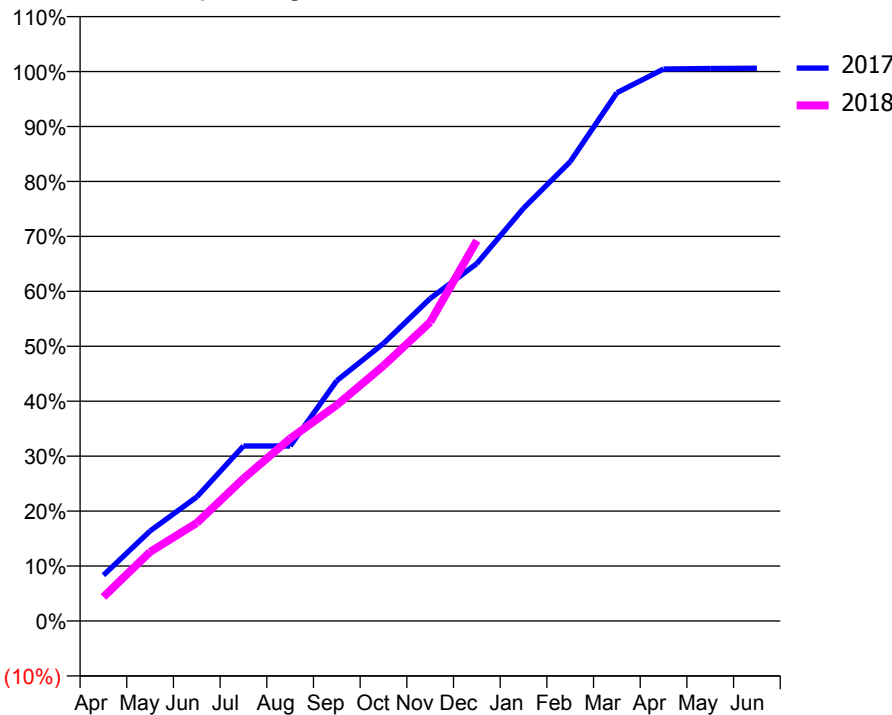
### ACCESS\*

Patients seen in 24 months	Total	Change since previous quarter
Quarter ending December 2016	5,048	
Quarter ending March 2017	4,981	↓
Quarter ending June 2017	4,858	↓
Quarter ending September 2017	4,701	↓
Quarter ending December 2017	4,763	→
<b>Variance since December 2016</b>	<b>(5.6%)</b>	<b>↓</b>



### ACTIVITY

Cumulative percentage of contracted UDA delivered 2017 & 2018



Month	Adjusted Scheduled Activity (UDA)	
	2017	2018
April	1,372	723
May	2,699	2,071
June	3,717	2,939
July	5,245	4,270
August	5,245	5,467
September	7,202	6,470
October	8,317	7,651
November	9,663	8,956
December	10,711	11,398
January	12,371	
February	13,762	
March	15,829	
April	16,539	
May	16,557	
June	16,563	

### QUALITY

	Quantity	Base Number	Contract	AT	Region	England
% of FP17s for the same patient ID Re-attending within 3 months - Children	129	1,452	8.9%	11.0%	12.9%	12.0%
% of FP17s for the same patient ID Re-attending within 3 months - Adults	669	4,236	15.8%	14.8%	16.5%	15.9%
% of FP17s for the same patient ID Re-attending between 3 & 9 months - Children	994	1,452	68.5%	60.9%	59.6%	58.0%
% of FP17s for the same patient ID Re-attending between 3 & 9 months - Adults	2,807	4,236	66.3%	54.9%	52.8%	50.5%
% of FP17s for Band 1 Urgent Courses	217	5,377	4.0%	8.3%	9.1%	9.0%
% of FP17s Relating to Free Repair or Replacements	23	5,377	0.4%	0.9%	1.0%	0.8%
% of FP17s Relating to Continuations	46	5,377	0.9%	1.1%	1.2%	1.1%
% of Patients satisfied with the dentistry they have received	6	6	N/A	91.0%	91.6%	91.5%
% of Patients satisfied with the time they had to wait for an appointment	4	6	N/A	87.8%	88.3%	87.9%

\* This is based on patients treated on this contract for their most recent course of treatment. Figures in italics indicate the base number of FP17s or Patient Questionnaire responses are less than 100. N/A is shown where the base number of responses is less than 10 during the period. % is calculated as Quantity/Base number\*100

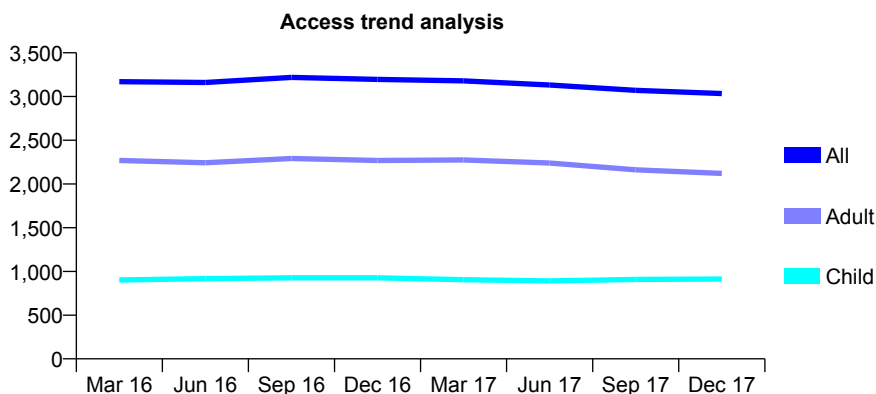
## Q52 - Vital Signs At a Glance Contract Report for 129542/0001 - December 2017

Name or company name	Dental Care Centre Ltd
Contract type name	PDS Contract
Purpose of contract	General
Contract start date	01/07/2007
Contract end date	31/03/2018

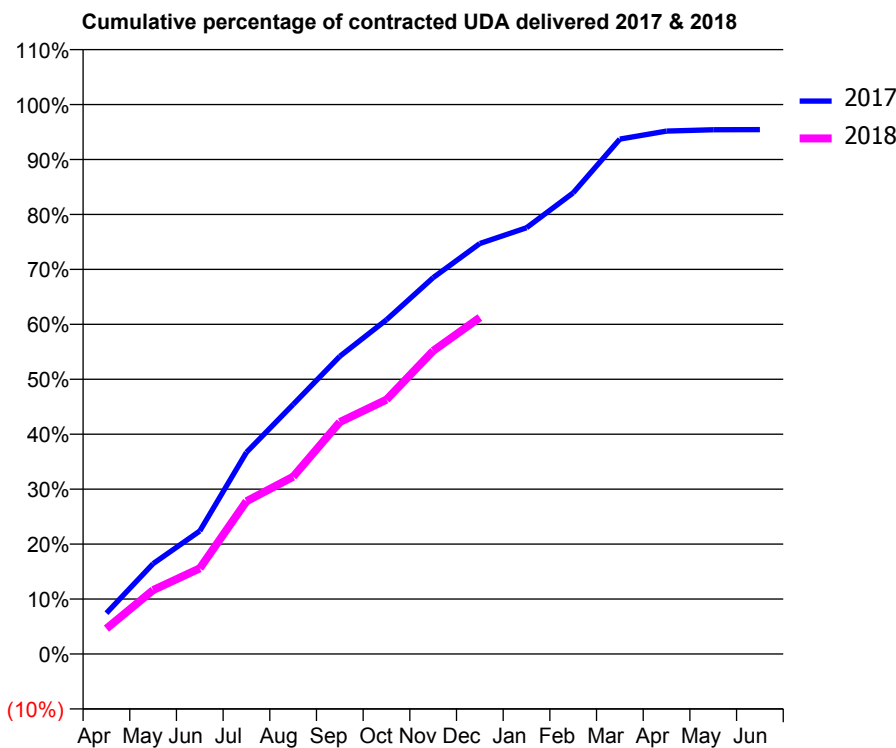
17/18 Contracted general activity (UDA)	9,661
Carry forward general activity (UDA)	0
17/18 Contracted orthodontic activity (UOA)	0
Carry forward orthodontic activity (UOA)	0
Baseline contract value	£362,339.15

### ACCESS\*

Patients seen in 24 months	Total	Change since previous quarter
Quarter ending December 2016	3,196	
Quarter ending March 2017	3,179	→
Quarter ending June 2017	3,132	↓
Quarter ending September 2017	3,070	↓
Quarter ending December 2017	3,034	↓
<b>Variance since December 2016</b>	<b>(5.1%)</b>	<b>↓</b>



### ACTIVITY



Month	Adjusted Scheduled Activity (UDA)	
	2017	2018
April	748	447
May	1,655	1,123
June	2,256	1,505
July	3,697	2,686
August	4,574	3,117
September	5,457	4,079
October	6,127	4,472
November	6,897	5,331
December	7,523	5,916
January	7,811	
February	8,453	
March	9,436	
April	9,585	
May	9,609	
June	9,611	

### QUALITY

	Quantity	Base Number	Contract	AT	Region	England
% of FP17s for the same patient ID Re-attending within 3 months - Children	132	1,158	11.4%	11.0%	12.9%	12.0%
% of FP17s for the same patient ID Re-attending within 3 months - Adults	378	2,232	16.9%	14.8%	16.5%	15.9%
% of FP17s for the same patient ID Re-attending between 3 & 9 months - Children	728	1,158	62.9%	60.9%	59.6%	58.0%
% of FP17s for the same patient ID Re-attending between 3 & 9 months - Adults	1,267	2,232	56.8%	54.9%	52.8%	50.5%
% of FP17s for Band 1 Urgent Courses	384	3,247	11.8%	8.3%	9.1%	9.0%
% of FP17s Relating to Free Repair or Replacements	30	3,247	0.9%	0.9%	1.0%	0.8%
% of FP17s Relating to Continuations	31	3,247	1.0%	1.1%	1.2%	1.1%
% of Patients satisfied with the dentistry they have received	1	1	N/A	91.0%	91.6%	91.5%
% of Patients satisfied with the time they had to wait for an appointment	1	1	N/A	87.8%	88.3%	87.9%

\* This is based on patients treated on this contract for their most recent course of treatment. Figures in italics indicate the base number of FP17s or Patient Questionnaire responses are less than 100. N/A is shown where the base number of responses is less than 10 during the period. % is calculated as Quantity/Base number\*100

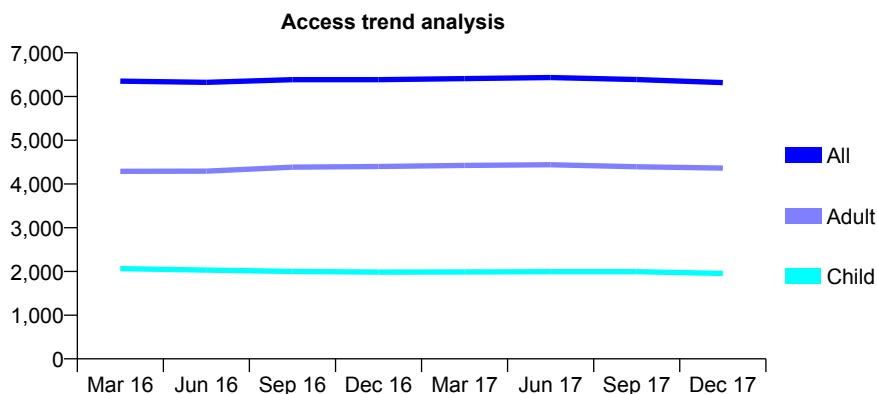
## Q52 - Vital Signs At a Glance Contract Report for 129941/0001 - December 2017

Name or company name	Eclipse (Batley) Ltd
Contract type name	GDS Contract
Purpose of contract	General
Contract start date	06/04/2013
Contract end date	

17/18 Contracted general activity (UDA)	19,148
Carry forward general activity (UDA)	-159
17/18 Contracted orthodontic activity (UOA)	0
Carry forward orthodontic activity (UOA)	0
Baseline contract value	£612,534.00

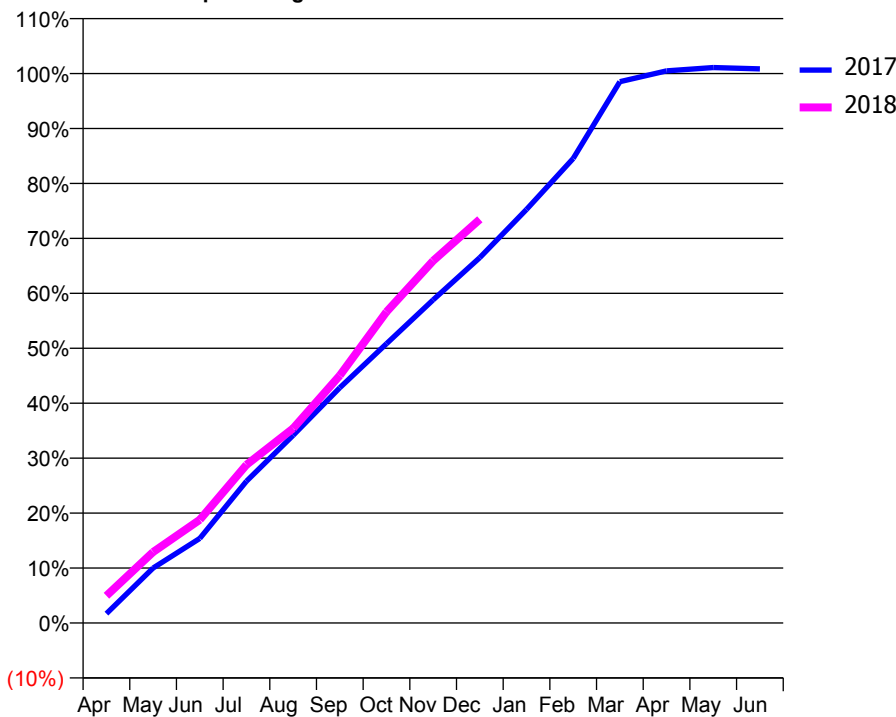
### ACCESS\*

Patients seen in 24 months	Total	Change since previous quarter
Quarter ending December 2016	6,385	
Quarter ending March 2017	6,411	→
Quarter ending June 2017	6,433	→
Quarter ending September 2017	6,387	→
Quarter ending December 2017	6,317	↓
<b>Variance since December 2016</b>	<b>(1.1%)</b>	<b>↓</b>



### ACTIVITY

Cumulative percentage of contracted UDA delivered 2017 & 2018



Month	Adjusted Scheduled Activity (UDA)	
	2017	2018
April	329	950
May	1,916	2,474
June	2,947	3,597
July	4,943	5,512
August	6,539	6,780
September	8,198	8,625
October	9,732	10,844
November	11,262	12,623
December	12,735	14,070
January	14,414	
February	16,189	
March	18,862	
April	19,240	
May	19,353	
June	19,307	

### QUALITY

	Quantity	Base Number	Contract	AT	Region	England
% of FP17s for the same patient ID Re-attending within 3 months - Children	308	2,495	12.3%	11.0%	12.9%	12.0%
% of FP17s for the same patient ID Re-attending within 3 months - Adults	789	4,796	16.5%	14.8%	16.5%	15.9%
% of FP17s for the same patient ID Re-attending between 3 & 9 months - Children	1,639	2,495	65.7%	60.9%	59.6%	58.0%
% of FP17s for the same patient ID Re-attending between 3 & 9 months - Adults	2,894	4,796	60.3%	54.9%	52.8%	50.5%
% of FP17s for Band 1 Urgent Courses	474	6,798	7.0%	8.3%	9.1%	9.0%
% of FP17s Relating to Free Repair or Replacements	44	6,798	0.6%	0.9%	1.0%	0.8%
% of FP17s Relating to Continuations	33	6,798	0.5%	1.1%	1.2%	1.1%
% of Patients satisfied with the dentistry they have received	15	17	88.2%	91.0%	91.6%	91.5%
% of Patients satisfied with the time they had to wait for an appointment	14	17	82.4%	87.8%	88.3%	87.9%

\* This is based on patients treated on this contract for their most recent course of treatment. Figures in italics indicate the base number of FP17s or Patient Questionnaire responses are less than 100. N/A is shown where the base number of responses is less than 10 during the period. % is calculated as Quantity/Base number\*100

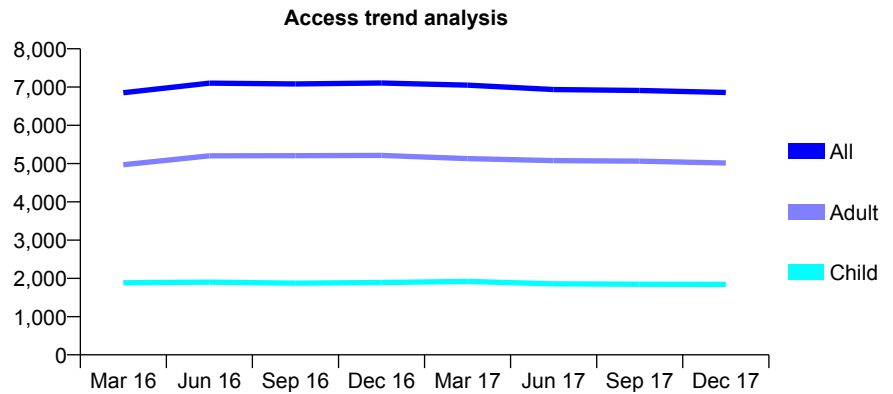
## Q52 - Vital Signs At a Glance Contract Report for 131105/0001 - December 2017

Name or company name	Stable Court Dental Surgery Limited
Contract type name	GDS Contract
Purpose of contract	General
Contract start date	12/11/2012
Contract end date	

17/18 Contracted general activity (UDA)	18,488
Carry forward general activity (UDA)	0
17/18 Contracted orthodontic activity (UOA)	0
Carry forward orthodontic activity (UOA)	0
Baseline contract value	£645,624.79

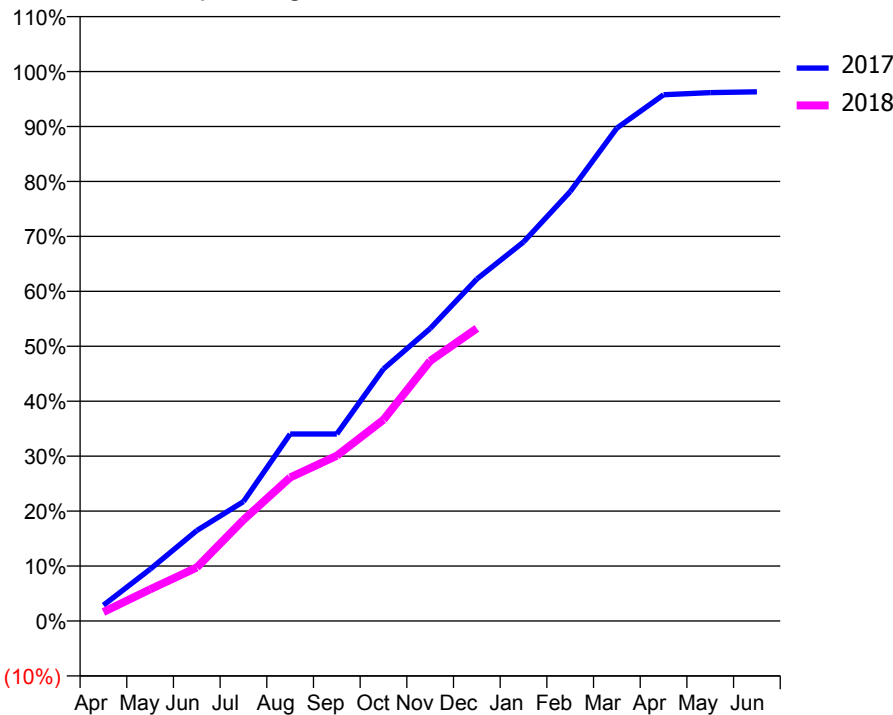
### ACCESS\*

Patients seen in 24 months	Total	Change since previous quarter
Quarter ending December 2016	7,105	
Quarter ending March 2017	7,049	→
Quarter ending June 2017	6,935	↓
Quarter ending September 2017	6,910	→
Quarter ending December 2017	6,858	→
<b>Variance since December 2016</b>	<b>(3.5%)</b>	<b>↓</b>



### ACTIVITY

Cumulative percentage of contracted UDA delivered 2017 & 2018



Month	Adjusted Scheduled Activity (UDA)	
	2017	2018
April	533	304
May	1,743	1,066
June	3,043	1,803
July	4,015	3,402
August	6,294	4,829
September	6,294	5,560
October	8,481	6,772
November	9,843	8,752
December	11,505	9,844
January	12,755	
February	14,447	
March	16,582	
April	17,707	
May	17,776	
June	17,803	

### QUALITY

	Quantity	Base Number	Contract	AT	Region	England
% of FP17s for the same patient ID Re-attending within 3 months - Children	193	2,157	8.9%	11.0%	12.9%	12.0%
% of FP17s for the same patient ID Re-attending within 3 months - Adults	912	5,371	17.0%	14.8%	16.5%	15.9%
% of FP17s for the same patient ID Re-attending between 3 & 9 months - Children	1,467	2,157	68.0%	60.9%	59.6%	58.0%
% of FP17s for the same patient ID Re-attending between 3 & 9 months - Adults	3,182	5,371	59.2%	54.9%	52.8%	50.5%
% of FP17s for Band 1 Urgent Courses	577	6,509	8.9%	8.3%	9.1%	9.0%
% of FP17s Relating to Free Repair or Replacements	35	6,509	0.5%	0.9%	1.0%	0.8%
% of FP17s Relating to Continuations	162	6,509	2.5%	1.1%	1.2%	1.1%
% of Patients satisfied with the dentistry they have received	3	4	N/A	91.0%	91.6%	91.5%
% of Patients satisfied with the time they had to wait for an appointment	3	4	N/A	87.8%	88.3%	87.9%

\* This is based on patients treated on this contract for their most recent course of treatment. Figures in italics indicate the base number of FP17s or Patient Questionnaire responses are less than 100. N/A is shown where the base number of responses is less than 10 during the period. % is calculated as Quantity/Base number\*100



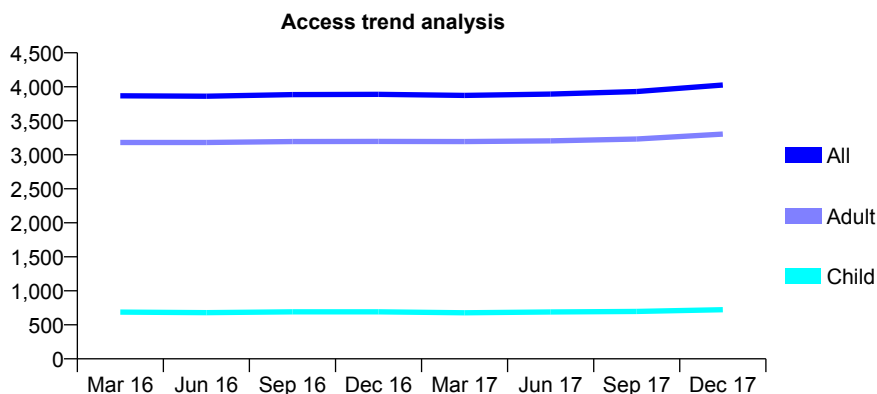
## Q52 - Vital Signs At a Glance Contract Report for 131687/0001 - December 2017

Name or company name	Ellis Dental Practice Limited
Contract type name	GDS Contract
Purpose of contract	General
Contract start date	07/04/2010
Contract end date	

17/18 Contracted general activity (UDA)	12,327
Carry forward general activity (UDA)	-239
17/18 Contracted orthodontic activity (UOA)	0
Carry forward orthodontic activity (UOA)	0
Baseline contract value	£347,579.53

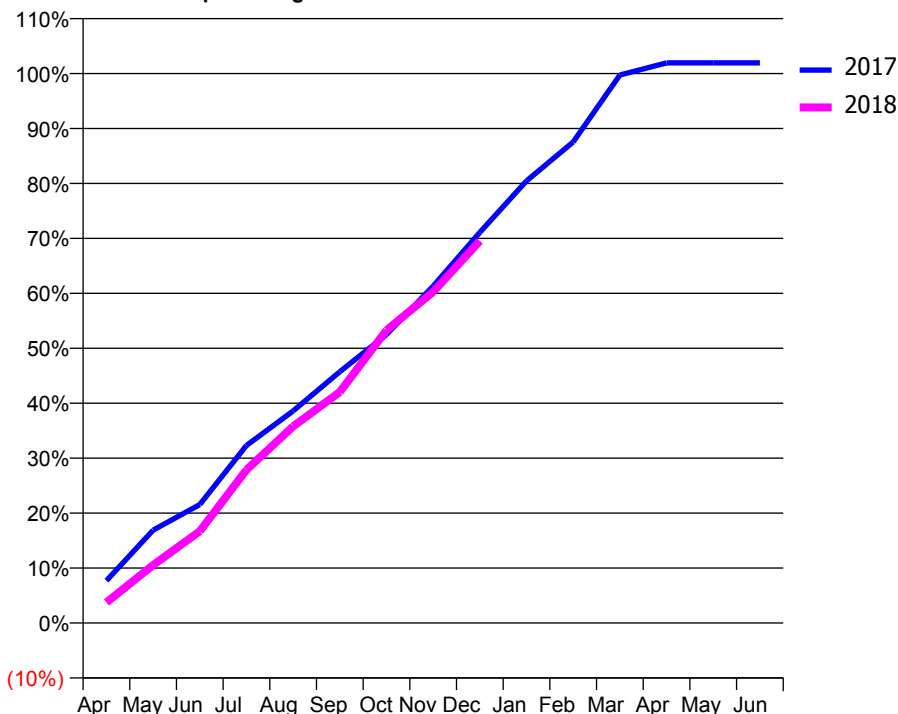
### ACCESS\*

Patients seen in 24 months	Total	Change since previous quarter
Quarter ending December 2016	3,889	
Quarter ending March 2017	3,873	→
Quarter ending June 2017	3,894	→
Quarter ending September 2017	3,930	→
Quarter ending December 2017	4,027	↑
<b>Variance since December 2016</b>	<b>3.5%</b>	<b>↑</b>



### ACTIVITY

Cumulative percentage of contracted UDA delivered 2017 & 2018



Month	Adjusted Scheduled Activity (UDA)	
	2017	2018
April	950	463
May	2,084	1,301
June	2,657	2,058
July	3,982	3,437
August	4,757	4,410
September	5,639	5,182
October	6,472	6,568
November	7,556	7,429
December	8,762	8,571
January	9,919	
February	10,792	
March	12,293	
April	12,566	
May	12,566	
June	12,566	

### QUALITY

	Quantity	Base Number	Contract	AT	Region	England
% of FP17s for the same patient ID Re-attending within 3 months - Children	44	832	5.3%	11.0%	12.9%	12.0%
% of FP17s for the same patient ID Re-attending within 3 months - Adults	559	3,817	14.6%	14.8%	16.5%	15.9%
% of FP17s for the same patient ID Re-attending between 3 & 9 months - Children	596	832	71.6%	60.9%	59.6%	58.0%
% of FP17s for the same patient ID Re-attending between 3 & 9 months - Adults	2,109	3,817	55.3%	54.9%	52.8%	50.5%
% of FP17s for Band 1 Urgent Courses	379	4,547	8.3%	8.3%	9.1%	9.0%
% of FP17s Relating to Free Repair or Replacements	23	4,547	0.5%	0.9%	1.0%	0.8%
% of FP17s Relating to Continuations	66	4,547	1.5%	1.1%	1.2%	1.1%
% of Patients satisfied with the dentistry they have received	5	6	N/A	91.0%	91.6%	91.5%
% of Patients satisfied with the time they had to wait for an appointment	5	6	N/A	87.8%	88.3%	87.9%

\* This is based on patients treated on this contract for their most recent course of treatment. Figures in italics indicate the base number of FP17s or Patient Questionnaire responses are less than 100. N/A is shown where the base number of responses is less than 10 during the period. % is calculated as Quantity/Base number\*100

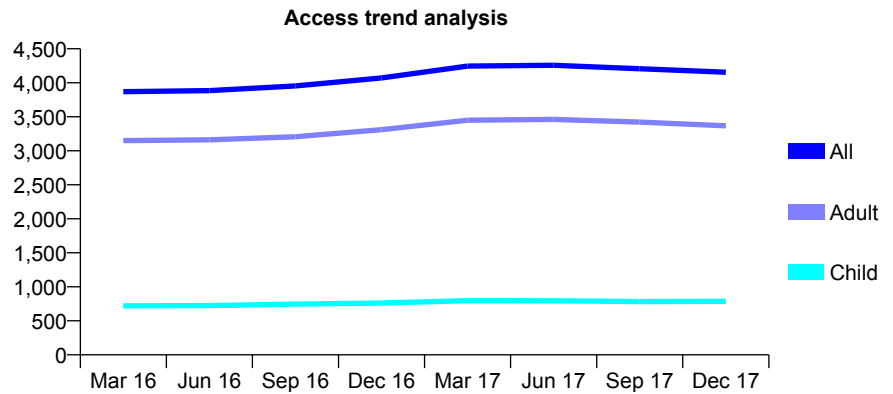
## Q52 - Vital Signs At a Glance Contract Report for 132926/0001 - December 2017

Name or company name	The Leeds Dental Team Limited
Contract type name	GDS Contract
Purpose of contract	General
Contract start date	01/12/2007
Contract end date	

17/18 Contracted general activity (UDA)	11,617
Carry forward general activity (UDA)	0
17/18 Contracted orthodontic activity (UOA)	0
Carry forward orthodontic activity (UOA)	0
Baseline contract value	£394,511.23

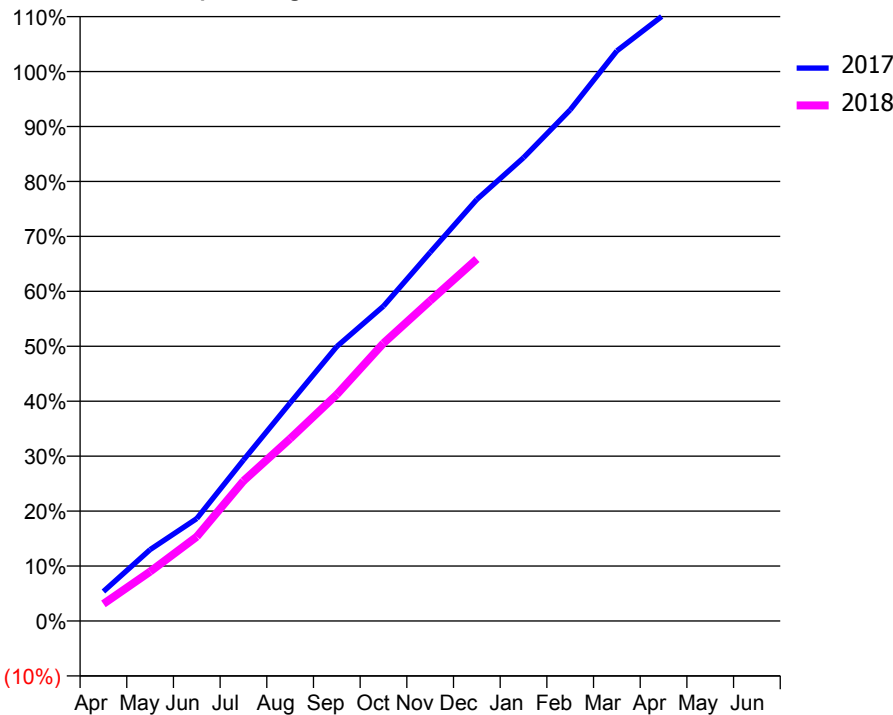
### ACCESS\*

Patients seen in 24 months	Total	Change since previous quarter
Quarter ending December 2016	4,072	
Quarter ending March 2017	4,247	↑
Quarter ending June 2017	4,258	→
Quarter ending September 2017	4,207	↓
Quarter ending December 2017	4,156	↓
<b>Variance since December 2016</b>	<b>2.1%</b>	<b>↑</b>



### ACTIVITY

Cumulative percentage of contracted UDA delivered 2017 & 2018



Month	Adjusted Scheduled Activity (UDA)	
	2017	2018
April	624	364
May	1,509	1,044
June	2,165	1,784
July	3,405	2,962
August	4,610	3,854
September	5,804	4,788
October	6,658	5,874
November	7,792	6,769
December	8,913	7,653
January	9,796	
February	10,807	
March	12,054	
April	12,810	
May	12,849	
June	12,849	

### QUALITY

	Quantity	Base Number	Contract	AT	Region	England
% of FP17s for the same patient ID Re-attending within 3 months - Children	85	958	8.9%	11.0%	12.9%	12.0%
% of FP17s for the same patient ID Re-attending within 3 months - Adults	790	3,619	21.8%	14.8%	16.5%	15.9%
% of FP17s for the same patient ID Re-attending between 3 & 9 months - Children	641	958	66.9%	60.9%	59.6%	58.0%
% of FP17s for the same patient ID Re-attending between 3 & 9 months - Adults	1,827	3,619	50.5%	54.9%	52.8%	50.5%
% of FP17s for Band 1 Urgent Courses	477	4,205	11.3%	8.3%	9.1%	9.0%
% of FP17s Relating to Free Repair or Replacements	49	4,205	1.2%	0.9%	1.0%	0.8%
% of FP17s Relating to Continuations	56	4,205	1.3%	1.1%	1.2%	1.1%
% of Patients satisfied with the dentistry they have received	1	1	N/A	91.0%	91.6%	91.5%
% of Patients satisfied with the time they had to wait for an appointment	1	1	N/A	87.8%	88.3%	87.9%

\* This is based on patients treated on this contract for their most recent course of treatment. Figures in italics indicate the base number of FP17s or Patient Questionnaire responses are less than 100. N/A is shown where the base number of responses is less than 10 during the period. % is calculated as Quantity/Base number\*100

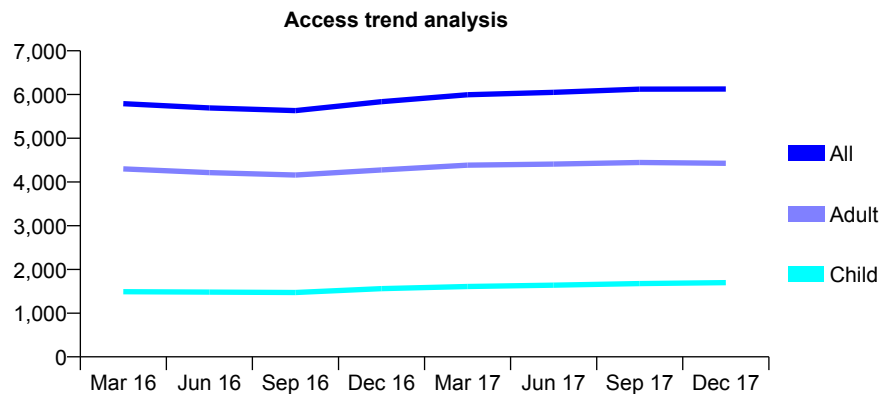
## Q52 - Vital Signs At a Glance Contract Report for 133981/0001 - December 2017

Name or company name	Farsley Dental Practice Limited
Contract type name	GDS Contract
Purpose of contract	General
Contract start date	01/04/2008
Contract end date	

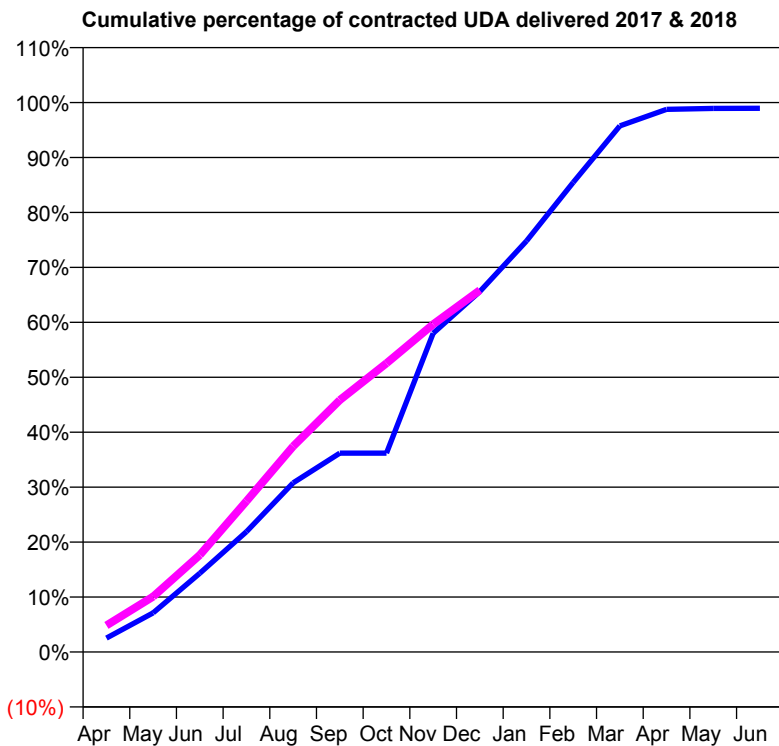
17/18 Contracted general activity (UDA)	17,651
Carry forward general activity (UDA)	188
17/18 Contracted orthodontic activity (UOA)	0
Carry forward orthodontic activity (UOA)	0
Baseline contract value	£538,236.28

### ACCESS\*

Patients seen in 24 months	Total	Change since previous quarter
Quarter ending December 2016	5,835	
Quarter ending March 2017	5,994	↑
Quarter ending June 2017	6,050	→
Quarter ending September 2017	6,122	→
Quarter ending December 2017	6,126	→
<b>Variance since December 2016</b>	<b>5.0%</b>	<b>↑</b>



### ACTIVITY



Month	Adjusted Scheduled Activity (UDA)	
	2017	2018
April	448	853
May	1,259	1,779
June	2,527	3,118
July	3,866	4,847
August	5,434	6,609
September	6,387	8,092
October	6,387	9,276
November	10,238	10,528
December	11,579	11,622
January	13,202	
February	15,084	
March	16,899	
April	17,433	
May	17,459	
June	17,463	

### QUALITY

	Quantity	Base Number	Contract	AT	Region	England
% of FP17s for the same patient ID Re-attending within 3 months - Children	119	1,909	6.2%	11.0%	12.9%	12.0%
% of FP17s for the same patient ID Re-attending within 3 months - Adults	592	4,915	12.0%	14.8%	16.5%	15.9%
% of FP17s for the same patient ID Re-attending between 3 & 9 months - Children	1,263	1,909	66.2%	60.9%	59.6%	58.0%
% of FP17s for the same patient ID Re-attending between 3 & 9 months - Adults	3,154	4,915	64.2%	54.9%	52.8%	50.5%
% of FP17s for Band 1 Urgent Courses	354	6,384	5.5%	8.3%	9.1%	9.0%
% of FP17s Relating to Free Repair or Replacements	20	6,384	0.3%	0.9%	1.0%	0.8%
% of FP17s Relating to Continuations	34	6,384	0.5%	1.1%	1.2%	1.1%
% of Patients satisfied with the dentistry they have received	5	5	N/A	91.0%	91.6%	91.5%
% of Patients satisfied with the time they had to wait for an appointment	5	5	N/A	87.8%	88.3%	87.9%

\* This is based on patients treated on this contract for their most recent course of treatment. Figures in italics indicate the base number of FP17s or Patient Questionnaire responses are less than 100. N/A is shown where the base number of responses is less than 10 during the period. % is calculated as Quantity/Base number\*100

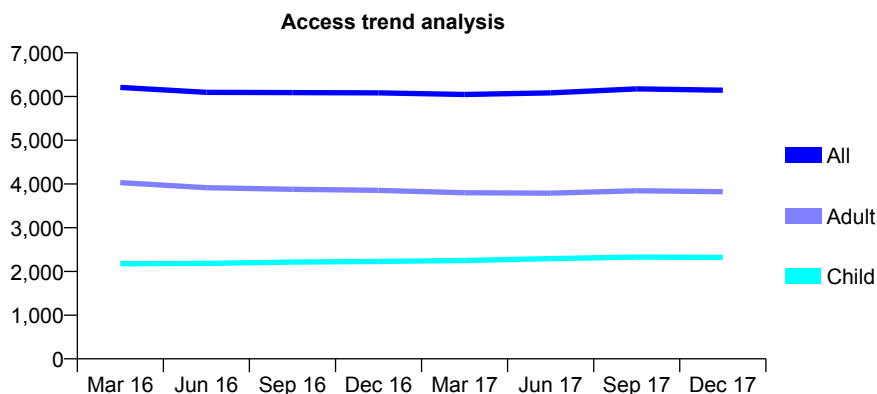
## Q52 - Vital Signs At a Glance Contract Report for 135658/0001 - December 2017

Name or company name	Fartown Limited
Contract type name	GDS Contract
Purpose of contract	General
Contract start date	01/05/2013
Contract end date	

17/18 Contracted general activity (UDA)	21,000
Carry forward general activity (UDA)	593
17/18 Contracted orthodontic activity (UOA)	0
Carry forward orthodontic activity (UOA)	0
Baseline contract value	£588,300.48

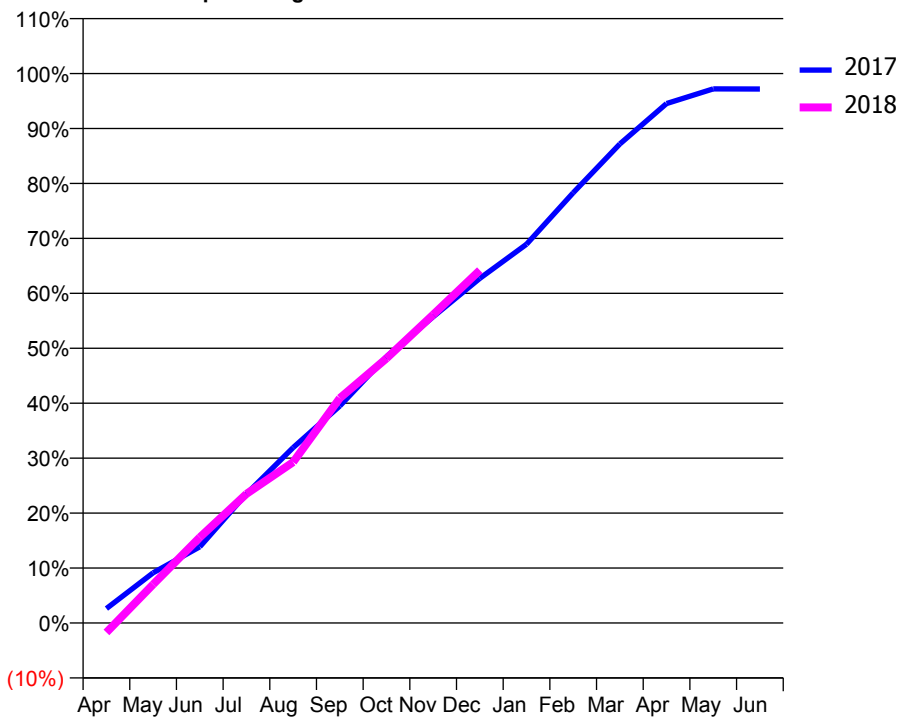
### ACCESS\*

Patients seen in 24 months	Total	Change since previous quarter
Quarter ending December 2016	6,082	
Quarter ending March 2017	6,048	→
Quarter ending June 2017	6,082	→
Quarter ending September 2017	6,174	→
Quarter ending December 2017	6,143	→
<b>Variance since December 2016</b>	<b>1.0%</b>	<b>→</b>



### ACTIVITY

Cumulative percentage of contracted UDA delivered 2017 & 2018



Month	Adjusted Scheduled Activity (UDA)	
	2017	2018
April	551	-367
May	1,917	1,477
June	2,915	3,275
July	4,937	4,938
August	6,704	6,150
September	8,291	8,592
October	10,181	10,115
November	11,703	11,783
December	13,170	13,481
January	14,477	
February	16,443	
March	18,307	
April	19,852	
May	20,415	
June	20,407	

### QUALITY

	Quantity	Base Number	Contract	AT	Region	England
% of FP17s for the same patient ID Re-attending within 3 months - Children	262	2,780	9.4%	11.0%	12.9%	12.0%
% of FP17s for the same patient ID Re-attending within 3 months - Adults	1,044	4,540	23.0%	14.8%	16.5%	15.9%
% of FP17s for the same patient ID Re-attending between 3 & 9 months - Children	1,478	2,780	53.2%	60.9%	59.6%	58.0%
% of FP17s for the same patient ID Re-attending between 3 & 9 months - Adults	2,149	4,540	47.3%	54.9%	52.8%	50.5%
% of FP17s for Band 1 Urgent Courses	906	6,355	14.3%	8.3%	9.1%	9.0%
% of FP17s Relating to Free Repair or Replacements	16	6,355	0.3%	0.9%	1.0%	0.8%
% of FP17s Relating to Continuations	10	6,355	0.2%	1.1%	1.2%	1.1%
% of Patients satisfied with the dentistry they have received	4	4	N/A	91.0%	91.6%	91.5%
% of Patients satisfied with the time they had to wait for an appointment	4	4	N/A	87.8%	88.3%	87.9%

\* This is based on patients treated on this contract for their most recent course of treatment. Figures in italics indicate the base number of FP17s or Patient Questionnaire responses are less than 100. N/A is shown where the base number of responses is less than 10 during the period. % is calculated as Quantity/Base number\*100

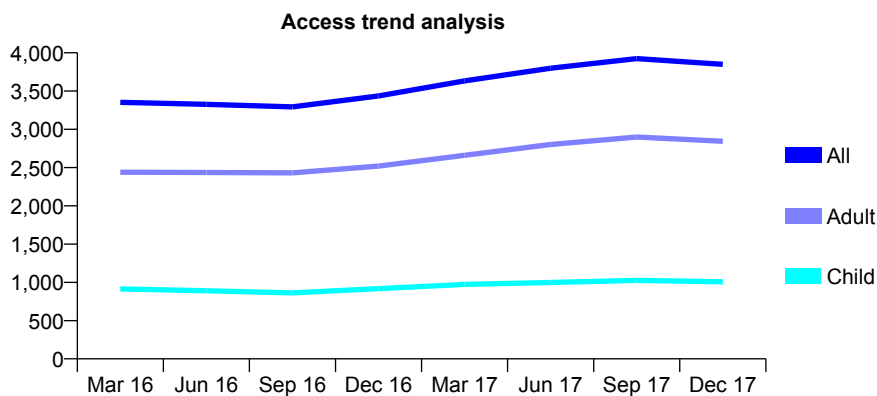
## Q52 - Vital Signs At a Glance Contract Report for 138401/0001 - December 2017

Name or company name	Beechwood Dental Practice Ltd
Contract type name	GDS Contract
Purpose of contract	General
Contract start date	01/01/2011
Contract end date	

17/18 Contracted general activity (UDA)	12,770
Carry forward general activity (UDA)	85
17/18 Contracted orthodontic activity (UOA)	0
Carry forward orthodontic activity (UOA)	0
Baseline contract value	£379,252.38

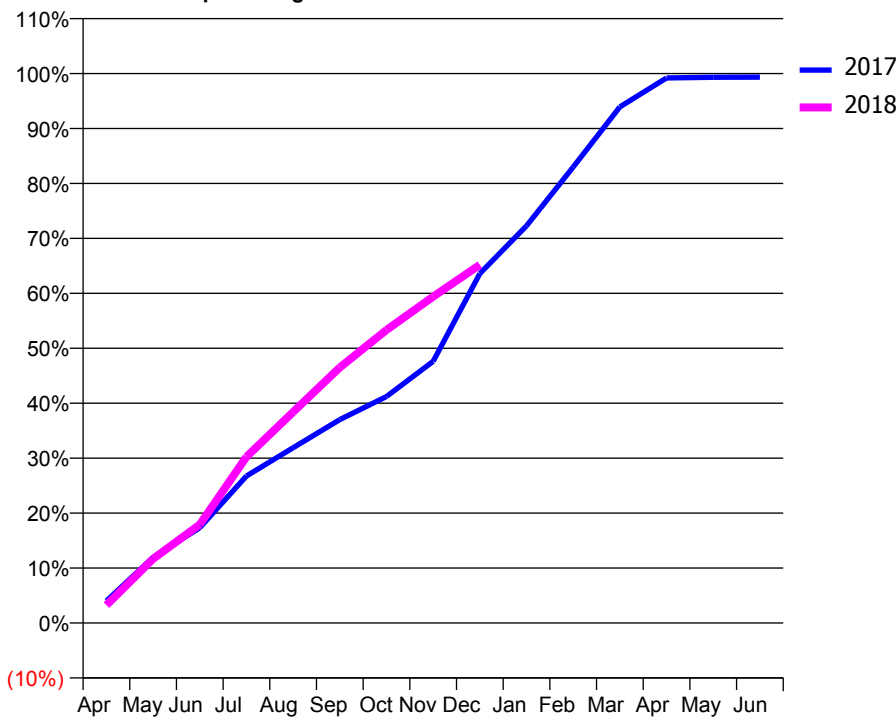
### ACCESS\*

Patients seen in 24 months	Total	Change since previous quarter
Quarter ending December 2016	3,437	
Quarter ending March 2017	3,633	↑
Quarter ending June 2017	3,798	↑
Quarter ending September 2017	3,925	↑
Quarter ending December 2017	3,850	↓
<b>Variance since December 2016</b>	<b>12.0%</b>	<b>↑</b>



### ACTIVITY

Cumulative percentage of contracted UDA delivered 2017 & 2018



Month	Adjusted Scheduled Activity (UDA)	
	2017	2018
April	512	417
May	1,526	1,494
June	2,214	2,289
July	3,417	3,861
August	4,073	4,904
September	4,728	5,939
October	5,263	6,810
November	6,082	7,585
December	8,121	8,324
January	9,230	
February	10,597	
March	11,993	
April	12,666	
May	12,682	
June	12,685	

### QUALITY

	Quantity	Base Number	Contract	AT	Region	England
% of FP17s for the same patient ID Re-attending within 3 months - Children	118	962	12.3%	11.0%	12.9%	12.0%
% of FP17s for the same patient ID Re-attending within 3 months - Adults	678	2,706	25.1%	14.8%	16.5%	15.9%
% of FP17s for the same patient ID Re-attending between 3 & 9 months - Children	422	962	43.9%	60.9%	59.6%	58.0%
% of FP17s for the same patient ID Re-attending between 3 & 9 months - Adults	945	2,706	34.9%	54.9%	52.8%	50.5%
% of FP17s for Band 1 Urgent Courses	537	3,434	15.6%	8.3%	9.1%	9.0%
% of FP17s Relating to Free Repair or Replacements	138	3,434	4.0%	0.9%	1.0%	0.8%
% of FP17s Relating to Continuations	79	3,434	2.3%	1.1%	1.2%	1.1%
% of Patients satisfied with the dentistry they have received	5	6	N/A	91.0%	91.6%	91.5%
% of Patients satisfied with the time they had to wait for an appointment	5	6	N/A	87.8%	88.3%	87.9%

\* This is based on patients treated on this contract for their most recent course of treatment. Figures in italics indicate the base number of FP17s or Patient Questionnaire responses are less than 100. N/A is shown where the base number of responses is less than 10 during the period. % is calculated as Quantity/Base number\*100

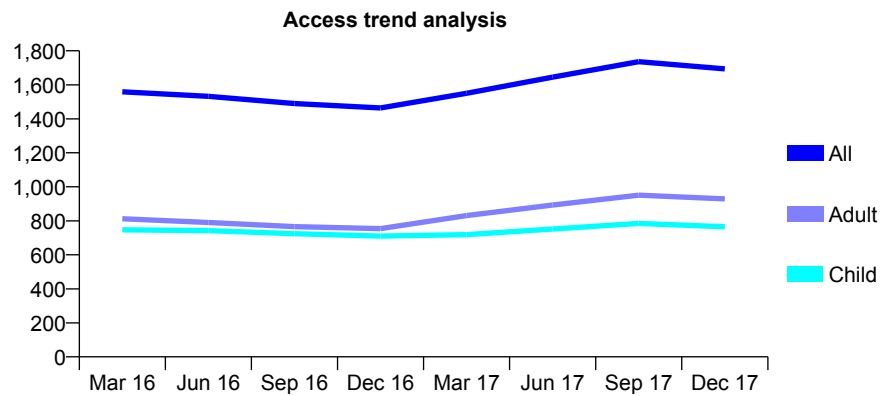
## Q52 - Vital Signs At a Glance Contract Report for 138509/0002 - December 2017

Name or company name	Marlborough Road Dental Practice
Contract type name	GDS Contract
Purpose of contract	General
Contract start date	07/09/2010
Contract end date	

17/18 Contracted general activity (UDA)	6,781
Carry forward general activity (UDA)	0
17/18 Contracted orthodontic activity (UOA)	0
Carry forward orthodontic activity (UOA)	0
Baseline contract value	£201,181.87

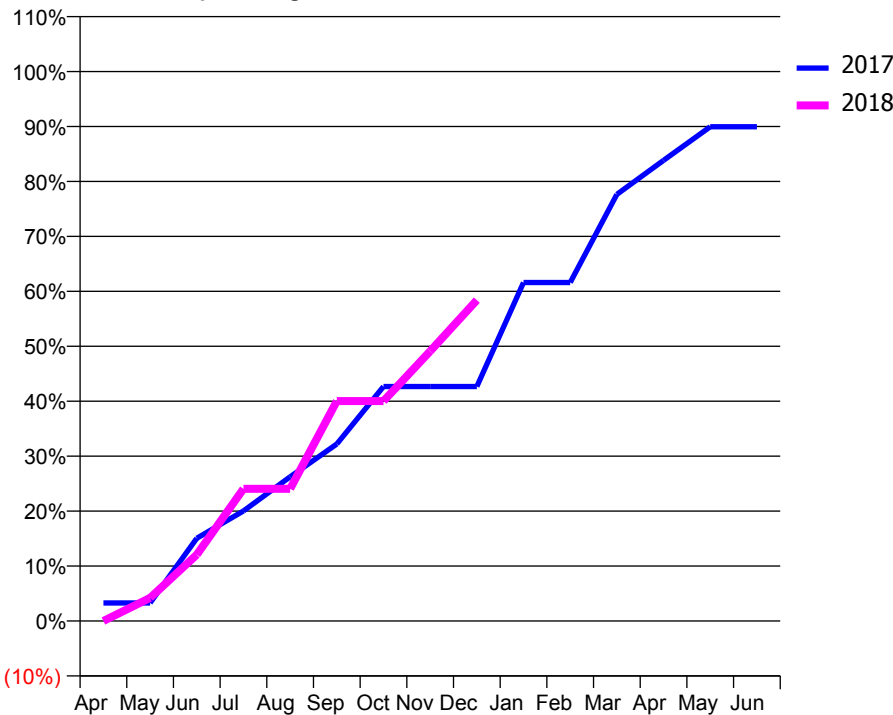
### ACCESS\*

Patients seen in 24 months	Total	Change since previous quarter
Quarter ending December 2016	1,464	
Quarter ending March 2017	1,550	↑
Quarter ending June 2017	1,645	↑
Quarter ending September 2017	1,736	↑
Quarter ending December 2017	1,694	↓
<b>Variance since December 2016</b>	<b>15.7%</b>	<b>↑</b>



### ACTIVITY

Cumulative percentage of contracted UDA delivered 2017 & 2018



Month	Adjusted Scheduled Activity (UDA)	
	2017	2018
April	216	0
May	216	285
June	993	818
July	1,319	1,631
August	1,729	1,631
September	2,123	2,714
October	2,811	2,714
November	2,811	3,329
December	2,811	3,961
January	4,059	
February	4,059	
March	5,116	
April	5,523	
May	5,926	
June	5,926	

### QUALITY

	Quantity	Base Number	Contract	AT	Region	England
% of FP17s for the same patient ID Re-attending within 3 months - Children	107	1,227	8.7%	11.0%	12.9%	12.0%
% of FP17s for the same patient ID Re-attending within 3 months - Adults	97	1,126	8.6%	14.8%	16.5%	15.9%
% of FP17s for the same patient ID Re-attending between 3 & 9 months - Children	789	1,227	64.3%	60.9%	59.6%	58.0%
% of FP17s for the same patient ID Re-attending between 3 & 9 months - Adults	677	1,126	60.1%	54.9%	52.8%	50.5%
% of FP17s for Band 1 Urgent Courses	106	1,997	5.3%	8.3%	9.1%	9.0%
% of FP17s Relating to Free Repair or Replacements	2	1,997	0.1%	0.9%	1.0%	0.8%
% of FP17s Relating to Continuations	17	1,997	0.9%	1.1%	1.2%	1.1%
% of Patients satisfied with the dentistry they have received	0	0	N/A	91.0%	91.6%	91.5%
% of Patients satisfied with the time they had to wait for an appointment	0	0	N/A	87.8%	88.3%	87.9%

\* This is based on patients treated on this contract for their most recent course of treatment. Figures in italics indicate the base number of FP17s or Patient Questionnaire responses are less than 100. N/A is shown where the base number of responses is less than 10 during the period. % is calculated as Quantity/Base number\*100

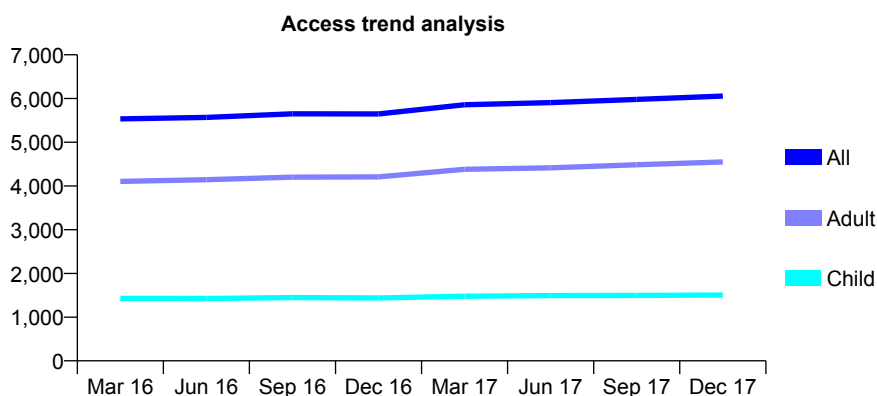
## Q52 - Vital Signs At a Glance Contract Report for 138924/0001 - December 2017

Name or company name	Clayton Dental Practice Ltd
Contract type name	PDS Contract
Purpose of contract	General
Contract start date	01/01/2012
Contract end date	31/12/2021

17/18 Contracted general activity (UDA)	15,103
Carry forward general activity (UDA)	-93
17/18 Contracted orthodontic activity (UOA)	0
Carry forward orthodontic activity (UOA)	0
Baseline contract value	£476,604.23

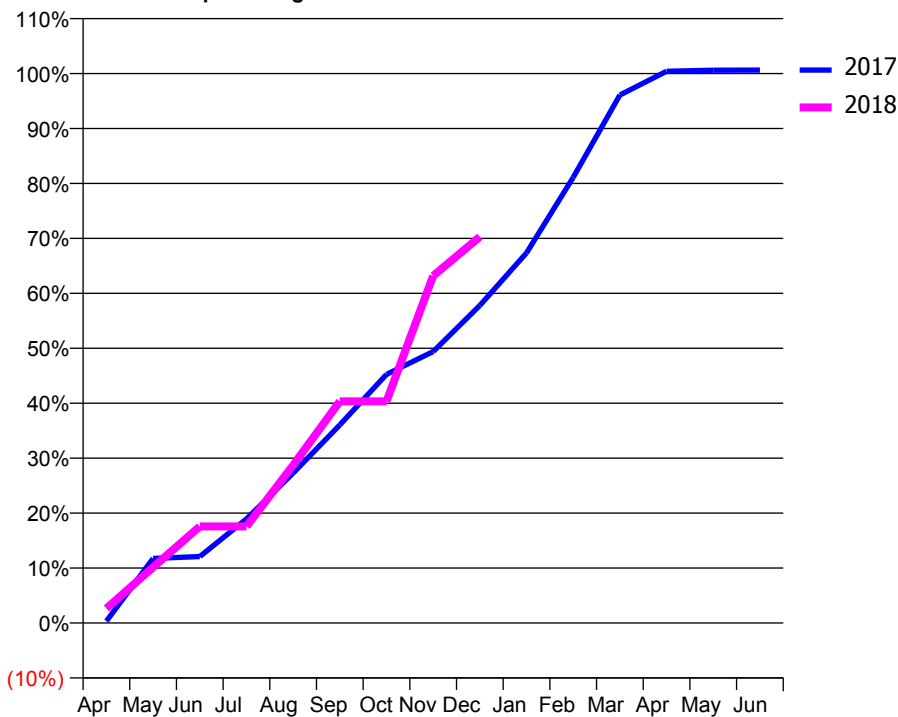
### ACCESS\*

Patients seen in 24 months	Total	Change since previous quarter
Quarter ending December 2016	5,646	
Quarter ending March 2017	5,859	↑
Quarter ending June 2017	5,908	→
Quarter ending September 2017	5,981	→
Quarter ending December 2017	6,056	→
<b>Variance since December 2016</b>	<b>7.3%</b>	<b>↑</b>



### ACTIVITY

Cumulative percentage of contracted UDA delivered 2017 & 2018



Month	Adjusted Scheduled Activity (UDA)	
	2017	2018
April	54	402
May	1,777	1,534
June	1,827	2,656
July	2,861	2,656
August	4,120	4,338
September	5,446	6,092
October	6,833	6,092
November	7,462	9,542
December	8,727	10,615
January	10,174	
February	12,248	
March	14,513	
April	15,164	
May	15,192	
June	15,196	

### QUALITY

	Quantity	Base Number	Contract	AT	Region	England
% of FP17s for the same patient ID Re-attending within 3 months - Children	138	1,601	8.6%	11.0%	12.9%	12.0%
% of FP17s for the same patient ID Re-attending within 3 months - Adults	585	4,235	13.8%	14.8%	16.5%	15.9%
% of FP17s for the same patient ID Re-attending between 3 & 9 months - Children	798	1,601	49.8%	60.9%	59.6%	58.0%
% of FP17s for the same patient ID Re-attending between 3 & 9 months - Adults	1,836	4,235	43.4%	54.9%	52.8%	50.5%
% of FP17s for Band 1 Urgent Courses	382	5,556	6.9%	8.3%	9.1%	9.0%
% of FP17s Relating to Free Repair or Replacements	90	5,556	1.6%	0.9%	1.0%	0.8%
% of FP17s Relating to Continuations	25	5,556	0.4%	1.1%	1.2%	1.1%
% of Patients satisfied with the dentistry they have received	7	8	N/A	91.0%	91.6%	91.5%
% of Patients satisfied with the time they had to wait for an appointment	7	8	N/A	87.8%	88.3%	87.9%

\* This is based on patients treated on this contract for their most recent course of treatment. Figures in italics indicate the base number of FP17s or Patient Questionnaire responses are less than 100. N/A is shown where the base number of responses is less than 10 during the period. % is calculated as Quantity/Base number\*100



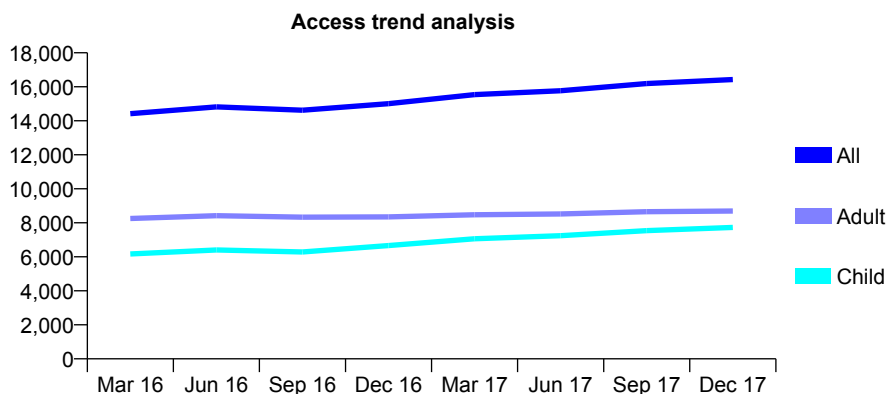
## Q52 - Vital Signs At a Glance Contract Report for 139599/0001 - December 2017

Name or company name	Allerton Dental Limited
Contract type name	GDS Contract
Purpose of contract	General
Contract start date	01/08/2014
Contract end date	

17/18 Contracted general activity (UDA)	44,531
Carry forward general activity (UDA)	-284
17/18 Contracted orthodontic activity (UOA)	0
Carry forward orthodontic activity (UOA)	0
Baseline contract value	£1,194,625.85

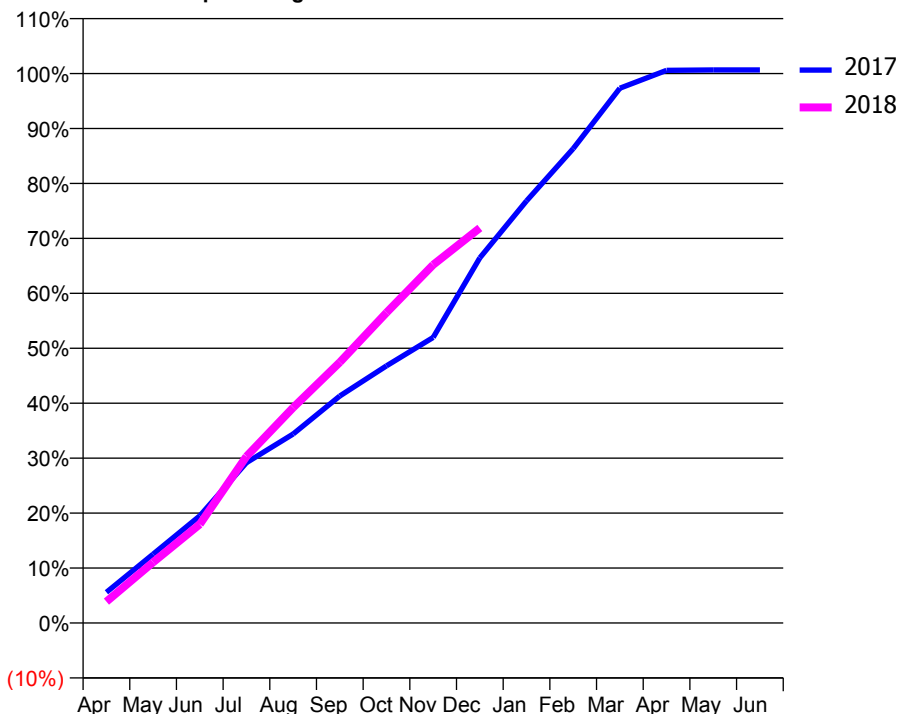
### ACCESS\*

Patients seen in 24 months	Total	Change since previous quarter
Quarter ending December 2016	15,006	
Quarter ending March 2017	15,540	↑
Quarter ending June 2017	15,766	→
Quarter ending September 2017	16,192	↑
Quarter ending December 2017	16,427	→
<b>Variance since December 2016</b>	<b>9.5%</b>	<b>↑</b>



### ACTIVITY

Cumulative percentage of contracted UDA delivered 2017 & 2018



Month	Adjusted Scheduled Activity (UDA)	
	2017	2018
April	2,488	1,733
May	5,573	4,921
June	8,663	8,002
July	12,965	13,505
August	15,285	17,456
September	18,355	21,131
October	20,791	25,156
November	23,085	29,034
December	29,523	32,011
January	34,126	
February	38,356	
March	43,235	
April	44,680	
May	44,721	
June	44,713	

### QUALITY

	Quantity	Base Number	Contract	AT	Region	England
% of FP17s for the same patient ID Re-attending within 3 months - Children	860	9,214	9.3%	11.0%	12.9%	12.0%
% of FP17s for the same patient ID Re-attending within 3 months - Adults	934	8,975	10.4%	14.8%	16.5%	15.9%
% of FP17s for the same patient ID Re-attending between 3 & 9 months - Children	5,565	9,214	60.4%	60.9%	59.6%	58.0%
% of FP17s for the same patient ID Re-attending between 3 & 9 months - Adults	5,647	8,975	62.9%	54.9%	52.8%	50.5%
% of FP17s for Band 1 Urgent Courses	951	17,392	5.5%	8.3%	9.1%	9.0%
% of FP17s Relating to Free Repair or Replacements	101	17,392	0.6%	0.9%	1.0%	0.8%
% of FP17s Relating to Continuations	78	17,392	0.4%	1.1%	1.2%	1.1%
% of Patients satisfied with the dentistry they have received	26	29	89.7%	91.0%	91.6%	91.5%
% of Patients satisfied with the time they had to wait for an appointment	25	29	86.2%	87.8%	88.3%	87.9%

\* This is based on patients treated on this contract for their most recent course of treatment. Figures in italics indicate the base number of FP17s or Patient Questionnaire responses are less than 100. N/A is shown where the base number of responses is less than 10 during the period. % is calculated as Quantity/Base number\*100

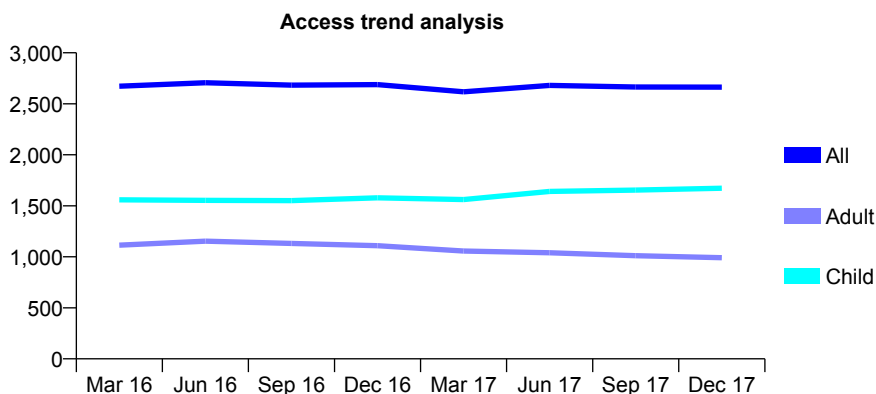
## Q52 - Vital Signs At a Glance Contract Report for 140155/0001 - December 2017

Name or company name	S & S Care Limited
Contract type name	GDS Contract
Purpose of contract	General
Contract start date	01/11/2009
Contract end date	

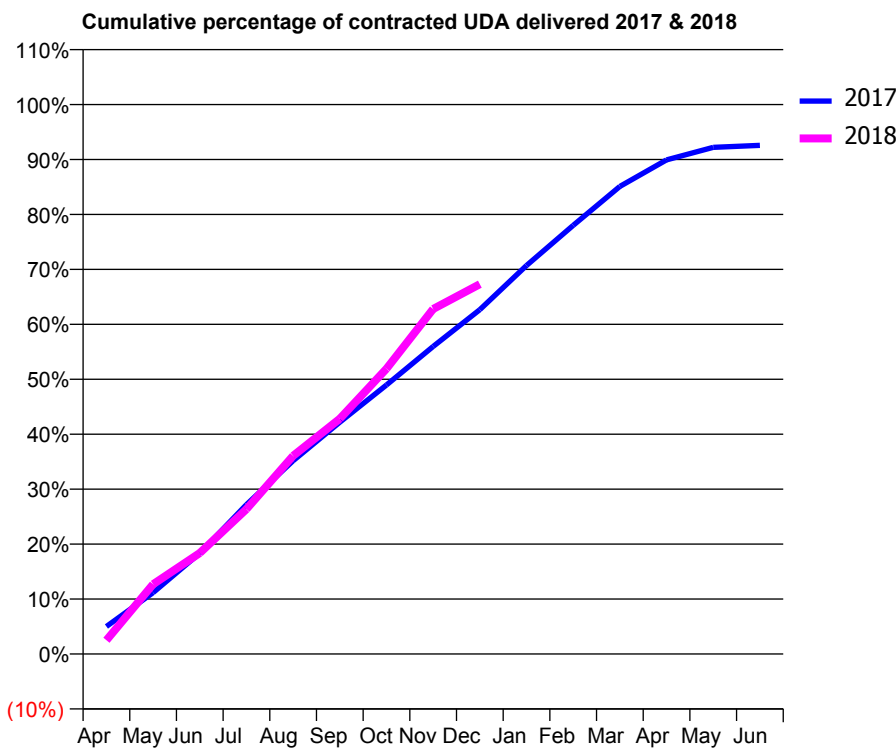
17/18 Contracted general activity (UDA)	6,546
Carry forward general activity (UDA)	0
17/18 Contracted orthodontic activity (UOA)	0
Carry forward orthodontic activity (UOA)	0
Baseline contract value	£247,803.82

### ACCESS\*

Patients seen in 24 months	Total	Change since previous quarter
Quarter ending December 2016	2,688	
Quarter ending March 2017	2,618	↓
Quarter ending June 2017	2,681	↑
Quarter ending September 2017	2,665	→
Quarter ending December 2017	2,663	→
<b>Variance since December 2016</b>	<b>(0.9%)</b>	→



### ACTIVITY



Month	Adjusted Scheduled Activity (UDA)	
	2017	2018
April	327	165
May	731	832
June	1,202	1,203
July	1,780	1,727
August	2,303	2,361
September	2,762	2,803
October	3,204	3,398
November	3,664	4,110
December	4,102	4,405
January	4,628	
February	5,107	
March	5,570	
April	5,886	
May	6,035	
June	6,059	

### QUALITY

	Quantity	Base Number	Contract	AT	Region	England
% of FP17s for the same patient ID Re-attending within 3 months - Children	244	2,282	10.7%	11.0%	12.9%	12.0%
% of FP17s for the same patient ID Re-attending within 3 months - Adults	77	855	9.0%	14.8%	16.5%	15.9%
% of FP17s for the same patient ID Re-attending between 3 & 9 months - Children	1,345	2,282	58.9%	60.9%	59.6%	58.0%
% of FP17s for the same patient ID Re-attending between 3 & 9 months - Adults	465	855	54.4%	54.9%	52.8%	50.5%
% of FP17s for Band 1 Urgent Courses	65	2,806	2.3%	8.3%	9.1%	9.0%
% of FP17s Relating to Free Repair or Replacements	1	2,806	0.0%	0.9%	1.0%	0.8%
% of FP17s Relating to Continuations	0	2,806	0.0%	1.1%	1.2%	1.1%
% of Patients satisfied with the dentistry they have received	0	0	N/A	91.0%	91.6%	91.5%
% of Patients satisfied with the time they had to wait for an appointment	0	0	N/A	87.8%	88.3%	87.9%

\* This is based on patients treated on this contract for their most recent course of treatment. Figures in italics indicate the base number of FP17s or Patient Questionnaire responses are less than 100. N/A is shown where the base number of responses is less than 10 during the period. % is calculated as Quantity/Base number\*100

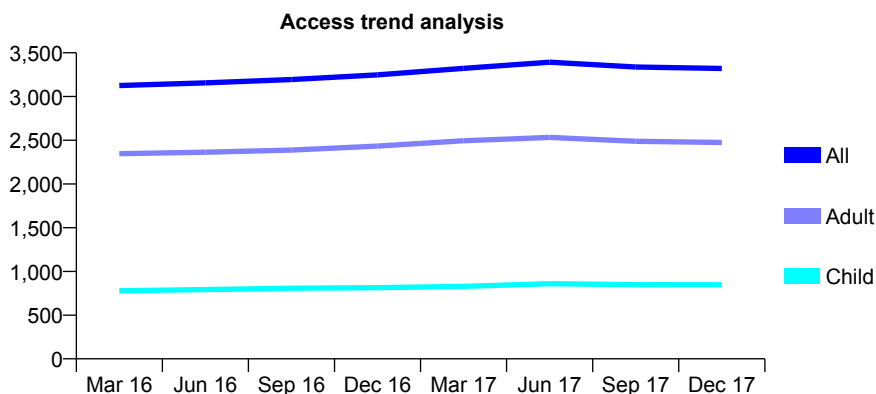
## Q52 - Vital Signs At a Glance Contract Report for 140686/0001 - December 2017

Name or company name	C.J. Harker & Associates Ltd
Contract type name	PDS Contract
Purpose of contract	General
Contract start date	01/05/2008
Contract end date	30/04/2018

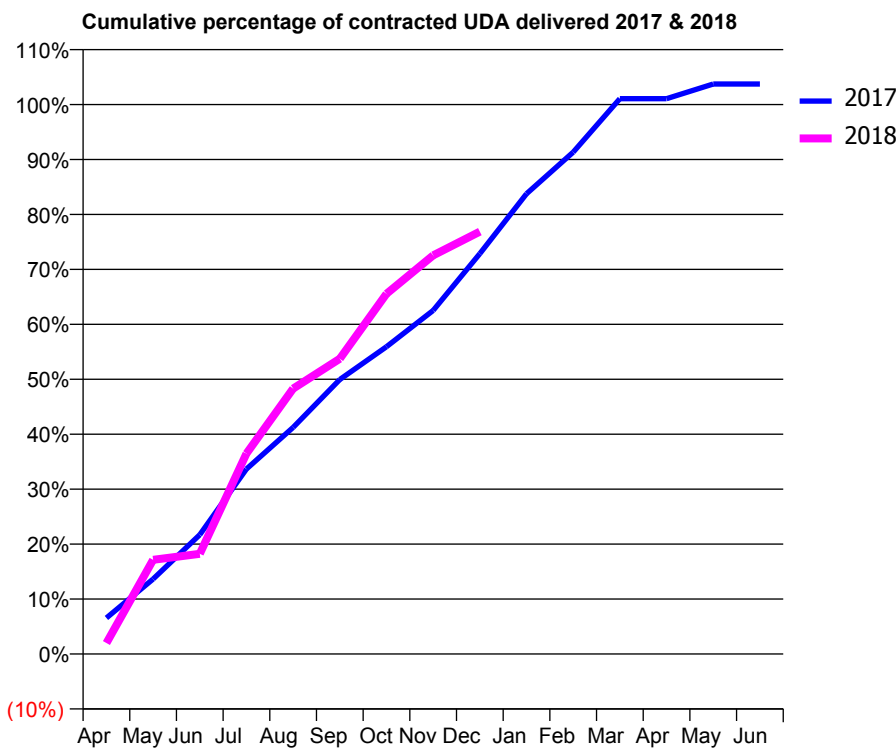
17/18 Contracted general activity (UDA)	7,582
Carry forward general activity (UDA)	-152
17/18 Contracted orthodontic activity (UOA)	0
Carry forward orthodontic activity (UOA)	0
Baseline contract value	£190,274.52

### ACCESS\*

Patients seen in 24 months	Total	Change since previous quarter
Quarter ending December 2016	3,247	
Quarter ending March 2017	3,323	↑
Quarter ending June 2017	3,393	↑
Quarter ending September 2017	3,337	↓
Quarter ending December 2017	3,321	→
<b>Variance since December 2016</b>	<b>2.3%</b>	<b>↑</b>



### ACTIVITY



Month	Adjusted Scheduled Activity (UDA)	
	2017	2018
April	497	152
May	1,035	1,300
June	1,645	1,382
July	2,553	2,767
August	3,126	3,663
September	3,787	4,075
October	4,240	4,970
November	4,740	5,500
December	5,525	5,828
January	6,350	
February	6,925	
March	7,662	
April	7,662	
May	7,865	
June	7,865	

### QUALITY

	Quantity	Base Number	Contract	AT	Region	England
% of FP17s for the same patient ID Re-attending within 3 months - Children	31	917	3.4%	11.0%	12.9%	12.0%
% of FP17s for the same patient ID Re-attending within 3 months - Adults	157	2,179	7.2%	14.8%	16.5%	15.9%
% of FP17s for the same patient ID Re-attending between 3 & 9 months - Children	608	917	66.3%	60.9%	59.6%	58.0%
% of FP17s for the same patient ID Re-attending between 3 & 9 months - Adults	990	2,179	45.4%	54.9%	52.8%	50.5%
% of FP17s for Band 1 Urgent Courses	137	3,001	4.6%	8.3%	9.1%	9.0%
% of FP17s Relating to Free Repair or Replacements	12	3,001	0.4%	0.9%	1.0%	0.8%
% of FP17s Relating to Continuations	28	3,001	0.9%	1.1%	1.2%	1.1%
% of Patients satisfied with the dentistry they have received	1	1	N/A	91.0%	91.6%	91.5%
% of Patients satisfied with the time they had to wait for an appointment	1	1	N/A	87.8%	88.3%	87.9%

\* This is based on patients treated on this contract for their most recent course of treatment. Figures in italics indicate the base number of FP17s or Patient Questionnaire responses are less than 100. N/A is shown where the base number of responses is less than 10 during the period. % is calculated as Quantity/Base number\*100

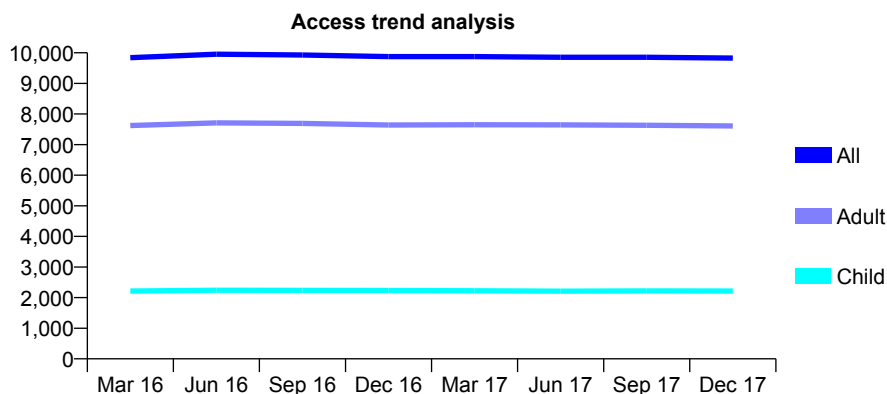
## Q52 - Vital Signs At a Glance Contract Report for 140686/0002 - December 2017

Name or company name	C.J. Harker & Associates Ltd
Contract type name	PDS Contract
Purpose of contract	General
Contract start date	01/05/2008
Contract end date	30/04/2018

17/18 Contracted general activity (UDA)	24,843
Carry forward general activity (UDA)	-497
17/18 Contracted orthodontic activity (UOA)	0
Carry forward orthodontic activity (UOA)	0
Baseline contract value	£695,554.18

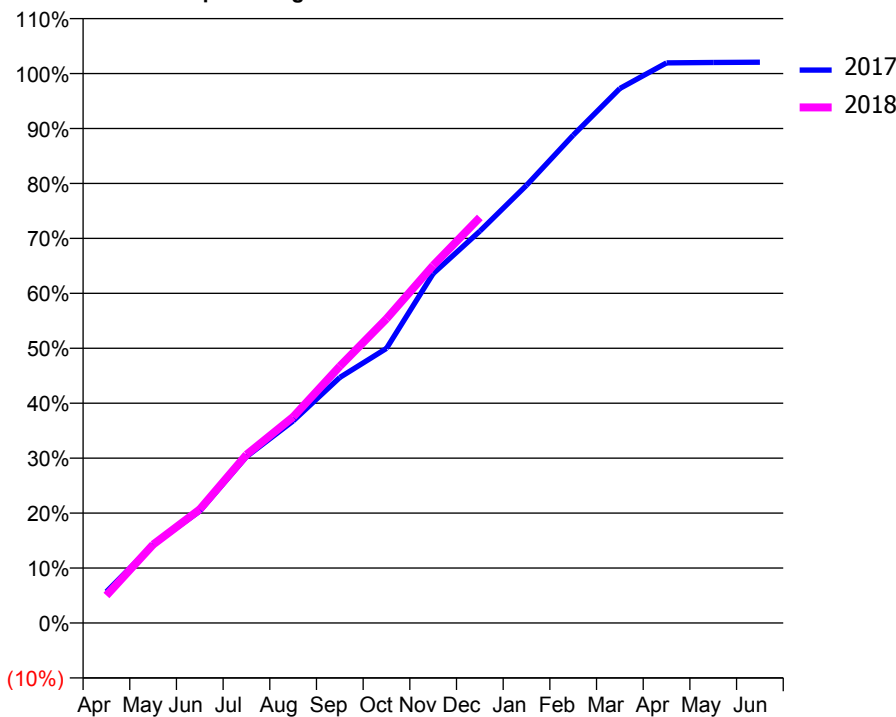
### ACCESS\*

Patients seen in 24 months	Total	Change since previous quarter
Quarter ending December 2016	9,876	
Quarter ending March 2017	9,875	→
Quarter ending June 2017	9,855	→
Quarter ending September 2017	9,855	→
Quarter ending December 2017	9,826	→
<b>Variance since December 2016</b>	<b>(0.5%)</b>	→



### ACTIVITY

Cumulative percentage of contracted UDA delivered 2017 & 2018



Month	Adjusted Scheduled Activity (UDA)	
	2017	2018
April	1,414	1,247
May	3,541	3,547
June	5,062	5,142
July	7,522	7,613
August	9,135	9,314
September	11,099	11,607
October	12,415	13,754
November	15,796	16,166
December	17,713	18,334
January	19,791	
February	22,057	
March	24,165	
April	25,322	
May	25,340	
June	25,351	

### QUALITY

	Quantity	Base Number	Contract	AT	Region	England
% of FP17s for the same patient ID Re-attending within 3 months - Children	138	2,543	5.4%	11.0%	12.9%	12.0%
% of FP17s for the same patient ID Re-attending within 3 months - Adults	862	7,742	11.1%	14.8%	16.5%	15.9%
% of FP17s for the same patient ID Re-attending between 3 & 9 months - Children	1,729	2,543	68.0%	60.9%	59.6%	58.0%
% of FP17s for the same patient ID Re-attending between 3 & 9 months - Adults	3,617	7,742	46.7%	54.9%	52.8%	50.5%
% of FP17s for Band 1 Urgent Courses	729	9,770	7.5%	8.3%	9.1%	9.0%
% of FP17s Relating to Free Repair or Replacements	45	9,770	0.5%	0.9%	1.0%	0.8%
% of FP17s Relating to Continuations	135	9,770	1.4%	1.1%	1.2%	1.1%
% of Patients satisfied with the dentistry they have received	9	10	90.0%	91.0%	91.6%	91.5%
% of Patients satisfied with the time they had to wait for an appointment	10	10	100.0%	87.8%	88.3%	87.9%

\* This is based on patients treated on this contract for their most recent course of treatment. Figures in italics indicate the base number of FP17s or Patient Questionnaire responses are less than 100. N/A is shown where the base number of responses is less than 10 during the period. % is calculated as Quantity/Base number\*100

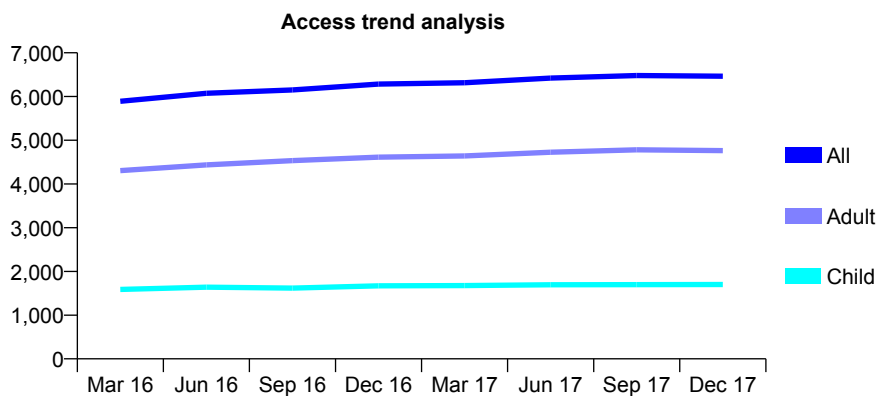
## Q52 - Vital Signs At a Glance Contract Report for 141976/0001 - December 2017

Name or company name	Dalton Dental Care
Contract type name	GDS Contract
Purpose of contract	General
Contract start date	01/05/2008
Contract end date	

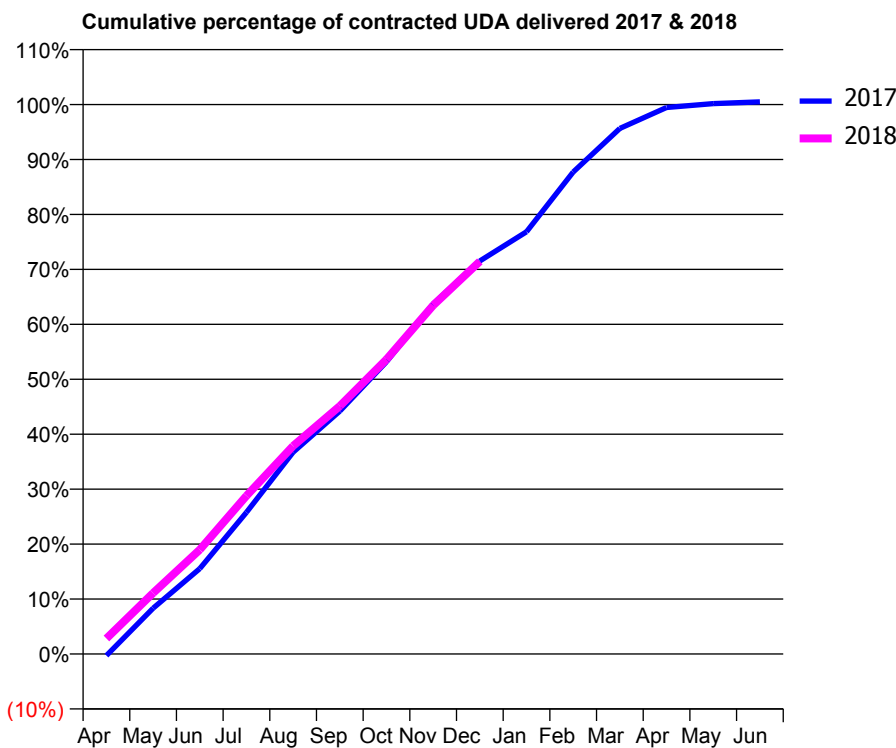
17/18 Contracted general activity (UDA)	18,170
Carry forward general activity (UDA)	-86
17/18 Contracted orthodontic activity (UOA)	0
Carry forward orthodontic activity (UOA)	0
Baseline contract value	£558,959.99

### ACCESS\*

Patients seen in 24 months	Total	Change since previous quarter
Quarter ending December 2016	6,284	
Quarter ending March 2017	6,316	→
Quarter ending June 2017	6,422	→
Quarter ending September 2017	6,479	→
Quarter ending December 2017	6,465	→
<b>Variance since December 2016</b>	<b>2.9%</b>	<b>↑</b>



### ACTIVITY



Month	Adjusted Scheduled Activity (UDA)	
	2017	2018
April	-53	514
May	1,514	2,018
June	2,823	3,451
July	4,685	5,232
August	6,674	6,882
September	8,032	8,200
October	9,665	9,741
November	11,577	11,528
December	12,995	12,983
January	13,964	
February	15,938	
March	17,380	
April	18,070	
May	18,199	
June	18,256	

### QUALITY

	Quantity	Base Number	Contract	AT	Region	England
% of FP17s for the same patient ID Re-attending within 3 months - Children	118	1,811	6.5%	11.0%	12.9%	12.0%
% of FP17s for the same patient ID Re-attending within 3 months - Adults	727	5,323	13.7%	14.8%	16.5%	15.9%
% of FP17s for the same patient ID Re-attending between 3 & 9 months - Children	1,043	1,811	57.6%	60.9%	59.6%	58.0%
% of FP17s for the same patient ID Re-attending between 3 & 9 months - Adults	3,136	5,323	58.9%	54.9%	52.8%	50.5%
% of FP17s for Band 1 Urgent Courses	446	6,634	6.7%	8.3%	9.1%	9.0%
% of FP17s Relating to Free Repair or Replacements	38	6,634	0.6%	0.9%	1.0%	0.8%
% of FP17s Relating to Continuations	109	6,634	1.6%	1.1%	1.2%	1.1%
% of Patients satisfied with the dentistry they have received	6	7	N/A	91.0%	91.6%	91.5%
% of Patients satisfied with the time they had to wait for an appointment	6	7	N/A	87.8%	88.3%	87.9%

\* This is based on patients treated on this contract for their most recent course of treatment. Figures in italics indicate the base number of FP17s or Patient Questionnaire responses are less than 100. N/A is shown where the base number of responses is less than 10 during the period. % is calculated as Quantity/Base number\*100

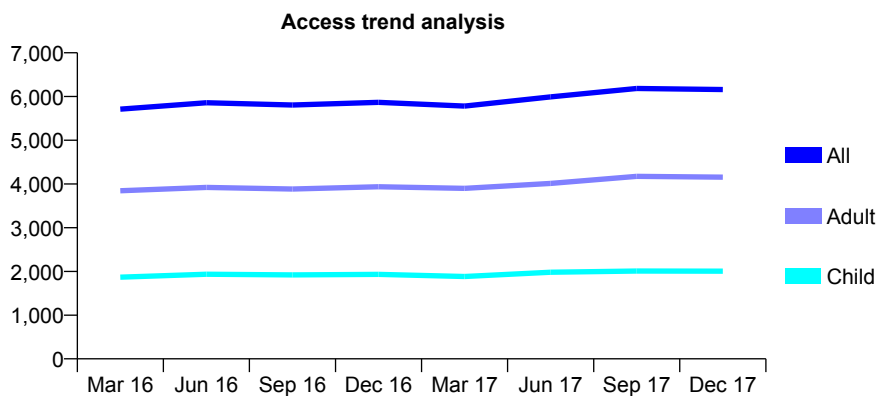
## Q52 - Vital Signs At a Glance Contract Report for 143170/0001 - December 2017

Name or company name	Joe Kelly & Associates Ltd
Contract type name	GDS Contract
Purpose of contract	General and Orthodontic
Contract start date	01/11/2011
Contract end date	

17/18 Contracted general activity (UDA)	13,120
Carry forward general activity (UDA)	-189
17/18 Contracted orthodontic activity (UOA)	880
Carry forward orthodontic activity (UOA)	0
Baseline contract value	£469,398.60

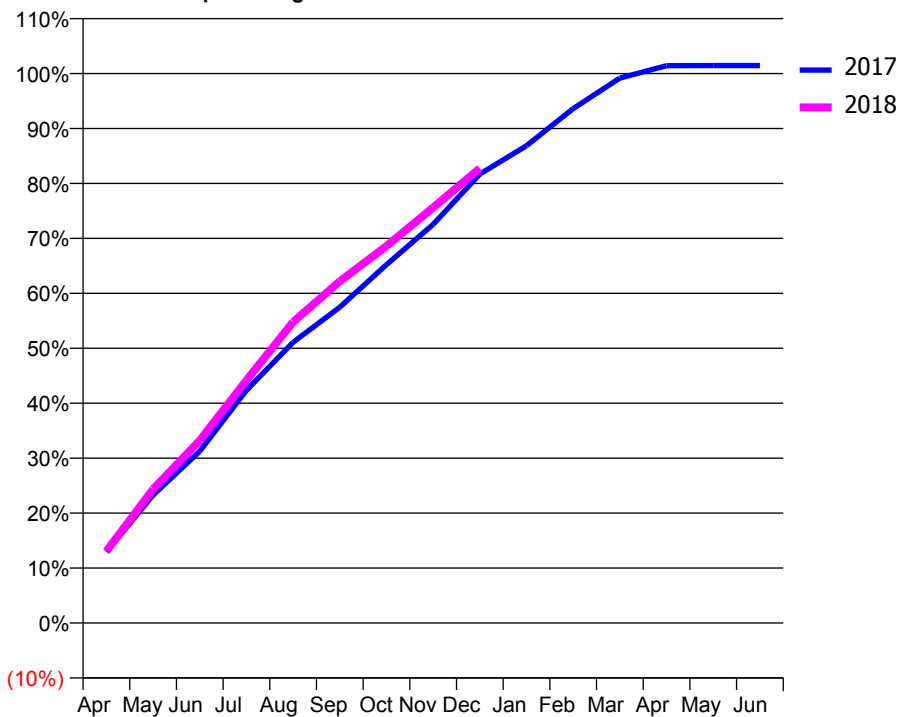
### ACCESS\*

Patients seen in 24 months	Total	Change since previous quarter
Quarter ending December 2016	5,868	
Quarter ending March 2017	5,783	↓
Quarter ending June 2017	5,993	↑
Quarter ending September 2017	6,185	↑
Quarter ending December 2017	6,161	→
<b>Variance since December 2016</b>	<b>5.0%</b>	<b>↑</b>



### ACTIVITY

Cumulative percentage of contracted UDA delivered 2017 & 2018



Month	Adjusted Scheduled Activity (UDA)	
	2017	2018
April	1,698	1,716
May	3,054	3,195
June	4,101	4,356
July	5,556	5,793
August	6,705	7,189
September	7,540	8,158
October	8,555	9,000
November	9,517	9,919
December	10,718	10,855
January	11,396	
February	12,282	
March	13,011	
April	13,305	
May	13,308	
June	13,309	

### QUALITY

	Quantity	Base Number	Contract	AT	Region	England
% of FP17s for the same patient ID Re-attending within 3 months - Children	208	2,435	8.5%	11.0%	12.9%	12.0%
% of FP17s for the same patient ID Re-attending within 3 months - Adults	423	3,890	10.9%	14.8%	16.5%	15.9%
% of FP17s for the same patient ID Re-attending between 3 & 9 months - Children	1,336	2,435	54.9%	60.9%	59.6%	58.0%
% of FP17s for the same patient ID Re-attending between 3 & 9 months - Adults	1,516	3,890	39.0%	54.9%	52.8%	50.5%
% of FP17s for Band 1 Urgent Courses	268	6,068	4.4%	8.3%	9.1%	9.0%
% of FP17s Relating to Free Repair or Replacements	5	6,068	0.1%	0.9%	1.0%	0.8%
% of FP17s Relating to Continuations	27	6,068	0.4%	1.1%	1.2%	1.1%
% of Patients satisfied with the dentistry they have received	5	5	N/A	91.0%	91.6%	91.5%
% of Patients satisfied with the time they had to wait for an appointment	5	5	N/A	87.8%	88.3%	87.9%

\* This is based on patients treated on this contract for their most recent course of treatment. Figures in italics indicate the base number of FP17s or Patient Questionnaire responses are less than 100. N/A is shown where the base number of responses is less than 10 during the period. % is calculated as Quantity/Base number\*100

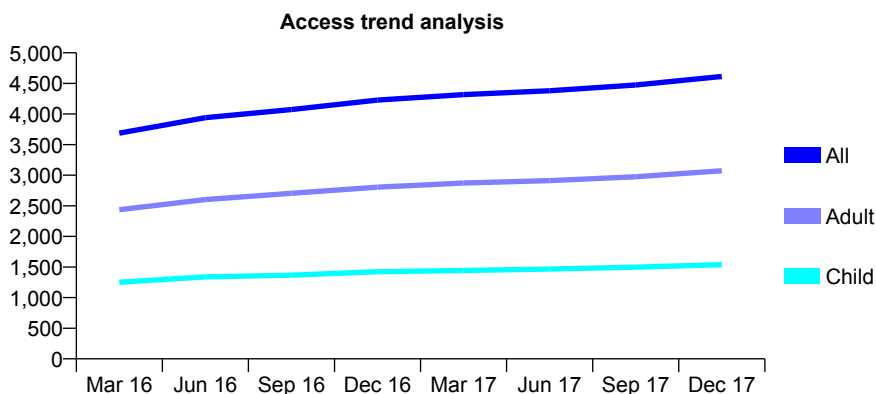
## Q52 - Vital Signs At a Glance Contract Report for 143839/0001 - December 2017

Name or company name	Belle Isle Family Dental Practice
Contract type name	GDS Contract
Purpose of contract	General and Orthodontic
Contract start date	01/12/2014
Contract end date	

17/18 Contracted general activity (UDA)	14,200
Carry forward general activity (UDA)	-48
17/18 Contracted orthodontic activity (UOA)	694
Carry forward orthodontic activity (UOA)	0
Baseline contract value	£435,345.35

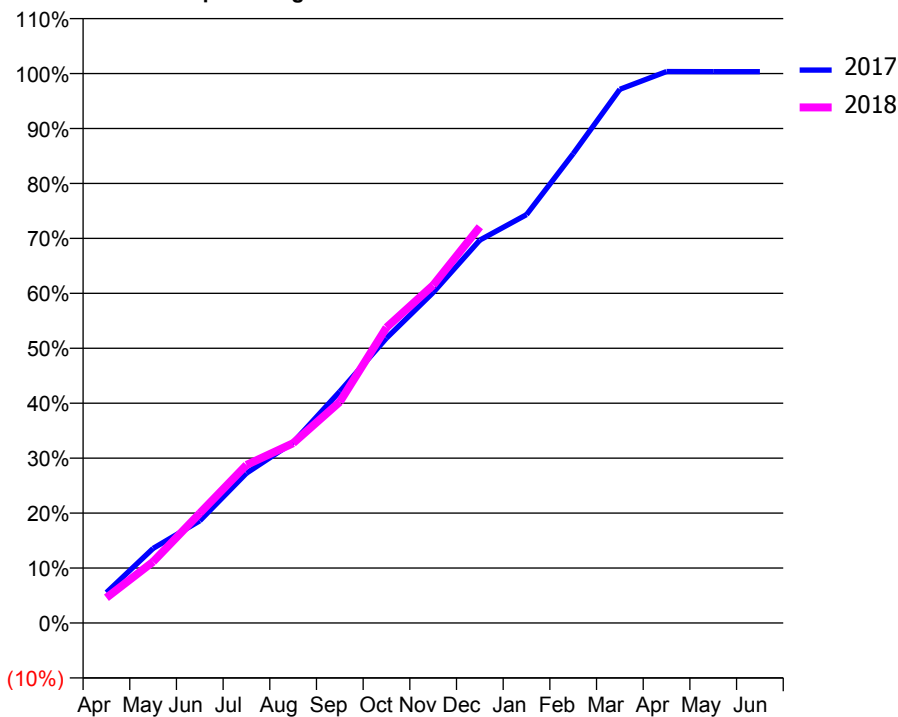
### ACCESS\*

Patients seen in 24 months	Total	Change since previous quarter
Quarter ending December 2016	4,228	
Quarter ending March 2017	4,317	↑
Quarter ending June 2017	4,380	→
Quarter ending September 2017	4,473	↑
Quarter ending December 2017	4,614	↑
<b>Variance since December 2016</b>	<b>9.1%</b>	<b>↑</b>



### ACTIVITY

Cumulative percentage of contracted UDA delivered 2017 & 2018



Month	Adjusted Scheduled Activity (UDA)	
	2017	2018
April	786	653
May	1,928	1,584
June	2,640	2,839
July	3,871	4,085
August	4,668	4,646
September	5,982	5,716
October	7,362	7,637
November	8,539	8,729
December	9,895	10,238
January	10,553	
February	12,128	
March	13,792	
April	14,249	
May	14,248	
June	14,248	

### QUALITY

	Quantity	Base Number	Contract	AT	Region	England
% of FP17s for the same patient ID Re-attending within 3 months - Children	114	1,586	7.2%	11.0%	12.9%	12.0%
% of FP17s for the same patient ID Re-attending within 3 months - Adults	383	2,901	13.2%	14.8%	16.5%	15.9%
% of FP17s for the same patient ID Re-attending between 3 & 9 months - Children	884	1,586	55.7%	60.9%	59.6%	58.0%
% of FP17s for the same patient ID Re-attending between 3 & 9 months - Adults	1,545	2,901	53.3%	54.9%	52.8%	50.5%
% of FP17s for Band 1 Urgent Courses	289	4,247	6.8%	8.3%	9.1%	9.0%
% of FP17s Relating to Free Repair or Replacements	27	4,247	0.6%	0.9%	1.0%	0.8%
% of FP17s Relating to Continuations	46	4,247	1.1%	1.1%	1.2%	1.1%
% of Patients satisfied with the dentistry they have received	4	4	N/A	91.0%	91.6%	91.5%
% of Patients satisfied with the time they had to wait for an appointment	4	4	N/A	87.8%	88.3%	87.9%

\* This is based on patients treated on this contract for their most recent course of treatment. Figures in italics indicate the base number of FP17s or Patient Questionnaire responses are less than 100. N/A is shown where the base number of responses is less than 10 during the period. % is calculated as Quantity/Base number\*100



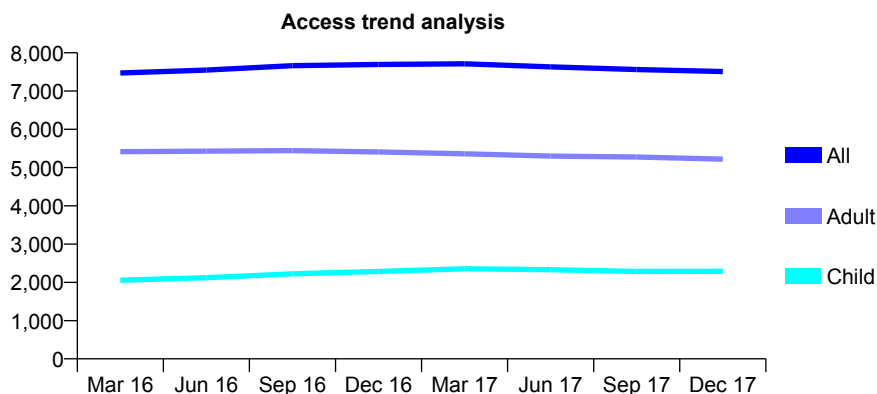
## Q52 - Vital Signs At a Glance Contract Report for 144983/0001 - December 2017

Name or company name	Hick Lane Dental Surgery Ltd.
Contract type name	GDS Contract
Purpose of contract	General
Contract start date	01/10/2008
Contract end date	

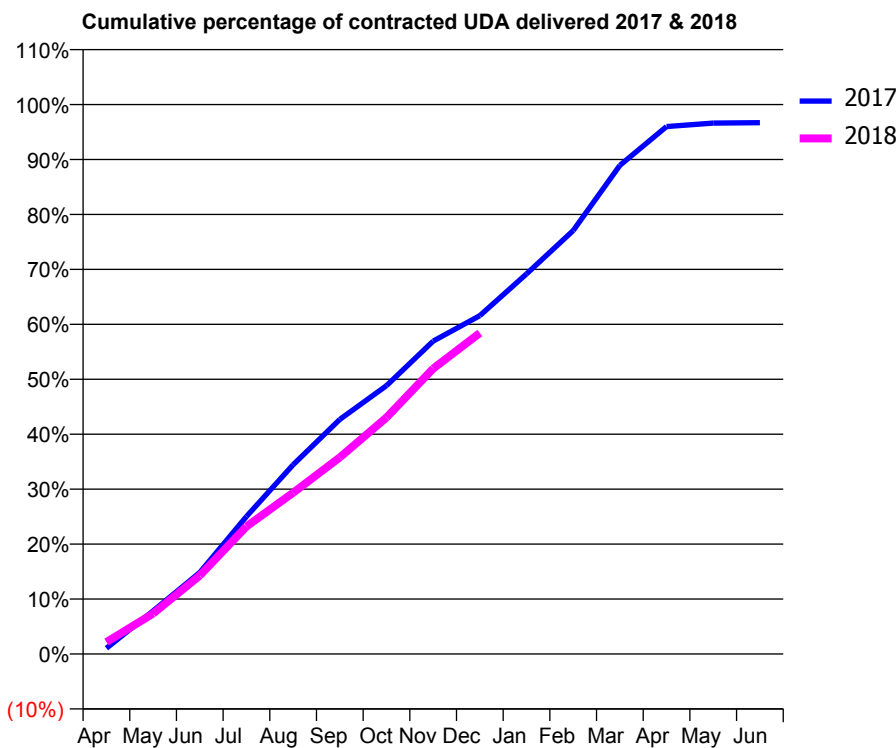
17/18 Contracted general activity (UDA)	22,549
Carry forward general activity (UDA)	0
17/18 Contracted orthodontic activity (UOA)	0
Carry forward orthodontic activity (UOA)	0
Baseline contract value	£685,538.24

### ACCESS\*

Patients seen in 24 months	Total	Change since previous quarter
Quarter ending December 2016	7,694	
Quarter ending March 2017	7,714	→
Quarter ending June 2017	7,631	↓
Quarter ending September 2017	7,561	→
Quarter ending December 2017	7,510	→
<b>Variance since December 2016</b>	<b>(2.4%)</b>	<b>↓</b>



### ACTIVITY



Month	Adjusted Scheduled Activity (UDA)	
	2017	2018
April	240	488
May	1,768	1,663
June	3,345	3,220
July	5,644	5,235
August	7,766	6,620
September	9,626	8,066
October	11,013	9,705
November	12,839	11,712
December	13,883	13,176
January	15,597	
February	17,376	
March	20,053	
April	21,644	
May	21,785	
June	21,805	

### QUALITY

	Quantity	Base Number	Contract	AT	Region	England
% of FP17s for the same patient ID Re-attending within 3 months - Children	189	2,457	7.7%	11.0%	12.9%	12.0%
% of FP17s for the same patient ID Re-attending within 3 months - Adults	751	5,608	13.4%	14.8%	16.5%	15.9%
% of FP17s for the same patient ID Re-attending between 3 & 9 months - Children	1,519	2,457	61.8%	60.9%	59.6%	58.0%
% of FP17s for the same patient ID Re-attending between 3 & 9 months - Adults	3,441	5,608	61.4%	54.9%	52.8%	50.5%
% of FP17s for Band 1 Urgent Courses	740	7,381	10.0%	8.3%	9.1%	9.0%
% of FP17s Relating to Free Repair or Replacements	146	7,381	2.0%	0.9%	1.0%	0.8%
% of FP17s Relating to Continuations	73	7,381	1.0%	1.1%	1.2%	1.1%
% of Patients satisfied with the dentistry they have received	9	9	N/A	91.0%	91.6%	91.5%
% of Patients satisfied with the time they had to wait for an appointment	8	9	N/A	87.8%	88.3%	87.9%

\* This is based on patients treated on this contract for their most recent course of treatment. Figures in italics indicate the base number of FP17s or Patient Questionnaire responses are less than 100. N/A is shown where the base number of responses is less than 10 during the period. % is calculated as Quantity/Base number\*100

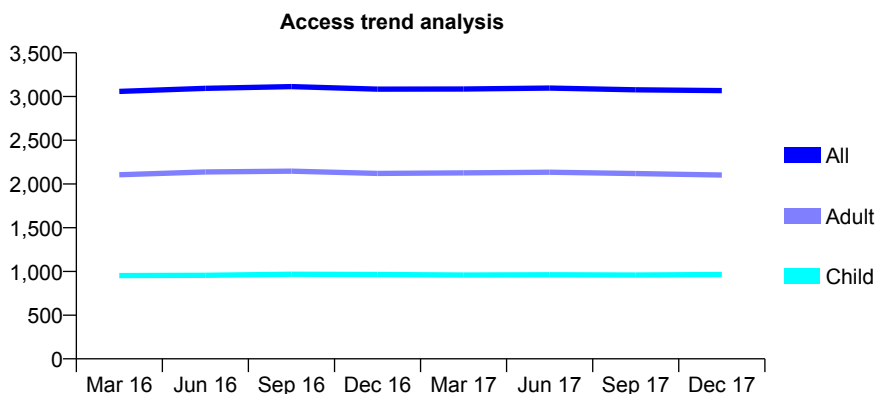
## Q52 - Vital Signs At a Glance Contract Report for 145203/0001 - December 2017

Name or company name	Ross Dental Surgeons Ltd
Contract type name	GDS Contract
Purpose of contract	General
Contract start date	01/11/2008
Contract end date	

17/18 Contracted general activity (UDA)	6,100
Carry forward general activity (UDA)	0
17/18 Contracted orthodontic activity (UOA)	0
Carry forward orthodontic activity (UOA)	0
Baseline contract value	£160,664.95

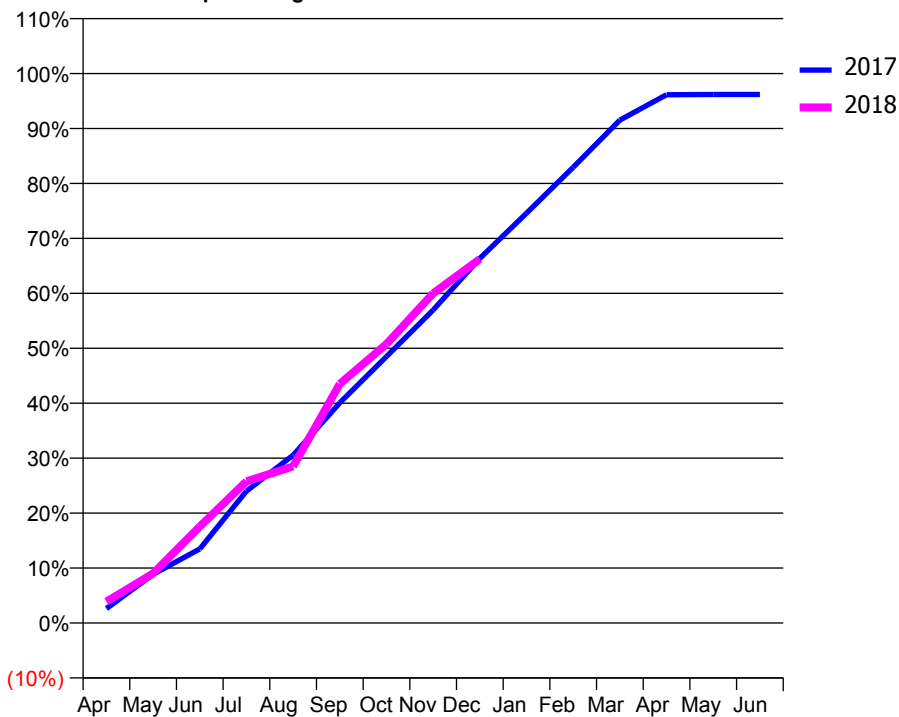
### ACCESS\*

Patients seen in 24 months	Total	Change since previous quarter
Quarter ending December 2016	3,085	
Quarter ending March 2017	3,086	→
Quarter ending June 2017	3,096	→
Quarter ending September 2017	3,077	→
Quarter ending December 2017	3,067	→
<b>Variance since December 2016</b>	<b>(0.6%)</b>	→



### ACTIVITY

Cumulative percentage of contracted UDA delivered 2017 & 2018



Month	Adjusted Scheduled Activity (UDA)	
	2017	2018
April	161	237
May	542	550
June	822	1,071
July	1,465	1,572
August	1,862	1,738
September	2,444	2,654
October	2,959	3,098
November	3,475	3,660
December	4,048	4,041
January	4,549	
February	5,058	
March	5,583	
April	5,864	
May	5,867	
June	5,868	

### QUALITY

	Quantity	Base Number	Contract	AT	Region	England
% of FP17s for the same patient ID Re-attending within 3 months - Children	69	1,309	5.3%	11.0%	12.9%	12.0%
% of FP17s for the same patient ID Re-attending within 3 months - Adults	238	2,416	9.9%	14.8%	16.5%	15.9%
% of FP17s for the same patient ID Re-attending between 3 & 9 months - Children	969	1,309	74.0%	60.9%	59.6%	58.0%
% of FP17s for the same patient ID Re-attending between 3 & 9 months - Adults	1,583	2,416	65.5%	54.9%	52.8%	50.5%
% of FP17s for Band 1 Urgent Courses	124	2,759	4.5%	8.3%	9.1%	9.0%
% of FP17s Relating to Free Repair or Replacements	20	2,759	0.7%	0.9%	1.0%	0.8%
% of FP17s Relating to Continuations	17	2,759	0.6%	1.1%	1.2%	1.1%
% of Patients satisfied with the dentistry they have received	2	2	N/A	91.0%	91.6%	91.5%
% of Patients satisfied with the time they had to wait for an appointment	2	2	N/A	87.8%	88.3%	87.9%

\* This is based on patients treated on this contract for their most recent course of treatment. Figures in italics indicate the base number of FP17s or Patient Questionnaire responses are less than 100. N/A is shown where the base number of responses is less than 10 during the period. % is calculated as Quantity/Base number\*100

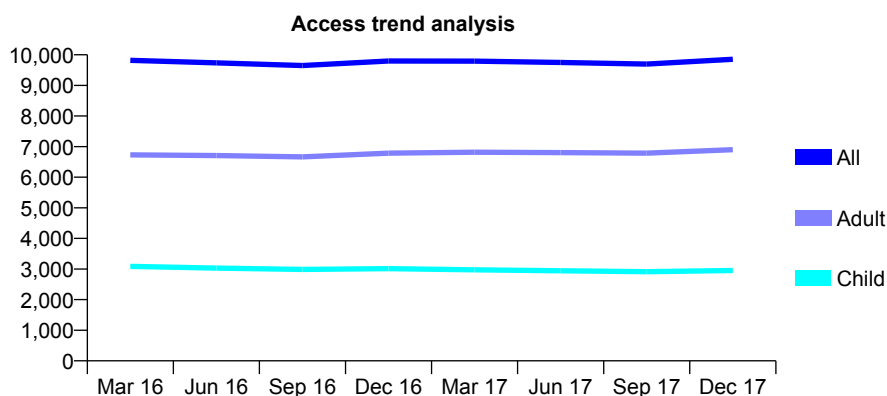
## Q52 - Vital Signs At a Glance Contract Report for 145211/0001 - December 2017

Name or company name	Shaw & Associates Dental Surgeons Ltd
Contract type name	GDS Contract
Purpose of contract	General
Contract start date	01/04/2010
Contract end date	

17/18 Contracted general activity (UDA)	31,000
Carry forward general activity (UDA)	0
17/18 Contracted orthodontic activity (UOA)	0
Carry forward orthodontic activity (UOA)	0
Baseline contract value	£1,016,673.18

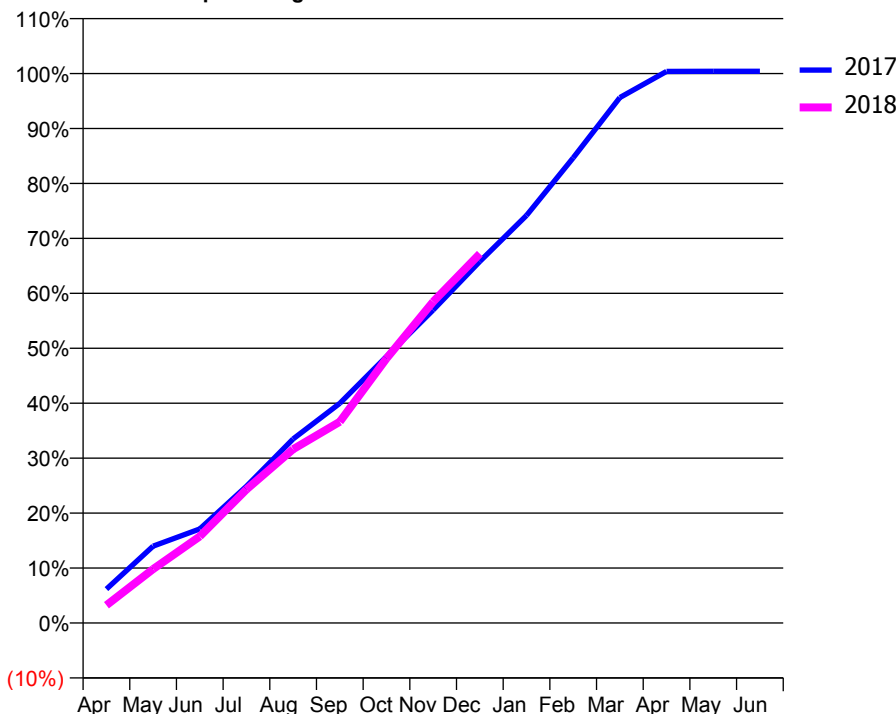
### ACCESS\*

Patients seen in 24 months	Total	Change since previous quarter
Quarter ending December 2016	9,799	
Quarter ending March 2017	9,794	→
Quarter ending June 2017	9,749	→
Quarter ending September 2017	9,697	→
Quarter ending December 2017	9,852	→
<b>Variance since December 2016</b>	<b>0.5%</b>	<b>→</b>



### ACTIVITY

Cumulative percentage of contracted UDA delivered 2017 & 2018



Month	2017	2018
April	1,915	1,003
May	4,336	3,043
June	5,311	4,885
July	7,713	7,533
August	10,386	9,805
September	12,391	11,359
October	15,031	14,923
November	17,663	18,124
December	20,395	20,834
January	22,992	
February	26,245	
March	29,644	
April	31,115	
May	31,128	
June	31,128	

### QUALITY

	Quantity	Base Number	Contract	AT	Region	England
% of FP17s for the same patient ID Re-attending within 3 months - Children	473	4,034	11.7%	11.0%	12.9%	12.0%
% of FP17s for the same patient ID Re-attending within 3 months - Adults	1,209	8,763	13.8%	14.8%	16.5%	15.9%
% of FP17s for the same patient ID Re-attending between 3 & 9 months - Children	2,666	4,034	66.1%	60.9%	59.6%	58.0%
% of FP17s for the same patient ID Re-attending between 3 & 9 months - Adults	5,931	8,763	67.7%	54.9%	52.8%	50.5%
% of FP17s for Band 1 Urgent Courses	705	12,042	5.9%	8.3%	9.1%	9.0%
% of FP17s Relating to Free Repair or Replacements	149	12,042	1.2%	0.9%	1.0%	0.8%
% of FP17s Relating to Continuations	130	12,042	1.1%	1.1%	1.2%	1.1%
% of Patients satisfied with the dentistry they have received	15	16	93.8%	91.0%	91.6%	91.5%
% of Patients satisfied with the time they had to wait for an appointment	16	16	100.0%	87.8%	88.3%	87.9%

\* This is based on patients treated on this contract for their most recent course of treatment. Figures in italics indicate the base number of FP17s or Patient Questionnaire responses are less than 100. N/A is shown where the base number of responses is less than 10 during the period. % is calculated as Quantity/Base number\*100

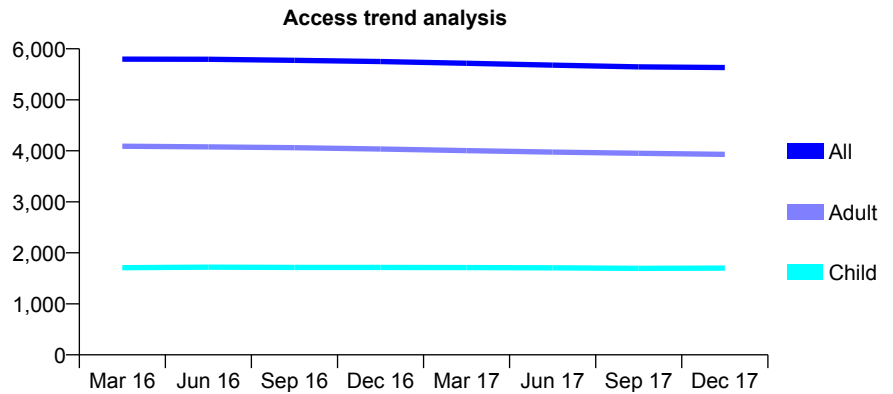
## Q52 - Vital Signs At a Glance Contract Report for 145211/0002 - December 2017

Name or company name	Shaw & Associates Dental Surgeons Ltd
Contract type name	GDS Contract
Purpose of contract	General
Contract start date	09/08/2010
Contract end date	

17/18 Contracted general activity (UDA)	19,532
Carry forward general activity (UDA)	0
17/18 Contracted orthodontic activity (UOA)	0
Carry forward orthodontic activity (UOA)	0
Baseline contract value	£507,101.25

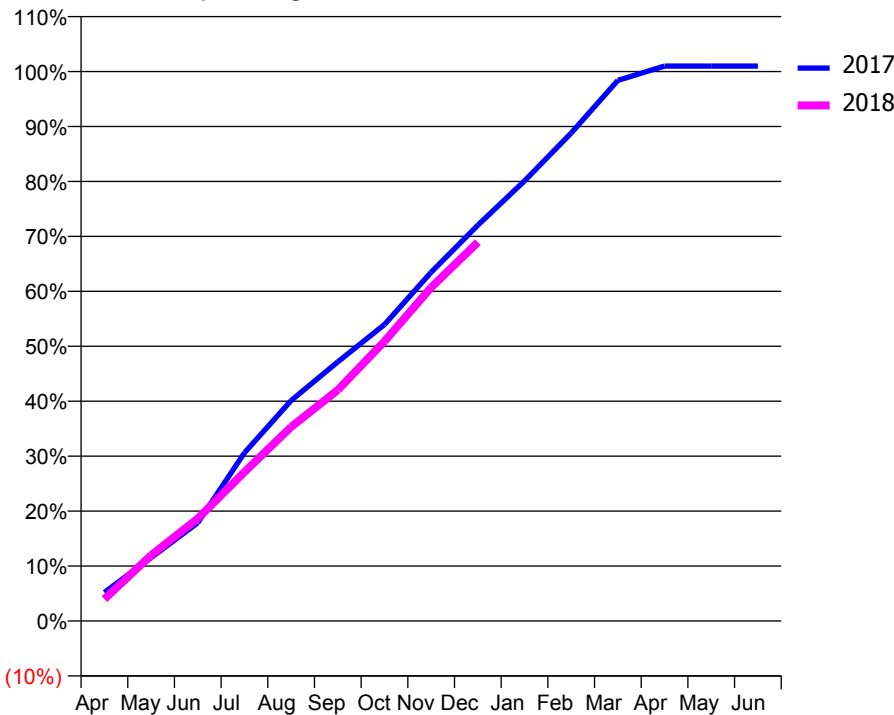
### ACCESS\*

Patients seen in 24 months	Total	Change since previous quarter
Quarter ending December 2016	5,751	
Quarter ending March 2017	5,717	→
Quarter ending June 2017	5,680	→
Quarter ending September 2017	5,646	→
Quarter ending December 2017	5,632	→
<b>Variance since December 2016</b>	<b>(2.1%)</b>	<b>↓</b>



### ACTIVITY

Cumulative percentage of contracted UDA delivered 2017 & 2018



Month	Adjusted Scheduled Activity (UDA)	
	2017	2018
April	1,018	777
May	2,256	2,340
June	3,493	3,644
July	5,979	5,297
August	7,838	6,900
September	9,212	8,210
October	10,538	9,940
November	12,395	11,857
December	14,069	13,464
January	15,644	
February	17,343	
March	19,219	
April	19,726	
May	19,726	
June	19,726	

### QUALITY

	Quantity	Base Number	Contract	AT	Region	England
% of FP17s for the same patient ID Re-attending within 3 months - Children	235	2,180	10.8%	11.0%	12.9%	12.0%
% of FP17s for the same patient ID Re-attending within 3 months - Adults	561	4,662	12.0%	14.8%	16.5%	15.9%
% of FP17s for the same patient ID Re-attending between 3 & 9 months - Children	1,362	2,180	62.5%	60.9%	59.6%	58.0%
% of FP17s for the same patient ID Re-attending between 3 & 9 months - Adults	3,050	4,662	65.4%	54.9%	52.8%	50.5%
% of FP17s for Band 1 Urgent Courses	422	6,571	6.4%	8.3%	9.1%	9.0%
% of FP17s Relating to Free Repair or Replacements	28	6,571	0.4%	0.9%	1.0%	0.8%
% of FP17s Relating to Continuations	82	6,571	1.2%	1.1%	1.2%	1.1%
% of Patients satisfied with the dentistry they have received	9	9	N/A	91.0%	91.6%	91.5%
% of Patients satisfied with the time they had to wait for an appointment	9	9	N/A	87.8%	88.3%	87.9%

\* This is based on patients treated on this contract for their most recent course of treatment. Figures in italics indicate the base number of FP17s or Patient Questionnaire responses are less than 100. N/A is shown where the base number of responses is less than 10 during the period. % is calculated as Quantity/Base number\*100

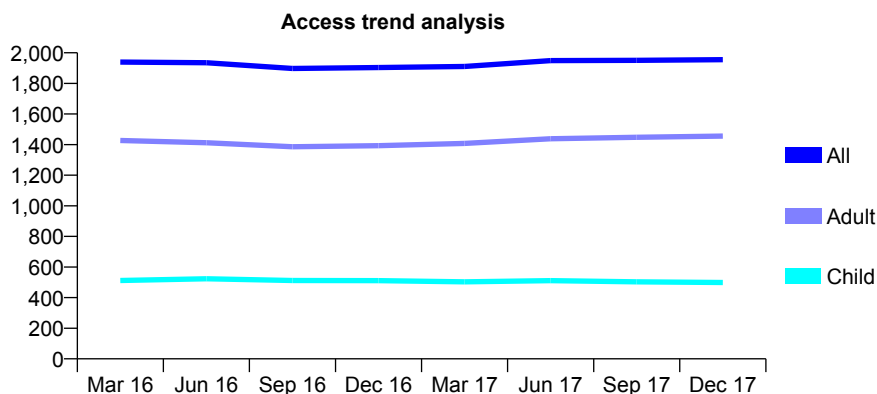
## Q52 - Vital Signs At a Glance Contract Report for 145823/0001 - December 2017

Name or company name	Newsome Practice limited
Contract type name	GDS Contract
Purpose of contract	General
Contract start date	07/03/2012
Contract end date	

17/18 Contracted general activity (UDA)	7,162
Carry forward general activity (UDA)	0
17/18 Contracted orthodontic activity (UOA)	0
Carry forward orthodontic activity (UOA)	0
Baseline contract value	£192,311.09

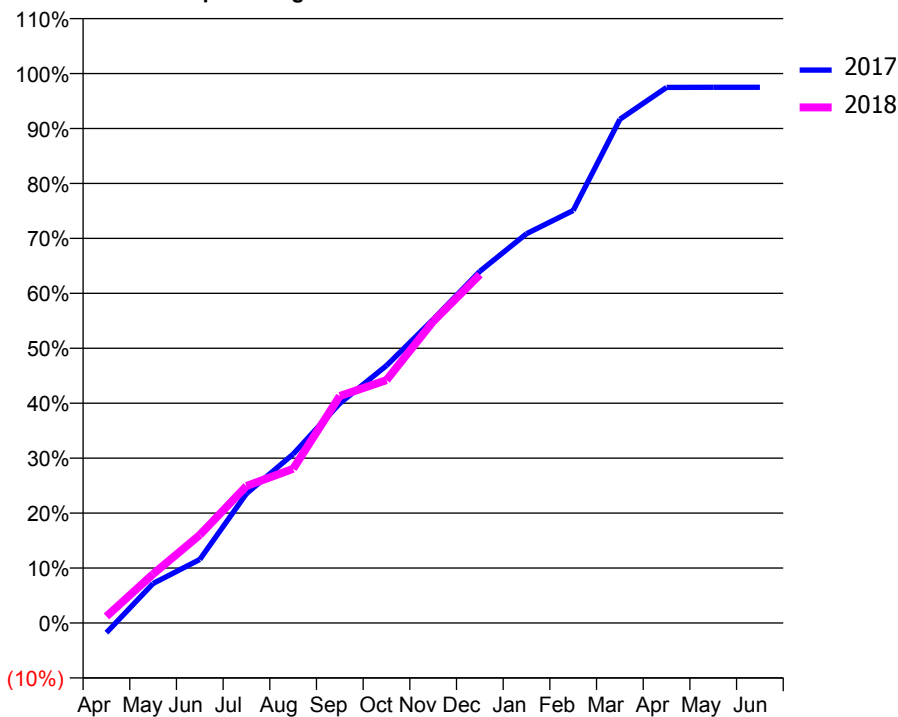
### ACCESS\*

Patients seen in 24 months	Total	Change since previous quarter
Quarter ending December 2016	1,904	
Quarter ending March 2017	1,911	→
Quarter ending June 2017	1,949	→
Quarter ending September 2017	1,951	→
Quarter ending December 2017	1,955	→
<b>Variance since December 2016</b>	<b>2.7%</b>	<b>↑</b>



### ACTIVITY

Cumulative percentage of contracted UDA delivered 2017 & 2018



Month	Adjusted Scheduled Activity (UDA)	
	2017	2018
April	-128	86
May	515	638
June	827	1,149
July	1,686	1,785
August	2,202	2,011
September	2,864	2,959
October	3,355	3,166
November	3,956	3,931
December	4,584	4,540
January	5,075	
February	5,377	
March	6,566	
April	6,980	
May	6,983	
June	6,983	

### QUALITY

	Quantity	Base Number	Contract	AT	Region	England
% of FP17s for the same patient ID Re-attending within 3 months - Children	38	609	6.2%	11.0%	12.9%	12.0%
% of FP17s for the same patient ID Re-attending within 3 months - Adults	271	1,767	15.3%	14.8%	16.5%	15.9%
% of FP17s for the same patient ID Re-attending between 3 & 9 months - Children	452	609	74.2%	60.9%	59.6%	58.0%
% of FP17s for the same patient ID Re-attending between 3 & 9 months - Adults	1,110	1,767	62.8%	54.9%	52.8%	50.5%
% of FP17s for Band 1 Urgent Courses	134	2,220	6.0%	8.3%	9.1%	9.0%
% of FP17s Relating to Free Repair or Replacements	17	2,220	0.8%	0.9%	1.0%	0.8%
% of FP17s Relating to Continuations	32	2,220	1.4%	1.1%	1.2%	1.1%
% of Patients satisfied with the dentistry they have received	3	4	N/A	91.0%	91.6%	91.5%
% of Patients satisfied with the time they had to wait for an appointment	4	4	N/A	87.8%	88.3%	87.9%

\* This is based on patients treated on this contract for their most recent course of treatment. Figures in italics indicate the base number of FP17s or Patient Questionnaire responses are less than 100. N/A is shown where the base number of responses is less than 10 during the period. % is calculated as Quantity/Base number\*100

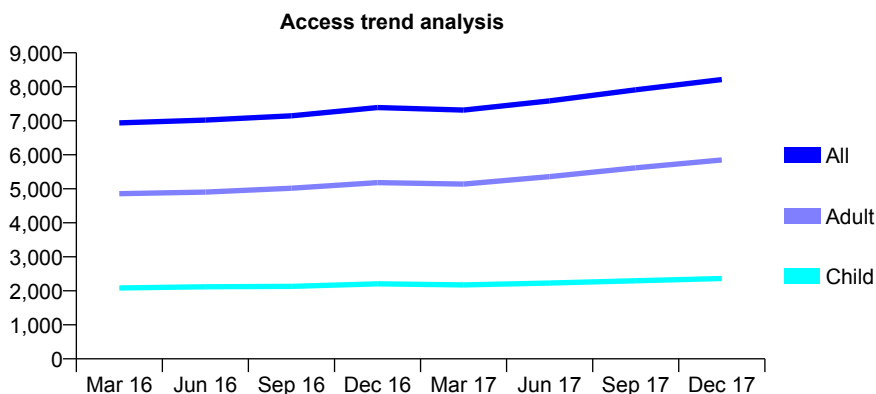
## Q52 - Vital Signs At a Glance Contract Report for 148156/0002 - December 2017

Name or company name	Premier Dental Limited
Contract type name	GDS Contract
Purpose of contract	General
Contract start date	01/12/2008
Contract end date	

17/18 Contracted general activity (UDA)	22,574
Carry forward general activity (UDA)	0
17/18 Contracted orthodontic activity (UOA)	0
Carry forward orthodontic activity (UOA)	0
Baseline contract value	£687,045.26

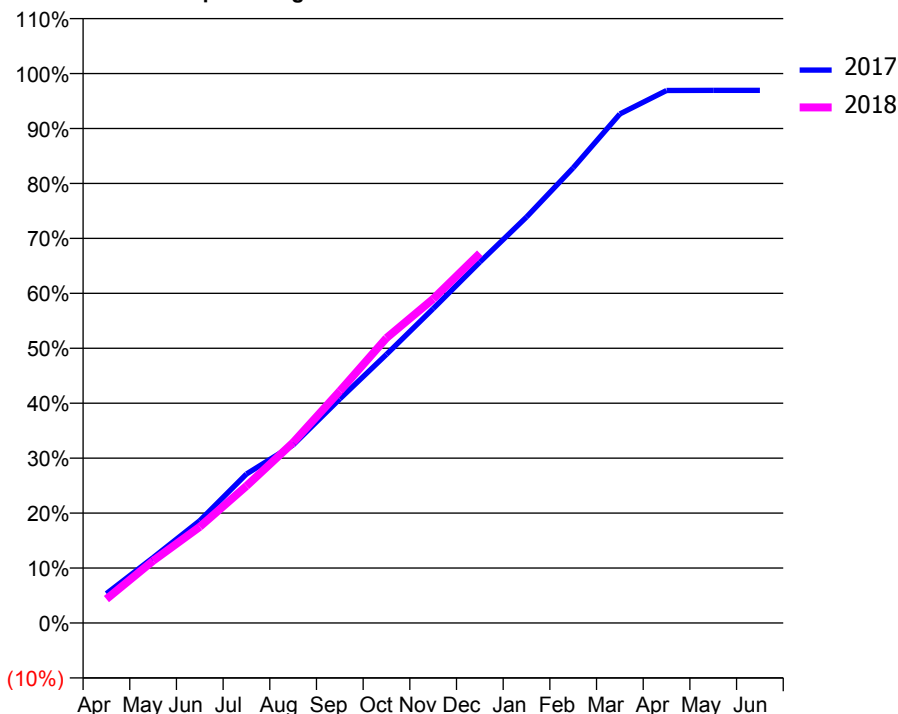
### ACCESS\*

Patients seen in 24 months	Total	Change since previous quarter
Quarter ending December 2016	7,389	
Quarter ending March 2017	7,317	→
Quarter ending June 2017	7,588	↑
Quarter ending September 2017	7,912	↑
Quarter ending December 2017	8,212	↑
<b>Variance since December 2016</b>	<b>11.1%</b>	<b>↑</b>



### ACTIVITY

Cumulative percentage of contracted UDA delivered 2017 & 2018



Month	Adjusted Scheduled Activity (UDA)	
	2017	2018
April	1,208	985
May	2,688	2,554
June	4,206	3,955
July	6,122	5,629
August	7,318	7,416
September	9,203	9,528
October	11,033	11,708
November	12,917	13,314
December	14,828	15,188
January	16,680	
February	18,701	
March	20,915	
April	21,875	
May	21,880	
June	21,883	

### QUALITY

	Quantity	Base Number	Contract	AT	Region	England
% of FP17s for the same patient ID Re-attending within 3 months - Children	114	2,187	5.2%	11.0%	12.9%	12.0%
% of FP17s for the same patient ID Re-attending within 3 months - Adults	495	5,101	9.7%	14.8%	16.5%	15.9%
% of FP17s for the same patient ID Re-attending between 3 & 9 months - Children	1,286	2,187	58.8%	60.9%	59.6%	58.0%
% of FP17s for the same patient ID Re-attending between 3 & 9 months - Adults	2,390	5,101	46.9%	54.9%	52.8%	50.5%
% of FP17s for Band 1 Urgent Courses	313	6,915	4.5%	8.3%	9.1%	9.0%
% of FP17s Relating to Free Repair or Replacements	18	6,915	0.3%	0.9%	1.0%	0.8%
% of FP17s Relating to Continuations	119	6,915	1.7%	1.1%	1.2%	1.1%
% of Patients satisfied with the dentistry they have received	5	5	N/A	91.0%	91.6%	91.5%
% of Patients satisfied with the time they had to wait for an appointment	5	5	N/A	87.8%	88.3%	87.9%

\* This is based on patients treated on this contract for their most recent course of treatment. Figures in italics indicate the base number of FP17s or Patient Questionnaire responses are less than 100. N/A is shown where the base number of responses is less than 10 during the period. % is calculated as Quantity/Base number\*100

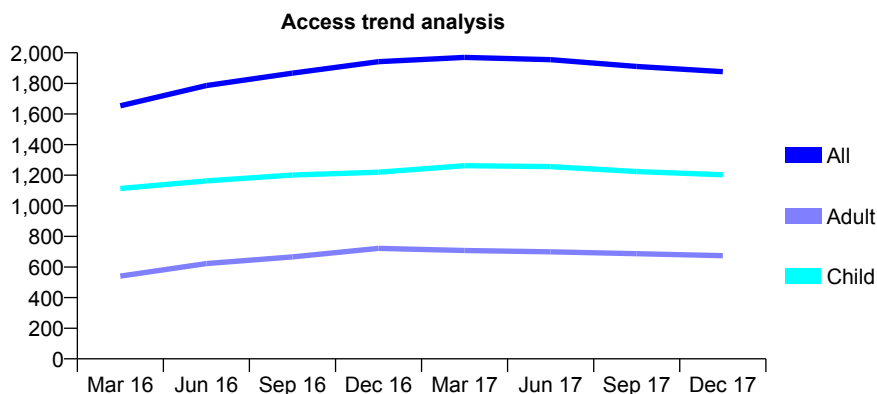
## Q52 - Vital Signs At a Glance Contract Report for 149888/0001 - December 2017

Name or company name	CVDC Ltd
Contract type name	GDS Contract
Purpose of contract	General
Contract start date	01/12/2014
Contract end date	

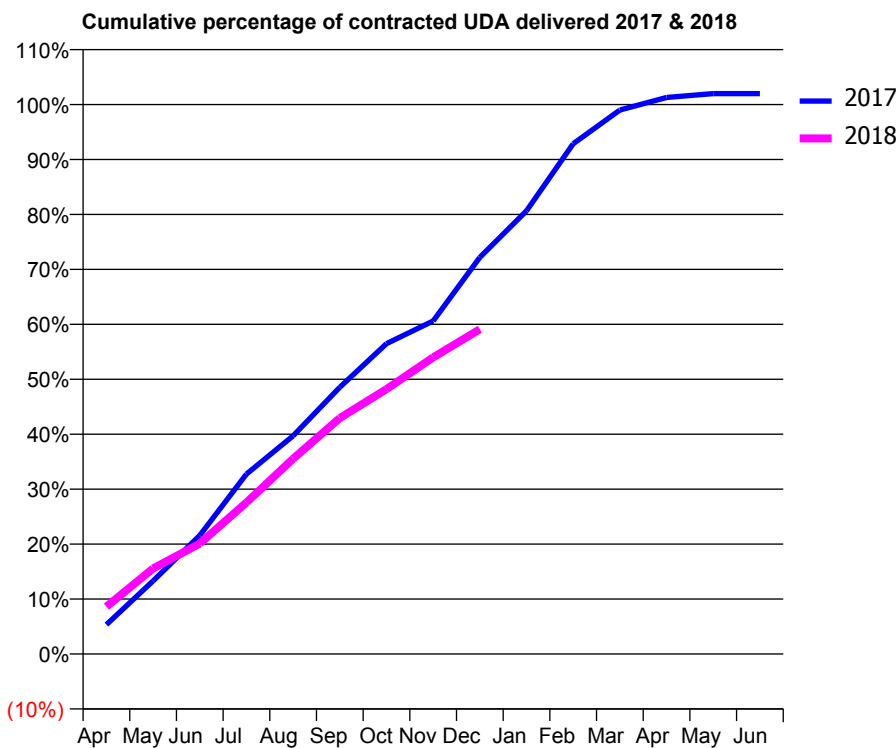
17/18 Contracted general activity (UDA)	5,000
Carry forward general activity (UDA)	-99
17/18 Contracted orthodontic activity (UOA)	0
Carry forward orthodontic activity (UOA)	0
Baseline contract value	£117,704.09

### ACCESS\*

Patients seen in 24 months	Total	Change since previous quarter
Quarter ending December 2016	1,942	
Quarter ending March 2017	1,970	→
Quarter ending June 2017	1,955	→
Quarter ending September 2017	1,911	↓
Quarter ending December 2017	1,877	↓
<b>Variance since December 2016</b>	<b>(3.3%)</b>	<b>↓</b>



### ACTIVITY



Month	Adjusted Scheduled Activity (UDA)	
	2017	2018
April	268	431
May	666	779
June	1,080	1,005
July	1,637	1,379
August	1,986	1,776
September	2,427	2,147
October	2,824	2,410
November	3,030	2,700
December	3,609	2,955
January	4,033	
February	4,643	
March	4,950	
April	5,064	
May	5,099	
June	5,099	

### QUALITY

	Quantity	Base Number	Contract	AT	Region	England
% of FP17s for the same patient ID Re-attending within 3 months - Children	74	1,262	5.9%	11.0%	12.9%	12.0%
% of FP17s for the same patient ID Re-attending within 3 months - Adults	109	578	18.9%	14.8%	16.5%	15.9%
% of FP17s for the same patient ID Re-attending between 3 & 9 months - Children	846	1,262	67.0%	60.9%	59.6%	58.0%
% of FP17s for the same patient ID Re-attending between 3 & 9 months - Adults	328	578	56.7%	54.9%	52.8%	50.5%
% of FP17s for Band 1 Urgent Courses	72	1,753	4.1%	8.3%	9.1%	9.0%
% of FP17s Relating to Free Repair or Replacements	1	1,753	0.1%	0.9%	1.0%	0.8%
% of FP17s Relating to Continuations	0	1,753	0.0%	1.1%	1.2%	1.1%
% of Patients satisfied with the dentistry they have received	0	1	N/A	91.0%	91.6%	91.5%
% of Patients satisfied with the time they had to wait for an appointment	1	1	N/A	87.8%	88.3%	87.9%

\* This is based on patients treated on this contract for their most recent course of treatment. Figures in italics indicate the base number of FP17s or Patient Questionnaire responses are less than 100. N/A is shown where the base number of responses is less than 10 during the period. % is calculated as Quantity/Base number\*100



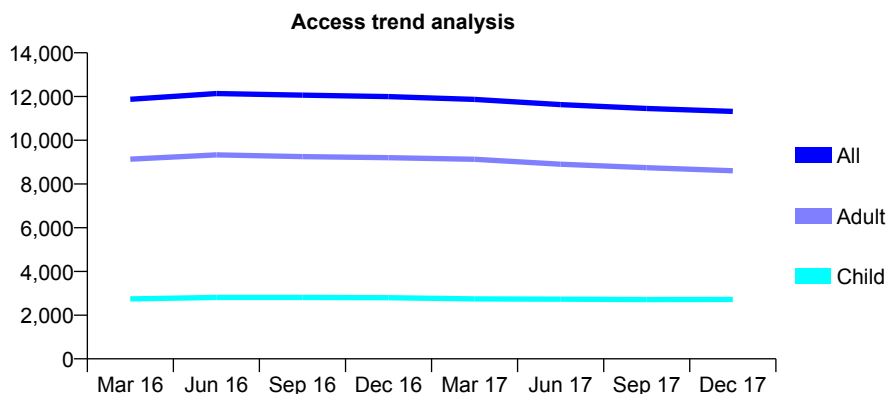
## Q52 - Vital Signs At a Glance Contract Report for 151181/0001 - December 2017

Name or company name	Jackro Healthcare Services Ltd
Contract type name	GDS Contract
Purpose of contract	General
Contract start date	01/03/2008
Contract end date	

17/18 Contracted general activity (UDA)	30,000
Carry forward general activity (UDA)	0
17/18 Contracted orthodontic activity (UOA)	0
Carry forward orthodontic activity (UOA)	0
Baseline contract value	£1,022,186.96

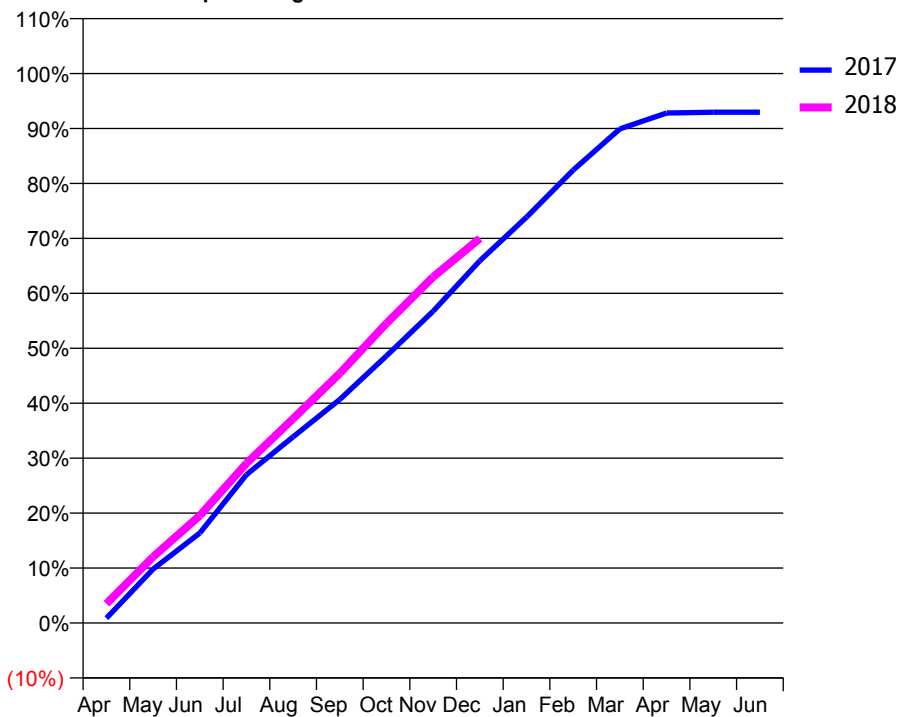
### ACCESS\*

Patients seen in 24 months	Total	Change since previous quarter
Quarter ending December 2016	11,996	
Quarter ending March 2017	11,867	↓
Quarter ending June 2017	11,628	↓
Quarter ending September 2017	11,456	↓
Quarter ending December 2017	11,318	↓
<b>Variance since December 2016</b>	<b>(5.7%)</b>	<b>↓</b>



### ACTIVITY

Cumulative percentage of contracted UDA delivered 2017 & 2018



Month	Adjusted Scheduled Activity (UDA)	
	2017	2018
April	268	1,051
May	2,947	3,618
June	4,909	5,865
July	8,099	8,717
August	10,165	11,157
September	12,202	13,634
October	14,588	16,365
November	17,021	18,895
December	19,778	21,002
January	22,157	
February	24,726	
March	26,980	
April	27,840	
May	27,885	
June	27,888	

### QUALITY

	Quantity	Base Number	Contract	AT	Region	England
% of FP17s for the same patient ID Re-attending within 3 months - Children	202	3,156	6.4%	11.0%	12.9%	12.0%
% of FP17s for the same patient ID Re-attending within 3 months - Adults	930	8,598	10.8%	14.8%	16.5%	15.9%
% of FP17s for the same patient ID Re-attending between 3 & 9 months - Children	1,879	3,156	59.5%	60.9%	59.6%	58.0%
% of FP17s for the same patient ID Re-attending between 3 & 9 months - Adults	4,615	8,598	53.7%	54.9%	52.8%	50.5%
% of FP17s for Band 1 Urgent Courses	557	11,311	4.9%	8.3%	9.1%	9.0%
% of FP17s Relating to Free Repair or Replacements	86	11,311	0.8%	0.9%	1.0%	0.8%
% of FP17s Relating to Continuations	156	11,311	1.4%	1.1%	1.2%	1.1%
% of Patients satisfied with the dentistry they have received	20	22	90.9%	91.0%	91.6%	91.5%
% of Patients satisfied with the time they had to wait for an appointment	19	22	86.4%	87.8%	88.3%	87.9%

\* This is based on patients treated on this contract for their most recent course of treatment. Figures in italics indicate the base number of FP17s or Patient Questionnaire responses are less than 100. N/A is shown where the base number of responses is less than 10 during the period. % is calculated as Quantity/Base number\*100

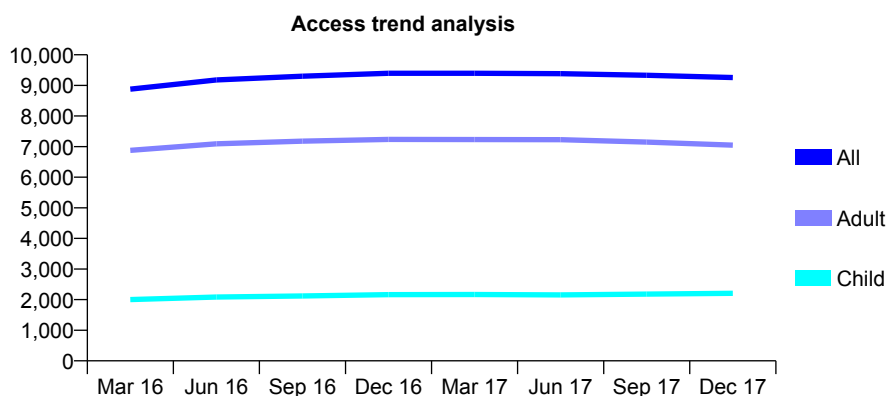
## Q52 - Vital Signs At a Glance Contract Report for 151211/0001 - December 2017

Name or company name	Milne, Spencer & Harris Dental Surgeons
Contract type name	GDS Contract
Purpose of contract	General and Orthodontic
Contract start date	01/04/2010
Contract end date	

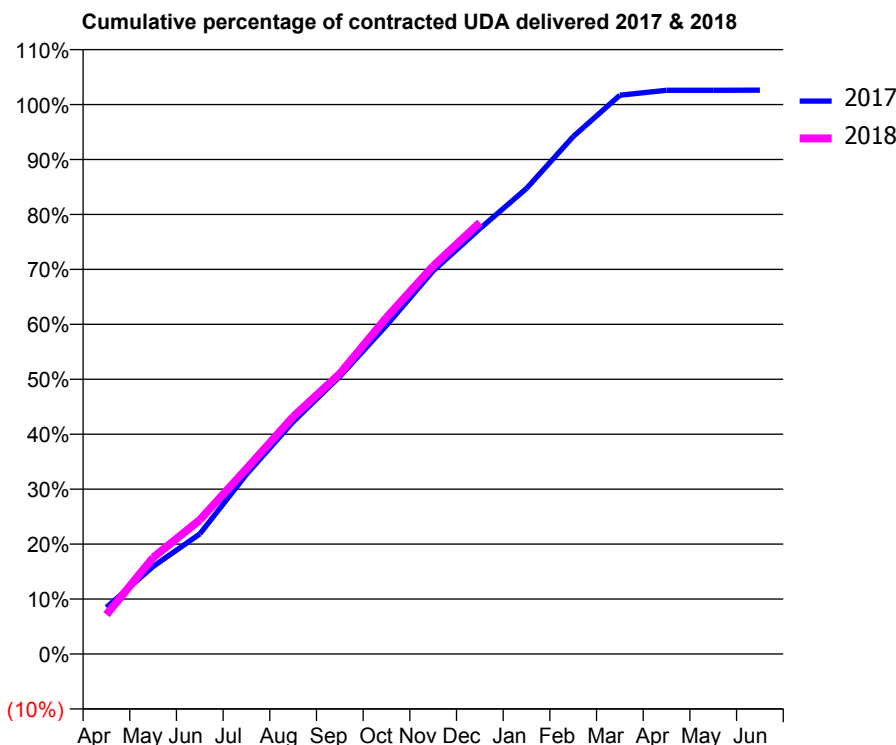
17/18 Contracted general activity (UDA)	22,000
Carry forward general activity (UDA)	-440
17/18 Contracted orthodontic activity (UOA)	650
Carry forward orthodontic activity (UOA)	0
Baseline contract value	£744,394.51

### ACCESS\*

Patients seen in 24 months	Total	Change since previous quarter
Quarter ending December 2016	9,398	
Quarter ending March 2017	9,398	→
Quarter ending June 2017	9,383	→
Quarter ending September 2017	9,329	→
Quarter ending December 2017	9,255	→
<b>Variance since December 2016</b>	<b>(1.5%)</b>	<b>↓</b>



### ACTIVITY



Month	Adjusted Scheduled Activity (UDA)	
	2017	2018
April	1,867	1,577
May	3,507	3,864
June	4,807	5,370
July	7,194	7,419
August	9,295	9,502
September	11,115	11,224
October	13,155	13,475
November	15,342	15,532
December	17,029	17,276
January	18,640	
February	20,718	
March	22,372	
April	22,567	
May	22,570	
June	22,576	

### QUALITY

	Quantity	Base Number	Contract	AT	Region	England
% of FP17s for the same patient ID Re-attending within 3 months - Children	220	2,443	9.0%	11.0%	12.9%	12.0%
% of FP17s for the same patient ID Re-attending within 3 months - Adults	814	6,498	12.5%	14.8%	16.5%	15.9%
% of FP17s for the same patient ID Re-attending between 3 & 9 months - Children	1,156	2,443	47.3%	60.9%	59.6%	58.0%
% of FP17s for the same patient ID Re-attending between 3 & 9 months - Adults	2,236	6,498	34.4%	54.9%	52.8%	50.5%
% of FP17s for Band 1 Urgent Courses	584	8,769	6.7%	8.3%	9.1%	9.0%
% of FP17s Relating to Free Repair or Replacements	76	8,769	0.9%	0.9%	1.0%	0.8%
% of FP17s Relating to Continuations	185	8,769	2.1%	1.1%	1.2%	1.1%
% of Patients satisfied with the dentistry they have received	12	12	100.0%	91.0%	91.6%	91.5%
% of Patients satisfied with the time they had to wait for an appointment	8	12	66.7%	87.8%	88.3%	87.9%

\* This is based on patients treated on this contract for their most recent course of treatment. Figures in italics indicate the base number of FP17s or Patient Questionnaire responses are less than 100. N/A is shown where the base number of responses is less than 10 during the period. % is calculated as Quantity/Base number\*100

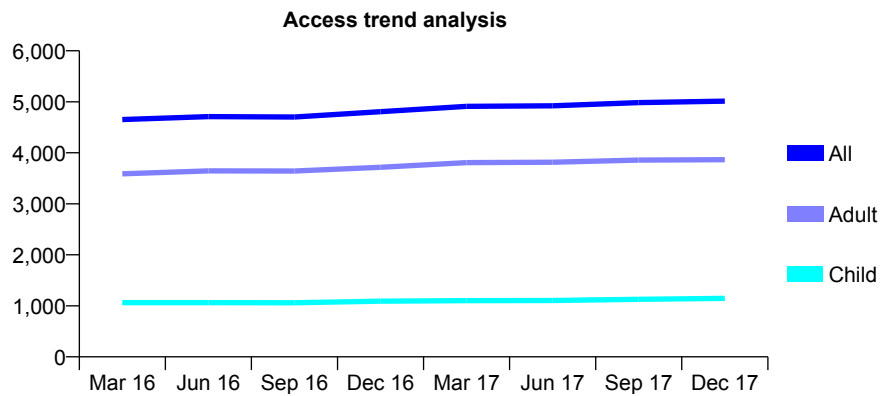
## Q52 - Vital Signs At a Glance Contract Report for 151211/0002 - December 2017

Name or company name	Milne, Spencer & Harris Dental Surgeons
Contract type name	GDS Contract
Purpose of contract	General and Orthodontic
Contract start date	01/04/2010
Contract end date	

17/18 Contracted general activity (UDA)	11,795
Carry forward general activity (UDA)	-236
17/18 Contracted orthodontic activity (UOA)	441
Carry forward orthodontic activity (UOA)	0
Baseline contract value	£404,819.33

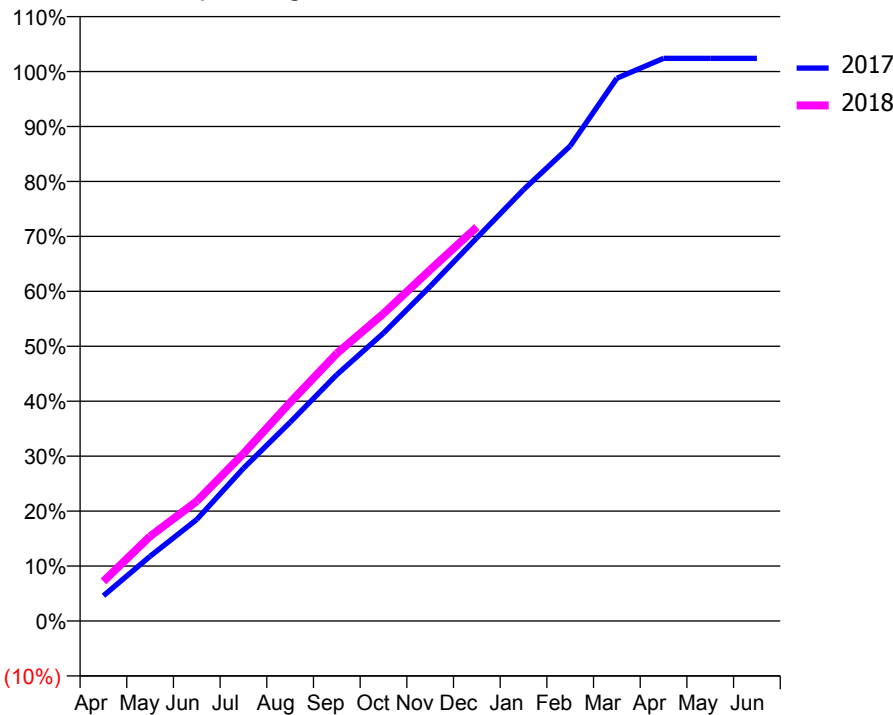
### ACCESS\*

Patients seen in 24 months	Total	Change since previous quarter
Quarter ending December 2016	4,807	
Quarter ending March 2017	4,911	↑
Quarter ending June 2017	4,921	→
Quarter ending September 2017	4,984	→
Quarter ending December 2017	5,013	→
<b>Variance since December 2016</b>	<b>4.3%</b>	<b>↑</b>



### ACTIVITY

Cumulative percentage of contracted UDA delivered 2017 & 2018



Month	Adjusted Scheduled Activity (UDA)	
	2017	2018
April	542	850
May	1,391	1,818
June	2,178	2,570
July	3,279	3,593
August	4,267	4,690
September	5,288	5,743
October	6,181	6,599
November	7,183	7,536
December	8,224	8,456
January	9,259	
February	10,197	
March	11,651	
April	12,077	
May	12,078	
June	12,078	

### QUALITY

	Quantity	Base Number	Contract	AT	Region	England
% of FP17s for the same patient ID Re-attending within 3 months - Children	199	1,357	14.7%	11.0%	12.9%	12.0%
% of FP17s for the same patient ID Re-attending within 3 months - Adults	412	3,121	13.2%	14.8%	16.5%	15.9%
% of FP17s for the same patient ID Re-attending between 3 & 9 months - Children	664	1,357	48.9%	60.9%	59.6%	58.0%
% of FP17s for the same patient ID Re-attending between 3 & 9 months - Adults	906	3,121	29.0%	54.9%	52.8%	50.5%
% of FP17s for Band 1 Urgent Courses	296	4,249	7.0%	8.3%	9.1%	9.0%
% of FP17s Relating to Free Repair or Replacements	41	4,249	1.0%	0.9%	1.0%	0.8%
% of FP17s Relating to Continuations	130	4,249	3.1%	1.1%	1.2%	1.1%
% of Patients satisfied with the dentistry they have received	2	2	N/A	91.0%	91.6%	91.5%
% of Patients satisfied with the time they had to wait for an appointment	1	2	N/A	87.8%	88.3%	87.9%

\* This is based on patients treated on this contract for their most recent course of treatment. Figures in italics indicate the base number of FP17s or Patient Questionnaire responses are less than 100. N/A is shown where the base number of responses is less than 10 during the period. % is calculated as Quantity/Base number\*100

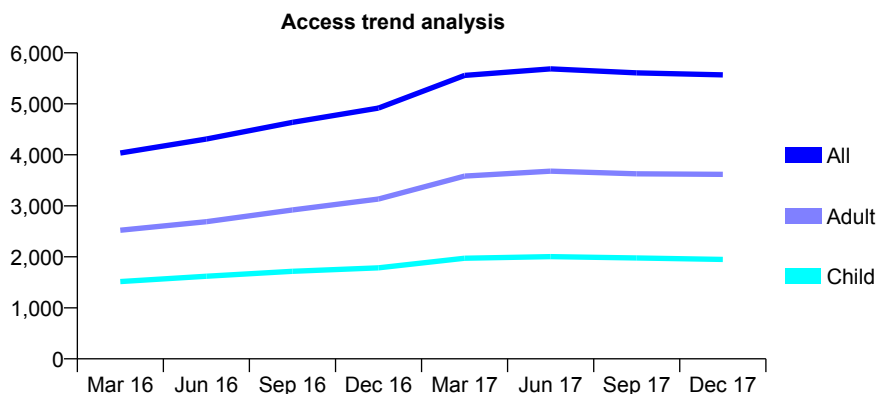
## Q52 - Vital Signs At a Glance Contract Report for 151386/0002 - December 2017

Name or company name	The Centre of Advanced Dentistry Yorkshire
Contract type name	GDS Contract
Purpose of contract	General
Contract start date	01/07/2015
Contract end date	

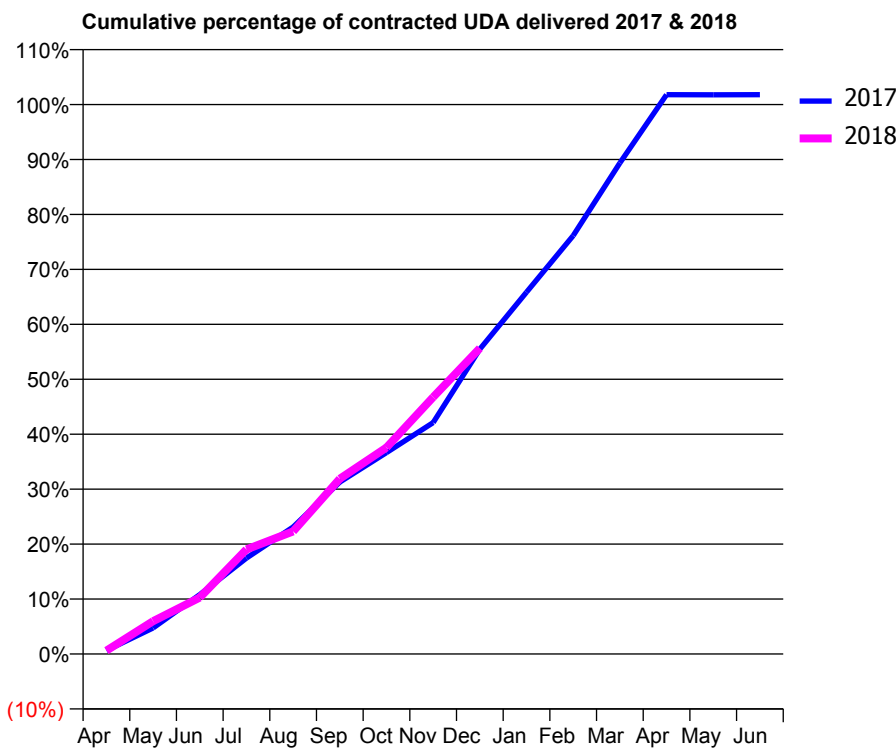
17/18 Contracted general activity (UDA)	21,059
Carry forward general activity (UDA)	0
17/18 Contracted orthodontic activity (UOA)	0
Carry forward orthodontic activity (UOA)	0
Baseline contract value	£494,869.54

### ACCESS\*

Patients seen in 24 months	Total	Change since previous quarter
Quarter ending December 2016	4,917	
Quarter ending March 2017	5,556	↑
Quarter ending June 2017	5,685	↑
Quarter ending September 2017	5,606	↓
Quarter ending December 2017	5,567	→
<b>Variance since December 2016</b>	<b>13.2%</b>	<b>↑</b>



### ACTIVITY



Month	Adjusted Scheduled Activity (UDA)	
	2017	2018
April	134	130
May	1,001	1,260
June	2,276	2,162
July	3,675	4,009
August	4,868	4,698
September	6,591	6,718
October	7,718	7,911
November	8,869	9,848
December	11,686	11,720
January	13,868	
February	16,035	
March	18,817	
April	21,434	
May	21,432	
June	21,435	

### QUALITY

	Quantity	Base Number	Contract	AT	Region	England
% of FP17s for the same patient ID Re-attending within 3 months - Children	134	1,730	7.7%	11.0%	12.9%	12.0%
% of FP17s for the same patient ID Re-attending within 3 months - Adults	595	3,357	17.7%	14.8%	16.5%	15.9%
% of FP17s for the same patient ID Re-attending between 3 & 9 months - Children	849	1,730	49.1%	60.9%	59.6%	58.0%
% of FP17s for the same patient ID Re-attending between 3 & 9 months - Adults	1,517	3,357	45.2%	54.9%	52.8%	50.5%
% of FP17s for Band 1 Urgent Courses	344	4,482	7.7%	8.3%	9.1%	9.0%
% of FP17s Relating to Free Repair or Replacements	22	4,482	0.5%	0.9%	1.0%	0.8%
% of FP17s Relating to Continuations	11	4,482	0.2%	1.1%	1.2%	1.1%
% of Patients satisfied with the dentistry they have received	5	5	N/A	91.0%	91.6%	91.5%
% of Patients satisfied with the time they had to wait for an appointment	4	5	N/A	87.8%	88.3%	87.9%

\* This is based on patients treated on this contract for their most recent course of treatment. Figures in italics indicate the base number of FP17s or Patient Questionnaire responses are less than 100. N/A is shown where the base number of responses is less than 10 during the period. % is calculated as Quantity/Base number\*100

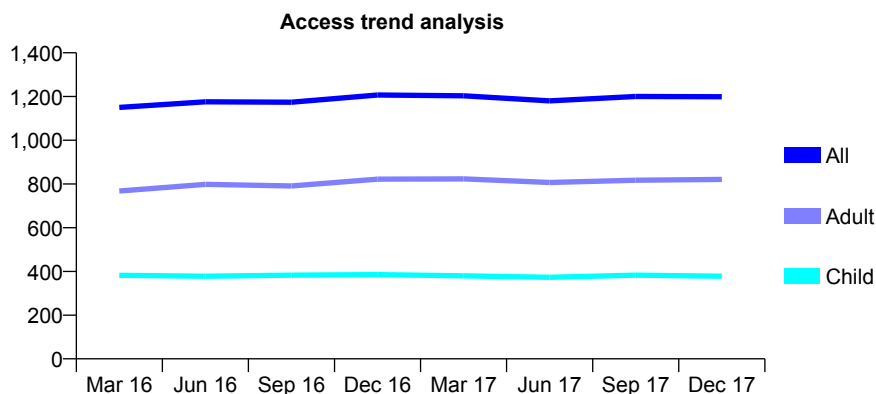
## Q52 - Vital Signs At a Glance Contract Report for 151823/0001 - December 2017

Name or company name	Brighthouse Dental Team Ltd
Contract type name	GDS Contract
Purpose of contract	General
Contract start date	26/10/2013
Contract end date	

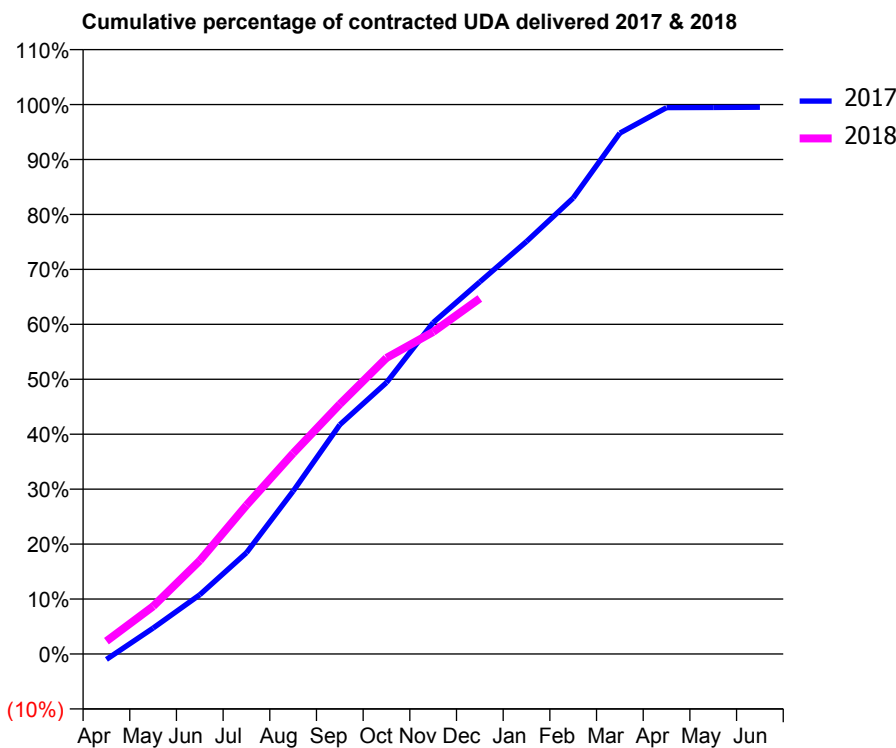
17/18 Contracted general activity (UDA)	3,400
Carry forward general activity (UDA)	17
17/18 Contracted orthodontic activity (UOA)	0
Carry forward orthodontic activity (UOA)	0
Baseline contract value	£90,967.54

### ACCESS\*

Patients seen in 24 months	Total	Change since previous quarter
Quarter ending December 2016	1,207	
Quarter ending March 2017	1,203	→
Quarter ending June 2017	1,180	↓
Quarter ending September 2017	1,200	→
Quarter ending December 2017	1,199	→
<b>Variance since December 2016</b>	<b>(0.7%)</b>	<b>→</b>



### ACTIVITY



Month	Adjusted Scheduled Activity (UDA)	
	2017	2018
April	-34	79
May	161	295
June	367	578
July	627	920
August	1,008	1,242
September	1,419	1,545
October	1,680	1,832
November	2,051	1,993
December	2,303	2,200
January	2,553	
February	2,822	
March	3,223	
April	3,380	
May	3,381	
June	3,383	

### QUALITY

	Quantity	Base Number	Contract	AT	Region	England
% of FP17s for the same patient ID Re-attending within 3 months - Children	27	422	6.4%	11.0%	12.9%	12.0%
% of FP17s for the same patient ID Re-attending within 3 months - Adults	304	1,072	28.4%	14.8%	16.5%	15.9%
% of FP17s for the same patient ID Re-attending between 3 & 9 months - Children	285	422	67.5%	60.9%	59.6%	58.0%
% of FP17s for the same patient ID Re-attending between 3 & 9 months - Adults	628	1,072	58.6%	54.9%	52.8%	50.5%
% of FP17s for Band 1 Urgent Courses	127	1,425	8.9%	8.3%	9.1%	9.0%
% of FP17s Relating to Free Repair or Replacements	9	1,425	0.6%	0.9%	1.0%	0.8%
% of FP17s Relating to Continuations	5	1,425	0.4%	1.1%	1.2%	1.1%
% of Patients satisfied with the dentistry they have received	0	0	N/A	91.0%	91.6%	91.5%
% of Patients satisfied with the time they had to wait for an appointment	0	0	N/A	87.8%	88.3%	87.9%

\* This is based on patients treated on this contract for their most recent course of treatment. Figures in italics indicate the base number of FP17s or Patient Questionnaire responses are less than 100. N/A is shown where the base number of responses is less than 10 during the period. % is calculated as Quantity/Base number\*100

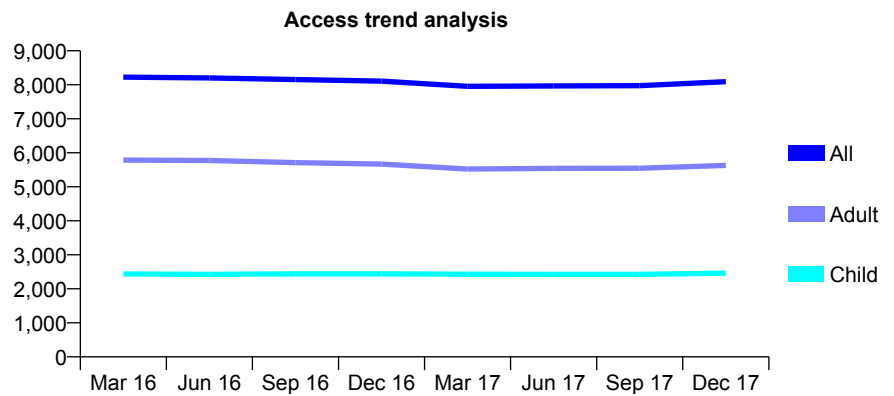
## Q52 - Vital Signs At a Glance Contract Report for 154520/0001 - December 2017

Name or company name	K S Hunjan Associates Limited
Contract type name	GDS Contract
Purpose of contract	General
Contract start date	01/04/2010
Contract end date	

17/18 Contracted general activity (UDA)	25,000
Carry forward general activity (UDA)	-500
17/18 Contracted orthodontic activity (UOA)	0
Carry forward orthodontic activity (UOA)	0
Baseline contract value	£794,294.18

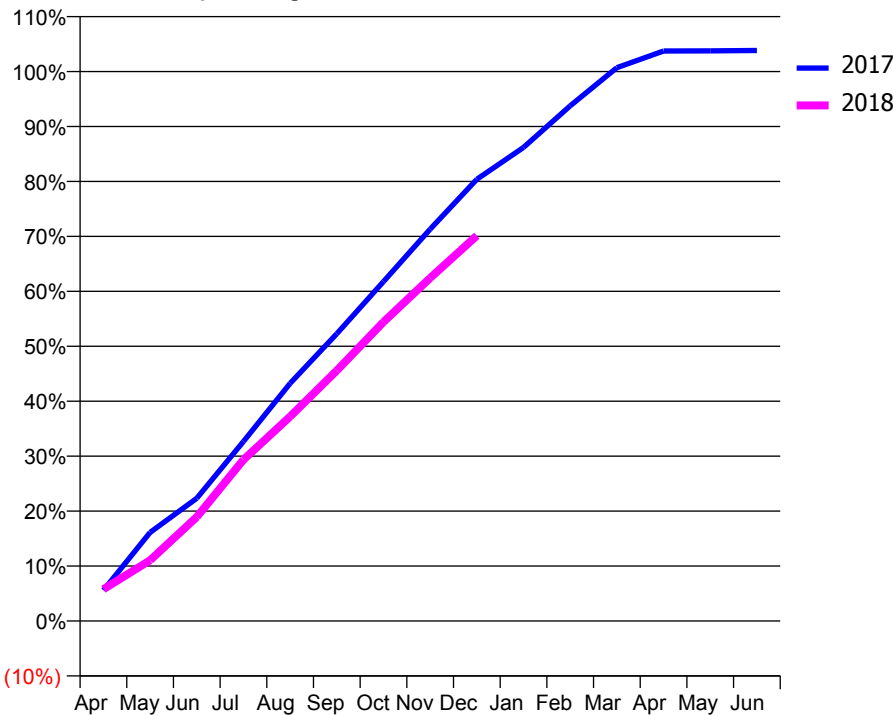
### ACCESS\*

Patients seen in 24 months	Total	Change since previous quarter
Quarter ending December 2016	8,109	
Quarter ending March 2017	7,953	↓
Quarter ending June 2017	7,968	→
Quarter ending September 2017	7,976	→
Quarter ending December 2017	8,093	→
<b>Variance since December 2016</b>	<b>(0.2%)</b>	→



### ACTIVITY

Cumulative percentage of contracted UDA delivered 2017 & 2018



Month	Adjusted Scheduled Activity (UDA)	
	2017	2018
April	1,400	1,447
May	4,030	2,764
June	5,584	4,736
July	8,171	7,336
August	10,812	9,303
September	13,070	11,396
October	15,441	13,607
November	17,829	15,604
December	20,098	17,528
January	21,545	
February	23,436	
March	25,175	
April	25,932	
May	25,940	
June	25,957	

### QUALITY

	Quantity	Base Number	Contract	AT	Region	England
% of FP17s for the same patient ID Re-attending within 3 months - Children	300	3,113	9.6%	11.0%	12.9%	12.0%
% of FP17s for the same patient ID Re-attending within 3 months - Adults	1,099	6,500	16.9%	14.8%	16.5%	15.9%
% of FP17s for the same patient ID Re-attending between 3 & 9 months - Children	1,934	3,113	62.1%	60.9%	59.6%	58.0%
% of FP17s for the same patient ID Re-attending between 3 & 9 months - Adults	3,379	6,500	52.0%	54.9%	52.8%	50.5%
% of FP17s for Band 1 Urgent Courses	910	8,850	10.3%	8.3%	9.1%	9.0%
% of FP17s Relating to Free Repair or Replacements	92	8,850	1.0%	0.9%	1.0%	0.8%
% of FP17s Relating to Continuations	76	8,850	0.9%	1.1%	1.2%	1.1%
% of Patients satisfied with the dentistry they have received	16	17	94.1%	91.0%	91.6%	91.5%
% of Patients satisfied with the time they had to wait for an appointment	16	17	94.1%	87.8%	88.3%	87.9%

\* This is based on patients treated on this contract for their most recent course of treatment. Figures in italics indicate the base number of FP17s or Patient Questionnaire responses are less than 100. N/A is shown where the base number of responses is less than 10 during the period. % is calculated as Quantity/Base number\*100

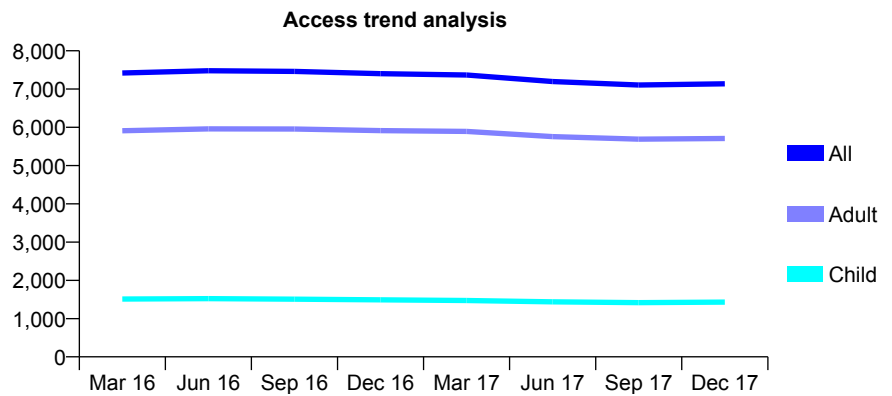
## Q52 - Vital Signs At a Glance Contract Report for 154660/0001 - December 2017

Name or company name	Northgate Practice Limited
Contract type name	GDS Contract
Purpose of contract	General
Contract start date	01/06/2011
Contract end date	

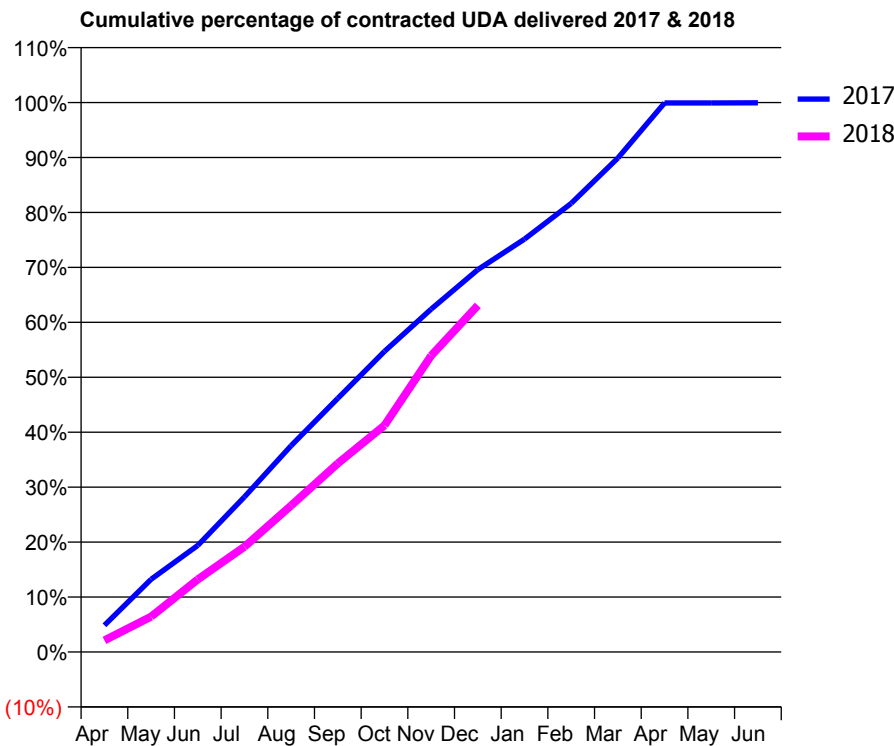
17/18 Contracted general activity (UDA)	20,000
Carry forward general activity (UDA)	0
17/18 Contracted orthodontic activity (UOA)	0
Carry forward orthodontic activity (UOA)	0
Baseline contract value	£772,098.49

### ACCESS\*

Patients seen in 24 months	Total	Change since previous quarter
Quarter ending December 2016	7,402	
Quarter ending March 2017	7,366	→
Quarter ending June 2017	7,197	↓
Quarter ending September 2017	7,107	↓
Quarter ending December 2017	7,138	→
<b>Variance since December 2016</b>	<b>(3.6%)</b>	<b>↓</b>



### ACTIVITY



Month	Adjusted Scheduled Activity (UDA)	
	2017	2018
April	975	426
May	2,647	1,289
June	3,881	2,643
July	5,648	3,831
August	7,510	5,331
September	9,232	6,863
October	10,940	8,251
November	12,480	10,785
December	13,917	12,616
January	15,028	
February	16,327	
March	17,980	
April	19,983	
May	19,986	
June	19,989	

### QUALITY

	Quantity	Base Number	Contract	AT	Region	England
% of FP17s for the same patient ID Re-attending within 3 months - Children	111	1,707	6.5%	11.0%	12.9%	12.0%
% of FP17s for the same patient ID Re-attending within 3 months - Adults	828	6,784	12.2%	14.8%	16.5%	15.9%
% of FP17s for the same patient ID Re-attending between 3 & 9 months - Children	1,045	1,707	61.2%	60.9%	59.6%	58.0%
% of FP17s for the same patient ID Re-attending between 3 & 9 months - Adults	4,143	6,784	61.1%	54.9%	52.8%	50.5%
% of FP17s for Band 1 Urgent Courses	390	7,277	5.4%	8.3%	9.1%	9.0%
% of FP17s Relating to Free Repair or Replacements	79	7,277	1.1%	0.9%	1.0%	0.8%
% of FP17s Relating to Continuations	140	7,277	1.9%	1.1%	1.2%	1.1%
% of Patients satisfied with the dentistry they have received	4	4	N/A	91.0%	91.6%	91.5%
% of Patients satisfied with the time they had to wait for an appointment	4	4	N/A	87.8%	88.3%	87.9%

\* This is based on patients treated on this contract for their most recent course of treatment. Figures in italics indicate the base number of FP17s or Patient Questionnaire responses are less than 100. N/A is shown where the base number of responses is less than 10 during the period. % is calculated as Quantity/Base number\*100



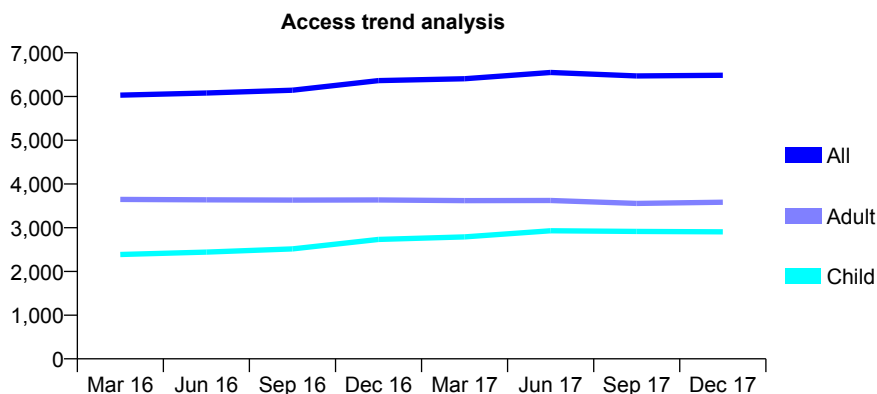
## Q52 - Vital Signs At a Glance Contract Report for 156809/0001 - December 2017

Name or company name	Thornhill Dental Surgery Ltd
Contract type name	GDS Contract
Purpose of contract	General
Contract start date	01/10/2012
Contract end date	

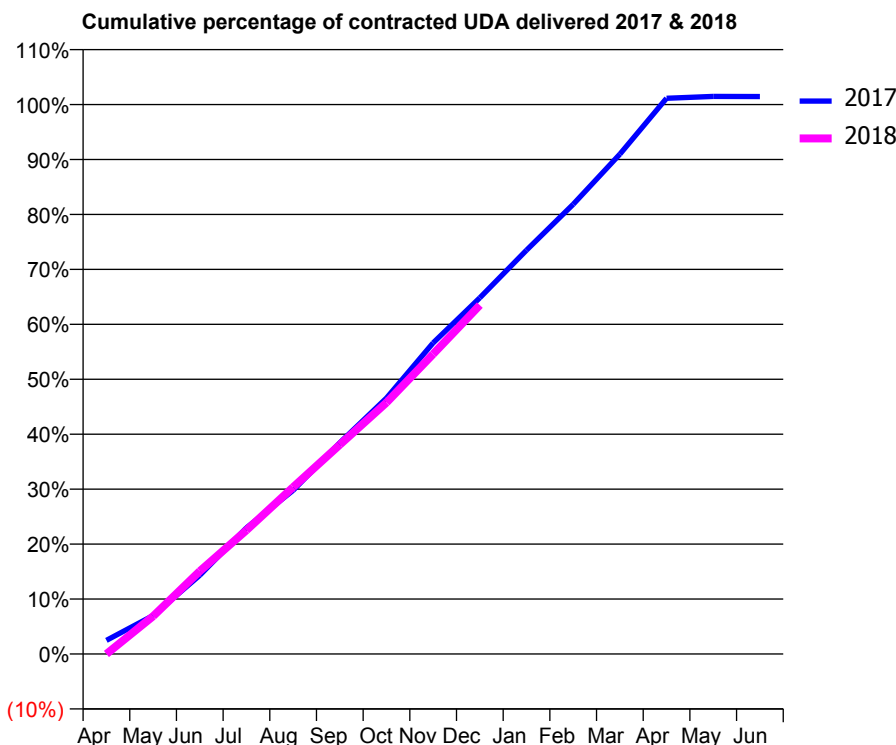
17/18 Contracted general activity (UDA)	20,625
Carry forward general activity (UDA)	0
17/18 Contracted orthodontic activity (UOA)	0
Carry forward orthodontic activity (UOA)	0
Baseline contract value	£735,263.21

### ACCESS\*

Patients seen in 24 months	Total	Change since previous quarter
Quarter ending December 2016	6,365	
Quarter ending March 2017	6,406	→
Quarter ending June 2017	6,550	↑
Quarter ending September 2017	6,470	↓
Quarter ending December 2017	6,486	→
<b>Variance since December 2016</b>	<b>1.9%</b>	<b>→</b>



### ACTIVITY



Month	Adjusted Scheduled Activity (UDA)	
	2017	2018
April	515	5
May	1,455	1,417
June	2,973	3,110
July	4,766	4,648
August	6,184	6,262
September	7,978	7,855
October	9,665	9,438
November	11,752	11,259
December	13,455	13,095
January	15,252	
February	16,985	
March	18,876	
April	20,989	
May	21,057	
June	21,056	

### QUALITY

	Quantity	Base Number	Contract	AT	Region	England
% of FP17s for the same patient ID Re-attending within 3 months - Children	361	4,647	7.8%	11.0%	12.9%	12.0%
% of FP17s for the same patient ID Re-attending within 3 months - Adults	346	3,779	9.2%	14.8%	16.5%	15.9%
% of FP17s for the same patient ID Re-attending between 3 & 9 months - Children	3,412	4,647	73.4%	60.9%	59.6%	58.0%
% of FP17s for the same patient ID Re-attending between 3 & 9 months - Adults	2,546	3,779	67.4%	54.9%	52.8%	50.5%
% of FP17s for Band 1 Urgent Courses	302	7,341	4.1%	8.3%	9.1%	9.0%
% of FP17s Relating to Free Repair or Replacements	60	7,341	0.8%	0.9%	1.0%	0.8%
% of FP17s Relating to Continuations	25	7,341	0.3%	1.1%	1.2%	1.1%
% of Patients satisfied with the dentistry they have received	15	21	71.4%	91.0%	91.6%	91.5%
% of Patients satisfied with the time they had to wait for an appointment	17	21	81.0%	87.8%	88.3%	87.9%

\* This is based on patients treated on this contract for their most recent course of treatment. Figures in italics indicate the base number of FP17s or Patient Questionnaire responses are less than 100. N/A is shown where the base number of responses is less than 10 during the period. % is calculated as Quantity/Base number\*100

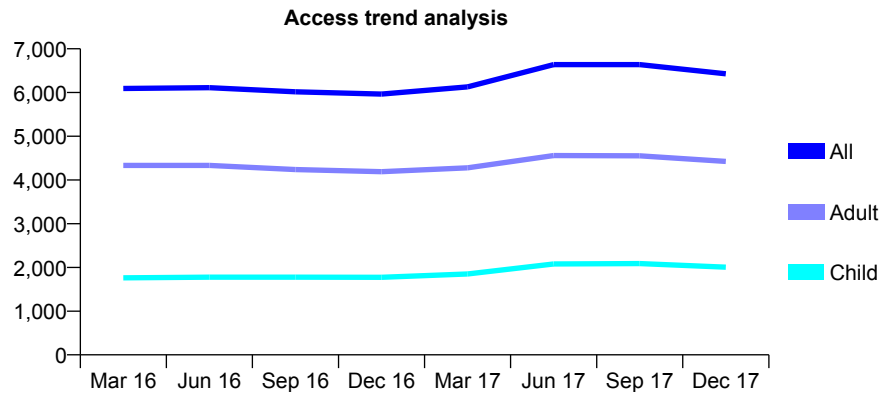
## Q52 - Vital Signs At a Glance Contract Report for 158267/0001 - December 2017

Name or company name	WALRUS DENTAL CARE LTD
Contract type name	GDS Contract
Purpose of contract	General
Contract start date	01/10/2009
Contract end date	

17/18 Contracted general activity (UDA)	21,877
Carry forward general activity (UDA)	0
17/18 Contracted orthodontic activity (UOA)	0
Carry forward orthodontic activity (UOA)	0
Baseline contract value	£622,701.14

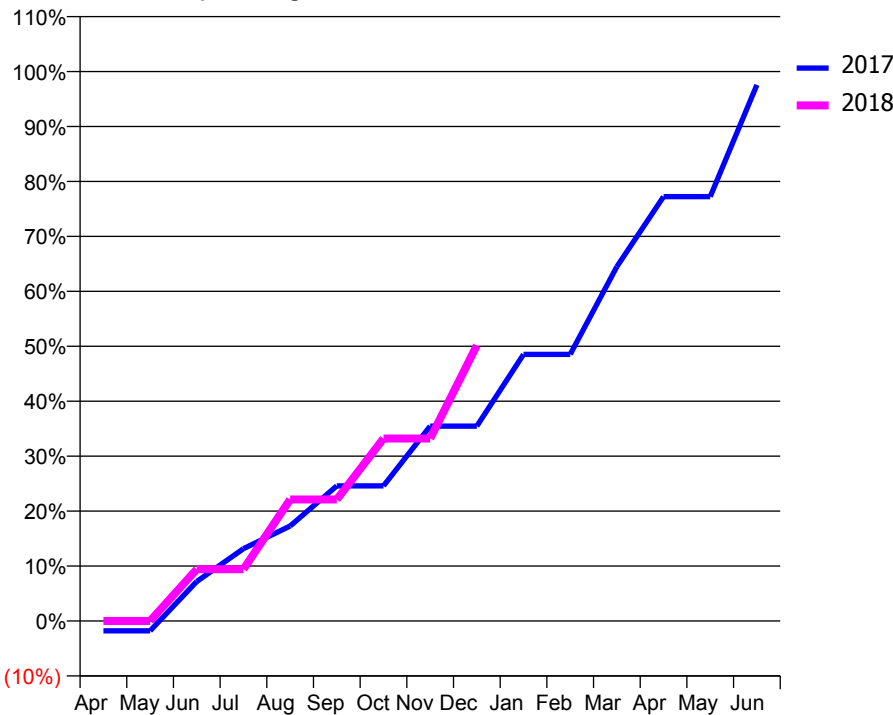
### ACCESS\*

Patients seen in 24 months	Total	Change since previous quarter
Quarter ending December 2016	5,963	
Quarter ending March 2017	6,129	↑
Quarter ending June 2017	6,638	↑
Quarter ending September 2017	6,640	→
Quarter ending December 2017	6,429	↓
<b>Variance since December 2016</b>	<b>7.8%</b>	<b>↑</b>



### ACTIVITY

Cumulative percentage of contracted UDA delivered 2017 & 2018



Month	Adjusted Scheduled Activity (UDA)	
	2017	2018
April	-389	0
May	-389	0
June	1,550	2,062
July	2,833	2,062
August	3,722	4,838
September	5,296	4,838
October	5,296	7,266
November	7,640	7,266
December	7,640	10,973
January	10,451	
February	10,451	
March	13,894	
April	16,636	
May	16,636	
June	21,013	

### QUALITY

	Quantity	Base Number	Contract	AT	Region	England
% of FP17s for the same patient ID Re-attending within 3 months - Children	245	2,723	9.0%	11.0%	12.9%	12.0%
% of FP17s for the same patient ID Re-attending within 3 months - Adults	578	4,977	11.6%	14.8%	16.5%	15.9%
% of FP17s for the same patient ID Re-attending between 3 & 9 months - Children	1,430	2,723	52.5%	60.9%	59.6%	58.0%
% of FP17s for the same patient ID Re-attending between 3 & 9 months - Adults	2,662	4,977	53.5%	54.9%	52.8%	50.5%
% of FP17s for Band 1 Urgent Courses	378	4,473	8.5%	8.3%	9.1%	9.0%
% of FP17s Relating to Free Repair or Replacements	53	4,473	1.2%	0.9%	1.0%	0.8%
% of FP17s Relating to Continuations	10	4,473	0.2%	1.1%	1.2%	1.1%
% of Patients satisfied with the dentistry they have received	0	1	N/A	91.0%	91.6%	91.5%
% of Patients satisfied with the time they had to wait for an appointment	1	1	N/A	87.8%	88.3%	87.9%

\* This is based on patients treated on this contract for their most recent course of treatment. Figures in italics indicate the base number of FP17s or Patient Questionnaire responses are less than 100. N/A is shown where the base number of responses is less than 10 during the period. % is calculated as Quantity/Base number\*100

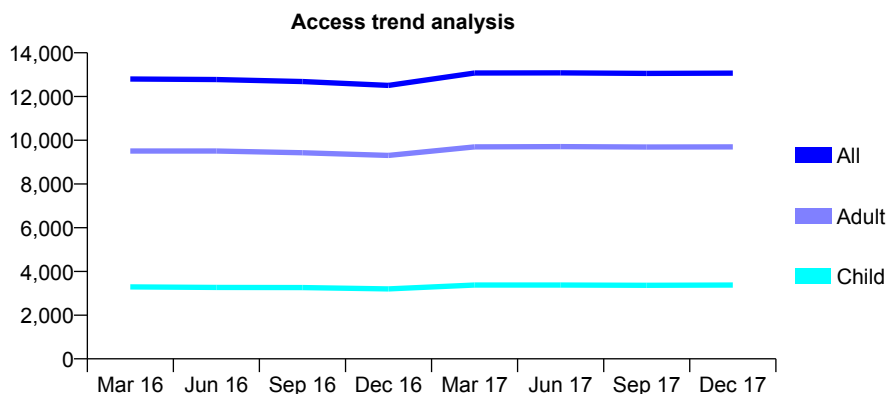
## Q52 - Vital Signs At a Glance Contract Report for 159492/0001 - December 2017

Name or company name	James Taylor & Partners Ltd
Contract type name	GDS Contract
Purpose of contract	General
Contract start date	01/11/2010
Contract end date	

17/18 Contracted general activity (UDA)	42,343
Carry forward general activity (UDA)	0
17/18 Contracted orthodontic activity (UOA)	0
Carry forward orthodontic activity (UOA)	0
Baseline contract value	£1,148,024.02

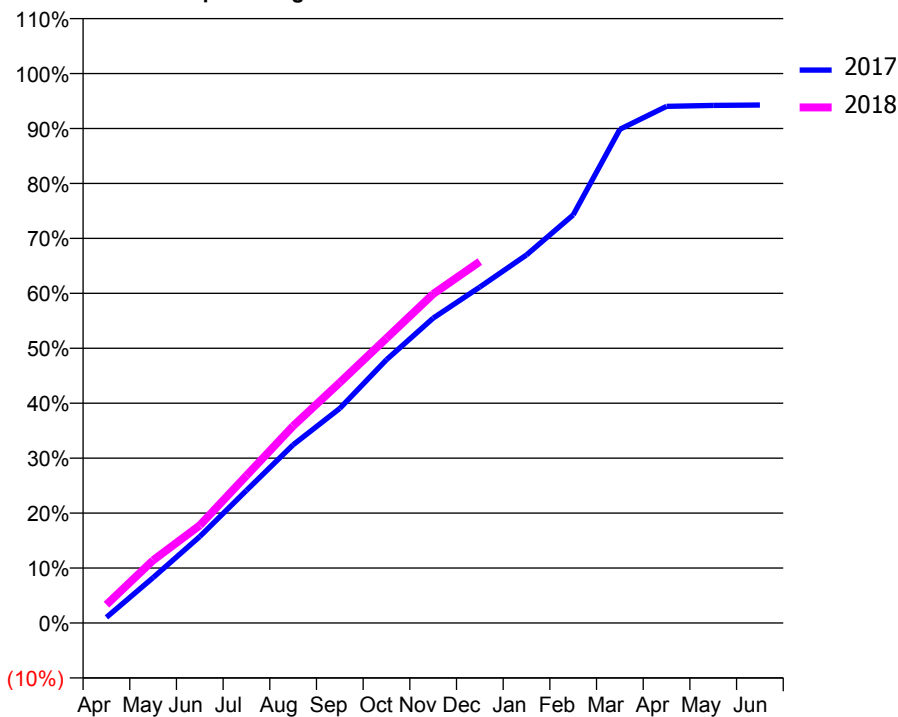
### ACCESS\*

Patients seen in 24 months	Total	Change since previous quarter
Quarter ending December 2016	12,507	
Quarter ending March 2017	13,074	↑
Quarter ending June 2017	13,080	→
Quarter ending September 2017	13,057	→
Quarter ending December 2017	13,070	→
<b>Variance since December 2016</b>	<b>4.5%</b>	<b>↑</b>



### ACTIVITY

Cumulative percentage of contracted UDA delivered 2017 & 2018



Month	Adjusted Scheduled Activity (UDA)	
	2017	2018
April	433	1,416
May	3,503	4,835
June	6,660	7,525
July	10,222	11,355
August	13,734	15,182
September	16,535	18,533
October	20,284	21,944
November	23,498	25,354
December	25,886	27,847
January	28,364	
February	31,447	
March	38,044	
April	39,808	
May	39,880	
June	39,915	

### QUALITY

	Quantity	Base Number	Contract	AT	Region	England
% of FP17s for the same patient ID Re-attending within 3 months - Children	443	4,195	10.6%	11.0%	12.9%	12.0%
% of FP17s for the same patient ID Re-attending within 3 months - Adults	1,364	10,649	12.8%	14.8%	16.5%	15.9%
% of FP17s for the same patient ID Re-attending between 3 & 9 months - Children	2,755	4,195	65.7%	60.9%	59.6%	58.0%
% of FP17s for the same patient ID Re-attending between 3 & 9 months - Adults	6,630	10,649	62.3%	54.9%	52.8%	50.5%
% of FP17s for Band 1 Urgent Courses	805	13,327	6.0%	8.3%	9.1%	9.0%
% of FP17s Relating to Free Repair or Replacements	81	13,327	0.6%	0.9%	1.0%	0.8%
% of FP17s Relating to Continuations	85	13,327	0.6%	1.1%	1.2%	1.1%
% of Patients satisfied with the dentistry they have received	9	9	N/A	91.0%	91.6%	91.5%
% of Patients satisfied with the time they had to wait for an appointment	7	9	N/A	87.8%	88.3%	87.9%

\* This is based on patients treated on this contract for their most recent course of treatment. Figures in italics indicate the base number of FP17s or Patient Questionnaire responses are less than 100. N/A is shown where the base number of responses is less than 10 during the period. % is calculated as Quantity/Base number\*100

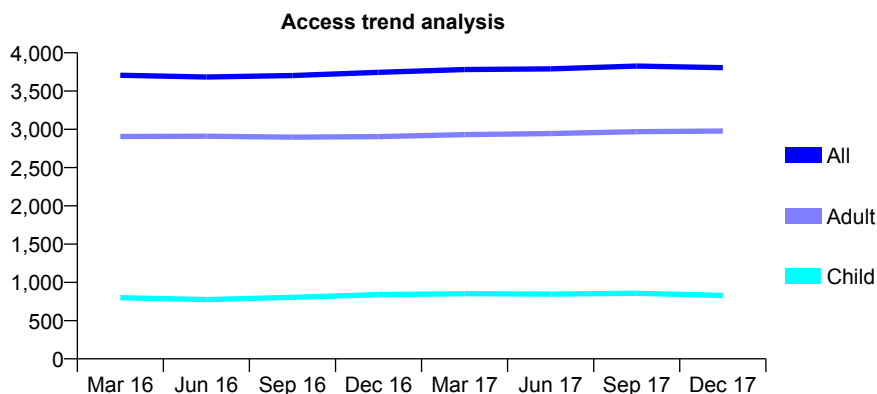
## Q52 - Vital Signs At a Glance Contract Report for 159778/0001 - December 2017

Name or company name	Yorkshire Smiles Limited
Contract type name	GDS Contract
Purpose of contract	General
Contract start date	01/07/2012
Contract end date	

17/18 Contracted general activity (UDA)	16,750
Carry forward general activity (UDA)	0
17/18 Contracted orthodontic activity (UOA)	0
Carry forward orthodontic activity (UOA)	0
Baseline contract value	£480,286.44

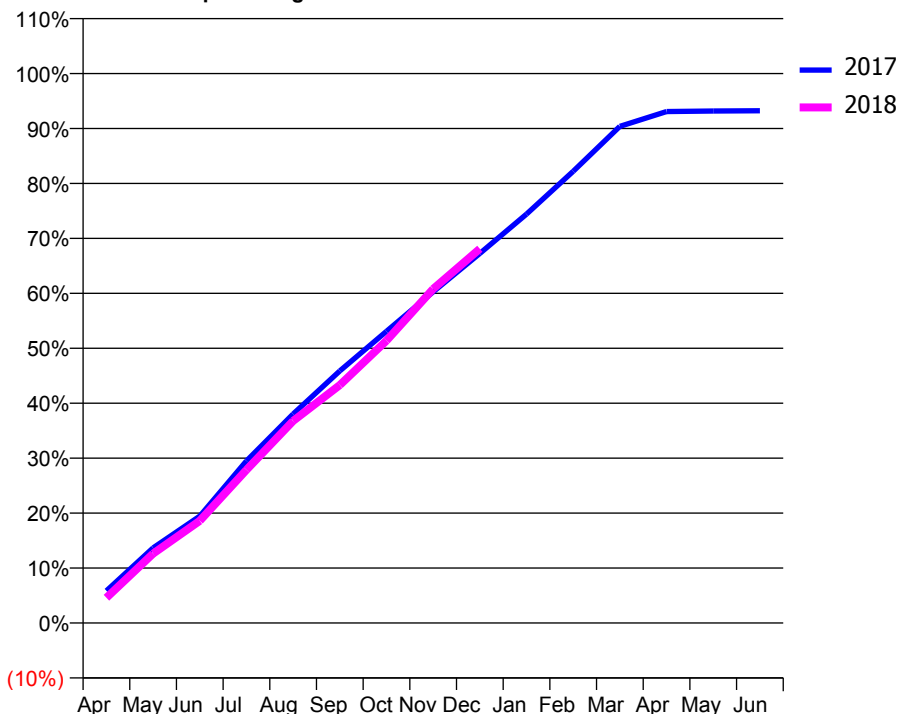
### ACCESS\*

Patients seen in 24 months	Total	Change since previous quarter
Quarter ending December 2016	3,744	
Quarter ending March 2017	3,782	→
Quarter ending June 2017	3,790	→
Quarter ending September 2017	3,826	→
Quarter ending December 2017	3,806	→
<b>Variance since December 2016</b>	<b>1.7%</b>	<b>→</b>



### ACTIVITY

Cumulative percentage of contracted UDA delivered 2017 & 2018



Month	Adjusted Scheduled Activity (UDA)	
	2017	2018
April	981	771
May	2,292	2,117
June	3,258	3,117
July	4,942	4,669
August	6,371	6,159
September	7,684	7,253
October	8,890	8,609
November	10,095	10,184
December	11,264	11,409
January	12,464	
February	13,769	
March	15,139	
April	15,590	
May	15,607	
June	15,614	

### QUALITY

	Quantity	Base Number	Contract	AT	Region	England
% of FP17s for the same patient ID Re-attending within 3 months - Children	112	949	11.8%	11.0%	12.9%	12.0%
% of FP17s for the same patient ID Re-attending within 3 months - Adults	654	3,637	18.0%	14.8%	16.5%	15.9%
% of FP17s for the same patient ID Re-attending between 3 & 9 months - Children	557	949	58.7%	60.9%	59.6%	58.0%
% of FP17s for the same patient ID Re-attending between 3 & 9 months - Adults	2,230	3,637	61.3%	54.9%	52.8%	50.5%
% of FP17s for Band 1 Urgent Courses	313	4,394	7.1%	8.3%	9.1%	9.0%
% of FP17s Relating to Free Repair or Replacements	38	4,394	0.9%	0.9%	1.0%	0.8%
% of FP17s Relating to Continuations	158	4,394	3.6%	1.1%	1.2%	1.1%
% of Patients satisfied with the dentistry they have received	7	8	N/A	91.0%	91.6%	91.5%
% of Patients satisfied with the time they had to wait for an appointment	8	8	N/A	87.8%	88.3%	87.9%

\* This is based on patients treated on this contract for their most recent course of treatment. Figures in italics indicate the base number of FP17s or Patient Questionnaire responses are less than 100. N/A is shown where the base number of responses is less than 10 during the period. % is calculated as Quantity/Base number\*100

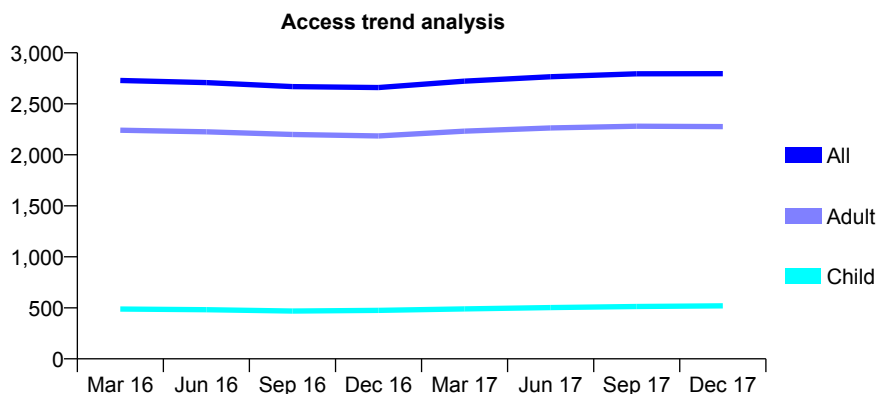
## Q52 - Vital Signs At a Glance Contract Report for 160962/0001 - December 2017

Name or company name	Chris Anderson Dental Surgeon Limited
Contract type name	GDS Contract
Purpose of contract	General
Contract start date	01/05/2012
Contract end date	

17/18 Contracted general activity (UDA)	5,910
Carry forward general activity (UDA)	0
17/18 Contracted orthodontic activity (UOA)	0
Carry forward orthodontic activity (UOA)	0
Baseline contract value	£176,241.90

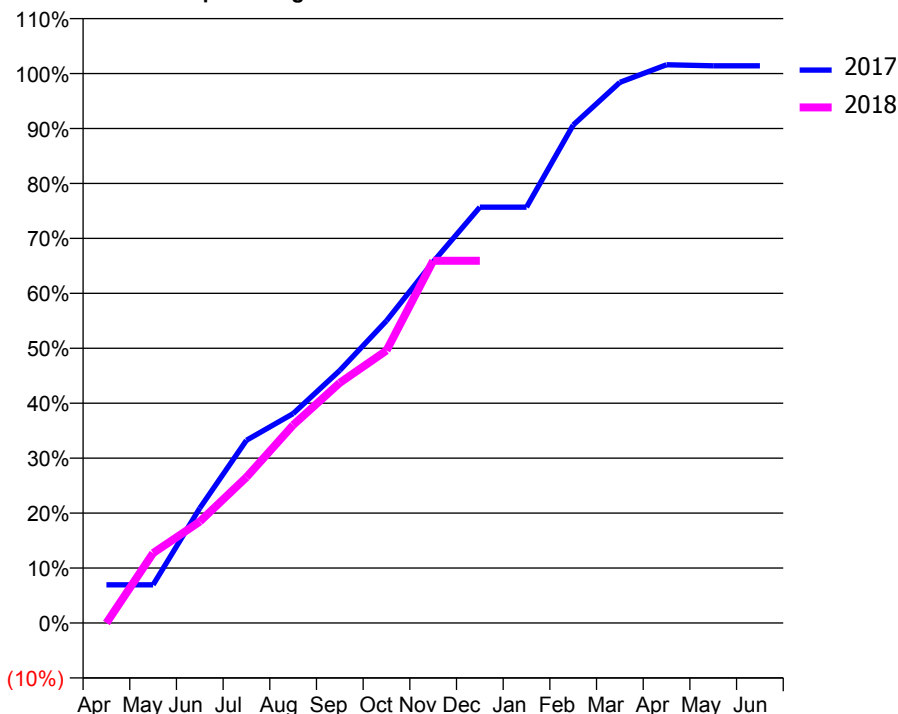
### ACCESS\*

Patients seen in 24 months	Total	Change since previous quarter
Quarter ending December 2016	2,660	
Quarter ending March 2017	2,722	↑
Quarter ending June 2017	2,766	→
Quarter ending September 2017	2,794	→
Quarter ending December 2017	2,796	→
<b>Variance since December 2016</b>	<b>5.1%</b>	<b>↑</b>



### ACTIVITY

Cumulative percentage of contracted UDA delivered 2017 & 2018



Month	Adjusted Scheduled Activity (UDA)	
	2017	2018
April	412	0
May	412	753
June	1,235	1,091
July	1,966	1,568
August	2,253	2,129
September	2,718	2,584
October	3,250	2,930
November	3,884	3,897
December	4,472	3,897
January	4,472	
February	5,355	
March	5,815	
April	6,005	
May	5,993	
June	5,993	

### QUALITY

	Quantity	Base Number	Contract	AT	Region	England
% of FP17s for the same patient ID Re-attending within 3 months - Children	15	476	3.2%	11.0%	12.9%	12.0%
% of FP17s for the same patient ID Re-attending within 3 months - Adults	173	2,105	8.2%	14.8%	16.5%	15.9%
% of FP17s for the same patient ID Re-attending between 3 & 9 months - Children	216	476	45.4%	60.9%	59.6%	58.0%
% of FP17s for the same patient ID Re-attending between 3 & 9 months - Adults	1,093	2,105	51.9%	54.9%	52.8%	50.5%
% of FP17s for Band 1 Urgent Courses	73	1,828	4.0%	8.3%	9.1%	9.0%
% of FP17s Relating to Free Repair or Replacements	8	1,828	0.4%	0.9%	1.0%	0.8%
% of FP17s Relating to Continuations	20	1,828	1.1%	1.1%	1.2%	1.1%
% of Patients satisfied with the dentistry they have received	6	6	N/A	91.0%	91.6%	91.5%
% of Patients satisfied with the time they had to wait for an appointment	5	6	N/A	87.8%	88.3%	87.9%

\* This is based on patients treated on this contract for their most recent course of treatment. Figures in italics indicate the base number of FP17s or Patient Questionnaire responses are less than 100. N/A is shown where the base number of responses is less than 10 during the period. % is calculated as Quantity/Base number\*100

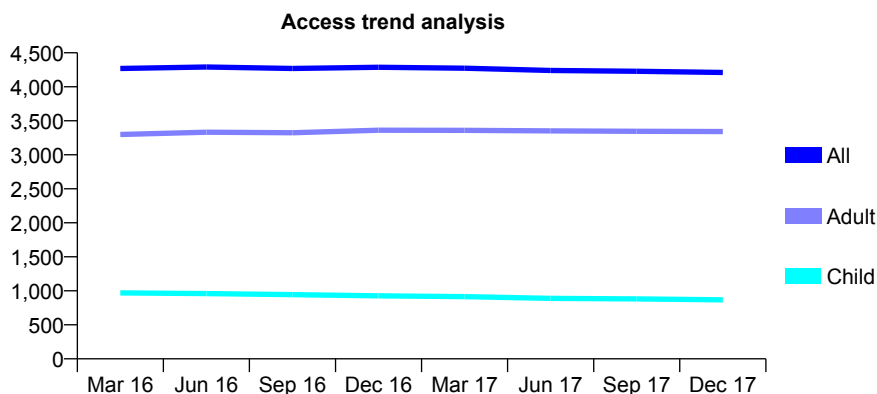
## Q52 - Vital Signs At a Glance Contract Report for 161071/0001 - December 2017

Name or company name	Nichols and Fisher Dental Care
Contract type name	GDS Contract
Purpose of contract	General
Contract start date	01/08/2006
Contract end date	

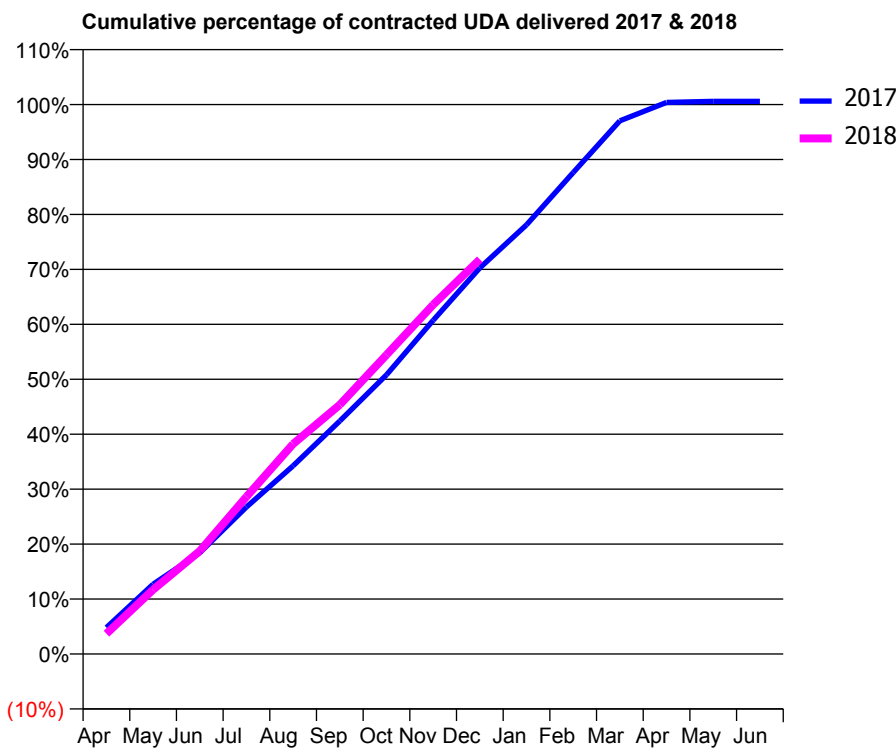
17/18 Contracted general activity (UDA)	11,228
Carry forward general activity (UDA)	0
17/18 Contracted orthodontic activity (UOA)	0
Carry forward orthodontic activity (UOA)	0
Baseline contract value	£388,671.60

### ACCESS\*

Patients seen in 24 months	Total	Change since previous quarter
Quarter ending December 2016	4,287	
Quarter ending March 2017	4,274	→
Quarter ending June 2017	4,241	→
Quarter ending September 2017	4,228	→
Quarter ending December 2017	4,210	→
<b>Variance since December 2016</b>	<b>(1.8%)</b>	<b>↓</b>



### ACTIVITY



Month	Adjusted Scheduled Activity (UDA)	
	2017	2018
April	541	416
May	1,426	1,315
June	2,070	2,104
July	3,004	3,215
August	3,847	4,294
September	4,762	5,093
October	5,705	6,112
November	6,818	7,138
December	7,889	8,063
January	8,769	
February	9,836	
March	10,895	
April	11,271	
May	11,291	
June	11,291	

### QUALITY

	Quantity	Base Number	Contract	AT	Region	England
% of FP17s for the same patient ID Re-attending within 3 months - Children	59	1,059	5.6%	11.0%	12.9%	12.0%
% of FP17s for the same patient ID Re-attending within 3 months - Adults	350	2,952	11.9%	14.8%	16.5%	15.9%
% of FP17s for the same patient ID Re-attending between 3 & 9 months - Children	723	1,059	68.3%	60.9%	59.6%	58.0%
% of FP17s for the same patient ID Re-attending between 3 & 9 months - Adults	1,182	2,952	40.0%	54.9%	52.8%	50.5%
% of FP17s for Band 1 Urgent Courses	240	3,853	6.2%	8.3%	9.1%	9.0%
% of FP17s Relating to Free Repair or Replacements	47	3,853	1.2%	0.9%	1.0%	0.8%
% of FP17s Relating to Continuations	54	3,853	1.4%	1.1%	1.2%	1.1%
% of Patients satisfied with the dentistry they have received	1	3	N/A	91.0%	91.6%	91.5%
% of Patients satisfied with the time they had to wait for an appointment	3	3	N/A	87.8%	88.3%	87.9%

\* This is based on patients treated on this contract for their most recent course of treatment. Figures in italics indicate the base number of FP17s or Patient Questionnaire responses are less than 100. N/A is shown where the base number of responses is less than 10 during the period. % is calculated as Quantity/Base number\*100

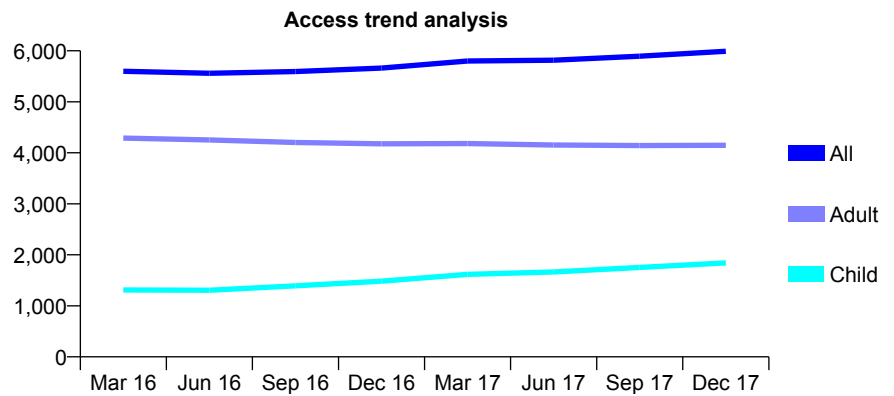
## Q52 - Vital Signs At a Glance Contract Report for 161942/0001 - December 2017

Name or company name	Greenhead Dental Practice Limited
Contract type name	GDS Contract
Purpose of contract	General
Contract start date	01/11/2008
Contract end date	

17/18 Contracted general activity (UDA)	18,600
Carry forward general activity (UDA)	459
17/18 Contracted orthodontic activity (UOA)	0
Carry forward orthodontic activity (UOA)	0
Baseline contract value	£478,563.77

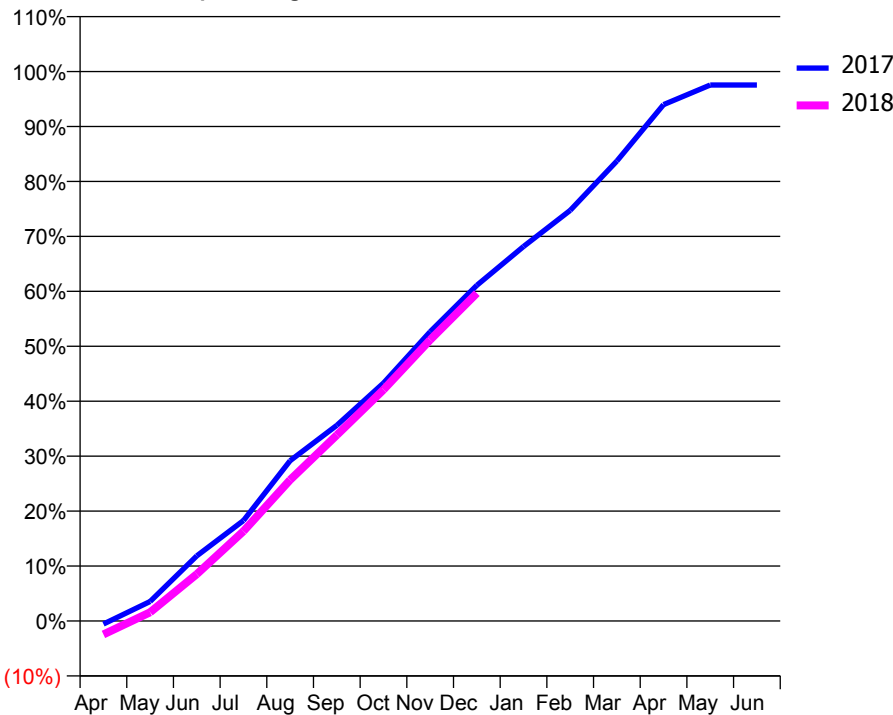
### ACCESS\*

Patients seen in 24 months	Total	Change since previous quarter
Quarter ending December 2016	5,661	
Quarter ending March 2017	5,799	↑
Quarter ending June 2017	5,816	→
Quarter ending September 2017	5,894	→
Quarter ending December 2017	5,990	→
<b>Variance since December 2016</b>	<b>5.8%</b>	<b>↑</b>



### ACTIVITY

Cumulative percentage of contracted UDA delivered 2017 & 2018



Month	Adjusted Scheduled Activity (UDA)	
	2017	2018
April	-104	-459
May	661	296
June	2,205	1,589
July	3,400	3,042
August	5,429	4,778
September	6,623	6,295
October	8,054	7,828
November	9,793	9,518
December	11,364	11,098
January	12,676	
February	13,900	
March	15,571	
April	17,480	
May	18,141	
June	18,141	

### QUALITY

	Quantity	Base Number	Contract	AT	Region	England
% of FP17s for the same patient ID Re-attending within 3 months - Children	235	2,371	9.9%	11.0%	12.9%	12.0%
% of FP17s for the same patient ID Re-attending within 3 months - Adults	887	5,214	17.0%	14.8%	16.5%	15.9%
% of FP17s for the same patient ID Re-attending between 3 & 9 months - Children	1,393	2,371	58.8%	60.9%	59.6%	58.0%
% of FP17s for the same patient ID Re-attending between 3 & 9 months - Adults	3,274	5,214	62.8%	54.9%	52.8%	50.5%
% of FP17s for Band 1 Urgent Courses	180	6,271	2.9%	8.3%	9.1%	9.0%
% of FP17s Relating to Free Repair or Replacements	57	6,271	0.9%	0.9%	1.0%	0.8%
% of FP17s Relating to Continuations	149	6,271	2.4%	1.1%	1.2%	1.1%
% of Patients satisfied with the dentistry they have received	2	2	N/A	91.0%	91.6%	91.5%
% of Patients satisfied with the time they had to wait for an appointment	2	2	N/A	87.8%	88.3%	87.9%

\* This is based on patients treated on this contract for their most recent course of treatment. Figures in italics indicate the base number of FP17s or Patient Questionnaire responses are less than 100. N/A is shown where the base number of responses is less than 10 during the period. % is calculated as Quantity/Base number\*100



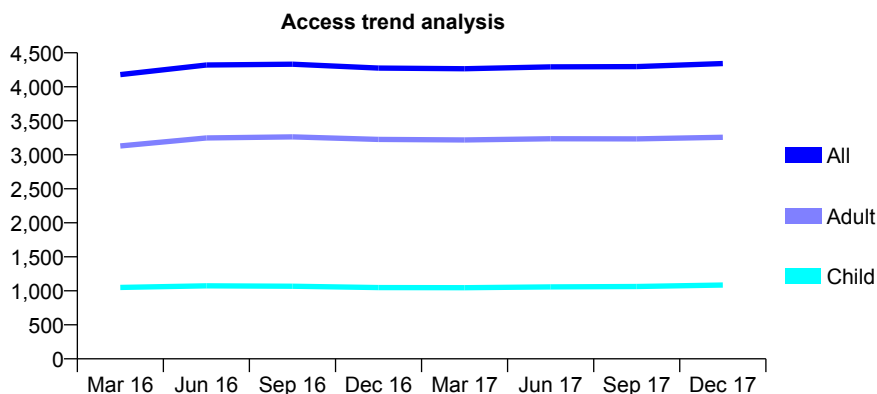
## Q52 - Vital Signs At a Glance Contract Report for 162892/0001 - December 2017

Name or company name	Royd House Dental Practice Limited
Contract type name	GDS Contract
Purpose of contract	General
Contract start date	01/04/2007
Contract end date	

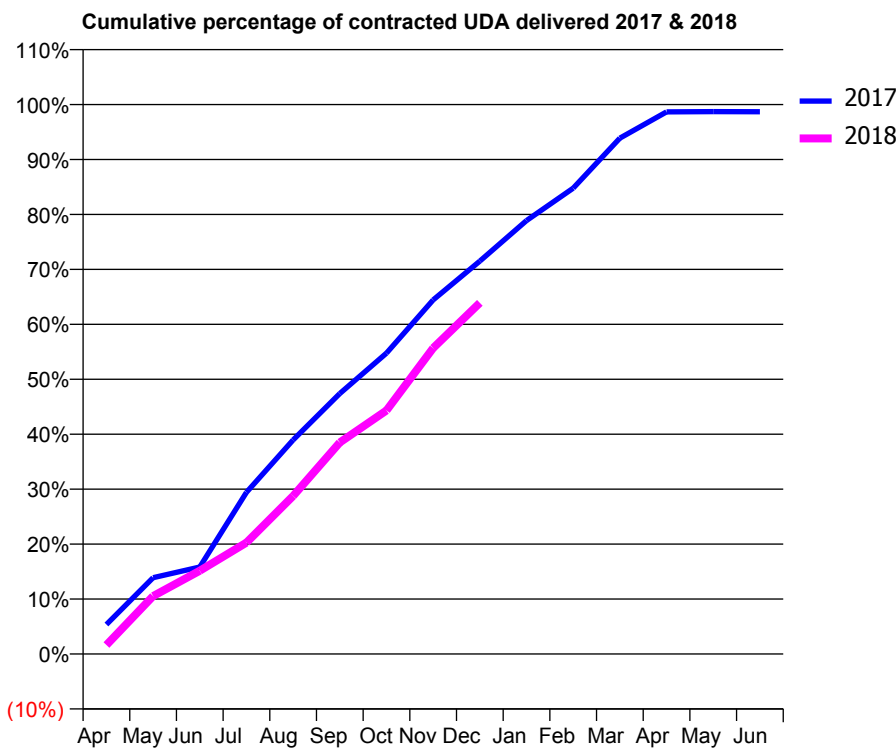
17/18 Contracted general activity (UDA)	12,786
Carry forward general activity (UDA)	0
17/18 Contracted orthodontic activity (UOA)	0
Carry forward orthodontic activity (UOA)	0
Baseline contract value	£298,449.16

### ACCESS\*

Patients seen in 24 months	Total	Change since previous quarter
Quarter ending December 2016	4,276	
Quarter ending March 2017	4,265	→
Quarter ending June 2017	4,294	→
Quarter ending September 2017	4,298	→
Quarter ending December 2017	4,343	→
<b>Variance since December 2016</b>	<b>1.6%</b>	<b>→</b>



### ACTIVITY



Month	Adjusted Scheduled Activity (UDA)	
	2017	2018
April	687	208
May	1,776	1,349
June	2,025	1,938
July	3,764	2,592
August	4,980	3,678
September	6,061	4,922
October	7,000	5,668
November	8,240	7,119
December	9,144	8,170
January	10,086	
February	10,839	
March	12,003	
April	12,613	
May	12,620	
June	12,616	

### QUALITY

	Quantity	Base Number	Contract	AT	Region	England
% of FP17s for the same patient ID Re-attending within 3 months - Children	110	1,437	7.7%	11.0%	12.9%	12.0%
% of FP17s for the same patient ID Re-attending within 3 months - Adults	539	4,241	12.7%	14.8%	16.5%	15.9%
% of FP17s for the same patient ID Re-attending between 3 & 9 months - Children	999	1,437	69.5%	60.9%	59.6%	58.0%
% of FP17s for the same patient ID Re-attending between 3 & 9 months - Adults	2,967	4,241	70.0%	54.9%	52.8%	50.5%
% of FP17s for Band 1 Urgent Courses	121	4,308	2.8%	8.3%	9.1%	9.0%
% of FP17s Relating to Free Repair or Replacements	52	4,308	1.2%	0.9%	1.0%	0.8%
% of FP17s Relating to Continuations	44	4,308	1.0%	1.1%	1.2%	1.1%
% of Patients satisfied with the dentistry they have received	5	6	N/A	91.0%	91.6%	91.5%
% of Patients satisfied with the time they had to wait for an appointment	5	6	N/A	87.8%	88.3%	87.9%

\* This is based on patients treated on this contract for their most recent course of treatment. Figures in italics indicate the base number of FP17s or Patient Questionnaire responses are less than 100. N/A is shown where the base number of responses is less than 10 during the period. % is calculated as Quantity/Base number\*100

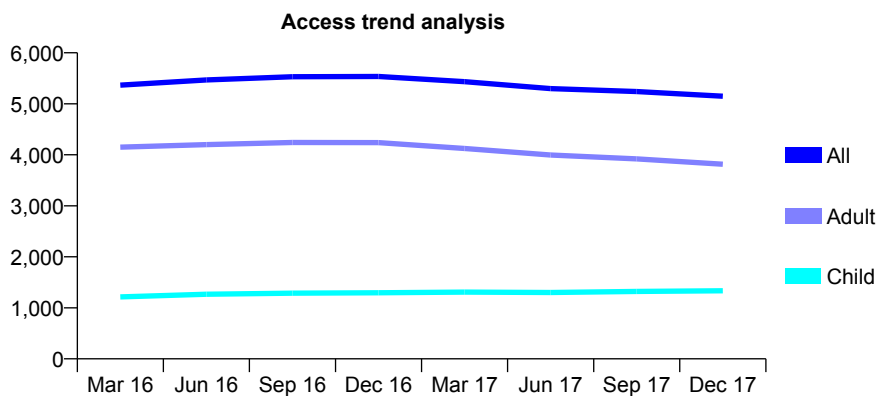
## Q52 - Vital Signs At a Glance Contract Report for 162965/0001 - December 2017

Name or company name	Clarendon Dental Spa (Leeds) Ltd
Contract type name	GDS Contract
Purpose of contract	General
Contract start date	01/10/2008
Contract end date	

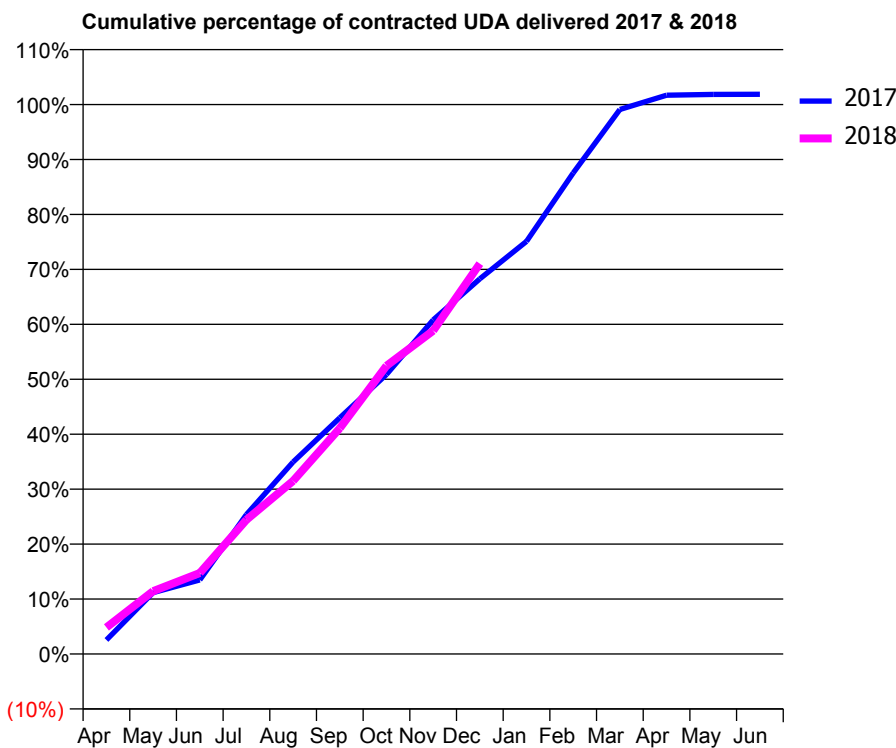
17/18 Contracted general activity (UDA)	13,200
Carry forward general activity (UDA)	-244
17/18 Contracted orthodontic activity (UOA)	0
Carry forward orthodontic activity (UOA)	0
Baseline contract value	£347,668.40

### ACCESS\*

Patients seen in 24 months	Total	Change since previous quarter
Quarter ending December 2016	5,535	
Quarter ending March 2017	5,434	↓
Quarter ending June 2017	5,297	↓
Quarter ending September 2017	5,240	↓
Quarter ending December 2017	5,150	↓
<b>Variance since December 2016</b>	<b>(7.0%)</b>	<b>↓</b>



### ACTIVITY



Month	Adjusted Scheduled Activity (UDA)	
	2017	2018
April	338	638
May	1,474	1,509
June	1,779	1,945
July	3,351	3,224
August	4,615	4,160
September	5,675	5,424
October	6,716	6,925
November	8,024	7,765
December	9,011	9,377
January	9,912	
February	11,556	
March	13,081	
April	13,423	
May	13,442	
June	13,444	

### QUALITY

	Quantity	Base Number	Contract	AT	Region	England
% of FP17s for the same patient ID Re-attending within 3 months - Children	168	1,450	11.6%	11.0%	12.9%	12.0%
% of FP17s for the same patient ID Re-attending within 3 months - Adults	599	3,423	17.5%	14.8%	16.5%	15.9%
% of FP17s for the same patient ID Re-attending between 3 & 9 months - Children	792	1,450	54.6%	60.9%	59.6%	58.0%
% of FP17s for the same patient ID Re-attending between 3 & 9 months - Adults	1,797	3,423	52.5%	54.9%	52.8%	50.5%
% of FP17s for Band 1 Urgent Courses	443	4,721	9.4%	8.3%	9.1%	9.0%
% of FP17s Relating to Free Repair or Replacements	47	4,721	1.0%	0.9%	1.0%	0.8%
% of FP17s Relating to Continuations	28	4,721	0.6%	1.1%	1.2%	1.1%
% of Patients satisfied with the dentistry they have received	1	1	N/A	91.0%	91.6%	91.5%
% of Patients satisfied with the time they had to wait for an appointment	1	1	N/A	87.8%	88.3%	87.9%

\* This is based on patients treated on this contract for their most recent course of treatment. Figures in italics indicate the base number of FP17s or Patient Questionnaire responses are less than 100. N/A is shown where the base number of responses is less than 10 during the period. % is calculated as Quantity/Base number\*100

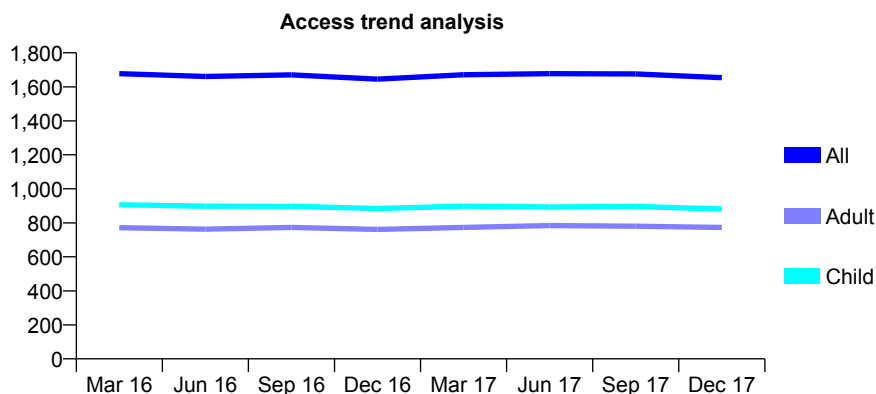
## Q52 - Vital Signs At a Glance Contract Report for 164240/0001 - December 2017

Name or company name	Acorn Villas Dental Practice
Contract type name	GDS Contract
Purpose of contract	General
Contract start date	01/04/2013
Contract end date	

17/18 Contracted general activity (UDA)	5,926
Carry forward general activity (UDA)	0
17/18 Contracted orthodontic activity (UOA)	0
Carry forward orthodontic activity (UOA)	0
Baseline contract value	£165,140.39

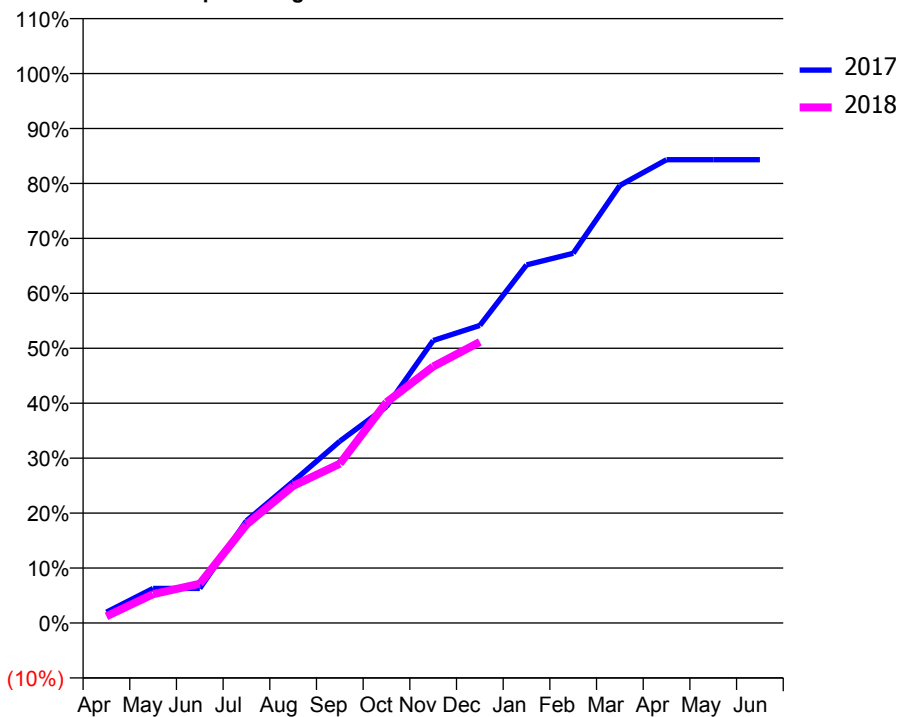
### ACCESS\*

Patients seen in 24 months	Total	Change since previous quarter
Quarter ending December 2016	1,645	
Quarter ending March 2017	1,671	→
Quarter ending June 2017	1,677	→
Quarter ending September 2017	1,676	→
Quarter ending December 2017	1,654	↓
<b>Variance since December 2016</b>	<b>0.5%</b>	<b>→</b>



### ACTIVITY

Cumulative percentage of contracted UDA delivered 2017 & 2018



Month	Adjusted Scheduled Activity (UDA)	
	2017	2018
April	117	73
May	373	311
June	373	423
July	1,102	1,062
August	1,526	1,478
September	1,960	1,718
October	2,334	2,381
November	3,046	2,767
December	3,208	3,031
January	3,862	
February	3,988	
March	4,719	
April	4,996	
May	4,996	
June	4,996	

### QUALITY

	Quantity	Base Number	Contract	AT	Region	England
% of FP17s for the same patient ID Re-attending within 3 months - Children	185	1,379	13.4%	11.0%	12.9%	12.0%
% of FP17s for the same patient ID Re-attending within 3 months - Adults	72	739	9.7%	14.8%	16.5%	15.9%
% of FP17s for the same patient ID Re-attending between 3 & 9 months - Children	970	1,379	70.3%	60.9%	59.6%	58.0%
% of FP17s for the same patient ID Re-attending between 3 & 9 months - Adults	481	739	65.1%	54.9%	52.8%	50.5%
% of FP17s for Band 1 Urgent Courses	43	1,962	2.2%	8.3%	9.1%	9.0%
% of FP17s Relating to Free Repair or Replacements	5	1,962	0.3%	0.9%	1.0%	0.8%
% of FP17s Relating to Continuations	2	1,962	0.1%	1.1%	1.2%	1.1%
% of Patients satisfied with the dentistry they have received	0	0	N/A	91.0%	91.6%	91.5%
% of Patients satisfied with the time they had to wait for an appointment	0	0	N/A	87.8%	88.3%	87.9%

\* This is based on patients treated on this contract for their most recent course of treatment. Figures in italics indicate the base number of FP17s or Patient Questionnaire responses are less than 100. N/A is shown where the base number of responses is less than 10 during the period. % is calculated as Quantity/Base number\*100

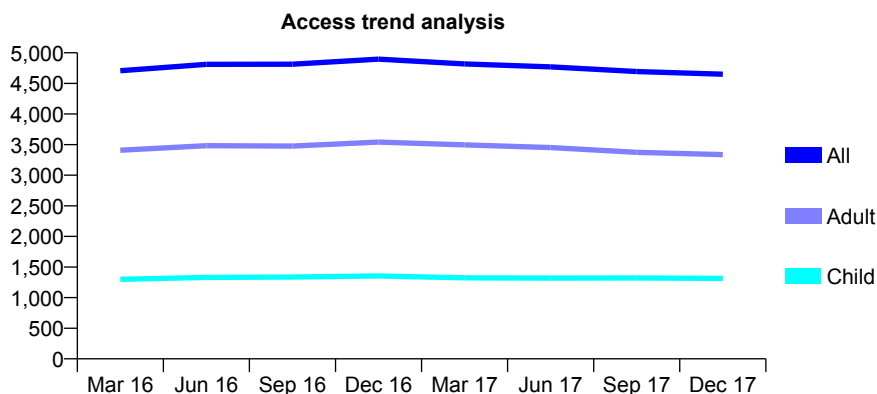
## Q52 - Vital Signs At a Glance Contract Report for 164631/0001 - December 2017

Name or company name	Armley Dental Practice Partnership
Contract type name	GDS Contract
Purpose of contract	General
Contract start date	01/05/2013
Contract end date	

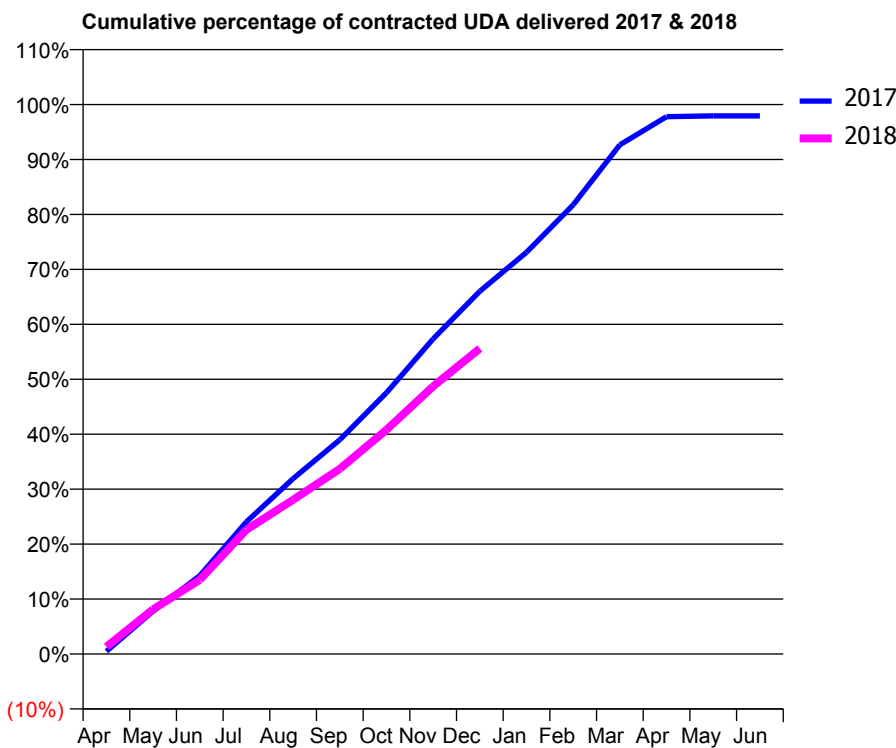
17/18 Contracted general activity (UDA)	15,981
Carry forward general activity (UDA)	329
17/18 Contracted orthodontic activity (UOA)	0
Carry forward orthodontic activity (UOA)	0
Baseline contract value	£583,862.12

### ACCESS\*

Patients seen in 24 months	Total	Change since previous quarter
Quarter ending December 2016	4,896	
Quarter ending March 2017	4,819	↓
Quarter ending June 2017	4,771	→
Quarter ending September 2017	4,694	↓
Quarter ending December 2017	4,650	→
<b>Variance since December 2016</b>	<b>(5.0%)</b>	<b>↓</b>



### ACTIVITY



Month	Adjusted Scheduled Activity (UDA)	
	2017	2018
April	81	213
May	1,245	1,301
June	2,277	2,159
July	3,843	3,618
August	5,103	4,486
September	6,232	5,384
October	7,600	6,519
November	9,166	7,787
December	10,549	8,887
January	11,683	
February	13,065	
March	14,807	
April	15,625	
May	15,649	
June	15,652	

### QUALITY

	Quantity	Base Number	Contract	AT	Region	England
% of FP17s for the same patient ID Re-attending within 3 months - Children	63	1,303	4.8%	11.0%	12.9%	12.0%
% of FP17s for the same patient ID Re-attending within 3 months - Adults	264	2,940	9.0%	14.8%	16.5%	15.9%
% of FP17s for the same patient ID Re-attending between 3 & 9 months - Children	806	1,303	61.9%	60.9%	59.6%	58.0%
% of FP17s for the same patient ID Re-attending between 3 & 9 months - Adults	1,496	2,940	50.9%	54.9%	52.8%	50.5%
% of FP17s for Band 1 Urgent Courses	195	3,990	4.9%	8.3%	9.1%	9.0%
% of FP17s Relating to Free Repair or Replacements	17	3,990	0.4%	0.9%	1.0%	0.8%
% of FP17s Relating to Continuations	51	3,990	1.3%	1.1%	1.2%	1.1%
% of Patients satisfied with the dentistry they have received	1	1	N/A	91.0%	91.6%	91.5%
% of Patients satisfied with the time they had to wait for an appointment	1	1	N/A	87.8%	88.3%	87.9%

\* This is based on patients treated on this contract for their most recent course of treatment. Figures in italics indicate the base number of FP17s or Patient Questionnaire responses are less than 100. N/A is shown where the base number of responses is less than 10 during the period. % is calculated as Quantity/Base number\*100

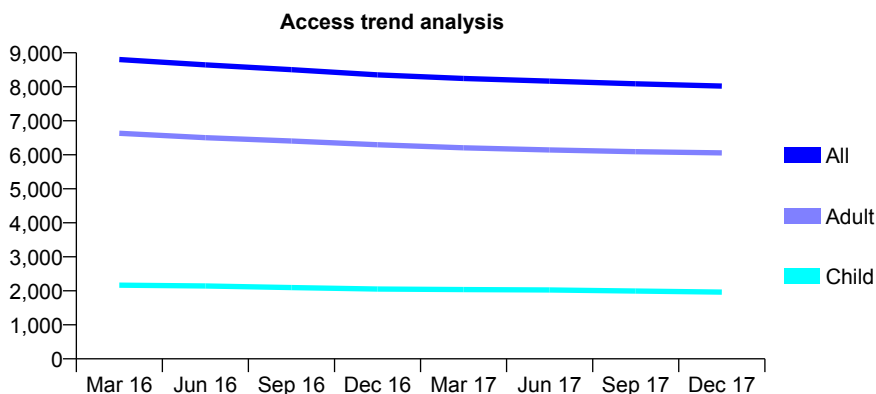
## Q52 - Vital Signs At a Glance Contract Report for 165360/0001 - December 2017

Name or company name	Meltham Dental Care Ltd
Contract type name	GDS Contract
Purpose of contract	General
Contract start date	01/04/2010
Contract end date	

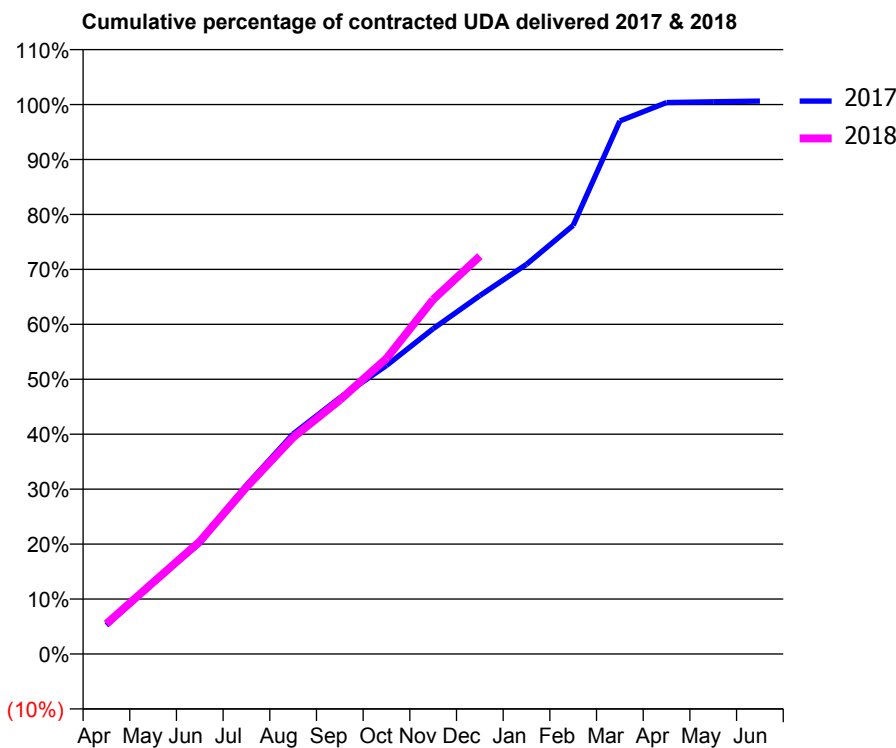
17/18 Contracted general activity (UDA)	28,778
Carry forward general activity (UDA)	-176
17/18 Contracted orthodontic activity (UOA)	0
Carry forward orthodontic activity (UOA)	0
Baseline contract value	£837,970.20

### ACCESS\*

Patients seen in 24 months	Total	Change since previous quarter
Quarter ending December 2016	8,352	
Quarter ending March 2017	8,244	↓
Quarter ending June 2017	8,167	→
Quarter ending September 2017	8,088	→
Quarter ending December 2017	8,022	→
<b>Variance since December 2016</b>	<b>(4.0%)</b>	<b>↓</b>



### ACTIVITY



Month	Adjusted Scheduled Activity (UDA)	
	2017	2018
April	1,508	1,579
May	3,769	3,749
June	5,790	5,900
July	8,844	8,742
August	11,523	11,343
September	13,416	13,303
October	15,110	15,479
November	17,036	18,569
December	18,767	20,838
January	20,413	
February	22,451	
March	27,917	
April	28,883	
May	28,919	
June	28,954	

### QUALITY

	Quantity	Base Number	Contract	AT	Region	England
% of FP17s for the same patient ID Re-attending within 3 months - Children	256	2,777	9.2%	11.0%	12.9%	12.0%
% of FP17s for the same patient ID Re-attending within 3 months - Adults	1,464	8,222	17.8%	14.8%	16.5%	15.9%
% of FP17s for the same patient ID Re-attending between 3 & 9 months - Children	2,128	2,777	76.6%	60.9%	59.6%	58.0%
% of FP17s for the same patient ID Re-attending between 3 & 9 months - Adults	5,620	8,222	68.4%	54.9%	52.8%	50.5%
% of FP17s for Band 1 Urgent Courses	700	10,507	6.7%	8.3%	9.1%	9.0%
% of FP17s Relating to Free Repair or Replacements	65	10,507	0.6%	0.9%	1.0%	0.8%
% of FP17s Relating to Continuations	121	10,507	1.2%	1.1%	1.2%	1.1%
% of Patients satisfied with the dentistry they have received	6	6	N/A	91.0%	91.6%	91.5%
% of Patients satisfied with the time they had to wait for an appointment	6	6	N/A	87.8%	88.3%	87.9%

\* This is based on patients treated on this contract for their most recent course of treatment. Figures in italics indicate the base number of FP17s or Patient Questionnaire responses are less than 100. N/A is shown where the base number of responses is less than 10 during the period. % is calculated as Quantity/Base number\*100

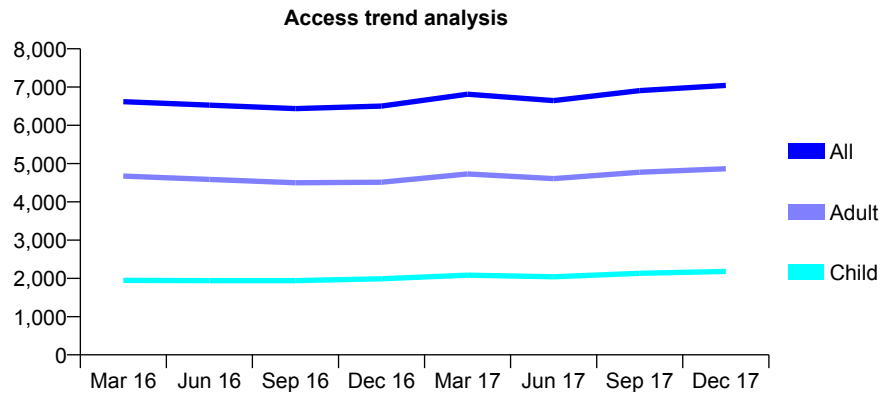
## Q52 - Vital Signs At a Glance Contract Report for 166391/0001 - December 2017

Name or company name	Horsforth Smile Clinic Ltd
Contract type name	GDS Contract
Purpose of contract	General
Contract start date	01/01/2014
Contract end date	

17/18 Contracted general activity (UDA)	15,597
Carry forward general activity (UDA)	-215
17/18 Contracted orthodontic activity (UOA)	0
Carry forward orthodontic activity (UOA)	0
Baseline contract value	£382,117.25

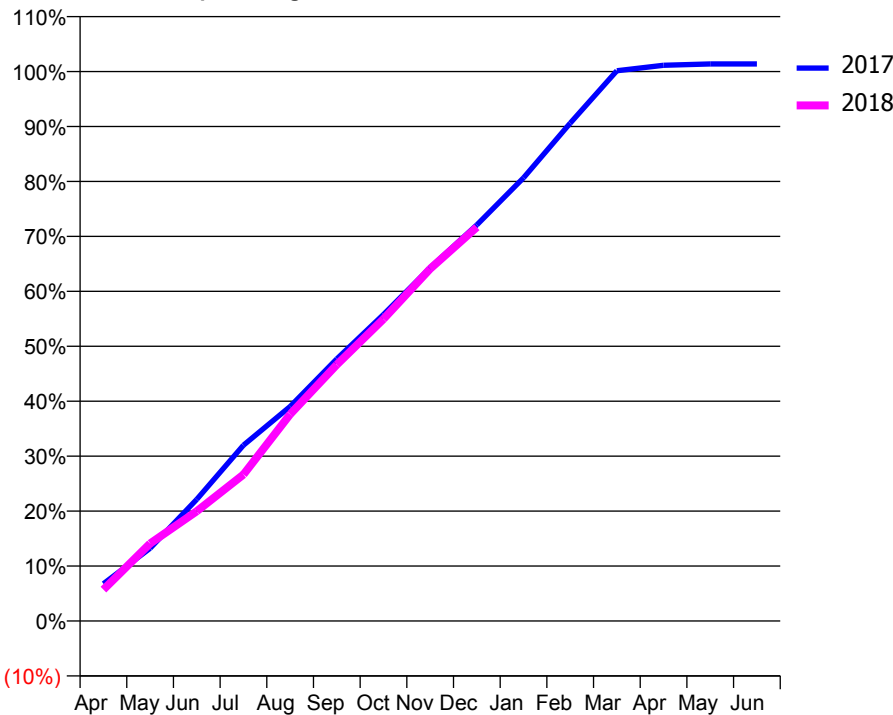
### ACCESS\*

Patients seen in 24 months	Total	Change since previous quarter
Quarter ending December 2016	6,502	
Quarter ending March 2017	6,813	↑
Quarter ending June 2017	6,646	↓
Quarter ending September 2017	6,907	↑
Quarter ending December 2017	7,044	→
<b>Variance since December 2016</b>	<b>8.3%</b>	<b>↑</b>



### ACTIVITY

Cumulative percentage of contracted UDA delivered 2017 & 2018



Month	Adjusted Scheduled Activity (UDA)	
	2017	2018
April	1,059	892
May	2,064	2,201
June	3,452	3,119
July	4,992	4,160
August	6,089	5,869
September	7,440	7,275
October	8,700	8,571
November	10,029	9,997
December	11,242	11,177
January	12,581	
February	14,132	
March	15,620	
April	15,774	
May	15,811	
June	15,812	

### QUALITY

	Quantity	Base Number	Contract	AT	Region	England
% of FP17s for the same patient ID Re-attending within 3 months - Children	167	2,229	7.5%	11.0%	12.9%	12.0%
% of FP17s for the same patient ID Re-attending within 3 months - Adults	862	5,193	16.6%	14.8%	16.5%	15.9%
% of FP17s for the same patient ID Re-attending between 3 & 9 months - Children	1,249	2,229	56.0%	60.9%	59.6%	58.0%
% of FP17s for the same patient ID Re-attending between 3 & 9 months - Adults	2,655	5,193	51.1%	54.9%	52.8%	50.5%
% of FP17s for Band 1 Urgent Courses	605	6,704	9.0%	8.3%	9.1%	9.0%
% of FP17s Relating to Free Repair or Replacements	35	6,704	0.5%	0.9%	1.0%	0.8%
% of FP17s Relating to Continuations	31	6,704	0.5%	1.1%	1.2%	1.1%
% of Patients satisfied with the dentistry they have received	12	13	92.3%	91.0%	91.6%	91.5%
% of Patients satisfied with the time they had to wait for an appointment	10	13	76.9%	87.8%	88.3%	87.9%

\* This is based on patients treated on this contract for their most recent course of treatment. Figures in italics indicate the base number of FP17s or Patient Questionnaire responses are less than 100. N/A is shown where the base number of responses is less than 10 during the period. % is calculated as Quantity/Base number\*100

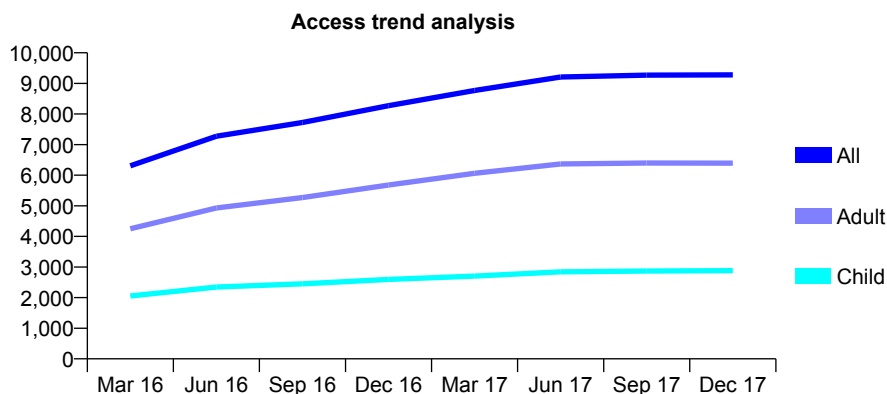
## Q52 - Vital Signs At a Glance Contract Report for 166561/0001 - December 2017

Name or company name	Wakefield Road Surgery Partnership
Contract type name	GDS Contract
Purpose of contract	General
Contract start date	01/07/2015
Contract end date	

17/18 Contracted general activity (UDA)	32,543
Carry forward general activity (UDA)	0
17/18 Contracted orthodontic activity (UOA)	0
Carry forward orthodontic activity (UOA)	0
Baseline contract value	£1,085,431.86

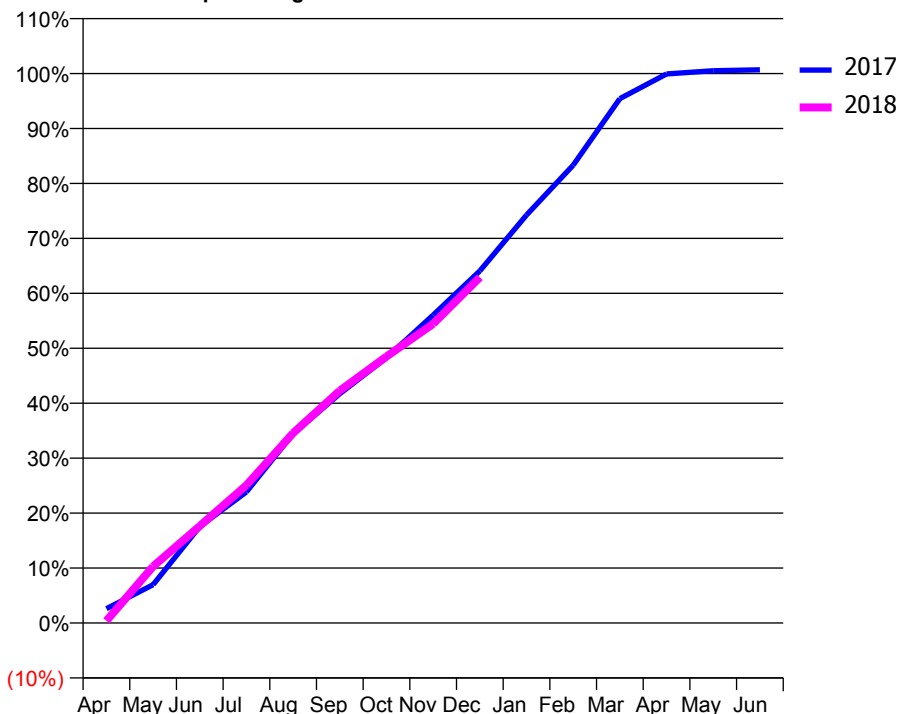
### ACCESS\*

Patients seen in 24 months	Total	Change since previous quarter
Quarter ending December 2016	8,274	
Quarter ending March 2017	8,767	↑
Quarter ending June 2017	9,211	↑
Quarter ending September 2017	9,268	→
Quarter ending December 2017	9,277	→
<b>Variance since December 2016</b>	<b>12.1%</b>	<b>↑</b>



### ACTIVITY

Cumulative percentage of contracted UDA delivered 2017 & 2018



Month	Adjusted Scheduled Activity (UDA)	
	2017	2018
April	859	132
May	2,291	3,354
June	5,770	5,747
July	7,842	8,160
August	11,317	11,247
September	13,716	13,761
October	15,867	15,779
November	18,416	17,715
December	21,054	20,474
January	24,399	
February	27,378	
March	31,359	
April	32,833	
May	33,031	
June	33,083	

### QUALITY

	Quantity	Base Number	Contract	AT	Region	England
% of FP17s for the same patient ID Re-attending within 3 months - Children	210	3,222	6.5%	11.0%	12.9%	12.0%
% of FP17s for the same patient ID Re-attending within 3 months - Adults	670	6,511	10.3%	14.8%	16.5%	15.9%
% of FP17s for the same patient ID Re-attending between 3 & 9 months - Children	1,884	3,222	58.5%	60.9%	59.6%	58.0%
% of FP17s for the same patient ID Re-attending between 3 & 9 months - Adults	3,887	6,511	59.7%	54.9%	52.8%	50.5%
% of FP17s for Band 1 Urgent Courses	469	9,139	5.1%	8.3%	9.1%	9.0%
% of FP17s Relating to Free Repair or Replacements	23	9,139	0.3%	0.9%	1.0%	0.8%
% of FP17s Relating to Continuations	65	9,139	0.7%	1.1%	1.2%	1.1%
% of Patients satisfied with the dentistry they have received	7	7	N/A	91.0%	91.6%	91.5%
% of Patients satisfied with the time they had to wait for an appointment	6	7	N/A	87.8%	88.3%	87.9%

\* This is based on patients treated on this contract for their most recent course of treatment. Figures in italics indicate the base number of FP17s or Patient Questionnaire responses are less than 100. N/A is shown where the base number of responses is less than 10 during the period. % is calculated as Quantity/Base number\*100



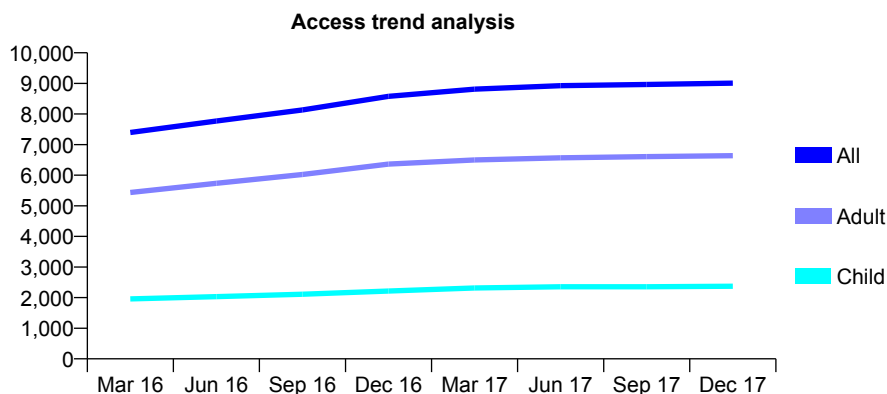
## Q52 - Vital Signs At a Glance Contract Report for 167053/0001 - December 2017

Name or company name	Stainbeck Dental Surgery
Contract type name	GDS Contract
Purpose of contract	General
Contract start date	17/10/2014
Contract end date	

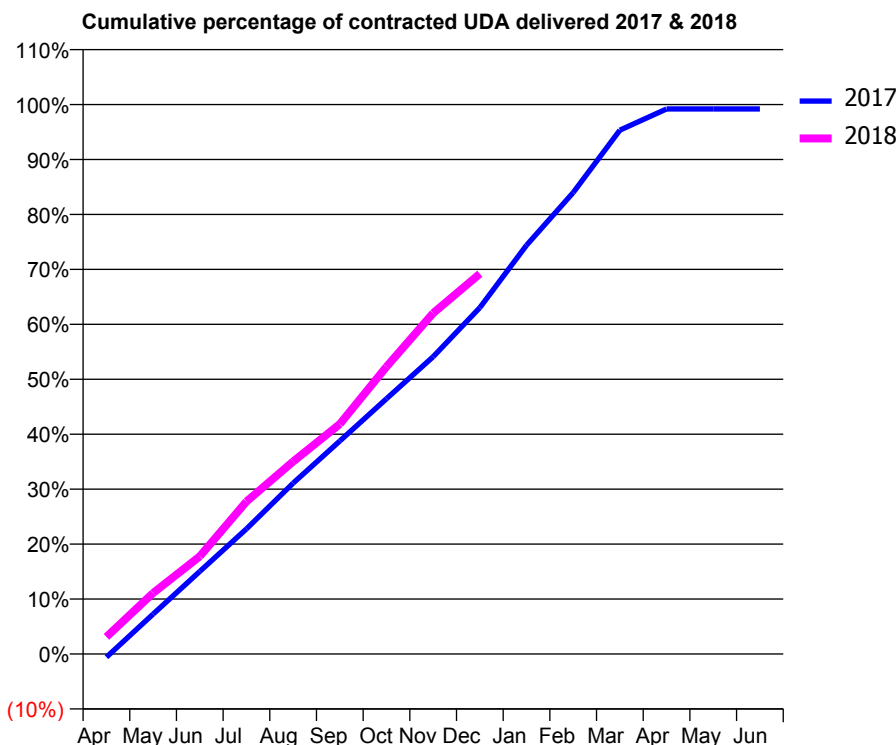
17/18 Contracted general activity (UDA)	23,990
Carry forward general activity (UDA)	0
17/18 Contracted orthodontic activity (UOA)	0
Carry forward orthodontic activity (UOA)	0
Baseline contract value	£746,182.77

### ACCESS\*

Patients seen in 24 months	Total	Change since previous quarter
Quarter ending December 2016	8,579	
Quarter ending March 2017	8,814	↑
Quarter ending June 2017	8,925	→
Quarter ending September 2017	8,966	→
Quarter ending December 2017	9,010	→
<b>Variance since December 2016</b>	<b>5.0%</b>	<b>↑</b>



### ACTIVITY



Month	Adjusted Scheduled Activity (UDA)	
	2017	2018
April	-144	750
May	1,746	2,663
June	3,606	4,265
July	5,464	6,657
August	7,459	8,401
September	9,300	10,038
October	11,145	12,545
November	12,977	14,882
December	15,122	16,602
January	17,849	
February	20,147	
March	22,873	
April	23,798	
May	23,799	
June	23,799	

### QUALITY

	Quantity	Base Number	Contract	AT	Region	England
% of FP17s for the same patient ID Re-attending within 3 months - Children	145	2,189	6.6%	11.0%	12.9%	12.0%
% of FP17s for the same patient ID Re-attending within 3 months - Adults	896	6,164	14.5%	14.8%	16.5%	15.9%
% of FP17s for the same patient ID Re-attending between 3 & 9 months - Children	1,179	2,189	53.9%	60.9%	59.6%	58.0%
% of FP17s for the same patient ID Re-attending between 3 & 9 months - Adults	3,125	6,164	50.7%	54.9%	52.8%	50.5%
% of FP17s for Band 1 Urgent Courses	623	7,978	7.8%	8.3%	9.1%	9.0%
% of FP17s Relating to Free Repair or Replacements	83	7,978	1.0%	0.9%	1.0%	0.8%
% of FP17s Relating to Continuations	129	7,978	1.6%	1.1%	1.2%	1.1%
% of Patients satisfied with the dentistry they have received	20	21	95.2%	91.0%	91.6%	91.5%
% of Patients satisfied with the time they had to wait for an appointment	18	21	85.7%	87.8%	88.3%	87.9%

\* This is based on patients treated on this contract for their most recent course of treatment. Figures in italics indicate the base number of FP17s or Patient Questionnaire responses are less than 100. N/A is shown where the base number of responses is less than 10 during the period. % is calculated as Quantity/Base number\*100

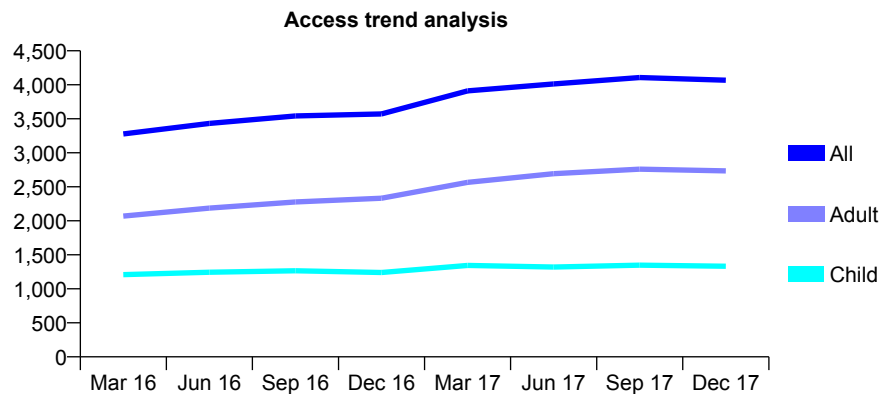
## Q52 - Vital Signs At a Glance Contract Report for 167614/0001 - December 2017

Name or company name	Heaton Dental Care Limited
Contract type name	GDS Contract
Purpose of contract	General
Contract start date	06/04/2015
Contract end date	

17/18 Contracted general activity (UDA)	11,276
Carry forward general activity (UDA)	40
17/18 Contracted orthodontic activity (UOA)	0
Carry forward orthodontic activity (UOA)	0
Baseline contract value	£315,978.40

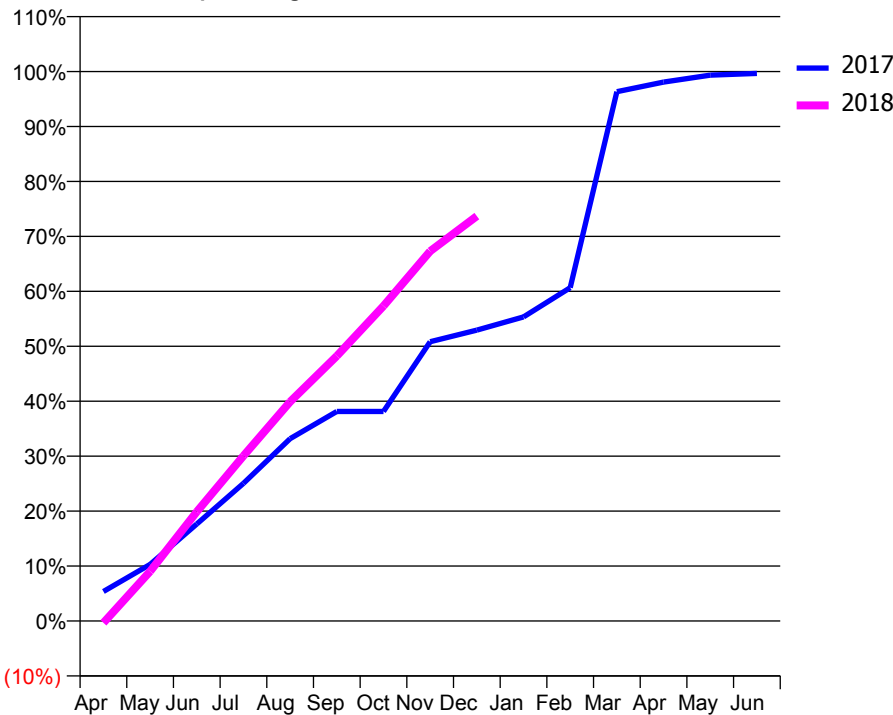
### ACCESS\*

Patients seen in 24 months	Total	Change since previous quarter
Quarter ending December 2016	3,572	
Quarter ending March 2017	3,910	↑
Quarter ending June 2017	4,013	↑
Quarter ending September 2017	4,107	↑
Quarter ending December 2017	4,068	→
<b>Variance since December 2016</b>	<b>13.9%</b>	<b>↑</b>



### ACTIVITY

Cumulative percentage of contracted UDA delivered 2017 & 2018



Month	Adjusted Scheduled Activity (UDA)	
	2017	2018
April	607	-40
May	1,166	1,019
June	1,997	2,242
July	2,835	3,388
August	3,756	4,499
September	4,314	5,440
October	4,314	6,464
November	5,750	7,589
December	5,989	8,310
January	6,262	
February	6,863	
March	10,901	
April	11,098	
May	11,241	
June	11,275	

### QUALITY

	Quantity	Base Number	Contract	AT	Region	England
% of FP17s for the same patient ID Re-attending within 3 months - Children	67	1,417	4.7%	11.0%	12.9%	12.0%
% of FP17s for the same patient ID Re-attending within 3 months - Adults	303	2,845	10.7%	14.8%	16.5%	15.9%
% of FP17s for the same patient ID Re-attending between 3 & 9 months - Children	863	1,417	60.9%	60.9%	59.6%	58.0%
% of FP17s for the same patient ID Re-attending between 3 & 9 months - Adults	1,650	2,845	58.0%	54.9%	52.8%	50.5%
% of FP17s for Band 1 Urgent Courses	40	3,528	1.1%	8.3%	9.1%	9.0%
% of FP17s Relating to Free Repair or Replacements	7	3,528	0.2%	0.9%	1.0%	0.8%
% of FP17s Relating to Continuations	27	3,528	0.8%	1.1%	1.2%	1.1%
% of Patients satisfied with the dentistry they have received	0	0	N/A	91.0%	91.6%	91.5%
% of Patients satisfied with the time they had to wait for an appointment	0	0	N/A	87.8%	88.3%	87.9%

\* This is based on patients treated on this contract for their most recent course of treatment. Figures in italics indicate the base number of FP17s or Patient Questionnaire responses are less than 100. N/A is shown where the base number of responses is less than 10 during the period. % is calculated as Quantity/Base number\*100

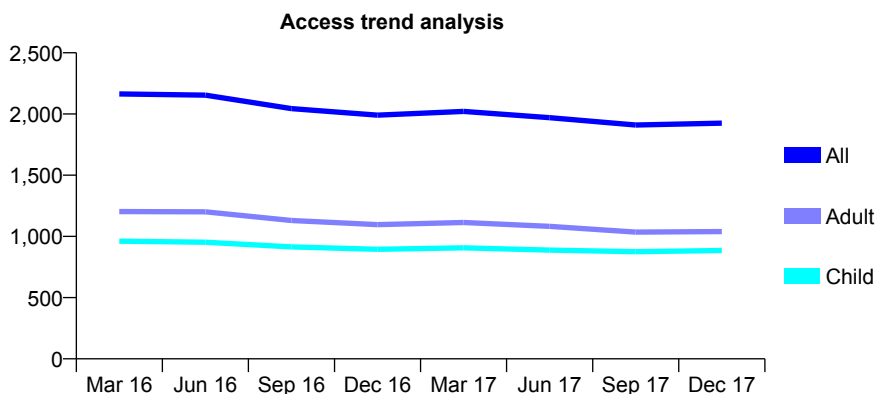
## Q52 - Vital Signs At a Glance Contract Report for 168025/0001 - December 2017

Name or company name	Summerville Road Dental Practice
Contract type name	GDS Contract
Purpose of contract	General
Contract start date	01/10/2013
Contract end date	

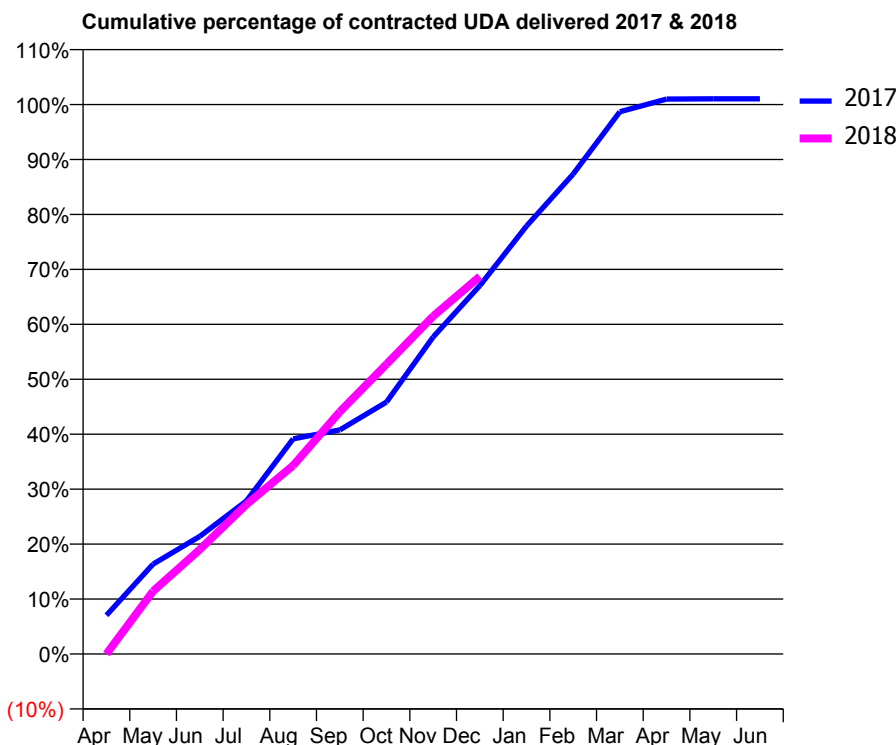
17/18 Contracted general activity (UDA)	6,736
Carry forward general activity (UDA)	0
17/18 Contracted orthodontic activity (UOA)	0
Carry forward orthodontic activity (UOA)	0
Baseline contract value	£183,862.62

### ACCESS\*

Patients seen in 24 months	Total	Change since previous quarter
Quarter ending December 2016	1,991	
Quarter ending March 2017	2,021	→
Quarter ending June 2017	1,970	↓
Quarter ending September 2017	1,910	↓
Quarter ending December 2017	1,925	→
<b>Variance since December 2016</b>	<b>(3.3%)</b>	<b>↓</b>



### ACTIVITY



Month	Adjusted Scheduled Activity (UDA)	
	2017	2018
April	474	0
May	1,103	771
June	1,442	1,281
July	1,878	1,833
August	2,638	2,311
September	2,746	2,970
October	3,089	3,553
November	3,886	4,142
December	4,516	4,628
January	5,247	
February	5,883	
March	6,647	
April	6,802	
May	6,805	
June	6,805	

### QUALITY

	Quantity	Base Number	Contract	AT	Region	England
% of FP17s for the same patient ID Re-attending within 3 months - Children	123	1,000	12.3%	11.0%	12.9%	12.0%
% of FP17s for the same patient ID Re-attending within 3 months - Adults	210	947	22.2%	14.8%	16.5%	15.9%
% of FP17s for the same patient ID Re-attending between 3 & 9 months - Children	516	1,000	51.6%	60.9%	59.6%	58.0%
% of FP17s for the same patient ID Re-attending between 3 & 9 months - Adults	358	947	37.8%	54.9%	52.8%	50.5%
% of FP17s for Band 1 Urgent Courses	167	1,878	8.9%	8.3%	9.1%	9.0%
% of FP17s Relating to Free Repair or Replacements	2	1,878	0.1%	0.9%	1.0%	0.8%
% of FP17s Relating to Continuations	0	1,878	0.0%	1.1%	1.2%	1.1%
% of Patients satisfied with the dentistry they have received	1	2	N/A	91.0%	91.6%	91.5%
% of Patients satisfied with the time they had to wait for an appointment	1	2	N/A	87.8%	88.3%	87.9%

\* This is based on patients treated on this contract for their most recent course of treatment. Figures in italics indicate the base number of FP17s or Patient Questionnaire responses are less than 100. N/A is shown where the base number of responses is less than 10 during the period. % is calculated as Quantity/Base number\*100

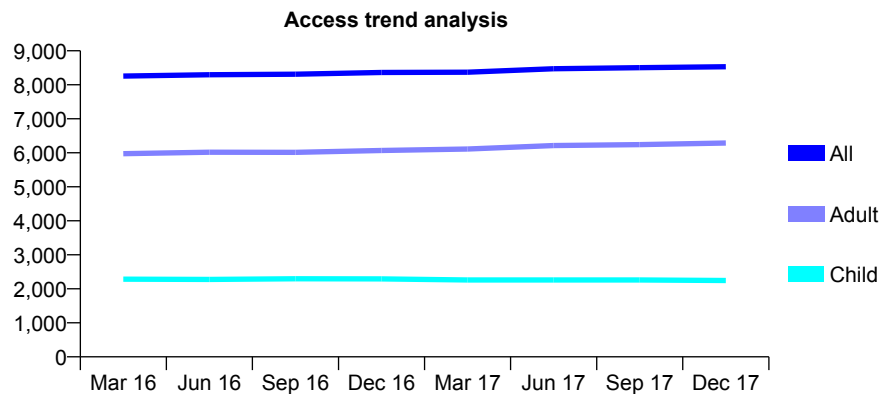
## Q52 - Vital Signs At a Glance Contract Report for 168785/0001 - December 2017

Name or company name	Bedford & Associates Limited
Contract type name	GDS Contract
Purpose of contract	General
Contract start date	01/11/2013
Contract end date	

17/18 Contracted general activity (UDA)	24,115
Carry forward general activity (UDA)	244
17/18 Contracted orthodontic activity (UOA)	0
Carry forward orthodontic activity (UOA)	0
Baseline contract value	£650,231.20

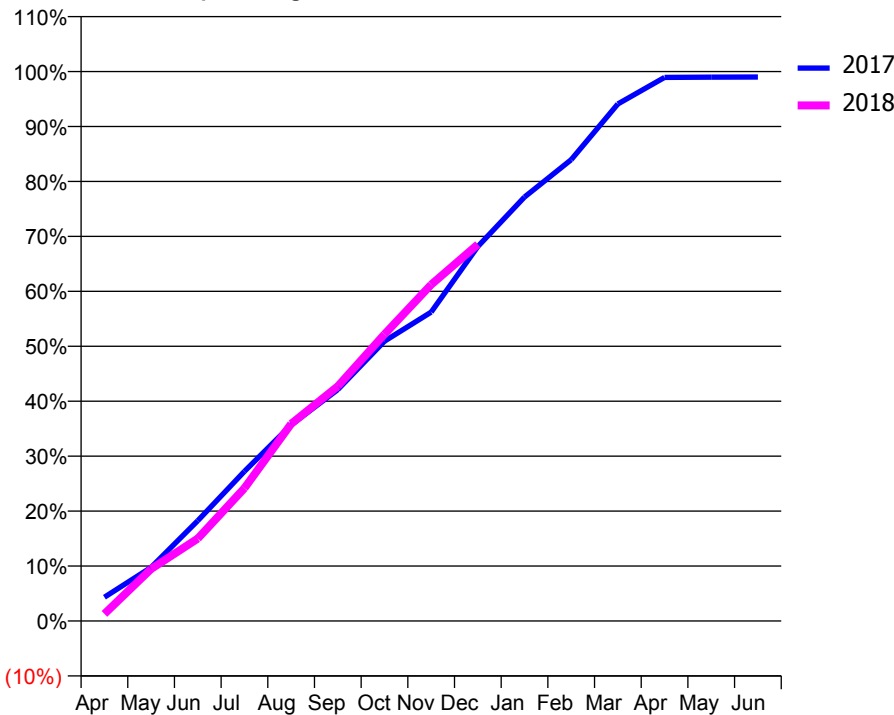
### ACCESS\*

Patients seen in 24 months	Total	Change since previous quarter
Quarter ending December 2016	8,363	
Quarter ending March 2017	8,370	→
Quarter ending June 2017	8,472	→
Quarter ending September 2017	8,504	→
Quarter ending December 2017	8,532	→
<b>Variance since December 2016</b>	<b>2.0%</b>	<b>↑</b>



### ACTIVITY

Cumulative percentage of contracted UDA delivered 2017 & 2018



### QUALITY

	Quantity	Base Number	Contract	AT	Region	England
% of FP17s for the same patient ID Re-attending within 3 months - Children	134	2,325	5.8%	11.0%	12.9%	12.0%
% of FP17s for the same patient ID Re-attending within 3 months - Adults	762	6,280	12.1%	14.8%	16.5%	15.9%
% of FP17s for the same patient ID Re-attending between 3 & 9 months - Children	1,364	2,325	58.7%	60.9%	59.6%	58.0%
% of FP17s for the same patient ID Re-attending between 3 & 9 months - Adults	3,258	6,280	51.9%	54.9%	52.8%	50.5%
% of FP17s for Band 1 Urgent Courses	531	8,079	6.6%	8.3%	9.1%	9.0%
% of FP17s Relating to Free Repair or Replacements	130	8,079	1.6%	0.9%	1.0%	0.8%
% of FP17s Relating to Continuations	73	8,079	0.9%	1.1%	1.2%	1.1%
% of Patients satisfied with the dentistry they have received	3	3	N/A	91.0%	91.6%	91.5%
% of Patients satisfied with the time they had to wait for an appointment	3	3	N/A	87.8%	88.3%	87.9%

\* This is based on patients treated on this contract for their most recent course of treatment. Figures in italics indicate the base number of FP17s or Patient Questionnaire responses are less than 100. N/A is shown where the base number of responses is less than 10 during the period. % is calculated as Quantity/Base number\*100

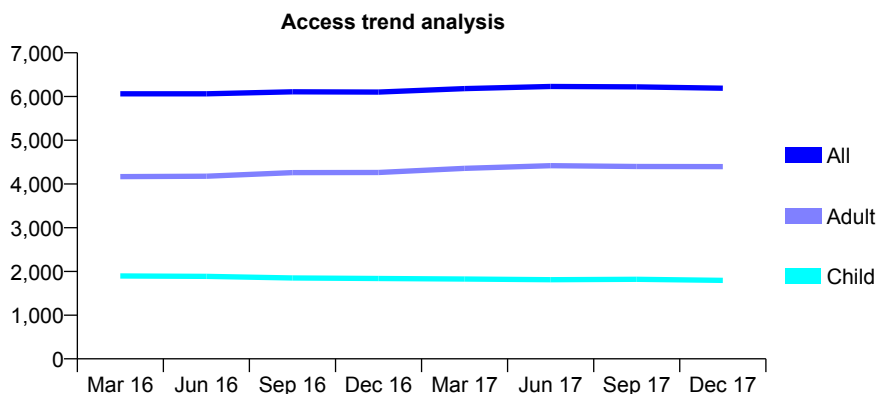
## Q52 - Vital Signs At a Glance Contract Report for 168904/0001 - December 2017

Name or company name	Mount Dental Surgery Limited
Contract type name	GDS Contract
Purpose of contract	General
Contract start date	01/04/2010
Contract end date	

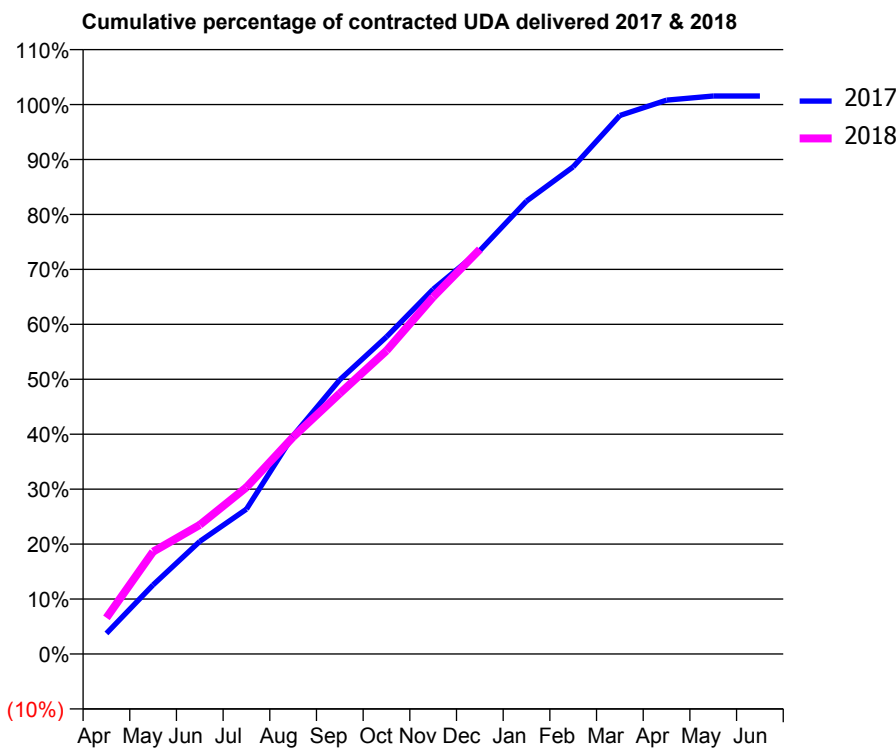
17/18 Contracted general activity (UDA)	18,091
Carry forward general activity (UDA)	-280
17/18 Contracted orthodontic activity (UOA)	0
Carry forward orthodontic activity (UOA)	0
Baseline contract value	£562,894.50

### ACCESS\*

Patients seen in 24 months	Total	Change since previous quarter
Quarter ending December 2016	6,101	
Quarter ending March 2017	6,180	→
Quarter ending June 2017	6,229	→
Quarter ending September 2017	6,220	→
Quarter ending December 2017	6,191	→
<b>Variance since December 2016</b>	<b>1.5%</b>	<b>→</b>



### ACTIVITY



Month	Adjusted Scheduled Activity (UDA)	
	2017	2018
April	680	1,192
May	2,285	3,371
June	3,722	4,250
July	4,792	5,489
August	7,219	7,143
September	9,068	8,580
October	10,486	9,987
November	12,060	11,755
December	13,338	13,321
January	14,976	
February	16,106	
March	17,804	
April	18,312	
May	18,447	
June	18,448	

### QUALITY

	Quantity	Base Number	Contract	AT	Region	England
% of FP17s for the same patient ID Re-attending within 3 months - Children	159	1,949	8.2%	11.0%	12.9%	12.0%
% of FP17s for the same patient ID Re-attending within 3 months - Adults	526	3,792	13.9%	14.8%	16.5%	15.9%
% of FP17s for the same patient ID Re-attending between 3 & 9 months - Children	1,001	1,949	51.4%	60.9%	59.6%	58.0%
% of FP17s for the same patient ID Re-attending between 3 & 9 months - Adults	1,502	3,792	39.6%	54.9%	52.8%	50.5%
% of FP17s for Band 1 Urgent Courses	518	5,464	9.5%	8.3%	9.1%	9.0%
% of FP17s Relating to Free Repair or Replacements	1	5,464	0.0%	0.9%	1.0%	0.8%
% of FP17s Relating to Continuations	44	5,464	0.8%	1.1%	1.2%	1.1%
% of Patients satisfied with the dentistry they have received	2	2	N/A	91.0%	91.6%	91.5%
% of Patients satisfied with the time they had to wait for an appointment	2	2	N/A	87.8%	88.3%	87.9%

\* This is based on patients treated on this contract for their most recent course of treatment. Figures in italics indicate the base number of FP17s or Patient Questionnaire responses are less than 100. N/A is shown where the base number of responses is less than 10 during the period. % is calculated as Quantity/Base number\*100

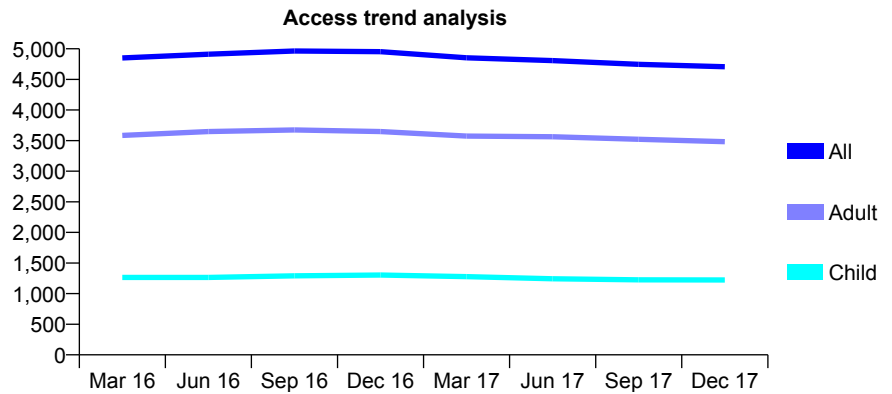
## Q52 - Vital Signs At a Glance Contract Report for 169188/0001 - December 2017

Name or company name	Thornton Dental Limited
Contract type name	GDS Contract
Purpose of contract	General
Contract start date	01/08/2014
Contract end date	

17/18 Contracted general activity (UDA)	14,479
Carry forward general activity (UDA)	0
17/18 Contracted orthodontic activity (UOA)	0
Carry forward orthodontic activity (UOA)	0
Baseline contract value	£348,587.74

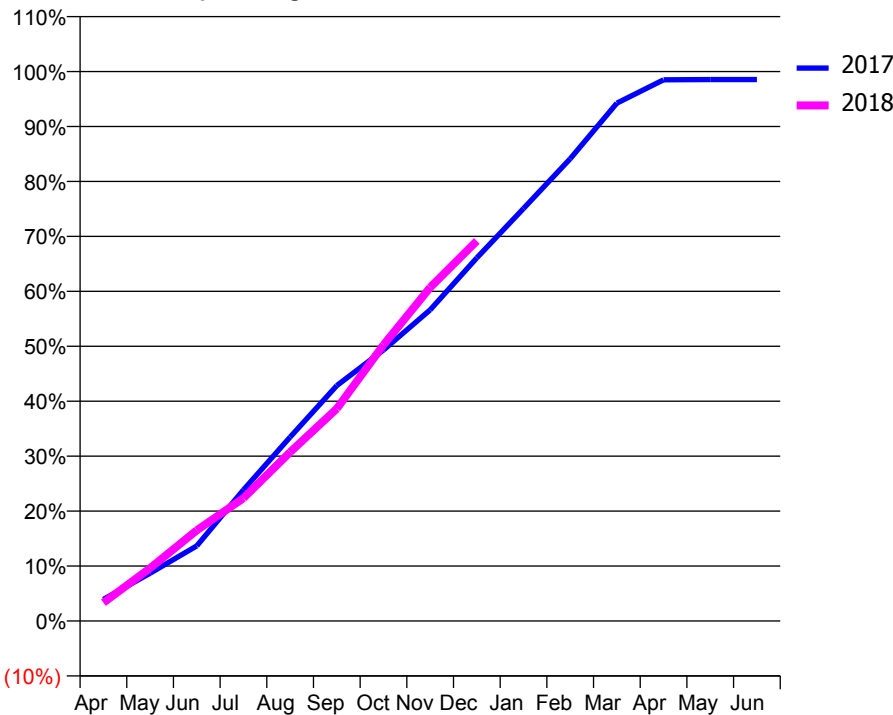
### ACCESS\*

Patients seen in 24 months	Total	Change since previous quarter
Quarter ending December 2016	4,954	
Quarter ending March 2017	4,852	↓
Quarter ending June 2017	4,808	→
Quarter ending September 2017	4,747	↓
Quarter ending December 2017	4,706	→
<b>Variance since December 2016</b>	<b>(5.0%)</b>	<b>↓</b>



### ACTIVITY

Cumulative percentage of contracted UDA delivered 2017 & 2018



Month	Adjusted Scheduled Activity (UDA)	
	2017	2018
April	570	481
May	1,261	1,394
June	1,980	2,392
July	3,457	3,239
August	4,845	4,450
September	6,202	5,595
October	7,140	7,275
November	8,201	8,790
December	9,569	10,016
January	10,871	
February	12,180	
March	13,647	
April	14,260	
May	14,267	
June	14,267	

### QUALITY

	Quantity	Base Number	Contract	AT	Region	England
% of FP17s for the same patient ID Re-attending within 3 months - Children	182	1,467	12.4%	11.0%	12.9%	12.0%
% of FP17s for the same patient ID Re-attending within 3 months - Adults	506	4,050	12.5%	14.8%	16.5%	15.9%
% of FP17s for the same patient ID Re-attending between 3 & 9 months - Children	920	1,467	62.7%	60.9%	59.6%	58.0%
% of FP17s for the same patient ID Re-attending between 3 & 9 months - Adults	2,790	4,050	68.9%	54.9%	52.8%	50.5%
% of FP17s for Band 1 Urgent Courses	378	5,229	7.2%	8.3%	9.1%	9.0%
% of FP17s Relating to Free Repair or Replacements	57	5,229	1.1%	0.9%	1.0%	0.8%
% of FP17s Relating to Continuations	36	5,229	0.7%	1.1%	1.2%	1.1%
% of Patients satisfied with the dentistry they have received	4	4	N/A	91.0%	91.6%	91.5%
% of Patients satisfied with the time they had to wait for an appointment	4	4	N/A	87.8%	88.3%	87.9%

\* This is based on patients treated on this contract for their most recent course of treatment. Figures in italics indicate the base number of FP17s or Patient Questionnaire responses are less than 100. N/A is shown where the base number of responses is less than 10 during the period. % is calculated as Quantity/Base number\*100

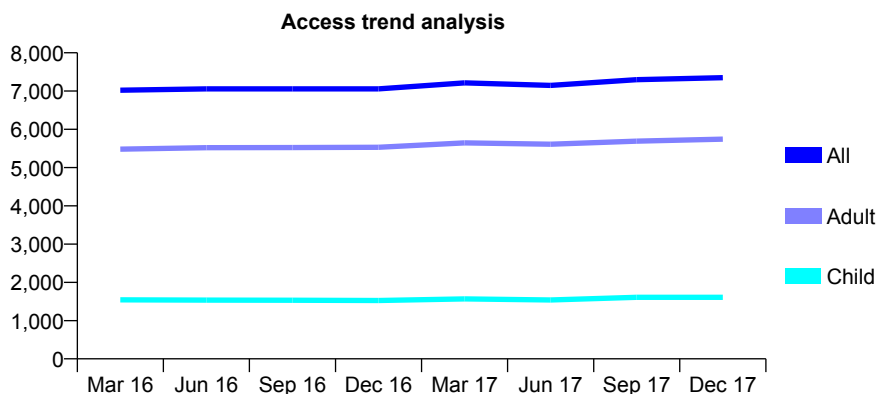
## Q52 - Vital Signs At a Glance Contract Report for 172340/0001 - December 2017

Name or company name	S C Milnes Ltd
Contract type name	GDS Contract
Purpose of contract	General
Contract start date	01/06/2009
Contract end date	

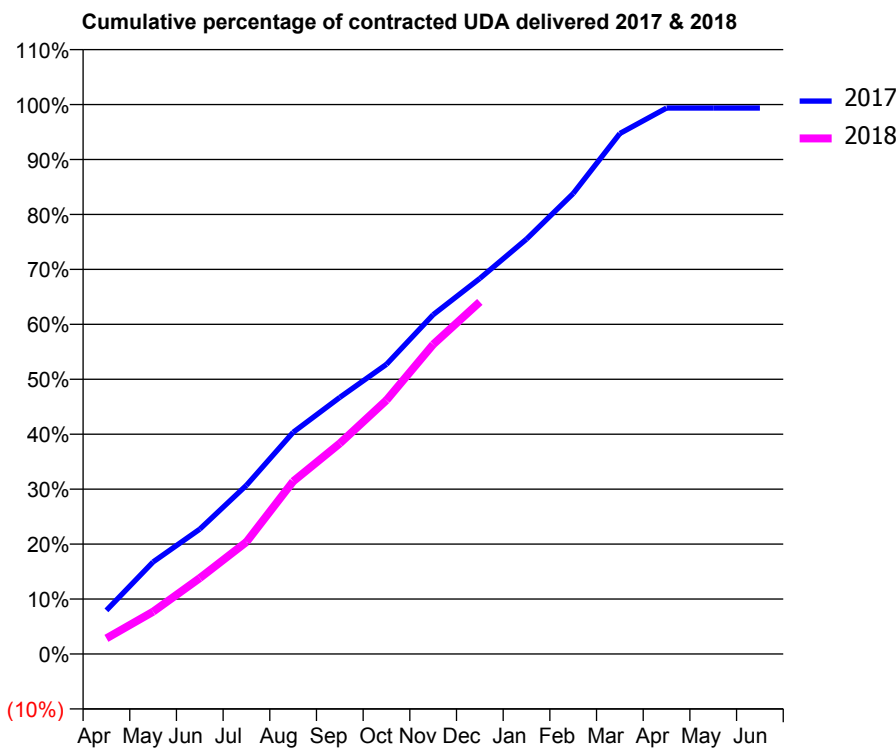
17/18 Contracted general activity (UDA)	21,455
Carry forward general activity (UDA)	0
17/18 Contracted orthodontic activity (UOA)	0
Carry forward orthodontic activity (UOA)	0
Baseline contract value	£679,441.94

### ACCESS\*

Patients seen in 24 months	Total	Change since previous quarter
Quarter ending December 2016	7,056	
Quarter ending March 2017	7,214	↑
Quarter ending June 2017	7,148	→
Quarter ending September 2017	7,298	↑
Quarter ending December 2017	7,350	→
<b>Variance since December 2016</b>	<b>4.2%</b>	<b>↑</b>



### ACTIVITY



Month	Adjusted Scheduled Activity (UDA)	
	2017	2018
April	1,705	610
May	3,595	1,652
June	4,875	2,965
July	6,587	4,377
August	8,655	6,740
September	10,021	8,224
October	11,309	9,912
November	13,250	12,087
December	14,662	13,747
January	16,198	
February	17,983	
March	20,325	
April	21,320	
May	21,320	
June	21,320	

### QUALITY

	Quantity	Base Number	Contract	AT	Region	England
% of FP17s for the same patient ID Re-attending within 3 months - Children	118	1,837	6.4%	11.0%	12.9%	12.0%
% of FP17s for the same patient ID Re-attending within 3 months - Adults	790	6,828	11.6%	14.8%	16.5%	15.9%
% of FP17s for the same patient ID Re-attending between 3 & 9 months - Children	1,115	1,837	60.7%	60.9%	59.6%	58.0%
% of FP17s for the same patient ID Re-attending between 3 & 9 months - Adults	4,314	6,828	63.2%	54.9%	52.8%	50.5%
% of FP17s for Band 1 Urgent Courses	296	8,131	3.6%	8.3%	9.1%	9.0%
% of FP17s Relating to Free Repair or Replacements	89	8,131	1.1%	0.9%	1.0%	0.8%
% of FP17s Relating to Continuations	126	8,131	1.5%	1.1%	1.2%	1.1%
% of Patients satisfied with the dentistry they have received	29	29	100.0%	91.0%	91.6%	91.5%
% of Patients satisfied with the time they had to wait for an appointment	25	29	86.2%	87.8%	88.3%	87.9%

\* This is based on patients treated on this contract for their most recent course of treatment. Figures in italics indicate the base number of FP17s or Patient Questionnaire responses are less than 100. N/A is shown where the base number of responses is less than 10 during the period. % is calculated as Quantity/Base number\*100



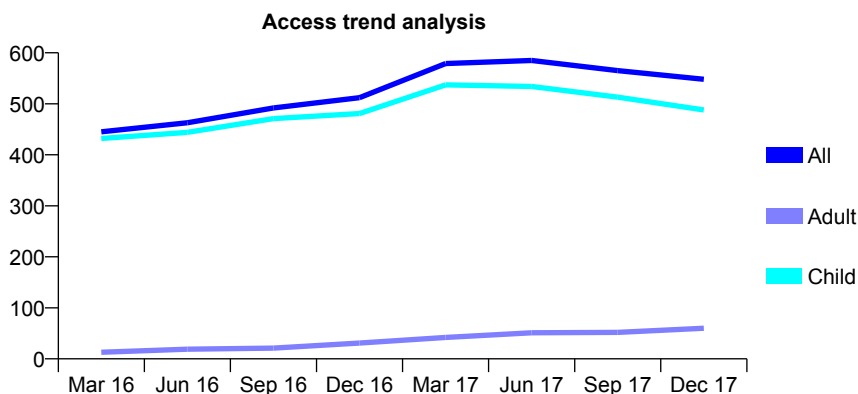
## Q52 - Vital Signs At a Glance Contract Report for 173649/0001 - December 2017

Name or company name	The Dental Studio
Contract type name	GDS Contract
Purpose of contract	General
Contract start date	01/06/2015
Contract end date	

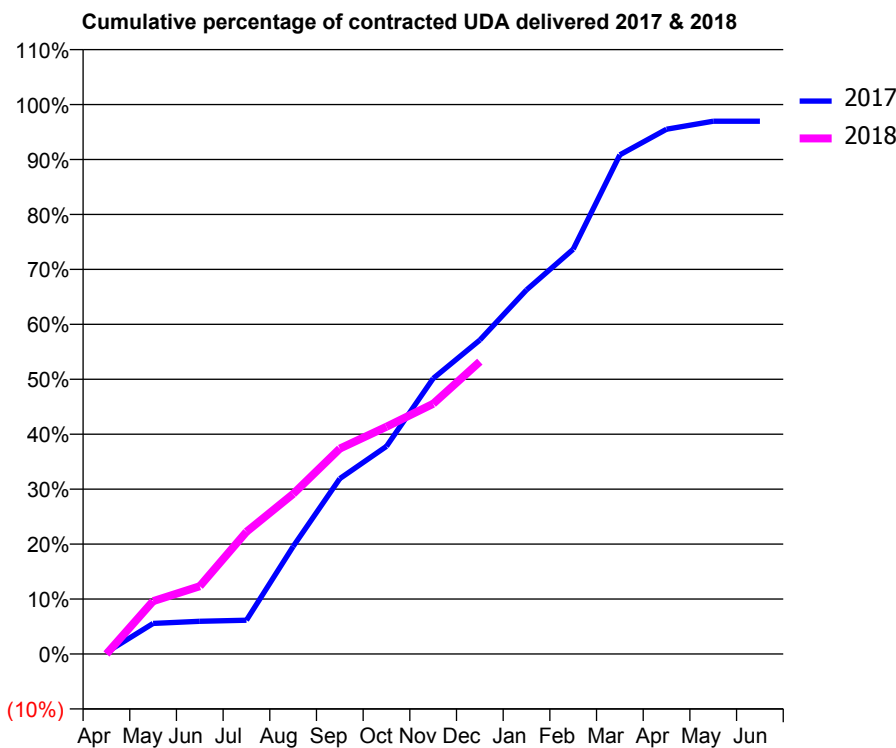
17/18 Contracted general activity (UDA)	1,030
Carry forward general activity (UDA)	0
17/18 Contracted orthodontic activity (UOA)	0
Carry forward orthodontic activity (UOA)	0
Baseline contract value	£22,854.52

### ACCESS\*

Patients seen in 24 months	Total	Change since previous quarter
Quarter ending December 2016	512	
Quarter ending March 2017	579	↑
Quarter ending June 2017	585	→
Quarter ending September 2017	565	↓
Quarter ending December 2017	548	↓
<b>Variance since December 2016</b>	<b>7.0%</b>	<b>↑</b>



### ACTIVITY



Month	Adjusted Scheduled Activity (UDA)	
	2017	2018
April	3	0
May	57	99
June	61	127
July	63	229
August	202	300
September	329	385
October	389	426
November	516	469
December	589	548
January	683	
February	759	
March	936	
April	984	
May	999	
June	999	

### QUALITY

	Quantity	Base Number	Contract	AT	Region	England
% of FP17s for the same patient ID Re-attending within 3 months - Children	24	426	5.6%	11.0%	12.9%	12.0%
% of FP17s for the same patient ID Re-attending within 3 months - Adults	0	3	0.0%	14.8%	16.5%	15.9%
% of FP17s for the same patient ID Re-attending between 3 & 9 months - Children	288	426	67.6%	60.9%	59.6%	58.0%
% of FP17s for the same patient ID Re-attending between 3 & 9 months - Adults	0	3	0.0%	54.9%	52.8%	50.5%
% of FP17s for Band 1 Urgent Courses	0	389	0.0%	8.3%	9.1%	9.0%
% of FP17s Relating to Free Repair or Replacements	0	389	0.0%	0.9%	1.0%	0.8%
% of FP17s Relating to Continuations	0	389	0.0%	1.1%	1.2%	1.1%
% of Patients satisfied with the dentistry they have received	0	0	N/A	91.0%	91.6%	91.5%
% of Patients satisfied with the time they had to wait for an appointment	0	0	N/A	87.8%	88.3%	87.9%

\* This is based on patients treated on this contract for their most recent course of treatment. Figures in italics indicate the base number of FP17s or Patient Questionnaire responses are less than 100. N/A is shown where the base number of responses is less than 10 during the period. % is calculated as Quantity/Base number\*100

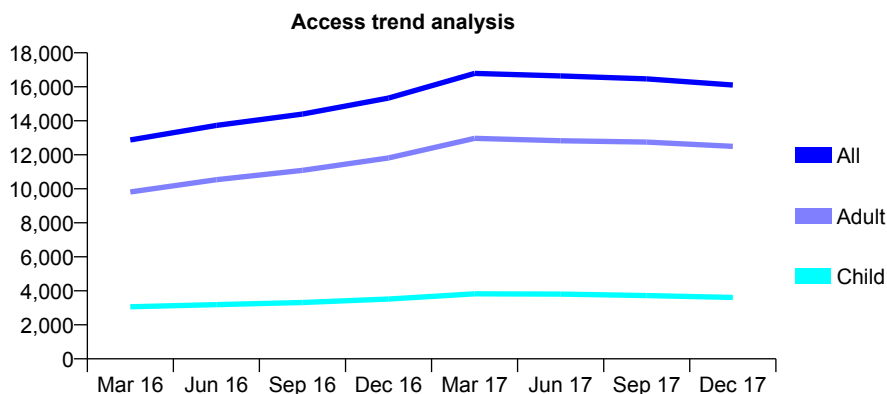
## Q52 - Vital Signs At a Glance Contract Report for 173681/0001 - December 2017

Name or company name	Mulli Limited
Contract type name	GDS Contract
Purpose of contract	General
Contract start date	01/05/2015
Contract end date	

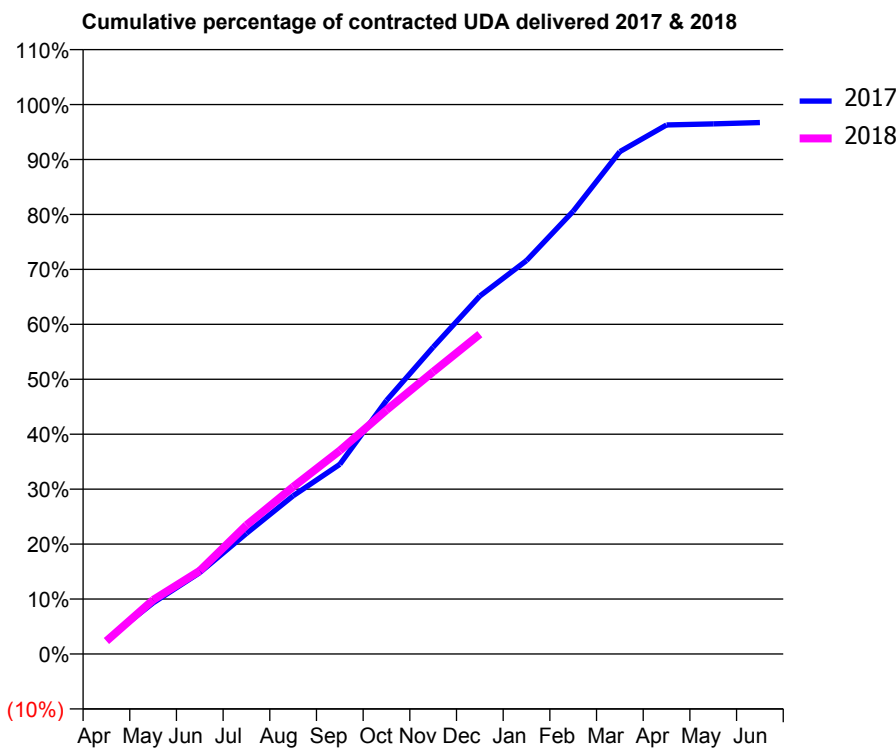
17/18 Contracted general activity (UDA)	55,056
Carry forward general activity (UDA)	0
17/18 Contracted orthodontic activity (UOA)	0
Carry forward orthodontic activity (UOA)	0
Baseline contract value	£1,584,661.37

### ACCESS\*

Patients seen in 24 months	Total	Change since previous quarter
Quarter ending December 2016	15,334	
Quarter ending March 2017	16,791	↑
Quarter ending June 2017	16,638	→
Quarter ending September 2017	16,467	↓
Quarter ending December 2017	16,107	↓
<b>Variance since December 2016</b>	<b>5.0%</b>	<b>↑</b>



### ACTIVITY



Month	Adjusted Scheduled Activity (UDA)	
	2017	2018
April	1,404	1,305
May	5,118	5,421
June	8,158	8,348
July	12,091	12,911
August	15,852	16,749
September	18,999	20,381
October	25,407	24,449
November	30,754	28,282
December	35,863	32,042
January	39,425	
February	44,360	
March	50,332	
April	53,010	
May	53,109	
June	53,243	

### QUALITY

	Quantity	Base Number	Contract	AT	Region	England
% of FP17s for the same patient ID Re-attending within 3 months - Children	339	3,779	9.0%	11.0%	12.9%	12.0%
% of FP17s for the same patient ID Re-attending within 3 months - Adults	2,163	13,318	16.2%	14.8%	16.5%	15.9%
% of FP17s for the same patient ID Re-attending between 3 & 9 months - Children	2,260	3,779	59.8%	60.9%	59.6%	58.0%
% of FP17s for the same patient ID Re-attending between 3 & 9 months - Adults	7,680	13,318	57.7%	54.9%	52.8%	50.5%
% of FP17s for Band 1 Urgent Courses	1,403	15,834	8.9%	8.3%	9.1%	9.0%
% of FP17s Relating to Free Repair or Replacements	363	15,834	2.3%	0.9%	1.0%	0.8%
% of FP17s Relating to Continuations	113	15,834	0.7%	1.1%	1.2%	1.1%
% of Patients satisfied with the dentistry they have received	13	15	86.7%	91.0%	91.6%	91.5%
% of Patients satisfied with the time they had to wait for an appointment	12	15	80.0%	87.8%	88.3%	87.9%

\* This is based on patients treated on this contract for their most recent course of treatment. Figures in italics indicate the base number of FP17s or Patient Questionnaire responses are less than 100. N/A is shown where the base number of responses is less than 10 during the period. % is calculated as Quantity/Base number\*100

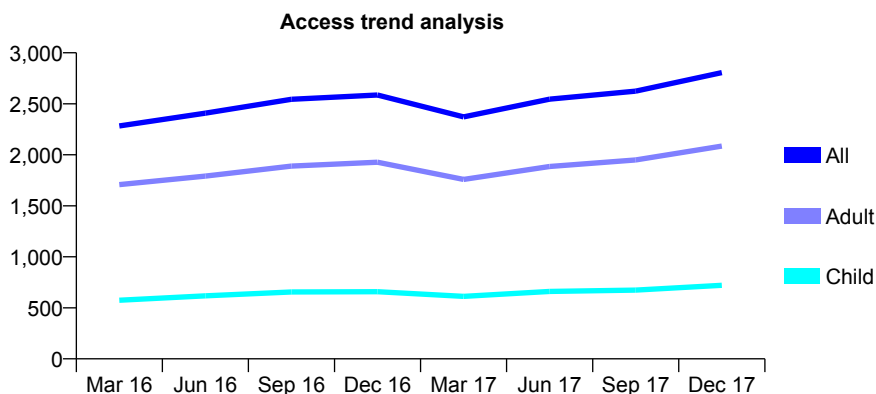
## Q52 - Vital Signs At a Glance Contract Report for 173681/0002 - December 2017

Name or company name	Mulli Limited
Contract type name	GDS Contract
Purpose of contract	General
Contract start date	01/05/2015
Contract end date	

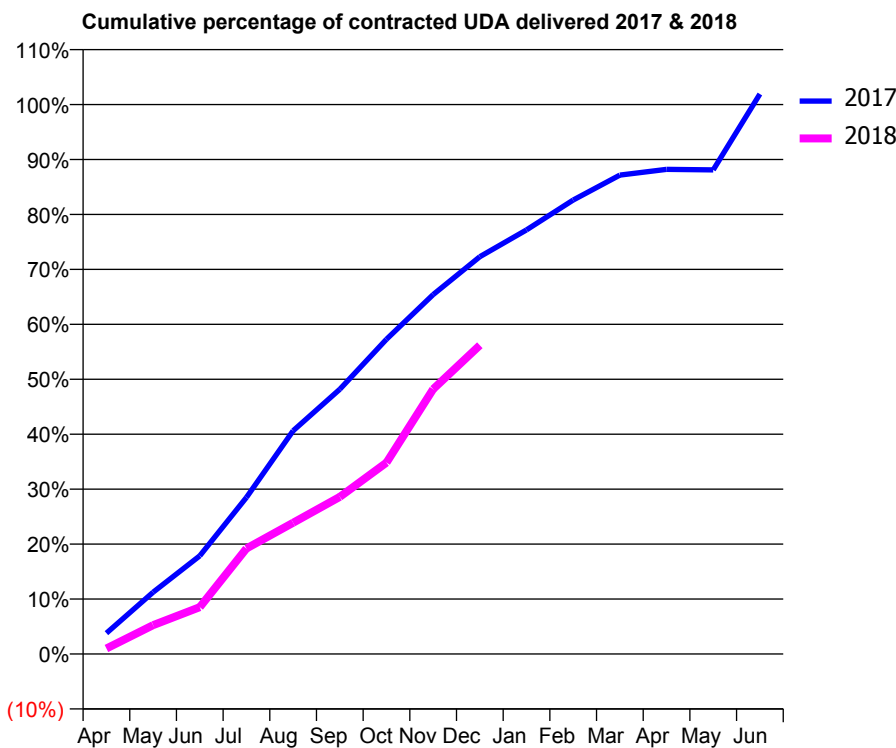
17/18 Contracted general activity (UDA)	8,500
Carry forward general activity (UDA)	0
17/18 Contracted orthodontic activity (UOA)	0
Carry forward orthodontic activity (UOA)	0
Baseline contract value	£258,010.18

### ACCESS\*

Patients seen in 24 months	Total	Change since previous quarter
Quarter ending December 2016	2,586	
Quarter ending March 2017	2,372	↓
Quarter ending June 2017	2,546	↑
Quarter ending September 2017	2,624	↑
Quarter ending December 2017	2,806	↑
<b>Variance since December 2016</b>	<b>8.5%</b>	<b>↑</b>



### ACTIVITY



Month	Adjusted Scheduled Activity (UDA)	
	2017	2018
April	322	86
May	957	448
June	1,519	725
July	2,422	1,632
August	3,453	2,031
September	4,096	2,432
October	4,870	2,960
November	5,560	4,097
December	6,146	4,775
January	6,560	
February	7,022	
March	7,408	
April	7,497	
May	7,488	
June	8,662	

### QUALITY

	Quantity	Base Number	Contract	AT	Region	England
% of FP17s for the same patient ID Re-attending within 3 months - Children	40	934	4.3%	11.0%	12.9%	12.0%
% of FP17s for the same patient ID Re-attending within 3 months - Adults	340	2,845	12.0%	14.8%	16.5%	15.9%
% of FP17s for the same patient ID Re-attending between 3 & 9 months - Children	517	934	55.4%	60.9%	59.6%	58.0%
% of FP17s for the same patient ID Re-attending between 3 & 9 months - Adults	1,613	2,845	56.7%	54.9%	52.8%	50.5%
% of FP17s for Band 1 Urgent Courses	101	3,147	3.2%	8.3%	9.1%	9.0%
% of FP17s Relating to Free Repair or Replacements	47	3,147	1.5%	0.9%	1.0%	0.8%
% of FP17s Relating to Continuations	14	3,147	0.4%	1.1%	1.2%	1.1%
% of Patients satisfied with the dentistry they have received	1	2	N/A	91.0%	91.6%	91.5%
% of Patients satisfied with the time they had to wait for an appointment	2	2	N/A	87.8%	88.3%	87.9%

\* This is based on patients treated on this contract for their most recent course of treatment. Figures in italics indicate the base number of FP17s or Patient Questionnaire responses are less than 100. N/A is shown where the base number of responses is less than 10 during the period. % is calculated as Quantity/Base number\*100

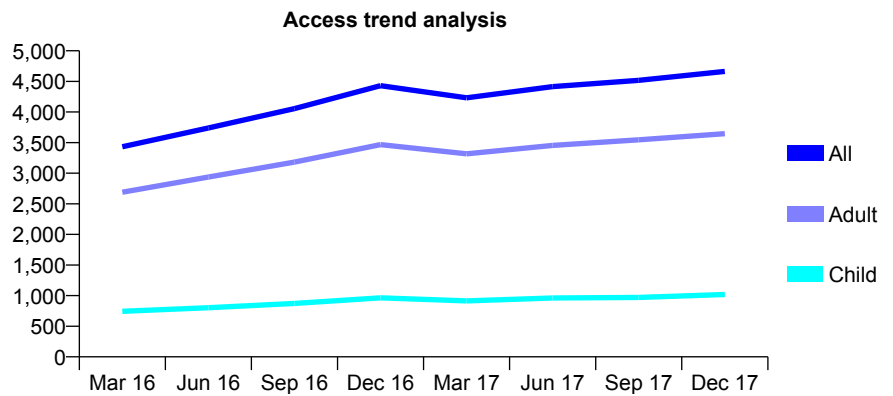
## Q52 - Vital Signs At a Glance Contract Report for 173681/0003 - December 2017

Name or company name	Mulli Limited
Contract type name	GDS Contract
Purpose of contract	General
Contract start date	01/05/2015
Contract end date	

17/18 Contracted general activity (UDA)	15,309
Carry forward general activity (UDA)	0
17/18 Contracted orthodontic activity (UOA)	0
Carry forward orthodontic activity (UOA)	0
Baseline contract value	£404,562.99

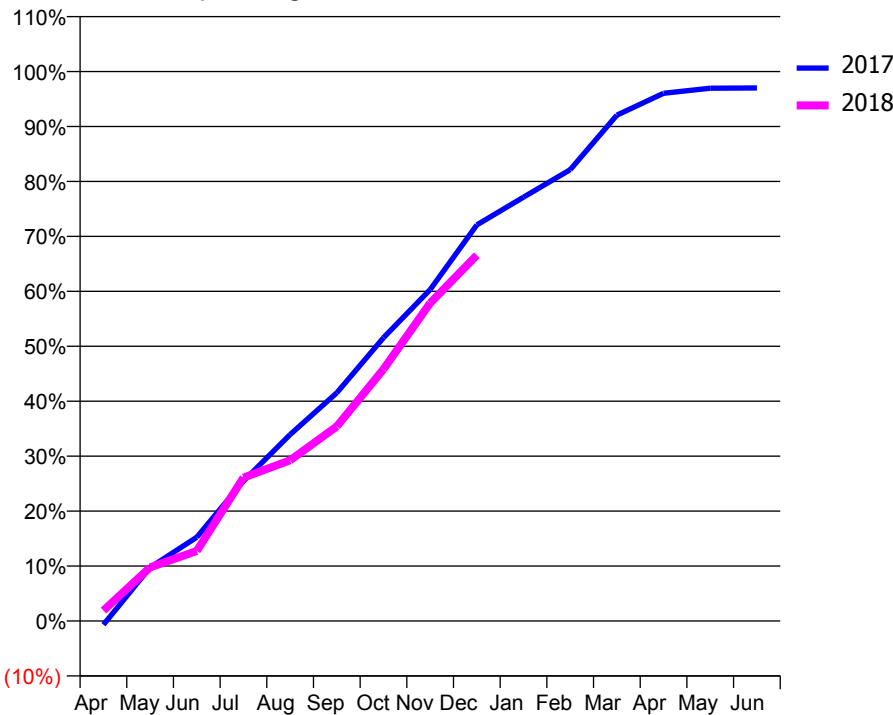
### ACCESS\*

Patients seen in 24 months	Total	Change since previous quarter
Quarter ending December 2016	4,431	
Quarter ending March 2017	4,231	↓
Quarter ending June 2017	4,416	↑
Quarter ending September 2017	4,517	↑
Quarter ending December 2017	4,663	↑
<b>Variance since December 2016</b>	<b>5.2%</b>	<b>↑</b>



### ACTIVITY

Cumulative percentage of contracted UDA delivered 2017 & 2018



Month	Adjusted Scheduled Activity (UDA)	
	2017	2018
April	-107	291
May	1,491	1,496
June	2,336	1,952
July	3,899	3,995
August	5,197	4,478
September	6,359	5,422
October	7,893	7,017
November	9,234	8,860
December	11,035	10,193
January	11,807	
February	12,572	
March	14,092	
April	14,702	
May	14,842	
June	14,851	

### QUALITY

	Quantity	Base Number	Contract	AT	Region	England
% of FP17s for the same patient ID Re-attending within 3 months - Children	84	1,138	7.4%	11.0%	12.9%	12.0%
% of FP17s for the same patient ID Re-attending within 3 months - Adults	761	4,576	16.6%	14.8%	16.5%	15.9%
% of FP17s for the same patient ID Re-attending between 3 & 9 months - Children	623	1,138	54.7%	60.9%	59.6%	58.0%
% of FP17s for the same patient ID Re-attending between 3 & 9 months - Adults	2,571	4,576	56.2%	54.9%	52.8%	50.5%
% of FP17s for Band 1 Urgent Courses	254	5,310	4.8%	8.3%	9.1%	9.0%
% of FP17s Relating to Free Repair or Replacements	106	5,310	2.0%	0.9%	1.0%	0.8%
% of FP17s Relating to Continuations	35	5,310	0.7%	1.1%	1.2%	1.1%
% of Patients satisfied with the dentistry they have received	5	6	N/A	91.0%	91.6%	91.5%
% of Patients satisfied with the time they had to wait for an appointment	4	6	N/A	87.8%	88.3%	87.9%

\* This is based on patients treated on this contract for their most recent course of treatment. Figures in italics indicate the base number of FP17s or Patient Questionnaire responses are less than 100. N/A is shown where the base number of responses is less than 10 during the period. % is calculated as Quantity/Base number\*100

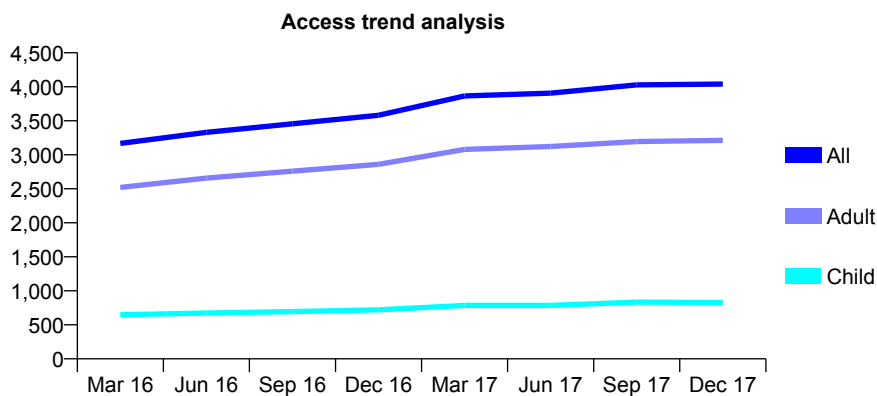
## Q52 - Vital Signs At a Glance Contract Report for 173681/0004 - December 2017

Name or company name	Mulli Limited
Contract type name	GDS Contract
Purpose of contract	General
Contract start date	01/05/2015
Contract end date	

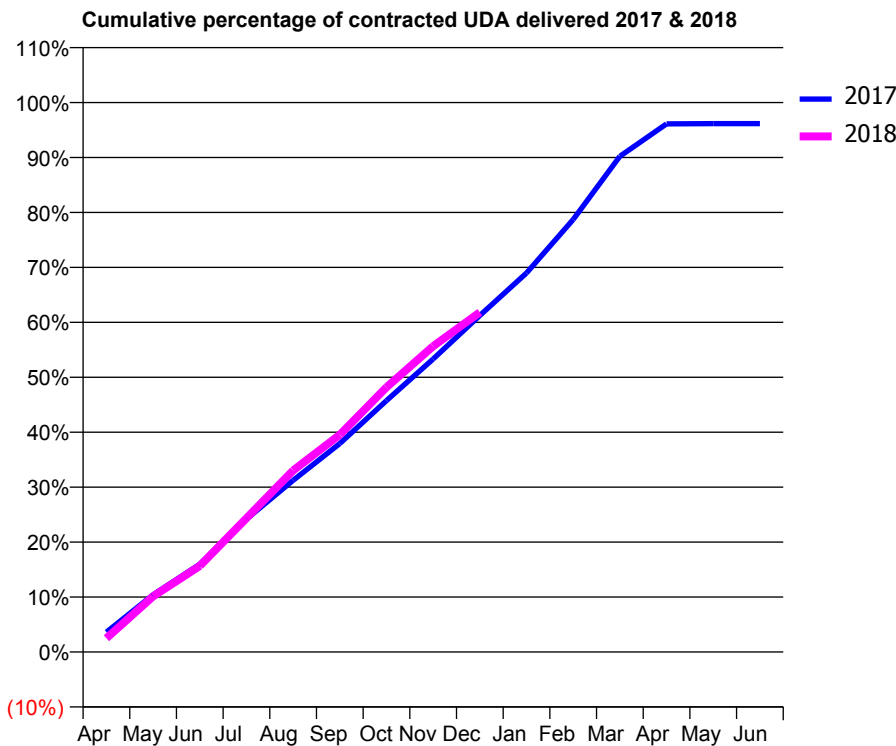
17/18 Contracted general activity (UDA)	13,781
Carry forward general activity (UDA)	0
17/18 Contracted orthodontic activity (UOA)	0
Carry forward orthodontic activity (UOA)	0
Baseline contract value	£315,515.16

### ACCESS\*

Patients seen in 24 months	Total	Change since previous quarter
Quarter ending December 2016	3,581	
Quarter ending March 2017	3,865	↑
Quarter ending June 2017	3,907	→
Quarter ending September 2017	4,029	↑
Quarter ending December 2017	4,040	→
<b>Variance since December 2016</b>	<b>12.8%</b>	<b>↑</b>



### ACTIVITY



Month	Adjusted Scheduled Activity (UDA)	
	2017	2018
April	500	346
May	1,435	1,398
June	2,201	2,159
July	3,332	3,355
August	4,306	4,553
September	5,228	5,450
October	6,305	6,639
November	7,349	7,671
December	8,439	8,518
January	9,506	
February	10,847	
March	12,434	
April	13,246	
May	13,250	
June	13,250	

### QUALITY

	Quantity	Base Number	Contract	AT	Region	England
% of FP17s for the same patient ID Re-attending within 3 months - Children	59	943	6.3%	11.0%	12.9%	12.0%
% of FP17s for the same patient ID Re-attending within 3 months - Adults	816	4,135	19.7%	14.8%	16.5%	15.9%
% of FP17s for the same patient ID Re-attending between 3 & 9 months - Children	589	943	62.5%	60.9%	59.6%	58.0%
% of FP17s for the same patient ID Re-attending between 3 & 9 months - Adults	2,517	4,135	60.9%	54.9%	52.8%	50.5%
% of FP17s for Band 1 Urgent Courses	495	4,811	10.3%	8.3%	9.1%	9.0%
% of FP17s Relating to Free Repair or Replacements	75	4,811	1.6%	0.9%	1.0%	0.8%
% of FP17s Relating to Continuations	57	4,811	1.2%	1.1%	1.2%	1.1%
% of Patients satisfied with the dentistry they have received	3	3	N/A	91.0%	91.6%	91.5%
% of Patients satisfied with the time they had to wait for an appointment	3	3	N/A	87.8%	88.3%	87.9%

\* This is based on patients treated on this contract for their most recent course of treatment. Figures in italics indicate the base number of FP17s or Patient Questionnaire responses are less than 100. N/A is shown where the base number of responses is less than 10 during the period. % is calculated as Quantity/Base number\*100

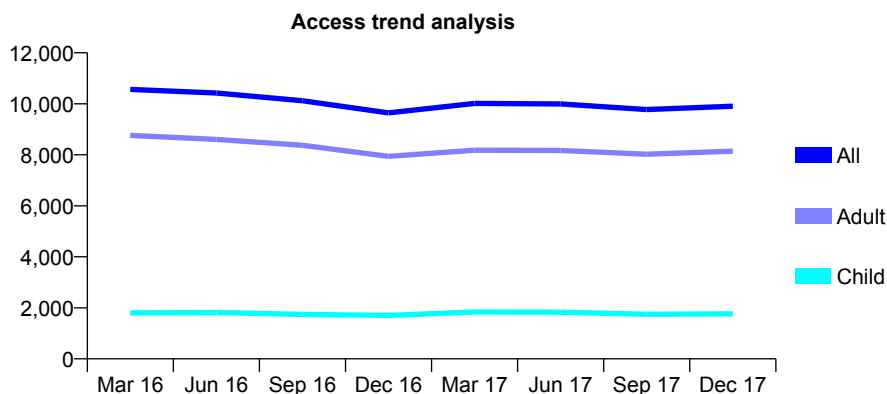
## Q52 - Vital Signs At a Glance Contract Report for 174831/0001 - December 2017

Name or company name	TOVEY LITTLE DENTAL CENTRE LTD
Contract type name	GDS Contract
Purpose of contract	General
Contract start date	01/04/2011
Contract end date	

17/18 Contracted general activity (UDA)	30,005
Carry forward general activity (UDA)	0
17/18 Contracted orthodontic activity (UOA)	0
Carry forward orthodontic activity (UOA)	0
Baseline contract value	£978,129.68

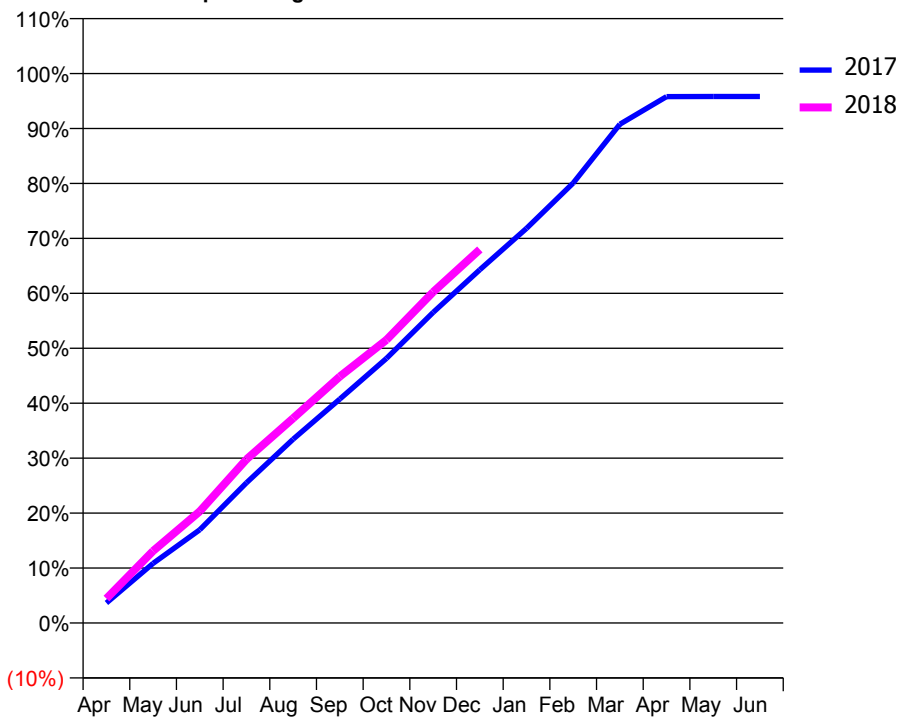
### ACCESS\*

Patients seen in 24 months	Total	Change since previous quarter
Quarter ending December 2016	9,642	
Quarter ending March 2017	10,018	↑
Quarter ending June 2017	9,997	→
Quarter ending September 2017	9,775	↓
Quarter ending December 2017	9,908	→
<b>Variance since December 2016</b>	<b>2.8%</b>	<b>↑</b>



### ACTIVITY

Cumulative percentage of contracted UDA delivered 2017 & 2018



Month	Adjusted Scheduled Activity (UDA)	
	2017	2018
April	1,097	1,339
May	3,258	3,938
June	5,095	6,101
July	7,657	8,941
August	10,036	11,178
September	12,227	13,459
October	14,451	15,462
November	16,959	18,074
December	19,291	20,395
January	21,552	
February	24,024	
March	27,238	
April	28,745	
May	28,747	
June	28,748	

### QUALITY

	Quantity	Base Number	Contract	AT	Region	England
% of FP17s for the same patient ID Re-attending within 3 months - Children	311	2,423	12.8%	11.0%	12.9%	12.0%
% of FP17s for the same patient ID Re-attending within 3 months - Adults	1,239	9,034	13.7%	14.8%	16.5%	15.9%
% of FP17s for the same patient ID Re-attending between 3 & 9 months - Children	1,390	2,423	57.4%	60.9%	59.6%	58.0%
% of FP17s for the same patient ID Re-attending between 3 & 9 months - Adults	4,529	9,034	50.1%	54.9%	52.8%	50.5%
% of FP17s for Band 1 Urgent Courses	581	9,800	5.9%	8.3%	9.1%	9.0%
% of FP17s Relating to Free Repair or Replacements	150	9,800	1.5%	0.9%	1.0%	0.8%
% of FP17s Relating to Continuations	179	9,800	1.8%	1.1%	1.2%	1.1%
% of Patients satisfied with the dentistry they have received	17	18	94.4%	91.0%	91.6%	91.5%
% of Patients satisfied with the time they had to wait for an appointment	16	18	88.9%	87.8%	88.3%	87.9%

\* This is based on patients treated on this contract for their most recent course of treatment. Figures in italics indicate the base number of FP17s or Patient Questionnaire responses are less than 100. N/A is shown where the base number of responses is less than 10 during the period. % is calculated as Quantity/Base number\*100

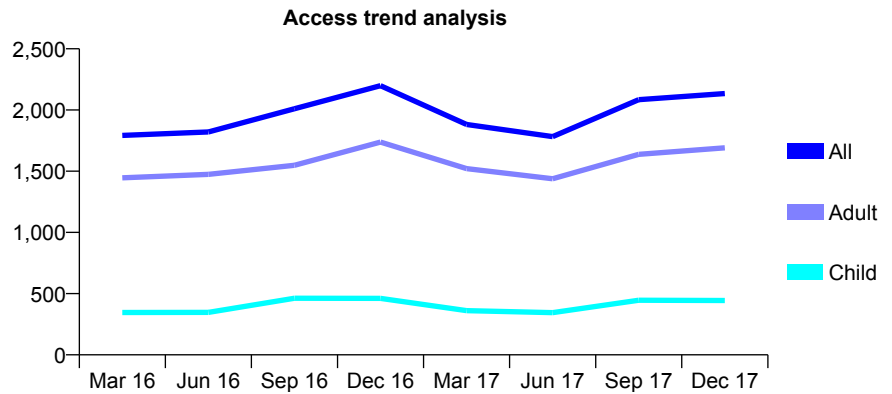
## Q52 - Vital Signs At a Glance Contract Report for 174831/0002 - December 2017

Name or company name	TOVEY LITTLE DENTAL CENTRE LTD
Contract type name	GDS Contract
Purpose of contract	General
Contract start date	01/04/2011
Contract end date	

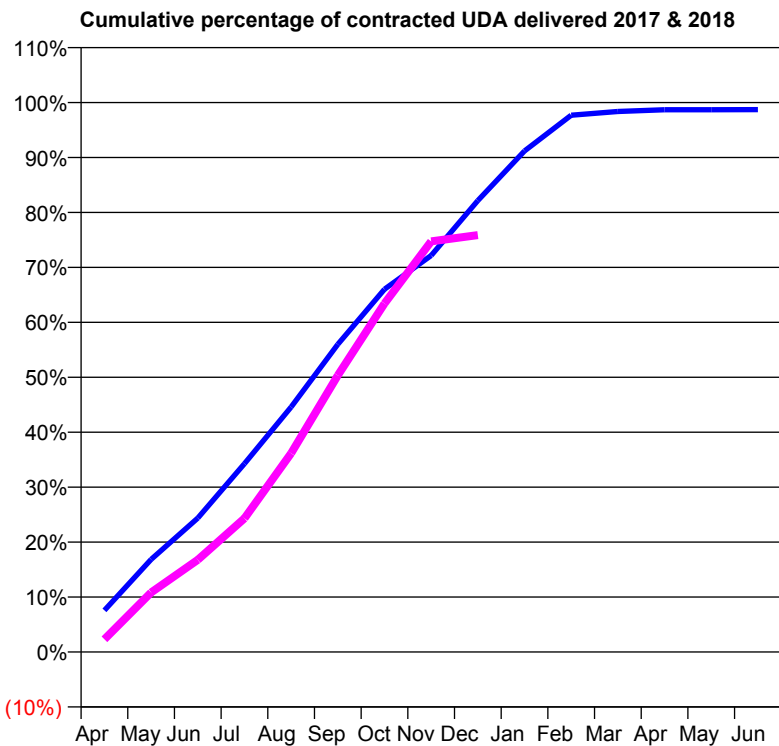
17/18 Contracted general activity (UDA)	6,000
Carry forward general activity (UDA)	0
17/18 Contracted orthodontic activity (UOA)	0
Carry forward orthodontic activity (UOA)	0
Baseline contract value	£173,919.14

### ACCESS\*

Patients seen in 24 months	Total	Change since previous quarter
Quarter ending December 2016	2,199	
Quarter ending March 2017	1,882	↓
Quarter ending June 2017	1,783	↓
Quarter ending September 2017	2,084	↑
Quarter ending December 2017	2,135	↑
<b>Variance since December 2016</b>	<b>(2.9%)</b>	<b>↓</b>



### ACTIVITY



Month	Adjusted Scheduled Activity (UDA)	
	2017	2018
April	454	139
May	1,011	650
June	1,462	1,007
July	2,056	1,459
August	2,675	2,170
September	3,359	3,020
October	3,961	3,805
November	4,329	4,484
December	4,930	4,552
January	5,471	
February	5,861	
March	5,902	
April	5,921	
May	5,921	
June	5,922	

### QUALITY

	Quantity	Base Number	Contract	AT	Region	England
% of FP17s for the same patient ID Re-attending within 3 months - Children	31	529	5.9%	11.0%	12.9%	12.0%
% of FP17s for the same patient ID Re-attending within 3 months - Adults	78	1,618	4.8%	14.8%	16.5%	15.9%
% of FP17s for the same patient ID Re-attending between 3 & 9 months - Children	227	529	42.9%	60.9%	59.6%	58.0%
% of FP17s for the same patient ID Re-attending between 3 & 9 months - Adults	319	1,618	19.7%	54.9%	52.8%	50.5%
% of FP17s for Band 1 Urgent Courses	108	2,142	5.0%	8.3%	9.1%	9.0%
% of FP17s Relating to Free Repair or Replacements	27	2,142	1.3%	0.9%	1.0%	0.8%
% of FP17s Relating to Continuations	24	2,142	1.1%	1.1%	1.2%	1.1%
% of Patients satisfied with the dentistry they have received	1	1	N/A	91.0%	91.6%	91.5%
% of Patients satisfied with the time they had to wait for an appointment	1	1	N/A	87.8%	88.3%	87.9%

\* This is based on patients treated on this contract for their most recent course of treatment. Figures in italics indicate the base number of FP17s or Patient Questionnaire responses are less than 100. N/A is shown where the base number of responses is less than 10 during the period. % is calculated as Quantity/Base number\*100



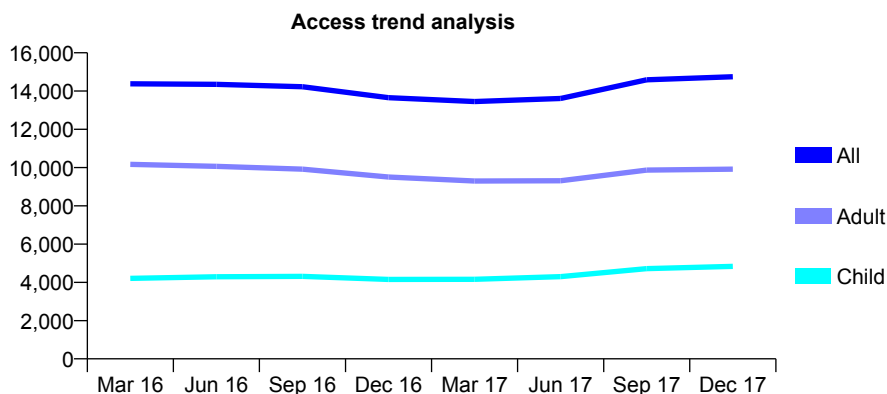
## Q52 - Vital Signs At a Glance Contract Report for 177725/0001 - December 2017

Name or company name	MCM Dental Services Ltd
Contract type name	GDS Contract
Purpose of contract	General
Contract start date	03/10/2007
Contract end date	

17/18 Contracted general activity (UDA)	47,000
Carry forward general activity (UDA)	0
17/18 Contracted orthodontic activity (UOA)	0
Carry forward orthodontic activity (UOA)	0
Baseline contract value	£1,426,724.38

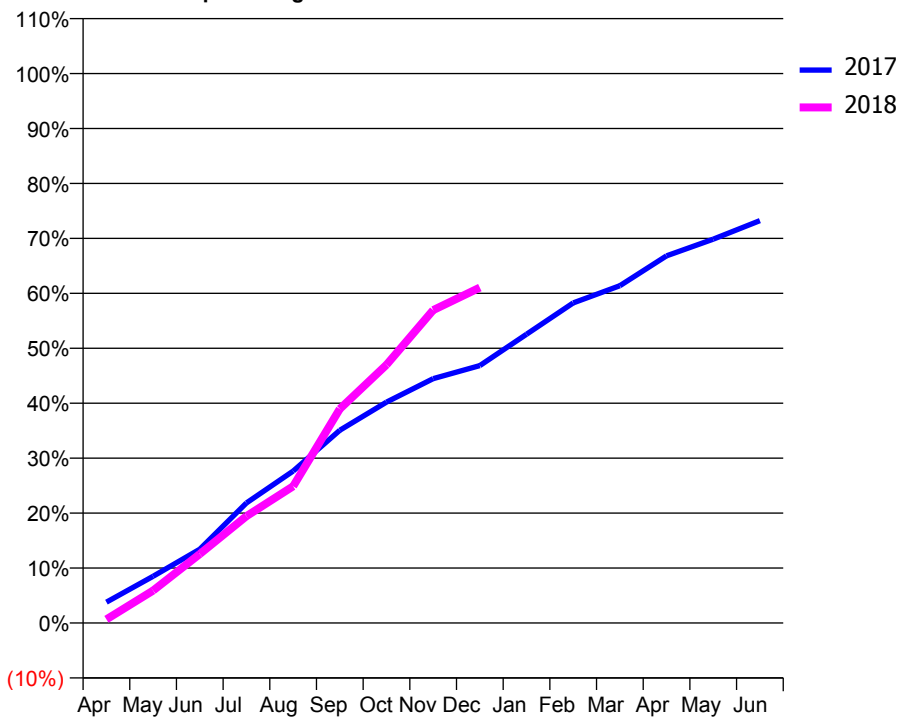
### ACCESS\*

Patients seen in 24 months	Total	Change since previous quarter
Quarter ending December 2016	13,656	
Quarter ending March 2017	13,455	↓
Quarter ending June 2017	13,612	→
Quarter ending September 2017	14,589	↑
Quarter ending December 2017	14,750	→
<b>Variance since December 2016</b>	<b>8.0%</b>	<b>↑</b>



### ACTIVITY

Cumulative percentage of contracted UDA delivered 2017 & 2018



Month	Adjusted Scheduled Activity (UDA)	
	2017	2018
April	1,786	315
May	4,002	2,773
June	6,318	5,901
July	10,274	9,147
August	12,995	11,700
September	16,490	18,307
October	18,893	22,087
November	20,902	26,760
December	22,014	28,687
January	24,697	
February	27,381	
March	28,854	
April	31,405	
May	32,832	
June	34,411	

### QUALITY

	Quantity	Base Number	Contract	AT	Region	England
% of FP17s for the same patient ID Re-attending within 3 months - Children	759	7,501	10.1%	11.0%	12.9%	12.0%
% of FP17s for the same patient ID Re-attending within 3 months - Adults	2,107	14,017	15.0%	14.8%	16.5%	15.9%
% of FP17s for the same patient ID Re-attending between 3 & 9 months - Children	4,088	7,501	54.5%	60.9%	59.6%	58.0%
% of FP17s for the same patient ID Re-attending between 3 & 9 months - Adults	7,281	14,017	51.9%	54.9%	52.8%	50.5%
% of FP17s for Band 1 Urgent Courses	1,687	15,155	11.1%	8.3%	9.1%	9.0%
% of FP17s Relating to Free Repair or Replacements	132	15,155	0.9%	0.9%	1.0%	0.8%
% of FP17s Relating to Continuations	109	15,155	0.7%	1.1%	1.2%	1.1%
% of Patients satisfied with the dentistry they have received	11	13	84.6%	91.0%	91.6%	91.5%
% of Patients satisfied with the time they had to wait for an appointment	11	13	84.6%	87.8%	88.3%	87.9%

\* This is based on patients treated on this contract for their most recent course of treatment. Figures in italics indicate the base number of FP17s or Patient Questionnaire responses are less than 100. N/A is shown where the base number of responses is less than 10 during the period. % is calculated as Quantity/Base number\*100

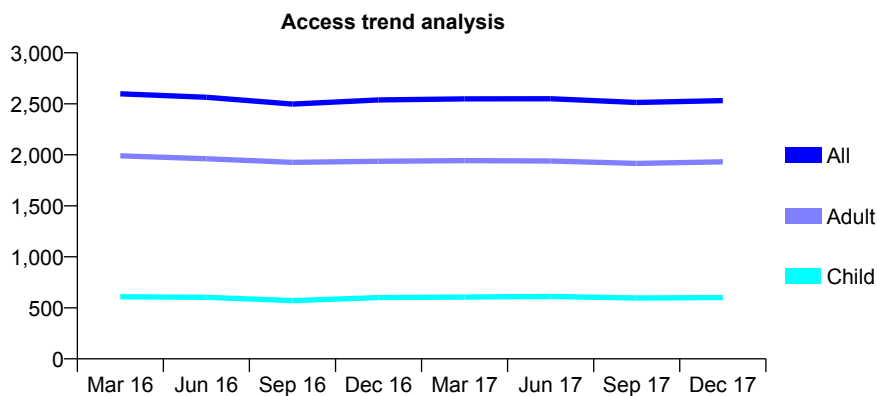
## Q52 - Vital Signs At a Glance Contract Report for 180904/0002 - December 2017

Name or company name	Perfect Smile Clinic (UK) Ltd
Contract type name	GDS Contract
Purpose of contract	General
Contract start date	01/03/2011
Contract end date	

17/18 Contracted general activity (UDA)	8,080
Carry forward general activity (UDA)	0
17/18 Contracted orthodontic activity (UOA)	0
Carry forward orthodontic activity (UOA)	0
Baseline contract value	£225,757.63

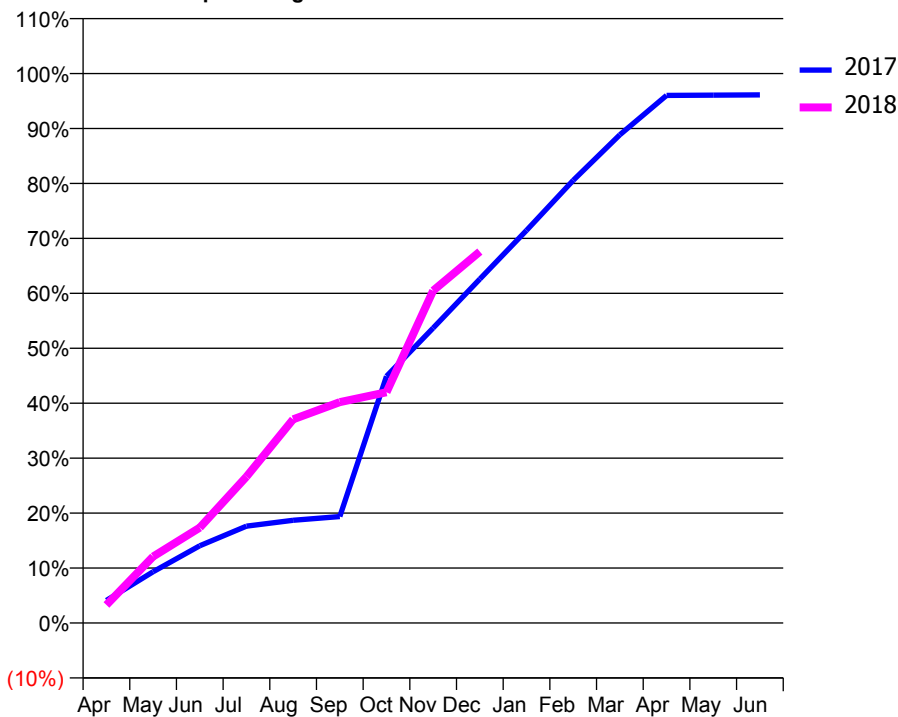
### ACCESS\*

Patients seen in 24 months	Total	Change since previous quarter
Quarter ending December 2016	2,538	
Quarter ending March 2017	2,549	→
Quarter ending June 2017	2,550	→
Quarter ending September 2017	2,513	↓
Quarter ending December 2017	2,532	→
<b>Variance since December 2016</b>	<b>(0.2%)</b>	<b>→</b>



### ACTIVITY

Cumulative percentage of contracted UDA delivered 2017 & 2018



Month	Adjusted Scheduled Activity (UDA)	
	2017	2018
April	332	265
May	753	978
June	1,136	1,402
July	1,424	2,152
August	1,512	2,995
September	1,566	3,248
October	3,628	3,393
November	4,338	4,888
December	5,058	5,461
January	5,773	
February	6,509	
March	7,180	
April	7,758	
May	7,761	
June	7,766	

### QUALITY

	Quantity	Base Number	Contract	AT	Region	England
% of FP17s for the same patient ID Re-attending within 3 months - Children	68	830	8.2%	11.0%	12.9%	12.0%
% of FP17s for the same patient ID Re-attending within 3 months - Adults	343	2,479	13.8%	14.8%	16.5%	15.9%
% of FP17s for the same patient ID Re-attending between 3 & 9 months - Children	597	830	71.9%	60.9%	59.6%	58.0%
% of FP17s for the same patient ID Re-attending between 3 & 9 months - Adults	1,651	2,479	66.6%	54.9%	52.8%	50.5%
% of FP17s for Band 1 Urgent Courses	211	2,995	7.0%	8.3%	9.1%	9.0%
% of FP17s Relating to Free Repair or Replacements	56	2,995	1.9%	0.9%	1.0%	0.8%
% of FP17s Relating to Continuations	15	2,995	0.5%	1.1%	1.2%	1.1%
% of Patients satisfied with the dentistry they have received	3	3	N/A	91.0%	91.6%	91.5%
% of Patients satisfied with the time they had to wait for an appointment	3	3	N/A	87.8%	88.3%	87.9%

\* This is based on patients treated on this contract for their most recent course of treatment. Figures in italics indicate the base number of FP17s or Patient Questionnaire responses are less than 100. N/A is shown where the base number of responses is less than 10 during the period. % is calculated as Quantity/Base number\*100

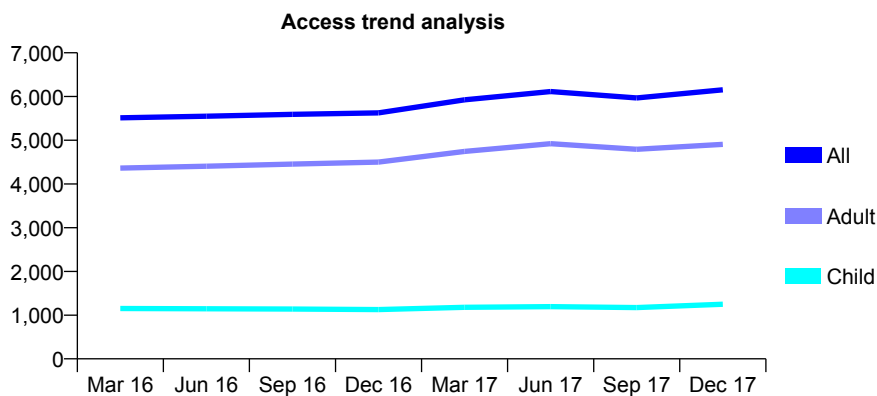
## Q52 - Vital Signs At a Glance Contract Report for 181234/0001 - December 2017

Name or company name	Glen Lea Dental Suite
Contract type name	GDS Contract
Purpose of contract	General
Contract start date	01/06/2012
Contract end date	

17/18 Contracted general activity (UDA)	14,835
Carry forward general activity (UDA)	-274
17/18 Contracted orthodontic activity (UOA)	0
Carry forward orthodontic activity (UOA)	0
Baseline contract value	£429,803.57

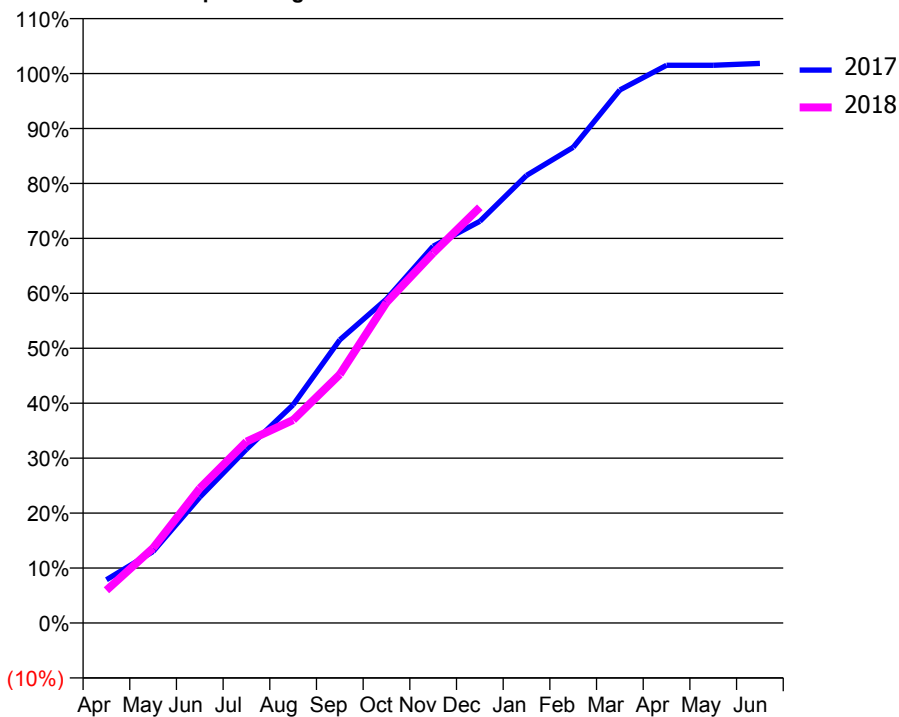
### ACCESS\*

Patients seen in 24 months	Total	Change since previous quarter
Quarter ending December 2016	5,627	
Quarter ending March 2017	5,924	↑
Quarter ending June 2017	6,113	↑
Quarter ending September 2017	5,967	↓
Quarter ending December 2017	6,154	↑
<b>Variance since December 2016</b>	<b>9.4%</b>	<b>↑</b>



### ACTIVITY

Cumulative percentage of contracted UDA delivered 2017 & 2018



Month	Adjusted Scheduled Activity (UDA)	
	2017	2018
April	1,169	885
May	1,932	2,027
June	3,396	3,639
July	4,691	4,896
August	5,892	5,480
September	7,644	6,712
October	8,748	8,653
November	10,171	9,987
December	10,844	11,223
January	12,082	
February	12,843	
March	14,389	
April	15,057	
May	15,058	
June	15,109	

### QUALITY

	Quantity	Base Number	Contract	AT	Region	England
% of FP17s for the same patient ID Re-attending within 3 months - Children	65	1,103	5.9%	11.0%	12.9%	12.0%
% of FP17s for the same patient ID Re-attending within 3 months - Adults	702	4,579	15.3%	14.8%	16.5%	15.9%
% of FP17s for the same patient ID Re-attending between 3 & 9 months - Children	285	1,103	25.8%	60.9%	59.6%	58.0%
% of FP17s for the same patient ID Re-attending between 3 & 9 months - Adults	1,209	4,579	26.4%	54.9%	52.8%	50.5%
% of FP17s for Band 1 Urgent Courses	516	4,749	10.9%	8.3%	9.1%	9.0%
% of FP17s Relating to Free Repair or Replacements	19	4,749	0.4%	0.9%	1.0%	0.8%
% of FP17s Relating to Continuations	140	4,749	2.9%	1.1%	1.2%	1.1%
% of Patients satisfied with the dentistry they have received	24	26	92.3%	91.0%	91.6%	91.5%
% of Patients satisfied with the time they had to wait for an appointment	26	26	100.0%	87.8%	88.3%	87.9%

\* This is based on patients treated on this contract for their most recent course of treatment. Figures in italics indicate the base number of FP17s or Patient Questionnaire responses are less than 100. N/A is shown where the base number of responses is less than 10 during the period. % is calculated as Quantity/Base number\*100

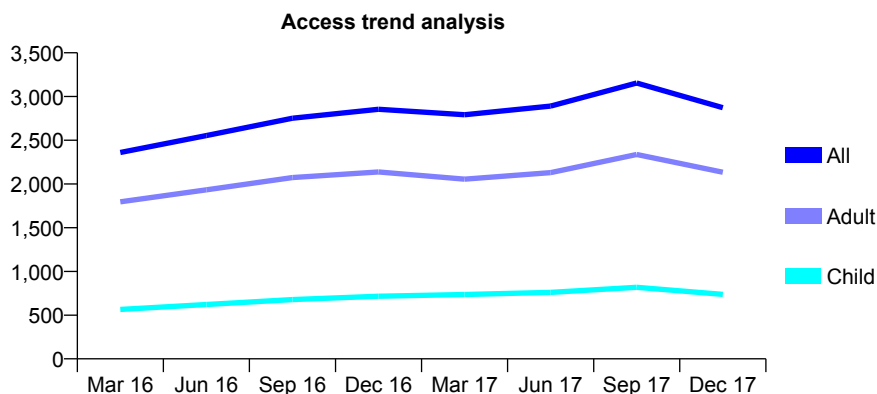
## Q52 - Vital Signs At a Glance Contract Report for 181234/0002 - December 2017

Name or company name	Glen Lea Dental Suite
Contract type name	GDS Contract
Purpose of contract	General
Contract start date	01/06/2012
Contract end date	

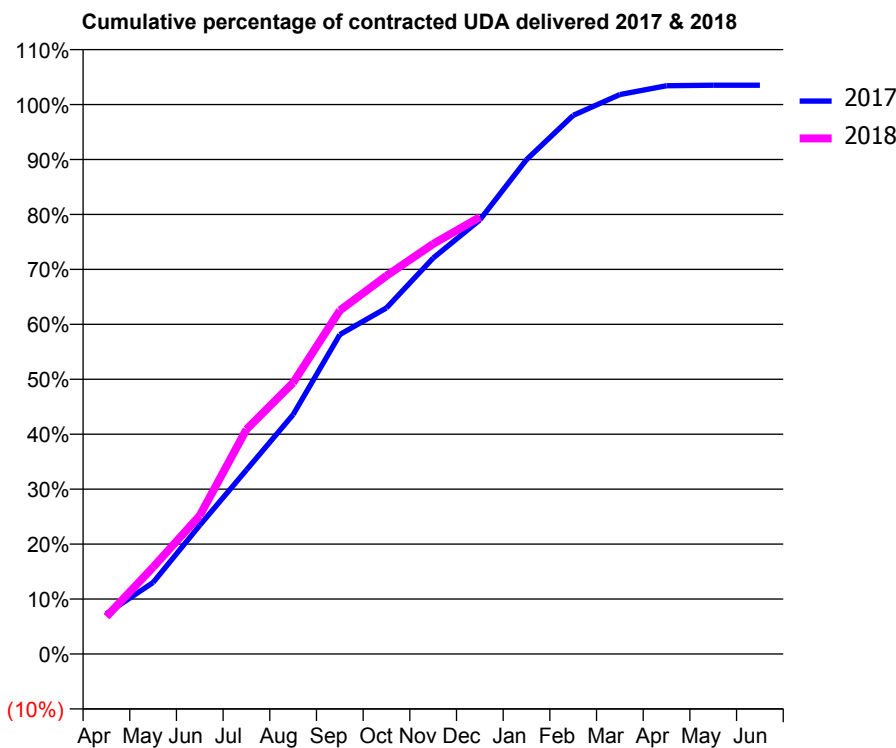
17/18 Contracted general activity (UDA)	7,000
Carry forward general activity (UDA)	-140
17/18 Contracted orthodontic activity (UOA)	0
Carry forward orthodontic activity (UOA)	0
Baseline contract value	£174,639.40

### ACCESS\*

Patients seen in 24 months	Total	Change since previous quarter
Quarter ending December 2016	2,854	
Quarter ending March 2017	2,791	↓
Quarter ending June 2017	2,891	↑
Quarter ending September 2017	3,155	↑
Quarter ending December 2017	2,872	↓
<b>Variance since December 2016</b>	<b>0.6%</b>	→



### ACTIVITY



Month	Adjusted Scheduled Activity (UDA)	
	2017	2018
April	513	477
May	912	1,106
June	1,639	1,764
July	2,344	2,862
August	3,051	3,456
September	4,070	4,376
October	4,409	4,818
November	5,044	5,224
December	5,530	5,565
January	6,298	
February	6,862	
March	7,126	
April	7,239	
May	7,245	
June	7,245	

### QUALITY

	Quantity	Base Number	Contract	AT	Region	England
% of FP17s for the same patient ID Re-attending within 3 months - Children	43	700	6.1%	11.0%	12.9%	12.0%
% of FP17s for the same patient ID Re-attending within 3 months - Adults	219	2,050	10.7%	14.8%	16.5%	15.9%
% of FP17s for the same patient ID Re-attending between 3 & 9 months - Children	196	700	28.0%	60.9%	59.6%	58.0%
% of FP17s for the same patient ID Re-attending between 3 & 9 months - Adults	440	2,050	21.5%	54.9%	52.8%	50.5%
% of FP17s for Band 1 Urgent Courses	305	2,685	11.4%	8.3%	9.1%	9.0%
% of FP17s Relating to Free Repair or Replacements	14	2,685	0.5%	0.9%	1.0%	0.8%
% of FP17s Relating to Continuations	56	2,685	2.1%	1.1%	1.2%	1.1%
% of Patients satisfied with the dentistry they have received	16	16	100.0%	91.0%	91.6%	91.5%
% of Patients satisfied with the time they had to wait for an appointment	15	16	93.8%	87.8%	88.3%	87.9%

\* This is based on patients treated on this contract for their most recent course of treatment. Figures in italics indicate the base number of FP17s or Patient Questionnaire responses are less than 100. N/A is shown where the base number of responses is less than 10 during the period. % is calculated as Quantity/Base number\*100

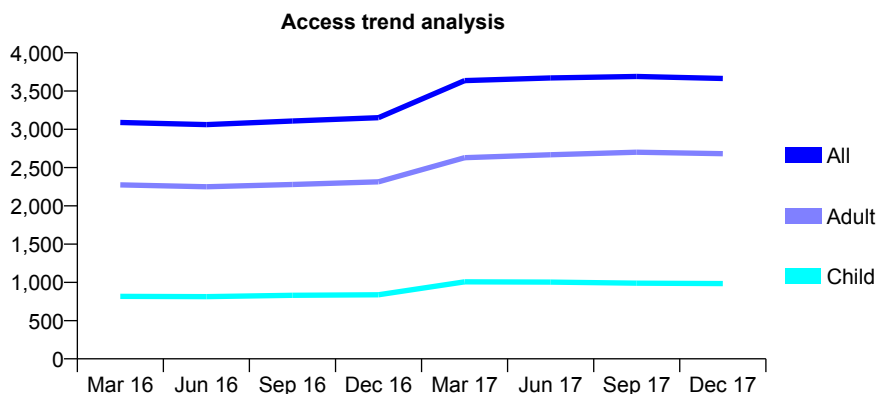
## Q52 - Vital Signs At a Glance Contract Report for 181463/0001 - December 2017

Name or company name	Dhinsa Dental Limited
Contract type name	GDS Contract
Purpose of contract	General
Contract start date	01/04/2009
Contract end date	

17/18 Contracted general activity (UDA)	11,550
Carry forward general activity (UDA)	16
17/18 Contracted orthodontic activity (UOA)	0
Carry forward orthodontic activity (UOA)	0
Baseline contract value	£276,205.35

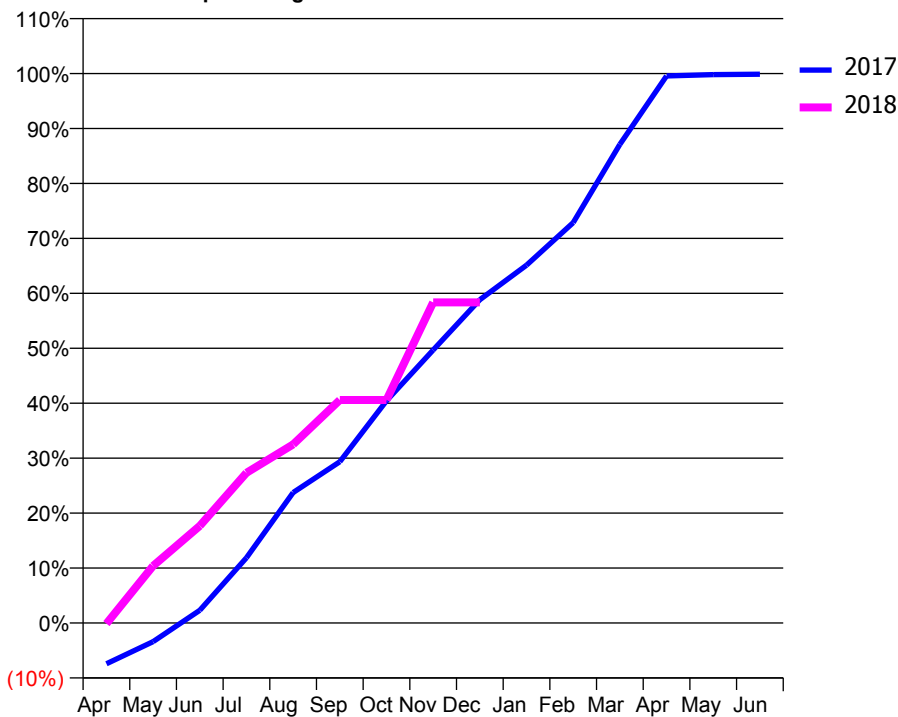
### ACCESS\*

Patients seen in 24 months	Total	Change since previous quarter
Quarter ending December 2016	3,152	
Quarter ending March 2017	3,636	↑
Quarter ending June 2017	3,671	→
Quarter ending September 2017	3,690	→
Quarter ending December 2017	3,665	→
<b>Variance since December 2016</b>	<b>16.3%</b>	<b>↑</b>



### ACTIVITY

Cumulative percentage of contracted UDA delivered 2017 & 2018



Month	Adjusted Scheduled Activity (UDA)	
	2017	2018
April	-860	-16
May	-394	1,202
June	267	2,042
July	1,372	3,157
August	2,742	3,753
September	3,390	4,686
October	4,671	4,686
November	5,738	6,739
December	6,795	6,739
January	7,521	
February	8,415	
March	10,060	
April	11,499	
May	11,527	
June	11,534	

### QUALITY

	Quantity	Base Number	Contract	AT	Region	England
% of FP17s for the same patient ID Re-attending within 3 months - Children	52	979	5.3%	11.0%	12.9%	12.0%
% of FP17s for the same patient ID Re-attending within 3 months - Adults	406	2,428	16.7%	14.8%	16.5%	15.9%
% of FP17s for the same patient ID Re-attending between 3 & 9 months - Children	618	979	63.1%	60.9%	59.6%	58.0%
% of FP17s for the same patient ID Re-attending between 3 & 9 months - Adults	1,005	2,428	41.4%	54.9%	52.8%	50.5%
% of FP17s for Band 1 Urgent Courses	164	2,999	5.5%	8.3%	9.1%	9.0%
% of FP17s Relating to Free Repair or Replacements	30	2,999	1.0%	0.9%	1.0%	0.8%
% of FP17s Relating to Continuations	49	2,999	1.6%	1.1%	1.2%	1.1%
% of Patients satisfied with the dentistry they have received	1	1	N/A	91.0%	91.6%	91.5%
% of Patients satisfied with the time they had to wait for an appointment	1	1	N/A	87.8%	88.3%	87.9%

\* This is based on patients treated on this contract for their most recent course of treatment. Figures in italics indicate the base number of FP17s or Patient Questionnaire responses are less than 100. N/A is shown where the base number of responses is less than 10 during the period. % is calculated as Quantity/Base number\*100

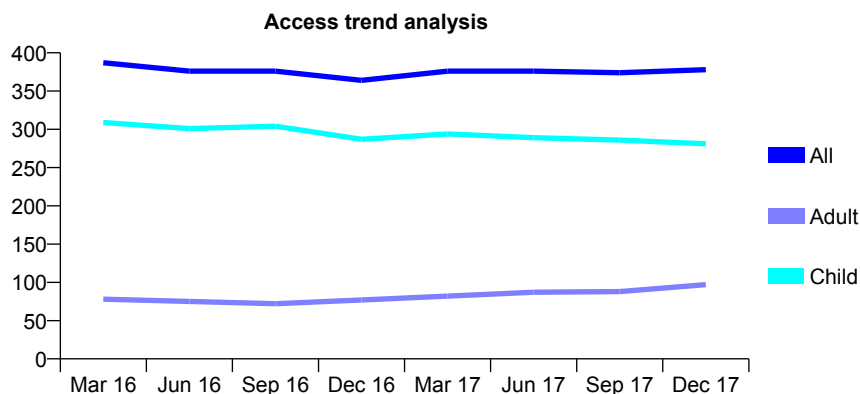
## Q52 - Vital Signs At a Glance Contract Report for 182192/0001 - December 2017

Name or company name	Baldon Dental Centre Ltd
Contract type name	GDS Contract
Purpose of contract	General
Contract start date	01/11/2008
Contract end date	

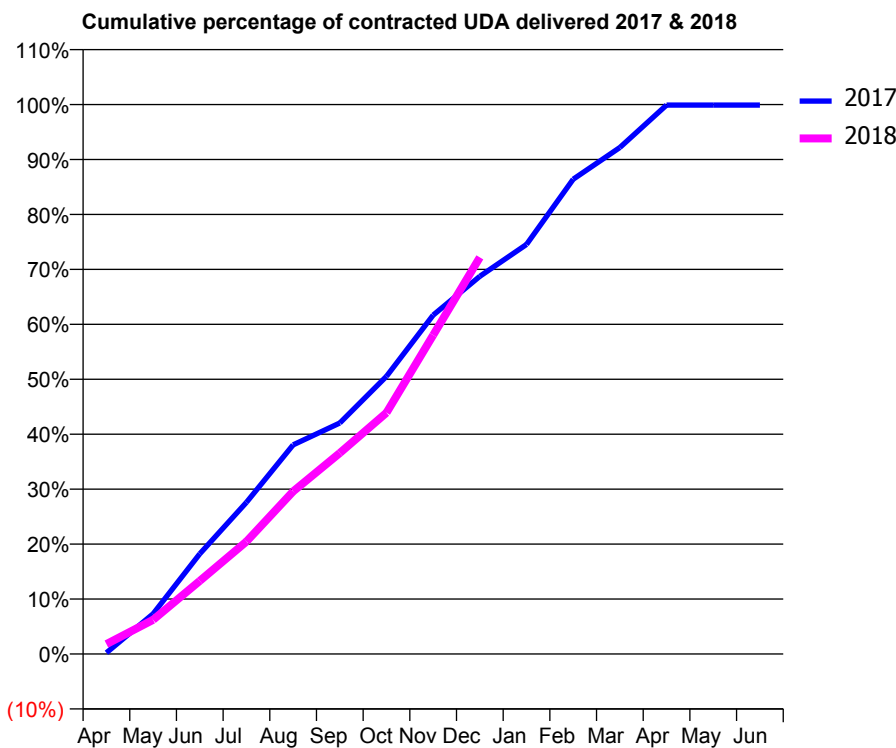
17/18 Contracted general activity (UDA)	835
Carry forward general activity (UDA)	1
17/18 Contracted orthodontic activity (UOA)	0
Carry forward orthodontic activity (UOA)	0
Baseline contract value	£24,228.48

### ACCESS\*

Patients seen in 24 months	Total	Change since previous quarter
Quarter ending December 2016	364	
Quarter ending March 2017	376	↑
Quarter ending June 2017	376	→
Quarter ending September 2017	374	→
Quarter ending December 2017	378	→
<b>Variance since December 2016</b>	<b>3.8%</b>	<b>↑</b>



### ACTIVITY



Month	Adjusted Scheduled Activity (UDA)	
	2017	2018
April	2	15
May	61	52
June	152	111
July	230	171
August	318	247
September	351	305
October	422	367
November	515	485
December	574	603
January	622	
February	721	
March	770	
April	834	
May	834	
June	834	

### QUALITY

	Quantity	Base Number	Contract	AT	Region	England
% of FP17s for the same patient ID Re-attending within 3 months - Children	13	332	3.9%	11.0%	12.9%	12.0%
% of FP17s for the same patient ID Re-attending within 3 months - Adults	7	68	10.3%	14.8%	16.5%	15.9%
% of FP17s for the same patient ID Re-attending between 3 & 9 months - Children	237	332	71.4%	60.9%	59.6%	58.0%
% of FP17s for the same patient ID Re-attending between 3 & 9 months - Adults	27	68	39.7%	54.9%	52.8%	50.5%
% of FP17s for Band 1 Urgent Courses	14	359	3.9%	8.3%	9.1%	9.0%
% of FP17s Relating to Free Repair or Replacements	0	359	0.0%	0.9%	1.0%	0.8%
% of FP17s Relating to Continuations	0	359	0.0%	1.1%	1.2%	1.1%
% of Patients satisfied with the dentistry they have received	0	0	N/A	91.0%	91.6%	91.5%
% of Patients satisfied with the time they had to wait for an appointment	0	0	N/A	87.8%	88.3%	87.9%

\* This is based on patients treated on this contract for their most recent course of treatment. Figures in italics indicate the base number of FP17s or Patient Questionnaire responses are less than 100. N/A is shown where the base number of responses is less than 10 during the period. % is calculated as Quantity/Base number\*100

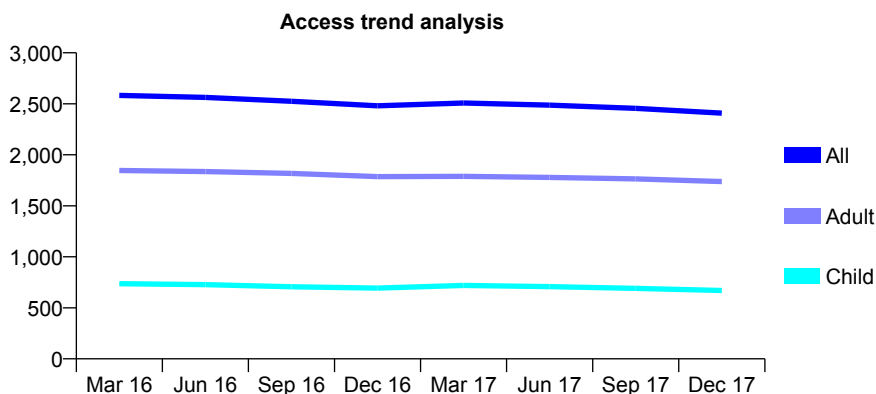
## Q52 - Vital Signs At a Glance Contract Report for 183180/0001 - December 2017

Name or company name	Airedale Dental Practice
Contract type name	GDS Contract
Purpose of contract	General
Contract start date	01/03/2013
Contract end date	

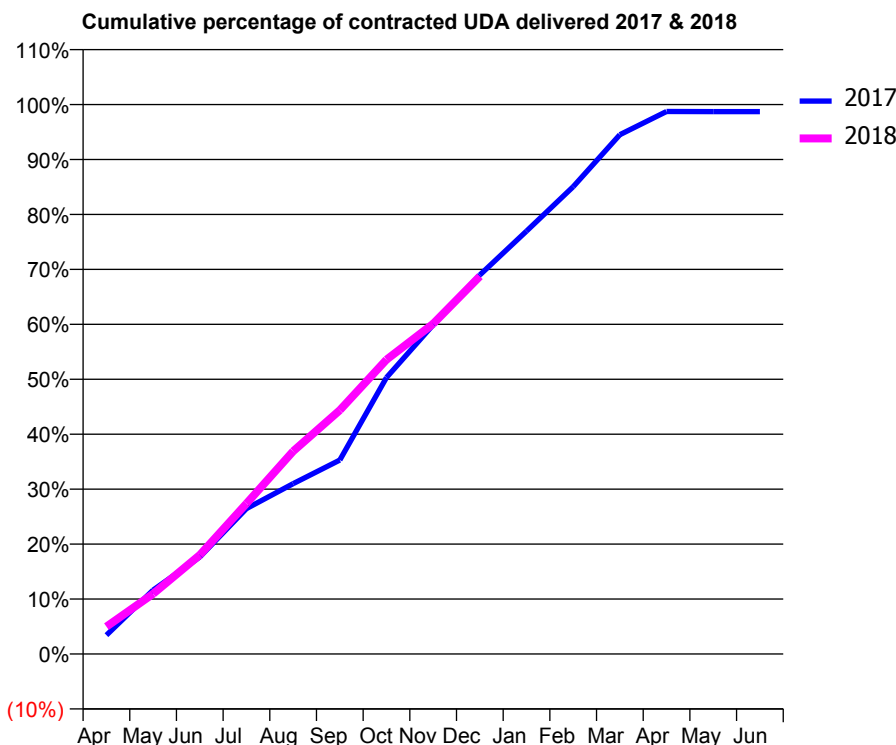
17/18 Contracted general activity (UDA)	8,800
Carry forward general activity (UDA)	0
17/18 Contracted orthodontic activity (UOA)	0
Carry forward orthodontic activity (UOA)	0
Baseline contract value	£281,407.59

### ACCESS\*

Patients seen in 24 months	Total	Change since previous quarter
Quarter ending December 2016	2,480	
Quarter ending March 2017	2,508	→
Quarter ending June 2017	2,487	→
Quarter ending September 2017	2,455	↓
Quarter ending December 2017	2,408	↓
<b>Variance since December 2016</b>	<b>(2.9%)</b>	<b>↓</b>



### ACTIVITY



Month	Adjusted Scheduled Activity (UDA)	
	2017	2018
April	302	439
May	1,024	965
June	1,554	1,585
July	2,329	2,410
August	2,727	3,247
September	3,107	3,906
October	4,427	4,715
November	5,272	5,289
December	6,069	6,049
January	6,773	
February	7,485	
March	8,316	
April	8,689	
May	8,687	
June	8,685	

### QUALITY

	Quantity	Base Number	Contract	AT	Region	England
% of FP17s for the same patient ID Re-attending within 3 months - Children	75	677	11.1%	11.0%	12.9%	12.0%
% of FP17s for the same patient ID Re-attending within 3 months - Adults	241	1,801	13.4%	14.8%	16.5%	15.9%
% of FP17s for the same patient ID Re-attending between 3 & 9 months - Children	358	677	52.9%	60.9%	59.6%	58.0%
% of FP17s for the same patient ID Re-attending between 3 & 9 months - Adults	927	1,801	51.5%	54.9%	52.8%	50.5%
% of FP17s for Band 1 Urgent Courses	206	2,351	8.8%	8.3%	9.1%	9.0%
% of FP17s Relating to Free Repair or Replacements	32	2,351	1.4%	0.9%	1.0%	0.8%
% of FP17s Relating to Continuations	7	2,351	0.3%	1.1%	1.2%	1.1%
% of Patients satisfied with the dentistry they have received	3	4	N/A	91.0%	91.6%	91.5%
% of Patients satisfied with the time they had to wait for an appointment	3	4	N/A	87.8%	88.3%	87.9%

\* This is based on patients treated on this contract for their most recent course of treatment. Figures in italics indicate the base number of FP17s or Patient Questionnaire responses are less than 100. N/A is shown where the base number of responses is less than 10 during the period. % is calculated as Quantity/Base number\*100



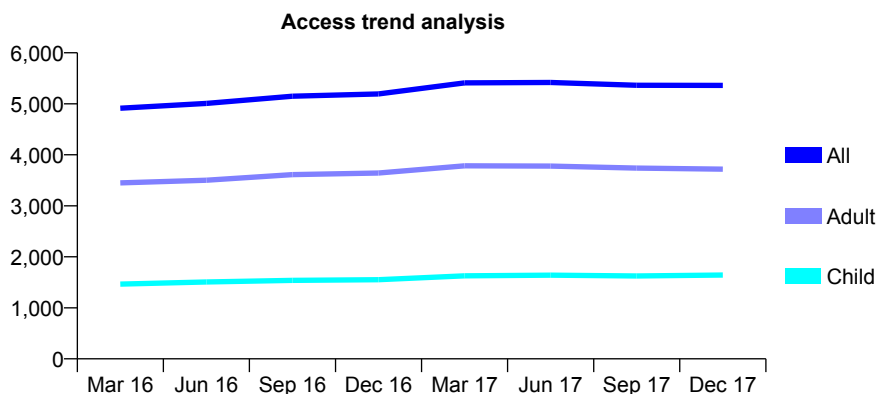
## Q52 - Vital Signs At a Glance Contract Report for 183857/0001 - December 2017

Name or company name	Windmill Dental
Contract type name	GDS Contract
Purpose of contract	General
Contract start date	01/03/2010
Contract end date	

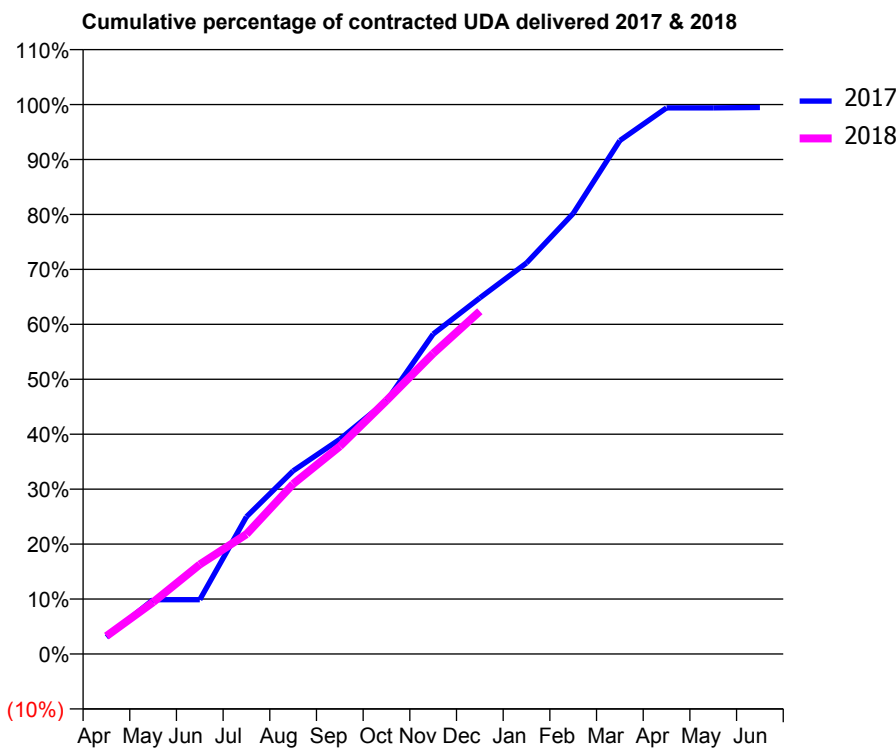
17/18 Contracted general activity (UDA)	14,000
Carry forward general activity (UDA)	0
17/18 Contracted orthodontic activity (UOA)	0
Carry forward orthodontic activity (UOA)	0
Baseline contract value	£379,650.88

### ACCESS\*

Patients seen in 24 months	Total	Change since previous quarter
Quarter ending December 2016	5,193	
Quarter ending March 2017	5,411	↑
Quarter ending June 2017	5,419	→
Quarter ending September 2017	5,364	↓
Quarter ending December 2017	5,361	→
<b>Variance since December 2016</b>	<b>3.2%</b>	<b>↑</b>



### ACTIVITY



Month	Adjusted Scheduled Activity (UDA)	
	2017	2018
April	430	458
May	1,385	1,319
June	1,385	2,282
July	3,498	3,052
August	4,665	4,333
September	5,472	5,293
October	6,446	6,457
November	8,152	7,656
December	9,074	8,732
January	9,961	
February	11,223	
March	13,083	
April	13,914	
May	13,914	
June	13,923	

### QUALITY

	Quantity	Base Number	Contract	AT	Region	England
% of FP17s for the same patient ID Re-attending within 3 months - Children	133	1,748	7.6%	11.0%	12.9%	12.0%
% of FP17s for the same patient ID Re-attending within 3 months - Adults	449	3,838	11.7%	14.8%	16.5%	15.9%
% of FP17s for the same patient ID Re-attending between 3 & 9 months - Children	1,154	1,748	66.0%	60.9%	59.6%	58.0%
% of FP17s for the same patient ID Re-attending between 3 & 9 months - Adults	2,493	3,838	65.0%	54.9%	52.8%	50.5%
% of FP17s for Band 1 Urgent Courses	209	4,757	4.4%	8.3%	9.1%	9.0%
% of FP17s Relating to Free Repair or Replacements	23	4,757	0.5%	0.9%	1.0%	0.8%
% of FP17s Relating to Continuations	24	4,757	0.5%	1.1%	1.2%	1.1%
% of Patients satisfied with the dentistry they have received	6	6	N/A	91.0%	91.6%	91.5%
% of Patients satisfied with the time they had to wait for an appointment	5	6	N/A	87.8%	88.3%	87.9%

\* This is based on patients treated on this contract for their most recent course of treatment. Figures in italics indicate the base number of FP17s or Patient Questionnaire responses are less than 100. N/A is shown where the base number of responses is less than 10 during the period. % is calculated as Quantity/Base number\*100

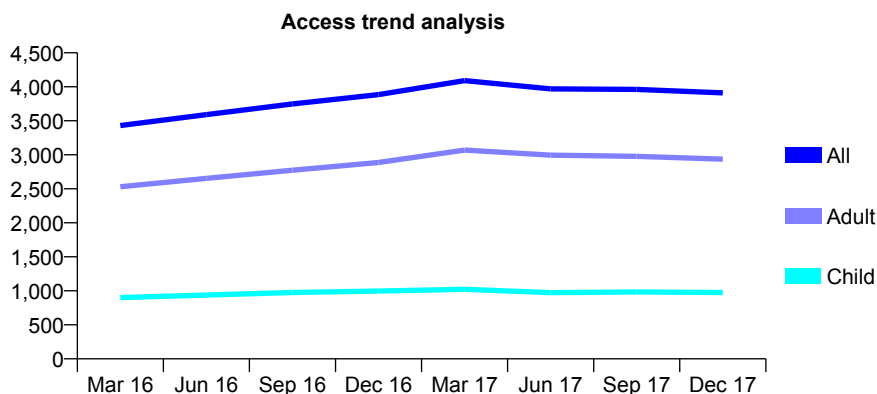
## Q52 - Vital Signs At a Glance Contract Report for 184659/0001 - December 2017

Name or company name	Humber & Yorkshire CDA Limited
Contract type name	GDS Contract
Purpose of contract	General
Contract start date	12/11/2009
Contract end date	

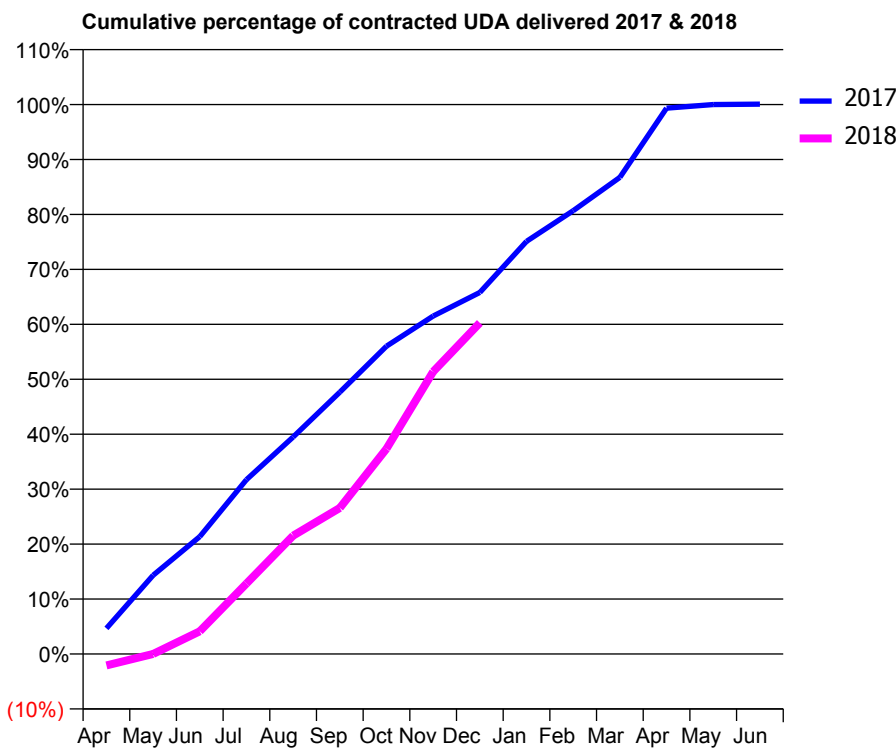
17/18 Contracted general activity (UDA)	9,485
Carry forward general activity (UDA)	243
17/18 Contracted orthodontic activity (UOA)	0
Carry forward orthodontic activity (UOA)	0
Baseline contract value	£271,179.20

### ACCESS\*

Patients seen in 24 months	Total	Change since previous quarter
Quarter ending December 2016	3,886	
Quarter ending March 2017	4,092	↑
Quarter ending June 2017	3,969	↓
Quarter ending September 2017	3,961	→
Quarter ending December 2017	3,911	↓
<b>Variance since December 2016</b>	<b>0.6%</b>	<b>→</b>



### ACTIVITY



Month	Adjusted Scheduled Activity (UDA)	
	2017	2018
April	440	-198
May	1,347	0
June	2,010	393
July	2,984	1,216
August	3,714	2,043
September	4,480	2,523
October	5,268	3,544
November	5,783	4,875
December	6,188	5,715
January	7,060	
February	7,587	
March	8,157	
April	9,342	
May	9,402	
June	9,410	

### QUALITY

	Quantity	Base Number	Contract	AT	Region	England
% of FP17s for the same patient ID Re-attending within 3 months - Children	51	871	5.9%	11.0%	12.9%	12.0%
% of FP17s for the same patient ID Re-attending within 3 months - Adults	368	2,631	14.0%	14.8%	16.5%	15.9%
% of FP17s for the same patient ID Re-attending between 3 & 9 months - Children	469	871	53.8%	60.9%	59.6%	58.0%
% of FP17s for the same patient ID Re-attending between 3 & 9 months - Adults	1,196	2,631	45.5%	54.9%	52.8%	50.5%
% of FP17s for Band 1 Urgent Courses	345	2,878	12.0%	8.3%	9.1%	9.0%
% of FP17s Relating to Free Repair or Replacements	7	2,878	0.2%	0.9%	1.0%	0.8%
% of FP17s Relating to Continuations	48	2,878	1.7%	1.1%	1.2%	1.1%
% of Patients satisfied with the dentistry they have received	8	10	80.0%	91.0%	91.6%	91.5%
% of Patients satisfied with the time they had to wait for an appointment	9	10	90.0%	87.8%	88.3%	87.9%

\* This is based on patients treated on this contract for their most recent course of treatment. Figures in italics indicate the base number of FP17s or Patient Questionnaire responses are less than 100. N/A is shown where the base number of responses is less than 10 during the period. % is calculated as Quantity/Base number\*100

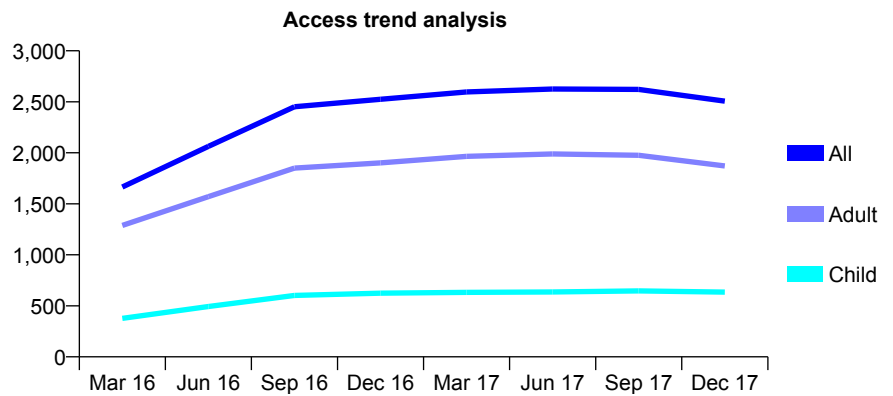
## Q52 - Vital Signs At a Glance Contract Report for 184772/0001 - December 2017

Name or company name	Ripponden Dental Care Ltd
Contract type name	GDS Contract
Purpose of contract	General
Contract start date	09/09/2015
Contract end date	

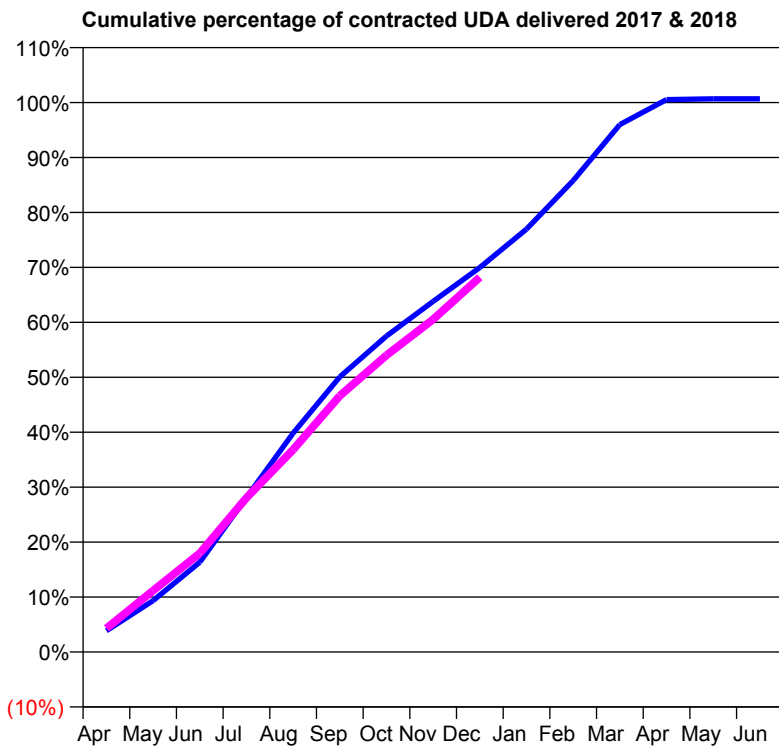
17/18 Contracted general activity (UDA)	7,100
Carry forward general activity (UDA)	0
17/18 Contracted orthodontic activity (UOA)	0
Carry forward orthodontic activity (UOA)	0
Baseline contract value	£190,804.98

### ACCESS\*

Patients seen in 24 months	Total	Change since previous quarter
Quarter ending December 2016	2,525	
Quarter ending March 2017	2,597	↑
Quarter ending June 2017	2,625	→
Quarter ending September 2017	2,622	→
Quarter ending December 2017	2,506	↓
<b>Variance since December 2016</b>	<b>(0.8%)</b>	→



### ACTIVITY



Month	Adjusted Scheduled Activity (UDA)	
	2017	2018
April	274	306
May	664	794
June	1,161	1,276
July	1,998	1,993
August	2,829	2,614
September	3,555	3,311
October	4,083	3,835
November	4,531	4,299
December	4,969	4,843
January	5,465	
February	6,092	
March	6,815	
April	7,137	
May	7,147	
June	7,147	

### QUALITY

	Quantity	Base Number	Contract	AT	Region	England
% of FP17s for the same patient ID Re-attending within 3 months - Children	35	602	5.8%	11.0%	12.9%	12.0%
% of FP17s for the same patient ID Re-attending within 3 months - Adults	269	1,976	13.6%	14.8%	16.5%	15.9%
% of FP17s for the same patient ID Re-attending between 3 & 9 months - Children	298	602	49.5%	60.9%	59.6%	58.0%
% of FP17s for the same patient ID Re-attending between 3 & 9 months - Adults	1,108	1,976	56.1%	54.9%	52.8%	50.5%
% of FP17s for Band 1 Urgent Courses	108	2,452	4.4%	8.3%	9.1%	9.0%
% of FP17s Relating to Free Repair or Replacements	28	2,452	1.1%	0.9%	1.0%	0.8%
% of FP17s Relating to Continuations	50	2,452	2.0%	1.1%	1.2%	1.1%
% of Patients satisfied with the dentistry they have received	1	1	N/A	91.0%	91.6%	91.5%
% of Patients satisfied with the time they had to wait for an appointment	1	1	N/A	87.8%	88.3%	87.9%

\* This is based on patients treated on this contract for their most recent course of treatment. Figures in italics indicate the base number of FP17s or Patient Questionnaire responses are less than 100. N/A is shown where the base number of responses is less than 10 during the period. % is calculated as Quantity/Base number\*100

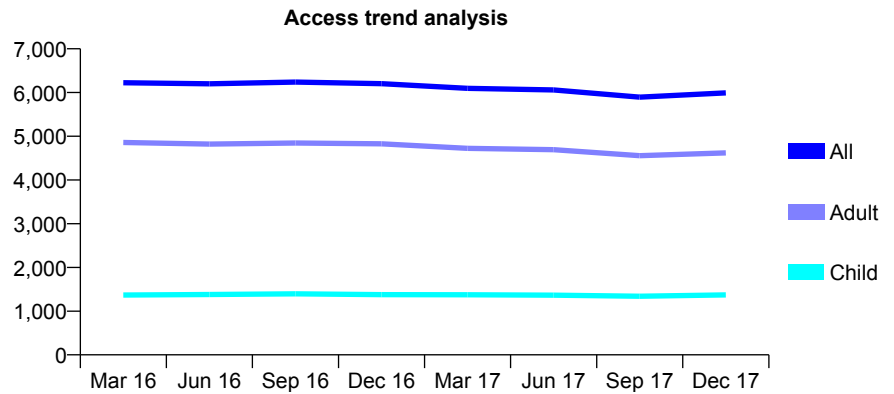
## Q52 - Vital Signs At a Glance Contract Report for 184810/0001 - December 2017

Name or company name	S K Exel Dental Limited
Contract type name	GDS Contract
Purpose of contract	General
Contract start date	01/12/2009
Contract end date	

17/18 Contracted general activity (UDA)	19,460
Carry forward general activity (UDA)	0
17/18 Contracted orthodontic activity (UOA)	0
Carry forward orthodontic activity (UOA)	0
Baseline contract value	£624,803.15

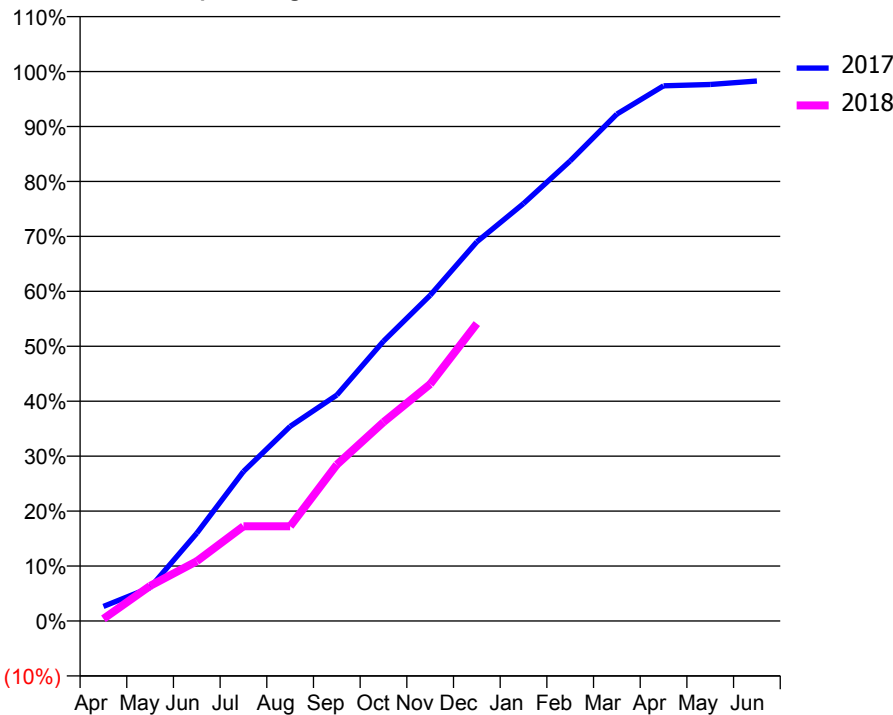
### ACCESS\*

Patients seen in 24 months	Total	Change since previous quarter
Quarter ending December 2016	6,203	
Quarter ending March 2017	6,097	↓
Quarter ending June 2017	6,058	→
Quarter ending September 2017	5,894	↓
Quarter ending December 2017	5,991	→
<b>Variance since December 2016</b>	<b>(3.4%)</b>	<b>↓</b>



### ACTIVITY

Cumulative percentage of contracted UDA delivered 2017 & 2018



Month	Adjusted Scheduled Activity (UDA)	
	2017	2018
April	518	76
May	1,182	1,246
June	3,112	2,119
July	5,294	3,357
August	6,892	3,357
September	8,000	5,539
October	9,911	7,043
November	11,532	8,388
December	13,427	10,531
January	14,781	
February	16,296	
March	17,950	
April	18,954	
May	19,002	
June	19,123	

### QUALITY

	Quantity	Base Number	Contract	AT	Region	England
% of FP17s for the same patient ID Re-attending within 3 months - Children	152	1,579	9.6%	11.0%	12.9%	12.0%
% of FP17s for the same patient ID Re-attending within 3 months - Adults	559	4,023	13.9%	14.8%	16.5%	15.9%
% of FP17s for the same patient ID Re-attending between 3 & 9 months - Children	959	1,579	60.7%	60.9%	59.6%	58.0%
% of FP17s for the same patient ID Re-attending between 3 & 9 months - Adults	1,920	4,023	47.7%	54.9%	52.8%	50.5%
% of FP17s for Band 1 Urgent Courses	764	5,018	15.2%	8.3%	9.1%	9.0%
% of FP17s Relating to Free Repair or Replacements	30	5,018	0.6%	0.9%	1.0%	0.8%
% of FP17s Relating to Continuations	27	5,018	0.5%	1.1%	1.2%	1.1%
% of Patients satisfied with the dentistry they have received	5	5	N/A	91.0%	91.6%	91.5%
% of Patients satisfied with the time they had to wait for an appointment	4	5	N/A	87.8%	88.3%	87.9%

\* This is based on patients treated on this contract for their most recent course of treatment. Figures in italics indicate the base number of FP17s or Patient Questionnaire responses are less than 100. N/A is shown where the base number of responses is less than 10 during the period. % is calculated as Quantity/Base number\*100

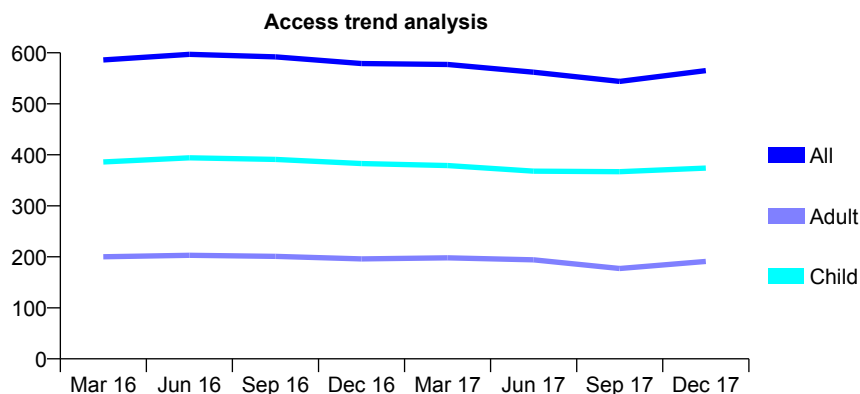
## Q52 - Vital Signs At a Glance Contract Report for 185213/0001 - December 2017

Name or company name	Eastleigh Dental Health Practice
Contract type name	GDS Contract
Purpose of contract	General
Contract start date	01/08/2012
Contract end date	

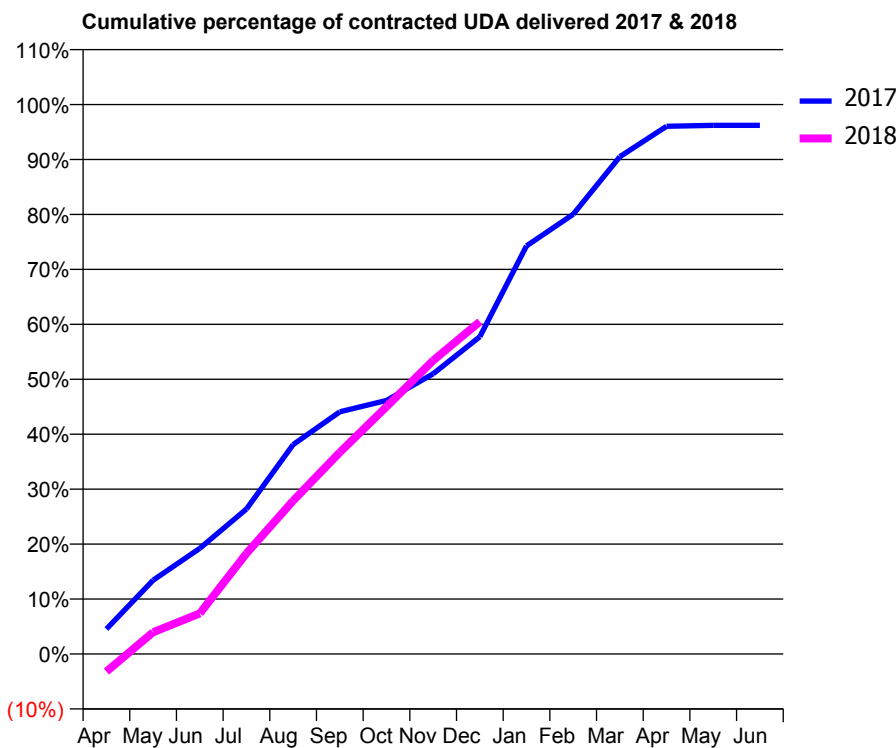
17/18 Contracted general activity (UDA)	1,773
Carry forward general activity (UDA)	67
17/18 Contracted orthodontic activity (UOA)	0
Carry forward orthodontic activity (UOA)	0
Baseline contract value	£52,791.33

### ACCESS\*

Patients seen in 24 months	Total	Change since previous quarter
Quarter ending December 2016	579	
Quarter ending March 2017	577	→
Quarter ending June 2017	562	↓
Quarter ending September 2017	544	↓
Quarter ending December 2017	565	↑
<b>Variance since December 2016</b>	<b>(2.4%)</b>	<b>↓</b>



### ACTIVITY



Month	Adjusted Scheduled Activity (UDA)	
	2017	2018
April	81	-57
May	238	70
June	341	131
July	468	325
August	676	495
September	782	651
October	818	798
November	904	947
December	1,024	1,073
January	1,317	
February	1,419	
March	1,605	
April	1,703	
May	1,706	
June	1,706	

### QUALITY

	Quantity	Base Number	Contract	AT	Region	England
% of FP17s for the same patient ID Re-attending within 3 months - Children	46	492	9.3%	11.0%	12.9%	12.0%
% of FP17s for the same patient ID Re-attending within 3 months - Adults	40	181	22.1%	14.8%	16.5%	15.9%
% of FP17s for the same patient ID Re-attending between 3 & 9 months - Children	346	492	70.3%	60.9%	59.6%	58.0%
% of FP17s for the same patient ID Re-attending between 3 & 9 months - Adults	100	181	55.2%	54.9%	52.8%	50.5%
% of FP17s for Band 1 Urgent Courses	33	626	5.3%	8.3%	9.1%	9.0%
% of FP17s Relating to Free Repair or Replacements	1	626	0.2%	0.9%	1.0%	0.8%
% of FP17s Relating to Continuations	0	626	0.0%	1.1%	1.2%	1.1%
% of Patients satisfied with the dentistry they have received	0	0	N/A	91.0%	91.6%	91.5%
% of Patients satisfied with the time they had to wait for an appointment	0	0	N/A	87.8%	88.3%	87.9%

\* This is based on patients treated on this contract for their most recent course of treatment. Figures in italics indicate the base number of FP17s or Patient Questionnaire responses are less than 100. N/A is shown where the base number of responses is less than 10 during the period. % is calculated as Quantity/Base number\*100

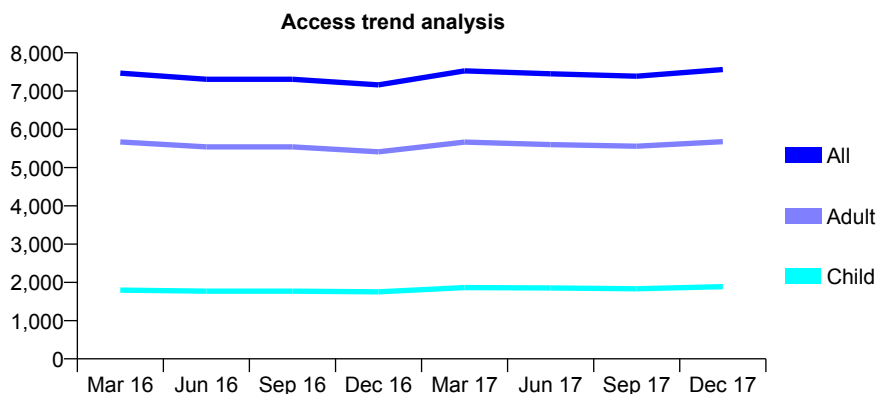
## Q52 - Vital Signs At a Glance Contract Report for 187399/0001 - December 2017

Name or company name	M & B Practices Ltd
Contract type name	GDS Contract
Purpose of contract	General
Contract start date	01/11/2011
Contract end date	

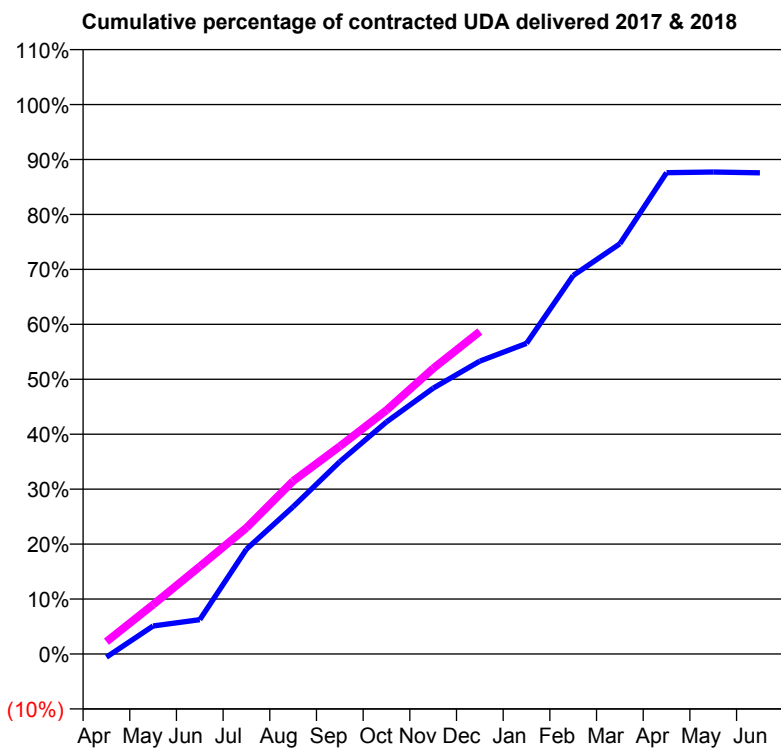
17/18 Contracted general activity (UDA)	24,700
Carry forward general activity (UDA)	0
17/18 Contracted orthodontic activity (UOA)	0
Carry forward orthodontic activity (UOA)	0
Baseline contract value	£590,243.73

### ACCESS\*

Patients seen in 24 months	Total	Change since previous quarter
Quarter ending December 2016	7,163	
Quarter ending March 2017	7,528	↑
Quarter ending June 2017	7,452	↓
Quarter ending September 2017	7,389	→
Quarter ending December 2017	7,563	↑
<b>Variance since December 2016</b>	<b>5.6%</b>	<b>↑</b>



### ACTIVITY



Month	Adjusted Scheduled Activity (UDA)	
	2017	2018
April	-145	554
May	1,261	2,219
June	1,541	3,936
July	4,717	5,672
August	6,618	7,775
September	8,649	9,337
October	10,431	10,961
November	11,952	12,836
December	13,168	14,499
January	13,963	
February	17,011	
March	18,442	
April	21,637	
May	21,668	
June	21,632	

### QUALITY

	Quantity	Base Number	Contract	AT	Region	England
% of FP17s for the same patient ID Re-attending within 3 months - Children	146	2,005	7.3%	11.0%	12.9%	12.0%
% of FP17s for the same patient ID Re-attending within 3 months - Adults	846	5,965	14.2%	14.8%	16.5%	15.9%
% of FP17s for the same patient ID Re-attending between 3 & 9 months - Children	1,129	2,005	56.3%	60.9%	59.6%	58.0%
% of FP17s for the same patient ID Re-attending between 3 & 9 months - Adults	3,148	5,965	52.8%	54.9%	52.8%	50.5%
% of FP17s for Band 1 Urgent Courses	635	6,649	9.6%	8.3%	9.1%	9.0%
% of FP17s Relating to Free Repair or Replacements	81	6,649	1.2%	0.9%	1.0%	0.8%
% of FP17s Relating to Continuations	31	6,649	0.5%	1.1%	1.2%	1.1%
% of Patients satisfied with the dentistry they have received	3	3	N/A	91.0%	91.6%	91.5%
% of Patients satisfied with the time they had to wait for an appointment	3	3	N/A	87.8%	88.3%	87.9%

\* This is based on patients treated on this contract for their most recent course of treatment. Figures in italics indicate the base number of FP17s or Patient Questionnaire responses are less than 100. N/A is shown where the base number of responses is less than 10 during the period. % is calculated as Quantity/Base number\*100

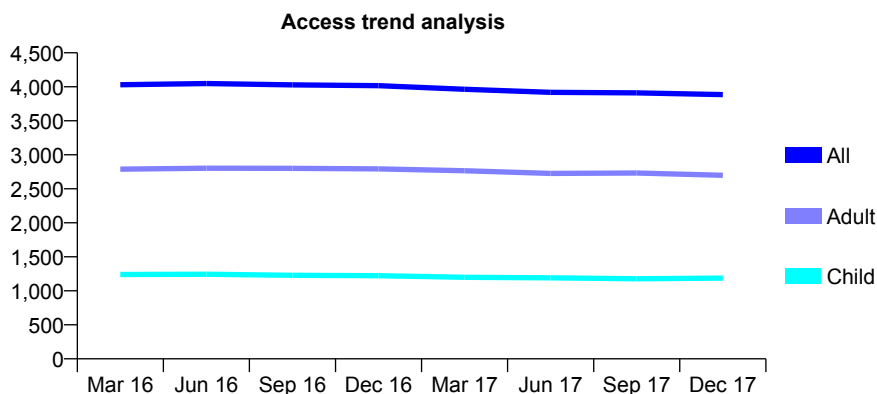
## Q52 - Vital Signs At a Glance Contract Report for 188700/0001 - December 2017

Name or company name	Honden Limited
Contract type name	GDS Contract
Purpose of contract	General
Contract start date	01/09/2011
Contract end date	

17/18 Contracted general activity (UDA)	10,800
Carry forward general activity (UDA)	290
17/18 Contracted orthodontic activity (UOA)	0
Carry forward orthodontic activity (UOA)	0
Baseline contract value	£321,683.46

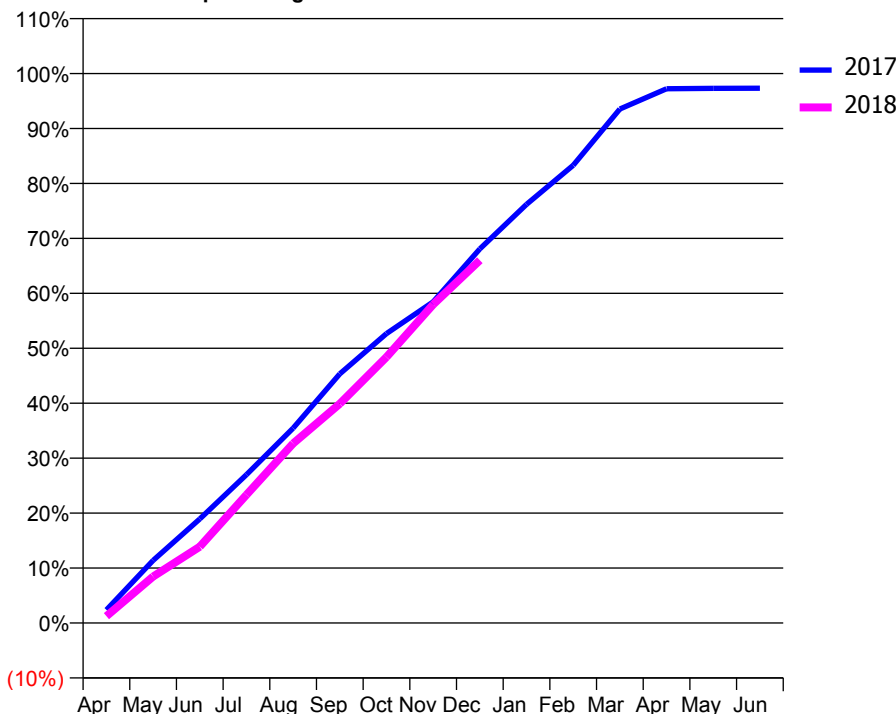
### ACCESS\*

Patients seen in 24 months	Total	Change since previous quarter
Quarter ending December 2016	4,016	
Quarter ending March 2017	3,964	↓
Quarter ending June 2017	3,919	↓
Quarter ending September 2017	3,910	→
Quarter ending December 2017	3,886	→
<b>Variance since December 2016</b>	<b>(3.2%)</b>	<b>↓</b>



### ACTIVITY

**Cumulative percentage of contracted UDA delivered 2017 & 2018**



Month	Adjusted Scheduled Activity (UDA)	
	2017	2018
April	259	135
May	1,230	913
June	2,047	1,502
July	2,917	2,520
August	3,830	3,530
September	4,897	4,309
October	5,689	5,226
November	6,311	6,259
December	7,352	7,130
January	8,227	
February	8,997	
March	10,101	
April	10,500	
May	10,508	
June	10,510	

### QUALITY

	Quantity	Base Number	Contract	AT	Region	England
% of FP17s for the same patient ID Re-attending within 3 months - Children	133	1,544	8.6%	11.0%	12.9%	12.0%
% of FP17s for the same patient ID Re-attending within 3 months - Adults	496	3,159	15.7%	14.8%	16.5%	15.9%
% of FP17s for the same patient ID Re-attending between 3 & 9 months - Children	1,006	1,544	65.2%	60.9%	59.6%	58.0%
% of FP17s for the same patient ID Re-attending between 3 & 9 months - Adults	1,934	3,159	61.2%	54.9%	52.8%	50.5%
% of FP17s for Band 1 Urgent Courses	325	4,484	7.2%	8.3%	9.1%	9.0%
% of FP17s Relating to Free Repair or Replacements	18	4,484	0.4%	0.9%	1.0%	0.8%
% of FP17s Relating to Continuations	82	4,484	1.8%	1.1%	1.2%	1.1%
% of Patients satisfied with the dentistry they have received	3	4	N/A	91.0%	91.6%	91.5%
% of Patients satisfied with the time they had to wait for an appointment	3	4	N/A	87.8%	88.3%	87.9%

\* This is based on patients treated on this contract for their most recent course of treatment. Figures in italics indicate the base number of FP17s or Patient Questionnaire responses are less than 100. N/A is shown where the base number of responses is less than 10 during the period. % is calculated as Quantity/Base number\*100



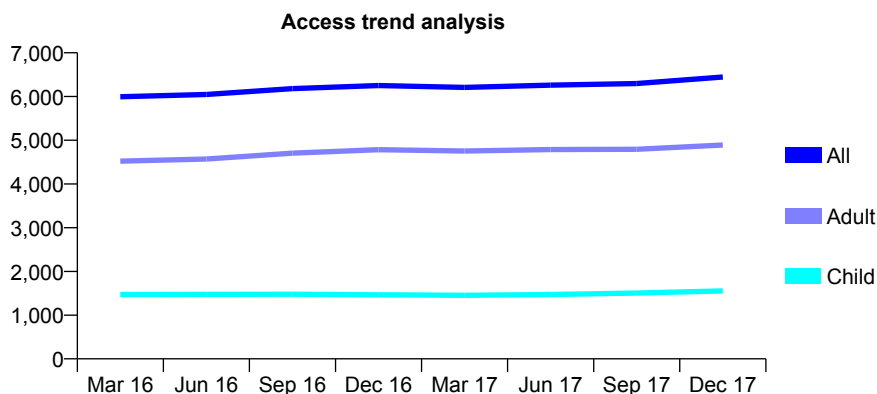
## Q52 - Vital Signs At a Glance Contract Report for 190268/0001 - December 2017

Name or company name	Bailiff Bridge Dental Practice
Contract type name	GDS Contract
Purpose of contract	General
Contract start date	01/07/2007
Contract end date	

17/18 Contracted general activity (UDA)	20,000
Carry forward general activity (UDA)	-398
17/18 Contracted orthodontic activity (UOA)	0
Carry forward orthodontic activity (UOA)	0
Baseline contract value	£513,441.02

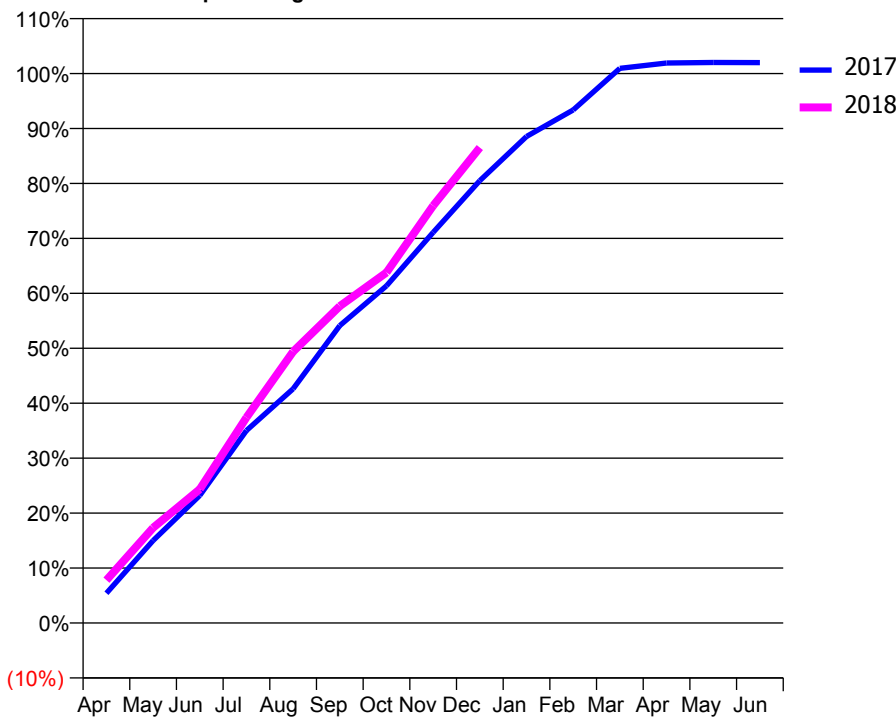
### ACCESS\*

Patients seen in 24 months	Total	Change since previous quarter
Quarter ending December 2016	6,252	
Quarter ending March 2017	6,208	→
Quarter ending June 2017	6,259	→
Quarter ending September 2017	6,298	→
Quarter ending December 2017	6,445	↑
<b>Variance since December 2016</b>	<b>3.1%</b>	<b>↑</b>



### ACTIVITY

Cumulative percentage of contracted UDA delivered 2017 & 2018



Month	Adjusted Scheduled Activity (UDA)	
	2017	2018
April	1,083	1,562
May	3,000	3,467
June	4,643	4,869
July	7,007	7,484
August	8,526	9,878
September	10,824	11,532
October	12,270	12,755
November	14,217	15,189
December	16,100	17,305
January	17,706	
February	18,672	
March	20,187	
April	20,382	
May	20,400	
June	20,398	

### QUALITY

	Quantity	Base Number	Contract	AT	Region	England
% of FP17s for the same patient ID Re-attending within 3 months - Children	225	2,048	11.0%	11.0%	12.9%	12.0%
% of FP17s for the same patient ID Re-attending within 3 months - Adults	942	6,312	14.9%	14.8%	16.5%	15.9%
% of FP17s for the same patient ID Re-attending between 3 & 9 months - Children	1,317	2,048	64.3%	60.9%	59.6%	58.0%
% of FP17s for the same patient ID Re-attending between 3 & 9 months - Adults	3,698	6,312	58.6%	54.9%	52.8%	50.5%
% of FP17s for Band 1 Urgent Courses	348	8,234	4.2%	8.3%	9.1%	9.0%
% of FP17s Relating to Free Repair or Replacements	86	8,234	1.0%	0.9%	1.0%	0.8%
% of FP17s Relating to Continuations	117	8,234	1.4%	1.1%	1.2%	1.1%
% of Patients satisfied with the dentistry they have received	15	15	100.0%	91.0%	91.6%	91.5%
% of Patients satisfied with the time they had to wait for an appointment	14	15	93.3%	87.8%	88.3%	87.9%

\* This is based on patients treated on this contract for their most recent course of treatment. Figures in italics indicate the base number of FP17s or Patient Questionnaire responses are less than 100. N/A is shown where the base number of responses is less than 10 during the period. % is calculated as Quantity/Base number\*100

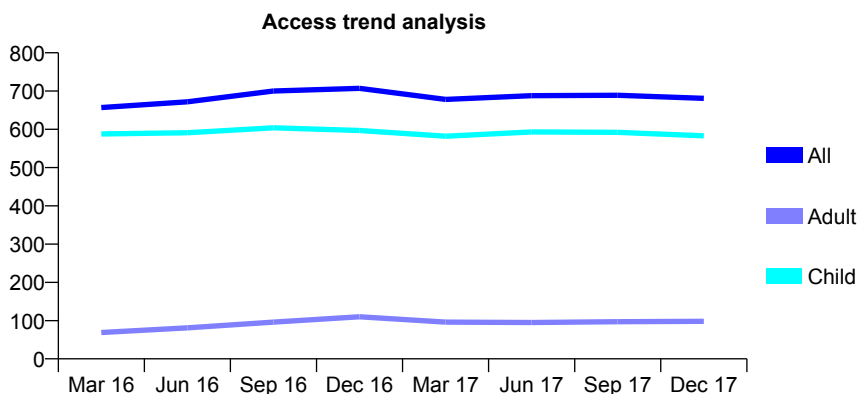
## Q52 - Vital Signs At a Glance Contract Report for 190284/0001 - December 2017

Name or company name	Hebden Bridge Dental Care Ltd.
Contract type name	GDS Contract
Purpose of contract	General
Contract start date	01/11/2014
Contract end date	

17/18 Contracted general activity (UDA)	1,500
Carry forward general activity (UDA)	0
17/18 Contracted orthodontic activity (UOA)	0
Carry forward orthodontic activity (UOA)	0
Baseline contract value	£38,414.39

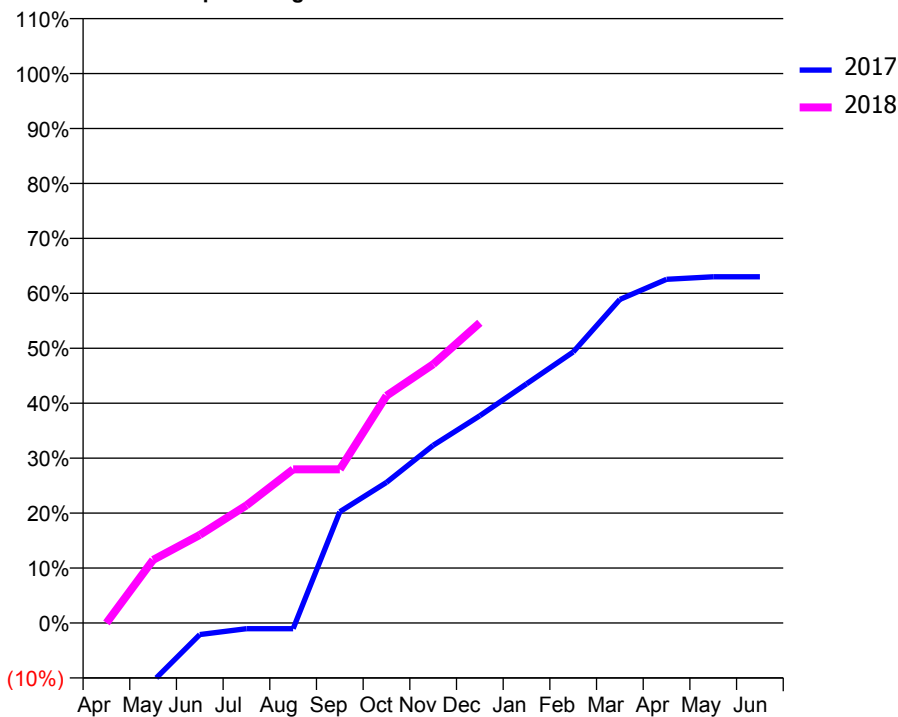
### ACCESS\*

Patients seen in 24 months	Total	Change since previous quarter
Quarter ending December 2016	707	
Quarter ending March 2017	678	↓
Quarter ending June 2017	688	→
Quarter ending September 2017	689	→
Quarter ending December 2017	681	↓
<b>Variance since December 2016</b>	<b>(3.7%)</b>	<b>↓</b>



### ACTIVITY

Cumulative percentage of contracted UDA delivered 2017 & 2018



Month	Adjusted Scheduled Activity (UDA)	
	2017	2018
April	-227	0
May	-159	172
June	-32	240
July	-16	321
August	-16	419
September	304	419
October	384	620
November	485	706
December	566	820
January	653	
February	740	
March	883	
April	938	
May	945	
June	945	

### QUALITY

	Quantity	Base Number	Contract	AT	Region	England
% of FP17s for the same patient ID Re-attending within 3 months - Children	26	587	4.4%	11.0%	12.9%	12.0%
% of FP17s for the same patient ID Re-attending within 3 months - Adults	0	34	0.0%	14.8%	16.5%	15.9%
% of FP17s for the same patient ID Re-attending between 3 & 9 months - Children	337	587	57.4%	60.9%	59.6%	58.0%
% of FP17s for the same patient ID Re-attending between 3 & 9 months - Adults	22	34	64.7%	54.9%	52.8%	50.5%
% of FP17s for Band 1 Urgent Courses	8	577	1.4%	8.3%	9.1%	9.0%
% of FP17s Relating to Free Repair or Replacements	0	577	0.0%	0.9%	1.0%	0.8%
% of FP17s Relating to Continuations	3	577	0.5%	1.1%	1.2%	1.1%
% of Patients satisfied with the dentistry they have received	0	0	N/A	91.0%	91.6%	91.5%
% of Patients satisfied with the time they had to wait for an appointment	0	0	N/A	87.8%	88.3%	87.9%

\* This is based on patients treated on this contract for their most recent course of treatment. Figures in italics indicate the base number of FP17s or Patient Questionnaire responses are less than 100. N/A is shown where the base number of responses is less than 10 during the period. % is calculated as Quantity/Base number\*100

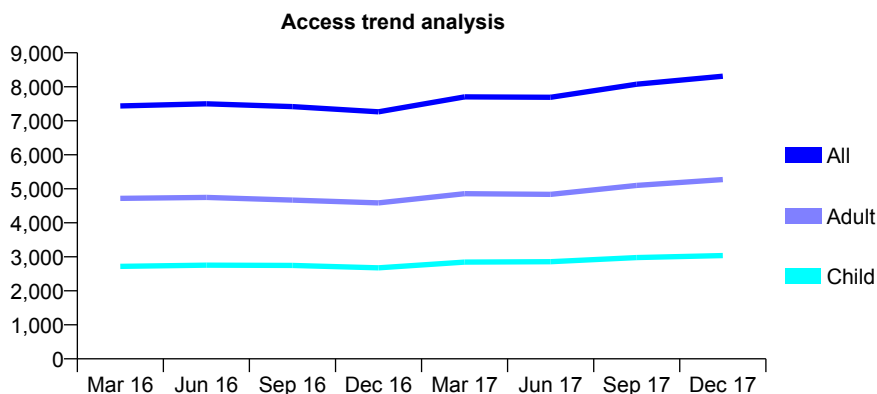
## Q52 - Vital Signs At a Glance Contract Report for 190551/0001 - December 2017

Name or company name	<a href="#">Dentistry@ltd</a>
Contract type name	GDS Contract
Purpose of contract	General
Contract start date	11/05/2009
Contract end date	

17/18 Contracted general activity (UDA)	24,801
Carry forward general activity (UDA)	844
17/18 Contracted orthodontic activity (UOA)	0
Carry forward orthodontic activity (UOA)	0
Baseline contract value	£840,372.91

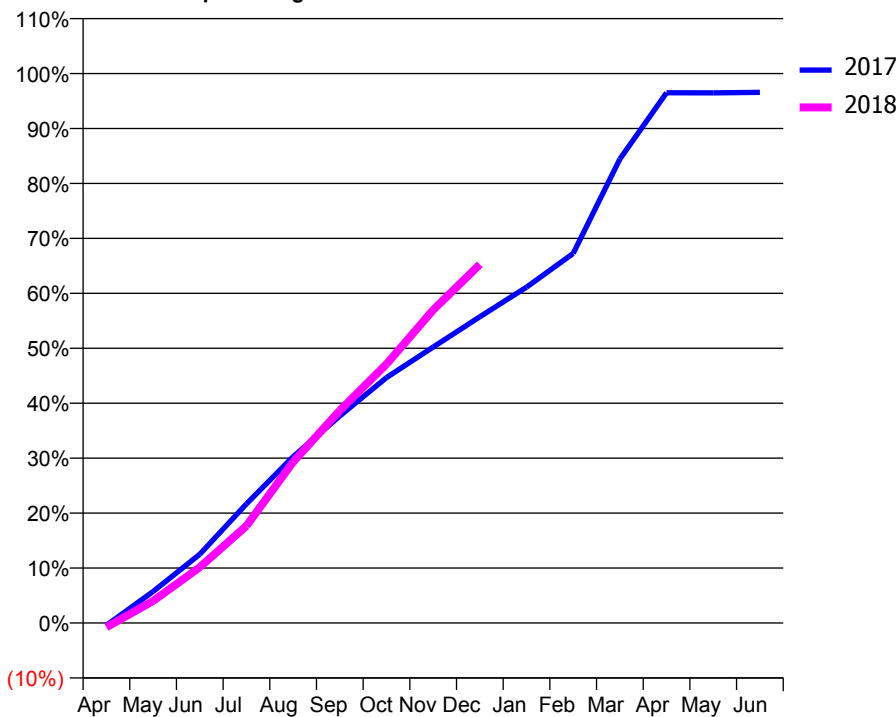
### ACCESS\*

Patients seen in 24 months	Total	Change since previous quarter
Quarter ending December 2016	7,263	
Quarter ending March 2017	7,705	↑
Quarter ending June 2017	7,694	→
Quarter ending September 2017	8,077	↑
Quarter ending December 2017	8,311	↑
<b>Variance since December 2016</b>	<b>14.4%</b>	<b>↑</b>



### ACTIVITY

Cumulative percentage of contracted UDA delivered 2017 & 2018



Month	Adjusted Scheduled Activity (UDA)	
	2017	2018
April	-103	-198
May	1,412	994
June	3,073	2,518
July	5,326	4,387
August	7,434	7,275
September	9,255	9,591
October	10,968	11,683
November	12,331	14,125
December	13,685	16,189
January	15,007	
February	16,515	
March	20,739	
April	23,696	
May	23,693	
June	23,715	

### QUALITY

	Quantity	Base Number	Contract	AT	Region	England
% of FP17s for the same patient ID Re-attending within 3 months - Children	506	4,845	10.4%	11.0%	12.9%	12.0%
% of FP17s for the same patient ID Re-attending within 3 months - Adults	832	5,934	14.0%	14.8%	16.5%	15.9%
% of FP17s for the same patient ID Re-attending between 3 & 9 months - Children	3,093	4,845	63.8%	60.9%	59.6%	58.0%
% of FP17s for the same patient ID Re-attending between 3 & 9 months - Adults	2,898	5,934	48.8%	54.9%	52.8%	50.5%
% of FP17s for Band 1 Urgent Courses	564	8,933	6.3%	8.3%	9.1%	9.0%
% of FP17s Relating to Free Repair or Replacements	65	8,933	0.7%	0.9%	1.0%	0.8%
% of FP17s Relating to Continuations	18	8,933	0.2%	1.1%	1.2%	1.1%
% of Patients satisfied with the dentistry they have received	3	4	N/A	91.0%	91.6%	91.5%
% of Patients satisfied with the time they had to wait for an appointment	3	4	N/A	87.8%	88.3%	87.9%

\* This is based on patients treated on this contract for their most recent course of treatment. Figures in italics indicate the base number of FP17s or Patient Questionnaire responses are less than 100. N/A is shown where the base number of responses is less than 10 during the period. % is calculated as Quantity/Base number\*100

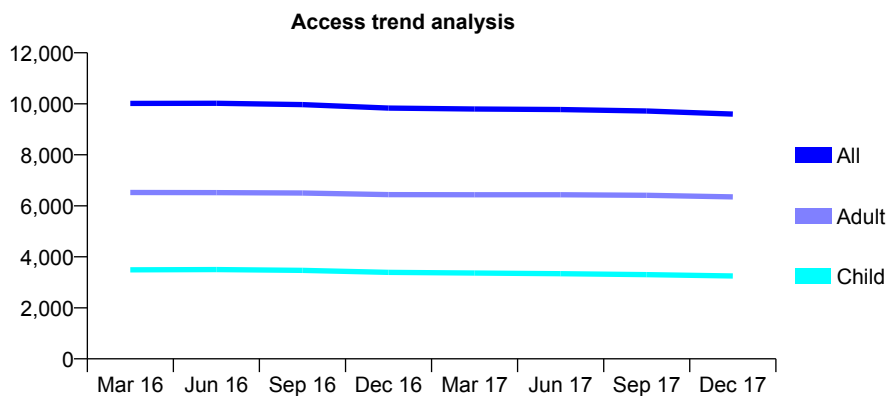
## Q52 - Vital Signs At a Glance Contract Report for 190748/0001 - December 2017

Name or company name	A & S Dental Surgeons Ltd
Contract type name	GDS Contract
Purpose of contract	General
Contract start date	01/03/2011
Contract end date	

17/18 Contracted general activity (UDA)	29,000
Carry forward general activity (UDA)	0
17/18 Contracted orthodontic activity (UOA)	0
Carry forward orthodontic activity (UOA)	0
Baseline contract value	£1,128,540.67

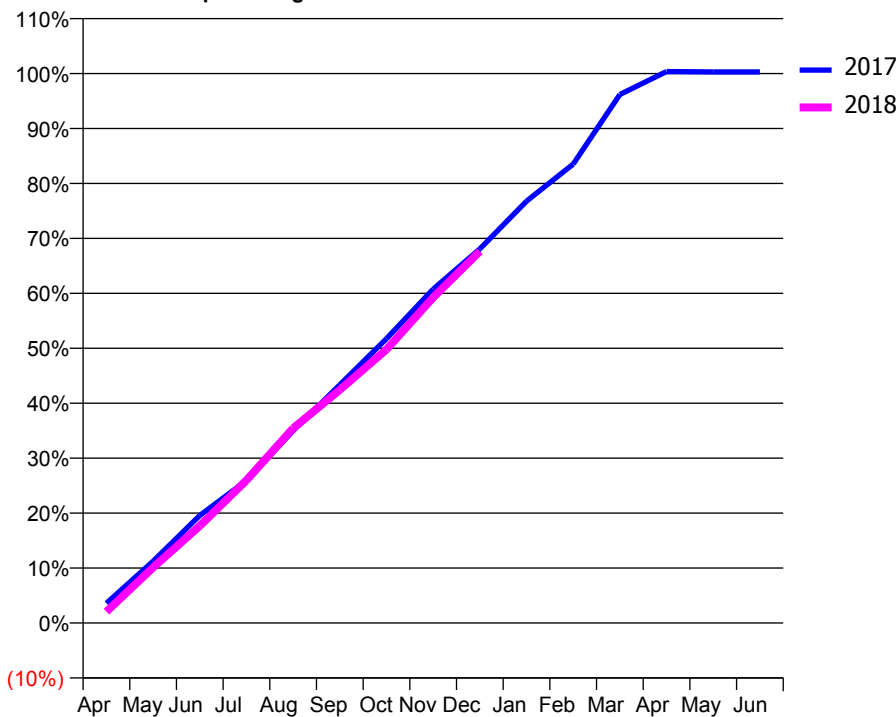
### ACCESS\*

Patients seen in 24 months	Total	Change since previous quarter
Quarter ending December 2016	9,834	
Quarter ending March 2017	9,798	→
Quarter ending June 2017	9,773	→
Quarter ending September 2017	9,716	→
Quarter ending December 2017	9,598	↓
<b>Variance since December 2016</b>	<b>(2.4%)</b>	<b>↓</b>



### ACTIVITY

Cumulative percentage of contracted UDA delivered 2017 & 2018



Month	Adjusted Scheduled Activity (UDA)	
	2017	2018
April	1,045	603
May	3,260	2,935
June	5,673	5,125
July	7,522	7,536
August	10,144	10,277
September	12,574	12,306
October	15,010	14,436
November	17,620	17,179
December	19,743	19,615
January	22,264	
February	24,219	
March	27,894	
April	29,106	
May	29,082	
June	29,079	

### QUALITY

	Quantity	Base Number	Contract	AT	Region	England
% of FP17s for the same patient ID Re-attending within 3 months - Children	254	4,161	6.1%	11.0%	12.9%	12.0%
% of FP17s for the same patient ID Re-attending within 3 months - Adults	721	7,166	10.1%	14.8%	16.5%	15.9%
% of FP17s for the same patient ID Re-attending between 3 & 9 months - Children	2,993	4,161	71.9%	60.9%	59.6%	58.0%
% of FP17s for the same patient ID Re-attending between 3 & 9 months - Adults	4,403	7,166	61.4%	54.9%	52.8%	50.5%
% of FP17s for Band 1 Urgent Courses	571	10,141	5.6%	8.3%	9.1%	9.0%
% of FP17s Relating to Free Repair or Replacements	57	10,141	0.6%	0.9%	1.0%	0.8%
% of FP17s Relating to Continuations	60	10,141	0.6%	1.1%	1.2%	1.1%
% of Patients satisfied with the dentistry they have received	4	4	N/A	91.0%	91.6%	91.5%
% of Patients satisfied with the time they had to wait for an appointment	4	4	N/A	87.8%	88.3%	87.9%

\* This is based on patients treated on this contract for their most recent course of treatment. Figures in italics indicate the base number of FP17s or Patient Questionnaire responses are less than 100. N/A is shown where the base number of responses is less than 10 during the period. % is calculated as Quantity/Base number\*100

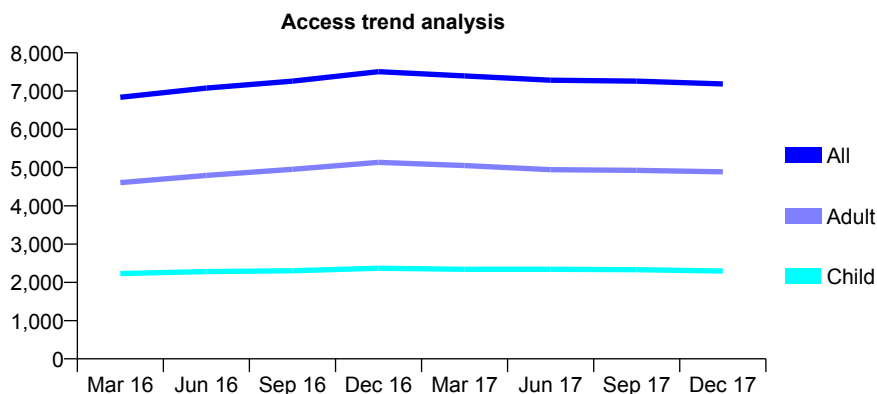
## Q52 - Vital Signs At a Glance Contract Report for 190810/0001 - December 2017

Name or company name	Church Street Dental Partnership
Contract type name	GDS Contract
Purpose of contract	General
Contract start date	01/12/2014
Contract end date	

17/18 Contracted general activity (UDA)	20,511
Carry forward general activity (UDA)	92
17/18 Contracted orthodontic activity (UOA)	0
Carry forward orthodontic activity (UOA)	0
Baseline contract value	£622,525.77

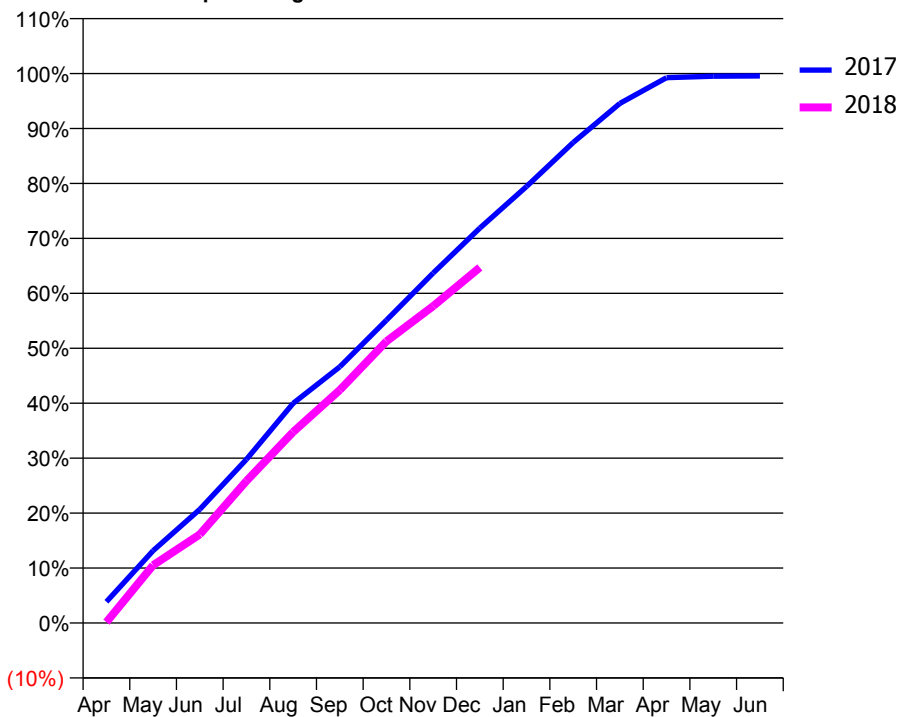
### ACCESS\*

Patients seen in 24 months	Total	Change since previous quarter
Quarter ending December 2016	7,506	
Quarter ending March 2017	7,394	↓
Quarter ending June 2017	7,284	↓
Quarter ending September 2017	7,259	→
Quarter ending December 2017	7,187	→
<b>Variance since December 2016</b>	<b>(4.2%)</b>	<b>↓</b>



### ACTIVITY

Cumulative percentage of contracted UDA delivered 2017 & 2018



Month	Adjusted Scheduled Activity (UDA)	
	2017	2018
April	794	31
May	2,699	2,155
June	4,241	3,308
July	6,111	5,306
August	8,201	7,131
September	9,563	8,697
October	11,305	10,516
November	13,061	11,827
December	14,741	13,274
January	16,295	
February	17,937	
March	19,395	
April	20,357	
May	20,407	
June	20,419	

### QUALITY

	Quantity	Base Number	Contract	AT	Region	England
% of FP17s for the same patient ID Re-attending within 3 months - Children	153	2,768	5.5%	11.0%	12.9%	12.0%
% of FP17s for the same patient ID Re-attending within 3 months - Adults	328	5,068	6.5%	14.8%	16.5%	15.9%
% of FP17s for the same patient ID Re-attending between 3 & 9 months - Children	1,895	2,768	68.5%	60.9%	59.6%	58.0%
% of FP17s for the same patient ID Re-attending between 3 & 9 months - Adults	3,181	5,068	62.8%	54.9%	52.8%	50.5%
% of FP17s for Band 1 Urgent Courses	66	7,364	0.9%	8.3%	9.1%	9.0%
% of FP17s Relating to Free Repair or Replacements	10	7,364	0.1%	0.9%	1.0%	0.8%
% of FP17s Relating to Continuations	4	7,364	0.1%	1.1%	1.2%	1.1%
% of Patients satisfied with the dentistry they have received	3	3	N/A	91.0%	91.6%	91.5%
% of Patients satisfied with the time they had to wait for an appointment	2	3	N/A	87.8%	88.3%	87.9%

\* This is based on patients treated on this contract for their most recent course of treatment. Figures in italics indicate the base number of FP17s or Patient Questionnaire responses are less than 100. N/A is shown where the base number of responses is less than 10 during the period. % is calculated as Quantity/Base number\*100

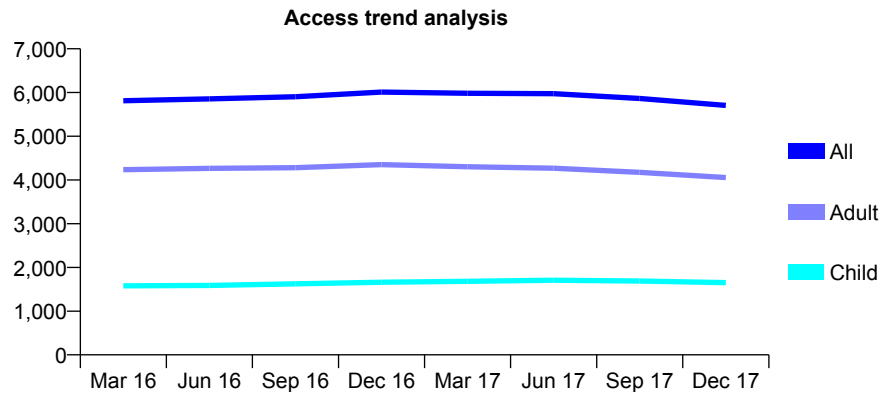
## Q52 - Vital Signs At a Glance Contract Report for 192554/0001 - December 2017

Name or company name	The Crossgates Lane and Chapeltown Roa
Contract type name	GDS Contract
Purpose of contract	General
Contract start date	01/05/2013
Contract end date	

17/18 Contracted general activity (UDA)	17,895
Carry forward general activity (UDA)	0
17/18 Contracted orthodontic activity (UOA)	0
Carry forward orthodontic activity (UOA)	0
Baseline contract value	£578,556.19

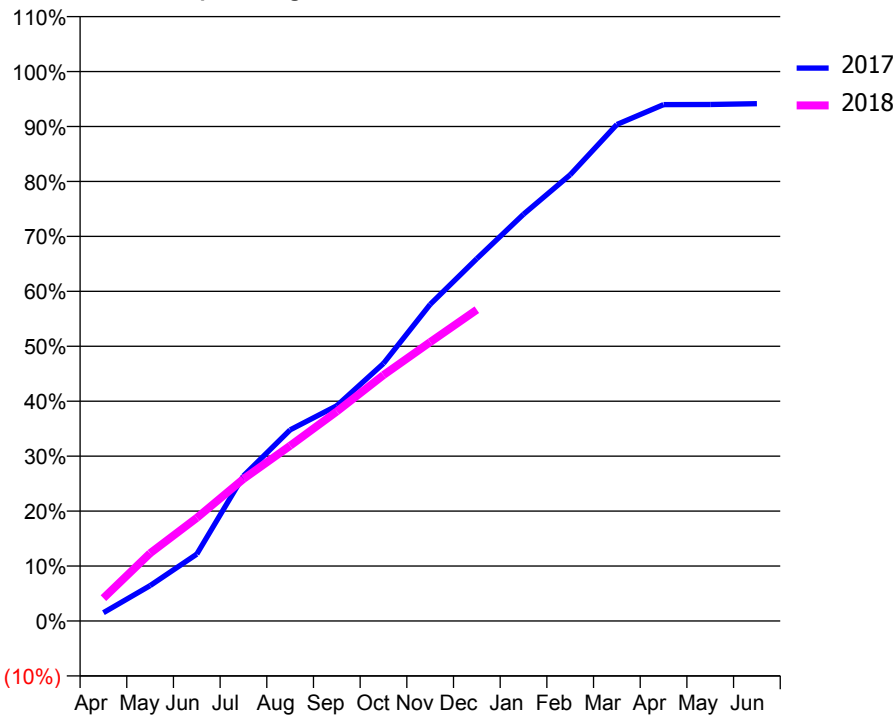
### ACCESS\*

Patients seen in 24 months	Total	Change since previous quarter
Quarter ending December 2016	6,011	
Quarter ending March 2017	5,983	→
Quarter ending June 2017	5,975	→
Quarter ending September 2017	5,863	↓
Quarter ending December 2017	5,706	↓
<b>Variance since December 2016</b>	<b>(5.1%)</b>	<b>↓</b>



### ACTIVITY

Cumulative percentage of contracted UDA delivered 2017 & 2018



Month	Adjusted Scheduled Activity (UDA)	
	2017	2018
April	272	745
May	1,153	2,210
June	2,178	3,360
July	4,728	4,628
August	6,224	5,706
September	7,010	6,823
October	8,389	8,009
November	10,312	9,083
December	11,802	10,137
January	13,246	
February	14,534	
March	16,168	
April	16,818	
May	16,822	
June	16,846	

### QUALITY

	Quantity	Base Number	Contract	AT	Region	England
% of FP17s for the same patient ID Re-attending within 3 months - Children	122	1,418	8.6%	11.0%	12.9%	12.0%
% of FP17s for the same patient ID Re-attending within 3 months - Adults	449	3,129	14.3%	14.8%	16.5%	15.9%
% of FP17s for the same patient ID Re-attending between 3 & 9 months - Children	685	1,418	48.3%	60.9%	59.6%	58.0%
% of FP17s for the same patient ID Re-attending between 3 & 9 months - Adults	1,375	3,129	43.9%	54.9%	52.8%	50.5%
% of FP17s for Band 1 Urgent Courses	333	4,281	7.8%	8.3%	9.1%	9.0%
% of FP17s Relating to Free Repair or Replacements	16	4,281	0.4%	0.9%	1.0%	0.8%
% of FP17s Relating to Continuations	92	4,281	2.1%	1.1%	1.2%	1.1%
% of Patients satisfied with the dentistry they have received	2	2	N/A	91.0%	91.6%	91.5%
% of Patients satisfied with the time they had to wait for an appointment	2	2	N/A	87.8%	88.3%	87.9%

\* This is based on patients treated on this contract for their most recent course of treatment. Figures in italics indicate the base number of FP17s or Patient Questionnaire responses are less than 100. N/A is shown where the base number of responses is less than 10 during the period. % is calculated as Quantity/Base number\*100

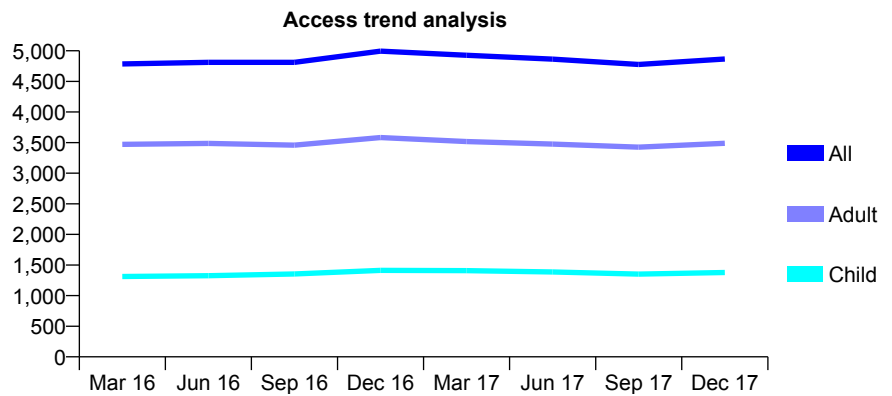
## Q52 - Vital Signs At a Glance Contract Report for 192554/0002 - December 2017

Name or company name	The Crossgates Lane and Chapeltown Roa
Contract type name	GDS Contract
Purpose of contract	General
Contract start date	01/05/2013
Contract end date	

17/18 Contracted general activity (UDA)	17,479
Carry forward general activity (UDA)	0
17/18 Contracted orthodontic activity (UOA)	0
Carry forward orthodontic activity (UOA)	0
Baseline contract value	£537,139.51

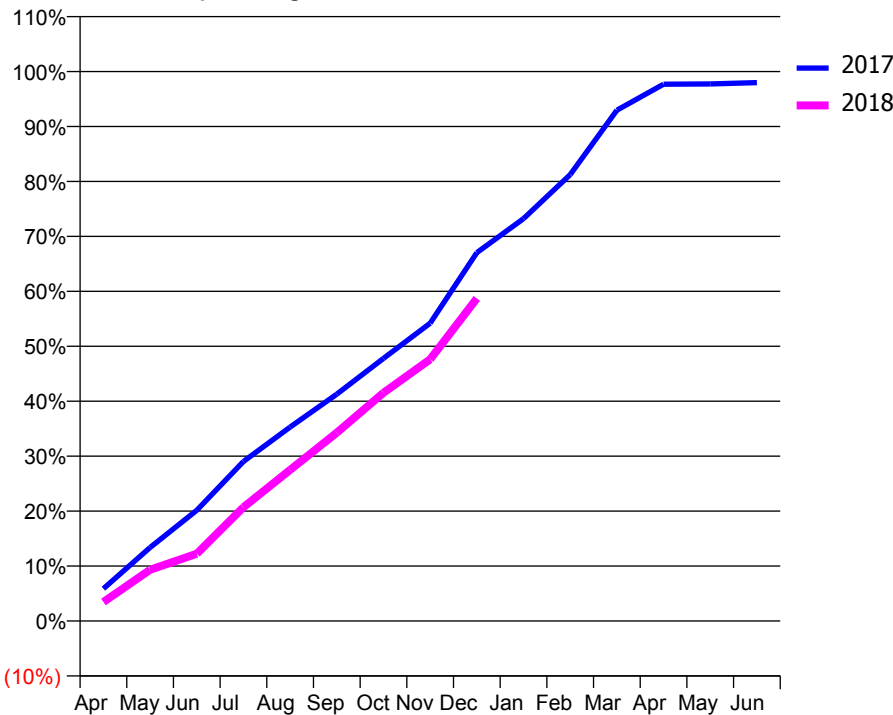
### ACCESS\*

Patients seen in 24 months	Total	Change since previous quarter
Quarter ending December 2016	4,995	
Quarter ending March 2017	4,927	↓
Quarter ending June 2017	4,863	↓
Quarter ending September 2017	4,777	↓
Quarter ending December 2017	4,867	→
<b>Variance since December 2016</b>	<b>(2.6%)</b>	<b>↓</b>



### ACTIVITY

Cumulative percentage of contracted UDA delivered 2017 & 2018



Month	Adjusted Scheduled Activity (UDA)	
	2017	2018
April	1,029	605
May	2,340	1,633
June	3,521	2,139
July	5,076	3,619
August	6,169	4,806
September	7,218	5,990
October	8,353	7,260
November	9,474	8,324
December	11,716	10,263
January	12,798	
February	14,199	
March	16,249	
April	17,076	
May	17,084	
June	17,124	

### QUALITY

	Quantity	Base Number	Contract	AT	Region	England
% of FP17s for the same patient ID Re-attending within 3 months - Children	81	1,247	6.5%	11.0%	12.9%	12.0%
% of FP17s for the same patient ID Re-attending within 3 months - Adults	544	3,473	15.7%	14.8%	16.5%	15.9%
% of FP17s for the same patient ID Re-attending between 3 & 9 months - Children	650	1,247	52.1%	60.9%	59.6%	58.0%
% of FP17s for the same patient ID Re-attending between 3 & 9 months - Adults	1,918	3,473	55.2%	54.9%	52.8%	50.5%
% of FP17s for Band 1 Urgent Courses	331	4,441	7.5%	8.3%	9.1%	9.0%
% of FP17s Relating to Free Repair or Replacements	40	4,441	0.9%	0.9%	1.0%	0.8%
% of FP17s Relating to Continuations	121	4,441	2.7%	1.1%	1.2%	1.1%
% of Patients satisfied with the dentistry they have received	7	7	N/A	91.0%	91.6%	91.5%
% of Patients satisfied with the time they had to wait for an appointment	7	7	N/A	87.8%	88.3%	87.9%

\* This is based on patients treated on this contract for their most recent course of treatment. Figures in italics indicate the base number of FP17s or Patient Questionnaire responses are less than 100. N/A is shown where the base number of responses is less than 10 during the period. % is calculated as Quantity/Base number\*100



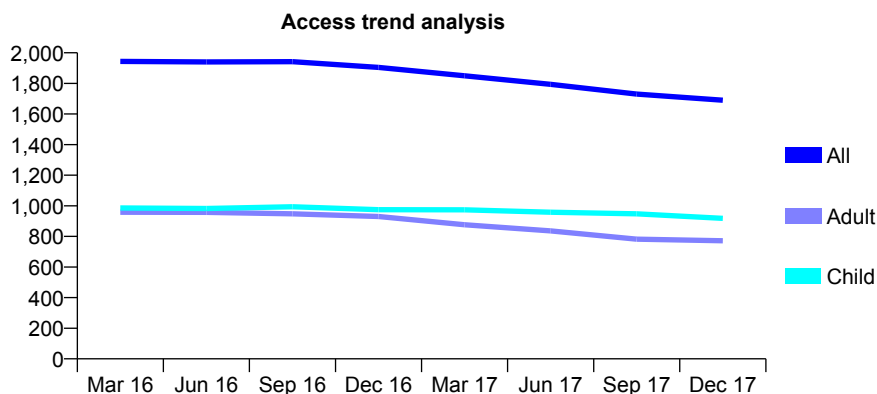
## Q52 - Vital Signs At a Glance Contract Report for 193356/0001 - December 2017

Name or company name	Guiseley Dental care
Contract type name	GDS Contract
Purpose of contract	General
Contract start date	01/08/2012
Contract end date	

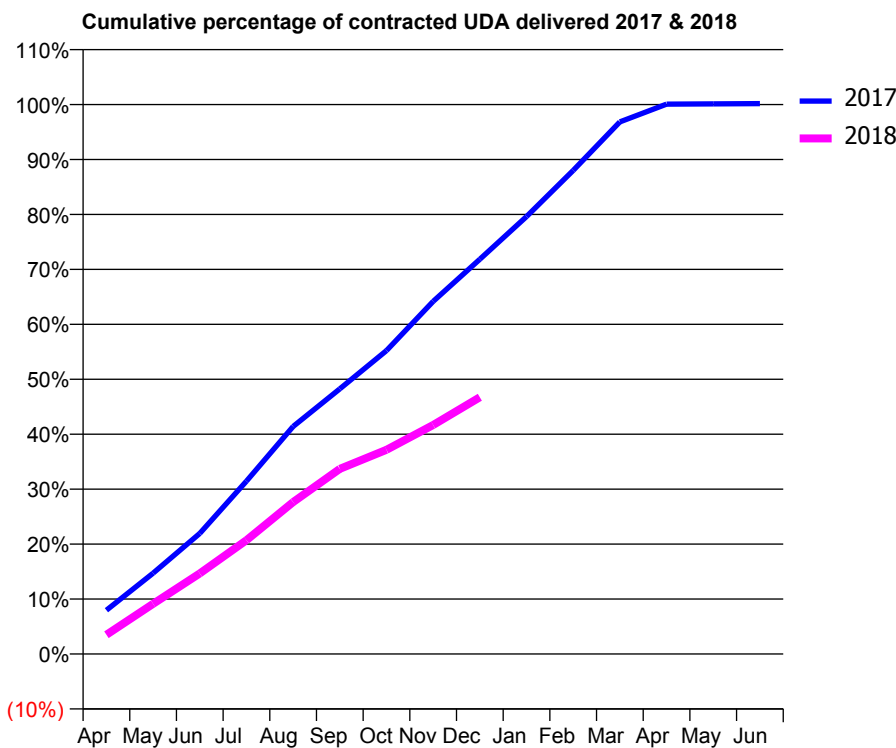
17/18 Contracted general activity (UDA)	4,400
Carry forward general activity (UDA)	-8
17/18 Contracted orthodontic activity (UOA)	0
Carry forward orthodontic activity (UOA)	0
Baseline contract value	£112,207.45

### ACCESS\*

Patients seen in 24 months	Total	Change since previous quarter
Quarter ending December 2016	1,905	
Quarter ending March 2017	1,850	↓
Quarter ending June 2017	1,794	↓
Quarter ending September 2017	1,730	↓
Quarter ending December 2017	1,690	↓
<b>Variance since December 2016</b>	<b>(11.3%)</b>	<b>↓</b>



### ACTIVITY



Month	Adjusted Scheduled Activity (UDA)	
	2017	2018
April	351	154
May	648	402
June	966	645
July	1,384	912
August	1,822	1,217
September	2,123	1,483
October	2,429	1,635
November	2,824	1,834
December	3,161	2,056
January	3,503	
February	3,872	
March	4,261	
April	4,403	
May	4,405	
June	4,408	

### QUALITY

	Quantity	Base Number	Contract	AT	Region	England
% of FP17s for the same patient ID Re-attending within 3 months - Children	69	1,001	6.9%	11.0%	12.9%	12.0%
% of FP17s for the same patient ID Re-attending within 3 months - Adults	96	530	18.1%	14.8%	16.5%	15.9%
% of FP17s for the same patient ID Re-attending between 3 & 9 months - Children	726	1,001	72.5%	60.9%	59.6%	58.0%
% of FP17s for the same patient ID Re-attending between 3 & 9 months - Adults	323	530	60.9%	54.9%	52.8%	50.5%
% of FP17s for Band 1 Urgent Courses	86	1,442	6.0%	8.3%	9.1%	9.0%
% of FP17s Relating to Free Repair or Replacements	6	1,442	0.4%	0.9%	1.0%	0.8%
% of FP17s Relating to Continuations	4	1,442	0.3%	1.1%	1.2%	1.1%
% of Patients satisfied with the dentistry they have received	2	2	N/A	91.0%	91.6%	91.5%
% of Patients satisfied with the time they had to wait for an appointment	2	2	N/A	87.8%	88.3%	87.9%

\* This is based on patients treated on this contract for their most recent course of treatment. Figures in italics indicate the base number of FP17s or Patient Questionnaire responses are less than 100. N/A is shown where the base number of responses is less than 10 during the period. % is calculated as Quantity/Base number\*100

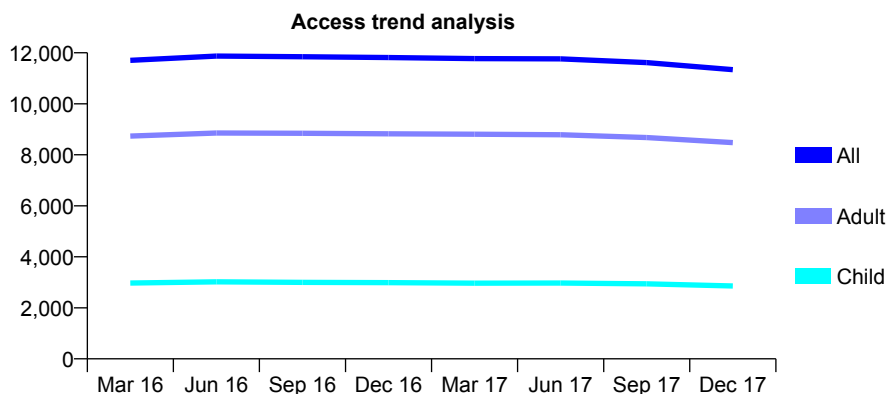
## Q52 - Vital Signs At a Glance Contract Report for 193429/0002 - December 2017

Name or company name	Wood Dental Ltd
Contract type name	GDS Contract
Purpose of contract	General
Contract start date	01/10/2011
Contract end date	

17/18 Contracted general activity (UDA)	26,945
Carry forward general activity (UDA)	0
17/18 Contracted orthodontic activity (UOA)	0
Carry forward orthodontic activity (UOA)	0
Baseline contract value	£912,860.16

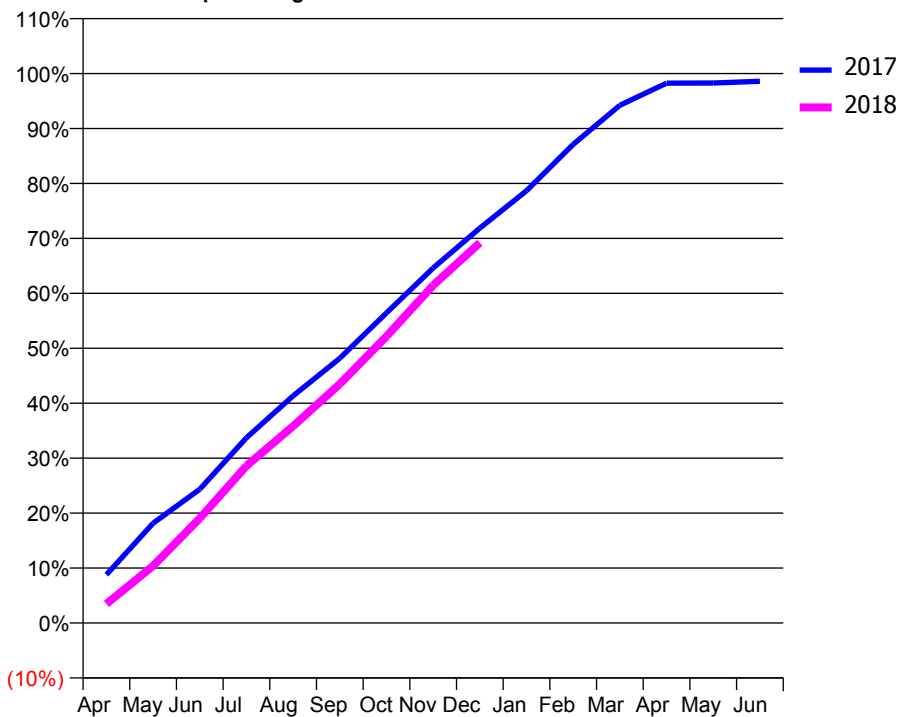
### ACCESS\*

Patients seen in 24 months	Total	Change since previous quarter
Quarter ending December 2016	11,813	
Quarter ending March 2017	11,774	→
Quarter ending June 2017	11,762	→
Quarter ending September 2017	11,618	↓
Quarter ending December 2017	11,339	↓
<b>Variance since December 2016</b>	<b>(4.0%)</b>	<b>↓</b>



### ACTIVITY

Cumulative percentage of contracted UDA delivered 2017 & 2018



Month	Adjusted Scheduled Activity (UDA)	
	2017	2018
April	2,435	940
May	5,026	2,802
June	6,738	5,134
July	9,334	7,705
August	11,442	9,655
September	13,333	11,719
October	15,615	14,053
November	17,878	16,557
December	19,887	18,644
January	21,770	
February	24,104	
March	26,075	
April	27,191	
May	27,196	
June	27,284	

### QUALITY

	Quantity	Base Number	Contract	AT	Region	England
% of FP17s for the same patient ID Re-attending within 3 months - Children	152	3,001	5.1%	11.0%	12.9%	12.0%
% of FP17s for the same patient ID Re-attending within 3 months - Adults	846	7,625	11.1%	14.8%	16.5%	15.9%
% of FP17s for the same patient ID Re-attending between 3 & 9 months - Children	1,723	3,001	57.4%	60.9%	59.6%	58.0%
% of FP17s for the same patient ID Re-attending between 3 & 9 months - Adults	3,575	7,625	46.9%	54.9%	52.8%	50.5%
% of FP17s for Band 1 Urgent Courses	627	9,563	6.6%	8.3%	9.1%	9.0%
% of FP17s Relating to Free Repair or Replacements	92	9,563	1.0%	0.9%	1.0%	0.8%
% of FP17s Relating to Continuations	55	9,563	0.6%	1.1%	1.2%	1.1%
% of Patients satisfied with the dentistry they have received	11	11	100.0%	91.0%	91.6%	91.5%
% of Patients satisfied with the time they had to wait for an appointment	10	11	90.9%	87.8%	88.3%	87.9%

\* This is based on patients treated on this contract for their most recent course of treatment. Figures in italics indicate the base number of FP17s or Patient Questionnaire responses are less than 100. N/A is shown where the base number of responses is less than 10 during the period. % is calculated as Quantity/Base number\*100

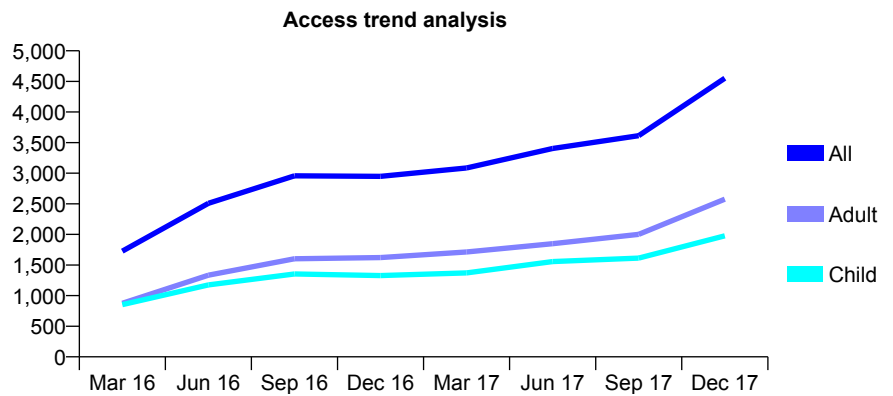
## Q52 - Vital Signs At a Glance Contract Report for 194301/0002 - December 2017

Name or company name	Ravat & Ray Dental Care Bradford
Contract type name	GDS Contract
Purpose of contract	General
Contract start date	07/09/2015
Contract end date	

17/18 Contracted general activity (UDA)	19,528
Carry forward general activity (UDA)	0
17/18 Contracted orthodontic activity (UOA)	0
Carry forward orthodontic activity (UOA)	0
Baseline contract value	£556,240.33

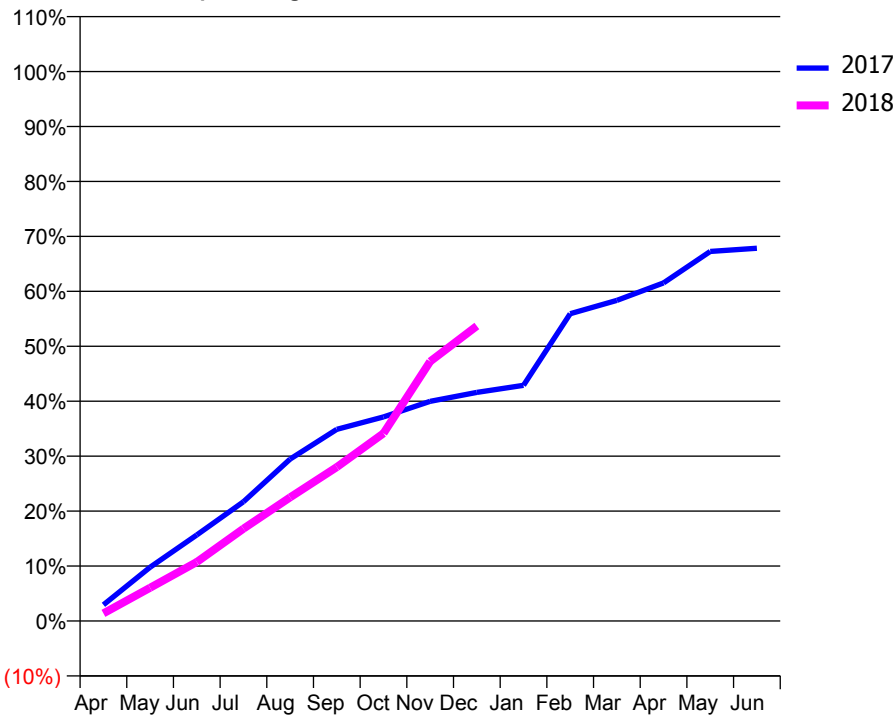
### ACCESS\*

Patients seen in 24 months	Total	Change since previous quarter
Quarter ending December 2016	2,949	
Quarter ending March 2017	3,085	↑
Quarter ending June 2017	3,405	↑
Quarter ending September 2017	3,614	↑
Quarter ending December 2017	4,553	↑
<b>Variance since December 2016</b>	<b>54.4%</b>	<b>↑</b>



### ACTIVITY

Cumulative percentage of contracted UDA delivered 2017 & 2018



Month	Adjusted Scheduled Activity (UDA)	
	2017	2018
April	574	271
May	1,912	1,181
June	3,061	2,096
July	4,237	3,280
August	5,757	4,393
September	6,811	5,471
October	7,255	6,672
November	7,807	9,222
December	8,127	10,486
January	8,377	
February	10,919	
March	11,397	
April	12,018	
May	13,132	
June	13,249	

### QUALITY

	Quantity	Base Number	Contract	AT	Region	England
% of FP17s for the same patient ID Re-attending within 3 months - Children	417	3,121	13.4%	11.0%	12.9%	12.0%
% of FP17s for the same patient ID Re-attending within 3 months - Adults	518	3,294	15.7%	14.8%	16.5%	15.9%
% of FP17s for the same patient ID Re-attending between 3 & 9 months - Children	1,622	3,121	52.0%	60.9%	59.6%	58.0%
% of FP17s for the same patient ID Re-attending between 3 & 9 months - Adults	1,514	3,294	46.0%	54.9%	52.8%	50.5%
% of FP17s for Band 1 Urgent Courses	311	5,441	5.7%	8.3%	9.1%	9.0%
% of FP17s Relating to Free Repair or Replacements	0	5,441	0.0%	0.9%	1.0%	0.8%
% of FP17s Relating to Continuations	0	5,441	0.0%	1.1%	1.2%	1.1%
% of Patients satisfied with the dentistry they have received	1	1	N/A	91.0%	91.6%	91.5%
% of Patients satisfied with the time they had to wait for an appointment	1	1	N/A	87.8%	88.3%	87.9%

\* This is based on patients treated on this contract for their most recent course of treatment. Figures in italics indicate the base number of FP17s or Patient Questionnaire responses are less than 100. N/A is shown where the base number of responses is less than 10 during the period. % is calculated as Quantity/Base number\*100

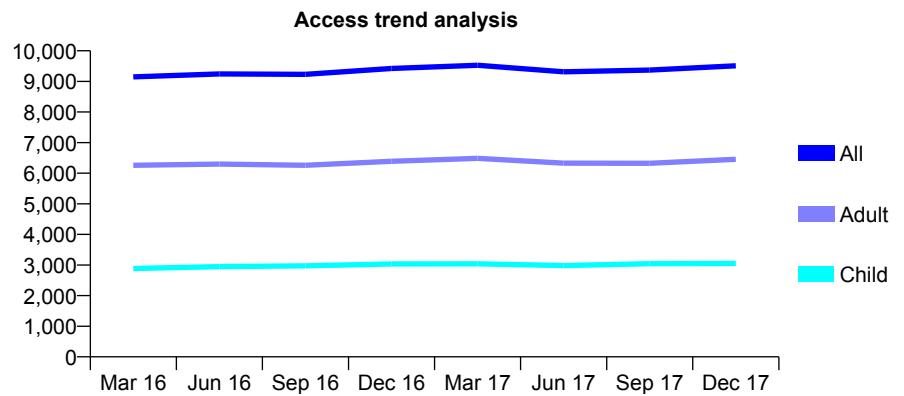
## Q52 - Vital Signs At a Glance Contract Report for 195480/0001 - December 2017

Name or company name	Azam & Associates Healthcare Ltd
Contract type name	GDS Contract
Purpose of contract	General
Contract start date	01/05/2010
Contract end date	

17/18 Contracted general activity (UDA)	29,187
Carry forward general activity (UDA)	-306
17/18 Contracted orthodontic activity (UOA)	0
Carry forward orthodontic activity (UOA)	0
Baseline contract value	£829,089.22

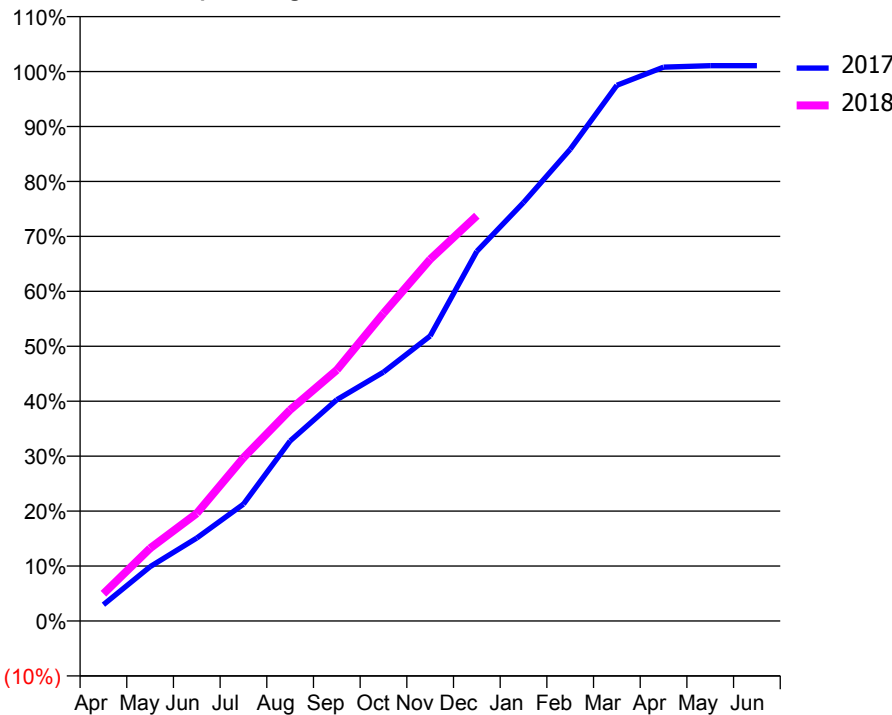
### ACCESS\*

Patients seen in 24 months	Total	Change since previous quarter
Quarter ending December 2016	9,424	
Quarter ending March 2017	9,529	→
Quarter ending June 2017	9,313	↓
Quarter ending September 2017	9,369	→
Quarter ending December 2017	9,508	→
<b>Variance since December 2016</b>	<b>0.9%</b>	<b>→</b>



### ACTIVITY

Cumulative percentage of contracted UDA delivered 2017 & 2018



Month	Adjusted Scheduled Activity (UDA)	
	2017	2018
April	866	1,450
May	2,885	3,864
June	4,411	5,722
July	6,210	8,672
August	9,564	11,217
September	11,751	13,333
October	13,221	16,344
November	15,139	19,213
December	19,635	21,530
January	22,230	
February	25,055	
March	28,458	
April	29,416	
May	29,494	
June	29,493	

### QUALITY

	Quantity	Base Number	Contract	AT	Region	England
% of FP17s for the same patient ID Re-attending within 3 months - Children	405	3,223	12.6%	11.0%	12.9%	12.0%
% of FP17s for the same patient ID Re-attending within 3 months - Adults	1,261	6,174	20.4%	14.8%	16.5%	15.9%
% of FP17s for the same patient ID Re-attending between 3 & 9 months - Children	1,767	3,223	54.8%	60.9%	59.6%	58.0%
% of FP17s for the same patient ID Re-attending between 3 & 9 months - Adults	2,853	6,174	46.2%	54.9%	52.8%	50.5%
% of FP17s for Band 1 Urgent Courses	1,232	9,008	13.7%	8.3%	9.1%	9.0%
% of FP17s Relating to Free Repair or Replacements	75	9,008	0.8%	0.9%	1.0%	0.8%
% of FP17s Relating to Continuations	34	9,008	0.4%	1.1%	1.2%	1.1%
% of Patients satisfied with the dentistry they have received	10	12	83.3%	91.0%	91.6%	91.5%
% of Patients satisfied with the time they had to wait for an appointment	10	12	83.3%	87.8%	88.3%	87.9%

\* This is based on patients treated on this contract for their most recent course of treatment. Figures in italics indicate the base number of FP17s or Patient Questionnaire responses are less than 100. N/A is shown where the base number of responses is less than 10 during the period. % is calculated as Quantity/Base number\*100

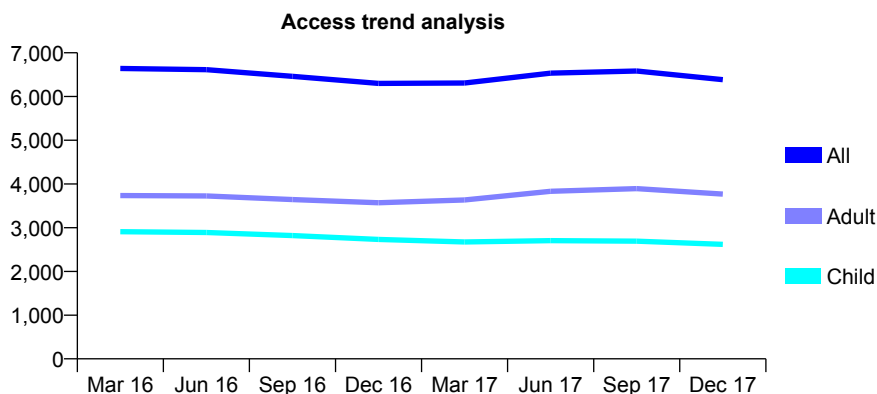
## Q52 - Vital Signs At a Glance Contract Report for 195545/0001 - December 2017

Name or company name	Mistry & Power
Contract type name	GDS Contract
Purpose of contract	General
Contract start date	03/10/2011
Contract end date	

17/18 Contracted general activity (UDA)	17,268
Carry forward general activity (UDA)	-14
17/18 Contracted orthodontic activity (UOA)	0
Carry forward orthodontic activity (UOA)	0
Baseline contract value	£578,043.91

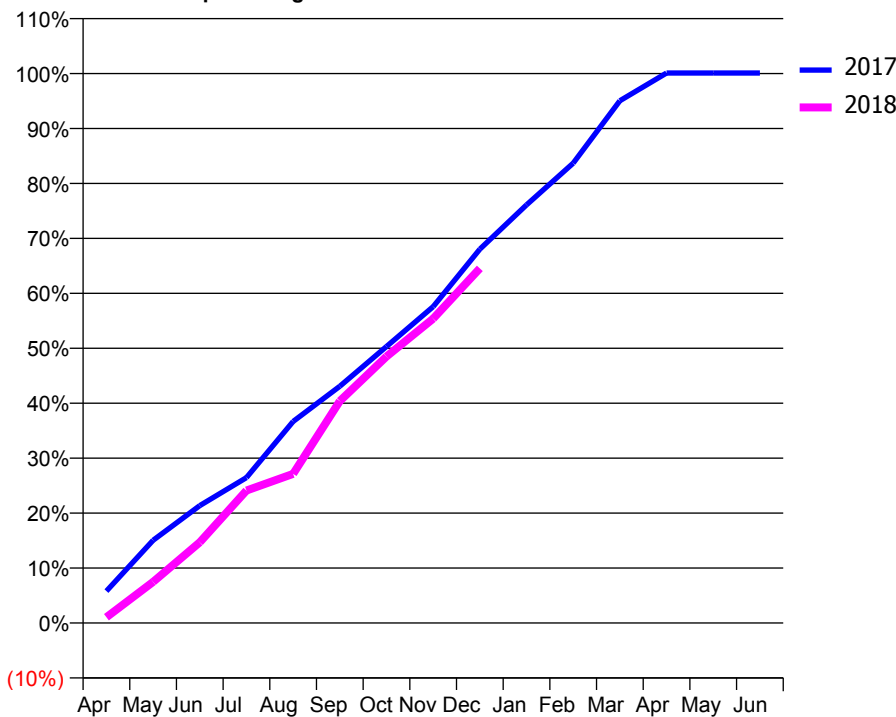
### ACCESS\*

Patients seen in 24 months	Total	Change since previous quarter
Quarter ending December 2016	6,301	
Quarter ending March 2017	6,309	→
Quarter ending June 2017	6,535	↑
Quarter ending September 2017	6,584	→
Quarter ending December 2017	6,386	↓
<b>Variance since December 2016</b>	<b>1.3%</b>	<b>→</b>



### ACTIVITY

Cumulative percentage of contracted UDA delivered 2017 & 2018



Month	Adjusted Scheduled Activity (UDA)	
	2017	2018
April	1,001	183
May	2,600	1,291
June	3,687	2,535
July	4,565	4,165
August	6,330	4,686
September	7,433	6,976
October	8,681	8,376
November	9,936	9,563
December	11,739	11,144
January	13,131	
February	14,441	
March	16,401	
April	17,271	
May	17,271	
June	17,269	

### QUALITY

	Quantity	Base Number	Contract	AT	Region	England
% of FP17s for the same patient ID Re-attending within 3 months - Children	99	2,743	3.6%	11.0%	12.9%	12.0%
% of FP17s for the same patient ID Re-attending within 3 months - Adults	357	3,640	9.8%	14.8%	16.5%	15.9%
% of FP17s for the same patient ID Re-attending between 3 & 9 months - Children	1,565	2,743	57.1%	60.9%	59.6%	58.0%
% of FP17s for the same patient ID Re-attending between 3 & 9 months - Adults	1,714	3,640	47.1%	54.9%	52.8%	50.5%
% of FP17s for Band 1 Urgent Courses	225	5,437	4.1%	8.3%	9.1%	9.0%
% of FP17s Relating to Free Repair or Replacements	14	5,437	0.3%	0.9%	1.0%	0.8%
% of FP17s Relating to Continuations	53	5,437	1.0%	1.1%	1.2%	1.1%
% of Patients satisfied with the dentistry they have received	2	2	N/A	91.0%	91.6%	91.5%
% of Patients satisfied with the time they had to wait for an appointment	2	2	N/A	87.8%	88.3%	87.9%

\* This is based on patients treated on this contract for their most recent course of treatment. Figures in italics indicate the base number of FP17s or Patient Questionnaire responses are less than 100. N/A is shown where the base number of responses is less than 10 during the period. % is calculated as Quantity/Base number\*100

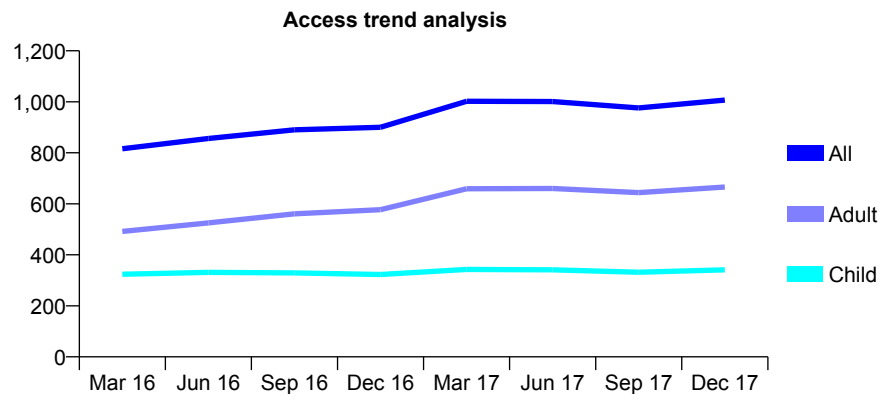
## Q52 - Vital Signs At a Glance Contract Report for 195650/0001 - December 2017

Name or company name	MRS FY MARTIN
Contract type name	GDS Contract
Purpose of contract	General
Contract start date	01/04/2015
Contract end date	

17/18 Contracted general activity (UDA)	3,000
Carry forward general activity (UDA)	0
17/18 Contracted orthodontic activity (UOA)	0
Carry forward orthodontic activity (UOA)	0
Baseline contract value	£65,871.89

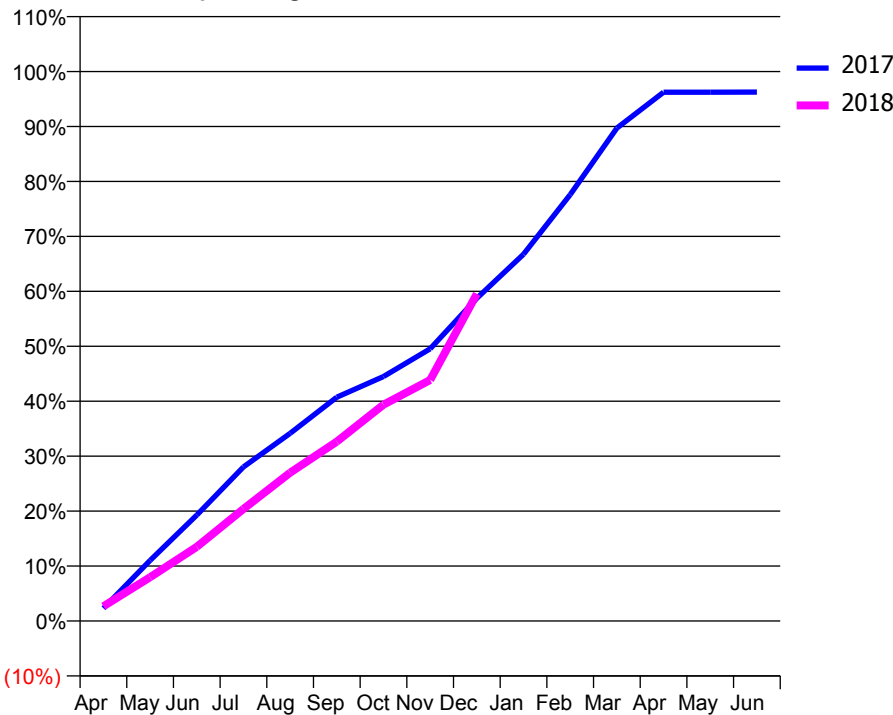
### ACCESS\*

Patients seen in 24 months	Total	Change since previous quarter
Quarter ending December 2016	900	
Quarter ending March 2017	1,002	↑
Quarter ending June 2017	1,001	→
Quarter ending September 2017	976	↓
Quarter ending December 2017	1,007	↑
<b>Variance since December 2016</b>	<b>11.9%</b>	<b>↑</b>



### ACTIVITY

Cumulative percentage of contracted UDA delivered 2017 & 2018



Month	Adjusted Scheduled Activity (UDA)	
	2017	2018
April	70	81
May	331	239
June	578	405
July	841	612
August	1,025	810
September	1,222	980
October	1,335	1,181
November	1,486	1,316
December	1,762	1,786
January	2,003	
February	2,328	
March	2,691	
April	2,887	
May	2,887	
June	2,888	

### QUALITY

	Quantity	Base Number	Contract	AT	Region	England
% of FP17s for the same patient ID Re-attending within 3 months - Children	79	427	18.5%	11.0%	12.9%	12.0%
% of FP17s for the same patient ID Re-attending within 3 months - Adults	103	603	17.1%	14.8%	16.5%	15.9%
% of FP17s for the same patient ID Re-attending between 3 & 9 months - Children	236	427	55.3%	60.9%	59.6%	58.0%
% of FP17s for the same patient ID Re-attending between 3 & 9 months - Adults	294	603	48.8%	54.9%	52.8%	50.5%
% of FP17s for Band 1 Urgent Courses	60	957	6.3%	8.3%	9.1%	9.0%
% of FP17s Relating to Free Repair or Replacements	6	957	0.6%	0.9%	1.0%	0.8%
% of FP17s Relating to Continuations	25	957	2.6%	1.1%	1.2%	1.1%
% of Patients satisfied with the dentistry they have received	0	1	N/A	91.0%	91.6%	91.5%
% of Patients satisfied with the time they had to wait for an appointment	1	1	N/A	87.8%	88.3%	87.9%

\* This is based on patients treated on this contract for their most recent course of treatment. Figures in italics indicate the base number of FP17s or Patient Questionnaire responses are less than 100. N/A is shown where the base number of responses is less than 10 during the period. % is calculated as Quantity/Base number\*100

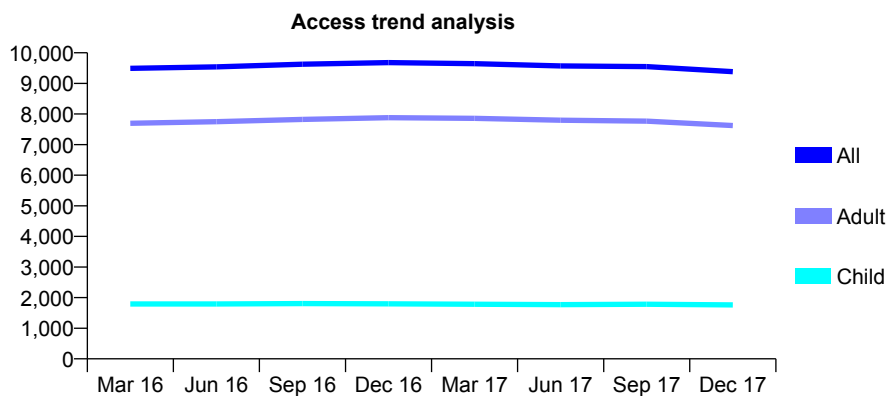
## Q52 - Vital Signs At a Glance Contract Report for 197262/0001 - December 2017

Name or company name	Hirst & O'Donnell Limited
Contract type name	GDS Contract
Purpose of contract	General
Contract start date	01/05/2009
Contract end date	

17/18 Contracted general activity (UDA)	27,000
Carry forward general activity (UDA)	0
17/18 Contracted orthodontic activity (UOA)	0
Carry forward orthodontic activity (UOA)	0
Baseline contract value	£823,448.27

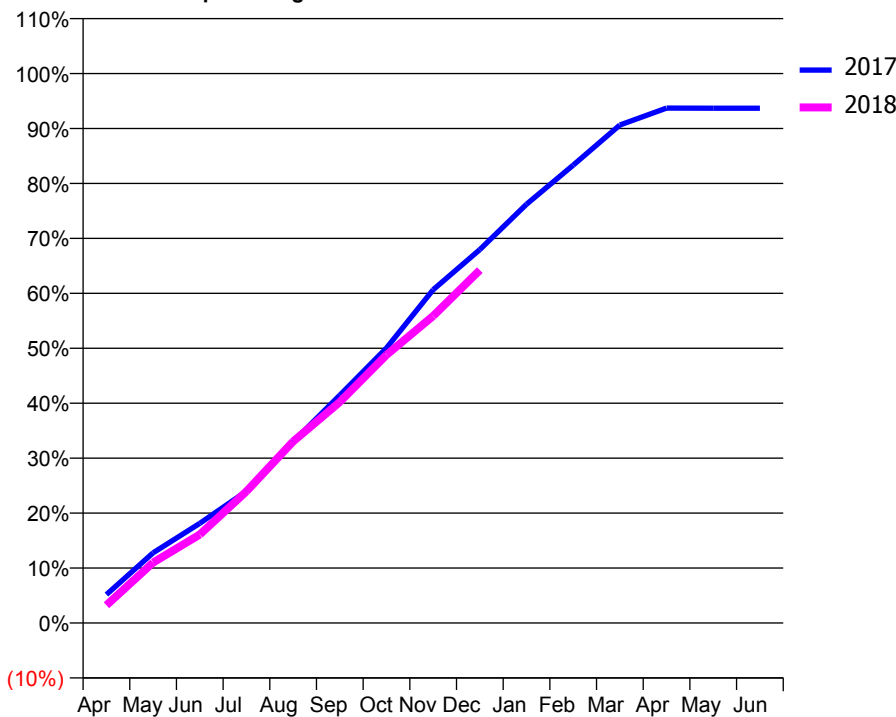
### ACCESS\*

Patients seen in 24 months	Total	Change since previous quarter
Quarter ending December 2016	9,679	
Quarter ending March 2017	9,643	→
Quarter ending June 2017	9,571	→
Quarter ending September 2017	9,551	→
Quarter ending December 2017	9,385	↓
<b>Variance since December 2016</b>	<b>(3.0%)</b>	<b>↓</b>



### ACTIVITY

Cumulative percentage of contracted UDA delivered 2017 & 2018



Month	Adjusted Scheduled Activity (UDA)	
	2017	2018
April	1,396	877
May	3,450	2,969
June	4,898	4,350
July	6,479	6,467
August	8,909	8,920
September	11,193	10,858
October	13,513	13,170
November	16,380	15,087
December	18,349	17,341
January	20,577	
February	22,496	
March	24,469	
April	25,302	
May	25,292	
June	25,292	

### QUALITY

	Quantity	Base Number	Contract	AT	Region	England
% of FP17s for the same patient ID Re-attending within 3 months - Children	99	2,108	4.7%	11.0%	12.9%	12.0%
% of FP17s for the same patient ID Re-attending within 3 months - Adults	868	7,475	11.6%	14.8%	16.5%	15.9%
% of FP17s for the same patient ID Re-attending between 3 & 9 months - Children	1,437	2,108	68.2%	60.9%	59.6%	58.0%
% of FP17s for the same patient ID Re-attending between 3 & 9 months - Adults	3,769	7,475	50.4%	54.9%	52.8%	50.5%
% of FP17s for Band 1 Urgent Courses	646	9,126	7.1%	8.3%	9.1%	9.0%
% of FP17s Relating to Free Repair or Replacements	53	9,126	0.6%	0.9%	1.0%	0.8%
% of FP17s Relating to Continuations	150	9,126	1.6%	1.1%	1.2%	1.1%
% of Patients satisfied with the dentistry they have received	9	9	N/A	91.0%	91.6%	91.5%
% of Patients satisfied with the time they had to wait for an appointment	7	9	N/A	87.8%	88.3%	87.9%

\* This is based on patients treated on this contract for their most recent course of treatment. Figures in italics indicate the base number of FP17s or Patient Questionnaire responses are less than 100. N/A is shown where the base number of responses is less than 10 during the period. % is calculated as Quantity/Base number\*100



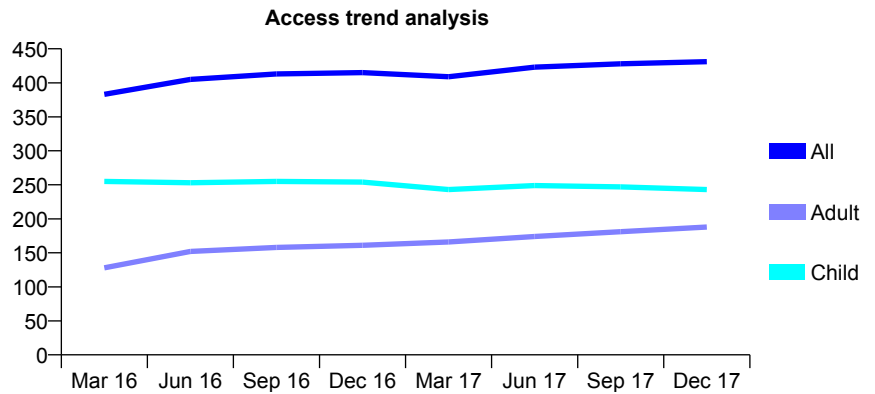
## Q52 - Vital Signs At a Glance Contract Report for 197564/0001 - December 2017

Name or company name	Baildon Dental Service Limited
Contract type name	GDS Contract
Purpose of contract	General
Contract start date	02/07/2007
Contract end date	

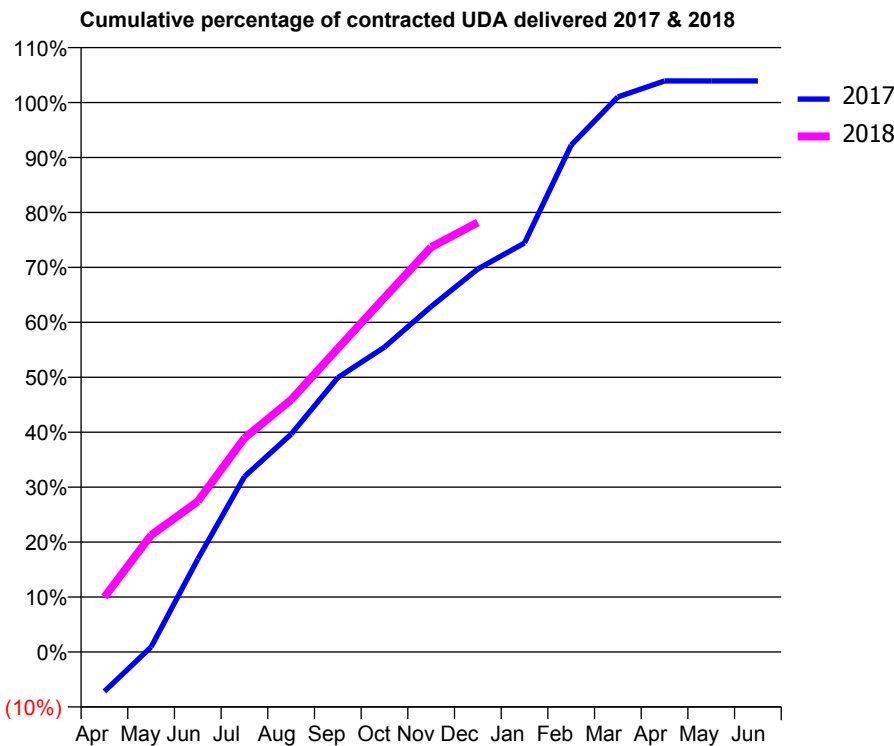
17/18 Contracted general activity (UDA)	719
Carry forward general activity (UDA)	-14
17/18 Contracted orthodontic activity (UOA)	0
Carry forward orthodontic activity (UOA)	0
Baseline contract value	£20,892.97

### ACCESS\*

Patients seen in 24 months	Total	Change since previous quarter
Quarter ending December 2016	415	
Quarter ending March 2017	409	↓
Quarter ending June 2017	423	↑
Quarter ending September 2017	428	→
Quarter ending December 2017	431	→
<b>Variance since December 2016</b>	<b>3.9%</b>	<b>↑</b>



### ACTIVITY



Month	Adjusted Scheduled Activity (UDA)	
	2017	2018
April	-52	72
May	7	153
June	122	197
July	230	280
August	285	330
September	359	397
October	399	464
November	452	530
December	501	562
January	535	
February	663	
March	726	
April	747	
May	747	
June	747	

### QUALITY

	Quantity	Base Number	Contract	AT	Region	England
% of FP17s for the same patient ID Re-attending within 3 months - Children	11	306	3.6%	11.0%	12.9%	12.0%
% of FP17s for the same patient ID Re-attending within 3 months - Adults	6	105	5.7%	14.8%	16.5%	15.9%
% of FP17s for the same patient ID Re-attending between 3 & 9 months - Children	221	306	72.2%	60.9%	59.6%	58.0%
% of FP17s for the same patient ID Re-attending between 3 & 9 months - Adults	47	105	44.8%	54.9%	52.8%	50.5%
% of FP17s for Band 1 Urgent Courses	5	394	1.3%	8.3%	9.1%	9.0%
% of FP17s Relating to Free Repair or Replacements	1	394	0.3%	0.9%	1.0%	0.8%
% of FP17s Relating to Continuations	1	394	0.3%	1.1%	1.2%	1.1%
% of Patients satisfied with the dentistry they have received	0	0	N/A	91.0%	91.6%	91.5%
% of Patients satisfied with the time they had to wait for an appointment	0	0	N/A	87.8%	88.3%	87.9%

\* This is based on patients treated on this contract for their most recent course of treatment. Figures in italics indicate the base number of FP17s or Patient Questionnaire responses are less than 100. N/A is shown where the base number of responses is less than 10 during the period. % is calculated as Quantity/Base number\*100

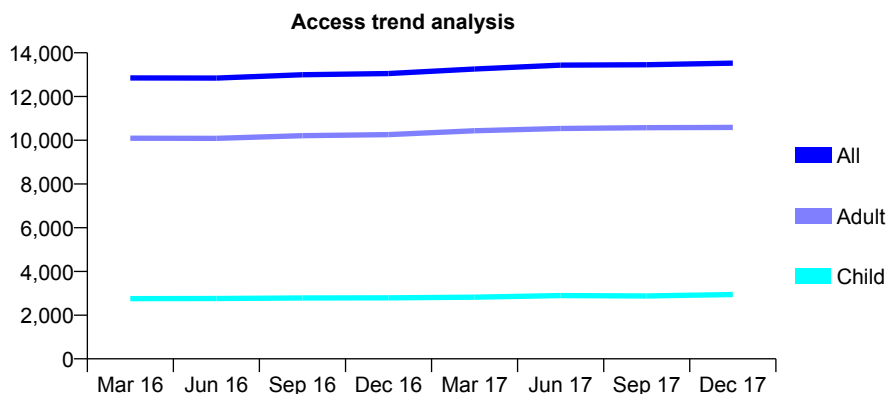
## Q52 - Vital Signs At a Glance Contract Report for 197890/0001 - December 2017

Name or company name	Armstrong & Haire Ltd
Contract type name	GDS Contract
Purpose of contract	General
Contract start date	01/11/2010
Contract end date	

17/18 Contracted general activity (UDA)	37,582
Carry forward general activity (UDA)	0
17/18 Contracted orthodontic activity (UOA)	0
Carry forward orthodontic activity (UOA)	0
Baseline contract value	£1,121,531.15

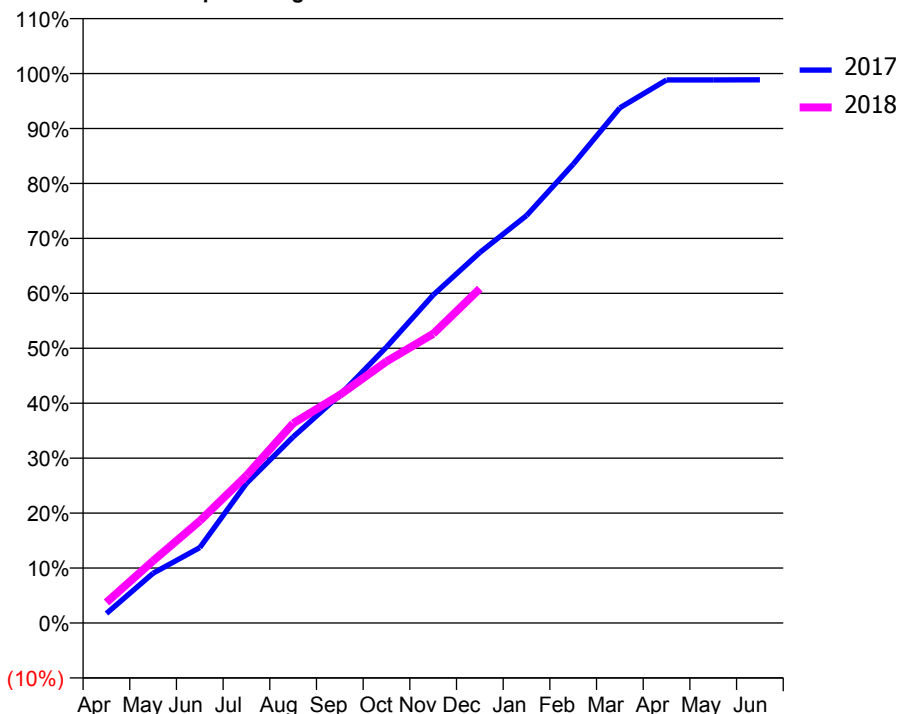
### ACCESS\*

Patients seen in 24 months	Total	Change since previous quarter
Quarter ending December 2016	13,050	
Quarter ending March 2017	13,256	→
Quarter ending June 2017	13,434	→
Quarter ending September 2017	13,451	→
Quarter ending December 2017	13,528	→
<b>Variance since December 2016</b>	<b>3.7%</b>	<b>↑</b>



### ACTIVITY

Cumulative percentage of contracted UDA delivered 2017 & 2018



Month	Adjusted Scheduled Activity (UDA)	
	2017	2018
April	650	1,412
May	3,409	4,257
June	5,160	6,979
July	9,555	10,078
August	12,723	13,657
September	15,589	15,604
October	18,875	17,892
November	22,429	19,780
December	25,340	22,872
January	27,865	
February	31,376	
March	35,238	
April	37,142	
May	37,144	
June	37,148	

### QUALITY

	Quantity	Base Number	Contract	AT	Region	England
% of FP17s for the same patient ID Re-attending within 3 months - Children	260	3,056	8.5%	11.0%	12.9%	12.0%
% of FP17s for the same patient ID Re-attending within 3 months - Adults	1,631	10,667	15.3%	14.8%	16.5%	15.9%
% of FP17s for the same patient ID Re-attending between 3 & 9 months - Children	1,841	3,056	60.2%	60.9%	59.6%	58.0%
% of FP17s for the same patient ID Re-attending between 3 & 9 months - Adults	6,382	10,667	59.8%	54.9%	52.8%	50.5%
% of FP17s for Band 1 Urgent Courses	841	12,830	6.6%	8.3%	9.1%	9.0%
% of FP17s Relating to Free Repair or Replacements	111	12,830	0.9%	0.9%	1.0%	0.8%
% of FP17s Relating to Continuations	256	12,830	2.0%	1.1%	1.2%	1.1%
% of Patients satisfied with the dentistry they have received	7	8	N/A	91.0%	91.6%	91.5%
% of Patients satisfied with the time they had to wait for an appointment	6	8	N/A	87.8%	88.3%	87.9%

\* This is based on patients treated on this contract for their most recent course of treatment. Figures in italics indicate the base number of FP17s or Patient Questionnaire responses are less than 100. N/A is shown where the base number of responses is less than 10 during the period. % is calculated as Quantity/Base number\*100

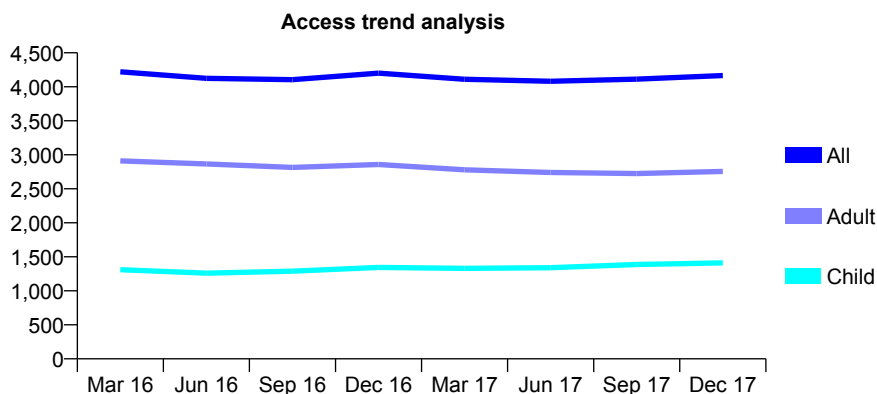
## Q52 - Vital Signs At a Glance Contract Report for 198625/0001 - December 2017

Name or company name	J H Sager Ltd
Contract type name	GDS Contract
Purpose of contract	General
Contract start date	01/04/2009
Contract end date	

17/18 Contracted general activity (UDA)	14,400
Carry forward general activity (UDA)	-288
17/18 Contracted orthodontic activity (UOA)	0
Carry forward orthodontic activity (UOA)	0
Baseline contract value	£393,838.06

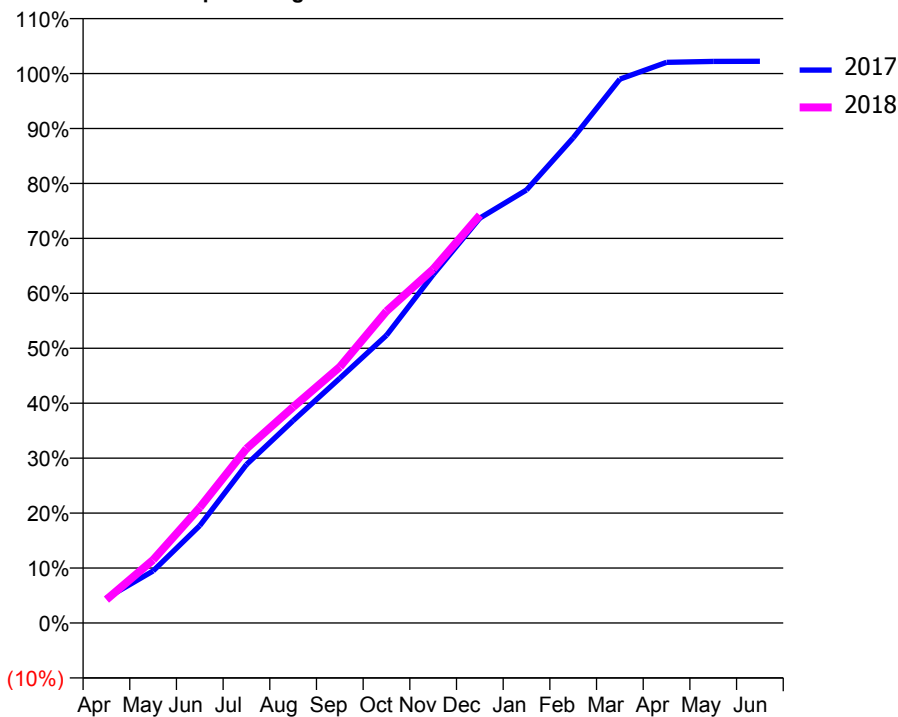
### ACCESS\*

Patients seen in 24 months	Total	Change since previous quarter
Quarter ending December 2016	4,201	
Quarter ending March 2017	4,110	↓
Quarter ending June 2017	4,082	→
Quarter ending September 2017	4,112	→
Quarter ending December 2017	4,166	→
<b>Variance since December 2016</b>	<b>(0.8%)</b>	→



### ACTIVITY

Cumulative percentage of contracted UDA delivered 2017 & 2018



Month	Adjusted Scheduled Activity (UDA)	
	2017	2018
April	653	613
May	1,365	1,655
June	2,554	3,029
July	4,153	4,570
August	5,303	5,658
September	6,413	6,712
October	7,539	8,172
November	9,129	9,274
December	10,610	10,686
January	11,347	
February	12,716	
March	14,251	
April	14,691	
May	14,717	
June	14,720	

### QUALITY

	Quantity	Base Number	Contract	AT	Region	England
% of FP17s for the same patient ID Re-attending within 3 months - Children	102	1,187	8.6%	11.0%	12.9%	12.0%
% of FP17s for the same patient ID Re-attending within 3 months - Adults	538	2,705	19.9%	14.8%	16.5%	15.9%
% of FP17s for the same patient ID Re-attending between 3 & 9 months - Children	521	1,187	43.9%	60.9%	59.6%	58.0%
% of FP17s for the same patient ID Re-attending between 3 & 9 months - Adults	1,319	2,705	48.8%	54.9%	52.8%	50.5%
% of FP17s for Band 1 Urgent Courses	427	3,727	11.5%	8.3%	9.1%	9.0%
% of FP17s Relating to Free Repair or Replacements	49	3,727	1.3%	0.9%	1.0%	0.8%
% of FP17s Relating to Continuations	24	3,727	0.6%	1.1%	1.2%	1.1%
% of Patients satisfied with the dentistry they have received	4	5	N/A	91.0%	91.6%	91.5%
% of Patients satisfied with the time they had to wait for an appointment	4	5	N/A	87.8%	88.3%	87.9%

\* This is based on patients treated on this contract for their most recent course of treatment. Figures in italics indicate the base number of FP17s or Patient Questionnaire responses are less than 100. N/A is shown where the base number of responses is less than 10 during the period. % is calculated as Quantity/Base number\*100

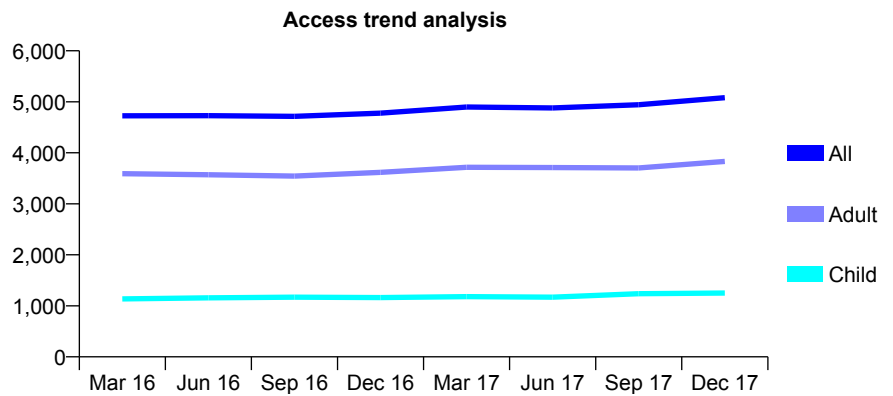
## Q52 - Vital Signs At a Glance Contract Report for 202401/0004 - December 2017

Name or company name	MR RS NICHOLSON
Contract type name	GDS Contract
Purpose of contract	General
Contract start date	03/04/2007
Contract end date	

17/18 Contracted general activity (UDA)	12,193
Carry forward general activity (UDA)	153
17/18 Contracted orthodontic activity (UOA)	0
Carry forward orthodontic activity (UOA)	0
Baseline contract value	£328,699.73

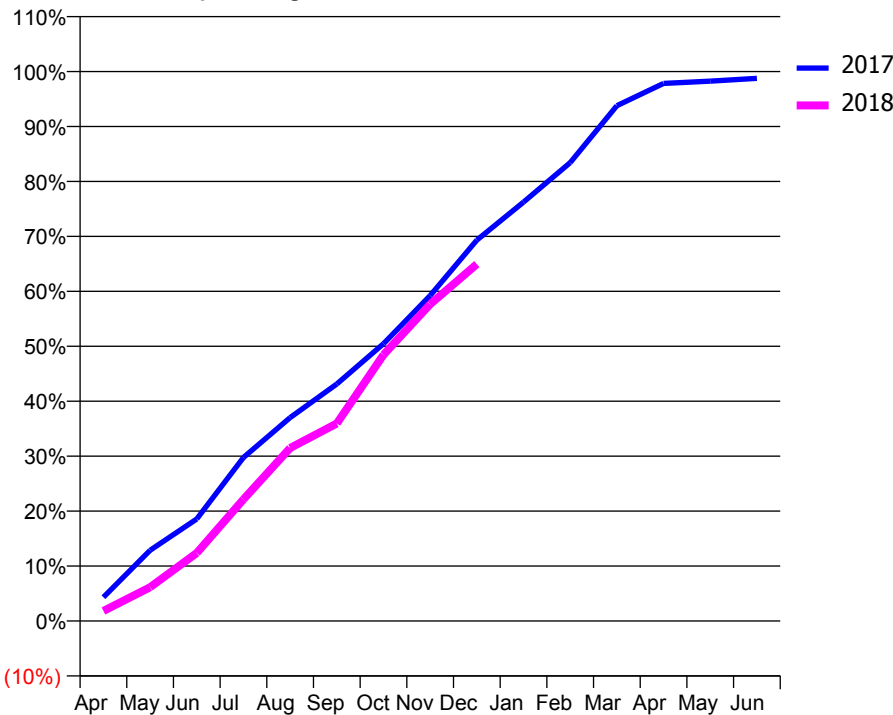
### ACCESS\*

Patients seen in 24 months	Total	Change since previous quarter
Quarter ending December 2016	4,778	
Quarter ending March 2017	4,898	↑
Quarter ending June 2017	4,881	→
Quarter ending September 2017	4,942	→
Quarter ending December 2017	5,082	↑
<b>Variance since December 2016</b>	<b>6.4%</b>	<b>↑</b>



### ACTIVITY

Cumulative percentage of contracted UDA delivered 2017 & 2018



Month	Adjusted Scheduled Activity (UDA)	
	2017	2018
April	527	222
May	1,568	751
June	2,266	1,510
July	3,629	2,699
August	4,515	3,839
September	5,260	4,382
October	6,153	5,906
November	7,222	7,030
December	8,451	7,920
January	9,295	
February	10,171	
March	11,433	
April	11,927	
May	11,978	
June	12,040	

### QUALITY

	Quantity	Base Number	Contract	AT	Region	England
% of FP17s for the same patient ID Re-attending within 3 months - Children	59	1,063	5.6%	11.0%	12.9%	12.0%
% of FP17s for the same patient ID Re-attending within 3 months - Adults	307	3,241	9.5%	14.8%	16.5%	15.9%
% of FP17s for the same patient ID Re-attending between 3 & 9 months - Children	470	1,063	44.2%	60.9%	59.6%	58.0%
% of FP17s for the same patient ID Re-attending between 3 & 9 months - Adults	1,487	3,241	45.9%	54.9%	52.8%	50.5%
% of FP17s for Band 1 Urgent Courses	116	4,042	2.9%	8.3%	9.1%	9.0%
% of FP17s Relating to Free Repair or Replacements	25	4,042	0.6%	0.9%	1.0%	0.8%
% of FP17s Relating to Continuations	76	4,042	1.9%	1.1%	1.2%	1.1%
% of Patients satisfied with the dentistry they have received	0	0	N/A	91.0%	91.6%	91.5%
% of Patients satisfied with the time they had to wait for an appointment	0	0	N/A	87.8%	88.3%	87.9%

\* This is based on patients treated on this contract for their most recent course of treatment. Figures in italics indicate the base number of FP17s or Patient Questionnaire responses are less than 100. N/A is shown where the base number of responses is less than 10 during the period. % is calculated as Quantity/Base number\*100

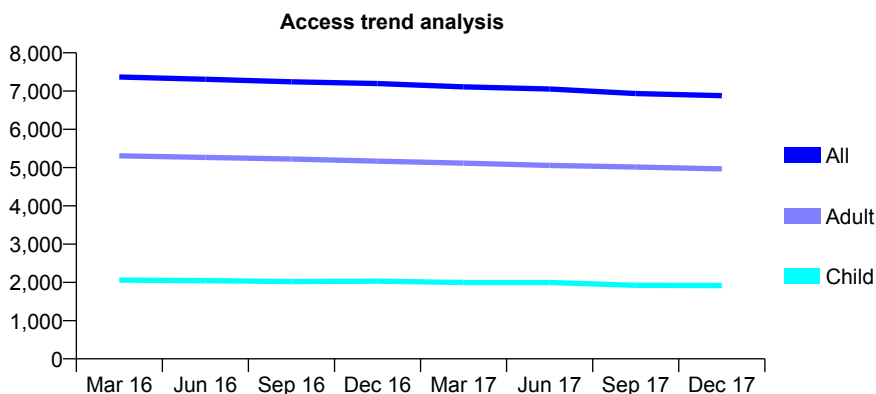
## Q52 - Vital Signs At a Glance Contract Report for 204412/0002 - December 2017

Name or company name	Junction Dental Practice
Contract type name	GDS Contract
Purpose of contract	General
Contract start date	16/04/2006
Contract end date	

17/18 Contracted general activity (UDA)	24,569
Carry forward general activity (UDA)	-96
17/18 Contracted orthodontic activity (UOA)	0
Carry forward orthodontic activity (UOA)	0
Baseline contract value	£667,656.53

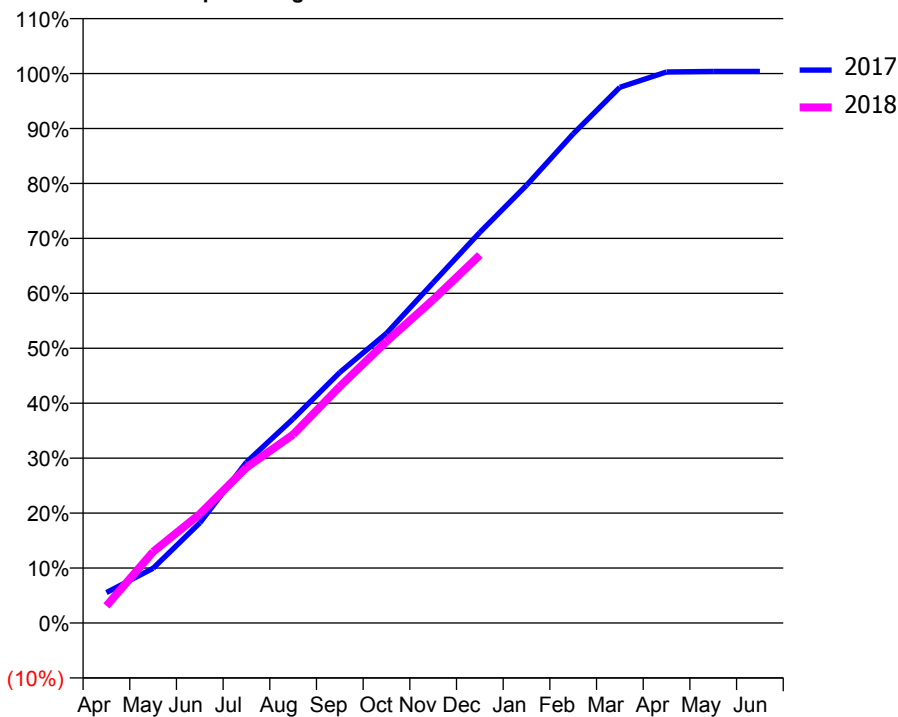
### ACCESS\*

Patients seen in 24 months	Total	Change since previous quarter
Quarter ending December 2016	7,197	
Quarter ending March 2017	7,109	↓
Quarter ending June 2017	7,052	→
Quarter ending September 2017	6,935	↓
Quarter ending December 2017	6,879	→
<b>Variance since December 2016</b>	<b>(4.4%)</b>	<b>↓</b>



### ACTIVITY

Cumulative percentage of contracted UDA delivered 2017 & 2018



Month	Adjusted Scheduled Activity (UDA)	
	2017	2018
April	1,362	768
May	2,449	3,187
June	4,474	4,876
July	7,192	6,957
August	9,133	8,430
September	11,205	10,574
October	12,952	12,587
November	15,218	14,456
December	17,468	16,452
January	19,573	
February	21,872	
March	23,950	
April	24,638	
May	24,665	
June	24,665	

### QUALITY

	Quantity	Base Number	Contract	AT	Region	England
% of FP17s for the same patient ID Re-attending within 3 months - Children	181	2,422	7.5%	11.0%	12.9%	12.0%
% of FP17s for the same patient ID Re-attending within 3 months - Adults	773	5,693	13.6%	14.8%	16.5%	15.9%
% of FP17s for the same patient ID Re-attending between 3 & 9 months - Children	1,579	2,422	65.2%	60.9%	59.6%	58.0%
% of FP17s for the same patient ID Re-attending between 3 & 9 months - Adults	3,549	5,693	62.3%	54.9%	52.8%	50.5%
% of FP17s for Band 1 Urgent Courses	444	7,731	5.7%	8.3%	9.1%	9.0%
% of FP17s Relating to Free Repair or Replacements	57	7,731	0.7%	0.9%	1.0%	0.8%
% of FP17s Relating to Continuations	155	7,731	2.0%	1.1%	1.2%	1.1%
% of Patients satisfied with the dentistry they have received	2	2	N/A	91.0%	91.6%	91.5%
% of Patients satisfied with the time they had to wait for an appointment	2	2	N/A	87.8%	88.3%	87.9%

\* This is based on patients treated on this contract for their most recent course of treatment. Figures in italics indicate the base number of FP17s or Patient Questionnaire responses are less than 100. N/A is shown where the base number of responses is less than 10 during the period. % is calculated as Quantity/Base number\*100

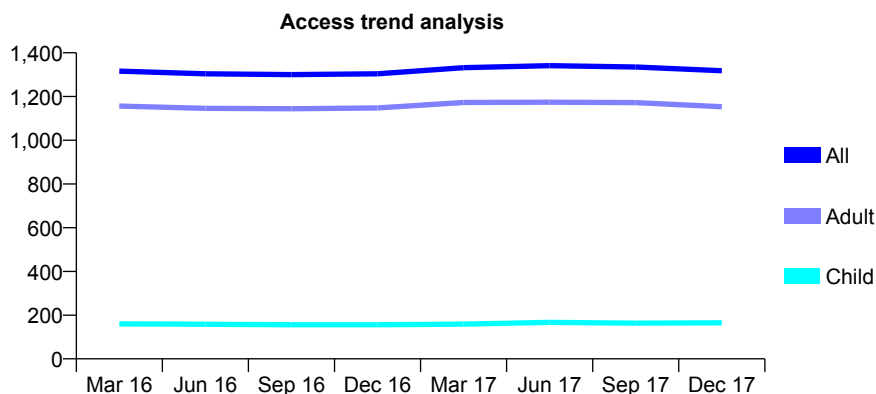
## Q52 - Vital Signs At a Glance Contract Report for 208574/0001 - December 2017

Name or company name	MR AR DENBIGH-WHITE
Contract type name	GDS Contract
Purpose of contract	General
Contract start date	01/04/2006
Contract end date	

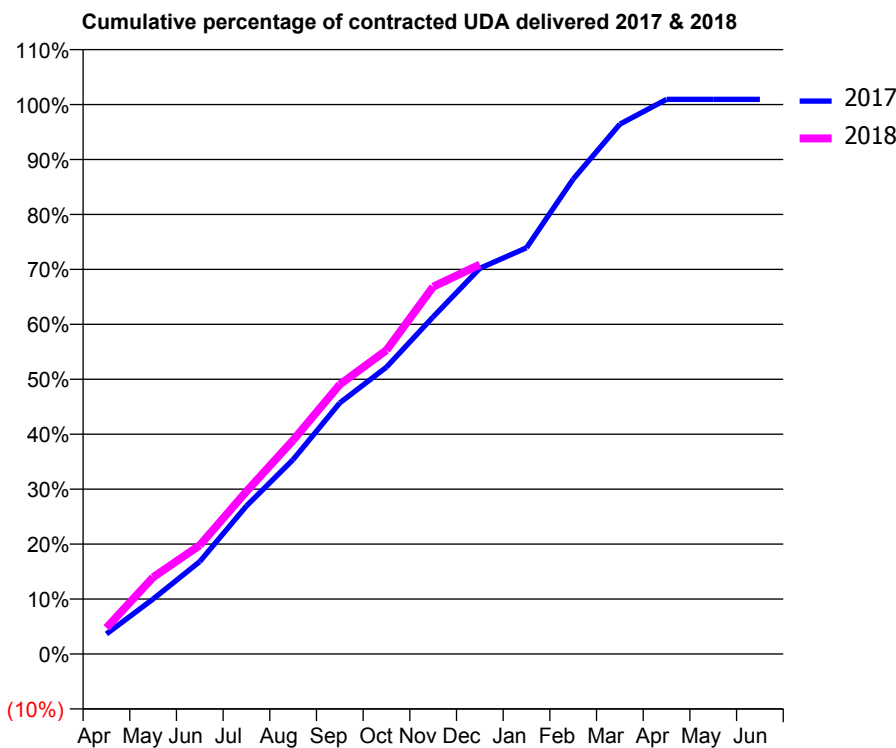
17/18 Contracted general activity (UDA)	4,698
Carry forward general activity (UDA)	-44
17/18 Contracted orthodontic activity (UOA)	0
Carry forward orthodontic activity (UOA)	0
Baseline contract value	£124,912.76

### ACCESS\*

Patients seen in 24 months	Total	Change since previous quarter
Quarter ending December 2016	1,304	
Quarter ending March 2017	1,332	↑
Quarter ending June 2017	1,341	→
Quarter ending September 2017	1,335	→
Quarter ending December 2017	1,318	↓
<b>Variance since December 2016</b>	<b>1.1%</b>	<b>→</b>



### ACTIVITY



Month	Adjusted Scheduled Activity (UDA)	
	2017	2018
April	172	224
May	470	656
June	791	930
July	1,266	1,390
August	1,663	1,828
September	2,147	2,305
October	2,453	2,598
November	2,883	3,141
December	3,297	3,329
January	3,473	
February	4,061	
March	4,530	
April	4,742	
May	4,742	
June	4,742	

### QUALITY

	Quantity	Base Number	Contract	AT	Region	England
% of FP17s for the same patient ID Re-attending within 3 months - Children	12	176	6.8%	11.0%	12.9%	12.0%
% of FP17s for the same patient ID Re-attending within 3 months - Adults	208	1,107	18.8%	14.8%	16.5%	15.9%
% of FP17s for the same patient ID Re-attending between 3 & 9 months - Children	109	176	61.9%	60.9%	59.6%	58.0%
% of FP17s for the same patient ID Re-attending between 3 & 9 months - Adults	454	1,107	41.0%	54.9%	52.8%	50.5%
% of FP17s for Band 1 Urgent Courses	141	1,207	11.7%	8.3%	9.1%	9.0%
% of FP17s Relating to Free Repair or Replacements	50	1,207	4.1%	0.9%	1.0%	0.8%
% of FP17s Relating to Continuations	40	1,207	3.3%	1.1%	1.2%	1.1%
% of Patients satisfied with the dentistry they have received	4	4	N/A	91.0%	91.6%	91.5%
% of Patients satisfied with the time they had to wait for an appointment	4	4	N/A	87.8%	88.3%	87.9%

\* This is based on patients treated on this contract for their most recent course of treatment. Figures in italics indicate the base number of FP17s or Patient Questionnaire responses are less than 100. N/A is shown where the base number of responses is less than 10 during the period. % is calculated as Quantity/Base number\*100

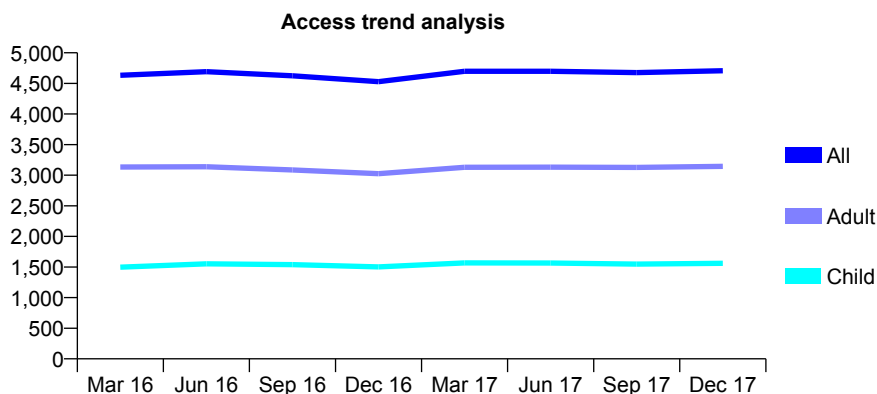
## Q52 - Vital Signs At a Glance Contract Report for 215651/0001 - December 2017

Name or company name	MRS AA RAYNER
Contract type name	PDS Contract
Purpose of contract	General
Contract start date	01/04/2006
Contract end date	31/03/2021

17/18 Contracted general activity (UDA)	9,684
Carry forward general activity (UDA)	0
17/18 Contracted orthodontic activity (UOA)	0
Carry forward orthodontic activity (UOA)	0
Baseline contract value	£222,557.66

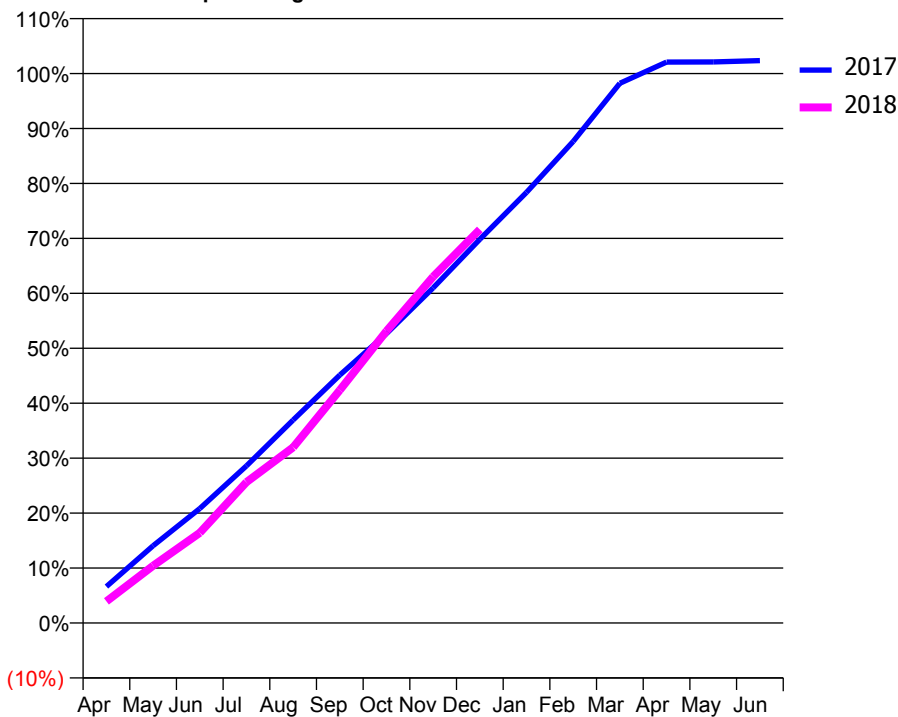
### ACCESS\*

Patients seen in 24 months	Total	Change since previous quarter
Quarter ending December 2016	4,528	
Quarter ending March 2017	4,698	↑
Quarter ending June 2017	4,698	→
Quarter ending September 2017	4,676	→
Quarter ending December 2017	4,707	→
<b>Variance since December 2016</b>	<b>4.0%</b>	<b>↑</b>



### ACTIVITY

Cumulative percentage of contracted UDA delivered 2017 & 2018



Month	Adjusted Scheduled Activity (UDA)	
	2017	2018
April	648	381
May	1,375	1,009
June	2,036	1,590
July	2,795	2,484
August	3,611	3,097
September	4,410	4,105
October	5,148	5,146
November	5,961	6,104
December	6,824	6,936
January	7,661	
February	8,566	
March	9,600	
April	9,977	
May	9,979	
June	10,002	

### QUALITY

	Quantity	Base Number	Contract	AT	Region	England
% of FP17s for the same patient ID Re-attending within 3 months - Children	190	1,826	10.4%	11.0%	12.9%	12.0%
% of FP17s for the same patient ID Re-attending within 3 months - Adults	460	3,034	15.2%	14.8%	16.5%	15.9%
% of FP17s for the same patient ID Re-attending between 3 & 9 months - Children	1,065	1,826	58.3%	60.9%	59.6%	58.0%
% of FP17s for the same patient ID Re-attending between 3 & 9 months - Adults	1,384	3,034	45.6%	54.9%	52.8%	50.5%
% of FP17s for Band 1 Urgent Courses	413	3,788	10.9%	8.3%	9.1%	9.0%
% of FP17s Relating to Free Repair or Replacements	7	3,788	0.2%	0.9%	1.0%	0.8%
% of FP17s Relating to Continuations	66	3,788	1.7%	1.1%	1.2%	1.1%
% of Patients satisfied with the dentistry they have received	13	14	92.9%	91.0%	91.6%	91.5%
% of Patients satisfied with the time they had to wait for an appointment	11	14	78.6%	87.8%	88.3%	87.9%

\* This is based on patients treated on this contract for their most recent course of treatment. Figures in italics indicate the base number of FP17s or Patient Questionnaire responses are less than 100. N/A is shown where the base number of responses is less than 10 during the period. % is calculated as Quantity/Base number\*100



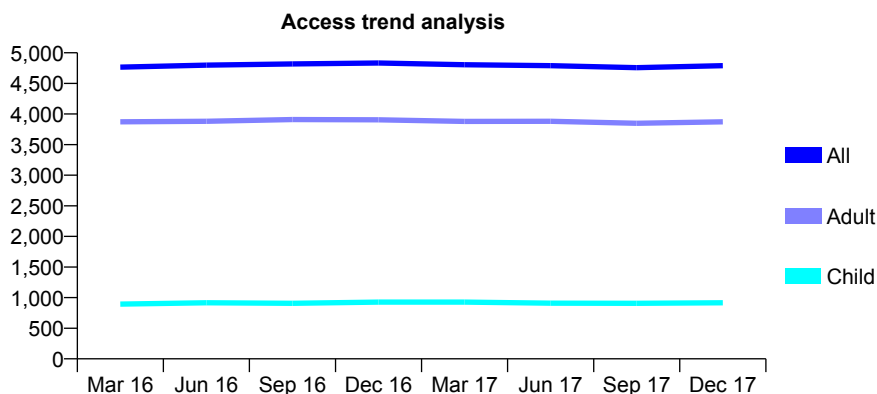
## Q52 - Vital Signs At a Glance Contract Report for 215651/0002 - December 2017

Name or company name	MRS AA RAYNER
Contract type name	Pilot Contract
Purpose of contract	General
Contract start date	01/04/2006
Contract end date	31/03/2021

17/18 Contracted general activity (UDA)	11,957
Carry forward general activity (UDA)	0
17/18 Contracted orthodontic activity (UOA)	0
Carry forward orthodontic activity (UOA)	0
Baseline contract value	£327,920.92

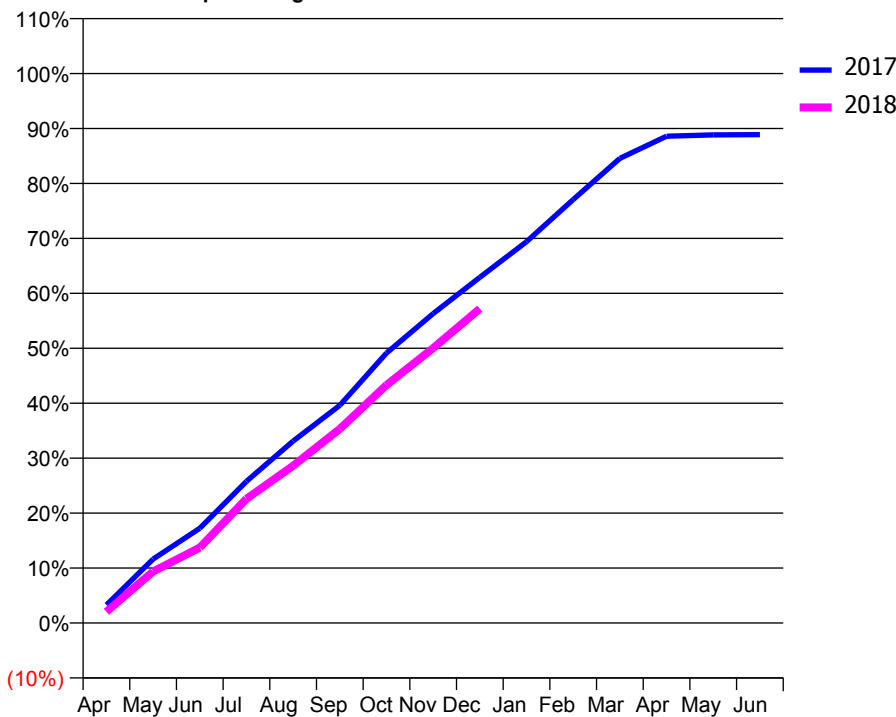
### ACCESS\*

Patients seen in 24 months	Total	Change since previous quarter
Quarter ending December 2016	4,834	
Quarter ending March 2017	4,804	→
Quarter ending June 2017	4,790	→
Quarter ending September 2017	4,756	→
Quarter ending December 2017	4,789	→
<b>Variance since December 2016</b>	<b>(0.9%)</b>	→



### ACTIVITY

Cumulative percentage of contracted UDA delivered 2017 & 2018



Month	Adjusted Scheduled Activity (UDA)	
	2017	2018
April	394	245
May	1,391	1,122
June	2,062	1,640
July	3,083	2,703
August	3,958	3,423
September	4,737	4,224
October	5,875	5,179
November	6,734	5,981
December	7,522	6,841
January	8,298	
February	9,214	
March	10,110	
April	10,593	
May	10,622	
June	10,628	

### QUALITY

	Quantity	Base Number	Contract	AT	Region	England
% of FP17s for the same patient ID Re-attending within 3 months - Children	69	864	8.0%	11.0%	12.9%	12.0%
% of FP17s for the same patient ID Re-attending within 3 months - Adults	391	3,142	12.4%	14.8%	16.5%	15.9%
% of FP17s for the same patient ID Re-attending between 3 & 9 months - Children	403	864	46.6%	60.9%	59.6%	58.0%
% of FP17s for the same patient ID Re-attending between 3 & 9 months - Adults	1,024	3,142	32.6%	54.9%	52.8%	50.5%
% of FP17s for Band 1 Urgent Courses	280	3,708	7.6%	8.3%	9.1%	9.0%
% of FP17s Relating to Free Repair or Replacements	34	3,708	0.9%	0.9%	1.0%	0.8%
% of FP17s Relating to Continuations	33	3,708	0.9%	1.1%	1.2%	1.1%
% of Patients satisfied with the dentistry they have received	5	6	N/A	91.0%	91.6%	91.5%
% of Patients satisfied with the time they had to wait for an appointment	6	6	N/A	87.8%	88.3%	87.9%

\* This is based on patients treated on this contract for their most recent course of treatment. Figures in italics indicate the base number of FP17s or Patient Questionnaire responses are less than 100. N/A is shown where the base number of responses is less than 10 during the period. % is calculated as Quantity/Base number\*100

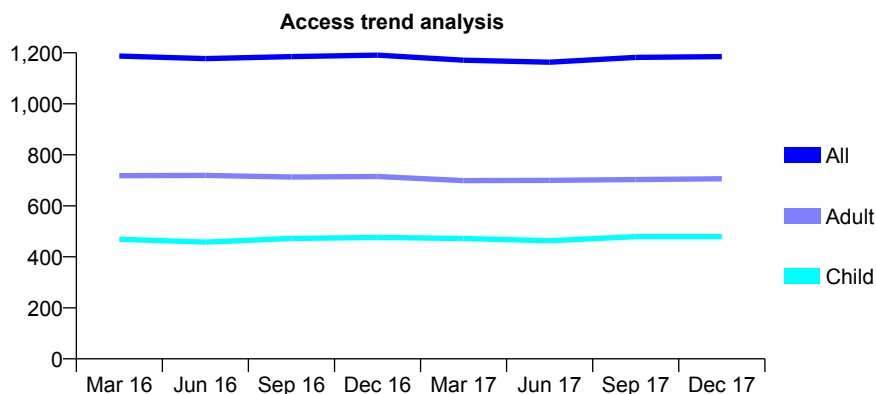
## Q52 - Vital Signs At a Glance Contract Report for 222526/0001 - December 2017

Name or company name	MR MR HANSON
Contract type name	GDS Contract
Purpose of contract	General
Contract start date	01/04/2006
Contract end date	

17/18 Contracted general activity (UDA)	4,896
Carry forward general activity (UDA)	62
17/18 Contracted orthodontic activity (UOA)	0
Carry forward orthodontic activity (UOA)	0
Baseline contract value	£175,249.47

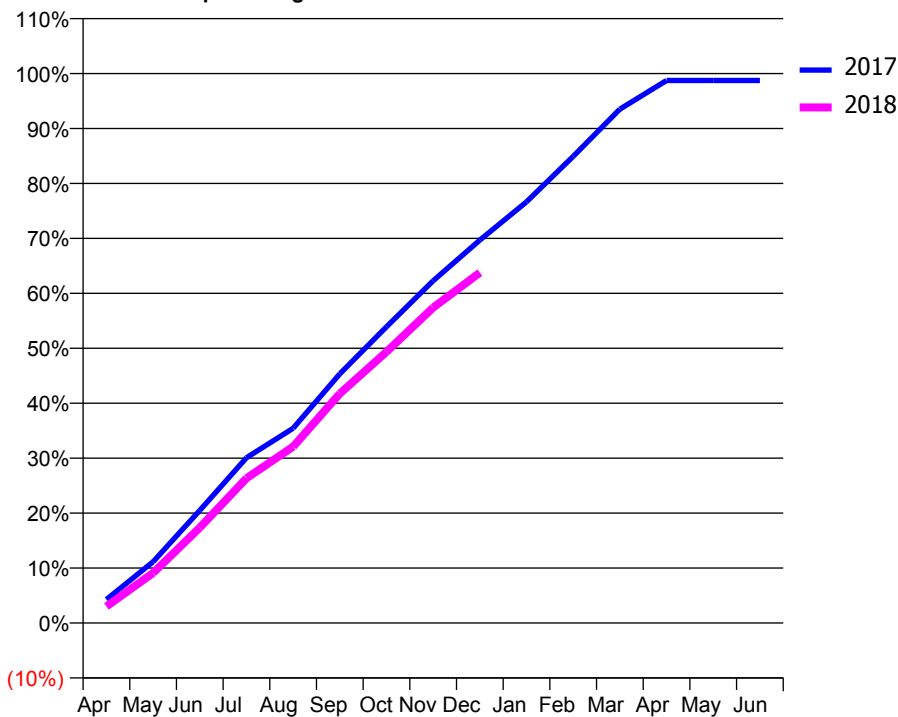
### ACCESS\*

Patients seen in 24 months	Total	Change since previous quarter
Quarter ending December 2016	1,191	
Quarter ending March 2017	1,171	↓
Quarter ending June 2017	1,163	→
Quarter ending September 2017	1,182	→
Quarter ending December 2017	1,185	→
<b>Variance since December 2016</b>	<b>(0.5%)</b>	→



### ACTIVITY

Cumulative percentage of contracted UDA delivered 2017 & 2018



Month	Adjusted Scheduled Activity (UDA)	
	2017	2018
April	210	148
May	546	446
June	1,003	851
July	1,473	1,290
August	1,736	1,572
September	2,220	2,044
October	2,640	2,416
November	3,049	2,811
December	3,412	3,122
January	3,753	
February	4,158	
March	4,578	
April	4,834	
May	4,834	
June	4,834	

### QUALITY

	Quantity	Base Number	Contract	AT	Region	England
% of FP17s for the same patient ID Re-attending within 3 months - Children	126	780	16.2%	11.0%	12.9%	12.0%
% of FP17s for the same patient ID Re-attending within 3 months - Adults	181	859	21.1%	14.8%	16.5%	15.9%
% of FP17s for the same patient ID Re-attending between 3 & 9 months - Children	530	780	67.9%	60.9%	59.6%	58.0%
% of FP17s for the same patient ID Re-attending between 3 & 9 months - Adults	501	859	58.3%	54.9%	52.8%	50.5%
% of FP17s for Band 1 Urgent Courses	78	1,543	5.1%	8.3%	9.1%	9.0%
% of FP17s Relating to Free Repair or Replacements	0	1,543	0.0%	0.9%	1.0%	0.8%
% of FP17s Relating to Continuations	12	1,543	0.8%	1.1%	1.2%	1.1%
% of Patients satisfied with the dentistry they have received	0	1	N/A	91.0%	91.6%	91.5%
% of Patients satisfied with the time they had to wait for an appointment	0	1	N/A	87.8%	88.3%	87.9%

\* This is based on patients treated on this contract for their most recent course of treatment. Figures in italics indicate the base number of FP17s or Patient Questionnaire responses are less than 100. N/A is shown where the base number of responses is less than 10 during the period. % is calculated as Quantity/Base number\*100

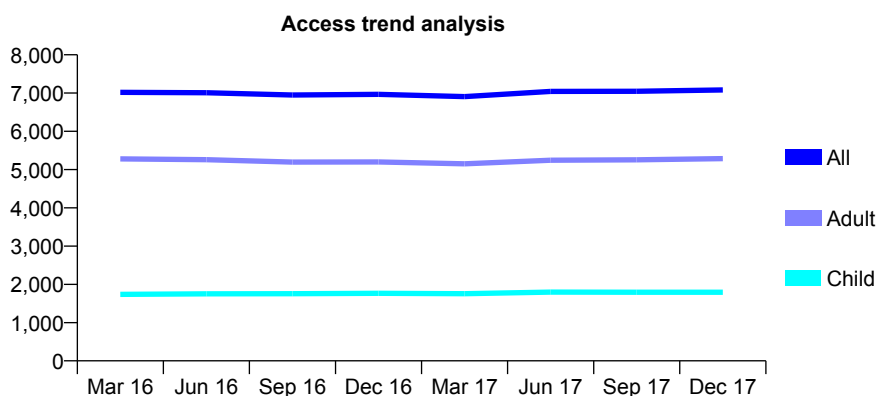
## Q52 - Vital Signs At a Glance Contract Report for 224804/0001 - December 2017

Name or company name	MRS SJ WEBSTER
Contract type name	GDS Contract
Purpose of contract	General
Contract start date	01/04/2006
Contract end date	

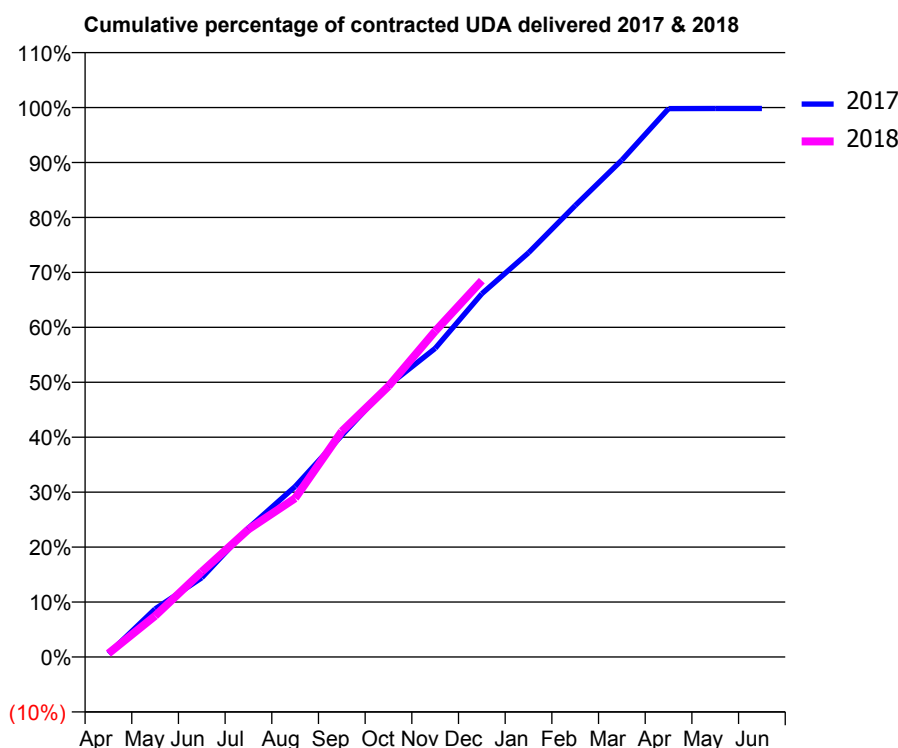
17/18 Contracted general activity (UDA)	19,900
Carry forward general activity (UDA)	0
17/18 Contracted orthodontic activity (UOA)	0
Carry forward orthodontic activity (UOA)	0
Baseline contract value	£594,428.26

### ACCESS\*

Patients seen in 24 months	Total	Change since previous quarter
Quarter ending December 2016	6,967	
Quarter ending March 2017	6,907	→
Quarter ending June 2017	7,043	→
Quarter ending September 2017	7,048	→
Quarter ending December 2017	7,081	→
<b>Variance since December 2016</b>	<b>1.6%</b>	<b>→</b>



### ACTIVITY



Month	Adjusted Scheduled Activity (UDA)	
	2017	2018
April	121	129
May	1,740	1,488
June	2,872	3,089
July	4,674	4,625
August	6,175	5,749
September	8,031	8,173
October	9,838	9,804
November	11,179	11,802
December	13,155	13,630
January	14,637	
February	16,351	
March	17,998	
April	19,861	
May	19,863	
June	19,865	

### QUALITY

	Quantity	Base Number	Contract	AT	Region	England
% of FP17s for the same patient ID Re-attending within 3 months - Children	177	2,420	7.3%	11.0%	12.9%	12.0%
% of FP17s for the same patient ID Re-attending within 3 months - Adults	1,033	6,694	15.4%	14.8%	16.5%	15.9%
% of FP17s for the same patient ID Re-attending between 3 & 9 months - Children	1,701	2,420	70.3%	60.9%	59.6%	58.0%
% of FP17s for the same patient ID Re-attending between 3 & 9 months - Adults	4,162	6,694	62.2%	54.9%	52.8%	50.5%
% of FP17s for Band 1 Urgent Courses	357	8,019	4.5%	8.3%	9.1%	9.0%
% of FP17s Relating to Free Repair or Replacements	77	8,019	1.0%	0.9%	1.0%	0.8%
% of FP17s Relating to Continuations	46	8,019	0.6%	1.1%	1.2%	1.1%
% of Patients satisfied with the dentistry they have received	7	7	N/A	91.0%	91.6%	91.5%
% of Patients satisfied with the time they had to wait for an appointment	6	7	N/A	87.8%	88.3%	87.9%

\* This is based on patients treated on this contract for their most recent course of treatment. Figures in italics indicate the base number of FP17s or Patient Questionnaire responses are less than 100. N/A is shown where the base number of responses is less than 10 during the period. % is calculated as Quantity/Base number\*100

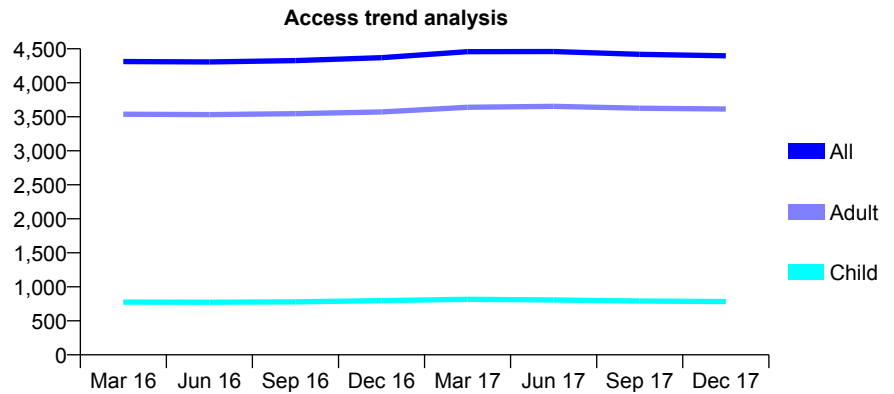
## Q52 - Vital Signs At a Glance Contract Report for 224839/0001 - December 2017

Name or company name	Mr JD Alker & Mr JF Slater
Contract type name	GDS Contract
Purpose of contract	General
Contract start date	01/04/2006
Contract end date	

17/18 Contracted general activity (UDA)	14,253
Carry forward general activity (UDA)	0
17/18 Contracted orthodontic activity (UOA)	0
Carry forward orthodontic activity (UOA)	0
Baseline contract value	£423,177.39

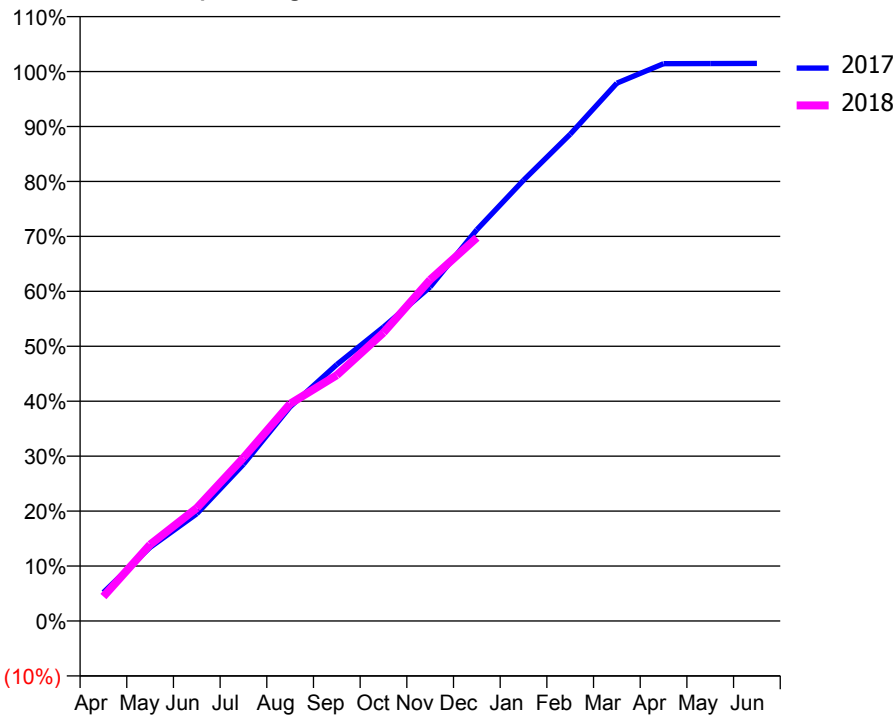
### ACCESS\*

Patients seen in 24 months	Total	Change since previous quarter
Quarter ending December 2016	4,369	
Quarter ending March 2017	4,457	↑
Quarter ending June 2017	4,460	→
Quarter ending September 2017	4,418	→
Quarter ending December 2017	4,397	→
<b>Variance since December 2016</b>	<b>0.6%</b>	<b>→</b>



### ACTIVITY

Cumulative percentage of contracted UDA delivered 2017 & 2018



Month	Adjusted Scheduled Activity (UDA)	
	2017	2018
April	743	634
May	1,912	1,984
June	2,781	2,932
July	4,067	4,236
August	5,557	5,636
September	6,653	6,377
October	7,623	7,481
November	8,666	8,854
December	10,149	9,941
January	11,432	
February	12,626	
March	13,950	
April	14,456	
May	14,461	
June	14,464	

### QUALITY

	Quantity	Base Number	Contract	AT	Region	England
% of FP17s for the same patient ID Re-attending within 3 months - Children	44	877	5.0%	11.0%	12.9%	12.0%
% of FP17s for the same patient ID Re-attending within 3 months - Adults	598	4,223	14.2%	14.8%	16.5%	15.9%
% of FP17s for the same patient ID Re-attending between 3 & 9 months - Children	631	877	71.9%	60.9%	59.6%	58.0%
% of FP17s for the same patient ID Re-attending between 3 & 9 months - Adults	3,021	4,223	71.5%	54.9%	52.8%	50.5%
% of FP17s for Band 1 Urgent Courses	284	4,872	5.8%	8.3%	9.1%	9.0%
% of FP17s Relating to Free Repair or Replacements	45	4,872	0.9%	0.9%	1.0%	0.8%
% of FP17s Relating to Continuations	20	4,872	0.4%	1.1%	1.2%	1.1%
% of Patients satisfied with the dentistry they have received	11	11	100.0%	91.0%	91.6%	91.5%
% of Patients satisfied with the time they had to wait for an appointment	9	11	81.8%	87.8%	88.3%	87.9%

\* This is based on patients treated on this contract for their most recent course of treatment. Figures in italics indicate the base number of FP17s or Patient Questionnaire responses are less than 100. N/A is shown where the base number of responses is less than 10 during the period. % is calculated as Quantity/Base number\*100

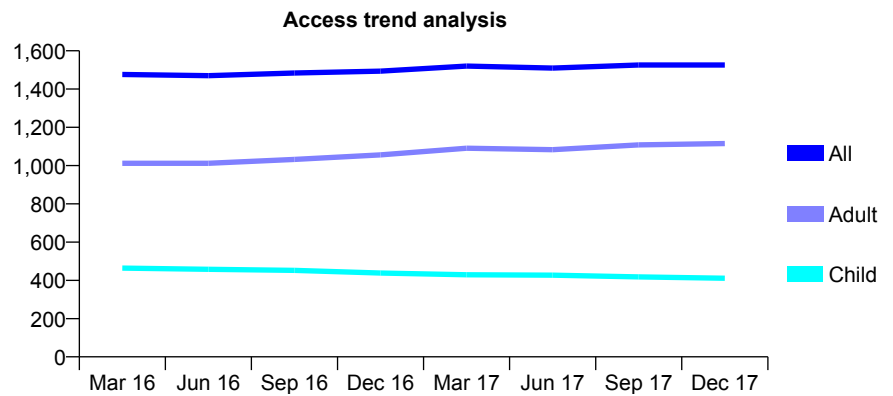
## Q52 - Vital Signs At a Glance Contract Report for 228672/0001 - December 2017

Name or company name	MRS GI AUSTIN
Contract type name	GDS Contract
Purpose of contract	General
Contract start date	01/04/2006
Contract end date	

17/18 Contracted general activity (UDA)	5,297
Carry forward general activity (UDA)	0
17/18 Contracted orthodontic activity (UOA)	0
Carry forward orthodontic activity (UOA)	0
Baseline contract value	£149,442.73

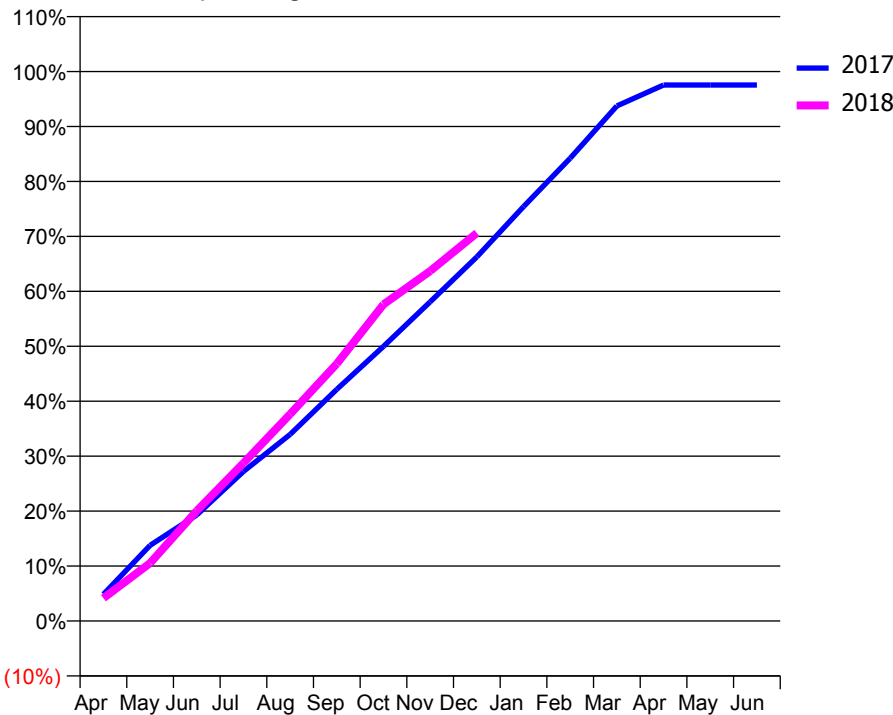
### ACCESS\*

Patients seen in 24 months	Total	Change since previous quarter
Quarter ending December 2016	1,494	
Quarter ending March 2017	1,520	→
Quarter ending June 2017	1,510	→
Quarter ending September 2017	1,526	→
Quarter ending December 2017	1,526	→
<b>Variance since December 2016</b>	<b>2.1%</b>	<b>↑</b>



### ACTIVITY

Cumulative percentage of contracted UDA delivered 2017 & 2018



Month	Adjusted Scheduled Activity (UDA)	
	2017	2018
April	258	220
May	729	558
June	1,022	1,062
July	1,442	1,523
August	1,799	1,994
September	2,234	2,481
October	2,647	3,052
November	3,077	3,373
December	3,510	3,740
January	3,995	
February	4,461	
March	4,965	
April	5,167	
May	5,167	
June	5,167	

### QUALITY

	Quantity	Base Number	Contract	AT	Region	England
% of FP17s for the same patient ID Re-attending within 3 months - Children	65	605	10.7%	11.0%	12.9%	12.0%
% of FP17s for the same patient ID Re-attending within 3 months - Adults	311	1,243	25.0%	14.8%	16.5%	15.9%
% of FP17s for the same patient ID Re-attending between 3 & 9 months - Children	466	605	77.0%	60.9%	59.6%	58.0%
% of FP17s for the same patient ID Re-attending between 3 & 9 months - Adults	630	1,243	50.7%	54.9%	52.8%	50.5%
% of FP17s for Band 1 Urgent Courses	31	1,748	1.8%	8.3%	9.1%	9.0%
% of FP17s Relating to Free Repair or Replacements	194	1,748	11.1%	0.9%	1.0%	0.8%
% of FP17s Relating to Continuations	56	1,748	3.2%	1.1%	1.2%	1.1%
% of Patients satisfied with the dentistry they have received	2	3	N/A	91.0%	91.6%	91.5%
% of Patients satisfied with the time they had to wait for an appointment	2	3	N/A	87.8%	88.3%	87.9%

\* This is based on patients treated on this contract for their most recent course of treatment. Figures in italics indicate the base number of FP17s or Patient Questionnaire responses are less than 100. N/A is shown where the base number of responses is less than 10 during the period. % is calculated as Quantity/Base number\*100

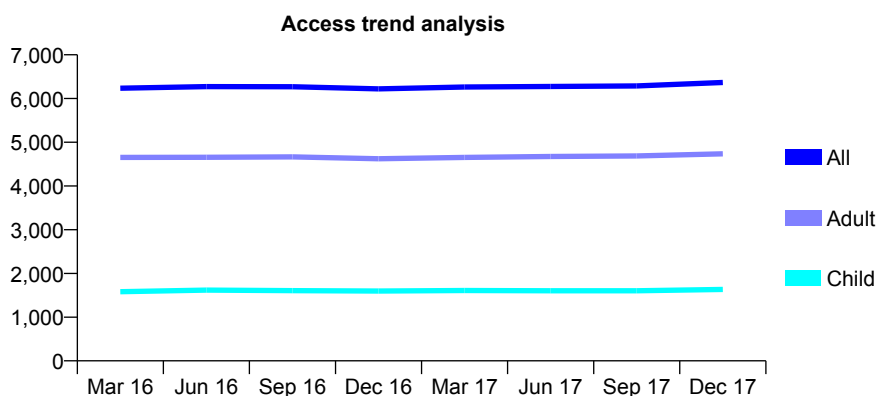
## Q52 - Vital Signs At a Glance Contract Report for 230200/0001 - December 2017

Name or company name	MR SJ GARDNER
Contract type name	GDS Contract
Purpose of contract	General
Contract start date	01/04/2006
Contract end date	

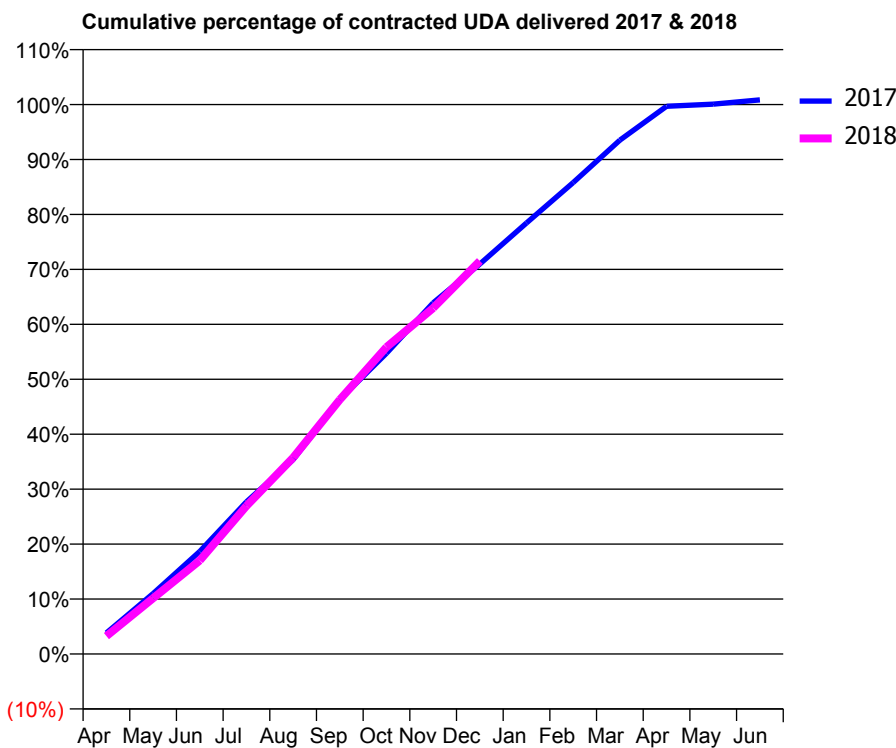
17/18 Contracted general activity (UDA)	17,700
Carry forward general activity (UDA)	-150
17/18 Contracted orthodontic activity (UOA)	0
Carry forward orthodontic activity (UOA)	0
Baseline contract value	£538,252.86

### ACCESS\*

Patients seen in 24 months	Total	Change since previous quarter
Quarter ending December 2016	6,220	
Quarter ending March 2017	6,262	→
Quarter ending June 2017	6,277	→
Quarter ending September 2017	6,288	→
Quarter ending December 2017	6,368	→
<b>Variance since December 2016</b>	<b>2.4%</b>	<b>↑</b>



### ACTIVITY



Month	Adjusted Scheduled Activity (UDA)	
	2017	2018
April	679	576
May	1,948	1,797
June	3,306	3,015
July	4,904	4,771
August	6,259	6,326
September	8,197	8,192
October	9,687	9,885
November	11,311	11,143
December	12,560	12,659
January	13,885	
February	15,185	
March	16,550	
April	17,642	
May	17,711	
June	17,850	

### QUALITY

	Quantity	Base Number	Contract	AT	Region	England
% of FP17s for the same patient ID Re-attending within 3 months - Children	136	1,623	8.4%	11.0%	12.9%	12.0%
% of FP17s for the same patient ID Re-attending within 3 months - Adults	1,221	5,731	21.3%	14.8%	16.5%	15.9%
% of FP17s for the same patient ID Re-attending between 3 & 9 months - Children	794	1,623	48.9%	60.9%	59.6%	58.0%
% of FP17s for the same patient ID Re-attending between 3 & 9 months - Adults	2,942	5,731	51.3%	54.9%	52.8%	50.5%
% of FP17s for Band 1 Urgent Courses	886	6,693	13.2%	8.3%	9.1%	9.0%
% of FP17s Relating to Free Repair or Replacements	77	6,693	1.2%	0.9%	1.0%	0.8%
% of FP17s Relating to Continuations	80	6,693	1.2%	1.1%	1.2%	1.1%
% of Patients satisfied with the dentistry they have received	11	11	100.0%	91.0%	91.6%	91.5%
% of Patients satisfied with the time they had to wait for an appointment	11	11	100.0%	87.8%	88.3%	87.9%

\* This is based on patients treated on this contract for their most recent course of treatment. Figures in italics indicate the base number of FP17s or Patient Questionnaire responses are less than 100. N/A is shown where the base number of responses is less than 10 during the period. % is calculated as Quantity/Base number\*100

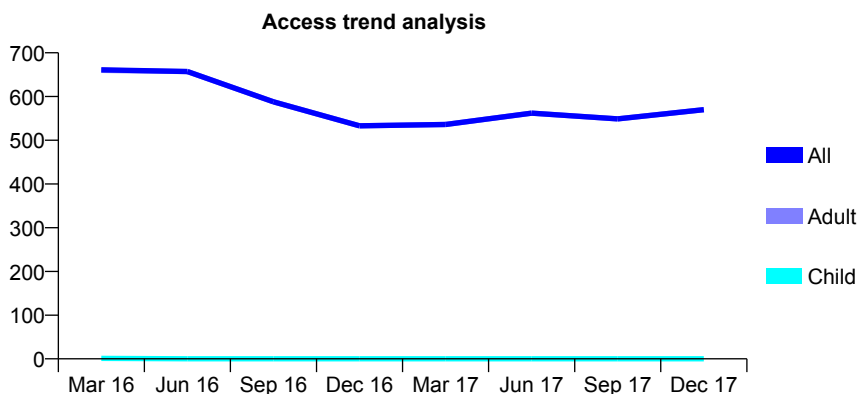
## Q52 - Vital Signs At a Glance Contract Report for 230200/0002 - December 2017

Name or company name	MR SJ GARDNER
Contract type name	GDS Contract
Purpose of contract	General
Contract start date	01/04/2006
Contract end date	

17/18 Contracted general activity (UDA)	1,738
Carry forward general activity (UDA)	0
17/18 Contracted orthodontic activity (UOA)	0
Carry forward orthodontic activity (UOA)	0
Baseline contract value	£107,245.92

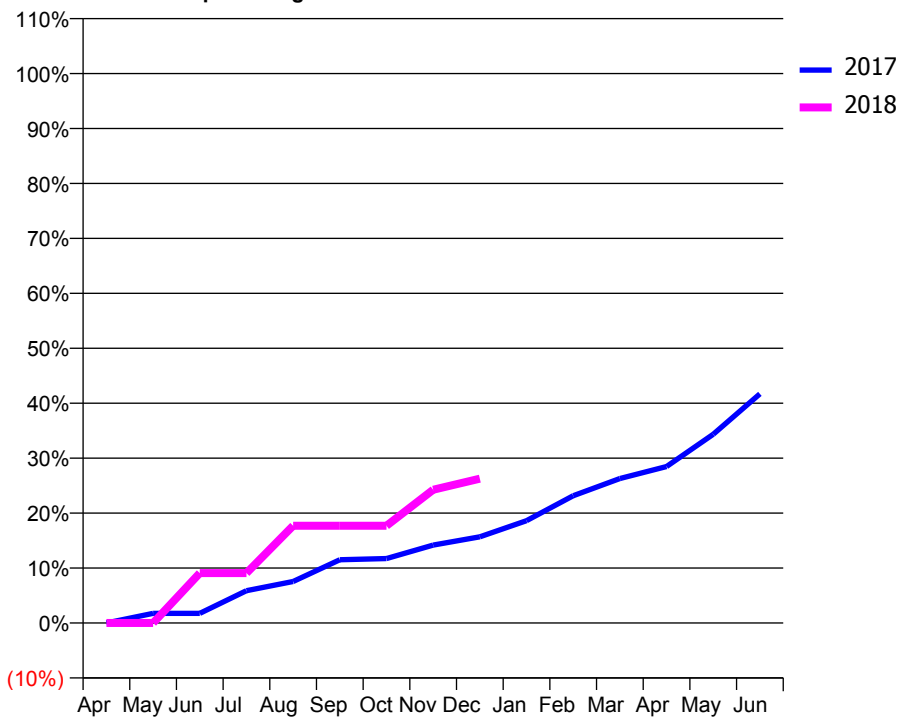
### ACCESS\*

Patients seen in 24 months	Total	Change since previous quarter
Quarter ending December 2016	533	
Quarter ending March 2017	536	→
Quarter ending June 2017	562	↑
Quarter ending September 2017	549	↓
Quarter ending December 2017	570	↑
<b>Variance since December 2016</b>	<b>6.9%</b>	<b>↑</b>



### ACTIVITY

Cumulative percentage of contracted UDA delivered 2017 & 2018



Month	Adjusted Scheduled Activity (UDA)	
	2017	2018
April	0	0
May	30	0
June	30	158
July	102	158
August	131	308
September	200	308
October	204	308
November	247	421
December	273	456
January	324	
February	402	
March	457	
April	495	
May	597	
June	725	

### QUALITY

	Quantity	Base Number	Contract	AT	Region	England
% of FP17s for the same patient ID Re-attending within 3 months - Children	0	0	N/A	11.0%	12.9%	12.0%
% of FP17s for the same patient ID Re-attending within 3 months - Adults	14	350	4.0%	14.8%	16.5%	15.9%
% of FP17s for the same patient ID Re-attending between 3 & 9 months - Children	0	0	N/A	60.9%	59.6%	58.0%
% of FP17s for the same patient ID Re-attending between 3 & 9 months - Adults	16	350	4.6%	54.9%	52.8%	50.5%
% of FP17s for Band 1 Urgent Courses	170	240	70.8%	8.3%	9.1%	9.0%
% of FP17s Relating to Free Repair or Replacements	0	240	0.0%	0.9%	1.0%	0.8%
% of FP17s Relating to Continuations	0	240	0.0%	1.1%	1.2%	1.1%
% of Patients satisfied with the dentistry they have received	0	0	N/A	91.0%	91.6%	91.5%
% of Patients satisfied with the time they had to wait for an appointment	0	0	N/A	87.8%	88.3%	87.9%

\* This is based on patients treated on this contract for their most recent course of treatment. Figures in italics indicate the base number of FP17s or Patient Questionnaire responses are less than 100. N/A is shown where the base number of responses is less than 10 during the period. % is calculated as Quantity/Base number\*100



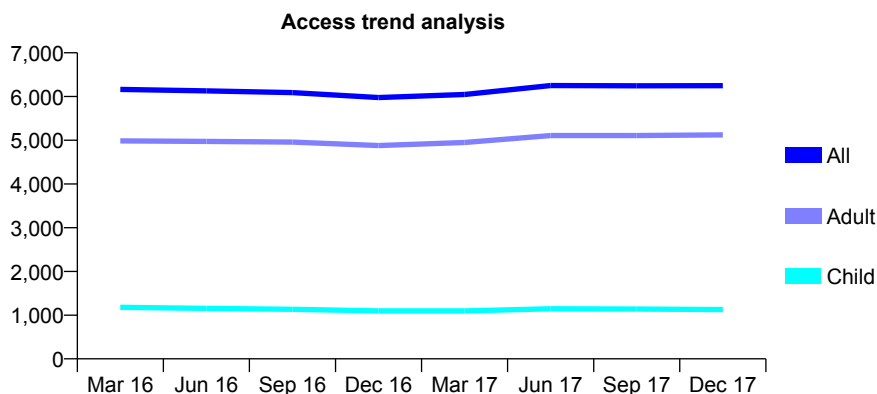
## Q52 - Vital Signs At a Glance Contract Report for 231010/0001 - December 2017

Name or company name	MR WS MALACH
Contract type name	Pilot Contract
Purpose of contract	General
Contract start date	01/04/2006
Contract end date	31/03/2021

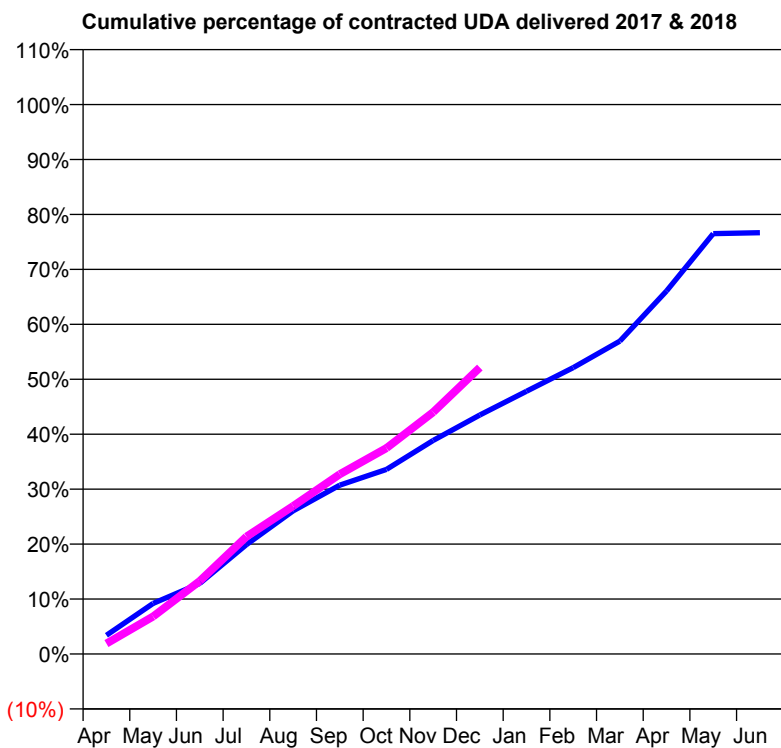
17/18 Contracted general activity (UDA)	21,490
Carry forward general activity (UDA)	0
17/18 Contracted orthodontic activity (UOA)	0
Carry forward orthodontic activity (UOA)	0
Baseline contract value	£631,492.96

### ACCESS\*

Patients seen in 24 months	Total	Change since previous quarter
Quarter ending December 2016	5,977	
Quarter ending March 2017	6,046	→
Quarter ending June 2017	6,250	↑
Quarter ending September 2017	6,245	→
Quarter ending December 2017	6,249	→
<b>Variance since December 2016</b>	<b>4.6%</b>	<b>↑</b>



### ACTIVITY



Month	Adjusted Scheduled Activity (UDA)	
	2017	2018
April	735	411
May	1,981	1,470
June	2,760	2,853
July	4,276	4,593
August	5,599	5,786
September	6,604	7,033
October	7,222	8,053
November	8,352	9,457
December	9,349	11,203
January	10,276	
February	11,199	
March	12,239	
April	14,195	
May	16,442	
June	16,475	

### QUALITY

	Quantity	Base Number	Contract	AT	Region	England
% of FP17s for the same patient ID Re-attending within 3 months - Children	163	1,719	9.5%	11.0%	12.9%	12.0%
% of FP17s for the same patient ID Re-attending within 3 months - Adults	932	6,670	14.0%	14.8%	16.5%	15.9%
% of FP17s for the same patient ID Re-attending between 3 & 9 months - Children	1,054	1,719	61.3%	60.9%	59.6%	58.0%
% of FP17s for the same patient ID Re-attending between 3 & 9 months - Adults	3,406	6,670	51.1%	54.9%	52.8%	50.5%
% of FP17s for Band 1 Urgent Courses	87	6,009	1.4%	8.3%	9.1%	9.0%
% of FP17s Relating to Free Repair or Replacements	106	6,009	1.8%	0.9%	1.0%	0.8%
% of FP17s Relating to Continuations	41	6,009	0.7%	1.1%	1.2%	1.1%
% of Patients satisfied with the dentistry they have received	12	14	85.7%	91.0%	91.6%	91.5%
% of Patients satisfied with the time they had to wait for an appointment	12	14	85.7%	87.8%	88.3%	87.9%

\* This is based on patients treated on this contract for their most recent course of treatment. Figures in italics indicate the base number of FP17s or Patient Questionnaire responses are less than 100. N/A is shown where the base number of responses is less than 10 during the period. % is calculated as Quantity/Base number\*100

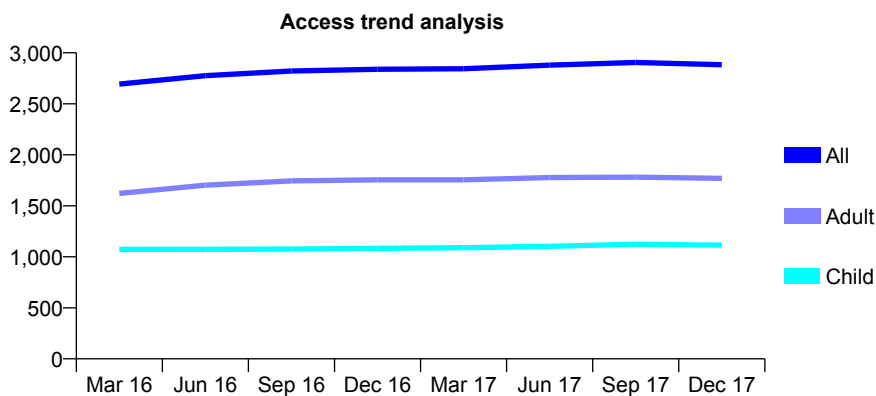
## Q52 - Vital Signs At a Glance Contract Report for 233013/0003 - December 2017

Name or company name	MR IS BOYD
Contract type name	GDS Contract
Purpose of contract	General
Contract start date	01/07/2009
Contract end date	

17/18 Contracted general activity (UDA)	9,000
Carry forward general activity (UDA)	-31
17/18 Contracted orthodontic activity (UOA)	0
Carry forward orthodontic activity (UOA)	0
Baseline contract value	£280,518.07

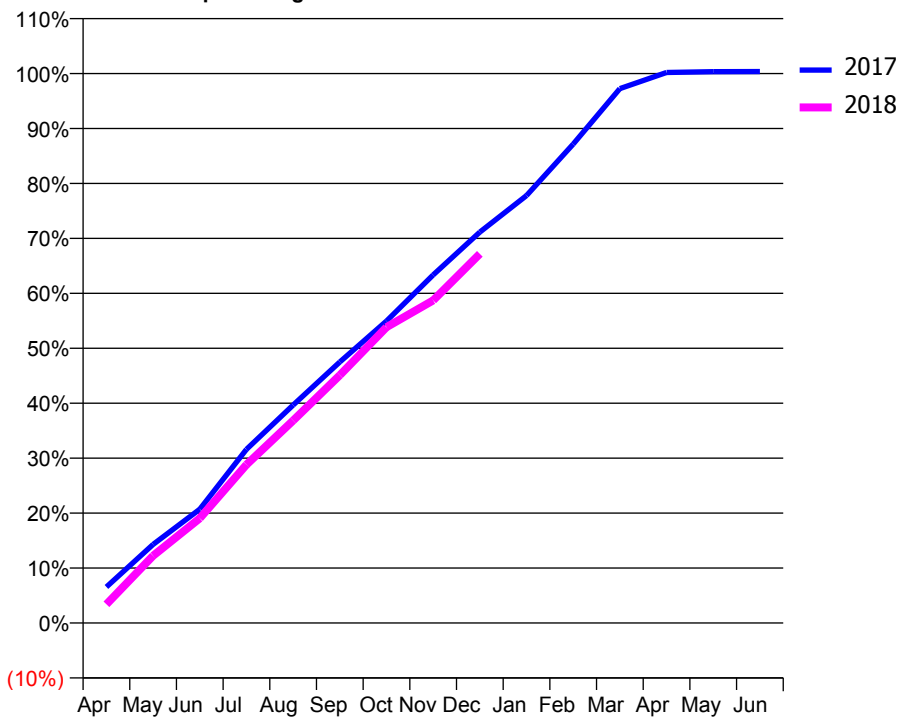
### ACCESS\*

Patients seen in 24 months	Total	Change since previous quarter
Quarter ending December 2016	2,838	
Quarter ending March 2017	2,844	→
Quarter ending June 2017	2,879	→
Quarter ending September 2017	2,905	→
Quarter ending December 2017	2,883	→
<b>Variance since December 2016</b>	<b>1.6%</b>	<b>→</b>



### ACTIVITY

Cumulative percentage of contracted UDA delivered 2017 & 2018



Month	Adjusted Scheduled Activity (UDA)	
	2017	2018
April	591	306
May	1,287	1,102
June	1,865	1,715
July	2,845	2,593
August	3,569	3,316
September	4,275	4,059
October	4,945	4,846
November	5,702	5,285
December	6,402	6,045
January	7,000	
February	7,843	
March	8,752	
April	9,017	
May	9,029	
June	9,031	

### QUALITY

	Quantity	Base Number	Contract	AT	Region	England
% of FP17s for the same patient ID Re-attending within 3 months - Children	73	1,293	5.6%	11.0%	12.9%	12.0%
% of FP17s for the same patient ID Re-attending within 3 months - Adults	355	2,416	14.7%	14.8%	16.5%	15.9%
% of FP17s for the same patient ID Re-attending between 3 & 9 months - Children	902	1,293	69.8%	60.9%	59.6%	58.0%
% of FP17s for the same patient ID Re-attending between 3 & 9 months - Adults	1,795	2,416	74.3%	54.9%	52.8%	50.5%
% of FP17s for Band 1 Urgent Courses	147	3,584	4.1%	8.3%	9.1%	9.0%
% of FP17s Relating to Free Repair or Replacements	10	3,584	0.3%	0.9%	1.0%	0.8%
% of FP17s Relating to Continuations	14	3,584	0.4%	1.1%	1.2%	1.1%
% of Patients satisfied with the dentistry they have received	4	4	N/A	91.0%	91.6%	91.5%
% of Patients satisfied with the time they had to wait for an appointment	4	4	N/A	87.8%	88.3%	87.9%

\* This is based on patients treated on this contract for their most recent course of treatment. Figures in italics indicate the base number of FP17s or Patient Questionnaire responses are less than 100. N/A is shown where the base number of responses is less than 10 during the period. % is calculated as Quantity/Base number\*100

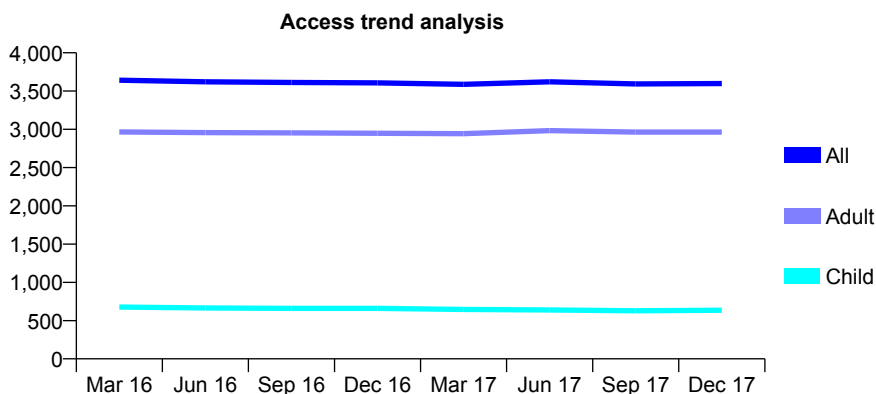
## Q52 - Vital Signs At a Glance Contract Report for 235989/0001 - December 2017

Name or company name	MR MJ CLARKE
Contract type name	GDS Contract
Purpose of contract	General
Contract start date	01/04/2006
Contract end date	

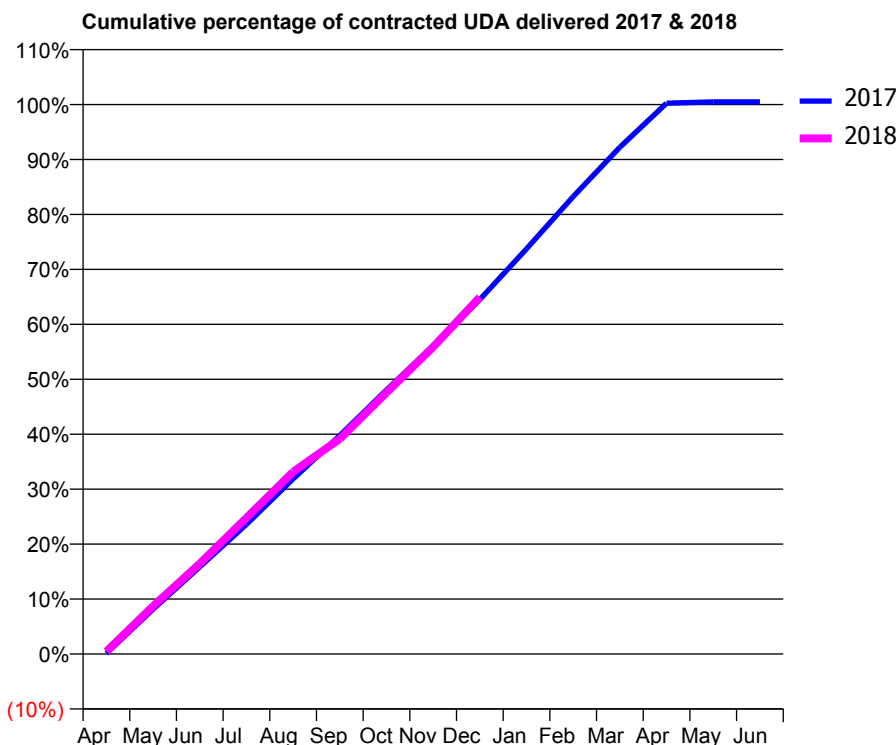
17/18 Contracted general activity (UDA)	10,826
Carry forward general activity (UDA)	-50
17/18 Contracted orthodontic activity (UOA)	0
Carry forward orthodontic activity (UOA)	0
Baseline contract value	£291,994.65

### ACCESS\*

Patients seen in 24 months	Total	Change since previous quarter
Quarter ending December 2016	3,607	
Quarter ending March 2017	3,588	→
Quarter ending June 2017	3,621	→
Quarter ending September 2017	3,593	→
Quarter ending December 2017	3,598	→
<b>Variance since December 2016</b>	<b>(0.2%)</b>	<b>→</b>



### ACTIVITY



Month	Adjusted Scheduled Activity (UDA)	
	2017	2018
April	12	50
May	884	944
June	1,717	1,782
July	2,556	2,684
August	3,452	3,590
September	4,306	4,240
October	5,203	5,150
November	6,075	6,050
December	6,984	7,032
January	7,983	
February	9,013	
March	9,984	
April	10,851	
May	10,876	
June	10,876	

### QUALITY

	Quantity	Base Number	Contract	AT	Region	England
% of FP17s for the same patient ID Re-attending within 3 months - Children	37	707	5.2%	11.0%	12.9%	12.0%
% of FP17s for the same patient ID Re-attending within 3 months - Adults	647	3,486	18.6%	14.8%	16.5%	15.9%
% of FP17s for the same patient ID Re-attending between 3 & 9 months - Children	461	707	65.2%	60.9%	59.6%	58.0%
% of FP17s for the same patient ID Re-attending between 3 & 9 months - Adults	1,910	3,486	54.8%	54.9%	52.8%	50.5%
% of FP17s for Band 1 Urgent Courses	255	3,831	6.7%	8.3%	9.1%	9.0%
% of FP17s Relating to Free Repair or Replacements	40	3,831	1.0%	0.9%	1.0%	0.8%
% of FP17s Relating to Continuations	119	3,831	3.1%	1.1%	1.2%	1.1%
% of Patients satisfied with the dentistry they have received	2	2	N/A	91.0%	91.6%	91.5%
% of Patients satisfied with the time they had to wait for an appointment	2	2	N/A	87.8%	88.3%	87.9%

\* This is based on patients treated on this contract for their most recent course of treatment. Figures in italics indicate the base number of FP17s or Patient Questionnaire responses are less than 100. N/A is shown where the base number of responses is less than 10 during the period. % is calculated as Quantity/Base number\*100

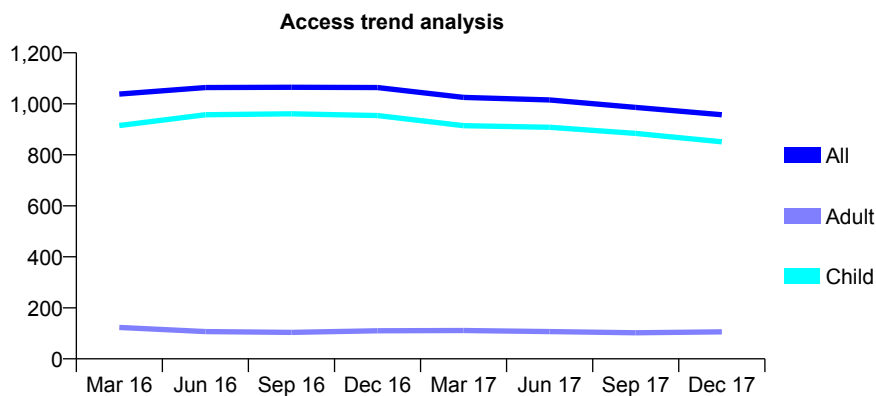
## Q52 - Vital Signs At a Glance Contract Report for 237787/0001 - December 2017

Name or company name	MRS PK GREWAL
Contract type name	GDS Contract
Purpose of contract	General
Contract start date	01/04/2006
Contract end date	

17/18 Contracted general activity (UDA)	1,790
Carry forward general activity (UDA)	0
17/18 Contracted orthodontic activity (UOA)	0
Carry forward orthodontic activity (UOA)	0
Baseline contract value	£39,763.14

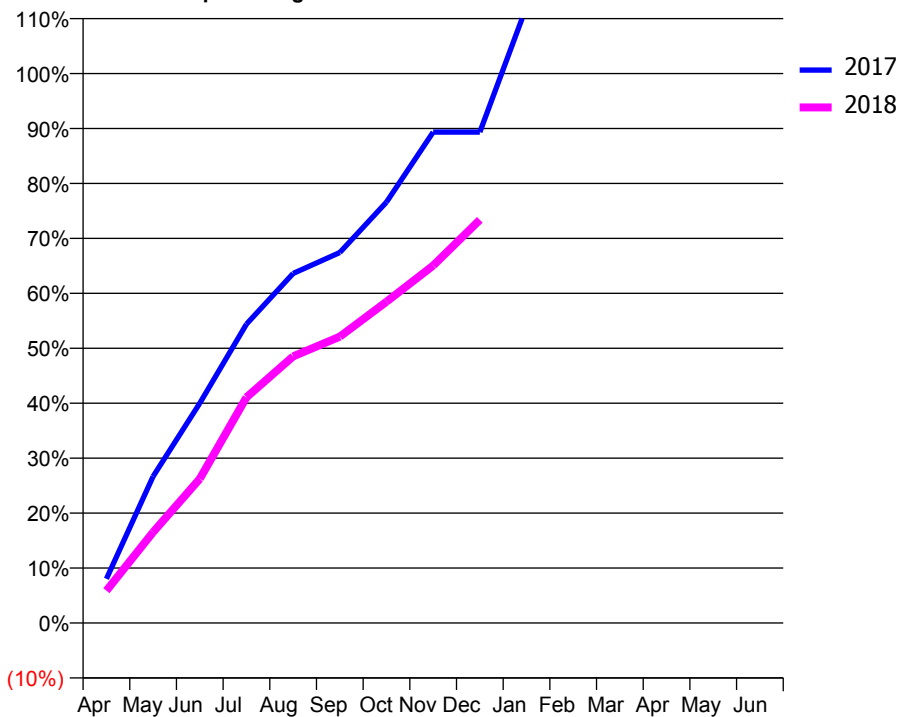
### ACCESS\*

Patients seen in 24 months	Total	Change since previous quarter
Quarter ending December 2016	1,064	
Quarter ending March 2017	1,025	↓
Quarter ending June 2017	1,015	→
Quarter ending September 2017	986	↓
Quarter ending December 2017	957	↓
<b>Variance since December 2016</b>	<b>(10.1%)</b>	<b>↓</b>



### ACTIVITY

**Cumulative percentage of contracted UDA delivered 2017 & 2018**



Month	Adjusted Scheduled Activity (UDA)	
	2017	2018
April	144	105
May	477	296
June	716	470
July	974	735
August	1,139	868
September	1,207	933
October	1,371	1,047
November	1,599	1,164
December	1,599	1,313
January	2,007	
February	2,084	
March	2,144	
April	2,165	
May	2,165	
June	2,169	

### QUALITY

	Quantity	Base Number	Contract	AT	Region	England
% of FP17s for the same patient ID Re-attending within 3 months - Children	76	1,120	6.8%	11.0%	12.9%	12.0%
% of FP17s for the same patient ID Re-attending within 3 months - Adults	0	38	0.0%	14.8%	16.5%	15.9%
% of FP17s for the same patient ID Re-attending between 3 & 9 months - Children	834	1,120	74.5%	60.9%	59.6%	58.0%
% of FP17s for the same patient ID Re-attending between 3 & 9 months - Adults	31	38	81.6%	54.9%	52.8%	50.5%
% of FP17s for Band 1 Urgent Courses	57	1,132	5.0%	8.3%	9.1%	9.0%
% of FP17s Relating to Free Repair or Replacements	0	1,132	0.0%	0.9%	1.0%	0.8%
% of FP17s Relating to Continuations	0	1,132	0.0%	1.1%	1.2%	1.1%
% of Patients satisfied with the dentistry they have received	0	0	N/A	91.0%	91.6%	91.5%
% of Patients satisfied with the time they had to wait for an appointment	0	0	N/A	87.8%	88.3%	87.9%

\* This is based on patients treated on this contract for their most recent course of treatment. Figures in italics indicate the base number of FP17s or Patient Questionnaire responses are less than 100. N/A is shown where the base number of responses is less than 10 during the period. % is calculated as Quantity/Base number\*100

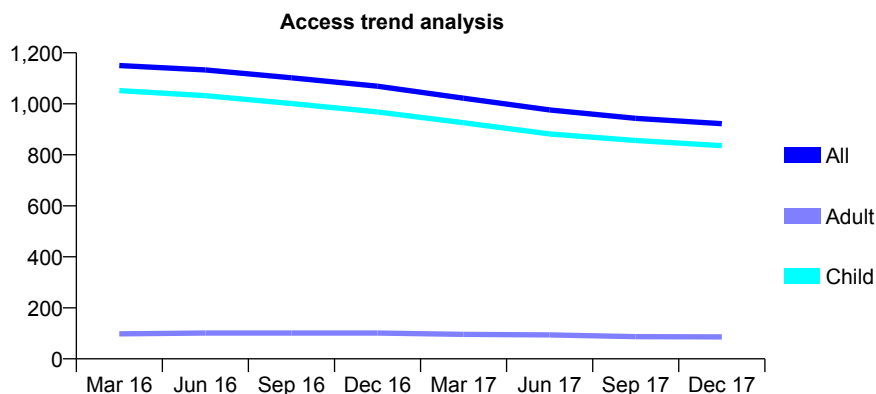
## Q52 - Vital Signs At a Glance Contract Report for 239224/0001 - December 2017

Name or company name	MRS SJ JARDINE
Contract type name	GDS Contract
Purpose of contract	General
Contract start date	01/04/2006
Contract end date	

17/18 Contracted general activity (UDA)	2,200
Carry forward general activity (UDA)	0
17/18 Contracted orthodontic activity (UOA)	0
Carry forward orthodontic activity (UOA)	0
Baseline contract value	£47,469.31

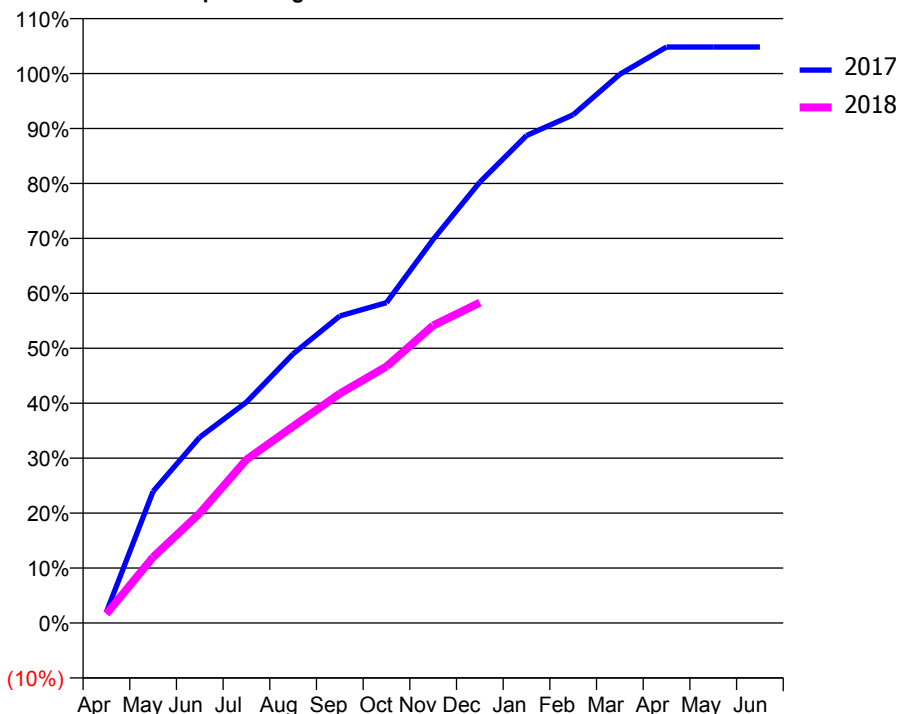
### ACCESS\*

Patients seen in 24 months	Total	Change since previous quarter
Quarter ending December 2016	1,069	
Quarter ending March 2017	1,022	↓
Quarter ending June 2017	976	↓
Quarter ending September 2017	943	↓
Quarter ending December 2017	922	↓
<b>Variance since December 2016</b>	<b>(13.8%)</b>	<b>↓</b>



### ACTIVITY

Cumulative percentage of contracted UDA delivered 2017 & 2018



Month	Adjusted Scheduled Activity (UDA)	
	2017	2018
April	44	37
May	527	264
June	744	440
July	884	654
August	1,077	787
September	1,229	918
October	1,283	1,027
November	1,536	1,191
December	1,765	1,283
January	1,952	
February	2,035	
March	2,197	
April	2,306	
May	2,306	
June	2,306	

### QUALITY

	Quantity	Base Number	Contract	AT	Region	England
% of FP17s for the same patient ID Re-attending within 3 months - Children	91	1,102	8.3%	11.0%	12.9%	12.0%
% of FP17s for the same patient ID Re-attending within 3 months - Adults	0	0	N/A	14.8%	16.5%	15.9%
% of FP17s for the same patient ID Re-attending between 3 & 9 months - Children	810	1,102	73.5%	60.9%	59.6%	58.0%
% of FP17s for the same patient ID Re-attending between 3 & 9 months - Adults	0	0	N/A	54.9%	52.8%	50.5%
% of FP17s for Band 1 Urgent Courses	38	1,023	3.7%	8.3%	9.1%	9.0%
% of FP17s Relating to Free Repair or Replacements	0	1,023	0.0%	0.9%	1.0%	0.8%
% of FP17s Relating to Continuations	0	1,023	0.0%	1.1%	1.2%	1.1%
% of Patients satisfied with the dentistry they have received	1	1	N/A	91.0%	91.6%	91.5%
% of Patients satisfied with the time they had to wait for an appointment	1	1	N/A	87.8%	88.3%	87.9%

\* This is based on patients treated on this contract for their most recent course of treatment. Figures in italics indicate the base number of FP17s or Patient Questionnaire responses are less than 100. N/A is shown where the base number of responses is less than 10 during the period. % is calculated as Quantity/Base number\*100

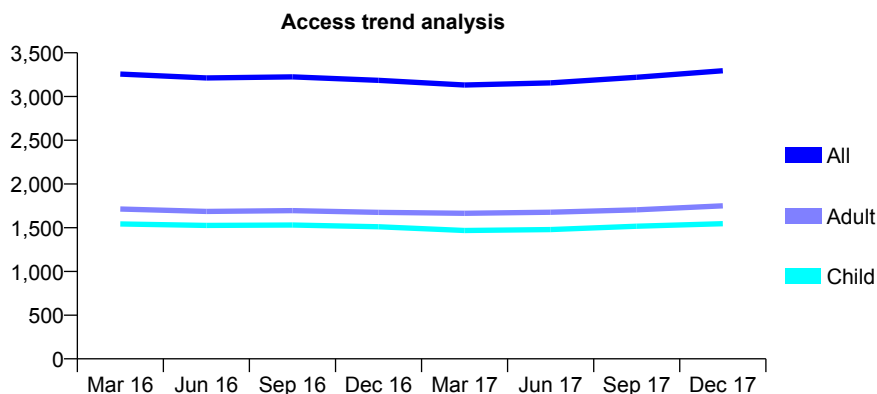
## Q52 - Vital Signs At a Glance Contract Report for 250619/0001 - December 2017

Name or company name	MR SH BASHIR
Contract type name	PDS Contract
Purpose of contract	General
Contract start date	01/04/2006
Contract end date	31/03/2021

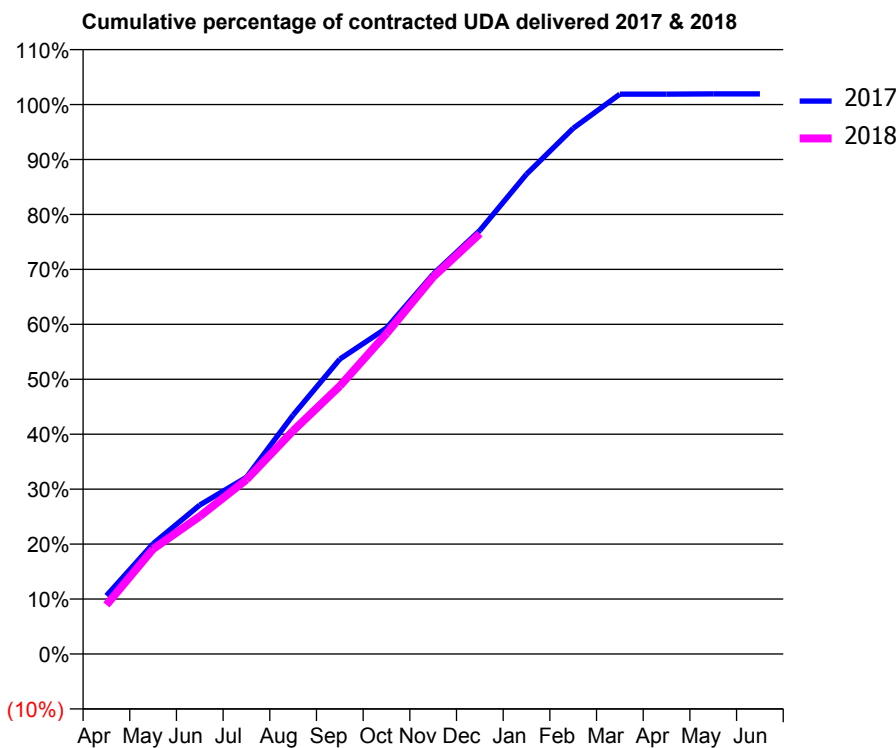
17/18 Contracted general activity (UDA)	8,413
Carry forward general activity (UDA)	-162
17/18 Contracted orthodontic activity (UOA)	0
Carry forward orthodontic activity (UOA)	0
Baseline contract value	£225,721.13

### ACCESS\*

Patients seen in 24 months	Total	Change since previous quarter
Quarter ending December 2016	3,185	
Quarter ending March 2017	3,132	↓
Quarter ending June 2017	3,156	→
Quarter ending September 2017	3,220	↑
Quarter ending December 2017	3,295	↑
<b>Variance since December 2016</b>	<b>3.5%</b>	<b>↑</b>



### ACTIVITY



Month	Adjusted Scheduled Activity (UDA)	
	2017	2018
April	893	753
May	1,690	1,608
June	2,281	2,107
July	2,706	2,669
August	3,659	3,418
September	4,515	4,102
October	4,991	4,905
November	5,815	5,772
December	6,486	6,436
January	7,347	
February	8,049	
March	8,572	
April	8,572	
May	8,575	
June	8,575	

### QUALITY

	Quantity	Base Number	Contract	AT	Region	England
% of FP17s for the same patient ID Re-attending within 3 months - Children	68	2,089	3.3%	11.0%	12.9%	12.0%
% of FP17s for the same patient ID Re-attending within 3 months - Adults	217	2,050	10.6%	14.8%	16.5%	15.9%
% of FP17s for the same patient ID Re-attending between 3 & 9 months - Children	1,612	2,089	77.2%	60.9%	59.6%	58.0%
% of FP17s for the same patient ID Re-attending between 3 & 9 months - Adults	1,332	2,050	65.0%	54.9%	52.8%	50.5%
% of FP17s for Band 1 Urgent Courses	118	4,136	2.9%	8.3%	9.1%	9.0%
% of FP17s Relating to Free Repair or Replacements	18	4,136	0.4%	0.9%	1.0%	0.8%
% of FP17s Relating to Continuations	16	4,136	0.4%	1.1%	1.2%	1.1%
% of Patients satisfied with the dentistry they have received	2	3	N/A	91.0%	91.6%	91.5%
% of Patients satisfied with the time they had to wait for an appointment	2	3	N/A	87.8%	88.3%	87.9%

\* This is based on patients treated on this contract for their most recent course of treatment. Figures in italics indicate the base number of FP17s or Patient Questionnaire responses are less than 100. N/A is shown where the base number of responses is less than 10 during the period. % is calculated as Quantity/Base number\*100

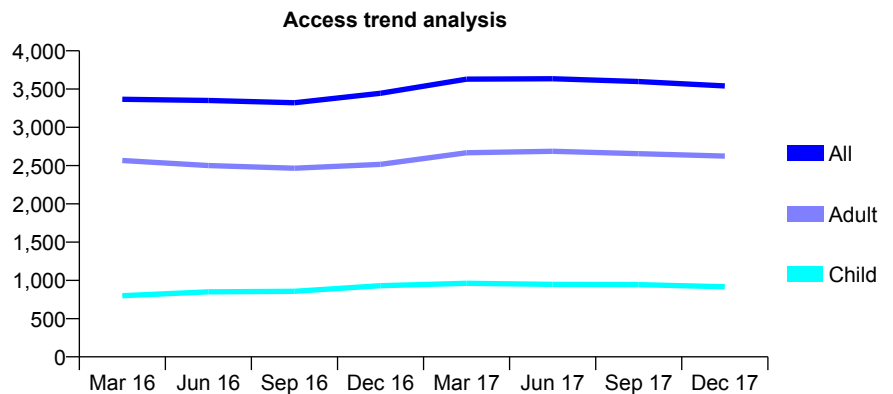
## Q52 - Vital Signs At a Glance Contract Report for 263095/0001 - December 2017

Name or company name	MISS F SHAKOOR
Contract type name	GDS Contract
Purpose of contract	General
Contract start date	01/05/2012
Contract end date	

17/18 Contracted general activity (UDA)	11,600
Carry forward general activity (UDA)	-23
17/18 Contracted orthodontic activity (UOA)	0
Carry forward orthodontic activity (UOA)	0
Baseline contract value	£368,921.62

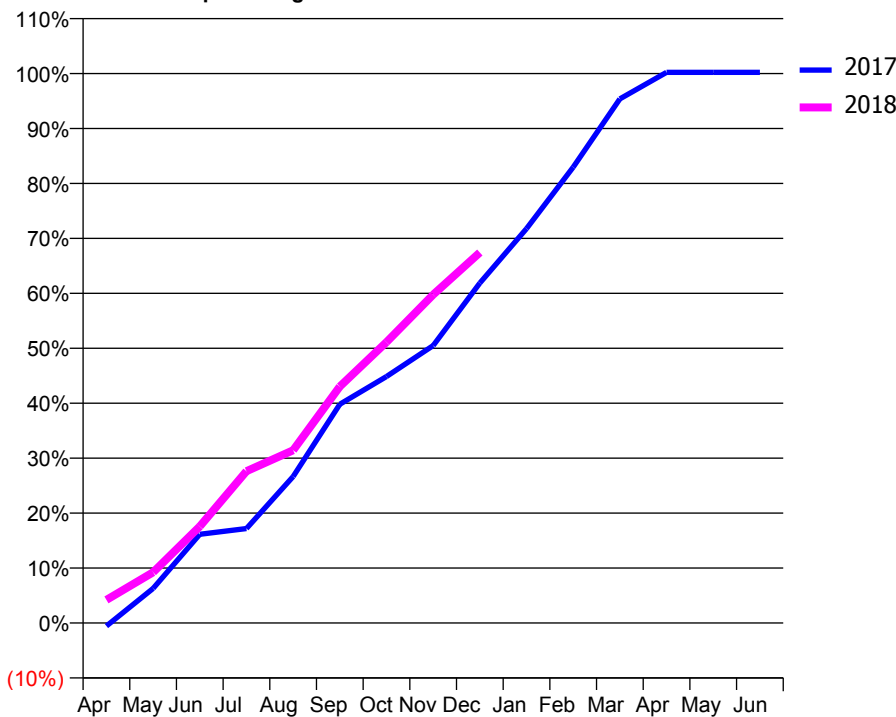
### ACCESS\*

Patients seen in 24 months	Total	Change since previous quarter
Quarter ending December 2016	3,445	
Quarter ending March 2017	3,630	↑
Quarter ending June 2017	3,634	→
Quarter ending September 2017	3,598	→
Quarter ending December 2017	3,540	↓
<b>Variance since December 2016</b>	<b>2.8%</b>	<b>↑</b>



### ACTIVITY

Cumulative percentage of contracted UDA delivered 2017 & 2018



Month	Adjusted Scheduled Activity (UDA)	
	2017	2018
April	-65	488
May	730	1,071
June	1,875	2,040
July	1,995	3,206
August	3,092	3,646
September	4,617	4,992
October	5,205	5,930
November	5,857	6,931
December	7,177	7,820
January	8,326	
February	9,623	
March	11,063	
April	11,623	
May	11,623	
June	11,623	

### QUALITY

	Quantity	Base Number	Contract	AT	Region	England
% of FP17s for the same patient ID Re-attending within 3 months - Children	54	1,046	5.2%	11.0%	12.9%	12.0%
% of FP17s for the same patient ID Re-attending within 3 months - Adults	379	3,187	11.9%	14.8%	16.5%	15.9%
% of FP17s for the same patient ID Re-attending between 3 & 9 months - Children	781	1,046	74.7%	60.9%	59.6%	58.0%
% of FP17s for the same patient ID Re-attending between 3 & 9 months - Adults	2,260	3,187	70.9%	54.9%	52.8%	50.5%
% of FP17s for Band 1 Urgent Courses	126	3,978	3.2%	8.3%	9.1%	9.0%
% of FP17s Relating to Free Repair or Replacements	54	3,978	1.4%	0.9%	1.0%	0.8%
% of FP17s Relating to Continuations	76	3,978	1.9%	1.1%	1.2%	1.1%
% of Patients satisfied with the dentistry they have received	3	3	N/A	91.0%	91.6%	91.5%
% of Patients satisfied with the time they had to wait for an appointment	3	3	N/A	87.8%	88.3%	87.9%

\* This is based on patients treated on this contract for their most recent course of treatment. Figures in italics indicate the base number of FP17s or Patient Questionnaire responses are less than 100. N/A is shown where the base number of responses is less than 10 during the period. % is calculated as Quantity/Base number\*100



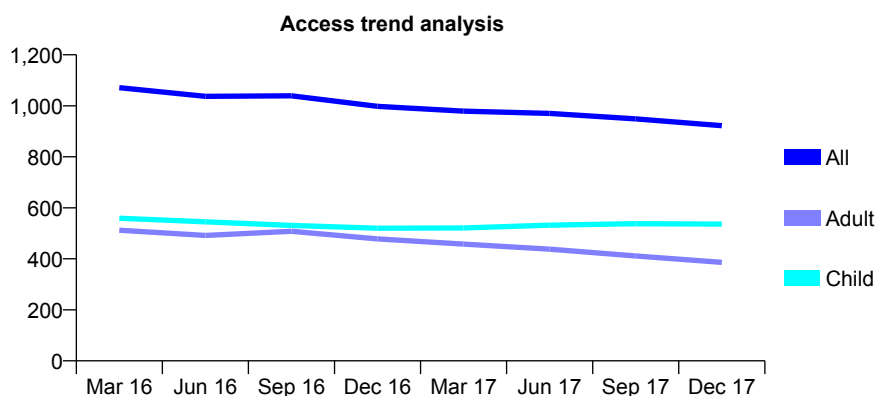
## Q52 - Vital Signs At a Glance Contract Report for 269794/0001 - December 2017

Name or company name	MR MP BROWN
Contract type name	GDS Contract
Purpose of contract	General
Contract start date	02/02/2009
Contract end date	

17/18 Contracted general activity (UDA)	1,436
Carry forward general activity (UDA)	0
17/18 Contracted orthodontic activity (UOA)	0
Carry forward orthodontic activity (UOA)	0
Baseline contract value	£48,983.70

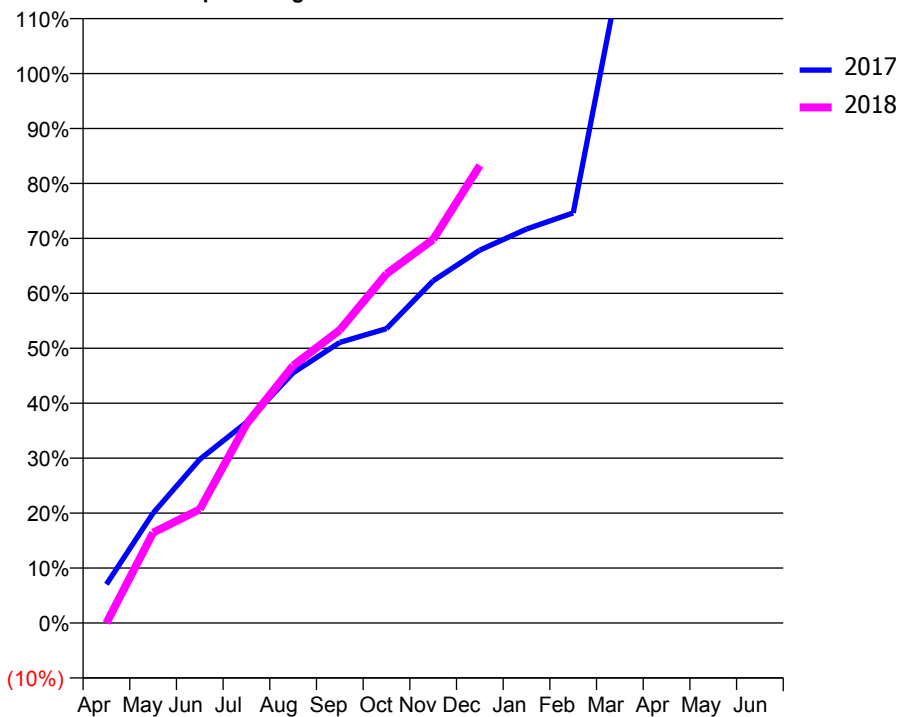
### ACCESS\*

Patients seen in 24 months	Total	Change since previous quarter
Quarter ending December 2016	998	
Quarter ending March 2017	979	↓
Quarter ending June 2017	970	→
Quarter ending September 2017	949	↓
Quarter ending December 2017	922	↓
<b>Variance since December 2016</b>	<b>(7.6%)</b>	<b>↓</b>



### ACTIVITY

**Cumulative percentage of contracted UDA delivered 2017 & 2018**



Month	Adjusted Scheduled Activity (UDA)	
	2017	2018
April	101	0
May	287	236
June	428	297
July	524	520
August	654	673
September	733	766
October	769	913
November	894	1,002
December	975	1,196
January	1,030	
February	1,072	
March	1,697	
April	1,712	
May	1,737	
June	1,738	

### QUALITY

	Quantity	Base Number	Contract	AT	Region	England
% of FP17s for the same patient ID Re-attending within 3 months - Children	65	690	9.4%	11.0%	12.9%	12.0%
% of FP17s for the same patient ID Re-attending within 3 months - Adults	30	148	20.3%	14.8%	16.5%	15.9%
% of FP17s for the same patient ID Re-attending between 3 & 9 months - Children	465	690	67.4%	60.9%	59.6%	58.0%
% of FP17s for the same patient ID Re-attending between 3 & 9 months - Adults	81	148	54.7%	54.9%	52.8%	50.5%
% of FP17s for Band 1 Urgent Courses	34	806	4.2%	8.3%	9.1%	9.0%
% of FP17s Relating to Free Repair or Replacements	1	806	0.1%	0.9%	1.0%	0.8%
% of FP17s Relating to Continuations	11	806	1.4%	1.1%	1.2%	1.1%
% of Patients satisfied with the dentistry they have received	0	0	N/A	91.0%	91.6%	91.5%
% of Patients satisfied with the time they had to wait for an appointment	0	0	N/A	87.8%	88.3%	87.9%

\* This is based on patients treated on this contract for their most recent course of treatment. Figures in italics indicate the base number of FP17s or Patient Questionnaire responses are less than 100. N/A is shown where the base number of responses is less than 10 during the period. % is calculated as Quantity/Base number\*100

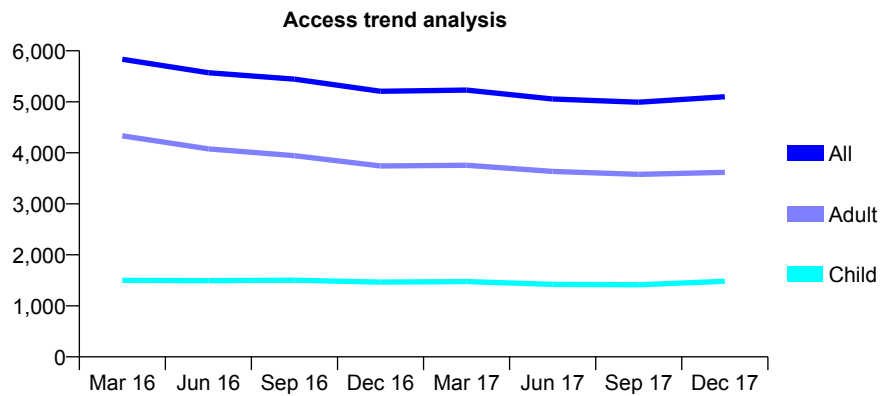
## Q52 - Vital Signs At a Glance Contract Report for 269883/0002 - December 2017

Name or company name	MR MA MANZOOR
Contract type name	GDS Contract
Purpose of contract	General
Contract start date	01/12/2012
Contract end date	

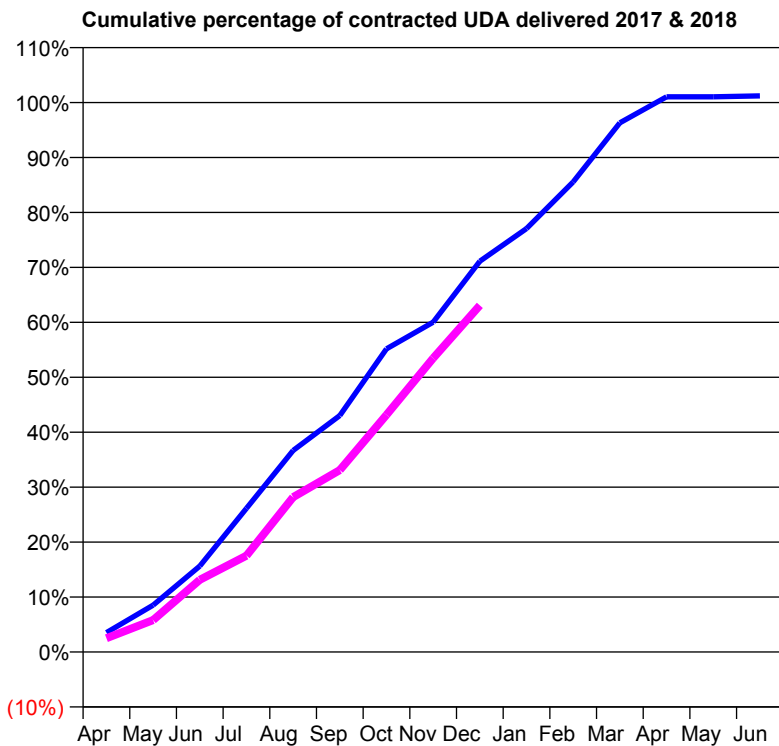
17/18 Contracted general activity (UDA)	17,225
Carry forward general activity (UDA)	-207
17/18 Contracted orthodontic activity (UOA)	0
Carry forward orthodontic activity (UOA)	0
Baseline contract value	£468,490.39

### ACCESS\*

Patients seen in 24 months	Total	Change since previous quarter
Quarter ending December 2016	5,207	
Quarter ending March 2017	5,231	→
Quarter ending June 2017	5,055	↓
Quarter ending September 2017	4,993	↓
Quarter ending December 2017	5,099	↑
<b>Variance since December 2016</b>	<b>(2.1%)</b>	<b>↓</b>



### ACTIVITY



Month	Adjusted Scheduled Activity (UDA)	
	2017	2018
April	607	432
May	1,469	1,002
June	2,696	2,262
July	4,503	3,020
August	6,318	4,855
September	7,413	5,704
October	9,504	7,432
November	10,340	9,211
December	12,250	10,867
January	13,272	
February	14,735	
March	16,588	
April	17,403	
May	17,403	
June	17,432	

### QUALITY

	Quantity	Base Number	Contract	AT	Region	England
% of FP17s for the same patient ID Re-attending within 3 months - Children	108	1,647	6.6%	11.0%	12.9%	12.0%
% of FP17s for the same patient ID Re-attending within 3 months - Adults	435	3,741	11.6%	14.8%	16.5%	15.9%
% of FP17s for the same patient ID Re-attending between 3 & 9 months - Children	956	1,647	58.0%	60.9%	59.6%	58.0%
% of FP17s for the same patient ID Re-attending between 3 & 9 months - Adults	2,371	3,741	63.4%	54.9%	52.8%	50.5%
% of FP17s for Band 1 Urgent Courses	246	5,035	4.9%	8.3%	9.1%	9.0%
% of FP17s Relating to Free Repair or Replacements	45	5,035	0.9%	0.9%	1.0%	0.8%
% of FP17s Relating to Continuations	5	5,035	0.1%	1.1%	1.2%	1.1%
% of Patients satisfied with the dentistry they have received	7	9	N/A	91.0%	91.6%	91.5%
% of Patients satisfied with the time they had to wait for an appointment	6	9	N/A	87.8%	88.3%	87.9%

\* This is based on patients treated on this contract for their most recent course of treatment. Figures in italics indicate the base number of FP17s or Patient Questionnaire responses are less than 100. N/A is shown where the base number of responses is less than 10 during the period. % is calculated as Quantity/Base number\*100

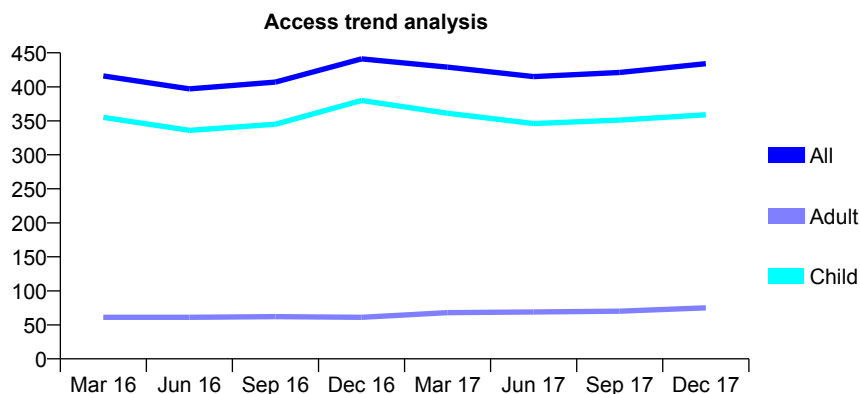
## Q52 - Vital Signs At a Glance Contract Report for 271209/0001 - December 2017

Name or company name	MR PJ MOORE
Contract type name	GDS Contract
Purpose of contract	General
Contract start date	15/09/2006
Contract end date	

17/18 Contracted general activity (UDA)	806
Carry forward general activity (UDA)	-16
17/18 Contracted orthodontic activity (UOA)	0
Carry forward orthodontic activity (UOA)	0
Baseline contract value	£24,257.90

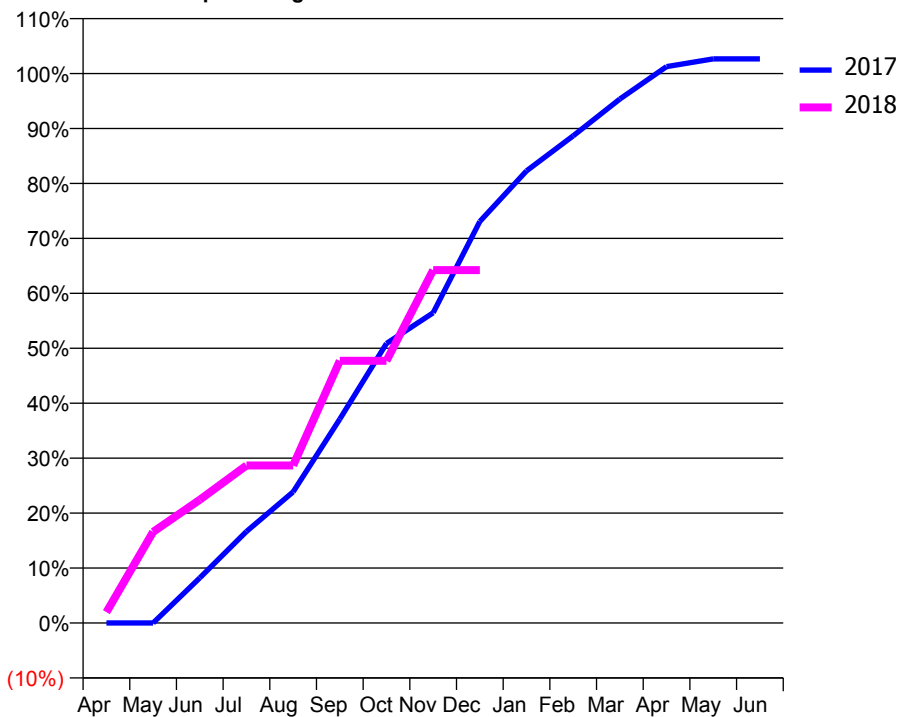
### ACCESS\*

Patients seen in 24 months	Total	Change since previous quarter
Quarter ending December 2016	441	
Quarter ending March 2017	429	↓
Quarter ending June 2017	415	↓
Quarter ending September 2017	421	→
Quarter ending December 2017	434	↑
<b>Variance since December 2016</b>	<b>(1.6%)</b>	<b>↓</b>



### ACTIVITY

Cumulative percentage of contracted UDA delivered 2017 & 2018



Month	Adjusted Scheduled Activity (UDA)	
	2017	2018
April	0	16
May	0	134
June	66	181
July	134	231
August	192	231
September	299	385
October	410	385
November	455	518
December	589	518
January	663	
February	715	
March	769	
April	816	
May	827	
June	827	

### QUALITY

	Quantity	Base Number	Contract	AT	Region	England
% of FP17s for the same patient ID Re-attending within 3 months - Children	35	426	8.2%	11.0%	12.9%	12.0%
% of FP17s for the same patient ID Re-attending within 3 months - Adults	3	27	11.1%	14.8%	16.5%	15.9%
% of FP17s for the same patient ID Re-attending between 3 & 9 months - Children	165	426	38.7%	60.9%	59.6%	58.0%
% of FP17s for the same patient ID Re-attending between 3 & 9 months - Adults	6	27	22.2%	54.9%	52.8%	50.5%
% of FP17s for Band 1 Urgent Courses	14	422	3.3%	8.3%	9.1%	9.0%
% of FP17s Relating to Free Repair or Replacements	0	422	0.0%	0.9%	1.0%	0.8%
% of FP17s Relating to Continuations	0	422	0.0%	1.1%	1.2%	1.1%
% of Patients satisfied with the dentistry they have received	1	1	N/A	91.0%	91.6%	91.5%
% of Patients satisfied with the time they had to wait for an appointment	1	1	N/A	87.8%	88.3%	87.9%

\* This is based on patients treated on this contract for their most recent course of treatment. Figures in italics indicate the base number of FP17s or Patient Questionnaire responses are less than 100. N/A is shown where the base number of responses is less than 10 during the period. % is calculated as Quantity/Base number\*100

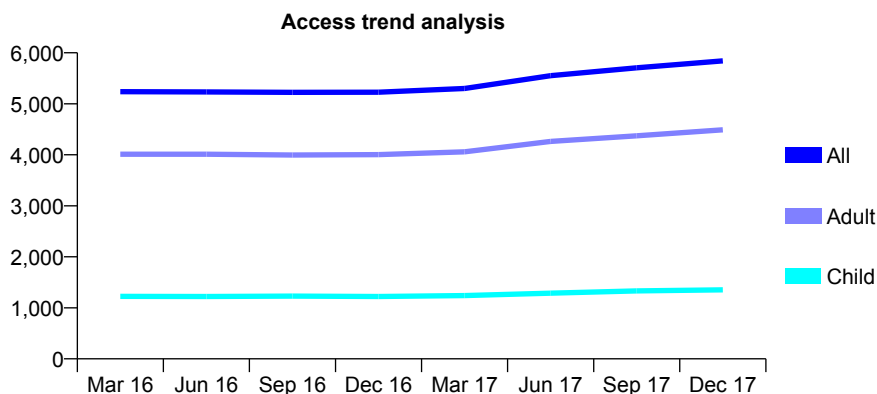
## Q52 - Vital Signs At a Glance Contract Report for 305359/0001 - December 2017

Name or company name	Whingate Dental Care
Contract type name	GDS Contract
Purpose of contract	General
Contract start date	01/04/2006
Contract end date	

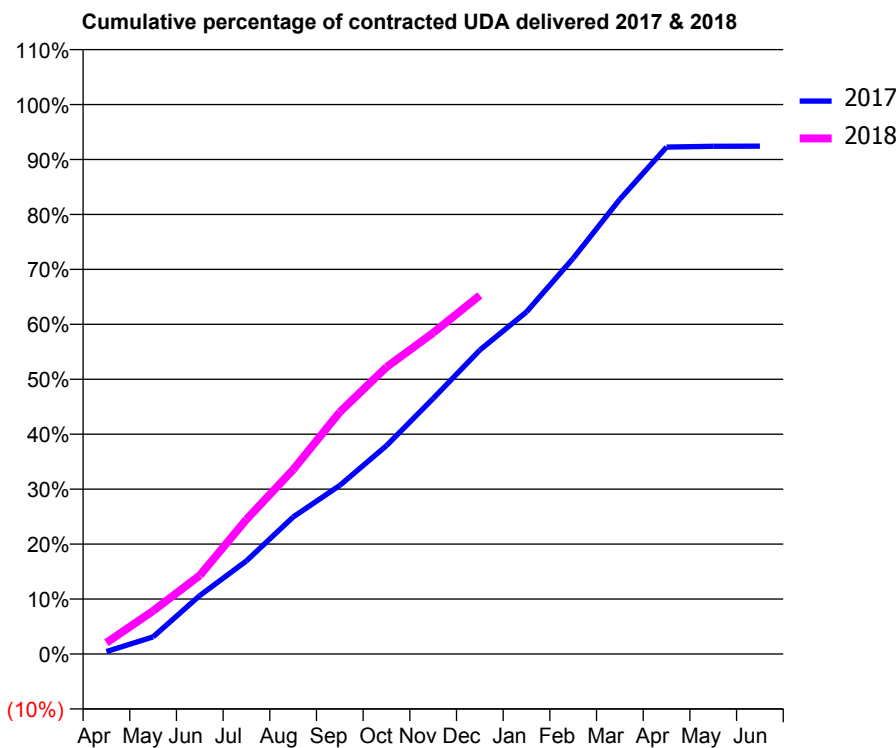
17/18 Contracted general activity (UDA)	19,060
Carry forward general activity (UDA)	0
17/18 Contracted orthodontic activity (UOA)	0
Carry forward orthodontic activity (UOA)	0
Baseline contract value	£548,445.14

### ACCESS\*

Patients seen in 24 months	Total	Change since previous quarter
Quarter ending December 2016	5,228	
Quarter ending March 2017	5,301	→
Quarter ending June 2017	5,551	↑
Quarter ending September 2017	5,705	↑
Quarter ending December 2017	5,841	↑
<b>Variance since December 2016</b>	<b>11.7%</b>	<b>↑</b>



### ACTIVITY



Month	Adjusted Scheduled Activity (UDA)	
	2017	2018
April	87	393
May	594	1,494
June	2,028	2,728
July	3,233	4,669
August	4,750	6,393
September	5,849	8,390
October	7,229	9,953
November	8,862	11,140
December	10,544	12,441
January	11,866	
February	13,725	
March	15,775	
April	17,583	
May	17,612	
June	17,618	

### QUALITY

	Quantity	Base Number	Contract	AT	Region	England
% of FP17s for the same patient ID Re-attending within 3 months - Children	52	1,150	4.5%	11.0%	12.9%	12.0%
% of FP17s for the same patient ID Re-attending within 3 months - Adults	402	3,953	10.2%	14.8%	16.5%	15.9%
% of FP17s for the same patient ID Re-attending between 3 & 9 months - Children	348	1,150	30.3%	60.9%	59.6%	58.0%
% of FP17s for the same patient ID Re-attending between 3 & 9 months - Adults	1,367	3,953	34.6%	54.9%	52.8%	50.5%
% of FP17s for Band 1 Urgent Courses	90	4,591	2.0%	8.3%	9.1%	9.0%
% of FP17s Relating to Free Repair or Replacements	87	4,591	1.9%	0.9%	1.0%	0.8%
% of FP17s Relating to Continuations	102	4,591	2.2%	1.1%	1.2%	1.1%
% of Patients satisfied with the dentistry they have received	12	15	80.0%	91.0%	91.6%	91.5%
% of Patients satisfied with the time they had to wait for an appointment	12	15	80.0%	87.8%	88.3%	87.9%

\* This is based on patients treated on this contract for their most recent course of treatment. Figures in italics indicate the base number of FP17s or Patient Questionnaire responses are less than 100. N/A is shown where the base number of responses is less than 10 during the period. % is calculated as Quantity/Base number\*100

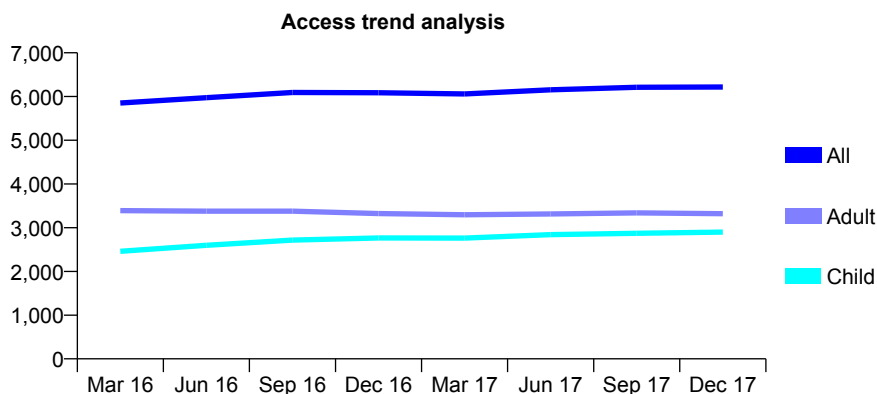
## Q52 - Vital Signs At a Glance Contract Report for 306231/0003 - December 2017

Name or company name	MR KS HUNJAN
Contract type name	PDS Contract
Purpose of contract	General
Contract start date	01/04/2006
Contract end date	31/03/2021

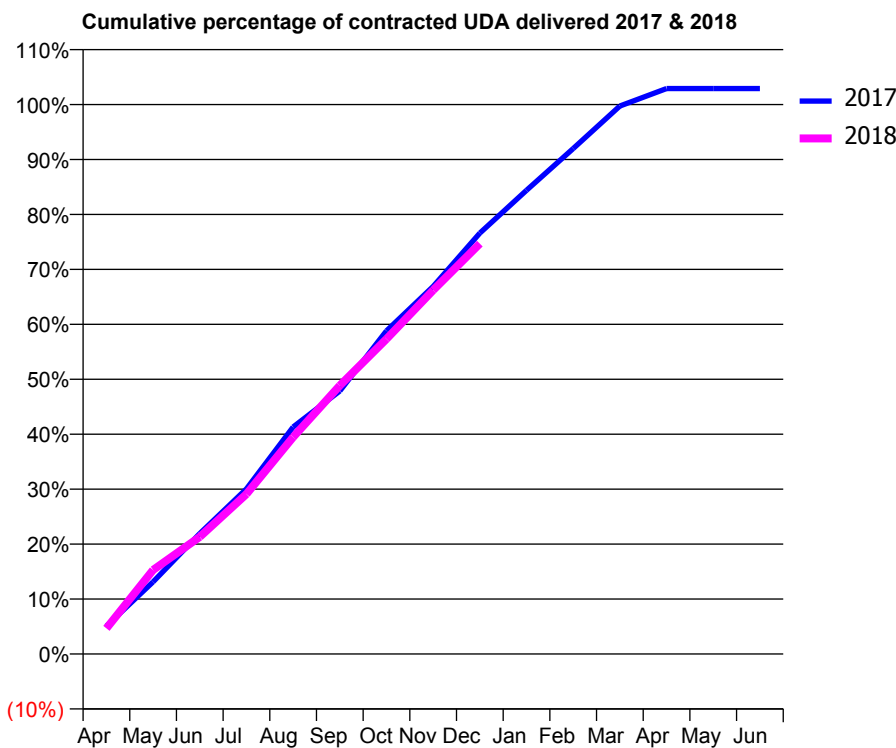
17/18 Contracted general activity (UDA)	15,382
Carry forward general activity (UDA)	-308
17/18 Contracted orthodontic activity (UOA)	0
Carry forward orthodontic activity (UOA)	0
Baseline contract value	£542,030.85

### ACCESS\*

Patients seen in 24 months	Total	Change since previous quarter
Quarter ending December 2016	6,087	
Quarter ending March 2017	6,060	→
Quarter ending June 2017	6,153	→
Quarter ending September 2017	6,212	→
Quarter ending December 2017	6,219	→
<b>Variance since December 2016</b>	<b>2.2%</b>	<b>↑</b>



### ACTIVITY



Month	Adjusted Scheduled Activity (UDA)	
	2017	2018
April	781	720
May	2,022	2,354
June	3,374	3,279
July	4,622	4,476
August	6,357	6,070
September	7,361	7,517
October	9,045	8,818
November	10,290	10,186
December	11,782	11,486
January	12,979	
February	14,151	
March	15,341	
April	15,829	
May	15,830	
June	15,830	

### QUALITY

	Quantity	Base Number	Contract	AT	Region	England
% of FP17s for the same patient ID Re-attending within 3 months - Children	137	3,476	3.9%	11.0%	12.9%	12.0%
% of FP17s for the same patient ID Re-attending within 3 months - Adults	303	3,466	8.7%	14.8%	16.5%	15.9%
% of FP17s for the same patient ID Re-attending between 3 & 9 months - Children	2,265	3,476	65.2%	60.9%	59.6%	58.0%
% of FP17s for the same patient ID Re-attending between 3 & 9 months - Adults	2,100	3,466	60.6%	54.9%	52.8%	50.5%
% of FP17s for Band 1 Urgent Courses	262	6,613	4.0%	8.3%	9.1%	9.0%
% of FP17s Relating to Free Repair or Replacements	2	6,613	0.0%	0.9%	1.0%	0.8%
% of FP17s Relating to Continuations	43	6,613	0.7%	1.1%	1.2%	1.1%
% of Patients satisfied with the dentistry they have received	3	3	N/A	91.0%	91.6%	91.5%
% of Patients satisfied with the time they had to wait for an appointment	2	3	N/A	87.8%	88.3%	87.9%

\* This is based on patients treated on this contract for their most recent course of treatment. Figures in italics indicate the base number of FP17s or Patient Questionnaire responses are less than 100. N/A is shown where the base number of responses is less than 10 during the period. % is calculated as Quantity/Base number\*100

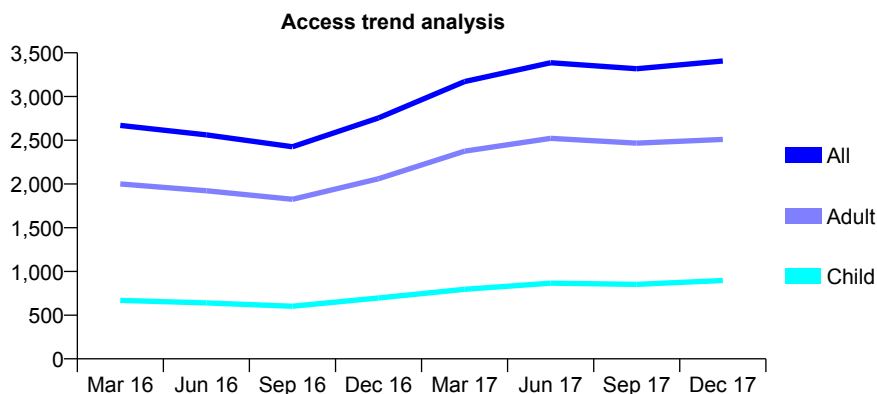
## Q52 - Vital Signs At a Glance Contract Report for 318760/0001 - December 2017

Name or company name	MR A HUSSAIN
Contract type name	GDS Contract
Purpose of contract	General
Contract start date	01/04/2006
Contract end date	

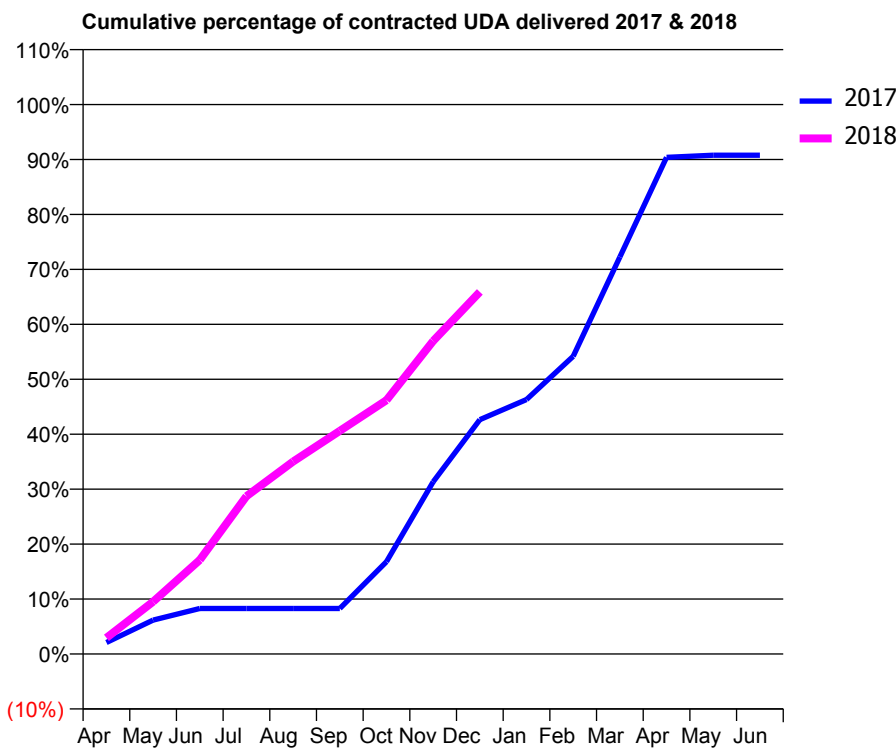
17/18 Contracted general activity (UDA)	11,280
Carry forward general activity (UDA)	0
17/18 Contracted orthodontic activity (UOA)	0
Carry forward orthodontic activity (UOA)	0
Baseline contract value	£362,184.82

### ACCESS\*

Patients seen in 24 months	Total	Change since previous quarter
Quarter ending December 2016	2,755	
Quarter ending March 2017	3,171	↑
Quarter ending June 2017	3,387	↑
Quarter ending September 2017	3,318	↓
Quarter ending December 2017	3,406	↑
<b>Variance since December 2016</b>	<b>23.6%</b>	<b>↑</b>



### ACTIVITY



Month	Adjusted Scheduled Activity (UDA)	
	2017	2018
April	236	331
May	697	1,074
June	935	1,932
July	935	3,238
August	935	3,951
September	935	4,582
October	1,895	5,211
November	3,536	6,427
December	4,812	7,434
January	5,224	
February	6,112	
March	8,150	
April	10,196	
May	10,238	
June	10,238	

### QUALITY

	Quantity	Base Number	Contract	AT	Region	England
% of FP17s for the same patient ID Re-attending within 3 months - Children	78	1,030	7.6%	11.0%	12.9%	12.0%
% of FP17s for the same patient ID Re-attending within 3 months - Adults	636	3,210	19.8%	14.8%	16.5%	15.9%
% of FP17s for the same patient ID Re-attending between 3 & 9 months - Children	583	1,030	56.6%	60.9%	59.6%	58.0%
% of FP17s for the same patient ID Re-attending between 3 & 9 months - Adults	1,756	3,210	54.7%	54.9%	52.8%	50.5%
% of FP17s for Band 1 Urgent Courses	281	3,637	7.7%	8.3%	9.1%	9.0%
% of FP17s Relating to Free Repair or Replacements	17	3,637	0.5%	0.9%	1.0%	0.8%
% of FP17s Relating to Continuations	68	3,637	1.9%	1.1%	1.2%	1.1%
% of Patients satisfied with the dentistry they have received	4	5	N/A	91.0%	91.6%	91.5%
% of Patients satisfied with the time they had to wait for an appointment	3	5	N/A	87.8%	88.3%	87.9%

\* This is based on patients treated on this contract for their most recent course of treatment. Figures in italics indicate the base number of FP17s or Patient Questionnaire responses are less than 100. N/A is shown where the base number of responses is less than 10 during the period. % is calculated as Quantity/Base number\*100

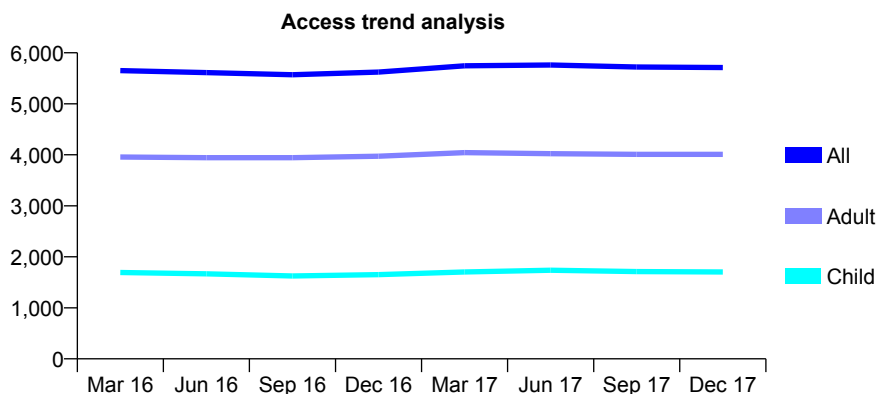
## Q52 - Vital Signs At a Glance Contract Report for 318809/0001 - December 2017

Name or company name	Marker & Associates Dental Practice
Contract type name	GDS Contract
Purpose of contract	General
Contract start date	01/04/2006
Contract end date	

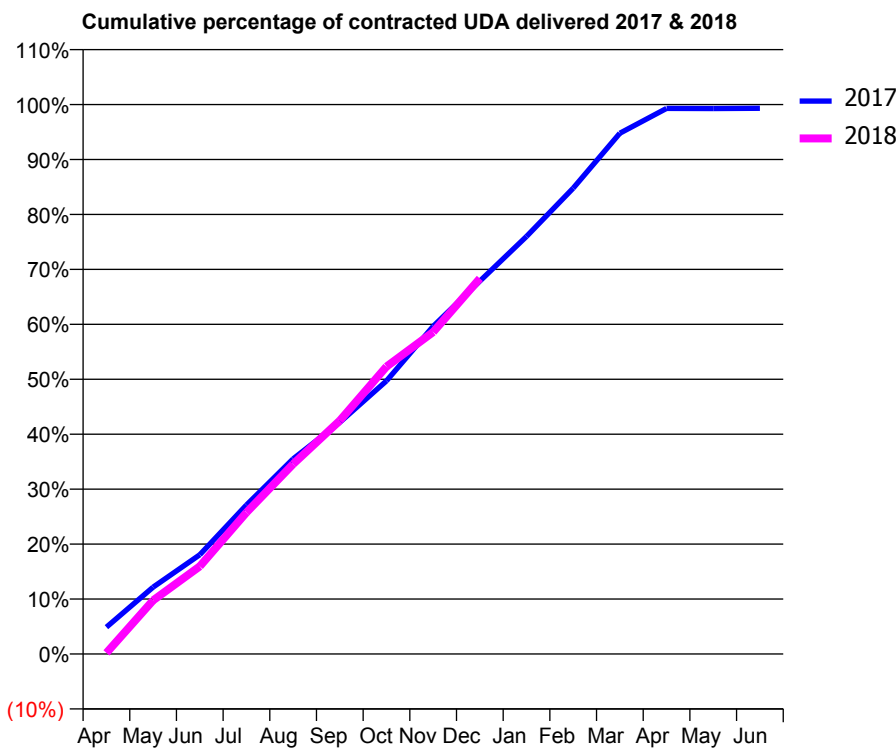
17/18 Contracted general activity (UDA)	19,000
Carry forward general activity (UDA)	129
17/18 Contracted orthodontic activity (UOA)	0
Carry forward orthodontic activity (UOA)	0
Baseline contract value	£603,208.90

### ACCESS\*

Patients seen in 24 months	Total	Change since previous quarter
Quarter ending December 2016	5,622	
Quarter ending March 2017	5,744	↑
Quarter ending June 2017	5,761	→
Quarter ending September 2017	5,722	→
Quarter ending December 2017	5,712	→
<b>Variance since December 2016</b>	<b>1.6%</b>	<b>→</b>



### ACTIVITY



Month	Adjusted Scheduled Activity (UDA)	
	2017	2018
April	931	38
May	2,313	1,855
June	3,432	3,030
July	5,150	4,894
August	6,747	6,570
September	8,010	8,072
October	9,445	9,938
November	11,331	11,135
December	12,892	12,987
January	14,440	
February	16,106	
March	18,006	
April	18,867	
May	18,859	
June	18,871	

### QUALITY

	Quantity	Base Number	Contract	AT	Region	England
% of FP17s for the same patient ID Re-attending within 3 months - Children	224	2,280	9.8%	11.0%	12.9%	12.0%
% of FP17s for the same patient ID Re-attending within 3 months - Adults	631	4,951	12.7%	14.8%	16.5%	15.9%
% of FP17s for the same patient ID Re-attending between 3 & 9 months - Children	1,482	2,280	65.0%	60.9%	59.6%	58.0%
% of FP17s for the same patient ID Re-attending between 3 & 9 months - Adults	3,468	4,951	70.0%	54.9%	52.8%	50.5%
% of FP17s for Band 1 Urgent Courses	338	6,888	4.9%	8.3%	9.1%	9.0%
% of FP17s Relating to Free Repair or Replacements	20	6,888	0.3%	0.9%	1.0%	0.8%
% of FP17s Relating to Continuations	16	6,888	0.2%	1.1%	1.2%	1.1%
% of Patients satisfied with the dentistry they have received	11	12	91.7%	91.0%	91.6%	91.5%
% of Patients satisfied with the time they had to wait for an appointment	10	12	83.3%	87.8%	88.3%	87.9%

\* This is based on patients treated on this contract for their most recent course of treatment. Figures in italics indicate the base number of FP17s or Patient Questionnaire responses are less than 100. N/A is shown where the base number of responses is less than 10 during the period. % is calculated as Quantity/Base number\*100



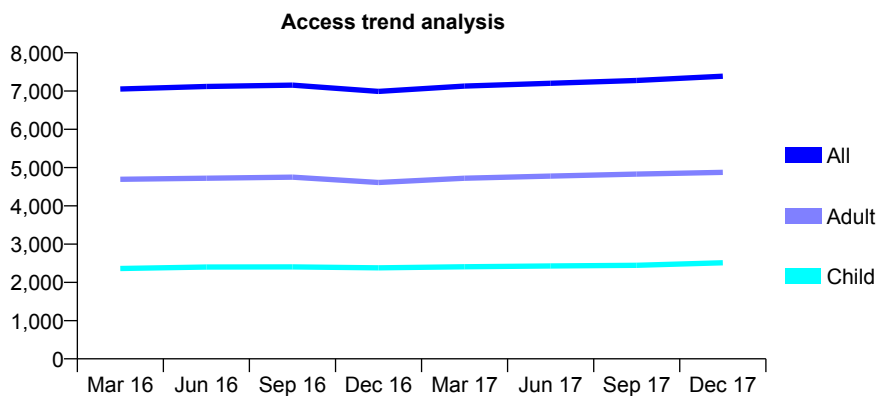
## Q52 - Vital Signs At a Glance Contract Report for 320854/0001 - December 2017

Name or company name	PR Jones & Associates
Contract type name	GDS Contract
Purpose of contract	General
Contract start date	01/04/2006
Contract end date	

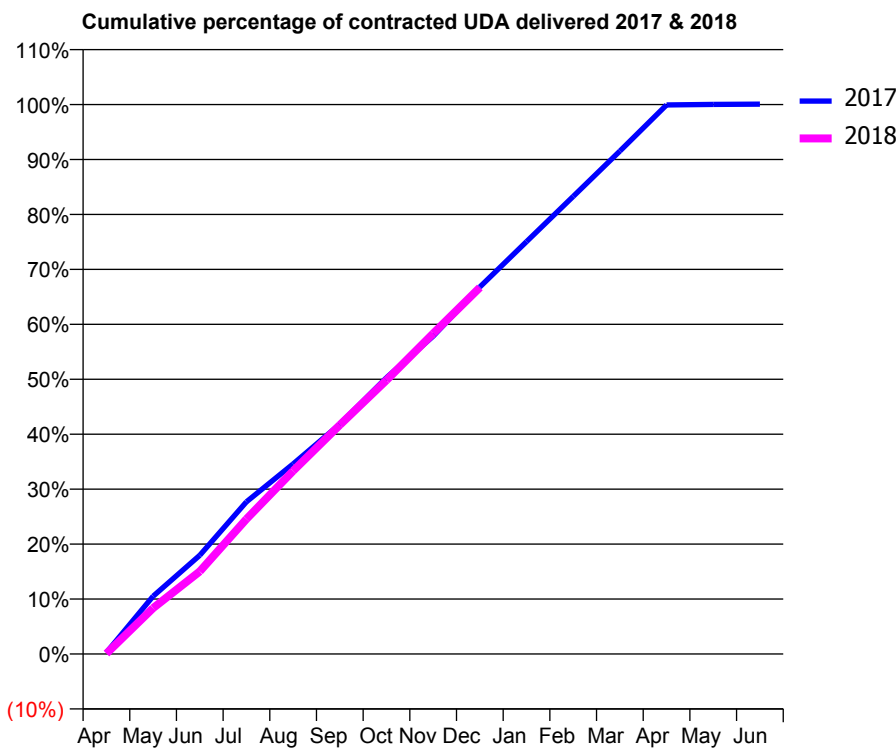
17/18 Contracted general activity (UDA)	17,816
Carry forward general activity (UDA)	-14
17/18 Contracted orthodontic activity (UOA)	0
Carry forward orthodontic activity (UOA)	0
Baseline contract value	£457,218.48

### ACCESS\*

Patients seen in 24 months	Total	Change since previous quarter
Quarter ending December 2016	6,990	
Quarter ending March 2017	7,129	→
Quarter ending June 2017	7,205	→
Quarter ending September 2017	7,275	→
Quarter ending December 2017	7,387	→
<b>Variance since December 2016</b>	<b>5.7%</b>	<b>↑</b>



### ACTIVITY



Month	Adjusted Scheduled Activity (UDA)	
	2017	2018
April	50	14
May	1,876	1,488
June	3,200	2,676
July	4,935	4,378
August	6,163	5,940
September	7,451	7,425
October	8,962	8,880
November	10,305	10,391
December	11,901	11,882
January	13,369	
February	14,838	
March	16,306	
April	17,804	
May	17,821	
June	17,830	

### QUALITY

	Quantity	Base Number	Contract	AT	Region	England
% of FP17s for the same patient ID Re-attending within 3 months - Children	462	3,058	15.1%	11.0%	12.9%	12.0%
% of FP17s for the same patient ID Re-attending within 3 months - Adults	676	4,657	14.5%	14.8%	16.5%	15.9%
% of FP17s for the same patient ID Re-attending between 3 & 9 months - Children	1,651	3,058	54.0%	60.9%	59.6%	58.0%
% of FP17s for the same patient ID Re-attending between 3 & 9 months - Adults	2,144	4,657	46.0%	54.9%	52.8%	50.5%
% of FP17s for Band 1 Urgent Courses	148	6,289	2.4%	8.3%	9.1%	9.0%
% of FP17s Relating to Free Repair or Replacements	33	6,289	0.5%	0.9%	1.0%	0.8%
% of FP17s Relating to Continuations	68	6,289	1.1%	1.1%	1.2%	1.1%
% of Patients satisfied with the dentistry they have received	5	5	N/A	91.0%	91.6%	91.5%
% of Patients satisfied with the time they had to wait for an appointment	4	5	N/A	87.8%	88.3%	87.9%

\* This is based on patients treated on this contract for their most recent course of treatment. Figures in italics indicate the base number of FP17s or Patient Questionnaire responses are less than 100. N/A is shown where the base number of responses is less than 10 during the period. % is calculated as Quantity/Base number\*100

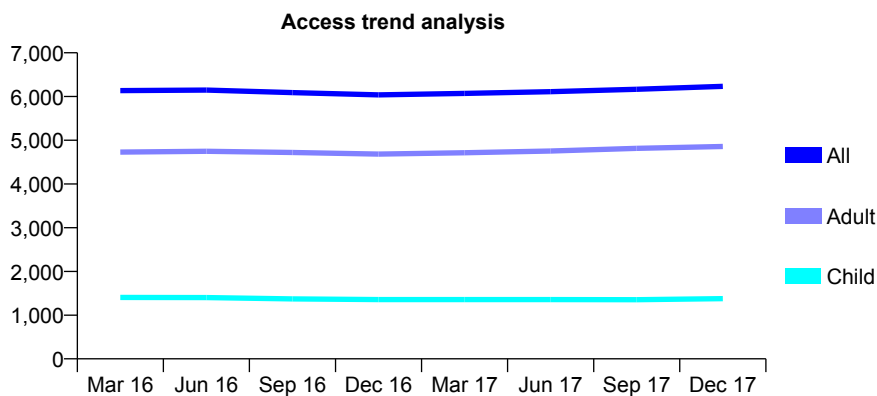
## Q52 - Vital Signs At a Glance Contract Report for 322903/0001 - December 2017

Name or company name	MR MA SPEIGHT
Contract type name	GDS Contract
Purpose of contract	General
Contract start date	01/04/2006
Contract end date	

17/18 Contracted general activity (UDA)	15,171
Carry forward general activity (UDA)	-303
17/18 Contracted orthodontic activity (UOA)	0
Carry forward orthodontic activity (UOA)	0
Baseline contract value	£458,186.53

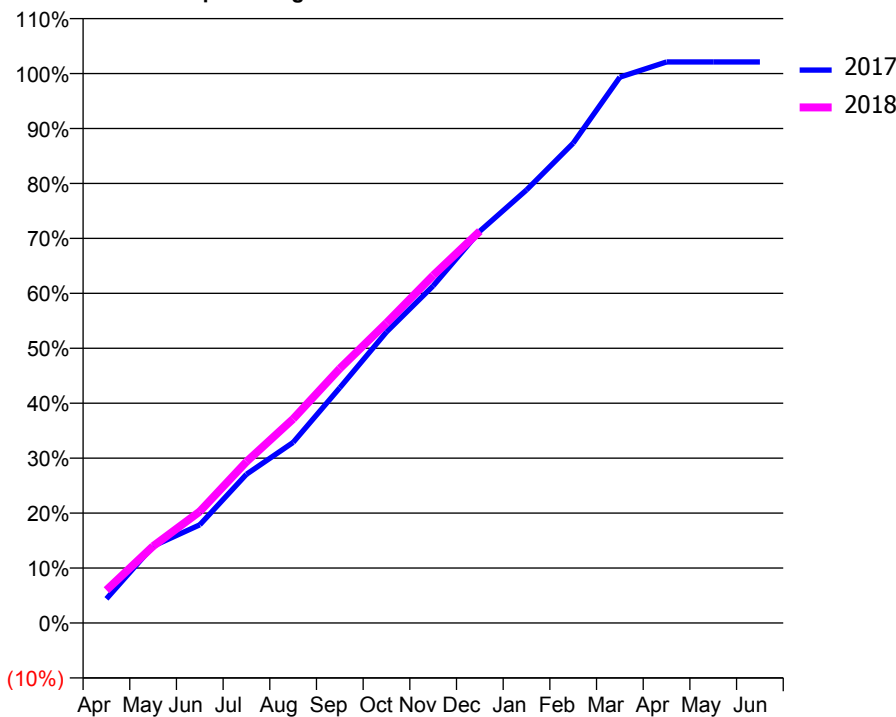
### ACCESS\*

Patients seen in 24 months	Total	Change since previous quarter
Quarter ending December 2016	6,038	
Quarter ending March 2017	6,070	→
Quarter ending June 2017	6,110	→
Quarter ending September 2017	6,167	→
Quarter ending December 2017	6,234	→
<b>Variance since December 2016</b>	<b>3.2%</b>	<b>↑</b>



### ACTIVITY

Cumulative percentage of contracted UDA delivered 2017 & 2018



Month	2017	2018
April	668	907
May	2,124	2,123
June	2,710	3,079
July	4,106	4,453
August	4,986	5,635
September	6,496	7,026
October	8,036	8,285
November	9,310	9,596
December	10,819	10,819
January	11,956	
February	13,247	
March	15,072	
April	15,489	
May	15,489	
June	15,489	

### QUALITY

	Quantity	Base Number	Contract	AT	Region	England
% of FP17s for the same patient ID Re-attending within 3 months - Children	71	1,452	4.9%	11.0%	12.9%	12.0%
% of FP17s for the same patient ID Re-attending within 3 months - Adults	593	4,715	12.6%	14.8%	16.5%	15.9%
% of FP17s for the same patient ID Re-attending between 3 & 9 months - Children	804	1,452	55.4%	60.9%	59.6%	58.0%
% of FP17s for the same patient ID Re-attending between 3 & 9 months - Adults	2,272	4,715	48.2%	54.9%	52.8%	50.5%
% of FP17s for Band 1 Urgent Courses	582	5,943	9.8%	8.3%	9.1%	9.0%
% of FP17s Relating to Free Repair or Replacements	31	5,943	0.5%	0.9%	1.0%	0.8%
% of FP17s Relating to Continuations	98	5,943	1.6%	1.1%	1.2%	1.1%
% of Patients satisfied with the dentistry they have received	4	4	N/A	91.0%	91.6%	91.5%
% of Patients satisfied with the time they had to wait for an appointment	4	4	N/A	87.8%	88.3%	87.9%

\* This is based on patients treated on this contract for their most recent course of treatment. Figures in italics indicate the base number of FP17s or Patient Questionnaire responses are less than 100. N/A is shown where the base number of responses is less than 10 during the period. % is calculated as Quantity/Base number\*100

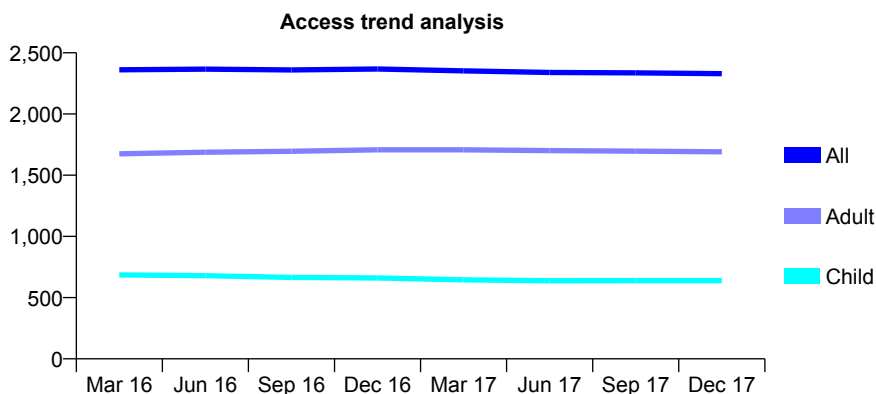
## Q52 - Vital Signs At a Glance Contract Report for 324345/0001 - December 2017

Name or company name	MR SP AGABEG
Contract type name	GDS Contract
Purpose of contract	General
Contract start date	01/04/2006
Contract end date	

17/18 Contracted general activity (UDA)	6,799
Carry forward general activity (UDA)	35
17/18 Contracted orthodontic activity (UOA)	0
Carry forward orthodontic activity (UOA)	0
Baseline contract value	£186,459.82

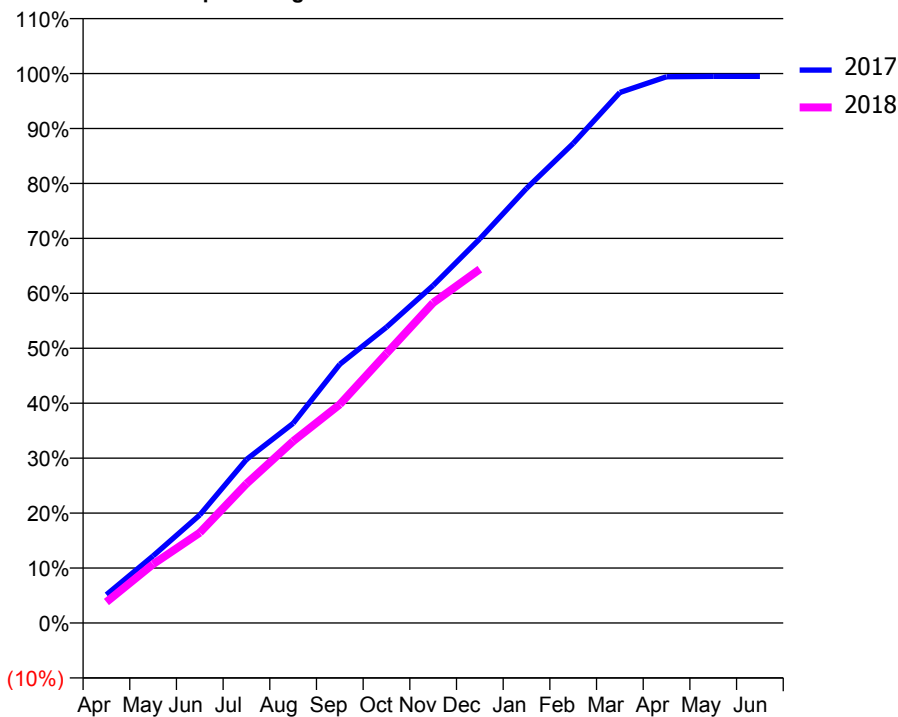
### ACCESS\*

Patients seen in 24 months	Total	Change since previous quarter
Quarter ending December 2016	2,368	
Quarter ending March 2017	2,352	→
Quarter ending June 2017	2,339	→
Quarter ending September 2017	2,336	→
Quarter ending December 2017	2,330	→
<b>Variance since December 2016</b>	<b>(1.6%)</b>	<b>↓</b>



### ACTIVITY

Cumulative percentage of contracted UDA delivered 2017 & 2018



Month	Adjusted Scheduled Activity (UDA)	
	2017	2018
April	351	260
May	831	728
June	1,337	1,118
July	2,023	1,723
August	2,470	2,250
September	3,202	2,706
October	3,660	3,336
November	4,177	3,962
December	4,754	4,378
January	5,378	
February	5,935	
March	6,565	
April	6,760	
May	6,764	
June	6,764	

### QUALITY

	Quantity	Base Number	Contract	AT	Region	England
% of FP17s for the same patient ID Re-attending within 3 months - Children	55	697	7.9%	11.0%	12.9%	12.0%
% of FP17s for the same patient ID Re-attending within 3 months - Adults	211	1,801	11.7%	14.8%	16.5%	15.9%
% of FP17s for the same patient ID Re-attending between 3 & 9 months - Children	397	697	57.0%	60.9%	59.6%	58.0%
% of FP17s for the same patient ID Re-attending between 3 & 9 months - Adults	1,102	1,801	61.2%	54.9%	52.8%	50.5%
% of FP17s for Band 1 Urgent Courses	126	2,398	5.3%	8.3%	9.1%	9.0%
% of FP17s Relating to Free Repair or Replacements	14	2,398	0.6%	0.9%	1.0%	0.8%
% of FP17s Relating to Continuations	26	2,398	1.1%	1.1%	1.2%	1.1%
% of Patients satisfied with the dentistry they have received	2	2	N/A	91.0%	91.6%	91.5%
% of Patients satisfied with the time they had to wait for an appointment	1	2	N/A	87.8%	88.3%	87.9%

\* This is based on patients treated on this contract for their most recent course of treatment. Figures in italics indicate the base number of FP17s or Patient Questionnaire responses are less than 100. N/A is shown where the base number of responses is less than 10 during the period. % is calculated as Quantity/Base number\*100

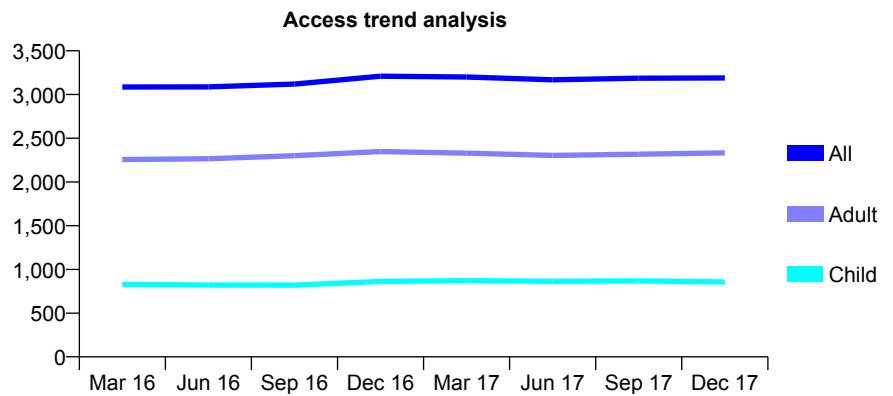
## Q52 - Vital Signs At a Glance Contract Report for 324345/0003 - December 2017

Name or company name	MR SP AGABEG
Contract type name	GDS Contract
Purpose of contract	General
Contract start date	01/04/2006
Contract end date	

17/18 Contracted general activity (UDA)	10,289
Carry forward general activity (UDA)	0
17/18 Contracted orthodontic activity (UOA)	0
Carry forward orthodontic activity (UOA)	0
Baseline contract value	£308,494.27

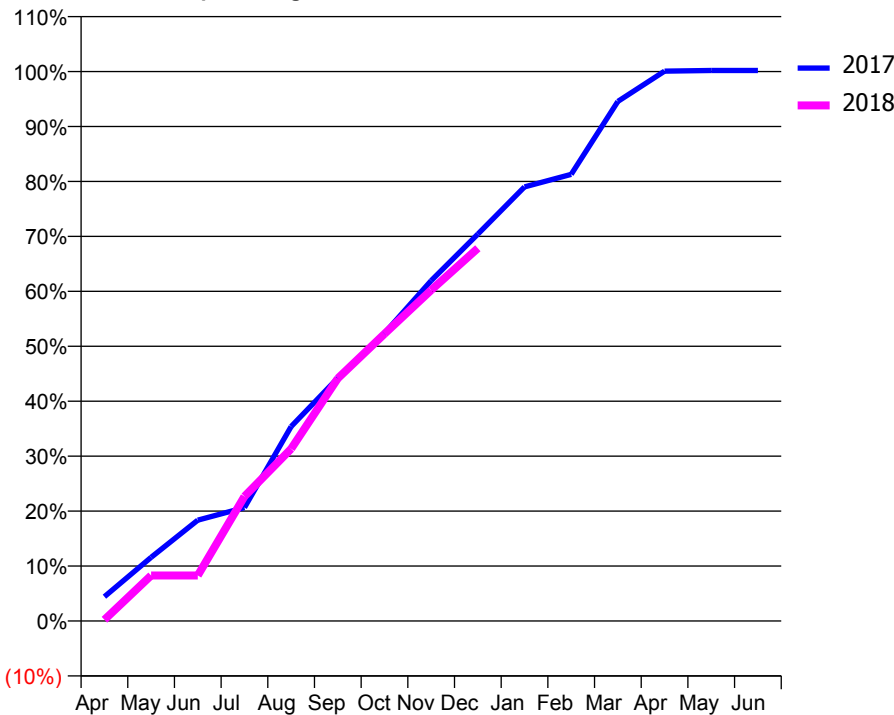
### ACCESS\*

Patients seen in 24 months	Total	Change since previous quarter
Quarter ending December 2016	3,210	
Quarter ending March 2017	3,201	→
Quarter ending June 2017	3,168	↓
Quarter ending September 2017	3,187	→
Quarter ending December 2017	3,189	→
<b>Variance since December 2016</b>	<b>(0.7%)</b>	<b>→</b>



### ACTIVITY

Cumulative percentage of contracted UDA delivered 2017 & 2018



Month	Adjusted Scheduled Activity (UDA)	
	2017	2018
April	455	23
May	1,193	852
June	1,889	852
July	2,125	2,333
August	3,643	3,224
September	4,550	4,542
October	5,389	5,378
November	6,372	6,195
December	7,245	6,981
January	8,129	
February	8,364	
March	9,730	
April	10,296	
May	10,307	
June	10,307	

### QUALITY

	Quantity	Base Number	Contract	AT	Region	England
% of FP17s for the same patient ID Re-attending within 3 months - Children	69	916	7.5%	11.0%	12.9%	12.0%
% of FP17s for the same patient ID Re-attending within 3 months - Adults	480	2,652	18.1%	14.8%	16.5%	15.9%
% of FP17s for the same patient ID Re-attending between 3 & 9 months - Children	535	916	58.4%	60.9%	59.6%	58.0%
% of FP17s for the same patient ID Re-attending between 3 & 9 months - Adults	1,364	2,652	51.4%	54.9%	52.8%	50.5%
% of FP17s for Band 1 Urgent Courses	190	3,374	5.6%	8.3%	9.1%	9.0%
% of FP17s Relating to Free Repair or Replacements	24	3,374	0.7%	0.9%	1.0%	0.8%
% of FP17s Relating to Continuations	45	3,374	1.3%	1.1%	1.2%	1.1%
% of Patients satisfied with the dentistry they have received	7	8	N/A	91.0%	91.6%	91.5%
% of Patients satisfied with the time they had to wait for an appointment	8	8	N/A	87.8%	88.3%	87.9%

\* This is based on patients treated on this contract for their most recent course of treatment. Figures in italics indicate the base number of FP17s or Patient Questionnaire responses are less than 100. N/A is shown where the base number of responses is less than 10 during the period. % is calculated as Quantity/Base number\*100

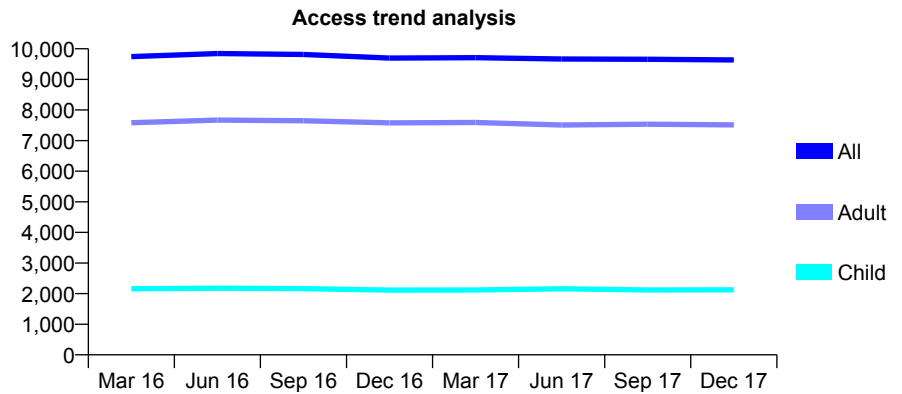
## Q52 - Vital Signs At a Glance Contract Report for 325430/0001 - December 2017

Name or company name	MR P BANERJEE
Contract type name	GDS Contract
Purpose of contract	General
Contract start date	01/04/2006
Contract end date	

17/18 Contracted general activity (UDA)	24,893
Carry forward general activity (UDA)	0
17/18 Contracted orthodontic activity (UOA)	0
Carry forward orthodontic activity (UOA)	0
Baseline contract value	£798,788.58

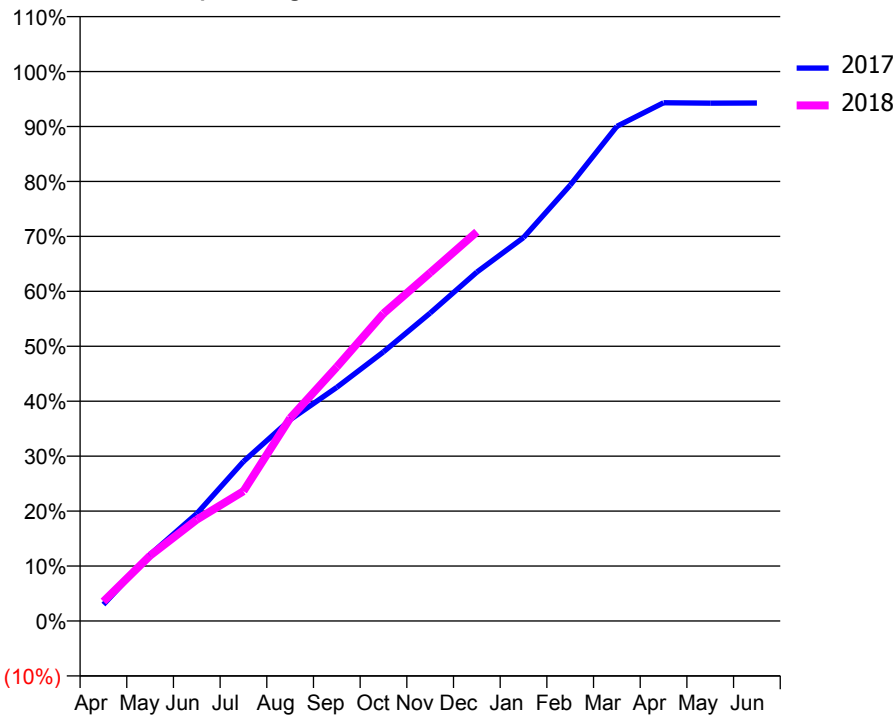
### ACCESS\*

Patients seen in 24 months	Total	Change since previous quarter
Quarter ending December 2016	9,695	
Quarter ending March 2017	9,711	→
Quarter ending June 2017	9,666	→
Quarter ending September 2017	9,658	→
Quarter ending December 2017	9,637	→
<b>Variance since December 2016</b>	<b>(0.6%)</b>	→



### ACTIVITY

Cumulative percentage of contracted UDA delivered 2017 & 2018



Month	Adjusted Scheduled Activity (UDA)	
	2017	2018
April	754	887
May	3,041	2,966
June	4,913	4,594
July	7,299	5,878
August	9,211	9,192
September	10,697	11,509
October	12,320	13,934
November	14,098	15,778
December	15,968	17,630
January	17,547	
February	19,950	
March	22,641	
April	23,717	
May	23,702	
June	23,705	

### QUALITY

	Quantity	Base Number	Contract	AT	Region	England
% of FP17s for the same patient ID Re-attending within 3 months - Children	135	2,895	4.7%	11.0%	12.9%	12.0%
% of FP17s for the same patient ID Re-attending within 3 months - Adults	898	9,587	9.4%	14.8%	16.5%	15.9%
% of FP17s for the same patient ID Re-attending between 3 & 9 months - Children	2,083	2,895	72.0%	60.9%	59.6%	58.0%
% of FP17s for the same patient ID Re-attending between 3 & 9 months - Adults	6,086	9,587	63.5%	54.9%	52.8%	50.5%
% of FP17s for Band 1 Urgent Courses	786	11,059	7.1%	8.3%	9.1%	9.0%
% of FP17s Relating to Free Repair or Replacements	37	11,059	0.3%	0.9%	1.0%	0.8%
% of FP17s Relating to Continuations	34	11,059	0.3%	1.1%	1.2%	1.1%
% of Patients satisfied with the dentistry they have received	18	18	100.0%	91.0%	91.6%	91.5%
% of Patients satisfied with the time they had to wait for an appointment	15	18	83.3%	87.8%	88.3%	87.9%

\* This is based on patients treated on this contract for their most recent course of treatment. Figures in italics indicate the base number of FP17s or Patient Questionnaire responses are less than 100. N/A is shown where the base number of responses is less than 10 during the period. % is calculated as Quantity/Base number\*100

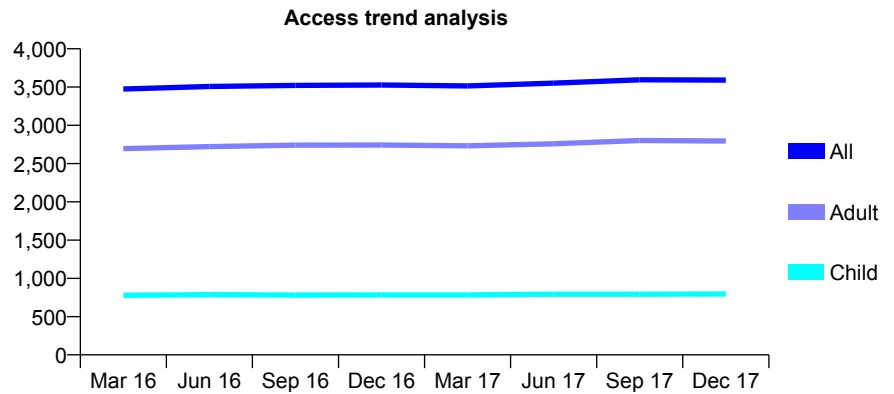
## Q52 - Vital Signs At a Glance Contract Report for 328693/0001 - December 2017

Name or company name	MISS TM BLACK
Contract type name	GDS Contract
Purpose of contract	General
Contract start date	01/04/2006
Contract end date	

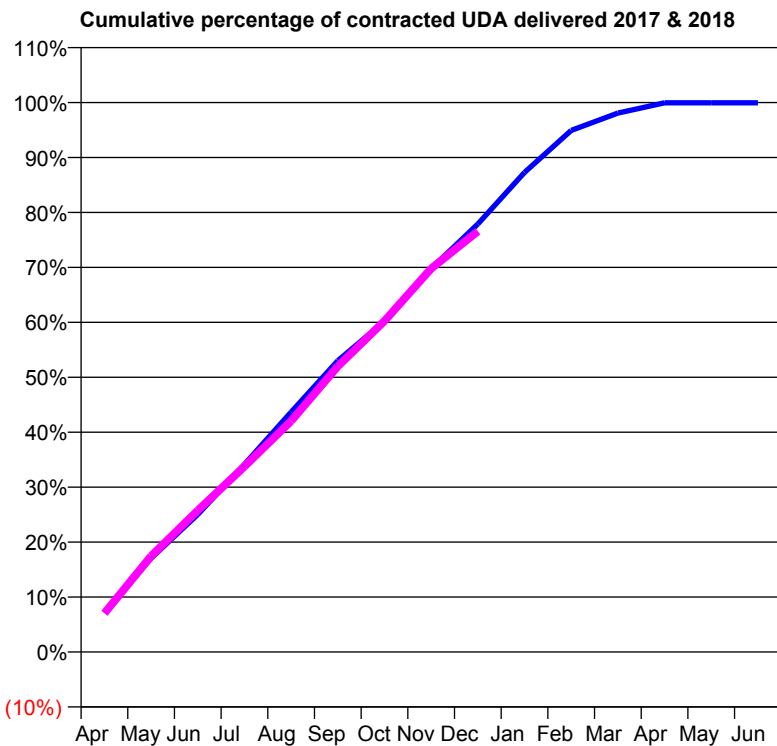
17/18 Contracted general activity (UDA)	11,650
Carry forward general activity (UDA)	6
17/18 Contracted orthodontic activity (UOA)	0
Carry forward orthodontic activity (UOA)	0
Baseline contract value	£380,830.65

### ACCESS\*

Patients seen in 24 months	Total	Change since previous quarter
Quarter ending December 2016	3,527	
Quarter ending March 2017	3,515	→
Quarter ending June 2017	3,551	→
Quarter ending September 2017	3,594	→
Quarter ending December 2017	3,591	→
<b>Variance since December 2016</b>	<b>1.8%</b>	<b>→</b>



### ACTIVITY



Month	Adjusted Scheduled Activity (UDA)	
	2017	2018
April	838	820
May	1,989	2,034
June	2,917	3,002
July	3,980	3,935
August	5,088	4,898
September	6,176	6,056
October	7,014	7,018
November	8,130	8,129
December	9,074	8,921
January	10,167	
February	11,057	
March	11,424	
April	11,644	
May	11,644	
June	11,644	

### QUALITY

	Quantity	Base Number	Contract	AT	Region	England
% of FP17s for the same patient ID Re-attending within 3 months - Children	45	1,153	3.9%	11.0%	12.9%	12.0%
% of FP17s for the same patient ID Re-attending within 3 months - Adults	646	3,830	16.9%	14.8%	16.5%	15.9%
% of FP17s for the same patient ID Re-attending between 3 & 9 months - Children	923	1,153	80.1%	60.9%	59.6%	58.0%
% of FP17s for the same patient ID Re-attending between 3 & 9 months - Adults	2,350	3,830	61.4%	54.9%	52.8%	50.5%
% of FP17s for Band 1 Urgent Courses	158	4,878	3.2%	8.3%	9.1%	9.0%
% of FP17s Relating to Free Repair or Replacements	107	4,878	2.2%	0.9%	1.0%	0.8%
% of FP17s Relating to Continuations	106	4,878	2.2%	1.1%	1.2%	1.1%
% of Patients satisfied with the dentistry they have received	4	4	N/A	91.0%	91.6%	91.5%
% of Patients satisfied with the time they had to wait for an appointment	3	4	N/A	87.8%	88.3%	87.9%

\* This is based on patients treated on this contract for their most recent course of treatment. Figures in italics indicate the base number of FP17s or Patient Questionnaire responses are less than 100. N/A is shown where the base number of responses is less than 10 during the period. % is calculated as Quantity/Base number\*100

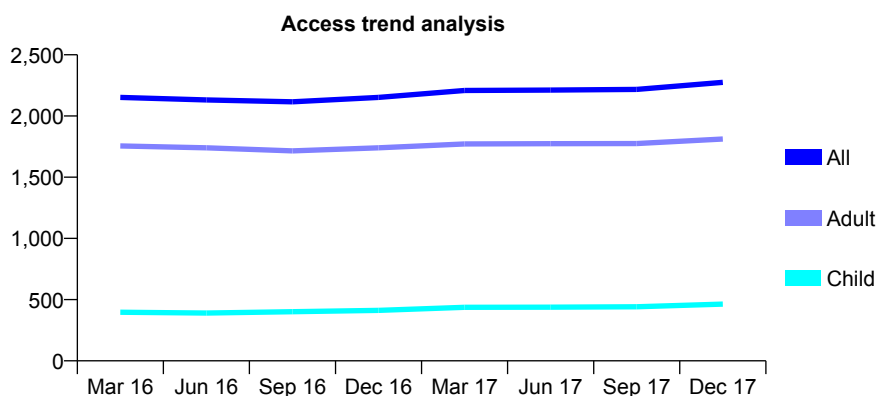
## Q52 - Vital Signs At a Glance Contract Report for 356786/0001 - December 2017

Name or company name	MS V DHARMAR
Contract type name	GDS Contract
Purpose of contract	General
Contract start date	21/05/2012
Contract end date	

17/18 Contracted general activity (UDA)	8,240
Carry forward general activity (UDA)	0
17/18 Contracted orthodontic activity (UOA)	0
Carry forward orthodontic activity (UOA)	0
Baseline contract value	£164,129.78

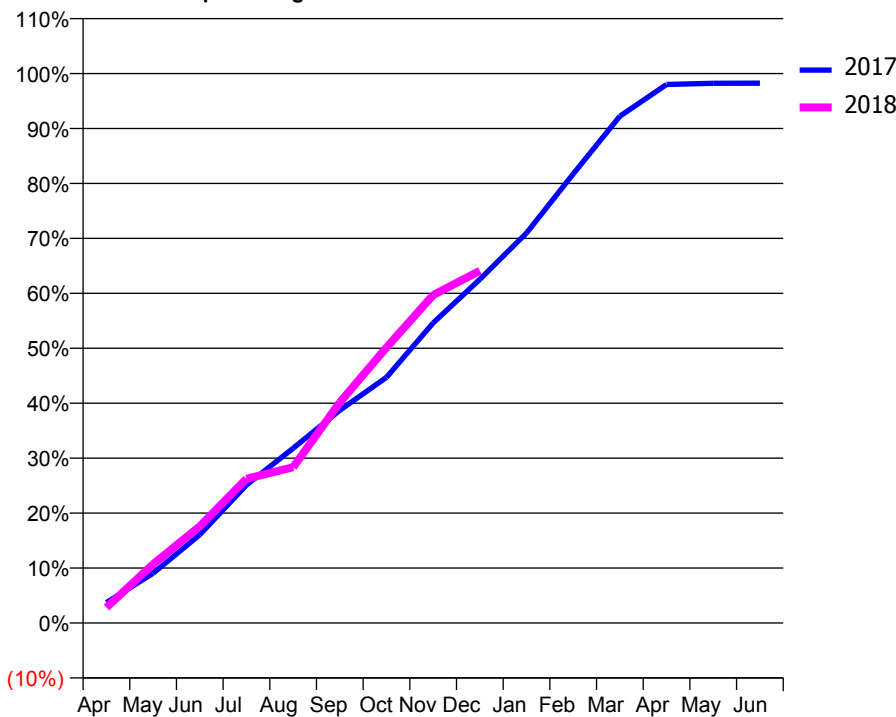
### ACCESS\*

Patients seen in 24 months	Total	Change since previous quarter
Quarter ending December 2016	2,152	
Quarter ending March 2017	2,209	↑
Quarter ending June 2017	2,212	→
Quarter ending September 2017	2,217	→
Quarter ending December 2017	2,275	↑
<b>Variance since December 2016</b>	<b>5.7%</b>	<b>↑</b>



### ACTIVITY

Cumulative percentage of contracted UDA delivered 2017 & 2018



Month	Adjusted Scheduled Activity (UDA)	
	2017	2018
April	306	234
May	747	882
June	1,325	1,452
July	2,068	2,163
August	2,621	2,336
September	3,190	3,309
October	3,685	4,133
November	4,499	4,919
December	5,155	5,282
January	5,849	
February	6,734	
March	7,600	
April	8,075	
May	8,093	
June	8,095	

### QUALITY

	Quantity	Base Number	Contract	AT	Region	England
% of FP17s for the same patient ID Re-attending within 3 months - Children	32	608	5.3%	11.0%	12.9%	12.0%
% of FP17s for the same patient ID Re-attending within 3 months - Adults	279	2,700	10.3%	14.8%	16.5%	15.9%
% of FP17s for the same patient ID Re-attending between 3 & 9 months - Children	460	608	75.7%	60.9%	59.6%	58.0%
% of FP17s for the same patient ID Re-attending between 3 & 9 months - Adults	2,089	2,700	77.4%	54.9%	52.8%	50.5%
% of FP17s for Band 1 Urgent Courses	117	3,029	3.9%	8.3%	9.1%	9.0%
% of FP17s Relating to Free Repair or Replacements	24	3,029	0.8%	0.9%	1.0%	0.8%
% of FP17s Relating to Continuations	28	3,029	0.9%	1.1%	1.2%	1.1%
% of Patients satisfied with the dentistry they have received	3	3	N/A	91.0%	91.6%	91.5%
% of Patients satisfied with the time they had to wait for an appointment	3	3	N/A	87.8%	88.3%	87.9%

\* This is based on patients treated on this contract for their most recent course of treatment. Figures in italics indicate the base number of FP17s or Patient Questionnaire responses are less than 100. N/A is shown where the base number of responses is less than 10 during the period. % is calculated as Quantity/Base number\*100



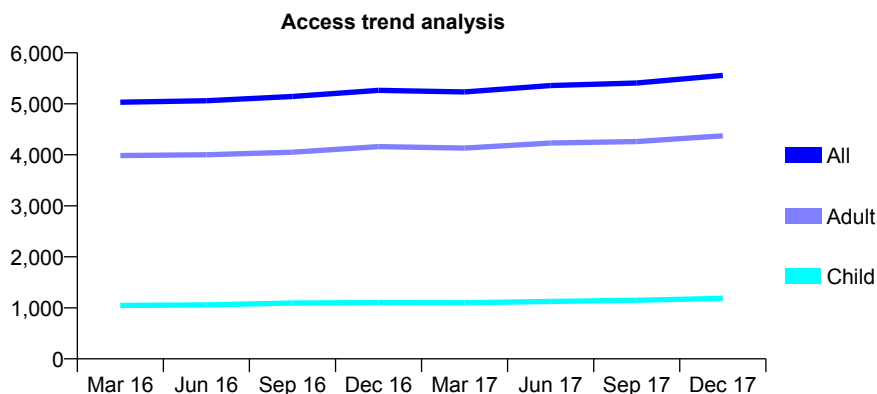
## Q52 - Vital Signs At a Glance Contract Report for 358789/0001 - December 2017

Name or company name	MR BS PANESAR
Contract type name	GDS Contract
Purpose of contract	General
Contract start date	01/01/2014
Contract end date	

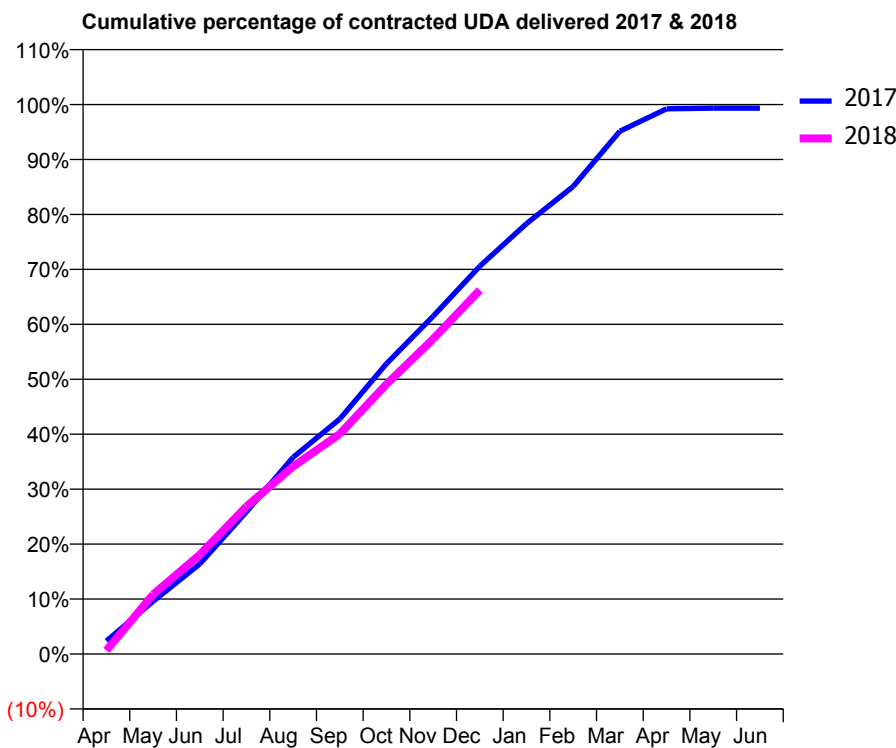
17/18 Contracted general activity (UDA)	17,078
Carry forward general activity (UDA)	114
17/18 Contracted orthodontic activity (UOA)	0
Carry forward orthodontic activity (UOA)	0
Baseline contract value	£467,072.22

### ACCESS\*

Patients seen in 24 months	Total	Change since previous quarter
Quarter ending December 2016	5,263	
Quarter ending March 2017	5,233	→
Quarter ending June 2017	5,358	↑
Quarter ending September 2017	5,409	→
Quarter ending December 2017	5,558	↑
<b>Variance since December 2016</b>	<b>5.6%</b>	<b>↑</b>



### ACTIVITY



Month	Adjusted Scheduled Activity (UDA)	
	2017	2018
April	402	112
May	1,637	1,850
June	2,799	3,085
July	4,420	4,586
August	6,114	5,830
September	7,304	6,839
October	9,023	8,384
November	10,500	9,792
December	12,053	11,314
January	13,375	
February	14,532	
March	16,249	
April	16,943	
May	16,964	
June	16,964	

### QUALITY

	Quantity	Base Number	Contract	AT	Region	England
% of FP17s for the same patient ID Re-attending within 3 months - Children	68	1,232	5.5%	11.0%	12.9%	12.0%
% of FP17s for the same patient ID Re-attending within 3 months - Adults	612	4,956	12.3%	14.8%	16.5%	15.9%
% of FP17s for the same patient ID Re-attending between 3 & 9 months - Children	678	1,232	55.0%	60.9%	59.6%	58.0%
% of FP17s for the same patient ID Re-attending between 3 & 9 months - Adults	2,864	4,956	57.8%	54.9%	52.8%	50.5%
% of FP17s for Band 1 Urgent Courses	363	5,913	6.1%	8.3%	9.1%	9.0%
% of FP17s Relating to Free Repair or Replacements	46	5,913	0.8%	0.9%	1.0%	0.8%
% of FP17s Relating to Continuations	102	5,913	1.7%	1.1%	1.2%	1.1%
% of Patients satisfied with the dentistry they have received	8	8	N/A	91.0%	91.6%	91.5%
% of Patients satisfied with the time they had to wait for an appointment	8	8	N/A	87.8%	88.3%	87.9%

\* This is based on patients treated on this contract for their most recent course of treatment. Figures in italics indicate the base number of FP17s or Patient Questionnaire responses are less than 100. N/A is shown where the base number of responses is less than 10 during the period. % is calculated as Quantity/Base number\*100

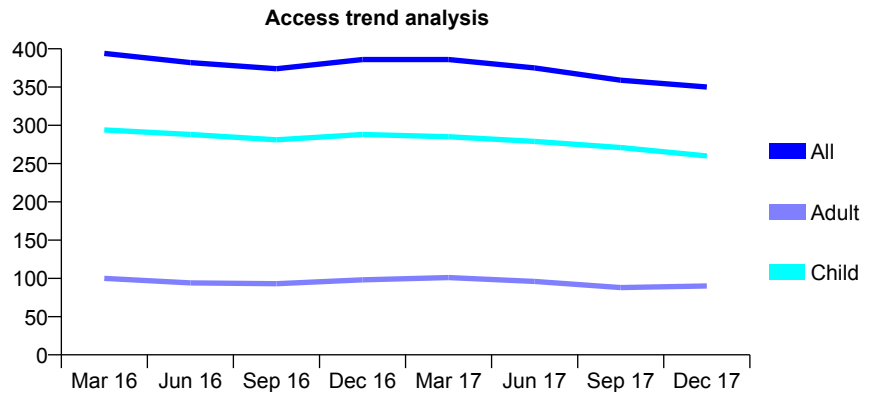
## Q52 - Vital Signs At a Glance Contract Report for 359548/0002 - December 2017

Name or company name	MR CW TAYLOR
Contract type name	GDS Contract
Purpose of contract	General
Contract start date	01/12/2012
Contract end date	

17/18 Contracted general activity (UDA)	1,096
Carry forward general activity (UDA)	0
17/18 Contracted orthodontic activity (UOA)	0
Carry forward orthodontic activity (UOA)	0
Baseline contract value	£30,814.95

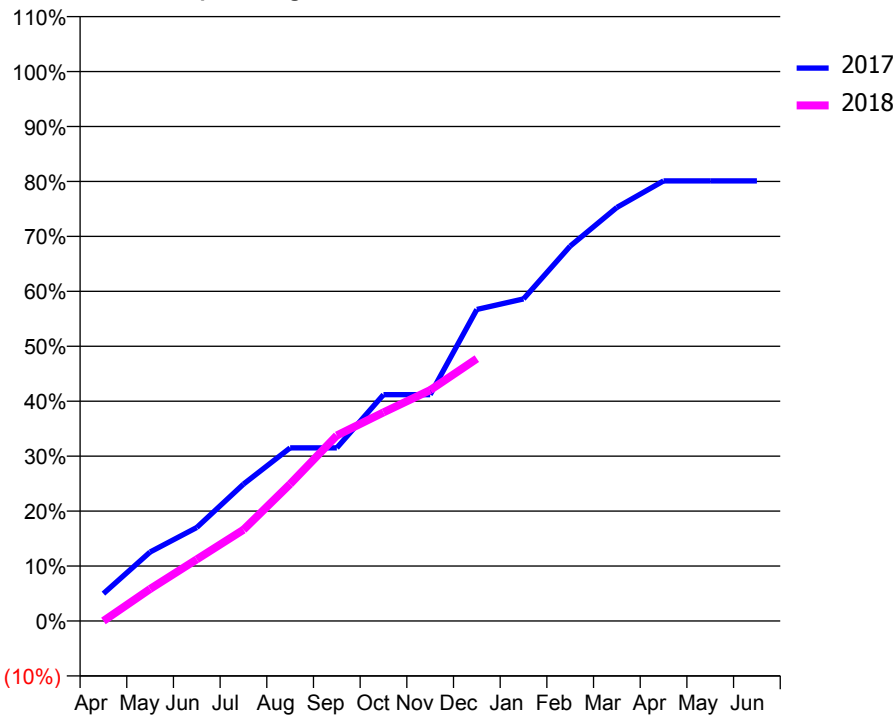
### ACCESS\*

Patients seen in 24 months	Total	Change since previous quarter
Quarter ending December 2016	386	
Quarter ending March 2017	386	→
Quarter ending June 2017	375	↓
Quarter ending September 2017	359	↓
Quarter ending December 2017	350	↓
<b>Variance since December 2016</b>	<b>(9.3%)</b>	<b>↓</b>



### ACTIVITY

Cumulative percentage of contracted UDA delivered 2017 & 2018



Month	Adjusted Scheduled Activity (UDA)	
	2017	2018
April	55	0
May	138	64
June	187	123
July	273	182
August	345	273
September	345	370
October	452	416
November	452	460
December	621	523
January	642	
February	748	
March	825	
April	878	
May	878	
June	878	

### QUALITY

	Quantity	Base Number	Contract	AT	Region	England
% of FP17s for the same patient ID Re-attending within 3 months - Children	14	315	4.4%	11.0%	12.9%	12.0%
% of FP17s for the same patient ID Re-attending within 3 months - Adults	14	72	19.4%	14.8%	16.5%	15.9%
% of FP17s for the same patient ID Re-attending between 3 & 9 months - Children	249	315	79.0%	60.9%	59.6%	58.0%
% of FP17s for the same patient ID Re-attending between 3 & 9 months - Adults	44	72	61.1%	54.9%	52.8%	50.5%
% of FP17s for Band 1 Urgent Courses	11	343	3.2%	8.3%	9.1%	9.0%
% of FP17s Relating to Free Repair or Replacements	0	343	0.0%	0.9%	1.0%	0.8%
% of FP17s Relating to Continuations	9	343	2.6%	1.1%	1.2%	1.1%
% of Patients satisfied with the dentistry they have received	0	0	N/A	91.0%	91.6%	91.5%
% of Patients satisfied with the time they had to wait for an appointment	0	0	N/A	87.8%	88.3%	87.9%

\* This is based on patients treated on this contract for their most recent course of treatment. Figures in italics indicate the base number of FP17s or Patient Questionnaire responses are less than 100. N/A is shown where the base number of responses is less than 10 during the period. % is calculated as Quantity/Base number\*100

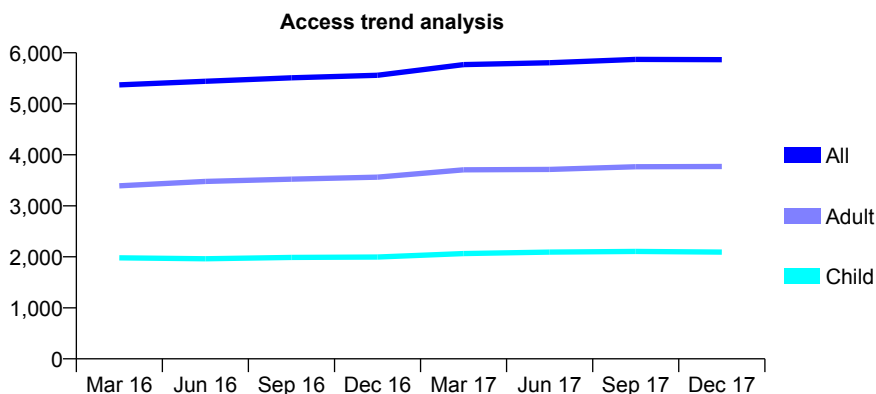
## Q52 - Vital Signs At a Glance Contract Report for 366307/0001 - December 2017

Name or company name	MR GR JONES
Contract type name	GDS Contract
Purpose of contract	General
Contract start date	01/11/2007
Contract end date	

17/18 Contracted general activity (UDA)	14,014
Carry forward general activity (UDA)	-122
17/18 Contracted orthodontic activity (UOA)	0
Carry forward orthodontic activity (UOA)	0
Baseline contract value	£431,360.73

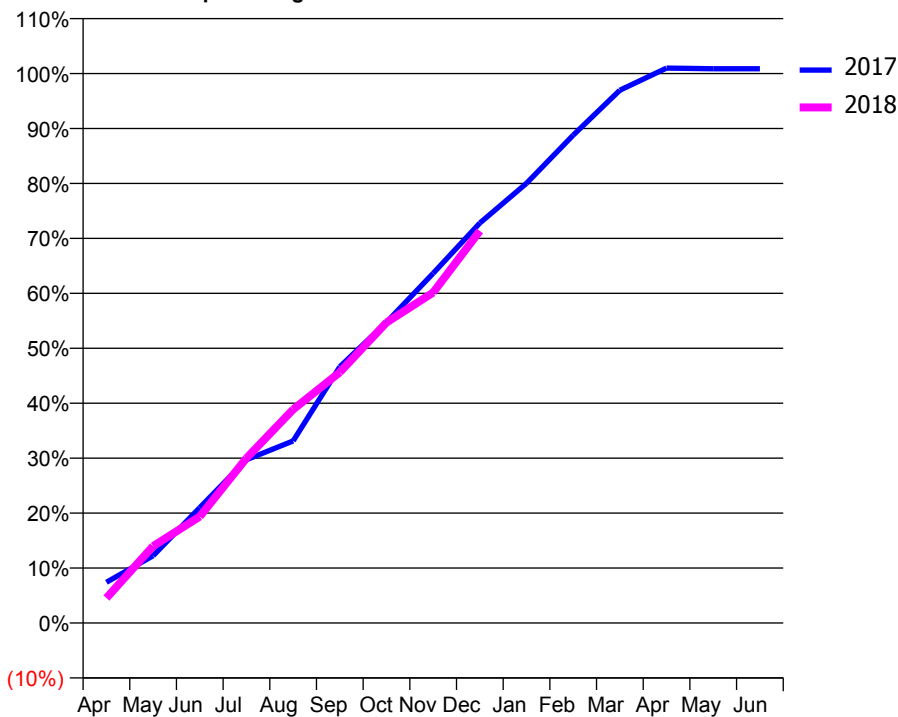
### ACCESS\*

Patients seen in 24 months	Total	Change since previous quarter
Quarter ending December 2016	5,559	
Quarter ending March 2017	5,769	↑
Quarter ending June 2017	5,806	→
Quarter ending September 2017	5,871	→
Quarter ending December 2017	5,865	→
<b>Variance since December 2016</b>	<b>5.5%</b>	<b>↑</b>



### ACTIVITY

Cumulative percentage of contracted UDA delivered 2017 & 2018



Month	Adjusted Scheduled Activity (UDA)	
	2017	2018
April	1,039	639
May	1,716	1,960
June	2,945	2,714
July	4,166	4,206
August	4,643	5,448
September	6,534	6,397
October	7,670	7,662
November	8,918	8,428
December	10,202	10,001
January	11,214	
February	12,443	
March	13,586	
April	14,151	
May	14,135	
June	14,136	

### QUALITY

	Quantity	Base Number	Contract	AT	Region	England
% of FP17s for the same patient ID Re-attending within 3 months - Children	218	2,525	8.6%	11.0%	12.9%	12.0%
% of FP17s for the same patient ID Re-attending within 3 months - Adults	578	4,115	14.0%	14.8%	16.5%	15.9%
% of FP17s for the same patient ID Re-attending between 3 & 9 months - Children	1,657	2,525	65.6%	60.9%	59.6%	58.0%
% of FP17s for the same patient ID Re-attending between 3 & 9 months - Adults	2,613	4,115	63.5%	54.9%	52.8%	50.5%
% of FP17s for Band 1 Urgent Courses	398	5,520	7.2%	8.3%	9.1%	9.0%
% of FP17s Relating to Free Repair or Replacements	28	5,520	0.5%	0.9%	1.0%	0.8%
% of FP17s Relating to Continuations	10	5,520	0.2%	1.1%	1.2%	1.1%
% of Patients satisfied with the dentistry they have received	4	5	N/A	91.0%	91.6%	91.5%
% of Patients satisfied with the time they had to wait for an appointment	4	5	N/A	87.8%	88.3%	87.9%

\* This is based on patients treated on this contract for their most recent course of treatment. Figures in italics indicate the base number of FP17s or Patient Questionnaire responses are less than 100. N/A is shown where the base number of responses is less than 10 during the period. % is calculated as Quantity/Base number\*100

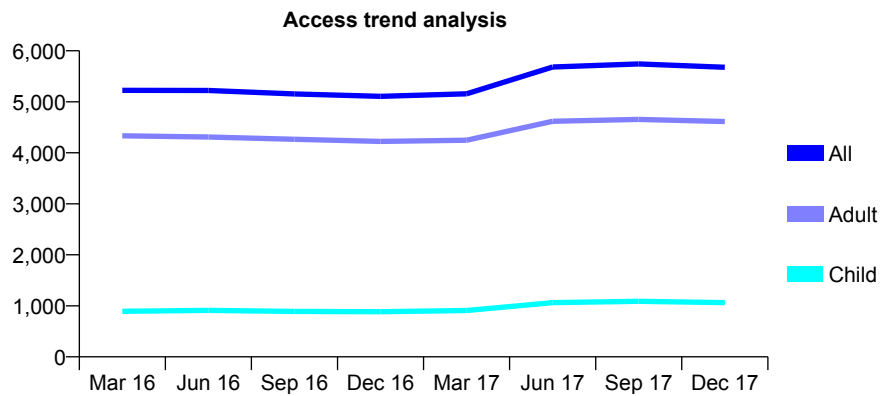
## Q52 - Vital Signs At a Glance Contract Report for 367869/0001 - December 2017

Name or company name	MR T RAHMAN
Contract type name	GDS Contract
Purpose of contract	General
Contract start date	10/09/2013
Contract end date	

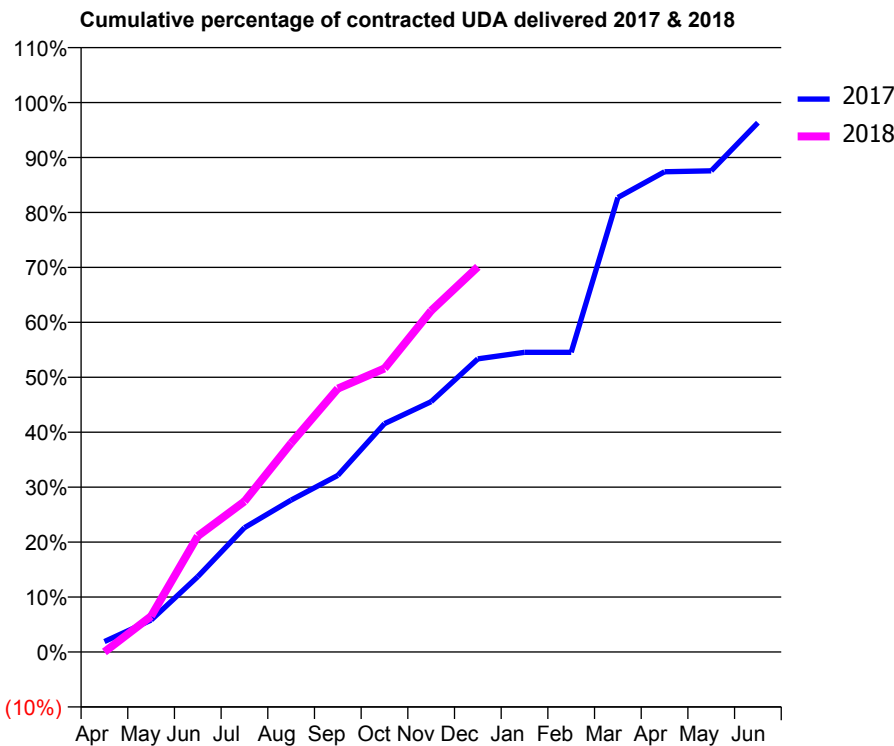
17/18 Contracted general activity (UDA)	20,660
Carry forward general activity (UDA)	0
17/18 Contracted orthodontic activity (UOA)	0
Carry forward orthodontic activity (UOA)	0
Baseline contract value	£470,600.56

### ACCESS\*

Patients seen in 24 months	Total	Change since previous quarter
Quarter ending December 2016	5,107	
Quarter ending March 2017	5,157	→
Quarter ending June 2017	5,683	↑
Quarter ending September 2017	5,743	→
Quarter ending December 2017	5,676	↓
<b>Variance since December 2016</b>	<b>11.1%</b>	<b>↑</b>



### ACTIVITY



Month	Adjusted Scheduled Activity (UDA)	
	2017	2018
April	394	0
May	1,203	1,344
June	2,834	4,358
July	4,676	5,661
August	5,712	7,855
September	6,638	9,903
October	8,584	10,659
November	9,414	12,835
December	11,023	14,482
January	11,270	
February	11,270	
March	17,087	
April	18,055	
May	18,093	
June	19,900	

### QUALITY

	Quantity	Base Number	Contract	AT	Region	England
% of FP17s for the same patient ID Re-attending within 3 months - Children	142	1,520	9.3%	11.0%	12.9%	12.0%
% of FP17s for the same patient ID Re-attending within 3 months - Adults	903	5,806	15.6%	14.8%	16.5%	15.9%
% of FP17s for the same patient ID Re-attending between 3 & 9 months - Children	890	1,520	58.6%	60.9%	59.6%	58.0%
% of FP17s for the same patient ID Re-attending between 3 & 9 months - Adults	3,278	5,806	56.5%	54.9%	52.8%	50.5%
% of FP17s for Band 1 Urgent Courses	405	6,227	6.5%	8.3%	9.1%	9.0%
% of FP17s Relating to Free Repair or Replacements	21	6,227	0.3%	0.9%	1.0%	0.8%
% of FP17s Relating to Continuations	10	6,227	0.2%	1.1%	1.2%	1.1%
% of Patients satisfied with the dentistry they have received	9	9	N/A	91.0%	91.6%	91.5%
% of Patients satisfied with the time they had to wait for an appointment	9	9	N/A	87.8%	88.3%	87.9%

\* This is based on patients treated on this contract for their most recent course of treatment. Figures in italics indicate the base number of FP17s or Patient Questionnaire responses are less than 100. N/A is shown where the base number of responses is less than 10 during the period. % is calculated as Quantity/Base number\*100

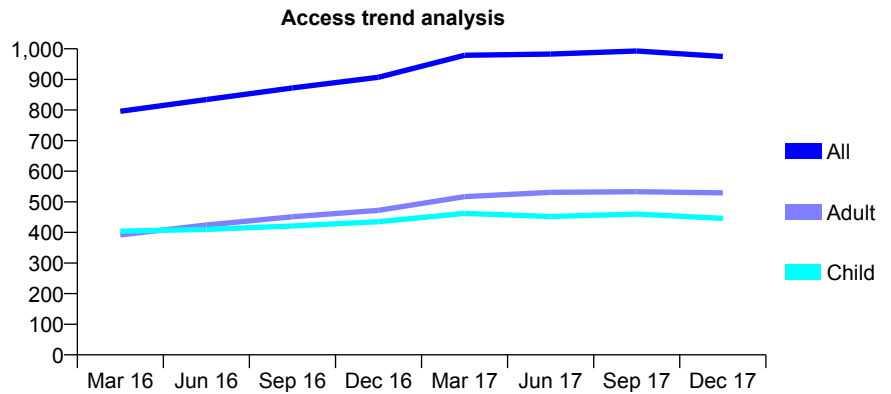
## Q52 - Vital Signs At a Glance Contract Report for 367893/0001 - December 2017

Name or company name	MRS KM PUNIA
Contract type name	GDS Contract
Purpose of contract	General
Contract start date	01/12/2014
Contract end date	

17/18 Contracted general activity (UDA)	3,000
Carry forward general activity (UDA)	0
17/18 Contracted orthodontic activity (UOA)	0
Carry forward orthodontic activity (UOA)	0
Baseline contract value	£87,527.76

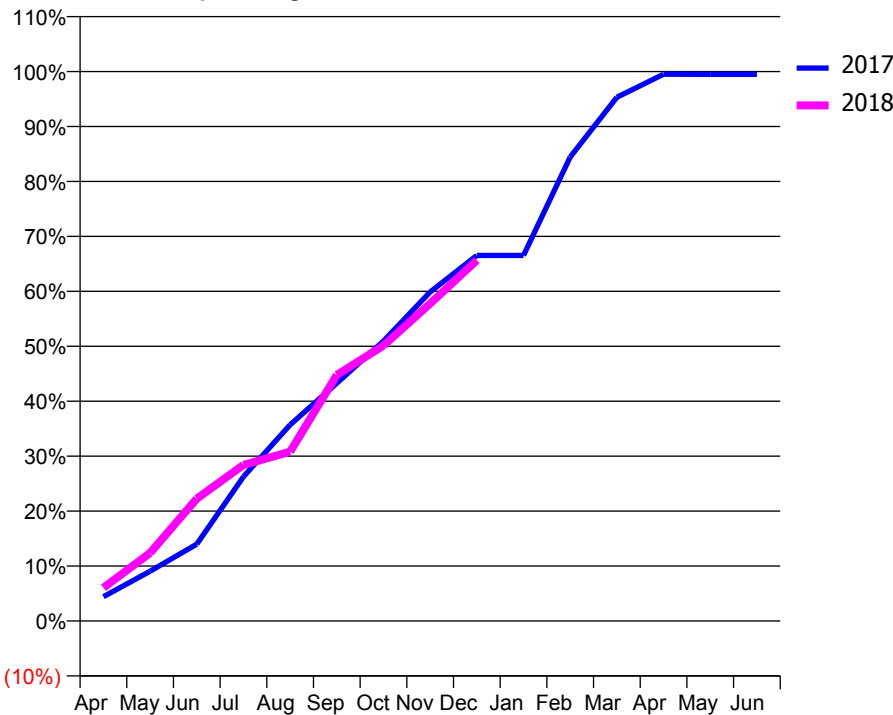
### ACCESS\*

Patients seen in 24 months	Total	Change since previous quarter
Quarter ending December 2016	907	
Quarter ending March 2017	979	↑
Quarter ending June 2017	983	→
Quarter ending September 2017	993	→
Quarter ending December 2017	975	↓
<b>Variance since December 2016</b>	<b>7.5%</b>	<b>↑</b>



### ACTIVITY

Cumulative percentage of contracted UDA delivered 2017 & 2018



Month	Adjusted Scheduled Activity (UDA)	
	2017	2018
April	133	181
May	272	372
June	420	668
July	788	852
August	1,071	924
September	1,298	1,344
October	1,529	1,504
November	1,796	1,733
December	1,996	1,970
January	1,996	
February	2,533	
March	2,859	
April	2,985	
May	2,984	
June	2,984	

### QUALITY

	Quantity	Base Number	Contract	AT	Region	England
% of FP17s for the same patient ID Re-attending within 3 months - Children	39	552	7.1%	11.0%	12.9%	12.0%
% of FP17s for the same patient ID Re-attending within 3 months - Adults	83	578	14.4%	14.8%	16.5%	15.9%
% of FP17s for the same patient ID Re-attending between 3 & 9 months - Children	402	552	72.8%	60.9%	59.6%	58.0%
% of FP17s for the same patient ID Re-attending between 3 & 9 months - Adults	375	578	64.9%	54.9%	52.8%	50.5%
% of FP17s for Band 1 Urgent Courses	34	1,068	3.2%	8.3%	9.1%	9.0%
% of FP17s Relating to Free Repair or Replacements	3	1,068	0.3%	0.9%	1.0%	0.8%
% of FP17s Relating to Continuations	4	1,068	0.4%	1.1%	1.2%	1.1%
% of Patients satisfied with the dentistry they have received	1	1	N/A	91.0%	91.6%	91.5%
% of Patients satisfied with the time they had to wait for an appointment	1	1	N/A	87.8%	88.3%	87.9%

\* This is based on patients treated on this contract for their most recent course of treatment. Figures in italics indicate the base number of FP17s or Patient Questionnaire responses are less than 100. N/A is shown where the base number of responses is less than 10 during the period. % is calculated as Quantity/Base number\*100

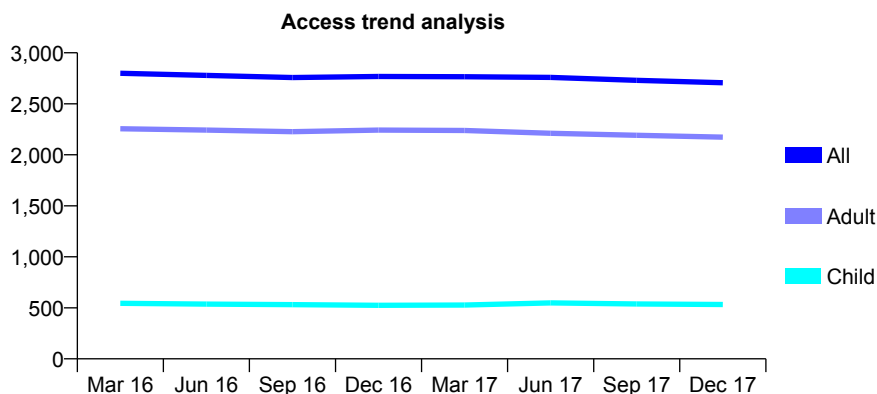
## Q52 - Vital Signs At a Glance Contract Report for 560758/0001 - December 2017

Name or company name	MRS MA O'SULLIVAN
Contract type name	GDS Contract
Purpose of contract	General
Contract start date	01/04/2006
Contract end date	

17/18 Contracted general activity (UDA)	6,350
Carry forward general activity (UDA)	0
17/18 Contracted orthodontic activity (UOA)	0
Carry forward orthodontic activity (UOA)	0
Baseline contract value	£172,140.36

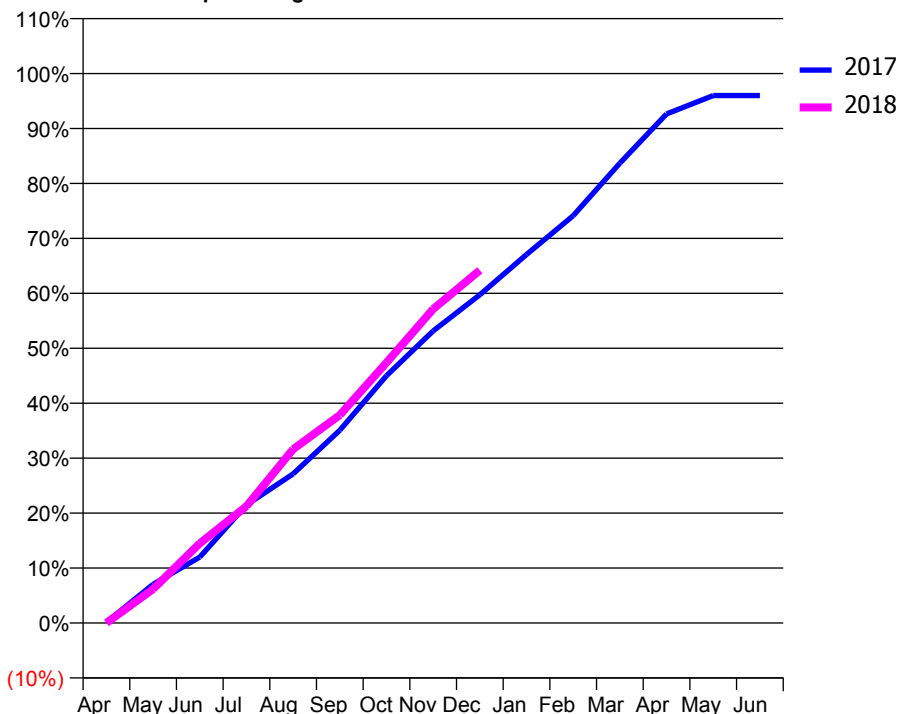
### ACCESS\*

Patients seen in 24 months	Total	Change since previous quarter
Quarter ending December 2016	2,768	
Quarter ending March 2017	2,766	→
Quarter ending June 2017	2,759	→
Quarter ending September 2017	2,730	↓
Quarter ending December 2017	2,706	→
<b>Variance since December 2016</b>	<b>(2.2%)</b>	<b>↓</b>



### ACTIVITY

Cumulative percentage of contracted UDA delivered 2017 & 2018



Month	Adjusted Scheduled Activity (UDA)	
	2017	2018
April	10	0
May	447	392
June	762	920
July	1,364	1,350
August	1,724	2,008
September	2,227	2,403
October	2,857	3,008
November	3,375	3,629
December	3,793	4,076
January	4,259	
February	4,707	
March	5,314	
April	5,883	
May	6,096	
June	6,096	

### QUALITY

	Quantity	Base Number	Contract	AT	Region	England
% of FP17s for the same patient ID Re-attending within 3 months - Children	46	575	8.0%	11.0%	12.9%	12.0%
% of FP17s for the same patient ID Re-attending within 3 months - Adults	409	2,191	18.7%	14.8%	16.5%	15.9%
% of FP17s for the same patient ID Re-attending between 3 & 9 months - Children	314	575	54.6%	60.9%	59.6%	58.0%
% of FP17s for the same patient ID Re-attending between 3 & 9 months - Adults	886	2,191	40.4%	54.9%	52.8%	50.5%
% of FP17s for Band 1 Urgent Courses	370	2,408	15.4%	8.3%	9.1%	9.0%
% of FP17s Relating to Free Repair or Replacements	17	2,408	0.7%	0.9%	1.0%	0.8%
% of FP17s Relating to Continuations	50	2,408	2.1%	1.1%	1.2%	1.1%
% of Patients satisfied with the dentistry they have received	7	7	N/A	91.0%	91.6%	91.5%
% of Patients satisfied with the time they had to wait for an appointment	7	7	N/A	87.8%	88.3%	87.9%

\* This is based on patients treated on this contract for their most recent course of treatment. Figures in italics indicate the base number of FP17s or Patient Questionnaire responses are less than 100. N/A is shown where the base number of responses is less than 10 during the period. % is calculated as Quantity/Base number\*100

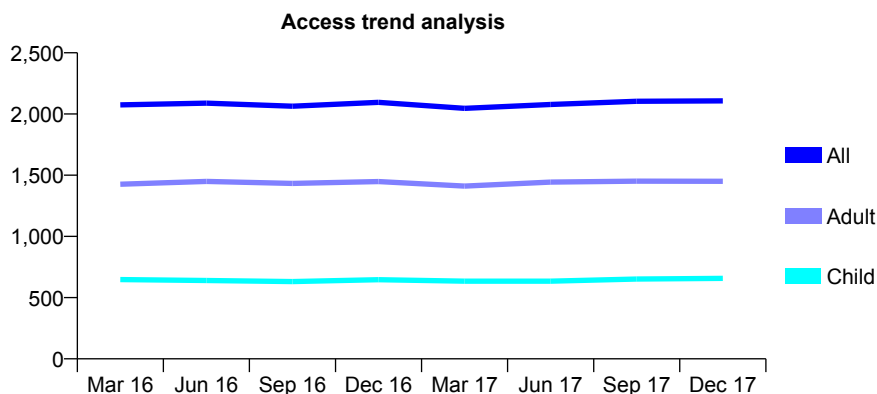
## Q52 - Vital Signs At a Glance Contract Report for 569712/0001 - December 2017

Name or company name	MR NM SYKES
Contract type name	GDS Contract
Purpose of contract	General
Contract start date	01/04/2006
Contract end date	

17/18 Contracted general activity (UDA)	7,500
Carry forward general activity (UDA)	-150
17/18 Contracted orthodontic activity (UOA)	0
Carry forward orthodontic activity (UOA)	0
Baseline contract value	£226,958.80

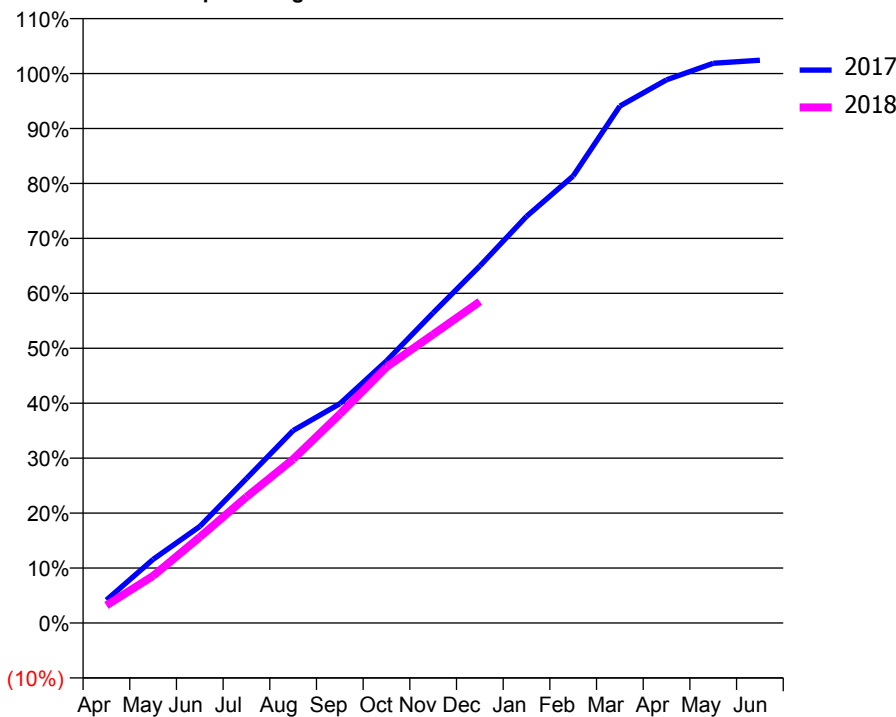
### ACCESS\*

Patients seen in 24 months	Total	Change since previous quarter
Quarter ending December 2016	2,095	
Quarter ending March 2017	2,046	↓
Quarter ending June 2017	2,078	→
Quarter ending September 2017	2,104	→
Quarter ending December 2017	2,107	→
<b>Variance since December 2016</b>	<b>0.6%</b>	<b>→</b>



### ACTIVITY

**Cumulative percentage of contracted UDA delivered 2017 & 2018**



Month	Adjusted Scheduled Activity (UDA)	
	2017	2018
April	314	240
May	869	643
June	1,319	1,173
July	1,971	1,721
August	2,628	2,235
September	2,994	2,851
October	3,578	3,493
November	4,234	3,940
December	4,873	4,387
January	5,551	
February	6,102	
March	7,056	
April	7,413	
May	7,640	
June	7,681	

### QUALITY

	Quantity	Base Number	Contract	AT	Region	England
% of FP17s for the same patient ID Re-attending within 3 months - Children	72	732	9.8%	11.0%	12.9%	12.0%
% of FP17s for the same patient ID Re-attending within 3 months - Adults	303	1,492	20.3%	14.8%	16.5%	15.9%
% of FP17s for the same patient ID Re-attending between 3 & 9 months - Children	408	732	55.7%	60.9%	59.6%	58.0%
% of FP17s for the same patient ID Re-attending between 3 & 9 months - Adults	695	1,492	46.6%	54.9%	52.8%	50.5%
% of FP17s for Band 1 Urgent Courses	88	1,997	4.4%	8.3%	9.1%	9.0%
% of FP17s Relating to Free Repair or Replacements	61	1,997	3.1%	0.9%	1.0%	0.8%
% of FP17s Relating to Continuations	8	1,997	0.4%	1.1%	1.2%	1.1%
% of Patients satisfied with the dentistry they have received	3	3	N/A	91.0%	91.6%	91.5%
% of Patients satisfied with the time they had to wait for an appointment	2	3	N/A	87.8%	88.3%	87.9%

\* This is based on patients treated on this contract for their most recent course of treatment. Figures in italics indicate the base number of FP17s or Patient Questionnaire responses are less than 100. N/A is shown where the base number of responses is less than 10 during the period. % is calculated as Quantity/Base number\*100



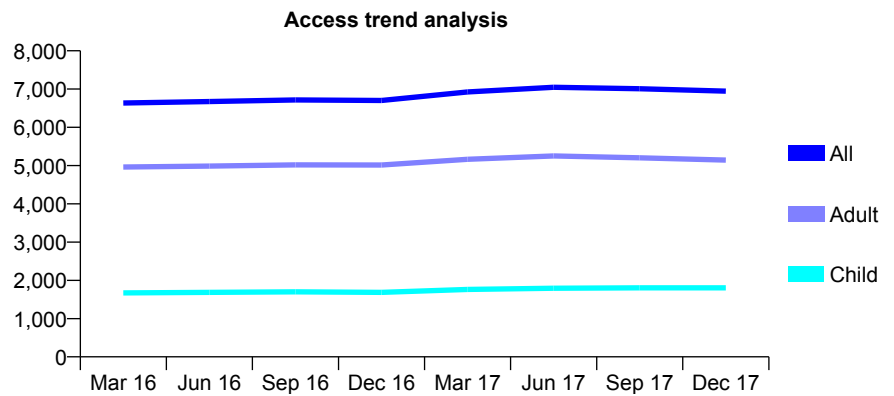
## Q52 - Vital Signs At a Glance Contract Report for 575208/0002 - December 2017

Name or company name	MRS JC O'SULLIVAN
Contract type name	GDS Contract
Purpose of contract	General
Contract start date	01/04/2008
Contract end date	

17/18 Contracted general activity (UDA)	18,414
Carry forward general activity (UDA)	0
17/18 Contracted orthodontic activity (UOA)	0
Carry forward orthodontic activity (UOA)	0
Baseline contract value	£659,130.02

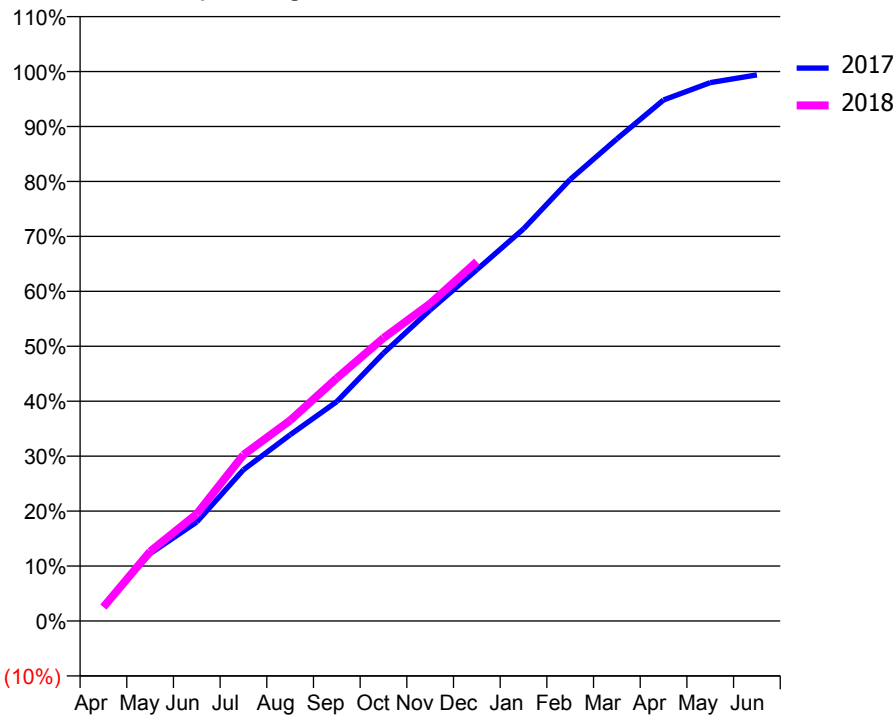
### ACCESS\*

Patients seen in 24 months	Total	Change since previous quarter
Quarter ending December 2016	6,700	
Quarter ending March 2017	6,924	↑
Quarter ending June 2017	7,045	→
Quarter ending September 2017	7,007	→
Quarter ending December 2017	6,946	→
<b>Variance since December 2016</b>	<b>3.7%</b>	<b>↑</b>



### ACTIVITY

Cumulative percentage of contracted UDA delivered 2017 & 2018



Month	Adjusted Scheduled Activity (UDA)	
	2017	2018
April	521	468
May	2,260	2,328
June	3,317	3,589
July	5,072	5,570
August	6,239	6,725
September	7,355	8,138
October	8,976	9,486
November	10,424	10,635
December	11,772	12,043
January	13,142	
February	14,798	
March	16,155	
April	17,460	
May	18,043	
June	18,301	

### QUALITY

	Quantity	Base Number	Contract	AT	Region	England
% of FP17s for the same patient ID Re-attending within 3 months - Children	158	2,289	6.9%	11.0%	12.9%	12.0%
% of FP17s for the same patient ID Re-attending within 3 months - Adults	1,154	6,725	17.2%	14.8%	16.5%	15.9%
% of FP17s for the same patient ID Re-attending between 3 & 9 months - Children	1,482	2,289	64.7%	60.9%	59.6%	58.0%
% of FP17s for the same patient ID Re-attending between 3 & 9 months - Adults	4,245	6,725	63.1%	54.9%	52.8%	50.5%
% of FP17s for Band 1 Urgent Courses	613	7,094	8.6%	8.3%	9.1%	9.0%
% of FP17s Relating to Free Repair or Replacements	62	7,094	0.9%	0.9%	1.0%	0.8%
% of FP17s Relating to Continuations	149	7,094	2.1%	1.1%	1.2%	1.1%
% of Patients satisfied with the dentistry they have received	5	5	N/A	91.0%	91.6%	91.5%
% of Patients satisfied with the time they had to wait for an appointment	5	5	N/A	87.8%	88.3%	87.9%

\* This is based on patients treated on this contract for their most recent course of treatment. Figures in italics indicate the base number of FP17s or Patient Questionnaire responses are less than 100. N/A is shown where the base number of responses is less than 10 during the period. % is calculated as Quantity/Base number\*100

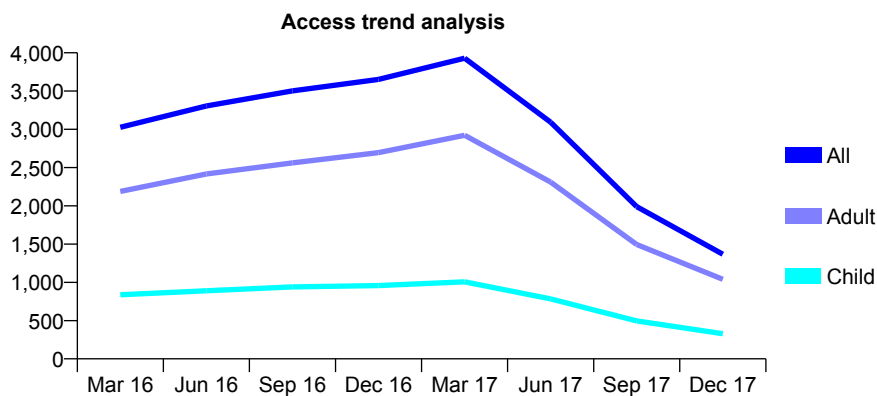
## Q52 - Vital Signs At a Glance Contract Report for 606774/0001 - December 2017

Name or company name	MISS LA KIANI
Contract type name	PDS Contract
Purpose of contract	General
Contract start date	21/04/2015
Contract end date	30/04/2017

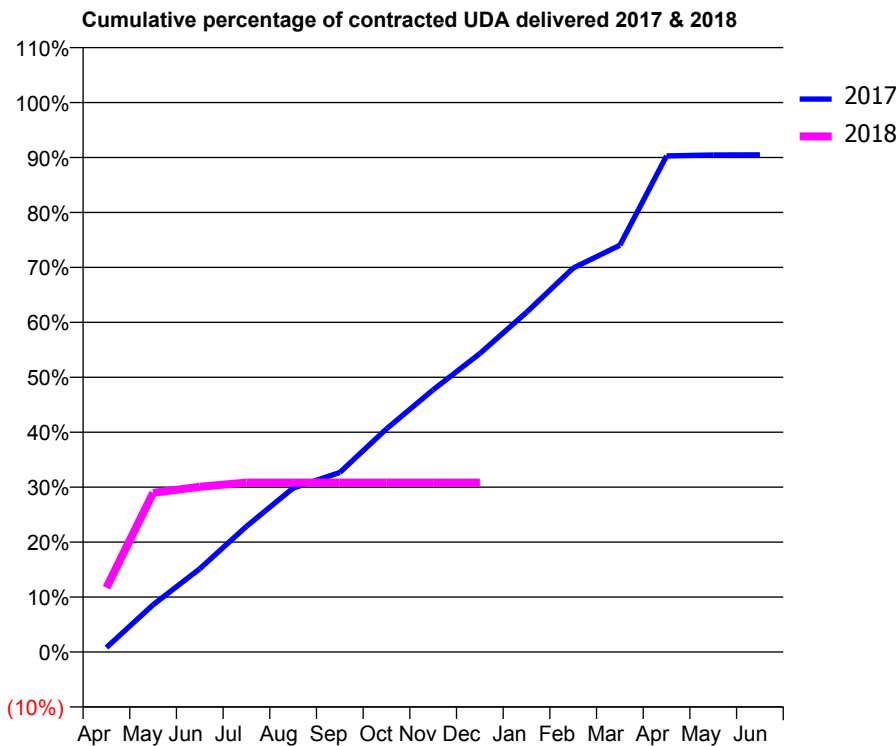
17/18 Contracted general activity (UDA)	1,441
Carry forward general activity (UDA)	0
17/18 Contracted orthodontic activity (UOA)	0
Carry forward orthodontic activity (UOA)	0
Baseline contract value	£41,551.47

### ACCESS\*

Patients seen in 24 months	Total	Change since previous quarter
Quarter ending December 2016	3,653	
Quarter ending March 2017	3,929	↑
Quarter ending June 2017	3,093	↓
Quarter ending September 2017	1,990	↓
Quarter ending December 2017	1,368	↓
<b>Variance since December 2016</b>	<b>(62.6%)</b>	<b>↓</b>



### ACTIVITY



Month	Adjusted Scheduled Activity (UDA)	
	2017	2018
April	122	169
May	1,280	417
June	2,256	433
July	3,407	444
August	4,445	444
September	4,868	444
October	6,051	444
November	7,110	444
December	8,090	444
January	9,209	
February	10,410	
March	11,027	
April	13,448	
May	13,473	
June	13,476	

### QUALITY

	Quantity	Base Number	Contract	AT	Region	England
% of FP17s for the same patient ID Re-attending within 3 months - Children	14	282	5.0%	11.0%	12.9%	12.0%
% of FP17s for the same patient ID Re-attending within 3 months - Adults	93	850	10.9%	14.8%	16.5%	15.9%
% of FP17s for the same patient ID Re-attending between 3 & 9 months - Children	141	282	50.0%	60.9%	59.6%	58.0%
% of FP17s for the same patient ID Re-attending between 3 & 9 months - Adults	404	850	47.5%	54.9%	52.8%	50.5%
% of FP17s for Band 1 Urgent Courses	22	171	12.9%	8.3%	9.1%	9.0%
% of FP17s Relating to Free Repair or Replacements	4	171	2.3%	0.9%	1.0%	0.8%
% of FP17s Relating to Continuations	8	171	4.7%	1.1%	1.2%	1.1%
% of Patients satisfied with the dentistry they have received	2	3	N/A	91.0%	91.6%	91.5%
% of Patients satisfied with the time they had to wait for an appointment	2	3	N/A	87.8%	88.3%	87.9%

\* This is based on patients treated on this contract for their most recent course of treatment. Figures in italics indicate the base number of FP17s or Patient Questionnaire responses are less than 100. N/A is shown where the base number of responses is less than 10 during the period. % is calculated as Quantity/Base number\*100

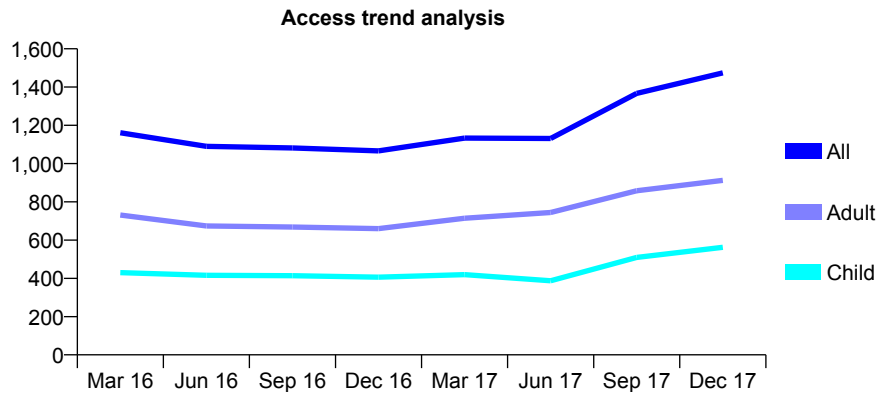
## Q52 - Vital Signs At a Glance Contract Report for 623520/0001 - December 2017

Name or company name	N Kaushal, D Kaushal & Chana
Contract type name	GDS Contract
Purpose of contract	General
Contract start date	01/04/2006
Contract end date	

17/18 Contracted general activity (UDA)	5,128
Carry forward general activity (UDA)	0
17/18 Contracted orthodontic activity (UOA)	0
Carry forward orthodontic activity (UOA)	0
Baseline contract value	£151,287.97

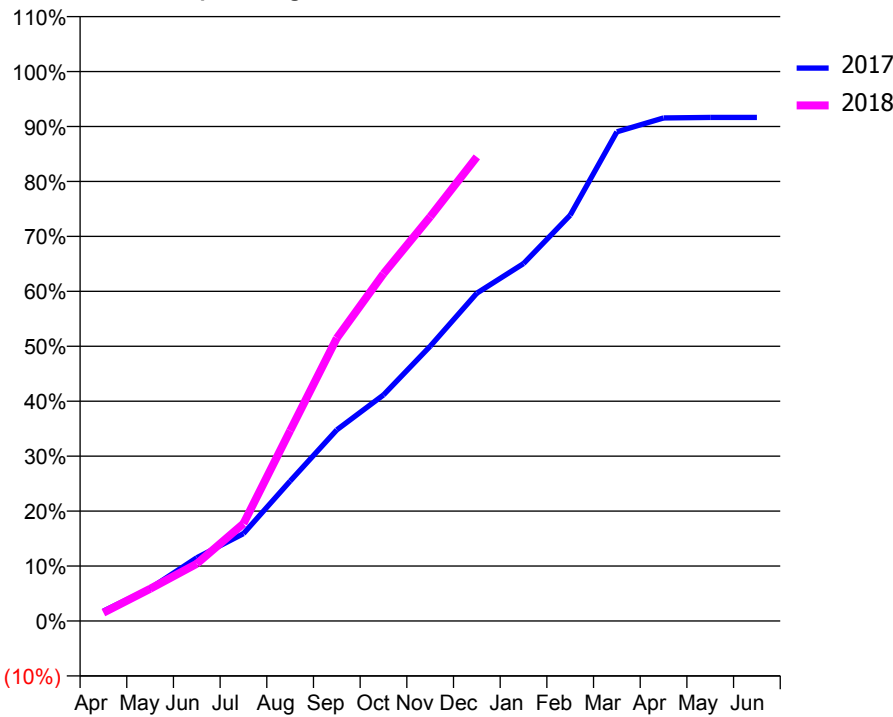
### ACCESS\*

Patients seen in 24 months	Total	Change since previous quarter
Quarter ending December 2016	1,066	
Quarter ending March 2017	1,133	↑
Quarter ending June 2017	1,131	→
Quarter ending September 2017	1,367	↑
Quarter ending December 2017	1,474	↑
<b>Variance since December 2016</b>	<b>38.3%</b>	<b>↑</b>



### ACTIVITY

Cumulative percentage of contracted UDA delivered 2017 & 2018



Month	Adjusted Scheduled Activity (UDA)	
	2017	2018
April	87	78
May	287	300
June	556	535
July	769	909
August	1,230	1,777
September	1,681	2,640
October	1,989	3,241
November	2,417	3,773
December	2,884	4,331
January	3,144	
February	3,570	
March	4,303	
April	4,425	
May	4,429	
June	4,429	

### QUALITY

	Quantity	Base Number	Contract	AT	Region	England
% of FP17s for the same patient ID Re-attending within 3 months - Children	7	477	1.5%	11.0%	12.9%	12.0%
% of FP17s for the same patient ID Re-attending within 3 months - Adults	57	734	7.8%	14.8%	16.5%	15.9%
% of FP17s for the same patient ID Re-attending between 3 & 9 months - Children	105	477	22.0%	60.9%	59.6%	58.0%
% of FP17s for the same patient ID Re-attending between 3 & 9 months - Adults	140	734	19.1%	54.9%	52.8%	50.5%
% of FP17s for Band 1 Urgent Courses	6	1,182	0.5%	8.3%	9.1%	9.0%
% of FP17s Relating to Free Repair or Replacements	0	1,182	0.0%	0.9%	1.0%	0.8%
% of FP17s Relating to Continuations	0	1,182	0.0%	1.1%	1.2%	1.1%
% of Patients satisfied with the dentistry they have received	1	2	N/A	91.0%	91.6%	91.5%
% of Patients satisfied with the time they had to wait for an appointment	1	2	N/A	87.8%	88.3%	87.9%

\* This is based on patients treated on this contract for their most recent course of treatment. Figures in italics indicate the base number of FP17s or Patient Questionnaire responses are less than 100. N/A is shown where the base number of responses is less than 10 during the period. % is calculated as Quantity/Base number\*100

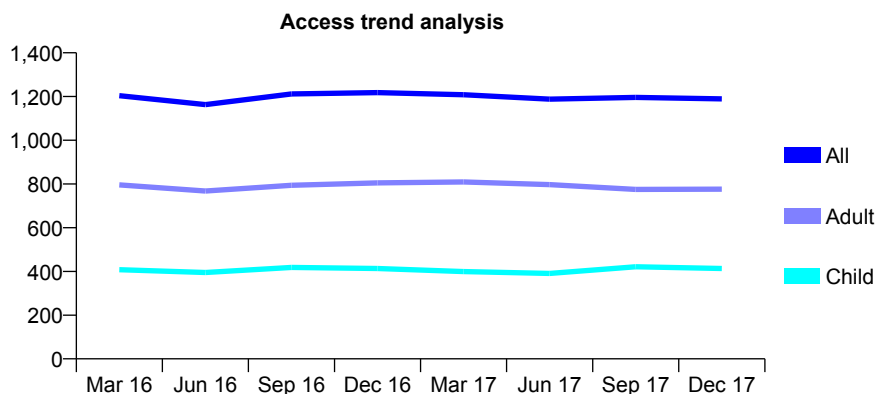
## Q52 - Vital Signs At a Glance Contract Report for 623520/0002 - December 2017

Name or company name	MR GS CHANA
Contract type name	GDS Contract
Purpose of contract	General
Contract start date	01/04/2006
Contract end date	

17/18 Contracted general activity (UDA)	4,150
Carry forward general activity (UDA)	-79
17/18 Contracted orthodontic activity (UOA)	0
Carry forward orthodontic activity (UOA)	0
Baseline contract value	£124,521.68

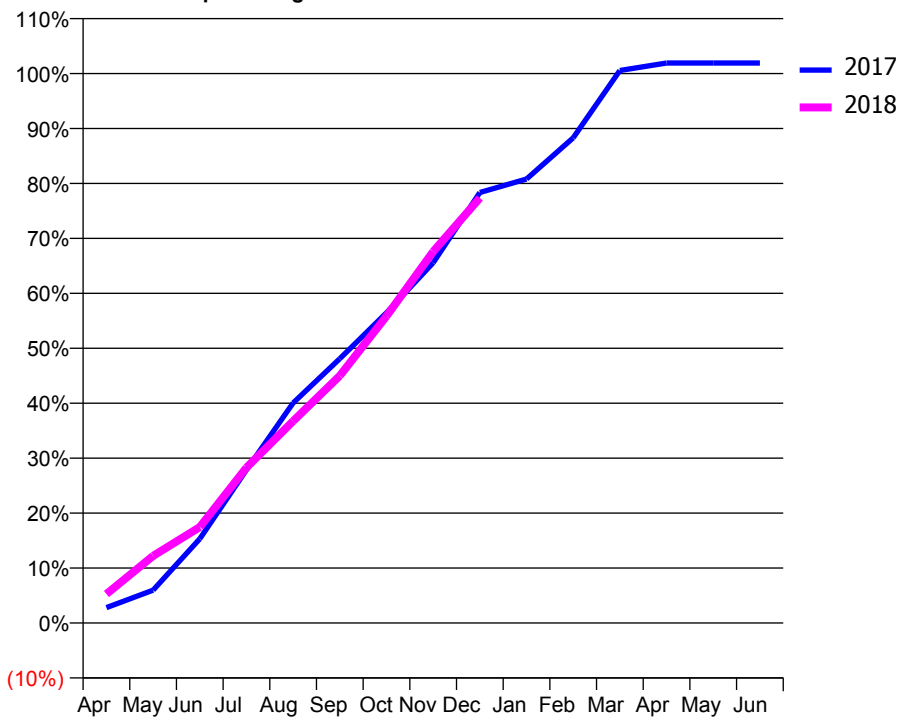
### ACCESS\*

Patients seen in 24 months	Total	Change since previous quarter
Quarter ending December 2016	1,218	
Quarter ending March 2017	1,208	→
Quarter ending June 2017	1,188	↓
Quarter ending September 2017	1,196	→
Quarter ending December 2017	1,189	→
<b>Variance since December 2016</b>	<b>(2.4%)</b>	<b>↓</b>



### ACTIVITY

Cumulative percentage of contracted UDA delivered 2017 & 2018



Month	Adjusted Scheduled Activity (UDA)	
	2017	2018
April	116	219
May	248	507
June	636	725
July	1,156	1,174
August	1,662	1,525
September	1,996	1,868
October	2,343	2,318
November	2,720	2,805
December	3,251	3,210
January	3,353	
February	3,664	
March	4,172	
April	4,229	
May	4,229	
June	4,229	

### QUALITY

	Quantity	Base Number	Contract	AT	Region	England
% of FP17s for the same patient ID Re-attending within 3 months - Children	3	279	1.1%	11.0%	12.9%	12.0%
% of FP17s for the same patient ID Re-attending within 3 months - Adults	21	431	4.9%	14.8%	16.5%	15.9%
% of FP17s for the same patient ID Re-attending between 3 & 9 months - Children	61	279	21.9%	60.9%	59.6%	58.0%
% of FP17s for the same patient ID Re-attending between 3 & 9 months - Adults	84	431	19.5%	54.9%	52.8%	50.5%
% of FP17s for Band 1 Urgent Courses	0	697	0.0%	8.3%	9.1%	9.0%
% of FP17s Relating to Free Repair or Replacements	0	697	0.0%	0.9%	1.0%	0.8%
% of FP17s Relating to Continuations	0	697	0.0%	1.1%	1.2%	1.1%
% of Patients satisfied with the dentistry they have received	1	1	N/A	91.0%	91.6%	91.5%
% of Patients satisfied with the time they had to wait for an appointment	1	1	N/A	87.8%	88.3%	87.9%

\* This is based on patients treated on this contract for their most recent course of treatment. Figures in italics indicate the base number of FP17s or Patient Questionnaire responses are less than 100. N/A is shown where the base number of responses is less than 10 during the period. % is calculated as Quantity/Base number\*100

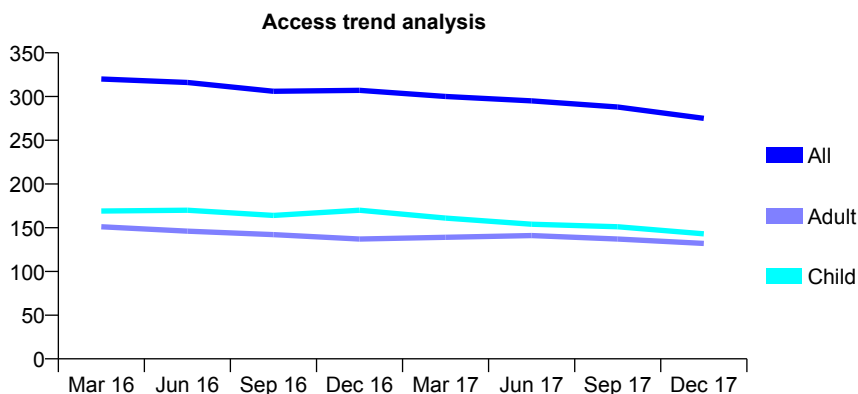
## Q52 - Vital Signs At a Glance Contract Report for 631191/0001 - December 2017

Name or company name	MRS MJ MILLINGTON-SMITH
Contract type name	GDS Contract
Purpose of contract	General
Contract start date	01/04/2006
Contract end date	

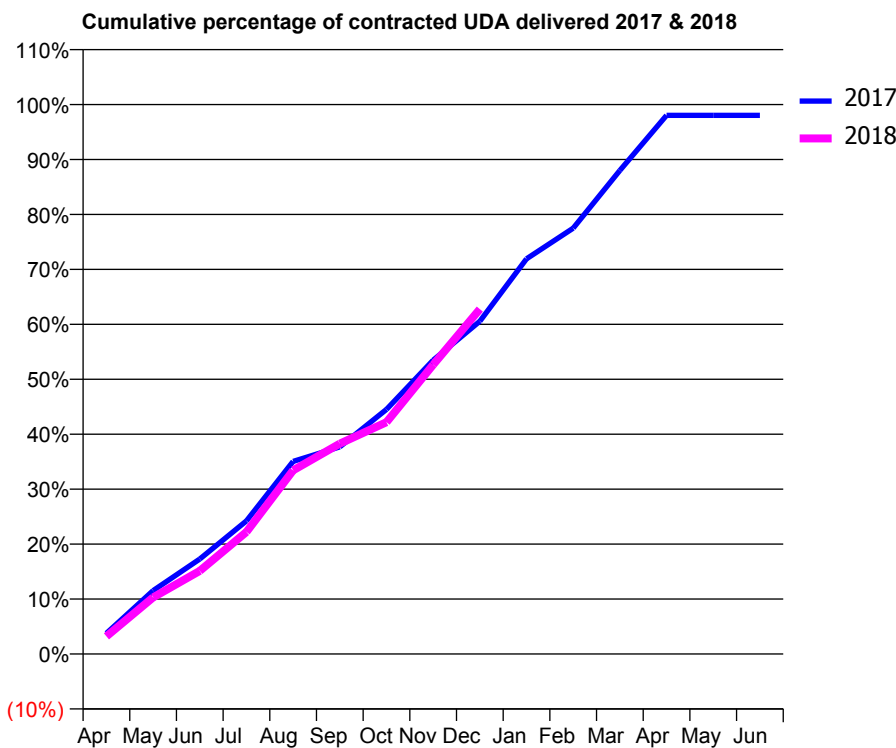
17/18 Contracted general activity (UDA)	850
Carry forward general activity (UDA)	0
17/18 Contracted orthodontic activity (UOA)	0
Carry forward orthodontic activity (UOA)	0
Baseline contract value	£26,513.55

### ACCESS\*

Patients seen in 24 months	Total	Change since previous quarter
Quarter ending December 2016	307	
Quarter ending March 2017	300	↓
Quarter ending June 2017	295	↓
Quarter ending September 2017	288	↓
Quarter ending December 2017	275	↓
<b>Variance since December 2016</b>	<b>(10.4%)</b>	<b>↓</b>



### ACTIVITY



Month	Adjusted Scheduled Activity (UDA)	
	2017	2018
April	32	27
May	98	88
June	147	129
July	206	189
August	298	284
September	320	325
October	378	359
November	455	448
December	515	534
January	611	
February	659	
March	748	
April	833	
May	833	
June	833	

### QUALITY

	Quantity	Base Number	Contract	AT	Region	England
% of FP17s for the same patient ID Re-attending within 3 months - Children	11	198	5.6%	11.0%	12.9%	12.0%
% of FP17s for the same patient ID Re-attending within 3 months - Adults	21	145	14.5%	14.8%	16.5%	15.9%
% of FP17s for the same patient ID Re-attending between 3 & 9 months - Children	153	198	77.3%	60.9%	59.6%	58.0%
% of FP17s for the same patient ID Re-attending between 3 & 9 months - Adults	91	145	62.8%	54.9%	52.8%	50.5%
% of FP17s for Band 1 Urgent Courses	8	316	2.5%	8.3%	9.1%	9.0%
% of FP17s Relating to Free Repair or Replacements	0	316	0.0%	0.9%	1.0%	0.8%
% of FP17s Relating to Continuations	1	316	0.3%	1.1%	1.2%	1.1%
% of Patients satisfied with the dentistry they have received	0	0	N/A	91.0%	91.6%	91.5%
% of Patients satisfied with the time they had to wait for an appointment	0	0	N/A	87.8%	88.3%	87.9%

\* This is based on patients treated on this contract for their most recent course of treatment. Figures in italics indicate the base number of FP17s or Patient Questionnaire responses are less than 100. N/A is shown where the base number of responses is less than 10 during the period. % is calculated as Quantity/Base number\*100

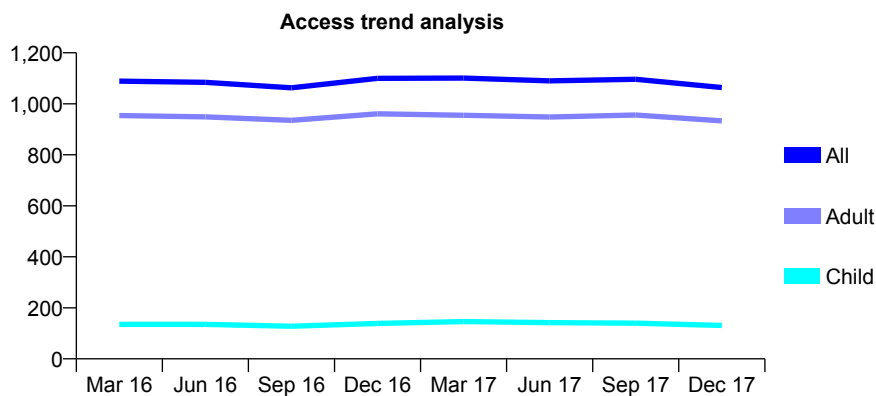
## Q52 - Vital Signs At a Glance Contract Report for 631507/0001 - December 2017

Name or company name	MR JC RAYNER
Contract type name	GDS Contract
Purpose of contract	General
Contract start date	01/04/2006
Contract end date	

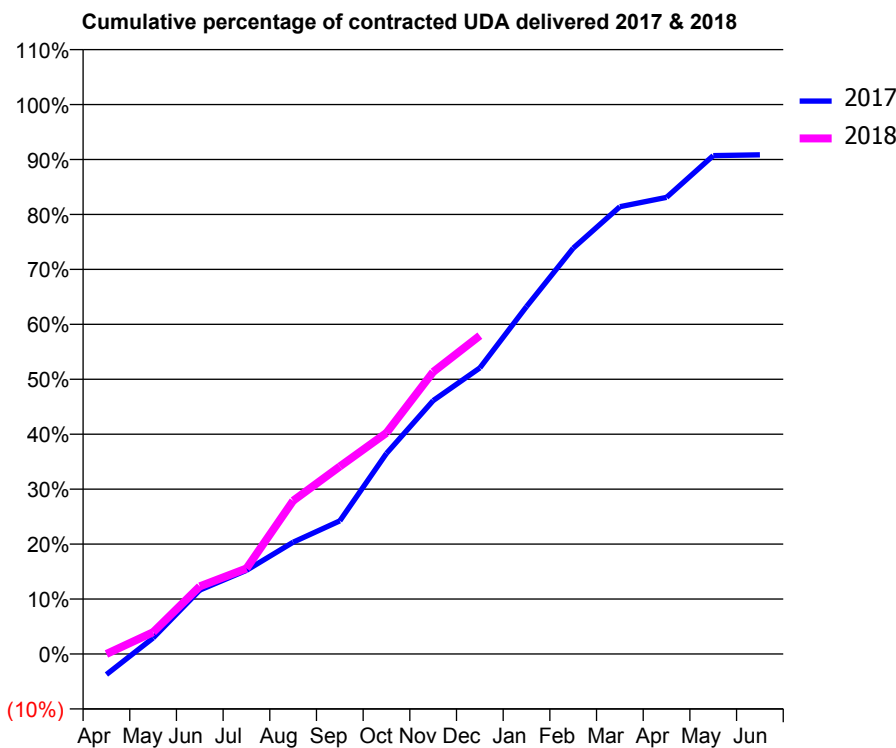
17/18 Contracted general activity (UDA)	2,718
Carry forward general activity (UDA)	0
17/18 Contracted orthodontic activity (UOA)	0
Carry forward orthodontic activity (UOA)	0
Baseline contract value	£54,248.45

### ACCESS\*

Patients seen in 24 months	Total	Change since previous quarter
Quarter ending December 2016	1,100	
Quarter ending March 2017	1,101	→
Quarter ending June 2017	1,090	→
Quarter ending September 2017	1,096	→
Quarter ending December 2017	1,064	↓
<b>Variance since December 2016</b>	<b>(3.3%)</b>	<b>↓</b>



### ACTIVITY



Month	Adjusted Scheduled Activity (UDA)	
	2017	2018
April	-102	0
May	79	108
June	316	335
July	414	423
August	553	758
September	659	928
October	992	1,094
November	1,254	1,396
December	1,415	1,575
January	1,719	
February	2,007	
March	2,212	
April	2,259	
May	2,465	
June	2,469	

### QUALITY

	Quantity	Base Number	Contract	AT	Region	England
% of FP17s for the same patient ID Re-attending within 3 months - Children	3	127	2.4%	11.0%	12.9%	12.0%
% of FP17s for the same patient ID Re-attending within 3 months - Adults	109	809	13.5%	14.8%	16.5%	15.9%
% of FP17s for the same patient ID Re-attending between 3 & 9 months - Children	73	127	57.5%	60.9%	59.6%	58.0%
% of FP17s for the same patient ID Re-attending between 3 & 9 months - Adults	303	809	37.5%	54.9%	52.8%	50.5%
% of FP17s for Band 1 Urgent Courses	78	824	9.5%	8.3%	9.1%	9.0%
% of FP17s Relating to Free Repair or Replacements	2	824	0.2%	0.9%	1.0%	0.8%
% of FP17s Relating to Continuations	15	824	1.8%	1.1%	1.2%	1.1%
% of Patients satisfied with the dentistry they have received	3	3	N/A	91.0%	91.6%	91.5%
% of Patients satisfied with the time they had to wait for an appointment	3	3	N/A	87.8%	88.3%	87.9%

\* This is based on patients treated on this contract for their most recent course of treatment. Figures in italics indicate the base number of FP17s or Patient Questionnaire responses are less than 100. N/A is shown where the base number of responses is less than 10 during the period. % is calculated as Quantity/Base number\*100

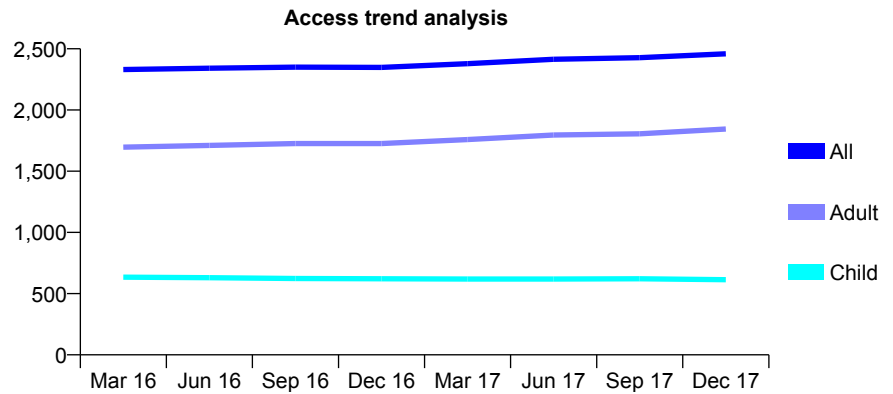
## Q52 - Vital Signs At a Glance Contract Report for 632643/0001 - December 2017

Name or company name	MR PA BRIDGE
Contract type name	GDS Contract
Purpose of contract	General
Contract start date	01/04/2006
Contract end date	

17/18 Contracted general activity (UDA)	9,046
Carry forward general activity (UDA)	-116
17/18 Contracted orthodontic activity (UOA)	0
Carry forward orthodontic activity (UOA)	0
Baseline contract value	£235,337.84

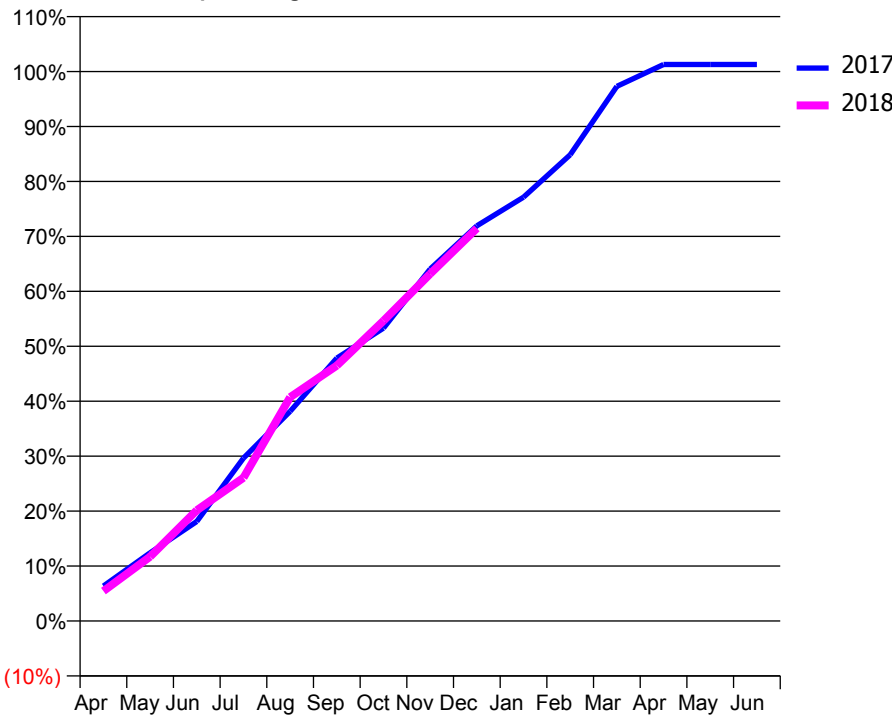
### ACCESS\*

Patients seen in 24 months	Total	Change since previous quarter
Quarter ending December 2016	2,348	
Quarter ending March 2017	2,378	→
Quarter ending June 2017	2,415	→
Quarter ending September 2017	2,428	→
Quarter ending December 2017	2,459	→
<b>Variance since December 2016</b>	<b>4.7%</b>	<b>↑</b>



### ACTIVITY

Cumulative percentage of contracted UDA delivered 2017 & 2018



Month	Adjusted Scheduled Activity (UDA)	
	2017	2018
April	577	493
May	1,124	1,060
June	1,639	1,823
July	2,682	2,360
August	3,453	3,685
September	4,328	4,205
October	4,823	4,943
November	5,794	5,715
December	6,505	6,464
January	6,977	
February	7,676	
March	8,802	
April	9,162	
May	9,162	
June	9,162	

### QUALITY

	Quantity	Base Number	Contract	AT	Region	England
% of FP17s for the same patient ID Re-attending within 3 months - Children	63	782	8.1%	11.0%	12.9%	12.0%
% of FP17s for the same patient ID Re-attending within 3 months - Adults	564	2,671	21.1%	14.8%	16.5%	15.9%
% of FP17s for the same patient ID Re-attending between 3 & 9 months - Children	580	782	74.2%	60.9%	59.6%	58.0%
% of FP17s for the same patient ID Re-attending between 3 & 9 months - Adults	1,703	2,671	63.8%	54.9%	52.8%	50.5%
% of FP17s for Band 1 Urgent Courses	210	3,288	6.4%	8.3%	9.1%	9.0%
% of FP17s Relating to Free Repair or Replacements	22	3,288	0.7%	0.9%	1.0%	0.8%
% of FP17s Relating to Continuations	85	3,288	2.6%	1.1%	1.2%	1.1%
% of Patients satisfied with the dentistry they have received	8	9	N/A	91.0%	91.6%	91.5%
% of Patients satisfied with the time they had to wait for an appointment	9	9	N/A	87.8%	88.3%	87.9%

\* This is based on patients treated on this contract for their most recent course of treatment. Figures in italics indicate the base number of FP17s or Patient Questionnaire responses are less than 100. N/A is shown where the base number of responses is less than 10 during the period. % is calculated as Quantity/Base number\*100



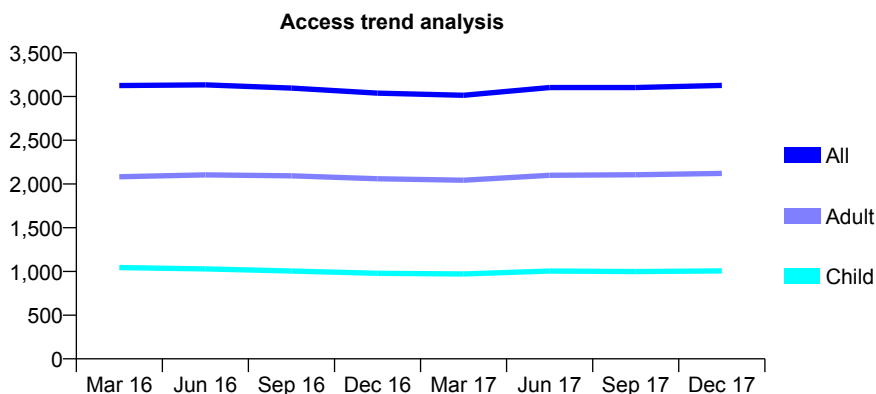
## Q52 - Vital Signs At a Glance Contract Report for 643637/0001 - December 2017

Name or company name	MR A VANIA
Contract type name	GDS Contract
Purpose of contract	General
Contract start date	01/04/2006
Contract end date	

17/18 Contracted general activity (UDA)	11,273
Carry forward general activity (UDA)	43
17/18 Contracted orthodontic activity (UOA)	0
Carry forward orthodontic activity (UOA)	0
Baseline contract value	£350,805.84

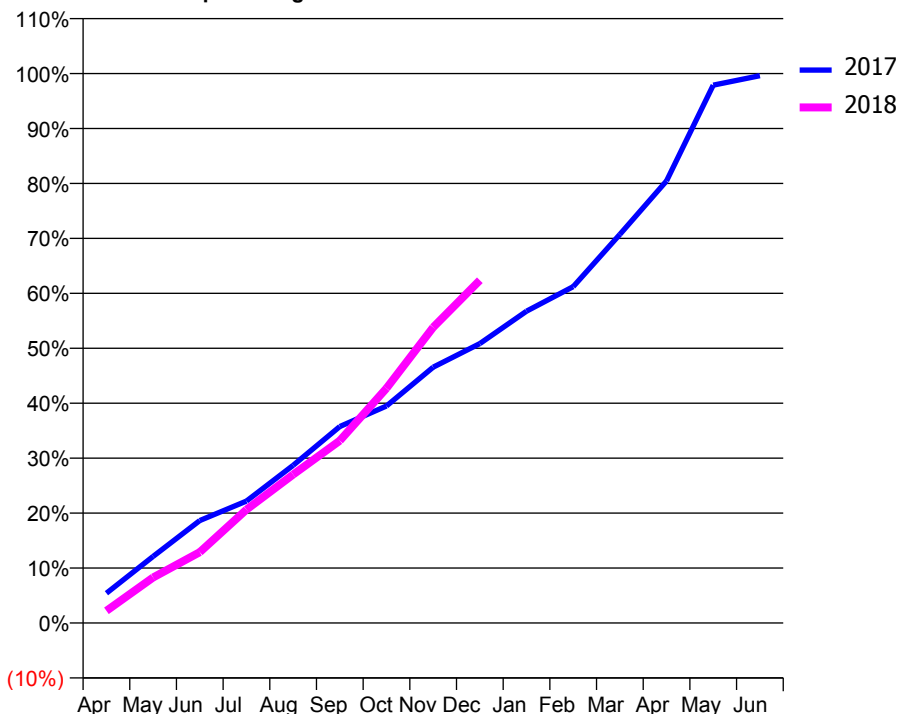
### ACCESS\*

Patients seen in 24 months	Total	Change since previous quarter
Quarter ending December 2016	3,038	
Quarter ending March 2017	3,014	→
Quarter ending June 2017	3,103	↑
Quarter ending September 2017	3,103	→
Quarter ending December 2017	3,127	→
<b>Variance since December 2016</b>	<b>2.9%</b>	<b>↑</b>



### ACTIVITY

Cumulative percentage of contracted UDA delivered 2017 & 2018



Month	Adjusted Scheduled Activity (UDA)	
	2017	2018
April	599	250
May	1,336	934
June	2,054	1,453
July	2,444	2,326
August	3,161	3,047
September	3,939	3,741
October	4,351	4,817
November	5,130	6,067
December	5,602	7,033
January	6,252	
February	6,744	
March	7,791	
April	8,864	
May	10,783	
June	10,974	

### QUALITY

	Quantity	Base Number	Contract	AT	Region	England
% of FP17s for the same patient ID Re-attending within 3 months - Children	282	2,047	13.8%	11.0%	12.9%	12.0%
% of FP17s for the same patient ID Re-attending within 3 months - Adults	536	3,270	16.4%	14.8%	16.5%	15.9%
% of FP17s for the same patient ID Re-attending between 3 & 9 months - Children	1,298	2,047	63.4%	60.9%	59.6%	58.0%
% of FP17s for the same patient ID Re-attending between 3 & 9 months - Adults	1,779	3,270	54.4%	54.9%	52.8%	50.5%
% of FP17s for Band 1 Urgent Courses	434	3,940	11.0%	8.3%	9.1%	9.0%
% of FP17s Relating to Free Repair or Replacements	32	3,940	0.8%	0.9%	1.0%	0.8%
% of FP17s Relating to Continuations	43	3,940	1.1%	1.1%	1.2%	1.1%
% of Patients satisfied with the dentistry they have received	2	3	N/A	91.0%	91.6%	91.5%
% of Patients satisfied with the time they had to wait for an appointment	3	3	N/A	87.8%	88.3%	87.9%

\* This is based on patients treated on this contract for their most recent course of treatment. Figures in italics indicate the base number of FP17s or Patient Questionnaire responses are less than 100. N/A is shown where the base number of responses is less than 10 during the period. % is calculated as Quantity/Base number\*100

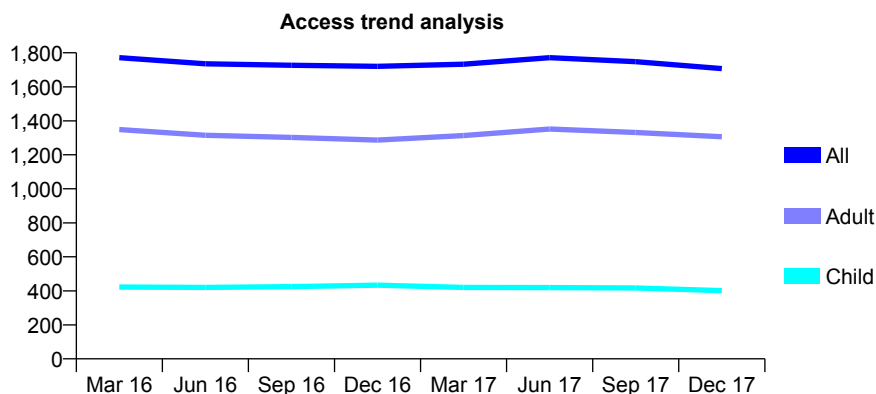
## Q52 - Vital Signs At a Glance Contract Report for 650889/0001 - December 2017

Name or company name	MR SO ODAI
Contract type name	GDS Contract
Purpose of contract	General
Contract start date	01/04/2006
Contract end date	

17/18 Contracted general activity (UDA)	4,672
Carry forward general activity (UDA)	0
17/18 Contracted orthodontic activity (UOA)	0
Carry forward orthodontic activity (UOA)	0
Baseline contract value	£128,827.47

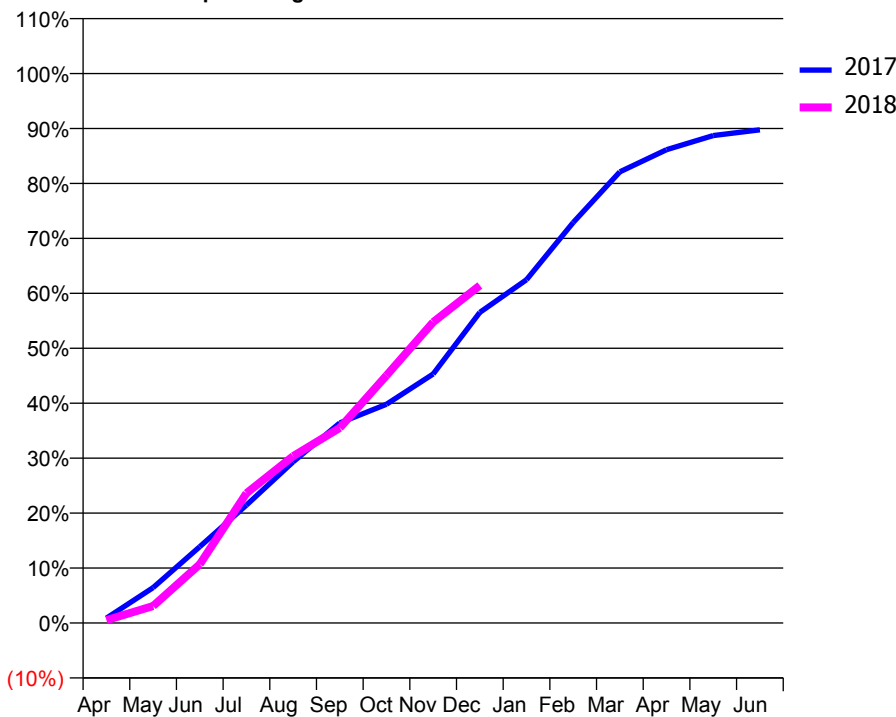
### ACCESS\*

Patients seen in 24 months	Total	Change since previous quarter
Quarter ending December 2016	1,720	
Quarter ending March 2017	1,733	→
Quarter ending June 2017	1,771	↑
Quarter ending September 2017	1,748	↓
Quarter ending December 2017	1,707	↓
<b>Variance since December 2016</b>	<b>(0.8%)</b>	→



### ACTIVITY

Cumulative percentage of contracted UDA delivered 2017 & 2018



Month	Adjusted Scheduled Activity (UDA)	
	2017	2018
April	44	24
May	318	144
June	685	499
July	1,057	1,104
August	1,446	1,419
September	1,795	1,659
October	1,962	2,104
November	2,233	2,559
December	2,785	2,870
January	3,079	
February	3,591	
March	4,046	
April	4,245	
May	4,372	
June	4,423	

### QUALITY

	Quantity	Base Number	Contract	AT	Region	England
% of FP17s for the same patient ID Re-attending within 3 months - Children	32	382	8.4%	11.0%	12.9%	12.0%
% of FP17s for the same patient ID Re-attending within 3 months - Adults	195	1,393	14.0%	14.8%	16.5%	15.9%
% of FP17s for the same patient ID Re-attending between 3 & 9 months - Children	187	382	49.0%	60.9%	59.6%	58.0%
% of FP17s for the same patient ID Re-attending between 3 & 9 months - Adults	744	1,393	53.4%	54.9%	52.8%	50.5%
% of FP17s for Band 1 Urgent Courses	136	1,571	8.7%	8.3%	9.1%	9.0%
% of FP17s Relating to Free Repair or Replacements	8	1,571	0.5%	0.9%	1.0%	0.8%
% of FP17s Relating to Continuations	16	1,571	1.0%	1.1%	1.2%	1.1%
% of Patients satisfied with the dentistry they have received	4	4	N/A	91.0%	91.6%	91.5%
% of Patients satisfied with the time they had to wait for an appointment	4	4	N/A	87.8%	88.3%	87.9%

\* This is based on patients treated on this contract for their most recent course of treatment. Figures in italics indicate the base number of FP17s or Patient Questionnaire responses are less than 100. N/A is shown where the base number of responses is less than 10 during the period. % is calculated as Quantity/Base number\*100

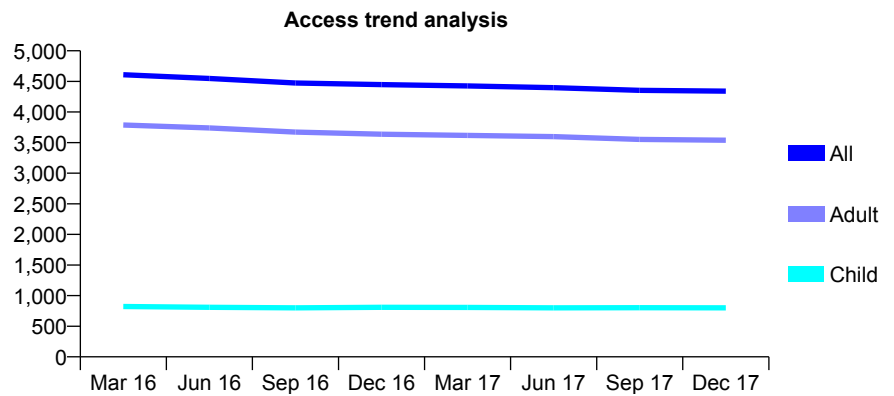
## Q52 - Vital Signs At a Glance Contract Report for 650986/0001 - December 2017

Name or company name	MISS JE COTTERILL
Contract type name	GDS Contract
Purpose of contract	General
Contract start date	01/04/2006
Contract end date	

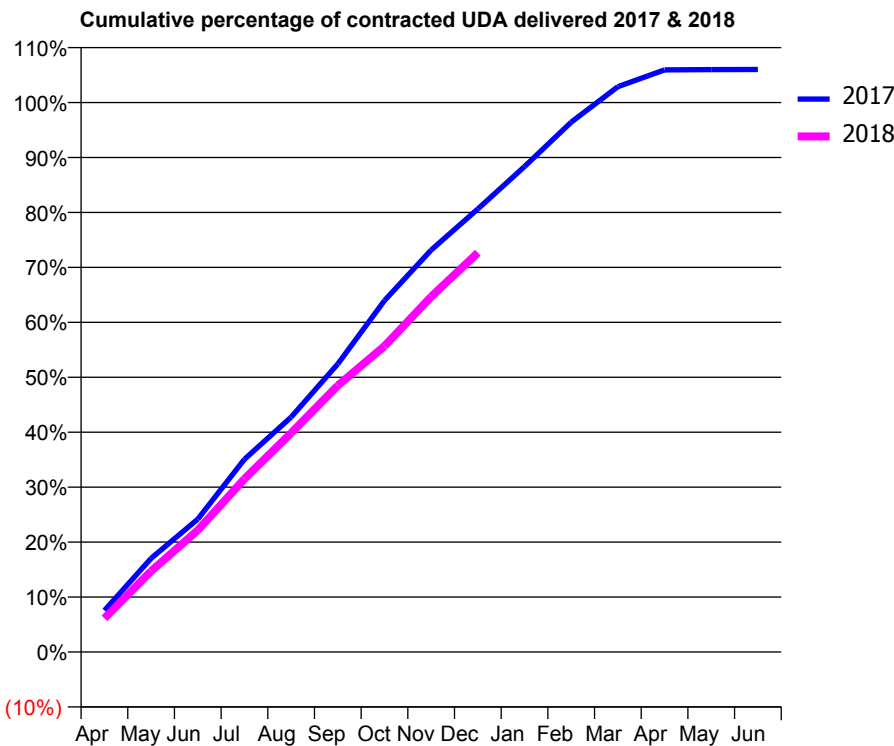
17/18 Contracted general activity (UDA)	12,927
Carry forward general activity (UDA)	-259
17/18 Contracted orthodontic activity (UOA)	0
Carry forward orthodontic activity (UOA)	0
Baseline contract value	£318,103.71

### ACCESS\*

Patients seen in 24 months	Total	Change since previous quarter
Quarter ending December 2016	4,448	
Quarter ending March 2017	4,425	→
Quarter ending June 2017	4,397	→
Quarter ending September 2017	4,354	→
Quarter ending December 2017	4,340	→
<b>Variance since December 2016</b>	<b>(2.4%)</b>	<b>↓</b>



### ACTIVITY



Month	Adjusted Scheduled Activity (UDA)	
	2017	2018
April	977	791
May	2,205	1,901
June	3,126	2,866
July	4,536	4,072
August	5,525	5,152
September	6,777	6,269
October	8,268	7,197
November	9,457	8,358
December	10,423	9,395
January	11,420	
February	12,464	
March	13,298	
April	13,694	
May	13,700	
June	13,703	

### QUALITY

	Quantity	Base Number	Contract	AT	Region	England
% of FP17s for the same patient ID Re-attending within 3 months - Children	75	1,076	7.0%	11.0%	12.9%	12.0%
% of FP17s for the same patient ID Re-attending within 3 months - Adults	586	4,507	13.0%	14.8%	16.5%	15.9%
% of FP17s for the same patient ID Re-attending between 3 & 9 months - Children	776	1,076	72.1%	60.9%	59.6%	58.0%
% of FP17s for the same patient ID Re-attending between 3 & 9 months - Adults	3,078	4,507	68.3%	54.9%	52.8%	50.5%
% of FP17s for Band 1 Urgent Courses	331	5,309	6.2%	8.3%	9.1%	9.0%
% of FP17s Relating to Free Repair or Replacements	67	5,309	1.3%	0.9%	1.0%	0.8%
% of FP17s Relating to Continuations	29	5,309	0.5%	1.1%	1.2%	1.1%
% of Patients satisfied with the dentistry they have received	9	10	90.0%	91.0%	91.6%	91.5%
% of Patients satisfied with the time they had to wait for an appointment	10	10	100.0%	87.8%	88.3%	87.9%

\* This is based on patients treated on this contract for their most recent course of treatment. Figures in italics indicate the base number of FP17s or Patient Questionnaire responses are less than 100. N/A is shown where the base number of responses is less than 10 during the period. % is calculated as Quantity/Base number\*100

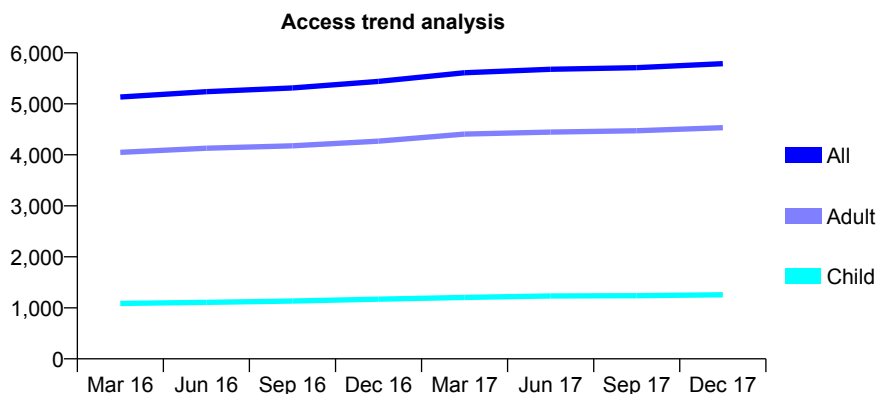
## Q52 - Vital Signs At a Glance Contract Report for 658049/0001 - December 2017

Name or company name	MISS KM HAYES-SINCLAIR
Contract type name	GDS Contract
Purpose of contract	General
Contract start date	01/12/2010
Contract end date	

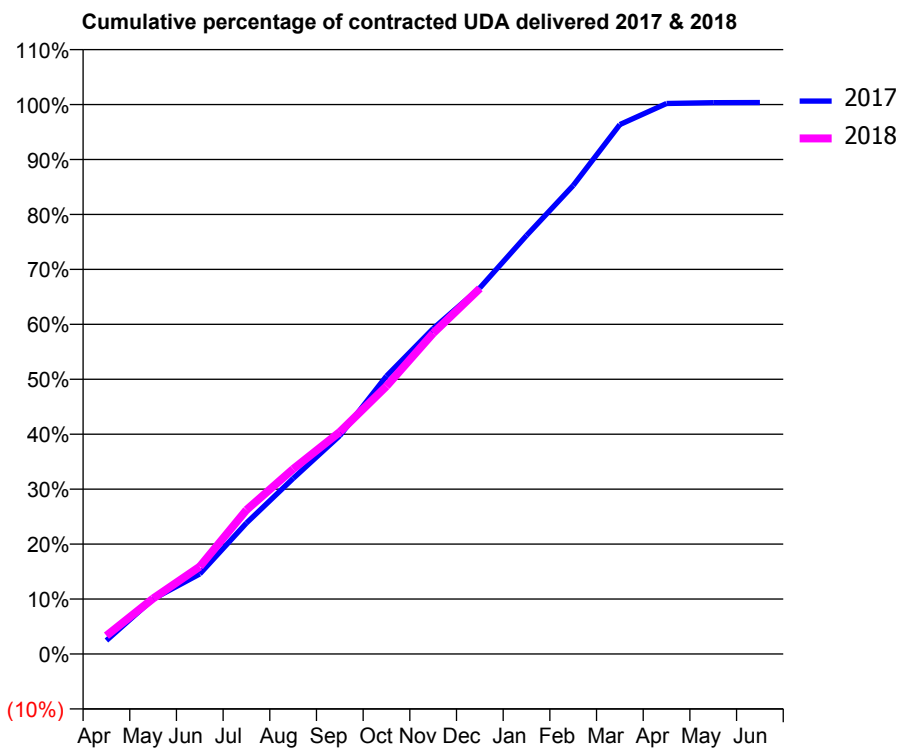
17/18 Contracted general activity (UDA)	16,775
Carry forward general activity (UDA)	-60
17/18 Contracted orthodontic activity (UOA)	0
Carry forward orthodontic activity (UOA)	0
Baseline contract value	£526,049.93

### ACCESS\*

Patients seen in 24 months	Total	Change since previous quarter
Quarter ending December 2016	5,439	
Quarter ending March 2017	5,609	↑
Quarter ending June 2017	5,678	→
Quarter ending September 2017	5,709	→
Quarter ending December 2017	5,788	→
<b>Variance since December 2016</b>	<b>6.4%</b>	<b>↑</b>



### ACTIVITY



Month	Adjusted Scheduled Activity (UDA)	
	2017	2018
April	414	558
May	1,681	1,695
June	2,445	2,669
July	4,001	4,399
August	5,358	5,649
September	6,665	6,781
October	8,484	8,178
November	9,933	9,794
December	11,175	11,159
January	12,775	
February	14,302	
March	16,163	
April	16,808	
May	16,829	
June	16,835	

### QUALITY

	Quantity	Base Number	Contract	AT	Region	England
% of FP17s for the same patient ID Re-attending within 3 months - Children	157	1,534	10.2%	11.0%	12.9%	12.0%
% of FP17s for the same patient ID Re-attending within 3 months - Adults	804	4,140	19.4%	14.8%	16.5%	15.9%
% of FP17s for the same patient ID Re-attending between 3 & 9 months - Children	985	1,534	64.2%	60.9%	59.6%	58.0%
% of FP17s for the same patient ID Re-attending between 3 & 9 months - Adults	1,057	4,140	25.5%	54.9%	52.8%	50.5%
% of FP17s for Band 1 Urgent Courses	328	5,395	6.1%	8.3%	9.1%	9.0%
% of FP17s Relating to Free Repair or Replacements	66	5,395	1.2%	0.9%	1.0%	0.8%
% of FP17s Relating to Continuations	265	5,395	4.9%	1.1%	1.2%	1.1%
% of Patients satisfied with the dentistry they have received	8	9	N/A	91.0%	91.6%	91.5%
% of Patients satisfied with the time they had to wait for an appointment	8	9	N/A	87.8%	88.3%	87.9%

\* This is based on patients treated on this contract for their most recent course of treatment. Figures in italics indicate the base number of FP17s or Patient Questionnaire responses are less than 100. N/A is shown where the base number of responses is less than 10 during the period. % is calculated as Quantity/Base number\*100

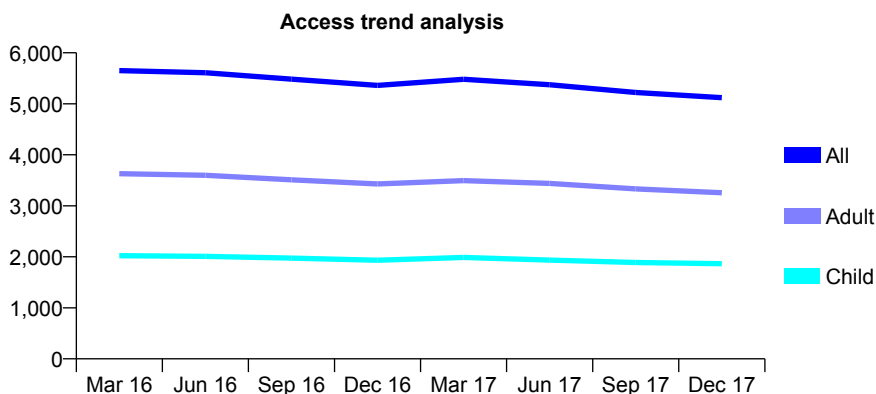
## Q52 - Vital Signs At a Glance Contract Report for 658308/0002 - December 2017

Name or company name	Perfect Smile Clinic (UK) Ltd
Contract type name	GDS Contract
Purpose of contract	General
Contract start date	01/11/2009
Contract end date	

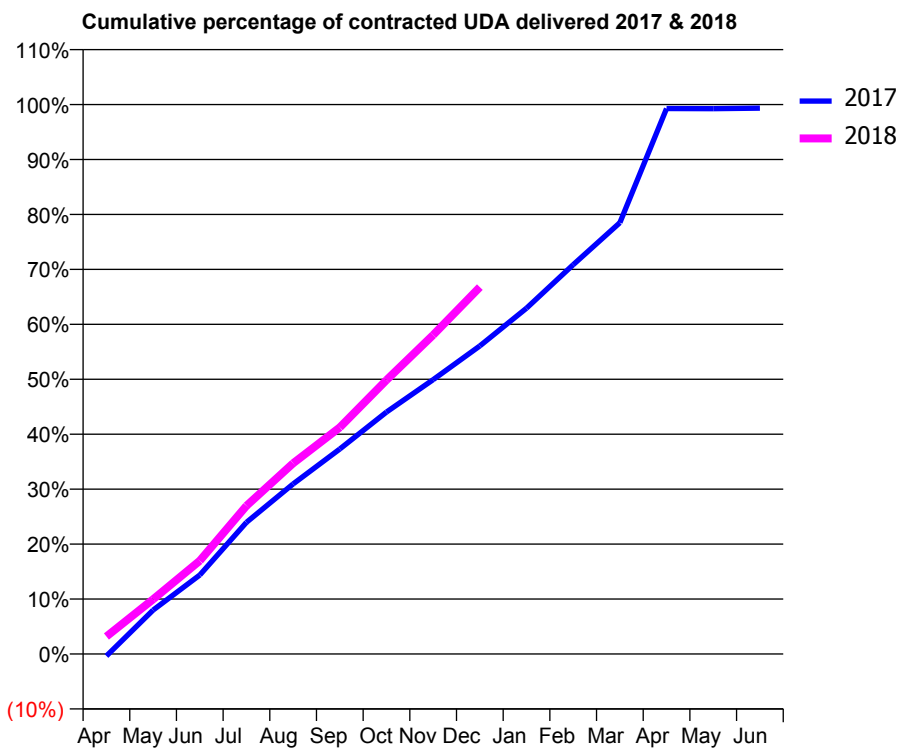
17/18 Contracted general activity (UDA)	15,500
Carry forward general activity (UDA)	0
17/18 Contracted orthodontic activity (UOA)	0
Carry forward orthodontic activity (UOA)	0
Baseline contract value	£387,873.68

### ACCESS\*

Patients seen in 24 months	Total	Change since previous quarter
Quarter ending December 2016	5,361	
Quarter ending March 2017	5,482	↑
Quarter ending June 2017	5,374	↓
Quarter ending September 2017	5,222	↓
Quarter ending December 2017	5,120	↓
<b>Variance since December 2016</b>	<b>(4.5%)</b>	<b>↓</b>



### ACTIVITY



Month	Adjusted Scheduled Activity (UDA)	
	2017	2018
April	-57	494
May	1,239	1,545
June	2,229	2,633
July	3,713	4,183
August	4,797	5,379
September	5,782	6,394
October	6,827	7,727
November	7,738	8,999
December	8,690	10,349
January	9,756	
February	10,980	
March	12,164	
April	15,384	
May	15,383	
June	15,398	

### QUALITY

	Quantity	Base Number	Contract	AT	Region	England
% of FP17s for the same patient ID Re-attending within 3 months - Children	325	2,911	11.2%	11.0%	12.9%	12.0%
% of FP17s for the same patient ID Re-attending within 3 months - Adults	902	4,795	18.8%	14.8%	16.5%	15.9%
% of FP17s for the same patient ID Re-attending between 3 & 9 months - Children	1,985	2,911	68.2%	60.9%	59.6%	58.0%
% of FP17s for the same patient ID Re-attending between 3 & 9 months - Adults	2,981	4,795	62.2%	54.9%	52.8%	50.5%
% of FP17s for Band 1 Urgent Courses	463	5,543	8.4%	8.3%	9.1%	9.0%
% of FP17s Relating to Free Repair or Replacements	54	5,543	1.0%	0.9%	1.0%	0.8%
% of FP17s Relating to Continuations	39	5,543	0.7%	1.1%	1.2%	1.1%
% of Patients satisfied with the dentistry they have received	1	1	N/A	91.0%	91.6%	91.5%
% of Patients satisfied with the time they had to wait for an appointment	1	1	N/A	87.8%	88.3%	87.9%

\* This is based on patients treated on this contract for their most recent course of treatment. Figures in italics indicate the base number of FP17s or Patient Questionnaire responses are less than 100. N/A is shown where the base number of responses is less than 10 during the period. % is calculated as Quantity/Base number\*100

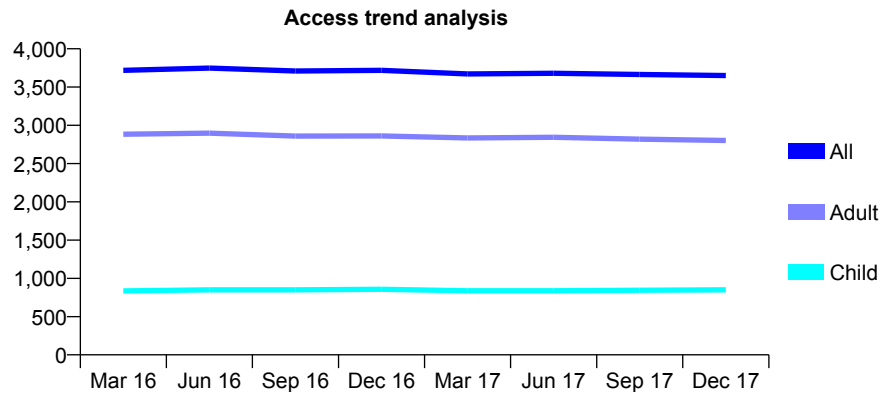
## Q52 - Vital Signs At a Glance Contract Report for 659878/0001 - December 2017

Name or company name	Briggate Dental Practice
Contract type name	GDS Contract
Purpose of contract	General
Contract start date	01/04/2006
Contract end date	

17/18 Contracted general activity (UDA)	15,984
Carry forward general activity (UDA)	594
17/18 Contracted orthodontic activity (UOA)	0
Carry forward orthodontic activity (UOA)	0
Baseline contract value	£398,066.49

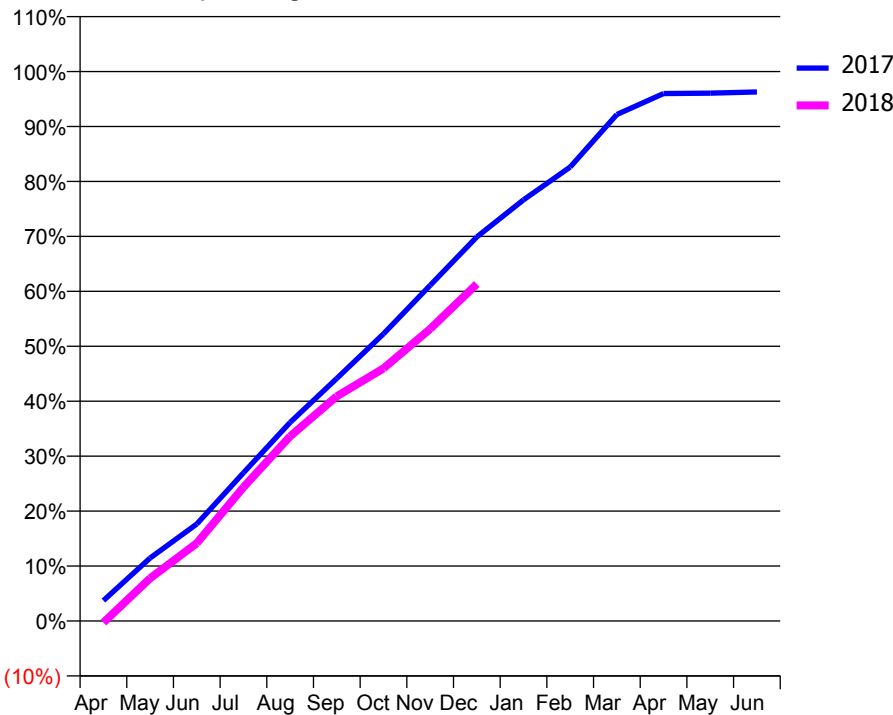
### ACCESS\*

Patients seen in 24 months	Total	Change since previous quarter
Quarter ending December 2016	3,718	
Quarter ending March 2017	3,672	↓
Quarter ending June 2017	3,681	→
Quarter ending September 2017	3,664	→
Quarter ending December 2017	3,651	→
<b>Variance since December 2016</b>	<b>(1.8%)</b>	<b>↓</b>



### ACTIVITY

Cumulative percentage of contracted UDA delivered 2017 & 2018



Month	Adjusted Scheduled Activity (UDA)	
	2017	2018
April	595	-47
May	1,832	1,242
June	2,821	2,264
July	4,312	3,894
August	5,777	5,374
September	7,057	6,539
October	8,354	7,348
November	9,765	8,497
December	11,172	9,803
January	12,253	
February	13,204	
March	14,734	
April	15,343	
May	15,354	
June	15,390	

### QUALITY

	Quantity	Base Number	Contract	AT	Region	England
% of FP17s for the same patient ID Re-attending within 3 months - Children	62	989	6.3%	11.0%	12.9%	12.0%
% of FP17s for the same patient ID Re-attending within 3 months - Adults	468	3,523	13.3%	14.8%	16.5%	15.9%
% of FP17s for the same patient ID Re-attending between 3 & 9 months - Children	614	989	62.1%	60.9%	59.6%	58.0%
% of FP17s for the same patient ID Re-attending between 3 & 9 months - Adults	2,261	3,523	64.2%	54.9%	52.8%	50.5%
% of FP17s for Band 1 Urgent Courses	75	4,306	1.7%	8.3%	9.1%	9.0%
% of FP17s Relating to Free Repair or Replacements	54	4,306	1.3%	0.9%	1.0%	0.8%
% of FP17s Relating to Continuations	127	4,306	2.9%	1.1%	1.2%	1.1%
% of Patients satisfied with the dentistry they have received	4	4	N/A	91.0%	91.6%	91.5%
% of Patients satisfied with the time they had to wait for an appointment	4	4	N/A	87.8%	88.3%	87.9%

\* This is based on patients treated on this contract for their most recent course of treatment. Figures in italics indicate the base number of FP17s or Patient Questionnaire responses are less than 100. N/A is shown where the base number of responses is less than 10 during the period. % is calculated as Quantity/Base number\*100

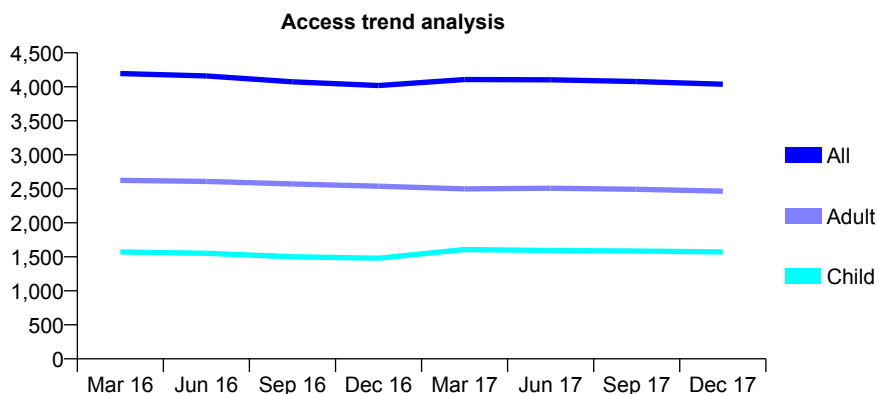
## Q52 - Vital Signs At a Glance Contract Report for 673714/0001 - December 2017

Name or company name	MR NV O'DONOVAN
Contract type name	PDS Contract
Purpose of contract	General
Contract start date	01/11/2007
Contract end date	31/03/2018

17/18 Contracted general activity (UDA)	11,788
Carry forward general activity (UDA)	117
17/18 Contracted orthodontic activity (UOA)	0
Carry forward orthodontic activity (UOA)	0
Baseline contract value	£385,076.48

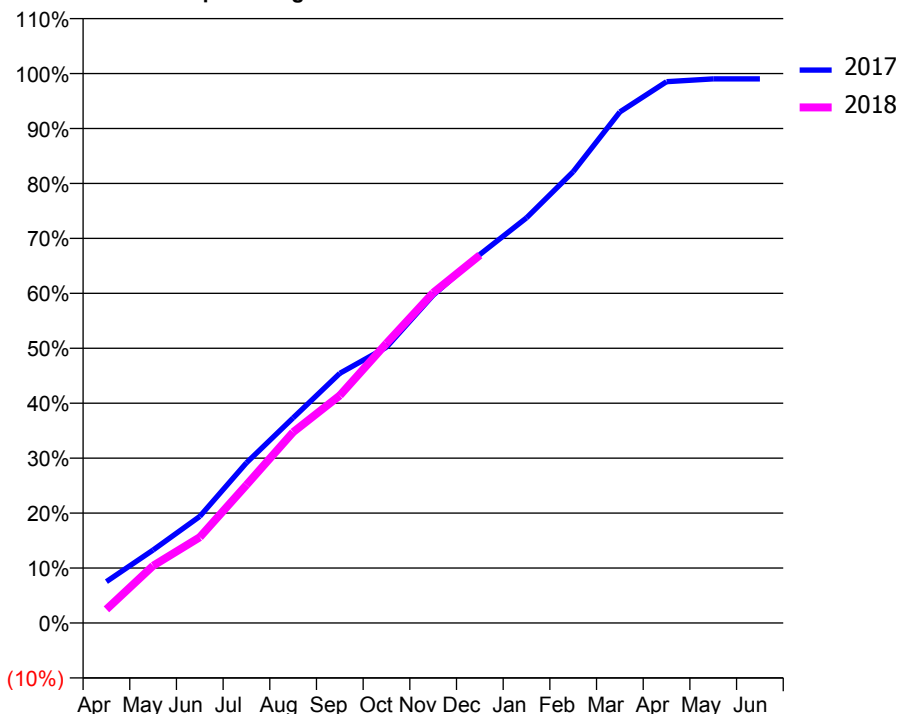
### ACCESS\*

Patients seen in 24 months	Total	Change since previous quarter
Quarter ending December 2016	4,018	
Quarter ending March 2017	4,106	↑
Quarter ending June 2017	4,102	→
Quarter ending September 2017	4,078	→
Quarter ending December 2017	4,038	→
<b>Variance since December 2016</b>	<b>0.5%</b>	<b>→</b>



### ACTIVITY

Cumulative percentage of contracted UDA delivered 2017 & 2018



Month	Adjusted Scheduled Activity (UDA)	
	2017	2018
April	888	293
May	1,566	1,227
June	2,286	1,841
July	3,436	2,963
August	4,400	4,094
September	5,357	4,882
October	5,916	5,999
November	7,034	7,083
December	7,904	7,891
January	8,692	
February	9,681	
March	10,964	
April	11,613	
May	11,672	
June	11,671	

### QUALITY

	Quantity	Base Number	Contract	AT	Region	England
% of FP17s for the same patient ID Re-attending within 3 months - Children	99	1,734	5.7%	11.0%	12.9%	12.0%
% of FP17s for the same patient ID Re-attending within 3 months - Adults	313	2,600	12.0%	14.8%	16.5%	15.9%
% of FP17s for the same patient ID Re-attending between 3 & 9 months - Children	989	1,734	57.0%	60.9%	59.6%	58.0%
% of FP17s for the same patient ID Re-attending between 3 & 9 months - Adults	1,468	2,600	56.5%	54.9%	52.8%	50.5%
% of FP17s for Band 1 Urgent Courses	169	4,024	4.2%	8.3%	9.1%	9.0%
% of FP17s Relating to Free Repair or Replacements	7	4,024	0.2%	0.9%	1.0%	0.8%
% of FP17s Relating to Continuations	82	4,024	2.0%	1.1%	1.2%	1.1%
% of Patients satisfied with the dentistry they have received	5	5	N/A	91.0%	91.6%	91.5%
% of Patients satisfied with the time they had to wait for an appointment	3	5	N/A	87.8%	88.3%	87.9%

\* This is based on patients treated on this contract for their most recent course of treatment. Figures in italics indicate the base number of FP17s or Patient Questionnaire responses are less than 100. N/A is shown where the base number of responses is less than 10 during the period. % is calculated as Quantity/Base number\*100



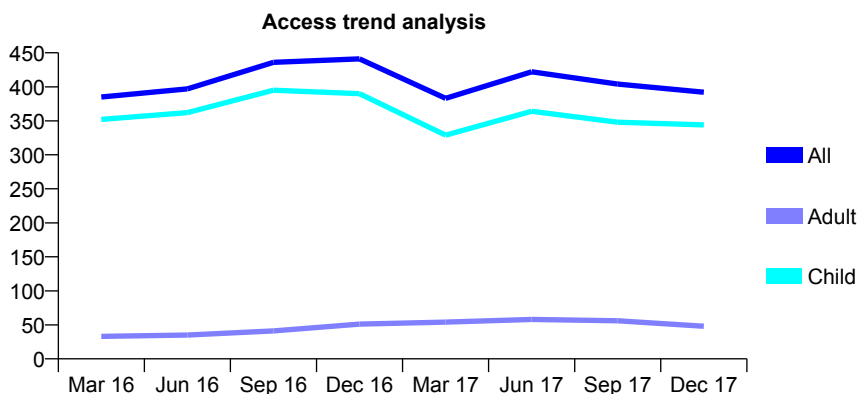
## Q52 - Vital Signs At a Glance Contract Report for 673854/0001 - December 2017

Name or company name	MR MR PARROTT
Contract type name	GDS Contract
Purpose of contract	General
Contract start date	01/04/2006
Contract end date	

17/18 Contracted general activity (UDA)	734
Carry forward general activity (UDA)	25
17/18 Contracted orthodontic activity (UOA)	0
Carry forward orthodontic activity (UOA)	0
Baseline contract value	£17,831.14

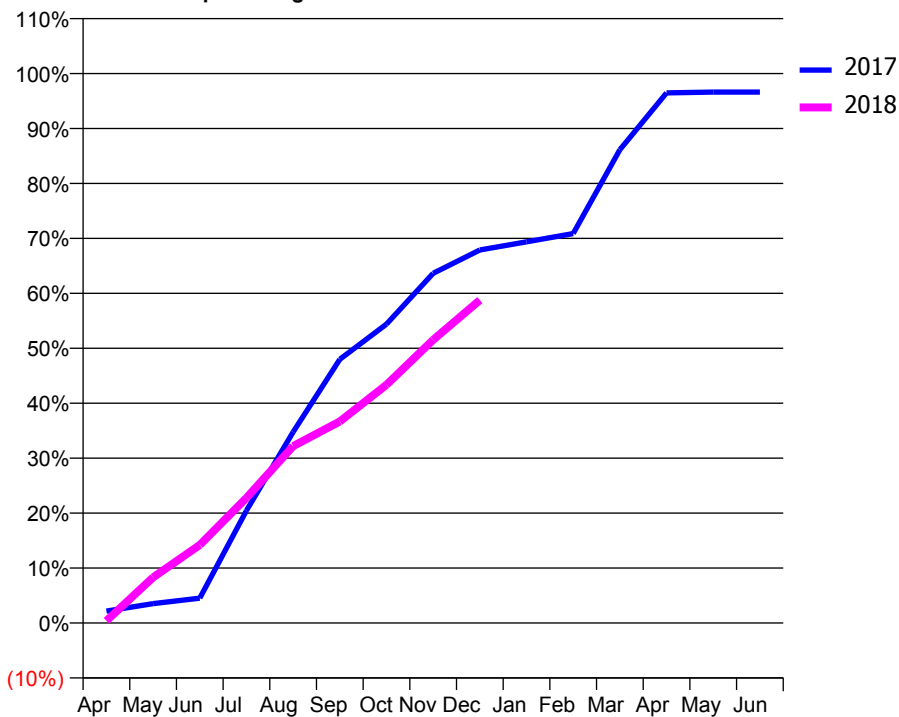
### ACCESS\*

Patients seen in 24 months	Total	Change since previous quarter
Quarter ending December 2016	441	
Quarter ending March 2017	383	↓
Quarter ending June 2017	422	↑
Quarter ending September 2017	404	↓
Quarter ending December 2017	392	↓
<b>Variance since December 2016</b>	<b>(11.1%)</b>	<b>↓</b>



### ACTIVITY

Cumulative percentage of contracted UDA delivered 2017 & 2018



Month	Adjusted Scheduled Activity (UDA)	
	2017	2018
April	16	3
May	26	61
June	33	104
July	150	167
August	255	236
September	352	269
October	399	318
November	467	378
December	498	431
January	509	
February	520	
March	632	
April	708	
May	709	
June	709	

### QUALITY

	Quantity	Base Number	Contract	AT	Region	England
% of FP17s for the same patient ID Re-attending within 3 months - Children	20	434	4.6%	11.0%	12.9%	12.0%
% of FP17s for the same patient ID Re-attending within 3 months - Adults	0	6	0.0%	14.8%	16.5%	15.9%
% of FP17s for the same patient ID Re-attending between 3 & 9 months - Children	227	434	52.3%	60.9%	59.6%	58.0%
% of FP17s for the same patient ID Re-attending between 3 & 9 months - Adults	5	6	83.3%	54.9%	52.8%	50.5%
% of FP17s for Band 1 Urgent Courses	2	377	0.5%	8.3%	9.1%	9.0%
% of FP17s Relating to Free Repair or Replacements	0	377	0.0%	0.9%	1.0%	0.8%
% of FP17s Relating to Continuations	0	377	0.0%	1.1%	1.2%	1.1%
% of Patients satisfied with the dentistry they have received	0	0	N/A	91.0%	91.6%	91.5%
% of Patients satisfied with the time they had to wait for an appointment	0	0	N/A	87.8%	88.3%	87.9%

\* This is based on patients treated on this contract for their most recent course of treatment. Figures in italics indicate the base number of FP17s or Patient Questionnaire responses are less than 100. N/A is shown where the base number of responses is less than 10 during the period. % is calculated as Quantity/Base number\*100

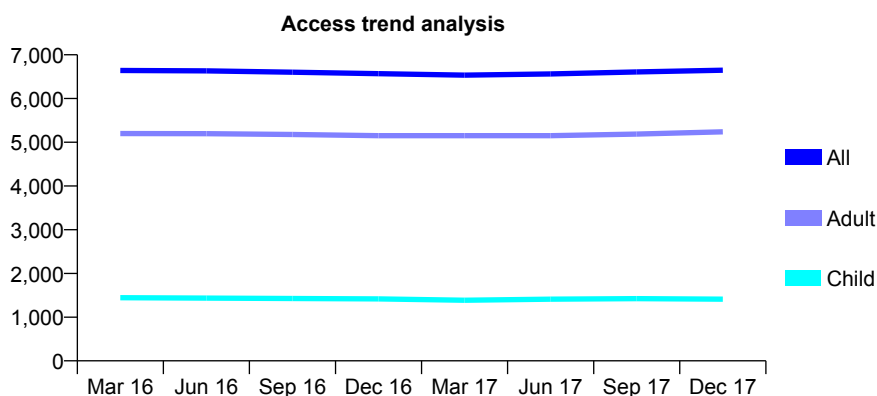
## Q52 - Vital Signs At a Glance Contract Report for 674761/0001 - December 2017

Name or company name	MR M YOUNAS
Contract type name	GDS Contract
Purpose of contract	General
Contract start date	01/09/2011
Contract end date	

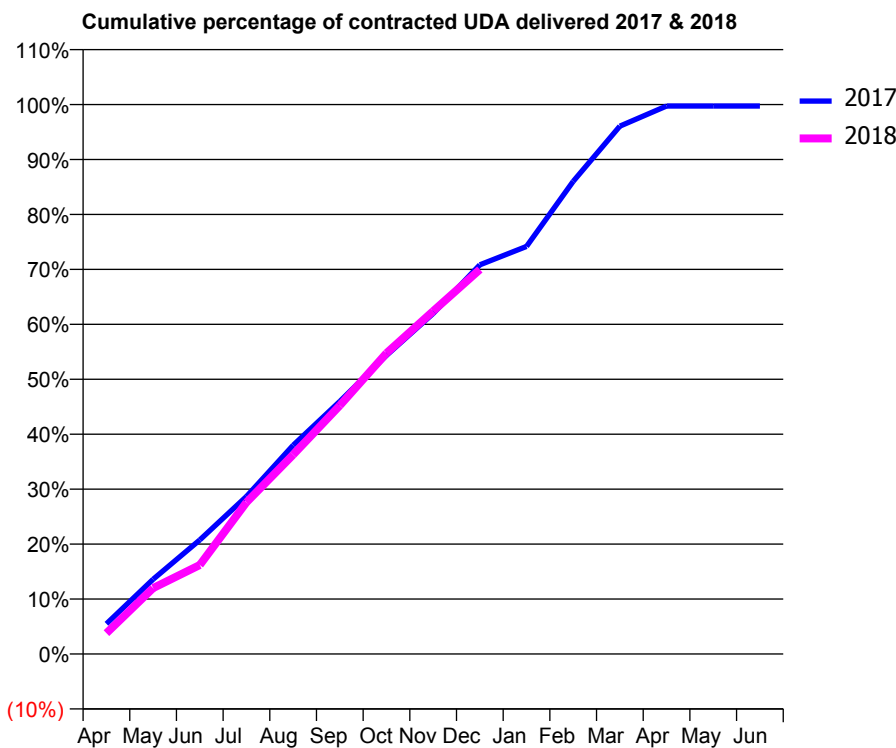
17/18 Contracted general activity (UDA)	20,390
Carry forward general activity (UDA)	56
17/18 Contracted orthodontic activity (UOA)	0
Carry forward orthodontic activity (UOA)	0
Baseline contract value	£589,517.08

### ACCESS\*

Patients seen in 24 months	Total	Change since previous quarter
Quarter ending December 2016	6,567	
Quarter ending March 2017	6,536	→
Quarter ending June 2017	6,563	→
Quarter ending September 2017	6,609	→
Quarter ending December 2017	6,649	→
<b>Variance since December 2016</b>	<b>1.2%</b>	<b>→</b>



### ACTIVITY



Month	Adjusted Scheduled Activity (UDA)	
	2017	2018
April	1,120	773
May	2,774	2,449
June	4,233	3,300
July	5,844	5,630
August	7,744	7,397
September	9,373	9,221
October	11,080	11,168
November	12,637	12,724
December	14,439	14,266
January	15,123	
February	17,540	
March	19,587	
April	20,333	
May	20,334	
June	20,334	

### QUALITY

	Quantity	Base Number	Contract	AT	Region	England
% of FP17s for the same patient ID Re-attending within 3 months - Children	144	1,787	8.1%	11.0%	12.9%	12.0%
% of FP17s for the same patient ID Re-attending within 3 months - Adults	811	5,777	14.0%	14.8%	16.5%	15.9%
% of FP17s for the same patient ID Re-attending between 3 & 9 months - Children	1,195	1,787	66.9%	60.9%	59.6%	58.0%
% of FP17s for the same patient ID Re-attending between 3 & 9 months - Adults	3,334	5,777	57.7%	54.9%	52.8%	50.5%
% of FP17s for Band 1 Urgent Courses	393	7,271	5.4%	8.3%	9.1%	9.0%
% of FP17s Relating to Free Repair or Replacements	59	7,271	0.8%	0.9%	1.0%	0.8%
% of FP17s Relating to Continuations	127	7,271	1.7%	1.1%	1.2%	1.1%
% of Patients satisfied with the dentistry they have received	10	10	100.0%	91.0%	91.6%	91.5%
% of Patients satisfied with the time they had to wait for an appointment	10	10	100.0%	87.8%	88.3%	87.9%

\* This is based on patients treated on this contract for their most recent course of treatment. Figures in italics indicate the base number of FP17s or Patient Questionnaire responses are less than 100. N/A is shown where the base number of responses is less than 10 during the period. % is calculated as Quantity/Base number\*100

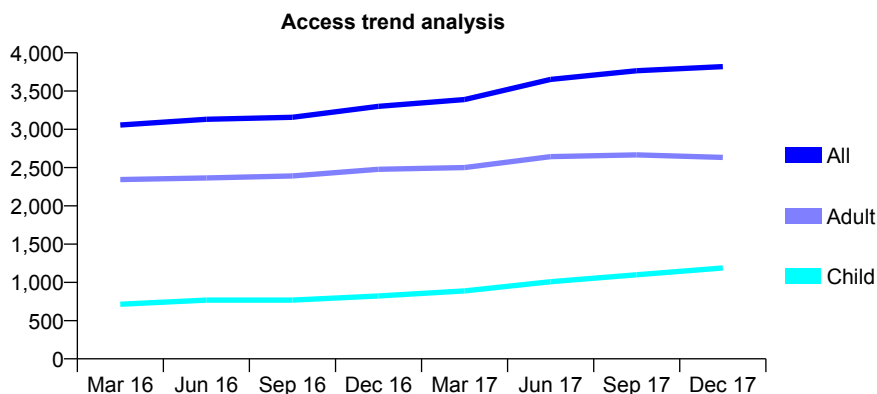
## Q52 - Vital Signs At a Glance Contract Report for 676470/0002 - December 2017

Name or company name	MR EA SARKER
Contract type name	GDS Contract
Purpose of contract	General
Contract start date	01/04/2006
Contract end date	

17/18 Contracted general activity (UDA)	9,500
Carry forward general activity (UDA)	-190
17/18 Contracted orthodontic activity (UOA)	0
Carry forward orthodontic activity (UOA)	0
Baseline contract value	£249,699.87

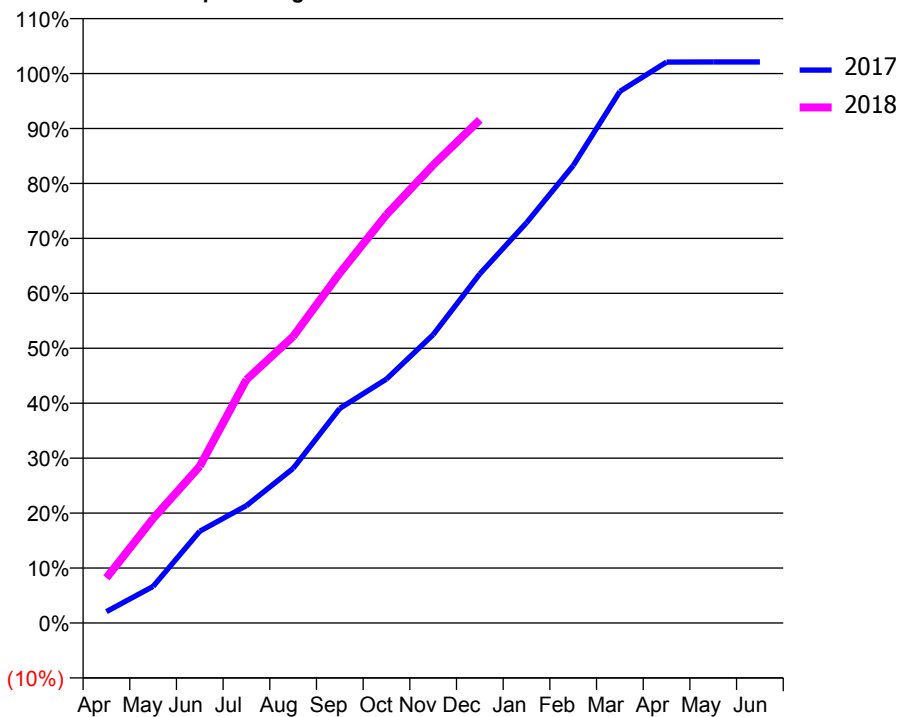
### ACCESS\*

Patients seen in 24 months	Total	Change since previous quarter
Quarter ending December 2016	3,300	
Quarter ending March 2017	3,389	↑
Quarter ending June 2017	3,653	↑
Quarter ending September 2017	3,765	↑
Quarter ending December 2017	3,820	→
<b>Variance since December 2016</b>	<b>15.8%</b>	<b>↑</b>



### ACTIVITY

Cumulative percentage of contracted UDA delivered 2017 & 2018



Month	Adjusted Scheduled Activity (UDA)	
	2017	2018
April	197	781
May	633	1,805
June	1,587	2,711
July	2,030	4,208
August	2,673	4,954
September	3,711	6,051
October	4,218	7,061
November	4,985	7,918
December	6,036	8,699
January	6,919	
February	7,909	
March	9,189	
April	9,698	
May	9,699	
June	9,699	

### QUALITY

	Quantity	Base Number	Contract	AT	Region	England
% of FP17s for the same patient ID Re-attending within 3 months - Children	67	973	6.9%	11.0%	12.9%	12.0%
% of FP17s for the same patient ID Re-attending within 3 months - Adults	244	1,793	13.6%	14.8%	16.5%	15.9%
% of FP17s for the same patient ID Re-attending between 3 & 9 months - Children	172	973	17.7%	60.9%	59.6%	58.0%
% of FP17s for the same patient ID Re-attending between 3 & 9 months - Adults	302	1,793	16.8%	54.9%	52.8%	50.5%
% of FP17s for Band 1 Urgent Courses	118	2,612	4.5%	8.3%	9.1%	9.0%
% of FP17s Relating to Free Repair or Replacements	15	2,612	0.6%	0.9%	1.0%	0.8%
% of FP17s Relating to Continuations	37	2,612	1.4%	1.1%	1.2%	1.1%
% of Patients satisfied with the dentistry they have received	3	4	N/A	91.0%	91.6%	91.5%
% of Patients satisfied with the time they had to wait for an appointment	1	4	N/A	87.8%	88.3%	87.9%

\* This is based on patients treated on this contract for their most recent course of treatment. Figures in italics indicate the base number of FP17s or Patient Questionnaire responses are less than 100. N/A is shown where the base number of responses is less than 10 during the period. % is calculated as Quantity/Base number\*100

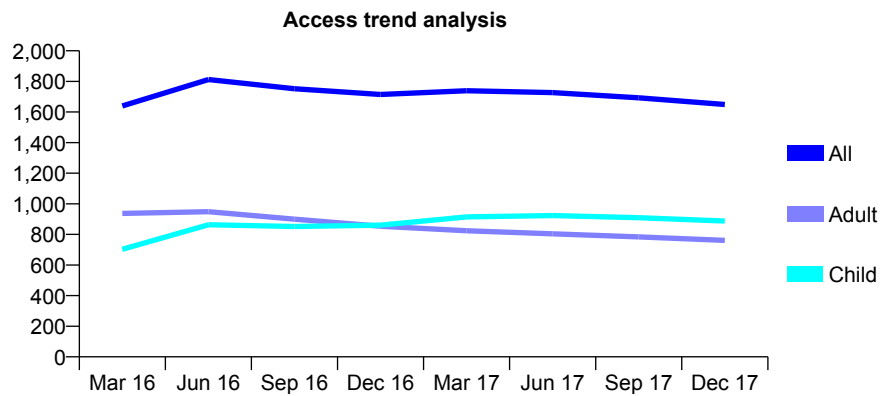
## Q52 - Vital Signs At a Glance Contract Report for 676640/0002 - December 2017

Name or company name	MR KS HAMID
Contract type name	GDS Contract
Purpose of contract	General
Contract start date	16/07/2014
Contract end date	

17/18 Contracted general activity (UDA)	6,500
Carry forward general activity (UDA)	177
17/18 Contracted orthodontic activity (UOA)	0
Carry forward orthodontic activity (UOA)	0
Baseline contract value	£148,768.90

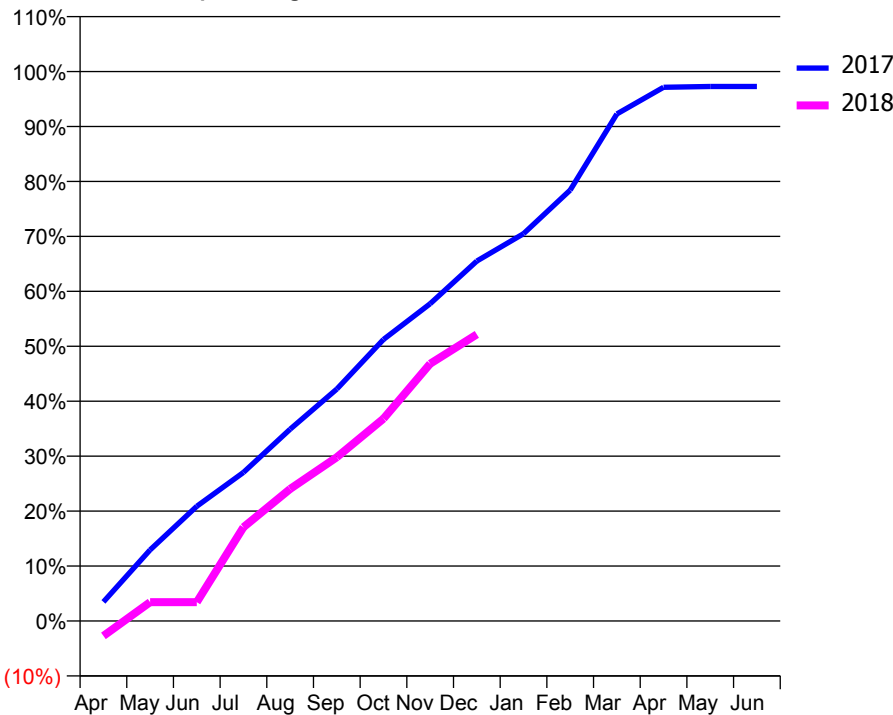
### ACCESS\*

Patients seen in 24 months	Total	Change since previous quarter
Quarter ending December 2016	1,715	
Quarter ending March 2017	1,739	→
Quarter ending June 2017	1,727	→
Quarter ending September 2017	1,693	↓
Quarter ending December 2017	1,649	↓
<b>Variance since December 2016</b>	<b>(3.8%)</b>	<b>↓</b>



### ACTIVITY

Cumulative percentage of contracted UDA delivered 2017 & 2018



Month	Adjusted Scheduled Activity (UDA)	
	2017	2018
April	226	-177
May	842	223
June	1,357	223
July	1,757	1,110
August	2,270	1,562
September	2,744	1,938
October	3,330	2,394
November	3,754	3,043
December	4,259	3,390
January	4,582	
February	5,098	
March	5,997	
April	6,313	
May	6,323	
June	6,323	

### QUALITY

	Quantity	Base Number	Contract	AT	Region	England
% of FP17s for the same patient ID Re-attending within 3 months - Children	65	821	7.9%	11.0%	12.9%	12.0%
% of FP17s for the same patient ID Re-attending within 3 months - Adults	214	885	24.2%	14.8%	16.5%	15.9%
% of FP17s for the same patient ID Re-attending between 3 & 9 months - Children	470	821	57.2%	60.9%	59.6%	58.0%
% of FP17s for the same patient ID Re-attending between 3 & 9 months - Adults	475	885	53.7%	54.9%	52.8%	50.5%
% of FP17s for Band 1 Urgent Courses	118	1,586	7.4%	8.3%	9.1%	9.0%
% of FP17s Relating to Free Repair or Replacements	38	1,586	2.4%	0.9%	1.0%	0.8%
% of FP17s Relating to Continuations	54	1,586	3.4%	1.1%	1.2%	1.1%
% of Patients satisfied with the dentistry they have received	2	2	N/A	91.0%	91.6%	91.5%
% of Patients satisfied with the time they had to wait for an appointment	2	2	N/A	87.8%	88.3%	87.9%

\* This is based on patients treated on this contract for their most recent course of treatment. Figures in italics indicate the base number of FP17s or Patient Questionnaire responses are less than 100. N/A is shown where the base number of responses is less than 10 during the period. % is calculated as Quantity/Base number\*100

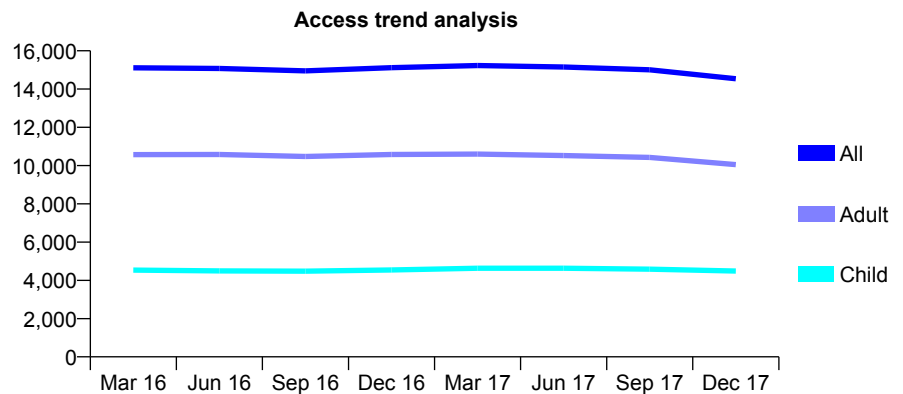
## Q52 - Vital Signs At a Glance Contract Report for 680559/0001 - December 2017

Name or company name	MR SS KHAN
Contract type name	PDS Contract
Purpose of contract	General
Contract start date	01/04/2006
Contract end date	31/03/2021

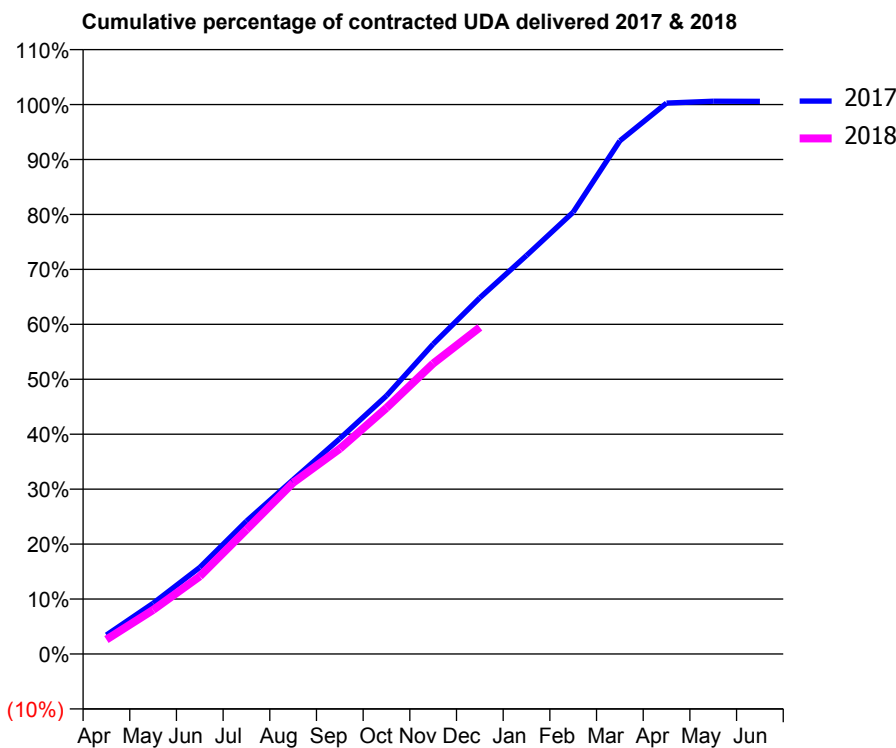
17/18 Contracted general activity (UDA)	55,890
Carry forward general activity (UDA)	0
17/18 Contracted orthodontic activity (UOA)	0
Carry forward orthodontic activity (UOA)	0
Baseline contract value	£1,463,745.51

### ACCESS\*

Patients seen in 24 months	Total	Change since previous quarter
Quarter ending December 2016	15,121	
Quarter ending March 2017	15,233	→
Quarter ending June 2017	15,154	→
Quarter ending September 2017	15,008	→
Quarter ending December 2017	14,536	↓
<b>Variance since December 2016</b>	<b>(3.9%)</b>	<b>↓</b>



### ACTIVITY



Month	Adjusted Scheduled Activity (UDA)	
	2017	2018
April	1,934	1,475
May	5,164	4,486
June	8,811	7,904
July	13,517	12,654
August	17,727	17,420
September	21,915	20,875
October	26,260	25,028
November	31,527	29,550
December	36,229	33,223
January	40,538	
February	44,944	
March	52,201	
April	56,035	
May	56,222	
June	56,215	

### QUALITY

	Quantity	Base Number	Contract	AT	Region	England
% of FP17s for the same patient ID Re-attending within 3 months - Children	541	5,083	10.6%	11.0%	12.9%	12.0%
% of FP17s for the same patient ID Re-attending within 3 months - Adults	1,963	10,555	18.6%	14.8%	16.5%	15.9%
% of FP17s for the same patient ID Re-attending between 3 & 9 months - Children	3,146	5,083	61.9%	60.9%	59.6%	58.0%
% of FP17s for the same patient ID Re-attending between 3 & 9 months - Adults	6,156	10,555	58.3%	54.9%	52.8%	50.5%
% of FP17s for Band 1 Urgent Courses	1,190	14,560	8.2%	8.3%	9.1%	9.0%
% of FP17s Relating to Free Repair or Replacements	190	14,560	1.3%	0.9%	1.0%	0.8%
% of FP17s Relating to Continuations	47	14,560	0.3%	1.1%	1.2%	1.1%
% of Patients satisfied with the dentistry they have received	13	15	86.7%	91.0%	91.6%	91.5%
% of Patients satisfied with the time they had to wait for an appointment	13	15	86.7%	87.8%	88.3%	87.9%

\* This is based on patients treated on this contract for their most recent course of treatment. Figures in italics indicate the base number of FP17s or Patient Questionnaire responses are less than 100. N/A is shown where the base number of responses is less than 10 during the period. % is calculated as Quantity/Base number\*100

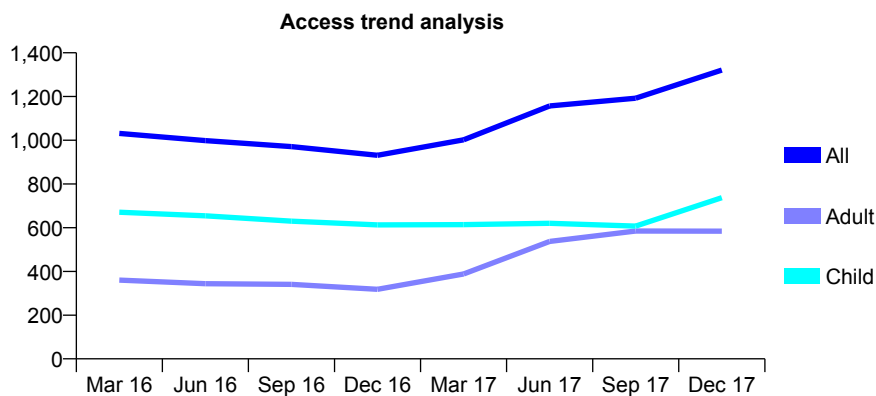
## Q52 - Vital Signs At a Glance Contract Report for 693391/0001 - December 2017

Name or company name	MR O FAROOQ
Contract type name	GDS Contract
Purpose of contract	General
Contract start date	01/01/2014
Contract end date	

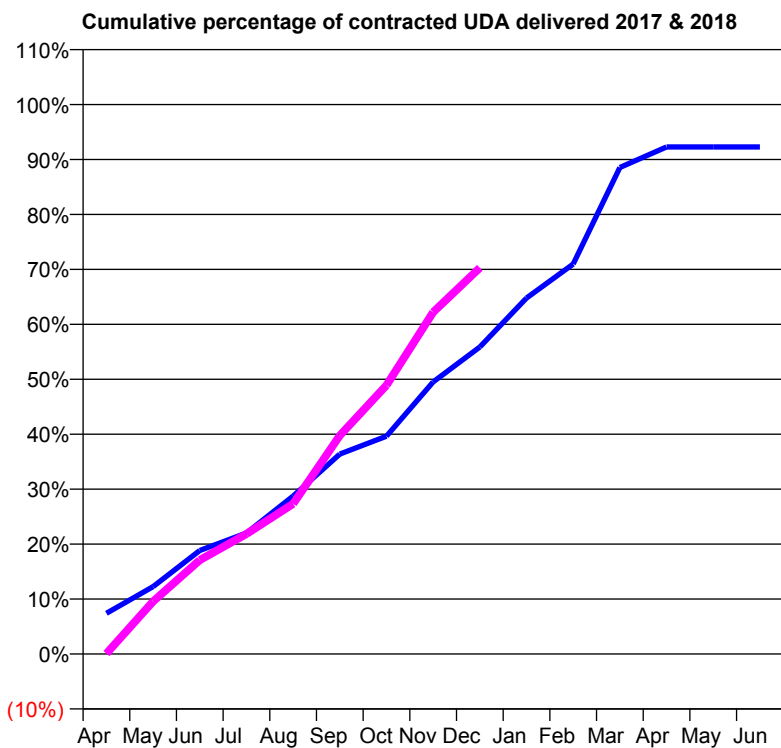
17/18 Contracted general activity (UDA)	4,141
Carry forward general activity (UDA)	0
17/18 Contracted orthodontic activity (UOA)	0
Carry forward orthodontic activity (UOA)	0
Baseline contract value	£123,737.47

### ACCESS\*

Patients seen in 24 months	Total	Change since previous quarter
Quarter ending December 2016	931	
Quarter ending March 2017	1,002	↑
Quarter ending June 2017	1,157	↑
Quarter ending September 2017	1,192	↑
Quarter ending December 2017	1,321	↑
<b>Variance since December 2016</b>	<b>41.9%</b>	<b>↑</b>



### ACTIVITY



Month	Adjusted Scheduled Activity (UDA)	
	2017	2018
April	304	4
May	503	396
June	773	708
July	903	905
August	1,179	1,132
September	1,493	1,647
October	1,626	2,025
November	2,031	2,576
December	2,292	2,910
January	2,657	
February	2,911	
March	3,631	
April	3,785	
May	3,785	
June	3,785	

### QUALITY

	Quantity	Base Number	Contract	AT	Region	England
% of FP17s for the same patient ID Re-attending within 3 months - Children	7	836	0.8%	11.0%	12.9%	12.0%
% of FP17s for the same patient ID Re-attending within 3 months - Adults	6	537	1.1%	14.8%	16.5%	15.9%
% of FP17s for the same patient ID Re-attending between 3 & 9 months - Children	507	836	60.6%	60.9%	59.6%	58.0%
% of FP17s for the same patient ID Re-attending between 3 & 9 months - Adults	242	537	45.1%	54.9%	52.8%	50.5%
% of FP17s for Band 1 Urgent Courses	12	1,296	0.9%	8.3%	9.1%	9.0%
% of FP17s Relating to Free Repair or Replacements	0	1,296	0.0%	0.9%	1.0%	0.8%
% of FP17s Relating to Continuations	4	1,296	0.3%	1.1%	1.2%	1.1%
% of Patients satisfied with the dentistry they have received	0	0	N/A	91.0%	91.6%	91.5%
% of Patients satisfied with the time they had to wait for an appointment	0	0	N/A	87.8%	88.3%	87.9%

\* This is based on patients treated on this contract for their most recent course of treatment. Figures in italics indicate the base number of FP17s or Patient Questionnaire responses are less than 100. N/A is shown where the base number of responses is less than 10 during the period. % is calculated as Quantity/Base number\*100

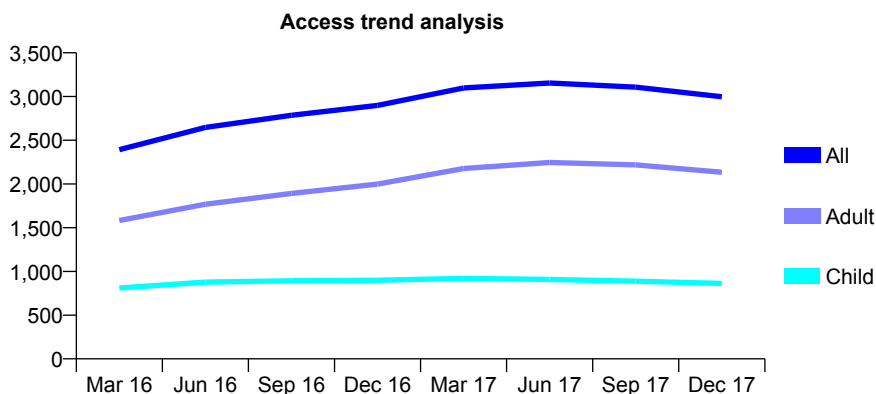
## Q52 - Vital Signs At a Glance Contract Report for 693456/0001 - December 2017

Name or company name	MR OE MOHAMMED
Contract type name	GDS Contract
Purpose of contract	General
Contract start date	01/04/2015
Contract end date	

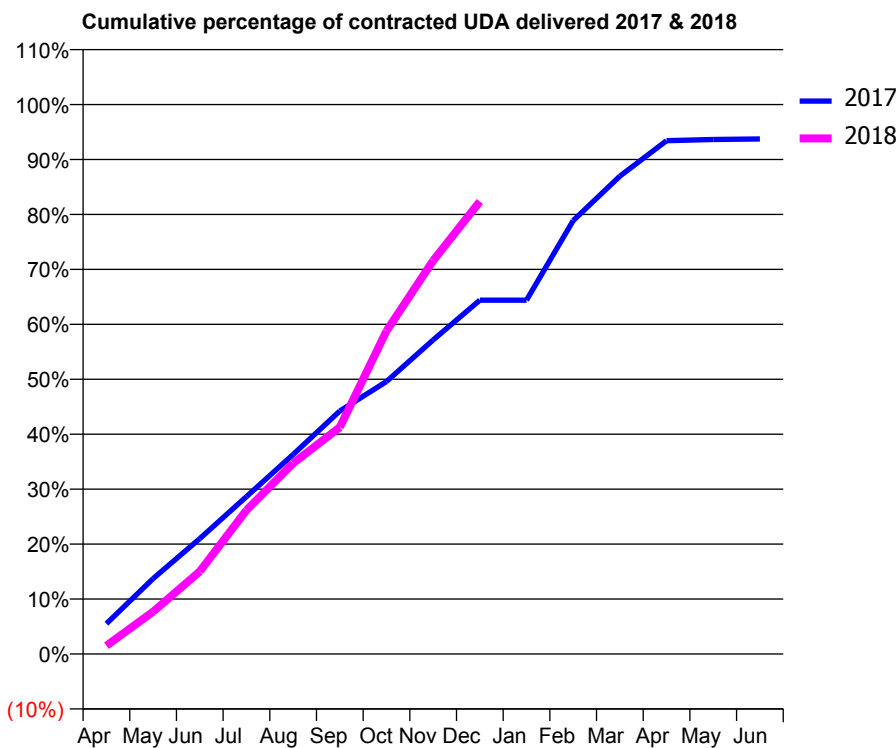
17/18 Contracted general activity (UDA)	9,131
Carry forward general activity (UDA)	0
17/18 Contracted orthodontic activity (UOA)	0
Carry forward orthodontic activity (UOA)	0
Baseline contract value	£267,518.86

### ACCESS\*

Patients seen in 24 months	Total	Change since previous quarter
Quarter ending December 2016	2,898	
Quarter ending March 2017	3,098	↑
Quarter ending June 2017	3,154	→
Quarter ending September 2017	3,107	↓
Quarter ending December 2017	2,997	↓
<b>Variance since December 2016</b>	<b>3.4%</b>	<b>↑</b>



### ACTIVITY



Month	Adjusted Scheduled Activity (UDA)	
	2017	2018
April	500	138
May	1,240	704
June	1,899	1,372
July	2,589	2,391
August	3,284	3,169
September	3,998	3,767
October	4,483	5,368
November	5,167	6,537
December	5,822	7,520
January	5,822	
February	7,131	
March	7,863	
April	8,445	
May	8,466	
June	8,473	

### QUALITY

	Quantity	Base Number	Contract	AT	Region	England
% of FP17s for the same patient ID Re-attending within 3 months - Children	31	899	3.4%	11.0%	12.9%	12.0%
% of FP17s for the same patient ID Re-attending within 3 months - Adults	234	1,973	11.9%	14.8%	16.5%	15.9%
% of FP17s for the same patient ID Re-attending between 3 & 9 months - Children	359	899	39.9%	60.9%	59.6%	58.0%
% of FP17s for the same patient ID Re-attending between 3 & 9 months - Adults	741	1,973	37.6%	54.9%	52.8%	50.5%
% of FP17s for Band 1 Urgent Courses	126	2,634	4.8%	8.3%	9.1%	9.0%
% of FP17s Relating to Free Repair or Replacements	18	2,634	0.7%	0.9%	1.0%	0.8%
% of FP17s Relating to Continuations	35	2,634	1.3%	1.1%	1.2%	1.1%
% of Patients satisfied with the dentistry they have received	0	0	N/A	91.0%	91.6%	91.5%
% of Patients satisfied with the time they had to wait for an appointment	0	0	N/A	87.8%	88.3%	87.9%

\* This is based on patients treated on this contract for their most recent course of treatment. Figures in italics indicate the base number of FP17s or Patient Questionnaire responses are less than 100. N/A is shown where the base number of responses is less than 10 during the period. % is calculated as Quantity/Base number\*100



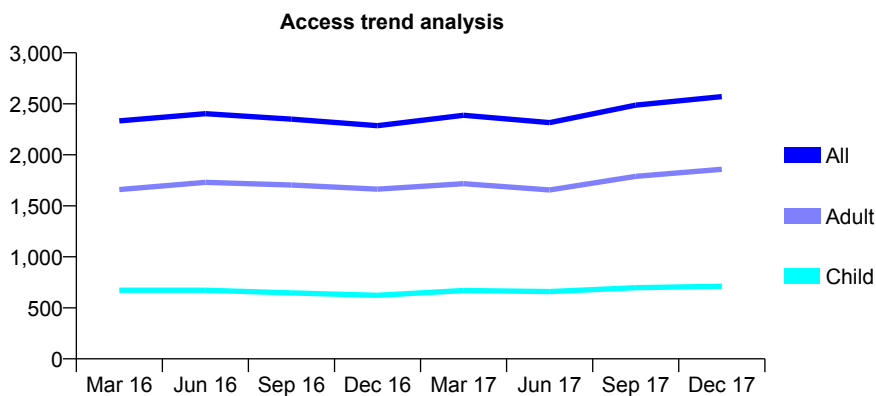
## Q52 - Vital Signs At a Glance Contract Report for 712256/0001 - December 2017

Name or company name	MR NT SALEEM
Contract type name	PDS Contract
Purpose of contract	General
Contract start date	02/03/2011
Contract end date	01/03/2021

17/18 Contracted general activity (UDA)	6,000
Carry forward general activity (UDA)	0
17/18 Contracted orthodontic activity (UOA)	0
Carry forward orthodontic activity (UOA)	0
Baseline contract value	£195,848.96

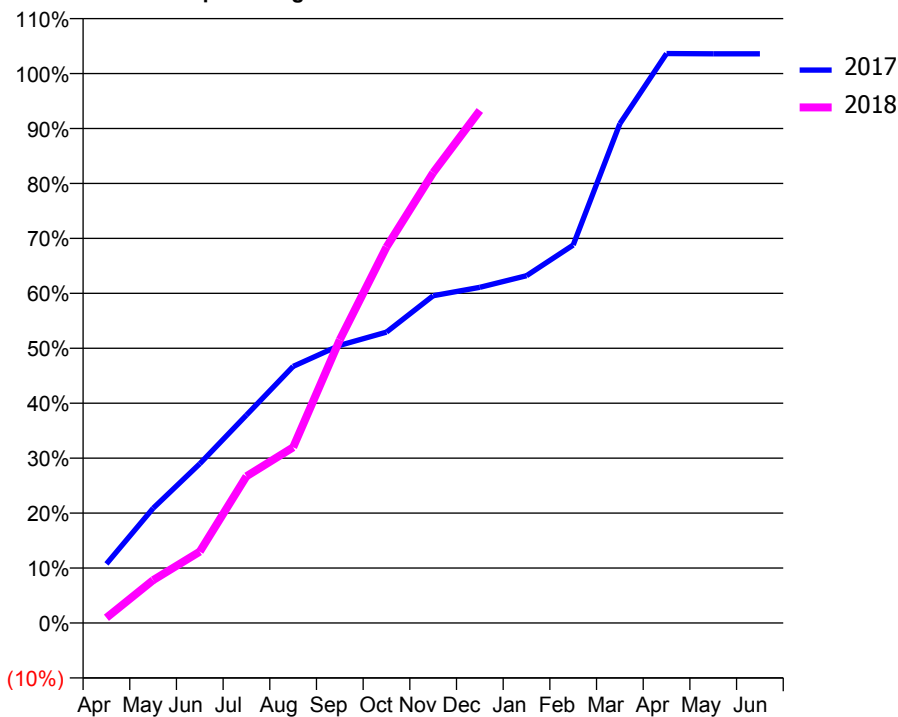
### ACCESS\*

Patients seen in 24 months	Total	Change since previous quarter
Quarter ending December 2016	2,286	
Quarter ending March 2017	2,387	↑
Quarter ending June 2017	2,316	↓
Quarter ending September 2017	2,487	↑
Quarter ending December 2017	2,570	↑
<b>Variance since December 2016</b>	<b>12.4%</b>	<b>↑</b>



### ACTIVITY

Cumulative percentage of contracted UDA delivered 2017 & 2018



Month	Adjusted Scheduled Activity (UDA)	
	2017	2018
April	645	57
May	1,253	468
June	1,740	779
July	2,271	1,603
August	2,802	1,918
September	3,033	3,094
October	3,176	4,105
November	3,574	4,917
December	3,666	5,596
January	3,792	
February	4,127	
March	5,452	
April	6,218	
May	6,215	
June	6,215	

### QUALITY

	Quantity	Base Number	Contract	AT	Region	England
% of FP17s for the same patient ID Re-attending within 3 months - Children	48	835	5.7%	11.0%	12.9%	12.0%
% of FP17s for the same patient ID Re-attending within 3 months - Adults	221	1,912	11.6%	14.8%	16.5%	15.9%
% of FP17s for the same patient ID Re-attending between 3 & 9 months - Children	442	835	52.9%	60.9%	59.6%	58.0%
% of FP17s for the same patient ID Re-attending between 3 & 9 months - Adults	634	1,912	33.2%	54.9%	52.8%	50.5%
% of FP17s for Band 1 Urgent Courses	403	2,357	17.1%	8.3%	9.1%	9.0%
% of FP17s Relating to Free Repair or Replacements	1	2,357	0.0%	0.9%	1.0%	0.8%
% of FP17s Relating to Continuations	7	2,357	0.3%	1.1%	1.2%	1.1%
% of Patients satisfied with the dentistry they have received	2	2	N/A	91.0%	91.6%	91.5%
% of Patients satisfied with the time they had to wait for an appointment	2	2	N/A	87.8%	88.3%	87.9%

\* This is based on patients treated on this contract for their most recent course of treatment. Figures in italics indicate the base number of FP17s or Patient Questionnaire responses are less than 100. N/A is shown where the base number of responses is less than 10 during the period. % is calculated as Quantity/Base number\*100

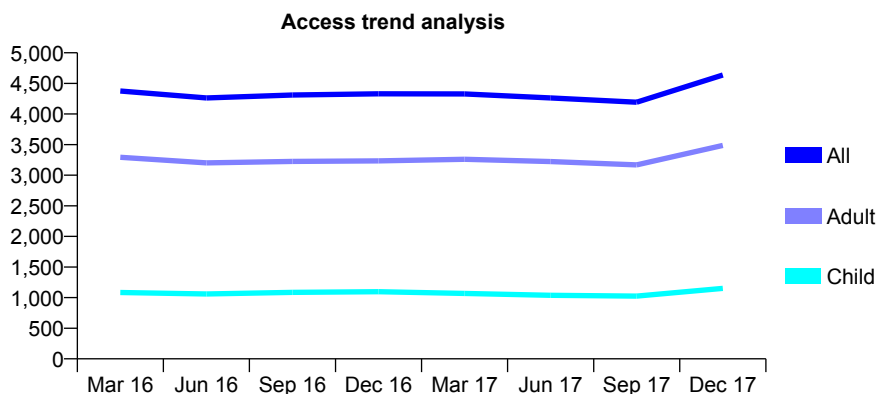
## Q52 - Vital Signs At a Glance Contract Report for 712256/0002 - December 2017

Name or company name	MR NT SALEEM
Contract type name	PDS Contract
Purpose of contract	General
Contract start date	02/09/2013
Contract end date	01/09/2023

17/18 Contracted general activity (UDA)	11,668
Carry forward general activity (UDA)	0
17/18 Contracted orthodontic activity (UOA)	0
Carry forward orthodontic activity (UOA)	0
Baseline contract value	£299,773.49

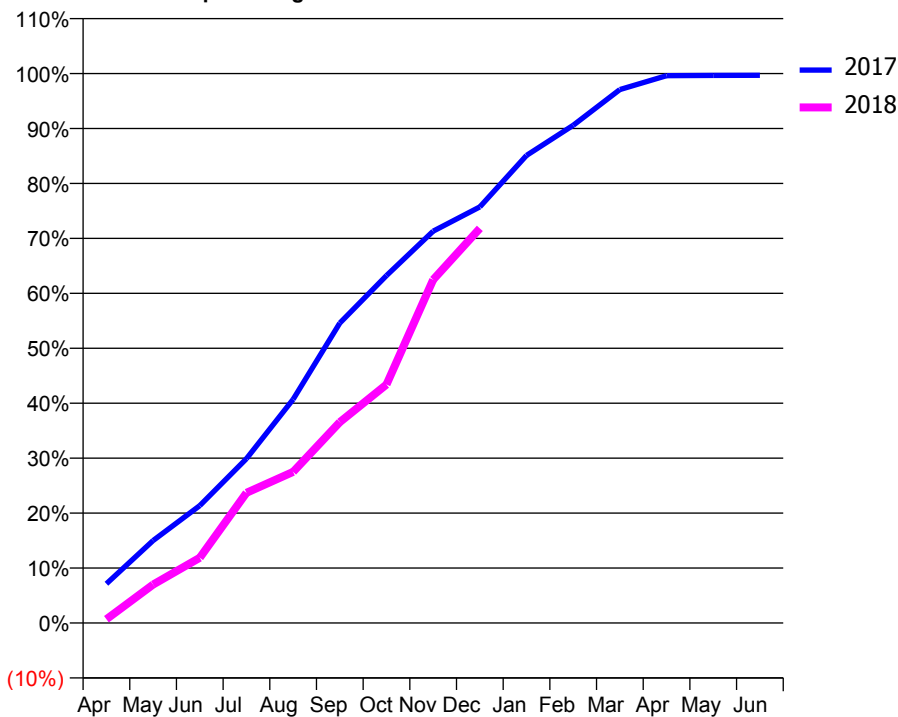
### ACCESS\*

Patients seen in 24 months	Total	Change since previous quarter
Quarter ending December 2016	4,331	
Quarter ending March 2017	4,328	→
Quarter ending June 2017	4,262	↓
Quarter ending September 2017	4,193	↓
Quarter ending December 2017	4,638	↑
<b>Variance since December 2016</b>	<b>7.1%</b>	<b>↑</b>



### ACTIVITY

Cumulative percentage of contracted UDA delivered 2017 & 2018



Month	Adjusted Scheduled Activity (UDA)	
	2017	2018
April	834	81
May	1,750	817
June	2,494	1,385
July	3,491	2,766
August	4,750	3,211
September	6,369	4,267
October	7,378	5,065
November	8,319	7,290
December	8,836	8,380
January	9,928	
February	10,569	
March	11,329	
April	11,623	
May	11,627	
June	11,630	

### QUALITY

	Quantity	Base Number	Contract	AT	Region	England
% of FP17s for the same patient ID Re-attending within 3 months - Children	80	1,196	6.7%	11.0%	12.9%	12.0%
% of FP17s for the same patient ID Re-attending within 3 months - Adults	308	3,231	9.5%	14.8%	16.5%	15.9%
% of FP17s for the same patient ID Re-attending between 3 & 9 months - Children	649	1,196	54.3%	60.9%	59.6%	58.0%
% of FP17s for the same patient ID Re-attending between 3 & 9 months - Adults	1,389	3,231	43.0%	54.9%	52.8%	50.5%
% of FP17s for Band 1 Urgent Courses	166	4,229	3.9%	8.3%	9.1%	9.0%
% of FP17s Relating to Free Repair or Replacements	16	4,229	0.4%	0.9%	1.0%	0.8%
% of FP17s Relating to Continuations	50	4,229	1.2%	1.1%	1.2%	1.1%
% of Patients satisfied with the dentistry they have received	5	5	N/A	91.0%	91.6%	91.5%
% of Patients satisfied with the time they had to wait for an appointment	5	5	N/A	87.8%	88.3%	87.9%

\* This is based on patients treated on this contract for their most recent course of treatment. Figures in italics indicate the base number of FP17s or Patient Questionnaire responses are less than 100. N/A is shown where the base number of responses is less than 10 during the period. % is calculated as Quantity/Base number\*100

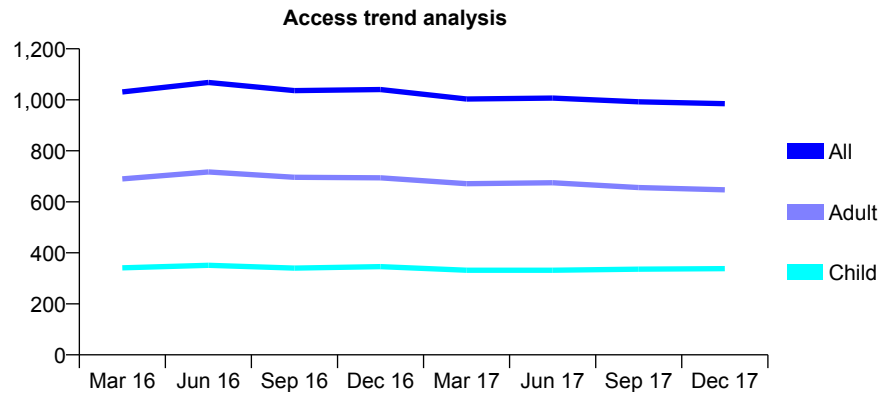
## Q52 - Vital Signs At a Glance Contract Report for 715492/0001 - December 2017

Name or company name	MR N TIBREWAL
Contract type name	GDS Contract
Purpose of contract	General
Contract start date	03/12/2012
Contract end date	

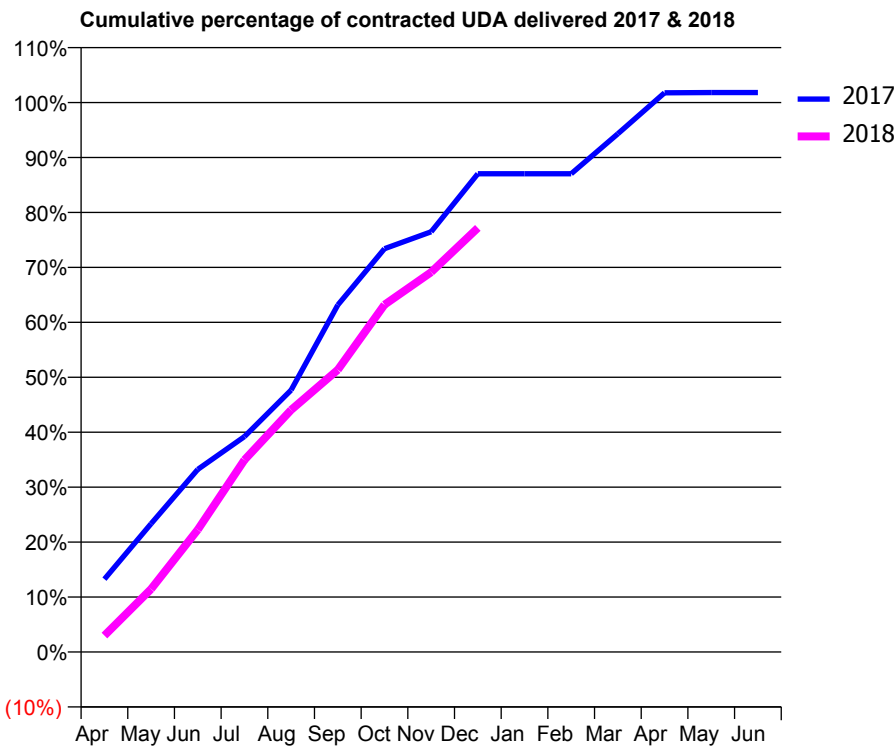
17/18 Contracted general activity (UDA)	2,000
Carry forward general activity (UDA)	-36
17/18 Contracted orthodontic activity (UOA)	0
Carry forward orthodontic activity (UOA)	0
Baseline contract value	£52,376.02

### ACCESS\*

Patients seen in 24 months	Total	Change since previous quarter
Quarter ending December 2016	1,040	
Quarter ending March 2017	1,003	↓
Quarter ending June 2017	1,007	→
Quarter ending September 2017	992	↓
Quarter ending December 2017	985	→
<b>Variance since December 2016</b>	<b>(5.3%)</b>	<b>↓</b>



### ACTIVITY



Month	Adjusted Scheduled Activity (UDA)	
	2017	2018
April	265	60
May	467	229
June	665	445
July	784	699
August	953	881
September	1,263	1,027
October	1,468	1,264
November	1,529	1,383
December	1,741	1,543
January	1,741	
February	1,741	
March	1,886	
April	2,035	
May	2,036	
June	2,036	

### QUALITY

	Quantity	Base Number	Contract	AT	Region	England
% of FP17s for the same patient ID Re-attending within 3 months - Children	12	313	3.8%	11.0%	12.9%	12.0%
% of FP17s for the same patient ID Re-attending within 3 months - Adults	62	636	9.7%	14.8%	16.5%	15.9%
% of FP17s for the same patient ID Re-attending between 3 & 9 months - Children	79	313	25.2%	60.9%	59.6%	58.0%
% of FP17s for the same patient ID Re-attending between 3 & 9 months - Adults	258	636	40.6%	54.9%	52.8%	50.5%
% of FP17s for Band 1 Urgent Courses	77	850	9.1%	8.3%	9.1%	9.0%
% of FP17s Relating to Free Repair or Replacements	3	850	0.4%	0.9%	1.0%	0.8%
% of FP17s Relating to Continuations	7	850	0.8%	1.1%	1.2%	1.1%
% of Patients satisfied with the dentistry they have received	1	1	N/A	91.0%	91.6%	91.5%
% of Patients satisfied with the time they had to wait for an appointment	1	1	N/A	87.8%	88.3%	87.9%

\* This is based on patients treated on this contract for their most recent course of treatment. Figures in italics indicate the base number of FP17s or Patient Questionnaire responses are less than 100. N/A is shown where the base number of responses is less than 10 during the period. % is calculated as Quantity/Base number\*100

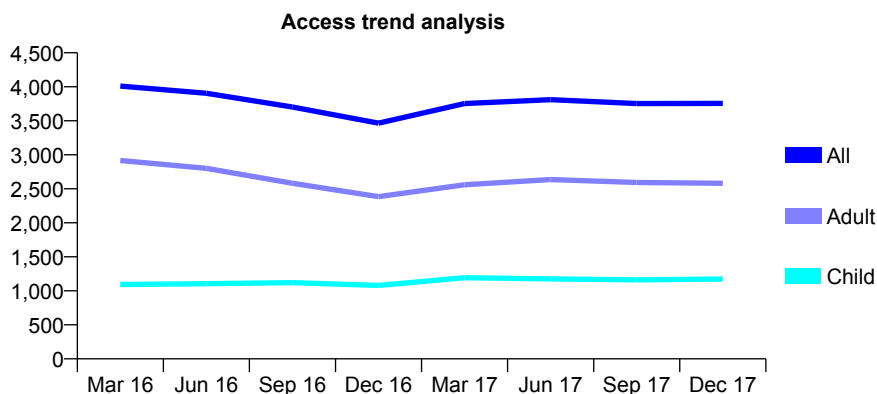
## Q52 - Vital Signs At a Glance Contract Report for 719188/0001 - December 2017

Name or company name	MR K RISHI
Contract type name	GDS Contract
Purpose of contract	General
Contract start date	25/09/2012
Contract end date	

17/18 Contracted general activity (UDA)	10,866
Carry forward general activity (UDA)	108
17/18 Contracted orthodontic activity (UOA)	0
Carry forward orthodontic activity (UOA)	0
Baseline contract value	£337,195.36

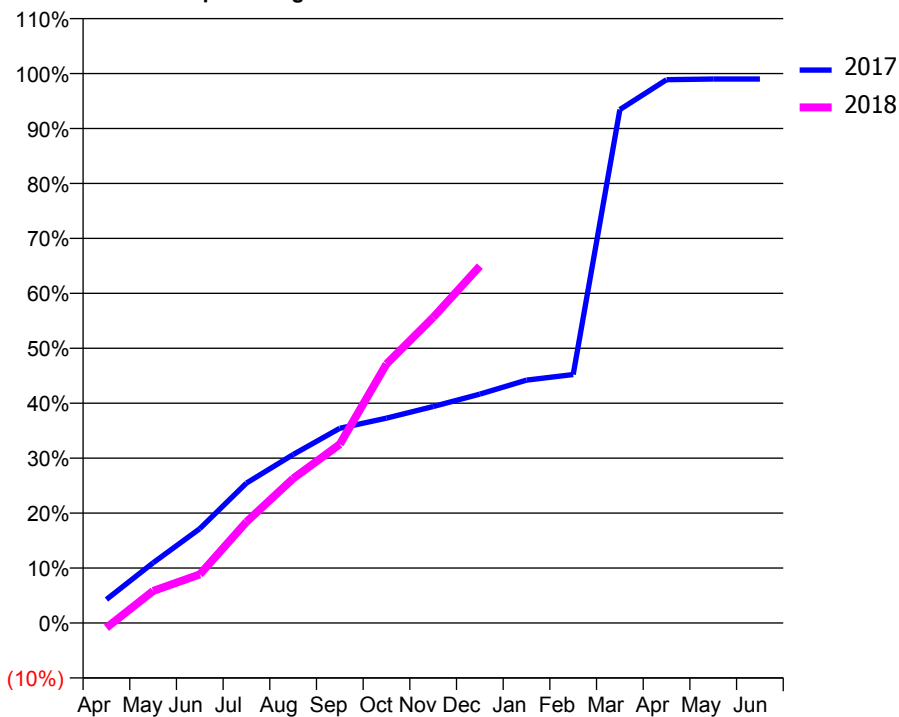
### ACCESS\*

Patients seen in 24 months	Total	Change since previous quarter
Quarter ending December 2016	3,465	
Quarter ending March 2017	3,754	↑
Quarter ending June 2017	3,811	→
Quarter ending September 2017	3,754	↓
Quarter ending December 2017	3,755	→
<b>Variance since December 2016</b>	<b>8.4%</b>	<b>↑</b>



### ACTIVITY

Cumulative percentage of contracted UDA delivered 2017 & 2018



Month	Adjusted Scheduled Activity (UDA)	
	2017	2018
April	462	-97
May	1,186	634
June	1,857	961
July	2,753	1,999
August	3,317	2,858
September	3,833	3,536
October	4,032	5,123
November	4,261	6,043
December	4,504	7,057
January	4,781	
February	4,890	
March	10,106	
April	10,694	
May	10,706	
June	10,707	

### QUALITY

	Quantity	Base Number	Contract	AT	Region	England
% of FP17s for the same patient ID Re-attending within 3 months - Children	125	1,457	8.6%	11.0%	12.9%	12.0%
% of FP17s for the same patient ID Re-attending within 3 months - Adults	361	2,753	13.1%	14.8%	16.5%	15.9%
% of FP17s for the same patient ID Re-attending between 3 & 9 months - Children	1,053	1,457	72.3%	60.9%	59.6%	58.0%
% of FP17s for the same patient ID Re-attending between 3 & 9 months - Adults	1,854	2,753	67.3%	54.9%	52.8%	50.5%
% of FP17s for Band 1 Urgent Courses	135	3,555	3.8%	8.3%	9.1%	9.0%
% of FP17s Relating to Free Repair or Replacements	2	3,555	0.1%	0.9%	1.0%	0.8%
% of FP17s Relating to Continuations	40	3,555	1.1%	1.1%	1.2%	1.1%
% of Patients satisfied with the dentistry they have received	0	0	N/A	91.0%	91.6%	91.5%
% of Patients satisfied with the time they had to wait for an appointment	0	0	N/A	87.8%	88.3%	87.9%

\* This is based on patients treated on this contract for their most recent course of treatment. Figures in italics indicate the base number of FP17s or Patient Questionnaire responses are less than 100. N/A is shown where the base number of responses is less than 10 during the period. % is calculated as Quantity/Base number\*100

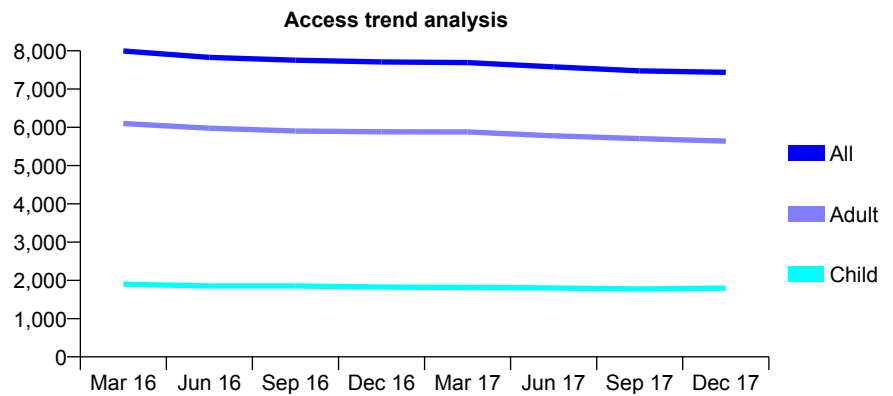
## Q52 - Vital Signs At a Glance Contract Report for 721980/0004 - December 2017

Name or company name	MR A HUSSAIN
Contract type name	GDS Contract
Purpose of contract	General
Contract start date	02/07/2007
Contract end date	

17/18 Contracted general activity (UDA)	22,272
Carry forward general activity (UDA)	0
17/18 Contracted orthodontic activity (UOA)	0
Carry forward orthodontic activity (UOA)	0
Baseline contract value	£653,887.17

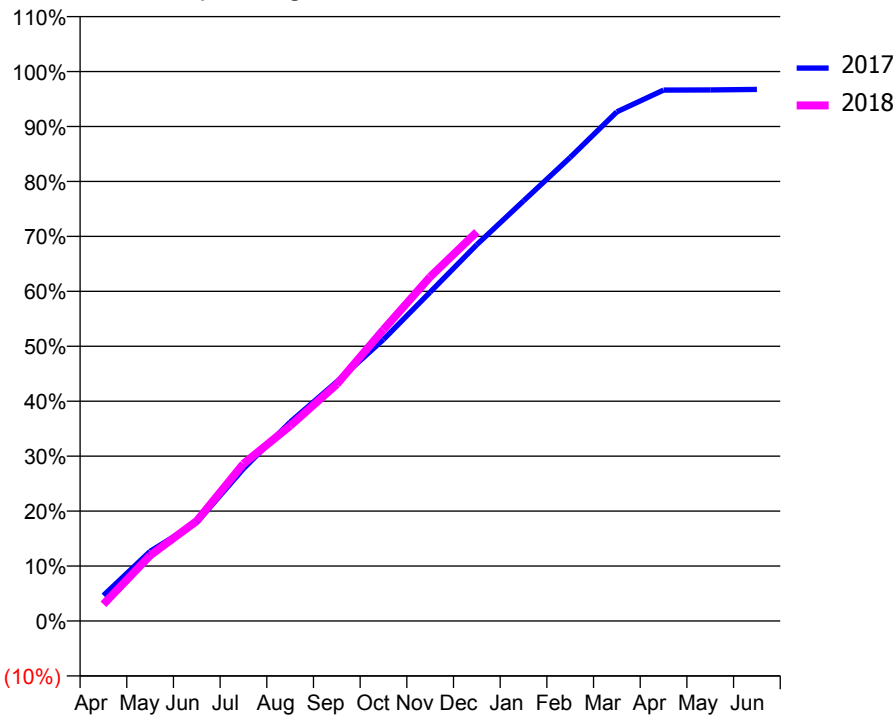
### ACCESS\*

Patients seen in 24 months	Total	Change since previous quarter
Quarter ending December 2016	7,708	
Quarter ending March 2017	7,692	→
Quarter ending June 2017	7,579	↓
Quarter ending September 2017	7,477	↓
Quarter ending December 2017	7,436	→
<b>Variance since December 2016</b>	<b>(3.5%)</b>	<b>↓</b>



### ACTIVITY

Cumulative percentage of contracted UDA delivered 2017 & 2018



Month	Adjusted Scheduled Activity (UDA)	
	2017	2018
April	1,035	679
May	2,822	2,655
June	3,994	4,057
July	6,175	6,372
August	8,060	7,912
September	9,697	9,594
October	11,410	11,814
November	13,332	13,952
December	15,255	15,768
January	17,029	
February	18,792	
March	20,637	
April	21,521	
May	21,526	
June	21,546	

### QUALITY

	Quantity	Base Number	Contract	AT	Region	England
% of FP17s for the same patient ID Re-attending within 3 months - Children	159	1,972	8.1%	11.0%	12.9%	12.0%
% of FP17s for the same patient ID Re-attending within 3 months - Adults	1,010	6,327	16.0%	14.8%	16.5%	15.9%
% of FP17s for the same patient ID Re-attending between 3 & 9 months - Children	1,131	1,972	57.4%	60.9%	59.6%	58.0%
% of FP17s for the same patient ID Re-attending between 3 & 9 months - Adults	3,560	6,327	56.3%	54.9%	52.8%	50.5%
% of FP17s for Band 1 Urgent Courses	272	7,866	3.5%	8.3%	9.1%	9.0%
% of FP17s Relating to Free Repair or Replacements	107	7,866	1.4%	0.9%	1.0%	0.8%
% of FP17s Relating to Continuations	132	7,866	1.7%	1.1%	1.2%	1.1%
% of Patients satisfied with the dentistry they have received	5	5	N/A	91.0%	91.6%	91.5%
% of Patients satisfied with the time they had to wait for an appointment	5	5	N/A	87.8%	88.3%	87.9%

\* This is based on patients treated on this contract for their most recent course of treatment. Figures in italics indicate the base number of FP17s or Patient Questionnaire responses are less than 100. N/A is shown where the base number of responses is less than 10 during the period. % is calculated as Quantity/Base number\*100

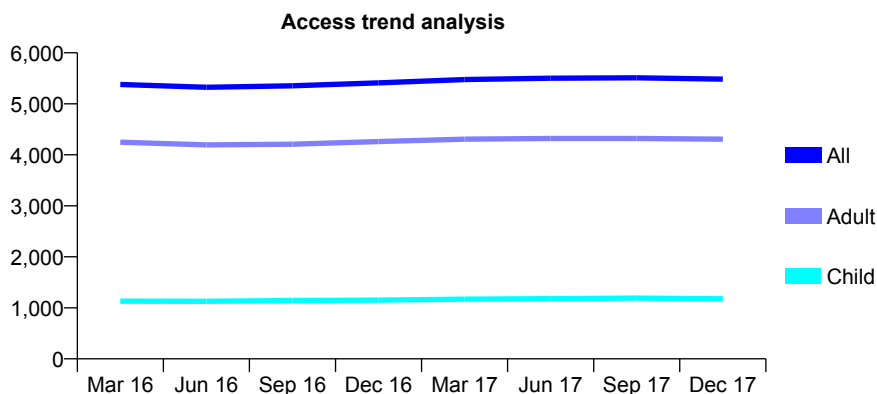
## Q52 - Vital Signs At a Glance Contract Report for 721980/0006 - December 2017

Name or company name	MR A HUSSAIN
Contract type name	GDS Contract
Purpose of contract	General
Contract start date	02/07/2007
Contract end date	

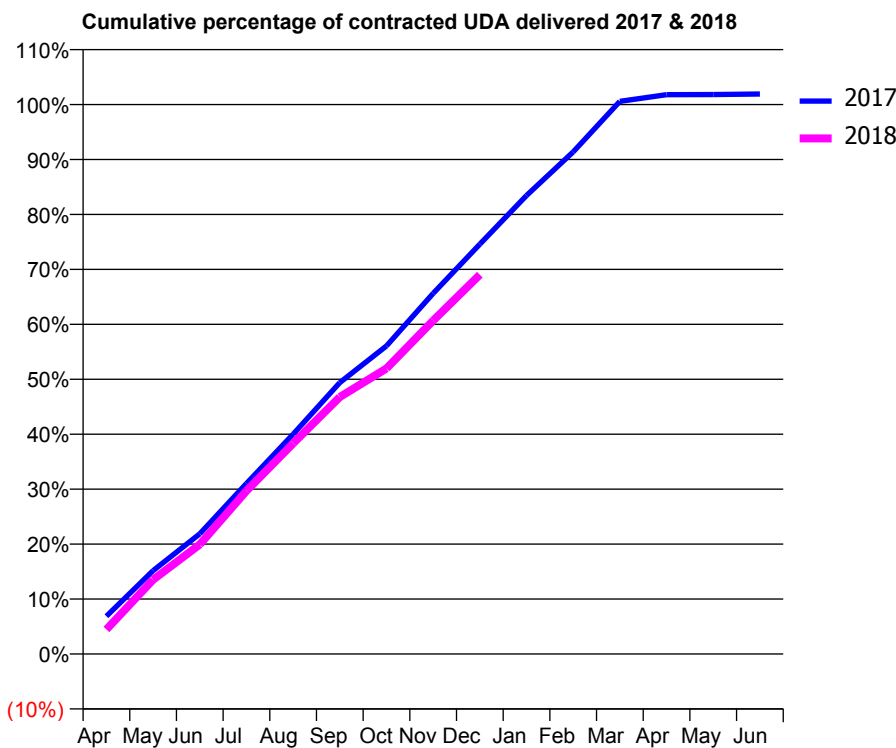
17/18 Contracted general activity (UDA)	15,185
Carry forward general activity (UDA)	0
17/18 Contracted orthodontic activity (UOA)	0
Carry forward orthodontic activity (UOA)	0
Baseline contract value	£456,212.14

### ACCESS\*

Patients seen in 24 months	Total	Change since previous quarter
Quarter ending December 2016	5,411	
Quarter ending March 2017	5,477	→
Quarter ending June 2017	5,501	→
Quarter ending September 2017	5,510	→
Quarter ending December 2017	5,484	→
<b>Variance since December 2016</b>	<b>1.3%</b>	<b>→</b>



### ACTIVITY



Month	Adjusted Scheduled Activity (UDA)	
	2017	2018
April	1,043	679
May	2,305	2,054
June	3,324	3,028
July	4,710	4,509
August	6,073	5,819
September	7,500	7,103
October	8,513	7,891
November	9,966	9,215
December	11,325	10,483
January	12,670	
February	13,875	
March	15,274	
April	15,457	
May	15,460	
June	15,473	

### QUALITY

	Quantity	Base Number	Contract	AT	Region	England
% of FP17s for the same patient ID Re-attending within 3 months - Children	148	1,350	11.0%	11.0%	12.9%	12.0%
% of FP17s for the same patient ID Re-attending within 3 months - Adults	688	4,793	14.4%	14.8%	16.5%	15.9%
% of FP17s for the same patient ID Re-attending between 3 & 9 months - Children	873	1,350	64.7%	60.9%	59.6%	58.0%
% of FP17s for the same patient ID Re-attending between 3 & 9 months - Adults	2,992	4,793	62.4%	54.9%	52.8%	50.5%
% of FP17s for Band 1 Urgent Courses	297	6,025	4.9%	8.3%	9.1%	9.0%
% of FP17s Relating to Free Repair or Replacements	103	6,025	1.7%	0.9%	1.0%	0.8%
% of FP17s Relating to Continuations	72	6,025	1.2%	1.1%	1.2%	1.1%
% of Patients satisfied with the dentistry they have received	6	6	N/A	91.0%	91.6%	91.5%
% of Patients satisfied with the time they had to wait for an appointment	3	6	N/A	87.8%	88.3%	87.9%

\* This is based on patients treated on this contract for their most recent course of treatment. Figures in italics indicate the base number of FP17s or Patient Questionnaire responses are less than 100. N/A is shown where the base number of responses is less than 10 during the period. % is calculated as Quantity/Base number\*100

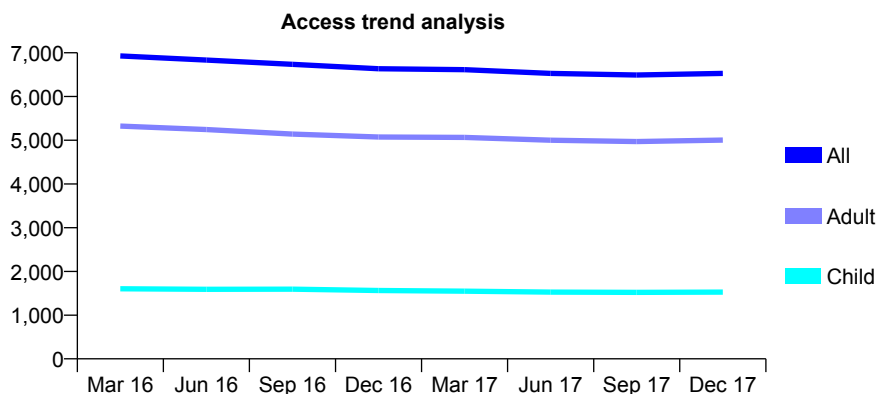
## Q52 - Vital Signs At a Glance Contract Report for 721980/0007 - December 2017

Name or company name	MR A HUSSAIN
Contract type name	GDS Contract
Purpose of contract	General
Contract start date	02/07/2007
Contract end date	

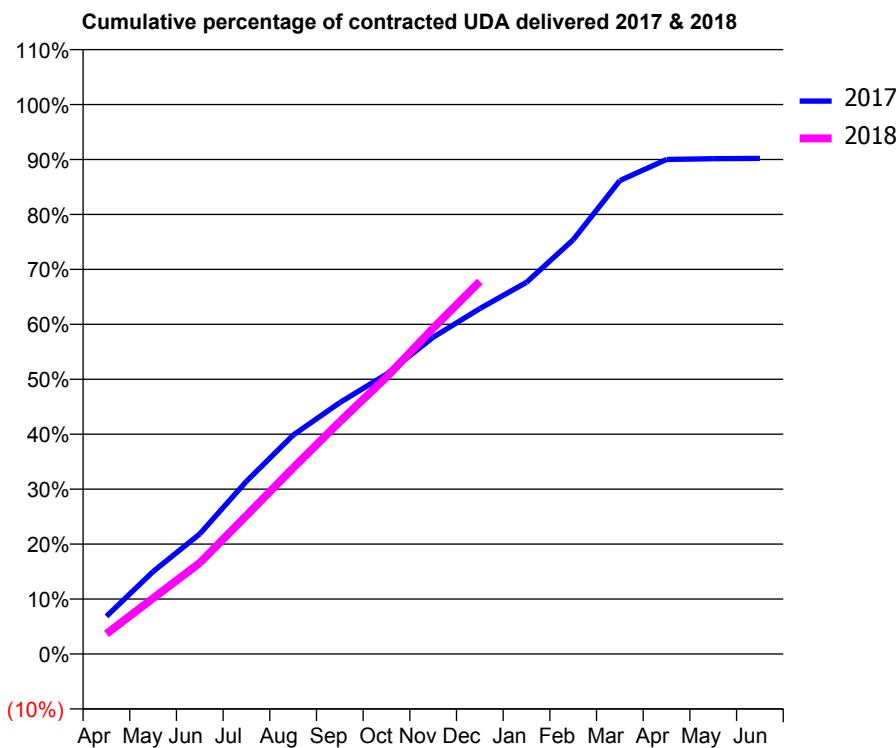
17/18 Contracted general activity (UDA)	19,645
Carry forward general activity (UDA)	0
17/18 Contracted orthodontic activity (UOA)	0
Carry forward orthodontic activity (UOA)	0
Baseline contract value	£604,803.08

### ACCESS\*

Patients seen in 24 months	Total	Change since previous quarter
Quarter ending December 2016	6,635	
Quarter ending March 2017	6,613	→
Quarter ending June 2017	6,528	↓
Quarter ending September 2017	6,492	→
Quarter ending December 2017	6,530	→
<b>Variance since December 2016</b>	<b>(1.6%)</b>	<b>↓</b>



### ACTIVITY



Month	Adjusted Scheduled Activity (UDA)	
	2017	2018
April	1,346	722
May	2,949	1,996
June	4,291	3,259
July	6,175	4,953
August	7,826	6,651
September	8,991	8,309
October	10,003	9,897
November	11,326	11,650
December	12,350	13,317
January	13,286	
February	14,809	
March	16,927	
April	17,677	
May	17,709	
June	17,717	

### QUALITY

	Quantity	Base Number	Contract	AT	Region	England
% of FP17s for the same patient ID Re-attending within 3 months - Children	143	1,750	8.2%	11.0%	12.9%	12.0%
% of FP17s for the same patient ID Re-attending within 3 months - Adults	745	5,577	13.4%	14.8%	16.5%	15.9%
% of FP17s for the same patient ID Re-attending between 3 & 9 months - Children	955	1,750	54.6%	60.9%	59.6%	58.0%
% of FP17s for the same patient ID Re-attending between 3 & 9 months - Adults	3,055	5,577	54.8%	54.9%	52.8%	50.5%
% of FP17s for Band 1 Urgent Courses	274	6,981	3.9%	8.3%	9.1%	9.0%
% of FP17s Relating to Free Repair or Replacements	94	6,981	1.3%	0.9%	1.0%	0.8%
% of FP17s Relating to Continuations	109	6,981	1.6%	1.1%	1.2%	1.1%
% of Patients satisfied with the dentistry they have received	5	5	N/A	91.0%	91.6%	91.5%
% of Patients satisfied with the time they had to wait for an appointment	4	5	N/A	87.8%	88.3%	87.9%

\* This is based on patients treated on this contract for their most recent course of treatment. Figures in italics indicate the base number of FP17s or Patient Questionnaire responses are less than 100. N/A is shown where the base number of responses is less than 10 during the period. % is calculated as Quantity/Base number\*100



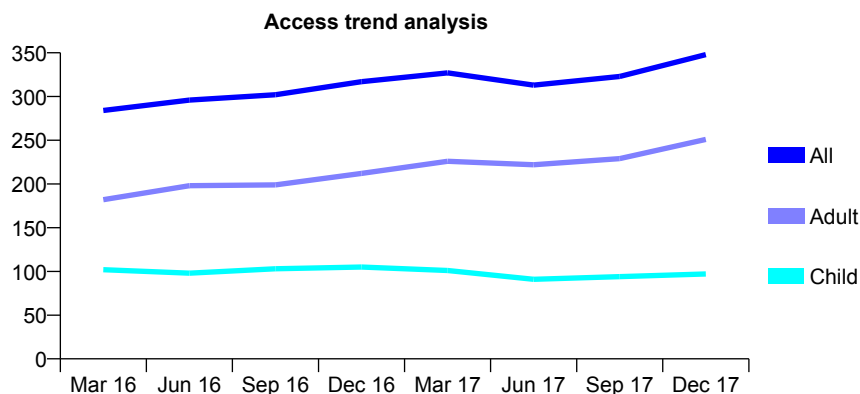
## Q52 - Vital Signs At a Glance Contract Report for 729264/0001 - December 2017

Name or company name	MISS AM MILARVIE
Contract type name	GDS Contract
Purpose of contract	General
Contract start date	01/04/2006
Contract end date	

17/18 Contracted general activity (UDA)	1,042
Carry forward general activity (UDA)	-15
17/18 Contracted orthodontic activity (UOA)	0
Carry forward orthodontic activity (UOA)	0
Baseline contract value	£26,136.55

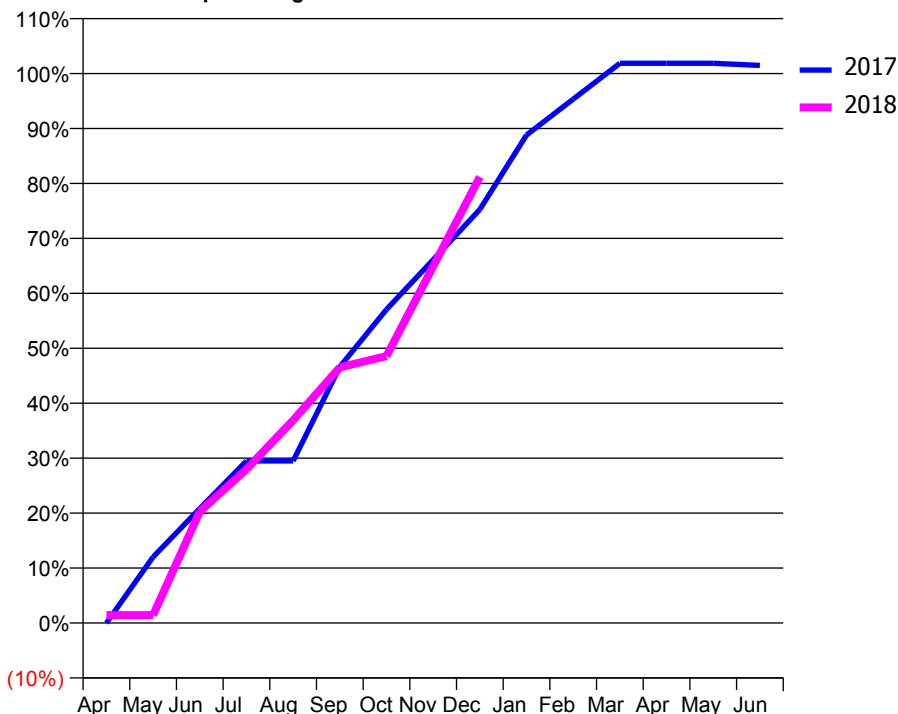
### ACCESS\*

Patients seen in 24 months	Total	Change since previous quarter
Quarter ending December 2016	317	
Quarter ending March 2017	327	↑
Quarter ending June 2017	313	↓
Quarter ending September 2017	323	↑
Quarter ending December 2017	348	↑
<b>Variance since December 2016</b>	<b>9.8%</b>	<b>↑</b>



### ACTIVITY

Cumulative percentage of contracted UDA delivered 2017 & 2018



Month	Adjusted Scheduled Activity (UDA)	
	2017	2018
April	0	15
May	125	15
June	217	211
July	307	292
August	307	385
September	486	485
October	595	506
November	689	676
December	784	846
January	925	
February	993	
March	1,061	
April	1,061	
May	1,061	
June	1,057	

### QUALITY

	Quantity	Base Number	Contract	AT	Region	England
% of FP17s for the same patient ID Re-attending within 3 months - Children	4	115	3.5%	11.0%	12.9%	12.0%
% of FP17s for the same patient ID Re-attending within 3 months - Adults	45	248	18.1%	14.8%	16.5%	15.9%
% of FP17s for the same patient ID Re-attending between 3 & 9 months - Children	69	115	60.0%	60.9%	59.6%	58.0%
% of FP17s for the same patient ID Re-attending between 3 & 9 months - Adults	126	248	50.8%	54.9%	52.8%	50.5%
% of FP17s for Band 1 Urgent Courses	11	366	3.0%	8.3%	9.1%	9.0%
% of FP17s Relating to Free Repair or Replacements	0	366	0.0%	0.9%	1.0%	0.8%
% of FP17s Relating to Continuations	0	366	0.0%	1.1%	1.2%	1.1%
% of Patients satisfied with the dentistry they have received	0	0	N/A	91.0%	91.6%	91.5%
% of Patients satisfied with the time they had to wait for an appointment	0	0	N/A	87.8%	88.3%	87.9%

\* This is based on patients treated on this contract for their most recent course of treatment. Figures in italics indicate the base number of FP17s or Patient Questionnaire responses are less than 100. N/A is shown where the base number of responses is less than 10 during the period. % is calculated as Quantity/Base number\*100

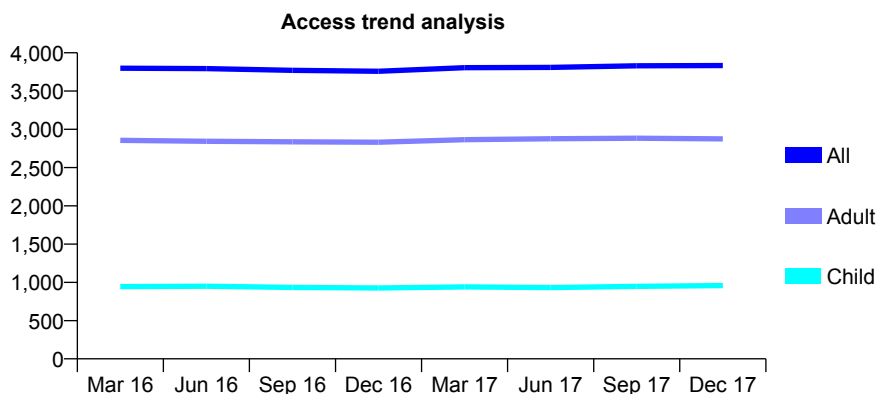
## Q52 - Vital Signs At a Glance Contract Report for 731447/0001 - December 2017

Name or company name	MRS CI GRAVE
Contract type name	GDS Contract
Purpose of contract	General
Contract start date	01/04/2006
Contract end date	

17/18 Contracted general activity (UDA)	10,000
Carry forward general activity (UDA)	0
17/18 Contracted orthodontic activity (UOA)	0
Carry forward orthodontic activity (UOA)	0
Baseline contract value	£230,332.23

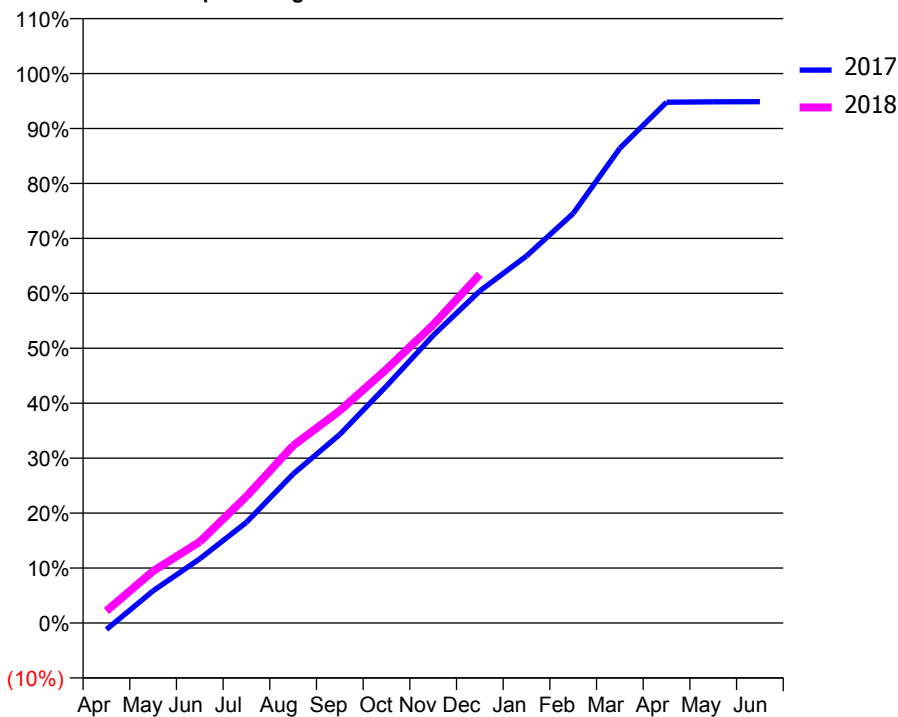
### ACCESS\*

Patients seen in 24 months	Total	Change since previous quarter
Quarter ending December 2016	3,758	
Quarter ending March 2017	3,806	→
Quarter ending June 2017	3,809	→
Quarter ending September 2017	3,830	→
Quarter ending December 2017	3,833	→
<b>Variance since December 2016</b>	<b>2.0%</b>	<b>→</b>



### ACTIVITY

Cumulative percentage of contracted UDA delivered 2017 & 2018



Month	Adjusted Scheduled Activity (UDA)	
	2017	2018
April	-120	220
May	587	946
June	1,167	1,480
July	1,834	2,304
August	2,712	3,230
September	3,433	3,864
October	4,314	4,619
November	5,232	5,427
December	6,043	6,345
January	6,681	
February	7,454	
March	8,641	
April	9,476	
May	9,485	
June	9,488	

### QUALITY

	Quantity	Base Number	Contract	AT	Region	England
% of FP17s for the same patient ID Re-attending within 3 months - Children	94	1,010	9.3%	11.0%	12.9%	12.0%
% of FP17s for the same patient ID Re-attending within 3 months - Adults	637	2,915	21.9%	14.8%	16.5%	15.9%
% of FP17s for the same patient ID Re-attending between 3 & 9 months - Children	563	1,010	55.7%	60.9%	59.6%	58.0%
% of FP17s for the same patient ID Re-attending between 3 & 9 months - Adults	1,090	2,915	37.4%	54.9%	52.8%	50.5%
% of FP17s for Band 1 Urgent Courses	586	3,526	16.6%	8.3%	9.1%	9.0%
% of FP17s Relating to Free Repair or Replacements	4	3,526	0.1%	0.9%	1.0%	0.8%
% of FP17s Relating to Continuations	47	3,526	1.3%	1.1%	1.2%	1.1%
% of Patients satisfied with the dentistry they have received	8	8	N/A	91.0%	91.6%	91.5%
% of Patients satisfied with the time they had to wait for an appointment	8	8	N/A	87.8%	88.3%	87.9%

\* This is based on patients treated on this contract for their most recent course of treatment. Figures in italics indicate the base number of FP17s or Patient Questionnaire responses are less than 100. N/A is shown where the base number of responses is less than 10 during the period. % is calculated as Quantity/Base number\*100

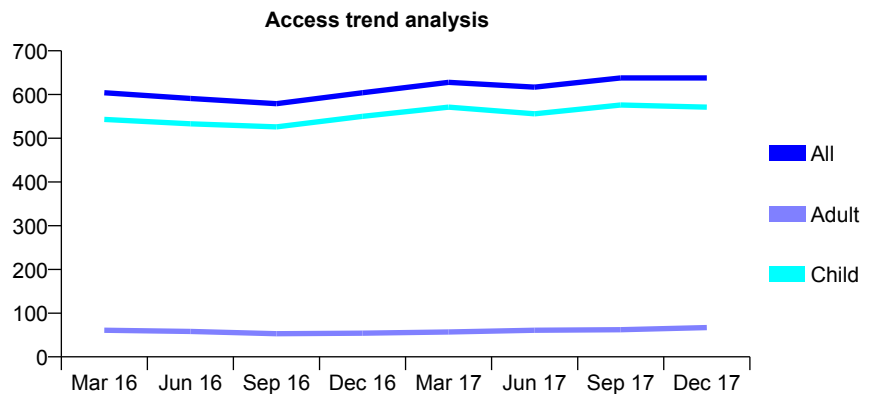
## Q52 - Vital Signs At a Glance Contract Report for 738697/0001 - December 2017

Name or company name	Whitehall Dental Care
Contract type name	GDS Contract
Purpose of contract	General
Contract start date	01/04/2006
Contract end date	

17/18 Contracted general activity (UDA)	1,350
Carry forward general activity (UDA)	0
17/18 Contracted orthodontic activity (UOA)	0
Carry forward orthodontic activity (UOA)	0
Baseline contract value	£32,101.17

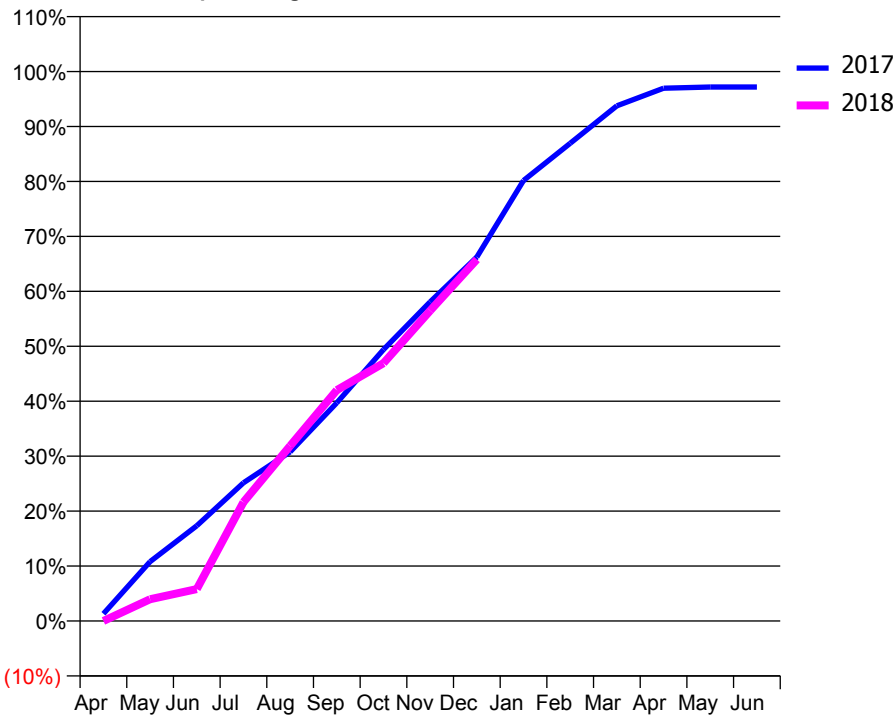
### ACCESS\*

Patients seen in 24 months	Total	Change since previous quarter
Quarter ending December 2016	604	
Quarter ending March 2017	628	↑
Quarter ending June 2017	617	↓
Quarter ending September 2017	638	↑
Quarter ending December 2017	638	→
<b>Variance since December 2016</b>	<b>5.6%</b>	<b>↑</b>



### ACTIVITY

Cumulative percentage of contracted UDA delivered 2017 & 2018



Month	Adjusted Scheduled Activity (UDA)	
	2017	2018
April	18	0
May	146	53
June	234	78
July	339	292
August	416	430
September	536	567
October	667	633
November	784	762
December	894	888
January	1,082	
February	1,174	
March	1,266	
April	1,309	
May	1,312	
June	1,312	

### QUALITY

	Quantity	Base Number	Contract	AT	Region	England
% of FP17s for the same patient ID Re-attending within 3 months - Children	79	724	10.9%	11.0%	12.9%	12.0%
% of FP17s for the same patient ID Re-attending within 3 months - Adults	3	27	11.1%	14.8%	16.5%	15.9%
% of FP17s for the same patient ID Re-attending between 3 & 9 months - Children	461	724	63.7%	60.9%	59.6%	58.0%
% of FP17s for the same patient ID Re-attending between 3 & 9 months - Adults	17	27	63.0%	54.9%	52.8%	50.5%
% of FP17s for Band 1 Urgent Courses	12	668	1.8%	8.3%	9.1%	9.0%
% of FP17s Relating to Free Repair or Replacements	0	668	0.0%	0.9%	1.0%	0.8%
% of FP17s Relating to Continuations	2	668	0.3%	1.1%	1.2%	1.1%
% of Patients satisfied with the dentistry they have received	0	0	N/A	91.0%	91.6%	91.5%
% of Patients satisfied with the time they had to wait for an appointment	0	0	N/A	87.8%	88.3%	87.9%

\* This is based on patients treated on this contract for their most recent course of treatment. Figures in italics indicate the base number of FP17s or Patient Questionnaire responses are less than 100. N/A is shown where the base number of responses is less than 10 during the period. % is calculated as Quantity/Base number\*100

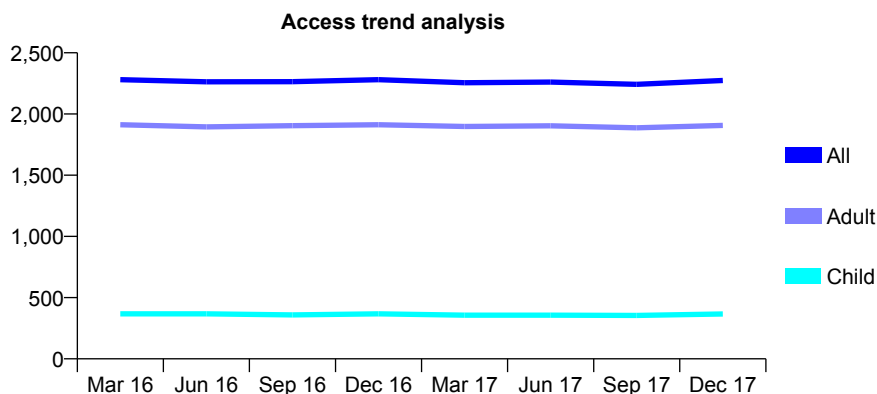
## Q52 - Vital Signs At a Glance Contract Report for 739367/0001 - December 2017

Name or company name	MR MW SOUTH
Contract type name	GDS Contract
Purpose of contract	General
Contract start date	01/04/2006
Contract end date	

17/18 Contracted general activity (UDA)	8,098
Carry forward general activity (UDA)	-38
17/18 Contracted orthodontic activity (UOA)	0
Carry forward orthodontic activity (UOA)	0
Baseline contract value	£220,234.88

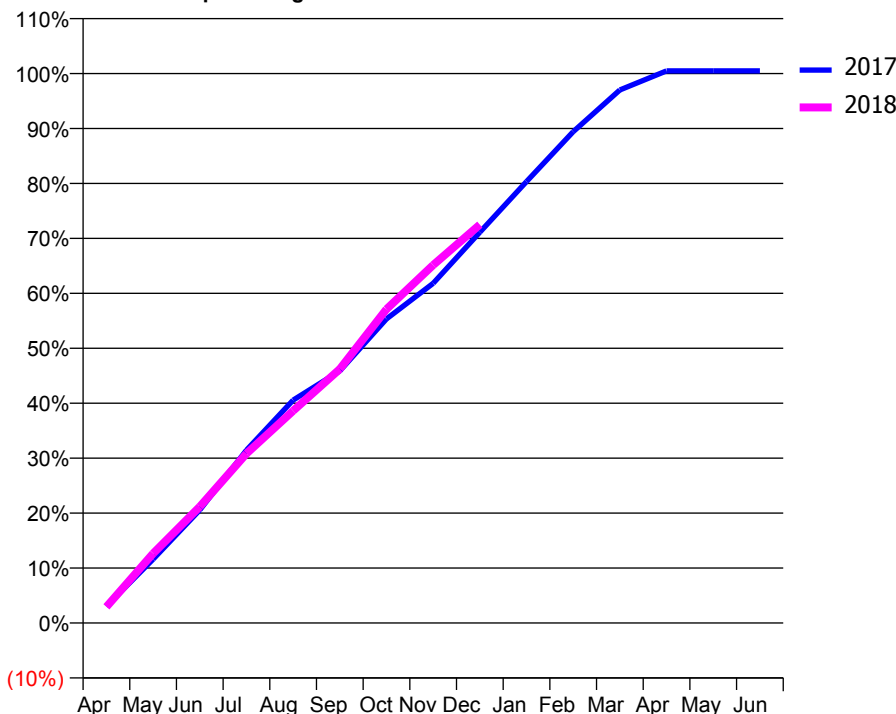
### ACCESS\*

Patients seen in 24 months	Total	Change since previous quarter
Quarter ending December 2016	2,280	
Quarter ending March 2017	2,255	↓
Quarter ending June 2017	2,261	→
Quarter ending September 2017	2,242	→
Quarter ending December 2017	2,274	→
<b>Variance since December 2016</b>	<b>(0.3%)</b>	→



### ACTIVITY

Cumulative percentage of contracted UDA delivered 2017 & 2018



Month	Adjusted Scheduled Activity (UDA)	
	2017	2018
April	247	238
May	941	1,026
June	1,666	1,714
July	2,547	2,497
August	3,285	3,127
September	3,716	3,742
October	4,482	4,625
November	5,005	5,275
December	5,759	5,871
January	6,505	
February	7,241	
March	7,856	
April	8,136	
May	8,136	
June	8,136	

### QUALITY

	Quantity	Base Number	Contract	AT	Region	England
% of FP17s for the same patient ID Re-attending within 3 months - Children	18	430	4.2%	11.0%	12.9%	12.0%
% of FP17s for the same patient ID Re-attending within 3 months - Adults	297	2,356	12.6%	14.8%	16.5%	15.9%
% of FP17s for the same patient ID Re-attending between 3 & 9 months - Children	302	430	70.2%	60.9%	59.6%	58.0%
% of FP17s for the same patient ID Re-attending between 3 & 9 months - Adults	1,456	2,356	61.8%	54.9%	52.8%	50.5%
% of FP17s for Band 1 Urgent Courses	184	2,662	6.9%	8.3%	9.1%	9.0%
% of FP17s Relating to Free Repair or Replacements	48	2,662	1.8%	0.9%	1.0%	0.8%
% of FP17s Relating to Continuations	97	2,662	3.6%	1.1%	1.2%	1.1%
% of Patients satisfied with the dentistry they have received	5	5	N/A	91.0%	91.6%	91.5%
% of Patients satisfied with the time they had to wait for an appointment	4	5	N/A	87.8%	88.3%	87.9%

\* This is based on patients treated on this contract for their most recent course of treatment. Figures in italics indicate the base number of FP17s or Patient Questionnaire responses are less than 100. N/A is shown where the base number of responses is less than 10 during the period. % is calculated as Quantity/Base number\*100

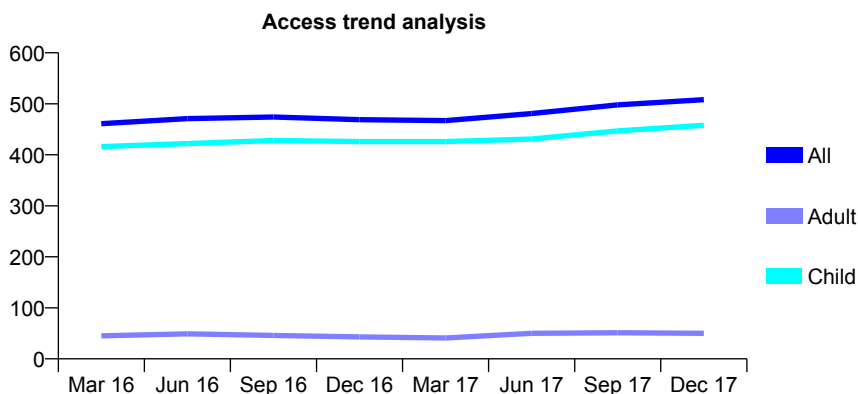
## Q52 - Vital Signs At a Glance Contract Report for 745669/0001 - December 2017

Name or company name	MR RA MUIRHEAD
Contract type name	GDS Contract
Purpose of contract	General
Contract start date	01/04/2006
Contract end date	

17/18 Contracted general activity (UDA)	948
Carry forward general activity (UDA)	-15
17/18 Contracted orthodontic activity (UOA)	0
Carry forward orthodontic activity (UOA)	0
Baseline contract value	£27,405.03

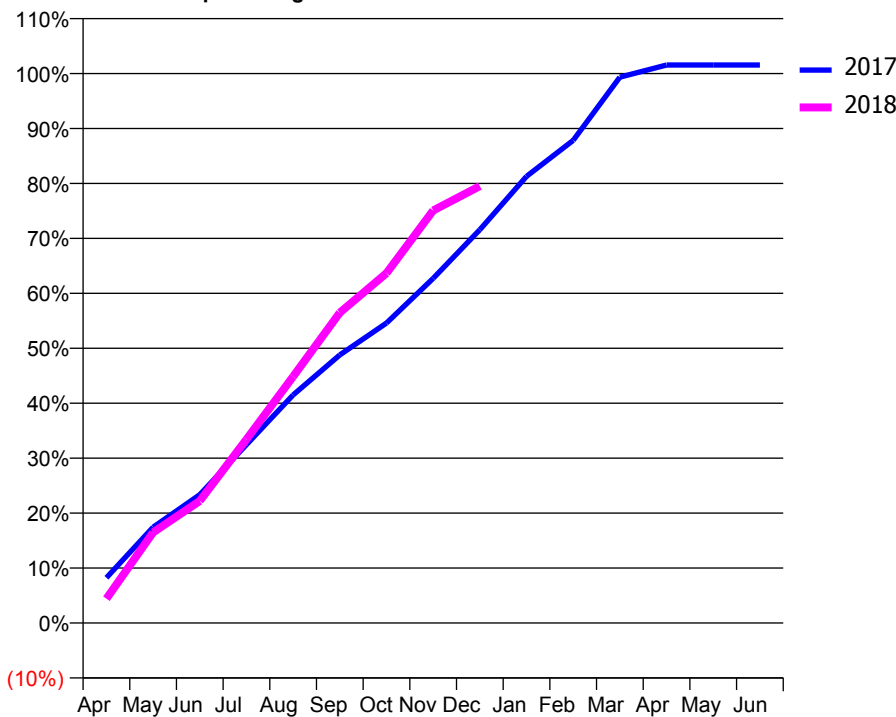
### ACCESS\*

Patients seen in 24 months	Total	Change since previous quarter
Quarter ending December 2016	469	
Quarter ending March 2017	467	→
Quarter ending June 2017	481	↑
Quarter ending September 2017	498	↑
Quarter ending December 2017	508	↑
<b>Variance since December 2016</b>	<b>8.3%</b>	<b>↑</b>



### ACTIVITY

Cumulative percentage of contracted UDA delivered 2017 & 2018



Month	Adjusted Scheduled Activity (UDA)	
	2017	2018
April	78	42
May	165	156
June	221	211
July	308	317
August	394	425
September	463	535
October	518	604
November	595	712
December	679	754
January	771	
February	833	
March	942	
April	963	
May	963	
June	963	

### QUALITY

	Quantity	Base Number	Contract	AT	Region	England
% of FP17s for the same patient ID Re-attending within 3 months - Children	58	606	9.6%	11.0%	12.9%	12.0%
% of FP17s for the same patient ID Re-attending within 3 months - Adults	1	2	50.0%	14.8%	16.5%	15.9%
% of FP17s for the same patient ID Re-attending between 3 & 9 months - Children	360	606	59.4%	60.9%	59.6%	58.0%
% of FP17s for the same patient ID Re-attending between 3 & 9 months - Adults	1	2	50.0%	54.9%	52.8%	50.5%
% of FP17s for Band 1 Urgent Courses	9	591	1.5%	8.3%	9.1%	9.0%
% of FP17s Relating to Free Repair or Replacements	0	591	0.0%	0.9%	1.0%	0.8%
% of FP17s Relating to Continuations	18	591	3.0%	1.1%	1.2%	1.1%
% of Patients satisfied with the dentistry they have received	2	2	N/A	91.0%	91.6%	91.5%
% of Patients satisfied with the time they had to wait for an appointment	2	2	N/A	87.8%	88.3%	87.9%

\* This is based on patients treated on this contract for their most recent course of treatment. Figures in italics indicate the base number of FP17s or Patient Questionnaire responses are less than 100. N/A is shown where the base number of responses is less than 10 during the period. % is calculated as Quantity/Base number\*100

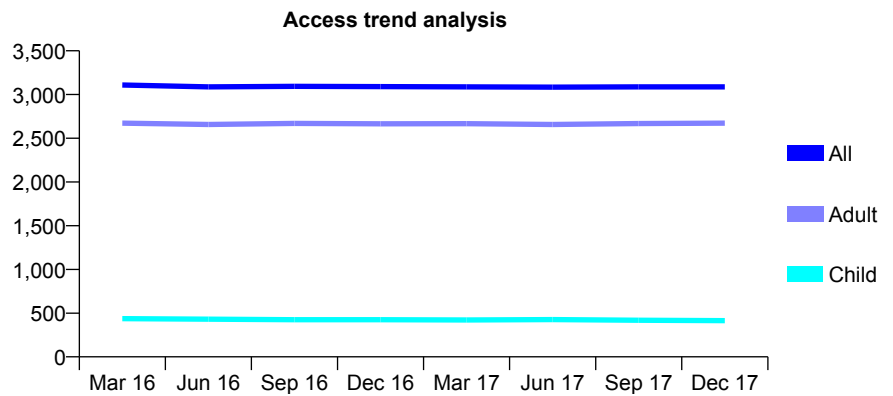
## Q52 - Vital Signs At a Glance Contract Report for 751936/0001 - December 2017

Name or company name	MR P HARTLEY
Contract type name	GDS Contract
Purpose of contract	General
Contract start date	01/04/2006
Contract end date	

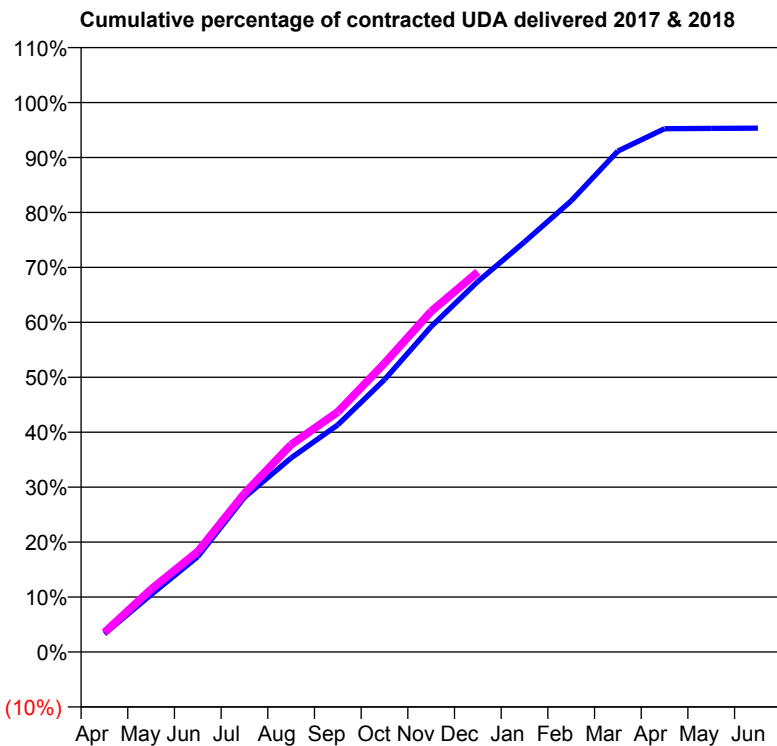
17/18 Contracted general activity (UDA)	8,300
Carry forward general activity (UDA)	0
17/18 Contracted orthodontic activity (UOA)	0
Carry forward orthodontic activity (UOA)	0
Baseline contract value	£191,464.47

### ACCESS\*

Patients seen in 24 months	Total	Change since previous quarter
Quarter ending December 2016	3,090	
Quarter ending March 2017	3,088	→
Quarter ending June 2017	3,084	→
Quarter ending September 2017	3,087	→
Quarter ending December 2017	3,087	→
<b>Variance since December 2016</b>	<b>(0.1%)</b>	<b>→</b>



### ACTIVITY



Month	Adjusted Scheduled Activity (UDA)	
	2017	2018
April	275	295
May	867	948
June	1,441	1,518
July	2,337	2,395
August	2,931	3,133
September	3,431	3,627
October	4,113	4,362
November	4,916	5,145
December	5,595	5,741
January	6,194	
February	6,816	
March	7,566	
April	7,904	
May	7,909	
June	7,913	

### QUALITY

	Quantity	Base Number	Contract	AT	Region	England
% of FP17s for the same patient ID Re-attending within 3 months - Children	16	472	3.4%	11.0%	12.9%	12.0%
% of FP17s for the same patient ID Re-attending within 3 months - Adults	346	2,908	11.9%	14.8%	16.5%	15.9%
% of FP17s for the same patient ID Re-attending between 3 & 9 months - Children	327	472	69.3%	60.9%	59.6%	58.0%
% of FP17s for the same patient ID Re-attending between 3 & 9 months - Adults	1,743	2,908	59.9%	54.9%	52.8%	50.5%
% of FP17s for Band 1 Urgent Courses	40	3,187	1.3%	8.3%	9.1%	9.0%
% of FP17s Relating to Free Repair or Replacements	21	3,187	0.7%	0.9%	1.0%	0.8%
% of FP17s Relating to Continuations	105	3,187	3.3%	1.1%	1.2%	1.1%
% of Patients satisfied with the dentistry they have received	5	5	N/A	91.0%	91.6%	91.5%
% of Patients satisfied with the time they had to wait for an appointment	5	5	N/A	87.8%	88.3%	87.9%

\* This is based on patients treated on this contract for their most recent course of treatment. Figures in italics indicate the base number of FP17s or Patient Questionnaire responses are less than 100. N/A is shown where the base number of responses is less than 10 during the period. % is calculated as Quantity/Base number\*100

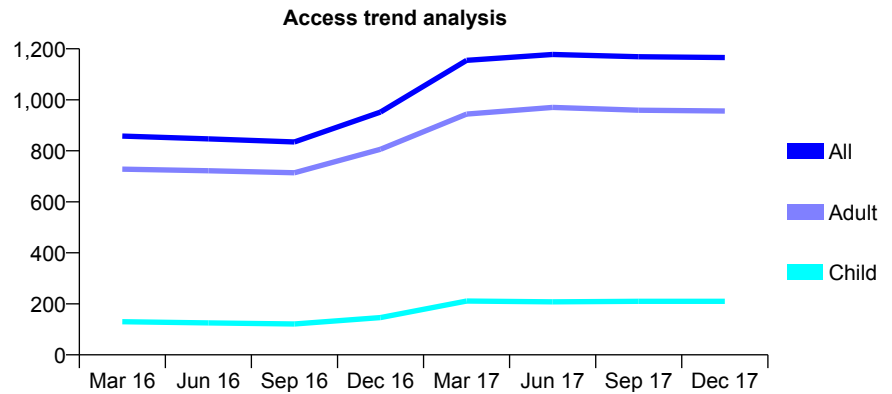
## Q52 - Vital Signs At a Glance Contract Report for 759740/0005 - December 2017

Name or company name	N Kaushal
Contract type name	GDS Contract
Purpose of contract	General
Contract start date	08/05/2015
Contract end date	

17/18 Contracted general activity (UDA)	3,242
Carry forward general activity (UDA)	0
17/18 Contracted orthodontic activity (UOA)	0
Carry forward orthodontic activity (UOA)	0
Baseline contract value	£96,252.12

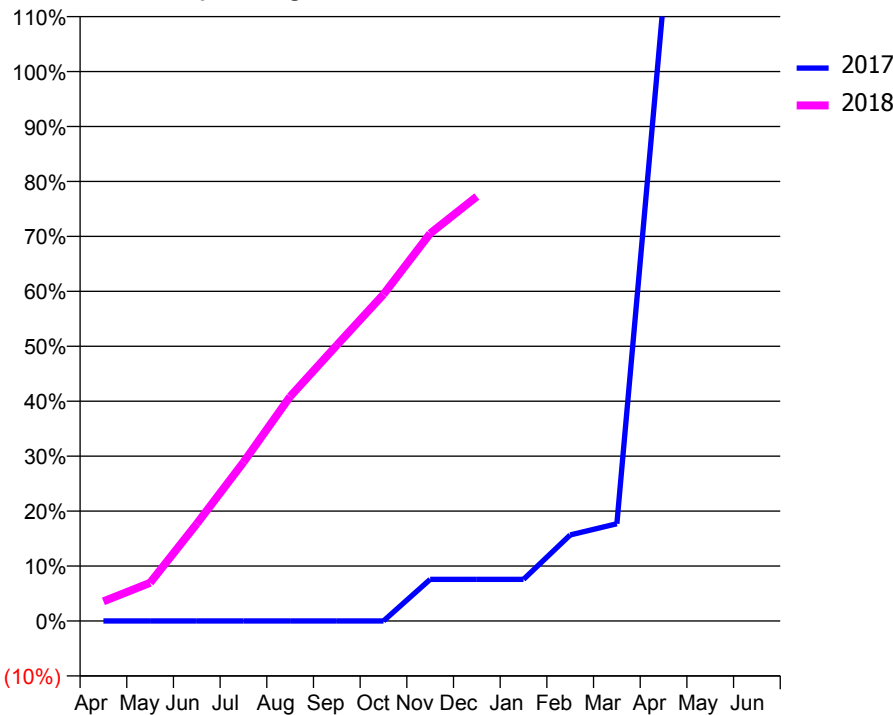
### ACCESS\*

Patients seen in 24 months	Total	Change since previous quarter
Quarter ending December 2016	952	
Quarter ending March 2017	1,155	↑
Quarter ending June 2017	1,178	→
Quarter ending September 2017	1,169	→
Quarter ending December 2017	1,166	→
<b>Variance since December 2016</b>	<b>22.5%</b>	<b>↑</b>



### ACTIVITY

Cumulative percentage of contracted UDA delivered 2017 & 2018



Month	Adjusted Scheduled Activity (UDA)	
	2017	2018
April	0	116
May	0	225
June	0	574
July	0	936
August	0	1,325
September	0	1,627
October	0	1,927
November	246	2,287
December	246	2,504
January	246	
February	508	
March	574	
April	3,657	
May	3,662	
June	3,662	

### QUALITY

	Quantity	Base Number	Contract	AT	Region	England
% of FP17s for the same patient ID Re-attending within 3 months - Children	34	465	7.3%	11.0%	12.9%	12.0%
% of FP17s for the same patient ID Re-attending within 3 months - Adults	295	2,398	12.3%	14.8%	16.5%	15.9%
% of FP17s for the same patient ID Re-attending between 3 & 9 months - Children	213	465	45.8%	60.9%	59.6%	58.0%
% of FP17s for the same patient ID Re-attending between 3 & 9 months - Adults	1,564	2,398	65.2%	54.9%	52.8%	50.5%
% of FP17s for Band 1 Urgent Courses	146	1,266	11.5%	8.3%	9.1%	9.0%
% of FP17s Relating to Free Repair or Replacements	80	1,266	6.3%	0.9%	1.0%	0.8%
% of FP17s Relating to Continuations	2	1,266	0.2%	1.1%	1.2%	1.1%
% of Patients satisfied with the dentistry they have received	1	2	N/A	91.0%	91.6%	91.5%
% of Patients satisfied with the time they had to wait for an appointment	1	2	N/A	87.8%	88.3%	87.9%

\* This is based on patients treated on this contract for their most recent course of treatment. Figures in italics indicate the base number of FP17s or Patient Questionnaire responses are less than 100. N/A is shown where the base number of responses is less than 10 during the period. % is calculated as Quantity/Base number\*100



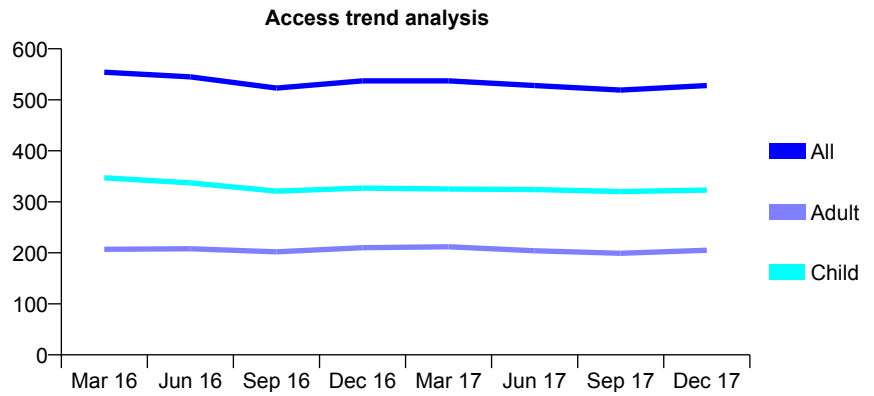
## Q52 - Vital Signs At a Glance Contract Report for 764183/0001 - December 2017

Name or company name	MRS P DHILLON
Contract type name	GDS Contract
Purpose of contract	General
Contract start date	01/08/2006
Contract end date	

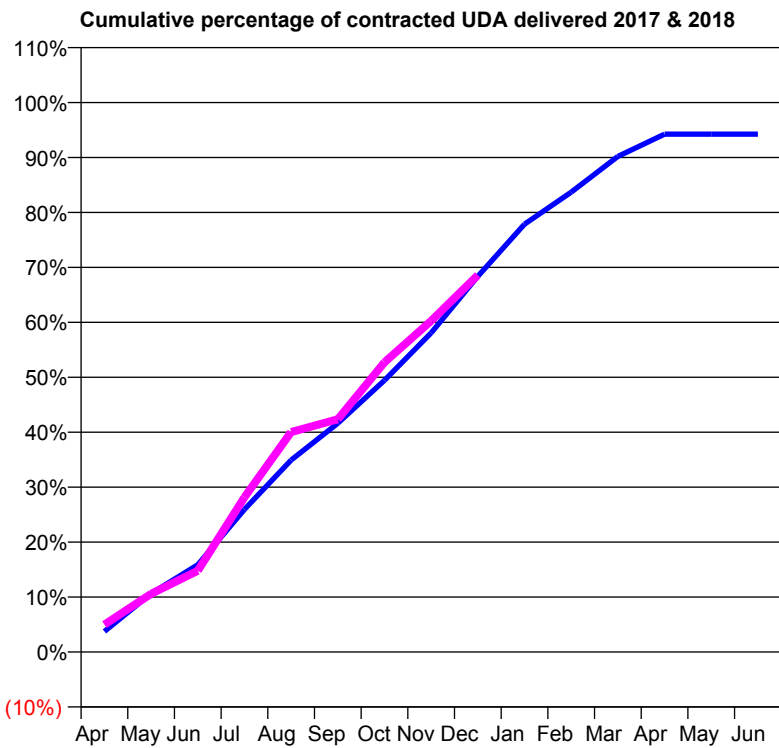
17/18 Contracted general activity (UDA)	1,550
Carry forward general activity (UDA)	0
17/18 Contracted orthodontic activity (UOA)	0
Carry forward orthodontic activity (UOA)	0
Baseline contract value	£49,689.36

### ACCESS\*

Patients seen in 24 months	Total	Change since previous quarter
Quarter ending December 2016	537	
Quarter ending March 2017	537	→
Quarter ending June 2017	528	↓
Quarter ending September 2017	519	↓
Quarter ending December 2017	528	→
<b>Variance since December 2016</b>	<b>(1.7%)</b>	<b>↓</b>



### ACTIVITY



Month	Adjusted Scheduled Activity (UDA)	
	2017	2018
April	58	77
May	165	164
June	246	229
July	402	436
August	541	620
September	645	656
October	766	817
November	900	934
December	1,060	1,063
January	1,207	
February	1,297	
March	1,398	
April	1,461	
May	1,461	
June	1,461	

### QUALITY

	Quantity	Base Number	Contract	AT	Region	England
% of FP17s for the same patient ID Re-attending within 3 months - Children	22	438	5.0%	11.0%	12.9%	12.0%
% of FP17s for the same patient ID Re-attending within 3 months - Adults	29	205	14.1%	14.8%	16.5%	15.9%
% of FP17s for the same patient ID Re-attending between 3 & 9 months - Children	315	438	71.9%	60.9%	59.6%	58.0%
% of FP17s for the same patient ID Re-attending between 3 & 9 months - Adults	134	205	65.4%	54.9%	52.8%	50.5%
% of FP17s for Band 1 Urgent Courses	6	611	1.0%	8.3%	9.1%	9.0%
% of FP17s Relating to Free Repair or Replacements	0	611	0.0%	0.9%	1.0%	0.8%
% of FP17s Relating to Continuations	2	611	0.3%	1.1%	1.2%	1.1%
% of Patients satisfied with the dentistry they have received	0	0	N/A	91.0%	91.6%	91.5%
% of Patients satisfied with the time they had to wait for an appointment	0	0	N/A	87.8%	88.3%	87.9%

\* This is based on patients treated on this contract for their most recent course of treatment. Figures in italics indicate the base number of FP17s or Patient Questionnaire responses are less than 100. N/A is shown where the base number of responses is less than 10 during the period. % is calculated as Quantity/Base number\*100

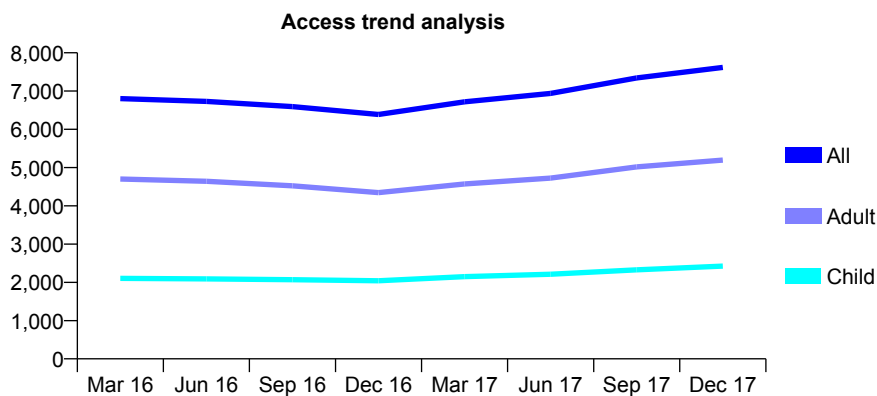
## Q52 - Vital Signs At a Glance Contract Report for 764302/0001 - December 2017

Name or company name	MR IH AL-HUSSEIN
Contract type name	GDS Contract
Purpose of contract	General
Contract start date	01/04/2006
Contract end date	

17/18 Contracted general activity (UDA)	15,945
Carry forward general activity (UDA)	0
17/18 Contracted orthodontic activity (UOA)	0
Carry forward orthodontic activity (UOA)	0
Baseline contract value	£476,554.30

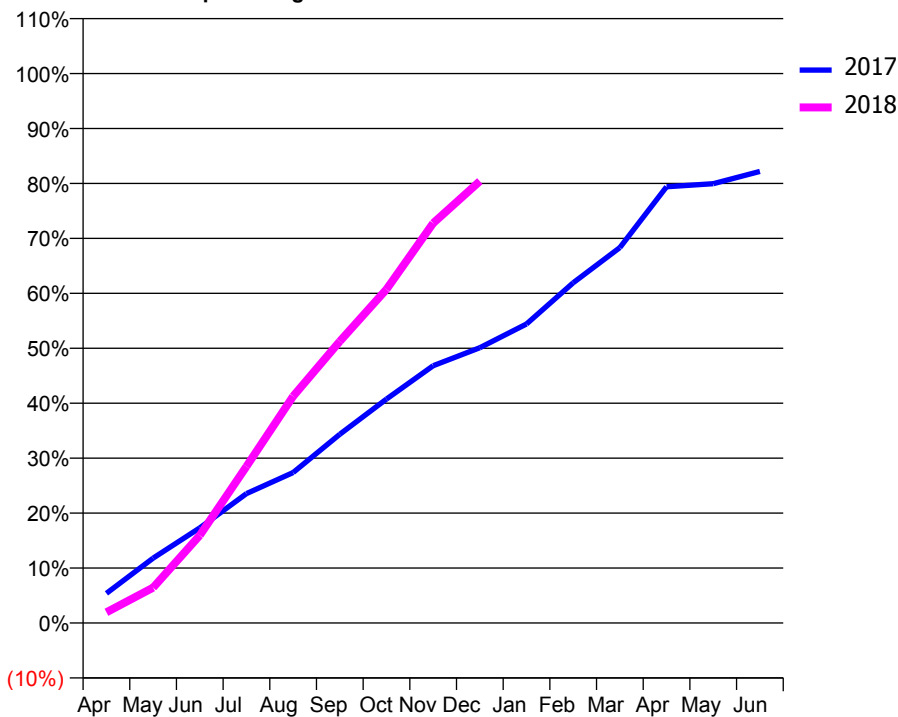
### ACCESS\*

Patients seen in 24 months	Total	Change since previous quarter
Quarter ending December 2016	6,387	
Quarter ending March 2017	6,718	↑
Quarter ending June 2017	6,937	↑
Quarter ending September 2017	7,344	↑
Quarter ending December 2017	7,618	↑
<b>Variance since December 2016</b>	<b>19.3%</b>	<b>↑</b>



### ACTIVITY

Cumulative percentage of contracted UDA delivered 2017 & 2018



Month	Adjusted Scheduled Activity (UDA)	
	2017	2018
April	859	313
May	1,881	1,028
June	2,761	2,543
July	3,757	4,543
August	4,365	6,581
September	5,476	8,175
October	6,500	9,683
November	7,466	11,603
December	7,988	12,821
January	8,679	
February	9,871	
March	10,896	
April	12,660	
May	12,747	
June	13,104	

### QUALITY

	Quantity	Base Number	Contract	AT	Region	England
% of FP17s for the same patient ID Re-attending within 3 months - Children	130	2,826	4.6%	11.0%	12.9%	12.0%
% of FP17s for the same patient ID Re-attending within 3 months - Adults	458	5,490	8.3%	14.8%	16.5%	15.9%
% of FP17s for the same patient ID Re-attending between 3 & 9 months - Children	1,336	2,826	47.3%	60.9%	59.6%	58.0%
% of FP17s for the same patient ID Re-attending between 3 & 9 months - Adults	2,161	5,490	39.4%	54.9%	52.8%	50.5%
% of FP17s for Band 1 Urgent Courses	410	6,491	6.3%	8.3%	9.1%	9.0%
% of FP17s Relating to Free Repair or Replacements	0	6,491	0.0%	0.9%	1.0%	0.8%
% of FP17s Relating to Continuations	53	6,491	0.8%	1.1%	1.2%	1.1%
% of Patients satisfied with the dentistry they have received	6	7	N/A	91.0%	91.6%	91.5%
% of Patients satisfied with the time they had to wait for an appointment	7	7	N/A	87.8%	88.3%	87.9%

\* This is based on patients treated on this contract for their most recent course of treatment. Figures in italics indicate the base number of FP17s or Patient Questionnaire responses are less than 100. N/A is shown where the base number of responses is less than 10 during the period. % is calculated as Quantity/Base number\*100

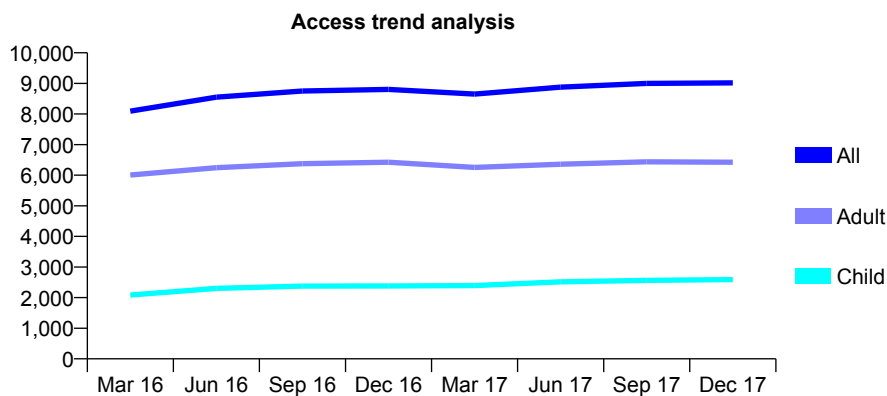
## Q52 - Vital Signs At a Glance Contract Report for 765007/0002 - December 2017

Name or company name	Nationwide Healthcare Providers Ltd
Contract type name	GDS Contract
Purpose of contract	General
Contract start date	01/04/2008
Contract end date	

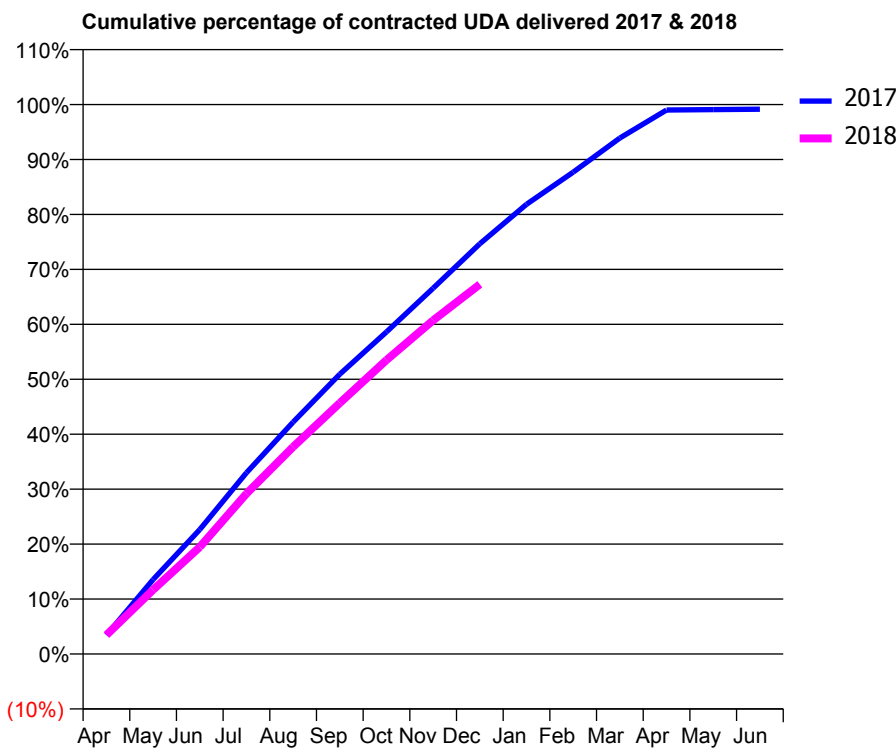
17/18 Contracted general activity (UDA)	26,101
Carry forward general activity (UDA)	0
17/18 Contracted orthodontic activity (UOA)	0
Carry forward orthodontic activity (UOA)	0
Baseline contract value	£627,078.57

### ACCESS\*

Patients seen in 24 months	Total	Change since previous quarter
Quarter ending December 2016	8,803	
Quarter ending March 2017	8,651	↓
Quarter ending June 2017	8,876	↑
Quarter ending September 2017	9,001	→
Quarter ending December 2017	9,016	→
<b>Variance since December 2016</b>	<b>2.4%</b>	<b>↑</b>



### ACTIVITY



Month	Adjusted Scheduled Activity (UDA)	
	2017	2018
April	895	900
May	3,538	3,050
June	5,914	5,083
July	8,608	7,616
August	11,015	9,838
September	13,291	11,922
October	15,298	13,962
November	17,374	15,854
December	19,485	17,563
January	21,360	
February	22,886	
March	24,512	
April	25,841	
May	25,861	
June	25,875	

### QUALITY

	Quantity	Base Number	Contract	AT	Region	England
% of FP17s for the same patient ID Re-attending within 3 months - Children	187	2,398	7.8%	11.0%	12.9%	12.0%
% of FP17s for the same patient ID Re-attending within 3 months - Adults	593	5,552	10.7%	14.8%	16.5%	15.9%
% of FP17s for the same patient ID Re-attending between 3 & 9 months - Children	1,266	2,398	52.8%	60.9%	59.6%	58.0%
% of FP17s for the same patient ID Re-attending between 3 & 9 months - Adults	2,641	5,552	47.6%	54.9%	52.8%	50.5%
% of FP17s for Band 1 Urgent Courses	160	7,494	2.1%	8.3%	9.1%	9.0%
% of FP17s Relating to Free Repair or Replacements	30	7,494	0.4%	0.9%	1.0%	0.8%
% of FP17s Relating to Continuations	183	7,494	2.4%	1.1%	1.2%	1.1%
% of Patients satisfied with the dentistry they have received	4	5	N/A	91.0%	91.6%	91.5%
% of Patients satisfied with the time they had to wait for an appointment	5	5	N/A	87.8%	88.3%	87.9%

\* This is based on patients treated on this contract for their most recent course of treatment. Figures in italics indicate the base number of FP17s or Patient Questionnaire responses are less than 100. N/A is shown where the base number of responses is less than 10 during the period. % is calculated as Quantity/Base number\*100

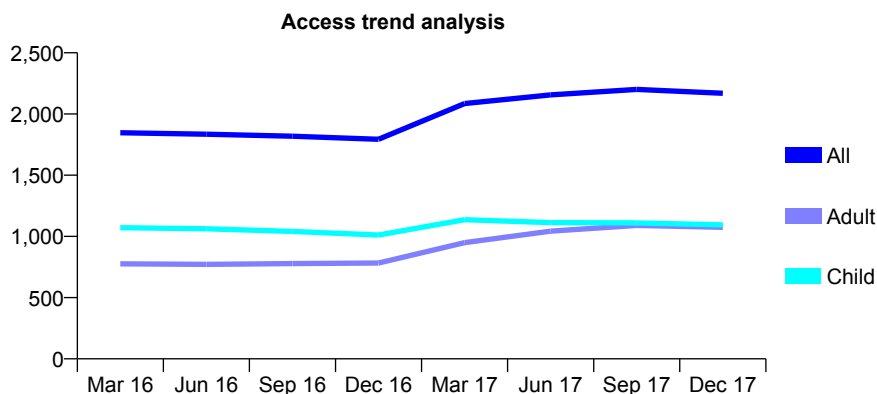
## Q52 - Vital Signs At a Glance Contract Report for 772038/0001 - December 2017

Name or company name	MR Z HUSSAIN
Contract type name	GDS Contract
Purpose of contract	General
Contract start date	01/04/2006
Contract end date	

17/18 Contracted general activity (UDA)	6,112
Carry forward general activity (UDA)	0
17/18 Contracted orthodontic activity (UOA)	0
Carry forward orthodontic activity (UOA)	0
Baseline contract value	£152,537.99

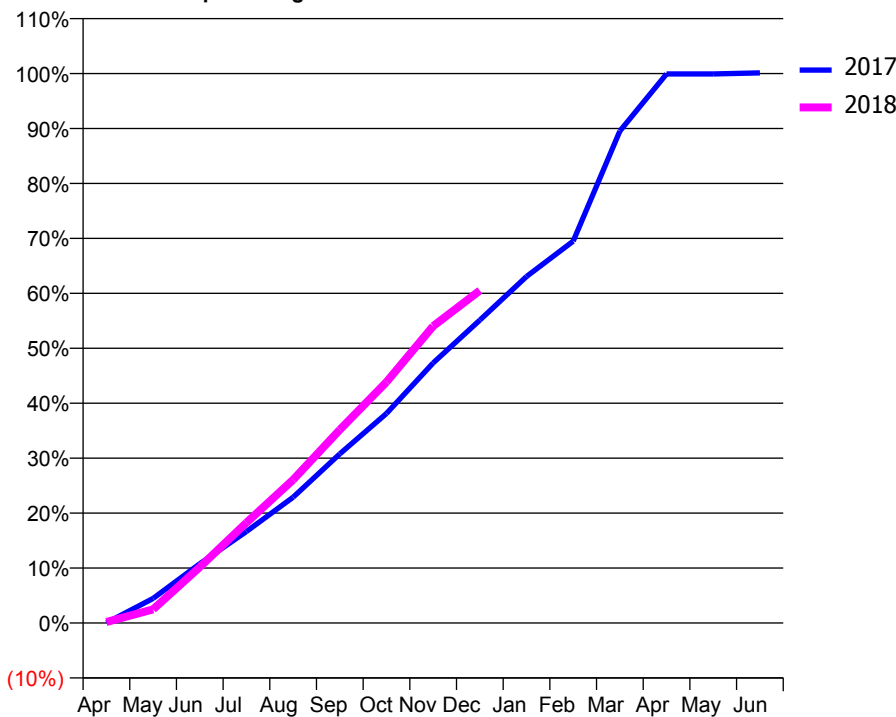
### ACCESS\*

Patients seen in 24 months	Total	Change since previous quarter
Quarter ending December 2016	1,794	
Quarter ending March 2017	2,086	↑
Quarter ending June 2017	2,156	↑
Quarter ending September 2017	2,201	↑
Quarter ending December 2017	2,169	↓
<b>Variance since December 2016</b>	<b>20.9%</b>	<b>↑</b>



### ACTIVITY

Cumulative percentage of contracted UDA delivered 2017 & 2018



Month	Adjusted Scheduled Activity (UDA)	
	2017	2018
April	3	11
May	273	153
June	656	622
July	1,012	1,116
August	1,390	1,594
September	1,870	2,150
October	2,316	2,680
November	2,875	3,303
December	3,347	3,699
January	3,830	
February	4,221	
March	5,438	
April	6,068	
May	6,068	
June	6,080	

### QUALITY

	Quantity	Base Number	Contract	AT	Region	England
% of FP17s for the same patient ID Re-attending within 3 months - Children	38	1,723	2.2%	11.0%	12.9%	12.0%
% of FP17s for the same patient ID Re-attending within 3 months - Adults	36	1,089	3.3%	14.8%	16.5%	15.9%
% of FP17s for the same patient ID Re-attending between 3 & 9 months - Children	1,430	1,723	83.0%	60.9%	59.6%	58.0%
% of FP17s for the same patient ID Re-attending between 3 & 9 months - Adults	660	1,089	60.6%	54.9%	52.8%	50.5%
% of FP17s for Band 1 Urgent Courses	39	2,524	1.5%	8.3%	9.1%	9.0%
% of FP17s Relating to Free Repair or Replacements	0	2,524	0.0%	0.9%	1.0%	0.8%
% of FP17s Relating to Continuations	0	2,524	0.0%	1.1%	1.2%	1.1%
% of Patients satisfied with the dentistry they have received	2	2	N/A	91.0%	91.6%	91.5%
% of Patients satisfied with the time they had to wait for an appointment	2	2	N/A	87.8%	88.3%	87.9%

\* This is based on patients treated on this contract for their most recent course of treatment. Figures in italics indicate the base number of FP17s or Patient Questionnaire responses are less than 100. N/A is shown where the base number of responses is less than 10 during the period. % is calculated as Quantity/Base number\*100

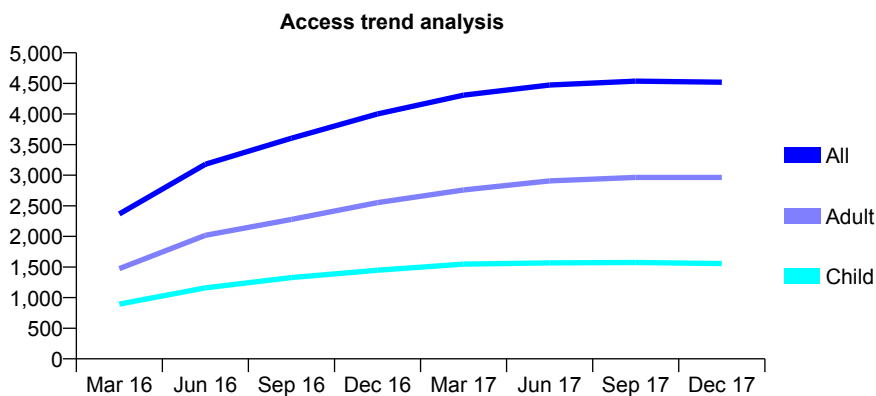
## Q52 - Vital Signs At a Glance Contract Report for 773867/0002 - December 2017

Name or company name	MR PK TSAKPO
Contract type name	GDS Contract
Purpose of contract	General
Contract start date	19/08/2015
Contract end date	

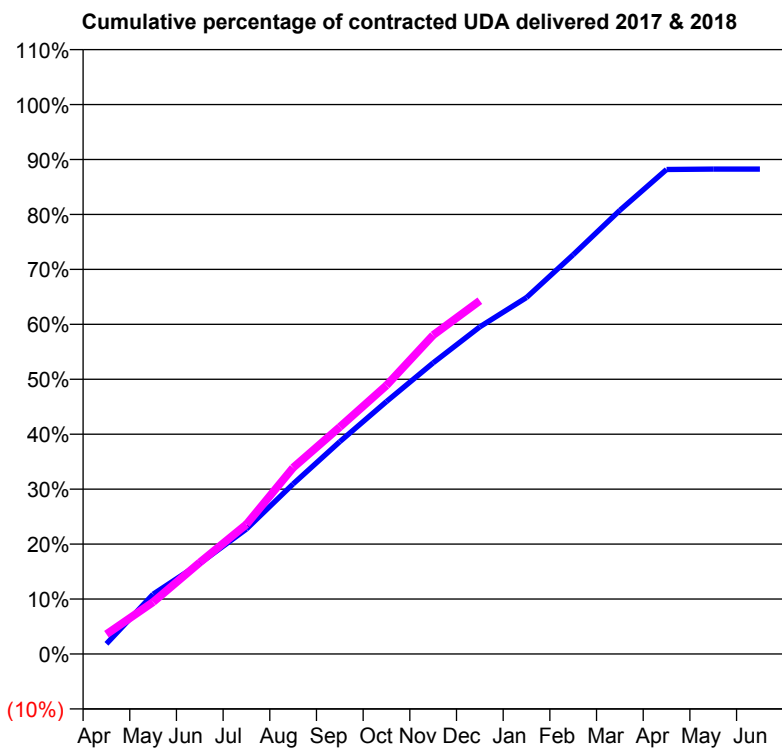
17/18 Contracted general activity (UDA)	15,240
Carry forward general activity (UDA)	0
17/18 Contracted orthodontic activity (UOA)	0
Carry forward orthodontic activity (UOA)	0
Baseline contract value	£397,579.93

### ACCESS\*

Patients seen in 24 months	Total	Change since previous quarter
Quarter ending December 2016	4,001	
Quarter ending March 2017	4,308	↑
Quarter ending June 2017	4,474	↑
Quarter ending September 2017	4,538	→
Quarter ending December 2017	4,519	→
<b>Variance since December 2016</b>	<b>12.9%</b>	<b>↑</b>



### ACTIVITY



Month	Adjusted Scheduled Activity (UDA)	
	2017	2018
April	281	549
May	1,658	1,442
June	2,513	2,537
July	3,467	3,596
August	4,716	5,167
September	5,888	6,298
October	7,002	7,451
November	8,076	8,843
December	9,072	9,800
January	9,888	
February	11,074	
March	12,308	
April	13,438	
May	13,450	
June	13,447	

### QUALITY

	Quantity	Base Number	Contract	AT	Region	England
% of FP17s for the same patient ID Re-attending within 3 months - Children	244	1,955	12.5%	11.0%	12.9%	12.0%
% of FP17s for the same patient ID Re-attending within 3 months - Adults	633	3,354	18.9%	14.8%	16.5%	15.9%
% of FP17s for the same patient ID Re-attending between 3 & 9 months - Children	976	1,955	49.9%	60.9%	59.6%	58.0%
% of FP17s for the same patient ID Re-attending between 3 & 9 months - Adults	1,441	3,354	43.0%	54.9%	52.8%	50.5%
% of FP17s for Band 1 Urgent Courses	326	4,806	6.8%	8.3%	9.1%	9.0%
% of FP17s Relating to Free Repair or Replacements	39	4,806	0.8%	0.9%	1.0%	0.8%
% of FP17s Relating to Continuations	45	4,806	0.9%	1.1%	1.2%	1.1%
% of Patients satisfied with the dentistry they have received	10	11	90.9%	91.0%	91.6%	91.5%
% of Patients satisfied with the time they had to wait for an appointment	8	11	72.7%	87.8%	88.3%	87.9%

\* This is based on patients treated on this contract for their most recent course of treatment. Figures in italics indicate the base number of FP17s or Patient Questionnaire responses are less than 100. N/A is shown where the base number of responses is less than 10 during the period. % is calculated as Quantity/Base number\*100

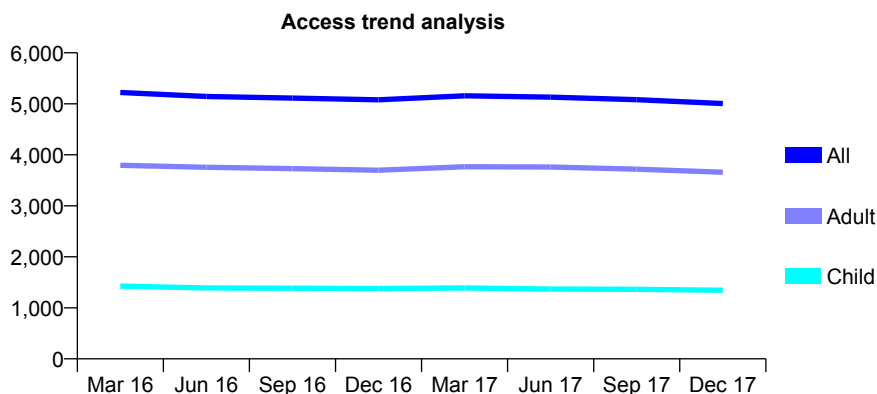
## Q52 - Vital Signs At a Glance Contract Report for 776033/0001 - December 2017

Name or company name	Fountain Dental Practice Partnership
Contract type name	GDS Contract
Purpose of contract	General
Contract start date	01/11/2006
Contract end date	

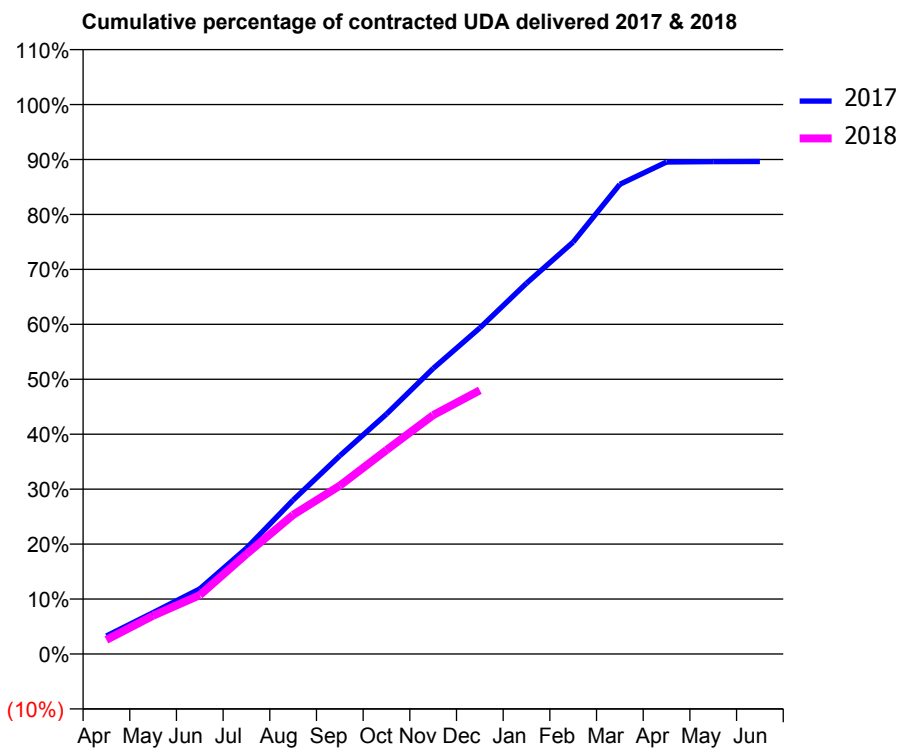
17/18 Contracted general activity (UDA)	18,800
Carry forward general activity (UDA)	0
17/18 Contracted orthodontic activity (UOA)	0
Carry forward orthodontic activity (UOA)	0
Baseline contract value	£445,041.34

### ACCESS\*

Patients seen in 24 months	Total	Change since previous quarter
Quarter ending December 2016	5,078	
Quarter ending March 2017	5,156	→
Quarter ending June 2017	5,131	→
Quarter ending September 2017	5,082	→
Quarter ending December 2017	5,004	↓
<b>Variance since December 2016</b>	<b>(1.5%)</b>	<b>↓</b>



### ACTIVITY



Month	Adjusted Scheduled Activity (UDA)	
	2017	2018
April	616	485
May	1,416	1,311
June	2,228	2,015
July	3,620	3,418
August	5,269	4,760
September	6,780	5,760
October	8,209	6,978
November	9,769	8,173
December	11,159	9,020
January	12,687	
February	14,096	
March	16,069	
April	16,833	
May	16,848	
June	16,851	

### QUALITY

	Quantity	Base Number	Contract	AT	Region	England
% of FP17s for the same patient ID Re-attending within 3 months - Children	210	1,642	12.8%	11.0%	12.9%	12.0%
% of FP17s for the same patient ID Re-attending within 3 months - Adults	564	4,141	13.6%	14.8%	16.5%	15.9%
% of FP17s for the same patient ID Re-attending between 3 & 9 months - Children	1,111	1,642	67.7%	60.9%	59.6%	58.0%
% of FP17s for the same patient ID Re-attending between 3 & 9 months - Adults	2,890	4,141	69.8%	54.9%	52.8%	50.5%
% of FP17s for Band 1 Urgent Courses	283	5,437	5.2%	8.3%	9.1%	9.0%
% of FP17s Relating to Free Repair or Replacements	72	5,437	1.3%	0.9%	1.0%	0.8%
% of FP17s Relating to Continuations	29	5,437	0.5%	1.1%	1.2%	1.1%
% of Patients satisfied with the dentistry they have received	4	6	N/A	91.0%	91.6%	91.5%
% of Patients satisfied with the time they had to wait for an appointment	4	6	N/A	87.8%	88.3%	87.9%

\* This is based on patients treated on this contract for their most recent course of treatment. Figures in italics indicate the base number of FP17s or Patient Questionnaire responses are less than 100. N/A is shown where the base number of responses is less than 10 during the period. % is calculated as Quantity/Base number\*100

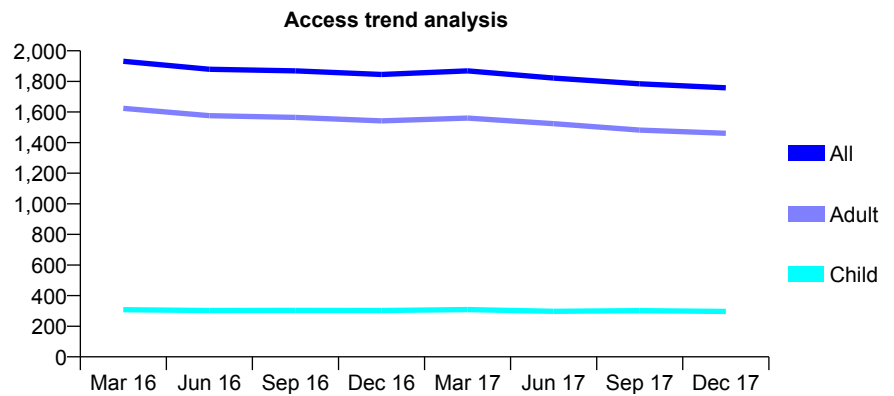
## Q52 - Vital Signs At a Glance Contract Report for 776076/0001 - December 2017

Name or company name	Bingley Dental Practice
Contract type name	GDS Contract
Purpose of contract	General
Contract start date	19/05/2011
Contract end date	

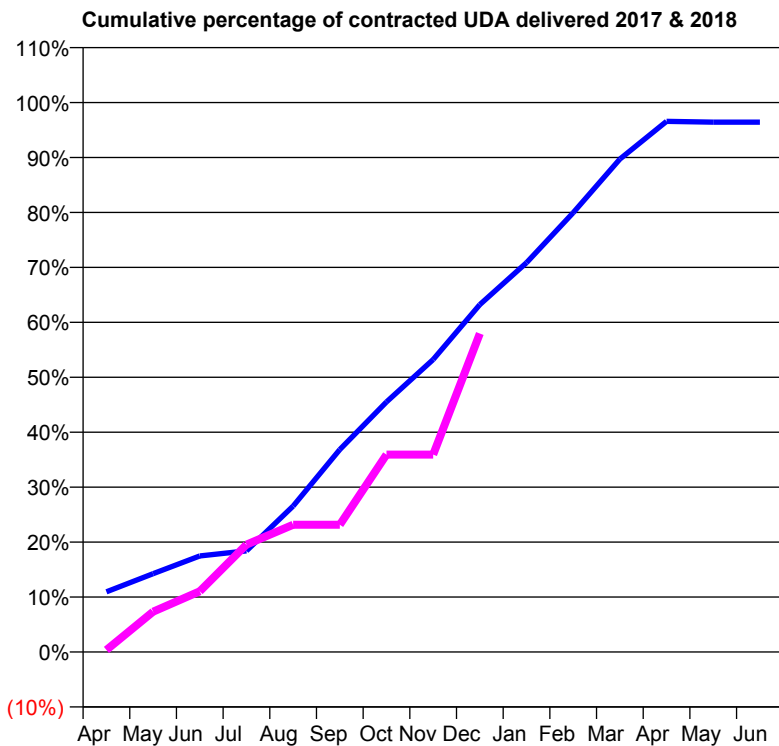
17/18 Contracted general activity (UDA)	5,981
Carry forward general activity (UDA)	0
17/18 Contracted orthodontic activity (UOA)	0
Carry forward orthodontic activity (UOA)	0
Baseline contract value	£165,495.11

### ACCESS\*

Patients seen in 24 months	Total	Change since previous quarter
Quarter ending December 2016	1,845	
Quarter ending March 2017	1,869	→
Quarter ending June 2017	1,822	↓
Quarter ending September 2017	1,784	↓
Quarter ending December 2017	1,758	↓
<b>Variance since December 2016</b>	<b>(4.7%)</b>	<b>↓</b>



### ACTIVITY



Month	Adjusted Scheduled Activity (UDA)	
	2017	2018
April	655	23
May	853	439
June	1,045	661
July	1,101	1,170
August	1,589	1,385
September	2,204	1,385
October	2,723	2,148
November	3,183	2,148
December	3,781	3,467
January	4,238	
February	4,782	
March	5,366	
April	5,776	
May	5,768	
June	5,768	

### QUALITY

	Quantity	Base Number	Contract	AT	Region	England
% of FP17s for the same patient ID Re-attending within 3 months - Children	19	331	5.7%	11.0%	12.9%	12.0%
% of FP17s for the same patient ID Re-attending within 3 months - Adults	183	1,629	11.2%	14.8%	16.5%	15.9%
% of FP17s for the same patient ID Re-attending between 3 & 9 months - Children	243	331	73.4%	60.9%	59.6%	58.0%
% of FP17s for the same patient ID Re-attending between 3 & 9 months - Adults	1,210	1,629	74.3%	54.9%	52.8%	50.5%
% of FP17s for Band 1 Urgent Courses	77	1,752	4.4%	8.3%	9.1%	9.0%
% of FP17s Relating to Free Repair or Replacements	18	1,752	1.0%	0.9%	1.0%	0.8%
% of FP17s Relating to Continuations	11	1,752	0.6%	1.1%	1.2%	1.1%
% of Patients satisfied with the dentistry they have received	11	11	100.0%	91.0%	91.6%	91.5%
% of Patients satisfied with the time they had to wait for an appointment	10	11	90.9%	87.8%	88.3%	87.9%

\* This is based on patients treated on this contract for their most recent course of treatment. Figures in italics indicate the base number of FP17s or Patient Questionnaire responses are less than 100. N/A is shown where the base number of responses is less than 10 during the period. % is calculated as Quantity/Base number\*100



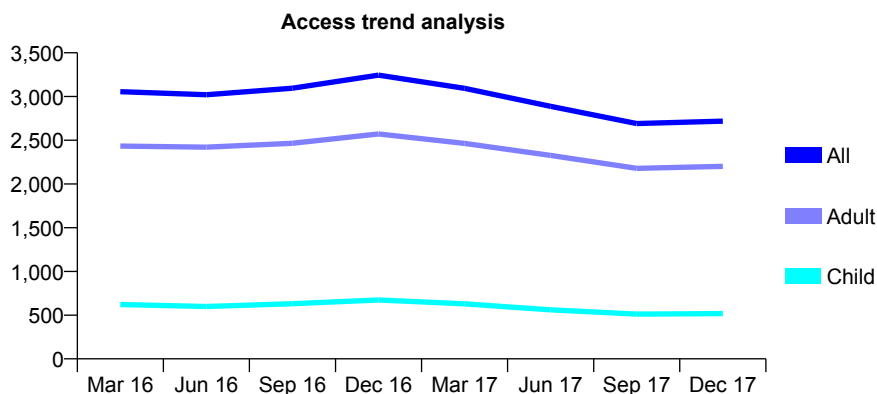
## Q52 - Vital Signs At a Glance Contract Report for 776777/0001 - December 2017

Name or company name	MR HR LETUKA
Contract type name	PDS Contract
Purpose of contract	General
Contract start date	16/02/2008
Contract end date	15/02/2018

17/18 Contracted general activity (UDA)	8,516
Carry forward general activity (UDA)	-194
17/18 Contracted orthodontic activity (UOA)	0
Carry forward orthodontic activity (UOA)	0
Baseline contract value	£266,838.66

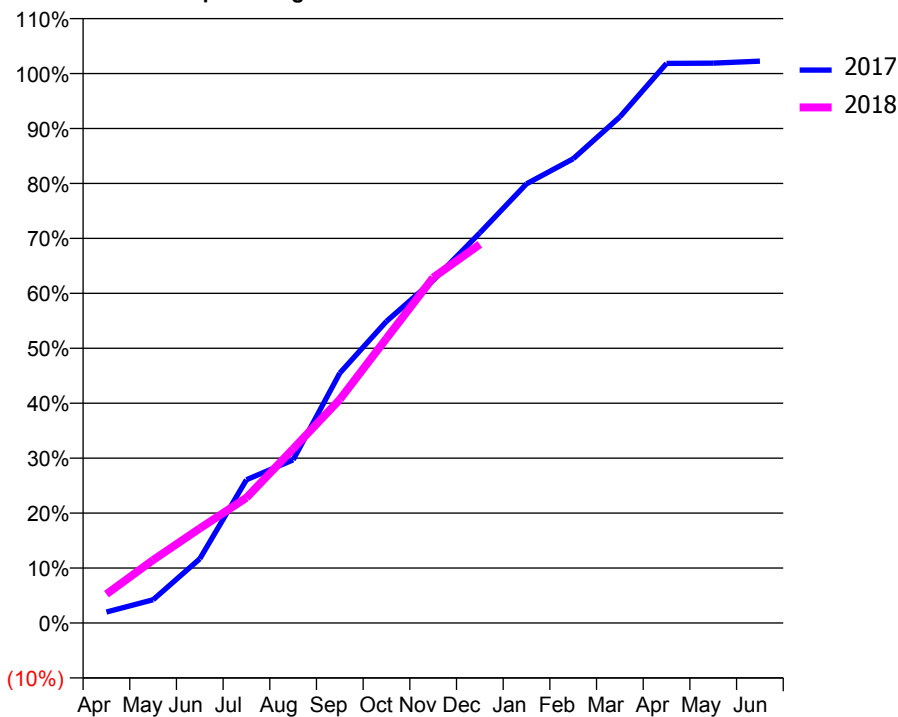
### ACCESS\*

Patients seen in 24 months	Total	Change since previous quarter
Quarter ending December 2016	3,245	
Quarter ending March 2017	3,093	↓
Quarter ending June 2017	2,887	↓
Quarter ending September 2017	2,691	↓
Quarter ending December 2017	2,719	→
<b>Variance since December 2016</b>	<b>(16.2%)</b>	<b>↓</b>



### ACTIVITY

Cumulative percentage of contracted UDA delivered 2017 & 2018



Month	Adjusted Scheduled Activity (UDA)	
	2017	2018
April	194	448
May	411	976
June	1,133	1,466
July	2,528	1,941
August	2,880	2,701
September	4,413	3,464
October	5,326	4,412
November	6,047	5,353
December	6,885	5,869
January	7,753	
February	8,196	
March	8,933	
April	9,877	
May	9,883	
June	9,917	

### QUALITY

	Quantity	Base Number	Contract	AT	Region	England
% of FP17s for the same patient ID Re-attending within 3 months - Children	48	604	7.9%	11.0%	12.9%	12.0%
% of FP17s for the same patient ID Re-attending within 3 months - Adults	343	2,480	13.8%	14.8%	16.5%	15.9%
% of FP17s for the same patient ID Re-attending between 3 & 9 months - Children	344	604	57.0%	60.9%	59.6%	58.0%
% of FP17s for the same patient ID Re-attending between 3 & 9 months - Adults	1,287	2,480	51.9%	54.9%	52.8%	50.5%
% of FP17s for Band 1 Urgent Courses	212	2,646	8.0%	8.3%	9.1%	9.0%
% of FP17s Relating to Free Repair or Replacements	0	2,646	0.0%	0.9%	1.0%	0.8%
% of FP17s Relating to Continuations	34	2,646	1.3%	1.1%	1.2%	1.1%
% of Patients satisfied with the dentistry they have received	0	0	N/A	91.0%	91.6%	91.5%
% of Patients satisfied with the time they had to wait for an appointment	0	0	N/A	87.8%	88.3%	87.9%

\* This is based on patients treated on this contract for their most recent course of treatment. Figures in italics indicate the base number of FP17s or Patient Questionnaire responses are less than 100. N/A is shown where the base number of responses is less than 10 during the period. % is calculated as Quantity/Base number\*100

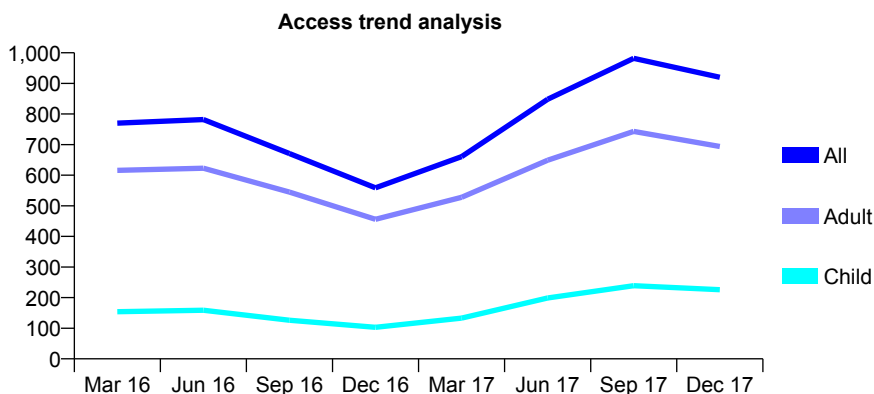
## Q52 - Vital Signs At a Glance Contract Report for 776777/0002 - December 2017

Name or company name	MR HR LETUKA
Contract type name	PDS Contract
Purpose of contract	General
Contract start date	24/06/2008
Contract end date	23/06/2018

17/18 Contracted general activity (UDA)	2,300
Carry forward general activity (UDA)	0
17/18 Contracted orthodontic activity (UOA)	0
Carry forward orthodontic activity (UOA)	0
Baseline contract value	£66,850.17

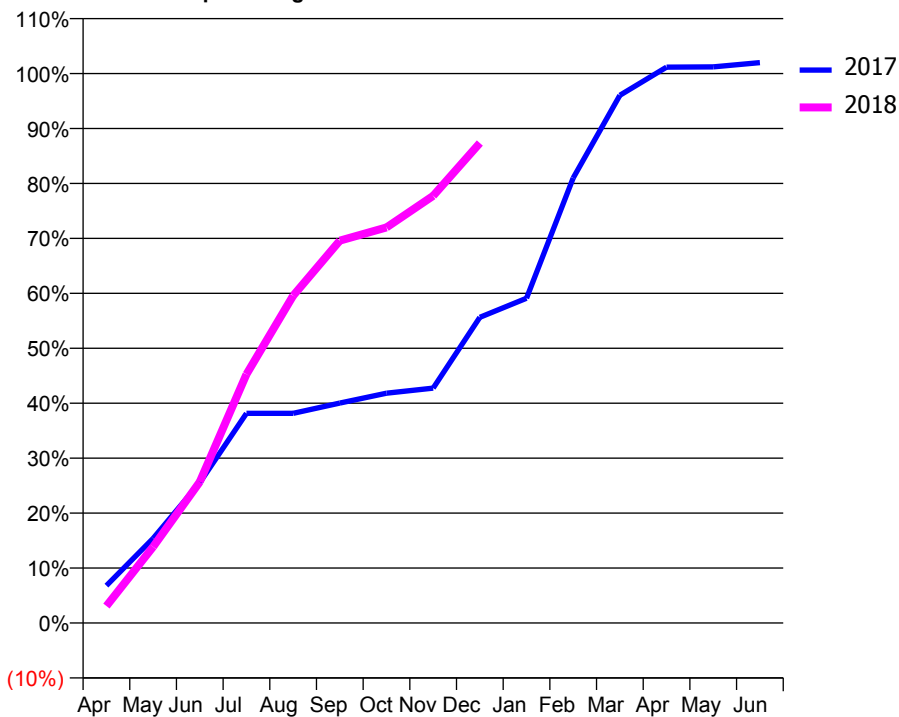
### ACCESS\*

Patients seen in 24 months	Total	Change since previous quarter
Quarter ending December 2016	559	
Quarter ending March 2017	661	↑
Quarter ending June 2017	848	↑
Quarter ending September 2017	982	↑
Quarter ending December 2017	920	↓
<b>Variance since December 2016</b>	<b>64.6%</b>	<b>↑</b>



### ACTIVITY

Cumulative percentage of contracted UDA delivered 2017 & 2018



Month	Adjusted Scheduled Activity (UDA)	
	2017	2018
April	157	71
May	354	319
June	587	591
July	878	1,041
August	878	1,370
September	921	1,601
October	962	1,656
November	983	1,788
December	1,279	2,009
January	1,359	
February	1,863	
March	2,209	
April	2,327	
May	2,328	
June	2,346	

### QUALITY

	Quantity	Base Number	Contract	AT	Region	England
% of FP17s for the same patient ID Re-attending within 3 months - Children	10	277	3.6%	11.0%	12.9%	12.0%
% of FP17s for the same patient ID Re-attending within 3 months - Adults	55	710	7.7%	14.8%	16.5%	15.9%
% of FP17s for the same patient ID Re-attending between 3 & 9 months - Children	56	277	20.2%	60.9%	59.6%	58.0%
% of FP17s for the same patient ID Re-attending between 3 & 9 months - Adults	124	710	17.5%	54.9%	52.8%	50.5%
% of FP17s for Band 1 Urgent Courses	70	927	7.6%	8.3%	9.1%	9.0%
% of FP17s Relating to Free Repair or Replacements	0	927	0.0%	0.9%	1.0%	0.8%
% of FP17s Relating to Continuations	7	927	0.8%	1.1%	1.2%	1.1%
% of Patients satisfied with the dentistry they have received	1	1	N/A	91.0%	91.6%	91.5%
% of Patients satisfied with the time they had to wait for an appointment	1	1	N/A	87.8%	88.3%	87.9%

\* This is based on patients treated on this contract for their most recent course of treatment. Figures in italics indicate the base number of FP17s or Patient Questionnaire responses are less than 100. N/A is shown where the base number of responses is less than 10 during the period. % is calculated as Quantity/Base number\*100

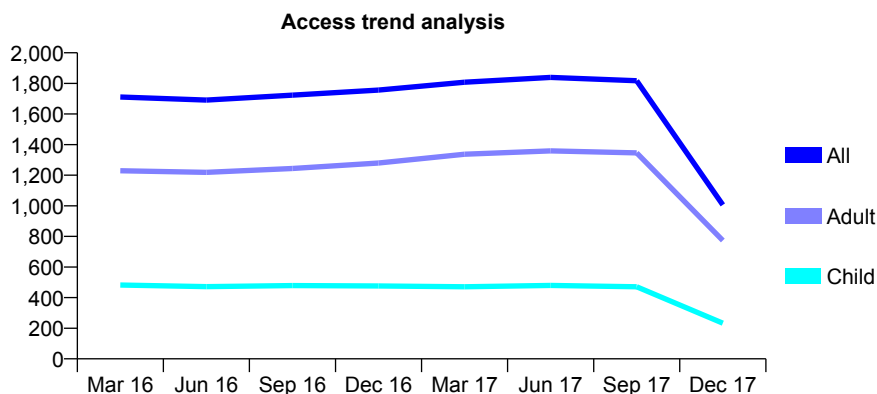
## Q52 - Vital Signs At a Glance Contract Report for 782599/0001 - December 2017

Name or company name	MR M BALA
Contract type name	PDS Contract
Purpose of contract	General
Contract start date	01/04/2008
Contract end date	31/08/2017

17/18 Contracted general activity (UDA)	2,735
Carry forward general activity (UDA)	0
17/18 Contracted orthodontic activity (UOA)	0
Carry forward orthodontic activity (UOA)	0
Baseline contract value	£82,337.51

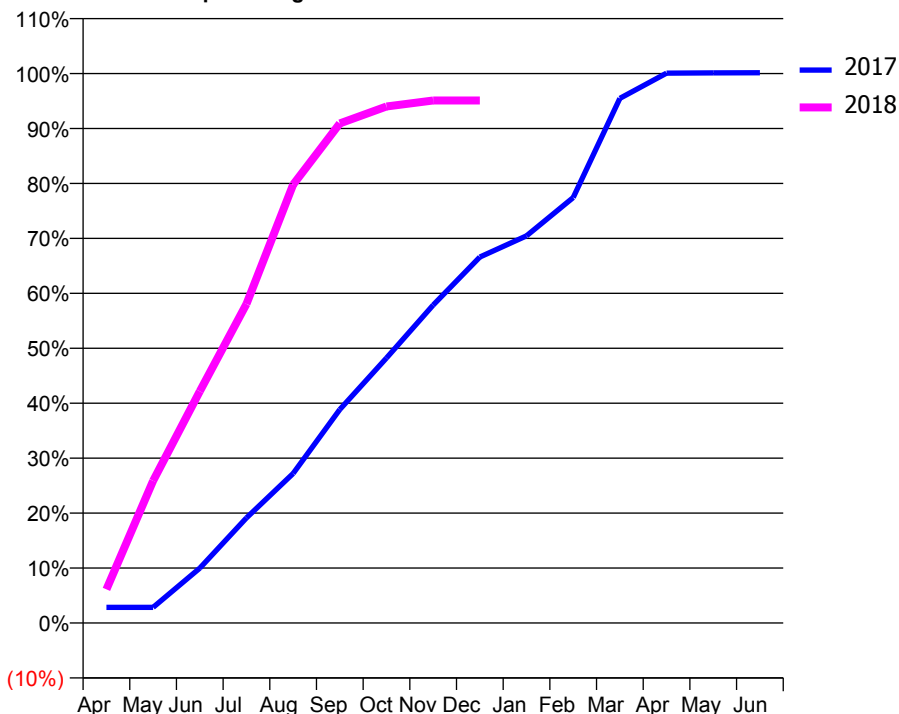
### ACCESS\*

Patients seen in 24 months	Total	Change since previous quarter
Quarter ending December 2016	1,756	
Quarter ending March 2017	1,808	↑
Quarter ending June 2017	1,839	→
Quarter ending September 2017	1,817	↓
Quarter ending December 2017	1,006	↓
<b>Variance since December 2016</b>	<b>(42.7%)</b>	<b>↓</b>



### ACTIVITY

Cumulative percentage of contracted UDA delivered 2017 & 2018



Month	Adjusted Scheduled Activity (UDA)	
	2017	2018
April	187	168
May	187	708
June	656	1,153
July	1,256	1,588
August	1,787	2,182
September	2,551	2,487
October	3,167	2,571
November	3,798	2,601
December	4,371	2,601
January	4,625	
February	5,083	
March	6,267	
April	6,569	
May	6,572	
June	6,573	

### QUALITY

	Quantity	Base Number	Contract	AT	Region	England
% of FP17s for the same patient ID Re-attending within 3 months - Children	23	319	7.2%	11.0%	12.9%	12.0%
% of FP17s for the same patient ID Re-attending within 3 months - Adults	147	966	15.2%	14.8%	16.5%	15.9%
% of FP17s for the same patient ID Re-attending between 3 & 9 months - Children	199	319	62.4%	60.9%	59.6%	58.0%
% of FP17s for the same patient ID Re-attending between 3 & 9 months - Adults	559	966	57.9%	54.9%	52.8%	50.5%
% of FP17s for Band 1 Urgent Courses	48	1,174	4.1%	8.3%	9.1%	9.0%
% of FP17s Relating to Free Repair or Replacements	4	1,174	0.3%	0.9%	1.0%	0.8%
% of FP17s Relating to Continuations	12	1,174	1.0%	1.1%	1.2%	1.1%
% of Patients satisfied with the dentistry they have received	4	4	N/A	91.0%	91.6%	91.5%
% of Patients satisfied with the time they had to wait for an appointment	4	4	N/A	87.8%	88.3%	87.9%

\* This is based on patients treated on this contract for their most recent course of treatment. Figures in italics indicate the base number of FP17s or Patient Questionnaire responses are less than 100. N/A is shown where the base number of responses is less than 10 during the period. % is calculated as Quantity/Base number\*100

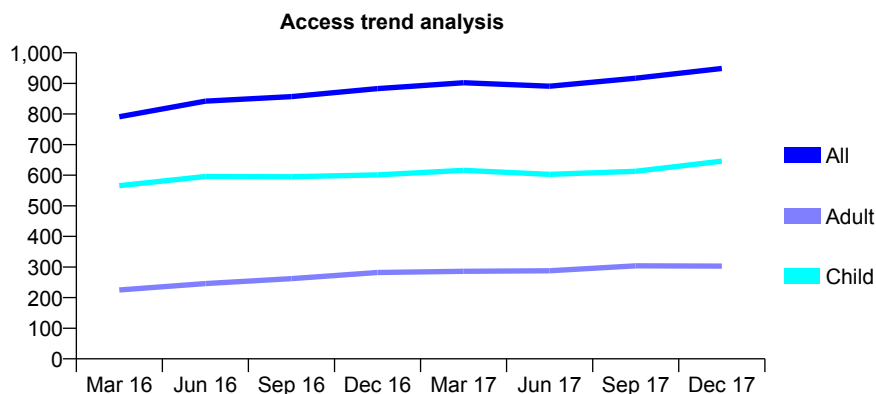
## Q52 - Vital Signs At a Glance Contract Report for 782815/0001 - December 2017

Name or company name	MR OJ WAINWRIGHT
Contract type name	GDS Contract
Purpose of contract	General
Contract start date	01/02/2015
Contract end date	

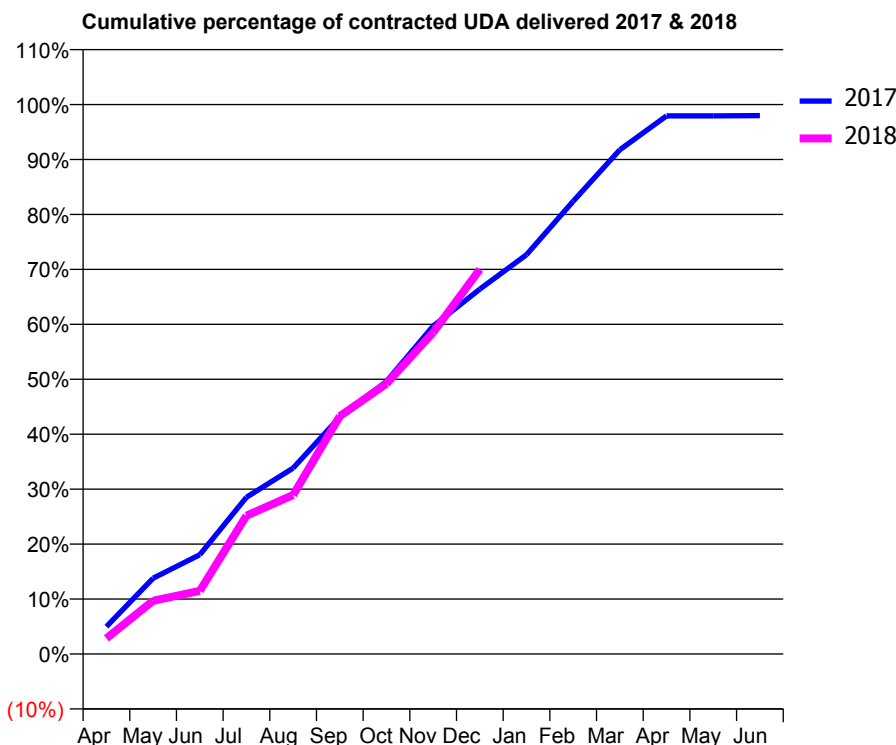
17/18 Contracted general activity (UDA)	2,182
Carry forward general activity (UDA)	44
17/18 Contracted orthodontic activity (UOA)	0
Carry forward orthodontic activity (UOA)	0
Baseline contract value	£47,326.14

### ACCESS\*

Patients seen in 24 months	Total	Change since previous quarter
Quarter ending December 2016	883	
Quarter ending March 2017	902	↑
Quarter ending June 2017	891	↓
Quarter ending September 2017	917	↑
Quarter ending December 2017	949	↑
<b>Variance since December 2016</b>	<b>7.5%</b>	<b>↑</b>



### ACTIVITY



Month	Adjusted Scheduled Activity (UDA)	
	2017	2018
April	109	62
May	301	211
June	394	251
July	623	549
August	739	632
September	941	944
October	1,083	1,074
November	1,302	1,277
December	1,449	1,527
January	1,586	
February	1,798	
March	2,002	
April	2,137	
May	2,137	
June	2,138	

### QUALITY

	Quantity	Base Number	Contract	AT	Region	England
% of FP17s for the same patient ID Re-attending within 3 months - Children	96	873	11.0%	11.0%	12.9%	12.0%
% of FP17s for the same patient ID Re-attending within 3 months - Adults	45	285	15.8%	14.8%	16.5%	15.9%
% of FP17s for the same patient ID Re-attending between 3 & 9 months - Children	564	873	64.6%	60.9%	59.6%	58.0%
% of FP17s for the same patient ID Re-attending between 3 & 9 months - Adults	168	285	58.9%	54.9%	52.8%	50.5%
% of FP17s for Band 1 Urgent Courses	33	1,061	3.1%	8.3%	9.1%	9.0%
% of FP17s Relating to Free Repair or Replacements	3	1,061	0.3%	0.9%	1.0%	0.8%
% of FP17s Relating to Continuations	0	1,061	0.0%	1.1%	1.2%	1.1%
% of Patients satisfied with the dentistry they have received	0	0	N/A	91.0%	91.6%	91.5%
% of Patients satisfied with the time they had to wait for an appointment	0	0	N/A	87.8%	88.3%	87.9%

\* This is based on patients treated on this contract for their most recent course of treatment. Figures in italics indicate the base number of FP17s or Patient Questionnaire responses are less than 100. N/A is shown where the base number of responses is less than 10 during the period. % is calculated as Quantity/Base number\*100

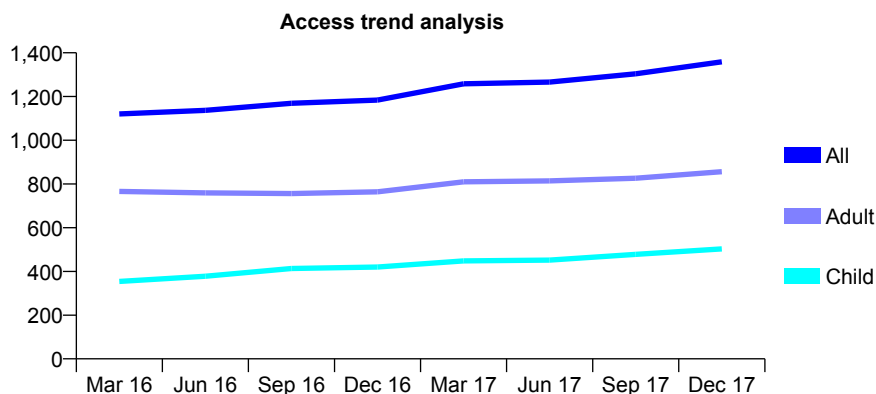
## Q52 - Vital Signs At a Glance Contract Report for 793396/0001 - December 2017

Name or company name	MR JP SIWEK
Contract type name	GDS Contract
Purpose of contract	General
Contract start date	01/04/2006
Contract end date	

17/18 Contracted general activity (UDA)	3,533
Carry forward general activity (UDA)	-67
17/18 Contracted orthodontic activity (UOA)	0
Carry forward orthodontic activity (UOA)	0
Baseline contract value	£94,846.29

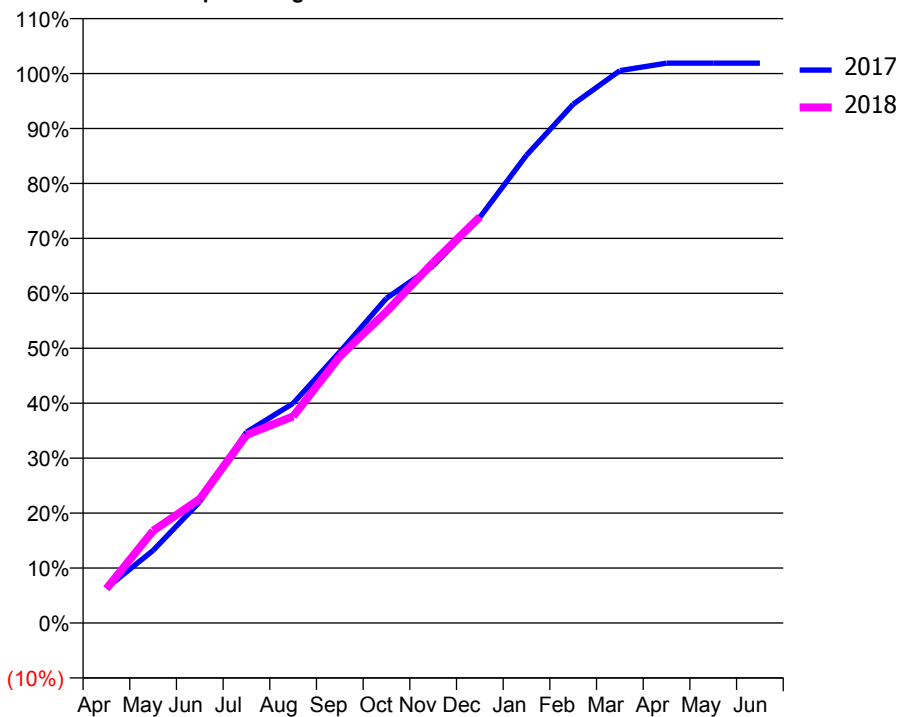
### ACCESS\*

Patients seen in 24 months	Total	Change since previous quarter
Quarter ending December 2016	1,184	
Quarter ending March 2017	1,258	↑
Quarter ending June 2017	1,266	→
Quarter ending September 2017	1,304	↑
Quarter ending December 2017	1,359	↑
<b>Variance since December 2016</b>	<b>14.8%</b>	<b>↑</b>



### ACTIVITY

Cumulative percentage of contracted UDA delivered 2017 & 2018



Month	Adjusted Scheduled Activity (UDA)	
	2017	2018
April	224	221
May	467	593
June	780	798
July	1,227	1,209
August	1,412	1,329
September	1,743	1,714
October	2,088	2,003
November	2,297	2,318
December	2,608	2,611
January	3,008	
February	3,335	
March	3,552	
April	3,600	
May	3,600	
June	3,600	

### QUALITY

	Quantity	Base Number	Contract	AT	Region	England
% of FP17s for the same patient ID Re-attending within 3 months - Children	61	481	12.7%	11.0%	12.9%	12.0%
% of FP17s for the same patient ID Re-attending within 3 months - Adults	120	824	14.6%	14.8%	16.5%	15.9%
% of FP17s for the same patient ID Re-attending between 3 & 9 months - Children	229	481	47.6%	60.9%	59.6%	58.0%
% of FP17s for the same patient ID Re-attending between 3 & 9 months - Adults	443	824	53.8%	54.9%	52.8%	50.5%
% of FP17s for Band 1 Urgent Courses	22	1,301	1.7%	8.3%	9.1%	9.0%
% of FP17s Relating to Free Repair or Replacements	0	1,301	0.0%	0.9%	1.0%	0.8%
% of FP17s Relating to Continuations	3	1,301	0.2%	1.1%	1.2%	1.1%
% of Patients satisfied with the dentistry they have received	0	0	N/A	91.0%	91.6%	91.5%
% of Patients satisfied with the time they had to wait for an appointment	0	0	N/A	87.8%	88.3%	87.9%

\* This is based on patients treated on this contract for their most recent course of treatment. Figures in italics indicate the base number of FP17s or Patient Questionnaire responses are less than 100. N/A is shown where the base number of responses is less than 10 during the period. % is calculated as Quantity/Base number\*100

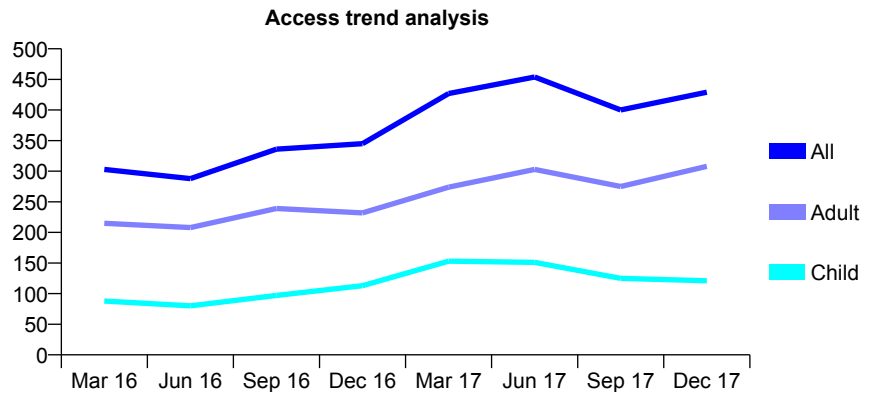
## Q52 - Vital Signs At a Glance Contract Report for 800627/0002 - December 2017

Name or company name	Kaushal & Hicks
Contract type name	GDS Contract
Purpose of contract	General
Contract start date	01/04/2006
Contract end date	

17/18 Contracted general activity (UDA)	1,478
Carry forward general activity (UDA)	50
17/18 Contracted orthodontic activity (UOA)	0
Carry forward orthodontic activity (UOA)	0
Baseline contract value	£33,250.60

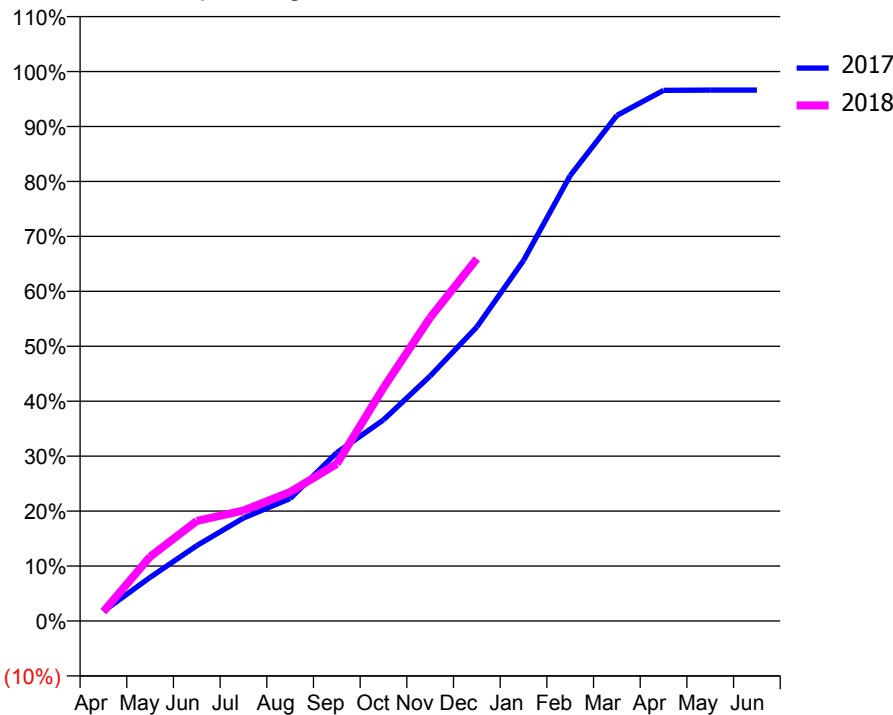
### ACCESS\*

Patients seen in 24 months	Total	Change since previous quarter
Quarter ending December 2016	345	
Quarter ending March 2017	427	↑
Quarter ending June 2017	454	↑
Quarter ending September 2017	400	↓
Quarter ending December 2017	429	↑
<b>Variance since December 2016</b>	<b>24.3%</b>	<b>↑</b>



### ACTIVITY

Cumulative percentage of contracted UDA delivered 2017 & 2018



Month	Adjusted Scheduled Activity (UDA)	
	2017	2018
April	26	25
May	117	173
June	203	269
July	277	297
August	330	347
September	453	423
October	541	627
November	659	816
December	791	974
January	970	
February	1,198	
March	1,360	
April	1,427	
May	1,428	
June	1,428	

### QUALITY

	Quantity	Base Number	Contract	AT	Region	England
% of FP17s for the same patient ID Re-attending within 3 months - Children	11	158	7.0%	11.0%	12.9%	12.0%
% of FP17s for the same patient ID Re-attending within 3 months - Adults	47	401	11.7%	14.8%	16.5%	15.9%
% of FP17s for the same patient ID Re-attending between 3 & 9 months - Children	67	158	42.4%	60.9%	59.6%	58.0%
% of FP17s for the same patient ID Re-attending between 3 & 9 months - Adults	120	401	29.9%	54.9%	52.8%	50.5%
% of FP17s for Band 1 Urgent Courses	27	528	5.1%	8.3%	9.1%	9.0%
% of FP17s Relating to Free Repair or Replacements	7	528	1.3%	0.9%	1.0%	0.8%
% of FP17s Relating to Continuations	9	528	1.7%	1.1%	1.2%	1.1%
% of Patients satisfied with the dentistry they have received	0	1	N/A	91.0%	91.6%	91.5%
% of Patients satisfied with the time they had to wait for an appointment	1	1	N/A	87.8%	88.3%	87.9%

\* This is based on patients treated on this contract for their most recent course of treatment. Figures in italics indicate the base number of FP17s or Patient Questionnaire responses are less than 100. N/A is shown where the base number of responses is less than 10 during the period. % is calculated as Quantity/Base number\*100

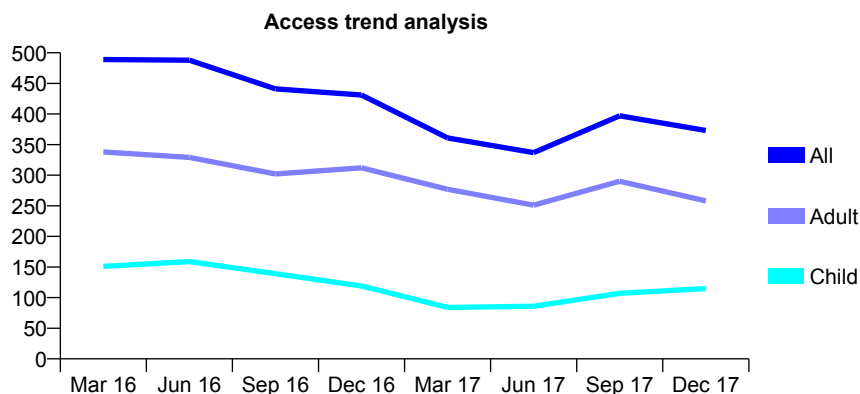
## Q52 - Vital Signs At a Glance Contract Report for 800627/0003 - December 2017

Name or company name	Kaushal & Hicks
Contract type name	GDS Contract
Purpose of contract	General
Contract start date	15/06/2010
Contract end date	

17/18 Contracted general activity (UDA)	1,369
Carry forward general activity (UDA)	-23
17/18 Contracted orthodontic activity (UOA)	0
Carry forward orthodontic activity (UOA)	0
Baseline contract value	£31,358.96

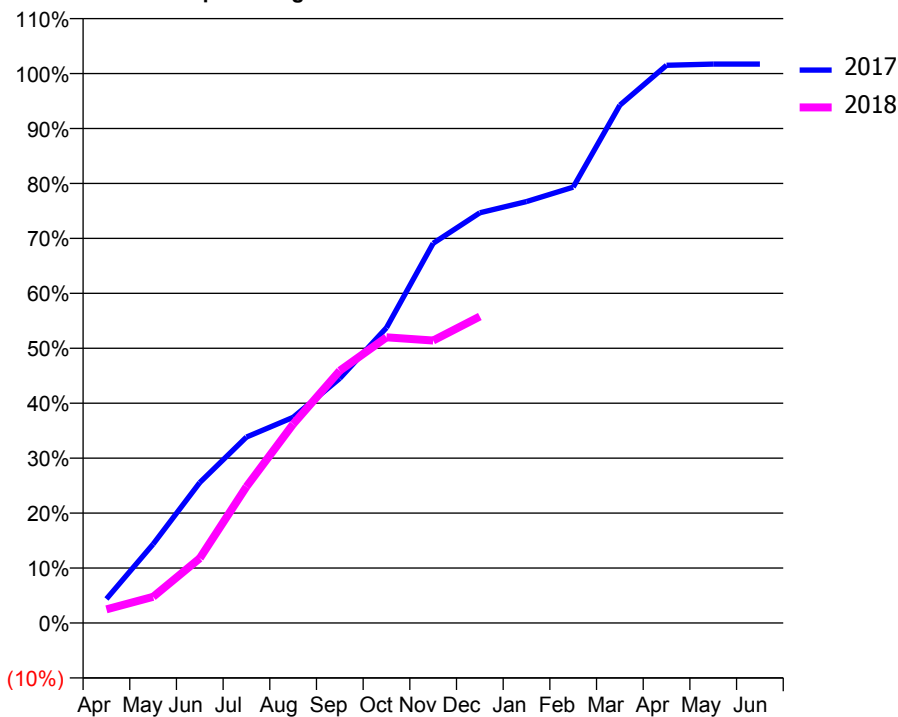
### ACCESS\*

Patients seen in 24 months	Total	Change since previous quarter
Quarter ending December 2016	431	
Quarter ending March 2017	361	↓
Quarter ending June 2017	337	↓
Quarter ending September 2017	397	↑
Quarter ending December 2017	373	↓
<b>Variance since December 2016</b>	<b>(13.5%)</b>	<b>↓</b>



### ACTIVITY

Cumulative percentage of contracted UDA delivered 2017 & 2018



Adjusted Scheduled Activity (UDA)

Month	2017	2018
April	60	34
May	196	65
June	350	161
July	463	340
August	512	495
September	609	629
October	736	712
November	946	704
December	1,022	764
January	1,050	
February	1,086	
March	1,290	
April	1,389	
May	1,392	
June	1,392	

### QUALITY

	Quantity	Base Number	Contract	AT	Region	England
% of FP17s for the same patient ID Re-attending within 3 months - Children	5	108	4.6%	11.0%	12.9%	12.0%
% of FP17s for the same patient ID Re-attending within 3 months - Adults	42	324	13.0%	14.8%	16.5%	15.9%
% of FP17s for the same patient ID Re-attending between 3 & 9 months - Children	19	108	17.6%	60.9%	59.6%	58.0%
% of FP17s for the same patient ID Re-attending between 3 & 9 months - Adults	92	324	28.4%	54.9%	52.8%	50.5%
% of FP17s for Band 1 Urgent Courses	28	393	7.1%	8.3%	9.1%	9.0%
% of FP17s Relating to Free Repair or Replacements	3	393	0.8%	0.9%	1.0%	0.8%
% of FP17s Relating to Continuations	6	393	1.5%	1.1%	1.2%	1.1%
% of Patients satisfied with the dentistry they have received	0	0	N/A	91.0%	91.6%	91.5%
% of Patients satisfied with the time they had to wait for an appointment	0	0	N/A	87.8%	88.3%	87.9%

\* This is based on patients treated on this contract for their most recent course of treatment. Figures in italics indicate the base number of FP17s or Patient Questionnaire responses are less than 100. N/A is shown where the base number of responses is less than 10 during the period. % is calculated as Quantity/Base number\*100



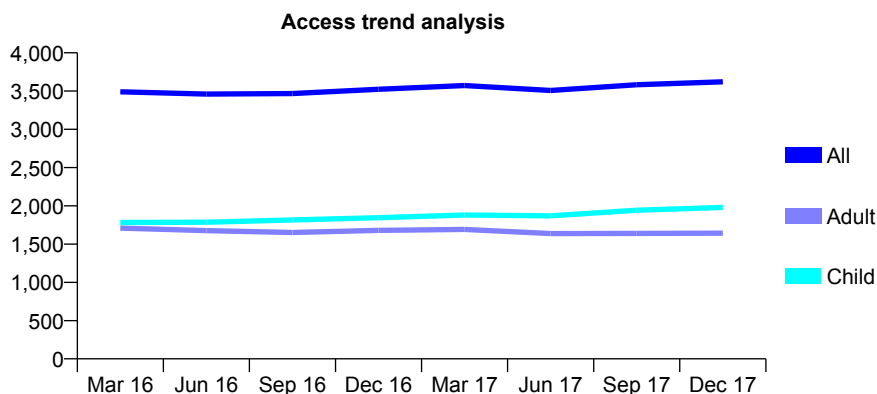
## Q52 - Vital Signs At a Glance Contract Report for 811246/0001 - December 2017

Name or company name	MR CJ FINNERTY
Contract type name	PDS Contract
Purpose of contract	General
Contract start date	01/04/2006
Contract end date	31/03/2021

17/18 Contracted general activity (UDA)	11,197
Carry forward general activity (UDA)	0
17/18 Contracted orthodontic activity (UOA)	0
Carry forward orthodontic activity (UOA)	0
Baseline contract value	£331,407.41

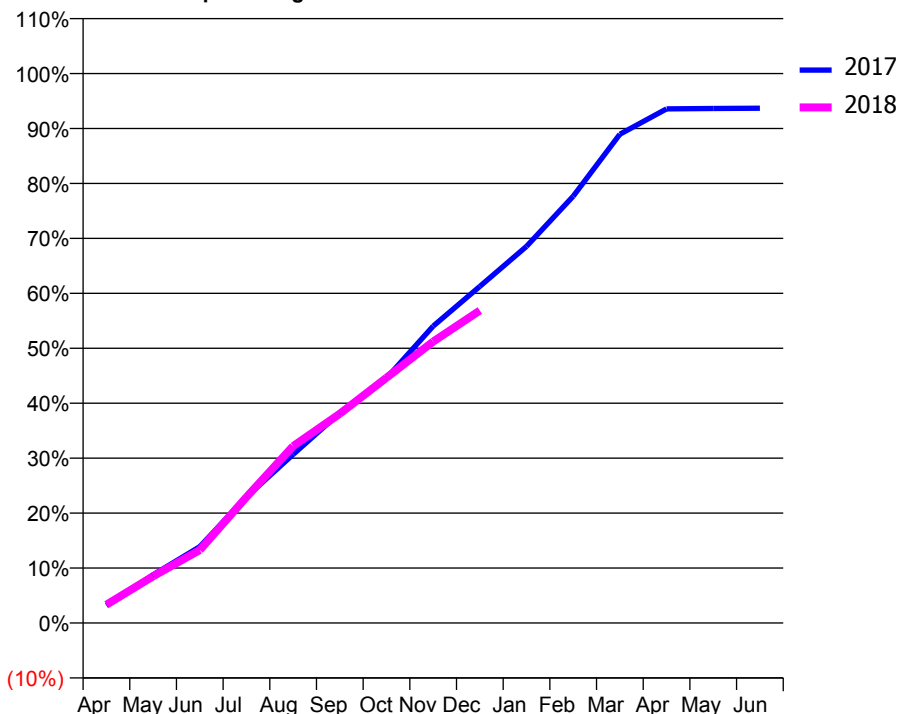
### ACCESS\*

Patients seen in 24 months	Total	Change since previous quarter
Quarter ending December 2016	3,524	
Quarter ending March 2017	3,572	→
Quarter ending June 2017	3,508	↓
Quarter ending September 2017	3,582	↑
Quarter ending December 2017	3,621	→
<b>Variance since December 2016</b>	<b>2.8%</b>	<b>↑</b>



### ACTIVITY

Cumulative percentage of contracted UDA delivered 2017 & 2018



Month	Adjusted Scheduled Activity (UDA)	
	2017	2018
April	355	373
May	983	953
June	1,557	1,489
July	2,570	2,566
August	3,436	3,603
September	4,282	4,264
October	4,990	4,999
November	6,049	5,735
December	6,861	6,368
January	7,674	
February	8,695	
March	9,959	
April	10,475	
May	10,485	
June	10,490	

### QUALITY

	Quantity	Base Number	Contract	AT	Region	England
% of FP17s for the same patient ID Re-attending within 3 months - Children	190	2,239	8.5%	11.0%	12.9%	12.0%
% of FP17s for the same patient ID Re-attending within 3 months - Adults	262	1,465	17.9%	14.8%	16.5%	15.9%
% of FP17s for the same patient ID Re-attending between 3 & 9 months - Children	1,445	2,239	64.5%	60.9%	59.6%	58.0%
% of FP17s for the same patient ID Re-attending between 3 & 9 months - Adults	767	1,465	52.4%	54.9%	52.8%	50.5%
% of FP17s for Band 1 Urgent Courses	271	3,492	7.8%	8.3%	9.1%	9.0%
% of FP17s Relating to Free Repair or Replacements	9	3,492	0.3%	0.9%	1.0%	0.8%
% of FP17s Relating to Continuations	1	3,492	0.0%	1.1%	1.2%	1.1%
% of Patients satisfied with the dentistry they have received	5	5	N/A	91.0%	91.6%	91.5%
% of Patients satisfied with the time they had to wait for an appointment	4	5	N/A	87.8%	88.3%	87.9%

\* This is based on patients treated on this contract for their most recent course of treatment. Figures in italics indicate the base number of FP17s or Patient Questionnaire responses are less than 100. N/A is shown where the base number of responses is less than 10 during the period. % is calculated as Quantity/Base number\*100

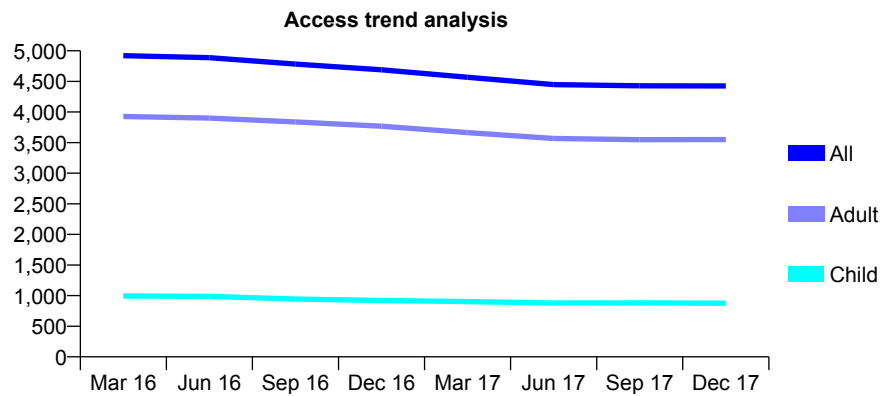
## Q52 - Vital Signs At a Glance Contract Report for 812080/0001 - December 2017

Name or company name	MR PA BENNETT
Contract type name	GDS Contract
Purpose of contract	General
Contract start date	01/04/2006
Contract end date	

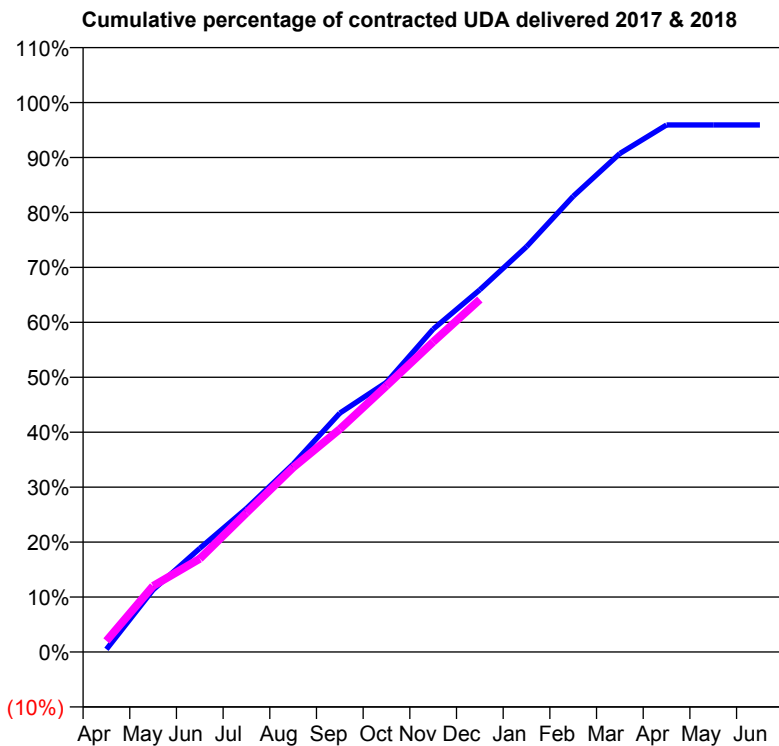
17/18 Contracted general activity (UDA)	17,017
Carry forward general activity (UDA)	0
17/18 Contracted orthodontic activity (UOA)	0
Carry forward orthodontic activity (UOA)	0
Baseline contract value	£347,474.69

### ACCESS\*

Patients seen in 24 months	Total	Change since previous quarter
Quarter ending December 2016	4,689	
Quarter ending March 2017	4,567	↓
Quarter ending June 2017	4,447	↓
Quarter ending September 2017	4,429	→
Quarter ending December 2017	4,427	→
<b>Variance since December 2016</b>	<b>(5.6%)</b>	<b>↓</b>



### ACTIVITY



Month	Adjusted Scheduled Activity (UDA)	
	2017	2018
April	84	346
May	1,924	2,045
June	3,211	2,887
July	4,445	4,311
August	5,819	5,715
September	7,400	6,903
October	8,353	8,246
November	9,999	9,605
December	11,219	10,918
January	12,552	
February	14,112	
March	15,440	
April	16,321	
May	16,323	
June	16,323	

### QUALITY

	Quantity	Base Number	Contract	AT	Region	England
% of FP17s for the same patient ID Re-attending within 3 months - Children	108	1,133	9.5%	11.0%	12.9%	12.0%
% of FP17s for the same patient ID Re-attending within 3 months - Adults	516	4,343	11.9%	14.8%	16.5%	15.9%
% of FP17s for the same patient ID Re-attending between 3 & 9 months - Children	755	1,133	66.6%	60.9%	59.6%	58.0%
% of FP17s for the same patient ID Re-attending between 3 & 9 months - Adults	3,079	4,343	70.9%	54.9%	52.8%	50.5%
% of FP17s for Band 1 Urgent Courses	13	5,169	0.3%	8.3%	9.1%	9.0%
% of FP17s Relating to Free Repair or Replacements	39	5,169	0.8%	0.9%	1.0%	0.8%
% of FP17s Relating to Continuations	66	5,169	1.3%	1.1%	1.2%	1.1%
% of Patients satisfied with the dentistry they have received	7	9	N/A	91.0%	91.6%	91.5%
% of Patients satisfied with the time they had to wait for an appointment	9	9	N/A	87.8%	88.3%	87.9%

\* This is based on patients treated on this contract for their most recent course of treatment. Figures in italics indicate the base number of FP17s or Patient Questionnaire responses are less than 100. N/A is shown where the base number of responses is less than 10 during the period. % is calculated as Quantity/Base number\*100

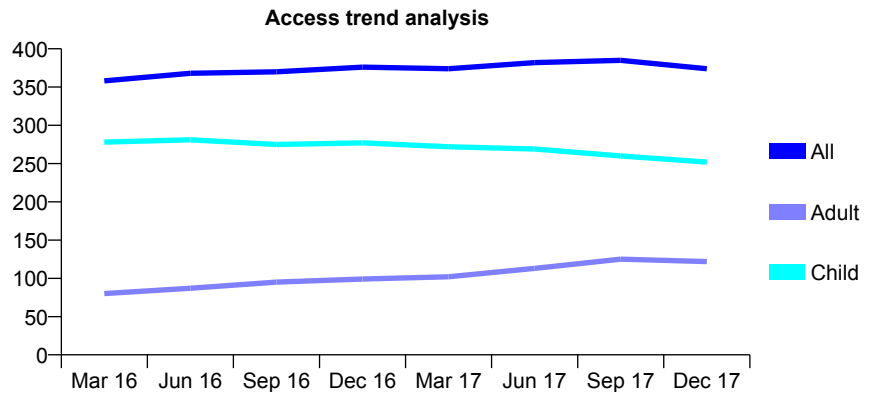
## Q52 - Vital Signs At a Glance Contract Report for 812315/0001 - December 2017

Name or company name	MR PS JEAVONS
Contract type name	GDS Contract
Purpose of contract	General
Contract start date	01/04/2006
Contract end date	

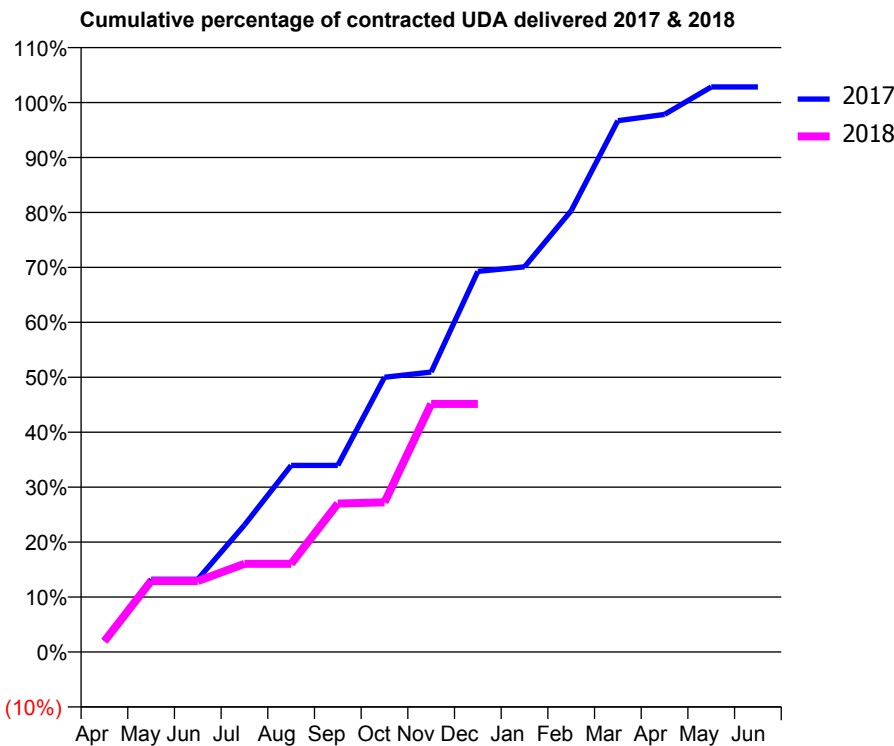
17/18 Contracted general activity (UDA)	960
Carry forward general activity (UDA)	-19
17/18 Contracted orthodontic activity (UOA)	0
Carry forward orthodontic activity (UOA)	0
Baseline contract value	£23,659.88

### ACCESS\*

Patients seen in 24 months	Total	Change since previous quarter
Quarter ending December 2016	376	
Quarter ending March 2017	374	→
Quarter ending June 2017	382	↑
Quarter ending September 2017	385	→
Quarter ending December 2017	374	↓
<b>Variance since December 2016</b>	<b>(0.5%)</b>	<b>→</b>



### ACTIVITY



Month	Adjusted Scheduled Activity (UDA)	
	2017	2018
April	19	19
May	127	124
June	127	124
July	222	154
August	326	154
September	326	259
October	480	261
November	489	433
December	665	433
January	673	
February	771	
March	928	
April	939	
May	987	
June	987	

### QUALITY

	Quantity	Base Number	Contract	AT	Region	England
% of FP17s for the same patient ID Re-attending within 3 months - Children	10	202	5.0%	11.0%	12.9%	12.0%
% of FP17s for the same patient ID Re-attending within 3 months - Adults	3	42	7.1%	14.8%	16.5%	15.9%
% of FP17s for the same patient ID Re-attending between 3 & 9 months - Children	127	202	62.9%	60.9%	59.6%	58.0%
% of FP17s for the same patient ID Re-attending between 3 & 9 months - Adults	6	42	14.3%	54.9%	52.8%	50.5%
% of FP17s for Band 1 Urgent Courses	2	208	1.0%	8.3%	9.1%	9.0%
% of FP17s Relating to Free Repair or Replacements	0	208	0.0%	0.9%	1.0%	0.8%
% of FP17s Relating to Continuations	0	208	0.0%	1.1%	1.2%	1.1%
% of Patients satisfied with the dentistry they have received	0	0	N/A	91.0%	91.6%	91.5%
% of Patients satisfied with the time they had to wait for an appointment	0	0	N/A	87.8%	88.3%	87.9%

\* This is based on patients treated on this contract for their most recent course of treatment. Figures in italics indicate the base number of FP17s or Patient Questionnaire responses are less than 100. N/A is shown where the base number of responses is less than 10 during the period. % is calculated as Quantity/Base number\*100

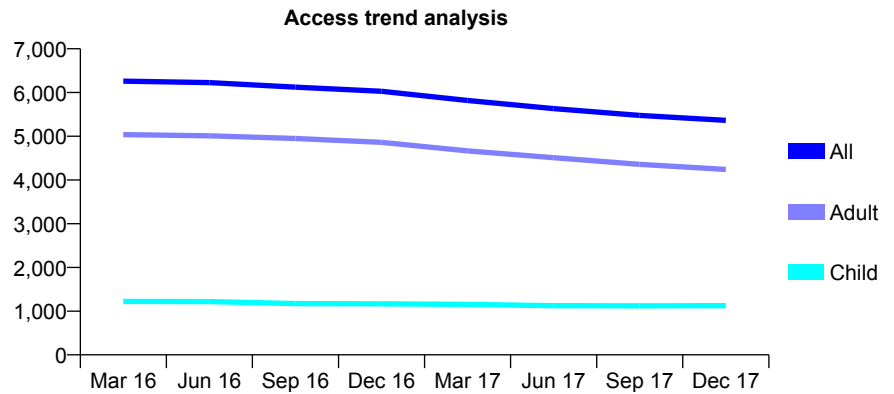
## Q52 - Vital Signs At a Glance Contract Report for 815888/0001 - December 2017

Name or company name	Mr M Patel
Contract type name	GDS Contract
Purpose of contract	General
Contract start date	01/04/2006
Contract end date	

17/18 Contracted general activity (UDA)	18,561
Carry forward general activity (UDA)	-157
17/18 Contracted orthodontic activity (UOA)	0
Carry forward orthodontic activity (UOA)	0
Baseline contract value	£442,501.18

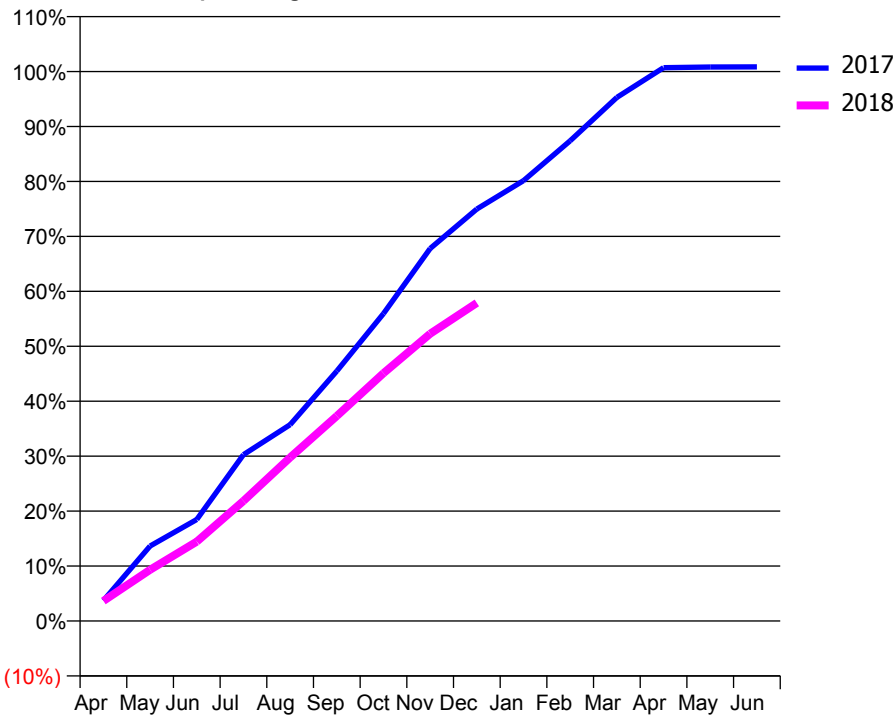
### ACCESS\*

Patients seen in 24 months	Total	Change since previous quarter
Quarter ending December 2016	6,028	
Quarter ending March 2017	5,819	↓
Quarter ending June 2017	5,633	↓
Quarter ending September 2017	5,477	↓
Quarter ending December 2017	5,364	↓
<b>Variance since December 2016</b>	<b>(11.0%)</b>	<b>↓</b>



### ACTIVITY

Cumulative percentage of contracted UDA delivered 2017 & 2018



Month	Adjusted Scheduled Activity (UDA)	
	2017	2018
April	691	680
May	2,534	1,731
June	3,432	2,680
July	5,621	4,056
August	6,634	5,524
September	8,442	6,925
October	10,386	8,370
November	12,583	9,703
December	13,915	10,746
January	14,874	
February	16,223	
March	17,685	
April	18,689	
May	18,710	
June	18,718	

### QUALITY

	Quantity	Base Number	Contract	AT	Region	England
% of FP17s for the same patient ID Re-attending within 3 months - Children	105	1,301	8.1%	11.0%	12.9%	12.0%
% of FP17s for the same patient ID Re-attending within 3 months - Adults	469	4,025	11.7%	14.8%	16.5%	15.9%
% of FP17s for the same patient ID Re-attending between 3 & 9 months - Children	838	1,301	64.4%	60.9%	59.6%	58.0%
% of FP17s for the same patient ID Re-attending between 3 & 9 months - Adults	2,304	4,025	57.2%	54.9%	52.8%	50.5%
% of FP17s for Band 1 Urgent Courses	244	4,999	4.9%	8.3%	9.1%	9.0%
% of FP17s Relating to Free Repair or Replacements	28	4,999	0.6%	0.9%	1.0%	0.8%
% of FP17s Relating to Continuations	25	4,999	0.5%	1.1%	1.2%	1.1%
% of Patients satisfied with the dentistry they have received	8	8	N/A	91.0%	91.6%	91.5%
% of Patients satisfied with the time they had to wait for an appointment	7	8	N/A	87.8%	88.3%	87.9%

\* This is based on patients treated on this contract for their most recent course of treatment. Figures in italics indicate the base number of FP17s or Patient Questionnaire responses are less than 100. N/A is shown where the base number of responses is less than 10 during the period. % is calculated as Quantity/Base number\*100

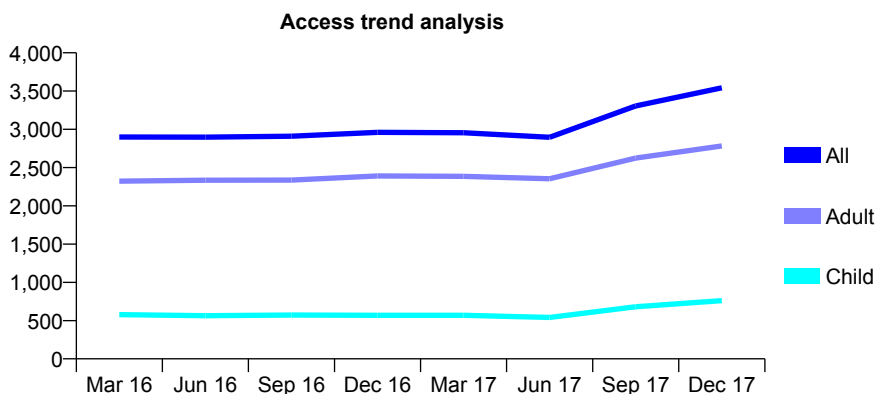
## Q52 - Vital Signs At a Glance Contract Report for 822019/0001 - December 2017

Name or company name	Dr Amjid Siddique
Contract type name	GDS Contract
Purpose of contract	General
Contract start date	01/04/2006
Contract end date	

17/18 Contracted general activity (UDA)	8,918
Carry forward general activity (UDA)	6
17/18 Contracted orthodontic activity (UOA)	0
Carry forward orthodontic activity (UOA)	0
Baseline contract value	£242,755.79

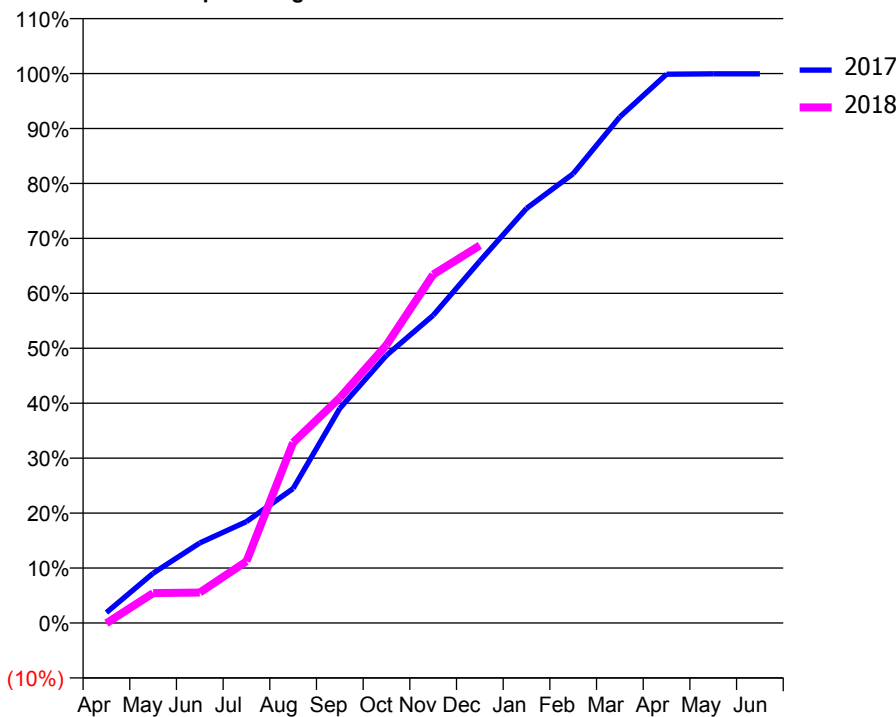
### ACCESS\*

Patients seen in 24 months	Total	Change since previous quarter
Quarter ending December 2016	2,960	
Quarter ending March 2017	2,955	→
Quarter ending June 2017	2,895	↓
Quarter ending September 2017	3,305	↑
Quarter ending December 2017	3,543	↑
<b>Variance since December 2016</b>	<b>19.7%</b>	<b>↑</b>



### ACTIVITY

Cumulative percentage of contracted UDA delivered 2017 & 2018



Month	Adjusted Scheduled Activity (UDA)	
	2017	2018
April	169	-6
May	809	487
June	1,300	494
July	1,646	1,000
August	2,183	2,928
September	3,484	3,657
October	4,345	4,513
November	4,994	5,657
December	5,875	6,129
January	6,730	
February	7,293	
March	8,213	
April	8,906	
May	8,912	
June	8,912	

### QUALITY

	Quantity	Base Number	Contract	AT	Region	England
% of FP17s for the same patient ID Re-attending within 3 months - Children	82	958	8.6%	11.0%	12.9%	12.0%
% of FP17s for the same patient ID Re-attending within 3 months - Adults	305	1,963	15.5%	14.8%	16.5%	15.9%
% of FP17s for the same patient ID Re-attending between 3 & 9 months - Children	509	958	53.1%	60.9%	59.6%	58.0%
% of FP17s for the same patient ID Re-attending between 3 & 9 months - Adults	491	1,963	25.0%	54.9%	52.8%	50.5%
% of FP17s for Band 1 Urgent Courses	99	2,629	3.8%	8.3%	9.1%	9.0%
% of FP17s Relating to Free Repair or Replacements	45	2,629	1.7%	0.9%	1.0%	0.8%
% of FP17s Relating to Continuations	92	2,629	3.5%	1.1%	1.2%	1.1%
% of Patients satisfied with the dentistry they have received	19	22	86.4%	91.0%	91.6%	91.5%
% of Patients satisfied with the time they had to wait for an appointment	21	22	95.5%	87.8%	88.3%	87.9%

\* This is based on patients treated on this contract for their most recent course of treatment. Figures in italics indicate the base number of FP17s or Patient Questionnaire responses are less than 100. N/A is shown where the base number of responses is less than 10 during the period. % is calculated as Quantity/Base number\*100

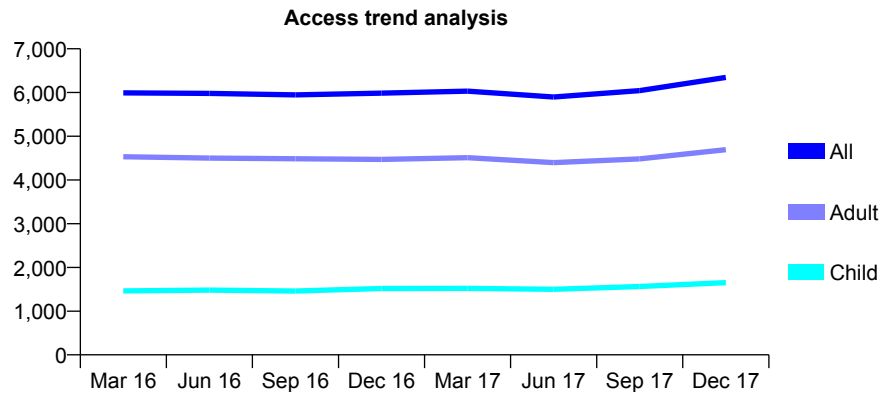
## Q52 - Vital Signs At a Glance Contract Report for 827835/0001 - December 2017

Name or company name	MISS HA PATTINSON
Contract type name	GDS Contract
Purpose of contract	General
Contract start date	01/04/2006
Contract end date	

17/18 Contracted general activity (UDA)	17,107
Carry forward general activity (UDA)	120
17/18 Contracted orthodontic activity (UOA)	0
Carry forward orthodontic activity (UOA)	0
Baseline contract value	£448,485.38

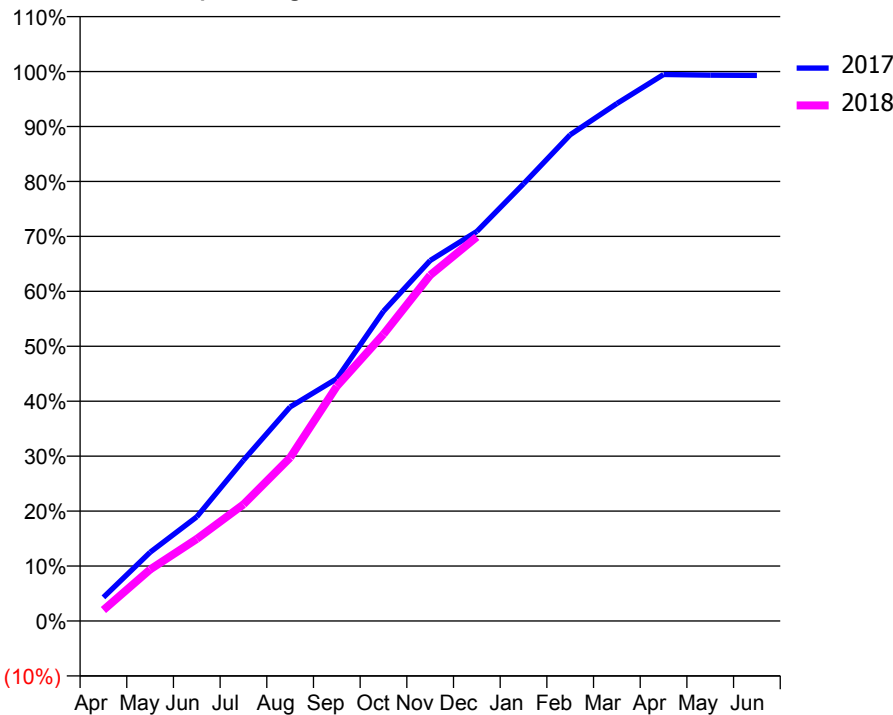
### ACCESS\*

Patients seen in 24 months	Total	Change since previous quarter
Quarter ending December 2016	5,987	
Quarter ending March 2017	6,032	→
Quarter ending June 2017	5,897	↓
Quarter ending September 2017	6,045	↑
Quarter ending December 2017	6,345	↑
<b>Variance since December 2016</b>	<b>6.0%</b>	<b>↑</b>



### ACTIVITY

Cumulative percentage of contracted UDA delivered 2017 & 2018



Month	Adjusted Scheduled Activity (UDA)	
	2017	2018
April	739	343
May	2,139	1,603
June	3,245	2,554
July	5,005	3,630
August	6,665	5,087
September	7,546	7,308
October	9,647	8,925
November	11,222	10,765
December	12,130	11,957
January	13,612	
February	15,137	
March	16,111	
April	17,015	
May	16,994	
June	16,987	

### QUALITY

	Quantity	Base Number	Contract	AT	Region	England
% of FP17s for the same patient ID Re-attending within 3 months - Children	108	1,625	6.6%	11.0%	12.9%	12.0%
% of FP17s for the same patient ID Re-attending within 3 months - Adults	777	5,026	15.5%	14.8%	16.5%	15.9%
% of FP17s for the same patient ID Re-attending between 3 & 9 months - Children	723	1,625	44.5%	60.9%	59.6%	58.0%
% of FP17s for the same patient ID Re-attending between 3 & 9 months - Adults	2,371	5,026	47.2%	54.9%	52.8%	50.5%
% of FP17s for Band 1 Urgent Courses	1,046	6,211	16.8%	8.3%	9.1%	9.0%
% of FP17s Relating to Free Repair or Replacements	56	6,211	0.9%	0.9%	1.0%	0.8%
% of FP17s Relating to Continuations	26	6,211	0.4%	1.1%	1.2%	1.1%
% of Patients satisfied with the dentistry they have received	6	8	N/A	91.0%	91.6%	91.5%
% of Patients satisfied with the time they had to wait for an appointment	6	8	N/A	87.8%	88.3%	87.9%

\* This is based on patients treated on this contract for their most recent course of treatment. Figures in italics indicate the base number of FP17s or Patient Questionnaire responses are less than 100. N/A is shown where the base number of responses is less than 10 during the period. % is calculated as Quantity/Base number\*100

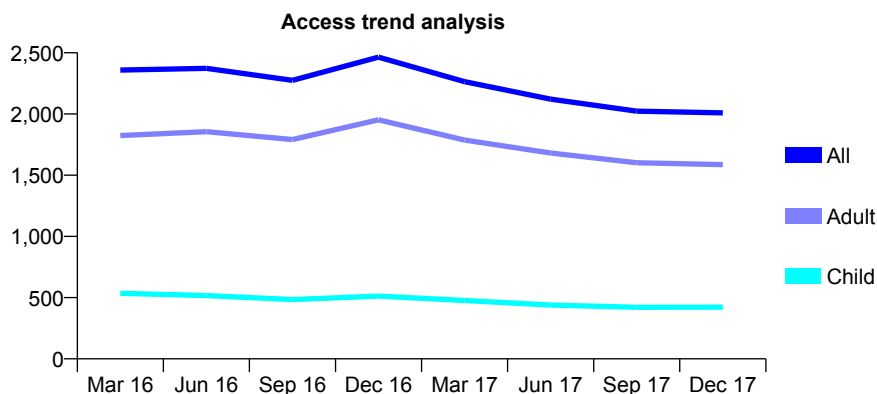
## Q52 - Vital Signs At a Glance Contract Report for 827835/0002 - December 2017

Name or company name	MISS HA PATTINSON
Contract type name	GDS Contract
Purpose of contract	General
Contract start date	08/06/2010
Contract end date	

17/18 Contracted general activity (UDA)	6,600
Carry forward general activity (UDA)	58
17/18 Contracted orthodontic activity (UOA)	0
Carry forward orthodontic activity (UOA)	0
Baseline contract value	£172,769.92

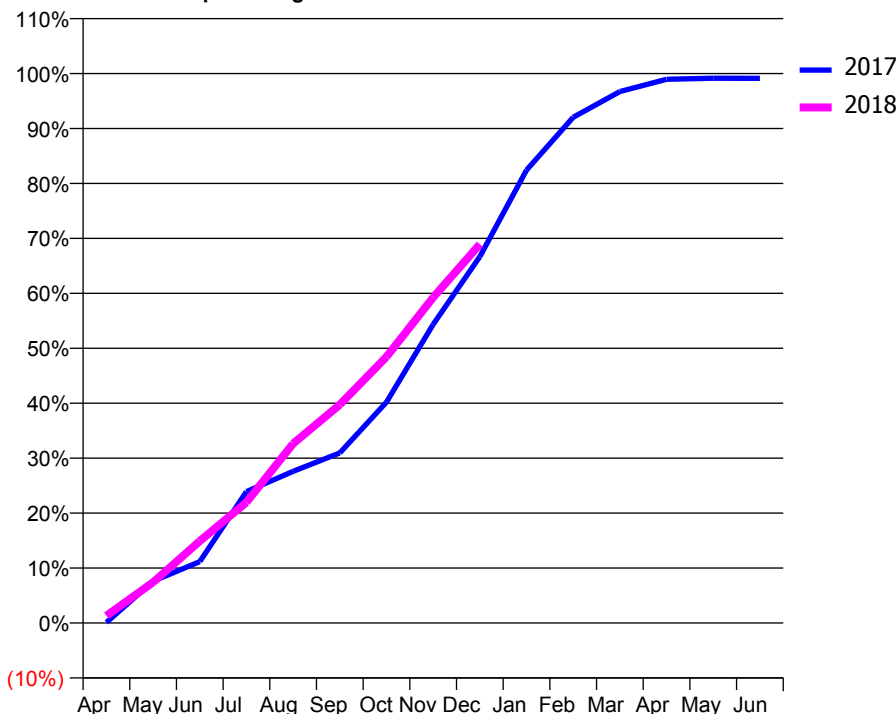
### ACCESS\*

Patients seen in 24 months	Total	Change since previous quarter
Quarter ending December 2016	2,465	
Quarter ending March 2017	2,264	↓
Quarter ending June 2017	2,121	↓
Quarter ending September 2017	2,023	↓
Quarter ending December 2017	2,009	→
<b>Variance since December 2016</b>	<b>(18.5%)</b>	<b>↓</b>



### ACTIVITY

Cumulative percentage of contracted UDA delivered 2017 & 2018



Month	Adjusted Scheduled Activity (UDA)	
	2017	2018
April	8	87
May	502	489
June	738	985
July	1,579	1,450
August	1,821	2,155
September	2,042	2,623
October	2,654	3,197
November	3,587	3,911
December	4,401	4,549
January	5,439	
February	6,075	
March	6,383	
April	6,531	
May	6,544	
June	6,542	

### QUALITY

	Quantity	Base Number	Contract	AT	Region	England
% of FP17s for the same patient ID Re-attending within 3 months - Children	20	313	6.4%	11.0%	12.9%	12.0%
% of FP17s for the same patient ID Re-attending within 3 months - Adults	163	1,177	13.8%	14.8%	16.5%	15.9%
% of FP17s for the same patient ID Re-attending between 3 & 9 months - Children	109	313	34.8%	60.9%	59.6%	58.0%
% of FP17s for the same patient ID Re-attending between 3 & 9 months - Adults	487	1,177	41.4%	54.9%	52.8%	50.5%
% of FP17s for Band 1 Urgent Courses	79	1,425	5.5%	8.3%	9.1%	9.0%
% of FP17s Relating to Free Repair or Replacements	33	1,425	2.3%	0.9%	1.0%	0.8%
% of FP17s Relating to Continuations	5	1,425	0.4%	1.1%	1.2%	1.1%
% of Patients satisfied with the dentistry they have received	3	3	N/A	91.0%	91.6%	91.5%
% of Patients satisfied with the time they had to wait for an appointment	3	3	N/A	87.8%	88.3%	87.9%

\* This is based on patients treated on this contract for their most recent course of treatment. Figures in italics indicate the base number of FP17s or Patient Questionnaire responses are less than 100. N/A is shown where the base number of responses is less than 10 during the period. % is calculated as Quantity/Base number\*100



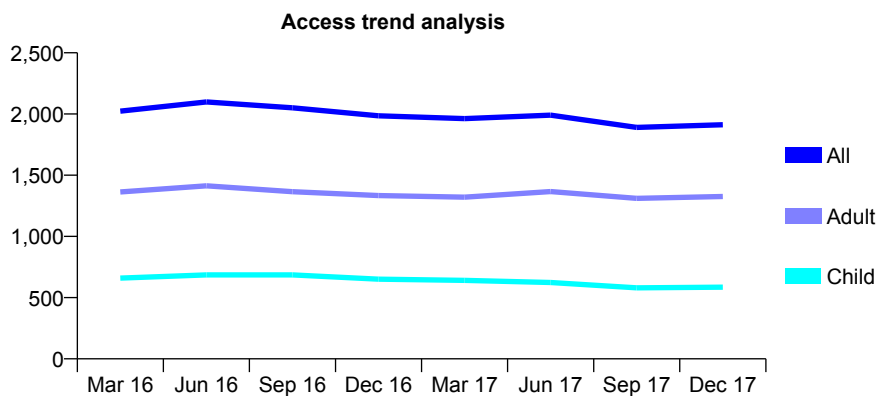
## Q52 - Vital Signs At a Glance Contract Report for 829021/0001 - December 2017

Name or company name	MR Y LAHER
Contract type name	GDS Contract
Purpose of contract	General
Contract start date	01/04/2006
Contract end date	

17/18 Contracted general activity (UDA)	5,500
Carry forward general activity (UDA)	0
17/18 Contracted orthodontic activity (UOA)	0
Carry forward orthodontic activity (UOA)	0
Baseline contract value	£133,898.72

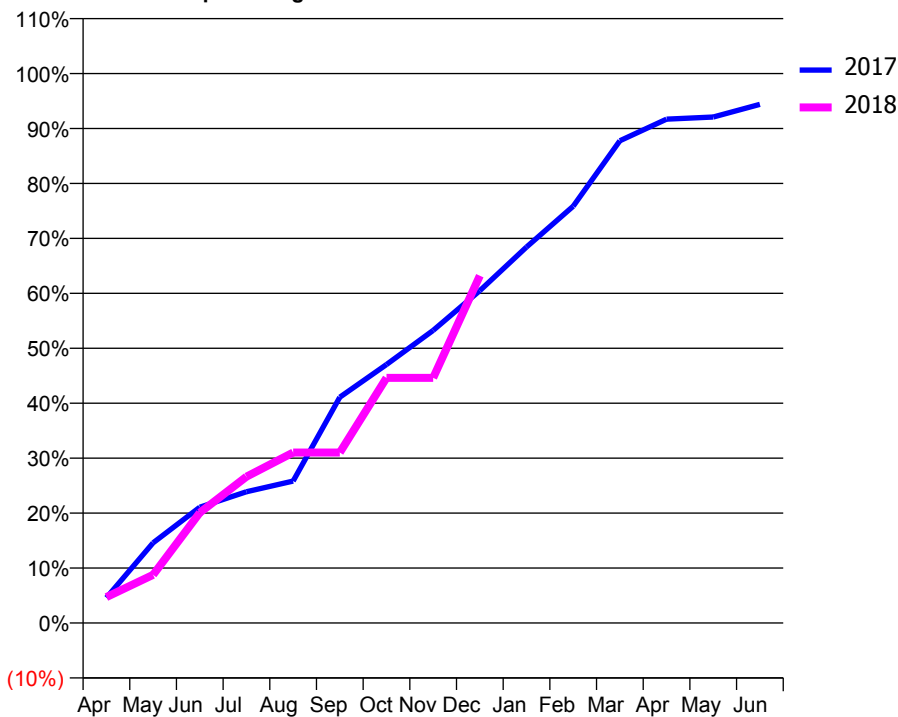
### ACCESS\*

Patients seen in 24 months	Total	Change since previous quarter
Quarter ending December 2016	1,985	
Quarter ending March 2017	1,962	↓
Quarter ending June 2017	1,991	→
Quarter ending September 2017	1,891	↓
Quarter ending December 2017	1,912	→
<b>Variance since December 2016</b>	<b>(3.7%)</b>	<b>↓</b>



### ACTIVITY

Cumulative percentage of contracted UDA delivered 2017 & 2018



Month	Adjusted Scheduled Activity (UDA)	
	2017	2018
April	253	259
May	802	483
June	1,160	1,104
July	1,314	1,464
August	1,420	1,706
September	2,260	1,706
October	2,587	2,454
November	2,929	2,454
December	3,326	3,477
January	3,763	
February	4,171	
March	4,827	
April	5,043	
May	5,064	
June	5,192	

### QUALITY

	Quantity	Base Number	Contract	AT	Region	England
% of FP17s for the same patient ID Re-attending within 3 months - Children	42	423	9.9%	11.0%	12.9%	12.0%
% of FP17s for the same patient ID Re-attending within 3 months - Adults	148	912	16.2%	14.8%	16.5%	15.9%
% of FP17s for the same patient ID Re-attending between 3 & 9 months - Children	108	423	25.5%	60.9%	59.6%	58.0%
% of FP17s for the same patient ID Re-attending between 3 & 9 months - Adults	208	912	22.8%	54.9%	52.8%	50.5%
% of FP17s for Band 1 Urgent Courses	128	1,186	10.8%	8.3%	9.1%	9.0%
% of FP17s Relating to Free Repair or Replacements	0	1,186	0.0%	0.9%	1.0%	0.8%
% of FP17s Relating to Continuations	0	1,186	0.0%	1.1%	1.2%	1.1%
% of Patients satisfied with the dentistry they have received	4	5	N/A	91.0%	91.6%	91.5%
% of Patients satisfied with the time they had to wait for an appointment	3	5	N/A	87.8%	88.3%	87.9%

\* This is based on patients treated on this contract for their most recent course of treatment. Figures in italics indicate the base number of FP17s or Patient Questionnaire responses are less than 100. N/A is shown where the base number of responses is less than 10 during the period. % is calculated as Quantity/Base number\*100

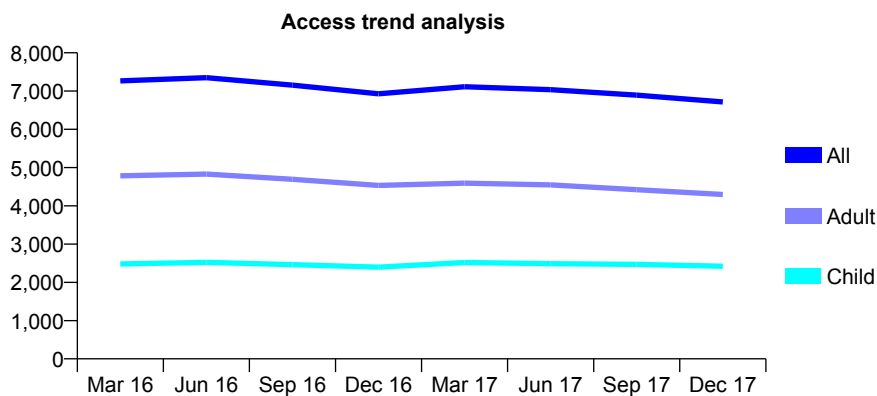
## Q52 - Vital Signs At a Glance Contract Report for 834858/0003 - December 2017

Name or company name	MR LW APPLETON
Contract type name	GDS Contract
Purpose of contract	General
Contract start date	06/05/2014
Contract end date	

17/18 Contracted general activity (UDA)	19,607
Carry forward general activity (UDA)	-389
17/18 Contracted orthodontic activity (UOA)	0
Carry forward orthodontic activity (UOA)	0
Baseline contract value	£595,158.72

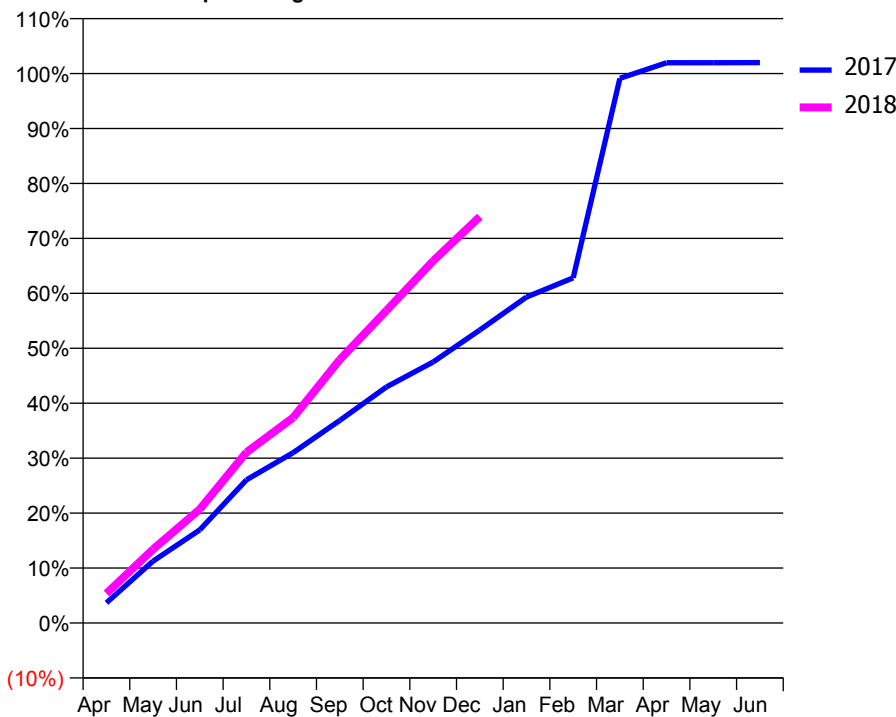
### ACCESS\*

Patients seen in 24 months	Total	Change since previous quarter
Quarter ending December 2016	6,929	
Quarter ending March 2017	7,114	↑
Quarter ending June 2017	7,035	↓
Quarter ending September 2017	6,893	↓
Quarter ending December 2017	6,716	↓
<b>Variance since December 2016</b>	<b>(3.1%)</b>	<b>↓</b>



### ACTIVITY

Cumulative percentage of contracted UDA delivered 2017 & 2018



Month	Adjusted Scheduled Activity (UDA)	
	2017	2018
April	721	1,055
May	2,212	2,632
June	3,325	4,059
July	5,107	6,092
August	6,080	7,327
September	7,229	9,400
October	8,425	11,151
November	9,313	12,918
December	10,454	14,500
January	11,632	
February	12,315	
March	19,436	
April	19,992	
May	19,991	
June	19,996	

### QUALITY

	Quantity	Base Number	Contract	AT	Region	England
% of FP17s for the same patient ID Re-attending within 3 months - Children	310	2,977	10.4%	11.0%	12.9%	12.0%
% of FP17s for the same patient ID Re-attending within 3 months - Adults	1,092	5,077	21.5%	14.8%	16.5%	15.9%
% of FP17s for the same patient ID Re-attending between 3 & 9 months - Children	1,800	2,977	60.5%	60.9%	59.6%	58.0%
% of FP17s for the same patient ID Re-attending between 3 & 9 months - Adults	2,755	5,077	54.3%	54.9%	52.8%	50.5%
% of FP17s for Band 1 Urgent Courses	1,014	7,812	13.0%	8.3%	9.1%	9.0%
% of FP17s Relating to Free Repair or Replacements	29	7,812	0.4%	0.9%	1.0%	0.8%
% of FP17s Relating to Continuations	63	7,812	0.8%	1.1%	1.2%	1.1%
% of Patients satisfied with the dentistry they have received	6	6	N/A	91.0%	91.6%	91.5%
% of Patients satisfied with the time they had to wait for an appointment	6	6	N/A	87.8%	88.3%	87.9%

\* This is based on patients treated on this contract for their most recent course of treatment. Figures in italics indicate the base number of FP17s or Patient Questionnaire responses are less than 100. N/A is shown where the base number of responses is less than 10 during the period. % is calculated as Quantity/Base number\*100

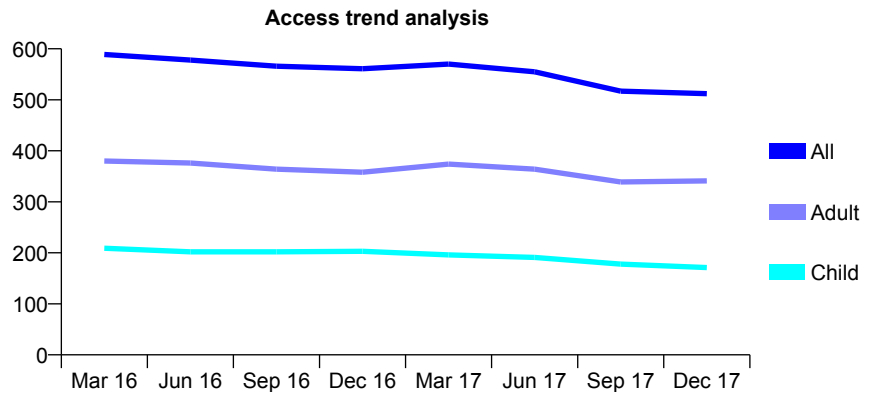
## Q52 - Vital Signs At a Glance Contract Report for 838764/0002 - December 2017

Name or company name	MR HM BOTT
Contract type name	GDS Contract
Purpose of contract	General
Contract start date	02/01/2009
Contract end date	

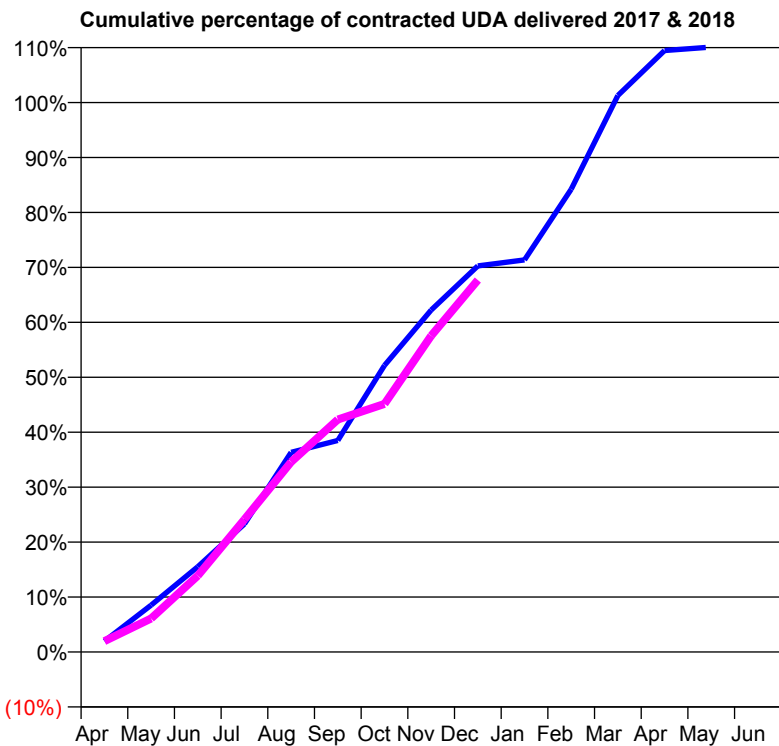
17/18 Contracted general activity (UDA)	1,260
Carry forward general activity (UDA)	-25
17/18 Contracted orthodontic activity (UOA)	0
Carry forward orthodontic activity (UOA)	0
Baseline contract value	£55,089.07

### ACCESS\*

Patients seen in 24 months	Total	Change since previous quarter
Quarter ending December 2016	561	
Quarter ending March 2017	570	→
Quarter ending June 2017	555	↓
Quarter ending September 2017	517	↓
Quarter ending December 2017	512	→
<b>Variance since December 2016</b>	<b>(8.7%)</b>	<b>↓</b>



### ACTIVITY



Month	Adjusted Scheduled Activity (UDA)	
	2017	2018
April	25	25
May	107	77
June	195	175
July	294	304
August	458	436
September	485	533
October	657	569
November	784	725
December	885	853
January	899	
February	1,061	
March	1,276	
April	1,379	
May	1,387	
June	1,390	

### QUALITY

	Quantity	Base Number	Contract	AT	Region	England
% of FP17s for the same patient ID Re-attending within 3 months - Children	7	187	3.7%	11.0%	12.9%	12.0%
% of FP17s for the same patient ID Re-attending within 3 months - Adults	18	288	6.3%	14.8%	16.5%	15.9%
% of FP17s for the same patient ID Re-attending between 3 & 9 months - Children	128	187	68.4%	60.9%	59.6%	58.0%
% of FP17s for the same patient ID Re-attending between 3 & 9 months - Adults	204	288	70.8%	54.9%	52.8%	50.5%
% of FP17s for Band 1 Urgent Courses	0	428	0.0%	8.3%	9.1%	9.0%
% of FP17s Relating to Free Repair or Replacements	0	428	0.0%	0.9%	1.0%	0.8%
% of FP17s Relating to Continuations	8	428	1.9%	1.1%	1.2%	1.1%
% of Patients satisfied with the dentistry they have received	0	0	N/A	91.0%	91.6%	91.5%
% of Patients satisfied with the time they had to wait for an appointment	0	0	N/A	87.8%	88.3%	87.9%

\* This is based on patients treated on this contract for their most recent course of treatment. Figures in italics indicate the base number of FP17s or Patient Questionnaire responses are less than 100. N/A is shown where the base number of responses is less than 10 during the period. % is calculated as Quantity/Base number\*100

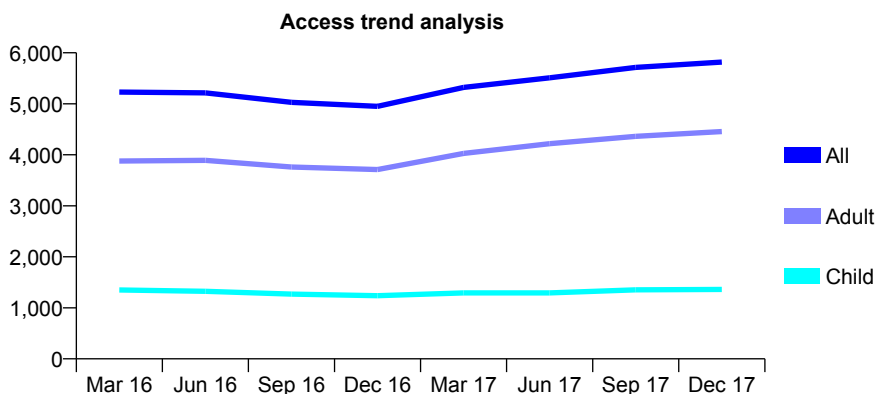
## Q52 - Vital Signs At a Glance Contract Report for 841579/0001 - December 2017

Name or company name	MR JS DEU
Contract type name	GDS Contract
Purpose of contract	General
Contract start date	01/04/2006
Contract end date	

17/18 Contracted general activity (UDA)	12,135
Carry forward general activity (UDA)	-81
17/18 Contracted orthodontic activity (UOA)	0
Carry forward orthodontic activity (UOA)	0
Baseline contract value	£365,560.79

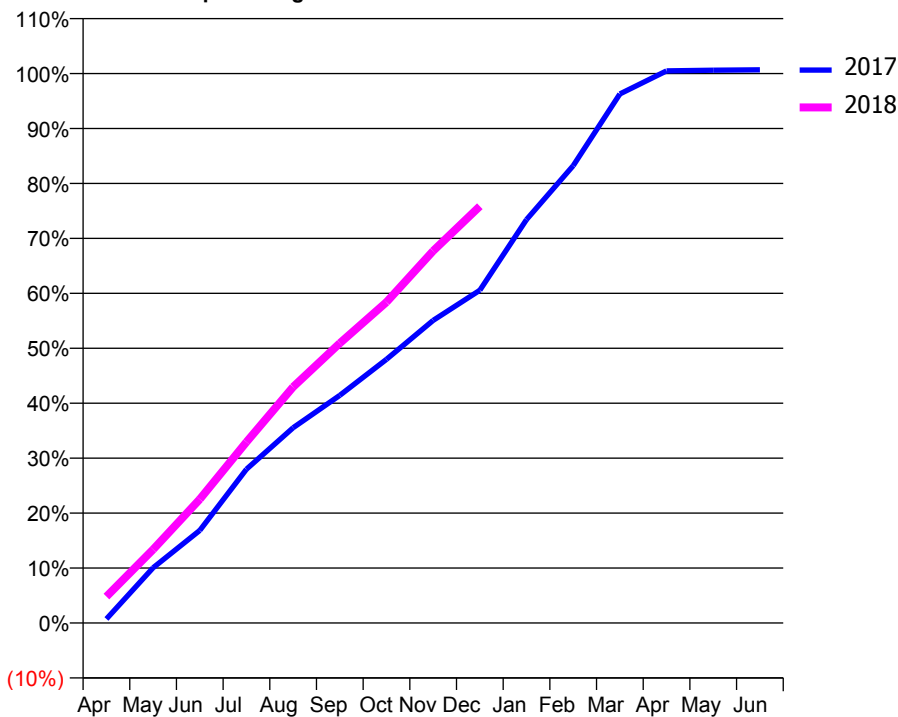
### ACCESS\*

Patients seen in 24 months	Total	Change since previous quarter
Quarter ending December 2016	4,950	
Quarter ending March 2017	5,321	↑
Quarter ending June 2017	5,510	↑
Quarter ending September 2017	5,713	↑
Quarter ending December 2017	5,818	→
<b>Variance since December 2016</b>	<b>17.5%</b>	<b>↑</b>



### ACTIVITY

Cumulative percentage of contracted UDA delivered 2017 & 2018



Month	Adjusted Scheduled Activity (UDA)	
	2017	2018
April	90	585
May	1,221	1,625
June	2,044	2,733
July	3,398	3,999
August	4,311	5,214
September	5,029	6,181
October	5,822	7,085
November	6,683	8,217
December	7,350	9,205
January	8,911	
February	10,101	
March	11,684	
April	12,194	
May	12,207	
June	12,216	

### QUALITY

	Quantity	Base Number	Contract	AT	Region	England
% of FP17s for the same patient ID Re-attending within 3 months - Children	121	1,577	7.7%	11.0%	12.9%	12.0%
% of FP17s for the same patient ID Re-attending within 3 months - Adults	438	4,221	10.4%	14.8%	16.5%	15.9%
% of FP17s for the same patient ID Re-attending between 3 & 9 months - Children	960	1,577	60.9%	60.9%	59.6%	58.0%
% of FP17s for the same patient ID Re-attending between 3 & 9 months - Adults	2,130	4,221	50.5%	54.9%	52.8%	50.5%
% of FP17s for Band 1 Urgent Courses	179	4,694	3.8%	8.3%	9.1%	9.0%
% of FP17s Relating to Free Repair or Replacements	17	4,694	0.4%	0.9%	1.0%	0.8%
% of FP17s Relating to Continuations	7	4,694	0.1%	1.1%	1.2%	1.1%
% of Patients satisfied with the dentistry they have received	6	7	N/A	91.0%	91.6%	91.5%
% of Patients satisfied with the time they had to wait for an appointment	6	7	N/A	87.8%	88.3%	87.9%

\* This is based on patients treated on this contract for their most recent course of treatment. Figures in italics indicate the base number of FP17s or Patient Questionnaire responses are less than 100. N/A is shown where the base number of responses is less than 10 during the period. % is calculated as Quantity/Base number\*100

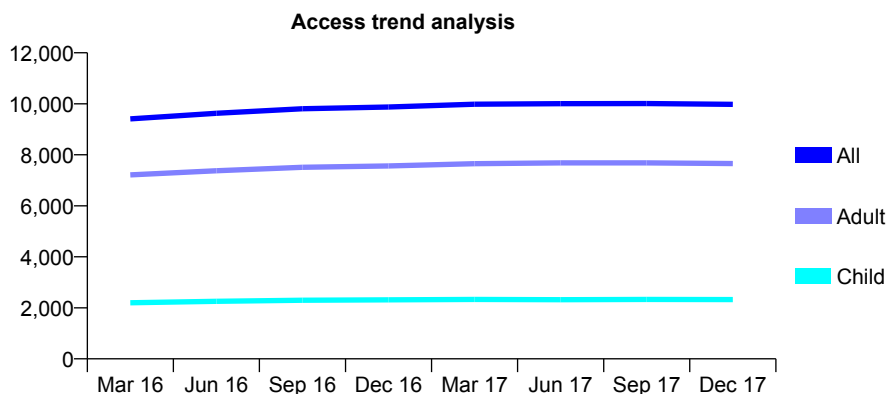
## Q52 - Vital Signs At a Glance Contract Report for 842400/0001 - December 2017

Name or company name	MR PR ELLUL
Contract type name	GDS Contract
Purpose of contract	General
Contract start date	01/04/2006
Contract end date	

17/18 Contracted general activity (UDA)	24,500
Carry forward general activity (UDA)	178
17/18 Contracted orthodontic activity (UOA)	0
Carry forward orthodontic activity (UOA)	0
Baseline contract value	£723,034.07

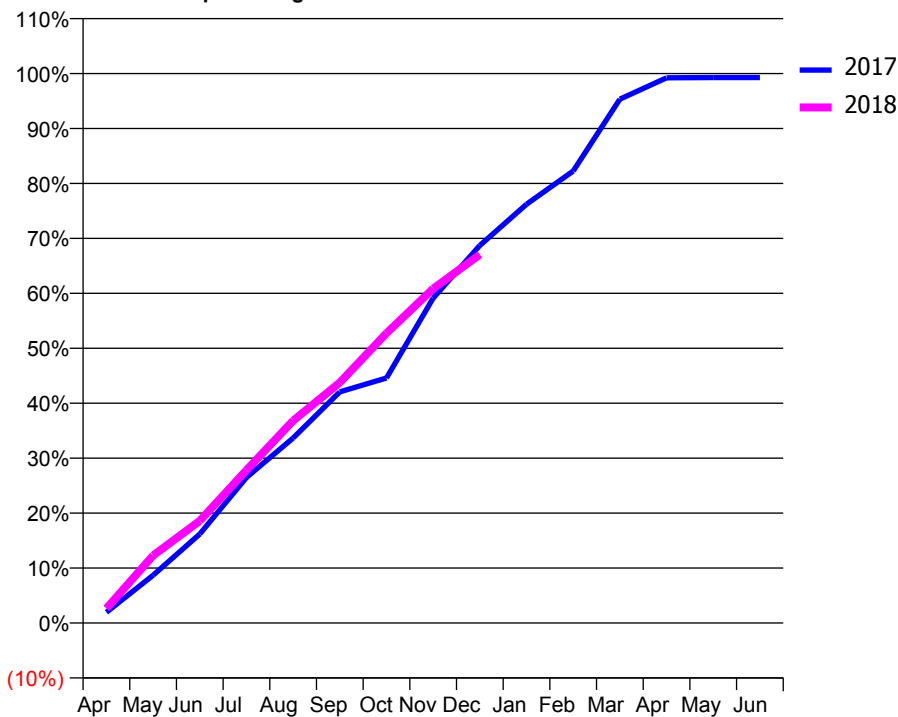
### ACCESS\*

Patients seen in 24 months	Total	Change since previous quarter
Quarter ending December 2016	9,876	
Quarter ending March 2017	9,983	→
Quarter ending June 2017	10,003	→
Quarter ending September 2017	10,013	→
Quarter ending December 2017	9,979	→
<b>Variance since December 2016</b>	<b>1.0%</b>	<b>→</b>



### ACTIVITY

Cumulative percentage of contracted UDA delivered 2017 & 2018



### QUALITY

	Quantity	Base Number	Contract	AT	Region	England
% of FP17s for the same patient ID Re-attending within 3 months - Children	140	2,575	5.4%	11.0%	12.9%	12.0%
% of FP17s for the same patient ID Re-attending within 3 months - Adults	1,170	8,440	13.9%	14.8%	16.5%	15.9%
% of FP17s for the same patient ID Re-attending between 3 & 9 months - Children	1,793	2,575	69.6%	60.9%	59.6%	58.0%
% of FP17s for the same patient ID Re-attending between 3 & 9 months - Adults	5,203	8,440	61.6%	54.9%	52.8%	50.5%
% of FP17s for Band 1 Urgent Courses	812	9,696	8.4%	8.3%	9.1%	9.0%
% of FP17s Relating to Free Repair or Replacements	64	9,696	0.7%	0.9%	1.0%	0.8%
% of FP17s Relating to Continuations	33	9,696	0.3%	1.1%	1.2%	1.1%
% of Patients satisfied with the dentistry they have received	9	12	75.0%	91.0%	91.6%	91.5%
% of Patients satisfied with the time they had to wait for an appointment	11	12	91.7%	87.8%	88.3%	87.9%

\* This is based on patients treated on this contract for their most recent course of treatment. Figures in italics indicate the base number of FP17s or Patient Questionnaire responses are less than 100. N/A is shown where the base number of responses is less than 10 during the period. % is calculated as Quantity/Base number\*100

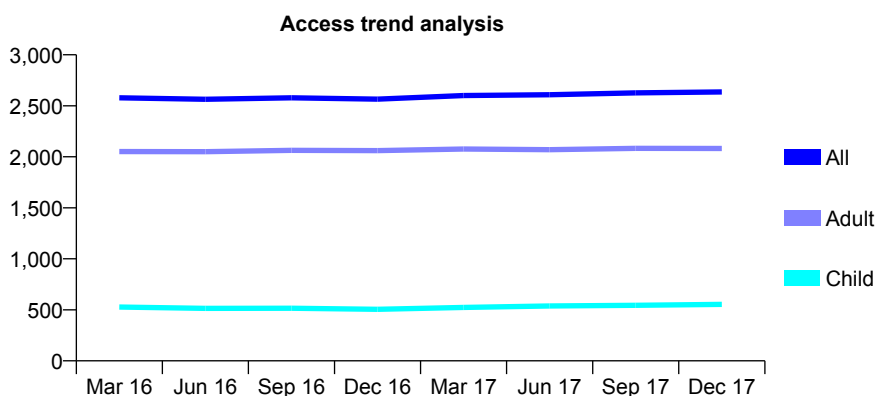
## Q52 - Vital Signs At a Glance Contract Report for 842443/0001 - December 2017

Name or company name	MR GS GILLER
Contract type name	GDS Contract
Purpose of contract	General
Contract start date	01/04/2006
Contract end date	

17/18 Contracted general activity (UDA)	9,355
Carry forward general activity (UDA)	299
17/18 Contracted orthodontic activity (UOA)	0
Carry forward orthodontic activity (UOA)	0
Baseline contract value	£215,471.17

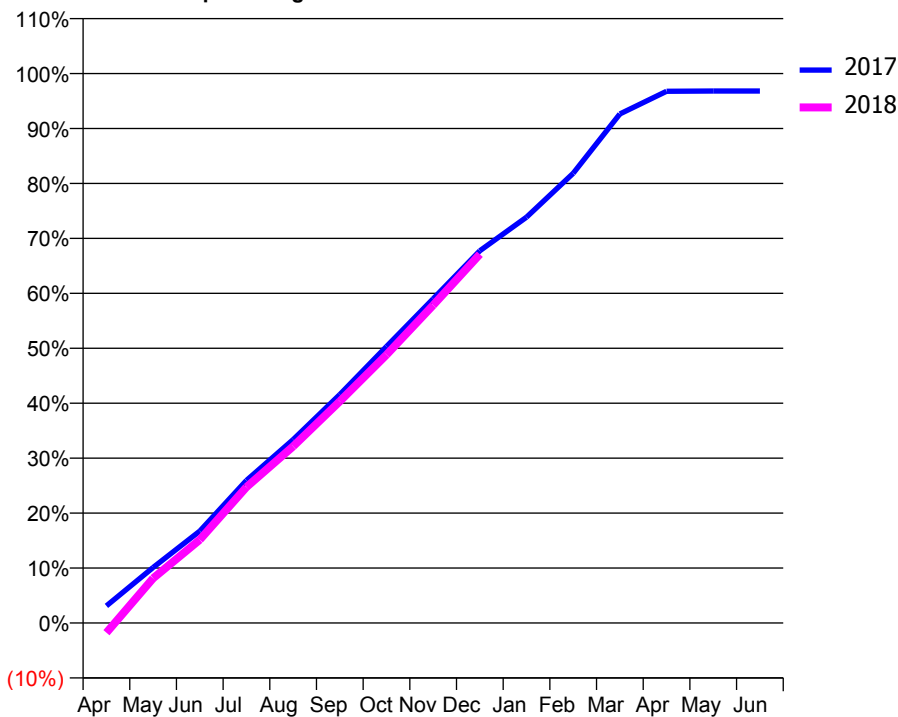
### ACCESS\*

Patients seen in 24 months	Total	Change since previous quarter
Quarter ending December 2016	2,566	
Quarter ending March 2017	2,600	→
Quarter ending June 2017	2,608	→
Quarter ending September 2017	2,627	→
Quarter ending December 2017	2,636	→
<b>Variance since December 2016</b>	<b>2.7%</b>	<b>↑</b>



### ACTIVITY

Cumulative percentage of contracted UDA delivered 2017 & 2018



Month	Adjusted Scheduled Activity (UDA)	
	2017	2018
April	292	-166
May	946	762
June	1,564	1,417
July	2,427	2,314
August	3,122	3,008
September	3,890	3,773
October	4,707	4,567
November	5,519	5,410
December	6,338	6,279
January	6,909	
February	7,655	
March	8,667	
April	9,053	
May	9,056	
June	9,056	

### QUALITY

	Quantity	Base Number	Contract	AT	Region	England
% of FP17s for the same patient ID Re-attending within 3 months - Children	40	660	6.1%	11.0%	12.9%	12.0%
% of FP17s for the same patient ID Re-attending within 3 months - Adults	454	2,826	16.1%	14.8%	16.5%	15.9%
% of FP17s for the same patient ID Re-attending between 3 & 9 months - Children	433	660	65.6%	60.9%	59.6%	58.0%
% of FP17s for the same patient ID Re-attending between 3 & 9 months - Adults	1,868	2,826	66.1%	54.9%	52.8%	50.5%
% of FP17s for Band 1 Urgent Courses	204	3,266	6.2%	8.3%	9.1%	9.0%
% of FP17s Relating to Free Repair or Replacements	50	3,266	1.5%	0.9%	1.0%	0.8%
% of FP17s Relating to Continuations	73	3,266	2.2%	1.1%	1.2%	1.1%
% of Patients satisfied with the dentistry they have received	6	7	N/A	91.0%	91.6%	91.5%
% of Patients satisfied with the time they had to wait for an appointment	6	7	N/A	87.8%	88.3%	87.9%

\* This is based on patients treated on this contract for their most recent course of treatment. Figures in italics indicate the base number of FP17s or Patient Questionnaire responses are less than 100. N/A is shown where the base number of responses is less than 10 during the period. % is calculated as Quantity/Base number\*100

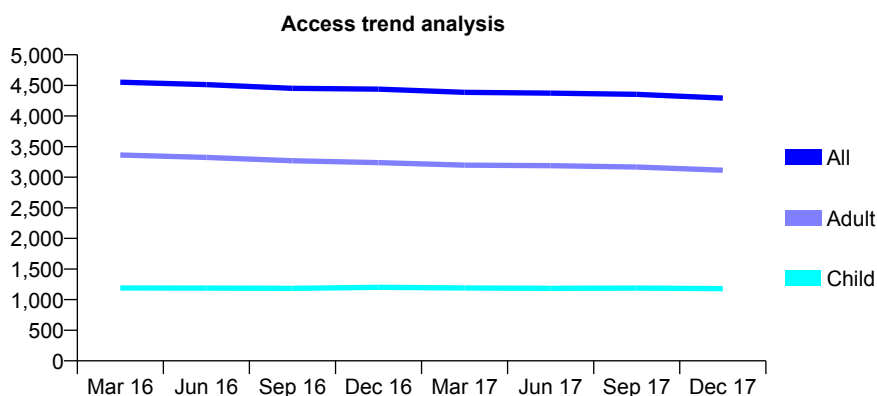
## Q52 - Vital Signs At a Glance Contract Report for 844098/0001 - December 2017

Name or company name	MR AM QAYYUM
Contract type name	GDS Contract
Purpose of contract	General
Contract start date	01/04/2006
Contract end date	

17/18 Contracted general activity (UDA)	11,929
Carry forward general activity (UDA)	-180
17/18 Contracted orthodontic activity (UOA)	0
Carry forward orthodontic activity (UOA)	0
Baseline contract value	£382,387.33

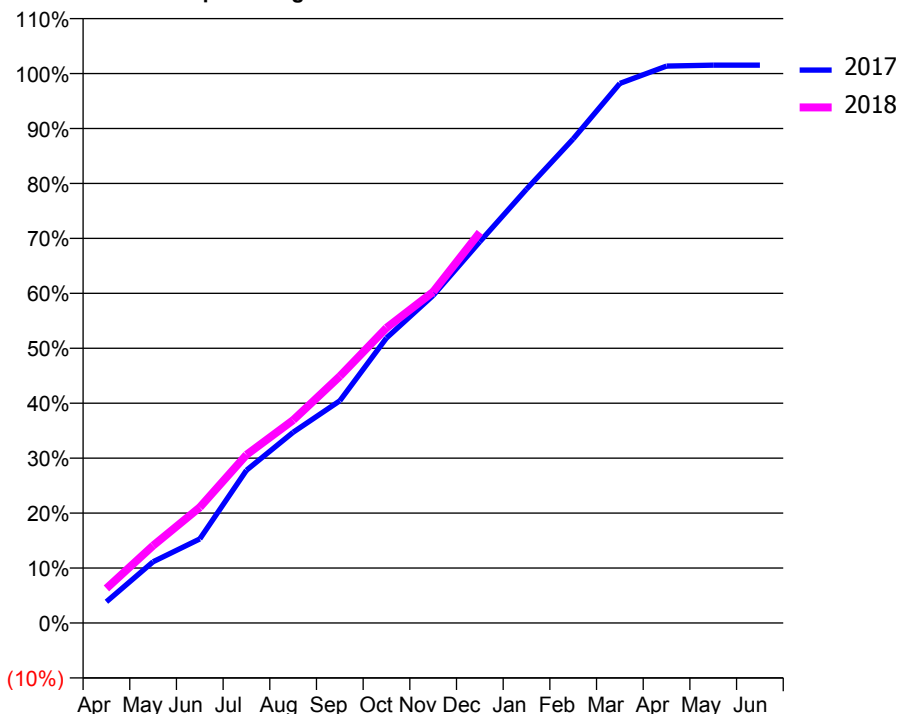
### ACCESS\*

Patients seen in 24 months	Total	Change since previous quarter
Quarter ending December 2016	4,439	
Quarter ending March 2017	4,387	↓
Quarter ending June 2017	4,373	→
Quarter ending September 2017	4,355	→
Quarter ending December 2017	4,293	↓
<b>Variance since December 2016</b>	<b>(3.3%)</b>	<b>↓</b>



### ACTIVITY

Cumulative percentage of contracted UDA delivered 2017 & 2018



Month	Adjusted Scheduled Activity (UDA)	
	2017	2018
April	463	751
May	1,329	1,681
June	1,825	2,510
July	3,317	3,652
August	4,142	4,405
September	4,824	5,358
October	6,187	6,406
November	7,111	7,188
December	8,278	8,480
January	9,418	
February	10,511	
March	11,714	
April	12,090	
May	12,110	
June	12,109	

### QUALITY

	Quantity	Base Number	Contract	AT	Region	England
% of FP17s for the same patient ID Re-attending within 3 months - Children	58	1,091	5.3%	11.0%	12.9%	12.0%
% of FP17s for the same patient ID Re-attending within 3 months - Adults	685	3,552	19.3%	14.8%	16.5%	15.9%
% of FP17s for the same patient ID Re-attending between 3 & 9 months - Children	622	1,091	57.0%	60.9%	59.6%	58.0%
% of FP17s for the same patient ID Re-attending between 3 & 9 months - Adults	2,122	3,552	59.7%	54.9%	52.8%	50.5%
% of FP17s for Band 1 Urgent Courses	413	4,460	9.3%	8.3%	9.1%	9.0%
% of FP17s Relating to Free Repair or Replacements	91	4,460	2.0%	0.9%	1.0%	0.8%
% of FP17s Relating to Continuations	66	4,460	1.5%	1.1%	1.2%	1.1%
% of Patients satisfied with the dentistry they have received	5	6	N/A	91.0%	91.6%	91.5%
% of Patients satisfied with the time they had to wait for an appointment	5	6	N/A	87.8%	88.3%	87.9%

\* This is based on patients treated on this contract for their most recent course of treatment. Figures in italics indicate the base number of FP17s or Patient Questionnaire responses are less than 100. N/A is shown where the base number of responses is less than 10 during the period. % is calculated as Quantity/Base number\*100



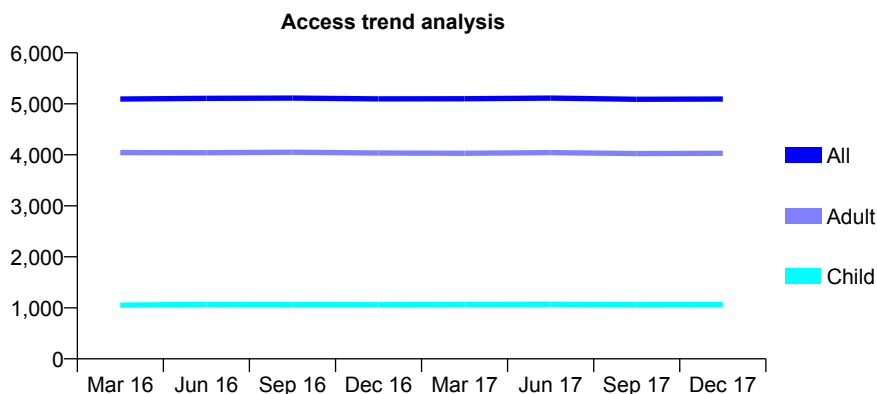
## Q52 - Vital Signs At a Glance Contract Report for 847194/0001 - December 2017

Name or company name	MR MJ MILLICAN
Contract type name	GDS Contract
Purpose of contract	General
Contract start date	01/04/2006
Contract end date	

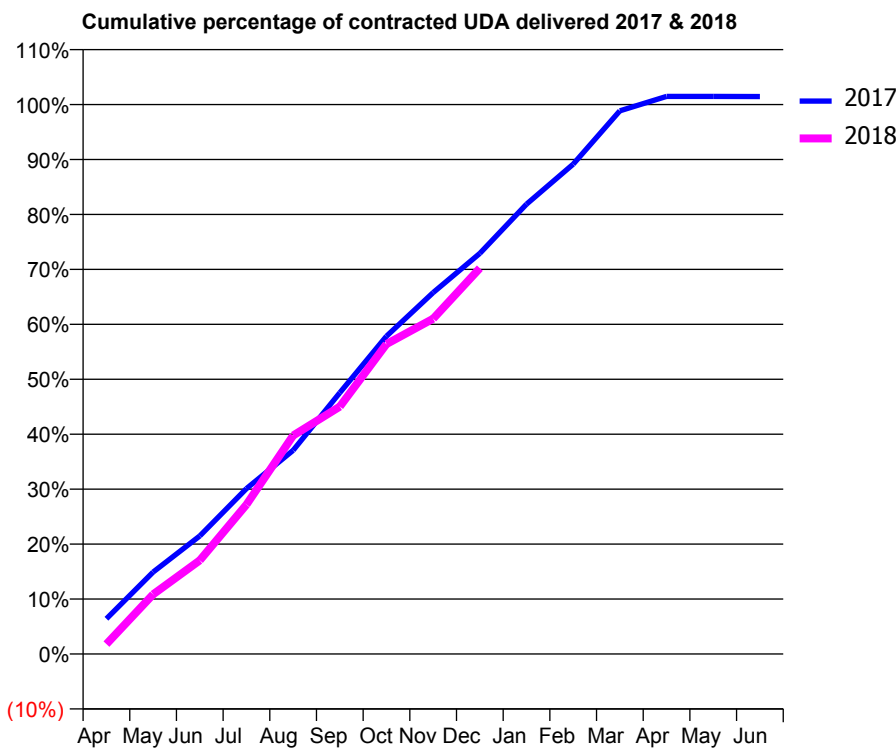
17/18 Contracted general activity (UDA)	14,000
Carry forward general activity (UDA)	-204
17/18 Contracted orthodontic activity (UOA)	0
Carry forward orthodontic activity (UOA)	0
Baseline contract value	£435,935.86

### ACCESS\*

Patients seen in 24 months	Total	Change since previous quarter
Quarter ending December 2016	5,096	
Quarter ending March 2017	5,099	→
Quarter ending June 2017	5,113	→
Quarter ending September 2017	5,088	→
Quarter ending December 2017	5,095	→
<b>Variance since December 2016</b>	<b>(0.0%)</b>	→



### ACTIVITY



Month	Adjusted Scheduled Activity (UDA)	
	2017	2018
April	899	255
May	2,086	1,520
June	3,010	2,386
July	4,215	3,806
August	5,190	5,568
September	6,656	6,303
October	8,098	7,897
November	9,210	8,543
December	10,208	9,829
January	11,461	
February	12,481	
March	13,840	
April	14,205	
May	14,205	
June	14,204	

### QUALITY

	Quantity	Base Number	Contract	AT	Region	England
% of FP17s for the same patient ID Re-attending within 3 months - Children	62	1,234	5.0%	11.0%	12.9%	12.0%
% of FP17s for the same patient ID Re-attending within 3 months - Adults	499	4,795	10.4%	14.8%	16.5%	15.9%
% of FP17s for the same patient ID Re-attending between 3 & 9 months - Children	816	1,234	66.1%	60.9%	59.6%	58.0%
% of FP17s for the same patient ID Re-attending between 3 & 9 months - Adults	3,206	4,795	66.9%	54.9%	52.8%	50.5%
% of FP17s for Band 1 Urgent Courses	353	5,758	6.1%	8.3%	9.1%	9.0%
% of FP17s Relating to Free Repair or Replacements	6	5,758	0.1%	0.9%	1.0%	0.8%
% of FP17s Relating to Continuations	80	5,758	1.4%	1.1%	1.2%	1.1%
% of Patients satisfied with the dentistry they have received	3	3	N/A	91.0%	91.6%	91.5%
% of Patients satisfied with the time they had to wait for an appointment	3	3	N/A	87.8%	88.3%	87.9%

\* This is based on patients treated on this contract for their most recent course of treatment. Figures in italics indicate the base number of FP17s or Patient Questionnaire responses are less than 100. N/A is shown where the base number of responses is less than 10 during the period. % is calculated as Quantity/Base number\*100

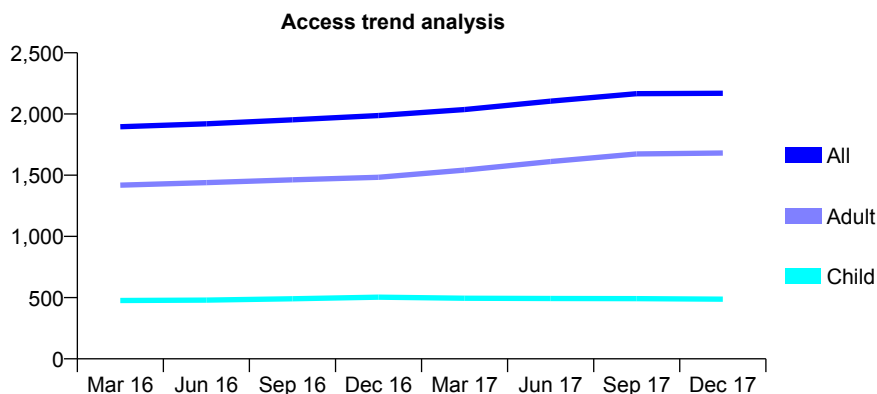
## Q52 - Vital Signs At a Glance Contract Report for 852538/0001 - December 2017

Name or company name	MISS NK KHROUD
Contract type name	PDS Contract
Purpose of contract	General
Contract start date	23/05/2012
Contract end date	22/05/2022

17/18 Contracted general activity (UDA)	6,205
Carry forward general activity (UDA)	0
17/18 Contracted orthodontic activity (UOA)	0
Carry forward orthodontic activity (UOA)	0
Baseline contract value	£189,266.74

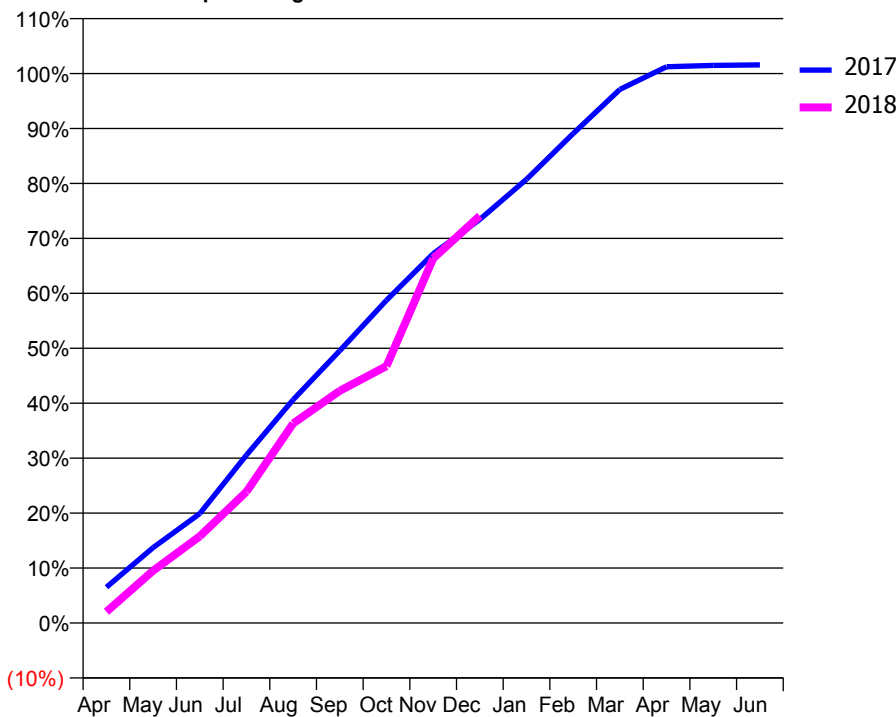
### ACCESS\*

Patients seen in 24 months	Total	Change since previous quarter
Quarter ending December 2016	1,987	
Quarter ending March 2017	2,037	↑
Quarter ending June 2017	2,105	↑
Quarter ending September 2017	2,166	↑
Quarter ending December 2017	2,169	→
<b>Variance since December 2016</b>	<b>9.2%</b>	<b>↑</b>



### ACTIVITY

Cumulative percentage of contracted UDA delivered 2017 & 2018



Month	Adjusted Scheduled Activity (UDA)	
	2017	2018
April	408	127
May	861	591
June	1,248	979
July	1,916	1,482
August	2,547	2,253
September	3,107	2,622
October	3,682	2,901
November	4,213	4,116
December	4,605	4,598
January	5,061	
February	5,583	
March	6,087	
April	6,346	
May	6,362	
June	6,367	

### QUALITY

	Quantity	Base Number	Contract	AT	Region	England
% of FP17s for the same patient ID Re-attending within 3 months - Children	64	618	10.4%	11.0%	12.9%	12.0%
% of FP17s for the same patient ID Re-attending within 3 months - Adults	144	1,702	8.5%	14.8%	16.5%	15.9%
% of FP17s for the same patient ID Re-attending between 3 & 9 months - Children	369	618	59.7%	60.9%	59.6%	58.0%
% of FP17s for the same patient ID Re-attending between 3 & 9 months - Adults	889	1,702	52.2%	54.9%	52.8%	50.5%
% of FP17s for Band 1 Urgent Courses	56	2,189	2.6%	8.3%	9.1%	9.0%
% of FP17s Relating to Free Repair or Replacements	33	2,189	1.5%	0.9%	1.0%	0.8%
% of FP17s Relating to Continuations	11	2,189	0.5%	1.1%	1.2%	1.1%
% of Patients satisfied with the dentistry they have received	5	5	N/A	91.0%	91.6%	91.5%
% of Patients satisfied with the time they had to wait for an appointment	5	5	N/A	87.8%	88.3%	87.9%

\* This is based on patients treated on this contract for their most recent course of treatment. Figures in italics indicate the base number of FP17s or Patient Questionnaire responses are less than 100. N/A is shown where the base number of responses is less than 10 during the period. % is calculated as Quantity/Base number\*100

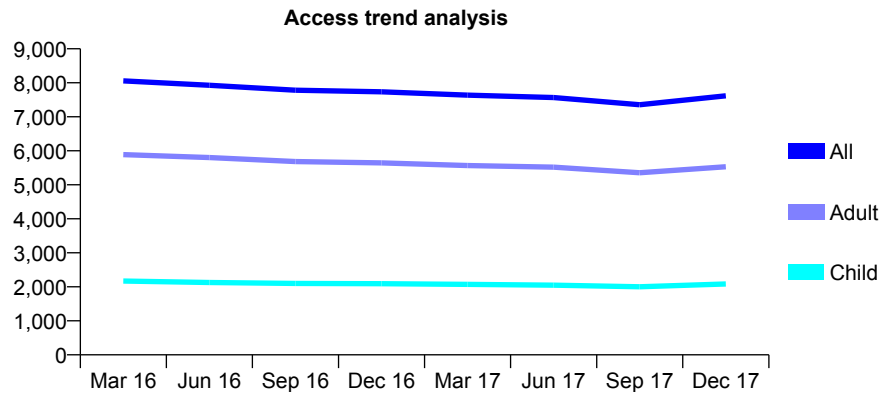
## Q52 - Vital Signs At a Glance Contract Report for 854093/0001 - December 2017

Name or company name	MR A HUSSAIN
Contract type name	GDS Contract
Purpose of contract	General
Contract start date	01/04/2006
Contract end date	

17/18 Contracted general activity (UDA)	21,783
Carry forward general activity (UDA)	0
17/18 Contracted orthodontic activity (UOA)	0
Carry forward orthodontic activity (UOA)	0
Baseline contract value	£819,737.54

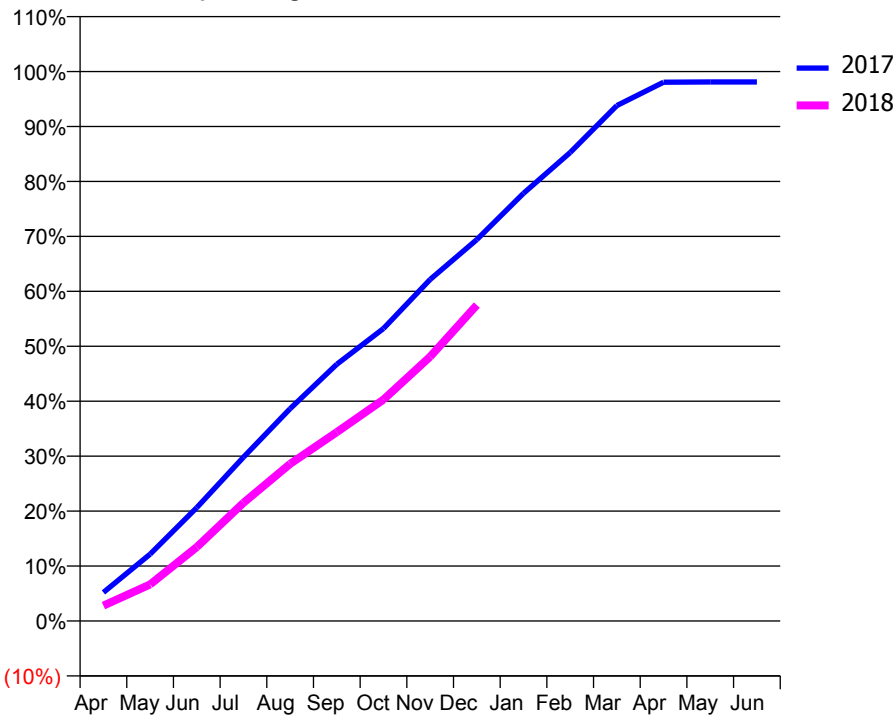
### ACCESS\*

Patients seen in 24 months	Total	Change since previous quarter
Quarter ending December 2016	7,737	
Quarter ending March 2017	7,638	↓
Quarter ending June 2017	7,568	→
Quarter ending September 2017	7,356	↓
Quarter ending December 2017	7,617	↑
<b>Variance since December 2016</b>	<b>(1.6%)</b>	<b>↓</b>



### ACTIVITY

Cumulative percentage of contracted UDA delivered 2017 & 2018



Month	Adjusted Scheduled Activity (UDA)	
	2017	2018
April	1,133	613
May	2,654	1,452
June	4,493	2,932
July	6,492	4,685
August	8,416	6,227
September	10,180	7,486
October	11,594	8,780
November	13,539	10,479
December	15,120	12,523
January	16,957	
February	18,573	
March	20,432	
April	21,356	
May	21,367	
June	21,367	

### QUALITY

	Quantity	Base Number	Contract	AT	Region	England
% of FP17s for the same patient ID Re-attending within 3 months - Children	109	2,263	4.8%	11.0%	12.9%	12.0%
% of FP17s for the same patient ID Re-attending within 3 months - Adults	540	5,325	10.1%	14.8%	16.5%	15.9%
% of FP17s for the same patient ID Re-attending between 3 & 9 months - Children	1,447	2,263	63.9%	60.9%	59.6%	58.0%
% of FP17s for the same patient ID Re-attending between 3 & 9 months - Adults	3,216	5,325	60.4%	54.9%	52.8%	50.5%
% of FP17s for Band 1 Urgent Courses	653	7,160	9.1%	8.3%	9.1%	9.0%
% of FP17s Relating to Free Repair or Replacements	25	7,160	0.3%	0.9%	1.0%	0.8%
% of FP17s Relating to Continuations	19	7,160	0.3%	1.1%	1.2%	1.1%
% of Patients satisfied with the dentistry they have received	11	12	91.7%	91.0%	91.6%	91.5%
% of Patients satisfied with the time they had to wait for an appointment	11	12	91.7%	87.8%	88.3%	87.9%

\* This is based on patients treated on this contract for their most recent course of treatment. Figures in italics indicate the base number of FP17s or Patient Questionnaire responses are less than 100. N/A is shown where the base number of responses is less than 10 during the period. % is calculated as Quantity/Base number\*100

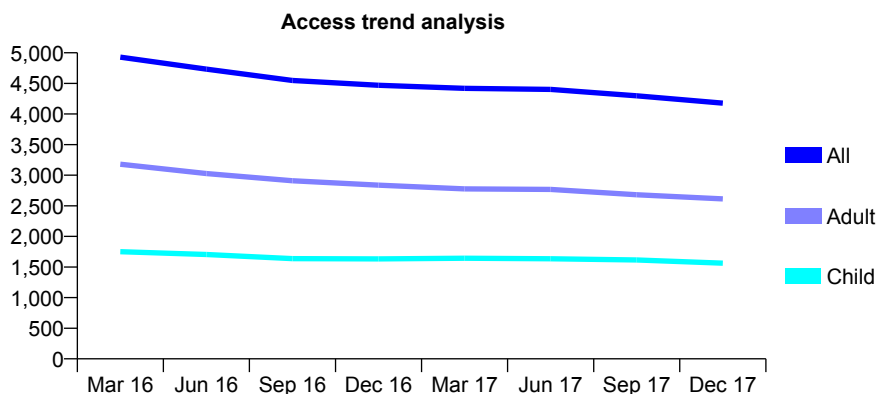
## Q52 - Vital Signs At a Glance Contract Report for 854093/0005 - December 2017

Name or company name	MR A HUSSAIN
Contract type name	GDS Contract
Purpose of contract	General
Contract start date	06/10/2012
Contract end date	

17/18 Contracted general activity (UDA)	15,788
Carry forward general activity (UDA)	0
17/18 Contracted orthodontic activity (UOA)	0
Carry forward orthodontic activity (UOA)	0
Baseline contract value	£507,544.02

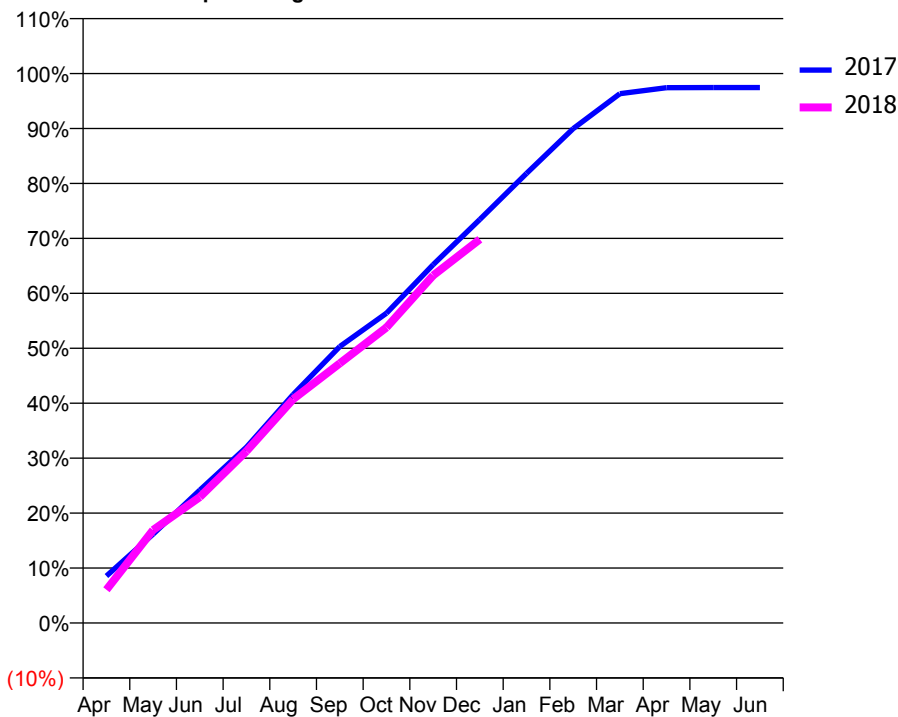
### ACCESS\*

Patients seen in 24 months	Total	Change since previous quarter
Quarter ending December 2016	4,470	
Quarter ending March 2017	4,419	↓
Quarter ending June 2017	4,403	→
Quarter ending September 2017	4,297	↓
Quarter ending December 2017	4,177	↓
<b>Variance since December 2016</b>	<b>(6.6%)</b>	<b>↓</b>



### ACTIVITY

Cumulative percentage of contracted UDA delivered 2017 & 2018



Month	Adjusted Scheduled Activity (UDA)	
	2017	2018
April	1,350	954
May	2,556	2,672
June	3,821	3,620
July	5,056	4,935
August	6,571	6,430
September	7,951	7,463
October	8,910	8,493
November	10,306	9,987
December	11,606	11,025
January	12,927	
February	14,216	
March	15,219	
April	15,392	
May	15,397	
June	15,399	

### QUALITY

	Quantity	Base Number	Contract	AT	Region	England
% of FP17s for the same patient ID Re-attending within 3 months - Children	198	1,976	10.0%	11.0%	12.9%	12.0%
% of FP17s for the same patient ID Re-attending within 3 months - Adults	626	3,120	20.1%	14.8%	16.5%	15.9%
% of FP17s for the same patient ID Re-attending between 3 & 9 months - Children	1,174	1,976	59.4%	60.9%	59.6%	58.0%
% of FP17s for the same patient ID Re-attending between 3 & 9 months - Adults	1,613	3,120	51.7%	54.9%	52.8%	50.5%
% of FP17s for Band 1 Urgent Courses	418	4,999	8.4%	8.3%	9.1%	9.0%
% of FP17s Relating to Free Repair or Replacements	47	4,999	0.9%	0.9%	1.0%	0.8%
% of FP17s Relating to Continuations	70	4,999	1.4%	1.1%	1.2%	1.1%
% of Patients satisfied with the dentistry they have received	3	3	N/A	91.0%	91.6%	91.5%
% of Patients satisfied with the time they had to wait for an appointment	2	3	N/A	87.8%	88.3%	87.9%

\* This is based on patients treated on this contract for their most recent course of treatment. Figures in italics indicate the base number of FP17s or Patient Questionnaire responses are less than 100. N/A is shown where the base number of responses is less than 10 during the period. % is calculated as Quantity/Base number\*100

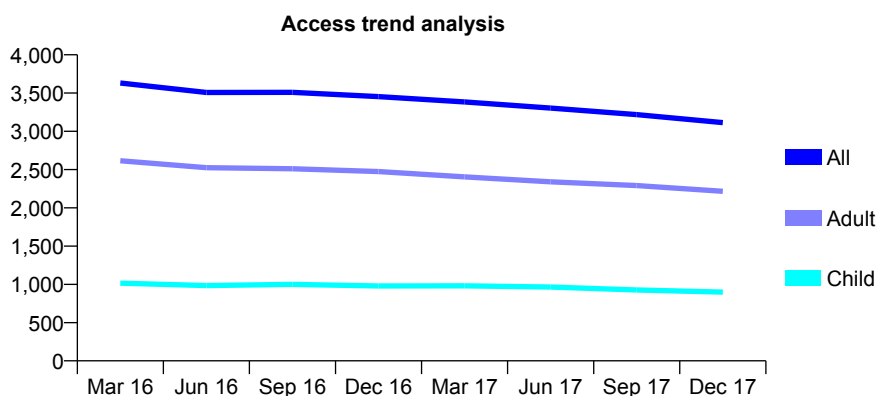
## Q52 - Vital Signs At a Glance Contract Report for 854093/0006 - December 2017

Name or company name	MR A HUSSAIN
Contract type name	GDS Contract
Purpose of contract	General
Contract start date	01/02/2013
Contract end date	

17/18 Contracted general activity (UDA)	10,865
Carry forward general activity (UDA)	0
17/18 Contracted orthodontic activity (UOA)	0
Carry forward orthodontic activity (UOA)	0
Baseline contract value	£354,544.95

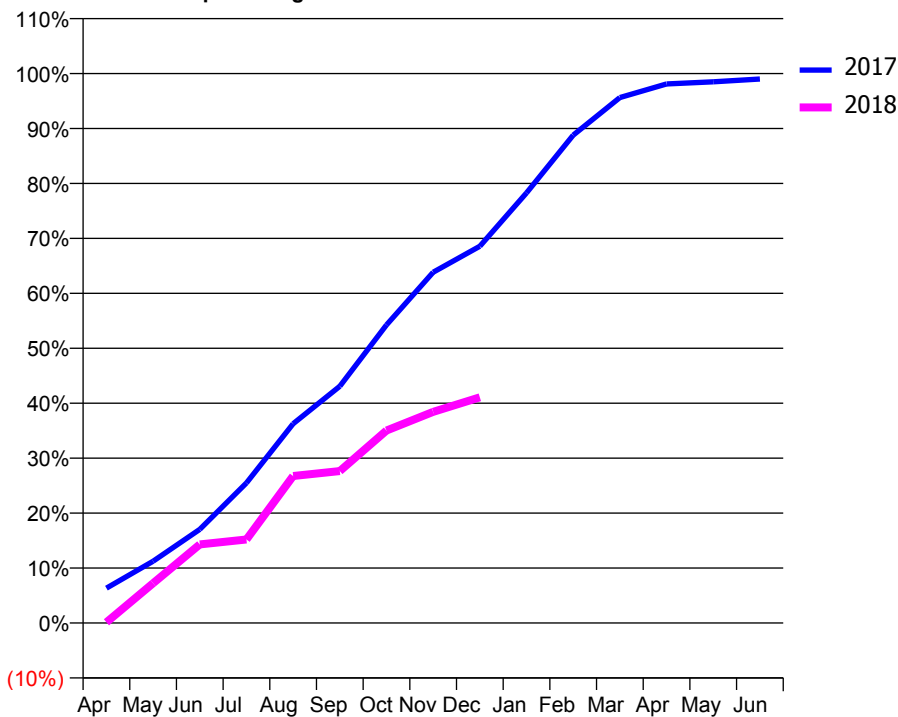
### ACCESS\*

Patients seen in 24 months	Total	Change since previous quarter
Quarter ending December 2016	3,453	
Quarter ending March 2017	3,384	↓
Quarter ending June 2017	3,304	↓
Quarter ending September 2017	3,218	↓
Quarter ending December 2017	3,114	↓
<b>Variance since December 2016</b>	<b>(9.8%)</b>	<b>↓</b>



### ACTIVITY

Cumulative percentage of contracted UDA delivered 2017 & 2018



Month	Adjusted Scheduled Activity (UDA)	
	2017	2018
April	690	15
May	1,223	787
June	1,852	1,555
July	2,770	1,651
August	3,939	2,907
September	4,683	3,005
October	5,894	3,805
November	6,935	4,174
December	7,450	4,463
January	8,504	
February	9,645	
March	10,390	
April	10,660	
May	10,702	
June	10,757	

### QUALITY

	Quantity	Base Number	Contract	AT	Region	England
% of FP17s for the same patient ID Re-attending within 3 months - Children	43	629	6.8%	11.0%	12.9%	12.0%
% of FP17s for the same patient ID Re-attending within 3 months - Adults	225	1,609	14.0%	14.8%	16.5%	15.9%
% of FP17s for the same patient ID Re-attending between 3 & 9 months - Children	374	629	59.5%	60.9%	59.6%	58.0%
% of FP17s for the same patient ID Re-attending between 3 & 9 months - Adults	945	1,609	58.7%	54.9%	52.8%	50.5%
% of FP17s for Band 1 Urgent Courses	86	2,114	4.1%	8.3%	9.1%	9.0%
% of FP17s Relating to Free Repair or Replacements	11	2,114	0.5%	0.9%	1.0%	0.8%
% of FP17s Relating to Continuations	53	2,114	2.5%	1.1%	1.2%	1.1%
% of Patients satisfied with the dentistry they have received	1	1	N/A	91.0%	91.6%	91.5%
% of Patients satisfied with the time they had to wait for an appointment	1	1	N/A	87.8%	88.3%	87.9%

\* This is based on patients treated on this contract for their most recent course of treatment. Figures in italics indicate the base number of FP17s or Patient Questionnaire responses are less than 100. N/A is shown where the base number of responses is less than 10 during the period. % is calculated as Quantity/Base number\*100

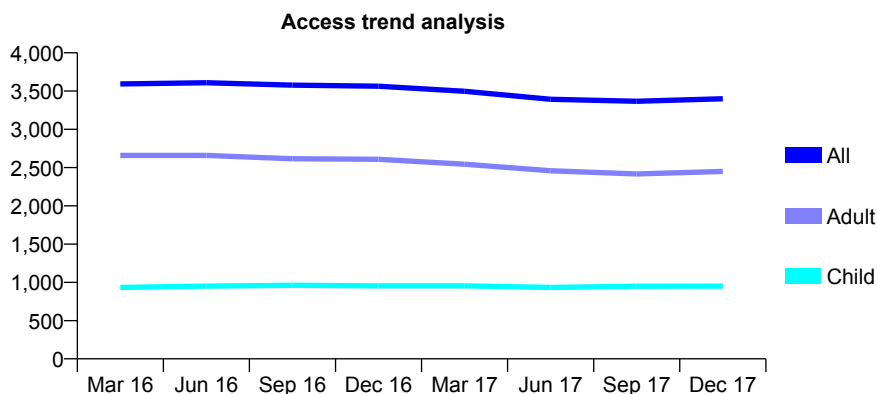
## Q52 - Vital Signs At a Glance Contract Report for 854549/0002 - December 2017

Name or company name	MR N THAKKER
Contract type name	GDS Contract
Purpose of contract	General
Contract start date	02/11/2009
Contract end date	

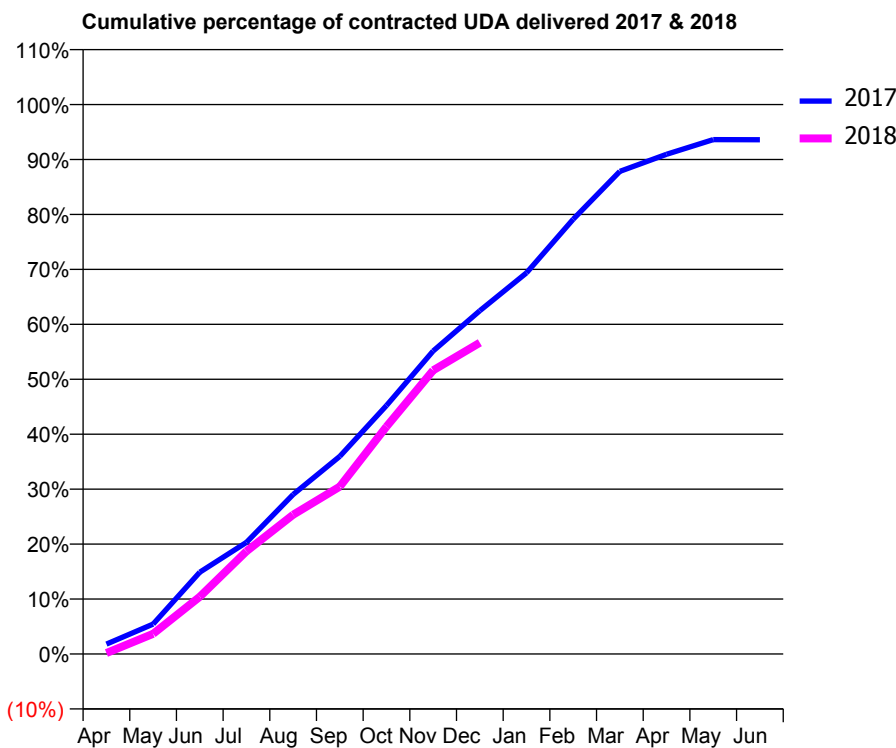
17/18 Contracted general activity (UDA)	14,000
Carry forward general activity (UDA)	0
17/18 Contracted orthodontic activity (UOA)	0
Carry forward orthodontic activity (UOA)	0
Baseline contract value	£334,122.87

### ACCESS\*

Patients seen in 24 months	Total	Change since previous quarter
Quarter ending December 2016	3,563	
Quarter ending March 2017	3,498	↓
Quarter ending June 2017	3,392	↓
Quarter ending September 2017	3,366	→
Quarter ending December 2017	3,400	→
<b>Variance since December 2016</b>	<b>(4.6%)</b>	<b>↓</b>



### ACTIVITY



Month	Adjusted Scheduled Activity (UDA)	
	2017	2018
April	253	24
May	763	515
June	2,086	1,459
July	2,845	2,617
August	4,064	3,548
September	5,037	4,265
October	6,330	5,794
November	7,719	7,230
December	8,748	7,931
January	9,711	
February	11,077	
March	12,297	
April	12,733	
May	13,107	
June	13,101	

### QUALITY

	Quantity	Base Number	Contract	AT	Region	England
% of FP17s for the same patient ID Re-attending within 3 months - Children	49	908	5.4%	11.0%	12.9%	12.0%
% of FP17s for the same patient ID Re-attending within 3 months - Adults	380	2,370	16.0%	14.8%	16.5%	15.9%
% of FP17s for the same patient ID Re-attending between 3 & 9 months - Children	468	908	51.5%	60.9%	59.6%	58.0%
% of FP17s for the same patient ID Re-attending between 3 & 9 months - Adults	1,219	2,370	51.4%	54.9%	52.8%	50.5%
% of FP17s for Band 1 Urgent Courses	140	3,006	4.7%	8.3%	9.1%	9.0%
% of FP17s Relating to Free Repair or Replacements	50	3,006	1.7%	0.9%	1.0%	0.8%
% of FP17s Relating to Continuations	45	3,006	1.5%	1.1%	1.2%	1.1%
% of Patients satisfied with the dentistry they have received	5	5	N/A	91.0%	91.6%	91.5%
% of Patients satisfied with the time they had to wait for an appointment	4	5	N/A	87.8%	88.3%	87.9%

\* This is based on patients treated on this contract for their most recent course of treatment. Figures in italics indicate the base number of FP17s or Patient Questionnaire responses are less than 100. N/A is shown where the base number of responses is less than 10 during the period. % is calculated as Quantity/Base number\*100

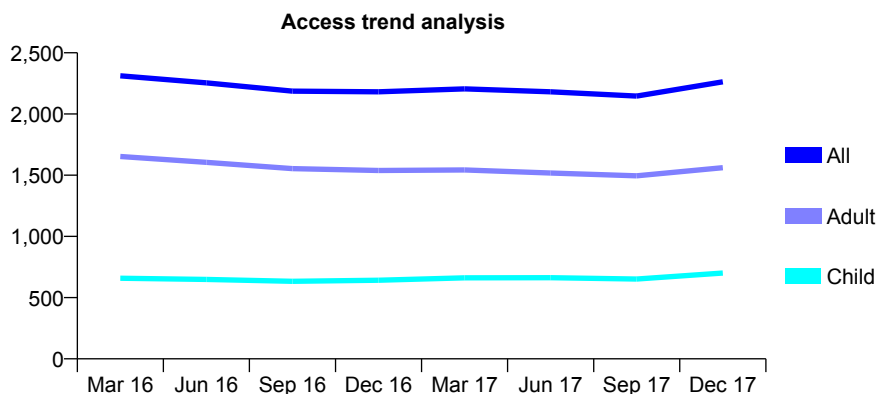
## Q52 - Vital Signs At a Glance Contract Report for 854549/0003 - December 2017

Name or company name	MR N THAKKER
Contract type name	GDS Contract
Purpose of contract	General
Contract start date	01/03/2010
Contract end date	

17/18 Contracted general activity (UDA)	7,000
Carry forward general activity (UDA)	52
17/18 Contracted orthodontic activity (UOA)	0
Carry forward orthodontic activity (UOA)	0
Baseline contract value	£170,842.90

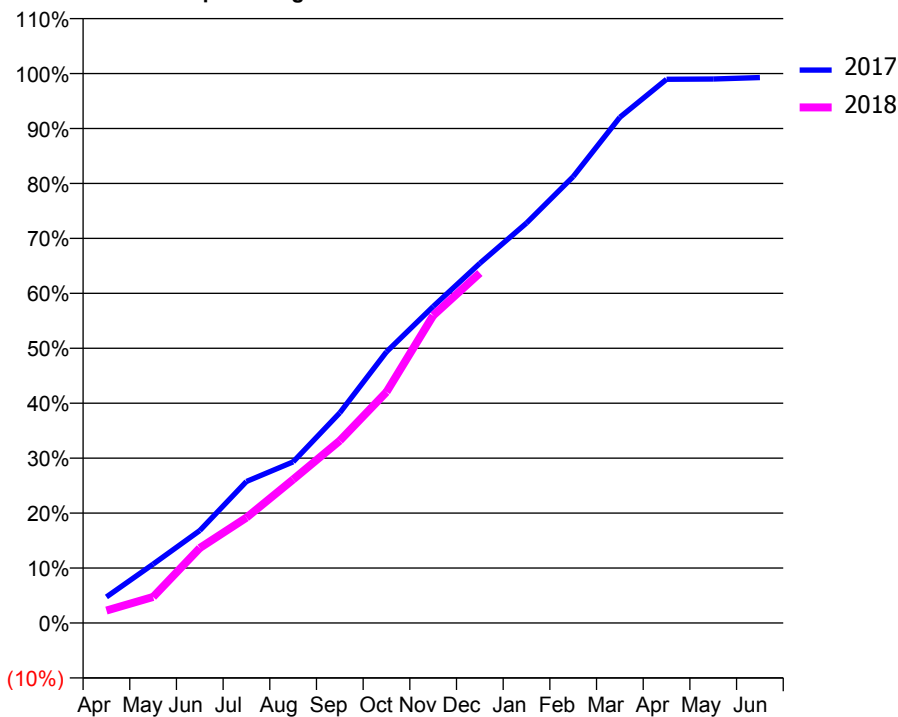
### ACCESS\*

Patients seen in 24 months	Total	Change since previous quarter
Quarter ending December 2016	2,181	
Quarter ending March 2017	2,205	→
Quarter ending June 2017	2,181	↓
Quarter ending September 2017	2,147	↓
Quarter ending December 2017	2,263	↑
<b>Variance since December 2016</b>	<b>3.8%</b>	<b>↑</b>



### ACTIVITY

Cumulative percentage of contracted UDA delivered 2017 & 2018



Month	Adjusted Scheduled Activity (UDA)	
	2017	2018
April	332	158
May	749	332
June	1,178	956
July	1,803	1,344
August	2,052	1,828
September	2,678	2,323
October	3,454	2,943
November	4,032	3,916
December	4,582	4,458
January	5,095	
February	5,687	
March	6,443	
April	6,927	
May	6,930	
June	6,948	

### QUALITY

	Quantity	Base Number	Contract	AT	Region	England
% of FP17s for the same patient ID Re-attending within 3 months - Children	30	733	4.1%	11.0%	12.9%	12.0%
% of FP17s for the same patient ID Re-attending within 3 months - Adults	233	1,778	13.1%	14.8%	16.5%	15.9%
% of FP17s for the same patient ID Re-attending between 3 & 9 months - Children	451	733	61.5%	60.9%	59.6%	58.0%
% of FP17s for the same patient ID Re-attending between 3 & 9 months - Adults	1,105	1,778	62.1%	54.9%	52.8%	50.5%
% of FP17s for Band 1 Urgent Courses	99	2,311	4.3%	8.3%	9.1%	9.0%
% of FP17s Relating to Free Repair or Replacements	30	2,311	1.3%	0.9%	1.0%	0.8%
% of FP17s Relating to Continuations	22	2,311	1.0%	1.1%	1.2%	1.1%
% of Patients satisfied with the dentistry they have received	2	3	N/A	91.0%	91.6%	91.5%
% of Patients satisfied with the time they had to wait for an appointment	3	3	N/A	87.8%	88.3%	87.9%

\* This is based on patients treated on this contract for their most recent course of treatment. Figures in italics indicate the base number of FP17s or Patient Questionnaire responses are less than 100. N/A is shown where the base number of responses is less than 10 during the period. % is calculated as Quantity/Base number\*100



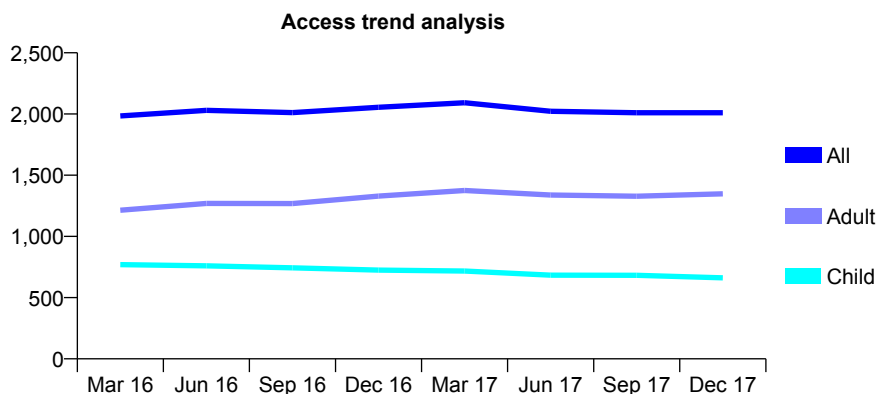
## Q52 - Vital Signs At a Glance Contract Report for 855464/0004 - December 2017

Name or company name	MR JA KHAN
Contract type name	GDS Contract
Purpose of contract	General
Contract start date	29/08/2012
Contract end date	

17/18 Contracted general activity (UDA)	5,250
Carry forward general activity (UDA)	24
17/18 Contracted orthodontic activity (UOA)	0
Carry forward orthodontic activity (UOA)	0
Baseline contract value	£142,637.72

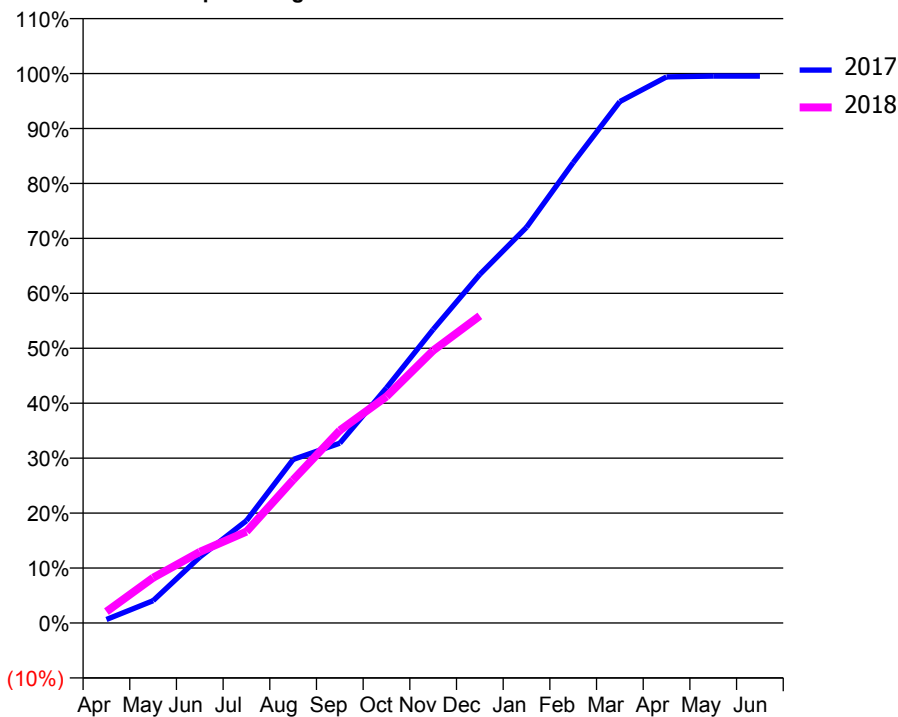
### ACCESS\*

Patients seen in 24 months	Total	Change since previous quarter
Quarter ending December 2016	2,055	
Quarter ending March 2017	2,092	→
Quarter ending June 2017	2,022	↓
Quarter ending September 2017	2,010	→
Quarter ending December 2017	2,010	→
<b>Variance since December 2016</b>	<b>(2.2%)</b>	<b>↓</b>



### ACTIVITY

Cumulative percentage of contracted UDA delivered 2017 & 2018



Month	Adjusted Scheduled Activity (UDA)	
	2017	2018
April	34	109
May	213	433
June	630	679
July	977	873
August	1,563	1,368
September	1,718	1,841
October	2,246	2,163
November	2,805	2,603
December	3,331	2,935
January	3,780	
February	4,399	
March	4,982	
April	5,218	
May	5,225	
June	5,226	

### QUALITY

	Quantity	Base Number	Contract	AT	Region	England
% of FP17s for the same patient ID Re-attending within 3 months - Children	76	784	9.7%	11.0%	12.9%	12.0%
% of FP17s for the same patient ID Re-attending within 3 months - Adults	72	951	7.6%	14.8%	16.5%	15.9%
% of FP17s for the same patient ID Re-attending between 3 & 9 months - Children	520	784	66.3%	60.9%	59.6%	58.0%
% of FP17s for the same patient ID Re-attending between 3 & 9 months - Adults	278	951	29.2%	54.9%	52.8%	50.5%
% of FP17s for Band 1 Urgent Courses	399	1,620	24.6%	8.3%	9.1%	9.0%
% of FP17s Relating to Free Repair or Replacements	3	1,620	0.2%	0.9%	1.0%	0.8%
% of FP17s Relating to Continuations	0	1,620	0.0%	1.1%	1.2%	1.1%
% of Patients satisfied with the dentistry they have received	2	2	N/A	91.0%	91.6%	91.5%
% of Patients satisfied with the time they had to wait for an appointment	2	2	N/A	87.8%	88.3%	87.9%

\* This is based on patients treated on this contract for their most recent course of treatment. Figures in italics indicate the base number of FP17s or Patient Questionnaire responses are less than 100. N/A is shown where the base number of responses is less than 10 during the period. % is calculated as Quantity/Base number\*100

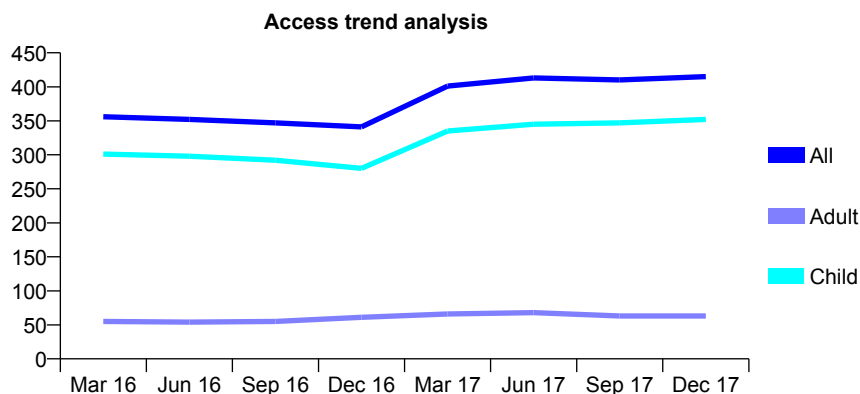
## Q52 - Vital Signs At a Glance Contract Report for 857564/0001 - December 2017

Name or company name	MR OD HIGGS
Contract type name	GDS Contract
Purpose of contract	General
Contract start date	15/09/2006
Contract end date	

17/18 Contracted general activity (UDA)	806
Carry forward general activity (UDA)	6
17/18 Contracted orthodontic activity (UOA)	0
Carry forward orthodontic activity (UOA)	0
Baseline contract value	£24,257.90

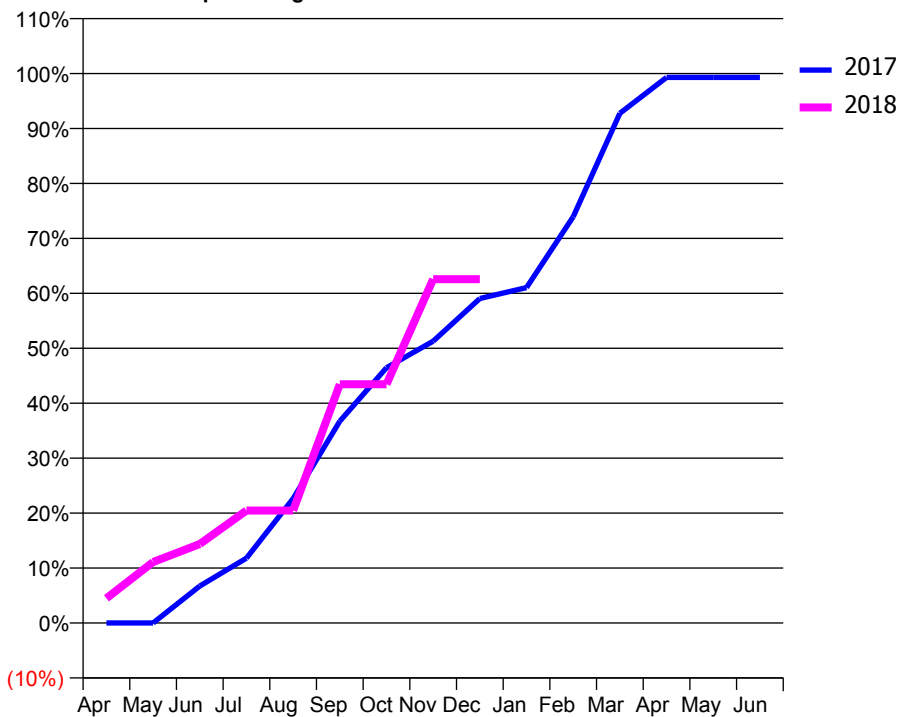
### ACCESS\*

Patients seen in 24 months	Total	Change since previous quarter
Quarter ending December 2016	341	
Quarter ending March 2017	401	↑
Quarter ending June 2017	413	↑
Quarter ending September 2017	410	→
Quarter ending December 2017	415	→
<b>Variance since December 2016</b>	<b>21.7%</b>	<b>↑</b>



### ACTIVITY

**Cumulative percentage of contracted UDA delivered 2017 & 2018**



Month	Adjusted Scheduled Activity (UDA)	
	2017	2018
April	0	36
May	0	89
June	54	116
July	95	165
August	183	165
September	296	350
October	374	350
November	413	504
December	476	504
January	492	
February	596	
March	748	
April	800	
May	800	
June	800	

### QUALITY

	Quantity	Base Number	Contract	AT	Region	England
% of FP17s for the same patient ID Re-attending within 3 months - Children	42	437	9.6%	11.0%	12.9%	12.0%
% of FP17s for the same patient ID Re-attending within 3 months - Adults	2	21	9.5%	14.8%	16.5%	15.9%
% of FP17s for the same patient ID Re-attending between 3 & 9 months - Children	206	437	47.1%	60.9%	59.6%	58.0%
% of FP17s for the same patient ID Re-attending between 3 & 9 months - Adults	11	21	52.4%	54.9%	52.8%	50.5%
% of FP17s for Band 1 Urgent Courses	13	410	3.2%	8.3%	9.1%	9.0%
% of FP17s Relating to Free Repair or Replacements	0	410	0.0%	0.9%	1.0%	0.8%
% of FP17s Relating to Continuations	0	410	0.0%	1.1%	1.2%	1.1%
% of Patients satisfied with the dentistry they have received	0	0	N/A	91.0%	91.6%	91.5%
% of Patients satisfied with the time they had to wait for an appointment	0	0	N/A	87.8%	88.3%	87.9%

\* This is based on patients treated on this contract for their most recent course of treatment. Figures in italics indicate the base number of FP17s or Patient Questionnaire responses are less than 100. N/A is shown where the base number of responses is less than 10 during the period. % is calculated as Quantity/Base number\*100

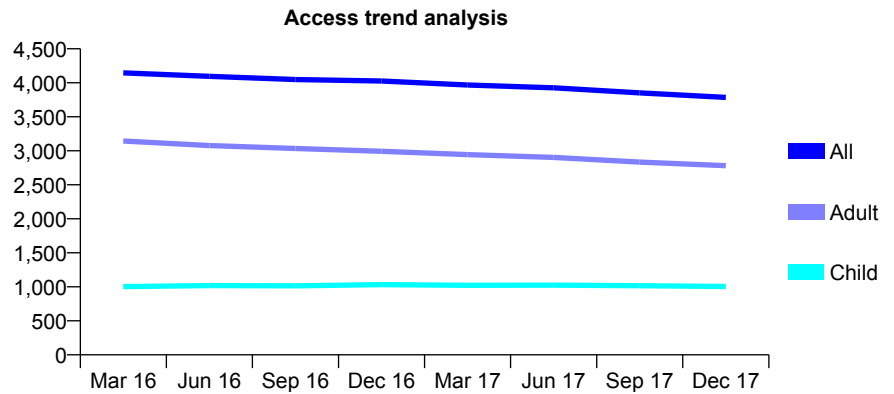
## Q52 - Vital Signs At a Glance Contract Report for 905755/0001 - December 2017

Name or company name	MR FN MACPHERSON
Contract type name	GDS Contract
Purpose of contract	General
Contract start date	01/04/2006
Contract end date	

17/18 Contracted general activity (UDA)	10,626
Carry forward general activity (UDA)	-8
17/18 Contracted orthodontic activity (UOA)	0
Carry forward orthodontic activity (UOA)	0
Baseline contract value	£267,447.20

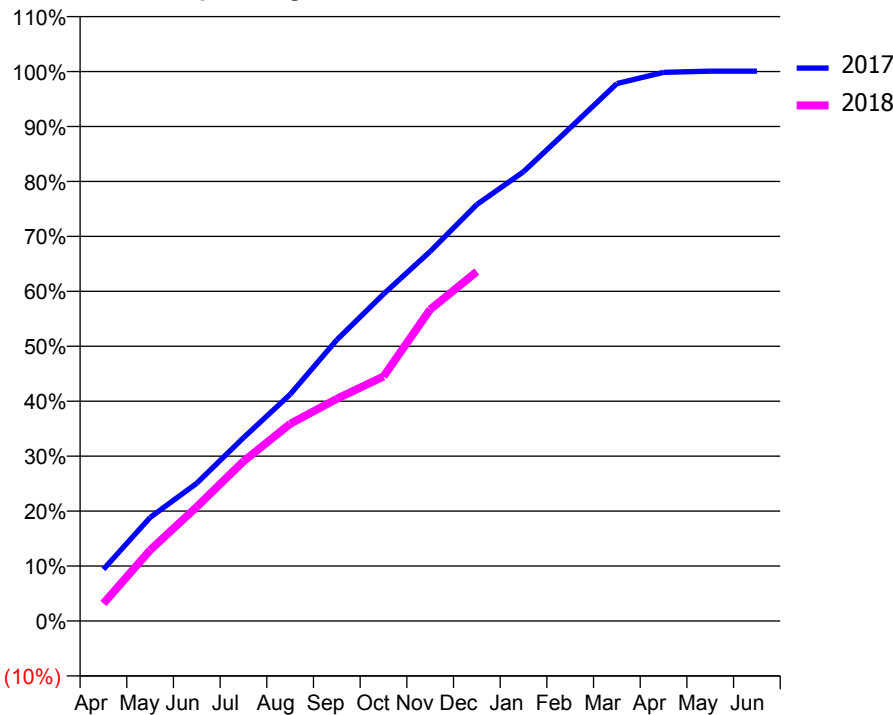
### ACCESS\*

Patients seen in 24 months	Total	Change since previous quarter
Quarter ending December 2016	4,026	
Quarter ending March 2017	3,967	↓
Quarter ending June 2017	3,927	↓
Quarter ending September 2017	3,851	↓
Quarter ending December 2017	3,786	↓
<b>Variance since December 2016</b>	<b>(6.0%)</b>	↓



### ACTIVITY

Cumulative percentage of contracted UDA delivered 2017 & 2018



Month	Adjusted Scheduled Activity (UDA)	
	2017	2018
April	999	340
May	2,002	1,370
June	2,665	2,208
July	3,543	3,087
August	4,382	3,813
September	5,437	4,297
October	6,322	4,729
November	7,148	6,024
December	8,054	6,756
January	8,689	
February	9,538	
March	10,393	
April	10,611	
May	10,634	
June	10,634	

### QUALITY

	Quantity	Base Number	Contract	AT	Region	England
% of FP17s for the same patient ID Re-attending within 3 months - Children	96	1,209	7.9%	11.0%	12.9%	12.0%
% of FP17s for the same patient ID Re-attending within 3 months - Adults	540	3,303	16.3%	14.8%	16.5%	15.9%
% of FP17s for the same patient ID Re-attending between 3 & 9 months - Children	837	1,209	69.2%	60.9%	59.6%	58.0%
% of FP17s for the same patient ID Re-attending between 3 & 9 months - Adults	2,202	3,303	66.7%	54.9%	52.8%	50.5%
% of FP17s for Band 1 Urgent Courses	442	4,356	10.1%	8.3%	9.1%	9.0%
% of FP17s Relating to Free Repair or Replacements	50	4,356	1.1%	0.9%	1.0%	0.8%
% of FP17s Relating to Continuations	36	4,356	0.8%	1.1%	1.2%	1.1%
% of Patients satisfied with the dentistry they have received	2	3	N/A	91.0%	91.6%	91.5%
% of Patients satisfied with the time they had to wait for an appointment	3	3	N/A	87.8%	88.3%	87.9%

\* This is based on patients treated on this contract for their most recent course of treatment. Figures in italics indicate the base number of FP17s or Patient Questionnaire responses are less than 100. N/A is shown where the base number of responses is less than 10 during the period. % is calculated as Quantity/Base number\*100

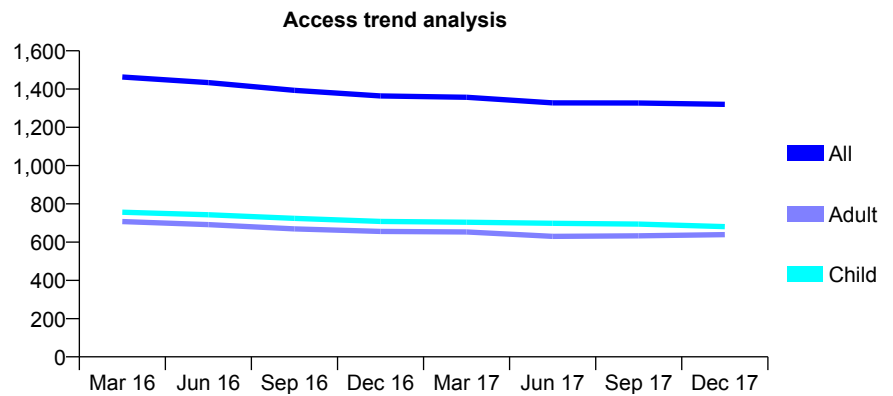
## Q52 - Vital Signs At a Glance Contract Report for 911291/0001 - December 2017

Name or company name	MR JG PEARSON
Contract type name	GDS Contract
Purpose of contract	General
Contract start date	01/04/2006
Contract end date	

17/18 Contracted general activity (UDA)	5,000
Carry forward general activity (UDA)	0
17/18 Contracted orthodontic activity (UOA)	0
Carry forward orthodontic activity (UOA)	0
Baseline contract value	£117,662.52

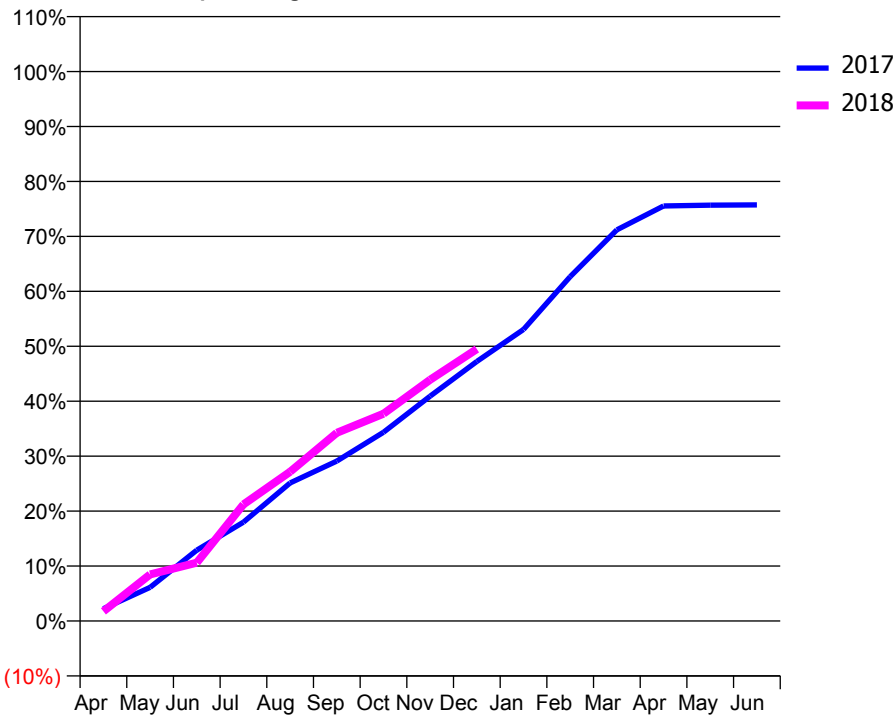
### ACCESS\*

Patients seen in 24 months	Total	Change since previous quarter
Quarter ending December 2016	1,364	
Quarter ending March 2017	1,357	→
Quarter ending June 2017	1,328	↓
Quarter ending September 2017	1,327	→
Quarter ending December 2017	1,320	→
<b>Variance since December 2016</b>	<b>(3.2%)</b>	<b>↓</b>



### ACTIVITY

Cumulative percentage of contracted UDA delivered 2017 & 2018



Month	Adjusted Scheduled Activity (UDA)	
	2017	2018
April	112	88
May	306	424
June	645	531
July	899	1,061
August	1,256	1,358
September	1,456	1,713
October	1,718	1,886
November	2,047	2,195
December	2,362	2,475
January	2,653	
February	3,134	
March	3,560	
April	3,777	
May	3,784	
June	3,786	

### QUALITY

	Quantity	Base Number	Contract	AT	Region	England
% of FP17s for the same patient ID Re-attending within 3 months - Children	55	814	6.8%	11.0%	12.9%	12.0%
% of FP17s for the same patient ID Re-attending within 3 months - Adults	131	655	20.0%	14.8%	16.5%	15.9%
% of FP17s for the same patient ID Re-attending between 3 & 9 months - Children	543	814	66.7%	60.9%	59.6%	58.0%
% of FP17s for the same patient ID Re-attending between 3 & 9 months - Adults	394	655	60.2%	54.9%	52.8%	50.5%
% of FP17s for Band 1 Urgent Courses	116	1,341	8.7%	8.3%	9.1%	9.0%
% of FP17s Relating to Free Repair or Replacements	2	1,341	0.1%	0.9%	1.0%	0.8%
% of FP17s Relating to Continuations	8	1,341	0.6%	1.1%	1.2%	1.1%
% of Patients satisfied with the dentistry they have received	3	3	N/A	91.0%	91.6%	91.5%
% of Patients satisfied with the time they had to wait for an appointment	3	3	N/A	87.8%	88.3%	87.9%

\* This is based on patients treated on this contract for their most recent course of treatment. Figures in italics indicate the base number of FP17s or Patient Questionnaire responses are less than 100. N/A is shown where the base number of responses is less than 10 during the period. % is calculated as Quantity/Base number\*100

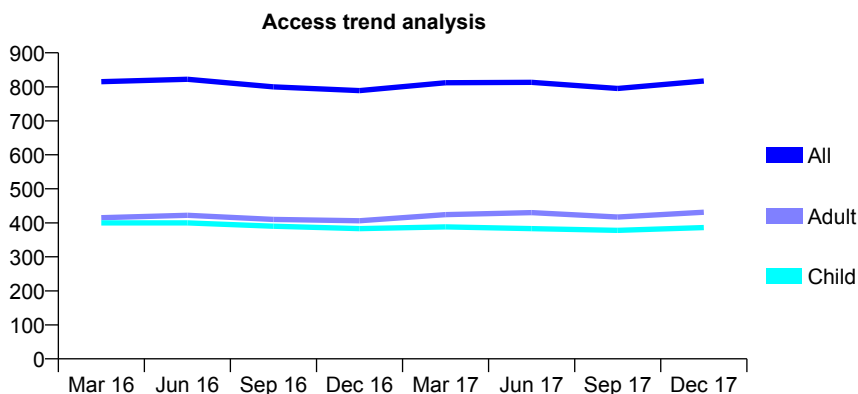
## Q52 - Vital Signs At a Glance Contract Report for 913103/0001 - December 2017

Name or company name	MRS JM GRAYE
Contract type name	GDS Contract
Purpose of contract	General
Contract start date	01/04/2006
Contract end date	

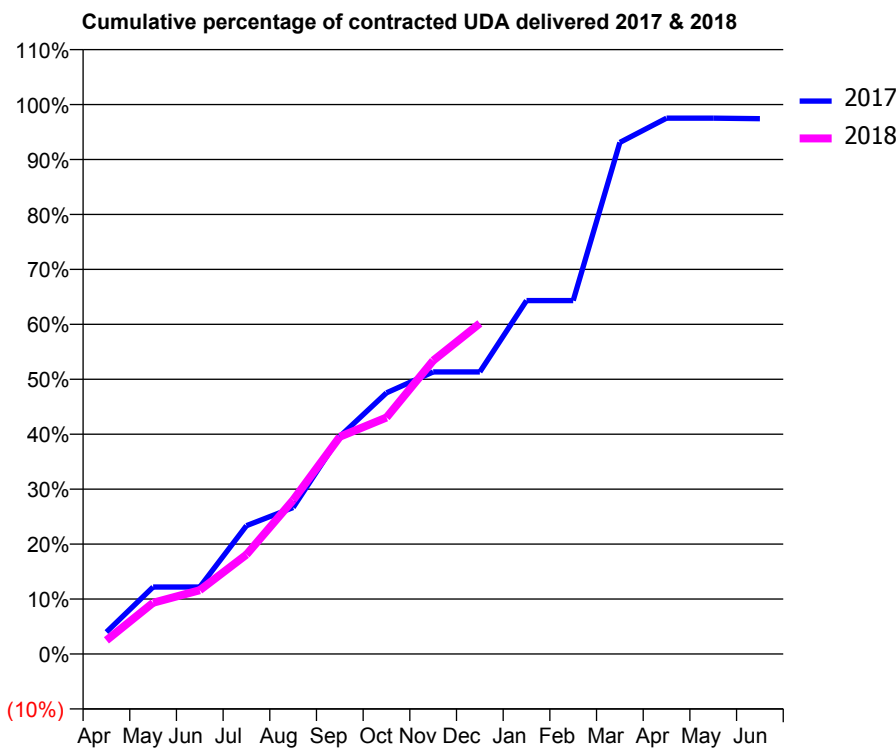
17/18 Contracted general activity (UDA)	2,419
Carry forward general activity (UDA)	0
17/18 Contracted orthodontic activity (UOA)	0
Carry forward orthodontic activity (UOA)	0
Baseline contract value	£53,701.14

### ACCESS\*

Patients seen in 24 months	Total	Change since previous quarter
Quarter ending December 2016	789	
Quarter ending March 2017	812	↑
Quarter ending June 2017	813	→
Quarter ending September 2017	795	↓
Quarter ending December 2017	817	↑
<b>Variance since December 2016</b>	<b>3.5%</b>	<b>↑</b>



### ACTIVITY



Adjusted Scheduled Activity (UDA)		
Month	2017	2018
April	96	60
May	295	226
June	295	281
July	565	438
August	645	678
September	958	957
October	1,150	1,041
November	1,242	1,292
December	1,242	1,456
January	1,556	
February	1,556	
March	2,252	
April	2,359	
May	2,359	
June	2,357	

### QUALITY

	Quantity	Base Number	Contract	AT	Region	England
% of FP17s for the same patient ID Re-attending within 3 months - Children	67	574	11.7%	11.0%	12.9%	12.0%
% of FP17s for the same patient ID Re-attending within 3 months - Adults	55	378	14.6%	14.8%	16.5%	15.9%
% of FP17s for the same patient ID Re-attending between 3 & 9 months - Children	414	574	72.1%	60.9%	59.6%	58.0%
% of FP17s for the same patient ID Re-attending between 3 & 9 months - Adults	229	378	60.6%	54.9%	52.8%	50.5%
% of FP17s for Band 1 Urgent Courses	28	896	3.1%	8.3%	9.1%	9.0%
% of FP17s Relating to Free Repair or Replacements	0	896	0.0%	0.9%	1.0%	0.8%
% of FP17s Relating to Continuations	1	896	0.1%	1.1%	1.2%	1.1%
% of Patients satisfied with the dentistry they have received	0	0	N/A	91.0%	91.6%	91.5%
% of Patients satisfied with the time they had to wait for an appointment	0	0	N/A	87.8%	88.3%	87.9%

\* This is based on patients treated on this contract for their most recent course of treatment. Figures in italics indicate the base number of FP17s or Patient Questionnaire responses are less than 100. N/A is shown where the base number of responses is less than 10 during the period. % is calculated as Quantity/Base number\*100

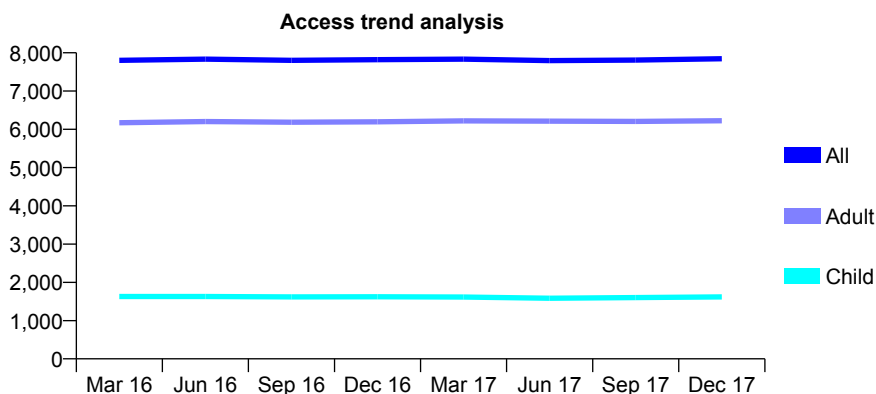
## Q52 - Vital Signs At a Glance Contract Report for 914126/0001 - December 2017

Name or company name	MR RM WHITE
Contract type name	GDS Contract
Purpose of contract	General
Contract start date	01/04/2006
Contract end date	

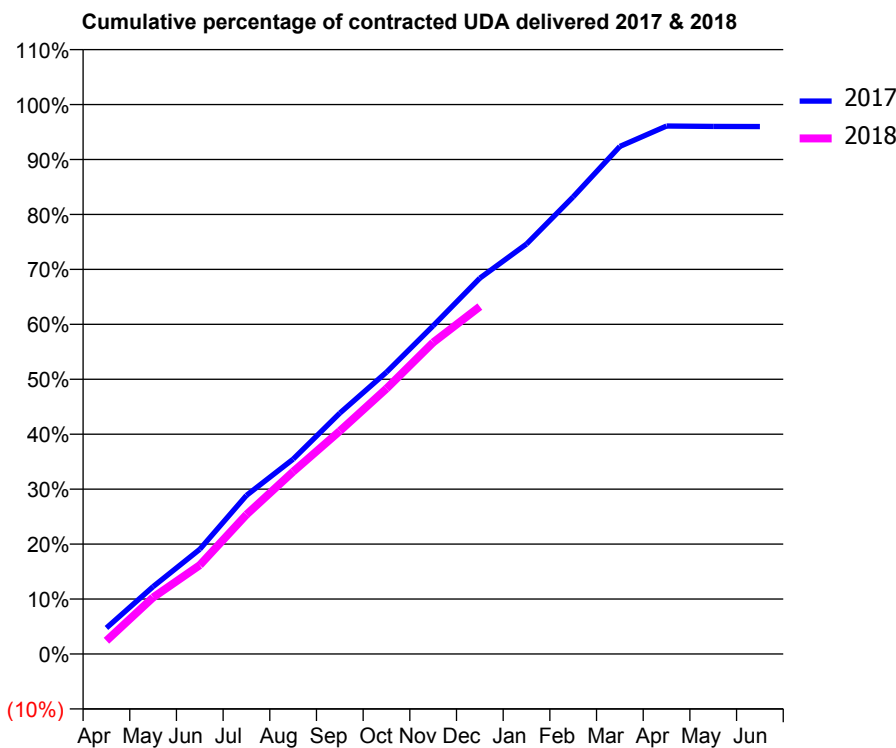
17/18 Contracted general activity (UDA)	22,295
Carry forward general activity (UDA)	0
17/18 Contracted orthodontic activity (UOA)	0
Carry forward orthodontic activity (UOA)	0
Baseline contract value	£591,057.53

### ACCESS\*

Patients seen in 24 months	Total	Change since previous quarter
Quarter ending December 2016	7,819	
Quarter ending March 2017	7,835	→
Quarter ending June 2017	7,797	→
Quarter ending September 2017	7,810	→
Quarter ending December 2017	7,845	→
<b>Variance since December 2016</b>	<b>0.3%</b>	<b>→</b>



### ACTIVITY



Month	Adjusted Scheduled Activity (UDA)	
	2017	2018
April	1,059	539
May	2,733	2,296
June	4,250	3,606
July	6,438	5,655
August	7,906	7,400
September	9,775	9,049
October	11,434	10,768
November	13,317	12,641
December	15,250	14,096
January	16,636	
February	18,550	
March	20,593	
April	21,424	
May	21,408	
June	21,400	

### QUALITY

	Quantity	Base Number	Contract	AT	Region	England
% of FP17s for the same patient ID Re-attending within 3 months - Children	90	1,820	4.9%	11.0%	12.9%	12.0%
% of FP17s for the same patient ID Re-attending within 3 months - Adults	1,057	6,512	16.2%	14.8%	16.5%	15.9%
% of FP17s for the same patient ID Re-attending between 3 & 9 months - Children	1,192	1,820	65.5%	60.9%	59.6%	58.0%
% of FP17s for the same patient ID Re-attending between 3 & 9 months - Adults	2,932	6,512	45.0%	54.9%	52.8%	50.5%
% of FP17s for Band 1 Urgent Courses	776	7,926	9.8%	8.3%	9.1%	9.0%
% of FP17s Relating to Free Repair or Replacements	105	7,926	1.3%	0.9%	1.0%	0.8%
% of FP17s Relating to Continuations	112	7,926	1.4%	1.1%	1.2%	1.1%
% of Patients satisfied with the dentistry they have received	16	16	100.0%	91.0%	91.6%	91.5%
% of Patients satisfied with the time they had to wait for an appointment	16	16	100.0%	87.8%	88.3%	87.9%

\* This is based on patients treated on this contract for their most recent course of treatment. Figures in italics indicate the base number of FP17s or Patient Questionnaire responses are less than 100. N/A is shown where the base number of responses is less than 10 during the period. % is calculated as Quantity/Base number\*100

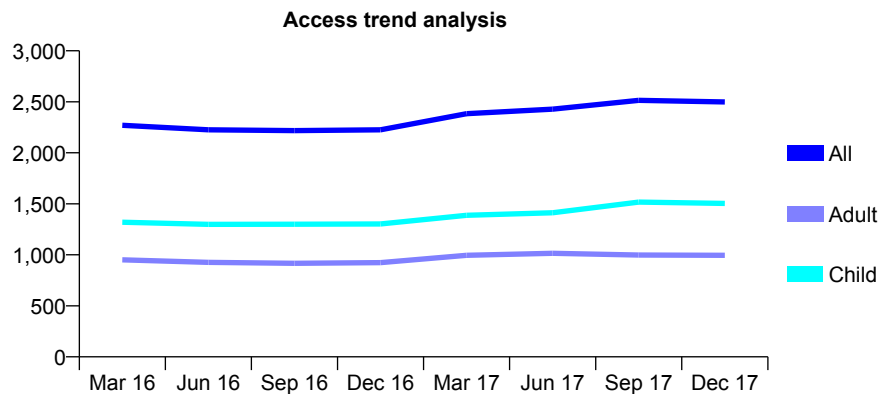
## Q52 - Vital Signs At a Glance Contract Report for 914169/0001 - December 2017

Name or company name	MR DS BROWN
Contract type name	GDS Contract
Purpose of contract	General
Contract start date	01/04/2006
Contract end date	

17/18 Contracted general activity (UDA)	7,850
Carry forward general activity (UDA)	-50
17/18 Contracted orthodontic activity (UOA)	0
Carry forward orthodontic activity (UOA)	0
Baseline contract value	£274,994.86

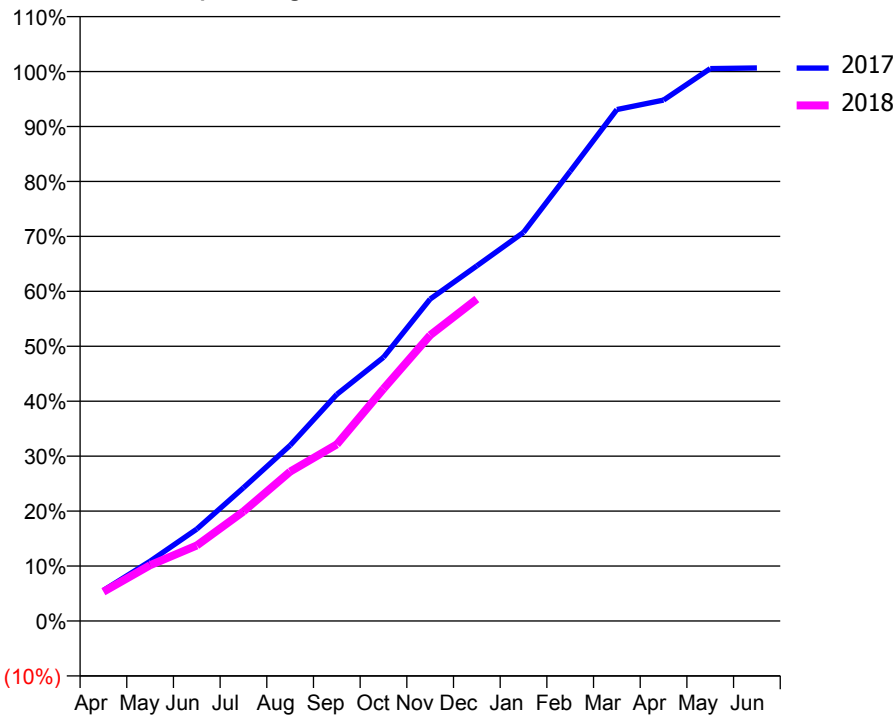
### ACCESS\*

Patients seen in 24 months	Total	Change since previous quarter
Quarter ending December 2016	2,226	
Quarter ending March 2017	2,384	↑
Quarter ending June 2017	2,428	→
Quarter ending September 2017	2,515	↑
Quarter ending December 2017	2,499	→
<b>Variance since December 2016</b>	<b>12.3%</b>	<b>↑</b>



### ACTIVITY

Cumulative percentage of contracted UDA delivered 2017 & 2018



Month	Adjusted Scheduled Activity (UDA)	
	2017	2018
April	437	418
May	855	798
June	1,313	1,080
July	1,903	1,564
August	2,510	2,134
September	3,237	2,523
October	3,766	3,318
November	4,600	4,083
December	5,073	4,599
January	5,553	
February	6,425	
March	7,306	
April	7,442	
May	7,891	
June	7,900	

### QUALITY

	Quantity	Base Number	Contract	AT	Region	England
% of FP17s for the same patient ID Re-attending within 3 months - Children	190	2,049	9.3%	11.0%	12.9%	12.0%
% of FP17s for the same patient ID Re-attending within 3 months - Adults	278	1,152	24.1%	14.8%	16.5%	15.9%
% of FP17s for the same patient ID Re-attending between 3 & 9 months - Children	1,348	2,049	65.8%	60.9%	59.6%	58.0%
% of FP17s for the same patient ID Re-attending between 3 & 9 months - Adults	662	1,152	57.5%	54.9%	52.8%	50.5%
% of FP17s for Band 1 Urgent Courses	162	2,841	5.7%	8.3%	9.1%	9.0%
% of FP17s Relating to Free Repair or Replacements	0	2,841	0.0%	0.9%	1.0%	0.8%
% of FP17s Relating to Continuations	0	2,841	0.0%	1.1%	1.2%	1.1%
% of Patients satisfied with the dentistry they have received	0	0	N/A	91.0%	91.6%	91.5%
% of Patients satisfied with the time they had to wait for an appointment	0	0	N/A	87.8%	88.3%	87.9%

\* This is based on patients treated on this contract for their most recent course of treatment. Figures in italics indicate the base number of FP17s or Patient Questionnaire responses are less than 100. N/A is shown where the base number of responses is less than 10 during the period. % is calculated as Quantity/Base number\*100



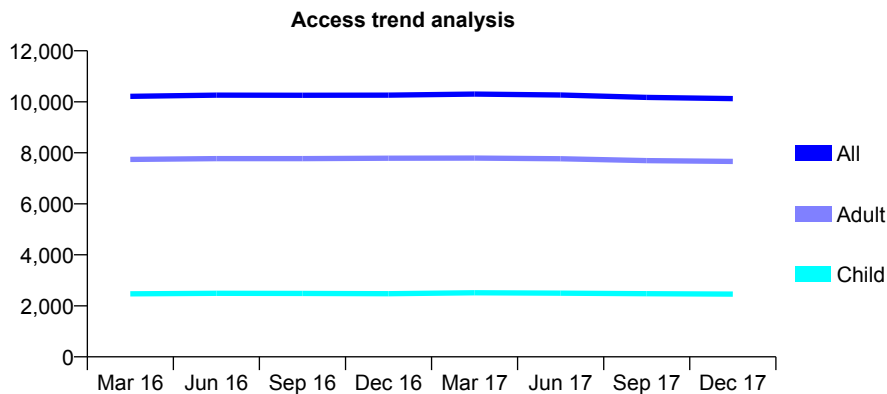
## Q52 - Vital Signs At a Glance Contract Report for 915017/0001 - December 2017

Name or company name	MR JP HENDRON
Contract type name	Pilot Contract
Purpose of contract	General
Contract start date	01/04/2006
Contract end date	

17/18 Contracted general activity (UDA)	30,060
Carry forward general activity (UDA)	0
17/18 Contracted orthodontic activity (UOA)	0
Carry forward orthodontic activity (UOA)	0
Baseline contract value	£924,737.63

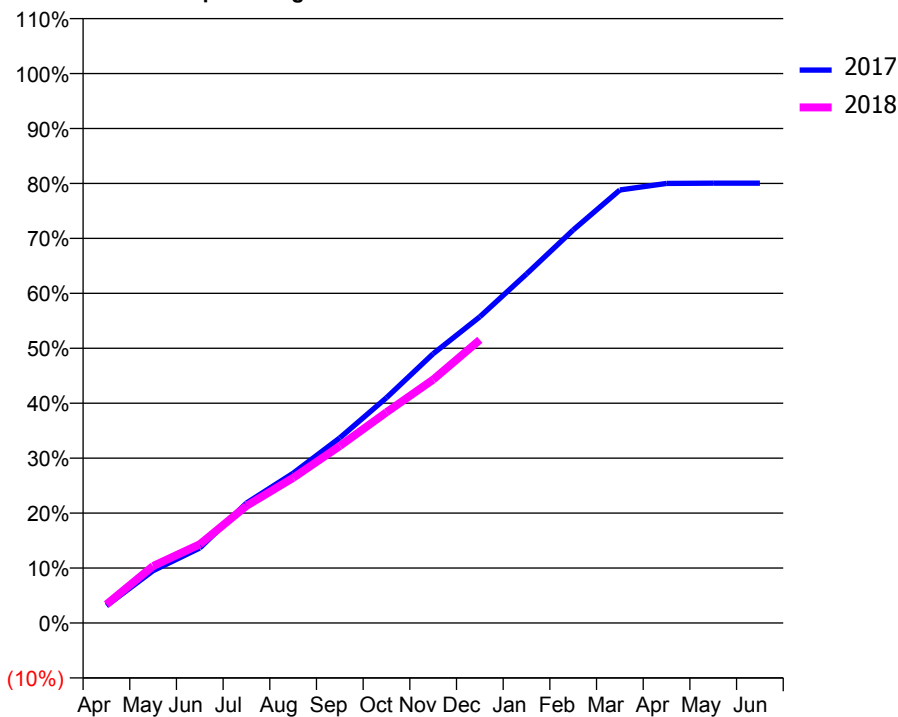
### ACCESS\*

Patients seen in 24 months	Total	Change since previous quarter
Quarter ending December 2016	10,260	
Quarter ending March 2017	10,305	→
Quarter ending June 2017	10,266	→
Quarter ending September 2017	10,172	→
Quarter ending December 2017	10,126	→
<b>Variance since December 2016</b>	<b>(1.3%)</b>	<b>↓</b>



### ACTIVITY

Cumulative percentage of contracted UDA delivered 2017 & 2018



Month	Adjusted Scheduled Activity (UDA)	
	2017	2018
April	947	1,021
May	2,860	3,118
June	4,105	4,309
July	6,563	6,408
August	8,192	7,940
September	10,130	9,686
October	12,324	11,530
November	14,732	13,313
December	16,752	15,489
January	19,094	
February	21,499	
March	23,691	
April	24,046	
May	24,062	
June	24,064	

### QUALITY

	Quantity	Base Number	Contract	AT	Region	England
% of FP17s for the same patient ID Re-attending within 3 months - Children	152	2,666	5.7%	11.0%	12.9%	12.0%
% of FP17s for the same patient ID Re-attending within 3 months - Adults	518	6,322	8.2%	14.8%	16.5%	15.9%
% of FP17s for the same patient ID Re-attending between 3 & 9 months - Children	1,768	2,666	66.3%	60.9%	59.6%	58.0%
% of FP17s for the same patient ID Re-attending between 3 & 9 months - Adults	3,175	6,322	50.2%	54.9%	52.8%	50.5%
% of FP17s for Band 1 Urgent Courses	245	8,567	2.9%	8.3%	9.1%	9.0%
% of FP17s Relating to Free Repair or Replacements	46	8,567	0.5%	0.9%	1.0%	0.8%
% of FP17s Relating to Continuations	170	8,567	2.0%	1.1%	1.2%	1.1%
% of Patients satisfied with the dentistry they have received	8	8	N/A	91.0%	91.6%	91.5%
% of Patients satisfied with the time they had to wait for an appointment	7	8	N/A	87.8%	88.3%	87.9%

\* This is based on patients treated on this contract for their most recent course of treatment. Figures in italics indicate the base number of FP17s or Patient Questionnaire responses are less than 100. N/A is shown where the base number of responses is less than 10 during the period. % is calculated as Quantity/Base number\*100

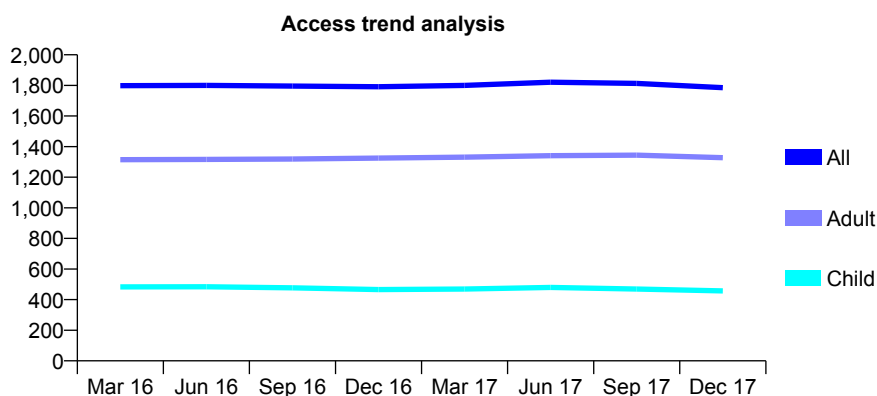
## Q52 - Vital Signs At a Glance Contract Report for 915467/0001 - December 2017

Name or company name	MR A STEVENSON
Contract type name	PDS Contract
Purpose of contract	General
Contract start date	01/04/2006
Contract end date	31/03/2021

17/18 Contracted general activity (UDA)	5,620
Carry forward general activity (UDA)	0
17/18 Contracted orthodontic activity (UOA)	0
Carry forward orthodontic activity (UOA)	0
Baseline contract value	£155,613.64

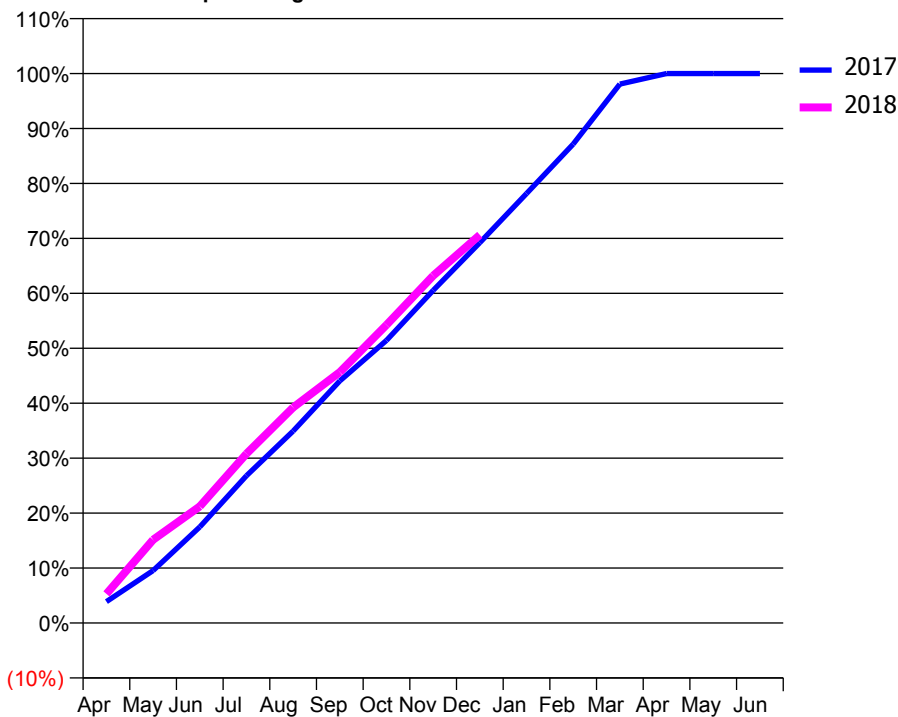
### ACCESS\*

Patients seen in 24 months	Total	Change since previous quarter
Quarter ending December 2016	1,791	
Quarter ending March 2017	1,800	→
Quarter ending June 2017	1,821	→
Quarter ending September 2017	1,813	→
Quarter ending December 2017	1,785	↓
<b>Variance since December 2016</b>	<b>(0.3%)</b>	→



### ACTIVITY

Cumulative percentage of contracted UDA delivered 2017 & 2018



Month	Adjusted Scheduled Activity (UDA)	
	2017	2018
April	218	298
May	537	852
June	982	1,193
July	1,506	1,731
August	1,964	2,205
September	2,475	2,567
October	2,890	3,048
November	3,401	3,552
December	3,890	3,970
January	4,393	
February	4,898	
March	5,512	
April	5,620	
May	5,620	
June	5,620	

### QUALITY

	Quantity	Base Number	Contract	AT	Region	England
% of FP17s for the same patient ID Re-attending within 3 months - Children	22	460	4.8%	11.0%	12.9%	12.0%
% of FP17s for the same patient ID Re-attending within 3 months - Adults	306	1,420	21.5%	14.8%	16.5%	15.9%
% of FP17s for the same patient ID Re-attending between 3 & 9 months - Children	186	460	40.4%	60.9%	59.6%	58.0%
% of FP17s for the same patient ID Re-attending between 3 & 9 months - Adults	674	1,420	47.5%	54.9%	52.8%	50.5%
% of FP17s for Band 1 Urgent Courses	70	1,830	3.8%	8.3%	9.1%	9.0%
% of FP17s Relating to Free Repair or Replacements	11	1,830	0.6%	0.9%	1.0%	0.8%
% of FP17s Relating to Continuations	66	1,830	3.6%	1.1%	1.2%	1.1%
% of Patients satisfied with the dentistry they have received	0	0	N/A	91.0%	91.6%	91.5%
% of Patients satisfied with the time they had to wait for an appointment	0	0	N/A	87.8%	88.3%	87.9%

\* This is based on patients treated on this contract for their most recent course of treatment. Figures in italics indicate the base number of FP17s or Patient Questionnaire responses are less than 100. N/A is shown where the base number of responses is less than 10 during the period. % is calculated as Quantity/Base number\*100

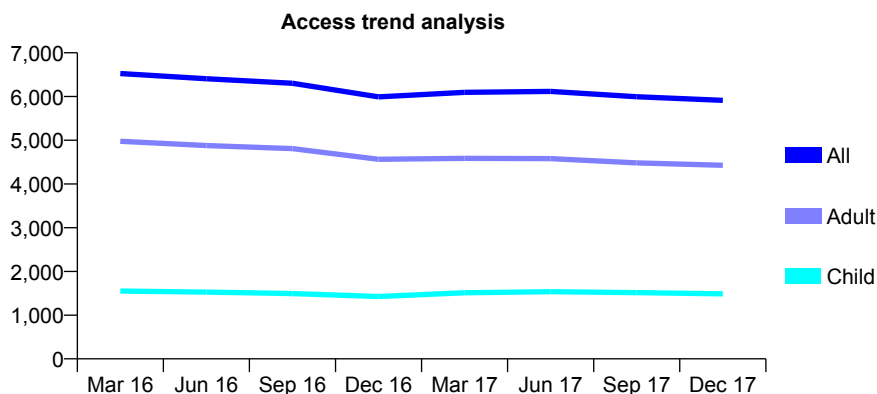
## Q52 - Vital Signs At a Glance Contract Report for 917370/0011 - December 2017

Name or company name	57 Dental Care
Contract type name	GDS Contract
Purpose of contract	General
Contract start date	14/04/2008
Contract end date	

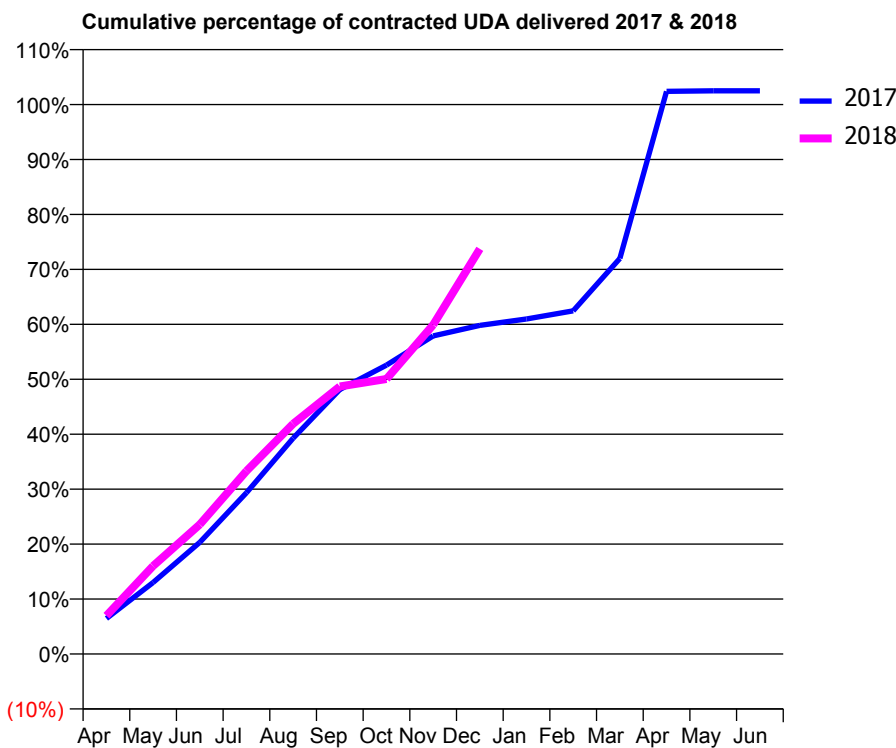
17/18 Contracted general activity (UDA)	15,000
Carry forward general activity (UDA)	-300
17/18 Contracted orthodontic activity (UOA)	0
Carry forward orthodontic activity (UOA)	0
Baseline contract value	£434,797.87

### ACCESS\*

Patients seen in 24 months	Total	Change since previous quarter
Quarter ending December 2016	5,991	
Quarter ending March 2017	6,096	→
Quarter ending June 2017	6,116	→
Quarter ending September 2017	5,995	↓
Quarter ending December 2017	5,913	↓
<b>Variance since December 2016</b>	<b>(1.3%)</b>	<b>↓</b>



### ACTIVITY



Month	Adjusted Scheduled Activity (UDA)	
	2017	2018
April	970	1,045
May	1,954	2,404
June	3,050	3,538
July	4,403	4,997
August	5,892	6,284
September	7,221	7,305
October	7,888	7,508
November	8,682	8,985
December	8,970	11,060
January	9,144	
February	9,368	
March	10,798	
April	15,360	
May	15,374	
June	15,374	

### QUALITY

	Quantity	Base Number	Contract	AT	Region	England
% of FP17s for the same patient ID Re-attending within 3 months - Children	155	2,206	7.0%	11.0%	12.9%	12.0%
% of FP17s for the same patient ID Re-attending within 3 months - Adults	832	5,549	15.0%	14.8%	16.5%	15.9%
% of FP17s for the same patient ID Re-attending between 3 & 9 months - Children	1,256	2,206	56.9%	60.9%	59.6%	58.0%
% of FP17s for the same patient ID Re-attending between 3 & 9 months - Adults	2,593	5,549	46.7%	54.9%	52.8%	50.5%
% of FP17s for Band 1 Urgent Courses	373	5,106	7.3%	8.3%	9.1%	9.0%
% of FP17s Relating to Free Repair or Replacements	61	5,106	1.2%	0.9%	1.0%	0.8%
% of FP17s Relating to Continuations	54	5,106	1.1%	1.1%	1.2%	1.1%
% of Patients satisfied with the dentistry they have received	6	9	N/A	91.0%	91.6%	91.5%
% of Patients satisfied with the time they had to wait for an appointment	8	9	N/A	87.8%	88.3%	87.9%

\* This is based on patients treated on this contract for their most recent course of treatment. Figures in italics indicate the base number of FP17s or Patient Questionnaire responses are less than 100. N/A is shown where the base number of responses is less than 10 during the period. % is calculated as Quantity/Base number\*100

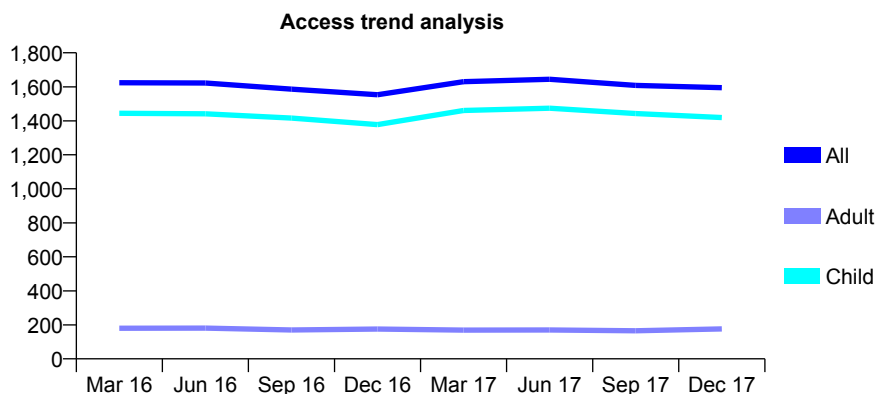
## Q52 - Vital Signs At a Glance Contract Report for 917990/0001 - December 2017

Name or company name	MISS L TAYLOR
Contract type name	GDS Contract
Purpose of contract	General
Contract start date	01/04/2006
Contract end date	

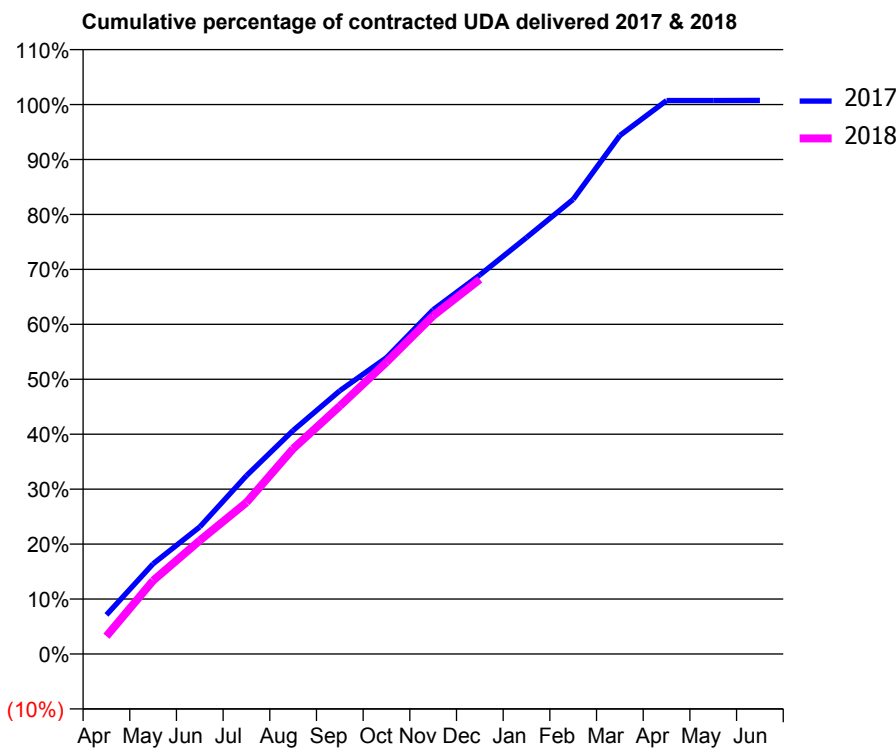
17/18 Contracted general activity (UDA)	3,898
Carry forward general activity (UDA)	-29
17/18 Contracted orthodontic activity (UOA)	0
Carry forward orthodontic activity (UOA)	0
Baseline contract value	£94,375.28

### ACCESS\*

Patients seen in 24 months	Total	Change since previous quarter
Quarter ending December 2016	1,553	
Quarter ending March 2017	1,630	↑
Quarter ending June 2017	1,644	→
Quarter ending September 2017	1,608	↓
Quarter ending December 2017	1,595	→
<b>Variance since December 2016</b>	<b>2.7%</b>	<b>↑</b>



### ACTIVITY



Month	Adjusted Scheduled Activity (UDA)	
	2017	2018
April	278	126
May	640	521
June	902	805
July	1,265	1,075
August	1,586	1,456
September	1,868	1,759
October	2,102	2,070
November	2,442	2,399
December	2,689	2,657
January	2,954	
February	3,226	
March	3,678	
April	3,926	
May	3,926	
June	3,927	

### QUALITY

	Quantity	Base Number	Contract	AT	Region	England
% of FP17s for the same patient ID Re-attending within 3 months - Children	127	1,787	7.1%	11.0%	12.9%	12.0%
% of FP17s for the same patient ID Re-attending within 3 months - Adults	4	48	8.3%	14.8%	16.5%	15.9%
% of FP17s for the same patient ID Re-attending between 3 & 9 months - Children	1,258	1,787	70.4%	60.9%	59.6%	58.0%
% of FP17s for the same patient ID Re-attending between 3 & 9 months - Adults	33	48	68.8%	54.9%	52.8%	50.5%
% of FP17s for Band 1 Urgent Courses	32	1,699	1.9%	8.3%	9.1%	9.0%
% of FP17s Relating to Free Repair or Replacements	0	1,699	0.0%	0.9%	1.0%	0.8%
% of FP17s Relating to Continuations	0	1,699	0.0%	1.1%	1.2%	1.1%
% of Patients satisfied with the dentistry they have received	1	1	N/A	91.0%	91.6%	91.5%
% of Patients satisfied with the time they had to wait for an appointment	1	1	N/A	87.8%	88.3%	87.9%

\* This is based on patients treated on this contract for their most recent course of treatment. Figures in italics indicate the base number of FP17s or Patient Questionnaire responses are less than 100. N/A is shown where the base number of responses is less than 10 during the period. % is calculated as Quantity/Base number\*100

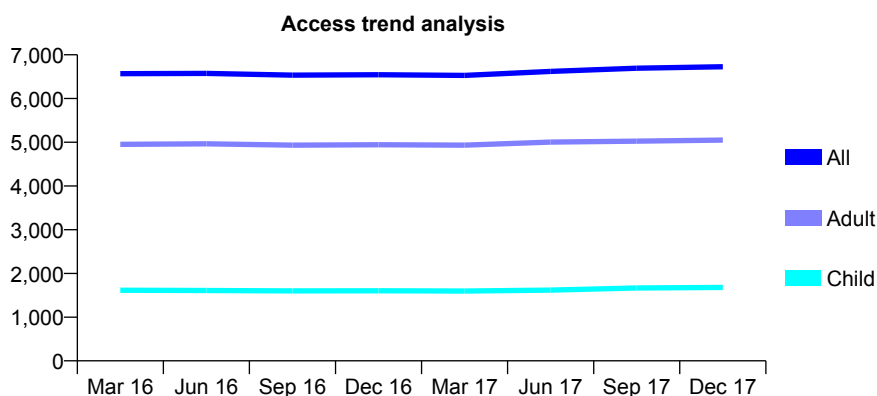
## Q52 - Vital Signs At a Glance Contract Report for 919861/0001 - December 2017

Name or company name	MRS SJ BARRETT
Contract type name	PDS Contract
Purpose of contract	General
Contract start date	01/04/2006
Contract end date	31/03/2021

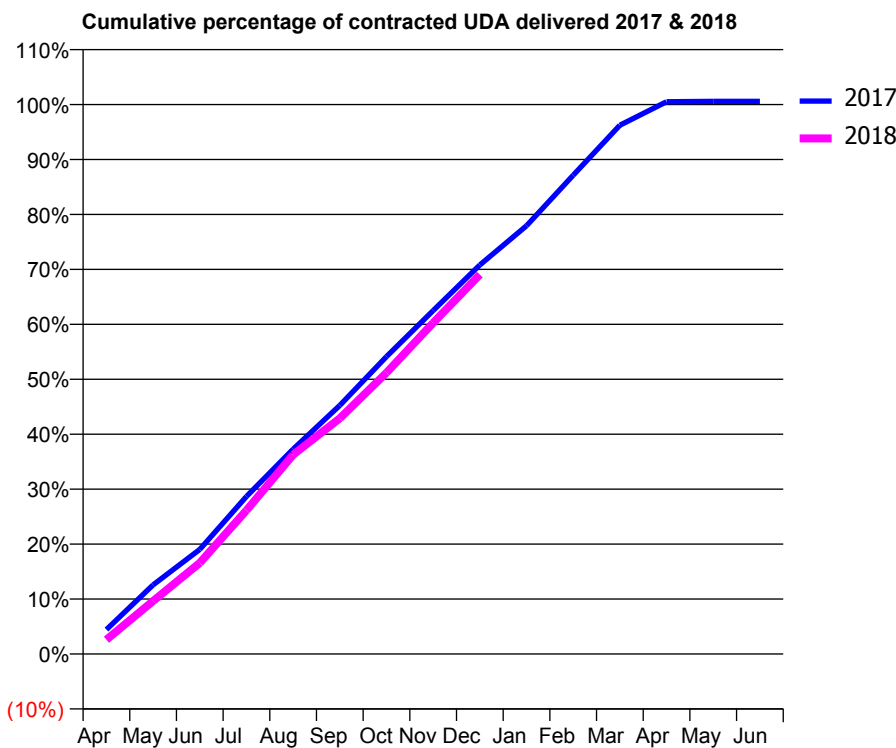
17/18 Contracted general activity (UDA)	21,548
Carry forward general activity (UDA)	0
17/18 Contracted orthodontic activity (UOA)	0
Carry forward orthodontic activity (UOA)	0
Baseline contract value	£618,341.91

### ACCESS\*

Patients seen in 24 months	Total	Change since previous quarter
Quarter ending December 2016	6,545	
Quarter ending March 2017	6,530	→
Quarter ending June 2017	6,620	→
Quarter ending September 2017	6,692	→
Quarter ending December 2017	6,727	→
<b>Variance since December 2016</b>	<b>2.8%</b>	<b>↑</b>



### ACTIVITY



Month	Adjusted Scheduled Activity (UDA)	
	2017	2018
April	961	562
May	2,712	2,078
June	4,104	3,576
July	6,178	5,636
August	8,033	7,817
September	9,752	9,244
October	11,663	11,031
November	13,466	12,986
December	15,253	14,880
January	16,792	
February	18,774	
March	20,734	
April	21,658	
May	21,674	
June	21,674	

### QUALITY

	Quantity	Base Number	Contract	AT	Region	England
% of FP17s for the same patient ID Re-attending within 3 months - Children	132	1,928	6.8%	11.0%	12.9%	12.0%
% of FP17s for the same patient ID Re-attending within 3 months - Adults	876	5,821	15.0%	14.8%	16.5%	15.9%
% of FP17s for the same patient ID Re-attending between 3 & 9 months - Children	1,158	1,928	60.1%	60.9%	59.6%	58.0%
% of FP17s for the same patient ID Re-attending between 3 & 9 months - Adults	3,518	5,821	60.4%	54.9%	52.8%	50.5%
% of FP17s for Band 1 Urgent Courses	706	7,301	9.7%	8.3%	9.1%	9.0%
% of FP17s Relating to Free Repair or Replacements	92	7,301	1.3%	0.9%	1.0%	0.8%
% of FP17s Relating to Continuations	102	7,301	1.4%	1.1%	1.2%	1.1%
% of Patients satisfied with the dentistry they have received	8	9	N/A	91.0%	91.6%	91.5%
% of Patients satisfied with the time they had to wait for an appointment	8	9	N/A	87.8%	88.3%	87.9%

\* This is based on patients treated on this contract for their most recent course of treatment. Figures in italics indicate the base number of FP17s or Patient Questionnaire responses are less than 100. N/A is shown where the base number of responses is less than 10 during the period. % is calculated as Quantity/Base number\*100

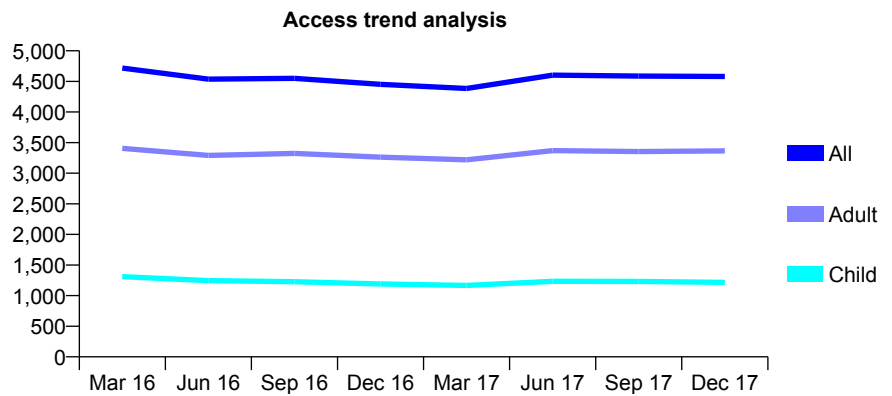
## Q52 - Vital Signs At a Glance Contract Report for 929271/0001 - December 2017

Name or company name	MISS R PRASAD
Contract type name	GDS Contract
Purpose of contract	General
Contract start date	01/04/2006
Contract end date	

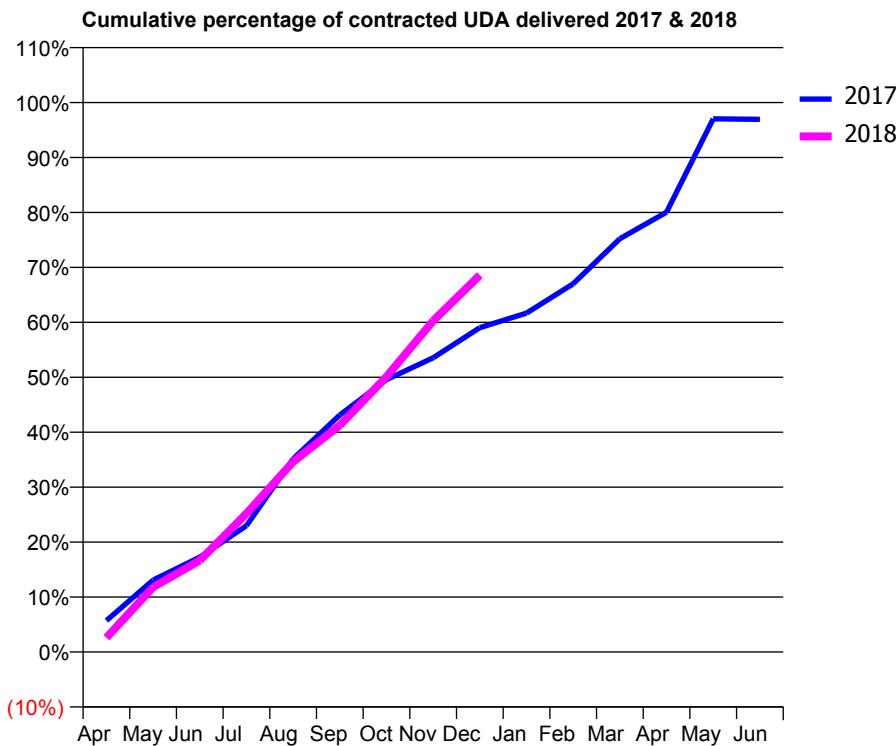
17/18 Contracted general activity (UDA)	14,610
Carry forward general activity (UDA)	0
17/18 Contracted orthodontic activity (UOA)	0
Carry forward orthodontic activity (UOA)	0
Baseline contract value	£327,492.72

### ACCESS\*

Patients seen in 24 months	Total	Change since previous quarter
Quarter ending December 2016	4,452	
Quarter ending March 2017	4,385	↓
Quarter ending June 2017	4,603	↑
Quarter ending September 2017	4,587	→
Quarter ending December 2017	4,581	→
<b>Variance since December 2016</b>	<b>2.9%</b>	<b>↑</b>



### ACTIVITY



Month	Adjusted Scheduled Activity (UDA)	
	2017	2018
April	834	381
May	1,912	1,725
June	2,523	2,435
July	3,358	3,682
August	5,134	5,057
September	6,301	6,028
October	7,240	7,319
November	7,825	8,805
December	8,624	10,022
January	9,010	
February	9,792	
March	10,988	
April	11,693	
May	14,176	
June	14,164	

### QUALITY

	Quantity	Base Number	Contract	AT	Region	England
% of FP17s for the same patient ID Re-attending within 3 months - Children	126	1,527	8.3%	11.0%	12.9%	12.0%
% of FP17s for the same patient ID Re-attending within 3 months - Adults	641	4,234	15.1%	14.8%	16.5%	15.9%
% of FP17s for the same patient ID Re-attending between 3 & 9 months - Children	843	1,527	55.2%	60.9%	59.6%	58.0%
% of FP17s for the same patient ID Re-attending between 3 & 9 months - Adults	2,312	4,234	54.6%	54.9%	52.8%	50.5%
% of FP17s for Band 1 Urgent Courses	151	4,190	3.6%	8.3%	9.1%	9.0%
% of FP17s Relating to Free Repair or Replacements	59	4,190	1.4%	0.9%	1.0%	0.8%
% of FP17s Relating to Continuations	22	4,190	0.5%	1.1%	1.2%	1.1%
% of Patients satisfied with the dentistry they have received	3	3	N/A	91.0%	91.6%	91.5%
% of Patients satisfied with the time they had to wait for an appointment	3	3	N/A	87.8%	88.3%	87.9%

\* This is based on patients treated on this contract for their most recent course of treatment. Figures in italics indicate the base number of FP17s or Patient Questionnaire responses are less than 100. N/A is shown where the base number of responses is less than 10 during the period. % is calculated as Quantity/Base number\*100

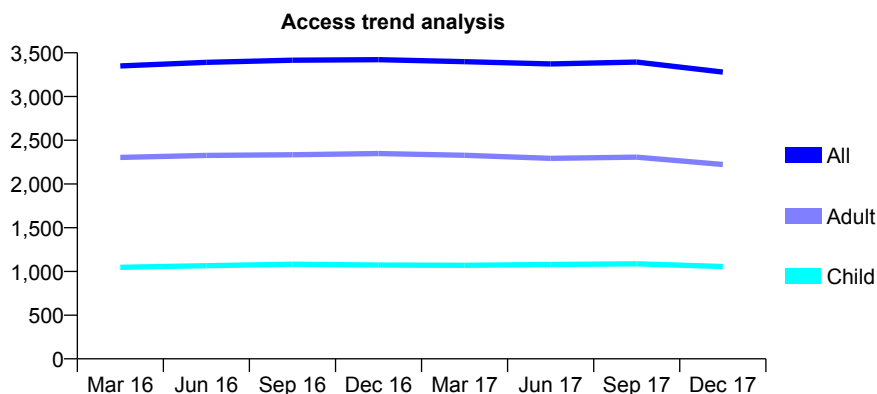
## Q52 - Vital Signs At a Glance Contract Report for 932574/0001 - December 2017

Name or company name	MRS M HAMER
Contract type name	GDS Contract
Purpose of contract	General
Contract start date	01/11/2007
Contract end date	

17/18 Contracted general activity (UDA)	7,800
Carry forward general activity (UDA)	0
17/18 Contracted orthodontic activity (UOA)	0
Carry forward orthodontic activity (UOA)	0
Baseline contract value	£213,238.98

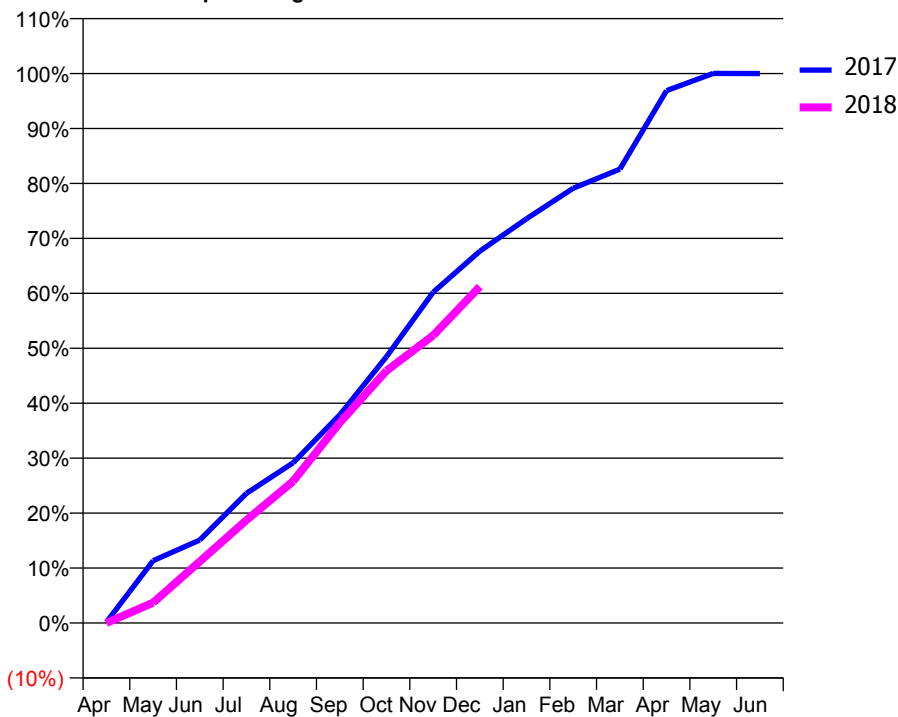
### ACCESS\*

Patients seen in 24 months	Total	Change since previous quarter
Quarter ending December 2016	3,421	
Quarter ending March 2017	3,398	→
Quarter ending June 2017	3,372	→
Quarter ending September 2017	3,394	→
Quarter ending December 2017	3,279	↓
<b>Variance since December 2016</b>	<b>(4.2%)</b>	<b>↓</b>



### ACTIVITY

Cumulative percentage of contracted UDA delivered 2017 & 2018



Adjusted Scheduled Activity (UDA)

Month	2017	2018
April	12	0
May	885	290
June	1,178	874
July	1,842	1,461
August	2,274	2,013
September	2,956	2,844
October	3,781	3,580
November	4,695	4,082
December	5,279	4,774
January	5,738	
February	6,172	
March	6,442	
April	7,557	
May	7,801	
June	7,799	

### QUALITY

	Quantity	Base Number	Contract	AT	Region	England
% of FP17s for the same patient ID Re-attending within 3 months - Children	134	1,691	7.9%	11.0%	12.9%	12.0%
% of FP17s for the same patient ID Re-attending within 3 months - Adults	129	1,846	7.0%	14.8%	16.5%	15.9%
% of FP17s for the same patient ID Re-attending between 3 & 9 months - Children	1,287	1,691	76.1%	60.9%	59.6%	58.0%
% of FP17s for the same patient ID Re-attending between 3 & 9 months - Adults	878	1,846	47.6%	54.9%	52.8%	50.5%
% of FP17s for Band 1 Urgent Courses	105	2,702	3.9%	8.3%	9.1%	9.0%
% of FP17s Relating to Free Repair or Replacements	16	2,702	0.6%	0.9%	1.0%	0.8%
% of FP17s Relating to Continuations	2	2,702	0.1%	1.1%	1.2%	1.1%
% of Patients satisfied with the dentistry they have received	2	2	N/A	91.0%	91.6%	91.5%
% of Patients satisfied with the time they had to wait for an appointment	2	2	N/A	87.8%	88.3%	87.9%

\* This is based on patients treated on this contract for their most recent course of treatment. Figures in italics indicate the base number of FP17s or Patient Questionnaire responses are less than 100. N/A is shown where the base number of responses is less than 10 during the period. % is calculated as Quantity/Base number\*100



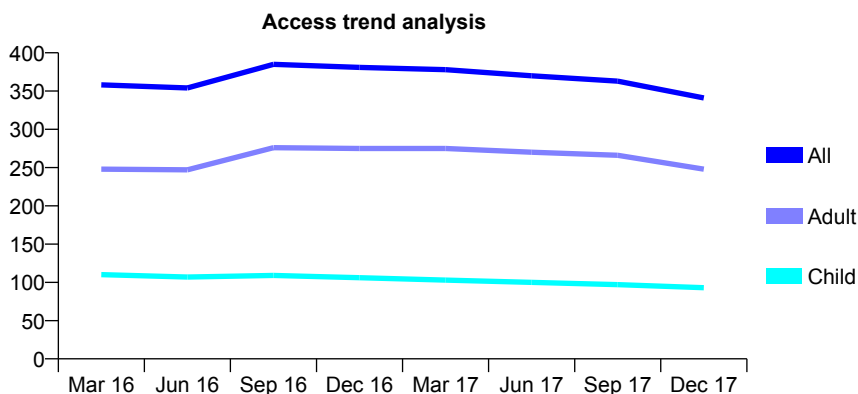
## Q52 - Vital Signs At a Glance Contract Report for 934305/0002 - December 2017

Name or company name	MR M DENNETT
Contract type name	GDS Contract
Purpose of contract	General
Contract start date	09/01/2013
Contract end date	

17/18 Contracted general activity (UDA)	1,105
Carry forward general activity (UDA)	-9
17/18 Contracted orthodontic activity (UOA)	0
Carry forward orthodontic activity (UOA)	0
Baseline contract value	£31,730.46

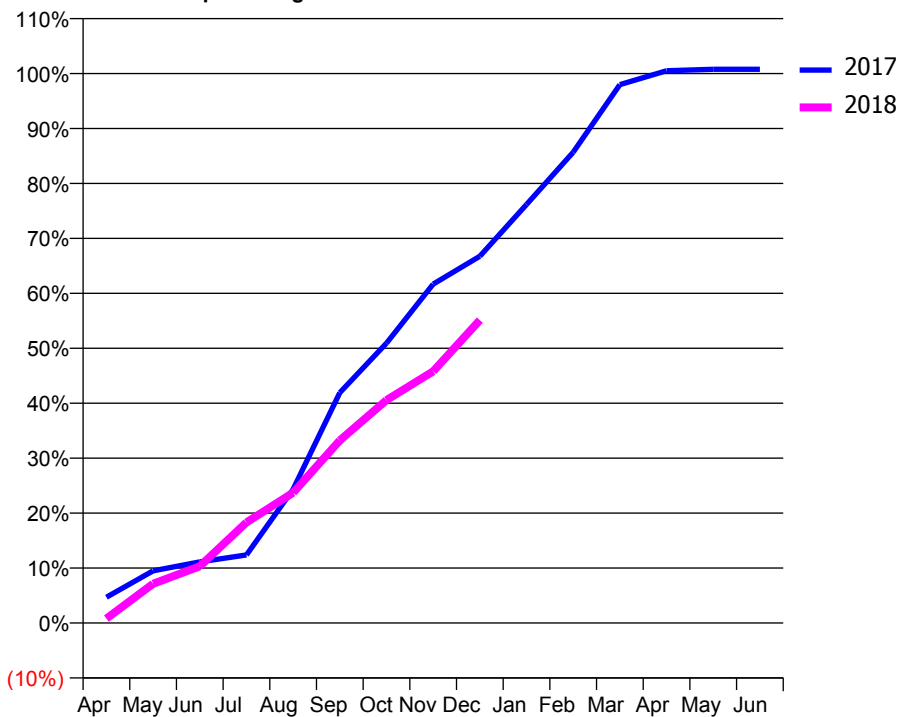
### ACCESS\*

Patients seen in 24 months	Total	Change since previous quarter
Quarter ending December 2016	381	
Quarter ending March 2017	378	→
Quarter ending June 2017	370	↓
Quarter ending September 2017	363	↓
Quarter ending December 2017	341	↓
<b>Variance since December 2016</b>	<b>(10.5%)</b>	<b>↓</b>



### ACTIVITY

Cumulative percentage of contracted UDA delivered 2017 & 2018



Adjusted Scheduled Activity (UDA)

Month	2017	2018
April	52	9
May	105	79
June	123	114
July	137	202
August	269	262
September	463	367
October	563	448
November	682	506
December	738	609
January	842	
February	947	
March	1,083	
April	1,111	
May	1,114	
June	1,114	

### QUALITY

	Quantity	Base Number	Contract	AT	Region	England
% of FP17s for the same patient ID Re-attending within 3 months - Children	5	98	5.1%	11.0%	12.9%	12.0%
% of FP17s for the same patient ID Re-attending within 3 months - Adults	36	241	14.9%	14.8%	16.5%	15.9%
% of FP17s for the same patient ID Re-attending between 3 & 9 months - Children	65	98	66.3%	60.9%	59.6%	58.0%
% of FP17s for the same patient ID Re-attending between 3 & 9 months - Adults	138	241	57.3%	54.9%	52.8%	50.5%
% of FP17s for Band 1 Urgent Courses	1	324	0.3%	8.3%	9.1%	9.0%
% of FP17s Relating to Free Repair or Replacements	0	324	0.0%	0.9%	1.0%	0.8%
% of FP17s Relating to Continuations	0	324	0.0%	1.1%	1.2%	1.1%
% of Patients satisfied with the dentistry they have received	0	0	N/A	91.0%	91.6%	91.5%
% of Patients satisfied with the time they had to wait for an appointment	0	0	N/A	87.8%	88.3%	87.9%

\* This is based on patients treated on this contract for their most recent course of treatment. Figures in italics indicate the base number of FP17s or Patient Questionnaire responses are less than 100. N/A is shown where the base number of responses is less than 10 during the period. % is calculated as Quantity/Base number\*100

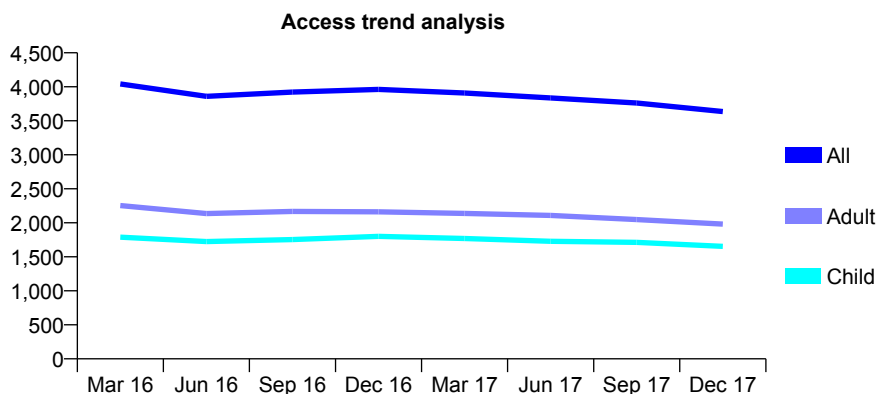
## Q52 - Vital Signs At a Glance Contract Report for 934364/0002 - December 2017

Name or company name	MR J LJUSTINA
Contract type name	GDS Contract
Purpose of contract	General
Contract start date	26/07/2010
Contract end date	

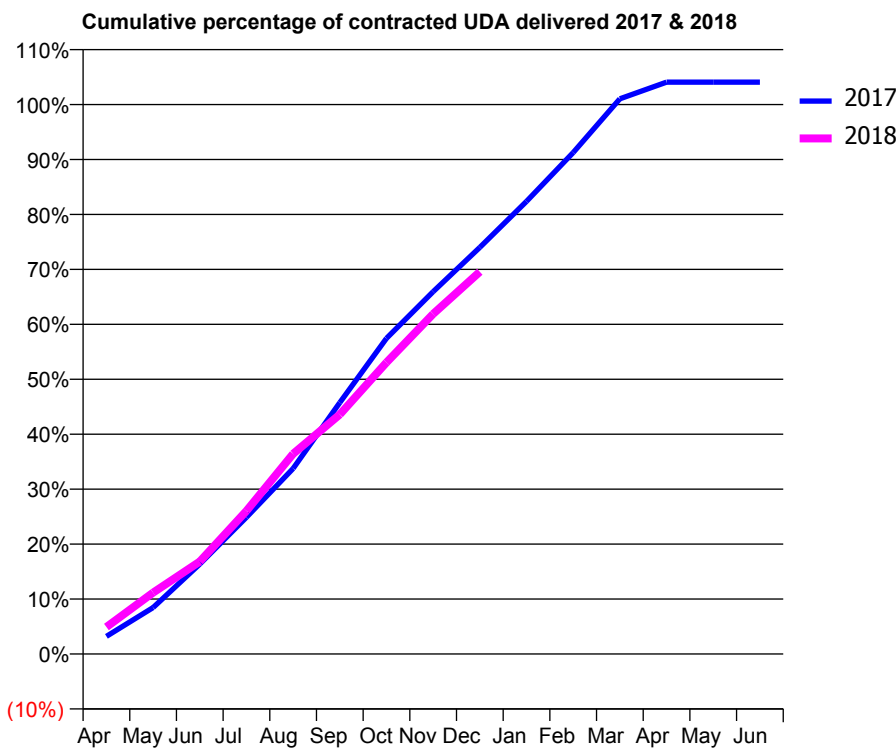
17/18 Contracted general activity (UDA)	12,699
Carry forward general activity (UDA)	-254
17/18 Contracted orthodontic activity (UOA)	0
Carry forward orthodontic activity (UOA)	0
Baseline contract value	£468,282.51

### ACCESS\*

Patients seen in 24 months	Total	Change since previous quarter
Quarter ending December 2016	3,962	
Quarter ending March 2017	3,909	↓
Quarter ending June 2017	3,837	↓
Quarter ending September 2017	3,762	↓
Quarter ending December 2017	3,636	↓
<b>Variance since December 2016</b>	<b>(8.2%)</b>	<b>↓</b>



### ACTIVITY



Month	Adjusted Scheduled Activity (UDA)	
	2017	2018
April	409	624
May	1,074	1,418
June	2,079	2,136
July	3,161	3,308
August	4,289	4,629
September	5,809	5,537
October	7,295	6,737
November	8,374	7,861
December	9,398	8,833
January	10,462	
February	11,590	
March	12,831	
April	13,215	
May	13,215	
June	13,217	

### QUALITY

	Quantity	Base Number	Contract	AT	Region	England
% of FP17s for the same patient ID Re-attending within 3 months - Children	68	1,793	3.8%	11.0%	12.9%	12.0%
% of FP17s for the same patient ID Re-attending within 3 months - Adults	162	1,919	8.4%	14.8%	16.5%	15.9%
% of FP17s for the same patient ID Re-attending between 3 & 9 months - Children	1,165	1,793	65.0%	60.9%	59.6%	58.0%
% of FP17s for the same patient ID Re-attending between 3 & 9 months - Adults	1,173	1,919	61.1%	54.9%	52.8%	50.5%
% of FP17s for Band 1 Urgent Courses	162	3,544	4.6%	8.3%	9.1%	9.0%
% of FP17s Relating to Free Repair or Replacements	3	3,544	0.1%	0.9%	1.0%	0.8%
% of FP17s Relating to Continuations	24	3,544	0.7%	1.1%	1.2%	1.1%
% of Patients satisfied with the dentistry they have received	0	0	N/A	91.0%	91.6%	91.5%
% of Patients satisfied with the time they had to wait for an appointment	0	0	N/A	87.8%	88.3%	87.9%

\* This is based on patients treated on this contract for their most recent course of treatment. Figures in italics indicate the base number of FP17s or Patient Questionnaire responses are less than 100. N/A is shown where the base number of responses is less than 10 during the period. % is calculated as Quantity/Base number\*100

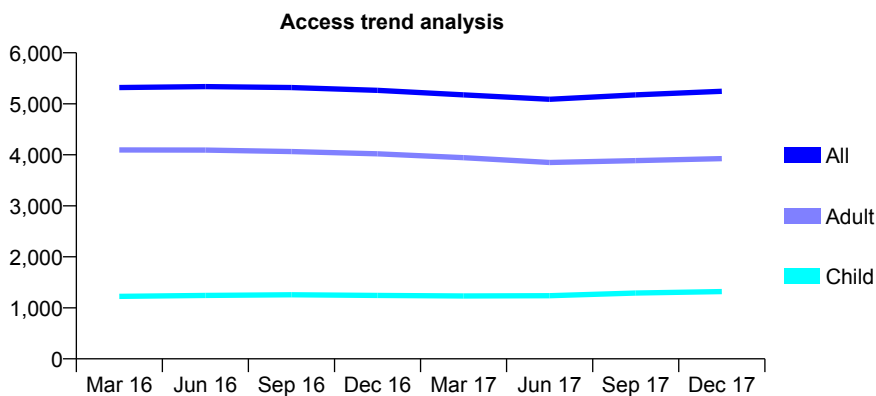
## Q52 - Vital Signs At a Glance Contract Report for 941662/0001 - December 2017

Name or company name	Thota and Thota
Contract type name	GDS Contract
Purpose of contract	General
Contract start date	01/04/2006
Contract end date	

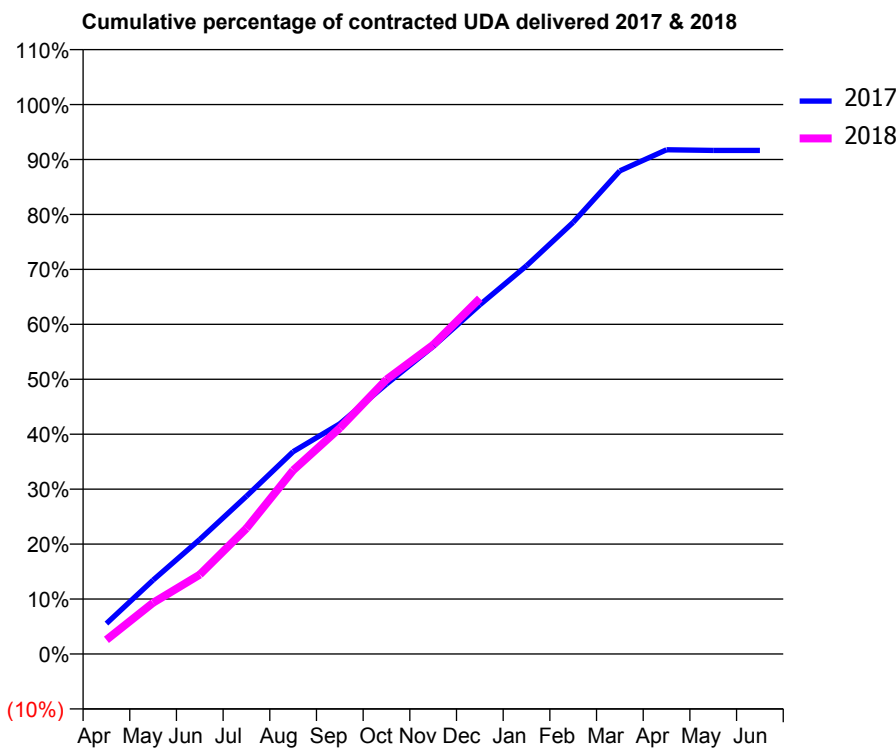
17/18 Contracted general activity (UDA)	15,400
Carry forward general activity (UDA)	0
17/18 Contracted orthodontic activity (UOA)	0
Carry forward orthodontic activity (UOA)	0
Baseline contract value	£579,494.57

### ACCESS\*

Patients seen in 24 months	Total	Change since previous quarter
Quarter ending December 2016	5,263	
Quarter ending March 2017	5,176	↓
Quarter ending June 2017	5,088	↓
Quarter ending September 2017	5,176	→
Quarter ending December 2017	5,245	→
<b>Variance since December 2016</b>	<b>(0.3%)</b>	→



### ACTIVITY



Month	Adjusted Scheduled Activity (UDA)	
	2017	2018
April	854	397
May	2,074	1,437
June	3,213	2,224
July	4,422	3,522
August	5,670	5,147
September	6,453	6,332
October	7,567	7,693
November	8,620	8,666
December	9,785	9,967
January	10,881	
February	12,100	
March	13,541	
April	14,134	
May	14,115	
June	14,115	

### QUALITY

	Quantity	Base Number	Contract	AT	Region	England
% of FP17s for the same patient ID Re-attending within 3 months - Children	153	1,542	9.9%	11.0%	12.9%	12.0%
% of FP17s for the same patient ID Re-attending within 3 months - Adults	579	4,167	13.9%	14.8%	16.5%	15.9%
% of FP17s for the same patient ID Re-attending between 3 & 9 months - Children	893	1,542	57.9%	60.9%	59.6%	58.0%
% of FP17s for the same patient ID Re-attending between 3 & 9 months - Adults	2,434	4,167	58.4%	54.9%	52.8%	50.5%
% of FP17s for Band 1 Urgent Courses	387	5,420	7.1%	8.3%	9.1%	9.0%
% of FP17s Relating to Free Repair or Replacements	128	5,420	2.4%	0.9%	1.0%	0.8%
% of FP17s Relating to Continuations	47	5,420	0.9%	1.1%	1.2%	1.1%
% of Patients satisfied with the dentistry they have received	4	6	N/A	91.0%	91.6%	91.5%
% of Patients satisfied with the time they had to wait for an appointment	6	6	N/A	87.8%	88.3%	87.9%

\* This is based on patients treated on this contract for their most recent course of treatment. Figures in italics indicate the base number of FP17s or Patient Questionnaire responses are less than 100. N/A is shown where the base number of responses is less than 10 during the period. % is calculated as Quantity/Base number\*100

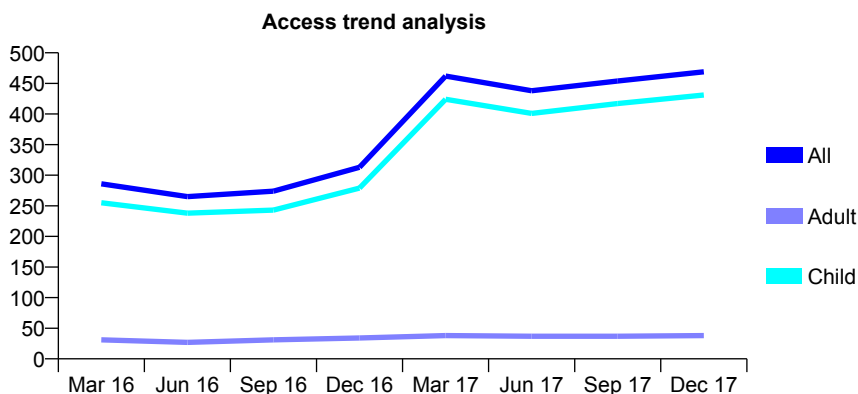
## Q52 - Vital Signs At a Glance Contract Report for 941670/0001 - December 2017

Name or company name	MR JA SINCLAIR
Contract type name	GDS Contract
Purpose of contract	General
Contract start date	25/03/2011
Contract end date	

17/18 Contracted general activity (UDA)	886
Carry forward general activity (UDA)	-18
17/18 Contracted orthodontic activity (UOA)	0
Carry forward orthodontic activity (UOA)	0
Baseline contract value	£18,666.81

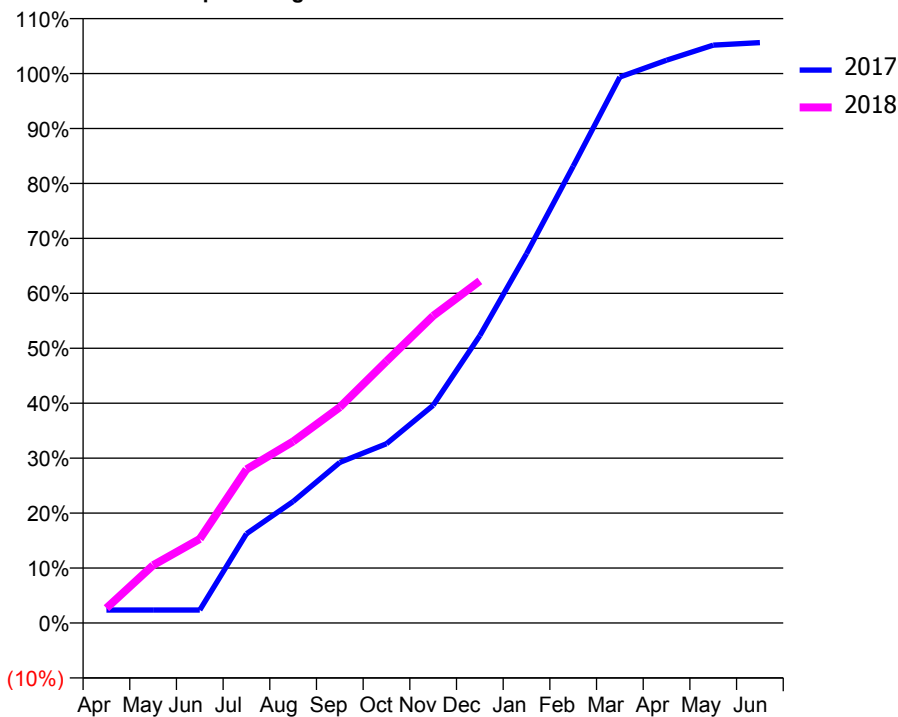
### ACCESS\*

Patients seen in 24 months	Total	Change since previous quarter
Quarter ending December 2016	313	
Quarter ending March 2017	462	↑
Quarter ending June 2017	438	↓
Quarter ending September 2017	454	↑
Quarter ending December 2017	469	↑
<b>Variance since December 2016</b>	<b>49.8%</b>	<b>↑</b>



### ACTIVITY

Cumulative percentage of contracted UDA delivered 2017 & 2018



Month	Adjusted Scheduled Activity (UDA)	
	2017	2018
April	21	24
May	21	93
June	21	136
July	144	248
August	196	293
September	259	348
October	289	422
November	351	495
December	463	552
January	595	
February	736	
March	880	
April	907	
May	932	
June	936	

### QUALITY

	Quantity	Base Number	Contract	AT	Region	England
% of FP17s for the same patient ID Re-attending within 3 months - Children	28	465	6.0%	11.0%	12.9%	12.0%
% of FP17s for the same patient ID Re-attending within 3 months - Adults	0	7	0.0%	14.8%	16.5%	15.9%
% of FP17s for the same patient ID Re-attending between 3 & 9 months - Children	260	465	55.9%	60.9%	59.6%	58.0%
% of FP17s for the same patient ID Re-attending between 3 & 9 months - Adults	1	7	14.3%	54.9%	52.8%	50.5%
% of FP17s for Band 1 Urgent Courses	8	434	1.8%	8.3%	9.1%	9.0%
% of FP17s Relating to Free Repair or Replacements	0	434	0.0%	0.9%	1.0%	0.8%
% of FP17s Relating to Continuations	0	434	0.0%	1.1%	1.2%	1.1%
% of Patients satisfied with the dentistry they have received	0	0	N/A	91.0%	91.6%	91.5%
% of Patients satisfied with the time they had to wait for an appointment	0	0	N/A	87.8%	88.3%	87.9%

\* This is based on patients treated on this contract for their most recent course of treatment. Figures in italics indicate the base number of FP17s or Patient Questionnaire responses are less than 100. N/A is shown where the base number of responses is less than 10 during the period. % is calculated as Quantity/Base number\*100

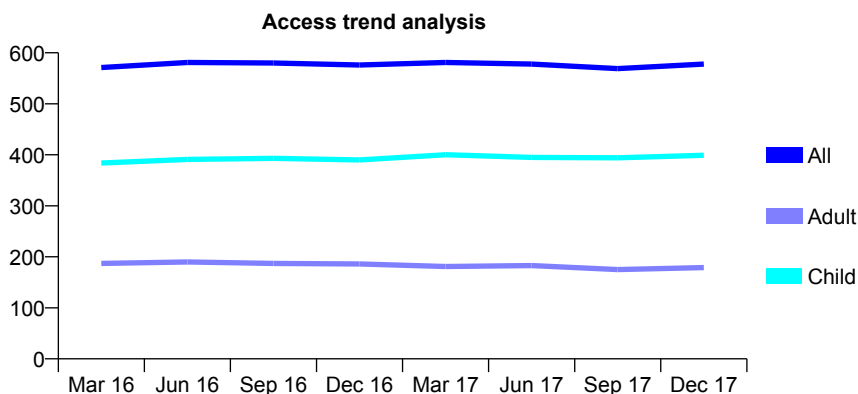
## Q52 - Vital Signs At a Glance Contract Report for 964387/0001 - December 2017

Name or company name	MR NP COLE
Contract type name	GDS Contract
Purpose of contract	General
Contract start date	04/10/2010
Contract end date	

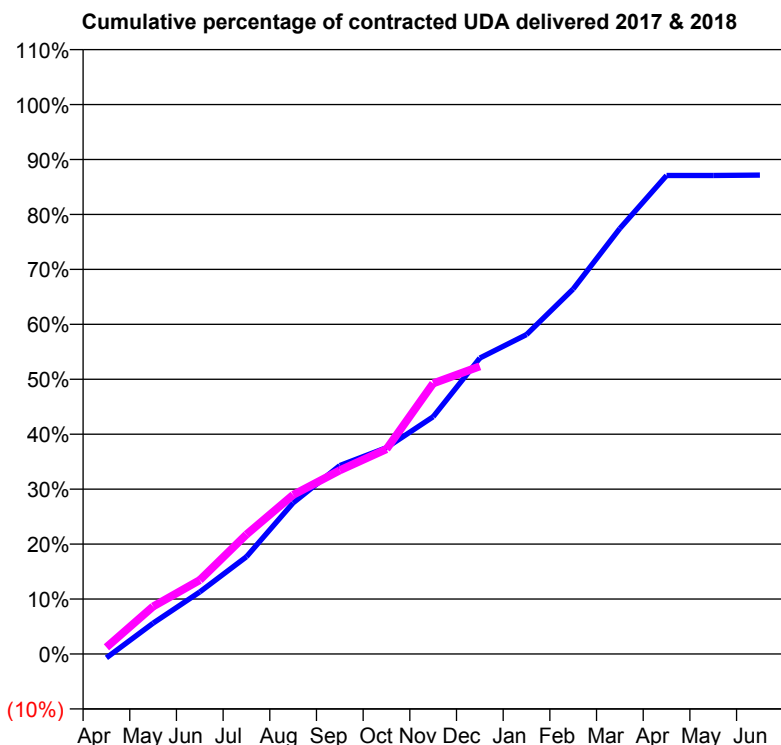
17/18 Contracted general activity (UDA)	1,550
Carry forward general activity (UDA)	0
17/18 Contracted orthodontic activity (UOA)	0
Carry forward orthodontic activity (UOA)	0
Baseline contract value	£46,482.40

### ACCESS\*

Patients seen in 24 months	Total	Change since previous quarter
Quarter ending December 2016	576	
Quarter ending March 2017	581	→
Quarter ending June 2017	578	→
Quarter ending September 2017	569	↓
Quarter ending December 2017	578	→
<b>Variance since December 2016</b>	<b>0.3%</b>	<b>→</b>



### ACTIVITY



Month	Adjusted Scheduled Activity (UDA)	
	2017	2018
April	-11	19
May	87	134
June	175	209
July	274	337
August	426	449
September	532	518
October	582	578
November	669	763
December	835	811
January	901	
February	1,030	
March	1,201	
April	1,350	
May	1,350	
June	1,351	

### QUALITY

	Quantity	Base Number	Contract	AT	Region	England
% of FP17s for the same patient ID Re-attending within 3 months - Children	37	529	7.0%	11.0%	12.9%	12.0%
% of FP17s for the same patient ID Re-attending within 3 months - Adults	16	141	11.3%	14.8%	16.5%	15.9%
% of FP17s for the same patient ID Re-attending between 3 & 9 months - Children	369	529	69.8%	60.9%	59.6%	58.0%
% of FP17s for the same patient ID Re-attending between 3 & 9 months - Adults	83	141	58.9%	54.9%	52.8%	50.5%
% of FP17s for Band 1 Urgent Courses	22	573	3.8%	8.3%	9.1%	9.0%
% of FP17s Relating to Free Repair or Replacements	0	573	0.0%	0.9%	1.0%	0.8%
% of FP17s Relating to Continuations	0	573	0.0%	1.1%	1.2%	1.1%
% of Patients satisfied with the dentistry they have received	1	1	N/A	91.0%	91.6%	91.5%
% of Patients satisfied with the time they had to wait for an appointment	1	1	N/A	87.8%	88.3%	87.9%

\* This is based on patients treated on this contract for their most recent course of treatment. Figures in italics indicate the base number of FP17s or Patient Questionnaire responses are less than 100. N/A is shown where the base number of responses is less than 10 during the period. % is calculated as Quantity/Base number\*100

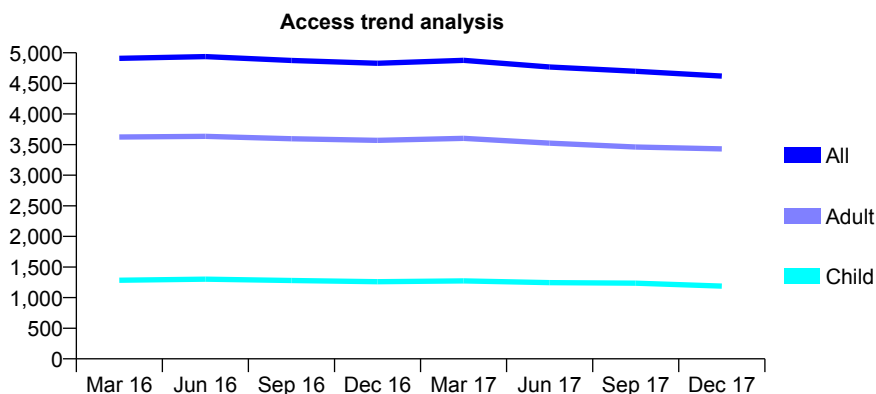
## Q52 - Vital Signs At a Glance Contract Report for 973793/0001 - December 2017

Name or company name	MR RB LAD
Contract type name	GDS Contract
Purpose of contract	General
Contract start date	02/08/2010
Contract end date	

17/18 Contracted general activity (UDA)	13,862
Carry forward general activity (UDA)	-75
17/18 Contracted orthodontic activity (UOA)	0
Carry forward orthodontic activity (UOA)	0
Baseline contract value	£435,031.50

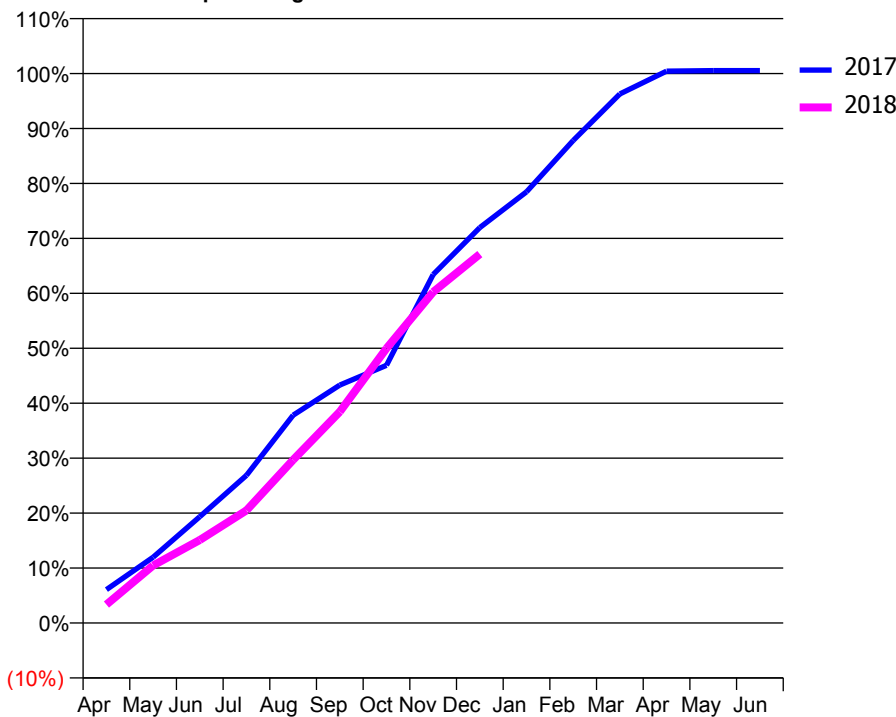
### ACCESS\*

Patients seen in 24 months	Total	Change since previous quarter
Quarter ending December 2016	4,830	
Quarter ending March 2017	4,876	→
Quarter ending June 2017	4,769	↓
Quarter ending September 2017	4,698	↓
Quarter ending December 2017	4,619	↓
<b>Variance since December 2016</b>	<b>(4.4%)</b>	<b>↓</b>



### ACTIVITY

Cumulative percentage of contracted UDA delivered 2017 & 2018



Month	Adjusted Scheduled Activity (UDA)	
	2017	2018
April	850	467
May	1,676	1,450
June	2,706	2,096
July	3,761	2,842
August	5,290	4,115
September	6,057	5,330
October	6,561	6,928
November	8,871	8,350
December	10,069	9,306
January	10,979	
February	12,285	
March	13,468	
April	14,049	
May	14,063	
June	14,065	

### QUALITY

	Quantity	Base Number	Contract	AT	Region	England
% of FP17s for the same patient ID Re-attending within 3 months - Children	149	1,481	10.1%	11.0%	12.9%	12.0%
% of FP17s for the same patient ID Re-attending within 3 months - Adults	566	4,046	14.0%	14.8%	16.5%	15.9%
% of FP17s for the same patient ID Re-attending between 3 & 9 months - Children	976	1,481	65.9%	60.9%	59.6%	58.0%
% of FP17s for the same patient ID Re-attending between 3 & 9 months - Adults	2,562	4,046	63.3%	54.9%	52.8%	50.5%
% of FP17s for Band 1 Urgent Courses	241	4,579	5.3%	8.3%	9.1%	9.0%
% of FP17s Relating to Free Repair or Replacements	52	4,579	1.1%	0.9%	1.0%	0.8%
% of FP17s Relating to Continuations	33	4,579	0.7%	1.1%	1.2%	1.1%
% of Patients satisfied with the dentistry they have received	8	9	N/A	91.0%	91.6%	91.5%
% of Patients satisfied with the time they had to wait for an appointment	8	9	N/A	87.8%	88.3%	87.9%

\* This is based on patients treated on this contract for their most recent course of treatment. Figures in italics indicate the base number of FP17s or Patient Questionnaire responses are less than 100. N/A is shown where the base number of responses is less than 10 during the period. % is calculated as Quantity/Base number\*100

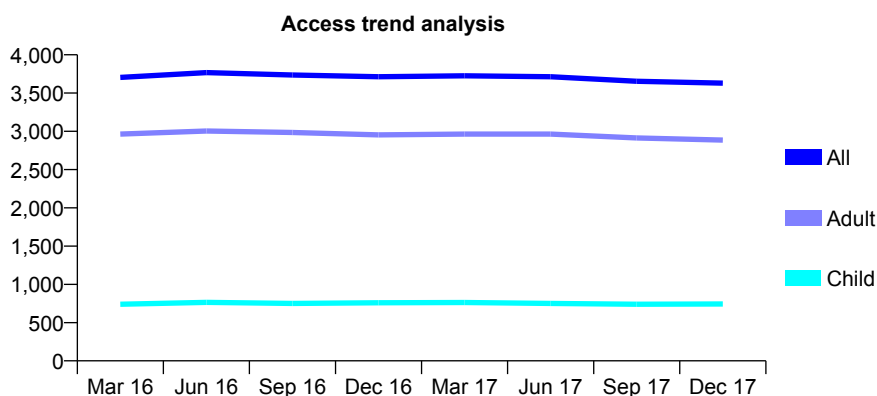
## Q52 - Vital Signs At a Glance Contract Report for 999261/0001 - December 2017

Name or company name	MISS AJ EDEN
Contract type name	GDS Contract
Purpose of contract	General
Contract start date	01/04/2006
Contract end date	

17/18 Contracted general activity (UDA)	10,750
Carry forward general activity (UDA)	153
17/18 Contracted orthodontic activity (UOA)	0
Carry forward orthodontic activity (UOA)	0
Baseline contract value	£250,060.07

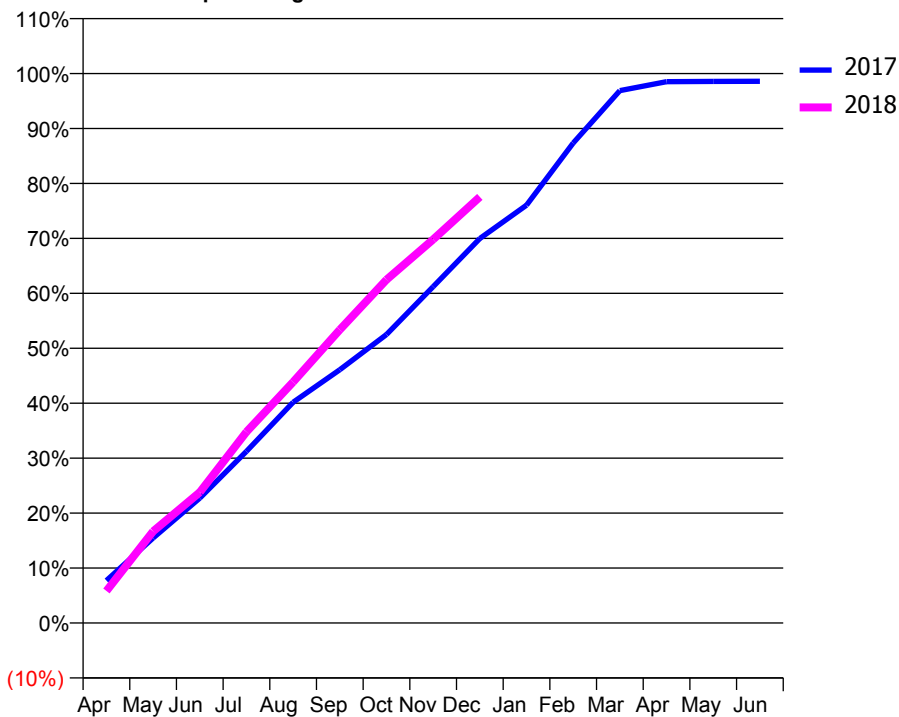
### ACCESS\*

Patients seen in 24 months	Total	Change since previous quarter
Quarter ending December 2016	3,713	
Quarter ending March 2017	3,726	→
Quarter ending June 2017	3,713	→
Quarter ending September 2017	3,654	↓
Quarter ending December 2017	3,629	→
<b>Variance since December 2016</b>	<b>(2.3%)</b>	<b>↓</b>



### ACTIVITY

Cumulative percentage of contracted UDA delivered 2017 & 2018



Month	Adjusted Scheduled Activity (UDA)	
	2017	2018
April	831	628
May	1,664	1,793
June	2,443	2,557
July	3,360	3,739
August	4,318	4,715
September	4,955	5,738
October	5,645	6,716
November	6,581	7,504
December	7,522	8,337
January	8,175	
February	9,390	
March	10,414	
April	10,591	
May	10,596	
June	10,597	

### QUALITY

	Quantity	Base Number	Contract	AT	Region	England
% of FP17s for the same patient ID Re-attending within 3 months - Children	104	950	10.9%	11.0%	12.9%	12.0%
% of FP17s for the same patient ID Re-attending within 3 months - Adults	595	3,653	16.3%	14.8%	16.5%	15.9%
% of FP17s for the same patient ID Re-attending between 3 & 9 months - Children	653	950	68.7%	60.9%	59.6%	58.0%
% of FP17s for the same patient ID Re-attending between 3 & 9 months - Adults	2,415	3,653	66.1%	54.9%	52.8%	50.5%
% of FP17s for Band 1 Urgent Courses	380	4,482	8.5%	8.3%	9.1%	9.0%
% of FP17s Relating to Free Repair or Replacements	109	4,482	2.4%	0.9%	1.0%	0.8%
% of FP17s Relating to Continuations	31	4,482	0.7%	1.1%	1.2%	1.1%
% of Patients satisfied with the dentistry they have received	4	4	N/A	91.0%	91.6%	91.5%
% of Patients satisfied with the time they had to wait for an appointment	4	4	N/A	87.8%	88.3%	87.9%

\* This is based on patients treated on this contract for their most recent course of treatment. Figures in italics indicate the base number of FP17s or Patient Questionnaire responses are less than 100. N/A is shown where the base number of responses is less than 10 during the period. % is calculated as Quantity/Base number\*100



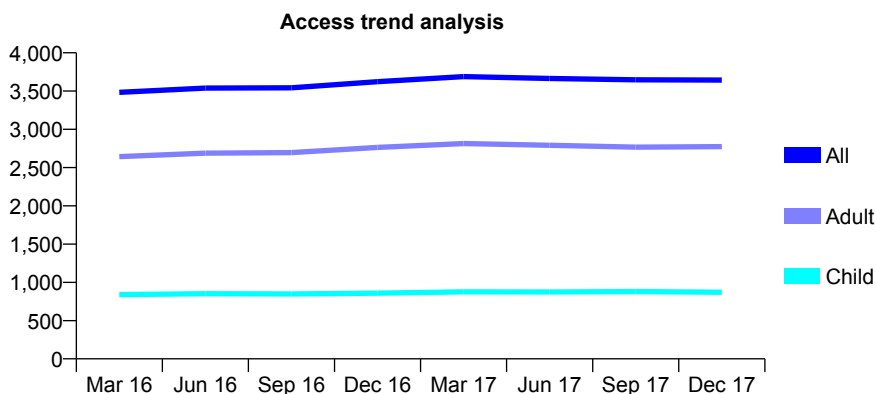
## Q52 - Vital Signs At a Glance Contract Report for 999261/0002 - December 2017

Name or company name	MISS AJ EDEN
Contract type name	GDS Contract
Purpose of contract	General
Contract start date	01/04/2006
Contract end date	

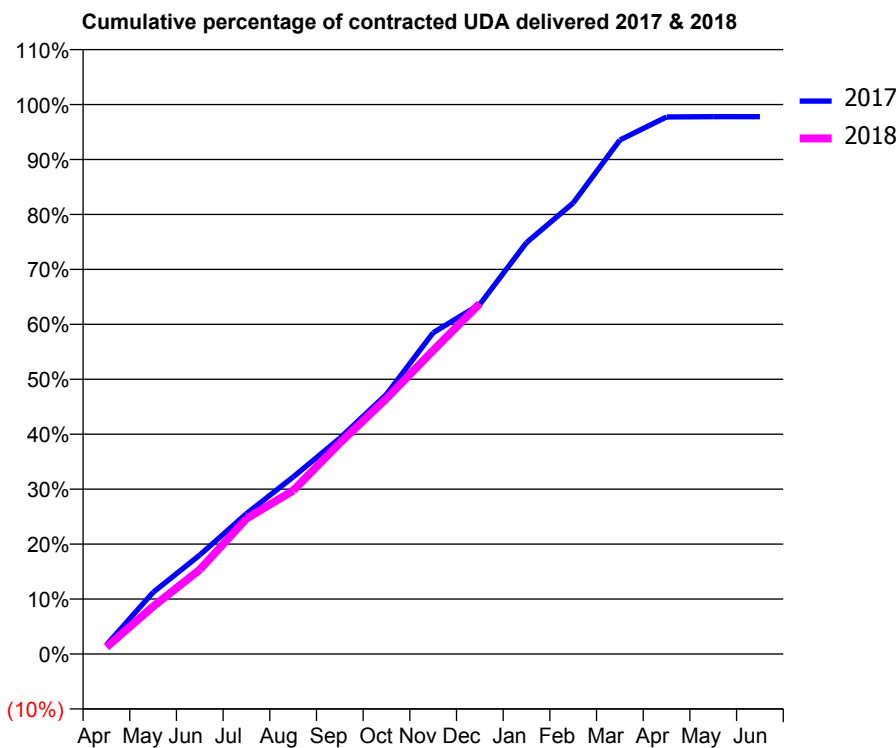
17/18 Contracted general activity (UDA)	11,000
Carry forward general activity (UDA)	244
17/18 Contracted orthodontic activity (UOA)	0
Carry forward orthodontic activity (UOA)	0
Baseline contract value	£255,342.32

### ACCESS\*

Patients seen in 24 months	Total	Change since previous quarter
Quarter ending December 2016	3,622	
Quarter ending March 2017	3,689	→
Quarter ending June 2017	3,665	→
Quarter ending September 2017	3,647	→
Quarter ending December 2017	3,643	→
<b>Variance since December 2016</b>	<b>0.6%</b>	<b>→</b>



### ACTIVITY



Month	Adjusted Scheduled Activity (UDA)	
	2017	2018
April	182	137
May	1,236	953
June	1,982	1,687
July	2,809	2,710
August	3,543	3,272
September	4,322	4,223
October	5,197	5,117
November	6,432	6,077
December	7,001	7,017
January	8,237	
February	9,029	
March	10,289	
April	10,750	
May	10,757	
June	10,756	

### QUALITY

	Quantity	Base Number	Contract	AT	Region	England
% of FP17s for the same patient ID Re-attending within 3 months - Children	63	1,082	5.8%	11.0%	12.9%	12.0%
% of FP17s for the same patient ID Re-attending within 3 months - Adults	374	3,363	11.1%	14.8%	16.5%	15.9%
% of FP17s for the same patient ID Re-attending between 3 & 9 months - Children	756	1,082	69.9%	60.9%	59.6%	58.0%
% of FP17s for the same patient ID Re-attending between 3 & 9 months - Adults	2,375	3,363	70.6%	54.9%	52.8%	50.5%
% of FP17s for Band 1 Urgent Courses	214	4,190	5.1%	8.3%	9.1%	9.0%
% of FP17s Relating to Free Repair or Replacements	45	4,190	1.1%	0.9%	1.0%	0.8%
% of FP17s Relating to Continuations	51	4,190	1.2%	1.1%	1.2%	1.1%
% of Patients satisfied with the dentistry they have received	3	4	N/A	91.0%	91.6%	91.5%
% of Patients satisfied with the time they had to wait for an appointment	4	4	N/A	87.8%	88.3%	87.9%

\* This is based on patients treated on this contract for their most recent course of treatment. Figures in italics indicate the base number of FP17s or Patient Questionnaire responses are less than 100. N/A is shown where the base number of responses is less than 10 during the period. % is calculated as Quantity/Base number\*100

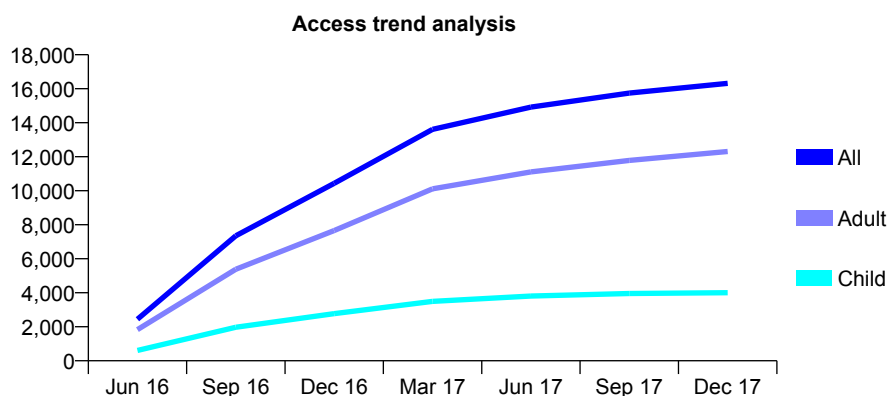
## Q53 - Vital Signs At a Glance Contract Report for 100138/0000 - December 2017

Name or company name	Longfellow Road Partnership
Contract type name	GDS Contract
Purpose of contract	General
Contract start date	01/05/2016
Contract end date	

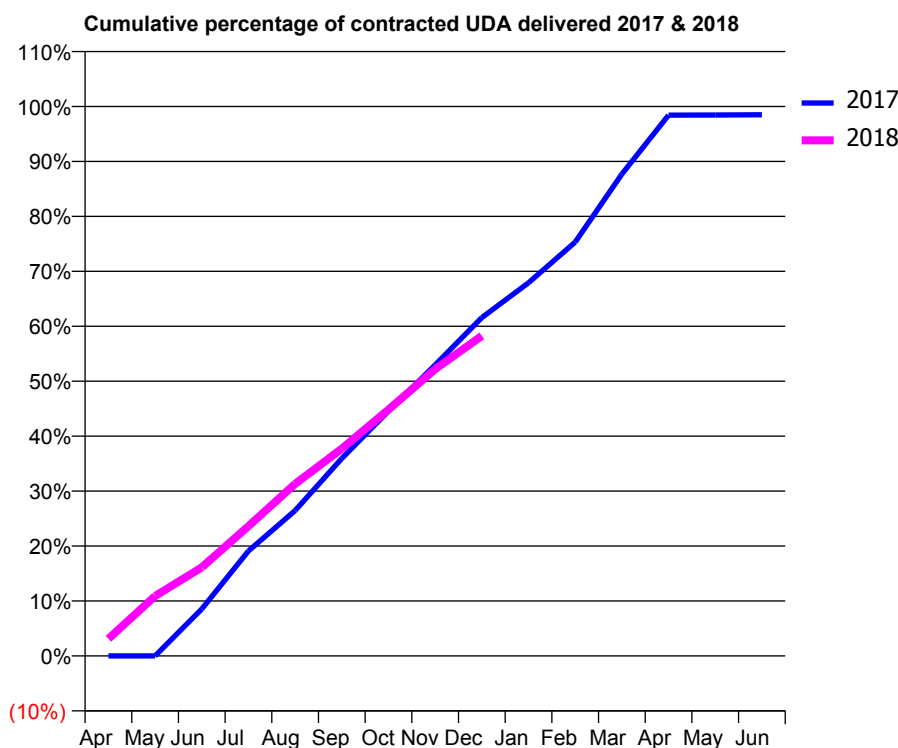
17/18 Contracted general activity (UDA)	49,397
Carry forward general activity (UDA)	0
17/18 Contracted orthodontic activity (UOA)	0
Carry forward orthodontic activity (UOA)	0
Baseline contract value	£1,187,526.61

### ACCESS\*

Patients seen in 24 months	Total	Change since previous quarter
Quarter ending December 2016	10,437	
Quarter ending March 2017	13,612	↑
Quarter ending June 2017	14,918	↑
Quarter ending September 2017	15,744	↑
Quarter ending December 2017	16,316	↑
<b>Variance since December 2016</b>	<b>56.3%</b>	<b>↑</b>



### ACTIVITY



Month	Adjusted Scheduled Activity (UDA)	
	2017	2018
April	0	1,541
May	0	5,394
June	3,876	7,966
July	8,651	11,667
August	11,979	15,471
September	16,283	18,629
October	20,185	22,141
November	23,977	25,776
December	27,887	28,779
January	30,756	
February	34,101	
March	39,704	
April	44,561	
May	44,571	
June	44,596	

### QUALITY

	Quantity	Base Number	Contract	AT	Region	England
% of FP17s for the same patient ID Re-attending within 3 months - Children	263	4,368	6.0%	9.5%	11.8%	12.0%
% of FP17s for the same patient ID Re-attending within 3 months - Adults	1,324	12,303	10.8%	12.8%	15.3%	15.9%
% of FP17s for the same patient ID Re-attending between 3 & 9 months - Children	2,459	4,368	56.3%	58.7%	59.1%	58.0%
% of FP17s for the same patient ID Re-attending between 3 & 9 months - Adults	5,922	12,303	48.1%	49.6%	51.5%	50.5%
% of FP17s for Band 1 Urgent Courses	901	14,773	6.1%	7.0%	8.0%	9.0%
% of FP17s Relating to Free Repair or Replacements	110	14,773	0.7%	0.8%	0.8%	0.8%
% of FP17s Relating to Continuations	18	14,773	0.1%	1.1%	1.1%	1.1%
% of Patients satisfied with the dentistry they have received	34	36	94.4%	92.1%	91.6%	91.5%
% of Patients satisfied with the time they had to wait for an appointment	31	36	86.1%	89.9%	88.3%	87.9%

\* This is based on patients treated on this contract for their most recent course of treatment. Figures in italics indicate the base number of FP17s or Patient Questionnaire responses are less than 100. N/A is shown where the base number of responses is less than 10 during the period. % is calculated as Quantity/Base number\*100

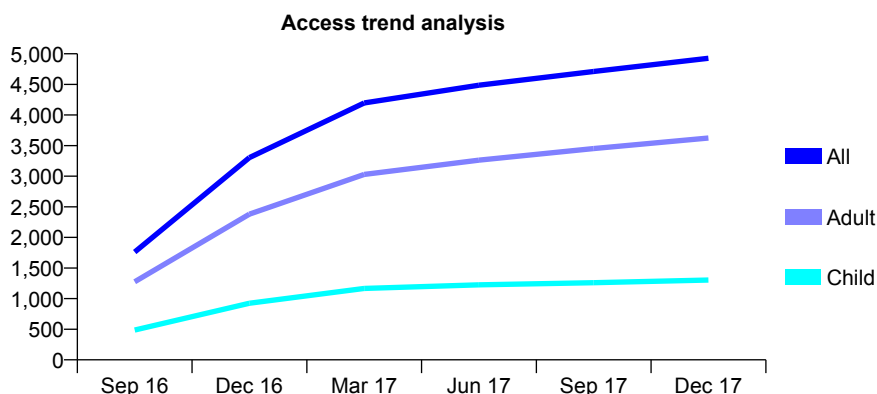
## Q53 - Vital Signs At a Glance Contract Report for 100188/0000 - December 2017

Name or company name	High Street Dental Practice
Contract type name	GDS Contract
Purpose of contract	General
Contract start date	01/07/2016
Contract end date	

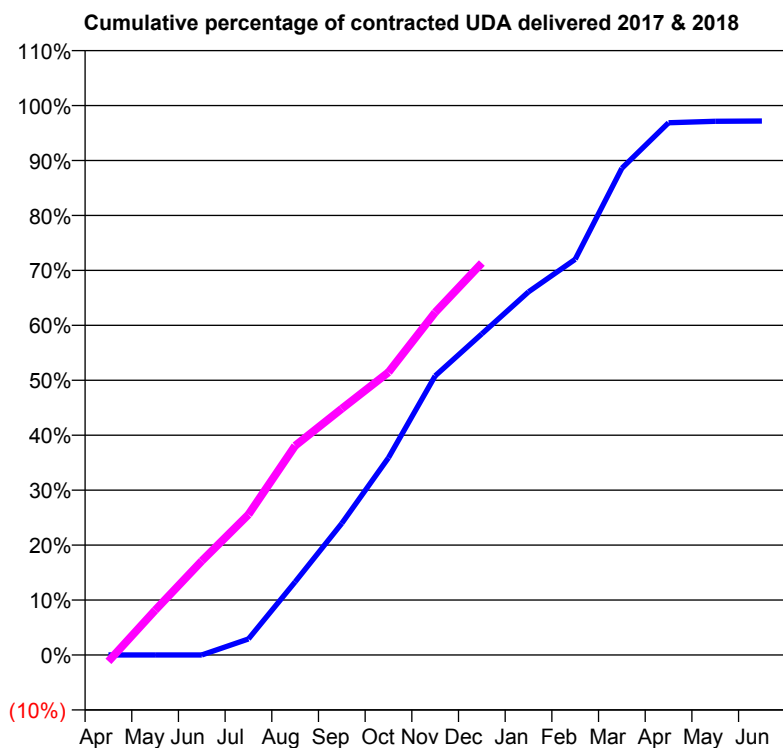
17/18 Contracted general activity (UDA)	14,203
Carry forward general activity (UDA)	167
17/18 Contracted orthodontic activity (UOA)	0
Carry forward orthodontic activity (UOA)	0
Baseline contract value	£307,261.31

### ACCESS\*

Patients seen in 24 months	Total	Change since previous quarter
Quarter ending December 2016	3,305	
Quarter ending March 2017	4,197	↑
Quarter ending June 2017	4,488	↑
Quarter ending September 2017	4,711	↑
Quarter ending December 2017	4,928	↑
<b>Variance since December 2016</b>	<b>49.1%</b>	<b>↑</b>



### ACTIVITY



Month	Adjusted Scheduled Activity (UDA)	
	2017	2018
April	0	-167
May	0	1,157
June	0	2,431
July	311	3,631
August	1,420	5,409
September	2,557	6,369
October	3,834	7,308
November	5,424	8,855
December	6,240	10,133
January	7,057	
February	7,689	
March	9,459	
April	10,342	
May	10,372	
June	10,375	

### QUALITY

	Quantity	Base Number	Contract	AT	Region	England
% of FP17s for the same patient ID Re-attending within 3 months - Children	85	1,650	5.2%	9.5%	11.8%	12.0%
% of FP17s for the same patient ID Re-attending within 3 months - Adults	675	4,534	14.9%	12.8%	15.3%	15.9%
% of FP17s for the same patient ID Re-attending between 3 & 9 months - Children	1,059	1,650	64.2%	58.7%	59.1%	58.0%
% of FP17s for the same patient ID Re-attending between 3 & 9 months - Adults	2,612	4,534	57.6%	49.6%	51.5%	50.5%
% of FP17s for Band 1 Urgent Courses	60	5,696	1.1%	7.0%	8.0%	9.0%
% of FP17s Relating to Free Repair or Replacements	13	5,696	0.2%	0.8%	0.8%	0.8%
% of FP17s Relating to Continuations	256	5,696	4.5%	1.1%	1.1%	1.1%
% of Patients satisfied with the dentistry they have received	12	13	92.3%	92.1%	91.6%	91.5%
% of Patients satisfied with the time they had to wait for an appointment	12	13	92.3%	89.9%	88.3%	87.9%

\* This is based on patients treated on this contract for their most recent course of treatment. Figures in italics indicate the base number of FP17s or Patient Questionnaire responses are less than 100. N/A is shown where the base number of responses is less than 10 during the period. % is calculated as Quantity/Base number\*100

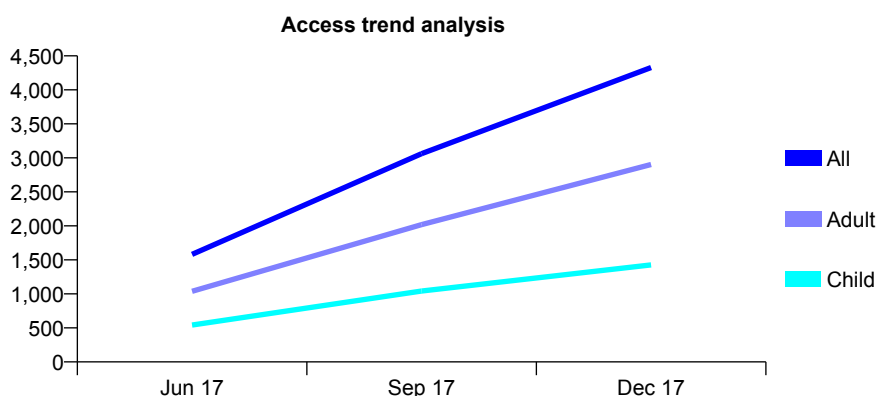
## Q53 - Vital Signs At a Glance Contract Report for 100395/0000 - December 2017

Name or company name	MR NJ GIBB
Contract type name	GDS Contract
Purpose of contract	General
Contract start date	01/04/2017
Contract end date	

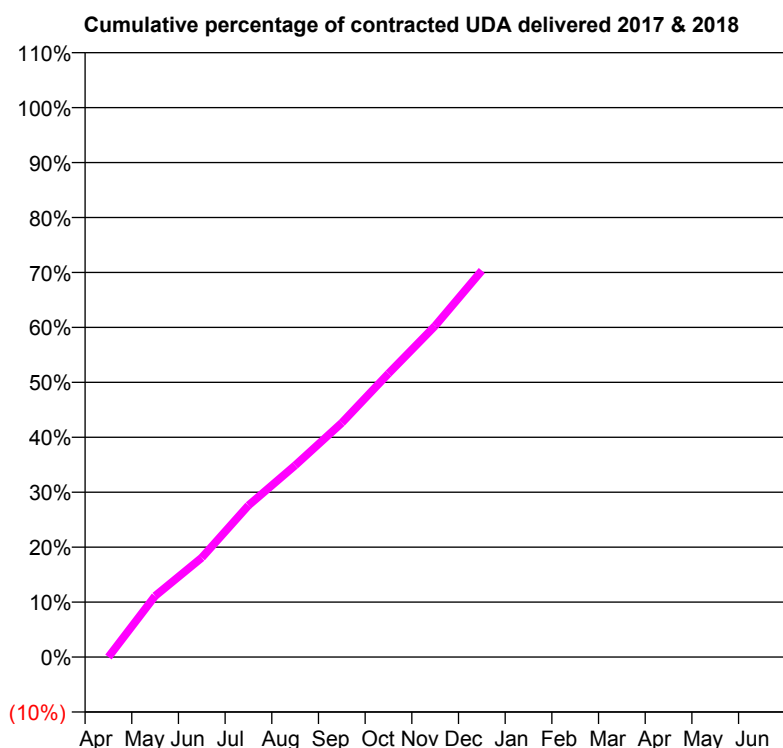
17/18 Contracted general activity (UDA)	14,999
Carry forward general activity (UDA)	0
17/18 Contracted orthodontic activity (UOA)	0
Carry forward orthodontic activity (UOA)	0
Baseline contract value	£360,311.25

### ACCESS\*

Patients seen in 24 months	Total	Change since previous quarter
Quarter ending December 2016	0	
Quarter ending March 2017	0	
Quarter ending June 2017	1,581	↑
Quarter ending September 2017	3,061	↑
Quarter ending December 2017	4,328	↑
<b>Variance since December 2016</b>	N/A	



### ACTIVITY



Month	Adjusted Scheduled Activity (UDA)	
	2017	2018
April	0	0
May	0	1,668
June	0	2,714
July	0	4,140
August	0	5,234
September	0	6,394
October	0	7,740
November	0	9,042
December	0	10,548
January	0	
February	0	
March	0	
April	0	
May	0	
June	0	

### QUALITY

	Quantity	Base Number	Contract	AT	Region	England
% of FP17s for the same patient ID Re-attending within 3 months - Children	75	1,853	4.0%	9.5%	11.8%	12.0%
% of FP17s for the same patient ID Re-attending within 3 months - Adults	381	3,918	9.7%	12.8%	15.3%	15.9%
% of FP17s for the same patient ID Re-attending between 3 & 9 months - Children	273	1,853	14.7%	58.7%	59.1%	58.0%
% of FP17s for the same patient ID Re-attending between 3 & 9 months - Adults	409	3,918	10.4%	49.6%	51.5%	50.5%
% of FP17s for Band 1 Urgent Courses	590	5,771	10.2%	7.0%	8.0%	9.0%
% of FP17s Relating to Free Repair or Replacements	46	5,771	0.8%	0.8%	0.8%	0.8%
% of FP17s Relating to Continuations	118	5,771	2.0%	1.1%	1.1%	1.1%
% of Patients satisfied with the dentistry they have received	4	7	N/A	92.1%	91.6%	91.5%
% of Patients satisfied with the time they had to wait for an appointment	5	7	N/A	89.9%	88.3%	87.9%

\* This is based on patients treated on this contract for their most recent course of treatment. Figures in italics indicate the base number of FP17s or Patient Questionnaire responses are less than 100. N/A is shown where the base number of responses is less than 10 during the period. % is calculated as Quantity/Base number\*100

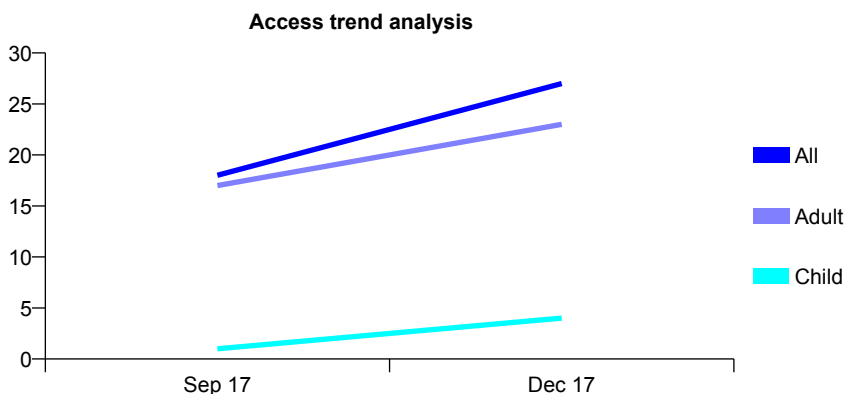
### Q53 - Vital Signs At a Glance Contract Report for 100396/0000 - December 2017

Name or company name	Richmond Dental Practice Ltd.
Contract type name	GDS Contract
Purpose of contract	General
Contract start date	01/04/2017
Contract end date	

17/18 Contracted general activity (UDA)	3,650
Carry forward general activity (UDA)	0
17/18 Contracted orthodontic activity (UOA)	0
Carry forward orthodontic activity (UOA)	0
Baseline contract value	£77,523.81

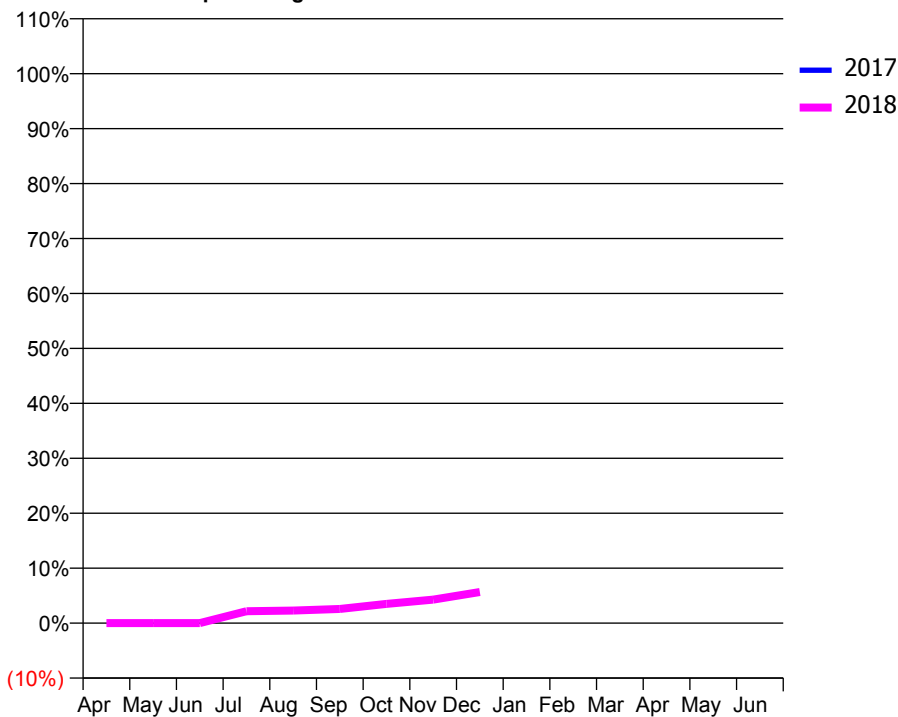
#### ACCESS\*

Patients seen in 24 months	Total	Change since previous quarter
Quarter ending December 2016	0	
Quarter ending March 2017	0	
Quarter ending June 2017	0	
Quarter ending September 2017	18	↑
Quarter ending December 2017	27	↑
<b>Variance since December 2016</b>	N/A	



#### ACTIVITY

Cumulative percentage of contracted UDA delivered 2017 & 2018



Month	Adjusted Scheduled Activity (UDA)	
	2017	2018
April	0	0
May	0	0
June	0	0
July	0	80
August	0	84
September	0	94
October	0	128
November	0	156
December	0	207
January	0	
February	0	
March	0	
April	0	
May	0	
June	0	

#### QUALITY

	Quantity	Base Number	Contract	AT	Region	England
% of FP17s for the same patient ID Re-attending within 3 months - Children	0	9	0.0%	9.5%	11.8%	12.0%
% of FP17s for the same patient ID Re-attending within 3 months - Adults	1	33	3.0%	12.8%	15.3%	15.9%
% of FP17s for the same patient ID Re-attending between 3 & 9 months - Children	0	9	0.0%	58.7%	59.1%	58.0%
% of FP17s for the same patient ID Re-attending between 3 & 9 months - Adults	0	33	0.0%	49.6%	51.5%	50.5%
% of FP17s for Band 1 Urgent Courses	10	42	23.8%	7.0%	8.0%	9.0%
% of FP17s Relating to Free Repair or Replacements	0	42	0.0%	0.8%	0.8%	0.8%
% of FP17s Relating to Continuations	0	42	0.0%	1.1%	1.1%	1.1%
% of Patients satisfied with the dentistry they have received	0	0	N/A	92.1%	91.6%	91.5%
% of Patients satisfied with the time they had to wait for an appointment	0	0	N/A	89.9%	88.3%	87.9%

\* This is based on patients treated on this contract for their most recent course of treatment. Figures in italics indicate the base number of FP17s or Patient Questionnaire responses are less than 100. N/A is shown where the base number of responses is less than 10 during the period. % is calculated as Quantity/Base number\*100

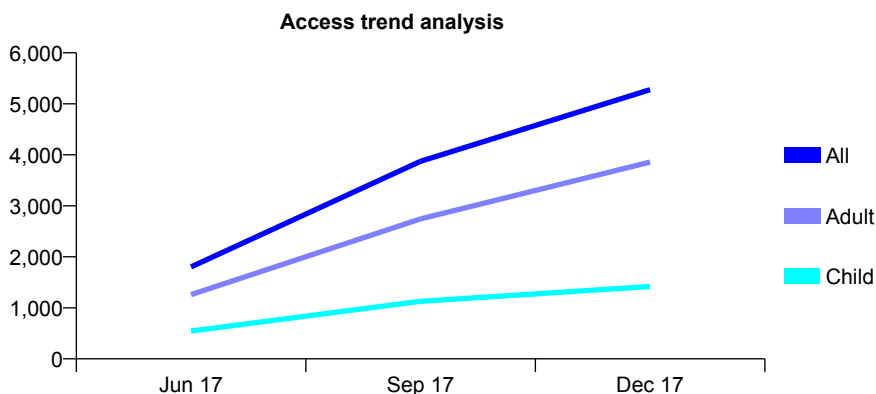
## Q53 - Vital Signs At a Glance Contract Report for 100397/0000 - December 2017

Name or company name	MR A PANDEY
Contract type name	GDS Contract
Purpose of contract	General
Contract start date	01/04/2017
Contract end date	

17/18 Contracted general activity (UDA)	26,912
Carry forward general activity (UDA)	0
17/18 Contracted orthodontic activity (UOA)	0
Carry forward orthodontic activity (UOA)	0
Baseline contract value	£557,797.21

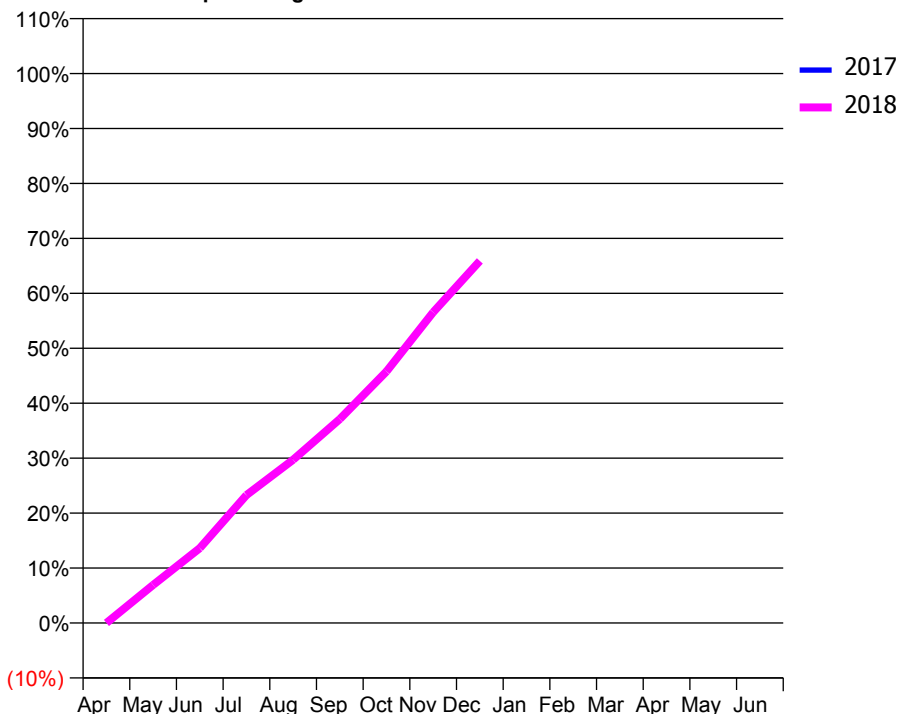
### ACCESS\*

Patients seen in 24 months	Total	Change since previous quarter
Quarter ending December 2016	0	
Quarter ending March 2017	0	
Quarter ending June 2017	1,802	↑
Quarter ending September 2017	3,874	↑
Quarter ending December 2017	5,276	↑
<b>Variance since December 2016</b>	N/A	



### ACTIVITY

Cumulative percentage of contracted UDA delivered 2017 & 2018



Month	Adjusted Scheduled Activity (UDA)	
	2017	2018
April	0	0
May	0	1,863
June	0	3,665
July	0	6,267
August	0	7,997
September	0	9,986
October	0	12,319
November	0	15,220
December	0	17,732
January	0	
February	0	
March	0	
April	0	
May	0	
June	0	

### QUALITY

	Quantity	Base Number	Contract	AT	Region	England
% of FP17s for the same patient ID Re-attending within 3 months - Children	97	1,865	5.2%	9.5%	11.8%	12.0%
% of FP17s for the same patient ID Re-attending within 3 months - Adults	470	5,203	9.0%	12.8%	15.3%	15.9%
% of FP17s for the same patient ID Re-attending between 3 & 9 months - Children	266	1,865	14.3%	58.7%	59.1%	58.0%
% of FP17s for the same patient ID Re-attending between 3 & 9 months - Adults	656	5,203	12.6%	49.6%	51.5%	50.5%
% of FP17s for Band 1 Urgent Courses	608	7,068	8.6%	7.0%	8.0%	9.0%
% of FP17s Relating to Free Repair or Replacements	39	7,068	0.6%	0.8%	0.8%	0.8%
% of FP17s Relating to Continuations	63	7,068	0.9%	1.1%	1.1%	1.1%
% of Patients satisfied with the dentistry they have received	11	12	91.7%	92.1%	91.6%	91.5%
% of Patients satisfied with the time they had to wait for an appointment	10	12	83.3%	89.9%	88.3%	87.9%

\* This is based on patients treated on this contract for their most recent course of treatment. Figures in italics indicate the base number of FP17s or Patient Questionnaire responses are less than 100. N/A is shown where the base number of responses is less than 10 during the period. % is calculated as Quantity/Base number\*100

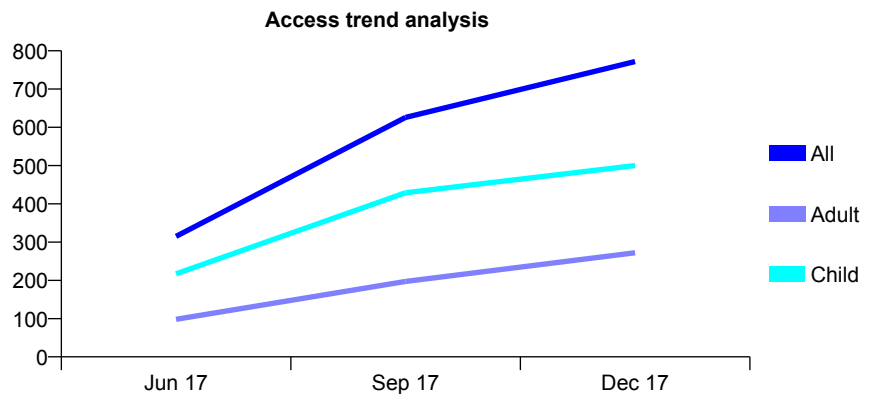
## Q53 - Vital Signs At a Glance Contract Report for 100399/0000 - December 2017

Name or company name	MR T MIRZA
Contract type name	GDS Contract
Purpose of contract	General
Contract start date	01/04/2017
Contract end date	

17/18 Contracted general activity (UDA)	4,967
Carry forward general activity (UDA)	0
17/18 Contracted orthodontic activity (UOA)	0
Carry forward orthodontic activity (UOA)	0
Baseline contract value	£106,197.00

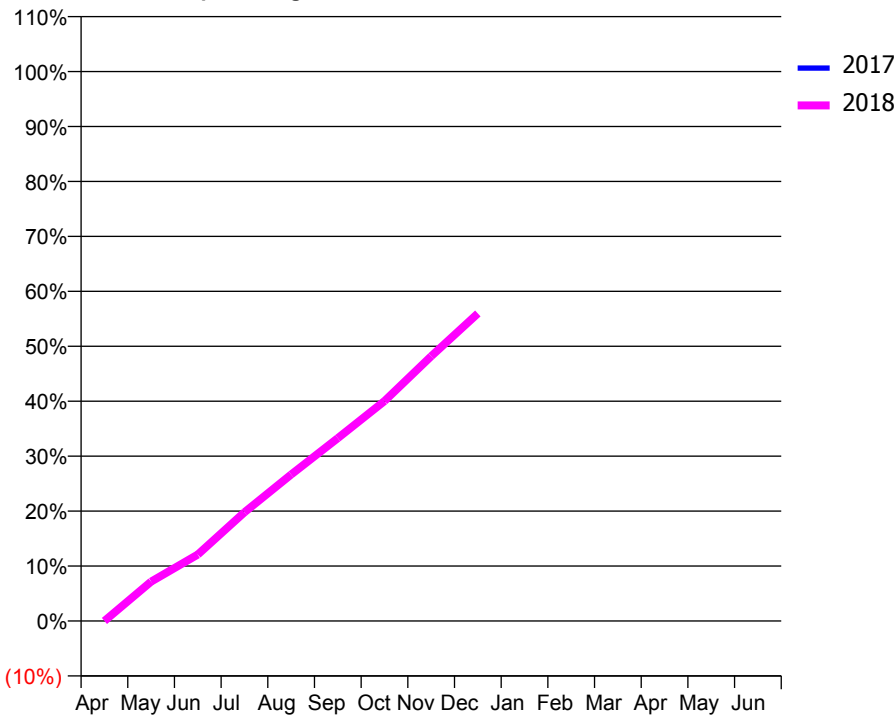
### ACCESS\*

Patients seen in 24 months	Total	Change since previous quarter
Quarter ending December 2016	0	
Quarter ending March 2017	0	
Quarter ending June 2017	315	↑
Quarter ending September 2017	626	↑
Quarter ending December 2017	772	↑
<b>Variance since December 2016</b>	N/A	



### ACTIVITY

Cumulative percentage of contracted UDA delivered 2017 & 2018



Month	Adjusted Scheduled Activity (UDA)	
	2017	2018
April	0	0
May	0	356
June	0	601
July	0	983
August	0	1,324
September	0	1,653
October	0	1,989
November	0	2,393
December	0	2,780
January	0	
February	0	
March	0	
April	0	
May	0	
June	0	

### QUALITY

	Quantity	Base Number	Contract	AT	Region	England
% of FP17s for the same patient ID Re-attending within 3 months - Children	11	642	1.7%	9.5%	11.8%	12.0%
% of FP17s for the same patient ID Re-attending within 3 months - Adults	25	342	7.3%	12.8%	15.3%	15.9%
% of FP17s for the same patient ID Re-attending between 3 & 9 months - Children	94	642	14.6%	58.7%	59.1%	58.0%
% of FP17s for the same patient ID Re-attending between 3 & 9 months - Adults	33	342	9.6%	49.6%	51.5%	50.5%
% of FP17s for Band 1 Urgent Courses	20	984	2.0%	7.0%	8.0%	9.0%
% of FP17s Relating to Free Repair or Replacements	0	984	0.0%	0.8%	0.8%	0.8%
% of FP17s Relating to Continuations	0	984	0.0%	1.1%	1.1%	1.1%
% of Patients satisfied with the dentistry they have received	1	1	N/A	92.1%	91.6%	91.5%
% of Patients satisfied with the time they had to wait for an appointment	1	1	N/A	89.9%	88.3%	87.9%

\* This is based on patients treated on this contract for their most recent course of treatment. Figures in italics indicate the base number of FP17s or Patient Questionnaire responses are less than 100. N/A is shown where the base number of responses is less than 10 during the period. % is calculated as Quantity/Base number\*100



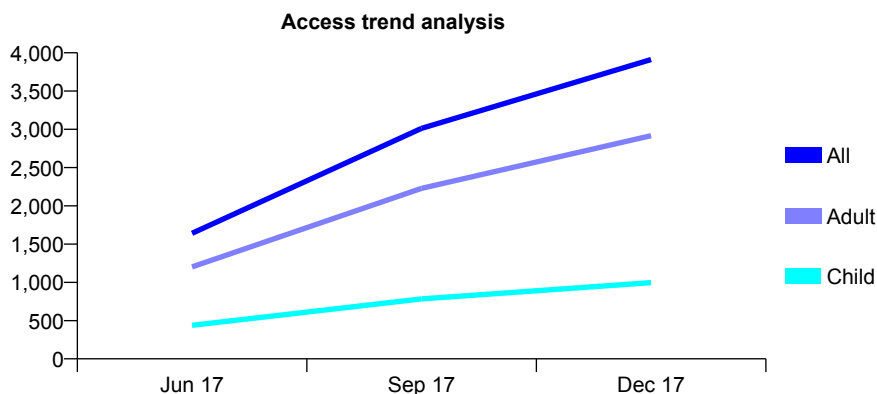
## Q53 - Vital Signs At a Glance Contract Report for 100406/0000 - December 2017

Name or company name	Gentle Dental Care (DROITWICH)LTD
Contract type name	GDS Contract
Purpose of contract	General
Contract start date	01/04/2017
Contract end date	

17/18 Contracted general activity (UDA)	13,850
Carry forward general activity (UDA)	0
17/18 Contracted orthodontic activity (UOA)	0
Carry forward orthodontic activity (UOA)	0
Baseline contract value	£294,165.69

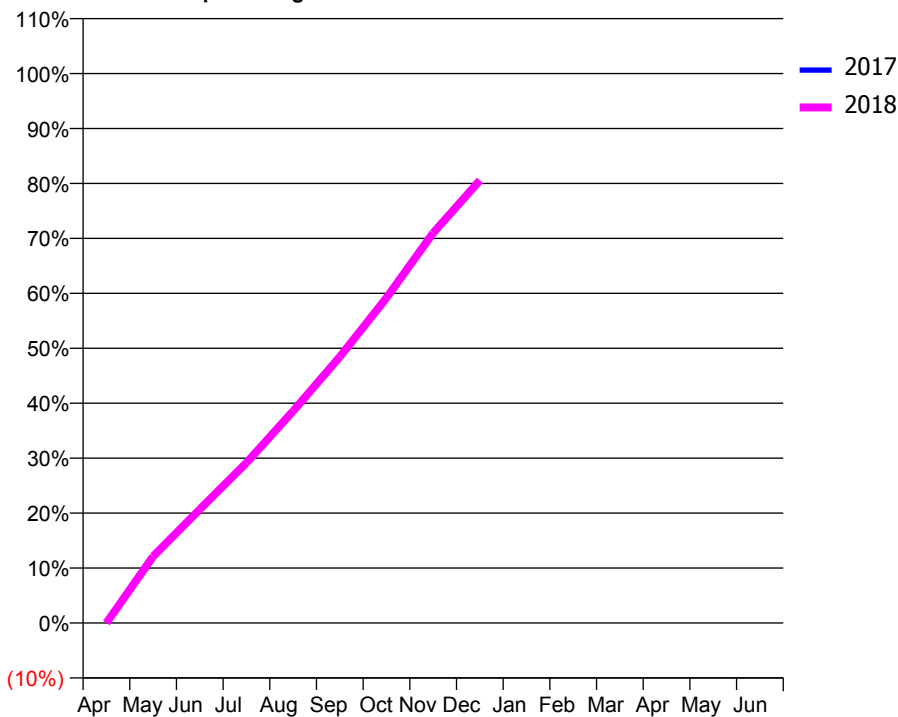
### ACCESS\*

Patients seen in 24 months	Total	Change since previous quarter
Quarter ending December 2016	0	
Quarter ending March 2017	0	
Quarter ending June 2017	1,641	↑
Quarter ending September 2017	3,012	↑
Quarter ending December 2017	3,912	↑
<b>Variance since December 2016</b>	N/A	



### ACTIVITY

Cumulative percentage of contracted UDA delivered 2017 & 2018



Month	Adjusted Scheduled Activity (UDA)	
	2017	2018
April	0	0
May	0	1,678
June	0	2,865
July	0	4,037
August	0	5,343
September	0	6,711
October	0	8,197
November	0	9,834
December	0	11,158
January	0	
February	0	
March	0	
April	0	
May	0	
June	0	

### QUALITY

	Quantity	Base Number	Contract	AT	Region	England
% of FP17s for the same patient ID Re-attending within 3 months - Children	91	1,291	7.0%	9.5%	11.8%	12.0%
% of FP17s for the same patient ID Re-attending within 3 months - Adults	465	4,006	11.6%	12.8%	15.3%	15.9%
% of FP17s for the same patient ID Re-attending between 3 & 9 months - Children	149	1,291	11.5%	58.7%	59.1%	58.0%
% of FP17s for the same patient ID Re-attending between 3 & 9 months - Adults	486	4,006	12.1%	49.6%	51.5%	50.5%
% of FP17s for Band 1 Urgent Courses	580	5,297	10.9%	7.0%	8.0%	9.0%
% of FP17s Relating to Free Repair or Replacements	78	5,297	1.5%	0.8%	0.8%	0.8%
% of FP17s Relating to Continuations	64	5,297	1.2%	1.1%	1.1%	1.1%
% of Patients satisfied with the dentistry they have received	8	8	N/A	92.1%	91.6%	91.5%
% of Patients satisfied with the time they had to wait for an appointment	8	8	N/A	89.9%	88.3%	87.9%

\* This is based on patients treated on this contract for their most recent course of treatment. Figures in italics indicate the base number of FP17s or Patient Questionnaire responses are less than 100. N/A is shown where the base number of responses is less than 10 during the period. % is calculated as Quantity/Base number\*100

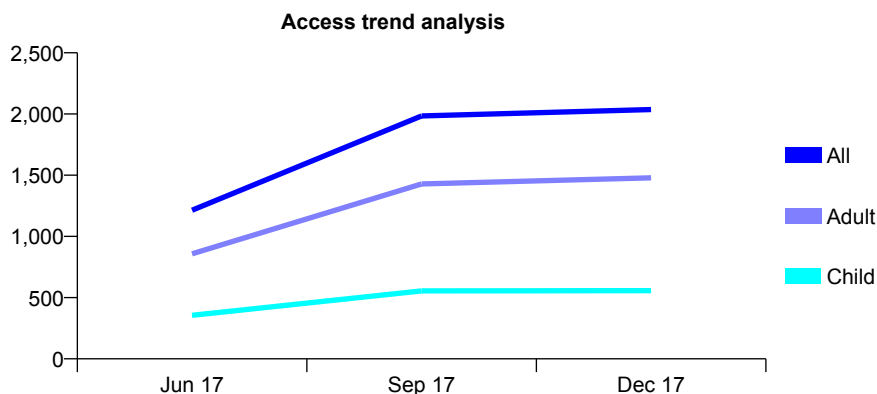
## Q53 - Vital Signs At a Glance Contract Report for 100407/0000 - December 2017

Name or company name	Gentle Dental Care (EVESHAM)LTD
Contract type name	GDS Contract
Purpose of contract	General
Contract start date	01/04/2017
Contract end date	

17/18 Contracted general activity (UDA)	17,200
Carry forward general activity (UDA)	0
17/18 Contracted orthodontic activity (UOA)	0
Carry forward orthodontic activity (UOA)	0
Baseline contract value	£366,187.48

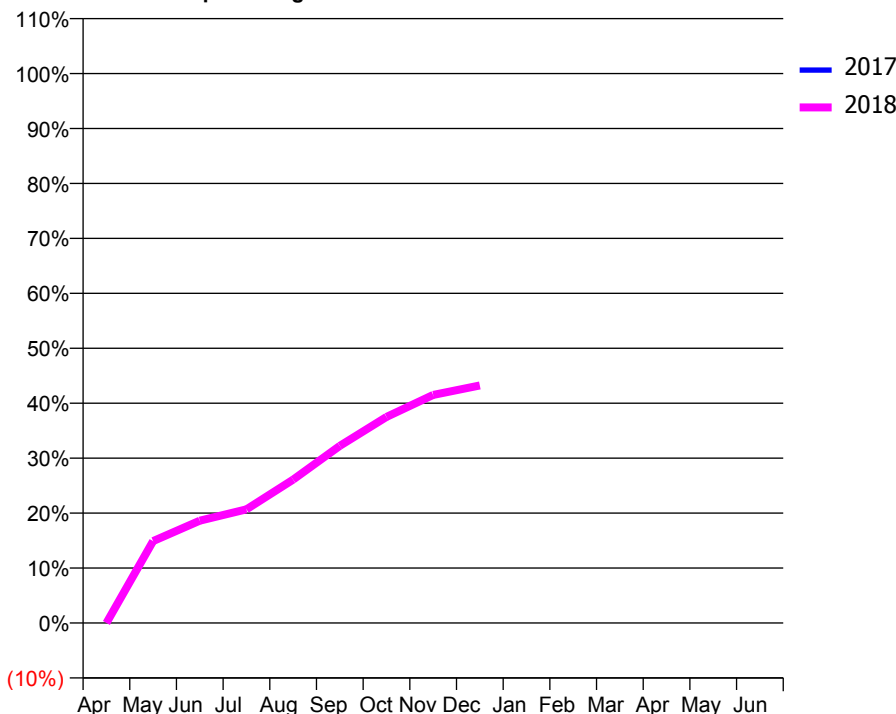
### ACCESS\*

Patients seen in 24 months	Total	Change since previous quarter
Quarter ending December 2016	0	
Quarter ending March 2017	0	
Quarter ending June 2017	1,214	↑
Quarter ending September 2017	1,984	↑
Quarter ending December 2017	2,036	↑
<b>Variance since December 2016</b>	N/A	



### ACTIVITY

Cumulative percentage of contracted UDA delivered 2017 & 2018



Month	Adjusted Scheduled Activity (UDA)	
	2017	2018
April	0	0
May	0	2,567
June	0	3,205
July	0	3,557
August	0	4,487
September	0	5,547
October	0	6,449
November	0	7,138
December	0	7,434
January	0	
February	0	
March	0	
April	0	
May	0	
June	0	

### QUALITY

	Quantity	Base Number	Contract	AT	Region	England
% of FP17s for the same patient ID Re-attending within 3 months - Children	9	830	1.1%	9.5%	11.8%	12.0%
% of FP17s for the same patient ID Re-attending within 3 months - Adults	120	2,284	5.3%	12.8%	15.3%	15.9%
% of FP17s for the same patient ID Re-attending between 3 & 9 months - Children	28	830	3.4%	58.7%	59.1%	58.0%
% of FP17s for the same patient ID Re-attending between 3 & 9 months - Adults	82	2,284	3.6%	49.6%	51.5%	50.5%
% of FP17s for Band 1 Urgent Courses	322	3,114	10.3%	7.0%	8.0%	9.0%
% of FP17s Relating to Free Repair or Replacements	36	3,114	1.2%	0.8%	0.8%	0.8%
% of FP17s Relating to Continuations	27	3,114	0.9%	1.1%	1.1%	1.1%
% of Patients satisfied with the dentistry they have received	0	0	N/A	92.1%	91.6%	91.5%
% of Patients satisfied with the time they had to wait for an appointment	0	0	N/A	89.9%	88.3%	87.9%

\* This is based on patients treated on this contract for their most recent course of treatment. Figures in italics indicate the base number of FP17s or Patient Questionnaire responses are less than 100. N/A is shown where the base number of responses is less than 10 during the period. % is calculated as Quantity/Base number\*100

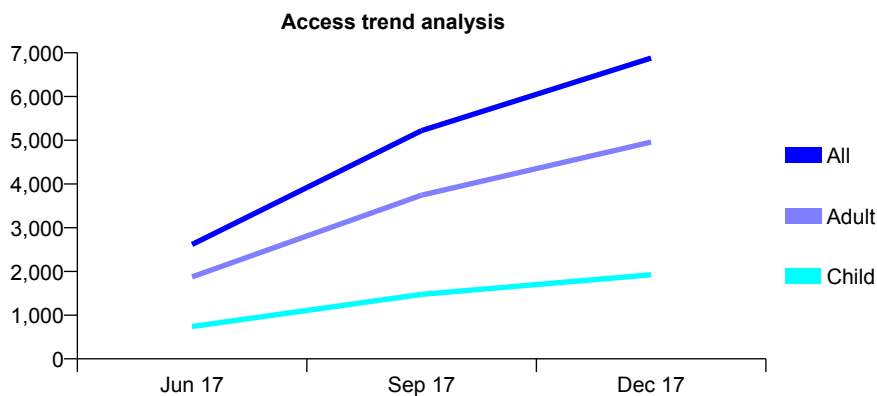
### Q53 - Vital Signs At a Glance Contract Report for 100408/0000 - December 2017

Name or company name	Gentle Dental Care (WORCESTER)LTD
Contract type name	GDS Contract
Purpose of contract	General
Contract start date	01/04/2017
Contract end date	

17/18 Contracted general activity (UDA)	30,000
Carry forward general activity (UDA)	0
17/18 Contracted orthodontic activity (UOA)	0
Carry forward orthodontic activity (UOA)	0
Baseline contract value	£637,182.00

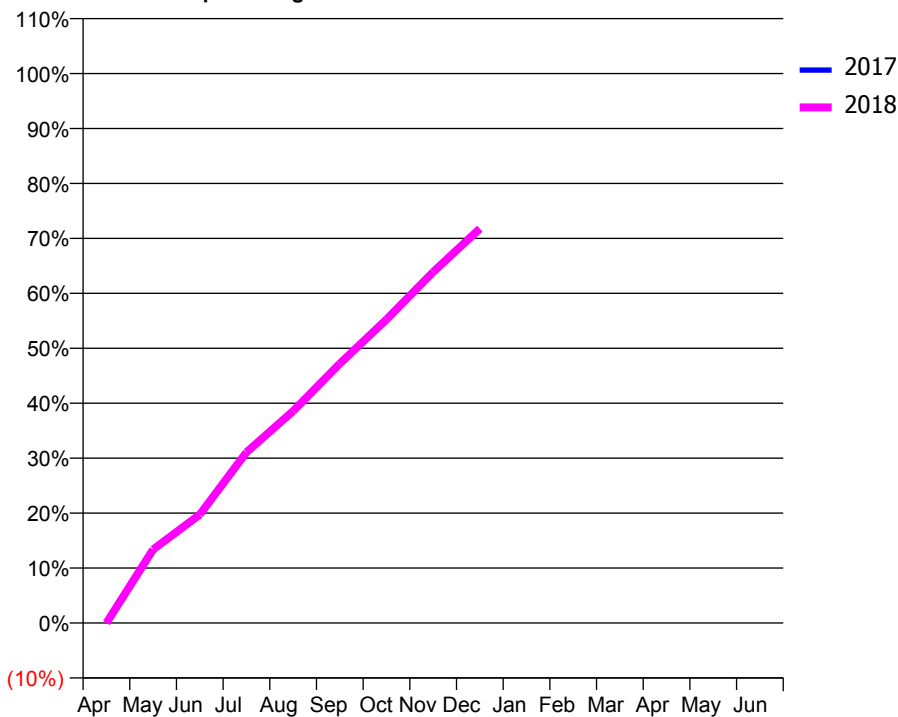
#### ACCESS\*

Patients seen in 24 months	Total	Change since previous quarter
Quarter ending December 2016	0	
Quarter ending March 2017	0	
Quarter ending June 2017	2,614	↑
Quarter ending September 2017	5,219	↑
Quarter ending December 2017	6,881	↑
<b>Variance since December 2016</b>	N/A	



#### ACTIVITY

Cumulative percentage of contracted UDA delivered 2017 & 2018



Month	Adjusted Scheduled Activity (UDA)	
	2017	2018
April	0	0
May	0	4,012
June	0	5,923
July	0	9,319
August	0	11,575
September	0	14,162
October	0	16,570
November	0	19,166
December	0	21,533
January	0	
February	0	
March	0	
April	0	
May	0	
June	0	

#### QUALITY

	Quantity	Base Number	Contract	AT	Region	England
% of FP17s for the same patient ID Re-attending within 3 months - Children	148	2,478	6.0%	9.5%	11.8%	12.0%
% of FP17s for the same patient ID Re-attending within 3 months - Adults	854	6,819	12.5%	12.8%	15.3%	15.9%
% of FP17s for the same patient ID Re-attending between 3 & 9 months - Children	247	2,478	10.0%	58.7%	59.1%	58.0%
% of FP17s for the same patient ID Re-attending between 3 & 9 months - Adults	665	6,819	9.8%	49.6%	51.5%	50.5%
% of FP17s for Band 1 Urgent Courses	844	9,297	9.1%	7.0%	8.0%	9.0%
% of FP17s Relating to Free Repair or Replacements	113	9,297	1.2%	0.8%	0.8%	0.8%
% of FP17s Relating to Continuations	102	9,297	1.1%	1.1%	1.1%	1.1%
% of Patients satisfied with the dentistry they have received	4	4	N/A	92.1%	91.6%	91.5%
% of Patients satisfied with the time they had to wait for an appointment	4	4	N/A	89.9%	88.3%	87.9%

\* This is based on patients treated on this contract for their most recent course of treatment. Figures in italics indicate the base number of FP17s or Patient Questionnaire responses are less than 100. N/A is shown where the base number of responses is less than 10 during the period. % is calculated as Quantity/Base number\*100

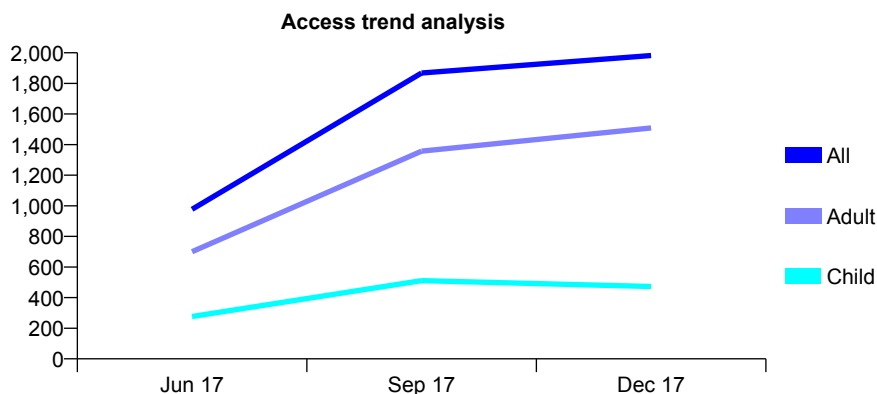
## Q53 - Vital Signs At a Glance Contract Report for 100430/0000 - December 2017

Name or company name	MR T MOODLEY
Contract type name	GDS Contract
Purpose of contract	General
Contract start date	01/04/2017
Contract end date	

17/18 Contracted general activity (UDA)	9,920
Carry forward general activity (UDA)	0
17/18 Contracted orthodontic activity (UOA)	0
Carry forward orthodontic activity (UOA)	0
Baseline contract value	£219,979.50

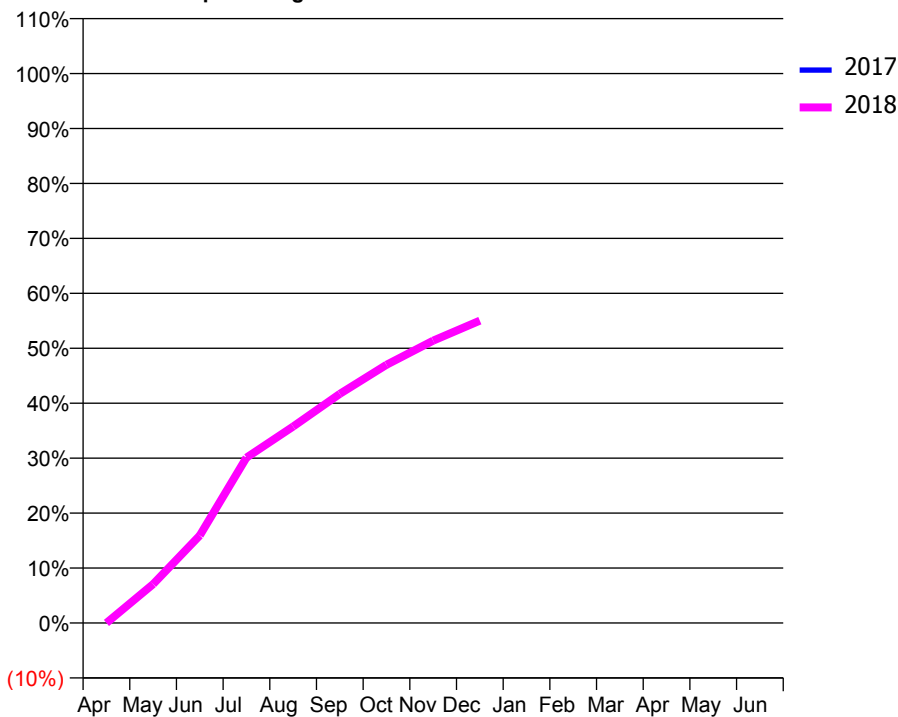
### ACCESS\*

Patients seen in 24 months	Total	Change since previous quarter
Quarter ending December 2016	0	
Quarter ending March 2017	0	
Quarter ending June 2017	977	↑
Quarter ending September 2017	1,868	↑
Quarter ending December 2017	1,982	↑
<b>Variance since December 2016</b>	N/A	



### ACTIVITY

Cumulative percentage of contracted UDA delivered 2017 & 2018



Month	Adjusted Scheduled Activity (UDA)	
	2017	2018
April	0	0
May	0	703
June	0	1,581
July	0	2,986
August	0	3,547
September	0	4,137
October	0	4,662
November	0	5,097
December	0	5,459
January	0	
February	0	
March	0	
April	0	
May	0	
June	0	

### QUALITY

	Quantity	Base Number	Contract	AT	Region	England
% of FP17s for the same patient ID Re-attending within 3 months - Children	14	652	2.1%	9.5%	11.8%	12.0%
% of FP17s for the same patient ID Re-attending within 3 months - Adults	117	1,951	6.0%	12.8%	15.3%	15.9%
% of FP17s for the same patient ID Re-attending between 3 & 9 months - Children	18	652	2.8%	58.7%	59.1%	58.0%
% of FP17s for the same patient ID Re-attending between 3 & 9 months - Adults	52	1,951	2.7%	49.6%	51.5%	50.5%
% of FP17s for Band 1 Urgent Courses	57	2,402	2.4%	7.0%	8.0%	9.0%
% of FP17s Relating to Free Repair or Replacements	19	2,402	0.8%	0.8%	0.8%	0.8%
% of FP17s Relating to Continuations	28	2,402	1.2%	1.1%	1.1%	1.1%
% of Patients satisfied with the dentistry they have received	5	5	N/A	92.1%	91.6%	91.5%
% of Patients satisfied with the time they had to wait for an appointment	5	5	N/A	89.9%	88.3%	87.9%

\* This is based on patients treated on this contract for their most recent course of treatment. Figures in italics indicate the base number of FP17s or Patient Questionnaire responses are less than 100. N/A is shown where the base number of responses is less than 10 during the period. % is calculated as Quantity/Base number\*100

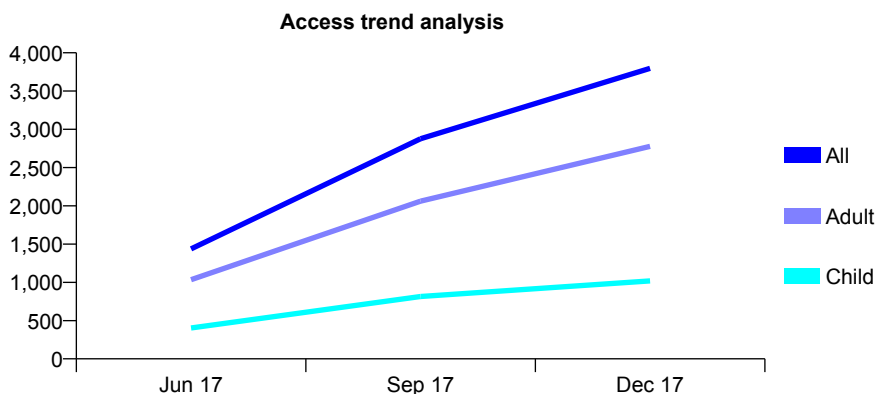
### Q53 - Vital Signs At a Glance Contract Report for 100431/0000 - December 2017

Name or company name	OASIS DENTAL CARE LTD
Contract type name	GDS Contract
Purpose of contract	General
Contract start date	01/04/2017
Contract end date	

17/18 Contracted general activity (UDA)	16,078
Carry forward general activity (UDA)	0
17/18 Contracted orthodontic activity (UOA)	0
Carry forward orthodontic activity (UOA)	0
Baseline contract value	£341,487.07

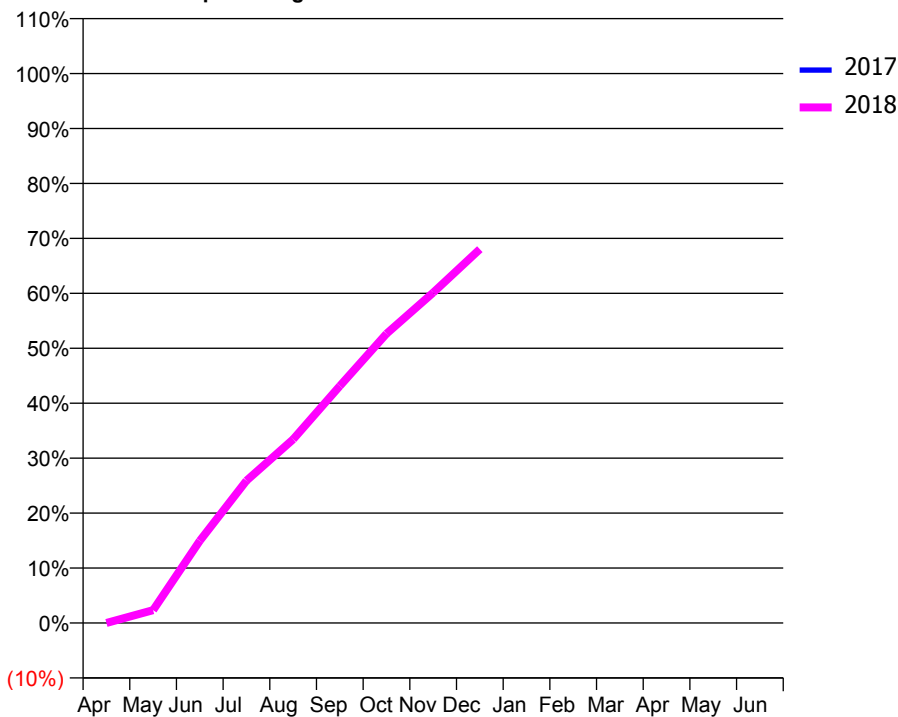
#### ACCESS\*

Patients seen in 24 months	Total	Change since previous quarter
Quarter ending December 2016	0	
Quarter ending March 2017	0	
Quarter ending June 2017	1,437	↑
Quarter ending September 2017	2,876	↑
Quarter ending December 2017	3,797	↑
<b>Variance since December 2016</b>	N/A	



#### ACTIVITY

Cumulative percentage of contracted UDA delivered 2017 & 2018



Month	Adjusted Scheduled Activity (UDA)	
	2017	2018
April	0	0
May	0	377
June	0	2,407
July	0	4,166
August	0	5,373
September	0	6,936
October	0	8,466
November	0	9,665
December	0	10,939
January	0	
February	0	
March	0	
April	0	
May	0	
June	0	

#### QUALITY

	Quantity	Base Number	Contract	AT	Region	England
% of FP17s for the same patient ID Re-attending within 3 months - Children	40	1,295	3.1%	9.5%	11.8%	12.0%
% of FP17s for the same patient ID Re-attending within 3 months - Adults	249	3,426	7.3%	12.8%	15.3%	15.9%
% of FP17s for the same patient ID Re-attending between 3 & 9 months - Children	194	1,295	15.0%	58.7%	59.1%	58.0%
% of FP17s for the same patient ID Re-attending between 3 & 9 months - Adults	302	3,426	8.8%	49.6%	51.5%	50.5%
% of FP17s for Band 1 Urgent Courses	427	4,721	9.0%	7.0%	8.0%	9.0%
% of FP17s Relating to Free Repair or Replacements	41	4,721	0.9%	0.8%	0.8%	0.8%
% of FP17s Relating to Continuations	9	4,721	0.2%	1.1%	1.1%	1.1%
% of Patients satisfied with the dentistry they have received	4	5	N/A	92.1%	91.6%	91.5%
% of Patients satisfied with the time they had to wait for an appointment	5	5	N/A	89.9%	88.3%	87.9%

\* This is based on patients treated on this contract for their most recent course of treatment. Figures in italics indicate the base number of FP17s or Patient Questionnaire responses are less than 100. N/A is shown where the base number of responses is less than 10 during the period. % is calculated as Quantity/Base number\*100

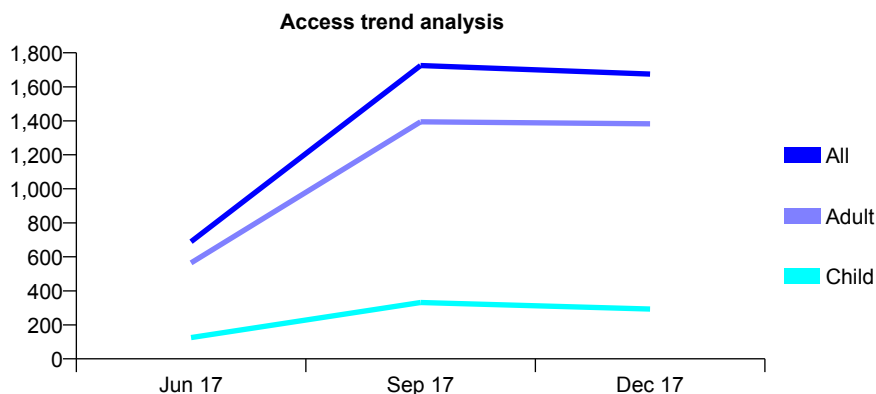
## Q53 - Vital Signs At a Glance Contract Report for 100435/0000 - December 2017

Name or company name	MR DJ LANGMAN
Contract type name	GDS Contract
Purpose of contract	General
Contract start date	01/04/2017
Contract end date	

17/18 Contracted general activity (UDA)	5,000
Carry forward general activity (UDA)	0
17/18 Contracted orthodontic activity (UOA)	0
Carry forward orthodontic activity (UOA)	0
Baseline contract value	£123,896.50

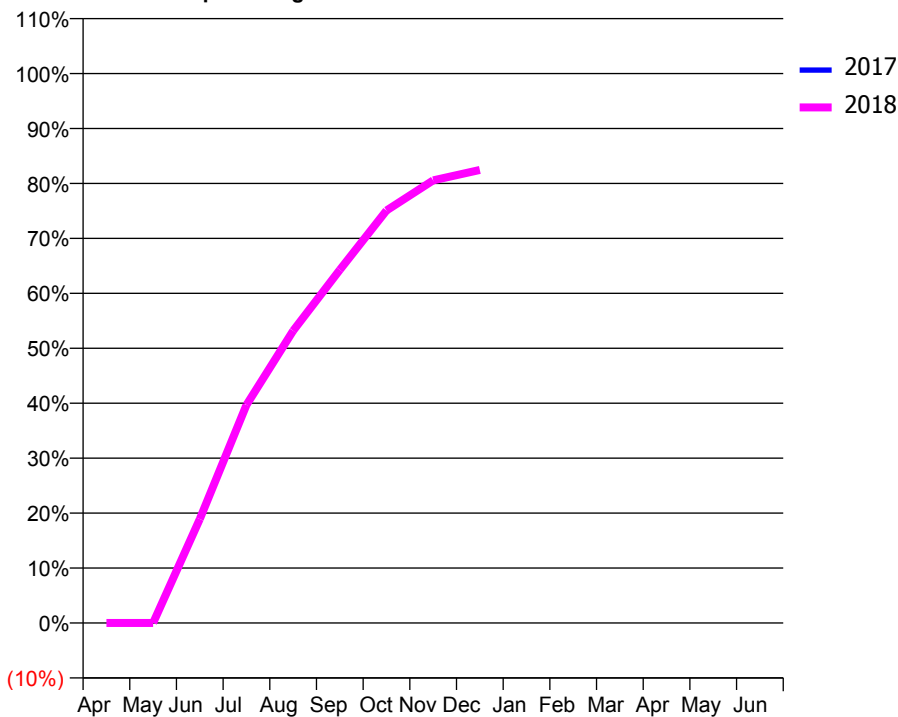
### ACCESS\*

Patients seen in 24 months	Total	Change since previous quarter
Quarter ending December 2016	0	
Quarter ending March 2017	0	
Quarter ending June 2017	689	↑
Quarter ending September 2017	1,725	↑
Quarter ending December 2017	1,675	↓
<b>Variance since December 2016</b>	N/A	



### ACTIVITY

Cumulative percentage of contracted UDA delivered 2017 & 2018



Month	Adjusted Scheduled Activity (UDA)	
	2017	2018
April	0	0
May	0	0
June	0	945
July	0	1,984
August	0	2,659
September	0	3,214
October	0	3,753
November	0	4,028
December	0	4,122
January	0	
February	0	
March	0	
April	0	
May	0	
June	0	

### QUALITY

	Quantity	Base Number	Contract	AT	Region	England
% of FP17s for the same patient ID Re-attending within 3 months - Children	10	392	2.6%	9.5%	11.8%	12.0%
% of FP17s for the same patient ID Re-attending within 3 months - Adults	156	1,877	8.3%	12.8%	15.3%	15.9%
% of FP17s for the same patient ID Re-attending between 3 & 9 months - Children	12	392	3.1%	58.7%	59.1%	58.0%
% of FP17s for the same patient ID Re-attending between 3 & 9 months - Adults	33	1,877	1.8%	49.6%	51.5%	50.5%
% of FP17s for Band 1 Urgent Courses	205	2,269	9.0%	7.0%	8.0%	9.0%
% of FP17s Relating to Free Repair or Replacements	14	2,269	0.6%	0.8%	0.8%	0.8%
% of FP17s Relating to Continuations	23	2,269	1.0%	1.1%	1.1%	1.1%
% of Patients satisfied with the dentistry they have received	1	1	N/A	92.1%	91.6%	91.5%
% of Patients satisfied with the time they had to wait for an appointment	1	1	N/A	89.9%	88.3%	87.9%

\* This is based on patients treated on this contract for their most recent course of treatment. Figures in italics indicate the base number of FP17s or Patient Questionnaire responses are less than 100. N/A is shown where the base number of responses is less than 10 during the period. % is calculated as Quantity/Base number\*100

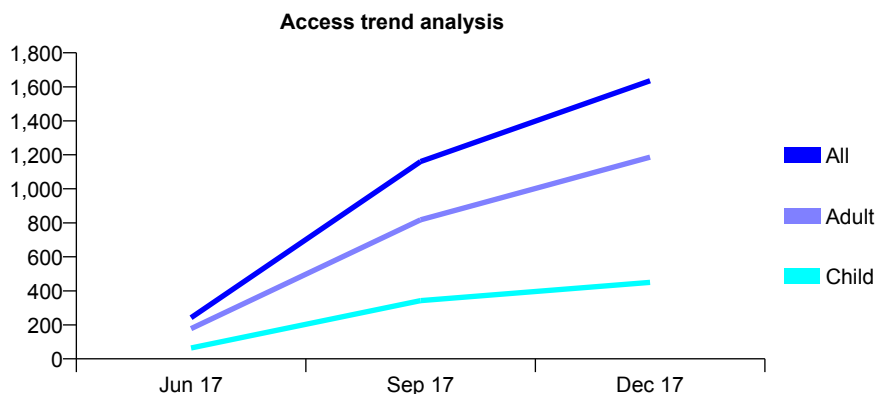
## Q53 - Vital Signs At a Glance Contract Report for 100449/0000 - December 2017

Name or company name	BST Partnership
Contract type name	GDS Contract
Purpose of contract	General
Contract start date	01/04/2017
Contract end date	

17/18 Contracted general activity (UDA)	8,270
Carry forward general activity (UDA)	0
17/18 Contracted orthodontic activity (UOA)	0
Carry forward orthodontic activity (UOA)	0
Baseline contract value	£198,234.40

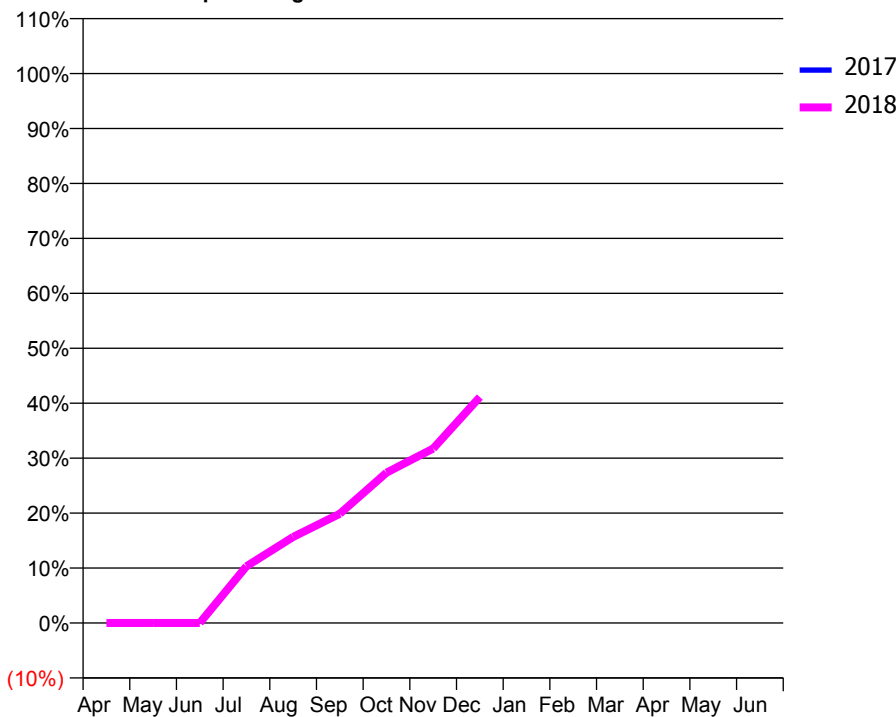
### ACCESS\*

Patients seen in 24 months	Total	Change since previous quarter
Quarter ending December 2016	0	
Quarter ending March 2017	0	
Quarter ending June 2017	242	↑
Quarter ending September 2017	1,160	↑
Quarter ending December 2017	1,636	↑
<b>Variance since December 2016</b>	N/A	



### ACTIVITY

Cumulative percentage of contracted UDA delivered 2017 & 2018



Month	Adjusted Scheduled Activity (UDA)	
	2017	2018
April	0	0
May	0	0
June	0	0
July	0	854
August	0	1,295
September	0	1,644
October	0	2,263
November	0	2,625
December	0	3,400
January	0	
February	0	
March	0	
April	0	
May	0	
June	0	

### QUALITY

	Quantity	Base Number	Contract	AT	Region	England
% of FP17s for the same patient ID Re-attending within 3 months - Children	18	549	3.3%	9.5%	11.8%	12.0%
% of FP17s for the same patient ID Re-attending within 3 months - Adults	109	1,538	7.1%	12.8%	15.3%	15.9%
% of FP17s for the same patient ID Re-attending between 3 & 9 months - Children	54	549	9.8%	58.7%	59.1%	58.0%
% of FP17s for the same patient ID Re-attending between 3 & 9 months - Adults	168	1,538	10.9%	49.6%	51.5%	50.5%
% of FP17s for Band 1 Urgent Courses	177	2,087	8.5%	7.0%	8.0%	9.0%
% of FP17s Relating to Free Repair or Replacements	5	2,087	0.2%	0.8%	0.8%	0.8%
% of FP17s Relating to Continuations	11	2,087	0.5%	1.1%	1.1%	1.1%
% of Patients satisfied with the dentistry they have received	7	8	N/A	92.1%	91.6%	91.5%
% of Patients satisfied with the time they had to wait for an appointment	4	8	N/A	89.9%	88.3%	87.9%

\* This is based on patients treated on this contract for their most recent course of treatment. Figures in italics indicate the base number of FP17s or Patient Questionnaire responses are less than 100. N/A is shown where the base number of responses is less than 10 during the period. % is calculated as Quantity/Base number\*100



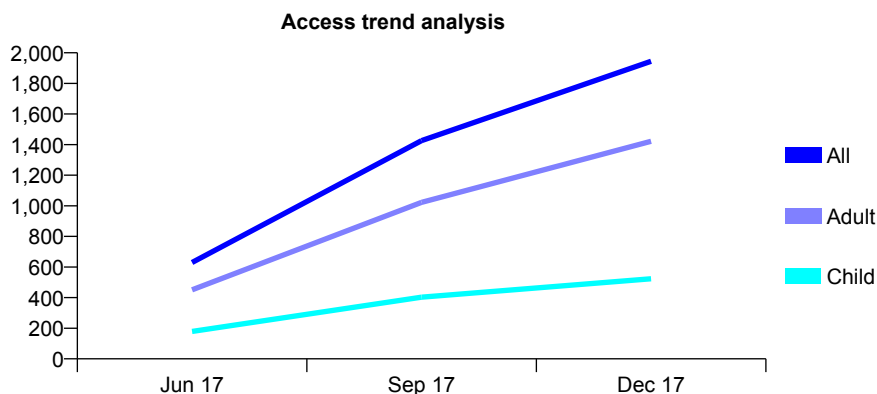
## Q53 - Vital Signs At a Glance Contract Report for 100450/0000 - December 2017

Name or company name	OASIS DENTAL CARE LTD
Contract type name	GDS Contract
Purpose of contract	General
Contract start date	01/04/2017
Contract end date	

17/18 Contracted general activity (UDA)	5,880
Carry forward general activity (UDA)	0
17/18 Contracted orthodontic activity (UOA)	0
Carry forward orthodontic activity (UOA)	0
Baseline contract value	£133,504.80

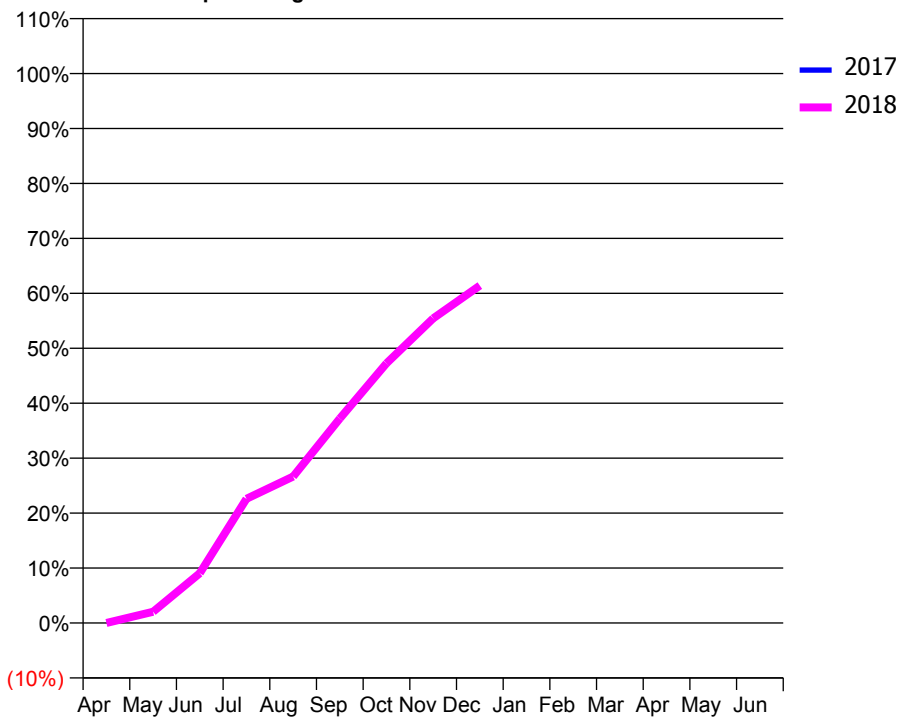
### ACCESS\*

Patients seen in 24 months	Total	Change since previous quarter
Quarter ending December 2016	0	
Quarter ending March 2017	0	
Quarter ending June 2017	630	↑
Quarter ending September 2017	1,426	↑
Quarter ending December 2017	1,945	↑
<b>Variance since December 2016</b>	N/A	



### ACTIVITY

Cumulative percentage of contracted UDA delivered 2017 & 2018



Month	Adjusted Scheduled Activity (UDA)	
	2017	2018
April	0	0
May	0	121
June	0	533
July	0	1,330
August	0	1,567
September	0	2,188
October	0	2,778
November	0	3,260
December	0	3,610
January	0	
February	0	
March	0	
April	0	
May	0	
June	0	

### QUALITY

	Quantity	Base Number	Contract	AT	Region	England
% of FP17s for the same patient ID Re-attending within 3 months - Children	5	624	0.8%	9.5%	11.8%	12.0%
% of FP17s for the same patient ID Re-attending within 3 months - Adults	30	1,655	1.8%	12.8%	15.3%	15.9%
% of FP17s for the same patient ID Re-attending between 3 & 9 months - Children	49	624	7.9%	58.7%	59.1%	58.0%
% of FP17s for the same patient ID Re-attending between 3 & 9 months - Adults	82	1,655	5.0%	49.6%	51.5%	50.5%
% of FP17s for Band 1 Urgent Courses	62	2,279	2.7%	7.0%	8.0%	9.0%
% of FP17s Relating to Free Repair or Replacements	12	2,279	0.5%	0.8%	0.8%	0.8%
% of FP17s Relating to Continuations	2	2,279	0.1%	1.1%	1.1%	1.1%
% of Patients satisfied with the dentistry they have received	1	1	N/A	92.1%	91.6%	91.5%
% of Patients satisfied with the time they had to wait for an appointment	0	1	N/A	89.9%	88.3%	87.9%

\* This is based on patients treated on this contract for their most recent course of treatment. Figures in italics indicate the base number of FP17s or Patient Questionnaire responses are less than 100. N/A is shown where the base number of responses is less than 10 during the period. % is calculated as Quantity/Base number\*100

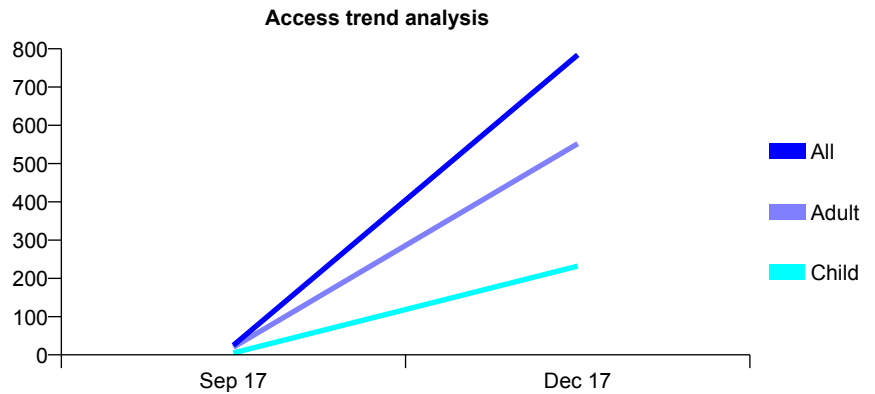
## Q53 - Vital Signs At a Glance Contract Report for 100514/0000 - December 2017

Name or company name	MR AS DULKU
Contract type name	PDS Plus Contract
Purpose of contract	General
Contract start date	01/09/2017
Contract end date	31/03/2020

17/18 Contracted general activity (UDA)	2,817
Carry forward general activity (UDA)	0
17/18 Contracted orthodontic activity (UOA)	0
Carry forward orthodontic activity (UOA)	0
Baseline contract value	£32,725.00

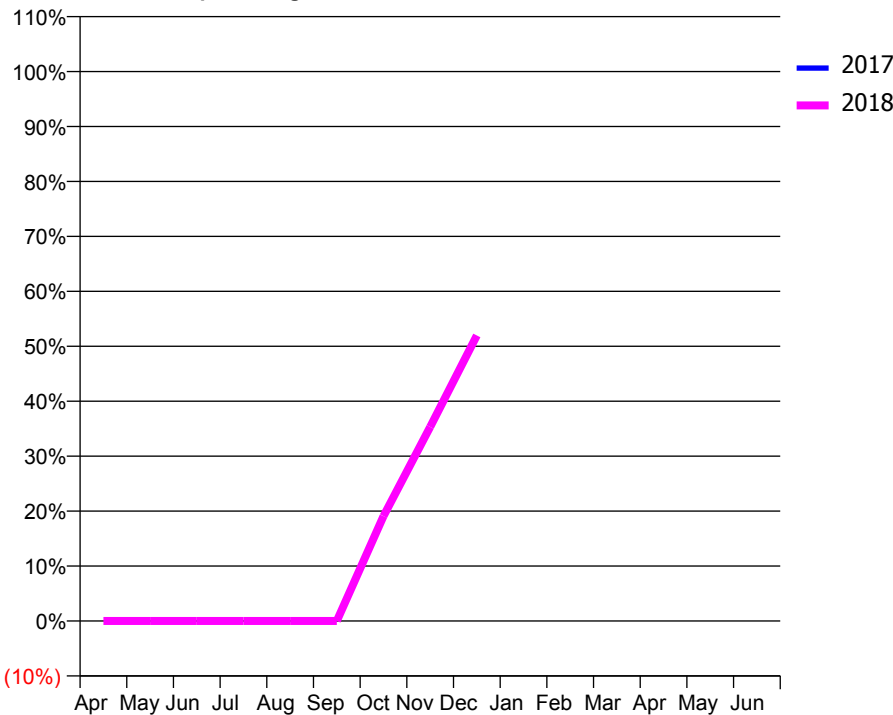
### ACCESS\*

Patients seen in 24 months	Total	Change since previous quarter
Quarter ending December 2016	0	
Quarter ending March 2017	0	
Quarter ending June 2017	0	
Quarter ending September 2017	25	↑
Quarter ending December 2017	784	↑
<b>Variance since December 2016</b>	N/A	



### ACTIVITY

Cumulative percentage of contracted UDA delivered 2017 & 2018



Month	Adjusted Scheduled Activity (UDA)	
	2017	2018
April	0	0
May	0	0
June	0	0
July	0	0
August	0	0
September	0	0
October	0	538
November	0	995
December	0	1,464
January	0	
February	0	
March	0	
April	0	
May	0	
June	0	

### QUALITY

	Quantity	Base Number	Contract	AT	Region	England
% of FP17s for the same patient ID Re-attending within 3 months - Children	1	234	0.4%	9.5%	11.8%	12.0%
% of FP17s for the same patient ID Re-attending within 3 months - Adults	11	539	2.0%	12.8%	15.3%	15.9%
% of FP17s for the same patient ID Re-attending between 3 & 9 months - Children	1	234	0.4%	58.7%	59.1%	58.0%
% of FP17s for the same patient ID Re-attending between 3 & 9 months - Adults	6	539	1.1%	49.6%	51.5%	50.5%
% of FP17s for Band 1 Urgent Courses	8	773	1.0%	7.0%	8.0%	9.0%
% of FP17s Relating to Free Repair or Replacements	7	773	0.9%	0.8%	0.8%	0.8%
% of FP17s Relating to Continuations	6	773	0.8%	1.1%	1.1%	1.1%
% of Patients satisfied with the dentistry they have received	0	0	N/A	92.1%	91.6%	91.5%
% of Patients satisfied with the time they had to wait for an appointment	0	0	N/A	89.9%	88.3%	87.9%

\* This is based on patients treated on this contract for their most recent course of treatment. Figures in italics indicate the base number of FP17s or Patient Questionnaire responses are less than 100. N/A is shown where the base number of responses is less than 10 during the period. % is calculated as Quantity/Base number\*100

## Q53 - Vital Signs At a Glance Contract Report for 100540/0000 - December 2017


Name or company name	MR D KAVANAGH
Contract type name	GDS Contract
Purpose of contract	General
Contract start date	01/04/2017
Contract end date	

17/18 Contracted general activity (UDA)	7,700
Carry forward general activity (UDA)	0
17/18 Contracted orthodontic activity (UOA)	0
Carry forward orthodontic activity (UOA)	0
Baseline contract value	£169,400.00

### ACCESS\*

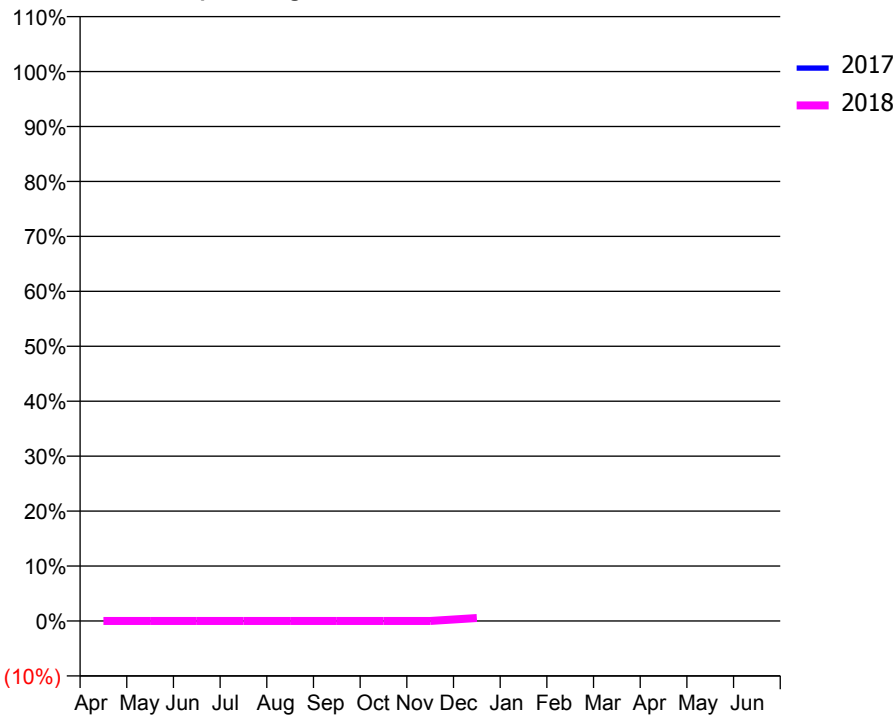
Patients seen in 24 months	Total	Change since previous quarter
Quarter ending December 2016	0	
Quarter ending March 2017	0	
Quarter ending June 2017	0	
Quarter ending September 2017	0	
Quarter ending December 2017	315	↑
<b>Variance since December 2016</b>	N/A	

### Access trend analysis



### ACTIVITY

#### Cumulative percentage of contracted UDA delivered 2017 & 2018



Month	Adjusted Scheduled Activity (UDA)	
	2017	2018
April	0	0
May	0	0
June	0	0
July	0	0
August	0	0
September	0	0
October	0	0
November	0	0
December	0	42
January	0	
February	0	
March	0	
April	0	
May	0	
June	0	

### QUALITY

	Quantity	Base Number	Contract	AT	Region	England
% of FP17s for the same patient ID Re-attending within 3 months - Children	0	14	0.0%	9.5%	11.8%	12.0%
% of FP17s for the same patient ID Re-attending within 3 months - Adults	0	11	0.0%	12.8%	15.3%	15.9%
% of FP17s for the same patient ID Re-attending between 3 & 9 months - Children	0	14	0.0%	58.7%	59.1%	58.0%
% of FP17s for the same patient ID Re-attending between 3 & 9 months - Adults	0	11	0.0%	49.6%	51.5%	50.5%
% of FP17s for Band 1 Urgent Courses	1	25	4.0%	7.0%	8.0%	9.0%
% of FP17s Relating to Free Repair or Replacements	0	25	0.0%	0.8%	0.8%	0.8%
% of FP17s Relating to Continuations	0	25	0.0%	1.1%	1.1%	1.1%
% of Patients satisfied with the dentistry they have received	0	0	N/A	92.1%	91.6%	91.5%
% of Patients satisfied with the time they had to wait for an appointment	0	0	N/A	89.9%	88.3%	87.9%

\* This is based on patients treated on this contract for their most recent course of treatment. Figures in italics indicate the base number of FP17s or Patient Questionnaire responses are less than 100. N/A is shown where the base number of responses is less than 10 during the period. % is calculated as Quantity/Base number\*100

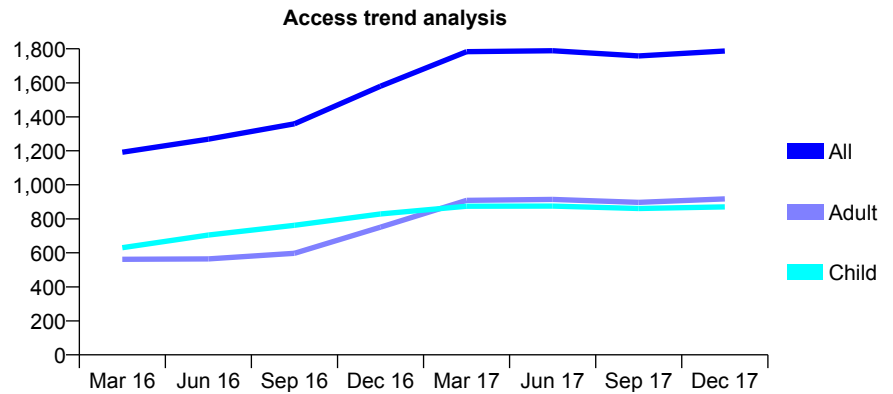
## Q53 - Vital Signs At a Glance Contract Report for 101281/0108 - December 2017

Name or company name	OASIS DENTAL CARE LTD
Contract type name	GDS Contract
Purpose of contract	General
Contract start date	01/04/2006
Contract end date	

17/18 Contracted general activity (UDA)	2,500
Carry forward general activity (UDA)	0
17/18 Contracted orthodontic activity (UOA)	0
Carry forward orthodontic activity (UOA)	0
Baseline contract value	£60,748.99

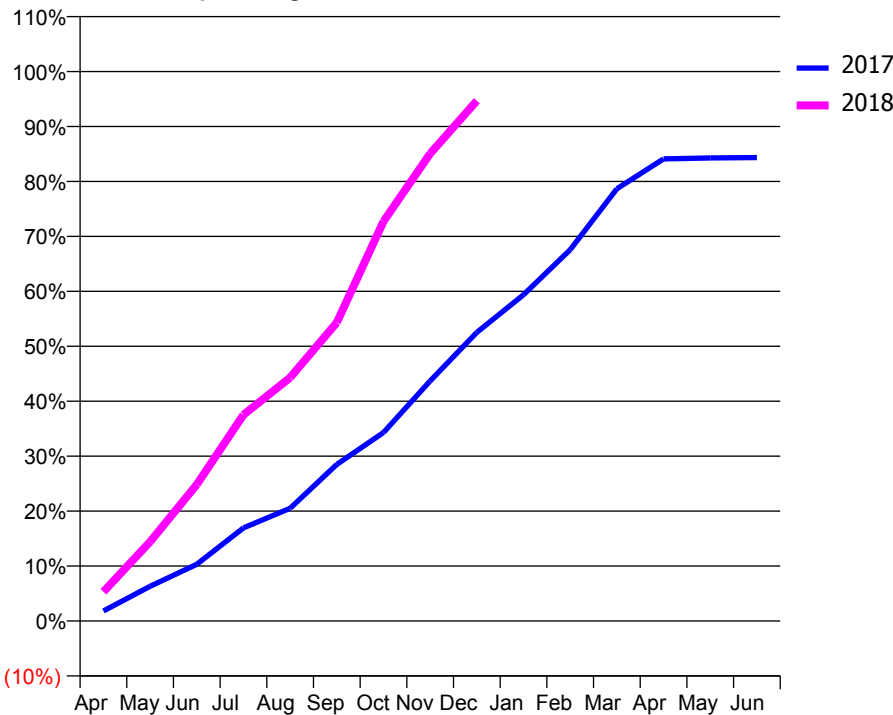
### ACCESS\*

Patients seen in 24 months	Total	Change since previous quarter
Quarter ending December 2016	1,580	
Quarter ending March 2017	1,783	↑
Quarter ending June 2017	1,789	→
Quarter ending September 2017	1,758	↓
Quarter ending December 2017	1,787	→
<b>Variance since December 2016</b>	<b>13.1%</b>	<b>↑</b>



### ACTIVITY

Cumulative percentage of contracted UDA delivered 2017 & 2018



Month	Adjusted Scheduled Activity (UDA)	
	2017	2018
April	73	133
May	252	361
June	413	621
July	678	938
August	821	1,107
September	1,140	1,358
October	1,372	1,818
November	1,747	2,127
December	2,101	2,367
January	2,374	
February	2,703	
March	3,147	
April	3,364	
May	3,370	
June	3,373	

### QUALITY

	Quantity	Base Number	Contract	AT	Region	England
% of FP17s for the same patient ID Re-attending within 3 months - Children	45	963	4.7%	9.5%	11.8%	12.0%
% of FP17s for the same patient ID Re-attending within 3 months - Adults	112	883	12.7%	12.8%	15.3%	15.9%
% of FP17s for the same patient ID Re-attending between 3 & 9 months - Children	657	963	68.2%	58.7%	59.1%	58.0%
% of FP17s for the same patient ID Re-attending between 3 & 9 months - Adults	522	883	59.1%	49.6%	51.5%	50.5%
% of FP17s for Band 1 Urgent Courses	80	1,702	4.7%	7.0%	8.0%	9.0%
% of FP17s Relating to Free Repair or Replacements	9	1,702	0.5%	0.8%	0.8%	0.8%
% of FP17s Relating to Continuations	31	1,702	1.8%	1.1%	1.1%	1.1%
% of Patients satisfied with the dentistry they have received	3	4	N/A	92.1%	91.6%	91.5%
% of Patients satisfied with the time they had to wait for an appointment	4	4	N/A	89.9%	88.3%	87.9%

\* This is based on patients treated on this contract for their most recent course of treatment. Figures in italics indicate the base number of FP17s or Patient Questionnaire responses are less than 100. N/A is shown where the base number of responses is less than 10 during the period. % is calculated as Quantity/Base number\*100

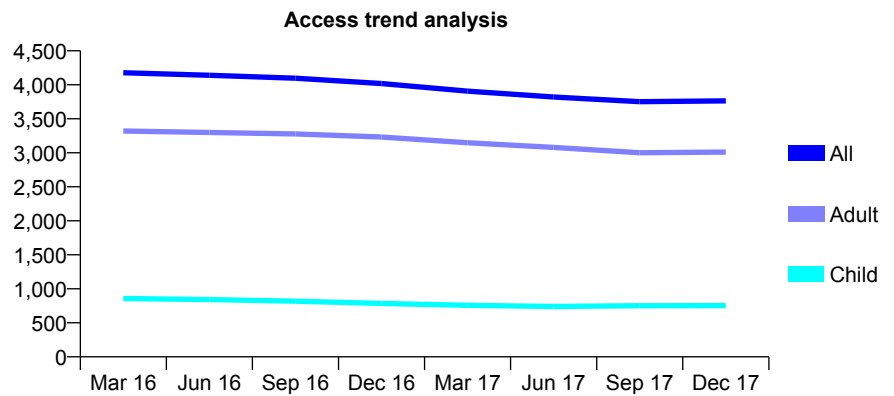
## Q53 - Vital Signs At a Glance Contract Report for 101281/0134 - December 2017

Name or company name	OASIS DENTAL CARE LTD
Contract type name	GDS Contract
Purpose of contract	General
Contract start date	01/04/2006
Contract end date	

17/18 Contracted general activity (UDA)	12,151
Carry forward general activity (UDA)	0
17/18 Contracted orthodontic activity (UOA)	0
Carry forward orthodontic activity (UOA)	0
Baseline contract value	£267,297.86

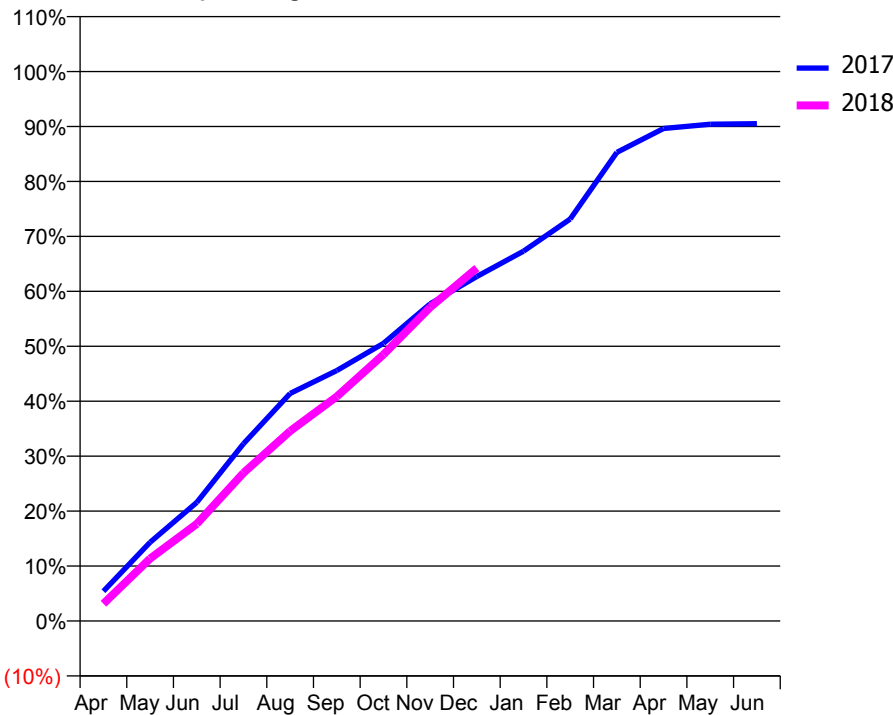
### ACCESS\*

Patients seen in 24 months	Total	Change since previous quarter
Quarter ending December 2016	4,019	
Quarter ending March 2017	3,907	↓
Quarter ending June 2017	3,820	↓
Quarter ending September 2017	3,752	↓
Quarter ending December 2017	3,764	→
<b>Variance since December 2016</b>	<b>(6.3%)</b>	<b>↓</b>



### ACTIVITY

Cumulative percentage of contracted UDA delivered 2017 & 2018



Month	2017	2018
April	660	381
May	1,742	1,381
June	2,622	2,147
July	3,920	3,274
August	5,033	4,200
September	5,540	4,964
October	6,141	5,893
November	7,013	6,938
December	7,618	7,803
January	8,179	
February	8,890	
March	10,362	
April	10,892	
May	10,986	
June	10,996	

### QUALITY

	Quantity	Base Number	Contract	AT	Region	England
% of FP17s for the same patient ID Re-attending within 3 months - Children	54	925	5.8%	9.5%	11.8%	12.0%
% of FP17s for the same patient ID Re-attending within 3 months - Adults	397	3,389	11.7%	12.8%	15.3%	15.9%
% of FP17s for the same patient ID Re-attending between 3 & 9 months - Children	622	925	67.2%	58.7%	59.1%	58.0%
% of FP17s for the same patient ID Re-attending between 3 & 9 months - Adults	2,237	3,389	66.0%	49.6%	51.5%	50.5%
% of FP17s for Band 1 Urgent Courses	134	3,993	3.4%	7.0%	8.0%	9.0%
% of FP17s Relating to Free Repair or Replacements	65	3,993	1.6%	0.8%	0.8%	0.8%
% of FP17s Relating to Continuations	32	3,993	0.8%	1.1%	1.1%	1.1%
% of Patients satisfied with the dentistry they have received	9	11	81.8%	92.1%	91.6%	91.5%
% of Patients satisfied with the time they had to wait for an appointment	10	11	90.9%	89.9%	88.3%	87.9%

\* This is based on patients treated on this contract for their most recent course of treatment. Figures in italics indicate the base number of FP17s or Patient Questionnaire responses are less than 100. N/A is shown where the base number of responses is less than 10 during the period. % is calculated as Quantity/Base number\*100

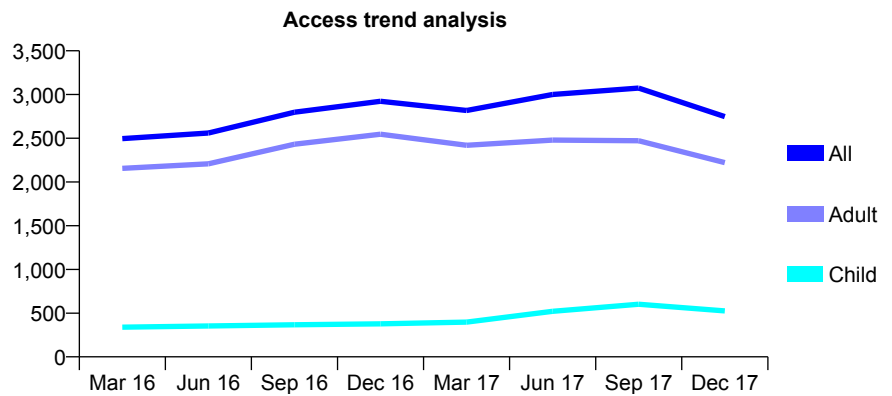
## Q53 - Vital Signs At a Glance Contract Report for 101281/0149 - December 2017

Name or company name	OASIS DENTAL CARE LTD
Contract type name	GDS Contract
Purpose of contract	General
Contract start date	01/04/2006
Contract end date	

17/18 Contracted general activity (UDA)	7,534
Carry forward general activity (UDA)	-151
17/18 Contracted orthodontic activity (UOA)	0
Carry forward orthodontic activity (UOA)	0
Baseline contract value	£185,358.54

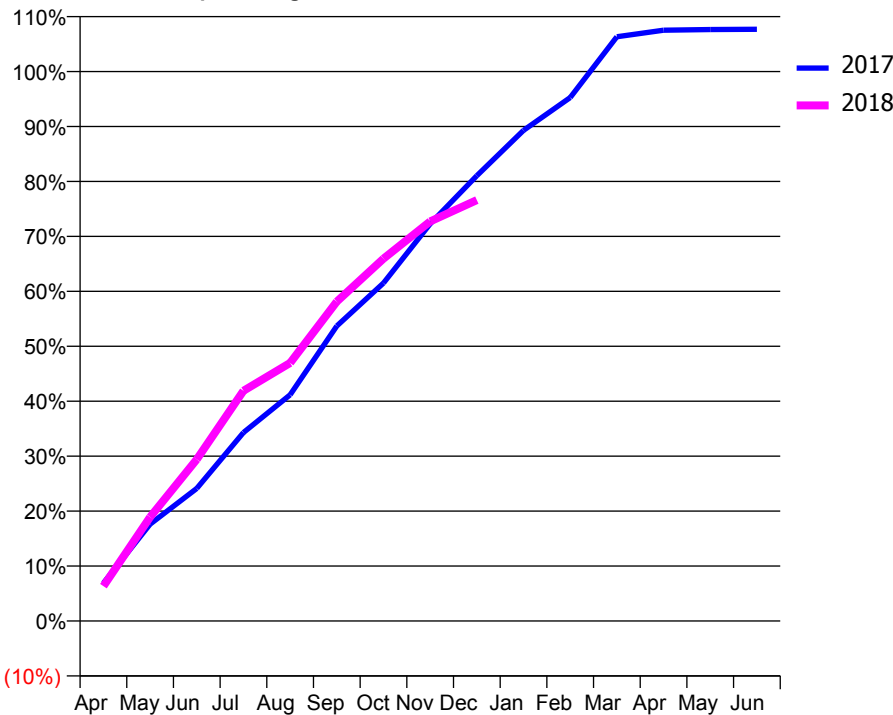
### ACCESS\*

Patients seen in 24 months	Total	Change since previous quarter
Quarter ending December 2016	2,923	
Quarter ending March 2017	2,817	↓
Quarter ending June 2017	3,000	↑
Quarter ending September 2017	3,073	↑
Quarter ending December 2017	2,748	↓
<b>Variance since December 2016</b>	<b>(6.0%)</b>	<b>↓</b>



### ACTIVITY

Cumulative percentage of contracted UDA delivered 2017 & 2018



Month	Adjusted Scheduled Activity (UDA)	
	2017	2018
April	520	478
May	1,328	1,425
June	1,818	2,217
July	2,583	3,157
August	3,101	3,539
September	4,045	4,379
October	4,634	4,968
November	5,445	5,479
December	6,105	5,771
January	6,727	
February	7,177	
March	8,010	
April	8,101	
May	8,110	
June	8,113	

### QUALITY

	Quantity	Base Number	Contract	AT	Region	England
% of FP17s for the same patient ID Re-attending within 3 months - Children	37	687	5.4%	9.5%	11.8%	12.0%
% of FP17s for the same patient ID Re-attending within 3 months - Adults	237	2,573	9.2%	12.8%	15.3%	15.9%
% of FP17s for the same patient ID Re-attending between 3 & 9 months - Children	226	687	32.9%	58.7%	59.1%	58.0%
% of FP17s for the same patient ID Re-attending between 3 & 9 months - Adults	1,091	2,573	42.4%	49.6%	51.5%	50.5%
% of FP17s for Band 1 Urgent Courses	274	3,195	8.6%	7.0%	8.0%	9.0%
% of FP17s Relating to Free Repair or Replacements	20	3,195	0.6%	0.8%	0.8%	0.8%
% of FP17s Relating to Continuations	33	3,195	1.0%	1.1%	1.1%	1.1%
% of Patients satisfied with the dentistry they have received	4	5	N/A	92.1%	91.6%	91.5%
% of Patients satisfied with the time they had to wait for an appointment	4	5	N/A	89.9%	88.3%	87.9%

\* This is based on patients treated on this contract for their most recent course of treatment. Figures in italics indicate the base number of FP17s or Patient Questionnaire responses are less than 100. N/A is shown where the base number of responses is less than 10 during the period. % is calculated as Quantity/Base number\*100

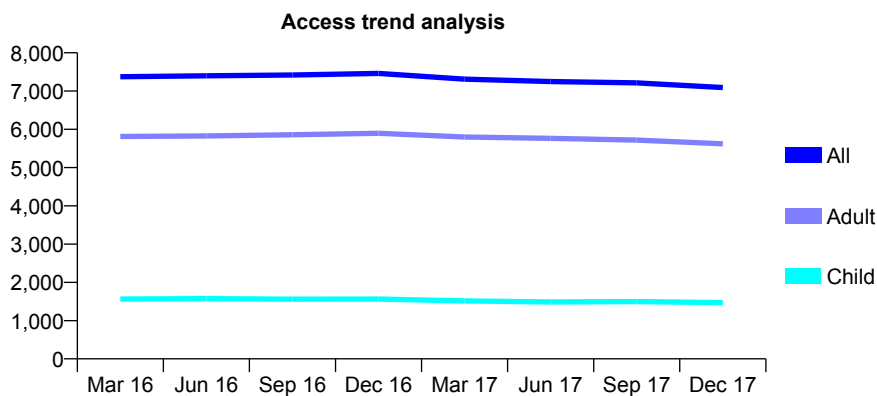
## Q53 - Vital Signs At a Glance Contract Report for 101281/0164 - December 2017

Name or company name	OASIS DENTAL CARE LTD
Contract type name	GDS Contract
Purpose of contract	General
Contract start date	01/02/2007
Contract end date	

17/18 Contracted general activity (UDA)	21,454
Carry forward general activity (UDA)	0
17/18 Contracted orthodontic activity (UOA)	0
Carry forward orthodontic activity (UOA)	0
Baseline contract value	£442,865.24

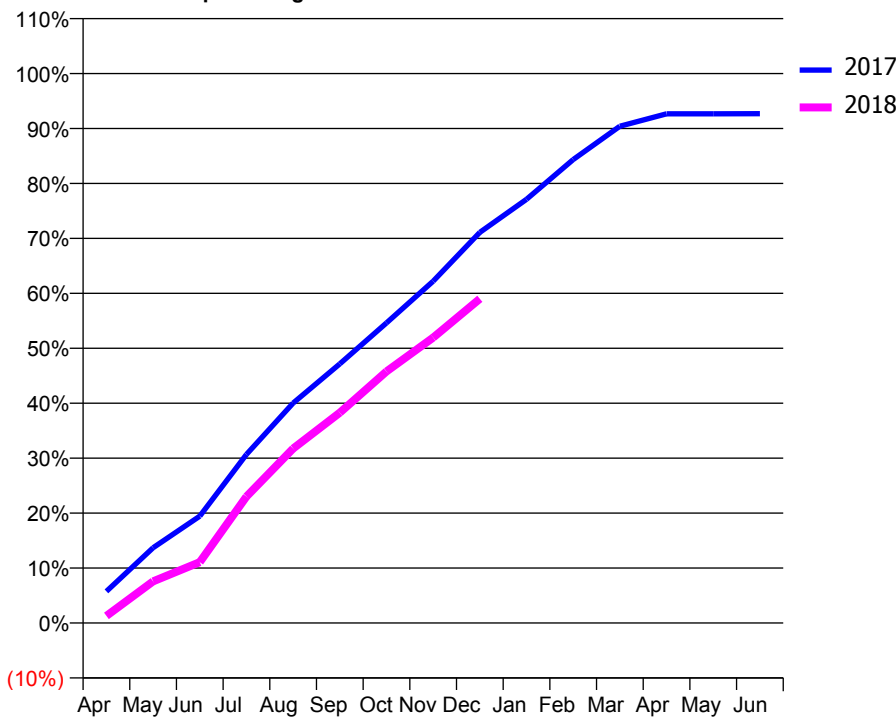
### ACCESS\*

Patients seen in 24 months	Total	Change since previous quarter
Quarter ending December 2016	7,460	
Quarter ending March 2017	7,313	↓
Quarter ending June 2017	7,249	→
Quarter ending September 2017	7,213	→
Quarter ending December 2017	7,091	↓
<b>Variance since December 2016</b>	<b>(4.9%)</b>	<b>↓</b>



### ACTIVITY

Cumulative percentage of contracted UDA delivered 2017 & 2018



Adjusted Scheduled Activity (UDA)

Month	2017	2018
April	1,238	276
May	2,939	1,627
June	4,172	2,376
July	6,583	4,936
August	8,588	6,812
September	10,116	8,212
October	11,719	9,821
November	13,347	11,145
December	15,254	12,661
January	16,541	
February	18,094	
March	19,397	
April	19,879	
May	19,882	
June	19,885	

### QUALITY

	Quantity	Base Number	Contract	AT	Region	England
% of FP17s for the same patient ID Re-attending within 3 months - Children	126	1,513	8.3%	9.5%	11.8%	12.0%
% of FP17s for the same patient ID Re-attending within 3 months - Adults	806	5,134	15.7%	12.8%	15.3%	15.9%
% of FP17s for the same patient ID Re-attending between 3 & 9 months - Children	843	1,513	55.7%	58.7%	59.1%	58.0%
% of FP17s for the same patient ID Re-attending between 3 & 9 months - Adults	2,131	5,134	41.5%	49.6%	51.5%	50.5%
% of FP17s for Band 1 Urgent Courses	428	6,427	6.7%	7.0%	8.0%	9.0%
% of FP17s Relating to Free Repair or Replacements	118	6,427	1.8%	0.8%	0.8%	0.8%
% of FP17s Relating to Continuations	221	6,427	3.4%	1.1%	1.1%	1.1%
% of Patients satisfied with the dentistry they have received	8	10	80.0%	92.1%	91.6%	91.5%
% of Patients satisfied with the time they had to wait for an appointment	10	10	100.0%	89.9%	88.3%	87.9%

\* This is based on patients treated on this contract for their most recent course of treatment. Figures in italics indicate the base number of FP17s or Patient Questionnaire responses are less than 100. N/A is shown where the base number of responses is less than 10 during the period. % is calculated as Quantity/Base number\*100



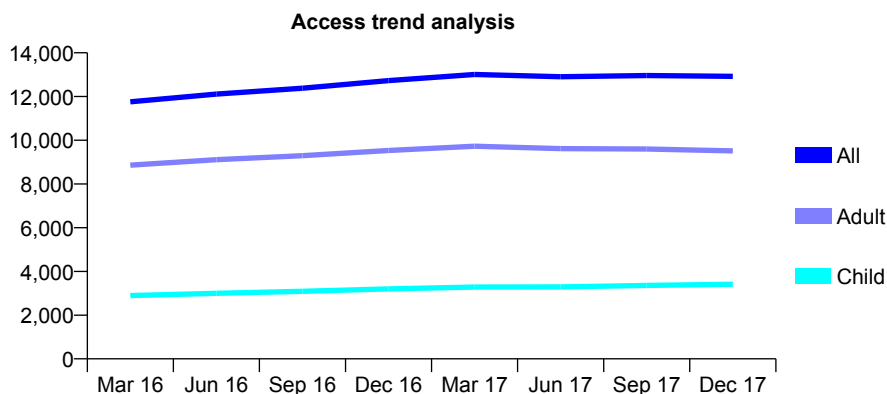
## Q53 - Vital Signs At a Glance Contract Report for 101281/0166 - December 2017

Name or company name	OASIS DENTAL CARE LTD
Contract type name	GDS Contract
Purpose of contract	General
Contract start date	27/04/2007
Contract end date	

17/18 Contracted general activity (UDA)	34,800
Carry forward general activity (UDA)	-688
17/18 Contracted orthodontic activity (UOA)	0
Carry forward orthodontic activity (UOA)	0
Baseline contract value	£718,360.69

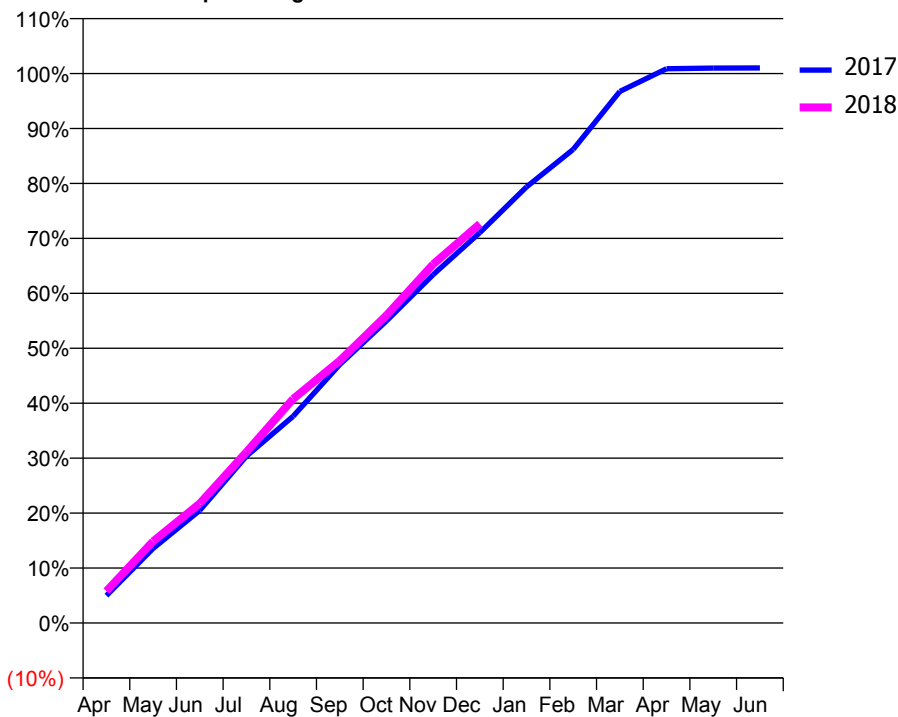
### ACCESS\*

Patients seen in 24 months	Total	Change since previous quarter
Quarter ending December 2016	12,731	
Quarter ending March 2017	13,011	↑
Quarter ending June 2017	12,906	→
Quarter ending September 2017	12,958	→
Quarter ending December 2017	12,924	→
<b>Variance since December 2016</b>	<b>1.5%</b>	<b>→</b>



### ACTIVITY

Cumulative percentage of contracted UDA delivered 2017 & 2018



Month	Adjusted Scheduled Activity (UDA)	
	2017	2018
April	1,809	2,026
May	4,931	5,174
June	7,435	7,570
July	11,027	10,828
August	13,655	14,195
September	17,073	16,615
October	19,953	19,485
November	23,014	22,718
December	25,786	25,281
January	28,813	
February	31,289	
March	35,116	
April	36,613	
May	36,657	
June	36,663	

### QUALITY

	Quantity	Base Number	Contract	AT	Region	England
% of FP17s for the same patient ID Re-attending within 3 months - Children	319	3,992	8.0%	9.5%	11.8%	12.0%
% of FP17s for the same patient ID Re-attending within 3 months - Adults	1,691	10,614	15.9%	12.8%	15.3%	15.9%
% of FP17s for the same patient ID Re-attending between 3 & 9 months - Children	2,566	3,992	64.3%	58.7%	59.1%	58.0%
% of FP17s for the same patient ID Re-attending between 3 & 9 months - Adults	6,266	10,614	59.0%	49.6%	51.5%	50.5%
% of FP17s for Band 1 Urgent Courses	1,125	13,819	8.1%	7.0%	8.0%	9.0%
% of FP17s Relating to Free Repair or Replacements	294	13,819	2.1%	0.8%	0.8%	0.8%
% of FP17s Relating to Continuations	240	13,819	1.7%	1.1%	1.1%	1.1%
% of Patients satisfied with the dentistry they have received	17	18	94.4%	92.1%	91.6%	91.5%
% of Patients satisfied with the time they had to wait for an appointment	16	18	88.9%	89.9%	88.3%	87.9%

\* This is based on patients treated on this contract for their most recent course of treatment. Figures in italics indicate the base number of FP17s or Patient Questionnaire responses are less than 100. N/A is shown where the base number of responses is less than 10 during the period. % is calculated as Quantity/Base number\*100

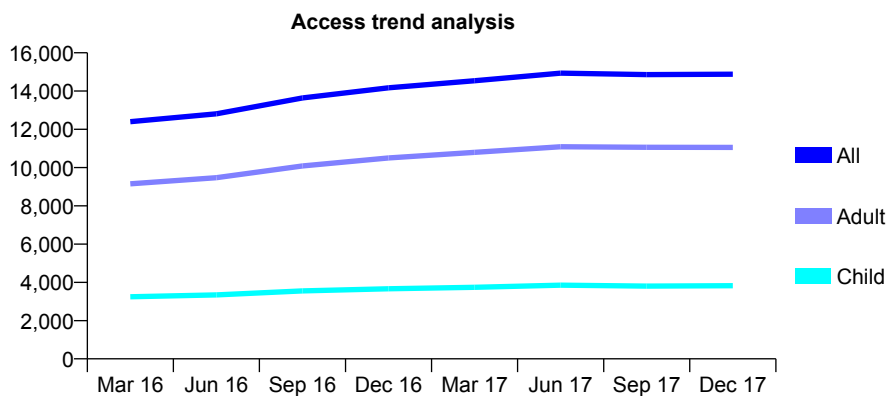
## Q53 - Vital Signs At a Glance Contract Report for 101281/0172 - December 2017

Name or company name	OASIS DENTAL CARE LTD
Contract type name	GDS Contract
Purpose of contract	General
Contract start date	01/11/2007
Contract end date	

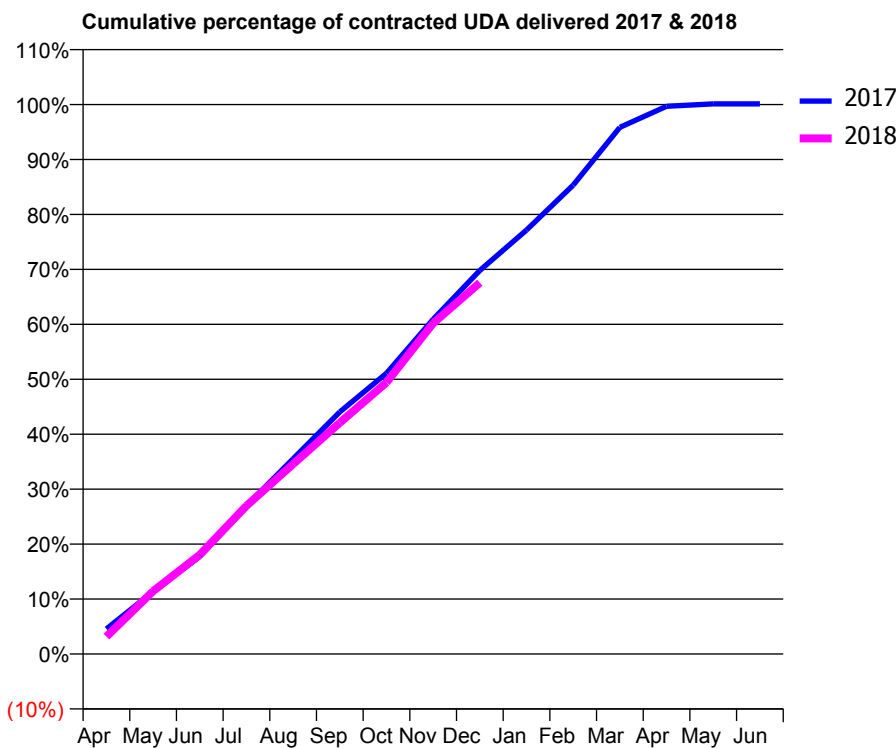
17/18 Contracted general activity (UDA)	40,086
Carry forward general activity (UDA)	-44
17/18 Contracted orthodontic activity (UOA)	0
Carry forward orthodontic activity (UOA)	0
Baseline contract value	£1,073,481.30

### ACCESS\*

Patients seen in 24 months	Total	Change since previous quarter
Quarter ending December 2016	14,172	
Quarter ending March 2017	14,539	↑
Quarter ending June 2017	14,940	↑
Quarter ending September 2017	14,862	→
Quarter ending December 2017	14,879	→
<b>Variance since December 2016</b>	<b>5.0%</b>	<b>↑</b>



### ACTIVITY



Month	Adjusted Scheduled Activity (UDA)	
	2017	2018
April	1,830	1,272
May	4,554	4,583
June	7,118	7,247
July	10,821	10,813
August	14,247	13,857
September	17,661	16,870
October	20,480	19,815
November	24,422	24,130
December	27,980	27,087
January	30,924	
February	34,202	
March	38,417	
April	39,953	
May	40,131	
June	40,130	

### QUALITY

	Quantity	Base Number	Contract	AT	Region	England
% of FP17s for the same patient ID Re-attending within 3 months - Children	963	5,067	19.0%	9.5%	11.8%	12.0%
% of FP17s for the same patient ID Re-attending within 3 months - Adults	1,412	10,534	13.4%	12.8%	15.3%	15.9%
% of FP17s for the same patient ID Re-attending between 3 & 9 months - Children	2,814	5,067	55.5%	58.7%	59.1%	58.0%
% of FP17s for the same patient ID Re-attending between 3 & 9 months - Adults	5,554	10,534	52.7%	49.6%	51.5%	50.5%
% of FP17s for Band 1 Urgent Courses	1,289	14,765	8.7%	7.0%	8.0%	9.0%
% of FP17s Relating to Free Repair or Replacements	61	14,765	0.4%	0.8%	0.8%	0.8%
% of FP17s Relating to Continuations	249	14,765	1.7%	1.1%	1.1%	1.1%
% of Patients satisfied with the dentistry they have received	15	16	93.8%	92.1%	91.6%	91.5%
% of Patients satisfied with the time they had to wait for an appointment	14	16	87.5%	89.9%	88.3%	87.9%

\* This is based on patients treated on this contract for their most recent course of treatment. Figures in italics indicate the base number of FP17s or Patient Questionnaire responses are less than 100. N/A is shown where the base number of responses is less than 10 during the period. % is calculated as Quantity/Base number\*100

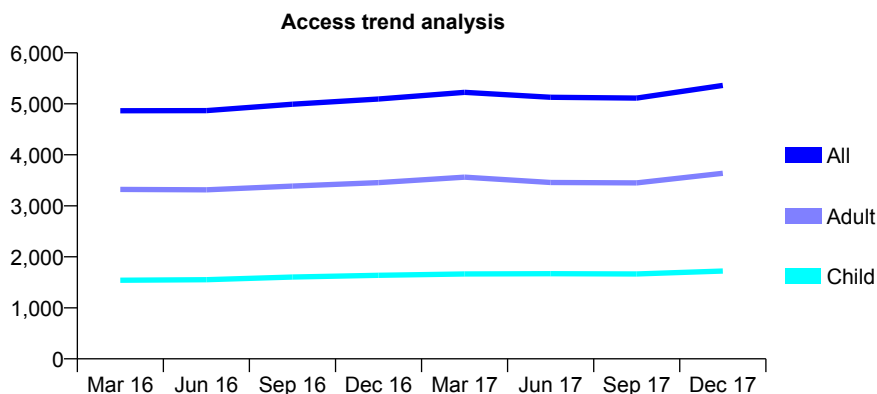
## Q53 - Vital Signs At a Glance Contract Report for 101362/0005 - December 2017

Name or company name	Rodericks Dental Limited
Contract type name	GDS Contract
Purpose of contract	General
Contract start date	01/04/2008
Contract end date	

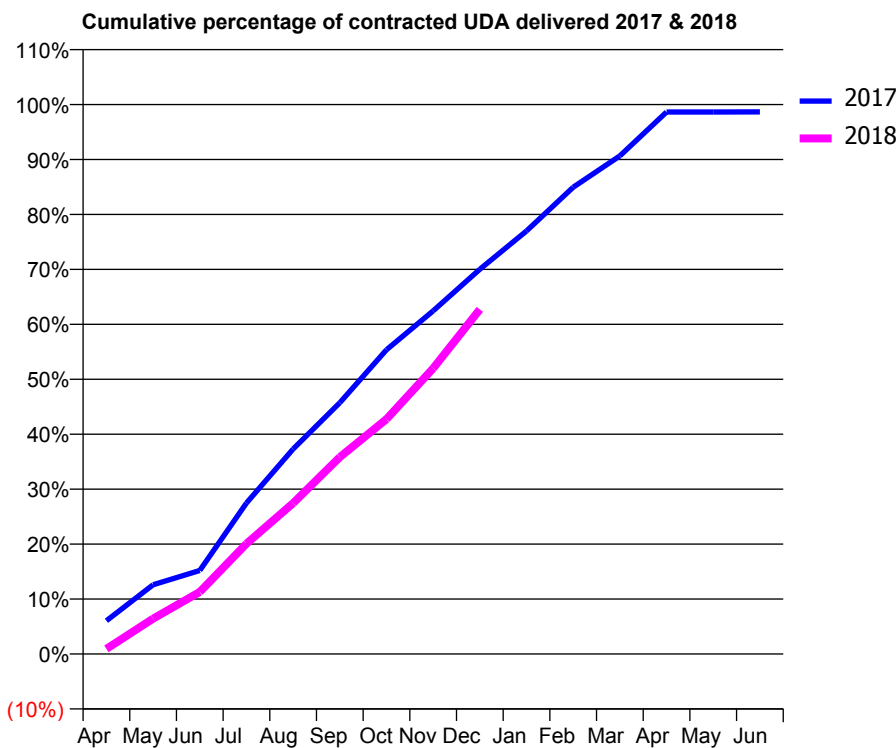
17/18 Contracted general activity (UDA)	14,000
Carry forward general activity (UDA)	189
17/18 Contracted orthodontic activity (UOA)	0
Carry forward orthodontic activity (UOA)	0
Baseline contract value	£330,442.37

### ACCESS\*

Patients seen in 24 months	Total	Change since previous quarter
Quarter ending December 2016	5,093	
Quarter ending March 2017	5,224	↑
Quarter ending June 2017	5,127	↓
Quarter ending September 2017	5,112	→
Quarter ending December 2017	5,360	↑
<b>Variance since December 2016</b>	<b>5.2%</b>	<b>↑</b>



### ACTIVITY



Month	Adjusted Scheduled Activity (UDA)	
	2017	2018
April	846	130
May	1,766	901
June	2,130	1,582
July	3,849	2,810
August	5,222	3,845
September	6,403	5,015
October	7,752	5,986
November	8,743	7,278
December	9,802	8,780
January	10,777	
February	11,892	
March	12,689	
April	13,810	
May	13,810	
June	13,811	

### QUALITY

	Quantity	Base Number	Contract	AT	Region	England
% of FP17s for the same patient ID Re-attending within 3 months - Children	91	1,749	5.2%	9.5%	11.8%	12.0%
% of FP17s for the same patient ID Re-attending within 3 months - Adults	292	3,266	8.9%	12.8%	15.3%	15.9%
% of FP17s for the same patient ID Re-attending between 3 & 9 months - Children	953	1,749	54.5%	58.7%	59.1%	58.0%
% of FP17s for the same patient ID Re-attending between 3 & 9 months - Adults	1,596	3,266	48.9%	49.6%	51.5%	50.5%
% of FP17s for Band 1 Urgent Courses	182	4,164	4.4%	7.0%	8.0%	9.0%
% of FP17s Relating to Free Repair or Replacements	18	4,164	0.4%	0.8%	0.8%	0.8%
% of FP17s Relating to Continuations	16	4,164	0.4%	1.1%	1.1%	1.1%
% of Patients satisfied with the dentistry they have received	7	7	N/A	92.1%	91.6%	91.5%
% of Patients satisfied with the time they had to wait for an appointment	6	7	N/A	89.9%	88.3%	87.9%

\* This is based on patients treated on this contract for their most recent course of treatment. Figures in italics indicate the base number of FP17s or Patient Questionnaire responses are less than 100. N/A is shown where the base number of responses is less than 10 during the period. % is calculated as Quantity/Base number\*100

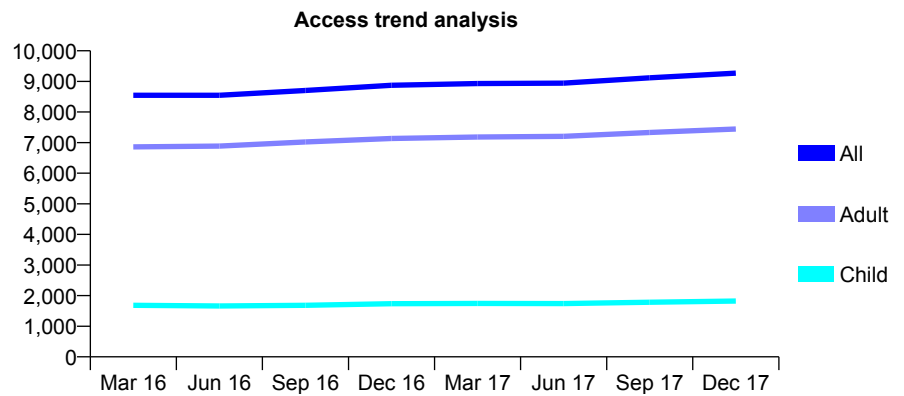
## Q53 - Vital Signs At a Glance Contract Report for 101435/0091 - December 2017

Name or company name	IDH Limited
Contract type name	GDS Contract
Purpose of contract	General
Contract start date	01/03/2008
Contract end date	

17/18 Contracted general activity (UDA)	23,435
Carry forward general activity (UDA)	0
17/18 Contracted orthodontic activity (UOA)	0
Carry forward orthodontic activity (UOA)	0
Baseline contract value	£579,946.00

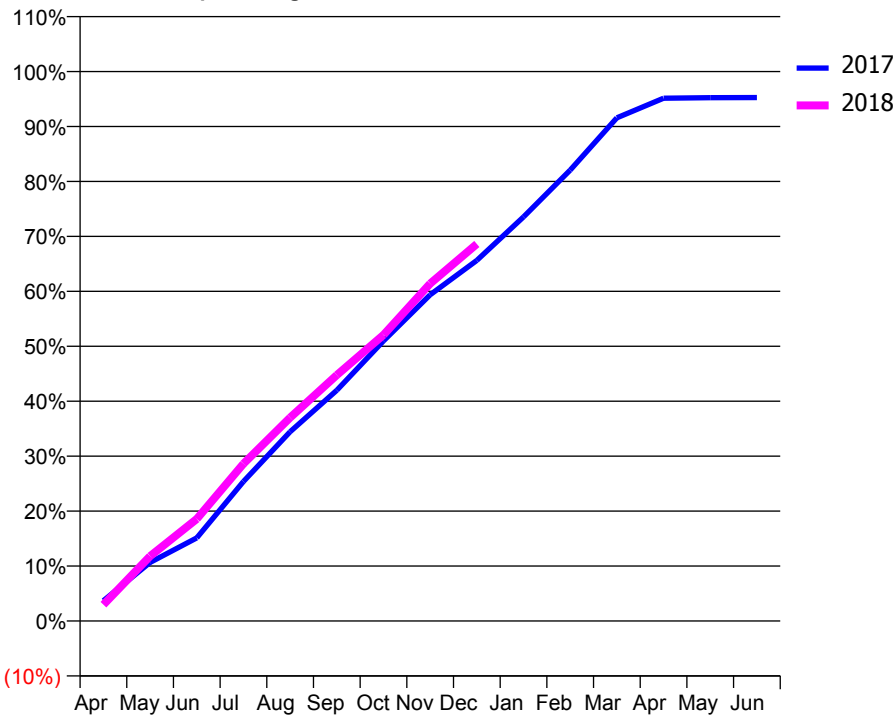
### ACCESS\*

Patients seen in 24 months	Total	Change since previous quarter
Quarter ending December 2016	8,872	
Quarter ending March 2017	8,930	→
Quarter ending June 2017	8,945	→
Quarter ending September 2017	9,116	→
Quarter ending December 2017	9,268	→
<b>Variance since December 2016</b>	<b>4.5%</b>	<b>↑</b>



### ACTIVITY

Cumulative percentage of contracted UDA delivered 2017 & 2018



Month	Adjusted Scheduled Activity (UDA)	
	2017	2018
April	869	695
May	2,499	2,767
June	3,546	4,355
July	5,954	6,710
August	8,072	8,676
September	9,841	10,490
October	11,947	12,199
November	13,912	14,391
December	15,381	16,078
January	17,235	
February	19,228	
March	21,459	
April	22,295	
May	22,317	
June	22,326	

### QUALITY

	Quantity	Base Number	Contract	AT	Region	England
% of FP17s for the same patient ID Re-attending within 3 months - Children	98	1,960	5.0%	9.5%	11.8%	12.0%
% of FP17s for the same patient ID Re-attending within 3 months - Adults	853	7,093	12.0%	12.8%	15.3%	15.9%
% of FP17s for the same patient ID Re-attending between 3 & 9 months - Children	1,114	1,960	56.8%	58.7%	59.1%	58.0%
% of FP17s for the same patient ID Re-attending between 3 & 9 months - Adults	3,451	7,093	48.7%	49.6%	51.5%	50.5%
% of FP17s for Band 1 Urgent Courses	728	8,677	8.4%	7.0%	8.0%	9.0%
% of FP17s Relating to Free Repair or Replacements	43	8,677	0.5%	0.8%	0.8%	0.8%
% of FP17s Relating to Continuations	101	8,677	1.2%	1.1%	1.1%	1.1%
% of Patients satisfied with the dentistry they have received	15	16	93.8%	92.1%	91.6%	91.5%
% of Patients satisfied with the time they had to wait for an appointment	15	16	93.8%	89.9%	88.3%	87.9%

\* This is based on patients treated on this contract for their most recent course of treatment. Figures in italics indicate the base number of FP17s or Patient Questionnaire responses are less than 100. N/A is shown where the base number of responses is less than 10 during the period. % is calculated as Quantity/Base number\*100

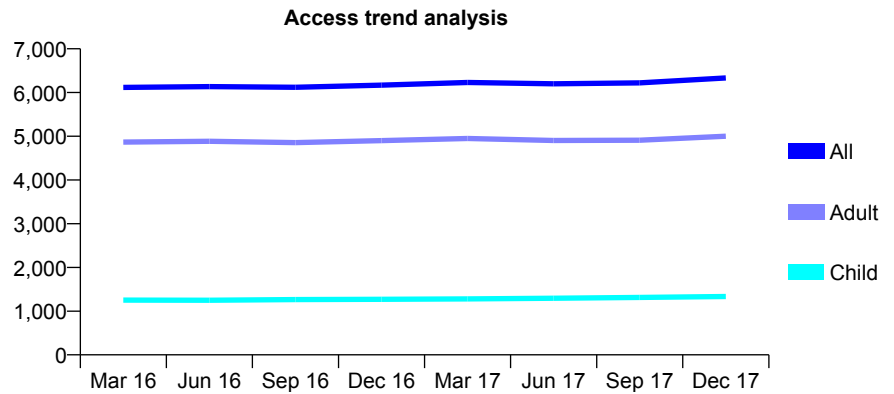
## Q53 - Vital Signs At a Glance Contract Report for 101435/0098 - December 2017

Name or company name	IDH Limited
Contract type name	GDS Contract
Purpose of contract	General
Contract start date	01/05/2008
Contract end date	

17/18 Contracted general activity (UDA)	17,250
Carry forward general activity (UDA)	0
17/18 Contracted orthodontic activity (UOA)	0
Carry forward orthodontic activity (UOA)	0
Baseline contract value	£407,745.23

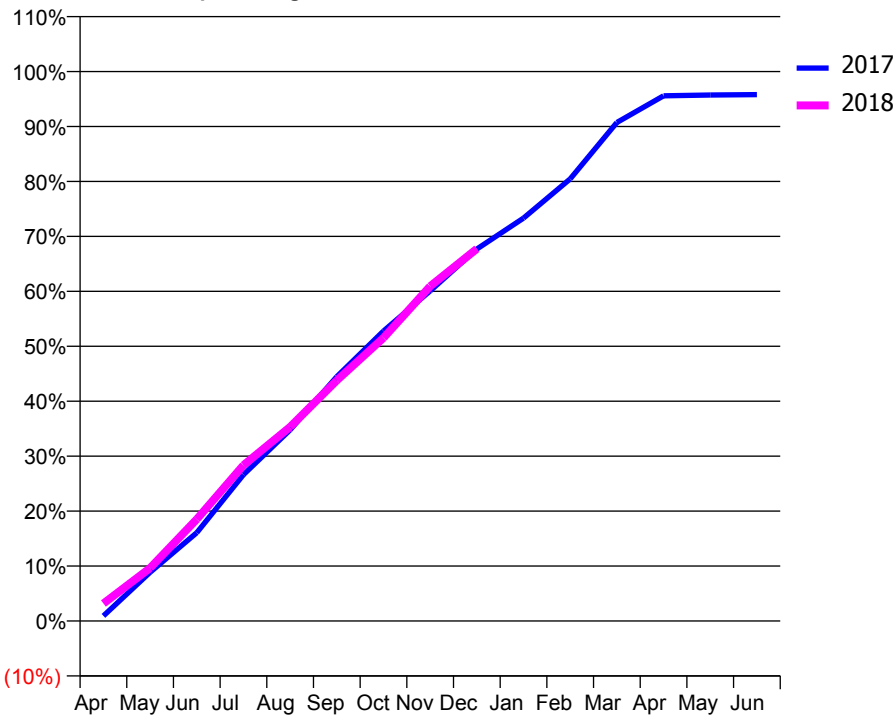
### ACCESS\*

Patients seen in 24 months	Total	Change since previous quarter
Quarter ending December 2016	6,168	
Quarter ending March 2017	6,229	→
Quarter ending June 2017	6,198	→
Quarter ending September 2017	6,222	→
Quarter ending December 2017	6,334	→
<b>Variance since December 2016</b>	<b>2.7%</b>	<b>↑</b>



### ACTIVITY

Cumulative percentage of contracted UDA delivered 2017 & 2018



Month	Adjusted Scheduled Activity (UDA)	
	2017	2018
April	162	552
May	1,529	1,664
June	2,773	3,194
July	4,595	4,890
August	6,001	6,091
September	7,672	7,554
October	9,103	8,889
November	10,364	10,510
December	11,677	11,686
January	12,648	
February	13,878	
March	15,648	
April	16,488	
May	16,512	
June	16,525	

### QUALITY

	Quantity	Base Number	Contract	AT	Region	England
% of FP17s for the same patient ID Re-attending within 3 months - Children	50	1,189	4.2%	9.5%	11.8%	12.0%
% of FP17s for the same patient ID Re-attending within 3 months - Adults	291	3,873	7.5%	12.8%	15.3%	15.9%
% of FP17s for the same patient ID Re-attending between 3 & 9 months - Children	515	1,189	43.3%	58.7%	59.1%	58.0%
% of FP17s for the same patient ID Re-attending between 3 & 9 months - Adults	1,565	3,873	40.4%	49.6%	51.5%	50.5%
% of FP17s for Band 1 Urgent Courses	219	4,763	4.6%	7.0%	8.0%	9.0%
% of FP17s Relating to Free Repair or Replacements	28	4,763	0.6%	0.8%	0.8%	0.8%
% of FP17s Relating to Continuations	52	4,763	1.1%	1.1%	1.1%	1.1%
% of Patients satisfied with the dentistry they have received	24	26	92.3%	92.1%	91.6%	91.5%
% of Patients satisfied with the time they had to wait for an appointment	24	26	92.3%	89.9%	88.3%	87.9%

\* This is based on patients treated on this contract for their most recent course of treatment. Figures in italics indicate the base number of FP17s or Patient Questionnaire responses are less than 100. N/A is shown where the base number of responses is less than 10 during the period. % is calculated as Quantity/Base number\*100

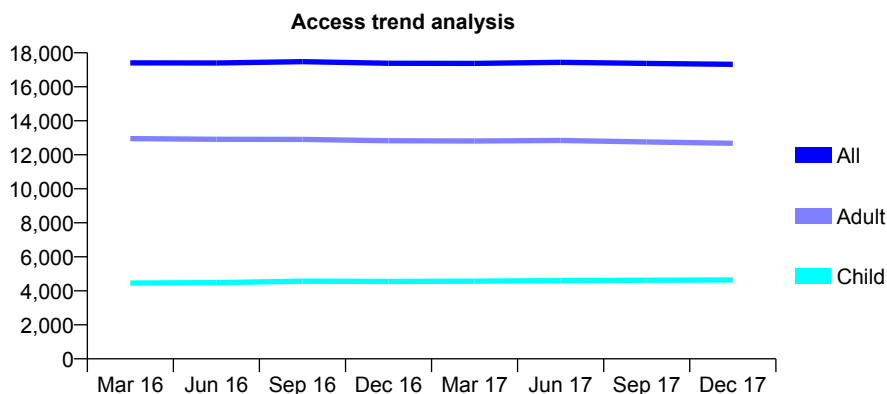
## Q53 - Vital Signs At a Glance Contract Report for 101435/0102 - December 2017

Name or company name	IDH Limited
Contract type name	GDS Contract
Purpose of contract	General
Contract start date	01/06/2008
Contract end date	

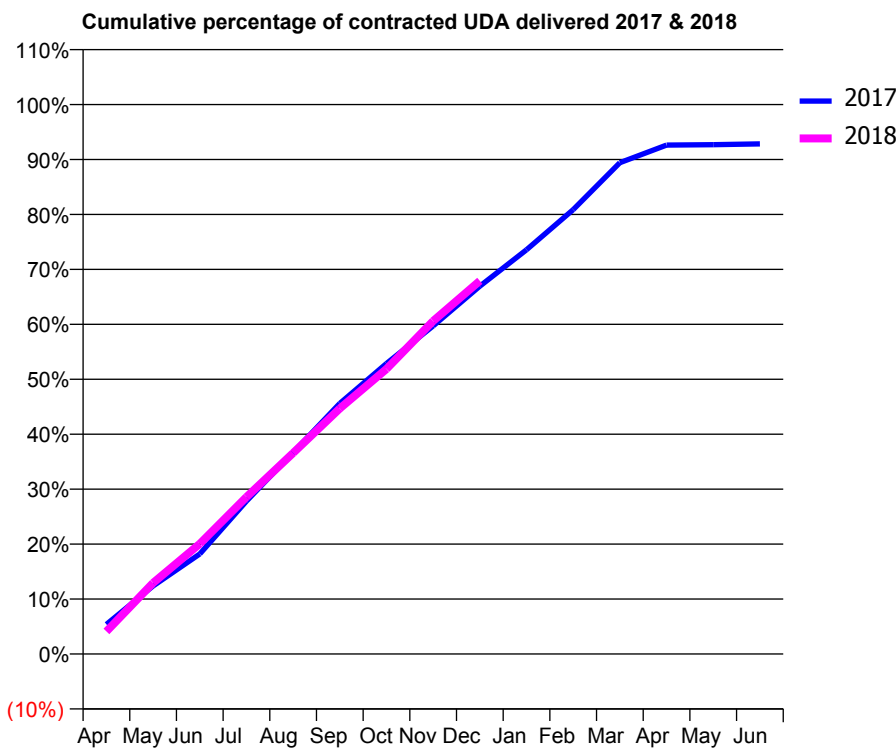
17/18 Contracted general activity (UDA)	54,777
Carry forward general activity (UDA)	0
17/18 Contracted orthodontic activity (UOA)	0
Carry forward orthodontic activity (UOA)	0
Baseline contract value	£1,451,035.05

### ACCESS\*

Patients seen in 24 months	Total	Change since previous quarter
Quarter ending December 2016	17,383	
Quarter ending March 2017	17,376	→
Quarter ending June 2017	17,443	→
Quarter ending September 2017	17,376	→
Quarter ending December 2017	17,318	→
<b>Variance since December 2016</b>	<b>(0.4%)</b>	→



### ACTIVITY



Month	Adjusted Scheduled Activity (UDA)	
	2017	2018
April	2,952	2,254
May	6,785	7,097
June	9,972	10,989
July	15,238	15,654
August	20,089	20,038
September	24,978	24,477
October	28,954	28,418
November	32,713	33,193
December	36,673	37,201
January	40,295	
February	44,295	
March	48,975	
April	50,737	
May	50,768	
June	50,854	

### QUALITY

	Quantity	Base Number	Contract	AT	Region	England
% of FP17s for the same patient ID Re-attending within 3 months - Children	307	4,969	6.2%	9.5%	11.8%	12.0%
% of FP17s for the same patient ID Re-attending within 3 months - Adults	1,734	12,972	13.4%	12.8%	15.3%	15.9%
% of FP17s for the same patient ID Re-attending between 3 & 9 months - Children	3,016	4,969	60.7%	58.7%	59.1%	58.0%
% of FP17s for the same patient ID Re-attending between 3 & 9 months - Adults	7,137	12,972	55.0%	49.6%	51.5%	50.5%
% of FP17s for Band 1 Urgent Courses	896	17,028	5.3%	7.0%	8.0%	9.0%
% of FP17s Relating to Free Repair or Replacements	188	17,028	1.1%	0.8%	0.8%	0.8%
% of FP17s Relating to Continuations	388	17,028	2.3%	1.1%	1.1%	1.1%
% of Patients satisfied with the dentistry they have received	27	28	96.4%	92.1%	91.6%	91.5%
% of Patients satisfied with the time they had to wait for an appointment	24	28	85.7%	89.9%	88.3%	87.9%

\* This is based on patients treated on this contract for their most recent course of treatment. Figures in italics indicate the base number of FP17s or Patient Questionnaire responses are less than 100. N/A is shown where the base number of responses is less than 10 during the period. % is calculated as Quantity/Base number\*100

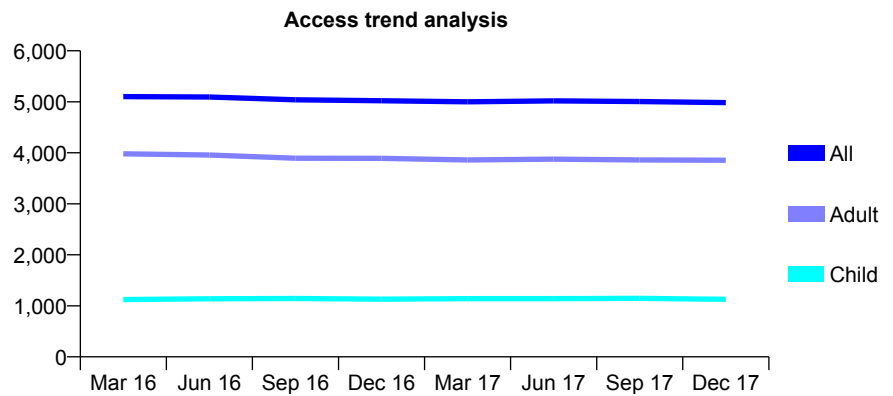
## Q53 - Vital Signs At a Glance Contract Report for 101796/0001 - December 2017

Name or company name	Villimaitis/Vilimaitiene
Contract type name	GDS Contract
Purpose of contract	General
Contract start date	01/12/2013
Contract end date	

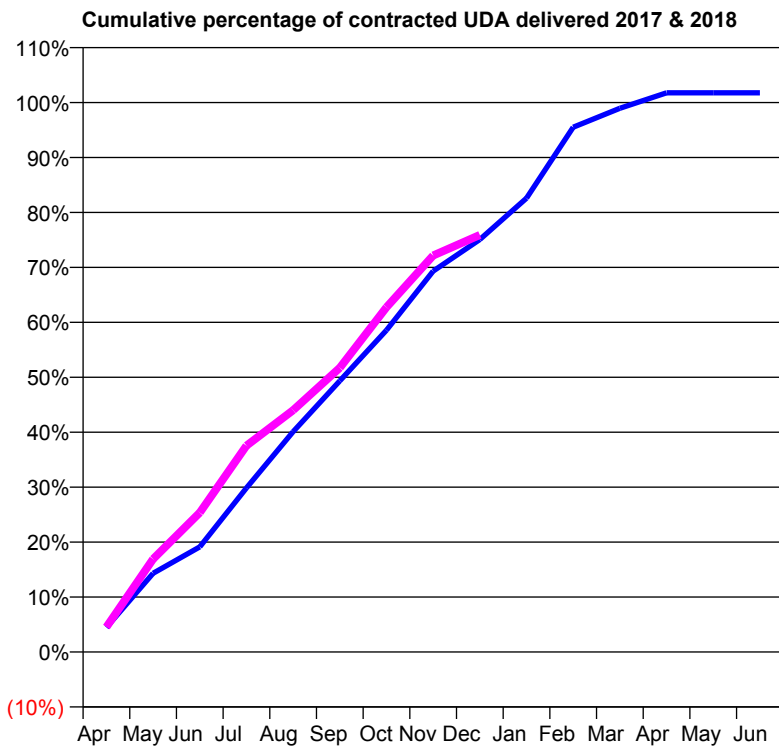
17/18 Contracted general activity (UDA)	11,200
Carry forward general activity (UDA)	-197
17/18 Contracted orthodontic activity (UOA)	0
Carry forward orthodontic activity (UOA)	0
Baseline contract value	£324,148.95

### ACCESS\*

Patients seen in 24 months	Total	Change since previous quarter
Quarter ending December 2016	5,021	
Quarter ending March 2017	5,001	→
Quarter ending June 2017	5,017	→
Quarter ending September 2017	5,006	→
Quarter ending December 2017	4,984	→
<b>Variance since December 2016</b>	<b>(0.7%)</b>	→



### ACTIVITY



Month	Adjusted Scheduled Activity (UDA)	
	2017	2018
April	500	510
May	1,605	1,895
June	2,142	2,842
July	3,345	4,205
August	4,492	4,929
September	5,528	5,794
October	6,559	7,026
November	7,764	8,082
December	8,408	8,499
January	9,250	
February	10,695	
March	11,081	
April	11,396	
May	11,396	
June	11,396	

### QUALITY

	Quantity	Base Number	Contract	AT	Region	England
% of FP17s for the same patient ID Re-attending within 3 months - Children	66	1,404	4.7%	9.5%	11.8%	12.0%
% of FP17s for the same patient ID Re-attending within 3 months - Adults	164	3,151	5.2%	12.8%	15.3%	15.9%
% of FP17s for the same patient ID Re-attending between 3 & 9 months - Children	954	1,404	67.9%	58.7%	59.1%	58.0%
% of FP17s for the same patient ID Re-attending between 3 & 9 months - Adults	1,152	3,151	36.6%	49.6%	51.5%	50.5%
% of FP17s for Band 1 Urgent Courses	272	4,349	6.3%	7.0%	8.0%	9.0%
% of FP17s Relating to Free Repair or Replacements	26	4,349	0.6%	0.8%	0.8%	0.8%
% of FP17s Relating to Continuations	22	4,349	0.5%	1.1%	1.1%	1.1%
% of Patients satisfied with the dentistry they have received	8	8	N/A	92.1%	91.6%	91.5%
% of Patients satisfied with the time they had to wait for an appointment	6	8	N/A	89.9%	88.3%	87.9%

\* This is based on patients treated on this contract for their most recent course of treatment. Figures in italics indicate the base number of FP17s or Patient Questionnaire responses are less than 100. N/A is shown where the base number of responses is less than 10 during the period. % is calculated as Quantity/Base number\*100



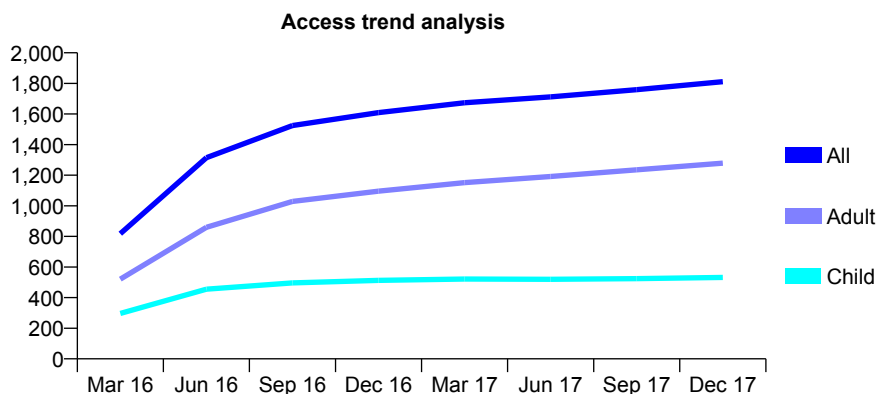
## Q53 - Vital Signs At a Glance Contract Report for 103063/0001 - December 2017

Name or company name	MR KS RATRA
Contract type name	GDS Contract
Purpose of contract	General
Contract start date	01/12/2015
Contract end date	

17/18 Contracted general activity (UDA)	4,910
Carry forward general activity (UDA)	-99
17/18 Contracted orthodontic activity (UOA)	0
Carry forward orthodontic activity (UOA)	0
Baseline contract value	£130,533.78

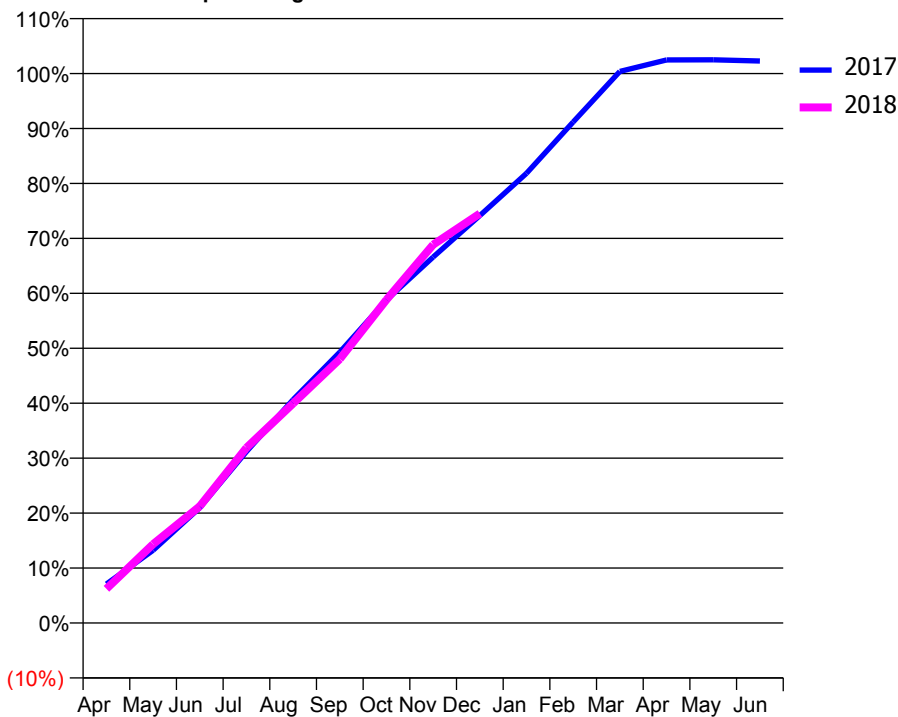
### ACCESS\*

Patients seen in 24 months	Total	Change since previous quarter
Quarter ending December 2016	1,609	
Quarter ending March 2017	1,674	↑
Quarter ending June 2017	1,712	↑
Quarter ending September 2017	1,759	↑
Quarter ending December 2017	1,811	↑
<b>Variance since December 2016</b>	<b>12.6%</b>	<b>↑</b>



### ACTIVITY

Cumulative percentage of contracted UDA delivered 2017 & 2018



Month	Adjusted Scheduled Activity (UDA)	
	2017	2018
April	348	306
May	650	704
June	1,031	1,044
July	1,532	1,566
August	1,996	1,962
September	2,420	2,358
October	2,887	2,889
November	3,270	3,380
December	3,640	3,658
January	4,019	
February	4,477	
March	4,929	
April	5,032	
May	5,033	
June	5,022	

### QUALITY

	Quantity	Base Number	Contract	AT	Region	England
% of FP17s for the same patient ID Re-attending within 3 months - Children	56	640	8.8%	9.5%	11.8%	12.0%
% of FP17s for the same patient ID Re-attending within 3 months - Adults	220	1,443	15.2%	12.8%	15.3%	15.9%
% of FP17s for the same patient ID Re-attending between 3 & 9 months - Children	446	640	69.7%	58.7%	59.1%	58.0%
% of FP17s for the same patient ID Re-attending between 3 & 9 months - Adults	907	1,443	62.9%	49.6%	51.5%	50.5%
% of FP17s for Band 1 Urgent Courses	55	2,020	2.7%	7.0%	8.0%	9.0%
% of FP17s Relating to Free Repair or Replacements	30	2,020	1.5%	0.8%	0.8%	0.8%
% of FP17s Relating to Continuations	16	2,020	0.8%	1.1%	1.1%	1.1%
% of Patients satisfied with the dentistry they have received	3	3	N/A	92.1%	91.6%	91.5%
% of Patients satisfied with the time they had to wait for an appointment	2	3	N/A	89.9%	88.3%	87.9%

\* This is based on patients treated on this contract for their most recent course of treatment. Figures in italics indicate the base number of FP17s or Patient Questionnaire responses are less than 100. N/A is shown where the base number of responses is less than 10 during the period. % is calculated as Quantity/Base number\*100

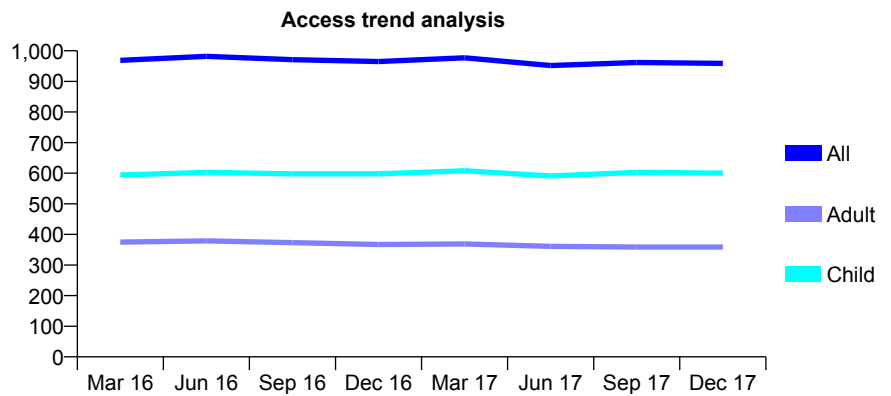
## Q53 - Vital Signs At a Glance Contract Report for 105341/0001 - December 2017

Name or company name	Rossmantor Limited
Contract type name	GDS Contract
Purpose of contract	General
Contract start date	01/04/2010
Contract end date	

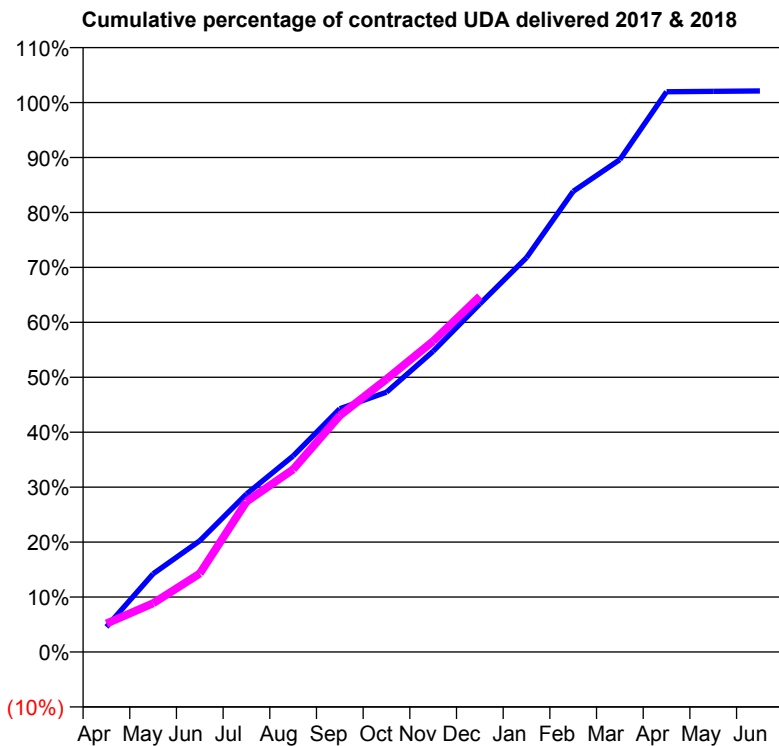
17/18 Contracted general activity (UDA)	2,800
Carry forward general activity (UDA)	-56
17/18 Contracted orthodontic activity (UOA)	0
Carry forward orthodontic activity (UOA)	0
Baseline contract value	£82,871.31

### ACCESS\*

Patients seen in 24 months	Total	Change since previous quarter
Quarter ending December 2016	965	
Quarter ending March 2017	977	→
Quarter ending June 2017	952	↓
Quarter ending September 2017	962	→
Quarter ending December 2017	959	→
<b>Variance since December 2016</b>	<b>(0.6%)</b>	<b>→</b>



### ACTIVITY



Month	Adjusted Scheduled Activity (UDA)	
	2017	2018
April	128	145
May	398	249
June	567	400
July	805	766
August	999	930
September	1,239	1,205
October	1,324	1,391
November	1,532	1,584
December	1,774	1,813
January	2,010	
February	2,347	
March	2,509	
April	2,855	
May	2,857	
June	2,859	

### QUALITY

	Quantity	Base Number	Contract	AT	Region	England
% of FP17s for the same patient ID Re-attending within 3 months - Children	95	811	11.7%	9.5%	11.8%	12.0%
% of FP17s for the same patient ID Re-attending within 3 months - Adults	82	411	20.0%	12.8%	15.3%	15.9%
% of FP17s for the same patient ID Re-attending between 3 & 9 months - Children	521	811	64.2%	58.7%	59.1%	58.0%
% of FP17s for the same patient ID Re-attending between 3 & 9 months - Adults	251	411	61.1%	49.6%	51.5%	50.5%
% of FP17s for Band 1 Urgent Courses	58	1,037	5.6%	7.0%	8.0%	9.0%
% of FP17s Relating to Free Repair or Replacements	0	1,037	0.0%	0.8%	0.8%	0.8%
% of FP17s Relating to Continuations	0	1,037	0.0%	1.1%	1.1%	1.1%
% of Patients satisfied with the dentistry they have received	2	3	N/A	92.1%	91.6%	91.5%
% of Patients satisfied with the time they had to wait for an appointment	3	3	N/A	89.9%	88.3%	87.9%

\* This is based on patients treated on this contract for their most recent course of treatment. Figures in italics indicate the base number of FP17s or Patient Questionnaire responses are less than 100. N/A is shown where the base number of responses is less than 10 during the period. % is calculated as Quantity/Base number\*100

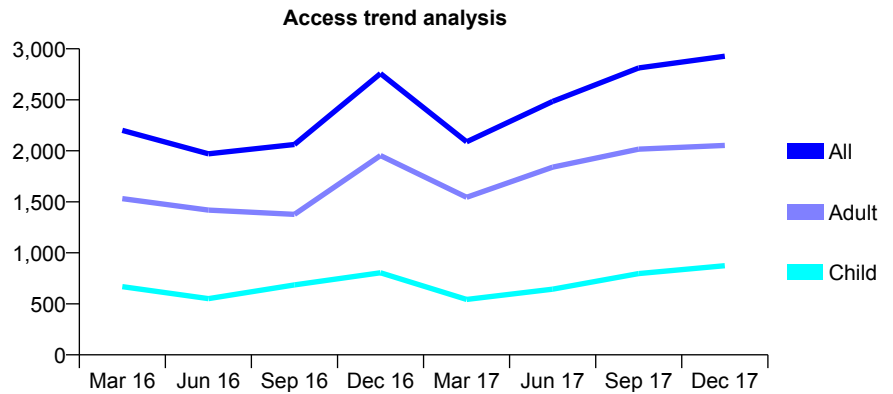
## Q53 - Vital Signs At a Glance Contract Report for 109789/0001 - December 2017

Name or company name	Dental Surgery, 60 Long Street
Contract type name	GDS Contract
Purpose of contract	General
Contract start date	01/04/2014
Contract end date	

17/18 Contracted general activity (UDA)	6,414
Carry forward general activity (UDA)	-129
17/18 Contracted orthodontic activity (UOA)	0
Carry forward orthodontic activity (UOA)	0
Baseline contract value	£148,385.30

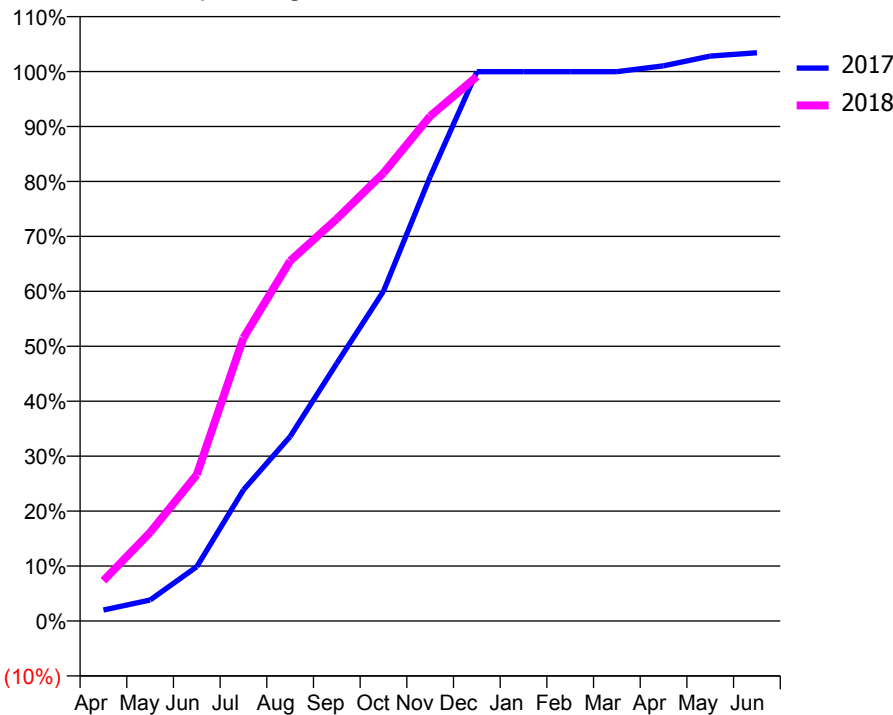
### ACCESS\*

Patients seen in 24 months	Total	Change since previous quarter
Quarter ending December 2016	2,758	
Quarter ending March 2017	2,088	↓
Quarter ending June 2017	2,484	↑
Quarter ending September 2017	2,813	↑
Quarter ending December 2017	2,927	↑
<b>Variance since December 2016</b>	<b>6.1%</b>	<b>↑</b>



### ACTIVITY

Cumulative percentage of contracted UDA delivered 2017 & 2018



Month	Adjusted Scheduled Activity (UDA)	
	2017	2018
April	128	470
May	244	1,035
June	635	1,709
July	1,531	3,305
August	2,154	4,203
September	3,008	4,695
October	3,851	5,230
November	5,187	5,894
December	6,411	6,356
January	6,411	
February	6,411	
March	6,411	
April	6,480	
May	6,594	
June	6,633	

### QUALITY

	Quantity	Base Number	Contract	AT	Region	England
% of FP17s for the same patient ID Re-attending within 3 months - Children	64	1,093	5.9%	9.5%	11.8%	12.0%
% of FP17s for the same patient ID Re-attending within 3 months - Adults	200	1,906	10.5%	12.8%	15.3%	15.9%
% of FP17s for the same patient ID Re-attending between 3 & 9 months - Children	356	1,093	32.6%	58.7%	59.1%	58.0%
% of FP17s for the same patient ID Re-attending between 3 & 9 months - Adults	564	1,906	29.6%	49.6%	51.5%	50.5%
% of FP17s for Band 1 Urgent Courses	223	2,907	7.7%	7.0%	8.0%	9.0%
% of FP17s Relating to Free Repair or Replacements	23	2,907	0.8%	0.8%	0.8%	0.8%
% of FP17s Relating to Continuations	17	2,907	0.6%	1.1%	1.1%	1.1%
% of Patients satisfied with the dentistry they have received	9	10	90.0%	92.1%	91.6%	91.5%
% of Patients satisfied with the time they had to wait for an appointment	10	10	100.0%	89.9%	88.3%	87.9%

\* This is based on patients treated on this contract for their most recent course of treatment. Figures in italics indicate the base number of FP17s or Patient Questionnaire responses are less than 100. N/A is shown where the base number of responses is less than 10 during the period. % is calculated as Quantity/Base number\*100

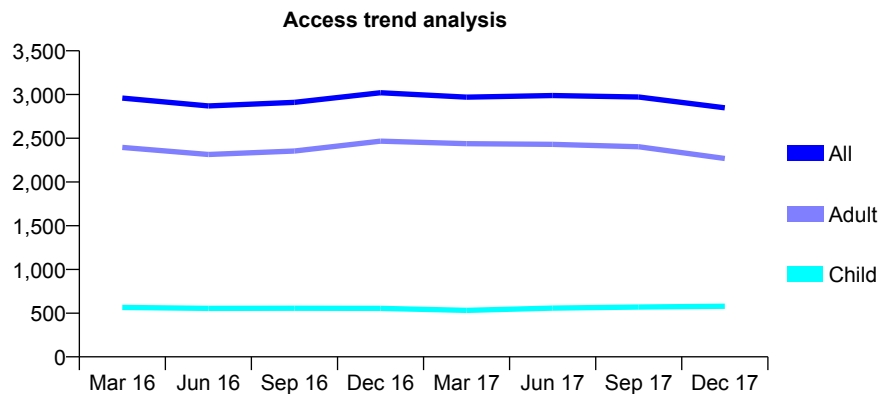
## Q53 - Vital Signs At a Glance Contract Report for 109975/0001 - December 2017

Name or company name	165 Long Street, Atherstone
Contract type name	GDS Contract
Purpose of contract	General
Contract start date	01/03/2011
Contract end date	

17/18 Contracted general activity (UDA)	7,887
Carry forward general activity (UDA)	-158
17/18 Contracted orthodontic activity (UOA)	0
Carry forward orthodontic activity (UOA)	0
Baseline contract value	£171,103.24

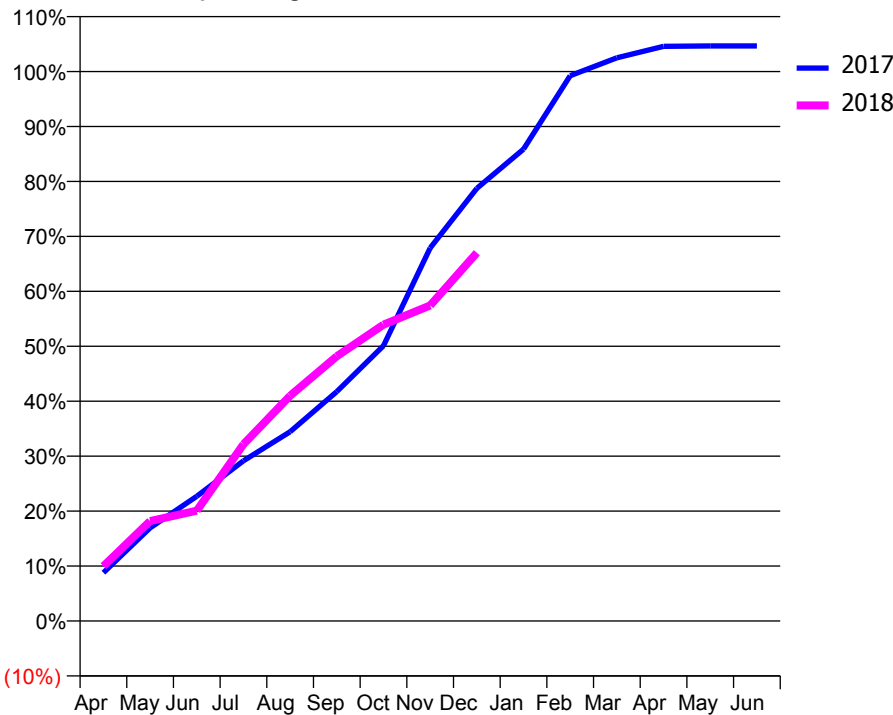
### ACCESS\*

Patients seen in 24 months	Total	Change since previous quarter
Quarter ending December 2016	3,021	
Quarter ending March 2017	2,970	↓
Quarter ending June 2017	2,988	→
Quarter ending September 2017	2,972	→
Quarter ending December 2017	2,848	↓
<b>Variance since December 2016</b>	<b>(5.7%)</b>	<b>↓</b>



### ACTIVITY

Cumulative percentage of contracted UDA delivered 2017 & 2018



Month	Adjusted Scheduled Activity (UDA)	
	2017	2018
April	693	787
May	1,336	1,435
June	1,790	1,584
July	2,299	2,538
August	2,717	3,234
September	3,292	3,800
October	3,950	4,255
November	5,354	4,529
December	6,210	5,285
January	6,773	
February	7,826	
March	8,083	
April	8,247	
May	8,253	
June	8,253	

### QUALITY

	Quantity	Base Number	Contract	AT	Region	England
% of FP17s for the same patient ID Re-attending within 3 months - Children	58	696	8.3%	9.5%	11.8%	12.0%
% of FP17s for the same patient ID Re-attending within 3 months - Adults	192	1,380	13.9%	12.8%	15.3%	15.9%
% of FP17s for the same patient ID Re-attending between 3 & 9 months - Children	385	696	55.3%	58.7%	59.1%	58.0%
% of FP17s for the same patient ID Re-attending between 3 & 9 months - Adults	552	1,380	40.0%	49.6%	51.5%	50.5%
% of FP17s for Band 1 Urgent Courses	156	2,008	7.8%	7.0%	8.0%	9.0%
% of FP17s Relating to Free Repair or Replacements	23	2,008	1.1%	0.8%	0.8%	0.8%
% of FP17s Relating to Continuations	19	2,008	0.9%	1.1%	1.1%	1.1%
% of Patients satisfied with the dentistry they have received	3	4	N/A	92.1%	91.6%	91.5%
% of Patients satisfied with the time they had to wait for an appointment	4	4	N/A	89.9%	88.3%	87.9%

\* This is based on patients treated on this contract for their most recent course of treatment. Figures in italics indicate the base number of FP17s or Patient Questionnaire responses are less than 100. N/A is shown where the base number of responses is less than 10 during the period. % is calculated as Quantity/Base number\*100

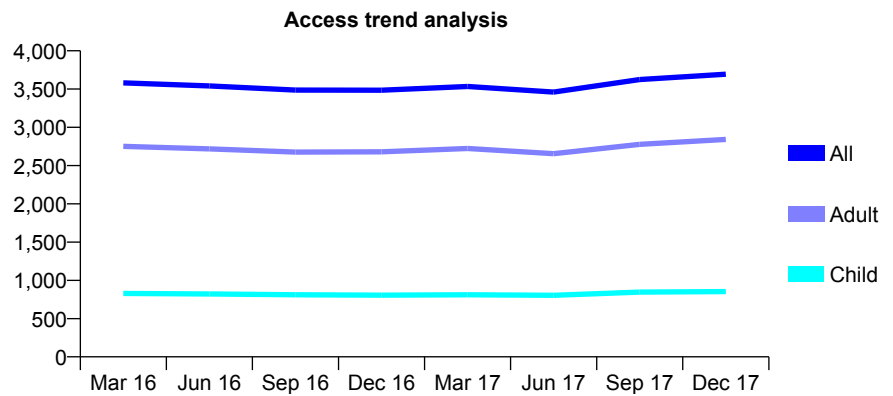
## Q53 - Vital Signs At a Glance Contract Report for 113131/0001 - December 2017

Name or company name	76Dental
Contract type name	GDS Contract
Purpose of contract	General
Contract start date	01/04/2011
Contract end date	

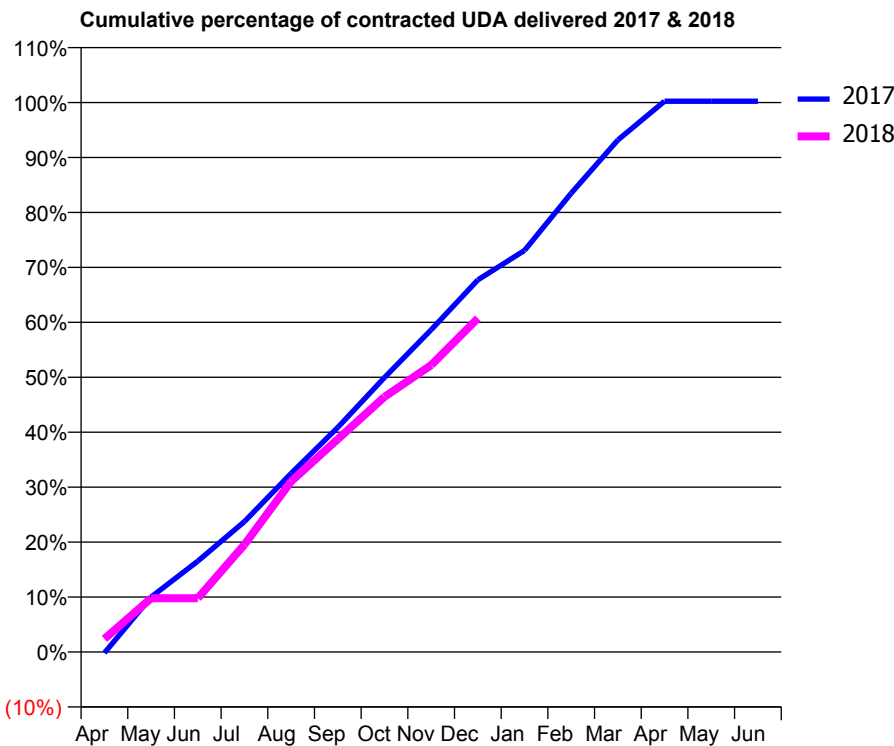
17/18 Contracted general activity (UDA)	11,219
Carry forward general activity (UDA)	-26
17/18 Contracted orthodontic activity (UOA)	0
Carry forward orthodontic activity (UOA)	0
Baseline contract value	£321,125.43

### ACCESS\*

Patients seen in 24 months	Total	Change since previous quarter
Quarter ending December 2016	3,485	
Quarter ending March 2017	3,534	→
Quarter ending June 2017	3,461	↓
Quarter ending September 2017	3,624	↑
Quarter ending December 2017	3,694	→
<b>Variance since December 2016</b>	<b>6.0%</b>	<b>↑</b>



### ACTIVITY



Month	Adjusted Scheduled Activity (UDA)	
	2017	2018
April	-21	267
May	1,123	1,099
June	1,854	1,099
July	2,664	2,192
August	3,647	3,484
September	4,587	4,347
October	5,604	5,209
November	6,578	5,858
December	7,598	6,812
January	8,199	
February	9,366	
March	10,454	
April	11,245	
May	11,245	
June	11,245	

### QUALITY

	Quantity	Base Number	Contract	AT	Region	England
% of FP17s for the same patient ID Re-attending within 3 months - Children	48	945	5.1%	9.5%	11.8%	12.0%
% of FP17s for the same patient ID Re-attending within 3 months - Adults	313	2,955	10.6%	12.8%	15.3%	15.9%
% of FP17s for the same patient ID Re-attending between 3 & 9 months - Children	577	945	61.1%	58.7%	59.1%	58.0%
% of FP17s for the same patient ID Re-attending between 3 & 9 months - Adults	1,716	2,955	58.1%	49.6%	51.5%	50.5%
% of FP17s for Band 1 Urgent Courses	136	3,445	3.9%	7.0%	8.0%	9.0%
% of FP17s Relating to Free Repair or Replacements	41	3,445	1.2%	0.8%	0.8%	0.8%
% of FP17s Relating to Continuations	13	3,445	0.4%	1.1%	1.1%	1.1%
% of Patients satisfied with the dentistry they have received	0	0	N/A	92.1%	91.6%	91.5%
% of Patients satisfied with the time they had to wait for an appointment	0	0	N/A	89.9%	88.3%	87.9%

\* This is based on patients treated on this contract for their most recent course of treatment. Figures in italics indicate the base number of FP17s or Patient Questionnaire responses are less than 100. N/A is shown where the base number of responses is less than 10 during the period. % is calculated as Quantity/Base number\*100

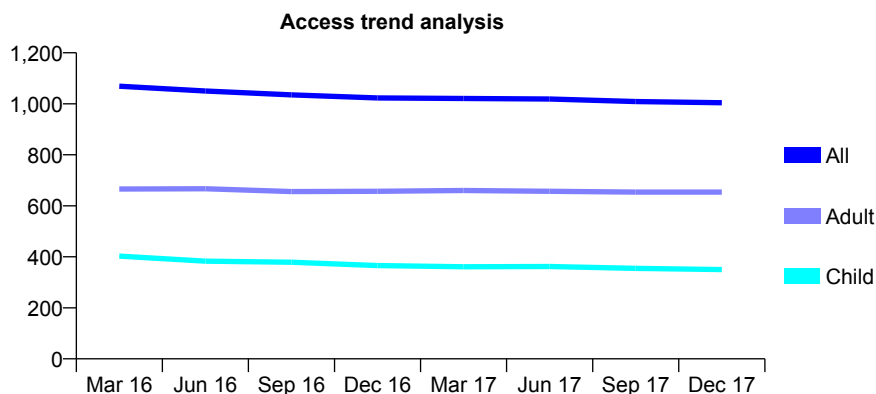
## Q53 - Vital Signs At a Glance Contract Report for 115010/0001 - December 2017

Name or company name	Salmon And Light Dental Practice
Contract type name	GDS Contract
Purpose of contract	General
Contract start date	01/04/2012
Contract end date	

17/18 Contracted general activity (UDA)	3,171
Carry forward general activity (UDA)	0
17/18 Contracted orthodontic activity (UOA)	0
Carry forward orthodontic activity (UOA)	0
Baseline contract value	£75,013.02

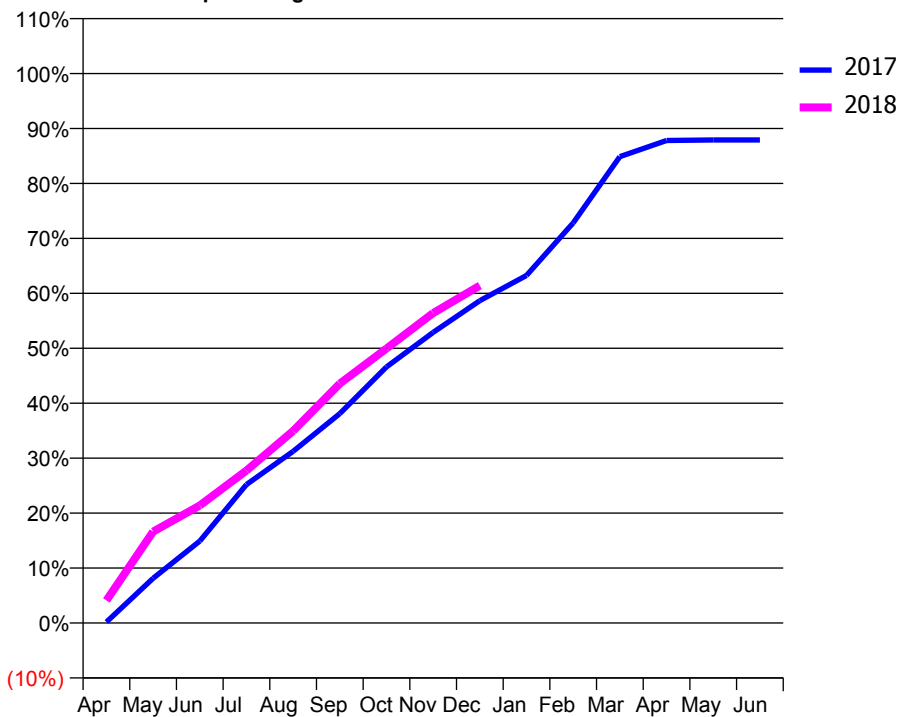
### ACCESS\*

Patients seen in 24 months	Total	Change since previous quarter
Quarter ending December 2016	1,023	
Quarter ending March 2017	1,021	→
Quarter ending June 2017	1,019	→
Quarter ending September 2017	1,009	→
Quarter ending December 2017	1,004	→
<b>Variance since December 2016</b>	<b>(1.9%)</b>	<b>↓</b>



### ACTIVITY

Cumulative percentage of contracted UDA delivered 2017 & 2018



Month	Adjusted Scheduled Activity (UDA)	
	2017	2018
April	6	131
May	258	528
June	473	678
July	799	880
August	991	1,109
September	1,208	1,382
October	1,478	1,584
November	1,677	1,789
December	1,860	1,947
January	2,006	
February	2,309	
March	2,691	
April	2,785	
May	2,788	
June	2,788	

### QUALITY

	Quantity	Base Number	Contract	AT	Region	England
% of FP17s for the same patient ID Re-attending within 3 months - Children	48	488	9.8%	9.5%	11.8%	12.0%
% of FP17s for the same patient ID Re-attending within 3 months - Adults	130	753	17.3%	12.8%	15.3%	15.9%
% of FP17s for the same patient ID Re-attending between 3 & 9 months - Children	334	488	68.4%	58.7%	59.1%	58.0%
% of FP17s for the same patient ID Re-attending between 3 & 9 months - Adults	451	753	59.9%	49.6%	51.5%	50.5%
% of FP17s for Band 1 Urgent Courses	107	1,187	9.0%	7.0%	8.0%	9.0%
% of FP17s Relating to Free Repair or Replacements	0	1,187	0.0%	0.8%	0.8%	0.8%
% of FP17s Relating to Continuations	2	1,187	0.2%	1.1%	1.1%	1.1%
% of Patients satisfied with the dentistry they have received	0	1	N/A	92.1%	91.6%	91.5%
% of Patients satisfied with the time they had to wait for an appointment	1	1	N/A	89.9%	88.3%	87.9%

\* This is based on patients treated on this contract for their most recent course of treatment. Figures in italics indicate the base number of FP17s or Patient Questionnaire responses are less than 100. N/A is shown where the base number of responses is less than 10 during the period. % is calculated as Quantity/Base number\*100

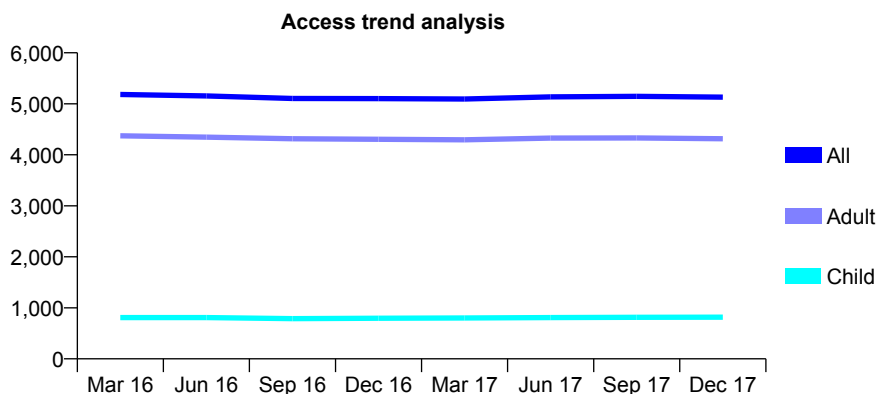
## Q53 - Vital Signs At a Glance Contract Report for 116548/0001 - December 2017

Name or company name	Weobley Dental Surgery
Contract type name	GDS Contract
Purpose of contract	General
Contract start date	01/04/2006
Contract end date	

17/18 Contracted general activity (UDA)	17,977
Carry forward general activity (UDA)	0
17/18 Contracted orthodontic activity (UOA)	0
Carry forward orthodontic activity (UOA)	0
Baseline contract value	£504,760.47

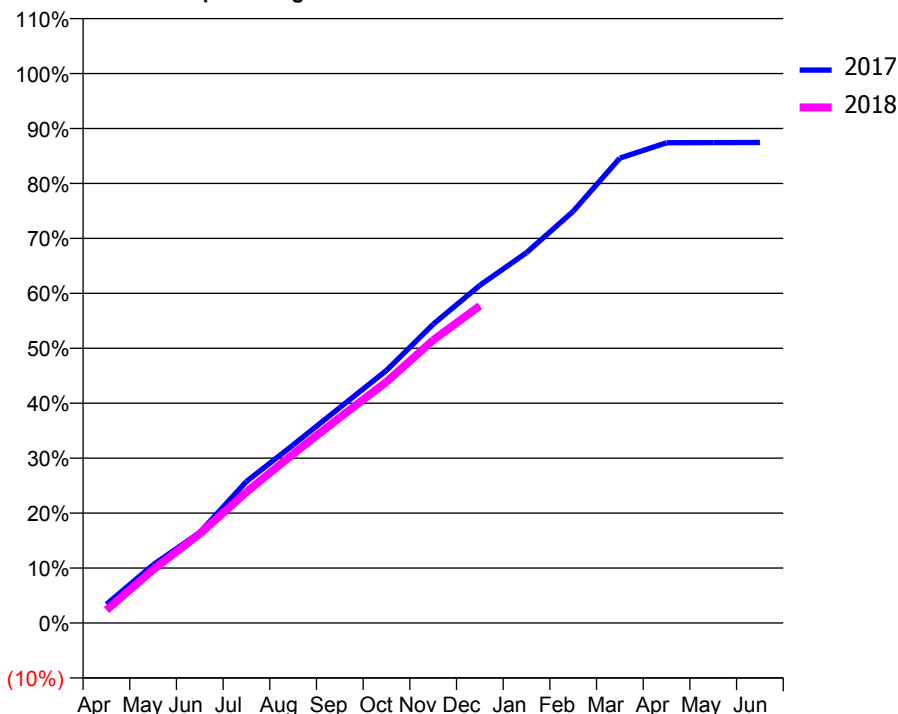
### ACCESS\*

Patients seen in 24 months	Total	Change since previous quarter
Quarter ending December 2016	5,101	
Quarter ending March 2017	5,094	→
Quarter ending June 2017	5,137	→
Quarter ending September 2017	5,146	→
Quarter ending December 2017	5,131	→
<b>Variance since December 2016</b>	<b>0.6%</b>	<b>→</b>



### ACTIVITY

Cumulative percentage of contracted UDA delivered 2017 & 2018



Month	Adjusted Scheduled Activity (UDA)	
	2017	2018
April	611	424
May	1,904	1,746
June	2,965	2,920
July	4,631	4,285
August	5,825	5,529
September	7,046	6,723
October	8,263	7,889
November	9,776	9,255
December	11,048	10,378
January	12,117	
February	13,469	
March	15,209	
April	15,713	
May	15,717	
June	15,721	

### QUALITY

	Quantity	Base Number	Contract	AT	Region	England
% of FP17s for the same patient ID Re-attending within 3 months - Children	79	963	8.2%	9.5%	11.8%	12.0%
% of FP17s for the same patient ID Re-attending within 3 months - Adults	1,026	5,260	19.5%	12.8%	15.3%	15.9%
% of FP17s for the same patient ID Re-attending between 3 & 9 months - Children	534	963	55.5%	58.7%	59.1%	58.0%
% of FP17s for the same patient ID Re-attending between 3 & 9 months - Adults	2,578	5,260	49.0%	49.6%	51.5%	50.5%
% of FP17s for Band 1 Urgent Courses	537	5,961	9.0%	7.0%	8.0%	9.0%
% of FP17s Relating to Free Repair or Replacements	112	5,961	1.9%	0.8%	0.8%	0.8%
% of FP17s Relating to Continuations	178	5,961	3.0%	1.1%	1.1%	1.1%
% of Patients satisfied with the dentistry they have received	49	53	92.5%	92.1%	91.6%	91.5%
% of Patients satisfied with the time they had to wait for an appointment	50	53	94.3%	89.9%	88.3%	87.9%

\* This is based on patients treated on this contract for their most recent course of treatment. Figures in italics indicate the base number of FP17s or Patient Questionnaire responses are less than 100. N/A is shown where the base number of responses is less than 10 during the period. % is calculated as Quantity/Base number\*100



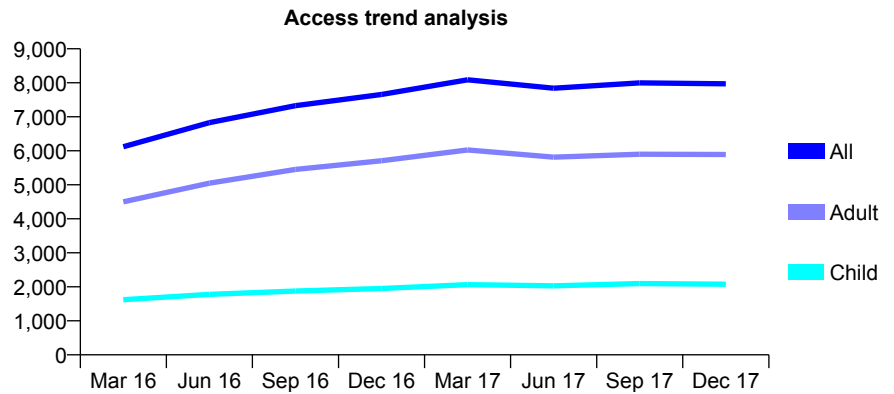
## Q53 - Vital Signs At a Glance Contract Report for 124192/0001 - December 2017

Name or company name	Mr David R Pulsford & Ms Lucy Noon
Contract type name	GDS Contract
Purpose of contract	General
Contract start date	01/04/2015
Contract end date	

17/18 Contracted general activity (UDA)	22,892
Carry forward general activity (UDA)	-151
17/18 Contracted orthodontic activity (UOA)	0
Carry forward orthodontic activity (UOA)	0
Baseline contract value	£675,358.04

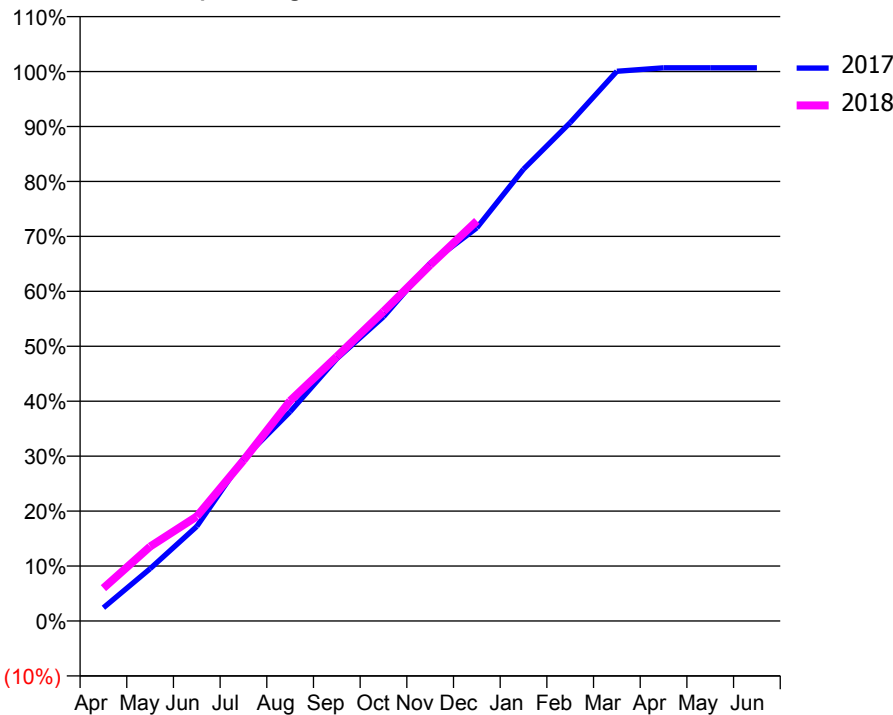
### ACCESS\*

Patients seen in 24 months	Total	Change since previous quarter
Quarter ending December 2016	7,658	
Quarter ending March 2017	8,090	↑
Quarter ending June 2017	7,842	↓
Quarter ending September 2017	7,997	→
Quarter ending December 2017	7,971	→
<b>Variance since December 2016</b>	<b>4.1%</b>	<b>↑</b>



### ACTIVITY

Cumulative percentage of contracted UDA delivered 2017 & 2018



Month	Adjusted Scheduled Activity (UDA)	
	2017	2018
April	544	1,368
May	2,149	3,104
June	3,879	4,357
July	6,657	6,690
August	8,581	9,173
September	10,758	11,018
October	12,478	12,896
November	14,678	14,827
December	16,126	16,666
January	18,532	
February	20,442	
March	22,547	
April	22,688	
May	22,688	
June	22,688	

### QUALITY

	Quantity	Base Number	Contract	AT	Region	England
% of FP17s for the same patient ID Re-attending within 3 months - Children	94	2,181	4.3%	9.5%	11.8%	12.0%
% of FP17s for the same patient ID Re-attending within 3 months - Adults	568	5,707	10.0%	12.8%	15.3%	15.9%
% of FP17s for the same patient ID Re-attending between 3 & 9 months - Children	1,368	2,181	62.7%	58.7%	59.1%	58.0%
% of FP17s for the same patient ID Re-attending between 3 & 9 months - Adults	3,470	5,707	60.8%	49.6%	51.5%	50.5%
% of FP17s for Band 1 Urgent Courses	412	7,818	5.3%	7.0%	8.0%	9.0%
% of FP17s Relating to Free Repair or Replacements	10	7,818	0.1%	0.8%	0.8%	0.8%
% of FP17s Relating to Continuations	71	7,818	0.9%	1.1%	1.1%	1.1%
% of Patients satisfied with the dentistry they have received	17	18	94.4%	92.1%	91.6%	91.5%
% of Patients satisfied with the time they had to wait for an appointment	15	18	83.3%	89.9%	88.3%	87.9%

\* This is based on patients treated on this contract for their most recent course of treatment. Figures in italics indicate the base number of FP17s or Patient Questionnaire responses are less than 100. N/A is shown where the base number of responses is less than 10 during the period. % is calculated as Quantity/Base number\*100

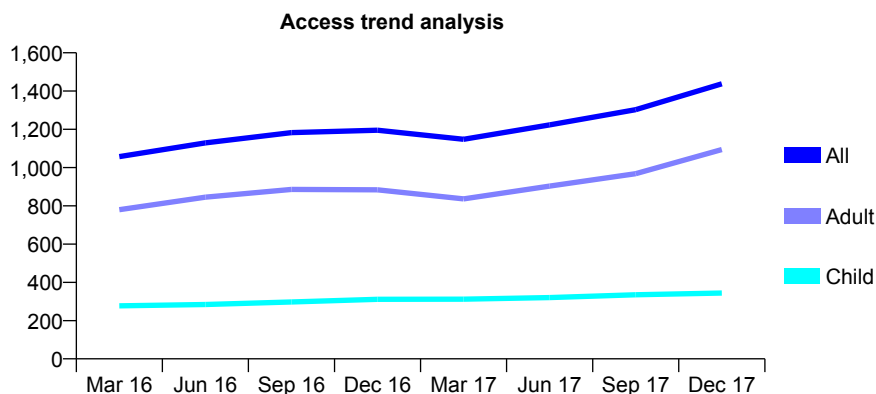
## Q53 - Vital Signs At a Glance Contract Report for 129216/0001 - December 2017

Name or company name	Acacia Dental Practice Limited
Contract type name	GDS Contract
Purpose of contract	General
Contract start date	01/11/2012
Contract end date	

17/18 Contracted general activity (UDA)	3,760
Carry forward general activity (UDA)	0
17/18 Contracted orthodontic activity (UOA)	0
Carry forward orthodontic activity (UOA)	0
Baseline contract value	£96,225.19

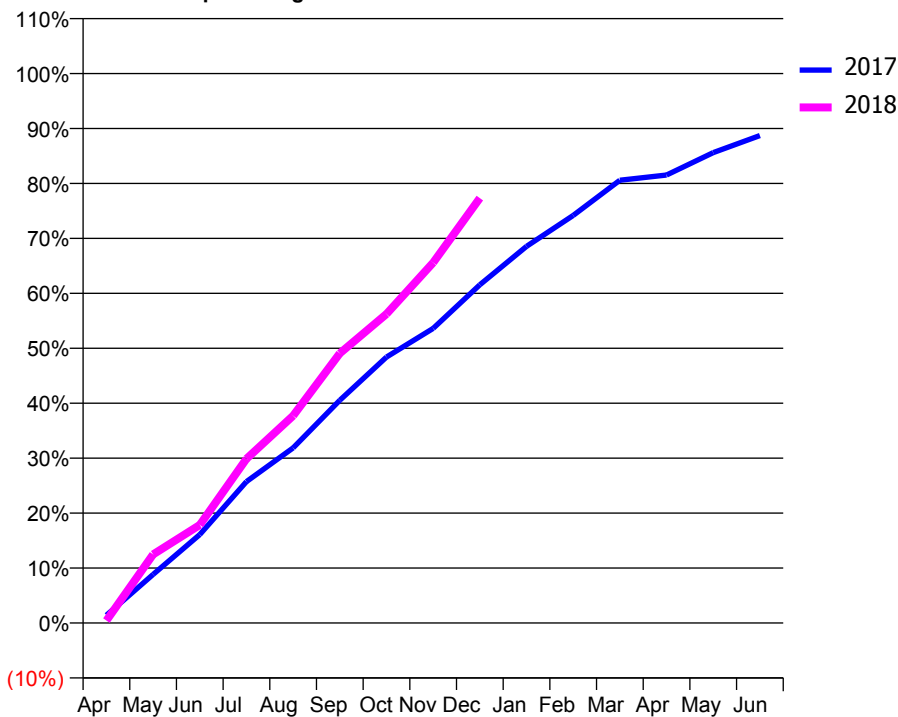
### ACCESS\*

Patients seen in 24 months	Total	Change since previous quarter
Quarter ending December 2016	1,195	
Quarter ending March 2017	1,148	↓
Quarter ending June 2017	1,223	↑
Quarter ending September 2017	1,303	↑
Quarter ending December 2017	1,438	↑
<b>Variance since December 2016</b>	<b>20.3%</b>	<b>↑</b>



### ACTIVITY

Cumulative percentage of contracted UDA delivered 2017 & 2018



Month	Adjusted Scheduled Activity (UDA)	
	2017	2018
April	53	17
May	333	470
June	606	671
July	967	1,124
August	1,199	1,418
September	1,524	1,846
October	1,819	2,114
November	2,016	2,466
December	2,315	2,908
January	2,577	
February	2,789	
March	3,030	
April	3,065	
May	3,219	
June	3,336	

### QUALITY

	Quantity	Base Number	Contract	AT	Region	England
% of FP17s for the same patient ID Re-attending within 3 months - Children	27	413	6.5%	9.5%	11.8%	12.0%
% of FP17s for the same patient ID Re-attending within 3 months - Adults	157	1,202	13.1%	12.8%	15.3%	15.9%
% of FP17s for the same patient ID Re-attending between 3 & 9 months - Children	222	413	53.8%	58.7%	59.1%	58.0%
% of FP17s for the same patient ID Re-attending between 3 & 9 months - Adults	447	1,202	37.2%	49.6%	51.5%	50.5%
% of FP17s for Band 1 Urgent Courses	73	1,467	5.0%	7.0%	8.0%	9.0%
% of FP17s Relating to Free Repair or Replacements	8	1,467	0.5%	0.8%	0.8%	0.8%
% of FP17s Relating to Continuations	35	1,467	2.4%	1.1%	1.1%	1.1%
% of Patients satisfied with the dentistry they have received	0	0	N/A	92.1%	91.6%	91.5%
% of Patients satisfied with the time they had to wait for an appointment	0	0	N/A	89.9%	88.3%	87.9%

\* This is based on patients treated on this contract for their most recent course of treatment. Figures in italics indicate the base number of FP17s or Patient Questionnaire responses are less than 100. N/A is shown where the base number of responses is less than 10 during the period. % is calculated as Quantity/Base number\*100

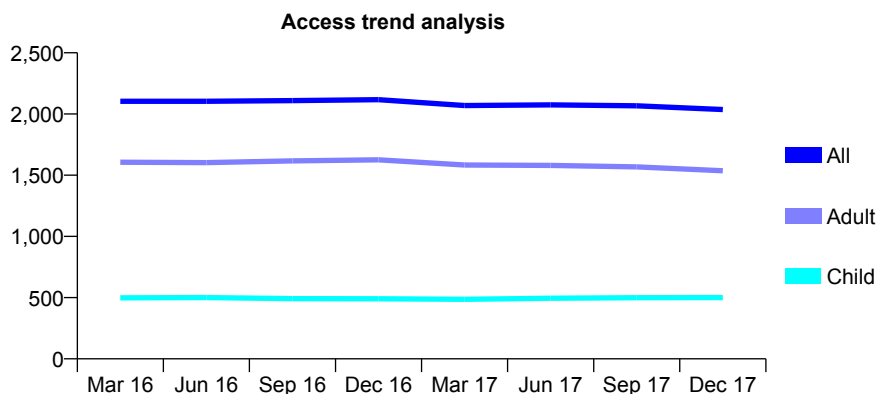
## Q53 - Vital Signs At a Glance Contract Report for 130346/0001 - December 2017

Name or company name	Kingsbury Dental Practice
Contract type name	GDS Contract
Purpose of contract	General
Contract start date	01/04/2011
Contract end date	

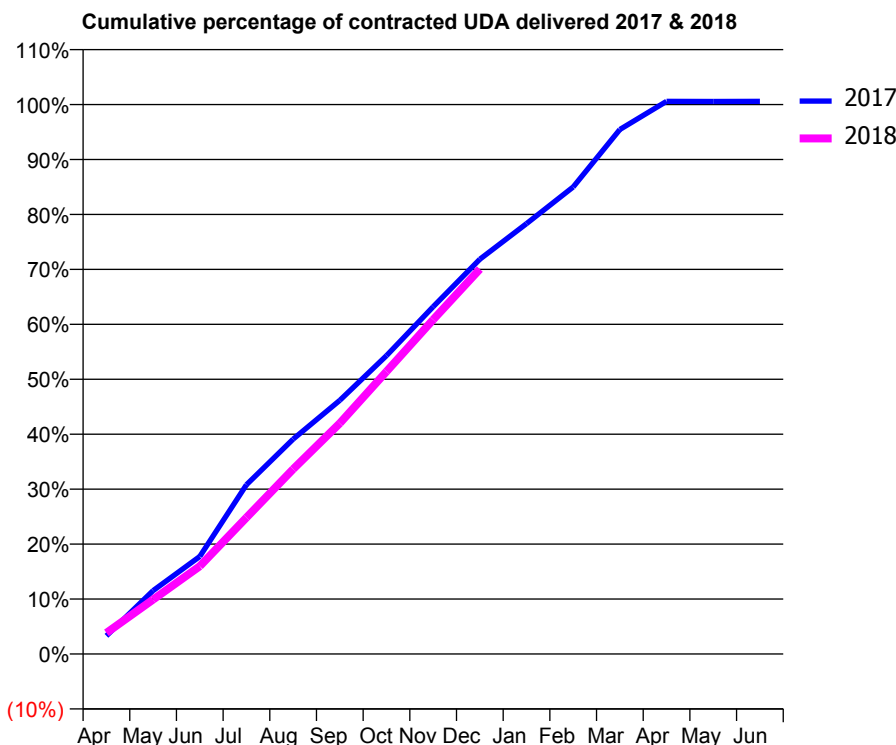
17/18 Contracted general activity (UDA)	5,800
Carry forward general activity (UDA)	-33
17/18 Contracted orthodontic activity (UOA)	0
Carry forward orthodontic activity (UOA)	0
Baseline contract value	£184,942.02

### ACCESS\*

Patients seen in 24 months	Total	Change since previous quarter
Quarter ending December 2016	2,117	
Quarter ending March 2017	2,069	↓
Quarter ending June 2017	2,075	→
Quarter ending September 2017	2,067	→
Quarter ending December 2017	2,037	↓
<b>Variance since December 2016</b>	<b>(3.8%)</b>	<b>↓</b>



### ACTIVITY



Month	Adjusted Scheduled Activity (UDA)	
	2017	2018
April	192	222
May	670	575
June	1,030	927
July	1,786	1,441
August	2,269	1,951
September	2,677	2,436
October	3,149	2,981
November	3,666	3,530
December	4,166	4,062
January	4,542	
February	4,930	
March	5,537	
April	5,833	
May	5,832	
June	5,833	

### QUALITY

	Quantity	Base Number	Contract	AT	Region	England
% of FP17s for the same patient ID Re-attending within 3 months - Children	22	391	5.6%	9.5%	11.8%	12.0%
% of FP17s for the same patient ID Re-attending within 3 months - Adults	184	1,359	13.5%	12.8%	15.3%	15.9%
% of FP17s for the same patient ID Re-attending between 3 & 9 months - Children	112	391	28.6%	58.7%	59.1%	58.0%
% of FP17s for the same patient ID Re-attending between 3 & 9 months - Adults	485	1,359	35.7%	49.6%	51.5%	50.5%
% of FP17s for Band 1 Urgent Courses	57	1,676	3.4%	7.0%	8.0%	9.0%
% of FP17s Relating to Free Repair or Replacements	11	1,676	0.7%	0.8%	0.8%	0.8%
% of FP17s Relating to Continuations	17	1,676	1.0%	1.1%	1.1%	1.1%
% of Patients satisfied with the dentistry they have received	2	2	N/A	92.1%	91.6%	91.5%
% of Patients satisfied with the time they had to wait for an appointment	2	2	N/A	89.9%	88.3%	87.9%

\* This is based on patients treated on this contract for their most recent course of treatment. Figures in italics indicate the base number of FP17s or Patient Questionnaire responses are less than 100. N/A is shown where the base number of responses is less than 10 during the period. % is calculated as Quantity/Base number\*100

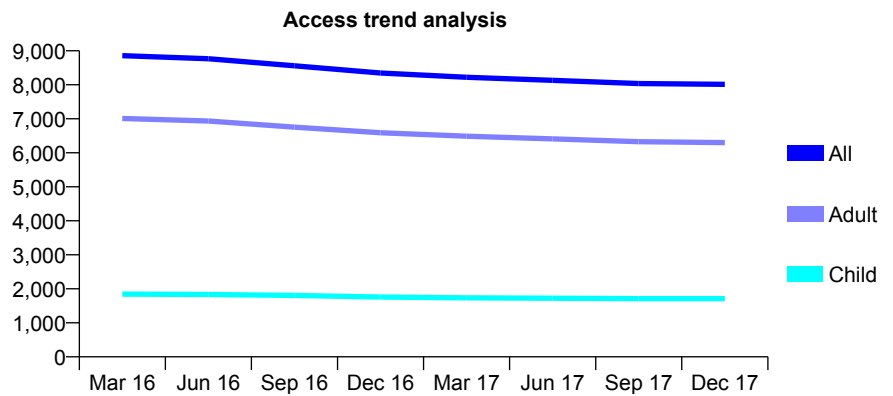
## Q53 - Vital Signs At a Glance Contract Report for 134996/0001 - December 2017

Name or company name	Marden House Dental Practice Partnership
Contract type name	GDS Contract
Purpose of contract	General
Contract start date	17/01/2014
Contract end date	

17/18 Contracted general activity (UDA)	18,625
Carry forward general activity (UDA)	0
17/18 Contracted orthodontic activity (UOA)	0
Carry forward orthodontic activity (UOA)	0
Baseline contract value	£576,643.48

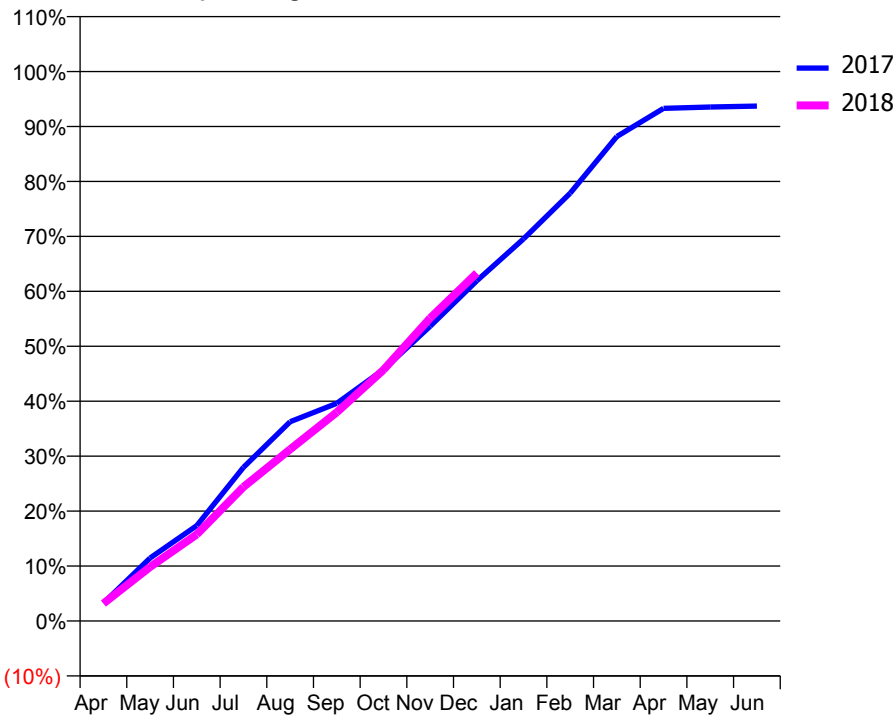
### ACCESS\*

Patients seen in 24 months	Total	Change since previous quarter
Quarter ending December 2016	8,349	
Quarter ending March 2017	8,222	↓
Quarter ending June 2017	8,130	↓
Quarter ending September 2017	8,036	↓
Quarter ending December 2017	8,012	→
<b>Variance since December 2016</b>	<b>(4.0%)</b>	<b>↓</b>



### ACTIVITY

Cumulative percentage of contracted UDA delivered 2017 & 2018



Month	Adjusted Scheduled Activity (UDA)	
	2017	2018
April	606	594
May	2,135	1,831
June	3,234	2,936
July	5,211	4,545
August	6,753	5,819
September	7,380	7,076
October	8,521	8,513
November	9,992	10,265
December	11,531	11,792
January	12,950	
February	14,503	
March	16,422	
April	17,374	
May	17,423	
June	17,453	

### QUALITY

	Quantity	Base Number	Contract	AT	Region	England
% of FP17s for the same patient ID Re-attending within 3 months - Children	71	1,499	4.7%	9.5%	11.8%	12.0%
% of FP17s for the same patient ID Re-attending within 3 months - Adults	602	5,466	11.0%	12.8%	15.3%	15.9%
% of FP17s for the same patient ID Re-attending between 3 & 9 months - Children	498	1,499	33.2%	58.7%	59.1%	58.0%
% of FP17s for the same patient ID Re-attending between 3 & 9 months - Adults	1,715	5,466	31.4%	49.6%	51.5%	50.5%
% of FP17s for Band 1 Urgent Courses	729	6,520	11.2%	7.0%	8.0%	9.0%
% of FP17s Relating to Free Repair or Replacements	24	6,520	0.4%	0.8%	0.8%	0.8%
% of FP17s Relating to Continuations	60	6,520	0.9%	1.1%	1.1%	1.1%
% of Patients satisfied with the dentistry they have received	7	7	N/A	92.1%	91.6%	91.5%
% of Patients satisfied with the time they had to wait for an appointment	7	7	N/A	89.9%	88.3%	87.9%

\* This is based on patients treated on this contract for their most recent course of treatment. Figures in italics indicate the base number of FP17s or Patient Questionnaire responses are less than 100. N/A is shown where the base number of responses is less than 10 during the period. % is calculated as Quantity/Base number\*100

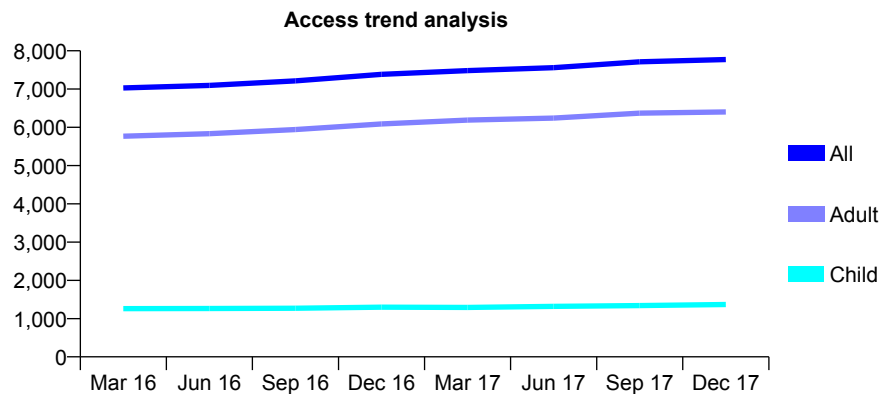
## Q53 - Vital Signs At a Glance Contract Report for 135194/0001 - December 2017

Name or company name	S.R. Williams Ltd
Contract type name	GDS Contract
Purpose of contract	General
Contract start date	01/04/2009
Contract end date	

17/18 Contracted general activity (UDA)	18,067
Carry forward general activity (UDA)	-113
17/18 Contracted orthodontic activity (UOA)	0
Carry forward orthodontic activity (UOA)	0
Baseline contract value	£532,759.63

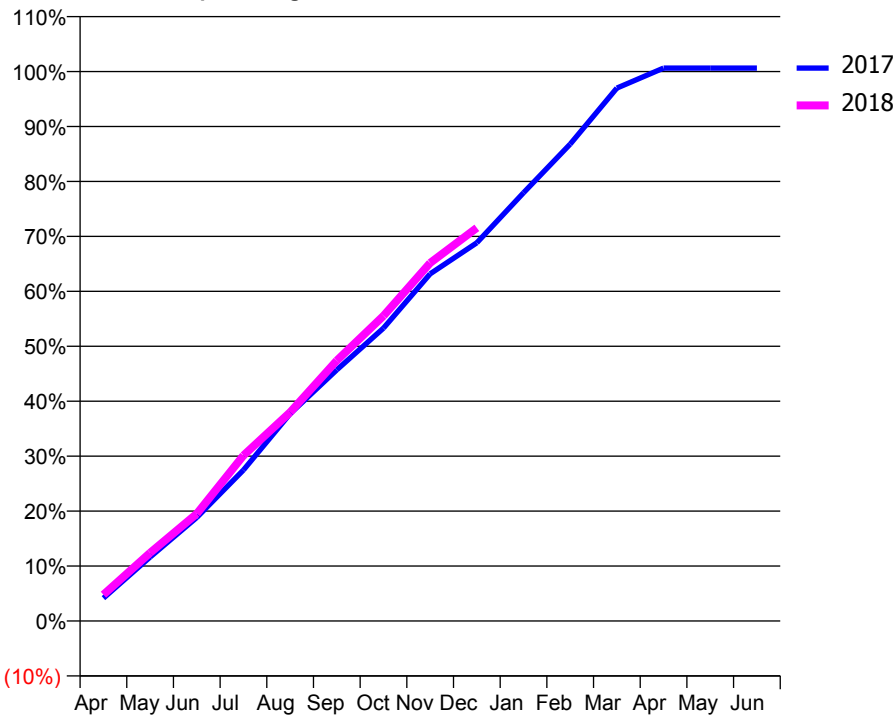
### ACCESS\*

Patients seen in 24 months	Total	Change since previous quarter
Quarter ending December 2016	7,385	
Quarter ending March 2017	7,483	→
Quarter ending June 2017	7,559	→
Quarter ending September 2017	7,712	↑
Quarter ending December 2017	7,772	→
<b>Variance since December 2016</b>	<b>5.2%</b>	<b>↑</b>



### ACTIVITY

Cumulative percentage of contracted UDA delivered 2017 & 2018



Month	Adjusted Scheduled Activity (UDA)	
	2017	2018
April	753	866
May	2,101	2,241
June	3,405	3,528
July	4,963	5,441
August	6,814	6,863
September	8,257	8,565
October	9,632	10,036
November	11,415	11,773
December	12,435	12,927
January	14,080	
February	15,681	
March	17,524	
April	18,181	
May	18,182	
June	18,180	

### QUALITY

	Quantity	Base Number	Contract	AT	Region	England
% of FP17s for the same patient ID Re-attending within 3 months - Children	115	1,578	7.3%	9.5%	11.8%	12.0%
% of FP17s for the same patient ID Re-attending within 3 months - Adults	669	5,577	12.0%	12.8%	15.3%	15.9%
% of FP17s for the same patient ID Re-attending between 3 & 9 months - Children	1,024	1,578	64.9%	58.7%	59.1%	58.0%
% of FP17s for the same patient ID Re-attending between 3 & 9 months - Adults	1,836	5,577	32.9%	49.6%	51.5%	50.5%
% of FP17s for Band 1 Urgent Courses	385	6,802	5.7%	7.0%	8.0%	9.0%
% of FP17s Relating to Free Repair or Replacements	42	6,802	0.6%	0.8%	0.8%	0.8%
% of FP17s Relating to Continuations	103	6,802	1.5%	1.1%	1.1%	1.1%
% of Patients satisfied with the dentistry they have received	21	22	95.5%	92.1%	91.6%	91.5%
% of Patients satisfied with the time they had to wait for an appointment	19	22	86.4%	89.9%	88.3%	87.9%

\* This is based on patients treated on this contract for their most recent course of treatment. Figures in italics indicate the base number of FP17s or Patient Questionnaire responses are less than 100. N/A is shown where the base number of responses is less than 10 during the period. % is calculated as Quantity/Base number\*100

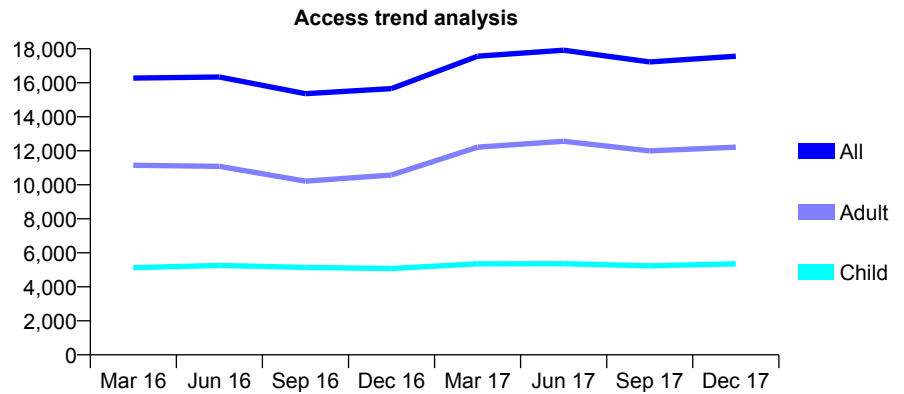
## Q53 - Vital Signs At a Glance Contract Report for 137243/0001 - December 2017

Name or company name	Camphill Dental Practice
Contract type name	GDS Contract
Purpose of contract	General
Contract start date	01/04/2014
Contract end date	

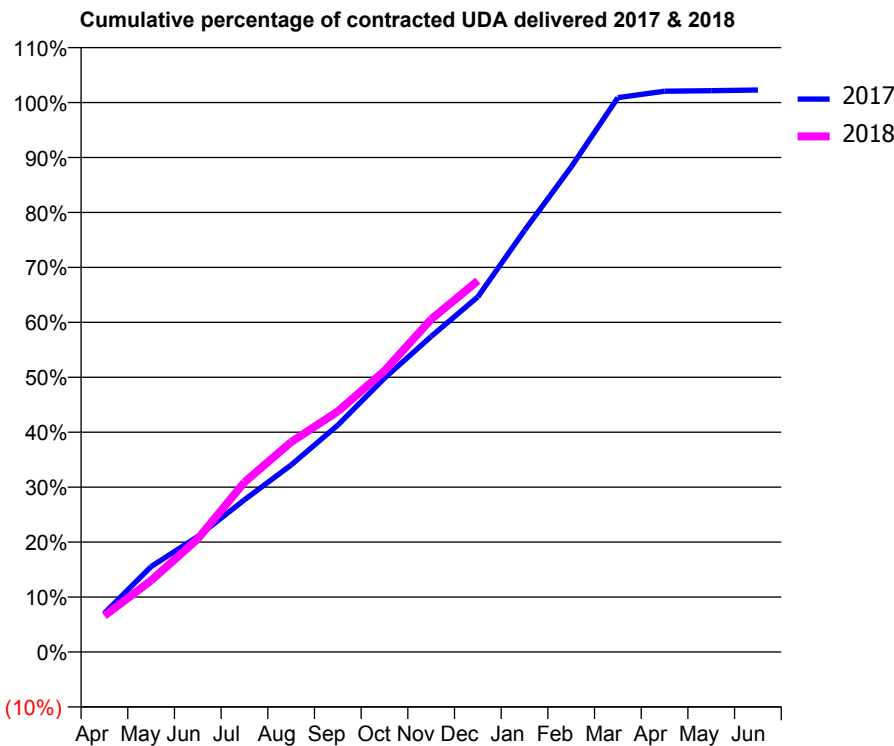
17/18 Contracted general activity (UDA)	41,852
Carry forward general activity (UDA)	-838
17/18 Contracted orthodontic activity (UOA)	0
Carry forward orthodontic activity (UOA)	0
Baseline contract value	£945,087.60

### ACCESS\*

Patients seen in 24 months	Total	Change since previous quarter
Quarter ending December 2016	15,657	
Quarter ending March 2017	17,564	↑
Quarter ending June 2017	17,917	↑
Quarter ending September 2017	17,229	↓
Quarter ending December 2017	17,568	→
<b>Variance since December 2016</b>	<b>12.2%</b>	<b>↑</b>



### ACTIVITY



Month	Adjusted Scheduled Activity (UDA)	
	2017	2018
April	2,960	2,756
May	6,504	5,450
June	8,801	8,620
July	11,596	12,934
August	14,242	15,991
September	17,281	18,322
October	20,851	21,417
November	24,037	25,343
December	27,049	28,277
January	32,107	
February	36,941	
March	42,224	
April	42,710	
May	42,756	
June	42,801	

### QUALITY

	Quantity	Base Number	Contract	AT	Region	England
% of FP17s for the same patient ID Re-attending within 3 months - Children	316	5,457	5.8%	9.5%	11.8%	12.0%
% of FP17s for the same patient ID Re-attending within 3 months - Adults	695	8,131	8.5%	12.8%	15.3%	15.9%
% of FP17s for the same patient ID Re-attending between 3 & 9 months - Children	3,048	5,457	55.9%	58.7%	59.1%	58.0%
% of FP17s for the same patient ID Re-attending between 3 & 9 months - Adults	3,806	8,131	46.8%	49.6%	51.5%	50.5%
% of FP17s for Band 1 Urgent Courses	688	13,259	5.2%	7.0%	8.0%	9.0%
% of FP17s Relating to Free Repair or Replacements	24	13,259	0.2%	0.8%	0.8%	0.8%
% of FP17s Relating to Continuations	121	13,259	0.9%	1.1%	1.1%	1.1%
% of Patients satisfied with the dentistry they have received	21	26	80.8%	92.1%	91.6%	91.5%
% of Patients satisfied with the time they had to wait for an appointment	21	26	80.8%	89.9%	88.3%	87.9%

\* This is based on patients treated on this contract for their most recent course of treatment. Figures in italics indicate the base number of FP17s or Patient Questionnaire responses are less than 100. N/A is shown where the base number of responses is less than 10 during the period. % is calculated as Quantity/Base number\*100

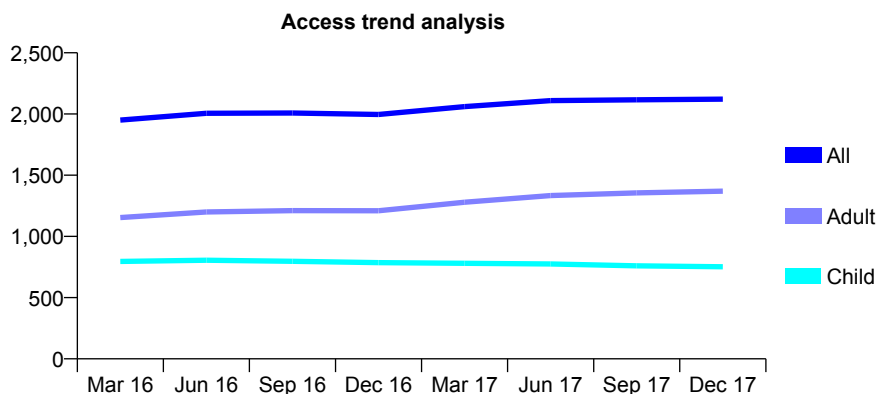
## Q53 - Vital Signs At a Glance Contract Report for 141224/0001 - December 2017

Name or company name	Abbey Cottage Dental Practice Ltd
Contract type name	GDS Contract
Purpose of contract	General and Orthodontic
Contract start date	01/04/2009
Contract end date	

17/18 Contracted general activity (UDA)	5,534
Carry forward general activity (UDA)	0
17/18 Contracted orthodontic activity (UOA)	0
Carry forward orthodontic activity (UOA)	0
Baseline contract value	£136,133.93

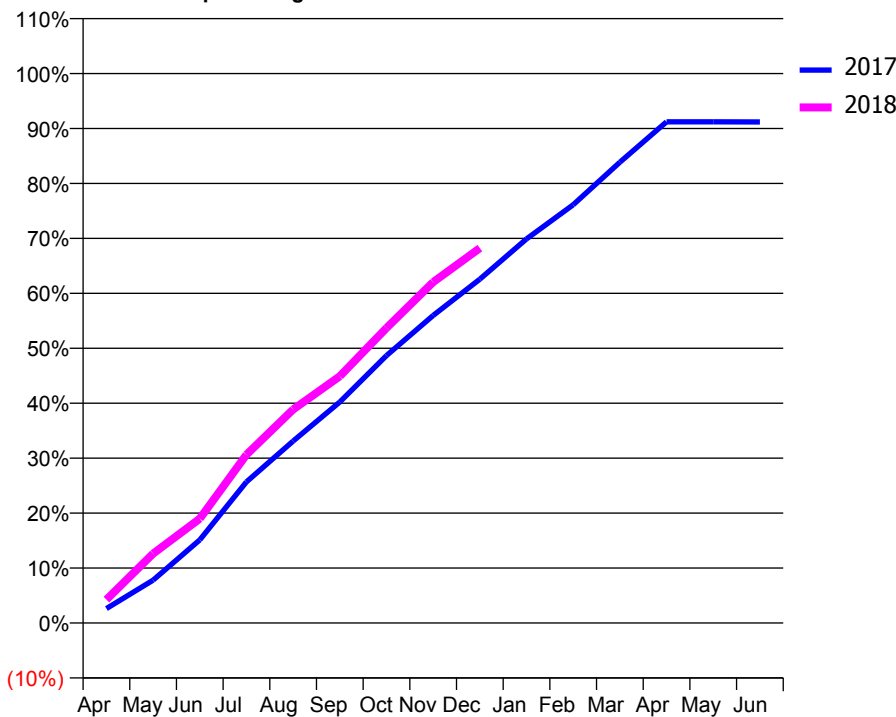
### ACCESS\*

Patients seen in 24 months	Total	Change since previous quarter
Quarter ending December 2016	1,996	
Quarter ending March 2017	2,060	↑
Quarter ending June 2017	2,109	↑
Quarter ending September 2017	2,116	→
Quarter ending December 2017	2,122	→
<b>Variance since December 2016</b>	<b>6.3%</b>	<b>↑</b>



### ACTIVITY

Cumulative percentage of contracted UDA delivered 2017 & 2018



Month	Adjusted Scheduled Activity (UDA)	
	2017	2018
April	146	236
May	431	698
June	836	1,050
July	1,419	1,695
August	1,829	2,151
September	2,223	2,485
October	2,690	2,972
November	3,094	3,433
December	3,458	3,775
January	3,863	
February	4,206	
March	4,634	
April	5,040	
May	5,040	
June	5,039	

### QUALITY

	Quantity	Base Number	Contract	AT	Region	England
% of FP17s for the same patient ID Re-attending within 3 months - Children	63	933	6.8%	9.5%	11.8%	12.0%
% of FP17s for the same patient ID Re-attending within 3 months - Adults	216	1,463	14.8%	12.8%	15.3%	15.9%
% of FP17s for the same patient ID Re-attending between 3 & 9 months - Children	594	933	63.7%	58.7%	59.1%	58.0%
% of FP17s for the same patient ID Re-attending between 3 & 9 months - Adults	714	1,463	48.8%	49.6%	51.5%	50.5%
% of FP17s for Band 1 Urgent Courses	192	2,222	8.6%	7.0%	8.0%	9.0%
% of FP17s Relating to Free Repair or Replacements	15	2,222	0.7%	0.8%	0.8%	0.8%
% of FP17s Relating to Continuations	9	2,222	0.4%	1.1%	1.1%	1.1%
% of Patients satisfied with the dentistry they have received	6	6	N/A	92.1%	91.6%	91.5%
% of Patients satisfied with the time they had to wait for an appointment	6	6	N/A	89.9%	88.3%	87.9%

\* This is based on patients treated on this contract for their most recent course of treatment. Figures in italics indicate the base number of FP17s or Patient Questionnaire responses are less than 100. N/A is shown where the base number of responses is less than 10 during the period. % is calculated as Quantity/Base number\*100



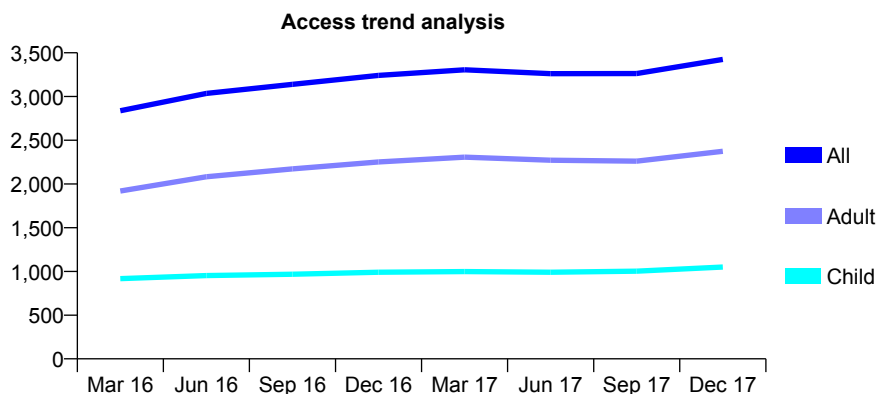
## Q53 - Vital Signs At a Glance Contract Report for 142735/0001 - December 2017

Name or company name	Allesley Park Dental Practice
Contract type name	GDS Contract
Purpose of contract	General
Contract start date	01/04/2015
Contract end date	

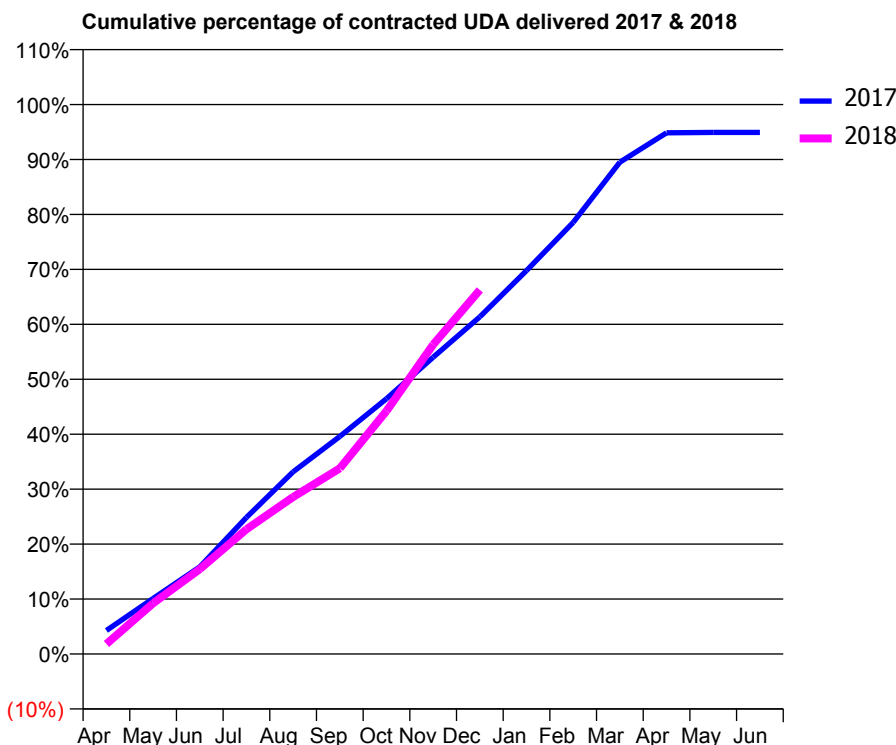
17/18 Contracted general activity (UDA)	7,784
Carry forward general activity (UDA)	0
17/18 Contracted orthodontic activity (UOA)	0
Carry forward orthodontic activity (UOA)	0
Baseline contract value	£174,392.49

### ACCESS\*

Patients seen in 24 months	Total	Change since previous quarter
Quarter ending December 2016	3,241	
Quarter ending March 2017	3,305	→
Quarter ending June 2017	3,261	↓
Quarter ending September 2017	3,263	→
Quarter ending December 2017	3,424	↑
<b>Variance since December 2016</b>	5.6%	↑



### ACTIVITY



Month	Adjusted Scheduled Activity (UDA)	
	2017	2018
April	334	142
May	787	719
June	1,235	1,202
July	1,935	1,766
August	2,581	2,224
September	3,082	2,631
October	3,617	3,443
November	4,204	4,382
December	4,776	5,158
January	5,431	
February	6,113	
March	6,968	
April	7,382	
May	7,389	
June	7,389	

### QUALITY

	Quantity	Base Number	Contract	AT	Region	England
% of FP17s for the same patient ID Re-attending within 3 months - Children	49	1,025	4.8%	9.5%	11.8%	12.0%
% of FP17s for the same patient ID Re-attending within 3 months - Adults	271	2,302	11.8%	12.8%	15.3%	15.9%
% of FP17s for the same patient ID Re-attending between 3 & 9 months - Children	624	1,025	60.9%	58.7%	59.1%	58.0%
% of FP17s for the same patient ID Re-attending between 3 & 9 months - Adults	1,229	2,302	53.4%	49.6%	51.5%	50.5%
% of FP17s for Band 1 Urgent Courses	146	2,694	5.4%	7.0%	8.0%	9.0%
% of FP17s Relating to Free Repair or Replacements	11	2,694	0.4%	0.8%	0.8%	0.8%
% of FP17s Relating to Continuations	16	2,694	0.6%	1.1%	1.1%	1.1%
% of Patients satisfied with the dentistry they have received	11	13	84.6%	92.1%	91.6%	91.5%
% of Patients satisfied with the time they had to wait for an appointment	12	13	92.3%	89.9%	88.3%	87.9%

\* This is based on patients treated on this contract for their most recent course of treatment. Figures in italics indicate the base number of FP17s or Patient Questionnaire responses are less than 100. N/A is shown where the base number of responses is less than 10 during the period. % is calculated as Quantity/Base number\*100

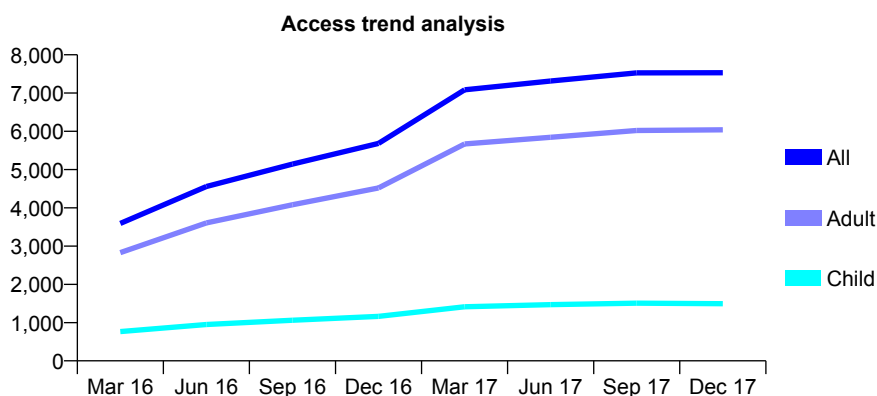
## Q53 - Vital Signs At a Glance Contract Report for 143502/0001 - December 2017

Name or company name	Light Lane Dental Practice
Contract type name	GDS Contract
Purpose of contract	General and Orthodontic
Contract start date	01/10/2015
Contract end date	

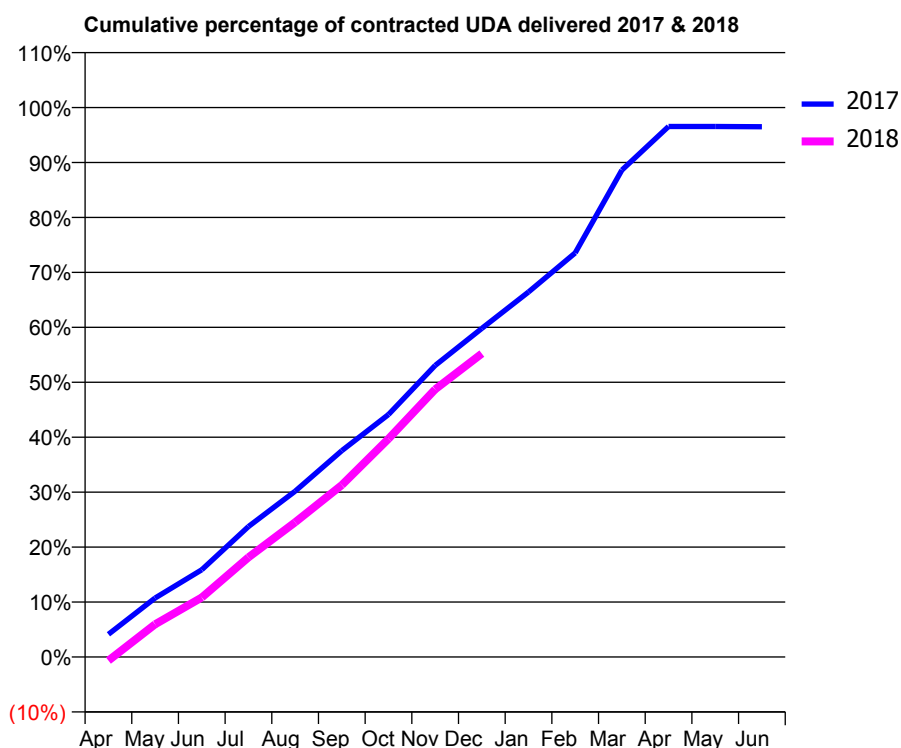
17/18 Contracted general activity (UDA)	22,006
Carry forward general activity (UDA)	769
17/18 Contracted orthodontic activity (UOA)	290
Carry forward orthodontic activity (UOA)	-6
Baseline contract value	£616,912.15

### ACCESS\*

Patients seen in 24 months	Total	Change since previous quarter
Quarter ending December 2016	5,684	
Quarter ending March 2017	7,085	↑
Quarter ending June 2017	7,316	↑
Quarter ending September 2017	7,528	↑
Quarter ending December 2017	7,532	→
<b>Variance since December 2016</b>	<b>32.5%</b>	<b>↑</b>



### ACTIVITY



Month	Adjusted Scheduled Activity (UDA)	
	2017	2018
April	912	-146
May	2,365	1,311
June	3,494	2,382
July	5,227	3,990
August	6,638	5,397
September	8,264	6,888
October	9,711	8,738
November	11,677	10,722
December	13,160	12,150
January	14,619	
February	16,184	
March	19,500	
April	21,245	
May	21,246	
June	21,237	

### QUALITY

	Quantity	Base Number	Contract	AT	Region	England
% of FP17s for the same patient ID Re-attending within 3 months - Children	31	1,372	2.3%	9.5%	11.8%	12.0%
% of FP17s for the same patient ID Re-attending within 3 months - Adults	897	5,915	15.2%	12.8%	15.3%	15.9%
% of FP17s for the same patient ID Re-attending between 3 & 9 months - Children	661	1,372	48.2%	58.7%	59.1%	58.0%
% of FP17s for the same patient ID Re-attending between 3 & 9 months - Adults	2,750	5,915	46.5%	49.6%	51.5%	50.5%
% of FP17s for Band 1 Urgent Courses	321	6,561	4.9%	7.0%	8.0%	9.0%
% of FP17s Relating to Free Repair or Replacements	26	6,561	0.4%	0.8%	0.8%	0.8%
% of FP17s Relating to Continuations	20	6,561	0.3%	1.1%	1.1%	1.1%
% of Patients satisfied with the dentistry they have received	4	5	N/A	92.1%	91.6%	91.5%
% of Patients satisfied with the time they had to wait for an appointment	5	5	N/A	89.9%	88.3%	87.9%

\* This is based on patients treated on this contract for their most recent course of treatment. Figures in italics indicate the base number of FP17s or Patient Questionnaire responses are less than 100. N/A is shown where the base number of responses is less than 10 during the period. % is calculated as Quantity/Base number\*100

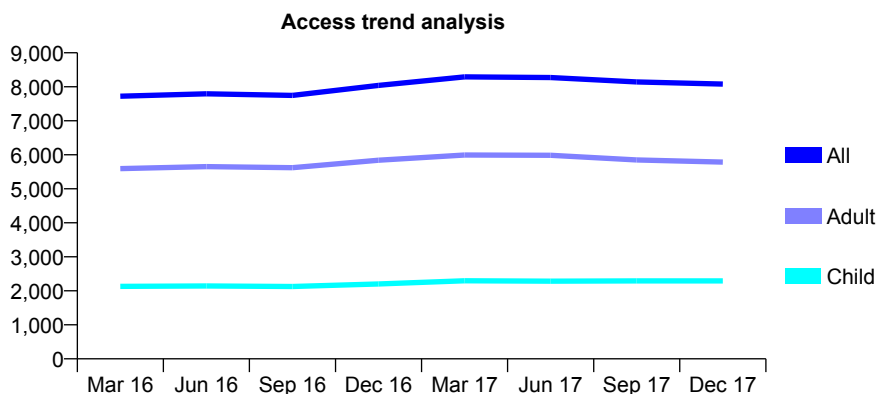
## Q53 - Vital Signs At a Glance Contract Report for 143561/0001 - December 2017

Name or company name	New Road Dental Practice
Contract type name	GDS Contract
Purpose of contract	General
Contract start date	01/06/2008
Contract end date	

17/18 Contracted general activity (UDA)	21,350
Carry forward general activity (UDA)	0
17/18 Contracted orthodontic activity (UOA)	0
Carry forward orthodontic activity (UOA)	0
Baseline contract value	£479,526.70

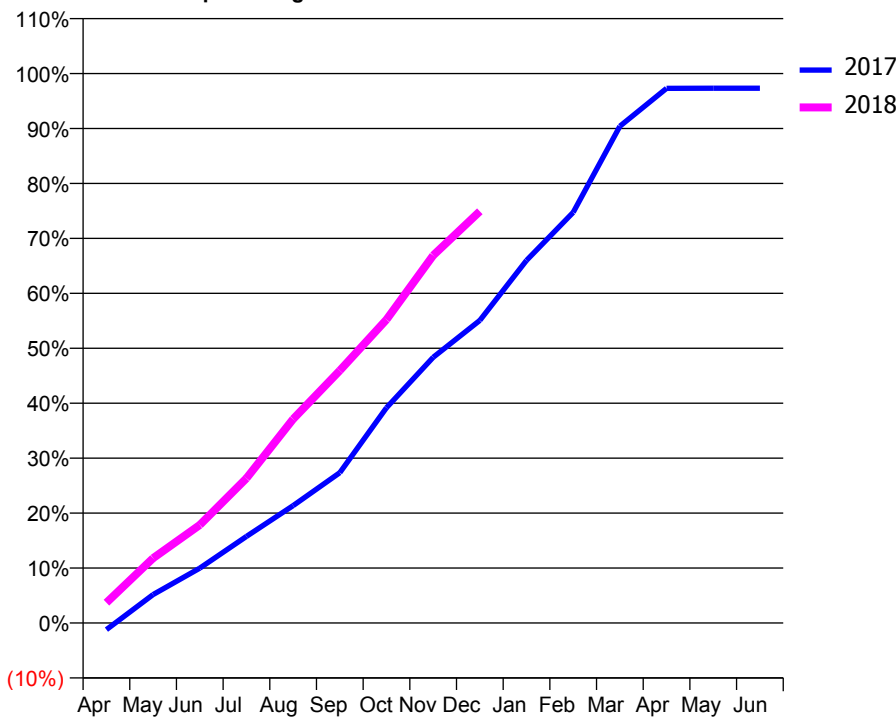
### ACCESS\*

Patients seen in 24 months	Total	Change since previous quarter
Quarter ending December 2016	8,041	
Quarter ending March 2017	8,294	↑
Quarter ending June 2017	8,271	→
Quarter ending September 2017	8,144	↓
Quarter ending December 2017	8,081	→
<b>Variance since December 2016</b>	<b>0.5%</b>	<b>→</b>



### ACTIVITY

Cumulative percentage of contracted UDA delivered 2017 & 2018



Month	Adjusted Scheduled Activity (UDA)	
	2017	2018
April	-261	789
May	1,107	2,521
June	2,131	3,809
July	3,367	5,625
August	4,561	7,924
September	5,839	9,808
October	8,365	11,791
November	10,324	14,282
December	11,757	15,999
January	14,090	
February	15,955	
March	19,304	
April	20,774	
May	20,777	
June	20,778	

### QUALITY

	Quantity	Base Number	Contract	AT	Region	England
% of FP17s for the same patient ID Re-attending within 3 months - Children	198	3,045	6.5%	9.5%	11.8%	12.0%
% of FP17s for the same patient ID Re-attending within 3 months - Adults	777	6,356	12.2%	12.8%	15.3%	15.9%
% of FP17s for the same patient ID Re-attending between 3 & 9 months - Children	2,141	3,045	70.3%	58.7%	59.1%	58.0%
% of FP17s for the same patient ID Re-attending between 3 & 9 months - Adults	3,859	6,356	60.7%	49.6%	51.5%	50.5%
% of FP17s for Band 1 Urgent Courses	461	8,129	5.7%	7.0%	8.0%	9.0%
% of FP17s Relating to Free Repair or Replacements	97	8,129	1.2%	0.8%	0.8%	0.8%
% of FP17s Relating to Continuations	50	8,129	0.6%	1.1%	1.1%	1.1%
% of Patients satisfied with the dentistry they have received	21	22	95.5%	92.1%	91.6%	91.5%
% of Patients satisfied with the time they had to wait for an appointment	22	22	100.0%	89.9%	88.3%	87.9%

\* This is based on patients treated on this contract for their most recent course of treatment. Figures in italics indicate the base number of FP17s or Patient Questionnaire responses are less than 100. N/A is shown where the base number of responses is less than 10 during the period. % is calculated as Quantity/Base number\*100

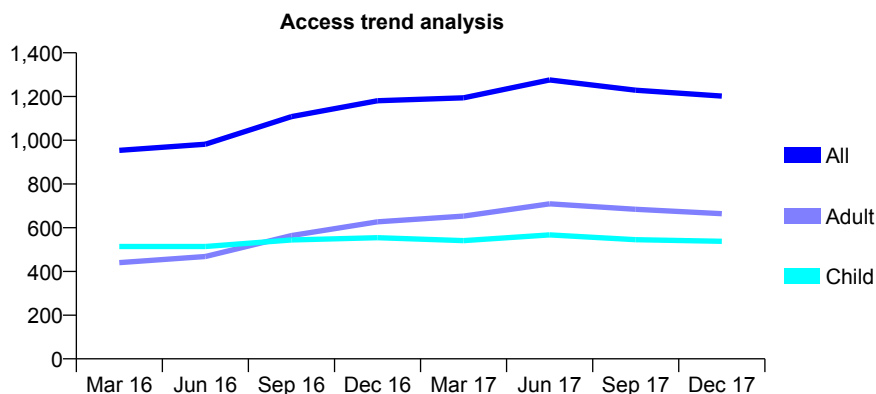
## Q53 - Vital Signs At a Glance Contract Report for 147222/0001 - December 2017

Name or company name	Hudson & Mileson
Contract type name	GDS Contract
Purpose of contract	General
Contract start date	01/04/2006
Contract end date	

17/18 Contracted general activity (UDA)	2,600
Carry forward general activity (UDA)	-11
17/18 Contracted orthodontic activity (UOA)	0
Carry forward orthodontic activity (UOA)	0
Baseline contract value	£78,407.70

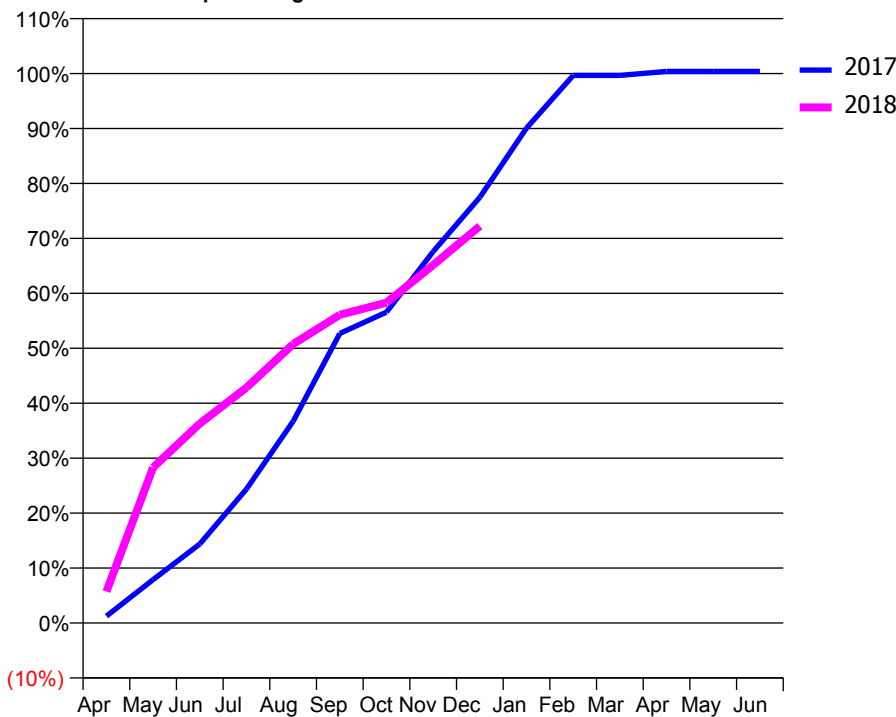
### ACCESS\*

Patients seen in 24 months	Total	Change since previous quarter
Quarter ending December 2016	1,181	
Quarter ending March 2017	1,194	→
Quarter ending June 2017	1,276	↑
Quarter ending September 2017	1,229	↓
Quarter ending December 2017	1,202	↓
<b>Variance since December 2016</b>	<b>1.8%</b>	<b>→</b>



### ACTIVITY

Cumulative percentage of contracted UDA delivered 2017 & 2018



Month	Adjusted Scheduled Activity (UDA)	
	2017	2018
April	32	149
May	205	736
June	374	944
July	634	1,114
August	954	1,320
September	1,370	1,458
October	1,471	1,516
November	1,757	1,694
December	2,014	1,878
January	2,342	
February	2,591	
March	2,591	
April	2,610	
May	2,610	
June	2,610	

### QUALITY

	Quantity	Base Number	Contract	AT	Region	England
% of FP17s for the same patient ID Re-attending within 3 months - Children	51	747	6.8%	9.5%	11.8%	12.0%
% of FP17s for the same patient ID Re-attending within 3 months - Adults	43	497	8.7%	12.8%	15.3%	15.9%
% of FP17s for the same patient ID Re-attending between 3 & 9 months - Children	510	747	68.3%	58.7%	59.1%	58.0%
% of FP17s for the same patient ID Re-attending between 3 & 9 months - Adults	296	497	59.6%	49.6%	51.5%	50.5%
% of FP17s for Band 1 Urgent Courses	24	1,229	2.0%	7.0%	8.0%	9.0%
% of FP17s Relating to Free Repair or Replacements	0	1,229	0.0%	0.8%	0.8%	0.8%
% of FP17s Relating to Continuations	19	1,229	1.5%	1.1%	1.1%	1.1%
% of Patients satisfied with the dentistry they have received	3	4	N/A	92.1%	91.6%	91.5%
% of Patients satisfied with the time they had to wait for an appointment	4	4	N/A	89.9%	88.3%	87.9%

\* This is based on patients treated on this contract for their most recent course of treatment. Figures in italics indicate the base number of FP17s or Patient Questionnaire responses are less than 100. N/A is shown where the base number of responses is less than 10 during the period. % is calculated as Quantity/Base number\*100

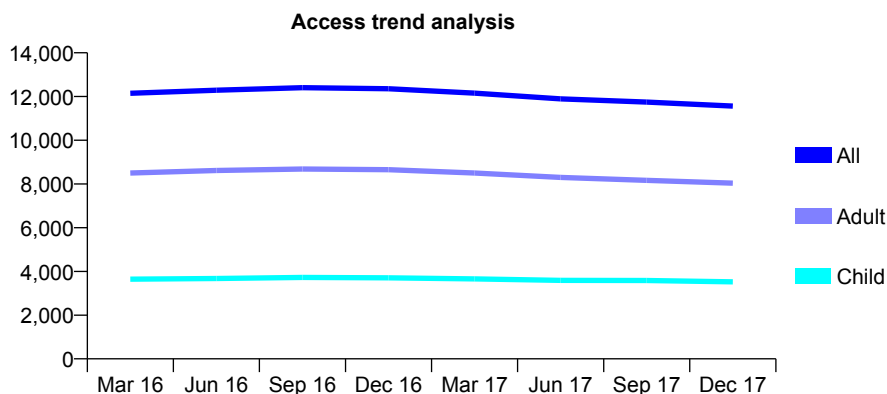
## Q53 - Vital Signs At a Glance Contract Report for 148571/0001 - December 2017

Name or company name	Lyppard Dental Centre
Contract type name	GDS Contract
Purpose of contract	General
Contract start date	01/04/2014
Contract end date	

17/18 Contracted general activity (UDA)	26,414
Carry forward general activity (UDA)	-529
17/18 Contracted orthodontic activity (UOA)	0
Carry forward orthodontic activity (UOA)	0
Baseline contract value	£836,091.76

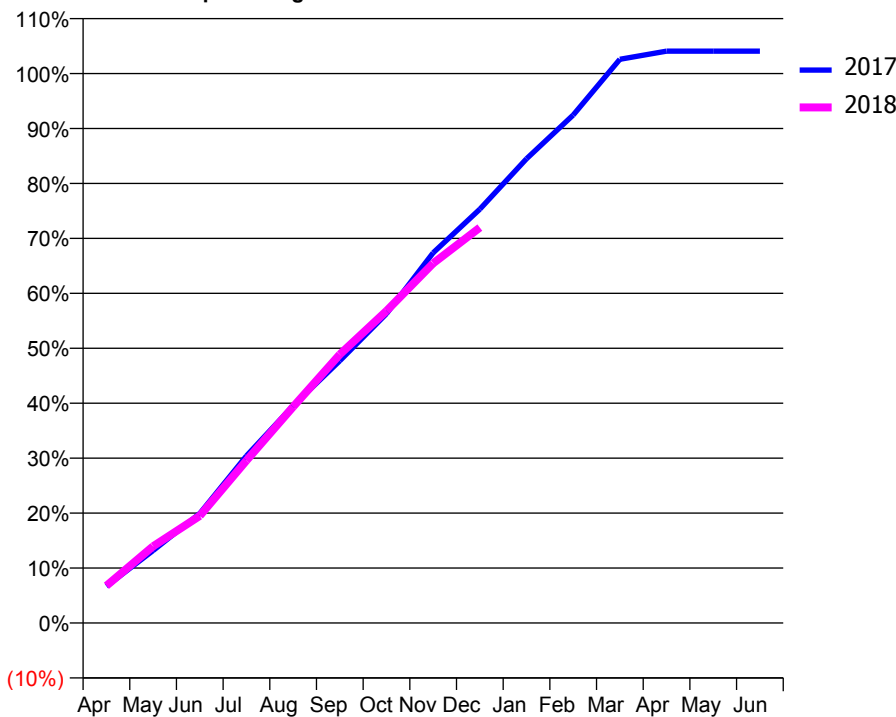
### ACCESS\*

Patients seen in 24 months	Total	Change since previous quarter
Quarter ending December 2016	12,359	
Quarter ending March 2017	12,155	↓
Quarter ending June 2017	11,891	↓
Quarter ending September 2017	11,748	↓
Quarter ending December 2017	11,560	↓
<b>Variance since December 2016</b>	<b>(6.5%)</b>	<b>↓</b>



### ACTIVITY

Cumulative percentage of contracted UDA delivered 2017 & 2018



Month	2017	2018
April	1,765	1,791
May	3,483	3,688
June	5,266	5,151
July	8,033	7,813
August	10,443	10,395
September	12,605	12,911
October	14,866	15,003
November	17,794	17,289
December	19,895	19,007
January	22,313	
February	24,415	
March	27,097	
April	27,487	
May	27,490	
June	27,490	

### QUALITY

	Quantity	Base Number	Contract	AT	Region	England
% of FP17s for the same patient ID Re-attending within 3 months - Children	194	3,309	5.9%	9.5%	11.8%	12.0%
% of FP17s for the same patient ID Re-attending within 3 months - Adults	681	6,024	11.3%	12.8%	15.3%	15.9%
% of FP17s for the same patient ID Re-attending between 3 & 9 months - Children	1,653	3,309	50.0%	58.7%	59.1%	58.0%
% of FP17s for the same patient ID Re-attending between 3 & 9 months - Adults	2,192	6,024	36.4%	49.6%	51.5%	50.5%
% of FP17s for Band 1 Urgent Courses	620	9,115	6.8%	7.0%	8.0%	9.0%
% of FP17s Relating to Free Repair or Replacements	97	9,115	1.1%	0.8%	0.8%	0.8%
% of FP17s Relating to Continuations	110	9,115	1.2%	1.1%	1.1%	1.1%
% of Patients satisfied with the dentistry they have received	6	6	N/A	92.1%	91.6%	91.5%
% of Patients satisfied with the time they had to wait for an appointment	5	6	N/A	89.9%	88.3%	87.9%

\* This is based on patients treated on this contract for their most recent course of treatment. Figures in italics indicate the base number of FP17s or Patient Questionnaire responses are less than 100. N/A is shown where the base number of responses is less than 10 during the period. % is calculated as Quantity/Base number\*100

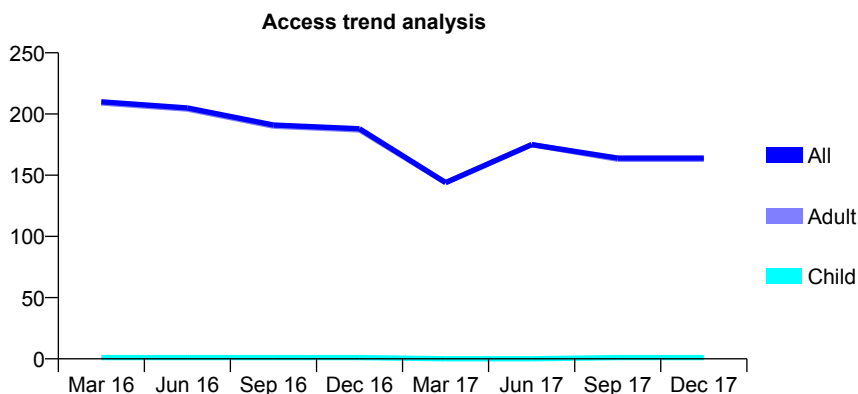
## Q53 - Vital Signs At a Glance Contract Report for 148571/0002 - December 2017

Name or company name	Lyppard Dental Centre
Contract type name	GDS Contract
Purpose of contract	General
Contract start date	01/04/2014
Contract end date	

17/18 Contracted general activity (UDA)	750
Carry forward general activity (UDA)	8
17/18 Contracted orthodontic activity (UOA)	0
Carry forward orthodontic activity (UOA)	0
Baseline contract value	£278,492.17

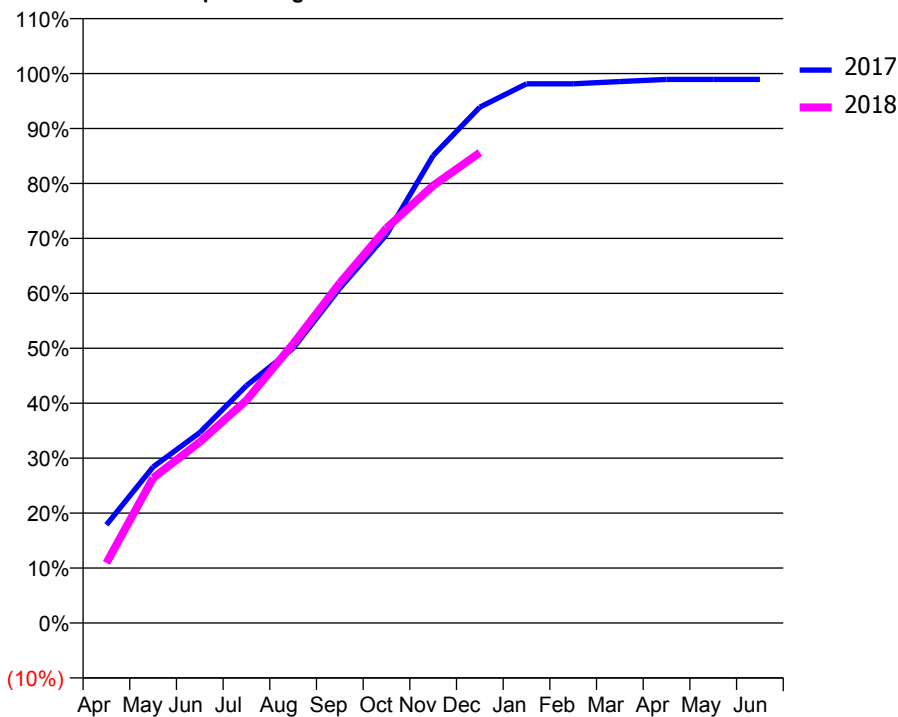
### ACCESS\*

Patients seen in 24 months	Total	Change since previous quarter
Quarter ending December 2016	188	
Quarter ending March 2017	144	↓
Quarter ending June 2017	175	↑
Quarter ending September 2017	164	↓
Quarter ending December 2017	164	→
<b>Variance since December 2016</b>	<b>(12.8%)</b>	<b>↓</b>



### ACTIVITY

Cumulative percentage of contracted UDA delivered 2017 & 2018



Month	Adjusted Scheduled Activity (UDA)	
	2017	2018
April	134	82
May	213	198
June	260	247
July	324	304
August	375	381
September	457	464
October	530	539
November	638	597
December	704	642
January	736	
February	736	
March	739	
April	742	
May	742	
June	742	

### QUALITY

	Quantity	Base Number	Contract	AT	Region	England
% of FP17s for the same patient ID Re-attending within 3 months - Children	0	4	0.0%	9.5%	11.8%	12.0%
% of FP17s for the same patient ID Re-attending within 3 months - Adults	8	225	3.6%	12.8%	15.3%	15.9%
% of FP17s for the same patient ID Re-attending between 3 & 9 months - Children	0	4	0.0%	58.7%	59.1%	58.0%
% of FP17s for the same patient ID Re-attending between 3 & 9 months - Adults	8	225	3.6%	49.6%	51.5%	50.5%
% of FP17s for Band 1 Urgent Courses	0	228	0.0%	7.0%	8.0%	9.0%
% of FP17s Relating to Free Repair or Replacements	0	228	0.0%	0.8%	0.8%	0.8%
% of FP17s Relating to Continuations	4	228	1.8%	1.1%	1.1%	1.1%
% of Patients satisfied with the dentistry they have received	1	1	N/A	92.1%	91.6%	91.5%
% of Patients satisfied with the time they had to wait for an appointment	1	1	N/A	89.9%	88.3%	87.9%

\* This is based on patients treated on this contract for their most recent course of treatment. Figures in italics indicate the base number of FP17s or Patient Questionnaire responses are less than 100. N/A is shown where the base number of responses is less than 10 during the period. % is calculated as Quantity/Base number\*100

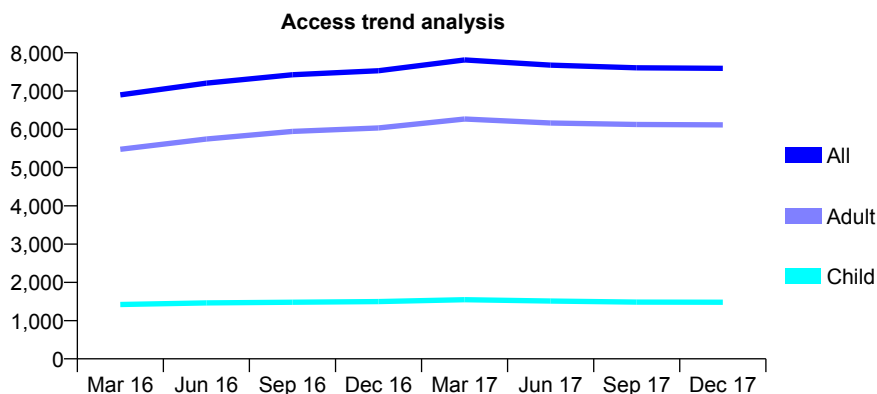
## Q53 - Vital Signs At a Glance Contract Report for 150312/0001 - December 2017

Name or company name	Dorset House Dental
Contract type name	GDS Contract
Purpose of contract	General and Orthodontic
Contract start date	01/04/2015
Contract end date	

17/18 Contracted general activity (UDA)	21,588
Carry forward general activity (UDA)	0
17/18 Contracted orthodontic activity (UOA)	628
Carry forward orthodontic activity (UOA)	0
Baseline contract value	£697,556.96

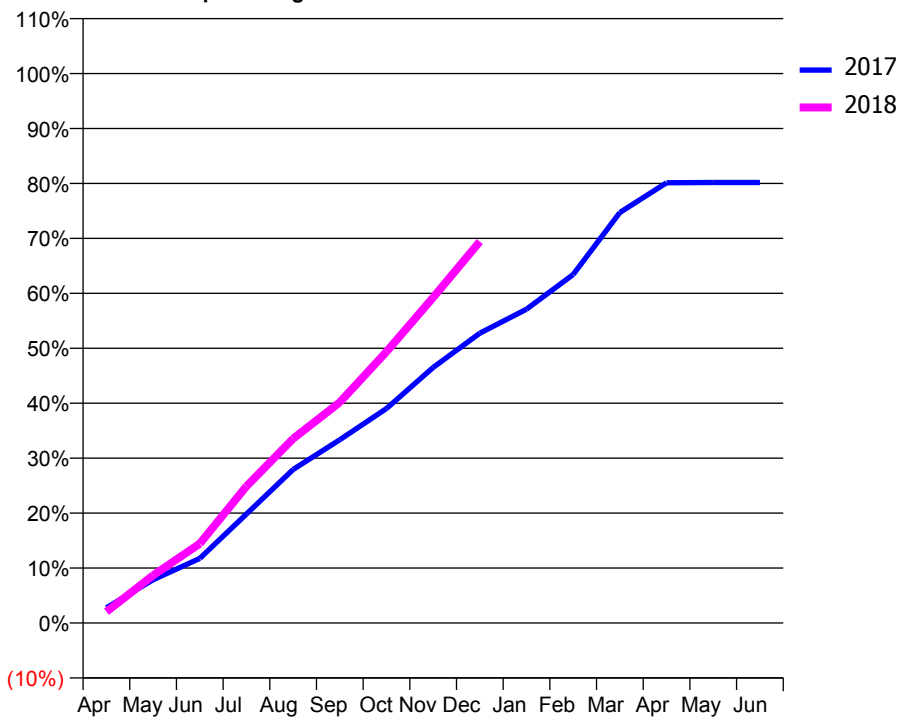
### ACCESS\*

Patients seen in 24 months	Total	Change since previous quarter
Quarter ending December 2016	7,531	
Quarter ending March 2017	7,815	↑
Quarter ending June 2017	7,676	↓
Quarter ending September 2017	7,608	→
Quarter ending December 2017	7,594	→
<b>Variance since December 2016</b>	<b>0.8%</b>	<b>→</b>



### ACTIVITY

Cumulative percentage of contracted UDA delivered 2017 & 2018



Month	Adjusted Scheduled Activity (UDA)	
	2017	2018
April	601	445
May	1,699	1,871
June	2,540	3,119
July	4,282	5,371
August	6,030	7,245
September	7,203	8,675
October	8,427	10,657
November	10,042	12,789
December	11,386	14,983
January	12,327	
February	13,693	
March	16,130	
April	17,295	
May	17,307	
June	17,308	

### QUALITY

	Quantity	Base Number	Contract	AT	Region	England
% of FP17s for the same patient ID Re-attending within 3 months - Children	101	1,473	6.9%	9.5%	11.8%	12.0%
% of FP17s for the same patient ID Re-attending within 3 months - Adults	793	5,500	14.4%	12.8%	15.3%	15.9%
% of FP17s for the same patient ID Re-attending between 3 & 9 months - Children	816	1,473	55.4%	58.7%	59.1%	58.0%
% of FP17s for the same patient ID Re-attending between 3 & 9 months - Adults	2,115	5,500	38.5%	49.6%	51.5%	50.5%
% of FP17s for Band 1 Urgent Courses	192	6,439	3.0%	7.0%	8.0%	9.0%
% of FP17s Relating to Free Repair or Replacements	71	6,439	1.1%	0.8%	0.8%	0.8%
% of FP17s Relating to Continuations	307	6,439	4.8%	1.1%	1.1%	1.1%
% of Patients satisfied with the dentistry they have received	20	23	87.0%	92.1%	91.6%	91.5%
% of Patients satisfied with the time they had to wait for an appointment	18	23	78.3%	89.9%	88.3%	87.9%

\* This is based on patients treated on this contract for their most recent course of treatment. Figures in italics indicate the base number of FP17s or Patient Questionnaire responses are less than 100. N/A is shown where the base number of responses is less than 10 during the period. % is calculated as Quantity/Base number\*100



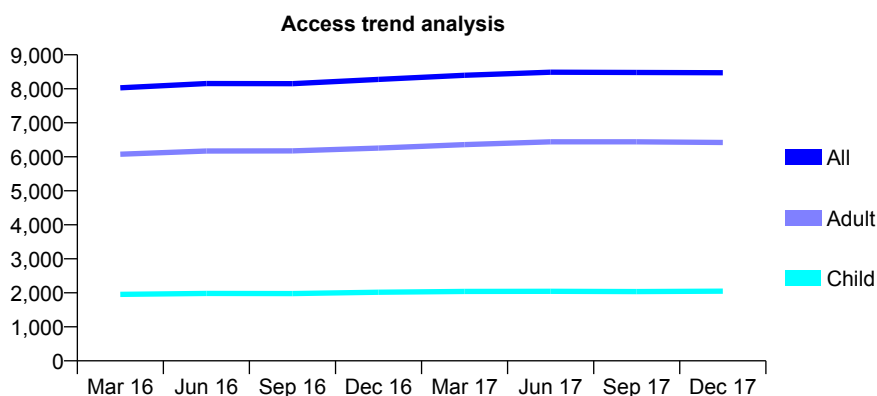
## Q53 - Vital Signs At a Glance Contract Report for 152358/0001 - December 2017

Name or company name	Ombersley Road Dental Practice
Contract type name	GDS Contract
Purpose of contract	General
Contract start date	22/03/2011
Contract end date	

17/18 Contracted general activity (UDA)	25,610
Carry forward general activity (UDA)	-494
17/18 Contracted orthodontic activity (UOA)	0
Carry forward orthodontic activity (UOA)	0
Baseline contract value	£642,467.84

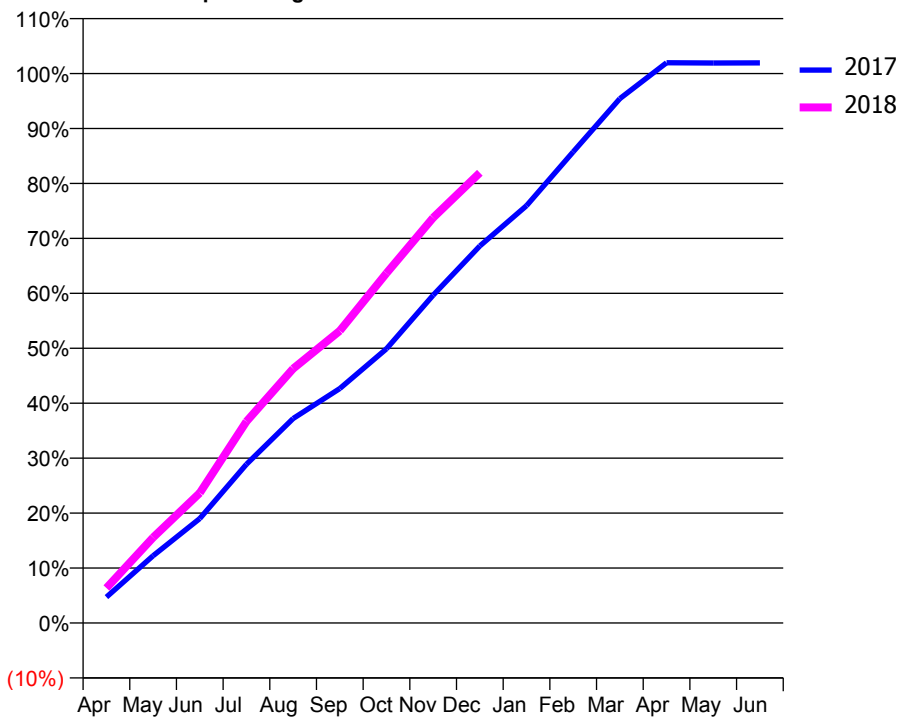
### ACCESS\*

Patients seen in 24 months	Total	Change since previous quarter
Quarter ending December 2016	8,275	
Quarter ending March 2017	8,399	→
Quarter ending June 2017	8,489	→
Quarter ending September 2017	8,479	→
Quarter ending December 2017	8,472	→
<b>Variance since December 2016</b>	<b>2.4%</b>	<b>↑</b>



### ACTIVITY

Cumulative percentage of contracted UDA delivered 2017 & 2018



Month	Adjusted Scheduled Activity (UDA)	
	2017	2018
April	1,206	1,629
May	3,135	3,988
June	4,871	6,064
July	7,400	9,393
August	9,533	11,854
September	10,930	13,622
October	12,779	16,301
November	15,278	18,891
December	17,574	20,985
January	19,449	
February	21,961	
March	24,439	
April	26,113	
May	26,101	
June	26,104	

### QUALITY

	Quantity	Base Number	Contract	AT	Region	England
% of FP17s for the same patient ID Re-attending within 3 months - Children	85	2,219	3.8%	9.5%	11.8%	12.0%
% of FP17s for the same patient ID Re-attending within 3 months - Adults	441	6,512	6.8%	12.8%	15.3%	15.9%
% of FP17s for the same patient ID Re-attending between 3 & 9 months - Children	1,430	2,219	64.4%	58.7%	59.1%	58.0%
% of FP17s for the same patient ID Re-attending between 3 & 9 months - Adults	4,210	6,512	64.6%	49.6%	51.5%	50.5%
% of FP17s for Band 1 Urgent Courses	238	8,107	2.9%	7.0%	8.0%	9.0%
% of FP17s Relating to Free Repair or Replacements	20	8,107	0.2%	0.8%	0.8%	0.8%
% of FP17s Relating to Continuations	4	8,107	0.0%	1.1%	1.1%	1.1%
% of Patients satisfied with the dentistry they have received	24	26	92.3%	92.1%	91.6%	91.5%
% of Patients satisfied with the time they had to wait for an appointment	24	26	92.3%	89.9%	88.3%	87.9%

\* This is based on patients treated on this contract for their most recent course of treatment. Figures in italics indicate the base number of FP17s or Patient Questionnaire responses are less than 100. N/A is shown where the base number of responses is less than 10 during the period. % is calculated as Quantity/Base number\*100

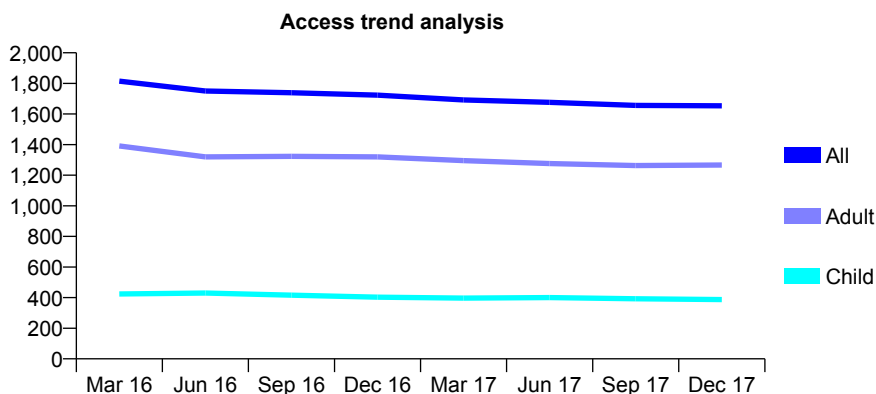
## Q53 - Vital Signs At a Glance Contract Report for 152366/0001 - December 2017

Name or company name	Damani Dental Practice.
Contract type name	GDS Contract
Purpose of contract	General
Contract start date	08/12/2010
Contract end date	

17/18 Contracted general activity (UDA)	5,961
Carry forward general activity (UDA)	-70
17/18 Contracted orthodontic activity (UOA)	0
Carry forward orthodontic activity (UOA)	0
Baseline contract value	£153,312.28

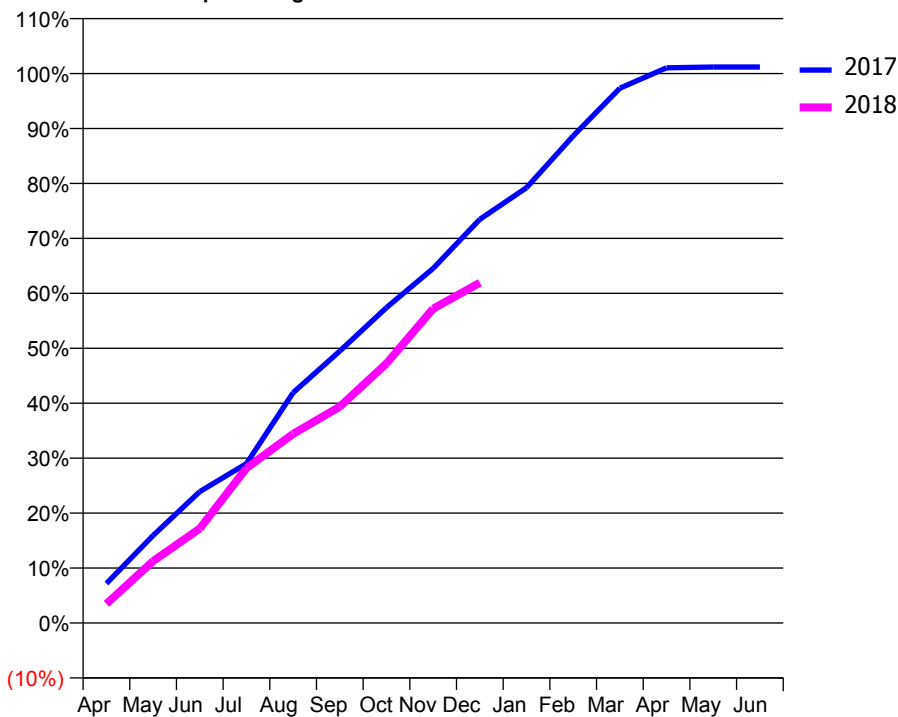
### ACCESS\*

Patients seen in 24 months	Total	Change since previous quarter
Quarter ending December 2016	1,723	
Quarter ending March 2017	1,692	↓
Quarter ending June 2017	1,676	→
Quarter ending September 2017	1,656	↓
Quarter ending December 2017	1,654	→
<b>Variance since December 2016</b>	<b>(4.0%)</b>	<b>↓</b>



### ACTIVITY

Cumulative percentage of contracted UDA delivered 2017 & 2018



Adjusted Scheduled Activity (UDA)

Month	2017	2018
April	429	208
May	949	671
June	1,426	1,025
July	1,730	1,680
August	2,499	2,052
September	2,951	2,347
October	3,422	2,816
November	3,847	3,410
December	4,380	3,691
January	4,722	
February	5,283	
March	5,801	
April	6,023	
May	6,031	
June	6,031	

### QUALITY

	Quantity	Base Number	Contract	AT	Region	England
% of FP17s for the same patient ID Re-attending within 3 months - Children	25	467	5.4%	9.5%	11.8%	12.0%
% of FP17s for the same patient ID Re-attending within 3 months - Adults	164	1,405	11.7%	12.8%	15.3%	15.9%
% of FP17s for the same patient ID Re-attending between 3 & 9 months - Children	318	467	68.1%	58.7%	59.1%	58.0%
% of FP17s for the same patient ID Re-attending between 3 & 9 months - Adults	903	1,405	64.3%	49.6%	51.5%	50.5%
% of FP17s for Band 1 Urgent Courses	101	1,771	5.7%	7.0%	8.0%	9.0%
% of FP17s Relating to Free Repair or Replacements	30	1,771	1.7%	0.8%	0.8%	0.8%
% of FP17s Relating to Continuations	33	1,771	1.9%	1.1%	1.1%	1.1%
% of Patients satisfied with the dentistry they have received	2	2	N/A	92.1%	91.6%	91.5%
% of Patients satisfied with the time they had to wait for an appointment	2	2	N/A	89.9%	88.3%	87.9%

\* This is based on patients treated on this contract for their most recent course of treatment. Figures in italics indicate the base number of FP17s or Patient Questionnaire responses are less than 100. N/A is shown where the base number of responses is less than 10 during the period. % is calculated as Quantity/Base number\*100

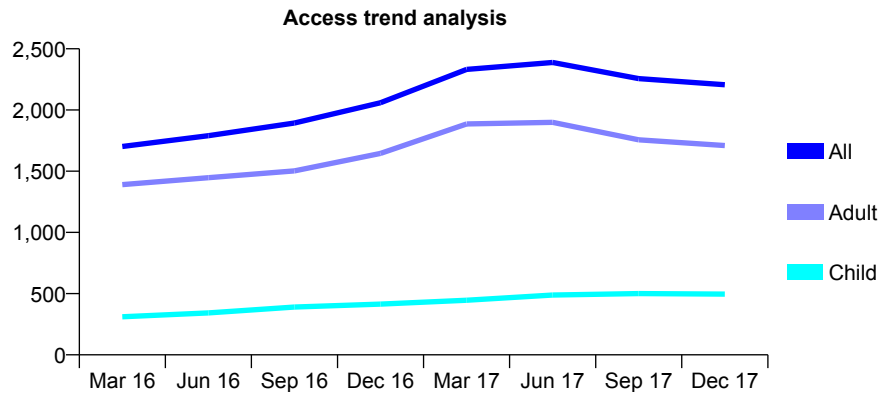
## Q53 - Vital Signs At a Glance Contract Report for 152854/0001 - December 2017

Name or company name	Cottage Dental Practice
Contract type name	GDS Contract
Purpose of contract	General
Contract start date	01/07/2015
Contract end date	

17/18 Contracted general activity (UDA)	6,331
Carry forward general activity (UDA)	-39
17/18 Contracted orthodontic activity (UOA)	0
Carry forward orthodontic activity (UOA)	0
Baseline contract value	£180,030.17

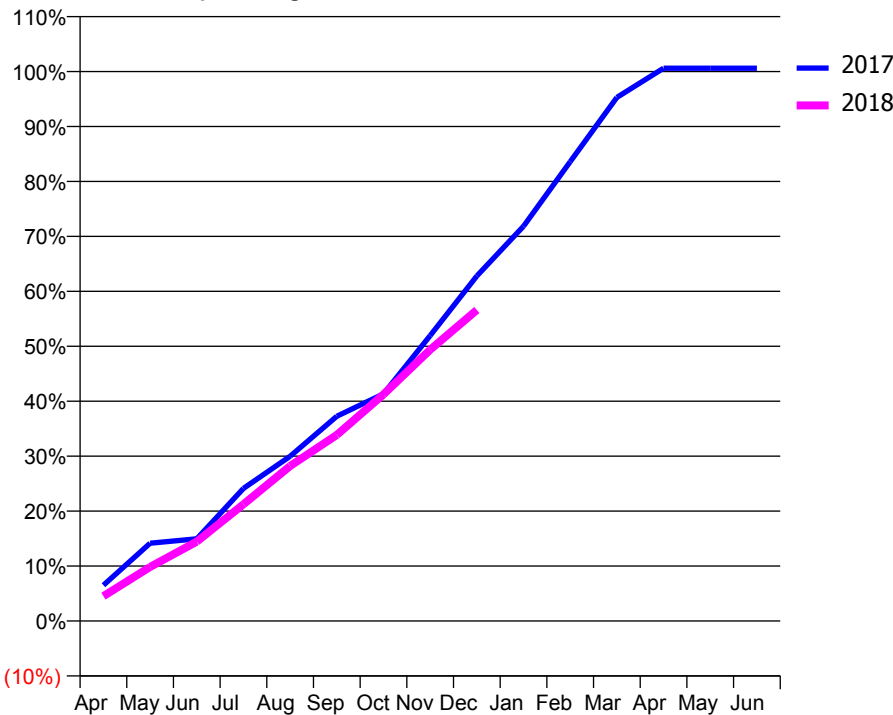
### ACCESS\*

Patients seen in 24 months	Total	Change since previous quarter
Quarter ending December 2016	2,059	
Quarter ending March 2017	2,332	↑
Quarter ending June 2017	2,388	↑
Quarter ending September 2017	2,257	↓
Quarter ending December 2017	2,206	↓
<b>Variance since December 2016</b>	<b>7.1%</b>	<b>↑</b>



### ACTIVITY

Cumulative percentage of contracted UDA delivered 2017 & 2018



Month	Adjusted Scheduled Activity (UDA)	
	2017	2018
April	413	287
May	897	622
June	947	916
July	1,528	1,345
August	1,897	1,786
September	2,359	2,143
October	2,618	2,611
November	3,288	3,126
December	3,975	3,584
January	4,548	
February	5,292	
March	6,032	
April	6,369	
May	6,369	
June	6,369	

### QUALITY

	Quantity	Base Number	Contract	AT	Region	England
% of FP17s for the same patient ID Re-attending within 3 months - Children	31	547	5.7%	9.5%	11.8%	12.0%
% of FP17s for the same patient ID Re-attending within 3 months - Adults	82	808	10.1%	12.8%	15.3%	15.9%
% of FP17s for the same patient ID Re-attending between 3 & 9 months - Children	311	547	56.9%	58.7%	59.1%	58.0%
% of FP17s for the same patient ID Re-attending between 3 & 9 months - Adults	261	808	32.3%	49.6%	51.5%	50.5%
% of FP17s for Band 1 Urgent Courses	19	1,247	1.5%	7.0%	8.0%	9.0%
% of FP17s Relating to Free Repair or Replacements	3	1,247	0.2%	0.8%	0.8%	0.8%
% of FP17s Relating to Continuations	6	1,247	0.5%	1.1%	1.1%	1.1%
% of Patients satisfied with the dentistry they have received	3	4	N/A	92.1%	91.6%	91.5%
% of Patients satisfied with the time they had to wait for an appointment	3	4	N/A	89.9%	88.3%	87.9%

\* This is based on patients treated on this contract for their most recent course of treatment. Figures in italics indicate the base number of FP17s or Patient Questionnaire responses are less than 100. N/A is shown where the base number of responses is less than 10 during the period. % is calculated as Quantity/Base number\*100

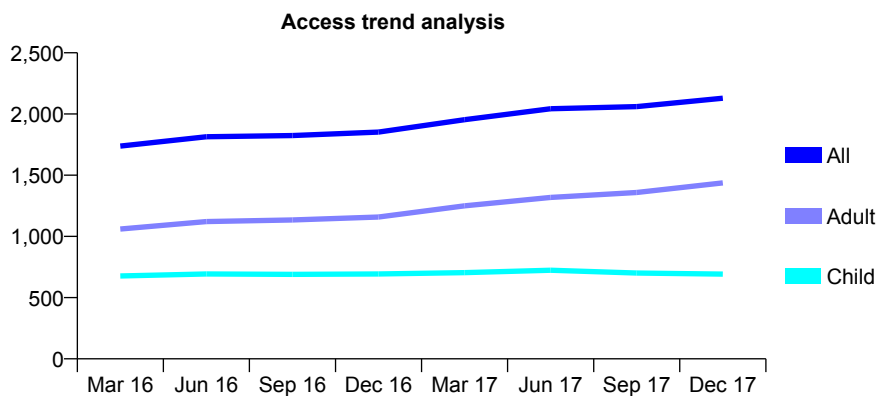
## Q53 - Vital Signs At a Glance Contract Report for 153486/0001 - December 2017

Name or company name	Gosford Lodge Dental Surgery
Contract type name	GDS Contract
Purpose of contract	General
Contract start date	21/04/2012
Contract end date	

17/18 Contracted general activity (UDA)	5,515
Carry forward general activity (UDA)	-111
17/18 Contracted orthodontic activity (UOA)	0
Carry forward orthodontic activity (UOA)	0
Baseline contract value	£150,867.85

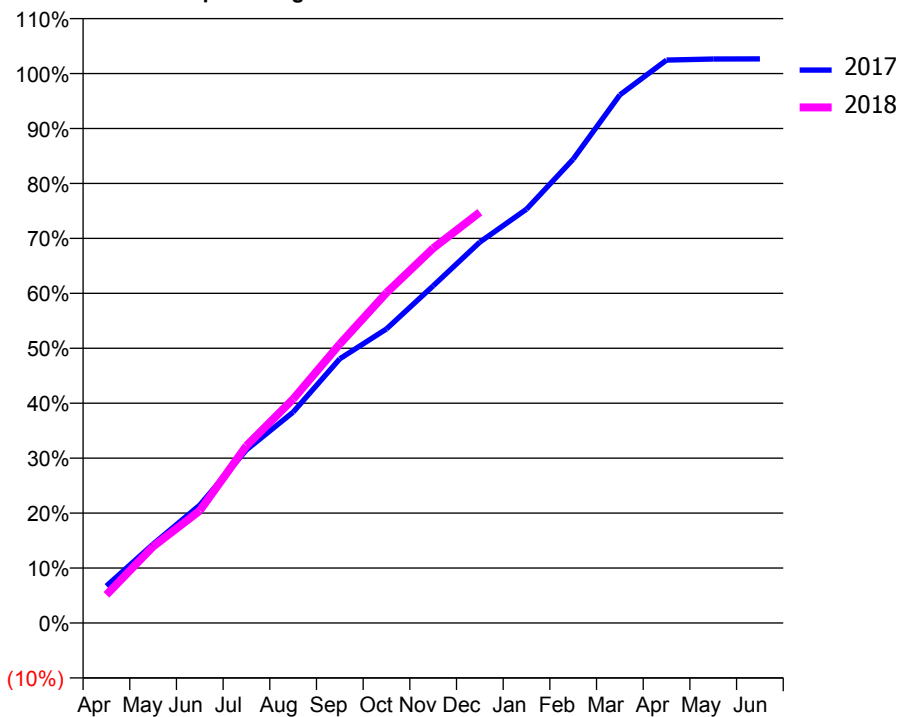
### ACCESS\*

Patients seen in 24 months	Total	Change since previous quarter
Quarter ending December 2016	1,852	
Quarter ending March 2017	1,954	↑
Quarter ending June 2017	2,043	↑
Quarter ending September 2017	2,060	→
Quarter ending December 2017	2,129	↑
<b>Variance since December 2016</b>	<b>15.0%</b>	<b>↑</b>



### ACTIVITY

Cumulative percentage of contracted UDA delivered 2017 & 2018



Month	Adjusted Scheduled Activity (UDA)	
	2017	2018
April	372	283
May	792	767
June	1,183	1,128
July	1,738	1,780
August	2,116	2,248
September	2,652	2,800
October	2,951	3,314
November	3,384	3,762
December	3,822	4,123
January	4,153	
February	4,655	
March	5,301	
April	5,650	
May	5,661	
June	5,662	

### QUALITY

	Quantity	Base Number	Contract	AT	Region	England
% of FP17s for the same patient ID Re-attending within 3 months - Children	44	693	6.3%	9.5%	11.8%	12.0%
% of FP17s for the same patient ID Re-attending within 3 months - Adults	145	1,149	12.6%	12.8%	15.3%	15.9%
% of FP17s for the same patient ID Re-attending between 3 & 9 months - Children	370	693	53.4%	58.7%	59.1%	58.0%
% of FP17s for the same patient ID Re-attending between 3 & 9 months - Adults	391	1,149	34.0%	49.6%	51.5%	50.5%
% of FP17s for Band 1 Urgent Courses	195	1,724	11.3%	7.0%	8.0%	9.0%
% of FP17s Relating to Free Repair or Replacements	7	1,724	0.4%	0.8%	0.8%	0.8%
% of FP17s Relating to Continuations	2	1,724	0.1%	1.1%	1.1%	1.1%
% of Patients satisfied with the dentistry they have received	2	3	N/A	92.1%	91.6%	91.5%
% of Patients satisfied with the time they had to wait for an appointment	2	3	N/A	89.9%	88.3%	87.9%

\* This is based on patients treated on this contract for their most recent course of treatment. Figures in italics indicate the base number of FP17s or Patient Questionnaire responses are less than 100. N/A is shown where the base number of responses is less than 10 during the period. % is calculated as Quantity/Base number\*100

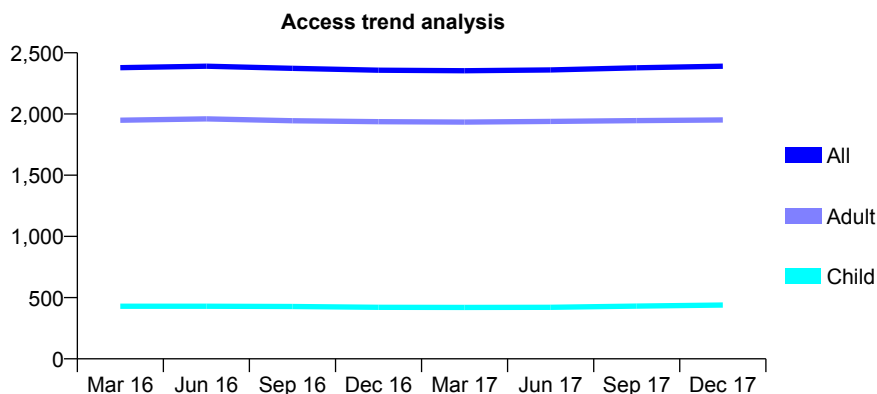
## Q53 - Vital Signs At a Glance Contract Report for 158380/0001 - December 2017

Name or company name	Callowbrook Dental Surgery
Contract type name	GDS Contract
Purpose of contract	General
Contract start date	06/12/2010
Contract end date	

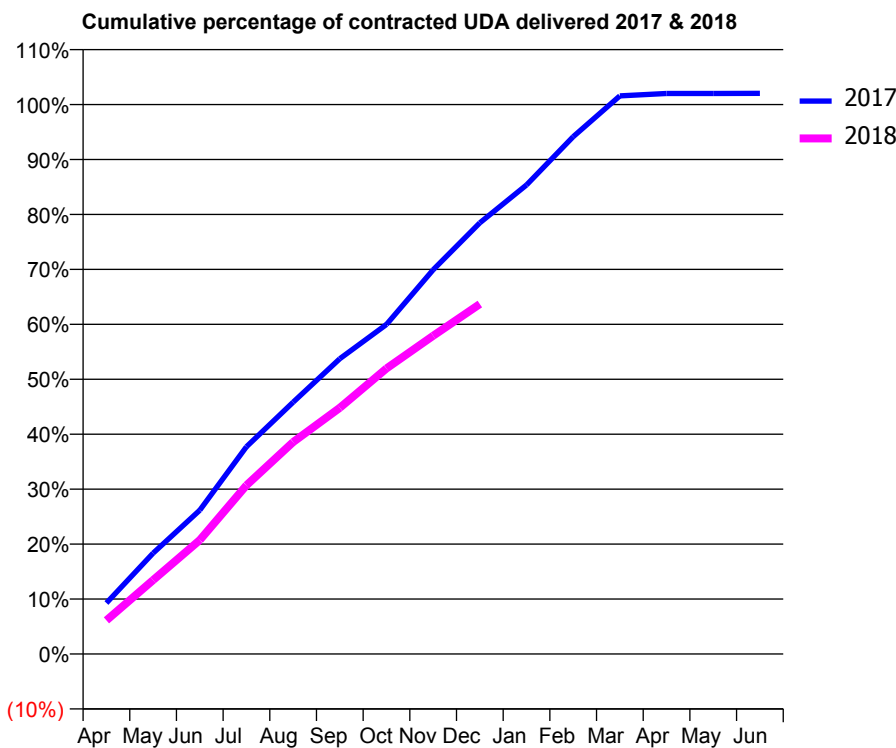
17/18 Contracted general activity (UDA)	7,424
Carry forward general activity (UDA)	-149
17/18 Contracted orthodontic activity (UOA)	0
Carry forward orthodontic activity (UOA)	0
Baseline contract value	£172,990.55

### ACCESS\*

Patients seen in 24 months	Total	Change since previous quarter
Quarter ending December 2016	2,358	
Quarter ending March 2017	2,354	→
Quarter ending June 2017	2,360	→
Quarter ending September 2017	2,377	→
Quarter ending December 2017	2,391	→
<b>Variance since December 2016</b>	<b>1.4%</b>	<b>→</b>



### ACTIVITY



Month	Adjusted Scheduled Activity (UDA)	
	2017	2018
April	689	455
May	1,363	1,000
June	1,943	1,540
July	2,800	2,280
August	3,403	2,864
September	3,990	3,326
October	4,452	3,858
November	5,191	4,300
December	5,825	4,728
January	6,337	
February	6,989	
March	7,540	
April	7,573	
May	7,573	
June	7,574	

### QUALITY

	Quantity	Base Number	Contract	AT	Region	England
% of FP17s for the same patient ID Re-attending within 3 months - Children	29	449	6.5%	9.5%	11.8%	12.0%
% of FP17s for the same patient ID Re-attending within 3 months - Adults	367	2,102	17.5%	12.8%	15.3%	15.9%
% of FP17s for the same patient ID Re-attending between 3 & 9 months - Children	261	449	58.1%	58.7%	59.1%	58.0%
% of FP17s for the same patient ID Re-attending between 3 & 9 months - Adults	1,215	2,102	57.8%	49.6%	51.5%	50.5%
% of FP17s for Band 1 Urgent Courses	133	2,529	5.3%	7.0%	8.0%	9.0%
% of FP17s Relating to Free Repair or Replacements	67	2,529	2.6%	0.8%	0.8%	0.8%
% of FP17s Relating to Continuations	104	2,529	4.1%	1.1%	1.1%	1.1%
% of Patients satisfied with the dentistry they have received	4	4	N/A	92.1%	91.6%	91.5%
% of Patients satisfied with the time they had to wait for an appointment	4	4	N/A	89.9%	88.3%	87.9%

\* This is based on patients treated on this contract for their most recent course of treatment. Figures in italics indicate the base number of FP17s or Patient Questionnaire responses are less than 100. N/A is shown where the base number of responses is less than 10 during the period. % is calculated as Quantity/Base number\*100

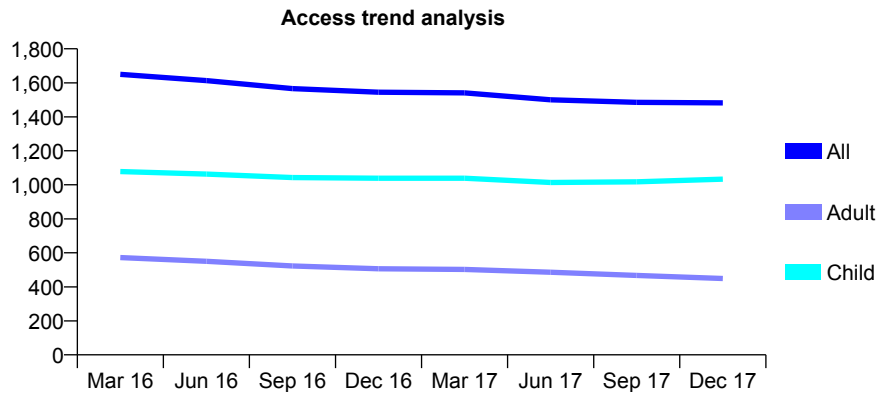
### Q53 - Vital Signs At a Glance Contract Report for 159344/0001 - December 2017

Name or company name	Whitehouse Partners and Associates
Contract type name	GDS Contract
Purpose of contract	General
Contract start date	03/03/2011
Contract end date	

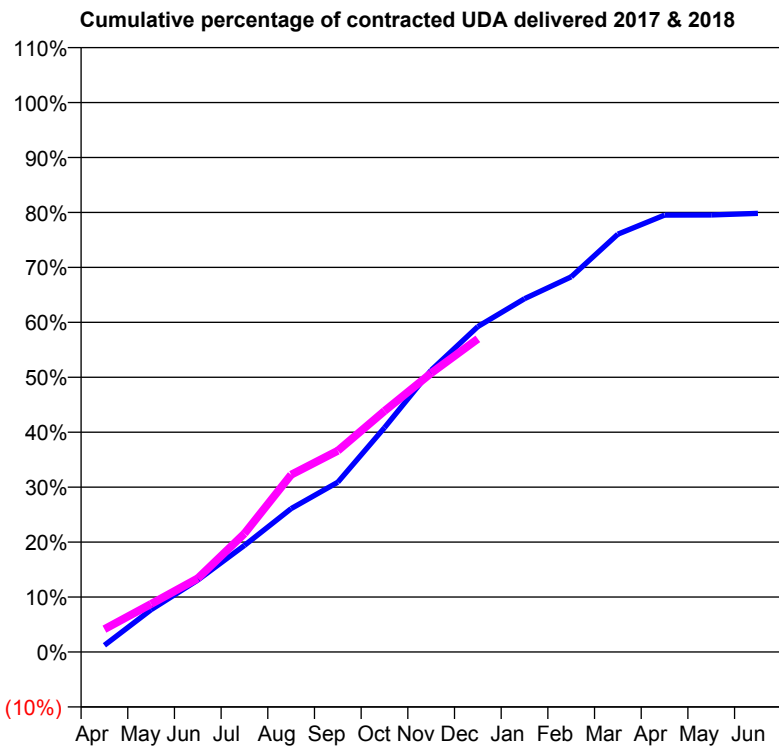
17/18 Contracted general activity (UDA)	3,200
Carry forward general activity (UDA)	0
17/18 Contracted orthodontic activity (UOA)	0
Carry forward orthodontic activity (UOA)	0
Baseline contract value	£81,587.89

#### ACCESS\*

Patients seen in 24 months	Total	Change since previous quarter
Quarter ending December 2016	1,545	
Quarter ending March 2017	1,541	→
Quarter ending June 2017	1,500	↓
Quarter ending September 2017	1,485	↓
Quarter ending December 2017	1,482	→
<b>Variance since December 2016</b>	<b>(4.1%)</b>	<b>↓</b>



#### ACTIVITY



Adjusted Scheduled Activity (UDA)		
Month	2017	2018
April	39	133
May	247	280
June	419	429
July	621	690
August	835	1,033
September	989	1,172
October	1,306	1,403
November	1,641	1,624
December	1,895	1,823
January	2,058	
February	2,185	
March	2,434	
April	2,544	
May	2,545	
June	2,554	

#### QUALITY

	Quantity	Base Number	Contract	AT	Region	England
% of FP17s for the same patient ID Re-attending within 3 months - Children	43	1,027	4.2%	9.5%	11.8%	12.0%
% of FP17s for the same patient ID Re-attending within 3 months - Adults	26	314	8.3%	12.8%	15.3%	15.9%
% of FP17s for the same patient ID Re-attending between 3 & 9 months - Children	549	1,027	53.5%	58.7%	59.1%	58.0%
% of FP17s for the same patient ID Re-attending between 3 & 9 months - Adults	182	314	58.0%	49.6%	51.5%	50.5%
% of FP17s for Band 1 Urgent Courses	42	1,262	3.3%	7.0%	8.0%	9.0%
% of FP17s Relating to Free Repair or Replacements	0	1,262	0.0%	0.8%	0.8%	0.8%
% of FP17s Relating to Continuations	1	1,262	0.1%	1.1%	1.1%	1.1%
% of Patients satisfied with the dentistry they have received	0	0	N/A	92.1%	91.6%	91.5%
% of Patients satisfied with the time they had to wait for an appointment	0	0	N/A	89.9%	88.3%	87.9%

\* This is based on patients treated on this contract for their most recent course of treatment. Figures in italics indicate the base number of FP17s or Patient Questionnaire responses are less than 100. N/A is shown where the base number of responses is less than 10 during the period. % is calculated as Quantity/Base number\*100

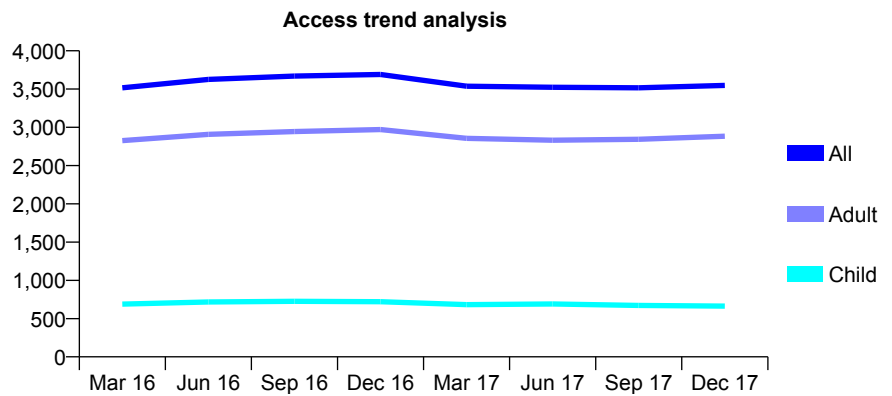
## Q53 - Vital Signs At a Glance Contract Report for 161748/0001 - December 2017

Name or company name	The Cottage Dental Surgery
Contract type name	GDS Contract
Purpose of contract	General
Contract start date	04/01/2011
Contract end date	

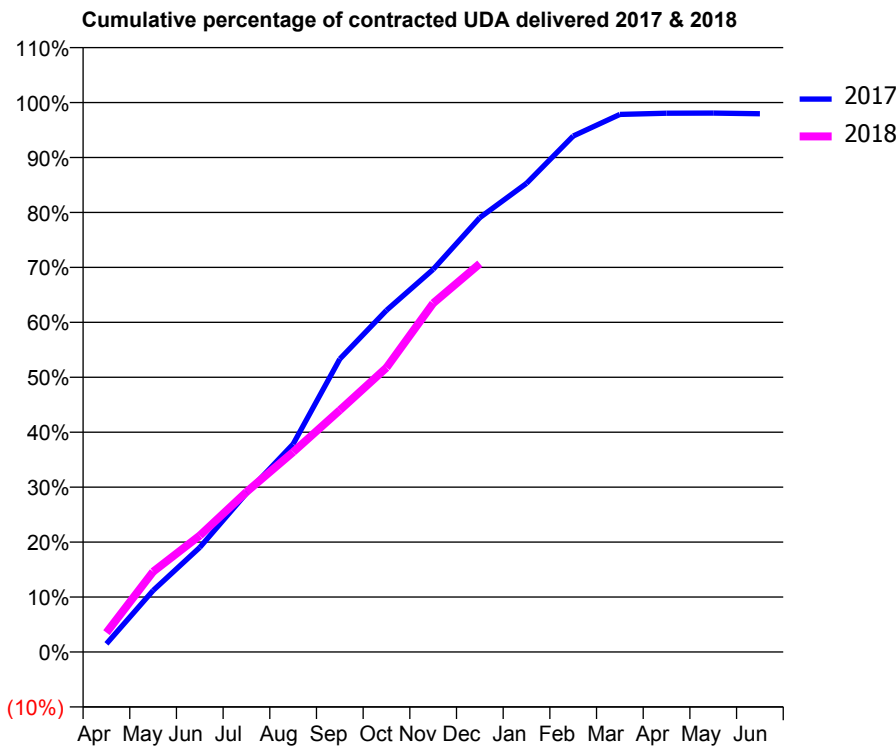
17/18 Contracted general activity (UDA)	10,195
Carry forward general activity (UDA)	208
17/18 Contracted orthodontic activity (UOA)	0
Carry forward orthodontic activity (UOA)	0
Baseline contract value	£219,368.81

### ACCESS\*

Patients seen in 24 months	Total	Change since previous quarter
Quarter ending December 2016	3,690	
Quarter ending March 2017	3,538	↓
Quarter ending June 2017	3,523	→
Quarter ending September 2017	3,516	→
Quarter ending December 2017	3,547	→
<b>Variance since December 2016</b>	<b>(3.9%)</b>	<b>↓</b>



### ACTIVITY



Month	Adjusted Scheduled Activity (UDA)	
	2017	2018
April	152	360
May	1,141	1,491
June	1,940	2,161
July	2,945	2,970
August	3,858	3,710
September	5,437	4,485
October	6,341	5,275
November	7,100	6,471
December	8,058	7,205
January	8,696	
February	9,574	
March	9,973	
April	9,996	
May	9,999	
June	9,987	

### QUALITY

	Quantity	Base Number	Contract	AT	Region	England
% of FP17s for the same patient ID Re-attending within 3 months - Children	45	712	6.3%	9.5%	11.8%	12.0%
% of FP17s for the same patient ID Re-attending within 3 months - Adults	383	2,833	13.5%	12.8%	15.3%	15.9%
% of FP17s for the same patient ID Re-attending between 3 & 9 months - Children	384	712	53.9%	58.7%	59.1%	58.0%
% of FP17s for the same patient ID Re-attending between 3 & 9 months - Adults	1,411	2,833	49.8%	49.6%	51.5%	50.5%
% of FP17s for Band 1 Urgent Courses	399	3,541	11.3%	7.0%	8.0%	9.0%
% of FP17s Relating to Free Repair or Replacements	71	3,541	2.0%	0.8%	0.8%	0.8%
% of FP17s Relating to Continuations	28	3,541	0.8%	1.1%	1.1%	1.1%
% of Patients satisfied with the dentistry they have received	11	14	78.6%	92.1%	91.6%	91.5%
% of Patients satisfied with the time they had to wait for an appointment	11	14	78.6%	89.9%	88.3%	87.9%

\* This is based on patients treated on this contract for their most recent course of treatment. Figures in italics indicate the base number of FP17s or Patient Questionnaire responses are less than 100. N/A is shown where the base number of responses is less than 10 during the period. % is calculated as Quantity/Base number\*100



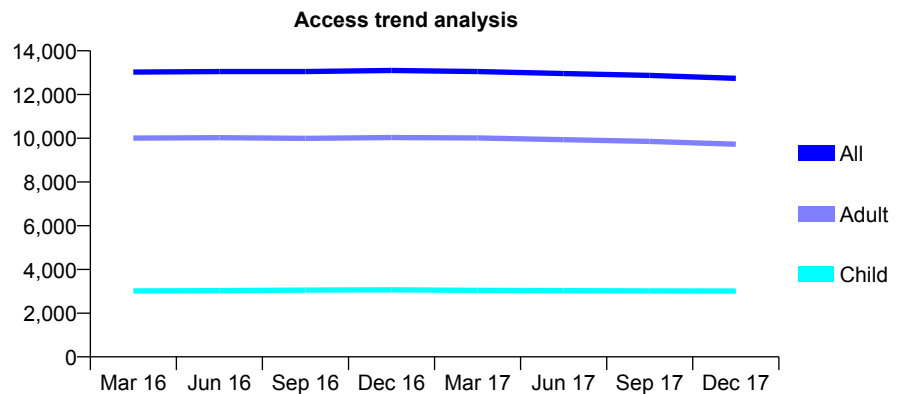
## Q53 - Vital Signs At a Glance Contract Report for 164062/0001 - December 2017

Name or company name	Integrated Dental Holdings Limited (IDH 47)
Contract type name	GDS Contract
Purpose of contract	General
Contract start date	18/01/2011
Contract end date	

17/18 Contracted general activity (UDA)	42,352
Carry forward general activity (UDA)	0
17/18 Contracted orthodontic activity (UOA)	0
Carry forward orthodontic activity (UOA)	0
Baseline contract value	£921,773.31

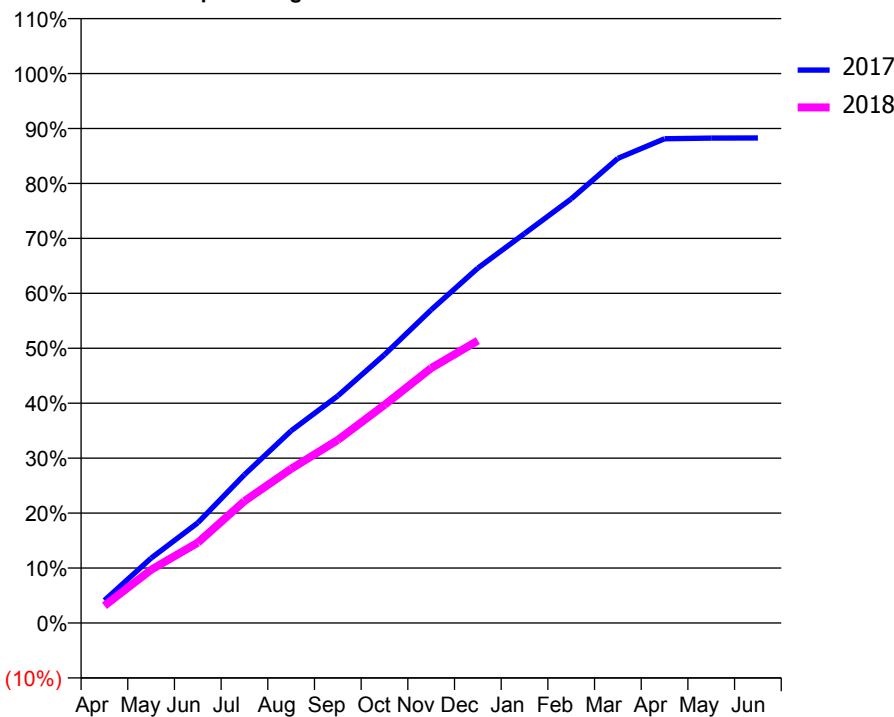
### ACCESS\*

Patients seen in 24 months	Total	Change since previous quarter
Quarter ending December 2016	13,098	
Quarter ending March 2017	13,049	→
Quarter ending June 2017	12,962	→
Quarter ending September 2017	12,872	→
Quarter ending December 2017	12,741	↓
<b>Variance since December 2016</b>	<b>(2.7%)</b>	<b>↓</b>



### ACTIVITY

Cumulative percentage of contracted UDA delivered 2017 & 2018



Month	Adjusted Scheduled Activity (UDA)	
	2017	2018
April	1,743	1,331
May	5,000	4,106
June	7,724	6,196
July	11,439	9,399
August	14,816	11,882
September	17,510	14,107
October	20,682	16,805
November	24,139	19,646
December	27,352	21,764
January	30,018	
February	32,690	
March	35,817	
April	37,326	
May	37,378	
June	37,380	

### QUALITY

	Quantity	Base Number	Contract	AT	Region	England
% of FP17s for the same patient ID Re-attending within 3 months - Children	158	3,130	5.0%	9.5%	11.8%	12.0%
% of FP17s for the same patient ID Re-attending within 3 months - Adults	976	8,900	11.0%	12.8%	15.3%	15.9%
% of FP17s for the same patient ID Re-attending between 3 & 9 months - Children	2,101	3,130	67.1%	58.7%	59.1%	58.0%
% of FP17s for the same patient ID Re-attending between 3 & 9 months - Adults	4,842	8,900	54.4%	49.6%	51.5%	50.5%
% of FP17s for Band 1 Urgent Courses	911	11,304	8.1%	7.0%	8.0%	9.0%
% of FP17s Relating to Free Repair or Replacements	61	11,304	0.5%	0.8%	0.8%	0.8%
% of FP17s Relating to Continuations	114	11,304	1.0%	1.1%	1.1%	1.1%
% of Patients satisfied with the dentistry they have received	20	22	90.9%	92.1%	91.6%	91.5%
% of Patients satisfied with the time they had to wait for an appointment	21	22	95.5%	89.9%	88.3%	87.9%

\* This is based on patients treated on this contract for their most recent course of treatment. Figures in italics indicate the base number of FP17s or Patient Questionnaire responses are less than 100. N/A is shown where the base number of responses is less than 10 during the period. % is calculated as Quantity/Base number\*100

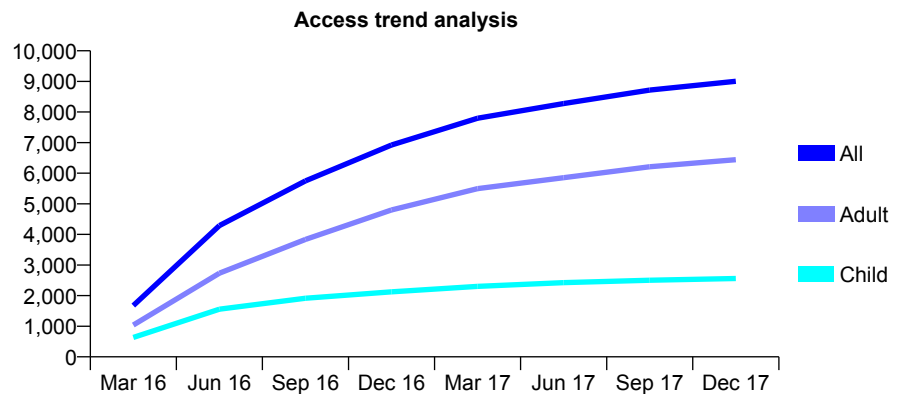
## Q53 - Vital Signs At a Glance Contract Report for 165182/0001 - December 2017

Name or company name	Dentist at Redhouse Ltd
Contract type name	GDS Contract
Purpose of contract	General
Contract start date	01/02/2016
Contract end date	

17/18 Contracted general activity (UDA)	21,849
Carry forward general activity (UDA)	-140
17/18 Contracted orthodontic activity (UOA)	0
Carry forward orthodontic activity (UOA)	0
Baseline contract value	£708,628.46

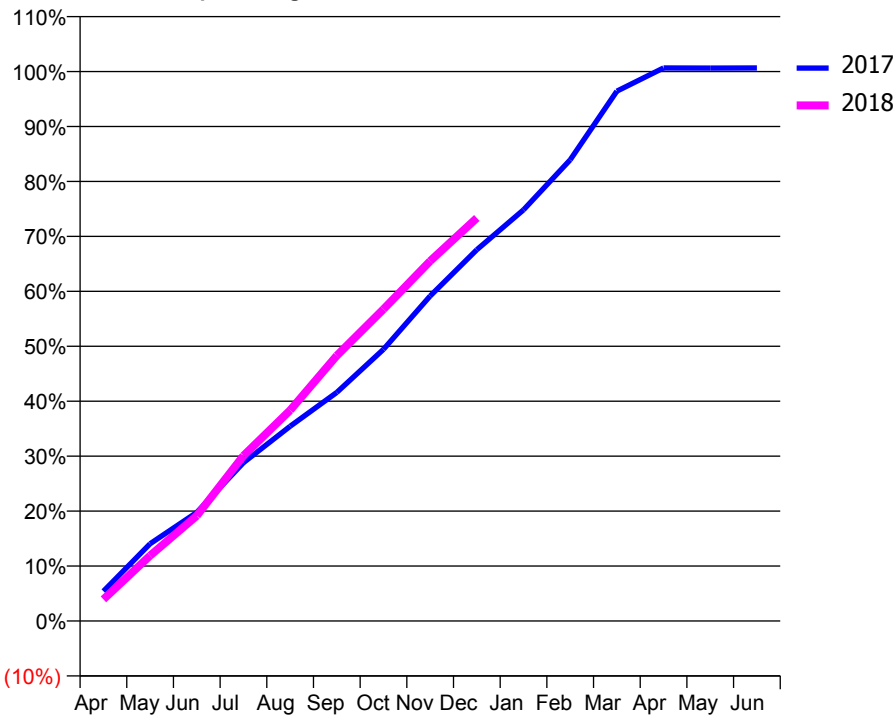
### ACCESS\*

Patients seen in 24 months	Total	Change since previous quarter
Quarter ending December 2016	6,922	
Quarter ending March 2017	7,798	↑
Quarter ending June 2017	8,278	↑
Quarter ending September 2017	8,715	↑
Quarter ending December 2017	9,005	↑
<b>Variance since December 2016</b>	<b>30.1%</b>	<b>↑</b>



### ACTIVITY

Cumulative percentage of contracted UDA delivered 2017 & 2018



Month	Adjusted Scheduled Activity (UDA)	
	2017	2018
April	1,184	859
May	3,073	2,599
June	4,317	4,183
July	6,299	6,570
August	7,744	8,379
September	9,090	10,553
October	10,801	12,400
November	12,921	14,315
December	14,765	16,025
January	16,351	
February	18,337	
March	21,070	
April	21,990	
May	21,985	
June	21,989	

### QUALITY

	Quantity	Base Number	Contract	AT	Region	England
% of FP17s for the same patient ID Re-attending within 3 months - Children	162	2,945	5.5%	9.5%	11.8%	12.0%
% of FP17s for the same patient ID Re-attending within 3 months - Adults	648	6,119	10.6%	12.8%	15.3%	15.9%
% of FP17s for the same patient ID Re-attending between 3 & 9 months - Children	1,894	2,945	64.3%	58.7%	59.1%	58.0%
% of FP17s for the same patient ID Re-attending between 3 & 9 months - Adults	2,731	6,119	44.6%	49.6%	51.5%	50.5%
% of FP17s for Band 1 Urgent Courses	323	7,389	4.4%	7.0%	8.0%	9.0%
% of FP17s Relating to Free Repair or Replacements	58	7,389	0.8%	0.8%	0.8%	0.8%
% of FP17s Relating to Continuations	46	7,389	0.6%	1.1%	1.1%	1.1%
% of Patients satisfied with the dentistry they have received	7	8	N/A	92.1%	91.6%	91.5%
% of Patients satisfied with the time they had to wait for an appointment	7	8	N/A	89.9%	88.3%	87.9%

\* This is based on patients treated on this contract for their most recent course of treatment. Figures in italics indicate the base number of FP17s or Patient Questionnaire responses are less than 100. N/A is shown where the base number of responses is less than 10 during the period. % is calculated as Quantity/Base number\*100

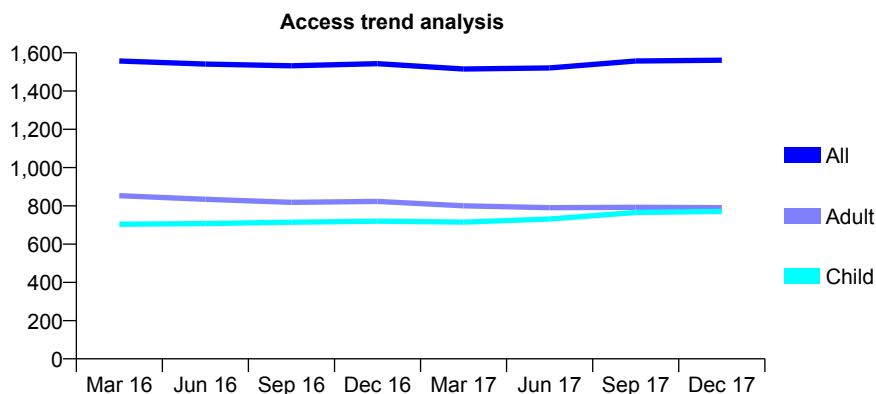
## Q53 - Vital Signs At a Glance Contract Report for 166170/0001 - December 2017

Name or company name	Rubery Dental Surgery Limited
Contract type name	GDS Contract
Purpose of contract	General
Contract start date	01/11/2007
Contract end date	

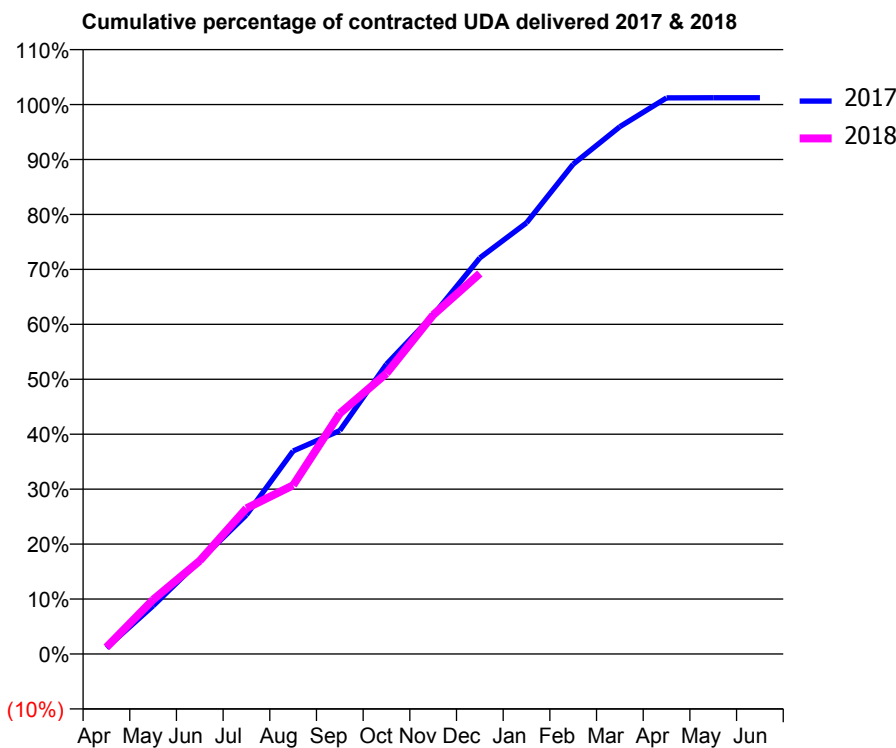
17/18 Contracted general activity (UDA)	7,372
Carry forward general activity (UDA)	-91
17/18 Contracted orthodontic activity (UOA)	0
Carry forward orthodontic activity (UOA)	0
Baseline contract value	£176,464.05

### ACCESS\*

Patients seen in 24 months	Total	Change since previous quarter
Quarter ending December 2016	1,543	
Quarter ending March 2017	1,515	↓
Quarter ending June 2017	1,521	→
Quarter ending September 2017	1,557	↑
Quarter ending December 2017	1,561	→
<b>Variance since December 2016</b>	<b>1.2%</b>	<b>→</b>



### ACTIVITY



Month	Adjusted Scheduled Activity (UDA)	
	2017	2018
April	84	91
May	647	728
June	1,256	1,252
July	1,867	1,954
August	2,724	2,264
September	2,998	3,228
October	3,888	3,764
November	4,547	4,549
December	5,314	5,106
January	5,784	
February	6,573	
March	7,074	
April	7,461	
May	7,463	
June	7,463	

### QUALITY

	Quantity	Base Number	Contract	AT	Region	England
% of FP17s for the same patient ID Re-attending within 3 months - Children	43	793	5.4%	9.5%	11.8%	12.0%
% of FP17s for the same patient ID Re-attending within 3 months - Adults	97	866	11.2%	12.8%	15.3%	15.9%
% of FP17s for the same patient ID Re-attending between 3 & 9 months - Children	419	793	52.8%	58.7%	59.1%	58.0%
% of FP17s for the same patient ID Re-attending between 3 & 9 months - Adults	551	866	63.6%	49.6%	51.5%	50.5%
% of FP17s for Band 1 Urgent Courses	103	1,502	6.9%	7.0%	8.0%	9.0%
% of FP17s Relating to Free Repair or Replacements	0	1,502	0.0%	0.8%	0.8%	0.8%
% of FP17s Relating to Continuations	0	1,502	0.0%	1.1%	1.1%	1.1%
% of Patients satisfied with the dentistry they have received	1	1	N/A	92.1%	91.6%	91.5%
% of Patients satisfied with the time they had to wait for an appointment	1	1	N/A	89.9%	88.3%	87.9%

\* This is based on patients treated on this contract for their most recent course of treatment. Figures in italics indicate the base number of FP17s or Patient Questionnaire responses are less than 100. N/A is shown where the base number of responses is less than 10 during the period. % is calculated as Quantity/Base number\*100

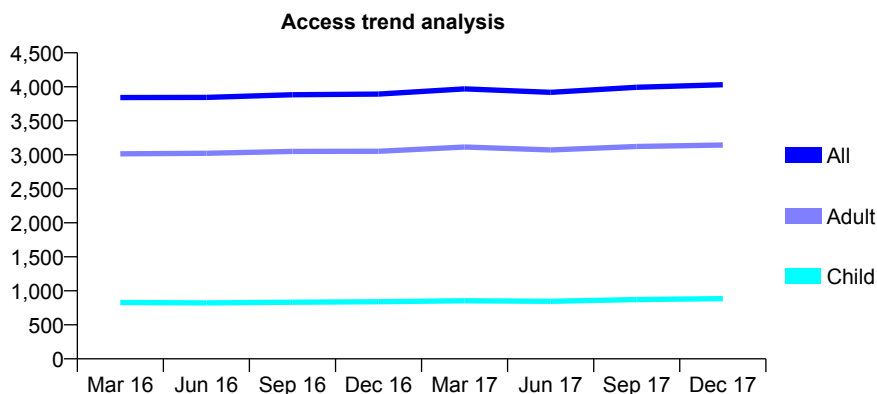
## Q53 - Vital Signs At a Glance Contract Report for 167444/0001 - December 2017

Name or company name	Eachway Dental Practice
Contract type name	GDS Contract
Purpose of contract	General
Contract start date	01/04/2012
Contract end date	

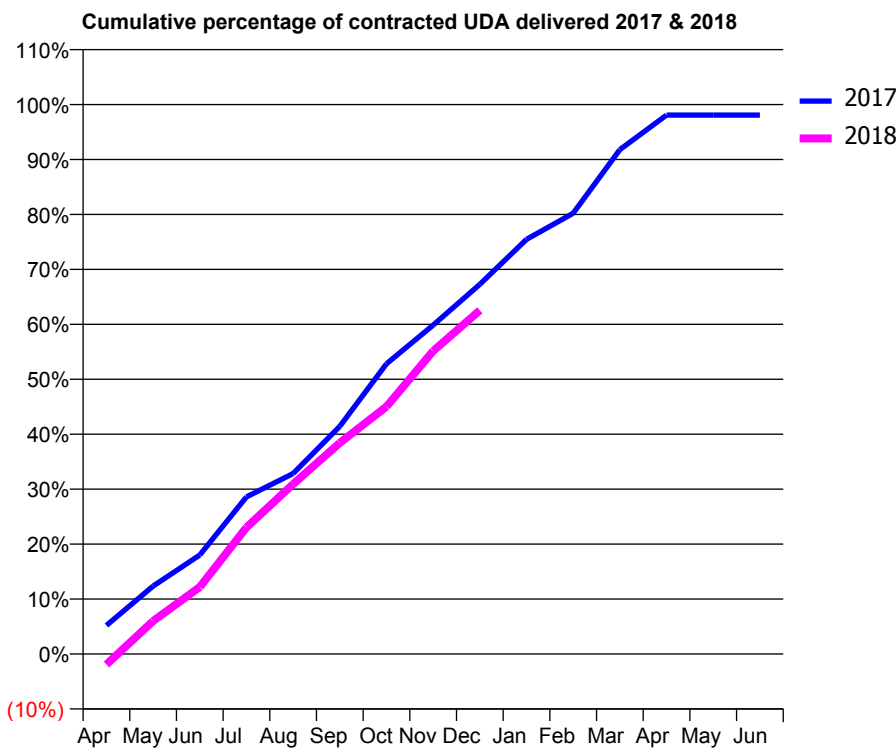
17/18 Contracted general activity (UDA)	9,534
Carry forward general activity (UDA)	184
17/18 Contracted orthodontic activity (UOA)	0
Carry forward orthodontic activity (UOA)	0
Baseline contract value	£219,418.93

### ACCESS\*

Patients seen in 24 months	Total	Change since previous quarter
Quarter ending December 2016	3,893	
Quarter ending March 2017	3,969	→
Quarter ending June 2017	3,918	↓
Quarter ending September 2017	3,994	→
Quarter ending December 2017	4,030	→
<b>Variance since December 2016</b>	<b>3.5%</b>	<b>↑</b>



### ACTIVITY



Month	Adjusted Scheduled Activity (UDA)	
	2017	2018
April	496	-184
May	1,178	572
June	1,717	1,163
July	2,726	2,196
August	3,133	2,948
September	3,951	3,664
October	5,035	4,293
November	5,708	5,257
December	6,415	5,963
January	7,194	
February	7,647	
March	8,751	
April	9,350	
May	9,351	
June	9,350	

### QUALITY

	Quantity	Base Number	Contract	AT	Region	England
% of FP17s for the same patient ID Re-attending within 3 months - Children	21	941	2.2%	9.5%	11.8%	12.0%
% of FP17s for the same patient ID Re-attending within 3 months - Adults	232	3,202	7.2%	12.8%	15.3%	15.9%
% of FP17s for the same patient ID Re-attending between 3 & 9 months - Children	592	941	62.9%	58.7%	59.1%	58.0%
% of FP17s for the same patient ID Re-attending between 3 & 9 months - Adults	1,845	3,202	57.6%	49.6%	51.5%	50.5%
% of FP17s for Band 1 Urgent Courses	187	3,808	4.9%	7.0%	8.0%	9.0%
% of FP17s Relating to Free Repair or Replacements	16	3,808	0.4%	0.8%	0.8%	0.8%
% of FP17s Relating to Continuations	4	3,808	0.1%	1.1%	1.1%	1.1%
% of Patients satisfied with the dentistry they have received	8	9	N/A	92.1%	91.6%	91.5%
% of Patients satisfied with the time they had to wait for an appointment	9	9	N/A	89.9%	88.3%	87.9%

\* This is based on patients treated on this contract for their most recent course of treatment. Figures in italics indicate the base number of FP17s or Patient Questionnaire responses are less than 100. N/A is shown where the base number of responses is less than 10 during the period. % is calculated as Quantity/Base number\*100

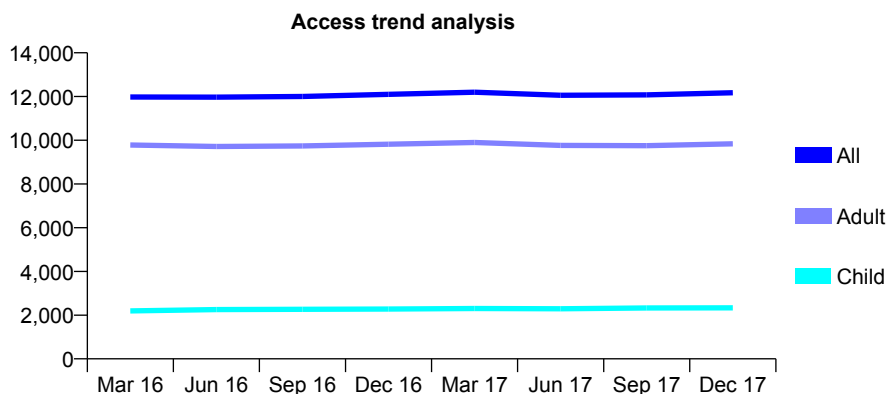
## Q53 - Vital Signs At a Glance Contract Report for 167797/0002 - December 2017

Name or company name	Grafton House Dental Practice
Contract type name	PDS Plus Contract
Purpose of contract	General
Contract start date	01/04/2011
Contract end date	31/12/2017

17/18 Contracted general activity (UDA)	23,990
Carry forward general activity (UDA)	0
17/18 Contracted orthodontic activity (UOA)	0
Carry forward orthodontic activity (UOA)	0
Baseline contract value	£502,635.38

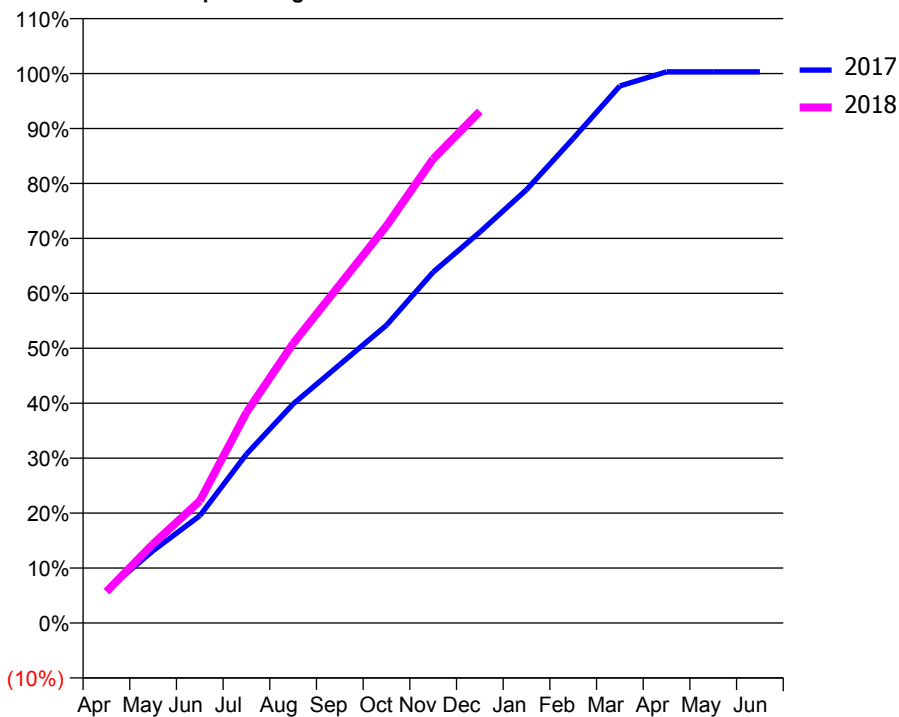
### ACCESS\*

Patients seen in 24 months	Total	Change since previous quarter
Quarter ending December 2016	12,099	
Quarter ending March 2017	12,196	→
Quarter ending June 2017	12,057	↓
Quarter ending September 2017	12,076	→
Quarter ending December 2017	12,170	→
<b>Variance since December 2016</b>	<b>0.6%</b>	<b>→</b>



### ACTIVITY

Cumulative percentage of contracted UDA delivered 2017 & 2018



Month	Adjusted Scheduled Activity (UDA)	
	2017	2018
April	1,904	1,371
May	4,222	3,453
June	6,265	5,330
July	9,864	9,198
August	12,788	12,203
September	15,092	14,772
October	17,393	17,341
November	20,485	20,260
December	22,826	22,335
January	25,302	
February	28,289	
March	31,358	
April	32,182	
May	32,182	
June	32,182	

### QUALITY

	Quantity	Base Number	Contract	AT	Region	England
% of FP17s for the same patient ID Re-attending within 3 months - Children	101	2,446	4.1%	9.5%	11.8%	12.0%
% of FP17s for the same patient ID Re-attending within 3 months - Adults	470	9,142	5.1%	12.8%	15.3%	15.9%
% of FP17s for the same patient ID Re-attending between 3 & 9 months - Children	1,523	2,446	62.3%	58.7%	59.1%	58.0%
% of FP17s for the same patient ID Re-attending between 3 & 9 months - Adults	5,941	9,142	65.0%	49.6%	51.5%	50.5%
% of FP17s for Band 1 Urgent Courses	278	11,237	2.5%	7.0%	8.0%	9.0%
% of FP17s Relating to Free Repair or Replacements	29	11,237	0.3%	0.8%	0.8%	0.8%
% of FP17s Relating to Continuations	46	11,237	0.4%	1.1%	1.1%	1.1%
% of Patients satisfied with the dentistry they have received	19	19	100.0%	92.1%	91.6%	91.5%
% of Patients satisfied with the time they had to wait for an appointment	18	19	94.7%	89.9%	88.3%	87.9%

\* This is based on patients treated on this contract for their most recent course of treatment. Figures in italics indicate the base number of FP17s or Patient Questionnaire responses are less than 100. N/A is shown where the base number of responses is less than 10 during the period. % is calculated as Quantity/Base number\*100

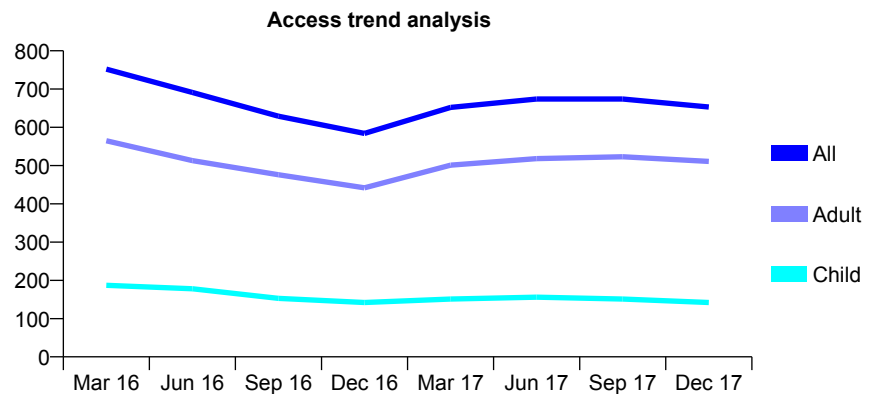
## Q53 - Vital Signs At a Glance Contract Report for 169536/0001 - December 2017

Name or company name	Mrs Tait and Mr Parsons
Contract type name	GDS Contract
Purpose of contract	General
Contract start date	01/11/2012
Contract end date	

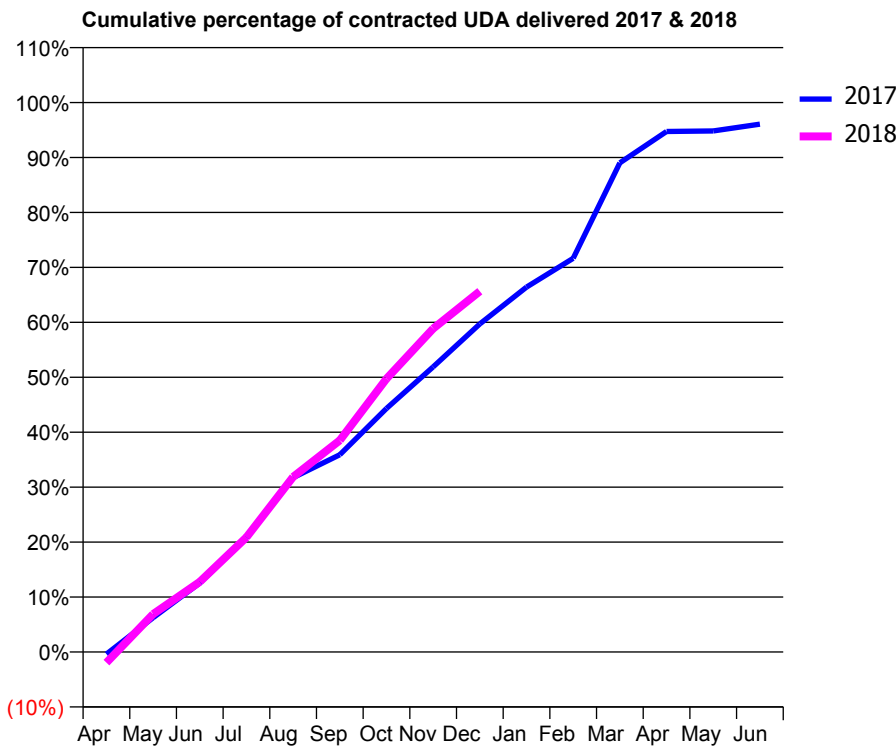
17/18 Contracted general activity (UDA)	1,878
Carry forward general activity (UDA)	73
17/18 Contracted orthodontic activity (UOA)	0
Carry forward orthodontic activity (UOA)	0
Baseline contract value	£46,947.94

### ACCESS\*

Patients seen in 24 months	Total	Change since previous quarter
Quarter ending December 2016	584	
Quarter ending March 2017	652	↑
Quarter ending June 2017	674	↑
Quarter ending September 2017	674	→
Quarter ending December 2017	653	↓
<b>Variance since December 2016</b>	<b>11.8%</b>	<b>↑</b>



### ACTIVITY



Month	Adjusted Scheduled Activity (UDA)	
	2017	2018
April	-7	-37
May	117	130
June	236	240
July	391	392
August	596	599
September	674	724
October	833	934
November	975	1,106
December	1,121	1,233
January	1,247	
February	1,346	
March	1,672	
April	1,779	
May	1,781	
June	1,804	

### QUALITY

	Quantity	Base Number	Contract	AT	Region	England
% of FP17s for the same patient ID Re-attending within 3 months - Children	11	182	6.0%	9.5%	11.8%	12.0%
% of FP17s for the same patient ID Re-attending within 3 months - Adults	76	633	12.0%	12.8%	15.3%	15.9%
% of FP17s for the same patient ID Re-attending between 3 & 9 months - Children	101	182	55.5%	58.7%	59.1%	58.0%
% of FP17s for the same patient ID Re-attending between 3 & 9 months - Adults	316	633	49.9%	49.6%	51.5%	50.5%
% of FP17s for Band 1 Urgent Courses	54	735	7.3%	7.0%	8.0%	9.0%
% of FP17s Relating to Free Repair or Replacements	9	735	1.2%	0.8%	0.8%	0.8%
% of FP17s Relating to Continuations	12	735	1.6%	1.1%	1.1%	1.1%
% of Patients satisfied with the dentistry they have received	1	1	N/A	92.1%	91.6%	91.5%
% of Patients satisfied with the time they had to wait for an appointment	1	1	N/A	89.9%	88.3%	87.9%

\* This is based on patients treated on this contract for their most recent course of treatment. Figures in italics indicate the base number of FP17s or Patient Questionnaire responses are less than 100. N/A is shown where the base number of responses is less than 10 during the period. % is calculated as Quantity/Base number\*100

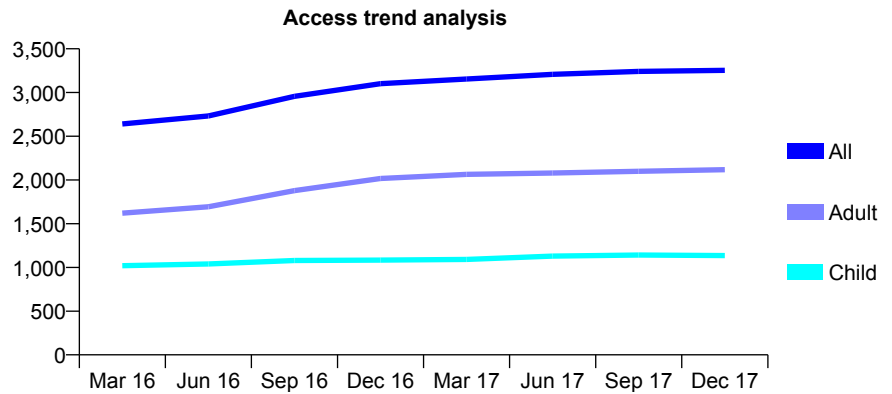
## Q53 - Vital Signs At a Glance Contract Report for 169994/0002 - December 2017

Name or company name	Abbotsbury Court Dental Practice
Contract type name	GDS Contract
Purpose of contract	General
Contract start date	02/09/2012
Contract end date	

17/18 Contracted general activity (UDA)	6,527
Carry forward general activity (UDA)	0
17/18 Contracted orthodontic activity (UOA)	0
Carry forward orthodontic activity (UOA)	0
Baseline contract value	£169,662.55

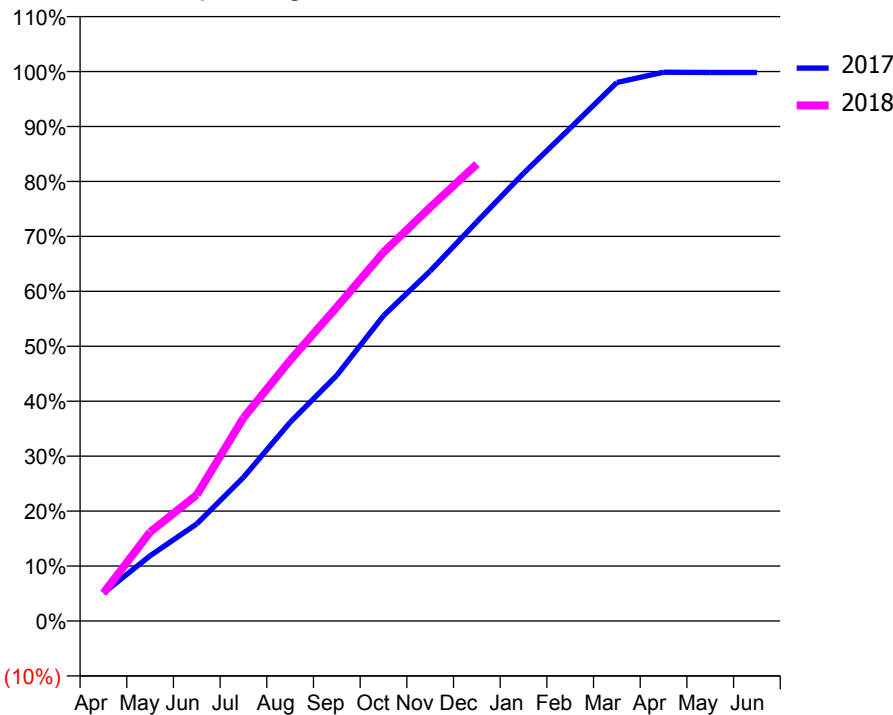
### ACCESS\*

Patients seen in 24 months	Total	Change since previous quarter
Quarter ending December 2016	3,101	
Quarter ending March 2017	3,155	→
Quarter ending June 2017	3,208	→
Quarter ending September 2017	3,241	→
Quarter ending December 2017	3,254	→
<b>Variance since December 2016</b>	<b>4.9%</b>	<b>↑</b>



### ACTIVITY

Cumulative percentage of contracted UDA delivered 2017 & 2018



Month	Adjusted Scheduled Activity (UDA)	
	2017	2018
April	382	332
May	895	1,058
June	1,330	1,500
July	1,967	2,413
August	2,722	3,097
September	3,365	3,729
October	4,182	4,380
November	4,793	4,912
December	5,468	5,428
January	6,132	
February	6,752	
March	7,377	
April	7,518	
May	7,514	
June	7,514	

### QUALITY

	Quantity	Base Number	Contract	AT	Region	England
% of FP17s for the same patient ID Re-attending within 3 months - Children	102	1,330	7.7%	9.5%	11.8%	12.0%
% of FP17s for the same patient ID Re-attending within 3 months - Adults	339	2,121	16.0%	12.8%	15.3%	15.9%
% of FP17s for the same patient ID Re-attending between 3 & 9 months - Children	824	1,330	62.0%	58.7%	59.1%	58.0%
% of FP17s for the same patient ID Re-attending between 3 & 9 months - Adults	992	2,121	46.8%	49.6%	51.5%	50.5%
% of FP17s for Band 1 Urgent Courses	250	3,372	7.4%	7.0%	8.0%	9.0%
% of FP17s Relating to Free Repair or Replacements	31	3,372	0.9%	0.8%	0.8%	0.8%
% of FP17s Relating to Continuations	16	3,372	0.5%	1.1%	1.1%	1.1%
% of Patients satisfied with the dentistry they have received	6	7	N/A	92.1%	91.6%	91.5%
% of Patients satisfied with the time they had to wait for an appointment	6	7	N/A	89.9%	88.3%	87.9%

\* This is based on patients treated on this contract for their most recent course of treatment. Figures in italics indicate the base number of FP17s or Patient Questionnaire responses are less than 100. N/A is shown where the base number of responses is less than 10 during the period. % is calculated as Quantity/Base number\*100



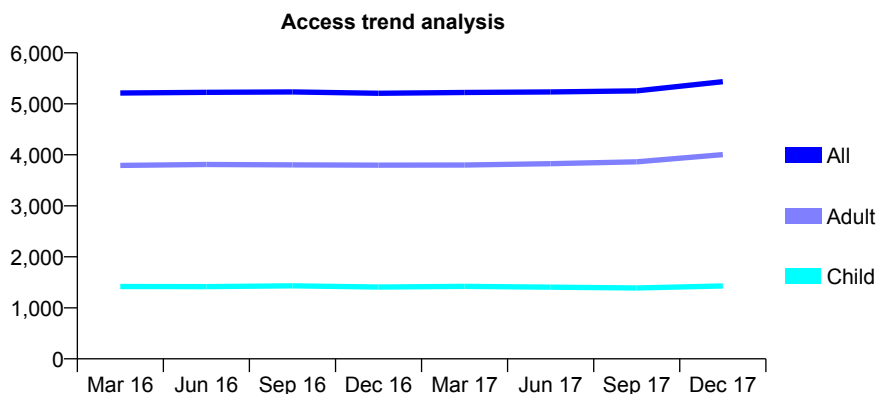
## Q53 - Vital Signs At a Glance Contract Report for 174009/0001 - December 2017

Name or company name	Droitwich Spa Dental Practice
Contract type name	GDS Contract
Purpose of contract	General
Contract start date	01/03/2012
Contract end date	

17/18 Contracted general activity (UDA)	17,772
Carry forward general activity (UDA)	-28
17/18 Contracted orthodontic activity (UOA)	0
Carry forward orthodontic activity (UOA)	0
Baseline contract value	£501,481.78

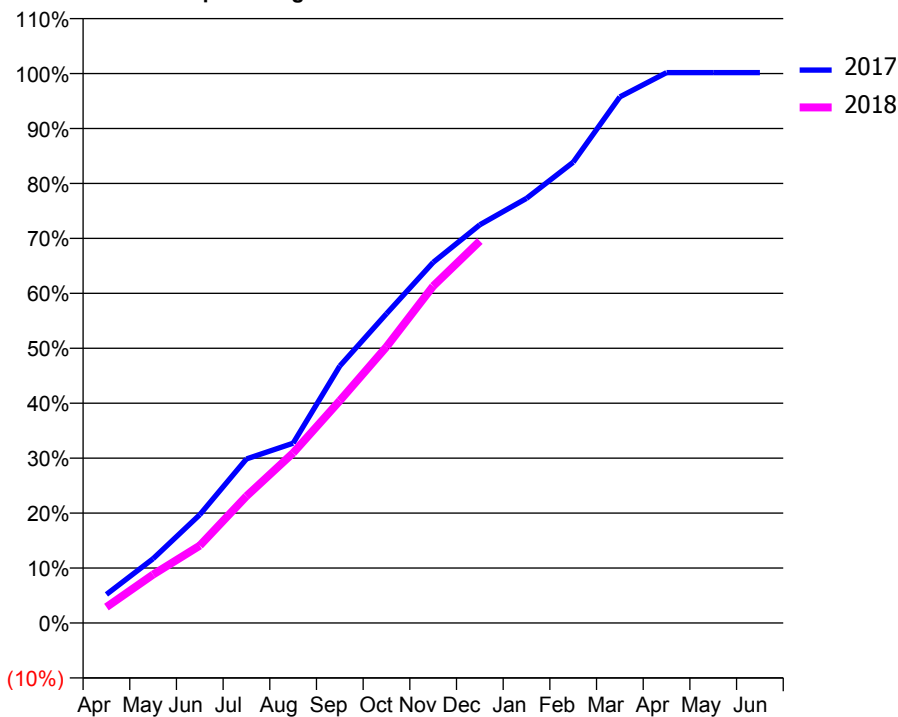
### ACCESS\*

Patients seen in 24 months	Total	Change since previous quarter
Quarter ending December 2016	5,206	
Quarter ending March 2017	5,221	→
Quarter ending June 2017	5,232	→
Quarter ending September 2017	5,253	→
Quarter ending December 2017	5,434	↑
<b>Variance since December 2016</b>	<b>4.4%</b>	<b>↑</b>



### ACTIVITY

Cumulative percentage of contracted UDA delivered 2017 & 2018



Month	Adjusted Scheduled Activity (UDA)	
	2017	2018
April	927	516
May	2,080	1,567
June	3,505	2,505
July	5,306	4,102
August	5,815	5,500
September	8,314	7,191
October	10,005	8,934
November	11,664	10,897
December	12,881	12,356
January	13,736	
February	14,903	
March	17,015	
April	17,800	
May	17,800	
June	17,800	

### QUALITY

	Quantity	Base Number	Contract	AT	Region	England
% of FP17s for the same patient ID Re-attending within 3 months - Children	80	1,672	4.8%	9.5%	11.8%	12.0%
% of FP17s for the same patient ID Re-attending within 3 months - Adults	556	4,353	12.8%	12.8%	15.3%	15.9%
% of FP17s for the same patient ID Re-attending between 3 & 9 months - Children	1,133	1,672	67.8%	58.7%	59.1%	58.0%
% of FP17s for the same patient ID Re-attending between 3 & 9 months - Adults	2,503	4,353	57.5%	49.6%	51.5%	50.5%
% of FP17s for Band 1 Urgent Courses	399	5,279	7.6%	7.0%	8.0%	9.0%
% of FP17s Relating to Free Repair or Replacements	64	5,279	1.2%	0.8%	0.8%	0.8%
% of FP17s Relating to Continuations	52	5,279	1.0%	1.1%	1.1%	1.1%
% of Patients satisfied with the dentistry they have received	13	13	100.0%	92.1%	91.6%	91.5%
% of Patients satisfied with the time they had to wait for an appointment	12	13	92.3%	89.9%	88.3%	87.9%

\* This is based on patients treated on this contract for their most recent course of treatment. Figures in italics indicate the base number of FP17s or Patient Questionnaire responses are less than 100. N/A is shown where the base number of responses is less than 10 during the period. % is calculated as Quantity/Base number\*100

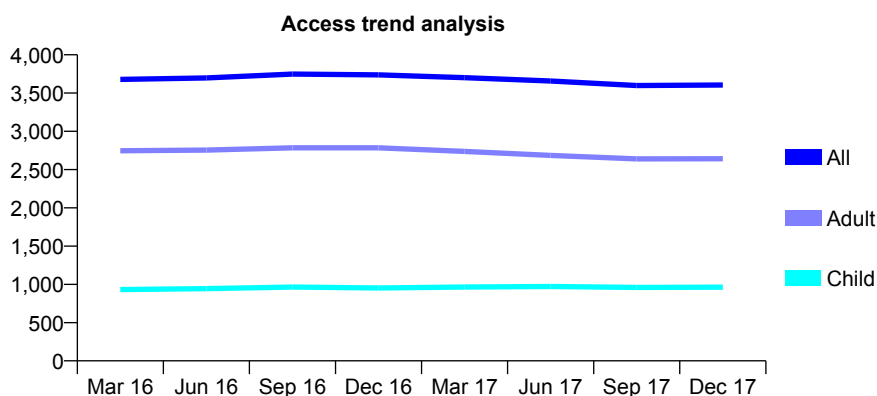
## Q53 - Vital Signs At a Glance Contract Report for 174203/0001 - December 2017

Name or company name	Brighton Villa Dental Practice
Contract type name	GDS Contract
Purpose of contract	General
Contract start date	01/04/2006
Contract end date	

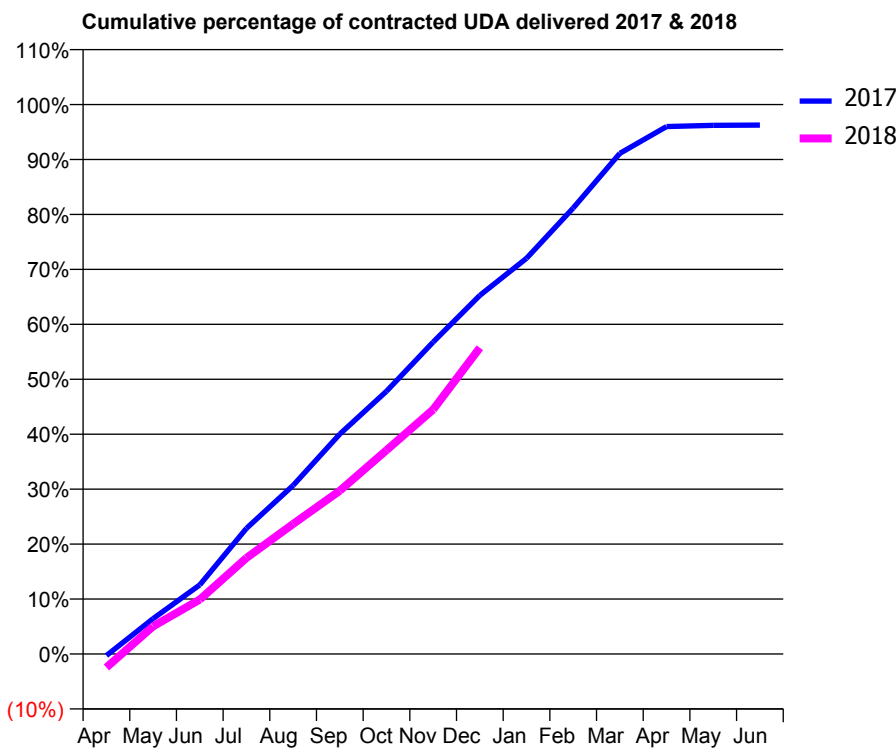
17/18 Contracted general activity (UDA)	11,754
Carry forward general activity (UDA)	439
17/18 Contracted orthodontic activity (UOA)	0
Carry forward orthodontic activity (UOA)	0
Baseline contract value	£289,097.56

### ACCESS\*

Patients seen in 24 months	Total	Change since previous quarter
Quarter ending December 2016	3,737	
Quarter ending March 2017	3,701	→
Quarter ending June 2017	3,657	↓
Quarter ending September 2017	3,599	↓
Quarter ending December 2017	3,605	→
<b>Variance since December 2016</b>	<b>(3.5%)</b>	<b>↓</b>



### ACTIVITY



Month	Adjusted Scheduled Activity (UDA)	
	2017	2018
April	-37	-290
May	756	593
June	1,480	1,164
July	2,688	2,054
August	3,608	2,781
September	4,704	3,494
October	5,620	4,361
November	6,673	5,229
December	7,671	6,551
January	8,465	
February	9,539	
March	10,708	
April	11,283	
May	11,308	
June	11,315	

### QUALITY

	Quantity	Base Number	Contract	AT	Region	England
% of FP17s for the same patient ID Re-attending within 3 months - Children	117	1,116	10.5%	9.5%	11.8%	12.0%
% of FP17s for the same patient ID Re-attending within 3 months - Adults	471	2,998	15.7%	12.8%	15.3%	15.9%
% of FP17s for the same patient ID Re-attending between 3 & 9 months - Children	733	1,116	65.7%	58.7%	59.1%	58.0%
% of FP17s for the same patient ID Re-attending between 3 & 9 months - Adults	1,975	2,998	65.9%	49.6%	51.5%	50.5%
% of FP17s for Band 1 Urgent Courses	339	3,870	8.8%	7.0%	8.0%	9.0%
% of FP17s Relating to Free Repair or Replacements	50	3,870	1.3%	0.8%	0.8%	0.8%
% of FP17s Relating to Continuations	71	3,870	1.8%	1.1%	1.1%	1.1%
% of Patients satisfied with the dentistry they have received	7	8	N/A	92.1%	91.6%	91.5%
% of Patients satisfied with the time they had to wait for an appointment	8	8	N/A	89.9%	88.3%	87.9%

\* This is based on patients treated on this contract for their most recent course of treatment. Figures in italics indicate the base number of FP17s or Patient Questionnaire responses are less than 100. N/A is shown where the base number of responses is less than 10 during the period. % is calculated as Quantity/Base number\*100

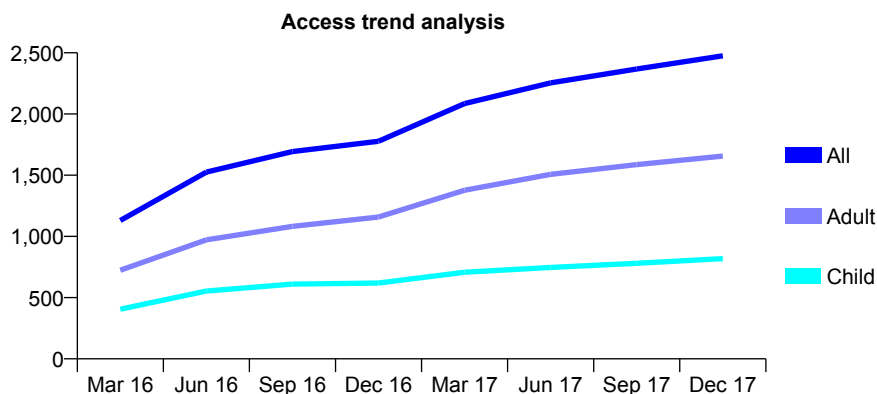
## Q53 - Vital Signs At a Glance Contract Report for 175668/0001 - December 2017

Name or company name	Mr J Arhi
Contract type name	GDS Contract
Purpose of contract	General
Contract start date	01/11/2015
Contract end date	

17/18 Contracted general activity (UDA)	7,993
Carry forward general activity (UDA)	-64
17/18 Contracted orthodontic activity (UOA)	0
Carry forward orthodontic activity (UOA)	0
Baseline contract value	£198,875.57

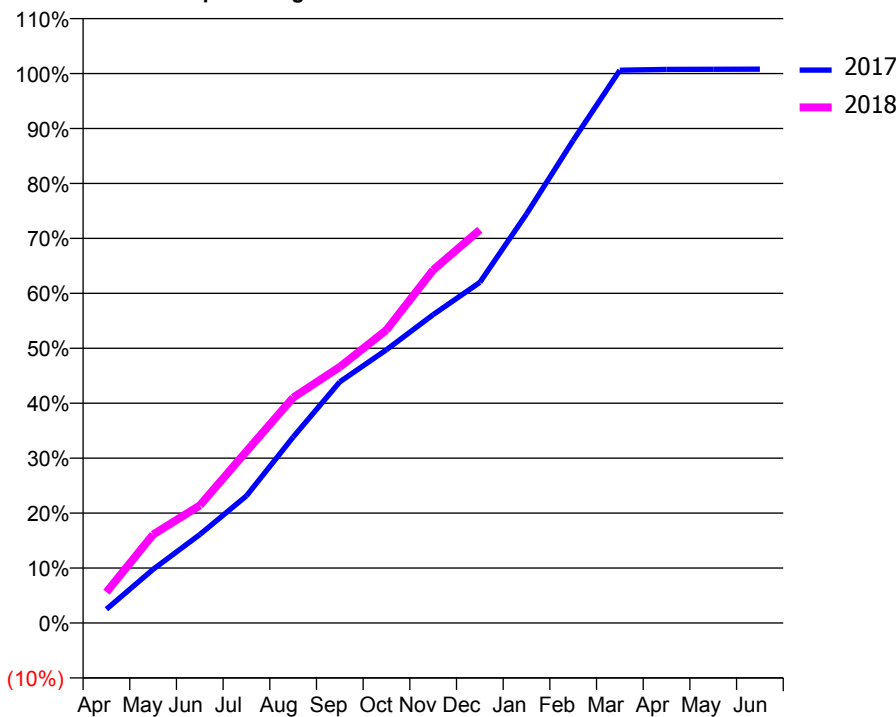
### ACCESS\*

Patients seen in 24 months	Total	Change since previous quarter
Quarter ending December 2016	1,777	
Quarter ending March 2017	2,085	↑
Quarter ending June 2017	2,254	↑
Quarter ending September 2017	2,368	↑
Quarter ending December 2017	2,475	↑
<b>Variance since December 2016</b>	<b>39.3%</b>	<b>↑</b>



### ACTIVITY

Cumulative percentage of contracted UDA delivered 2017 & 2018



Month	Adjusted Scheduled Activity (UDA)	
	2017	2018
April	201	449
May	780	1,287
June	1,286	1,710
July	1,850	2,497
August	2,705	3,279
September	3,508	3,726
October	3,975	4,262
November	4,486	5,135
December	4,955	5,720
January	5,950	
February	7,021	
March	8,042	
April	8,053	
May	8,054	
June	8,057	

### QUALITY

	Quantity	Base Number	Contract	AT	Region	England
% of FP17s for the same patient ID Re-attending within 3 months - Children	56	887	6.3%	9.5%	11.8%	12.0%
% of FP17s for the same patient ID Re-attending within 3 months - Adults	184	1,739	10.6%	12.8%	15.3%	15.9%
% of FP17s for the same patient ID Re-attending between 3 & 9 months - Children	533	887	60.1%	58.7%	59.1%	58.0%
% of FP17s for the same patient ID Re-attending between 3 & 9 months - Adults	1,026	1,739	59.0%	49.6%	51.5%	50.5%
% of FP17s for Band 1 Urgent Courses	126	2,611	4.8%	7.0%	8.0%	9.0%
% of FP17s Relating to Free Repair or Replacements	25	2,611	1.0%	0.8%	0.8%	0.8%
% of FP17s Relating to Continuations	4	2,611	0.2%	1.1%	1.1%	1.1%
% of Patients satisfied with the dentistry they have received	4	5	N/A	92.1%	91.6%	91.5%
% of Patients satisfied with the time they had to wait for an appointment	5	5	N/A	89.9%	88.3%	87.9%

\* This is based on patients treated on this contract for their most recent course of treatment. Figures in italics indicate the base number of FP17s or Patient Questionnaire responses are less than 100. N/A is shown where the base number of responses is less than 10 during the period. % is calculated as Quantity/Base number\*100

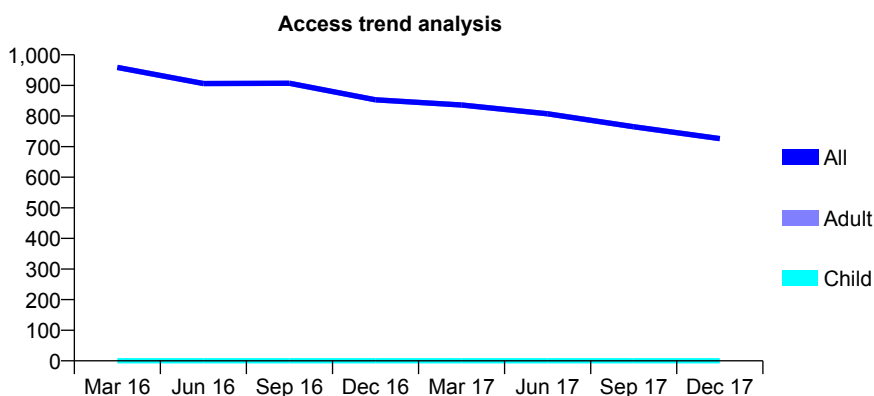
## Q53 - Vital Signs At a Glance Contract Report for 175951/0001 - December 2017

Name or company name	Gentle Dental Care (WORCESTER)LTD. C
Contract type name	PDS Plus Contract
Purpose of contract	General
Contract start date	01/04/2012
Contract end date	31/12/2017

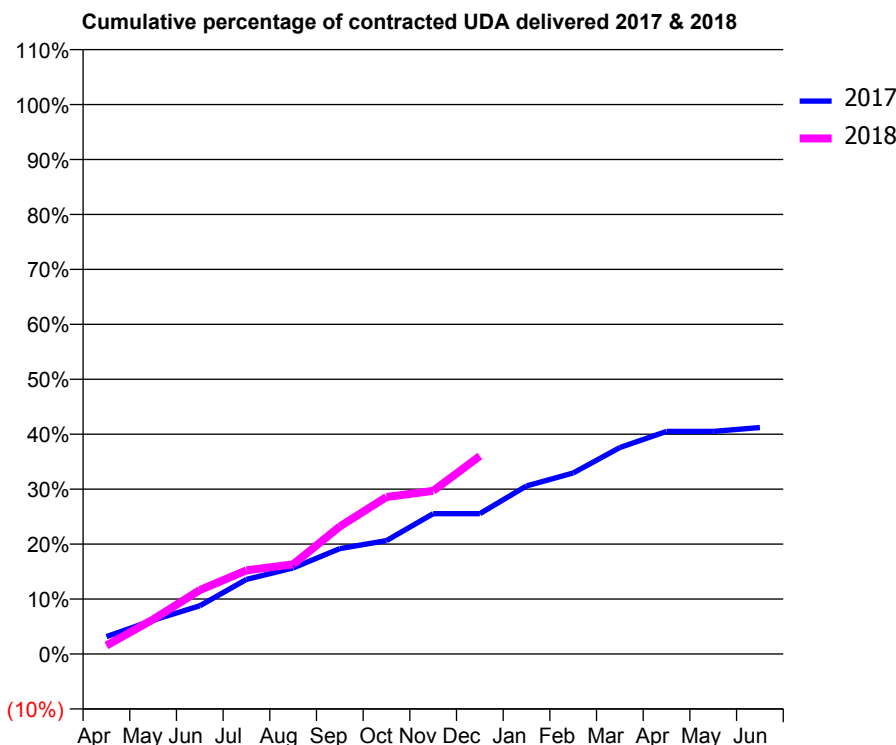
17/18 Contracted general activity (UDA)	4,500
Carry forward general activity (UDA)	0
17/18 Contracted orthodontic activity (UOA)	0
Carry forward orthodontic activity (UOA)	0
Baseline contract value	£70,742.91

### ACCESS\*

Patients seen in 24 months	Total	Change since previous quarter
Quarter ending December 2016	853	
Quarter ending March 2017	836	↓
Quarter ending June 2017	807	↓
Quarter ending September 2017	765	↓
Quarter ending December 2017	726	↓
<b>Variance since December 2016</b>	<b>(14.9%)</b>	<b>↓</b>



### ACTIVITY



Month	Adjusted Scheduled Activity (UDA)	
	2017	2018
April	190	69
May	369	283
June	526	524
July	814	685
August	940	735
September	1,151	1,045
October	1,238	1,286
November	1,533	1,336
December	1,533	1,621
January	1,835	
February	1,977	
March	2,255	
April	2,430	
May	2,430	
June	2,473	

### QUALITY

	Quantity	Base Number	Contract	AT	Region	England
% of FP17s for the same patient ID Re-attending within 3 months - Children	0	0	N/A	9.5%	11.8%	12.0%
% of FP17s for the same patient ID Re-attending within 3 months - Adults	35	361	9.7%	12.8%	15.3%	15.9%
% of FP17s for the same patient ID Re-attending between 3 & 9 months - Children	0	0	N/A	58.7%	59.1%	58.0%
% of FP17s for the same patient ID Re-attending between 3 & 9 months - Adults	33	361	9.1%	49.6%	51.5%	50.5%
% of FP17s for Band 1 Urgent Courses	6	306	2.0%	7.0%	8.0%	9.0%
% of FP17s Relating to Free Repair or Replacements	1	306	0.3%	0.8%	0.8%	0.8%
% of FP17s Relating to Continuations	0	306	0.0%	1.1%	1.1%	1.1%
% of Patients satisfied with the dentistry they have received	0	0	N/A	92.1%	91.6%	91.5%
% of Patients satisfied with the time they had to wait for an appointment	0	0	N/A	89.9%	88.3%	87.9%

\* This is based on patients treated on this contract for their most recent course of treatment. Figures in italics indicate the base number of FP17s or Patient Questionnaire responses are less than 100. N/A is shown where the base number of responses is less than 10 during the period. % is calculated as Quantity/Base number\*100

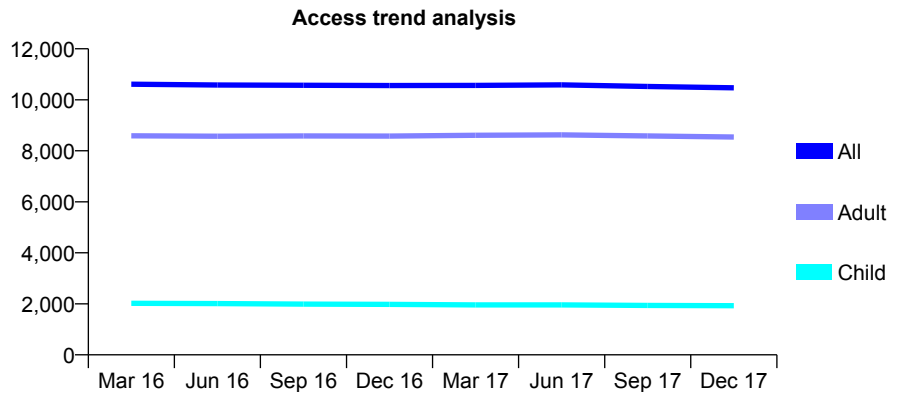
### Q53 - Vital Signs At a Glance Contract Report for 176370/0001 - December 2017

Name or company name	Kyrle Street Dental Practice
Contract type name	Pilot Contract
Purpose of contract	General
Contract start date	01/04/2006
Contract end date	

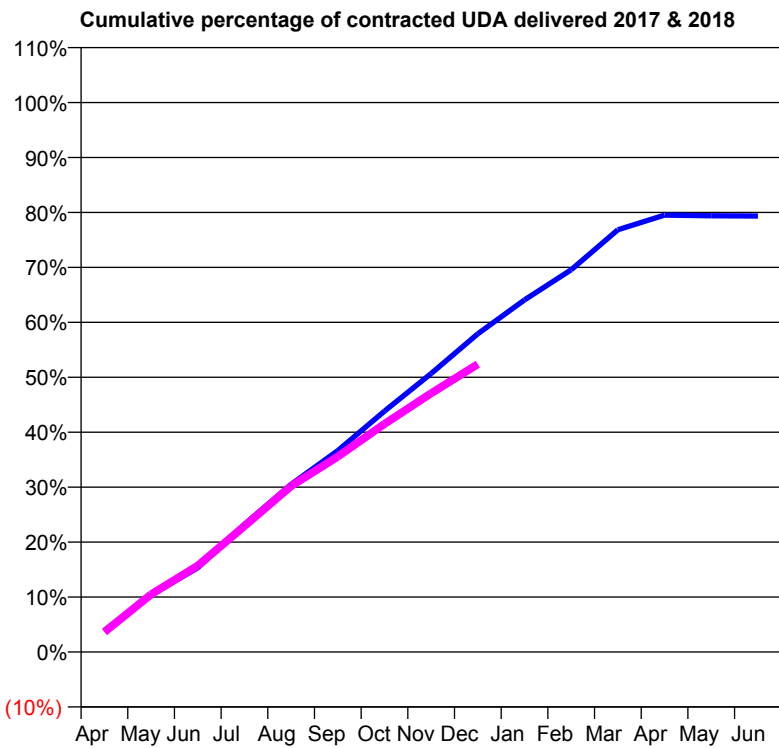
17/18 Contracted general activity (UDA)	29,000
Carry forward general activity (UDA)	0
17/18 Contracted orthodontic activity (UOA)	0
Carry forward orthodontic activity (UOA)	0
Baseline contract value	£759,166.64

#### ACCESS\*

Patients seen in 24 months	Total	Change since previous quarter
Quarter ending December 2016	10,558	
Quarter ending March 2017	10,566	→
Quarter ending June 2017	10,584	→
Quarter ending September 2017	10,524	→
Quarter ending December 2017	10,468	→
<b>Variance since December 2016</b>	<b>(0.9%)</b>	→



#### ACTIVITY



Adjusted Scheduled Activity (UDA)		
Month	2017	2018
April	1,142	1,053
May	3,014	3,045
June	4,444	4,557
July	6,738	6,644
August	8,849	8,760
September	10,627	10,313
October	12,714	12,035
November	14,694	13,655
December	16,793	15,189
January	18,582	
February	20,172	
March	22,281	
April	23,055	
May	23,024	
June	23,011	

#### QUALITY

	Quantity	Base Number	Contract	AT	Region	England
% of FP17s for the same patient ID Re-attending within 3 months - Children	85	1,651	5.1%	9.5%	11.8%	12.0%
% of FP17s for the same patient ID Re-attending within 3 months - Adults	894	6,760	13.2%	12.8%	15.3%	15.9%
% of FP17s for the same patient ID Re-attending between 3 & 9 months - Children	576	1,651	34.9%	58.7%	59.1%	58.0%
% of FP17s for the same patient ID Re-attending between 3 & 9 months - Adults	2,086	6,760	30.9%	49.6%	51.5%	50.5%
% of FP17s for Band 1 Urgent Courses	1,102	7,966	13.8%	7.0%	8.0%	9.0%
% of FP17s Relating to Free Repair or Replacements	40	7,966	0.5%	0.8%	0.8%	0.8%
% of FP17s Relating to Continuations	6	7,966	0.1%	1.1%	1.1%	1.1%
% of Patients satisfied with the dentistry they have received	18	20	90.0%	92.1%	91.6%	91.5%
% of Patients satisfied with the time they had to wait for an appointment	17	20	85.0%	89.9%	88.3%	87.9%

\* This is based on patients treated on this contract for their most recent course of treatment. Figures in italics indicate the base number of FP17s or Patient Questionnaire responses are less than 100. N/A is shown where the base number of responses is less than 10 during the period. % is calculated as Quantity/Base number\*100

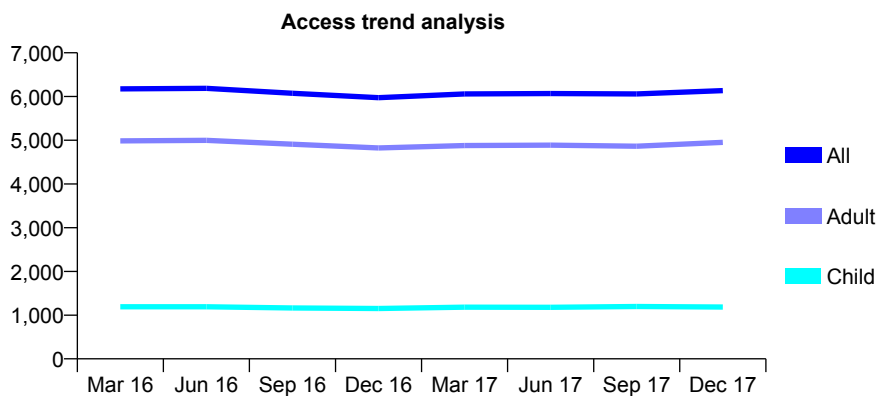
## Q53 - Vital Signs At a Glance Contract Report for 176834/0001 - December 2017

Name or company name	Bewdley Dental Partnership
Contract type name	GDS Contract
Purpose of contract	General
Contract start date	01/02/2009
Contract end date	

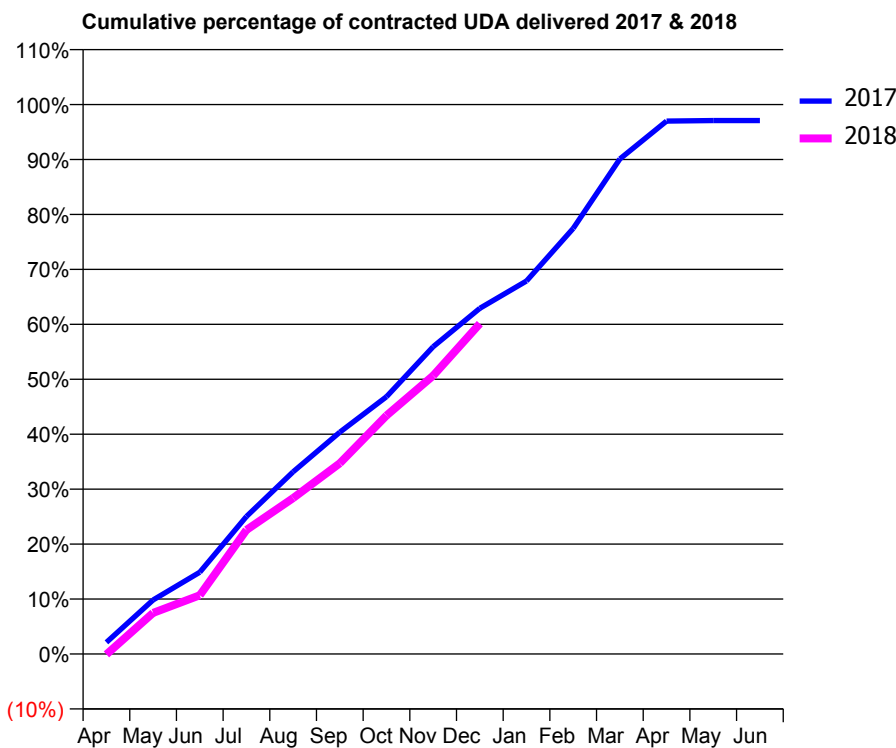
17/18 Contracted general activity (UDA)	20,370
Carry forward general activity (UDA)	594
17/18 Contracted orthodontic activity (UOA)	0
Carry forward orthodontic activity (UOA)	0
Baseline contract value	£669,490.14

### ACCESS\*

Patients seen in 24 months	Total	Change since previous quarter
Quarter ending December 2016	5,974	
Quarter ending March 2017	6,060	→
Quarter ending June 2017	6,068	→
Quarter ending September 2017	6,059	→
Quarter ending December 2017	6,136	→
<b>Variance since December 2016</b>	<b>2.7%</b>	<b>↑</b>



### ACTIVITY



Month	Adjusted Scheduled Activity (UDA)	
	2017	2018
April	433	-16
May	2,006	1,526
June	3,031	2,179
July	5,099	4,600
August	6,755	5,779
September	8,225	7,071
October	9,537	8,840
November	11,391	10,321
December	12,813	12,245
January	13,831	
February	15,777	
March	18,353	
April	19,754	
May	19,776	
June	19,776	

### QUALITY

	Quantity	Base Number	Contract	AT	Region	England
% of FP17s for the same patient ID Re-attending within 3 months - Children	53	1,292	4.1%	9.5%	11.8%	12.0%
% of FP17s for the same patient ID Re-attending within 3 months - Adults	502	4,782	10.5%	12.8%	15.3%	15.9%
% of FP17s for the same patient ID Re-attending between 3 & 9 months - Children	812	1,292	62.8%	58.7%	59.1%	58.0%
% of FP17s for the same patient ID Re-attending between 3 & 9 months - Adults	2,417	4,782	50.5%	49.6%	51.5%	50.5%
% of FP17s for Band 1 Urgent Courses	108	5,577	1.9%	7.0%	8.0%	9.0%
% of FP17s Relating to Free Repair or Replacements	96	5,577	1.7%	0.8%	0.8%	0.8%
% of FP17s Relating to Continuations	65	5,577	1.2%	1.1%	1.1%	1.1%
% of Patients satisfied with the dentistry they have received	8	8	N/A	92.1%	91.6%	91.5%
% of Patients satisfied with the time they had to wait for an appointment	8	8	N/A	89.9%	88.3%	87.9%

\* This is based on patients treated on this contract for their most recent course of treatment. Figures in italics indicate the base number of FP17s or Patient Questionnaire responses are less than 100. N/A is shown where the base number of responses is less than 10 during the period. % is calculated as Quantity/Base number\*100

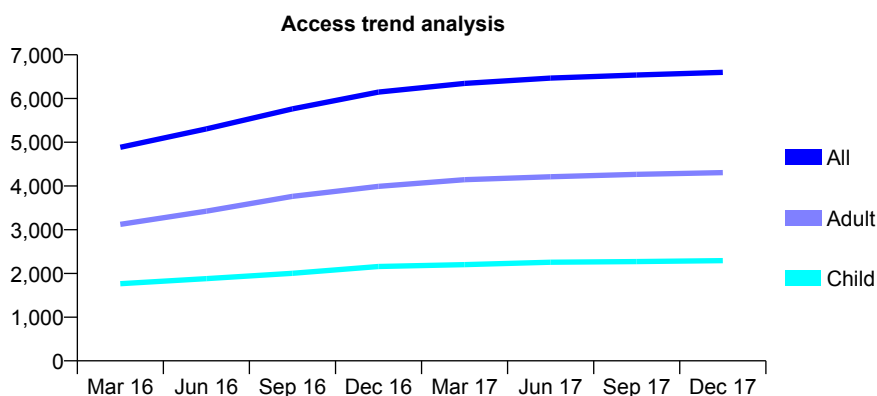
## Q53 - Vital Signs At a Glance Contract Report for 177040/0001 - December 2017

Name or company name	Mr S B Ahmed Mulgund and Mrs S S Mulgund
Contract type name	GDS Contract
Purpose of contract	General
Contract start date	01/12/2014
Contract end date	

17/18 Contracted general activity (UDA)	14,774
Carry forward general activity (UDA)	233
17/18 Contracted orthodontic activity (UOA)	0
Carry forward orthodontic activity (UOA)	0
Baseline contract value	£388,086.18

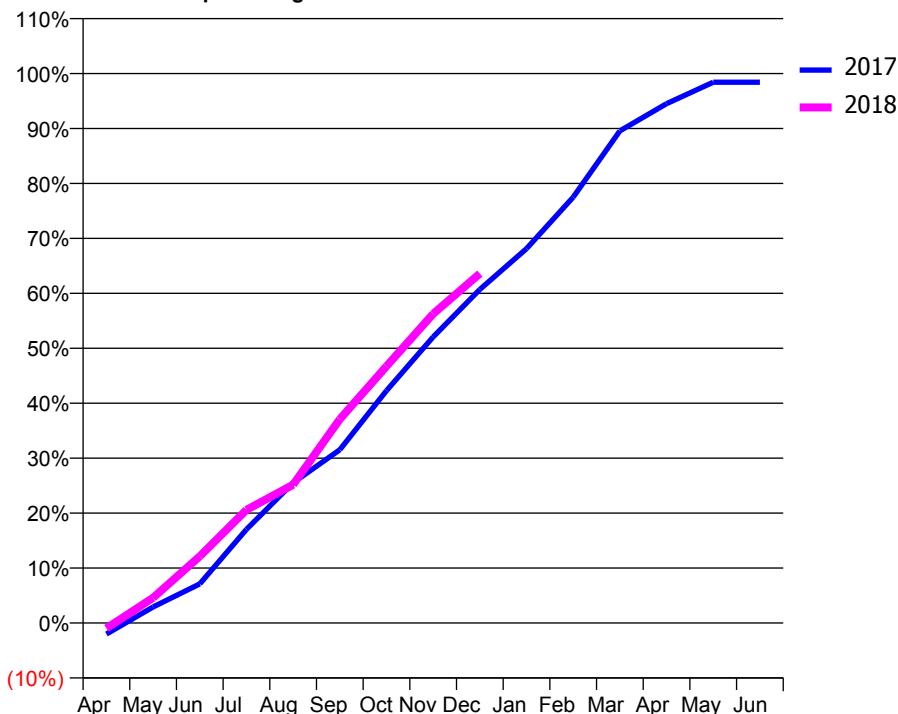
### ACCESS\*

Patients seen in 24 months	Total	Change since previous quarter
Quarter ending December 2016	6,147	
Quarter ending March 2017	6,346	↑
Quarter ending June 2017	6,467	→
Quarter ending September 2017	6,537	→
Quarter ending December 2017	6,598	→
<b>Variance since December 2016</b>	<b>7.3%</b>	<b>↑</b>



### ACTIVITY

Cumulative percentage of contracted UDA delivered 2017 & 2018



Month	Adjusted Scheduled Activity (UDA)	
	2017	2018
April	-301	-146
May	433	680
June	1,051	1,796
July	2,519	3,041
August	3,770	3,720
September	4,660	5,478
October	6,246	6,905
November	7,694	8,312
December	8,970	9,395
January	10,065	
February	11,450	
March	13,232	
April	13,962	
May	14,540	
June	14,540	

### QUALITY

	Quantity	Base Number	Contract	AT	Region	England
% of FP17s for the same patient ID Re-attending within 3 months - Children	95	2,068	4.6%	9.5%	11.8%	12.0%
% of FP17s for the same patient ID Re-attending within 3 months - Adults	272	3,252	8.4%	12.8%	15.3%	15.9%
% of FP17s for the same patient ID Re-attending between 3 & 9 months - Children	1,142	2,068	55.2%	58.7%	59.1%	58.0%
% of FP17s for the same patient ID Re-attending between 3 & 9 months - Adults	1,487	3,252	45.7%	49.6%	51.5%	50.5%
% of FP17s for Band 1 Urgent Courses	19	4,126	0.5%	7.0%	8.0%	9.0%
% of FP17s Relating to Free Repair or Replacements	2	4,126	0.0%	0.8%	0.8%	0.8%
% of FP17s Relating to Continuations	5	4,126	0.1%	1.1%	1.1%	1.1%
% of Patients satisfied with the dentistry they have received	0	1	N/A	92.1%	91.6%	91.5%
% of Patients satisfied with the time they had to wait for an appointment	1	1	N/A	89.9%	88.3%	87.9%

\* This is based on patients treated on this contract for their most recent course of treatment. Figures in italics indicate the base number of FP17s or Patient Questionnaire responses are less than 100. N/A is shown where the base number of responses is less than 10 during the period. % is calculated as Quantity/Base number\*100



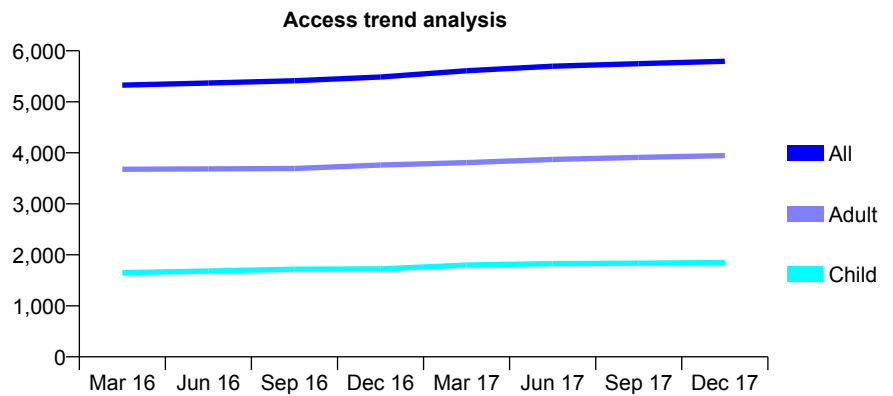
## Q53 - Vital Signs At a Glance Contract Report for 179531/0001 - December 2017

Name or company name	Mr & Mrs Parvis
Contract type name	GDS Contract
Purpose of contract	General and Orthodontic
Contract start date	01/07/2013
Contract end date	

17/18 Contracted general activity (UDA)	14,510
Carry forward general activity (UDA)	47
17/18 Contracted orthodontic activity (UOA)	106
Carry forward orthodontic activity (UOA)	0
Baseline contract value	£365,767.35

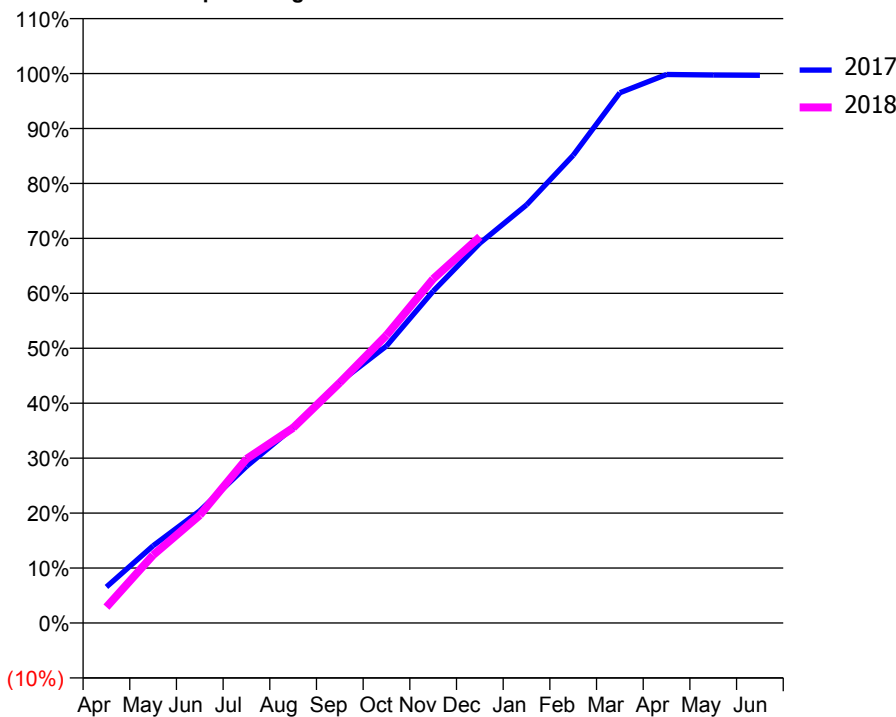
### ACCESS\*

Patients seen in 24 months	Total	Change since previous quarter
Quarter ending December 2016	5,486	
Quarter ending March 2017	5,608	↑
Quarter ending June 2017	5,699	→
Quarter ending September 2017	5,748	→
Quarter ending December 2017	5,795	→
<b>Variance since December 2016</b>	<b>5.6%</b>	<b>↑</b>



### ACTIVITY

Cumulative percentage of contracted UDA delivered 2017 & 2018



Month	Adjusted Scheduled Activity (UDA)	
	2017	2018
April	952	421
May	2,042	1,795
June	2,964	2,848
July	4,136	4,332
August	5,155	5,155
September	6,365	6,347
October	7,316	7,601
November	8,762	9,088
December	10,030	10,200
January	11,041	
February	12,351	
March	14,002	
April	14,484	
May	14,471	
June	14,463	

### QUALITY

	Quantity	Base Number	Contract	AT	Region	England
% of FP17s for the same patient ID Re-attending within 3 months - Children	131	2,066	6.3%	9.5%	11.8%	12.0%
% of FP17s for the same patient ID Re-attending within 3 months - Adults	466	3,734	12.5%	12.8%	15.3%	15.9%
% of FP17s for the same patient ID Re-attending between 3 & 9 months - Children	1,350	2,066	65.3%	58.7%	59.1%	58.0%
% of FP17s for the same patient ID Re-attending between 3 & 9 months - Adults	1,863	3,734	49.9%	49.6%	51.5%	50.5%
% of FP17s for Band 1 Urgent Courses	182	5,501	3.3%	7.0%	8.0%	9.0%
% of FP17s Relating to Free Repair or Replacements	21	5,501	0.4%	0.8%	0.8%	0.8%
% of FP17s Relating to Continuations	5	5,501	0.1%	1.1%	1.1%	1.1%
% of Patients satisfied with the dentistry they have received	15	18	83.3%	92.1%	91.6%	91.5%
% of Patients satisfied with the time they had to wait for an appointment	15	18	83.3%	89.9%	88.3%	87.9%

\* This is based on patients treated on this contract for their most recent course of treatment. Figures in italics indicate the base number of FP17s or Patient Questionnaire responses are less than 100. N/A is shown where the base number of responses is less than 10 during the period. % is calculated as Quantity/Base number\*100

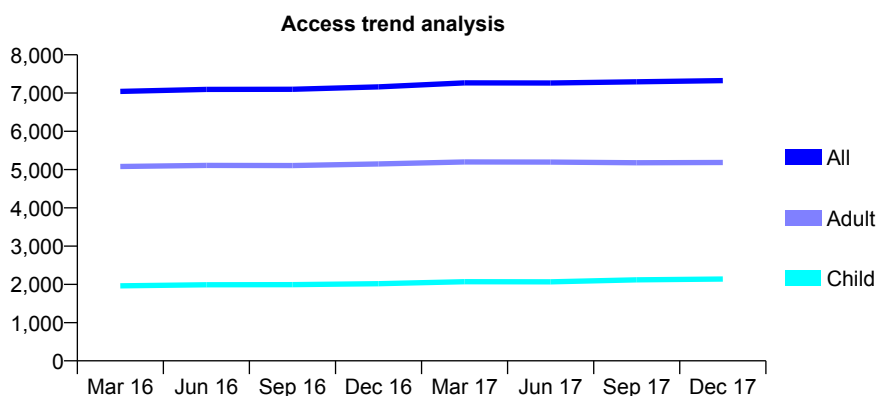
## Q53 - Vital Signs At a Glance Contract Report for 179531/0002 - December 2017

Name or company name	Mr & Mrs Parvis
Contract type name	GDS Contract
Purpose of contract	General and Orthodontic
Contract start date	01/07/2013
Contract end date	

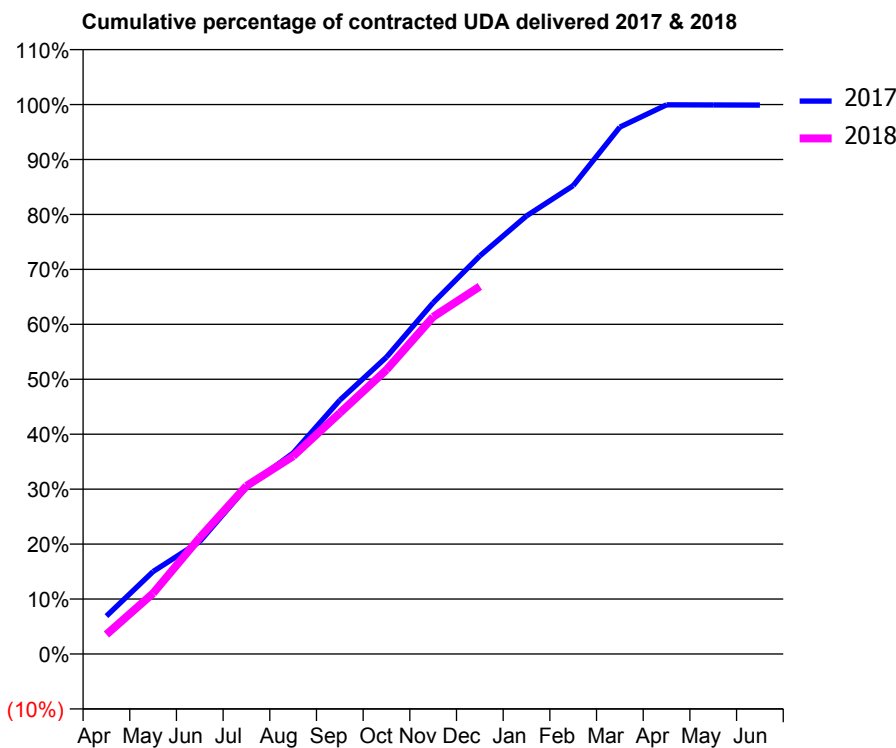
17/18 Contracted general activity (UDA)	16,334
Carry forward general activity (UDA)	17
17/18 Contracted orthodontic activity (UOA)	264
Carry forward orthodontic activity (UOA)	3
Baseline contract value	£433,199.60

### ACCESS\*

Patients seen in 24 months	Total	Change since previous quarter
Quarter ending December 2016	7,162	
Quarter ending March 2017	7,267	→
Quarter ending June 2017	7,262	→
Quarter ending September 2017	7,295	→
Quarter ending December 2017	7,325	→
<b>Variance since December 2016</b>	<b>2.3%</b>	<b>↑</b>



### ACTIVITY



Month	Adjusted Scheduled Activity (UDA)	
	2017	2018
April	1,127	582
May	2,450	1,807
June	3,342	3,464
July	4,951	4,995
August	5,975	5,882
September	7,547	7,164
October	8,825	8,449
November	10,443	10,022
December	11,832	10,925
January	13,024	
February	13,924	
March	15,662	
April	16,325	
May	16,321	
June	16,316	

### QUALITY

	Quantity	Base Number	Contract	AT	Region	England
% of FP17s for the same patient ID Re-attending within 3 months - Children	139	2,416	5.8%	9.5%	11.8%	12.0%
% of FP17s for the same patient ID Re-attending within 3 months - Adults	479	4,815	9.9%	12.8%	15.3%	15.9%
% of FP17s for the same patient ID Re-attending between 3 & 9 months - Children	1,593	2,416	65.9%	58.7%	59.1%	58.0%
% of FP17s for the same patient ID Re-attending between 3 & 9 months - Adults	2,792	4,815	58.0%	49.6%	51.5%	50.5%
% of FP17s for Band 1 Urgent Courses	196	6,215	3.2%	7.0%	8.0%	9.0%
% of FP17s Relating to Free Repair or Replacements	34	6,215	0.5%	0.8%	0.8%	0.8%
% of FP17s Relating to Continuations	17	6,215	0.3%	1.1%	1.1%	1.1%
% of Patients satisfied with the dentistry they have received	21	22	95.5%	92.1%	91.6%	91.5%
% of Patients satisfied with the time they had to wait for an appointment	21	22	95.5%	89.9%	88.3%	87.9%

\* This is based on patients treated on this contract for their most recent course of treatment. Figures in italics indicate the base number of FP17s or Patient Questionnaire responses are less than 100. N/A is shown where the base number of responses is less than 10 during the period. % is calculated as Quantity/Base number\*100

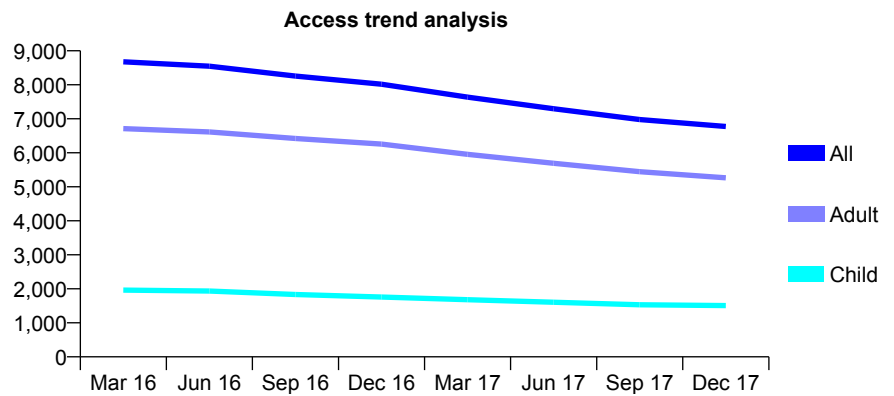
## Q53 - Vital Signs At a Glance Contract Report for 180122/0002 - December 2017

Name or company name	IDH Limited
Contract type name	GDS Contract
Purpose of contract	General
Contract start date	01/09/2008
Contract end date	

17/18 Contracted general activity (UDA)	24,615
Carry forward general activity (UDA)	0
17/18 Contracted orthodontic activity (UOA)	0
Carry forward orthodontic activity (UOA)	0
Baseline contract value	£722,704.81

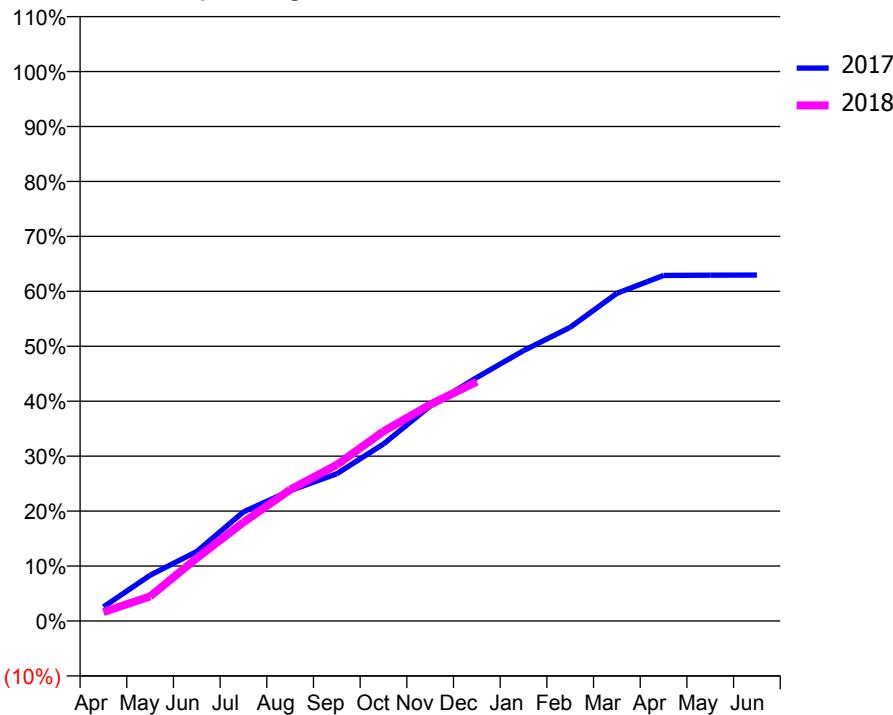
### ACCESS\*

Patients seen in 24 months	Total	Change since previous quarter
Quarter ending December 2016	8,016	
Quarter ending March 2017	7,637	↓
Quarter ending June 2017	7,298	↓
Quarter ending September 2017	6,977	↓
Quarter ending December 2017	6,773	↓
<b>Variance since December 2016</b>	<b>(15.5%)</b>	<b>↓</b>



### ACTIVITY

Cumulative percentage of contracted UDA delivered 2017 & 2018



Month	Adjusted Scheduled Activity (UDA)	
	2017	2018
April	632	398
May	2,054	1,103
June	3,115	2,819
July	4,892	4,423
August	5,841	5,880
September	6,596	7,000
October	7,928	8,495
November	9,634	9,698
December	10,909	10,718
January	12,113	
February	13,156	
March	14,677	
April	15,478	
May	15,489	
June	15,498	

### QUALITY

	Quantity	Base Number	Contract	AT	Region	England
% of FP17s for the same patient ID Re-attending within 3 months - Children	87	1,454	6.0%	9.5%	11.8%	12.0%
% of FP17s for the same patient ID Re-attending within 3 months - Adults	660	4,864	13.6%	12.8%	15.3%	15.9%
% of FP17s for the same patient ID Re-attending between 3 & 9 months - Children	665	1,454	45.7%	58.7%	59.1%	58.0%
% of FP17s for the same patient ID Re-attending between 3 & 9 months - Adults	1,882	4,864	38.7%	49.6%	51.5%	50.5%
% of FP17s for Band 1 Urgent Courses	567	5,931	9.6%	7.0%	8.0%	9.0%
% of FP17s Relating to Free Repair or Replacements	45	5,931	0.8%	0.8%	0.8%	0.8%
% of FP17s Relating to Continuations	99	5,931	1.7%	1.1%	1.1%	1.1%
% of Patients satisfied with the dentistry they have received	6	7	N/A	92.1%	91.6%	91.5%
% of Patients satisfied with the time they had to wait for an appointment	4	7	N/A	89.9%	88.3%	87.9%

\* This is based on patients treated on this contract for their most recent course of treatment. Figures in italics indicate the base number of FP17s or Patient Questionnaire responses are less than 100. N/A is shown where the base number of responses is less than 10 during the period. % is calculated as Quantity/Base number\*100

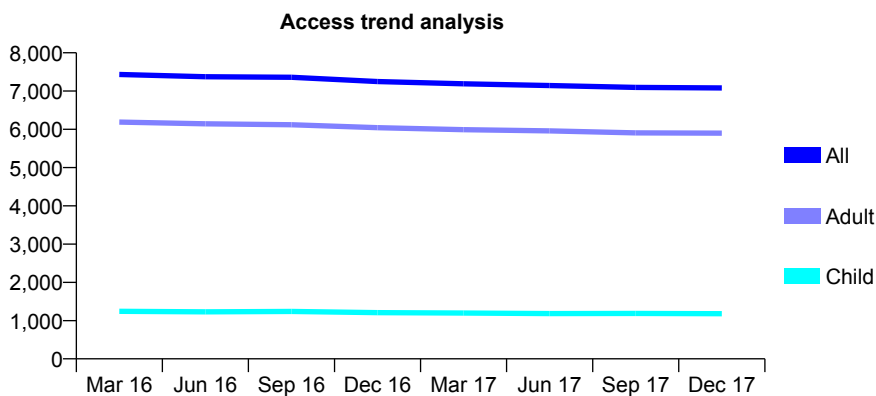
## Q53 - Vital Signs At a Glance Contract Report for 180793/0001 - December 2017

Name or company name	Colehill Smile Care Limited
Contract type name	GDS Contract
Purpose of contract	General
Contract start date	01/04/2014
Contract end date	

17/18 Contracted general activity (UDA)	20,993
Carry forward general activity (UDA)	466
17/18 Contracted orthodontic activity (UOA)	0
Carry forward orthodontic activity (UOA)	0
Baseline contract value	£607,635.17

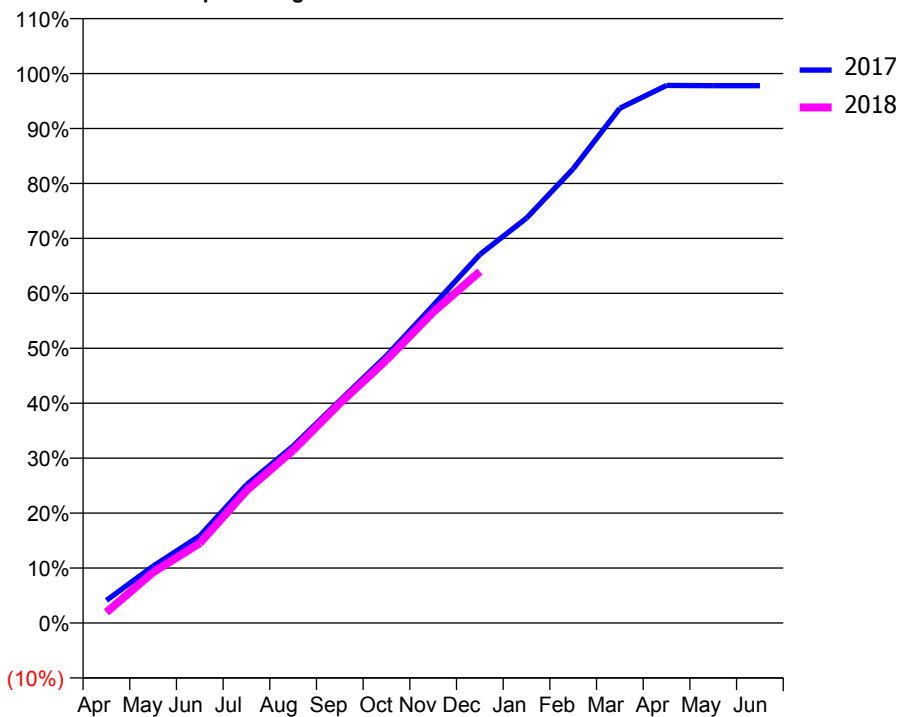
### ACCESS\*

Patients seen in 24 months	Total	Change since previous quarter
Quarter ending December 2016	7,248	
Quarter ending March 2017	7,189	→
Quarter ending June 2017	7,145	→
Quarter ending September 2017	7,094	→
Quarter ending December 2017	7,082	→
<b>Variance since December 2016</b>	<b>(2.3%)</b>	<b>↓</b>



### ACTIVITY

Cumulative percentage of contracted UDA delivered 2017 & 2018



Month	Adjusted Scheduled Activity (UDA)	
	2017	2018
April	865	408
May	2,175	1,940
June	3,329	3,049
July	5,278	5,056
August	6,762	6,598
September	8,493	8,392
October	10,213	10,046
November	12,135	11,879
December	14,078	13,427
January	15,469	
February	17,353	
March	19,669	
April	20,536	
May	20,529	
June	20,527	

### QUALITY

	Quantity	Base Number	Contract	AT	Region	England
% of FP17s for the same patient ID Re-attending within 3 months - Children	104	1,322	7.9%	9.5%	11.8%	12.0%
% of FP17s for the same patient ID Re-attending within 3 months - Adults	941	6,652	14.1%	12.8%	15.3%	15.9%
% of FP17s for the same patient ID Re-attending between 3 & 9 months - Children	812	1,322	61.4%	58.7%	59.1%	58.0%
% of FP17s for the same patient ID Re-attending between 3 & 9 months - Adults	4,078	6,652	61.3%	49.6%	51.5%	50.5%
% of FP17s for Band 1 Urgent Courses	660	7,588	8.7%	7.0%	8.0%	9.0%
% of FP17s Relating to Free Repair or Replacements	159	7,588	2.1%	0.8%	0.8%	0.8%
% of FP17s Relating to Continuations	79	7,588	1.0%	1.1%	1.1%	1.1%
% of Patients satisfied with the dentistry they have received	15	16	93.8%	92.1%	91.6%	91.5%
% of Patients satisfied with the time they had to wait for an appointment	15	16	93.8%	89.9%	88.3%	87.9%

\* This is based on patients treated on this contract for their most recent course of treatment. Figures in italics indicate the base number of FP17s or Patient Questionnaire responses are less than 100. N/A is shown where the base number of responses is less than 10 during the period. % is calculated as Quantity/Base number\*100

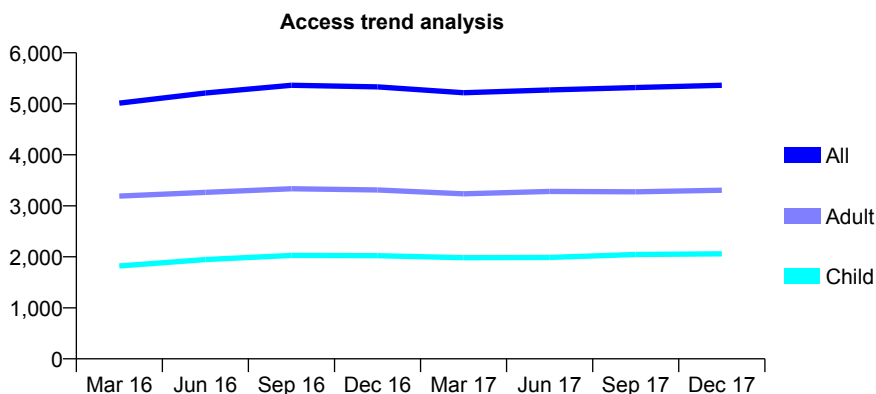
## Q53 - Vital Signs At a Glance Contract Report for 181307/0001 - December 2017

Name or company name	Willenhall Dental Care
Contract type name	GDS Contract
Purpose of contract	General
Contract start date	01/09/2011
Contract end date	

17/18 Contracted general activity (UDA)	12,679
Carry forward general activity (UDA)	-25
17/18 Contracted orthodontic activity (UOA)	0
Carry forward orthodontic activity (UOA)	0
Baseline contract value	£320,566.18

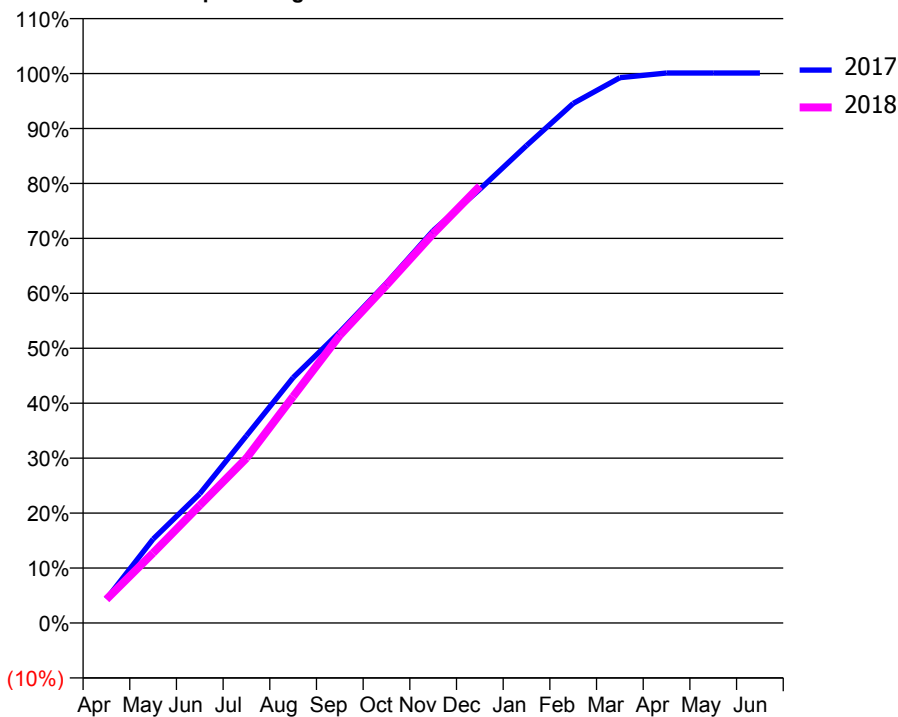
### ACCESS\*

Patients seen in 24 months	Total	Change since previous quarter
Quarter ending December 2016	5,333	
Quarter ending March 2017	5,217	↓
Quarter ending June 2017	5,271	→
Quarter ending September 2017	5,320	→
Quarter ending December 2017	5,364	→
<b>Variance since December 2016</b>	<b>0.6%</b>	<b>→</b>



### ACTIVITY

Cumulative percentage of contracted UDA delivered 2017 & 2018



Month	Adjusted Scheduled Activity (UDA)	
	2017	2018
April	555	546
May	1,936	1,618
June	2,982	2,715
July	4,322	3,805
August	5,664	5,225
September	6,714	6,637
October	7,844	7,795
November	9,054	8,984
December	10,006	10,082
January	11,016	
February	11,989	
March	12,582	
April	12,691	
May	12,691	
June	12,691	

### QUALITY

	Quantity	Base Number	Contract	AT	Region	England
% of FP17s for the same patient ID Re-attending within 3 months - Children	10	1,920	0.5%	9.5%	11.8%	12.0%
% of FP17s for the same patient ID Re-attending within 3 months - Adults	16	2,734	0.6%	12.8%	15.3%	15.9%
% of FP17s for the same patient ID Re-attending between 3 & 9 months - Children	1,070	1,920	55.7%	58.7%	59.1%	58.0%
% of FP17s for the same patient ID Re-attending between 3 & 9 months - Adults	1,387	2,734	50.7%	49.6%	51.5%	50.5%
% of FP17s for Band 1 Urgent Courses	5	4,627	0.1%	7.0%	8.0%	9.0%
% of FP17s Relating to Free Repair or Replacements	0	4,627	0.0%	0.8%	0.8%	0.8%
% of FP17s Relating to Continuations	2	4,627	0.0%	1.1%	1.1%	1.1%
% of Patients satisfied with the dentistry they have received	6	6	N/A	92.1%	91.6%	91.5%
% of Patients satisfied with the time they had to wait for an appointment	6	6	N/A	89.9%	88.3%	87.9%

\* This is based on patients treated on this contract for their most recent course of treatment. Figures in italics indicate the base number of FP17s or Patient Questionnaire responses are less than 100. N/A is shown where the base number of responses is less than 10 during the period. % is calculated as Quantity/Base number\*100

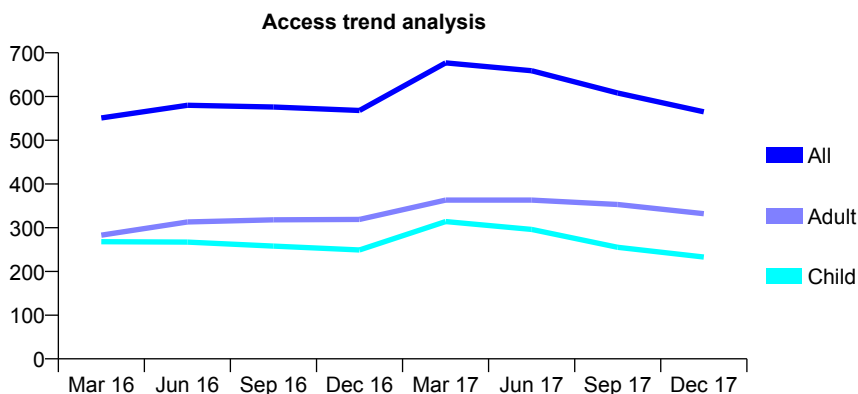
## Q53 - Vital Signs At a Glance Contract Report for 182109/0001 - December 2017

Name or company name	Evesham Place Limited
Contract type name	GDS Contract
Purpose of contract	General
Contract start date	01/04/2015
Contract end date	

17/18 Contracted general activity (UDA)	1,452
Carry forward general activity (UDA)	3
17/18 Contracted orthodontic activity (UOA)	0
Carry forward orthodontic activity (UOA)	0
Baseline contract value	£35,822.69

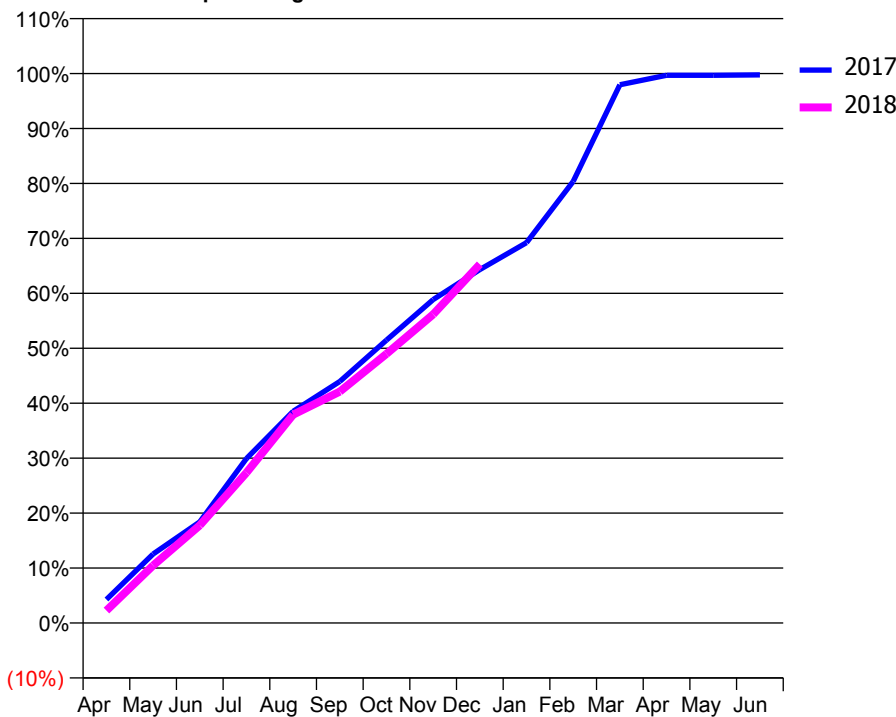
### ACCESS\*

Patients seen in 24 months	Total	Change since previous quarter
Quarter ending December 2016	568	
Quarter ending March 2017	677	↑
Quarter ending June 2017	659	↓
Quarter ending September 2017	608	↓
Quarter ending December 2017	565	↓
<b>Variance since December 2016</b>	<b>(0.5%)</b>	→



### ACTIVITY

Cumulative percentage of contracted UDA delivered 2017 & 2018



Month	Adjusted Scheduled Activity (UDA)	
	2017	2018
April	62	33
May	182	152
June	267	258
July	435	397
August	559	551
September	638	612
October	748	711
November	855	816
December	934	948
January	1,005	
February	1,167	
March	1,422	
April	1,447	
May	1,447	
June	1,448	

### QUALITY

	Quantity	Base Number	Contract	AT	Region	England
% of FP17s for the same patient ID Re-attending within 3 months - Children	17	270	6.3%	9.5%	11.8%	12.0%
% of FP17s for the same patient ID Re-attending within 3 months - Adults	27	294	9.2%	12.8%	15.3%	15.9%
% of FP17s for the same patient ID Re-attending between 3 & 9 months - Children	182	270	67.4%	58.7%	59.1%	58.0%
% of FP17s for the same patient ID Re-attending between 3 & 9 months - Adults	126	294	42.9%	49.6%	51.5%	50.5%
% of FP17s for Band 1 Urgent Courses	25	548	4.6%	7.0%	8.0%	9.0%
% of FP17s Relating to Free Repair or Replacements	3	548	0.5%	0.8%	0.8%	0.8%
% of FP17s Relating to Continuations	4	548	0.7%	1.1%	1.1%	1.1%
% of Patients satisfied with the dentistry they have received	0	0	N/A	92.1%	91.6%	91.5%
% of Patients satisfied with the time they had to wait for an appointment	0	0	N/A	89.9%	88.3%	87.9%

\* This is based on patients treated on this contract for their most recent course of treatment. Figures in italics indicate the base number of FP17s or Patient Questionnaire responses are less than 100. N/A is shown where the base number of responses is less than 10 during the period. % is calculated as Quantity/Base number\*100

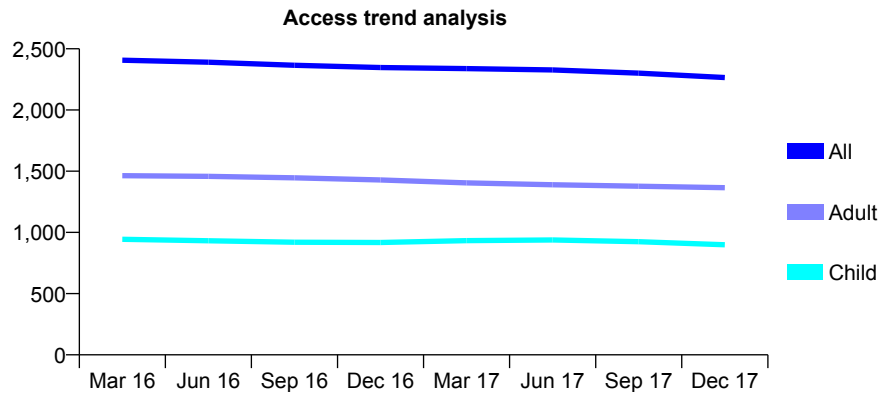
## Q53 - Vital Signs At a Glance Contract Report for 187860/0001 - December 2017

Name or company name	Collins House Dental Surgery
Contract type name	GDS Contract
Purpose of contract	General
Contract start date	01/04/2006
Contract end date	

17/18 Contracted general activity (UDA)	7,000
Carry forward general activity (UDA)	0
17/18 Contracted orthodontic activity (UOA)	0
Carry forward orthodontic activity (UOA)	0
Baseline contract value	£209,193.29

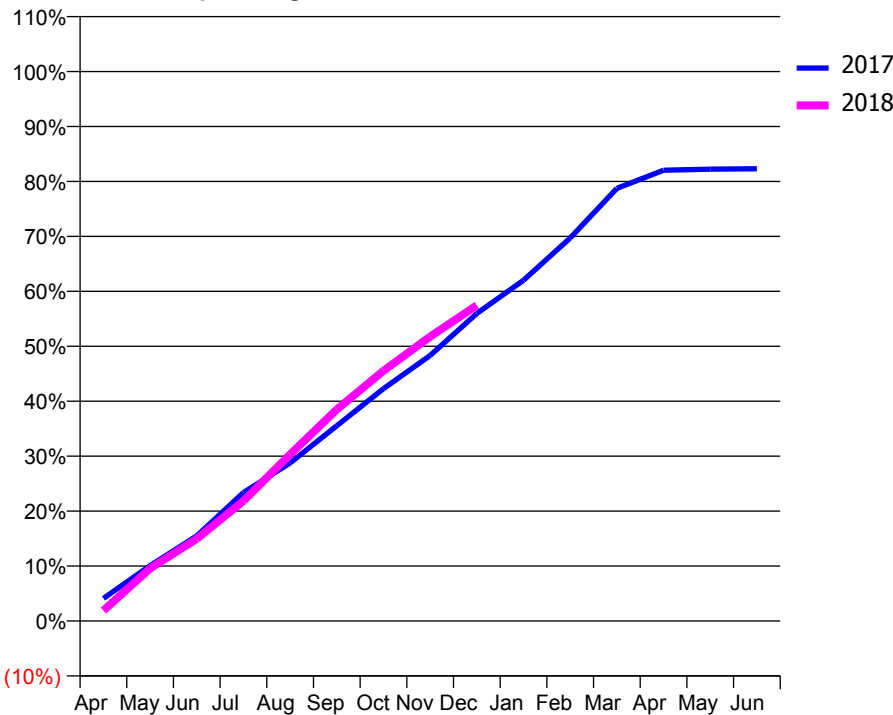
### ACCESS\*

Patients seen in 24 months	Total	Change since previous quarter
Quarter ending December 2016	2,347	
Quarter ending March 2017	2,338	→
Quarter ending June 2017	2,327	→
Quarter ending September 2017	2,301	↓
Quarter ending December 2017	2,265	↓
<b>Variance since December 2016</b>	<b>(3.5%)</b>	<b>↓</b>



### ACTIVITY

Cumulative percentage of contracted UDA delivered 2017 & 2018



Month	Adjusted Scheduled Activity (UDA)	
	2017	2018
April	324	133
May	796	670
June	1,225	1,048
July	1,847	1,529
August	2,273	2,122
September	2,808	2,694
October	3,340	3,188
November	3,817	3,622
December	4,421	4,022
January	4,900	
February	5,507	
March	6,219	
April	6,481	
May	6,496	
June	6,502	

### QUALITY

	Quantity	Base Number	Contract	AT	Region	England
% of FP17s for the same patient ID Re-attending within 3 months - Children	83	1,177	7.1%	9.5%	11.8%	12.0%
% of FP17s for the same patient ID Re-attending within 3 months - Adults	196	1,599	12.3%	12.8%	15.3%	15.9%
% of FP17s for the same patient ID Re-attending between 3 & 9 months - Children	883	1,177	75.0%	58.7%	59.1%	58.0%
% of FP17s for the same patient ID Re-attending between 3 & 9 months - Adults	1,170	1,599	73.2%	49.6%	51.5%	50.5%
% of FP17s for Band 1 Urgent Courses	135	2,598	5.2%	7.0%	8.0%	9.0%
% of FP17s Relating to Free Repair or Replacements	0	2,598	0.0%	0.8%	0.8%	0.8%
% of FP17s Relating to Continuations	14	2,598	0.5%	1.1%	1.1%	1.1%
% of Patients satisfied with the dentistry they have received	3	3	N/A	92.1%	91.6%	91.5%
% of Patients satisfied with the time they had to wait for an appointment	3	3	N/A	89.9%	88.3%	87.9%

\* This is based on patients treated on this contract for their most recent course of treatment. Figures in italics indicate the base number of FP17s or Patient Questionnaire responses are less than 100. N/A is shown where the base number of responses is less than 10 during the period. % is calculated as Quantity/Base number\*100



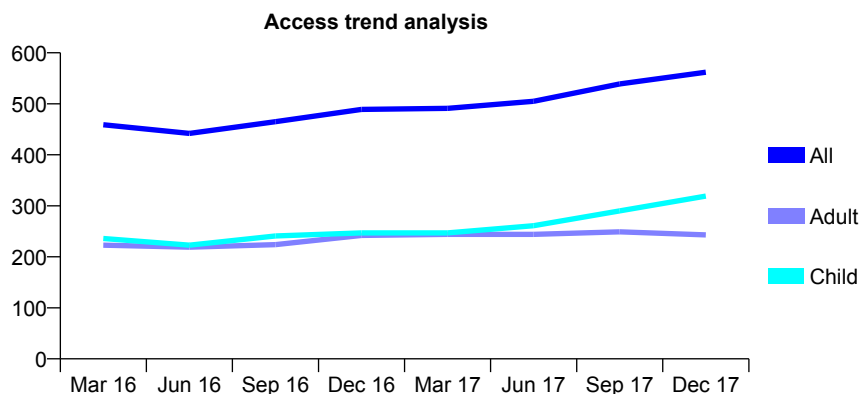
## Q53 - Vital Signs At a Glance Contract Report for 189863/0001 - December 2017

Name or company name	David Holloman Dentistry Ltd
Contract type name	GDS Contract
Purpose of contract	General
Contract start date	01/04/2012
Contract end date	

17/18 Contracted general activity (UDA)	1,678
Carry forward general activity (UDA)	0
17/18 Contracted orthodontic activity (UOA)	0
Carry forward orthodontic activity (UOA)	0
Baseline contract value	£41,283.72

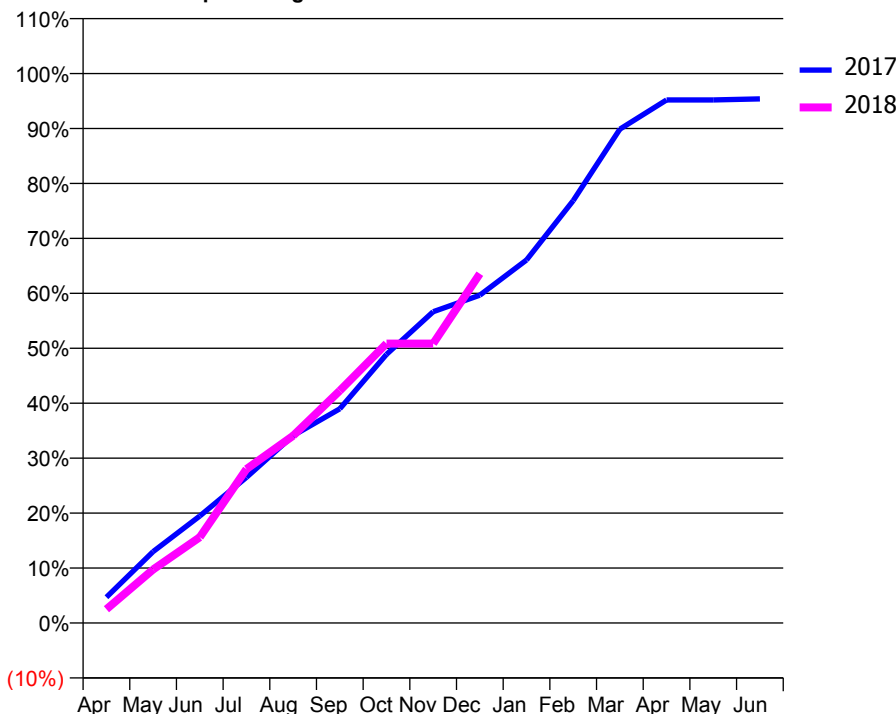
### ACCESS\*

Patients seen in 24 months	Total	Change since previous quarter
Quarter ending December 2016	489	
Quarter ending March 2017	491	→
Quarter ending June 2017	505	↑
Quarter ending September 2017	539	↑
Quarter ending December 2017	562	↑
<b>Variance since December 2016</b>	<b>14.9%</b>	<b>↑</b>



### ACTIVITY

Cumulative percentage of contracted UDA delivered 2017 & 2018



Month	Adjusted Scheduled Activity (UDA)	
	2017	2018
April	79	42
May	218	164
June	327	262
July	445	470
August	572	572
September	654	709
October	820	853
November	951	853
December	1,001	1,067
January	1,109	
February	1,290	
March	1,508	
April	1,597	
May	1,597	
June	1,600	

### QUALITY

	Quantity	Base Number	Contract	AT	Region	England
% of FP17s for the same patient ID Re-attending within 3 months - Children	64	401	16.0%	9.5%	11.8%	12.0%
% of FP17s for the same patient ID Re-attending within 3 months - Adults	61	266	22.9%	12.8%	15.3%	15.9%
% of FP17s for the same patient ID Re-attending between 3 & 9 months - Children	185	401	46.1%	58.7%	59.1%	58.0%
% of FP17s for the same patient ID Re-attending between 3 & 9 months - Adults	113	266	42.5%	49.6%	51.5%	50.5%
% of FP17s for Band 1 Urgent Courses	53	622	8.5%	7.0%	8.0%	9.0%
% of FP17s Relating to Free Repair or Replacements	0	622	0.0%	0.8%	0.8%	0.8%
% of FP17s Relating to Continuations	1	622	0.2%	1.1%	1.1%	1.1%
% of Patients satisfied with the dentistry they have received	1	1	N/A	92.1%	91.6%	91.5%
% of Patients satisfied with the time they had to wait for an appointment	1	1	N/A	89.9%	88.3%	87.9%

\* This is based on patients treated on this contract for their most recent course of treatment. Figures in italics indicate the base number of FP17s or Patient Questionnaire responses are less than 100. N/A is shown where the base number of responses is less than 10 during the period. % is calculated as Quantity/Base number\*100

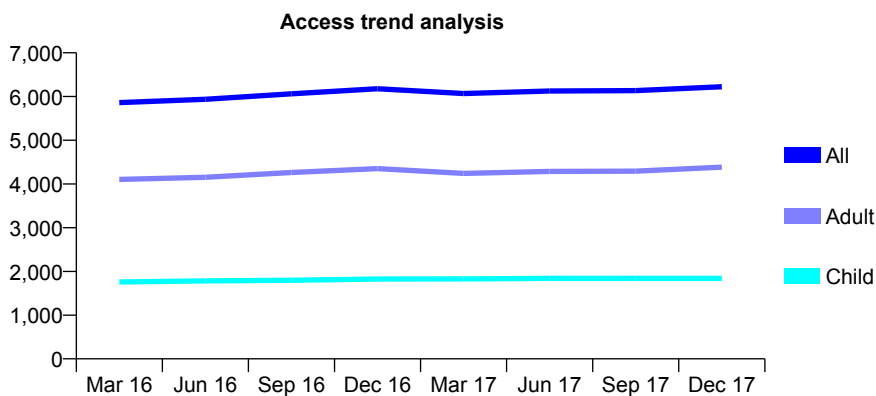
### Q53 - Vital Signs At a Glance Contract Report for 190454/0001 - December 2017

Name or company name	Malvern Hills Dental Care
Contract type name	GDS Contract
Purpose of contract	General
Contract start date	01/11/2012
Contract end date	

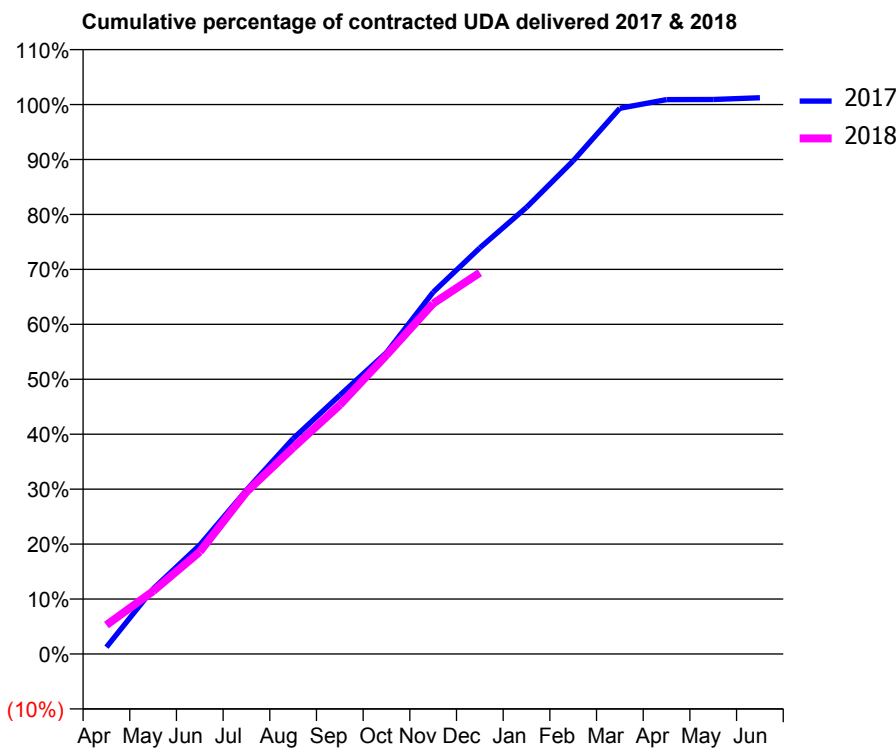
17/18 Contracted general activity (UDA)	18,773
Carry forward general activity (UDA)	-231
17/18 Contracted orthodontic activity (UOA)	0
Carry forward orthodontic activity (UOA)	0
Baseline contract value	£422,777.45

#### ACCESS\*

Patients seen in 24 months	Total	Change since previous quarter
Quarter ending December 2016	6,178	
Quarter ending March 2017	6,068	↓
Quarter ending June 2017	6,127	→
Quarter ending September 2017	6,134	→
Quarter ending December 2017	6,225	→
<b>Variance since December 2016</b>	<b>0.8%</b>	<b>→</b>



#### ACTIVITY



Month	Adjusted Scheduled Activity (UDA)	
	2017	2018
April	235	992
May	2,227	2,148
June	3,726	3,494
July	5,601	5,536
August	7,360	7,051
September	8,839	8,509
October	10,296	10,210
November	12,363	11,976
December	13,875	13,029
January	15,260	
February	16,851	
March	18,645	
April	18,942	
May	18,945	
June	19,004	

#### QUALITY

	Quantity	Base Number	Contract	AT	Region	England
% of FP17s for the same patient ID Re-attending within 3 months - Children	180	2,015	8.9%	9.5%	11.8%	12.0%
% of FP17s for the same patient ID Re-attending within 3 months - Adults	584	3,676	15.9%	12.8%	15.3%	15.9%
% of FP17s for the same patient ID Re-attending between 3 & 9 months - Children	1,172	2,015	58.2%	58.7%	59.1%	58.0%
% of FP17s for the same patient ID Re-attending between 3 & 9 months - Adults	1,413	3,676	38.4%	49.6%	51.5%	50.5%
% of FP17s for Band 1 Urgent Courses	329	5,501	6.0%	7.0%	8.0%	9.0%
% of FP17s Relating to Free Repair or Replacements	80	5,501	1.5%	0.8%	0.8%	0.8%
% of FP17s Relating to Continuations	81	5,501	1.5%	1.1%	1.1%	1.1%
% of Patients satisfied with the dentistry they have received	12	13	92.3%	92.1%	91.6%	91.5%
% of Patients satisfied with the time they had to wait for an appointment	11	13	84.6%	89.9%	88.3%	87.9%

\* This is based on patients treated on this contract for their most recent course of treatment. Figures in italics indicate the base number of FP17s or Patient Questionnaire responses are less than 100. N/A is shown where the base number of responses is less than 10 during the period. % is calculated as Quantity/Base number\*100

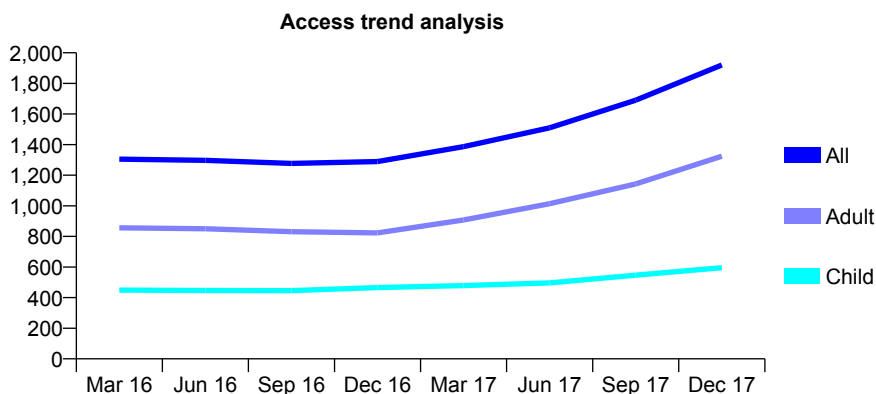
## Q53 - Vital Signs At a Glance Contract Report for 190594/0002 - December 2017

Name or company name	Mercian House Dental Practice
Contract type name	GDS Contract
Purpose of contract	General
Contract start date	01/06/2012
Contract end date	

17/18 Contracted general activity (UDA)	3,374
Carry forward general activity (UDA)	-15
17/18 Contracted orthodontic activity (UOA)	0
Carry forward orthodontic activity (UOA)	0
Baseline contract value	£134,673.80

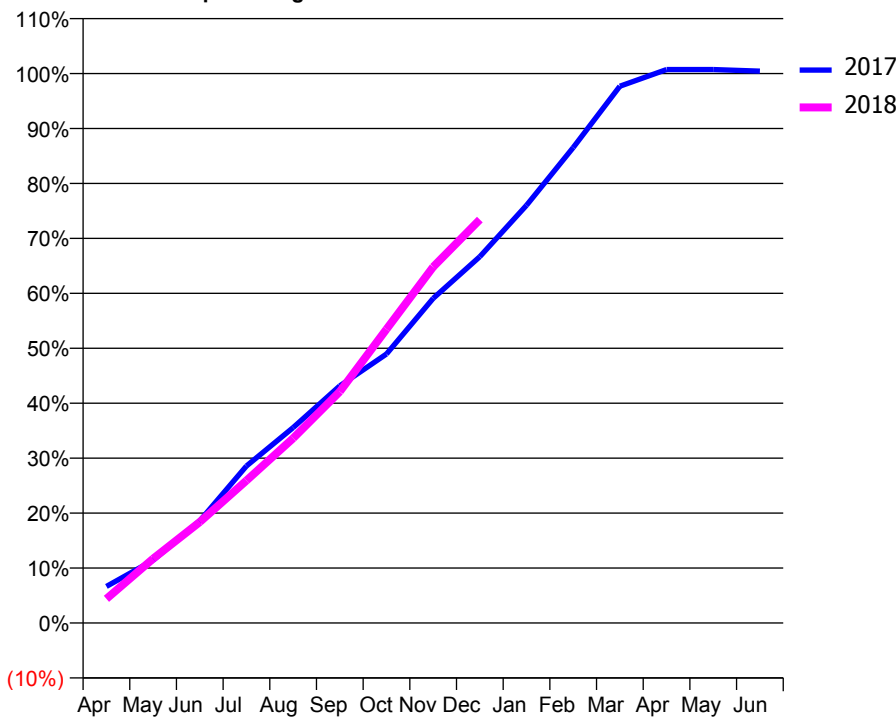
### ACCESS\*

Patients seen in 24 months	Total	Change since previous quarter
Quarter ending December 2016	1,289	
Quarter ending March 2017	1,387	↑
Quarter ending June 2017	1,510	↑
Quarter ending September 2017	1,690	↑
Quarter ending December 2017	1,920	↑
<b>Variance since December 2016</b>	<b>49.0%</b>	<b>↑</b>



### ACTIVITY

Cumulative percentage of contracted UDA delivered 2017 & 2018



Month	Adjusted Scheduled Activity (UDA)	
	2017	2018
April	225	148
May	386	395
June	627	620
July	964	875
August	1,200	1,135
September	1,456	1,421
October	1,652	1,804
November	1,993	2,187
December	2,250	2,477
January	2,564	
February	2,920	
March	3,296	
April	3,398	
May	3,398	
June	3,388	

### QUALITY

	Quantity	Base Number	Contract	AT	Region	England
% of FP17s for the same patient ID Re-attending within 3 months - Children	22	711	3.1%	9.5%	11.8%	12.0%
% of FP17s for the same patient ID Re-attending within 3 months - Adults	103	1,383	7.4%	12.8%	15.3%	15.9%
% of FP17s for the same patient ID Re-attending between 3 & 9 months - Children	432	711	60.8%	58.7%	59.1%	58.0%
% of FP17s for the same patient ID Re-attending between 3 & 9 months - Adults	584	1,383	42.2%	49.6%	51.5%	50.5%
% of FP17s for Band 1 Urgent Courses	71	1,533	4.6%	7.0%	8.0%	9.0%
% of FP17s Relating to Free Repair or Replacements	2	1,533	0.1%	0.8%	0.8%	0.8%
% of FP17s Relating to Continuations	3	1,533	0.2%	1.1%	1.1%	1.1%
% of Patients satisfied with the dentistry they have received	0	1	N/A	92.1%	91.6%	91.5%
% of Patients satisfied with the time they had to wait for an appointment	0	1	N/A	89.9%	88.3%	87.9%

\* This is based on patients treated on this contract for their most recent course of treatment. Figures in italics indicate the base number of FP17s or Patient Questionnaire responses are less than 100. N/A is shown where the base number of responses is less than 10 during the period. % is calculated as Quantity/Base number\*100

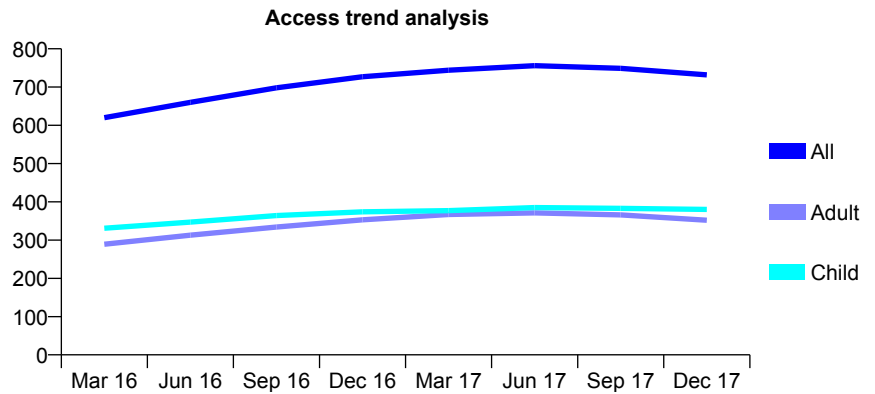
## Q53 - Vital Signs At a Glance Contract Report for 192120/0001 - December 2017

Name or company name	Parkside Bromsgrove Ltd
Contract type name	GDS Contract
Purpose of contract	General
Contract start date	01/06/2015
Contract end date	

17/18 Contracted general activity (UDA)	1,866
Carry forward general activity (UDA)	-38
17/18 Contracted orthodontic activity (UOA)	0
Carry forward orthodontic activity (UOA)	0
Baseline contract value	£41,537.44

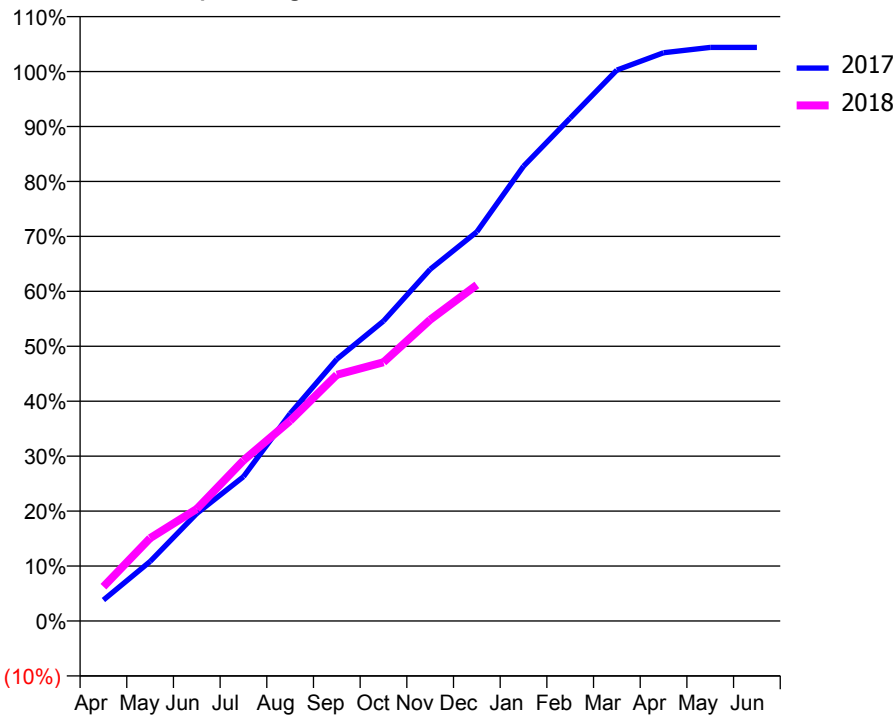
### ACCESS\*

Patients seen in 24 months	Total	Change since previous quarter
Quarter ending December 2016	727	
Quarter ending March 2017	744	↑
Quarter ending June 2017	756	→
Quarter ending September 2017	749	→
Quarter ending December 2017	732	↓
<b>Variance since December 2016</b>	<b>0.7%</b>	<b>→</b>



### ACTIVITY

Cumulative percentage of contracted UDA delivered 2017 & 2018



Month	Adjusted Scheduled Activity (UDA)	
	2017	2018
April	71	116
May	202	281
June	365	381
July	490	546
August	704	680
September	889	836
October	1,019	879
November	1,194	1,023
December	1,322	1,141
January	1,544	
February	1,708	
March	1,871	
April	1,930	
May	1,948	
June	1,948	

### QUALITY

	Quantity	Base Number	Contract	AT	Region	England
% of FP17s for the same patient ID Re-attending within 3 months - Children	25	477	5.2%	9.5%	11.8%	12.0%
% of FP17s for the same patient ID Re-attending within 3 months - Adults	53	318	16.7%	12.8%	15.3%	15.9%
% of FP17s for the same patient ID Re-attending between 3 & 9 months - Children	339	477	71.1%	58.7%	59.1%	58.0%
% of FP17s for the same patient ID Re-attending between 3 & 9 months - Adults	188	318	59.1%	49.6%	51.5%	50.5%
% of FP17s for Band 1 Urgent Courses	36	751	4.8%	7.0%	8.0%	9.0%
% of FP17s Relating to Free Repair or Replacements	4	751	0.5%	0.8%	0.8%	0.8%
% of FP17s Relating to Continuations	0	751	0.0%	1.1%	1.1%	1.1%
% of Patients satisfied with the dentistry they have received	0	0	N/A	92.1%	91.6%	91.5%
% of Patients satisfied with the time they had to wait for an appointment	0	0	N/A	89.9%	88.3%	87.9%

\* This is based on patients treated on this contract for their most recent course of treatment. Figures in italics indicate the base number of FP17s or Patient Questionnaire responses are less than 100. N/A is shown where the base number of responses is less than 10 during the period. % is calculated as Quantity/Base number\*100

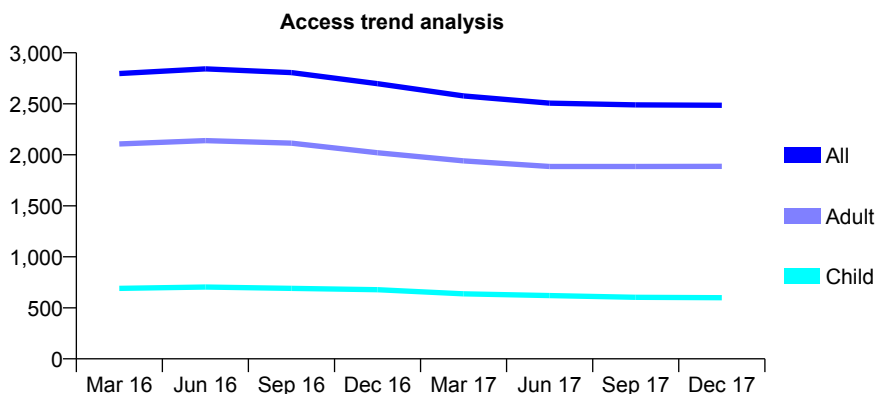
## Q53 - Vital Signs At a Glance Contract Report for 198773/0001 - December 2017

Name or company name	Crabbs Cross Dental Surgery
Contract type name	GDS Contract
Purpose of contract	General
Contract start date	01/11/2012
Contract end date	

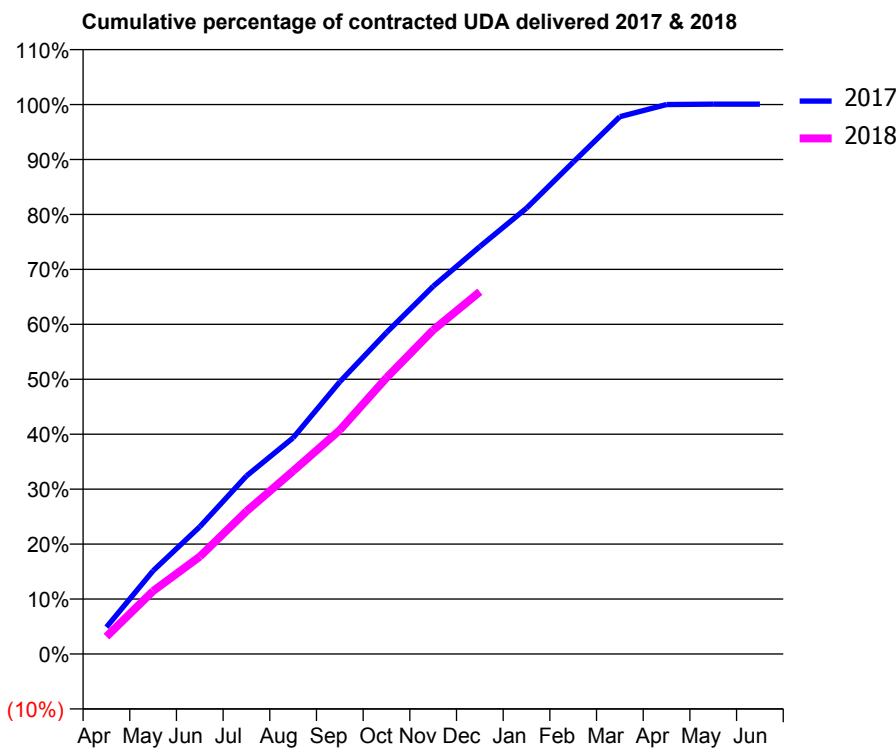
17/18 Contracted general activity (UDA)	9,300
Carry forward general activity (UDA)	-7
17/18 Contracted orthodontic activity (UOA)	0
Carry forward orthodontic activity (UOA)	0
Baseline contract value	£205,602.16

### ACCESS\*

Patients seen in 24 months	Total	Change since previous quarter
Quarter ending December 2016	2,698	
Quarter ending March 2017	2,577	↓
Quarter ending June 2017	2,506	↓
Quarter ending September 2017	2,489	→
Quarter ending December 2017	2,486	→
<b>Variance since December 2016</b>	<b>(7.9%)</b>	<b>↓</b>



### ACTIVITY



Month	Adjusted Scheduled Activity (UDA)	
	2017	2018
April	456	295
May	1,409	1,066
June	2,155	1,649
July	3,014	2,415
August	3,658	3,097
September	4,607	3,790
October	5,441	4,676
November	6,224	5,484
December	6,897	6,131
January	7,546	
February	8,325	
March	9,095	
April	9,300	
May	9,307	
June	9,307	

### QUALITY

	Quantity	Base Number	Contract	AT	Region	England
% of FP17s for the same patient ID Re-attending within 3 months - Children	23	685	3.4%	9.5%	11.8%	12.0%
% of FP17s for the same patient ID Re-attending within 3 months - Adults	312	2,150	14.5%	12.8%	15.3%	15.9%
% of FP17s for the same patient ID Re-attending between 3 & 9 months - Children	484	685	70.7%	58.7%	59.1%	58.0%
% of FP17s for the same patient ID Re-attending between 3 & 9 months - Adults	1,335	2,150	62.1%	49.6%	51.5%	50.5%
% of FP17s for Band 1 Urgent Courses	134	2,728	4.9%	7.0%	8.0%	9.0%
% of FP17s Relating to Free Repair or Replacements	34	2,728	1.2%	0.8%	0.8%	0.8%
% of FP17s Relating to Continuations	26	2,728	1.0%	1.1%	1.1%	1.1%
% of Patients satisfied with the dentistry they have received	5	7	N/A	92.1%	91.6%	91.5%
% of Patients satisfied with the time they had to wait for an appointment	6	7	N/A	89.9%	88.3%	87.9%

\* This is based on patients treated on this contract for their most recent course of treatment. Figures in italics indicate the base number of FP17s or Patient Questionnaire responses are less than 100. N/A is shown where the base number of responses is less than 10 during the period. % is calculated as Quantity/Base number\*100

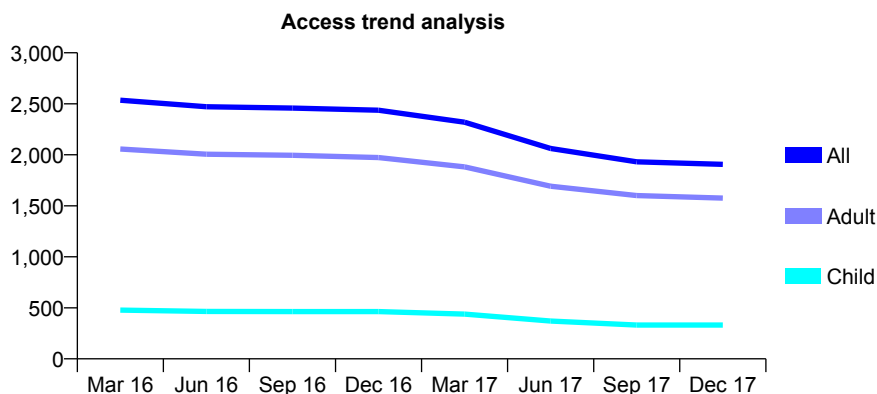
## Q53 - Vital Signs At a Glance Contract Report for 208825/0001 - December 2017

Name or company name	Polesworth Dental Centre
Contract type name	GDS Contract
Purpose of contract	General
Contract start date	01/04/2006
Contract end date	

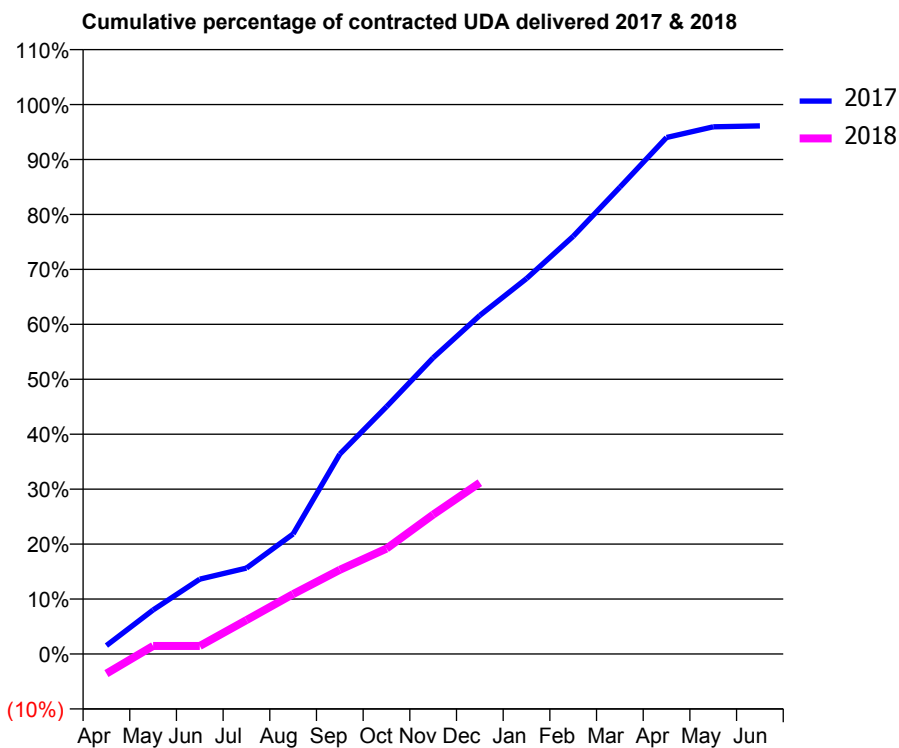
17/18 Contracted general activity (UDA)	6,782
Carry forward general activity (UDA)	264
17/18 Contracted orthodontic activity (UOA)	0
Carry forward orthodontic activity (UOA)	0
Baseline contract value	£152,723.71

### ACCESS\*

Patients seen in 24 months	Total	Change since previous quarter
Quarter ending December 2016	2,437	
Quarter ending March 2017	2,320	↓
Quarter ending June 2017	2,062	↓
Quarter ending September 2017	1,932	↓
Quarter ending December 2017	1,907	↓
<b>Variance since December 2016</b>	<b>(21.7%)</b>	<b>↓</b>



### ACTIVITY



Month	Adjusted Scheduled Activity (UDA)	
	2017	2018
April	104	-242
May	544	100
June	925	100
July	1,060	418
August	1,482	740
September	2,468	1,039
October	3,052	1,301
November	3,657	1,721
December	4,179	2,114
January	4,634	
February	5,155	
March	5,761	
April	6,376	
May	6,506	
June	6,518	

### QUALITY

	Quantity	Base Number	Contract	AT	Region	England
% of FP17s for the same patient ID Re-attending within 3 months - Children	12	231	5.2%	9.5%	11.8%	12.0%
% of FP17s for the same patient ID Re-attending within 3 months - Adults	236	1,304	18.1%	12.8%	15.3%	15.9%
% of FP17s for the same patient ID Re-attending between 3 & 9 months - Children	73	231	31.6%	58.7%	59.1%	58.0%
% of FP17s for the same patient ID Re-attending between 3 & 9 months - Adults	442	1,304	33.9%	49.6%	51.5%	50.5%
% of FP17s for Band 1 Urgent Courses	239	1,316	18.2%	7.0%	8.0%	9.0%
% of FP17s Relating to Free Repair or Replacements	17	1,316	1.3%	0.8%	0.8%	0.8%
% of FP17s Relating to Continuations	28	1,316	2.1%	1.1%	1.1%	1.1%
% of Patients satisfied with the dentistry they have received	3	4	N/A	92.1%	91.6%	91.5%
% of Patients satisfied with the time they had to wait for an appointment	4	4	N/A	89.9%	88.3%	87.9%

\* This is based on patients treated on this contract for their most recent course of treatment. Figures in italics indicate the base number of FP17s or Patient Questionnaire responses are less than 100. N/A is shown where the base number of responses is less than 10 during the period. % is calculated as Quantity/Base number\*100

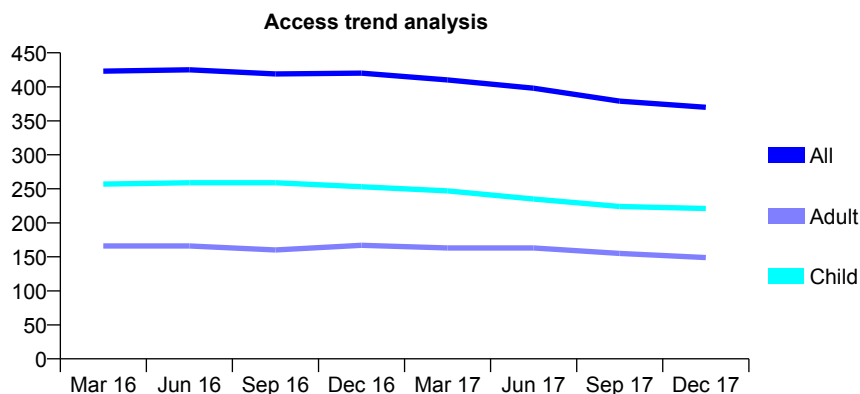
## Q53 - Vital Signs At a Glance Contract Report for 224472/0001 - December 2017

Name or company name	MRS AC HADDON
Contract type name	GDS Contract
Purpose of contract	General
Contract start date	21/09/2011
Contract end date	

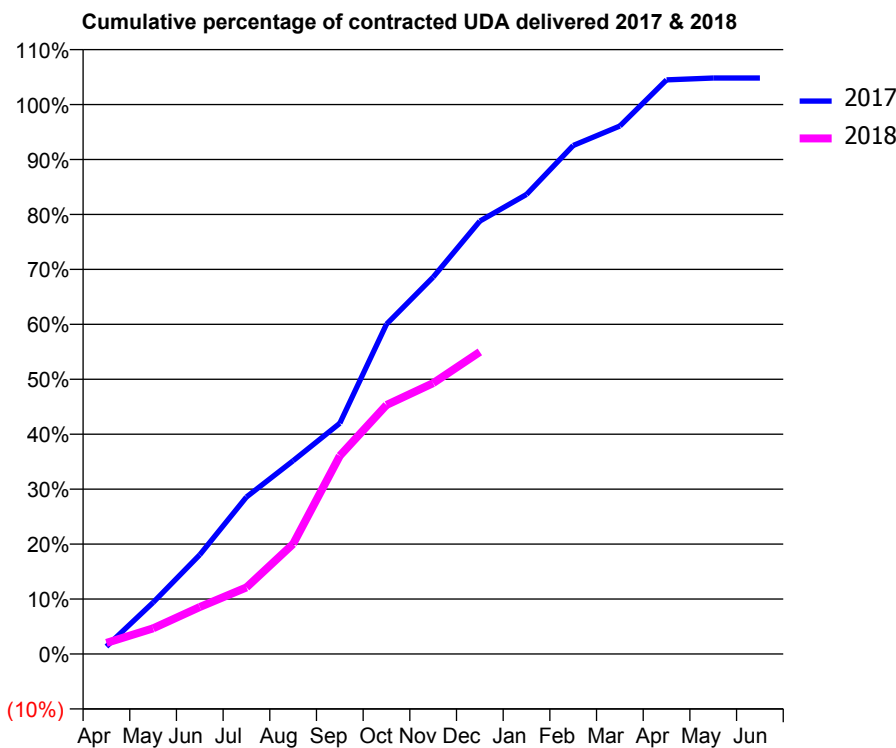
17/18 Contracted general activity (UDA)	1,240
Carry forward general activity (UDA)	-25
17/18 Contracted orthodontic activity (UOA)	0
Carry forward orthodontic activity (UOA)	0
Baseline contract value	£29,073.88

### ACCESS\*

Patients seen in 24 months	Total	Change since previous quarter
Quarter ending December 2016	420	
Quarter ending March 2017	410	↓
Quarter ending June 2017	398	↓
Quarter ending September 2017	379	↓
Quarter ending December 2017	370	↓
<b>Variance since December 2016</b>	<b>(11.9%)</b>	<b>↓</b>



### ACTIVITY



Month	Adjusted Scheduled Activity (UDA)	
	2017	2018
April	17	25
May	116	58
June	224	106
July	354	150
August	436	248
September	521	447
October	744	562
November	850	611
December	977	682
January	1,037	
February	1,147	
March	1,191	
April	1,296	
May	1,300	
June	1,300	

### QUALITY

	Quantity	Base Number	Contract	AT	Region	England
% of FP17s for the same patient ID Re-attending within 3 months - Children	32	271	11.8%	9.5%	11.8%	12.0%
% of FP17s for the same patient ID Re-attending within 3 months - Adults	25	136	18.4%	12.8%	15.3%	15.9%
% of FP17s for the same patient ID Re-attending between 3 & 9 months - Children	177	271	65.3%	58.7%	59.1%	58.0%
% of FP17s for the same patient ID Re-attending between 3 & 9 months - Adults	63	136	46.3%	49.6%	51.5%	50.5%
% of FP17s for Band 1 Urgent Courses	10	349	2.9%	7.0%	8.0%	9.0%
% of FP17s Relating to Free Repair or Replacements	2	349	0.6%	0.8%	0.8%	0.8%
% of FP17s Relating to Continuations	7	349	2.0%	1.1%	1.1%	1.1%
% of Patients satisfied with the dentistry they have received	0	0	N/A	92.1%	91.6%	91.5%
% of Patients satisfied with the time they had to wait for an appointment	0	0	N/A	89.9%	88.3%	87.9%

\* This is based on patients treated on this contract for their most recent course of treatment. Figures in italics indicate the base number of FP17s or Patient Questionnaire responses are less than 100. N/A is shown where the base number of responses is less than 10 during the period. % is calculated as Quantity/Base number\*100



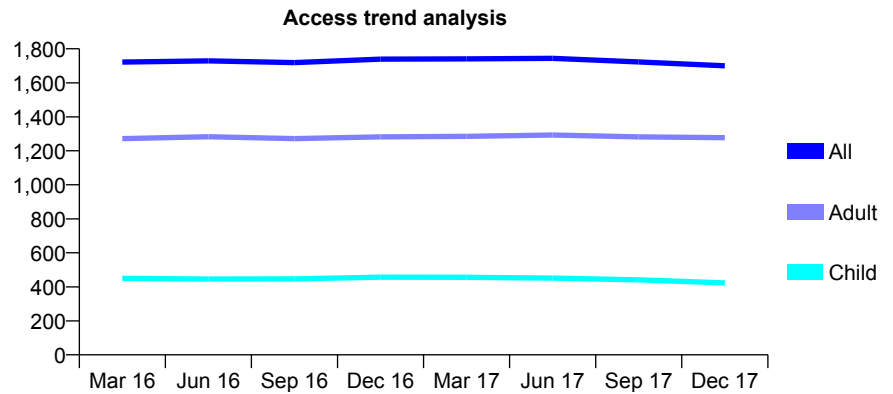
## Q53 - Vital Signs At a Glance Contract Report for 232424/0001 - December 2017

Name or company name	MRS SL RAGSDALE
Contract type name	GDS Contract
Purpose of contract	General
Contract start date	01/04/2006
Contract end date	

17/18 Contracted general activity (UDA)	4,503
Carry forward general activity (UDA)	0
17/18 Contracted orthodontic activity (UOA)	0
Carry forward orthodontic activity (UOA)	0
Baseline contract value	£119,031.85

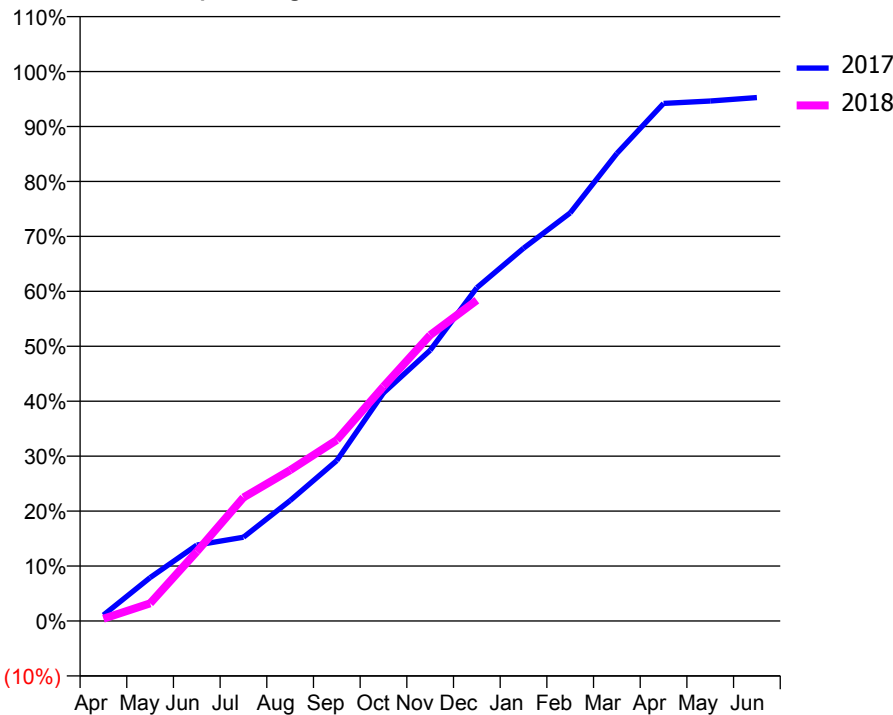
### ACCESS\*

Patients seen in 24 months	Total	Change since previous quarter
Quarter ending December 2016	1,739	
Quarter ending March 2017	1,741	→
Quarter ending June 2017	1,744	→
Quarter ending September 2017	1,723	↓
Quarter ending December 2017	1,700	↓
<b>Variance since December 2016</b>	<b>(2.2%)</b>	<b>↓</b>



### ACTIVITY

Cumulative percentage of contracted UDA delivered 2017 & 2018



Month	Adjusted Scheduled Activity (UDA)	
	2017	2018
April	48	19
May	355	145
June	623	568
July	687	1,012
August	988	1,237
September	1,315	1,483
October	1,869	1,922
November	2,219	2,343
December	2,731	2,628
January	3,055	
February	3,344	
March	3,832	
April	4,242	
May	4,262	
June	4,290	

### QUALITY

	Quantity	Base Number	Contract	AT	Region	England
% of FP17s for the same patient ID Re-attending within 3 months - Children	34	426	8.0%	9.5%	11.8%	12.0%
% of FP17s for the same patient ID Re-attending within 3 months - Adults	218	1,357	16.1%	12.8%	15.3%	15.9%
% of FP17s for the same patient ID Re-attending between 3 & 9 months - Children	217	426	50.9%	58.7%	59.1%	58.0%
% of FP17s for the same patient ID Re-attending between 3 & 9 months - Adults	675	1,357	49.7%	49.6%	51.5%	50.5%
% of FP17s for Band 1 Urgent Courses	161	1,612	10.0%	7.0%	8.0%	9.0%
% of FP17s Relating to Free Repair or Replacements	22	1,612	1.4%	0.8%	0.8%	0.8%
% of FP17s Relating to Continuations	10	1,612	0.6%	1.1%	1.1%	1.1%
% of Patients satisfied with the dentistry they have received	1	1	N/A	92.1%	91.6%	91.5%
% of Patients satisfied with the time they had to wait for an appointment	1	1	N/A	89.9%	88.3%	87.9%

\* This is based on patients treated on this contract for their most recent course of treatment. Figures in italics indicate the base number of FP17s or Patient Questionnaire responses are less than 100. N/A is shown where the base number of responses is less than 10 during the period. % is calculated as Quantity/Base number\*100

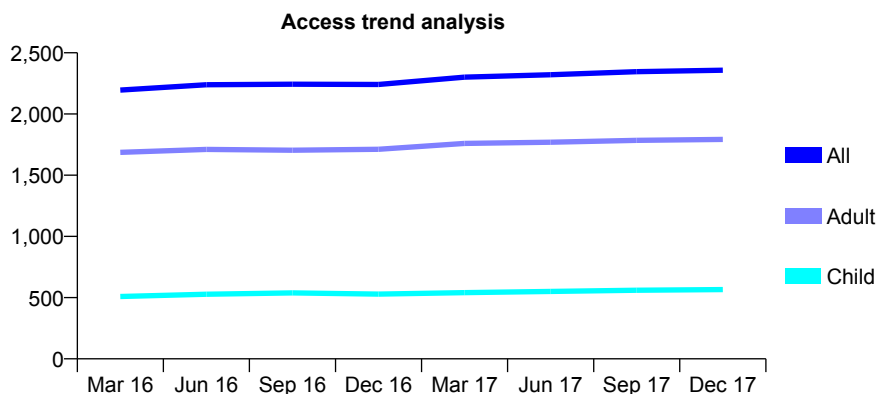
## Q53 - Vital Signs At a Glance Contract Report for 234753/0001 - December 2017

Name or company name	MRS F SMART
Contract type name	GDS Contract
Purpose of contract	General
Contract start date	01/04/2006
Contract end date	

17/18 Contracted general activity (UDA)	6,000
Carry forward general activity (UDA)	7
17/18 Contracted orthodontic activity (UOA)	0
Carry forward orthodontic activity (UOA)	0
Baseline contract value	£178,860.78

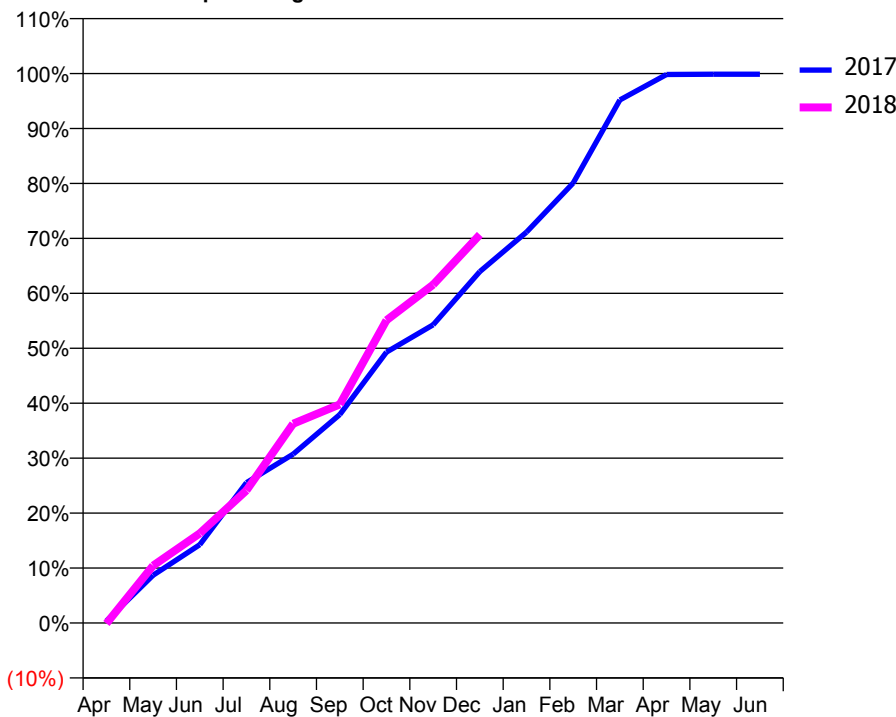
### ACCESS\*

Patients seen in 24 months	Total	Change since previous quarter
Quarter ending December 2016	2,241	
Quarter ending March 2017	2,301	↑
Quarter ending June 2017	2,321	→
Quarter ending September 2017	2,346	→
Quarter ending December 2017	2,358	→
<b>Variance since December 2016</b>	<b>5.2%</b>	<b>↑</b>



### ACTIVITY

Cumulative percentage of contracted UDA delivered 2017 & 2018



Month	Adjusted Scheduled Activity (UDA)	
	2017	2018
April	22	-7
May	522	627
June	856	979
July	1,532	1,448
August	1,844	2,176
September	2,277	2,387
October	2,959	3,305
November	3,256	3,695
December	3,837	4,240
January	4,268	
February	4,804	
March	5,712	
April	5,990	
May	5,993	
June	5,993	

### QUALITY

	Quantity	Base Number	Contract	AT	Region	England
% of FP17s for the same patient ID Re-attending within 3 months - Children	45	681	6.6%	9.5%	11.8%	12.0%
% of FP17s for the same patient ID Re-attending within 3 months - Adults	281	1,813	15.5%	12.8%	15.3%	15.9%
% of FP17s for the same patient ID Re-attending between 3 & 9 months - Children	454	681	66.7%	58.7%	59.1%	58.0%
% of FP17s for the same patient ID Re-attending between 3 & 9 months - Adults	896	1,813	49.4%	49.6%	51.5%	50.5%
% of FP17s for Band 1 Urgent Courses	149	2,355	6.3%	7.0%	8.0%	9.0%
% of FP17s Relating to Free Repair or Replacements	18	2,355	0.8%	0.8%	0.8%	0.8%
% of FP17s Relating to Continuations	30	2,355	1.3%	1.1%	1.1%	1.1%
% of Patients satisfied with the dentistry they have received	7	7	N/A	92.1%	91.6%	91.5%
% of Patients satisfied with the time they had to wait for an appointment	7	7	N/A	89.9%	88.3%	87.9%

\* This is based on patients treated on this contract for their most recent course of treatment. Figures in italics indicate the base number of FP17s or Patient Questionnaire responses are less than 100. N/A is shown where the base number of responses is less than 10 during the period. % is calculated as Quantity/Base number\*100

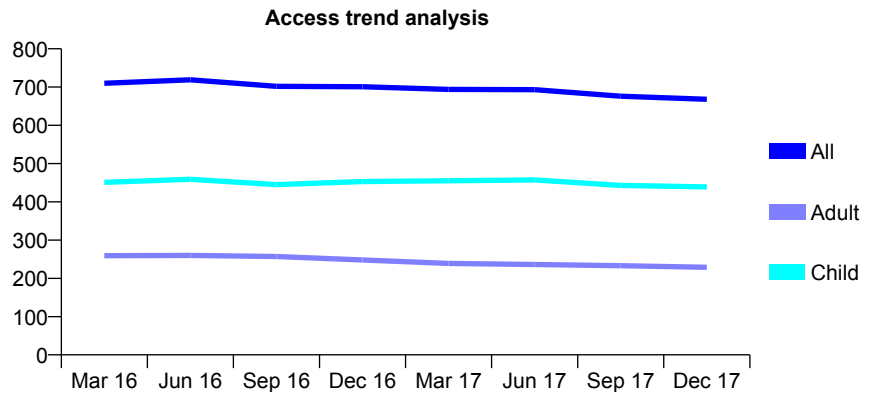
## Q53 - Vital Signs At a Glance Contract Report for 250554/0001 - December 2017

Name or company name	MRS CJ PRINT
Contract type name	GDS Contract
Purpose of contract	General
Contract start date	01/04/2006
Contract end date	

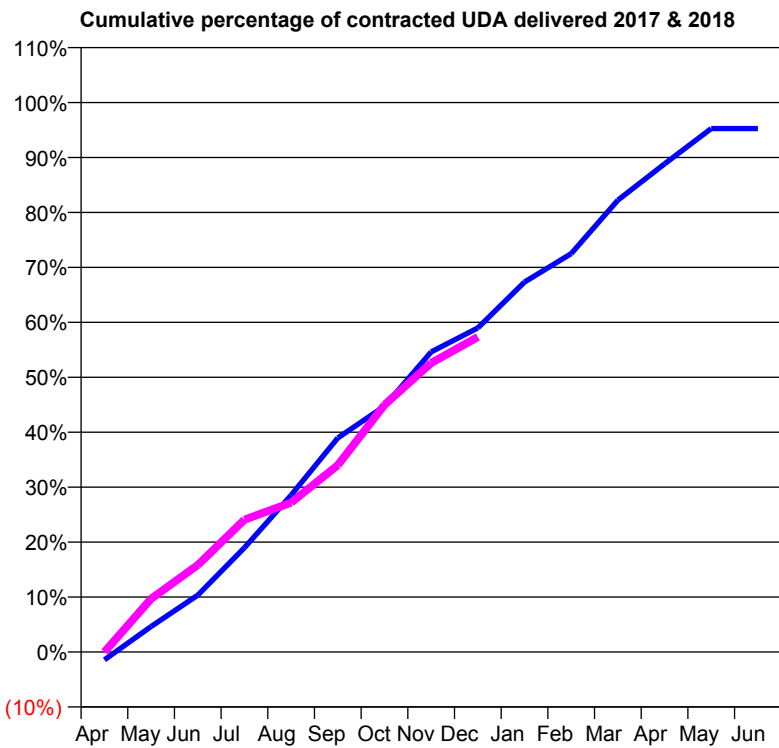
17/18 Contracted general activity (UDA)	1,790
Carry forward general activity (UDA)	0
17/18 Contracted orthodontic activity (UOA)	0
Carry forward orthodontic activity (UOA)	0
Baseline contract value	£40,842.24

### ACCESS\*

Patients seen in 24 months	Total	Change since previous quarter
Quarter ending December 2016	701	
Quarter ending March 2017	694	→
Quarter ending June 2017	693	→
Quarter ending September 2017	676	↓
Quarter ending December 2017	668	↓
<b>Variance since December 2016</b>	<b>(4.7%)</b>	<b>↓</b>



### ACTIVITY



Month	Adjusted Scheduled Activity (UDA)	
	2017	2018
April	-26	0
May	83	173
June	185	283
July	340	431
August	511	487
September	698	609
October	801	805
November	978	941
December	1,056	1,026
January	1,205	
February	1,298	
March	1,472	
April	1,590	
May	1,705	
June	1,705	

### QUALITY

	Quantity	Base Number	Contract	AT	Region	England
% of FP17s for the same patient ID Re-attending within 3 months - Children	62	592	10.5%	9.5%	11.8%	12.0%
% of FP17s for the same patient ID Re-attending within 3 months - Adults	13	167	7.8%	12.8%	15.3%	15.9%
% of FP17s for the same patient ID Re-attending between 3 & 9 months - Children	411	592	69.4%	58.7%	59.1%	58.0%
% of FP17s for the same patient ID Re-attending between 3 & 9 months - Adults	85	167	50.9%	49.6%	51.5%	50.5%
% of FP17s for Band 1 Urgent Courses	17	704	2.4%	7.0%	8.0%	9.0%
% of FP17s Relating to Free Repair or Replacements	0	704	0.0%	0.8%	0.8%	0.8%
% of FP17s Relating to Continuations	0	704	0.0%	1.1%	1.1%	1.1%
% of Patients satisfied with the dentistry they have received	0	0	N/A	92.1%	91.6%	91.5%
% of Patients satisfied with the time they had to wait for an appointment	0	0	N/A	89.9%	88.3%	87.9%

\* This is based on patients treated on this contract for their most recent course of treatment. Figures in italics indicate the base number of FP17s or Patient Questionnaire responses are less than 100. N/A is shown where the base number of responses is less than 10 during the period. % is calculated as Quantity/Base number\*100

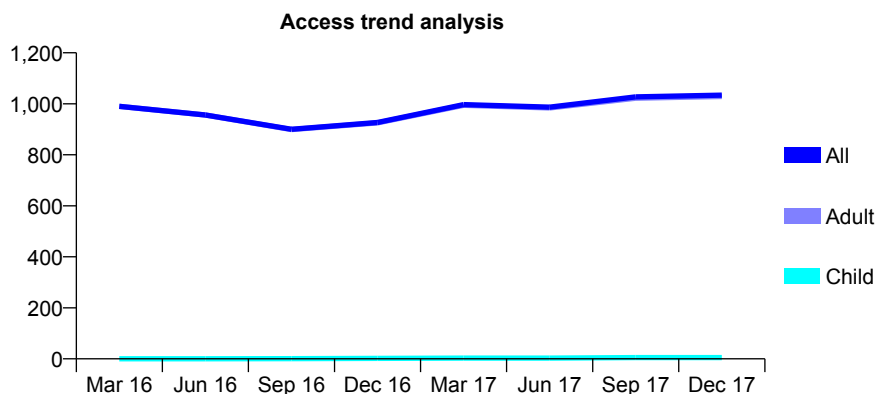
## Q53 - Vital Signs At a Glance Contract Report for 250554/0002 - December 2017

Name or company name	MRS CJ PRINT
Contract type name	GDS Contract
Purpose of contract	General
Contract start date	01/06/2009
Contract end date	

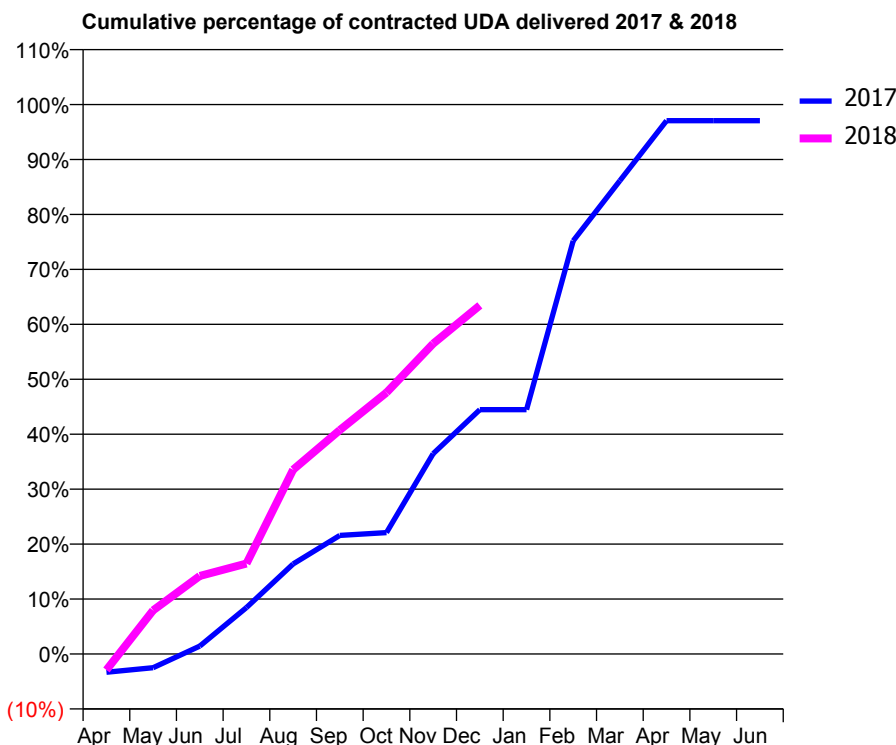
17/18 Contracted general activity (UDA)	3,000
Carry forward general activity (UDA)	88
17/18 Contracted orthodontic activity (UOA)	0
Carry forward orthodontic activity (UOA)	0
Baseline contract value	£86,416.09

### ACCESS\*

Patients seen in 24 months	Total	Change since previous quarter
Quarter ending December 2016	927	
Quarter ending March 2017	997	↑
Quarter ending June 2017	987	↓
Quarter ending September 2017	1,027	↑
Quarter ending December 2017	1,034	→
<b>Variance since December 2016</b>	<b>11.5%</b>	<b>↑</b>



### ACTIVITY



Month	Adjusted Scheduled Activity (UDA)	
	2017	2018
April	-100	-88
May	-76	238
June	43	426
July	254	494
August	492	1,006
September	647	1,223
October	663	1,427
November	1,094	1,694
December	1,334	1,904
January	1,334	
February	2,255	
March	2,584	
April	2,911	
May	2,911	
June	2,911	

### QUALITY

	Quantity	Base Number	Contract	AT	Region	England
% of FP17s for the same patient ID Re-attending within 3 months - Children	0	2	0.0%	9.5%	11.8%	12.0%
% of FP17s for the same patient ID Re-attending within 3 months - Adults	32	697	4.6%	12.8%	15.3%	15.9%
% of FP17s for the same patient ID Re-attending between 3 & 9 months - Children	0	2	0.0%	58.7%	59.1%	58.0%
% of FP17s for the same patient ID Re-attending between 3 & 9 months - Adults	337	697	48.4%	49.6%	51.5%	50.5%
% of FP17s for Band 1 Urgent Courses	43	632	6.8%	7.0%	8.0%	9.0%
% of FP17s Relating to Free Repair or Replacements	0	632	0.0%	0.8%	0.8%	0.8%
% of FP17s Relating to Continuations	0	632	0.0%	1.1%	1.1%	1.1%
% of Patients satisfied with the dentistry they have received	0	1	N/A	92.1%	91.6%	91.5%
% of Patients satisfied with the time they had to wait for an appointment	0	1	N/A	89.9%	88.3%	87.9%

\* This is based on patients treated on this contract for their most recent course of treatment. Figures in italics indicate the base number of FP17s or Patient Questionnaire responses are less than 100. N/A is shown where the base number of responses is less than 10 during the period. % is calculated as Quantity/Base number\*100

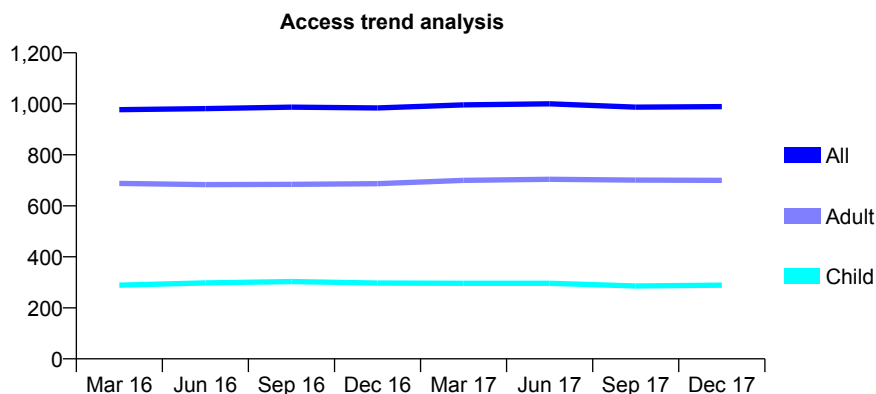
## Q53 - Vital Signs At a Glance Contract Report for 254649/0001 - December 2017

Name or company name	MR MD JONES
Contract type name	GDS Contract
Purpose of contract	General
Contract start date	06/04/2009
Contract end date	

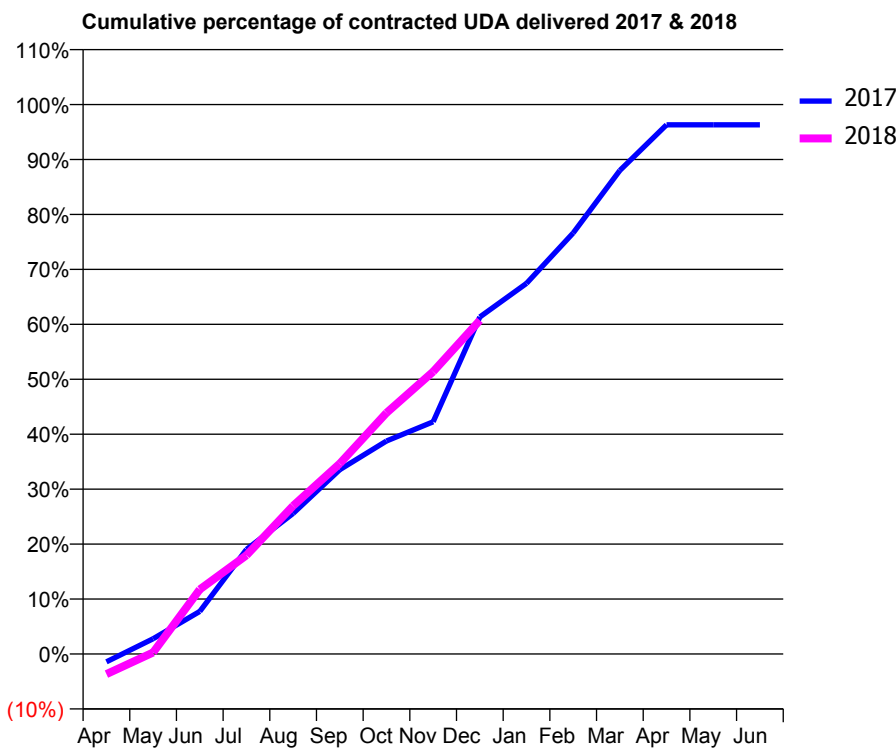
17/18 Contracted general activity (UDA)	3,000
Carry forward general activity (UDA)	110
17/18 Contracted orthodontic activity (UOA)	0
Carry forward orthodontic activity (UOA)	0
Baseline contract value	£81,524.62

### ACCESS\*

Patients seen in 24 months	Total	Change since previous quarter
Quarter ending December 2016	984	
Quarter ending March 2017	996	→
Quarter ending June 2017	1,000	→
Quarter ending September 2017	987	↓
Quarter ending December 2017	989	→
<b>Variance since December 2016</b>	<b>0.5%</b>	<b>→</b>



### ACTIVITY



Month	Adjusted Scheduled Activity (UDA)	
	2017	2018
April	-44	-110
May	83	8
June	232	353
July	571	539
August	768	809
September	1,007	1,040
October	1,163	1,317
November	1,268	1,542
December	1,840	1,822
January	2,023	
February	2,298	
March	2,640	
April	2,889	
May	2,889	
June	2,889	

### QUALITY

	Quantity	Base Number	Contract	AT	Region	England
% of FP17s for the same patient ID Re-attending within 3 months - Children	13	312	4.2%	9.5%	11.8%	12.0%
% of FP17s for the same patient ID Re-attending within 3 months - Adults	115	827	13.9%	12.8%	15.3%	15.9%
% of FP17s for the same patient ID Re-attending between 3 & 9 months - Children	205	312	65.7%	58.7%	59.1%	58.0%
% of FP17s for the same patient ID Re-attending between 3 & 9 months - Adults	542	827	65.5%	49.6%	51.5%	50.5%
% of FP17s for Band 1 Urgent Courses	15	1,029	1.5%	7.0%	8.0%	9.0%
% of FP17s Relating to Free Repair or Replacements	4	1,029	0.4%	0.8%	0.8%	0.8%
% of FP17s Relating to Continuations	32	1,029	3.1%	1.1%	1.1%	1.1%
% of Patients satisfied with the dentistry they have received	1	1	N/A	92.1%	91.6%	91.5%
% of Patients satisfied with the time they had to wait for an appointment	1	1	N/A	89.9%	88.3%	87.9%

\* This is based on patients treated on this contract for their most recent course of treatment. Figures in italics indicate the base number of FP17s or Patient Questionnaire responses are less than 100. N/A is shown where the base number of responses is less than 10 during the period. % is calculated as Quantity/Base number\*100

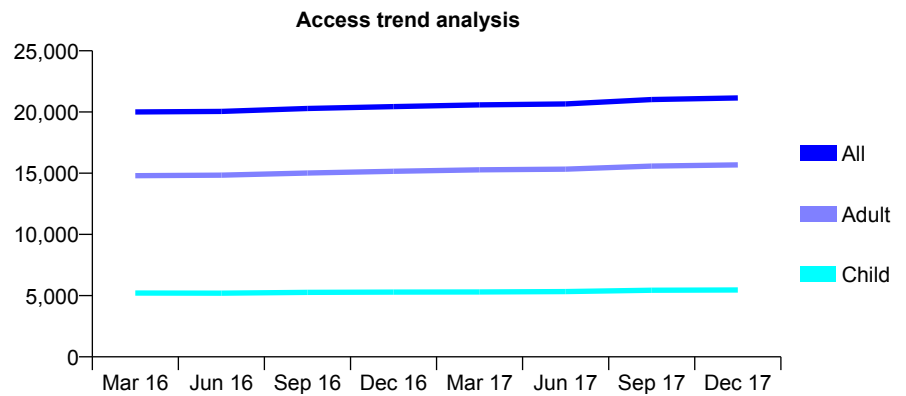
## Q53 - Vital Signs At a Glance Contract Report for 256781/0001 - December 2017

Name or company name	MR AS DEOL
Contract type name	GDS Contract
Purpose of contract	General
Contract start date	01/04/2006
Contract end date	

17/18 Contracted general activity (UDA)	51,974
Carry forward general activity (UDA)	-989
17/18 Contracted orthodontic activity (UOA)	0
Carry forward orthodontic activity (UOA)	0
Baseline contract value	£1,448,970.85

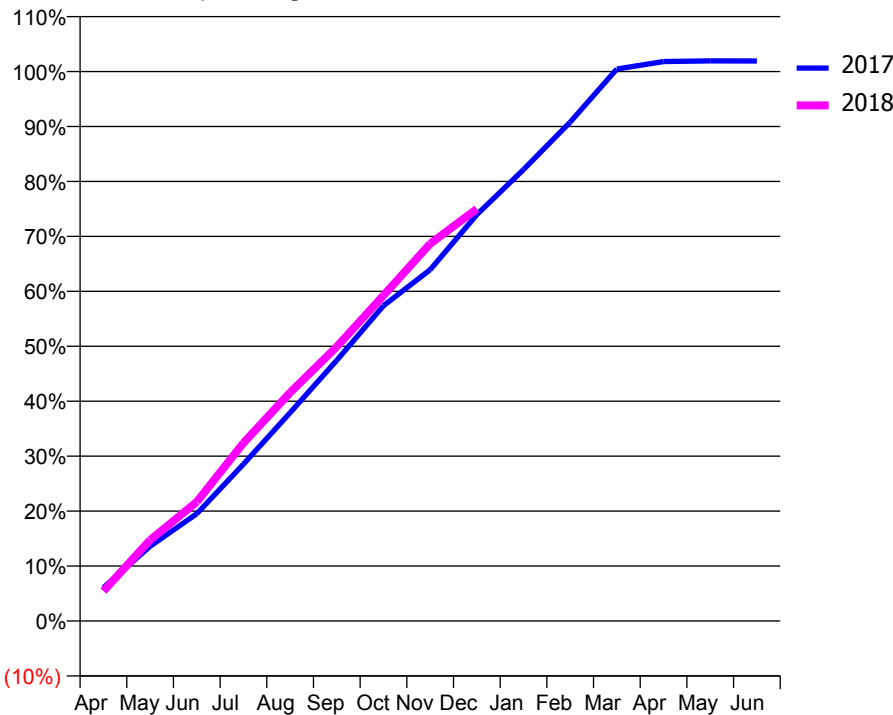
### ACCESS\*

Patients seen in 24 months	Total	Change since previous quarter
Quarter ending December 2016	20,438	
Quarter ending March 2017	20,583	→
Quarter ending June 2017	20,663	→
Quarter ending September 2017	21,022	→
Quarter ending December 2017	21,149	→
<b>Variance since December 2016</b>	<b>3.5%</b>	<b>↑</b>



### ACTIVITY

Cumulative percentage of contracted UDA delivered 2017 & 2018



Month	Adjusted Scheduled Activity (UDA)	
	2017	2018
April	3,165	2,829
May	7,069	7,656
June	10,150	11,275
July	14,841	16,844
August	19,702	21,611
September	24,665	25,952
October	29,817	30,792
November	33,233	35,686
December	38,433	38,979
January	42,697	
February	47,190	
March	52,205	
April	52,921	
May	52,978	
June	52,963	

### QUALITY

	Quantity	Base Number	Contract	AT	Region	England
% of FP17s for the same patient ID Re-attending within 3 months - Children	197	5,325	3.7%	9.5%	11.8%	12.0%
% of FP17s for the same patient ID Re-attending within 3 months - Adults	809	14,320	5.6%	12.8%	15.3%	15.9%
% of FP17s for the same patient ID Re-attending between 3 & 9 months - Children	3,113	5,325	58.5%	58.7%	59.1%	58.0%
% of FP17s for the same patient ID Re-attending between 3 & 9 months - Adults	8,591	14,320	60.0%	49.6%	51.5%	50.5%
% of FP17s for Band 1 Urgent Courses	595	19,014	3.1%	7.0%	8.0%	9.0%
% of FP17s Relating to Free Repair or Replacements	66	19,014	0.3%	0.8%	0.8%	0.8%
% of FP17s Relating to Continuations	55	19,014	0.3%	1.1%	1.1%	1.1%
% of Patients satisfied with the dentistry they have received	25	26	96.2%	92.1%	91.6%	91.5%
% of Patients satisfied with the time they had to wait for an appointment	26	26	100.0%	89.9%	88.3%	87.9%

\* This is based on patients treated on this contract for their most recent course of treatment. Figures in italics indicate the base number of FP17s or Patient Questionnaire responses are less than 100. N/A is shown where the base number of responses is less than 10 during the period. % is calculated as Quantity/Base number\*100

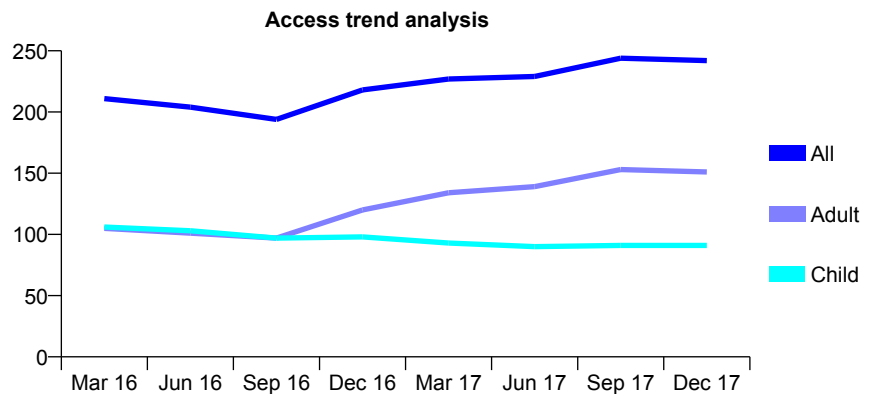
## Q53 - Vital Signs At a Glance Contract Report for 261785/0002 - December 2017

Name or company name	MR P SABHARWAL
Contract type name	GDS Contract
Purpose of contract	General
Contract start date	01/05/2013
Contract end date	

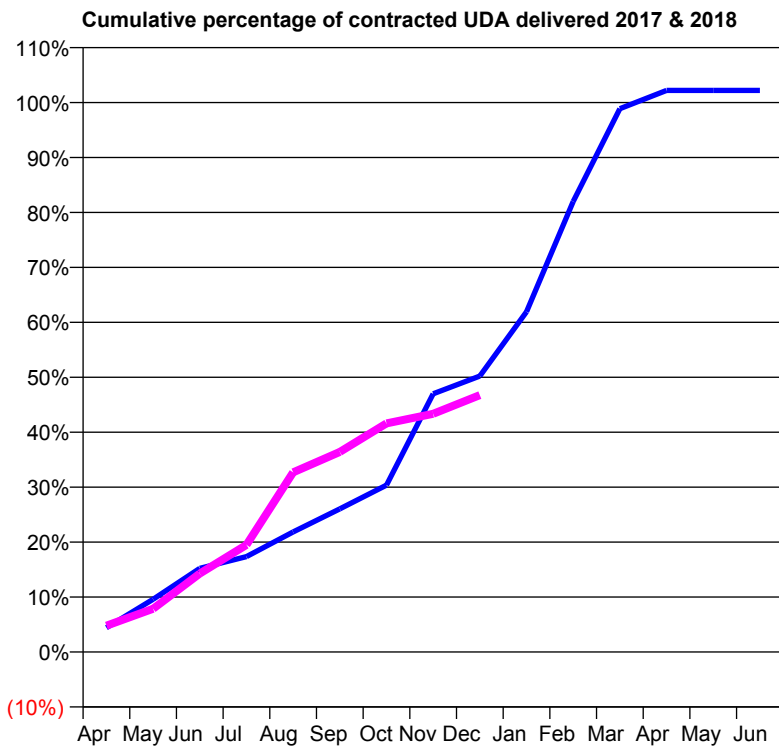
17/18 Contracted general activity (UDA)	812
Carry forward general activity (UDA)	-17
17/18 Contracted orthodontic activity (UOA)	0
Carry forward orthodontic activity (UOA)	0
Baseline contract value	£19,483.67

### ACCESS\*

Patients seen in 24 months	Total	Change since previous quarter
Quarter ending December 2016	218	
Quarter ending March 2017	227	↑
Quarter ending June 2017	229	→
Quarter ending September 2017	244	↑
Quarter ending December 2017	242	→
<b>Variance since December 2016</b>	<b>11.0%</b>	<b>↑</b>



### ACTIVITY



Month	Adjusted Scheduled Activity (UDA)	
	2017	2018
April	36	39
May	78	64
June	124	116
July	141	158
August	177	266
September	212	296
October	247	338
November	382	352
December	408	380
January	503	
February	666	
March	803	
April	830	
May	830	
June	830	

### QUALITY

	Quantity	Base Number	Contract	AT	Region	England
% of FP17s for the same patient ID Re-attending within 3 months - Children	2	92	2.2%	9.5%	11.8%	12.0%
% of FP17s for the same patient ID Re-attending within 3 months - Adults	6	83	7.2%	12.8%	15.3%	15.9%
% of FP17s for the same patient ID Re-attending between 3 & 9 months - Children	54	92	58.7%	58.7%	59.1%	58.0%
% of FP17s for the same patient ID Re-attending between 3 & 9 months - Adults	32	83	38.6%	49.6%	51.5%	50.5%
% of FP17s for Band 1 Urgent Courses	8	170	4.7%	7.0%	8.0%	9.0%
% of FP17s Relating to Free Repair or Replacements	0	170	0.0%	0.8%	0.8%	0.8%
% of FP17s Relating to Continuations	0	170	0.0%	1.1%	1.1%	1.1%
% of Patients satisfied with the dentistry they have received	0	0	N/A	92.1%	91.6%	91.5%
% of Patients satisfied with the time they had to wait for an appointment	0	0	N/A	89.9%	88.3%	87.9%

\* This is based on patients treated on this contract for their most recent course of treatment. Figures in italics indicate the base number of FP17s or Patient Questionnaire responses are less than 100. N/A is shown where the base number of responses is less than 10 during the period. % is calculated as Quantity/Base number\*100



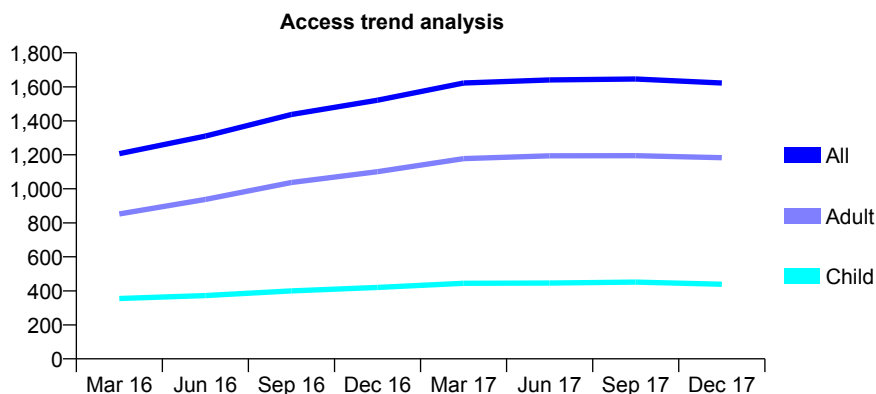
## Q53 - Vital Signs At a Glance Contract Report for 262307/0001 - December 2017

Name or company name	MR PA MOYO
Contract type name	GDS Contract
Purpose of contract	General
Contract start date	01/08/2015
Contract end date	

17/18 Contracted general activity (UDA)	4,577
Carry forward general activity (UDA)	13
17/18 Contracted orthodontic activity (UOA)	0
Carry forward orthodontic activity (UOA)	0
Baseline contract value	£137,018.07

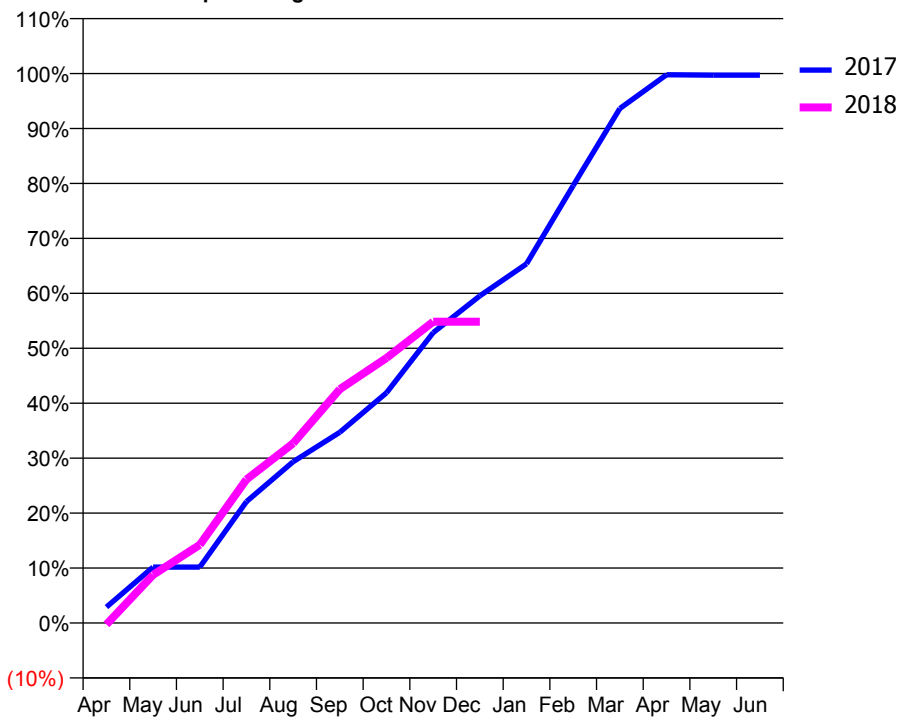
### ACCESS\*

Patients seen in 24 months	Total	Change since previous quarter
Quarter ending December 2016	1,521	
Quarter ending March 2017	1,622	↑
Quarter ending June 2017	1,640	→
Quarter ending September 2017	1,646	→
Quarter ending December 2017	1,622	↓
<b>Variance since December 2016</b>	<b>6.6%</b>	<b>↑</b>



### ACTIVITY

Cumulative percentage of contracted UDA delivered 2017 & 2018



Month	Adjusted Scheduled Activity (UDA)	
	2017	2018
April	133	-13
May	466	402
June	466	651
July	1,012	1,196
August	1,344	1,496
September	1,588	1,948
October	1,917	2,208
November	2,419	2,510
December	2,725	2,510
January	2,991	
February	3,644	
March	4,286	
April	4,567	
May	4,564	
June	4,564	

### QUALITY

	Quantity	Base Number	Contract	AT	Region	England
% of FP17s for the same patient ID Re-attending within 3 months - Children	15	397	3.8%	9.5%	11.8%	12.0%
% of FP17s for the same patient ID Re-attending within 3 months - Adults	101	979	10.3%	12.8%	15.3%	15.9%
% of FP17s for the same patient ID Re-attending between 3 & 9 months - Children	221	397	55.7%	58.7%	59.1%	58.0%
% of FP17s for the same patient ID Re-attending between 3 & 9 months - Adults	537	979	54.9%	49.6%	51.5%	50.5%
% of FP17s for Band 1 Urgent Courses	40	1,266	3.2%	7.0%	8.0%	9.0%
% of FP17s Relating to Free Repair or Replacements	10	1,266	0.8%	0.8%	0.8%	0.8%
% of FP17s Relating to Continuations	0	1,266	0.0%	1.1%	1.1%	1.1%
% of Patients satisfied with the dentistry they have received	4	4	N/A	92.1%	91.6%	91.5%
% of Patients satisfied with the time they had to wait for an appointment	4	4	N/A	89.9%	88.3%	87.9%

\* This is based on patients treated on this contract for their most recent course of treatment. Figures in italics indicate the base number of FP17s or Patient Questionnaire responses are less than 100. N/A is shown where the base number of responses is less than 10 during the period. % is calculated as Quantity/Base number\*100

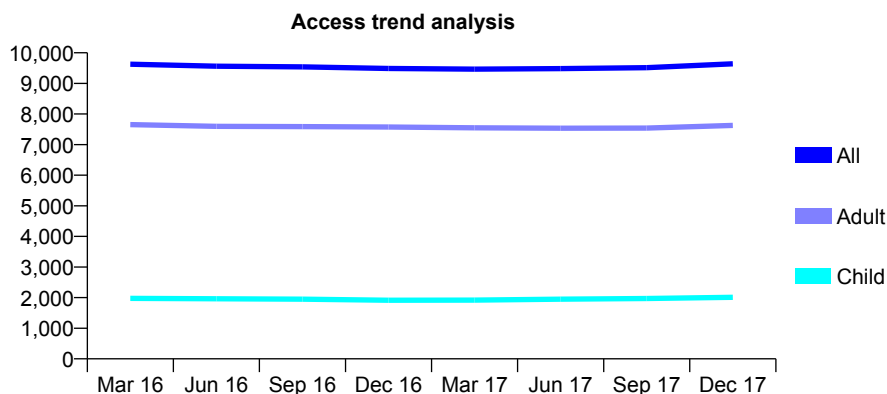
## Q53 - Vital Signs At a Glance Contract Report for 262919/0001 - December 2017

Name or company name	Prestige Dental Care
Contract type name	GDS Contract
Purpose of contract	General
Contract start date	01/04/2006
Contract end date	

17/18 Contracted general activity (UDA)	37,353
Carry forward general activity (UDA)	371
17/18 Contracted orthodontic activity (UOA)	0
Carry forward orthodontic activity (UOA)	0
Baseline contract value	£943,333.11

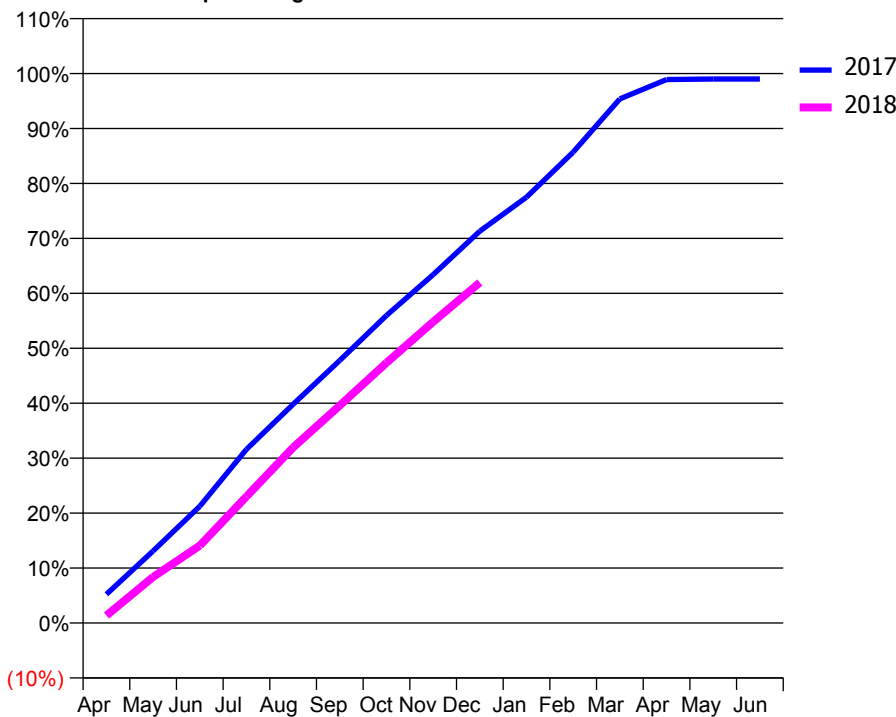
### ACCESS\*

Patients seen in 24 months	Total	Change since previous quarter
Quarter ending December 2016	9,489	
Quarter ending March 2017	9,468	→
Quarter ending June 2017	9,485	→
Quarter ending September 2017	9,512	→
Quarter ending December 2017	9,639	→
<b>Variance since December 2016</b>	<b>1.6%</b>	<b>→</b>



### ACTIVITY

Cumulative percentage of contracted UDA delivered 2017 & 2018



Month	Adjusted Scheduled Activity (UDA)	
	2017	2018
April	1,950	511
May	4,898	3,129
June	7,939	5,259
July	11,802	8,599
August	14,872	11,933
September	17,851	14,792
October	20,907	17,690
November	23,684	20,468
December	26,633	23,144
January	28,950	
February	32,013	
March	35,624	
April	36,945	
May	36,978	
June	36,982	

### QUALITY

	Quantity	Base Number	Contract	AT	Region	England
% of FP17s for the same patient ID Re-attending within 3 months - Children	139	2,314	6.0%	9.5%	11.8%	12.0%
% of FP17s for the same patient ID Re-attending within 3 months - Adults	1,389	9,536	14.6%	12.8%	15.3%	15.9%
% of FP17s for the same patient ID Re-attending between 3 & 9 months - Children	1,485	2,314	64.2%	58.7%	59.1%	58.0%
% of FP17s for the same patient ID Re-attending between 3 & 9 months - Adults	6,317	9,536	66.2%	49.6%	51.5%	50.5%
% of FP17s for Band 1 Urgent Courses	485	11,305	4.3%	7.0%	8.0%	9.0%
% of FP17s Relating to Free Repair or Replacements	167	11,305	1.5%	0.8%	0.8%	0.8%
% of FP17s Relating to Continuations	264	11,305	2.3%	1.1%	1.1%	1.1%
% of Patients satisfied with the dentistry they have received	26	28	92.9%	92.1%	91.6%	91.5%
% of Patients satisfied with the time they had to wait for an appointment	27	28	96.4%	89.9%	88.3%	87.9%

\* This is based on patients treated on this contract for their most recent course of treatment. Figures in italics indicate the base number of FP17s or Patient Questionnaire responses are less than 100. N/A is shown where the base number of responses is less than 10 during the period. % is calculated as Quantity/Base number\*100

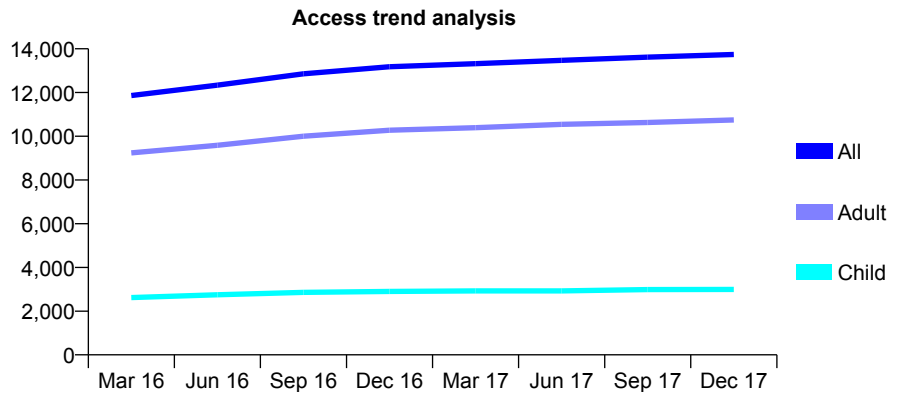
### Q53 - Vital Signs At a Glance Contract Report for 269654/0001 - December 2017

Name or company name	MR H SANGHERA
Contract type name	GDS Contract
Purpose of contract	General
Contract start date	01/04/2006
Contract end date	

17/18 Contracted general activity (UDA)	36,773
Carry forward general activity (UDA)	961
17/18 Contracted orthodontic activity (UOA)	0
Carry forward orthodontic activity (UOA)	0
Baseline contract value	£1,031,909.56

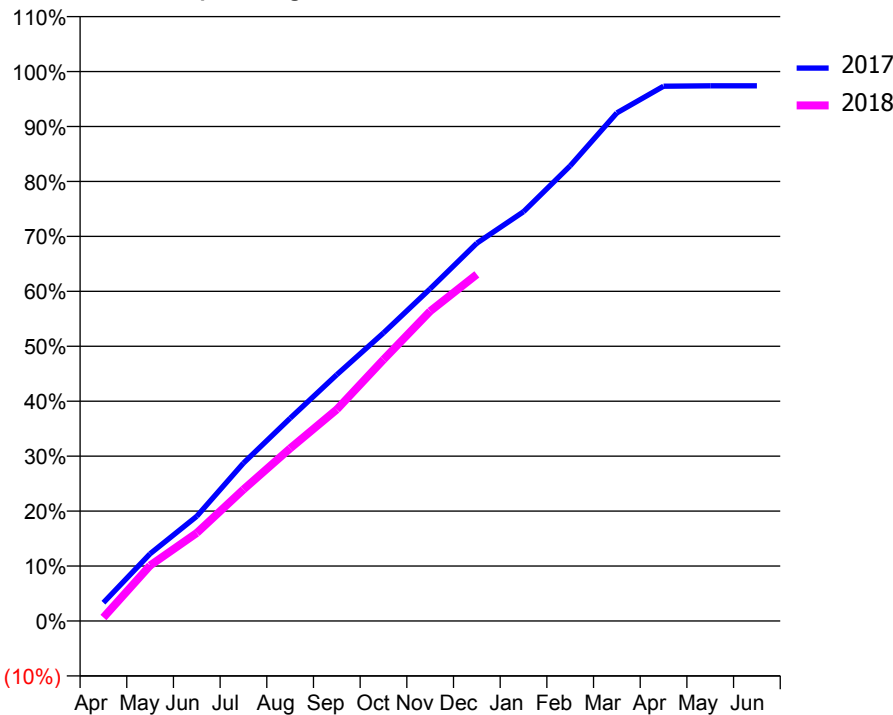
#### ACCESS\*

Patients seen in 24 months	Total	Change since previous quarter
Quarter ending December 2016	13,179	
Quarter ending March 2017	13,317	→
Quarter ending June 2017	13,470	→
Quarter ending September 2017	13,619	→
Quarter ending December 2017	13,738	→
<b>Variance since December 2016</b>	<b>4.2%</b>	<b>↑</b>



#### ACTIVITY

Cumulative percentage of contracted UDA delivered 2017 & 2018



Month	Adjusted Scheduled Activity (UDA)	
	2017	2018
April	1,223	238
May	4,499	3,714
June	7,010	5,897
July	10,574	8,800
August	13,572	11,553
September	16,485	14,159
October	19,278	17,495
November	22,236	20,738
December	25,289	23,200
January	27,394	
February	30,457	
March	34,006	
April	35,788	
May	35,812	
June	35,812	

#### QUALITY

	Quantity	Base Number	Contract	AT	Region	England
% of FP17s for the same patient ID Re-attending within 3 months - Children	122	2,532	4.8%	9.5%	11.8%	12.0%
% of FP17s for the same patient ID Re-attending within 3 months - Adults	645	7,949	8.1%	12.8%	15.3%	15.9%
% of FP17s for the same patient ID Re-attending between 3 & 9 months - Children	825	2,532	32.6%	58.7%	59.1%	58.0%
% of FP17s for the same patient ID Re-attending between 3 & 9 months - Adults	1,834	7,949	23.1%	49.6%	51.5%	50.5%
% of FP17s for Band 1 Urgent Courses	122	9,875	1.2%	7.0%	8.0%	9.0%
% of FP17s Relating to Free Repair or Replacements	93	9,875	0.9%	0.8%	0.8%	0.8%
% of FP17s Relating to Continuations	229	9,875	2.3%	1.1%	1.1%	1.1%
% of Patients satisfied with the dentistry they have received	26	26	100.0%	92.1%	91.6%	91.5%
% of Patients satisfied with the time they had to wait for an appointment	25	26	96.2%	89.9%	88.3%	87.9%

\* This is based on patients treated on this contract for their most recent course of treatment. Figures in italics indicate the base number of FP17s or Patient Questionnaire responses are less than 100. N/A is shown where the base number of responses is less than 10 during the period. % is calculated as Quantity/Base number\*100

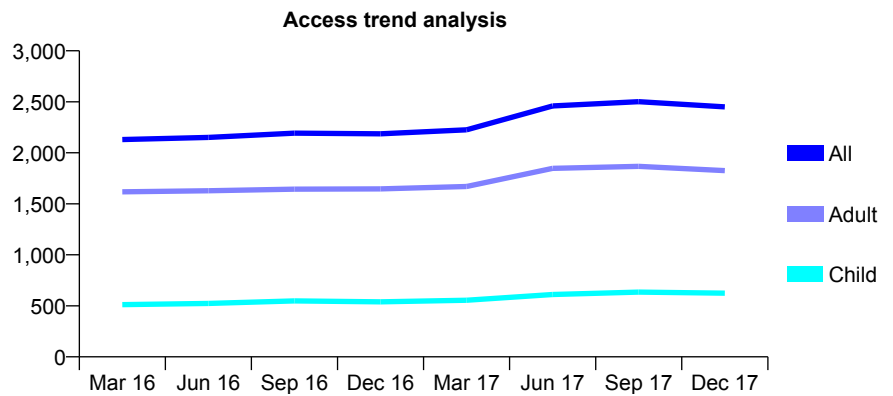
## Q53 - Vital Signs At a Glance Contract Report for 273600/0003 - December 2017

Name or company name	MISS H ANJAM
Contract type name	GDS Contract
Purpose of contract	General
Contract start date	01/04/2007
Contract end date	

17/18 Contracted general activity (UDA)	6,434
Carry forward general activity (UDA)	142
17/18 Contracted orthodontic activity (UOA)	0
Carry forward orthodontic activity (UOA)	0
Baseline contract value	£145,552.13

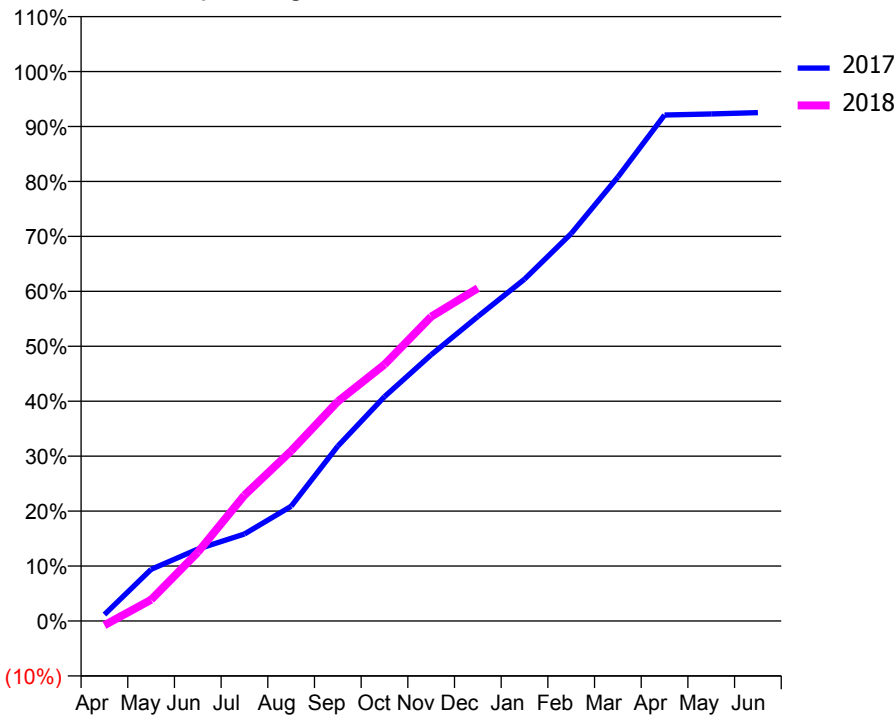
### ACCESS\*

Patients seen in 24 months	Total	Change since previous quarter
Quarter ending December 2016	2,186	
Quarter ending March 2017	2,225	→
Quarter ending June 2017	2,459	↑
Quarter ending September 2017	2,501	→
Quarter ending December 2017	2,450	↓
<b>Variance since December 2016</b>	<b>12.1%</b>	<b>↑</b>



### ACTIVITY

Cumulative percentage of contracted UDA delivered 2017 & 2018



Month	Adjusted Scheduled Activity (UDA)	
	2017	2018
April	76	-51
May	606	249
June	843	804
July	1,019	1,472
August	1,344	1,991
September	2,048	2,571
October	2,627	3,003
November	3,117	3,564
December	3,565	3,897
January	4,003	
February	4,537	
March	5,198	
April	5,925	
May	5,936	
June	5,952	

### QUALITY

	Quantity	Base Number	Contract	AT	Region	England
% of FP17s for the same patient ID Re-attending within 3 months - Children	18	570	3.2%	9.5%	11.8%	12.0%
% of FP17s for the same patient ID Re-attending within 3 months - Adults	191	1,729	11.0%	12.8%	15.3%	15.9%
% of FP17s for the same patient ID Re-attending between 3 & 9 months - Children	189	570	33.2%	58.7%	59.1%	58.0%
% of FP17s for the same patient ID Re-attending between 3 & 9 months - Adults	631	1,729	36.5%	49.6%	51.5%	50.5%
% of FP17s for Band 1 Urgent Courses	205	2,039	10.1%	7.0%	8.0%	9.0%
% of FP17s Relating to Free Repair or Replacements	17	2,039	0.8%	0.8%	0.8%	0.8%
% of FP17s Relating to Continuations	10	2,039	0.5%	1.1%	1.1%	1.1%
% of Patients satisfied with the dentistry they have received	9	10	90.0%	92.1%	91.6%	91.5%
% of Patients satisfied with the time they had to wait for an appointment	9	10	90.0%	89.9%	88.3%	87.9%

\* This is based on patients treated on this contract for their most recent course of treatment. Figures in italics indicate the base number of FP17s or Patient Questionnaire responses are less than 100. N/A is shown where the base number of responses is less than 10 during the period. % is calculated as Quantity/Base number\*100

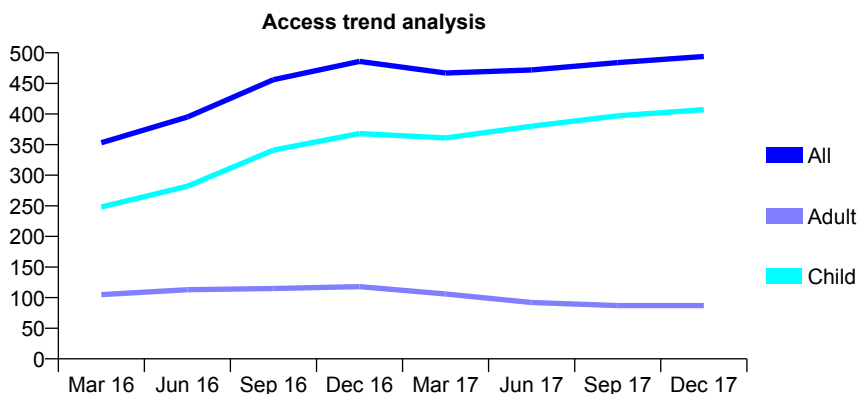
## Q53 - Vital Signs At a Glance Contract Report for 296163/0001 - December 2017

Name or company name	MR S DHANDA
Contract type name	GDS Contract
Purpose of contract	General
Contract start date	01/01/2015
Contract end date	

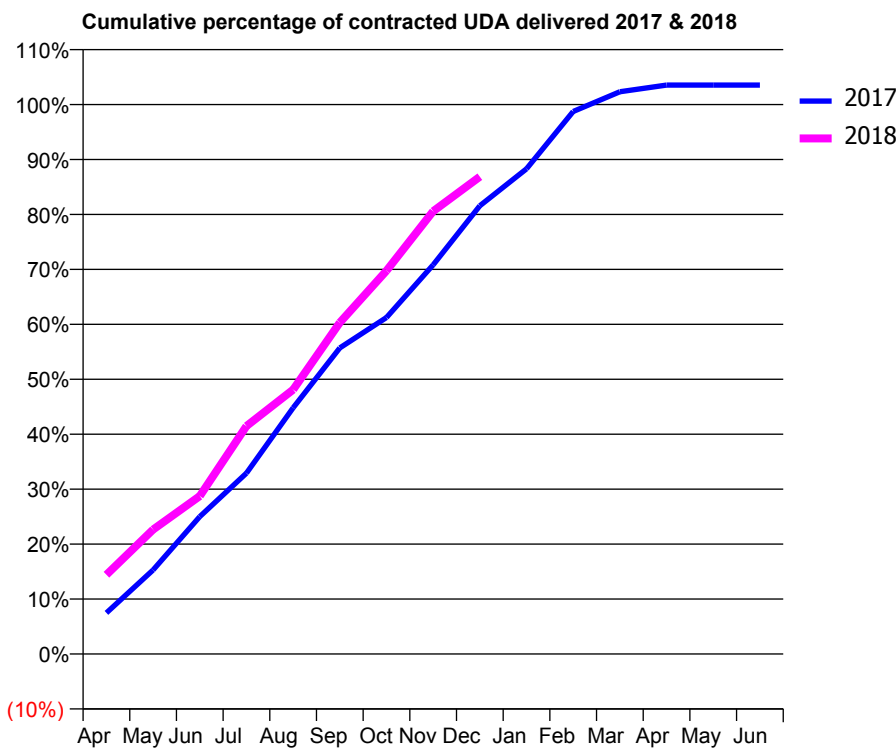
17/18 Contracted general activity (UDA)	1,021
Carry forward general activity (UDA)	-21
17/18 Contracted orthodontic activity (UOA)	0
Carry forward orthodontic activity (UOA)	0
Baseline contract value	£23,712.84

### ACCESS\*

Patients seen in 24 months	Total	Change since previous quarter
Quarter ending December 2016	486	
Quarter ending March 2017	467	↓
Quarter ending June 2017	472	→
Quarter ending September 2017	484	↑
Quarter ending December 2017	494	↑
<b>Variance since December 2016</b>	1.6%	→



### ACTIVITY



Month	Adjusted Scheduled Activity (UDA)	
	2017	2018
April	76	147
May	156	231
June	255	294
July	336	424
August	457	491
September	569	616
October	625	712
November	723	823
December	833	887
January	901	
February	1,008	
March	1,045	
April	1,057	
May	1,057	
June	1,057	

### QUALITY

	Quantity	Base Number	Contract	AT	Region	England
% of FP17s for the same patient ID Re-attending within 3 months - Children	39	523	7.5%	9.5%	11.8%	12.0%
% of FP17s for the same patient ID Re-attending within 3 months - Adults	3	53	5.7%	12.8%	15.3%	15.9%
% of FP17s for the same patient ID Re-attending between 3 & 9 months - Children	315	523	60.2%	58.7%	59.1%	58.0%
% of FP17s for the same patient ID Re-attending between 3 & 9 months - Adults	37	53	69.8%	49.6%	51.5%	50.5%
% of FP17s for Band 1 Urgent Courses	30	569	5.3%	7.0%	8.0%	9.0%
% of FP17s Relating to Free Repair or Replacements	0	569	0.0%	0.8%	0.8%	0.8%
% of FP17s Relating to Continuations	1	569	0.2%	1.1%	1.1%	1.1%
% of Patients satisfied with the dentistry they have received	0	0	N/A	92.1%	91.6%	91.5%
% of Patients satisfied with the time they had to wait for an appointment	0	0	N/A	89.9%	88.3%	87.9%

\* This is based on patients treated on this contract for their most recent course of treatment. Figures in italics indicate the base number of FP17s or Patient Questionnaire responses are less than 100. N/A is shown where the base number of responses is less than 10 during the period. % is calculated as Quantity/Base number\*100

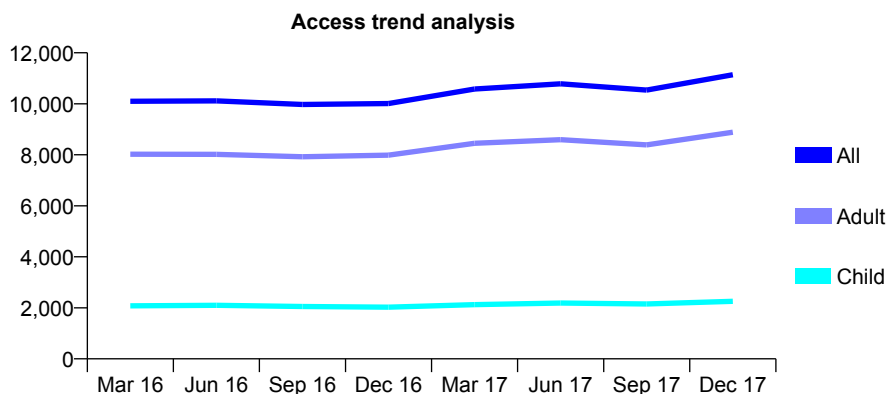
## Q53 - Vital Signs At a Glance Contract Report for 309699/0001 - December 2017

Name or company name	MR DJ LANGMAN
Contract type name	GDS Contract
Purpose of contract	General
Contract start date	01/04/2006
Contract end date	

17/18 Contracted general activity (UDA)	29,745
Carry forward general activity (UDA)	173
17/18 Contracted orthodontic activity (UOA)	0
Carry forward orthodontic activity (UOA)	0
Baseline contract value	£957,641.10

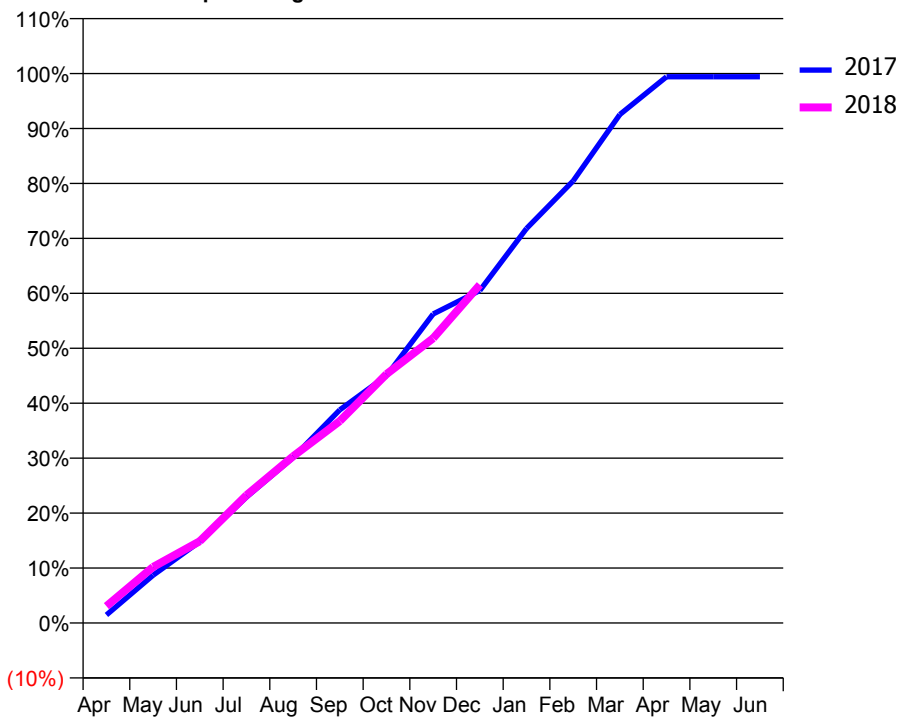
### ACCESS\*

Patients seen in 24 months	Total	Change since previous quarter
Quarter ending December 2016	10,013	
Quarter ending March 2017	10,581	↑
Quarter ending June 2017	10,784	→
Quarter ending September 2017	10,540	↓
Quarter ending December 2017	11,138	↑
<b>Variance since December 2016</b>	<b>11.2%</b>	<b>↑</b>



### ACTIVITY

Cumulative percentage of contracted UDA delivered 2017 & 2018



Month	Adjusted Scheduled Activity (UDA)	
	2017	2018
April	438	912
May	2,587	3,038
June	4,407	4,427
July	6,818	6,918
August	8,958	9,023
September	11,537	10,933
October	13,389	13,471
November	16,732	15,414
December	17,998	18,311
January	21,353	
February	23,934	
March	27,526	
April	29,567	
May	29,570	
June	29,572	

### QUALITY

	Quantity	Base Number	Contract	AT	Region	England
% of FP17s for the same patient ID Re-attending within 3 months - Children	157	2,502	6.3%	9.5%	11.8%	12.0%
% of FP17s for the same patient ID Re-attending within 3 months - Adults	1,213	8,953	13.5%	12.8%	15.3%	15.9%
% of FP17s for the same patient ID Re-attending between 3 & 9 months - Children	1,552	2,502	62.0%	58.7%	59.1%	58.0%
% of FP17s for the same patient ID Re-attending between 3 & 9 months - Adults	3,527	8,953	39.4%	49.6%	51.5%	50.5%
% of FP17s for Band 1 Urgent Courses	678	10,482	6.5%	7.0%	8.0%	9.0%
% of FP17s Relating to Free Repair or Replacements	109	10,482	1.0%	0.8%	0.8%	0.8%
% of FP17s Relating to Continuations	112	10,482	1.1%	1.1%	1.1%	1.1%
% of Patients satisfied with the dentistry they have received	8	8	N/A	92.1%	91.6%	91.5%
% of Patients satisfied with the time they had to wait for an appointment	8	8	N/A	89.9%	88.3%	87.9%

\* This is based on patients treated on this contract for their most recent course of treatment. Figures in italics indicate the base number of FP17s or Patient Questionnaire responses are less than 100. N/A is shown where the base number of responses is less than 10 during the period. % is calculated as Quantity/Base number\*100

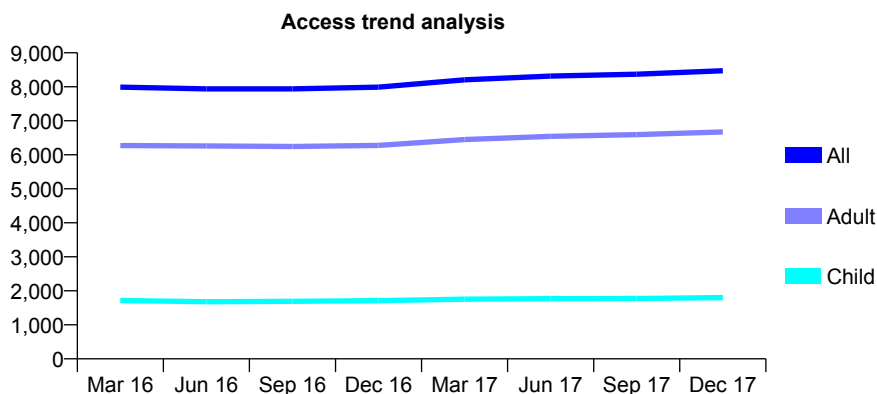
## Q53 - Vital Signs At a Glance Contract Report for 309699/0002 - December 2017

Name or company name	MR DJ LANGMAN
Contract type name	GDS Contract
Purpose of contract	General
Contract start date	01/04/2006
Contract end date	

17/18 Contracted general activity (UDA)	22,500
Carry forward general activity (UDA)	439
17/18 Contracted orthodontic activity (UOA)	0
Carry forward orthodontic activity (UOA)	0
Baseline contract value	£724,388.12

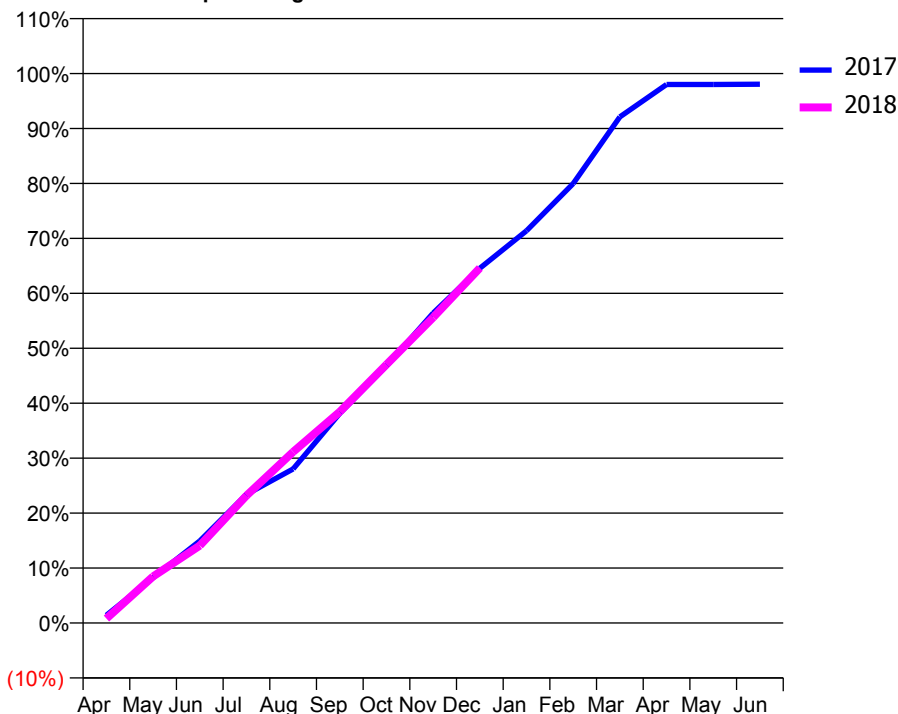
### ACCESS\*

Patients seen in 24 months	Total	Change since previous quarter
Quarter ending December 2016	7,991	
Quarter ending March 2017	8,204	↑
Quarter ending June 2017	8,317	→
Quarter ending September 2017	8,371	→
Quarter ending December 2017	8,471	→
<b>Variance since December 2016</b>	<b>6.0%</b>	<b>↑</b>



### ACTIVITY

Cumulative percentage of contracted UDA delivered 2017 & 2018



Month	Adjusted Scheduled Activity (UDA)	
	2017	2018
April	319	182
May	1,860	1,906
June	3,363	3,168
July	5,264	5,219
August	6,310	7,007
September	8,588	8,652
October	10,530	10,585
November	12,693	12,512
December	14,529	14,535
January	16,061	
February	17,991	
March	20,726	
April	22,050	
May	22,050	
June	22,061	

### QUALITY

	Quantity	Base Number	Contract	AT	Region	England
% of FP17s for the same patient ID Re-attending within 3 months - Children	174	2,115	8.2%	9.5%	11.8%	12.0%
% of FP17s for the same patient ID Re-attending within 3 months - Adults	1,032	7,493	13.8%	12.8%	15.3%	15.9%
% of FP17s for the same patient ID Re-attending between 3 & 9 months - Children	1,466	2,115	69.3%	58.7%	59.1%	58.0%
% of FP17s for the same patient ID Re-attending between 3 & 9 months - Adults	4,061	7,493	54.2%	49.6%	51.5%	50.5%
% of FP17s for Band 1 Urgent Courses	480	8,952	5.4%	7.0%	8.0%	9.0%
% of FP17s Relating to Free Repair or Replacements	96	8,952	1.1%	0.8%	0.8%	0.8%
% of FP17s Relating to Continuations	127	8,952	1.4%	1.1%	1.1%	1.1%
% of Patients satisfied with the dentistry they have received	16	17	94.1%	92.1%	91.6%	91.5%
% of Patients satisfied with the time they had to wait for an appointment	14	17	82.4%	89.9%	88.3%	87.9%

\* This is based on patients treated on this contract for their most recent course of treatment. Figures in italics indicate the base number of FP17s or Patient Questionnaire responses are less than 100. N/A is shown where the base number of responses is less than 10 during the period. % is calculated as Quantity/Base number\*100



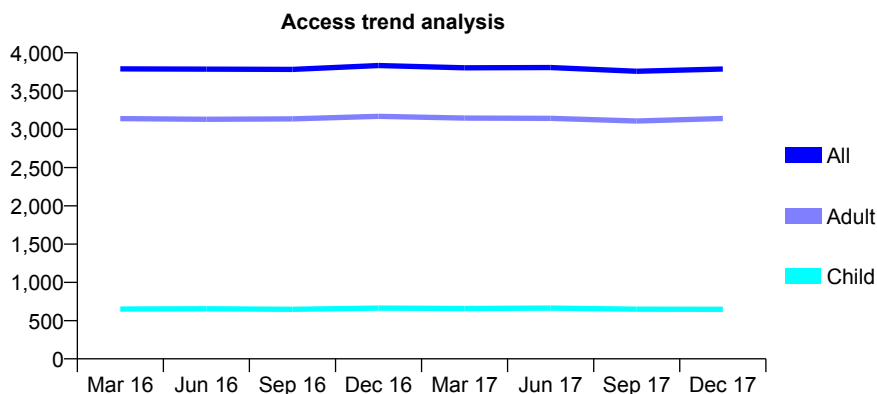
## Q53 - Vital Signs At a Glance Contract Report for 324531/0001 - December 2017

Name or company name	MISS AH DAVEY
Contract type name	GDS Contract
Purpose of contract	General
Contract start date	01/04/2006
Contract end date	

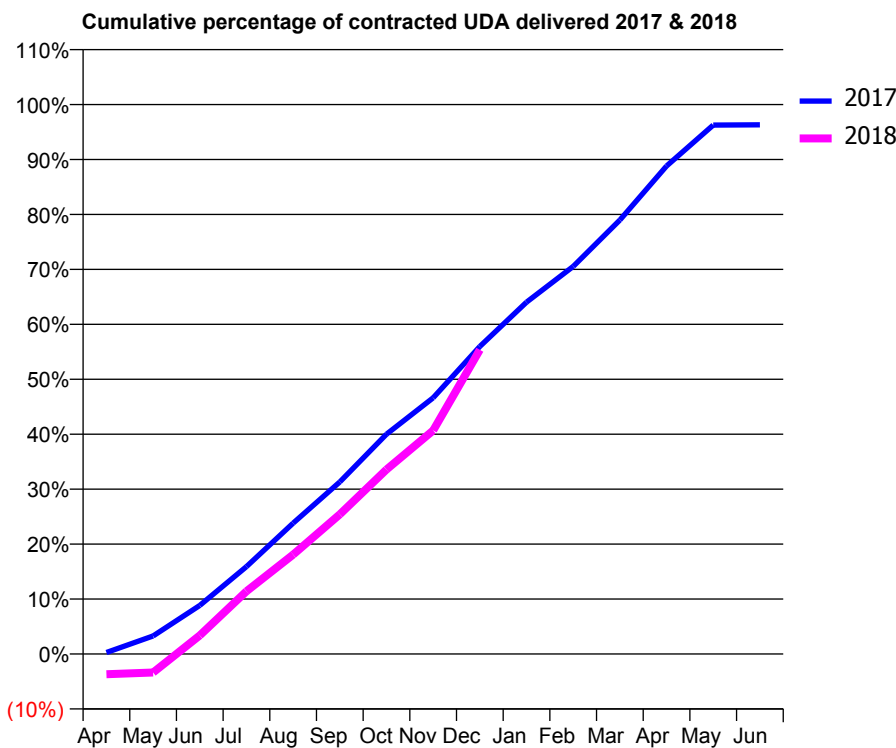
17/18 Contracted general activity (UDA)	10,389
Carry forward general activity (UDA)	384
17/18 Contracted orthodontic activity (UOA)	0
Carry forward orthodontic activity (UOA)	0
Baseline contract value	£225,238.17

### ACCESS\*

Patients seen in 24 months	Total	Change since previous quarter
Quarter ending December 2016	3,834	
Quarter ending March 2017	3,804	→
Quarter ending June 2017	3,807	→
Quarter ending September 2017	3,758	↓
Quarter ending December 2017	3,788	→
<b>Variance since December 2016</b>	<b>(1.2%)</b>	<b>↓</b>



### ACTIVITY



Month	Adjusted Scheduled Activity (UDA)	
	2017	2018
April	30	-384
May	341	-353
June	918	351
July	1,652	1,185
August	2,475	1,879
September	3,253	2,641
October	4,156	3,487
November	4,845	4,228
December	5,816	5,752
January	6,653	
February	7,327	
March	8,206	
April	9,227	
May	10,001	
June	10,005	

### QUALITY

	Quantity	Base Number	Contract	AT	Region	England
% of FP17s for the same patient ID Re-attending within 3 months - Children	72	871	8.3%	9.5%	11.8%	12.0%
% of FP17s for the same patient ID Re-attending within 3 months - Adults	445	3,438	12.9%	12.8%	15.3%	15.9%
% of FP17s for the same patient ID Re-attending between 3 & 9 months - Children	522	871	59.9%	58.7%	59.1%	58.0%
% of FP17s for the same patient ID Re-attending between 3 & 9 months - Adults	1,361	3,438	39.6%	49.6%	51.5%	50.5%
% of FP17s for Band 1 Urgent Courses	201	3,285	6.1%	7.0%	8.0%	9.0%
% of FP17s Relating to Free Repair or Replacements	37	3,285	1.1%	0.8%	0.8%	0.8%
% of FP17s Relating to Continuations	49	3,285	1.5%	1.1%	1.1%	1.1%
% of Patients satisfied with the dentistry they have received	23	24	95.8%	92.1%	91.6%	91.5%
% of Patients satisfied with the time they had to wait for an appointment	23	24	95.8%	89.9%	88.3%	87.9%

\* This is based on patients treated on this contract for their most recent course of treatment. Figures in italics indicate the base number of FP17s or Patient Questionnaire responses are less than 100. N/A is shown where the base number of responses is less than 10 during the period. % is calculated as Quantity/Base number\*100

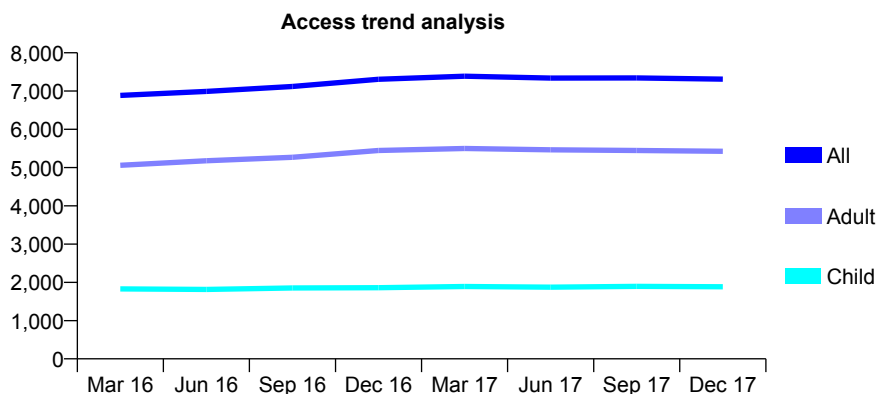
## Q53 - Vital Signs At a Glance Contract Report for 325708/0006 - December 2017

Name or company name	Balbir S Bhandal, Amrik S Bhandal & Baljit
Contract type name	GDS Contract
Purpose of contract	General and Orthodontic
Contract start date	01/04/2006
Contract end date	

17/18 Contracted general activity (UDA)	23,158
Carry forward general activity (UDA)	-58
17/18 Contracted orthodontic activity (UOA)	203
Carry forward orthodontic activity (UOA)	7
Baseline contract value	£555,416.65

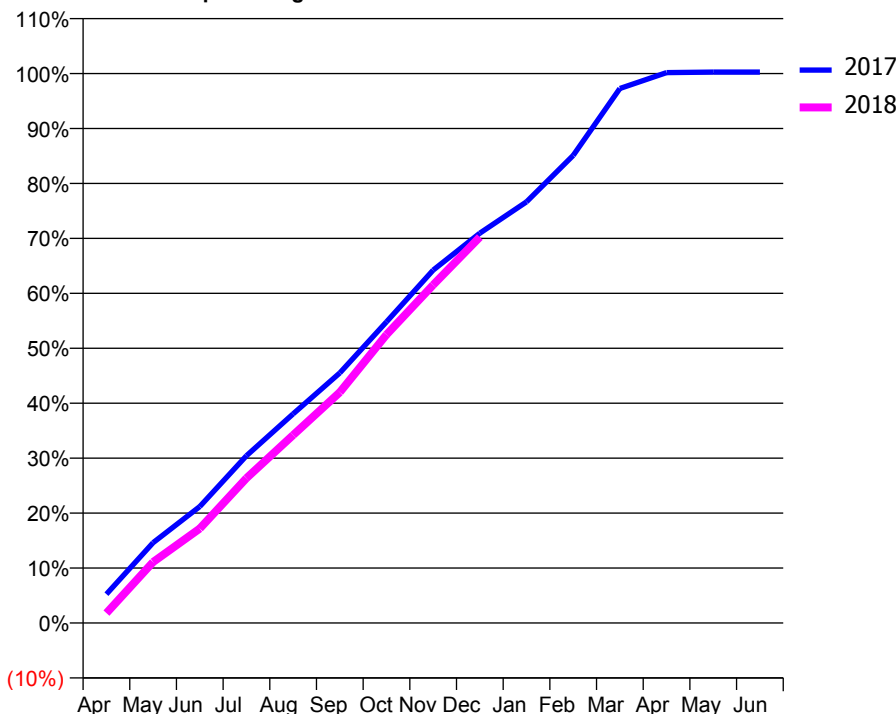
### ACCESS\*

Patients seen in 24 months	Total	Change since previous quarter
Quarter ending December 2016	7,309	
Quarter ending March 2017	7,389	→
Quarter ending June 2017	7,338	→
Quarter ending September 2017	7,344	→
Quarter ending December 2017	7,310	→
<b>Variance since December 2016</b>	<b>0.0%</b>	<b>→</b>



### ACTIVITY

Cumulative percentage of contracted UDA delivered 2017 & 2018



Month	Adjusted Scheduled Activity (UDA)	
	2017	2018
April	1,218	421
May	3,388	2,570
June	4,910	3,983
July	7,052	6,108
August	8,817	7,922
September	10,540	9,726
October	12,693	12,151
November	14,875	14,251
December	16,429	16,265
January	17,747	
February	19,704	
March	22,526	
April	23,194	
May	23,216	
June	23,216	

### QUALITY

	Quantity	Base Number	Contract	AT	Region	England
% of FP17s for the same patient ID Re-attending within 3 months - Children	104	1,846	5.6%	9.5%	11.8%	12.0%
% of FP17s for the same patient ID Re-attending within 3 months - Adults	687	5,607	12.3%	12.8%	15.3%	15.9%
% of FP17s for the same patient ID Re-attending between 3 & 9 months - Children	1,089	1,846	59.0%	58.7%	59.1%	58.0%
% of FP17s for the same patient ID Re-attending between 3 & 9 months - Adults	3,248	5,607	57.9%	49.6%	51.5%	50.5%
% of FP17s for Band 1 Urgent Courses	449	7,134	6.3%	7.0%	8.0%	9.0%
% of FP17s Relating to Free Repair or Replacements	83	7,134	1.2%	0.8%	0.8%	0.8%
% of FP17s Relating to Continuations	67	7,134	0.9%	1.1%	1.1%	1.1%
% of Patients satisfied with the dentistry they have received	8	9	N/A	92.1%	91.6%	91.5%
% of Patients satisfied with the time they had to wait for an appointment	8	9	N/A	89.9%	88.3%	87.9%

\* This is based on patients treated on this contract for their most recent course of treatment. Figures in italics indicate the base number of FP17s or Patient Questionnaire responses are less than 100. N/A is shown where the base number of responses is less than 10 during the period. % is calculated as Quantity/Base number\*100

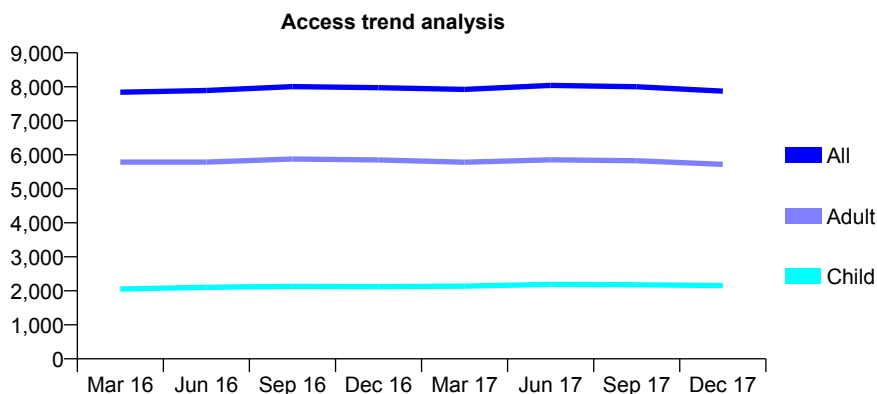
## Q53 - Vital Signs At a Glance Contract Report for 331805/0002 - December 2017

Name or company name	MR JS SHERGILL
Contract type name	GDS Contract
Purpose of contract	General
Contract start date	01/04/2006
Contract end date	

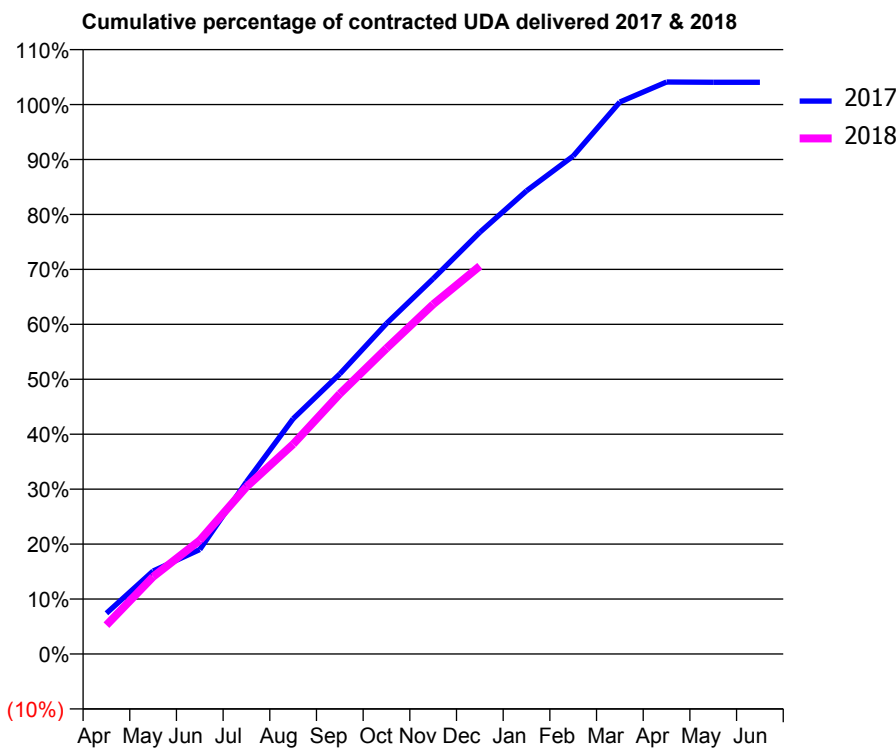
17/18 Contracted general activity (UDA)	19,165
Carry forward general activity (UDA)	0
17/18 Contracted orthodontic activity (UOA)	0
Carry forward orthodontic activity (UOA)	0
Baseline contract value	£480,953.69

### ACCESS\*

Patients seen in 24 months	Total	Change since previous quarter
Quarter ending December 2016	7,973	
Quarter ending March 2017	7,923	→
Quarter ending June 2017	8,042	→
Quarter ending September 2017	8,002	→
Quarter ending December 2017	7,874	↓
<b>Variance since December 2016</b>	<b>(1.2%)</b>	<b>↓</b>



### ACTIVITY



Month	Adjusted Scheduled Activity (UDA)	
	2017	2018
April	1,420	1,005
May	2,896	2,693
June	3,642	3,963
July	6,005	5,831
August	8,204	7,317
September	9,769	9,078
October	11,525	10,663
November	13,092	12,196
December	14,706	13,533
January	16,156	
February	17,366	
March	19,250	
April	19,952	
May	19,940	
June	19,942	

### QUALITY

	Quantity	Base Number	Contract	AT	Region	England
% of FP17s for the same patient ID Re-attending within 3 months - Children	137	2,258	6.1%	9.5%	11.8%	12.0%
% of FP17s for the same patient ID Re-attending within 3 months - Adults	528	5,351	9.9%	12.8%	15.3%	15.9%
% of FP17s for the same patient ID Re-attending between 3 & 9 months - Children	1,400	2,258	62.0%	58.7%	59.1%	58.0%
% of FP17s for the same patient ID Re-attending between 3 & 9 months - Adults	2,715	5,351	50.7%	49.6%	51.5%	50.5%
% of FP17s for Band 1 Urgent Courses	426	7,267	5.9%	7.0%	8.0%	9.0%
% of FP17s Relating to Free Repair or Replacements	56	7,267	0.8%	0.8%	0.8%	0.8%
% of FP17s Relating to Continuations	66	7,267	0.9%	1.1%	1.1%	1.1%
% of Patients satisfied with the dentistry they have received	9	10	90.0%	92.1%	91.6%	91.5%
% of Patients satisfied with the time they had to wait for an appointment	9	10	90.0%	89.9%	88.3%	87.9%

\* This is based on patients treated on this contract for their most recent course of treatment. Figures in italics indicate the base number of FP17s or Patient Questionnaire responses are less than 100. N/A is shown where the base number of responses is less than 10 during the period. % is calculated as Quantity/Base number\*100

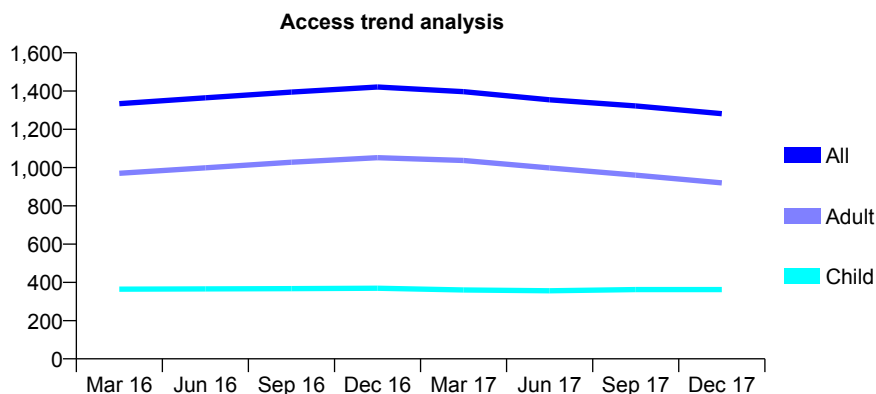
## Q53 - Vital Signs At a Glance Contract Report for 331805/0003 - December 2017

Name or company name	MR JS SHERGILL
Contract type name	GDS Contract
Purpose of contract	General
Contract start date	01/04/2006
Contract end date	

17/18 Contracted general activity (UDA)	3,550
Carry forward general activity (UDA)	-71
17/18 Contracted orthodontic activity (UOA)	0
Carry forward orthodontic activity (UOA)	0
Baseline contract value	£90,046.96

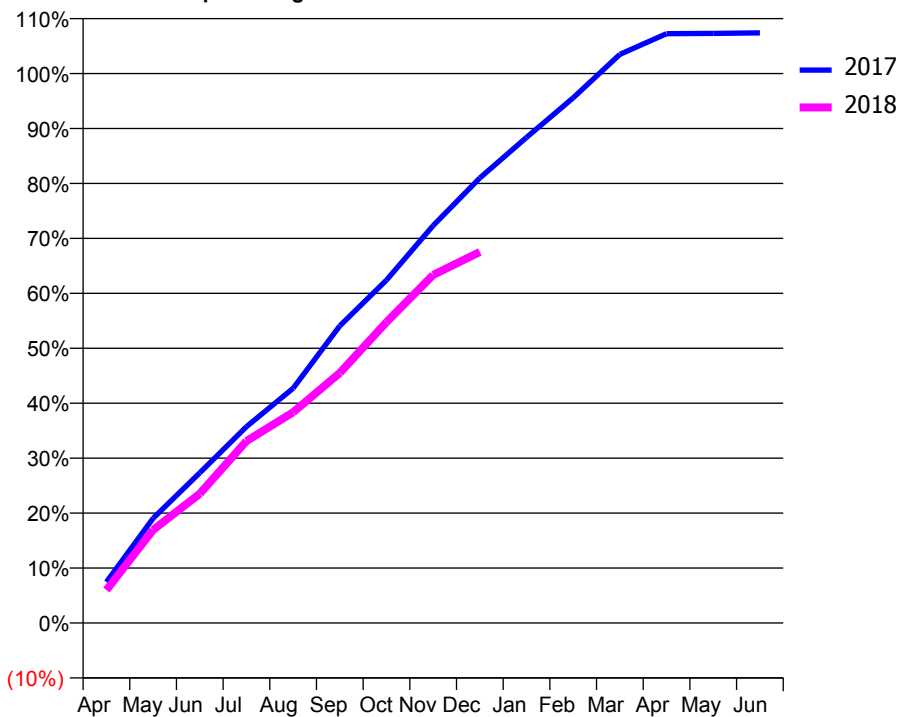
### ACCESS\*

Patients seen in 24 months	Total	Change since previous quarter
Quarter ending December 2016	1,421	
Quarter ending March 2017	1,397	↓
Quarter ending June 2017	1,354	↓
Quarter ending September 2017	1,322	↓
Quarter ending December 2017	1,282	↓
<b>Variance since December 2016</b>	<b>(9.8%)</b>	<b>↓</b>



### ACTIVITY

Cumulative percentage of contracted UDA delivered 2017 & 2018



Month	Adjusted Scheduled Activity (UDA)	
	2017	2018
April	265	213
May	677	602
June	971	835
July	1,269	1,175
August	1,517	1,361
September	1,920	1,615
October	2,215	1,944
November	2,567	2,249
December	2,875	2,397
January	3,137	
February	3,393	
March	3,674	
April	3,807	
May	3,809	
June	3,812	

### QUALITY

	Quantity	Base Number	Contract	AT	Region	England
% of FP17s for the same patient ID Re-attending within 3 months - Children	30	418	7.2%	9.5%	11.8%	12.0%
% of FP17s for the same patient ID Re-attending within 3 months - Adults	151	921	16.4%	12.8%	15.3%	15.9%
% of FP17s for the same patient ID Re-attending between 3 & 9 months - Children	258	418	61.7%	58.7%	59.1%	58.0%
% of FP17s for the same patient ID Re-attending between 3 & 9 months - Adults	526	921	57.1%	49.6%	51.5%	50.5%
% of FP17s for Band 1 Urgent Courses	121	1,260	9.6%	7.0%	8.0%	9.0%
% of FP17s Relating to Free Repair or Replacements	6	1,260	0.5%	0.8%	0.8%	0.8%
% of FP17s Relating to Continuations	9	1,260	0.7%	1.1%	1.1%	1.1%
% of Patients satisfied with the dentistry they have received	3	3	N/A	92.1%	91.6%	91.5%
% of Patients satisfied with the time they had to wait for an appointment	2	3	N/A	89.9%	88.3%	87.9%

\* This is based on patients treated on this contract for their most recent course of treatment. Figures in italics indicate the base number of FP17s or Patient Questionnaire responses are less than 100. N/A is shown where the base number of responses is less than 10 during the period. % is calculated as Quantity/Base number\*100

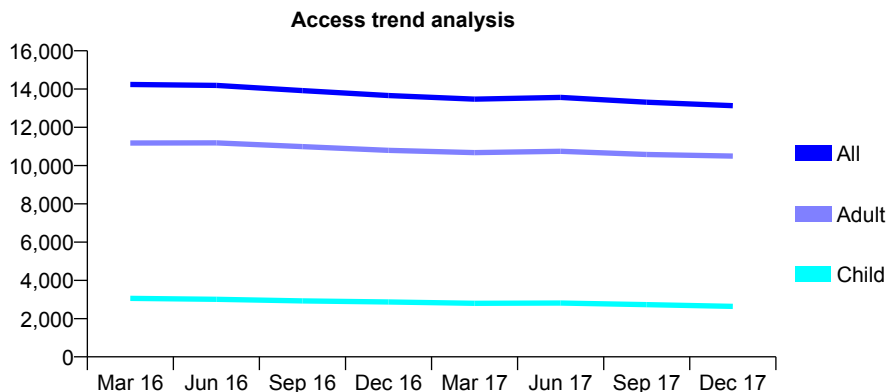
## Q53 - Vital Signs At a Glance Contract Report for 334820/0001 - December 2017

Name or company name	MR AS DULKU
Contract type name	GDS Contract
Purpose of contract	General
Contract start date	01/04/2006
Contract end date	

17/18 Contracted general activity (UDA)	44,202
Carry forward general activity (UDA)	-885
17/18 Contracted orthodontic activity (UOA)	0
Carry forward orthodontic activity (UOA)	0
Baseline contract value	£1,344,843.63

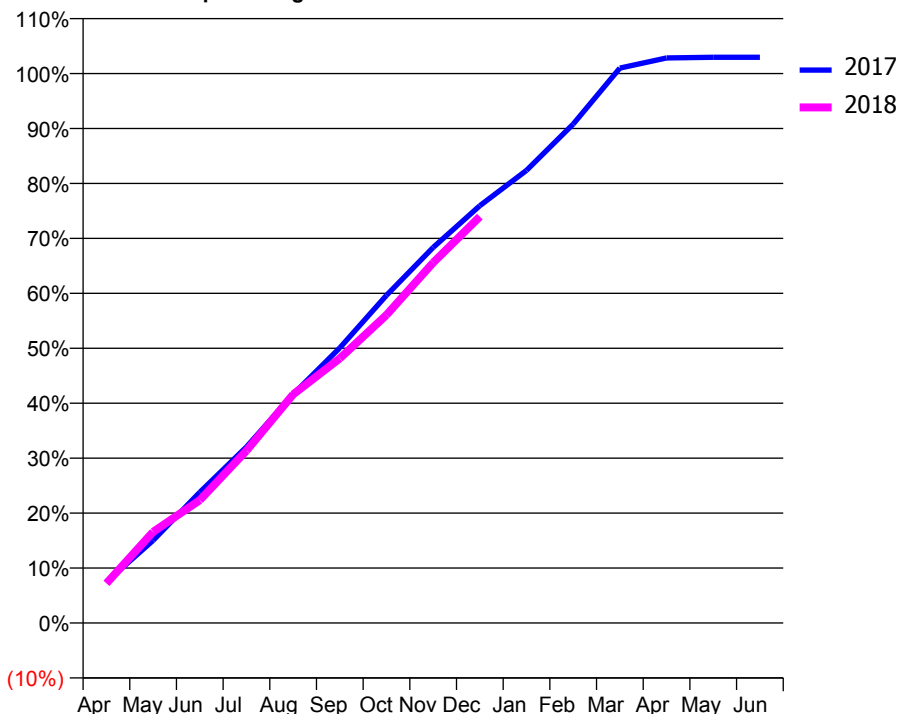
### ACCESS\*

Patients seen in 24 months	Total	Change since previous quarter
Quarter ending December 2016	13,664	
Quarter ending March 2017	13,472	↓
Quarter ending June 2017	13,560	→
Quarter ending September 2017	13,312	↓
Quarter ending December 2017	13,132	↓
<b>Variance since December 2016</b>	<b>(3.9%)</b>	<b>↓</b>



### ACTIVITY

Cumulative percentage of contracted UDA delivered 2017 & 2018



Month	Adjusted Scheduled Activity (UDA)	
	2017	2018
April	3,309	3,196
May	6,649	7,330
June	10,515	9,887
July	14,159	13,859
August	18,404	18,391
September	22,131	21,285
October	26,355	24,786
November	30,207	28,993
December	33,564	32,687
January	36,412	
February	40,129	
March	44,639	
April	45,454	
May	45,504	
June	45,509	

### QUALITY

	Quantity	Base Number	Contract	AT	Region	England
% of FP17s for the same patient ID Re-attending within 3 months - Children	176	3,508	5.0%	9.5%	11.8%	12.0%
% of FP17s for the same patient ID Re-attending within 3 months - Adults	1,615	14,790	10.9%	12.8%	15.3%	15.9%
% of FP17s for the same patient ID Re-attending between 3 & 9 months - Children	2,511	3,508	71.6%	58.7%	59.1%	58.0%
% of FP17s for the same patient ID Re-attending between 3 & 9 months - Adults	10,758	14,790	72.7%	49.6%	51.5%	50.5%
% of FP17s for Band 1 Urgent Courses	342	17,851	1.9%	7.0%	8.0%	9.0%
% of FP17s Relating to Free Repair or Replacements	143	17,851	0.8%	0.8%	0.8%	0.8%
% of FP17s Relating to Continuations	341	17,851	1.9%	1.1%	1.1%	1.1%
% of Patients satisfied with the dentistry they have received	51	53	96.2%	92.1%	91.6%	91.5%
% of Patients satisfied with the time they had to wait for an appointment	51	53	96.2%	89.9%	88.3%	87.9%

\* This is based on patients treated on this contract for their most recent course of treatment. Figures in italics indicate the base number of FP17s or Patient Questionnaire responses are less than 100. N/A is shown where the base number of responses is less than 10 during the period. % is calculated as Quantity/Base number\*100

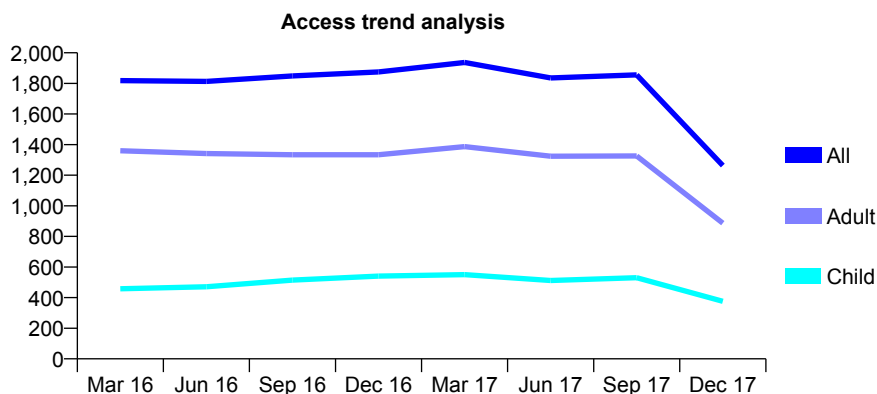
## Q53 - Vital Signs At a Glance Contract Report for 334820/0002 - December 2017

Name or company name	MR AS DULKU
Contract type name	PDS Plus Contract
Purpose of contract	General
Contract start date	01/11/2010
Contract end date	31/08/2017

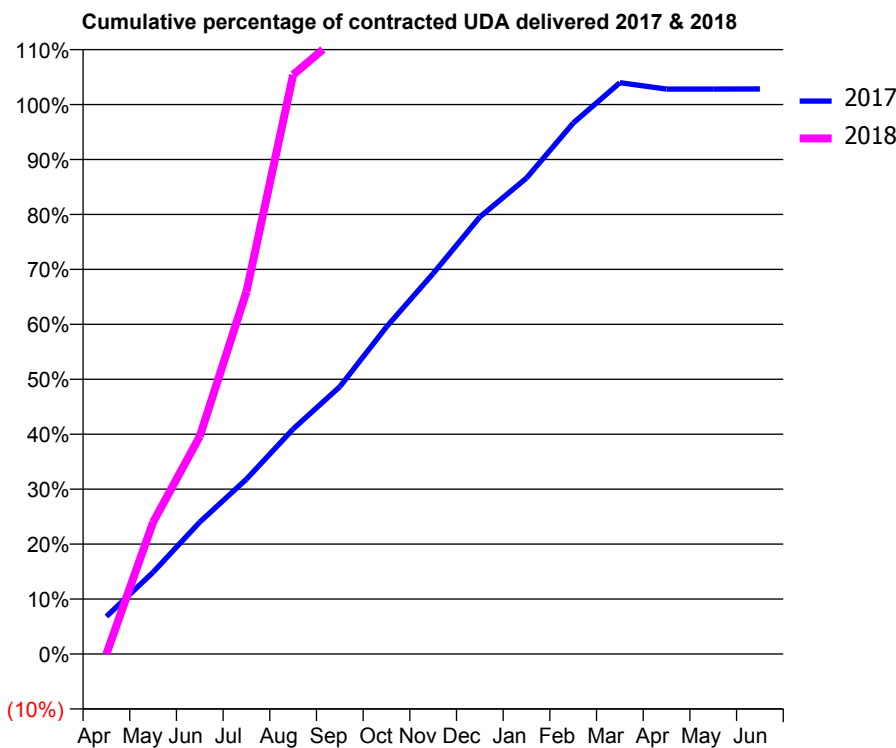
17/18 Contracted general activity (UDA)	2,083
Carry forward general activity (UDA)	0
17/18 Contracted orthodontic activity (UOA)	0
Carry forward orthodontic activity (UOA)	0
Baseline contract value	£23,375.00

### ACCESS\*

Patients seen in 24 months	Total	Change since previous quarter
Quarter ending December 2016	1,875	
Quarter ending March 2017	1,937	↑
Quarter ending June 2017	1,836	↓
Quarter ending September 2017	1,856	→
Quarter ending December 2017	1,263	↓
<b>Variance since December 2016</b>	<b>(32.6%)</b>	<b>↓</b>



### ACTIVITY



Month	Adjusted Scheduled Activity (UDA)	
	2017	2018
April	341	0
May	744	500
June	1,201	825
July	1,591	1,373
August	2,048	2,196
September	2,433	2,346
October	2,977	2,376
November	3,463	2,379
December	3,977	2,385
January	4,331	
February	4,831	
March	5,198	
April	5,140	
May	5,140	
June	5,141	

### QUALITY

	Quantity	Base Number	Contract	AT	Region	England
% of FP17s for the same patient ID Re-attending within 3 months - Children	1	311	0.3%	9.5%	11.8%	12.0%
% of FP17s for the same patient ID Re-attending within 3 months - Adults	20	748	2.7%	12.8%	15.3%	15.9%
% of FP17s for the same patient ID Re-attending between 3 & 9 months - Children	124	311	39.9%	58.7%	59.1%	58.0%
% of FP17s for the same patient ID Re-attending between 3 & 9 months - Adults	297	748	39.7%	49.6%	51.5%	50.5%
% of FP17s for Band 1 Urgent Courses	14	1,071	1.3%	7.0%	8.0%	9.0%
% of FP17s Relating to Free Repair or Replacements	13	1,071	1.2%	0.8%	0.8%	0.8%
% of FP17s Relating to Continuations	5	1,071	0.5%	1.1%	1.1%	1.1%
% of Patients satisfied with the dentistry they have received	2	2	N/A	92.1%	91.6%	91.5%
% of Patients satisfied with the time they had to wait for an appointment	2	2	N/A	89.9%	88.3%	87.9%

\* This is based on patients treated on this contract for their most recent course of treatment. Figures in italics indicate the base number of FP17s or Patient Questionnaire responses are less than 100. N/A is shown where the base number of responses is less than 10 during the period. % is calculated as Quantity/Base number\*100

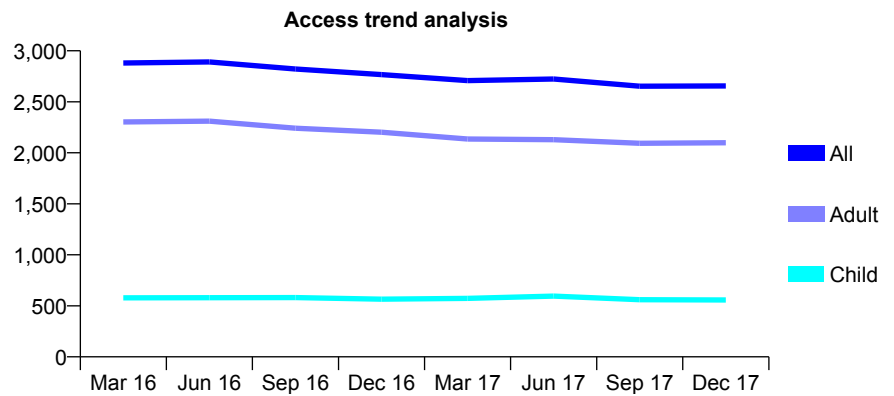
## Q53 - Vital Signs At a Glance Contract Report for 339202/0001 - December 2017

Name or company name	MR M FIAZ
Contract type name	GDS Contract
Purpose of contract	General
Contract start date	01/04/2006
Contract end date	

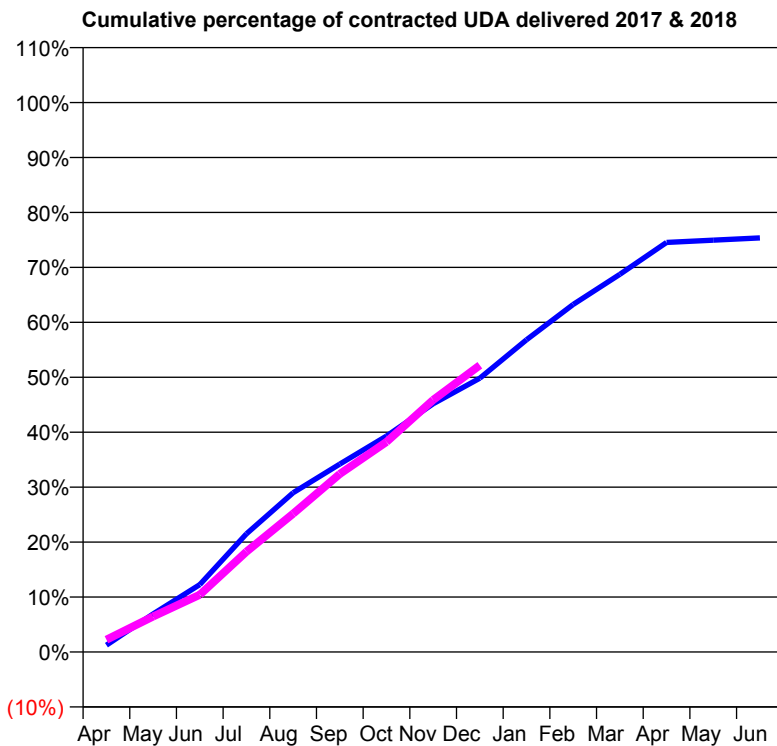
17/18 Contracted general activity (UDA)	13,109
Carry forward general activity (UDA)	0
17/18 Contracted orthodontic activity (UOA)	0
Carry forward orthodontic activity (UOA)	0
Baseline contract value	£366,675.75

### ACCESS\*

Patients seen in 24 months	Total	Change since previous quarter
Quarter ending December 2016	2,767	
Quarter ending March 2017	2,708	↓
Quarter ending June 2017	2,724	→
Quarter ending September 2017	2,653	↓
Quarter ending December 2017	2,656	→
<b>Variance since December 2016</b>	<b>(4.0%)</b>	<b>↓</b>



### ACTIVITY



Month	Adjusted Scheduled Activity (UDA)	
	2017	2018
April	163	294
May	908	847
June	1,609	1,365
July	2,820	2,395
August	3,799	3,301
September	4,483	4,247
October	5,150	5,012
November	5,922	6,015
December	6,533	6,841
January	7,447	
February	8,293	
March	9,012	
April	9,771	
May	9,826	
June	9,880	

### QUALITY

	Quantity	Base Number	Contract	AT	Region	England
% of FP17s for the same patient ID Re-attending within 3 months - Children	38	436	8.7%	9.5%	11.8%	12.0%
% of FP17s for the same patient ID Re-attending within 3 months - Adults	220	1,538	14.3%	12.8%	15.3%	15.9%
% of FP17s for the same patient ID Re-attending between 3 & 9 months - Children	85	436	19.5%	58.7%	59.1%	58.0%
% of FP17s for the same patient ID Re-attending between 3 & 9 months - Adults	332	1,538	21.6%	49.6%	51.5%	50.5%
% of FP17s for Band 1 Urgent Courses	169	1,789	9.4%	7.0%	8.0%	9.0%
% of FP17s Relating to Free Repair or Replacements	19	1,789	1.1%	0.8%	0.8%	0.8%
% of FP17s Relating to Continuations	30	1,789	1.7%	1.1%	1.1%	1.1%
% of Patients satisfied with the dentistry they have received	3	3	N/A	92.1%	91.6%	91.5%
% of Patients satisfied with the time they had to wait for an appointment	3	3	N/A	89.9%	88.3%	87.9%

\* This is based on patients treated on this contract for their most recent course of treatment. Figures in italics indicate the base number of FP17s or Patient Questionnaire responses are less than 100. N/A is shown where the base number of responses is less than 10 during the period. % is calculated as Quantity/Base number\*100



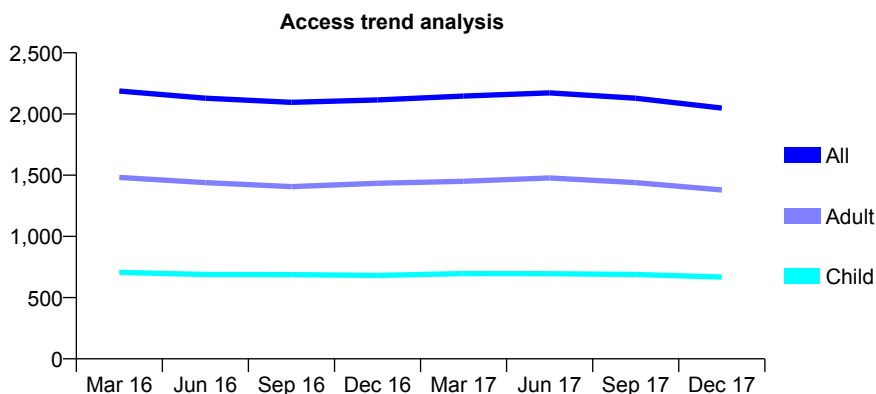
## Q53 - Vital Signs At a Glance Contract Report for 339245/0001 - December 2017

Name or company name	MR SS TIWANA
Contract type name	GDS Contract
Purpose of contract	General
Contract start date	01/04/2006
Contract end date	

17/18 Contracted general activity (UDA)	6,915
Carry forward general activity (UDA)	0
17/18 Contracted orthodontic activity (UOA)	0
Carry forward orthodontic activity (UOA)	0
Baseline contract value	£201,017.77

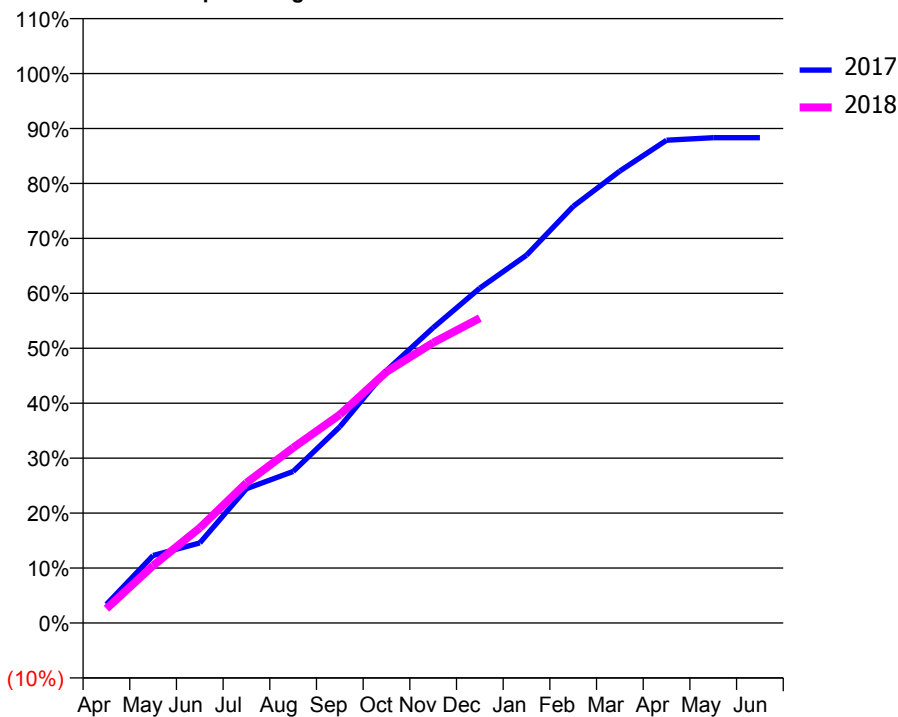
### ACCESS\*

Patients seen in 24 months	Total	Change since previous quarter
Quarter ending December 2016	2,115	
Quarter ending March 2017	2,147	→
Quarter ending June 2017	2,173	→
Quarter ending September 2017	2,129	↓
Quarter ending December 2017	2,048	↓
<b>Variance since December 2016</b>	<b>(3.2%)</b>	<b>↓</b>



### ACTIVITY

Cumulative percentage of contracted UDA delivered 2017 & 2018



Month	Adjusted Scheduled Activity (UDA)	
	2017	2018
April	234	181
May	850	722
June	1,007	1,198
July	1,691	1,765
August	1,907	2,206
September	2,469	2,622
October	3,177	3,161
November	3,716	3,529
December	4,215	3,836
January	4,628	
February	5,243	
March	5,688	
April	6,075	
May	6,108	
June	6,108	

### QUALITY

	Quantity	Base Number	Contract	AT	Region	England
% of FP17s for the same patient ID Re-attending within 3 months - Children	50	646	7.7%	9.5%	11.8%	12.0%
% of FP17s for the same patient ID Re-attending within 3 months - Adults	129	1,208	10.7%	12.8%	15.3%	15.9%
% of FP17s for the same patient ID Re-attending between 3 & 9 months - Children	384	646	59.4%	58.7%	59.1%	58.0%
% of FP17s for the same patient ID Re-attending between 3 & 9 months - Adults	624	1,208	51.7%	49.6%	51.5%	50.5%
% of FP17s for Band 1 Urgent Courses	72	1,683	4.3%	7.0%	8.0%	9.0%
% of FP17s Relating to Free Repair or Replacements	11	1,683	0.7%	0.8%	0.8%	0.8%
% of FP17s Relating to Continuations	19	1,683	1.1%	1.1%	1.1%	1.1%
% of Patients satisfied with the dentistry they have received	2	3	N/A	92.1%	91.6%	91.5%
% of Patients satisfied with the time they had to wait for an appointment	3	3	N/A	89.9%	88.3%	87.9%

\* This is based on patients treated on this contract for their most recent course of treatment. Figures in italics indicate the base number of FP17s or Patient Questionnaire responses are less than 100. N/A is shown where the base number of responses is less than 10 during the period. % is calculated as Quantity/Base number\*100

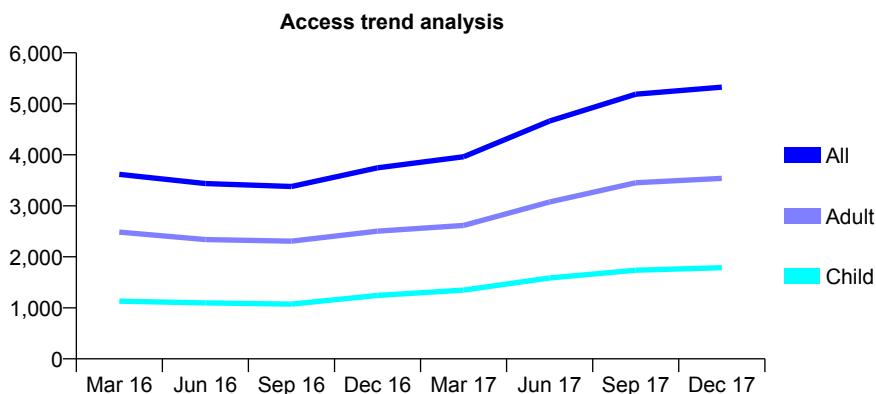
## Q53 - Vital Signs At a Glance Contract Report for 339830/0001 - December 2017

Name or company name	MR D KAVANAGH
Contract type name	GDS Contract
Purpose of contract	General
Contract start date	01/04/2006
Contract end date	

17/18 Contracted general activity (UDA)	10,525
Carry forward general activity (UDA)	135
17/18 Contracted orthodontic activity (UOA)	0
Carry forward orthodontic activity (UOA)	0
Baseline contract value	£250,071.19

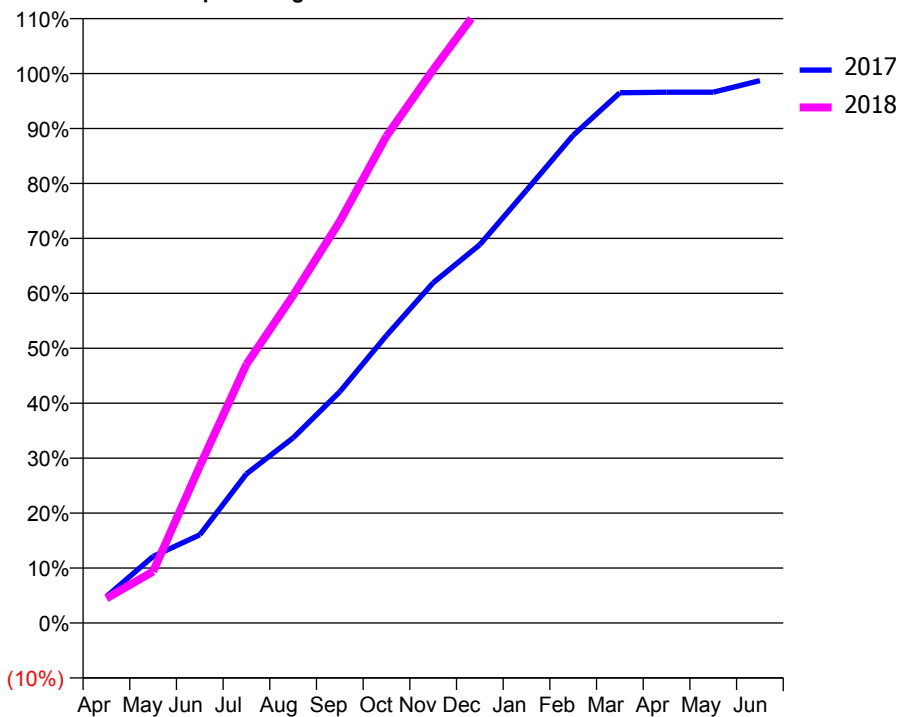
### ACCESS\*

Patients seen in 24 months	Total	Change since previous quarter
Quarter ending December 2016	3,744	
Quarter ending March 2017	3,963	↑
Quarter ending June 2017	4,662	↑
Quarter ending September 2017	5,189	↑
Quarter ending December 2017	5,327	↑
<b>Variance since December 2016</b>	<b>42.3%</b>	<b>↑</b>



### ACTIVITY

Cumulative percentage of contracted UDA delivered 2017 & 2018



Month	Adjusted Scheduled Activity (UDA)	
	2017	2018
April	507	470
May	1,275	988
June	1,689	3,006
July	2,857	4,955
August	3,546	6,277
September	4,430	7,695
October	5,507	9,326
November	6,518	10,598
December	7,246	11,796
January	8,290	
February	9,340	
March	10,155	
April	10,166	
May	10,166	
June	10,389	

### QUALITY

	Quantity	Base Number	Contract	AT	Region	England
% of FP17s for the same patient ID Re-attending within 3 months - Children	98	2,132	4.6%	9.5%	11.8%	12.0%
% of FP17s for the same patient ID Re-attending within 3 months - Adults	297	3,752	7.9%	12.8%	15.3%	15.9%
% of FP17s for the same patient ID Re-attending between 3 & 9 months - Children	887	2,132	41.6%	58.7%	59.1%	58.0%
% of FP17s for the same patient ID Re-attending between 3 & 9 months - Adults	1,366	3,752	36.4%	49.6%	51.5%	50.5%
% of FP17s for Band 1 Urgent Courses	75	5,706	1.3%	7.0%	8.0%	9.0%
% of FP17s Relating to Free Repair or Replacements	40	5,706	0.7%	0.8%	0.8%	0.8%
% of FP17s Relating to Continuations	85	5,706	1.5%	1.1%	1.1%	1.1%
% of Patients satisfied with the dentistry they have received	5	6	N/A	92.1%	91.6%	91.5%
% of Patients satisfied with the time they had to wait for an appointment	6	6	N/A	89.9%	88.3%	87.9%

\* This is based on patients treated on this contract for their most recent course of treatment. Figures in italics indicate the base number of FP17s or Patient Questionnaire responses are less than 100. N/A is shown where the base number of responses is less than 10 during the period. % is calculated as Quantity/Base number\*100

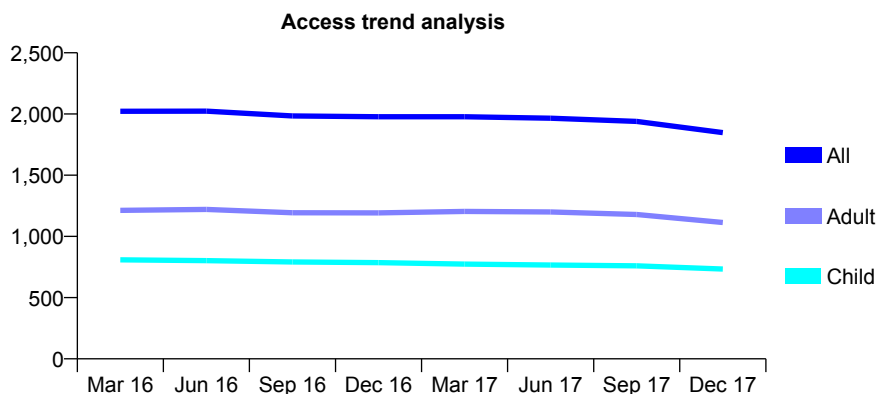
## Q53 - Vital Signs At a Glance Contract Report for 340936/0001 - December 2017

Name or company name	MRS S RAHIMI
Contract type name	GDS Contract
Purpose of contract	General
Contract start date	01/04/2006
Contract end date	

17/18 Contracted general activity (UDA)	5,948
Carry forward general activity (UDA)	-94
17/18 Contracted orthodontic activity (UOA)	0
Carry forward orthodontic activity (UOA)	0
Baseline contract value	£176,216.01

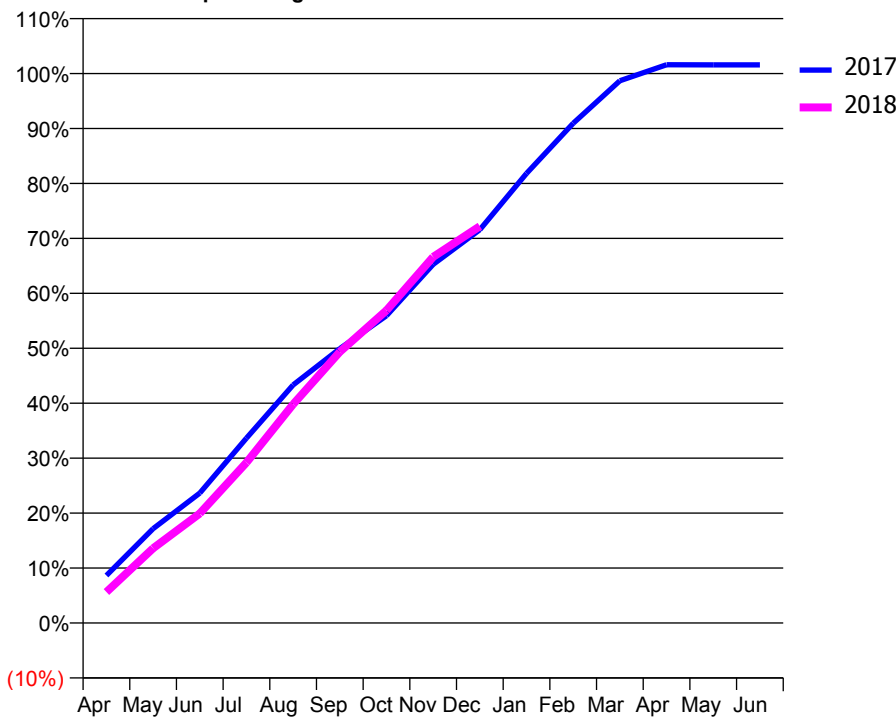
### ACCESS\*

Patients seen in 24 months	Total	Change since previous quarter
Quarter ending December 2016	1,978	
Quarter ending March 2017	1,978	→
Quarter ending June 2017	1,966	→
Quarter ending September 2017	1,939	↓
Quarter ending December 2017	1,848	↓
<b>Variance since December 2016</b>	<b>(6.6%)</b>	<b>↓</b>



### ACTIVITY

Cumulative percentage of contracted UDA delivered 2017 & 2018



Month	Adjusted Scheduled Activity (UDA)	
	2017	2018
April	514	336
May	1,021	808
June	1,407	1,186
July	2,002	1,737
August	2,577	2,368
September	2,970	2,935
October	3,327	3,384
November	3,882	3,962
December	4,258	4,295
January	4,867	
February	5,409	
March	5,870	
April	6,043	
May	6,041	
June	6,042	

### QUALITY

	Quantity	Base Number	Contract	AT	Region	England
% of FP17s for the same patient ID Re-attending within 3 months - Children	89	880	10.1%	9.5%	11.8%	12.0%
% of FP17s for the same patient ID Re-attending within 3 months - Adults	225	1,168	19.3%	12.8%	15.3%	15.9%
% of FP17s for the same patient ID Re-attending between 3 & 9 months - Children	598	880	68.0%	58.7%	59.1%	58.0%
% of FP17s for the same patient ID Re-attending between 3 & 9 months - Adults	731	1,168	62.6%	49.6%	51.5%	50.5%
% of FP17s for Band 1 Urgent Courses	136	1,977	6.9%	7.0%	8.0%	9.0%
% of FP17s Relating to Free Repair or Replacements	41	1,977	2.1%	0.8%	0.8%	0.8%
% of FP17s Relating to Continuations	6	1,977	0.3%	1.1%	1.1%	1.1%
% of Patients satisfied with the dentistry they have received	2	2	N/A	92.1%	91.6%	91.5%
% of Patients satisfied with the time they had to wait for an appointment	2	2	N/A	89.9%	88.3%	87.9%

\* This is based on patients treated on this contract for their most recent course of treatment. Figures in italics indicate the base number of FP17s or Patient Questionnaire responses are less than 100. N/A is shown where the base number of responses is less than 10 during the period. % is calculated as Quantity/Base number\*100

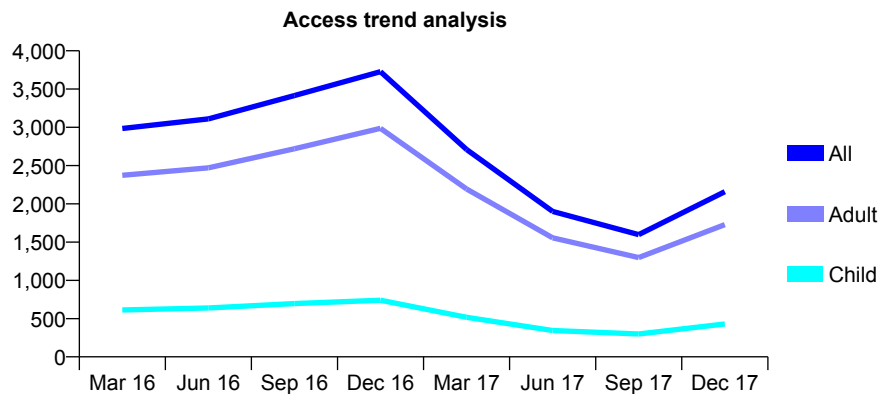
## Q53 - Vital Signs At a Glance Contract Report for 342807/0001 - December 2017

Name or company name	MR HM MOSTAFA
Contract type name	GDS Contract
Purpose of contract	General
Contract start date	21/08/2006
Contract end date	

17/18 Contracted general activity (UDA)	8,075
Carry forward general activity (UDA)	165
17/18 Contracted orthodontic activity (UOA)	0
Carry forward orthodontic activity (UOA)	0
Baseline contract value	£203,052.36

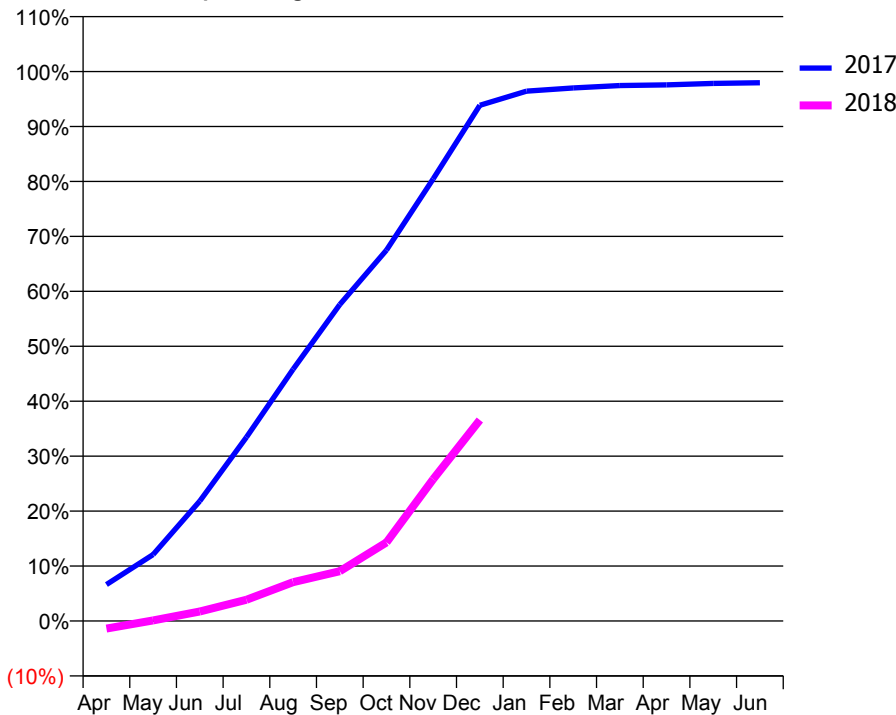
### ACCESS\*

Patients seen in 24 months	Total	Change since previous quarter
Quarter ending December 2016	3,727	
Quarter ending March 2017	2,710	↓
Quarter ending June 2017	1,900	↓
Quarter ending September 2017	1,597	↓
Quarter ending December 2017	2,158	↑
<b>Variance since December 2016</b>	<b>(42.1%)</b>	<b>↓</b>



### ACTIVITY

Cumulative percentage of contracted UDA delivered 2017 & 2018



Month	Adjusted Scheduled Activity (UDA)	
	2017	2018
April	536	-114
May	977	8
June	1,762	140
July	2,702	312
August	3,700	572
September	4,650	732
October	5,451	1,156
November	6,498	2,085
December	7,579	2,955
January	7,786	
February	7,834	
March	7,868	
April	7,879	
May	7,899	
June	7,909	

### QUALITY

	Quantity	Base Number	Contract	AT	Region	England
% of FP17s for the same patient ID Re-attending within 3 months - Children	10	353	2.8%	9.5%	11.8%	12.0%
% of FP17s for the same patient ID Re-attending within 3 months - Adults	85	1,311	6.5%	12.8%	15.3%	15.9%
% of FP17s for the same patient ID Re-attending between 3 & 9 months - Children	50	353	14.2%	58.7%	59.1%	58.0%
% of FP17s for the same patient ID Re-attending between 3 & 9 months - Adults	164	1,311	12.5%	49.6%	51.5%	50.5%
% of FP17s for Band 1 Urgent Courses	167	1,628	10.3%	7.0%	8.0%	9.0%
% of FP17s Relating to Free Repair or Replacements	15	1,628	0.9%	0.8%	0.8%	0.8%
% of FP17s Relating to Continuations	6	1,628	0.4%	1.1%	1.1%	1.1%
% of Patients satisfied with the dentistry they have received	1	1	N/A	92.1%	91.6%	91.5%
% of Patients satisfied with the time they had to wait for an appointment	1	1	N/A	89.9%	88.3%	87.9%

\* This is based on patients treated on this contract for their most recent course of treatment. Figures in italics indicate the base number of FP17s or Patient Questionnaire responses are less than 100. N/A is shown where the base number of responses is less than 10 during the period. % is calculated as Quantity/Base number\*100

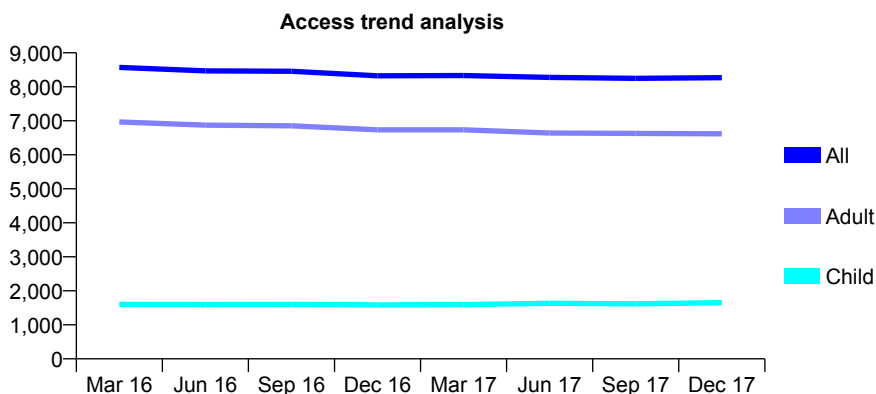
## Q53 - Vital Signs At a Glance Contract Report for 343609/0001 - December 2017

Name or company name	MR A SAGHIR
Contract type name	GDS Contract
Purpose of contract	General
Contract start date	01/04/2006
Contract end date	

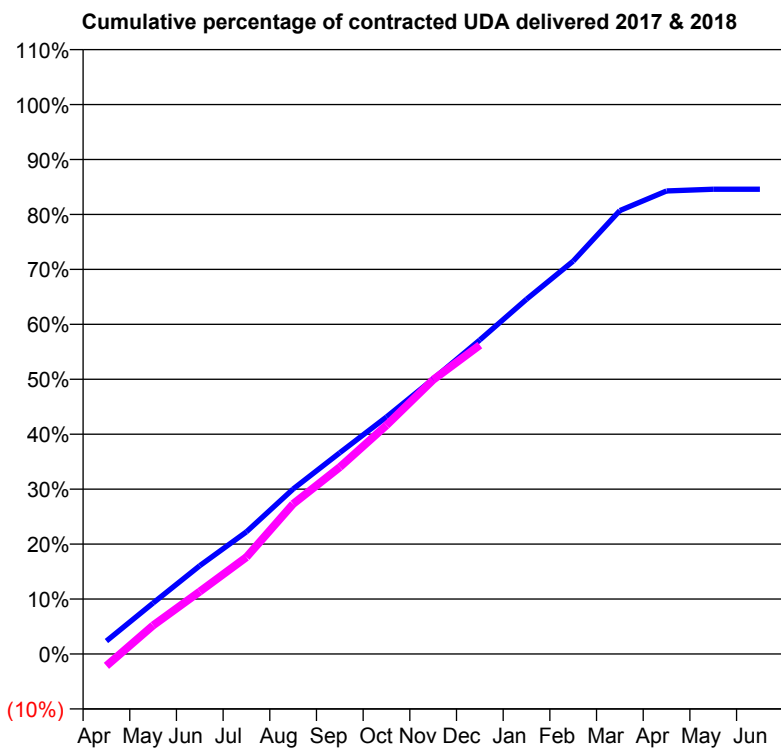
17/18 Contracted general activity (UDA)	22,885
Carry forward general activity (UDA)	753
17/18 Contracted orthodontic activity (UOA)	0
Carry forward orthodontic activity (UOA)	0
Baseline contract value	£643,041.34

### ACCESS\*

Patients seen in 24 months	Total	Change since previous quarter
Quarter ending December 2016	8,325	
Quarter ending March 2017	8,330	→
Quarter ending June 2017	8,277	→
Quarter ending September 2017	8,248	→
Quarter ending December 2017	8,268	→
<b>Variance since December 2016</b>	<b>(0.7%)</b>	→



### ACTIVITY



Month	Adjusted Scheduled Activity (UDA)	
	2017	2018
April	540	-496
May	2,126	1,192
June	3,679	2,602
July	5,091	4,033
August	6,871	6,251
September	8,384	7,784
October	9,871	9,527
November	11,456	11,419
December	13,084	12,862
January	14,775	
February	16,362	
March	18,470	
April	19,283	
May	19,355	
June	19,357	

### QUALITY

	Quantity	Base Number	Contract	AT	Region	England
% of FP17s for the same patient ID Re-attending within 3 months - Children	97	1,635	5.9%	9.5%	11.8%	12.0%
% of FP17s for the same patient ID Re-attending within 3 months - Adults	859	6,276	13.7%	12.8%	15.3%	15.9%
% of FP17s for the same patient ID Re-attending between 3 & 9 months - Children	809	1,635	49.5%	58.7%	59.1%	58.0%
% of FP17s for the same patient ID Re-attending between 3 & 9 months - Adults	2,792	6,276	44.5%	49.6%	51.5%	50.5%
% of FP17s for Band 1 Urgent Courses	531	7,007	7.6%	7.0%	8.0%	9.0%
% of FP17s Relating to Free Repair or Replacements	129	7,007	1.8%	0.8%	0.8%	0.8%
% of FP17s Relating to Continuations	36	7,007	0.5%	1.1%	1.1%	1.1%
% of Patients satisfied with the dentistry they have received	10	10	100.0%	92.1%	91.6%	91.5%
% of Patients satisfied with the time they had to wait for an appointment	9	10	90.0%	89.9%	88.3%	87.9%

\* This is based on patients treated on this contract for their most recent course of treatment. Figures in italics indicate the base number of FP17s or Patient Questionnaire responses are less than 100. N/A is shown where the base number of responses is less than 10 during the period. % is calculated as Quantity/Base number\*100

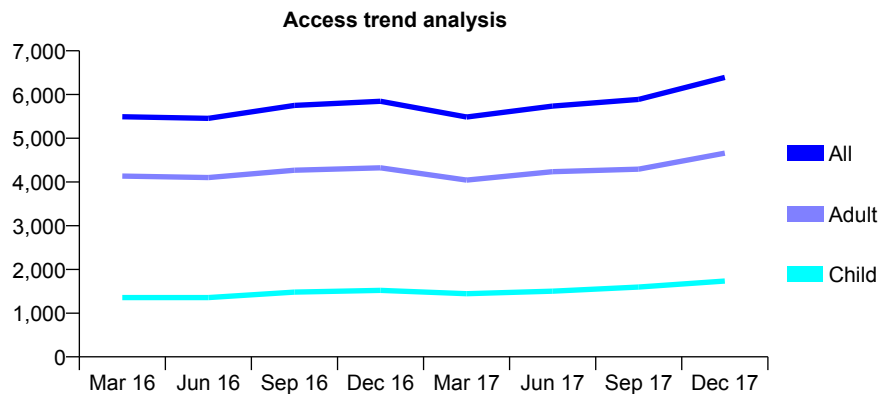
## Q53 - Vital Signs At a Glance Contract Report for 345423/0001 - December 2017

Name or company name	MR T MOODLEY
Contract type name	GDS Contract
Purpose of contract	General
Contract start date	01/04/2006
Contract end date	

17/18 Contracted general activity (UDA)	14,129
Carry forward general activity (UDA)	-227
17/18 Contracted orthodontic activity (UOA)	0
Carry forward orthodontic activity (UOA)	0
Baseline contract value	£371,753.63

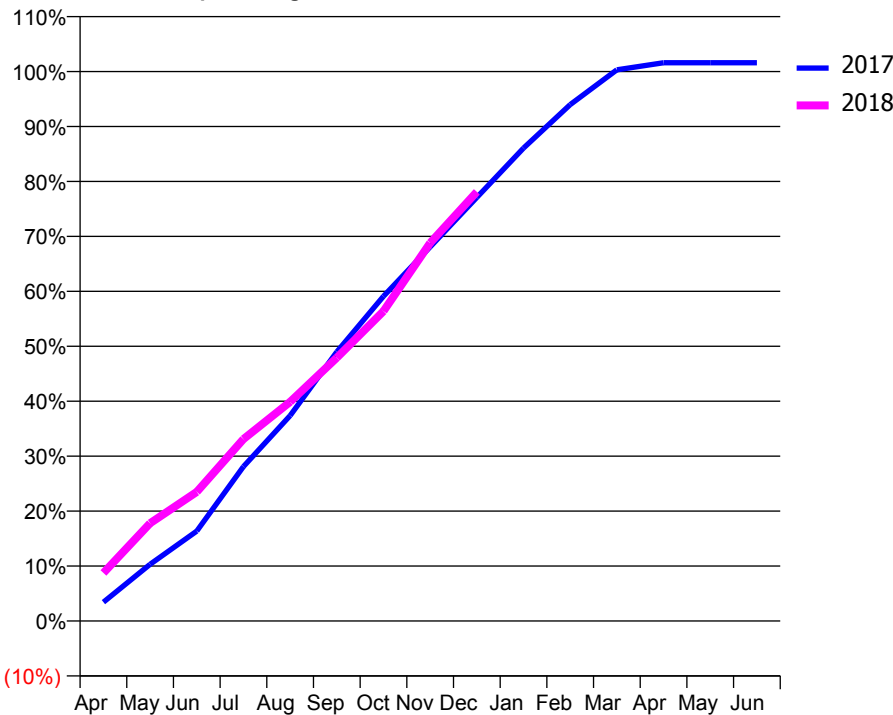
### ACCESS\*

Patients seen in 24 months	Total	Change since previous quarter
Quarter ending December 2016	5,847	
Quarter ending March 2017	5,485	↓
Quarter ending June 2017	5,735	↑
Quarter ending September 2017	5,889	↑
Quarter ending December 2017	6,391	↑
<b>Variance since December 2016</b>	<b>9.3%</b>	<b>↑</b>



### ACTIVITY

Cumulative percentage of contracted UDA delivered 2017 & 2018



Month	Adjusted Scheduled Activity (UDA)	
	2017	2018
April	486	1,235
May	1,458	2,515
June	2,311	3,321
July	3,972	4,679
August	5,282	5,634
September	6,919	6,771
October	8,352	7,965
November	9,621	9,721
December	10,892	11,034
January	12,160	
February	13,278	
March	14,173	
April	14,355	
May	14,355	
June	14,355	

### QUALITY

	Quantity	Base Number	Contract	AT	Region	England
% of FP17s for the same patient ID Re-attending within 3 months - Children	121	1,925	6.3%	9.5%	11.8%	12.0%
% of FP17s for the same patient ID Re-attending within 3 months - Adults	418	4,286	9.8%	12.8%	15.3%	15.9%
% of FP17s for the same patient ID Re-attending between 3 & 9 months - Children	802	1,925	41.7%	58.7%	59.1%	58.0%
% of FP17s for the same patient ID Re-attending between 3 & 9 months - Adults	1,320	4,286	30.8%	49.6%	51.5%	50.5%
% of FP17s for Band 1 Urgent Courses	268	5,542	4.8%	7.0%	8.0%	9.0%
% of FP17s Relating to Free Repair or Replacements	41	5,542	0.7%	0.8%	0.8%	0.8%
% of FP17s Relating to Continuations	134	5,542	2.4%	1.1%	1.1%	1.1%
% of Patients satisfied with the dentistry they have received	5	5	N/A	92.1%	91.6%	91.5%
% of Patients satisfied with the time they had to wait for an appointment	5	5	N/A	89.9%	88.3%	87.9%

\* This is based on patients treated on this contract for their most recent course of treatment. Figures in italics indicate the base number of FP17s or Patient Questionnaire responses are less than 100. N/A is shown where the base number of responses is less than 10 during the period. % is calculated as Quantity/Base number\*100

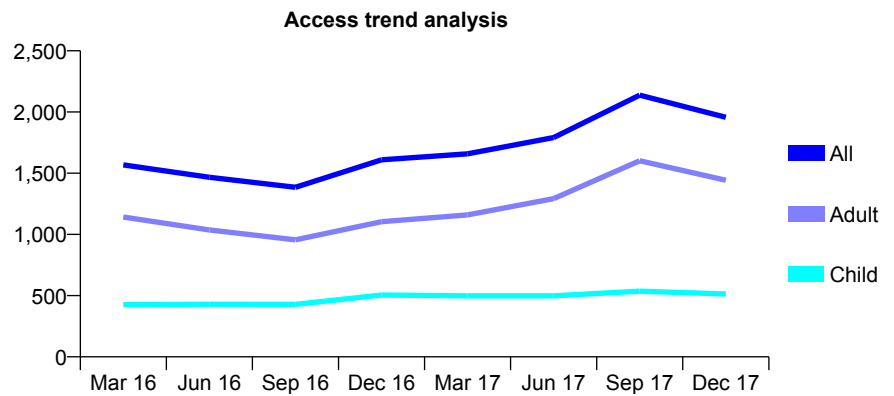
## Q53 - Vital Signs At a Glance Contract Report for 358584/0001 - December 2017

Name or company name	MR A PANDEY
Contract type name	GDS Contract
Purpose of contract	General
Contract start date	01/04/2006
Contract end date	

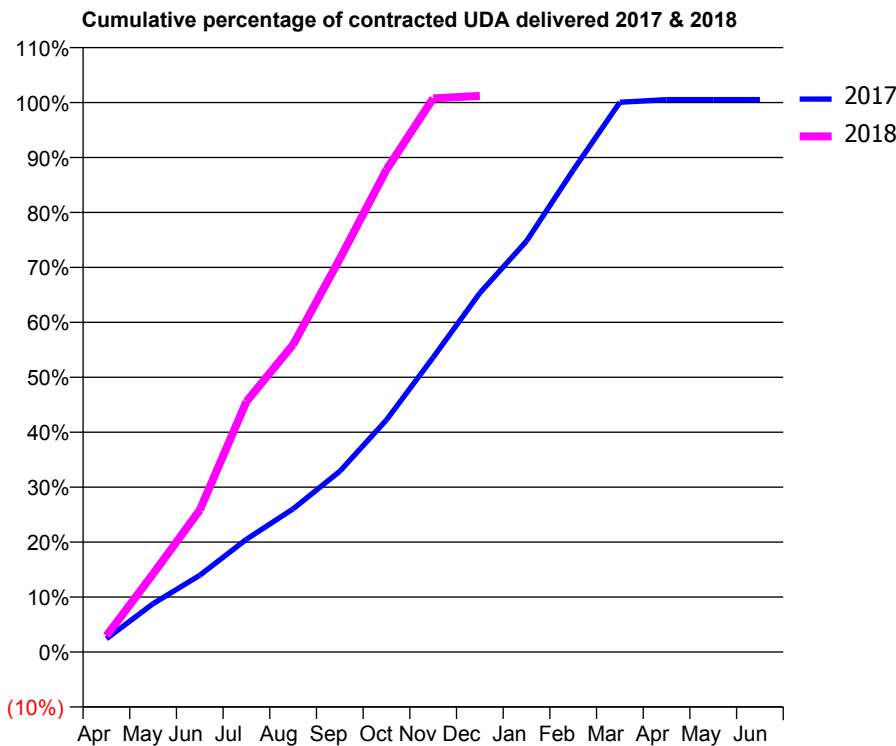
17/18 Contracted general activity (UDA)	7,523
Carry forward general activity (UDA)	-40
17/18 Contracted orthodontic activity (UOA)	0
Carry forward orthodontic activity (UOA)	0
Baseline contract value	£277,892.31

### ACCESS\*

Patients seen in 24 months	Total	Change since previous quarter
Quarter ending December 2016	1,609	
Quarter ending March 2017	1,658	↑
Quarter ending June 2017	1,791	↑
Quarter ending September 2017	2,138	↑
Quarter ending December 2017	1,957	↓
<b>Variance since December 2016</b>	<b>21.6%</b>	<b>↑</b>



### ACTIVITY



Month	Adjusted Scheduled Activity (UDA)	
	2017	2018
April	182	222
May	662	1,071
June	1,050	1,943
July	1,543	3,430
August	1,960	4,209
September	2,475	5,383
October	3,177	6,604
November	4,033	7,580
December	4,915	7,614
January	5,625	
February	6,598	
March	7,526	
April	7,562	
May	7,562	
June	7,562	

### QUALITY

	Quantity	Base Number	Contract	AT	Region	England
% of FP17s for the same patient ID Re-attending within 3 months - Children	23	553	4.2%	9.5%	11.8%	12.0%
% of FP17s for the same patient ID Re-attending within 3 months - Adults	190	1,726	11.0%	12.8%	15.3%	15.9%
% of FP17s for the same patient ID Re-attending between 3 & 9 months - Children	231	553	41.8%	58.7%	59.1%	58.0%
% of FP17s for the same patient ID Re-attending between 3 & 9 months - Adults	543	1,726	31.5%	49.6%	51.5%	50.5%
% of FP17s for Band 1 Urgent Courses	159	2,268	7.0%	7.0%	8.0%	9.0%
% of FP17s Relating to Free Repair or Replacements	32	2,268	1.4%	0.8%	0.8%	0.8%
% of FP17s Relating to Continuations	49	2,268	2.2%	1.1%	1.1%	1.1%
% of Patients satisfied with the dentistry they have received	2	2	N/A	92.1%	91.6%	91.5%
% of Patients satisfied with the time they had to wait for an appointment	2	2	N/A	89.9%	88.3%	87.9%

\* This is based on patients treated on this contract for their most recent course of treatment. Figures in italics indicate the base number of FP17s or Patient Questionnaire responses are less than 100. N/A is shown where the base number of responses is less than 10 during the period. % is calculated as Quantity/Base number\*100



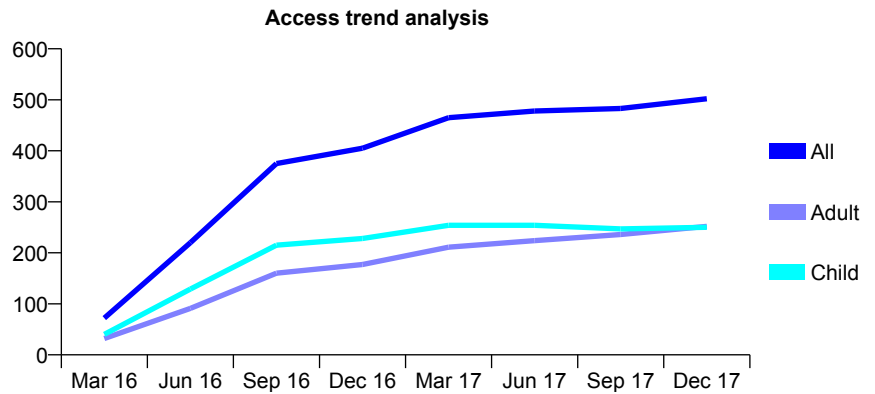
## Q53 - Vital Signs At a Glance Contract Report for 499579/0001 - December 2017

Name or company name	MR SR GIBSON-SEXTON
Contract type name	GDS Contract
Purpose of contract	General
Contract start date	01/12/2015
Contract end date	

17/18 Contracted general activity (UDA)	1,192
Carry forward general activity (UDA)	20
17/18 Contracted orthodontic activity (UOA)	0
Carry forward orthodontic activity (UOA)	0
Baseline contract value	£25,859.64

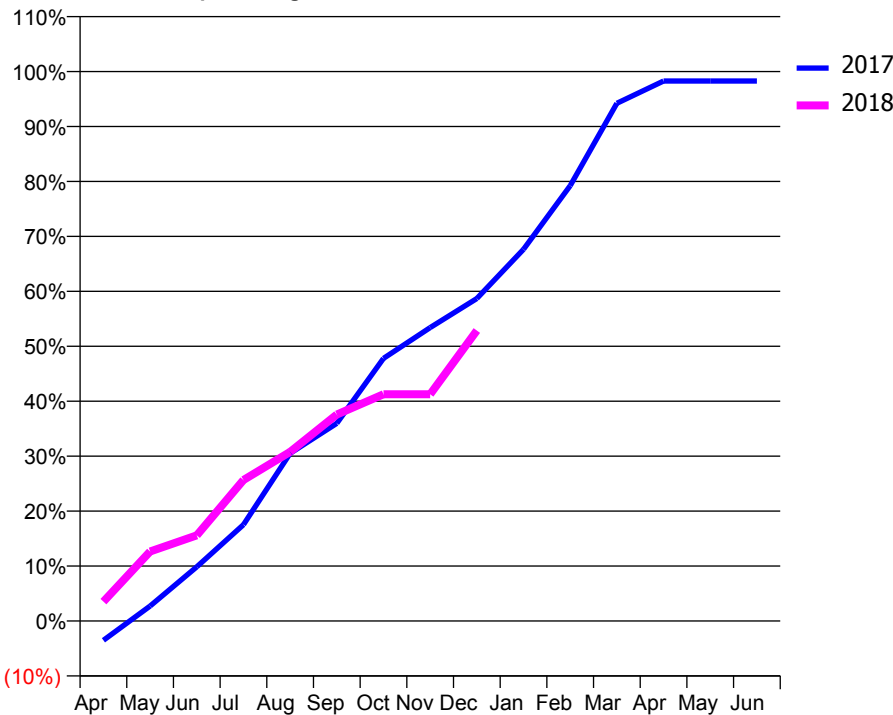
### ACCESS\*

Patients seen in 24 months	Total	Change since previous quarter
Quarter ending December 2016	405	
Quarter ending March 2017	465	↑
Quarter ending June 2017	478	↑
Quarter ending September 2017	483	→
Quarter ending December 2017	502	↑
<b>Variance since December 2016</b>	<b>24.0%</b>	<b>↑</b>



### ACTIVITY

Cumulative percentage of contracted UDA delivered 2017 & 2018



Month	Adjusted Scheduled Activity (UDA)	
	2017	2018
April	-42	42
May	33	151
June	118	186
July	209	306
August	364	367
September	429	448
October	570	492
November	636	492
December	700	630
January	806	
February	944	
March	1,123	
April	1,171	
May	1,171	
June	1,171	

### QUALITY

	Quantity	Base Number	Contract	AT	Region	England
% of FP17s for the same patient ID Re-attending within 3 months - Children	20	292	6.8%	9.5%	11.8%	12.0%
% of FP17s for the same patient ID Re-attending within 3 months - Adults	24	243	9.9%	12.8%	15.3%	15.9%
% of FP17s for the same patient ID Re-attending between 3 & 9 months - Children	200	292	68.5%	58.7%	59.1%	58.0%
% of FP17s for the same patient ID Re-attending between 3 & 9 months - Adults	152	243	62.6%	49.6%	51.5%	50.5%
% of FP17s for Band 1 Urgent Courses	14	516	2.7%	7.0%	8.0%	9.0%
% of FP17s Relating to Free Repair or Replacements	0	516	0.0%	0.8%	0.8%	0.8%
% of FP17s Relating to Continuations	1	516	0.2%	1.1%	1.1%	1.1%
% of Patients satisfied with the dentistry they have received	2	2	N/A	92.1%	91.6%	91.5%
% of Patients satisfied with the time they had to wait for an appointment	2	2	N/A	89.9%	88.3%	87.9%

\* This is based on patients treated on this contract for their most recent course of treatment. Figures in italics indicate the base number of FP17s or Patient Questionnaire responses are less than 100. N/A is shown where the base number of responses is less than 10 during the period. % is calculated as Quantity/Base number\*100

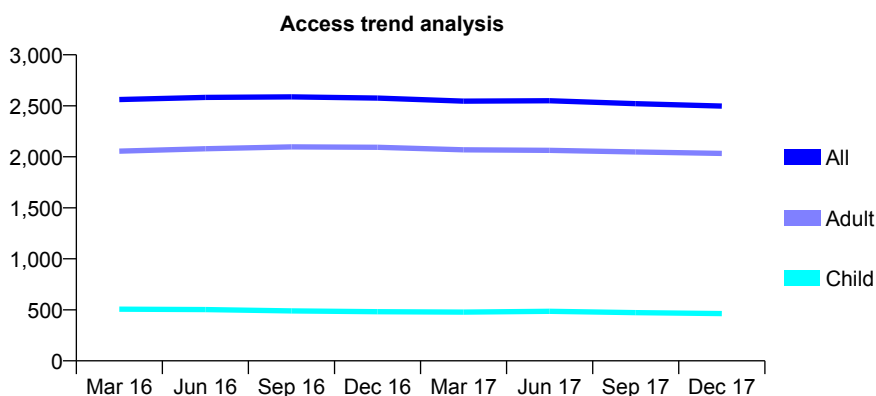
## Q53 - Vital Signs At a Glance Contract Report for 564931/0001 - December 2017

Name or company name	MR PC SEE
Contract type name	GDS Contract
Purpose of contract	General
Contract start date	01/04/2006
Contract end date	

17/18 Contracted general activity (UDA)	7,635
Carry forward general activity (UDA)	-153
17/18 Contracted orthodontic activity (UOA)	0
Carry forward orthodontic activity (UOA)	0
Baseline contract value	£188,955.64

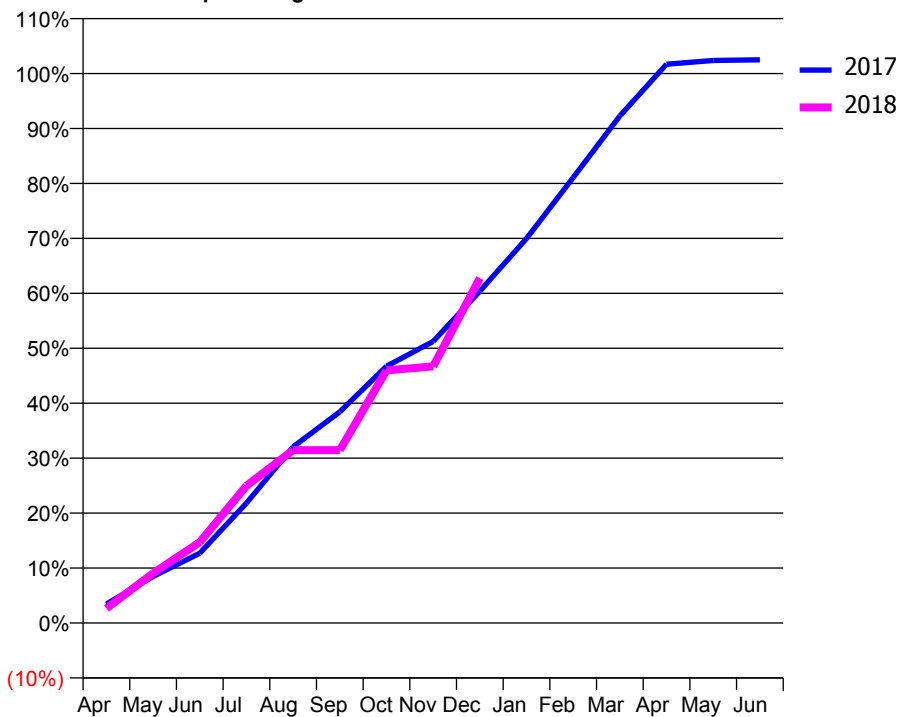
### ACCESS\*

Patients seen in 24 months	Total	Change since previous quarter
Quarter ending December 2016	2,576	
Quarter ending March 2017	2,546	↓
Quarter ending June 2017	2,550	→
Quarter ending September 2017	2,521	↓
Quarter ending December 2017	2,497	→
<b>Variance since December 2016</b>	<b>(3.1%)</b>	<b>↓</b>



### ACTIVITY

**Cumulative percentage of contracted UDA delivered 2017 & 2018**



Month	Adjusted Scheduled Activity (UDA)	
	2017	2018
April	264	203
May	648	692
June	970	1,123
July	1,667	1,907
August	2,449	2,402
September	2,935	2,402
October	3,568	3,510
November	3,912	3,565
December	4,610	4,792
January	5,343	
February	6,189	
March	7,046	
April	7,763	
May	7,816	
June	7,825	

### QUALITY

	Quantity	Base Number	Contract	AT	Region	England
% of FP17s for the same patient ID Re-attending within 3 months - Children	44	472	9.3%	9.5%	11.8%	12.0%
% of FP17s for the same patient ID Re-attending within 3 months - Adults	507	2,298	22.1%	12.8%	15.3%	15.9%
% of FP17s for the same patient ID Re-attending between 3 & 9 months - Children	207	472	43.9%	58.7%	59.1%	58.0%
% of FP17s for the same patient ID Re-attending between 3 & 9 months - Adults	1,047	2,298	45.6%	49.6%	51.5%	50.5%
% of FP17s for Band 1 Urgent Courses	334	2,442	13.7%	7.0%	8.0%	9.0%
% of FP17s Relating to Free Repair or Replacements	93	2,442	3.8%	0.8%	0.8%	0.8%
% of FP17s Relating to Continuations	64	2,442	2.6%	1.1%	1.1%	1.1%
% of Patients satisfied with the dentistry they have received	5	5	N/A	92.1%	91.6%	91.5%
% of Patients satisfied with the time they had to wait for an appointment	4	5	N/A	89.9%	88.3%	87.9%

\* This is based on patients treated on this contract for their most recent course of treatment. Figures in italics indicate the base number of FP17s or Patient Questionnaire responses are less than 100. N/A is shown where the base number of responses is less than 10 during the period. % is calculated as Quantity/Base number\*100

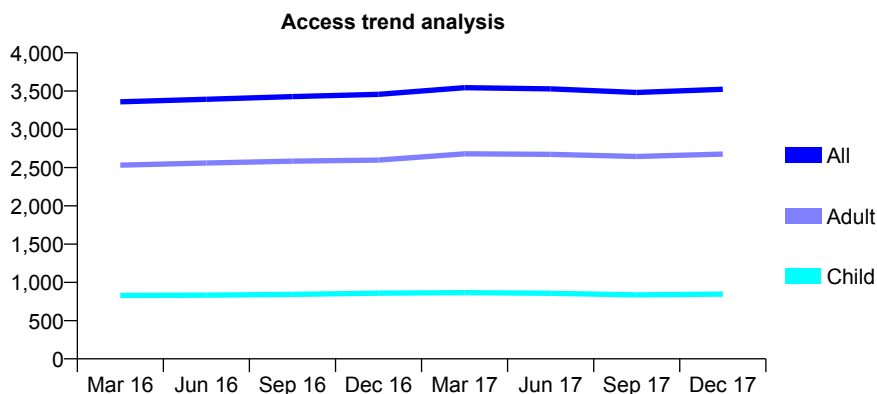
## Q53 - Vital Signs At a Glance Contract Report for 569925/0001 - December 2017

Name or company name	MR AR ASHTON
Contract type name	GDS Contract
Purpose of contract	General
Contract start date	01/04/2006
Contract end date	

17/18 Contracted general activity (UDA)	9,986
Carry forward general activity (UDA)	-124
17/18 Contracted orthodontic activity (UOA)	0
Carry forward orthodontic activity (UOA)	0
Baseline contract value	£244,229.63

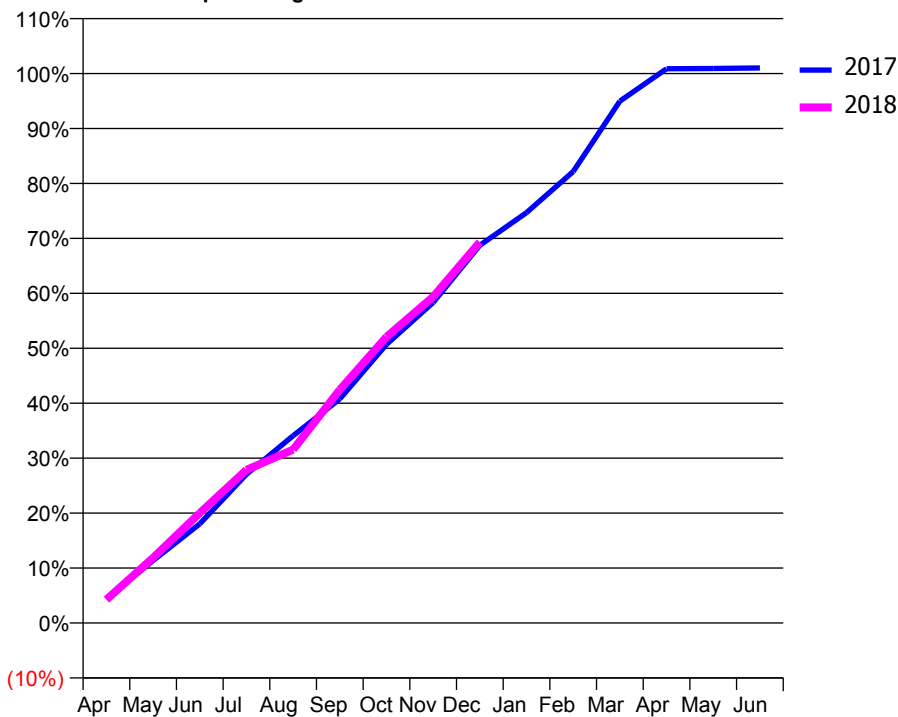
### ACCESS\*

Patients seen in 24 months	Total	Change since previous quarter
Quarter ending December 2016	3,457	
Quarter ending March 2017	3,544	↑
Quarter ending June 2017	3,529	→
Quarter ending September 2017	3,481	↓
Quarter ending December 2017	3,524	→
<b>Variance since December 2016</b>	<b>1.9%</b>	<b>→</b>



### ACTIVITY

Cumulative percentage of contracted UDA delivered 2017 & 2018



Month	Adjusted Scheduled Activity (UDA)	
	2017	2018
April	440	425
May	1,135	1,185
June	1,802	1,998
July	2,704	2,784
August	3,404	3,152
September	4,072	4,241
October	5,064	5,200
November	5,825	5,927
December	6,863	6,922
January	7,458	
February	8,204	
March	9,485	
April	10,074	
May	10,078	
June	10,087	

### QUALITY

	Quantity	Base Number	Contract	AT	Region	England
% of FP17s for the same patient ID Re-attending within 3 months - Children	45	843	5.3%	9.5%	11.8%	12.0%
% of FP17s for the same patient ID Re-attending within 3 months - Adults	195	2,472	7.9%	12.8%	15.3%	15.9%
% of FP17s for the same patient ID Re-attending between 3 & 9 months - Children	469	843	55.6%	58.7%	59.1%	58.0%
% of FP17s for the same patient ID Re-attending between 3 & 9 months - Adults	1,460	2,472	59.1%	49.6%	51.5%	50.5%
% of FP17s for Band 1 Urgent Courses	120	3,112	3.9%	7.0%	8.0%	9.0%
% of FP17s Relating to Free Repair or Replacements	28	3,112	0.9%	0.8%	0.8%	0.8%
% of FP17s Relating to Continuations	55	3,112	1.8%	1.1%	1.1%	1.1%
% of Patients satisfied with the dentistry they have received	7	7	N/A	92.1%	91.6%	91.5%
% of Patients satisfied with the time they had to wait for an appointment	6	7	N/A	89.9%	88.3%	87.9%

\* This is based on patients treated on this contract for their most recent course of treatment. Figures in italics indicate the base number of FP17s or Patient Questionnaire responses are less than 100. N/A is shown where the base number of responses is less than 10 during the period. % is calculated as Quantity/Base number\*100

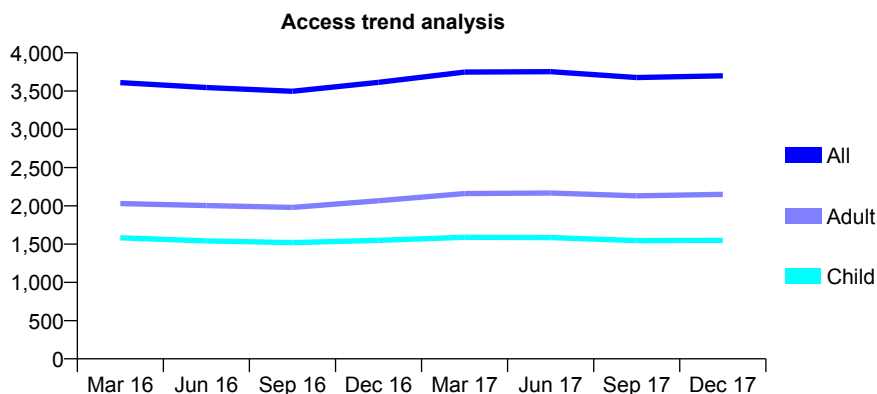
## Q53 - Vital Signs At a Glance Contract Report for 574422/0001 - December 2017

Name or company name	MR R OSMAN
Contract type name	GDS Contract
Purpose of contract	General and Orthodontic
Contract start date	01/04/2006
Contract end date	

17/18 Contracted general activity (UDA)	5,528
Carry forward general activity (UDA)	0
17/18 Contracted orthodontic activity (UOA)	1,188
Carry forward orthodontic activity (UOA)	0
Baseline contract value	£208,225.75

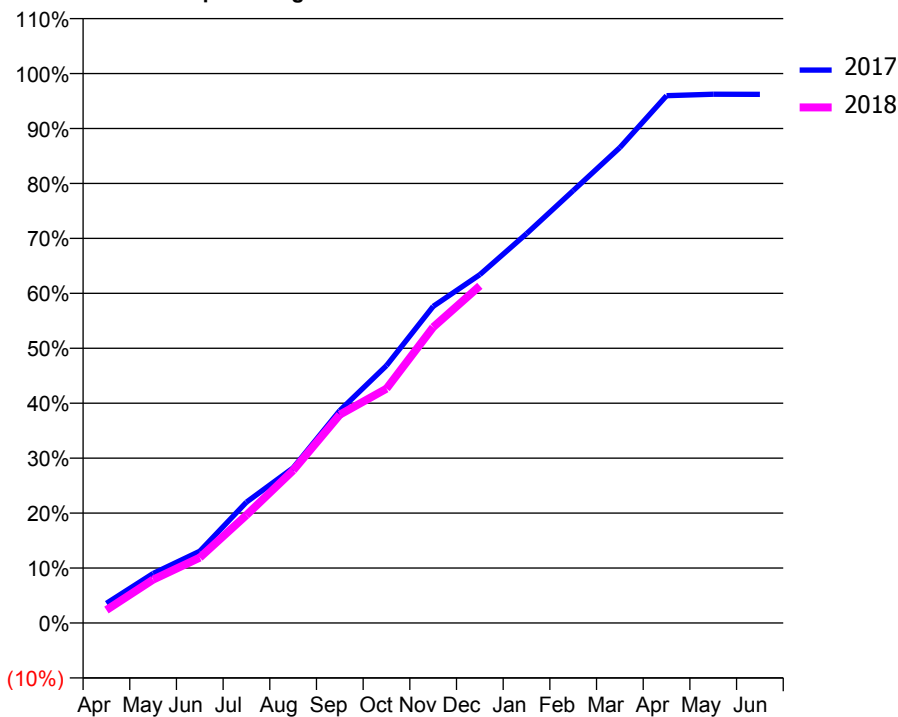
### ACCESS\*

Patients seen in 24 months	Total	Change since previous quarter
Quarter ending December 2016	3,614	
Quarter ending March 2017	3,749	↑
Quarter ending June 2017	3,754	→
Quarter ending September 2017	3,676	↓
Quarter ending December 2017	3,699	→
<b>Variance since December 2016</b>	<b>2.4%</b>	<b>↑</b>



### ACTIVITY

Cumulative percentage of contracted UDA delivered 2017 & 2018



Month	Adjusted Scheduled Activity (UDA)	
	2017	2018
April	198	131
May	499	437
June	722	658
July	1,215	1,085
August	1,561	1,536
September	2,138	2,095
October	2,590	2,358
November	3,185	2,975
December	3,505	3,391
January	3,917	
February	4,350	
March	4,783	
April	5,305	
May	5,319	
June	5,318	

### QUALITY

	Quantity	Base Number	Contract	AT	Region	England
% of FP17s for the same patient ID Re-attending within 3 months - Children	215	1,812	11.9%	9.5%	11.8%	12.0%
% of FP17s for the same patient ID Re-attending within 3 months - Adults	284	2,168	13.1%	12.8%	15.3%	15.9%
% of FP17s for the same patient ID Re-attending between 3 & 9 months - Children	1,075	1,812	59.3%	58.7%	59.1%	58.0%
% of FP17s for the same patient ID Re-attending between 3 & 9 months - Adults	1,227	2,168	56.6%	49.6%	51.5%	50.5%
% of FP17s for Band 1 Urgent Courses	98	1,913	5.1%	7.0%	8.0%	9.0%
% of FP17s Relating to Free Repair or Replacements	14	1,913	0.7%	0.8%	0.8%	0.8%
% of FP17s Relating to Continuations	18	1,913	0.9%	1.1%	1.1%	1.1%
% of Patients satisfied with the dentistry they have received	9	9	N/A	92.1%	91.6%	91.5%
% of Patients satisfied with the time they had to wait for an appointment	9	9	N/A	89.9%	88.3%	87.9%

\* This is based on patients treated on this contract for their most recent course of treatment. Figures in italics indicate the base number of FP17s or Patient Questionnaire responses are less than 100. N/A is shown where the base number of responses is less than 10 during the period. % is calculated as Quantity/Base number\*100

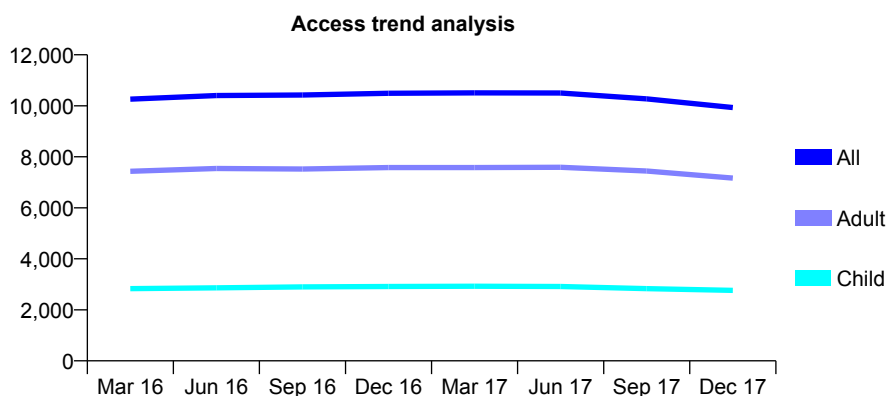
## Q53 - Vital Signs At a Glance Contract Report for 574422/0002 - December 2017

Name or company name	MR R OSMAN
Contract type name	GDS Contract
Purpose of contract	General and Orthodontic
Contract start date	01/04/2006
Contract end date	

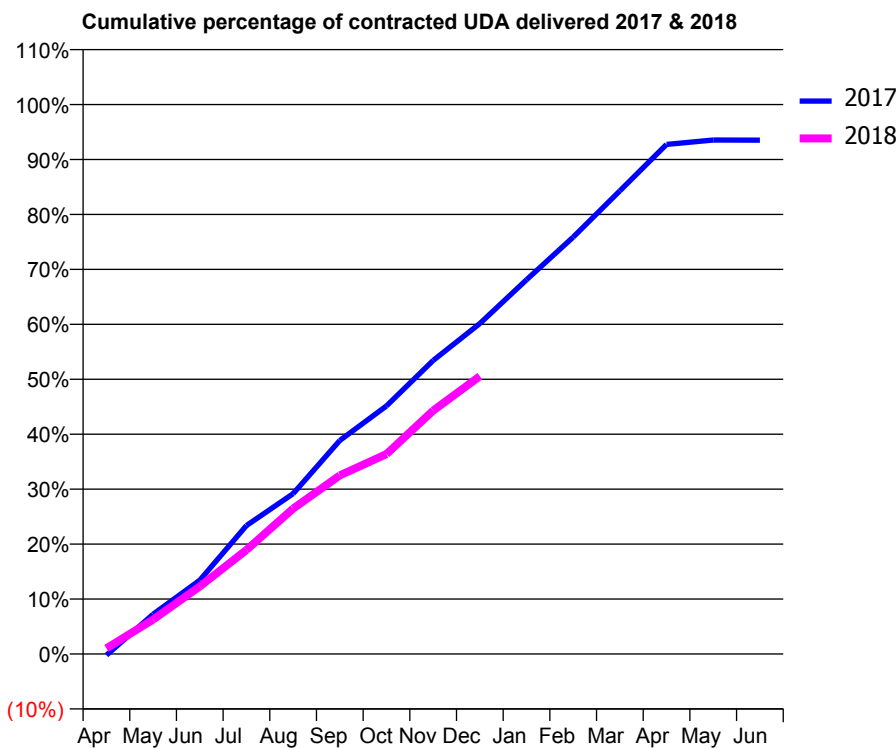
17/18 Contracted general activity (UDA)	30,693
Carry forward general activity (UDA)	0
17/18 Contracted orthodontic activity (UOA)	1,672
Carry forward orthodontic activity (UOA)	0
Baseline contract value	£898,178.07

### ACCESS\*

Patients seen in 24 months	Total	Change since previous quarter
Quarter ending December 2016	10,494	
Quarter ending March 2017	10,505	→
Quarter ending June 2017	10,504	→
Quarter ending September 2017	10,272	↓
Quarter ending December 2017	9,930	↓
<b>Variance since December 2016</b>	<b>(5.4%)</b>	<b>↓</b>



### ACTIVITY



Month	Adjusted Scheduled Activity (UDA)	
	2017	2018
April	-74	320
May	2,225	1,923
June	4,124	3,771
July	7,177	5,813
August	8,953	8,121
September	11,925	9,974
October	13,858	11,171
November	16,397	13,594
December	18,464	15,519
January	20,907	
February	23,285	
March	25,869	
April	28,462	
May	28,706	
June	28,705	

### QUALITY

	Quantity	Base Number	Contract	AT	Region	England
% of FP17s for the same patient ID Re-attending within 3 months - Children	442	2,726	16.2%	9.5%	11.8%	12.0%
% of FP17s for the same patient ID Re-attending within 3 months - Adults	1,242	6,183	20.1%	12.8%	15.3%	15.9%
% of FP17s for the same patient ID Re-attending between 3 & 9 months - Children	1,336	2,726	49.0%	58.7%	59.1%	58.0%
% of FP17s for the same patient ID Re-attending between 3 & 9 months - Adults	2,675	6,183	43.3%	49.6%	51.5%	50.5%
% of FP17s for Band 1 Urgent Courses	763	6,899	11.1%	7.0%	8.0%	9.0%
% of FP17s Relating to Free Repair or Replacements	107	6,899	1.6%	0.8%	0.8%	0.8%
% of FP17s Relating to Continuations	109	6,899	1.6%	1.1%	1.1%	1.1%
% of Patients satisfied with the dentistry they have received	25	25	100.0%	92.1%	91.6%	91.5%
% of Patients satisfied with the time they had to wait for an appointment	22	25	88.0%	89.9%	88.3%	87.9%

\* This is based on patients treated on this contract for their most recent course of treatment. Figures in italics indicate the base number of FP17s or Patient Questionnaire responses are less than 100. N/A is shown where the base number of responses is less than 10 during the period. % is calculated as Quantity/Base number\*100

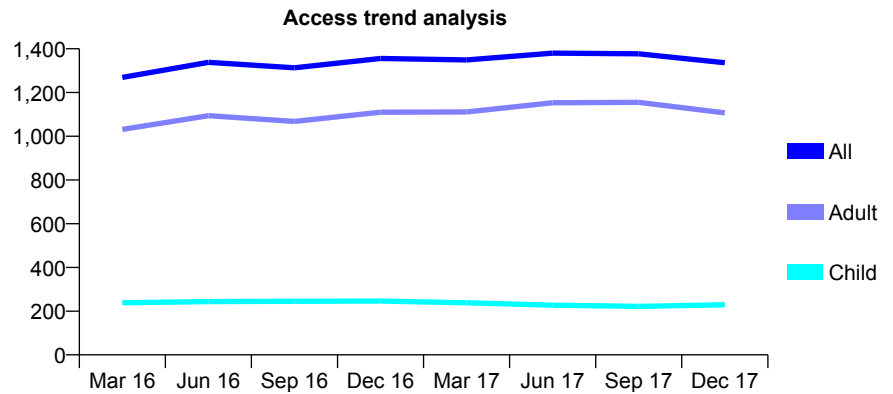
## Q53 - Vital Signs At a Glance Contract Report for 574546/0001 - December 2017

Name or company name	MR PS THIARA
Contract type name	GDS Contract
Purpose of contract	General
Contract start date	01/04/2006
Contract end date	

17/18 Contracted general activity (UDA)	2,900
Carry forward general activity (UDA)	0
17/18 Contracted orthodontic activity (UOA)	0
Carry forward orthodontic activity (UOA)	0
Baseline contract value	£73,262.87

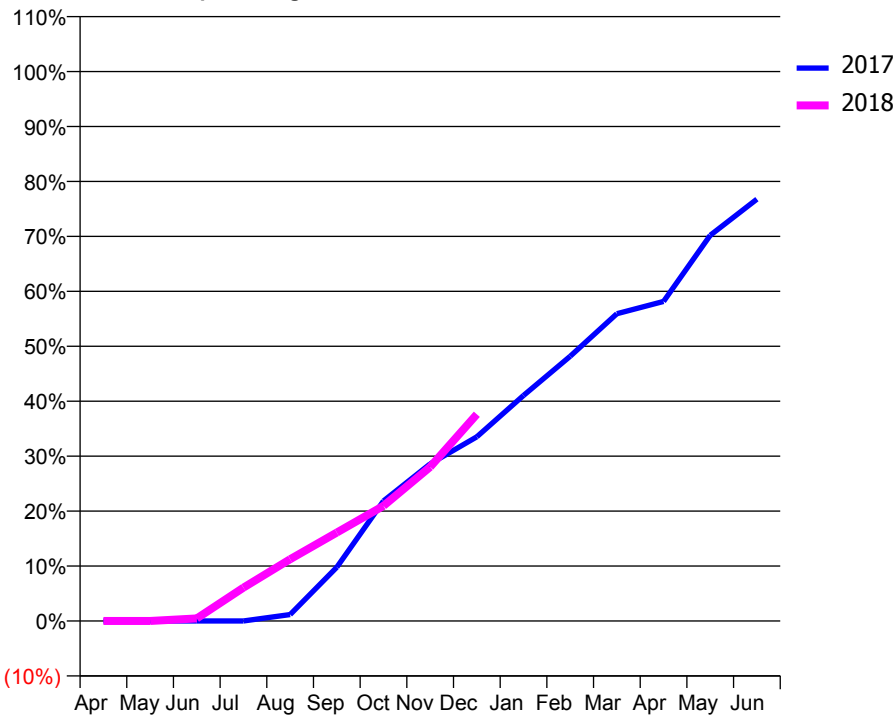
### ACCESS\*

Patients seen in 24 months	Total	Change since previous quarter
Quarter ending December 2016	1,356	
Quarter ending March 2017	1,349	→
Quarter ending June 2017	1,380	↑
Quarter ending September 2017	1,377	→
Quarter ending December 2017	1,336	↓
<b>Variance since December 2016</b>	<b>(1.5%)</b>	<b>↓</b>



### ACTIVITY

Cumulative percentage of contracted UDA delivered 2017 & 2018



Month	Adjusted Scheduled Activity (UDA)	
	2017	2018
April	0	0
May	0	0
June	0	14
July	0	176
August	45	326
September	372	467
October	830	608
November	1,087	813
December	1,274	1,091
January	1,560	
February	1,831	
March	2,125	
April	2,210	
May	2,667	
June	2,917	

### QUALITY

	Quantity	Base Number	Contract	AT	Region	England
% of FP17s for the same patient ID Re-attending within 3 months - Children	2	167	1.2%	9.5%	11.8%	12.0%
% of FP17s for the same patient ID Re-attending within 3 months - Adults	9	652	1.4%	12.8%	15.3%	15.9%
% of FP17s for the same patient ID Re-attending between 3 & 9 months - Children	64	167	38.3%	58.7%	59.1%	58.0%
% of FP17s for the same patient ID Re-attending between 3 & 9 months - Adults	240	652	36.8%	49.6%	51.5%	50.5%
% of FP17s for Band 1 Urgent Courses	0	516	0.0%	7.0%	8.0%	9.0%
% of FP17s Relating to Free Repair or Replacements	0	516	0.0%	0.8%	0.8%	0.8%
% of FP17s Relating to Continuations	0	516	0.0%	1.1%	1.1%	1.1%
% of Patients satisfied with the dentistry they have received	4	5	N/A	92.1%	91.6%	91.5%
% of Patients satisfied with the time they had to wait for an appointment	5	5	N/A	89.9%	88.3%	87.9%

\* This is based on patients treated on this contract for their most recent course of treatment. Figures in italics indicate the base number of FP17s or Patient Questionnaire responses are less than 100. N/A is shown where the base number of responses is less than 10 during the period. % is calculated as Quantity/Base number\*100

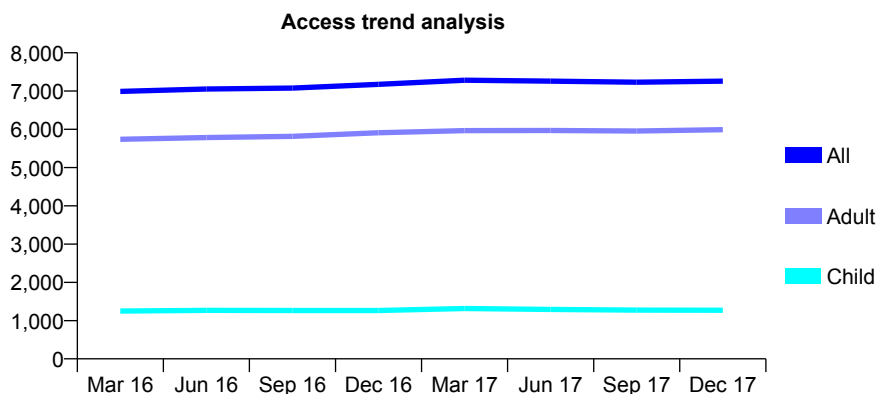
## Q53 - Vital Signs At a Glance Contract Report for 575186/0002 - December 2017

Name or company name	MR S OWEN
Contract type name	Pilot Contract
Purpose of contract	General
Contract start date	01/04/2006
Contract end date	

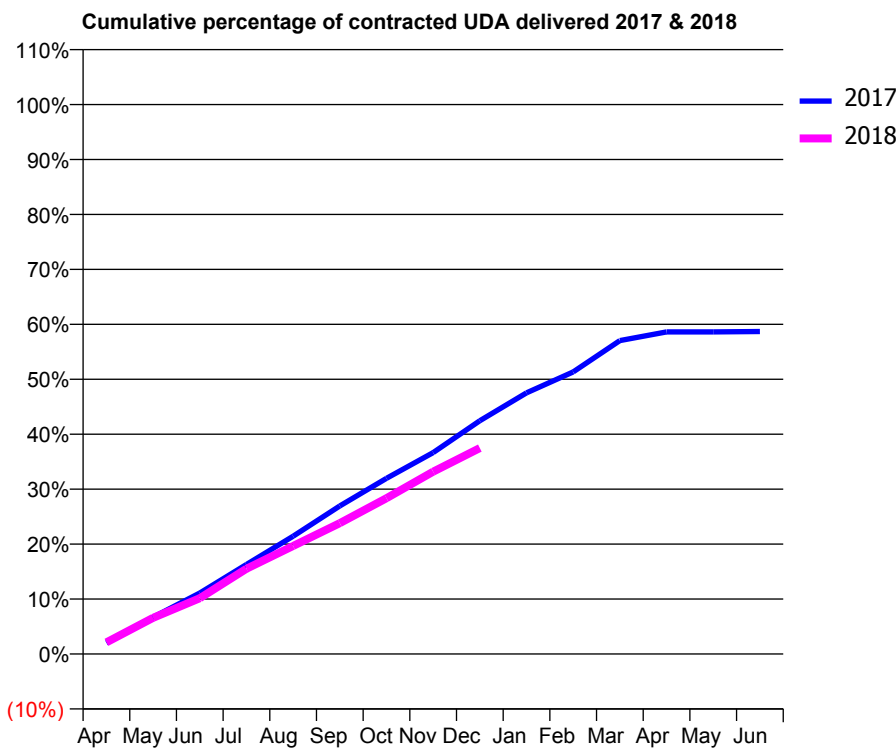
17/18 Contracted general activity (UDA)	23,300
Carry forward general activity (UDA)	0
17/18 Contracted orthodontic activity (UOA)	0
Carry forward orthodontic activity (UOA)	0
Baseline contract value	£690,654.42

### ACCESS\*

Patients seen in 24 months	Total	Change since previous quarter
Quarter ending December 2016	7,174	
Quarter ending March 2017	7,282	→
Quarter ending June 2017	7,260	→
Quarter ending September 2017	7,231	→
Quarter ending December 2017	7,261	→
<b>Variance since December 2016</b>	<b>1.2%</b>	<b>→</b>



### ACTIVITY



Month	Adjusted Scheduled Activity (UDA)	
	2017	2018
April	470	495
May	1,566	1,536
June	2,585	2,368
July	3,795	3,617
August	4,993	4,582
September	6,281	5,550
October	7,449	6,605
November	8,539	7,734
December	9,893	8,730
January	11,076	
February	11,960	
March	13,288	
April	13,657	
May	13,659	
June	13,673	

### QUALITY

	Quantity	Base Number	Contract	AT	Region	England
% of FP17s for the same patient ID Re-attending within 3 months - Children	15	1,120	1.3%	9.5%	11.8%	12.0%
% of FP17s for the same patient ID Re-attending within 3 months - Adults	232	4,509	5.1%	12.8%	15.3%	15.9%
% of FP17s for the same patient ID Re-attending between 3 & 9 months - Children	559	1,120	49.9%	58.7%	59.1%	58.0%
% of FP17s for the same patient ID Re-attending between 3 & 9 months - Adults	1,520	4,509	33.7%	49.6%	51.5%	50.5%
% of FP17s for Band 1 Urgent Courses	333	5,319	6.3%	7.0%	8.0%	9.0%
% of FP17s Relating to Free Repair or Replacements	3	5,319	0.1%	0.8%	0.8%	0.8%
% of FP17s Relating to Continuations	17	5,319	0.3%	1.1%	1.1%	1.1%
% of Patients satisfied with the dentistry they have received	11	12	91.7%	92.1%	91.6%	91.5%
% of Patients satisfied with the time they had to wait for an appointment	10	12	83.3%	89.9%	88.3%	87.9%

\* This is based on patients treated on this contract for their most recent course of treatment. Figures in italics indicate the base number of FP17s or Patient Questionnaire responses are less than 100. N/A is shown where the base number of responses is less than 10 during the period. % is calculated as Quantity/Base number\*100



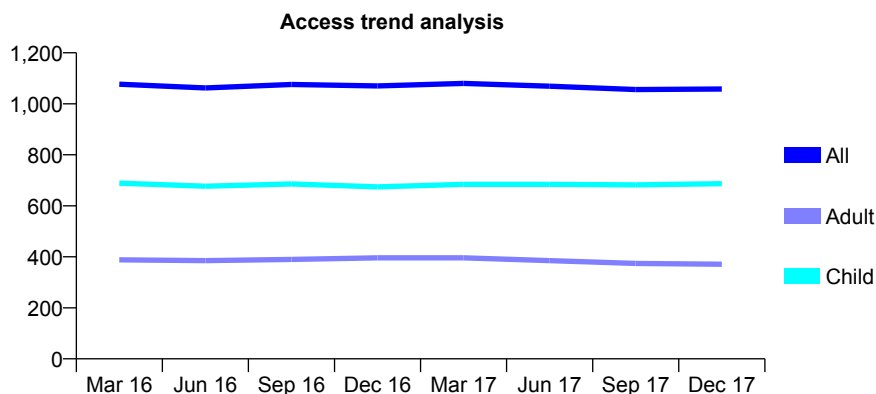
## Q53 - Vital Signs At a Glance Contract Report for 575798/0001 - December 2017

Name or company name	Hughes & Meixner
Contract type name	GDS Contract
Purpose of contract	General
Contract start date	01/04/2006
Contract end date	

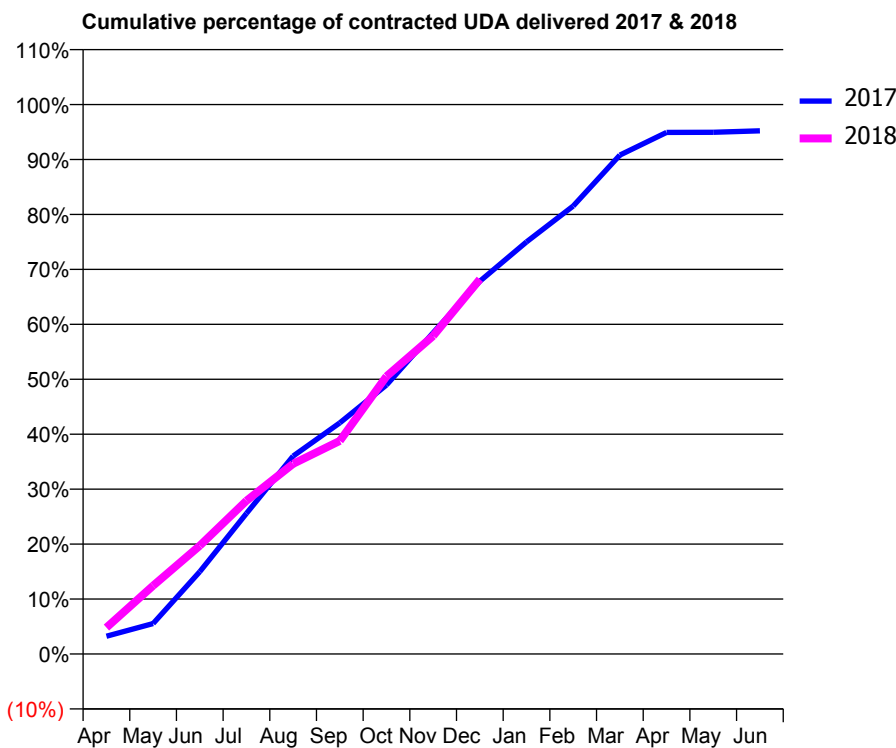
17/18 Contracted general activity (UDA)	2,750
Carry forward general activity (UDA)	0
17/18 Contracted orthodontic activity (UOA)	0
Carry forward orthodontic activity (UOA)	0
Baseline contract value	£71,531.66

### ACCESS\*

Patients seen in 24 months	Total	Change since previous quarter
Quarter ending December 2016	1,070	
Quarter ending March 2017	1,080	→
Quarter ending June 2017	1,069	↓
Quarter ending September 2017	1,056	↓
Quarter ending December 2017	1,058	→
<b>Variance since December 2016</b>	<b>(1.1%)</b>	<b>↓</b>



### ACTIVITY



Month	Adjusted Scheduled Activity (UDA)	
	2017	2018
April	89	132
May	153	342
June	412	542
July	704	767
August	991	952
September	1,157	1,067
October	1,347	1,390
November	1,608	1,592
December	1,865	1,876
January	2,062	
February	2,242	
March	2,497	
April	2,610	
May	2,611	
June	2,618	

### QUALITY

	Quantity	Base Number	Contract	AT	Region	England
% of FP17s for the same patient ID Re-attending within 3 months - Children	41	851	4.8%	9.5%	11.8%	12.0%
% of FP17s for the same patient ID Re-attending within 3 months - Adults	84	328	25.6%	12.8%	15.3%	15.9%
% of FP17s for the same patient ID Re-attending between 3 & 9 months - Children	603	851	70.9%	58.7%	59.1%	58.0%
% of FP17s for the same patient ID Re-attending between 3 & 9 months - Adults	157	328	47.9%	49.6%	51.5%	50.5%
% of FP17s for Band 1 Urgent Courses	75	1,113	6.7%	7.0%	8.0%	9.0%
% of FP17s Relating to Free Repair or Replacements	3	1,113	0.3%	0.8%	0.8%	0.8%
% of FP17s Relating to Continuations	0	1,113	0.0%	1.1%	1.1%	1.1%
% of Patients satisfied with the dentistry they have received	0	0	N/A	92.1%	91.6%	91.5%
% of Patients satisfied with the time they had to wait for an appointment	0	0	N/A	89.9%	88.3%	87.9%

\* This is based on patients treated on this contract for their most recent course of treatment. Figures in italics indicate the base number of FP17s or Patient Questionnaire responses are less than 100. N/A is shown where the base number of responses is less than 10 during the period. % is calculated as Quantity/Base number\*100

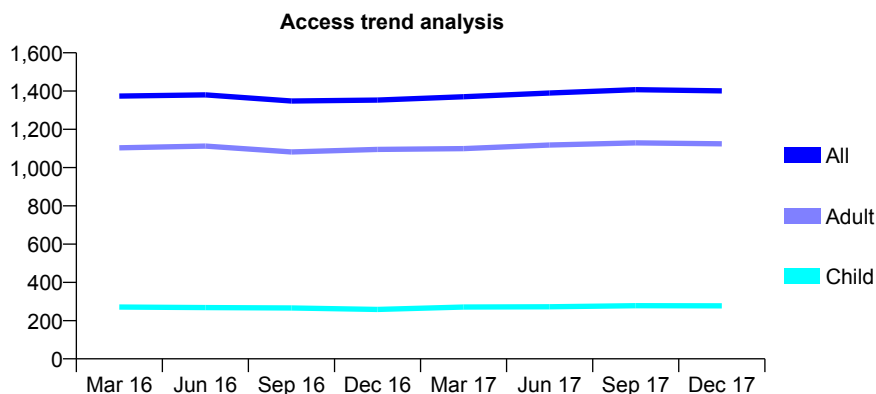
## Q53 - Vital Signs At a Glance Contract Report for 619744/0005 - December 2017

Name or company name	MR AM WILLIAMS
Contract type name	GDS Contract
Purpose of contract	General
Contract start date	02/07/2012
Contract end date	

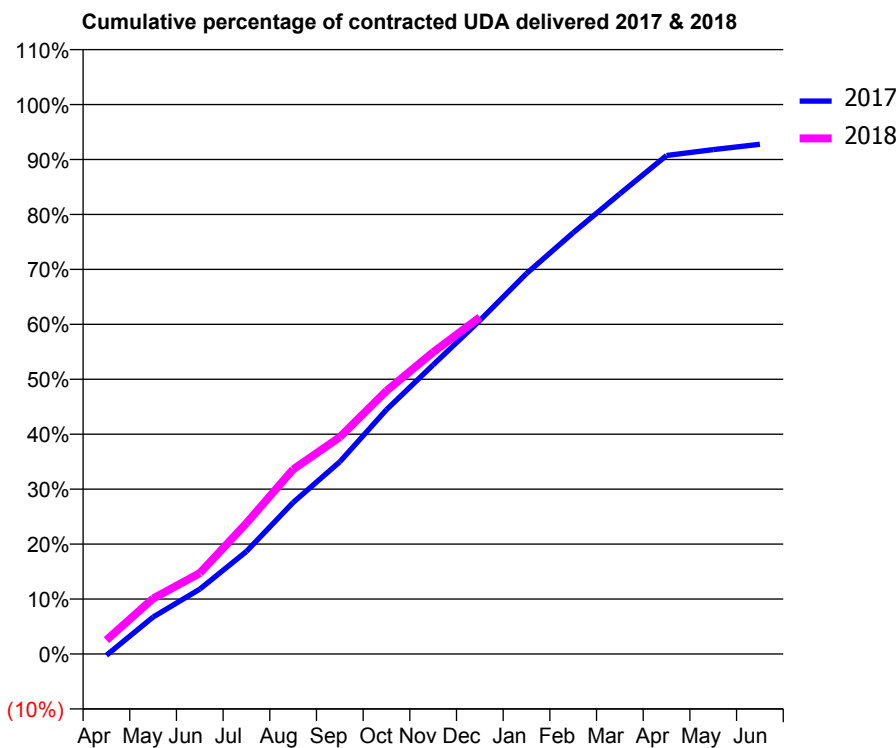
17/18 Contracted general activity (UDA)	3,761
Carry forward general activity (UDA)	0
17/18 Contracted orthodontic activity (UOA)	0
Carry forward orthodontic activity (UOA)	0
Baseline contract value	£77,636.63

### ACCESS\*

Patients seen in 24 months	Total	Change since previous quarter
Quarter ending December 2016	1,353	
Quarter ending March 2017	1,370	→
Quarter ending June 2017	1,390	→
Quarter ending September 2017	1,407	→
Quarter ending December 2017	1,401	→
<b>Variance since December 2016</b>	<b>3.5%</b>	<b>↑</b>



### ACTIVITY



Month	Adjusted Scheduled Activity (UDA)	
	2017	2018
April	-10	96
May	253	380
June	444	554
July	702	896
August	1,037	1,264
September	1,315	1,485
October	1,673	1,802
November	1,979	2,066
December	2,283	2,305
January	2,604	
February	2,883	
March	3,150	
April	3,412	
May	3,452	
June	3,488	

### QUALITY

	Quantity	Base Number	Contract	AT	Region	England
% of FP17s for the same patient ID Re-attending within 3 months - Children	7	304	2.3%	9.5%	11.8%	12.0%
% of FP17s for the same patient ID Re-attending within 3 months - Adults	179	1,380	13.0%	12.8%	15.3%	15.9%
% of FP17s for the same patient ID Re-attending between 3 & 9 months - Children	196	304	64.5%	58.7%	59.1%	58.0%
% of FP17s for the same patient ID Re-attending between 3 & 9 months - Adults	886	1,380	64.2%	49.6%	51.5%	50.5%
% of FP17s for Band 1 Urgent Courses	150	1,571	9.5%	7.0%	8.0%	9.0%
% of FP17s Relating to Free Repair or Replacements	22	1,571	1.4%	0.8%	0.8%	0.8%
% of FP17s Relating to Continuations	12	1,571	0.8%	1.1%	1.1%	1.1%
% of Patients satisfied with the dentistry they have received	15	15	100.0%	92.1%	91.6%	91.5%
% of Patients satisfied with the time they had to wait for an appointment	15	15	100.0%	89.9%	88.3%	87.9%

\* This is based on patients treated on this contract for their most recent course of treatment. Figures in italics indicate the base number of FP17s or Patient Questionnaire responses are less than 100. N/A is shown where the base number of responses is less than 10 during the period. % is calculated as Quantity/Base number\*100

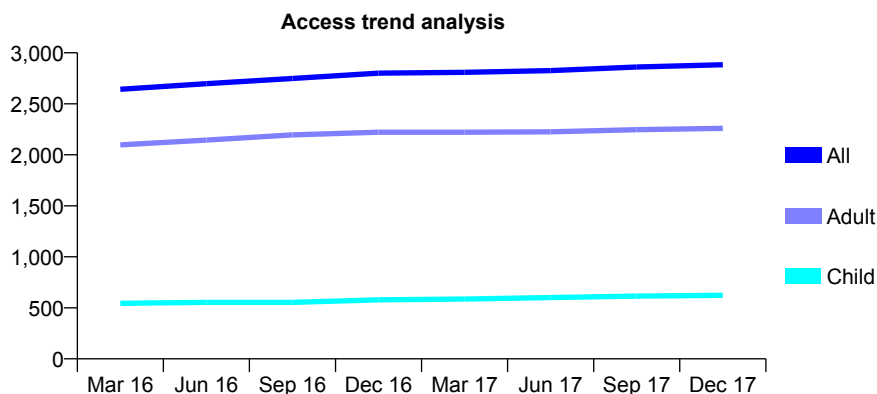
## Q53 - Vital Signs At a Glance Contract Report for 619744/0006 - December 2017

Name or company name	MR AM WILLIAMS
Contract type name	GDS Contract
Purpose of contract	General and Orthodontic
Contract start date	02/07/2012
Contract end date	

17/18 Contracted general activity (UDA)	7,452
Carry forward general activity (UDA)	0
17/18 Contracted orthodontic activity (UOA)	409
Carry forward orthodontic activity (UOA)	0
Baseline contract value	£180,651.20

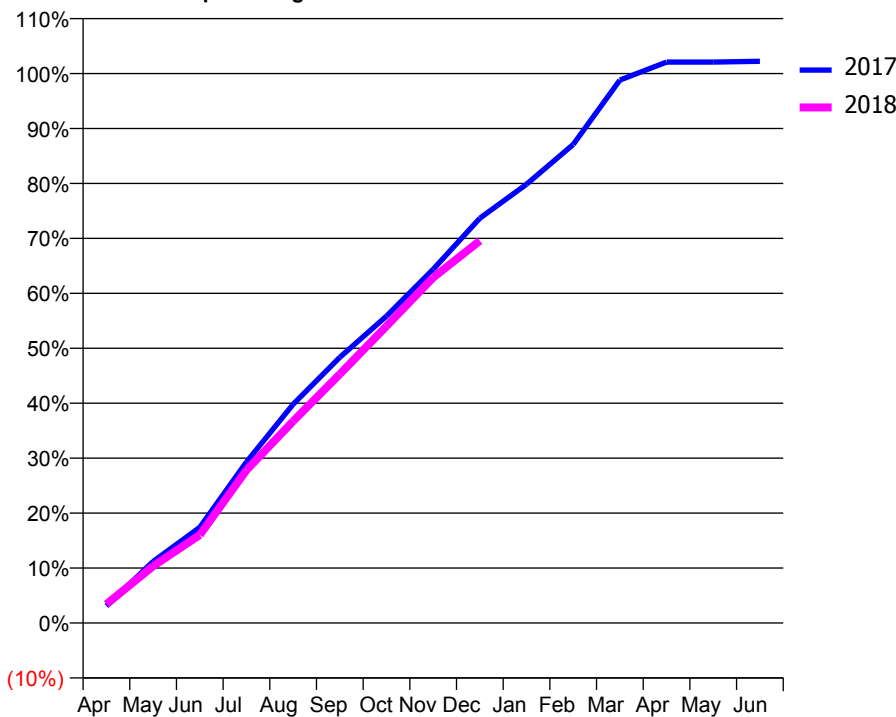
### ACCESS\*

Patients seen in 24 months	Total	Change since previous quarter
Quarter ending December 2016	2,800	
Quarter ending March 2017	2,808	→
Quarter ending June 2017	2,825	→
Quarter ending September 2017	2,861	→
Quarter ending December 2017	2,883	→
<b>Variance since December 2016</b>	<b>3.0%</b>	<b>↑</b>



### ACTIVITY

Cumulative percentage of contracted UDA delivered 2017 & 2018



Month	Adjusted Scheduled Activity (UDA)	
	2017	2018
April	230	255
May	835	771
June	1,297	1,194
July	2,183	2,074
August	2,967	2,737
September	3,604	3,375
October	4,161	4,026
November	4,797	4,684
December	5,490	5,184
January	5,950	
February	6,489	
March	7,362	
April	7,608	
May	7,608	
June	7,618	

### QUALITY

	Quantity	Base Number	Contract	AT	Region	England
% of FP17s for the same patient ID Re-attending within 3 months - Children	49	698	7.0%	9.5%	11.8%	12.0%
% of FP17s for the same patient ID Re-attending within 3 months - Adults	295	2,457	12.0%	12.8%	15.3%	15.9%
% of FP17s for the same patient ID Re-attending between 3 & 9 months - Children	435	698	62.3%	58.7%	59.1%	58.0%
% of FP17s for the same patient ID Re-attending between 3 & 9 months - Adults	1,522	2,457	61.9%	49.6%	51.5%	50.5%
% of FP17s for Band 1 Urgent Courses	218	2,990	7.3%	7.0%	8.0%	9.0%
% of FP17s Relating to Free Repair or Replacements	23	2,990	0.8%	0.8%	0.8%	0.8%
% of FP17s Relating to Continuations	50	2,990	1.7%	1.1%	1.1%	1.1%
% of Patients satisfied with the dentistry they have received	6	6	N/A	92.1%	91.6%	91.5%
% of Patients satisfied with the time they had to wait for an appointment	5	6	N/A	89.9%	88.3%	87.9%

\* This is based on patients treated on this contract for their most recent course of treatment. Figures in italics indicate the base number of FP17s or Patient Questionnaire responses are less than 100. N/A is shown where the base number of responses is less than 10 during the period. % is calculated as Quantity/Base number\*100

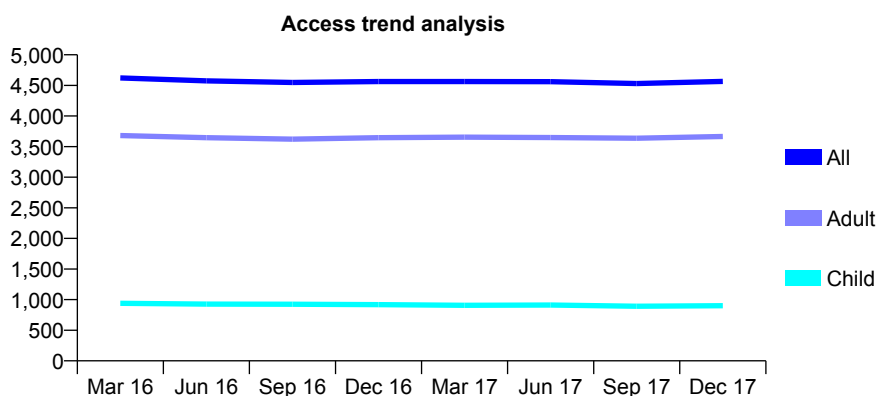
## Q53 - Vital Signs At a Glance Contract Report for 626171/0001 - December 2017

Name or company name	MR MG HASSALL
Contract type name	GDS Contract
Purpose of contract	General
Contract start date	01/04/2006
Contract end date	

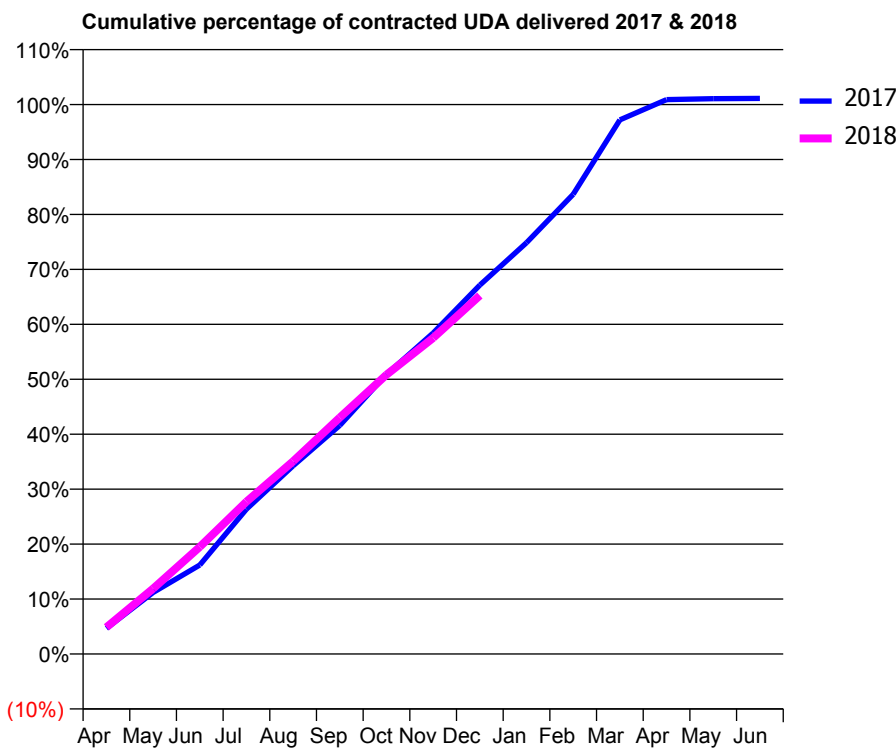
17/18 Contracted general activity (UDA)	12,950
Carry forward general activity (UDA)	-144
17/18 Contracted orthodontic activity (UOA)	0
Carry forward orthodontic activity (UOA)	0
Baseline contract value	£267,321.00

### ACCESS\*

Patients seen in 24 months	Total	Change since previous quarter
Quarter ending December 2016	4,564	
Quarter ending March 2017	4,563	→
Quarter ending June 2017	4,560	→
Quarter ending September 2017	4,531	→
Quarter ending December 2017	4,565	→
<b>Variance since December 2016</b>	<b>0.0%</b>	<b>→</b>



### ACTIVITY



Month	Adjusted Scheduled Activity (UDA)	
	2017	2018
April	605	630
May	1,452	1,543
June	2,096	2,524
July	3,414	3,592
August	4,435	4,543
September	5,387	5,573
October	6,591	6,582
November	7,565	7,451
December	8,694	8,448
January	9,694	
February	10,835	
March	12,586	
April	13,065	
May	13,086	
June	13,094	

### QUALITY

	Quantity	Base Number	Contract	AT	Region	England
% of FP17s for the same patient ID Re-attending within 3 months - Children	44	847	5.2%	9.5%	11.8%	12.0%
% of FP17s for the same patient ID Re-attending within 3 months - Adults	408	3,693	11.0%	12.8%	15.3%	15.9%
% of FP17s for the same patient ID Re-attending between 3 & 9 months - Children	333	847	39.3%	58.7%	59.1%	58.0%
% of FP17s for the same patient ID Re-attending between 3 & 9 months - Adults	1,388	3,693	37.6%	49.6%	51.5%	50.5%
% of FP17s for Band 1 Urgent Courses	64	4,326	1.5%	7.0%	8.0%	9.0%
% of FP17s Relating to Free Repair or Replacements	55	4,326	1.3%	0.8%	0.8%	0.8%
% of FP17s Relating to Continuations	116	4,326	2.7%	1.1%	1.1%	1.1%
% of Patients satisfied with the dentistry they have received	7	7	N/A	92.1%	91.6%	91.5%
% of Patients satisfied with the time they had to wait for an appointment	7	7	N/A	89.9%	88.3%	87.9%

\* This is based on patients treated on this contract for their most recent course of treatment. Figures in italics indicate the base number of FP17s or Patient Questionnaire responses are less than 100. N/A is shown where the base number of responses is less than 10 during the period. % is calculated as Quantity/Base number\*100

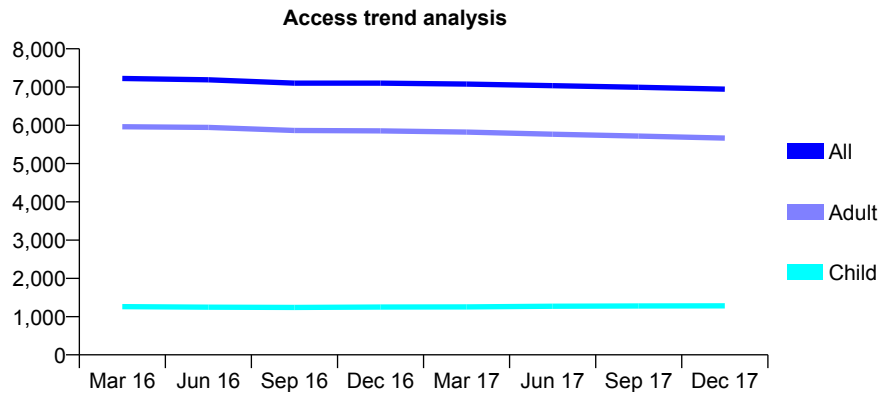
## Q53 - Vital Signs At a Glance Contract Report for 630152/0001 - December 2017

Name or company name	MR TJ LEWIN
Contract type name	GDS Contract
Purpose of contract	General
Contract start date	01/04/2006
Contract end date	

17/18 Contracted general activity (UDA)	18,059
Carry forward general activity (UDA)	-51
17/18 Contracted orthodontic activity (UOA)	0
Carry forward orthodontic activity (UOA)	0
Baseline contract value	£454,720.09

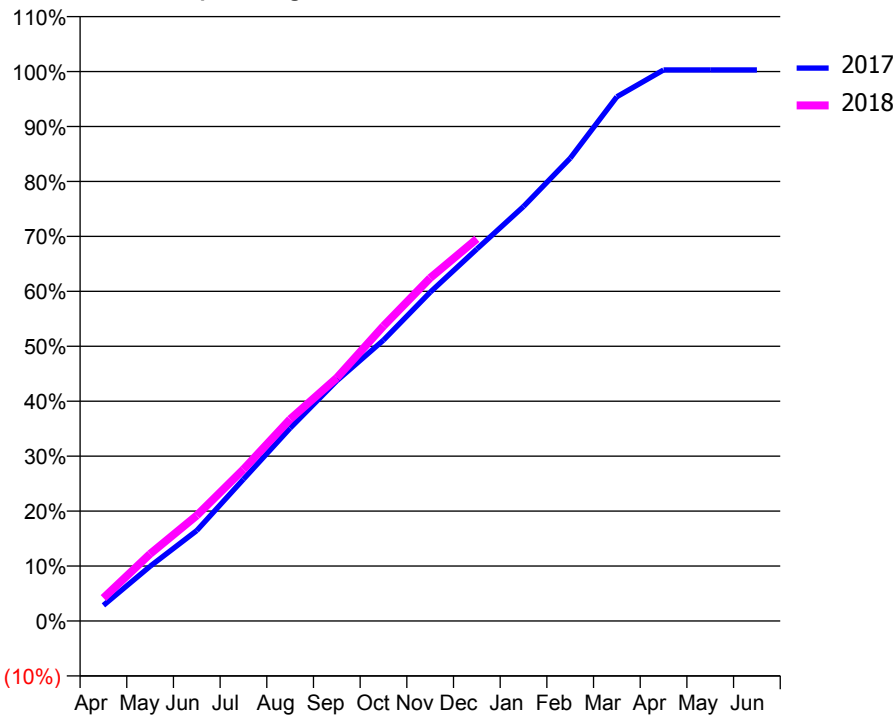
### ACCESS\*

Patients seen in 24 months	Total	Change since previous quarter
Quarter ending December 2016	7,103	
Quarter ending March 2017	7,077	→
Quarter ending June 2017	7,037	→
Quarter ending September 2017	6,993	→
Quarter ending December 2017	6,945	→
<b>Variance since December 2016</b>	<b>(2.2%)</b>	<b>↓</b>



### ACTIVITY

Cumulative percentage of contracted UDA delivered 2017 & 2018



Month	Adjusted Scheduled Activity (UDA)	
	2017	2018
April	515	755
May	1,798	2,207
June	2,973	3,468
July	4,659	4,984
August	6,340	6,632
September	7,895	7,993
October	9,232	9,696
November	10,804	11,275
December	12,223	12,558
January	13,624	
February	15,208	
March	17,227	
April	18,109	
May	18,110	
June	18,110	

### QUALITY

	Quantity	Base Number	Contract	AT	Region	England
% of FP17s for the same patient ID Re-attending within 3 months - Children	62	1,368	4.5%	9.5%	11.8%	12.0%
% of FP17s for the same patient ID Re-attending within 3 months - Adults	861	5,848	14.7%	12.8%	15.3%	15.9%
% of FP17s for the same patient ID Re-attending between 3 & 9 months - Children	736	1,368	53.8%	58.7%	59.1%	58.0%
% of FP17s for the same patient ID Re-attending between 3 & 9 months - Adults	2,157	5,848	36.9%	49.6%	51.5%	50.5%
% of FP17s for Band 1 Urgent Courses	518	6,018	8.6%	7.0%	8.0%	9.0%
% of FP17s Relating to Free Repair or Replacements	53	6,018	0.9%	0.8%	0.8%	0.8%
% of FP17s Relating to Continuations	76	6,018	1.3%	1.1%	1.1%	1.1%
% of Patients satisfied with the dentistry they have received	13	13	100.0%	92.1%	91.6%	91.5%
% of Patients satisfied with the time they had to wait for an appointment	12	13	92.3%	89.9%	88.3%	87.9%

\* This is based on patients treated on this contract for their most recent course of treatment. Figures in italics indicate the base number of FP17s or Patient Questionnaire responses are less than 100. N/A is shown where the base number of responses is less than 10 during the period. % is calculated as Quantity/Base number\*100

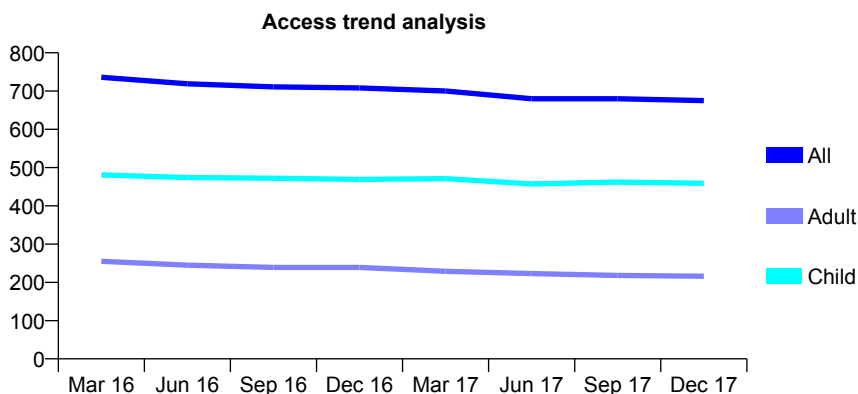
## Q53 - Vital Signs At a Glance Contract Report for 630470/0001 - December 2017

Name or company name	MR PW AIRDRIE
Contract type name	GDS Contract
Purpose of contract	General
Contract start date	01/08/2012
Contract end date	

17/18 Contracted general activity (UDA)	1,630
Carry forward general activity (UDA)	0
17/18 Contracted orthodontic activity (UOA)	0
Carry forward orthodontic activity (UOA)	0
Baseline contract value	£36,665.26

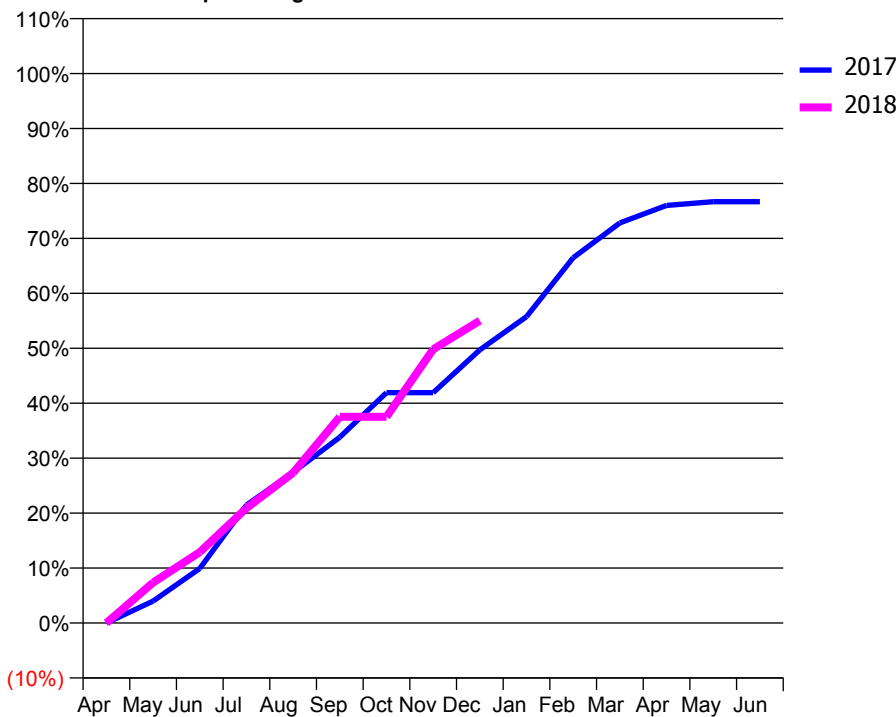
### ACCESS\*

Patients seen in 24 months	Total	Change since previous quarter
Quarter ending December 2016	708	
Quarter ending March 2017	700	↓
Quarter ending June 2017	680	↓
Quarter ending September 2017	680	→
Quarter ending December 2017	675	→
<b>Variance since December 2016</b>	<b>(4.7%)</b>	<b>↓</b>



### ACTIVITY

Cumulative percentage of contracted UDA delivered 2017 & 2018



Month	Adjusted Scheduled Activity (UDA)	
	2017	2018
April	0	0
May	65	120
June	162	210
July	350	341
August	447	446
September	551	612
October	683	612
November	683	812
December	810	897
January	909	
February	1,084	
March	1,187	
April	1,239	
May	1,250	
June	1,250	

### QUALITY

	Quantity	Base Number	Contract	AT	Region	England
% of FP17s for the same patient ID Re-attending within 3 months - Children	33	583	5.7%	9.5%	11.8%	12.0%
% of FP17s for the same patient ID Re-attending within 3 months - Adults	14	183	7.7%	12.8%	15.3%	15.9%
% of FP17s for the same patient ID Re-attending between 3 & 9 months - Children	432	583	74.1%	58.7%	59.1%	58.0%
% of FP17s for the same patient ID Re-attending between 3 & 9 months - Adults	118	183	64.5%	49.6%	51.5%	50.5%
% of FP17s for Band 1 Urgent Courses	5	723	0.7%	7.0%	8.0%	9.0%
% of FP17s Relating to Free Repair or Replacements	0	723	0.0%	0.8%	0.8%	0.8%
% of FP17s Relating to Continuations	0	723	0.0%	1.1%	1.1%	1.1%
% of Patients satisfied with the dentistry they have received	0	0	N/A	92.1%	91.6%	91.5%
% of Patients satisfied with the time they had to wait for an appointment	0	0	N/A	89.9%	88.3%	87.9%

\* This is based on patients treated on this contract for their most recent course of treatment. Figures in italics indicate the base number of FP17s or Patient Questionnaire responses are less than 100. N/A is shown where the base number of responses is less than 10 during the period. % is calculated as Quantity/Base number\*100

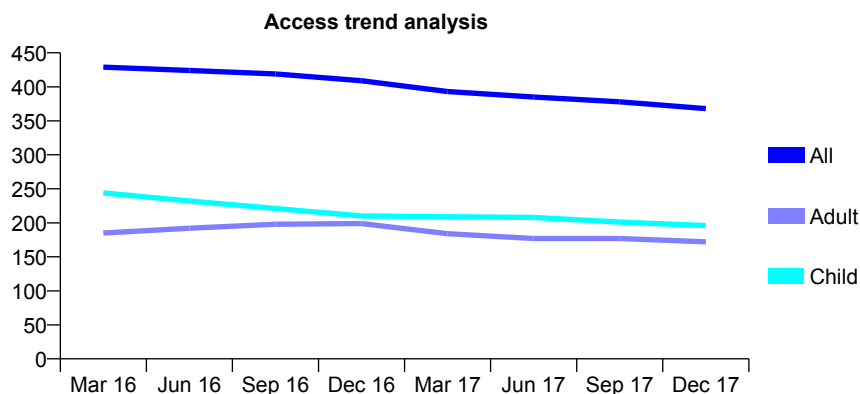
## Q53 - Vital Signs At a Glance Contract Report for 634794/0001 - December 2017

Name or company name	MR MA FELLER
Contract type name	GDS Contract
Purpose of contract	General
Contract start date	01/04/2006
Contract end date	

17/18 Contracted general activity (UDA)	1,049
Carry forward general activity (UDA)	31
17/18 Contracted orthodontic activity (UOA)	0
Carry forward orthodontic activity (UOA)	0
Baseline contract value	£26,403.42

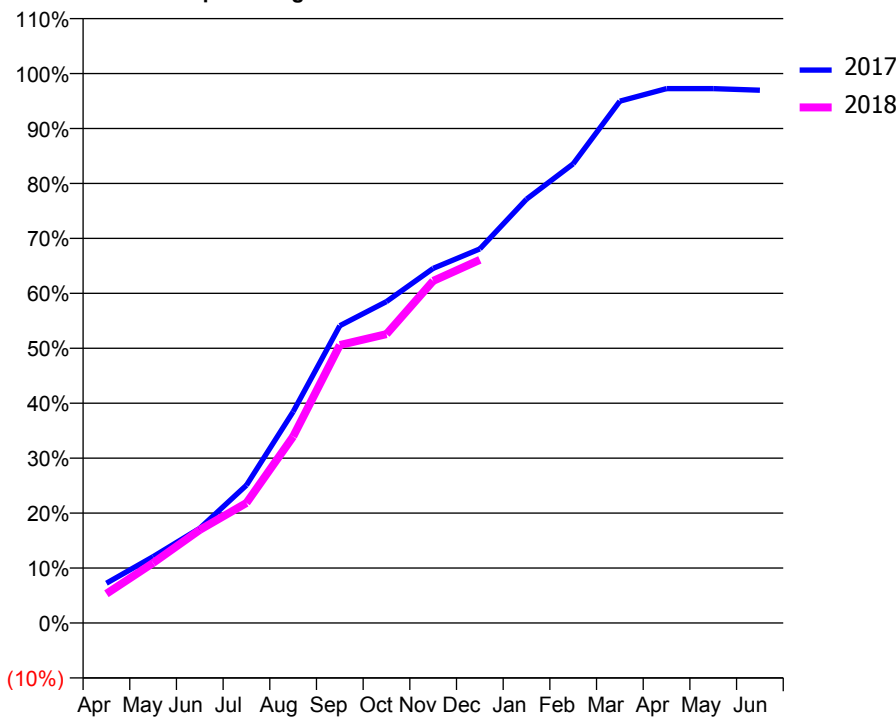
### ACCESS\*

Patients seen in 24 months	Total	Change since previous quarter
Quarter ending December 2016	409	
Quarter ending March 2017	393	↓
Quarter ending June 2017	385	↓
Quarter ending September 2017	378	↓
Quarter ending December 2017	368	↓
<b>Variance since December 2016</b>	<b>(10.0%)</b>	<b>↓</b>



### ACTIVITY

Cumulative percentage of contracted UDA delivered 2017 & 2018



Month	Adjusted Scheduled Activity (UDA)	
	2017	2018
April	76	56
May	127	115
June	181	178
July	263	229
August	403	356
September	568	531
October	614	552
November	677	653
December	714	693
January	809	
February	877	
March	996	
April	1,020	
May	1,020	
June	1,017	

### QUALITY

	Quantity	Base Number	Contract	AT	Region	England
% of FP17s for the same patient ID Re-attending within 3 months - Children	17	238	7.1%	9.5%	11.8%	12.0%
% of FP17s for the same patient ID Re-attending within 3 months - Adults	2	97	2.1%	12.8%	15.3%	15.9%
% of FP17s for the same patient ID Re-attending between 3 & 9 months - Children	131	238	55.0%	58.7%	59.1%	58.0%
% of FP17s for the same patient ID Re-attending between 3 & 9 months - Adults	26	97	26.8%	49.6%	51.5%	50.5%
% of FP17s for Band 1 Urgent Courses	16	328	4.9%	7.0%	8.0%	9.0%
% of FP17s Relating to Free Repair or Replacements	0	328	0.0%	0.8%	0.8%	0.8%
% of FP17s Relating to Continuations	0	328	0.0%	1.1%	1.1%	1.1%
% of Patients satisfied with the dentistry they have received	0	0	N/A	92.1%	91.6%	91.5%
% of Patients satisfied with the time they had to wait for an appointment	0	0	N/A	89.9%	88.3%	87.9%

\* This is based on patients treated on this contract for their most recent course of treatment. Figures in italics indicate the base number of FP17s or Patient Questionnaire responses are less than 100. N/A is shown where the base number of responses is less than 10 during the period. % is calculated as Quantity/Base number\*100



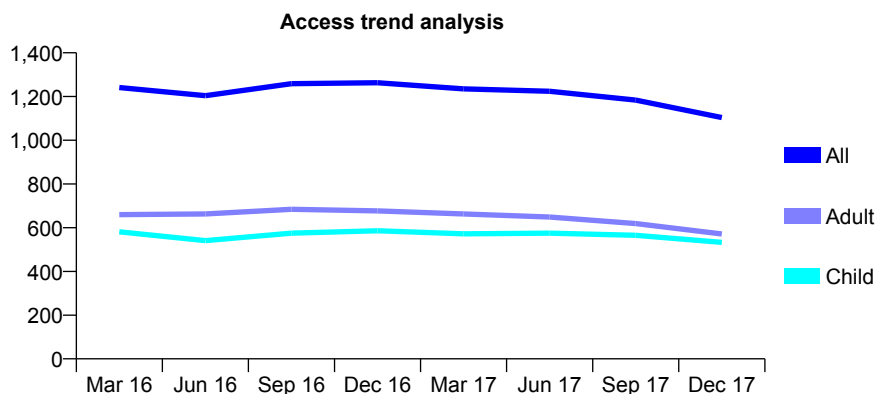
## Q53 - Vital Signs At a Glance Contract Report for 635138/0001 - December 2017

Name or company name	MR FM RAHMAN
Contract type name	GDS Contract
Purpose of contract	General
Contract start date	01/04/2006
Contract end date	

17/18 Contracted general activity (UDA)	3,619
Carry forward general activity (UDA)	-73
17/18 Contracted orthodontic activity (UOA)	0
Carry forward orthodontic activity (UOA)	0
Baseline contract value	£107,379.65

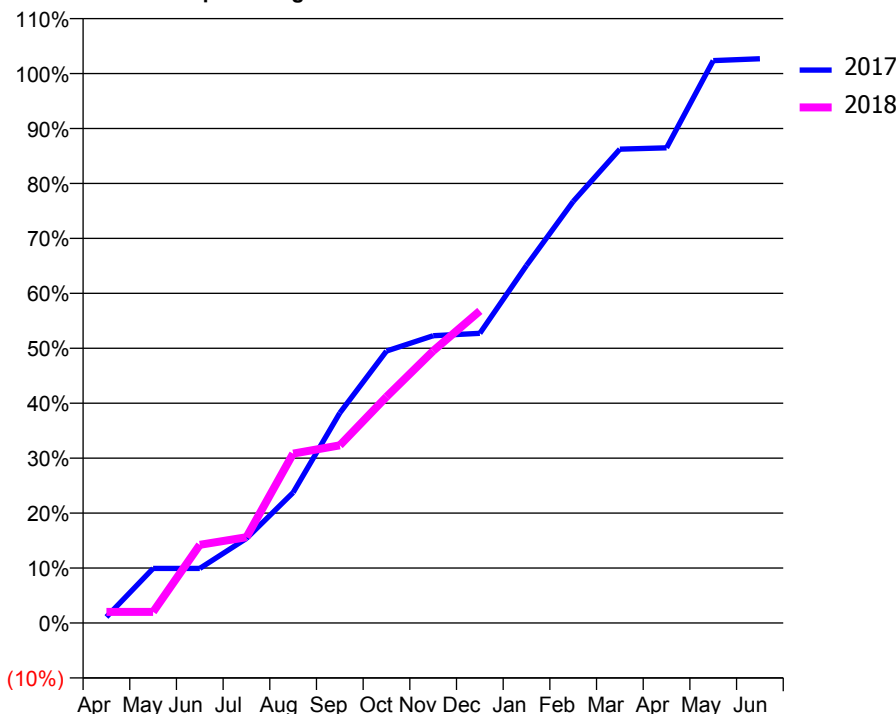
### ACCESS\*

Patients seen in 24 months	Total	Change since previous quarter
Quarter ending December 2016	1,263	
Quarter ending March 2017	1,235	↓
Quarter ending June 2017	1,224	→
Quarter ending September 2017	1,184	↓
Quarter ending December 2017	1,104	↓
<b>Variance since December 2016</b>	<b>(12.6%)</b>	<b>↓</b>



### ACTIVITY

Cumulative percentage of contracted UDA delivered 2017 & 2018



Month	Adjusted Scheduled Activity (UDA)	
	2017	2018
April	40	73
May	360	73
June	360	515
July	557	565
August	859	1,116
September	1,384	1,170
October	1,791	1,490
November	1,892	1,792
December	1,908	2,056
January	2,355	
February	2,777	
March	3,121	
April	3,130	
May	3,704	
June	3,716	

### QUALITY

	Quantity	Base Number	Contract	AT	Region	England
% of FP17s for the same patient ID Re-attending within 3 months - Children	26	473	5.5%	9.5%	11.8%	12.0%
% of FP17s for the same patient ID Re-attending within 3 months - Adults	48	342	14.0%	12.8%	15.3%	15.9%
% of FP17s for the same patient ID Re-attending between 3 & 9 months - Children	247	473	52.2%	58.7%	59.1%	58.0%
% of FP17s for the same patient ID Re-attending between 3 & 9 months - Adults	125	342	36.5%	49.6%	51.5%	50.5%
% of FP17s for Band 1 Urgent Courses	55	688	8.0%	7.0%	8.0%	9.0%
% of FP17s Relating to Free Repair or Replacements	0	688	0.0%	0.8%	0.8%	0.8%
% of FP17s Relating to Continuations	0	688	0.0%	1.1%	1.1%	1.1%
% of Patients satisfied with the dentistry they have received	0	0	N/A	92.1%	91.6%	91.5%
% of Patients satisfied with the time they had to wait for an appointment	0	0	N/A	89.9%	88.3%	87.9%

\* This is based on patients treated on this contract for their most recent course of treatment. Figures in italics indicate the base number of FP17s or Patient Questionnaire responses are less than 100. N/A is shown where the base number of responses is less than 10 during the period. % is calculated as Quantity/Base number\*100

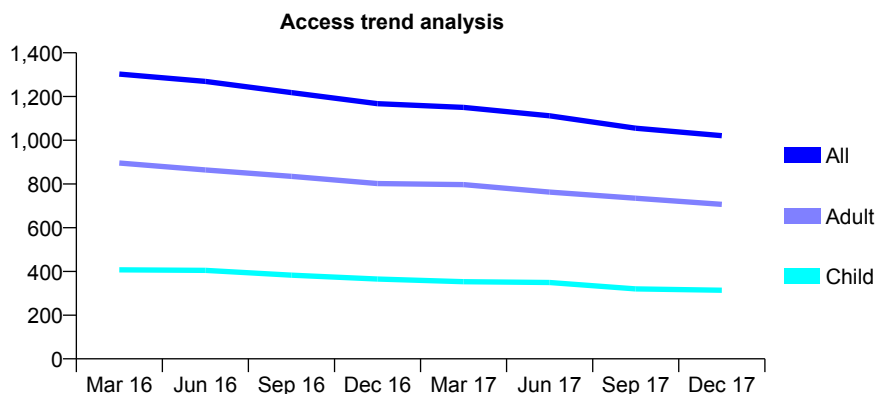
## Q53 - Vital Signs At a Glance Contract Report for 641960/0002 - December 2017

Name or company name	MR AJ BROWNE
Contract type name	GDS Contract
Purpose of contract	General
Contract start date	01/01/2014
Contract end date	

17/18 Contracted general activity (UDA)	2,750
Carry forward general activity (UDA)	0
17/18 Contracted orthodontic activity (UOA)	0
Carry forward orthodontic activity (UOA)	0
Baseline contract value	£61,469.50

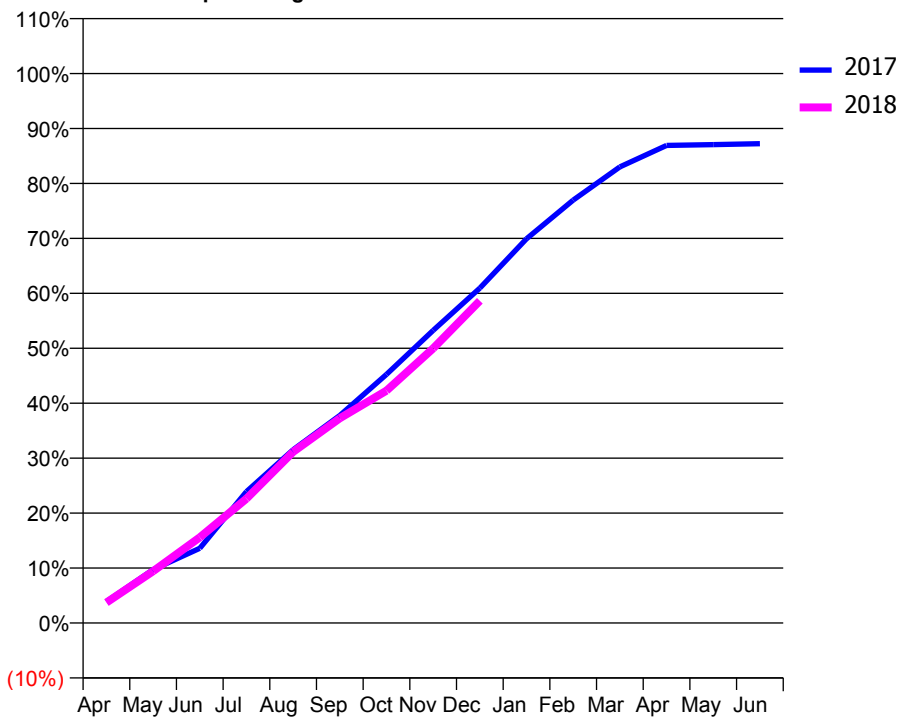
### ACCESS\*

Patients seen in 24 months	Total	Change since previous quarter
Quarter ending December 2016	1,167	
Quarter ending March 2017	1,150	↓
Quarter ending June 2017	1,112	↓
Quarter ending September 2017	1,055	↓
Quarter ending December 2017	1,021	↓
<b>Variance since December 2016</b>	<b>(12.5%)</b>	<b>↓</b>



### ACTIVITY

Cumulative percentage of contracted UDA delivered 2017 & 2018



Month	Adjusted Scheduled Activity (UDA)	
	2017	2018
April	107	102
May	267	259
June	374	429
July	657	622
August	867	857
September	1,039	1,025
October	1,244	1,163
November	1,465	1,374
December	1,676	1,613
January	1,923	
February	2,117	
March	2,283	
April	2,390	
May	2,394	
June	2,399	

### QUALITY

	Quantity	Base Number	Contract	AT	Region	England
% of FP17s for the same patient ID Re-attending within 3 months - Children	24	366	6.6%	9.5%	11.8%	12.0%
% of FP17s for the same patient ID Re-attending within 3 months - Adults	64	726	8.8%	12.8%	15.3%	15.9%
% of FP17s for the same patient ID Re-attending between 3 & 9 months - Children	240	366	65.6%	58.7%	59.1%	58.0%
% of FP17s for the same patient ID Re-attending between 3 & 9 months - Adults	398	726	54.8%	49.6%	51.5%	50.5%
% of FP17s for Band 1 Urgent Courses	43	1,016	4.2%	7.0%	8.0%	9.0%
% of FP17s Relating to Free Repair or Replacements	6	1,016	0.6%	0.8%	0.8%	0.8%
% of FP17s Relating to Continuations	22	1,016	2.2%	1.1%	1.1%	1.1%
% of Patients satisfied with the dentistry they have received	2	2	N/A	92.1%	91.6%	91.5%
% of Patients satisfied with the time they had to wait for an appointment	1	2	N/A	89.9%	88.3%	87.9%

\* This is based on patients treated on this contract for their most recent course of treatment. Figures in italics indicate the base number of FP17s or Patient Questionnaire responses are less than 100. N/A is shown where the base number of responses is less than 10 during the period. % is calculated as Quantity/Base number\*100

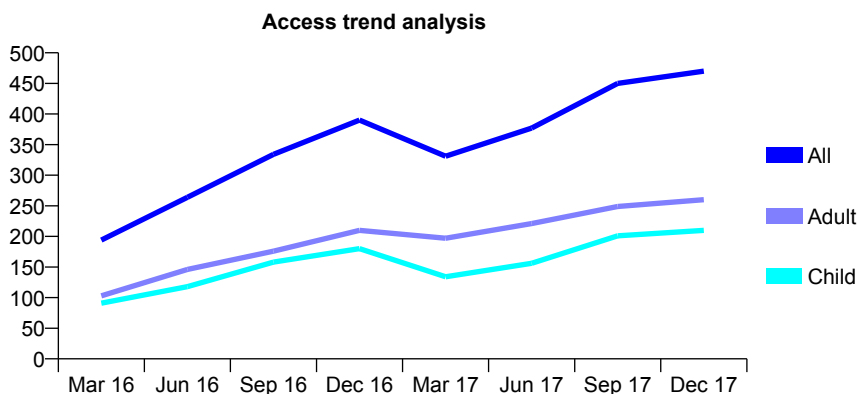
## Q53 - Vital Signs At a Glance Contract Report for 641960/0003 - December 2017

Name or company name	MR AJ BROWNE
Contract type name	GDS Contract
Purpose of contract	General
Contract start date	01/09/2015
Contract end date	

17/18 Contracted general activity (UDA)	807
Carry forward general activity (UDA)	11
17/18 Contracted orthodontic activity (UOA)	0
Carry forward orthodontic activity (UOA)	0
Baseline contract value	£20,110.87

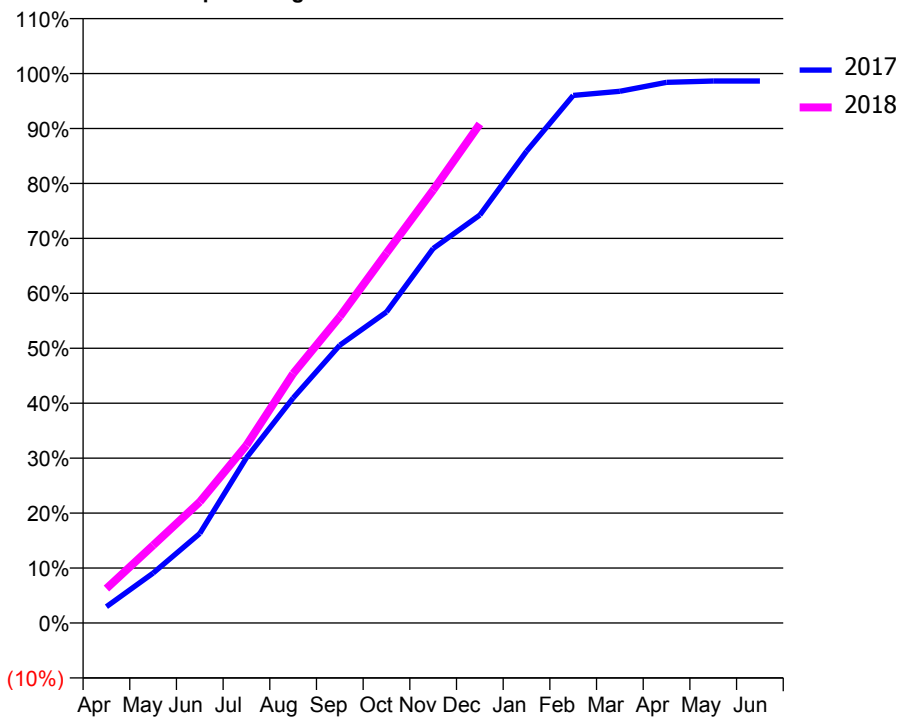
### ACCESS\*

Patients seen in 24 months	Total	Change since previous quarter
Quarter ending December 2016	390	
Quarter ending March 2017	331	↓
Quarter ending June 2017	377	↑
Quarter ending September 2017	450	↑
Quarter ending December 2017	470	↑
<b>Variance since December 2016</b>	<b>20.5%</b>	<b>↑</b>



### ACTIVITY

Cumulative percentage of contracted UDA delivered 2017 & 2018



Month	Adjusted Scheduled Activity (UDA)	
	2017	2018
April	24	51
May	73	114
June	132	178
July	243	261
August	330	366
September	408	450
October	457	543
November	550	636
December	599	733
January	693	
February	775	
March	781	
April	794	
May	796	
June	796	

### QUALITY

	Quantity	Base Number	Contract	AT	Region	England
% of FP17s for the same patient ID Re-attending within 3 months - Children	12	262	4.6%	9.5%	11.8%	12.0%
% of FP17s for the same patient ID Re-attending within 3 months - Adults	17	255	6.7%	12.8%	15.3%	15.9%
% of FP17s for the same patient ID Re-attending between 3 & 9 months - Children	105	262	40.1%	58.7%	59.1%	58.0%
% of FP17s for the same patient ID Re-attending between 3 & 9 months - Adults	90	255	35.3%	49.6%	51.5%	50.5%
% of FP17s for Band 1 Urgent Courses	15	504	3.0%	7.0%	8.0%	9.0%
% of FP17s Relating to Free Repair or Replacements	0	504	0.0%	0.8%	0.8%	0.8%
% of FP17s Relating to Continuations	9	504	1.8%	1.1%	1.1%	1.1%
% of Patients satisfied with the dentistry they have received	0	0	N/A	92.1%	91.6%	91.5%
% of Patients satisfied with the time they had to wait for an appointment	0	0	N/A	89.9%	88.3%	87.9%

\* This is based on patients treated on this contract for their most recent course of treatment. Figures in italics indicate the base number of FP17s or Patient Questionnaire responses are less than 100. N/A is shown where the base number of responses is less than 10 during the period. % is calculated as Quantity/Base number\*100

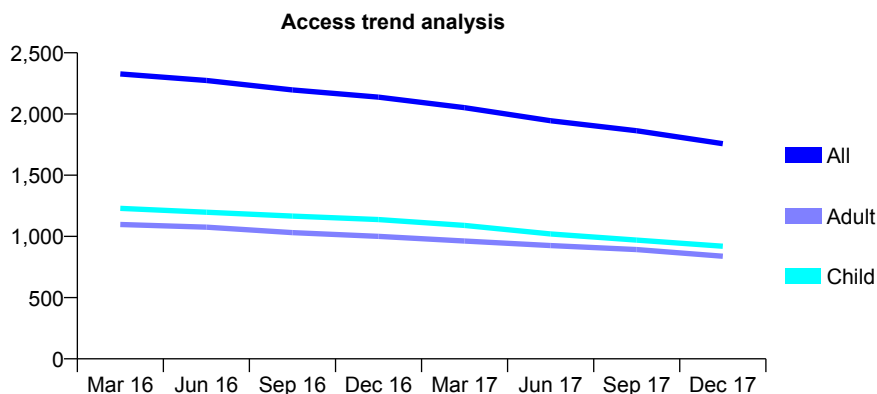
## Q53 - Vital Signs At a Glance Contract Report for 650072/0001 - December 2017

Name or company name	MR PR BRADLEY
Contract type name	GDS Contract
Purpose of contract	General
Contract start date	01/04/2006
Contract end date	

17/18 Contracted general activity (UDA)	5,000
Carry forward general activity (UDA)	0
17/18 Contracted orthodontic activity (UOA)	0
Carry forward orthodontic activity (UOA)	0
Baseline contract value	£125,349.81

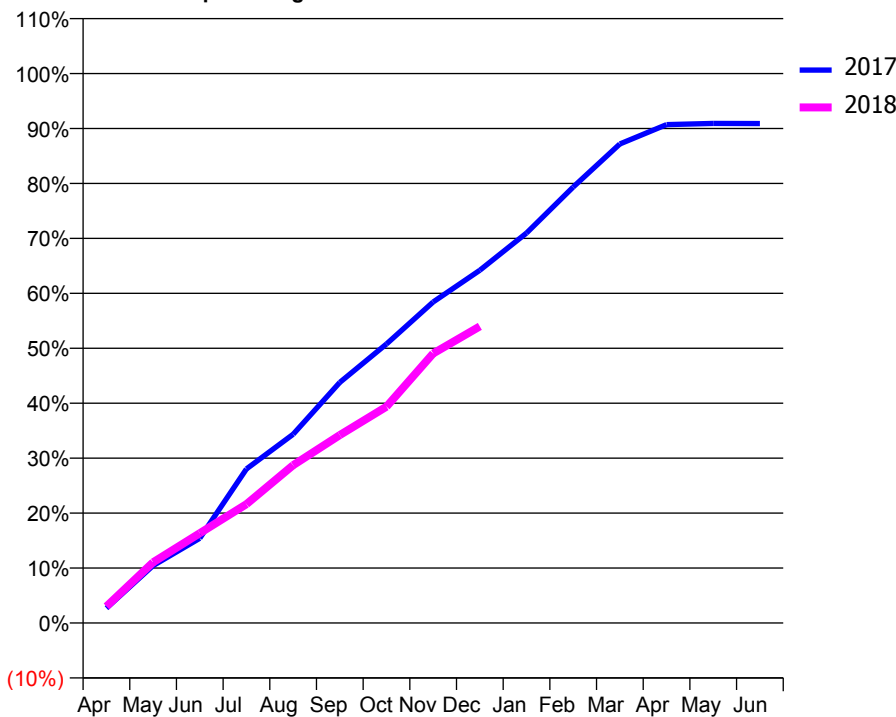
### ACCESS\*

Patients seen in 24 months	Total	Change since previous quarter
Quarter ending December 2016	2,138	
Quarter ending March 2017	2,052	↓
Quarter ending June 2017	1,945	↓
Quarter ending September 2017	1,863	↓
Quarter ending December 2017	1,758	↓
<b>Variance since December 2016</b>	<b>(17.8%)</b>	<b>↓</b>



### ACTIVITY

Cumulative percentage of contracted UDA delivered 2017 & 2018



Month	Adjusted Scheduled Activity (UDA)	
	2017	2018
April	136	151
May	522	553
June	771	817
July	1,403	1,081
August	1,717	1,436
September	2,189	1,710
October	2,538	1,968
November	2,921	2,453
December	3,210	2,699
January	3,548	
February	3,967	
March	4,359	
April	4,534	
May	4,546	
June	4,545	

### QUALITY

	Quantity	Base Number	Contract	AT	Region	England
% of FP17s for the same patient ID Re-attending within 3 months - Children	72	1,188	6.1%	9.5%	11.8%	12.0%
% of FP17s for the same patient ID Re-attending within 3 months - Adults	81	785	10.3%	12.8%	15.3%	15.9%
% of FP17s for the same patient ID Re-attending between 3 & 9 months - Children	848	1,188	71.4%	58.7%	59.1%	58.0%
% of FP17s for the same patient ID Re-attending between 3 & 9 months - Adults	536	785	68.3%	49.6%	51.5%	50.5%
% of FP17s for Band 1 Urgent Courses	85	1,859	4.6%	7.0%	8.0%	9.0%
% of FP17s Relating to Free Repair or Replacements	0	1,859	0.0%	0.8%	0.8%	0.8%
% of FP17s Relating to Continuations	1	1,859	0.1%	1.1%	1.1%	1.1%
% of Patients satisfied with the dentistry they have received	2	2	N/A	92.1%	91.6%	91.5%
% of Patients satisfied with the time they had to wait for an appointment	2	2	N/A	89.9%	88.3%	87.9%

\* This is based on patients treated on this contract for their most recent course of treatment. Figures in italics indicate the base number of FP17s or Patient Questionnaire responses are less than 100. N/A is shown where the base number of responses is less than 10 during the period. % is calculated as Quantity/Base number\*100

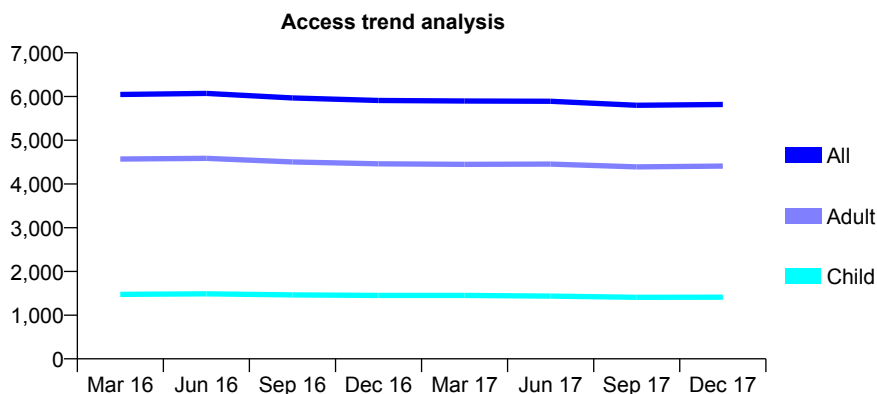
## Q53 - Vital Signs At a Glance Contract Report for 650579/0001 - December 2017

Name or company name	MR AW STANLEY
Contract type name	GDS Contract
Purpose of contract	General
Contract start date	01/04/2006
Contract end date	

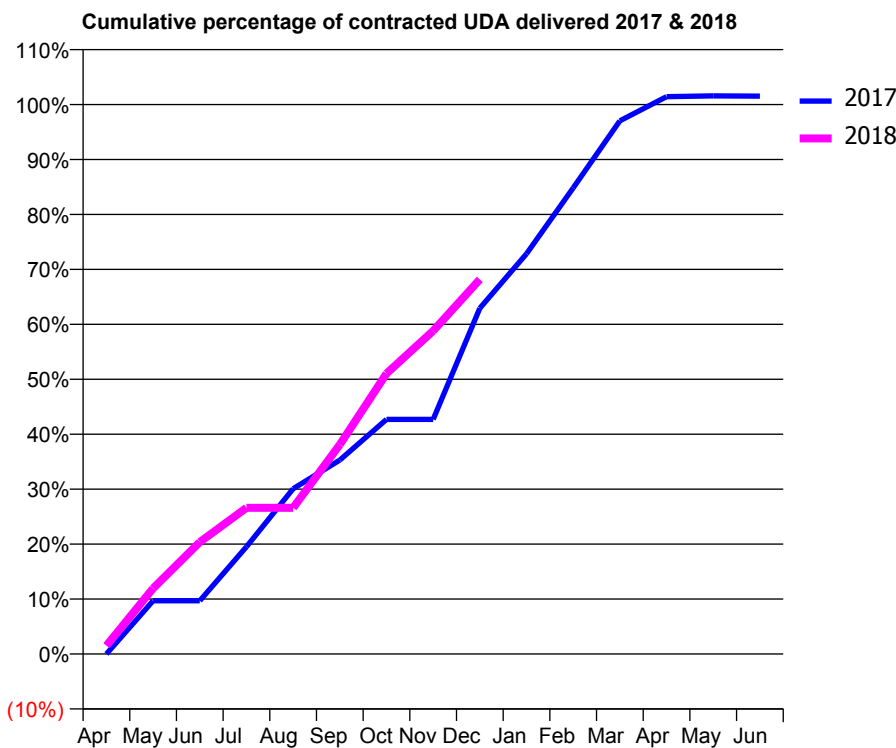
17/18 Contracted general activity (UDA)	17,035
Carry forward general activity (UDA)	-260
17/18 Contracted orthodontic activity (UOA)	0
Carry forward orthodontic activity (UOA)	0
Baseline contract value	£582,795.12

### ACCESS\*

Patients seen in 24 months	Total	Change since previous quarter
Quarter ending December 2016	5,911	
Quarter ending March 2017	5,898	→
Quarter ending June 2017	5,892	→
Quarter ending September 2017	5,801	↓
Quarter ending December 2017	5,818	→
<b>Variance since December 2016</b>	<b>(1.6%)</b>	<b>↓</b>



### ACTIVITY



Month	Adjusted Scheduled Activity (UDA)	
	2017	2018
April	1	260
May	1,651	2,035
June	1,651	3,469
July	3,327	4,532
August	5,122	4,532
September	6,011	6,491
October	7,272	8,694
November	7,272	10,019
December	10,723	11,613
January	12,410	
February	14,451	
March	16,530	
April	17,279	
May	17,301	
June	17,295	

### QUALITY

	Quantity	Base Number	Contract	AT	Region	England
% of FP17s for the same patient ID Re-attending within 3 months - Children	115	1,464	7.9%	9.5%	11.8%	12.0%
% of FP17s for the same patient ID Re-attending within 3 months - Adults	548	4,265	12.8%	12.8%	15.3%	15.9%
% of FP17s for the same patient ID Re-attending between 3 & 9 months - Children	928	1,464	63.4%	58.7%	59.1%	58.0%
% of FP17s for the same patient ID Re-attending between 3 & 9 months - Adults	1,889	4,265	44.3%	49.6%	51.5%	50.5%
% of FP17s for Band 1 Urgent Courses	102	4,873	2.1%	7.0%	8.0%	9.0%
% of FP17s Relating to Free Repair or Replacements	0	4,873	0.0%	0.8%	0.8%	0.8%
% of FP17s Relating to Continuations	160	4,873	3.3%	1.1%	1.1%	1.1%
% of Patients satisfied with the dentistry they have received	3	4	N/A	92.1%	91.6%	91.5%
% of Patients satisfied with the time they had to wait for an appointment	4	4	N/A	89.9%	88.3%	87.9%

\* This is based on patients treated on this contract for their most recent course of treatment. Figures in italics indicate the base number of FP17s or Patient Questionnaire responses are less than 100. N/A is shown where the base number of responses is less than 10 during the period. % is calculated as Quantity/Base number\*100

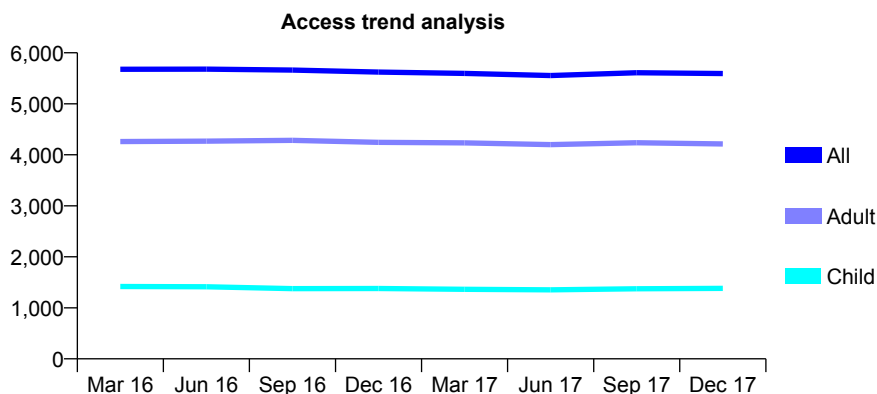
## Q53 - Vital Signs At a Glance Contract Report for 653071/0002 - December 2017

Name or company name	MISS SS KHAIRA
Contract type name	GDS Contract
Purpose of contract	General
Contract start date	01/04/2013
Contract end date	

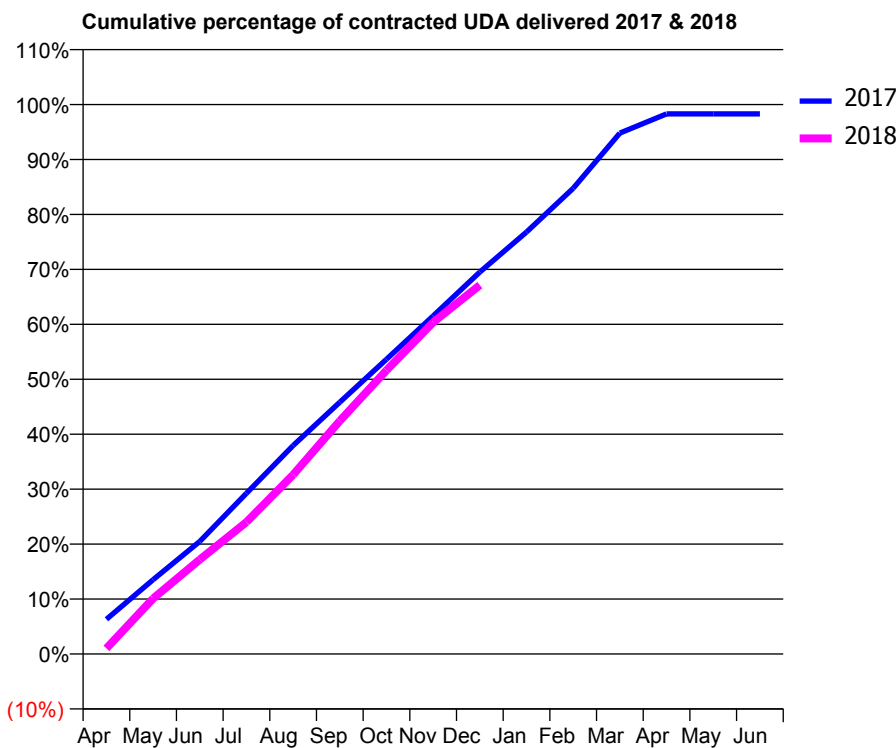
17/18 Contracted general activity (UDA)	16,115
Carry forward general activity (UDA)	273
17/18 Contracted orthodontic activity (UOA)	0
Carry forward orthodontic activity (UOA)	0
Baseline contract value	£373,109.33

### ACCESS\*

Patients seen in 24 months	Total	Change since previous quarter
Quarter ending December 2016	5,623	
Quarter ending March 2017	5,597	→
Quarter ending June 2017	5,553	→
Quarter ending September 2017	5,609	→
Quarter ending December 2017	5,594	→
<b>Variance since December 2016</b>	<b>(0.5%)</b>	→



### ACTIVITY



Month	Adjusted Scheduled Activity (UDA)	
	2017	2018
April	1,020	165
May	2,179	1,627
June	3,303	2,771
July	4,716	3,869
August	6,113	5,258
September	7,385	6,840
October	8,643	8,318
November	9,915	9,727
December	11,201	10,819
January	12,377	
February	13,659	
March	15,277	
April	15,840	
May	15,842	
June	15,842	

### QUALITY

	Quantity	Base Number	Contract	AT	Region	England
% of FP17s for the same patient ID Re-attending within 3 months - Children	93	1,577	5.9%	9.5%	11.8%	12.0%
% of FP17s for the same patient ID Re-attending within 3 months - Adults	530	4,571	11.6%	12.8%	15.3%	15.9%
% of FP17s for the same patient ID Re-attending between 3 & 9 months - Children	999	1,577	63.3%	58.7%	59.1%	58.0%
% of FP17s for the same patient ID Re-attending between 3 & 9 months - Adults	2,780	4,571	60.8%	49.6%	51.5%	50.5%
% of FP17s for Band 1 Urgent Courses	404	5,855	6.9%	7.0%	8.0%	9.0%
% of FP17s Relating to Free Repair or Replacements	95	5,855	1.6%	0.8%	0.8%	0.8%
% of FP17s Relating to Continuations	19	5,855	0.3%	1.1%	1.1%	1.1%
% of Patients satisfied with the dentistry they have received	11	13	84.6%	92.1%	91.6%	91.5%
% of Patients satisfied with the time they had to wait for an appointment	12	13	92.3%	89.9%	88.3%	87.9%

\* This is based on patients treated on this contract for their most recent course of treatment. Figures in italics indicate the base number of FP17s or Patient Questionnaire responses are less than 100. N/A is shown where the base number of responses is less than 10 during the period. % is calculated as Quantity/Base number\*100

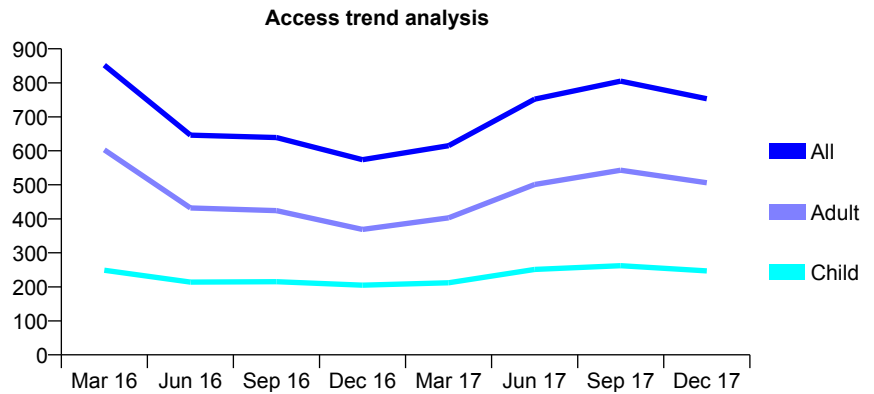
## Q53 - Vital Signs At a Glance Contract Report for 654221/0001 - December 2017

Name or company name	MR SP HUNDAL
Contract type name	GDS Contract
Purpose of contract	General
Contract start date	01/04/2006
Contract end date	

17/18 Contracted general activity (UDA)	6,000
Carry forward general activity (UDA)	0
17/18 Contracted orthodontic activity (UOA)	0
Carry forward orthodontic activity (UOA)	0
Baseline contract value	£172,438.79

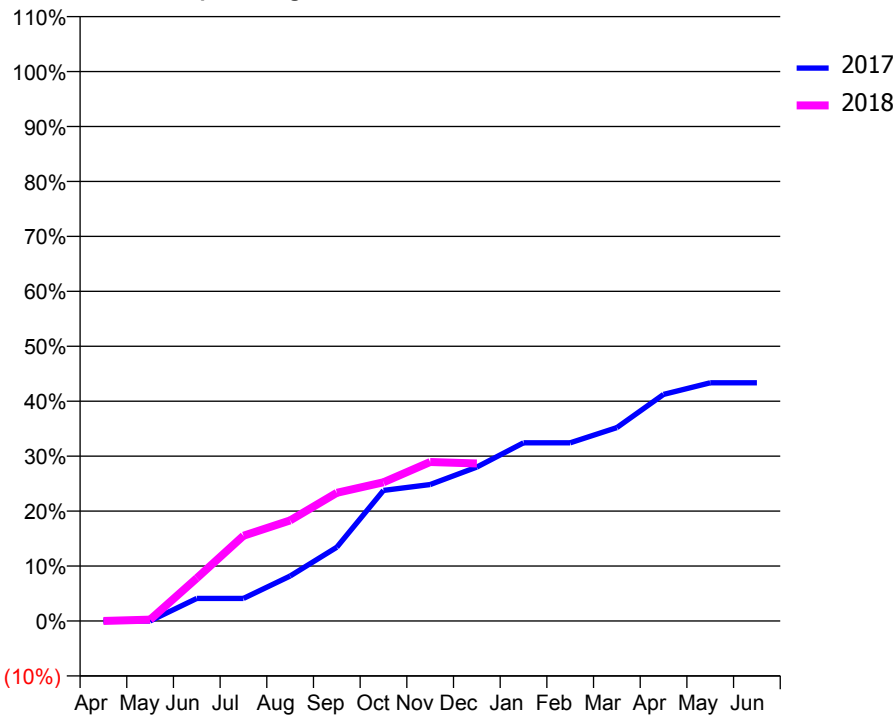
### ACCESS\*

Patients seen in 24 months	Total	Change since previous quarter
Quarter ending December 2016	574	
Quarter ending March 2017	615	↑
Quarter ending June 2017	752	↑
Quarter ending September 2017	805	↑
Quarter ending December 2017	753	↓
<b>Variance since December 2016</b>	<b>31.2%</b>	<b>↑</b>



### ACTIVITY

Cumulative percentage of contracted UDA delivered 2017 & 2018



Month	Adjusted Scheduled Activity (UDA)	
	2017	2018
April	0	0
May	0	16
June	247	468
July	247	932
August	491	1,099
September	806	1,400
October	1,426	1,515
November	1,490	1,737
December	1,681	1,721
January	1,946	
February	1,946	
March	2,111	
April	2,475	
May	2,601	
June	2,601	

### QUALITY

	Quantity	Base Number	Contract	AT	Region	England
% of FP17s for the same patient ID Re-attending within 3 months - Children	4	201	2.0%	9.5%	11.8%	12.0%
% of FP17s for the same patient ID Re-attending within 3 months - Adults	9	363	2.5%	12.8%	15.3%	15.9%
% of FP17s for the same patient ID Re-attending between 3 & 9 months - Children	47	201	23.4%	58.7%	59.1%	58.0%
% of FP17s for the same patient ID Re-attending between 3 & 9 months - Adults	61	363	16.8%	49.6%	51.5%	50.5%
% of FP17s for Band 1 Urgent Courses	3	454	0.7%	7.0%	8.0%	9.0%
% of FP17s Relating to Free Repair or Replacements	3	454	0.7%	0.8%	0.8%	0.8%
% of FP17s Relating to Continuations	0	454	0.0%	1.1%	1.1%	1.1%
% of Patients satisfied with the dentistry they have received	0	0	N/A	92.1%	91.6%	91.5%
% of Patients satisfied with the time they had to wait for an appointment	0	0	N/A	89.9%	88.3%	87.9%

\* This is based on patients treated on this contract for their most recent course of treatment. Figures in italics indicate the base number of FP17s or Patient Questionnaire responses are less than 100. N/A is shown where the base number of responses is less than 10 during the period. % is calculated as Quantity/Base number\*100



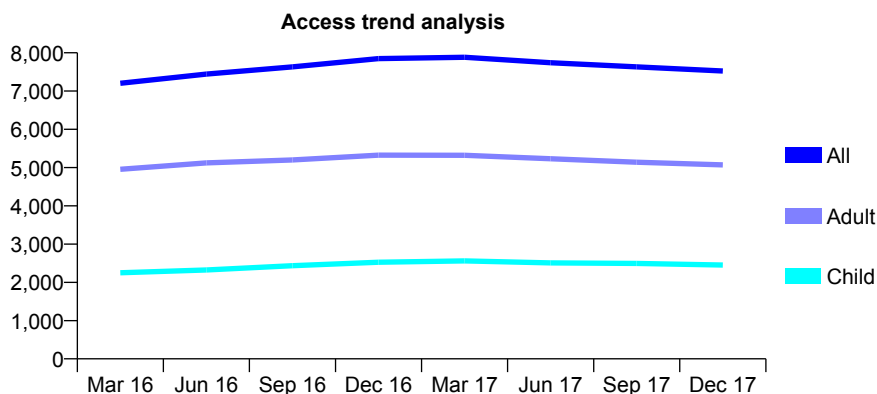
## Q53 - Vital Signs At a Glance Contract Report for 658480/0001 - December 2017

Name or company name	MISS TJ WHITMORE
Contract type name	GDS Contract
Purpose of contract	General
Contract start date	01/09/2006
Contract end date	

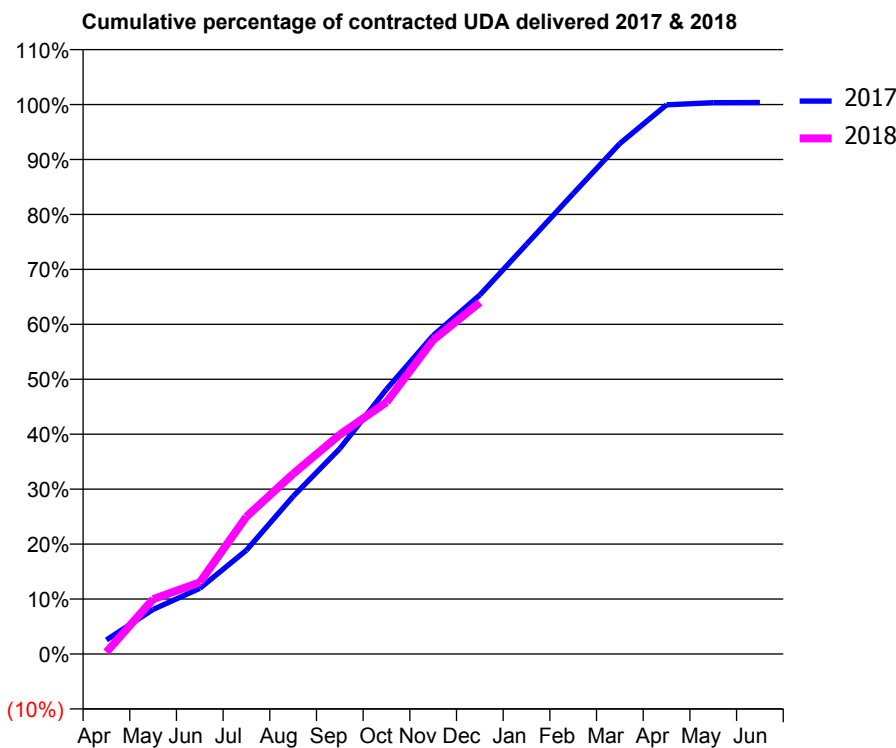
17/18 Contracted general activity (UDA)	15,317
Carry forward general activity (UDA)	-55
17/18 Contracted orthodontic activity (UOA)	0
Carry forward orthodontic activity (UOA)	0
Baseline contract value	£435,117.05

### ACCESS\*

Patients seen in 24 months	Total	Change since previous quarter
Quarter ending December 2016	7,850	
Quarter ending March 2017	7,883	→
Quarter ending June 2017	7,739	↓
Quarter ending September 2017	7,633	↓
Quarter ending December 2017	7,524	↓
<b>Variance since December 2016</b>	<b>(4.2%)</b>	↓



### ACTIVITY



Month	Adjusted Scheduled Activity (UDA)	
	2017	2018
April	394	55
May	1,245	1,530
June	1,830	1,999
July	2,894	3,832
August	4,394	5,023
September	5,726	6,118
October	7,380	7,020
November	8,879	8,753
December	10,007	9,799
January	11,419	
February	12,834	
March	14,231	
April	15,310	
May	15,369	
June	15,371	

### QUALITY

	Quantity	Base Number	Contract	AT	Region	England
% of FP17s for the same patient ID Re-attending within 3 months - Children	119	2,752	4.3%	9.5%	11.8%	12.0%
% of FP17s for the same patient ID Re-attending within 3 months - Adults	172	3,865	4.5%	12.8%	15.3%	15.9%
% of FP17s for the same patient ID Re-attending between 3 & 9 months - Children	1,943	2,752	70.6%	58.7%	59.1%	58.0%
% of FP17s for the same patient ID Re-attending between 3 & 9 months - Adults	1,518	3,865	39.3%	49.6%	51.5%	50.5%
% of FP17s for Band 1 Urgent Courses	295	5,968	4.9%	7.0%	8.0%	9.0%
% of FP17s Relating to Free Repair or Replacements	43	5,968	0.7%	0.8%	0.8%	0.8%
% of FP17s Relating to Continuations	12	5,968	0.2%	1.1%	1.1%	1.1%
% of Patients satisfied with the dentistry they have received	5	5	N/A	92.1%	91.6%	91.5%
% of Patients satisfied with the time they had to wait for an appointment	5	5	N/A	89.9%	88.3%	87.9%

\* This is based on patients treated on this contract for their most recent course of treatment. Figures in italics indicate the base number of FP17s or Patient Questionnaire responses are less than 100. N/A is shown where the base number of responses is less than 10 during the period. % is calculated as Quantity/Base number\*100

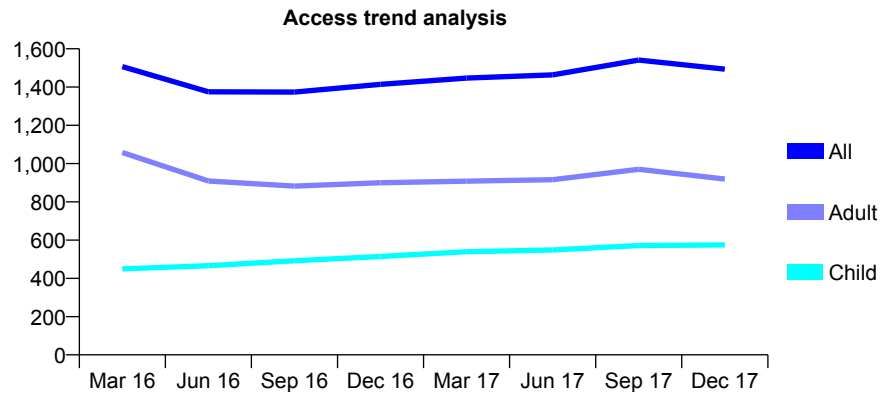
## Q53 - Vital Signs At a Glance Contract Report for 658995/0002 - December 2017

Name or company name	MR SR MEHTA
Contract type name	GDS Contract
Purpose of contract	General
Contract start date	03/07/2013
Contract end date	

17/18 Contracted general activity (UDA)	4,000
Carry forward general activity (UDA)	36
17/18 Contracted orthodontic activity (UOA)	0
Carry forward orthodontic activity (UOA)	0
Baseline contract value	£116,541.34

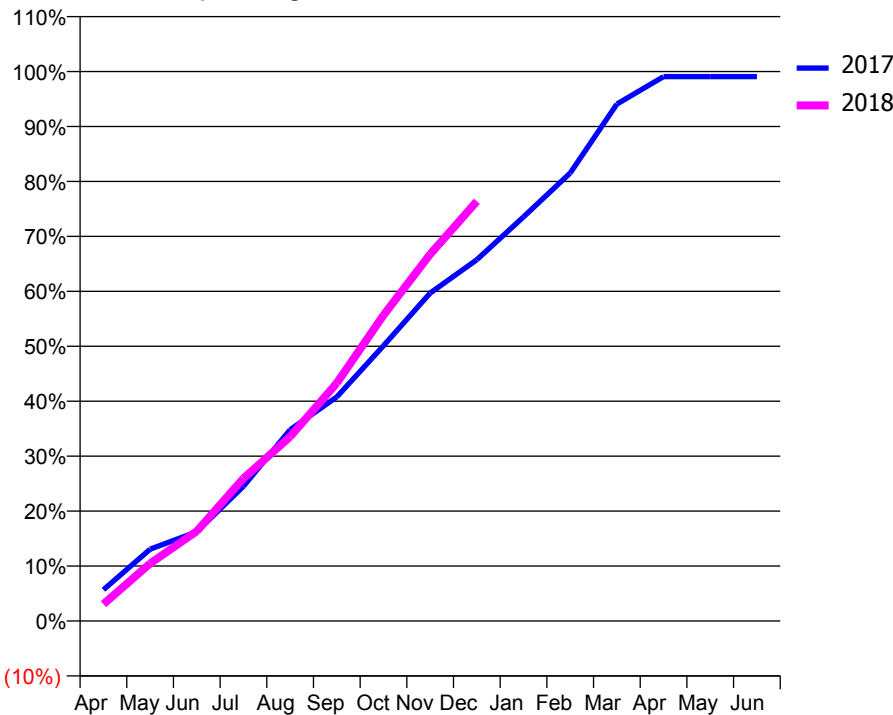
### ACCESS\*

Patients seen in 24 months	Total	Change since previous quarter
Quarter ending December 2016	1,414	
Quarter ending March 2017	1,447	↑
Quarter ending June 2017	1,464	→
Quarter ending September 2017	1,541	↑
Quarter ending December 2017	1,494	↓
<b>Variance since December 2016</b>	<b>5.7%</b>	<b>↑</b>



### ACTIVITY

Cumulative percentage of contracted UDA delivered 2017 & 2018



Month	Adjusted Scheduled Activity (UDA)	
	2017	2018
April	227	123
May	523	419
June	650	654
July	981	1,039
August	1,392	1,342
September	1,631	1,732
October	2,004	2,227
November	2,387	2,670
December	2,630	3,055
January	2,941	
February	3,261	
March	3,763	
April	3,963	
May	3,963	
June	3,963	

### QUALITY

	Quantity	Base Number	Contract	AT	Region	England
% of FP17s for the same patient ID Re-attending within 3 months - Children	19	634	3.0%	9.5%	11.8%	12.0%
% of FP17s for the same patient ID Re-attending within 3 months - Adults	68	787	8.6%	12.8%	15.3%	15.9%
% of FP17s for the same patient ID Re-attending between 3 & 9 months - Children	420	634	66.2%	58.7%	59.1%	58.0%
% of FP17s for the same patient ID Re-attending between 3 & 9 months - Adults	257	787	32.7%	49.6%	51.5%	50.5%
% of FP17s for Band 1 Urgent Courses	26	1,357	1.9%	7.0%	8.0%	9.0%
% of FP17s Relating to Free Repair or Replacements	0	1,357	0.0%	0.8%	0.8%	0.8%
% of FP17s Relating to Continuations	6	1,357	0.4%	1.1%	1.1%	1.1%
% of Patients satisfied with the dentistry they have received	0	0	N/A	92.1%	91.6%	91.5%
% of Patients satisfied with the time they had to wait for an appointment	0	0	N/A	89.9%	88.3%	87.9%

\* This is based on patients treated on this contract for their most recent course of treatment. Figures in italics indicate the base number of FP17s or Patient Questionnaire responses are less than 100. N/A is shown where the base number of responses is less than 10 during the period. % is calculated as Quantity/Base number\*100

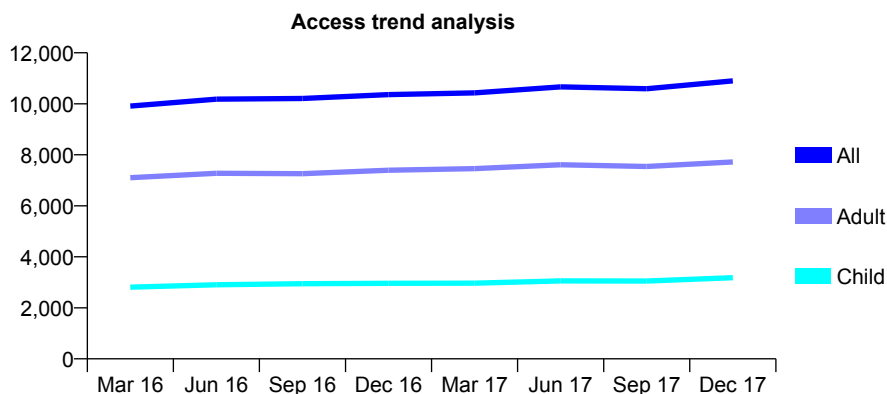
## Q53 - Vital Signs At a Glance Contract Report for 676349/0001 - December 2017

Name or company name	MRS MK DEOL
Contract type name	GDS Contract
Purpose of contract	General
Contract start date	01/04/2006
Contract end date	

17/18 Contracted general activity (UDA)	22,272
Carry forward general activity (UDA)	-154
17/18 Contracted orthodontic activity (UOA)	0
Carry forward orthodontic activity (UOA)	0
Baseline contract value	£664,246.04

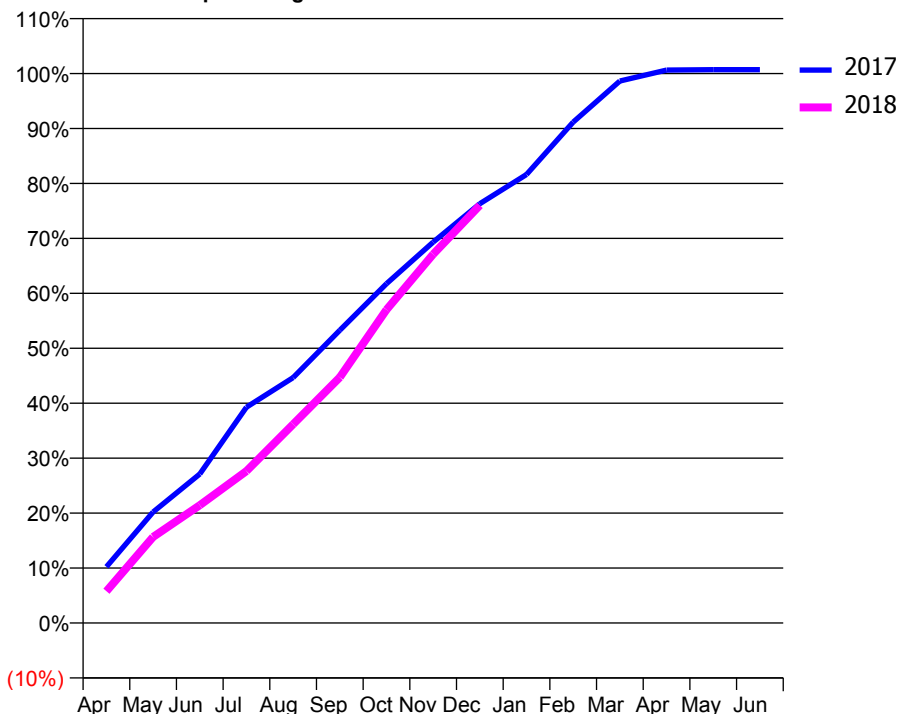
### ACCESS\*

Patients seen in 24 months	Total	Change since previous quarter
Quarter ending December 2016	10,360	
Quarter ending March 2017	10,429	→
Quarter ending June 2017	10,666	↑
Quarter ending September 2017	10,592	→
Quarter ending December 2017	10,901	↑
<b>Variance since December 2016</b>	5.2%	↑



### ACTIVITY

Cumulative percentage of contracted UDA delivered 2017 & 2018



Month	Adjusted Scheduled Activity (UDA)	
	2017	2018
April	2,281	1,291
May	4,500	3,489
June	6,041	4,775
July	8,748	6,157
August	9,948	8,054
September	11,868	9,957
October	13,751	12,697
November	15,438	14,945
December	16,993	16,933
January	18,179	
February	20,305	
March	21,966	
April	22,409	
May	22,427	
June	22,426	

### QUALITY

	Quantity	Base Number	Contract	AT	Region	England
% of FP17s for the same patient ID Re-attending within 3 months - Children	125	2,958	4.2%	9.5%	11.8%	12.0%
% of FP17s for the same patient ID Re-attending within 3 months - Adults	358	6,658	5.4%	12.8%	15.3%	15.9%
% of FP17s for the same patient ID Re-attending between 3 & 9 months - Children	1,493	2,958	50.5%	58.7%	59.1%	58.0%
% of FP17s for the same patient ID Re-attending between 3 & 9 months - Adults	3,265	6,658	49.0%	49.6%	51.5%	50.5%
% of FP17s for Band 1 Urgent Courses	129	8,154	1.6%	7.0%	8.0%	9.0%
% of FP17s Relating to Free Repair or Replacements	32	8,154	0.4%	0.8%	0.8%	0.8%
% of FP17s Relating to Continuations	27	8,154	0.3%	1.1%	1.1%	1.1%
% of Patients satisfied with the dentistry they have received	9	10	90.0%	92.1%	91.6%	91.5%
% of Patients satisfied with the time they had to wait for an appointment	10	10	100.0%	89.9%	88.3%	87.9%

\* This is based on patients treated on this contract for their most recent course of treatment. Figures in italics indicate the base number of FP17s or Patient Questionnaire responses are less than 100. N/A is shown where the base number of responses is less than 10 during the period. % is calculated as Quantity/Base number\*100

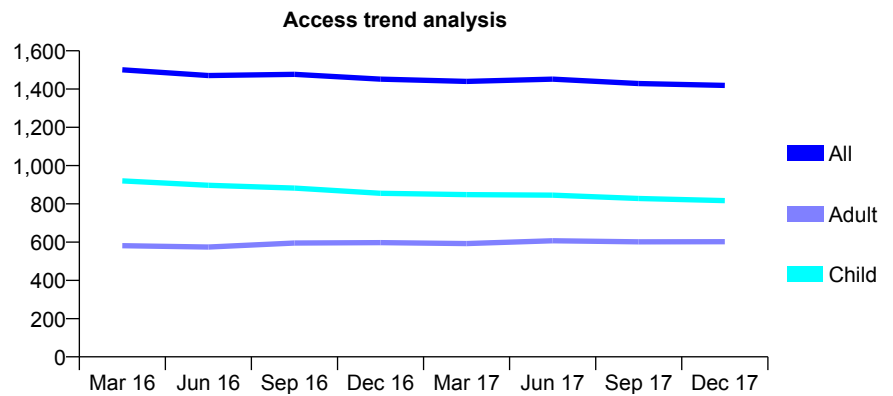
## Q53 - Vital Signs At a Glance Contract Report for 679836/0001 - December 2017

Name or company name	MR P MULLIGAN
Contract type name	GDS Contract
Purpose of contract	General
Contract start date	01/04/2006
Contract end date	

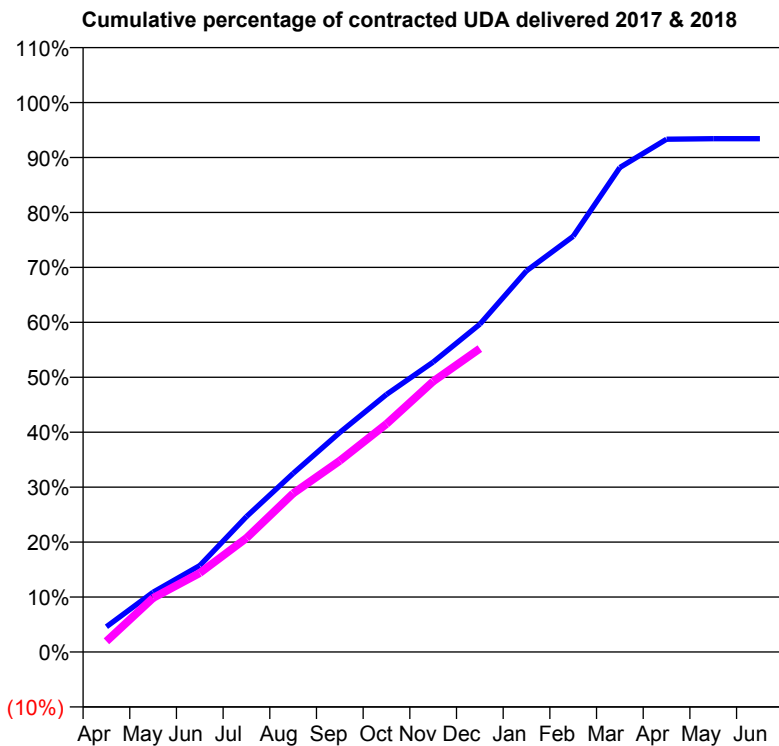
17/18 Contracted general activity (UDA)	3,700
Carry forward general activity (UDA)	0
17/18 Contracted orthodontic activity (UOA)	0
Carry forward orthodontic activity (UOA)	0
Baseline contract value	£113,658.34

### ACCESS\*

Patients seen in 24 months	Total	Change since previous quarter
Quarter ending December 2016	1,452	
Quarter ending March 2017	1,440	→
Quarter ending June 2017	1,452	→
Quarter ending September 2017	1,429	↓
Quarter ending December 2017	1,419	→
<b>Variance since December 2016</b>	<b>(2.3%)</b>	<b>↓</b>



### ACTIVITY



Month	Adjusted Scheduled Activity (UDA)	
	2017	2018
April	170	72
May	402	364
June	583	532
July	911	767
August	1,203	1,068
September	1,478	1,288
October	1,735	1,536
November	1,953	1,822
December	2,208	2,043
January	2,566	
February	2,799	
March	3,262	
April	3,452	
May	3,456	
June	3,456	

### QUALITY

	Quantity	Base Number	Contract	AT	Region	England
% of FP17s for the same patient ID Re-attending within 3 months - Children	58	1,155	5.0%	9.5%	11.8%	12.0%
% of FP17s for the same patient ID Re-attending within 3 months - Adults	30	523	5.7%	12.8%	15.3%	15.9%
% of FP17s for the same patient ID Re-attending between 3 & 9 months - Children	874	1,155	75.7%	58.7%	59.1%	58.0%
% of FP17s for the same patient ID Re-attending between 3 & 9 months - Adults	354	523	67.7%	49.6%	51.5%	50.5%
% of FP17s for Band 1 Urgent Courses	34	1,581	2.2%	7.0%	8.0%	9.0%
% of FP17s Relating to Free Repair or Replacements	3	1,581	0.2%	0.8%	0.8%	0.8%
% of FP17s Relating to Continuations	2	1,581	0.1%	1.1%	1.1%	1.1%
% of Patients satisfied with the dentistry they have received	1	1	N/A	92.1%	91.6%	91.5%
% of Patients satisfied with the time they had to wait for an appointment	1	1	N/A	89.9%	88.3%	87.9%

\* This is based on patients treated on this contract for their most recent course of treatment. Figures in italics indicate the base number of FP17s or Patient Questionnaire responses are less than 100. N/A is shown where the base number of responses is less than 10 during the period. % is calculated as Quantity/Base number\*100

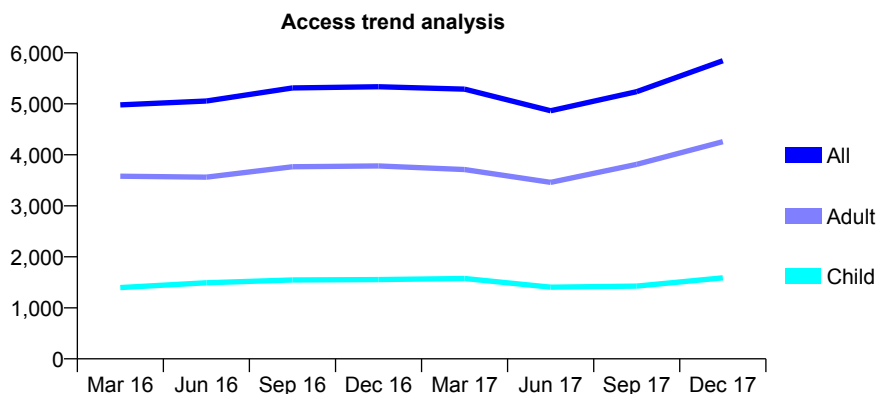
## Q53 - Vital Signs At a Glance Contract Report for 681202/0003 - December 2017

Name or company name	MR M EBRAHIM
Contract type name	GDS Contract
Purpose of contract	General
Contract start date	17/01/2013
Contract end date	

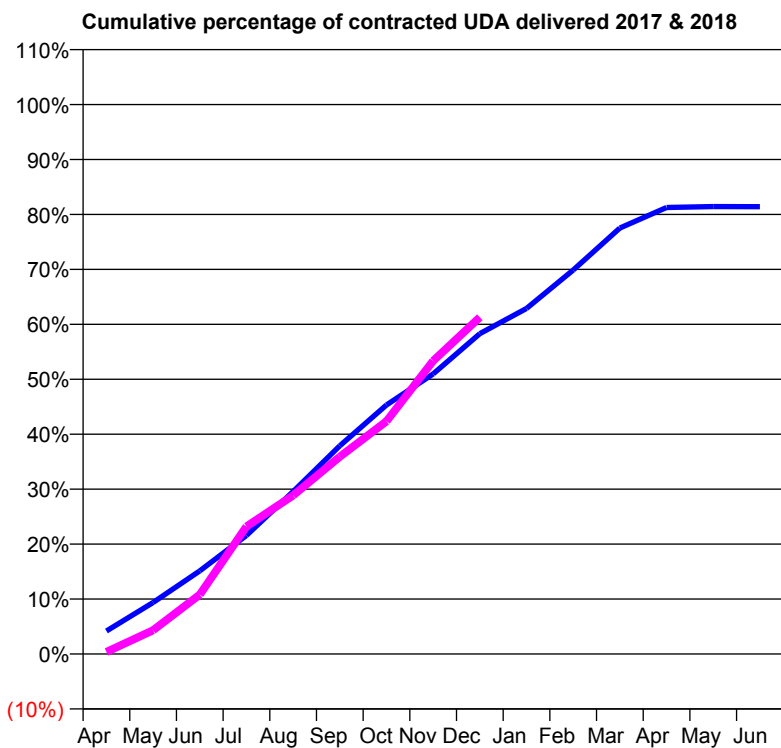
17/18 Contracted general activity (UDA)	17,400
Carry forward general activity (UDA)	0
17/18 Contracted orthodontic activity (UOA)	0
Carry forward orthodontic activity (UOA)	0
Baseline contract value	£465,076.55

### ACCESS\*

Patients seen in 24 months	Total	Change since previous quarter
Quarter ending December 2016	5,335	
Quarter ending March 2017	5,288	→
Quarter ending June 2017	4,865	↓
Quarter ending September 2017	5,238	↑
Quarter ending December 2017	5,844	↑
<b>Variance since December 2016</b>	<b>9.5%</b>	<b>↑</b>



### ACTIVITY



Month	Adjusted Scheduled Activity (UDA)	
	2017	2018
April	729	66
May	1,632	755
June	2,631	1,880
July	3,754	4,038
August	5,147	5,023
September	6,594	6,246
October	7,885	7,370
November	8,868	9,285
December	10,146	10,662
January	10,942	
February	12,160	
March	13,490	
April	14,139	
May	14,167	
June	14,164	

### QUALITY

	Quantity	Base Number	Contract	AT	Region	England
% of FP17s for the same patient ID Re-attending within 3 months - Children	54	1,431	3.8%	9.5%	11.8%	12.0%
% of FP17s for the same patient ID Re-attending within 3 months - Adults	356	3,742	9.5%	12.8%	15.3%	15.9%
% of FP17s for the same patient ID Re-attending between 3 & 9 months - Children	559	1,431	39.1%	58.7%	59.1%	58.0%
% of FP17s for the same patient ID Re-attending between 3 & 9 months - Adults	922	3,742	24.6%	49.6%	51.5%	50.5%
% of FP17s for Band 1 Urgent Courses	436	4,854	9.0%	7.0%	8.0%	9.0%
% of FP17s Relating to Free Repair or Replacements	54	4,854	1.1%	0.8%	0.8%	0.8%
% of FP17s Relating to Continuations	43	4,854	0.9%	1.1%	1.1%	1.1%
% of Patients satisfied with the dentistry they have received	5	5	N/A	92.1%	91.6%	91.5%
% of Patients satisfied with the time they had to wait for an appointment	4	5	N/A	89.9%	88.3%	87.9%

\* This is based on patients treated on this contract for their most recent course of treatment. Figures in italics indicate the base number of FP17s or Patient Questionnaire responses are less than 100. N/A is shown where the base number of responses is less than 10 during the period. % is calculated as Quantity/Base number\*100

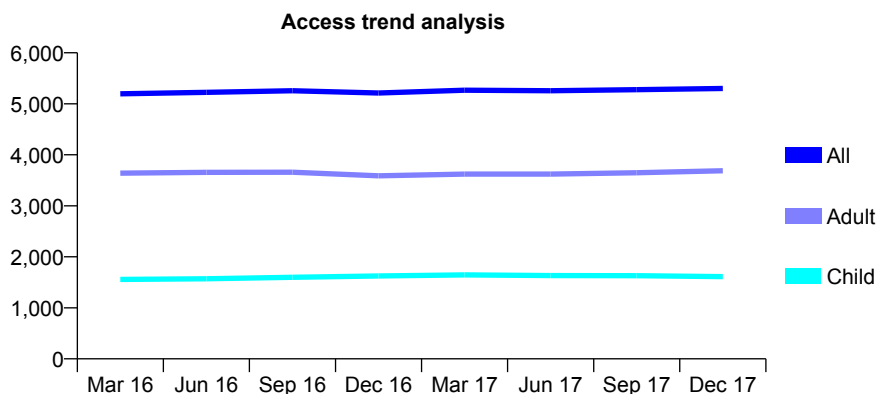
## Q53 - Vital Signs At a Glance Contract Report for 682500/0001 - December 2017

Name or company name	MR MN GAMBROUDES
Contract type name	GDS Contract
Purpose of contract	General
Contract start date	01/04/2006
Contract end date	

17/18 Contracted general activity (UDA)	14,071
Carry forward general activity (UDA)	15
17/18 Contracted orthodontic activity (UOA)	0
Carry forward orthodontic activity (UOA)	0
Baseline contract value	£419,464.24

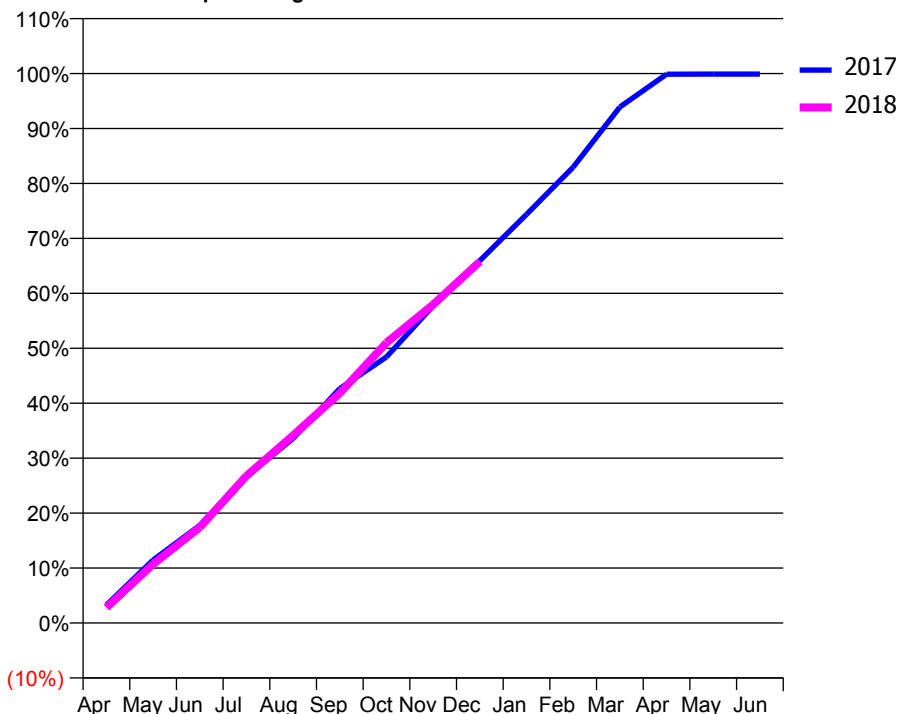
### ACCESS\*

Patients seen in 24 months	Total	Change since previous quarter
Quarter ending December 2016	5,213	
Quarter ending March 2017	5,267	→
Quarter ending June 2017	5,255	→
Quarter ending September 2017	5,277	→
Quarter ending December 2017	5,301	→
<b>Variance since December 2016</b>	<b>1.7%</b>	<b>→</b>



### ACTIVITY

Cumulative percentage of contracted UDA delivered 2017 & 2018



Month	Adjusted Scheduled Activity (UDA)	
	2017	2018
April	462	396
May	1,615	1,509
June	2,502	2,448
July	3,751	3,769
August	4,727	4,807
September	6,004	5,884
October	6,813	7,178
November	8,123	8,157
December	9,280	9,256
January	10,464	
February	11,673	
March	13,214	
April	14,054	
May	14,056	
June	14,056	

### QUALITY

	Quantity	Base Number	Contract	AT	Region	England
% of FP17s for the same patient ID Re-attending within 3 months - Children	150	1,898	7.9%	9.5%	11.8%	12.0%
% of FP17s for the same patient ID Re-attending within 3 months - Adults	505	3,998	12.6%	12.8%	15.3%	15.9%
% of FP17s for the same patient ID Re-attending between 3 & 9 months - Children	1,285	1,898	67.7%	58.7%	59.1%	58.0%
% of FP17s for the same patient ID Re-attending between 3 & 9 months - Adults	2,392	3,998	59.8%	49.6%	51.5%	50.5%
% of FP17s for Band 1 Urgent Courses	210	5,580	3.8%	7.0%	8.0%	9.0%
% of FP17s Relating to Free Repair or Replacements	30	5,580	0.5%	0.8%	0.8%	0.8%
% of FP17s Relating to Continuations	35	5,580	0.6%	1.1%	1.1%	1.1%
% of Patients satisfied with the dentistry they have received	8	8	N/A	92.1%	91.6%	91.5%
% of Patients satisfied with the time they had to wait for an appointment	7	8	N/A	89.9%	88.3%	87.9%

\* This is based on patients treated on this contract for their most recent course of treatment. Figures in italics indicate the base number of FP17s or Patient Questionnaire responses are less than 100. N/A is shown where the base number of responses is less than 10 during the period. % is calculated as Quantity/Base number\*100

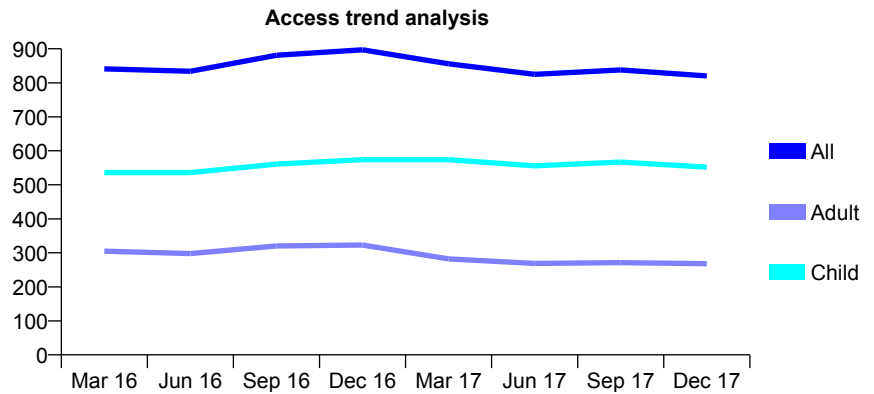
## Q53 - Vital Signs At a Glance Contract Report for 688142/0001 - December 2017

Name or company name	MR P GOVENDER
Contract type name	GDS Contract
Purpose of contract	General
Contract start date	01/04/2010
Contract end date	

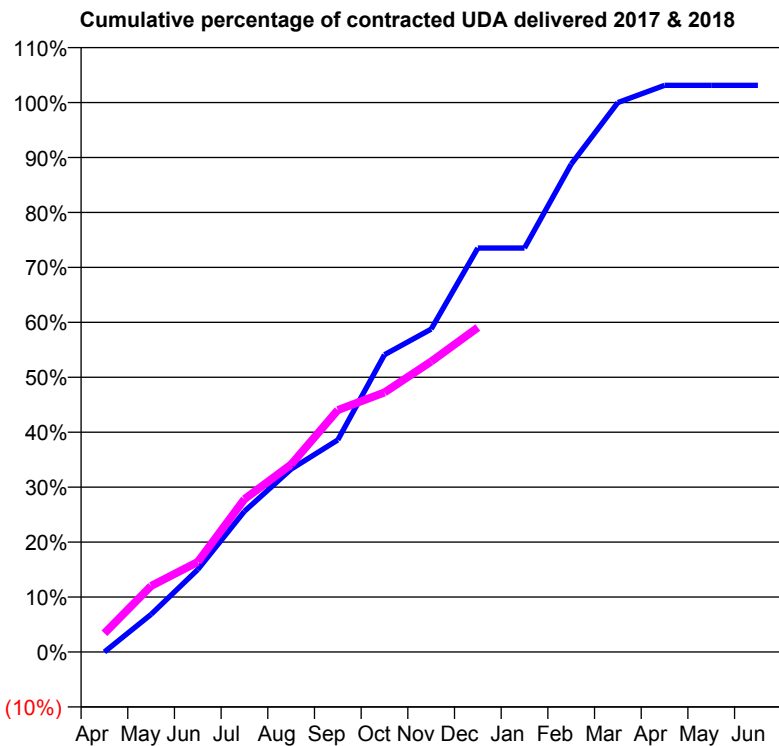
17/18 Contracted general activity (UDA)	1,400
Carry forward general activity (UDA)	-28
17/18 Contracted orthodontic activity (UOA)	0
Carry forward orthodontic activity (UOA)	0
Baseline contract value	£34,061.14

### ACCESS\*

Patients seen in 24 months	Total	Change since previous quarter
Quarter ending December 2016	897	
Quarter ending March 2017	856	↓
Quarter ending June 2017	825	↓
Quarter ending September 2017	838	→
Quarter ending December 2017	820	↓
<b>Variance since December 2016</b>	<b>(8.6%)</b>	<b>↓</b>



### ACTIVITY



Month	Adjusted Scheduled Activity (UDA)	
	2017	2018
April	0	48
May	96	168
June	210	229
July	359	390
August	466	478
September	540	616
October	758	661
November	823	740
December	1,029	827
January	1,029	
February	1,243	
March	1,400	
April	1,444	
May	1,444	
June	1,444	

### QUALITY

	Quantity	Base Number	Contract	AT	Region	England
% of FP17s for the same patient ID Re-attending within 3 months - Children	17	533	3.2%	9.5%	11.8%	12.0%
% of FP17s for the same patient ID Re-attending within 3 months - Adults	19	143	13.3%	12.8%	15.3%	15.9%
% of FP17s for the same patient ID Re-attending between 3 & 9 months - Children	328	533	61.5%	58.7%	59.1%	58.0%
% of FP17s for the same patient ID Re-attending between 3 & 9 months - Adults	60	143	42.0%	49.6%	51.5%	50.5%
% of FP17s for Band 1 Urgent Courses	44	639	6.9%	7.0%	8.0%	9.0%
% of FP17s Relating to Free Repair or Replacements	0	639	0.0%	0.8%	0.8%	0.8%
% of FP17s Relating to Continuations	0	639	0.0%	1.1%	1.1%	1.1%
% of Patients satisfied with the dentistry they have received	1	1	N/A	92.1%	91.6%	91.5%
% of Patients satisfied with the time they had to wait for an appointment	1	1	N/A	89.9%	88.3%	87.9%

\* This is based on patients treated on this contract for their most recent course of treatment. Figures in italics indicate the base number of FP17s or Patient Questionnaire responses are less than 100. N/A is shown where the base number of responses is less than 10 during the period. % is calculated as Quantity/Base number\*100



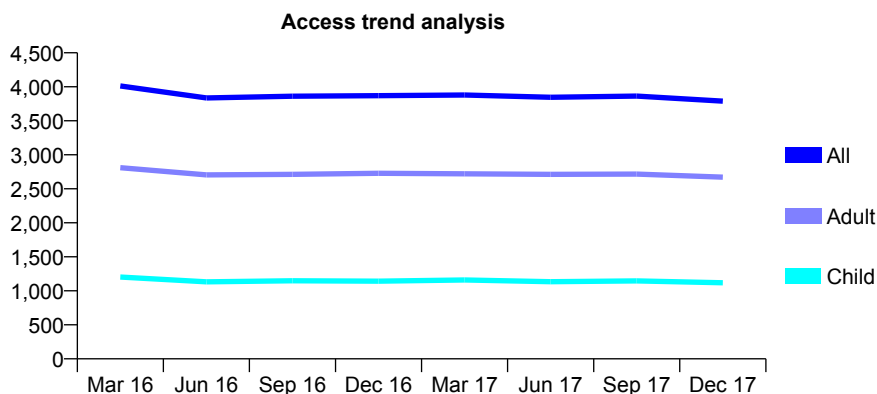
## Q53 - Vital Signs At a Glance Contract Report for 693162/0002 - December 2017

Name or company name	MR RK BOJ
Contract type name	GDS Contract
Purpose of contract	General
Contract start date	16/06/2006
Contract end date	

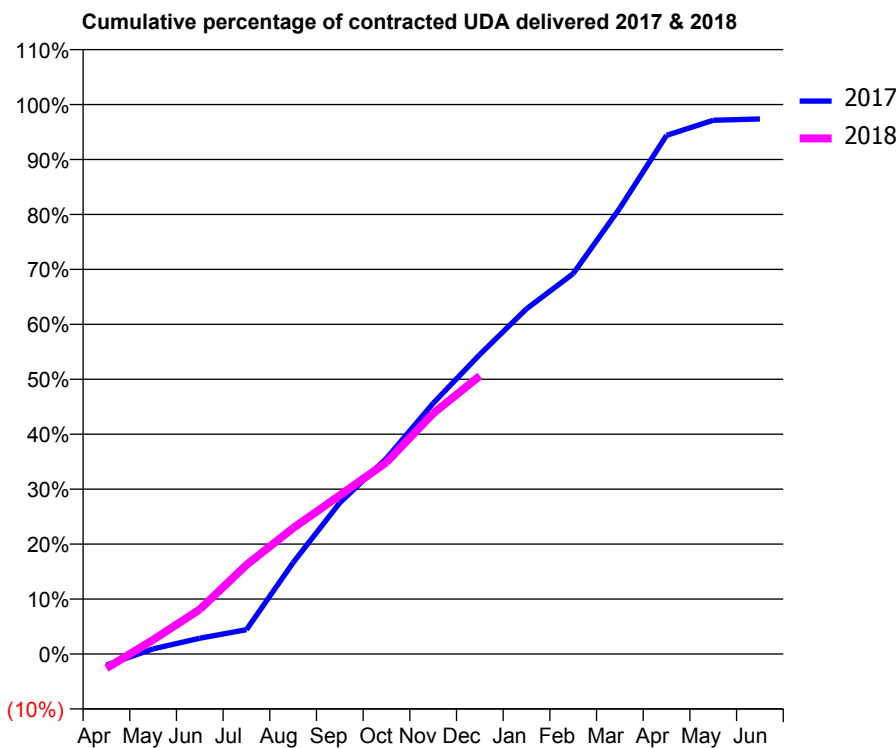
17/18 Contracted general activity (UDA)	10,400
Carry forward general activity (UDA)	272
17/18 Contracted orthodontic activity (UOA)	0
Carry forward orthodontic activity (UOA)	0
Baseline contract value	£297,302.71

### ACCESS\*

Patients seen in 24 months	Total	Change since previous quarter
Quarter ending December 2016	3,870	
Quarter ending March 2017	3,880	→
Quarter ending June 2017	3,847	→
Quarter ending September 2017	3,863	→
Quarter ending December 2017	3,790	↓
<b>Variance since December 2016</b>	<b>(2.1%)</b>	<b>↓</b>



### ACTIVITY



Month	Adjusted Scheduled Activity (UDA)	
	2017	2018
April	-213	-272
May	98	270
June	299	845
July	460	1,688
August	1,731	2,383
September	2,864	3,003
October	3,705	3,627
November	4,746	4,553
December	5,668	5,263
January	6,532	
February	7,200	
March	8,440	
April	9,816	
May	10,102	
June	10,127	

### QUALITY

	Quantity	Base Number	Contract	AT	Region	England
% of FP17s for the same patient ID Re-attending within 3 months - Children	40	734	5.4%	9.5%	11.8%	12.0%
% of FP17s for the same patient ID Re-attending within 3 months - Adults	197	1,682	11.7%	12.8%	15.3%	15.9%
% of FP17s for the same patient ID Re-attending between 3 & 9 months - Children	205	734	27.9%	58.7%	59.1%	58.0%
% of FP17s for the same patient ID Re-attending between 3 & 9 months - Adults	406	1,682	24.1%	49.6%	51.5%	50.5%
% of FP17s for Band 1 Urgent Courses	103	1,957	5.3%	7.0%	8.0%	9.0%
% of FP17s Relating to Free Repair or Replacements	20	1,957	1.0%	0.8%	0.8%	0.8%
% of FP17s Relating to Continuations	35	1,957	1.8%	1.1%	1.1%	1.1%
% of Patients satisfied with the dentistry they have received	5	6	N/A	92.1%	91.6%	91.5%
% of Patients satisfied with the time they had to wait for an appointment	4	6	N/A	89.9%	88.3%	87.9%

\* This is based on patients treated on this contract for their most recent course of treatment. Figures in italics indicate the base number of FP17s or Patient Questionnaire responses are less than 100. N/A is shown where the base number of responses is less than 10 during the period. % is calculated as Quantity/Base number\*100

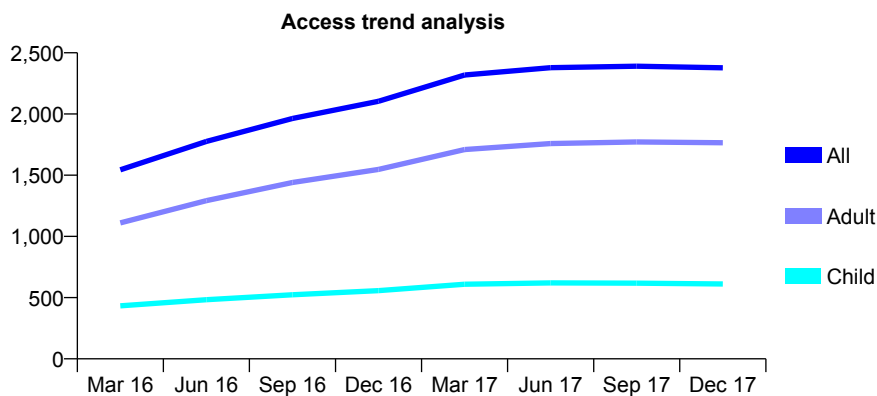
## Q53 - Vital Signs At a Glance Contract Report for 698253/0001 - December 2017

Name or company name	MR NS MALHI
Contract type name	GDS Contract
Purpose of contract	General
Contract start date	01/06/2015
Contract end date	

17/18 Contracted general activity (UDA)	6,395
Carry forward general activity (UDA)	-29
17/18 Contracted orthodontic activity (UOA)	0
Carry forward orthodontic activity (UOA)	0
Baseline contract value	£182,389.34

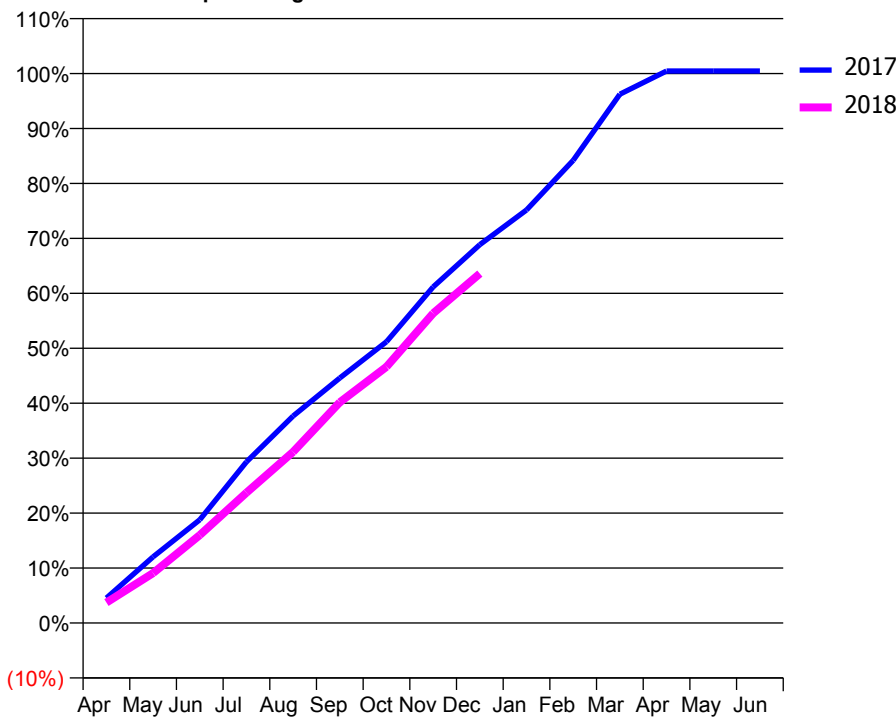
### ACCESS\*

Patients seen in 24 months	Total	Change since previous quarter
Quarter ending December 2016	2,104	
Quarter ending March 2017	2,319	↑
Quarter ending June 2017	2,379	↑
Quarter ending September 2017	2,390	→
Quarter ending December 2017	2,377	→
<b>Variance since December 2016</b>	<b>13.0%</b>	<b>↑</b>



### ACTIVITY

Cumulative percentage of contracted UDA delivered 2017 & 2018



Month	Adjusted Scheduled Activity (UDA)	
	2017	2018
April	291	238
May	771	580
June	1,201	1,024
July	1,875	1,517
August	2,409	1,992
September	2,852	2,569
October	3,274	2,981
November	3,911	3,604
December	4,404	4,066
January	4,806	
February	5,384	
March	6,154	
April	6,423	
May	6,423	
June	6,423	

### QUALITY

	Quantity	Base Number	Contract	AT	Region	England
% of FP17s for the same patient ID Re-attending within 3 months - Children	19	514	3.7%	9.5%	11.8%	12.0%
% of FP17s for the same patient ID Re-attending within 3 months - Adults	82	1,264	6.5%	12.8%	15.3%	15.9%
% of FP17s for the same patient ID Re-attending between 3 & 9 months - Children	251	514	48.8%	58.7%	59.1%	58.0%
% of FP17s for the same patient ID Re-attending between 3 & 9 months - Adults	501	1,264	39.6%	49.6%	51.5%	50.5%
% of FP17s for Band 1 Urgent Courses	111	1,697	6.5%	7.0%	8.0%	9.0%
% of FP17s Relating to Free Repair or Replacements	8	1,697	0.5%	0.8%	0.8%	0.8%
% of FP17s Relating to Continuations	3	1,697	0.2%	1.1%	1.1%	1.1%
% of Patients satisfied with the dentistry they have received	3	3	N/A	92.1%	91.6%	91.5%
% of Patients satisfied with the time they had to wait for an appointment	2	3	N/A	89.9%	88.3%	87.9%

\* This is based on patients treated on this contract for their most recent course of treatment. Figures in italics indicate the base number of FP17s or Patient Questionnaire responses are less than 100. N/A is shown where the base number of responses is less than 10 during the period. % is calculated as Quantity/Base number\*100

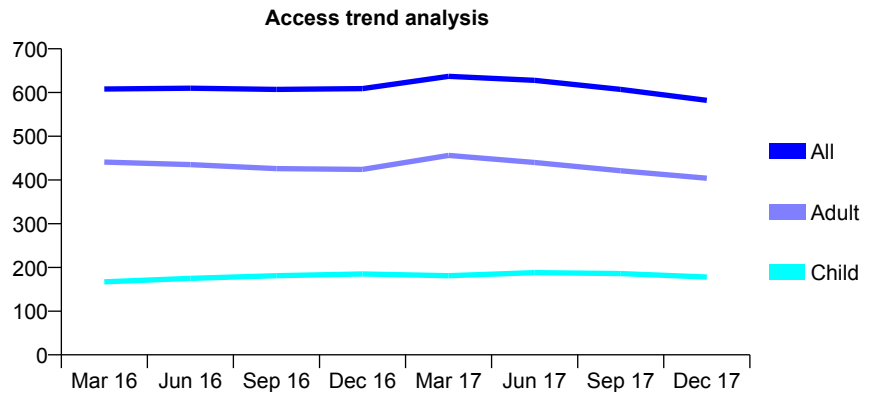
## Q53 - Vital Signs At a Glance Contract Report for 716820/0001 - December 2017

Name or company name	MRS HM KOTLINSKA - STASZKOWS
Contract type name	GDS Contract
Purpose of contract	General
Contract start date	21/06/2010
Contract end date	

17/18 Contracted general activity (UDA)	1,813
Carry forward general activity (UDA)	0
17/18 Contracted orthodontic activity (UOA)	0
Carry forward orthodontic activity (UOA)	0
Baseline contract value	£45,895.25

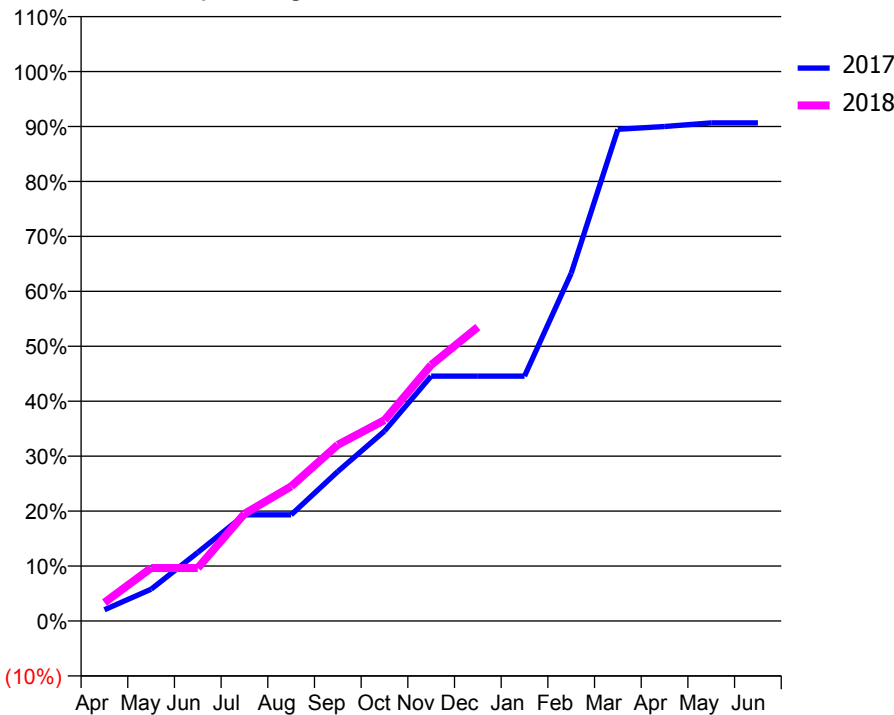
### ACCESS\*

Patients seen in 24 months	Total	Change since previous quarter
Quarter ending December 2016	609	
Quarter ending March 2017	637	↑
Quarter ending June 2017	628	↓
Quarter ending September 2017	607	↓
Quarter ending December 2017	582	↓
<b>Variance since December 2016</b>	<b>(4.4%)</b>	<b>↓</b>



### ACTIVITY

Cumulative percentage of contracted UDA delivered 2017 & 2018



Month	Adjusted Scheduled Activity (UDA)	
	2017	2018
April	37	61
May	105	175
June	226	175
July	351	354
August	351	444
September	494	581
October	627	663
November	808	845
December	808	970
January	808	
February	1,147	
March	1,622	
April	1,631	
May	1,643	
June	1,643	

### QUALITY

	Quantity	Base Number	Contract	AT	Region	England
% of FP17s for the same patient ID Re-attending within 3 months - Children	13	190	6.8%	9.5%	11.8%	12.0%
% of FP17s for the same patient ID Re-attending within 3 months - Adults	30	302	9.9%	12.8%	15.3%	15.9%
% of FP17s for the same patient ID Re-attending between 3 & 9 months - Children	102	190	53.7%	58.7%	59.1%	58.0%
% of FP17s for the same patient ID Re-attending between 3 & 9 months - Adults	132	302	43.7%	49.6%	51.5%	50.5%
% of FP17s for Band 1 Urgent Courses	4	476	0.8%	7.0%	8.0%	9.0%
% of FP17s Relating to Free Repair or Replacements	8	476	1.7%	0.8%	0.8%	0.8%
% of FP17s Relating to Continuations	5	476	1.1%	1.1%	1.1%	1.1%
% of Patients satisfied with the dentistry they have received	1	1	N/A	92.1%	91.6%	91.5%
% of Patients satisfied with the time they had to wait for an appointment	1	1	N/A	89.9%	88.3%	87.9%

\* This is based on patients treated on this contract for their most recent course of treatment. Figures in italics indicate the base number of FP17s or Patient Questionnaire responses are less than 100. N/A is shown where the base number of responses is less than 10 during the period. % is calculated as Quantity/Base number\*100

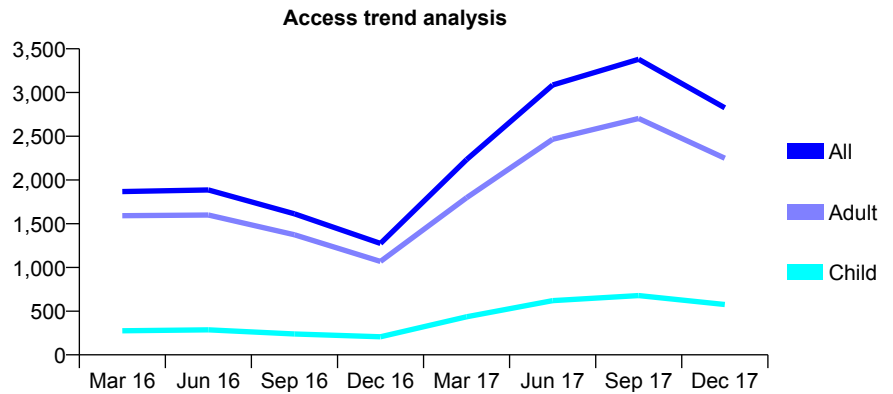
## Q53 - Vital Signs At a Glance Contract Report for 731323/0001 - December 2017

Name or company name	Leicester Street Dental Surgery
Contract type name	GDS Contract
Purpose of contract	General
Contract start date	01/04/2006
Contract end date	

17/18 Contracted general activity (UDA)	6,641
Carry forward general activity (UDA)	0
17/18 Contracted orthodontic activity (UOA)	0
Carry forward orthodontic activity (UOA)	0
Baseline contract value	£154,001.88

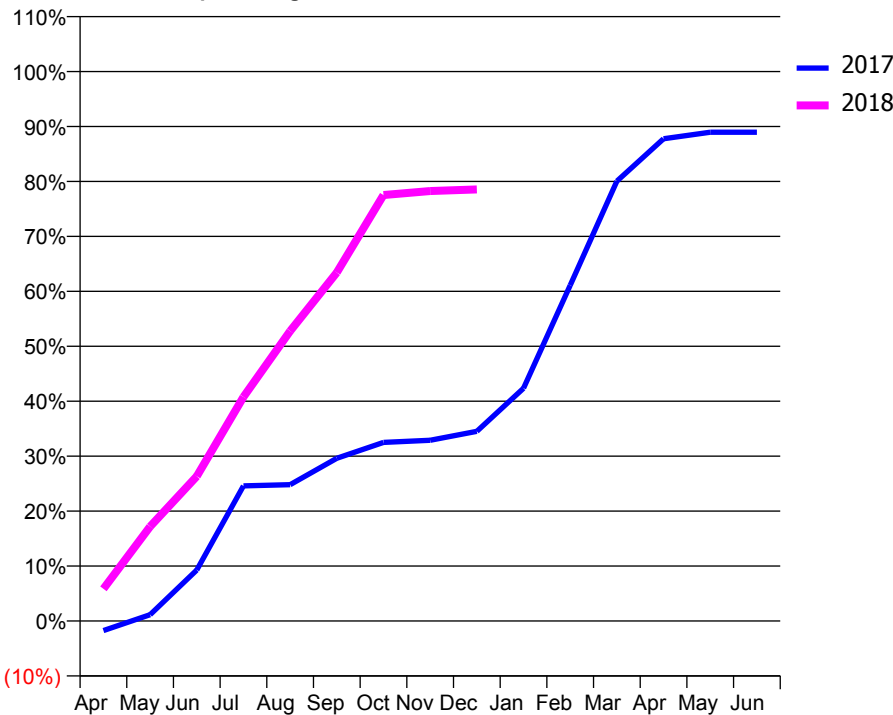
### ACCESS\*

Patients seen in 24 months	Total	Change since previous quarter
Quarter ending December 2016	1,274	
Quarter ending March 2017	2,234	↑
Quarter ending June 2017	3,086	↑
Quarter ending September 2017	3,381	↑
Quarter ending December 2017	2,825	↓
<b>Variance since December 2016</b>	<b>121.7%</b>	<b>↑</b>



### ACTIVITY

Cumulative percentage of contracted UDA delivered 2017 & 2018



Month	Adjusted Scheduled Activity (UDA)	
	2017	2018
April	-117	389
May	77	1,141
June	617	1,749
July	1,634	2,709
August	1,648	3,505
September	1,967	4,212
October	2,159	5,147
November	2,185	5,197
December	2,292	5,216
January	2,814	
February	4,058	
March	5,316	
April	5,829	
May	5,908	
June	5,908	

### QUALITY

	Quantity	Base Number	Contract	AT	Region	England
% of FP17s for the same patient ID Re-attending within 3 months - Children	50	755	6.6%	9.5%	11.8%	12.0%
% of FP17s for the same patient ID Re-attending within 3 months - Adults	285	2,361	12.1%	12.8%	15.3%	15.9%
% of FP17s for the same patient ID Re-attending between 3 & 9 months - Children	269	755	35.6%	58.7%	59.1%	58.0%
% of FP17s for the same patient ID Re-attending between 3 & 9 months - Adults	623	2,361	26.4%	49.6%	51.5%	50.5%
% of FP17s for Band 1 Urgent Courses	258	2,812	9.2%	7.0%	8.0%	9.0%
% of FP17s Relating to Free Repair or Replacements	10	2,812	0.4%	0.8%	0.8%	0.8%
% of FP17s Relating to Continuations	22	2,812	0.8%	1.1%	1.1%	1.1%
% of Patients satisfied with the dentistry they have received	6	7	N/A	92.1%	91.6%	91.5%
% of Patients satisfied with the time they had to wait for an appointment	7	7	N/A	89.9%	88.3%	87.9%

\* This is based on patients treated on this contract for their most recent course of treatment. Figures in italics indicate the base number of FP17s or Patient Questionnaire responses are less than 100. N/A is shown where the base number of responses is less than 10 during the period. % is calculated as Quantity/Base number\*100

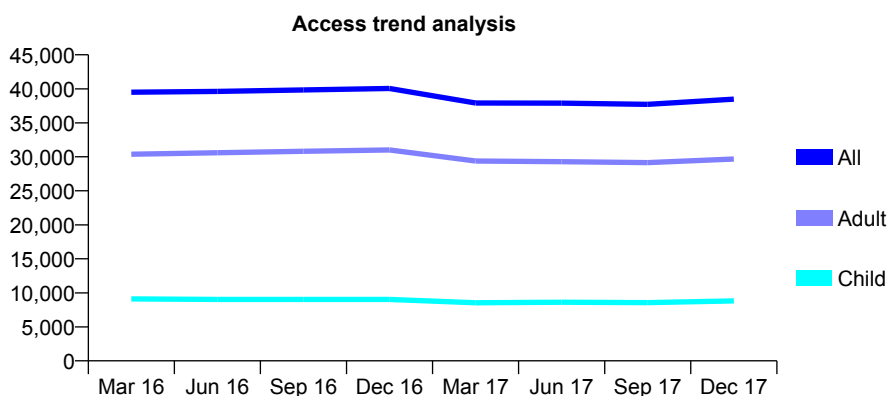
## Q53 - Vital Signs At a Glance Contract Report for 732052/0003 - December 2017

Name or company name	Balbir S Bhandal, Amrik S Bhandal & Baljit
Contract type name	GDS Contract
Purpose of contract	General and Orthodontic
Contract start date	01/04/2006
Contract end date	

17/18 Contracted general activity (UDA)	100,734
Carry forward general activity (UDA)	489
17/18 Contracted orthodontic activity (UOA)	3,423
Carry forward orthodontic activity (UOA)	-69
Baseline contract value	£2,949,536.28

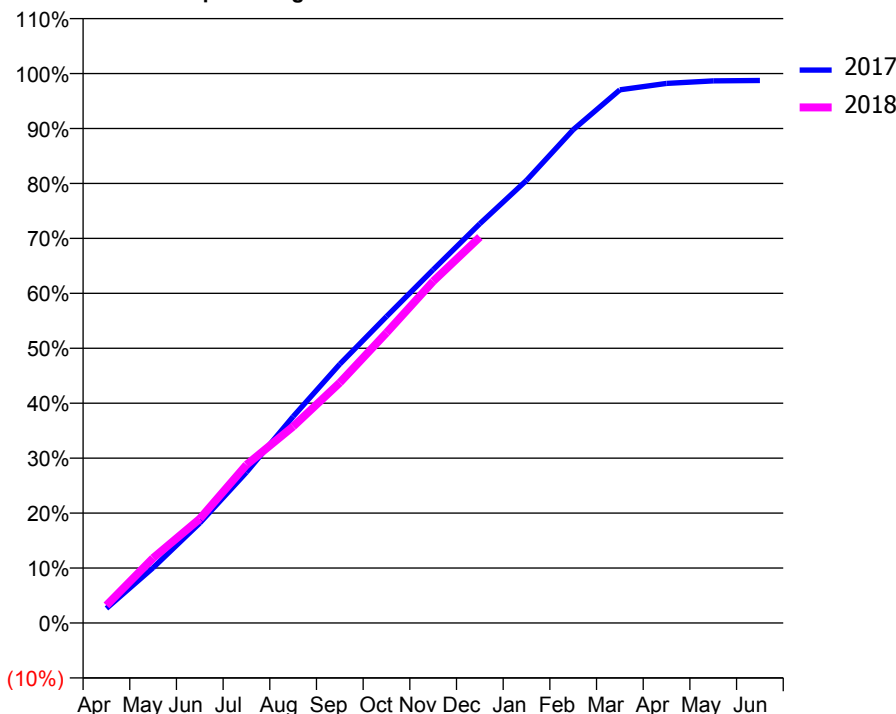
### ACCESS\*

Patients seen in 24 months	Total	Change since previous quarter
Quarter ending December 2016	40,040	
Quarter ending March 2017	37,916	↓
Quarter ending June 2017	37,901	→
Quarter ending September 2017	37,712	→
Quarter ending December 2017	38,480	↑
<b>Variance since December 2016</b>	<b>(3.9%)</b>	<b>↓</b>



### ACTIVITY

Cumulative percentage of contracted UDA delivered 2017 & 2018



Month	Adjusted Scheduled Activity (UDA)	
	2017	2018
April	2,667	3,237
May	10,127	11,920
June	18,328	19,112
July	27,636	28,994
August	37,843	36,011
September	47,464	44,074
October	56,190	53,208
November	64,759	62,649
December	73,194	70,756
January	81,156	
February	90,438	
March	97,750	
April	98,924	
May	99,381	
June	99,459	

### QUALITY

	Quantity	Base Number	Contract	AT	Region	England
% of FP17s for the same patient ID Re-attending within 3 months - Children	408	7,028	5.8%	9.5%	11.8%	12.0%
% of FP17s for the same patient ID Re-attending within 3 months - Adults	1,312	19,999	6.6%	12.8%	15.3%	15.9%
% of FP17s for the same patient ID Re-attending between 3 & 9 months - Children	2,454	7,028	34.9%	58.7%	59.1%	58.0%
% of FP17s for the same patient ID Re-attending between 3 & 9 months - Adults	6,466	19,999	32.3%	49.6%	51.5%	50.5%
% of FP17s for Band 1 Urgent Courses	520	26,169	2.0%	7.0%	8.0%	9.0%
% of FP17s Relating to Free Repair or Replacements	63	26,169	0.2%	0.8%	0.8%	0.8%
% of FP17s Relating to Continuations	16	26,169	0.1%	1.1%	1.1%	1.1%
% of Patients satisfied with the dentistry they have received	30	32	93.8%	92.1%	91.6%	91.5%
% of Patients satisfied with the time they had to wait for an appointment	26	32	81.3%	89.9%	88.3%	87.9%

\* This is based on patients treated on this contract for their most recent course of treatment. Figures in italics indicate the base number of FP17s or Patient Questionnaire responses are less than 100. N/A is shown where the base number of responses is less than 10 during the period. % is calculated as Quantity/Base number\*100

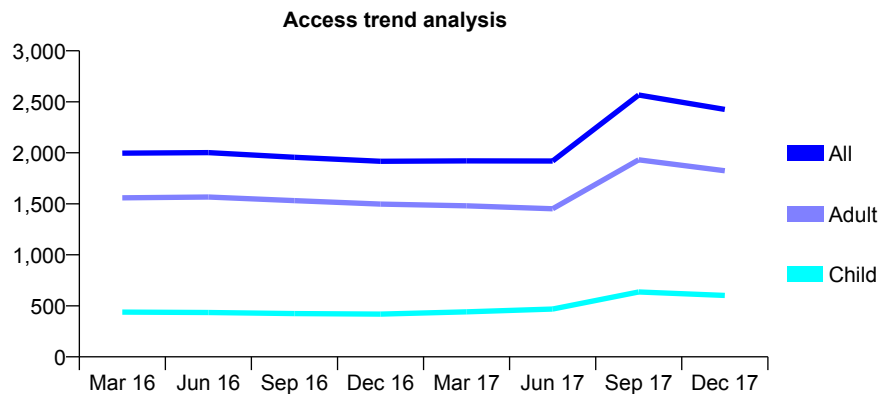
## Q53 - Vital Signs At a Glance Contract Report for 732052/0004 - December 2017

Name or company name	Balbir S Bhandal, Amrik S Bhandal & Baljit
Contract type name	GDS Contract
Purpose of contract	General
Contract start date	01/04/2006
Contract end date	

17/18 Contracted general activity (UDA)	7,618
Carry forward general activity (UDA)	0
17/18 Contracted orthodontic activity (UOA)	0
Carry forward orthodontic activity (UOA)	0
Baseline contract value	£190,784.80

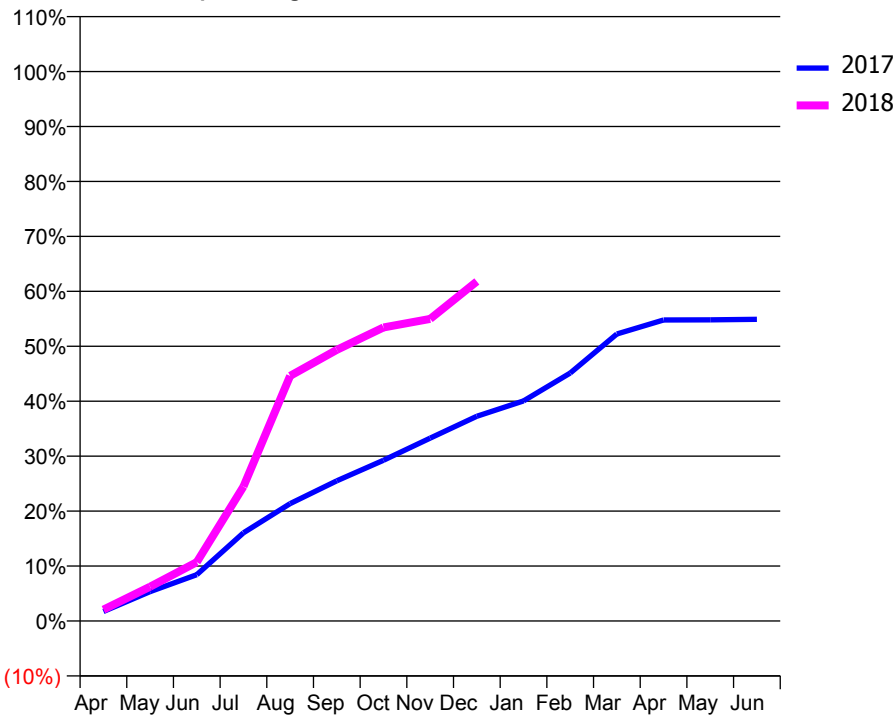
### ACCESS\*

Patients seen in 24 months	Total	Change since previous quarter
Quarter ending December 2016	1,917	
Quarter ending March 2017	1,921	→
Quarter ending June 2017	1,920	→
Quarter ending September 2017	2,567	↑
Quarter ending December 2017	2,426	↓
<b>Variance since December 2016</b>	<b>26.6%</b>	<b>↑</b>



### ACTIVITY

Cumulative percentage of contracted UDA delivered 2017 & 2018



Month	Adjusted Scheduled Activity (UDA)	
	2017	2018
April	133	157
May	408	475
June	642	816
July	1,224	1,865
August	1,628	3,398
September	1,945	3,758
October	2,229	4,070
November	2,536	4,189
December	2,838	4,707
January	3,051	
February	3,438	
March	3,980	
April	4,174	
May	4,175	
June	4,182	

### QUALITY

	Quantity	Base Number	Contract	AT	Region	England
% of FP17s for the same patient ID Re-attending within 3 months - Children	27	864	3.1%	9.5%	11.8%	12.0%
% of FP17s for the same patient ID Re-attending within 3 months - Adults	247	2,787	8.9%	12.8%	15.3%	15.9%
% of FP17s for the same patient ID Re-attending between 3 & 9 months - Children	298	864	34.5%	58.7%	59.1%	58.0%
% of FP17s for the same patient ID Re-attending between 3 & 9 months - Adults	1,017	2,787	36.5%	49.6%	51.5%	50.5%
% of FP17s for Band 1 Urgent Courses	21	2,281	0.9%	7.0%	8.0%	9.0%
% of FP17s Relating to Free Repair or Replacements	8	2,281	0.4%	0.8%	0.8%	0.8%
% of FP17s Relating to Continuations	0	2,281	0.0%	1.1%	1.1%	1.1%
% of Patients satisfied with the dentistry they have received	3	3	N/A	92.1%	91.6%	91.5%
% of Patients satisfied with the time they had to wait for an appointment	3	3	N/A	89.9%	88.3%	87.9%

\* This is based on patients treated on this contract for their most recent course of treatment. Figures in italics indicate the base number of FP17s or Patient Questionnaire responses are less than 100. N/A is shown where the base number of responses is less than 10 during the period. % is calculated as Quantity/Base number\*100

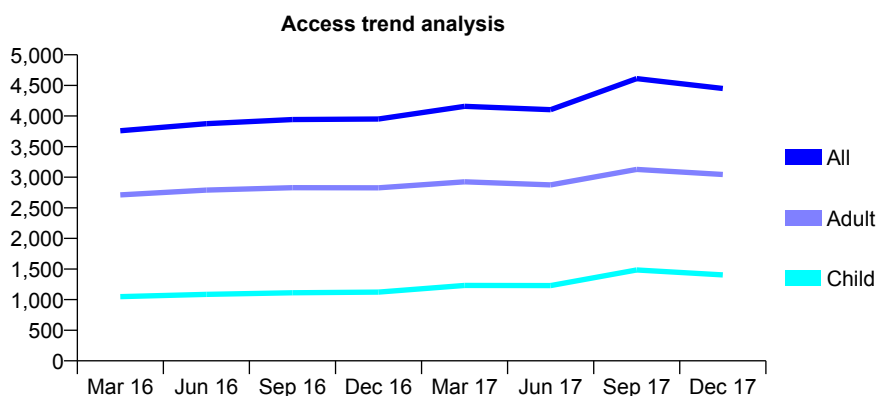
## Q53 - Vital Signs At a Glance Contract Report for 732052/0005 - December 2017

Name or company name	Balbir S Bhandal, Amrik S Bhandal & Baljit
Contract type name	GDS Contract
Purpose of contract	General
Contract start date	18/05/2009
Contract end date	

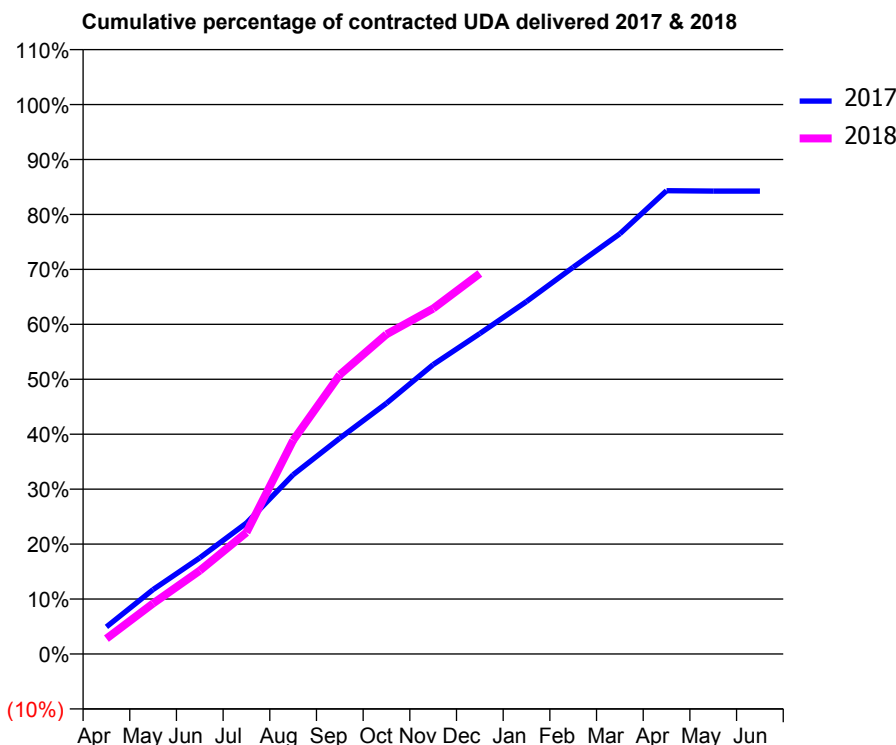
17/18 Contracted general activity (UDA)	11,000
Carry forward general activity (UDA)	0
17/18 Contracted orthodontic activity (UOA)	0
Carry forward orthodontic activity (UOA)	0
Baseline contract value	£268,467.40

### ACCESS\*

Patients seen in 24 months	Total	Change since previous quarter
Quarter ending December 2016	3,950	
Quarter ending March 2017	4,158	↑
Quarter ending June 2017	4,103	↓
Quarter ending September 2017	4,612	↑
Quarter ending December 2017	4,450	↓
<b>Variance since December 2016</b>	<b>12.7%</b>	<b>↑</b>



### ACTIVITY



Month	Adjusted Scheduled Activity (UDA)	
	2017	2018
April	543	308
May	1,290	1,012
June	1,925	1,670
July	2,623	2,433
August	3,589	4,278
September	4,320	5,592
October	5,020	6,401
November	5,794	6,916
December	6,415	7,617
January	7,056	
February	7,742	
March	8,411	
April	9,275	
May	9,266	
June	9,266	

### QUALITY

	Quantity	Base Number	Contract	AT	Region	England
% of FP17s for the same patient ID Re-attending within 3 months - Children	9	1,205	0.7%	9.5%	11.8%	12.0%
% of FP17s for the same patient ID Re-attending within 3 months - Adults	67	2,256	3.0%	12.8%	15.3%	15.9%
% of FP17s for the same patient ID Re-attending between 3 & 9 months - Children	260	1,205	21.6%	58.7%	59.1%	58.0%
% of FP17s for the same patient ID Re-attending between 3 & 9 months - Adults	602	2,256	26.7%	49.6%	51.5%	50.5%
% of FP17s for Band 1 Urgent Courses	54	3,058	1.8%	7.0%	8.0%	9.0%
% of FP17s Relating to Free Repair or Replacements	0	3,058	0.0%	0.8%	0.8%	0.8%
% of FP17s Relating to Continuations	0	3,058	0.0%	1.1%	1.1%	1.1%
% of Patients satisfied with the dentistry they have received	4	5	N/A	92.1%	91.6%	91.5%
% of Patients satisfied with the time they had to wait for an appointment	5	5	N/A	89.9%	88.3%	87.9%

\* This is based on patients treated on this contract for their most recent course of treatment. Figures in italics indicate the base number of FP17s or Patient Questionnaire responses are less than 100. N/A is shown where the base number of responses is less than 10 during the period. % is calculated as Quantity/Base number\*100



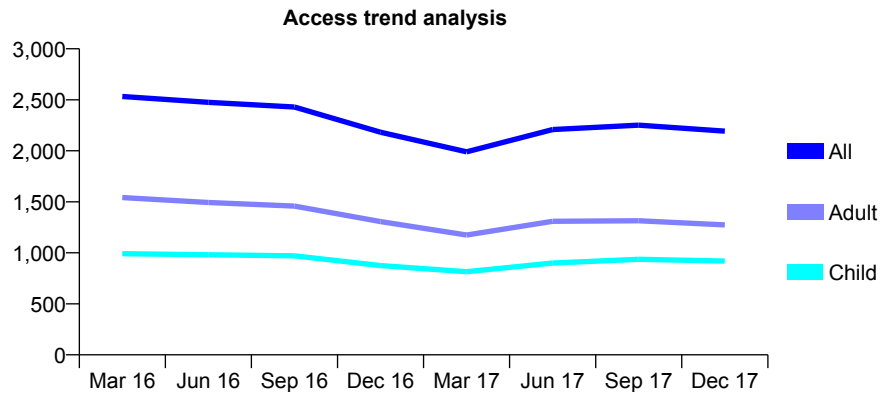
## Q53 - Vital Signs At a Glance Contract Report for 732052/0006 - December 2017

Name or company name	Balbir S Bhandal, Amrik S Bhandal & Baljit
Contract type name	GDS Contract
Purpose of contract	General
Contract start date	18/05/2009
Contract end date	

17/18 Contracted general activity (UDA)	6,600
Carry forward general activity (UDA)	0
17/18 Contracted orthodontic activity (UOA)	0
Carry forward orthodontic activity (UOA)	0
Baseline contract value	£161,080.44

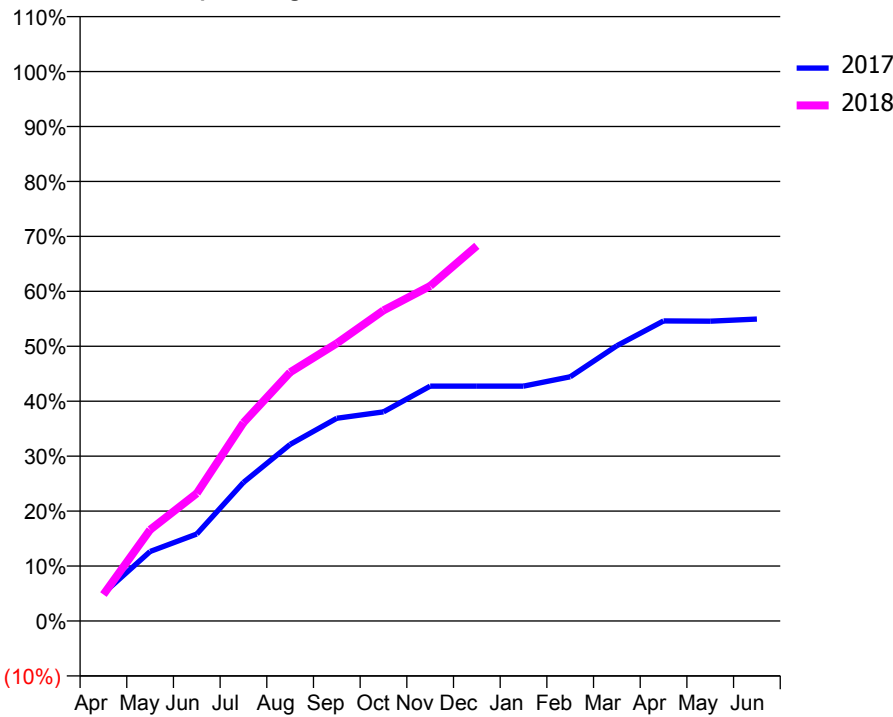
### ACCESS\*

Patients seen in 24 months	Total	Change since previous quarter
Quarter ending December 2016	2,182	
Quarter ending March 2017	1,990	↓
Quarter ending June 2017	2,209	↑
Quarter ending September 2017	2,251	→
Quarter ending December 2017	2,193	↓
<b>Variance since December 2016</b>	<b>0.5%</b>	<b>→</b>



### ACTIVITY

Cumulative percentage of contracted UDA delivered 2017 & 2018



Month	Adjusted Scheduled Activity (UDA)	
	2017	2018
April	333	318
May	835	1,096
June	1,045	1,533
July	1,666	2,383
August	2,121	2,988
September	2,435	3,335
October	2,512	3,731
November	2,821	4,024
December	2,821	4,506
January	2,821	
February	2,934	
March	3,307	
April	3,604	
May	3,601	
June	3,627	

### QUALITY

	Quantity	Base Number	Contract	AT	Region	England
% of FP17s for the same patient ID Re-attending within 3 months - Children	12	792	1.5%	9.5%	11.8%	12.0%
% of FP17s for the same patient ID Re-attending within 3 months - Adults	36	1,075	3.3%	12.8%	15.3%	15.9%
% of FP17s for the same patient ID Re-attending between 3 & 9 months - Children	167	792	21.1%	58.7%	59.1%	58.0%
% of FP17s for the same patient ID Re-attending between 3 & 9 months - Adults	209	1,075	19.4%	49.6%	51.5%	50.5%
% of FP17s for Band 1 Urgent Courses	9	1,739	0.5%	7.0%	8.0%	9.0%
% of FP17s Relating to Free Repair or Replacements	2	1,739	0.1%	0.8%	0.8%	0.8%
% of FP17s Relating to Continuations	0	1,739	0.0%	1.1%	1.1%	1.1%
% of Patients satisfied with the dentistry they have received	1	1	N/A	92.1%	91.6%	91.5%
% of Patients satisfied with the time they had to wait for an appointment	0	1	N/A	89.9%	88.3%	87.9%

\* This is based on patients treated on this contract for their most recent course of treatment. Figures in italics indicate the base number of FP17s or Patient Questionnaire responses are less than 100. N/A is shown where the base number of responses is less than 10 during the period. % is calculated as Quantity/Base number\*100

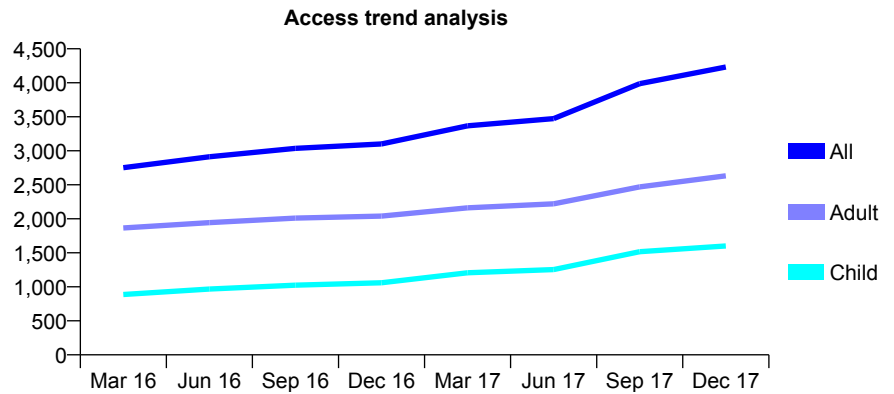
## Q53 - Vital Signs At a Glance Contract Report for 732052/0007 - December 2017

Name or company name	Balbir S Bhandal, Amrik S Bhandal & Baljit
Contract type name	GDS Contract
Purpose of contract	General
Contract start date	18/05/2009
Contract end date	

17/18 Contracted general activity (UDA)	11,000
Carry forward general activity (UDA)	0
17/18 Contracted orthodontic activity (UOA)	0
Carry forward orthodontic activity (UOA)	0
Baseline contract value	£268,467.40

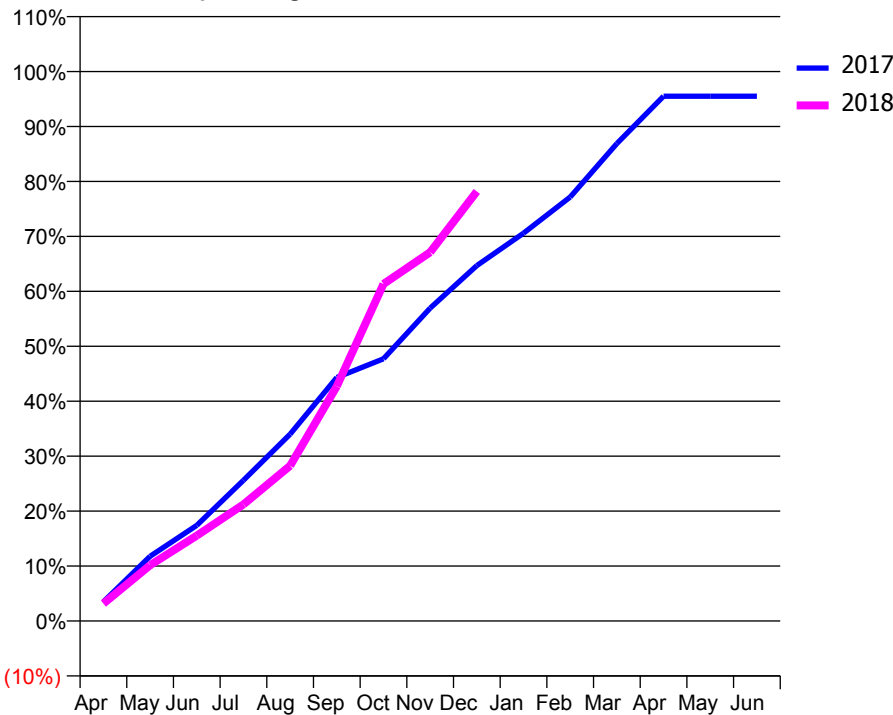
### ACCESS\*

Patients seen in 24 months	Total	Change since previous quarter
Quarter ending December 2016	3,101	
Quarter ending March 2017	3,368	↑
Quarter ending June 2017	3,473	↑
Quarter ending September 2017	3,987	↑
Quarter ending December 2017	4,232	↑
<b>Variance since December 2016</b>	<b>36.5%</b>	<b>↑</b>



### ACTIVITY

Cumulative percentage of contracted UDA delivered 2017 & 2018



Month	Adjusted Scheduled Activity (UDA)	
	2017	2018
April	386	349
May	1,295	1,117
June	1,914	1,709
July	2,818	2,335
August	3,741	3,109
September	4,875	4,699
October	5,250	6,747
November	6,264	7,383
December	7,116	8,599
January	7,763	
February	8,488	
March	9,559	
April	10,505	
May	10,504	
June	10,504	

### QUALITY

	Quantity	Base Number	Contract	AT	Region	England
% of FP17s for the same patient ID Re-attending within 3 months - Children	49	1,711	2.9%	9.5%	11.8%	12.0%
% of FP17s for the same patient ID Re-attending within 3 months - Adults	60	2,233	2.7%	12.8%	15.3%	15.9%
% of FP17s for the same patient ID Re-attending between 3 & 9 months - Children	724	1,711	42.3%	58.7%	59.1%	58.0%
% of FP17s for the same patient ID Re-attending between 3 & 9 months - Adults	833	2,233	37.3%	49.6%	51.5%	50.5%
% of FP17s for Band 1 Urgent Courses	28	3,582	0.8%	7.0%	8.0%	9.0%
% of FP17s Relating to Free Repair or Replacements	10	3,582	0.3%	0.8%	0.8%	0.8%
% of FP17s Relating to Continuations	3	3,582	0.1%	1.1%	1.1%	1.1%
% of Patients satisfied with the dentistry they have received	5	6	N/A	92.1%	91.6%	91.5%
% of Patients satisfied with the time they had to wait for an appointment	5	6	N/A	89.9%	88.3%	87.9%

\* This is based on patients treated on this contract for their most recent course of treatment. Figures in italics indicate the base number of FP17s or Patient Questionnaire responses are less than 100. N/A is shown where the base number of responses is less than 10 during the period. % is calculated as Quantity/Base number\*100

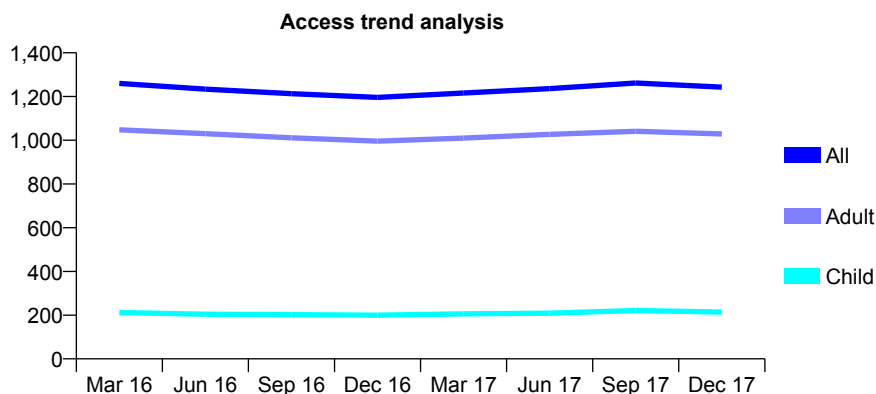
## Q53 - Vital Signs At a Glance Contract Report for 735868/0001 - December 2017

Name or company name	MRS JA WARHAM
Contract type name	GDS Contract
Purpose of contract	General
Contract start date	01/04/2006
Contract end date	

17/18 Contracted general activity (UDA)	4,154
Carry forward general activity (UDA)	123
17/18 Contracted orthodontic activity (UOA)	0
Carry forward orthodontic activity (UOA)	0
Baseline contract value	£106,311.49

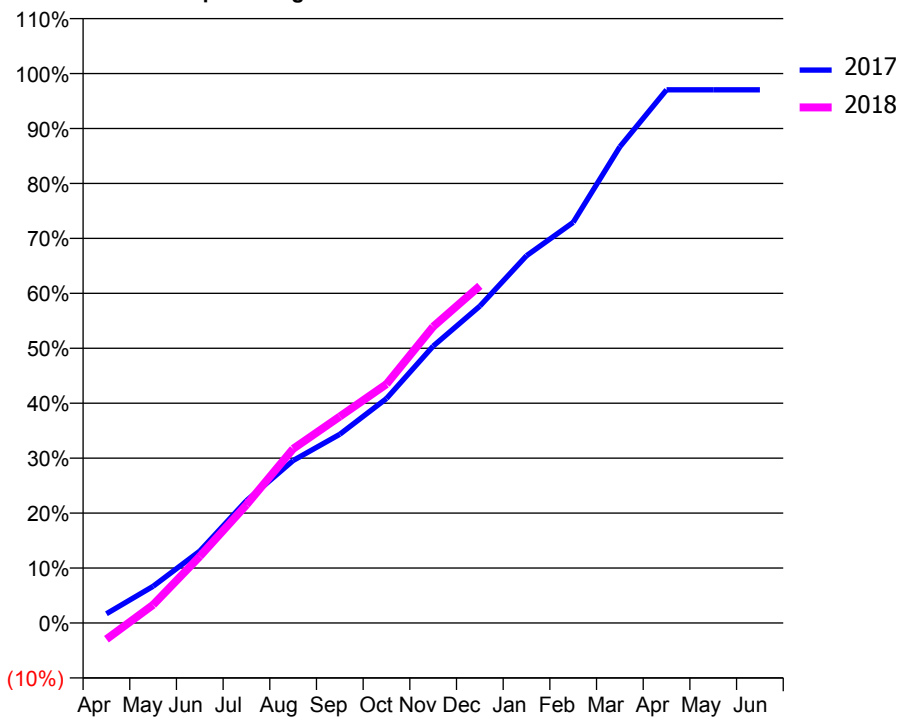
### ACCESS\*

Patients seen in 24 months	Total	Change since previous quarter
Quarter ending December 2016	1,196	
Quarter ending March 2017	1,216	→
Quarter ending June 2017	1,236	→
Quarter ending September 2017	1,262	↑
Quarter ending December 2017	1,243	↓
<b>Variance since December 2016</b>	<b>3.9%</b>	<b>↑</b>



### ACTIVITY

Cumulative percentage of contracted UDA delivered 2017 & 2018



Month	Adjusted Scheduled Activity (UDA)	
	2017	2018
April	70	-123
May	277	138
June	544	503
July	925	894
August	1,228	1,317
September	1,427	1,561
October	1,697	1,806
November	2,093	2,241
December	2,396	2,549
January	2,777	
February	3,028	
March	3,600	
April	4,031	
May	4,031	
June	4,031	

### QUALITY

	Quantity	Base Number	Contract	AT	Region	England
% of FP17s for the same patient ID Re-attending within 3 months - Children	17	253	6.7%	9.5%	11.8%	12.0%
% of FP17s for the same patient ID Re-attending within 3 months - Adults	183	1,098	16.7%	12.8%	15.3%	15.9%
% of FP17s for the same patient ID Re-attending between 3 & 9 months - Children	170	253	67.2%	58.7%	59.1%	58.0%
% of FP17s for the same patient ID Re-attending between 3 & 9 months - Adults	516	1,098	47.0%	49.6%	51.5%	50.5%
% of FP17s for Band 1 Urgent Courses	203	1,213	16.7%	7.0%	8.0%	9.0%
% of FP17s Relating to Free Repair or Replacements	23	1,213	1.9%	0.8%	0.8%	0.8%
% of FP17s Relating to Continuations	22	1,213	1.8%	1.1%	1.1%	1.1%
% of Patients satisfied with the dentistry they have received	1	2	N/A	92.1%	91.6%	91.5%
% of Patients satisfied with the time they had to wait for an appointment	0	2	N/A	89.9%	88.3%	87.9%

\* This is based on patients treated on this contract for their most recent course of treatment. Figures in italics indicate the base number of FP17s or Patient Questionnaire responses are less than 100. N/A is shown where the base number of responses is less than 10 during the period. % is calculated as Quantity/Base number\*100

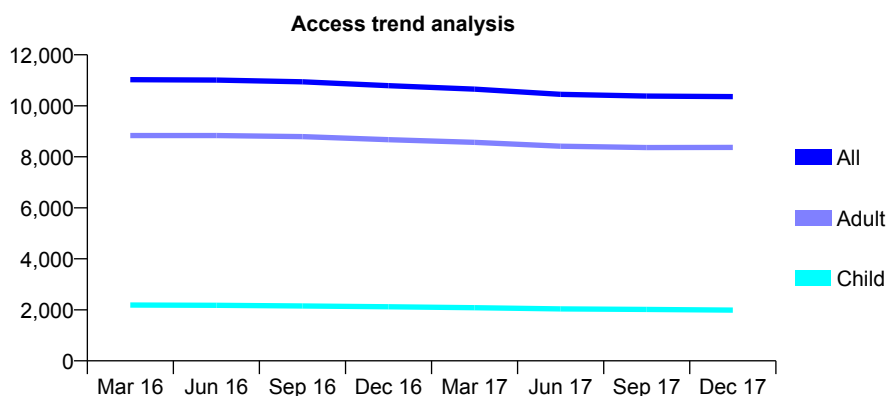
## Q53 - Vital Signs At a Glance Contract Report for 740179/0001 - December 2017

Name or company name	MR JC ALLEN
Contract type name	GDS Contract
Purpose of contract	General and Orthodontic
Contract start date	01/04/2006
Contract end date	

17/18 Contracted general activity (UDA)	28,247
Carry forward general activity (UDA)	-8
17/18 Contracted orthodontic activity (UOA)	645
Carry forward orthodontic activity (UOA)	0
Baseline contract value	£928,659.78

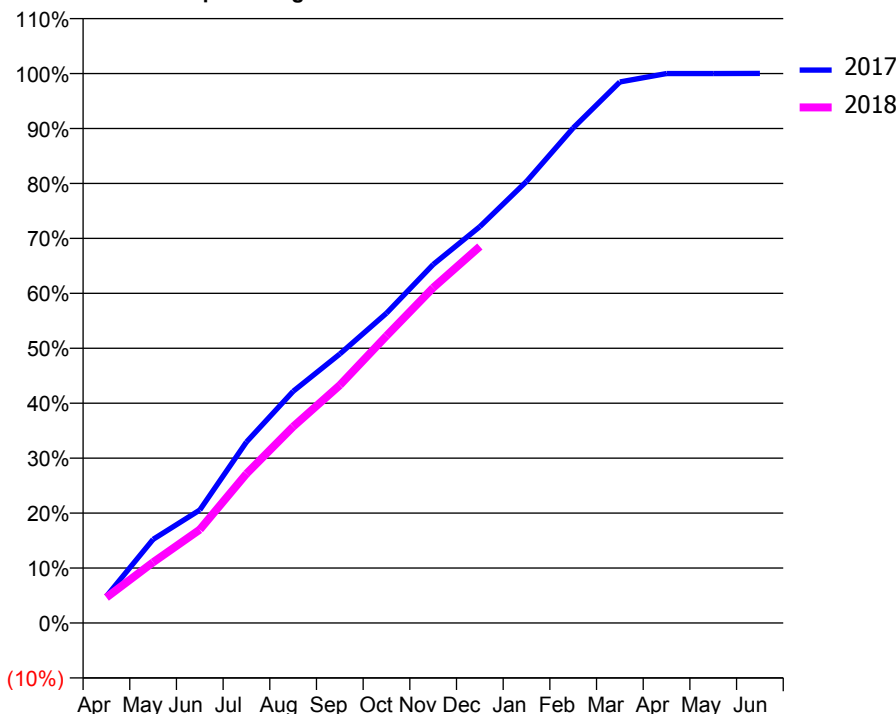
### ACCESS\*

Patients seen in 24 months	Total	Change since previous quarter
Quarter ending December 2016	10,788	
Quarter ending March 2017	10,653	↓
Quarter ending June 2017	10,451	↓
Quarter ending September 2017	10,384	→
Quarter ending December 2017	10,362	→
<b>Variance since December 2016</b>	<b>(3.9%)</b>	<b>↓</b>



### ACTIVITY

Cumulative percentage of contracted UDA delivered 2017 & 2018



Month	Adjusted Scheduled Activity (UDA)	
	2017	2018
April	1,377	1,311
May	4,304	3,121
June	5,808	4,802
July	9,306	7,672
August	11,912	10,097
September	13,826	12,225
October	15,926	14,761
November	18,431	17,238
December	20,373	19,354
January	22,697	
February	25,446	
March	27,813	
April	28,242	
May	28,242	
June	28,254	

### QUALITY

	Quantity	Base Number	Contract	AT	Region	England
% of FP17s for the same patient ID Re-attending within 3 months - Children	168	2,407	7.0%	9.5%	11.8%	12.0%
% of FP17s for the same patient ID Re-attending within 3 months - Adults	1,326	9,326	14.2%	12.8%	15.3%	15.9%
% of FP17s for the same patient ID Re-attending between 3 & 9 months - Children	1,669	2,407	69.3%	58.7%	59.1%	58.0%
% of FP17s for the same patient ID Re-attending between 3 & 9 months - Adults	4,837	9,326	51.9%	49.6%	51.5%	50.5%
% of FP17s for Band 1 Urgent Courses	546	11,418	4.8%	7.0%	8.0%	9.0%
% of FP17s Relating to Free Repair or Replacements	102	11,418	0.9%	0.8%	0.8%	0.8%
% of FP17s Relating to Continuations	325	11,418	2.8%	1.1%	1.1%	1.1%
% of Patients satisfied with the dentistry they have received	22	22	100.0%	92.1%	91.6%	91.5%
% of Patients satisfied with the time they had to wait for an appointment	21	22	95.5%	89.9%	88.3%	87.9%

\* This is based on patients treated on this contract for their most recent course of treatment. Figures in italics indicate the base number of FP17s or Patient Questionnaire responses are less than 100. N/A is shown where the base number of responses is less than 10 during the period. % is calculated as Quantity/Base number\*100

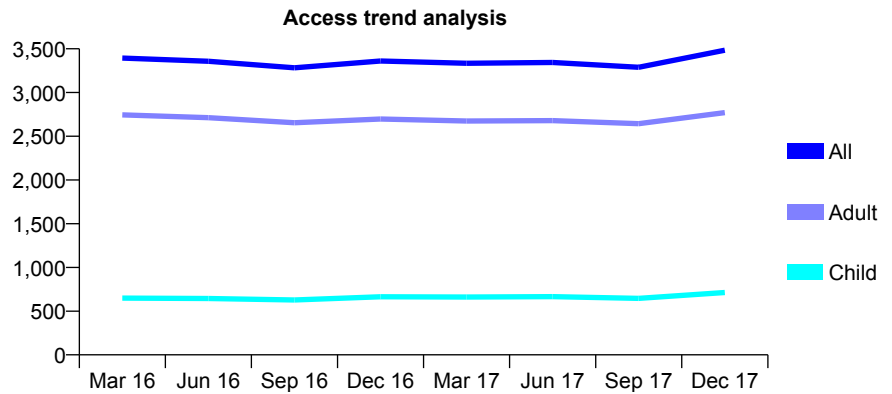
## Q53 - Vital Signs At a Glance Contract Report for 742597/0001 - December 2017

Name or company name	MR SS UBHI
Contract type name	GDS Contract
Purpose of contract	General
Contract start date	01/04/2006
Contract end date	

17/18 Contracted general activity (UDA)	7,983
Carry forward general activity (UDA)	-6
17/18 Contracted orthodontic activity (UOA)	0
Carry forward orthodontic activity (UOA)	0
Baseline contract value	£237,959.93

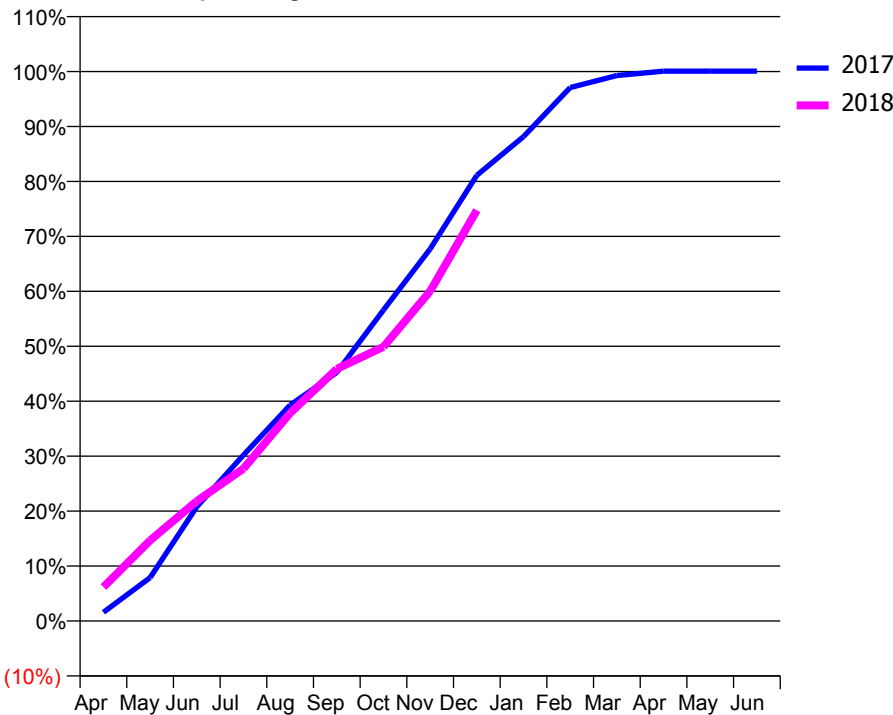
### ACCESS\*

Patients seen in 24 months	Total	Change since previous quarter
Quarter ending December 2016	3,361	
Quarter ending March 2017	3,335	→
Quarter ending June 2017	3,343	→
Quarter ending September 2017	3,289	↓
Quarter ending December 2017	3,484	↑
<b>Variance since December 2016</b>	<b>3.7%</b>	<b>↑</b>



### ACTIVITY

Cumulative percentage of contracted UDA delivered 2017 & 2018



Month	Adjusted Scheduled Activity (UDA)	
	2017	2018
April	127	493
May	631	1,170
June	1,659	1,743
July	2,410	2,213
August	3,138	3,021
September	3,611	3,662
October	4,519	3,984
November	5,406	4,791
December	6,475	5,967
January	7,037	
February	7,749	
March	7,925	
April	7,989	
May	7,989	
June	7,989	

### QUALITY

	Quantity	Base Number	Contract	AT	Region	England
% of FP17s for the same patient ID Re-attending within 3 months - Children	39	645	6.0%	9.5%	11.8%	12.0%
% of FP17s for the same patient ID Re-attending within 3 months - Adults	293	2,216	13.2%	12.8%	15.3%	15.9%
% of FP17s for the same patient ID Re-attending between 3 & 9 months - Children	348	645	54.0%	58.7%	59.1%	58.0%
% of FP17s for the same patient ID Re-attending between 3 & 9 months - Adults	638	2,216	28.8%	49.6%	51.5%	50.5%
% of FP17s for Band 1 Urgent Courses	348	2,824	12.3%	7.0%	8.0%	9.0%
% of FP17s Relating to Free Repair or Replacements	2	2,824	0.1%	0.8%	0.8%	0.8%
% of FP17s Relating to Continuations	15	2,824	0.5%	1.1%	1.1%	1.1%
% of Patients satisfied with the dentistry they have received	18	19	94.7%	92.1%	91.6%	91.5%
% of Patients satisfied with the time they had to wait for an appointment	16	19	84.2%	89.9%	88.3%	87.9%

\* This is based on patients treated on this contract for their most recent course of treatment. Figures in italics indicate the base number of FP17s or Patient Questionnaire responses are less than 100. N/A is shown where the base number of responses is less than 10 during the period. % is calculated as Quantity/Base number\*100

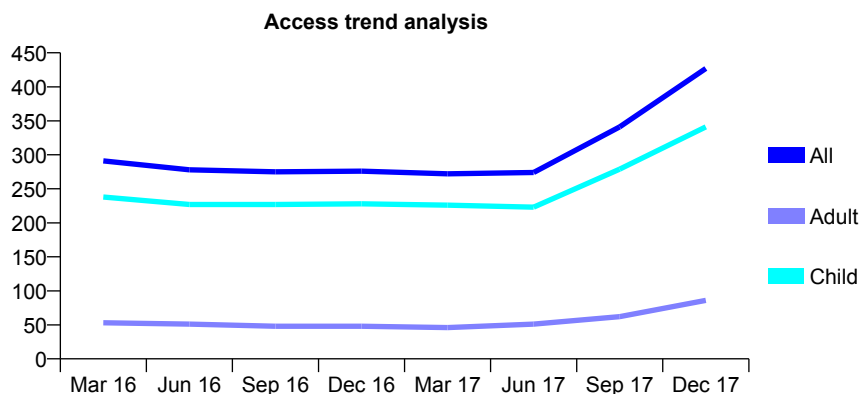
## Q53 - Vital Signs At a Glance Contract Report for 746371/0001 - December 2017

Name or company name	Headless Cross Dental Practice
Contract type name	GDS Contract
Purpose of contract	General
Contract start date	01/04/2006
Contract end date	

17/18 Contracted general activity (UDA)	1,100
Carry forward general activity (UDA)	12
17/18 Contracted orthodontic activity (UOA)	0
Carry forward orthodontic activity (UOA)	0
Baseline contract value	£26,712.29

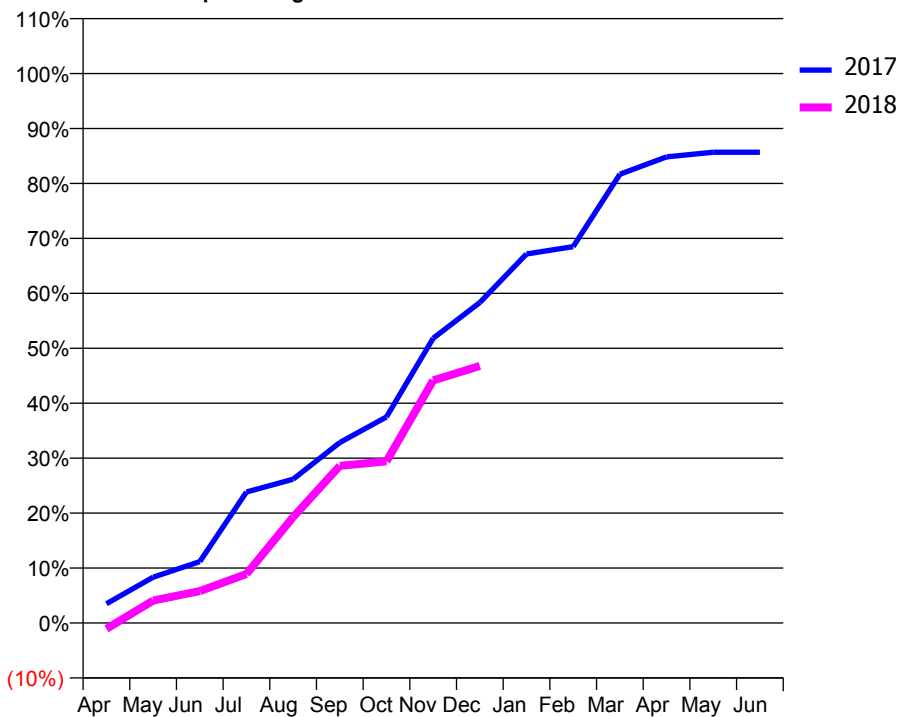
### ACCESS\*

Patients seen in 24 months	Total	Change since previous quarter
Quarter ending December 2016	276	
Quarter ending March 2017	272	↓
Quarter ending June 2017	274	→
Quarter ending September 2017	341	↑
Quarter ending December 2017	427	↑
<b>Variance since December 2016</b>	<b>54.7%</b>	<b>↑</b>



### ACTIVITY

Cumulative percentage of contracted UDA delivered 2017 & 2018



Month	Adjusted Scheduled Activity (UDA)	
	2017	2018
April	21	-12
May	50	45
June	67	64
July	143	98
August	157	212
September	197	315
October	225	324
November	311	486
December	350	515
January	403	
February	411	
March	490	
April	509	
May	514	
June	514	

### QUALITY

	Quantity	Base Number	Contract	AT	Region	England
% of FP17s for the same patient ID Re-attending within 3 months - Children	19	380	5.0%	9.5%	11.8%	12.0%
% of FP17s for the same patient ID Re-attending within 3 months - Adults	5	57	8.8%	12.8%	15.3%	15.9%
% of FP17s for the same patient ID Re-attending between 3 & 9 months - Children	198	380	52.1%	58.7%	59.1%	58.0%
% of FP17s for the same patient ID Re-attending between 3 & 9 months - Adults	16	57	28.1%	49.6%	51.5%	50.5%
% of FP17s for Band 1 Urgent Courses	3	413	0.7%	7.0%	8.0%	9.0%
% of FP17s Relating to Free Repair or Replacements	0	413	0.0%	0.8%	0.8%	0.8%
% of FP17s Relating to Continuations	0	413	0.0%	1.1%	1.1%	1.1%
% of Patients satisfied with the dentistry they have received	0	0	N/A	92.1%	91.6%	91.5%
% of Patients satisfied with the time they had to wait for an appointment	0	0	N/A	89.9%	88.3%	87.9%

\* This is based on patients treated on this contract for their most recent course of treatment. Figures in italics indicate the base number of FP17s or Patient Questionnaire responses are less than 100. N/A is shown where the base number of responses is less than 10 during the period. % is calculated as Quantity/Base number\*100

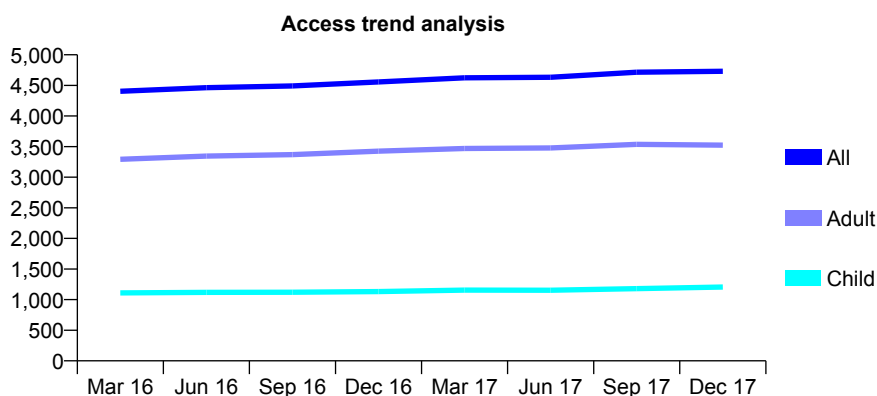
## Q53 - Vital Signs At a Glance Contract Report for 749419/0001 - December 2017

Name or company name	MR SA CHALKER
Contract type name	GDS Contract
Purpose of contract	General
Contract start date	01/04/2006
Contract end date	

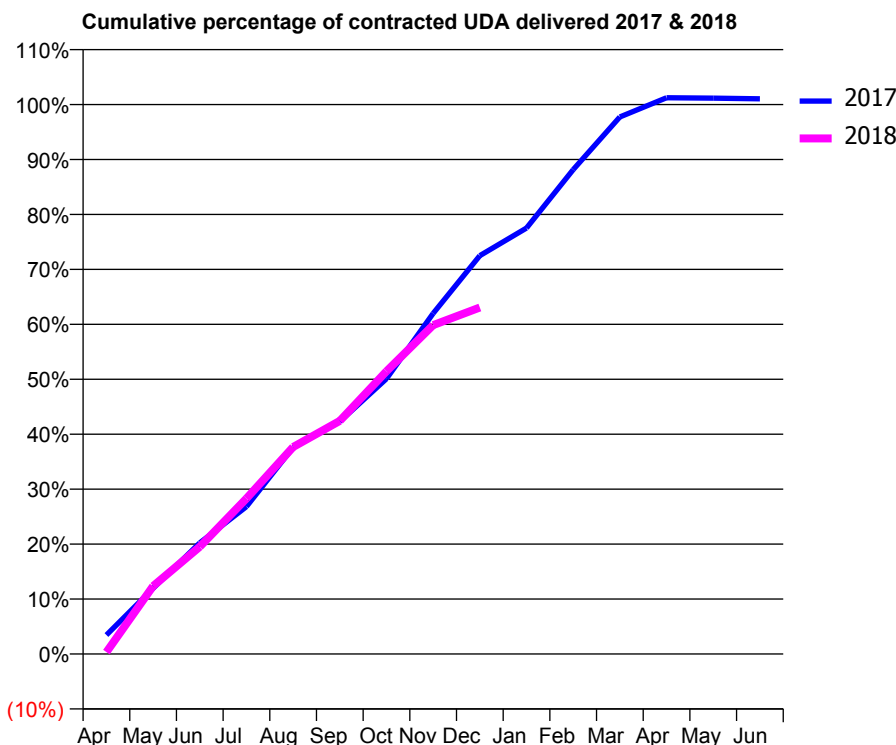
17/18 Contracted general activity (UDA)	10,827
Carry forward general activity (UDA)	132
17/18 Contracted orthodontic activity (UOA)	0
Carry forward orthodontic activity (UOA)	0
Baseline contract value	£253,198.51

### ACCESS\*

Patients seen in 24 months	Total	Change since previous quarter
Quarter ending December 2016	4,557	
Quarter ending March 2017	4,625	→
Quarter ending June 2017	4,632	→
Quarter ending September 2017	4,716	→
Quarter ending December 2017	4,730	→
<b>Variance since December 2016</b>	<b>3.8%</b>	<b>↑</b>



### ACTIVITY



Month	Adjusted Scheduled Activity (UDA)	
	2017	2018
April	373	39
May	1,293	1,337
June	2,189	2,113
July	2,904	3,066
August	4,072	4,079
September	4,581	4,595
October	5,423	5,570
November	6,710	6,480
December	7,851	6,826
January	8,393	
February	9,544	
March	10,581	
April	10,960	
May	10,952	
June	10,940	

### QUALITY

	Quantity	Base Number	Contract	AT	Region	England
% of FP17s for the same patient ID Re-attending within 3 months - Children	84	1,348	6.2%	9.5%	11.8%	12.0%
% of FP17s for the same patient ID Re-attending within 3 months - Adults	322	2,800	11.5%	12.8%	15.3%	15.9%
% of FP17s for the same patient ID Re-attending between 3 & 9 months - Children	961	1,348	71.3%	58.7%	59.1%	58.0%
% of FP17s for the same patient ID Re-attending between 3 & 9 months - Adults	1,023	2,800	36.5%	49.6%	51.5%	50.5%
% of FP17s for Band 1 Urgent Courses	380	3,963	9.6%	7.0%	8.0%	9.0%
% of FP17s Relating to Free Repair or Replacements	45	3,963	1.1%	0.8%	0.8%	0.8%
% of FP17s Relating to Continuations	20	3,963	0.5%	1.1%	1.1%	1.1%
% of Patients satisfied with the dentistry they have received	12	12	100.0%	92.1%	91.6%	91.5%
% of Patients satisfied with the time they had to wait for an appointment	12	12	100.0%	89.9%	88.3%	87.9%

\* This is based on patients treated on this contract for their most recent course of treatment. Figures in italics indicate the base number of FP17s or Patient Questionnaire responses are less than 100. N/A is shown where the base number of responses is less than 10 during the period. % is calculated as Quantity/Base number\*100



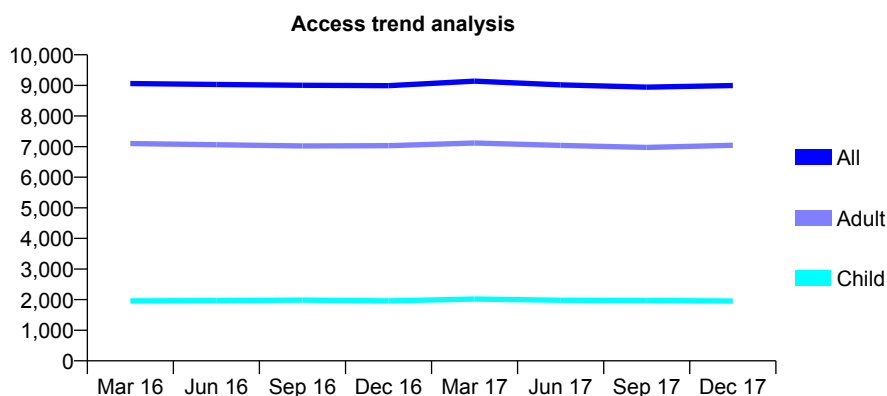
## Q53 - Vital Signs At a Glance Contract Report for 753955/0001 - December 2017

Name or company name	MR AM RAJPUT
Contract type name	GDS Contract
Purpose of contract	General
Contract start date	01/04/2006
Contract end date	

17/18 Contracted general activity (UDA)	27,792
Carry forward general activity (UDA)	0
17/18 Contracted orthodontic activity (UOA)	0
Carry forward orthodontic activity (UOA)	0
Baseline contract value	£725,323.31

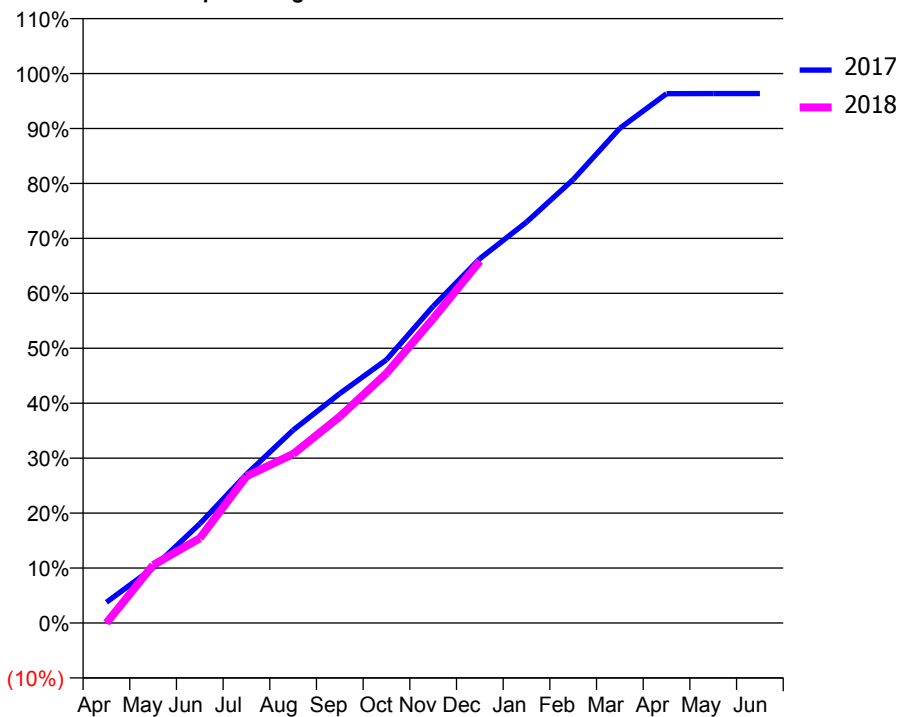
### ACCESS\*

Patients seen in 24 months	Total	Change since previous quarter
Quarter ending December 2016	8,991	
Quarter ending March 2017	9,138	→
Quarter ending June 2017	9,019	↓
Quarter ending September 2017	8,942	→
Quarter ending December 2017	8,997	→
<b>Variance since December 2016</b>	<b>0.1%</b>	<b>→</b>



### ACTIVITY

Cumulative percentage of contracted UDA delivered 2017 & 2018



Month	Adjusted Scheduled Activity (UDA)	
	2017	2018
April	1,052	0
May	2,790	2,927
June	5,023	4,284
July	7,522	7,420
August	9,755	8,550
September	11,609	10,442
October	13,319	12,632
November	16,023	15,395
December	18,430	18,297
January	20,277	
February	22,425	
March	25,022	
April	26,775	
May	26,780	
June	26,780	

### QUALITY

	Quantity	Base Number	Contract	AT	Region	England
% of FP17s for the same patient ID Re-attending within 3 months - Children	124	2,270	5.5%	9.5%	11.8%	12.0%
% of FP17s for the same patient ID Re-attending within 3 months - Adults	1,063	8,290	12.8%	12.8%	15.3%	15.9%
% of FP17s for the same patient ID Re-attending between 3 & 9 months - Children	1,545	2,270	68.1%	58.7%	59.1%	58.0%
% of FP17s for the same patient ID Re-attending between 3 & 9 months - Adults	5,421	8,290	65.4%	49.6%	51.5%	50.5%
% of FP17s for Band 1 Urgent Courses	312	9,708	3.2%	7.0%	8.0%	9.0%
% of FP17s Relating to Free Repair or Replacements	57	9,708	0.6%	0.8%	0.8%	0.8%
% of FP17s Relating to Continuations	314	9,708	3.2%	1.1%	1.1%	1.1%
% of Patients satisfied with the dentistry they have received	16	17	94.1%	92.1%	91.6%	91.5%
% of Patients satisfied with the time they had to wait for an appointment	15	17	88.2%	89.9%	88.3%	87.9%

\* This is based on patients treated on this contract for their most recent course of treatment. Figures in italics indicate the base number of FP17s or Patient Questionnaire responses are less than 100. N/A is shown where the base number of responses is less than 10 during the period. % is calculated as Quantity/Base number\*100

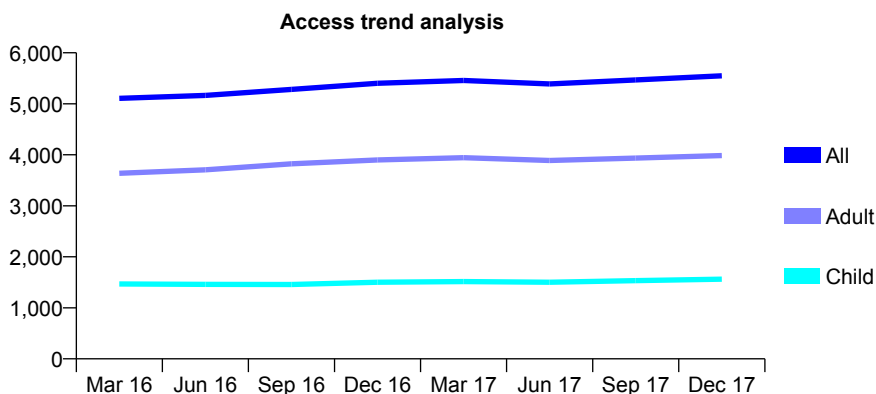
## Q53 - Vital Signs At a Glance Contract Report for 763225/0001 - December 2017

Name or company name	MR SS MATHAROO
Contract type name	GDS Contract
Purpose of contract	General
Contract start date	01/04/2006
Contract end date	

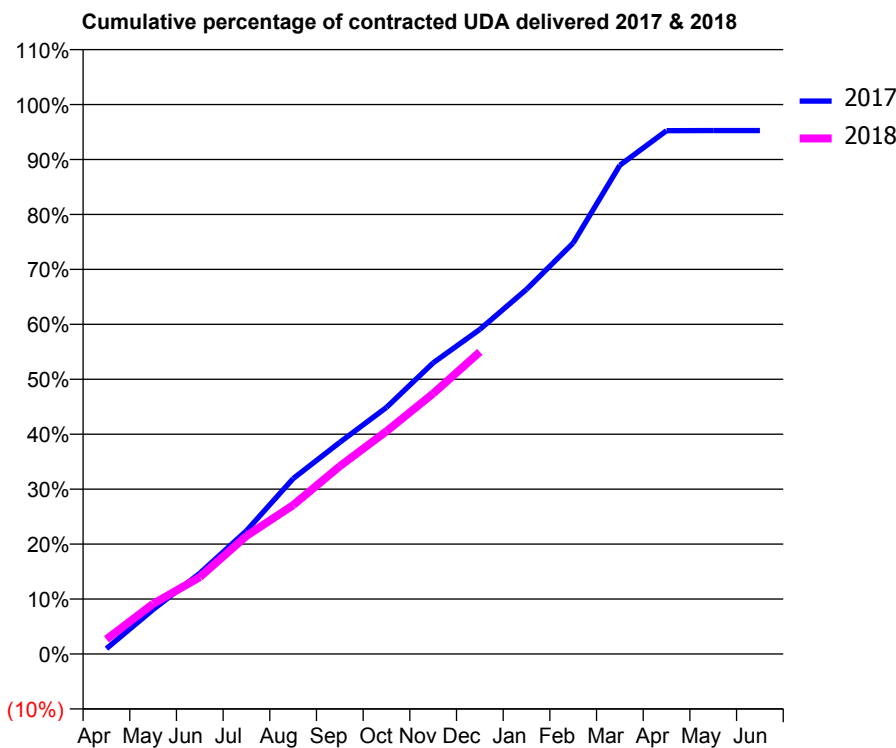
17/18 Contracted general activity (UDA)	11,255
Carry forward general activity (UDA)	0
17/18 Contracted orthodontic activity (UOA)	0
Carry forward orthodontic activity (UOA)	0
Baseline contract value	£335,508.20

### ACCESS\*

Patients seen in 24 months	Total	Change since previous quarter
Quarter ending December 2016	5,403	
Quarter ending March 2017	5,458	→
Quarter ending June 2017	5,390	↓
Quarter ending September 2017	5,468	→
Quarter ending December 2017	5,548	→
<b>Variance since December 2016</b>	<b>2.7%</b>	<b>↑</b>



### ACTIVITY



Month	Adjusted Scheduled Activity (UDA)	
	2017	2018
April	112	302
May	910	1,029
June	1,655	1,575
July	2,525	2,419
August	3,592	3,050
September	4,336	3,847
October	5,053	4,564
November	5,963	5,336
December	6,650	6,188
January	7,468	
February	8,418	
March	10,012	
April	10,720	
May	10,721	
June	10,721	

### QUALITY

	Quantity	Base Number	Contract	AT	Region	England
% of FP17s for the same patient ID Re-attending within 3 months - Children	46	1,501	3.1%	9.5%	11.8%	12.0%
% of FP17s for the same patient ID Re-attending within 3 months - Adults	301	3,274	9.2%	12.8%	15.3%	15.9%
% of FP17s for the same patient ID Re-attending between 3 & 9 months - Children	845	1,501	56.3%	58.7%	59.1%	58.0%
% of FP17s for the same patient ID Re-attending between 3 & 9 months - Adults	1,525	3,274	46.6%	49.6%	51.5%	50.5%
% of FP17s for Band 1 Urgent Courses	146	3,566	4.1%	7.0%	8.0%	9.0%
% of FP17s Relating to Free Repair or Replacements	14	3,566	0.4%	0.8%	0.8%	0.8%
% of FP17s Relating to Continuations	27	3,566	0.8%	1.1%	1.1%	1.1%
% of Patients satisfied with the dentistry they have received	6	8	N/A	92.1%	91.6%	91.5%
% of Patients satisfied with the time they had to wait for an appointment	7	8	N/A	89.9%	88.3%	87.9%

\* This is based on patients treated on this contract for their most recent course of treatment. Figures in italics indicate the base number of FP17s or Patient Questionnaire responses are less than 100. N/A is shown where the base number of responses is less than 10 during the period. % is calculated as Quantity/Base number\*100

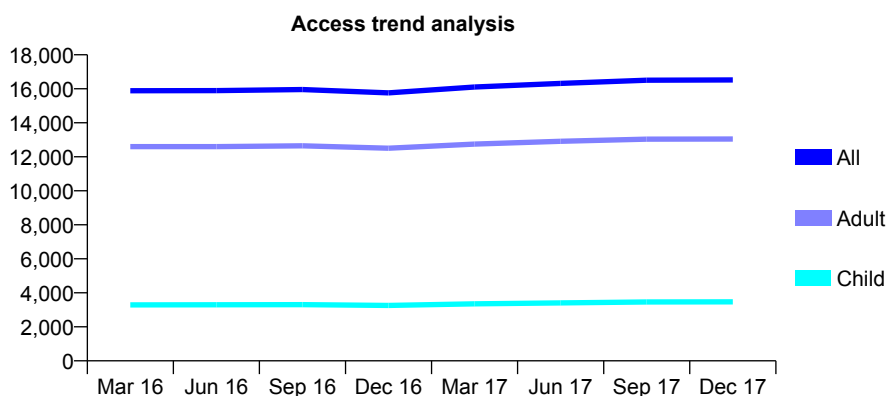
## Q53 - Vital Signs At a Glance Contract Report for 764353/0001 - December 2017

Name or company name	MRS RP ATWAL
Contract type name	GDS Contract
Purpose of contract	General
Contract start date	01/04/2006
Contract end date	

17/18 Contracted general activity (UDA)	41,132
Carry forward general activity (UDA)	182
17/18 Contracted orthodontic activity (UOA)	0
Carry forward orthodontic activity (UOA)	0
Baseline contract value	£1,248,694.11

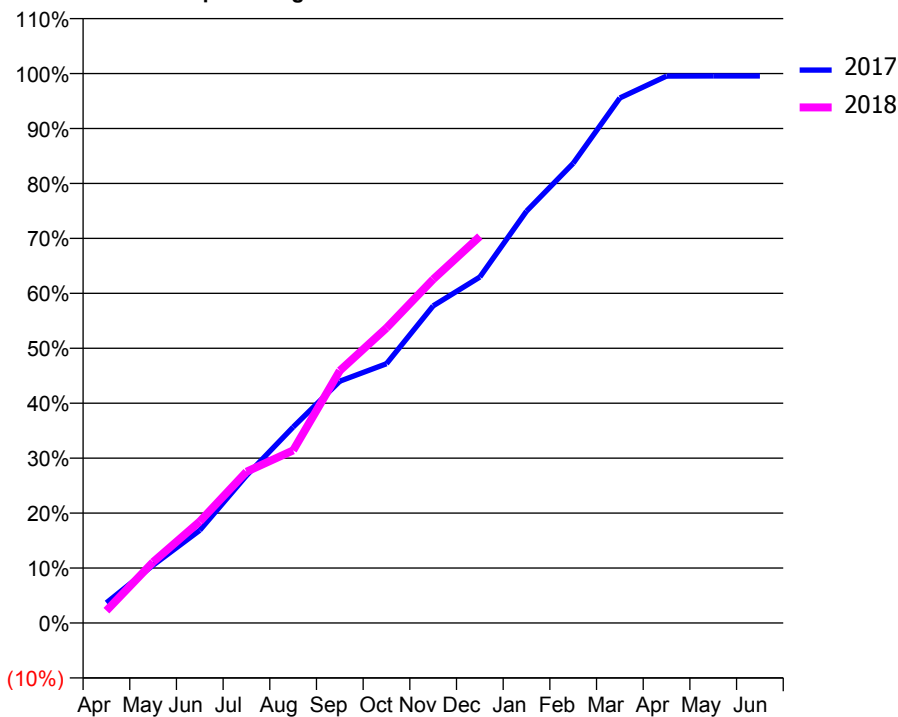
### ACCESS\*

Patients seen in 24 months	Total	Change since previous quarter
Quarter ending December 2016	15,759	
Quarter ending March 2017	16,102	↑
Quarter ending June 2017	16,318	→
Quarter ending September 2017	16,503	→
Quarter ending December 2017	16,518	→
<b>Variance since December 2016</b>	<b>4.8%</b>	<b>↑</b>



### ACTIVITY

Cumulative percentage of contracted UDA delivered 2017 & 2018



Month	Adjusted Scheduled Activity (UDA)	
	2017	2018
April	1,511	925
May	4,326	4,568
June	6,940	7,603
July	11,037	11,329
August	14,668	12,922
September	18,101	18,893
October	19,405	22,081
November	23,744	25,724
December	25,895	28,942
January	30,824	
February	34,409	
March	39,307	
April	40,935	
May	40,947	
June	40,949	

### QUALITY

	Quantity	Base Number	Contract	AT	Region	England
% of FP17s for the same patient ID Re-attending within 3 months - Children	102	4,060	2.5%	9.5%	11.8%	12.0%
% of FP17s for the same patient ID Re-attending within 3 months - Adults	762	13,307	5.7%	12.8%	15.3%	15.9%
% of FP17s for the same patient ID Re-attending between 3 & 9 months - Children	2,998	4,060	73.8%	58.7%	59.1%	58.0%
% of FP17s for the same patient ID Re-attending between 3 & 9 months - Adults	7,519	13,307	56.5%	49.6%	51.5%	50.5%
% of FP17s for Band 1 Urgent Courses	167	16,585	1.0%	7.0%	8.0%	9.0%
% of FP17s Relating to Free Repair or Replacements	31	16,585	0.2%	0.8%	0.8%	0.8%
% of FP17s Relating to Continuations	142	16,585	0.9%	1.1%	1.1%	1.1%
% of Patients satisfied with the dentistry they have received	23	26	88.5%	92.1%	91.6%	91.5%
% of Patients satisfied with the time they had to wait for an appointment	24	26	92.3%	89.9%	88.3%	87.9%

\* This is based on patients treated on this contract for their most recent course of treatment. Figures in italics indicate the base number of FP17s or Patient Questionnaire responses are less than 100. N/A is shown where the base number of responses is less than 10 during the period. % is calculated as Quantity/Base number\*100

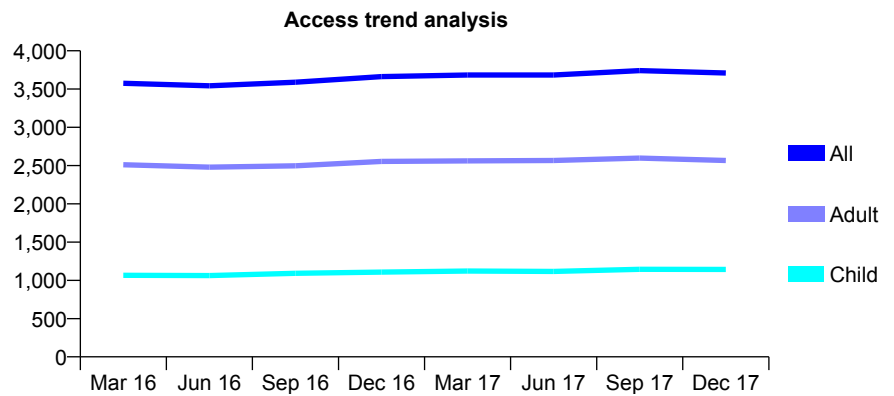
## Q53 - Vital Signs At a Glance Contract Report for 765716/0001 - December 2017

Name or company name	MR TO YUNUS
Contract type name	GDS Contract
Purpose of contract	General
Contract start date	01/04/2006
Contract end date	

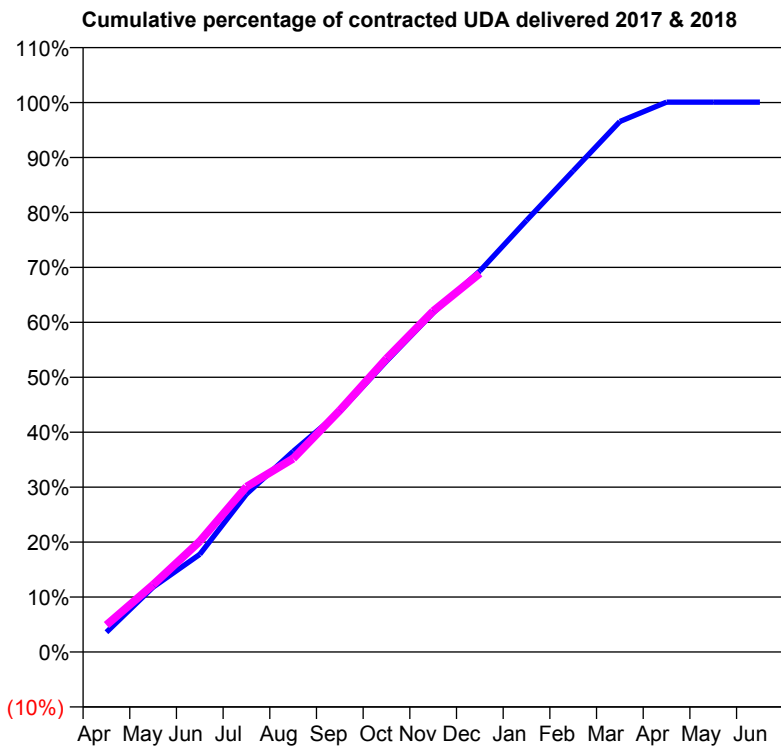
17/18 Contracted general activity (UDA)	8,281
Carry forward general activity (UDA)	-5
17/18 Contracted orthodontic activity (UOA)	0
Carry forward orthodontic activity (UOA)	0
Baseline contract value	£251,413.82

### ACCESS\*

Patients seen in 24 months	Total	Change since previous quarter
Quarter ending December 2016	3,663	
Quarter ending March 2017	3,684	→
Quarter ending June 2017	3,683	→
Quarter ending September 2017	3,742	→
Quarter ending December 2017	3,710	→
<b>Variance since December 2016</b>	<b>1.3%</b>	<b>→</b>



### ACTIVITY



Month	Adjusted Scheduled Activity (UDA)	
	2017	2018
April	299	406
May	978	1,013
June	1,473	1,670
July	2,380	2,490
August	3,024	2,914
September	3,622	3,642
October	4,384	4,422
November	5,111	5,137
December	5,743	5,707
January	6,503	
February	7,252	
March	7,995	
April	8,286	
May	8,286	
June	8,286	

### QUALITY

	Quantity	Base Number	Contract	AT	Region	England
% of FP17s for the same patient ID Re-attending within 3 months - Children	13	1,050	1.2%	9.5%	11.8%	12.0%
% of FP17s for the same patient ID Re-attending within 3 months - Adults	104	2,069	5.0%	12.8%	15.3%	15.9%
% of FP17s for the same patient ID Re-attending between 3 & 9 months - Children	562	1,050	53.5%	58.7%	59.1%	58.0%
% of FP17s for the same patient ID Re-attending between 3 & 9 months - Adults	746	2,069	36.1%	49.6%	51.5%	50.5%
% of FP17s for Band 1 Urgent Courses	77	2,969	2.6%	7.0%	8.0%	9.0%
% of FP17s Relating to Free Repair or Replacements	3	2,969	0.1%	0.8%	0.8%	0.8%
% of FP17s Relating to Continuations	9	2,969	0.3%	1.1%	1.1%	1.1%
% of Patients satisfied with the dentistry they have received	4	4	N/A	92.1%	91.6%	91.5%
% of Patients satisfied with the time they had to wait for an appointment	4	4	N/A	89.9%	88.3%	87.9%

\* This is based on patients treated on this contract for their most recent course of treatment. Figures in italics indicate the base number of FP17s or Patient Questionnaire responses are less than 100. N/A is shown where the base number of responses is less than 10 during the period. % is calculated as Quantity/Base number\*100

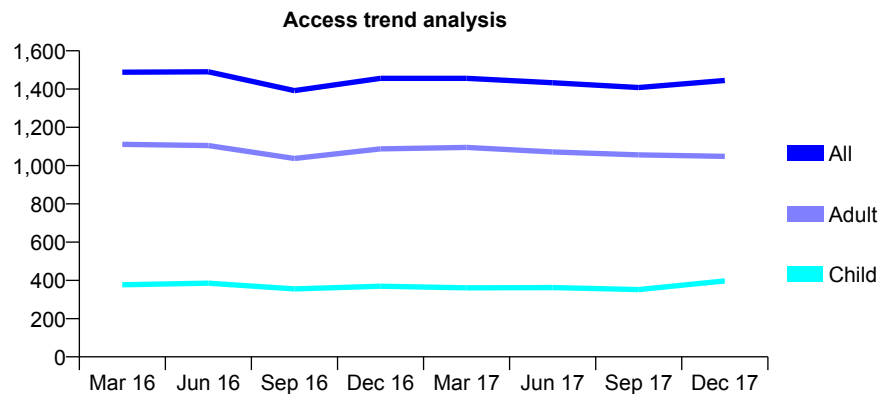
## Q53 - Vital Signs At a Glance Contract Report for 768677/0002 - December 2017

Name or company name	MR S MIRFENDERESKI
Contract type name	GDS Contract
Purpose of contract	General
Contract start date	01/04/2006
Contract end date	

17/18 Contracted general activity (UDA)	7,259
Carry forward general activity (UDA)	0
17/18 Contracted orthodontic activity (UOA)	0
Carry forward orthodontic activity (UOA)	0
Baseline contract value	£192,309.48

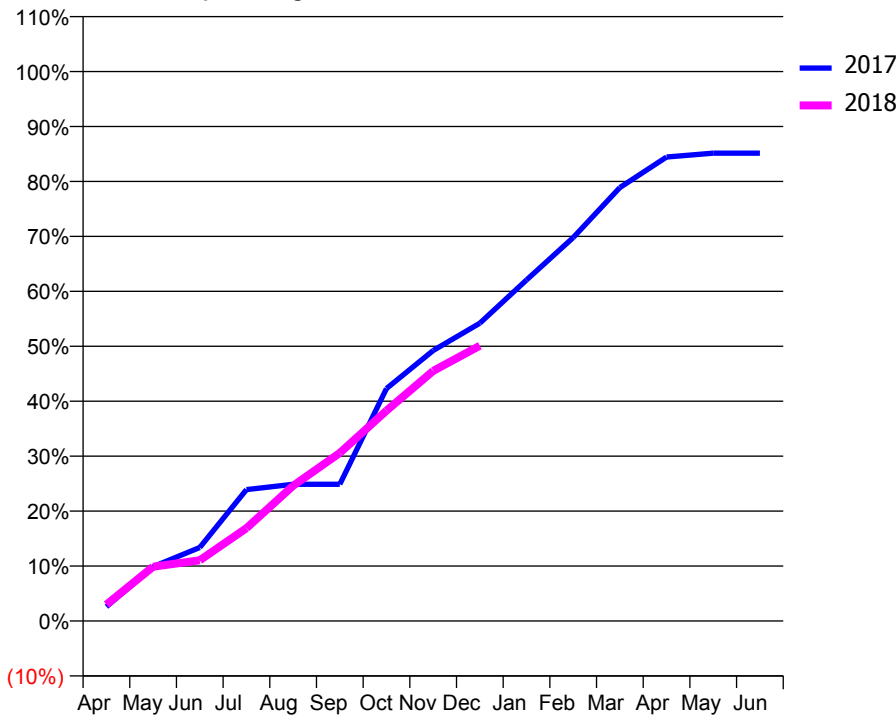
### ACCESS\*

Patients seen in 24 months	Total	Change since previous quarter
Quarter ending December 2016	1,456	
Quarter ending March 2017	1,456	→
Quarter ending June 2017	1,433	↓
Quarter ending September 2017	1,408	↓
Quarter ending December 2017	1,445	↑
<b>Variance since December 2016</b>	<b>(0.8%)</b>	<b>→</b>



### ACTIVITY

Cumulative percentage of contracted UDA delivered 2017 & 2018



Month	Adjusted Scheduled Activity (UDA)	
	2017	2018
April	190	217
May	719	718
June	972	803
July	1,736	1,228
August	1,807	1,786
September	1,807	2,221
October	3,071	2,778
November	3,573	3,304
December	3,935	3,637
January	4,506	
February	5,065	
March	5,725	
April	6,130	
May	6,180	
June	6,180	

### QUALITY

	Quantity	Base Number	Contract	AT	Region	England
% of FP17s for the same patient ID Re-attending within 3 months - Children	24	395	6.1%	9.5%	11.8%	12.0%
% of FP17s for the same patient ID Re-attending within 3 months - Adults	192	936	20.5%	12.8%	15.3%	15.9%
% of FP17s for the same patient ID Re-attending between 3 & 9 months - Children	186	395	47.1%	58.7%	59.1%	58.0%
% of FP17s for the same patient ID Re-attending between 3 & 9 months - Adults	393	936	42.0%	49.6%	51.5%	50.5%
% of FP17s for Band 1 Urgent Courses	84	1,210	6.9%	7.0%	8.0%	9.0%
% of FP17s Relating to Free Repair or Replacements	5	1,210	0.4%	0.8%	0.8%	0.8%
% of FP17s Relating to Continuations	18	1,210	1.5%	1.1%	1.1%	1.1%
% of Patients satisfied with the dentistry they have received	1	1	N/A	92.1%	91.6%	91.5%
% of Patients satisfied with the time they had to wait for an appointment	1	1	N/A	89.9%	88.3%	87.9%

\* This is based on patients treated on this contract for their most recent course of treatment. Figures in italics indicate the base number of FP17s or Patient Questionnaire responses are less than 100. N/A is shown where the base number of responses is less than 10 during the period. % is calculated as Quantity/Base number\*100

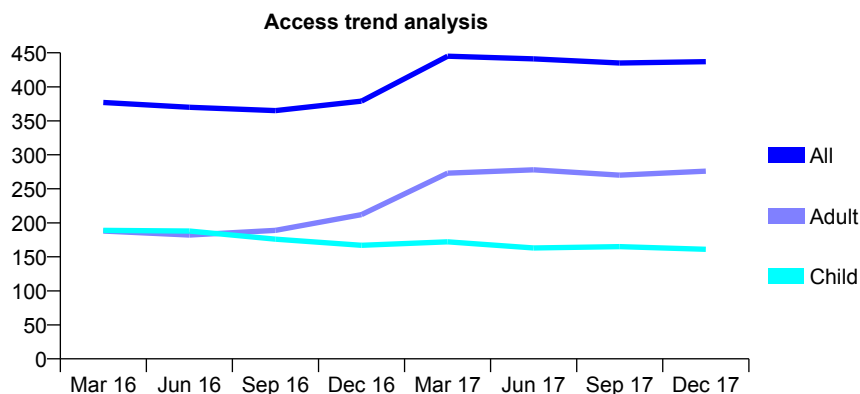
## Q53 - Vital Signs At a Glance Contract Report for 770647/0002 - December 2017

Name or company name	MR AI PARUK
Contract type name	GDS Contract
Purpose of contract	General
Contract start date	18/08/2008
Contract end date	

17/18 Contracted general activity (UDA)	1,000
Carry forward general activity (UDA)	-1
17/18 Contracted orthodontic activity (UOA)	0
Carry forward orthodontic activity (UOA)	0
Baseline contract value	£25,329.85

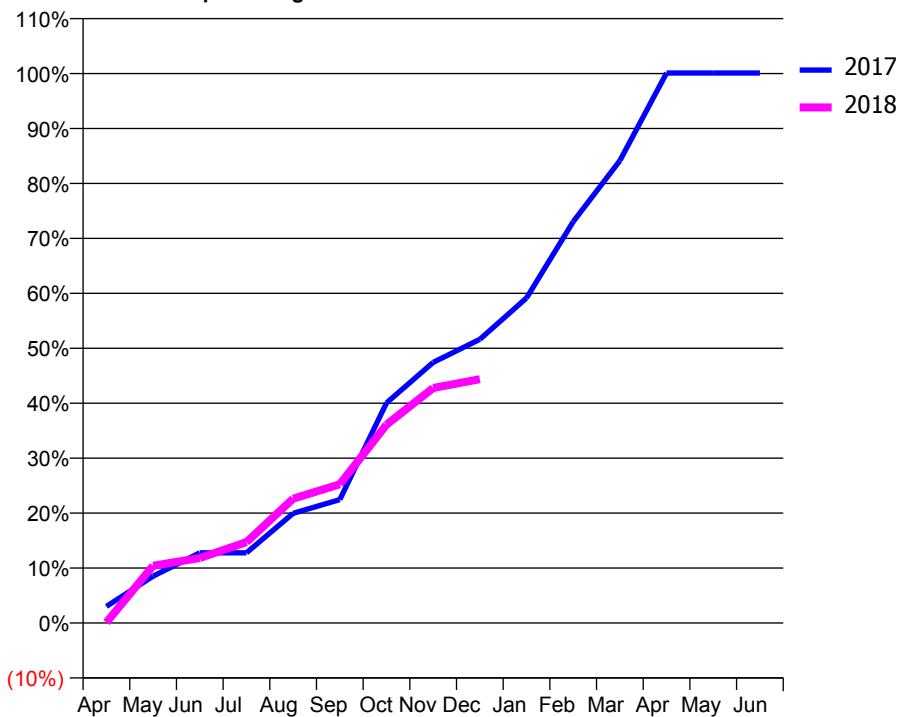
### ACCESS\*

Patients seen in 24 months	Total	Change since previous quarter
Quarter ending December 2016	379	
Quarter ending March 2017	445	↑
Quarter ending June 2017	441	→
Quarter ending September 2017	435	↓
Quarter ending December 2017	437	→
<b>Variance since December 2016</b>	<b>15.3%</b>	<b>↑</b>



### ACTIVITY

Cumulative percentage of contracted UDA delivered 2017 & 2018



Month	Adjusted Scheduled Activity (UDA)	
	2017	2018
April	30	1
May	85	104
June	128	118
July	128	147
August	200	226
September	225	252
October	401	361
November	474	428
December	516	444
January	592	
February	730	
March	841	
April	1,001	
May	1,001	
June	1,001	

### QUALITY

	Quantity	Base Number	Contract	AT	Region	England
% of FP17s for the same patient ID Re-attending within 3 months - Children	13	207	6.3%	9.5%	11.8%	12.0%
% of FP17s for the same patient ID Re-attending within 3 months - Adults	9	153	5.9%	12.8%	15.3%	15.9%
% of FP17s for the same patient ID Re-attending between 3 & 9 months - Children	157	207	75.8%	58.7%	59.1%	58.0%
% of FP17s for the same patient ID Re-attending between 3 & 9 months - Adults	68	153	44.4%	49.6%	51.5%	50.5%
% of FP17s for Band 1 Urgent Courses	8	291	2.7%	7.0%	8.0%	9.0%
% of FP17s Relating to Free Repair or Replacements	0	291	0.0%	0.8%	0.8%	0.8%
% of FP17s Relating to Continuations	0	291	0.0%	1.1%	1.1%	1.1%
% of Patients satisfied with the dentistry they have received	2	2	N/A	92.1%	91.6%	91.5%
% of Patients satisfied with the time they had to wait for an appointment	2	2	N/A	89.9%	88.3%	87.9%

\* This is based on patients treated on this contract for their most recent course of treatment. Figures in italics indicate the base number of FP17s or Patient Questionnaire responses are less than 100. N/A is shown where the base number of responses is less than 10 during the period. % is calculated as Quantity/Base number\*100

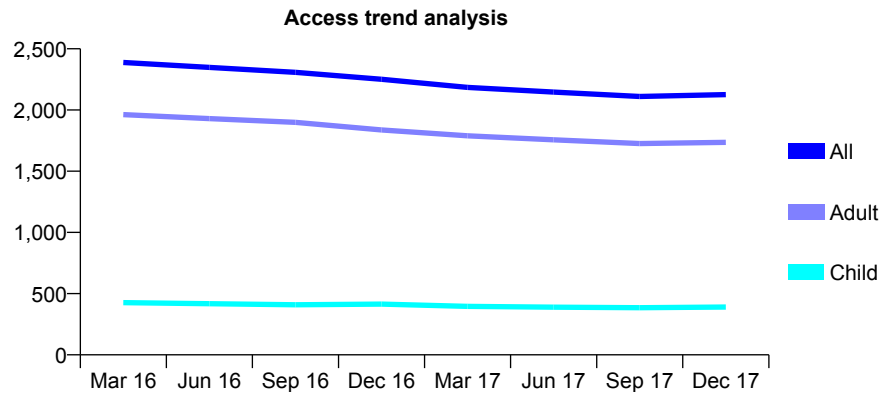
## Q53 - Vital Signs At a Glance Contract Report for 773492/0001 - December 2017

Name or company name	MS S KUTTY
Contract type name	GDS Contract
Purpose of contract	General
Contract start date	01/07/2013
Contract end date	

17/18 Contracted general activity (UDA)	7,615
Carry forward general activity (UDA)	-86
17/18 Contracted orthodontic activity (UOA)	0
Carry forward orthodontic activity (UOA)	0
Baseline contract value	£226,998.15

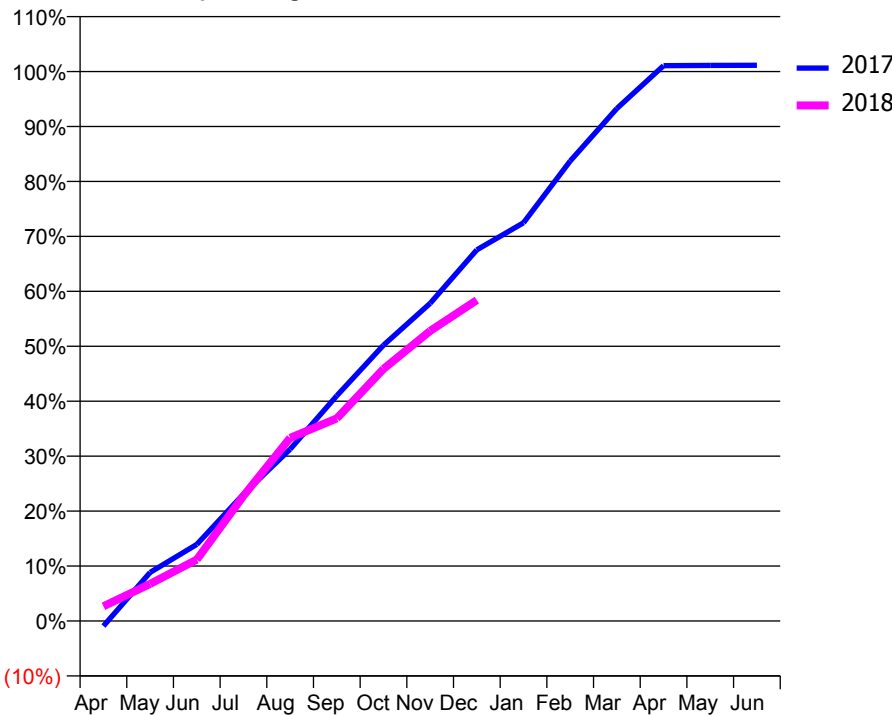
### ACCESS\*

Patients seen in 24 months	Total	Change since previous quarter
Quarter ending December 2016	2,251	
Quarter ending March 2017	2,185	↓
Quarter ending June 2017	2,146	↓
Quarter ending September 2017	2,111	↓
Quarter ending December 2017	2,126	→
<b>Variance since December 2016</b>	<b>(5.6%)</b>	<b>↓</b>



### ACTIVITY

Cumulative percentage of contracted UDA delivered 2017 & 2018



Month	Adjusted Scheduled Activity (UDA)	
	2017	2018
April	-72	205
May	674	515
June	1,061	850
July	1,759	1,735
August	2,380	2,539
September	3,122	2,809
October	3,823	3,494
November	4,402	4,021
December	5,143	4,447
January	5,519	
February	6,375	
March	7,103	
April	7,695	
May	7,700	
June	7,701	

### QUALITY

	Quantity	Base Number	Contract	AT	Region	England
% of FP17s for the same patient ID Re-attending within 3 months - Children	43	488	8.8%	9.5%	11.8%	12.0%
% of FP17s for the same patient ID Re-attending within 3 months - Adults	315	2,049	15.4%	12.8%	15.3%	15.9%
% of FP17s for the same patient ID Re-attending between 3 & 9 months - Children	314	488	64.3%	58.7%	59.1%	58.0%
% of FP17s for the same patient ID Re-attending between 3 & 9 months - Adults	1,247	2,049	60.9%	49.6%	51.5%	50.5%
% of FP17s for Band 1 Urgent Courses	142	2,285	6.2%	7.0%	8.0%	9.0%
% of FP17s Relating to Free Repair or Replacements	15	2,285	0.7%	0.8%	0.8%	0.8%
% of FP17s Relating to Continuations	38	2,285	1.7%	1.1%	1.1%	1.1%
% of Patients satisfied with the dentistry they have received	4	5	N/A	92.1%	91.6%	91.5%
% of Patients satisfied with the time they had to wait for an appointment	5	5	N/A	89.9%	88.3%	87.9%

\* This is based on patients treated on this contract for their most recent course of treatment. Figures in italics indicate the base number of FP17s or Patient Questionnaire responses are less than 100. N/A is shown where the base number of responses is less than 10 during the period. % is calculated as Quantity/Base number\*100



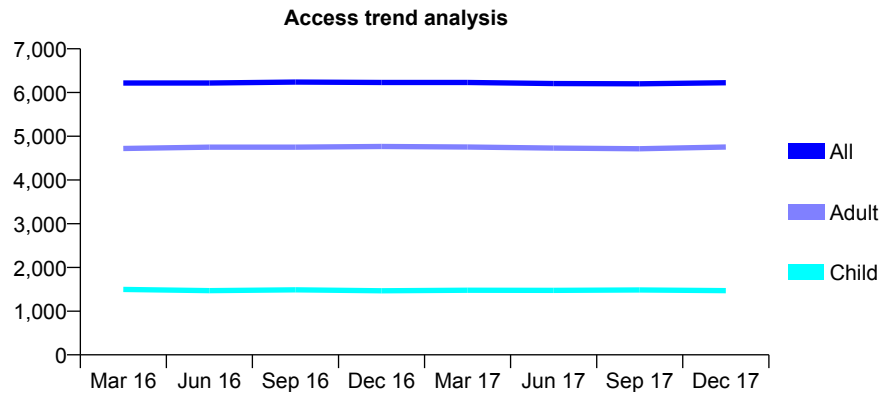
## Q53 - Vital Signs At a Glance Contract Report for 781142/0001 - December 2017

Name or company name	MR A KACHHALA
Contract type name	GDS Contract
Purpose of contract	General
Contract start date	01/04/2009
Contract end date	

17/18 Contracted general activity (UDA)	18,442
Carry forward general activity (UDA)	107
17/18 Contracted orthodontic activity (UOA)	0
Carry forward orthodontic activity (UOA)	0
Baseline contract value	£439,997.46

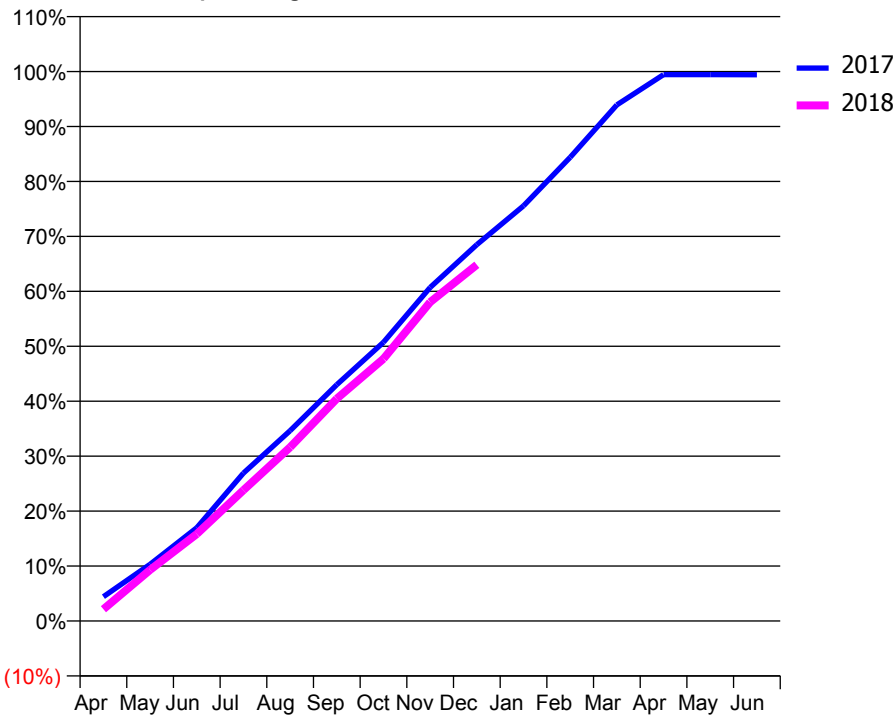
### ACCESS\*

Patients seen in 24 months	Total	Change since previous quarter
Quarter ending December 2016	6,230	
Quarter ending March 2017	6,230	→
Quarter ending June 2017	6,205	→
Quarter ending September 2017	6,198	→
Quarter ending December 2017	6,224	→
<b>Variance since December 2016</b>	<b>(0.1%)</b>	→



### ACTIVITY

Cumulative percentage of contracted UDA delivered 2017 & 2018



Month	Adjusted Scheduled Activity (UDA)	
	2017	2018
April	818	395
May	1,906	1,716
June	3,129	2,918
July	4,965	4,393
August	6,390	5,836
September	7,931	7,463
October	9,355	8,799
November	11,193	10,701
December	12,632	11,954
January	13,932	
February	15,565	
March	17,320	
April	18,340	
May	18,338	
June	18,335	

### QUALITY

	Quantity	Base Number	Contract	AT	Region	England
% of FP17s for the same patient ID Re-attending within 3 months - Children	119	1,737	6.9%	9.5%	11.8%	12.0%
% of FP17s for the same patient ID Re-attending within 3 months - Adults	440	4,190	10.5%	12.8%	15.3%	15.9%
% of FP17s for the same patient ID Re-attending between 3 & 9 months - Children	1,129	1,737	65.0%	58.7%	59.1%	58.0%
% of FP17s for the same patient ID Re-attending between 3 & 9 months - Adults	2,052	4,190	49.0%	49.6%	51.5%	50.5%
% of FP17s for Band 1 Urgent Courses	299	5,545	5.4%	7.0%	8.0%	9.0%
% of FP17s Relating to Free Repair or Replacements	31	5,545	0.6%	0.8%	0.8%	0.8%
% of FP17s Relating to Continuations	10	5,545	0.2%	1.1%	1.1%	1.1%
% of Patients satisfied with the dentistry they have received	16	17	94.1%	92.1%	91.6%	91.5%
% of Patients satisfied with the time they had to wait for an appointment	17	17	100.0%	89.9%	88.3%	87.9%

\* This is based on patients treated on this contract for their most recent course of treatment. Figures in italics indicate the base number of FP17s or Patient Questionnaire responses are less than 100. N/A is shown where the base number of responses is less than 10 during the period. % is calculated as Quantity/Base number\*100

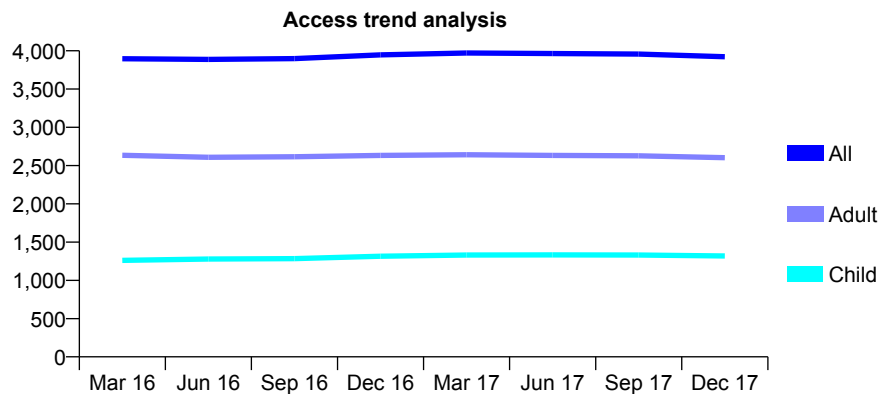
## Q53 - Vital Signs At a Glance Contract Report for 782041/0001 - December 2017

Name or company name	MS S MESTRY
Contract type name	GDS Contract
Purpose of contract	General
Contract start date	31/07/2006
Contract end date	

17/18 Contracted general activity (UDA)	10,848
Carry forward general activity (UDA)	-170
17/18 Contracted orthodontic activity (UOA)	0
Carry forward orthodontic activity (UOA)	0
Baseline contract value	£269,408.73

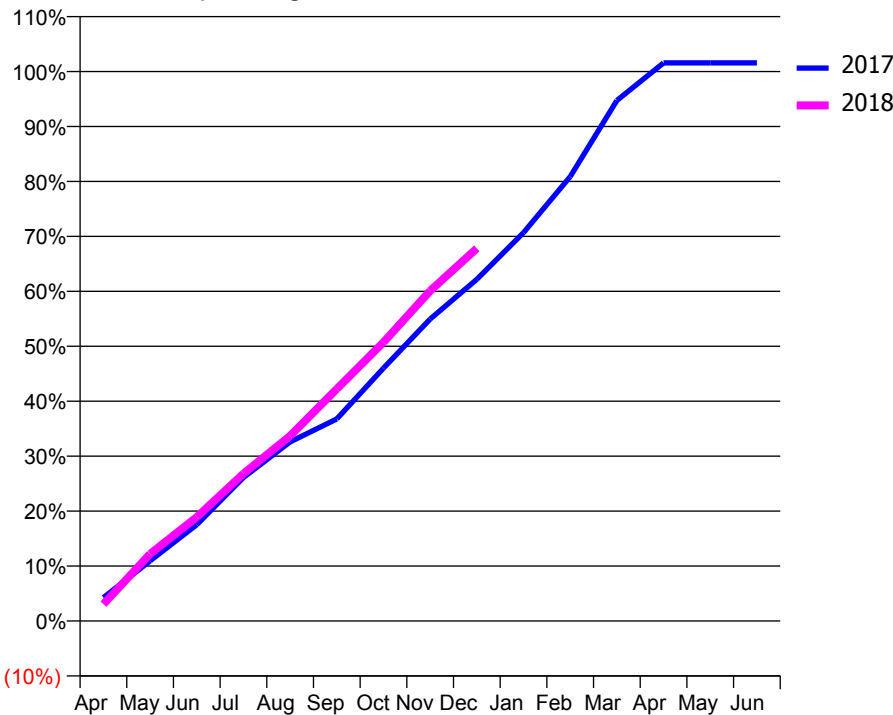
### ACCESS\*

Patients seen in 24 months	Total	Change since previous quarter
Quarter ending December 2016	3,947	
Quarter ending March 2017	3,971	→
Quarter ending June 2017	3,965	→
Quarter ending September 2017	3,957	→
Quarter ending December 2017	3,922	→
<b>Variance since December 2016</b>	<b>(0.6%)</b>	→



### ACTIVITY

Cumulative percentage of contracted UDA delivered 2017 & 2018



Month	Adjusted Scheduled Activity (UDA)	
	2017	2018
April	462	333
May	1,187	1,324
June	1,901	2,051
July	2,834	2,911
August	3,538	3,656
September	3,991	4,581
October	4,992	5,503
November	5,960	6,518
December	6,747	7,356
January	7,666	
February	8,773	
March	10,275	
April	11,019	
May	11,017	
June	11,017	

### QUALITY

	Quantity	Base Number	Contract	AT	Region	England
% of FP17s for the same patient ID Re-attending within 3 months - Children	100	1,298	7.7%	9.5%	11.8%	12.0%
% of FP17s for the same patient ID Re-attending within 3 months - Adults	370	2,409	15.4%	12.8%	15.3%	15.9%
% of FP17s for the same patient ID Re-attending between 3 & 9 months - Children	819	1,298	63.1%	58.7%	59.1%	58.0%
% of FP17s for the same patient ID Re-attending between 3 & 9 months - Adults	1,141	2,409	47.4%	49.6%	51.5%	50.5%
% of FP17s for Band 1 Urgent Courses	259	3,106	8.3%	7.0%	8.0%	9.0%
% of FP17s Relating to Free Repair or Replacements	32	3,106	1.0%	0.8%	0.8%	0.8%
% of FP17s Relating to Continuations	12	3,106	0.4%	1.1%	1.1%	1.1%
% of Patients satisfied with the dentistry they have received	4	4	N/A	92.1%	91.6%	91.5%
% of Patients satisfied with the time they had to wait for an appointment	4	4	N/A	89.9%	88.3%	87.9%

\* This is based on patients treated on this contract for their most recent course of treatment. Figures in italics indicate the base number of FP17s or Patient Questionnaire responses are less than 100. N/A is shown where the base number of responses is less than 10 during the period. % is calculated as Quantity/Base number\*100

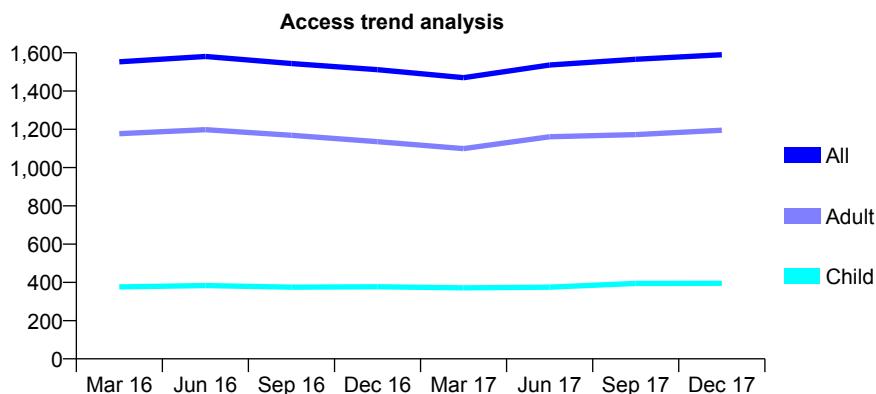
## Q53 - Vital Signs At a Glance Contract Report for 794643/0002 - December 2017

Name or company name	MR W SIDHU
Contract type name	GDS Contract
Purpose of contract	General and Orthodontic
Contract start date	03/01/2012
Contract end date	

17/18 Contracted general activity (UDA)	6,301
Carry forward general activity (UDA)	0
17/18 Contracted orthodontic activity (UOA)	51
Carry forward orthodontic activity (UOA)	-2
Baseline contract value	£160,600.76

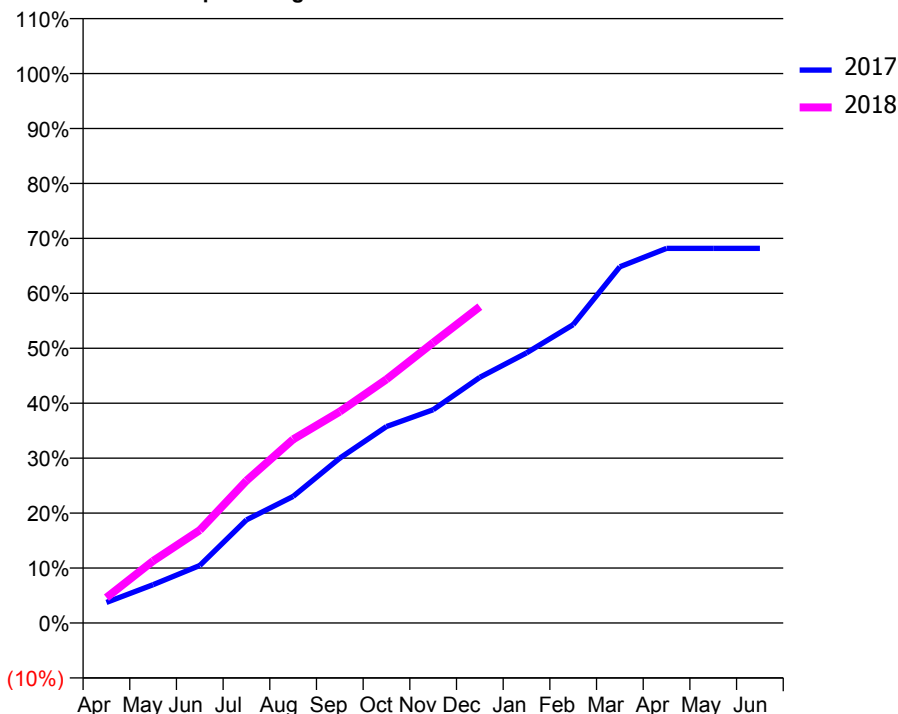
### ACCESS\*

Patients seen in 24 months	Total	Change since previous quarter
Quarter ending December 2016	1,512	
Quarter ending March 2017	1,470	↓
Quarter ending June 2017	1,536	↑
Quarter ending September 2017	1,566	→
Quarter ending December 2017	1,590	→
<b>Variance since December 2016</b>	<b>5.2%</b>	<b>↑</b>



### ACTIVITY

Cumulative percentage of contracted UDA delivered 2017 & 2018



Month	Adjusted Scheduled Activity (UDA)	
	2017	2018
April	236	291
May	440	711
June	660	1,065
July	1,182	1,632
August	1,452	2,106
September	1,891	2,425
October	2,253	2,795
November	2,446	3,215
December	2,817	3,627
January	3,098	
February	3,421	
March	4,084	
April	4,297	
May	4,297	
June	4,297	

### QUALITY

	Quantity	Base Number	Contract	AT	Region	England
% of FP17s for the same patient ID Re-attending within 3 months - Children	32	345	9.3%	9.5%	11.8%	12.0%
% of FP17s for the same patient ID Re-attending within 3 months - Adults	100	993	10.1%	12.8%	15.3%	15.9%
% of FP17s for the same patient ID Re-attending between 3 & 9 months - Children	138	345	40.0%	58.7%	59.1%	58.0%
% of FP17s for the same patient ID Re-attending between 3 & 9 months - Adults	328	993	33.0%	49.6%	51.5%	50.5%
% of FP17s for Band 1 Urgent Courses	21	1,254	1.7%	7.0%	8.0%	9.0%
% of FP17s Relating to Free Repair or Replacements	0	1,254	0.0%	0.8%	0.8%	0.8%
% of FP17s Relating to Continuations	3	1,254	0.2%	1.1%	1.1%	1.1%
% of Patients satisfied with the dentistry they have received	2	3	N/A	92.1%	91.6%	91.5%
% of Patients satisfied with the time they had to wait for an appointment	3	3	N/A	89.9%	88.3%	87.9%

\* This is based on patients treated on this contract for their most recent course of treatment. Figures in italics indicate the base number of FP17s or Patient Questionnaire responses are less than 100. N/A is shown where the base number of responses is less than 10 during the period. % is calculated as Quantity/Base number\*100

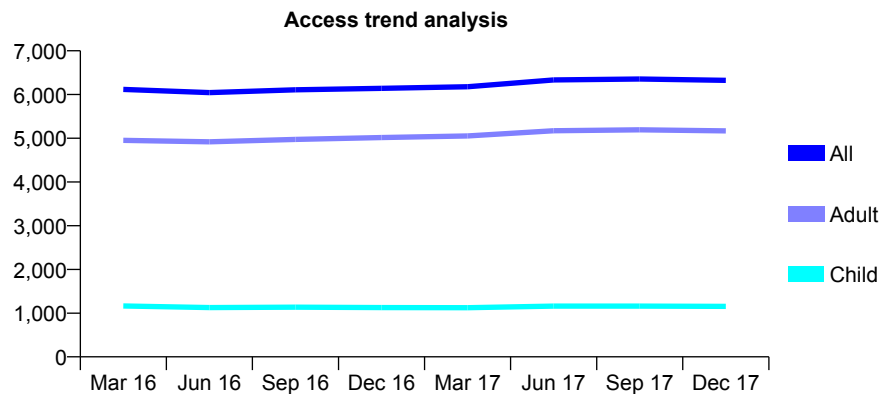
## Q53 - Vital Signs At a Glance Contract Report for 814113/0001 - December 2017

Name or company name	MR RA ARROWSMITH
Contract type name	GDS Contract
Purpose of contract	General
Contract start date	01/04/2006
Contract end date	

17/18 Contracted general activity (UDA)	12,778
Carry forward general activity (UDA)	69
17/18 Contracted orthodontic activity (UOA)	0
Carry forward orthodontic activity (UOA)	0
Baseline contract value	£369,884.04

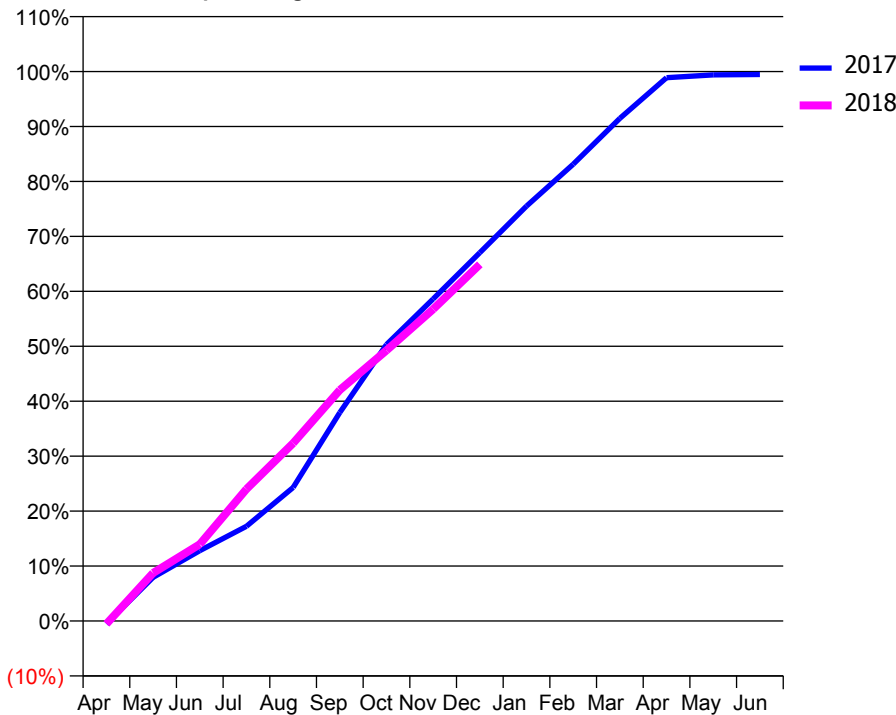
### ACCESS\*

Patients seen in 24 months	Total	Change since previous quarter
Quarter ending December 2016	6,142	
Quarter ending March 2017	6,178	→
Quarter ending June 2017	6,334	↑
Quarter ending September 2017	6,354	→
Quarter ending December 2017	6,323	→
<b>Variance since December 2016</b>	<b>2.9%</b>	<b>↑</b>



### ACTIVITY

Cumulative percentage of contracted UDA delivered 2017 & 2018



Month	Adjusted Scheduled Activity (UDA)	
	2017	2018
April	-70	-69
May	1,016	1,119
June	1,637	1,784
July	2,203	3,069
August	3,104	4,136
September	4,848	5,372
October	6,429	6,294
November	7,490	7,251
December	8,565	8,293
January	9,649	
February	10,621	
March	11,688	
April	12,633	
May	12,700	
June	12,708	

### QUALITY

	Quantity	Base Number	Contract	AT	Region	England
% of FP17s for the same patient ID Re-attending within 3 months - Children	68	1,166	5.8%	9.5%	11.8%	12.0%
% of FP17s for the same patient ID Re-attending within 3 months - Adults	423	4,913	8.6%	12.8%	15.3%	15.9%
% of FP17s for the same patient ID Re-attending between 3 & 9 months - Children	553	1,166	47.4%	58.7%	59.1%	58.0%
% of FP17s for the same patient ID Re-attending between 3 & 9 months - Adults	2,100	4,913	42.7%	49.6%	51.5%	50.5%
% of FP17s for Band 1 Urgent Courses	309	4,805	6.4%	7.0%	8.0%	9.0%
% of FP17s Relating to Free Repair or Replacements	17	4,805	0.4%	0.8%	0.8%	0.8%
% of FP17s Relating to Continuations	23	4,805	0.5%	1.1%	1.1%	1.1%
% of Patients satisfied with the dentistry they have received	11	13	84.6%	92.1%	91.6%	91.5%
% of Patients satisfied with the time they had to wait for an appointment	9	13	69.2%	89.9%	88.3%	87.9%

\* This is based on patients treated on this contract for their most recent course of treatment. Figures in italics indicate the base number of FP17s or Patient Questionnaire responses are less than 100. N/A is shown where the base number of responses is less than 10 during the period. % is calculated as Quantity/Base number\*100

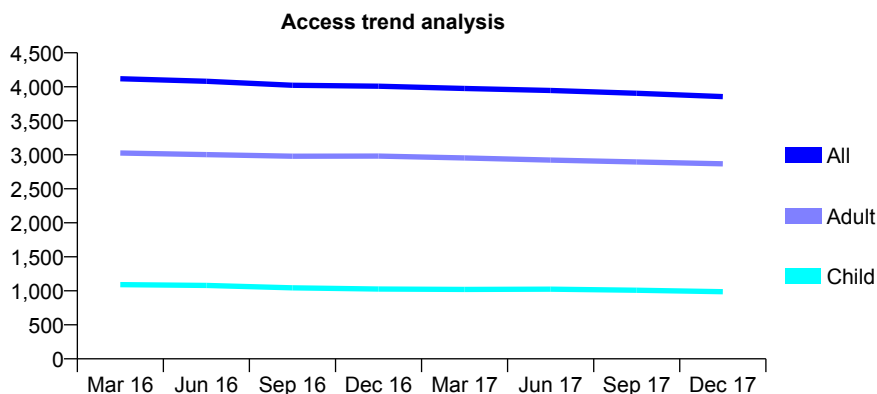
## Q53 - Vital Signs At a Glance Contract Report for 817066/0001 - December 2017

Name or company name	MR PR VICKERY
Contract type name	GDS Contract
Purpose of contract	General
Contract start date	01/04/2006
Contract end date	

17/18 Contracted general activity (UDA)	16,087
Carry forward general activity (UDA)	540
17/18 Contracted orthodontic activity (UOA)	0
Carry forward orthodontic activity (UOA)	0
Baseline contract value	£403,067.49

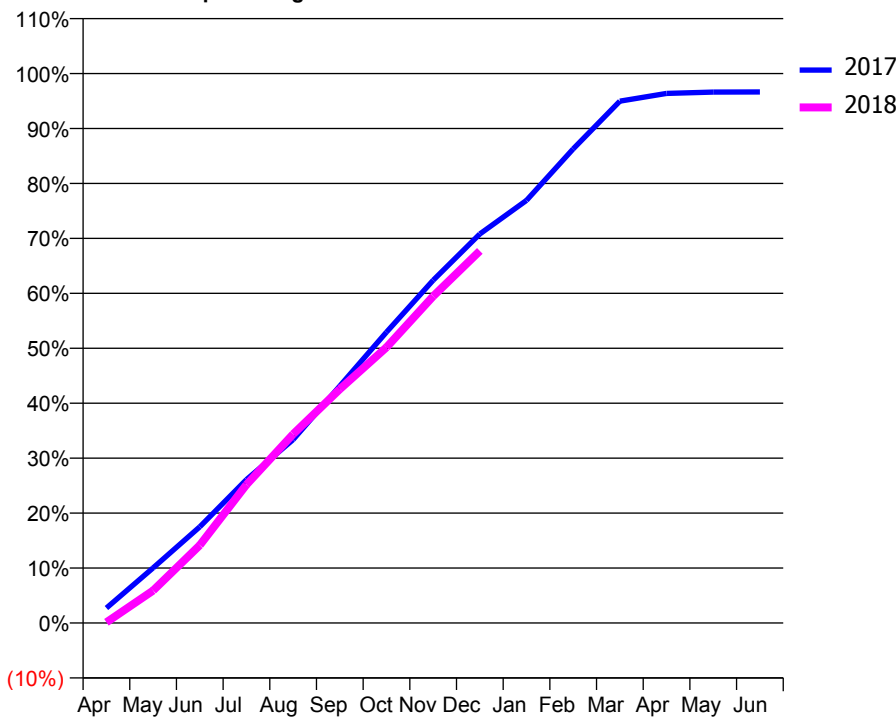
### ACCESS\*

Patients seen in 24 months	Total	Change since previous quarter
Quarter ending December 2016	4,008	
Quarter ending March 2017	3,975	→
Quarter ending June 2017	3,947	→
Quarter ending September 2017	3,904	↓
Quarter ending December 2017	3,855	↓
<b>Variance since December 2016</b>	<b>(3.8%)</b>	<b>↓</b>



### ACTIVITY

Cumulative percentage of contracted UDA delivered 2017 & 2018



Month	Adjusted Scheduled Activity (UDA)	
	2017	2018
April	440	21
May	1,615	950
June	2,815	2,277
July	4,200	4,052
August	5,371	5,528
September	6,940	6,844
October	8,517	8,070
November	10,036	9,566
December	11,389	10,893
January	12,372	
February	13,879	
March	15,278	
April	15,506	
May	15,542	
June	15,546	

### QUALITY

	Quantity	Base Number	Contract	AT	Region	England
% of FP17s for the same patient ID Re-attending within 3 months - Children	113	1,328	8.5%	9.5%	11.8%	12.0%
% of FP17s for the same patient ID Re-attending within 3 months - Adults	535	3,782	14.1%	12.8%	15.3%	15.9%
% of FP17s for the same patient ID Re-attending between 3 & 9 months - Children	913	1,328	68.8%	58.7%	59.1%	58.0%
% of FP17s for the same patient ID Re-attending between 3 & 9 months - Adults	2,419	3,782	64.0%	49.6%	51.5%	50.5%
% of FP17s for Band 1 Urgent Courses	293	4,946	5.9%	7.0%	8.0%	9.0%
% of FP17s Relating to Free Repair or Replacements	43	4,946	0.9%	0.8%	0.8%	0.8%
% of FP17s Relating to Continuations	96	4,946	1.9%	1.1%	1.1%	1.1%
% of Patients satisfied with the dentistry they have received	12	12	100.0%	92.1%	91.6%	91.5%
% of Patients satisfied with the time they had to wait for an appointment	11	12	91.7%	89.9%	88.3%	87.9%

\* This is based on patients treated on this contract for their most recent course of treatment. Figures in italics indicate the base number of FP17s or Patient Questionnaire responses are less than 100. N/A is shown where the base number of responses is less than 10 during the period. % is calculated as Quantity/Base number\*100

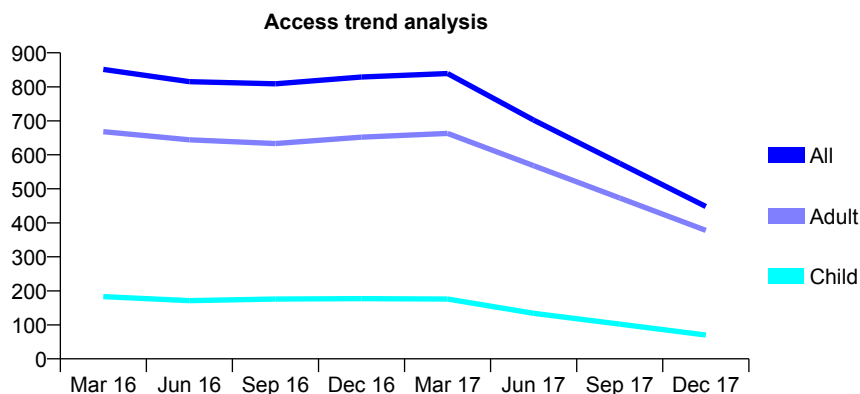
## Q53 - Vital Signs At a Glance Contract Report for 818895/0003 - December 2017

Name or company name	MR BS MATHARU
Contract type name	GDS Contract
Purpose of contract	General
Contract start date	05/08/2006
Contract end date	30/04/2017

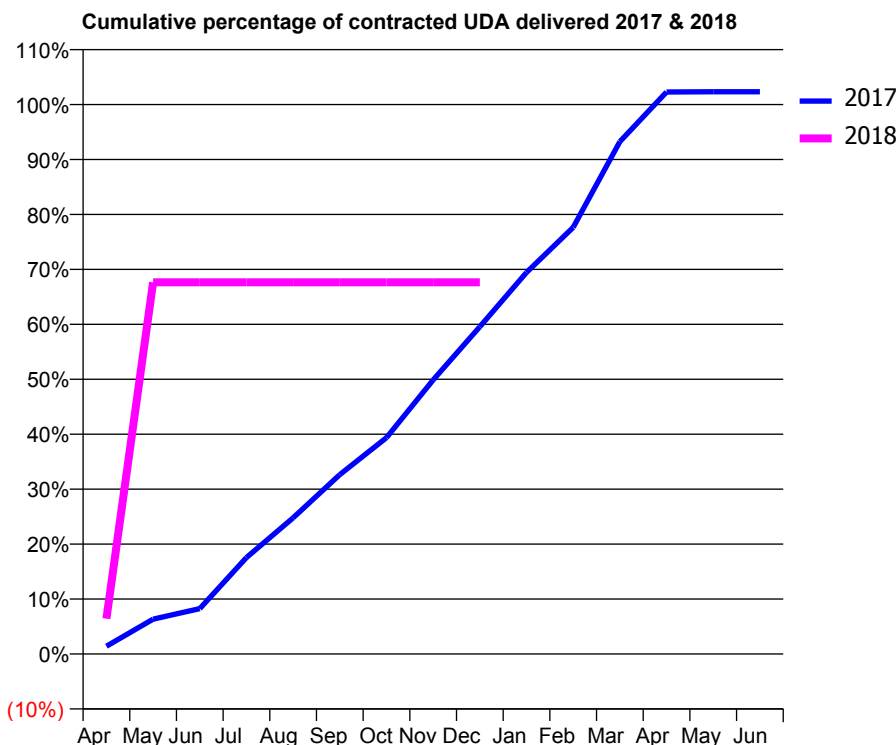
17/18 Contracted general activity (UDA)	217
Carry forward general activity (UDA)	0
17/18 Contracted orthodontic activity (UOA)	0
Carry forward orthodontic activity (UOA)	0
Baseline contract value	£5,222.36

### ACCESS\*

Patients seen in 24 months	Total	Change since previous quarter
Quarter ending December 2016	829	
Quarter ending March 2017	839	→
Quarter ending June 2017	702	↓
Quarter ending September 2017	575	↓
Quarter ending December 2017	448	↓
<b>Variance since December 2016</b>	<b>(46.0%)</b>	↓



### ACTIVITY



Month	Adjusted Scheduled Activity (UDA)	
	2017	2018
April	37	14
May	166	147
June	216	147
July	458	147
August	647	147
September	852	147
October	1,027	147
November	1,301	147
December	1,553	147
January	1,811	
February	2,025	
March	2,432	
April	2,667	
May	2,668	
June	2,668	

### QUALITY

	Quantity	Base Number	Contract	AT	Region	England
% of FP17s for the same patient ID Re-attending within 3 months - Children	0	25	0.0%	9.5%	11.8%	12.0%
% of FP17s for the same patient ID Re-attending within 3 months - Adults	19	105	18.1%	12.8%	15.3%	15.9%
% of FP17s for the same patient ID Re-attending between 3 & 9 months - Children	15	25	60.0%	58.7%	59.1%	58.0%
% of FP17s for the same patient ID Re-attending between 3 & 9 months - Adults	26	105	24.8%	49.6%	51.5%	50.5%
% of FP17s for Band 1 Urgent Courses	4	78	5.1%	7.0%	8.0%	9.0%
% of FP17s Relating to Free Repair or Replacements	0	78	0.0%	0.8%	0.8%	0.8%
% of FP17s Relating to Continuations	5	78	6.4%	1.1%	1.1%	1.1%
% of Patients satisfied with the dentistry they have received	0	0	N/A	92.1%	91.6%	91.5%
% of Patients satisfied with the time they had to wait for an appointment	0	0	N/A	89.9%	88.3%	87.9%

\* This is based on patients treated on this contract for their most recent course of treatment. Figures in italics indicate the base number of FP17s or Patient Questionnaire responses are less than 100. N/A is shown where the base number of responses is less than 10 during the period. % is calculated as Quantity/Base number\*100

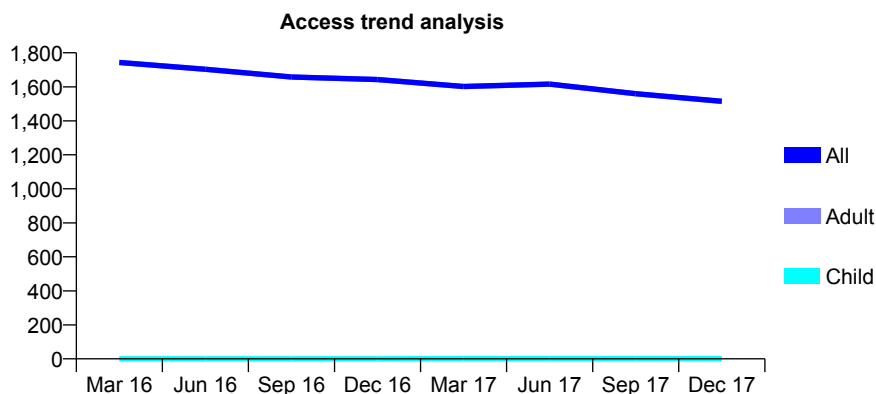
## Q53 - Vital Signs At a Glance Contract Report for 819166/0001 - December 2017

Name or company name	MRS CA HARRINGTON
Contract type name	GDS Contract
Purpose of contract	General
Contract start date	18/09/2006
Contract end date	

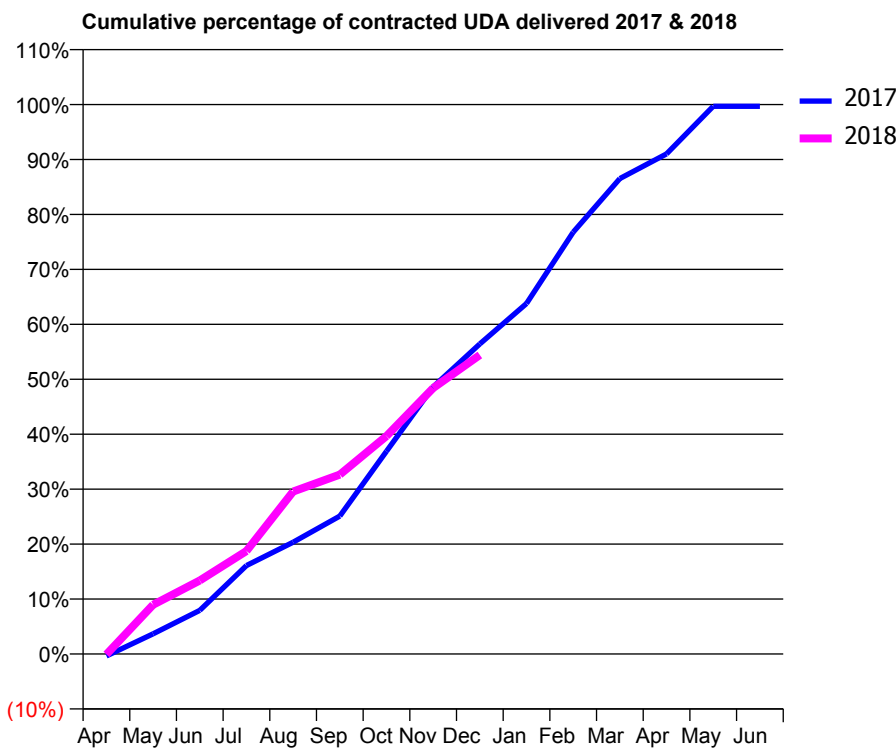
17/18 Contracted general activity (UDA)	4,264
Carry forward general activity (UDA)	14
17/18 Contracted orthodontic activity (UOA)	0
Carry forward orthodontic activity (UOA)	0
Baseline contract value	£117,725.12

### ACCESS\*

Patients seen in 24 months	Total	Change since previous quarter
Quarter ending December 2016	1,643	
Quarter ending March 2017	1,602	↓
Quarter ending June 2017	1,616	→
Quarter ending September 2017	1,560	↓
Quarter ending December 2017	1,515	↓
<b>Variance since December 2016</b>	<b>(7.8%)</b>	<b>↓</b>



### ACTIVITY



Month	Adjusted Scheduled Activity (UDA)	
	2017	2018
April	-16	-4
May	157	383
June	339	571
July	686	800
August	867	1,261
September	1,070	1,392
October	1,573	1,691
November	2,073	2,064
December	2,406	2,321
January	2,719	
February	3,273	
March	3,690	
April	3,881	
May	4,250	
June	4,250	

### QUALITY

	Quantity	Base Number	Contract	AT	Region	England
% of FP17s for the same patient ID Re-attending within 3 months - Children	0	0	N/A	9.5%	11.8%	12.0%
% of FP17s for the same patient ID Re-attending within 3 months - Adults	47	1,016	4.6%	12.8%	15.3%	15.9%
% of FP17s for the same patient ID Re-attending between 3 & 9 months - Children	0	0	N/A	58.7%	59.1%	58.0%
% of FP17s for the same patient ID Re-attending between 3 & 9 months - Adults	560	1,016	55.1%	49.6%	51.5%	50.5%
% of FP17s for Band 1 Urgent Courses	14	883	1.6%	7.0%	8.0%	9.0%
% of FP17s Relating to Free Repair or Replacements	1	883	0.1%	0.8%	0.8%	0.8%
% of FP17s Relating to Continuations	0	883	0.0%	1.1%	1.1%	1.1%
% of Patients satisfied with the dentistry they have received	1	2	N/A	92.1%	91.6%	91.5%
% of Patients satisfied with the time they had to wait for an appointment	2	2	N/A	89.9%	88.3%	87.9%

\* This is based on patients treated on this contract for their most recent course of treatment. Figures in italics indicate the base number of FP17s or Patient Questionnaire responses are less than 100. N/A is shown where the base number of responses is less than 10 during the period. % is calculated as Quantity/Base number\*100



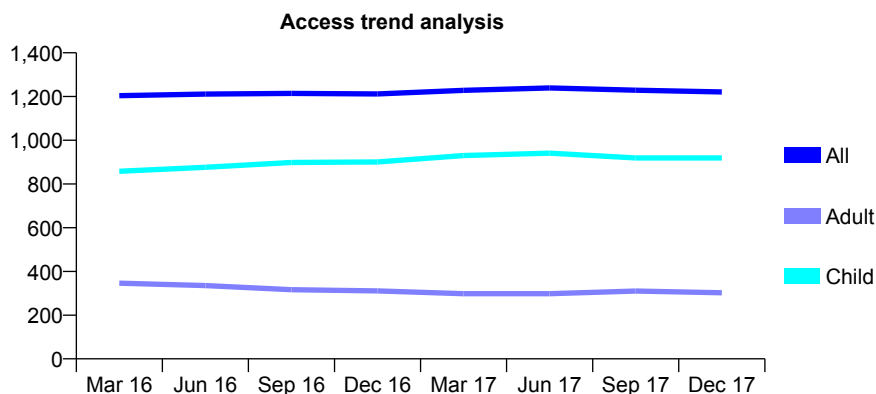
## Q53 - Vital Signs At a Glance Contract Report for 825212/0004 - December 2017

Name or company name	MR D DALBY
Contract type name	GDS Contract
Purpose of contract	General
Contract start date	01/08/2012
Contract end date	

17/18 Contracted general activity (UDA)	2,200
Carry forward general activity (UDA)	12
17/18 Contracted orthodontic activity (UOA)	0
Carry forward orthodontic activity (UOA)	0
Baseline contract value	£64,636.09

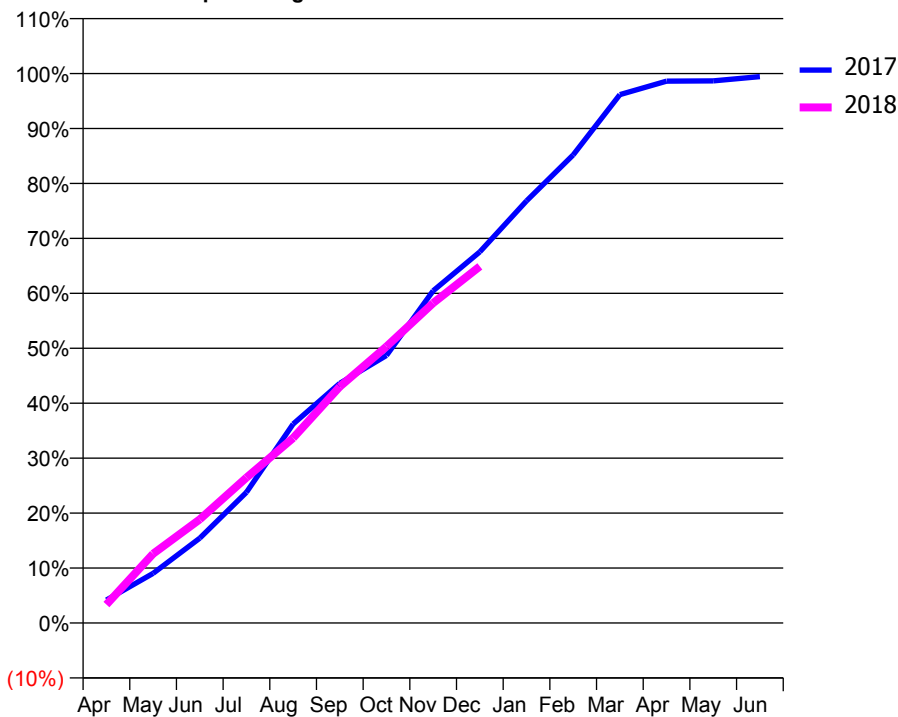
### ACCESS\*

Patients seen in 24 months	Total	Change since previous quarter
Quarter ending December 2016	1,212	
Quarter ending March 2017	1,228	→
Quarter ending June 2017	1,239	→
Quarter ending September 2017	1,229	→
Quarter ending December 2017	1,221	→
<b>Variance since December 2016</b>	<b>0.7%</b>	<b>→</b>



### ACTIVITY

Cumulative percentage of contracted UDA delivered 2017 & 2018



Month	Adjusted Scheduled Activity (UDA)	
	2017	2018
April	92	74
May	199	277
June	340	415
July	523	582
August	797	741
September	959	946
October	1,071	1,107
November	1,330	1,281
December	1,486	1,428
January	1,690	
February	1,874	
March	2,116	
April	2,169	
May	2,171	
June	2,188	

### QUALITY

	Quantity	Base Number	Contract	AT	Region	England
% of FP17s for the same patient ID Re-attending within 3 months - Children	97	1,039	9.3%	9.5%	11.8%	12.0%
% of FP17s for the same patient ID Re-attending within 3 months - Adults	19	169	11.2%	12.8%	15.3%	15.9%
% of FP17s for the same patient ID Re-attending between 3 & 9 months - Children	603	1,039	58.0%	58.7%	59.1%	58.0%
% of FP17s for the same patient ID Re-attending between 3 & 9 months - Adults	64	169	37.9%	49.6%	51.5%	50.5%
% of FP17s for Band 1 Urgent Courses	58	1,152	5.0%	7.0%	8.0%	9.0%
% of FP17s Relating to Free Repair or Replacements	1	1,152	0.1%	0.8%	0.8%	0.8%
% of FP17s Relating to Continuations	13	1,152	1.1%	1.1%	1.1%	1.1%
% of Patients satisfied with the dentistry they have received	1	1	N/A	92.1%	91.6%	91.5%
% of Patients satisfied with the time they had to wait for an appointment	1	1	N/A	89.9%	88.3%	87.9%

\* This is based on patients treated on this contract for their most recent course of treatment. Figures in italics indicate the base number of FP17s or Patient Questionnaire responses are less than 100. N/A is shown where the base number of responses is less than 10 during the period. % is calculated as Quantity/Base number\*100

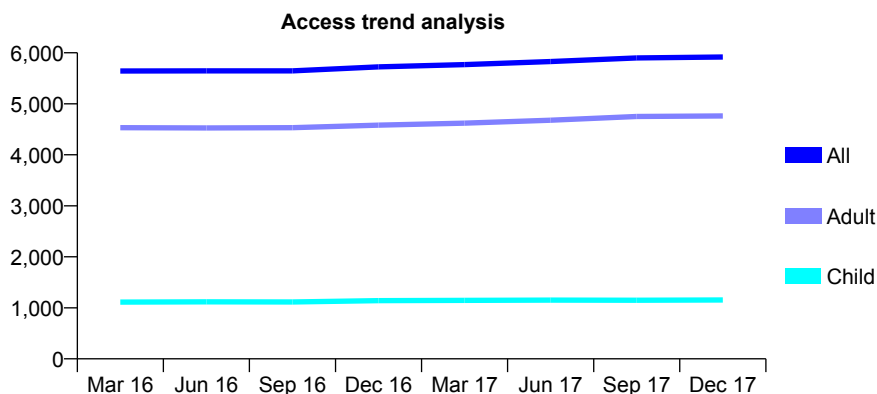
## Q53 - Vital Signs At a Glance Contract Report for 831662/0001 - December 2017

Name or company name	MR SJ THOMAS
Contract type name	GDS Contract
Purpose of contract	General
Contract start date	01/04/2006
Contract end date	

17/18 Contracted general activity (UDA)	18,115
Carry forward general activity (UDA)	0
17/18 Contracted orthodontic activity (UOA)	0
Carry forward orthodontic activity (UOA)	0
Baseline contract value	£524,336.28

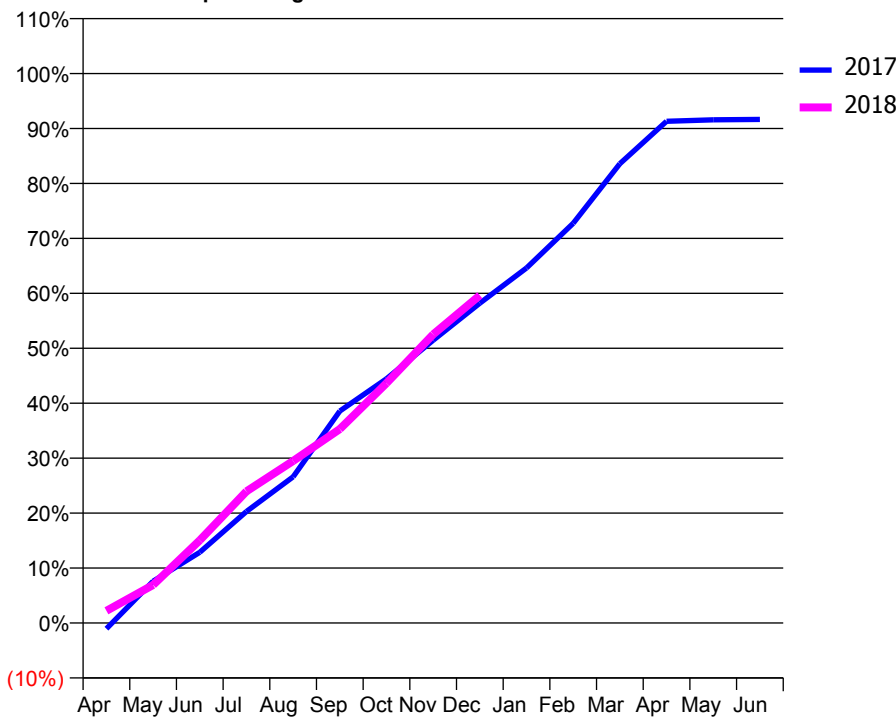
### ACCESS\*

Patients seen in 24 months	Total	Change since previous quarter
Quarter ending December 2016	5,724	
Quarter ending March 2017	5,769	→
Quarter ending June 2017	5,830	→
Quarter ending September 2017	5,899	→
Quarter ending December 2017	5,918	→
<b>Variance since December 2016</b>	<b>3.4%</b>	<b>↑</b>



### ACTIVITY

Cumulative percentage of contracted UDA delivered 2017 & 2018



Month	Adjusted Scheduled Activity (UDA)	
	2017	2018
April	-189	401
May	1,378	1,256
June	2,330	2,726
July	3,676	4,342
August	4,818	5,344
September	6,989	6,393
October	8,050	7,906
November	9,324	9,514
December	10,545	10,805
January	11,703	
February	13,179	
March	15,143	
April	16,538	
May	16,588	
June	16,600	

### QUALITY

	Quantity	Base Number	Contract	AT	Region	England
% of FP17s for the same patient ID Re-attending within 3 months - Children	87	1,292	6.7%	9.5%	11.8%	12.0%
% of FP17s for the same patient ID Re-attending within 3 months - Adults	681	4,632	14.7%	12.8%	15.3%	15.9%
% of FP17s for the same patient ID Re-attending between 3 & 9 months - Children	781	1,292	60.4%	58.7%	59.1%	58.0%
% of FP17s for the same patient ID Re-attending between 3 & 9 months - Adults	1,575	4,632	34.0%	49.6%	51.5%	50.5%
% of FP17s for Band 1 Urgent Courses	403	5,566	7.2%	7.0%	8.0%	9.0%
% of FP17s Relating to Free Repair or Replacements	43	5,566	0.8%	0.8%	0.8%	0.8%
% of FP17s Relating to Continuations	177	5,566	3.2%	1.1%	1.1%	1.1%
% of Patients satisfied with the dentistry they have received	20	23	87.0%	92.1%	91.6%	91.5%
% of Patients satisfied with the time they had to wait for an appointment	20	23	87.0%	89.9%	88.3%	87.9%

\* This is based on patients treated on this contract for their most recent course of treatment. Figures in italics indicate the base number of FP17s or Patient Questionnaire responses are less than 100. N/A is shown where the base number of responses is less than 10 during the period. % is calculated as Quantity/Base number\*100

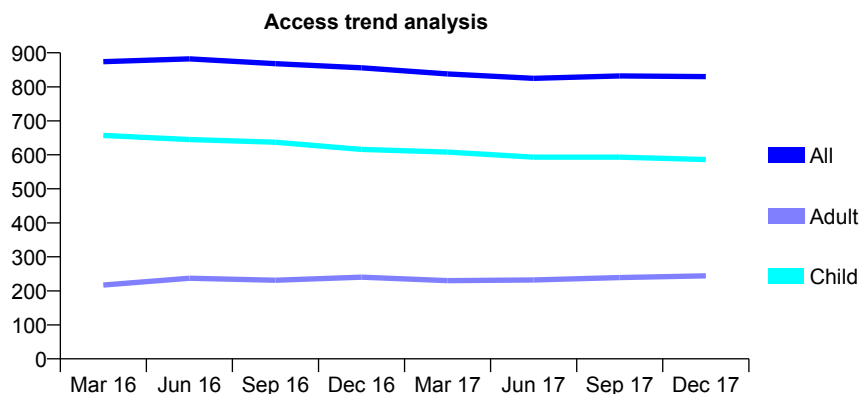
## Q53 - Vital Signs At a Glance Contract Report for 835765/0001 - December 2017

Name or company name	MISS P WILKES
Contract type name	GDS Contract
Purpose of contract	General
Contract start date	01/08/2008
Contract end date	

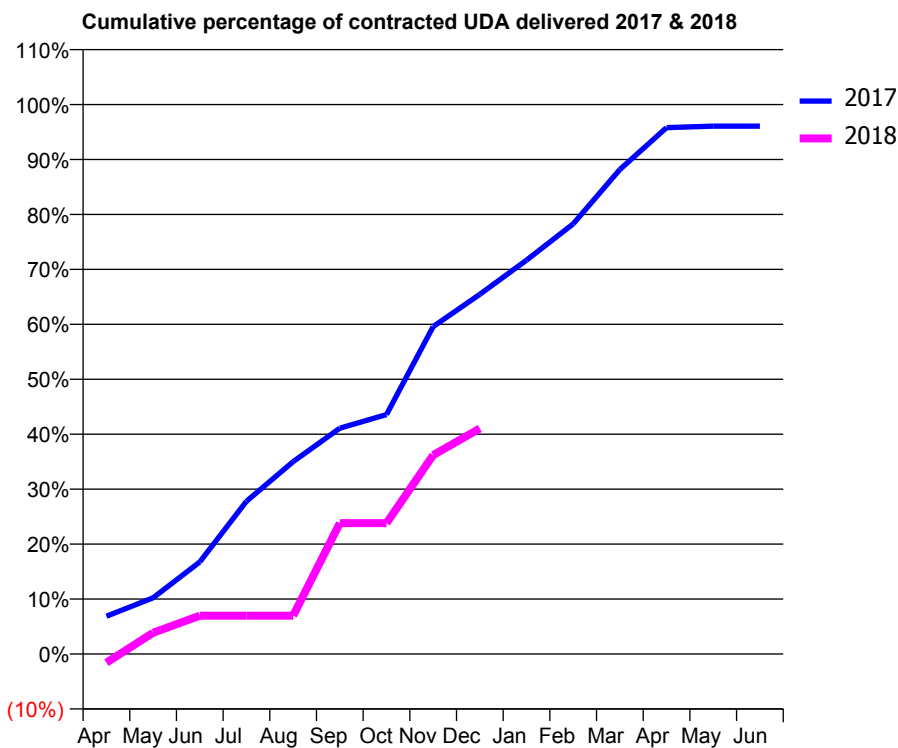
17/18 Contracted general activity (UDA)	1,750
Carry forward general activity (UDA)	68
17/18 Contracted orthodontic activity (UOA)	0
Carry forward orthodontic activity (UOA)	0
Baseline contract value	£40,691.15

### ACCESS\*

Patients seen in 24 months	Total	Change since previous quarter
Quarter ending December 2016	856	
Quarter ending March 2017	838	↓
Quarter ending June 2017	825	↓
Quarter ending September 2017	832	→
Quarter ending December 2017	830	→
<b>Variance since December 2016</b>	<b>(3.0%)</b>	<b>↓</b>



### ACTIVITY



Month	Adjusted Scheduled Activity (UDA)	
	2017	2018
April	120	-28
May	179	68
June	293	122
July	487	122
August	613	122
September	719	417
October	762	417
November	1,043	633
December	1,146	718
January	1,254	
February	1,370	
March	1,543	
April	1,676	
May	1,681	
June	1,681	

### QUALITY

	Quantity	Base Number	Contract	AT	Region	England
% of FP17s for the same patient ID Re-attending within 3 months - Children	44	651	6.8%	9.5%	11.8%	12.0%
% of FP17s for the same patient ID Re-attending within 3 months - Adults	21	142	14.8%	12.8%	15.3%	15.9%
% of FP17s for the same patient ID Re-attending between 3 & 9 months - Children	402	651	61.8%	58.7%	59.1%	58.0%
% of FP17s for the same patient ID Re-attending between 3 & 9 months - Adults	75	142	52.8%	49.6%	51.5%	50.5%
% of FP17s for Band 1 Urgent Courses	38	714	5.3%	7.0%	8.0%	9.0%
% of FP17s Relating to Free Repair or Replacements	0	714	0.0%	0.8%	0.8%	0.8%
% of FP17s Relating to Continuations	8	714	1.1%	1.1%	1.1%	1.1%
% of Patients satisfied with the dentistry they have received	0	0	N/A	92.1%	91.6%	91.5%
% of Patients satisfied with the time they had to wait for an appointment	0	0	N/A	89.9%	88.3%	87.9%

\* This is based on patients treated on this contract for their most recent course of treatment. Figures in italics indicate the base number of FP17s or Patient Questionnaire responses are less than 100. N/A is shown where the base number of responses is less than 10 during the period. % is calculated as Quantity/Base number\*100

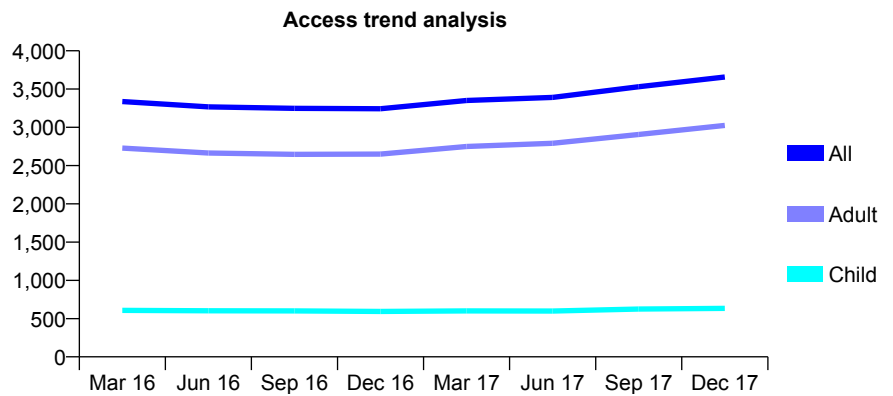
## Q53 - Vital Signs At a Glance Contract Report for 836354/0001 - December 2017

Name or company name	MR SS HOTHI
Contract type name	GDS Contract
Purpose of contract	General
Contract start date	01/04/2006
Contract end date	

17/18 Contracted general activity (UDA)	11,116
Carry forward general activity (UDA)	-45
17/18 Contracted orthodontic activity (UOA)	0
Carry forward orthodontic activity (UOA)	0
Baseline contract value	£331,377.71

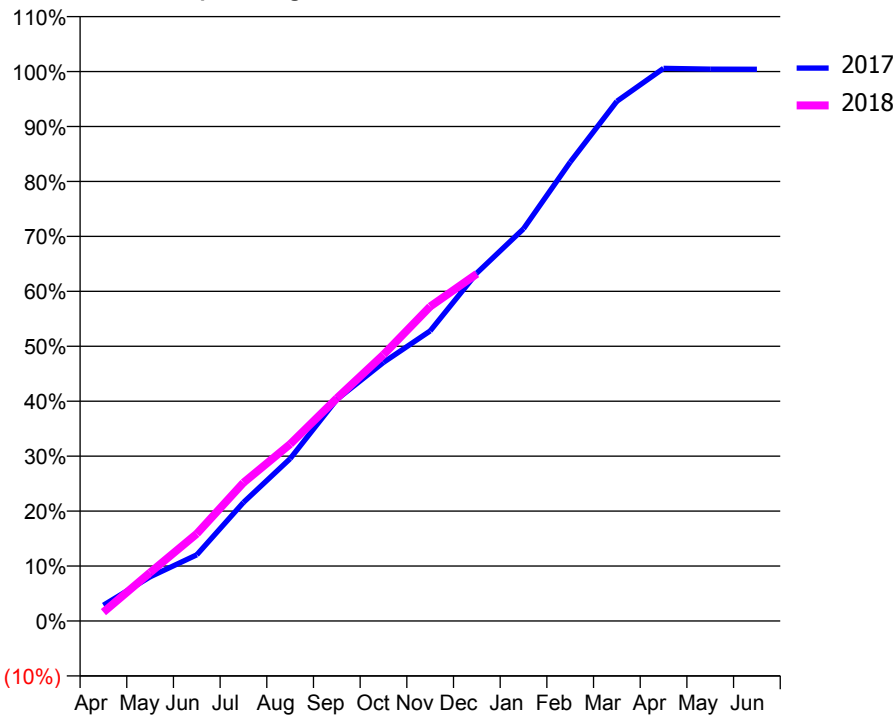
### ACCESS\*

Patients seen in 24 months	Total	Change since previous quarter
Quarter ending December 2016	3,243	
Quarter ending March 2017	3,350	↑
Quarter ending June 2017	3,390	→
Quarter ending September 2017	3,531	↑
Quarter ending December 2017	3,657	↑
<b>Variance since December 2016</b>	<b>12.8%</b>	<b>↑</b>



### ACTIVITY

Cumulative percentage of contracted UDA delivered 2017 & 2018



Month	Adjusted Scheduled Activity (UDA)	
	2017	2018
April	320	180
May	893	979
June	1,338	1,765
July	2,400	2,799
August	3,285	3,577
September	4,483	4,506
October	5,231	5,389
November	5,869	6,362
December	7,040	7,024
January	7,935	
February	9,283	
March	10,513	
April	11,180	
May	11,163	
June	11,160	

### QUALITY

	Quantity	Base Number	Contract	AT	Region	England
% of FP17s for the same patient ID Re-attending within 3 months - Children	45	703	6.4%	9.5%	11.8%	12.0%
% of FP17s for the same patient ID Re-attending within 3 months - Adults	319	2,979	10.7%	12.8%	15.3%	15.9%
% of FP17s for the same patient ID Re-attending between 3 & 9 months - Children	358	703	50.9%	58.7%	59.1%	58.0%
% of FP17s for the same patient ID Re-attending between 3 & 9 months - Adults	1,337	2,979	44.9%	49.6%	51.5%	50.5%
% of FP17s for Band 1 Urgent Courses	234	3,460	6.8%	7.0%	8.0%	9.0%
% of FP17s Relating to Free Repair or Replacements	30	3,460	0.9%	0.8%	0.8%	0.8%
% of FP17s Relating to Continuations	13	3,460	0.4%	1.1%	1.1%	1.1%
% of Patients satisfied with the dentistry they have received	12	12	100.0%	92.1%	91.6%	91.5%
% of Patients satisfied with the time they had to wait for an appointment	12	12	100.0%	89.9%	88.3%	87.9%

\* This is based on patients treated on this contract for their most recent course of treatment. Figures in italics indicate the base number of FP17s or Patient Questionnaire responses are less than 100. N/A is shown where the base number of responses is less than 10 during the period. % is calculated as Quantity/Base number\*100

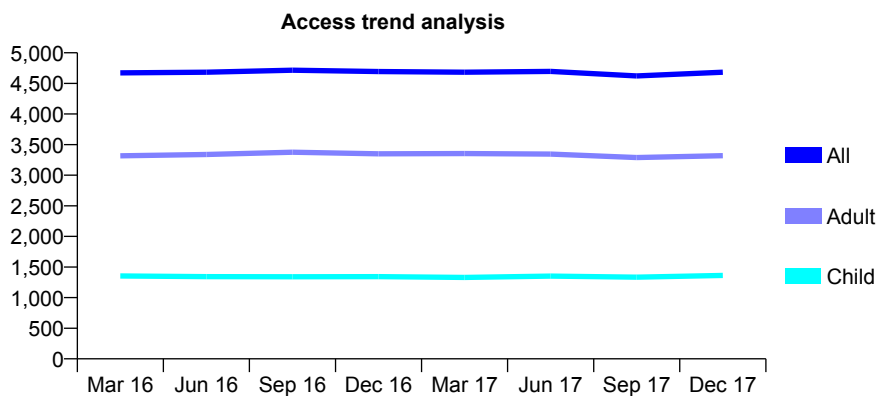
## Q53 - Vital Signs At a Glance Contract Report for 841196/0001 - December 2017

Name or company name	MR A KAKAY AFSHARY
Contract type name	GDS Contract
Purpose of contract	General
Contract start date	01/04/2006
Contract end date	

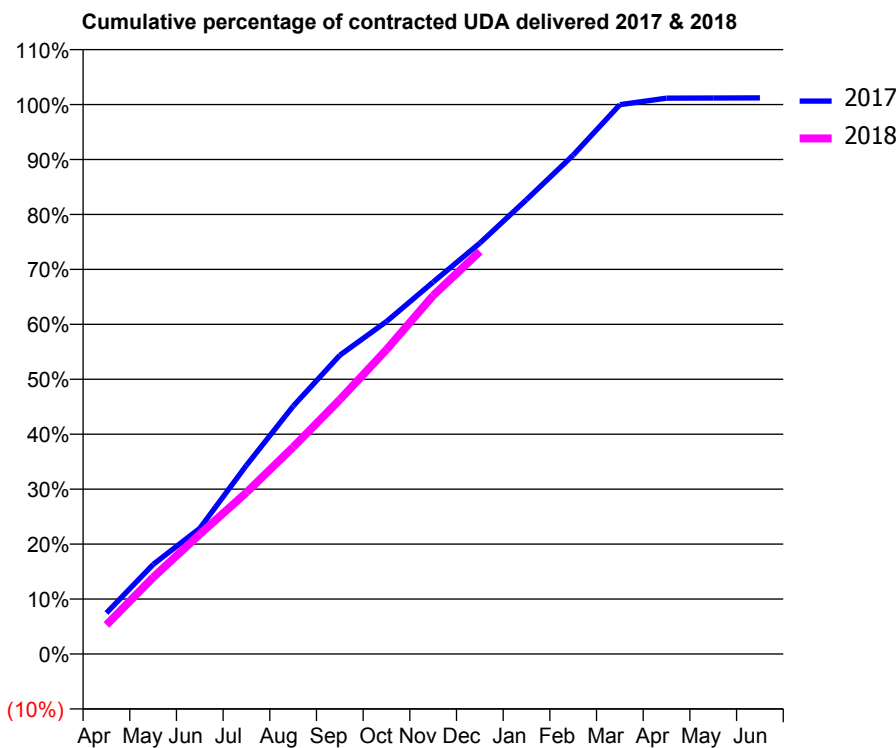
17/18 Contracted general activity (UDA)	11,465
Carry forward general activity (UDA)	-138
17/18 Contracted orthodontic activity (UOA)	0
Carry forward orthodontic activity (UOA)	0
Baseline contract value	£348,075.58

### ACCESS\*

Patients seen in 24 months	Total	Change since previous quarter
Quarter ending December 2016	4,693	
Quarter ending March 2017	4,683	→
Quarter ending June 2017	4,696	→
Quarter ending September 2017	4,623	↓
Quarter ending December 2017	4,683	→
<b>Variance since December 2016</b>	<b>(0.2%)</b>	→



### ACTIVITY



Month	Adjusted Scheduled Activity (UDA)	
	2017	2018
April	856	609
May	1,870	1,599
June	2,623	2,500
July	3,940	3,370
August	5,170	4,316
September	6,234	5,306
October	6,937	6,351
November	7,761	7,479
December	8,573	8,397
January	9,479	
February	10,409	
March	11,462	
April	11,598	
May	11,601	
June	11,602	

### QUALITY

	Quantity	Base Number	Contract	AT	Region	England
% of FP17s for the same patient ID Re-attending within 3 months - Children	64	1,236	5.2%	9.5%	11.8%	12.0%
% of FP17s for the same patient ID Re-attending within 3 months - Adults	173	2,788	6.2%	12.8%	15.3%	15.9%
% of FP17s for the same patient ID Re-attending between 3 & 9 months - Children	605	1,236	48.9%	58.7%	59.1%	58.0%
% of FP17s for the same patient ID Re-attending between 3 & 9 months - Adults	1,408	2,788	50.5%	49.6%	51.5%	50.5%
% of FP17s for Band 1 Urgent Courses	57	3,968	1.4%	7.0%	8.0%	9.0%
% of FP17s Relating to Free Repair or Replacements	14	3,968	0.4%	0.8%	0.8%	0.8%
% of FP17s Relating to Continuations	0	3,968	0.0%	1.1%	1.1%	1.1%
% of Patients satisfied with the dentistry they have received	7	9	N/A	92.1%	91.6%	91.5%
% of Patients satisfied with the time they had to wait for an appointment	9	9	N/A	89.9%	88.3%	87.9%

\* This is based on patients treated on this contract for their most recent course of treatment. Figures in italics indicate the base number of FP17s or Patient Questionnaire responses are less than 100. N/A is shown where the base number of responses is less than 10 during the period. % is calculated as Quantity/Base number\*100

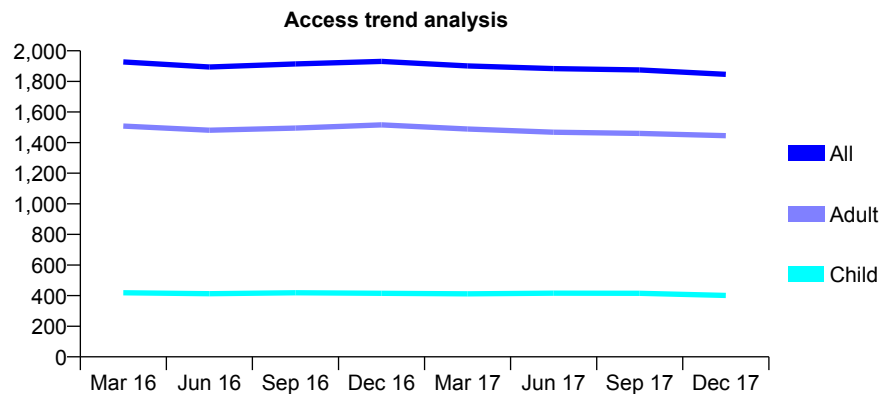
## Q53 - Vital Signs At a Glance Contract Report for 841315/0003 - December 2017

Name or company name	MRS S BALKRISHNA
Contract type name	GDS Contract
Purpose of contract	General
Contract start date	01/04/2006
Contract end date	

17/18 Contracted general activity (UDA)	5,472
Carry forward general activity (UDA)	-104
17/18 Contracted orthodontic activity (UOA)	0
Carry forward orthodontic activity (UOA)	0
Baseline contract value	£129,830.26

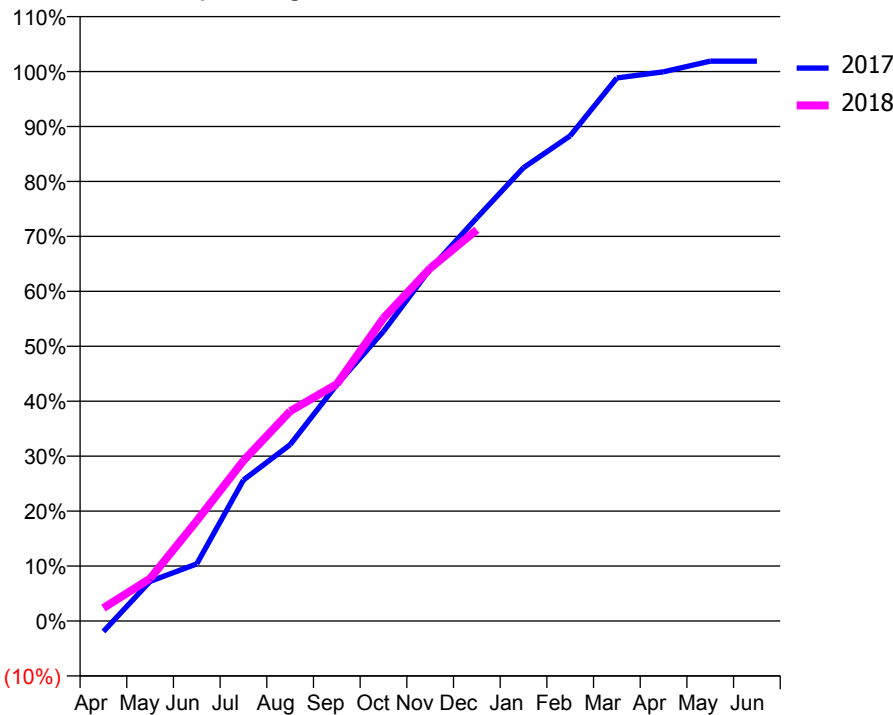
### ACCESS\*

Patients seen in 24 months	Total	Change since previous quarter
Quarter ending December 2016	1,931	
Quarter ending March 2017	1,901	↓
Quarter ending June 2017	1,884	→
Quarter ending September 2017	1,875	→
Quarter ending December 2017	1,846	↓
<b>Variance since December 2016</b>	<b>(4.4%)</b>	<b>↓</b>



### ACTIVITY

Cumulative percentage of contracted UDA delivered 2017 & 2018



Month	Adjusted Scheduled Activity (UDA)	
	2017	2018
April	-105	130
May	395	423
June	568	998
July	1,404	1,597
August	1,756	2,090
September	2,354	2,359
October	2,885	3,016
November	3,506	3,513
December	4,015	3,895
January	4,515	
February	4,832	
March	5,408	
April	5,469	
May	5,576	
June	5,576	

### QUALITY

	Quantity	Base Number	Contract	AT	Region	England
% of FP17s for the same patient ID Re-attending within 3 months - Children	22	413	5.3%	9.5%	11.8%	12.0%
% of FP17s for the same patient ID Re-attending within 3 months - Adults	127	1,303	9.7%	12.8%	15.3%	15.9%
% of FP17s for the same patient ID Re-attending between 3 & 9 months - Children	221	413	53.5%	58.7%	59.1%	58.0%
% of FP17s for the same patient ID Re-attending between 3 & 9 months - Adults	643	1,303	49.3%	49.6%	51.5%	50.5%
% of FP17s for Band 1 Urgent Courses	50	1,658	3.0%	7.0%	8.0%	9.0%
% of FP17s Relating to Free Repair or Replacements	12	1,658	0.7%	0.8%	0.8%	0.8%
% of FP17s Relating to Continuations	18	1,658	1.1%	1.1%	1.1%	1.1%
% of Patients satisfied with the dentistry they have received	4	4	N/A	92.1%	91.6%	91.5%
% of Patients satisfied with the time they had to wait for an appointment	2	4	N/A	89.9%	88.3%	87.9%

\* This is based on patients treated on this contract for their most recent course of treatment. Figures in italics indicate the base number of FP17s or Patient Questionnaire responses are less than 100. N/A is shown where the base number of responses is less than 10 during the period. % is calculated as Quantity/Base number\*100

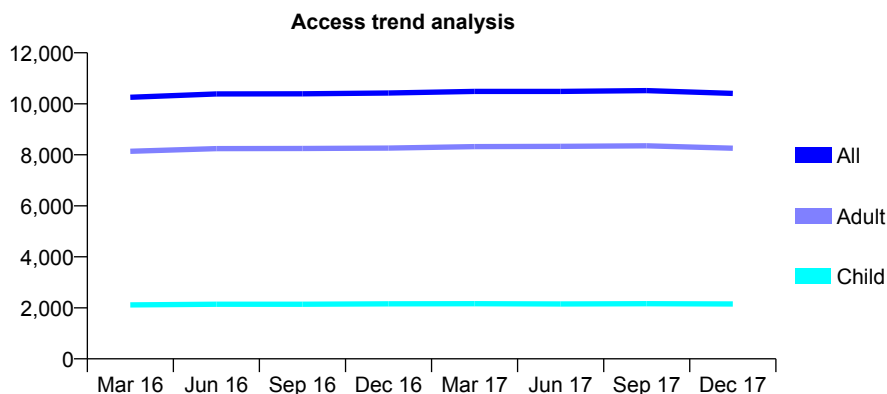
## Q53 - Vital Signs At a Glance Contract Report for 847518/0001 - December 2017

Name or company name	MR KS SHOKER
Contract type name	GDS Contract
Purpose of contract	General
Contract start date	01/04/2006
Contract end date	

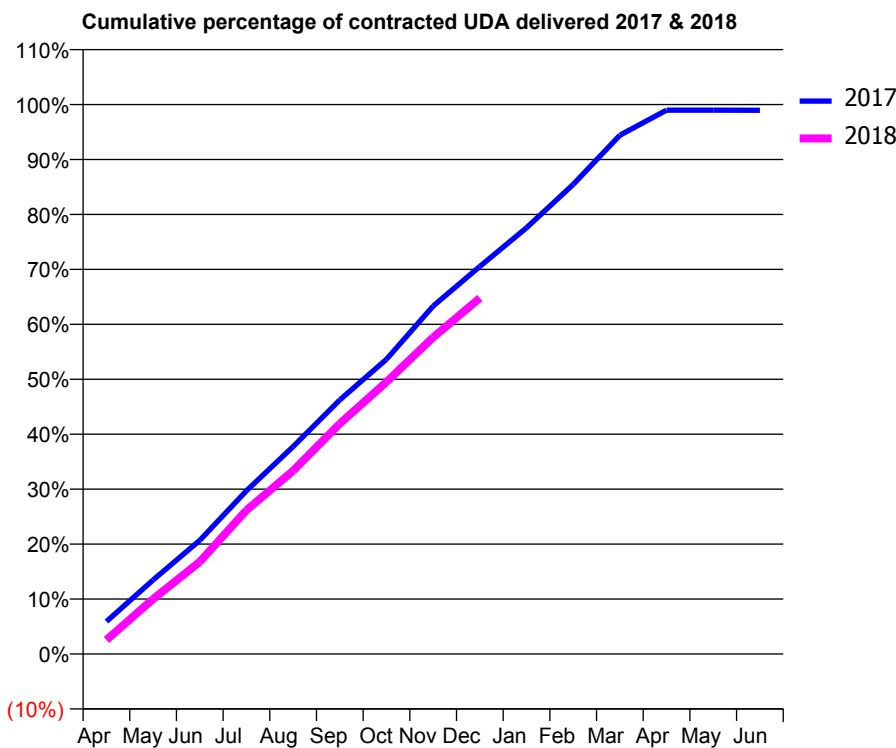
17/18 Contracted general activity (UDA)	25,422
Carry forward general activity (UDA)	267
17/18 Contracted orthodontic activity (UOA)	0
Carry forward orthodontic activity (UOA)	0
Baseline contract value	£674,442.85

### ACCESS\*

Patients seen in 24 months	Total	Change since previous quarter
Quarter ending December 2016	10,423	
Quarter ending March 2017	10,485	→
Quarter ending June 2017	10,484	→
Quarter ending September 2017	10,516	→
Quarter ending December 2017	10,410	↓
<b>Variance since December 2016</b>	<b>(0.1%)</b>	→



### ACTIVITY



Month	Adjusted Scheduled Activity (UDA)	
	2017	2018
April	1,500	652
May	3,425	2,547
June	5,261	4,266
July	7,552	6,656
August	9,599	8,481
September	11,755	10,657
October	13,636	12,588
November	16,096	14,648
December	17,931	16,470
January	19,720	
February	21,725	
March	24,003	
April	25,162	
May	25,158	
June	25,155	

### QUALITY

	Quantity	Base Number	Contract	AT	Region	England
% of FP17s for the same patient ID Re-attending within 3 months - Children	162	2,128	7.6%	9.5%	11.8%	12.0%
% of FP17s for the same patient ID Re-attending within 3 months - Adults	782	7,082	11.0%	12.8%	15.3%	15.9%
% of FP17s for the same patient ID Re-attending between 3 & 9 months - Children	1,122	2,128	52.7%	58.7%	59.1%	58.0%
% of FP17s for the same patient ID Re-attending between 3 & 9 months - Adults	3,232	7,082	45.6%	49.6%	51.5%	50.5%
% of FP17s for Band 1 Urgent Courses	504	8,334	6.0%	7.0%	8.0%	9.0%
% of FP17s Relating to Free Repair or Replacements	51	8,334	0.6%	0.8%	0.8%	0.8%
% of FP17s Relating to Continuations	82	8,334	1.0%	1.1%	1.1%	1.1%
% of Patients satisfied with the dentistry they have received	19	19	100.0%	92.1%	91.6%	91.5%
% of Patients satisfied with the time they had to wait for an appointment	19	19	100.0%	89.9%	88.3%	87.9%

\* This is based on patients treated on this contract for their most recent course of treatment. Figures in italics indicate the base number of FP17s or Patient Questionnaire responses are less than 100. N/A is shown where the base number of responses is less than 10 during the period. % is calculated as Quantity/Base number\*100



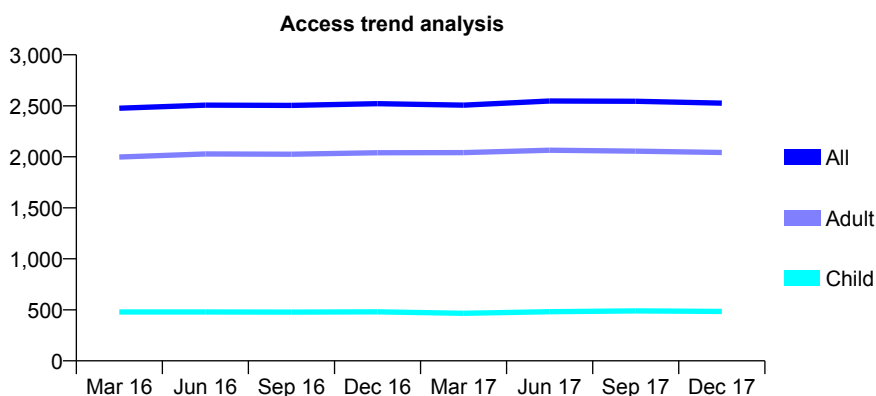
## Q53 - Vital Signs At a Glance Contract Report for 848026/0001 - December 2017

Name or company name	MR GA MOEZZI
Contract type name	GDS Contract
Purpose of contract	General
Contract start date	01/04/2006
Contract end date	

17/18 Contracted general activity (UDA)	7,468
Carry forward general activity (UDA)	-61
17/18 Contracted orthodontic activity (UOA)	0
Carry forward orthodontic activity (UOA)	0
Baseline contract value	£226,713.88

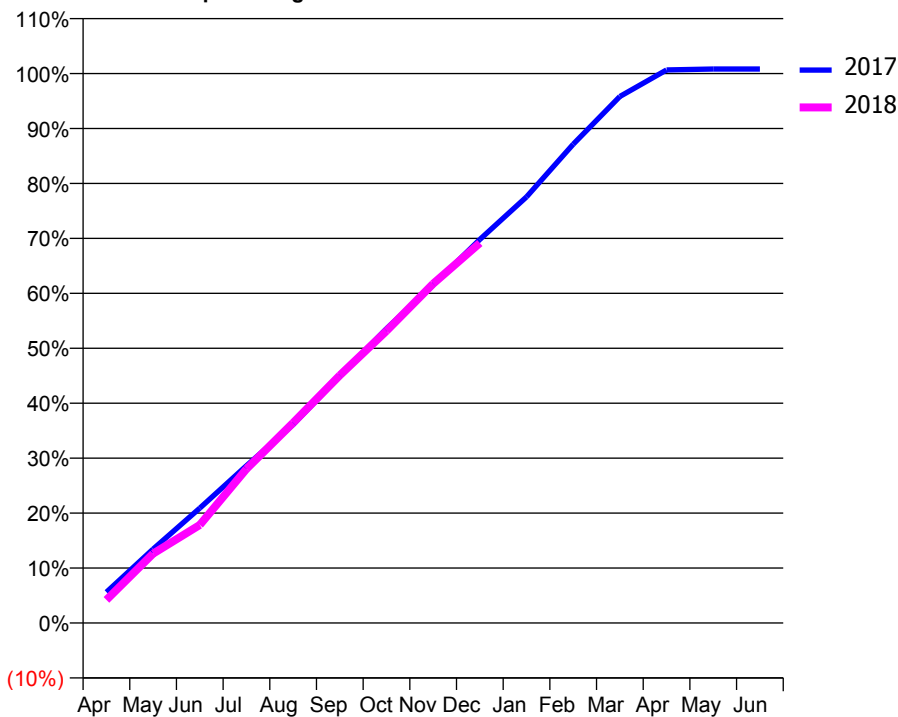
### ACCESS\*

Patients seen in 24 months	Total	Change since previous quarter
Quarter ending December 2016	2,521	
Quarter ending March 2017	2,507	→
Quarter ending June 2017	2,547	→
Quarter ending September 2017	2,544	→
Quarter ending December 2017	2,526	→
<b>Variance since December 2016</b>	<b>0.2%</b>	<b>→</b>



### ACTIVITY

**Cumulative percentage of contracted UDA delivered 2017 & 2018**



Month	Adjusted Scheduled Activity (UDA)	
	2017	2018
April	420	314
May	1,004	944
June	1,560	1,332
July	2,138	2,095
August	2,698	2,721
September	3,356	3,367
October	4,001	3,970
November	4,595	4,611
December	5,213	5,165
January	5,792	
February	6,507	
March	7,155	
April	7,516	
May	7,529	
June	7,529	

### QUALITY

	Quantity	Base Number	Contract	AT	Region	England
% of FP17s for the same patient ID Re-attending within 3 months - Children	25	557	4.5%	9.5%	11.8%	12.0%
% of FP17s for the same patient ID Re-attending within 3 months - Adults	196	1,860	10.5%	12.8%	15.3%	15.9%
% of FP17s for the same patient ID Re-attending between 3 & 9 months - Children	321	557	57.6%	58.7%	59.1%	58.0%
% of FP17s for the same patient ID Re-attending between 3 & 9 months - Adults	879	1,860	47.3%	49.6%	51.5%	50.5%
% of FP17s for Band 1 Urgent Courses	135	2,202	6.1%	7.0%	8.0%	9.0%
% of FP17s Relating to Free Repair or Replacements	5	2,202	0.2%	0.8%	0.8%	0.8%
% of FP17s Relating to Continuations	23	2,202	1.0%	1.1%	1.1%	1.1%
% of Patients satisfied with the dentistry they have received	5	5	N/A	92.1%	91.6%	91.5%
% of Patients satisfied with the time they had to wait for an appointment	5	5	N/A	89.9%	88.3%	87.9%

\* This is based on patients treated on this contract for their most recent course of treatment. Figures in italics indicate the base number of FP17s or Patient Questionnaire responses are less than 100. N/A is shown where the base number of responses is less than 10 during the period. % is calculated as Quantity/Base number\*100

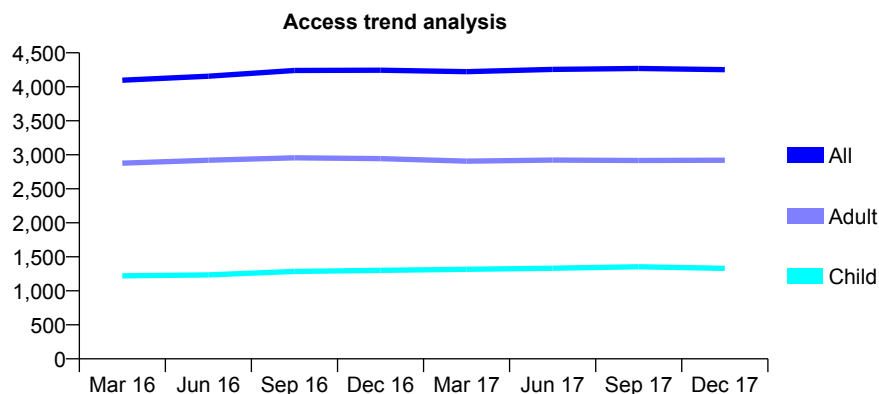
## Q53 - Vital Signs At a Glance Contract Report for 852775/0001 - December 2017

Name or company name	MR F JAMALL
Contract type name	GDS Contract
Purpose of contract	General
Contract start date	01/04/2006
Contract end date	

17/18 Contracted general activity (UDA)	10,157
Carry forward general activity (UDA)	-204
17/18 Contracted orthodontic activity (UOA)	0
Carry forward orthodontic activity (UOA)	0
Baseline contract value	£301,951.53

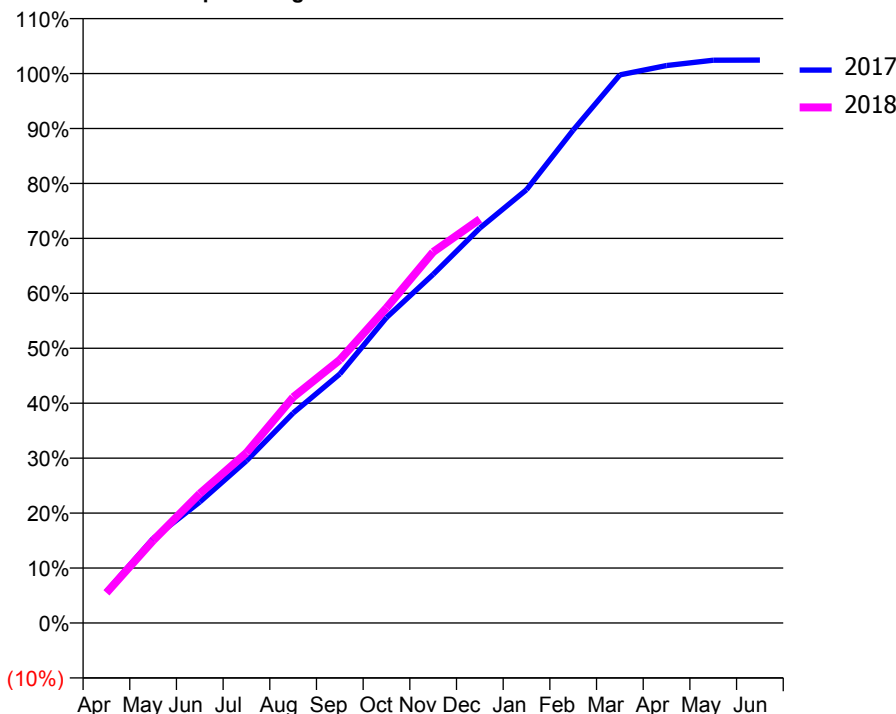
### ACCESS\*

Patients seen in 24 months	Total	Change since previous quarter
Quarter ending December 2016	4,244	
Quarter ending March 2017	4,223	→
Quarter ending June 2017	4,255	→
Quarter ending September 2017	4,270	→
Quarter ending December 2017	4,251	→
<b>Variance since December 2016</b>	<b>0.2%</b>	<b>→</b>



### ACTIVITY

Cumulative percentage of contracted UDA delivered 2017 & 2018



Month	Adjusted Scheduled Activity (UDA)	
	2017	2018
April	580	558
May	1,560	1,523
June	2,237	2,391
July	2,998	3,147
August	3,880	4,174
September	4,603	4,865
October	5,647	5,826
November	6,444	6,859
December	7,301	7,464
January	8,010	
February	9,111	
March	10,132	
April	10,305	
May	10,403	
June	10,405	

### QUALITY

	Quantity	Base Number	Contract	AT	Region	England
% of FP17s for the same patient ID Re-attending within 3 months - Children	90	1,478	6.1%	9.5%	11.8%	12.0%
% of FP17s for the same patient ID Re-attending within 3 months - Adults	267	2,613	10.2%	12.8%	15.3%	15.9%
% of FP17s for the same patient ID Re-attending between 3 & 9 months - Children	921	1,478	62.3%	58.7%	59.1%	58.0%
% of FP17s for the same patient ID Re-attending between 3 & 9 months - Adults	1,406	2,613	53.8%	49.6%	51.5%	50.5%
% of FP17s for Band 1 Urgent Courses	307	3,966	7.7%	7.0%	8.0%	9.0%
% of FP17s Relating to Free Repair or Replacements	11	3,966	0.3%	0.8%	0.8%	0.8%
% of FP17s Relating to Continuations	4	3,966	0.1%	1.1%	1.1%	1.1%
% of Patients satisfied with the dentistry they have received	12	13	92.3%	92.1%	91.6%	91.5%
% of Patients satisfied with the time they had to wait for an appointment	12	13	92.3%	89.9%	88.3%	87.9%

\* This is based on patients treated on this contract for their most recent course of treatment. Figures in italics indicate the base number of FP17s or Patient Questionnaire responses are less than 100. N/A is shown where the base number of responses is less than 10 during the period. % is calculated as Quantity/Base number\*100

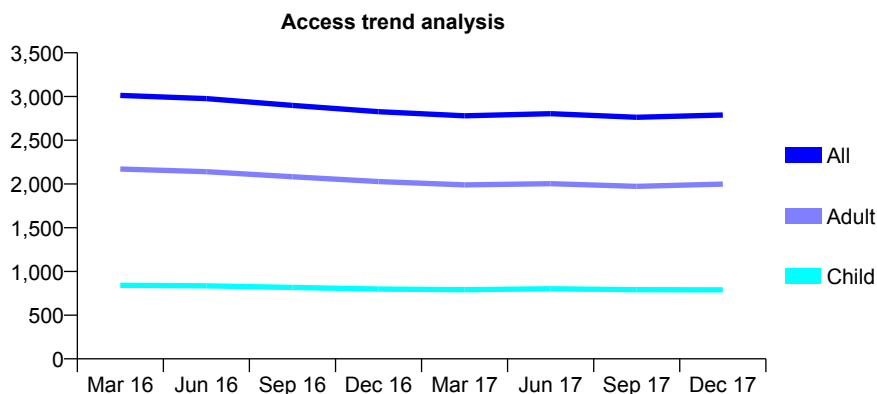
## Q53 - Vital Signs At a Glance Contract Report for 852775/0003 - December 2017

Name or company name	Pennington Dental Southam
Contract type name	GDS Contract
Purpose of contract	General
Contract start date	01/04/2009
Contract end date	

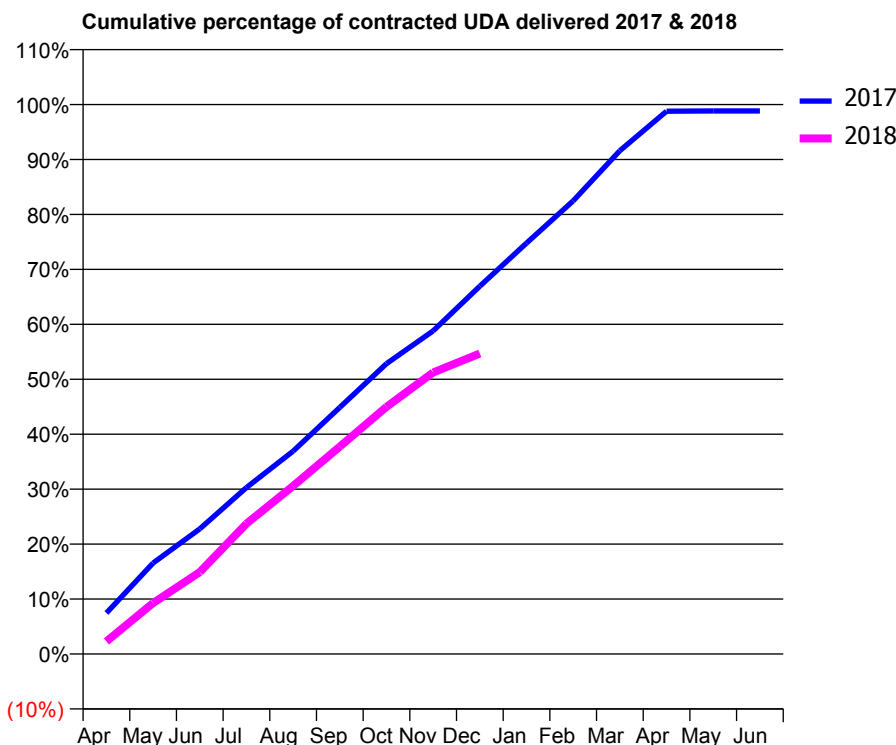
17/18 Contracted general activity (UDA)	8,000
Carry forward general activity (UDA)	94
17/18 Contracted orthodontic activity (UOA)	0
Carry forward orthodontic activity (UOA)	0
Baseline contract value	£217,398.94

### ACCESS\*

Patients seen in 24 months	Total	Change since previous quarter
Quarter ending December 2016	2,826	
Quarter ending March 2017	2,780	↓
Quarter ending June 2017	2,804	→
Quarter ending September 2017	2,762	↓
Quarter ending December 2017	2,788	→
<b>Variance since December 2016</b>	<b>(1.3%)</b>	<b>↓</b>



### ACTIVITY



Month	Adjusted Scheduled Activity (UDA)	
	2017	2018
April	597	184
May	1,326	743
June	1,822	1,193
July	2,424	1,898
August	2,953	2,447
September	3,590	3,019
October	4,227	3,599
November	4,704	4,100
December	5,355	4,374
January	5,983	
February	6,597	
March	7,328	
April	7,902	
May	7,906	
June	7,906	

### QUALITY

	Quantity	Base Number	Contract	AT	Region	England
% of FP17s for the same patient ID Re-attending within 3 months - Children	41	890	4.6%	9.5%	11.8%	12.0%
% of FP17s for the same patient ID Re-attending within 3 months - Adults	156	1,813	8.6%	12.8%	15.3%	15.9%
% of FP17s for the same patient ID Re-attending between 3 & 9 months - Children	661	890	74.3%	58.7%	59.1%	58.0%
% of FP17s for the same patient ID Re-attending between 3 & 9 months - Adults	994	1,813	54.8%	49.6%	51.5%	50.5%
% of FP17s for Band 1 Urgent Courses	120	2,495	4.8%	7.0%	8.0%	9.0%
% of FP17s Relating to Free Repair or Replacements	14	2,495	0.6%	0.8%	0.8%	0.8%
% of FP17s Relating to Continuations	11	2,495	0.4%	1.1%	1.1%	1.1%
% of Patients satisfied with the dentistry they have received	6	6	N/A	92.1%	91.6%	91.5%
% of Patients satisfied with the time they had to wait for an appointment	5	6	N/A	89.9%	88.3%	87.9%

\* This is based on patients treated on this contract for their most recent course of treatment. Figures in italics indicate the base number of FP17s or Patient Questionnaire responses are less than 100. N/A is shown where the base number of responses is less than 10 during the period. % is calculated as Quantity/Base number\*100

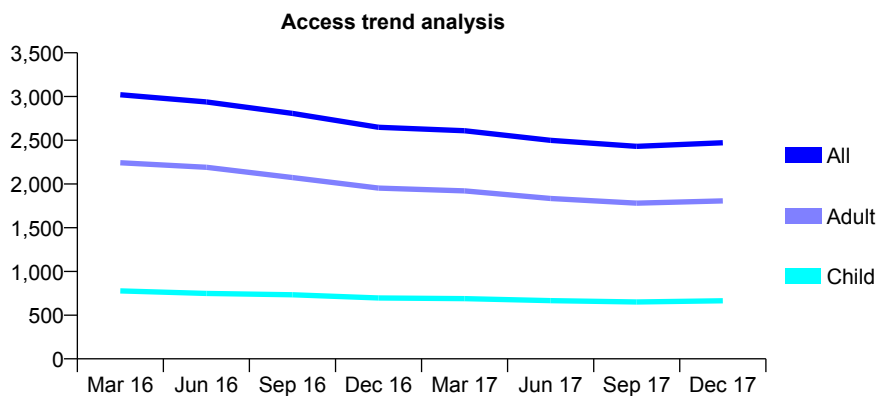
## Q53 - Vital Signs At a Glance Contract Report for 852775/0004 - December 2017

Name or company name	MR F JAMALL
Contract type name	GDS Contract
Purpose of contract	General
Contract start date	26/04/2010
Contract end date	

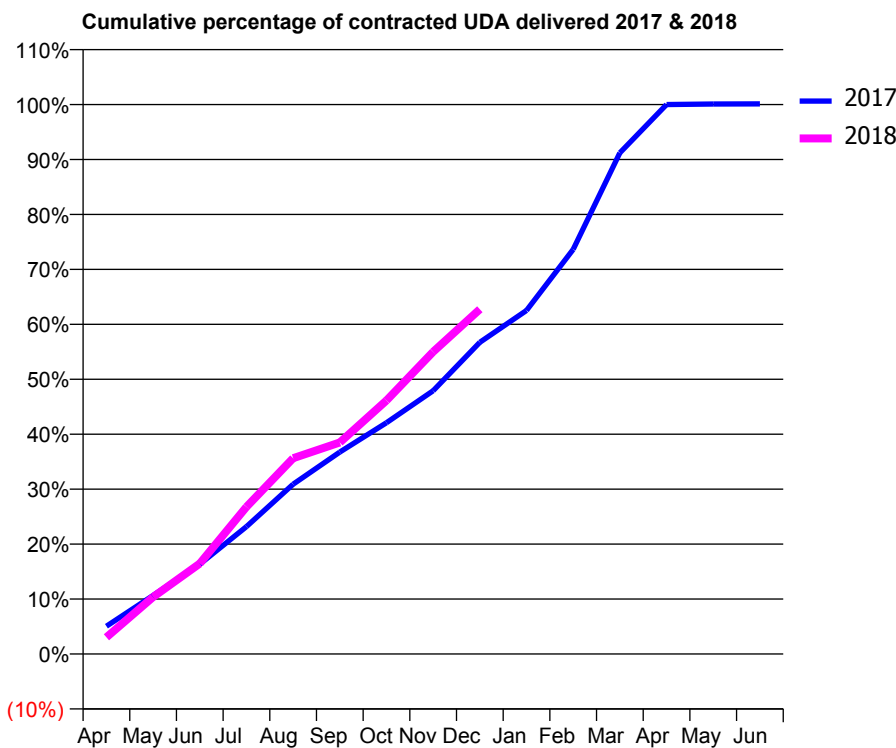
17/18 Contracted general activity (UDA)	8,000
Carry forward general activity (UDA)	-10
17/18 Contracted orthodontic activity (UOA)	0
Carry forward orthodontic activity (UOA)	0
Baseline contract value	£215,008.29

### ACCESS\*

Patients seen in 24 months	Total	Change since previous quarter
Quarter ending December 2016	2,649	
Quarter ending March 2017	2,609	↓
Quarter ending June 2017	2,499	↓
Quarter ending September 2017	2,430	↓
Quarter ending December 2017	2,471	→
<b>Variance since December 2016</b>	<b>(6.7%)</b>	<b>↓</b>



### ACTIVITY



Month	Adjusted Scheduled Activity (UDA)	
	2017	2018
April	405	244
May	854	829
June	1,307	1,317
July	1,854	2,143
August	2,472	2,850
September	2,940	3,080
October	3,367	3,691
November	3,833	4,400
December	4,539	5,020
January	5,002	
February	5,891	
March	7,297	
April	7,999	
May	8,006	
June	8,009	

### QUALITY

	Quantity	Base Number	Contract	AT	Region	England
% of FP17s for the same patient ID Re-attending within 3 months - Children	34	694	4.9%	9.5%	11.8%	12.0%
% of FP17s for the same patient ID Re-attending within 3 months - Adults	146	1,705	8.6%	12.8%	15.3%	15.9%
% of FP17s for the same patient ID Re-attending between 3 & 9 months - Children	430	694	62.0%	58.7%	59.1%	58.0%
% of FP17s for the same patient ID Re-attending between 3 & 9 months - Adults	943	1,705	55.3%	49.6%	51.5%	50.5%
% of FP17s for Band 1 Urgent Courses	183	2,256	8.1%	7.0%	8.0%	9.0%
% of FP17s Relating to Free Repair or Replacements	29	2,256	1.3%	0.8%	0.8%	0.8%
% of FP17s Relating to Continuations	5	2,256	0.2%	1.1%	1.1%	1.1%
% of Patients satisfied with the dentistry they have received	5	7	N/A	92.1%	91.6%	91.5%
% of Patients satisfied with the time they had to wait for an appointment	4	7	N/A	89.9%	88.3%	87.9%

\* This is based on patients treated on this contract for their most recent course of treatment. Figures in italics indicate the base number of FP17s or Patient Questionnaire responses are less than 100. N/A is shown where the base number of responses is less than 10 during the period. % is calculated as Quantity/Base number\*100

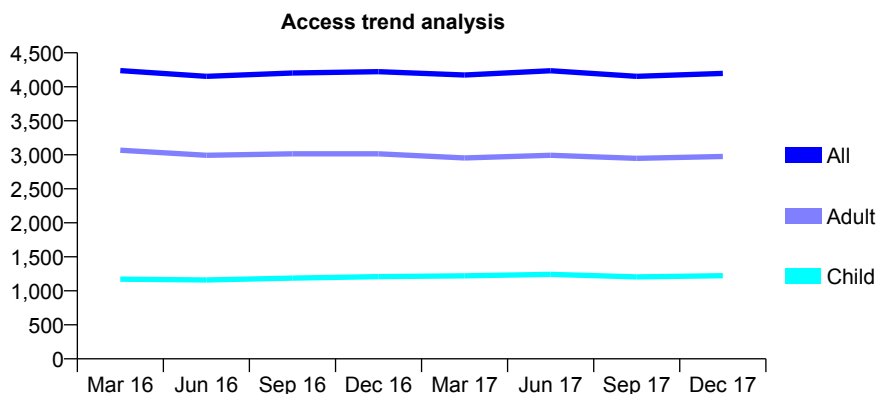
## Q53 - Vital Signs At a Glance Contract Report for 857920/0001 - December 2017

Name or company name	MR B JAMAL
Contract type name	GDS Contract
Purpose of contract	General
Contract start date	01/04/2006
Contract end date	

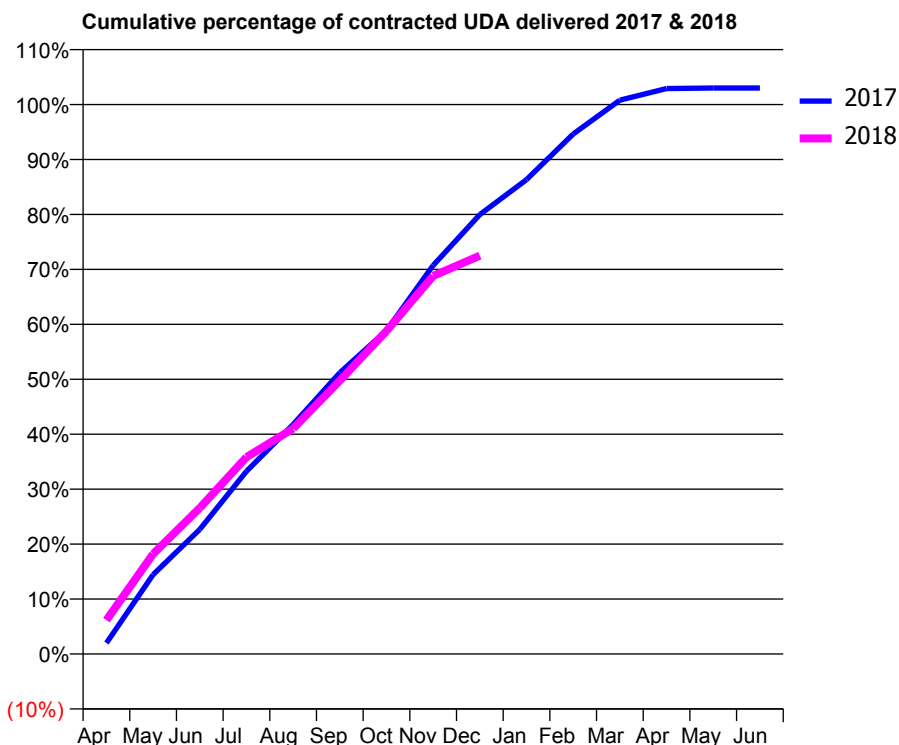
17/18 Contracted general activity (UDA)	11,646
Carry forward general activity (UDA)	-233
17/18 Contracted orthodontic activity (UOA)	0
Carry forward orthodontic activity (UOA)	0
Baseline contract value	£313,102.42

### ACCESS\*

Patients seen in 24 months	Total	Change since previous quarter
Quarter ending December 2016	4,222	
Quarter ending March 2017	4,174	↓
Quarter ending June 2017	4,237	→
Quarter ending September 2017	4,153	↓
Quarter ending December 2017	4,198	→
<b>Variance since December 2016</b>	<b>(0.6%)</b>	→



### ACTIVITY



Month	Adjusted Scheduled Activity (UDA)	
	2017	2018
April	233	719
May	1,683	2,120
June	2,640	3,096
July	3,874	4,173
August	4,865	4,778
September	5,961	5,794
October	6,857	6,847
November	8,238	8,014
December	9,313	8,442
January	10,053	
February	11,021	
March	11,738	
April	11,983	
May	11,997	
June	11,997	

### QUALITY

	Quantity	Base Number	Contract	AT	Region	England
% of FP17s for the same patient ID Re-attending within 3 months - Children	83	1,056	7.9%	9.5%	11.8%	12.0%
% of FP17s for the same patient ID Re-attending within 3 months - Adults	293	2,399	12.2%	12.8%	15.3%	15.9%
% of FP17s for the same patient ID Re-attending between 3 & 9 months - Children	533	1,056	50.5%	58.7%	59.1%	58.0%
% of FP17s for the same patient ID Re-attending between 3 & 9 months - Adults	931	2,399	38.8%	49.6%	51.5%	50.5%
% of FP17s for Band 1 Urgent Courses	350	3,300	10.6%	7.0%	8.0%	9.0%
% of FP17s Relating to Free Repair or Replacements	23	3,300	0.7%	0.8%	0.8%	0.8%
% of FP17s Relating to Continuations	18	3,300	0.5%	1.1%	1.1%	1.1%
% of Patients satisfied with the dentistry they have received	30	32	93.8%	92.1%	91.6%	91.5%
% of Patients satisfied with the time they had to wait for an appointment	26	32	81.3%	89.9%	88.3%	87.9%

\* This is based on patients treated on this contract for their most recent course of treatment. Figures in italics indicate the base number of FP17s or Patient Questionnaire responses are less than 100. N/A is shown where the base number of responses is less than 10 during the period. % is calculated as Quantity/Base number\*100

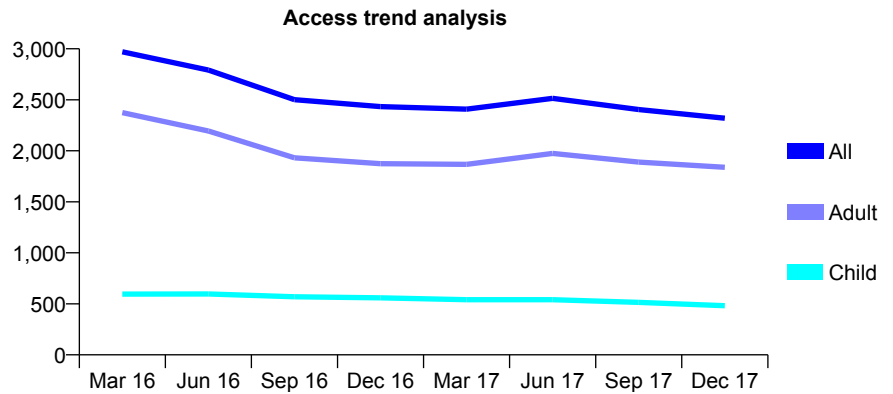
## Q53 - Vital Signs At a Glance Contract Report for 898864/0001 - December 2017

Name or company name	MRS JA SMITH
Contract type name	GDS Contract
Purpose of contract	General
Contract start date	01/04/2006
Contract end date	

17/18 Contracted general activity (UDA)	9,472
Carry forward general activity (UDA)	0
17/18 Contracted orthodontic activity (UOA)	0
Carry forward orthodontic activity (UOA)	0
Baseline contract value	£237,500.81

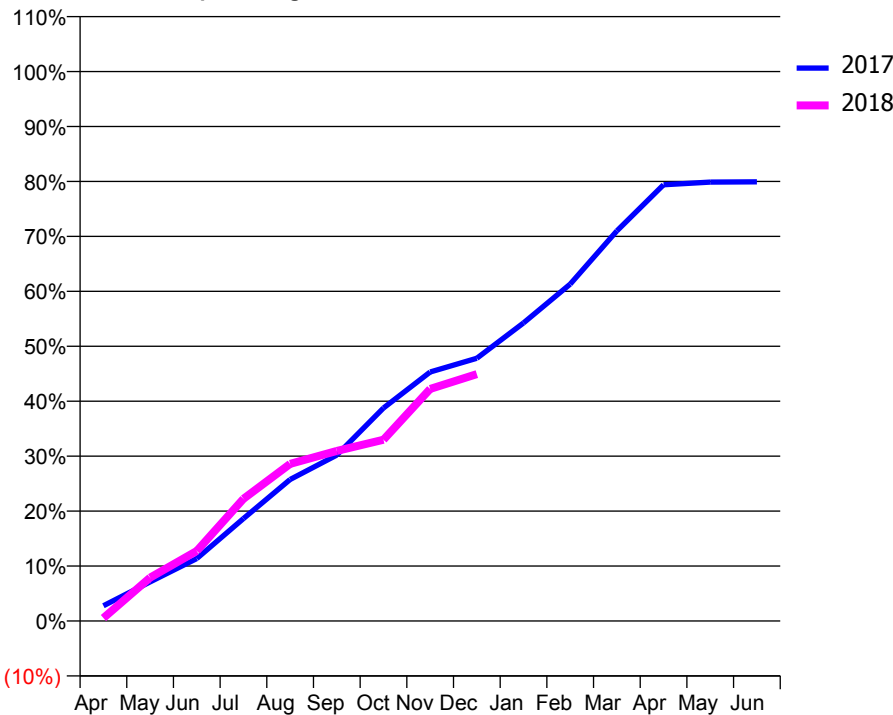
### ACCESS\*

Patients seen in 24 months	Total	Change since previous quarter
Quarter ending December 2016	2,433	
Quarter ending March 2017	2,408	↓
Quarter ending June 2017	2,514	↑
Quarter ending September 2017	2,405	↓
Quarter ending December 2017	2,320	↓
<b>Variance since December 2016</b>	<b>(4.6%)</b>	<b>↓</b>



### ACTIVITY

Cumulative percentage of contracted UDA delivered 2017 & 2018



Month	Adjusted Scheduled Activity (UDA)	
	2017	2018
April	263	51
May	675	747
June	1,077	1,207
July	1,766	2,106
August	2,439	2,709
September	2,860	2,931
October	3,672	3,126
November	4,292	4,000
December	4,529	4,255
January	5,138	
February	5,807	
March	6,724	
April	7,520	
May	7,565	
June	7,570	

### QUALITY

	Quantity	Base Number	Contract	AT	Region	England
% of FP17s for the same patient ID Re-attending within 3 months - Children	64	555	11.5%	9.5%	11.8%	12.0%
% of FP17s for the same patient ID Re-attending within 3 months - Adults	461	1,800	25.6%	12.8%	15.3%	15.9%
% of FP17s for the same patient ID Re-attending between 3 & 9 months - Children	335	555	60.4%	58.7%	59.1%	58.0%
% of FP17s for the same patient ID Re-attending between 3 & 9 months - Adults	658	1,800	36.6%	49.6%	51.5%	50.5%
% of FP17s for Band 1 Urgent Courses	296	1,993	14.9%	7.0%	8.0%	9.0%
% of FP17s Relating to Free Repair or Replacements	20	1,993	1.0%	0.8%	0.8%	0.8%
% of FP17s Relating to Continuations	33	1,993	1.7%	1.1%	1.1%	1.1%
% of Patients satisfied with the dentistry they have received	8	9	N/A	92.1%	91.6%	91.5%
% of Patients satisfied with the time they had to wait for an appointment	9	9	N/A	89.9%	88.3%	87.9%

\* This is based on patients treated on this contract for their most recent course of treatment. Figures in italics indicate the base number of FP17s or Patient Questionnaire responses are less than 100. N/A is shown where the base number of responses is less than 10 during the period. % is calculated as Quantity/Base number\*100

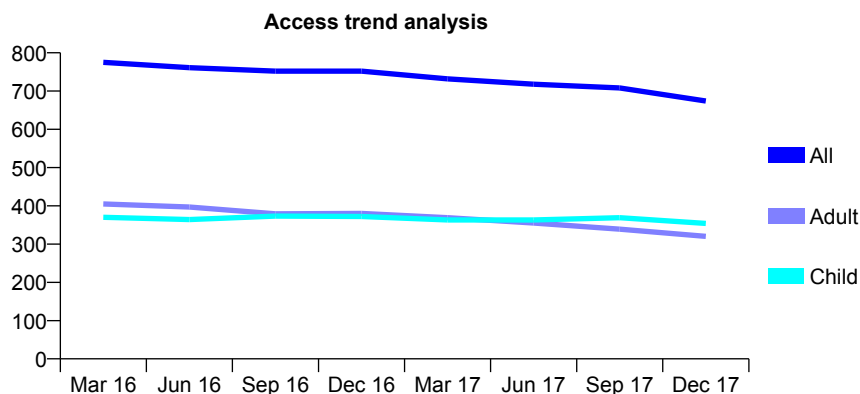
## Q53 - Vital Signs At a Glance Contract Report for 905461/0001 - December 2017

Name or company name	MR RH JOSHI
Contract type name	GDS Contract
Purpose of contract	General
Contract start date	01/04/2006
Contract end date	

17/18 Contracted general activity (UDA)	3,245
Carry forward general activity (UDA)	-65
17/18 Contracted orthodontic activity (UOA)	0
Carry forward orthodontic activity (UOA)	0
Baseline contract value	£92,405.61

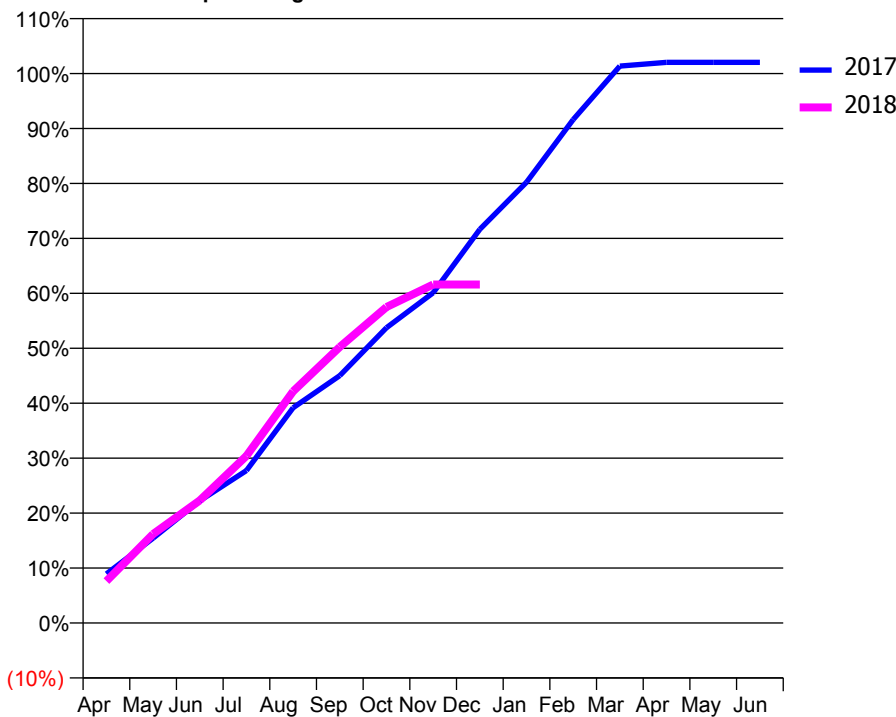
### ACCESS\*

Patients seen in 24 months	Total	Change since previous quarter
Quarter ending December 2016	752	
Quarter ending March 2017	732	↓
Quarter ending June 2017	718	↓
Quarter ending September 2017	708	↓
Quarter ending December 2017	674	↓
<b>Variance since December 2016</b>	<b>(10.4%)</b>	<b>↓</b>



### ACTIVITY

Cumulative percentage of contracted UDA delivered 2017 & 2018



Adjusted Scheduled Activity (UDA)		
Month	2017	2018
April	290	247
May	501	526
June	722	724
July	900	987
August	1,271	1,369
September	1,461	1,630
October	1,744	1,866
November	1,950	1,999
December	2,325	1,999
January	2,603	
February	2,973	
March	3,289	
April	3,311	
May	3,311	
June	3,311	

### QUALITY

	Quantity	Base Number	Contract	AT	Region	England
% of FP17s for the same patient ID Re-attending within 3 months - Children	35	453	7.7%	9.5%	11.8%	12.0%
% of FP17s for the same patient ID Re-attending within 3 months - Adults	59	352	16.8%	12.8%	15.3%	15.9%
% of FP17s for the same patient ID Re-attending between 3 & 9 months - Children	310	453	68.4%	58.7%	59.1%	58.0%
% of FP17s for the same patient ID Re-attending between 3 & 9 months - Adults	195	352	55.4%	49.6%	51.5%	50.5%
% of FP17s for Band 1 Urgent Courses	84	800	10.5%	7.0%	8.0%	9.0%
% of FP17s Relating to Free Repair or Replacements	7	800	0.9%	0.8%	0.8%	0.8%
% of FP17s Relating to Continuations	0	800	0.0%	1.1%	1.1%	1.1%
% of Patients satisfied with the dentistry they have received	0	0	N/A	92.1%	91.6%	91.5%
% of Patients satisfied with the time they had to wait for an appointment	0	0	N/A	89.9%	88.3%	87.9%

\* This is based on patients treated on this contract for their most recent course of treatment. Figures in italics indicate the base number of FP17s or Patient Questionnaire responses are less than 100. N/A is shown where the base number of responses is less than 10 during the period. % is calculated as Quantity/Base number\*100



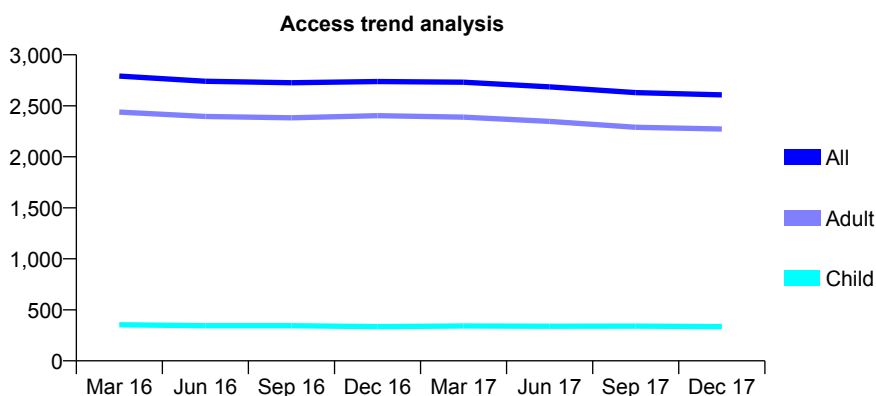
### Q53 - Vital Signs At a Glance Contract Report for 906972/0001 - December 2017

Name or company name	MR RS BATE
Contract type name	GDS Contract
Purpose of contract	General
Contract start date	01/04/2006
Contract end date	

17/18 Contracted general activity (UDA)	7,216
Carry forward general activity (UDA)	-51
17/18 Contracted orthodontic activity (UOA)	0
Carry forward orthodontic activity (UOA)	0
Baseline contract value	£215,113.46

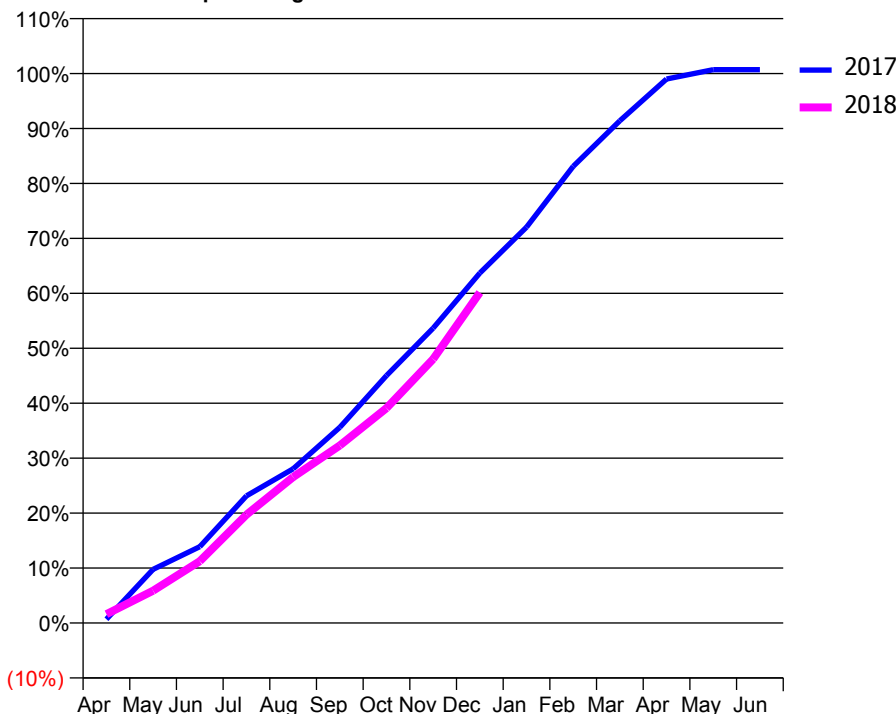
#### ACCESS\*

Patients seen in 24 months	Total	Change since previous quarter
Quarter ending December 2016	2,738	
Quarter ending March 2017	2,731	→
Quarter ending June 2017	2,686	↓
Quarter ending September 2017	2,629	↓
Quarter ending December 2017	2,607	→
<b>Variance since December 2016</b>	<b>(4.8%)</b>	<b>↓</b>



#### ACTIVITY

Cumulative percentage of contracted UDA delivered 2017 & 2018



Month	Adjusted Scheduled Activity (UDA)	
	2017	2018
April	50	117
May	705	424
June	1,003	811
July	1,670	1,424
August	2,025	1,917
September	2,570	2,331
October	3,250	2,821
November	3,873	3,466
December	4,596	4,340
January	5,198	
February	5,996	
March	6,595	
April	7,144	
May	7,267	
June	7,267	

#### QUALITY

	Quantity	Base Number	Contract	AT	Region	England
% of FP17s for the same patient ID Re-attending within 3 months - Children	11	283	3.9%	9.5%	11.8%	12.0%
% of FP17s for the same patient ID Re-attending within 3 months - Adults	286	2,130	13.4%	12.8%	15.3%	15.9%
% of FP17s for the same patient ID Re-attending between 3 & 9 months - Children	107	283	37.8%	58.7%	59.1%	58.0%
% of FP17s for the same patient ID Re-attending between 3 & 9 months - Adults	958	2,130	45.0%	49.6%	51.5%	50.5%
% of FP17s for Band 1 Urgent Courses	140	2,158	6.5%	7.0%	8.0%	9.0%
% of FP17s Relating to Free Repair or Replacements	32	2,158	1.5%	0.8%	0.8%	0.8%
% of FP17s Relating to Continuations	31	2,158	1.4%	1.1%	1.1%	1.1%
% of Patients satisfied with the dentistry they have received	12	13	92.3%	92.1%	91.6%	91.5%
% of Patients satisfied with the time they had to wait for an appointment	11	13	84.6%	89.9%	88.3%	87.9%

\* This is based on patients treated on this contract for their most recent course of treatment. Figures in italics indicate the base number of FP17s or Patient Questionnaire responses are less than 100. N/A is shown where the base number of responses is less than 10 during the period. % is calculated as Quantity/Base number\*100

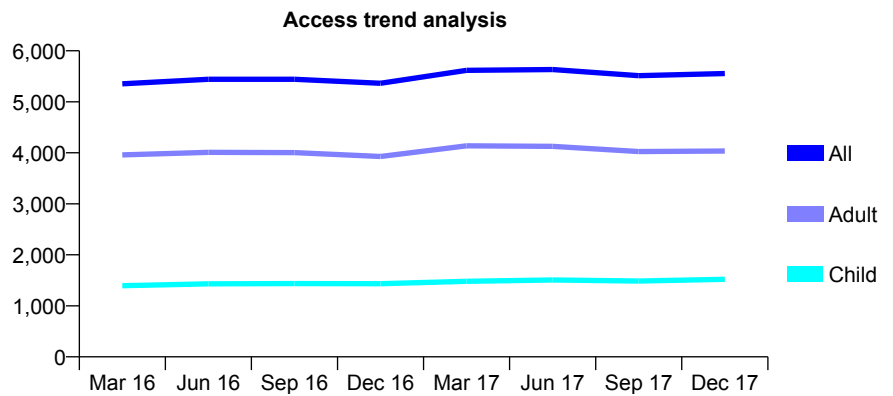
## Q53 - Vital Signs At a Glance Contract Report for 910449/0001 - December 2017

Name or company name	MR JA CLARK
Contract type name	GDS Contract
Purpose of contract	General
Contract start date	01/04/2006
Contract end date	

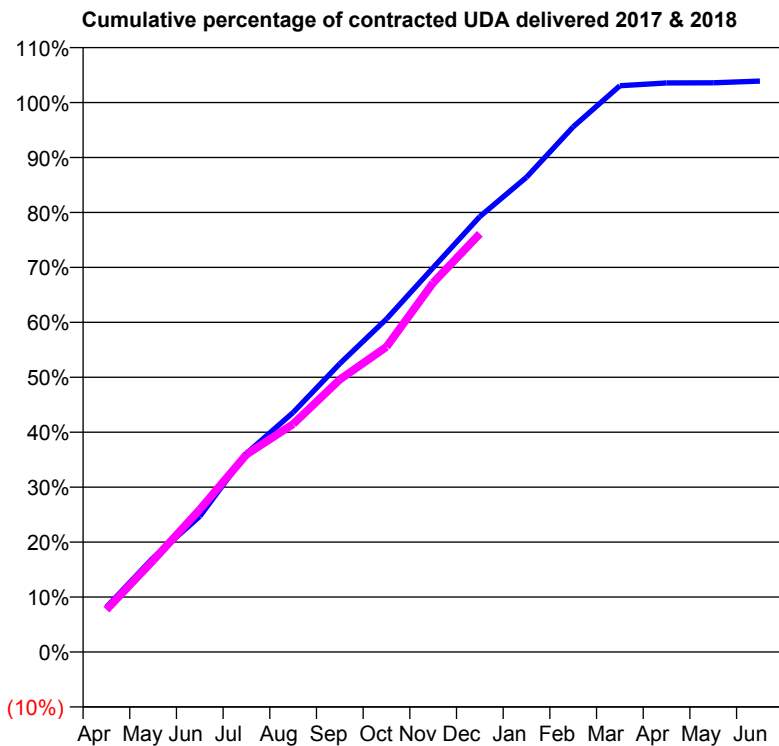
17/18 Contracted general activity (UDA)	12,206
Carry forward general activity (UDA)	-245
17/18 Contracted orthodontic activity (UOA)	0
Carry forward orthodontic activity (UOA)	0
Baseline contract value	£336,032.54

### ACCESS\*

Patients seen in 24 months	Total	Change since previous quarter
Quarter ending December 2016	5,364	
Quarter ending March 2017	5,618	↑
Quarter ending June 2017	5,632	→
Quarter ending September 2017	5,512	↓
Quarter ending December 2017	5,555	→
<b>Variance since December 2016</b>	<b>3.6%</b>	<b>↑</b>



### ACTIVITY



Month	Adjusted Scheduled Activity (UDA)	
	2017	2018
April	998	940
May	2,094	2,033
June	3,015	3,166
July	4,412	4,390
August	5,320	5,063
September	6,404	6,052
October	7,398	6,778
November	8,537	8,204
December	9,674	9,291
January	10,545	
February	11,667	
March	12,577	
April	12,641	
May	12,643	
June	12,683	

### QUALITY

	Quantity	Base Number	Contract	AT	Region	England
% of FP17s for the same patient ID Re-attending within 3 months - Children	114	1,712	6.7%	9.5%	11.8%	12.0%
% of FP17s for the same patient ID Re-attending within 3 months - Adults	553	4,296	12.9%	12.8%	15.3%	15.9%
% of FP17s for the same patient ID Re-attending between 3 & 9 months - Children	1,035	1,712	60.5%	58.7%	59.1%	58.0%
% of FP17s for the same patient ID Re-attending between 3 & 9 months - Adults	2,549	4,296	59.3%	49.6%	51.5%	50.5%
% of FP17s for Band 1 Urgent Courses	374	5,859	6.4%	7.0%	8.0%	9.0%
% of FP17s Relating to Free Repair or Replacements	59	5,859	1.0%	0.8%	0.8%	0.8%
% of FP17s Relating to Continuations	64	5,859	1.1%	1.1%	1.1%	1.1%
% of Patients satisfied with the dentistry they have received	10	11	90.9%	92.1%	91.6%	91.5%
% of Patients satisfied with the time they had to wait for an appointment	11	11	100.0%	89.9%	88.3%	87.9%

\* This is based on patients treated on this contract for their most recent course of treatment. Figures in italics indicate the base number of FP17s or Patient Questionnaire responses are less than 100. N/A is shown where the base number of responses is less than 10 during the period. % is calculated as Quantity/Base number\*100

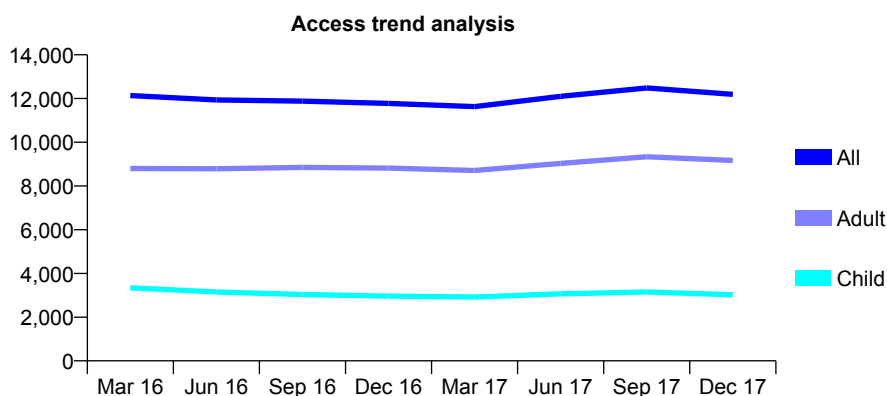
## Q53 - Vital Signs At a Glance Contract Report for 910899/0001 - December 2017

Name or company name	MR NJ GIBB
Contract type name	GDS Contract
Purpose of contract	General
Contract start date	01/04/2006
Contract end date	

17/18 Contracted general activity (UDA)	30,266
Carry forward general activity (UDA)	-604
17/18 Contracted orthodontic activity (UOA)	0
Carry forward orthodontic activity (UOA)	0
Baseline contract value	£902,238.22

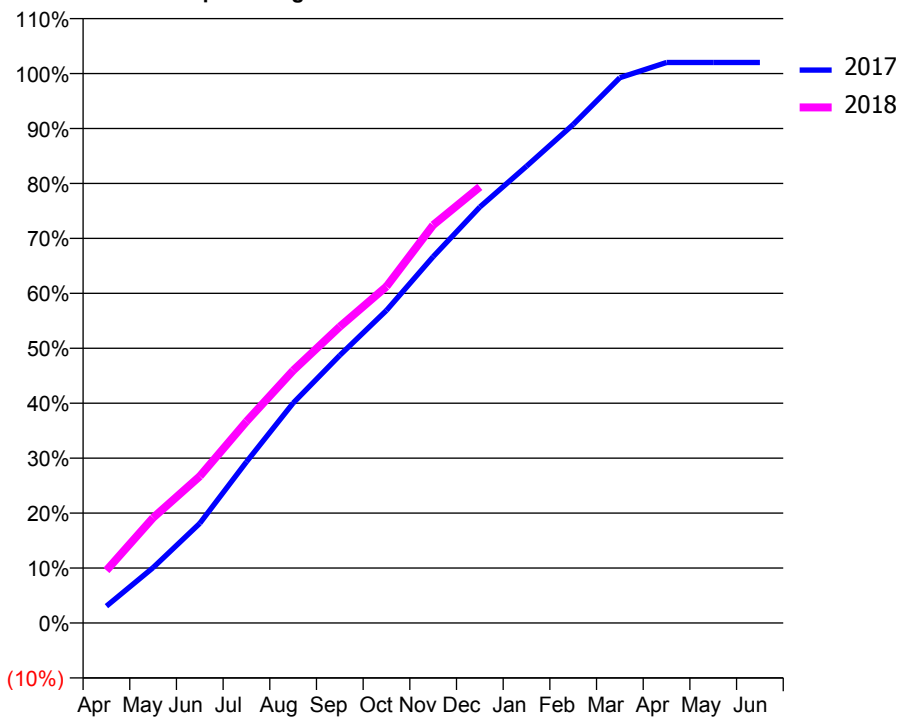
### ACCESS\*

Patients seen in 24 months	Total	Change since previous quarter
Quarter ending December 2016	11,778	
Quarter ending March 2017	11,632	↓
Quarter ending June 2017	12,097	↑
Quarter ending September 2017	12,487	↑
Quarter ending December 2017	12,193	↓
<b>Variance since December 2016</b>	<b>3.5%</b>	<b>↑</b>



### ACTIVITY

Cumulative percentage of contracted UDA delivered 2017 & 2018



Month	Adjusted Scheduled Activity (UDA)	
	2017	2018
April	926	2,895
May	3,048	5,796
June	5,488	8,081
July	8,877	11,099
August	12,112	13,903
September	14,741	16,327
October	17,217	18,537
November	20,182	21,921
December	22,909	24,021
January	25,156	
February	27,457	
March	30,035	
April	30,870	
May	30,870	
June	30,870	

### QUALITY

	Quantity	Base Number	Contract	AT	Region	England
% of FP17s for the same patient ID Re-attending within 3 months - Children	206	3,694	5.6%	9.5%	11.8%	12.0%
% of FP17s for the same patient ID Re-attending within 3 months - Adults	1,090	9,277	11.7%	12.8%	15.3%	15.9%
% of FP17s for the same patient ID Re-attending between 3 & 9 months - Children	2,262	3,694	61.2%	58.7%	59.1%	58.0%
% of FP17s for the same patient ID Re-attending between 3 & 9 months - Adults	4,511	9,277	48.6%	49.6%	51.5%	50.5%
% of FP17s for Band 1 Urgent Courses	956	12,511	7.6%	7.0%	8.0%	9.0%
% of FP17s Relating to Free Repair or Replacements	113	12,511	0.9%	0.8%	0.8%	0.8%
% of FP17s Relating to Continuations	181	12,511	1.4%	1.1%	1.1%	1.1%
% of Patients satisfied with the dentistry they have received	12	13	92.3%	92.1%	91.6%	91.5%
% of Patients satisfied with the time they had to wait for an appointment	12	13	92.3%	89.9%	88.3%	87.9%

\* This is based on patients treated on this contract for their most recent course of treatment. Figures in italics indicate the base number of FP17s or Patient Questionnaire responses are less than 100. N/A is shown where the base number of responses is less than 10 during the period. % is calculated as Quantity/Base number\*100

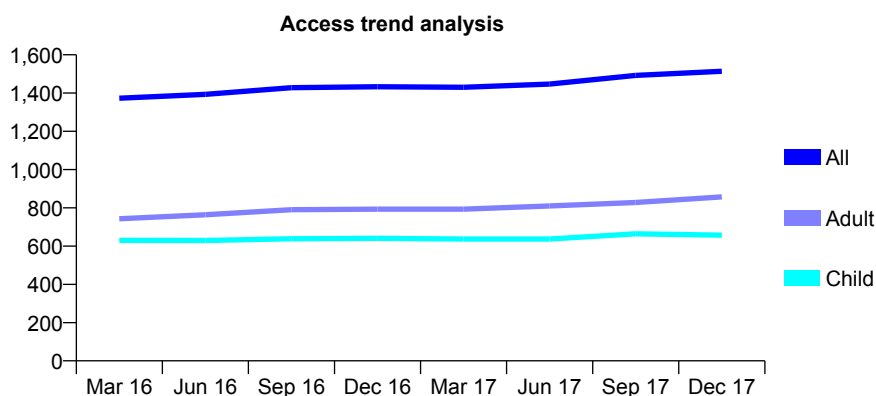
## Q53 - Vital Signs At a Glance Contract Report for 911488/0001 - December 2017

Name or company name	MR AD LEE
Contract type name	GDS Contract
Purpose of contract	General
Contract start date	01/04/2006
Contract end date	

17/18 Contracted general activity (UDA)	6,333
Carry forward general activity (UDA)	90
17/18 Contracted orthodontic activity (UOA)	0
Carry forward orthodontic activity (UOA)	0
Baseline contract value	£191,353.34

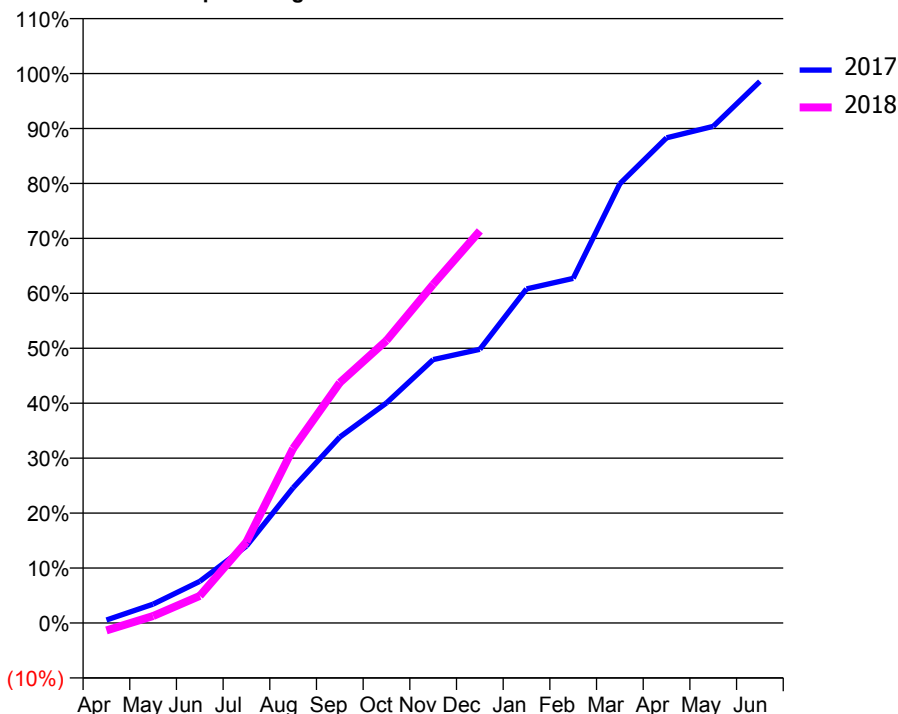
### ACCESS\*

Patients seen in 24 months	Total	Change since previous quarter
Quarter ending December 2016	1,433	
Quarter ending March 2017	1,430	→
Quarter ending June 2017	1,447	→
Quarter ending September 2017	1,492	↑
Quarter ending December 2017	1,514	→
<b>Variance since December 2016</b>	<b>5.7%</b>	<b>↑</b>



### ACTIVITY

**Cumulative percentage of contracted UDA delivered 2017 & 2018**



Month	Adjusted Scheduled Activity (UDA)	
	2017	2018
April	35	-87
May	218	81
June	481	313
July	887	935
August	1,559	2,012
September	2,143	2,770
October	2,537	3,256
November	3,036	3,902
December	3,154	4,520
January	3,850	
February	3,972	
March	5,063	
April	5,592	
May	5,723	
June	6,242	

### QUALITY

	Quantity	Base Number	Contract	AT	Region	England
% of FP17s for the same patient ID Re-attending within 3 months - Children	243	1,007	24.1%	9.5%	11.8%	12.0%
% of FP17s for the same patient ID Re-attending within 3 months - Adults	269	917	29.3%	12.8%	15.3%	15.9%
% of FP17s for the same patient ID Re-attending between 3 & 9 months - Children	505	1,007	50.1%	58.7%	59.1%	58.0%
% of FP17s for the same patient ID Re-attending between 3 & 9 months - Adults	357	917	38.9%	49.6%	51.5%	50.5%
% of FP17s for Band 1 Urgent Courses	103	1,671	6.2%	7.0%	8.0%	9.0%
% of FP17s Relating to Free Repair or Replacements	6	1,671	0.4%	0.8%	0.8%	0.8%
% of FP17s Relating to Continuations	84	1,671	5.0%	1.1%	1.1%	1.1%
% of Patients satisfied with the dentistry they have received	9	9	N/A	92.1%	91.6%	91.5%
% of Patients satisfied with the time they had to wait for an appointment	7	9	N/A	89.9%	88.3%	87.9%

\* This is based on patients treated on this contract for their most recent course of treatment. Figures in italics indicate the base number of FP17s or Patient Questionnaire responses are less than 100. N/A is shown where the base number of responses is less than 10 during the period. % is calculated as Quantity/Base number\*100

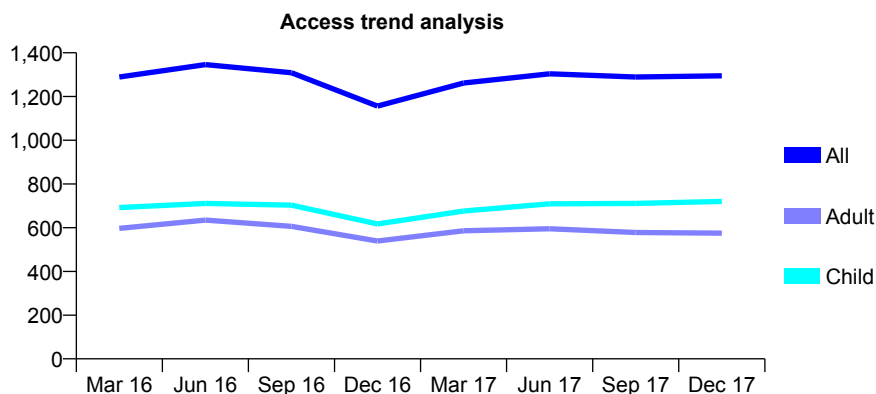
## Q53 - Vital Signs At a Glance Contract Report for 913286/0001 - December 2017

Name or company name	Alcester Dental Practice
Contract type name	GDS Contract
Purpose of contract	General
Contract start date	01/04/2006
Contract end date	

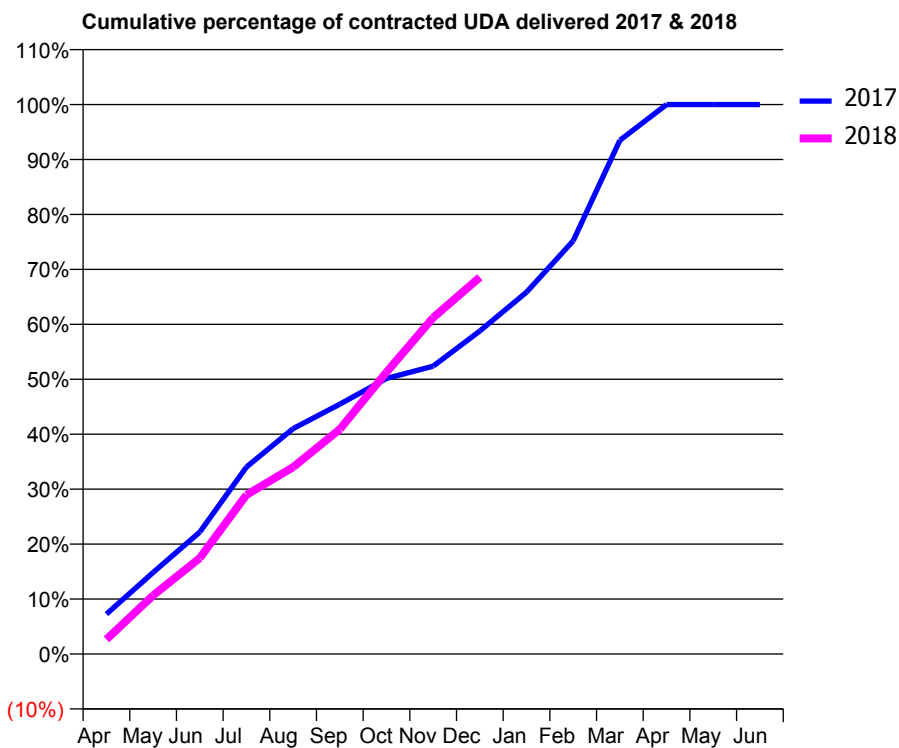
17/18 Contracted general activity (UDA)	3,036
Carry forward general activity (UDA)	0
17/18 Contracted orthodontic activity (UOA)	0
Carry forward orthodontic activity (UOA)	0
Baseline contract value	£75,969.32

### ACCESS\*

Patients seen in 24 months	Total	Change since previous quarter
Quarter ending December 2016	1,156	
Quarter ending March 2017	1,262	↑
Quarter ending June 2017	1,304	↑
Quarter ending September 2017	1,289	↓
Quarter ending December 2017	1,295	→
<b>Variance since December 2016</b>	<b>12.0%</b>	<b>↑</b>



### ACTIVITY



Month	Adjusted Scheduled Activity (UDA)	
	2017	2018
April	221	80
May	450	324
June	674	530
July	1,033	880
August	1,245	1,032
September	1,381	1,242
October	1,523	1,557
November	1,591	1,859
December	1,785	2,082
January	1,999	
February	2,283	
March	2,838	
April	3,036	
May	3,036	
June	3,036	

### QUALITY

	Quantity	Base Number	Contract	AT	Region	England
% of FP17s for the same patient ID Re-attending within 3 months - Children	32	670	4.8%	9.5%	11.8%	12.0%
% of FP17s for the same patient ID Re-attending within 3 months - Adults	60	397	15.1%	12.8%	15.3%	15.9%
% of FP17s for the same patient ID Re-attending between 3 & 9 months - Children	303	670	45.2%	58.7%	59.1%	58.0%
% of FP17s for the same patient ID Re-attending between 3 & 9 months - Adults	136	397	34.3%	49.6%	51.5%	50.5%
% of FP17s for Band 1 Urgent Courses	49	969	5.1%	7.0%	8.0%	9.0%
% of FP17s Relating to Free Repair or Replacements	1	969	0.1%	0.8%	0.8%	0.8%
% of FP17s Relating to Continuations	0	969	0.0%	1.1%	1.1%	1.1%
% of Patients satisfied with the dentistry they have received	2	2	N/A	92.1%	91.6%	91.5%
% of Patients satisfied with the time they had to wait for an appointment	2	2	N/A	89.9%	88.3%	87.9%

\* This is based on patients treated on this contract for their most recent course of treatment. Figures in italics indicate the base number of FP17s or Patient Questionnaire responses are less than 100. N/A is shown where the base number of responses is less than 10 during the period. % is calculated as Quantity/Base number\*100

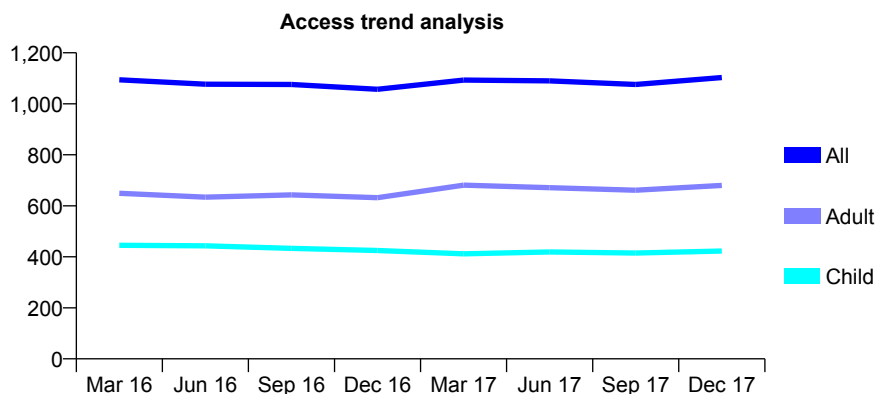
## Q53 - Vital Signs At a Glance Contract Report for 917931/0001 - December 2017

Name or company name	MR M MEHRA
Contract type name	GDS Contract
Purpose of contract	General
Contract start date	01/04/2006
Contract end date	

17/18 Contracted general activity (UDA)	2,267
Carry forward general activity (UDA)	-27
17/18 Contracted orthodontic activity (UOA)	0
Carry forward orthodontic activity (UOA)	0
Baseline contract value	£60,878.24

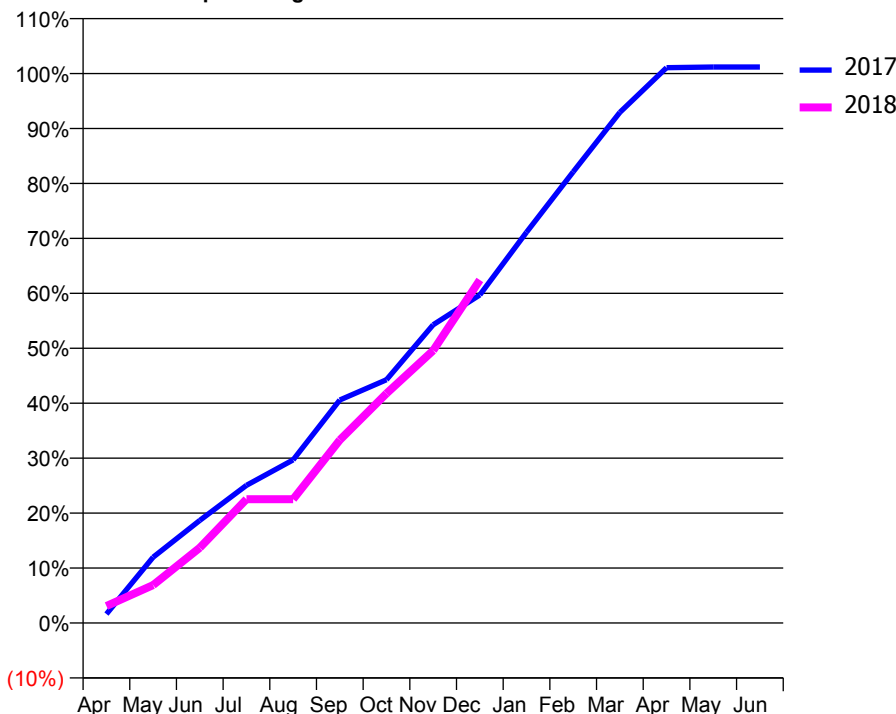
### ACCESS\*

Patients seen in 24 months	Total	Change since previous quarter
Quarter ending December 2016	1,057	
Quarter ending March 2017	1,093	↑
Quarter ending June 2017	1,090	→
Quarter ending September 2017	1,076	↓
Quarter ending December 2017	1,103	↑
<b>Variance since December 2016</b>	<b>4.4%</b>	<b>↑</b>



### ACTIVITY

Cumulative percentage of contracted UDA delivered 2017 & 2018



Month	Adjusted Scheduled Activity (UDA)	
	2017	2018
April	37	70
May	271	156
June	423	311
July	568	511
August	673	511
September	920	755
October	1,004	947
November	1,230	1,124
December	1,354	1,415
January	1,612	
February	1,861	
March	2,107	
April	2,291	
May	2,294	
June	2,294	

### QUALITY

	Quantity	Base Number	Contract	AT	Region	England
% of FP17s for the same patient ID Re-attending within 3 months - Children	13	483	2.7%	9.5%	11.8%	12.0%
% of FP17s for the same patient ID Re-attending within 3 months - Adults	36	428	8.4%	12.8%	15.3%	15.9%
% of FP17s for the same patient ID Re-attending between 3 & 9 months - Children	328	483	67.9%	58.7%	59.1%	58.0%
% of FP17s for the same patient ID Re-attending between 3 & 9 months - Adults	196	428	45.8%	49.6%	51.5%	50.5%
% of FP17s for Band 1 Urgent Courses	26	814	3.2%	7.0%	8.0%	9.0%
% of FP17s Relating to Free Repair or Replacements	0	814	0.0%	0.8%	0.8%	0.8%
% of FP17s Relating to Continuations	0	814	0.0%	1.1%	1.1%	1.1%
% of Patients satisfied with the dentistry they have received	1	1	N/A	92.1%	91.6%	91.5%
% of Patients satisfied with the time they had to wait for an appointment	1	1	N/A	89.9%	88.3%	87.9%

\* This is based on patients treated on this contract for their most recent course of treatment. Figures in italics indicate the base number of FP17s or Patient Questionnaire responses are less than 100. N/A is shown where the base number of responses is less than 10 during the period. % is calculated as Quantity/Base number\*100

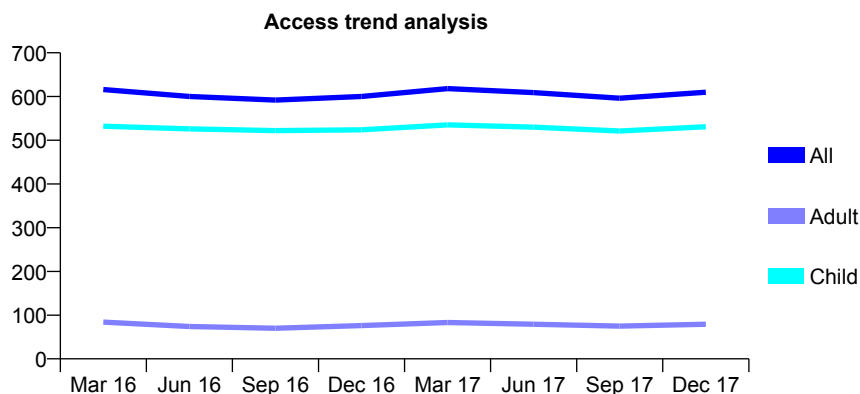
## Q53 - Vital Signs At a Glance Contract Report for 920991/0001 - December 2017

Name or company name	MR RA COLEBOURNE
Contract type name	GDS Contract
Purpose of contract	General
Contract start date	01/04/2006
Contract end date	

17/18 Contracted general activity (UDA)	1,255
Carry forward general activity (UDA)	-26
17/18 Contracted orthodontic activity (UOA)	0
Carry forward orthodontic activity (UOA)	0
Baseline contract value	£34,257.80

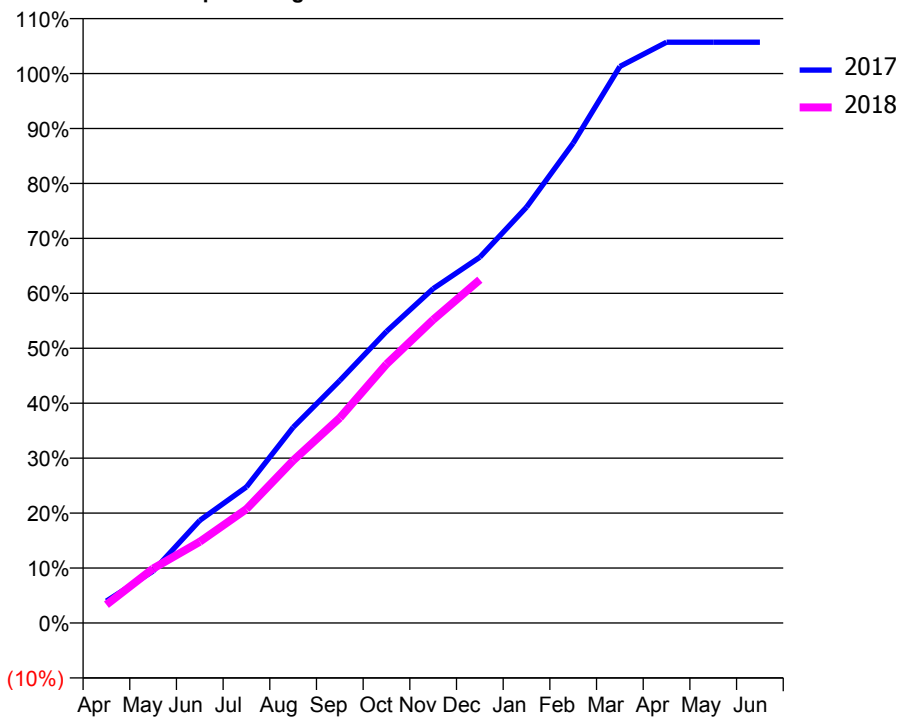
### ACCESS\*

Patients seen in 24 months	Total	Change since previous quarter
Quarter ending December 2016	600	
Quarter ending March 2017	618	↑
Quarter ending June 2017	609	↓
Quarter ending September 2017	596	↓
Quarter ending December 2017	610	↑
<b>Variance since December 2016</b>	<b>1.7%</b>	→



### ACTIVITY

Cumulative percentage of contracted UDA delivered 2017 & 2018



Month	Adjusted Scheduled Activity (UDA)	
	2017	2018
April	50	42
May	119	124
June	234	186
July	311	260
August	447	371
September	554	468
October	666	591
November	764	693
December	836	784
January	950	
February	1,096	
March	1,271	
April	1,326	
May	1,326	
June	1,326	

### QUALITY

	Quantity	Base Number	Contract	AT	Region	England
% of FP17s for the same patient ID Re-attending within 3 months - Children	22	596	3.7%	9.5%	11.8%	12.0%
% of FP17s for the same patient ID Re-attending within 3 months - Adults	1	26	3.8%	12.8%	15.3%	15.9%
% of FP17s for the same patient ID Re-attending between 3 & 9 months - Children	464	596	77.9%	58.7%	59.1%	58.0%
% of FP17s for the same patient ID Re-attending between 3 & 9 months - Adults	21	26	80.8%	49.6%	51.5%	50.5%
% of FP17s for Band 1 Urgent Courses	11	575	1.9%	7.0%	8.0%	9.0%
% of FP17s Relating to Free Repair or Replacements	0	575	0.0%	0.8%	0.8%	0.8%
% of FP17s Relating to Continuations	0	575	0.0%	1.1%	1.1%	1.1%
% of Patients satisfied with the dentistry they have received	0	0	N/A	92.1%	91.6%	91.5%
% of Patients satisfied with the time they had to wait for an appointment	0	0	N/A	89.9%	88.3%	87.9%

\* This is based on patients treated on this contract for their most recent course of treatment. Figures in italics indicate the base number of FP17s or Patient Questionnaire responses are less than 100. N/A is shown where the base number of responses is less than 10 during the period. % is calculated as Quantity/Base number\*100



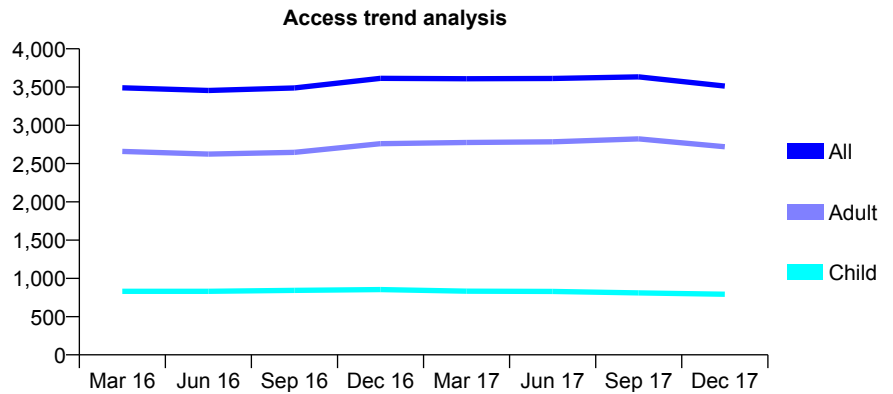
### Q53 - Vital Signs At a Glance Contract Report for 923168/0001 - December 2017

Name or company name	MR ME WINT
Contract type name	GDS Contract
Purpose of contract	General
Contract start date	01/04/2006
Contract end date	

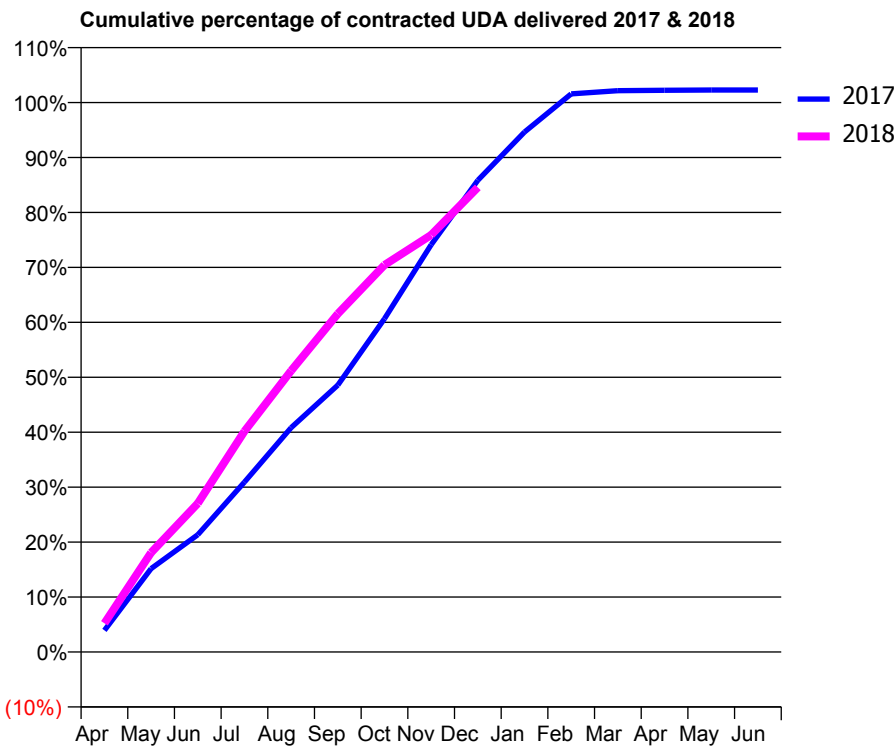
17/18 Contracted general activity (UDA)	7,833
Carry forward general activity (UDA)	-157
17/18 Contracted orthodontic activity (UOA)	0
Carry forward orthodontic activity (UOA)	0
Baseline contract value	£234,982.48

#### ACCESS\*

Patients seen in 24 months	Total	Change since previous quarter
Quarter ending December 2016	3,614	
Quarter ending March 2017	3,608	→
Quarter ending June 2017	3,612	→
Quarter ending September 2017	3,633	→
Quarter ending December 2017	3,512	↓
<b>Variance since December 2016</b>	<b>(2.8%)</b>	<b>↓</b>



#### ACTIVITY



Month	Adjusted Scheduled Activity (UDA)	
	2017	2018
April	309	410
May	1,189	1,416
June	1,671	2,119
July	2,422	3,147
August	3,197	4,010
September	3,804	4,821
October	4,752	5,518
November	5,806	5,946
December	6,725	6,624
January	7,412	
February	7,955	
March	8,001	
April	8,007	
May	8,011	
June	8,011	

#### QUALITY

	Quantity	Base Number	Contract	AT	Region	England
% of FP17s for the same patient ID Re-attending within 3 months - Children	54	888	6.1%	9.5%	11.8%	12.0%
% of FP17s for the same patient ID Re-attending within 3 months - Adults	487	2,844	17.1%	12.8%	15.3%	15.9%
% of FP17s for the same patient ID Re-attending between 3 & 9 months - Children	532	888	59.9%	58.7%	59.1%	58.0%
% of FP17s for the same patient ID Re-attending between 3 & 9 months - Adults	1,101	2,844	38.7%	49.6%	51.5%	50.5%
% of FP17s for Band 1 Urgent Courses	358	3,724	9.6%	7.0%	8.0%	9.0%
% of FP17s Relating to Free Repair or Replacements	41	3,724	1.1%	0.8%	0.8%	0.8%
% of FP17s Relating to Continuations	42	3,724	1.1%	1.1%	1.1%	1.1%
% of Patients satisfied with the dentistry they have received	6	6	N/A	92.1%	91.6%	91.5%
% of Patients satisfied with the time they had to wait for an appointment	6	6	N/A	89.9%	88.3%	87.9%

\* This is based on patients treated on this contract for their most recent course of treatment. Figures in italics indicate the base number of FP17s or Patient Questionnaire responses are less than 100. N/A is shown where the base number of responses is less than 10 during the period. % is calculated as Quantity/Base number\*100

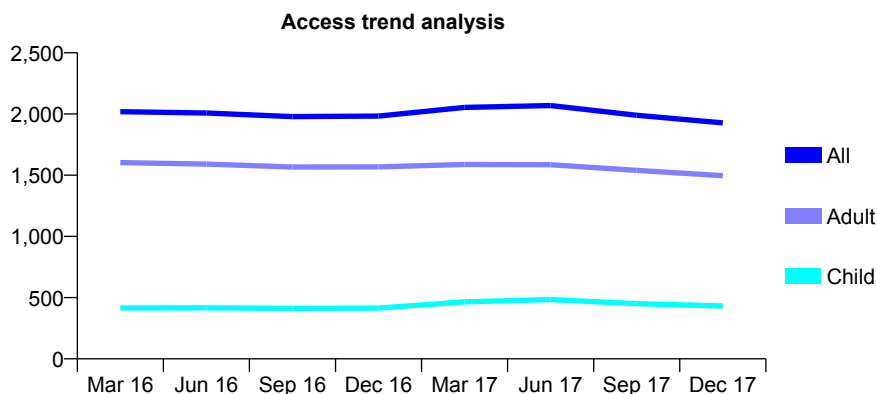
## Q53 - Vital Signs At a Glance Contract Report for 925926/0001 - December 2017

Name or company name	MR PK MAHAPATRA
Contract type name	GDS Contract
Purpose of contract	General
Contract start date	01/04/2006
Contract end date	

17/18 Contracted general activity (UDA)	6,138
Carry forward general activity (UDA)	0
17/18 Contracted orthodontic activity (UOA)	0
Carry forward orthodontic activity (UOA)	0
Baseline contract value	£182,972.19

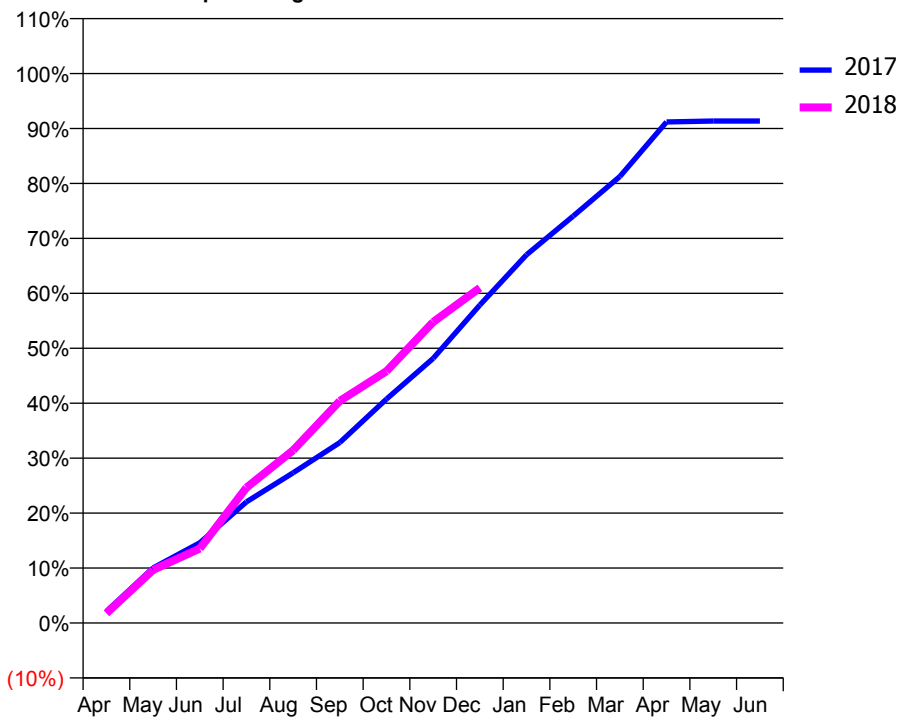
### ACCESS\*

Patients seen in 24 months	Total	Change since previous quarter
Quarter ending December 2016	1,983	
Quarter ending March 2017	2,054	↑
Quarter ending June 2017	2,069	→
Quarter ending September 2017	1,990	↓
Quarter ending December 2017	1,928	↓
<b>Variance since December 2016</b>	<b>(2.8%)</b>	<b>↓</b>



### ACTIVITY

Cumulative percentage of contracted UDA delivered 2017 & 2018



Month	Adjusted Scheduled Activity (UDA)	
	2017	2018
April	130	108
May	616	593
June	895	832
July	1,353	1,513
August	1,678	1,930
September	2,016	2,480
October	2,501	2,813
November	2,955	3,363
December	3,552	3,744
January	4,113	
February	4,545	
March	4,988	
April	5,597	
May	5,607	
June	5,608	

### QUALITY

	Quantity	Base Number	Contract	AT	Region	England
% of FP17s for the same patient ID Re-attending within 3 months - Children	25	480	5.2%	9.5%	11.8%	12.0%
% of FP17s for the same patient ID Re-attending within 3 months - Adults	254	1,569	16.2%	12.8%	15.3%	15.9%
% of FP17s for the same patient ID Re-attending between 3 & 9 months - Children	199	480	41.5%	58.7%	59.1%	58.0%
% of FP17s for the same patient ID Re-attending between 3 & 9 months - Adults	728	1,569	46.4%	49.6%	51.5%	50.5%
% of FP17s for Band 1 Urgent Courses	120	1,729	6.9%	7.0%	8.0%	9.0%
% of FP17s Relating to Free Repair or Replacements	37	1,729	2.1%	0.8%	0.8%	0.8%
% of FP17s Relating to Continuations	25	1,729	1.4%	1.1%	1.1%	1.1%
% of Patients satisfied with the dentistry they have received	4	4	N/A	92.1%	91.6%	91.5%
% of Patients satisfied with the time they had to wait for an appointment	4	4	N/A	89.9%	88.3%	87.9%

\* This is based on patients treated on this contract for their most recent course of treatment. Figures in italics indicate the base number of FP17s or Patient Questionnaire responses are less than 100. N/A is shown where the base number of responses is less than 10 during the period. % is calculated as Quantity/Base number\*100

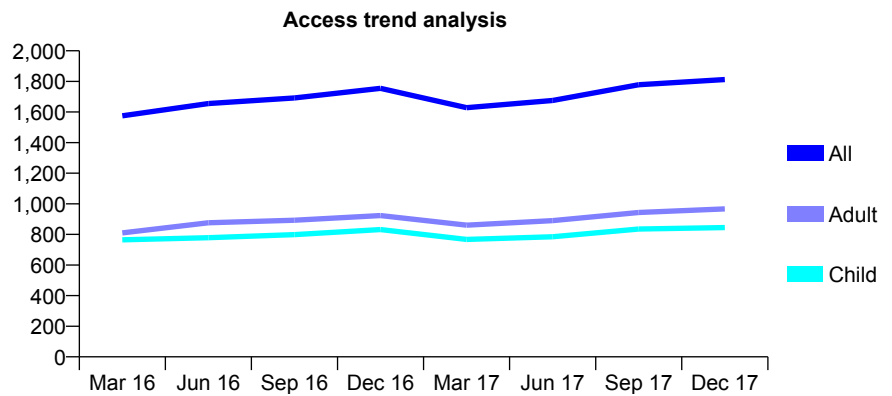
## Q53 - Vital Signs At a Glance Contract Report for 925926/0002 - December 2017

Name or company name	MR PK MAHAPATRA
Contract type name	GDS Contract
Purpose of contract	General and Orthodontic
Contract start date	01/02/2013
Contract end date	

17/18 Contracted general activity (UDA)	3,595
Carry forward general activity (UDA)	0
17/18 Contracted orthodontic activity (UOA)	2,404
Carry forward orthodontic activity (UOA)	-15
Baseline contract value	£276,040.57

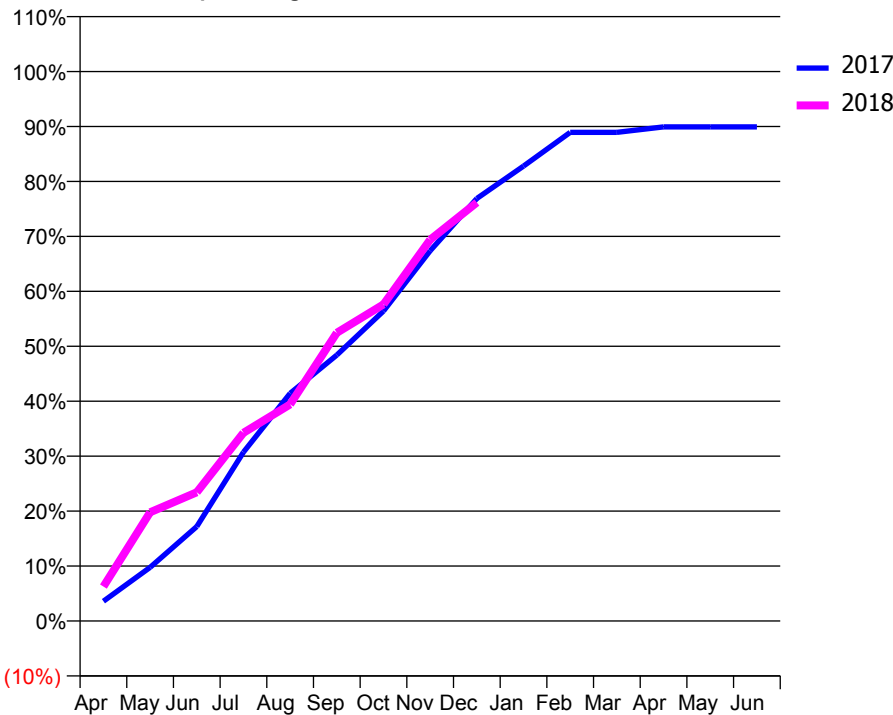
### ACCESS\*

Patients seen in 24 months	Total	Change since previous quarter
Quarter ending December 2016	1,755	
Quarter ending March 2017	1,628	↓
Quarter ending June 2017	1,675	↑
Quarter ending September 2017	1,778	↑
Quarter ending December 2017	1,812	→
<b>Variance since December 2016</b>	<b>3.2%</b>	<b>↑</b>



### ACTIVITY

Cumulative percentage of contracted UDA delivered 2017 & 2018



Month	Adjusted Scheduled Activity (UDA)	
	2017	2018
April	129	225
May	351	711
June	618	842
July	1,105	1,231
August	1,490	1,417
September	1,740	1,886
October	2,028	2,072
November	2,422	2,495
December	2,764	2,738
January	2,977	
February	3,197	
March	3,197	
April	3,232	
May	3,232	
June	3,232	

### QUALITY

	Quantity	Base Number	Contract	AT	Region	England
% of FP17s for the same patient ID Re-attending within 3 months - Children	85	1,030	8.3%	9.5%	11.8%	12.0%
% of FP17s for the same patient ID Re-attending within 3 months - Adults	61	815	7.5%	12.8%	15.3%	15.9%
% of FP17s for the same patient ID Re-attending between 3 & 9 months - Children	437	1,030	42.4%	58.7%	59.1%	58.0%
% of FP17s for the same patient ID Re-attending between 3 & 9 months - Adults	343	815	42.1%	49.6%	51.5%	50.5%
% of FP17s for Band 1 Urgent Courses	116	1,611	7.2%	7.0%	8.0%	9.0%
% of FP17s Relating to Free Repair or Replacements	0	1,611	0.0%	0.8%	0.8%	0.8%
% of FP17s Relating to Continuations	0	1,611	0.0%	1.1%	1.1%	1.1%
% of Patients satisfied with the dentistry they have received	1	2	N/A	92.1%	91.6%	91.5%
% of Patients satisfied with the time they had to wait for an appointment	1	2	N/A	89.9%	88.3%	87.9%

\* This is based on patients treated on this contract for their most recent course of treatment. Figures in italics indicate the base number of FP17s or Patient Questionnaire responses are less than 100. N/A is shown where the base number of responses is less than 10 during the period. % is calculated as Quantity/Base number\*100

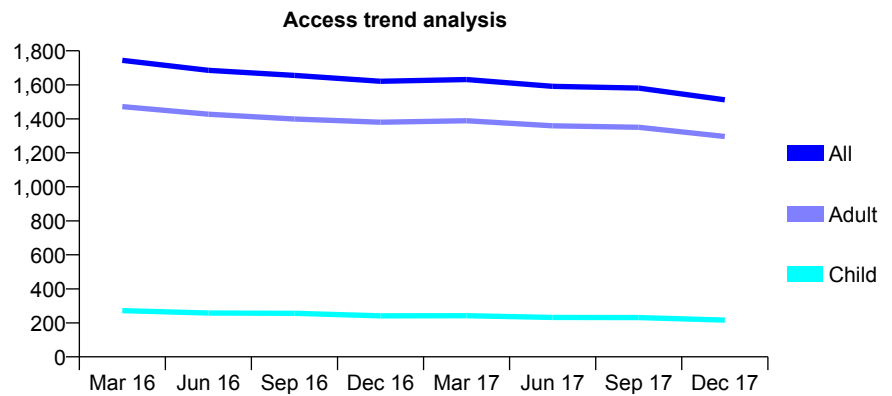
## Q53 - Vital Signs At a Glance Contract Report for 926914/0001 - December 2017

Name or company name	MR LZ BRYNIARSKI
Contract type name	GDS Contract
Purpose of contract	General
Contract start date	01/02/2008
Contract end date	

17/18 Contracted general activity (UDA)	5,000
Carry forward general activity (UDA)	-41
17/18 Contracted orthodontic activity (UOA)	0
Carry forward orthodontic activity (UOA)	0
Baseline contract value	£140,494.07

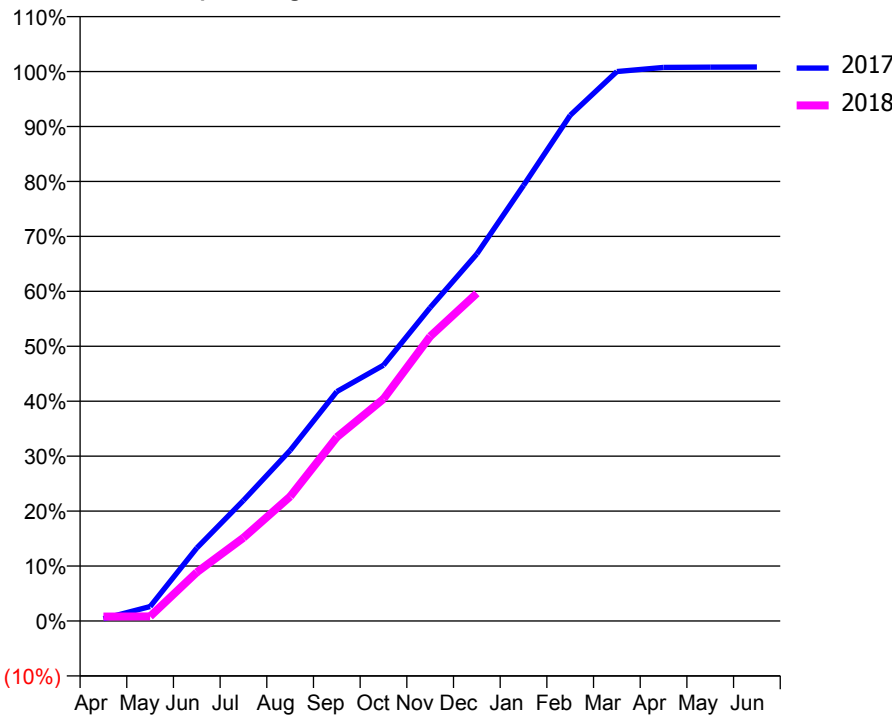
### ACCESS\*

Patients seen in 24 months	Total	Change since previous quarter
Quarter ending December 2016	1,621	
Quarter ending March 2017	1,631	→
Quarter ending June 2017	1,591	↓
Quarter ending September 2017	1,581	→
Quarter ending December 2017	1,512	↓
<b>Variance since December 2016</b>	<b>(6.7%)</b>	<b>↓</b>



### ACTIVITY

Cumulative percentage of contracted UDA delivered 2017 & 2018



Month	Adjusted Scheduled Activity (UDA)	
	2017	2018
April	21	41
May	132	42
June	664	444
July	1,097	758
August	1,552	1,132
September	2,088	1,672
October	2,327	2,020
November	2,852	2,589
December	3,340	2,982
January	3,963	
February	4,602	
March	4,999	
April	5,038	
May	5,040	
June	5,041	

### QUALITY

	Quantity	Base Number	Contract	AT	Region	England
% of FP17s for the same patient ID Re-attending within 3 months - Children	2	219	0.9%	9.5%	11.8%	12.0%
% of FP17s for the same patient ID Re-attending within 3 months - Adults	144	1,346	10.7%	12.8%	15.3%	15.9%
% of FP17s for the same patient ID Re-attending between 3 & 9 months - Children	136	219	62.1%	58.7%	59.1%	58.0%
% of FP17s for the same patient ID Re-attending between 3 & 9 months - Adults	753	1,346	55.9%	49.6%	51.5%	50.5%
% of FP17s for Band 1 Urgent Courses	118	1,539	7.7%	7.0%	8.0%	9.0%
% of FP17s Relating to Free Repair or Replacements	6	1,539	0.4%	0.8%	0.8%	0.8%
% of FP17s Relating to Continuations	8	1,539	0.5%	1.1%	1.1%	1.1%
% of Patients satisfied with the dentistry they have received	5	5	N/A	92.1%	91.6%	91.5%
% of Patients satisfied with the time they had to wait for an appointment	5	5	N/A	89.9%	88.3%	87.9%

\* This is based on patients treated on this contract for their most recent course of treatment. Figures in italics indicate the base number of FP17s or Patient Questionnaire responses are less than 100. N/A is shown where the base number of responses is less than 10 during the period. % is calculated as Quantity/Base number\*100

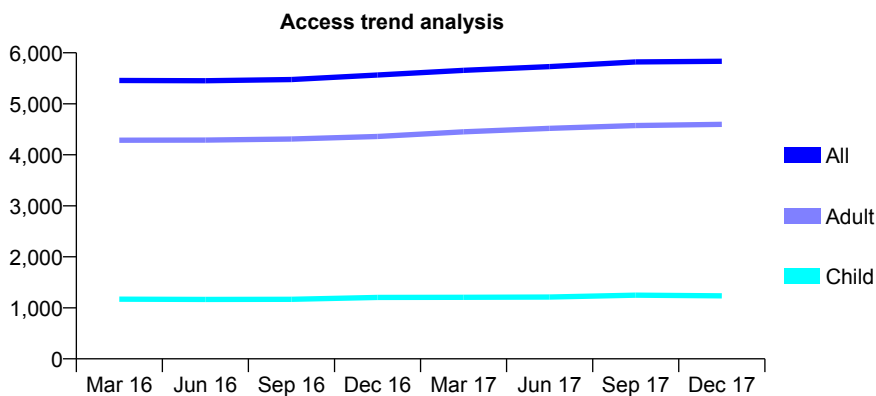
## Q53 - Vital Signs At a Glance Contract Report for 927724/0001 - December 2017

Name or company name	MR SS DEHAL
Contract type name	GDS Contract
Purpose of contract	General
Contract start date	01/04/2006
Contract end date	

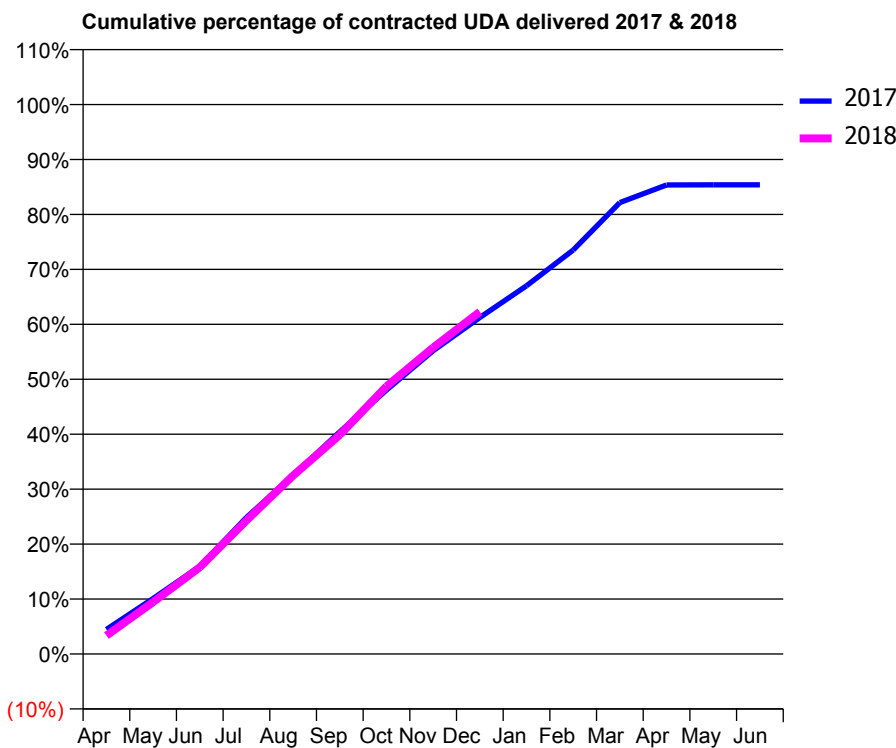
17/18 Contracted general activity (UDA)	18,430
Carry forward general activity (UDA)	0
17/18 Contracted orthodontic activity (UOA)	0
Carry forward orthodontic activity (UOA)	0
Baseline contract value	£549,072.84

### ACCESS\*

Patients seen in 24 months	Total	Change since previous quarter
Quarter ending December 2016	5,564	
Quarter ending March 2017	5,657	→
Quarter ending June 2017	5,730	→
Quarter ending September 2017	5,821	→
Quarter ending December 2017	5,833	→
<b>Variance since December 2016</b>	<b>4.8%</b>	<b>↑</b>



### ACTIVITY



Month	Adjusted Scheduled Activity (UDA)	
	2017	2018
April	825	619
May	1,862	1,744
June	2,939	2,907
July	4,582	4,481
August	5,995	5,985
September	7,455	7,350
October	8,855	8,979
November	10,170	10,280
December	11,287	11,477
January	12,353	
February	13,547	
March	15,140	
April	15,732	
May	15,734	
June	15,736	

### QUALITY

	Quantity	Base Number	Contract	AT	Region	England
% of FP17s for the same patient ID Re-attending within 3 months - Children	84	1,355	6.2%	9.5%	11.8%	12.0%
% of FP17s for the same patient ID Re-attending within 3 months - Adults	606	4,628	13.1%	12.8%	15.3%	15.9%
% of FP17s for the same patient ID Re-attending between 3 & 9 months - Children	846	1,355	62.4%	58.7%	59.1%	58.0%
% of FP17s for the same patient ID Re-attending between 3 & 9 months - Adults	2,625	4,628	56.7%	49.6%	51.5%	50.5%
% of FP17s for Band 1 Urgent Courses	384	5,689	6.7%	7.0%	8.0%	9.0%
% of FP17s Relating to Free Repair or Replacements	90	5,689	1.6%	0.8%	0.8%	0.8%
% of FP17s Relating to Continuations	48	5,689	0.8%	1.1%	1.1%	1.1%
% of Patients satisfied with the dentistry they have received	9	9	N/A	92.1%	91.6%	91.5%
% of Patients satisfied with the time they had to wait for an appointment	8	9	N/A	89.9%	88.3%	87.9%

\* This is based on patients treated on this contract for their most recent course of treatment. Figures in italics indicate the base number of FP17s or Patient Questionnaire responses are less than 100. N/A is shown where the base number of responses is less than 10 during the period. % is calculated as Quantity/Base number\*100

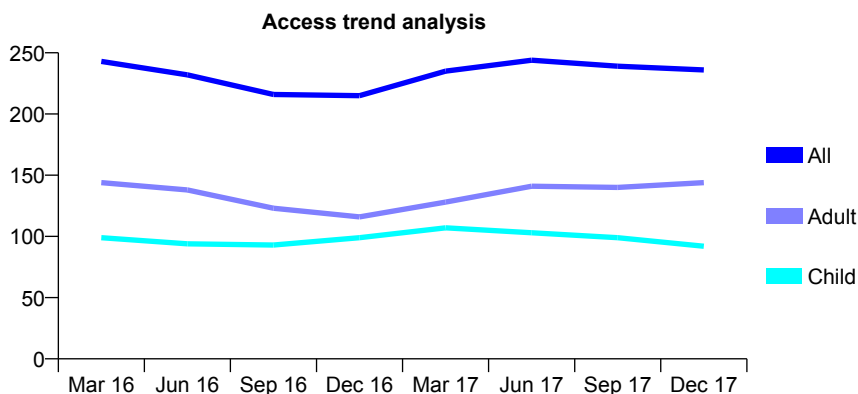
### Q53 - Vital Signs At a Glance Contract Report for 931438/0001 - December 2017

Name or company name	MR JS HEER
Contract type name	GDS Contract
Purpose of contract	General
Contract start date	01/04/2006
Contract end date	

17/18 Contracted general activity (UDA)	447
Carry forward general activity (UDA)	-9
17/18 Contracted orthodontic activity (UOA)	0
Carry forward orthodontic activity (UOA)	0
Baseline contract value	£11,532.75

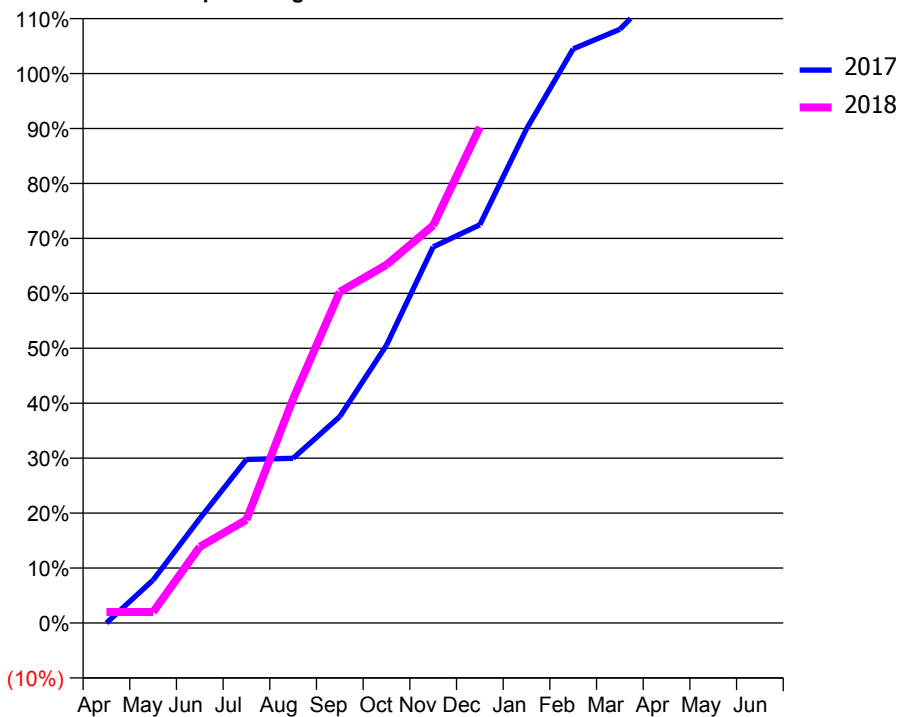
#### ACCESS\*

Patients seen in 24 months	Total	Change since previous quarter
Quarter ending December 2016	215	
Quarter ending March 2017	235	↑
Quarter ending June 2017	244	↑
Quarter ending September 2017	239	↓
Quarter ending December 2017	236	↓
<b>Variance since December 2016</b>	<b>9.8%</b>	<b>↑</b>



#### ACTIVITY

Cumulative percentage of contracted UDA delivered 2017 & 2018



Month	Adjusted Scheduled Activity (UDA)	
	2017	2018
April	0	9
May	35	9
June	85	62
July	133	84
August	134	182
September	168	269
October	226	291
November	306	323
December	324	403
January	402	
February	467	
March	483	
April	521	
May	522	
June	525	

#### QUALITY

	Quantity	Base Number	Contract	AT	Region	England
% of FP17s for the same patient ID Re-attending within 3 months - Children	1	75	1.3%	9.5%	11.8%	12.0%
% of FP17s for the same patient ID Re-attending within 3 months - Adults	14	98	14.3%	12.8%	15.3%	15.9%
% of FP17s for the same patient ID Re-attending between 3 & 9 months - Children	27	75	36.0%	58.7%	59.1%	58.0%
% of FP17s for the same patient ID Re-attending between 3 & 9 months - Adults	24	98	24.5%	49.6%	51.5%	50.5%
% of FP17s for Band 1 Urgent Courses	2	148	1.4%	7.0%	8.0%	9.0%
% of FP17s Relating to Free Repair or Replacements	3	148	2.0%	0.8%	0.8%	0.8%
% of FP17s Relating to Continuations	1	148	0.7%	1.1%	1.1%	1.1%
% of Patients satisfied with the dentistry they have received	1	1	N/A	92.1%	91.6%	91.5%
% of Patients satisfied with the time they had to wait for an appointment	1	1	N/A	89.9%	88.3%	87.9%

\* This is based on patients treated on this contract for their most recent course of treatment. Figures in italics indicate the base number of FP17s or Patient Questionnaire responses are less than 100. N/A is shown where the base number of responses is less than 10 during the period. % is calculated as Quantity/Base number\*100

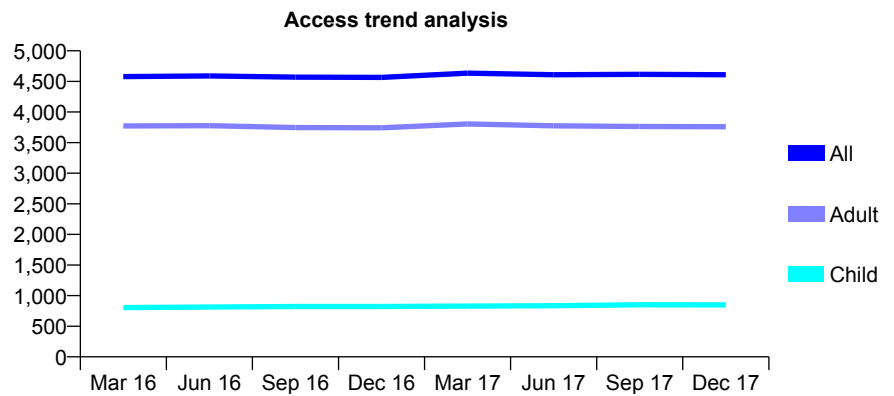
## Q53 - Vital Signs At a Glance Contract Report for 931632/0001 - December 2017

Name or company name	MR T MIRZA
Contract type name	GDS Contract
Purpose of contract	General
Contract start date	10/07/2006
Contract end date	

17/18 Contracted general activity (UDA)	16,398
Carry forward general activity (UDA)	-221
17/18 Contracted orthodontic activity (UOA)	0
Carry forward orthodontic activity (UOA)	0
Baseline contract value	£425,780.07

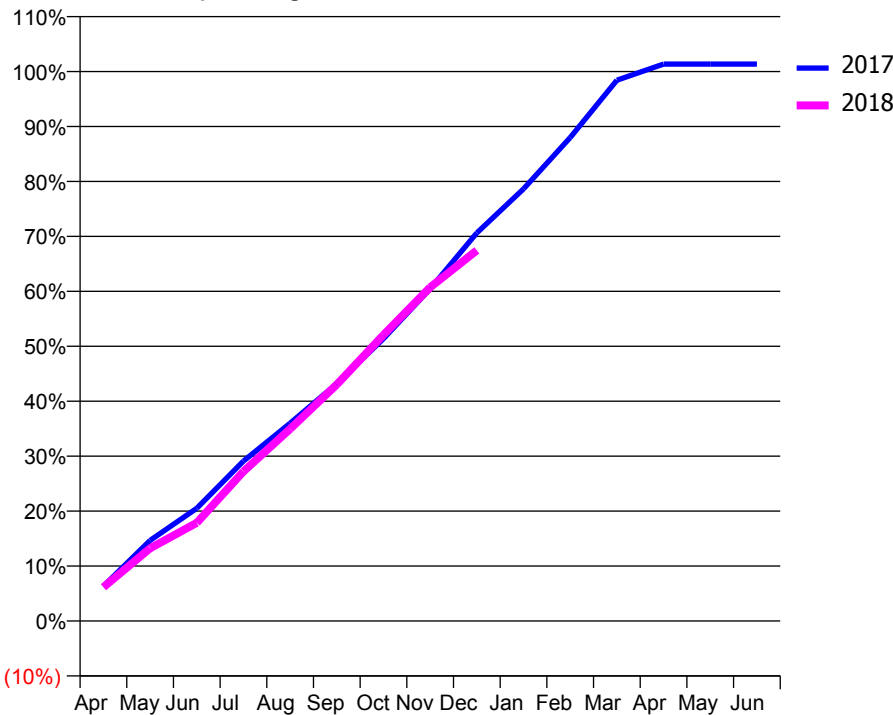
### ACCESS\*

Patients seen in 24 months	Total	Change since previous quarter
Quarter ending December 2016	4,565	
Quarter ending March 2017	4,635	→
Quarter ending June 2017	4,610	→
Quarter ending September 2017	4,615	→
Quarter ending December 2017	4,609	→
<b>Variance since December 2016</b>	<b>1.0%</b>	<b>→</b>



### ACTIVITY

Cumulative percentage of contracted UDA delivered 2017 & 2018



Month	Adjusted Scheduled Activity (UDA)	
	2017	2018
April	1,040	1,010
May	2,406	2,169
June	3,363	2,931
July	4,775	4,463
August	5,902	5,732
September	7,086	7,058
October	8,426	8,539
November	9,914	9,956
December	11,583	11,059
January	12,895	
February	14,429	
March	16,140	
April	16,621	
May	16,618	
June	16,619	

### QUALITY

	Quantity	Base Number	Contract	AT	Region	England
% of FP17s for the same patient ID Re-attending within 3 months - Children	49	905	5.4%	9.5%	11.8%	12.0%
% of FP17s for the same patient ID Re-attending within 3 months - Adults	400	3,969	10.1%	12.8%	15.3%	15.9%
% of FP17s for the same patient ID Re-attending between 3 & 9 months - Children	542	905	59.9%	58.7%	59.1%	58.0%
% of FP17s for the same patient ID Re-attending between 3 & 9 months - Adults	2,475	3,969	62.4%	49.6%	51.5%	50.5%
% of FP17s for Band 1 Urgent Courses	240	4,643	5.2%	7.0%	8.0%	9.0%
% of FP17s Relating to Free Repair or Replacements	56	4,643	1.2%	0.8%	0.8%	0.8%
% of FP17s Relating to Continuations	68	4,643	1.5%	1.1%	1.1%	1.1%
% of Patients satisfied with the dentistry they have received	11	11	100.0%	92.1%	91.6%	91.5%
% of Patients satisfied with the time they had to wait for an appointment	7	11	63.6%	89.9%	88.3%	87.9%

\* This is based on patients treated on this contract for their most recent course of treatment. Figures in italics indicate the base number of FP17s or Patient Questionnaire responses are less than 100. N/A is shown where the base number of responses is less than 10 during the period. % is calculated as Quantity/Base number\*100



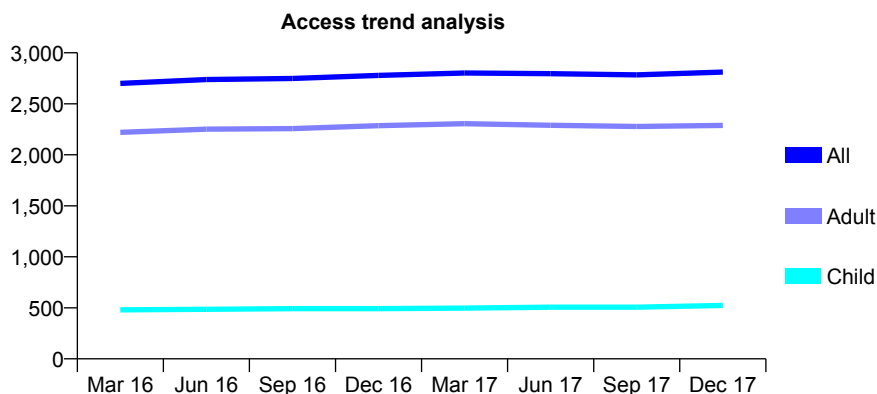
## Q53 - Vital Signs At a Glance Contract Report for 932833/0001 - December 2017

Name or company name	MR B RAHNAMA
Contract type name	GDS Contract
Purpose of contract	General
Contract start date	01/04/2006
Contract end date	

17/18 Contracted general activity (UDA)	7,591
Carry forward general activity (UDA)	-58
17/18 Contracted orthodontic activity (UOA)	0
Carry forward orthodontic activity (UOA)	0
Baseline contract value	£230,462.78

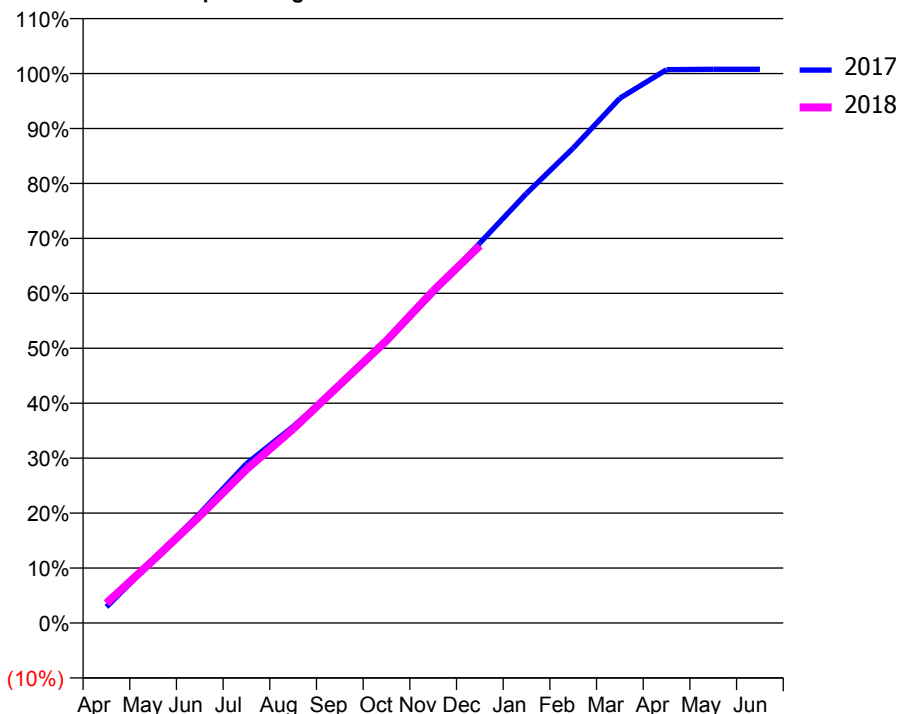
### ACCESS\*

Patients seen in 24 months	Total	Change since previous quarter
Quarter ending December 2016	2,778	
Quarter ending March 2017	2,802	→
Quarter ending June 2017	2,796	→
Quarter ending September 2017	2,784	→
Quarter ending December 2017	2,811	→
<b>Variance since December 2016</b>	<b>1.2%</b>	<b>→</b>



### ACTIVITY

Cumulative percentage of contracted UDA delivered 2017 & 2018



Month	Adjusted Scheduled Activity (UDA)	
	2017	2018
April	222	273
May	866	867
June	1,513	1,478
July	2,200	2,124
August	2,714	2,681
September	3,282	3,292
October	3,888	3,901
November	4,562	4,588
December	5,248	5,212
January	5,935	
February	6,560	
March	7,250	
April	7,645	
May	7,649	
June	7,649	

### QUALITY

	Quantity	Base Number	Contract	AT	Region	England
% of FP17s for the same patient ID Re-attending within 3 months - Children	24	546	4.4%	9.5%	11.8%	12.0%
% of FP17s for the same patient ID Re-attending within 3 months - Adults	188	2,223	8.5%	12.8%	15.3%	15.9%
% of FP17s for the same patient ID Re-attending between 3 & 9 months - Children	298	546	54.6%	58.7%	59.1%	58.0%
% of FP17s for the same patient ID Re-attending between 3 & 9 months - Adults	1,102	2,223	49.6%	49.6%	51.5%	50.5%
% of FP17s for Band 1 Urgent Courses	202	2,523	8.0%	7.0%	8.0%	9.0%
% of FP17s Relating to Free Repair or Replacements	4	2,523	0.2%	0.8%	0.8%	0.8%
% of FP17s Relating to Continuations	8	2,523	0.3%	1.1%	1.1%	1.1%
% of Patients satisfied with the dentistry they have received	3	4	N/A	92.1%	91.6%	91.5%
% of Patients satisfied with the time they had to wait for an appointment	4	4	N/A	89.9%	88.3%	87.9%

\* This is based on patients treated on this contract for their most recent course of treatment. Figures in italics indicate the base number of FP17s or Patient Questionnaire responses are less than 100. N/A is shown where the base number of responses is less than 10 during the period. % is calculated as Quantity/Base number\*100

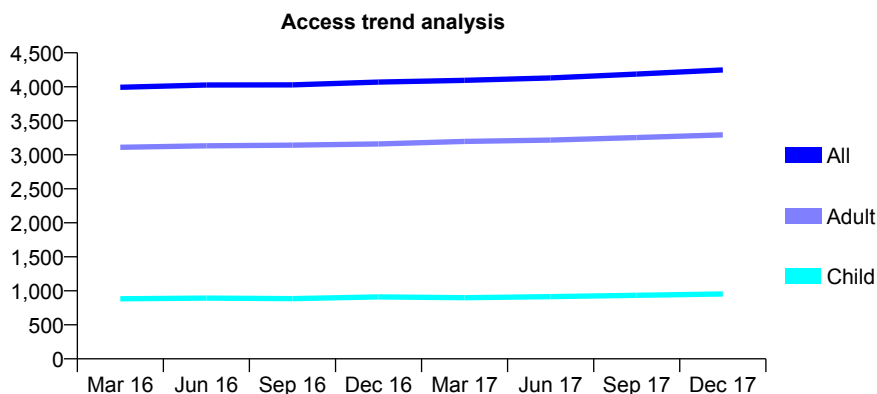
## Q53 - Vital Signs At a Glance Contract Report for 960128/0001 - December 2017

Name or company name	MR Z SACRANIE
Contract type name	GDS Contract
Purpose of contract	General
Contract start date	01/04/2009
Contract end date	

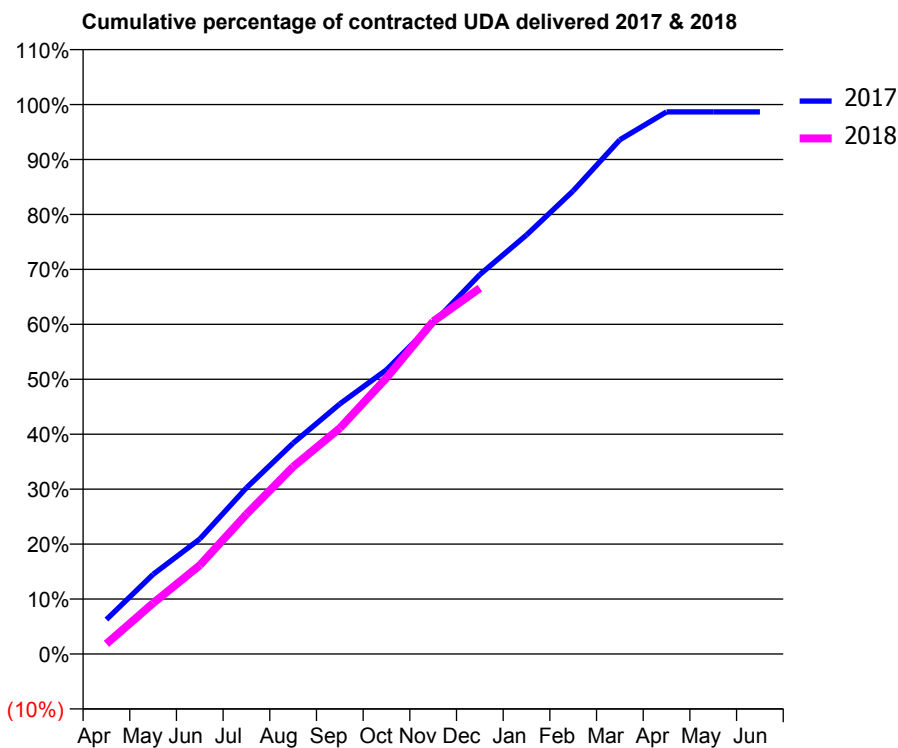
17/18 Contracted general activity (UDA)	12,000
Carry forward general activity (UDA)	162
17/18 Contracted orthodontic activity (UOA)	0
Carry forward orthodontic activity (UOA)	0
Baseline contract value	£361,317.04

### ACCESS\*

Patients seen in 24 months	Total	Change since previous quarter
Quarter ending December 2016	4,069	
Quarter ending March 2017	4,096	→
Quarter ending June 2017	4,131	→
Quarter ending September 2017	4,188	→
Quarter ending December 2017	4,248	→
<b>Variance since December 2016</b>	<b>4.4%</b>	<b>↑</b>



### ACTIVITY



Month	Adjusted Scheduled Activity (UDA)	
	2017	2018
April	753	224
May	1,741	1,111
June	2,512	1,937
July	3,631	3,053
August	4,607	4,090
September	5,463	4,933
October	6,207	6,029
November	7,227	7,264
December	8,286	7,989
January	9,150	
February	10,116	
March	11,229	
April	11,838	
May	11,840	
June	11,838	

### QUALITY

	Quantity	Base Number	Contract	AT	Region	England
% of FP17s for the same patient ID Re-attending within 3 months - Children	88	1,095	8.0%	9.5%	11.8%	12.0%
% of FP17s for the same patient ID Re-attending within 3 months - Adults	634	3,613	17.5%	12.8%	15.3%	15.9%
% of FP17s for the same patient ID Re-attending between 3 & 9 months - Children	660	1,095	60.3%	58.7%	59.1%	58.0%
% of FP17s for the same patient ID Re-attending between 3 & 9 months - Adults	2,026	3,613	56.1%	49.6%	51.5%	50.5%
% of FP17s for Band 1 Urgent Courses	405	3,977	10.2%	7.0%	8.0%	9.0%
% of FP17s Relating to Free Repair or Replacements	36	3,977	0.9%	0.8%	0.8%	0.8%
% of FP17s Relating to Continuations	30	3,977	0.8%	1.1%	1.1%	1.1%
% of Patients satisfied with the dentistry they have received	13	13	100.0%	92.1%	91.6%	91.5%
% of Patients satisfied with the time they had to wait for an appointment	13	13	100.0%	89.9%	88.3%	87.9%

\* This is based on patients treated on this contract for their most recent course of treatment. Figures in italics indicate the base number of FP17s or Patient Questionnaire responses are less than 100. N/A is shown where the base number of responses is less than 10 during the period. % is calculated as Quantity/Base number\*100

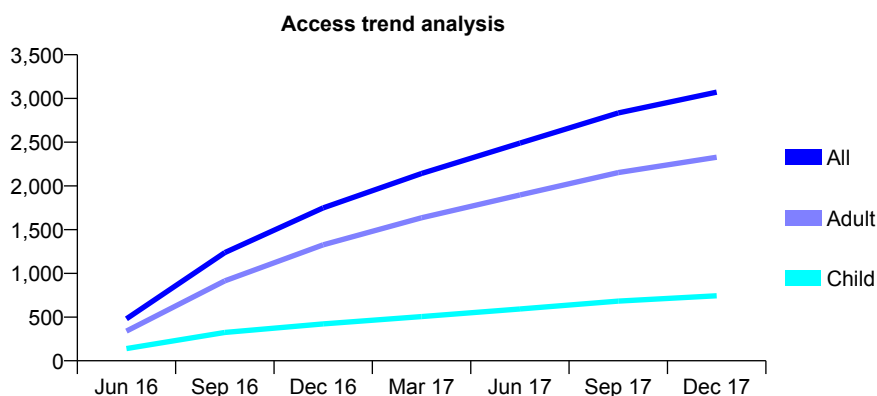
## Q54 - Vital Signs At a Glance Contract Report for 100085/0000 - December 2017

Name or company name	Broadway Dental Suite
Contract type name	GDS Contract
Purpose of contract	General
Contract start date	01/04/2016
Contract end date	

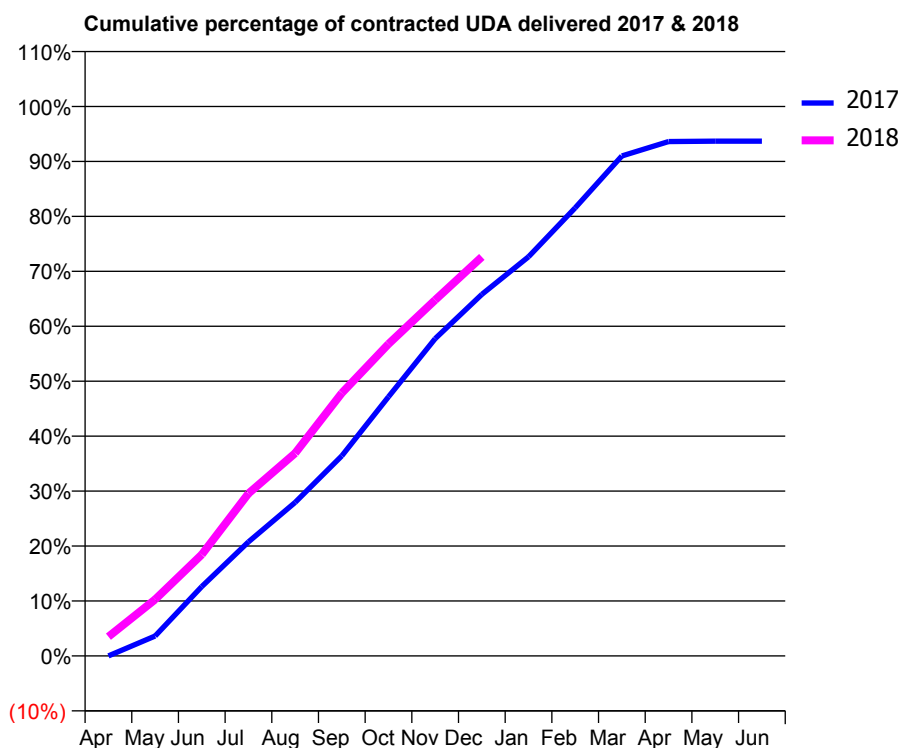
17/18 Contracted general activity (UDA)	11,239
Carry forward general activity (UDA)	165
17/18 Contracted orthodontic activity (UOA)	0
Carry forward orthodontic activity (UOA)	0
Baseline contract value	£372,990.26

### ACCESS\*

Patients seen in 24 months	Total	Change since previous quarter
Quarter ending December 2016	1,748	
Quarter ending March 2017	2,142	↑
Quarter ending June 2017	2,489	↑
Quarter ending September 2017	2,835	↑
Quarter ending December 2017	3,072	↑
<b>Variance since December 2016</b>	<b>75.7%</b>	<b>↑</b>



### ACTIVITY



Month	Adjusted Scheduled Activity (UDA)	
	2017	2018
April	0	393
May	406	1,156
June	1,420	2,075
July	2,333	3,322
August	3,140	4,147
September	4,091	5,378
October	5,300	6,380
November	6,490	7,281
December	7,394	8,162
January	8,164	
February	9,167	
March	10,227	
April	10,521	
May	10,528	
June	10,529	

### QUALITY

	Quantity	Base Number	Contract	AT	Region	England
% of FP17s for the same patient ID Re-attending within 3 months - Children	32	595	5.4%	10.0%	11.8%	12.0%
% of FP17s for the same patient ID Re-attending within 3 months - Adults	202	1,775	11.4%	14.9%	15.3%	15.9%
% of FP17s for the same patient ID Re-attending between 3 & 9 months - Children	183	595	30.8%	51.7%	59.1%	58.0%
% of FP17s for the same patient ID Re-attending between 3 & 9 months - Adults	555	1,775	31.3%	47.2%	51.5%	50.5%
% of FP17s for Band 1 Urgent Courses	158	2,265	7.0%	8.0%	8.0%	9.0%
% of FP17s Relating to Free Repair or Replacements	24	2,265	1.1%	0.7%	0.8%	0.8%
% of FP17s Relating to Continuations	10	2,265	0.4%	0.9%	1.1%	1.1%
% of Patients satisfied with the dentistry they have received	1	1	N/A	91.6%	91.6%	91.5%
% of Patients satisfied with the time they had to wait for an appointment	1	1	N/A	89.9%	88.3%	87.9%

\* This is based on patients treated on this contract for their most recent course of treatment. Figures in italics indicate the base number of FP17s or Patient Questionnaire responses are less than 100. N/A is shown where the base number of responses is less than 10 during the period. % is calculated as Quantity/Base number\*100

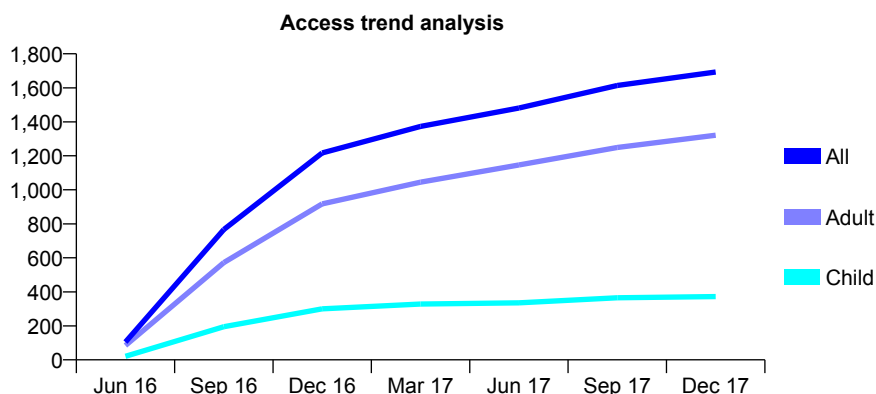
## Q54 - Vital Signs At a Glance Contract Report for 100162/0000 - December 2017

Name or company name	MR MJ WARREN & MR JS JANDU
Contract type name	GDS Contract
Purpose of contract	General
Contract start date	01/06/2016
Contract end date	

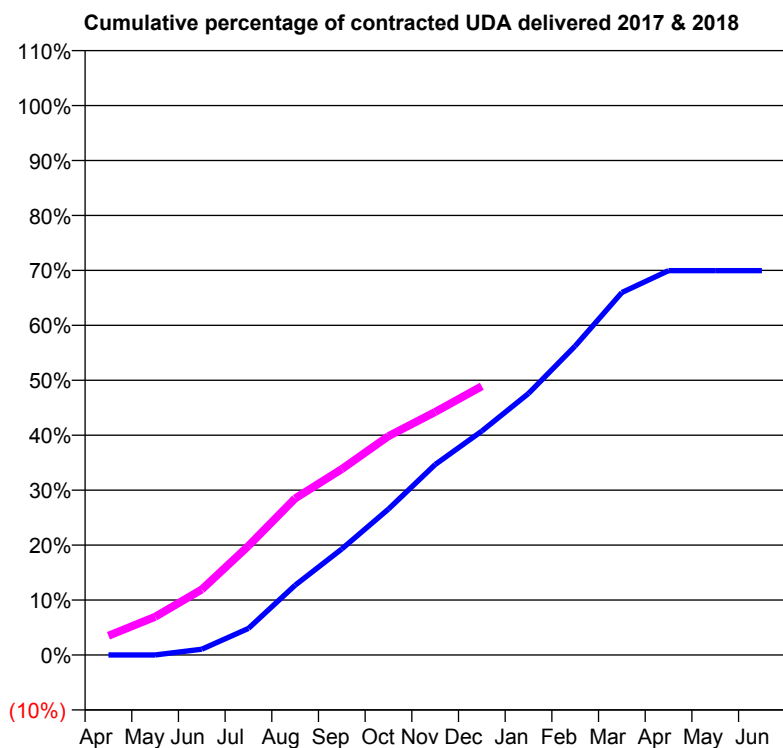
17/18 Contracted general activity (UDA)	7,200
Carry forward general activity (UDA)	0
17/18 Contracted orthodontic activity (UOA)	0
Carry forward orthodontic activity (UOA)	0
Baseline contract value	£154,937.75

### ACCESS\*

Patients seen in 24 months	Total	Change since previous quarter
Quarter ending December 2016	1,217	
Quarter ending March 2017	1,373	↑
Quarter ending June 2017	1,481	↑
Quarter ending September 2017	1,614	↑
Quarter ending December 2017	1,693	↑
<b>Variance since December 2016</b>	<b>39.1%</b>	<b>↑</b>



### ACTIVITY



Month	Adjusted Scheduled Activity (UDA)	
	2017	2018
April	0	252
May	0	500
June	64	859
July	291	1,430
August	762	2,052
September	1,158	2,437
October	1,593	2,868
November	2,081	3,185
December	2,445	3,521
January	2,856	
February	3,374	
March	3,958	
April	4,197	
May	4,197	
June	4,197	

### QUALITY

	Quantity	Base Number	Contract	AT	Region	England
% of FP17s for the same patient ID Re-attending within 3 months - Children	41	485	8.5%	10.0%	11.8%	12.0%
% of FP17s for the same patient ID Re-attending within 3 months - Adults	287	1,631	17.6%	14.9%	15.3%	15.9%
% of FP17s for the same patient ID Re-attending between 3 & 9 months - Children	323	485	66.6%	51.7%	59.1%	58.0%
% of FP17s for the same patient ID Re-attending between 3 & 9 months - Adults	906	1,631	55.5%	47.2%	51.5%	50.5%
% of FP17s for Band 1 Urgent Courses	131	2,011	6.5%	8.0%	8.0%	9.0%
% of FP17s Relating to Free Repair or Replacements	0	2,011	0.0%	0.7%	0.8%	0.8%
% of FP17s Relating to Continuations	63	2,011	3.1%	0.9%	1.1%	1.1%
% of Patients satisfied with the dentistry they have received	1	1	N/A	91.6%	91.6%	91.5%
% of Patients satisfied with the time they had to wait for an appointment	1	1	N/A	89.9%	88.3%	87.9%

\* This is based on patients treated on this contract for their most recent course of treatment. Figures in italics indicate the base number of FP17s or Patient Questionnaire responses are less than 100. N/A is shown where the base number of responses is less than 10 during the period. % is calculated as Quantity/Base number\*100

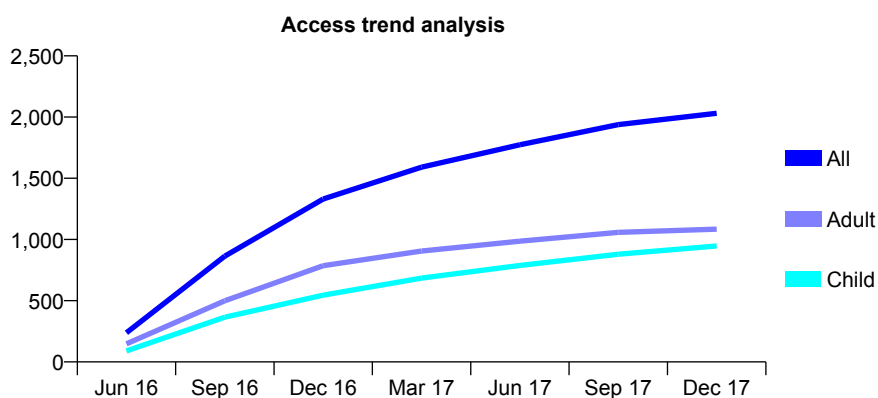
## Q54 - Vital Signs At a Glance Contract Report for 100164/0000 - December 2017

Name or company name	Princes End Dental Practice
Contract type name	GDS Contract
Purpose of contract	General
Contract start date	01/06/2016
Contract end date	

17/18 Contracted general activity (UDA)	4,890
Carry forward general activity (UDA)	1
17/18 Contracted orthodontic activity (UOA)	0
Carry forward orthodontic activity (UOA)	0
Baseline contract value	£119,474.63

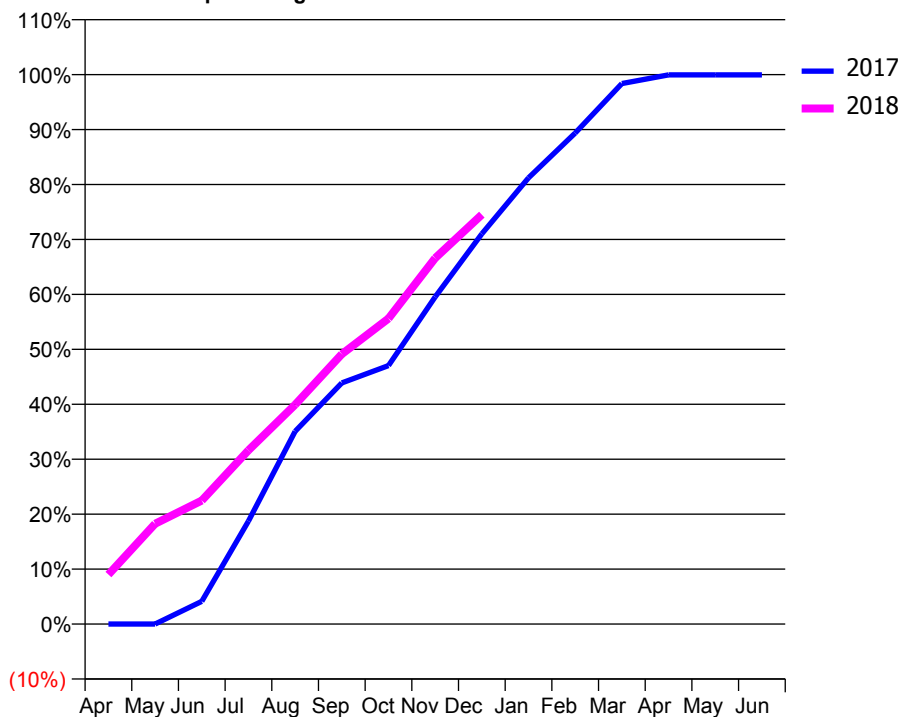
### ACCESS\*

Patients seen in 24 months	Total	Change since previous quarter
Quarter ending December 2016	1,331	
Quarter ending March 2017	1,591	↑
Quarter ending June 2017	1,774	↑
Quarter ending September 2017	1,938	↑
Quarter ending December 2017	2,031	↑
<b>Variance since December 2016</b>	<b>52.6%</b>	<b>↑</b>



### ACTIVITY

Cumulative percentage of contracted UDA delivered 2017 & 2018



Month	Adjusted Scheduled Activity (UDA)	
	2017	2018
April	0	441
May	0	893
June	251	1,099
July	1,141	1,547
August	2,135	1,953
September	2,672	2,403
October	2,863	2,719
November	3,624	3,257
December	4,323	3,644
January	4,944	
February	5,440	
March	5,988	
April	6,084	
May	6,084	
June	6,084	

### QUALITY

	Quantity	Base Number	Contract	AT	Region	England
% of FP17s for the same patient ID Re-attending within 3 months - Children	32	883	3.6%	10.0%	11.8%	12.0%
% of FP17s for the same patient ID Re-attending within 3 months - Adults	83	684	12.1%	14.9%	15.3%	15.9%
% of FP17s for the same patient ID Re-attending between 3 & 9 months - Children	366	883	41.4%	51.7%	59.1%	58.0%
% of FP17s for the same patient ID Re-attending between 3 & 9 months - Adults	304	684	44.4%	47.2%	51.5%	50.5%
% of FP17s for Band 1 Urgent Courses	68	1,517	4.5%	8.0%	8.0%	9.0%
% of FP17s Relating to Free Repair or Replacements	0	1,517	0.0%	0.7%	0.8%	0.8%
% of FP17s Relating to Continuations	0	1,517	0.0%	0.9%	1.1%	1.1%
% of Patients satisfied with the dentistry they have received	2	2	N/A	91.6%	91.6%	91.5%
% of Patients satisfied with the time they had to wait for an appointment	2	2	N/A	89.9%	88.3%	87.9%

\* This is based on patients treated on this contract for their most recent course of treatment. Figures in italics indicate the base number of FP17s or Patient Questionnaire responses are less than 100. N/A is shown where the base number of responses is less than 10 during the period. % is calculated as Quantity/Base number\*100

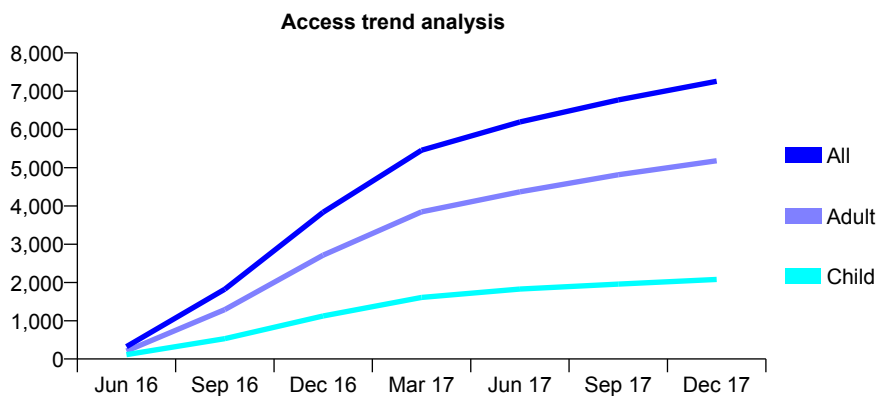
## Q54 - Vital Signs At a Glance Contract Report for 100165/0000 - December 2017

Name or company name	Family Dental Centre Partnership
Contract type name	GDS Contract
Purpose of contract	General
Contract start date	01/06/2016
Contract end date	

17/18 Contracted general activity (UDA)	17,884
Carry forward general activity (UDA)	282
17/18 Contracted orthodontic activity (UOA)	0
Carry forward orthodontic activity (UOA)	0
Baseline contract value	£505,671.52

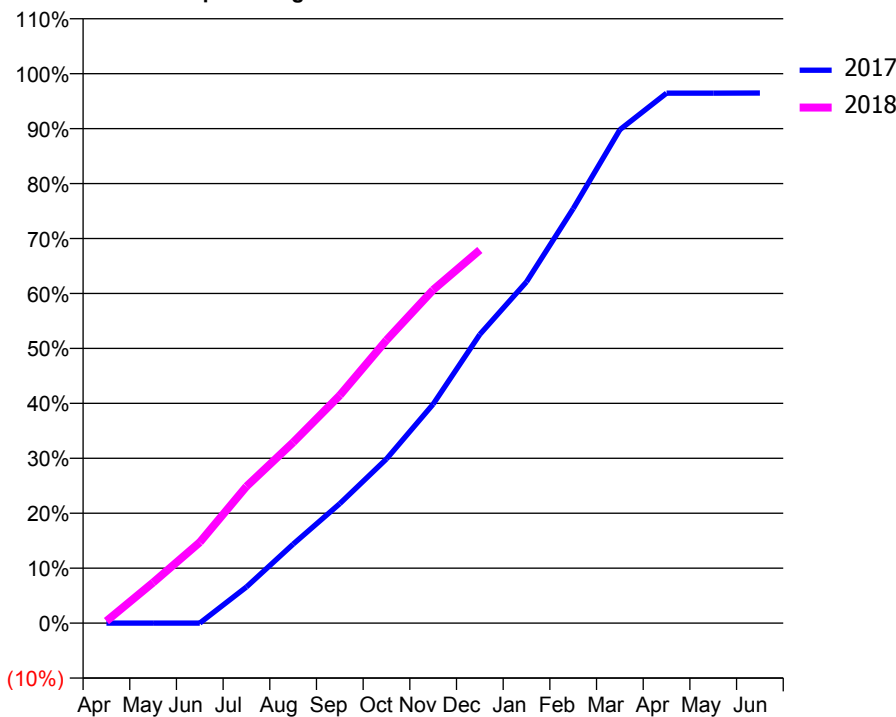
### ACCESS\*

Patients seen in 24 months	Total	Change since previous quarter
Quarter ending December 2016	3,837	
Quarter ending March 2017	5,456	↑
Quarter ending June 2017	6,196	↑
Quarter ending September 2017	6,771	↑
Quarter ending December 2017	7,259	↑
<b>Variance since December 2016</b>	<b>89.2%</b>	<b>↑</b>



### ACTIVITY

**Cumulative percentage of contracted UDA delivered 2017 & 2018**



Month	Adjusted Scheduled Activity (UDA)	
	2017	2018
April	0	68
May	0	1,320
June	0	2,632
July	1,025	4,449
August	2,235	5,881
September	3,385	7,414
October	4,648	9,211
November	6,199	10,849
December	8,173	12,144
January	9,659	
February	11,729	
March	13,966	
April	14,998	
May	14,998	
June	15,002	

### QUALITY

	Quantity	Base Number	Contract	AT	Region	England
% of FP17s for the same patient ID Re-attending within 3 months - Children	148	1,909	7.8%	10.0%	11.8%	12.0%
% of FP17s for the same patient ID Re-attending within 3 months - Adults	690	4,956	13.9%	14.9%	15.3%	15.9%
% of FP17s for the same patient ID Re-attending between 3 & 9 months - Children	808	1,909	42.3%	51.7%	59.1%	58.0%
% of FP17s for the same patient ID Re-attending between 3 & 9 months - Adults	2,184	4,956	44.1%	47.2%	51.5%	50.5%
% of FP17s for Band 1 Urgent Courses	459	6,019	7.6%	8.0%	8.0%	9.0%
% of FP17s Relating to Free Repair or Replacements	65	6,019	1.1%	0.7%	0.8%	0.8%
% of FP17s Relating to Continuations	76	6,019	1.3%	0.9%	1.1%	1.1%
% of Patients satisfied with the dentistry they have received	5	5	N/A	91.6%	91.6%	91.5%
% of Patients satisfied with the time they had to wait for an appointment	5	5	N/A	89.9%	88.3%	87.9%

\* This is based on patients treated on this contract for their most recent course of treatment. Figures in italics indicate the base number of FP17s or Patient Questionnaire responses are less than 100. N/A is shown where the base number of responses is less than 10 during the period. % is calculated as Quantity/Base number\*100

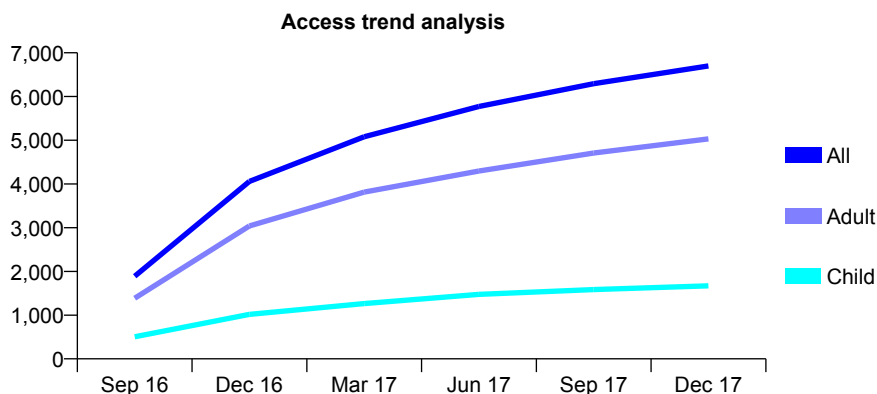
## Q54 - Vital Signs At a Glance Contract Report for 100173/0000 - December 2017

Name or company name	Hilltop Dental Spa
Contract type name	GDS Contract
Purpose of contract	General
Contract start date	01/07/2016
Contract end date	

17/18 Contracted general activity (UDA)	23,164
Carry forward general activity (UDA)	0
17/18 Contracted orthodontic activity (UOA)	0
Carry forward orthodontic activity (UOA)	0
Baseline contract value	£634,691.61

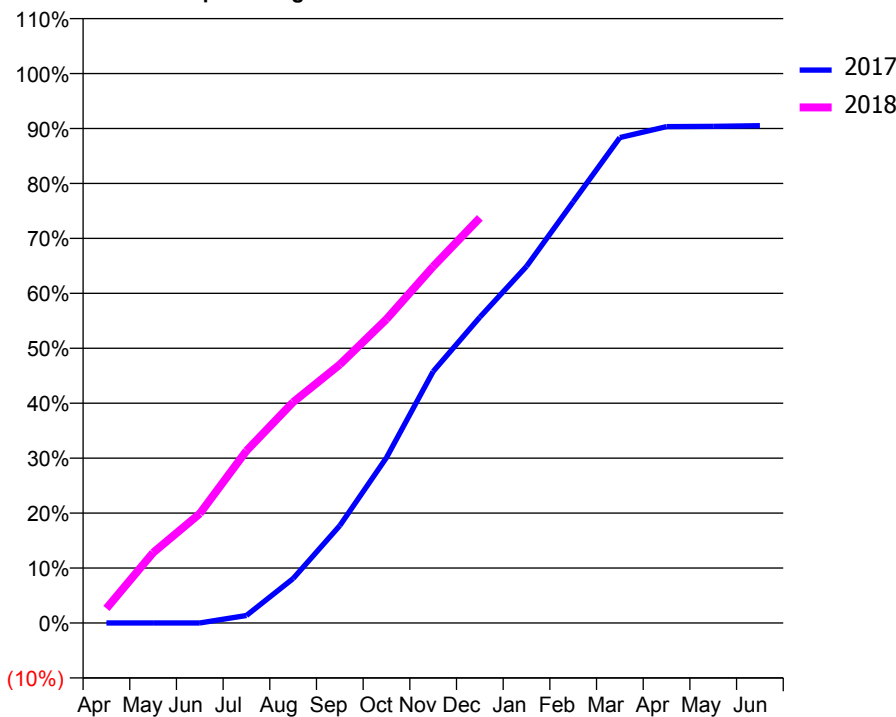
### ACCESS\*

Patients seen in 24 months	Total	Change since previous quarter
Quarter ending December 2016	4,057	
Quarter ending March 2017	5,079	↑
Quarter ending June 2017	5,771	↑
Quarter ending September 2017	6,293	↑
Quarter ending December 2017	6,701	↑
<b>Variance since December 2016</b>	<b>65.2%</b>	<b>↑</b>



### ACTIVITY

Cumulative percentage of contracted UDA delivered 2017 & 2018



Month	Adjusted Scheduled Activity (UDA)	
	2017	2018
April	0	616
May	0	2,967
June	0	4,614
July	232	7,262
August	1,369	9,309
September	3,003	10,898
October	5,098	12,807
November	7,749	15,029
December	9,423	17,082
January	10,987	
February	12,976	
March	14,956	
April	15,293	
May	15,301	
June	15,321	

### QUALITY

	Quantity	Base Number	Contract	AT	Region	England
% of FP17s for the same patient ID Re-attending within 3 months - Children	135	1,883	7.2%	10.0%	11.8%	12.0%
% of FP17s for the same patient ID Re-attending within 3 months - Adults	702	5,617	12.5%	14.9%	15.3%	15.9%
% of FP17s for the same patient ID Re-attending between 3 & 9 months - Children	1,060	1,883	56.3%	51.7%	59.1%	58.0%
% of FP17s for the same patient ID Re-attending between 3 & 9 months - Adults	3,190	5,617	56.8%	47.2%	51.5%	50.5%
% of FP17s for Band 1 Urgent Courses	280	7,332	3.8%	8.0%	8.0%	9.0%
% of FP17s Relating to Free Repair or Replacements	59	7,332	0.8%	0.7%	0.8%	0.8%
% of FP17s Relating to Continuations	171	7,332	2.3%	0.9%	1.1%	1.1%
% of Patients satisfied with the dentistry they have received	10	10	100.0%	91.6%	91.6%	91.5%
% of Patients satisfied with the time they had to wait for an appointment	9	10	90.0%	89.9%	88.3%	87.9%

\* This is based on patients treated on this contract for their most recent course of treatment. Figures in italics indicate the base number of FP17s or Patient Questionnaire responses are less than 100. N/A is shown where the base number of responses is less than 10 during the period. % is calculated as Quantity/Base number\*100



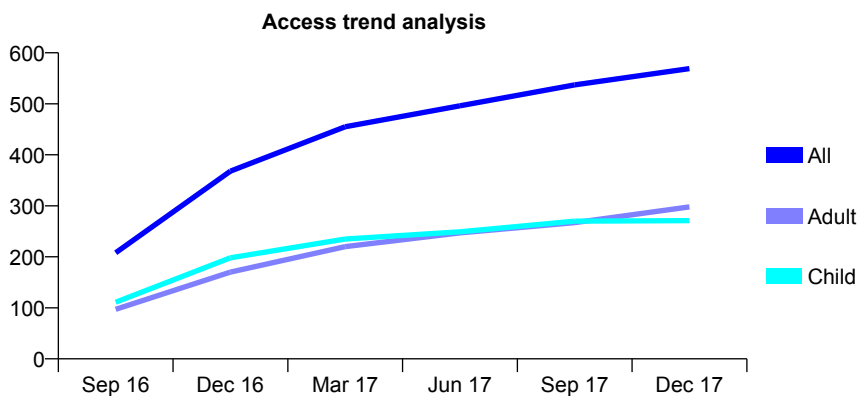
## Q54 - Vital Signs At a Glance Contract Report for 100176/0000 - December 2017

Name or company name	Mr S Merali
Contract type name	GDS Contract
Purpose of contract	General
Contract start date	01/07/2016
Contract end date	

17/18 Contracted general activity (UDA)	2,323
Carry forward general activity (UDA)	11
17/18 Contracted orthodontic activity (UOA)	0
Carry forward orthodontic activity (UOA)	0
Baseline contract value	£54,047.10

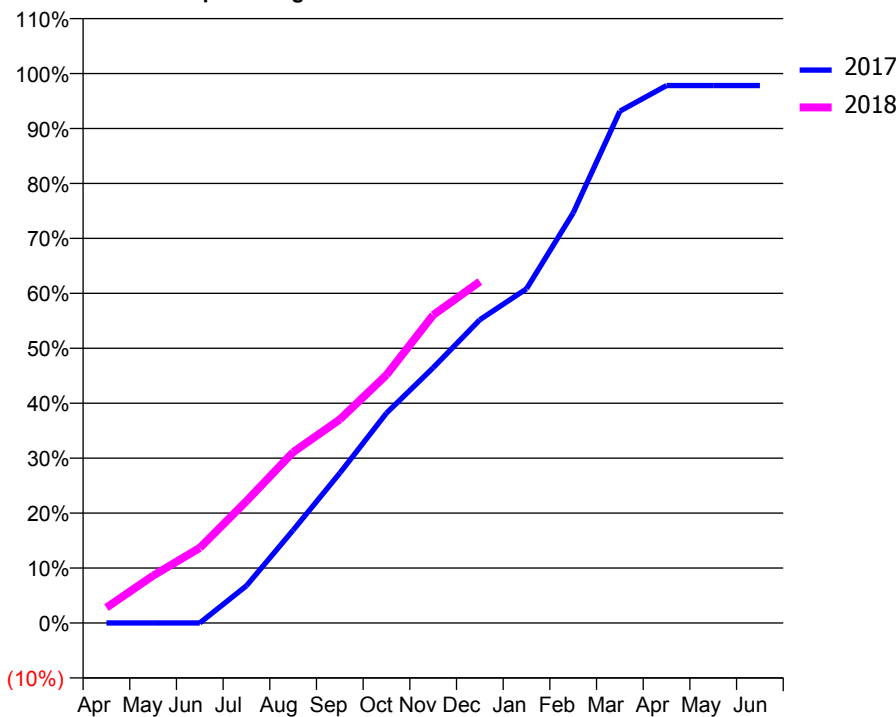
### ACCESS\*

Patients seen in 24 months	Total	Change since previous quarter
Quarter ending December 2016	368	
Quarter ending March 2017	455	↑
Quarter ending June 2017	496	↑
Quarter ending September 2017	537	↑
Quarter ending December 2017	569	↑
<b>Variance since December 2016</b>	<b>54.6%</b>	<b>↑</b>



### ACTIVITY

Cumulative percentage of contracted UDA delivered 2017 & 2018



Month	Adjusted Scheduled Activity (UDA)	
	2017	2018
April	0	65
May	0	200
June	0	318
July	119	516
August	296	723
September	478	861
October	670	1,049
November	814	1,302
December	967	1,443
January	1,066	
February	1,308	
March	1,633	
April	1,715	
May	1,715	
June	1,715	

### QUALITY

	Quantity	Base Number	Contract	AT	Region	England
% of FP17s for the same patient ID Re-attending within 3 months - Children	19	277	6.9%	10.0%	11.8%	12.0%
% of FP17s for the same patient ID Re-attending within 3 months - Adults	52	288	18.1%	14.9%	15.3%	15.9%
% of FP17s for the same patient ID Re-attending between 3 & 9 months - Children	142	277	51.3%	51.7%	59.1%	58.0%
% of FP17s for the same patient ID Re-attending between 3 & 9 months - Adults	126	288	43.8%	47.2%	51.5%	50.5%
% of FP17s for Band 1 Urgent Courses	42	537	7.8%	8.0%	8.0%	9.0%
% of FP17s Relating to Free Repair or Replacements	0	537	0.0%	0.7%	0.8%	0.8%
% of FP17s Relating to Continuations	1	537	0.2%	0.9%	1.1%	1.1%
% of Patients satisfied with the dentistry they have received	5	6	N/A	91.6%	91.6%	91.5%
% of Patients satisfied with the time they had to wait for an appointment	6	6	N/A	89.9%	88.3%	87.9%

\* This is based on patients treated on this contract for their most recent course of treatment. Figures in italics indicate the base number of FP17s or Patient Questionnaire responses are less than 100. N/A is shown where the base number of responses is less than 10 during the period. % is calculated as Quantity/Base number\*100

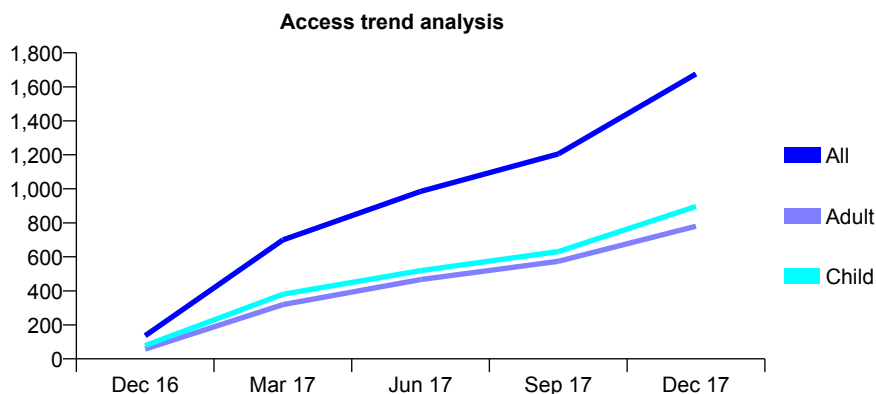
## Q54 - Vital Signs At a Glance Contract Report for 100227/0000 - December 2017

Name or company name	Wolverhampton Community Dental Service
Contract type name	PDS Contract
Purpose of contract	General
Contract start date	01/11/2016
Contract end date	31/03/2018

17/18 Contracted general activity (UDA)	4,500
Carry forward general activity (UDA)	0
17/18 Contracted orthodontic activity (UOA)	0
Carry forward orthodontic activity (UOA)	0
Baseline contract value	£0.00

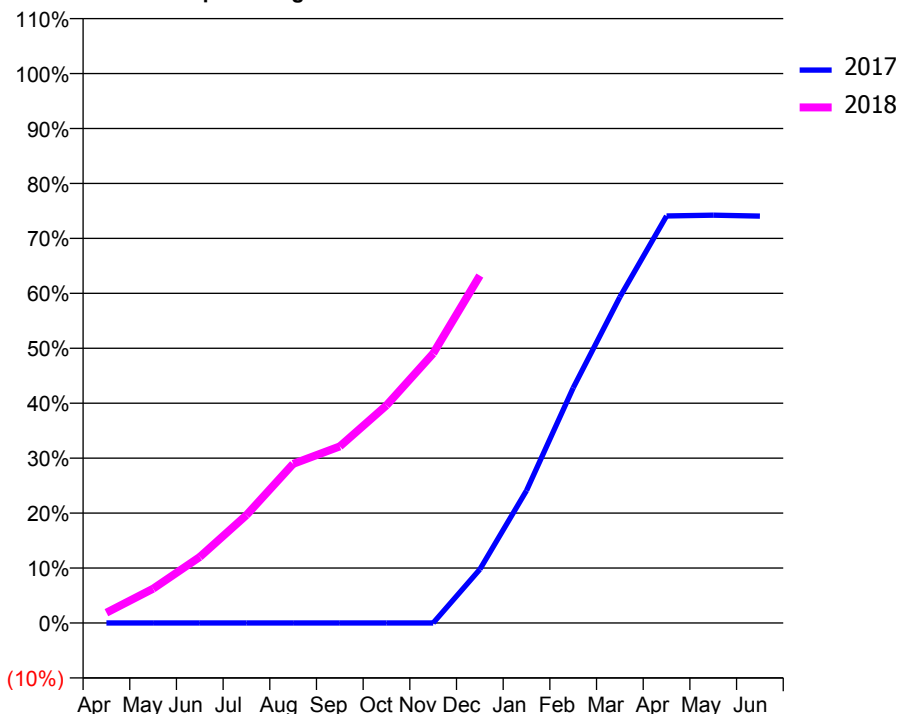
### ACCESS\*

Patients seen in 24 months	Total	Change since previous quarter
Quarter ending December 2016	136	
Quarter ending March 2017	699	↑
Quarter ending June 2017	985	↑
Quarter ending September 2017	1,205	↑
Quarter ending December 2017	1,676	↑
<b>Variance since December 2016</b>	<b>1132.4%</b>	<b>↑</b>



### ACTIVITY

Cumulative percentage of contracted UDA delivered 2017 & 2018



Month	Adjusted Scheduled Activity (UDA)	
	2017	2018
April	0	85
May	0	281
June	0	541
July	0	884
August	0	1,303
September	0	1,447
October	0	1,782
November	0	2,208
December	183	2,845
January	452	
February	803	
March	1,112	
April	1,389	
May	1,392	
June	1,389	

### QUALITY

	Quantity	Base Number	Contract	AT	Region	England
% of FP17s for the same patient ID Re-attending within 3 months - Children	55	1,045	5.3%	10.0%	11.8%	12.0%
% of FP17s for the same patient ID Re-attending within 3 months - Adults	99	812	12.2%	14.9%	15.3%	15.9%
% of FP17s for the same patient ID Re-attending between 3 & 9 months - Children	94	1,045	9.0%	51.7%	59.1%	58.0%
% of FP17s for the same patient ID Re-attending between 3 & 9 months - Adults	121	812	14.9%	47.2%	51.5%	50.5%
% of FP17s for Band 1 Urgent Courses	167	1,686	9.9%	8.0%	8.0%	9.0%
% of FP17s Relating to Free Repair or Replacements	0	1,686	0.0%	0.7%	0.8%	0.8%
% of FP17s Relating to Continuations	0	1,686	0.0%	0.9%	1.1%	1.1%
% of Patients satisfied with the dentistry they have received	0	0	N/A	91.6%	91.6%	91.5%
% of Patients satisfied with the time they had to wait for an appointment	0	0	N/A	89.9%	88.3%	87.9%

\* This is based on patients treated on this contract for their most recent course of treatment. Figures in italics indicate the base number of FP17s or Patient Questionnaire responses are less than 100. N/A is shown where the base number of responses is less than 10 during the period. % is calculated as Quantity/Base number\*100

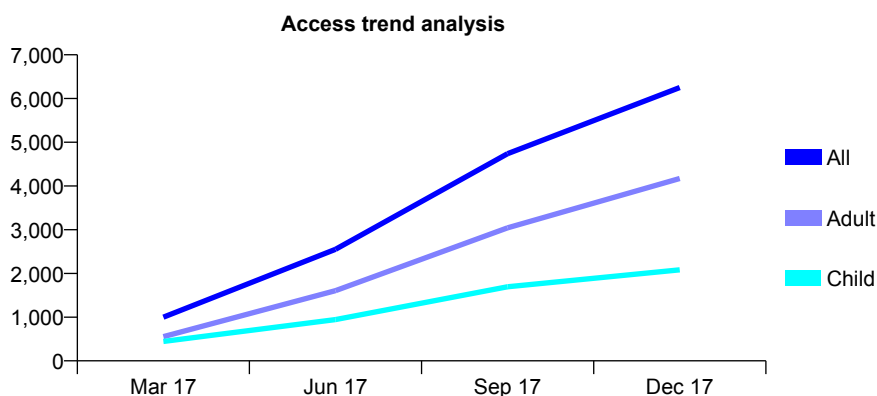
## Q54 - Vital Signs At a Glance Contract Report for 100267/0000 - December 2017

Name or company name	Dudley Road Dental Practice
Contract type name	GDS Contract
Purpose of contract	General
Contract start date	01/02/2017
Contract end date	

17/18 Contracted general activity (UDA)	33,417
Carry forward general activity (UDA)	0
17/18 Contracted orthodontic activity (UOA)	0
Carry forward orthodontic activity (UOA)	0
Baseline contract value	£898,952.50

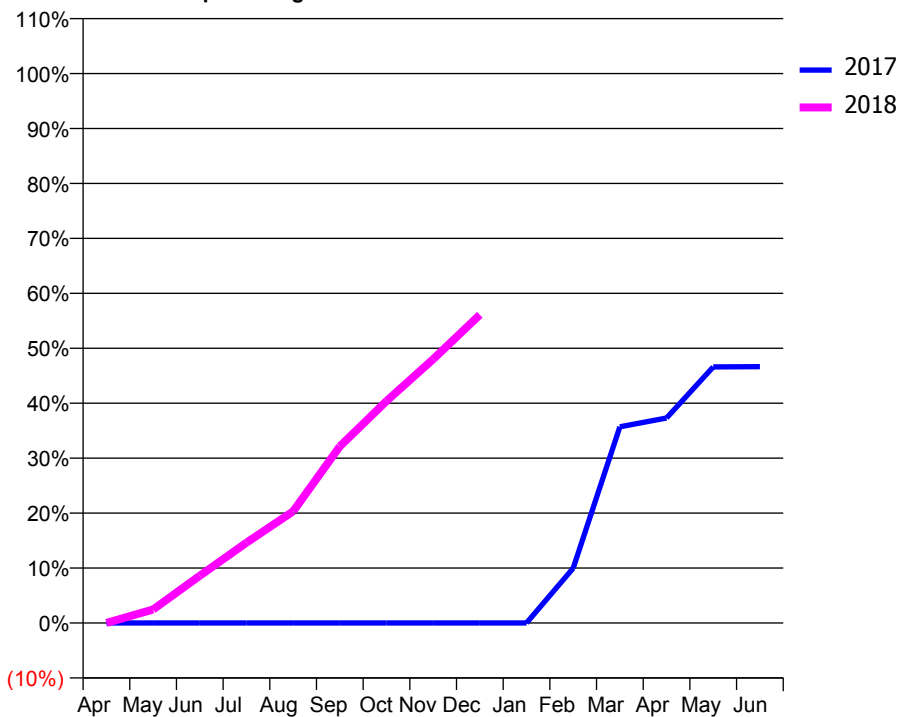
### ACCESS\*

Patients seen in 24 months	Total	Change since previous quarter
Quarter ending December 2016	0	
Quarter ending March 2017	999	
Quarter ending June 2017	2,551	↑
Quarter ending September 2017	4,739	↑
Quarter ending December 2017	6,252	↑
<b>Variance since December 2016</b>	N/A	



### ACTIVITY

Cumulative percentage of contracted UDA delivered 2017 & 2018



Month	Adjusted Scheduled Activity (UDA)	
	2017	2018
April	0	0
May	0	826
June	0	2,876
July	0	4,889
August	0	6,790
September	0	10,740
October	0	13,500
November	0	16,041
December	0	18,748
January	0	
February	557	
March	1,989	
April	2,078	
May	2,596	
June	2,599	

### QUALITY

	Quantity	Base Number	Contract	AT	Region	England
% of FP17s for the same patient ID Re-attending within 3 months - Children	102	2,296	4.4%	10.0%	11.8%	12.0%
% of FP17s for the same patient ID Re-attending within 3 months - Adults	430	4,861	8.8%	14.9%	15.3%	15.9%
% of FP17s for the same patient ID Re-attending between 3 & 9 months - Children	338	2,296	14.7%	51.7%	59.1%	58.0%
% of FP17s for the same patient ID Re-attending between 3 & 9 months - Adults	525	4,861	10.8%	47.2%	51.5%	50.5%
% of FP17s for Band 1 Urgent Courses	408	6,902	5.9%	8.0%	8.0%	9.0%
% of FP17s Relating to Free Repair or Replacements	25	6,902	0.4%	0.7%	0.8%	0.8%
% of FP17s Relating to Continuations	44	6,902	0.6%	0.9%	1.1%	1.1%
% of Patients satisfied with the dentistry they have received	0	1	N/A	91.6%	91.6%	91.5%
% of Patients satisfied with the time they had to wait for an appointment	1	1	N/A	89.9%	88.3%	87.9%

\* This is based on patients treated on this contract for their most recent course of treatment. Figures in italics indicate the base number of FP17s or Patient Questionnaire responses are less than 100. N/A is shown where the base number of responses is less than 10 during the period. % is calculated as Quantity/Base number\*100

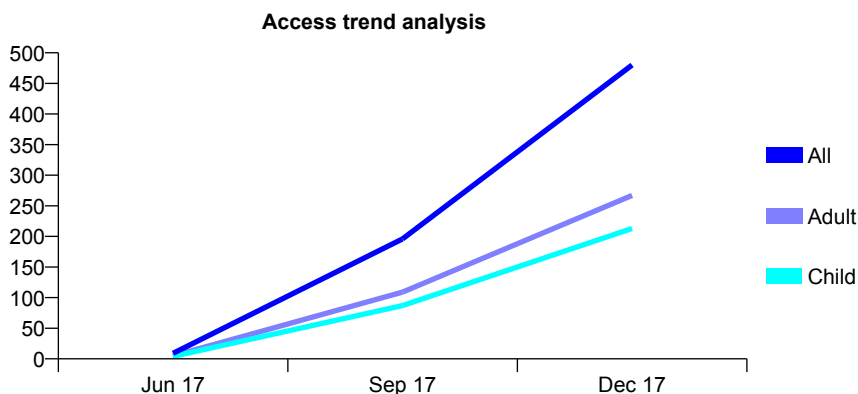
## Q54 - Vital Signs At a Glance Contract Report for 100398/0000 - December 2017

Name or company name	Ashleigh Dental Practice
Contract type name	GDS Contract
Purpose of contract	General
Contract start date	01/06/2017
Contract end date	

17/18 Contracted general activity (UDA)	1,683
Carry forward general activity (UDA)	0
17/18 Contracted orthodontic activity (UOA)	0
Carry forward orthodontic activity (UOA)	0
Baseline contract value	£38,348.92

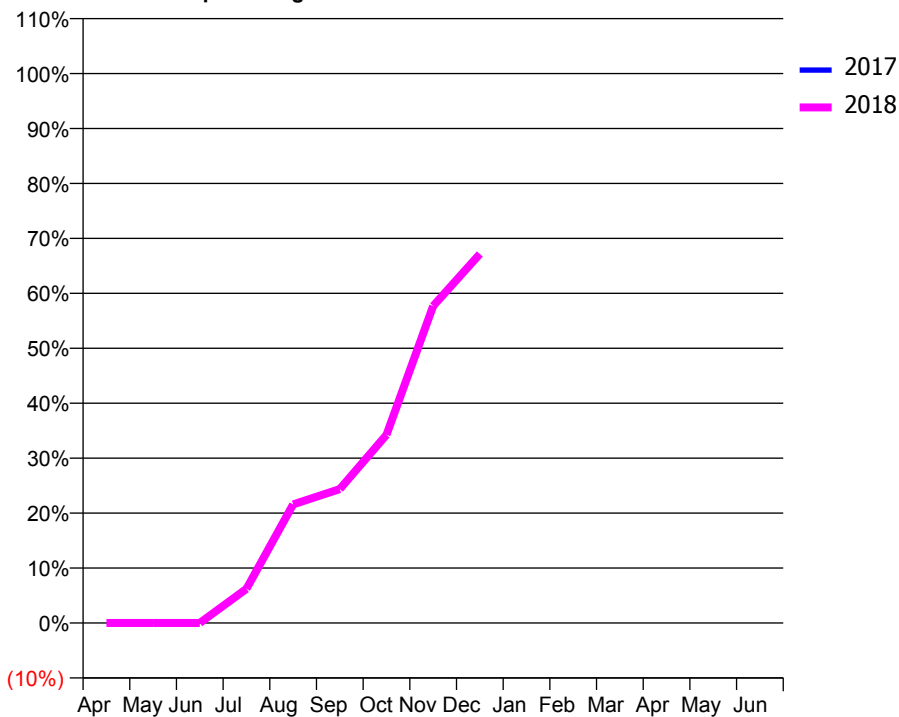
### ACCESS\*

Patients seen in 24 months	Total	Change since previous quarter
Quarter ending December 2016	0	
Quarter ending March 2017	0	
Quarter ending June 2017	9	↑
Quarter ending September 2017	196	↑
Quarter ending December 2017	480	↑
<b>Variance since December 2016</b>	N/A	



### ACTIVITY

Cumulative percentage of contracted UDA delivered 2017 & 2018



Month	Adjusted Scheduled Activity (UDA)	
	2017	2018
April	0	0
May	0	0
June	0	0
July	0	105
August	0	363
September	0	410
October	0	577
November	0	971
December	0	1,130
January	0	
February	0	
March	0	
April	0	
May	0	
June	0	

### QUALITY

	Quantity	Base Number	Contract	AT	Region	England
% of FP17s for the same patient ID Re-attending within 3 months - Children	7	216	3.2%	10.0%	11.8%	12.0%
% of FP17s for the same patient ID Re-attending within 3 months - Adults	6	280	2.1%	14.9%	15.3%	15.9%
% of FP17s for the same patient ID Re-attending between 3 & 9 months - Children	0	216	0.0%	51.7%	59.1%	58.0%
% of FP17s for the same patient ID Re-attending between 3 & 9 months - Adults	2	280	0.7%	47.2%	51.5%	50.5%
% of FP17s for Band 1 Urgent Courses	21	496	4.2%	8.0%	8.0%	9.0%
% of FP17s Relating to Free Repair or Replacements	0	496	0.0%	0.7%	0.8%	0.8%
% of FP17s Relating to Continuations	1	496	0.2%	0.9%	1.1%	1.1%
% of Patients satisfied with the dentistry they have received	0	0	N/A	91.6%	91.6%	91.5%
% of Patients satisfied with the time they had to wait for an appointment	0	0	N/A	89.9%	88.3%	87.9%

\* This is based on patients treated on this contract for their most recent course of treatment. Figures in italics indicate the base number of FP17s or Patient Questionnaire responses are less than 100. N/A is shown where the base number of responses is less than 10 during the period. % is calculated as Quantity/Base number\*100

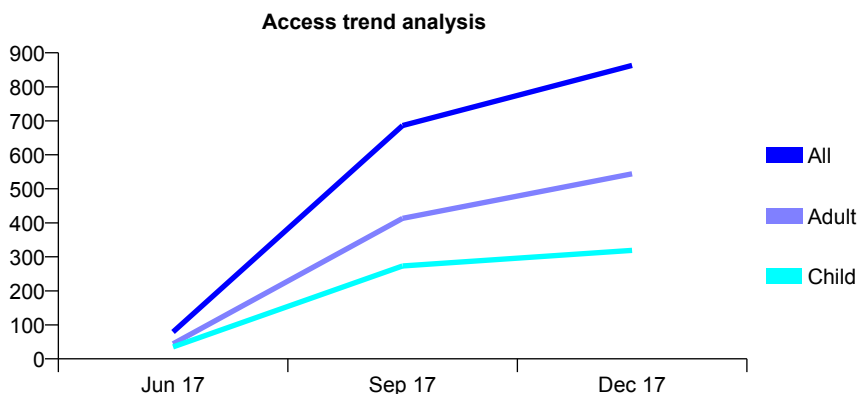
## Q54 - Vital Signs At a Glance Contract Report for 100400/0000 - December 2017

Name or company name	Priory Dental Practice
Contract type name	GDS Contract
Purpose of contract	General
Contract start date	01/05/2017
Contract end date	

17/18 Contracted general activity (UDA)	2,715
Carry forward general activity (UDA)	0
17/18 Contracted orthodontic activity (UOA)	0
Carry forward orthodontic activity (UOA)	0
Baseline contract value	£64,805.45

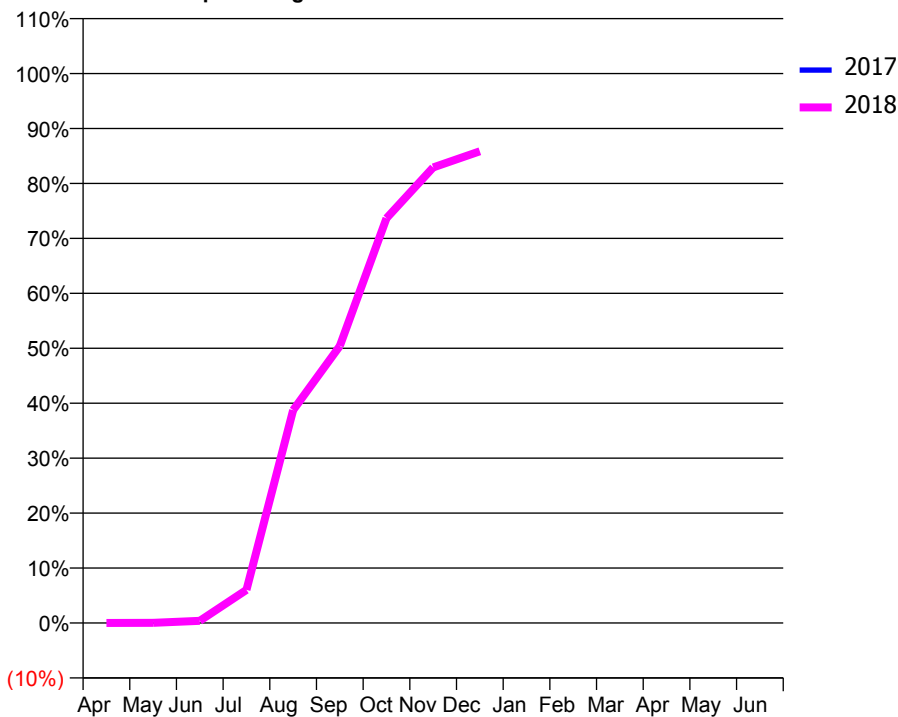
### ACCESS\*

Patients seen in 24 months	Total	Change since previous quarter
Quarter ending December 2016	0	
Quarter ending March 2017	0	
Quarter ending June 2017	79	↑
Quarter ending September 2017	686	↑
Quarter ending December 2017	863	↑
<b>Variance since December 2016</b>	N/A	



### ACTIVITY

Cumulative percentage of contracted UDA delivered 2017 & 2018



Month	Adjusted Scheduled Activity (UDA)	
	2017	2018
April	0	0
May	0	1
June	0	11
July	0	164
August	0	1,052
September	0	1,369
October	0	2,000
November	0	2,251
December	0	2,330
January	0	
February	0	
March	0	
April	0	
May	0	
June	0	

### QUALITY

	Quantity	Base Number	Contract	AT	Region	England
% of FP17s for the same patient ID Re-attending within 3 months - Children	15	388	3.9%	10.0%	11.8%	12.0%
% of FP17s for the same patient ID Re-attending within 3 months - Adults	57	684	8.3%	14.9%	15.3%	15.9%
% of FP17s for the same patient ID Re-attending between 3 & 9 months - Children	12	388	3.1%	51.7%	59.1%	58.0%
% of FP17s for the same patient ID Re-attending between 3 & 9 months - Adults	18	684	2.6%	47.2%	51.5%	50.5%
% of FP17s for Band 1 Urgent Courses	84	1,072	7.8%	8.0%	8.0%	9.0%
% of FP17s Relating to Free Repair or Replacements	8	1,072	0.7%	0.7%	0.8%	0.8%
% of FP17s Relating to Continuations	0	1,072	0.0%	0.9%	1.1%	1.1%
% of Patients satisfied with the dentistry they have received	1	1	N/A	91.6%	91.6%	91.5%
% of Patients satisfied with the time they had to wait for an appointment	1	1	N/A	89.9%	88.3%	87.9%

\* This is based on patients treated on this contract for their most recent course of treatment. Figures in italics indicate the base number of FP17s or Patient Questionnaire responses are less than 100. N/A is shown where the base number of responses is less than 10 during the period. % is calculated as Quantity/Base number\*100

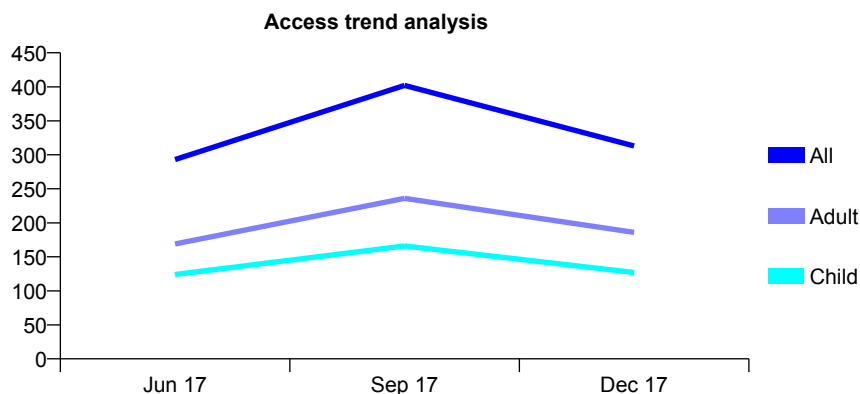
## Q54 - Vital Signs At a Glance Contract Report for 100404/0000 - December 2017

Name or company name	New Road Dental Practice
Contract type name	GDS Contract
Purpose of contract	General
Contract start date	01/05/2017
Contract end date	

17/18 Contracted general activity (UDA)	1,859
Carry forward general activity (UDA)	0
17/18 Contracted orthodontic activity (UOA)	0
Carry forward orthodontic activity (UOA)	0
Baseline contract value	£25,365.91

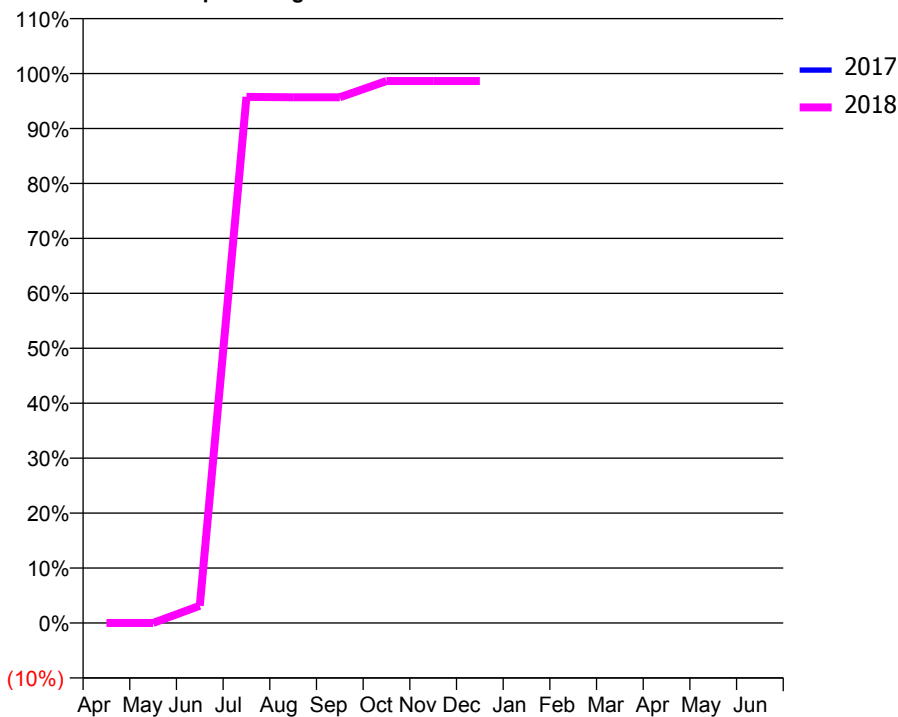
### ACCESS\*

Patients seen in 24 months	Total	Change since previous quarter
Quarter ending December 2016	0	
Quarter ending March 2017	0	
Quarter ending June 2017	293	↑
Quarter ending September 2017	402	↑
Quarter ending December 2017	313	↓
<b>Variance since December 2016</b>	N/A	



### ACTIVITY

Cumulative percentage of contracted UDA delivered 2017 & 2018



Month	Adjusted Scheduled Activity (UDA)	
	2017	2018
April	0	0
May	0	0
June	0	58
July	0	1,780
August	0	1,779
September	0	1,779
October	0	1,834
November	0	1,834
December	0	1,834
January	0	
February	0	
March	0	
April	0	
May	0	
June	0	

### QUALITY

	Quantity	Base Number	Contract	AT	Region	England
% of FP17s for the same patient ID Re-attending within 3 months - Children	3	195	1.5%	10.0%	11.8%	12.0%
% of FP17s for the same patient ID Re-attending within 3 months - Adults	7	305	2.3%	14.9%	15.3%	15.9%
% of FP17s for the same patient ID Re-attending between 3 & 9 months - Children	1	195	0.5%	51.7%	59.1%	58.0%
% of FP17s for the same patient ID Re-attending between 3 & 9 months - Adults	1	305	0.3%	47.2%	51.5%	50.5%
% of FP17s for Band 1 Urgent Courses	43	500	8.6%	8.0%	8.0%	9.0%
% of FP17s Relating to Free Repair or Replacements	1	500	0.2%	0.7%	0.8%	0.8%
% of FP17s Relating to Continuations	3	500	0.6%	0.9%	1.1%	1.1%
% of Patients satisfied with the dentistry they have received	1	1	N/A	91.6%	91.6%	91.5%
% of Patients satisfied with the time they had to wait for an appointment	1	1	N/A	89.9%	88.3%	87.9%

\* This is based on patients treated on this contract for their most recent course of treatment. Figures in italics indicate the base number of FP17s or Patient Questionnaire responses are less than 100. N/A is shown where the base number of responses is less than 10 during the period. % is calculated as Quantity/Base number\*100

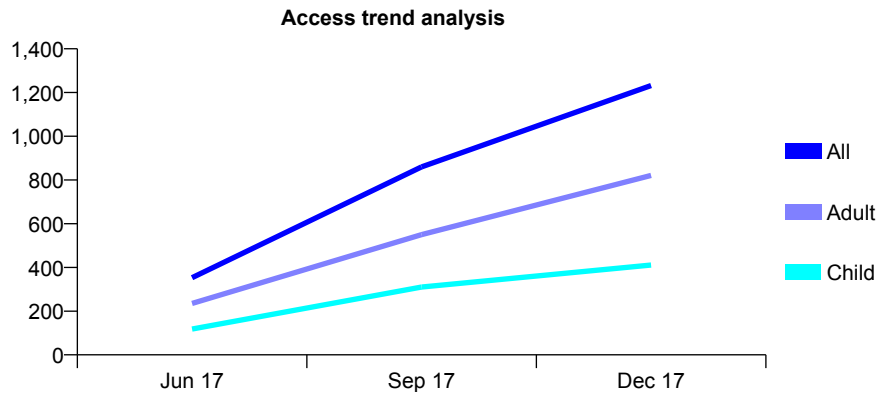
## Q54 - Vital Signs At a Glance Contract Report for 100405/0000 - December 2017

Name or company name	MR S KUMAR
Contract type name	GDS Contract
Purpose of contract	General
Contract start date	01/04/2017
Contract end date	

17/18 Contracted general activity (UDA)	6,000
Carry forward general activity (UDA)	0
17/18 Contracted orthodontic activity (UOA)	0
Carry forward orthodontic activity (UOA)	0
Baseline contract value	£130,470.60

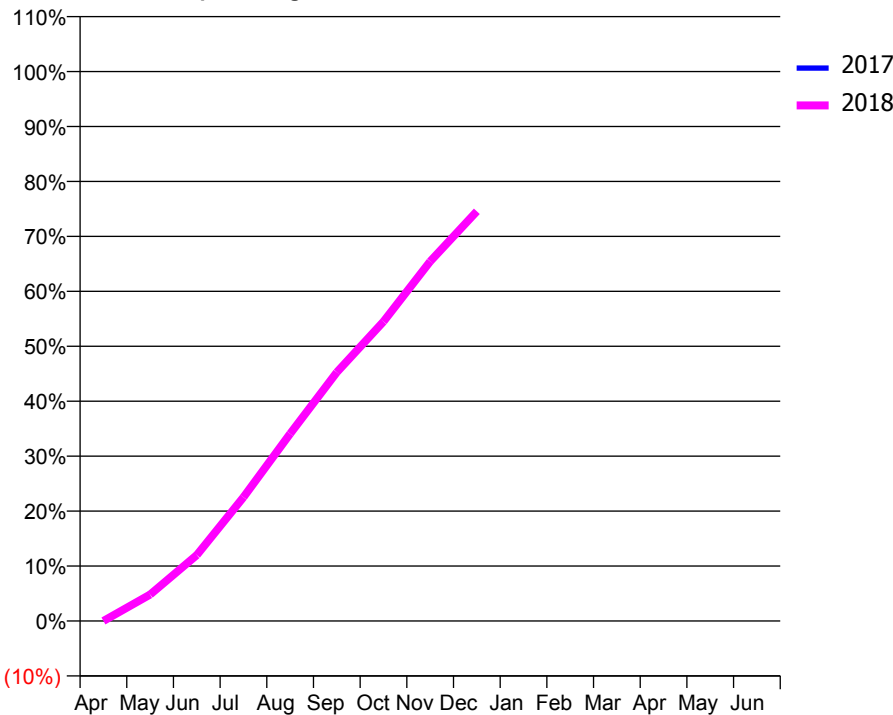
### ACCESS\*

Patients seen in 24 months	Total	Change since previous quarter
Quarter ending December 2016	0	
Quarter ending March 2017	0	
Quarter ending June 2017	353	↑
Quarter ending September 2017	860	↑
Quarter ending December 2017	1,232	↑
<b>Variance since December 2016</b>	N/A	



### ACTIVITY

Cumulative percentage of contracted UDA delivered 2017 & 2018



Month	Adjusted Scheduled Activity (UDA)	
	2017	2018
April	0	0
May	0	288
June	0	720
July	0	1,352
August	0	2,045
September	0	2,716
October	0	3,269
November	0	3,926
December	0	4,474
January	0	
February	0	
March	0	
April	0	
May	0	
June	0	

### QUALITY

	Quantity	Base Number	Contract	AT	Region	England
% of FP17s for the same patient ID Re-attending within 3 months - Children	14	474	3.0%	10.0%	11.8%	12.0%
% of FP17s for the same patient ID Re-attending within 3 months - Adults	96	1,002	9.6%	14.9%	15.3%	15.9%
% of FP17s for the same patient ID Re-attending between 3 & 9 months - Children	36	474	7.6%	51.7%	59.1%	58.0%
% of FP17s for the same patient ID Re-attending between 3 & 9 months - Adults	73	1,002	7.3%	47.2%	51.5%	50.5%
% of FP17s for Band 1 Urgent Courses	53	1,476	3.6%	8.0%	8.0%	9.0%
% of FP17s Relating to Free Repair or Replacements	29	1,476	2.0%	0.7%	0.8%	0.8%
% of FP17s Relating to Continuations	15	1,476	1.0%	0.9%	1.1%	1.1%
% of Patients satisfied with the dentistry they have received	0	0	N/A	91.6%	91.6%	91.5%
% of Patients satisfied with the time they had to wait for an appointment	0	0	N/A	89.9%	88.3%	87.9%

\* This is based on patients treated on this contract for their most recent course of treatment. Figures in italics indicate the base number of FP17s or Patient Questionnaire responses are less than 100. N/A is shown where the base number of responses is less than 10 during the period. % is calculated as Quantity/Base number\*100



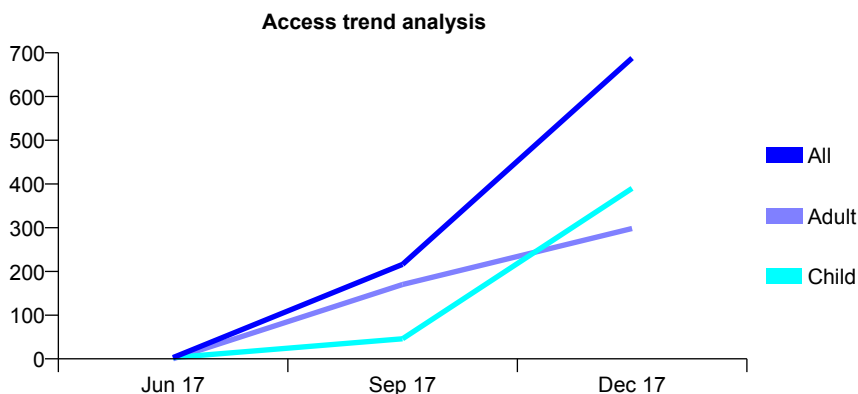
## Q54 - Vital Signs At a Glance Contract Report for 100419/0000 - December 2017

Name or company name	MR AA DUGGAL
Contract type name	GDS Contract
Purpose of contract	General
Contract start date	01/05/2017
Contract end date	

17/18 Contracted general activity (UDA)	1,833
Carry forward general activity (UDA)	0
17/18 Contracted orthodontic activity (UOA)	0
Carry forward orthodontic activity (UOA)	0
Baseline contract value	£42,146.72

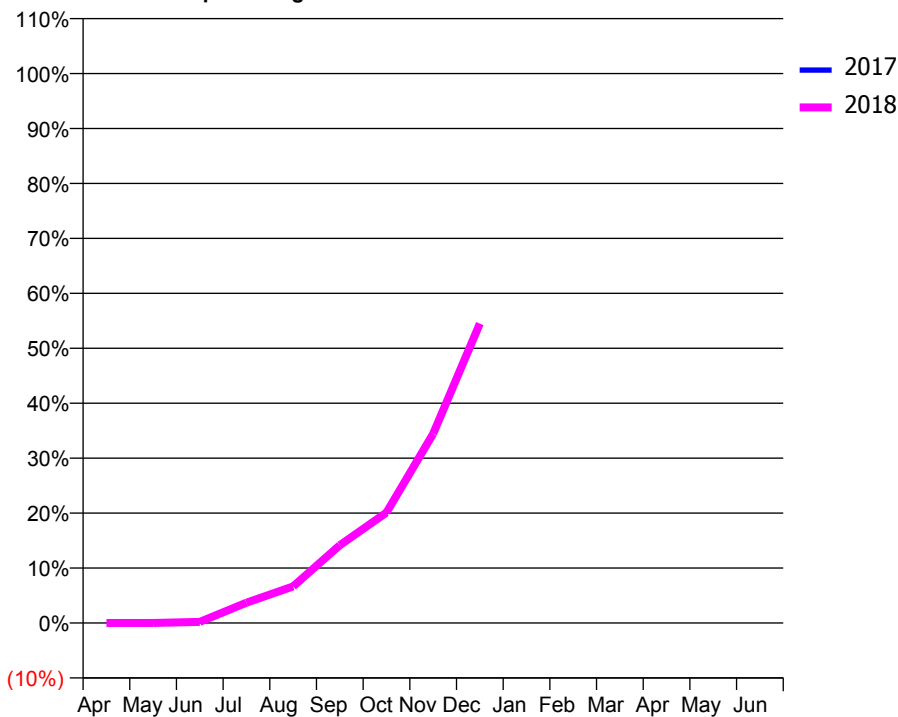
### ACCESS\*

Patients seen in 24 months	Total	Change since previous quarter
Quarter ending December 2016	0	
Quarter ending March 2017	0	
Quarter ending June 2017	3	↑
Quarter ending September 2017	216	↑
Quarter ending December 2017	688	↑
<b>Variance since December 2016</b>	N/A	



### ACTIVITY

Cumulative percentage of contracted UDA delivered 2017 & 2018



Month	Adjusted Scheduled Activity (UDA)	
	2017	2018
April	0	0
May	0	0
June	0	4
July	0	68
August	0	122
September	0	259
October	0	369
November	0	631
December	0	999
January	0	
February	0	
March	0	
April	0	
May	0	
June	0	

### QUALITY

	Quantity	Base Number	Contract	AT	Region	England
% of FP17s for the same patient ID Re-attending within 3 months - Children	1	419	0.2%	10.0%	11.8%	12.0%
% of FP17s for the same patient ID Re-attending within 3 months - Adults	23	376	6.1%	14.9%	15.3%	15.9%
% of FP17s for the same patient ID Re-attending between 3 & 9 months - Children	3	419	0.7%	51.7%	59.1%	58.0%
% of FP17s for the same patient ID Re-attending between 3 & 9 months - Adults	7	376	1.9%	47.2%	51.5%	50.5%
% of FP17s for Band 1 Urgent Courses	10	795	1.3%	8.0%	8.0%	9.0%
% of FP17s Relating to Free Repair or Replacements	0	795	0.0%	0.7%	0.8%	0.8%
% of FP17s Relating to Continuations	1	795	0.1%	0.9%	1.1%	1.1%
% of Patients satisfied with the dentistry they have received	1	1	N/A	91.6%	91.6%	91.5%
% of Patients satisfied with the time they had to wait for an appointment	1	1	N/A	89.9%	88.3%	87.9%

\* This is based on patients treated on this contract for their most recent course of treatment. Figures in italics indicate the base number of FP17s or Patient Questionnaire responses are less than 100. N/A is shown where the base number of responses is less than 10 during the period. % is calculated as Quantity/Base number\*100

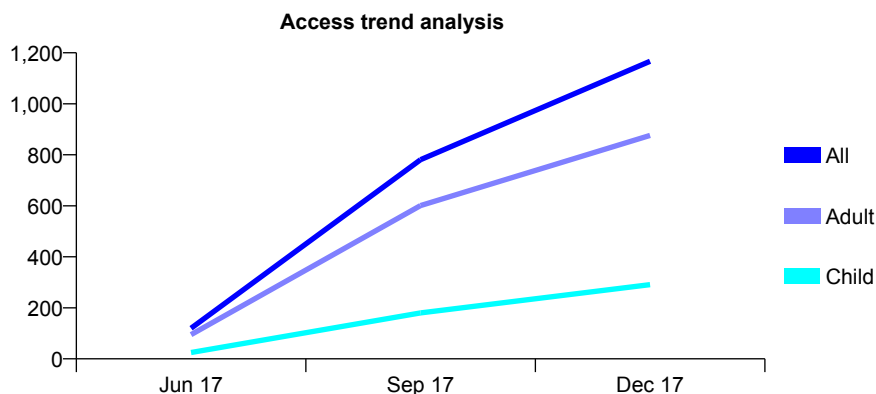
## Q54 - Vital Signs At a Glance Contract Report for 100459/0000 - December 2017

Name or company name	Richmond House Dental Practice
Contract type name	GDS Contract
Purpose of contract	General and Orthodontic
Contract start date	01/06/2017
Contract end date	

17/18 Contracted general activity (UDA)	7,396
Carry forward general activity (UDA)	0
17/18 Contracted orthodontic activity (UOA)	76
Carry forward orthodontic activity (UOA)	0
Baseline contract value	£221,287.54

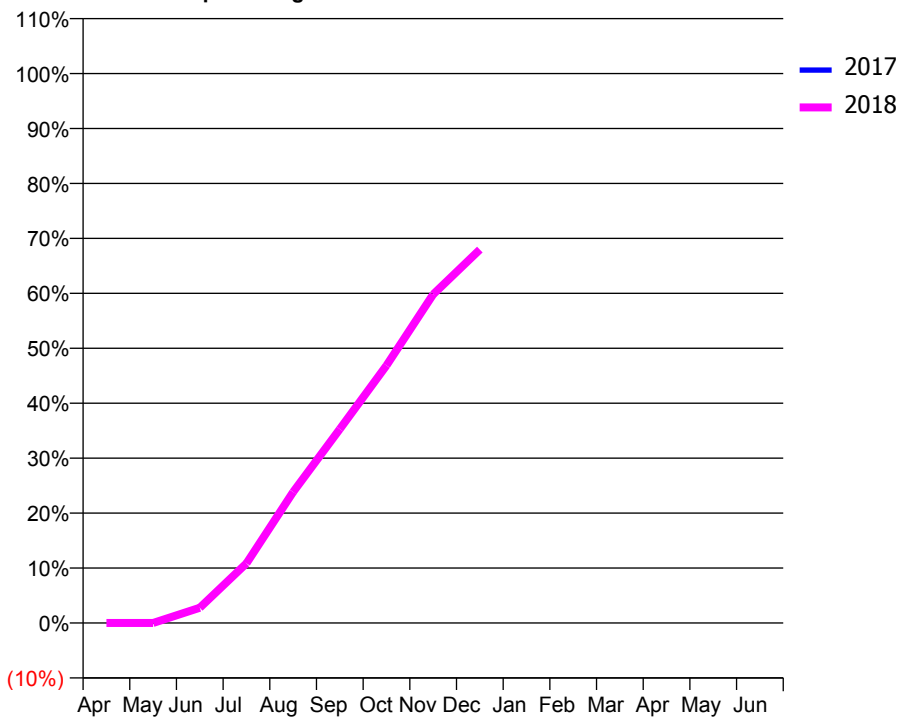
### ACCESS\*

Patients seen in 24 months	Total	Change since previous quarter
Quarter ending December 2016	0	
Quarter ending March 2017	0	
Quarter ending June 2017	120	↑
Quarter ending September 2017	781	↑
Quarter ending December 2017	1,167	↑
<b>Variance since December 2016</b>	N/A	



### ACTIVITY

Cumulative percentage of contracted UDA delivered 2017 & 2018



Month	Adjusted Scheduled Activity (UDA)	
	2017	2018
April	0	0
May	0	0
June	0	206
July	0	802
August	0	1,763
September	0	2,610
October	0	3,466
November	0	4,422
December	0	5,025
January	0	
February	0	
March	0	
April	0	
May	0	
June	0	

### QUALITY

	Quantity	Base Number	Contract	AT	Region	England
% of FP17s for the same patient ID Re-attending within 3 months - Children	65	435	14.9%	10.0%	11.8%	12.0%
% of FP17s for the same patient ID Re-attending within 3 months - Adults	177	1,184	14.9%	14.9%	15.3%	15.9%
% of FP17s for the same patient ID Re-attending between 3 & 9 months - Children	32	435	7.4%	51.7%	59.1%	58.0%
% of FP17s for the same patient ID Re-attending between 3 & 9 months - Adults	92	1,184	7.8%	47.2%	51.5%	50.5%
% of FP17s for Band 1 Urgent Courses	162	1,563	10.4%	8.0%	8.0%	9.0%
% of FP17s Relating to Free Repair or Replacements	11	1,563	0.7%	0.7%	0.8%	0.8%
% of FP17s Relating to Continuations	6	1,563	0.4%	0.9%	1.1%	1.1%
% of Patients satisfied with the dentistry they have received	0	0	N/A	91.6%	91.6%	91.5%
% of Patients satisfied with the time they had to wait for an appointment	0	0	N/A	89.9%	88.3%	87.9%

\* This is based on patients treated on this contract for their most recent course of treatment. Figures in italics indicate the base number of FP17s or Patient Questionnaire responses are less than 100. N/A is shown where the base number of responses is less than 10 during the period. % is calculated as Quantity/Base number\*100

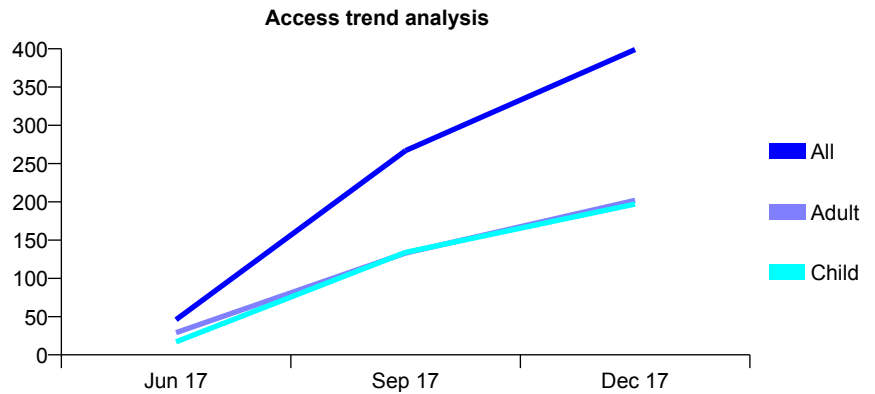
## Q54 - Vital Signs At a Glance Contract Report for 100463/0000 - December 2017

Name or company name	MR SB MAHALEKAM
Contract type name	GDS Contract
Purpose of contract	General
Contract start date	01/05/2017
Contract end date	

17/18 Contracted general activity (UDA)	1,829
Carry forward general activity (UDA)	0
17/18 Contracted orthodontic activity (UOA)	0
Carry forward orthodontic activity (UOA)	0
Baseline contract value	£23,882.52

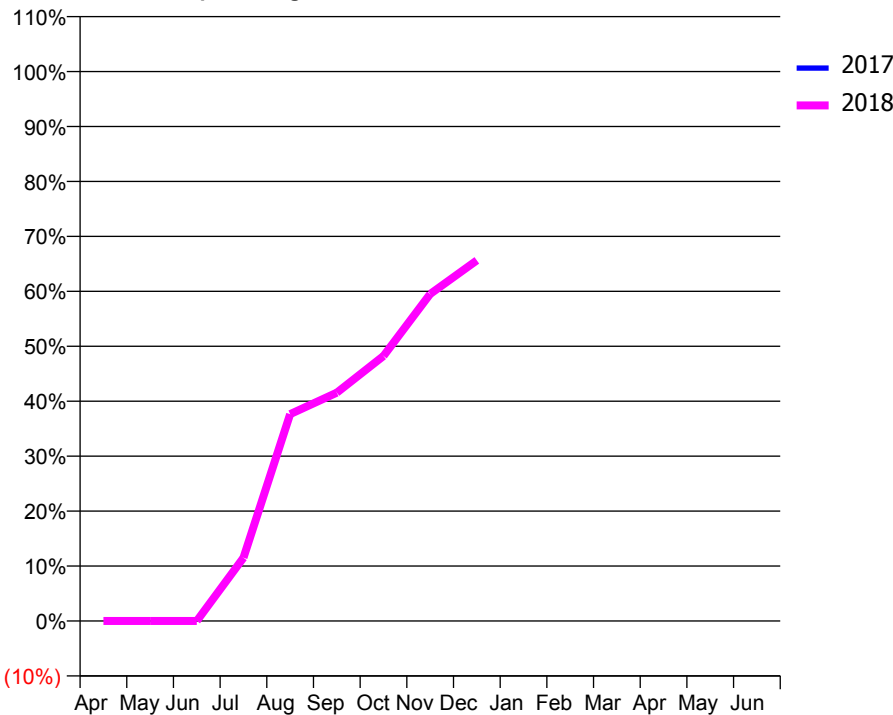
### ACCESS\*

Patients seen in 24 months	Total	Change since previous quarter
Quarter ending December 2016	0	
Quarter ending March 2017	0	
Quarter ending June 2017	46	↑
Quarter ending September 2017	267	↑
Quarter ending December 2017	399	↑
<b>Variance since December 2016</b>	N/A	



### ACTIVITY

Cumulative percentage of contracted UDA delivered 2017 & 2018



Month	Adjusted Scheduled Activity (UDA)	
	2017	2018
April	0	0
May	0	0
June	0	0
July	0	211
August	0	689
September	0	760
October	0	882
November	0	1,089
December	0	1,200
January	0	
February	0	
March	0	
April	0	
May	0	
June	0	

### QUALITY

	Quantity	Base Number	Contract	AT	Region	England
% of FP17s for the same patient ID Re-attending within 3 months - Children	3	216	1.4%	10.0%	11.8%	12.0%
% of FP17s for the same patient ID Re-attending within 3 months - Adults	5	248	2.0%	14.9%	15.3%	15.9%
% of FP17s for the same patient ID Re-attending between 3 & 9 months - Children	2	216	0.9%	51.7%	59.1%	58.0%
% of FP17s for the same patient ID Re-attending between 3 & 9 months - Adults	2	248	0.8%	47.2%	51.5%	50.5%
% of FP17s for Band 1 Urgent Courses	52	464	11.2%	8.0%	8.0%	9.0%
% of FP17s Relating to Free Repair or Replacements	2	464	0.4%	0.7%	0.8%	0.8%
% of FP17s Relating to Continuations	0	464	0.0%	0.9%	1.1%	1.1%
% of Patients satisfied with the dentistry they have received	1	1	N/A	91.6%	91.6%	91.5%
% of Patients satisfied with the time they had to wait for an appointment	1	1	N/A	89.9%	88.3%	87.9%

\* This is based on patients treated on this contract for their most recent course of treatment. Figures in italics indicate the base number of FP17s or Patient Questionnaire responses are less than 100. N/A is shown where the base number of responses is less than 10 during the period. % is calculated as Quantity/Base number\*100

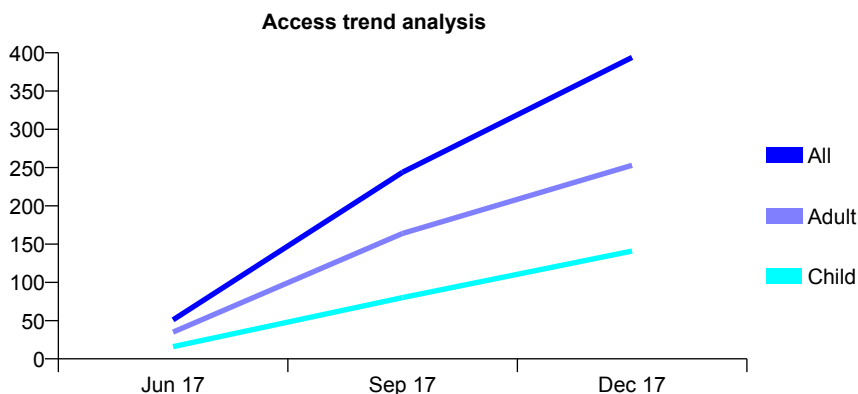
## Q54 - Vital Signs At a Glance Contract Report for 100465/0000 - December 2017

Name or company name	MR KS GILL
Contract type name	GDS Contract
Purpose of contract	General
Contract start date	01/05/2017
Contract end date	

17/18 Contracted general activity (UDA)	1,833
Carry forward general activity (UDA)	0
17/18 Contracted orthodontic activity (UOA)	0
Carry forward orthodontic activity (UOA)	0
Baseline contract value	£40,385.20

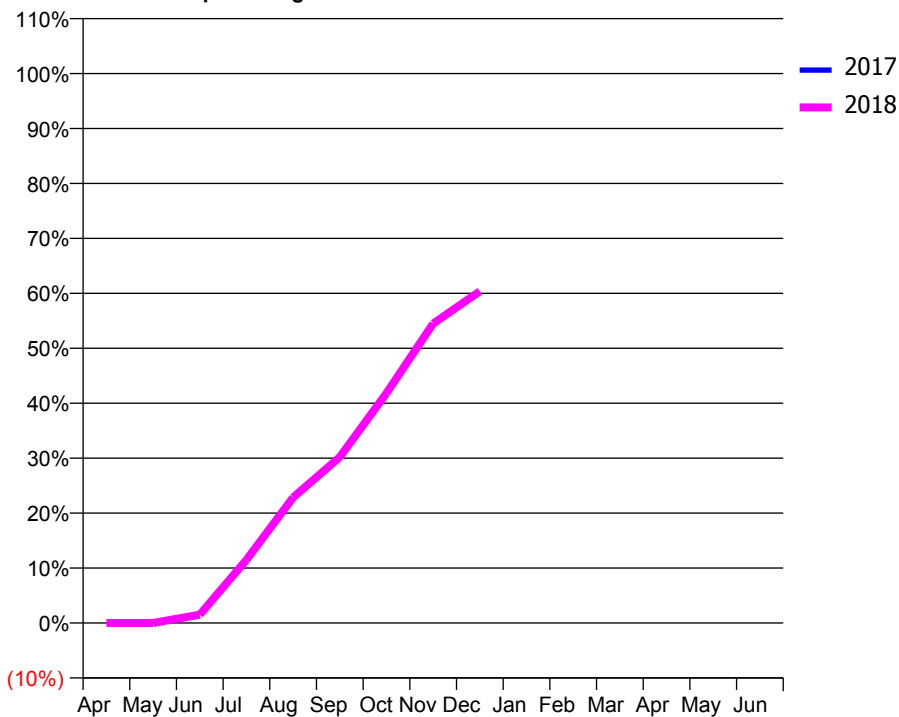
### ACCESS\*

Patients seen in 24 months	Total	Change since previous quarter
Quarter ending December 2016	0	
Quarter ending March 2017	0	
Quarter ending June 2017	51	↑
Quarter ending September 2017	244	↑
Quarter ending December 2017	394	↑
<b>Variance since December 2016</b>	N/A	



### ACTIVITY

Cumulative percentage of contracted UDA delivered 2017 & 2018



Month	Adjusted Scheduled Activity (UDA)	
	2017	2018
April	0	0
May	0	0
June	0	28
July	0	210
August	0	419
September	0	554
October	0	767
November	0	999
December	0	1,106
January	0	
February	0	
March	0	
April	0	
May	0	
June	0	

### QUALITY

	Quantity	Base Number	Contract	AT	Region	England
% of FP17s for the same patient ID Re-attending within 3 months - Children	0	156	0.0%	10.0%	11.8%	12.0%
% of FP17s for the same patient ID Re-attending within 3 months - Adults	19	322	5.9%	14.9%	15.3%	15.9%
% of FP17s for the same patient ID Re-attending between 3 & 9 months - Children	4	156	2.6%	51.7%	59.1%	58.0%
% of FP17s for the same patient ID Re-attending between 3 & 9 months - Adults	11	322	3.4%	47.2%	51.5%	50.5%
% of FP17s for Band 1 Urgent Courses	22	478	4.6%	8.0%	8.0%	9.0%
% of FP17s Relating to Free Repair or Replacements	2	478	0.4%	0.7%	0.8%	0.8%
% of FP17s Relating to Continuations	1	478	0.2%	0.9%	1.1%	1.1%
% of Patients satisfied with the dentistry they have received	0	0	N/A	91.6%	91.6%	91.5%
% of Patients satisfied with the time they had to wait for an appointment	0	0	N/A	89.9%	88.3%	87.9%

\* This is based on patients treated on this contract for their most recent course of treatment. Figures in italics indicate the base number of FP17s or Patient Questionnaire responses are less than 100. N/A is shown where the base number of responses is less than 10 during the period. % is calculated as Quantity/Base number\*100

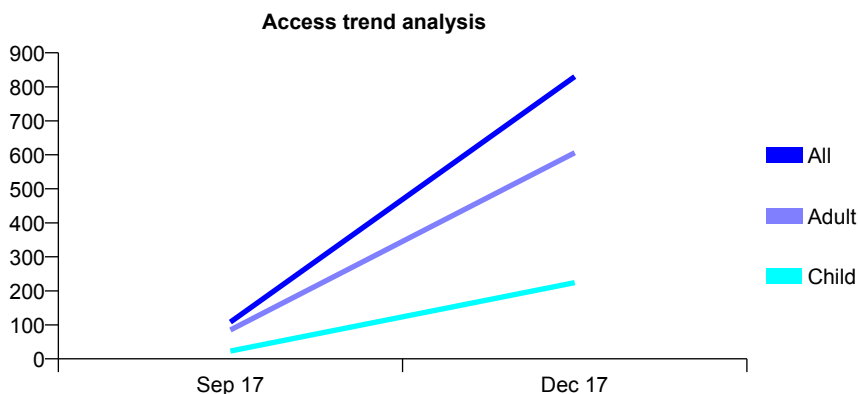
## Q54 - Vital Signs At a Glance Contract Report for 100517/0000 - December 2017

Name or company name	BST Partnership
Contract type name	PDS Plus Contract
Purpose of contract	General
Contract start date	01/09/2017
Contract end date	31/03/2020

17/18 Contracted general activity (UDA)	3,986
Carry forward general activity (UDA)	0
17/18 Contracted orthodontic activity (UOA)	0
Carry forward orthodontic activity (UOA)	0
Baseline contract value	£52,062.50

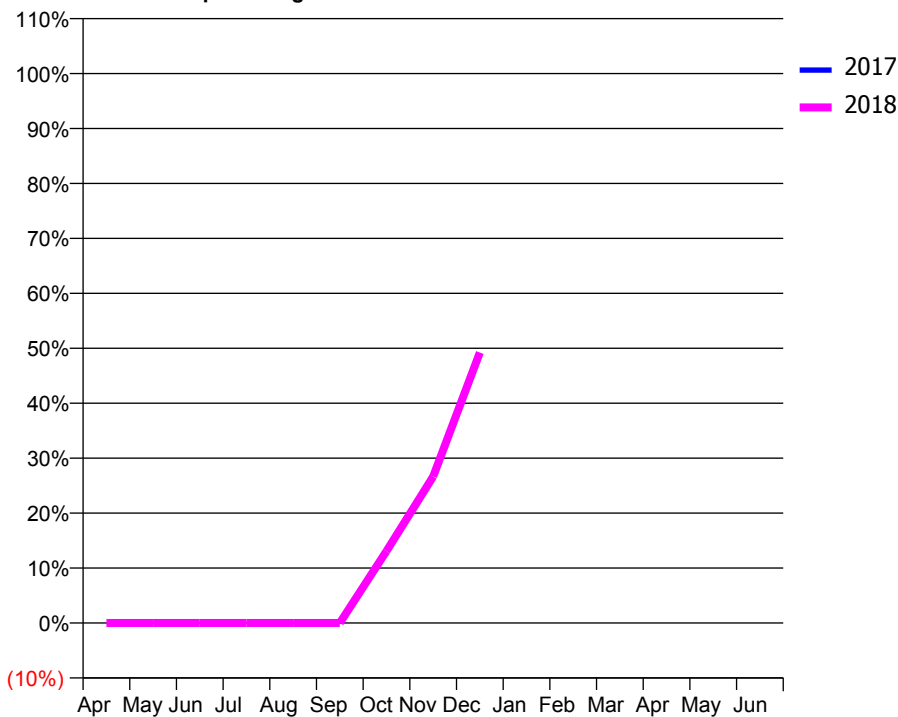
### ACCESS\*

Patients seen in 24 months	Total	Change since previous quarter
Quarter ending December 2016	0	
Quarter ending March 2017	0	
Quarter ending June 2017	0	
Quarter ending September 2017	108	↑
Quarter ending December 2017	830	↑
<b>Variance since December 2016</b>	N/A	



### ACTIVITY

Cumulative percentage of contracted UDA delivered 2017 & 2018



Month	Adjusted Scheduled Activity (UDA)	
	2017	2018
April	0	0
May	0	0
June	0	0
July	0	0
August	0	0
September	0	0
October	0	522
November	0	1,062
December	0	1,963
January	0	
February	0	
March	0	
April	0	
May	0	
June	0	

### QUALITY

	Quantity	Base Number	Contract	AT	Region	England
% of FP17s for the same patient ID Re-attending within 3 months - Children	9	241	3.7%	10.0%	11.8%	12.0%
% of FP17s for the same patient ID Re-attending within 3 months - Adults	42	693	6.1%	14.9%	15.3%	15.9%
% of FP17s for the same patient ID Re-attending between 3 & 9 months - Children	0	241	0.0%	51.7%	59.1%	58.0%
% of FP17s for the same patient ID Re-attending between 3 & 9 months - Adults	1	693	0.1%	47.2%	51.5%	50.5%
% of FP17s for Band 1 Urgent Courses	90	934	9.6%	8.0%	8.0%	9.0%
% of FP17s Relating to Free Repair or Replacements	10	934	1.1%	0.7%	0.8%	0.8%
% of FP17s Relating to Continuations	8	934	0.9%	0.9%	1.1%	1.1%
% of Patients satisfied with the dentistry they have received	0	0	N/A	91.6%	91.6%	91.5%
% of Patients satisfied with the time they had to wait for an appointment	0	0	N/A	89.9%	88.3%	87.9%

\* This is based on patients treated on this contract for their most recent course of treatment. Figures in italics indicate the base number of FP17s or Patient Questionnaire responses are less than 100. N/A is shown where the base number of responses is less than 10 during the period. % is calculated as Quantity/Base number\*100

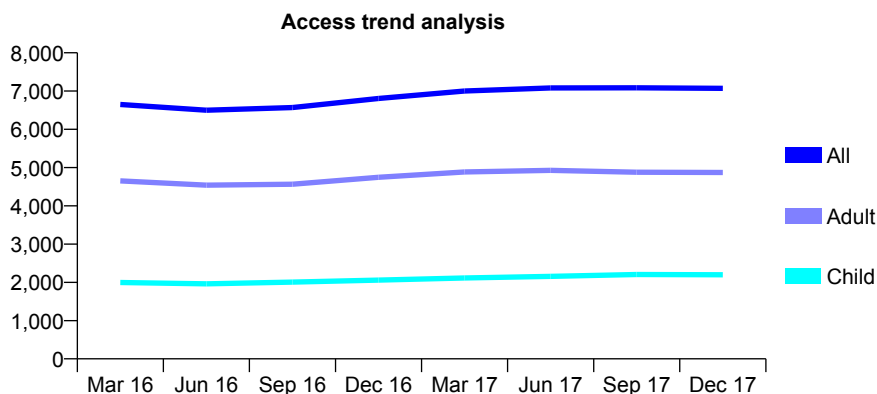
## Q54 - Vital Signs At a Glance Contract Report for 101281/0126 - December 2017

Name or company name	OASIS DENTAL CARE LTD
Contract type name	GDS Contract
Purpose of contract	General
Contract start date	01/04/2006
Contract end date	

17/18 Contracted general activity (UDA)	21,700
Carry forward general activity (UDA)	204
17/18 Contracted orthodontic activity (UOA)	0
Carry forward orthodontic activity (UOA)	0
Baseline contract value	£474,741.52

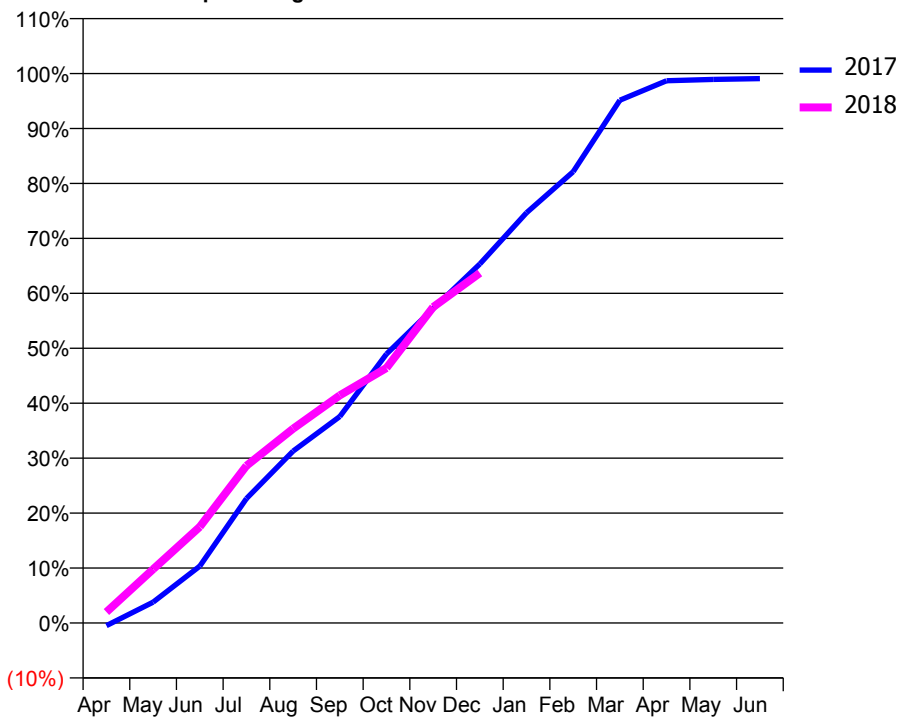
### ACCESS\*

Patients seen in 24 months	Total	Change since previous quarter
Quarter ending December 2016	6,806	
Quarter ending March 2017	7,000	↑
Quarter ending June 2017	7,082	→
Quarter ending September 2017	7,086	→
Quarter ending December 2017	7,070	→
<b>Variance since December 2016</b>	<b>3.9%</b>	<b>↑</b>



### ACTIVITY

Cumulative percentage of contracted UDA delivered 2017 & 2018



Month	Adjusted Scheduled Activity (UDA)	
	2017	2018
April	-110	434
May	826	2,127
June	2,244	3,800
July	4,916	6,210
August	6,792	7,676
September	8,153	8,994
October	10,623	10,071
November	12,414	12,479
December	14,179	13,821
January	16,202	
February	17,820	
March	20,645	
April	21,413	
May	21,467	
June	21,496	

### QUALITY

	Quantity	Base Number	Contract	AT	Region	England
% of FP17s for the same patient ID Re-attending within 3 months - Children	149	1,842	8.1%	10.0%	11.8%	12.0%
% of FP17s for the same patient ID Re-attending within 3 months - Adults	780	4,041	19.3%	14.9%	15.3%	15.9%
% of FP17s for the same patient ID Re-attending between 3 & 9 months - Children	786	1,842	42.7%	51.7%	59.1%	58.0%
% of FP17s for the same patient ID Re-attending between 3 & 9 months - Adults	1,632	4,041	40.4%	47.2%	51.5%	50.5%
% of FP17s for Band 1 Urgent Courses	641	5,597	11.5%	8.0%	8.0%	9.0%
% of FP17s Relating to Free Repair or Replacements	54	5,597	1.0%	0.7%	0.8%	0.8%
% of FP17s Relating to Continuations	105	5,597	1.9%	0.9%	1.1%	1.1%
% of Patients satisfied with the dentistry they have received	2	2	N/A	91.6%	91.6%	91.5%
% of Patients satisfied with the time they had to wait for an appointment	1	2	N/A	89.9%	88.3%	87.9%

\* This is based on patients treated on this contract for their most recent course of treatment. Figures in italics indicate the base number of FP17s or Patient Questionnaire responses are less than 100. N/A is shown where the base number of responses is less than 10 during the period. % is calculated as Quantity/Base number\*100

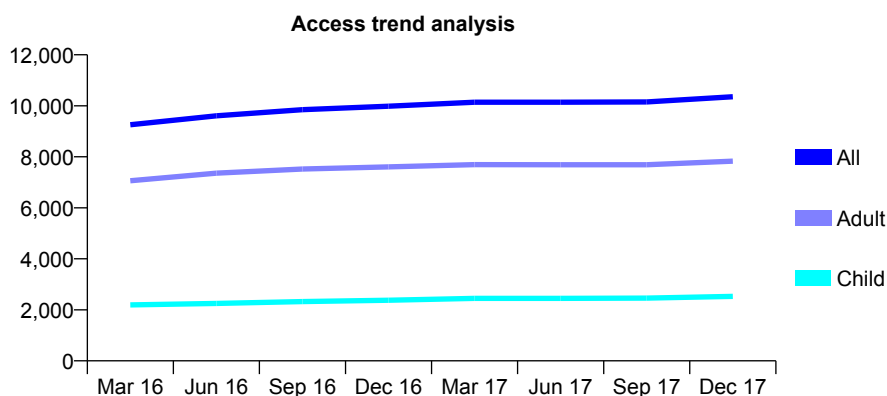
## Q54 - Vital Signs At a Glance Contract Report for 101281/0176 - December 2017

Name or company name	OASIS DENTAL CARE LTD
Contract type name	GDS Contract
Purpose of contract	General
Contract start date	27/12/2007
Contract end date	

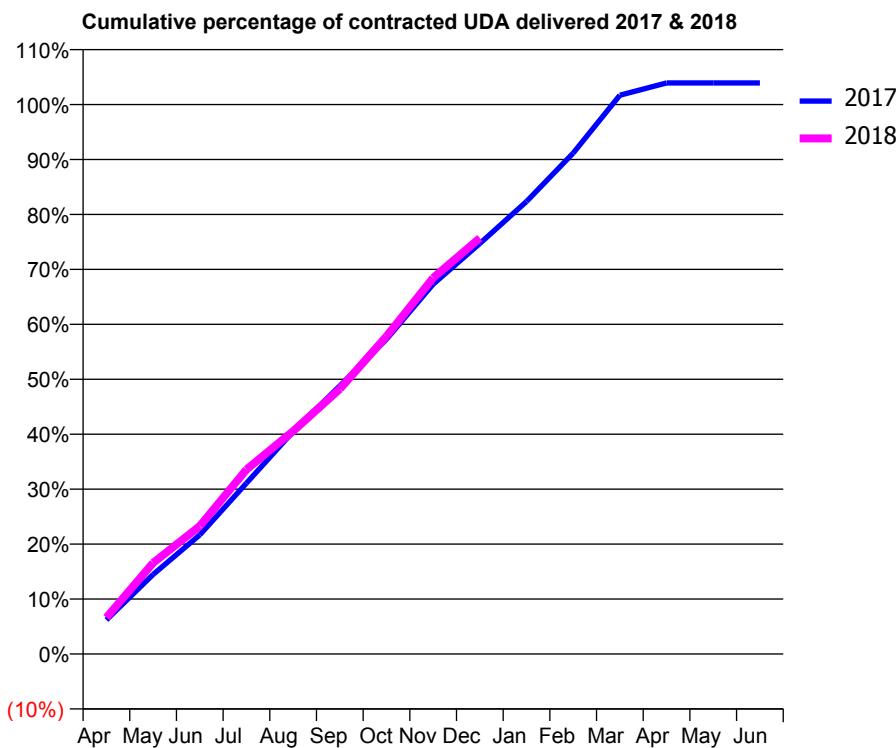
17/18 Contracted general activity (UDA)	29,000
Carry forward general activity (UDA)	-580
17/18 Contracted orthodontic activity (UOA)	0
Carry forward orthodontic activity (UOA)	0
Baseline contract value	£578,553.96

### ACCESS\*

Patients seen in 24 months	Total	Change since previous quarter
Quarter ending December 2016	9,982	
Quarter ending March 2017	10,143	→
Quarter ending June 2017	10,140	→
Quarter ending September 2017	10,151	→
Quarter ending December 2017	10,354	→
<b>Variance since December 2016</b>	<b>3.7%</b>	<b>↑</b>



### ACTIVITY



Month	Adjusted Scheduled Activity (UDA)	
	2017	2018
April	1,801	1,924
May	4,198	4,807
June	6,286	6,755
July	9,016	9,735
August	11,740	11,766
September	14,147	13,989
October	16,615	16,768
November	19,515	19,850
December	21,663	21,954
January	23,879	
February	26,438	
March	29,490	
April	30,137	
May	30,138	
June	30,138	

### QUALITY

	Quantity	Base Number	Contract	AT	Region	England
% of FP17s for the same patient ID Re-attending within 3 months - Children	157	2,522	6.2%	10.0%	11.8%	12.0%
% of FP17s for the same patient ID Re-attending within 3 months - Adults	1,047	7,296	14.4%	14.9%	15.3%	15.9%
% of FP17s for the same patient ID Re-attending between 3 & 9 months - Children	1,473	2,522	58.4%	51.7%	59.1%	58.0%
% of FP17s for the same patient ID Re-attending between 3 & 9 months - Adults	3,817	7,296	52.3%	47.2%	51.5%	50.5%
% of FP17s for Band 1 Urgent Courses	791	9,510	8.3%	8.0%	8.0%	9.0%
% of FP17s Relating to Free Repair or Replacements	84	9,510	0.9%	0.7%	0.8%	0.8%
% of FP17s Relating to Continuations	111	9,510	1.2%	0.9%	1.1%	1.1%
% of Patients satisfied with the dentistry they have received	8	10	80.0%	91.6%	91.6%	91.5%
% of Patients satisfied with the time they had to wait for an appointment	9	10	90.0%	89.9%	88.3%	87.9%

\* This is based on patients treated on this contract for their most recent course of treatment. Figures in italics indicate the base number of FP17s or Patient Questionnaire responses are less than 100. N/A is shown where the base number of responses is less than 10 during the period. % is calculated as Quantity/Base number\*100



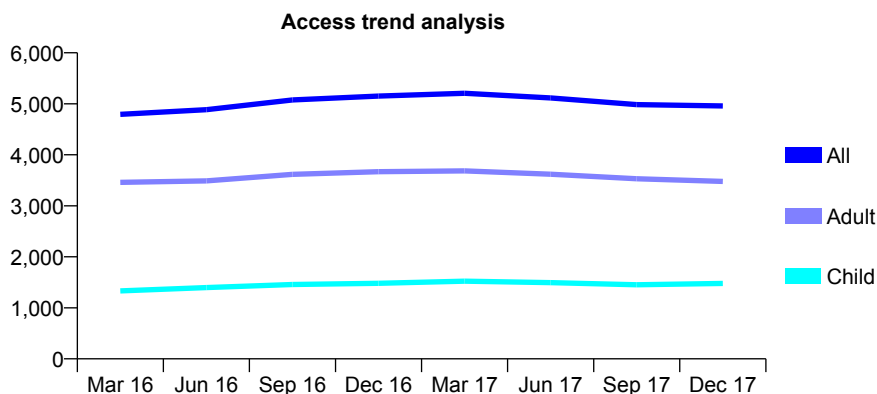
## Q54 - Vital Signs At a Glance Contract Report for 101281/0228 - December 2017

Name or company name	OASIS DENTAL CARE LTD
Contract type name	PDS Plus Contract
Purpose of contract	General
Contract start date	24/10/2010
Contract end date	31/10/2020

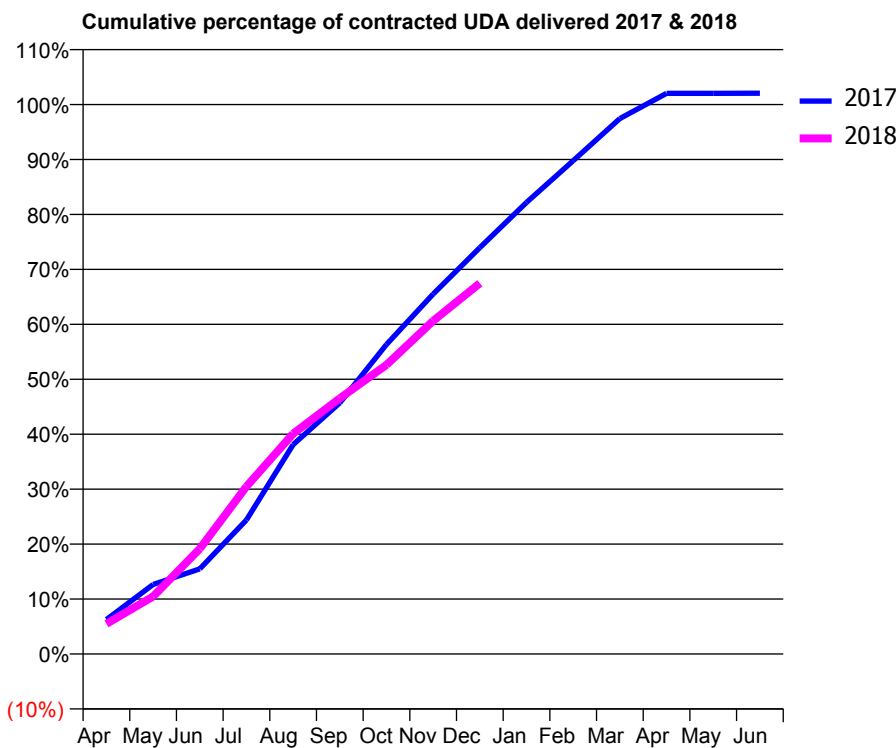
17/18 Contracted general activity (UDA)	14,250
Carry forward general activity (UDA)	-285
17/18 Contracted orthodontic activity (UOA)	0
Carry forward orthodontic activity (UOA)	0
Baseline contract value	£219,404.43

### ACCESS\*

Patients seen in 24 months	Total	Change since previous quarter
Quarter ending December 2016	5,152	
Quarter ending March 2017	5,207	→
Quarter ending June 2017	5,114	↓
Quarter ending September 2017	4,985	↓
Quarter ending December 2017	4,957	→
<b>Variance since December 2016</b>	<b>(3.8%)</b>	<b>↓</b>



### ACTIVITY



Month	Adjusted Scheduled Activity (UDA)	
	2017	2018
April	893	783
May	1,803	1,492
June	2,208	2,732
July	3,477	4,345
August	5,430	5,714
September	6,512	6,631
October	8,029	7,498
November	9,335	8,641
December	10,539	9,616
January	11,709	
February	12,793	
March	13,885	
April	14,540	
May	14,539	
June	14,544	

### QUALITY

	Quantity	Base Number	Contract	AT	Region	England
% of FP17s for the same patient ID Re-attending within 3 months - Children	118	1,319	8.9%	10.0%	11.8%	12.0%
% of FP17s for the same patient ID Re-attending within 3 months - Adults	624	3,050	20.5%	14.9%	15.3%	15.9%
% of FP17s for the same patient ID Re-attending between 3 & 9 months - Children	587	1,319	44.5%	51.7%	59.1%	58.0%
% of FP17s for the same patient ID Re-attending between 3 & 9 months - Adults	1,127	3,050	37.0%	47.2%	51.5%	50.5%
% of FP17s for Band 1 Urgent Courses	766	4,081	18.8%	8.0%	8.0%	9.0%
% of FP17s Relating to Free Repair or Replacements	19	4,081	0.5%	0.7%	0.8%	0.8%
% of FP17s Relating to Continuations	63	4,081	1.5%	0.9%	1.1%	1.1%
% of Patients satisfied with the dentistry they have received	5	5	N/A	91.6%	91.6%	91.5%
% of Patients satisfied with the time they had to wait for an appointment	5	5	N/A	89.9%	88.3%	87.9%

\* This is based on patients treated on this contract for their most recent course of treatment. Figures in italics indicate the base number of FP17s or Patient Questionnaire responses are less than 100. N/A is shown where the base number of responses is less than 10 during the period. % is calculated as Quantity/Base number\*100

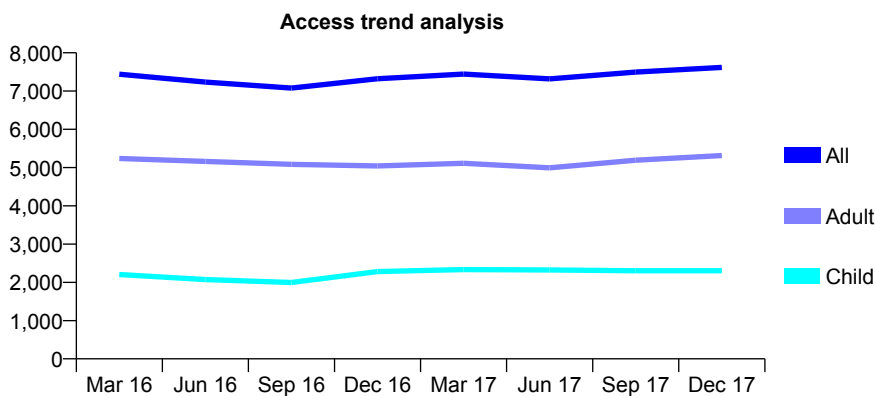
## Q54 - Vital Signs At a Glance Contract Report for 101362/0025 - December 2017

Name or company name	Rodericks Dental Limited
Contract type name	GDS Contract
Purpose of contract	General
Contract start date	01/09/2009
Contract end date	

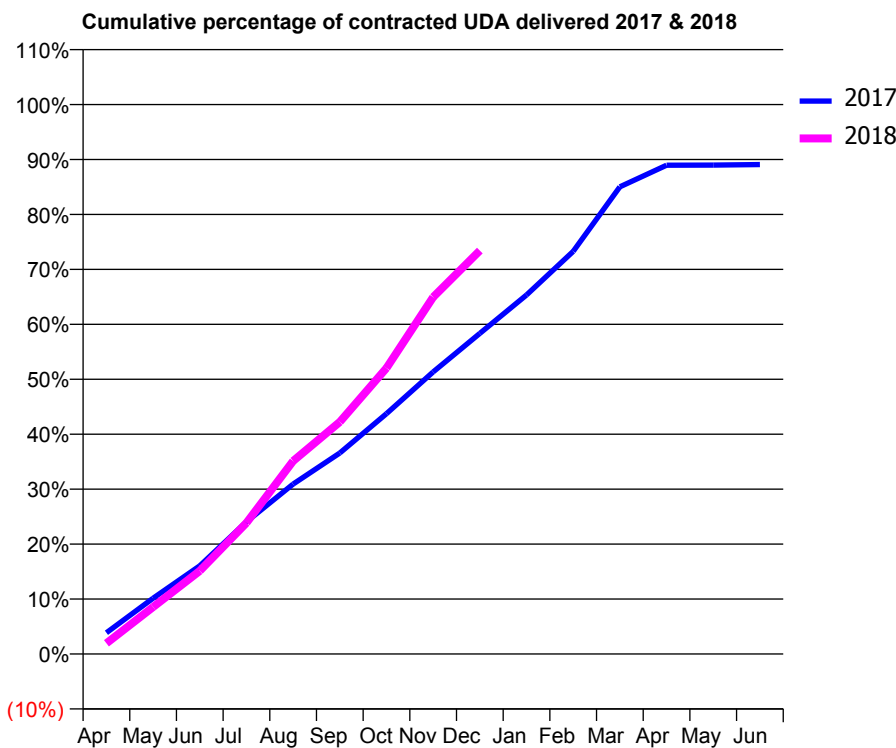
17/18 Contracted general activity (UDA)	20,000
Carry forward general activity (UDA)	0
17/18 Contracted orthodontic activity (UOA)	0
Carry forward orthodontic activity (UOA)	0
Baseline contract value	£498,969.72

### ACCESS\*

Patients seen in 24 months	Total	Change since previous quarter
Quarter ending December 2016	7,323	
Quarter ending March 2017	7,445	→
Quarter ending June 2017	7,317	↓
Quarter ending September 2017	7,495	↑
Quarter ending December 2017	7,617	→
<b>Variance since December 2016</b>	<b>4.0%</b>	<b>↑</b>



### ACTIVITY



Month	Adjusted Scheduled Activity (UDA)	
	2017	2018
April	776	392
May	2,033	1,711
June	3,210	3,025
July	4,814	4,771
August	6,186	7,023
September	7,319	8,448
October	8,746	10,410
November	10,267	12,991
December	11,669	14,686
January	13,068	
February	14,656	
March	17,002	
April	17,788	
May	17,793	
June	17,813	

### QUALITY

	Quantity	Base Number	Contract	AT	Region	England
% of FP17s for the same patient ID Re-attending within 3 months - Children	162	2,402	6.7%	10.0%	11.8%	12.0%
% of FP17s for the same patient ID Re-attending within 3 months - Adults	1,139	5,887	19.3%	14.9%	15.3%	15.9%
% of FP17s for the same patient ID Re-attending between 3 & 9 months - Children	1,203	2,402	50.1%	51.7%	59.1%	58.0%
% of FP17s for the same patient ID Re-attending between 3 & 9 months - Adults	2,760	5,887	46.9%	47.2%	51.5%	50.5%
% of FP17s for Band 1 Urgent Courses	786	7,940	9.9%	8.0%	8.0%	9.0%
% of FP17s Relating to Free Repair or Replacements	100	7,940	1.3%	0.7%	0.8%	0.8%
% of FP17s Relating to Continuations	68	7,940	0.9%	0.9%	1.1%	1.1%
% of Patients satisfied with the dentistry they have received	6	6	N/A	91.6%	91.6%	91.5%
% of Patients satisfied with the time they had to wait for an appointment	6	6	N/A	89.9%	88.3%	87.9%

\* This is based on patients treated on this contract for their most recent course of treatment. Figures in italics indicate the base number of FP17s or Patient Questionnaire responses are less than 100. N/A is shown where the base number of responses is less than 10 during the period. % is calculated as Quantity/Base number\*100

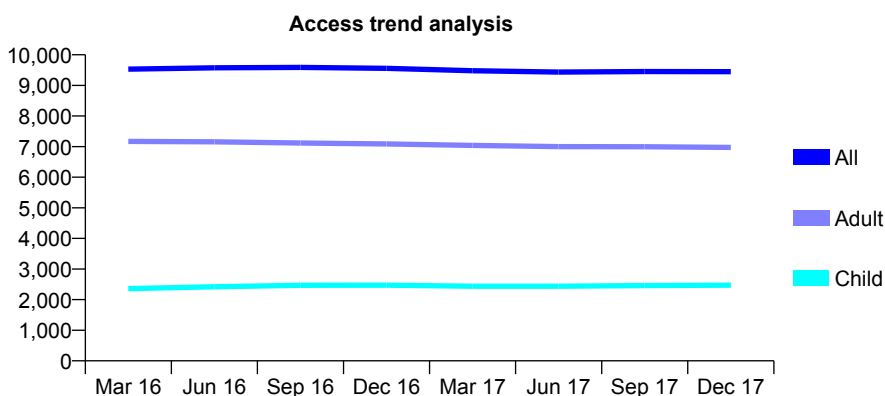
## Q54 - Vital Signs At a Glance Contract Report for 101370/0096 - December 2017

Name or company name	Petrie Tucker and Partners Ltd
Contract type name	GDS Contract
Purpose of contract	General and Orthodontic
Contract start date	01/04/2007
Contract end date	

17/18 Contracted general activity (UDA)	27,162
Carry forward general activity (UDA)	0
17/18 Contracted orthodontic activity (UOA)	644
Carry forward orthodontic activity (UOA)	23
Baseline contract value	£709,172.15

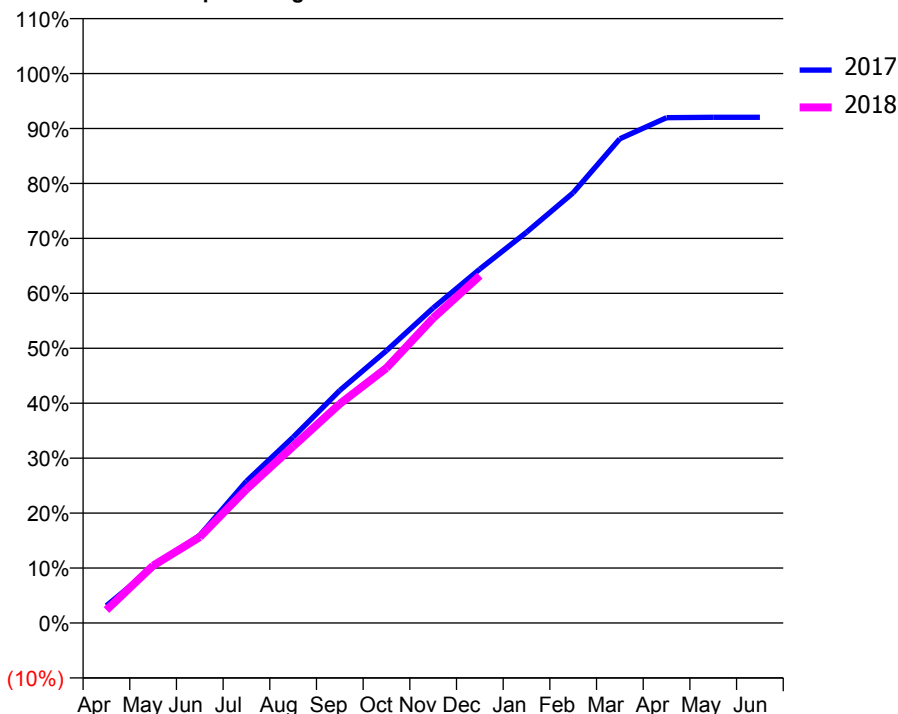
### ACCESS\*

Patients seen in 24 months	Total	Change since previous quarter
Quarter ending December 2016	9,557	
Quarter ending March 2017	9,479	→
Quarter ending June 2017	9,437	→
Quarter ending September 2017	9,452	→
Quarter ending December 2017	9,448	→
<b>Variance since December 2016</b>	<b>(1.1%)</b>	<b>↓</b>



### ACTIVITY

Cumulative percentage of contracted UDA delivered 2017 & 2018



### QUALITY

	Quantity	Base Number	Contract	AT	Region	England
% of FP17s for the same patient ID Re-attending within 3 months - Children	175	2,458	7.1%	10.0%	11.8%	12.0%
% of FP17s for the same patient ID Re-attending within 3 months - Adults	725	6,287	11.5%	14.9%	15.3%	15.9%
% of FP17s for the same patient ID Re-attending between 3 & 9 months - Children	1,139	2,458	46.3%	51.7%	59.1%	58.0%
% of FP17s for the same patient ID Re-attending between 3 & 9 months - Adults	2,683	6,287	42.7%	47.2%	51.5%	50.5%
% of FP17s for Band 1 Urgent Courses	309	8,238	3.8%	8.0%	8.0%	9.0%
% of FP17s Relating to Free Repair or Replacements	38	8,238	0.5%	0.7%	0.8%	0.8%
% of FP17s Relating to Continuations	143	8,238	1.7%	0.9%	1.1%	1.1%
% of Patients satisfied with the dentistry they have received	5	6	N/A	91.6%	91.6%	91.5%
% of Patients satisfied with the time they had to wait for an appointment	6	6	N/A	89.9%	88.3%	87.9%

\* This is based on patients treated on this contract for their most recent course of treatment. Figures in italics indicate the base number of FP17s or Patient Questionnaire responses are less than 100. N/A is shown where the base number of responses is less than 10 during the period. % is calculated as Quantity/Base number\*100

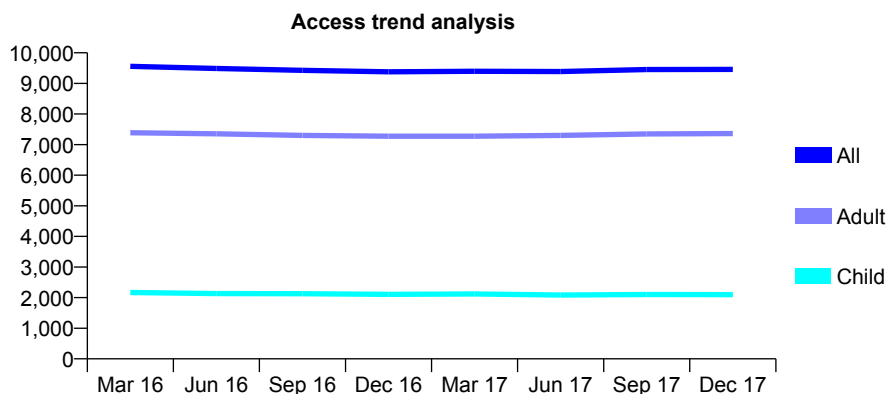
## Q54 - Vital Signs At a Glance Contract Report for 101370/0111 - December 2017

Name or company name	Petrie Tucker and Partners Ltd
Contract type name	GDS Contract
Purpose of contract	General
Contract start date	01/01/2009
Contract end date	

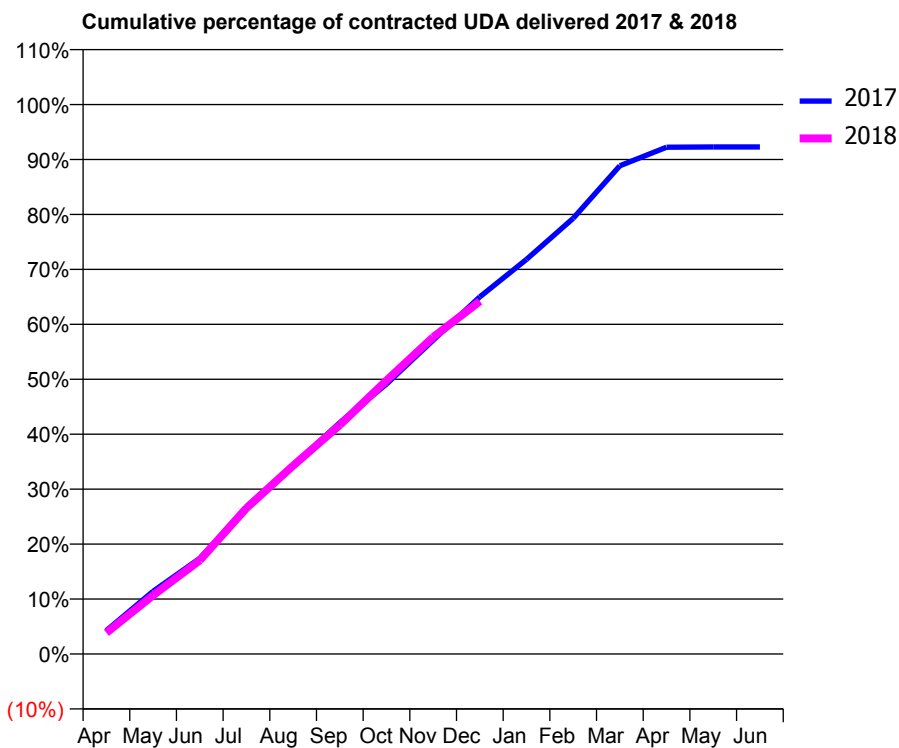
17/18 Contracted general activity (UDA)	29,024
Carry forward general activity (UDA)	0
17/18 Contracted orthodontic activity (UOA)	0
Carry forward orthodontic activity (UOA)	0
Baseline contract value	£695,850.95

### ACCESS\*

Patients seen in 24 months	Total	Change since previous quarter
Quarter ending December 2016	9,381	
Quarter ending March 2017	9,395	→
Quarter ending June 2017	9,388	→
Quarter ending September 2017	9,451	→
Quarter ending December 2017	9,456	→
<b>Variance since December 2016</b>	<b>0.8%</b>	<b>→</b>



### ACTIVITY



Month	Adjusted Scheduled Activity (UDA)	
	2017	2018
April	1,240	1,122
May	3,315	3,101
June	5,054	4,949
July	7,739	7,706
August	9,931	9,946
September	12,225	12,094
October	14,257	14,448
November	16,578	16,738
December	18,865	18,635
January	20,842	
February	23,016	
March	25,787	
April	26,769	
May	26,783	
June	26,783	

### QUALITY

	Quantity	Base Number	Contract	AT	Region	England
% of FP17s for the same patient ID Re-attending within 3 months - Children	147	2,402	6.1%	10.0%	11.8%	12.0%
% of FP17s for the same patient ID Re-attending within 3 months - Adults	978	7,871	12.4%	14.9%	15.3%	15.9%
% of FP17s for the same patient ID Re-attending between 3 & 9 months - Children	1,516	2,402	63.1%	51.7%	59.1%	58.0%
% of FP17s for the same patient ID Re-attending between 3 & 9 months - Adults	4,513	7,871	57.3%	47.2%	51.5%	50.5%
% of FP17s for Band 1 Urgent Courses	463	9,790	4.7%	8.0%	8.0%	9.0%
% of FP17s Relating to Free Repair or Replacements	74	9,790	0.8%	0.7%	0.8%	0.8%
% of FP17s Relating to Continuations	301	9,790	3.1%	0.9%	1.1%	1.1%
% of Patients satisfied with the dentistry they have received	8	12	66.7%	91.6%	91.6%	91.5%
% of Patients satisfied with the time they had to wait for an appointment	10	12	83.3%	89.9%	88.3%	87.9%

\* This is based on patients treated on this contract for their most recent course of treatment. Figures in italics indicate the base number of FP17s or Patient Questionnaire responses are less than 100. N/A is shown where the base number of responses is less than 10 during the period. % is calculated as Quantity/Base number\*100

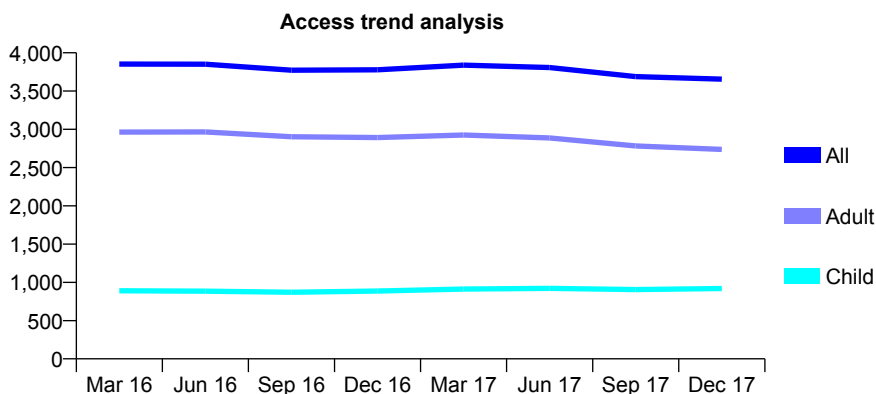
## Q54 - Vital Signs At a Glance Contract Report for 102032/0001 - December 2017

Name or company name	Sutton Dental Care
Contract type name	GDS Contract
Purpose of contract	General
Contract start date	01/04/2006
Contract end date	

17/18 Contracted general activity (UDA)	7,800
Carry forward general activity (UDA)	50
17/18 Contracted orthodontic activity (UOA)	0
Carry forward orthodontic activity (UOA)	0
Baseline contract value	£263,351.92

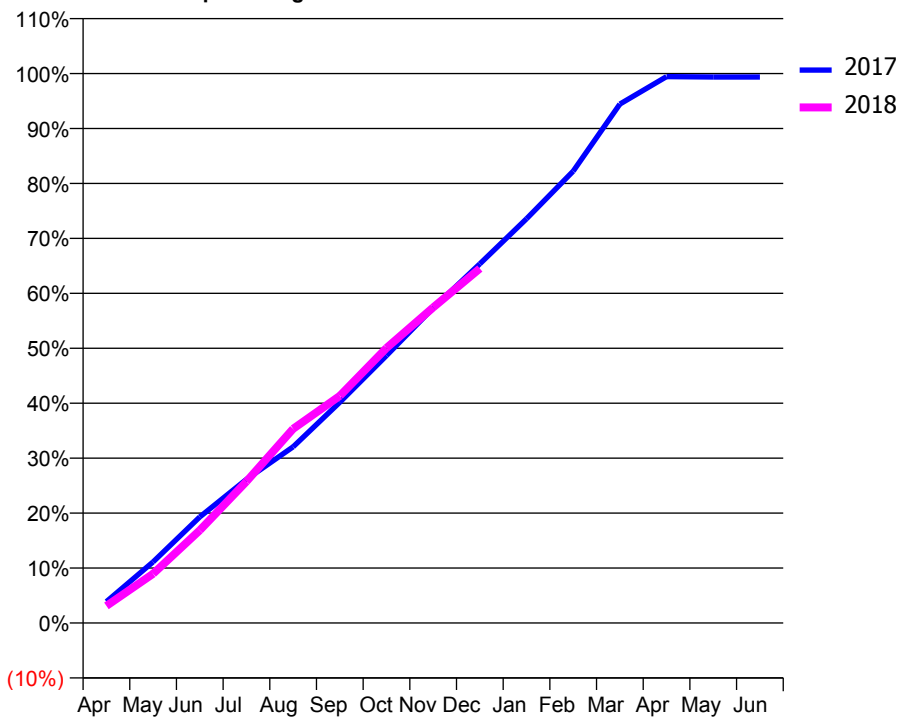
### ACCESS\*

Patients seen in 24 months	Total	Change since previous quarter
Quarter ending December 2016	3,778	
Quarter ending March 2017	3,838	→
Quarter ending June 2017	3,808	→
Quarter ending September 2017	3,689	↓
Quarter ending December 2017	3,656	→
<b>Variance since December 2016</b>	<b>(3.2%)</b>	<b>↓</b>



### ACTIVITY

Cumulative percentage of contracted UDA delivered 2017 & 2018



Month	Adjusted Scheduled Activity (UDA)	
	2017	2018
April	304	244
May	868	699
June	1,505	1,317
July	2,040	2,010
August	2,501	2,757
September	3,134	3,224
October	3,797	3,903
November	4,472	4,479
December	5,097	5,032
January	5,738	
February	6,414	
March	7,365	
April	7,755	
May	7,751	
June	7,750	

### QUALITY

	Quantity	Base Number	Contract	AT	Region	England
% of FP17s for the same patient ID Re-attending within 3 months - Children	68	1,024	6.6%	10.0%	11.8%	12.0%
% of FP17s for the same patient ID Re-attending within 3 months - Adults	432	3,027	14.3%	14.9%	15.3%	15.9%
% of FP17s for the same patient ID Re-attending between 3 & 9 months - Children	699	1,024	68.3%	51.7%	59.1%	58.0%
% of FP17s for the same patient ID Re-attending between 3 & 9 months - Adults	2,051	3,027	67.8%	47.2%	51.5%	50.5%
% of FP17s for Band 1 Urgent Courses	257	3,171	8.1%	8.0%	8.0%	9.0%
% of FP17s Relating to Free Repair or Replacements	23	3,171	0.7%	0.7%	0.8%	0.8%
% of FP17s Relating to Continuations	5	3,171	0.2%	0.9%	1.1%	1.1%
% of Patients satisfied with the dentistry they have received	4	4	N/A	91.6%	91.6%	91.5%
% of Patients satisfied with the time they had to wait for an appointment	4	4	N/A	89.9%	88.3%	87.9%

\* This is based on patients treated on this contract for their most recent course of treatment. Figures in italics indicate the base number of FP17s or Patient Questionnaire responses are less than 100. N/A is shown where the base number of responses is less than 10 during the period. % is calculated as Quantity/Base number\*100

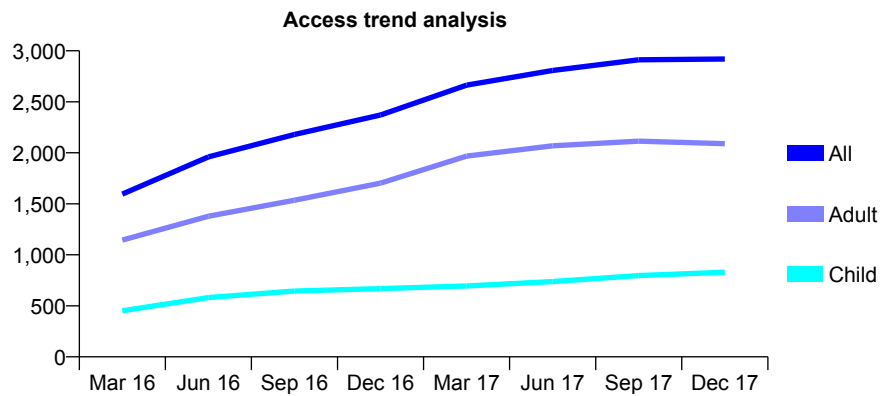
## Q54 - Vital Signs At a Glance Contract Report for 104264/0001 - December 2017

Name or company name	High Street Dental Practice
Contract type name	GDS Contract
Purpose of contract	General
Contract start date	01/09/2015
Contract end date	

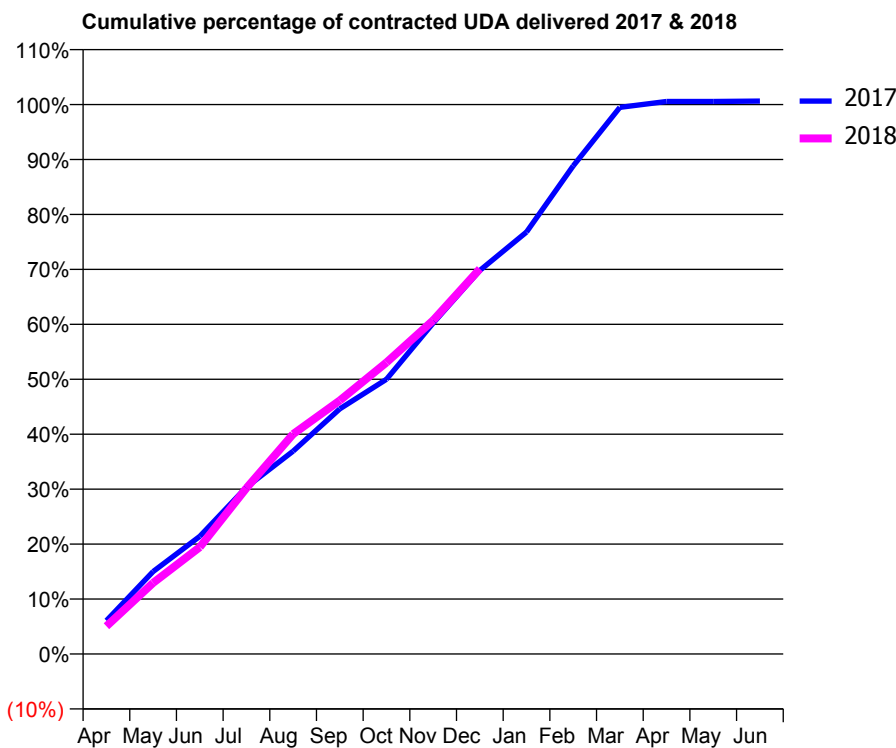
17/18 Contracted general activity (UDA)	8,128
Carry forward general activity (UDA)	-115
17/18 Contracted orthodontic activity (UOA)	0
Carry forward orthodontic activity (UOA)	0
Baseline contract value	£194,372.04

### ACCESS\*

Patients seen in 24 months	Total	Change since previous quarter
Quarter ending December 2016	2,371	
Quarter ending March 2017	2,663	↑
Quarter ending June 2017	2,807	↑
Quarter ending September 2017	2,912	↑
Quarter ending December 2017	2,920	→
<b>Variance since December 2016</b>	<b>23.2%</b>	<b>↑</b>



### ACTIVITY



Month	Adjusted Scheduled Activity (UDA)	
	2017	2018
April	495	411
May	1,219	1,053
June	1,740	1,581
July	2,468	2,456
August	3,001	3,254
September	3,625	3,751
October	4,064	4,314
November	4,894	4,936
December	5,674	5,697
January	6,241	
February	7,221	
March	8,086	
April	8,173	
May	8,172	
June	8,178	

### QUALITY

	Quantity	Base Number	Contract	AT	Region	England
% of FP17s for the same patient ID Re-attending within 3 months - Children	31	875	3.5%	10.0%	11.8%	12.0%
% of FP17s for the same patient ID Re-attending within 3 months - Adults	145	1,445	10.0%	14.9%	15.3%	15.9%
% of FP17s for the same patient ID Re-attending between 3 & 9 months - Children	456	875	52.1%	51.7%	59.1%	58.0%
% of FP17s for the same patient ID Re-attending between 3 & 9 months - Adults	681	1,445	47.1%	47.2%	51.5%	50.5%
% of FP17s for Band 1 Urgent Courses	175	2,274	7.7%	8.0%	8.0%	9.0%
% of FP17s Relating to Free Repair or Replacements	10	2,274	0.4%	0.7%	0.8%	0.8%
% of FP17s Relating to Continuations	18	2,274	0.8%	0.9%	1.1%	1.1%
% of Patients satisfied with the dentistry they have received	2	2	N/A	91.6%	91.6%	91.5%
% of Patients satisfied with the time they had to wait for an appointment	2	2	N/A	89.9%	88.3%	87.9%

\* This is based on patients treated on this contract for their most recent course of treatment. Figures in italics indicate the base number of FP17s or Patient Questionnaire responses are less than 100. N/A is shown where the base number of responses is less than 10 during the period. % is calculated as Quantity/Base number\*100

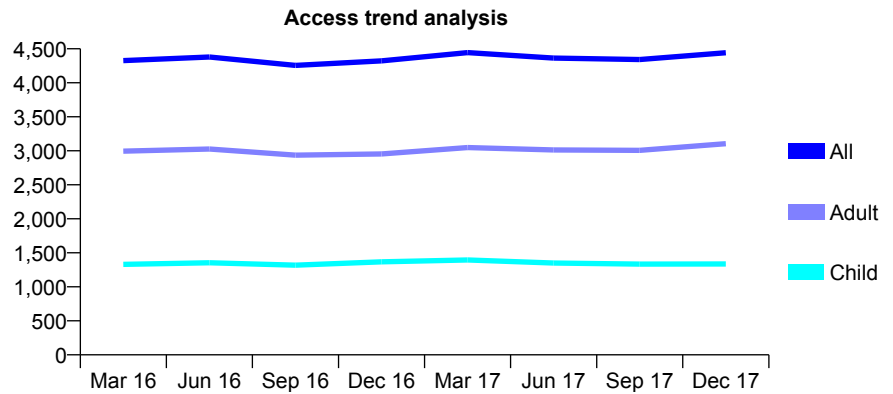
## Q54 - Vital Signs At a Glance Contract Report for 106623/0001 - December 2017

Name or company name	Rookery Road Dental
Contract type name	GDS Contract
Purpose of contract	General
Contract start date	01/06/2011
Contract end date	

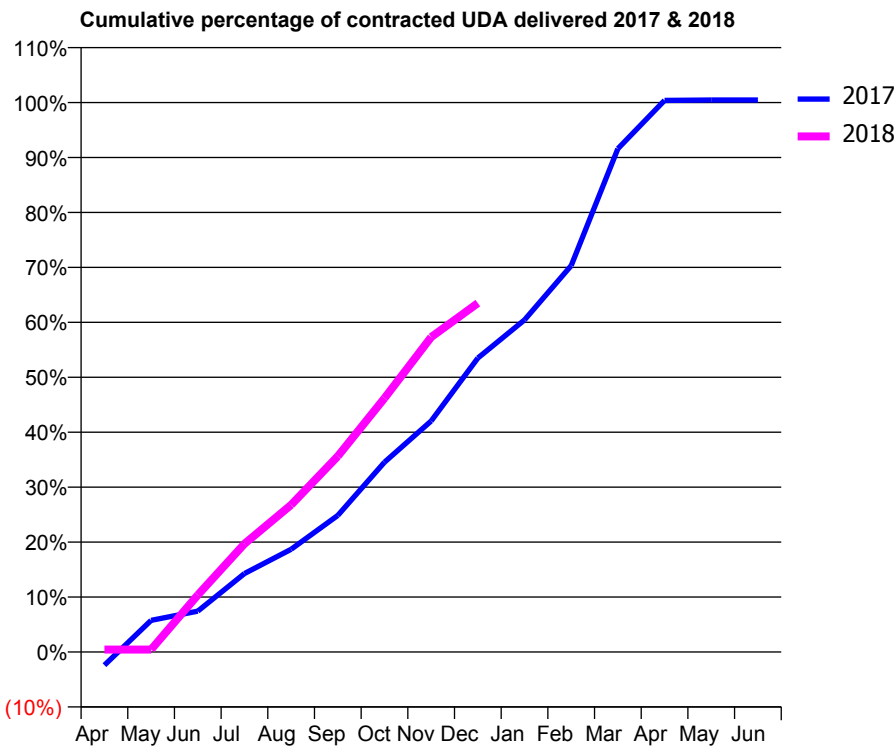
17/18 Contracted general activity (UDA)	16,436
Carry forward general activity (UDA)	-74
17/18 Contracted orthodontic activity (UOA)	0
Carry forward orthodontic activity (UOA)	0
Baseline contract value	£412,712.80

### ACCESS\*

Patients seen in 24 months	Total	Change since previous quarter
Quarter ending December 2016	4,322	
Quarter ending March 2017	4,445	↑
Quarter ending June 2017	4,363	↓
Quarter ending September 2017	4,342	→
Quarter ending December 2017	4,442	↑
<b>Variance since December 2016</b>	<b>2.8%</b>	<b>↑</b>



### ACTIVITY



Month	Adjusted Scheduled Activity (UDA)	
	2017	2018
April	-399	74
May	948	74
June	1,224	1,705
July	2,348	3,235
August	3,074	4,402
September	4,084	5,856
October	5,679	7,592
November	6,910	9,418
December	8,794	10,437
January	9,935	
February	11,556	
March	15,055	
April	16,497	
May	16,510	
June	16,510	

### QUALITY

	Quantity	Base Number	Contract	AT	Region	England
% of FP17s for the same patient ID Re-attending within 3 months - Children	48	795	6.0%	10.0%	11.8%	12.0%
% of FP17s for the same patient ID Re-attending within 3 months - Adults	231	1,930	12.0%	14.9%	15.3%	15.9%
% of FP17s for the same patient ID Re-attending between 3 & 9 months - Children	132	795	16.6%	51.7%	59.1%	58.0%
% of FP17s for the same patient ID Re-attending between 3 & 9 months - Adults	354	1,930	18.3%	47.2%	51.5%	50.5%
% of FP17s for Band 1 Urgent Courses	315	2,489	12.7%	8.0%	8.0%	9.0%
% of FP17s Relating to Free Repair or Replacements	13	2,489	0.5%	0.7%	0.8%	0.8%
% of FP17s Relating to Continuations	3	2,489	0.1%	0.9%	1.1%	1.1%
% of Patients satisfied with the dentistry they have received	2	2	N/A	91.6%	91.6%	91.5%
% of Patients satisfied with the time they had to wait for an appointment	2	2	N/A	89.9%	88.3%	87.9%

\* This is based on patients treated on this contract for their most recent course of treatment. Figures in italics indicate the base number of FP17s or Patient Questionnaire responses are less than 100. N/A is shown where the base number of responses is less than 10 during the period. % is calculated as Quantity/Base number\*100



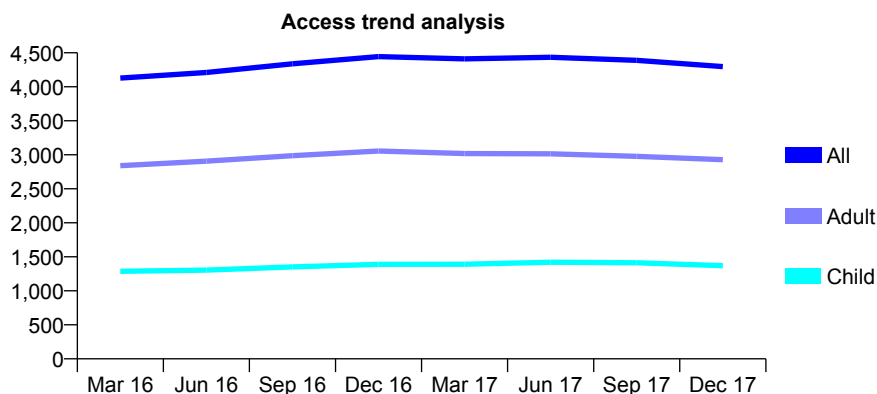
## Q54 - Vital Signs At a Glance Contract Report for 106860/0001 - December 2017

Name or company name	Smile Stylist Ltd
Contract type name	PDS Plus Contract
Purpose of contract	General
Contract start date	01/09/2010
Contract end date	31/10/2020

17/18 Contracted general activity (UDA)	12,000
Carry forward general activity (UDA)	0
17/18 Contracted orthodontic activity (UOA)	0
Carry forward orthodontic activity (UOA)	0
Baseline contract value	£216,836.25

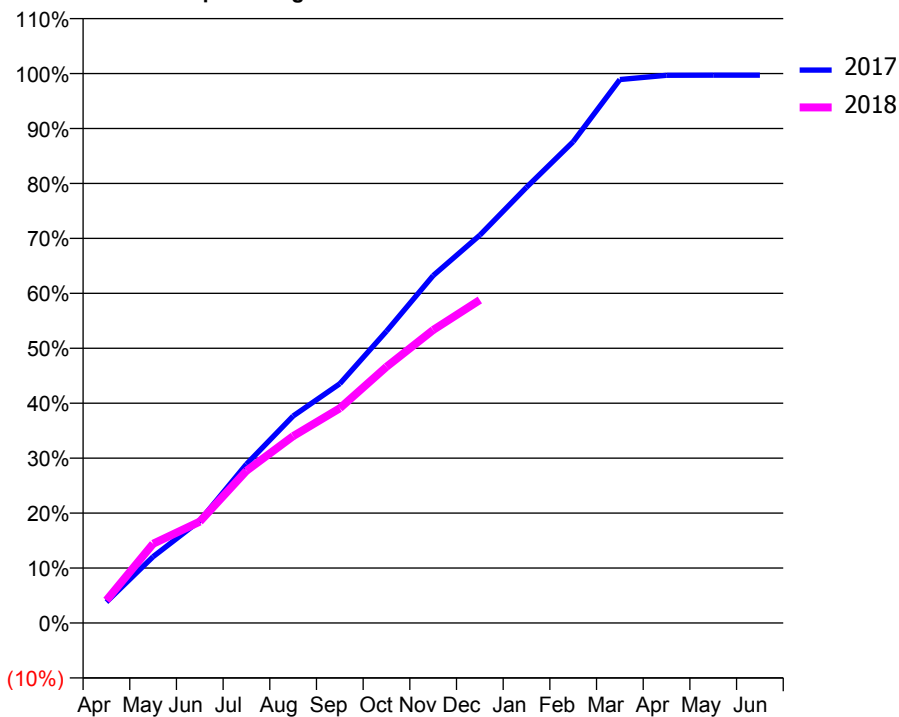
### ACCESS\*

Patients seen in 24 months	Total	Change since previous quarter
Quarter ending December 2016	4,445	
Quarter ending March 2017	4,410	→
Quarter ending June 2017	4,435	→
Quarter ending September 2017	4,389	↓
Quarter ending December 2017	4,298	↓
<b>Variance since December 2016</b>	<b>(3.3%)</b>	<b>↓</b>



### ACTIVITY

Cumulative percentage of contracted UDA delivered 2017 & 2018



Month	Adjusted Scheduled Activity (UDA)	
	2017	2018
April	458	496
May	1,449	1,733
June	2,234	2,214
July	3,470	3,325
August	4,521	4,081
September	5,227	4,689
October	6,374	5,596
November	7,587	6,398
December	8,471	7,053
January	9,516	
February	10,511	
March	11,869	
April	11,960	
May	11,963	
June	11,964	

### QUALITY

	Quantity	Base Number	Contract	AT	Region	England
% of FP17s for the same patient ID Re-attending within 3 months - Children	67	1,002	6.7%	10.0%	11.8%	12.0%
% of FP17s for the same patient ID Re-attending within 3 months - Adults	348	2,210	15.7%	14.9%	15.3%	15.9%
% of FP17s for the same patient ID Re-attending between 3 & 9 months - Children	455	1,002	45.4%	51.7%	59.1%	58.0%
% of FP17s for the same patient ID Re-attending between 3 & 9 months - Adults	883	2,210	40.0%	47.2%	51.5%	50.5%
% of FP17s for Band 1 Urgent Courses	585	3,171	18.4%	8.0%	8.0%	9.0%
% of FP17s Relating to Free Repair or Replacements	7	3,171	0.2%	0.7%	0.8%	0.8%
% of FP17s Relating to Continuations	2	3,171	0.1%	0.9%	1.1%	1.1%
% of Patients satisfied with the dentistry they have received	0	0	N/A	91.6%	91.6%	91.5%
% of Patients satisfied with the time they had to wait for an appointment	0	0	N/A	89.9%	88.3%	87.9%

\* This is based on patients treated on this contract for their most recent course of treatment. Figures in italics indicate the base number of FP17s or Patient Questionnaire responses are less than 100. N/A is shown where the base number of responses is less than 10 during the period. % is calculated as Quantity/Base number\*100

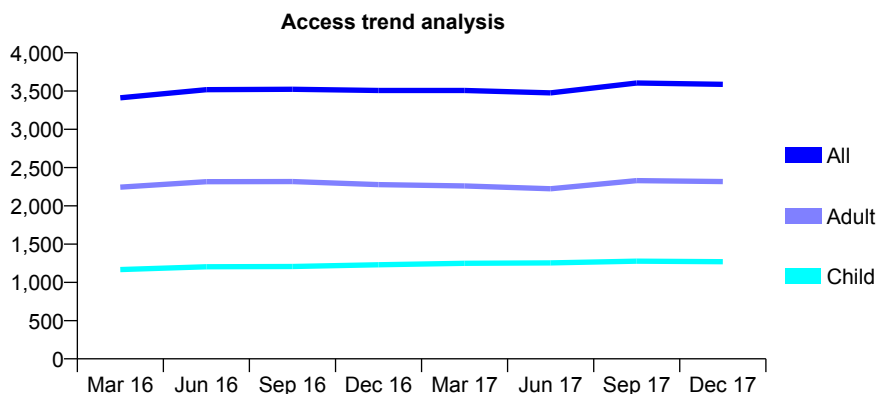
## Q54 - Vital Signs At a Glance Contract Report for 106860/0002 - December 2017

Name or company name	Smile Stylist Ltd
Contract type name	PDS Plus Contract
Purpose of contract	General
Contract start date	30/09/2010
Contract end date	31/10/2020

17/18 Contracted general activity (UDA)	12,000
Carry forward general activity (UDA)	0
17/18 Contracted orthodontic activity (UOA)	0
Carry forward orthodontic activity (UOA)	0
Baseline contract value	£216,836.25

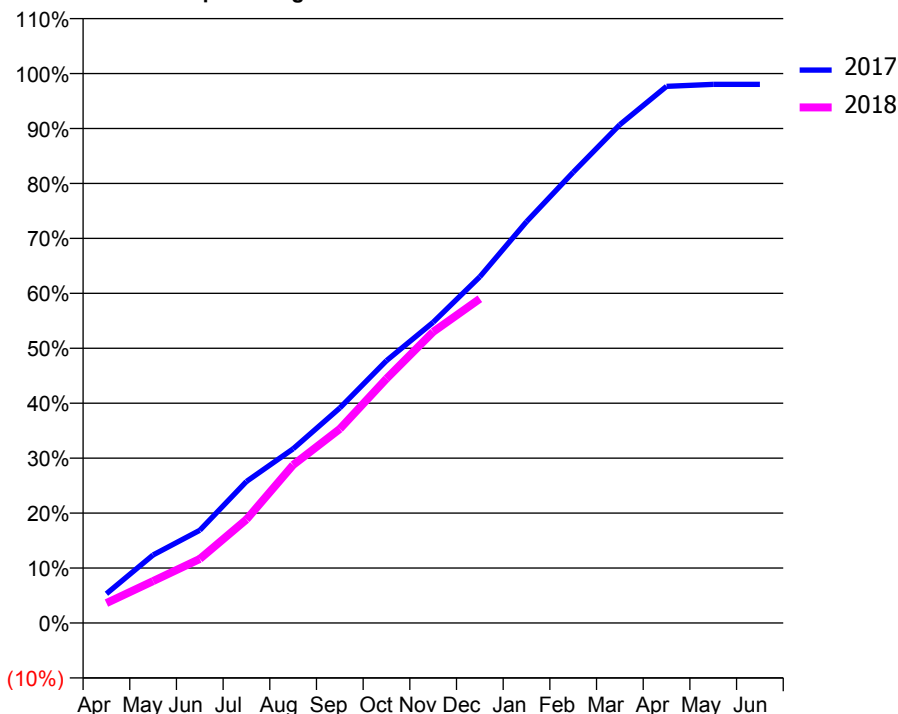
### ACCESS\*

Patients seen in 24 months	Total	Change since previous quarter
Quarter ending December 2016	3,507	
Quarter ending March 2017	3,508	→
Quarter ending June 2017	3,477	→
Quarter ending September 2017	3,605	↑
Quarter ending December 2017	3,587	→
<b>Variance since December 2016</b>	<b>2.3%</b>	<b>↑</b>



### ACTIVITY

Cumulative percentage of contracted UDA delivered 2017 & 2018



Month	Adjusted Scheduled Activity (UDA)	
	2017	2018
April	639	436
May	1,486	915
June	2,027	1,399
July	3,091	2,260
August	3,804	3,452
September	4,695	4,237
October	5,729	5,336
November	6,569	6,359
December	7,560	7,081
January	8,762	
February	9,845	
March	10,884	
April	11,720	
May	11,762	
June	11,762	

### QUALITY

	Quantity	Base Number	Contract	AT	Region	England
% of FP17s for the same patient ID Re-attending within 3 months - Children	77	1,055	7.3%	10.0%	11.8%	12.0%
% of FP17s for the same patient ID Re-attending within 3 months - Adults	290	1,769	16.4%	14.9%	15.3%	15.9%
% of FP17s for the same patient ID Re-attending between 3 & 9 months - Children	390	1,055	37.0%	51.7%	59.1%	58.0%
% of FP17s for the same patient ID Re-attending between 3 & 9 months - Adults	497	1,769	28.1%	47.2%	51.5%	50.5%
% of FP17s for Band 1 Urgent Courses	360	2,589	13.9%	8.0%	8.0%	9.0%
% of FP17s Relating to Free Repair or Replacements	6	2,589	0.2%	0.7%	0.8%	0.8%
% of FP17s Relating to Continuations	20	2,589	0.8%	0.9%	1.1%	1.1%
% of Patients satisfied with the dentistry they have received	1	1	N/A	91.6%	91.6%	91.5%
% of Patients satisfied with the time they had to wait for an appointment	1	1	N/A	89.9%	88.3%	87.9%

\* This is based on patients treated on this contract for their most recent course of treatment. Figures in italics indicate the base number of FP17s or Patient Questionnaire responses are less than 100. N/A is shown where the base number of responses is less than 10 during the period. % is calculated as Quantity/Base number\*100

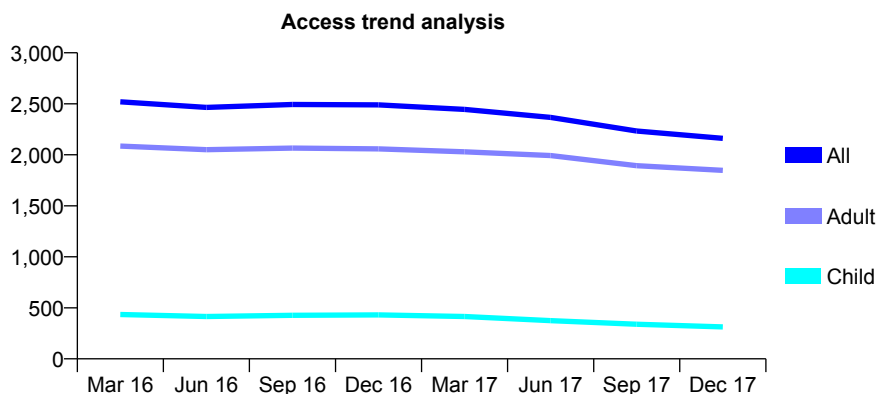
## Q54 - Vital Signs At a Glance Contract Report for 107409/0001 - December 2017

Name or company name	Mr Sukhbir Singh & Mr David George Pearse
Contract type name	GDS Contract
Purpose of contract	General
Contract start date	01/12/2011
Contract end date	

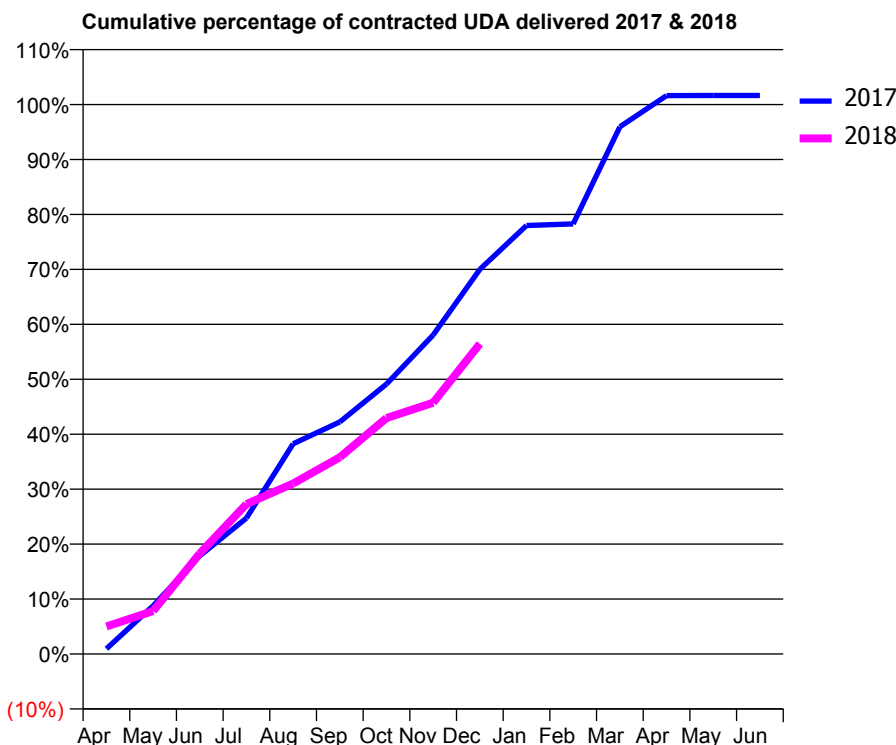
17/18 Contracted general activity (UDA)	7,087
Carry forward general activity (UDA)	-116
17/18 Contracted orthodontic activity (UOA)	0
Carry forward orthodontic activity (UOA)	0
Baseline contract value	£153,525.74

### ACCESS\*

Patients seen in 24 months	Total	Change since previous quarter
Quarter ending December 2016	2,489	
Quarter ending March 2017	2,445	↓
Quarter ending June 2017	2,367	↓
Quarter ending September 2017	2,233	↓
Quarter ending December 2017	2,161	↓
<b>Variance since December 2016</b>	<b>(13.2%)</b>	<b>↓</b>



### ACTIVITY



Month	Adjusted Scheduled Activity (UDA)	
	2017	2018
April	68	355
May	621	554
June	1,266	1,297
July	1,753	1,934
August	2,711	2,199
September	2,993	2,538
October	3,482	3,044
November	4,115	3,241
December	4,961	4,001
January	5,526	
February	5,547	
March	6,799	
April	7,202	
May	7,203	
June	7,203	

### QUALITY

	Quantity	Base Number	Contract	AT	Region	England
% of FP17s for the same patient ID Re-attending within 3 months - Children	10	288	3.5%	10.0%	11.8%	12.0%
% of FP17s for the same patient ID Re-attending within 3 months - Adults	170	1,625	10.5%	14.9%	15.3%	15.9%
% of FP17s for the same patient ID Re-attending between 3 & 9 months - Children	120	288	41.7%	51.7%	59.1%	58.0%
% of FP17s for the same patient ID Re-attending between 3 & 9 months - Adults	743	1,625	45.7%	47.2%	51.5%	50.5%
% of FP17s for Band 1 Urgent Courses	43	1,764	2.4%	8.0%	8.0%	9.0%
% of FP17s Relating to Free Repair or Replacements	5	1,764	0.3%	0.7%	0.8%	0.8%
% of FP17s Relating to Continuations	51	1,764	2.9%	0.9%	1.1%	1.1%
% of Patients satisfied with the dentistry they have received	6	6	N/A	91.6%	91.6%	91.5%
% of Patients satisfied with the time they had to wait for an appointment	6	6	N/A	89.9%	88.3%	87.9%

\* This is based on patients treated on this contract for their most recent course of treatment. Figures in italics indicate the base number of FP17s or Patient Questionnaire responses are less than 100. N/A is shown where the base number of responses is less than 10 during the period. % is calculated as Quantity/Base number\*100

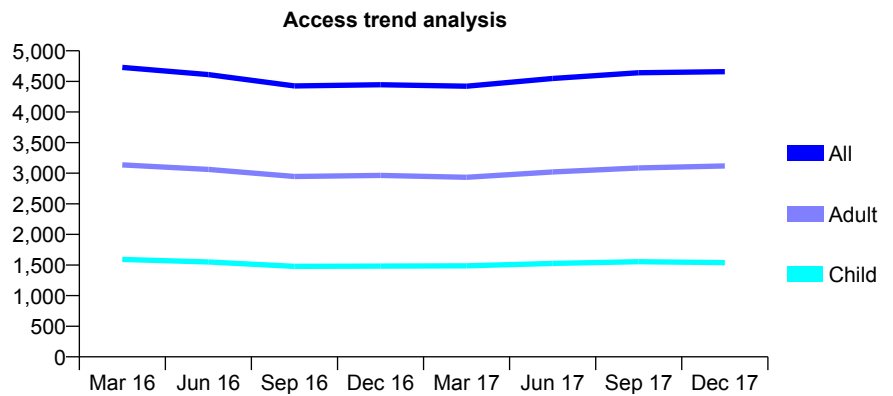
## Q54 - Vital Signs At a Glance Contract Report for 108162/0001 - December 2017

Name or company name	Gupta & Gupta
Contract type name	GDS Contract
Purpose of contract	General and Orthodontic
Contract start date	01/04/2006
Contract end date	

17/18 Contracted general activity (UDA)	16,327
Carry forward general activity (UDA)	0
17/18 Contracted orthodontic activity (UOA)	337
Carry forward orthodontic activity (UOA)	0
Baseline contract value	£390,818.13

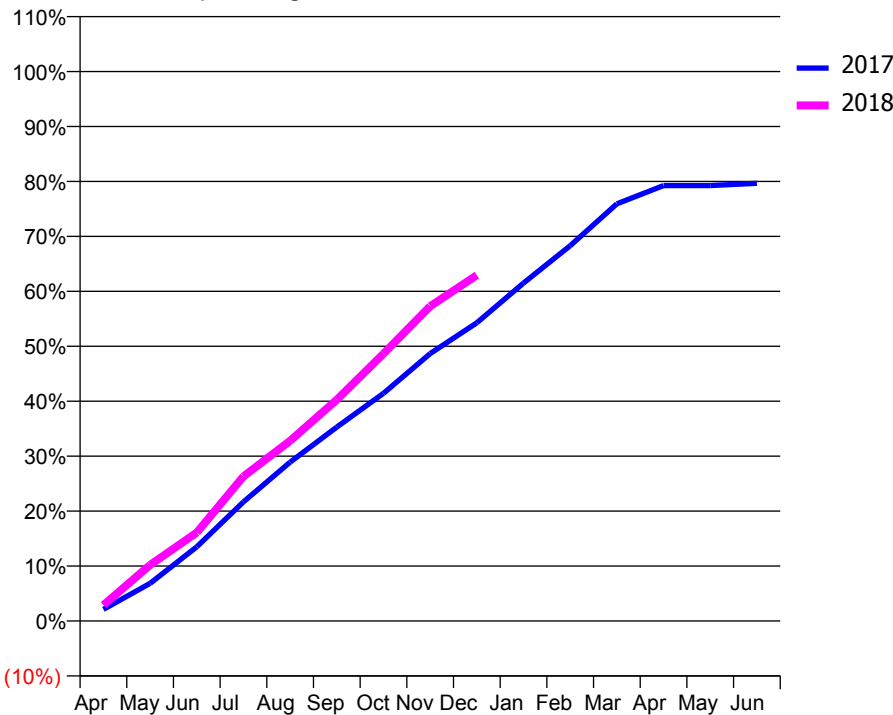
### ACCESS\*

Patients seen in 24 months	Total	Change since previous quarter
Quarter ending December 2016	4,446	
Quarter ending March 2017	4,421	→
Quarter ending June 2017	4,547	↑
Quarter ending September 2017	4,642	↑
Quarter ending December 2017	4,659	→
<b>Variance since December 2016</b>	<b>4.8%</b>	<b>↑</b>



### ACTIVITY

Cumulative percentage of contracted UDA delivered 2017 & 2018



Month	Adjusted Scheduled Activity (UDA)	
	2017	2018
April	345	473
May	1,119	1,666
June	2,203	2,628
July	3,542	4,298
August	4,721	5,353
September	5,762	6,573
October	6,764	7,941
November	7,947	9,353
December	8,861	10,275
January	10,041	
February	11,152	
March	12,397	
April	12,936	
May	12,938	
June	13,006	

### QUALITY

	Quantity	Base Number	Contract	AT	Region	England
% of FP17s for the same patient ID Re-attending within 3 months - Children	192	1,891	10.2%	10.0%	11.8%	12.0%
% of FP17s for the same patient ID Re-attending within 3 months - Adults	528	3,291	16.0%	14.9%	15.3%	15.9%
% of FP17s for the same patient ID Re-attending between 3 & 9 months - Children	1,100	1,891	58.2%	51.7%	59.1%	58.0%
% of FP17s for the same patient ID Re-attending between 3 & 9 months - Adults	1,720	3,291	52.3%	47.2%	51.5%	50.5%
% of FP17s for Band 1 Urgent Courses	291	4,832	6.0%	8.0%	8.0%	9.0%
% of FP17s Relating to Free Repair or Replacements	20	4,832	0.4%	0.7%	0.8%	0.8%
% of FP17s Relating to Continuations	20	4,832	0.4%	0.9%	1.1%	1.1%
% of Patients satisfied with the dentistry they have received	1	1	N/A	91.6%	91.6%	91.5%
% of Patients satisfied with the time they had to wait for an appointment	1	1	N/A	89.9%	88.3%	87.9%

\* This is based on patients treated on this contract for their most recent course of treatment. Figures in italics indicate the base number of FP17s or Patient Questionnaire responses are less than 100. N/A is shown where the base number of responses is less than 10 during the period. % is calculated as Quantity/Base number\*100

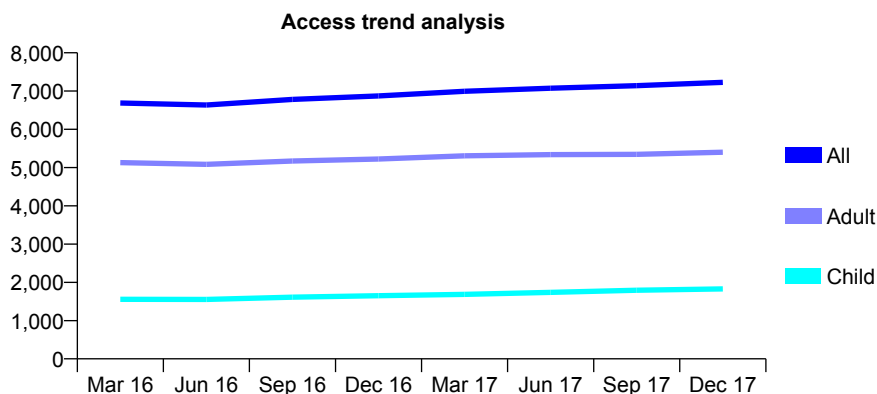
## Q54 - Vital Signs At a Glance Contract Report for 109096/0001 - December 2017

Name or company name	Cottams Dental Practice
Contract type name	GDS Contract
Purpose of contract	General
Contract start date	01/04/2012
Contract end date	

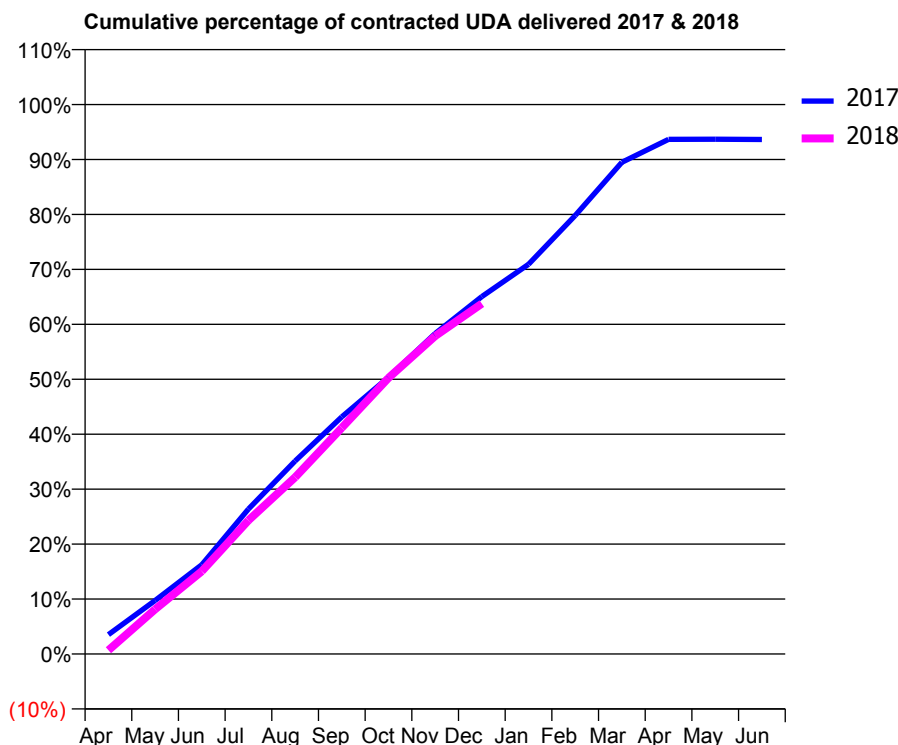
17/18 Contracted general activity (UDA)	19,422
Carry forward general activity (UDA)	465
17/18 Contracted orthodontic activity (UOA)	0
Carry forward orthodontic activity (UOA)	0
Baseline contract value	£414,179.99

### ACCESS\*

Patients seen in 24 months	Total	Change since previous quarter
Quarter ending December 2016	6,872	
Quarter ending March 2017	6,994	→
Quarter ending June 2017	7,074	→
Quarter ending September 2017	7,140	→
Quarter ending December 2017	7,229	→
<b>Variance since December 2016</b>	<b>5.2%</b>	<b>↑</b>



### ACTIVITY



Month	Adjusted Scheduled Activity (UDA)	
	2017	2018
April	686	137
May	1,891	1,583
June	3,154	2,924
July	5,125	4,725
August	6,823	6,249
September	8,382	7,996
October	9,781	9,759
November	11,326	11,238
December	12,634	12,386
January	13,775	
February	15,498	
March	17,381	
April	18,191	
May	18,196	
June	18,186	

### QUALITY

	Quantity	Base Number	Contract	AT	Region	England
% of FP17s for the same patient ID Re-attending within 3 months - Children	136	1,872	7.3%	10.0%	11.8%	12.0%
% of FP17s for the same patient ID Re-attending within 3 months - Adults	620	5,173	12.0%	14.9%	15.3%	15.9%
% of FP17s for the same patient ID Re-attending between 3 & 9 months - Children	1,076	1,872	57.5%	51.7%	59.1%	58.0%
% of FP17s for the same patient ID Re-attending between 3 & 9 months - Adults	2,857	5,173	55.2%	47.2%	51.5%	50.5%
% of FP17s for Band 1 Urgent Courses	507	6,646	7.6%	8.0%	8.0%	9.0%
% of FP17s Relating to Free Repair or Replacements	51	6,646	0.8%	0.7%	0.8%	0.8%
% of FP17s Relating to Continuations	36	6,646	0.5%	0.9%	1.1%	1.1%
% of Patients satisfied with the dentistry they have received	6	6	N/A	91.6%	91.6%	91.5%
% of Patients satisfied with the time they had to wait for an appointment	5	6	N/A	89.9%	88.3%	87.9%

\* This is based on patients treated on this contract for their most recent course of treatment. Figures in italics indicate the base number of FP17s or Patient Questionnaire responses are less than 100. N/A is shown where the base number of responses is less than 10 during the period. % is calculated as Quantity/Base number\*100

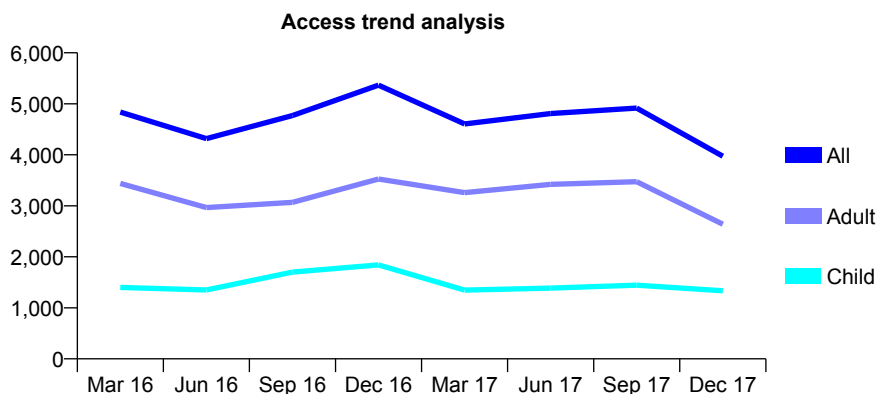
## Q54 - Vital Signs At a Glance Contract Report for 109843/0001 - December 2017

Name or company name	Amit A Duggal & Gurpreet K Duggal
Contract type name	GDS Contract
Purpose of contract	General
Contract start date	01/04/2013
Contract end date	

17/18 Contracted general activity (UDA)	11,000
Carry forward general activity (UDA)	0
17/18 Contracted orthodontic activity (UOA)	0
Carry forward orthodontic activity (UOA)	0
Baseline contract value	£286,365.23

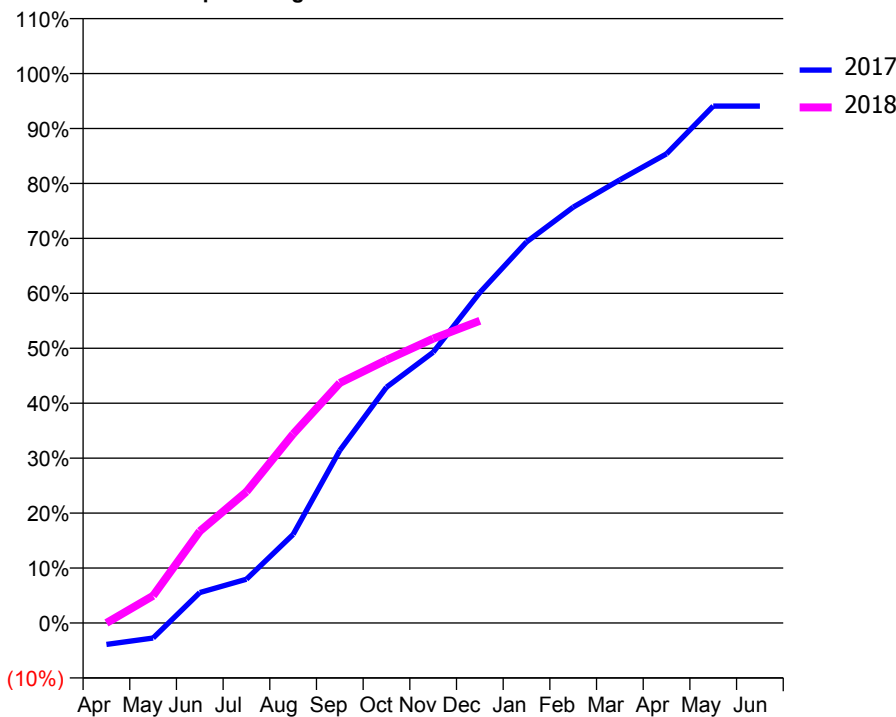
### ACCESS\*

Patients seen in 24 months	Total	Change since previous quarter
Quarter ending December 2016	5,366	
Quarter ending March 2017	4,606	↓
Quarter ending June 2017	4,808	↑
Quarter ending September 2017	4,916	↑
Quarter ending December 2017	3,972	↓
<b>Variance since December 2016</b>	<b>(26.0%)</b>	<b>↓</b>



### ACTIVITY

Cumulative percentage of contracted UDA delivered 2017 & 2018



Month	Adjusted Scheduled Activity (UDA)	
	2017	2018
April	-430	2
May	-302	547
June	610	1,837
July	876	2,629
August	1,773	3,785
September	3,456	4,806
October	4,721	5,264
November	5,421	5,692
December	6,615	6,050
January	7,627	
February	8,325	
March	8,870	
April	9,393	
May	10,347	
June	10,347	

### QUALITY

	Quantity	Base Number	Contract	AT	Region	England
% of FP17s for the same patient ID Re-attending within 3 months - Children	37	1,495	2.5%	10.0%	11.8%	12.0%
% of FP17s for the same patient ID Re-attending within 3 months - Adults	157	2,889	5.4%	14.9%	15.3%	15.9%
% of FP17s for the same patient ID Re-attending between 3 & 9 months - Children	418	1,495	28.0%	51.7%	59.1%	58.0%
% of FP17s for the same patient ID Re-attending between 3 & 9 months - Adults	929	2,889	32.2%	47.2%	51.5%	50.5%
% of FP17s for Band 1 Urgent Courses	133	3,561	3.7%	8.0%	8.0%	9.0%
% of FP17s Relating to Free Repair or Replacements	24	3,561	0.7%	0.7%	0.8%	0.8%
% of FP17s Relating to Continuations	8	3,561	0.2%	0.9%	1.1%	1.1%
% of Patients satisfied with the dentistry they have received	11	13	84.6%	91.6%	91.6%	91.5%
% of Patients satisfied with the time they had to wait for an appointment	13	13	100.0%	89.9%	88.3%	87.9%

\* This is based on patients treated on this contract for their most recent course of treatment. Figures in italics indicate the base number of FP17s or Patient Questionnaire responses are less than 100. N/A is shown where the base number of responses is less than 10 during the period. % is calculated as Quantity/Base number\*100

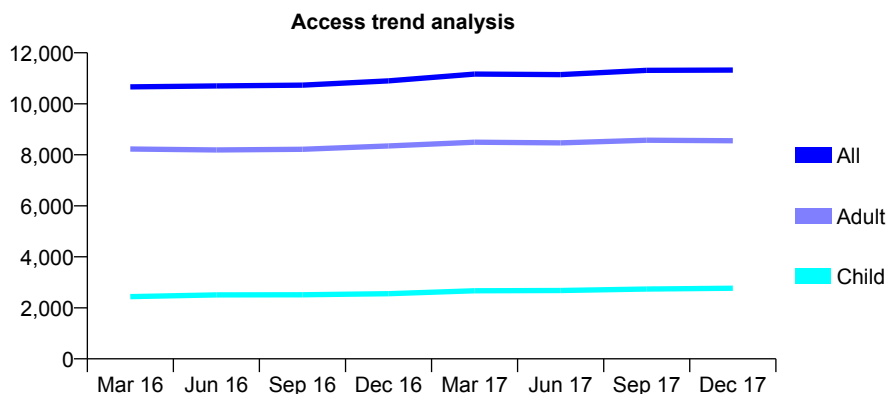
## Q54 - Vital Signs At a Glance Contract Report for 110272/0001 - December 2017

Name or company name	Miss R. Sharma
Contract type name	Pilot Contract
Purpose of contract	General and Orthodontic
Contract start date	01/04/2010
Contract end date	

17/18 Contracted general activity (UDA)	33,454
Carry forward general activity (UDA)	0
17/18 Contracted orthodontic activity (UOA)	1,250
Carry forward orthodontic activity (UOA)	0
Baseline contract value	£872,736.48

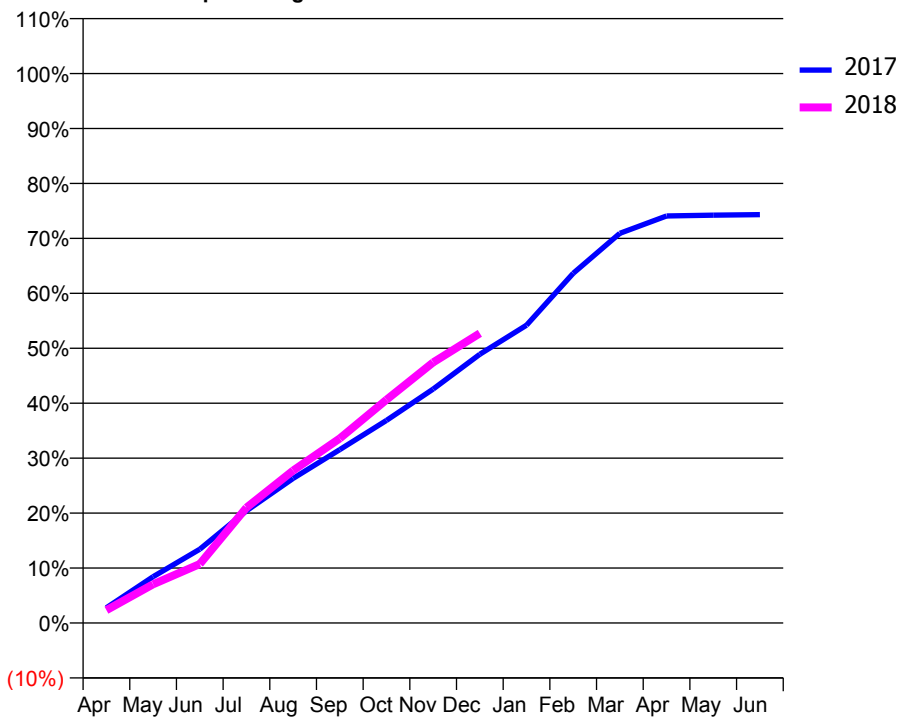
### ACCESS\*

Patients seen in 24 months	Total	Change since previous quarter
Quarter ending December 2016	10,901	
Quarter ending March 2017	11,165	↑
Quarter ending June 2017	11,147	→
Quarter ending September 2017	11,314	→
Quarter ending December 2017	11,325	→
<b>Variance since December 2016</b>	<b>3.9%</b>	<b>↑</b>



### ACTIVITY

Cumulative percentage of contracted UDA delivered 2017 & 2018



Month	Adjusted Scheduled Activity (UDA)	
	2017	2018
April	931	783
May	2,823	2,354
June	4,492	3,590
July	6,828	7,028
August	8,803	9,286
September	10,559	11,239
October	12,333	13,591
November	14,241	15,867
December	16,366	17,640
January	18,134	
February	21,290	
March	23,727	
April	24,778	
May	24,826	
June	24,862	

### QUALITY

	Quantity	Base Number	Contract	AT	Region	England
% of FP17s for the same patient ID Re-attending within 3 months - Children	211	2,904	7.3%	10.0%	11.8%	12.0%
% of FP17s for the same patient ID Re-attending within 3 months - Adults	1,362	7,532	18.1%	14.9%	15.3%	15.9%
% of FP17s for the same patient ID Re-attending between 3 & 9 months - Children	1,612	2,904	55.5%	51.7%	59.1%	58.0%
% of FP17s for the same patient ID Re-attending between 3 & 9 months - Adults	3,081	7,532	40.9%	47.2%	51.5%	50.5%
% of FP17s for Band 1 Urgent Courses	570	9,510	6.0%	8.0%	8.0%	9.0%
% of FP17s Relating to Free Repair or Replacements	130	9,510	1.4%	0.7%	0.8%	0.8%
% of FP17s Relating to Continuations	55	9,510	0.6%	0.9%	1.1%	1.1%
% of Patients satisfied with the dentistry they have received	4	4	N/A	91.6%	91.6%	91.5%
% of Patients satisfied with the time they had to wait for an appointment	4	4	N/A	89.9%	88.3%	87.9%

\* This is based on patients treated on this contract for their most recent course of treatment. Figures in italics indicate the base number of FP17s or Patient Questionnaire responses are less than 100. N/A is shown where the base number of responses is less than 10 during the period. % is calculated as Quantity/Base number\*100



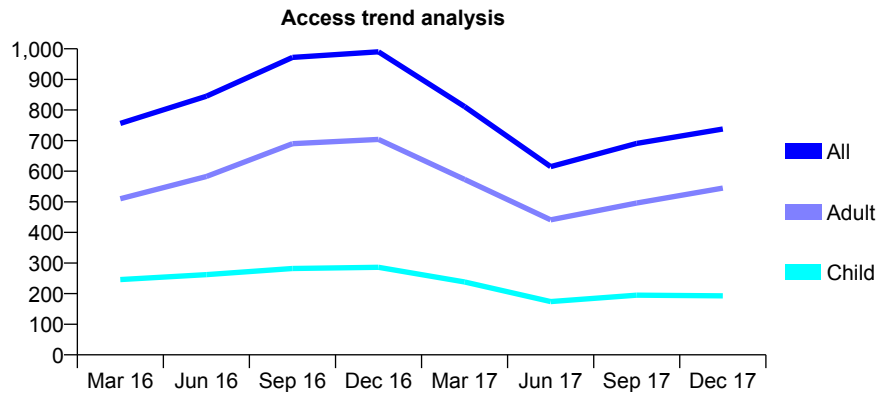
## Q54 - Vital Signs At a Glance Contract Report for 114421/0001 - December 2017

Name or company name	Hanji and Goel Partnership t/a Waterloo De
Contract type name	GDS Contract
Purpose of contract	General
Contract start date	01/09/2014
Contract end date	

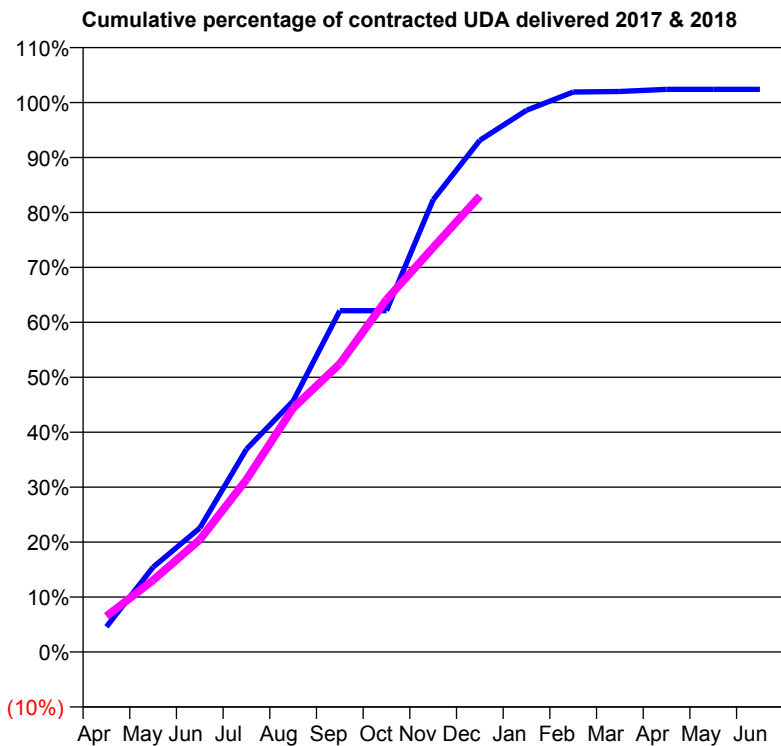
17/18 Contracted general activity (UDA)	3,078
Carry forward general activity (UDA)	-62
17/18 Contracted orthodontic activity (UOA)	0
Carry forward orthodontic activity (UOA)	0
Baseline contract value	£87,904.09

### ACCESS\*

Patients seen in 24 months	Total	Change since previous quarter
Quarter ending December 2016	990	
Quarter ending March 2017	811	↓
Quarter ending June 2017	615	↓
Quarter ending September 2017	691	↑
Quarter ending December 2017	738	↑
<b>Variance since December 2016</b>	<b>(25.5%)</b>	<b>↓</b>



### ACTIVITY



Month	Adjusted Scheduled Activity (UDA)	
	2017	2018
April	141	200
May	475	402
June	695	629
July	1,136	966
August	1,406	1,366
September	1,912	1,614
October	1,912	1,974
November	2,533	2,266
December	2,866	2,554
January	3,034	
February	3,137	
March	3,140	
April	3,152	
May	3,152	
June	3,152	

### QUALITY

	Quantity	Base Number	Contract	AT	Region	England
% of FP17s for the same patient ID Re-attending within 3 months - Children	4	153	2.6%	10.0%	11.8%	12.0%
% of FP17s for the same patient ID Re-attending within 3 months - Adults	60	467	12.8%	14.9%	15.3%	15.9%
% of FP17s for the same patient ID Re-attending between 3 & 9 months - Children	30	153	19.6%	51.7%	59.1%	58.0%
% of FP17s for the same patient ID Re-attending between 3 & 9 months - Adults	78	467	16.7%	47.2%	51.5%	50.5%
% of FP17s for Band 1 Urgent Courses	112	619	18.1%	8.0%	8.0%	9.0%
% of FP17s Relating to Free Repair or Replacements	7	619	1.1%	0.7%	0.8%	0.8%
% of FP17s Relating to Continuations	0	619	0.0%	0.9%	1.1%	1.1%
% of Patients satisfied with the dentistry they have received	0	0	N/A	91.6%	91.6%	91.5%
% of Patients satisfied with the time they had to wait for an appointment	0	0	N/A	89.9%	88.3%	87.9%

\* This is based on patients treated on this contract for their most recent course of treatment. Figures in italics indicate the base number of FP17s or Patient Questionnaire responses are less than 100. N/A is shown where the base number of responses is less than 10 during the period. % is calculated as Quantity/Base number\*100

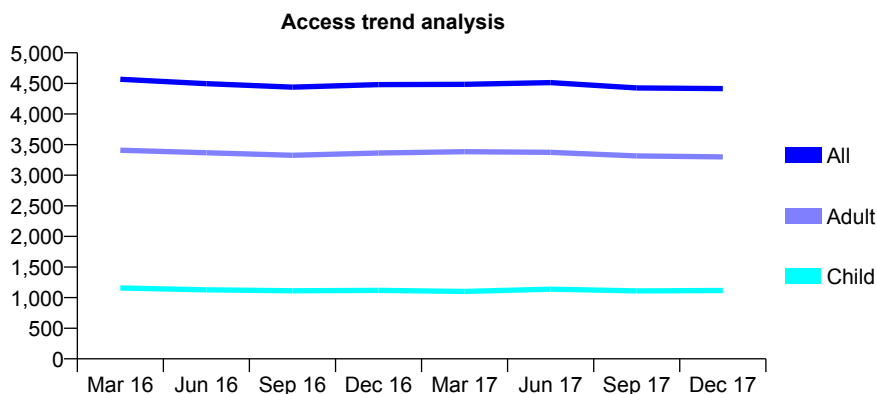
## Q54 - Vital Signs At a Glance Contract Report for 114634/0001 - December 2017

Name or company name	Addison/Addison GDS contract partnership
Contract type name	GDS Contract
Purpose of contract	General
Contract start date	01/04/2012
Contract end date	

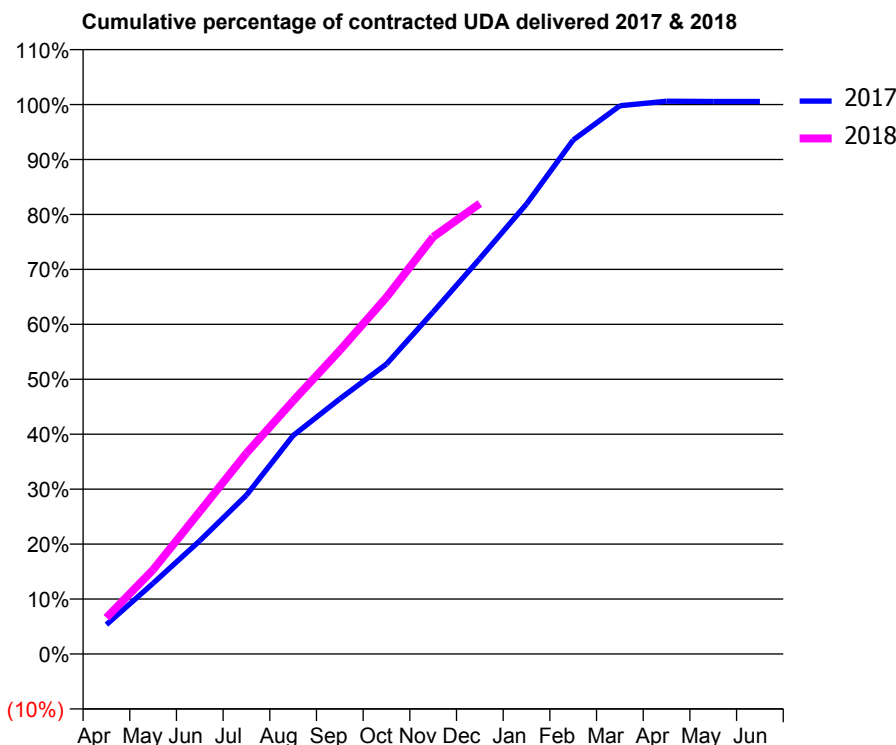
17/18 Contracted general activity (UDA)	11,547
Carry forward general activity (UDA)	-65
17/18 Contracted orthodontic activity (UOA)	0
Carry forward orthodontic activity (UOA)	0
Baseline contract value	£291,284.30

### ACCESS\*

Patients seen in 24 months	Total	Change since previous quarter
Quarter ending December 2016	4,480	
Quarter ending March 2017	4,485	→
Quarter ending June 2017	4,512	→
Quarter ending September 2017	4,425	↓
Quarter ending December 2017	4,416	→
<b>Variance since December 2016</b>	<b>(1.4%)</b>	<b>↓</b>



### ACTIVITY



Month	Adjusted Scheduled Activity (UDA)	
	2017	2018
April	617	762
May	1,486	1,773
June	2,381	2,993
July	3,340	4,221
August	4,591	5,319
September	5,361	6,379
October	6,093	7,496
November	7,190	8,763
December	8,308	9,466
January	9,456	
February	10,801	
March	11,522	
April	11,615	
May	11,612	
June	11,612	

### QUALITY

	Quantity	Base Number	Contract	AT	Region	England
% of FP17s for the same patient ID Re-attending within 3 months - Children	63	1,289	4.9%	10.0%	11.8%	12.0%
% of FP17s for the same patient ID Re-attending within 3 months - Adults	550	3,812	14.4%	14.9%	15.3%	15.9%
% of FP17s for the same patient ID Re-attending between 3 & 9 months - Children	888	1,289	68.9%	51.7%	59.1%	58.0%
% of FP17s for the same patient ID Re-attending between 3 & 9 months - Adults	2,220	3,812	58.2%	47.2%	51.5%	50.5%
% of FP17s for Band 1 Urgent Courses	209	5,072	4.1%	8.0%	8.0%	9.0%
% of FP17s Relating to Free Repair or Replacements	12	5,072	0.2%	0.7%	0.8%	0.8%
% of FP17s Relating to Continuations	107	5,072	2.1%	0.9%	1.1%	1.1%
% of Patients satisfied with the dentistry they have received	4	5	N/A	91.6%	91.6%	91.5%
% of Patients satisfied with the time they had to wait for an appointment	5	5	N/A	89.9%	88.3%	87.9%

\* This is based on patients treated on this contract for their most recent course of treatment. Figures in italics indicate the base number of FP17s or Patient Questionnaire responses are less than 100. N/A is shown where the base number of responses is less than 10 during the period. % is calculated as Quantity/Base number\*100

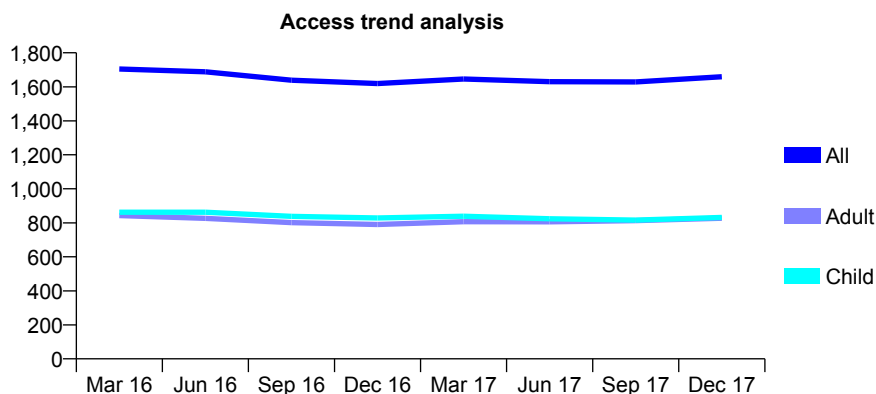
## Q54 - Vital Signs At a Glance Contract Report for 116343/0001 - December 2017

Name or company name	The Dental Surgery
Contract type name	GDS Contract
Purpose of contract	General
Contract start date	22/12/2010
Contract end date	

17/18 Contracted general activity (UDA)	6,221
Carry forward general activity (UDA)	-65
17/18 Contracted orthodontic activity (UOA)	0
Carry forward orthodontic activity (UOA)	0
Baseline contract value	£165,253.08

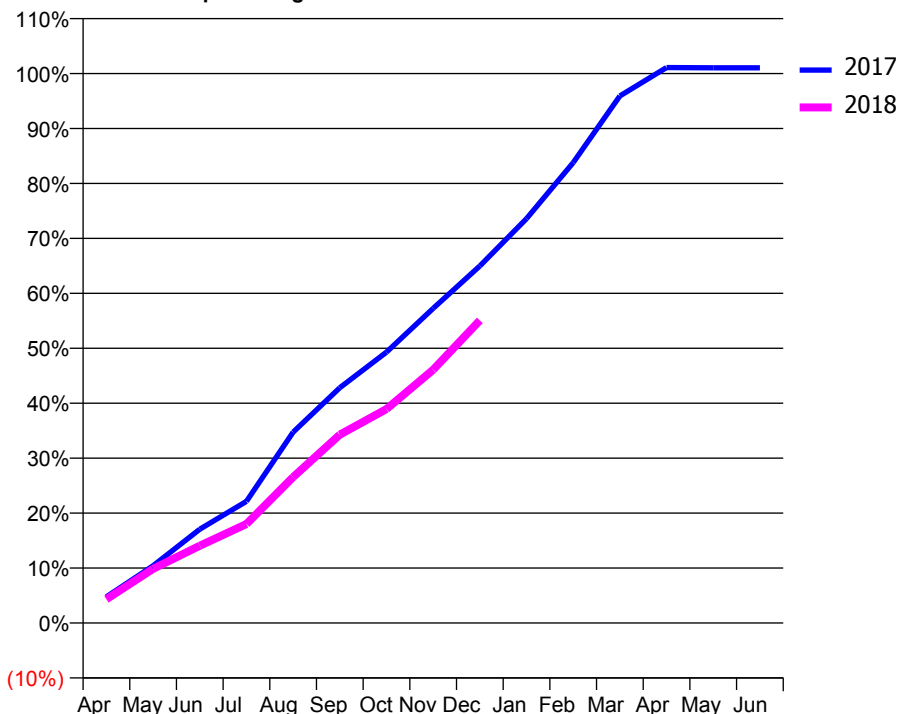
### ACCESS\*

Patients seen in 24 months	Total	Change since previous quarter
Quarter ending December 2016	1,619	
Quarter ending March 2017	1,646	→
Quarter ending June 2017	1,630	→
Quarter ending September 2017	1,629	→
Quarter ending December 2017	1,659	→
<b>Variance since December 2016</b>	<b>2.5%</b>	<b>↑</b>



### ACTIVITY

Cumulative percentage of contracted UDA delivered 2017 & 2018



Month	Adjusted Scheduled Activity (UDA)	
	2017	2018
April	297	270
May	648	613
June	1,062	875
July	1,378	1,122
August	2,162	1,652
September	2,663	2,132
October	3,067	2,422
November	3,562	2,867
December	4,041	3,426
January	4,578	
February	5,212	
March	5,967	
April	6,289	
May	6,286	
June	6,286	

### QUALITY

	Quantity	Base Number	Contract	AT	Region	England
% of FP17s for the same patient ID Re-attending within 3 months - Children	45	1,020	4.4%	10.0%	11.8%	12.0%
% of FP17s for the same patient ID Re-attending within 3 months - Adults	80	837	9.6%	14.9%	15.3%	15.9%
% of FP17s for the same patient ID Re-attending between 3 & 9 months - Children	778	1,020	76.3%	51.7%	59.1%	58.0%
% of FP17s for the same patient ID Re-attending between 3 & 9 months - Adults	530	837	63.3%	47.2%	51.5%	50.5%
% of FP17s for Band 1 Urgent Courses	89	1,751	5.1%	8.0%	8.0%	9.0%
% of FP17s Relating to Free Repair or Replacements	0	1,751	0.0%	0.7%	0.8%	0.8%
% of FP17s Relating to Continuations	1	1,751	0.1%	0.9%	1.1%	1.1%
% of Patients satisfied with the dentistry they have received	0	0	N/A	91.6%	91.6%	91.5%
% of Patients satisfied with the time they had to wait for an appointment	0	0	N/A	89.9%	88.3%	87.9%

\* This is based on patients treated on this contract for their most recent course of treatment. Figures in italics indicate the base number of FP17s or Patient Questionnaire responses are less than 100. N/A is shown where the base number of responses is less than 10 during the period. % is calculated as Quantity/Base number\*100

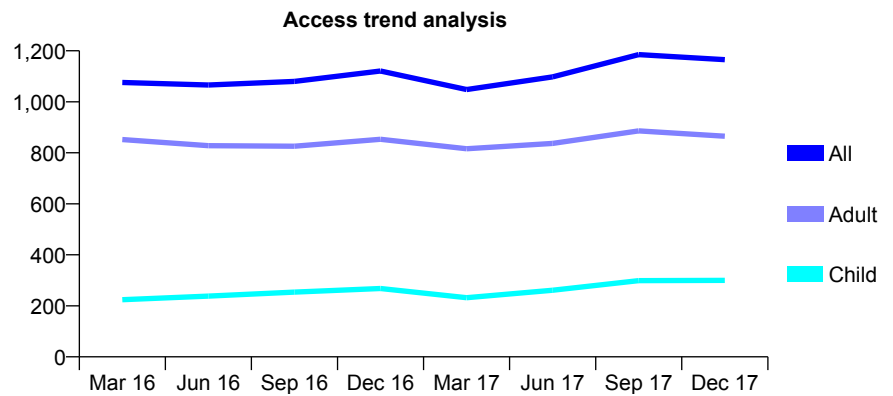
## Q54 - Vital Signs At a Glance Contract Report for 116351/0001 - December 2017

Name or company name	Hillary Street Dental Practice
Contract type name	GDS Contract
Purpose of contract	General
Contract start date	01/04/2011
Contract end date	

17/18 Contracted general activity (UDA)	3,560
Carry forward general activity (UDA)	-64
17/18 Contracted orthodontic activity (UOA)	0
Carry forward orthodontic activity (UOA)	0
Baseline contract value	£84,884.92

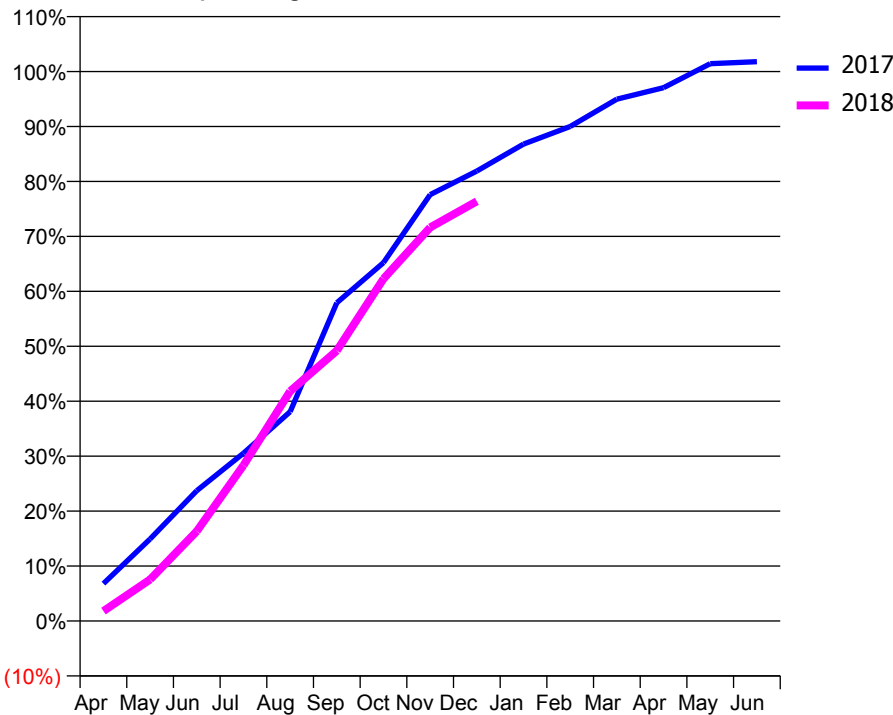
### ACCESS\*

Patients seen in 24 months	Total	Change since previous quarter
Quarter ending December 2016	1,121	
Quarter ending March 2017	1,048	↓
Quarter ending June 2017	1,098	↑
Quarter ending September 2017	1,185	↑
Quarter ending December 2017	1,165	↓
<b>Variance since December 2016</b>	<b>3.9%</b>	<b>↑</b>



### ACTIVITY

Cumulative percentage of contracted UDA delivered 2017 & 2018



Month	Adjusted Scheduled Activity (UDA)	
	2017	2018
April	242	64
May	532	269
June	844	582
July	1,087	1,008
August	1,356	1,489
September	2,061	1,752
October	2,322	2,217
November	2,762	2,550
December	2,916	2,719
January	3,090	
February	3,204	
March	3,381	
April	3,456	
May	3,611	
June	3,624	

### QUALITY

	Quantity	Base Number	Contract	AT	Region	England
% of FP17s for the same patient ID Re-attending within 3 months - Children	9	253	3.6%	10.0%	11.8%	12.0%
% of FP17s for the same patient ID Re-attending within 3 months - Adults	73	717	10.2%	14.9%	15.3%	15.9%
% of FP17s for the same patient ID Re-attending between 3 & 9 months - Children	26	253	10.3%	51.7%	59.1%	58.0%
% of FP17s for the same patient ID Re-attending between 3 & 9 months - Adults	116	717	16.2%	47.2%	51.5%	50.5%
% of FP17s for Band 1 Urgent Courses	100	892	11.2%	8.0%	8.0%	9.0%
% of FP17s Relating to Free Repair or Replacements	3	892	0.3%	0.7%	0.8%	0.8%
% of FP17s Relating to Continuations	11	892	1.2%	0.9%	1.1%	1.1%
% of Patients satisfied with the dentistry they have received	0	0	N/A	91.6%	91.6%	91.5%
% of Patients satisfied with the time they had to wait for an appointment	0	0	N/A	89.9%	88.3%	87.9%

\* This is based on patients treated on this contract for their most recent course of treatment. Figures in italics indicate the base number of FP17s or Patient Questionnaire responses are less than 100. N/A is shown where the base number of responses is less than 10 during the period. % is calculated as Quantity/Base number\*100

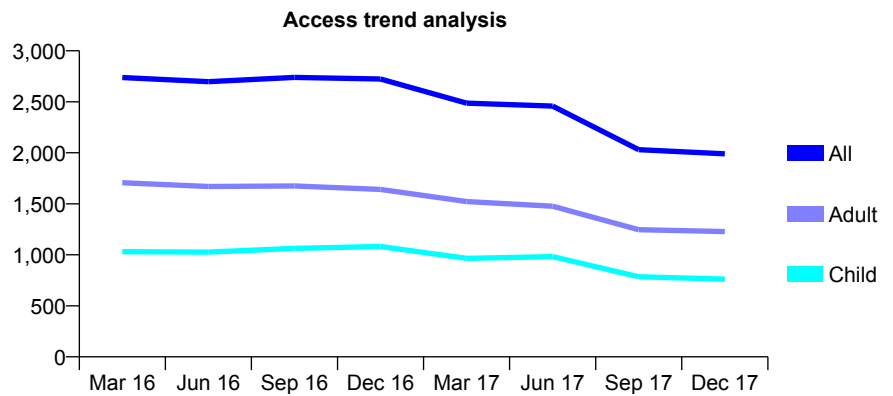
## Q54 - Vital Signs At a Glance Contract Report for 116661/0001 - December 2017

Name or company name	Springfield Dental Practice
Contract type name	GDS Contract
Purpose of contract	General
Contract start date	01/01/2009
Contract end date	

17/18 Contracted general activity (UDA)	8,176
Carry forward general activity (UDA)	-143
17/18 Contracted orthodontic activity (UOA)	0
Carry forward orthodontic activity (UOA)	0
Baseline contract value	£168,046.84

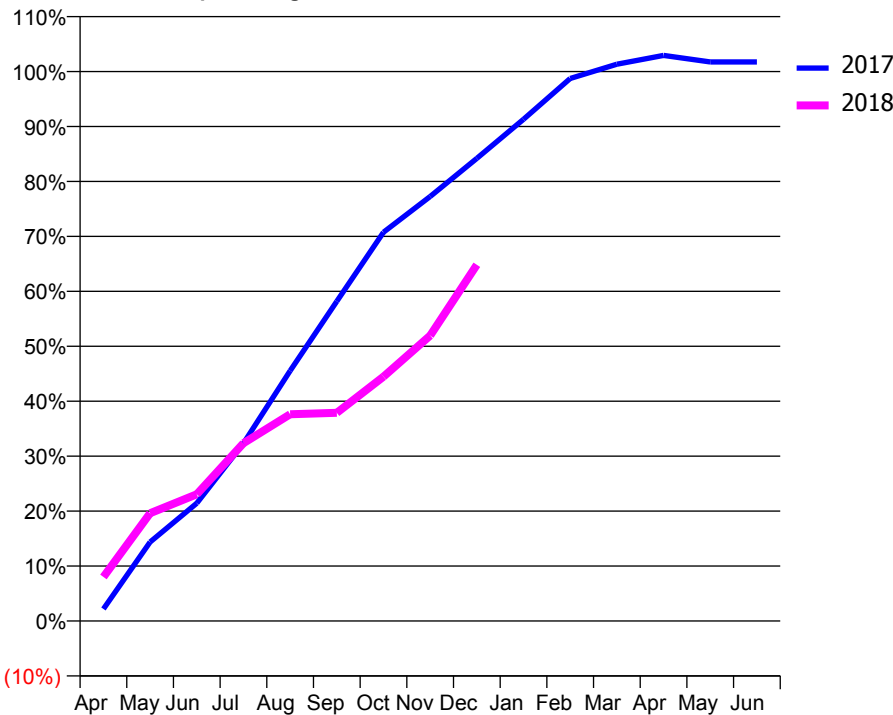
### ACCESS\*

Patients seen in 24 months	Total	Change since previous quarter
Quarter ending December 2016	2,723	
Quarter ending March 2017	2,487	↓
Quarter ending June 2017	2,458	↓
Quarter ending September 2017	2,031	↓
Quarter ending December 2017	1,990	↓
<b>Variance since December 2016</b>	<b>(26.9%)</b>	<b>↓</b>



### ACTIVITY

Cumulative percentage of contracted UDA delivered 2017 & 2018



Month	Adjusted Scheduled Activity (UDA)	
	2017	2018
April	179	655
May	1,176	1,604
June	1,752	1,886
July	2,643	2,645
August	3,722	3,077
September	4,757	3,099
October	5,785	3,636
November	6,316	4,247
December	6,884	5,301
January	7,464	
February	8,072	
March	8,285	
April	8,416	
May	8,319	
June	8,319	

### QUALITY

	Quantity	Base Number	Contract	AT	Region	England
% of FP17s for the same patient ID Re-attending within 3 months - Children	26	664	3.9%	10.0%	11.8%	12.0%
% of FP17s for the same patient ID Re-attending within 3 months - Adults	85	951	8.9%	14.9%	15.3%	15.9%
% of FP17s for the same patient ID Re-attending between 3 & 9 months - Children	216	664	32.5%	51.7%	59.1%	58.0%
% of FP17s for the same patient ID Re-attending between 3 & 9 months - Adults	325	951	34.2%	47.2%	51.5%	50.5%
% of FP17s for Band 1 Urgent Courses	37	1,615	2.3%	8.0%	8.0%	9.0%
% of FP17s Relating to Free Repair or Replacements	3	1,615	0.2%	0.7%	0.8%	0.8%
% of FP17s Relating to Continuations	6	1,615	0.4%	0.9%	1.1%	1.1%
% of Patients satisfied with the dentistry they have received	0	0	N/A	91.6%	91.6%	91.5%
% of Patients satisfied with the time they had to wait for an appointment	0	0	N/A	89.9%	88.3%	87.9%

\* This is based on patients treated on this contract for their most recent course of treatment. Figures in italics indicate the base number of FP17s or Patient Questionnaire responses are less than 100. N/A is shown where the base number of responses is less than 10 during the period. % is calculated as Quantity/Base number\*100

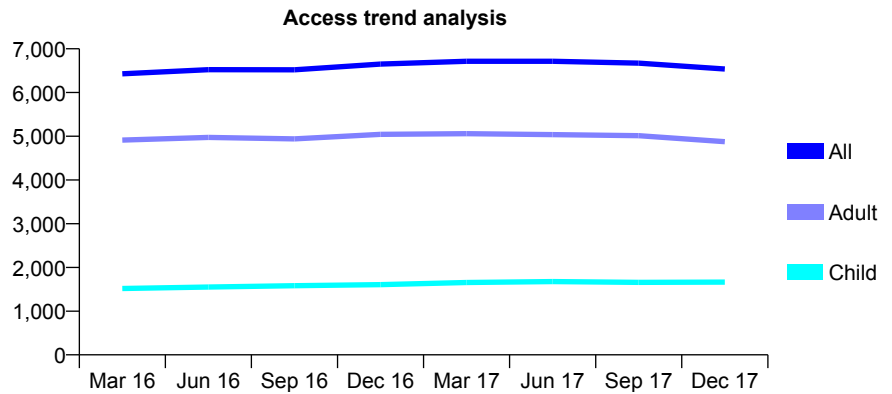
## Q54 - Vital Signs At a Glance Contract Report for 120707/0001 - December 2017

Name or company name	Kings Norton Dental Practice
Contract type name	GDS Contract
Purpose of contract	General
Contract start date	28/06/2013
Contract end date	

17/18 Contracted general activity (UDA)	18,339
Carry forward general activity (UDA)	-367
17/18 Contracted orthodontic activity (UOA)	0
Carry forward orthodontic activity (UOA)	0
Baseline contract value	£460,881.47

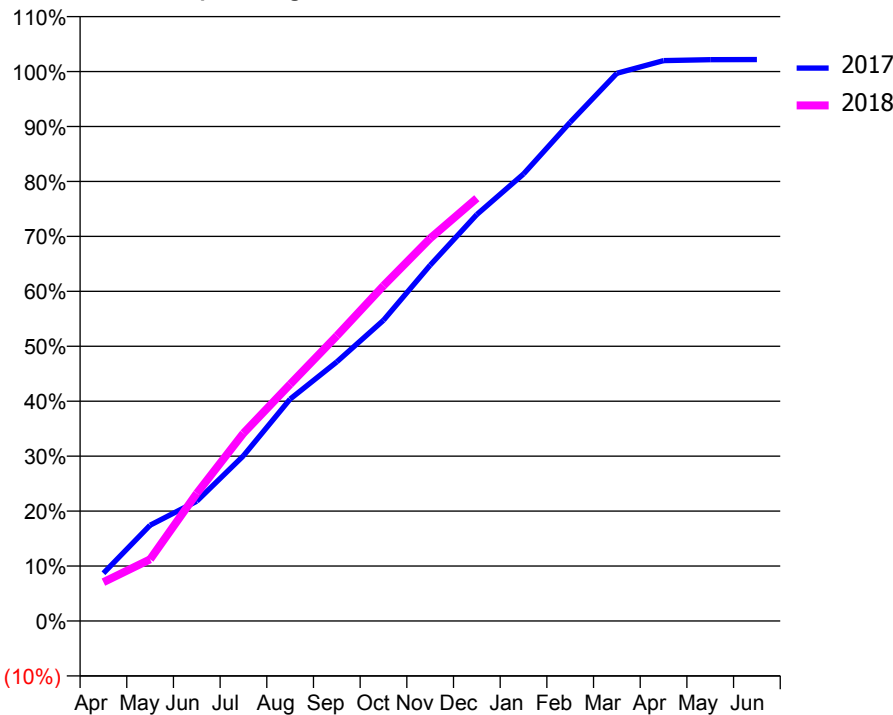
### ACCESS\*

Patients seen in 24 months	Total	Change since previous quarter
Quarter ending December 2016	6,650	
Quarter ending March 2017	6,714	→
Quarter ending June 2017	6,714	→
Quarter ending September 2017	6,672	→
Quarter ending December 2017	6,538	↓
<b>Variance since December 2016</b>	<b>(1.7%)</b>	<b>↓</b>



### ACTIVITY

Cumulative percentage of contracted UDA delivered 2017 & 2018



Month	Adjusted Scheduled Activity (UDA)	
	2017	2018
April	1,593	1,299
May	3,197	2,059
June	4,000	4,260
July	5,515	6,270
August	7,406	7,903
September	8,647	9,516
October	10,038	11,192
November	11,875	12,771
December	13,565	14,109
January	14,919	
February	16,644	
March	18,278	
April	18,705	
May	18,736	
June	18,738	

### QUALITY

	Quantity	Base Number	Contract	AT	Region	England
% of FP17s for the same patient ID Re-attending within 3 months - Children	85	1,627	5.2%	10.0%	11.8%	12.0%
% of FP17s for the same patient ID Re-attending within 3 months - Adults	661	4,788	13.8%	14.9%	15.3%	15.9%
% of FP17s for the same patient ID Re-attending between 3 & 9 months - Children	918	1,627	56.4%	51.7%	59.1%	58.0%
% of FP17s for the same patient ID Re-attending between 3 & 9 months - Adults	2,562	4,788	53.5%	47.2%	51.5%	50.5%
% of FP17s for Band 1 Urgent Courses	378	6,194	6.1%	8.0%	8.0%	9.0%
% of FP17s Relating to Free Repair or Replacements	49	6,194	0.8%	0.7%	0.8%	0.8%
% of FP17s Relating to Continuations	91	6,194	1.5%	0.9%	1.1%	1.1%
% of Patients satisfied with the dentistry they have received	5	5	N/A	91.6%	91.6%	91.5%
% of Patients satisfied with the time they had to wait for an appointment	4	5	N/A	89.9%	88.3%	87.9%

\* This is based on patients treated on this contract for their most recent course of treatment. Figures in italics indicate the base number of FP17s or Patient Questionnaire responses are less than 100. N/A is shown where the base number of responses is less than 10 during the period. % is calculated as Quantity/Base number\*100

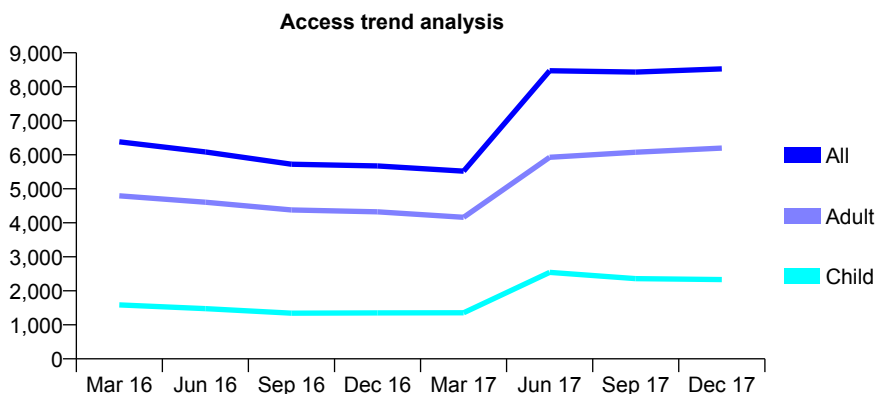
## Q54 - Vital Signs At a Glance Contract Report for 121444/0001 - December 2017

Name or company name	South Road Dental Practice
Contract type name	Pilot Contract
Purpose of contract	General
Contract start date	01/04/2009
Contract end date	

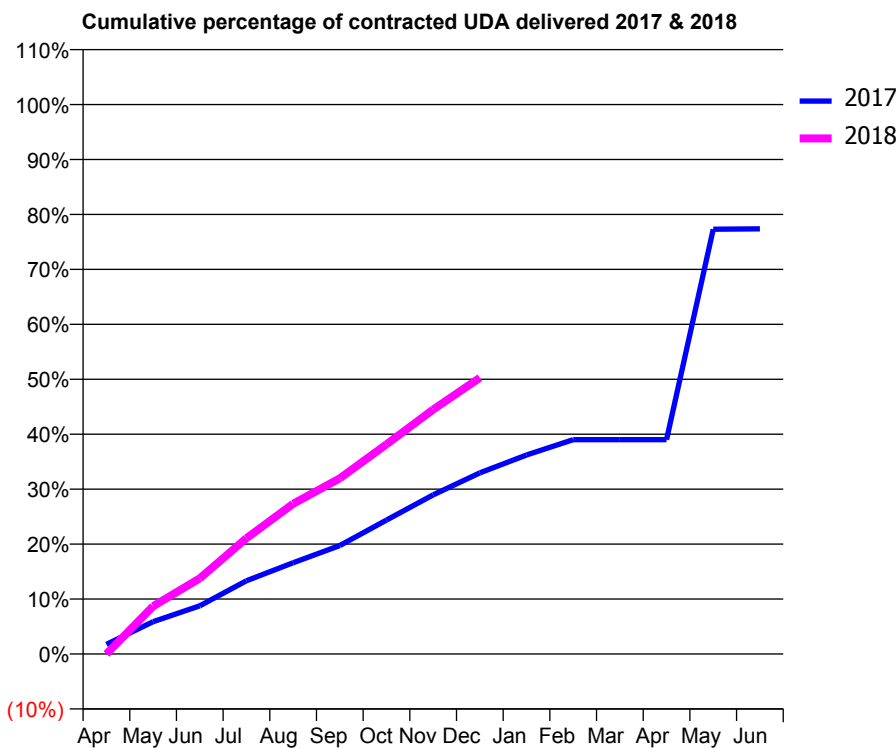
17/18 Contracted general activity (UDA)	25,349
Carry forward general activity (UDA)	0
17/18 Contracted orthodontic activity (UOA)	0
Carry forward orthodontic activity (UOA)	0
Baseline contract value	£615,573.97

### ACCESS\*

Patients seen in 24 months	Total	Change since previous quarter
Quarter ending December 2016	5,674	
Quarter ending March 2017	5,520	↓
Quarter ending June 2017	8,473	↑
Quarter ending September 2017	8,435	→
Quarter ending December 2017	8,527	→
<b>Variance since December 2016</b>	<b>50.3%</b>	<b>↑</b>



### ACTIVITY



Month	Adjusted Scheduled Activity (UDA)	
	2017	2018
April	444	0
May	1,494	2,203
June	2,226	3,488
July	3,379	5,345
August	4,211	6,927
September	5,003	8,106
October	6,181	9,671
November	7,340	11,281
December	8,355	12,743
January	9,181	
February	9,889	
March	9,889	
April	9,889	
May	19,593	
June	19,612	

### QUALITY

	Quantity	Base Number	Contract	AT	Region	England
% of FP17s for the same patient ID Re-attending within 3 months - Children	251	5,136	4.9%	10.0%	11.8%	12.0%
% of FP17s for the same patient ID Re-attending within 3 months - Adults	1,634	12,264	13.3%	14.9%	15.3%	15.9%
% of FP17s for the same patient ID Re-attending between 3 & 9 months - Children	2,429	5,136	47.3%	51.7%	59.1%	58.0%
% of FP17s for the same patient ID Re-attending between 3 & 9 months - Adults	6,024	12,264	49.1%	47.2%	51.5%	50.5%
% of FP17s for Band 1 Urgent Courses	549	7,742	7.1%	8.0%	8.0%	9.0%
% of FP17s Relating to Free Repair or Replacements	75	7,742	1.0%	0.7%	0.8%	0.8%
% of FP17s Relating to Continuations	75	7,742	1.0%	0.9%	1.1%	1.1%
% of Patients satisfied with the dentistry they have received	7	8	N/A	91.6%	91.6%	91.5%
% of Patients satisfied with the time they had to wait for an appointment	8	8	N/A	89.9%	88.3%	87.9%

\* This is based on patients treated on this contract for their most recent course of treatment. Figures in italics indicate the base number of FP17s or Patient Questionnaire responses are less than 100. N/A is shown where the base number of responses is less than 10 during the period. % is calculated as Quantity/Base number\*100



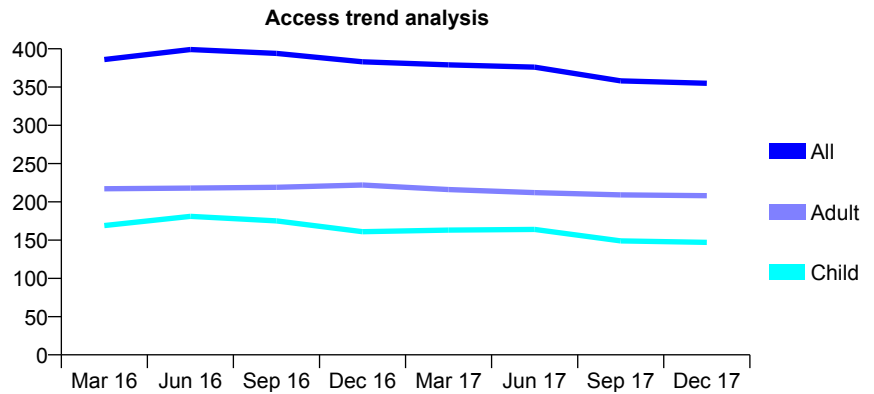
## Q54 - Vital Signs At a Glance Contract Report for 121452/0001 - December 2017

Name or company name	Kassam GDS Contract Partnership
Contract type name	GDS Contract
Purpose of contract	General
Contract start date	01/02/2013
Contract end date	

17/18 Contracted general activity (UDA)	1,000
Carry forward general activity (UDA)	17
17/18 Contracted orthodontic activity (UOA)	0
Carry forward orthodontic activity (UOA)	0
Baseline contract value	£28,256.88

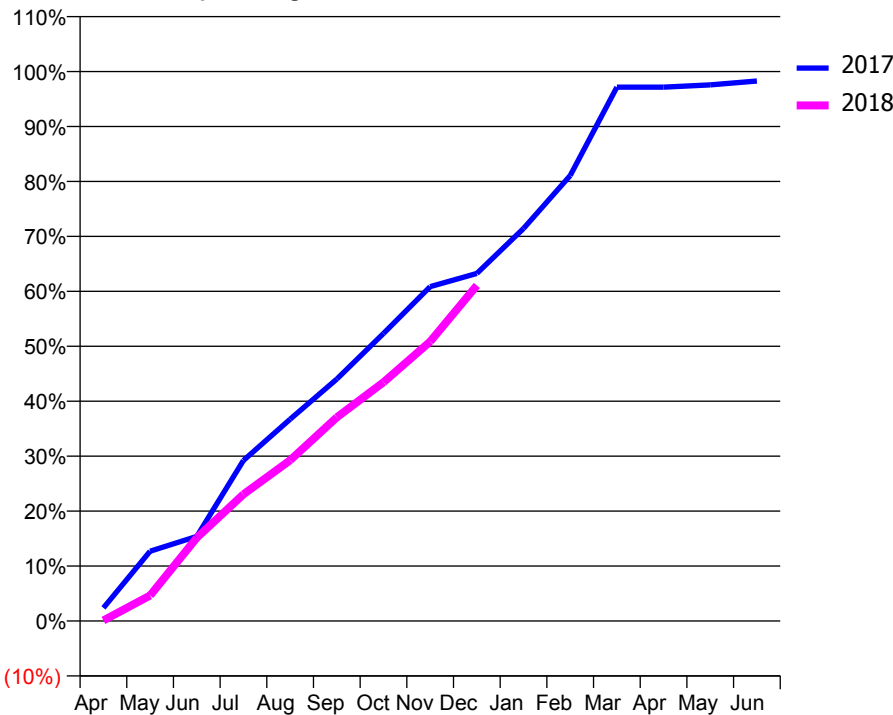
### ACCESS\*

Patients seen in 24 months	Total	Change since previous quarter
Quarter ending December 2016	383	
Quarter ending March 2017	379	↓
Quarter ending June 2017	376	→
Quarter ending September 2017	358	↓
Quarter ending December 2017	355	→
<b>Variance since December 2016</b>	<b>(7.3%)</b>	<b>↓</b>



### ACTIVITY

Cumulative percentage of contracted UDA delivered 2017 & 2018



Month	Adjusted Scheduled Activity (UDA)	
	2017	2018
April	24	1
May	127	46
June	154	152
July	292	231
August	367	293
September	440	371
October	523	435
November	608	509
December	632	611
January	714	
February	811	
March	972	
April	972	
May	976	
June	983	

### QUALITY

	Quantity	Base Number	Contract	AT	Region	England
% of FP17s for the same patient ID Re-attending within 3 months - Children	4	132	3.0%	10.0%	11.8%	12.0%
% of FP17s for the same patient ID Re-attending within 3 months - Adults	10	160	6.3%	14.9%	15.3%	15.9%
% of FP17s for the same patient ID Re-attending between 3 & 9 months - Children	58	132	43.9%	51.7%	59.1%	58.0%
% of FP17s for the same patient ID Re-attending between 3 & 9 months - Adults	77	160	48.1%	47.2%	51.5%	50.5%
% of FP17s for Band 1 Urgent Courses	3	285	1.1%	8.0%	8.0%	9.0%
% of FP17s Relating to Free Repair or Replacements	1	285	0.4%	0.7%	0.8%	0.8%
% of FP17s Relating to Continuations	2	285	0.7%	0.9%	1.1%	1.1%
% of Patients satisfied with the dentistry they have received	0	0	N/A	91.6%	91.6%	91.5%
% of Patients satisfied with the time they had to wait for an appointment	0	0	N/A	89.9%	88.3%	87.9%

\* This is based on patients treated on this contract for their most recent course of treatment. Figures in italics indicate the base number of FP17s or Patient Questionnaire responses are less than 100. N/A is shown where the base number of responses is less than 10 during the period. % is calculated as Quantity/Base number\*100

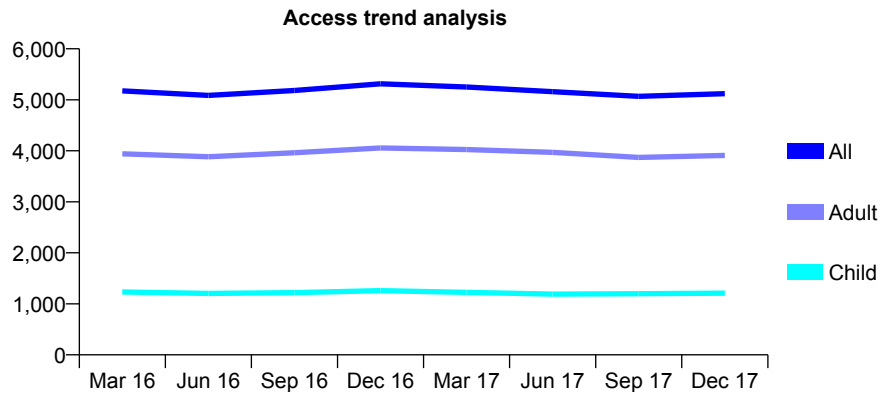
## Q54 - Vital Signs At a Glance Contract Report for 121460/0001 - December 2017

Name or company name	Rooprai-Rooprai and Associates
Contract type name	GDS Contract
Purpose of contract	General
Contract start date	01/12/2011
Contract end date	

17/18 Contracted general activity (UDA)	14,616
Carry forward general activity (UDA)	-293
17/18 Contracted orthodontic activity (UOA)	0
Carry forward orthodontic activity (UOA)	0
Baseline contract value	£402,253.76

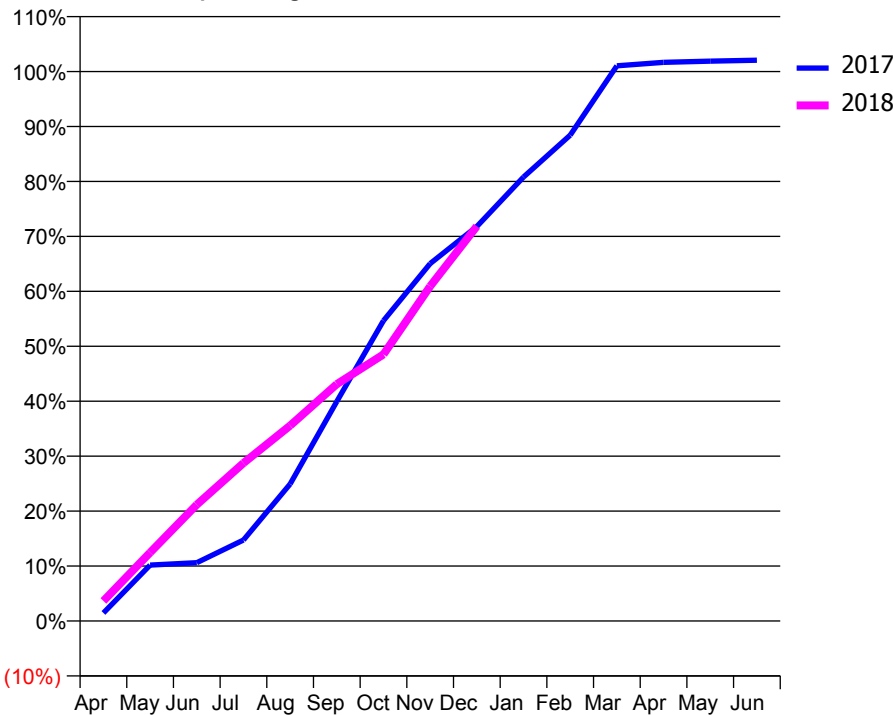
### ACCESS\*

Patients seen in 24 months	Total	Change since previous quarter
Quarter ending December 2016	5,313	
Quarter ending March 2017	5,251	↓
Quarter ending June 2017	5,160	↓
Quarter ending September 2017	5,069	↓
Quarter ending December 2017	5,119	→
<b>Variance since December 2016</b>	<b>(3.7%)</b>	<b>↓</b>



### ACTIVITY

Cumulative percentage of contracted UDA delivered 2017 & 2018



Month	Adjusted Scheduled Activity (UDA)	
	2017	2018
April	215	535
May	1,487	1,821
June	1,553	3,093
July	2,156	4,200
August	3,643	5,197
September	5,841	6,301
October	7,991	7,091
November	9,507	8,905
December	10,492	10,501
January	11,808	
February	12,922	
March	14,767	
April	14,860	
May	14,893	
June	14,916	

### QUALITY

	Quantity	Base Number	Contract	AT	Region	England
% of FP17s for the same patient ID Re-attending within 3 months - Children	38	1,050	3.6%	10.0%	11.8%	12.0%
% of FP17s for the same patient ID Re-attending within 3 months - Adults	365	3,494	10.4%	14.9%	15.3%	15.9%
% of FP17s for the same patient ID Re-attending between 3 & 9 months - Children	522	1,050	49.7%	51.7%	59.1%	58.0%
% of FP17s for the same patient ID Re-attending between 3 & 9 months - Adults	1,803	3,494	51.6%	47.2%	51.5%	50.5%
% of FP17s for Band 1 Urgent Courses	127	4,467	2.8%	8.0%	8.0%	9.0%
% of FP17s Relating to Free Repair or Replacements	20	4,467	0.4%	0.7%	0.8%	0.8%
% of FP17s Relating to Continuations	23	4,467	0.5%	0.9%	1.1%	1.1%
% of Patients satisfied with the dentistry they have received	7	7	N/A	91.6%	91.6%	91.5%
% of Patients satisfied with the time they had to wait for an appointment	5	7	N/A	89.9%	88.3%	87.9%

\* This is based on patients treated on this contract for their most recent course of treatment. Figures in italics indicate the base number of FP17s or Patient Questionnaire responses are less than 100. N/A is shown where the base number of responses is less than 10 during the period. % is calculated as Quantity/Base number\*100

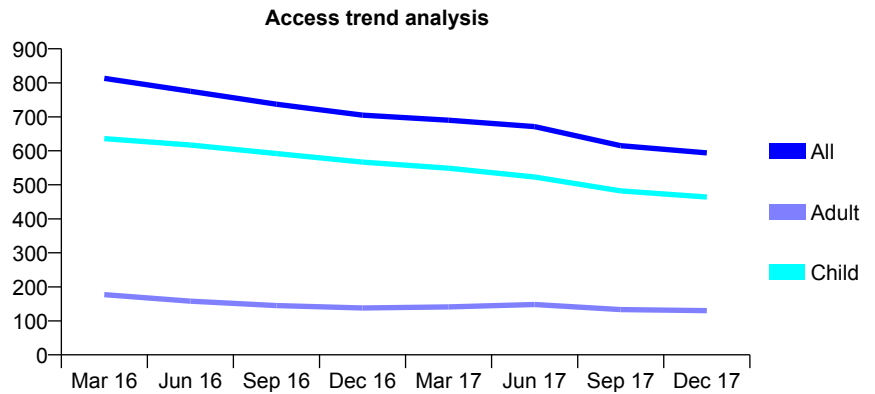
## Q54 - Vital Signs At a Glance Contract Report for 122068/0001 - December 2017

Name or company name	Jandu, Bhambra and Payne
Contract type name	GDS Contract
Purpose of contract	General and Orthodontic
Contract start date	01/04/2014
Contract end date	

17/18 Contracted general activity (UDA)	1,413
Carry forward general activity (UDA)	0
17/18 Contracted orthodontic activity (UOA)	534
Carry forward orthodontic activity (UOA)	0
Baseline contract value	£71,249.98

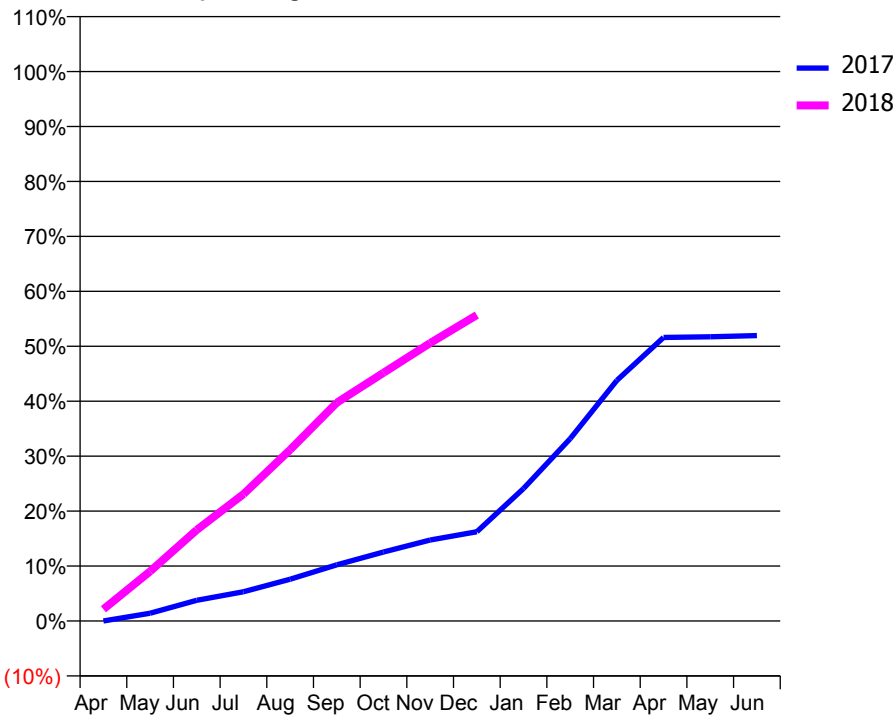
### ACCESS\*

Patients seen in 24 months	Total	Change since previous quarter
Quarter ending December 2016	705	
Quarter ending March 2017	690	↓
Quarter ending June 2017	671	↓
Quarter ending September 2017	615	↓
Quarter ending December 2017	594	↓
<b>Variance since December 2016</b>	<b>(15.7%)</b>	<b>↓</b>



### ACTIVITY

Cumulative percentage of contracted UDA delivered 2017 & 2018



Month	Adjusted Scheduled Activity (UDA)	
	2017	2018
April	0	30
May	20	128
June	53	234
July	75	326
August	107	440
September	144	562
October	177	638
November	208	715
December	229	787
January	341	
February	469	
March	619	
April	729	
May	731	
June	734	

### QUALITY

	Quantity	Base Number	Contract	AT	Region	England
% of FP17s for the same patient ID Re-attending within 3 months - Children	38	513	7.4%	10.0%	11.8%	12.0%
% of FP17s for the same patient ID Re-attending within 3 months - Adults	14	109	12.8%	14.9%	15.3%	15.9%
% of FP17s for the same patient ID Re-attending between 3 & 9 months - Children	240	513	46.8%	51.7%	59.1%	58.0%
% of FP17s for the same patient ID Re-attending between 3 & 9 months - Adults	28	109	25.7%	47.2%	51.5%	50.5%
% of FP17s for Band 1 Urgent Courses	14	511	2.7%	8.0%	8.0%	9.0%
% of FP17s Relating to Free Repair or Replacements	0	511	0.0%	0.7%	0.8%	0.8%
% of FP17s Relating to Continuations	9	511	1.8%	0.9%	1.1%	1.1%
% of Patients satisfied with the dentistry they have received	0	0	N/A	91.6%	91.6%	91.5%
% of Patients satisfied with the time they had to wait for an appointment	0	0	N/A	89.9%	88.3%	87.9%

\* This is based on patients treated on this contract for their most recent course of treatment. Figures in italics indicate the base number of FP17s or Patient Questionnaire responses are less than 100. N/A is shown where the base number of responses is less than 10 during the period. % is calculated as Quantity/Base number\*100

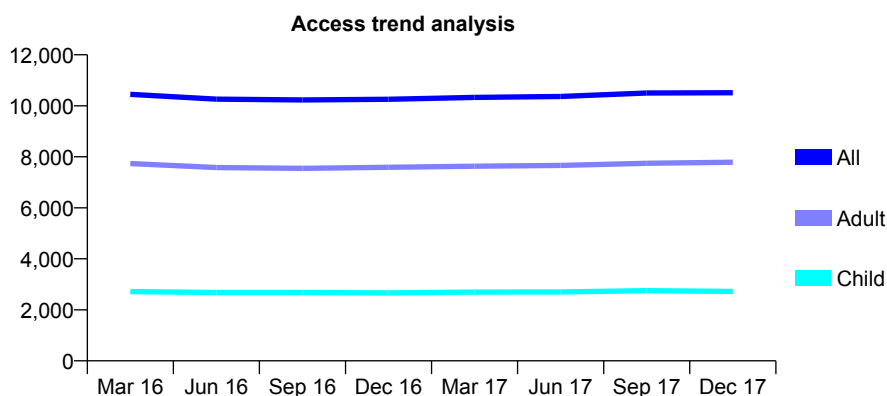
## Q54 - Vital Signs At a Glance Contract Report for 122084/0001 - December 2017

Name or company name	Antrim House Dental Practice
Contract type name	GDS Contract
Purpose of contract	General
Contract start date	01/08/2012
Contract end date	

17/18 Contracted general activity (UDA)	36,131
Carry forward general activity (UDA)	0
17/18 Contracted orthodontic activity (UOA)	0
Carry forward orthodontic activity (UOA)	0
Baseline contract value	£944,071.80

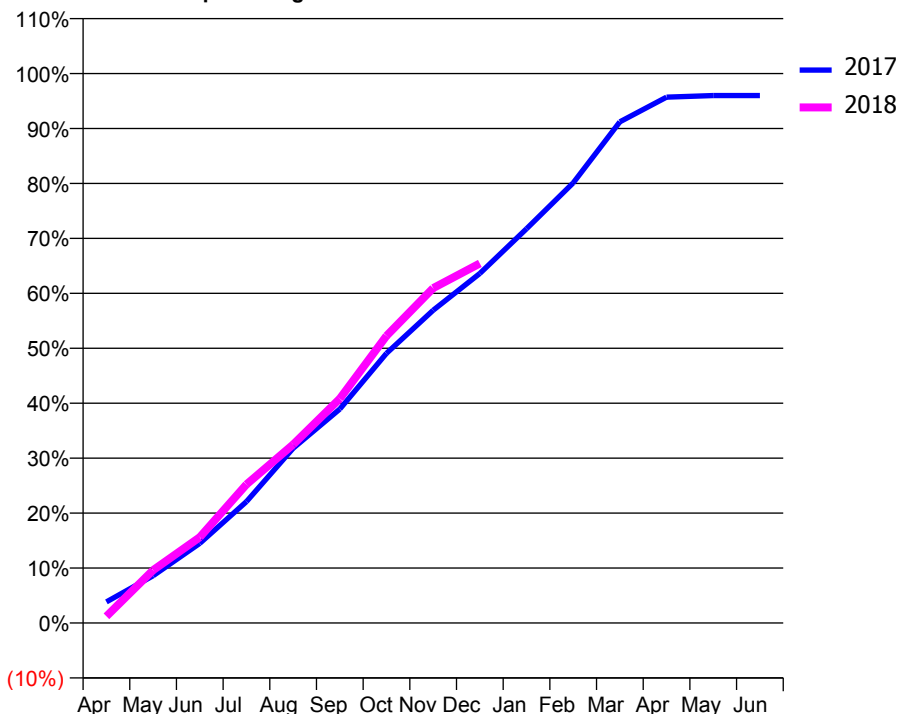
### ACCESS\*

Patients seen in 24 months	Total	Change since previous quarter
Quarter ending December 2016	10,256	
Quarter ending March 2017	10,330	→
Quarter ending June 2017	10,365	→
Quarter ending September 2017	10,501	→
Quarter ending December 2017	10,510	→
<b>Variance since December 2016</b>	<b>2.5%</b>	<b>↑</b>



### ACTIVITY

Cumulative percentage of contracted UDA delivered 2017 & 2018



Month	Adjusted Scheduled Activity (UDA)	
	2017	2018
April	1,389	445
May	3,112	3,477
June	5,236	5,646
July	7,980	9,114
August	11,486	11,736
September	14,068	14,751
October	17,733	18,885
November	20,567	22,023
December	22,982	23,642
January	25,920	
February	28,934	
March	32,954	
April	34,576	
May	34,679	
June	34,680	

### QUALITY

	Quantity	Base Number	Contract	AT	Region	England
% of FP17s for the same patient ID Re-attending within 3 months - Children	230	2,885	8.0%	10.0%	11.8%	12.0%
% of FP17s for the same patient ID Re-attending within 3 months - Adults	1,442	8,227	17.5%	14.9%	15.3%	15.9%
% of FP17s for the same patient ID Re-attending between 3 & 9 months - Children	1,697	2,885	58.8%	51.7%	59.1%	58.0%
% of FP17s for the same patient ID Re-attending between 3 & 9 months - Adults	4,400	8,227	53.5%	47.2%	51.5%	50.5%
% of FP17s for Band 1 Urgent Courses	1,122	10,482	10.7%	8.0%	8.0%	9.0%
% of FP17s Relating to Free Repair or Replacements	58	10,482	0.6%	0.7%	0.8%	0.8%
% of FP17s Relating to Continuations	79	10,482	0.8%	0.9%	1.1%	1.1%
% of Patients satisfied with the dentistry they have received	11	11	100.0%	91.6%	91.6%	91.5%
% of Patients satisfied with the time they had to wait for an appointment	10	11	90.9%	89.9%	88.3%	87.9%

\* This is based on patients treated on this contract for their most recent course of treatment. Figures in italics indicate the base number of FP17s or Patient Questionnaire responses are less than 100. N/A is shown where the base number of responses is less than 10 during the period. % is calculated as Quantity/Base number\*100

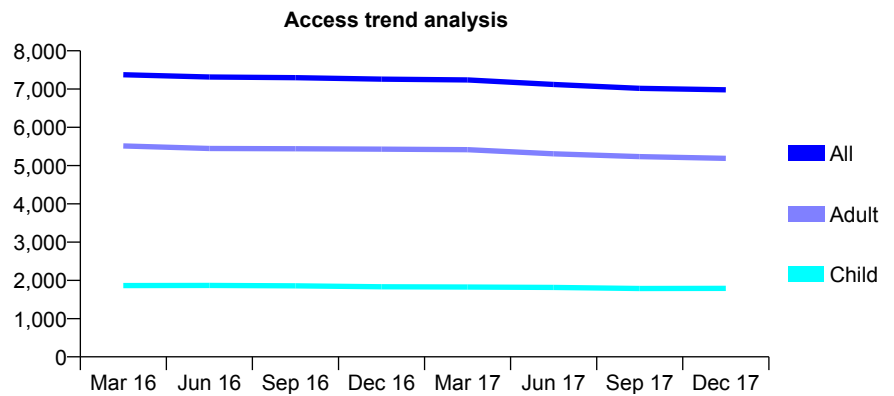
## Q54 - Vital Signs At a Glance Contract Report for 122769/0001 - December 2017

Name or company name	Rees Dental Practice
Contract type name	GDS Contract
Purpose of contract	General
Contract start date	01/12/2010
Contract end date	

17/18 Contracted general activity (UDA)	22,098
Carry forward general activity (UDA)	-375
17/18 Contracted orthodontic activity (UOA)	0
Carry forward orthodontic activity (UOA)	0
Baseline contract value	£566,419.05

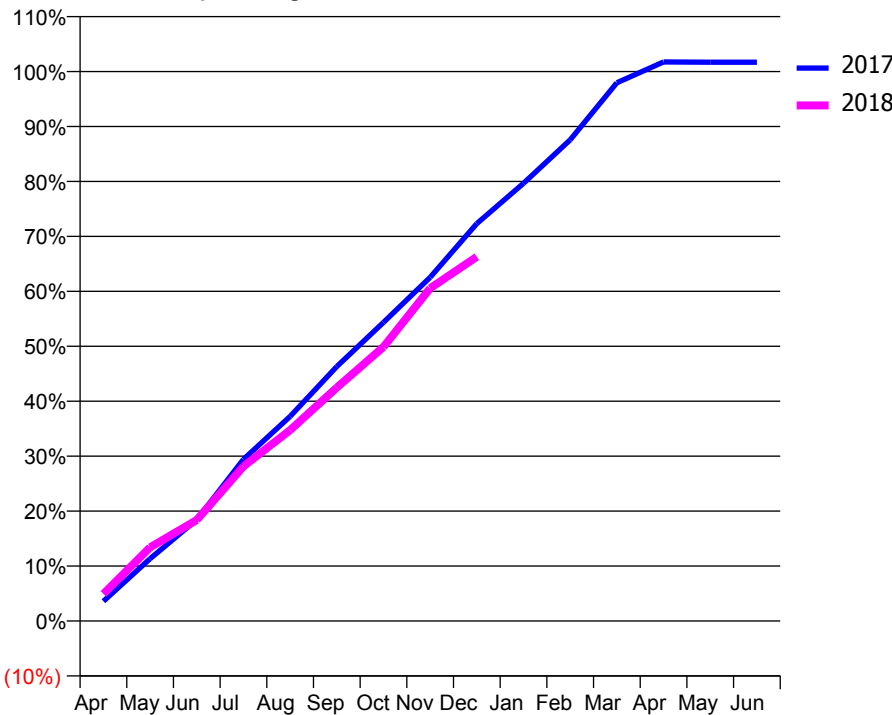
### ACCESS\*

Patients seen in 24 months	Total	Change since previous quarter
Quarter ending December 2016	7,260	
Quarter ending March 2017	7,240	→
Quarter ending June 2017	7,119	↓
Quarter ending September 2017	7,020	↓
Quarter ending December 2017	6,979	→
<b>Variance since December 2016</b>	<b>(3.9%)</b>	<b>↓</b>



### ACTIVITY

Cumulative percentage of contracted UDA delivered 2017 & 2018



Month	Adjusted Scheduled Activity (UDA)	
	2017	2018
April	798	1,092
May	2,508	2,965
June	4,079	4,061
July	6,500	6,217
August	8,231	7,676
September	10,232	9,389
October	12,010	11,023
November	13,822	13,384
December	15,986	14,648
January	17,603	
February	19,352	
March	21,645	
April	22,480	
May	22,473	
June	22,473	

### QUALITY

	Quantity	Base Number	Contract	AT	Region	England
% of FP17s for the same patient ID Re-attending within 3 months - Children	126	1,842	6.8%	10.0%	11.8%	12.0%
% of FP17s for the same patient ID Re-attending within 3 months - Adults	521	4,607	11.3%	14.9%	15.3%	15.9%
% of FP17s for the same patient ID Re-attending between 3 & 9 months - Children	1,010	1,842	54.8%	51.7%	59.1%	58.0%
% of FP17s for the same patient ID Re-attending between 3 & 9 months - Adults	2,467	4,607	53.5%	47.2%	51.5%	50.5%
% of FP17s for Band 1 Urgent Courses	271	6,079	4.5%	8.0%	8.0%	9.0%
% of FP17s Relating to Free Repair or Replacements	62	6,079	1.0%	0.7%	0.8%	0.8%
% of FP17s Relating to Continuations	105	6,079	1.7%	0.9%	1.1%	1.1%
% of Patients satisfied with the dentistry they have received	8	9	N/A	91.6%	91.6%	91.5%
% of Patients satisfied with the time they had to wait for an appointment	9	9	N/A	89.9%	88.3%	87.9%

\* This is based on patients treated on this contract for their most recent course of treatment. Figures in italics indicate the base number of FP17s or Patient Questionnaire responses are less than 100. N/A is shown where the base number of responses is less than 10 during the period. % is calculated as Quantity/Base number\*100

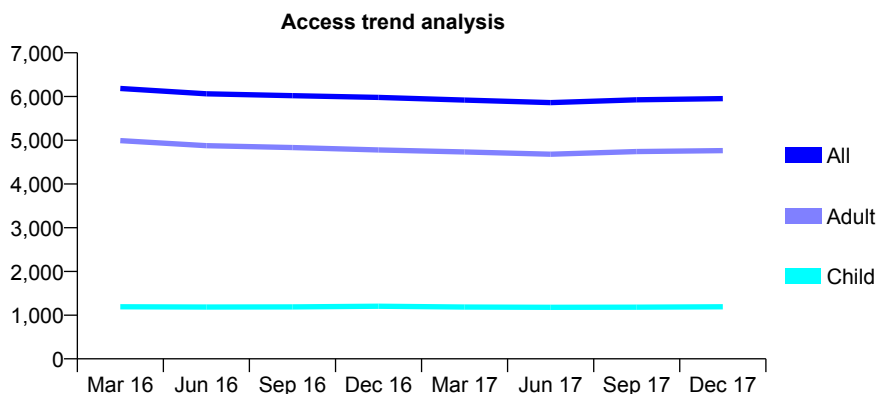
## Q54 - Vital Signs At a Glance Contract Report for 125008/0001 - December 2017

Name or company name	Briars Dental Practice
Contract type name	GDS Contract
Purpose of contract	General and Orthodontic
Contract start date	01/04/2006
Contract end date	

17/18 Contracted general activity (UDA)	18,492
Carry forward general activity (UDA)	-216
17/18 Contracted orthodontic activity (UOA)	1,763
Carry forward orthodontic activity (UOA)	1,173
Baseline contract value	£561,021.19

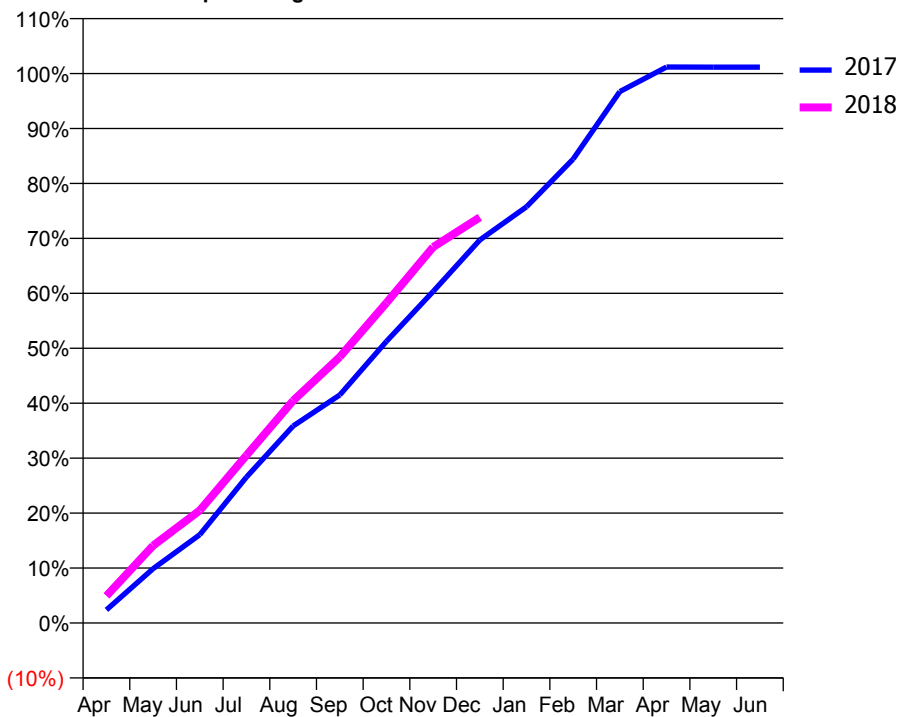
### ACCESS\*

Patients seen in 24 months	Total	Change since previous quarter
Quarter ending December 2016	5,979	
Quarter ending March 2017	5,919	↓
Quarter ending June 2017	5,861	→
Quarter ending September 2017	5,924	→
Quarter ending December 2017	5,952	→
<b>Variance since December 2016</b>	<b>(0.5%)</b>	→



### ACTIVITY

Cumulative percentage of contracted UDA delivered 2017 & 2018



Month	Adjusted Scheduled Activity (UDA)	
	2017	2018
April	444	915
May	1,829	2,604
June	2,972	3,789
July	4,910	5,645
August	6,629	7,484
September	7,677	8,953
October	9,482	10,778
November	11,156	12,653
December	12,890	13,654
January	14,007	
February	15,612	
March	17,883	
April	18,709	
May	18,708	
June	18,708	

### QUALITY

	Quantity	Base Number	Contract	AT	Region	England
% of FP17s for the same patient ID Re-attending within 3 months - Children	100	1,362	7.3%	10.0%	11.8%	12.0%
% of FP17s for the same patient ID Re-attending within 3 months - Adults	577	4,949	11.7%	14.9%	15.3%	15.9%
% of FP17s for the same patient ID Re-attending between 3 & 9 months - Children	699	1,362	51.3%	51.7%	59.1%	58.0%
% of FP17s for the same patient ID Re-attending between 3 & 9 months - Adults	2,844	4,949	57.5%	47.2%	51.5%	50.5%
% of FP17s for Band 1 Urgent Courses	211	5,792	3.6%	8.0%	8.0%	9.0%
% of FP17s Relating to Free Repair or Replacements	57	5,792	1.0%	0.7%	0.8%	0.8%
% of FP17s Relating to Continuations	53	5,792	0.9%	0.9%	1.1%	1.1%
% of Patients satisfied with the dentistry they have received	19	21	90.5%	91.6%	91.6%	91.5%
% of Patients satisfied with the time they had to wait for an appointment	18	21	85.7%	89.9%	88.3%	87.9%

\* This is based on patients treated on this contract for their most recent course of treatment. Figures in italics indicate the base number of FP17s or Patient Questionnaire responses are less than 100. N/A is shown where the base number of responses is less than 10 during the period. % is calculated as Quantity/Base number\*100

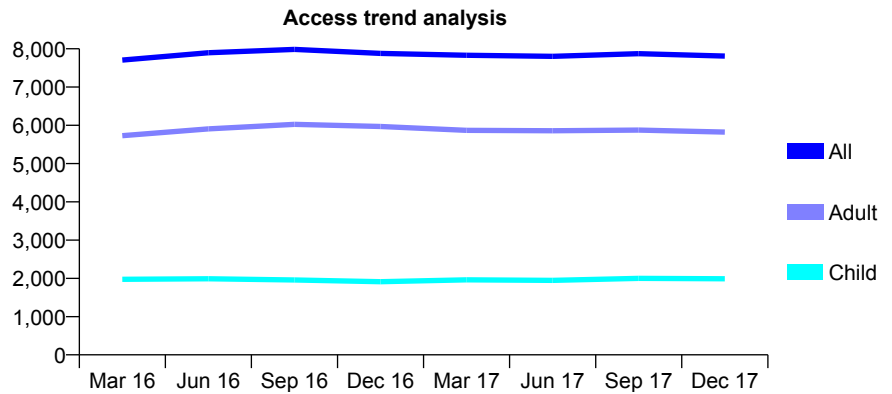
## Q54 - Vital Signs At a Glance Contract Report for 126543/0001 - December 2017

Name or company name	Amblecote Dental Care
Contract type name	Pilot Contract
Purpose of contract	General and Orthodontic
Contract start date	01/10/2014
Contract end date	

17/18 Contracted general activity (UDA)	21,139
Carry forward general activity (UDA)	0
17/18 Contracted orthodontic activity (UOA)	1,699
Carry forward orthodontic activity (UOA)	21
Baseline contract value	£785,177.96

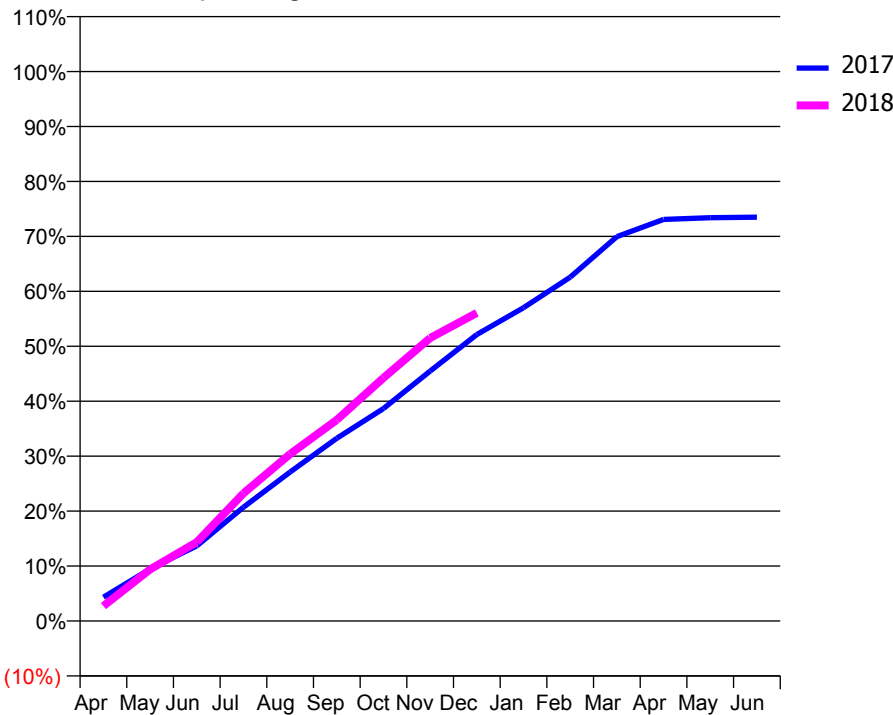
### ACCESS\*

Patients seen in 24 months	Total	Change since previous quarter
Quarter ending December 2016	7,880	
Quarter ending March 2017	7,830	→
Quarter ending June 2017	7,804	→
Quarter ending September 2017	7,874	→
Quarter ending December 2017	7,809	→
<b>Variance since December 2016</b>	<b>(0.9%)</b>	→



### ACTIVITY

Cumulative percentage of contracted UDA delivered 2017 & 2018



Month	Adjusted Scheduled Activity (UDA)	
	2017	2018
April	915	577
May	2,002	1,989
June	2,891	3,033
July	4,378	4,913
August	5,733	6,426
September	7,031	7,739
October	8,175	9,352
November	9,618	10,887
December	11,020	11,852
January	12,052	
February	13,228	
March	14,789	
April	15,450	
May	15,516	
June	15,533	

### QUALITY

	Quantity	Base Number	Contract	AT	Region	England
% of FP17s for the same patient ID Re-attending within 3 months - Children	174	2,462	7.1%	10.0%	11.8%	12.0%
% of FP17s for the same patient ID Re-attending within 3 months - Adults	547	5,290	10.3%	14.9%	15.3%	15.9%
% of FP17s for the same patient ID Re-attending between 3 & 9 months - Children	1,476	2,462	60.0%	51.7%	59.1%	58.0%
% of FP17s for the same patient ID Re-attending between 3 & 9 months - Adults	2,044	5,290	38.6%	47.2%	51.5%	50.5%
% of FP17s for Band 1 Urgent Courses	110	7,107	1.5%	8.0%	8.0%	9.0%
% of FP17s Relating to Free Repair or Replacements	42	7,107	0.6%	0.7%	0.8%	0.8%
% of FP17s Relating to Continuations	59	7,107	0.8%	0.9%	1.1%	1.1%
% of Patients satisfied with the dentistry they have received	3	3	N/A	91.6%	91.6%	91.5%
% of Patients satisfied with the time they had to wait for an appointment	2	3	N/A	89.9%	88.3%	87.9%

\* This is based on patients treated on this contract for their most recent course of treatment. Figures in italics indicate the base number of FP17s or Patient Questionnaire responses are less than 100. N/A is shown where the base number of responses is less than 10 during the period. % is calculated as Quantity/Base number\*100



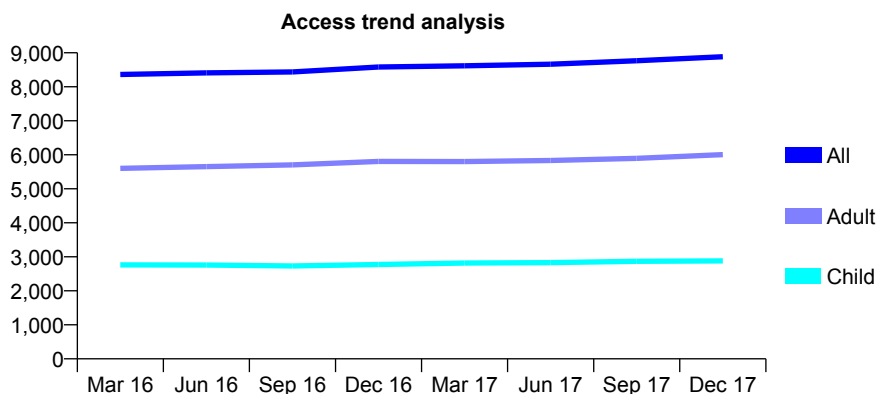
## Q54 - Vital Signs At a Glance Contract Report for 127930/0001 - December 2017

Name or company name	Dr R Patel & Dr D Patel & Dr P S Dogra
Contract type name	GDS Contract
Purpose of contract	General
Contract start date	02/07/2010
Contract end date	

17/18 Contracted general activity (UDA)	23,248
Carry forward general activity (UDA)	373
17/18 Contracted orthodontic activity (UOA)	0
Carry forward orthodontic activity (UOA)	0
Baseline contract value	£632,091.54

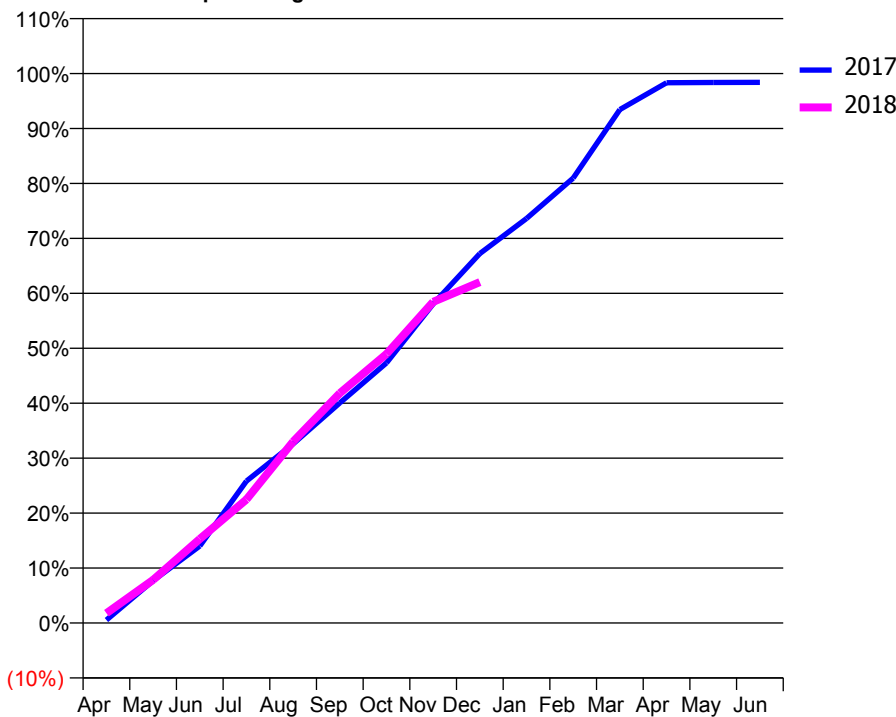
### ACCESS\*

Patients seen in 24 months	Total	Change since previous quarter
Quarter ending December 2016	8,583	
Quarter ending March 2017	8,619	→
Quarter ending June 2017	8,666	→
Quarter ending September 2017	8,766	→
Quarter ending December 2017	8,884	→
<b>Variance since December 2016</b>	<b>3.5%</b>	<b>↑</b>



### ACTIVITY

Cumulative percentage of contracted UDA delivered 2017 & 2018



Month	Adjusted Scheduled Activity (UDA)	
	2017	2018
April	129	413
May	1,793	1,824
June	3,258	3,557
July	6,006	5,228
August	7,578	7,677
September	9,310	9,723
October	11,003	11,380
November	13,495	13,590
December	15,633	14,423
January	17,112	
February	18,821	
March	21,724	
April	22,856	
May	22,866	
June	22,875	

### QUALITY

	Quantity	Base Number	Contract	AT	Region	England
% of FP17s for the same patient ID Re-attending within 3 months - Children	145	2,568	5.6%	10.0%	11.8%	12.0%
% of FP17s for the same patient ID Re-attending within 3 months - Adults	660	5,094	13.0%	14.9%	15.3%	15.9%
% of FP17s for the same patient ID Re-attending between 3 & 9 months - Children	1,296	2,568	50.5%	51.7%	59.1%	58.0%
% of FP17s for the same patient ID Re-attending between 3 & 9 months - Adults	2,442	5,094	47.9%	47.2%	51.5%	50.5%
% of FP17s for Band 1 Urgent Courses	782	7,221	10.8%	8.0%	8.0%	9.0%
% of FP17s Relating to Free Repair or Replacements	14	7,221	0.2%	0.7%	0.8%	0.8%
% of FP17s Relating to Continuations	9	7,221	0.1%	0.9%	1.1%	1.1%
% of Patients satisfied with the dentistry they have received	10	11	90.9%	91.6%	91.6%	91.5%
% of Patients satisfied with the time they had to wait for an appointment	11	11	100.0%	89.9%	88.3%	87.9%

\* This is based on patients treated on this contract for their most recent course of treatment. Figures in italics indicate the base number of FP17s or Patient Questionnaire responses are less than 100. N/A is shown where the base number of responses is less than 10 during the period. % is calculated as Quantity/Base number\*100

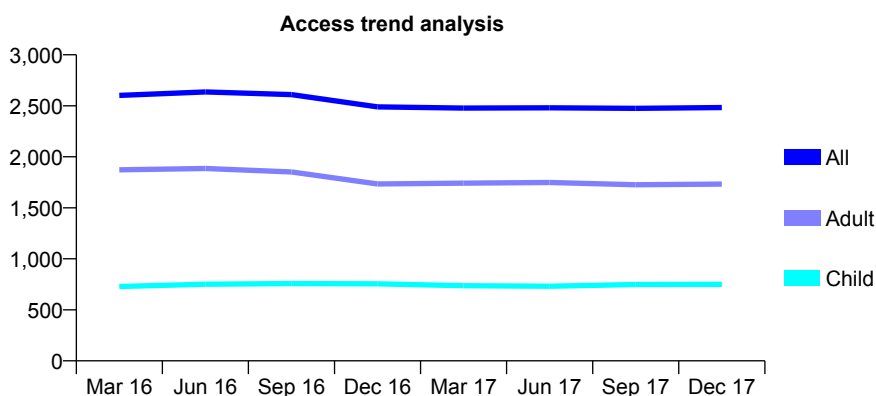
## Q54 - Vital Signs At a Glance Contract Report for 129321/0001 - December 2017

Name or company name	Smile By Smile Dental
Contract type name	GDS Contract
Purpose of contract	General and Orthodontic
Contract start date	01/08/2011
Contract end date	

17/18 Contracted general activity (UDA)	8,806
Carry forward general activity (UDA)	12
17/18 Contracted orthodontic activity (UOA)	227
Carry forward orthodontic activity (UOA)	-3
Baseline contract value	£216,929.45

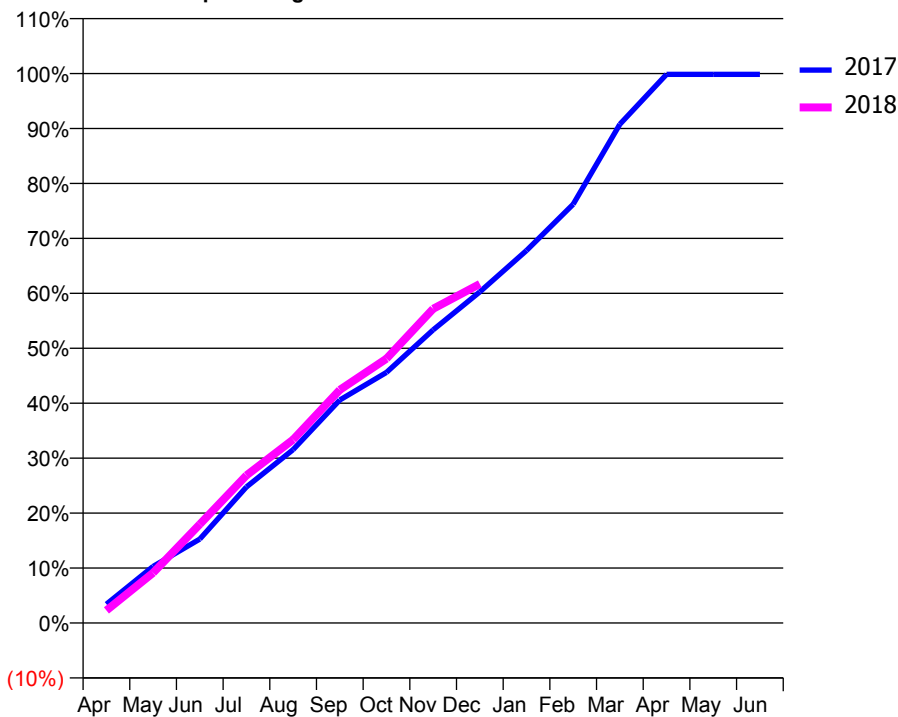
### ACCESS\*

Patients seen in 24 months	Total	Change since previous quarter
Quarter ending December 2016	2,489	
Quarter ending March 2017	2,478	→
Quarter ending June 2017	2,481	→
Quarter ending September 2017	2,475	→
Quarter ending December 2017	2,483	→
<b>Variance since December 2016</b>	<b>(0.2%)</b>	<b>→</b>



### ACTIVITY

Cumulative percentage of contracted UDA delivered 2017 & 2018



Month	Adjusted Scheduled Activity (UDA)	
	2017	2018
April	302	203
May	908	804
June	1,346	1,582
July	2,180	2,366
August	2,779	2,940
September	3,575	3,736
October	4,016	4,237
November	4,698	5,036
December	5,307	5,433
January	5,969	
February	6,710	
March	7,994	
April	8,791	
May	8,791	
June	8,793	

### QUALITY

	Quantity	Base Number	Contract	AT	Region	England
% of FP17s for the same patient ID Re-attending within 3 months - Children	117	1,000	11.7%	10.0%	11.8%	12.0%
% of FP17s for the same patient ID Re-attending within 3 months - Adults	258	2,086	12.4%	14.9%	15.3%	15.9%
% of FP17s for the same patient ID Re-attending between 3 & 9 months - Children	658	1,000	65.8%	51.7%	59.1%	58.0%
% of FP17s for the same patient ID Re-attending between 3 & 9 months - Adults	1,458	2,086	69.9%	47.2%	51.5%	50.5%
% of FP17s for Band 1 Urgent Courses	122	2,850	4.3%	8.0%	8.0%	9.0%
% of FP17s Relating to Free Repair or Replacements	2	2,850	0.1%	0.7%	0.8%	0.8%
% of FP17s Relating to Continuations	0	2,850	0.0%	0.9%	1.1%	1.1%
% of Patients satisfied with the dentistry they have received	5	5	N/A	91.6%	91.6%	91.5%
% of Patients satisfied with the time they had to wait for an appointment	5	5	N/A	89.9%	88.3%	87.9%

\* This is based on patients treated on this contract for their most recent course of treatment. Figures in italics indicate the base number of FP17s or Patient Questionnaire responses are less than 100. N/A is shown where the base number of responses is less than 10 during the period. % is calculated as Quantity/Base number\*100

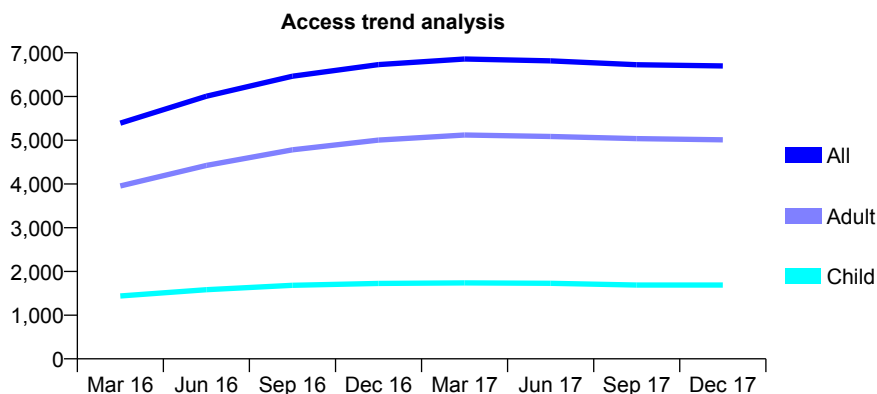
## Q54 - Vital Signs At a Glance Contract Report for 130257/0001 - December 2017

Name or company name	Knowle & Dorridge Dental Practice
Contract type name	GDS Contract
Purpose of contract	General
Contract start date	01/04/2015
Contract end date	

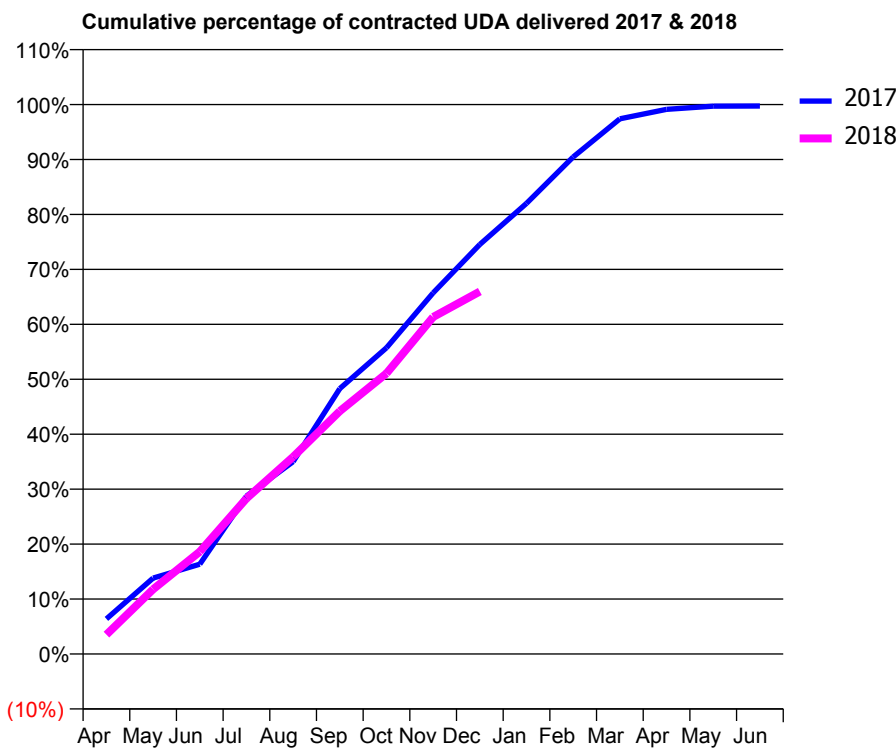
17/18 Contracted general activity (UDA)	14,442
Carry forward general activity (UDA)	39
17/18 Contracted orthodontic activity (UOA)	0
Carry forward orthodontic activity (UOA)	0
Baseline contract value	£353,517.88

### ACCESS\*

Patients seen in 24 months	Total	Change since previous quarter
Quarter ending December 2016	6,730	
Quarter ending March 2017	6,859	→
Quarter ending June 2017	6,815	→
Quarter ending September 2017	6,727	↓
Quarter ending December 2017	6,700	→
<b>Variance since December 2016</b>	<b>(0.4%)</b>	<b>→</b>



### ACTIVITY



Month	Adjusted Scheduled Activity (UDA)	
	2017	2018
April	924	509
May	1,995	1,702
June	2,362	2,691
July	4,153	4,089
August	5,057	5,181
September	6,974	6,383
October	8,048	7,377
November	9,493	8,858
December	10,765	9,526
January	11,845	
February	13,065	
March	14,066	
April	14,314	
May	14,398	
June	14,402	

### QUALITY

	Quantity	Base Number	Contract	AT	Region	England
% of FP17s for the same patient ID Re-attending within 3 months - Children	116	1,779	6.5%	10.0%	11.8%	12.0%
% of FP17s for the same patient ID Re-attending within 3 months - Adults	685	4,667	14.7%	14.9%	15.3%	15.9%
% of FP17s for the same patient ID Re-attending between 3 & 9 months - Children	1,001	1,779	56.3%	51.7%	59.1%	58.0%
% of FP17s for the same patient ID Re-attending between 3 & 9 months - Adults	2,298	4,667	49.2%	47.2%	51.5%	50.5%
% of FP17s for Band 1 Urgent Courses	502	5,812	8.6%	8.0%	8.0%	9.0%
% of FP17s Relating to Free Repair or Replacements	70	5,812	1.2%	0.7%	0.8%	0.8%
% of FP17s Relating to Continuations	21	5,812	0.4%	0.9%	1.1%	1.1%
% of Patients satisfied with the dentistry they have received	11	11	100.0%	91.6%	91.6%	91.5%
% of Patients satisfied with the time they had to wait for an appointment	8	11	72.7%	89.9%	88.3%	87.9%

\* This is based on patients treated on this contract for their most recent course of treatment. Figures in italics indicate the base number of FP17s or Patient Questionnaire responses are less than 100. N/A is shown where the base number of responses is less than 10 during the period. % is calculated as Quantity/Base number\*100

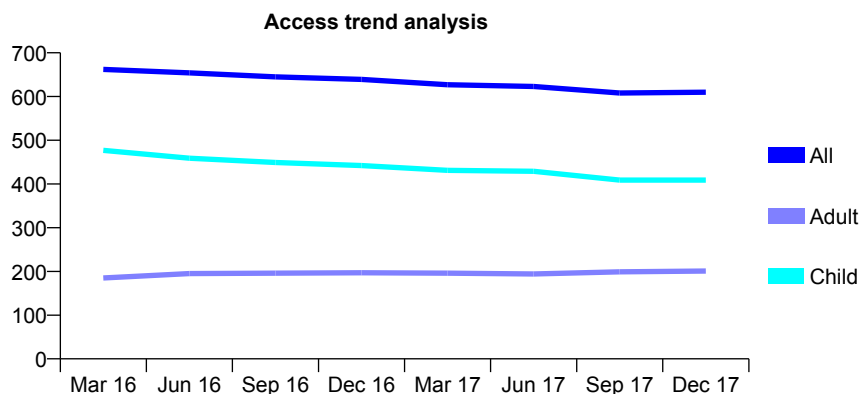
## Q54 - Vital Signs At a Glance Contract Report for 130842/0001 - December 2017

Name or company name	Mr P H McCullough & Mrs S J McCullough
Contract type name	GDS Contract
Purpose of contract	General
Contract start date	01/04/2006
Contract end date	

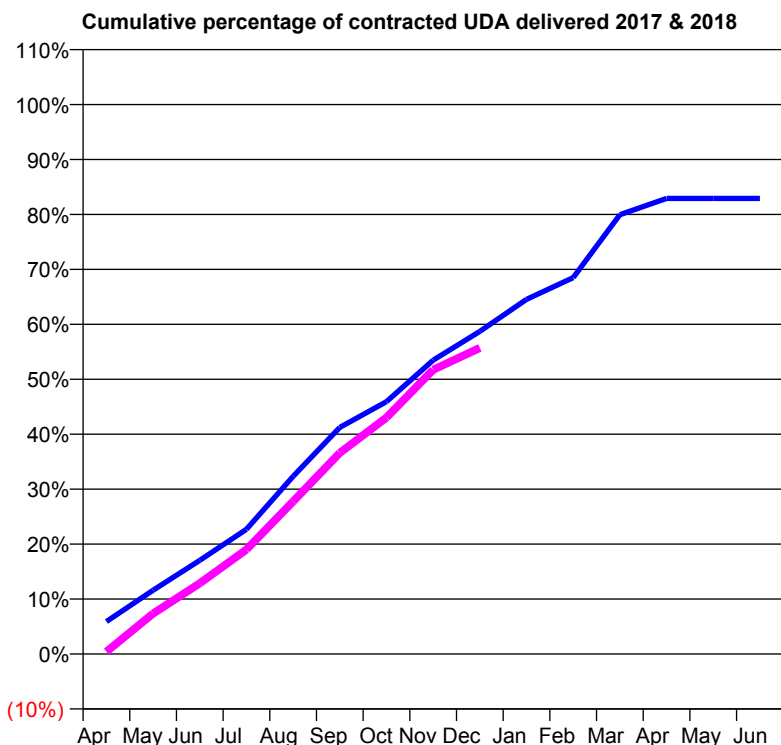
17/18 Contracted general activity (UDA)	1,440
Carry forward general activity (UDA)	0
17/18 Contracted orthodontic activity (UOA)	0
Carry forward orthodontic activity (UOA)	0
Baseline contract value	£40,693.83

### ACCESS\*

Patients seen in 24 months	Total	Change since previous quarter
Quarter ending December 2016	639	
Quarter ending March 2017	627	↓
Quarter ending June 2017	623	→
Quarter ending September 2017	608	↓
Quarter ending December 2017	610	→
<b>Variance since December 2016</b>	<b>(4.5%)</b>	<b>↓</b>



### ACTIVITY



Month	Adjusted Scheduled Activity (UDA)	
	2017	2018
April	85	6
May	167	106
June	245	185
July	327	274
August	466	400
September	594	527
October	661	620
November	770	745
December	845	802
January	929	
February	986	
March	1,151	
April	1,194	
May	1,194	
June	1,194	

### QUALITY

	Quantity	Base Number	Contract	AT	Region	England
% of FP17s for the same patient ID Re-attending within 3 months - Children	30	460	6.5%	10.0%	11.8%	12.0%
% of FP17s for the same patient ID Re-attending within 3 months - Adults	4	111	3.6%	14.9%	15.3%	15.9%
% of FP17s for the same patient ID Re-attending between 3 & 9 months - Children	308	460	67.0%	51.7%	59.1%	58.0%
% of FP17s for the same patient ID Re-attending between 3 & 9 months - Adults	58	111	52.3%	47.2%	51.5%	50.5%
% of FP17s for Band 1 Urgent Courses	10	539	1.9%	8.0%	8.0%	9.0%
% of FP17s Relating to Free Repair or Replacements	0	539	0.0%	0.7%	0.8%	0.8%
% of FP17s Relating to Continuations	1	539	0.2%	0.9%	1.1%	1.1%
% of Patients satisfied with the dentistry they have received	0	0	N/A	91.6%	91.6%	91.5%
% of Patients satisfied with the time they had to wait for an appointment	0	0	N/A	89.9%	88.3%	87.9%

\* This is based on patients treated on this contract for their most recent course of treatment. Figures in italics indicate the base number of FP17s or Patient Questionnaire responses are less than 100. N/A is shown where the base number of responses is less than 10 during the period. % is calculated as Quantity/Base number\*100

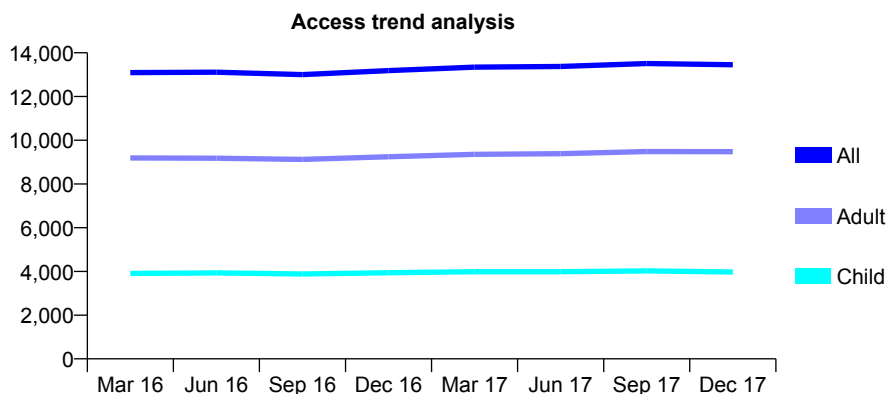
## Q54 - Vital Signs At a Glance Contract Report for 131342/0001 - December 2017

Name or company name	Camila Pema Dhaya & Jatinder Kaur
Contract type name	GDS Contract
Purpose of contract	General and Orthodontic
Contract start date	01/04/2010
Contract end date	

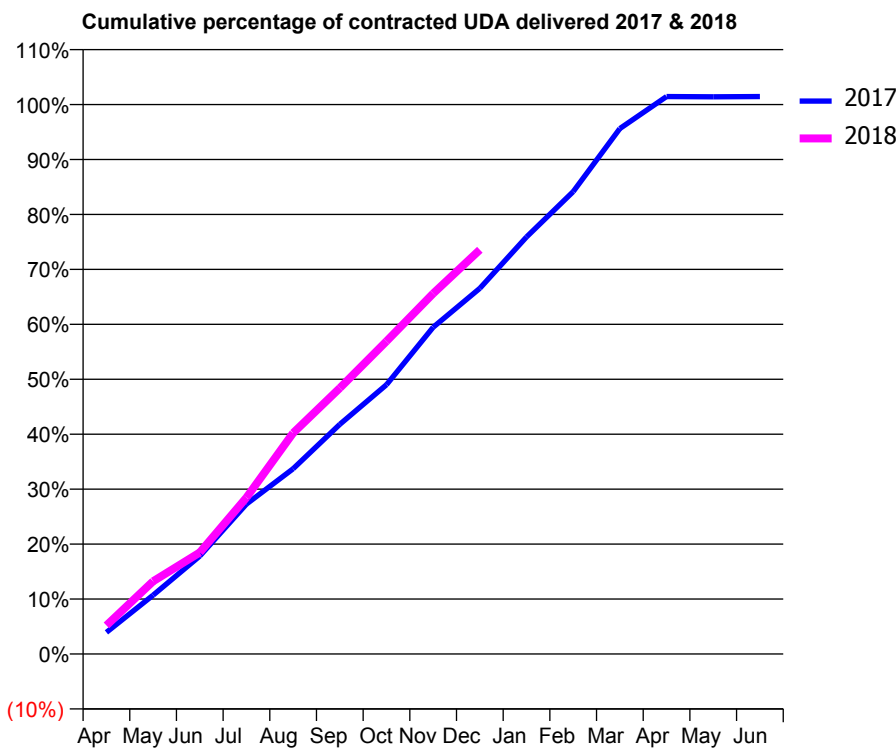
17/18 Contracted general activity (UDA)	44,254
Carry forward general activity (UDA)	-644
17/18 Contracted orthodontic activity (UOA)	1,091
Carry forward orthodontic activity (UOA)	15
Baseline contract value	£1,329,614.45

### ACCESS\*

Patients seen in 24 months	Total	Change since previous quarter
Quarter ending December 2016	13,185	
Quarter ending March 2017	13,342	→
Quarter ending June 2017	13,372	→
Quarter ending September 2017	13,508	→
Quarter ending December 2017	13,454	→
<b>Variance since December 2016</b>	<b>2.0%</b>	<b>↑</b>



### ACTIVITY



Month	Adjusted Scheduled Activity (UDA)	
	2017	2018
April	1,742	2,308
May	4,742	5,863
June	7,883	8,174
July	12,076	12,607
August	14,924	17,803
September	18,496	21,418
October	21,690	25,184
November	26,315	29,034
December	29,452	32,554
January	33,582	
February	37,237	
March	42,320	
April	44,890	
May	44,876	
June	44,898	

### QUALITY

	Quantity	Base Number	Contract	AT	Region	England
% of FP17s for the same patient ID Re-attending within 3 months - Children	587	4,277	13.7%	10.0%	11.8%	12.0%
% of FP17s for the same patient ID Re-attending within 3 months - Adults	1,958	9,913	19.8%	14.9%	15.3%	15.9%
% of FP17s for the same patient ID Re-attending between 3 & 9 months - Children	2,242	4,277	52.4%	51.7%	59.1%	58.0%
% of FP17s for the same patient ID Re-attending between 3 & 9 months - Adults	4,957	9,913	50.0%	47.2%	51.5%	50.5%
% of FP17s for Band 1 Urgent Courses	943	12,399	7.6%	8.0%	8.0%	9.0%
% of FP17s Relating to Free Repair or Replacements	167	12,399	1.3%	0.7%	0.8%	0.8%
% of FP17s Relating to Continuations	98	12,399	0.8%	0.9%	1.1%	1.1%
% of Patients satisfied with the dentistry they have received	2	3	N/A	91.6%	91.6%	91.5%
% of Patients satisfied with the time they had to wait for an appointment	2	3	N/A	89.9%	88.3%	87.9%

\* This is based on patients treated on this contract for their most recent course of treatment. Figures in italics indicate the base number of FP17s or Patient Questionnaire responses are less than 100. N/A is shown where the base number of responses is less than 10 during the period. % is calculated as Quantity/Base number\*100

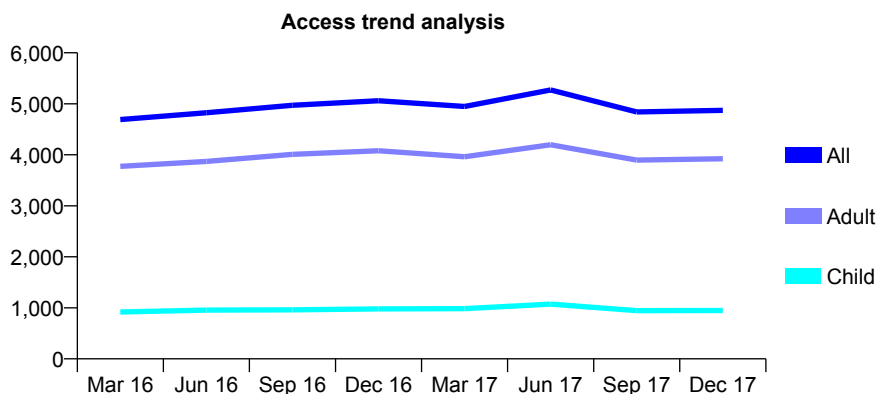
## Q54 - Vital Signs At a Glance Contract Report for 132780/0001 - December 2017

Name or company name	Kingswinford Health Centre 1
Contract type name	GDS Contract
Purpose of contract	General
Contract start date	01/09/2014
Contract end date	

17/18 Contracted general activity (UDA)	14,554
Carry forward general activity (UDA)	367
17/18 Contracted orthodontic activity (UOA)	0
Carry forward orthodontic activity (UOA)	0
Baseline contract value	£351,591.10

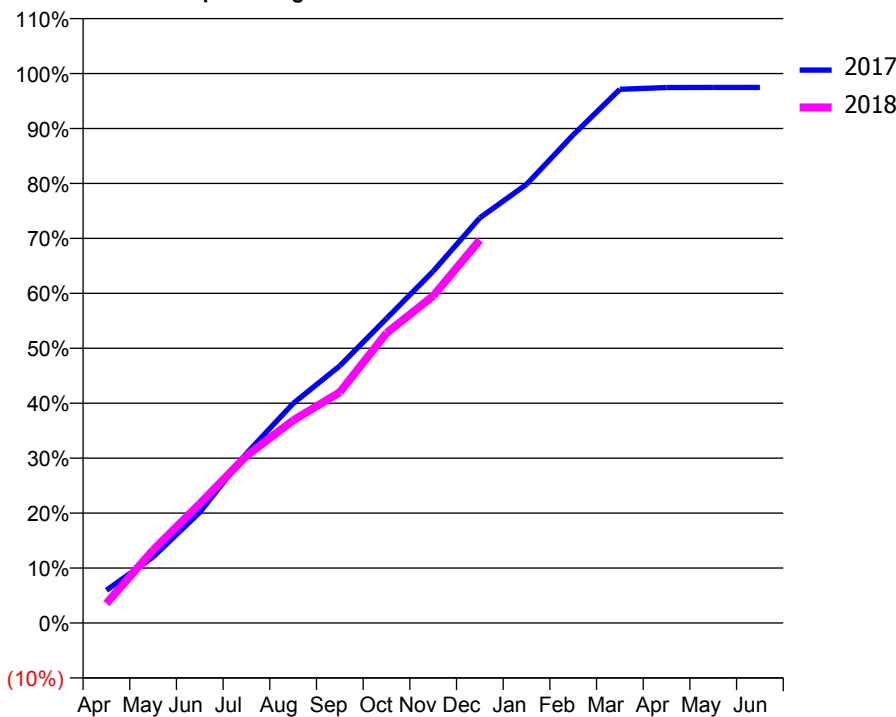
### ACCESS\*

Patients seen in 24 months	Total	Change since previous quarter
Quarter ending December 2016	5,060	
Quarter ending March 2017	4,947	↓
Quarter ending June 2017	5,271	↑
Quarter ending September 2017	4,841	↓
Quarter ending December 2017	4,872	→
<b>Variance since December 2016</b>	<b>(3.7%)</b>	<b>↓</b>



### ACTIVITY

Cumulative percentage of contracted UDA delivered 2017 & 2018



Adjusted Scheduled Activity (UDA)

Month	2017	2018
April	867	518
May	1,750	1,935
June	2,934	3,159
July	4,491	4,429
August	5,815	5,368
September	6,811	6,111
October	8,067	7,679
November	9,317	8,663
December	10,733	10,141
January	11,619	
February	12,927	
March	14,138	
April	14,184	
May	14,186	
June	14,186	

### QUALITY

	Quantity	Base Number	Contract	AT	Region	England
% of FP17s for the same patient ID Re-attending within 3 months - Children	28	1,033	2.7%	10.0%	11.8%	12.0%
% of FP17s for the same patient ID Re-attending within 3 months - Adults	588	4,312	13.6%	14.9%	15.3%	15.9%
% of FP17s for the same patient ID Re-attending between 3 & 9 months - Children	526	1,033	50.9%	51.7%	59.1%	58.0%
% of FP17s for the same patient ID Re-attending between 3 & 9 months - Adults	2,174	4,312	50.4%	47.2%	51.5%	50.5%
% of FP17s for Band 1 Urgent Courses	213	5,335	4.0%	8.0%	8.0%	9.0%
% of FP17s Relating to Free Repair or Replacements	58	5,335	1.1%	0.7%	0.8%	0.8%
% of FP17s Relating to Continuations	85	5,335	1.6%	0.9%	1.1%	1.1%
% of Patients satisfied with the dentistry they have received	9	9	N/A	91.6%	91.6%	91.5%
% of Patients satisfied with the time they had to wait for an appointment	9	9	N/A	89.9%	88.3%	87.9%

\* This is based on patients treated on this contract for their most recent course of treatment. Figures in italics indicate the base number of FP17s or Patient Questionnaire responses are less than 100. N/A is shown where the base number of responses is less than 10 during the period. % is calculated as Quantity/Base number\*100

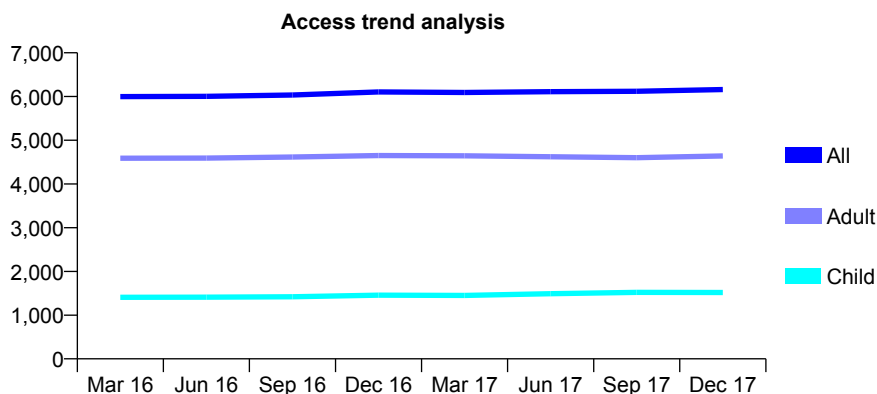
## Q54 - Vital Signs At a Glance Contract Report for 133507/0001 - December 2017

Name or company name	Castle Bromwich Dental Care
Contract type name	GDS Contract
Purpose of contract	General
Contract start date	01/10/2012
Contract end date	

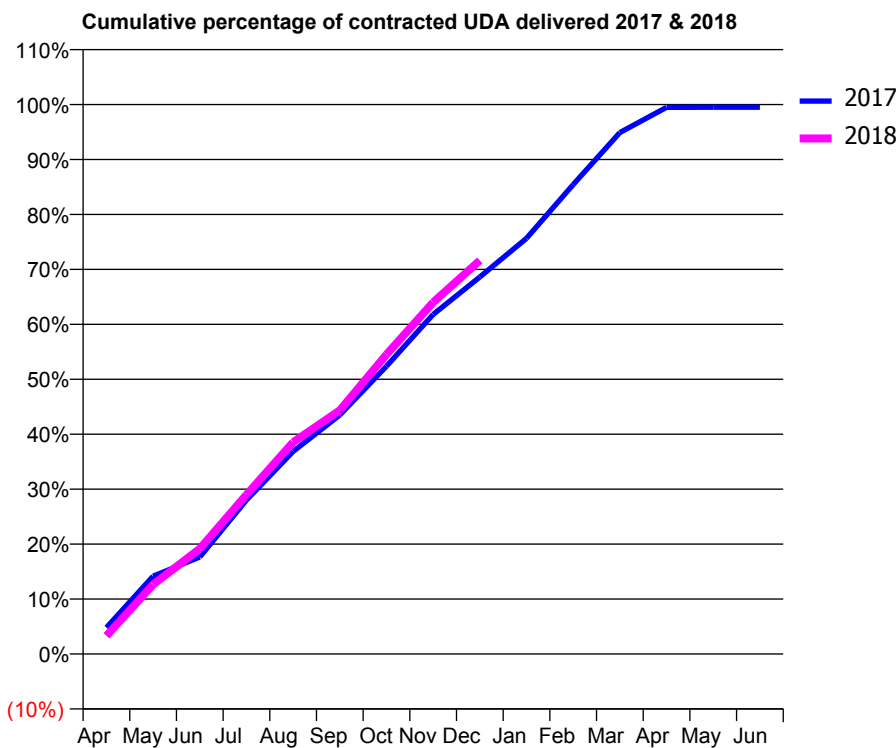
17/18 Contracted general activity (UDA)	17,362
Carry forward general activity (UDA)	84
17/18 Contracted orthodontic activity (UOA)	0
Carry forward orthodontic activity (UOA)	0
Baseline contract value	£420,804.47

### ACCESS\*

Patients seen in 24 months	Total	Change since previous quarter
Quarter ending December 2016	6,106	
Quarter ending March 2017	6,093	→
Quarter ending June 2017	6,112	→
Quarter ending September 2017	6,121	→
Quarter ending December 2017	6,159	→
<b>Variance since December 2016</b>	<b>0.9%</b>	<b>→</b>



### ACTIVITY



Month	Adjusted Scheduled Activity (UDA)	
	2017	2018
April	835	577
May	2,457	2,195
June	3,064	3,327
July	4,866	5,031
August	6,400	6,693
September	7,552	7,701
October	9,094	9,467
November	10,728	11,110
December	11,913	12,435
January	13,135	
February	14,832	
March	16,476	
April	17,272	
May	17,277	
June	17,277	

### QUALITY

	Quantity	Base Number	Contract	AT	Region	England
% of FP17s for the same patient ID Re-attending within 3 months - Children	91	1,506	6.0%	10.0%	11.8%	12.0%
% of FP17s for the same patient ID Re-attending within 3 months - Adults	656	4,433	14.8%	14.9%	15.3%	15.9%
% of FP17s for the same patient ID Re-attending between 3 & 9 months - Children	815	1,506	54.1%	51.7%	59.1%	58.0%
% of FP17s for the same patient ID Re-attending between 3 & 9 months - Adults	2,223	4,433	50.1%	47.2%	51.5%	50.5%
% of FP17s for Band 1 Urgent Courses	320	5,637	5.7%	8.0%	8.0%	9.0%
% of FP17s Relating to Free Repair or Replacements	57	5,637	1.0%	0.7%	0.8%	0.8%
% of FP17s Relating to Continuations	71	5,637	1.3%	0.9%	1.1%	1.1%
% of Patients satisfied with the dentistry they have received	5	5	N/A	91.6%	91.6%	91.5%
% of Patients satisfied with the time they had to wait for an appointment	5	5	N/A	89.9%	88.3%	87.9%

\* This is based on patients treated on this contract for their most recent course of treatment. Figures in italics indicate the base number of FP17s or Patient Questionnaire responses are less than 100. N/A is shown where the base number of responses is less than 10 during the period. % is calculated as Quantity/Base number\*100



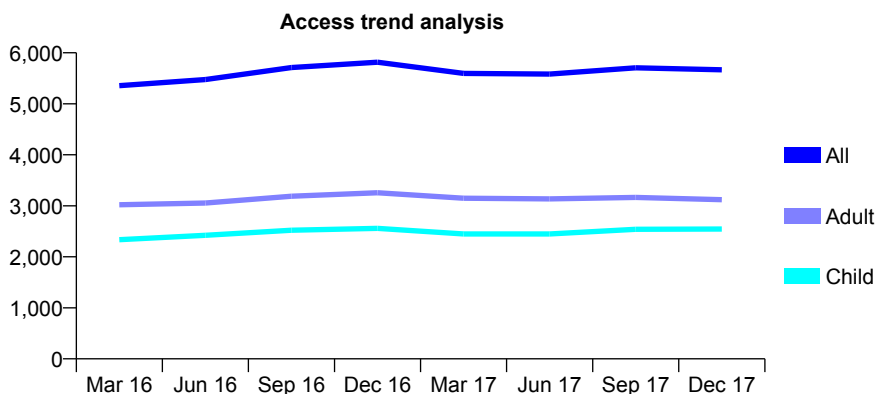
## Q54 - Vital Signs At a Glance Contract Report for 133698/0001 - December 2017

Name or company name	Synergy Dental Practice Limited
Contract type name	PDS Plus Contract
Purpose of contract	General
Contract start date	01/10/2010
Contract end date	31/10/2020

17/18 Contracted general activity (UDA)	12,000
Carry forward general activity (UDA)	-123
17/18 Contracted orthodontic activity (UOA)	0
Carry forward orthodontic activity (UOA)	0
Baseline contract value	£229,591.57

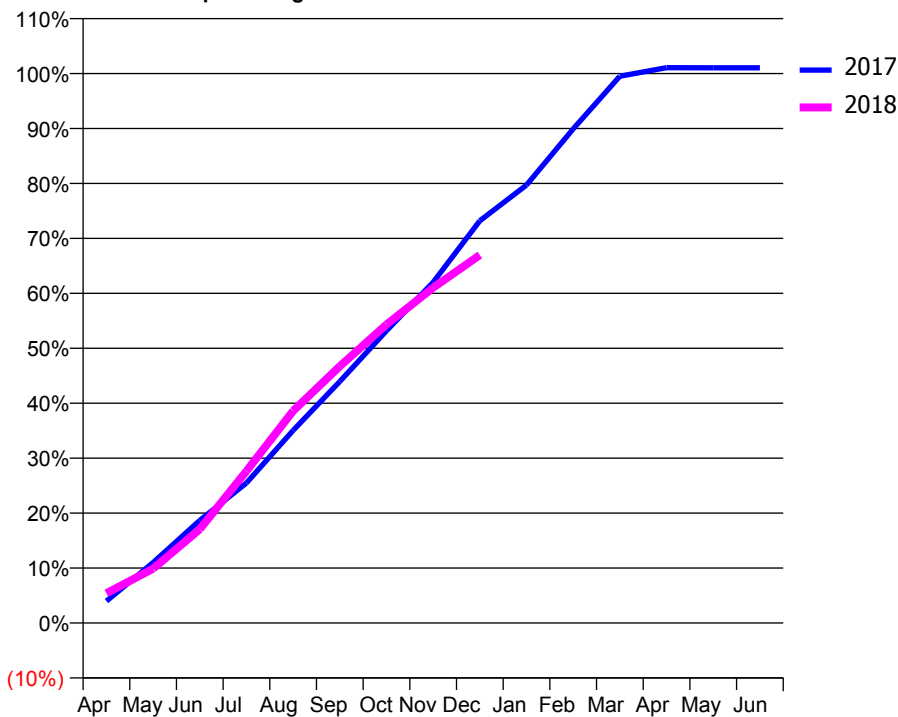
### ACCESS\*

Patients seen in 24 months	Total	Change since previous quarter
Quarter ending December 2016	5,815	
Quarter ending March 2017	5,597	↓
Quarter ending June 2017	5,584	→
Quarter ending September 2017	5,705	↑
Quarter ending December 2017	5,666	→
<b>Variance since December 2016</b>	<b>(2.6%)</b>	<b>↓</b>



### ACTIVITY

Cumulative percentage of contracted UDA delivered 2017 & 2018



Month	Adjusted Scheduled Activity (UDA)	
	2017	2018
April	480	651
May	1,320	1,188
June	2,240	2,049
July	3,058	3,318
August	4,207	4,632
September	5,275	5,606
October	6,381	6,519
November	7,441	7,323
December	8,784	8,036
January	9,565	
February	10,791	
March	11,940	
April	12,126	
May	12,123	
June	12,123	

### QUALITY

	Quantity	Base Number	Contract	AT	Region	England
% of FP17s for the same patient ID Re-attending within 3 months - Children	68	1,840	3.7%	10.0%	11.8%	12.0%
% of FP17s for the same patient ID Re-attending within 3 months - Adults	202	2,146	9.4%	14.9%	15.3%	15.9%
% of FP17s for the same patient ID Re-attending between 3 & 9 months - Children	790	1,840	42.9%	51.7%	59.1%	58.0%
% of FP17s for the same patient ID Re-attending between 3 & 9 months - Adults	842	2,146	39.2%	47.2%	51.5%	50.5%
% of FP17s for Band 1 Urgent Courses	372	3,887	9.6%	8.0%	8.0%	9.0%
% of FP17s Relating to Free Repair or Replacements	8	3,887	0.2%	0.7%	0.8%	0.8%
% of FP17s Relating to Continuations	0	3,887	0.0%	0.9%	1.1%	1.1%
% of Patients satisfied with the dentistry they have received	1	1	N/A	91.6%	91.6%	91.5%
% of Patients satisfied with the time they had to wait for an appointment	1	1	N/A	89.9%	88.3%	87.9%

\* This is based on patients treated on this contract for their most recent course of treatment. Figures in italics indicate the base number of FP17s or Patient Questionnaire responses are less than 100. N/A is shown where the base number of responses is less than 10 during the period. % is calculated as Quantity/Base number\*100

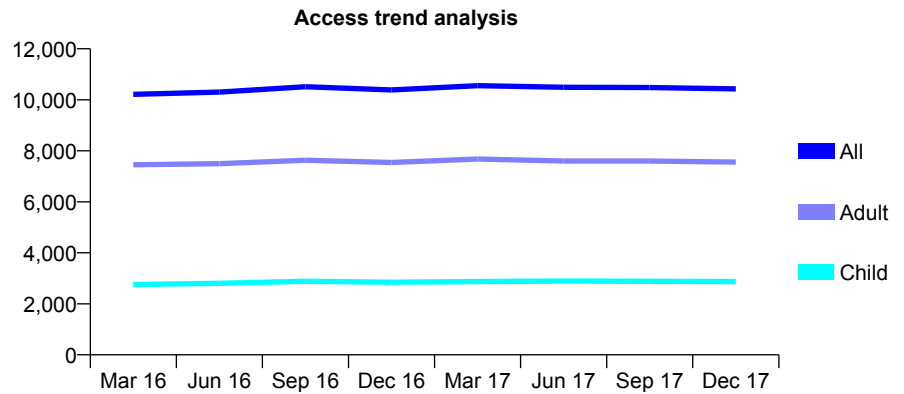
## Q54 - Vital Signs At a Glance Contract Report for 135356/0001 - December 2017

Name or company name	Asden House Dental Clinic
Contract type name	GDS Contract
Purpose of contract	General
Contract start date	01/08/2012
Contract end date	

17/18 Contracted general activity (UDA)	29,744
Carry forward general activity (UDA)	0
17/18 Contracted orthodontic activity (UOA)	0
Carry forward orthodontic activity (UOA)	0
Baseline contract value	£855,074.86

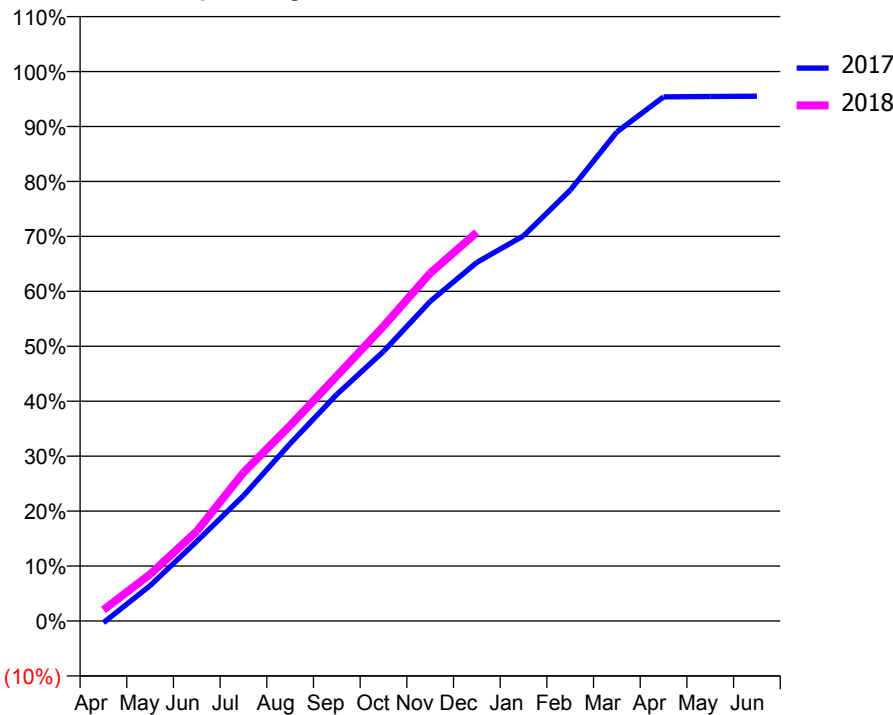
### ACCESS\*

Patients seen in 24 months	Total	Change since previous quarter
Quarter ending December 2016	10,389	
Quarter ending March 2017	10,552	→
Quarter ending June 2017	10,492	→
Quarter ending September 2017	10,483	→
Quarter ending December 2017	10,431	→
<b>Variance since December 2016</b>	<b>0.4%</b>	<b>→</b>



### ACTIVITY

Cumulative percentage of contracted UDA delivered 2017 & 2018



Month	Adjusted Scheduled Activity (UDA)	
	2017	2018
April	-98	602
May	1,914	2,533
June	4,313	4,859
July	6,784	8,040
August	9,601	10,578
September	12,270	13,267
October	14,591	15,957
November	17,300	18,828
December	19,415	21,038
January	20,850	
February	23,315	
March	26,473	
April	28,367	
May	28,393	
June	28,406	

### QUALITY

	Quantity	Base Number	Contract	AT	Region	England
% of FP17s for the same patient ID Re-attending within 3 months - Children	263	2,538	10.4%	10.0%	11.8%	12.0%
% of FP17s for the same patient ID Re-attending within 3 months - Adults	1,114	6,048	18.4%	14.9%	15.3%	15.9%
% of FP17s for the same patient ID Re-attending between 3 & 9 months - Children	1,056	2,538	41.6%	51.7%	59.1%	58.0%
% of FP17s for the same patient ID Re-attending between 3 & 9 months - Adults	2,209	6,048	36.5%	47.2%	51.5%	50.5%
% of FP17s for Band 1 Urgent Courses	964	7,018	13.7%	8.0%	8.0%	9.0%
% of FP17s Relating to Free Repair or Replacements	64	7,018	0.9%	0.7%	0.8%	0.8%
% of FP17s Relating to Continuations	37	7,018	0.5%	0.9%	1.1%	1.1%
% of Patients satisfied with the dentistry they have received	7	8	N/A	91.6%	91.6%	91.5%
% of Patients satisfied with the time they had to wait for an appointment	8	8	N/A	89.9%	88.3%	87.9%

\* This is based on patients treated on this contract for their most recent course of treatment. Figures in italics indicate the base number of FP17s or Patient Questionnaire responses are less than 100. N/A is shown where the base number of responses is less than 10 during the period. % is calculated as Quantity/Base number\*100

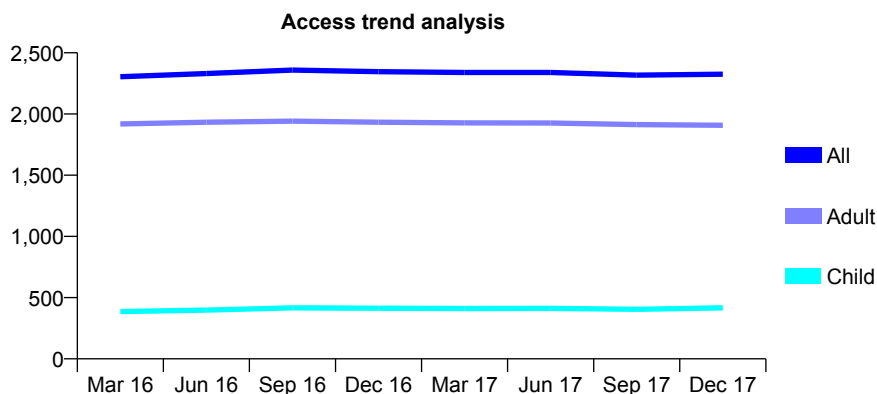
## Q54 - Vital Signs At a Glance Contract Report for 135623/0001 - December 2017

Name or company name	New Coventry Road Dental Practice
Contract type name	GDS Contract
Purpose of contract	General
Contract start date	01/09/2011
Contract end date	

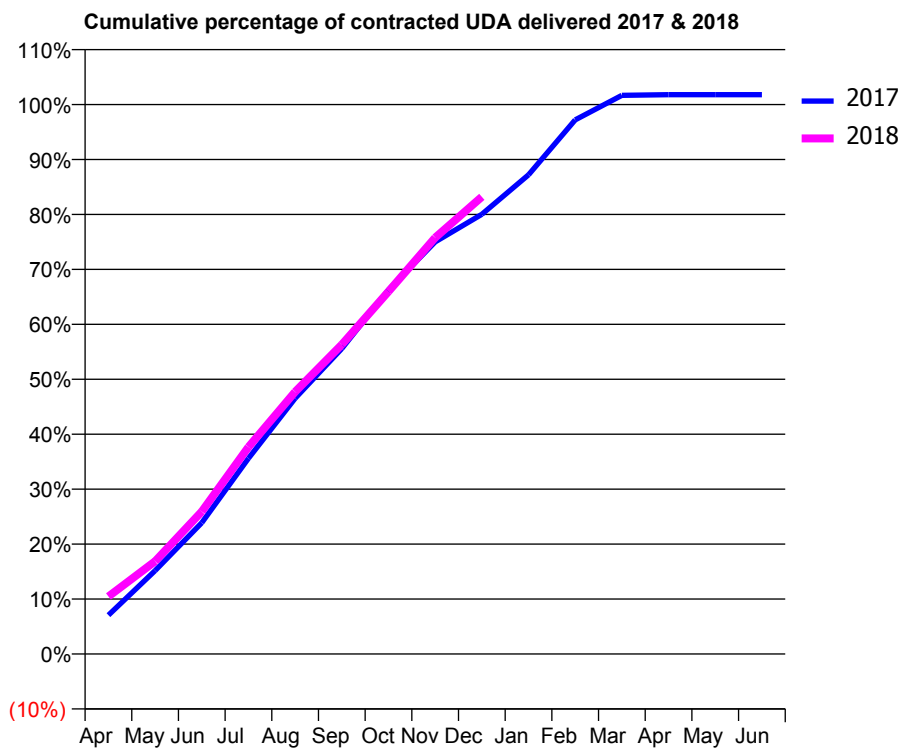
17/18 Contracted general activity (UDA)	7,068
Carry forward general activity (UDA)	-126
17/18 Contracted orthodontic activity (UOA)	0
Carry forward orthodontic activity (UOA)	0
Baseline contract value	£174,484.64

### ACCESS\*

Patients seen in 24 months	Total	Change since previous quarter
Quarter ending December 2016	2,346	
Quarter ending March 2017	2,339	→
Quarter ending June 2017	2,339	→
Quarter ending September 2017	2,318	→
Quarter ending December 2017	2,325	→
<b>Variance since December 2016</b>	<b>(0.9%)</b>	→



### ACTIVITY



Month	Adjusted Scheduled Activity (UDA)	
	2017	2018
April	501	740
May	1,072	1,193
June	1,688	1,833
July	2,517	2,662
August	3,288	3,373
September	3,929	3,979
October	4,683	4,662
November	5,300	5,355
December	5,655	5,880
January	6,163	
February	6,870	
March	7,185	
April	7,194	
May	7,194	
June	7,194	

### QUALITY

	Quantity	Base Number	Contract	AT	Region	England
% of FP17s for the same patient ID Re-attending within 3 months - Children	23	476	4.8%	10.0%	11.8%	12.0%
% of FP17s for the same patient ID Re-attending within 3 months - Adults	349	2,306	15.1%	14.9%	15.3%	15.9%
% of FP17s for the same patient ID Re-attending between 3 & 9 months - Children	294	476	61.8%	51.7%	59.1%	58.0%
% of FP17s for the same patient ID Re-attending between 3 & 9 months - Adults	1,440	2,306	62.4%	47.2%	51.5%	50.5%
% of FP17s for Band 1 Urgent Courses	130	2,775	4.7%	8.0%	8.0%	9.0%
% of FP17s Relating to Free Repair or Replacements	5	2,775	0.2%	0.7%	0.8%	0.8%
% of FP17s Relating to Continuations	3	2,775	0.1%	0.9%	1.1%	1.1%
% of Patients satisfied with the dentistry they have received	4	4	N/A	91.6%	91.6%	91.5%
% of Patients satisfied with the time they had to wait for an appointment	4	4	N/A	89.9%	88.3%	87.9%

\* This is based on patients treated on this contract for their most recent course of treatment. Figures in italics indicate the base number of FP17s or Patient Questionnaire responses are less than 100. N/A is shown where the base number of responses is less than 10 during the period. % is calculated as Quantity/Base number\*100

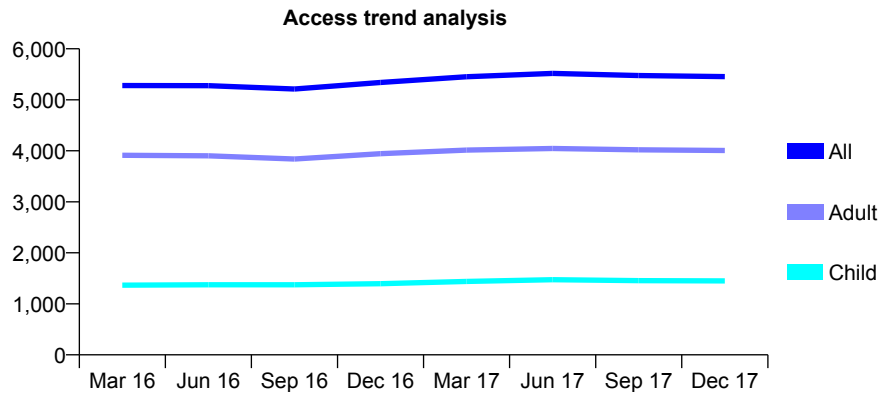
## Q54 - Vital Signs At a Glance Contract Report for 136662/0001 - December 2017

Name or company name	Mr Hiren Yagnik Mr Prasad Vishnupurikar
Contract type name	GDS Contract
Purpose of contract	General
Contract start date	01/09/2008
Contract end date	

17/18 Contracted general activity (UDA)	13,545
Carry forward general activity (UDA)	-43
17/18 Contracted orthodontic activity (UOA)	0
Carry forward orthodontic activity (UOA)	0
Baseline contract value	£313,951.63

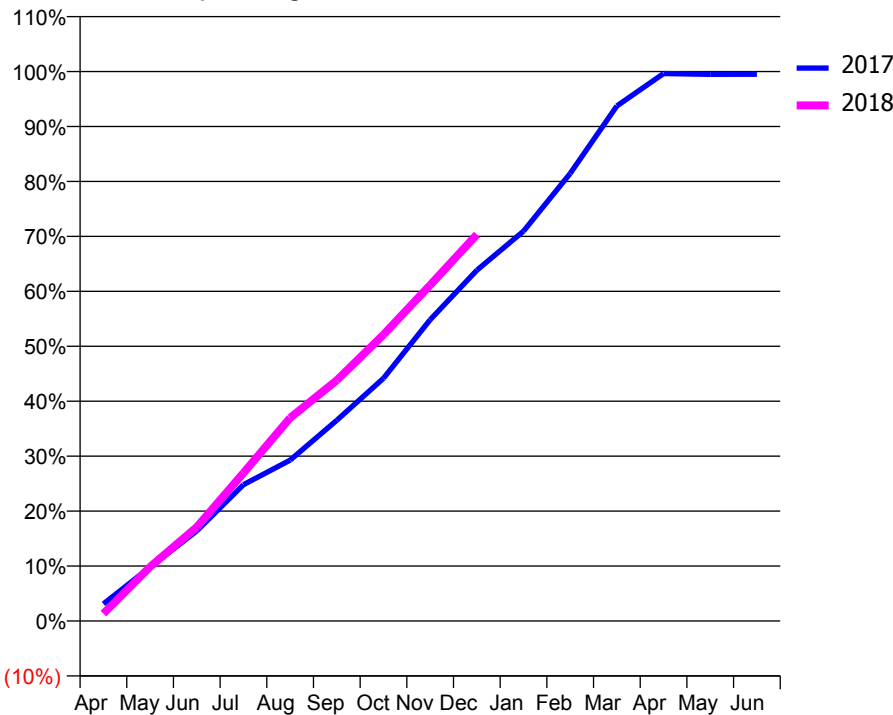
### ACCESS\*

Patients seen in 24 months	Total	Change since previous quarter
Quarter ending December 2016	5,339	
Quarter ending March 2017	5,452	↑
Quarter ending June 2017	5,517	→
Quarter ending September 2017	5,476	→
Quarter ending December 2017	5,455	→
<b>Variance since December 2016</b>	<b>2.2%</b>	<b>↑</b>



### ACTIVITY

Cumulative percentage of contracted UDA delivered 2017 & 2018



Month	Adjusted Scheduled Activity (UDA)	
	2017	2018
April	422	184
May	1,329	1,337
June	2,222	2,316
July	3,361	3,652
August	3,965	5,007
September	4,949	5,936
October	5,983	7,058
November	7,426	8,283
December	8,646	9,527
January	9,610	
February	11,032	
March	12,697	
April	13,493	
May	13,474	
June	13,478	

### QUALITY

	Quantity	Base Number	Contract	AT	Region	England
% of FP17s for the same patient ID Re-attending within 3 months - Children	93	1,333	7.0%	10.0%	11.8%	12.0%
% of FP17s for the same patient ID Re-attending within 3 months - Adults	447	3,349	13.3%	14.9%	15.3%	15.9%
% of FP17s for the same patient ID Re-attending between 3 & 9 months - Children	658	1,333	49.4%	51.7%	59.1%	58.0%
% of FP17s for the same patient ID Re-attending between 3 & 9 months - Adults	1,630	3,349	48.7%	47.2%	51.5%	50.5%
% of FP17s for Band 1 Urgent Courses	414	3,989	10.4%	8.0%	8.0%	9.0%
% of FP17s Relating to Free Repair or Replacements	25	3,989	0.6%	0.7%	0.8%	0.8%
% of FP17s Relating to Continuations	11	3,989	0.3%	0.9%	1.1%	1.1%
% of Patients satisfied with the dentistry they have received	5	5	N/A	91.6%	91.6%	91.5%
% of Patients satisfied with the time they had to wait for an appointment	5	5	N/A	89.9%	88.3%	87.9%

\* This is based on patients treated on this contract for their most recent course of treatment. Figures in italics indicate the base number of FP17s or Patient Questionnaire responses are less than 100. N/A is shown where the base number of responses is less than 10 during the period. % is calculated as Quantity/Base number\*100

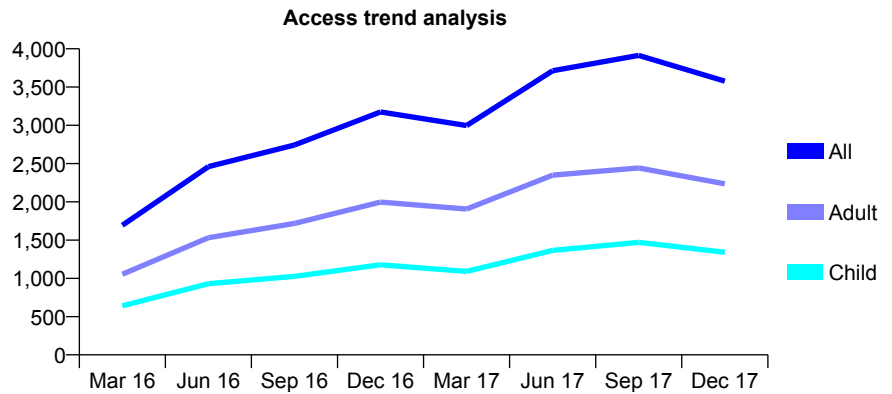
## Q54 - Vital Signs At a Glance Contract Report for 137537/0001 - December 2017

Name or company name	Mr N.R.W Whiting & Mr Kiran Hanji
Contract type name	GDS Contract
Purpose of contract	General
Contract start date	01/05/2015
Contract end date	

17/18 Contracted general activity (UDA)	10,882
Carry forward general activity (UDA)	-218
17/18 Contracted orthodontic activity (UOA)	0
Carry forward orthodontic activity (UOA)	0
Baseline contract value	£317,023.02

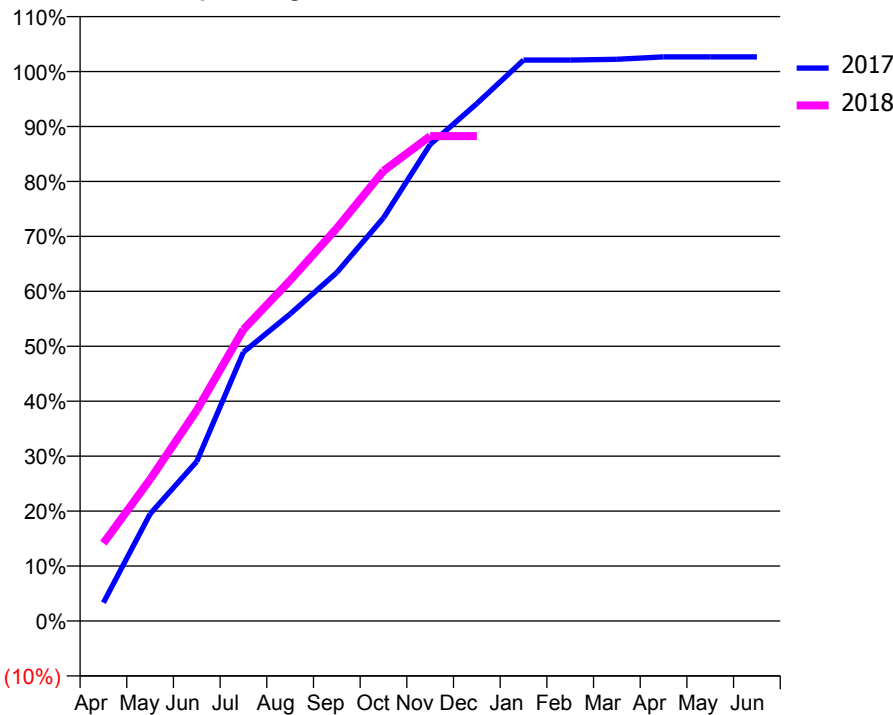
### ACCESS\*

Patients seen in 24 months	Total	Change since previous quarter
Quarter ending December 2016	3,174	
Quarter ending March 2017	2,997	↓
Quarter ending June 2017	3,713	↑
Quarter ending September 2017	3,913	↑
Quarter ending December 2017	3,577	↓
<b>Variance since December 2016</b>	<b>12.7%</b>	<b>↑</b>



### ACTIVITY

Cumulative percentage of contracted UDA delivered 2017 & 2018



Month	Adjusted Scheduled Activity (UDA)	
	2017	2018
April	363	1,541
May	2,122	2,806
June	3,160	4,172
July	5,325	5,774
August	6,081	6,747
September	6,903	7,778
October	7,983	8,915
November	9,438	9,604
December	10,247	9,604
January	11,108	
February	11,108	
March	11,123	
April	11,173	
May	11,173	
June	11,173	

### QUALITY

	Quantity	Base Number	Contract	AT	Region	England
% of FP17s for the same patient ID Re-attending within 3 months - Children	72	1,506	4.8%	10.0%	11.8%	12.0%
% of FP17s for the same patient ID Re-attending within 3 months - Adults	143	2,058	6.9%	14.9%	15.3%	15.9%
% of FP17s for the same patient ID Re-attending between 3 & 9 months - Children	420	1,506	27.9%	51.7%	59.1%	58.0%
% of FP17s for the same patient ID Re-attending between 3 & 9 months - Adults	474	2,058	23.0%	47.2%	51.5%	50.5%
% of FP17s for Band 1 Urgent Courses	124	3,554	3.5%	8.0%	8.0%	9.0%
% of FP17s Relating to Free Repair or Replacements	0	3,554	0.0%	0.7%	0.8%	0.8%
% of FP17s Relating to Continuations	4	3,554	0.1%	0.9%	1.1%	1.1%
% of Patients satisfied with the dentistry they have received	0	0	N/A	91.6%	91.6%	91.5%
% of Patients satisfied with the time they had to wait for an appointment	0	0	N/A	89.9%	88.3%	87.9%

\* This is based on patients treated on this contract for their most recent course of treatment. Figures in italics indicate the base number of FP17s or Patient Questionnaire responses are less than 100. N/A is shown where the base number of responses is less than 10 during the period. % is calculated as Quantity/Base number\*100

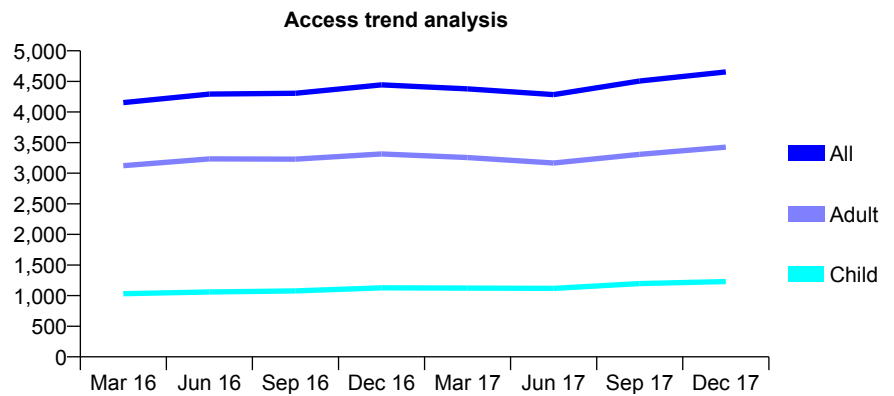
## Q54 - Vital Signs At a Glance Contract Report for 138657/0001 - December 2017

Name or company name	Coalway Road Dental Practice
Contract type name	GDS Contract
Purpose of contract	General and Orthodontic
Contract start date	01/06/2011
Contract end date	

17/18 Contracted general activity (UDA)	15,000
Carry forward general activity (UDA)	228
17/18 Contracted orthodontic activity (UOA)	546
Carry forward orthodontic activity (UOA)	0
Baseline contract value	£321,111.99

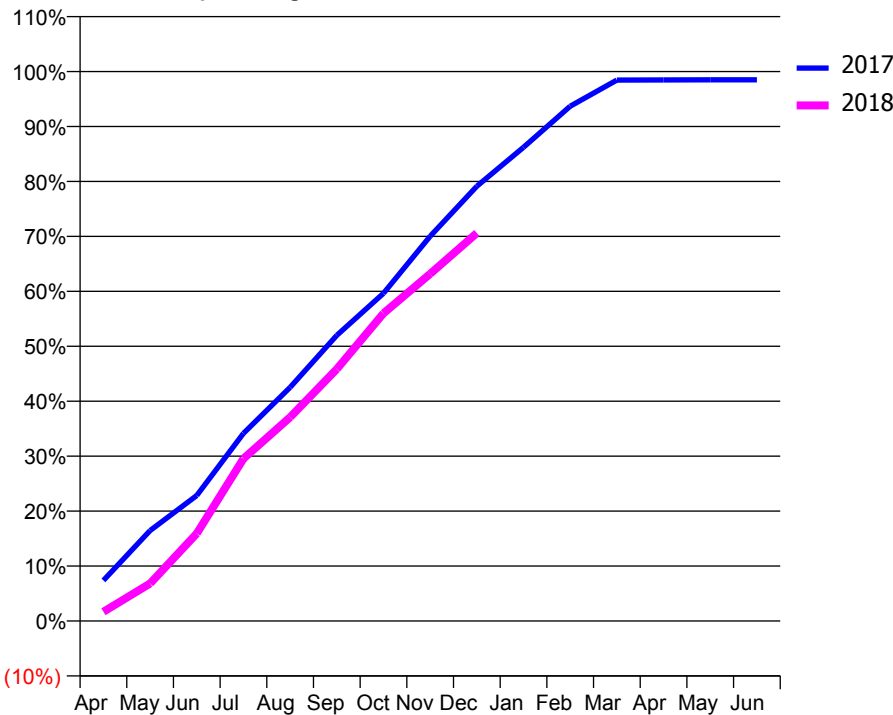
### ACCESS\*

Patients seen in 24 months	Total	Change since previous quarter
Quarter ending December 2016	4,443	
Quarter ending March 2017	4,379	↓
Quarter ending June 2017	4,285	↓
Quarter ending September 2017	4,506	↑
Quarter ending December 2017	4,655	↑
<b>Variance since December 2016</b>	<b>4.8%</b>	<b>↑</b>



### ACTIVITY

Cumulative percentage of contracted UDA delivered 2017 & 2018



Month	Adjusted Scheduled Activity (UDA)	
	2017	2018
April	1,107	253
May	2,470	1,023
June	3,427	2,389
July	5,123	4,431
August	6,380	5,564
September	7,800	6,878
October	8,946	8,399
November	10,504	9,475
December	11,869	10,590
January	12,930	
February	14,053	
March	14,766	
April	14,768	
May	14,771	
June	14,771	

### QUALITY

	Quantity	Base Number	Contract	AT	Region	England
% of FP17s for the same patient ID Re-attending within 3 months - Children	101	1,302	7.8%	10.0%	11.8%	12.0%
% of FP17s for the same patient ID Re-attending within 3 months - Adults	478	3,201	14.9%	14.9%	15.3%	15.9%
% of FP17s for the same patient ID Re-attending between 3 & 9 months - Children	580	1,302	44.5%	51.7%	59.1%	58.0%
% of FP17s for the same patient ID Re-attending between 3 & 9 months - Adults	1,313	3,201	41.0%	47.2%	51.5%	50.5%
% of FP17s for Band 1 Urgent Courses	335	4,459	7.5%	8.0%	8.0%	9.0%
% of FP17s Relating to Free Repair or Replacements	34	4,459	0.8%	0.7%	0.8%	0.8%
% of FP17s Relating to Continuations	25	4,459	0.6%	0.9%	1.1%	1.1%
% of Patients satisfied with the dentistry they have received	5	5	N/A	91.6%	91.6%	91.5%
% of Patients satisfied with the time they had to wait for an appointment	5	5	N/A	89.9%	88.3%	87.9%

\* This is based on patients treated on this contract for their most recent course of treatment. Figures in italics indicate the base number of FP17s or Patient Questionnaire responses are less than 100. N/A is shown where the base number of responses is less than 10 during the period. % is calculated as Quantity/Base number\*100

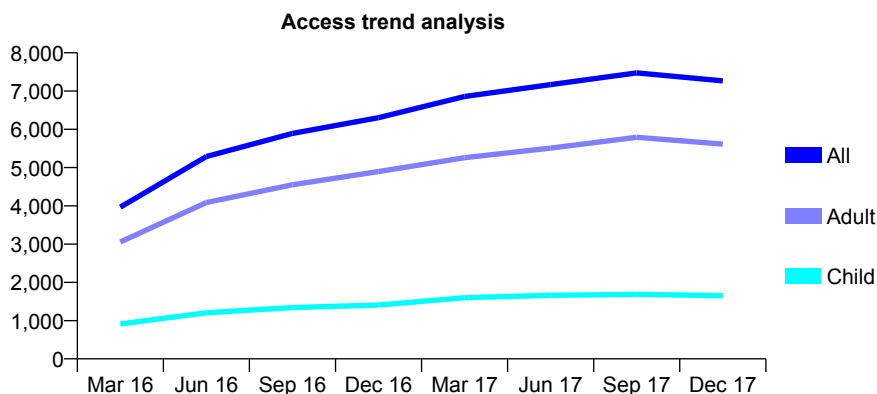
## Q54 - Vital Signs At a Glance Contract Report for 139955/0001 - December 2017

Name or company name	Wilkinson Dental Surgery
Contract type name	GDS Contract
Purpose of contract	General
Contract start date	01/10/2015
Contract end date	

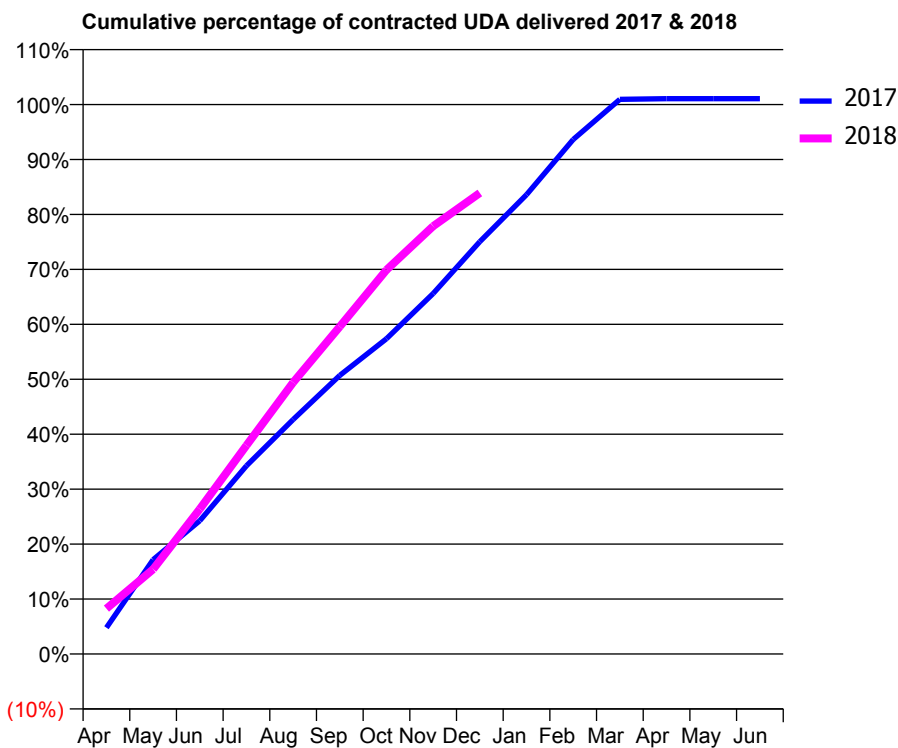
17/18 Contracted general activity (UDA)	23,902
Carry forward general activity (UDA)	-255
17/18 Contracted orthodontic activity (UOA)	0
Carry forward orthodontic activity (UOA)	0
Baseline contract value	£528,231.04

### ACCESS\*

Patients seen in 24 months	Total	Change since previous quarter
Quarter ending December 2016	6,304	
Quarter ending March 2017	6,857	↑
Quarter ending June 2017	7,169	↑
Quarter ending September 2017	7,477	↑
Quarter ending December 2017	7,267	↓
<b>Variance since December 2016</b>	<b>15.3%</b>	<b>↑</b>



### ACTIVITY



Month	Adjusted Scheduled Activity (UDA)	
	2017	2018
April	1,144	1,976
May	4,105	3,686
June	5,797	6,306
July	8,184	9,077
August	10,199	11,812
September	12,121	14,241
October	13,715	16,706
November	15,680	18,609
December	17,936	20,052
January	19,980	
February	22,380	
March	24,125	
April	24,157	
May	24,155	
June	24,156	

### QUALITY

	Quantity	Base Number	Contract	AT	Region	England
% of FP17s for the same patient ID Re-attending within 3 months - Children	140	1,801	7.8%	10.0%	11.8%	12.0%
% of FP17s for the same patient ID Re-attending within 3 months - Adults	671	5,362	12.5%	14.9%	15.3%	15.9%
% of FP17s for the same patient ID Re-attending between 3 & 9 months - Children	987	1,801	54.8%	51.7%	59.1%	58.0%
% of FP17s for the same patient ID Re-attending between 3 & 9 months - Adults	2,742	5,362	51.1%	47.2%	51.5%	50.5%
% of FP17s for Band 1 Urgent Courses	374	7,152	5.2%	8.0%	8.0%	9.0%
% of FP17s Relating to Free Repair or Replacements	39	7,152	0.5%	0.7%	0.8%	0.8%
% of FP17s Relating to Continuations	22	7,152	0.3%	0.9%	1.1%	1.1%
% of Patients satisfied with the dentistry they have received	18	20	90.0%	91.6%	91.6%	91.5%
% of Patients satisfied with the time they had to wait for an appointment	17	20	85.0%	89.9%	88.3%	87.9%

\* This is based on patients treated on this contract for their most recent course of treatment. Figures in italics indicate the base number of FP17s or Patient Questionnaire responses are less than 100. N/A is shown where the base number of responses is less than 10 during the period. % is calculated as Quantity/Base number\*100



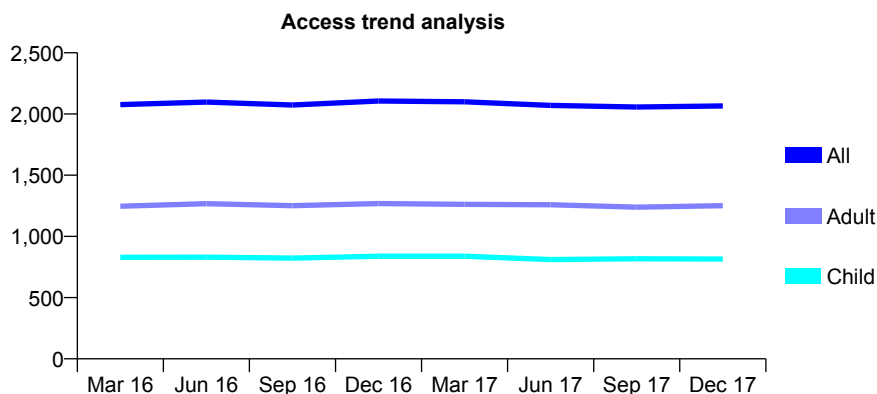
## Q54 - Vital Signs At a Glance Contract Report for 140260/0001 - December 2017

Name or company name	Thornley & Thornley
Contract type name	GDS Contract
Purpose of contract	General and Orthodontic
Contract start date	01/04/2006
Contract end date	

17/18 Contracted general activity (UDA)	3,132
Carry forward general activity (UDA)	-41
17/18 Contracted orthodontic activity (UOA)	791
Carry forward orthodontic activity (UOA)	-16
Baseline contract value	£135,949.40

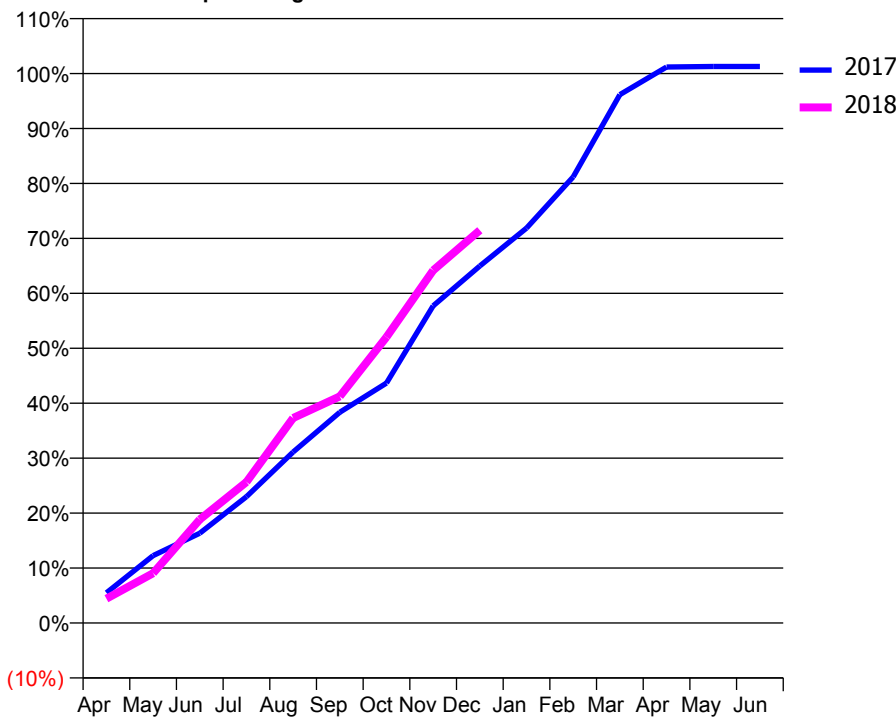
### ACCESS\*

Patients seen in 24 months	Total	Change since previous quarter
Quarter ending December 2016	2,106	
Quarter ending March 2017	2,100	→
Quarter ending June 2017	2,070	↓
Quarter ending September 2017	2,057	→
Quarter ending December 2017	2,066	→
<b>Variance since December 2016</b>	<b>(1.9%)</b>	<b>↓</b>



### ACTIVITY

Cumulative percentage of contracted UDA delivered 2017 & 2018



Month	Adjusted Scheduled Activity (UDA)	
	2017	2018
April	172	138
May	384	284
June	512	590
July	720	803
August	975	1,168
September	1,201	1,292
October	1,367	1,630
November	1,808	2,010
December	2,035	2,239
January	2,251	
February	2,543	
March	3,011	
April	3,169	
May	3,172	
June	3,172	

### QUALITY

	Quantity	Base Number	Contract	AT	Region	England
% of FP17s for the same patient ID Re-attending within 3 months - Children	64	787	8.1%	10.0%	11.8%	12.0%
% of FP17s for the same patient ID Re-attending within 3 months - Adults	135	963	14.0%	14.9%	15.3%	15.9%
% of FP17s for the same patient ID Re-attending between 3 & 9 months - Children	392	787	49.8%	51.7%	59.1%	58.0%
% of FP17s for the same patient ID Re-attending between 3 & 9 months - Adults	438	963	45.5%	47.2%	51.5%	50.5%
% of FP17s for Band 1 Urgent Courses	83	1,119	7.4%	8.0%	8.0%	9.0%
% of FP17s Relating to Free Repair or Replacements	1	1,119	0.1%	0.7%	0.8%	0.8%
% of FP17s Relating to Continuations	15	1,119	1.3%	0.9%	1.1%	1.1%
% of Patients satisfied with the dentistry they have received	1	1	N/A	91.6%	91.6%	91.5%
% of Patients satisfied with the time they had to wait for an appointment	1	1	N/A	89.9%	88.3%	87.9%

\* This is based on patients treated on this contract for their most recent course of treatment. Figures in italics indicate the base number of FP17s or Patient Questionnaire responses are less than 100. N/A is shown where the base number of responses is less than 10 during the period. % is calculated as Quantity/Base number\*100

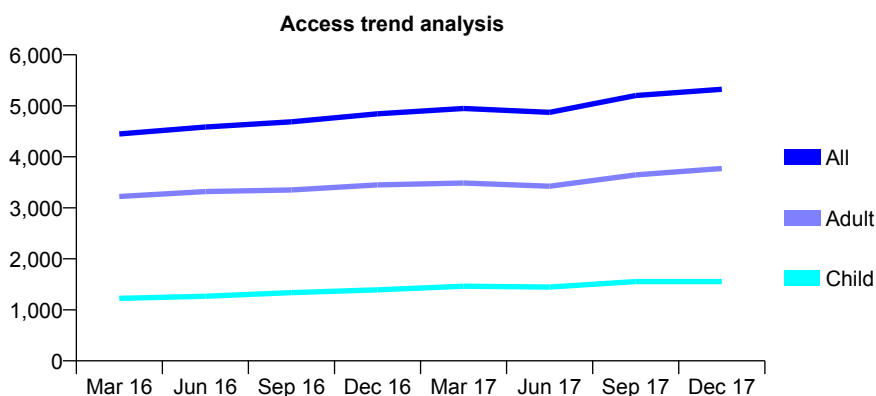
## Q54 - Vital Signs At a Glance Contract Report for 140996/0001 - December 2017

Name or company name	Darlaston Dental Practice
Contract type name	GDS Contract
Purpose of contract	General
Contract start date	01/10/2008
Contract end date	

17/18 Contracted general activity (UDA)	15,411
Carry forward general activity (UDA)	4
17/18 Contracted orthodontic activity (UOA)	0
Carry forward orthodontic activity (UOA)	0
Baseline contract value	£375,654.66

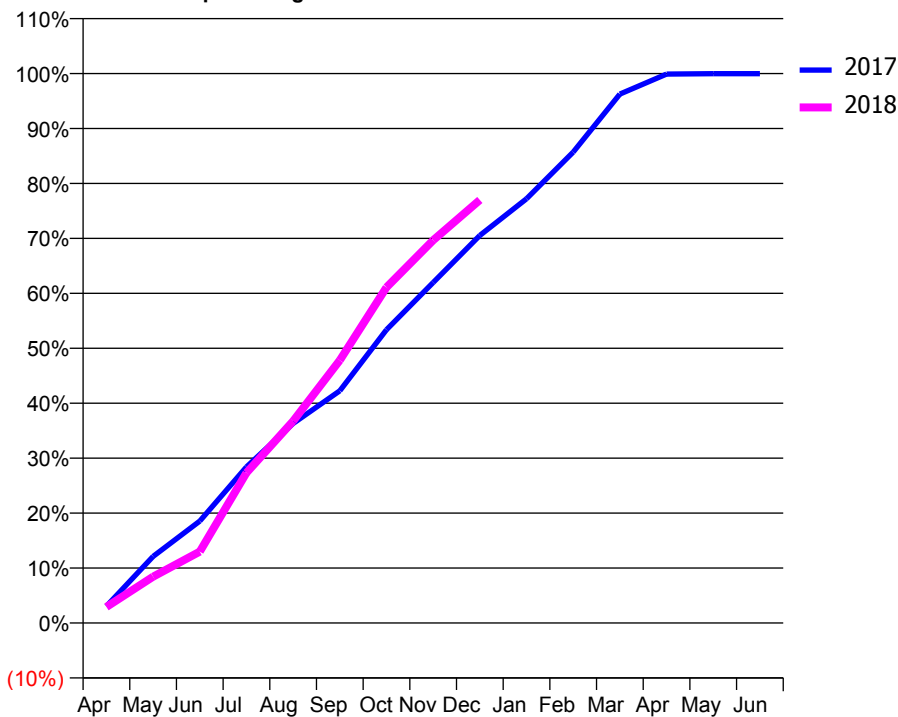
### ACCESS\*

Patients seen in 24 months	Total	Change since previous quarter
Quarter ending December 2016	4,842	
Quarter ending March 2017	4,948	↑
Quarter ending June 2017	4,871	↓
Quarter ending September 2017	5,201	↑
Quarter ending December 2017	5,323	↑
<b>Variance since December 2016</b>	<b>9.9%</b>	<b>↑</b>



### ACTIVITY

Cumulative percentage of contracted UDA delivered 2017 & 2018



Month	Adjusted Scheduled Activity (UDA)	
	2017	2018
April	473	450
May	1,867	1,300
June	2,858	2,003
July	4,379	4,214
August	5,598	5,662
September	6,511	7,370
October	8,227	9,413
November	9,550	10,736
December	10,869	11,864
January	11,898	
February	13,207	
March	14,834	
April	15,393	
May	15,406	
June	15,406	

### QUALITY

	Quantity	Base Number	Contract	AT	Region	England
% of FP17s for the same patient ID Re-attending within 3 months - Children	31	1,316	2.4%	10.0%	11.8%	12.0%
% of FP17s for the same patient ID Re-attending within 3 months - Adults	181	2,983	6.1%	14.9%	15.3%	15.9%
% of FP17s for the same patient ID Re-attending between 3 & 9 months - Children	584	1,316	44.4%	51.7%	59.1%	58.0%
% of FP17s for the same patient ID Re-attending between 3 & 9 months - Adults	1,216	2,983	40.8%	47.2%	51.5%	50.5%
% of FP17s for Band 1 Urgent Courses	218	4,110	5.3%	8.0%	8.0%	9.0%
% of FP17s Relating to Free Repair or Replacements	26	4,110	0.6%	0.7%	0.8%	0.8%
% of FP17s Relating to Continuations	12	4,110	0.3%	0.9%	1.1%	1.1%
% of Patients satisfied with the dentistry they have received	3	3	N/A	91.6%	91.6%	91.5%
% of Patients satisfied with the time they had to wait for an appointment	3	3	N/A	89.9%	88.3%	87.9%

\* This is based on patients treated on this contract for their most recent course of treatment. Figures in italics indicate the base number of FP17s or Patient Questionnaire responses are less than 100. N/A is shown where the base number of responses is less than 10 during the period. % is calculated as Quantity/Base number\*100

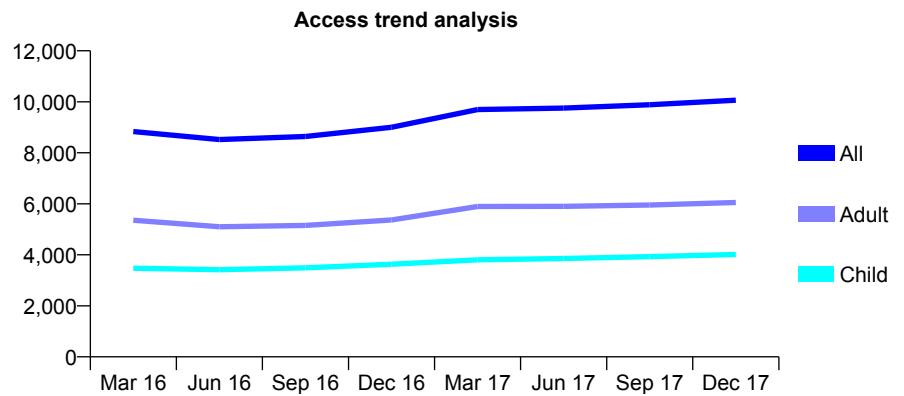
## Q54 - Vital Signs At a Glance Contract Report for 141070/0001 - December 2017

Name or company name	Walsall Dental Practice
Contract type name	GDS Contract
Purpose of contract	General
Contract start date	09/09/2010
Contract end date	

17/18 Contracted general activity (UDA)	29,761
Carry forward general activity (UDA)	-54
17/18 Contracted orthodontic activity (UOA)	0
Carry forward orthodontic activity (UOA)	0
Baseline contract value	£727,251.18

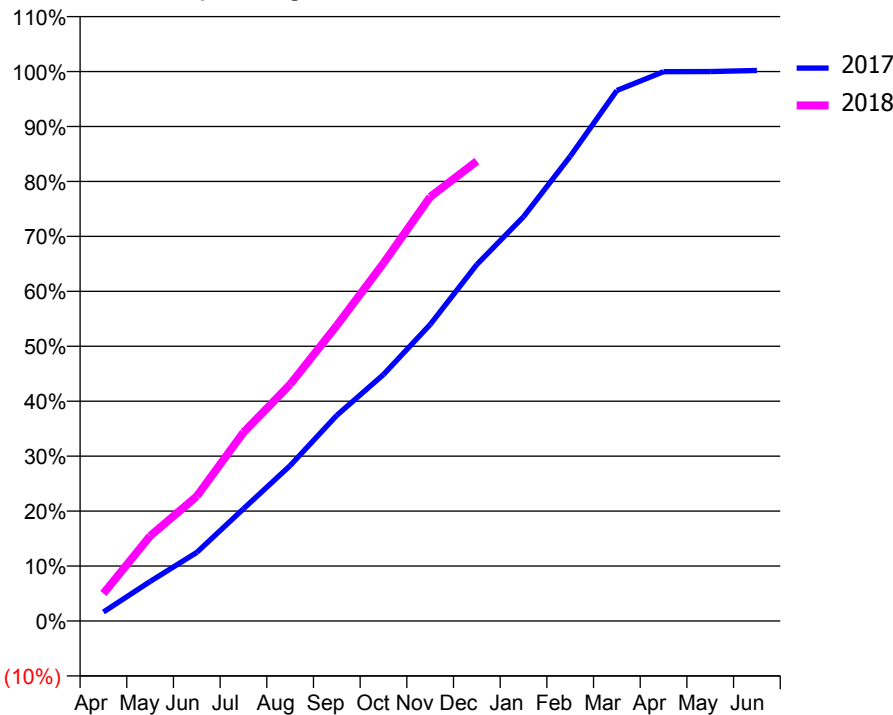
### ACCESS\*

Patients seen in 24 months	Total	Change since previous quarter
Quarter ending December 2016	9,001	
Quarter ending March 2017	9,699	↑
Quarter ending June 2017	9,755	→
Quarter ending September 2017	9,887	→
Quarter ending December 2017	10,063	→
<b>Variance since December 2016</b>	<b>11.8%</b>	<b>↑</b>



### ACTIVITY

Cumulative percentage of contracted UDA delivered 2017 & 2018



Month	Adjusted Scheduled Activity (UDA)	
	2017	2018
April	485	1,490
May	2,138	4,601
June	3,718	6,759
July	6,075	10,217
August	8,415	12,815
September	11,139	16,009
October	13,352	19,379
November	16,055	22,972
December	19,307	24,903
January	21,891	
February	25,166	
March	28,733	
April	29,752	
May	29,758	
June	29,815	

### QUALITY

	Quantity	Base Number	Contract	AT	Region	England
% of FP17s for the same patient ID Re-attending within 3 months - Children	315	4,210	7.5%	10.0%	11.8%	12.0%
% of FP17s for the same patient ID Re-attending within 3 months - Adults	764	5,092	15.0%	14.9%	15.3%	15.9%
% of FP17s for the same patient ID Re-attending between 3 & 9 months - Children	2,290	4,210	54.4%	51.7%	59.1%	58.0%
% of FP17s for the same patient ID Re-attending between 3 & 9 months - Adults	2,038	5,092	40.0%	47.2%	51.5%	50.5%
% of FP17s for Band 1 Urgent Courses	1,100	8,915	12.3%	8.0%	8.0%	9.0%
% of FP17s Relating to Free Repair or Replacements	22	8,915	0.2%	0.7%	0.8%	0.8%
% of FP17s Relating to Continuations	114	8,915	1.3%	0.9%	1.1%	1.1%
% of Patients satisfied with the dentistry they have received	9	9	N/A	91.6%	91.6%	91.5%
% of Patients satisfied with the time they had to wait for an appointment	6	9	N/A	89.9%	88.3%	87.9%

\* This is based on patients treated on this contract for their most recent course of treatment. Figures in italics indicate the base number of FP17s or Patient Questionnaire responses are less than 100. N/A is shown where the base number of responses is less than 10 during the period. % is calculated as Quantity/Base number\*100

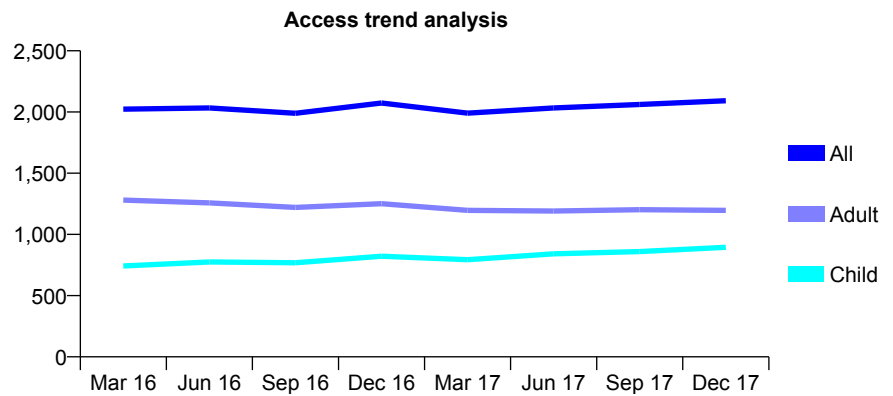
## Q54 - Vital Signs At a Glance Contract Report for 141801/0001 - December 2017

Name or company name	AS, BS & BS Bhandal
Contract type name	GDS Contract
Purpose of contract	General
Contract start date	12/01/2009
Contract end date	

17/18 Contracted general activity (UDA)	5,368
Carry forward general activity (UDA)	118
17/18 Contracted orthodontic activity (UOA)	0
Carry forward orthodontic activity (UOA)	0
Baseline contract value	£131,689.22

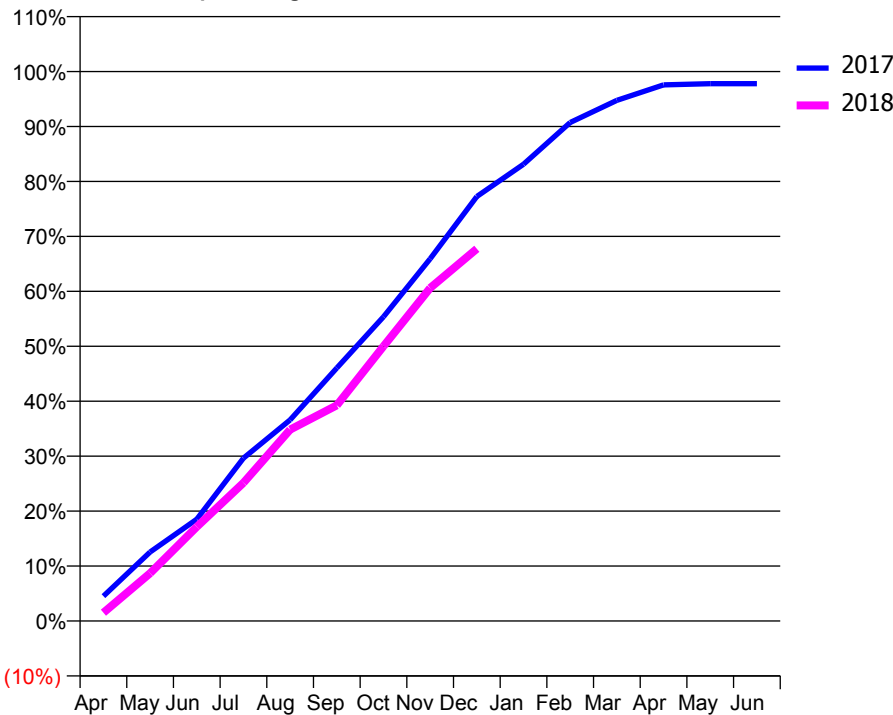
### ACCESS\*

Patients seen in 24 months	Total	Change since previous quarter
Quarter ending December 2016	2,073	
Quarter ending March 2017	1,991	↓
Quarter ending June 2017	2,033	↑
Quarter ending September 2017	2,062	→
Quarter ending December 2017	2,092	→
<b>Variance since December 2016</b>	<b>0.9%</b>	<b>→</b>



### ACTIVITY

Cumulative percentage of contracted UDA delivered 2017 & 2018



Month	Adjusted Scheduled Activity (UDA)	
	2017	2018
April	242	82
May	674	466
June	995	920
July	1,591	1,350
August	1,965	1,870
September	2,472	2,108
October	2,972	2,684
November	3,538	3,253
December	4,147	3,637
January	4,463	
February	4,869	
March	5,086	
April	5,237	
May	5,249	
June	5,249	

### QUALITY

	Quantity	Base Number	Contract	AT	Region	England
% of FP17s for the same patient ID Re-attending within 3 months - Children	53	785	6.8%	10.0%	11.8%	12.0%
% of FP17s for the same patient ID Re-attending within 3 months - Adults	117	972	12.0%	14.9%	15.3%	15.9%
% of FP17s for the same patient ID Re-attending between 3 & 9 months - Children	280	785	35.7%	51.7%	59.1%	58.0%
% of FP17s for the same patient ID Re-attending between 3 & 9 months - Adults	264	972	27.2%	47.2%	51.5%	50.5%
% of FP17s for Band 1 Urgent Courses	154	1,725	8.9%	8.0%	8.0%	9.0%
% of FP17s Relating to Free Repair or Replacements	0	1,725	0.0%	0.7%	0.8%	0.8%
% of FP17s Relating to Continuations	1	1,725	0.1%	0.9%	1.1%	1.1%
% of Patients satisfied with the dentistry they have received	0	0	N/A	91.6%	91.6%	91.5%
% of Patients satisfied with the time they had to wait for an appointment	0	0	N/A	89.9%	88.3%	87.9%

\* This is based on patients treated on this contract for their most recent course of treatment. Figures in italics indicate the base number of FP17s or Patient Questionnaire responses are less than 100. N/A is shown where the base number of responses is less than 10 during the period. % is calculated as Quantity/Base number\*100

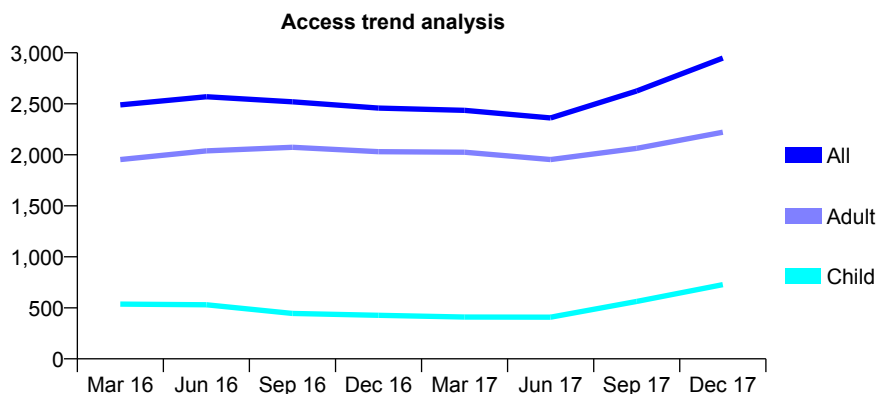
## Q54 - Vital Signs At a Glance Contract Report for 142131/0001 - December 2017

Name or company name	New Road Dental Practice
Contract type name	GDS Contract
Purpose of contract	General
Contract start date	01/09/2010
Contract end date	

17/18 Contracted general activity (UDA)	9,064
Carry forward general activity (UDA)	27
17/18 Contracted orthodontic activity (UOA)	0
Carry forward orthodontic activity (UOA)	0
Baseline contract value	£233,272.04

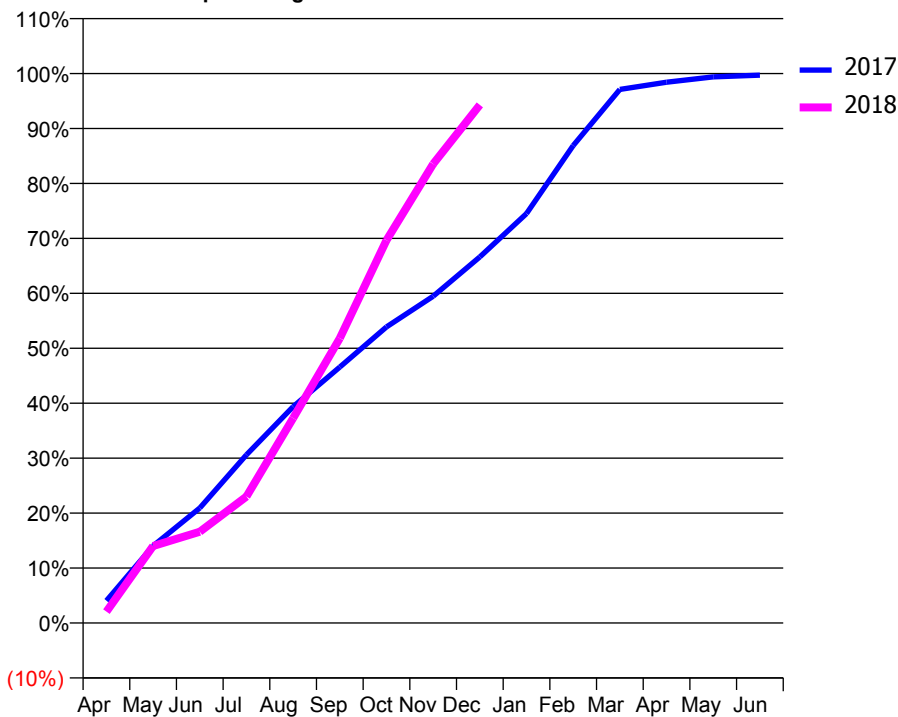
### ACCESS\*

Patients seen in 24 months	Total	Change since previous quarter
Quarter ending December 2016	2,458	
Quarter ending March 2017	2,436	→
Quarter ending June 2017	2,362	↓
Quarter ending September 2017	2,626	↑
Quarter ending December 2017	2,948	↑
<b>Variance since December 2016</b>	<b>19.9%</b>	<b>↑</b>



### ACTIVITY

Cumulative percentage of contracted UDA delivered 2017 & 2018



Month	Adjusted Scheduled Activity (UDA)	
	2017	2018
April	369	188
May	1,271	1,269
June	1,897	1,506
July	2,776	2,087
August	3,569	3,380
September	4,223	4,697
October	4,883	6,313
November	5,391	7,572
December	6,039	8,546
January	6,754	
February	7,875	
March	8,801	
April	8,920	
May	9,009	
June	9,037	

### QUALITY

	Quantity	Base Number	Contract	AT	Region	England
% of FP17s for the same patient ID Re-attending within 3 months - Children	40	777	5.1%	10.0%	11.8%	12.0%
% of FP17s for the same patient ID Re-attending within 3 months - Adults	213	2,017	10.6%	14.9%	15.3%	15.9%
% of FP17s for the same patient ID Re-attending between 3 & 9 months - Children	188	777	24.2%	51.7%	59.1%	58.0%
% of FP17s for the same patient ID Re-attending between 3 & 9 months - Adults	725	2,017	35.9%	47.2%	51.5%	50.5%
% of FP17s for Band 1 Urgent Courses	193	2,698	7.2%	8.0%	8.0%	9.0%
% of FP17s Relating to Free Repair or Replacements	21	2,698	0.8%	0.7%	0.8%	0.8%
% of FP17s Relating to Continuations	18	2,698	0.7%	0.9%	1.1%	1.1%
% of Patients satisfied with the dentistry they have received	4	4	N/A	91.6%	91.6%	91.5%
% of Patients satisfied with the time they had to wait for an appointment	4	4	N/A	89.9%	88.3%	87.9%

\* This is based on patients treated on this contract for their most recent course of treatment. Figures in italics indicate the base number of FP17s or Patient Questionnaire responses are less than 100. N/A is shown where the base number of responses is less than 10 during the period. % is calculated as Quantity/Base number\*100

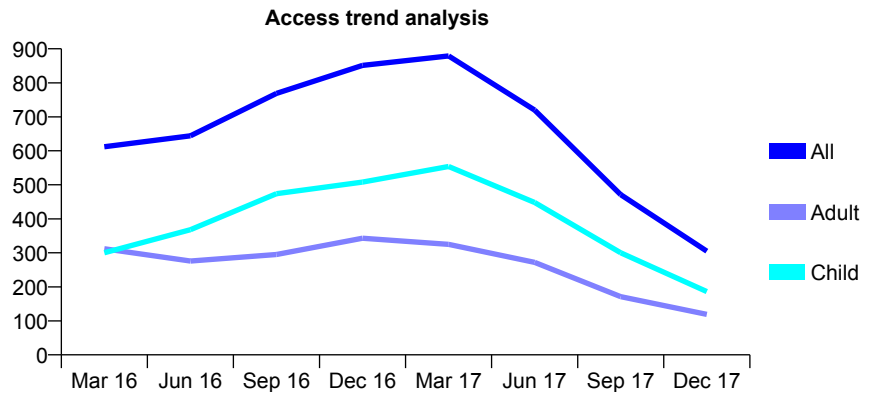
## Q54 - Vital Signs At a Glance Contract Report for 142131/0006 - December 2017

Name or company name	New Road Dental Practice
Contract type name	PDS Plus Contract
Purpose of contract	General
Contract start date	01/05/2012
Contract end date	30/04/2017

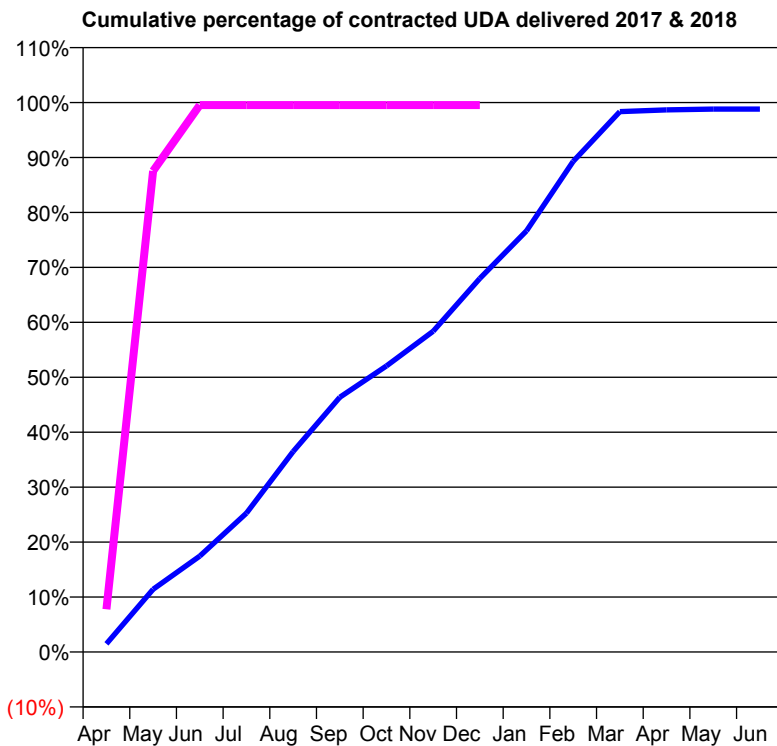
17/18 Contracted general activity (UDA)	167
Carry forward general activity (UDA)	0
17/18 Contracted orthodontic activity (UOA)	0
Carry forward orthodontic activity (UOA)	0
Baseline contract value	£2,280.76

### ACCESS\*

Patients seen in 24 months	Total	Change since previous quarter
Quarter ending December 2016	851	
Quarter ending March 2017	879	↑
Quarter ending June 2017	720	↓
Quarter ending September 2017	471	↓
Quarter ending December 2017	305	↓
<b>Variance since December 2016</b>	<b>(64.2%)</b>	<b>↓</b>



### ACTIVITY



Month	Adjusted Scheduled Activity (UDA)	
	2017	2018
April	30	13
May	228	146
June	349	166
July	505	166
August	730	166
September	927	166
October	1,041	166
November	1,168	166
December	1,360	166
January	1,533	
February	1,786	
March	1,967	
April	1,973	
May	1,976	
June	1,976	

### QUALITY

	Quantity	Base Number	Contract	AT	Region	England
% of FP17s for the same patient ID Re-attending within 3 months - Children	2	55	3.6%	10.0%	11.8%	12.0%
% of FP17s for the same patient ID Re-attending within 3 months - Adults	0	28	0.0%	14.9%	15.3%	15.9%
% of FP17s for the same patient ID Re-attending between 3 & 9 months - Children	19	55	34.5%	51.7%	59.1%	58.0%
% of FP17s for the same patient ID Re-attending between 3 & 9 months - Adults	13	28	46.4%	47.2%	51.5%	50.5%
% of FP17s for Band 1 Urgent Courses	1	76	1.3%	8.0%	8.0%	9.0%
% of FP17s Relating to Free Repair or Replacements	0	76	0.0%	0.7%	0.8%	0.8%
% of FP17s Relating to Continuations	0	76	0.0%	0.9%	1.1%	1.1%
% of Patients satisfied with the dentistry they have received	1	1	N/A	91.6%	91.6%	91.5%
% of Patients satisfied with the time they had to wait for an appointment	1	1	N/A	89.9%	88.3%	87.9%

\* This is based on patients treated on this contract for their most recent course of treatment. Figures in italics indicate the base number of FP17s or Patient Questionnaire responses are less than 100. N/A is shown where the base number of responses is less than 10 during the period. % is calculated as Quantity/Base number\*100

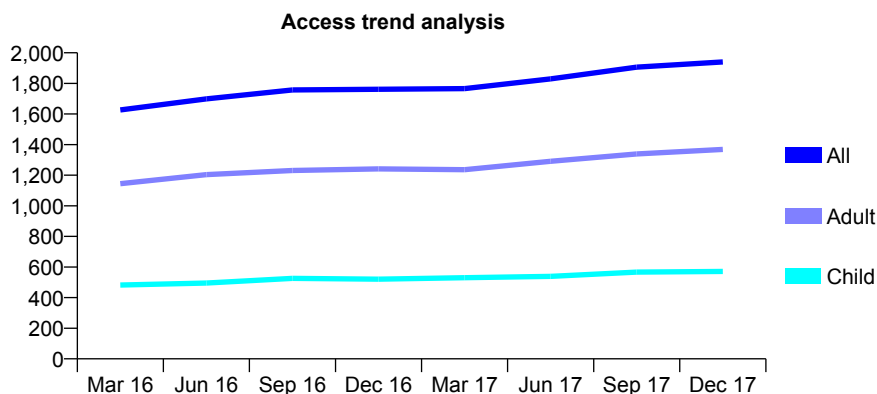
## Q54 - Vital Signs At a Glance Contract Report for 142492/0001 - December 2017

Name or company name	Tipton Dental Practice
Contract type name	GDS Contract
Purpose of contract	General
Contract start date	01/04/2013
Contract end date	

17/18 Contracted general activity (UDA)	5,837
Carry forward general activity (UDA)	-117
17/18 Contracted orthodontic activity (UOA)	0
Carry forward orthodontic activity (UOA)	0
Baseline contract value	£172,006.82

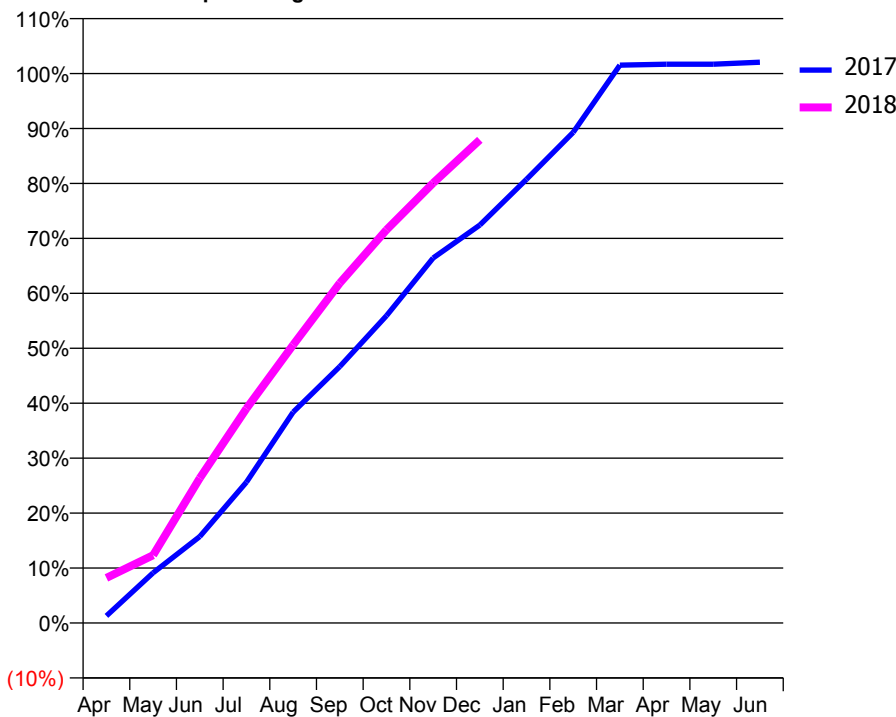
### ACCESS\*

Patients seen in 24 months	Total	Change since previous quarter
Quarter ending December 2016	1,762	
Quarter ending March 2017	1,766	→
Quarter ending June 2017	1,830	↑
Quarter ending September 2017	1,906	↑
Quarter ending December 2017	1,940	→
<b>Variance since December 2016</b>	<b>10.1%</b>	<b>↑</b>



### ACTIVITY

Cumulative percentage of contracted UDA delivered 2017 & 2018



Month	Adjusted Scheduled Activity (UDA)	
	2017	2018
April	76	479
May	534	721
June	919	1,539
July	1,497	2,278
August	2,240	2,954
September	2,725	3,611
October	3,264	4,176
November	3,878	4,673
December	4,227	5,133
January	4,713	
February	5,212	
March	5,926	
April	5,936	
May	5,936	
June	5,957	

### QUALITY

	Quantity	Base Number	Contract	AT	Region	England
% of FP17s for the same patient ID Re-attending within 3 months - Children	30	498	6.0%	10.0%	11.8%	12.0%
% of FP17s for the same patient ID Re-attending within 3 months - Adults	130	1,146	11.3%	14.9%	15.3%	15.9%
% of FP17s for the same patient ID Re-attending between 3 & 9 months - Children	236	498	47.4%	51.7%	59.1%	58.0%
% of FP17s for the same patient ID Re-attending between 3 & 9 months - Adults	367	1,146	32.0%	47.2%	51.5%	50.5%
% of FP17s for Band 1 Urgent Courses	180	1,633	11.0%	8.0%	8.0%	9.0%
% of FP17s Relating to Free Repair or Replacements	21	1,633	1.3%	0.7%	0.8%	0.8%
% of FP17s Relating to Continuations	2	1,633	0.1%	0.9%	1.1%	1.1%
% of Patients satisfied with the dentistry they have received	0	1	N/A	91.6%	91.6%	91.5%
% of Patients satisfied with the time they had to wait for an appointment	0	1	N/A	89.9%	88.3%	87.9%

\* This is based on patients treated on this contract for their most recent course of treatment. Figures in italics indicate the base number of FP17s or Patient Questionnaire responses are less than 100. N/A is shown where the base number of responses is less than 10 during the period. % is calculated as Quantity/Base number\*100



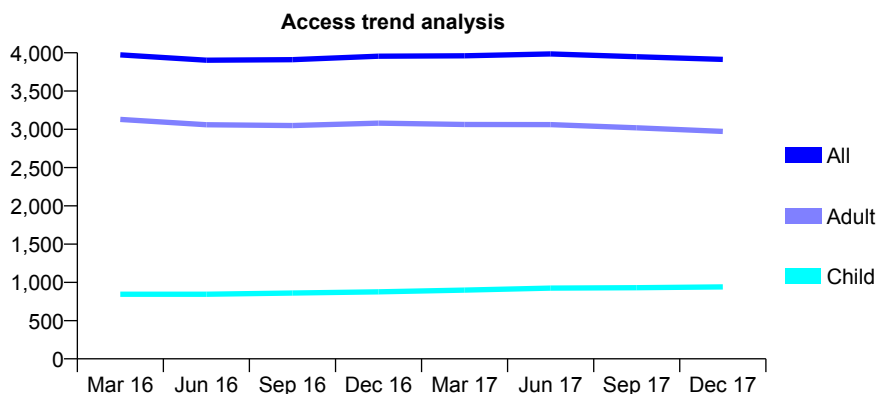
## Q54 - Vital Signs At a Glance Contract Report for 142956/0001 - December 2017

Name or company name	Four Oaks Dental Surgery
Contract type name	GDS Contract
Purpose of contract	General
Contract start date	07/09/2012
Contract end date	

17/18 Contracted general activity (UDA)	8,970
Carry forward general activity (UDA)	-112
17/18 Contracted orthodontic activity (UOA)	0
Carry forward orthodontic activity (UOA)	0
Baseline contract value	£180,342.77

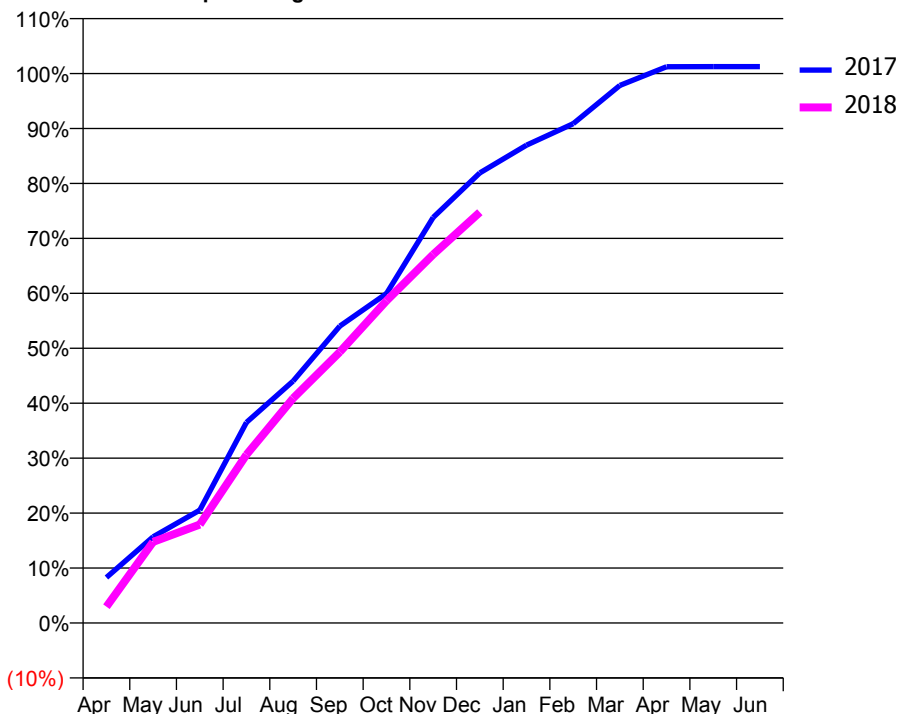
### ACCESS\*

Patients seen in 24 months	Total	Change since previous quarter
Quarter ending December 2016	3,956	
Quarter ending March 2017	3,961	→
Quarter ending June 2017	3,985	→
Quarter ending September 2017	3,949	→
Quarter ending December 2017	3,913	→
<b>Variance since December 2016</b>	<b>(1.1%)</b>	<b>↓</b>



### ACTIVITY

Cumulative percentage of contracted UDA delivered 2017 & 2018



Month	Adjusted Scheduled Activity (UDA)	
	2017	2018
April	743	266
May	1,407	1,326
June	1,842	1,607
July	3,275	2,749
August	3,950	3,669
September	4,847	4,425
October	5,377	5,261
November	6,621	6,015
December	7,348	6,705
January	7,800	
February	8,151	
March	8,775	
April	9,081	
May	9,082	
June	9,082	

### QUALITY

	Quantity	Base Number	Contract	AT	Region	England
% of FP17s for the same patient ID Re-attending within 3 months - Children	76	1,101	6.9%	10.0%	11.8%	12.0%
% of FP17s for the same patient ID Re-attending within 3 months - Adults	367	3,323	11.0%	14.9%	15.3%	15.9%
% of FP17s for the same patient ID Re-attending between 3 & 9 months - Children	716	1,101	65.0%	51.7%	59.1%	58.0%
% of FP17s for the same patient ID Re-attending between 3 & 9 months - Adults	1,711	3,323	51.5%	47.2%	51.5%	50.5%
% of FP17s for Band 1 Urgent Courses	311	4,230	7.4%	8.0%	8.0%	9.0%
% of FP17s Relating to Free Repair or Replacements	7	4,230	0.2%	0.7%	0.8%	0.8%
% of FP17s Relating to Continuations	1	4,230	0.0%	0.9%	1.1%	1.1%
% of Patients satisfied with the dentistry they have received	6	8	N/A	91.6%	91.6%	91.5%
% of Patients satisfied with the time they had to wait for an appointment	8	8	N/A	89.9%	88.3%	87.9%

\* This is based on patients treated on this contract for their most recent course of treatment. Figures in italics indicate the base number of FP17s or Patient Questionnaire responses are less than 100. N/A is shown where the base number of responses is less than 10 during the period. % is calculated as Quantity/Base number\*100

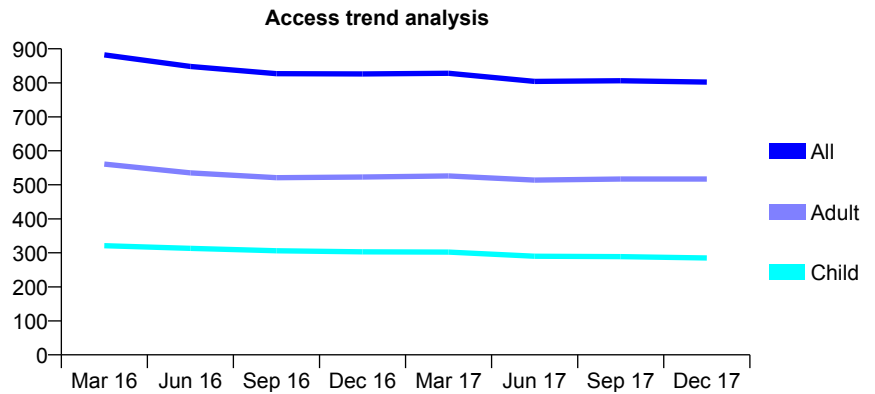
## Q54 - Vital Signs At a Glance Contract Report for 145289/0001 - December 2017

Name or company name	Miss P Sanghera
Contract type name	GDS Contract
Purpose of contract	General
Contract start date	01/07/2010
Contract end date	

17/18 Contracted general activity (UDA)	2,800
Carry forward general activity (UDA)	0
17/18 Contracted orthodontic activity (UOA)	0
Carry forward orthodontic activity (UOA)	0
Baseline contract value	£65,233.99

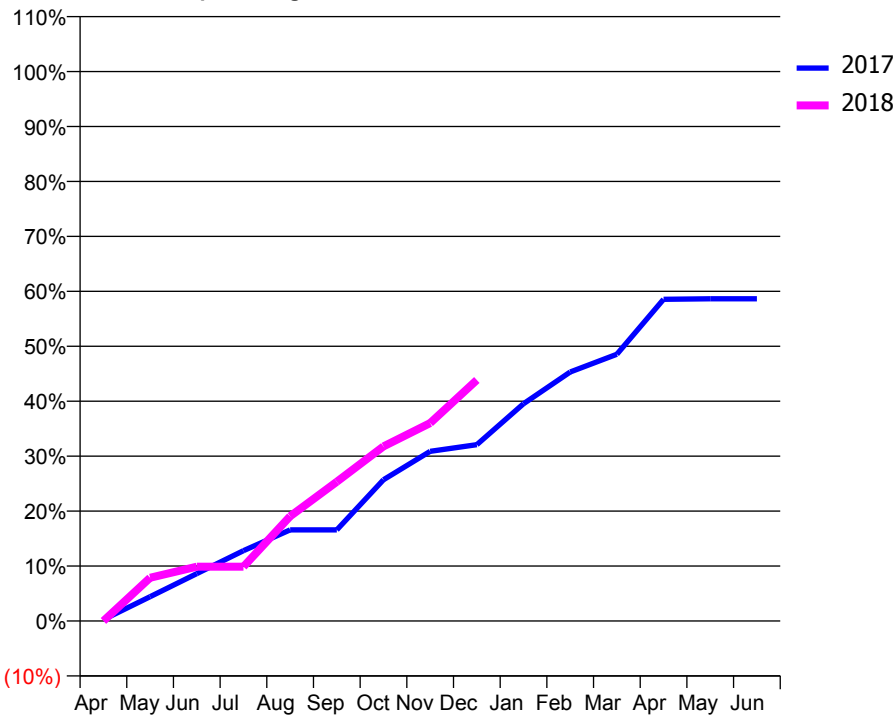
### ACCESS\*

Patients seen in 24 months	Total	Change since previous quarter
Quarter ending December 2016	826	
Quarter ending March 2017	828	→
Quarter ending June 2017	804	↓
Quarter ending September 2017	806	→
Quarter ending December 2017	802	→
<b>Variance since December 2016</b>	<b>(2.9%)</b>	<b>↓</b>



### ACTIVITY

Cumulative percentage of contracted UDA delivered 2017 & 2018



Month	Adjusted Scheduled Activity (UDA)	
	2017	2018
April	9	0
May	162	221
June	314	277
July	466	277
August	604	534
September	604	710
October	936	890
November	1,124	1,009
December	1,168	1,228
January	1,440	
February	1,650	
March	1,767	
April	2,131	
May	2,135	
June	2,135	

### QUALITY

	Quantity	Base Number	Contract	AT	Region	England
% of FP17s for the same patient ID Re-attending within 3 months - Children	7	299	2.3%	10.0%	11.8%	12.0%
% of FP17s for the same patient ID Re-attending within 3 months - Adults	57	523	10.9%	14.9%	15.3%	15.9%
% of FP17s for the same patient ID Re-attending between 3 & 9 months - Children	174	299	58.2%	51.7%	59.1%	58.0%
% of FP17s for the same patient ID Re-attending between 3 & 9 months - Adults	296	523	56.6%	47.2%	51.5%	50.5%
% of FP17s for Band 1 Urgent Courses	10	661	1.5%	8.0%	8.0%	9.0%
% of FP17s Relating to Free Repair or Replacements	6	661	0.9%	0.7%	0.8%	0.8%
% of FP17s Relating to Continuations	1	661	0.2%	0.9%	1.1%	1.1%
% of Patients satisfied with the dentistry they have received	0	0	N/A	91.6%	91.6%	91.5%
% of Patients satisfied with the time they had to wait for an appointment	0	0	N/A	89.9%	88.3%	87.9%

\* This is based on patients treated on this contract for their most recent course of treatment. Figures in italics indicate the base number of FP17s or Patient Questionnaire responses are less than 100. N/A is shown where the base number of responses is less than 10 during the period. % is calculated as Quantity/Base number\*100

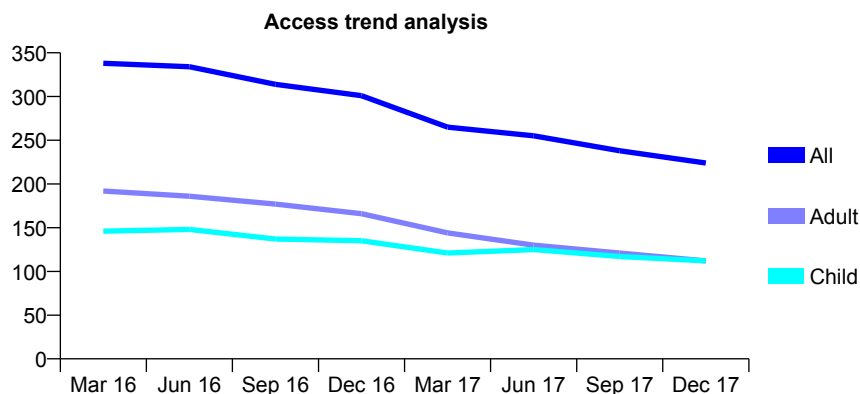
## Q54 - Vital Signs At a Glance Contract Report for 148733/0001 - December 2017

Name or company name	Morgan Dental
Contract type name	GDS Contract
Purpose of contract	General and Orthodontic
Contract start date	01/10/2013
Contract end date	

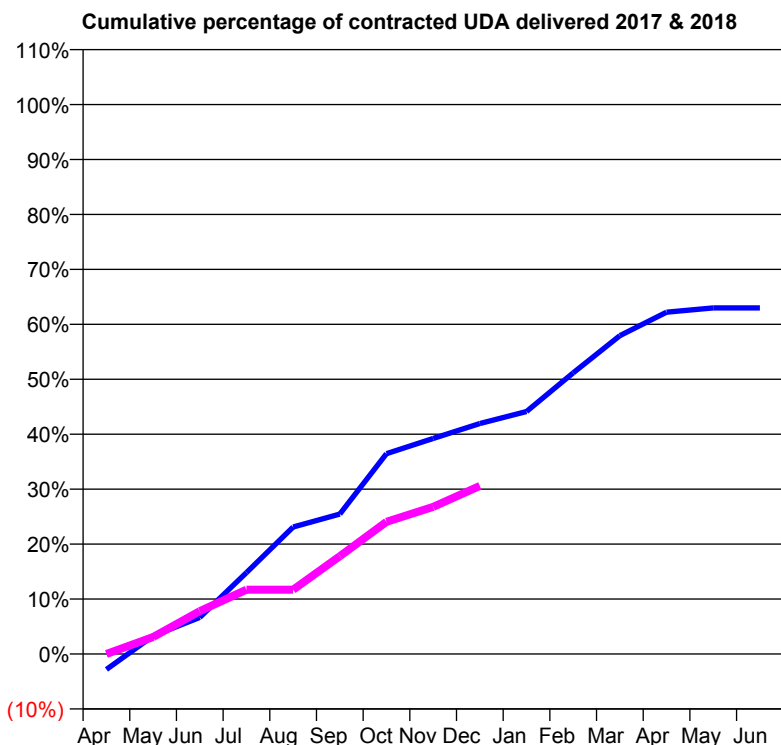
17/18 Contracted general activity (UDA)	773
Carry forward general activity (UDA)	0
17/18 Contracted orthodontic activity (UOA)	900
Carry forward orthodontic activity (UOA)	-14
Baseline contract value	£79,304.20

### ACCESS\*

Patients seen in 24 months	Total	Change since previous quarter
Quarter ending December 2016	301	
Quarter ending March 2017	265	↓
Quarter ending June 2017	255	↓
Quarter ending September 2017	238	↓
Quarter ending December 2017	224	↓
<b>Variance since December 2016</b>	<b>(25.6%)</b>	<b>↓</b>



### ACTIVITY



Month	Adjusted Scheduled Activity (UDA)	
	2017	2018
April	-22	0
May	25	24
June	51	60
July	115	91
August	179	91
September	197	138
October	282	186
November	303	207
December	324	236
January	341	
February	396	
March	448	
April	481	
May	487	
June	487	

### QUALITY

	Quantity	Base Number	Contract	AT	Region	England
% of FP17s for the same patient ID Re-attending within 3 months - Children	8	156	5.1%	10.0%	11.8%	12.0%
% of FP17s for the same patient ID Re-attending within 3 months - Adults	13	70	18.6%	14.9%	15.3%	15.9%
% of FP17s for the same patient ID Re-attending between 3 & 9 months - Children	51	156	32.7%	51.7%	59.1%	58.0%
% of FP17s for the same patient ID Re-attending between 3 & 9 months - Adults	36	70	51.4%	47.2%	51.5%	50.5%
% of FP17s for Band 1 Urgent Courses	7	149	4.7%	8.0%	8.0%	9.0%
% of FP17s Relating to Free Repair or Replacements	0	149	0.0%	0.7%	0.8%	0.8%
% of FP17s Relating to Continuations	3	149	2.0%	0.9%	1.1%	1.1%
% of Patients satisfied with the dentistry they have received	1	1	N/A	91.6%	91.6%	91.5%
% of Patients satisfied with the time they had to wait for an appointment	1	1	N/A	89.9%	88.3%	87.9%

\* This is based on patients treated on this contract for their most recent course of treatment. Figures in italics indicate the base number of FP17s or Patient Questionnaire responses are less than 100. N/A is shown where the base number of responses is less than 10 during the period. % is calculated as Quantity/Base number\*100

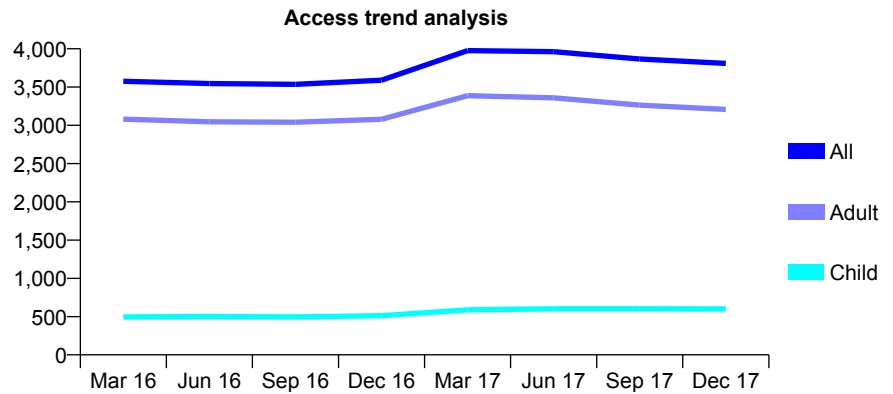
## Q54 - Vital Signs At a Glance Contract Report for 149012/0001 - December 2017

Name or company name	Castle View Dental Practice Limited
Contract type name	GDS Contract
Purpose of contract	General
Contract start date	01/01/2007
Contract end date	

17/18 Contracted general activity (UDA)	12,928
Carry forward general activity (UDA)	-222
17/18 Contracted orthodontic activity (UOA)	0
Carry forward orthodontic activity (UOA)	0
Baseline contract value	£371,628.48

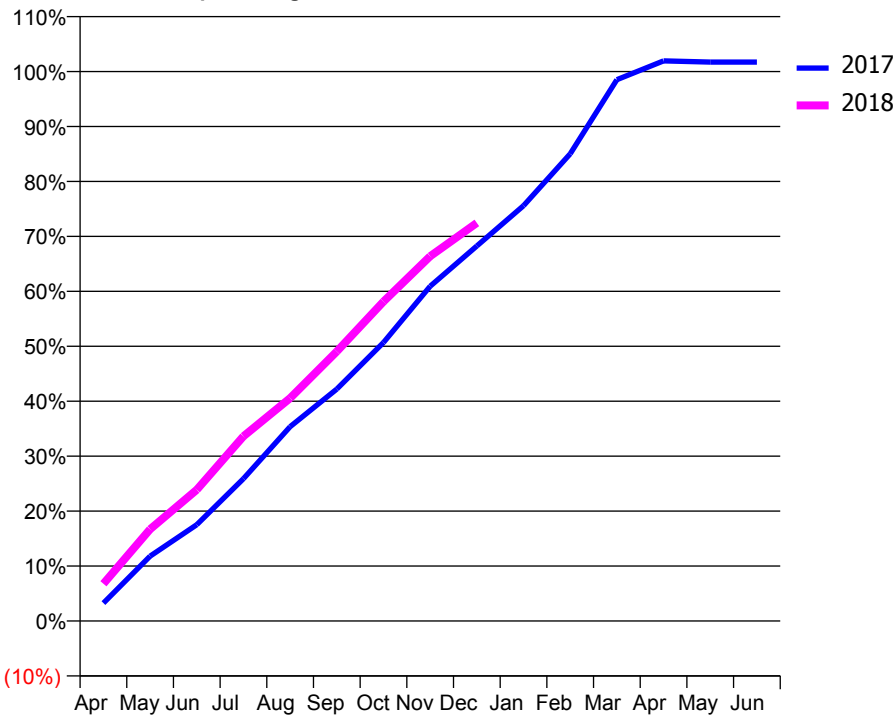
### ACCESS\*

Patients seen in 24 months	Total	Change since previous quarter
Quarter ending December 2016	3,590	
Quarter ending March 2017	3,976	↑
Quarter ending June 2017	3,962	→
Quarter ending September 2017	3,866	↓
Quarter ending December 2017	3,809	↓
<b>Variance since December 2016</b>	<b>6.1%</b>	<b>↑</b>



### ACTIVITY

Cumulative percentage of contracted UDA delivered 2017 & 2018



Month	Adjusted Scheduled Activity (UDA)	
	2017	2018
April	422	877
May	1,528	2,161
June	2,266	3,090
July	3,348	4,347
August	4,574	5,245
September	5,457	6,342
October	6,551	7,514
November	7,875	8,581
December	8,822	9,366
January	9,770	
February	10,991	
March	12,736	
April	13,179	
May	13,150	
June	13,150	

### QUALITY

	Quantity	Base Number	Contract	AT	Region	England
% of FP17s for the same patient ID Re-attending within 3 months - Children	50	690	7.2%	10.0%	11.8%	12.0%
% of FP17s for the same patient ID Re-attending within 3 months - Adults	390	3,664	10.6%	14.9%	15.3%	15.9%
% of FP17s for the same patient ID Re-attending between 3 & 9 months - Children	399	690	57.8%	51.7%	59.1%	58.0%
% of FP17s for the same patient ID Re-attending between 3 & 9 months - Adults	2,255	3,664	61.5%	47.2%	51.5%	50.5%
% of FP17s for Band 1 Urgent Courses	214	4,177	5.1%	8.0%	8.0%	9.0%
% of FP17s Relating to Free Repair or Replacements	36	4,177	0.9%	0.7%	0.8%	0.8%
% of FP17s Relating to Continuations	23	4,177	0.6%	0.9%	1.1%	1.1%
% of Patients satisfied with the dentistry they have received	2	2	N/A	91.6%	91.6%	91.5%
% of Patients satisfied with the time they had to wait for an appointment	2	2	N/A	89.9%	88.3%	87.9%

\* This is based on patients treated on this contract for their most recent course of treatment. Figures in italics indicate the base number of FP17s or Patient Questionnaire responses are less than 100. N/A is shown where the base number of responses is less than 10 during the period. % is calculated as Quantity/Base number\*100

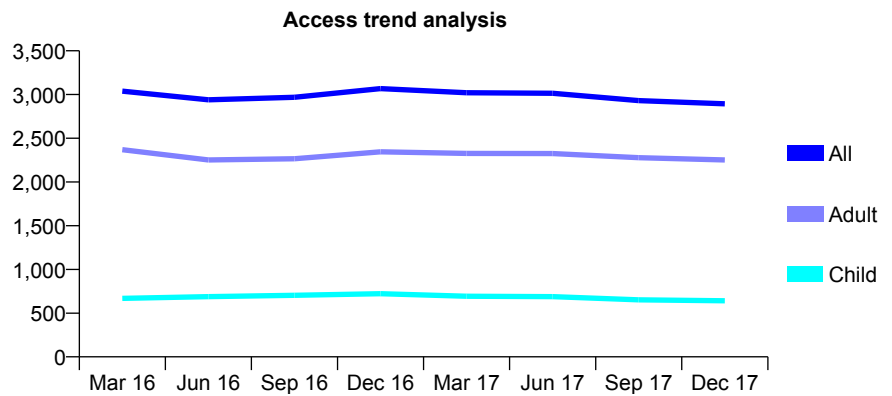
## Q54 - Vital Signs At a Glance Contract Report for 150223/0001 - December 2017

Name or company name	Qamar Dental
Contract type name	GDS Contract
Purpose of contract	General
Contract start date	02/08/2013
Contract end date	

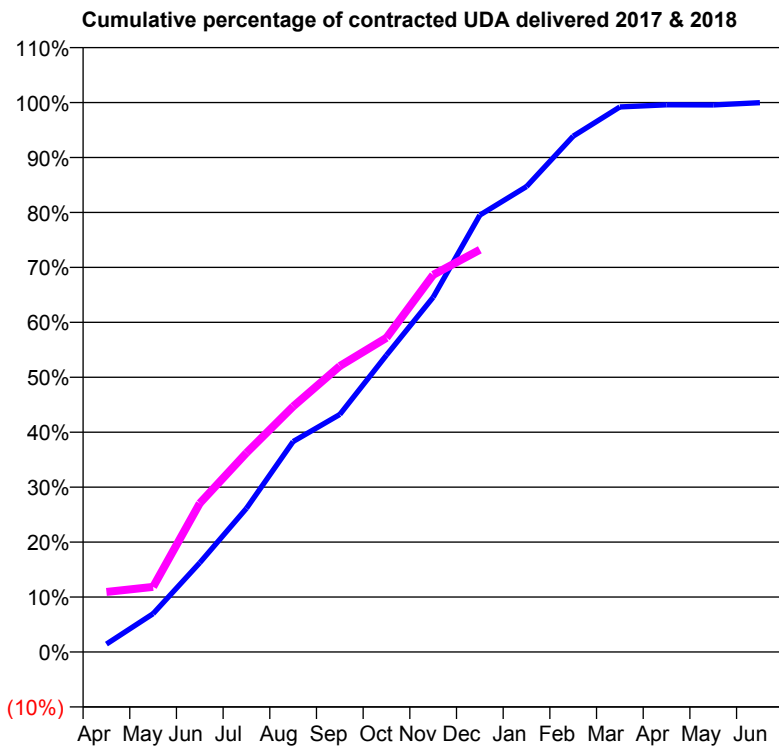
17/18 Contracted general activity (UDA)	8,026
Carry forward general activity (UDA)	2
17/18 Contracted orthodontic activity (UOA)	0
Carry forward orthodontic activity (UOA)	0
Baseline contract value	£240,050.22

### ACCESS\*

Patients seen in 24 months	Total	Change since previous quarter
Quarter ending December 2016	3,067	
Quarter ending March 2017	3,020	↓
Quarter ending June 2017	3,014	→
Quarter ending September 2017	2,930	↓
Quarter ending December 2017	2,894	↓
<b>Variance since December 2016</b>	<b>(5.6%)</b>	<b>↓</b>



### ACTIVITY



Month	Adjusted Scheduled Activity (UDA)	
	2017	2018
April	115	877
May	559	952
June	1,305	2,172
July	2,099	2,909
August	3,074	3,586
September	3,471	4,177
October	4,337	4,590
November	5,182	5,509
December	6,381	5,876
January	6,798	
February	7,535	
March	7,962	
April	7,992	
May	7,989	
June	8,024	

### QUALITY

	Quantity	Base Number	Contract	AT	Region	England
% of FP17s for the same patient ID Re-attending within 3 months - Children	14	472	3.0%	10.0%	11.8%	12.0%
% of FP17s for the same patient ID Re-attending within 3 months - Adults	240	1,981	12.1%	14.9%	15.3%	15.9%
% of FP17s for the same patient ID Re-attending between 3 & 9 months - Children	208	472	44.1%	51.7%	59.1%	58.0%
% of FP17s for the same patient ID Re-attending between 3 & 9 months - Adults	977	1,981	49.3%	47.2%	51.5%	50.5%
% of FP17s for Band 1 Urgent Courses	176	2,424	7.3%	8.0%	8.0%	9.0%
% of FP17s Relating to Free Repair or Replacements	22	2,424	0.9%	0.7%	0.8%	0.8%
% of FP17s Relating to Continuations	5	2,424	0.2%	0.9%	1.1%	1.1%
% of Patients satisfied with the dentistry they have received	4	4	N/A	91.6%	91.6%	91.5%
% of Patients satisfied with the time they had to wait for an appointment	3	4	N/A	89.9%	88.3%	87.9%

\* This is based on patients treated on this contract for their most recent course of treatment. Figures in italics indicate the base number of FP17s or Patient Questionnaire responses are less than 100. N/A is shown where the base number of responses is less than 10 during the period. % is calculated as Quantity/Base number\*100

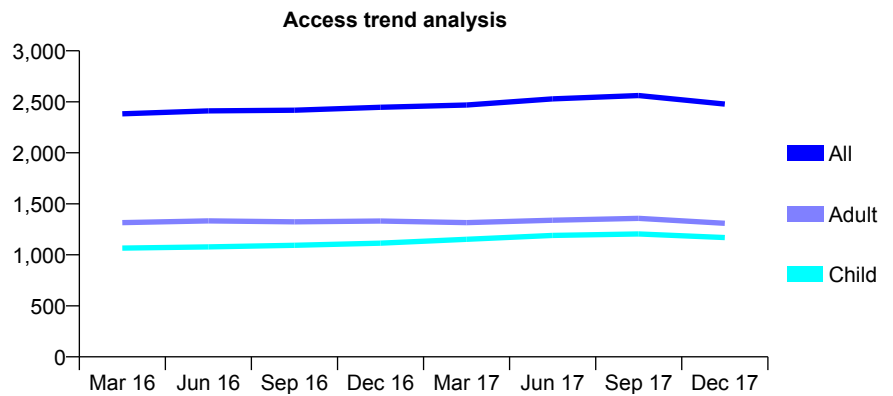
## Q54 - Vital Signs At a Glance Contract Report for 150339/0001 - December 2017

Name or company name	Ali, Ahmed & Shabir
Contract type name	GDS Contract
Purpose of contract	General
Contract start date	01/04/2006
Contract end date	

17/18 Contracted general activity (UDA)	10,078
Carry forward general activity (UDA)	98
17/18 Contracted orthodontic activity (UOA)	0
Carry forward orthodontic activity (UOA)	0
Baseline contract value	£251,752.48

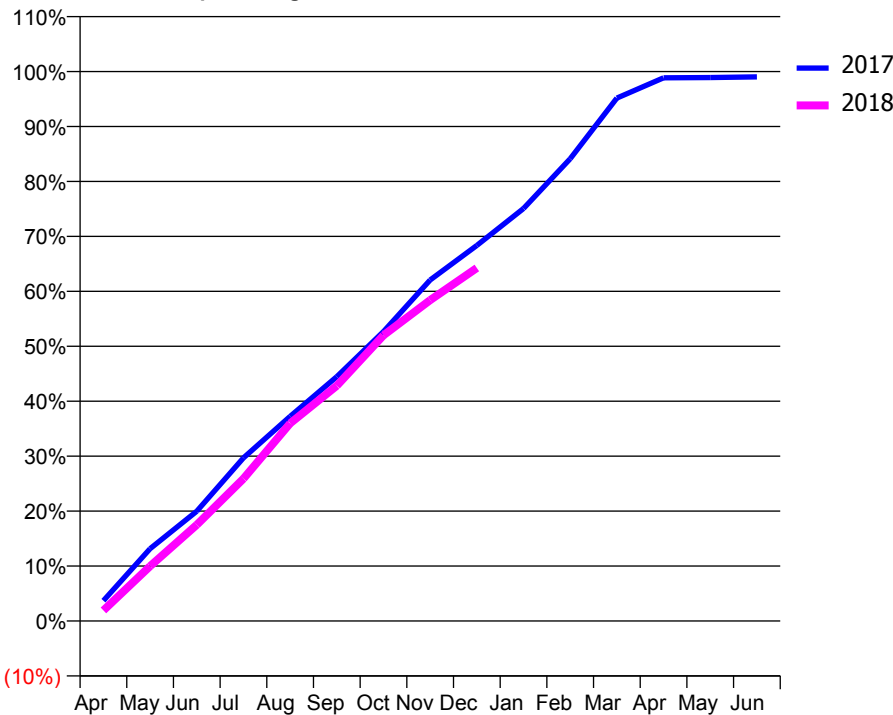
### ACCESS\*

Patients seen in 24 months	Total	Change since previous quarter
Quarter ending December 2016	2,447	
Quarter ending March 2017	2,468	→
Quarter ending June 2017	2,529	↑
Quarter ending September 2017	2,561	→
Quarter ending December 2017	2,478	↓
<b>Variance since December 2016</b>	<b>1.3%</b>	<b>→</b>



### ACTIVITY

Cumulative percentage of contracted UDA delivered 2017 & 2018



Month	Adjusted Scheduled Activity (UDA)	
	2017	2018
April	373	194
May	1,326	1,007
June	2,013	1,766
July	2,991	2,612
August	3,754	3,626
September	4,482	4,316
October	5,308	5,239
November	6,254	5,886
December	6,889	6,475
January	7,567	
February	8,477	
March	9,591	
April	9,963	
May	9,967	
June	9,980	

### QUALITY

	Quantity	Base Number	Contract	AT	Region	England
% of FP17s for the same patient ID Re-attending within 3 months - Children	49	797	6.1%	10.0%	11.8%	12.0%
% of FP17s for the same patient ID Re-attending within 3 months - Adults	149	940	15.9%	14.9%	15.3%	15.9%
% of FP17s for the same patient ID Re-attending between 3 & 9 months - Children	274	797	34.4%	51.7%	59.1%	58.0%
% of FP17s for the same patient ID Re-attending between 3 & 9 months - Adults	309	940	32.9%	47.2%	51.5%	50.5%
% of FP17s for Band 1 Urgent Courses	161	1,655	9.7%	8.0%	8.0%	9.0%
% of FP17s Relating to Free Repair or Replacements	0	1,655	0.0%	0.7%	0.8%	0.8%
% of FP17s Relating to Continuations	6	1,655	0.4%	0.9%	1.1%	1.1%
% of Patients satisfied with the dentistry they have received	0	0	N/A	91.6%	91.6%	91.5%
% of Patients satisfied with the time they had to wait for an appointment	0	0	N/A	89.9%	88.3%	87.9%

\* This is based on patients treated on this contract for their most recent course of treatment. Figures in italics indicate the base number of FP17s or Patient Questionnaire responses are less than 100. N/A is shown where the base number of responses is less than 10 during the period. % is calculated as Quantity/Base number\*100

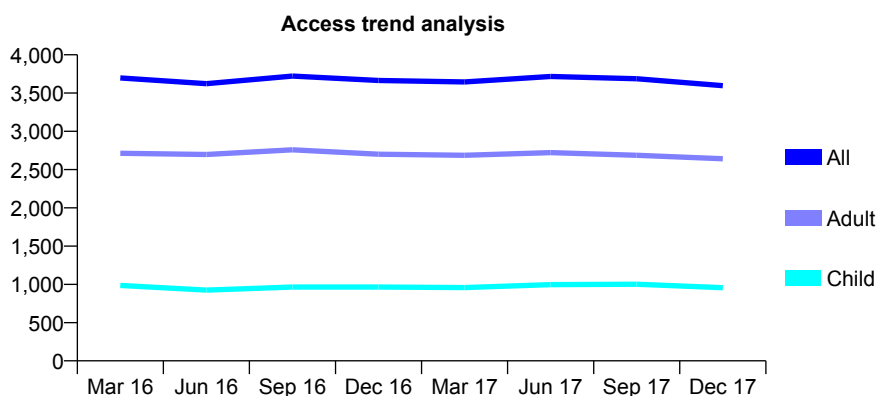
## Q54 - Vital Signs At a Glance Contract Report for 150665/0001 - December 2017

Name or company name	Shaw & Jandu Dental Practice
Contract type name	GDS Contract
Purpose of contract	General and Orthodontic
Contract start date	01/04/2009
Contract end date	

17/18 Contracted general activity (UDA)	10,110
Carry forward general activity (UDA)	0
17/18 Contracted orthodontic activity (UOA)	723
Carry forward orthodontic activity (UOA)	0
Baseline contract value	£261,261.90

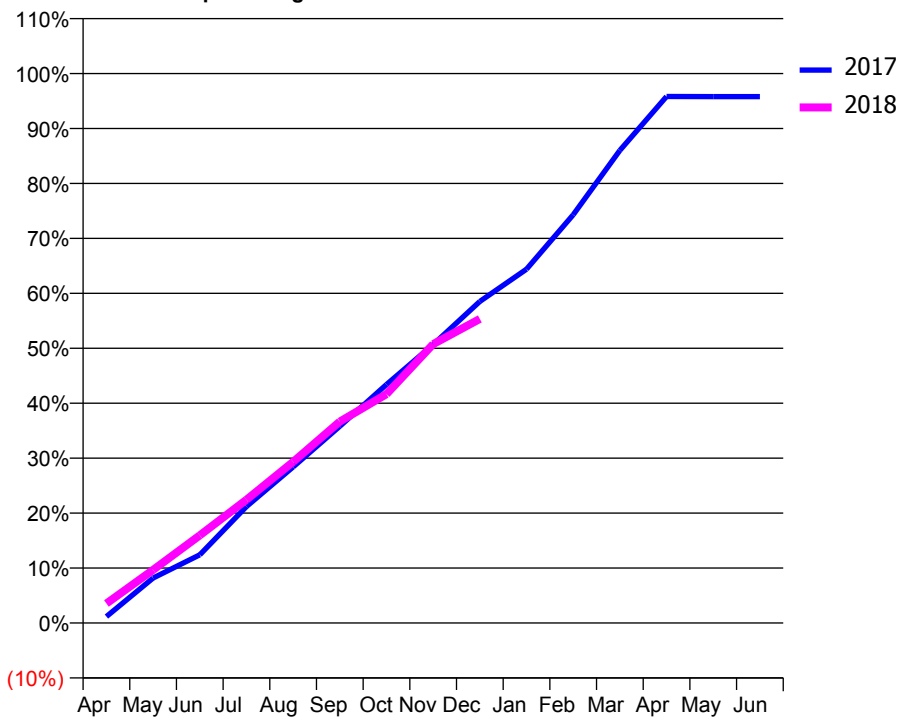
### ACCESS\*

Patients seen in 24 months	Total	Change since previous quarter
Quarter ending December 2016	3,665	
Quarter ending March 2017	3,645	→
Quarter ending June 2017	3,717	→
Quarter ending September 2017	3,688	→
Quarter ending December 2017	3,597	↓
<b>Variance since December 2016</b>	<b>(1.9%)</b>	<b>↓</b>



### ACTIVITY

Cumulative percentage of contracted UDA delivered 2017 & 2018



Month	Adjusted Scheduled Activity (UDA)	
	2017	2018
April	120	359
May	828	977
June	1,255	1,612
July	2,144	2,268
August	2,872	2,964
September	3,619	3,705
October	4,388	4,212
November	5,123	5,131
December	5,917	5,596
January	6,510	
February	7,510	
March	8,697	
April	9,686	
May	9,685	
June	9,685	

### QUALITY

	Quantity	Base Number	Contract	AT	Region	England
% of FP17s for the same patient ID Re-attending within 3 months - Children	65	1,050	6.2%	10.0%	11.8%	12.0%
% of FP17s for the same patient ID Re-attending within 3 months - Adults	223	2,721	8.2%	14.9%	15.3%	15.9%
% of FP17s for the same patient ID Re-attending between 3 & 9 months - Children	470	1,050	44.8%	51.7%	59.1%	58.0%
% of FP17s for the same patient ID Re-attending between 3 & 9 months - Adults	1,394	2,721	51.2%	47.2%	51.5%	50.5%
% of FP17s for Band 1 Urgent Courses	251	3,295	7.6%	8.0%	8.0%	9.0%
% of FP17s Relating to Free Repair or Replacements	26	3,295	0.8%	0.7%	0.8%	0.8%
% of FP17s Relating to Continuations	4	3,295	0.1%	0.9%	1.1%	1.1%
% of Patients satisfied with the dentistry they have received	3	3	N/A	91.6%	91.6%	91.5%
% of Patients satisfied with the time they had to wait for an appointment	3	3	N/A	89.9%	88.3%	87.9%

\* This is based on patients treated on this contract for their most recent course of treatment. Figures in italics indicate the base number of FP17s or Patient Questionnaire responses are less than 100. N/A is shown where the base number of responses is less than 10 during the period. % is calculated as Quantity/Base number\*100



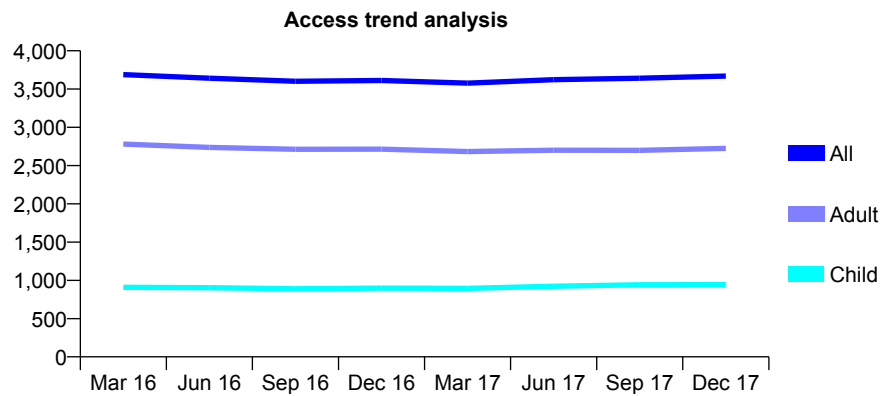
## Q54 - Vital Signs At a Glance Contract Report for 151351/0001 - December 2017

Name or company name	Dr N Hayre and Dr AP Najran
Contract type name	GDS Contract
Purpose of contract	General
Contract start date	01/10/2011
Contract end date	

17/18 Contracted general activity (UDA)	11,705
Carry forward general activity (UDA)	-235
17/18 Contracted orthodontic activity (UOA)	0
Carry forward orthodontic activity (UOA)	0
Baseline contract value	£255,927.07

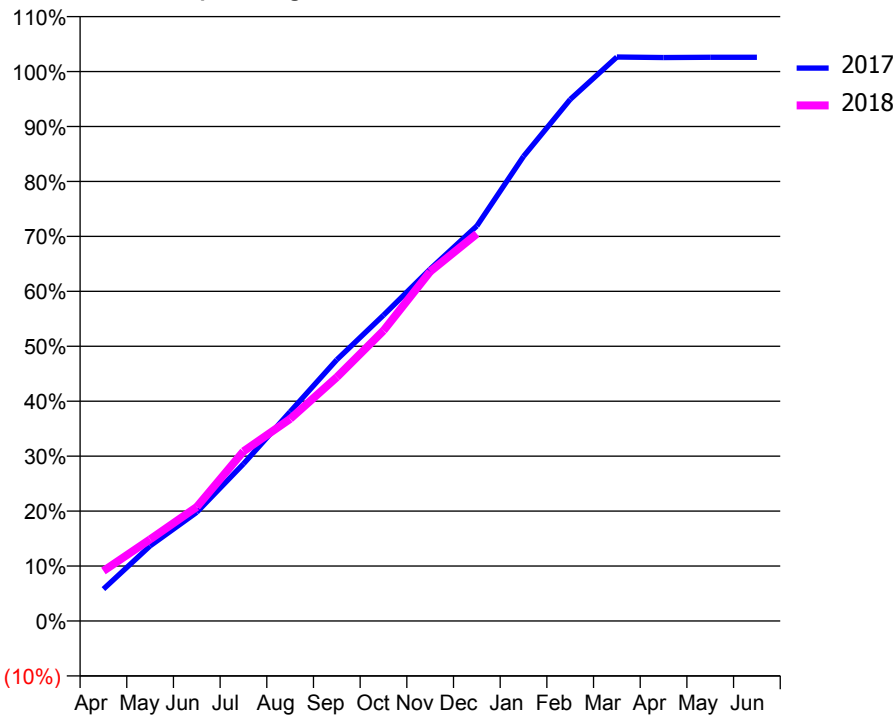
### ACCESS\*

Patients seen in 24 months	Total	Change since previous quarter
Quarter ending December 2016	3,612	
Quarter ending March 2017	3,578	→
Quarter ending June 2017	3,623	→
Quarter ending September 2017	3,641	→
Quarter ending December 2017	3,669	→
<b>Variance since December 2016</b>	<b>1.6%</b>	<b>→</b>



### ACTIVITY

Cumulative percentage of contracted UDA delivered 2017 & 2018



Month	Adjusted Scheduled Activity (UDA)	
	2017	2018
April	680	1,068
May	1,601	1,739
June	2,317	2,429
July	3,347	3,615
August	4,457	4,304
September	5,566	5,193
October	6,514	6,186
November	7,496	7,444
December	8,416	8,248
January	9,898	
February	11,109	
March	12,014	
April	12,004	
May	12,009	
June	12,009	

### QUALITY

	Quantity	Base Number	Contract	AT	Region	England
% of FP17s for the same patient ID Re-attending within 3 months - Children	93	1,187	7.8%	10.0%	11.8%	12.0%
% of FP17s for the same patient ID Re-attending within 3 months - Adults	356	3,027	11.8%	14.9%	15.3%	15.9%
% of FP17s for the same patient ID Re-attending between 3 & 9 months - Children	825	1,187	69.5%	51.7%	59.1%	58.0%
% of FP17s for the same patient ID Re-attending between 3 & 9 months - Adults	1,923	3,027	63.5%	47.2%	51.5%	50.5%
% of FP17s for Band 1 Urgent Courses	252	4,215	6.0%	8.0%	8.0%	9.0%
% of FP17s Relating to Free Repair or Replacements	25	4,215	0.6%	0.7%	0.8%	0.8%
% of FP17s Relating to Continuations	12	4,215	0.3%	0.9%	1.1%	1.1%
% of Patients satisfied with the dentistry they have received	4	5	N/A	91.6%	91.6%	91.5%
% of Patients satisfied with the time they had to wait for an appointment	5	5	N/A	89.9%	88.3%	87.9%

\* This is based on patients treated on this contract for their most recent course of treatment. Figures in italics indicate the base number of FP17s or Patient Questionnaire responses are less than 100. N/A is shown where the base number of responses is less than 10 during the period. % is calculated as Quantity/Base number\*100

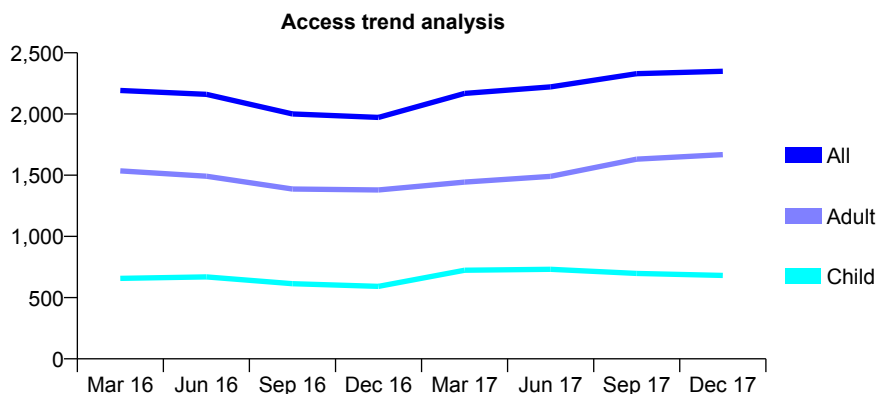
## Q54 - Vital Signs At a Glance Contract Report for 154873/0001 - December 2017

Name or company name	Dental Clinique Ltd
Contract type name	GDS Contract
Purpose of contract	General
Contract start date	01/04/2011
Contract end date	

17/18 Contracted general activity (UDA)	6,928
Carry forward general activity (UDA)	-7
17/18 Contracted orthodontic activity (UOA)	0
Carry forward orthodontic activity (UOA)	0
Baseline contract value	£195,789.33

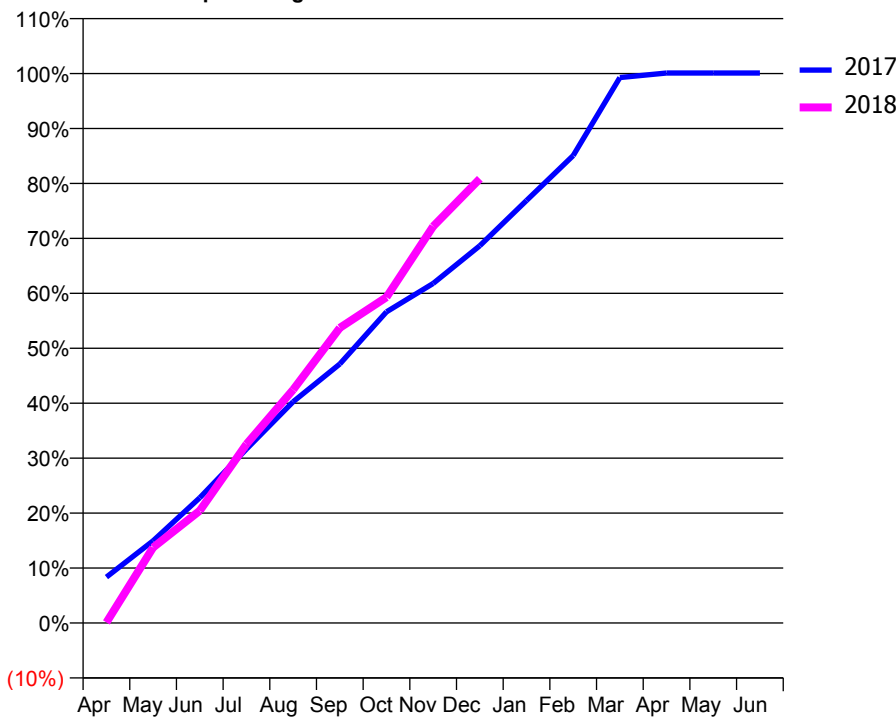
### ACCESS\*

Patients seen in 24 months	Total	Change since previous quarter
Quarter ending December 2016	1,972	
Quarter ending March 2017	2,168	↑
Quarter ending June 2017	2,222	↑
Quarter ending September 2017	2,329	↑
Quarter ending December 2017	2,349	→
<b>Variance since December 2016</b>	<b>19.1%</b>	<b>↑</b>



### ACTIVITY

Cumulative percentage of contracted UDA delivered 2017 & 2018



Month	Adjusted Scheduled Activity (UDA)	
	2017	2018
April	579	7
May	1,036	952
June	1,579	1,416
July	2,194	2,255
August	2,790	2,942
September	3,266	3,721
October	3,923	4,108
November	4,280	5,002
December	4,758	5,601
January	5,327	
February	5,893	
March	6,878	
April	6,934	
May	6,934	
June	6,935	

### QUALITY

	Quantity	Base Number	Contract	AT	Region	England
% of FP17s for the same patient ID Re-attending within 3 months - Children	76	757	10.0%	10.0%	11.8%	12.0%
% of FP17s for the same patient ID Re-attending within 3 months - Adults	144	1,549	9.3%	14.9%	15.3%	15.9%
% of FP17s for the same patient ID Re-attending between 3 & 9 months - Children	319	757	42.1%	51.7%	59.1%	58.0%
% of FP17s for the same patient ID Re-attending between 3 & 9 months - Adults	602	1,549	38.9%	47.2%	51.5%	50.5%
% of FP17s for Band 1 Urgent Courses	106	2,279	4.7%	8.0%	8.0%	9.0%
% of FP17s Relating to Free Repair or Replacements	2	2,279	0.1%	0.7%	0.8%	0.8%
% of FP17s Relating to Continuations	11	2,279	0.5%	0.9%	1.1%	1.1%
% of Patients satisfied with the dentistry they have received	1	1	N/A	91.6%	91.6%	91.5%
% of Patients satisfied with the time they had to wait for an appointment	1	1	N/A	89.9%	88.3%	87.9%

\* This is based on patients treated on this contract for their most recent course of treatment. Figures in italics indicate the base number of FP17s or Patient Questionnaire responses are less than 100. N/A is shown where the base number of responses is less than 10 during the period. % is calculated as Quantity/Base number\*100

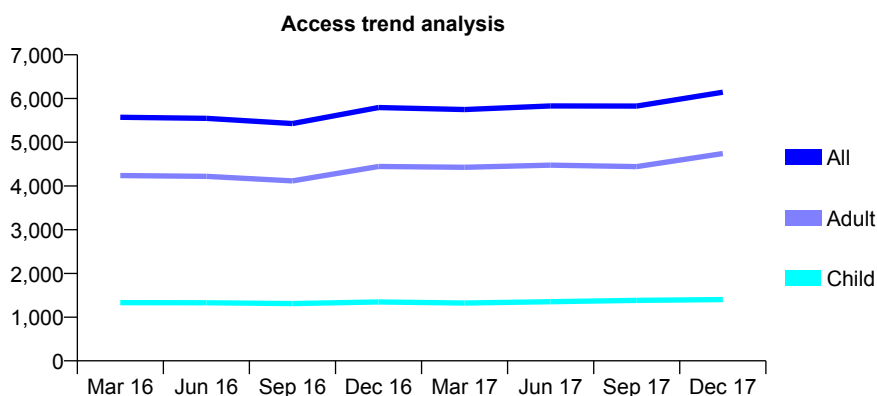
## Q54 - Vital Signs At a Glance Contract Report for 155861/0001 - December 2017

Name or company name	Bilston Dental Surgery
Contract type name	GDS Contract
Purpose of contract	General and Orthodontic
Contract start date	25/02/2011
Contract end date	

17/18 Contracted general activity (UDA)	16,221
Carry forward general activity (UDA)	-264
17/18 Contracted orthodontic activity (UOA)	554
Carry forward orthodontic activity (UOA)	-12
Baseline contract value	£383,470.32

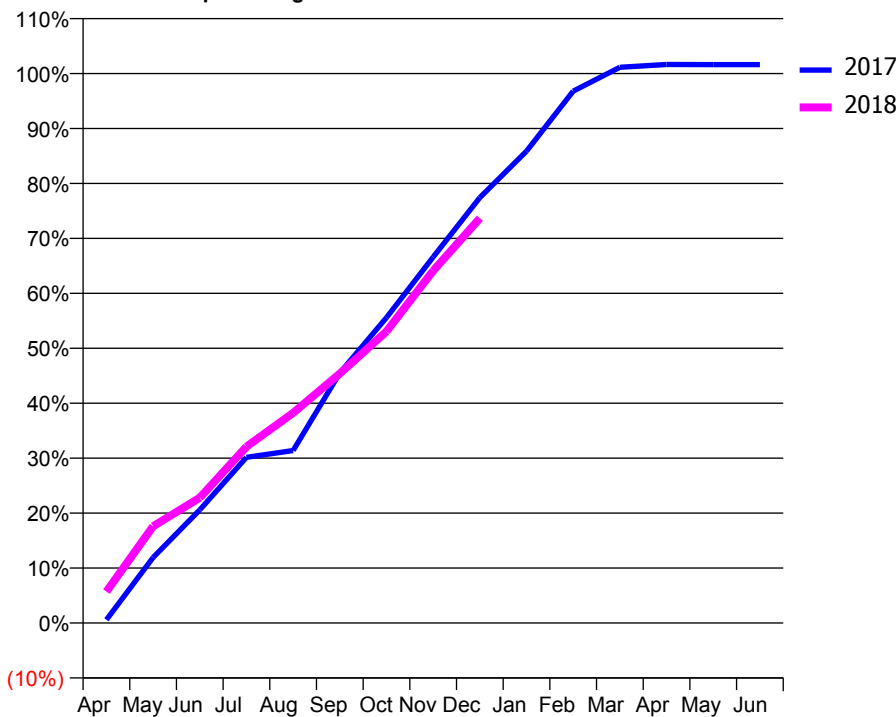
### ACCESS\*

Patients seen in 24 months	Total	Change since previous quarter
Quarter ending December 2016	5,793	
Quarter ending March 2017	5,749	→
Quarter ending June 2017	5,829	→
Quarter ending September 2017	5,827	→
Quarter ending December 2017	6,144	↑
<b>Variance since December 2016</b>	<b>6.1%</b>	<b>↑</b>



### ACTIVITY

Cumulative percentage of contracted UDA delivered 2017 & 2018



Month	Adjusted Scheduled Activity (UDA)	
	2017	2018
April	95	929
May	1,935	2,856
June	3,338	3,697
July	4,892	5,206
August	5,092	6,200
September	7,382	7,364
October	9,015	8,608
November	10,805	10,399
December	12,560	11,947
January	13,927	
February	15,699	
March	16,407	
April	16,488	
May	16,484	
June	16,484	

### QUALITY

	Quantity	Base Number	Contract	AT	Region	England
% of FP17s for the same patient ID Re-attending within 3 months - Children	94	1,484	6.3%	10.0%	11.8%	12.0%
% of FP17s for the same patient ID Re-attending within 3 months - Adults	260	2,943	8.8%	14.9%	15.3%	15.9%
% of FP17s for the same patient ID Re-attending between 3 & 9 months - Children	807	1,484	54.4%	51.7%	59.1%	58.0%
% of FP17s for the same patient ID Re-attending between 3 & 9 months - Adults	1,027	2,943	34.9%	47.2%	51.5%	50.5%
% of FP17s for Band 1 Urgent Courses	96	4,363	2.2%	8.0%	8.0%	9.0%
% of FP17s Relating to Free Repair or Replacements	9	4,363	0.2%	0.7%	0.8%	0.8%
% of FP17s Relating to Continuations	7	4,363	0.2%	0.9%	1.1%	1.1%
% of Patients satisfied with the dentistry they have received	3	3	N/A	91.6%	91.6%	91.5%
% of Patients satisfied with the time they had to wait for an appointment	2	3	N/A	89.9%	88.3%	87.9%

\* This is based on patients treated on this contract for their most recent course of treatment. Figures in italics indicate the base number of FP17s or Patient Questionnaire responses are less than 100. N/A is shown where the base number of responses is less than 10 during the period. % is calculated as Quantity/Base number\*100

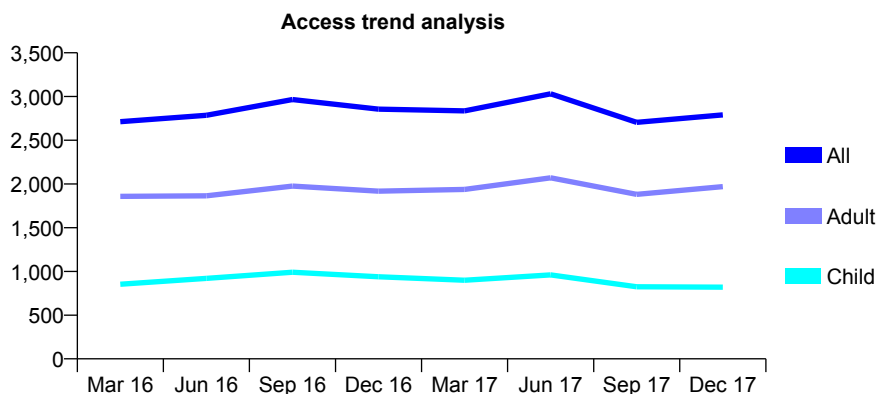
## Q54 - Vital Signs At a Glance Contract Report for 157422/0001 - December 2017

Name or company name	Priory Dental Practice
Contract type name	GDS Contract
Purpose of contract	General
Contract start date	01/03/2009
Contract end date	

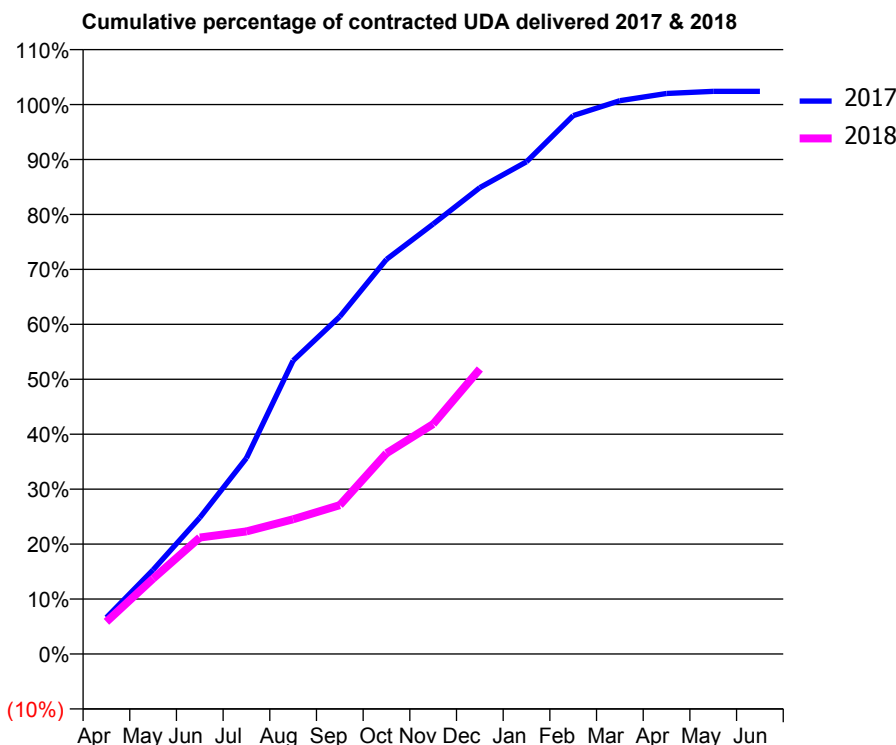
17/18 Contracted general activity (UDA)	5,749
Carry forward general activity (UDA)	-115
17/18 Contracted orthodontic activity (UOA)	0
Carry forward orthodontic activity (UOA)	0
Baseline contract value	£154,016.50

### ACCESS\*

Patients seen in 24 months	Total	Change since previous quarter
Quarter ending December 2016	2,855	
Quarter ending March 2017	2,836	→
Quarter ending June 2017	3,031	↑
Quarter ending September 2017	2,705	↓
Quarter ending December 2017	2,790	↑
<b>Variance since December 2016</b>	<b>(2.3%)</b>	<b>↓</b>



### ACTIVITY



Month	Adjusted Scheduled Activity (UDA)	
	2017	2018
April	382	337
May	881	789
June	1,427	1,219
July	2,050	1,282
August	3,070	1,410
September	3,530	1,557
October	4,128	2,101
November	4,498	2,406
December	4,880	2,981
January	5,150	
February	5,632	
March	5,789	
April	5,864	
May	5,887	
June	5,887	

### QUALITY

	Quantity	Base Number	Contract	AT	Region	England
% of FP17s for the same patient ID Re-attending within 3 months - Children	44	892	4.9%	10.0%	11.8%	12.0%
% of FP17s for the same patient ID Re-attending within 3 months - Adults	171	1,399	12.2%	14.9%	15.3%	15.9%
% of FP17s for the same patient ID Re-attending between 3 & 9 months - Children	389	892	43.6%	51.7%	59.1%	58.0%
% of FP17s for the same patient ID Re-attending between 3 & 9 months - Adults	379	1,399	27.1%	47.2%	51.5%	50.5%
% of FP17s for Band 1 Urgent Courses	157	1,439	10.9%	8.0%	8.0%	9.0%
% of FP17s Relating to Free Repair or Replacements	19	1,439	1.3%	0.7%	0.8%	0.8%
% of FP17s Relating to Continuations	2	1,439	0.1%	0.9%	1.1%	1.1%
% of Patients satisfied with the dentistry they have received	2	2	N/A	91.6%	91.6%	91.5%
% of Patients satisfied with the time they had to wait for an appointment	1	2	N/A	89.9%	88.3%	87.9%

\* This is based on patients treated on this contract for their most recent course of treatment. Figures in italics indicate the base number of FP17s or Patient Questionnaire responses are less than 100. N/A is shown where the base number of responses is less than 10 during the period. % is calculated as Quantity/Base number\*100

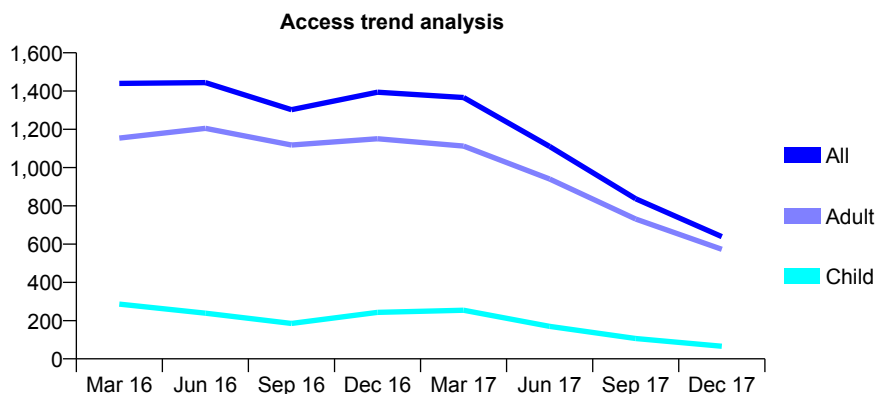
## Q54 - Vital Signs At a Glance Contract Report for 157422/0008 - December 2017

Name or company name	Priory Dental Practice
Contract type name	PDS Plus Contract
Purpose of contract	General
Contract start date	01/05/2012
Contract end date	30/04/2017

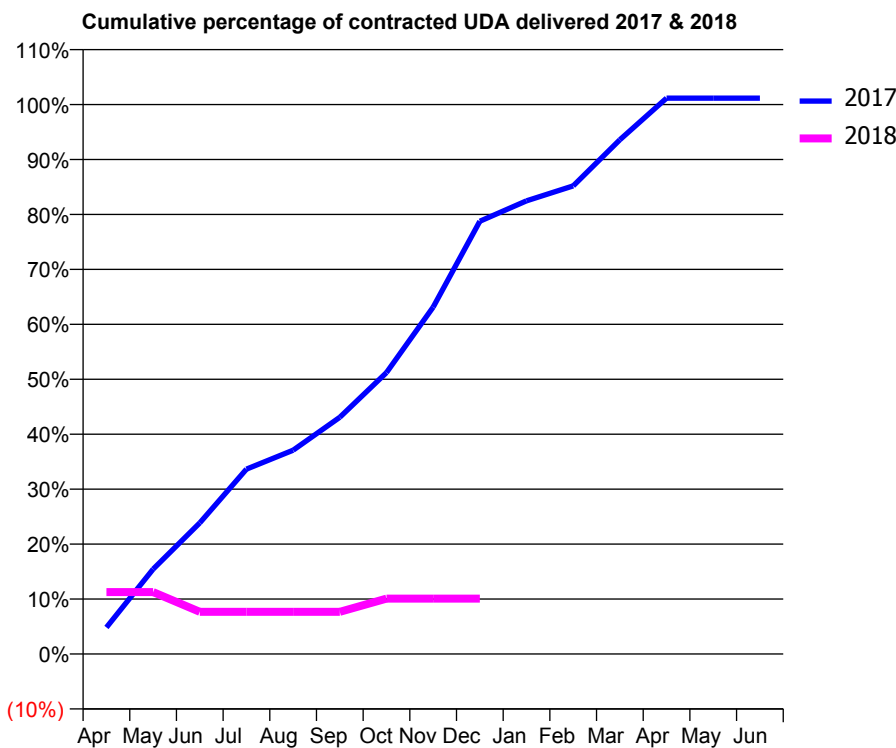
17/18 Contracted general activity (UDA)	250
Carry forward general activity (UDA)	0
17/18 Contracted orthodontic activity (UOA)	0
Carry forward orthodontic activity (UOA)	0
Baseline contract value	£3,220.26

### ACCESS\*

Patients seen in 24 months	Total	Change since previous quarter
Quarter ending December 2016	1,394	
Quarter ending March 2017	1,366	↓
Quarter ending June 2017	1,110	↓
Quarter ending September 2017	837	↓
Quarter ending December 2017	639	↓
<b>Variance since December 2016</b>	<b>(54.2%)</b>	<b>↓</b>



### ACTIVITY



Month	Adjusted Scheduled Activity (UDA)	
	2017	2018
April	145	28
May	463	28
June	716	19
July	1,009	19
August	1,112	19
September	1,292	19
October	1,537	25
November	1,894	25
December	2,363	25
January	2,474	
February	2,556	
March	2,807	
April	3,035	
May	3,035	
June	3,035	

### QUALITY

	Quantity	Base Number	Contract	AT	Region	England
% of FP17s for the same patient ID Re-attending within 3 months - Children	0	31	0.0%	10.0%	11.8%	12.0%
% of FP17s for the same patient ID Re-attending within 3 months - Adults	0	77	0.0%	14.9%	15.3%	15.9%
% of FP17s for the same patient ID Re-attending between 3 & 9 months - Children	0	31	0.0%	51.7%	59.1%	58.0%
% of FP17s for the same patient ID Re-attending between 3 & 9 months - Adults	4	77	5.2%	47.2%	51.5%	50.5%
% of FP17s for Band 1 Urgent Courses	1	9	11.1%	8.0%	8.0%	9.0%
% of FP17s Relating to Free Repair or Replacements	0	9	0.0%	0.7%	0.8%	0.8%
% of FP17s Relating to Continuations	0	9	0.0%	0.9%	1.1%	1.1%
% of Patients satisfied with the dentistry they have received	0	0	N/A	91.6%	91.6%	91.5%
% of Patients satisfied with the time they had to wait for an appointment	0	0	N/A	89.9%	88.3%	87.9%

\* This is based on patients treated on this contract for their most recent course of treatment. Figures in italics indicate the base number of FP17s or Patient Questionnaire responses are less than 100. N/A is shown where the base number of responses is less than 10 during the period. % is calculated as Quantity/Base number\*100

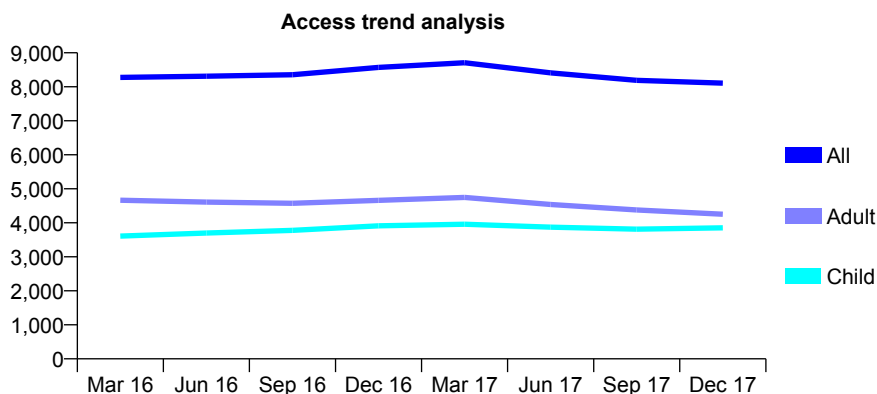
## Q54 - Vital Signs At a Glance Contract Report for 158054/0001 - December 2017

Name or company name	Ward End Dental Practice Partnership
Contract type name	GDS Contract
Purpose of contract	General
Contract start date	01/04/2007
Contract end date	

17/18 Contracted general activity (UDA)	23,513
Carry forward general activity (UDA)	-383
17/18 Contracted orthodontic activity (UOA)	0
Carry forward orthodontic activity (UOA)	0
Baseline contract value	£502,124.75

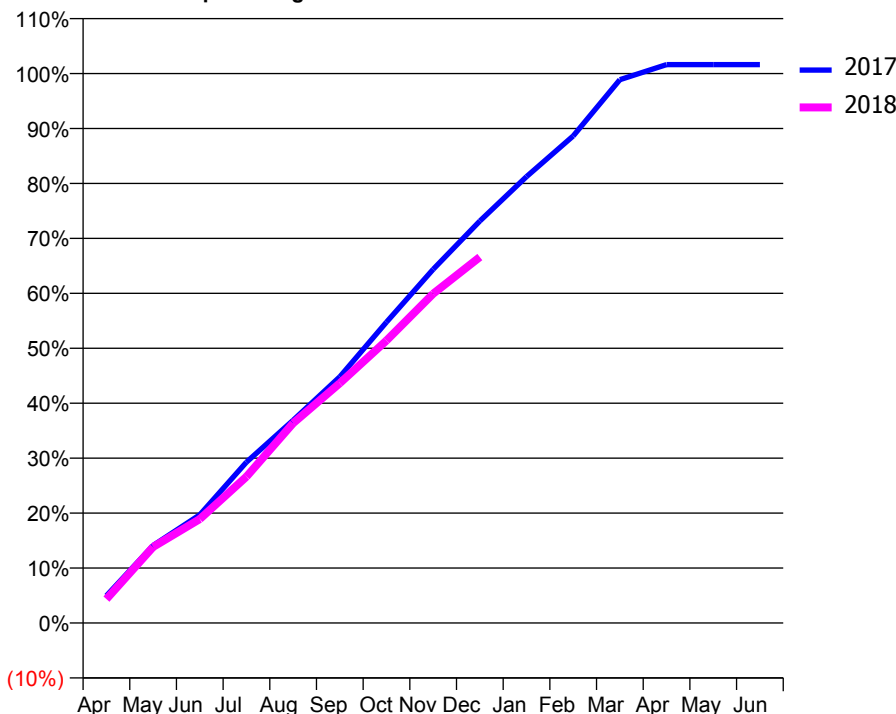
### ACCESS\*

Patients seen in 24 months	Total	Change since previous quarter
Quarter ending December 2016	8,572	
Quarter ending March 2017	8,707	→
Quarter ending June 2017	8,411	↓
Quarter ending September 2017	8,191	↓
Quarter ending December 2017	8,106	↓
<b>Variance since December 2016</b>	<b>(5.4%)</b>	<b>↓</b>



### ACTIVITY

Cumulative percentage of contracted UDA delivered 2017 & 2018



Month	Adjusted Scheduled Activity (UDA)	
	2017	2018
April	1,169	1,026
May	3,315	3,257
June	4,631	4,449
July	6,885	6,262
August	8,674	8,553
September	10,536	10,259
October	12,876	12,088
November	15,137	14,093
December	17,199	15,660
January	19,098	
February	20,838	
March	23,247	
April	23,896	
May	23,896	
June	23,896	

### QUALITY

	Quantity	Base Number	Contract	AT	Region	England
% of FP17s for the same patient ID Re-attending within 3 months - Children	171	3,469	4.9%	10.0%	11.8%	12.0%
% of FP17s for the same patient ID Re-attending within 3 months - Adults	497	3,495	14.2%	14.9%	15.3%	15.9%
% of FP17s for the same patient ID Re-attending between 3 & 9 months - Children	1,632	3,469	47.0%	51.7%	59.1%	58.0%
% of FP17s for the same patient ID Re-attending between 3 & 9 months - Adults	1,409	3,495	40.3%	47.2%	51.5%	50.5%
% of FP17s for Band 1 Urgent Courses	1,151	6,674	17.2%	8.0%	8.0%	9.0%
% of FP17s Relating to Free Repair or Replacements	9	6,674	0.1%	0.7%	0.8%	0.8%
% of FP17s Relating to Continuations	40	6,674	0.6%	0.9%	1.1%	1.1%
% of Patients satisfied with the dentistry they have received	2	2	N/A	91.6%	91.6%	91.5%
% of Patients satisfied with the time they had to wait for an appointment	2	2	N/A	89.9%	88.3%	87.9%

\* This is based on patients treated on this contract for their most recent course of treatment. Figures in italics indicate the base number of FP17s or Patient Questionnaire responses are less than 100. N/A is shown where the base number of responses is less than 10 during the period. % is calculated as Quantity/Base number\*100

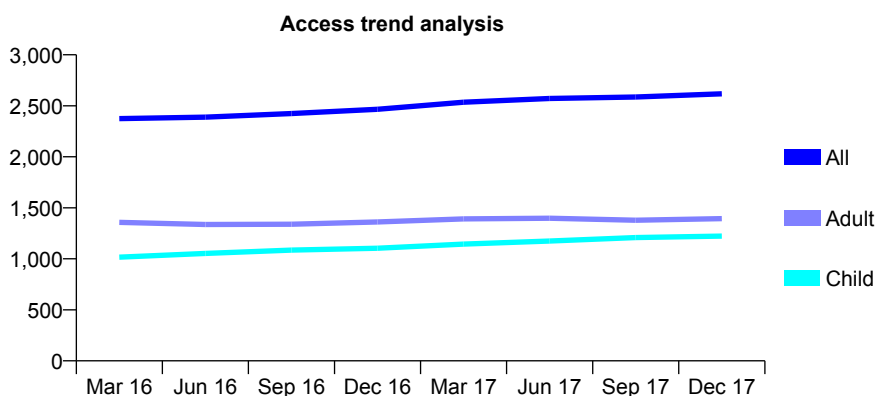
## Q54 - Vital Signs At a Glance Contract Report for 158119/0001 - December 2017

Name or company name	Ali, Ahmed & Shabir
Contract type name	GDS Contract
Purpose of contract	General
Contract start date	01/04/2006
Contract end date	

17/18 Contracted general activity (UDA)	11,721
Carry forward general activity (UDA)	0
17/18 Contracted orthodontic activity (UOA)	0
Carry forward orthodontic activity (UOA)	0
Baseline contract value	£287,417.33

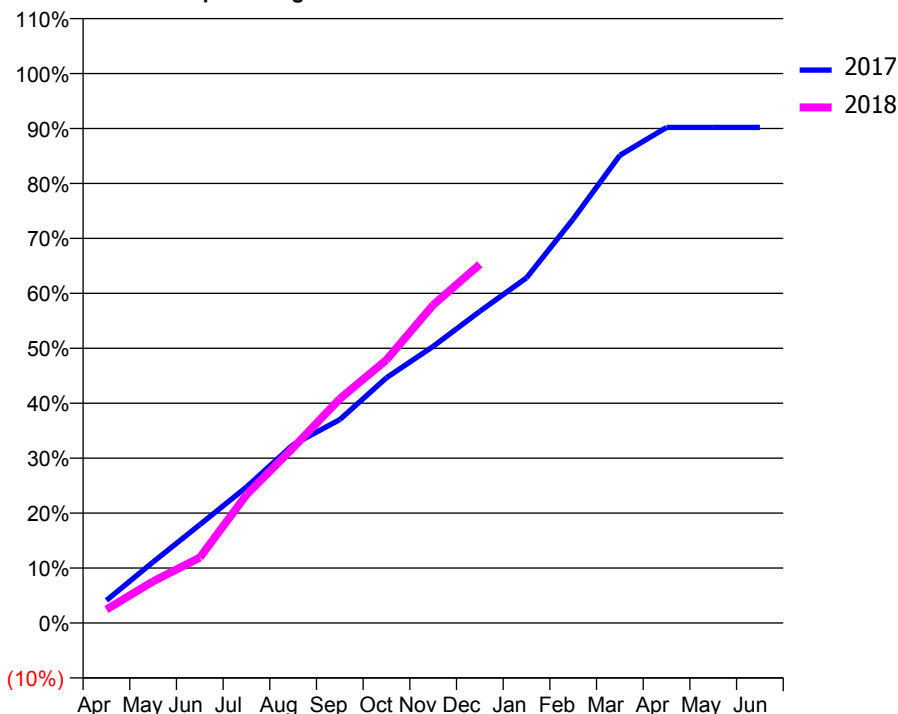
### ACCESS\*

Patients seen in 24 months	Total	Change since previous quarter
Quarter ending December 2016	2,466	
Quarter ending March 2017	2,535	↑
Quarter ending June 2017	2,572	→
Quarter ending September 2017	2,586	→
Quarter ending December 2017	2,617	→
<b>Variance since December 2016</b>	<b>6.1%</b>	<b>↑</b>



### ACTIVITY

Cumulative percentage of contracted UDA delivered 2017 & 2018



Month	Adjusted Scheduled Activity (UDA)	
	2017	2018
April	483	288
May	1,302	888
June	2,097	1,396
July	2,900	2,734
August	3,804	3,738
September	4,339	4,782
October	5,232	5,613
November	5,901	6,785
December	6,650	7,650
January	7,361	
February	8,618	
March	9,977	
April	10,571	
May	10,572	
June	10,572	

### QUALITY

	Quantity	Base Number	Contract	AT	Region	England
% of FP17s for the same patient ID Re-attending within 3 months - Children	70	983	7.1%	10.0%	11.8%	12.0%
% of FP17s for the same patient ID Re-attending within 3 months - Adults	202	1,128	17.9%	14.9%	15.3%	15.9%
% of FP17s for the same patient ID Re-attending between 3 & 9 months - Children	388	983	39.5%	51.7%	59.1%	58.0%
% of FP17s for the same patient ID Re-attending between 3 & 9 months - Adults	397	1,128	35.2%	47.2%	51.5%	50.5%
% of FP17s for Band 1 Urgent Courses	226	1,993	11.3%	8.0%	8.0%	9.0%
% of FP17s Relating to Free Repair or Replacements	0	1,993	0.0%	0.7%	0.8%	0.8%
% of FP17s Relating to Continuations	19	1,993	1.0%	0.9%	1.1%	1.1%
% of Patients satisfied with the dentistry they have received	1	1	N/A	91.6%	91.6%	91.5%
% of Patients satisfied with the time they had to wait for an appointment	1	1	N/A	89.9%	88.3%	87.9%

\* This is based on patients treated on this contract for their most recent course of treatment. Figures in italics indicate the base number of FP17s or Patient Questionnaire responses are less than 100. N/A is shown where the base number of responses is less than 10 during the period. % is calculated as Quantity/Base number\*100



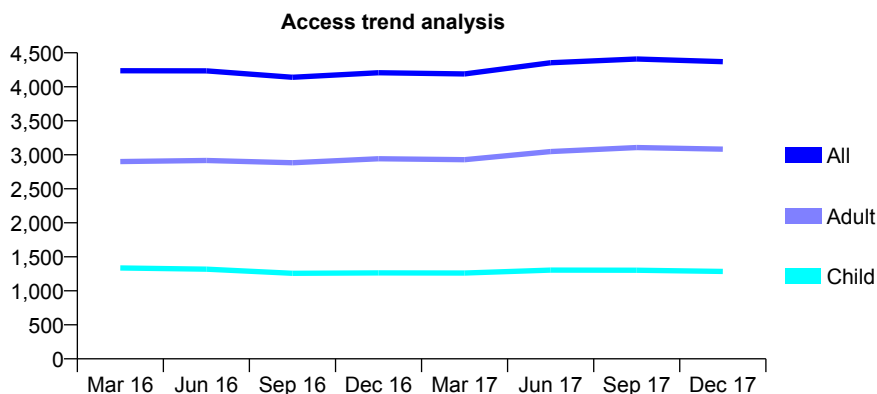
## Q54 - Vital Signs At a Glance Contract Report for 159948/0001 - December 2017

Name or company name	Grove Lane Dental Surgery
Contract type name	GDS Contract
Purpose of contract	General
Contract start date	21/02/2011
Contract end date	

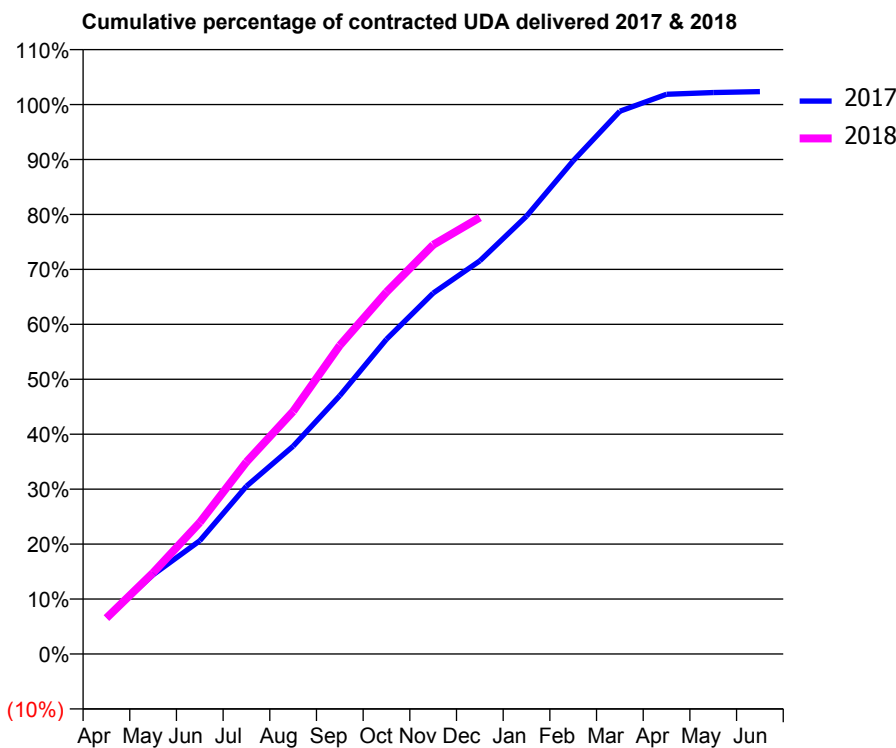
17/18 Contracted general activity (UDA)	13,862
Carry forward general activity (UDA)	-278
17/18 Contracted orthodontic activity (UOA)	0
Carry forward orthodontic activity (UOA)	0
Baseline contract value	£339,118.13

### ACCESS\*

Patients seen in 24 months	Total	Change since previous quarter
Quarter ending December 2016	4,206	
Quarter ending March 2017	4,189	→
Quarter ending June 2017	4,353	↑
Quarter ending September 2017	4,409	→
Quarter ending December 2017	4,370	→
<b>Variance since December 2016</b>	<b>3.9%</b>	<b>↑</b>



### ACTIVITY



Month	Adjusted Scheduled Activity (UDA)	
	2017	2018
April	925	905
May	1,999	2,051
June	2,859	3,319
July	4,234	4,844
August	5,242	6,119
September	6,519	7,785
October	7,939	9,132
November	9,105	10,323
December	9,919	11,012
January	11,044	
February	12,441	
March	13,692	
April	14,120	
May	14,162	
June	14,187	

### QUALITY

	Quantity	Base Number	Contract	AT	Region	England
% of FP17s for the same patient ID Re-attending within 3 months - Children	94	1,072	8.8%	10.0%	11.8%	12.0%
% of FP17s for the same patient ID Re-attending within 3 months - Adults	461	2,525	18.3%	14.9%	15.3%	15.9%
% of FP17s for the same patient ID Re-attending between 3 & 9 months - Children	303	1,072	28.3%	51.7%	59.1%	58.0%
% of FP17s for the same patient ID Re-attending between 3 & 9 months - Adults	641	2,525	25.4%	47.2%	51.5%	50.5%
% of FP17s for Band 1 Urgent Courses	474	3,435	13.8%	8.0%	8.0%	9.0%
% of FP17s Relating to Free Repair or Replacements	9	3,435	0.3%	0.7%	0.8%	0.8%
% of FP17s Relating to Continuations	7	3,435	0.2%	0.9%	1.1%	1.1%
% of Patients satisfied with the dentistry they have received	4	4	N/A	91.6%	91.6%	91.5%
% of Patients satisfied with the time they had to wait for an appointment	4	4	N/A	89.9%	88.3%	87.9%

\* This is based on patients treated on this contract for their most recent course of treatment. Figures in italics indicate the base number of FP17s or Patient Questionnaire responses are less than 100. N/A is shown where the base number of responses is less than 10 during the period. % is calculated as Quantity/Base number\*100

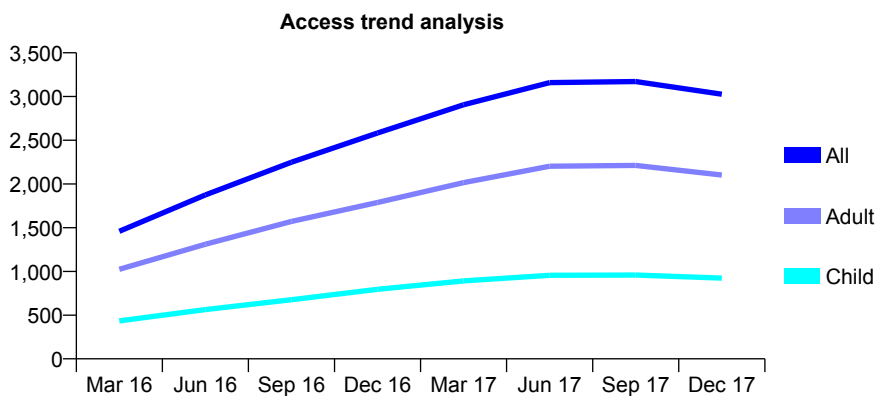
## Q54 - Vital Signs At a Glance Contract Report for 160857/0001 - December 2017

Name or company name	Handsworth Dental Practice
Contract type name	GDS Contract
Purpose of contract	General
Contract start date	01/09/2015
Contract end date	

17/18 Contracted general activity (UDA)	9,200
Carry forward general activity (UDA)	0
17/18 Contracted orthodontic activity (UOA)	0
Carry forward orthodontic activity (UOA)	0
Baseline contract value	£225,296.91

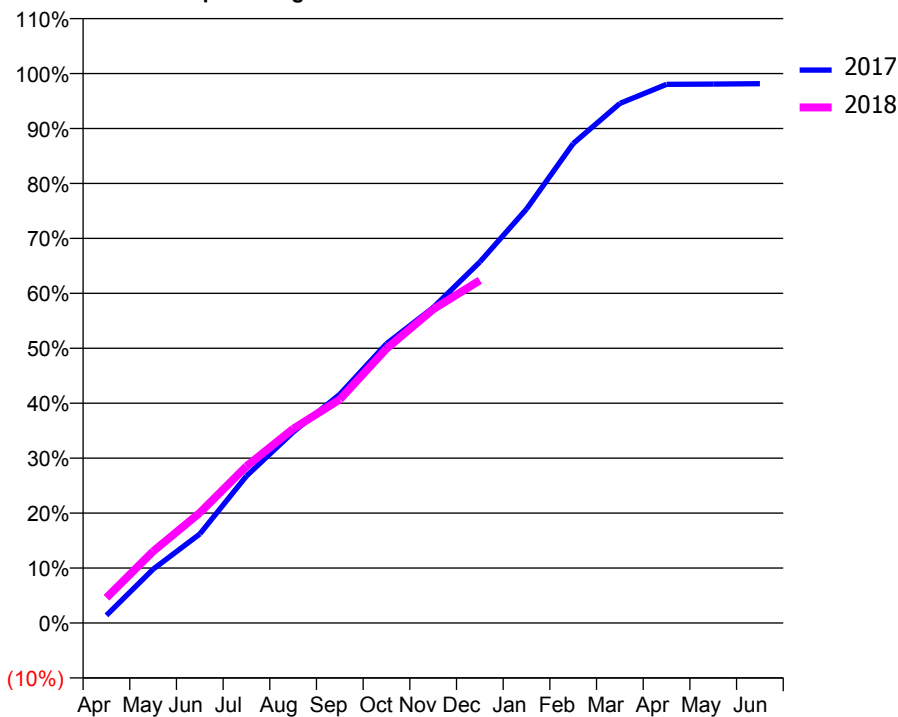
### ACCESS\*

Patients seen in 24 months	Total	Change since previous quarter
Quarter ending December 2016	2,583	
Quarter ending March 2017	2,906	↑
Quarter ending June 2017	3,159	↑
Quarter ending September 2017	3,171	→
Quarter ending December 2017	3,027	↓
<b>Variance since December 2016</b>	<b>17.2%</b>	<b>↑</b>



### ACTIVITY

Cumulative percentage of contracted UDA delivered 2017 & 2018



Month	Adjusted Scheduled Activity (UDA)	
	2017	2018
April	128	423
May	901	1,199
June	1,490	1,844
July	2,461	2,625
August	3,195	3,253
September	3,829	3,744
October	4,675	4,593
November	5,282	5,252
December	6,044	5,738
January	6,932	
February	8,027	
March	8,699	
April	9,018	
May	9,024	
June	9,029	

### QUALITY

	Quantity	Base Number	Contract	AT	Region	England
% of FP17s for the same patient ID Re-attending within 3 months - Children	40	592	6.8%	10.0%	11.8%	12.0%
% of FP17s for the same patient ID Re-attending within 3 months - Adults	189	1,395	13.5%	14.9%	15.3%	15.9%
% of FP17s for the same patient ID Re-attending between 3 & 9 months - Children	152	592	25.7%	51.7%	59.1%	58.0%
% of FP17s for the same patient ID Re-attending between 3 & 9 months - Adults	422	1,395	30.3%	47.2%	51.5%	50.5%
% of FP17s for Band 1 Urgent Courses	198	1,851	10.7%	8.0%	8.0%	9.0%
% of FP17s Relating to Free Repair or Replacements	10	1,851	0.5%	0.7%	0.8%	0.8%
% of FP17s Relating to Continuations	6	1,851	0.3%	0.9%	1.1%	1.1%
% of Patients satisfied with the dentistry they have received	1	1	N/A	91.6%	91.6%	91.5%
% of Patients satisfied with the time they had to wait for an appointment	1	1	N/A	89.9%	88.3%	87.9%

\* This is based on patients treated on this contract for their most recent course of treatment. Figures in italics indicate the base number of FP17s or Patient Questionnaire responses are less than 100. N/A is shown where the base number of responses is less than 10 during the period. % is calculated as Quantity/Base number\*100

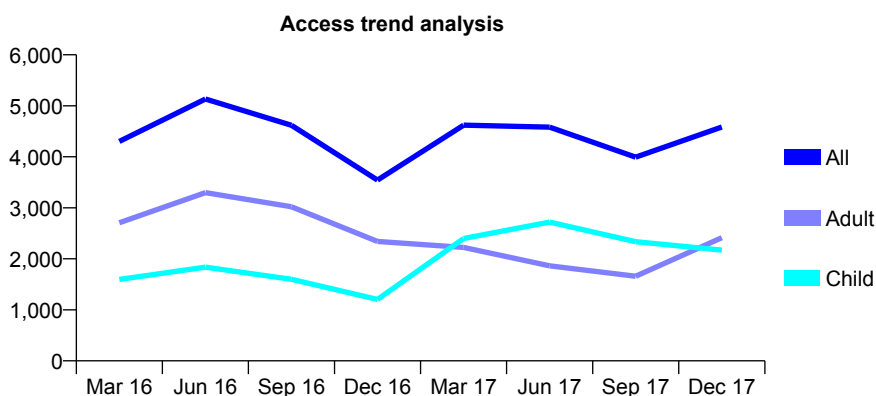
## Q54 - Vital Signs At a Glance Contract Report for 161446/0001 - December 2017

Name or company name	Amit A Duggal & Gurpreet K Duggal
Contract type name	GDS Contract
Purpose of contract	General
Contract start date	01/01/2013
Contract end date	

17/18 Contracted general activity (UDA)	9,647
Carry forward general activity (UDA)	0
17/18 Contracted orthodontic activity (UOA)	0
Carry forward orthodontic activity (UOA)	0
Baseline contract value	£230,739.39

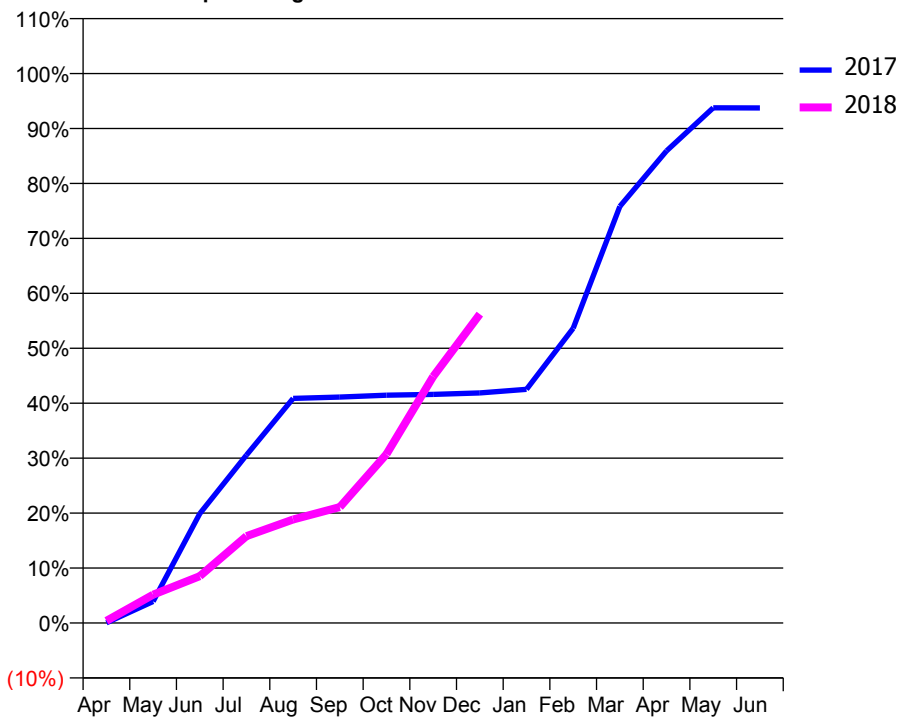
### ACCESS\*

Patients seen in 24 months	Total	Change since previous quarter
Quarter ending December 2016	3,544	
Quarter ending March 2017	4,622	↑
Quarter ending June 2017	4,583	→
Quarter ending September 2017	3,994	↓
Quarter ending December 2017	4,585	↑
<b>Variance since December 2016</b>	<b>29.4%</b>	<b>↑</b>



### ACTIVITY

Cumulative percentage of contracted UDA delivered 2017 & 2018



Month	Adjusted Scheduled Activity (UDA)	
	2017	2018
April	3	39
May	377	497
June	1,922	824
July	2,949	1,524
August	3,944	1,819
September	3,968	2,036
October	4,000	2,966
November	4,014	4,327
December	4,040	5,423
January	4,104	
February	5,176	
March	7,314	
April	8,289	
May	9,044	
June	9,043	

### QUALITY

	Quantity	Base Number	Contract	AT	Region	England
% of FP17s for the same patient ID Re-attending within 3 months - Children	40	1,578	2.5%	10.0%	11.8%	12.0%
% of FP17s for the same patient ID Re-attending within 3 months - Adults	197	2,459	8.0%	14.9%	15.3%	15.9%
% of FP17s for the same patient ID Re-attending between 3 & 9 months - Children	141	1,578	8.9%	51.7%	59.1%	58.0%
% of FP17s for the same patient ID Re-attending between 3 & 9 months - Adults	353	2,459	14.4%	47.2%	51.5%	50.5%
% of FP17s for Band 1 Urgent Courses	108	3,068	3.5%	8.0%	8.0%	9.0%
% of FP17s Relating to Free Repair or Replacements	16	3,068	0.5%	0.7%	0.8%	0.8%
% of FP17s Relating to Continuations	11	3,068	0.4%	0.9%	1.1%	1.1%
% of Patients satisfied with the dentistry they have received	11	13	84.6%	91.6%	91.6%	91.5%
% of Patients satisfied with the time they had to wait for an appointment	13	13	100.0%	89.9%	88.3%	87.9%

\* This is based on patients treated on this contract for their most recent course of treatment. Figures in italics indicate the base number of FP17s or Patient Questionnaire responses are less than 100. N/A is shown where the base number of responses is less than 10 during the period. % is calculated as Quantity/Base number\*100

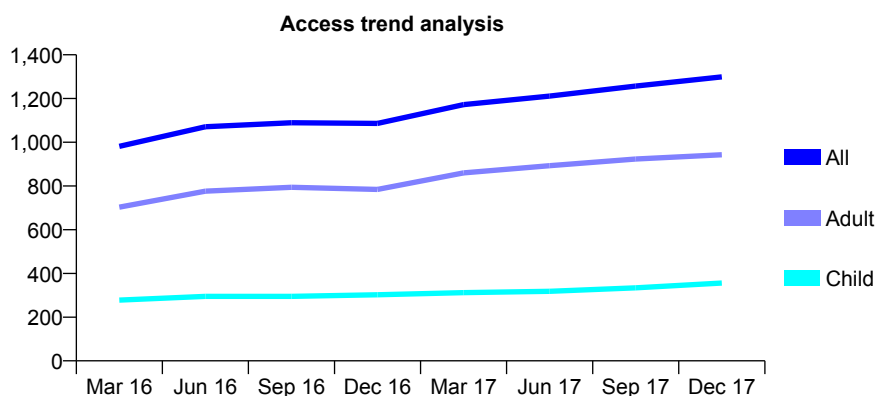
## Q54 - Vital Signs At a Glance Contract Report for 162884/0001 - December 2017

Name or company name	Redhill Dental Practice
Contract type name	GDS Contract
Purpose of contract	General
Contract start date	01/02/2010
Contract end date	

17/18 Contracted general activity (UDA)	4,286
Carry forward general activity (UDA)	24
17/18 Contracted orthodontic activity (UOA)	0
Carry forward orthodontic activity (UOA)	0
Baseline contract value	£106,329.25

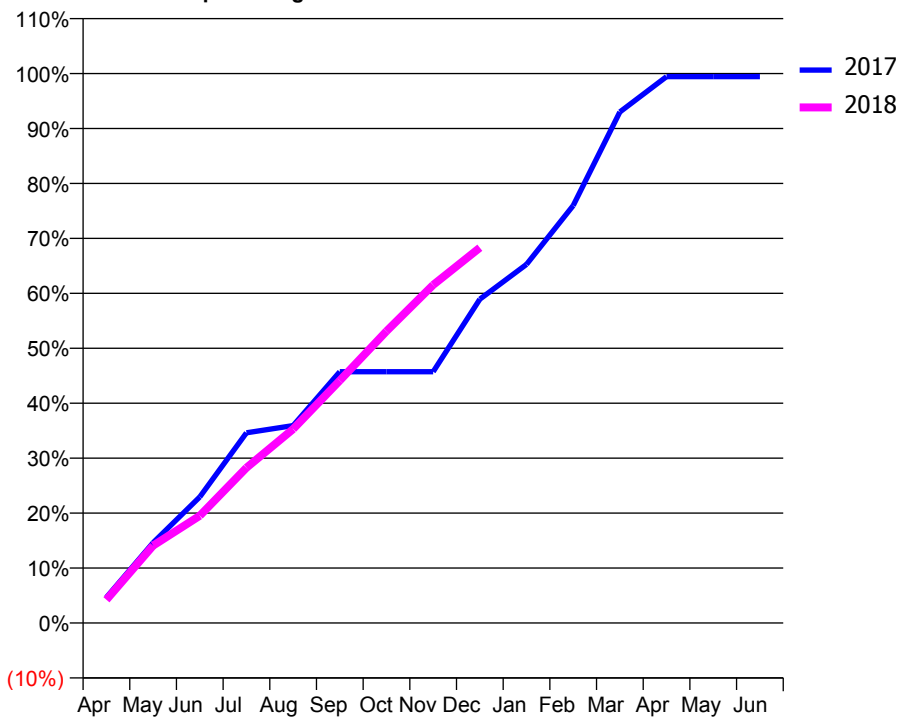
### ACCESS\*

Patients seen in 24 months	Total	Change since previous quarter
Quarter ending December 2016	1,086	
Quarter ending March 2017	1,172	↑
Quarter ending June 2017	1,211	↑
Quarter ending September 2017	1,257	↑
Quarter ending December 2017	1,299	↑
<b>Variance since December 2016</b>	<b>19.6%</b>	<b>↑</b>



### ACTIVITY

Cumulative percentage of contracted UDA delivered 2017 & 2018



Month	Adjusted Scheduled Activity (UDA)	
	2017	2018
April	200	182
May	627	604
June	983	837
July	1,483	1,211
August	1,539	1,513
September	1,960	1,892
October	1,960	2,277
November	1,960	2,637
December	2,526	2,927
January	2,797	
February	3,256	
March	3,986	
April	4,262	
May	4,262	
June	4,262	

### QUALITY

	Quantity	Base Number	Contract	AT	Region	England
% of FP17s for the same patient ID Re-attending within 3 months - Children	15	371	4.0%	10.0%	11.8%	12.0%
% of FP17s for the same patient ID Re-attending within 3 months - Adults	85	869	9.8%	14.9%	15.3%	15.9%
% of FP17s for the same patient ID Re-attending between 3 & 9 months - Children	189	371	50.9%	51.7%	59.1%	58.0%
% of FP17s for the same patient ID Re-attending between 3 & 9 months - Adults	374	869	43.0%	47.2%	51.5%	50.5%
% of FP17s for Band 1 Urgent Courses	75	1,159	6.5%	8.0%	8.0%	9.0%
% of FP17s Relating to Free Repair or Replacements	6	1,159	0.5%	0.7%	0.8%	0.8%
% of FP17s Relating to Continuations	6	1,159	0.5%	0.9%	1.1%	1.1%
% of Patients satisfied with the dentistry they have received	1	1	N/A	91.6%	91.6%	91.5%
% of Patients satisfied with the time they had to wait for an appointment	1	1	N/A	89.9%	88.3%	87.9%

\* This is based on patients treated on this contract for their most recent course of treatment. Figures in italics indicate the base number of FP17s or Patient Questionnaire responses are less than 100. N/A is shown where the base number of responses is less than 10 during the period. % is calculated as Quantity/Base number\*100

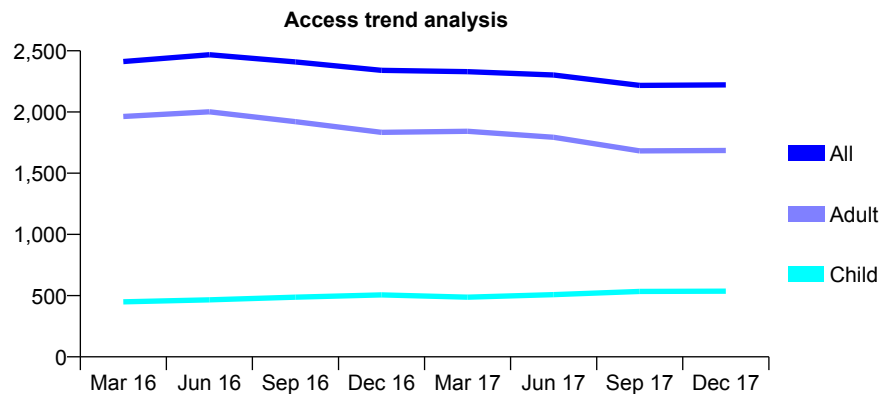
## Q54 - Vital Signs At a Glance Contract Report for 163287/0001 - December 2017

Name or company name	Aesthetics Dental and Implant Surgery
Contract type name	GDS Contract
Purpose of contract	General
Contract start date	01/04/2014
Contract end date	

17/18 Contracted general activity (UDA)	5,794
Carry forward general activity (UDA)	-115
17/18 Contracted orthodontic activity (UOA)	0
Carry forward orthodontic activity (UOA)	0
Baseline contract value	£108,404.66

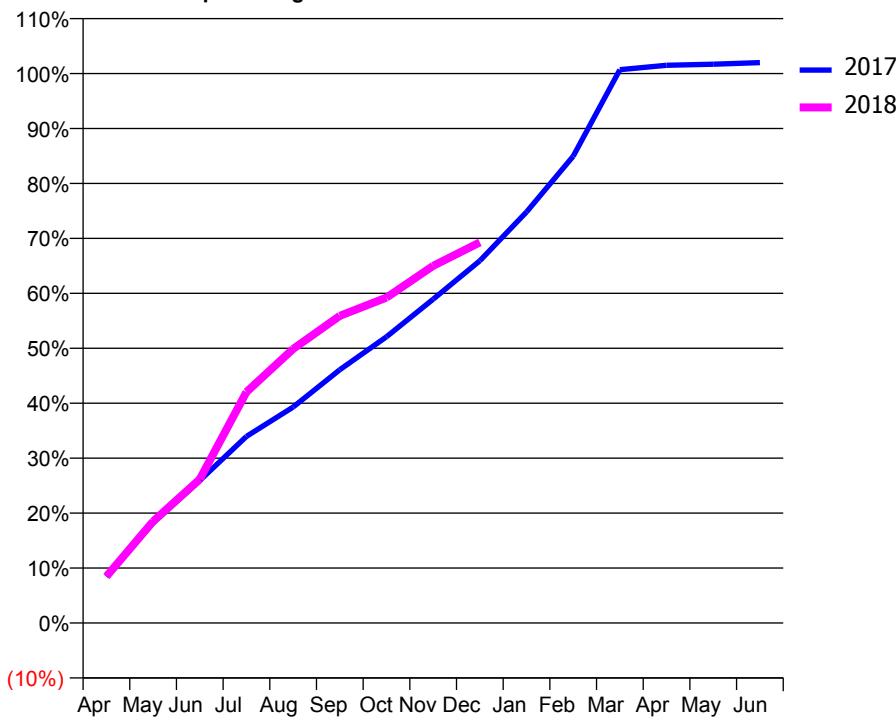
### ACCESS\*

Patients seen in 24 months	Total	Change since previous quarter
Quarter ending December 2016	2,340	
Quarter ending March 2017	2,330	→
Quarter ending June 2017	2,302	↓
Quarter ending September 2017	2,217	↓
Quarter ending December 2017	2,222	→
<b>Variance since December 2016</b>	<b>(5.0%)</b>	<b>↓</b>



### ACTIVITY

Cumulative percentage of contracted UDA delivered 2017 & 2018



Month	Adjusted Scheduled Activity (UDA)	
	2017	2018
April	489	491
May	1,057	1,072
June	1,503	1,517
July	1,968	2,436
August	2,277	2,890
September	2,670	3,239
October	3,017	3,431
November	3,415	3,765
December	3,820	4,013
January	4,334	
February	4,922	
March	5,835	
April	5,881	
May	5,892	
June	5,909	

### QUALITY

	Quantity	Base Number	Contract	AT	Region	England
% of FP17s for the same patient ID Re-attending within 3 months - Children	25	497	5.0%	10.0%	11.8%	12.0%
% of FP17s for the same patient ID Re-attending within 3 months - Adults	217	1,092	19.9%	14.9%	15.3%	15.9%
% of FP17s for the same patient ID Re-attending between 3 & 9 months - Children	242	497	48.7%	51.7%	59.1%	58.0%
% of FP17s for the same patient ID Re-attending between 3 & 9 months - Adults	344	1,092	31.5%	47.2%	51.5%	50.5%
% of FP17s for Band 1 Urgent Courses	166	1,552	10.7%	8.0%	8.0%	9.0%
% of FP17s Relating to Free Repair or Replacements	23	1,552	1.5%	0.7%	0.8%	0.8%
% of FP17s Relating to Continuations	22	1,552	1.4%	0.9%	1.1%	1.1%
% of Patients satisfied with the dentistry they have received	1	1	N/A	91.6%	91.6%	91.5%
% of Patients satisfied with the time they had to wait for an appointment	1	1	N/A	89.9%	88.3%	87.9%

\* This is based on patients treated on this contract for their most recent course of treatment. Figures in italics indicate the base number of FP17s or Patient Questionnaire responses are less than 100. N/A is shown where the base number of responses is less than 10 during the period. % is calculated as Quantity/Base number\*100

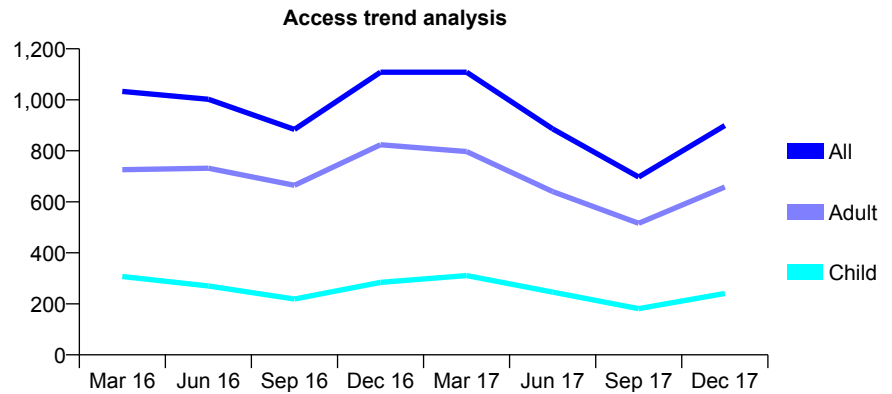
## Q54 - Vital Signs At a Glance Contract Report for 163813/0001 - December 2017

Name or company name	Dr M Gibbons & Associates
Contract type name	GDS Contract
Purpose of contract	General
Contract start date	01/10/2014
Contract end date	

17/18 Contracted general activity (UDA)	2,925
Carry forward general activity (UDA)	94
17/18 Contracted orthodontic activity (UOA)	0
Carry forward orthodontic activity (UOA)	0
Baseline contract value	£76,308.48

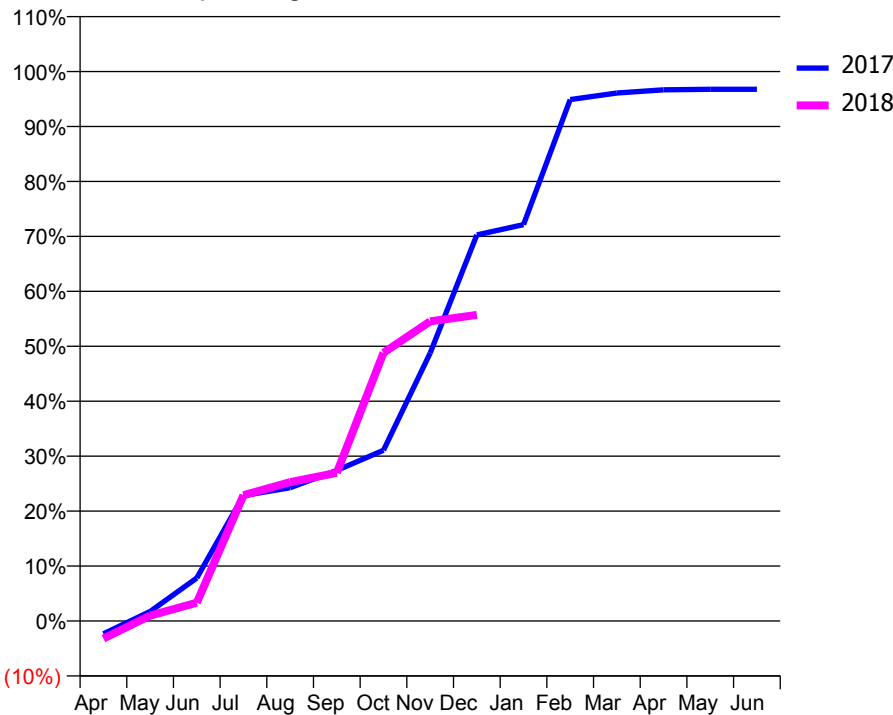
### ACCESS\*

Patients seen in 24 months	Total	Change since previous quarter
Quarter ending December 2016	1,108	
Quarter ending March 2017	1,108	→
Quarter ending June 2017	886	↓
Quarter ending September 2017	697	↓
Quarter ending December 2017	899	↑
<b>Variance since December 2016</b>	<b>(18.9%)</b>	<b>↓</b>



### ACTIVITY

Cumulative percentage of contracted UDA delivered 2017 & 2018



Month	Adjusted Scheduled Activity (UDA)	
	2017	2018
April	-69	-94
May	50	29
June	229	97
July	668	669
August	710	740
September	802	789
October	909	1,428
November	1,426	1,595
December	2,055	1,629
January	2,110	
February	2,776	
March	2,811	
April	2,828	
May	2,831	
June	2,831	

### QUALITY

	Quantity	Base Number	Contract	AT	Region	England
% of FP17s for the same patient ID Re-attending within 3 months - Children	1	192	0.5%	10.0%	11.8%	12.0%
% of FP17s for the same patient ID Re-attending within 3 months - Adults	39	634	6.2%	14.9%	15.3%	15.9%
% of FP17s for the same patient ID Re-attending between 3 & 9 months - Children	31	192	16.1%	51.7%	59.1%	58.0%
% of FP17s for the same patient ID Re-attending between 3 & 9 months - Adults	71	634	11.2%	47.2%	51.5%	50.5%
% of FP17s for Band 1 Urgent Courses	62	821	7.6%	8.0%	8.0%	9.0%
% of FP17s Relating to Free Repair or Replacements	5	821	0.6%	0.7%	0.8%	0.8%
% of FP17s Relating to Continuations	19	821	2.3%	0.9%	1.1%	1.1%
% of Patients satisfied with the dentistry they have received	2	2	N/A	91.6%	91.6%	91.5%
% of Patients satisfied with the time they had to wait for an appointment	2	2	N/A	89.9%	88.3%	87.9%

\* This is based on patients treated on this contract for their most recent course of treatment. Figures in italics indicate the base number of FP17s or Patient Questionnaire responses are less than 100. N/A is shown where the base number of responses is less than 10 during the period. % is calculated as Quantity/Base number\*100

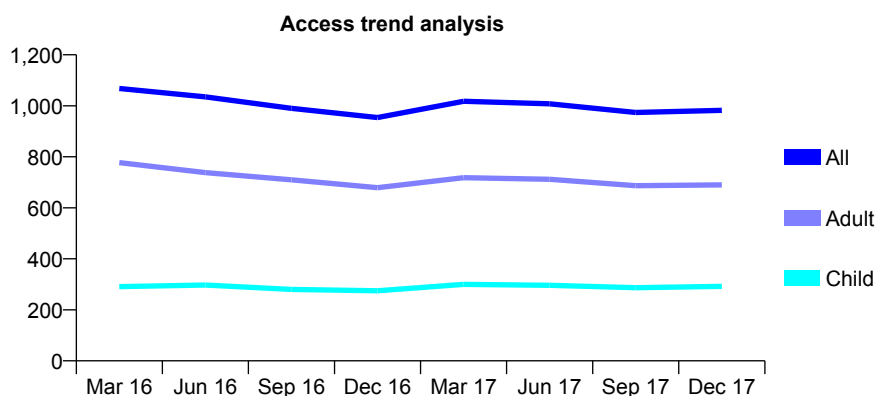
## Q54 - Vital Signs At a Glance Contract Report for 171360/0001 - December 2017

Name or company name	Dr AS Bhandal, Dr Balbir Bhandal & Dr Balj
Contract type name	GDS Contract
Purpose of contract	General
Contract start date	09/04/2010
Contract end date	

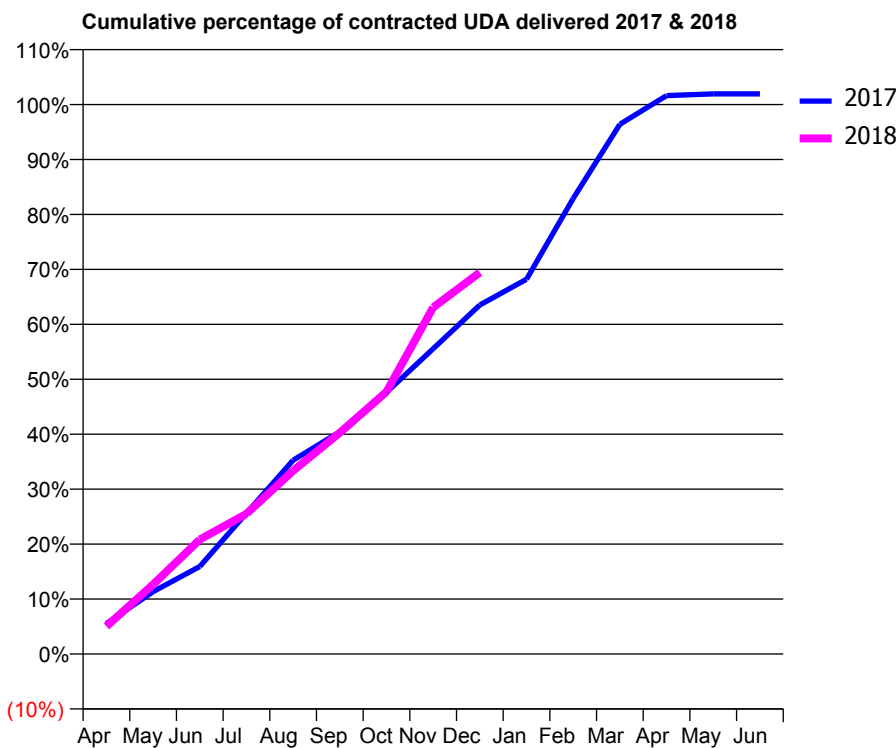
17/18 Contracted general activity (UDA)	4,033
Carry forward general activity (UDA)	-79
17/18 Contracted orthodontic activity (UOA)	0
Carry forward orthodontic activity (UOA)	0
Baseline contract value	£87,797.98

### ACCESS\*

Patients seen in 24 months	Total	Change since previous quarter
Quarter ending December 2016	954	
Quarter ending March 2017	1,018	↑
Quarter ending June 2017	1,008	→
Quarter ending September 2017	974	↓
Quarter ending December 2017	982	→
<b>Variance since December 2016</b>	<b>2.9%</b>	<b>↑</b>



### ACTIVITY



Month	Adjusted Scheduled Activity (UDA)	
	2017	2018
April	224	203
May	458	511
June	642	841
July	1,034	1,029
August	1,423	1,346
September	1,631	1,624
October	1,921	1,925
November	2,241	2,544
December	2,561	2,800
January	2,751	
February	3,344	
March	3,888	
April	4,098	
May	4,111	
June	4,111	

### QUALITY

	Quantity	Base Number	Contract	AT	Region	England
% of FP17s for the same patient ID Re-attending within 3 months - Children	10	252	4.0%	10.0%	11.8%	12.0%
% of FP17s for the same patient ID Re-attending within 3 months - Adults	94	594	15.8%	14.9%	15.3%	15.9%
% of FP17s for the same patient ID Re-attending between 3 & 9 months - Children	97	252	38.5%	51.7%	59.1%	58.0%
% of FP17s for the same patient ID Re-attending between 3 & 9 months - Adults	221	594	37.2%	47.2%	51.5%	50.5%
% of FP17s for Band 1 Urgent Courses	17	781	2.2%	8.0%	8.0%	9.0%
% of FP17s Relating to Free Repair or Replacements	10	781	1.3%	0.7%	0.8%	0.8%
% of FP17s Relating to Continuations	13	781	1.7%	0.9%	1.1%	1.1%
% of Patients satisfied with the dentistry they have received	0	0	N/A	91.6%	91.6%	91.5%
% of Patients satisfied with the time they had to wait for an appointment	0	0	N/A	89.9%	88.3%	87.9%

\* This is based on patients treated on this contract for their most recent course of treatment. Figures in italics indicate the base number of FP17s or Patient Questionnaire responses are less than 100. N/A is shown where the base number of responses is less than 10 during the period. % is calculated as Quantity/Base number\*100



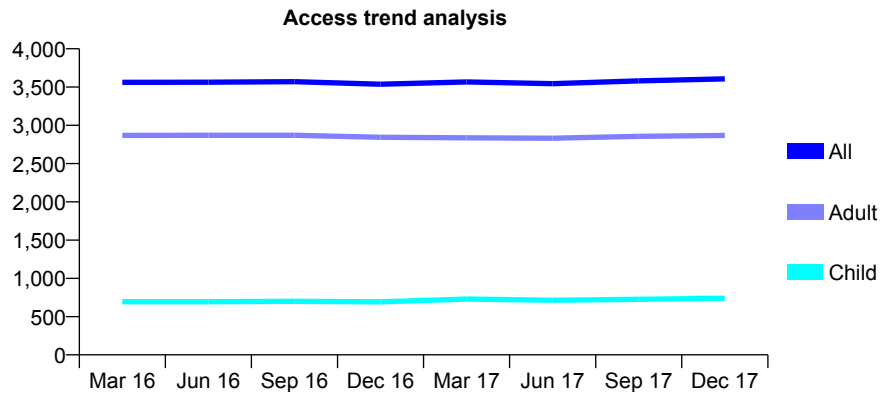
## Q54 - Vital Signs At a Glance Contract Report for 171530/0001 - December 2017

Name or company name	Mr T Sunnar & Mr P Sunnar
Contract type name	GDS Contract
Purpose of contract	General
Contract start date	01/04/2012
Contract end date	

17/18 Contracted general activity (UDA)	12,831
Carry forward general activity (UDA)	0
17/18 Contracted orthodontic activity (UOA)	0
Carry forward orthodontic activity (UOA)	0
Baseline contract value	£278,048.83

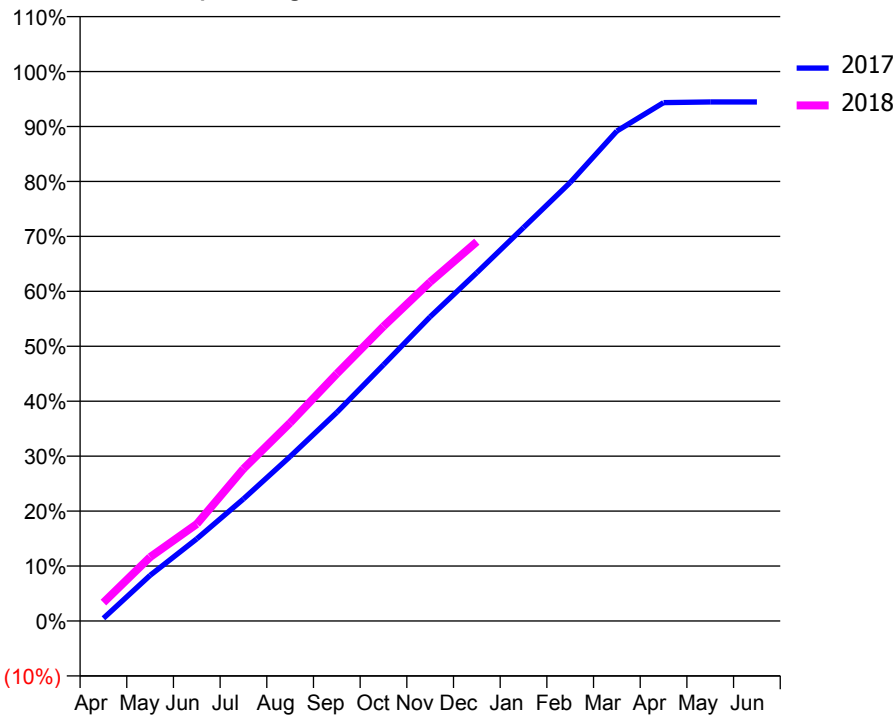
### ACCESS\*

Patients seen in 24 months	Total	Change since previous quarter
Quarter ending December 2016	3,537	
Quarter ending March 2017	3,567	→
Quarter ending June 2017	3,544	→
Quarter ending September 2017	3,581	→
Quarter ending December 2017	3,607	→
<b>Variance since December 2016</b>	<b>2.0%</b>	<b>→</b>



### ACTIVITY

Cumulative percentage of contracted UDA delivered 2017 & 2018



Month	Adjusted Scheduled Activity (UDA)	
	2017	2018
April	63	431
May	1,066	1,492
June	1,918	2,264
July	2,850	3,553
August	3,841	4,629
September	4,872	5,774
October	5,981	6,879
November	7,105	7,916
December	8,134	8,857
January	9,188	
February	10,239	
March	11,440	
April	12,103	
May	12,121	
June	12,121	

### QUALITY

	Quantity	Base Number	Contract	AT	Region	England
% of FP17s for the same patient ID Re-attending within 3 months - Children	80	874	9.2%	10.0%	11.8%	12.0%
% of FP17s for the same patient ID Re-attending within 3 months - Adults	458	3,388	13.5%	14.9%	15.3%	15.9%
% of FP17s for the same patient ID Re-attending between 3 & 9 months - Children	581	874	66.5%	51.7%	59.1%	58.0%
% of FP17s for the same patient ID Re-attending between 3 & 9 months - Adults	2,238	3,388	66.1%	47.2%	51.5%	50.5%
% of FP17s for Band 1 Urgent Courses	220	4,038	5.4%	8.0%	8.0%	9.0%
% of FP17s Relating to Free Repair or Replacements	31	4,038	0.8%	0.7%	0.8%	0.8%
% of FP17s Relating to Continuations	13	4,038	0.3%	0.9%	1.1%	1.1%
% of Patients satisfied with the dentistry they have received	9	10	90.0%	91.6%	91.6%	91.5%
% of Patients satisfied with the time they had to wait for an appointment	10	10	100.0%	89.9%	88.3%	87.9%

\* This is based on patients treated on this contract for their most recent course of treatment. Figures in italics indicate the base number of FP17s or Patient Questionnaire responses are less than 100. N/A is shown where the base number of responses is less than 10 during the period. % is calculated as Quantity/Base number\*100

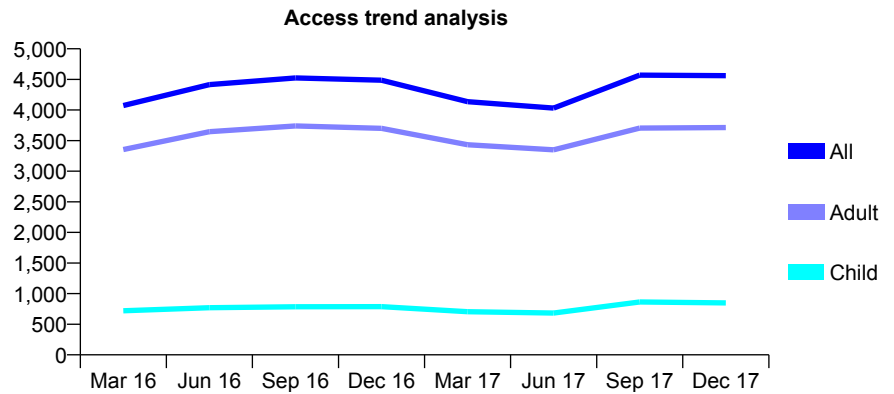
## Q54 - Vital Signs At a Glance Contract Report for 171654/0001 - December 2017

Name or company name	Kingswinford Health Centre 2
Contract type name	GDS Contract
Purpose of contract	General and Orthodontic
Contract start date	01/09/2014
Contract end date	

17/18 Contracted general activity (UDA)	11,155
Carry forward general activity (UDA)	38
17/18 Contracted orthodontic activity (UOA)	820
Carry forward orthodontic activity (UOA)	756
Baseline contract value	£323,581.91

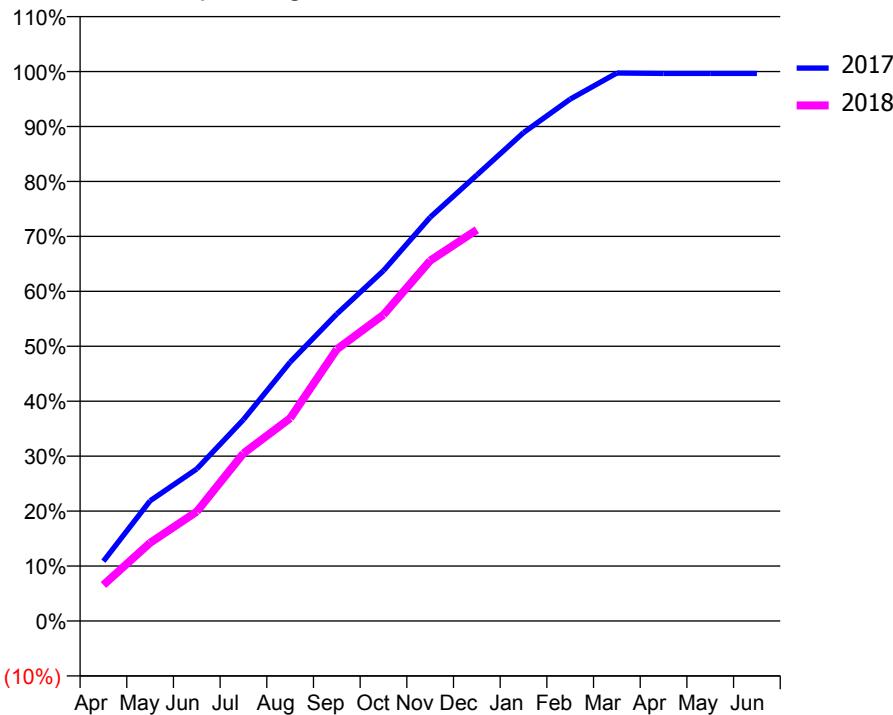
### ACCESS\*

Patients seen in 24 months	Total	Change since previous quarter
Quarter ending December 2016	4,488	
Quarter ending March 2017	4,137	↓
Quarter ending June 2017	4,031	↓
Quarter ending September 2017	4,569	↑
Quarter ending December 2017	4,561	→
<b>Variance since December 2016</b>	<b>1.6%</b>	<b>→</b>



### ACTIVITY

Cumulative percentage of contracted UDA delivered 2017 & 2018



Month	Adjusted Scheduled Activity (UDA)	
	2017	2018
April	1,215	733
May	2,441	1,586
June	3,088	2,221
July	4,090	3,403
August	5,256	4,116
September	6,233	5,515
October	7,112	6,217
November	8,196	7,316
December	9,054	7,940
January	9,915	
February	10,595	
March	11,124	
April	11,117	
May	11,117	
June	11,117	

### QUALITY

	Quantity	Base Number	Contract	AT	Region	England
% of FP17s for the same patient ID Re-attending within 3 months - Children	66	1,014	6.5%	10.0%	11.8%	12.0%
% of FP17s for the same patient ID Re-attending within 3 months - Adults	421	3,821	11.0%	14.9%	15.3%	15.9%
% of FP17s for the same patient ID Re-attending between 3 & 9 months - Children	403	1,014	39.7%	51.7%	59.1%	58.0%
% of FP17s for the same patient ID Re-attending between 3 & 9 months - Adults	1,501	3,821	39.3%	47.2%	51.5%	50.5%
% of FP17s for Band 1 Urgent Courses	331	4,745	7.0%	8.0%	8.0%	9.0%
% of FP17s Relating to Free Repair or Replacements	49	4,745	1.0%	0.7%	0.8%	0.8%
% of FP17s Relating to Continuations	42	4,745	0.9%	0.9%	1.1%	1.1%
% of Patients satisfied with the dentistry they have received	4	4	N/A	91.6%	91.6%	91.5%
% of Patients satisfied with the time they had to wait for an appointment	4	4	N/A	89.9%	88.3%	87.9%

\* This is based on patients treated on this contract for their most recent course of treatment. Figures in italics indicate the base number of FP17s or Patient Questionnaire responses are less than 100. N/A is shown where the base number of responses is less than 10 during the period. % is calculated as Quantity/Base number\*100

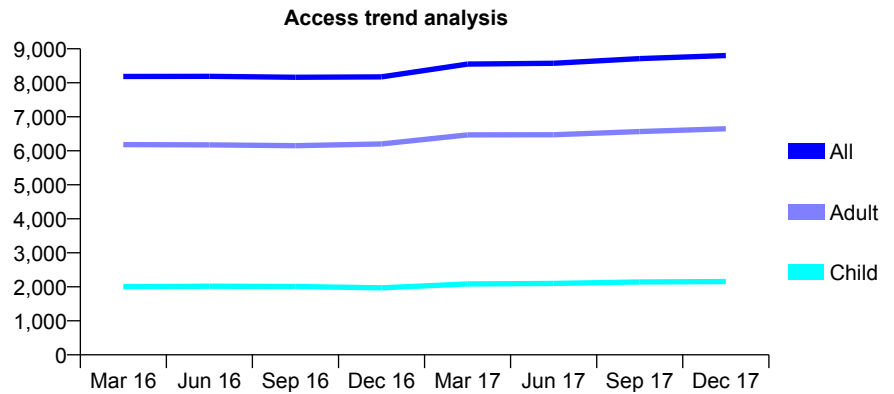
## Q54 - Vital Signs At a Glance Contract Report for 172170/0001 - December 2017

Name or company name	Tile Cross Dental practice
Contract type name	GDS Contract
Purpose of contract	General
Contract start date	03/07/2012
Contract end date	

17/18 Contracted general activity (UDA)	28,686
Carry forward general activity (UDA)	207
17/18 Contracted orthodontic activity (UOA)	0
Carry forward orthodontic activity (UOA)	0
Baseline contract value	£657,449.85

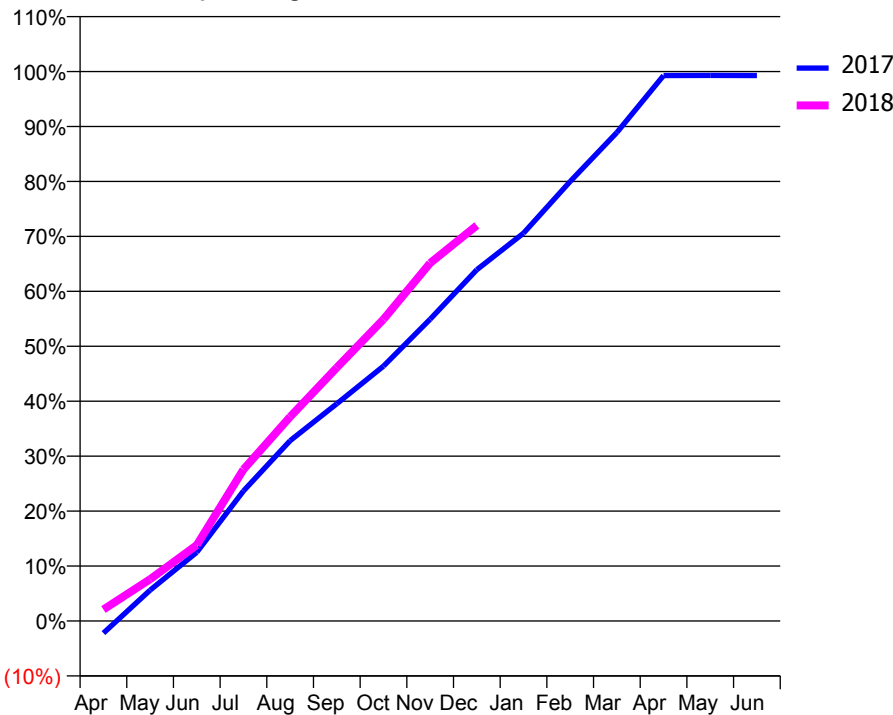
### ACCESS\*

Patients seen in 24 months	Total	Change since previous quarter
Quarter ending December 2016	8,173	
Quarter ending March 2017	8,552	↑
Quarter ending June 2017	8,575	→
Quarter ending September 2017	8,711	→
Quarter ending December 2017	8,802	→
<b>Variance since December 2016</b>	<b>7.7%</b>	<b>↑</b>



### ACTIVITY

Cumulative percentage of contracted UDA delivered 2017 & 2018



Month	Adjusted Scheduled Activity (UDA)	
	2017	2018
April	-640	602
May	1,611	2,185
June	3,592	3,967
July	6,790	7,914
August	9,416	10,661
September	11,341	13,233
October	13,307	15,750
November	15,754	18,689
December	18,336	20,650
January	20,248	
February	22,945	
March	25,500	
April	28,472	
May	28,479	
June	28,478	

### QUALITY

	Quantity	Base Number	Contract	AT	Region	England
% of FP17s for the same patient ID Re-attending within 3 months - Children	119	1,909	6.2%	10.0%	11.8%	12.0%
% of FP17s for the same patient ID Re-attending within 3 months - Adults	899	5,769	15.6%	14.9%	15.3%	15.9%
% of FP17s for the same patient ID Re-attending between 3 & 9 months - Children	639	1,909	33.5%	51.7%	59.1%	58.0%
% of FP17s for the same patient ID Re-attending between 3 & 9 months - Adults	1,879	5,769	32.6%	47.2%	51.5%	50.5%
% of FP17s for Band 1 Urgent Courses	652	6,761	9.6%	8.0%	8.0%	9.0%
% of FP17s Relating to Free Repair or Replacements	56	6,761	0.8%	0.7%	0.8%	0.8%
% of FP17s Relating to Continuations	52	6,761	0.8%	0.9%	1.1%	1.1%
% of Patients satisfied with the dentistry they have received	5	6	N/A	91.6%	91.6%	91.5%
% of Patients satisfied with the time they had to wait for an appointment	5	6	N/A	89.9%	88.3%	87.9%

\* This is based on patients treated on this contract for their most recent course of treatment. Figures in italics indicate the base number of FP17s or Patient Questionnaire responses are less than 100. N/A is shown where the base number of responses is less than 10 during the period. % is calculated as Quantity/Base number\*100

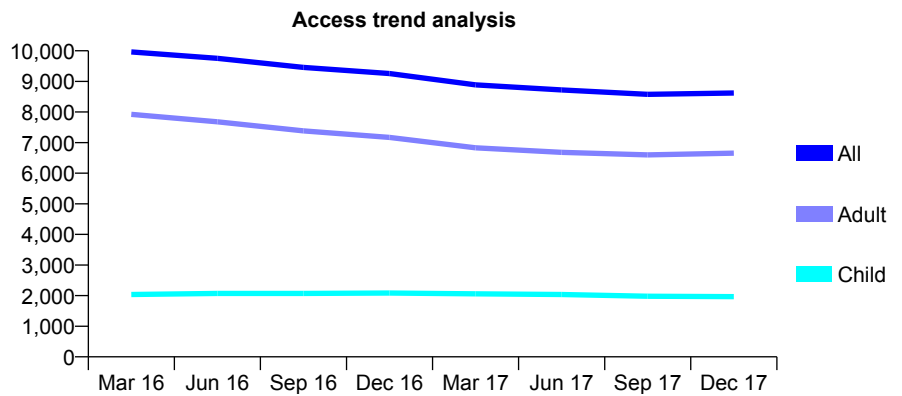
## Q54 - Vital Signs At a Glance Contract Report for 172693/0001 - December 2017

Name or company name	The Gables Dental Practice
Contract type name	GDS Contract
Purpose of contract	General
Contract start date	01/02/2009
Contract end date	

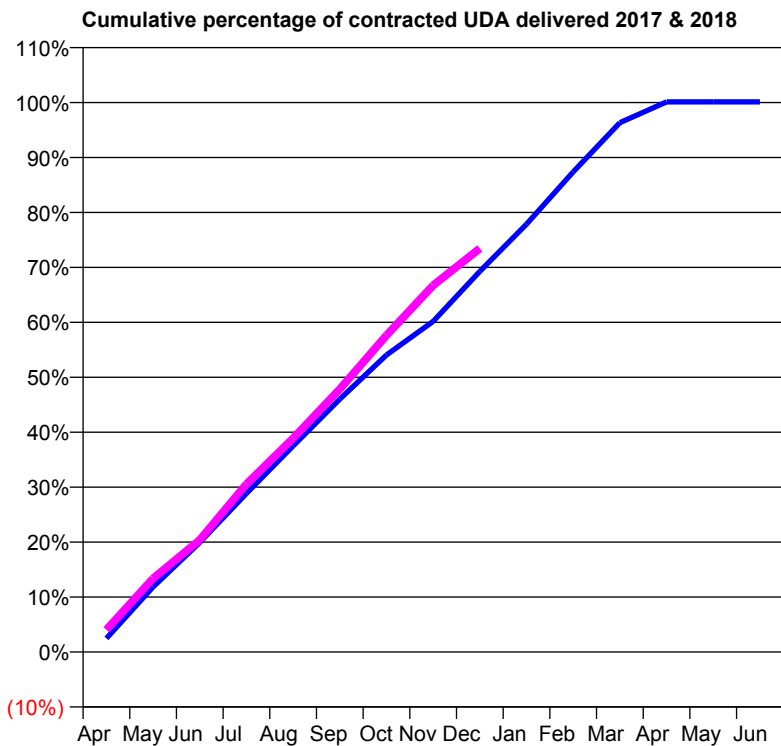
17/18 Contracted general activity (UDA)	34,168
Carry forward general activity (UDA)	-42
17/18 Contracted orthodontic activity (UOA)	0
Carry forward orthodontic activity (UOA)	0
Baseline contract value	£775,484.19

### ACCESS\*

Patients seen in 24 months	Total	Change since previous quarter
Quarter ending December 2016	9,255	
Quarter ending March 2017	8,888	↓
Quarter ending June 2017	8,721	↓
Quarter ending September 2017	8,579	↓
Quarter ending December 2017	8,620	→
<b>Variance since December 2016</b>	<b>(6.9%)</b>	<b>↓</b>



### ACTIVITY



Month	Adjusted Scheduled Activity (UDA)	
	2017	2018
April	846	1,382
May	4,048	4,569
June	6,810	6,970
July	9,862	10,441
August	12,815	13,289
September	15,728	16,343
October	18,466	19,692
November	20,559	22,794
December	23,666	25,091
January	26,601	
February	29,855	
March	32,912	
April	34,203	
May	34,205	
June	34,209	

### QUALITY

	Quantity	Base Number	Contract	AT	Region	England
% of FP17s for the same patient ID Re-attending within 3 months - Children	107	1,888	5.7%	10.0%	11.8%	12.0%
% of FP17s for the same patient ID Re-attending within 3 months - Adults	710	5,758	12.3%	14.9%	15.3%	15.9%
% of FP17s for the same patient ID Re-attending between 3 & 9 months - Children	876	1,888	46.4%	51.7%	59.1%	58.0%
% of FP17s for the same patient ID Re-attending between 3 & 9 months - Adults	2,097	5,758	36.4%	47.2%	51.5%	50.5%
% of FP17s for Band 1 Urgent Courses	1,163	7,228	16.1%	8.0%	8.0%	9.0%
% of FP17s Relating to Free Repair or Replacements	87	7,228	1.2%	0.7%	0.8%	0.8%
% of FP17s Relating to Continuations	59	7,228	0.8%	0.9%	1.1%	1.1%
% of Patients satisfied with the dentistry they have received	4	4	N/A	91.6%	91.6%	91.5%
% of Patients satisfied with the time they had to wait for an appointment	4	4	N/A	89.9%	88.3%	87.9%

\* This is based on patients treated on this contract for their most recent course of treatment. Figures in italics indicate the base number of FP17s or Patient Questionnaire responses are less than 100. N/A is shown where the base number of responses is less than 10 during the period. % is calculated as Quantity/Base number\*100

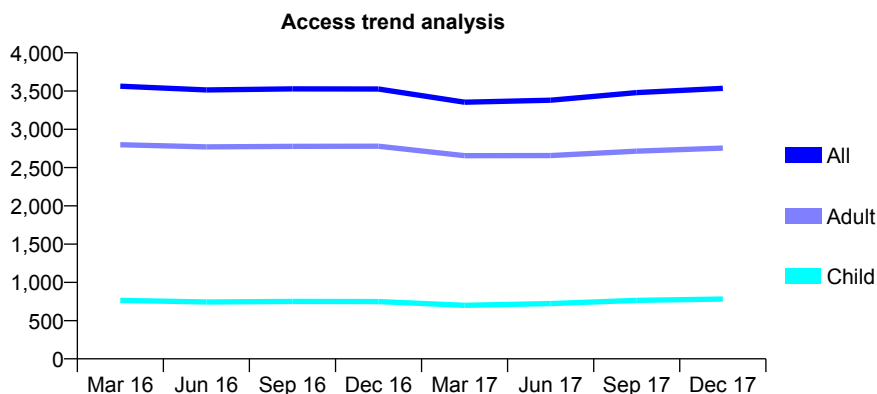
## Q54 - Vital Signs At a Glance Contract Report for 173355/0001 - December 2017

Name or company name	Kemberton Dental Practice
Contract type name	GDS Contract
Purpose of contract	General
Contract start date	01/05/2012
Contract end date	

17/18 Contracted general activity (UDA)	11,770
Carry forward general activity (UDA)	19
17/18 Contracted orthodontic activity (UOA)	0
Carry forward orthodontic activity (UOA)	0
Baseline contract value	£313,109.38

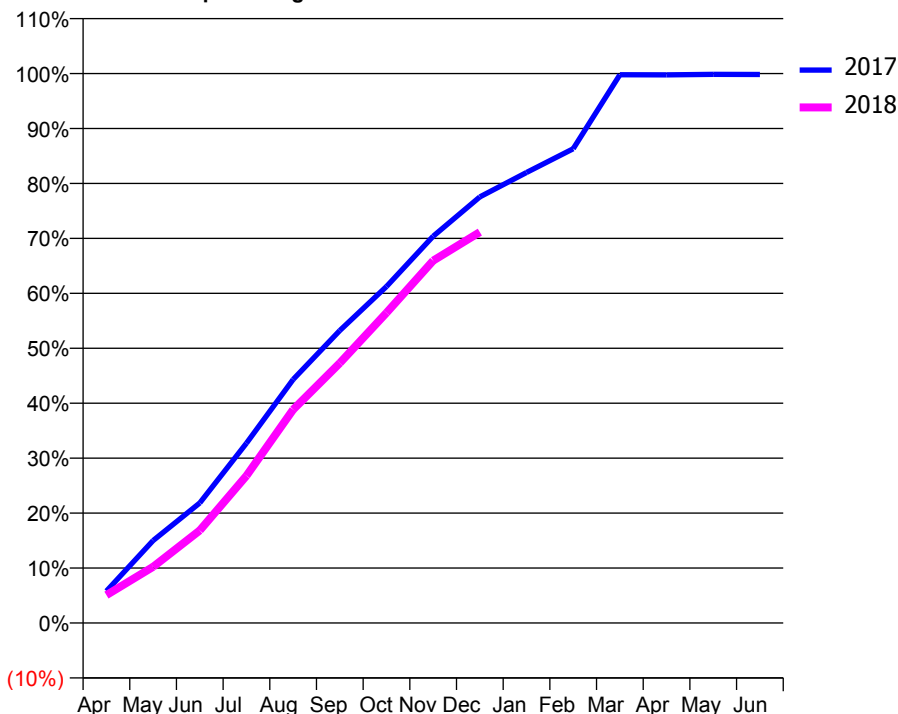
### ACCESS\*

Patients seen in 24 months	Total	Change since previous quarter
Quarter ending December 2016	3,527	
Quarter ending March 2017	3,355	↓
Quarter ending June 2017	3,380	→
Quarter ending September 2017	3,479	↑
Quarter ending December 2017	3,535	→
<b>Variance since December 2016</b>	<b>0.2%</b>	<b>→</b>



### ACTIVITY

Cumulative percentage of contracted UDA delivered 2017 & 2018



Month	Adjusted Scheduled Activity (UDA)	
	2017	2018
April	684	597
May	1,765	1,204
June	2,572	1,985
July	3,853	3,156
August	5,216	4,571
September	6,264	5,568
October	7,208	6,645
November	8,286	7,761
December	9,128	8,372
January	9,649	
February	10,157	
March	11,742	
April	11,739	
May	11,751	
June	11,750	

### QUALITY

	Quantity	Base Number	Contract	AT	Region	England
% of FP17s for the same patient ID Re-attending within 3 months - Children	71	934	7.6%	10.0%	11.8%	12.0%
% of FP17s for the same patient ID Re-attending within 3 months - Adults	418	3,186	13.1%	14.9%	15.3%	15.9%
% of FP17s for the same patient ID Re-attending between 3 & 9 months - Children	484	934	51.8%	51.7%	59.1%	58.0%
% of FP17s for the same patient ID Re-attending between 3 & 9 months - Adults	1,741	3,186	54.6%	47.2%	51.5%	50.5%
% of FP17s for Band 1 Urgent Courses	272	4,108	6.6%	8.0%	8.0%	9.0%
% of FP17s Relating to Free Repair or Replacements	52	4,108	1.3%	0.7%	0.8%	0.8%
% of FP17s Relating to Continuations	15	4,108	0.4%	0.9%	1.1%	1.1%
% of Patients satisfied with the dentistry they have received	8	8	N/A	91.6%	91.6%	91.5%
% of Patients satisfied with the time they had to wait for an appointment	8	8	N/A	89.9%	88.3%	87.9%

\* This is based on patients treated on this contract for their most recent course of treatment. Figures in italics indicate the base number of FP17s or Patient Questionnaire responses are less than 100. N/A is shown where the base number of responses is less than 10 during the period. % is calculated as Quantity/Base number\*100

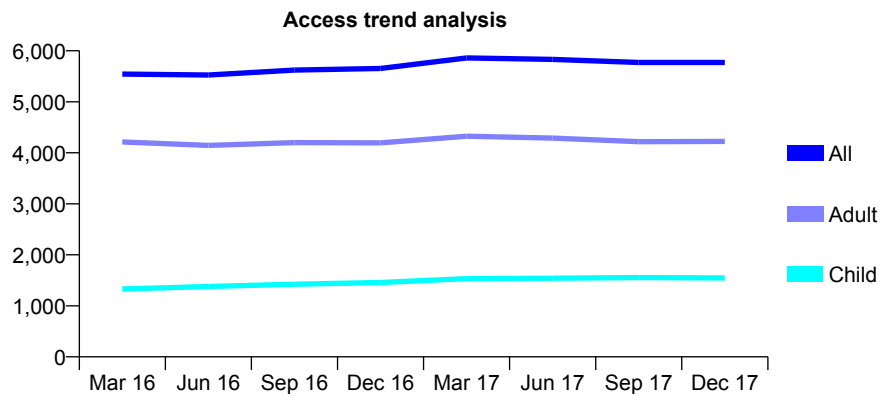
## Q54 - Vital Signs At a Glance Contract Report for 173770/0001 - December 2017

Name or company name	Pentwyn Dental Surgery
Contract type name	GDS Contract
Purpose of contract	General
Contract start date	01/10/2012
Contract end date	

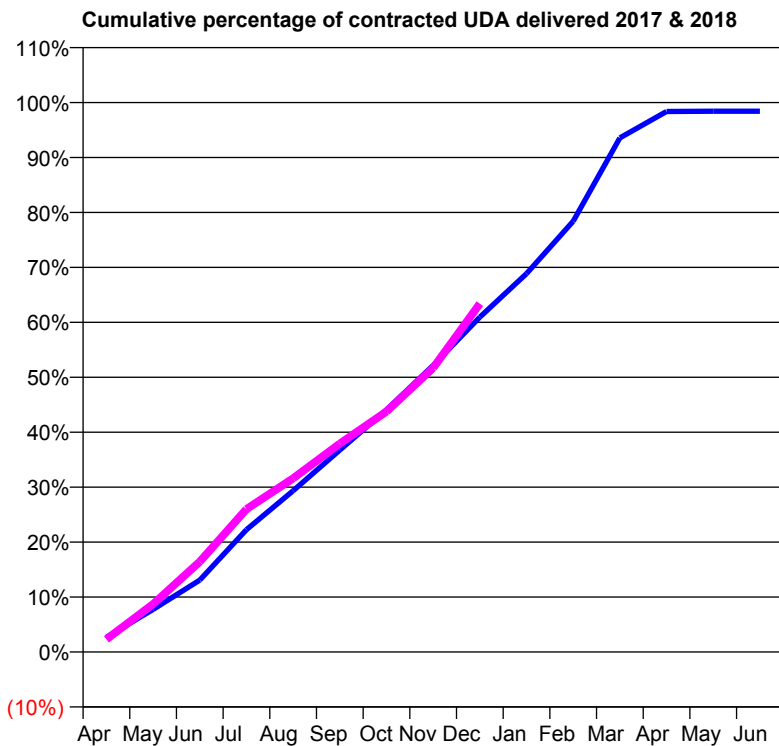
17/18 Contracted general activity (UDA)	17,530
Carry forward general activity (UDA)	0
17/18 Contracted orthodontic activity (UOA)	0
Carry forward orthodontic activity (UOA)	0
Baseline contract value	£397,682.44

### ACCESS\*

Patients seen in 24 months	Total	Change since previous quarter
Quarter ending December 2016	5,653	
Quarter ending March 2017	5,859	↑
Quarter ending June 2017	5,831	→
Quarter ending September 2017	5,771	↓
Quarter ending December 2017	5,771	→
<b>Variance since December 2016</b>	<b>2.1%</b>	<b>↑</b>



### ACTIVITY



Month	Adjusted Scheduled Activity (UDA)	
	2017	2018
April	522	405
May	1,504	1,531
June	2,544	2,883
July	4,321	4,557
August	5,700	5,540
September	7,137	6,647
October	8,558	7,671
November	10,127	9,063
December	11,834	11,114
January	13,369	
February	15,221	
March	18,163	
April	19,096	
May	19,107	
June	19,107	

### QUALITY

	Quantity	Base Number	Contract	AT	Region	England
% of FP17s for the same patient ID Re-attending within 3 months - Children	151	1,726	8.7%	10.0%	11.8%	12.0%
% of FP17s for the same patient ID Re-attending within 3 months - Adults	566	4,065	13.9%	14.9%	15.3%	15.9%
% of FP17s for the same patient ID Re-attending between 3 & 9 months - Children	1,101	1,726	63.8%	51.7%	59.1%	58.0%
% of FP17s for the same patient ID Re-attending between 3 & 9 months - Adults	2,434	4,065	59.9%	47.2%	51.5%	50.5%
% of FP17s for Band 1 Urgent Courses	376	5,454	6.9%	8.0%	8.0%	9.0%
% of FP17s Relating to Free Repair or Replacements	50	5,454	0.9%	0.7%	0.8%	0.8%
% of FP17s Relating to Continuations	38	5,454	0.7%	0.9%	1.1%	1.1%
% of Patients satisfied with the dentistry they have received	6	6	N/A	91.6%	91.6%	91.5%
% of Patients satisfied with the time they had to wait for an appointment	6	6	N/A	89.9%	88.3%	87.9%

\* This is based on patients treated on this contract for their most recent course of treatment. Figures in italics indicate the base number of FP17s or Patient Questionnaire responses are less than 100. N/A is shown where the base number of responses is less than 10 during the period. % is calculated as Quantity/Base number\*100

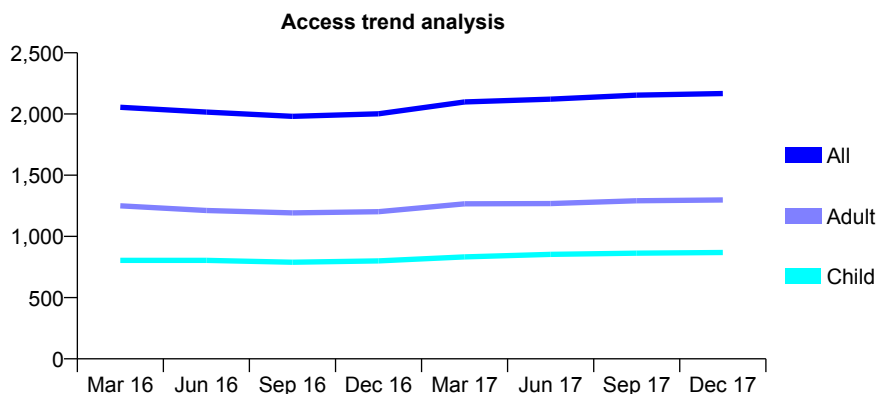
## Q54 - Vital Signs At a Glance Contract Report for 175234/0001 - December 2017

Name or company name	Oakville Dental Partnership
Contract type name	GDS Contract
Purpose of contract	General
Contract start date	01/09/2010
Contract end date	

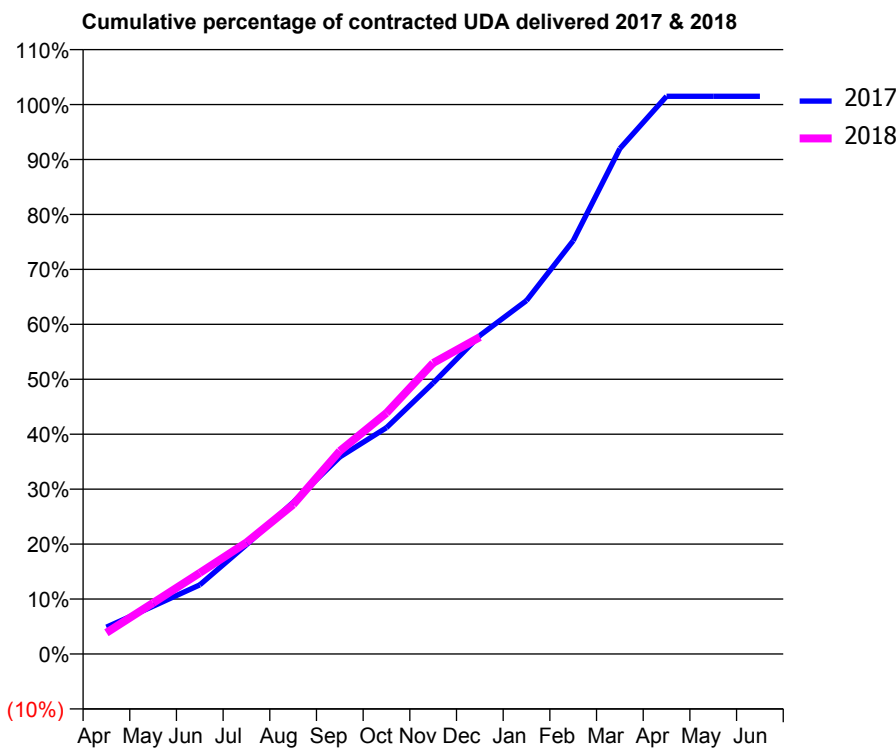
17/18 Contracted general activity (UDA)	5,768
Carry forward general activity (UDA)	-87
17/18 Contracted orthodontic activity (UOA)	0
Carry forward orthodontic activity (UOA)	0
Baseline contract value	£149,247.48

### ACCESS\*

Patients seen in 24 months	Total	Change since previous quarter
Quarter ending December 2016	2,002	
Quarter ending March 2017	2,099	↑
Quarter ending June 2017	2,121	→
Quarter ending September 2017	2,154	→
Quarter ending December 2017	2,167	→
<b>Variance since December 2016</b>	<b>8.2%</b>	<b>↑</b>



### ACTIVITY



Month	Adjusted Scheduled Activity (UDA)	
	2017	2018
April	282	223
May	502	537
June	726	851
July	1,146	1,171
August	1,592	1,568
September	2,068	2,131
October	2,376	2,530
November	2,845	3,055
December	3,343	3,326
January	3,711	
February	4,338	
March	5,306	
April	5,854	
May	5,854	
June	5,854	

### QUALITY

	Quantity	Base Number	Contract	AT	Region	England
% of FP17s for the same patient ID Re-attending within 3 months - Children	121	1,066	11.4%	10.0%	11.8%	12.0%
% of FP17s for the same patient ID Re-attending within 3 months - Adults	228	1,406	16.2%	14.9%	15.3%	15.9%
% of FP17s for the same patient ID Re-attending between 3 & 9 months - Children	714	1,066	67.0%	51.7%	59.1%	58.0%
% of FP17s for the same patient ID Re-attending between 3 & 9 months - Adults	836	1,406	59.5%	47.2%	51.5%	50.5%
% of FP17s for Band 1 Urgent Courses	114	1,752	6.5%	8.0%	8.0%	9.0%
% of FP17s Relating to Free Repair or Replacements	16	1,752	0.9%	0.7%	0.8%	0.8%
% of FP17s Relating to Continuations	44	1,752	2.5%	0.9%	1.1%	1.1%
% of Patients satisfied with the dentistry they have received	1	1	N/A	91.6%	91.6%	91.5%
% of Patients satisfied with the time they had to wait for an appointment	1	1	N/A	89.9%	88.3%	87.9%

\* This is based on patients treated on this contract for their most recent course of treatment. Figures in italics indicate the base number of FP17s or Patient Questionnaire responses are less than 100. N/A is shown where the base number of responses is less than 10 during the period. % is calculated as Quantity/Base number\*100



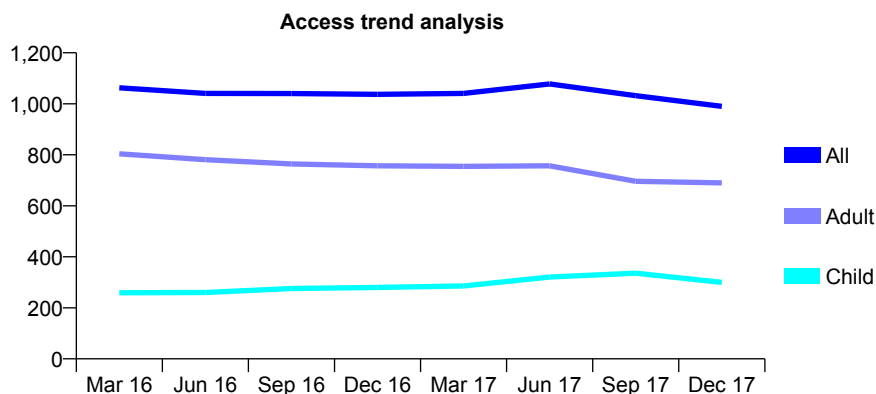
## Q54 - Vital Signs At a Glance Contract Report for 176745/0001 - December 2017

Name or company name	Dr V Ansari
Contract type name	GDS Contract
Purpose of contract	General and Orthodontic
Contract start date	01/04/2012
Contract end date	

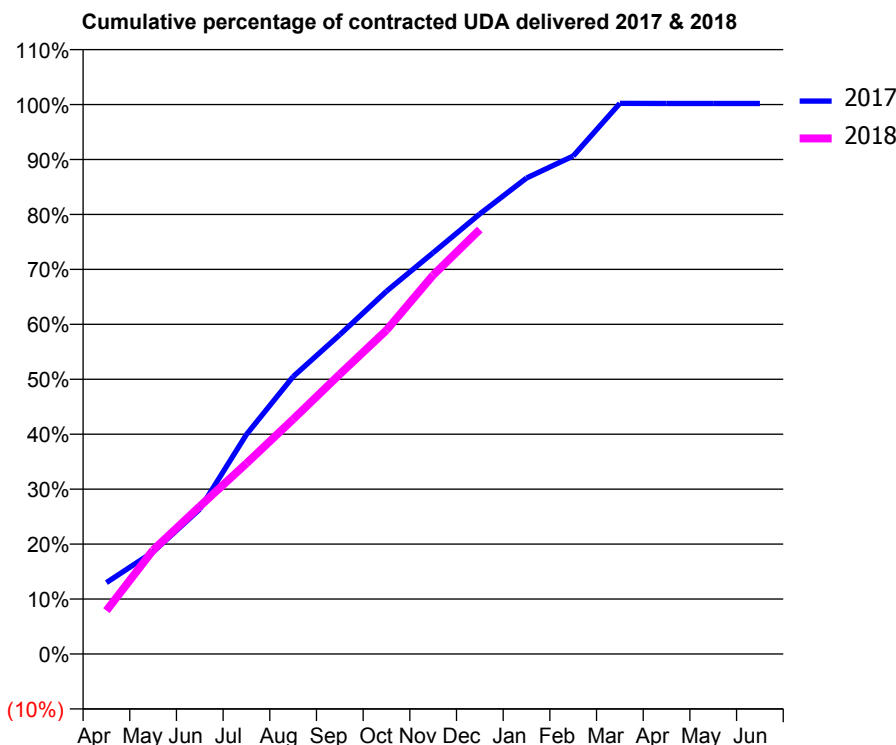
17/18 Contracted general activity (UDA)	3,216
Carry forward general activity (UDA)	-6
17/18 Contracted orthodontic activity (UOA)	2,050
Carry forward orthodontic activity (UOA)	-41
Baseline contract value	£217,718.84

### ACCESS\*

Patients seen in 24 months	Total	Change since previous quarter
Quarter ending December 2016	1,037	
Quarter ending March 2017	1,041	→
Quarter ending June 2017	1,078	↑
Quarter ending September 2017	1,032	↓
Quarter ending December 2017	990	↓
<b>Variance since December 2016</b>	<b>(4.5%)</b>	<b>↓</b>



### ACTIVITY



Month	Adjusted Scheduled Activity (UDA)	
	2017	2018
April	418	254
May	598	608
June	848	864
July	1,285	1,116
August	1,624	1,374
September	1,869	1,637
October	2,123	1,895
November	2,349	2,218
December	2,576	2,485
January	2,786	
February	2,914	
March	3,223	
April	3,222	
May	3,222	
June	3,222	

### QUALITY

	Quantity	Base Number	Contract	AT	Region	England
% of FP17s for the same patient ID Re-attending within 3 months - Children	25	613	4.1%	10.0%	11.8%	12.0%
% of FP17s for the same patient ID Re-attending within 3 months - Adults	59	635	9.3%	14.9%	15.3%	15.9%
% of FP17s for the same patient ID Re-attending between 3 & 9 months - Children	116	613	18.9%	51.7%	59.1%	58.0%
% of FP17s for the same patient ID Re-attending between 3 & 9 months - Adults	294	635	46.3%	47.2%	51.5%	50.5%
% of FP17s for Band 1 Urgent Courses	23	950	2.4%	8.0%	8.0%	9.0%
% of FP17s Relating to Free Repair or Replacements	0	950	0.0%	0.7%	0.8%	0.8%
% of FP17s Relating to Continuations	9	950	0.9%	0.9%	1.1%	1.1%
% of Patients satisfied with the dentistry they have received	0	0	N/A	91.6%	91.6%	91.5%
% of Patients satisfied with the time they had to wait for an appointment	0	0	N/A	89.9%	88.3%	87.9%

\* This is based on patients treated on this contract for their most recent course of treatment. Figures in italics indicate the base number of FP17s or Patient Questionnaire responses are less than 100. N/A is shown where the base number of responses is less than 10 during the period. % is calculated as Quantity/Base number\*100

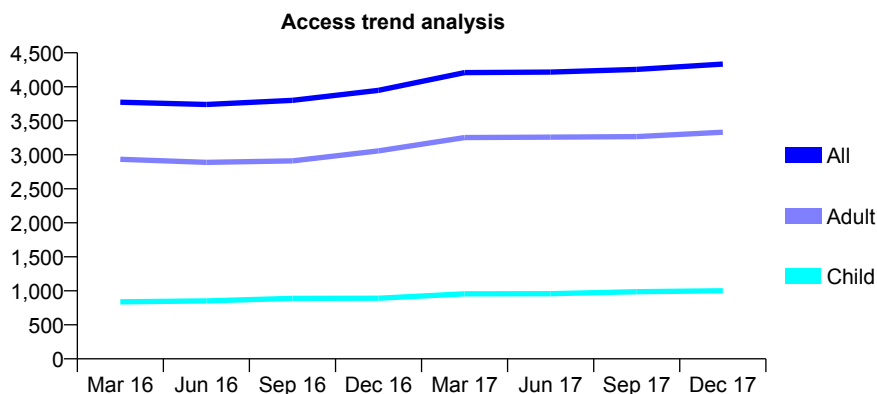
## Q54 - Vital Signs At a Glance Contract Report for 176753/0001 - December 2017

Name or company name	Roseville Dental Practice
Contract type name	GDS Contract
Purpose of contract	General
Contract start date	01/06/2010
Contract end date	

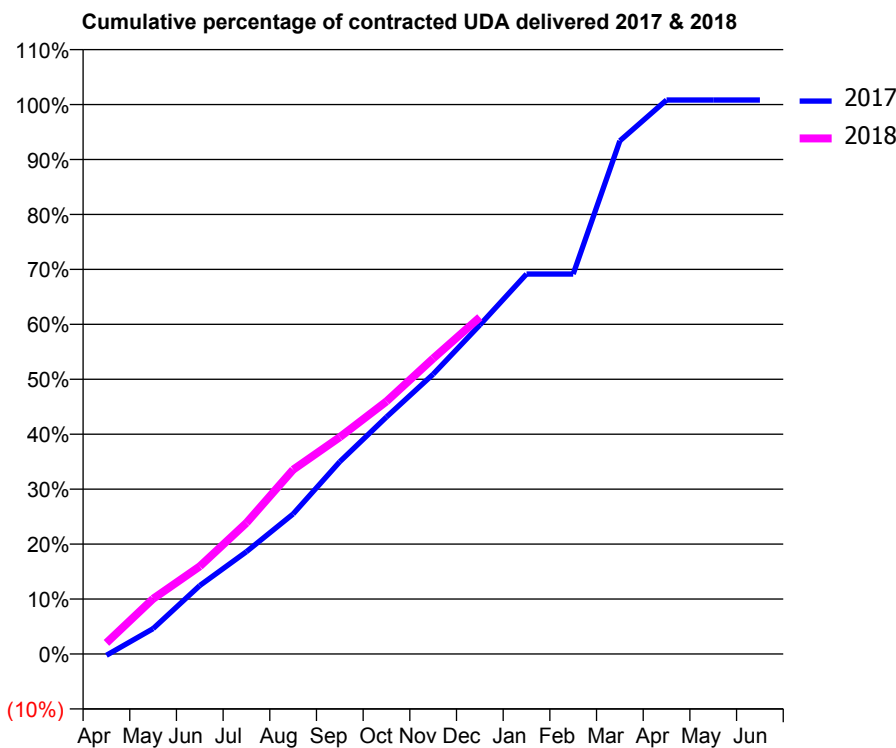
17/18 Contracted general activity (UDA)	10,949
Carry forward general activity (UDA)	-90
17/18 Contracted orthodontic activity (UOA)	0
Carry forward orthodontic activity (UOA)	0
Baseline contract value	£250,758.88

### ACCESS\*

Patients seen in 24 months	Total	Change since previous quarter
Quarter ending December 2016	3,949	
Quarter ending March 2017	4,208	↑
Quarter ending June 2017	4,217	→
Quarter ending September 2017	4,256	→
Quarter ending December 2017	4,334	→
<b>Variance since December 2016</b>	<b>9.7%</b>	<b>↑</b>



### ACTIVITY



Month	Adjusted Scheduled Activity (UDA)	
	2017	2018
April	-28	222
May	506	1,100
June	1,364	1,746
July	2,039	2,612
August	2,792	3,674
September	3,834	4,321
October	4,724	5,034
November	5,575	5,890
December	6,555	6,709
January	7,572	
February	7,572	
March	10,226	
April	11,037	
May	11,037	
June	11,038	

### QUALITY

	Quantity	Base Number	Contract	AT	Region	England
% of FP17s for the same patient ID Re-attending within 3 months - Children	72	862	8.4%	10.0%	11.8%	12.0%
% of FP17s for the same patient ID Re-attending within 3 months - Adults	403	2,667	15.1%	14.9%	15.3%	15.9%
% of FP17s for the same patient ID Re-attending between 3 & 9 months - Children	333	862	38.6%	51.7%	59.1%	58.0%
% of FP17s for the same patient ID Re-attending between 3 & 9 months - Adults	1,238	2,667	46.4%	47.2%	51.5%	50.5%
% of FP17s for Band 1 Urgent Courses	362	2,873	12.6%	8.0%	8.0%	9.0%
% of FP17s Relating to Free Repair or Replacements	13	2,873	0.5%	0.7%	0.8%	0.8%
% of FP17s Relating to Continuations	21	2,873	0.7%	0.9%	1.1%	1.1%
% of Patients satisfied with the dentistry they have received	9	9	N/A	91.6%	91.6%	91.5%
% of Patients satisfied with the time they had to wait for an appointment	8	9	N/A	89.9%	88.3%	87.9%

\* This is based on patients treated on this contract for their most recent course of treatment. Figures in italics indicate the base number of FP17s or Patient Questionnaire responses are less than 100. N/A is shown where the base number of responses is less than 10 during the period. % is calculated as Quantity/Base number\*100

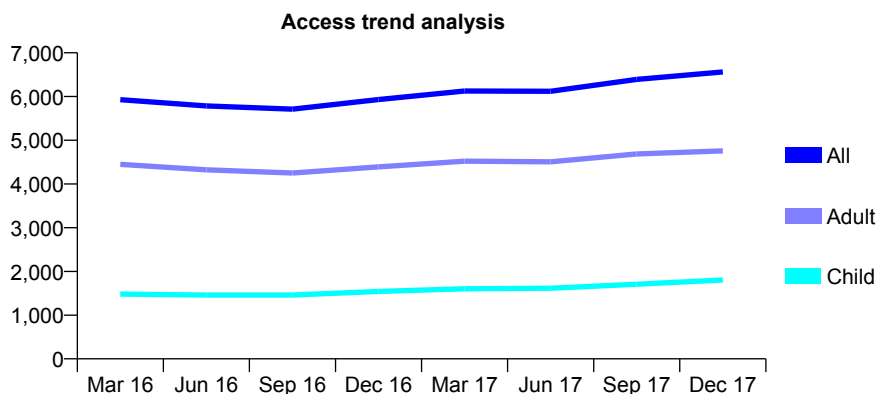
## Q54 - Vital Signs At a Glance Contract Report for 177407/0001 - December 2017

Name or company name	BST Partnership
Contract type name	PDS Plus Contract
Purpose of contract	General
Contract start date	01/01/2011
Contract end date	31/12/2020

17/18 Contracted general activity (UDA)	14,000
Carry forward general activity (UDA)	0
17/18 Contracted orthodontic activity (UOA)	0
Carry forward orthodontic activity (UOA)	0
Baseline contract value	£176,154.51

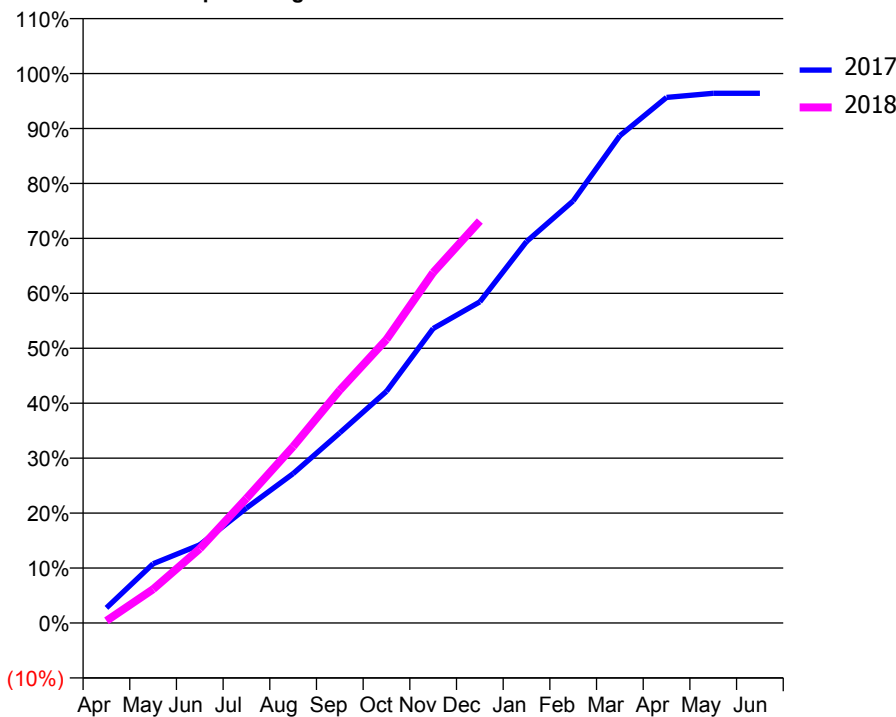
### ACCESS\*

Patients seen in 24 months	Total	Change since previous quarter
Quarter ending December 2016	5,932	
Quarter ending March 2017	6,126	↑
Quarter ending June 2017	6,121	→
Quarter ending September 2017	6,393	↑
Quarter ending December 2017	6,562	↑
<b>Variance since December 2016</b>	<b>10.6%</b>	<b>↑</b>



### ACTIVITY

Cumulative percentage of contracted UDA delivered 2017 & 2018



Month	Adjusted Scheduled Activity (UDA)	
	2017	2018
April	385	57
May	1,511	860
June	1,992	1,895
July	2,931	3,176
August	3,808	4,495
September	4,845	5,933
October	5,902	7,225
November	7,504	8,930
December	8,182	10,242
January	9,717	
February	10,754	
March	12,414	
April	13,390	
May	13,495	
June	13,495	

### QUALITY

	Quantity	Base Number	Contract	AT	Region	England
% of FP17s for the same patient ID Re-attending within 3 months - Children	134	2,012	6.7%	10.0%	11.8%	12.0%
% of FP17s for the same patient ID Re-attending within 3 months - Adults	751	4,912	15.3%	14.9%	15.3%	15.9%
% of FP17s for the same patient ID Re-attending between 3 & 9 months - Children	1,056	2,012	52.5%	51.7%	59.1%	58.0%
% of FP17s for the same patient ID Re-attending between 3 & 9 months - Adults	2,147	4,912	43.7%	47.2%	51.5%	50.5%
% of FP17s for Band 1 Urgent Courses	693	5,871	11.8%	8.0%	8.0%	9.0%
% of FP17s Relating to Free Repair or Replacements	47	5,871	0.8%	0.7%	0.8%	0.8%
% of FP17s Relating to Continuations	91	5,871	1.5%	0.9%	1.1%	1.1%
% of Patients satisfied with the dentistry they have received	3	3	N/A	91.6%	91.6%	91.5%
% of Patients satisfied with the time they had to wait for an appointment	2	3	N/A	89.9%	88.3%	87.9%

\* This is based on patients treated on this contract for their most recent course of treatment. Figures in italics indicate the base number of FP17s or Patient Questionnaire responses are less than 100. N/A is shown where the base number of responses is less than 10 during the period. % is calculated as Quantity/Base number\*100

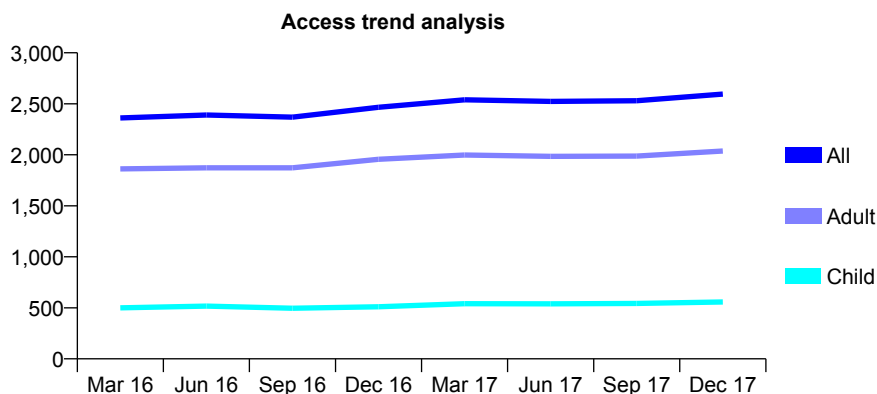
## Q54 - Vital Signs At a Glance Contract Report for 177407/0003 - December 2017

Name or company name	BST Partnership
Contract type name	GDS Contract
Purpose of contract	General
Contract start date	01/04/2012
Contract end date	

17/18 Contracted general activity (UDA)	7,350
Carry forward general activity (UDA)	286
17/18 Contracted orthodontic activity (UOA)	0
Carry forward orthodontic activity (UOA)	0
Baseline contract value	£161,153.05

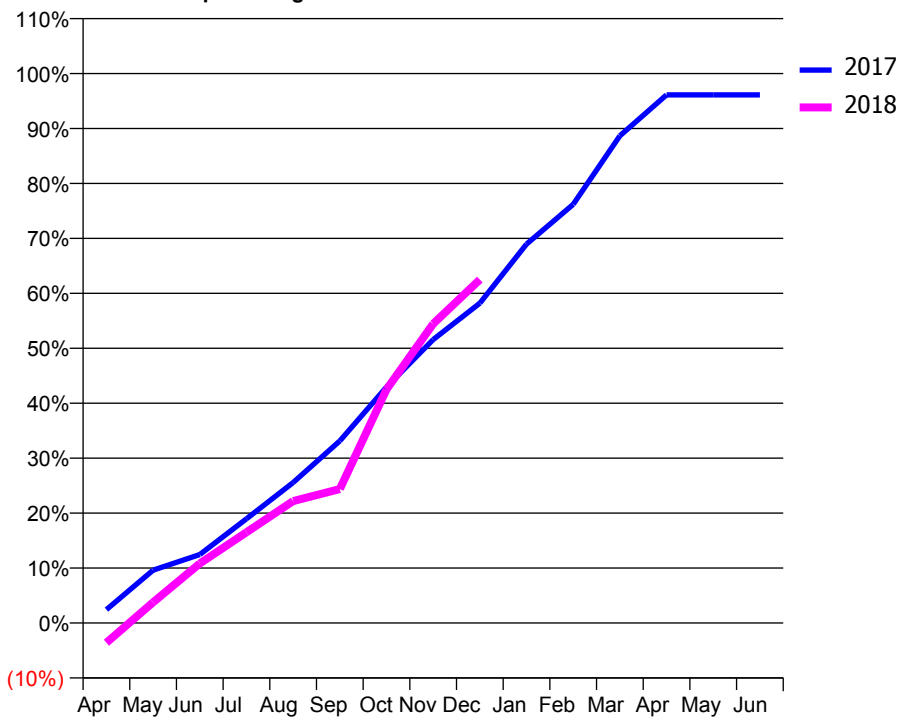
### ACCESS\*

Patients seen in 24 months	Total	Change since previous quarter
Quarter ending December 2016	2,466	
Quarter ending March 2017	2,539	↑
Quarter ending June 2017	2,524	→
Quarter ending September 2017	2,530	→
Quarter ending December 2017	2,595	↑
<b>Variance since December 2016</b>	<b>5.2%</b>	<b>↑</b>



### ACTIVITY

Cumulative percentage of contracted UDA delivered 2017 & 2018



Month	Adjusted Scheduled Activity (UDA)	
	2017	2018
April	179	-265
May	708	277
June	916	796
July	1,394	1,213
August	1,880	1,631
September	2,435	1,792
October	3,156	3,124
November	3,792	4,002
December	4,279	4,593
January	5,068	
February	5,600	
March	6,516	
April	7,063	
May	7,063	
June	7,063	

### QUALITY

	Quantity	Base Number	Contract	AT	Region	England
% of FP17s for the same patient ID Re-attending within 3 months - Children	34	550	6.2%	10.0%	11.8%	12.0%
% of FP17s for the same patient ID Re-attending within 3 months - Adults	240	2,013	11.9%	14.9%	15.3%	15.9%
% of FP17s for the same patient ID Re-attending between 3 & 9 months - Children	300	550	54.5%	51.7%	59.1%	58.0%
% of FP17s for the same patient ID Re-attending between 3 & 9 months - Adults	1,104	2,013	54.8%	47.2%	51.5%	50.5%
% of FP17s for Band 1 Urgent Courses	172	2,315	7.4%	8.0%	8.0%	9.0%
% of FP17s Relating to Free Repair or Replacements	22	2,315	1.0%	0.7%	0.8%	0.8%
% of FP17s Relating to Continuations	55	2,315	2.4%	0.9%	1.1%	1.1%
% of Patients satisfied with the dentistry they have received	0	0	N/A	91.6%	91.6%	91.5%
% of Patients satisfied with the time they had to wait for an appointment	0	0	N/A	89.9%	88.3%	87.9%

\* This is based on patients treated on this contract for their most recent course of treatment. Figures in italics indicate the base number of FP17s or Patient Questionnaire responses are less than 100. N/A is shown where the base number of responses is less than 10 during the period. % is calculated as Quantity/Base number\*100

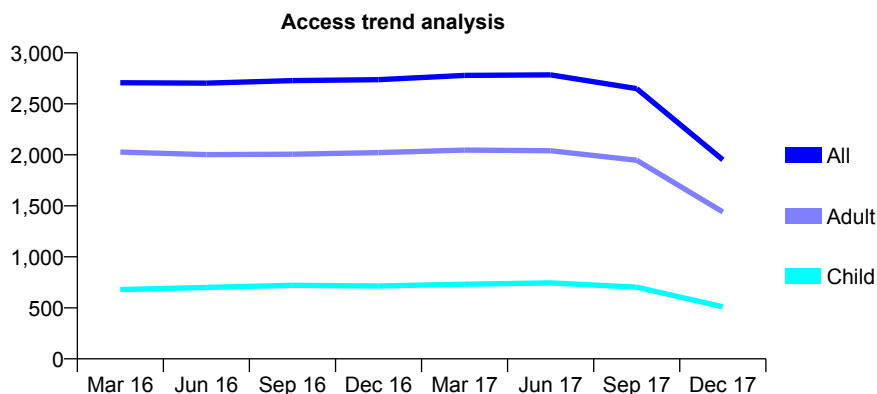
## Q54 - Vital Signs At a Glance Contract Report for 177407/0004 - December 2017

Name or company name	BST Partnership
Contract type name	PDS Plus Contract
Purpose of contract	General
Contract start date	01/04/2012
Contract end date	31/08/2017

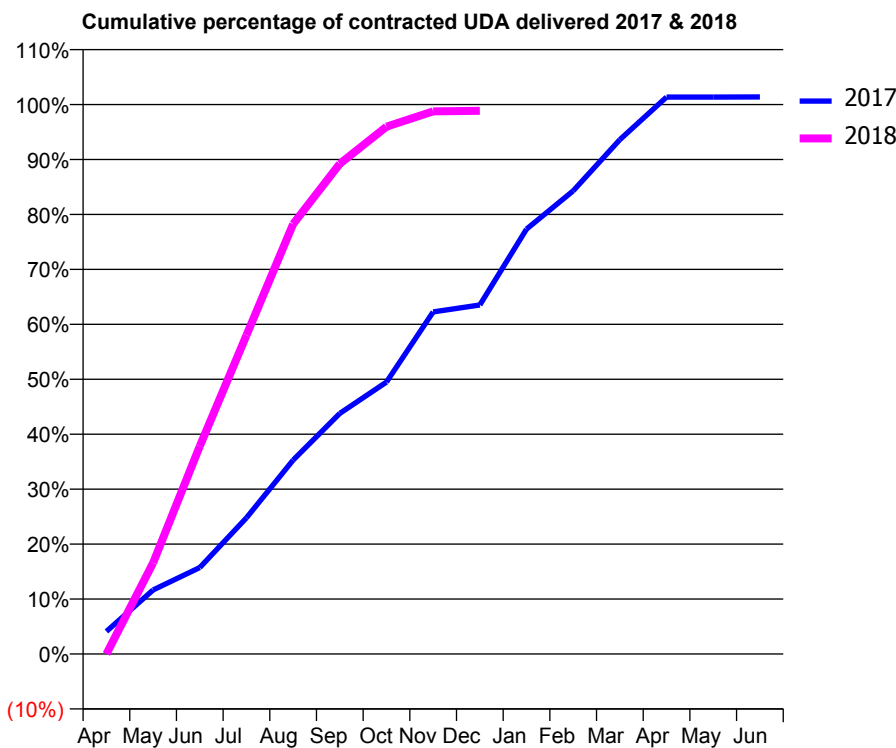
17/18 Contracted general activity (UDA)	2,917
Carry forward general activity (UDA)	0
17/18 Contracted orthodontic activity (UOA)	0
Carry forward orthodontic activity (UOA)	0
Baseline contract value	£37,187.50

### ACCESS\*

Patients seen in 24 months	Total	Change since previous quarter
Quarter ending December 2016	2,737	
Quarter ending March 2017	2,778	→
Quarter ending June 2017	2,784	→
Quarter ending September 2017	2,649	↓
Quarter ending December 2017	1,951	↓
<b>Variance since December 2016</b>	<b>(28.7%)</b>	<b>↓</b>



### ACTIVITY



Month	Adjusted Scheduled Activity (UDA)	
	2017	2018
April	287	0
May	816	484
June	1,101	1,103
July	1,736	1,692
August	2,471	2,283
September	3,066	2,603
October	3,465	2,800
November	4,358	2,881
December	4,447	2,884
January	5,414	
February	5,900	
March	6,553	
April	7,094	
May	7,094	
June	7,097	

### QUALITY

	Quantity	Base Number	Contract	AT	Region	England
% of FP17s for the same patient ID Re-attending within 3 months - Children	13	377	3.4%	10.0%	11.8%	12.0%
% of FP17s for the same patient ID Re-attending within 3 months - Adults	133	1,151	11.6%	14.9%	15.3%	15.9%
% of FP17s for the same patient ID Re-attending between 3 & 9 months - Children	167	377	44.3%	51.7%	59.1%	58.0%
% of FP17s for the same patient ID Re-attending between 3 & 9 months - Adults	509	1,151	44.2%	47.2%	51.5%	50.5%
% of FP17s for Band 1 Urgent Courses	103	1,304	7.9%	8.0%	8.0%	9.0%
% of FP17s Relating to Free Repair or Replacements	10	1,304	0.8%	0.7%	0.8%	0.8%
% of FP17s Relating to Continuations	19	1,304	1.5%	0.9%	1.1%	1.1%
% of Patients satisfied with the dentistry they have received	3	3	N/A	91.6%	91.6%	91.5%
% of Patients satisfied with the time they had to wait for an appointment	3	3	N/A	89.9%	88.3%	87.9%

\* This is based on patients treated on this contract for their most recent course of treatment. Figures in italics indicate the base number of FP17s or Patient Questionnaire responses are less than 100. N/A is shown where the base number of responses is less than 10 during the period. % is calculated as Quantity/Base number\*100

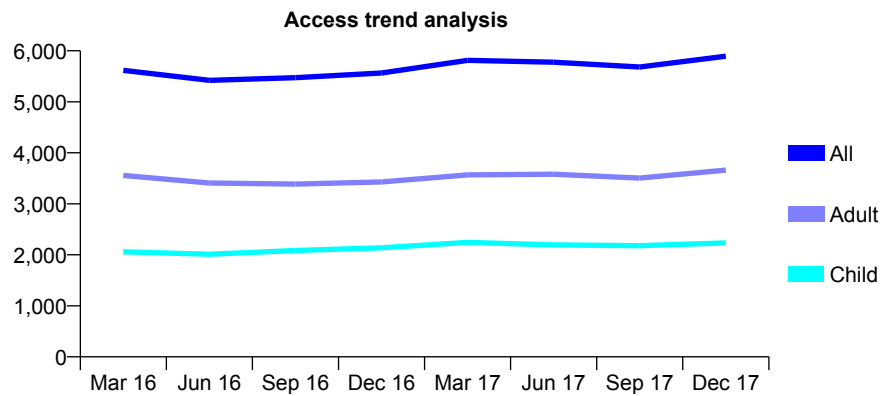
## Q54 - Vital Signs At a Glance Contract Report for 177407/0005 - December 2017

Name or company name	BST Partnership
Contract type name	GDS Contract
Purpose of contract	General
Contract start date	01/04/2013
Contract end date	

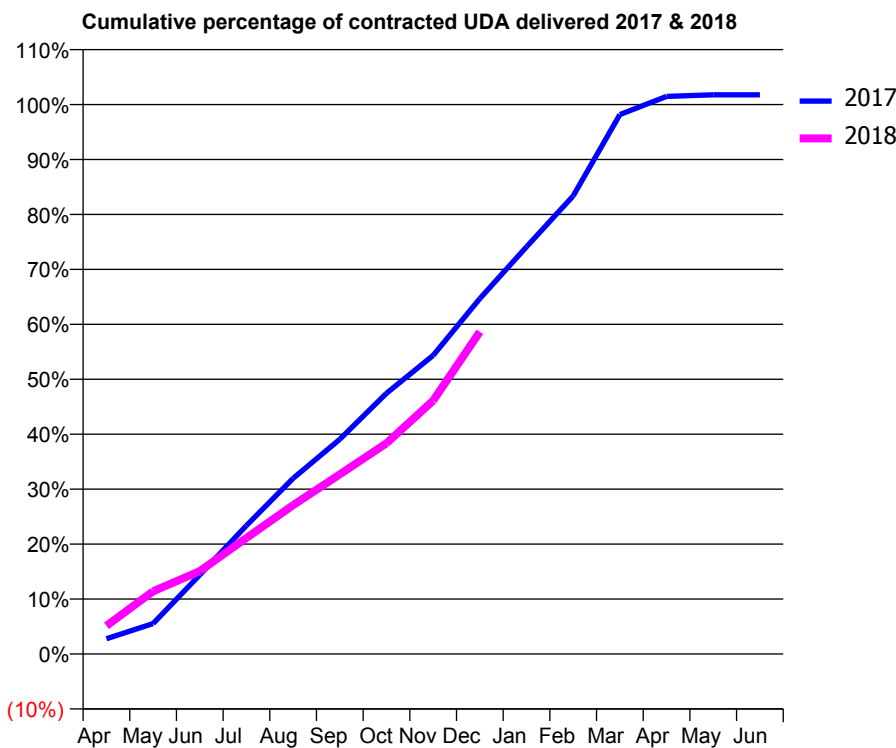
17/18 Contracted general activity (UDA)	15,774
Carry forward general activity (UDA)	-279
17/18 Contracted orthodontic activity (UOA)	0
Carry forward orthodontic activity (UOA)	0
Baseline contract value	£378,762.35

### ACCESS\*

Patients seen in 24 months	Total	Change since previous quarter
Quarter ending December 2016	5,565	
Quarter ending March 2017	5,812	↑
Quarter ending June 2017	5,776	→
Quarter ending September 2017	5,683	↓
Quarter ending December 2017	5,894	↑
<b>Variance since December 2016</b>	<b>5.9%</b>	<b>↑</b>



### ACTIVITY



Month	Adjusted Scheduled Activity (UDA)	
	2017	2018
April	439	809
May	875	1,802
June	2,271	2,378
July	3,687	3,332
August	5,044	4,275
September	6,165	5,158
October	7,485	6,051
November	8,574	7,273
December	10,205	9,248
January	11,689	
February	13,151	
March	15,485	
April	16,006	
May	16,052	
June	16,052	

### QUALITY

	Quantity	Base Number	Contract	AT	Region	England
% of FP17s for the same patient ID Re-attending within 3 months - Children	114	1,545	7.4%	10.0%	11.8%	12.0%
% of FP17s for the same patient ID Re-attending within 3 months - Adults	326	2,515	13.0%	14.9%	15.3%	15.9%
% of FP17s for the same patient ID Re-attending between 3 & 9 months - Children	485	1,545	31.4%	51.7%	59.1%	58.0%
% of FP17s for the same patient ID Re-attending between 3 & 9 months - Adults	793	2,515	31.5%	47.2%	51.5%	50.5%
% of FP17s for Band 1 Urgent Courses	265	3,830	6.9%	8.0%	8.0%	9.0%
% of FP17s Relating to Free Repair or Replacements	2	3,830	0.1%	0.7%	0.8%	0.8%
% of FP17s Relating to Continuations	0	3,830	0.0%	0.9%	1.1%	1.1%
% of Patients satisfied with the dentistry they have received	0	0	N/A	91.6%	91.6%	91.5%
% of Patients satisfied with the time they had to wait for an appointment	0	0	N/A	89.9%	88.3%	87.9%

\* This is based on patients treated on this contract for their most recent course of treatment. Figures in italics indicate the base number of FP17s or Patient Questionnaire responses are less than 100. N/A is shown where the base number of responses is less than 10 during the period. % is calculated as Quantity/Base number\*100

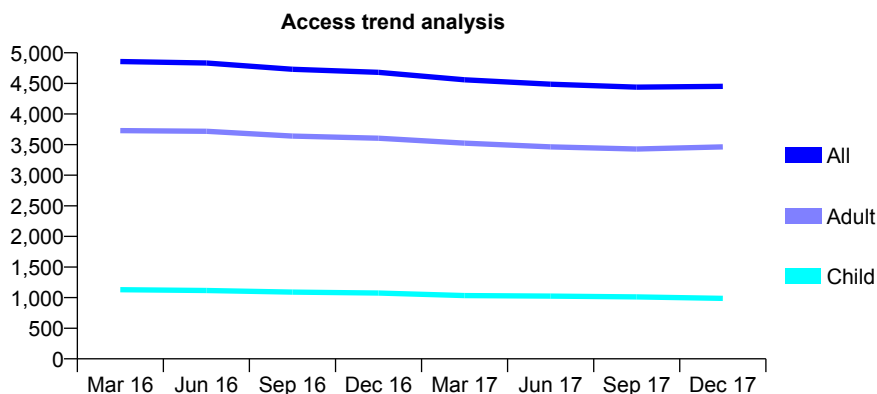
## Q54 - Vital Signs At a Glance Contract Report for 178853/0001 - December 2017

Name or company name	OraCo Ltd
Contract type name	GDS Contract
Purpose of contract	General
Contract start date	01/04/2011
Contract end date	

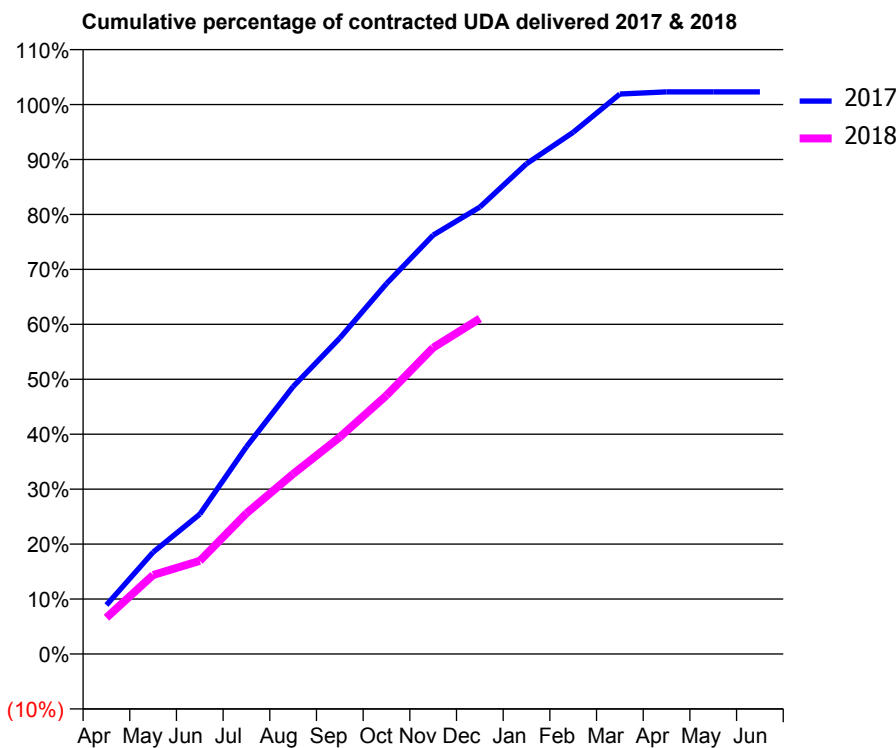
17/18 Contracted general activity (UDA)	14,447
Carry forward general activity (UDA)	-289
17/18 Contracted orthodontic activity (UOA)	0
Carry forward orthodontic activity (UOA)	0
Baseline contract value	£404,746.61

### ACCESS\*

Patients seen in 24 months	Total	Change since previous quarter
Quarter ending December 2016	4,680	
Quarter ending March 2017	4,558	↓
Quarter ending June 2017	4,487	↓
Quarter ending September 2017	4,440	↓
Quarter ending December 2017	4,451	→
<b>Variance since December 2016</b>	<b>(4.9%)</b>	<b>↓</b>



### ACTIVITY



Month	Adjusted Scheduled Activity (UDA)	
	2017	2018
April	1,288	956
May	2,677	2,077
June	3,677	2,449
July	5,449	3,701
August	7,030	4,734
September	8,308	5,703
October	9,737	6,800
November	11,014	8,054
December	11,750	8,820
January	12,888	
February	13,717	
March	14,724	
April	14,779	
May	14,778	
June	14,778	

### QUALITY

	Quantity	Base Number	Contract	AT	Region	England
% of FP17s for the same patient ID Re-attending within 3 months - Children	49	1,078	4.5%	10.0%	11.8%	12.0%
% of FP17s for the same patient ID Re-attending within 3 months - Adults	333	2,675	12.4%	14.9%	15.3%	15.9%
% of FP17s for the same patient ID Re-attending between 3 & 9 months - Children	656	1,078	60.9%	51.7%	59.1%	58.0%
% of FP17s for the same patient ID Re-attending between 3 & 9 months - Adults	1,182	2,675	44.2%	47.2%	51.5%	50.5%
% of FP17s for Band 1 Urgent Courses	266	3,739	7.1%	8.0%	8.0%	9.0%
% of FP17s Relating to Free Repair or Replacements	85	3,739	2.3%	0.7%	0.8%	0.8%
% of FP17s Relating to Continuations	24	3,739	0.6%	0.9%	1.1%	1.1%
% of Patients satisfied with the dentistry they have received	5	6	N/A	91.6%	91.6%	91.5%
% of Patients satisfied with the time they had to wait for an appointment	5	6	N/A	89.9%	88.3%	87.9%

\* This is based on patients treated on this contract for their most recent course of treatment. Figures in italics indicate the base number of FP17s or Patient Questionnaire responses are less than 100. N/A is shown where the base number of responses is less than 10 during the period. % is calculated as Quantity/Base number\*100



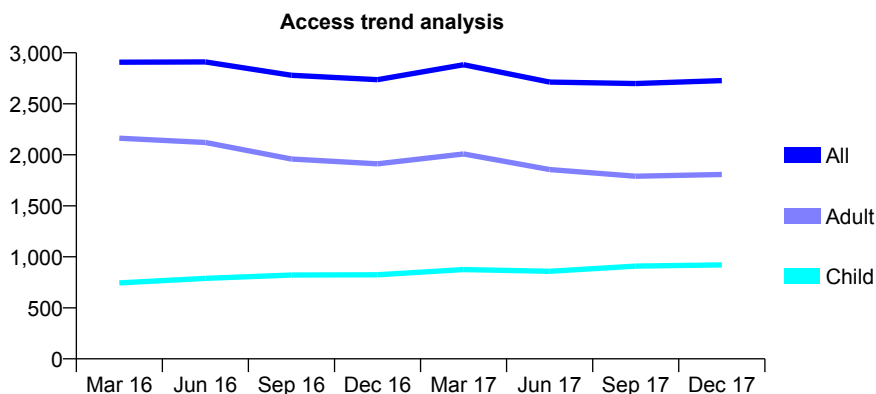
## Q54 - Vital Signs At a Glance Contract Report for 180009/0001 - December 2017

Name or company name	Aesthetic Dental Implant Surgery
Contract type name	GDS Contract
Purpose of contract	General
Contract start date	01/11/2011
Contract end date	

17/18 Contracted general activity (UDA)	4,305
Carry forward general activity (UDA)	35
17/18 Contracted orthodontic activity (UOA)	0
Carry forward orthodontic activity (UOA)	0
Baseline contract value	£98,144.32

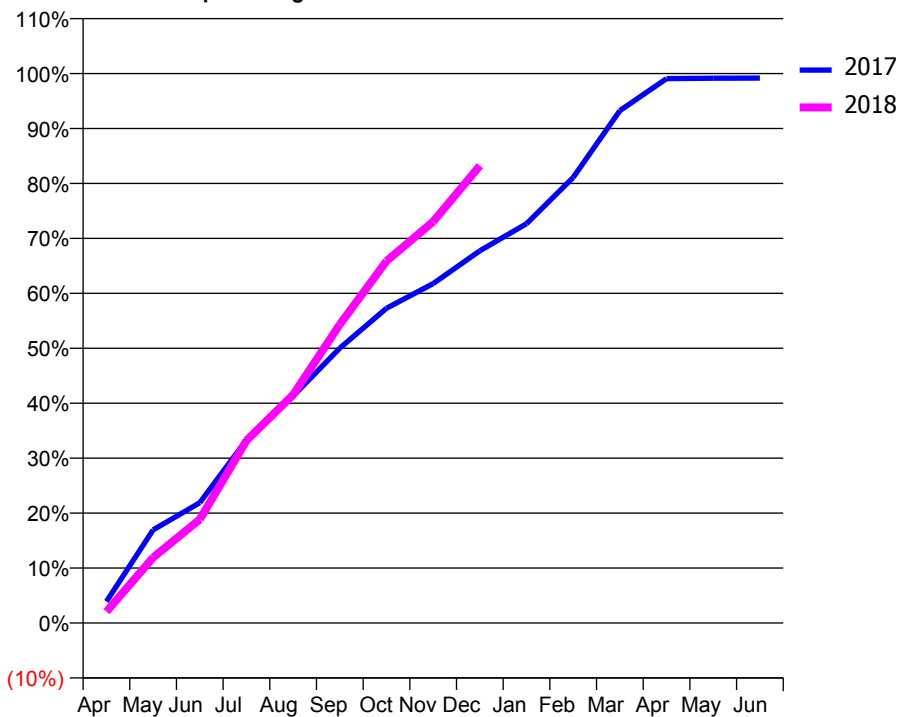
### ACCESS\*

Patients seen in 24 months	Total	Change since previous quarter
Quarter ending December 2016	2,736	
Quarter ending March 2017	2,883	↑
Quarter ending June 2017	2,713	↓
Quarter ending September 2017	2,699	→
Quarter ending December 2017	2,728	→
<b>Variance since December 2016</b>	<b>(0.3%)</b>	→



### ACTIVITY

Cumulative percentage of contracted UDA delivered 2017 & 2018



Month	Adjusted Scheduled Activity (UDA)	
	2017	2018
April	169	89
May	730	513
June	943	813
July	1,435	1,429
August	1,779	1,789
September	2,154	2,340
October	2,466	2,836
November	2,660	3,145
December	2,917	3,583
January	3,128	
February	3,491	
March	4,014	
April	4,265	
May	4,268	
June	4,269	

### QUALITY

	Quantity	Base Number	Contract	AT	Region	England
% of FP17s for the same patient ID Re-attending within 3 months - Children	68	817	8.3%	10.0%	11.8%	12.0%
% of FP17s for the same patient ID Re-attending within 3 months - Adults	293	1,327	22.1%	14.9%	15.3%	15.9%
% of FP17s for the same patient ID Re-attending between 3 & 9 months - Children	318	817	38.9%	51.7%	59.1%	58.0%
% of FP17s for the same patient ID Re-attending between 3 & 9 months - Adults	306	1,327	23.1%	47.2%	51.5%	50.5%
% of FP17s for Band 1 Urgent Courses	193	1,607	12.0%	8.0%	8.0%	9.0%
% of FP17s Relating to Free Repair or Replacements	11	1,607	0.7%	0.7%	0.8%	0.8%
% of FP17s Relating to Continuations	10	1,607	0.6%	0.9%	1.1%	1.1%
% of Patients satisfied with the dentistry they have received	0	0	N/A	91.6%	91.6%	91.5%
% of Patients satisfied with the time they had to wait for an appointment	0	0	N/A	89.9%	88.3%	87.9%

\* This is based on patients treated on this contract for their most recent course of treatment. Figures in italics indicate the base number of FP17s or Patient Questionnaire responses are less than 100. N/A is shown where the base number of responses is less than 10 during the period. % is calculated as Quantity/Base number\*100

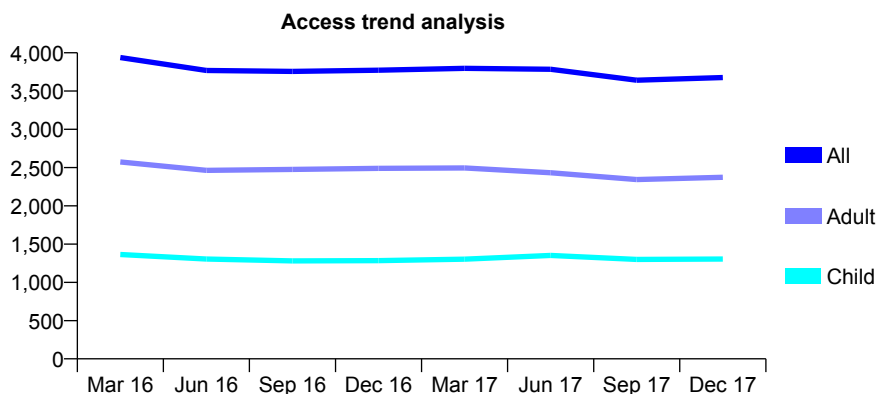
## Q54 - Vital Signs At a Glance Contract Report for 180017/0001 - December 2017

Name or company name	Dr AS Bhandal, Dr Balbir Bhandal & Dr Balj
Contract type name	GDS Contract
Purpose of contract	General
Contract start date	28/05/2010
Contract end date	

17/18 Contracted general activity (UDA)	10,544
Carry forward general activity (UDA)	-211
17/18 Contracted orthodontic activity (UOA)	0
Carry forward orthodontic activity (UOA)	0
Baseline contract value	£244,886.59

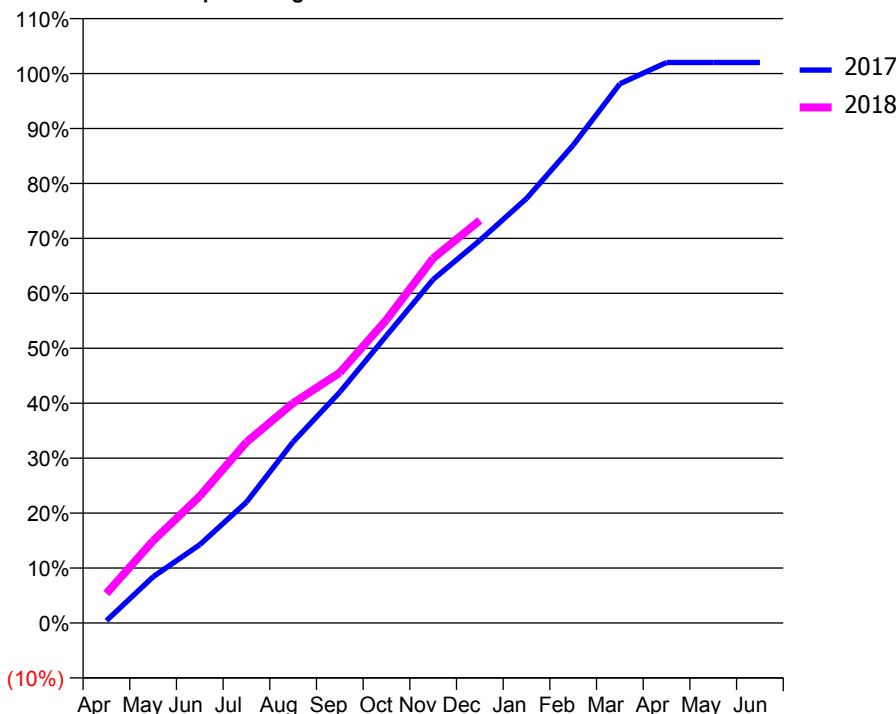
### ACCESS\*

Patients seen in 24 months	Total	Change since previous quarter
Quarter ending December 2016	3,773	
Quarter ending March 2017	3,797	→
Quarter ending June 2017	3,785	→
Quarter ending September 2017	3,642	↓
Quarter ending December 2017	3,677	→
<b>Variance since December 2016</b>	<b>(2.5%)</b>	<b>↓</b>



### ACTIVITY

Cumulative percentage of contracted UDA delivered 2017 & 2018



Month	Adjusted Scheduled Activity (UDA)	
	2017	2018
April	45	568
May	887	1,578
June	1,504	2,434
July	2,319	3,471
August	3,477	4,221
September	4,430	4,804
October	5,516	5,819
November	6,593	6,998
December	7,343	7,725
January	8,145	
February	9,170	
March	10,347	
April	10,755	
May	10,755	
June	10,755	

### QUALITY

	Quantity	Base Number	Contract	AT	Region	England
% of FP17s for the same patient ID Re-attending within 3 months - Children	86	1,229	7.0%	10.0%	11.8%	12.0%
% of FP17s for the same patient ID Re-attending within 3 months - Adults	253	2,016	12.5%	14.9%	15.3%	15.9%
% of FP17s for the same patient ID Re-attending between 3 & 9 months - Children	514	1,229	41.8%	51.7%	59.1%	58.0%
% of FP17s for the same patient ID Re-attending between 3 & 9 months - Adults	797	2,016	39.5%	47.2%	51.5%	50.5%
% of FP17s for Band 1 Urgent Courses	140	3,118	4.5%	8.0%	8.0%	9.0%
% of FP17s Relating to Free Repair or Replacements	16	3,118	0.5%	0.7%	0.8%	0.8%
% of FP17s Relating to Continuations	19	3,118	0.6%	0.9%	1.1%	1.1%
% of Patients satisfied with the dentistry they have received	2	2	N/A	91.6%	91.6%	91.5%
% of Patients satisfied with the time they had to wait for an appointment	1	2	N/A	89.9%	88.3%	87.9%

\* This is based on patients treated on this contract for their most recent course of treatment. Figures in italics indicate the base number of FP17s or Patient Questionnaire responses are less than 100. N/A is shown where the base number of responses is less than 10 during the period. % is calculated as Quantity/Base number\*100

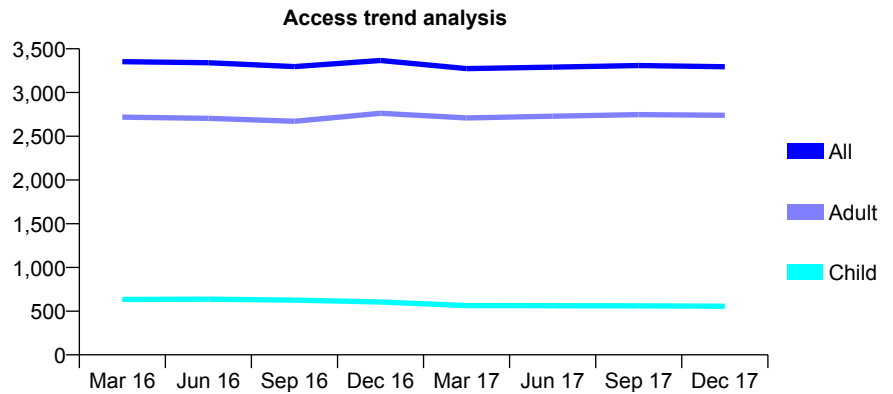
## Q54 - Vital Signs At a Glance Contract Report for 181544/0001 - December 2017

Name or company name	Pelsall Road Dental Partnership
Contract type name	GDS Contract
Purpose of contract	General
Contract start date	30/07/2012
Contract end date	

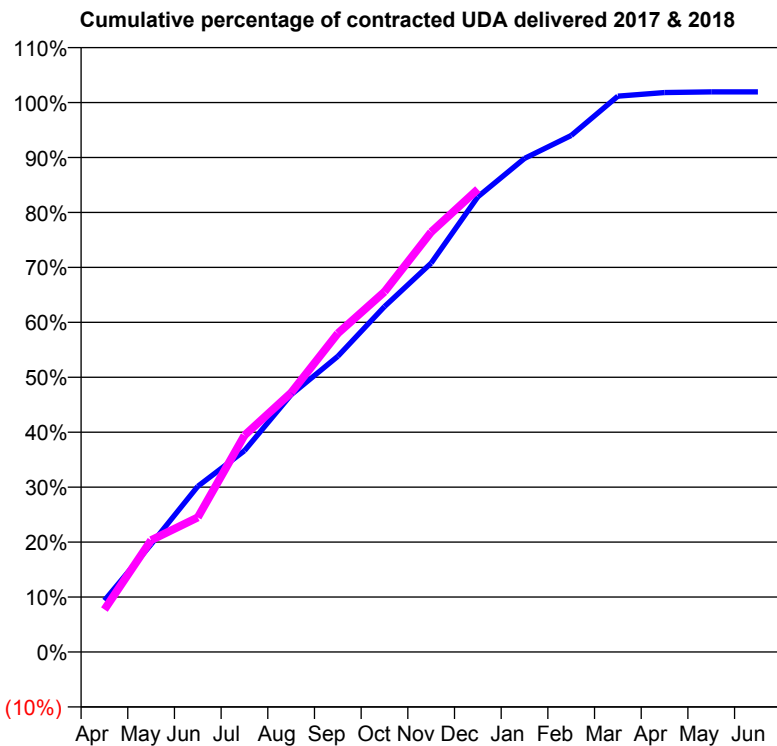
17/18 Contracted general activity (UDA)	8,071
Carry forward general activity (UDA)	-156
17/18 Contracted orthodontic activity (UOA)	0
Carry forward orthodontic activity (UOA)	0
Baseline contract value	£292,877.67

### ACCESS\*

Patients seen in 24 months	Total	Change since previous quarter
Quarter ending December 2016	3,366	
Quarter ending March 2017	3,273	↓
Quarter ending June 2017	3,291	→
Quarter ending September 2017	3,309	→
Quarter ending December 2017	3,295	→
<b>Variance since December 2016</b>	<b>(2.1%)</b>	<b>↓</b>



### ACTIVITY



Month	Adjusted Scheduled Activity (UDA)	
	2017	2018
April	757	624
May	1,582	1,643
June	2,434	1,978
July	2,957	3,182
August	3,780	3,809
September	4,343	4,680
October	5,074	5,291
November	5,713	6,169
December	6,685	6,797
January	7,249	
February	7,586	
March	8,164	
April	8,217	
May	8,227	
June	8,227	

### QUALITY

	Quantity	Base Number	Contract	AT	Region	England
% of FP17s for the same patient ID Re-attending within 3 months - Children	22	645	3.4%	10.0%	11.8%	12.0%
% of FP17s for the same patient ID Re-attending within 3 months - Adults	324	3,295	9.8%	14.9%	15.3%	15.9%
% of FP17s for the same patient ID Re-attending between 3 & 9 months - Children	368	645	57.1%	51.7%	59.1%	58.0%
% of FP17s for the same patient ID Re-attending between 3 & 9 months - Adults	1,842	3,295	55.9%	47.2%	51.5%	50.5%
% of FP17s for Band 1 Urgent Courses	130	3,893	3.3%	8.0%	8.0%	9.0%
% of FP17s Relating to Free Repair or Replacements	20	3,893	0.5%	0.7%	0.8%	0.8%
% of FP17s Relating to Continuations	56	3,893	1.4%	0.9%	1.1%	1.1%
% of Patients satisfied with the dentistry they have received	2	2	N/A	91.6%	91.6%	91.5%
% of Patients satisfied with the time they had to wait for an appointment	1	2	N/A	89.9%	88.3%	87.9%

\* This is based on patients treated on this contract for their most recent course of treatment. Figures in italics indicate the base number of FP17s or Patient Questionnaire responses are less than 100. N/A is shown where the base number of responses is less than 10 during the period. % is calculated as Quantity/Base number\*100

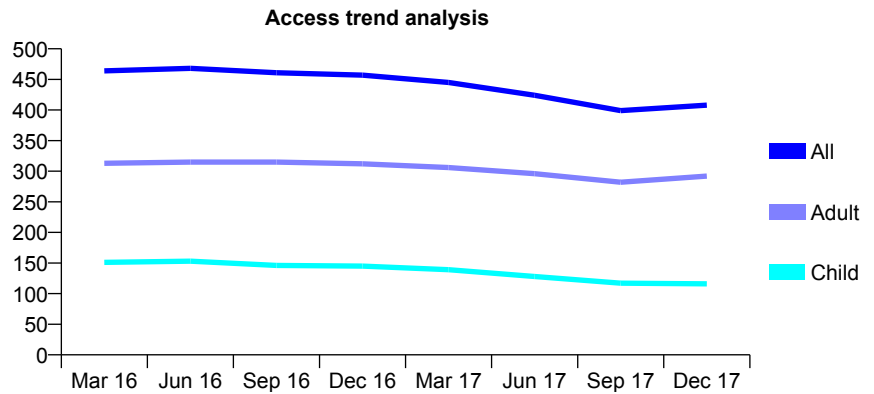
## Q54 - Vital Signs At a Glance Contract Report for 183628/0001 - December 2017

Name or company name	Greenwood Dental Clinic
Contract type name	GDS Contract
Purpose of contract	General
Contract start date	09/11/2013
Contract end date	

17/18 Contracted general activity (UDA)	1,150
Carry forward general activity (UDA)	0
17/18 Contracted orthodontic activity (UOA)	0
Carry forward orthodontic activity (UOA)	0
Baseline contract value	£25,848.79

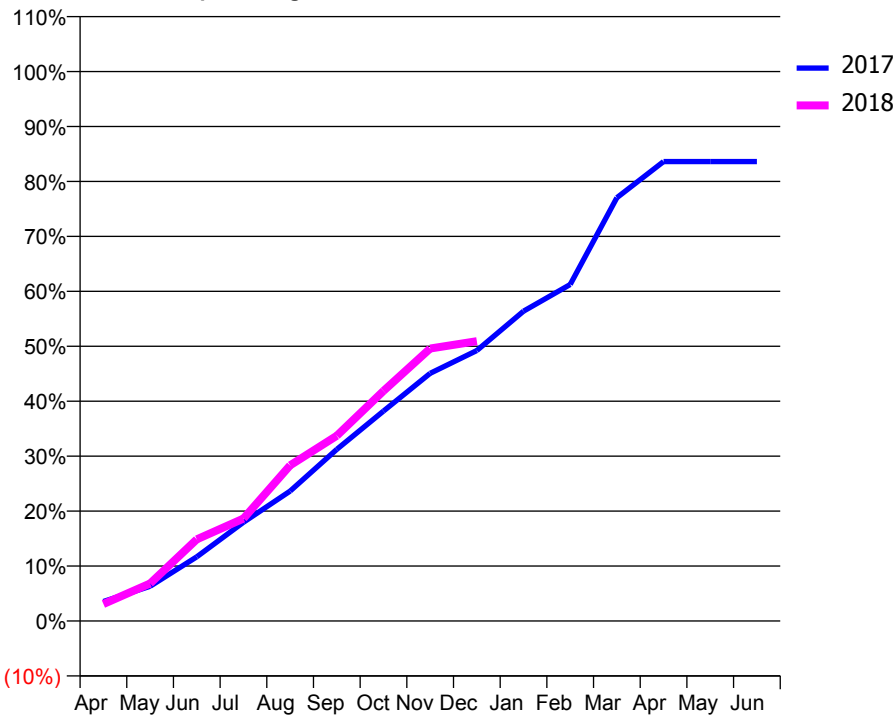
### ACCESS\*

Patients seen in 24 months	Total	Change since previous quarter
Quarter ending December 2016	457	
Quarter ending March 2017	445	↓
Quarter ending June 2017	424	↓
Quarter ending September 2017	399	↓
Quarter ending December 2017	408	↑
<b>Variance since December 2016</b>	<b>(10.7%)</b>	<b>↓</b>



### ACTIVITY

Cumulative percentage of contracted UDA delivered 2017 & 2018



Month	Adjusted Scheduled Activity (UDA)	
	2017	2018
April	48	36
May	85	79
June	157	171
July	242	214
August	318	326
September	421	388
October	514	482
November	607	570
December	663	586
January	759	
February	824	
March	1,037	
April	1,125	
May	1,125	
June	1,125	

### QUALITY

	Quantity	Base Number	Contract	AT	Region	England
% of FP17s for the same patient ID Re-attending within 3 months - Children	3	82	3.7%	10.0%	11.8%	12.0%
% of FP17s for the same patient ID Re-attending within 3 months - Adults	40	244	16.4%	14.9%	15.3%	15.9%
% of FP17s for the same patient ID Re-attending between 3 & 9 months - Children	36	82	43.9%	51.7%	59.1%	58.0%
% of FP17s for the same patient ID Re-attending between 3 & 9 months - Adults	113	244	46.3%	47.2%	51.5%	50.5%
% of FP17s for Band 1 Urgent Courses	48	298	16.1%	8.0%	8.0%	9.0%
% of FP17s Relating to Free Repair or Replacements	0	298	0.0%	0.7%	0.8%	0.8%
% of FP17s Relating to Continuations	2	298	0.7%	0.9%	1.1%	1.1%
% of Patients satisfied with the dentistry they have received	1	1	N/A	91.6%	91.6%	91.5%
% of Patients satisfied with the time they had to wait for an appointment	1	1	N/A	89.9%	88.3%	87.9%

\* This is based on patients treated on this contract for their most recent course of treatment. Figures in italics indicate the base number of FP17s or Patient Questionnaire responses are less than 100. N/A is shown where the base number of responses is less than 10 during the period. % is calculated as Quantity/Base number\*100

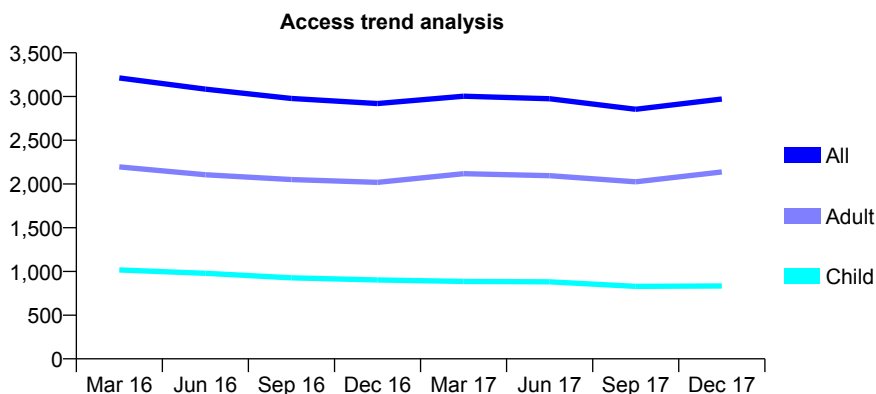
## Q54 - Vital Signs At a Glance Contract Report for 184152/0001 - December 2017

Name or company name	Cromer Road Dental Care
Contract type name	GDS Contract
Purpose of contract	General
Contract start date	01/02/2009
Contract end date	

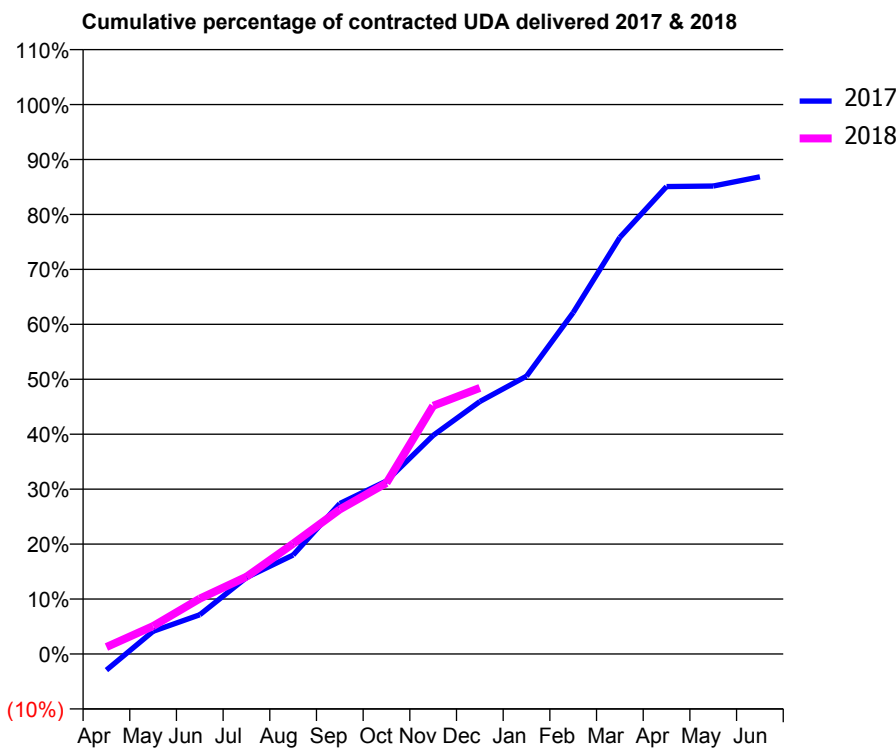
17/18 Contracted general activity (UDA)	13,947
Carry forward general activity (UDA)	0
17/18 Contracted orthodontic activity (UOA)	0
Carry forward orthodontic activity (UOA)	0
Baseline contract value	£416,263.49

### ACCESS\*

Patients seen in 24 months	Total	Change since previous quarter
Quarter ending December 2016	2,920	
Quarter ending March 2017	3,003	↑
Quarter ending June 2017	2,975	→
Quarter ending September 2017	2,854	↓
Quarter ending December 2017	2,971	↑
<b>Variance since December 2016</b>	<b>1.7%</b>	<b>→</b>



### ACTIVITY



Month	Adjusted Scheduled Activity (UDA)	
	2017	2018
April	-410	178
May	579	709
June	995	1,406
July	1,940	1,960
August	2,513	2,800
September	3,820	3,670
October	4,391	4,340
November	5,550	6,300
December	6,410	6,754
January	7,053	
February	8,665	
March	10,575	
April	11,865	
May	11,878	
June	12,112	

### QUALITY

	Quantity	Base Number	Contract	AT	Region	England
% of FP17s for the same patient ID Re-attending within 3 months - Children	61	627	9.7%	10.0%	11.8%	12.0%
% of FP17s for the same patient ID Re-attending within 3 months - Adults	248	1,624	15.3%	14.9%	15.3%	15.9%
% of FP17s for the same patient ID Re-attending between 3 & 9 months - Children	190	627	30.3%	51.7%	59.1%	58.0%
% of FP17s for the same patient ID Re-attending between 3 & 9 months - Adults	464	1,624	28.6%	47.2%	51.5%	50.5%
% of FP17s for Band 1 Urgent Courses	283	1,971	14.4%	8.0%	8.0%	9.0%
% of FP17s Relating to Free Repair or Replacements	34	1,971	1.7%	0.7%	0.8%	0.8%
% of FP17s Relating to Continuations	9	1,971	0.5%	0.9%	1.1%	1.1%
% of Patients satisfied with the dentistry they have received	1	1	N/A	91.6%	91.6%	91.5%
% of Patients satisfied with the time they had to wait for an appointment	1	1	N/A	89.9%	88.3%	87.9%

\* This is based on patients treated on this contract for their most recent course of treatment. Figures in italics indicate the base number of FP17s or Patient Questionnaire responses are less than 100. N/A is shown where the base number of responses is less than 10 during the period. % is calculated as Quantity/Base number\*100

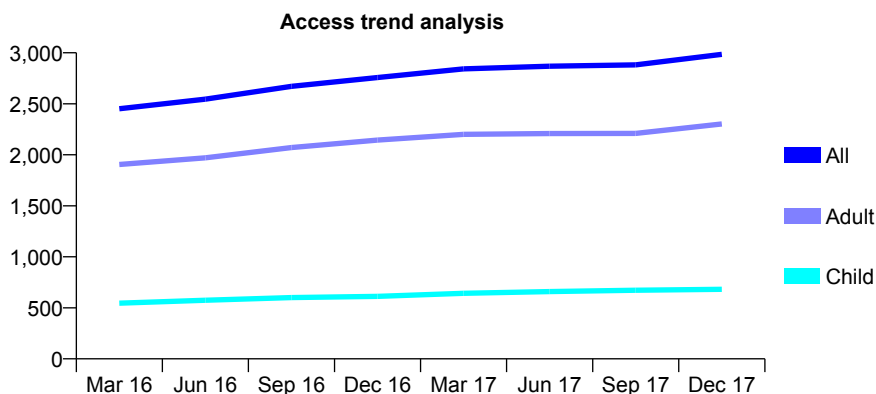
## Q54 - Vital Signs At a Glance Contract Report for 184780/0001 - December 2017

Name or company name	Short Heath Dental Practice
Contract type name	GDS Contract
Purpose of contract	General
Contract start date	15/10/2014
Contract end date	

17/18 Contracted general activity (UDA)	7,926
Carry forward general activity (UDA)	0
17/18 Contracted orthodontic activity (UOA)	0
Carry forward orthodontic activity (UOA)	0
Baseline contract value	£189,541.43

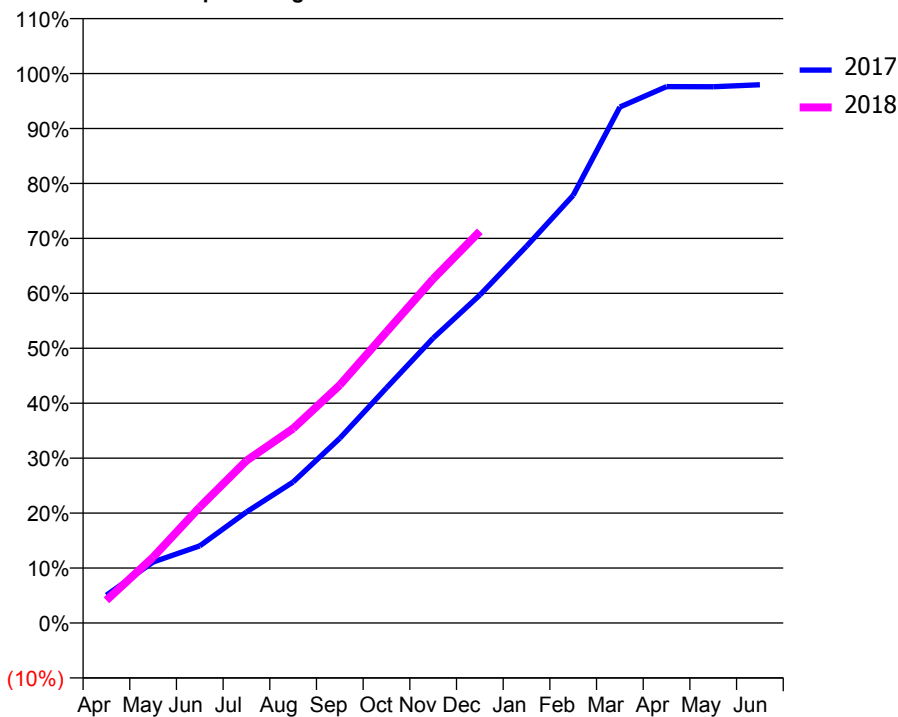
### ACCESS\*

Patients seen in 24 months	Total	Change since previous quarter
Quarter ending December 2016	2,757	
Quarter ending March 2017	2,842	↑
Quarter ending June 2017	2,868	→
Quarter ending September 2017	2,882	→
Quarter ending December 2017	2,985	↑
<b>Variance since December 2016</b>	<b>8.3%</b>	<b>↑</b>



### ACTIVITY

Cumulative percentage of contracted UDA delivered 2017 & 2018



Month	Adjusted Scheduled Activity (UDA)	
	2017	2018
April	401	329
May	879	949
June	1,113	1,672
July	1,601	2,341
August	2,034	2,805
September	2,665	3,433
October	3,393	4,200
November	4,109	4,963
December	4,731	5,651
January	5,435	
February	6,169	
March	7,443	
April	7,737	
May	7,735	
June	7,763	

### QUALITY

	Quantity	Base Number	Contract	AT	Region	England
% of FP17s for the same patient ID Re-attending within 3 months - Children	40	670	6.0%	10.0%	11.8%	12.0%
% of FP17s for the same patient ID Re-attending within 3 months - Adults	190	1,704	11.2%	14.9%	15.3%	15.9%
% of FP17s for the same patient ID Re-attending between 3 & 9 months - Children	338	670	50.4%	51.7%	59.1%	58.0%
% of FP17s for the same patient ID Re-attending between 3 & 9 months - Adults	780	1,704	45.8%	47.2%	51.5%	50.5%
% of FP17s for Band 1 Urgent Courses	189	2,249	8.4%	8.0%	8.0%	9.0%
% of FP17s Relating to Free Repair or Replacements	15	2,249	0.7%	0.7%	0.8%	0.8%
% of FP17s Relating to Continuations	41	2,249	1.8%	0.9%	1.1%	1.1%
% of Patients satisfied with the dentistry they have received	5	5	N/A	91.6%	91.6%	91.5%
% of Patients satisfied with the time they had to wait for an appointment	5	5	N/A	89.9%	88.3%	87.9%

\* This is based on patients treated on this contract for their most recent course of treatment. Figures in italics indicate the base number of FP17s or Patient Questionnaire responses are less than 100. N/A is shown where the base number of responses is less than 10 during the period. % is calculated as Quantity/Base number\*100

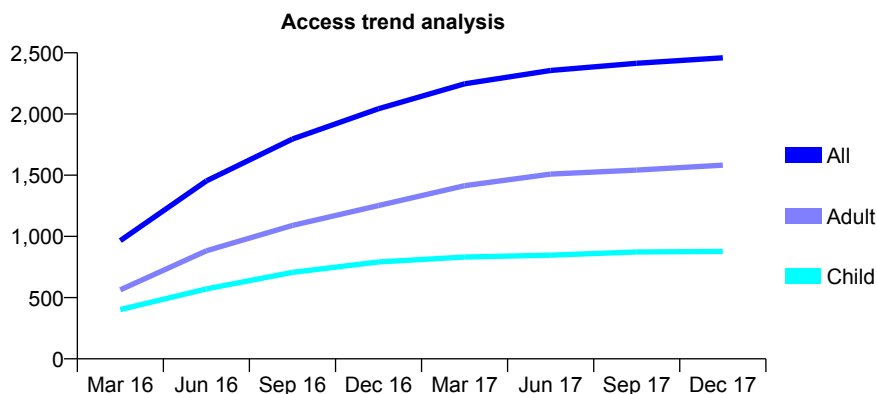
## Q54 - Vital Signs At a Glance Contract Report for 184926/0001 - December 2017

Name or company name	Mrs Jaspreet Kiran Kaur Pahal
Contract type name	GDS Contract
Purpose of contract	General and Orthodontic
Contract start date	01/01/2016
Contract end date	

17/18 Contracted general activity (UDA)	7,545
Carry forward general activity (UDA)	-8
17/18 Contracted orthodontic activity (UOA)	451
Carry forward orthodontic activity (UOA)	-5
Baseline contract value	£207,236.21

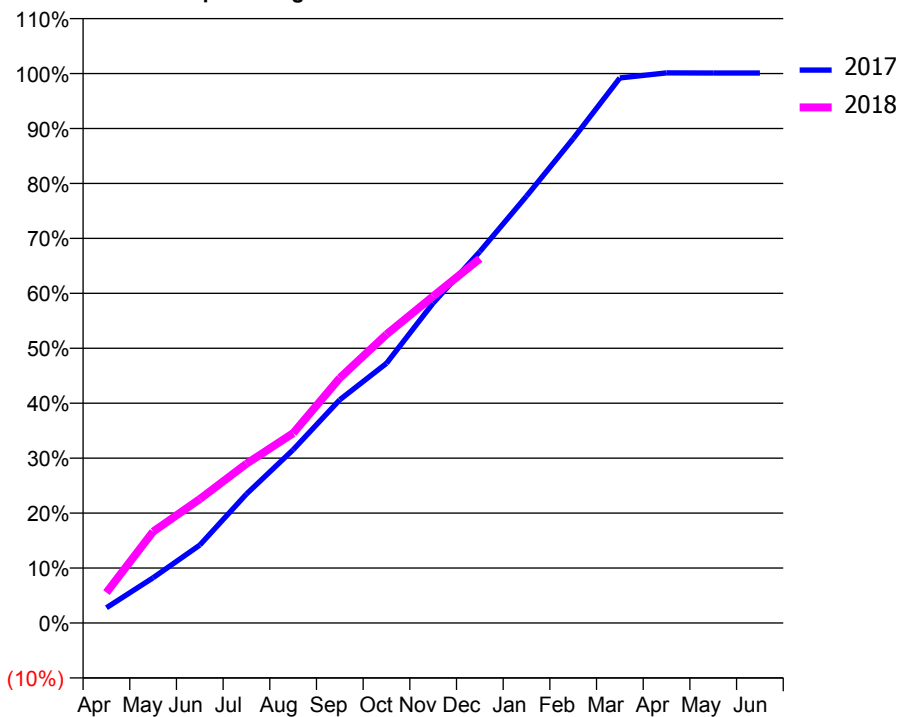
### ACCESS\*

Patients seen in 24 months	Total	Change since previous quarter
Quarter ending December 2016	2,043	
Quarter ending March 2017	2,247	↑
Quarter ending June 2017	2,356	↑
Quarter ending September 2017	2,415	↑
Quarter ending December 2017	2,459	→
<b>Variance since December 2016</b>	<b>20.4%</b>	<b>↑</b>



### ACTIVITY

Cumulative percentage of contracted UDA delivered 2017 & 2018



Month	Adjusted Scheduled Activity (UDA)	
	2017	2018
April	210	418
May	621	1,254
June	1,070	1,702
July	1,772	2,188
August	2,380	2,607
September	3,065	3,365
October	3,565	3,963
November	4,393	4,487
December	5,100	5,003
January	5,861	
February	6,650	
March	7,484	
April	7,553	
May	7,551	
June	7,552	

### QUALITY

	Quantity	Base Number	Contract	AT	Region	England
% of FP17s for the same patient ID Re-attending within 3 months - Children	83	1,021	8.1%	10.0%	11.8%	12.0%
% of FP17s for the same patient ID Re-attending within 3 months - Adults	238	1,707	13.9%	14.9%	15.3%	15.9%
% of FP17s for the same patient ID Re-attending between 3 & 9 months - Children	726	1,021	71.1%	51.7%	59.1%	58.0%
% of FP17s for the same patient ID Re-attending between 3 & 9 months - Adults	1,164	1,707	68.2%	47.2%	51.5%	50.5%
% of FP17s for Band 1 Urgent Courses	186	2,661	7.0%	8.0%	8.0%	9.0%
% of FP17s Relating to Free Repair or Replacements	6	2,661	0.2%	0.7%	0.8%	0.8%
% of FP17s Relating to Continuations	1	2,661	0.0%	0.9%	1.1%	1.1%
% of Patients satisfied with the dentistry they have received	1	1	N/A	91.6%	91.6%	91.5%
% of Patients satisfied with the time they had to wait for an appointment	1	1	N/A	89.9%	88.3%	87.9%

\* This is based on patients treated on this contract for their most recent course of treatment. Figures in italics indicate the base number of FP17s or Patient Questionnaire responses are less than 100. N/A is shown where the base number of responses is less than 10 during the period. % is calculated as Quantity/Base number\*100



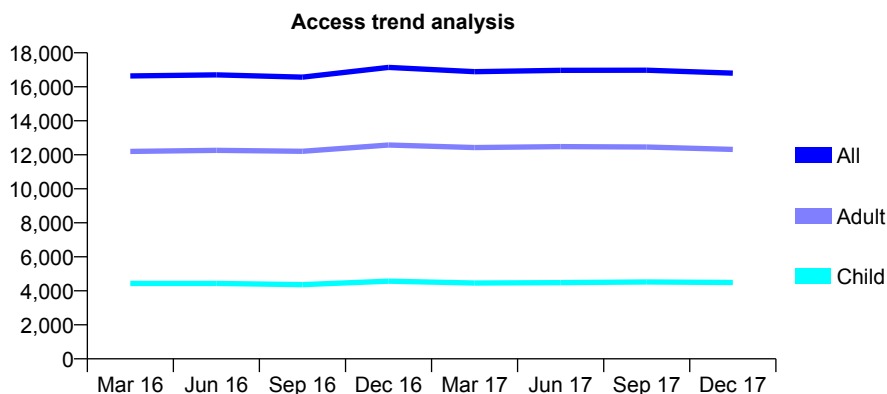
## Q54 - Vital Signs At a Glance Contract Report for 186813/0001 - December 2017

Name or company name	The Smile Centre(Birmingham) Ltd
Contract type name	GDS Contract
Purpose of contract	General and Orthodontic
Contract start date	28/06/2012
Contract end date	

17/18 Contracted general activity (UDA)	45,903
Carry forward general activity (UDA)	-159
17/18 Contracted orthodontic activity (UOA)	2
Carry forward orthodontic activity (UOA)	0
Baseline contract value	£1,153,021.44

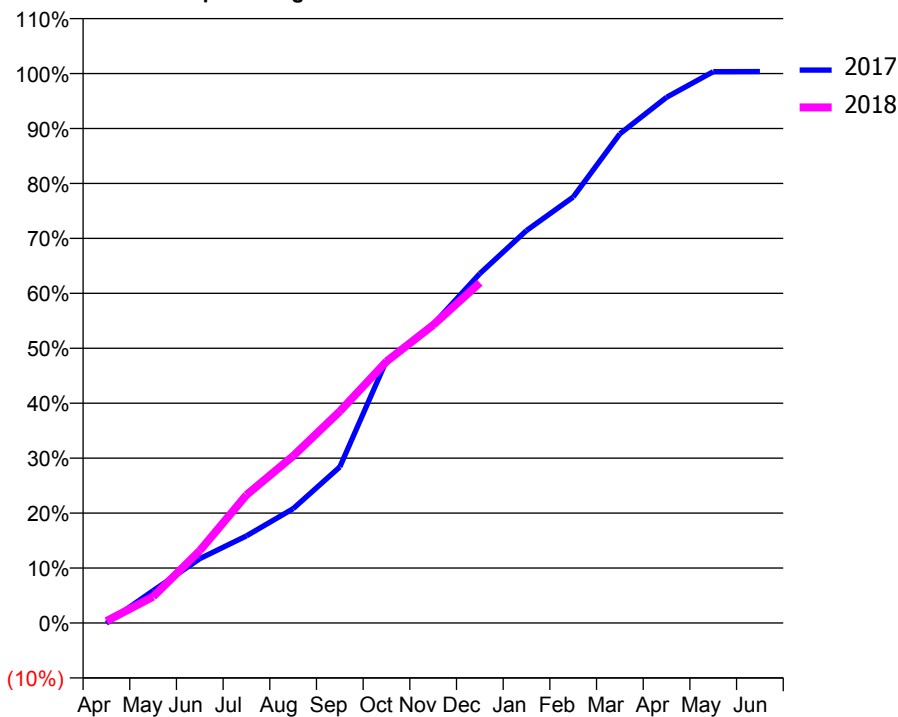
### ACCESS\*

Patients seen in 24 months	Total	Change since previous quarter
Quarter ending December 2016	17,143	
Quarter ending March 2017	16,888	↓
Quarter ending June 2017	16,969	→
Quarter ending September 2017	16,977	→
Quarter ending December 2017	16,807	↓
<b>Variance since December 2016</b>	<b>(2.0%)</b>	<b>↓</b>



### ACTIVITY

Cumulative percentage of contracted UDA delivered 2017 & 2018



Month	Adjusted Scheduled Activity (UDA)	
	2017	2018
April	-28	159
May	2,706	2,195
June	5,378	6,044
July	7,282	10,701
August	9,549	13,953
September	13,040	17,686
October	21,933	21,849
November	24,946	24,891
December	29,190	28,423
January	32,790	
February	35,583	
March	40,865	
April	43,916	
May	46,056	
June	46,061	

### QUALITY

	Quantity	Base Number	Contract	AT	Region	England
% of FP17s for the same patient ID Re-attending within 3 months - Children	147	3,758	3.9%	10.0%	11.8%	12.0%
% of FP17s for the same patient ID Re-attending within 3 months - Adults	1,316	9,781	13.5%	14.9%	15.3%	15.9%
% of FP17s for the same patient ID Re-attending between 3 & 9 months - Children	1,521	3,758	40.5%	51.7%	59.1%	58.0%
% of FP17s for the same patient ID Re-attending between 3 & 9 months - Adults	3,908	9,781	40.0%	47.2%	51.5%	50.5%
% of FP17s for Band 1 Urgent Courses	246	10,663	2.3%	8.0%	8.0%	9.0%
% of FP17s Relating to Free Repair or Replacements	105	10,663	1.0%	0.7%	0.8%	0.8%
% of FP17s Relating to Continuations	139	10,663	1.3%	0.9%	1.1%	1.1%
% of Patients satisfied with the dentistry they have received	9	9	N/A	91.6%	91.6%	91.5%
% of Patients satisfied with the time they had to wait for an appointment	9	9	N/A	89.9%	88.3%	87.9%

\* This is based on patients treated on this contract for their most recent course of treatment. Figures in italics indicate the base number of FP17s or Patient Questionnaire responses are less than 100. N/A is shown where the base number of responses is less than 10 during the period. % is calculated as Quantity/Base number\*100

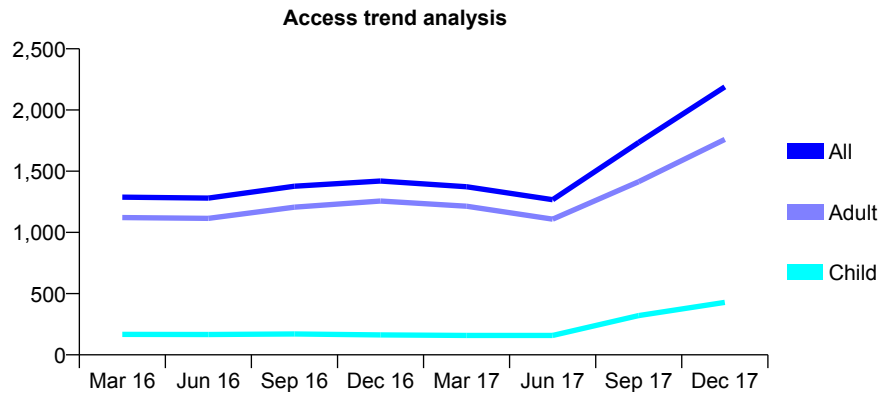
## Q54 - Vital Signs At a Glance Contract Report for 188441/0001 - December 2017

Name or company name	Mr Sukhbir Singh & Mr L A Shiels
Contract type name	GDS Contract
Purpose of contract	General
Contract start date	01/12/2011
Contract end date	

17/18 Contracted general activity (UDA)	4,374
Carry forward general activity (UDA)	-71
17/18 Contracted orthodontic activity (UOA)	0
Carry forward orthodontic activity (UOA)	0
Baseline contract value	£97,022.42

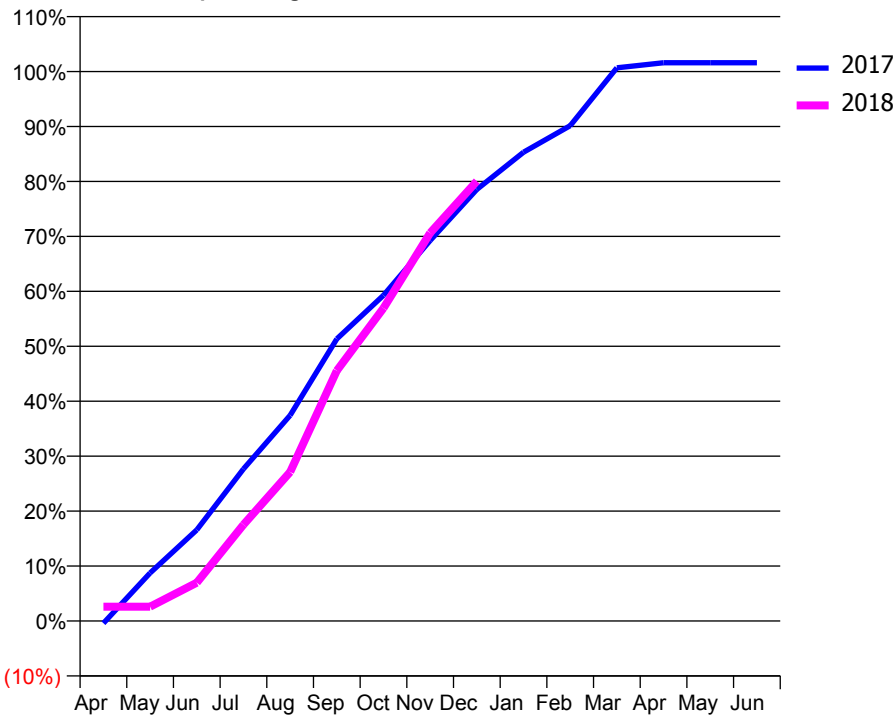
### ACCESS\*

Patients seen in 24 months	Total	Change since previous quarter
Quarter ending December 2016	1,420	
Quarter ending March 2017	1,373	↓
Quarter ending June 2017	1,267	↓
Quarter ending September 2017	1,735	↑
Quarter ending December 2017	2,189	↑
<b>Variance since December 2016</b>	<b>54.2%</b>	<b>↑</b>



### ACTIVITY

Cumulative percentage of contracted UDA delivered 2017 & 2018



Month	Adjusted Scheduled Activity (UDA)	
	2017	2018
April	-18	114
May	383	114
June	725	306
July	1,211	767
August	1,637	1,186
September	2,245	1,993
October	2,592	2,490
November	3,029	3,089
December	3,435	3,501
January	3,731	
February	3,943	
March	4,403	
April	4,444	
May	4,444	
June	4,444	

### QUALITY

	Quantity	Base Number	Contract	AT	Region	England
% of FP17s for the same patient ID Re-attending within 3 months - Children	13	417	3.1%	10.0%	11.8%	12.0%
% of FP17s for the same patient ID Re-attending within 3 months - Adults	61	976	6.3%	14.9%	15.3%	15.9%
% of FP17s for the same patient ID Re-attending between 3 & 9 months - Children	50	417	12.0%	51.7%	59.1%	58.0%
% of FP17s for the same patient ID Re-attending between 3 & 9 months - Adults	82	976	8.4%	47.2%	51.5%	50.5%
% of FP17s for Band 1 Urgent Courses	39	1,387	2.8%	8.0%	8.0%	9.0%
% of FP17s Relating to Free Repair or Replacements	5	1,387	0.4%	0.7%	0.8%	0.8%
% of FP17s Relating to Continuations	18	1,387	1.3%	0.9%	1.1%	1.1%
% of Patients satisfied with the dentistry they have received	1	1	N/A	91.6%	91.6%	91.5%
% of Patients satisfied with the time they had to wait for an appointment	1	1	N/A	89.9%	88.3%	87.9%

\* This is based on patients treated on this contract for their most recent course of treatment. Figures in italics indicate the base number of FP17s or Patient Questionnaire responses are less than 100. N/A is shown where the base number of responses is less than 10 during the period. % is calculated as Quantity/Base number\*100

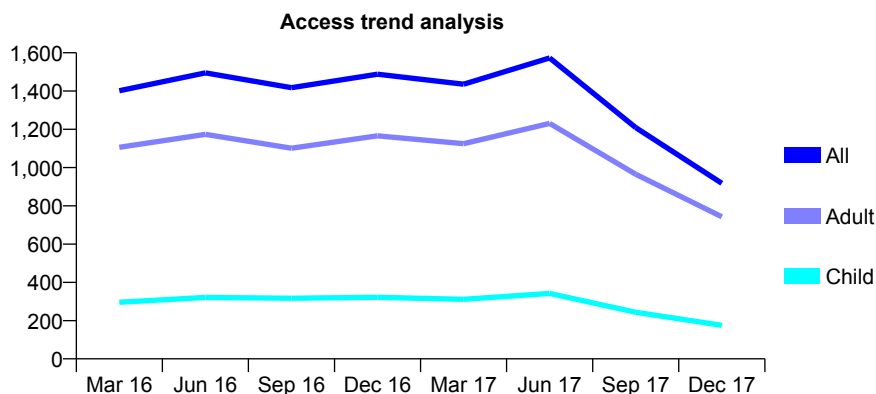
## Q54 - Vital Signs At a Glance Contract Report for 188441/0002 - December 2017

Name or company name	Mr Sukhbir Singh & Mr L A Shiels
Contract type name	GDS Contract
Purpose of contract	General
Contract start date	01/12/2011
Contract end date	

17/18 Contracted general activity (UDA)	3,685
Carry forward general activity (UDA)	-58
17/18 Contracted orthodontic activity (UOA)	0
Carry forward orthodontic activity (UOA)	0
Baseline contract value	£73,991.73

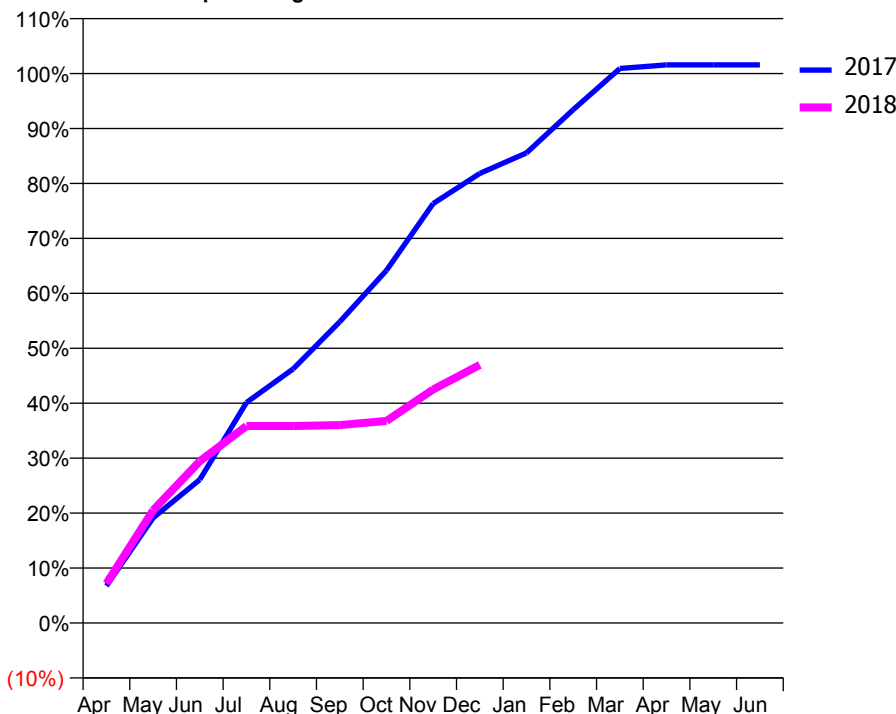
### ACCESS\*

Patients seen in 24 months	Total	Change since previous quarter
Quarter ending December 2016	1,488	
Quarter ending March 2017	1,436	↓
Quarter ending June 2017	1,573	↑
Quarter ending September 2017	1,209	↓
Quarter ending December 2017	918	↓
<b>Variance since December 2016</b>	<b>(38.3%)</b>	<b>↓</b>



### ACTIVITY

Cumulative percentage of contracted UDA delivered 2017 & 2018



Month	Adjusted Scheduled Activity (UDA)	
	2017	2018
April	249	265
May	705	756
June	962	1,085
July	1,479	1,322
August	1,704	1,322
September	2,021	1,328
October	2,365	1,355
November	2,813	1,566
December	3,015	1,731
January	3,153	
February	3,442	
March	3,719	
April	3,743	
May	3,743	
June	3,743	

### QUALITY

	Quantity	Base Number	Contract	AT	Region	England
% of FP17s for the same patient ID Re-attending within 3 months - Children	7	179	3.9%	10.0%	11.8%	12.0%
% of FP17s for the same patient ID Re-attending within 3 months - Adults	31	477	6.5%	14.9%	15.3%	15.9%
% of FP17s for the same patient ID Re-attending between 3 & 9 months - Children	36	179	20.1%	51.7%	59.1%	58.0%
% of FP17s for the same patient ID Re-attending between 3 & 9 months - Adults	100	477	21.0%	47.2%	51.5%	50.5%
% of FP17s for Band 1 Urgent Courses	33	654	5.0%	8.0%	8.0%	9.0%
% of FP17s Relating to Free Repair or Replacements	2	654	0.3%	0.7%	0.8%	0.8%
% of FP17s Relating to Continuations	16	654	2.4%	0.9%	1.1%	1.1%
% of Patients satisfied with the dentistry they have received	0	0	N/A	91.6%	91.6%	91.5%
% of Patients satisfied with the time they had to wait for an appointment	0	0	N/A	89.9%	88.3%	87.9%

\* This is based on patients treated on this contract for their most recent course of treatment. Figures in italics indicate the base number of FP17s or Patient Questionnaire responses are less than 100. N/A is shown where the base number of responses is less than 10 during the period. % is calculated as Quantity/Base number\*100

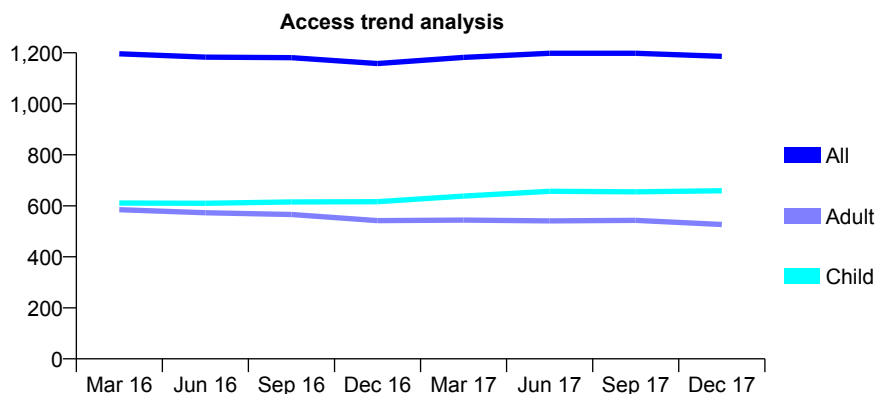
## Q54 - Vital Signs At a Glance Contract Report for 188514/0001 - December 2017

Name or company name	The Wall Heath Dental Practice
Contract type name	GDS Contract
Purpose of contract	General
Contract start date	01/09/2008
Contract end date	

17/18 Contracted general activity (UDA)	3,710
Carry forward general activity (UDA)	0
17/18 Contracted orthodontic activity (UOA)	0
Carry forward orthodontic activity (UOA)	0
Baseline contract value	£98,697.85

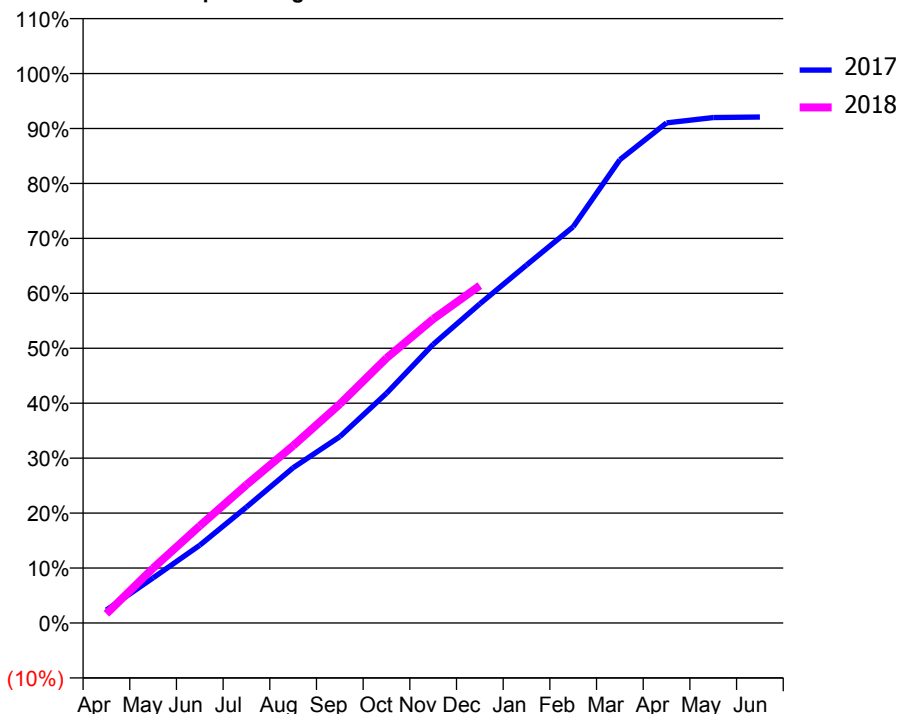
### ACCESS\*

Patients seen in 24 months	Total	Change since previous quarter
Quarter ending December 2016	1,158	
Quarter ending March 2017	1,182	↑
Quarter ending June 2017	1,198	→
Quarter ending September 2017	1,198	→
Quarter ending December 2017	1,186	↓
<b>Variance since December 2016</b>	<b>2.4%</b>	<b>↑</b>



### ACTIVITY

Cumulative percentage of contracted UDA delivered 2017 & 2018



Adjusted Scheduled Activity (UDA)		
Month	2017	2018
April	88	63
May	305	371
June	525	656
July	783	934
August	1,048	1,197
September	1,258	1,478
October	1,551	1,789
November	1,881	2,052
December	2,155	2,279
January	2,417	
February	2,676	
March	3,128	
April	3,377	
May	3,413	
June	3,416	

### QUALITY

	Quantity	Base Number	Contract	AT	Region	England
% of FP17s for the same patient ID Re-attending within 3 months - Children	69	931	7.4%	10.0%	11.8%	12.0%
% of FP17s for the same patient ID Re-attending within 3 months - Adults	75	569	13.2%	14.9%	15.3%	15.9%
% of FP17s for the same patient ID Re-attending between 3 & 9 months - Children	635	931	68.2%	51.7%	59.1%	58.0%
% of FP17s for the same patient ID Re-attending between 3 & 9 months - Adults	351	569	61.7%	47.2%	51.5%	50.5%
% of FP17s for Band 1 Urgent Courses	78	1,382	5.6%	8.0%	8.0%	9.0%
% of FP17s Relating to Free Repair or Replacements	0	1,382	0.0%	0.7%	0.8%	0.8%
% of FP17s Relating to Continuations	16	1,382	1.2%	0.9%	1.1%	1.1%
% of Patients satisfied with the dentistry they have received	5	5	N/A	91.6%	91.6%	91.5%
% of Patients satisfied with the time they had to wait for an appointment	5	5	N/A	89.9%	88.3%	87.9%

\* This is based on patients treated on this contract for their most recent course of treatment. Figures in italics indicate the base number of FP17s or Patient Questionnaire responses are less than 100. N/A is shown where the base number of responses is less than 10 during the period. % is calculated as Quantity/Base number\*100

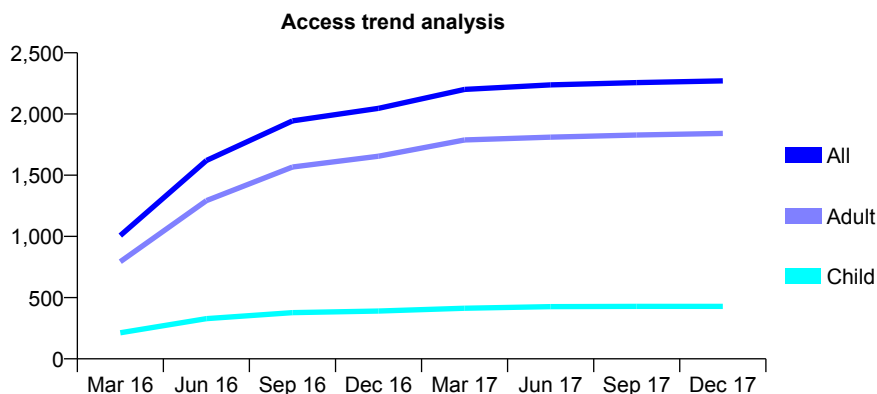
## Q54 - Vital Signs At a Glance Contract Report for 189030/0001 - December 2017

Name or company name	Wordsley Dental Practice
Contract type name	GDS Contract
Purpose of contract	General
Contract start date	01/12/2015
Contract end date	

17/18 Contracted general activity (UDA)	6,934
Carry forward general activity (UDA)	-109
17/18 Contracted orthodontic activity (UOA)	0
Carry forward orthodontic activity (UOA)	0
Baseline contract value	£152,997.61

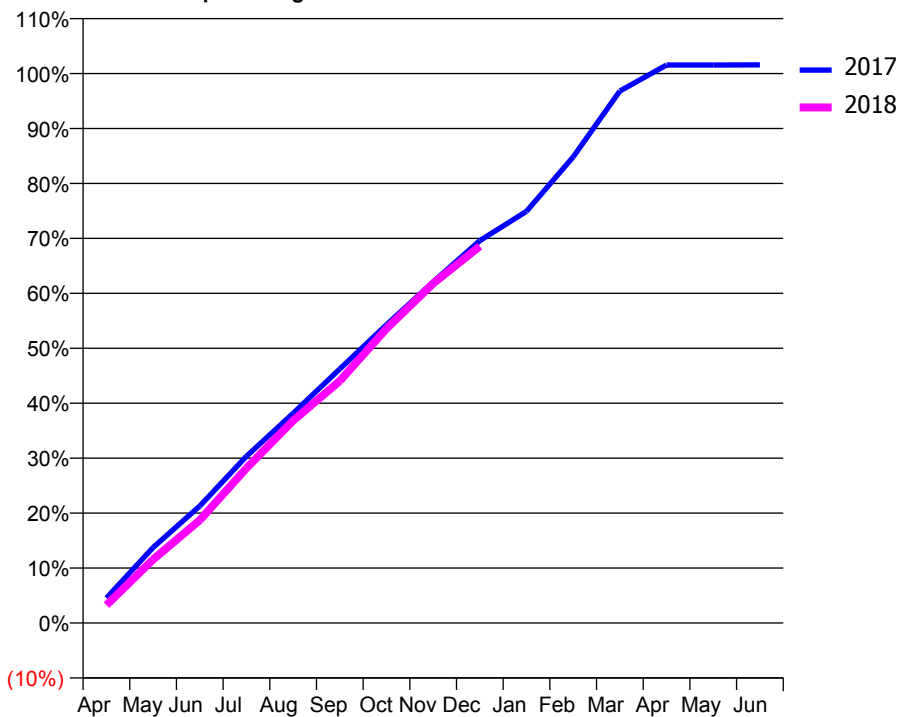
### ACCESS\*

Patients seen in 24 months	Total	Change since previous quarter
Quarter ending December 2016	2,046	
Quarter ending March 2017	2,201	↑
Quarter ending June 2017	2,238	→
Quarter ending September 2017	2,257	→
Quarter ending December 2017	2,271	→
<b>Variance since December 2016</b>	<b>11.0%</b>	<b>↑</b>



### ACTIVITY

Cumulative percentage of contracted UDA delivered 2017 & 2018



Month	Adjusted Scheduled Activity (UDA)	
	2017	2018
April	316	226
May	953	802
June	1,476	1,299
July	2,104	1,954
August	2,647	2,553
September	3,207	3,055
October	3,763	3,714
November	4,306	4,285
December	4,825	4,755
January	5,196	
February	5,882	
March	6,713	
April	7,042	
May	7,042	
June	7,043	

### QUALITY

	Quantity	Base Number	Contract	AT	Region	England
% of FP17s for the same patient ID Re-attending within 3 months - Children	12	404	3.0%	10.0%	11.8%	12.0%
% of FP17s for the same patient ID Re-attending within 3 months - Adults	217	2,029	10.7%	14.9%	15.3%	15.9%
% of FP17s for the same patient ID Re-attending between 3 & 9 months - Children	178	404	44.1%	51.7%	59.1%	58.0%
% of FP17s for the same patient ID Re-attending between 3 & 9 months - Adults	1,194	2,029	58.8%	47.2%	51.5%	50.5%
% of FP17s for Band 1 Urgent Courses	76	2,295	3.3%	8.0%	8.0%	9.0%
% of FP17s Relating to Free Repair or Replacements	48	2,295	2.1%	0.7%	0.8%	0.8%
% of FP17s Relating to Continuations	31	2,295	1.4%	0.9%	1.1%	1.1%
% of Patients satisfied with the dentistry they have received	0	0	N/A	91.6%	91.6%	91.5%
% of Patients satisfied with the time they had to wait for an appointment	0	0	N/A	89.9%	88.3%	87.9%

\* This is based on patients treated on this contract for their most recent course of treatment. Figures in italics indicate the base number of FP17s or Patient Questionnaire responses are less than 100. N/A is shown where the base number of responses is less than 10 during the period. % is calculated as Quantity/Base number\*100

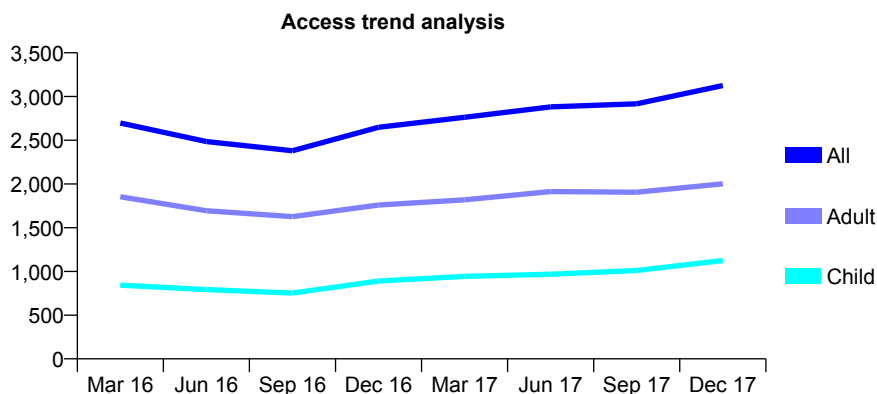
## Q54 - Vital Signs At a Glance Contract Report for 189758/0001 - December 2017

Name or company name	Stratford Road Dental Surgery
Contract type name	GDS Contract
Purpose of contract	General
Contract start date	01/06/2011
Contract end date	

17/18 Contracted general activity (UDA)	14,796
Carry forward general activity (UDA)	0
17/18 Contracted orthodontic activity (UOA)	0
Carry forward orthodontic activity (UOA)	0
Baseline contract value	£403,494.66

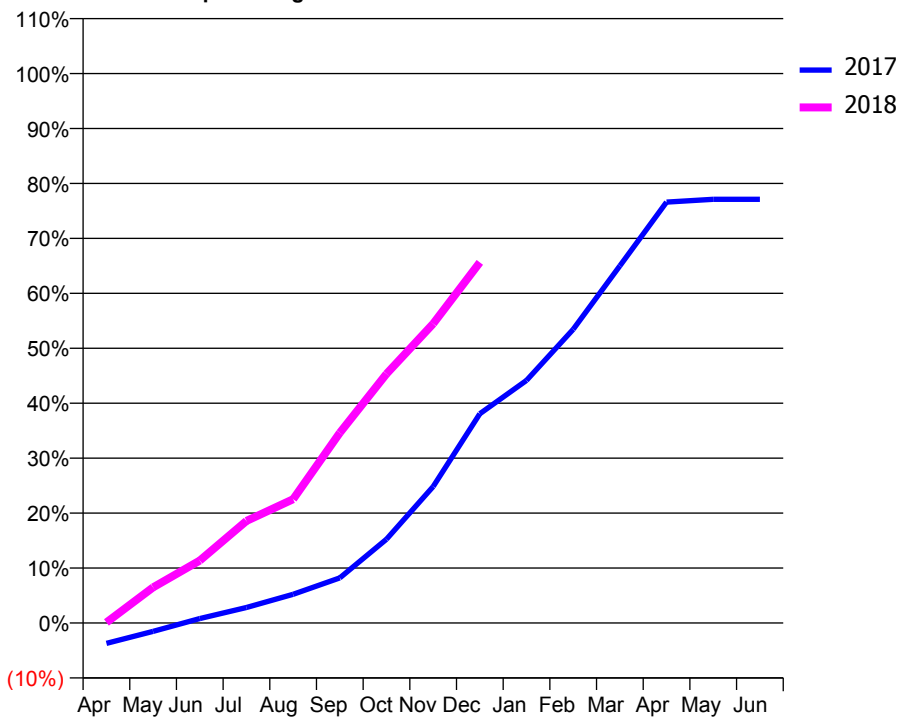
### ACCESS\*

Patients seen in 24 months	Total	Change since previous quarter
Quarter ending December 2016	2,649	
Quarter ending March 2017	2,763	↑
Quarter ending June 2017	2,881	↑
Quarter ending September 2017	2,916	→
Quarter ending December 2017	3,126	↑
<b>Variance since December 2016</b>	<b>18.0%</b>	<b>↑</b>



### ACTIVITY

Cumulative percentage of contracted UDA delivered 2017 & 2018



Month	Adjusted Scheduled Activity (UDA)	
	2017	2018
April	-551	16
May	-229	962
June	120	1,683
July	419	2,747
August	772	3,333
September	1,217	5,123
October	2,257	6,707
November	3,674	8,061
December	5,636	9,712
January	6,531	
February	7,910	
March	9,616	
April	11,334	
May	11,408	
June	11,408	

### QUALITY

	Quantity	Base Number	Contract	AT	Region	England
% of FP17s for the same patient ID Re-attending within 3 months - Children	66	942	7.0%	10.0%	11.8%	12.0%
% of FP17s for the same patient ID Re-attending within 3 months - Adults	217	1,641	13.2%	14.9%	15.3%	15.9%
% of FP17s for the same patient ID Re-attending between 3 & 9 months - Children	266	942	28.2%	51.7%	59.1%	58.0%
% of FP17s for the same patient ID Re-attending between 3 & 9 months - Adults	458	1,641	27.9%	47.2%	51.5%	50.5%
% of FP17s for Band 1 Urgent Courses	232	2,242	10.3%	8.0%	8.0%	9.0%
% of FP17s Relating to Free Repair or Replacements	3	2,242	0.1%	0.7%	0.8%	0.8%
% of FP17s Relating to Continuations	0	2,242	0.0%	0.9%	1.1%	1.1%
% of Patients satisfied with the dentistry they have received	1	1	N/A	91.6%	91.6%	91.5%
% of Patients satisfied with the time they had to wait for an appointment	1	1	N/A	89.9%	88.3%	87.9%

\* This is based on patients treated on this contract for their most recent course of treatment. Figures in italics indicate the base number of FP17s or Patient Questionnaire responses are less than 100. N/A is shown where the base number of responses is less than 10 during the period. % is calculated as Quantity/Base number\*100

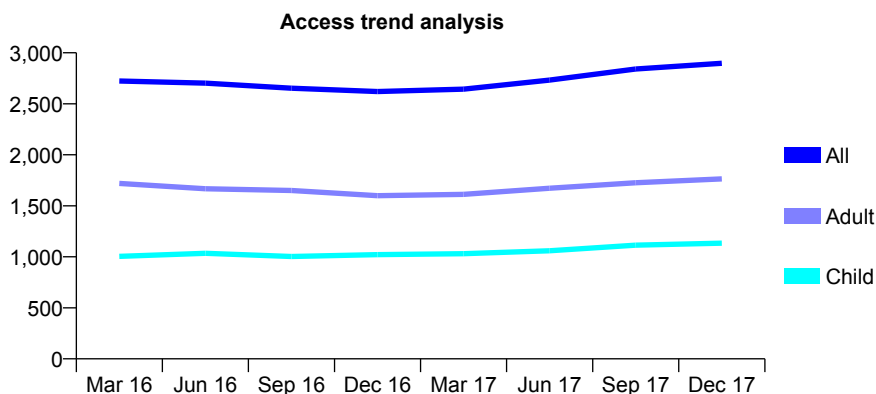
## Q54 - Vital Signs At a Glance Contract Report for 190012/0001 - December 2017

Name or company name	Smile by Smile Wolverhampton
Contract type name	GDS Contract
Purpose of contract	General
Contract start date	01/10/2012
Contract end date	

17/18 Contracted general activity (UDA)	6,174
Carry forward general activity (UDA)	29
17/18 Contracted orthodontic activity (UOA)	0
Carry forward orthodontic activity (UOA)	0
Baseline contract value	£136,658.01

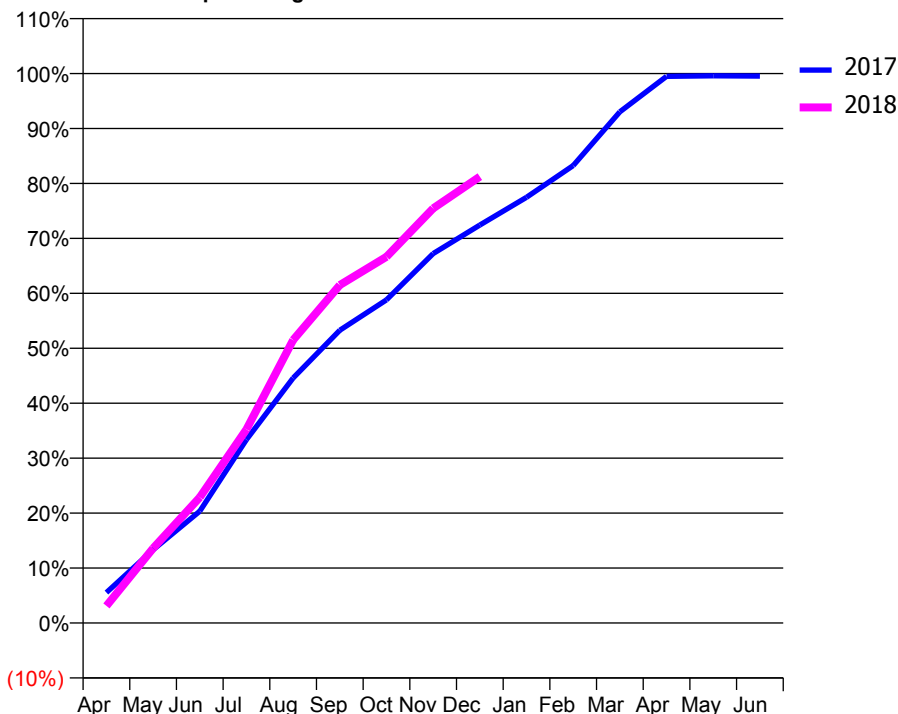
### ACCESS\*

Patients seen in 24 months	Total	Change since previous quarter
Quarter ending December 2016	2,620	
Quarter ending March 2017	2,644	→
Quarter ending June 2017	2,733	↑
Quarter ending September 2017	2,841	↑
Quarter ending December 2017	2,898	↑
<b>Variance since December 2016</b>	<b>10.6%</b>	<b>↑</b>



### ACTIVITY

Cumulative percentage of contracted UDA delivered 2017 & 2018



Month	Adjusted Scheduled Activity (UDA)	
	2017	2018
April	342	193
May	824	840
June	1,257	1,412
July	2,061	2,176
August	2,753	3,180
September	3,290	3,797
October	3,631	4,114
November	4,151	4,658
December	4,472	5,015
January	4,783	
February	5,139	
March	5,743	
April	6,142	
May	6,148	
June	6,145	

### QUALITY

	Quantity	Base Number	Contract	AT	Region	England
% of FP17s for the same patient ID Re-attending within 3 months - Children	69	1,240	5.6%	10.0%	11.8%	12.0%
% of FP17s for the same patient ID Re-attending within 3 months - Adults	158	1,542	10.2%	14.9%	15.3%	15.9%
% of FP17s for the same patient ID Re-attending between 3 & 9 months - Children	748	1,240	60.3%	51.7%	59.1%	58.0%
% of FP17s for the same patient ID Re-attending between 3 & 9 months - Adults	429	1,542	27.8%	47.2%	51.5%	50.5%
% of FP17s for Band 1 Urgent Courses	121	2,644	4.6%	8.0%	8.0%	9.0%
% of FP17s Relating to Free Repair or Replacements	0	2,644	0.0%	0.7%	0.8%	0.8%
% of FP17s Relating to Continuations	0	2,644	0.0%	0.9%	1.1%	1.1%
% of Patients satisfied with the dentistry they have received	0	0	N/A	91.6%	91.6%	91.5%
% of Patients satisfied with the time they had to wait for an appointment	0	0	N/A	89.9%	88.3%	87.9%

\* This is based on patients treated on this contract for their most recent course of treatment. Figures in italics indicate the base number of FP17s or Patient Questionnaire responses are less than 100. N/A is shown where the base number of responses is less than 10 during the period. % is calculated as Quantity/Base number\*100



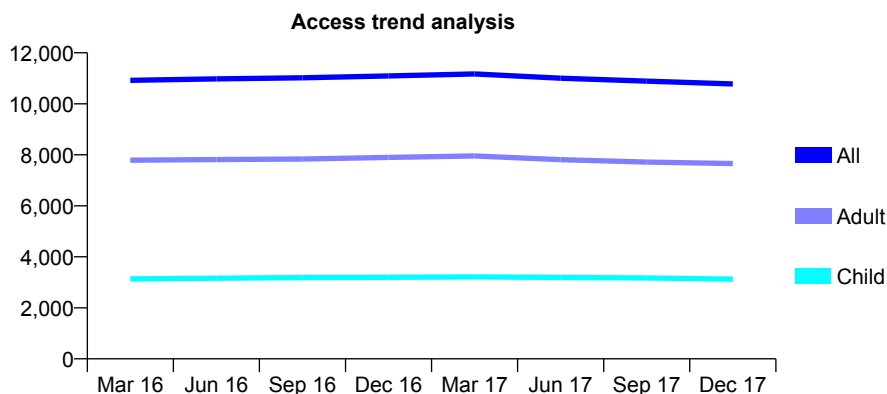
## Q54 - Vital Signs At a Glance Contract Report for 190195/0008 - December 2017

Name or company name	Xeon Smiles UK Ltd
Contract type name	GDS Contract
Purpose of contract	General
Contract start date	01/04/2010
Contract end date	

17/18 Contracted general activity (UDA)	29,744
Carry forward general activity (UDA)	-249
17/18 Contracted orthodontic activity (UOA)	0
Carry forward orthodontic activity (UOA)	0
Baseline contract value	£727,804.45

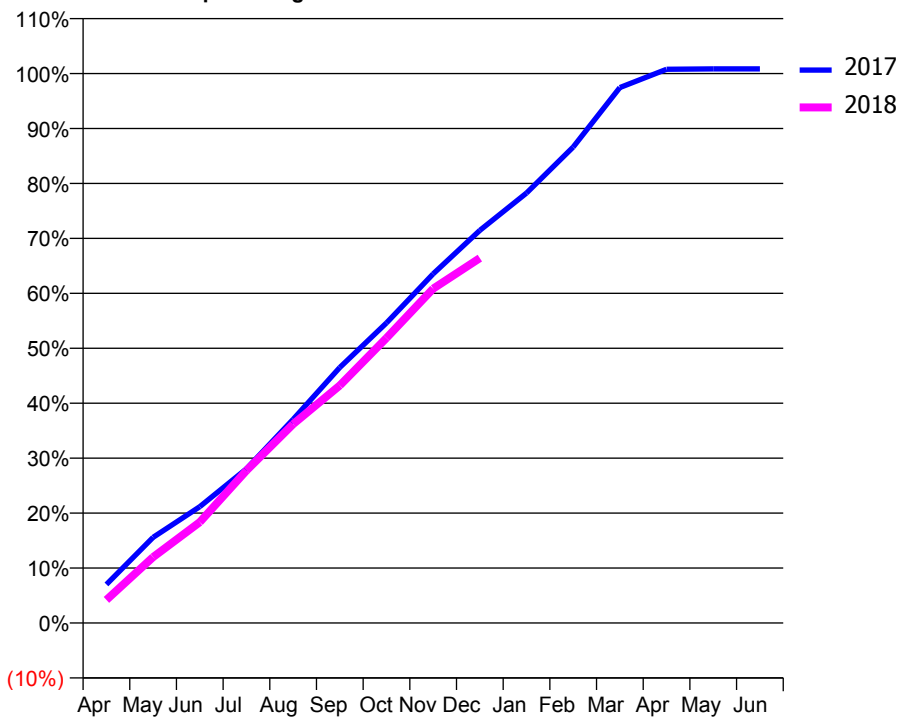
### ACCESS\*

Patients seen in 24 months	Total	Change since previous quarter
Quarter ending December 2016	11,095	
Quarter ending March 2017	11,171	→
Quarter ending June 2017	11,002	↓
Quarter ending September 2017	10,887	↓
Quarter ending December 2017	10,777	↓
<b>Variance since December 2016</b>	<b>(2.9%)</b>	<b>↓</b>



### ACTIVITY

Cumulative percentage of contracted UDA delivered 2017 & 2018



Month	Adjusted Scheduled Activity (UDA)	
	2017	2018
April	2,091	1,250
May	4,635	3,570
June	6,300	5,463
July	8,348	8,252
August	11,023	10,766
September	13,837	12,855
October	16,243	15,428
November	18,898	18,101
December	21,256	19,752
January	23,272	
February	25,763	
March	28,986	
April	29,974	
May	29,995	
June	29,993	

### QUALITY

	Quantity	Base Number	Contract	AT	Region	England
% of FP17s for the same patient ID Re-attending within 3 months - Children	131	2,836	4.6%	10.0%	11.8%	12.0%
% of FP17s for the same patient ID Re-attending within 3 months - Adults	765	5,989	12.8%	14.9%	15.3%	15.9%
% of FP17s for the same patient ID Re-attending between 3 & 9 months - Children	1,645	2,836	58.0%	51.7%	59.1%	58.0%
% of FP17s for the same patient ID Re-attending between 3 & 9 months - Adults	2,667	5,989	44.5%	47.2%	51.5%	50.5%
% of FP17s for Band 1 Urgent Courses	667	8,406	7.9%	8.0%	8.0%	9.0%
% of FP17s Relating to Free Repair or Replacements	80	8,406	1.0%	0.7%	0.8%	0.8%
% of FP17s Relating to Continuations	20	8,406	0.2%	0.9%	1.1%	1.1%
% of Patients satisfied with the dentistry they have received	11	13	84.6%	91.6%	91.6%	91.5%
% of Patients satisfied with the time they had to wait for an appointment	10	13	76.9%	89.9%	88.3%	87.9%

\* This is based on patients treated on this contract for their most recent course of treatment. Figures in italics indicate the base number of FP17s or Patient Questionnaire responses are less than 100. N/A is shown where the base number of responses is less than 10 during the period. % is calculated as Quantity/Base number\*100

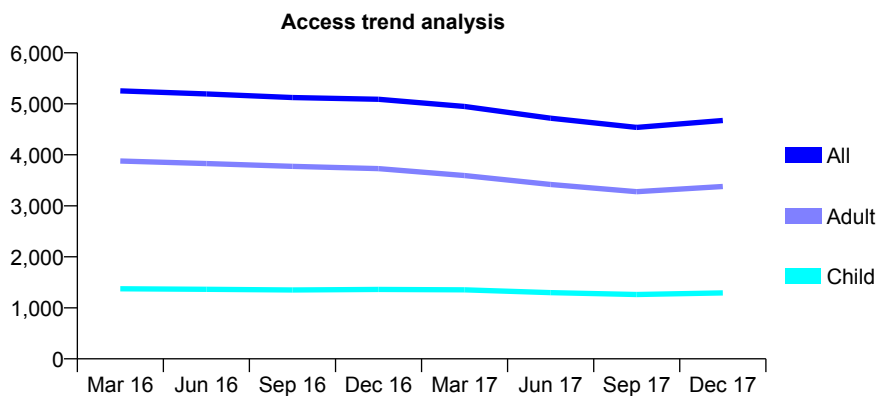
## Q54 - Vital Signs At a Glance Contract Report for 190195/0019 - December 2017

Name or company name	Xeon Smiles UK Ltd
Contract type name	GDS Contract
Purpose of contract	General
Contract start date	18/07/2012
Contract end date	

17/18 Contracted general activity (UDA)	16,944
Carry forward general activity (UDA)	-79
17/18 Contracted orthodontic activity (UOA)	0
Carry forward orthodontic activity (UOA)	0
Baseline contract value	£405,070.74

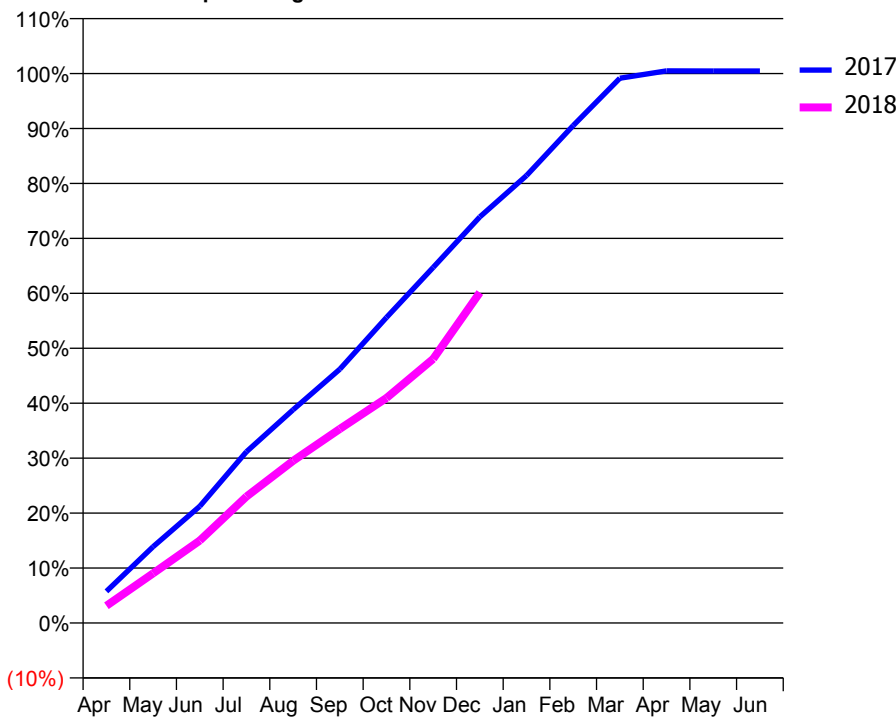
### ACCESS\*

Patients seen in 24 months	Total	Change since previous quarter
Quarter ending December 2016	5,090	
Quarter ending March 2017	4,948	↓
Quarter ending June 2017	4,718	↓
Quarter ending September 2017	4,538	↓
Quarter ending December 2017	4,673	↑
<b>Variance since December 2016</b>	<b>(8.2%)</b>	<b>↓</b>



### ACTIVITY

Cumulative percentage of contracted UDA delivered 2017 & 2018



Month	Adjusted Scheduled Activity (UDA)	
	2017	2018
April	978	533
May	2,353	1,533
June	3,598	2,542
July	5,282	3,900
August	6,577	5,000
September	7,828	5,985
October	9,421	6,939
November	10,966	8,143
December	12,524	10,192
January	13,796	
February	15,340	
March	16,800	
April	17,026	
May	17,023	
June	17,023	

### QUALITY

	Quantity	Base Number	Contract	AT	Region	England
% of FP17s for the same patient ID Re-attending within 3 months - Children	102	1,354	7.5%	10.0%	11.8%	12.0%
% of FP17s for the same patient ID Re-attending within 3 months - Adults	661	3,321	19.9%	14.9%	15.3%	15.9%
% of FP17s for the same patient ID Re-attending between 3 & 9 months - Children	752	1,354	55.5%	51.7%	59.1%	58.0%
% of FP17s for the same patient ID Re-attending between 3 & 9 months - Adults	1,475	3,321	44.4%	47.2%	51.5%	50.5%
% of FP17s for Band 1 Urgent Courses	602	4,549	13.2%	8.0%	8.0%	9.0%
% of FP17s Relating to Free Repair or Replacements	21	4,549	0.5%	0.7%	0.8%	0.8%
% of FP17s Relating to Continuations	5	4,549	0.1%	0.9%	1.1%	1.1%
% of Patients satisfied with the dentistry they have received	5	6	N/A	91.6%	91.6%	91.5%
% of Patients satisfied with the time they had to wait for an appointment	4	6	N/A	89.9%	88.3%	87.9%

\* This is based on patients treated on this contract for their most recent course of treatment. Figures in italics indicate the base number of FP17s or Patient Questionnaire responses are less than 100. N/A is shown where the base number of responses is less than 10 during the period. % is calculated as Quantity/Base number\*100

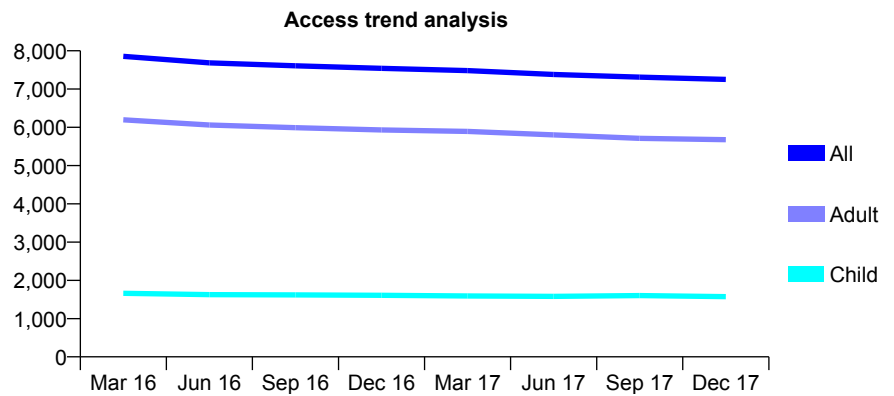
## Q54 - Vital Signs At a Glance Contract Report for 190489/0001 - December 2017

Name or company name	Titley, Darby, Dehal and Associates
Contract type name	GDS Contract
Purpose of contract	General and Orthodontic
Contract start date	01/11/2011
Contract end date	

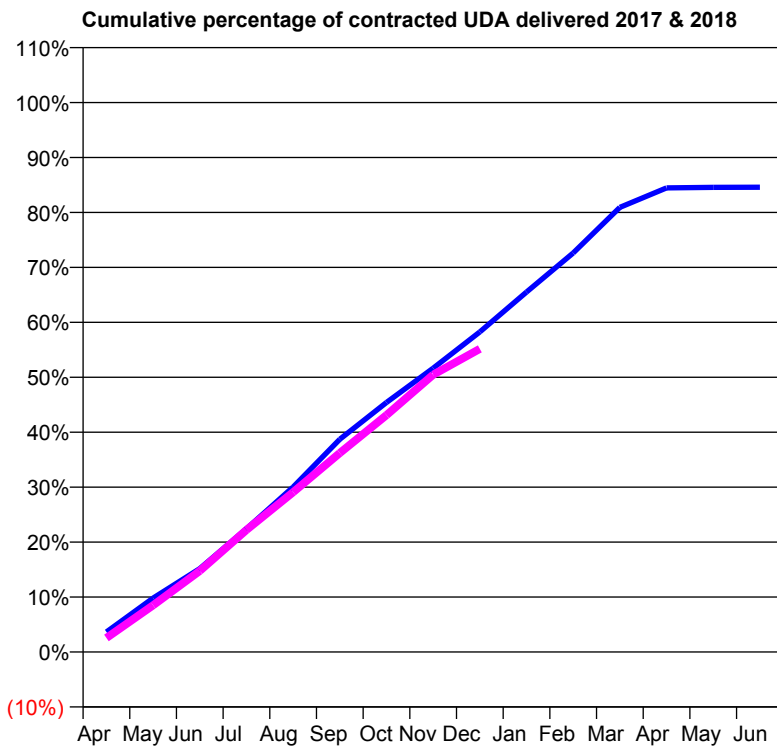
17/18 Contracted general activity (UDA)	27,023
Carry forward general activity (UDA)	0
17/18 Contracted orthodontic activity (UOA)	205
Carry forward orthodontic activity (UOA)	0
Baseline contract value	£656,605.01

### ACCESS\*

Patients seen in 24 months	Total	Change since previous quarter
Quarter ending December 2016	7,541	
Quarter ending March 2017	7,484	→
Quarter ending June 2017	7,383	↓
Quarter ending September 2017	7,311	→
Quarter ending December 2017	7,253	→
<b>Variance since December 2016</b>	<b>(3.8%)</b>	<b>↓</b>



### ACTIVITY



Month	Adjusted Scheduled Activity (UDA)	
	2017	2018
April	985	690
May	2,654	2,301
June	4,105	3,991
July	6,062	6,003
August	8,117	7,861
September	10,464	9,787
October	12,273	11,651
November	13,960	13,638
December	15,741	14,907
January	17,703	
February	19,623	
March	21,867	
April	22,825	
May	22,853	
June	22,854	

### QUALITY

	Quantity	Base Number	Contract	AT	Region	England
% of FP17s for the same patient ID Re-attending within 3 months - Children	127	1,855	6.8%	10.0%	11.8%	12.0%
% of FP17s for the same patient ID Re-attending within 3 months - Adults	983	6,569	15.0%	14.9%	15.3%	15.9%
% of FP17s for the same patient ID Re-attending between 3 & 9 months - Children	1,251	1,855	67.4%	51.7%	59.1%	58.0%
% of FP17s for the same patient ID Re-attending between 3 & 9 months - Adults	4,155	6,569	63.3%	47.2%	51.5%	50.5%
% of FP17s for Band 1 Urgent Courses	725	7,892	9.2%	8.0%	8.0%	9.0%
% of FP17s Relating to Free Repair or Replacements	53	7,892	0.7%	0.7%	0.8%	0.8%
% of FP17s Relating to Continuations	56	7,892	0.7%	0.9%	1.1%	1.1%
% of Patients satisfied with the dentistry they have received	9	10	90.0%	91.6%	91.6%	91.5%
% of Patients satisfied with the time they had to wait for an appointment	8	10	80.0%	89.9%	88.3%	87.9%

\* This is based on patients treated on this contract for their most recent course of treatment. Figures in italics indicate the base number of FP17s or Patient Questionnaire responses are less than 100. N/A is shown where the base number of responses is less than 10 during the period. % is calculated as Quantity/Base number\*100

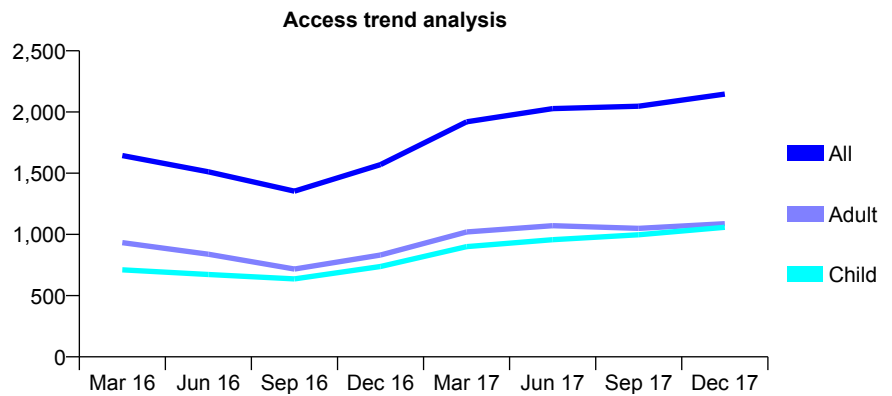
## Q54 - Vital Signs At a Glance Contract Report for 193542/0001 - December 2017

Name or company name	Newtown Dental Practice
Contract type name	GDS Contract
Purpose of contract	General
Contract start date	01/07/2011
Contract end date	

17/18 Contracted general activity (UDA)	3,875
Carry forward general activity (UDA)	0
17/18 Contracted orthodontic activity (UOA)	0
Carry forward orthodontic activity (UOA)	0
Baseline contract value	£97,605.58

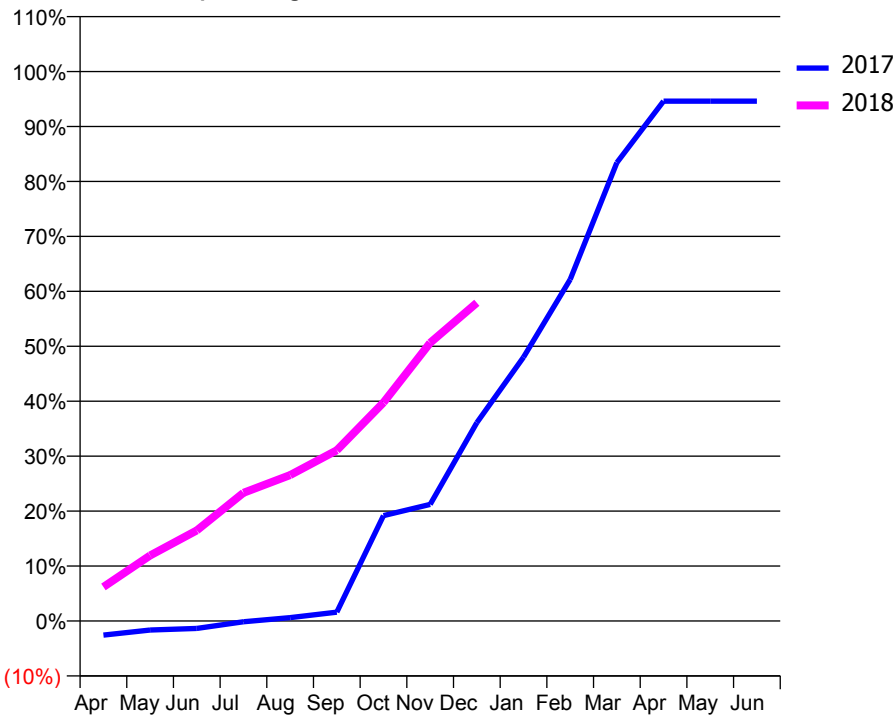
### ACCESS\*

Patients seen in 24 months	Total	Change since previous quarter
Quarter ending December 2016	1,570	
Quarter ending March 2017	1,920	↑
Quarter ending June 2017	2,028	↑
Quarter ending September 2017	2,047	→
Quarter ending December 2017	2,146	↑
<b>Variance since December 2016</b>	<b>36.7%</b>	<b>↑</b>



### ACTIVITY

Cumulative percentage of contracted UDA delivered 2017 & 2018



Month	Adjusted Scheduled Activity (UDA)	
	2017	2018
April	-100	240
May	-64	462
June	-53	639
July	-6	904
August	24	1,029
September	62	1,204
October	744	1,541
November	823	1,962
December	1,399	2,245
January	1,860	
February	2,409	
March	3,233	
April	3,666	
May	3,666	
June	3,666	

### QUALITY

	Quantity	Base Number	Contract	AT	Region	England
% of FP17s for the same patient ID Re-attending within 3 months - Children	29	808	3.6%	10.0%	11.8%	12.0%
% of FP17s for the same patient ID Re-attending within 3 months - Adults	9	641	1.4%	14.9%	15.3%	15.9%
% of FP17s for the same patient ID Re-attending between 3 & 9 months - Children	266	808	32.9%	51.7%	59.1%	58.0%
% of FP17s for the same patient ID Re-attending between 3 & 9 months - Adults	112	641	17.5%	47.2%	51.5%	50.5%
% of FP17s for Band 1 Urgent Courses	48	1,277	3.8%	8.0%	8.0%	9.0%
% of FP17s Relating to Free Repair or Replacements	0	1,277	0.0%	0.7%	0.8%	0.8%
% of FP17s Relating to Continuations	1	1,277	0.1%	0.9%	1.1%	1.1%
% of Patients satisfied with the dentistry they have received	3	3	N/A	91.6%	91.6%	91.5%
% of Patients satisfied with the time they had to wait for an appointment	3	3	N/A	89.9%	88.3%	87.9%

\* This is based on patients treated on this contract for their most recent course of treatment. Figures in italics indicate the base number of FP17s or Patient Questionnaire responses are less than 100. N/A is shown where the base number of responses is less than 10 during the period. % is calculated as Quantity/Base number\*100

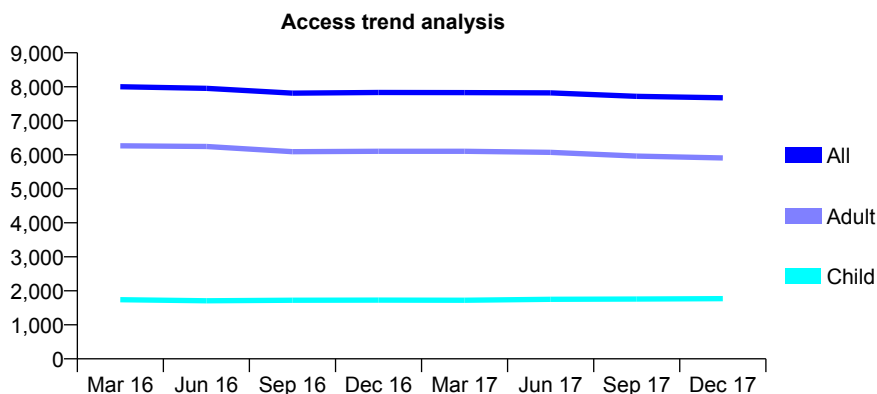
## Q54 - Vital Signs At a Glance Contract Report for 195685/0001 - December 2017

Name or company name	Wolverhampton dental care
Contract type name	GDS Contract
Purpose of contract	General
Contract start date	01/04/2014
Contract end date	

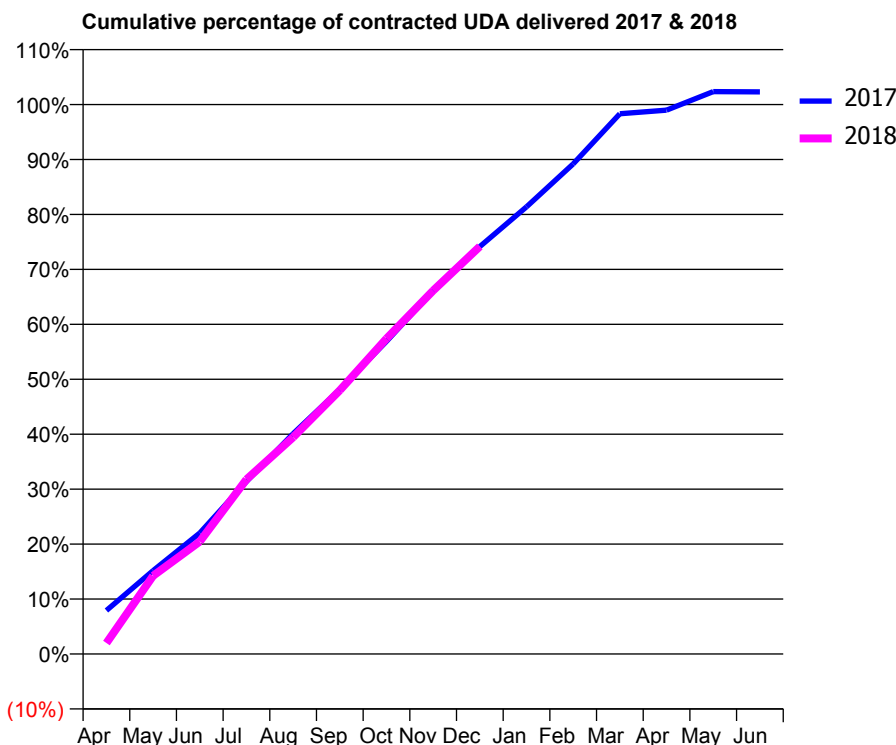
17/18 Contracted general activity (UDA)	22,943
Carry forward general activity (UDA)	-459
17/18 Contracted orthodontic activity (UOA)	0
Carry forward orthodontic activity (UOA)	0
Baseline contract value	£488,806.18

### ACCESS\*

Patients seen in 24 months	Total	Change since previous quarter
Quarter ending December 2016	7,832	
Quarter ending March 2017	7,830	→
Quarter ending June 2017	7,821	→
Quarter ending September 2017	7,721	↓
Quarter ending December 2017	7,677	→
<b>Variance since December 2016</b>	<b>(2.0%)</b>	<b>↓</b>



### ACTIVITY



Month	Adjusted Scheduled Activity (UDA)	
	2017	2018
April	1,819	459
May	3,480	3,268
June	5,053	4,698
July	7,200	7,293
August	9,202	9,050
September	11,046	11,008
October	13,053	13,173
November	15,168	15,175
December	17,011	17,017
January	18,670	
February	20,464	
March	22,557	
April	22,707	
May	23,480	
June	23,468	

### QUALITY

	Quantity	Base Number	Contract	AT	Region	England
% of FP17s for the same patient ID Re-attending within 3 months - Children	139	2,009	6.9%	10.0%	11.8%	12.0%
% of FP17s for the same patient ID Re-attending within 3 months - Adults	860	5,269	16.3%	14.9%	15.3%	15.9%
% of FP17s for the same patient ID Re-attending between 3 & 9 months - Children	1,162	2,009	57.8%	51.7%	59.1%	58.0%
% of FP17s for the same patient ID Re-attending between 3 & 9 months - Adults	1,838	5,269	34.9%	47.2%	51.5%	50.5%
% of FP17s for Band 1 Urgent Courses	535	6,923	7.7%	8.0%	8.0%	9.0%
% of FP17s Relating to Free Repair or Replacements	86	6,923	1.2%	0.7%	0.8%	0.8%
% of FP17s Relating to Continuations	132	6,923	1.9%	0.9%	1.1%	1.1%
% of Patients satisfied with the dentistry they have received	5	6	N/A	91.6%	91.6%	91.5%
% of Patients satisfied with the time they had to wait for an appointment	5	6	N/A	89.9%	88.3%	87.9%

\* This is based on patients treated on this contract for their most recent course of treatment. Figures in italics indicate the base number of FP17s or Patient Questionnaire responses are less than 100. N/A is shown where the base number of responses is less than 10 during the period. % is calculated as Quantity/Base number\*100

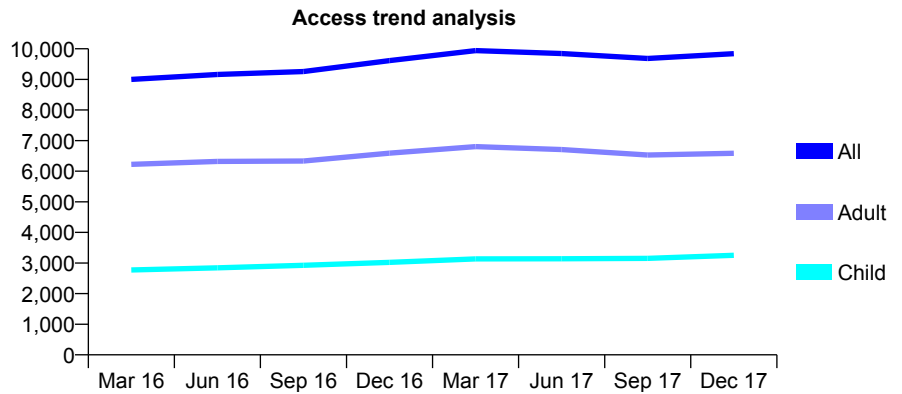
## Q54 - Vital Signs At a Glance Contract Report for 196606/0001 - December 2017

Name or company name	Mr Anil Tandon and Mr Anoup Nandra
Contract type name	GDS Contract
Purpose of contract	General
Contract start date	01/04/2012
Contract end date	

17/18 Contracted general activity (UDA)	29,289
Carry forward general activity (UDA)	-586
17/18 Contracted orthodontic activity (UOA)	0
Carry forward orthodontic activity (UOA)	0
Baseline contract value	£931,562.06

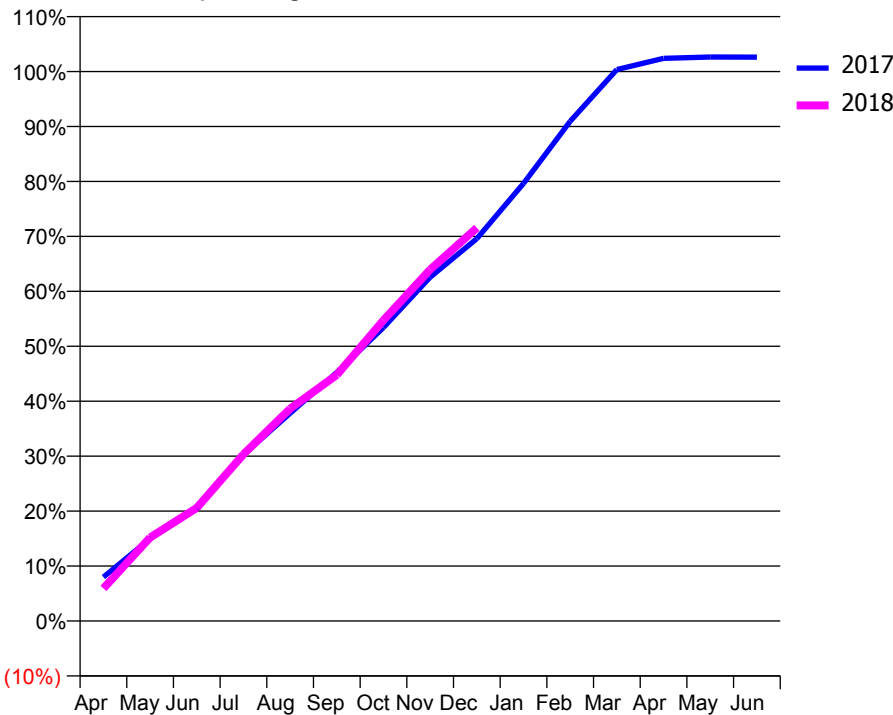
### ACCESS\*

Patients seen in 24 months	Total	Change since previous quarter
Quarter ending December 2016	9,613	
Quarter ending March 2017	9,939	↑
Quarter ending June 2017	9,846	→
Quarter ending September 2017	9,683	↓
Quarter ending December 2017	9,839	→
<b>Variance since December 2016</b>	<b>2.4%</b>	<b>↑</b>



### ACTIVITY

Cumulative percentage of contracted UDA delivered 2017 & 2018



Month	Adjusted Scheduled Activity (UDA)	
	2017	2018
April	2,340	1,739
May	4,387	4,450
June	5,983	6,032
July	8,864	8,891
August	11,080	11,317
September	13,250	13,119
October	15,644	16,031
November	18,325	18,731
December	20,384	20,957
January	23,325	
February	26,634	
March	29,392	
April	29,987	
May	30,062	
June	30,053	

### QUALITY

	Quantity	Base Number	Contract	AT	Region	England
% of FP17s for the same patient ID Re-attending within 3 months - Children	241	3,284	7.3%	10.0%	11.8%	12.0%
% of FP17s for the same patient ID Re-attending within 3 months - Adults	775	5,649	13.7%	14.9%	15.3%	15.9%
% of FP17s for the same patient ID Re-attending between 3 & 9 months - Children	1,838	3,284	56.0%	51.7%	59.1%	58.0%
% of FP17s for the same patient ID Re-attending between 3 & 9 months - Adults	2,742	5,649	48.5%	47.2%	51.5%	50.5%
% of FP17s for Band 1 Urgent Courses	796	8,295	9.6%	8.0%	8.0%	9.0%
% of FP17s Relating to Free Repair or Replacements	8	8,295	0.1%	0.7%	0.8%	0.8%
% of FP17s Relating to Continuations	3	8,295	0.0%	0.9%	1.1%	1.1%
% of Patients satisfied with the dentistry they have received	7	8	N/A	91.6%	91.6%	91.5%
% of Patients satisfied with the time they had to wait for an appointment	5	8	N/A	89.9%	88.3%	87.9%

\* This is based on patients treated on this contract for their most recent course of treatment. Figures in italics indicate the base number of FP17s or Patient Questionnaire responses are less than 100. N/A is shown where the base number of responses is less than 10 during the period. % is calculated as Quantity/Base number\*100

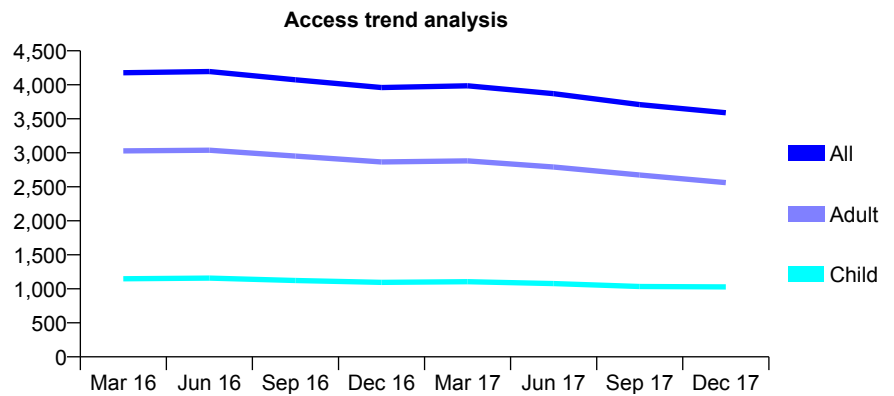
## Q54 - Vital Signs At a Glance Contract Report for 197734/0001 - December 2017

Name or company name	Robinson & Dicker Dental Practice
Contract type name	GDS Contract
Purpose of contract	General
Contract start date	01/04/2006
Contract end date	

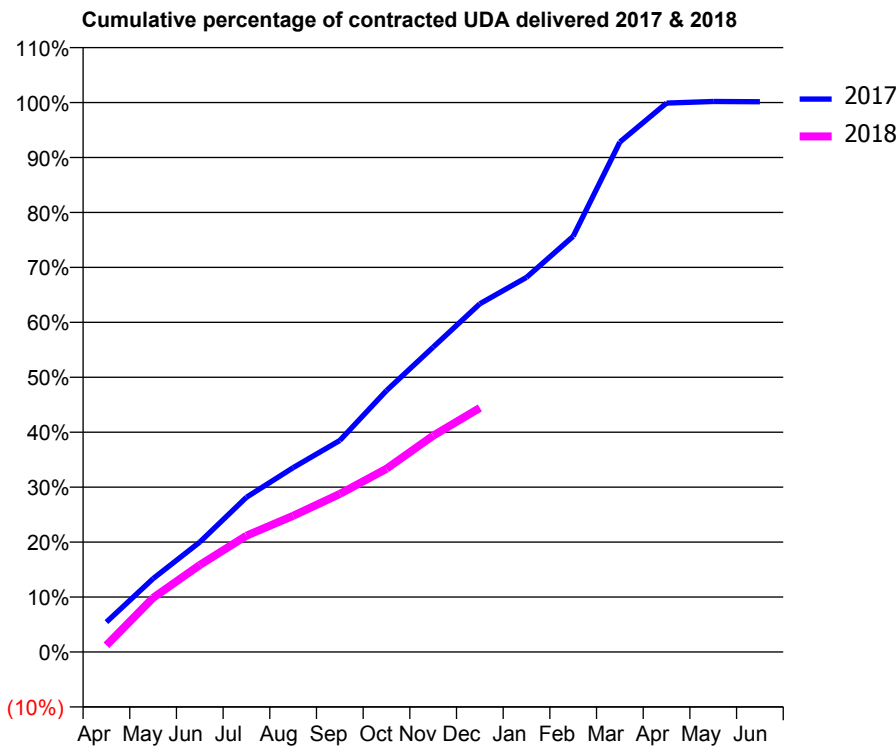
17/18 Contracted general activity (UDA)	10,906
Carry forward general activity (UDA)	176
17/18 Contracted orthodontic activity (UOA)	0
Carry forward orthodontic activity (UOA)	0
Baseline contract value	£259,054.27

### ACCESS\*

Patients seen in 24 months	Total	Change since previous quarter
Quarter ending December 2016	3,960	
Quarter ending March 2017	3,985	→
Quarter ending June 2017	3,869	↓
Quarter ending September 2017	3,708	↓
Quarter ending December 2017	3,590	↓
<b>Variance since December 2016</b>	<b>(9.3%)</b>	<b>↓</b>



### ACTIVITY



Month	Adjusted Scheduled Activity (UDA)	
	2017	2018
April	594	133
May	1,458	1,075
June	2,183	1,727
July	3,071	2,308
August	3,658	2,703
September	4,199	3,138
October	5,187	3,637
November	6,050	4,294
December	6,912	4,845
January	7,435	
February	8,250	
March	10,122	
April	10,893	
May	10,925	
June	10,921	

### QUALITY

	Quantity	Base Number	Contract	AT	Region	England
% of FP17s for the same patient ID Re-attending within 3 months - Children	52	820	6.3%	10.0%	11.8%	12.0%
% of FP17s for the same patient ID Re-attending within 3 months - Adults	345	1,990	17.3%	14.9%	15.3%	15.9%
% of FP17s for the same patient ID Re-attending between 3 & 9 months - Children	529	820	64.5%	51.7%	59.1%	58.0%
% of FP17s for the same patient ID Re-attending between 3 & 9 months - Adults	1,098	1,990	55.2%	47.2%	51.5%	50.5%
% of FP17s for Band 1 Urgent Courses	198	2,565	7.7%	8.0%	8.0%	9.0%
% of FP17s Relating to Free Repair or Replacements	27	2,565	1.1%	0.7%	0.8%	0.8%
% of FP17s Relating to Continuations	2	2,565	0.1%	0.9%	1.1%	1.1%
% of Patients satisfied with the dentistry they have received	7	8	N/A	91.6%	91.6%	91.5%
% of Patients satisfied with the time they had to wait for an appointment	8	8	N/A	89.9%	88.3%	87.9%

\* This is based on patients treated on this contract for their most recent course of treatment. Figures in italics indicate the base number of FP17s or Patient Questionnaire responses are less than 100. N/A is shown where the base number of responses is less than 10 during the period. % is calculated as Quantity/Base number\*100



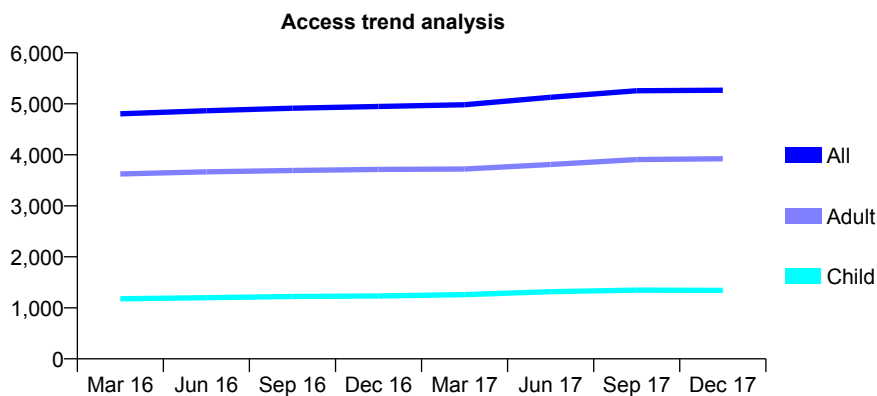
## Q54 - Vital Signs At a Glance Contract Report for 198412/0001 - December 2017

Name or company name	Castle Care Dental Practice
Contract type name	GDS Contract
Purpose of contract	General
Contract start date	01/07/2010
Contract end date	

17/18 Contracted general activity (UDA)	13,080
Carry forward general activity (UDA)	-76
17/18 Contracted orthodontic activity (UOA)	0
Carry forward orthodontic activity (UOA)	0
Baseline contract value	£322,967.86

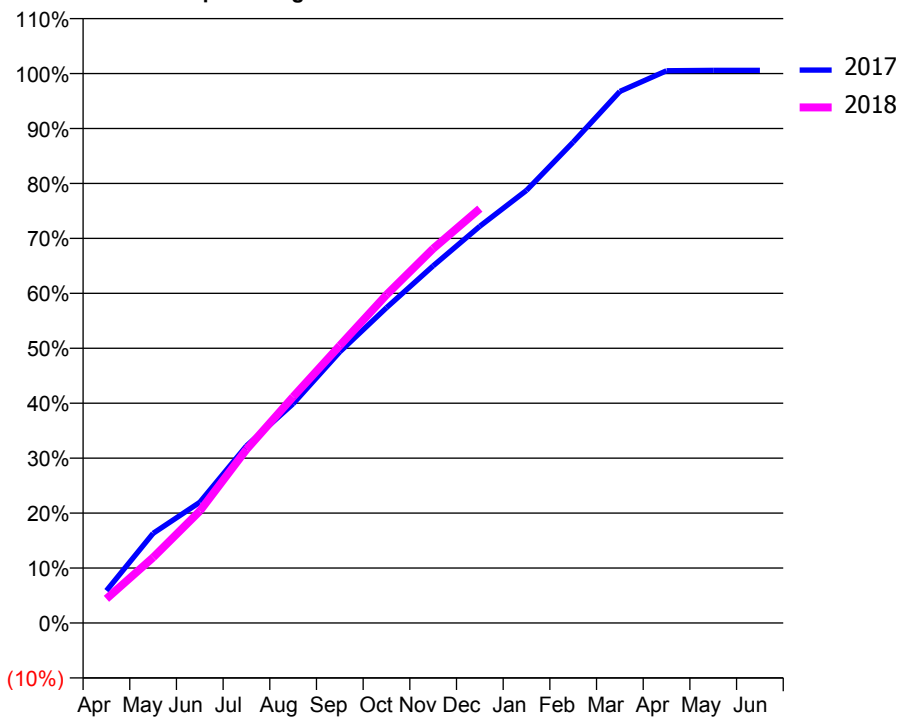
### ACCESS\*

Patients seen in 24 months	Total	Change since previous quarter
Quarter ending December 2016	4,948	
Quarter ending March 2017	4,982	→
Quarter ending June 2017	5,127	↑
Quarter ending September 2017	5,255	↑
Quarter ending December 2017	5,266	→
<b>Variance since December 2016</b>	<b>6.4%</b>	<b>↑</b>



### ACTIVITY

Cumulative percentage of contracted UDA delivered 2017 & 2018



Month	Adjusted Scheduled Activity (UDA)	
	2017	2018
April	770	577
May	2,133	1,559
June	2,875	2,664
July	4,217	4,130
August	5,219	5,384
September	6,455	6,603
October	7,506	7,812
November	8,501	8,912
December	9,445	9,864
January	10,298	
February	11,448	
March	12,654	
April	13,144	
May	13,155	
June	13,156	

### QUALITY

	Quantity	Base Number	Contract	AT	Region	England
% of FP17s for the same patient ID Re-attending within 3 months - Children	58	1,286	4.5%	10.0%	11.8%	12.0%
% of FP17s for the same patient ID Re-attending within 3 months - Adults	432	3,810	11.3%	14.9%	15.3%	15.9%
% of FP17s for the same patient ID Re-attending between 3 & 9 months - Children	645	1,286	50.2%	51.7%	59.1%	58.0%
% of FP17s for the same patient ID Re-attending between 3 & 9 months - Adults	1,904	3,810	50.0%	47.2%	51.5%	50.5%
% of FP17s for Band 1 Urgent Courses	381	4,845	7.9%	8.0%	8.0%	9.0%
% of FP17s Relating to Free Repair or Replacements	50	4,845	1.0%	0.7%	0.8%	0.8%
% of FP17s Relating to Continuations	29	4,845	0.6%	0.9%	1.1%	1.1%
% of Patients satisfied with the dentistry they have received	3	3	N/A	91.6%	91.6%	91.5%
% of Patients satisfied with the time they had to wait for an appointment	2	3	N/A	89.9%	88.3%	87.9%

\* This is based on patients treated on this contract for their most recent course of treatment. Figures in italics indicate the base number of FP17s or Patient Questionnaire responses are less than 100. N/A is shown where the base number of responses is less than 10 during the period. % is calculated as Quantity/Base number\*100

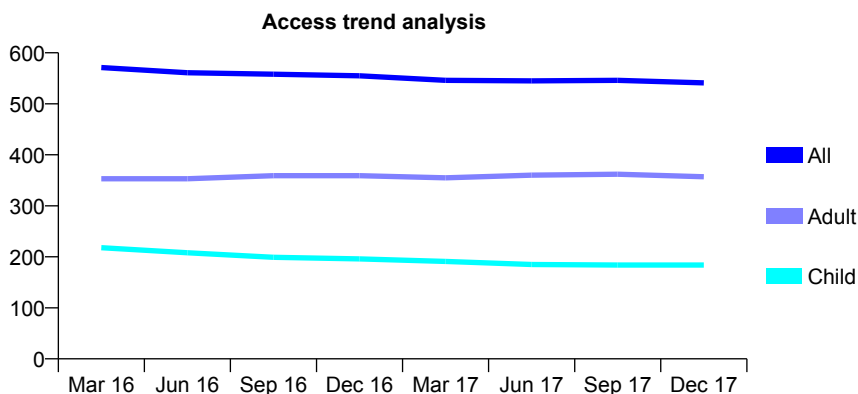
## Q54 - Vital Signs At a Glance Contract Report for 210285/0001 - December 2017

Name or company name	MR MI WEBB
Contract type name	GDS Contract
Purpose of contract	General
Contract start date	01/04/2006
Contract end date	

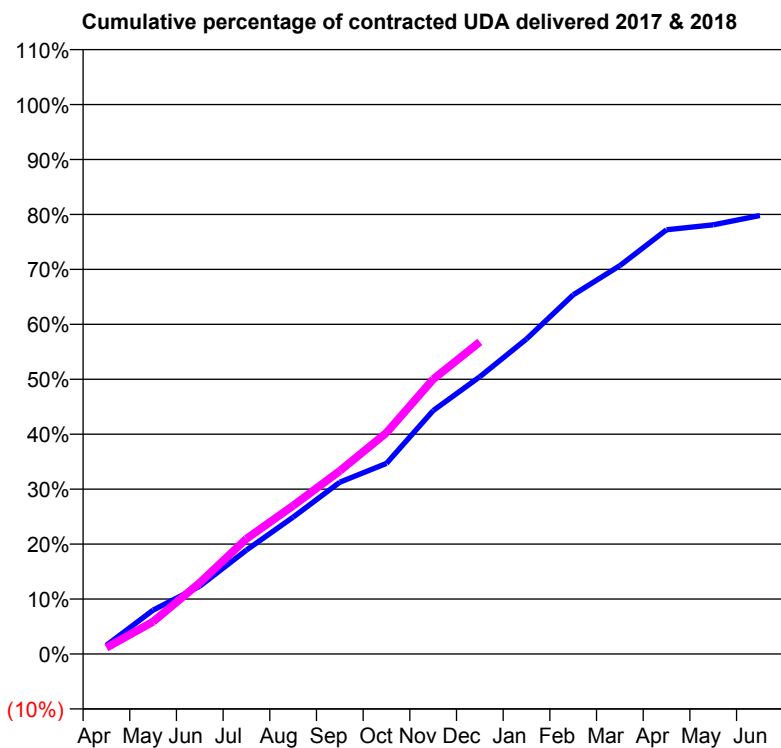
17/18 Contracted general activity (UDA)	2,000
Carry forward general activity (UDA)	0
17/18 Contracted orthodontic activity (UOA)	0
Carry forward orthodontic activity (UOA)	0
Baseline contract value	£45,798.68

### ACCESS\*

Patients seen in 24 months	Total	Change since previous quarter
Quarter ending December 2016	555	
Quarter ending March 2017	546	↓
Quarter ending June 2017	545	→
Quarter ending September 2017	546	→
Quarter ending December 2017	541	→
<b>Variance since December 2016</b>	<b>(2.5%)</b>	<b>↓</b>



### ACTIVITY



Month	Adjusted Scheduled Activity (UDA)	
	2017	2018
April	32	23
May	160	118
June	247	259
July	378	419
August	498	540
September	625	667
October	694	805
November	886	1,000
December	1,009	1,136
January	1,147	
February	1,307	
March	1,414	
April	1,544	
May	1,562	
June	1,596	

### QUALITY

	Quantity	Base Number	Contract	AT	Region	England
% of FP17s for the same patient ID Re-attending within 3 months - Children	23	248	9.3%	10.0%	11.8%	12.0%
% of FP17s for the same patient ID Re-attending within 3 months - Adults	55	380	14.5%	14.9%	15.3%	15.9%
% of FP17s for the same patient ID Re-attending between 3 & 9 months - Children	159	248	64.1%	51.7%	59.1%	58.0%
% of FP17s for the same patient ID Re-attending between 3 & 9 months - Adults	227	380	59.7%	47.2%	51.5%	50.5%
% of FP17s for Band 1 Urgent Courses	65	573	11.3%	8.0%	8.0%	9.0%
% of FP17s Relating to Free Repair or Replacements	1	573	0.2%	0.7%	0.8%	0.8%
% of FP17s Relating to Continuations	11	573	1.9%	0.9%	1.1%	1.1%
% of Patients satisfied with the dentistry they have received	2	2	N/A	91.6%	91.6%	91.5%
% of Patients satisfied with the time they had to wait for an appointment	2	2	N/A	89.9%	88.3%	87.9%

\* This is based on patients treated on this contract for their most recent course of treatment. Figures in italics indicate the base number of FP17s or Patient Questionnaire responses are less than 100. N/A is shown where the base number of responses is less than 10 during the period. % is calculated as Quantity/Base number\*100

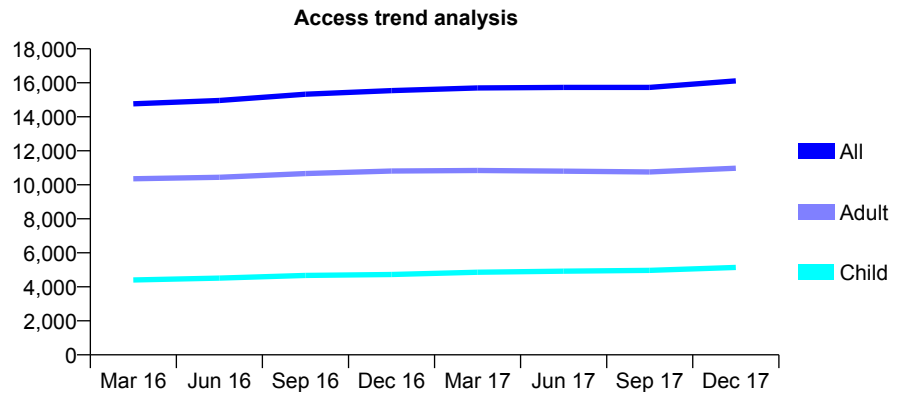
## Q54 - Vital Signs At a Glance Contract Report for 214299/0002 - December 2017

Name or company name	MR JS KAINTH
Contract type name	GDS Contract
Purpose of contract	General
Contract start date	28/01/2013
Contract end date	

17/18 Contracted general activity (UDA)	37,779
Carry forward general activity (UDA)	188
17/18 Contracted orthodontic activity (UOA)	0
Carry forward orthodontic activity (UOA)	0
Baseline contract value	£933,845.29

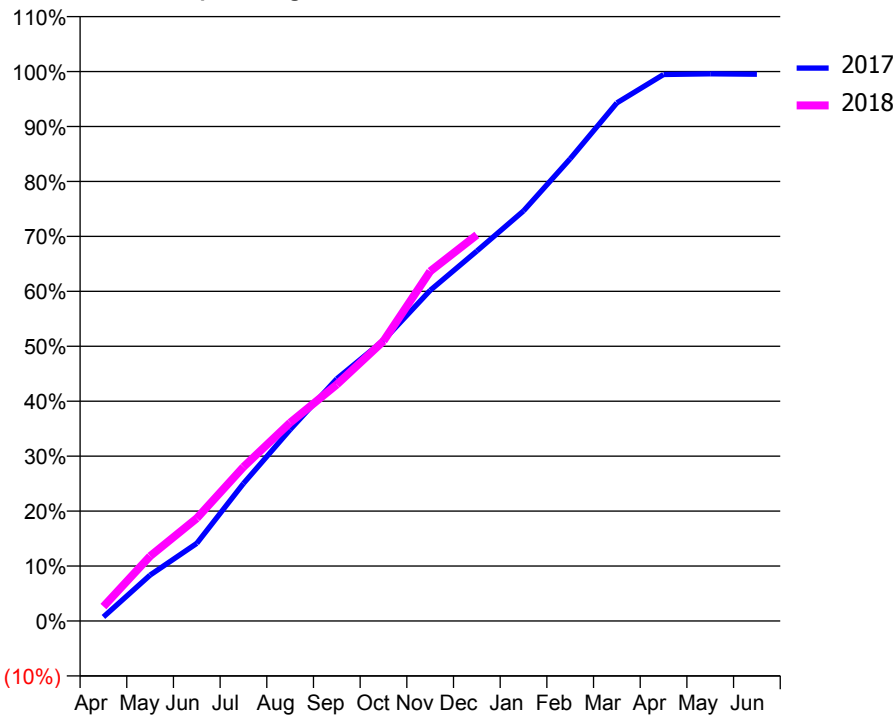
### ACCESS\*

Patients seen in 24 months	Total	Change since previous quarter
Quarter ending December 2016	15,538	
Quarter ending March 2017	15,701	→
Quarter ending June 2017	15,727	→
Quarter ending September 2017	15,731	→
Quarter ending December 2017	16,117	↑
<b>Variance since December 2016</b>	<b>3.7%</b>	<b>↑</b>



### ACTIVITY

Cumulative percentage of contracted UDA delivered 2017 & 2018



Month	Adjusted Scheduled Activity (UDA)	
	2017	2018
April	291	993
May	3,269	4,462
June	5,519	7,062
July	9,786	10,591
August	13,614	13,640
September	17,231	16,260
October	19,956	19,250
November	23,514	24,044
December	26,315	26,542
January	29,170	
February	32,876	
March	36,852	
April	38,866	
May	38,912	
June	38,891	

### QUALITY

	Quantity	Base Number	Contract	AT	Region	England
% of FP17s for the same patient ID Re-attending within 3 months - Children	208	4,352	4.8%	10.0%	11.8%	12.0%
% of FP17s for the same patient ID Re-attending within 3 months - Adults	940	8,433	11.1%	14.9%	15.3%	15.9%
% of FP17s for the same patient ID Re-attending between 3 & 9 months - Children	1,881	4,352	43.2%	51.7%	59.1%	58.0%
% of FP17s for the same patient ID Re-attending between 3 & 9 months - Adults	3,257	8,433	38.6%	47.2%	51.5%	50.5%
% of FP17s for Band 1 Urgent Courses	1,190	11,924	10.0%	8.0%	8.0%	9.0%
% of FP17s Relating to Free Repair or Replacements	128	11,924	1.1%	0.7%	0.8%	0.8%
% of FP17s Relating to Continuations	153	11,924	1.3%	0.9%	1.1%	1.1%
% of Patients satisfied with the dentistry they have received	7	7	N/A	91.6%	91.6%	91.5%
% of Patients satisfied with the time they had to wait for an appointment	7	7	N/A	89.9%	88.3%	87.9%

\* This is based on patients treated on this contract for their most recent course of treatment. Figures in italics indicate the base number of FP17s or Patient Questionnaire responses are less than 100. N/A is shown where the base number of responses is less than 10 during the period. % is calculated as Quantity/Base number\*100

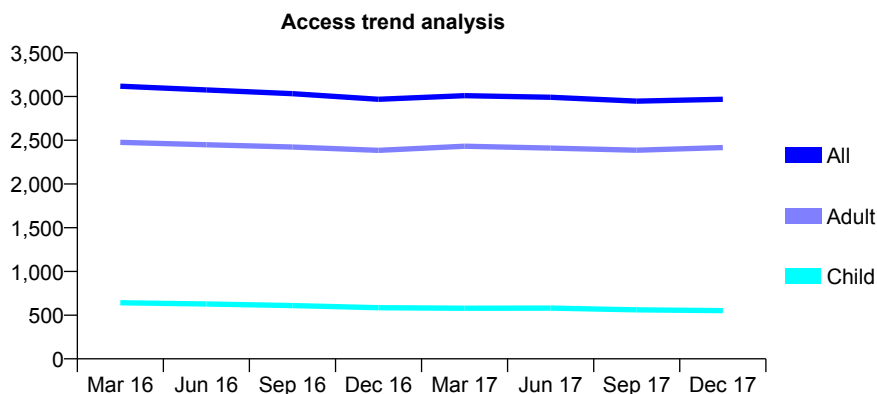
## Q54 - Vital Signs At a Glance Contract Report for 215465/0001 - December 2017

Name or company name	MR GM SMITH
Contract type name	GDS Contract
Purpose of contract	General
Contract start date	01/04/2006
Contract end date	

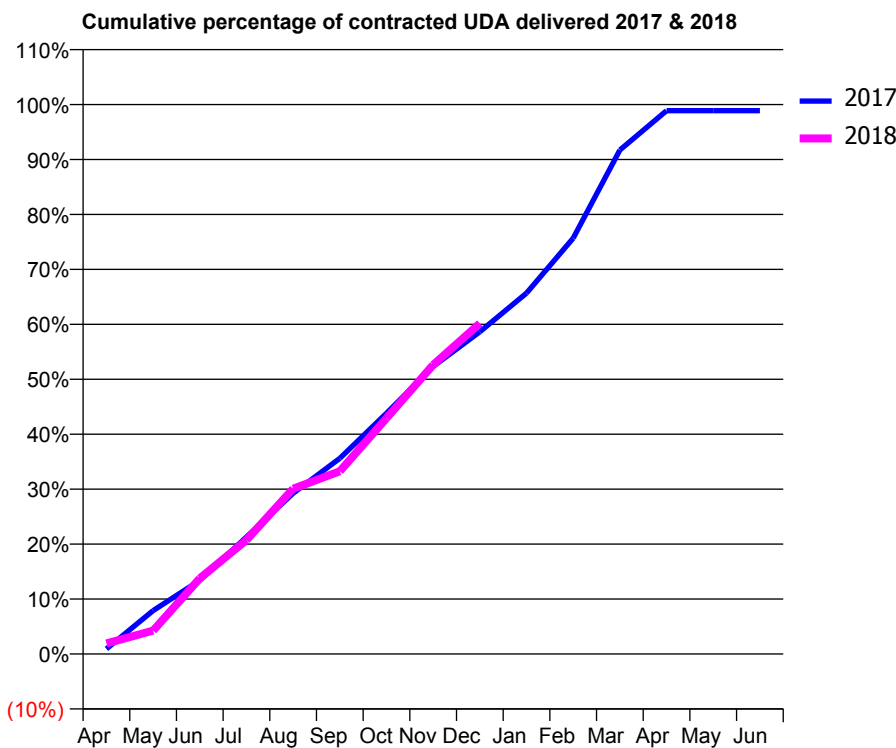
17/18 Contracted general activity (UDA)	9,458
Carry forward general activity (UDA)	105
17/18 Contracted orthodontic activity (UOA)	0
Carry forward orthodontic activity (UOA)	0
Baseline contract value	£221,997.98

### ACCESS\*

Patients seen in 24 months	Total	Change since previous quarter
Quarter ending December 2016	2,969	
Quarter ending March 2017	3,010	→
Quarter ending June 2017	2,991	→
Quarter ending September 2017	2,947	↓
Quarter ending December 2017	2,968	→
<b>Variance since December 2016</b>	<b>(0.0%)</b>	→



### ACTIVITY



Month	Adjusted Scheduled Activity (UDA)	
	2017	2018
April	88	184
May	748	402
June	1,267	1,302
July	2,014	1,960
August	2,767	2,845
September	3,368	3,146
October	4,143	4,058
November	4,950	4,976
December	5,546	5,691
January	6,211	
February	7,158	
March	8,675	
April	9,353	
May	9,353	
June	9,353	

### QUALITY

	Quantity	Base Number	Contract	AT	Region	England
% of FP17s for the same patient ID Re-attending within 3 months - Children	36	581	6.2%	10.0%	11.8%	12.0%
% of FP17s for the same patient ID Re-attending within 3 months - Adults	467	2,425	19.3%	14.9%	15.3%	15.9%
% of FP17s for the same patient ID Re-attending between 3 & 9 months - Children	268	581	46.1%	51.7%	59.1%	58.0%
% of FP17s for the same patient ID Re-attending between 3 & 9 months - Adults	907	2,425	37.4%	47.2%	51.5%	50.5%
% of FP17s for Band 1 Urgent Courses	317	2,798	11.3%	8.0%	8.0%	9.0%
% of FP17s Relating to Free Repair or Replacements	25	2,798	0.9%	0.7%	0.8%	0.8%
% of FP17s Relating to Continuations	39	2,798	1.4%	0.9%	1.1%	1.1%
% of Patients satisfied with the dentistry they have received	5	5	N/A	91.6%	91.6%	91.5%
% of Patients satisfied with the time they had to wait for an appointment	5	5	N/A	89.9%	88.3%	87.9%

\* This is based on patients treated on this contract for their most recent course of treatment. Figures in italics indicate the base number of FP17s or Patient Questionnaire responses are less than 100. N/A is shown where the base number of responses is less than 10 during the period. % is calculated as Quantity/Base number\*100

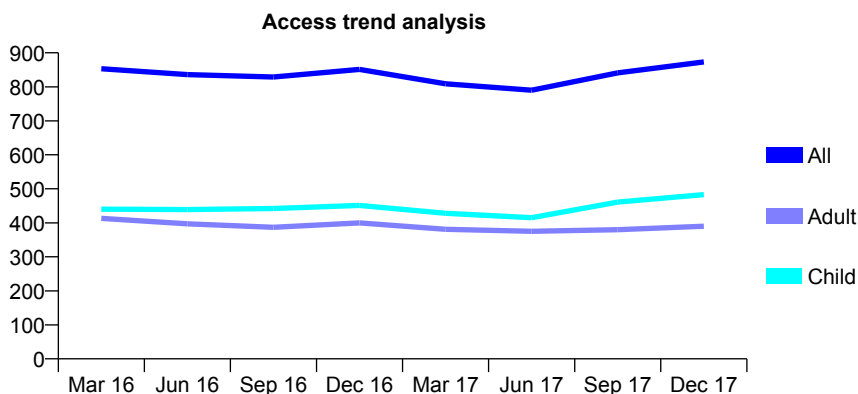
## Q54 - Vital Signs At a Glance Contract Report for 215732/0001 - December 2017

Name or company name	Hall Green Dental Practice
Contract type name	GDS Contract
Purpose of contract	General
Contract start date	01/04/2006
Contract end date	

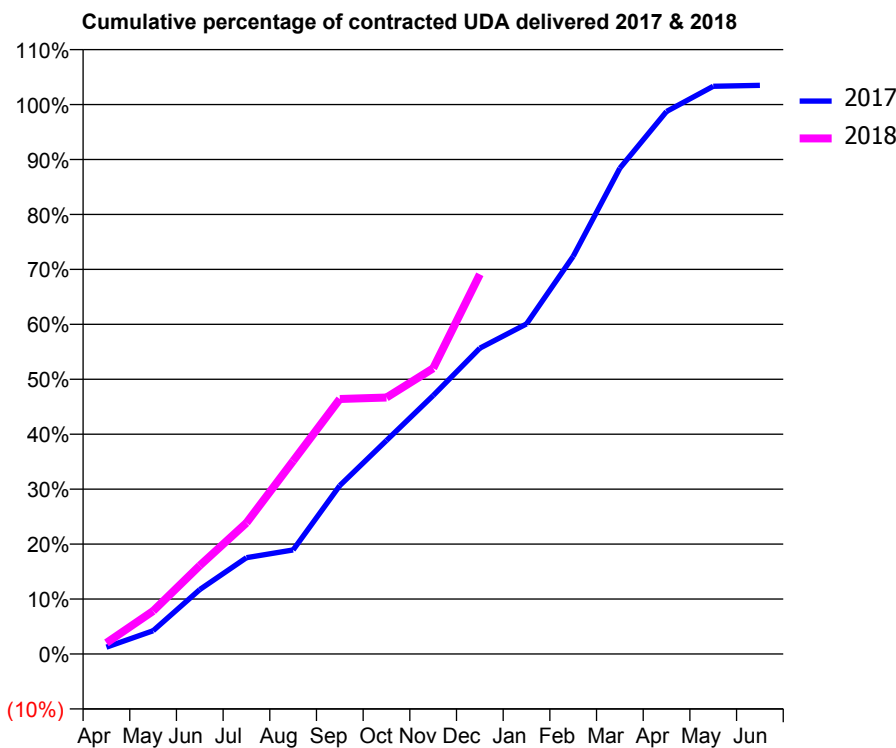
17/18 Contracted general activity (UDA)	2,225
Carry forward general activity (UDA)	-45
17/18 Contracted orthodontic activity (UOA)	0
Carry forward orthodontic activity (UOA)	0
Baseline contract value	£55,304.20

### ACCESS\*

Patients seen in 24 months	Total	Change since previous quarter
Quarter ending December 2016	851	
Quarter ending March 2017	809	↓
Quarter ending June 2017	790	↓
Quarter ending September 2017	841	↑
Quarter ending December 2017	873	↑
<b>Variance since December 2016</b>	2.6%	↑



### ACTIVITY



Month	Adjusted Scheduled Activity (UDA)	
	2017	2018
April	28	45
May	94	174
June	261	358
July	390	531
August	421	781
September	682	1,033
October	865	1,039
November	1,047	1,157
December	1,238	1,538
January	1,337	
February	1,610	
March	1,967	
April	2,197	
May	2,299	
June	2,303	

### QUALITY

	Quantity	Base Number	Contract	AT	Region	England
% of FP17s for the same patient ID Re-attending within 3 months - Children	15	525	2.9%	10.0%	11.8%	12.0%
% of FP17s for the same patient ID Re-attending within 3 months - Adults	21	297	7.1%	14.9%	15.3%	15.9%
% of FP17s for the same patient ID Re-attending between 3 & 9 months - Children	293	525	55.8%	51.7%	59.1%	58.0%
% of FP17s for the same patient ID Re-attending between 3 & 9 months - Adults	92	297	31.0%	47.2%	51.5%	50.5%
% of FP17s for Band 1 Urgent Courses	39	729	5.3%	8.0%	8.0%	9.0%
% of FP17s Relating to Free Repair or Replacements	0	729	0.0%	0.7%	0.8%	0.8%
% of FP17s Relating to Continuations	0	729	0.0%	0.9%	1.1%	1.1%
% of Patients satisfied with the dentistry they have received	1	1	N/A	91.6%	91.6%	91.5%
% of Patients satisfied with the time they had to wait for an appointment	1	1	N/A	89.9%	88.3%	87.9%

\* This is based on patients treated on this contract for their most recent course of treatment. Figures in italics indicate the base number of FP17s or Patient Questionnaire responses are less than 100. N/A is shown where the base number of responses is less than 10 during the period. % is calculated as Quantity/Base number\*100

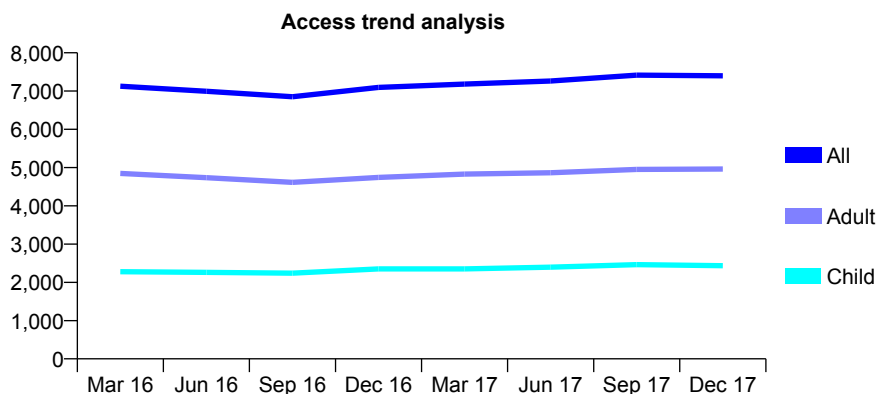
## Q54 - Vital Signs At a Glance Contract Report for 219916/0001 - December 2017

Name or company name	MR M KHOJA
Contract type name	GDS Contract
Purpose of contract	General
Contract start date	01/04/2006
Contract end date	

17/18 Contracted general activity (UDA)	22,689
Carry forward general activity (UDA)	-401
17/18 Contracted orthodontic activity (UOA)	0
Carry forward orthodontic activity (UOA)	0
Baseline contract value	£600,870.56

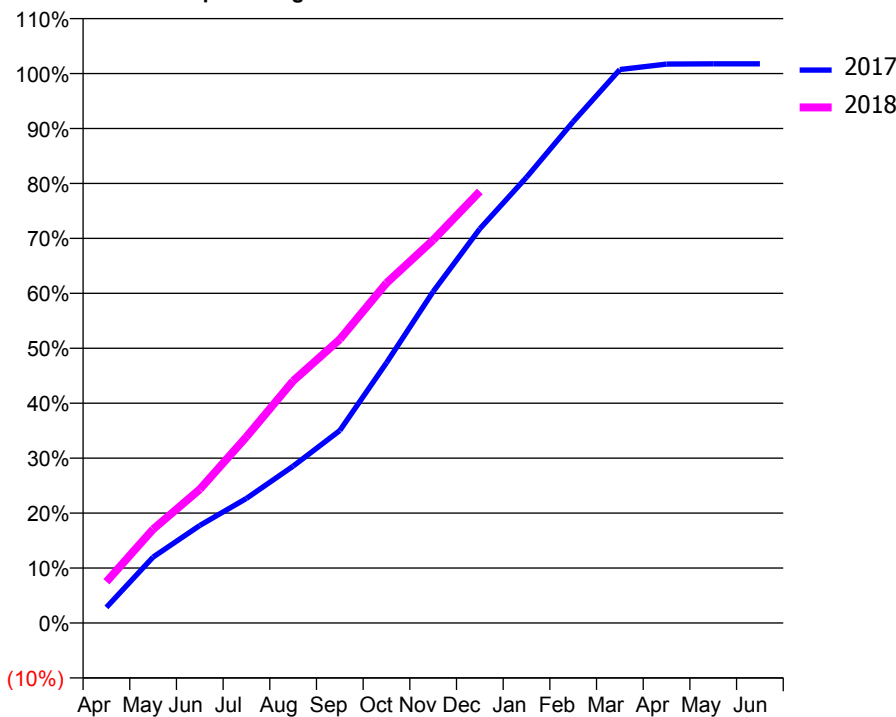
### ACCESS\*

Patients seen in 24 months	Total	Change since previous quarter
Quarter ending December 2016	7,095	
Quarter ending March 2017	7,181	→
Quarter ending June 2017	7,263	→
Quarter ending September 2017	7,415	↑
Quarter ending December 2017	7,397	→
<b>Variance since December 2016</b>	<b>4.3%</b>	<b>↑</b>



### ACTIVITY

Cumulative percentage of contracted UDA delivered 2017 & 2018



Month	Adjusted Scheduled Activity (UDA)	
	2017	2018
April	648	1,706
May	2,725	3,873
June	4,027	5,519
July	5,145	7,690
August	6,476	9,998
September	7,949	11,716
October	10,745	14,038
November	13,683	15,815
December	16,278	17,818
January	18,405	
February	20,697	
March	22,855	
April	23,080	
May	23,090	
June	23,090	

### QUALITY

	Quantity	Base Number	Contract	AT	Region	England
% of FP17s for the same patient ID Re-attending within 3 months - Children	175	1,896	9.2%	10.0%	11.8%	12.0%
% of FP17s for the same patient ID Re-attending within 3 months - Adults	658	4,067	16.2%	14.9%	15.3%	15.9%
% of FP17s for the same patient ID Re-attending between 3 & 9 months - Children	679	1,896	35.8%	51.7%	59.1%	58.0%
% of FP17s for the same patient ID Re-attending between 3 & 9 months - Adults	1,397	4,067	34.3%	47.2%	51.5%	50.5%
% of FP17s for Band 1 Urgent Courses	857	5,881	14.6%	8.0%	8.0%	9.0%
% of FP17s Relating to Free Repair or Replacements	26	5,881	0.4%	0.7%	0.8%	0.8%
% of FP17s Relating to Continuations	1	5,881	0.0%	0.9%	1.1%	1.1%
% of Patients satisfied with the dentistry they have received	3	3	N/A	91.6%	91.6%	91.5%
% of Patients satisfied with the time they had to wait for an appointment	3	3	N/A	89.9%	88.3%	87.9%

\* This is based on patients treated on this contract for their most recent course of treatment. Figures in italics indicate the base number of FP17s or Patient Questionnaire responses are less than 100. N/A is shown where the base number of responses is less than 10 during the period. % is calculated as Quantity/Base number\*100

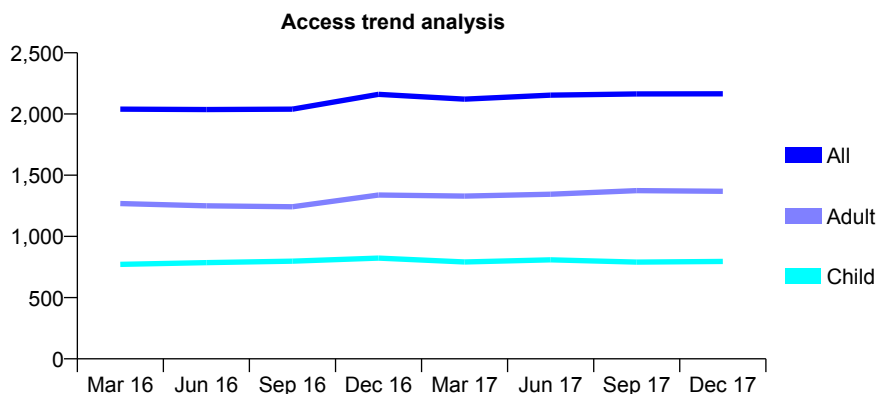
## Q54 - Vital Signs At a Glance Contract Report for 219916/0002 - December 2017

Name or company name	MR M KHOJA
Contract type name	GDS Contract
Purpose of contract	General
Contract start date	01/04/2006
Contract end date	

17/18 Contracted general activity (UDA)	5,632
Carry forward general activity (UDA)	-36
17/18 Contracted orthodontic activity (UOA)	0
Carry forward orthodontic activity (UOA)	0
Baseline contract value	£153,433.93

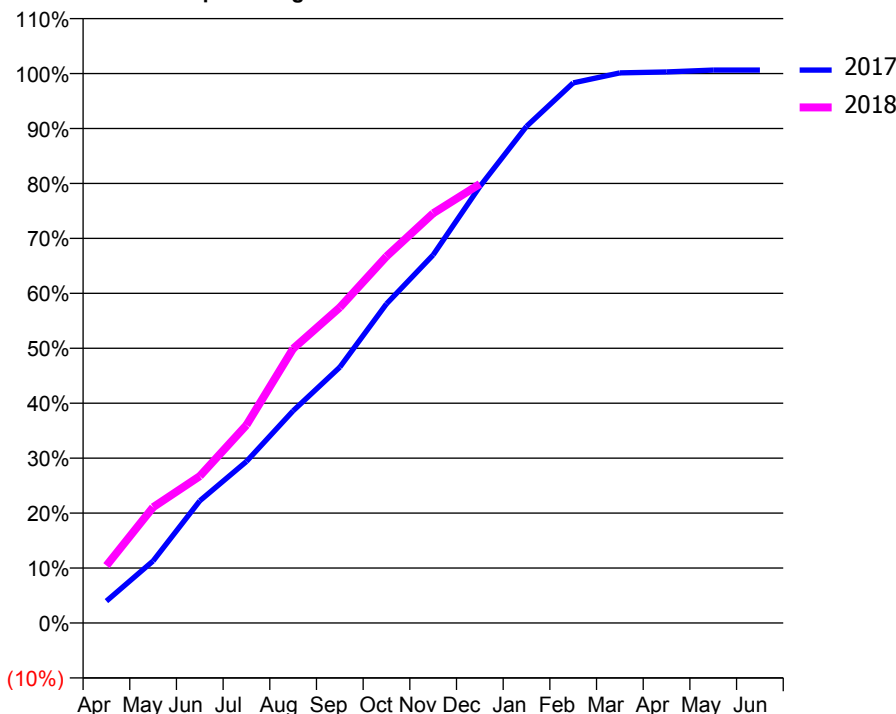
### ACCESS\*

Patients seen in 24 months	Total	Change since previous quarter
Quarter ending December 2016	2,161	
Quarter ending March 2017	2,121	↓
Quarter ending June 2017	2,154	→
Quarter ending September 2017	2,164	→
Quarter ending December 2017	2,165	→
<b>Variance since December 2016</b>	<b>0.2%</b>	<b>→</b>



### ACTIVITY

Cumulative percentage of contracted UDA delivered 2017 & 2018



Month	Adjusted Scheduled Activity (UDA)	
	2017	2018
April	225	588
May	636	1,188
June	1,252	1,505
July	1,655	2,029
August	2,175	2,812
September	2,621	3,234
October	3,272	3,757
November	3,773	4,199
December	4,474	4,500
January	5,091	
February	5,536	
March	5,638	
April	5,648	
May	5,667	
June	5,667	

### QUALITY

	Quantity	Base Number	Contract	AT	Region	England
% of FP17s for the same patient ID Re-attending within 3 months - Children	90	786	11.5%	10.0%	11.8%	12.0%
% of FP17s for the same patient ID Re-attending within 3 months - Adults	206	1,175	17.5%	14.9%	15.3%	15.9%
% of FP17s for the same patient ID Re-attending between 3 & 9 months - Children	302	786	38.4%	51.7%	59.1%	58.0%
% of FP17s for the same patient ID Re-attending between 3 & 9 months - Adults	376	1,175	32.0%	47.2%	51.5%	50.5%
% of FP17s for Band 1 Urgent Courses	306	1,937	15.8%	8.0%	8.0%	9.0%
% of FP17s Relating to Free Repair or Replacements	9	1,937	0.5%	0.7%	0.8%	0.8%
% of FP17s Relating to Continuations	0	1,937	0.0%	0.9%	1.1%	1.1%
% of Patients satisfied with the dentistry they have received	2	2	N/A	91.6%	91.6%	91.5%
% of Patients satisfied with the time they had to wait for an appointment	2	2	N/A	89.9%	88.3%	87.9%

\* This is based on patients treated on this contract for their most recent course of treatment. Figures in italics indicate the base number of FP17s or Patient Questionnaire responses are less than 100. N/A is shown where the base number of responses is less than 10 during the period. % is calculated as Quantity/Base number\*100



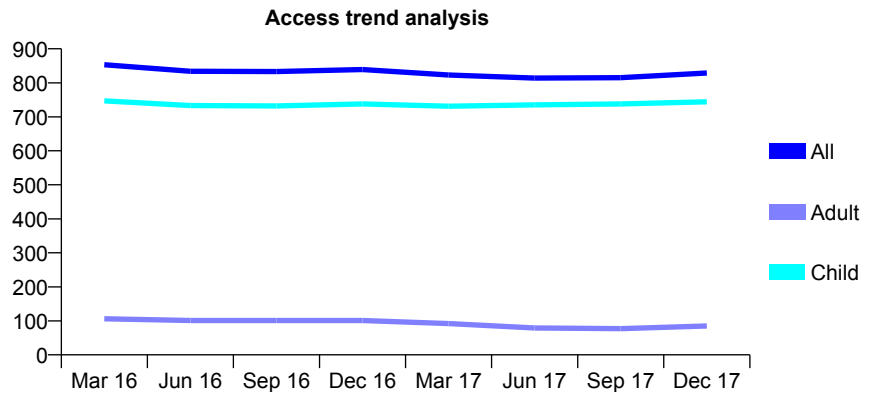
## Q54 - Vital Signs At a Glance Contract Report for 220108/0001 - December 2017

Name or company name	MR TR JONES
Contract type name	GDS Contract
Purpose of contract	General
Contract start date	01/04/2006
Contract end date	

17/18 Contracted general activity (UDA)	2,598
Carry forward general activity (UDA)	0
17/18 Contracted orthodontic activity (UOA)	0
Carry forward orthodontic activity (UOA)	0
Baseline contract value	£57,556.19

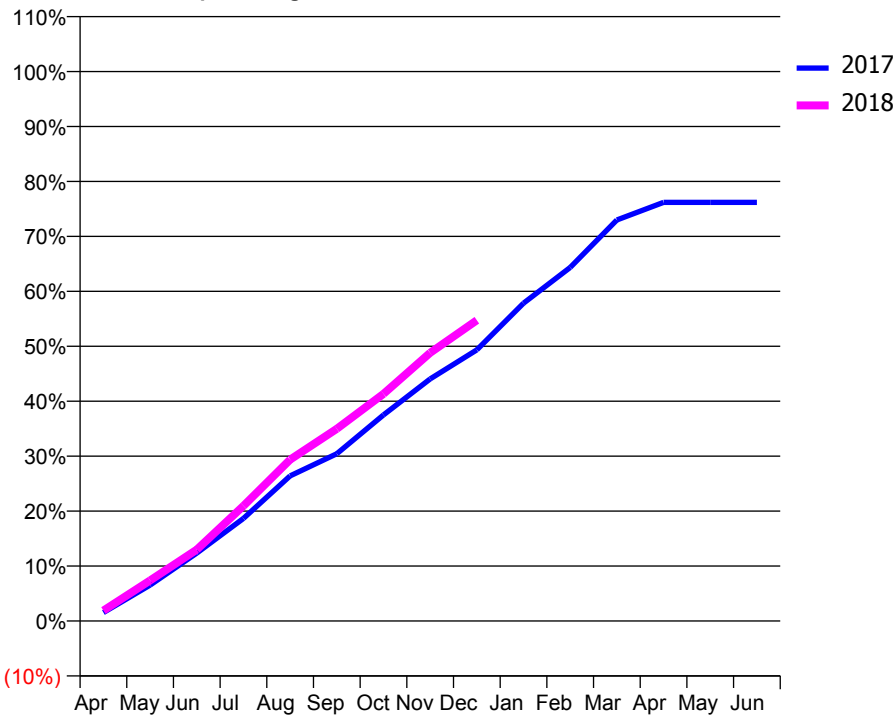
### ACCESS\*

Patients seen in 24 months	Total	Change since previous quarter
Quarter ending December 2016	839	
Quarter ending March 2017	823	↓
Quarter ending June 2017	814	↓
Quarter ending September 2017	815	→
Quarter ending December 2017	829	→
<b>Variance since December 2016</b>	<b>(1.2%)</b>	<b>↓</b>



### ACTIVITY

Cumulative percentage of contracted UDA delivered 2017 & 2018



Month	Adjusted Scheduled Activity (UDA)	
	2017	2018
April	40	49
May	170	192
June	321	338
July	485	544
August	686	763
September	791	909
October	975	1,074
November	1,145	1,268
December	1,282	1,422
January	1,502	
February	1,672	
March	1,896	
April	1,979	
May	1,979	
June	1,979	

### QUALITY

	Quantity	Base Number	Contract	AT	Region	England
% of FP17s for the same patient ID Re-attending within 3 months - Children	193	1,158	16.7%	10.0%	11.8%	12.0%
% of FP17s for the same patient ID Re-attending within 3 months - Adults	0	0	N/A	14.9%	15.3%	15.9%
% of FP17s for the same patient ID Re-attending between 3 & 9 months - Children	730	1,158	63.0%	51.7%	59.1%	58.0%
% of FP17s for the same patient ID Re-attending between 3 & 9 months - Adults	0	0	N/A	47.2%	51.5%	50.5%
% of FP17s for Band 1 Urgent Courses	29	1,099	2.6%	8.0%	8.0%	9.0%
% of FP17s Relating to Free Repair or Replacements	0	1,099	0.0%	0.7%	0.8%	0.8%
% of FP17s Relating to Continuations	27	1,099	2.5%	0.9%	1.1%	1.1%
% of Patients satisfied with the dentistry they have received	1	1	N/A	91.6%	91.6%	91.5%
% of Patients satisfied with the time they had to wait for an appointment	1	1	N/A	89.9%	88.3%	87.9%

\* This is based on patients treated on this contract for their most recent course of treatment. Figures in italics indicate the base number of FP17s or Patient Questionnaire responses are less than 100. N/A is shown where the base number of responses is less than 10 during the period. % is calculated as Quantity/Base number\*100

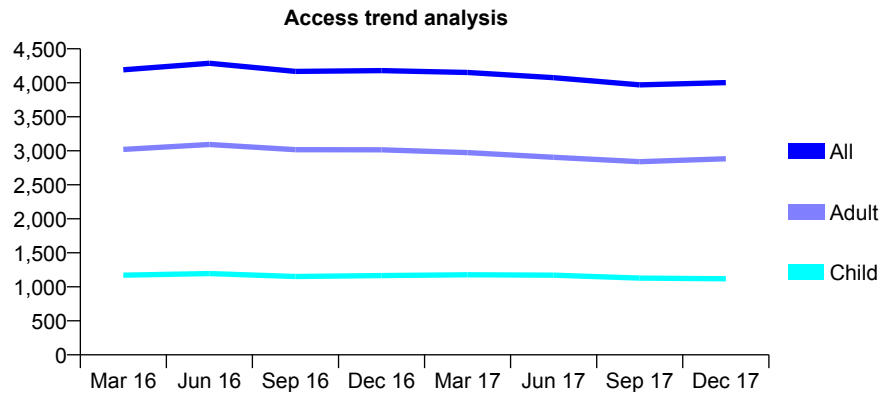
## Q54 - Vital Signs At a Glance Contract Report for 220124/0001 - December 2017

Name or company name	MR PK PATEL
Contract type name	GDS Contract
Purpose of contract	General and Orthodontic
Contract start date	01/04/2006
Contract end date	

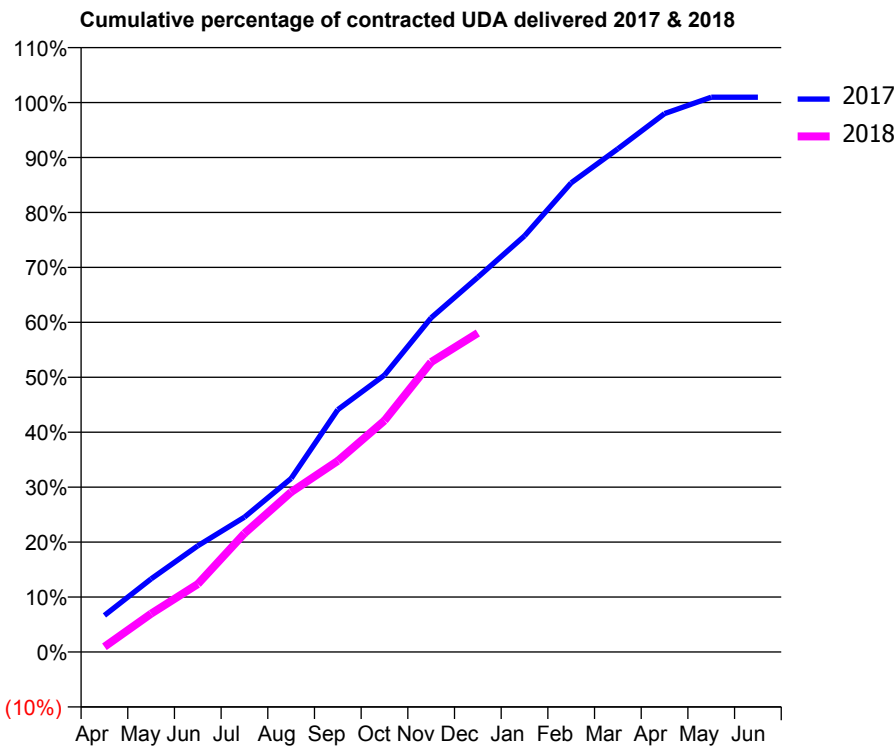
17/18 Contracted general activity (UDA)	11,324
Carry forward general activity (UDA)	-109
17/18 Contracted orthodontic activity (UOA)	234
Carry forward orthodontic activity (UOA)	-5
Baseline contract value	£351,240.61

### ACCESS\*

Patients seen in 24 months	Total	Change since previous quarter
Quarter ending December 2016	4,180	
Quarter ending March 2017	4,152	→
Quarter ending June 2017	4,076	↓
Quarter ending September 2017	3,969	↓
Quarter ending December 2017	4,002	→
<b>Variance since December 2016</b>	<b>(4.3%)</b>	<b>↓</b>



### ACTIVITY



Month	Adjusted Scheduled Activity (UDA)	
	2017	2018
April	753	109
May	1,507	791
June	2,188	1,399
July	2,779	2,443
August	3,577	3,297
September	4,994	3,940
October	5,707	4,769
November	6,887	5,974
December	7,723	6,574
January	8,576	
February	9,668	
March	10,369	
April	11,094	
May	11,433	
June	11,433	

### QUALITY

	Quantity	Base Number	Contract	AT	Region	England
% of FP17s for the same patient ID Re-attending within 3 months - Children	46	1,072	4.3%	10.0%	11.8%	12.0%
% of FP17s for the same patient ID Re-attending within 3 months - Adults	255	2,273	11.2%	14.9%	15.3%	15.9%
% of FP17s for the same patient ID Re-attending between 3 & 9 months - Children	472	1,072	44.0%	51.7%	59.1%	58.0%
% of FP17s for the same patient ID Re-attending between 3 & 9 months - Adults	726	2,273	31.9%	47.2%	51.5%	50.5%
% of FP17s for Band 1 Urgent Courses	260	2,854	9.1%	8.0%	8.0%	9.0%
% of FP17s Relating to Free Repair or Replacements	9	2,854	0.3%	0.7%	0.8%	0.8%
% of FP17s Relating to Continuations	32	2,854	1.1%	0.9%	1.1%	1.1%
% of Patients satisfied with the dentistry they have received	2	2	N/A	91.6%	91.6%	91.5%
% of Patients satisfied with the time they had to wait for an appointment	1	2	N/A	89.9%	88.3%	87.9%

\* This is based on patients treated on this contract for their most recent course of treatment. Figures in italics indicate the base number of FP17s or Patient Questionnaire responses are less than 100. N/A is shown where the base number of responses is less than 10 during the period. % is calculated as Quantity/Base number\*100

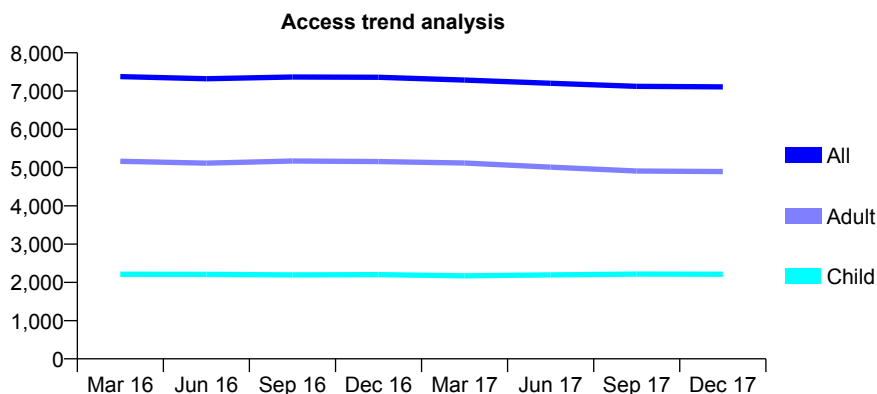
## Q54 - Vital Signs At a Glance Contract Report for 220922/0001 - December 2017

Name or company name	MR JS SIDHU
Contract type name	GDS Contract
Purpose of contract	General and Orthodontic
Contract start date	01/04/2006
Contract end date	

17/18 Contracted general activity (UDA)	19,884
Carry forward general activity (UDA)	-384
17/18 Contracted orthodontic activity (UOA)	22
Carry forward orthodontic activity (UOA)	0
Baseline contract value	£509,009.10

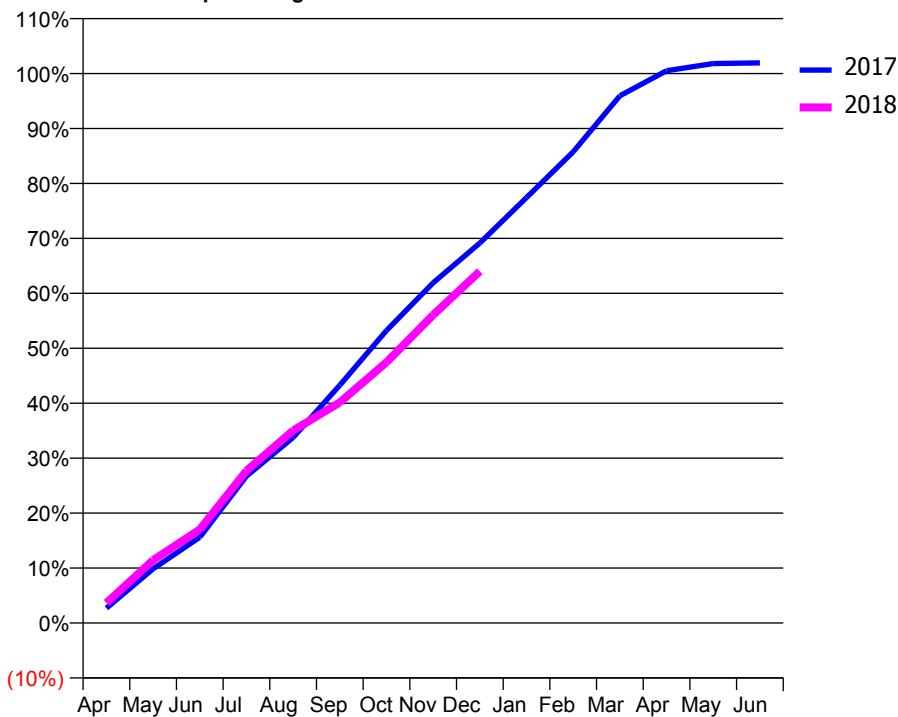
### ACCESS\*

Patients seen in 24 months	Total	Change since previous quarter
Quarter ending December 2016	7,362	
Quarter ending March 2017	7,287	↓
Quarter ending June 2017	7,205	↓
Quarter ending September 2017	7,125	↓
Quarter ending December 2017	7,108	→
<b>Variance since December 2016</b>	<b>(3.5%)</b>	<b>↓</b>



### ACTIVITY

Cumulative percentage of contracted UDA delivered 2017 & 2018



Month	Adjusted Scheduled Activity (UDA)	
	2017	2018
April	538	724
May	1,960	2,273
June	3,103	3,387
July	5,316	5,507
August	6,714	6,966
September	8,607	7,982
October	10,584	9,437
November	12,310	11,150
December	13,748	12,724
January	15,394	
February	17,048	
March	19,078	
April	19,986	
May	20,243	
June	20,268	

### QUALITY

	Quantity	Base Number	Contract	AT	Region	England
% of FP17s for the same patient ID Re-attending within 3 months - Children	73	1,646	4.4%	10.0%	11.8%	12.0%
% of FP17s for the same patient ID Re-attending within 3 months - Adults	465	3,726	12.5%	14.9%	15.3%	15.9%
% of FP17s for the same patient ID Re-attending between 3 & 9 months - Children	492	1,646	29.9%	51.7%	59.1%	58.0%
% of FP17s for the same patient ID Re-attending between 3 & 9 months - Adults	1,214	3,726	32.6%	47.2%	51.5%	50.5%
% of FP17s for Band 1 Urgent Courses	291	4,919	5.9%	8.0%	8.0%	9.0%
% of FP17s Relating to Free Repair or Replacements	77	4,919	1.6%	0.7%	0.8%	0.8%
% of FP17s Relating to Continuations	32	4,919	0.7%	0.9%	1.1%	1.1%
% of Patients satisfied with the dentistry they have received	6	6	N/A	91.6%	91.6%	91.5%
% of Patients satisfied with the time they had to wait for an appointment	6	6	N/A	89.9%	88.3%	87.9%

\* This is based on patients treated on this contract for their most recent course of treatment. Figures in italics indicate the base number of FP17s or Patient Questionnaire responses are less than 100. N/A is shown where the base number of responses is less than 10 during the period. % is calculated as Quantity/Base number\*100

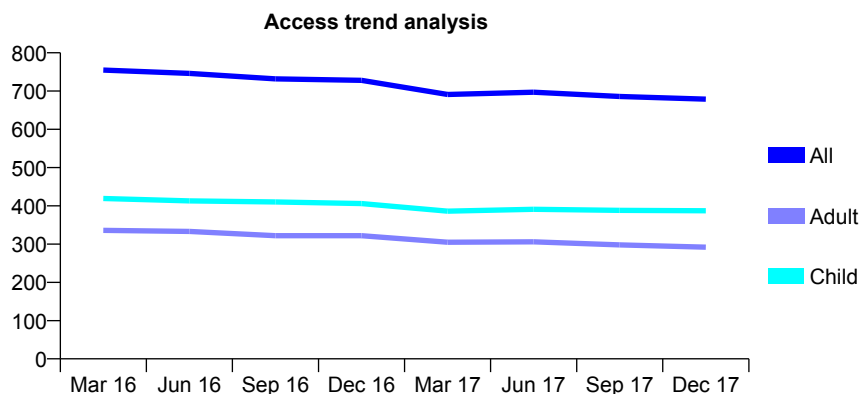
## Q54 - Vital Signs At a Glance Contract Report for 221309/0001 - December 2017

Name or company name	MR IC WILSON
Contract type name	GDS Contract
Purpose of contract	General
Contract start date	01/04/2006
Contract end date	

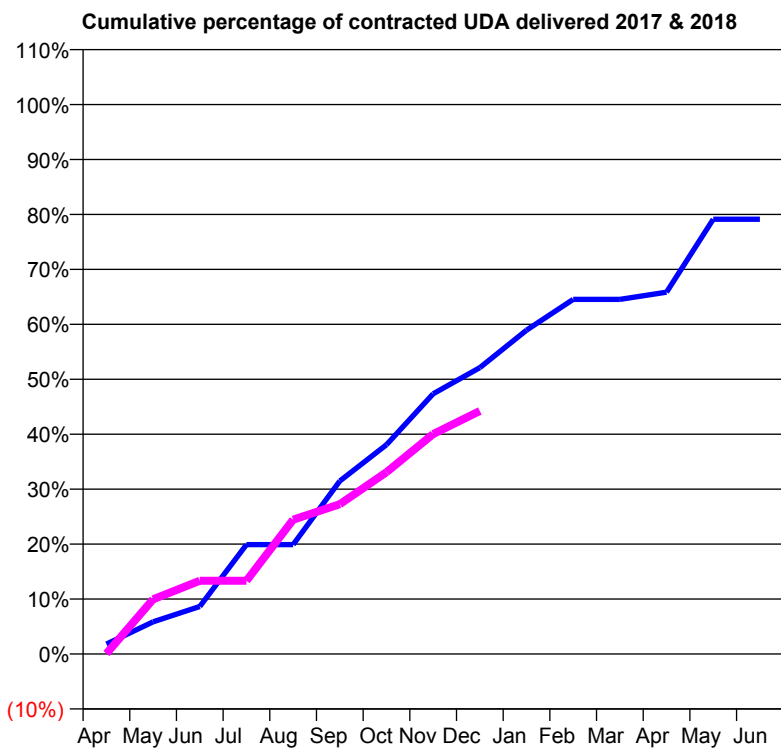
17/18 Contracted general activity (UDA)	2,225
Carry forward general activity (UDA)	0
17/18 Contracted orthodontic activity (UOA)	0
Carry forward orthodontic activity (UOA)	0
Baseline contract value	£53,888.42

### ACCESS\*

Patients seen in 24 months	Total	Change since previous quarter
Quarter ending December 2016	728	
Quarter ending March 2017	691	↓
Quarter ending June 2017	697	→
Quarter ending September 2017	686	↓
Quarter ending December 2017	679	↓
<b>Variance since December 2016</b>	<b>(6.7%)</b>	<b>↓</b>



### ACTIVITY



Month	Adjusted Scheduled Activity (UDA)	
	2017	2018
April	40	2
May	130	222
June	193	297
July	443	297
August	443	544
September	701	606
October	848	736
November	1,054	891
December	1,160	984
January	1,311	
February	1,436	
March	1,436	
April	1,465	
May	1,761	
June	1,761	

### QUALITY

	Quantity	Base Number	Contract	AT	Region	England
% of FP17s for the same patient ID Re-attending within 3 months - Children	35	511	6.8%	10.0%	11.8%	12.0%
% of FP17s for the same patient ID Re-attending within 3 months - Adults	55	284	19.4%	14.9%	15.3%	15.9%
% of FP17s for the same patient ID Re-attending between 3 & 9 months - Children	322	511	63.0%	51.7%	59.1%	58.0%
% of FP17s for the same patient ID Re-attending between 3 & 9 months - Adults	139	284	48.9%	47.2%	51.5%	50.5%
% of FP17s for Band 1 Urgent Courses	48	635	7.6%	8.0%	8.0%	9.0%
% of FP17s Relating to Free Repair or Replacements	0	635	0.0%	0.7%	0.8%	0.8%
% of FP17s Relating to Continuations	10	635	1.6%	0.9%	1.1%	1.1%
% of Patients satisfied with the dentistry they have received	0	0	N/A	91.6%	91.6%	91.5%
% of Patients satisfied with the time they had to wait for an appointment	0	0	N/A	89.9%	88.3%	87.9%

\* This is based on patients treated on this contract for their most recent course of treatment. Figures in italics indicate the base number of FP17s or Patient Questionnaire responses are less than 100. N/A is shown where the base number of responses is less than 10 during the period. % is calculated as Quantity/Base number\*100

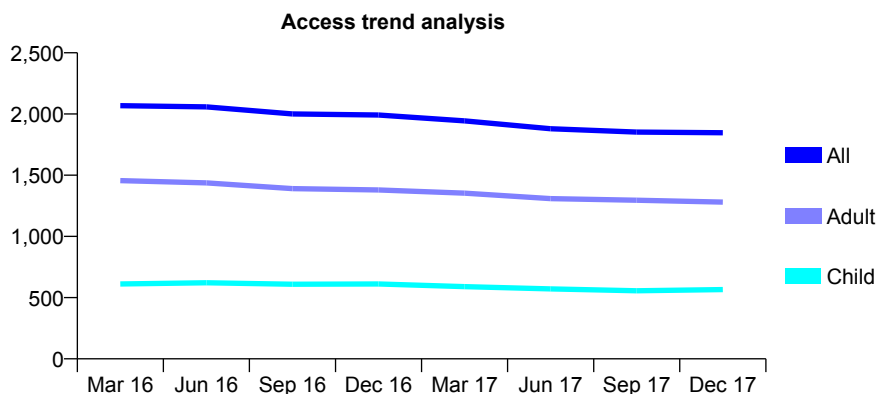
## Q54 - Vital Signs At a Glance Contract Report for 224472/0002 - December 2017

Name or company name	MRS AC HADDON
Contract type name	GDS Contract
Purpose of contract	General
Contract start date	28/09/2011
Contract end date	

17/18 Contracted general activity (UDA)	8,384
Carry forward general activity (UDA)	0
17/18 Contracted orthodontic activity (UOA)	0
Carry forward orthodontic activity (UOA)	0
Baseline contract value	£250,287.03

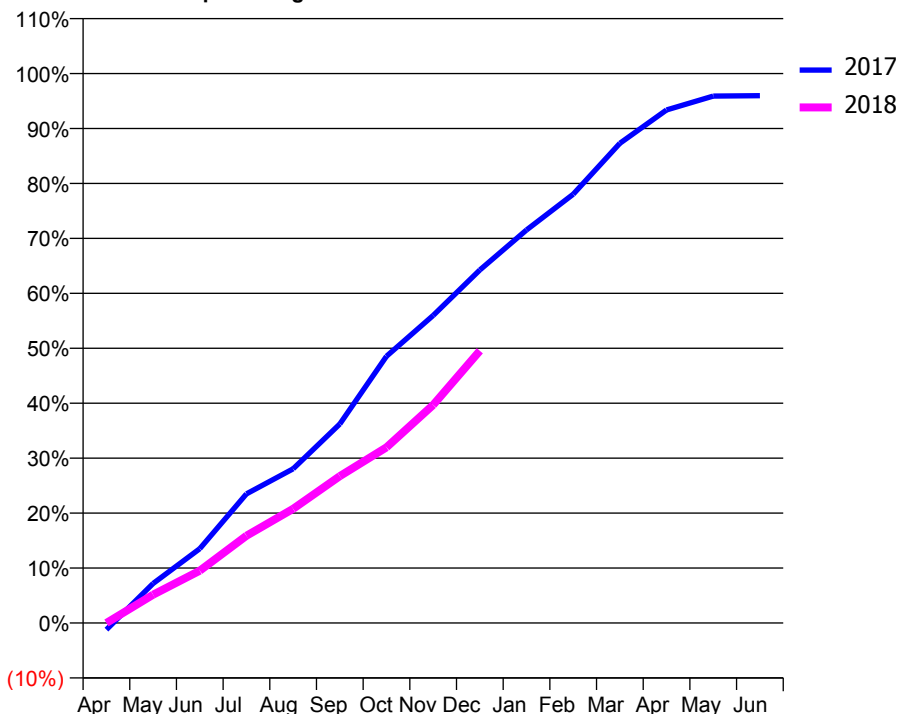
### ACCESS\*

Patients seen in 24 months	Total	Change since previous quarter
Quarter ending December 2016	1,992	
Quarter ending March 2017	1,944	↓
Quarter ending June 2017	1,880	↓
Quarter ending September 2017	1,852	↓
Quarter ending December 2017	1,847	→
<b>Variance since December 2016</b>	<b>(7.3%)</b>	<b>↓</b>



### ACTIVITY

Cumulative percentage of contracted UDA delivered 2017 & 2018



Month	Adjusted Scheduled Activity (UDA)	
	2017	2018
April	-103	0
May	603	432
June	1,134	798
July	1,970	1,332
August	2,352	1,742
September	3,036	2,242
October	4,070	2,680
November	4,692	3,328
December	5,386	4,153
January	5,997	
February	6,542	
March	7,319	
April	7,827	
May	8,039	
June	8,046	

### QUALITY

	Quantity	Base Number	Contract	AT	Region	England
% of FP17s for the same patient ID Re-attending within 3 months - Children	64	517	12.4%	10.0%	11.8%	12.0%
% of FP17s for the same patient ID Re-attending within 3 months - Adults	766	1,790	42.8%	14.9%	15.3%	15.9%
% of FP17s for the same patient ID Re-attending between 3 & 9 months - Children	261	517	50.5%	51.7%	59.1%	58.0%
% of FP17s for the same patient ID Re-attending between 3 & 9 months - Adults	638	1,790	35.6%	47.2%	51.5%	50.5%
% of FP17s for Band 1 Urgent Courses	242	2,007	12.1%	8.0%	8.0%	9.0%
% of FP17s Relating to Free Repair or Replacements	33	2,007	1.6%	0.7%	0.8%	0.8%
% of FP17s Relating to Continuations	137	2,007	6.8%	0.9%	1.1%	1.1%
% of Patients satisfied with the dentistry they have received	1	1	N/A	91.6%	91.6%	91.5%
% of Patients satisfied with the time they had to wait for an appointment	1	1	N/A	89.9%	88.3%	87.9%

\* This is based on patients treated on this contract for their most recent course of treatment. Figures in italics indicate the base number of FP17s or Patient Questionnaire responses are less than 100. N/A is shown where the base number of responses is less than 10 during the period. % is calculated as Quantity/Base number\*100

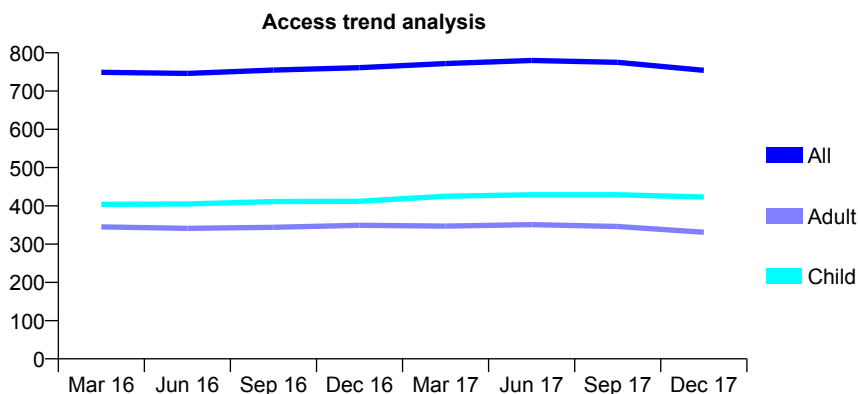
## Q54 - Vital Signs At a Glance Contract Report for 231282/0001 - December 2017

Name or company name	MR SD LOESCHER
Contract type name	GDS Contract
Purpose of contract	General
Contract start date	01/04/2006
Contract end date	

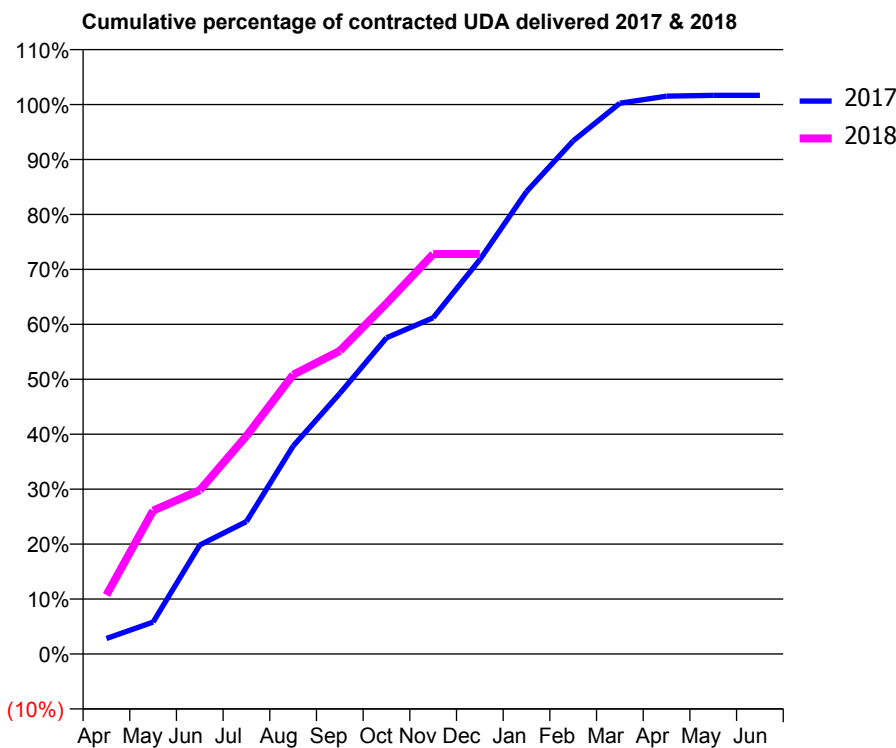
17/18 Contracted general activity (UDA)	1,566
Carry forward general activity (UDA)	-26
17/18 Contracted orthodontic activity (UOA)	0
Carry forward orthodontic activity (UOA)	0
Baseline contract value	£37,727.69

### ACCESS\*

Patients seen in 24 months	Total	Change since previous quarter
Quarter ending December 2016	761	
Quarter ending March 2017	772	→
Quarter ending June 2017	780	→
Quarter ending September 2017	775	→
Quarter ending December 2017	754	↓
<b>Variance since December 2016</b>	<b>(0.9%)</b>	<b>→</b>



### ACTIVITY



Month	Adjusted Scheduled Activity (UDA)	
	2017	2018
April	44	168
May	91	409
June	311	467
July	378	621
August	593	796
September	743	864
October	901	999
November	958	1,140
December	1,124	1,140
January	1,318	
February	1,462	
March	1,570	
April	1,590	
May	1,592	
June	1,592	

### QUALITY

	Quantity	Base Number	Contract	AT	Region	England
% of FP17s for the same patient ID Re-attending within 3 months - Children	21	475	4.4%	10.0%	11.8%	12.0%
% of FP17s for the same patient ID Re-attending within 3 months - Adults	32	285	11.2%	14.9%	15.3%	15.9%
% of FP17s for the same patient ID Re-attending between 3 & 9 months - Children	343	475	72.2%	51.7%	59.1%	58.0%
% of FP17s for the same patient ID Re-attending between 3 & 9 months - Adults	161	285	56.5%	47.2%	51.5%	50.5%
% of FP17s for Band 1 Urgent Courses	21	742	2.8%	8.0%	8.0%	9.0%
% of FP17s Relating to Free Repair or Replacements	7	742	0.9%	0.7%	0.8%	0.8%
% of FP17s Relating to Continuations	1	742	0.1%	0.9%	1.1%	1.1%
% of Patients satisfied with the dentistry they have received	0	0	N/A	91.6%	91.6%	91.5%
% of Patients satisfied with the time they had to wait for an appointment	0	0	N/A	89.9%	88.3%	87.9%

\* This is based on patients treated on this contract for their most recent course of treatment. Figures in italics indicate the base number of FP17s or Patient Questionnaire responses are less than 100. N/A is shown where the base number of responses is less than 10 during the period. % is calculated as Quantity/Base number\*100

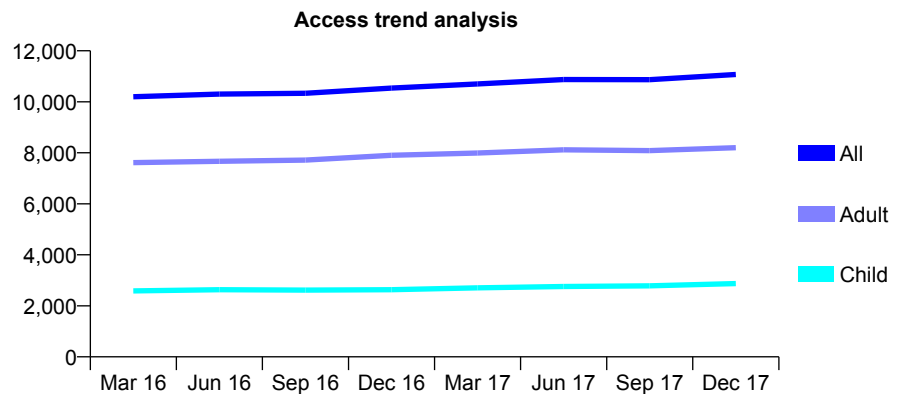
## Q54 - Vital Signs At a Glance Contract Report for 234761/0001 - December 2017

Name or company name	MR RS TOBIN
Contract type name	GDS Contract
Purpose of contract	General
Contract start date	01/04/2009
Contract end date	

17/18 Contracted general activity (UDA)	37,040
Carry forward general activity (UDA)	0
17/18 Contracted orthodontic activity (UOA)	0
Carry forward orthodontic activity (UOA)	0
Baseline contract value	£985,832.45

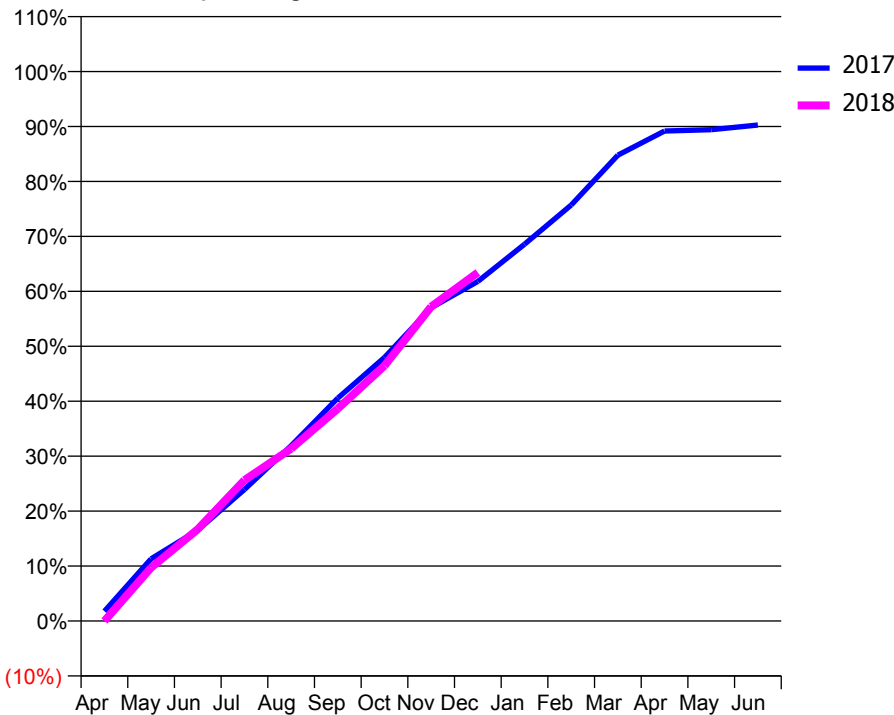
### ACCESS\*

Patients seen in 24 months	Total	Change since previous quarter
Quarter ending December 2016	10,537	
Quarter ending March 2017	10,699	→
Quarter ending June 2017	10,874	→
Quarter ending September 2017	10,869	→
Quarter ending December 2017	11,071	→
<b>Variance since December 2016</b>	<b>5.1%</b>	<b>↑</b>



### ACTIVITY

Cumulative percentage of contracted UDA delivered 2017 & 2018



Month	Adjusted Scheduled Activity (UDA)	
	2017	2018
April	659	0
May	4,191	3,600
June	6,127	6,190
July	8,864	9,497
August	11,818	11,617
September	15,023	14,311
October	17,770	17,208
November	21,120	21,190
December	22,892	23,490
January	25,396	
February	28,041	
March	31,402	
April	33,027	
May	33,121	
June	33,428	

### QUALITY

	Quantity	Base Number	Contract	AT	Region	England
% of FP17s for the same patient ID Re-attending within 3 months - Children	290	2,952	9.8%	10.0%	11.8%	12.0%
% of FP17s for the same patient ID Re-attending within 3 months - Adults	1,876	8,730	21.5%	14.9%	15.3%	15.9%
% of FP17s for the same patient ID Re-attending between 3 & 9 months - Children	1,522	2,952	51.6%	51.7%	59.1%	58.0%
% of FP17s for the same patient ID Re-attending between 3 & 9 months - Adults	4,084	8,730	46.8%	47.2%	51.5%	50.5%
% of FP17s for Band 1 Urgent Courses	1,485	10,103	14.7%	8.0%	8.0%	9.0%
% of FP17s Relating to Free Repair or Replacements	89	10,103	0.9%	0.7%	0.8%	0.8%
% of FP17s Relating to Continuations	161	10,103	1.6%	0.9%	1.1%	1.1%
% of Patients satisfied with the dentistry they have received	9	9	N/A	91.6%	91.6%	91.5%
% of Patients satisfied with the time they had to wait for an appointment	9	9	N/A	89.9%	88.3%	87.9%

\* This is based on patients treated on this contract for their most recent course of treatment. Figures in italics indicate the base number of FP17s or Patient Questionnaire responses are less than 100. N/A is shown where the base number of responses is less than 10 during the period. % is calculated as Quantity/Base number\*100



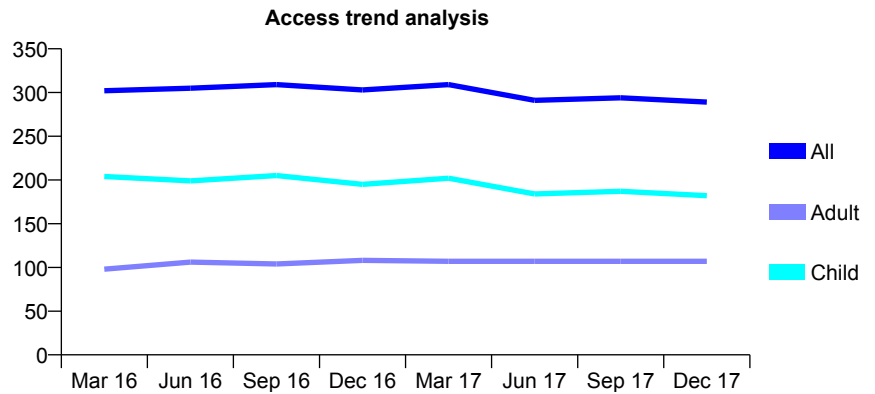
## Q54 - Vital Signs At a Glance Contract Report for 234982/0001 - December 2017

Name or company name	MR CJ HIRST
Contract type name	GDS Contract
Purpose of contract	General
Contract start date	01/04/2006
Contract end date	

17/18 Contracted general activity (UDA)	600
Carry forward general activity (UDA)	0
17/18 Contracted orthodontic activity (UOA)	0
Carry forward orthodontic activity (UOA)	0
Baseline contract value	£14,898.62

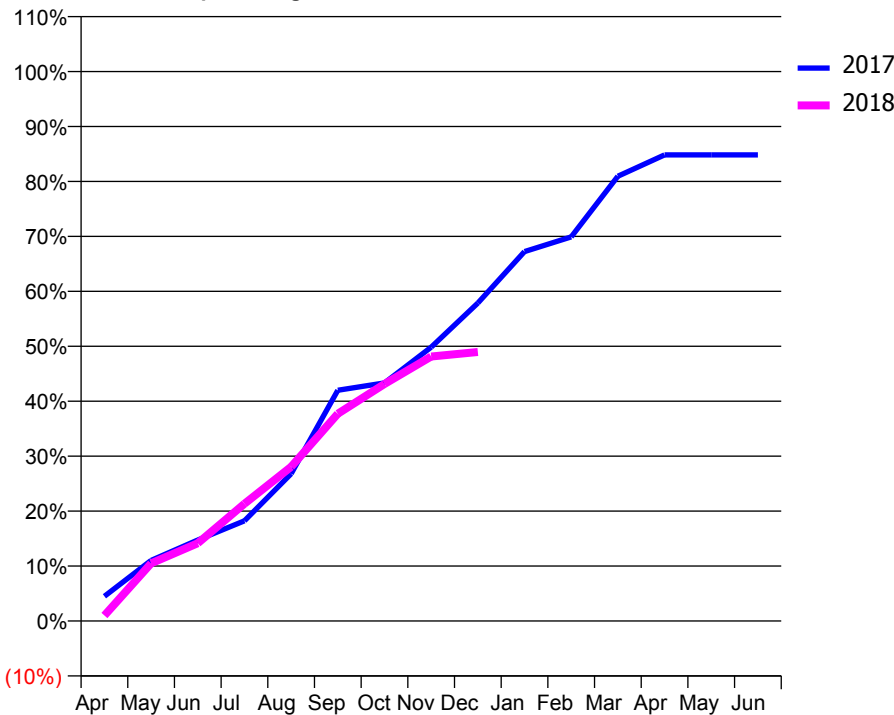
### ACCESS\*

Patients seen in 24 months	Total	Change since previous quarter
Quarter ending December 2016	303	
Quarter ending March 2017	309	→
Quarter ending June 2017	291	↓
Quarter ending September 2017	294	→
Quarter ending December 2017	289	↓
<b>Variance since December 2016</b>	<b>(4.6%)</b>	<b>↓</b>



### ACTIVITY

Cumulative percentage of contracted UDA delivered 2017 & 2018



Month	Adjusted Scheduled Activity (UDA)	
	2017	2018
April	27	6
May	66	63
June	88	85
July	109	128
August	161	168
September	252	226
October	260	259
November	299	289
December	347	294
January	403	
February	419	
March	486	
April	509	
May	509	
June	509	

### QUALITY

	Quantity	Base Number	Contract	AT	Region	England
% of FP17s for the same patient ID Re-attending within 3 months - Children	6	184	3.3%	10.0%	11.8%	12.0%
% of FP17s for the same patient ID Re-attending within 3 months - Adults	0	64	0.0%	14.9%	15.3%	15.9%
% of FP17s for the same patient ID Re-attending between 3 & 9 months - Children	121	184	65.8%	51.7%	59.1%	58.0%
% of FP17s for the same patient ID Re-attending between 3 & 9 months - Adults	27	64	42.2%	47.2%	51.5%	50.5%
% of FP17s for Band 1 Urgent Courses	4	227	1.8%	8.0%	8.0%	9.0%
% of FP17s Relating to Free Repair or Replacements	0	227	0.0%	0.7%	0.8%	0.8%
% of FP17s Relating to Continuations	0	227	0.0%	0.9%	1.1%	1.1%
% of Patients satisfied with the dentistry they have received	0	0	N/A	91.6%	91.6%	91.5%
% of Patients satisfied with the time they had to wait for an appointment	0	0	N/A	89.9%	88.3%	87.9%

\* This is based on patients treated on this contract for their most recent course of treatment. Figures in italics indicate the base number of FP17s or Patient Questionnaire responses are less than 100. N/A is shown where the base number of responses is less than 10 during the period. % is calculated as Quantity/Base number\*100

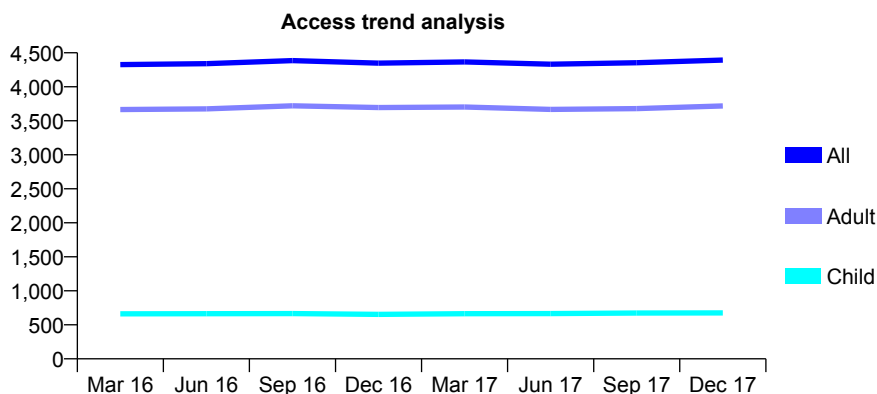
## Q54 - Vital Signs At a Glance Contract Report for 239046/0001 - December 2017

Name or company name	MR DW PANNELL
Contract type name	GDS Contract
Purpose of contract	General
Contract start date	01/04/2006
Contract end date	

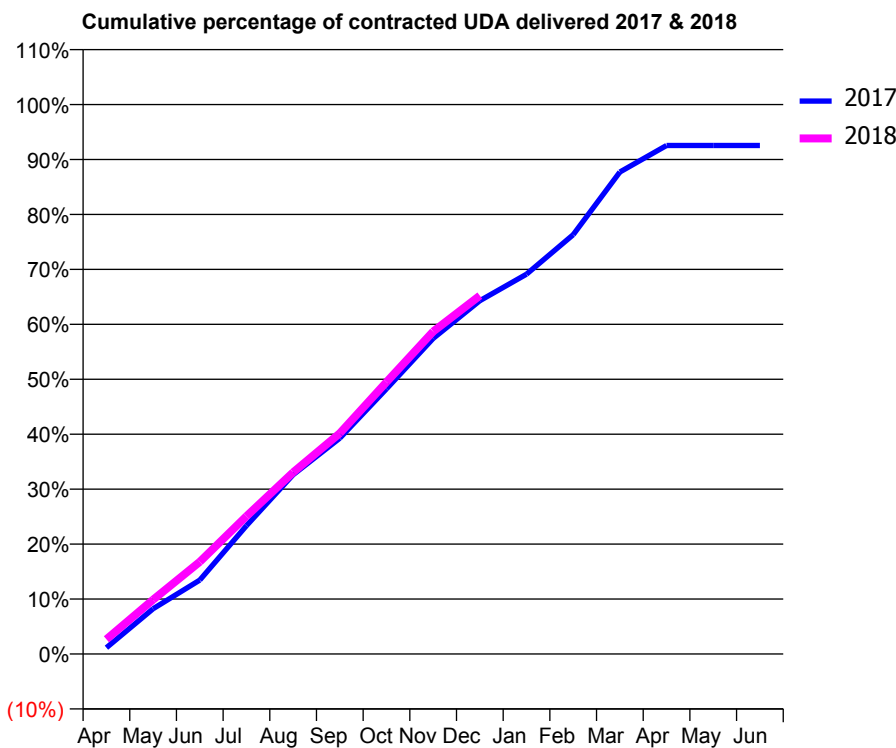
17/18 Contracted general activity (UDA)	13,464
Carry forward general activity (UDA)	0
17/18 Contracted orthodontic activity (UOA)	0
Carry forward orthodontic activity (UOA)	0
Baseline contract value	£277,254.84

### ACCESS\*

Patients seen in 24 months	Total	Change since previous quarter
Quarter ending December 2016	4,349	
Quarter ending March 2017	4,366	→
Quarter ending June 2017	4,333	→
Quarter ending September 2017	4,353	→
Quarter ending December 2017	4,394	→
<b>Variance since December 2016</b>	<b>1.0%</b>	<b>→</b>



### ACTIVITY



Month	Adjusted Scheduled Activity (UDA)	
	2017	2018
April	155	360
May	1,108	1,331
June	1,810	2,261
July	3,144	3,376
August	4,392	4,451
September	5,288	5,410
October	6,497	6,663
November	7,733	7,903
December	8,656	8,782
January	9,306	
February	10,275	
March	11,811	
April	12,461	
May	12,461	
June	12,461	

### QUALITY

	Quantity	Base Number	Contract	AT	Region	England
% of FP17s for the same patient ID Re-attending within 3 months - Children	61	764	8.0%	10.0%	11.8%	12.0%
% of FP17s for the same patient ID Re-attending within 3 months - Adults	622	4,240	14.7%	14.9%	15.3%	15.9%
% of FP17s for the same patient ID Re-attending between 3 & 9 months - Children	470	764	61.5%	51.7%	59.1%	58.0%
% of FP17s for the same patient ID Re-attending between 3 & 9 months - Adults	2,521	4,240	59.5%	47.2%	51.5%	50.5%
% of FP17s for Band 1 Urgent Courses	165	4,685	3.5%	8.0%	8.0%	9.0%
% of FP17s Relating to Free Repair or Replacements	64	4,685	1.4%	0.7%	0.8%	0.8%
% of FP17s Relating to Continuations	118	4,685	2.5%	0.9%	1.1%	1.1%
% of Patients satisfied with the dentistry they have received	9	9	N/A	91.6%	91.6%	91.5%
% of Patients satisfied with the time they had to wait for an appointment	9	9	N/A	89.9%	88.3%	87.9%

\* This is based on patients treated on this contract for their most recent course of treatment. Figures in italics indicate the base number of FP17s or Patient Questionnaire responses are less than 100. N/A is shown where the base number of responses is less than 10 during the period. % is calculated as Quantity/Base number\*100

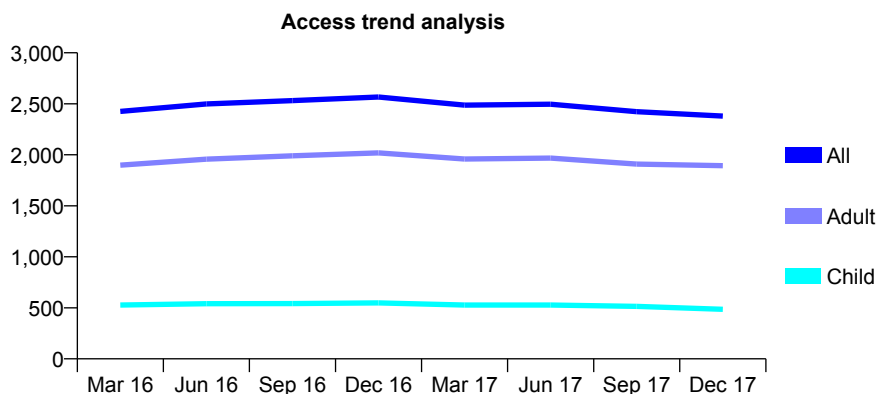
## Q54 - Vital Signs At a Glance Contract Report for 240672/0002 - December 2017

Name or company name	MISS CR RUMLEY
Contract type name	GDS Contract
Purpose of contract	General
Contract start date	01/08/2014
Contract end date	

17/18 Contracted general activity (UDA)	7,324
Carry forward general activity (UDA)	39
17/18 Contracted orthodontic activity (UOA)	0
Carry forward orthodontic activity (UOA)	0
Baseline contract value	£195,284.97

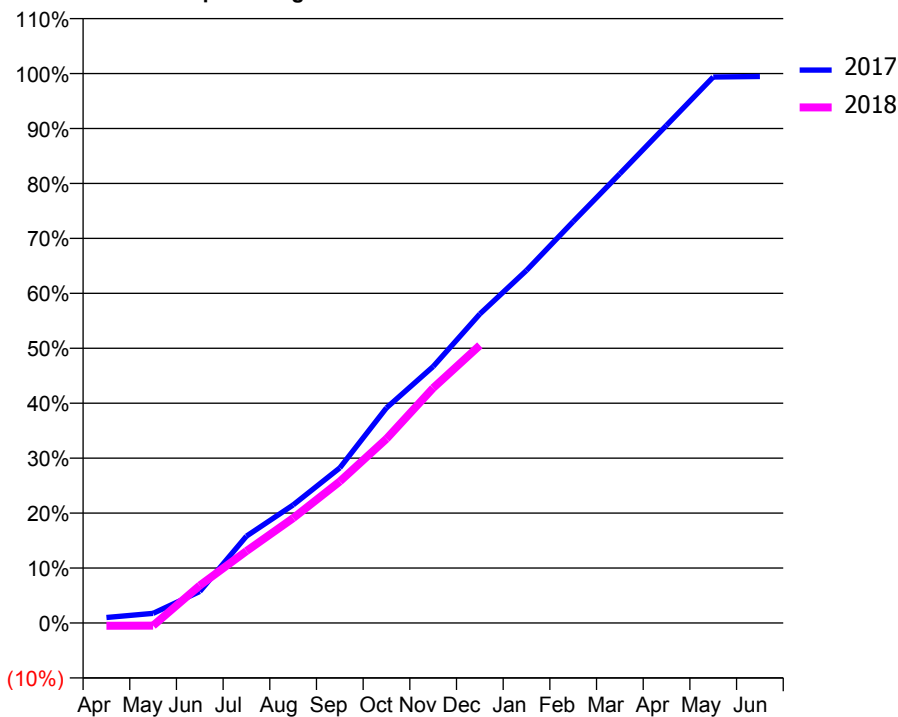
### ACCESS\*

Patients seen in 24 months	Total	Change since previous quarter
Quarter ending December 2016	2,567	
Quarter ending March 2017	2,487	↓
Quarter ending June 2017	2,496	→
Quarter ending September 2017	2,423	↓
Quarter ending December 2017	2,380	↓
<b>Variance since December 2016</b>	<b>(7.3%)</b>	<b>↓</b>



### ACTIVITY

Cumulative percentage of contracted UDA delivered 2017 & 2018



Month	Adjusted Scheduled Activity (UDA)	
	2017	2018
April	73	-39
May	129	-36
June	421	501
July	1,158	958
August	1,573	1,398
September	2,068	1,887
October	2,868	2,456
November	3,418	3,133
December	4,120	3,701
January	4,701	
February	5,351	
March	5,989	
April	6,633	
May	7,277	
June	7,284	

### QUALITY

	Quantity	Base Number	Contract	AT	Region	England
% of FP17s for the same patient ID Re-attending within 3 months - Children	31	481	6.4%	10.0%	11.8%	12.0%
% of FP17s for the same patient ID Re-attending within 3 months - Adults	144	1,715	8.4%	14.9%	15.3%	15.9%
% of FP17s for the same patient ID Re-attending between 3 & 9 months - Children	238	481	49.5%	51.7%	59.1%	58.0%
% of FP17s for the same patient ID Re-attending between 3 & 9 months - Adults	944	1,715	55.0%	47.2%	51.5%	50.5%
% of FP17s for Band 1 Urgent Courses	124	1,688	7.3%	8.0%	8.0%	9.0%
% of FP17s Relating to Free Repair or Replacements	12	1,688	0.7%	0.7%	0.8%	0.8%
% of FP17s Relating to Continuations	9	1,688	0.5%	0.9%	1.1%	1.1%
% of Patients satisfied with the dentistry they have received	5	5	N/A	91.6%	91.6%	91.5%
% of Patients satisfied with the time they had to wait for an appointment	5	5	N/A	89.9%	88.3%	87.9%

\* This is based on patients treated on this contract for their most recent course of treatment. Figures in italics indicate the base number of FP17s or Patient Questionnaire responses are less than 100. N/A is shown where the base number of responses is less than 10 during the period. % is calculated as Quantity/Base number\*100

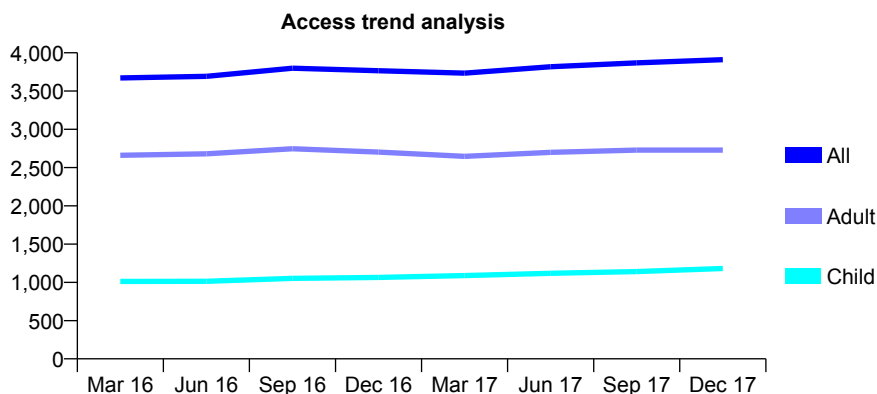
## Q54 - Vital Signs At a Glance Contract Report for 241083/0001 - December 2017

Name or company name	MR V SUDRA
Contract type name	GDS Contract
Purpose of contract	General and Orthodontic
Contract start date	01/04/2006
Contract end date	

17/18 Contracted general activity (UDA)	11,592
Carry forward general activity (UDA)	0
17/18 Contracted orthodontic activity (UOA)	190
Carry forward orthodontic activity (UOA)	0
Baseline contract value	£378,461.94

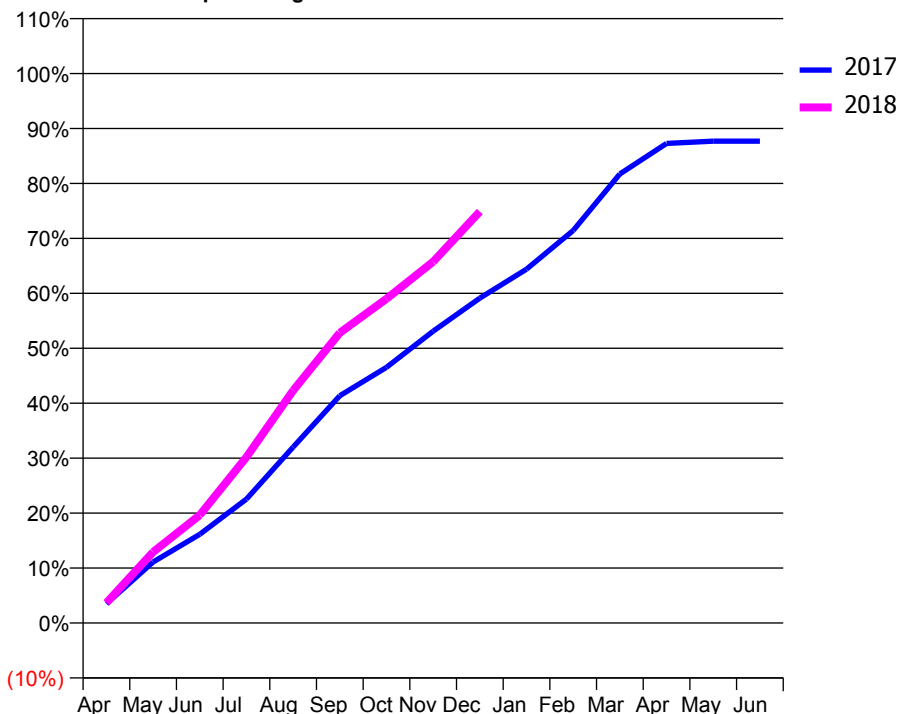
### ACCESS\*

Patients seen in 24 months	Total	Change since previous quarter
Quarter ending December 2016	3,766	
Quarter ending March 2017	3,734	→
Quarter ending June 2017	3,817	↑
Quarter ending September 2017	3,868	→
Quarter ending December 2017	3,910	→
<b>Variance since December 2016</b>	<b>3.8%</b>	<b>↑</b>



### ACTIVITY

Cumulative percentage of contracted UDA delivered 2017 & 2018



Month	Adjusted Scheduled Activity (UDA)	
	2017	2018
April	405	425
May	1,286	1,498
June	1,872	2,276
July	2,614	3,501
August	3,711	4,903
September	4,796	6,123
October	5,393	6,841
November	6,157	7,621
December	6,854	8,679
January	7,465	
February	8,279	
March	9,473	
April	10,117	
May	10,165	
June	10,165	

### QUALITY

	Quantity	Base Number	Contract	AT	Region	England
% of FP17s for the same patient ID Re-attending within 3 months - Children	56	940	6.0%	10.0%	11.8%	12.0%
% of FP17s for the same patient ID Re-attending within 3 months - Adults	287	2,080	13.8%	14.9%	15.3%	15.9%
% of FP17s for the same patient ID Re-attending between 3 & 9 months - Children	308	940	32.8%	51.7%	59.1%	58.0%
% of FP17s for the same patient ID Re-attending between 3 & 9 months - Adults	619	2,080	29.8%	47.2%	51.5%	50.5%
% of FP17s for Band 1 Urgent Courses	151	2,397	6.3%	8.0%	8.0%	9.0%
% of FP17s Relating to Free Repair or Replacements	23	2,397	1.0%	0.7%	0.8%	0.8%
% of FP17s Relating to Continuations	7	2,397	0.3%	0.9%	1.1%	1.1%
% of Patients satisfied with the dentistry they have received	2	2	N/A	91.6%	91.6%	91.5%
% of Patients satisfied with the time they had to wait for an appointment	2	2	N/A	89.9%	88.3%	87.9%

\* This is based on patients treated on this contract for their most recent course of treatment. Figures in italics indicate the base number of FP17s or Patient Questionnaire responses are less than 100. N/A is shown where the base number of responses is less than 10 during the period. % is calculated as Quantity/Base number\*100

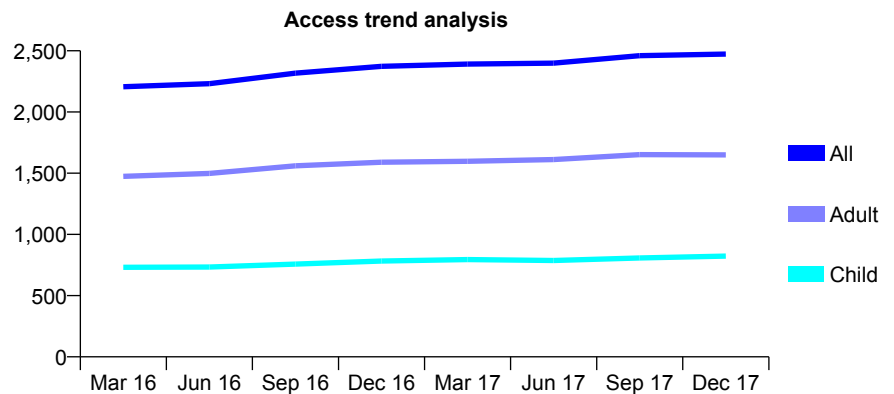
## Q54 - Vital Signs At a Glance Contract Report for 244228/0001 - December 2017

Name or company name	MR JS BARDHA
Contract type name	GDS Contract
Purpose of contract	General and Orthodontic
Contract start date	01/04/2006
Contract end date	

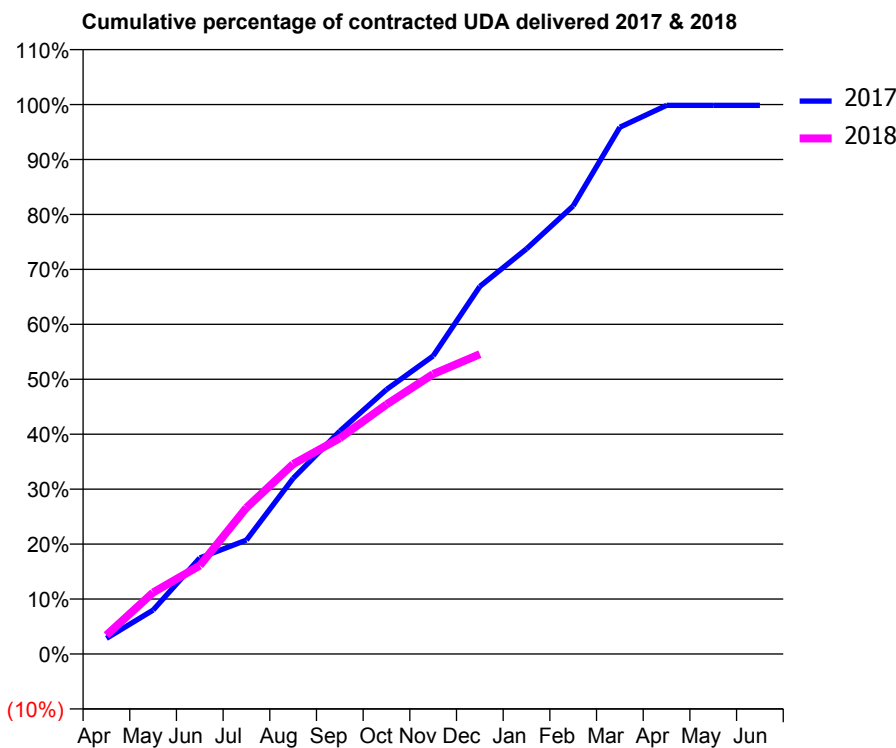
17/18 Contracted general activity (UDA)	9,698
Carry forward general activity (UDA)	16
17/18 Contracted orthodontic activity (UOA)	204
Carry forward orthodontic activity (UOA)	-5
Baseline contract value	£278,171.41

### ACCESS\*

Patients seen in 24 months	Total	Change since previous quarter
Quarter ending December 2016	2,373	
Quarter ending March 2017	2,392	→
Quarter ending June 2017	2,399	→
Quarter ending September 2017	2,460	↑
Quarter ending December 2017	2,473	→
<b>Variance since December 2016</b>	<b>4.2%</b>	<b>↑</b>



### ACTIVITY



Month	Adjusted Scheduled Activity (UDA)	
	2017	2018
April	276	332
May	776	1,087
June	1,695	1,563
July	2,011	2,583
August	3,101	3,352
September	3,933	3,808
October	4,668	4,405
November	5,261	4,940
December	6,486	5,292
January	7,152	
February	7,908	
March	9,297	
April	9,682	
May	9,682	
June	9,682	

### QUALITY

	Quantity	Base Number	Contract	AT	Region	England
% of FP17s for the same patient ID Re-attending within 3 months - Children	28	668	4.2%	10.0%	11.8%	12.0%
% of FP17s for the same patient ID Re-attending within 3 months - Adults	104	1,118	9.3%	14.9%	15.3%	15.9%
% of FP17s for the same patient ID Re-attending between 3 & 9 months - Children	315	668	47.2%	51.7%	59.1%	58.0%
% of FP17s for the same patient ID Re-attending between 3 & 9 months - Adults	497	1,118	44.5%	47.2%	51.5%	50.5%
% of FP17s for Band 1 Urgent Courses	16	1,631	1.0%	8.0%	8.0%	9.0%
% of FP17s Relating to Free Repair or Replacements	0	1,631	0.0%	0.7%	0.8%	0.8%
% of FP17s Relating to Continuations	41	1,631	2.5%	0.9%	1.1%	1.1%
% of Patients satisfied with the dentistry they have received	0	0	N/A	91.6%	91.6%	91.5%
% of Patients satisfied with the time they had to wait for an appointment	0	0	N/A	89.9%	88.3%	87.9%

\* This is based on patients treated on this contract for their most recent course of treatment. Figures in italics indicate the base number of FP17s or Patient Questionnaire responses are less than 100. N/A is shown where the base number of responses is less than 10 during the period. % is calculated as Quantity/Base number\*100

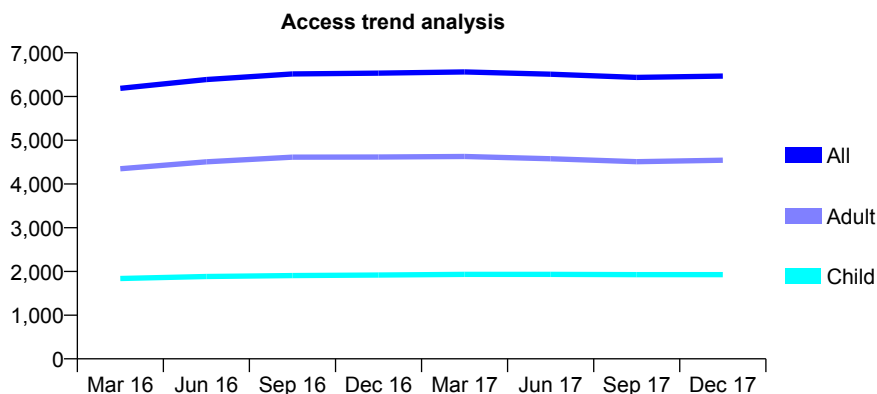
## Q54 - Vital Signs At a Glance Contract Report for 245860/0001 - December 2017

Name or company name	MR M BINAMIN
Contract type name	GDS Contract
Purpose of contract	General
Contract start date	01/04/2006
Contract end date	

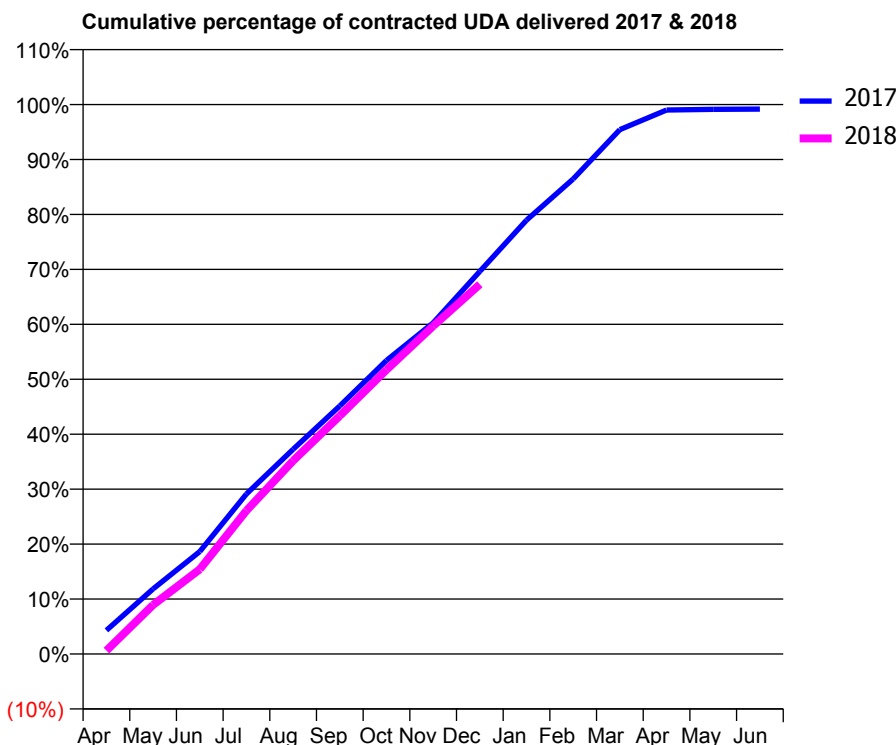
17/18 Contracted general activity (UDA)	12,244
Carry forward general activity (UDA)	340
17/18 Contracted orthodontic activity (UOA)	0
Carry forward orthodontic activity (UOA)	0
Baseline contract value	£293,115.73

### ACCESS\*

Patients seen in 24 months	Total	Change since previous quarter
Quarter ending December 2016	6,535	
Quarter ending March 2017	6,561	→
Quarter ending June 2017	6,509	→
Quarter ending September 2017	6,437	↓
Quarter ending December 2017	6,469	→
<b>Variance since December 2016</b>	<b>(1.0%)</b>	<b>↓</b>



### ACTIVITY



Month	Adjusted Scheduled Activity (UDA)	
	2017	2018
April	527	74
May	1,453	1,095
June	2,283	1,889
July	3,566	3,196
August	4,563	4,306
September	5,528	5,308
October	6,543	6,333
November	7,378	7,309
December	8,527	8,239
January	9,668	
February	10,585	
March	11,684	
April	12,121	
May	12,136	
June	12,141	

### QUALITY

	Quantity	Base Number	Contract	AT	Region	England
% of FP17s for the same patient ID Re-attending within 3 months - Children	99	1,932	5.1%	10.0%	11.8%	12.0%
% of FP17s for the same patient ID Re-attending within 3 months - Adults	543	4,292	12.7%	14.9%	15.3%	15.9%
% of FP17s for the same patient ID Re-attending between 3 & 9 months - Children	1,095	1,932	56.7%	51.7%	59.1%	58.0%
% of FP17s for the same patient ID Re-attending between 3 & 9 months - Adults	2,254	4,292	52.5%	47.2%	51.5%	50.5%
% of FP17s for Band 1 Urgent Courses	517	5,700	9.1%	8.0%	8.0%	9.0%
% of FP17s Relating to Free Repair or Replacements	45	5,700	0.8%	0.7%	0.8%	0.8%
% of FP17s Relating to Continuations	1	5,700	0.0%	0.9%	1.1%	1.1%
% of Patients satisfied with the dentistry they have received	3	5	N/A	91.6%	91.6%	91.5%
% of Patients satisfied with the time they had to wait for an appointment	3	5	N/A	89.9%	88.3%	87.9%

\* This is based on patients treated on this contract for their most recent course of treatment. Figures in italics indicate the base number of FP17s or Patient Questionnaire responses are less than 100. N/A is shown where the base number of responses is less than 10 during the period. % is calculated as Quantity/Base number\*100

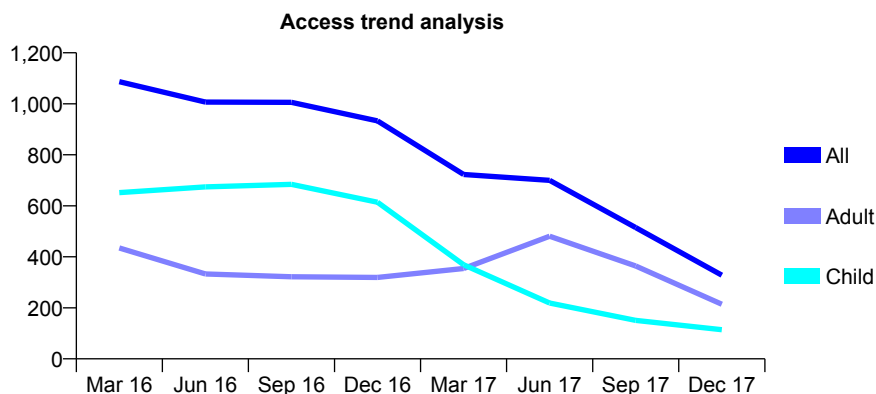
## Q54 - Vital Signs At a Glance Contract Report for 249726/0004 - December 2017

Name or company name	MR AA DUGGAL
Contract type name	PDS Plus Contract
Purpose of contract	General
Contract start date	01/05/2012
Contract end date	30/04/2017

17/18 Contracted general activity (UDA)	167
Carry forward general activity (UDA)	0
17/18 Contracted orthodontic activity (UOA)	0
Carry forward orthodontic activity (UOA)	0
Baseline contract value	£2,146.84

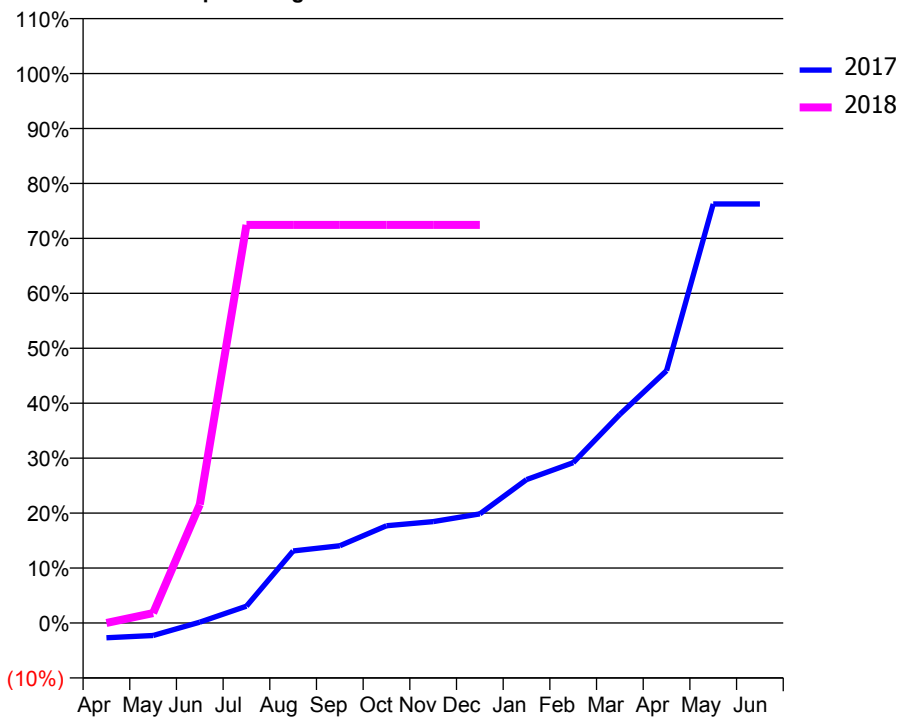
### ACCESS\*

Patients seen in 24 months	Total	Change since previous quarter
Quarter ending December 2016	933	
Quarter ending March 2017	723	↓
Quarter ending June 2017	700	↓
Quarter ending September 2017	515	↓
Quarter ending December 2017	328	↓
<b>Variance since December 2016</b>	<b>(64.8%)</b>	<b>↓</b>



### ACTIVITY

Cumulative percentage of contracted UDA delivered 2017 & 2018



Month	Adjusted Scheduled Activity (UDA)	
	2017	2018
April	-54	0
May	-46	3
June	3	36
July	61	121
August	262	121
September	281	121
October	354	121
November	369	121
December	397	121
January	522	
February	583	
March	759	
April	918	
May	1,525	
June	1,525	

### QUALITY

	Quantity	Base Number	Contract	AT	Region	England
% of FP17s for the same patient ID Re-attending within 3 months - Children	0	72	0.0%	10.0%	11.8%	12.0%
% of FP17s for the same patient ID Re-attending within 3 months - Adults	8	376	2.1%	14.9%	15.3%	15.9%
% of FP17s for the same patient ID Re-attending between 3 & 9 months - Children	2	72	2.8%	51.7%	59.1%	58.0%
% of FP17s for the same patient ID Re-attending between 3 & 9 months - Adults	21	376	5.6%	47.2%	51.5%	50.5%
% of FP17s for Band 1 Urgent Courses	0	41	0.0%	8.0%	8.0%	9.0%
% of FP17s Relating to Free Repair or Replacements	0	41	0.0%	0.7%	0.8%	0.8%
% of FP17s Relating to Continuations	0	41	0.0%	0.9%	1.1%	1.1%
% of Patients satisfied with the dentistry they have received	7	8	N/A	91.6%	91.6%	91.5%
% of Patients satisfied with the time they had to wait for an appointment	7	8	N/A	89.9%	88.3%	87.9%

\* This is based on patients treated on this contract for their most recent course of treatment. Figures in italics indicate the base number of FP17s or Patient Questionnaire responses are less than 100. N/A is shown where the base number of responses is less than 10 during the period. % is calculated as Quantity/Base number\*100



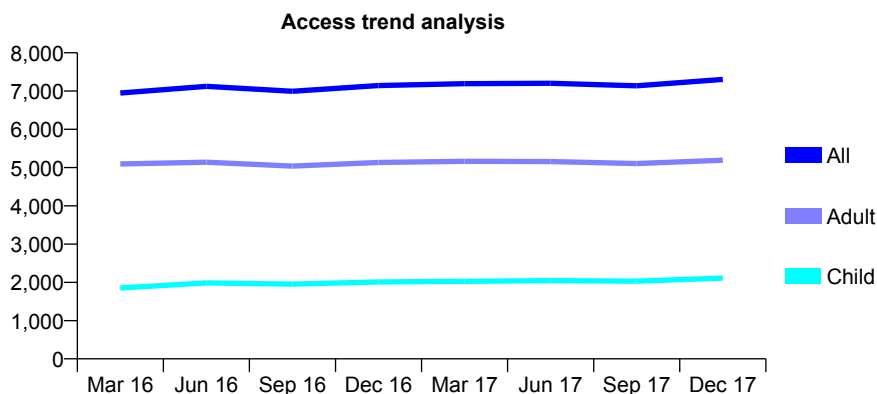
## Q54 - Vital Signs At a Glance Contract Report for 250333/0001 - December 2017

Name or company name	MR JS JANDU
Contract type name	GDS Contract
Purpose of contract	General and Orthodontic
Contract start date	01/04/2008
Contract end date	

17/18 Contracted general activity (UDA)	22,064
Carry forward general activity (UDA)	0
17/18 Contracted orthodontic activity (UOA)	1,209
Carry forward orthodontic activity (UOA)	0
Baseline contract value	£644,162.26

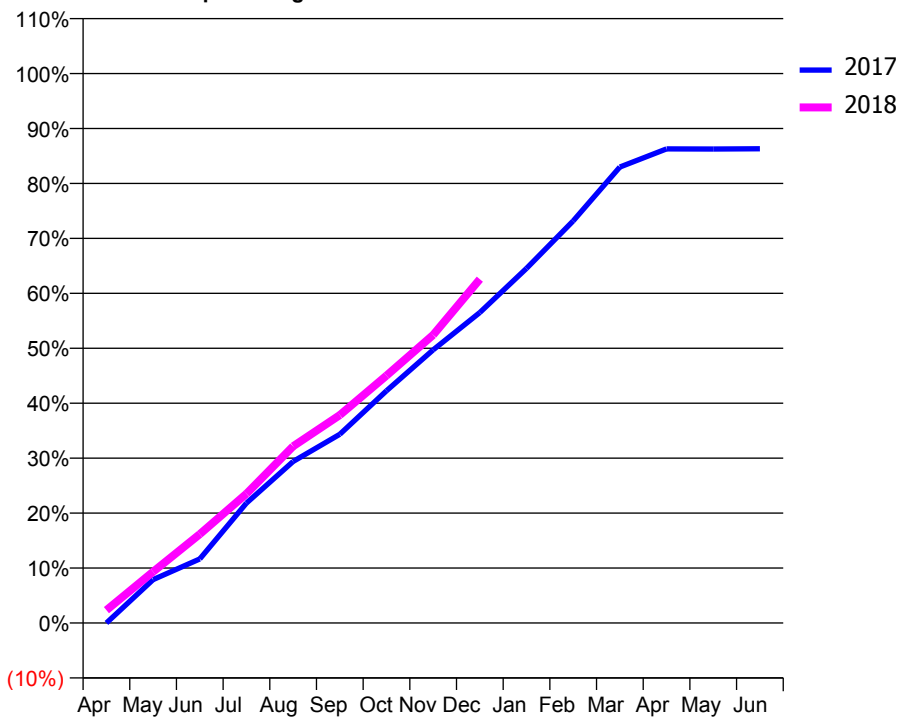
### ACCESS\*

Patients seen in 24 months	Total	Change since previous quarter
Quarter ending December 2016	7,143	
Quarter ending March 2017	7,192	→
Quarter ending June 2017	7,202	→
Quarter ending September 2017	7,136	→
Quarter ending December 2017	7,305	↑
<b>Variance since December 2016</b>	<b>2.3%</b>	<b>↑</b>



### ACTIVITY

Cumulative percentage of contracted UDA delivered 2017 & 2018



Month	Adjusted Scheduled Activity (UDA)	
	2017	2018
April	3	519
May	1,742	2,061
June	2,574	3,566
July	4,816	5,193
August	6,485	7,095
September	7,577	8,350
October	9,325	9,935
November	10,966	11,565
December	12,469	13,804
January	14,239	
February	16,145	
March	18,307	
April	19,034	
May	19,032	
June	19,044	

### QUALITY

	Quantity	Base Number	Contract	AT	Region	England
% of FP17s for the same patient ID Re-attending within 3 months - Children	147	2,180	6.7%	10.0%	11.8%	12.0%
% of FP17s for the same patient ID Re-attending within 3 months - Adults	542	4,783	11.3%	14.9%	15.3%	15.9%
% of FP17s for the same patient ID Re-attending between 3 & 9 months - Children	944	2,180	43.3%	51.7%	59.1%	58.0%
% of FP17s for the same patient ID Re-attending between 3 & 9 months - Adults	2,043	4,783	42.7%	47.2%	51.5%	50.5%
% of FP17s for Band 1 Urgent Courses	605	6,587	9.2%	8.0%	8.0%	9.0%
% of FP17s Relating to Free Repair or Replacements	48	6,587	0.7%	0.7%	0.8%	0.8%
% of FP17s Relating to Continuations	15	6,587	0.2%	0.9%	1.1%	1.1%
% of Patients satisfied with the dentistry they have received	3	3	N/A	91.6%	91.6%	91.5%
% of Patients satisfied with the time they had to wait for an appointment	2	3	N/A	89.9%	88.3%	87.9%

\* This is based on patients treated on this contract for their most recent course of treatment. Figures in italics indicate the base number of FP17s or Patient Questionnaire responses are less than 100. N/A is shown where the base number of responses is less than 10 during the period. % is calculated as Quantity/Base number\*100

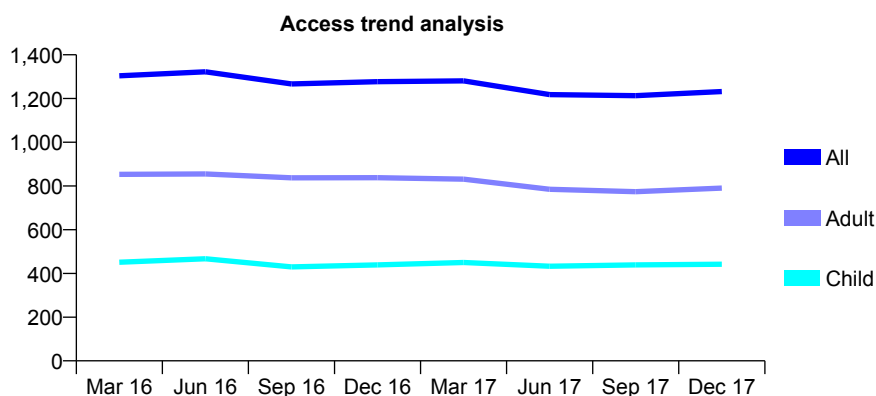
## Q54 - Vital Signs At a Glance Contract Report for 250333/0002 - December 2017

Name or company name	MR JS JANDU
Contract type name	GDS Contract
Purpose of contract	General
Contract start date	01/10/2012
Contract end date	

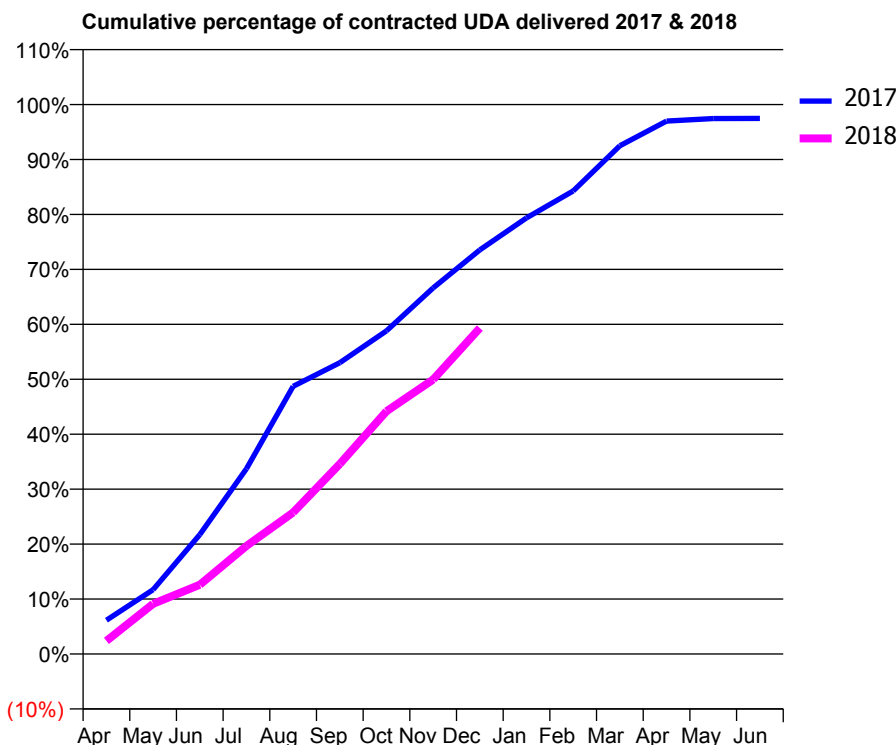
17/18 Contracted general activity (UDA)	4,213
Carry forward general activity (UDA)	0
17/18 Contracted orthodontic activity (UOA)	0
Carry forward orthodontic activity (UOA)	0
Baseline contract value	£113,689.86

### ACCESS\*

Patients seen in 24 months	Total	Change since previous quarter
Quarter ending December 2016	1,277	
Quarter ending March 2017	1,281	→
Quarter ending June 2017	1,218	↓
Quarter ending September 2017	1,213	→
Quarter ending December 2017	1,232	→
<b>Variance since December 2016</b>	<b>(3.5%)</b>	<b>↓</b>



### ACTIVITY



Month	Adjusted Scheduled Activity (UDA)	
	2017	2018
April	259	101
May	494	385
June	916	531
July	1,421	829
August	2,052	1,085
September	2,234	1,458
October	2,478	1,861
November	2,807	2,104
December	3,098	2,499
January	3,343	
February	3,551	
March	3,897	
April	4,086	
May	4,105	
June	4,106	

### QUALITY

	Quantity	Base Number	Contract	AT	Region	England
% of FP17s for the same patient ID Re-attending within 3 months - Children	20	353	5.7%	10.0%	11.8%	12.0%
% of FP17s for the same patient ID Re-attending within 3 months - Adults	102	721	14.1%	14.9%	15.3%	15.9%
% of FP17s for the same patient ID Re-attending between 3 & 9 months - Children	147	353	41.6%	51.7%	59.1%	58.0%
% of FP17s for the same patient ID Re-attending between 3 & 9 months - Adults	341	721	47.3%	47.2%	51.5%	50.5%
% of FP17s for Band 1 Urgent Courses	60	995	6.0%	8.0%	8.0%	9.0%
% of FP17s Relating to Free Repair or Replacements	11	995	1.1%	0.7%	0.8%	0.8%
% of FP17s Relating to Continuations	14	995	1.4%	0.9%	1.1%	1.1%
% of Patients satisfied with the dentistry they have received	0	1	N/A	91.6%	91.6%	91.5%
% of Patients satisfied with the time they had to wait for an appointment	0	1	N/A	89.9%	88.3%	87.9%

\* This is based on patients treated on this contract for their most recent course of treatment. Figures in italics indicate the base number of FP17s or Patient Questionnaire responses are less than 100. N/A is shown where the base number of responses is less than 10 during the period. % is calculated as Quantity/Base number\*100

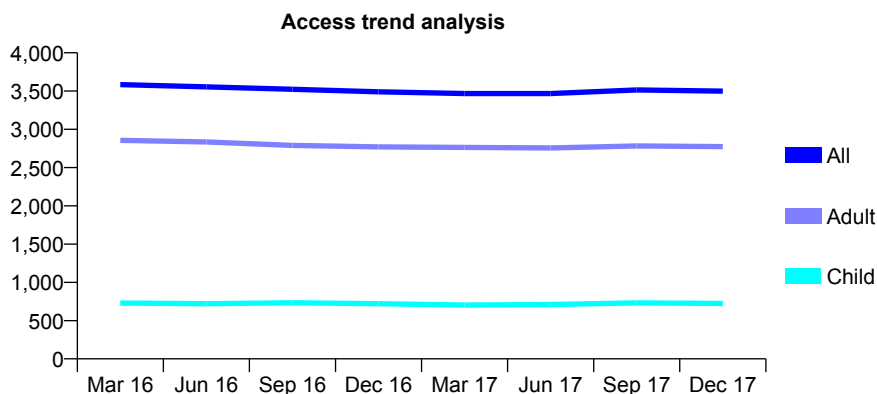
## Q54 - Vital Signs At a Glance Contract Report for 251623/0001 - December 2017

Name or company name	MR F HEYDARI-BATENI
Contract type name	GDS Contract
Purpose of contract	General
Contract start date	01/04/2006
Contract end date	

17/18 Contracted general activity (UDA)	11,261
Carry forward general activity (UDA)	106
17/18 Contracted orthodontic activity (UOA)	0
Carry forward orthodontic activity (UOA)	0
Baseline contract value	£239,864.21

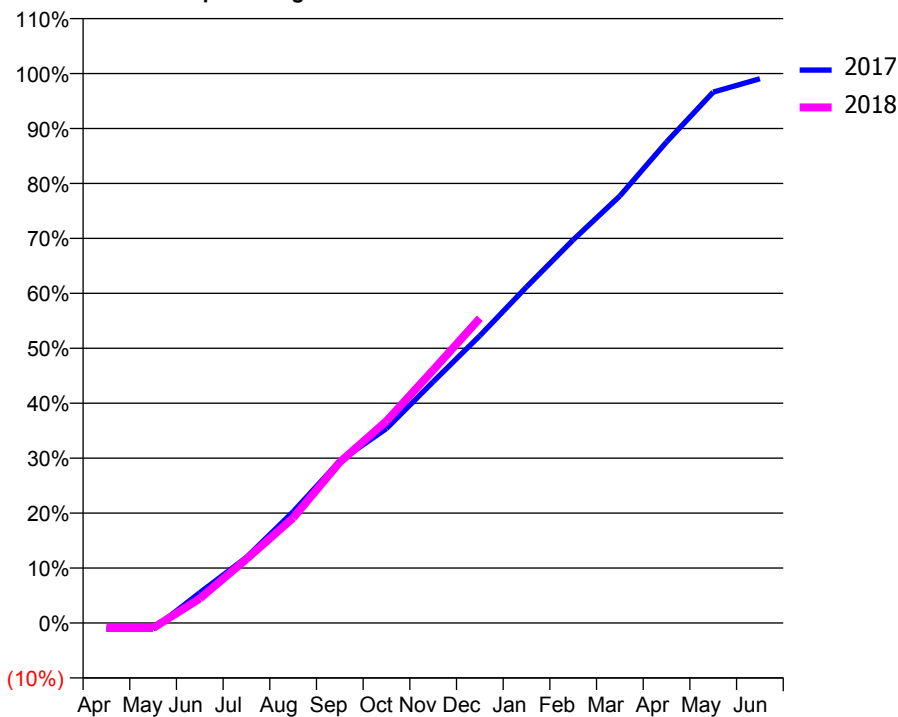
### ACCESS\*

Patients seen in 24 months	Total	Change since previous quarter
Quarter ending December 2016	3,491	
Quarter ending March 2017	3,467	→
Quarter ending June 2017	3,468	→
Quarter ending September 2017	3,515	→
Quarter ending December 2017	3,499	→
<b>Variance since December 2016</b>	<b>0.2%</b>	<b>→</b>



### ACTIVITY

Cumulative percentage of contracted UDA delivered 2017 & 2018



Month	Adjusted Scheduled Activity (UDA)	
	2017	2018
April	-129	-106
May	-126	-106
June	621	503
July	1,345	1,309
August	2,280	2,154
September	3,322	3,297
October	3,986	4,140
November	4,945	5,185
December	5,888	6,246
January	6,888	
February	7,853	
March	8,752	
April	9,857	
May	10,880	
June	11,154	

### QUALITY

	Quantity	Base Number	Contract	AT	Region	England
% of FP17s for the same patient ID Re-attending within 3 months - Children	30	916	3.3%	10.0%	11.8%	12.0%
% of FP17s for the same patient ID Re-attending within 3 months - Adults	329	3,281	10.0%	14.9%	15.3%	15.9%
% of FP17s for the same patient ID Re-attending between 3 & 9 months - Children	561	916	61.2%	51.7%	59.1%	58.0%
% of FP17s for the same patient ID Re-attending between 3 & 9 months - Adults	1,987	3,281	60.6%	47.2%	51.5%	50.5%
% of FP17s for Band 1 Urgent Courses	174	3,061	5.7%	8.0%	8.0%	9.0%
% of FP17s Relating to Free Repair or Replacements	23	3,061	0.8%	0.7%	0.8%	0.8%
% of FP17s Relating to Continuations	16	3,061	0.5%	0.9%	1.1%	1.1%
% of Patients satisfied with the dentistry they have received	3	3	N/A	91.6%	91.6%	91.5%
% of Patients satisfied with the time they had to wait for an appointment	3	3	N/A	89.9%	88.3%	87.9%

\* This is based on patients treated on this contract for their most recent course of treatment. Figures in italics indicate the base number of FP17s or Patient Questionnaire responses are less than 100. N/A is shown where the base number of responses is less than 10 during the period. % is calculated as Quantity/Base number\*100

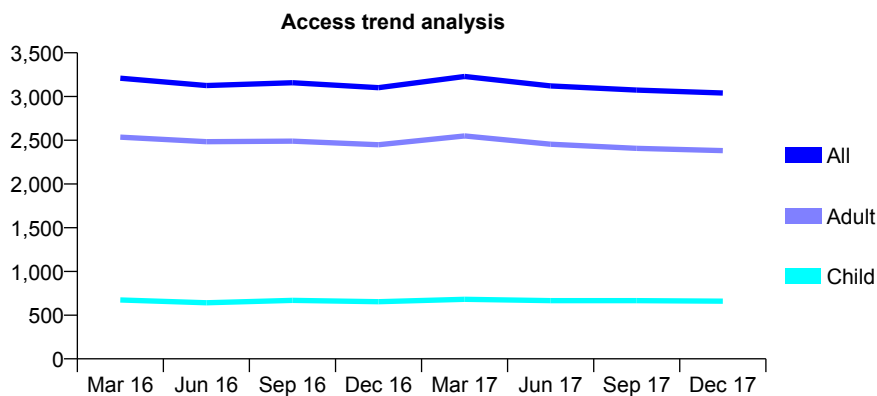
## Q54 - Vital Signs At a Glance Contract Report for 251941/0001 - December 2017

Name or company name	MR JS CHUHAN
Contract type name	GDS Contract
Purpose of contract	General
Contract start date	01/04/2006
Contract end date	

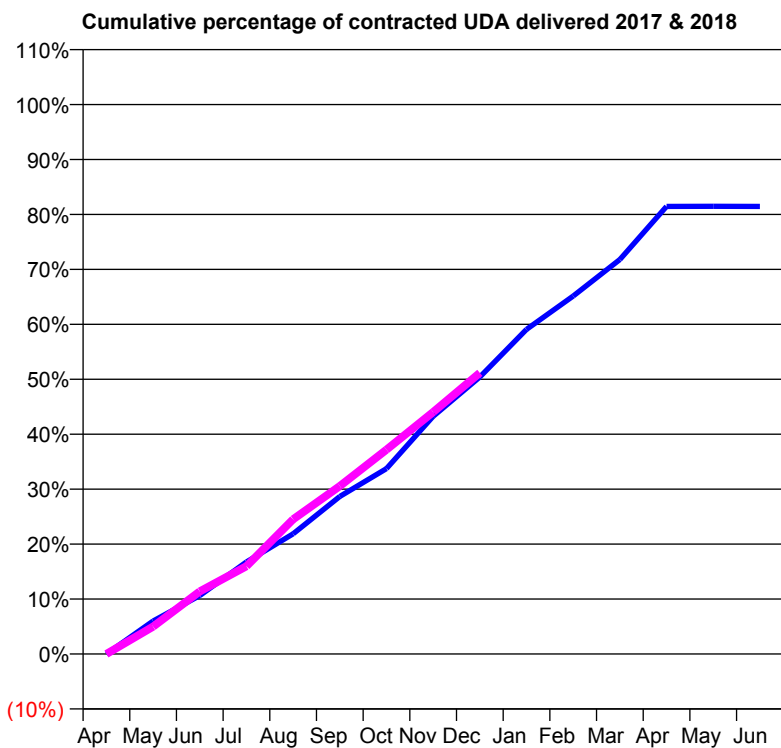
17/18 Contracted general activity (UDA)	12,721
Carry forward general activity (UDA)	0
17/18 Contracted orthodontic activity (UOA)	0
Carry forward orthodontic activity (UOA)	0
Baseline contract value	£345,612.70

### ACCESS\*

Patients seen in 24 months	Total	Change since previous quarter
Quarter ending December 2016	3,101	
Quarter ending March 2017	3,230	↑
Quarter ending June 2017	3,121	↓
Quarter ending September 2017	3,073	↓
Quarter ending December 2017	3,040	↓
<b>Variance since December 2016</b>	<b>(2.0%)</b>	<b>↓</b>



### ACTIVITY



Month	Adjusted Scheduled Activity (UDA)	
	2017	2018
April	0	0
May	765	635
June	1,354	1,450
July	2,130	2,032
August	2,784	3,119
September	3,648	3,888
October	4,294	4,731
November	5,502	5,601
December	6,413	6,508
January	7,517	
February	8,288	
March	9,134	
April	10,363	
May	10,366	
June	10,363	

### QUALITY

	Quantity	Base Number	Contract	AT	Region	England
% of FP17s for the same patient ID Re-attending within 3 months - Children	71	513	13.8%	10.0%	11.8%	12.0%
% of FP17s for the same patient ID Re-attending within 3 months - Adults	639	2,376	26.9%	14.9%	15.3%	15.9%
% of FP17s for the same patient ID Re-attending between 3 & 9 months - Children	101	513	19.7%	51.7%	59.1%	58.0%
% of FP17s for the same patient ID Re-attending between 3 & 9 months - Adults	734	2,376	30.9%	47.2%	51.5%	50.5%
% of FP17s for Band 1 Urgent Courses	537	2,495	21.5%	8.0%	8.0%	9.0%
% of FP17s Relating to Free Repair or Replacements	28	2,495	1.1%	0.7%	0.8%	0.8%
% of FP17s Relating to Continuations	4	2,495	0.2%	0.9%	1.1%	1.1%
% of Patients satisfied with the dentistry they have received	0	0	N/A	91.6%	91.6%	91.5%
% of Patients satisfied with the time they had to wait for an appointment	0	0	N/A	89.9%	88.3%	87.9%

\* This is based on patients treated on this contract for their most recent course of treatment. Figures in italics indicate the base number of FP17s or Patient Questionnaire responses are less than 100. N/A is shown where the base number of responses is less than 10 during the period. % is calculated as Quantity/Base number\*100

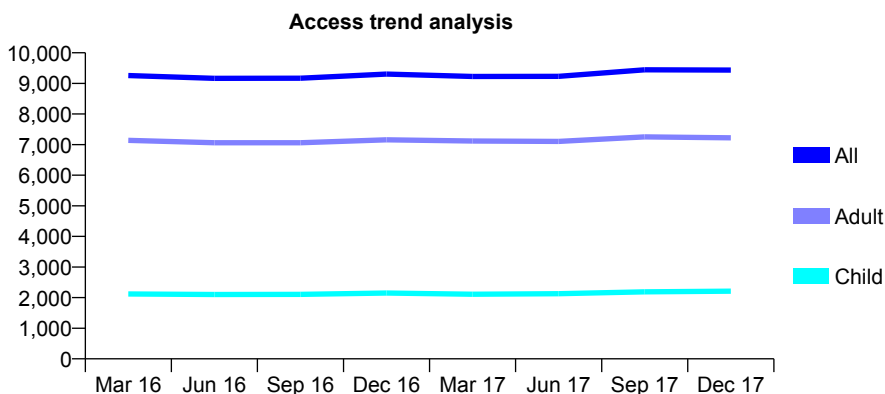
## Q54 - Vital Signs At a Glance Contract Report for 253693/0001 - December 2017

Name or company name	MR OS DHILLON
Contract type name	GDS Contract
Purpose of contract	General
Contract start date	01/04/2006
Contract end date	

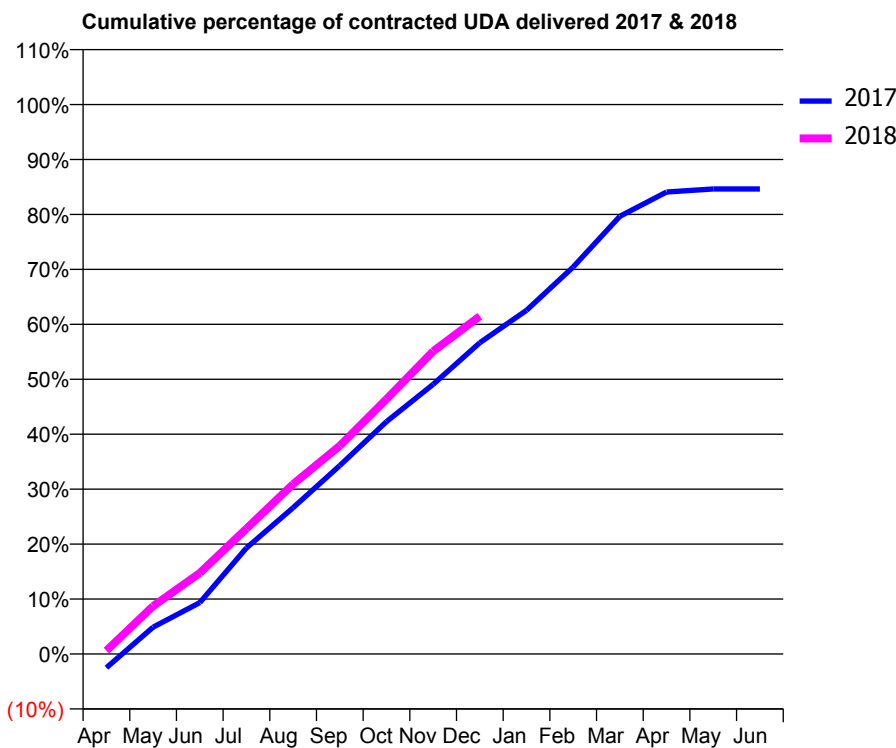
17/18 Contracted general activity (UDA)	32,861
Carry forward general activity (UDA)	0
17/18 Contracted orthodontic activity (UOA)	0
Carry forward orthodontic activity (UOA)	0
Baseline contract value	£848,298.43

### ACCESS\*

Patients seen in 24 months	Total	Change since previous quarter
Quarter ending December 2016	9,306	
Quarter ending March 2017	9,226	→
Quarter ending June 2017	9,233	→
Quarter ending September 2017	9,444	↑
Quarter ending December 2017	9,435	→
<b>Variance since December 2016</b>	<b>1.4%</b>	<b>→</b>



### ACTIVITY



Month	Adjusted Scheduled Activity (UDA)	
	2017	2018
April	-826	204
May	1,610	2,867
June	3,078	4,841
July	6,347	7,501
August	8,750	10,163
September	11,270	12,450
October	13,896	15,247
November	16,131	18,106
December	18,618	20,202
January	20,558	
February	23,147	
March	26,174	
April	27,624	
May	27,810	
June	27,812	

### QUALITY

	Quantity	Base Number	Contract	AT	Region	England
% of FP17s for the same patient ID Re-attending within 3 months - Children	114	2,154	5.3%	10.0%	11.8%	12.0%
% of FP17s for the same patient ID Re-attending within 3 months - Adults	1,172	7,735	15.2%	14.9%	15.3%	15.9%
% of FP17s for the same patient ID Re-attending between 3 & 9 months - Children	1,137	2,154	52.8%	51.7%	59.1%	58.0%
% of FP17s for the same patient ID Re-attending between 3 & 9 months - Adults	4,318	7,735	55.8%	47.2%	51.5%	50.5%
% of FP17s for Band 1 Urgent Courses	573	9,299	6.2%	8.0%	8.0%	9.0%
% of FP17s Relating to Free Repair or Replacements	182	9,299	2.0%	0.7%	0.8%	0.8%
% of FP17s Relating to Continuations	102	9,299	1.1%	0.9%	1.1%	1.1%
% of Patients satisfied with the dentistry they have received	7	7	N/A	91.6%	91.6%	91.5%
% of Patients satisfied with the time they had to wait for an appointment	6	7	N/A	89.9%	88.3%	87.9%

\* This is based on patients treated on this contract for their most recent course of treatment. Figures in italics indicate the base number of FP17s or Patient Questionnaire responses are less than 100. N/A is shown where the base number of responses is less than 10 during the period. % is calculated as Quantity/Base number\*100

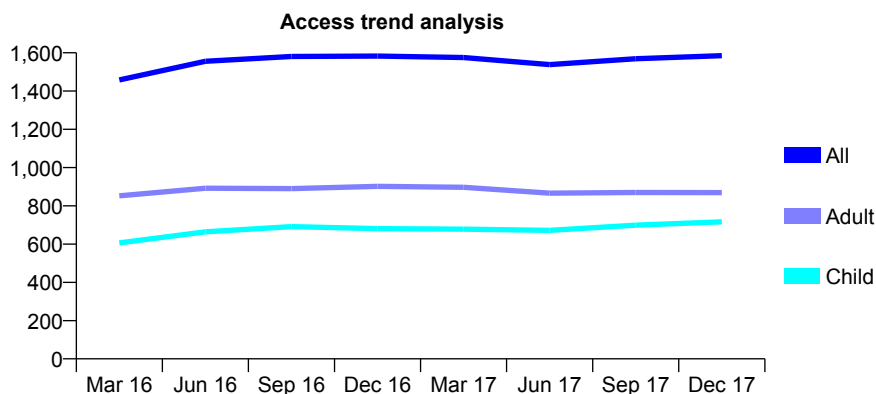
## Q54 - Vital Signs At a Glance Contract Report for 257842/0001 - December 2017

Name or company name	MR N JAIN
Contract type name	GDS Contract
Purpose of contract	General
Contract start date	01/08/2014
Contract end date	

17/18 Contracted general activity (UDA)	4,806
Carry forward general activity (UDA)	4
17/18 Contracted orthodontic activity (UOA)	0
Carry forward orthodontic activity (UOA)	0
Baseline contract value	£115,919.65

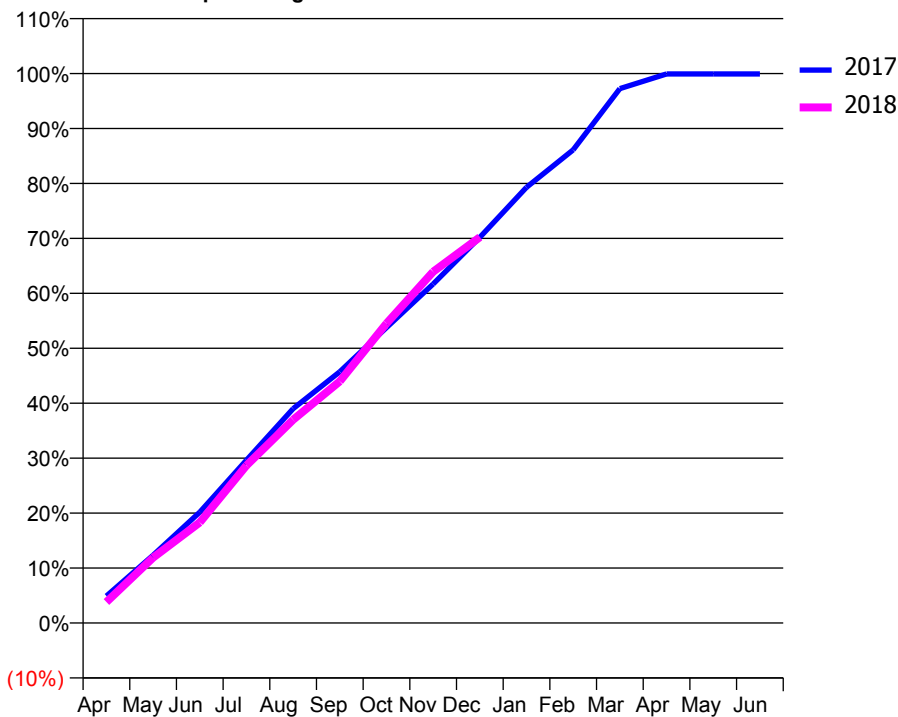
### ACCESS\*

Patients seen in 24 months	Total	Change since previous quarter
Quarter ending December 2016	1,583	
Quarter ending March 2017	1,575	→
Quarter ending June 2017	1,538	↓
Quarter ending September 2017	1,569	↑
Quarter ending December 2017	1,585	→
<b>Variance since December 2016</b>	<b>0.1%</b>	<b>→</b>



### ACTIVITY

Cumulative percentage of contracted UDA delivered 2017 & 2018



Month	Adjusted Scheduled Activity (UDA)	
	2017	2018
April	236	184
May	594	572
June	970	880
July	1,424	1,378
August	1,875	1,778
September	2,198	2,114
October	2,584	2,621
November	2,965	3,073
December	3,374	3,375
January	3,811	
February	4,139	
March	4,674	
April	4,802	
May	4,802	
June	4,802	

### QUALITY

	Quantity	Base Number	Contract	AT	Region	England
% of FP17s for the same patient ID Re-attending within 3 months - Children	33	799	4.1%	10.0%	11.8%	12.0%
% of FP17s for the same patient ID Re-attending within 3 months - Adults	64	743	8.6%	14.9%	15.3%	15.9%
% of FP17s for the same patient ID Re-attending between 3 & 9 months - Children	466	799	58.3%	51.7%	59.1%	58.0%
% of FP17s for the same patient ID Re-attending between 3 & 9 months - Adults	406	743	54.6%	47.2%	51.5%	50.5%
% of FP17s for Band 1 Urgent Courses	38	1,481	2.6%	8.0%	8.0%	9.0%
% of FP17s Relating to Free Repair or Replacements	5	1,481	0.3%	0.7%	0.8%	0.8%
% of FP17s Relating to Continuations	3	1,481	0.2%	0.9%	1.1%	1.1%
% of Patients satisfied with the dentistry they have received	2	2	N/A	91.6%	91.6%	91.5%
% of Patients satisfied with the time they had to wait for an appointment	1	2	N/A	89.9%	88.3%	87.9%

\* This is based on patients treated on this contract for their most recent course of treatment. Figures in italics indicate the base number of FP17s or Patient Questionnaire responses are less than 100. N/A is shown where the base number of responses is less than 10 during the period. % is calculated as Quantity/Base number\*100

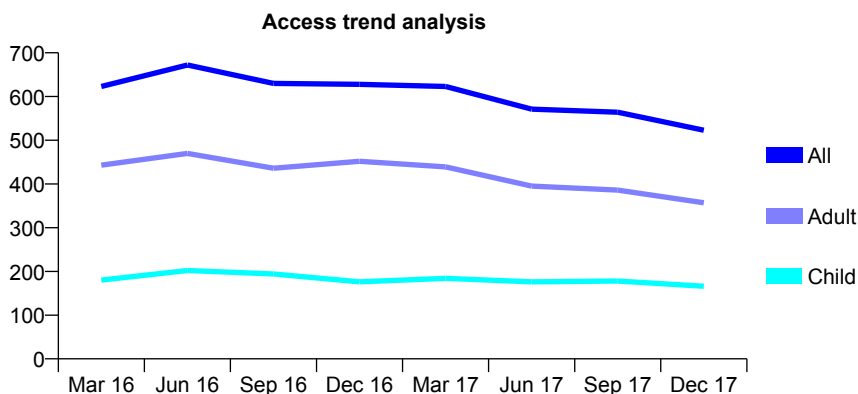
## Q54 - Vital Signs At a Glance Contract Report for 258202/0001 - December 2017

Name or company name	MR H SINGH
Contract type name	GDS Contract
Purpose of contract	General
Contract start date	01/08/2009
Contract end date	

17/18 Contracted general activity (UDA)	2,609
Carry forward general activity (UDA)	0
17/18 Contracted orthodontic activity (UOA)	0
Carry forward orthodontic activity (UOA)	0
Baseline contract value	£60,434.54

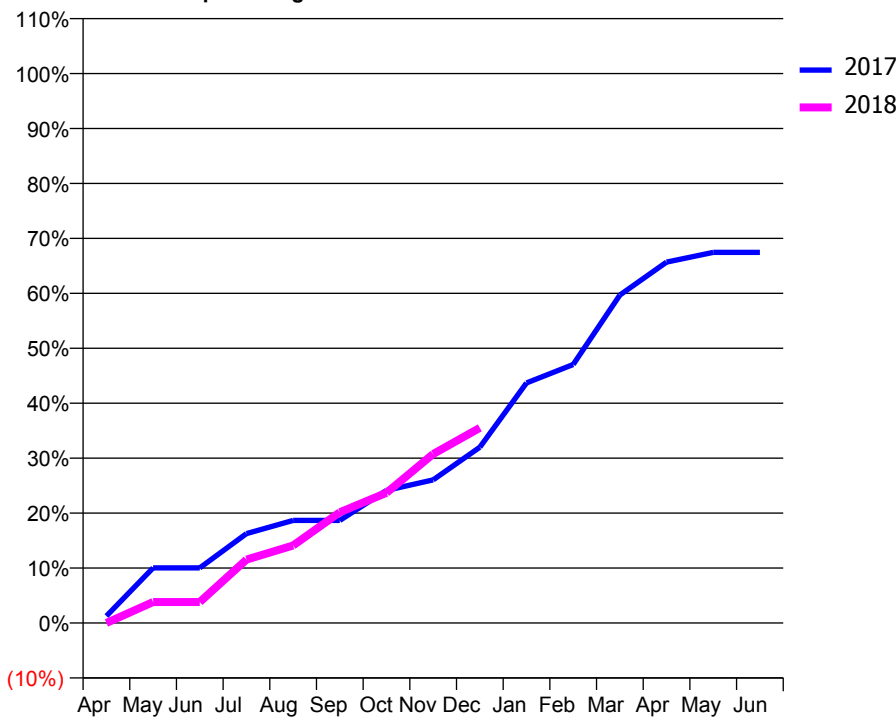
### ACCESS\*

Patients seen in 24 months	Total	Change since previous quarter
Quarter ending December 2016	628	
Quarter ending March 2017	623	→
Quarter ending June 2017	571	↓
Quarter ending September 2017	564	↓
Quarter ending December 2017	523	↓
<b>Variance since December 2016</b>	<b>(16.7%)</b>	<b>↓</b>



### ACTIVITY

Cumulative percentage of contracted UDA delivered 2017 & 2018



Month	Adjusted Scheduled Activity (UDA)	
	2017	2018
April	33	0
May	262	100
June	262	100
July	425	301
August	487	368
September	487	526
October	630	618
November	679	803
December	835	927
January	1,140	
February	1,227	
March	1,557	
April	1,713	
May	1,760	
June	1,760	

### QUALITY

	Quantity	Base Number	Contract	AT	Region	England
% of FP17s for the same patient ID Re-attending within 3 months - Children	5	155	3.2%	10.0%	11.8%	12.0%
% of FP17s for the same patient ID Re-attending within 3 months - Adults	24	260	9.2%	14.9%	15.3%	15.9%
% of FP17s for the same patient ID Re-attending between 3 & 9 months - Children	92	155	59.4%	51.7%	59.1%	58.0%
% of FP17s for the same patient ID Re-attending between 3 & 9 months - Adults	129	260	49.6%	47.2%	51.5%	50.5%
% of FP17s for Band 1 Urgent Courses	39	370	10.5%	8.0%	8.0%	9.0%
% of FP17s Relating to Free Repair or Replacements	0	370	0.0%	0.7%	0.8%	0.8%
% of FP17s Relating to Continuations	1	370	0.3%	0.9%	1.1%	1.1%
% of Patients satisfied with the dentistry they have received	0	0	N/A	91.6%	91.6%	91.5%
% of Patients satisfied with the time they had to wait for an appointment	0	0	N/A	89.9%	88.3%	87.9%

\* This is based on patients treated on this contract for their most recent course of treatment. Figures in italics indicate the base number of FP17s or Patient Questionnaire responses are less than 100. N/A is shown where the base number of responses is less than 10 during the period. % is calculated as Quantity/Base number\*100



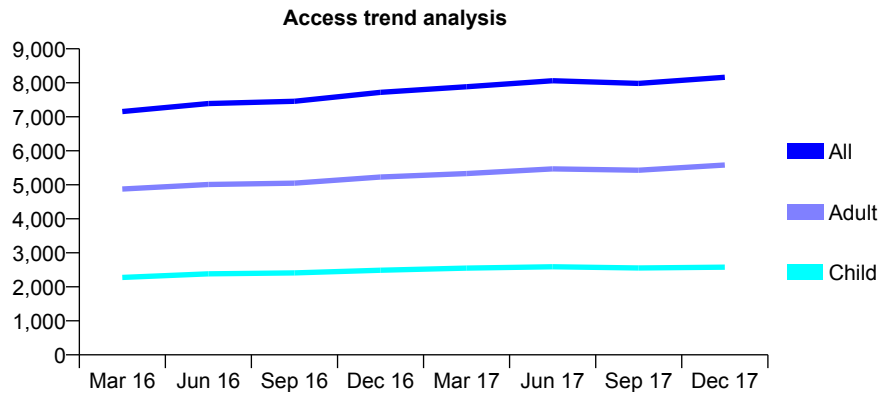
## Q54 - Vital Signs At a Glance Contract Report for 258237/0001 - December 2017

Name or company name	MR SH KHAN
Contract type name	GDS Contract
Purpose of contract	General
Contract start date	01/04/2006
Contract end date	

17/18 Contracted general activity (UDA)	21,314
Carry forward general activity (UDA)	13
17/18 Contracted orthodontic activity (UOA)	0
Carry forward orthodontic activity (UOA)	0
Baseline contract value	£535,160.33

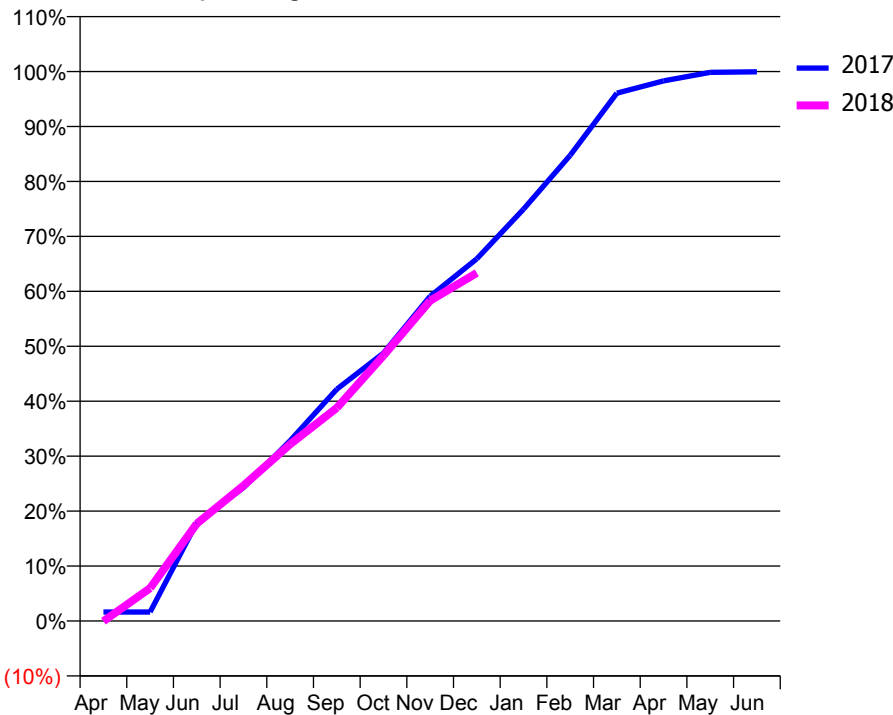
### ACCESS\*

Patients seen in 24 months	Total	Change since previous quarter
Quarter ending December 2016	7,721	
Quarter ending March 2017	7,884	↑
Quarter ending June 2017	8,059	↑
Quarter ending September 2017	7,983	→
Quarter ending December 2017	8,161	↑
<b>Variance since December 2016</b>	<b>5.7%</b>	<b>↑</b>



### ACTIVITY

Cumulative percentage of contracted UDA delivered 2017 & 2018



Month	Adjusted Scheduled Activity (UDA)	
	2017	2018
April	348	-13
May	348	1,276
June	3,816	3,776
July	5,176	5,251
August	6,993	6,858
September	8,991	8,269
October	10,392	10,297
November	12,596	12,427
December	14,051	13,500
January	15,973	
February	18,065	
March	20,474	
April	20,952	
May	21,280	
June	21,300	

### QUALITY

	Quantity	Base Number	Contract	AT	Region	England
% of FP17s for the same patient ID Re-attending within 3 months - Children	119	1,834	6.5%	10.0%	11.8%	12.0%
% of FP17s for the same patient ID Re-attending within 3 months - Adults	510	3,876	13.2%	14.9%	15.3%	15.9%
% of FP17s for the same patient ID Re-attending between 3 & 9 months - Children	655	1,834	35.7%	51.7%	59.1%	58.0%
% of FP17s for the same patient ID Re-attending between 3 & 9 months - Adults	1,286	3,876	33.2%	47.2%	51.5%	50.5%
% of FP17s for Band 1 Urgent Courses	760	5,405	14.1%	8.0%	8.0%	9.0%
% of FP17s Relating to Free Repair or Replacements	18	5,405	0.3%	0.7%	0.8%	0.8%
% of FP17s Relating to Continuations	45	5,405	0.8%	0.9%	1.1%	1.1%
% of Patients satisfied with the dentistry they have received	1	2	N/A	91.6%	91.6%	91.5%
% of Patients satisfied with the time they had to wait for an appointment	1	2	N/A	89.9%	88.3%	87.9%

\* This is based on patients treated on this contract for their most recent course of treatment. Figures in italics indicate the base number of FP17s or Patient Questionnaire responses are less than 100. N/A is shown where the base number of responses is less than 10 during the period. % is calculated as Quantity/Base number\*100

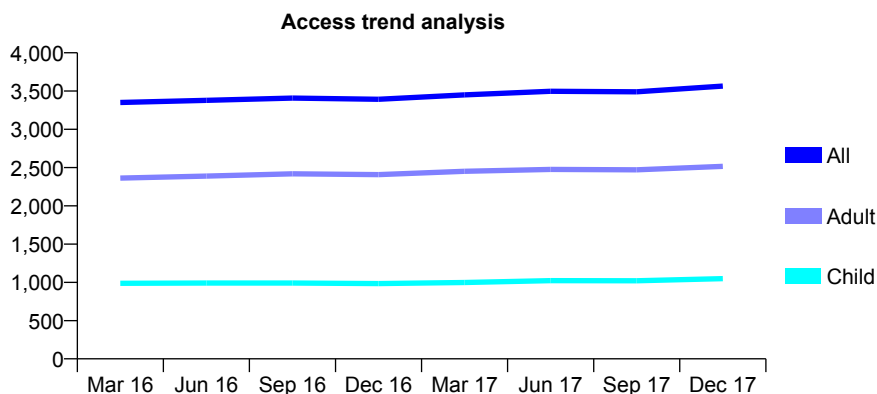
## Q54 - Vital Signs At a Glance Contract Report for 258709/0001 - December 2017

Name or company name	MR G DHERI
Contract type name	GDS Contract
Purpose of contract	General
Contract start date	01/04/2006
Contract end date	

17/18 Contracted general activity (UDA)	8,839
Carry forward general activity (UDA)	205
17/18 Contracted orthodontic activity (UOA)	0
Carry forward orthodontic activity (UOA)	0
Baseline contract value	£240,198.60

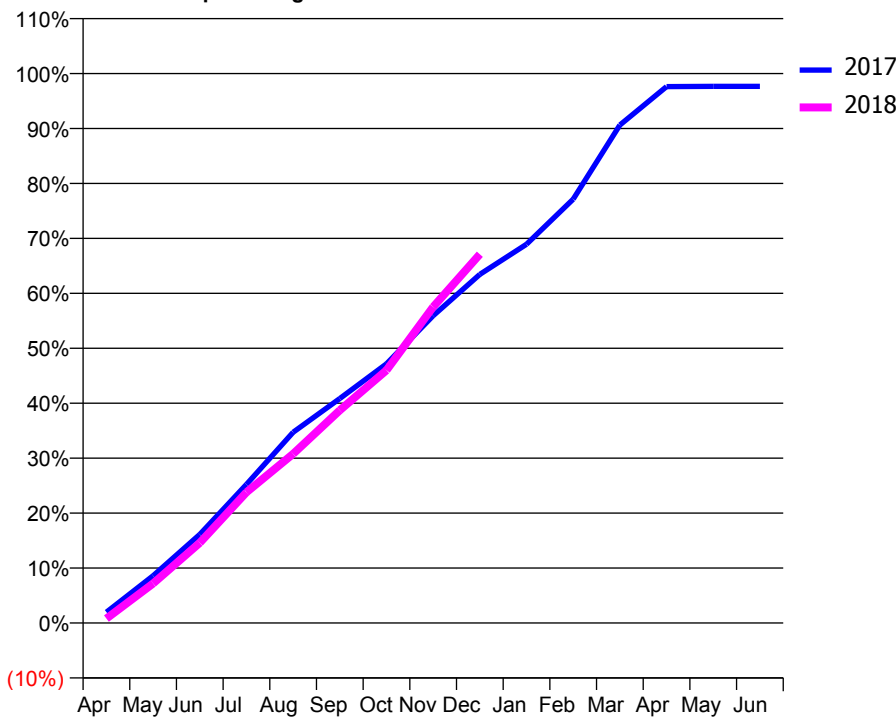
### ACCESS\*

Patients seen in 24 months	Total	Change since previous quarter
Quarter ending December 2016	3,392	
Quarter ending March 2017	3,450	→
Quarter ending June 2017	3,497	→
Quarter ending September 2017	3,491	→
Quarter ending December 2017	3,565	↑
<b>Variance since December 2016</b>	<b>5.1%</b>	<b>↑</b>



### ACTIVITY

Cumulative percentage of contracted UDA delivered 2017 & 2018



Month	Adjusted Scheduled Activity (UDA)	
	2017	2018
April	175	71
May	760	636
June	1,426	1,290
July	2,229	2,104
August	3,069	2,722
September	3,610	3,422
October	4,169	4,066
November	4,943	5,085
December	5,609	5,931
January	6,093	
February	6,818	
March	8,010	
April	8,627	
May	8,633	
June	8,633	

### QUALITY

	Quantity	Base Number	Contract	AT	Region	England
% of FP17s for the same patient ID Re-attending within 3 months - Children	92	1,250	7.4%	10.0%	11.8%	12.0%
% of FP17s for the same patient ID Re-attending within 3 months - Adults	349	2,658	13.1%	14.9%	15.3%	15.9%
% of FP17s for the same patient ID Re-attending between 3 & 9 months - Children	796	1,250	63.7%	51.7%	59.1%	58.0%
% of FP17s for the same patient ID Re-attending between 3 & 9 months - Adults	1,572	2,658	59.1%	47.2%	51.5%	50.5%
% of FP17s for Band 1 Urgent Courses	282	3,665	7.7%	8.0%	8.0%	9.0%
% of FP17s Relating to Free Repair or Replacements	20	3,665	0.5%	0.7%	0.8%	0.8%
% of FP17s Relating to Continuations	42	3,665	1.1%	0.9%	1.1%	1.1%
% of Patients satisfied with the dentistry they have received	5	6	N/A	91.6%	91.6%	91.5%
% of Patients satisfied with the time they had to wait for an appointment	6	6	N/A	89.9%	88.3%	87.9%

\* This is based on patients treated on this contract for their most recent course of treatment. Figures in italics indicate the base number of FP17s or Patient Questionnaire responses are less than 100. N/A is shown where the base number of responses is less than 10 during the period. % is calculated as Quantity/Base number\*100

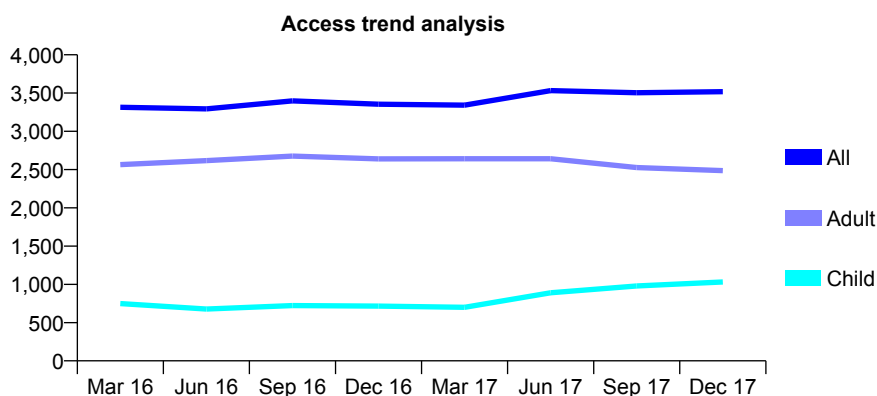
## Q54 - Vital Signs At a Glance Contract Report for 264776/0001 - December 2017

Name or company name	MR SB MAHALEKAM
Contract type name	GDS Contract
Purpose of contract	General
Contract start date	01/04/2006
Contract end date	

17/18 Contracted general activity (UDA)	10,247
Carry forward general activity (UDA)	2
17/18 Contracted orthodontic activity (UOA)	0
Carry forward orthodontic activity (UOA)	0
Baseline contract value	£368,802.75

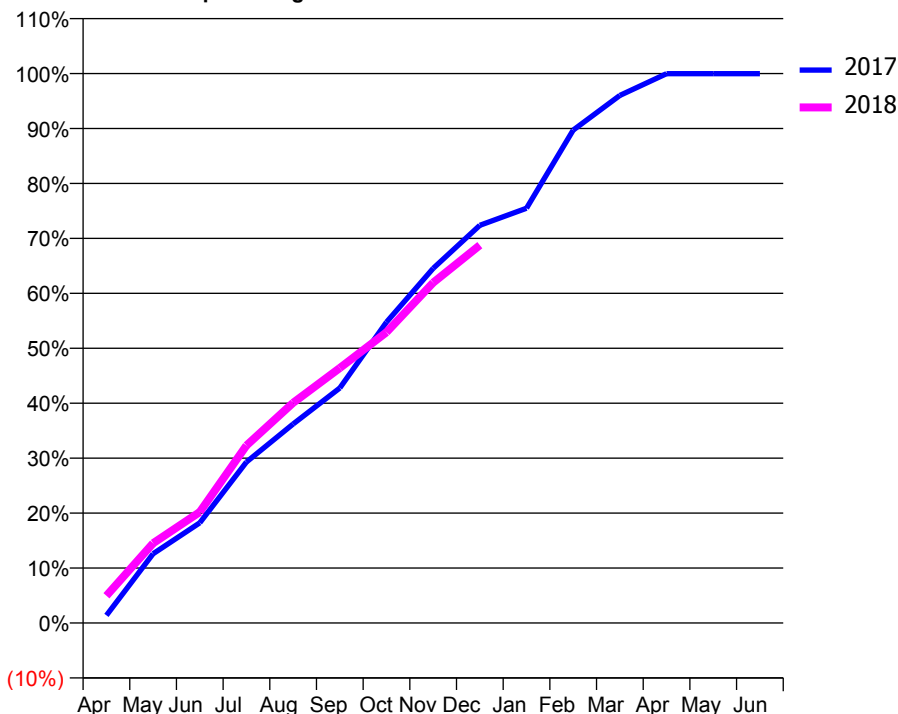
### ACCESS\*

Patients seen in 24 months	Total	Change since previous quarter
Quarter ending December 2016	3,354	
Quarter ending March 2017	3,342	→
Quarter ending June 2017	3,532	↑
Quarter ending September 2017	3,505	→
Quarter ending December 2017	3,518	→
<b>Variance since December 2016</b>	<b>4.9%</b>	<b>↑</b>



### ACTIVITY

Cumulative percentage of contracted UDA delivered 2017 & 2018



Month	Adjusted Scheduled Activity (UDA)	
	2017	2018
April	144	508
May	1,292	1,488
June	1,868	2,070
July	3,002	3,312
August	3,712	4,107
September	4,383	4,755
October	5,612	5,423
November	6,614	6,348
December	7,418	7,047
January	7,736	
February	9,191	
March	9,838	
April	10,244	
May	10,245	
June	10,245	

### QUALITY

	Quantity	Base Number	Contract	AT	Region	England
% of FP17s for the same patient ID Re-attending within 3 months - Children	82	1,006	8.2%	10.0%	11.8%	12.0%
% of FP17s for the same patient ID Re-attending within 3 months - Adults	409	2,002	20.4%	14.9%	15.3%	15.9%
% of FP17s for the same patient ID Re-attending between 3 & 9 months - Children	169	1,006	16.8%	51.7%	59.1%	58.0%
% of FP17s for the same patient ID Re-attending between 3 & 9 months - Adults	500	2,002	25.0%	47.2%	51.5%	50.5%
% of FP17s for Band 1 Urgent Courses	611	2,873	21.3%	8.0%	8.0%	9.0%
% of FP17s Relating to Free Repair or Replacements	3	2,873	0.1%	0.7%	0.8%	0.8%
% of FP17s Relating to Continuations	4	2,873	0.1%	0.9%	1.1%	1.1%
% of Patients satisfied with the dentistry they have received	5	5	N/A	91.6%	91.6%	91.5%
% of Patients satisfied with the time they had to wait for an appointment	5	5	N/A	89.9%	88.3%	87.9%

\* This is based on patients treated on this contract for their most recent course of treatment. Figures in italics indicate the base number of FP17s or Patient Questionnaire responses are less than 100. N/A is shown where the base number of responses is less than 10 during the period. % is calculated as Quantity/Base number\*100

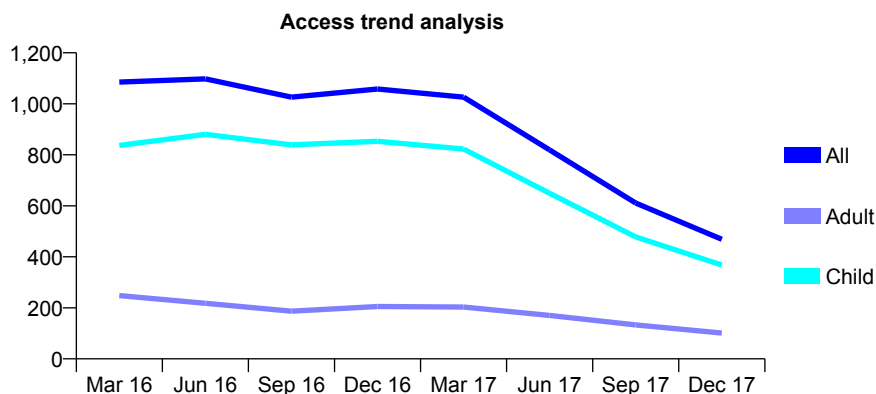
## Q54 - Vital Signs At a Glance Contract Report for 264776/0008 - December 2017

Name or company name	MR SB MAHALEKAM
Contract type name	PDS Plus Contract
Purpose of contract	General
Contract start date	01/05/2012
Contract end date	30/04/2017

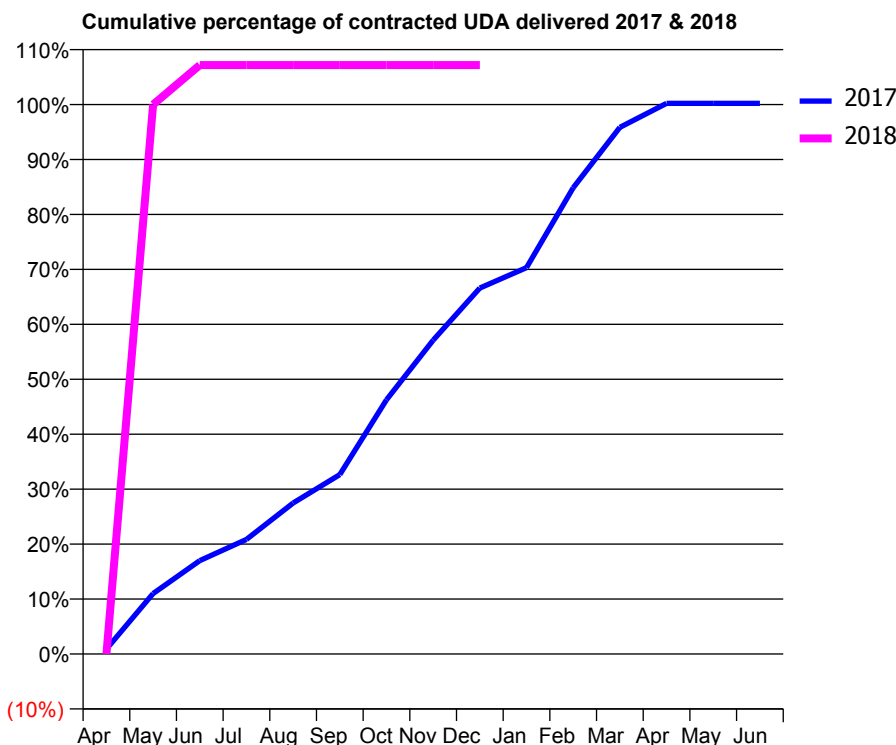
17/18 Contracted general activity (UDA)	167
Carry forward general activity (UDA)	0
17/18 Contracted orthodontic activity (UOA)	0
Carry forward orthodontic activity (UOA)	0
Baseline contract value	£2,146.84

### ACCESS\*

Patients seen in 24 months	Total	Change since previous quarter
Quarter ending December 2016	1,058	
Quarter ending March 2017	1,026	↓
Quarter ending June 2017	819	↓
Quarter ending September 2017	611	↓
Quarter ending December 2017	469	↓
<b>Variance since December 2016</b>	<b>(55.7%)</b>	<b>↓</b>



### ACTIVITY



Month	Adjusted Scheduled Activity (UDA)	
	2017	2018
April	18	0
May	220	167
June	340	179
July	417	179
August	550	179
September	653	179
October	925	179
November	1,142	179
December	1,332	179
January	1,406	
February	1,697	
March	1,917	
April	2,004	
May	2,004	
June	2,004	

### QUALITY

	Quantity	Base Number	Contract	AT	Region	England
% of FP17s for the same patient ID Re-attending within 3 months - Children	0	33	0.0%	10.0%	11.8%	12.0%
% of FP17s for the same patient ID Re-attending within 3 months - Adults	1	48	2.1%	14.9%	15.3%	15.9%
% of FP17s for the same patient ID Re-attending between 3 & 9 months - Children	5	33	15.2%	51.7%	59.1%	58.0%
% of FP17s for the same patient ID Re-attending between 3 & 9 months - Adults	1	48	2.1%	47.2%	51.5%	50.5%
% of FP17s for Band 1 Urgent Courses	10	66	15.2%	8.0%	8.0%	9.0%
% of FP17s Relating to Free Repair or Replacements	0	66	0.0%	0.7%	0.8%	0.8%
% of FP17s Relating to Continuations	0	66	0.0%	0.9%	1.1%	1.1%
% of Patients satisfied with the dentistry they have received	0	0	N/A	91.6%	91.6%	91.5%
% of Patients satisfied with the time they had to wait for an appointment	0	0	N/A	89.9%	88.3%	87.9%

\* This is based on patients treated on this contract for their most recent course of treatment. Figures in italics indicate the base number of FP17s or Patient Questionnaire responses are less than 100. N/A is shown where the base number of responses is less than 10 during the period. % is calculated as Quantity/Base number\*100

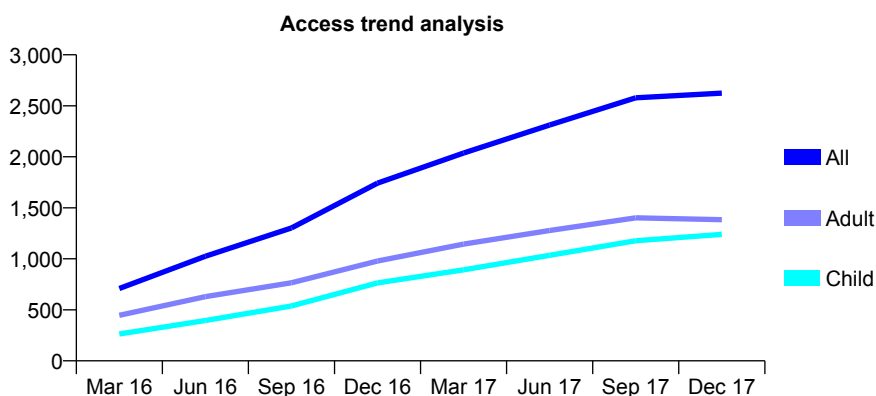
## Q54 - Vital Signs At a Glance Contract Report for 266574/0001 - December 2017

Name or company name	MS N KAUR
Contract type name	GDS Contract
Purpose of contract	General
Contract start date	01/10/2015
Contract end date	

17/18 Contracted general activity (UDA)	5,792
Carry forward general activity (UDA)	-112
17/18 Contracted orthodontic activity (UOA)	0
Carry forward orthodontic activity (UOA)	0
Baseline contract value	£147,287.06

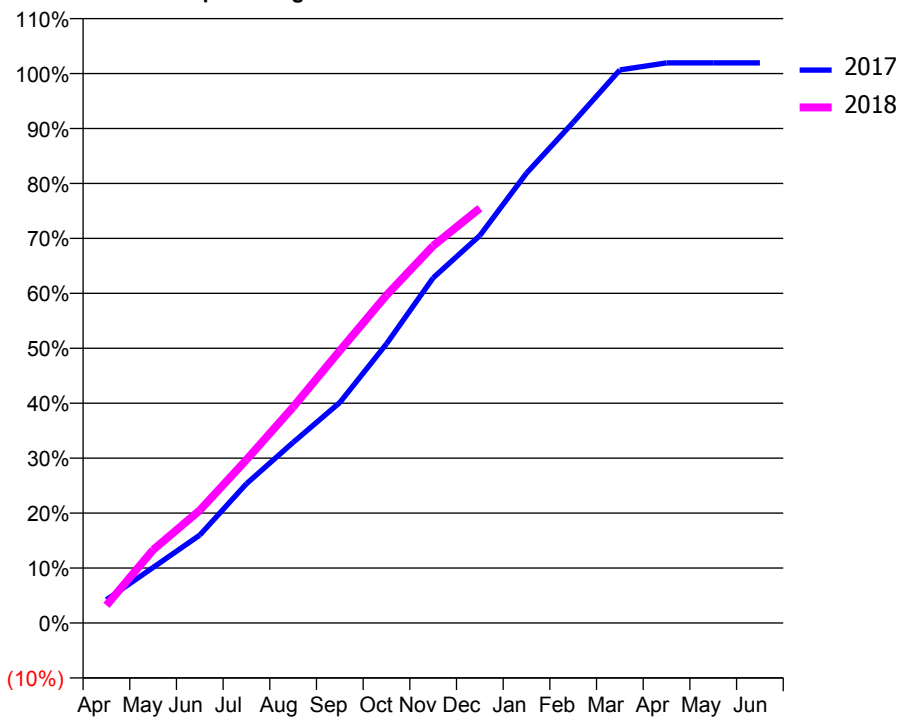
### ACCESS\*

Patients seen in 24 months	Total	Change since previous quarter
Quarter ending December 2016	1,742	
Quarter ending March 2017	2,037	↑
Quarter ending June 2017	2,312	↑
Quarter ending September 2017	2,579	↑
Quarter ending December 2017	2,624	→
<b>Variance since December 2016</b>	<b>50.6%</b>	<b>↑</b>



### ACTIVITY

**Cumulative percentage of contracted UDA delivered 2017 & 2018**



Month	Adjusted Scheduled Activity (UDA)	
	2017	2018
April	245	186
May	585	772
June	927	1,188
July	1,469	1,720
August	1,903	2,276
September	2,324	2,871
October	2,943	3,455
November	3,638	3,976
December	4,084	4,372
January	4,741	
February	5,278	
March	5,830	
April	5,904	
May	5,904	
June	5,904	

### QUALITY

	Quantity	Base Number	Contract	AT	Region	England
% of FP17s for the same patient ID Re-attending within 3 months - Children	40	954	4.2%	10.0%	11.8%	12.0%
% of FP17s for the same patient ID Re-attending within 3 months - Adults	83	879	9.4%	14.9%	15.3%	15.9%
% of FP17s for the same patient ID Re-attending between 3 & 9 months - Children	249	954	26.1%	51.7%	59.1%	58.0%
% of FP17s for the same patient ID Re-attending between 3 & 9 months - Adults	206	879	23.4%	47.2%	51.5%	50.5%
% of FP17s for Band 1 Urgent Courses	187	1,799	10.4%	8.0%	8.0%	9.0%
% of FP17s Relating to Free Repair or Replacements	0	1,799	0.0%	0.7%	0.8%	0.8%
% of FP17s Relating to Continuations	5	1,799	0.3%	0.9%	1.1%	1.1%
% of Patients satisfied with the dentistry they have received	0	0	N/A	91.6%	91.6%	91.5%
% of Patients satisfied with the time they had to wait for an appointment	0	0	N/A	89.9%	88.3%	87.9%

\* This is based on patients treated on this contract for their most recent course of treatment. Figures in italics indicate the base number of FP17s or Patient Questionnaire responses are less than 100. N/A is shown where the base number of responses is less than 10 during the period. % is calculated as Quantity/Base number\*100

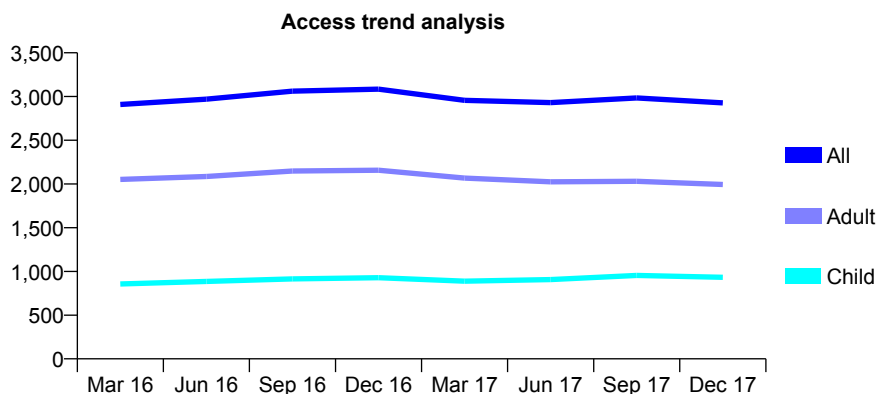
## Q54 - Vital Signs At a Glance Contract Report for 273708/0006 - December 2017

Name or company name	MR G MOORE
Contract type name	GDS Contract
Purpose of contract	General
Contract start date	01/04/2010
Contract end date	

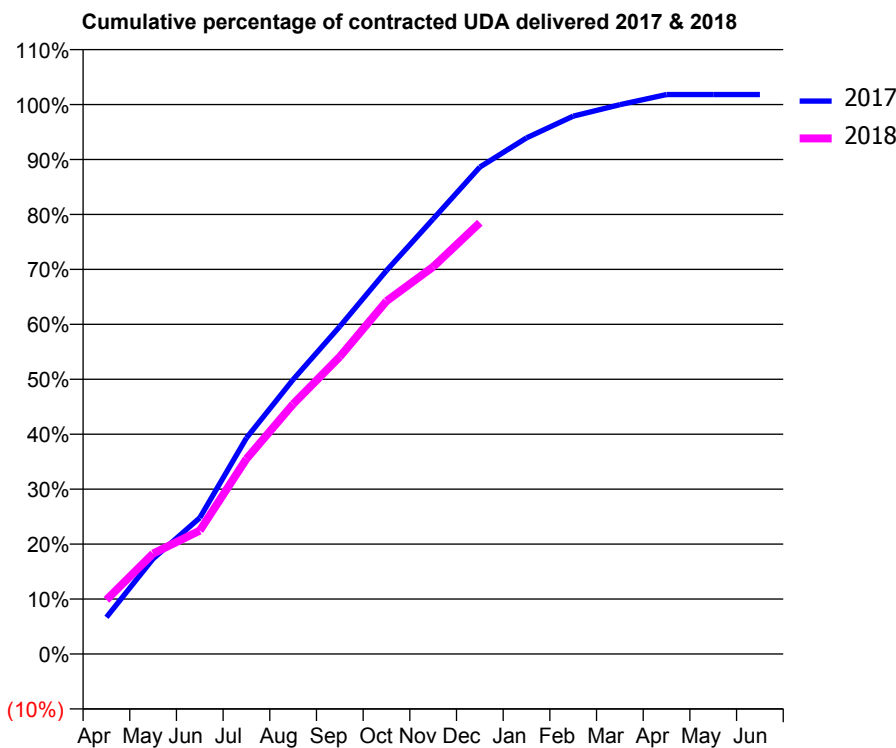
17/18 Contracted general activity (UDA)	7,809
Carry forward general activity (UDA)	-142
17/18 Contracted orthodontic activity (UOA)	0
Carry forward orthodontic activity (UOA)	0
Baseline contract value	£184,513.94

### ACCESS\*

Patients seen in 24 months	Total	Change since previous quarter
Quarter ending December 2016	3,085	
Quarter ending March 2017	2,956	↓
Quarter ending June 2017	2,931	→
Quarter ending September 2017	2,984	→
Quarter ending December 2017	2,927	↓
<b>Variance since December 2016</b>	<b>(5.1%)</b>	<b>↓</b>



### ACTIVITY



Month	Adjusted Scheduled Activity (UDA)	
	2017	2018
April	522	770
May	1,353	1,428
June	1,936	1,755
July	3,071	2,774
August	3,900	3,552
September	4,655	4,225
October	5,450	5,015
November	6,183	5,502
December	6,920	6,129
January	7,334	
February	7,643	
March	7,807	
April	7,951	
May	7,951	
June	7,951	

### QUALITY

	Quantity	Base Number	Contract	AT	Region	England
% of FP17s for the same patient ID Re-attending within 3 months - Children	28	946	3.0%	10.0%	11.8%	12.0%
% of FP17s for the same patient ID Re-attending within 3 months - Adults	171	1,657	10.3%	14.9%	15.3%	15.9%
% of FP17s for the same patient ID Re-attending between 3 & 9 months - Children	497	946	52.5%	51.7%	59.1%	58.0%
% of FP17s for the same patient ID Re-attending between 3 & 9 months - Adults	801	1,657	48.3%	47.2%	51.5%	50.5%
% of FP17s for Band 1 Urgent Courses	151	2,534	6.0%	8.0%	8.0%	9.0%
% of FP17s Relating to Free Repair or Replacements	3	2,534	0.1%	0.7%	0.8%	0.8%
% of FP17s Relating to Continuations	3	2,534	0.1%	0.9%	1.1%	1.1%
% of Patients satisfied with the dentistry they have received	2	2	N/A	91.6%	91.6%	91.5%
% of Patients satisfied with the time they had to wait for an appointment	2	2	N/A	89.9%	88.3%	87.9%

\* This is based on patients treated on this contract for their most recent course of treatment. Figures in italics indicate the base number of FP17s or Patient Questionnaire responses are less than 100. N/A is shown where the base number of responses is less than 10 during the period. % is calculated as Quantity/Base number\*100

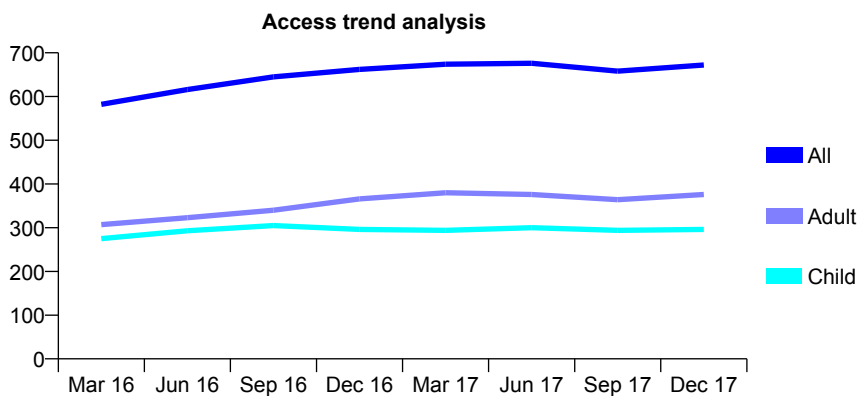
## Q54 - Vital Signs At a Glance Contract Report for 273937/0001 - December 2017

Name or company name	MR B GUPTA
Contract type name	GDS Contract
Purpose of contract	General
Contract start date	01/04/2015
Contract end date	

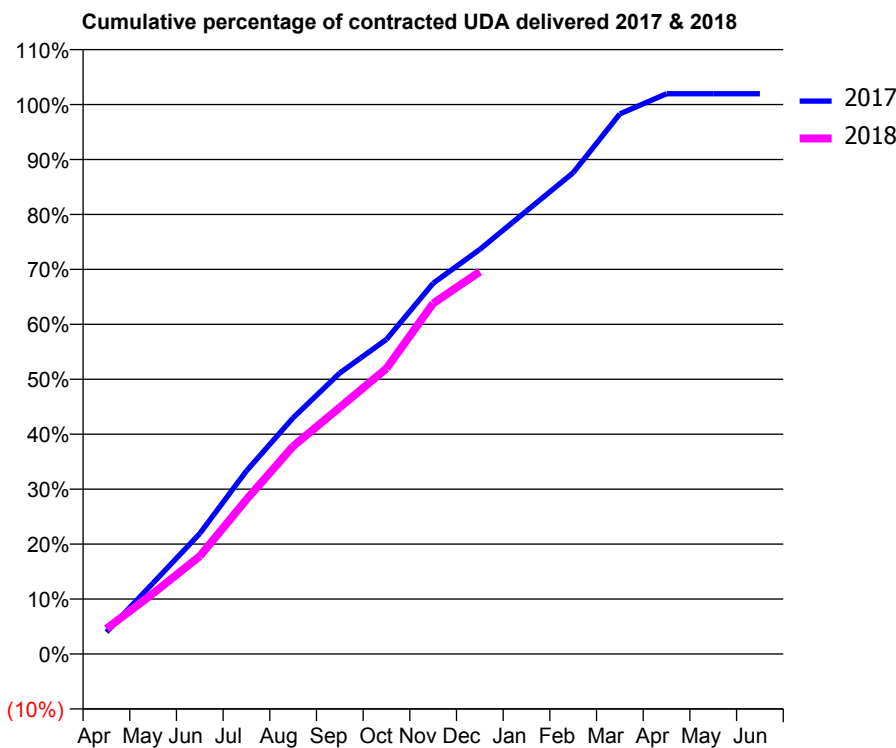
17/18 Contracted general activity (UDA)	2,400
Carry forward general activity (UDA)	-47
17/18 Contracted orthodontic activity (UOA)	0
Carry forward orthodontic activity (UOA)	0
Baseline contract value	£60,596.05

### ACCESS\*

Patients seen in 24 months	Total	Change since previous quarter
Quarter ending December 2016	662	
Quarter ending March 2017	674	→
Quarter ending June 2017	676	→
Quarter ending September 2017	658	↓
Quarter ending December 2017	672	↑
<b>Variance since December 2016</b>	<b>1.5%</b>	<b>→</b>



### ACTIVITY



Month	Adjusted Scheduled Activity (UDA)	
	2017	2018
April	96	110
May	310	265
June	526	427
July	800	675
August	1,032	908
September	1,227	1,077
October	1,374	1,247
November	1,620	1,531
December	1,767	1,670
January	1,935	
February	2,102	
March	2,359	
April	2,447	
May	2,447	
June	2,447	

### QUALITY

	Quantity	Base Number	Contract	AT	Region	England
% of FP17s for the same patient ID Re-attending within 3 months - Children	21	361	5.8%	10.0%	11.8%	12.0%
% of FP17s for the same patient ID Re-attending within 3 months - Adults	71	427	16.6%	14.9%	15.3%	15.9%
% of FP17s for the same patient ID Re-attending between 3 & 9 months - Children	245	361	67.9%	51.7%	59.1%	58.0%
% of FP17s for the same patient ID Re-attending between 3 & 9 months - Adults	249	427	58.3%	47.2%	51.5%	50.5%
% of FP17s for Band 1 Urgent Courses	35	759	4.6%	8.0%	8.0%	9.0%
% of FP17s Relating to Free Repair or Replacements	11	759	1.4%	0.7%	0.8%	0.8%
% of FP17s Relating to Continuations	11	759	1.4%	0.9%	1.1%	1.1%
% of Patients satisfied with the dentistry they have received	0	0	N/A	91.6%	91.6%	91.5%
% of Patients satisfied with the time they had to wait for an appointment	0	0	N/A	89.9%	88.3%	87.9%

\* This is based on patients treated on this contract for their most recent course of treatment. Figures in italics indicate the base number of FP17s or Patient Questionnaire responses are less than 100. N/A is shown where the base number of responses is less than 10 during the period. % is calculated as Quantity/Base number\*100



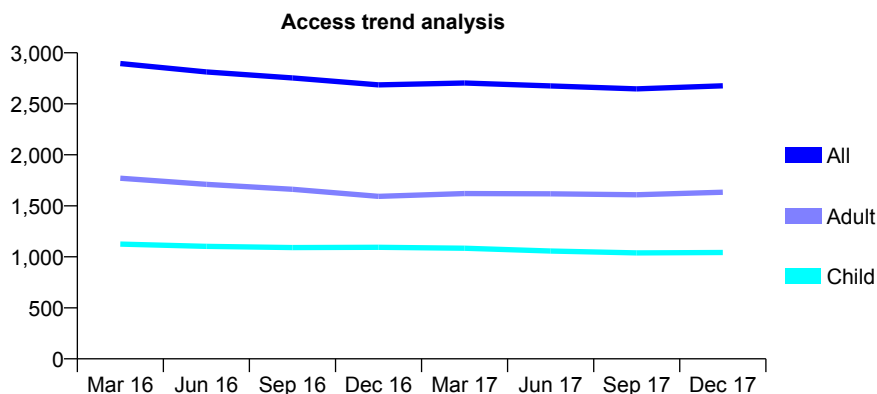
## Q54 - Vital Signs At a Glance Contract Report for 274038/0002 - December 2017

Name or company name	MR O PATEL
Contract type name	GDS Contract
Purpose of contract	General
Contract start date	01/04/2009
Contract end date	

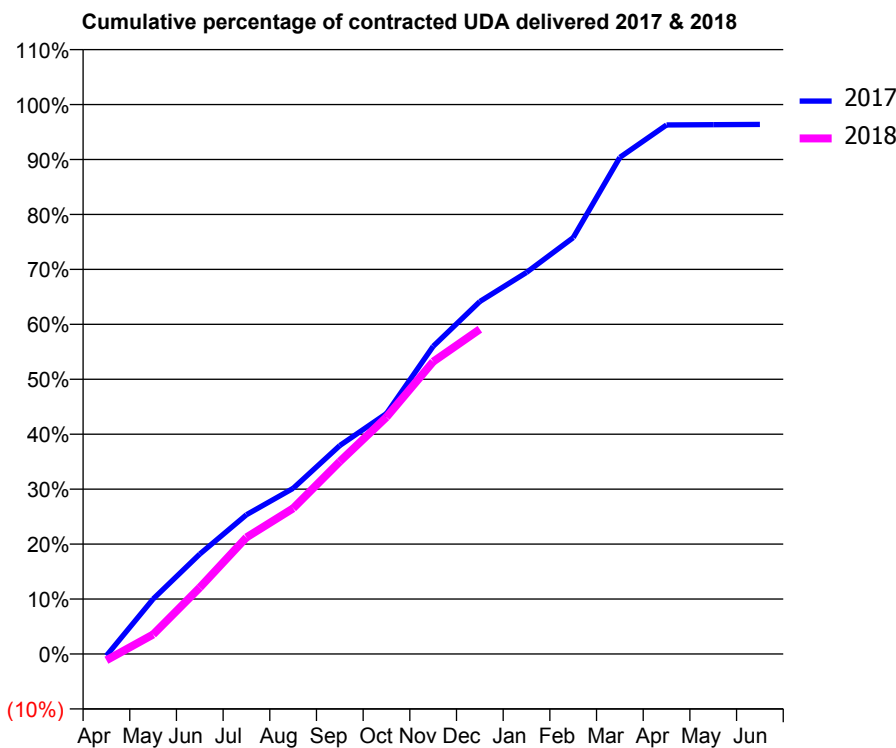
17/18 Contracted general activity (UDA)	9,739
Carry forward general activity (UDA)	352
17/18 Contracted orthodontic activity (UOA)	0
Carry forward orthodontic activity (UOA)	0
Baseline contract value	£236,286.64

### ACCESS\*

Patients seen in 24 months	Total	Change since previous quarter
Quarter ending December 2016	2,686	
Quarter ending March 2017	2,704	→
Quarter ending June 2017	2,675	↓
Quarter ending September 2017	2,647	↓
Quarter ending December 2017	2,676	→
<b>Variance since December 2016</b>	<b>(0.4%)</b>	<b>→</b>



### ACTIVITY



Month	Adjusted Scheduled Activity (UDA)	
	2017	2018
April	-32	-112
May	974	346
June	1,771	1,178
July	2,469	2,066
August	2,937	2,582
September	3,694	3,413
October	4,262	4,198
November	5,452	5,181
December	6,248	5,757
January	6,763	
February	7,380	
March	8,802	
April	9,377	
May	9,381	
June	9,387	

### QUALITY

	Quantity	Base Number	Contract	AT	Region	England
% of FP17s for the same patient ID Re-attending within 3 months - Children	141	974	14.5%	10.0%	11.8%	12.0%
% of FP17s for the same patient ID Re-attending within 3 months - Adults	275	1,371	20.1%	14.9%	15.3%	15.9%
% of FP17s for the same patient ID Re-attending between 3 & 9 months - Children	322	974	33.1%	51.7%	59.1%	58.0%
% of FP17s for the same patient ID Re-attending between 3 & 9 months - Adults	430	1,371	31.4%	47.2%	51.5%	50.5%
% of FP17s for Band 1 Urgent Courses	316	2,157	14.6%	8.0%	8.0%	9.0%
% of FP17s Relating to Free Repair or Replacements	1	2,157	0.0%	0.7%	0.8%	0.8%
% of FP17s Relating to Continuations	3	2,157	0.1%	0.9%	1.1%	1.1%
% of Patients satisfied with the dentistry they have received	4	4	N/A	91.6%	91.6%	91.5%
% of Patients satisfied with the time they had to wait for an appointment	1	4	N/A	89.9%	88.3%	87.9%

\* This is based on patients treated on this contract for their most recent course of treatment. Figures in italics indicate the base number of FP17s or Patient Questionnaire responses are less than 100. N/A is shown where the base number of responses is less than 10 during the period. % is calculated as Quantity/Base number\*100

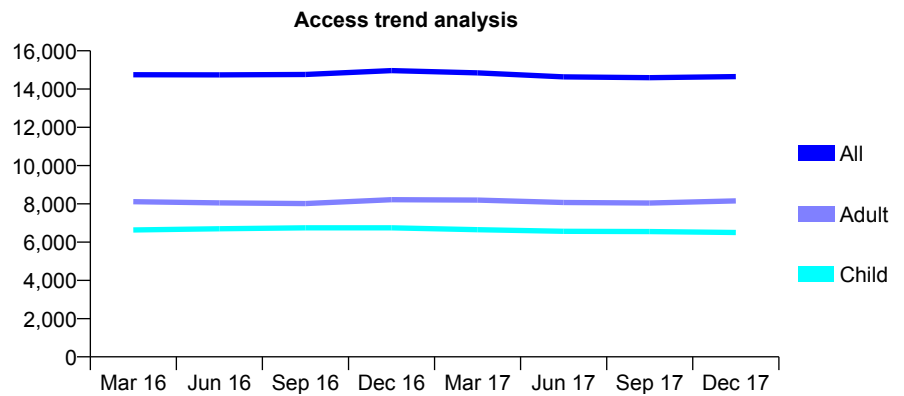
## Q54 - Vital Signs At a Glance Contract Report for 275441/0001 - December 2017

Name or company name	MS P ALIPOUR
Contract type name	GDS Contract
Purpose of contract	General
Contract start date	01/04/2009
Contract end date	

17/18 Contracted general activity (UDA)	44,400
Carry forward general activity (UDA)	176
17/18 Contracted orthodontic activity (UOA)	0
Carry forward orthodontic activity (UOA)	0
Baseline contract value	£1,102,648.64

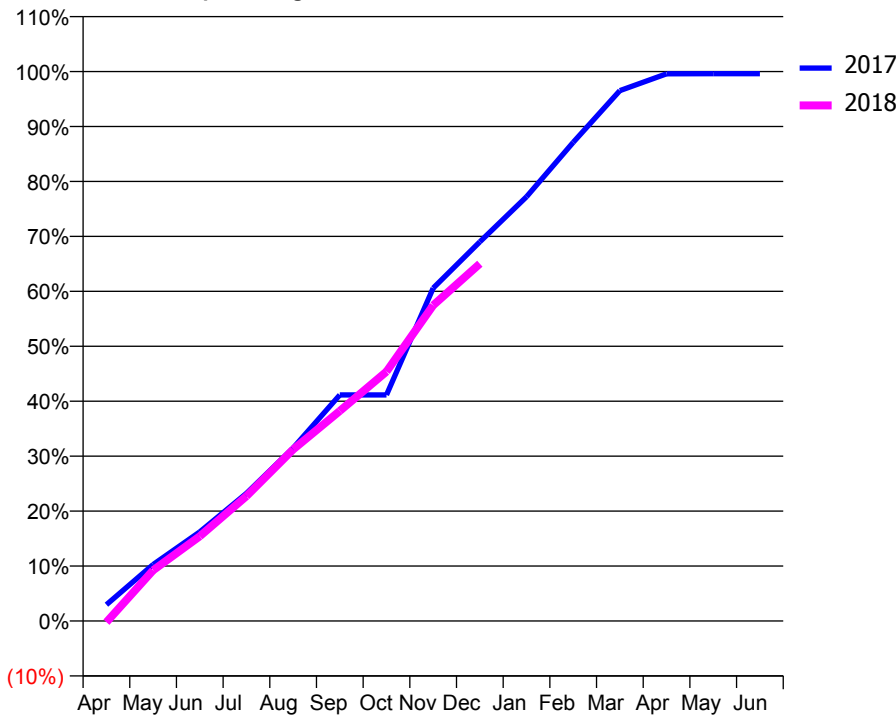
### ACCESS\*

Patients seen in 24 months	Total	Change since previous quarter
Quarter ending December 2016	14,965	
Quarter ending March 2017	14,845	→
Quarter ending June 2017	14,634	↓
Quarter ending September 2017	14,592	→
Quarter ending December 2017	14,650	→
<b>Variance since December 2016</b>	<b>(2.1%)</b>	<b>↓</b>



### ACTIVITY

Cumulative percentage of contracted UDA delivered 2017 & 2018



Month	Adjusted Scheduled Activity (UDA)	
	2017	2018
April	1,321	-102
May	4,562	4,100
June	7,197	6,852
July	10,316	10,086
August	13,984	13,863
September	18,265	16,976
October	18,265	20,149
November	26,904	25,508
December	30,641	28,874
January	34,278	
February	38,673	
March	42,855	
April	44,217	
May	44,223	
June	44,224	

### QUALITY

	Quantity	Base Number	Contract	AT	Region	England
% of FP17s for the same patient ID Re-attending within 3 months - Children	209	6,172	3.4%	10.0%	11.8%	12.0%
% of FP17s for the same patient ID Re-attending within 3 months - Adults	476	5,985	8.0%	14.9%	15.3%	15.9%
% of FP17s for the same patient ID Re-attending between 3 & 9 months - Children	3,650	6,172	59.1%	51.7%	59.1%	58.0%
% of FP17s for the same patient ID Re-attending between 3 & 9 months - Adults	2,487	5,985	41.6%	47.2%	51.5%	50.5%
% of FP17s for Band 1 Urgent Courses	904	11,633	7.8%	8.0%	8.0%	9.0%
% of FP17s Relating to Free Repair or Replacements	24	11,633	0.2%	0.7%	0.8%	0.8%
% of FP17s Relating to Continuations	51	11,633	0.4%	0.9%	1.1%	1.1%
% of Patients satisfied with the dentistry they have received	4	5	N/A	91.6%	91.6%	91.5%
% of Patients satisfied with the time they had to wait for an appointment	4	5	N/A	89.9%	88.3%	87.9%

\* This is based on patients treated on this contract for their most recent course of treatment. Figures in italics indicate the base number of FP17s or Patient Questionnaire responses are less than 100. N/A is shown where the base number of responses is less than 10 during the period. % is calculated as Quantity/Base number\*100

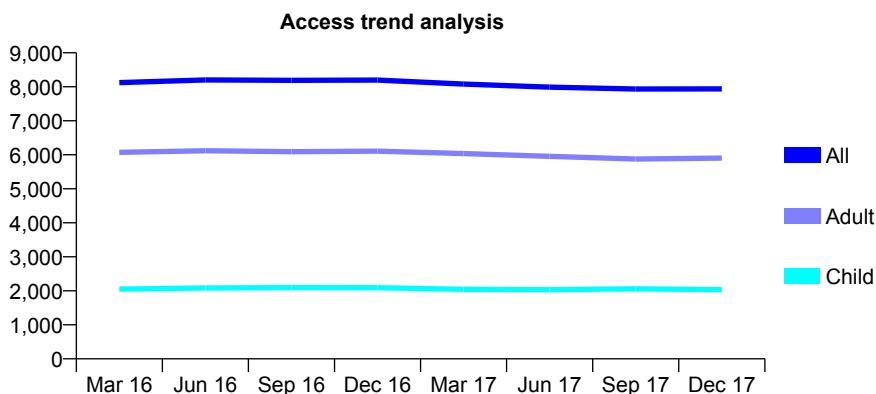
## Q54 - Vital Signs At a Glance Contract Report for 30012/0003 - December 2017

Name or company name	MR EE THOMPSON
Contract type name	GDS Contract
Purpose of contract	General and Orthodontic
Contract start date	20/09/2010
Contract end date	

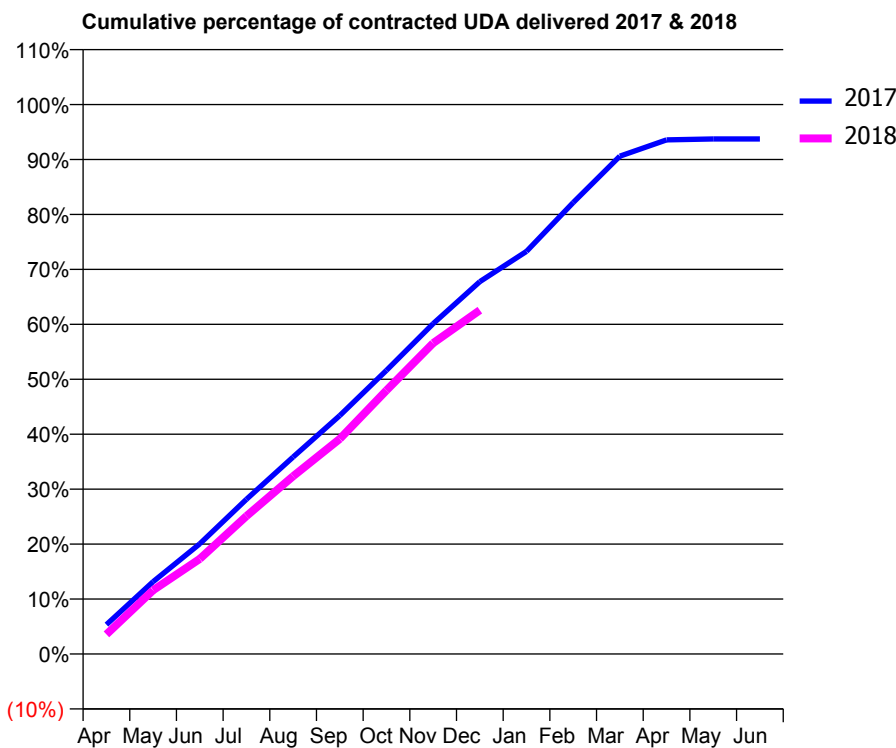
17/18 Contracted general activity (UDA)	24,718
Carry forward general activity (UDA)	0
17/18 Contracted orthodontic activity (UOA)	2,142
Carry forward orthodontic activity (UOA)	-13
Baseline contract value	£791,138.09

### ACCESS\*

Patients seen in 24 months	Total	Change since previous quarter
Quarter ending December 2016	8,198	
Quarter ending March 2017	8,082	↓
Quarter ending June 2017	7,989	↓
Quarter ending September 2017	7,937	→
Quarter ending December 2017	7,939	→
<b>Variance since December 2016</b>	<b>(3.2%)</b>	<b>↓</b>



### ACTIVITY



Month	Adjusted Scheduled Activity (UDA)	
	2017	2018
April	1,321	884
May	3,257	2,869
June	4,957	4,279
July	6,959	6,207
August	8,861	7,997
September	10,730	9,679
October	12,761	11,861
November	14,863	13,987
December	16,747	15,467
January	18,111	
February	20,309	
March	22,396	
April	23,127	
May	23,168	
June	23,168	

### QUALITY

	Quantity	Base Number	Contract	AT	Region	England
% of FP17s for the same patient ID Re-attending within 3 months - Children	168	2,044	8.2%	10.0%	11.8%	12.0%
% of FP17s for the same patient ID Re-attending within 3 months - Adults	732	4,948	14.8%	14.9%	15.3%	15.9%
% of FP17s for the same patient ID Re-attending between 3 & 9 months - Children	919	2,044	45.0%	51.7%	59.1%	58.0%
% of FP17s for the same patient ID Re-attending between 3 & 9 months - Adults	1,880	4,948	38.0%	47.2%	51.5%	50.5%
% of FP17s for Band 1 Urgent Courses	585	6,417	9.1%	8.0%	8.0%	9.0%
% of FP17s Relating to Free Repair or Replacements	61	6,417	1.0%	0.7%	0.8%	0.8%
% of FP17s Relating to Continuations	50	6,417	0.8%	0.9%	1.1%	1.1%
% of Patients satisfied with the dentistry they have received	10	10	100.0%	91.6%	91.6%	91.5%
% of Patients satisfied with the time they had to wait for an appointment	9	10	90.0%	89.9%	88.3%	87.9%

\* This is based on patients treated on this contract for their most recent course of treatment. Figures in italics indicate the base number of FP17s or Patient Questionnaire responses are less than 100. N/A is shown where the base number of responses is less than 10 during the period. % is calculated as Quantity/Base number\*100

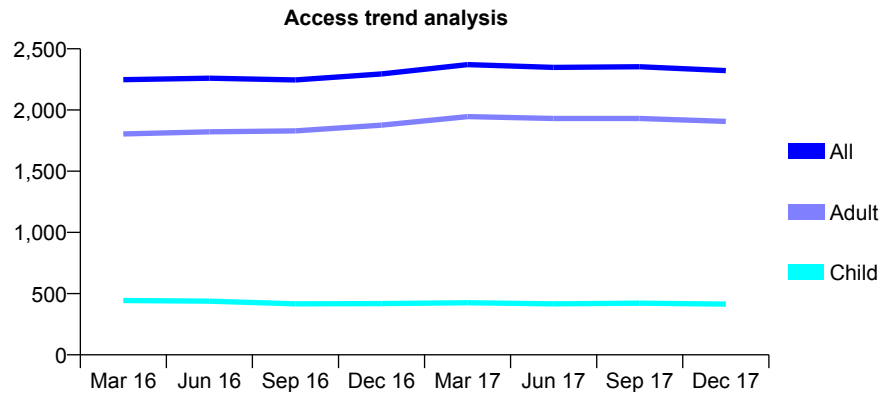
## Q54 - Vital Signs At a Glance Contract Report for 301574/0003 - December 2017

Name or company name	The Greens Dental Practice
Contract type name	GDS Contract
Purpose of contract	General
Contract start date	01/04/2013
Contract end date	

17/18 Contracted general activity (UDA)	7,304
Carry forward general activity (UDA)	0
17/18 Contracted orthodontic activity (UOA)	0
Carry forward orthodontic activity (UOA)	0
Baseline contract value	£179,497.48

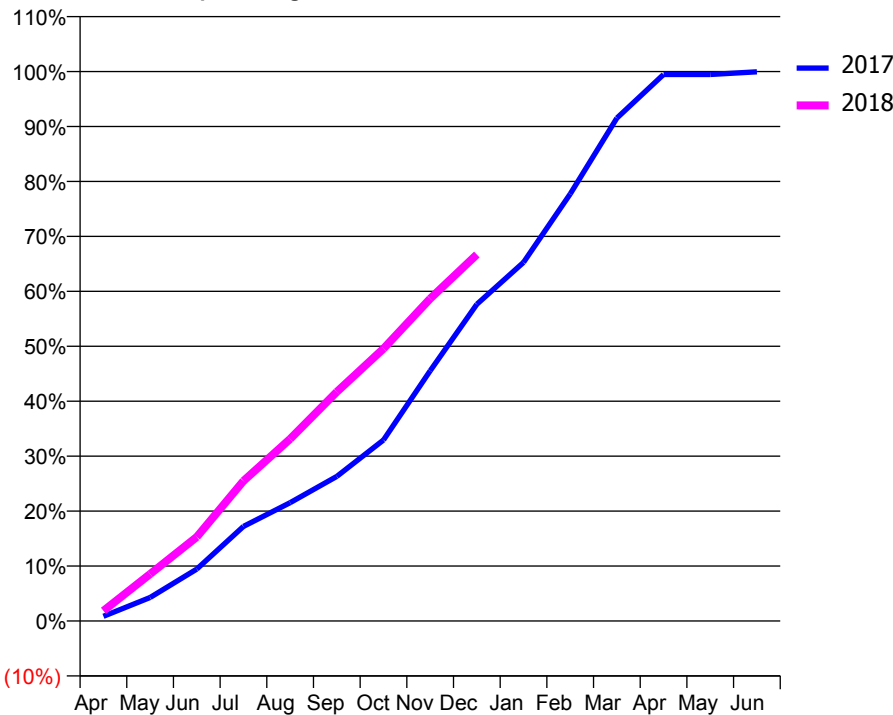
### ACCESS\*

Patients seen in 24 months	Total	Change since previous quarter
Quarter ending December 2016	2,295	
Quarter ending March 2017	2,371	↑
Quarter ending June 2017	2,348	→
Quarter ending September 2017	2,353	→
Quarter ending December 2017	2,322	↓
<b>Variance since December 2016</b>	<b>1.2%</b>	<b>→</b>



### ACTIVITY

Cumulative percentage of contracted UDA delivered 2017 & 2018



Month	Adjusted Scheduled Activity (UDA)	
	2017	2018
April	63	136
May	313	625
June	690	1,117
July	1,257	1,862
August	1,574	2,420
September	1,923	3,046
October	2,406	3,620
November	3,326	4,285
December	4,210	4,871
January	4,768	
February	5,677	
March	6,686	
April	7,265	
May	7,265	
June	7,300	

### QUALITY

	Quantity	Base Number	Contract	AT	Region	England
% of FP17s for the same patient ID Re-attending within 3 months - Children	30	467	6.4%	10.0%	11.8%	12.0%
% of FP17s for the same patient ID Re-attending within 3 months - Adults	388	2,126	18.3%	14.9%	15.3%	15.9%
% of FP17s for the same patient ID Re-attending between 3 & 9 months - Children	298	467	63.8%	51.7%	59.1%	58.0%
% of FP17s for the same patient ID Re-attending between 3 & 9 months - Adults	1,236	2,126	58.1%	47.2%	51.5%	50.5%
% of FP17s for Band 1 Urgent Courses	129	2,426	5.3%	8.0%	8.0%	9.0%
% of FP17s Relating to Free Repair or Replacements	39	2,426	1.6%	0.7%	0.8%	0.8%
% of FP17s Relating to Continuations	44	2,426	1.8%	0.9%	1.1%	1.1%
% of Patients satisfied with the dentistry they have received	6	6	N/A	91.6%	91.6%	91.5%
% of Patients satisfied with the time they had to wait for an appointment	6	6	N/A	89.9%	88.3%	87.9%

\* This is based on patients treated on this contract for their most recent course of treatment. Figures in italics indicate the base number of FP17s or Patient Questionnaire responses are less than 100. N/A is shown where the base number of responses is less than 10 during the period. % is calculated as Quantity/Base number\*100

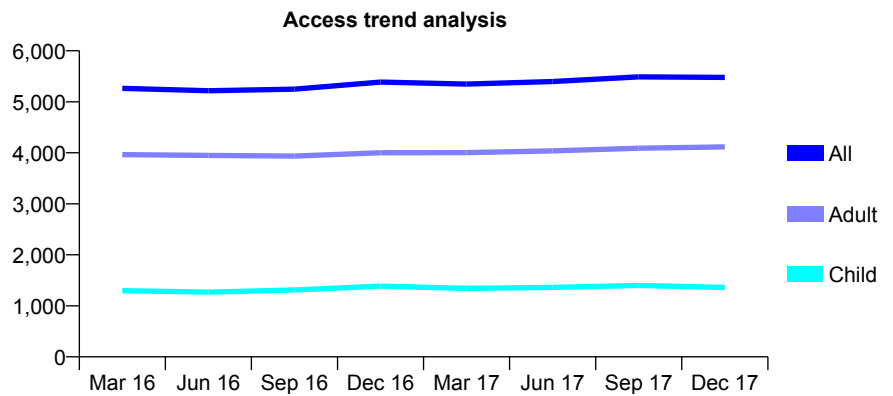
## Q54 - Vital Signs At a Glance Contract Report for 303089/0001 - December 2017

Name or company name	Ashleigh Dental Practice
Contract type name	GDS Contract
Purpose of contract	General and Orthodontic
Contract start date	01/04/2006
Contract end date	

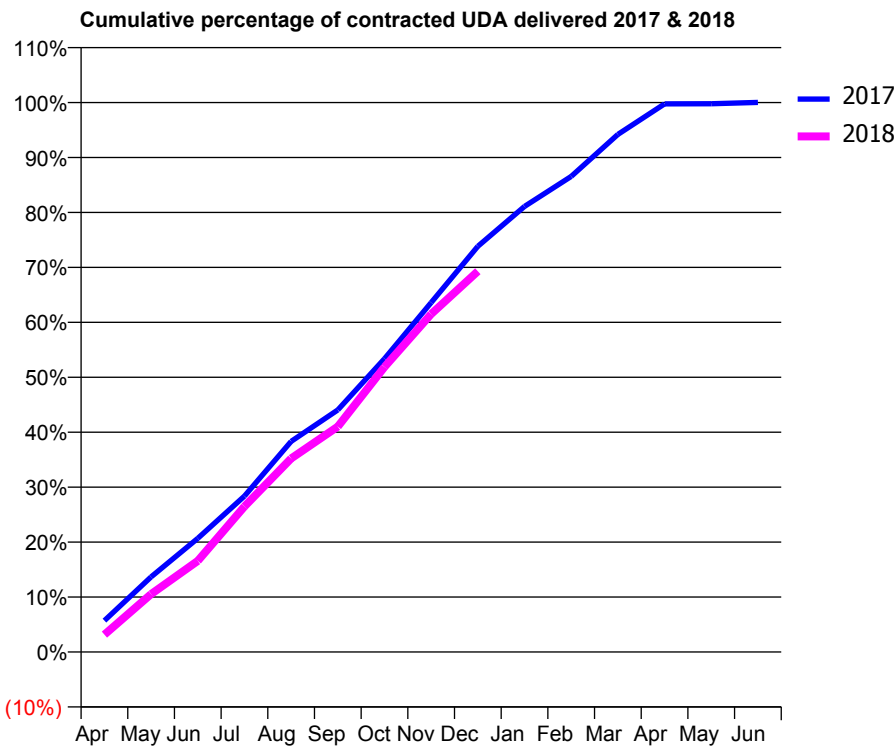
17/18 Contracted general activity (UDA)	14,412
Carry forward general activity (UDA)	-2
17/18 Contracted orthodontic activity (UOA)	273
Carry forward orthodontic activity (UOA)	0
Baseline contract value	£361,596.72

### ACCESS\*

Patients seen in 24 months	Total	Change since previous quarter
Quarter ending December 2016	5,386	
Quarter ending March 2017	5,347	→
Quarter ending June 2017	5,398	→
Quarter ending September 2017	5,488	→
Quarter ending December 2017	5,479	→
<b>Variance since December 2016</b>	<b>1.7%</b>	<b>→</b>



### ACTIVITY



Month	Adjusted Scheduled Activity (UDA)	
	2017	2018
April	824	457
May	1,972	1,520
June	2,981	2,391
July	4,091	3,817
August	5,522	5,076
September	6,348	5,914
October	7,692	7,476
November	9,165	8,863
December	10,642	9,988
January	11,686	
February	12,475	
March	13,574	
April	14,378	
May	14,379	
June	14,414	

### QUALITY

	Quantity	Base Number	Contract	AT	Region	England
% of FP17s for the same patient ID Re-attending within 3 months - Children	56	1,194	4.7%	10.0%	11.8%	12.0%
% of FP17s for the same patient ID Re-attending within 3 months - Adults	396	3,612	11.0%	14.9%	15.3%	15.9%
% of FP17s for the same patient ID Re-attending between 3 & 9 months - Children	433	1,194	36.3%	51.7%	59.1%	58.0%
% of FP17s for the same patient ID Re-attending between 3 & 9 months - Adults	1,248	3,612	34.6%	47.2%	51.5%	50.5%
% of FP17s for Band 1 Urgent Courses	269	4,410	6.1%	8.0%	8.0%	9.0%
% of FP17s Relating to Free Repair or Replacements	15	4,410	0.3%	0.7%	0.8%	0.8%
% of FP17s Relating to Continuations	52	4,410	1.2%	0.9%	1.1%	1.1%
% of Patients satisfied with the dentistry they have received	3	3	N/A	91.6%	91.6%	91.5%
% of Patients satisfied with the time they had to wait for an appointment	3	3	N/A	89.9%	88.3%	87.9%

\* This is based on patients treated on this contract for their most recent course of treatment. Figures in italics indicate the base number of FP17s or Patient Questionnaire responses are less than 100. N/A is shown where the base number of responses is less than 10 during the period. % is calculated as Quantity/Base number\*100

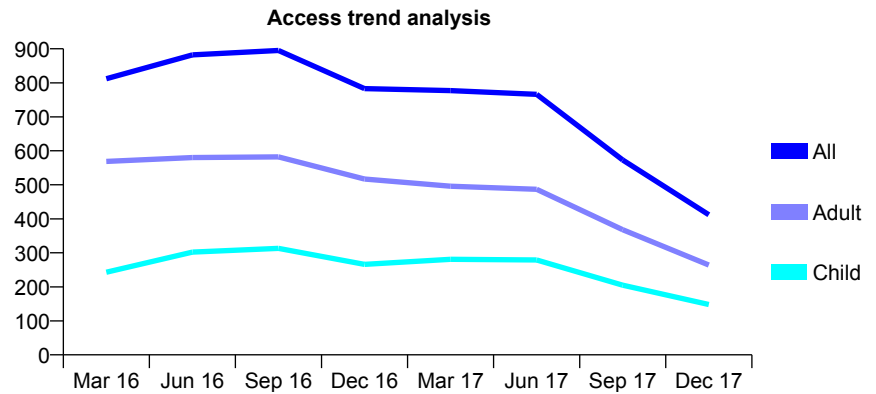
## Q54 - Vital Signs At a Glance Contract Report for 303089/0005 - December 2017

Name or company name	MR RJ STATHAM
Contract type name	PDS Plus Contract
Purpose of contract	General
Contract start date	01/06/2012
Contract end date	31/05/2017

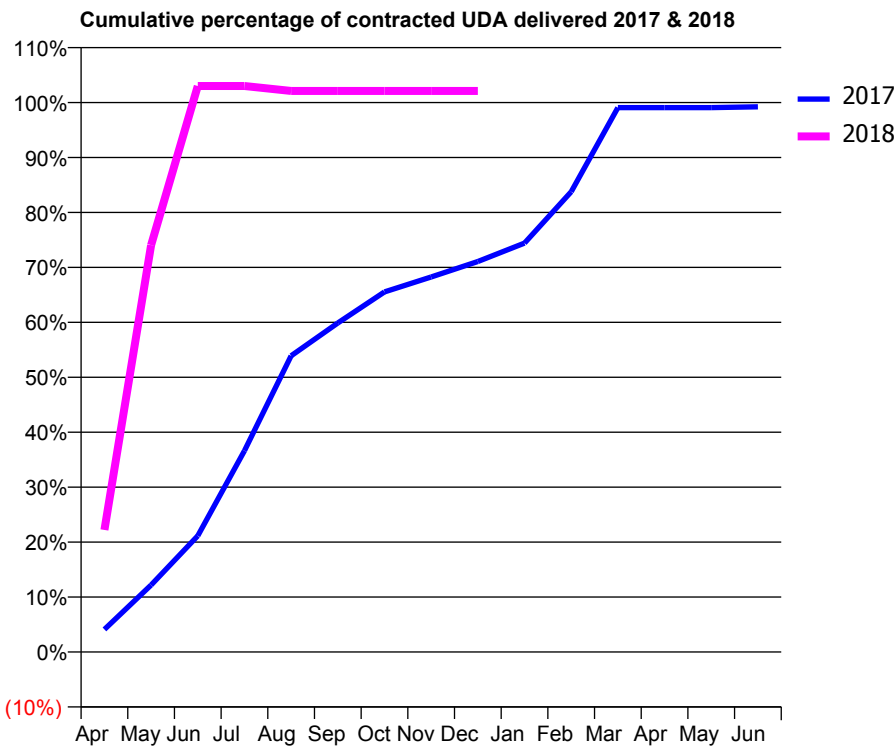
17/18 Contracted general activity (UDA)	333
Carry forward general activity (UDA)	0
17/18 Contracted orthodontic activity (UOA)	0
Carry forward orthodontic activity (UOA)	0
Baseline contract value	£4,069.08

### ACCESS\*

Patients seen in 24 months	Total	Change since previous quarter
Quarter ending December 2016	783	
Quarter ending March 2017	777	→
Quarter ending June 2017	766	↓
Quarter ending September 2017	573	↓
Quarter ending December 2017	412	↓
<b>Variance since December 2016</b>	<b>(47.4%)</b>	<b>↓</b>



### ACTIVITY



Month	Adjusted Scheduled Activity (UDA)	
	2017	2018
April	82	74
May	244	247
June	423	343
July	732	343
August	1,078	340
September	1,197	340
October	1,311	340
November	1,365	340
December	1,421	340
January	1,488	
February	1,675	
March	1,981	
April	1,981	
May	1,981	
June	1,984	

### QUALITY

	Quantity	Base Number	Contract	AT	Region	England
% of FP17s for the same patient ID Re-attending within 3 months - Children	3	58	5.2%	10.0%	11.8%	12.0%
% of FP17s for the same patient ID Re-attending within 3 months - Adults	13	111	11.7%	14.9%	15.3%	15.9%
% of FP17s for the same patient ID Re-attending between 3 & 9 months - Children	1	58	1.7%	51.7%	59.1%	58.0%
% of FP17s for the same patient ID Re-attending between 3 & 9 months - Adults	8	111	7.2%	47.2%	51.5%	50.5%
% of FP17s for Band 1 Urgent Courses	15	168	8.9%	8.0%	8.0%	9.0%
% of FP17s Relating to Free Repair or Replacements	0	168	0.0%	0.7%	0.8%	0.8%
% of FP17s Relating to Continuations	1	168	0.6%	0.9%	1.1%	1.1%
% of Patients satisfied with the dentistry they have received	0	0	N/A	91.6%	91.6%	91.5%
% of Patients satisfied with the time they had to wait for an appointment	0	0	N/A	89.9%	88.3%	87.9%

\* This is based on patients treated on this contract for their most recent course of treatment. Figures in italics indicate the base number of FP17s or Patient Questionnaire responses are less than 100. N/A is shown where the base number of responses is less than 10 during the period. % is calculated as Quantity/Base number\*100

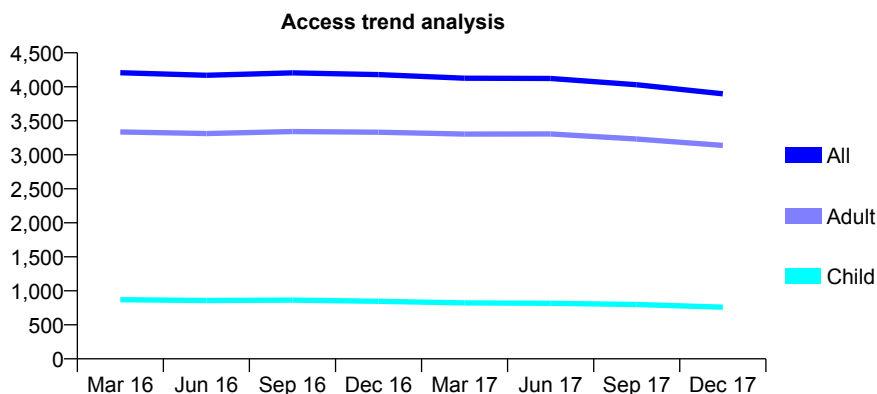
## Q54 - Vital Signs At a Glance Contract Report for 324329/0001 - December 2017

Name or company name	MR SR LOWE
Contract type name	GDS Contract
Purpose of contract	General
Contract start date	01/04/2006
Contract end date	

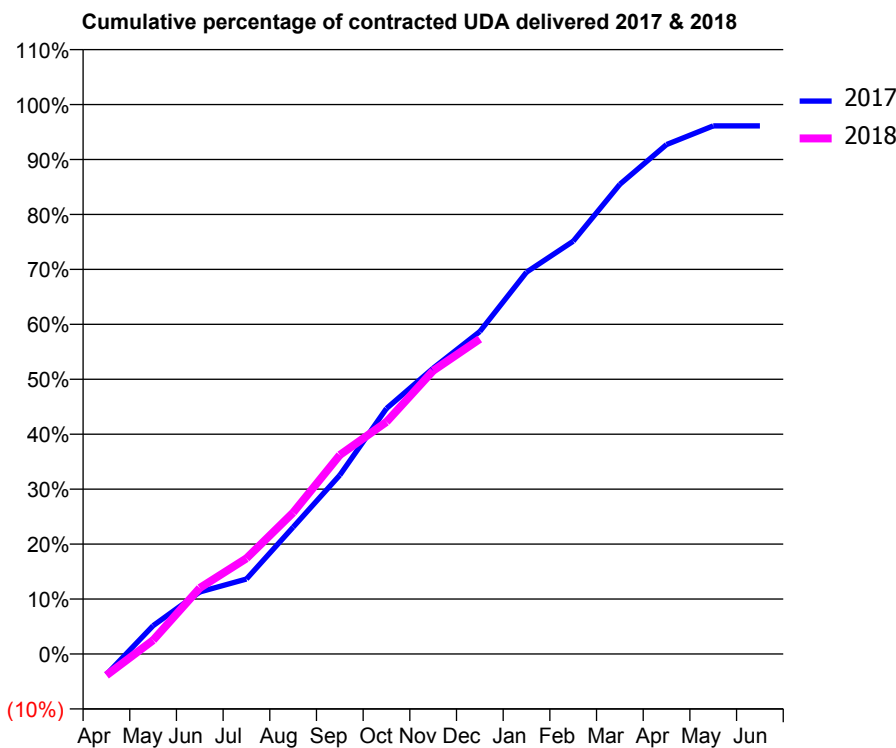
17/18 Contracted general activity (UDA)	14,603
Carry forward general activity (UDA)	569
17/18 Contracted orthodontic activity (UOA)	0
Carry forward orthodontic activity (UOA)	0
Baseline contract value	£307,941.15

### ACCESS\*

Patients seen in 24 months	Total	Change since previous quarter
Quarter ending December 2016	4,179	
Quarter ending March 2017	4,126	↓
Quarter ending June 2017	4,123	→
Quarter ending September 2017	4,031	↓
Quarter ending December 2017	3,898	↓
<b>Variance since December 2016</b>	<b>(6.7%)</b>	<b>↓</b>



### ACTIVITY



Month	Adjusted Scheduled Activity (UDA)	
	2017	2018
April	-546	-569
May	752	366
June	1,650	1,755
July	1,993	2,541
August	3,372	3,758
September	4,755	5,289
October	6,527	6,168
November	7,594	7,530
December	8,569	8,372
January	10,148	
February	10,969	
March	12,482	
April	13,538	
May	14,033	
June	14,033	

### QUALITY

	Quantity	Base Number	Contract	AT	Region	England
% of FP17s for the same patient ID Re-attending within 3 months - Children	36	817	4.4%	10.0%	11.8%	12.0%
% of FP17s for the same patient ID Re-attending within 3 months - Adults	361	3,609	10.0%	14.9%	15.3%	15.9%
% of FP17s for the same patient ID Re-attending between 3 & 9 months - Children	551	817	67.4%	51.7%	59.1%	58.0%
% of FP17s for the same patient ID Re-attending between 3 & 9 months - Adults	2,492	3,609	69.0%	47.2%	51.5%	50.5%
% of FP17s for Band 1 Urgent Courses	84	3,773	2.2%	8.0%	8.0%	9.0%
% of FP17s Relating to Free Repair or Replacements	10	3,773	0.3%	0.7%	0.8%	0.8%
% of FP17s Relating to Continuations	0	3,773	0.0%	0.9%	1.1%	1.1%
% of Patients satisfied with the dentistry they have received	5	5	N/A	91.6%	91.6%	91.5%
% of Patients satisfied with the time they had to wait for an appointment	5	5	N/A	89.9%	88.3%	87.9%

\* This is based on patients treated on this contract for their most recent course of treatment. Figures in italics indicate the base number of FP17s or Patient Questionnaire responses are less than 100. N/A is shown where the base number of responses is less than 10 during the period. % is calculated as Quantity/Base number\*100



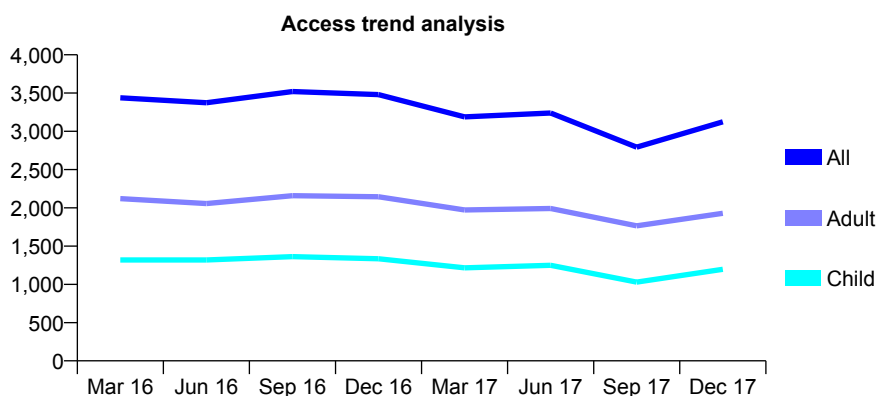
## Q54 - Vital Signs At a Glance Contract Report for 325708/0002 - December 2017

Name or company name	Balbir S Bhandal, Amrik S Bhandal & Baljit
Contract type name	GDS Contract
Purpose of contract	General and Orthodontic
Contract start date	01/04/2006
Contract end date	

17/18 Contracted general activity (UDA)	8,791
Carry forward general activity (UDA)	-35
17/18 Contracted orthodontic activity (UOA)	2,964
Carry forward orthodontic activity (UOA)	17
Baseline contract value	£417,526.80

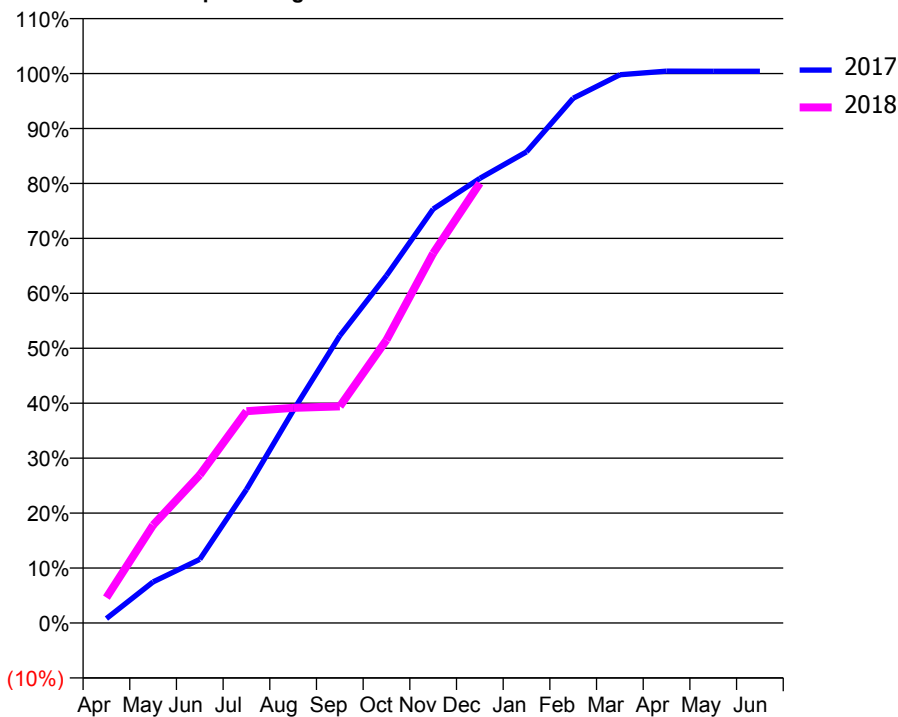
### ACCESS\*

Patients seen in 24 months	Total	Change since previous quarter
Quarter ending December 2016	3,479	
Quarter ending March 2017	3,188	↓
Quarter ending June 2017	3,240	→
Quarter ending September 2017	2,793	↓
Quarter ending December 2017	3,125	↑
<b>Variance since December 2016</b>	<b>(10.2%)</b>	<b>↓</b>



### ACTIVITY

Cumulative percentage of contracted UDA delivered 2017 & 2018



Month	Adjusted Scheduled Activity (UDA)	
	2017	2018
April	72	407
May	658	1,567
June	1,018	2,368
July	2,136	3,389
August	3,397	3,442
September	4,595	3,465
October	5,557	4,529
November	6,624	5,914
December	7,114	7,036
January	7,538	
February	8,396	
March	8,771	
April	8,829	
May	8,826	
June	8,826	

### QUALITY

	Quantity	Base Number	Contract	AT	Region	England
% of FP17s for the same patient ID Re-attending within 3 months - Children	62	1,073	5.8%	10.0%	11.8%	12.0%
% of FP17s for the same patient ID Re-attending within 3 months - Adults	120	1,365	8.8%	14.9%	15.3%	15.9%
% of FP17s for the same patient ID Re-attending between 3 & 9 months - Children	213	1,073	19.9%	51.7%	59.1%	58.0%
% of FP17s for the same patient ID Re-attending between 3 & 9 months - Adults	257	1,365	18.8%	47.2%	51.5%	50.5%
% of FP17s for Band 1 Urgent Courses	114	2,063	5.5%	8.0%	8.0%	9.0%
% of FP17s Relating to Free Repair or Replacements	1	2,063	0.0%	0.7%	0.8%	0.8%
% of FP17s Relating to Continuations	1	2,063	0.0%	0.9%	1.1%	1.1%
% of Patients satisfied with the dentistry they have received	0	0	N/A	91.6%	91.6%	91.5%
% of Patients satisfied with the time they had to wait for an appointment	0	0	N/A	89.9%	88.3%	87.9%

\* This is based on patients treated on this contract for their most recent course of treatment. Figures in italics indicate the base number of FP17s or Patient Questionnaire responses are less than 100. N/A is shown where the base number of responses is less than 10 during the period. % is calculated as Quantity/Base number\*100

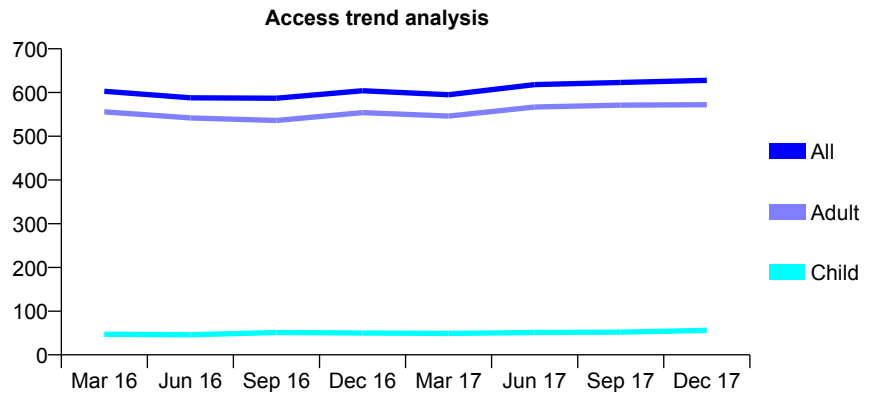
## Q54 - Vital Signs At a Glance Contract Report for 325708/0003 - December 2017

Name or company name	Balbir S Bhandal, Amrik S Bhandal & Baljit
Contract type name	GDS Contract
Purpose of contract	General
Contract start date	01/04/2006
Contract end date	

17/18 Contracted general activity (UDA)	1,823
Carry forward general activity (UDA)	-10
17/18 Contracted orthodontic activity (UOA)	0
Carry forward orthodontic activity (UOA)	0
Baseline contract value	£41,940.71

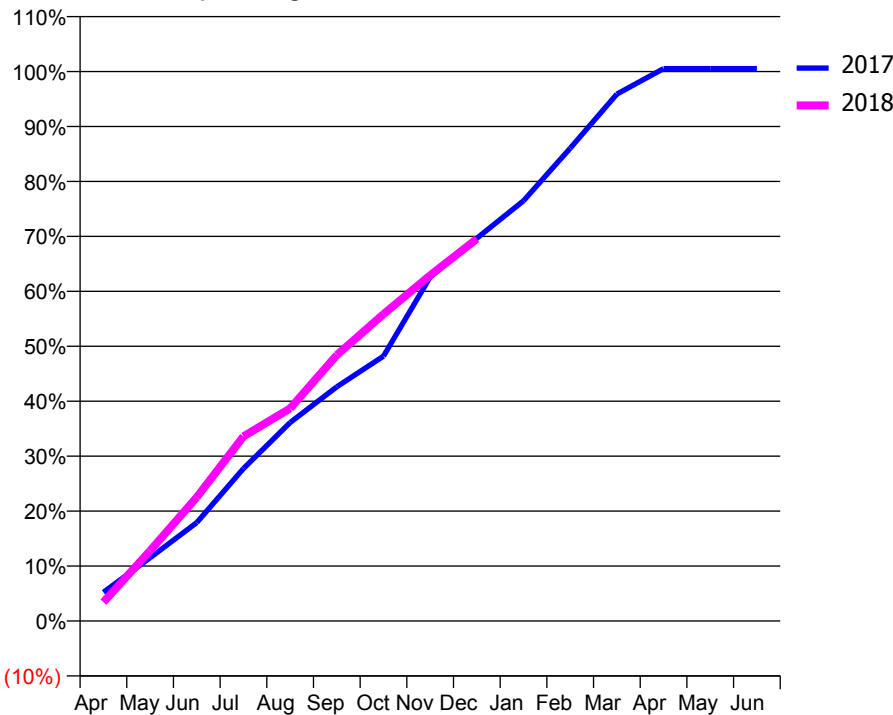
### ACCESS\*

Patients seen in 24 months	Total	Change since previous quarter
Quarter ending December 2016	604	
Quarter ending March 2017	595	↓
Quarter ending June 2017	618	↑
Quarter ending September 2017	623	→
Quarter ending December 2017	628	→
<b>Variance since December 2016</b>	<b>4.0%</b>	<b>↑</b>



### ACTIVITY

Cumulative percentage of contracted UDA delivered 2017 & 2018



Month	Adjusted Scheduled Activity (UDA)	
	2017	2018
April	95	63
May	210	233
June	327	411
July	506	612
August	659	705
September	777	882
October	879	1,018
November	1,141	1,147
December	1,270	1,268
January	1,394	
February	1,569	
March	1,748	
April	1,832	
May	1,832	
June	1,832	

### QUALITY

	Quantity	Base Number	Contract	AT	Region	England
% of FP17s for the same patient ID Re-attending within 3 months - Children	0	35	0.0%	10.0%	11.8%	12.0%
% of FP17s for the same patient ID Re-attending within 3 months - Adults	27	501	5.4%	14.9%	15.3%	15.9%
% of FP17s for the same patient ID Re-attending between 3 & 9 months - Children	12	35	34.3%	51.7%	59.1%	58.0%
% of FP17s for the same patient ID Re-attending between 3 & 9 months - Adults	240	501	47.9%	47.2%	51.5%	50.5%
% of FP17s for Band 1 Urgent Courses	64	509	12.6%	8.0%	8.0%	9.0%
% of FP17s Relating to Free Repair or Replacements	3	509	0.6%	0.7%	0.8%	0.8%
% of FP17s Relating to Continuations	2	509	0.4%	0.9%	1.1%	1.1%
% of Patients satisfied with the dentistry they have received	1	1	N/A	91.6%	91.6%	91.5%
% of Patients satisfied with the time they had to wait for an appointment	0	1	N/A	89.9%	88.3%	87.9%

\* This is based on patients treated on this contract for their most recent course of treatment. Figures in italics indicate the base number of FP17s or Patient Questionnaire responses are less than 100. N/A is shown where the base number of responses is less than 10 during the period. % is calculated as Quantity/Base number\*100

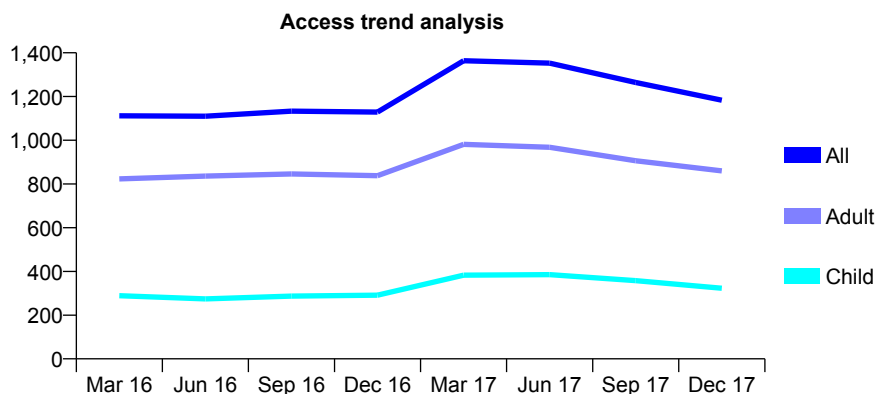
## Q54 - Vital Signs At a Glance Contract Report for 325708/0004 - December 2017

Name or company name	Balbir S Bhandal, Amrik S Bhandal & Baljit
Contract type name	GDS Contract
Purpose of contract	General
Contract start date	01/04/2006
Contract end date	

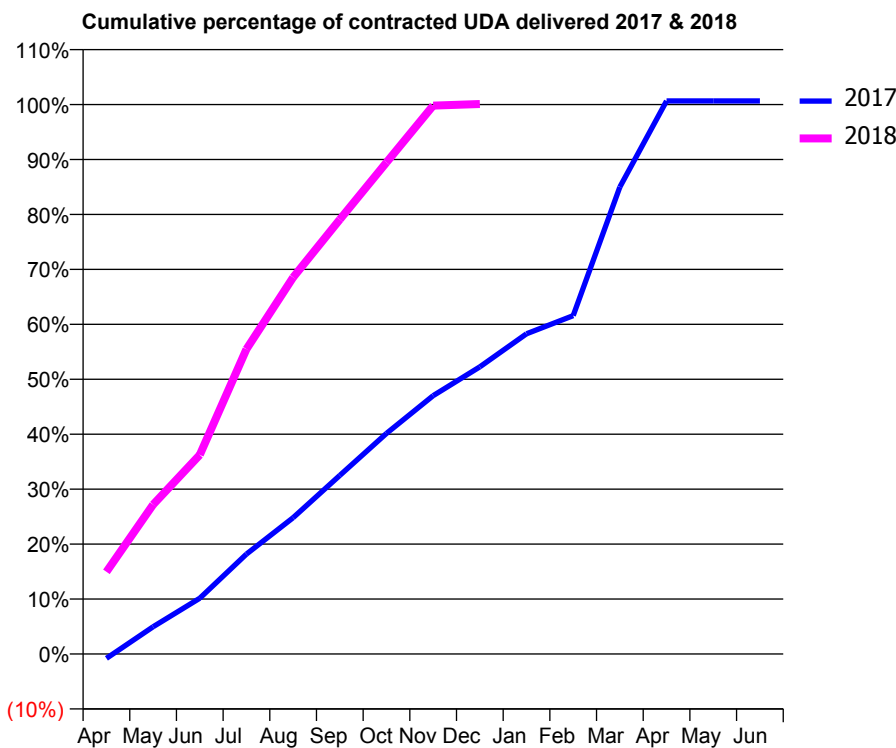
17/18 Contracted general activity (UDA)	4,086
Carry forward general activity (UDA)	-27
17/18 Contracted orthodontic activity (UOA)	0
Carry forward orthodontic activity (UOA)	0
Baseline contract value	£100,237.13

### ACCESS\*

Patients seen in 24 months	Total	Change since previous quarter
Quarter ending December 2016	1,129	
Quarter ending March 2017	1,364	↑
Quarter ending June 2017	1,353	→
Quarter ending September 2017	1,264	↓
Quarter ending December 2017	1,183	↓
<b>Variance since December 2016</b>	<b>4.8%</b>	<b>↑</b>



### ACTIVITY



Month	Adjusted Scheduled Activity (UDA)	
	2017	2018
April	-33	611
May	203	1,111
June	415	1,481
July	743	2,267
August	1,014	2,801
September	1,329	3,231
October	1,641	3,655
November	1,921	4,078
December	2,136	4,090
January	2,381	
February	2,516	
March	3,472	
April	4,112	
May	4,112	
June	4,112	

### QUALITY

	Quantity	Base Number	Contract	AT	Region	England
% of FP17s for the same patient ID Re-attending within 3 months - Children	45	402	11.2%	10.0%	11.8%	12.0%
% of FP17s for the same patient ID Re-attending within 3 months - Adults	99	860	11.5%	14.9%	15.3%	15.9%
% of FP17s for the same patient ID Re-attending between 3 & 9 months - Children	154	402	38.3%	51.7%	59.1%	58.0%
% of FP17s for the same patient ID Re-attending between 3 & 9 months - Adults	316	860	36.7%	47.2%	51.5%	50.5%
% of FP17s for Band 1 Urgent Courses	33	979	3.4%	8.0%	8.0%	9.0%
% of FP17s Relating to Free Repair or Replacements	3	979	0.3%	0.7%	0.8%	0.8%
% of FP17s Relating to Continuations	0	979	0.0%	0.9%	1.1%	1.1%
% of Patients satisfied with the dentistry they have received	0	0	N/A	91.6%	91.6%	91.5%
% of Patients satisfied with the time they had to wait for an appointment	0	0	N/A	89.9%	88.3%	87.9%

\* This is based on patients treated on this contract for their most recent course of treatment. Figures in italics indicate the base number of FP17s or Patient Questionnaire responses are less than 100. N/A is shown where the base number of responses is less than 10 during the period. % is calculated as Quantity/Base number\*100

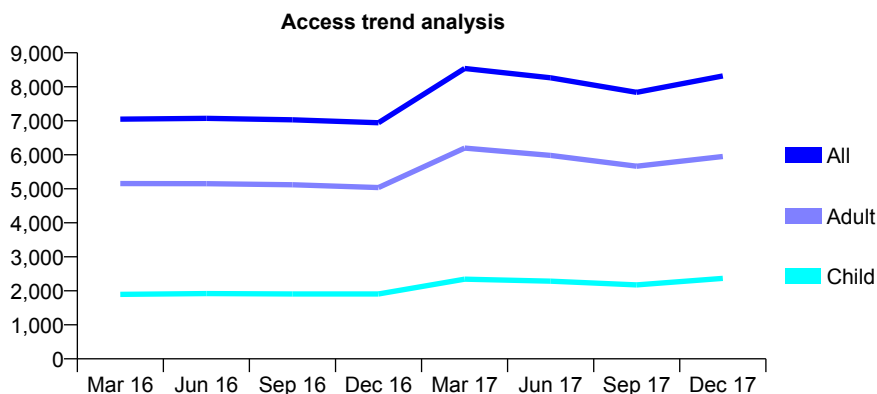
## Q54 - Vital Signs At a Glance Contract Report for 325708/0005 - December 2017

Name or company name	Balbir S Bhandal, Amrik S Bhandal & Baljit
Contract type name	GDS Contract
Purpose of contract	General
Contract start date	01/04/2006
Contract end date	

17/18 Contracted general activity (UDA)	25,351
Carry forward general activity (UDA)	912
17/18 Contracted orthodontic activity (UOA)	0
Carry forward orthodontic activity (UOA)	0
Baseline contract value	£623,910.35

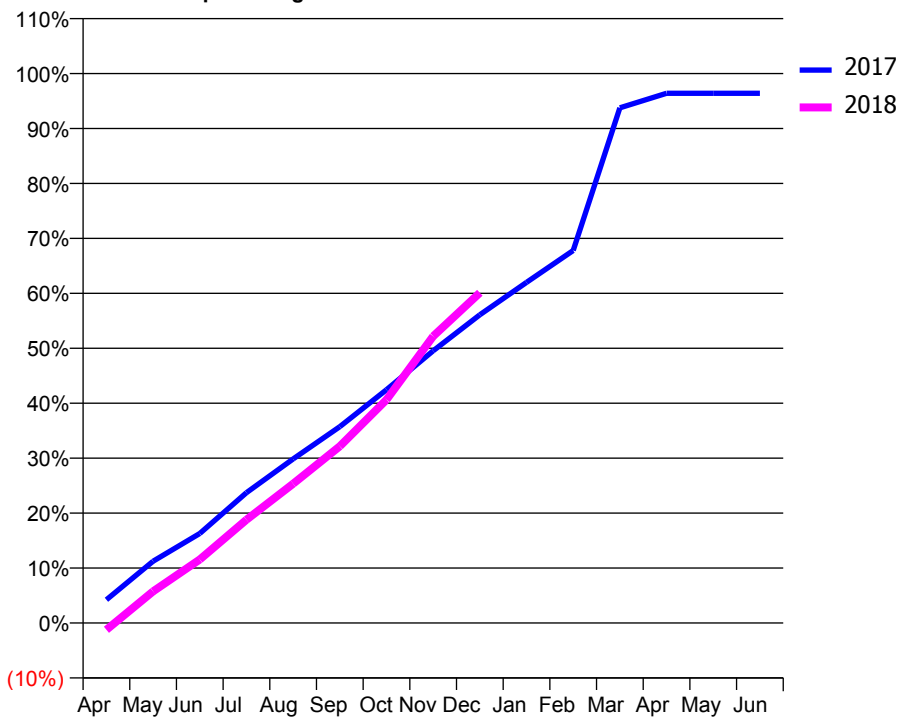
### ACCESS\*

Patients seen in 24 months	Total	Change since previous quarter
Quarter ending December 2016	6,945	
Quarter ending March 2017	8,540	↑
Quarter ending June 2017	8,266	↓
Quarter ending September 2017	7,837	↓
Quarter ending December 2017	8,319	↑
<b>Variance since December 2016</b>	<b>19.8%</b>	<b>↑</b>



### ACTIVITY

Cumulative percentage of contracted UDA delivered 2017 & 2018



Month	Adjusted Scheduled Activity (UDA)	
	2017	2018
April	1,075	-316
May	2,849	1,459
June	4,129	2,929
July	6,011	4,765
August	7,572	6,424
September	9,061	8,153
October	10,763	10,301
November	12,561	13,232
December	14,219	15,235
January	15,714	
February	17,185	
March	23,766	
April	24,436	
May	24,439	
June	24,439	

### QUALITY

	Quantity	Base Number	Contract	AT	Region	England
% of FP17s for the same patient ID Re-attending within 3 months - Children	51	1,841	2.8%	10.0%	11.8%	12.0%
% of FP17s for the same patient ID Re-attending within 3 months - Adults	272	4,361	6.2%	14.9%	15.3%	15.9%
% of FP17s for the same patient ID Re-attending between 3 & 9 months - Children	576	1,841	31.3%	51.7%	59.1%	58.0%
% of FP17s for the same patient ID Re-attending between 3 & 9 months - Adults	1,575	4,361	36.1%	47.2%	51.5%	50.5%
% of FP17s for Band 1 Urgent Courses	563	5,986	9.4%	8.0%	8.0%	9.0%
% of FP17s Relating to Free Repair or Replacements	46	5,986	0.8%	0.7%	0.8%	0.8%
% of FP17s Relating to Continuations	35	5,986	0.6%	0.9%	1.1%	1.1%
% of Patients satisfied with the dentistry they have received	1	2	N/A	91.6%	91.6%	91.5%
% of Patients satisfied with the time they had to wait for an appointment	1	2	N/A	89.9%	88.3%	87.9%

\* This is based on patients treated on this contract for their most recent course of treatment. Figures in italics indicate the base number of FP17s or Patient Questionnaire responses are less than 100. N/A is shown where the base number of responses is less than 10 during the period. % is calculated as Quantity/Base number\*100

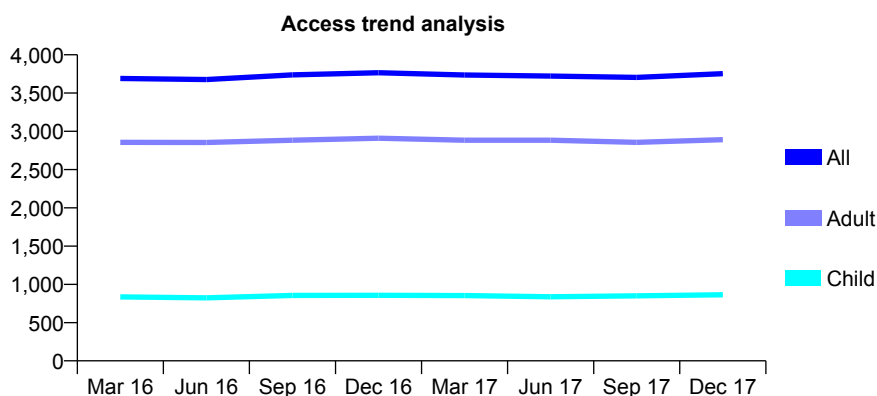
## Q54 - Vital Signs At a Glance Contract Report for 325708/0007 - December 2017

Name or company name	Balbir S Bhandal, Amrik S Bhandal & Baljit
Contract type name	GDS Contract
Purpose of contract	General
Contract start date	01/04/2006
Contract end date	

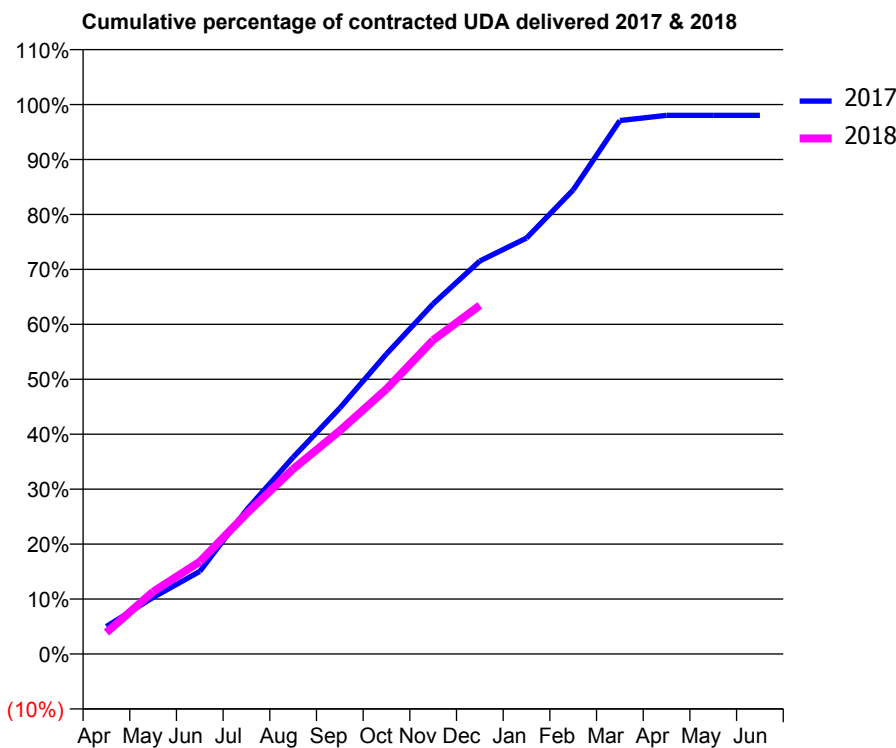
17/18 Contracted general activity (UDA)	14,484
Carry forward general activity (UDA)	284
17/18 Contracted orthodontic activity (UOA)	0
Carry forward orthodontic activity (UOA)	0
Baseline contract value	£420,722.81

### ACCESS\*

Patients seen in 24 months	Total	Change since previous quarter
Quarter ending December 2016	3,765	
Quarter ending March 2017	3,736	→
Quarter ending June 2017	3,722	→
Quarter ending September 2017	3,705	→
Quarter ending December 2017	3,754	→
<b>Variance since December 2016</b>	<b>(0.3%)</b>	→



### ACTIVITY



Month	Adjusted Scheduled Activity (UDA)	
	2017	2018
April	726	569
May	1,491	1,642
June	2,176	2,432
July	3,797	3,699
August	5,187	4,876
September	6,483	5,884
October	7,910	6,987
November	9,231	8,274
December	10,359	9,191
January	10,964	
February	12,232	
March	14,062	
April	14,199	
May	14,199	
June	14,199	

### QUALITY

	Quantity	Base Number	Contract	AT	Region	England
% of FP17s for the same patient ID Re-attending within 3 months - Children	38	759	5.0%	10.0%	11.8%	12.0%
% of FP17s for the same patient ID Re-attending within 3 months - Adults	399	2,787	14.3%	14.9%	15.3%	15.9%
% of FP17s for the same patient ID Re-attending between 3 & 9 months - Children	362	759	47.7%	51.7%	59.1%	58.0%
% of FP17s for the same patient ID Re-attending between 3 & 9 months - Adults	1,474	2,787	52.9%	47.2%	51.5%	50.5%
% of FP17s for Band 1 Urgent Courses	116	3,454	3.4%	8.0%	8.0%	9.0%
% of FP17s Relating to Free Repair or Replacements	13	3,454	0.4%	0.7%	0.8%	0.8%
% of FP17s Relating to Continuations	23	3,454	0.7%	0.9%	1.1%	1.1%
% of Patients satisfied with the dentistry they have received	3	3	N/A	91.6%	91.6%	91.5%
% of Patients satisfied with the time they had to wait for an appointment	3	3	N/A	89.9%	88.3%	87.9%

\* This is based on patients treated on this contract for their most recent course of treatment. Figures in italics indicate the base number of FP17s or Patient Questionnaire responses are less than 100. N/A is shown where the base number of responses is less than 10 during the period. % is calculated as Quantity/Base number\*100

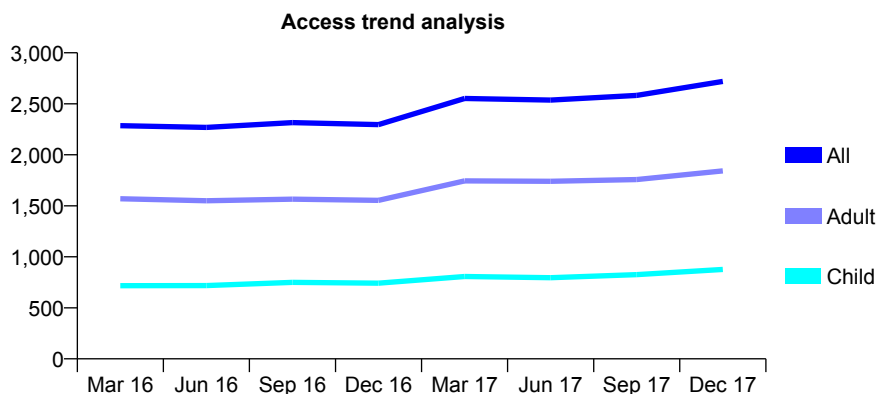
## Q54 - Vital Signs At a Glance Contract Report for 325708/0008 - December 2017

Name or company name	Balbir S Bhandal, Amrik S Bhandal & Baljit
Contract type name	GDS Contract
Purpose of contract	General
Contract start date	01/04/2006
Contract end date	

17/18 Contracted general activity (UDA)	7,249
Carry forward general activity (UDA)	123
17/18 Contracted orthodontic activity (UOA)	0
Carry forward orthodontic activity (UOA)	0
Baseline contract value	£182,935.67

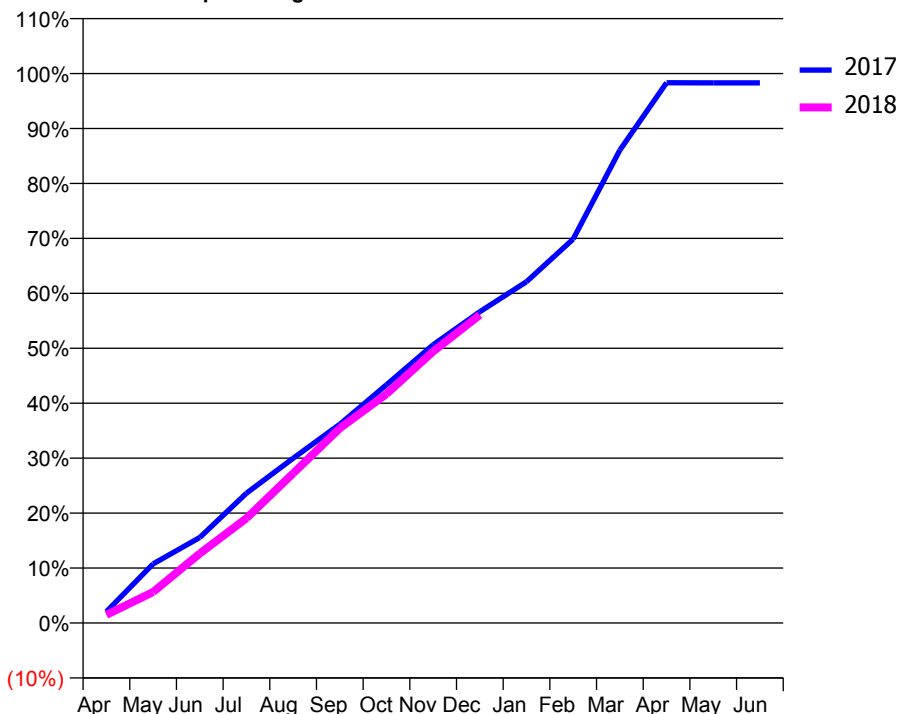
### ACCESS\*

Patients seen in 24 months	Total	Change since previous quarter
Quarter ending December 2016	2,296	
Quarter ending March 2017	2,552	↑
Quarter ending June 2017	2,537	→
Quarter ending September 2017	2,583	→
Quarter ending December 2017	2,720	↑
<b>Variance since December 2016</b>	<b>18.5%</b>	<b>↑</b>



### ACTIVITY

Cumulative percentage of contracted UDA delivered 2017 & 2018



Month	Adjusted Scheduled Activity (UDA)	
	2017	2018
April	151	109
May	779	410
June	1,129	918
July	1,713	1,381
August	2,173	1,974
September	2,622	2,569
October	3,142	3,022
November	3,670	3,583
December	4,106	4,064
January	4,503	
February	5,065	
March	6,239	
April	7,127	
May	7,125	
June	7,125	

### QUALITY

	Quantity	Base Number	Contract	AT	Region	England
% of FP17s for the same patient ID Re-attending within 3 months - Children	18	651	2.8%	10.0%	11.8%	12.0%
% of FP17s for the same patient ID Re-attending within 3 months - Adults	39	1,248	3.1%	14.9%	15.3%	15.9%
% of FP17s for the same patient ID Re-attending between 3 & 9 months - Children	236	651	36.3%	51.7%	59.1%	58.0%
% of FP17s for the same patient ID Re-attending between 3 & 9 months - Adults	399	1,248	32.0%	47.2%	51.5%	50.5%
% of FP17s for Band 1 Urgent Courses	34	1,686	2.0%	8.0%	8.0%	9.0%
% of FP17s Relating to Free Repair or Replacements	12	1,686	0.7%	0.7%	0.8%	0.8%
% of FP17s Relating to Continuations	7	1,686	0.4%	0.9%	1.1%	1.1%
% of Patients satisfied with the dentistry they have received	1	1	N/A	91.6%	91.6%	91.5%
% of Patients satisfied with the time they had to wait for an appointment	1	1	N/A	89.9%	88.3%	87.9%

\* This is based on patients treated on this contract for their most recent course of treatment. Figures in italics indicate the base number of FP17s or Patient Questionnaire responses are less than 100. N/A is shown where the base number of responses is less than 10 during the period. % is calculated as Quantity/Base number\*100

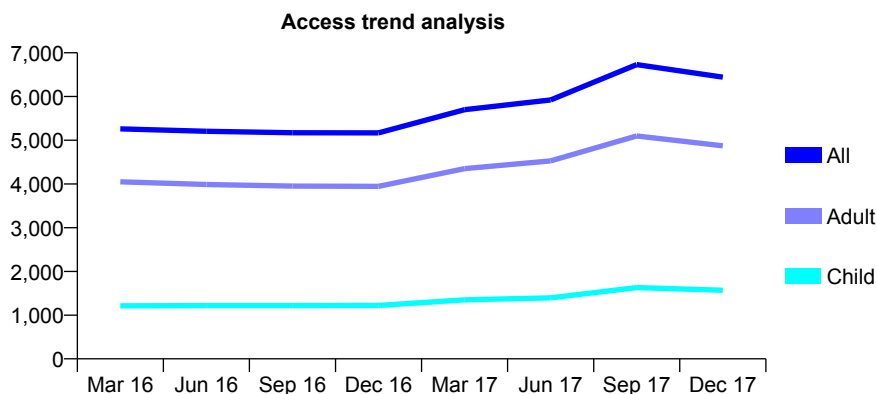
## Q54 - Vital Signs At a Glance Contract Report for 325708/0009 - December 2017

Name or company name	Balbir S Bhandal, Amrik S Bhandal & Baljit
Contract type name	GDS Contract
Purpose of contract	General
Contract start date	01/04/2006
Contract end date	

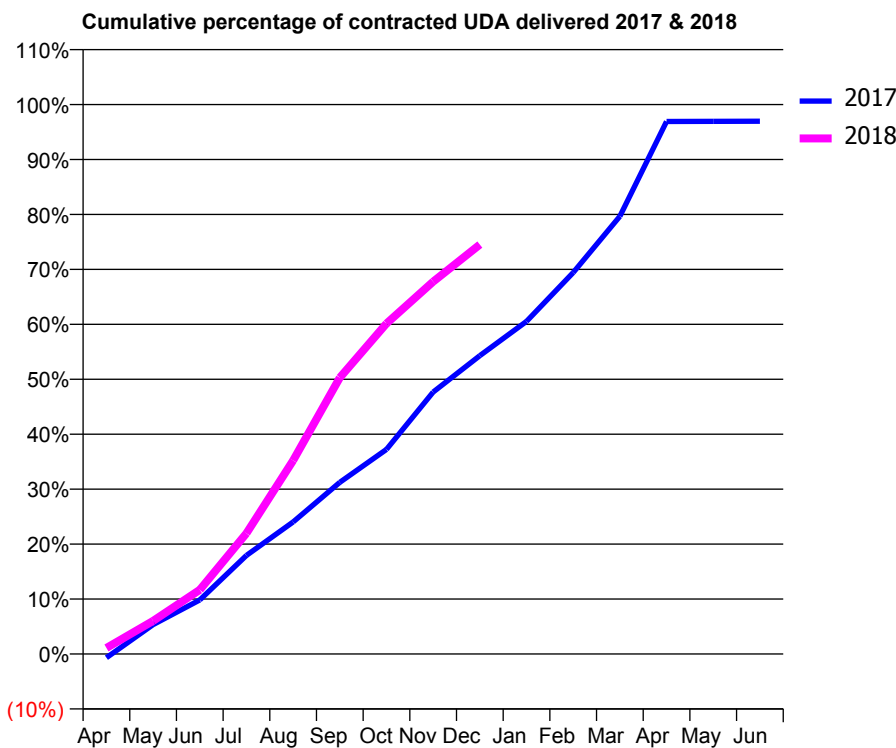
17/18 Contracted general activity (UDA)	19,521
Carry forward general activity (UDA)	595
17/18 Contracted orthodontic activity (UOA)	0
Carry forward orthodontic activity (UOA)	0
Baseline contract value	£484,756.56

### ACCESS\*

Patients seen in 24 months	Total	Change since previous quarter
Quarter ending December 2016	5,167	
Quarter ending March 2017	5,700	↑
Quarter ending June 2017	5,923	↑
Quarter ending September 2017	6,729	↑
Quarter ending December 2017	6,442	↓
<b>Variance since December 2016</b>	<b>24.7%</b>	<b>↑</b>



### ACTIVITY



Month	Adjusted Scheduled Activity (UDA)	
	2017	2018
April	-134	213
May	1,044	1,179
June	1,919	2,279
July	3,502	4,288
August	4,691	6,877
September	6,100	9,818
October	7,269	11,743
November	9,304	13,228
December	10,600	14,543
January	11,815	
February	13,551	
March	15,549	
April	18,919	
May	18,922	
June	18,925	

### QUALITY

	Quantity	Base Number	Contract	AT	Region	England
% of FP17s for the same patient ID Re-attending within 3 months - Children	96	1,675	5.7%	10.0%	11.8%	12.0%
% of FP17s for the same patient ID Re-attending within 3 months - Adults	565	5,254	10.8%	14.9%	15.3%	15.9%
% of FP17s for the same patient ID Re-attending between 3 & 9 months - Children	559	1,675	33.4%	51.7%	59.1%	58.0%
% of FP17s for the same patient ID Re-attending between 3 & 9 months - Adults	1,776	5,254	33.8%	47.2%	51.5%	50.5%
% of FP17s for Band 1 Urgent Courses	508	5,658	9.0%	8.0%	8.0%	9.0%
% of FP17s Relating to Free Repair or Replacements	58	5,658	1.0%	0.7%	0.8%	0.8%
% of FP17s Relating to Continuations	39	5,658	0.7%	0.9%	1.1%	1.1%
% of Patients satisfied with the dentistry they have received	4	5	N/A	91.6%	91.6%	91.5%
% of Patients satisfied with the time they had to wait for an appointment	4	5	N/A	89.9%	88.3%	87.9%

\* This is based on patients treated on this contract for their most recent course of treatment. Figures in italics indicate the base number of FP17s or Patient Questionnaire responses are less than 100. N/A is shown where the base number of responses is less than 10 during the period. % is calculated as Quantity/Base number\*100



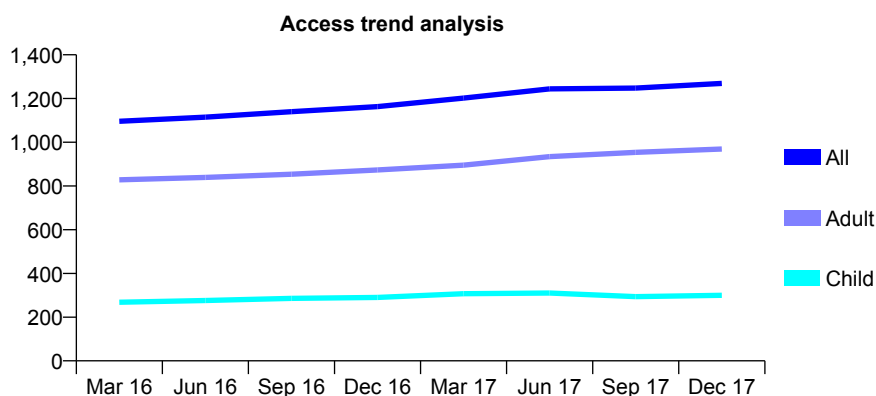
## Q54 - Vital Signs At a Glance Contract Report for 325708/0012 - December 2017

Name or company name	Balbir S Bhandal, Amrik S Bhandal & Baljit
Contract type name	GDS Contract
Purpose of contract	General
Contract start date	01/04/2006
Contract end date	

17/18 Contracted general activity (UDA)	3,593
Carry forward general activity (UDA)	131
17/18 Contracted orthodontic activity (UOA)	0
Carry forward orthodontic activity (UOA)	0
Baseline contract value	£101,813.56

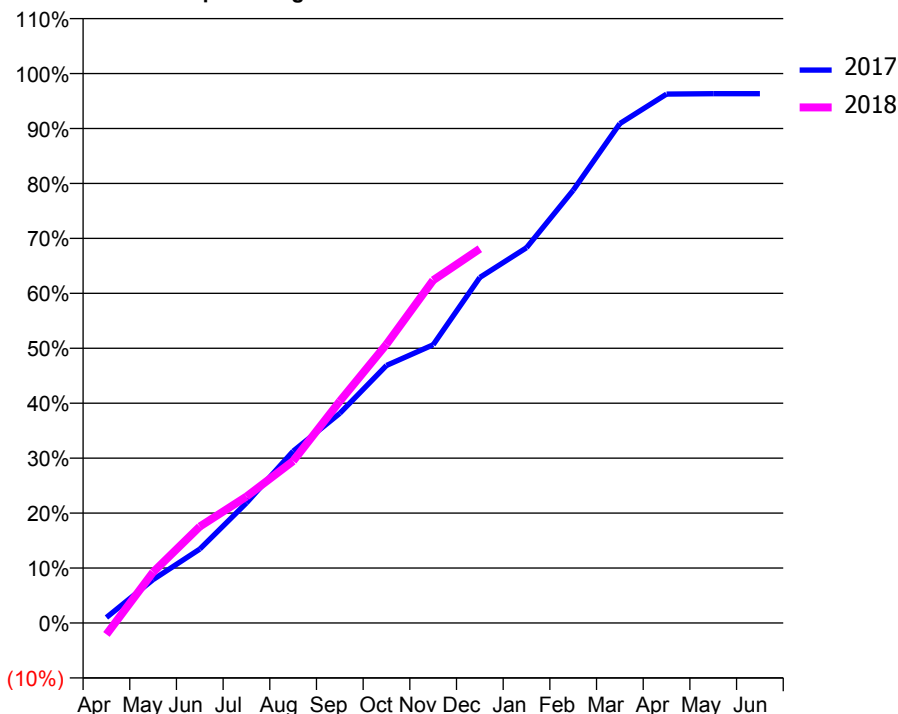
### ACCESS\*

Patients seen in 24 months	Total	Change since previous quarter
Quarter ending December 2016	1,163	
Quarter ending March 2017	1,202	↑
Quarter ending June 2017	1,244	↑
Quarter ending September 2017	1,248	→
Quarter ending December 2017	1,269	→
<b>Variance since December 2016</b>	<b>9.1%</b>	<b>↑</b>



### ACTIVITY

Cumulative percentage of contracted UDA delivered 2017 & 2018



Month	Adjusted Scheduled Activity (UDA)	
	2017	2018
April	36	-75
May	284	333
June	483	631
July	785	827
August	1,123	1,059
September	1,371	1,450
October	1,684	1,823
November	1,819	2,241
December	2,260	2,447
January	2,454	
February	2,830	
March	3,266	
April	3,458	
May	3,461	
June	3,461	

### QUALITY

	Quantity	Base Number	Contract	AT	Region	England
% of FP17s for the same patient ID Re-attending within 3 months - Children	3	257	1.2%	10.0%	11.8%	12.0%
% of FP17s for the same patient ID Re-attending within 3 months - Adults	22	718	3.1%	14.9%	15.3%	15.9%
% of FP17s for the same patient ID Re-attending between 3 & 9 months - Children	143	257	55.6%	51.7%	59.1%	58.0%
% of FP17s for the same patient ID Re-attending between 3 & 9 months - Adults	304	718	42.3%	47.2%	51.5%	50.5%
% of FP17s for Band 1 Urgent Courses	60	916	6.6%	8.0%	8.0%	9.0%
% of FP17s Relating to Free Repair or Replacements	2	916	0.2%	0.7%	0.8%	0.8%
% of FP17s Relating to Continuations	1	916	0.1%	0.9%	1.1%	1.1%
% of Patients satisfied with the dentistry they have received	2	2	N/A	91.6%	91.6%	91.5%
% of Patients satisfied with the time they had to wait for an appointment	2	2	N/A	89.9%	88.3%	87.9%

\* This is based on patients treated on this contract for their most recent course of treatment. Figures in italics indicate the base number of FP17s or Patient Questionnaire responses are less than 100. N/A is shown where the base number of responses is less than 10 during the period. % is calculated as Quantity/Base number\*100

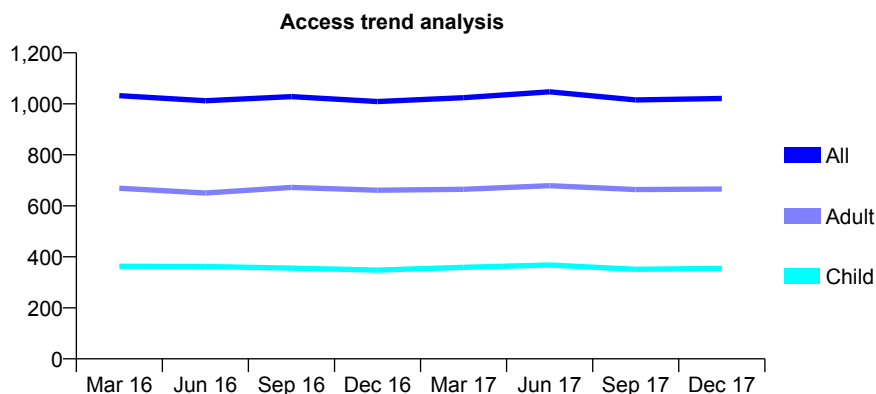
## Q54 - Vital Signs At a Glance Contract Report for 325708/0013 - December 2017

Name or company name	Balbir S Bhandal, Amrik S Bhandal & Baljit
Contract type name	GDS Contract
Purpose of contract	General
Contract start date	01/04/2006
Contract end date	

17/18 Contracted general activity (UDA)	3,124
Carry forward general activity (UDA)	-40
17/18 Contracted orthodontic activity (UOA)	0
Carry forward orthodontic activity (UOA)	0
Baseline contract value	£73,534.42

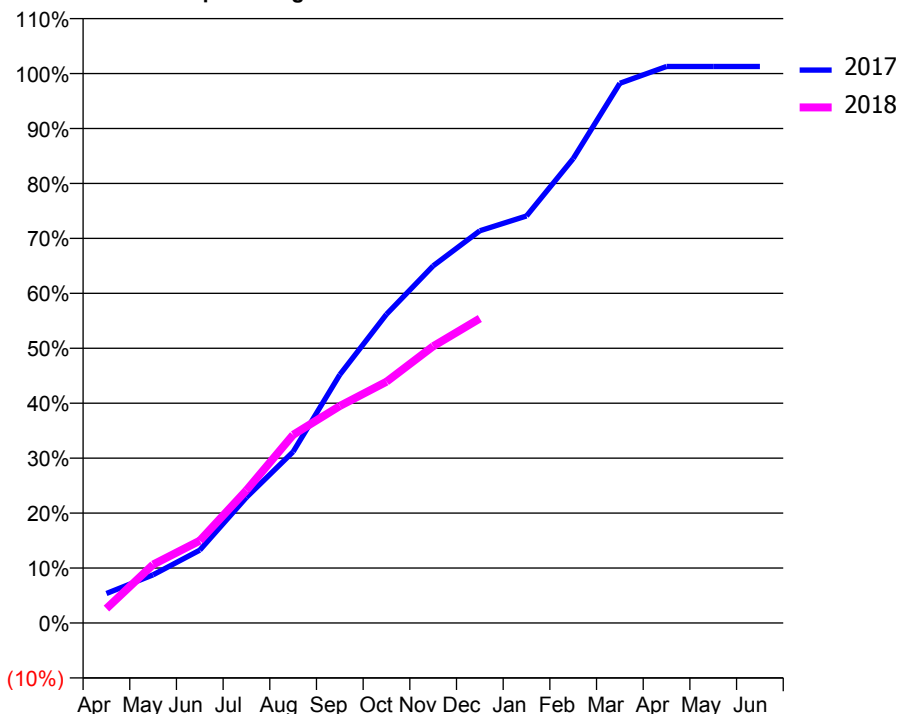
### ACCESS\*

Patients seen in 24 months	Total	Change since previous quarter
Quarter ending December 2016	1,009	
Quarter ending March 2017	1,024	→
Quarter ending June 2017	1,047	↑
Quarter ending September 2017	1,015	↓
Quarter ending December 2017	1,021	→
<b>Variance since December 2016</b>	<b>1.2%</b>	<b>→</b>



### ACTIVITY

Cumulative percentage of contracted UDA delivered 2017 & 2018



Month	Adjusted Scheduled Activity (UDA)	
	2017	2018
April	168	82
May	274	333
June	414	468
July	714	755
August	974	1,070
September	1,412	1,234
October	1,756	1,372
November	2,030	1,573
December	2,230	1,731
January	2,314	
February	2,640	
March	3,069	
April	3,164	
May	3,164	
June	3,164	

### QUALITY

	Quantity	Base Number	Contract	AT	Region	England
% of FP17s for the same patient ID Re-attending within 3 months - Children	6	206	2.9%	10.0%	11.8%	12.0%
% of FP17s for the same patient ID Re-attending within 3 months - Adults	38	433	8.8%	14.9%	15.3%	15.9%
% of FP17s for the same patient ID Re-attending between 3 & 9 months - Children	70	206	34.0%	51.7%	59.1%	58.0%
% of FP17s for the same patient ID Re-attending between 3 & 9 months - Adults	130	433	30.0%	47.2%	51.5%	50.5%
% of FP17s for Band 1 Urgent Courses	27	607	4.4%	8.0%	8.0%	9.0%
% of FP17s Relating to Free Repair or Replacements	0	607	0.0%	0.7%	0.8%	0.8%
% of FP17s Relating to Continuations	2	607	0.3%	0.9%	1.1%	1.1%
% of Patients satisfied with the dentistry they have received	2	2	N/A	91.6%	91.6%	91.5%
% of Patients satisfied with the time they had to wait for an appointment	2	2	N/A	89.9%	88.3%	87.9%

\* This is based on patients treated on this contract for their most recent course of treatment. Figures in italics indicate the base number of FP17s or Patient Questionnaire responses are less than 100. N/A is shown where the base number of responses is less than 10 during the period. % is calculated as Quantity/Base number\*100

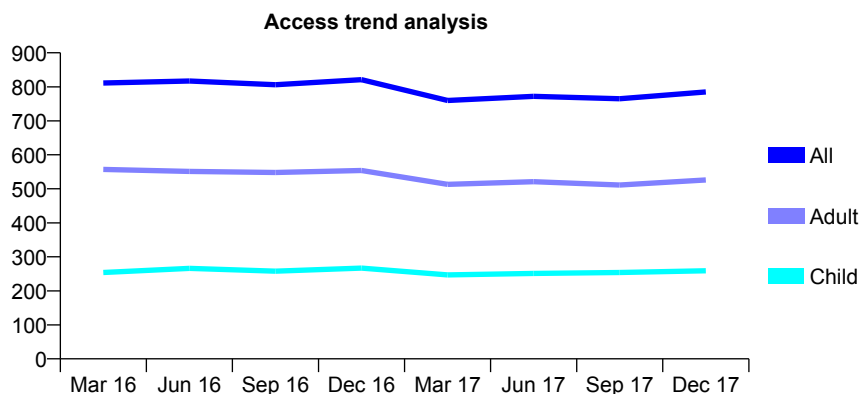
## Q54 - Vital Signs At a Glance Contract Report for 325708/0015 - December 2017

Name or company name	Balbir S Bhandal, Amrik S Bhandal & Baljit
Contract type name	GDS Contract
Purpose of contract	General
Contract start date	01/04/2006
Contract end date	

17/18 Contracted general activity (UDA)	1,930
Carry forward general activity (UDA)	32
17/18 Contracted orthodontic activity (UOA)	0
Carry forward orthodontic activity (UOA)	0
Baseline contract value	£51,306.89

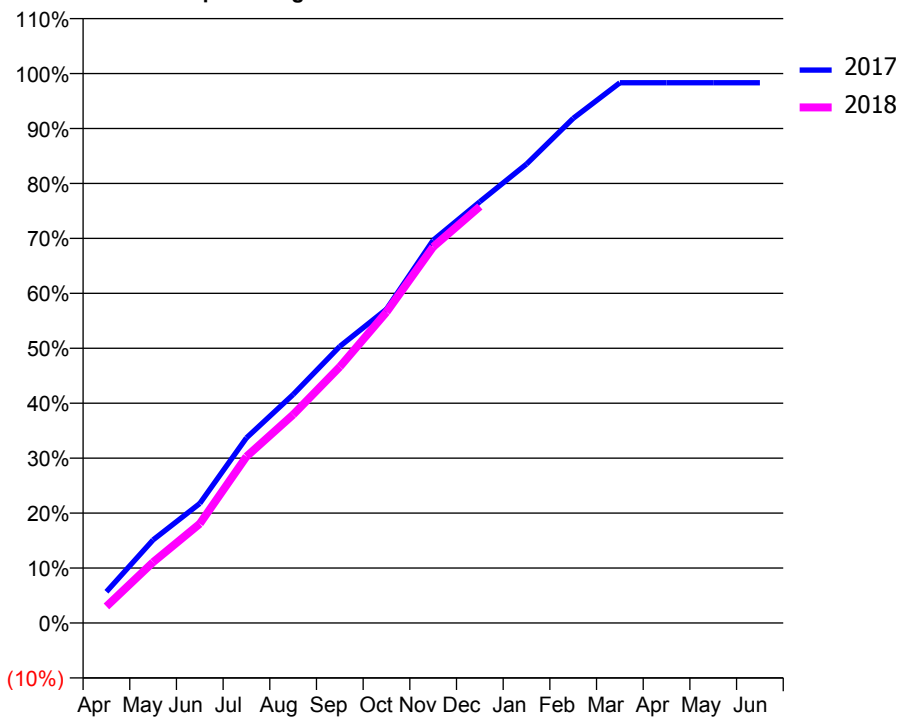
### ACCESS\*

Patients seen in 24 months	Total	Change since previous quarter
Quarter ending December 2016	821	
Quarter ending March 2017	760	↓
Quarter ending June 2017	772	→
Quarter ending September 2017	765	→
Quarter ending December 2017	785	↑
<b>Variance since December 2016</b>	<b>(4.4%)</b>	<b>↓</b>



### ACTIVITY

Cumulative percentage of contracted UDA delivered 2017 & 2018



Adjusted Scheduled Activity (UDA)

Month	2017	2018
April	110	58
May	292	214
June	420	349
July	650	585
August	802	732
September	971	900
October	1,102	1,092
November	1,345	1,321
December	1,480	1,463
January	1,612	
February	1,773	
March	1,898	
April	1,898	
May	1,898	
June	1,898	

### QUALITY

	Quantity	Base Number	Contract	AT	Region	England
% of FP17s for the same patient ID Re-attending within 3 months - Children	0	188	0.0%	10.0%	11.8%	12.0%
% of FP17s for the same patient ID Re-attending within 3 months - Adults	2	343	0.6%	14.9%	15.3%	15.9%
% of FP17s for the same patient ID Re-attending between 3 & 9 months - Children	75	188	39.9%	51.7%	59.1%	58.0%
% of FP17s for the same patient ID Re-attending between 3 & 9 months - Adults	116	343	33.8%	47.2%	51.5%	50.5%
% of FP17s for Band 1 Urgent Courses	5	531	0.9%	8.0%	8.0%	9.0%
% of FP17s Relating to Free Repair or Replacements	1	531	0.2%	0.7%	0.8%	0.8%
% of FP17s Relating to Continuations	0	531	0.0%	0.9%	1.1%	1.1%
% of Patients satisfied with the dentistry they have received	2	2	N/A	91.6%	91.6%	91.5%
% of Patients satisfied with the time they had to wait for an appointment	2	2	N/A	89.9%	88.3%	87.9%

\* This is based on patients treated on this contract for their most recent course of treatment. Figures in italics indicate the base number of FP17s or Patient Questionnaire responses are less than 100. N/A is shown where the base number of responses is less than 10 during the period. % is calculated as Quantity/Base number\*100

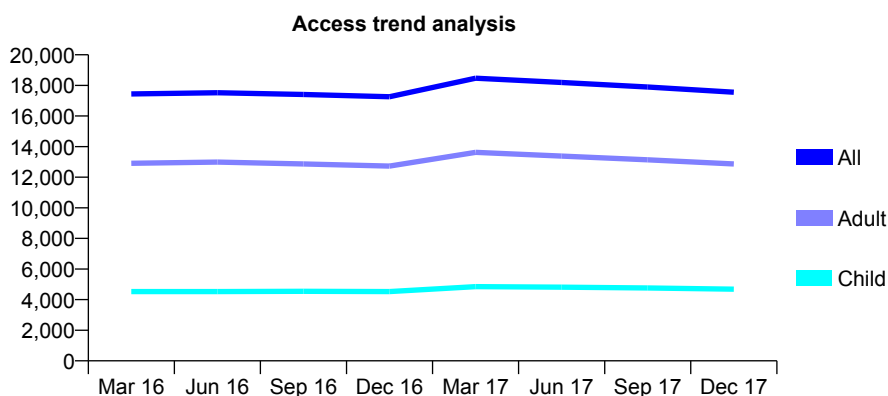
## Q54 - Vital Signs At a Glance Contract Report for 325708/0016 - December 2017

Name or company name	Balbir S Bhandal, Amrik S Bhandal & Baljit
Contract type name	GDS Contract
Purpose of contract	General and Orthodontic
Contract start date	01/04/2006
Contract end date	

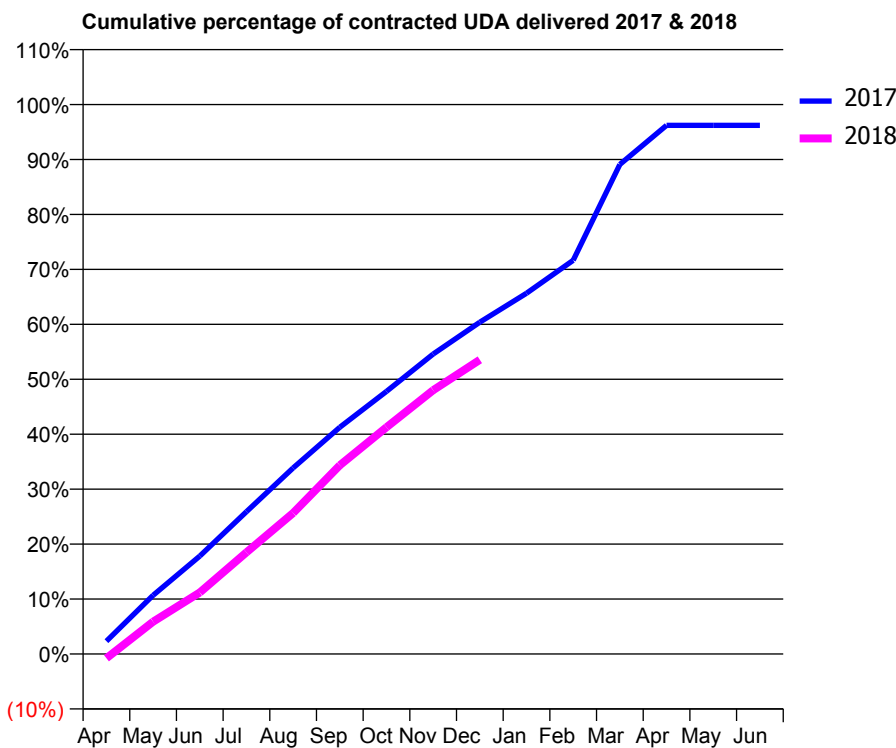
17/18 Contracted general activity (UDA)	57,385
Carry forward general activity (UDA)	2,176
17/18 Contracted orthodontic activity (UOA)	5,152
Carry forward orthodontic activity (UOA)	1,445
Baseline contract value	£1,869,239.20

### ACCESS\*

Patients seen in 24 months	Total	Change since previous quarter
Quarter ending December 2016	17,260	
Quarter ending March 2017	18,472	↑
Quarter ending June 2017	18,195	↓
Quarter ending September 2017	17,896	↓
Quarter ending December 2017	17,555	↓
<b>Variance since December 2016</b>	<b>1.7%</b>	→



### ACTIVITY



Month	Adjusted Scheduled Activity (UDA)	
	2017	2018
April	1,345	-448
May	6,141	3,374
June	10,227	6,433
July	14,867	10,622
August	19,432	14,730
September	23,674	19,715
October	27,426	23,685
November	31,321	27,549
December	34,660	30,721
January	37,682	
February	41,120	
March	51,121	
April	55,205	
May	55,210	
June	55,209	

### QUALITY

	Quantity	Base Number	Contract	AT	Region	England
% of FP17s for the same patient ID Re-attending within 3 months - Children	359	4,449	8.1%	10.0%	11.8%	12.0%
% of FP17s for the same patient ID Re-attending within 3 months - Adults	966	9,594	10.1%	14.9%	15.3%	15.9%
% of FP17s for the same patient ID Re-attending between 3 & 9 months - Children	1,792	4,449	40.3%	51.7%	59.1%	58.0%
% of FP17s for the same patient ID Re-attending between 3 & 9 months - Adults	3,421	9,594	35.7%	47.2%	51.5%	50.5%
% of FP17s for Band 1 Urgent Courses	1,256	12,250	10.3%	8.0%	8.0%	9.0%
% of FP17s Relating to Free Repair or Replacements	142	12,250	1.2%	0.7%	0.8%	0.8%
% of FP17s Relating to Continuations	61	12,250	0.5%	0.9%	1.1%	1.1%
% of Patients satisfied with the dentistry they have received	17	19	89.5%	91.6%	91.6%	91.5%
% of Patients satisfied with the time they had to wait for an appointment	17	19	89.5%	89.9%	88.3%	87.9%

\* This is based on patients treated on this contract for their most recent course of treatment. Figures in italics indicate the base number of FP17s or Patient Questionnaire responses are less than 100. N/A is shown where the base number of responses is less than 10 during the period. % is calculated as Quantity/Base number\*100

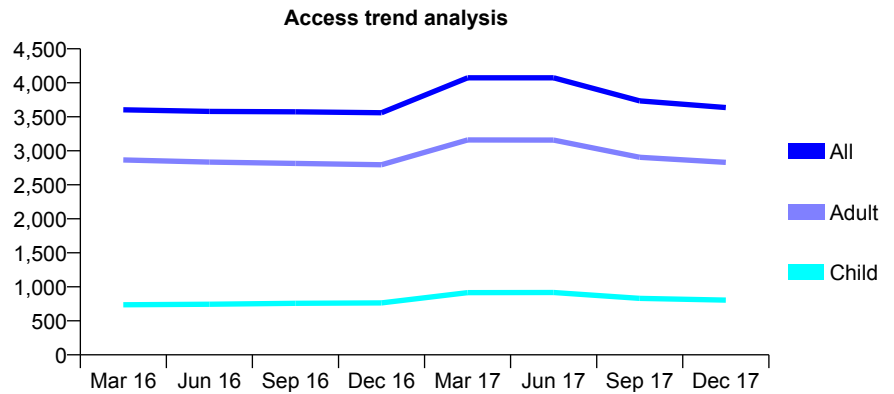
## Q54 - Vital Signs At a Glance Contract Report for 325708/0017 - December 2017

Name or company name	Balbir S Bhandal, Amrik S Bhandal & Baljit
Contract type name	GDS Contract
Purpose of contract	General
Contract start date	01/04/2006
Contract end date	

17/18 Contracted general activity (UDA)	11,857
Carry forward general activity (UDA)	0
17/18 Contracted orthodontic activity (UOA)	0
Carry forward orthodontic activity (UOA)	0
Baseline contract value	£268,942.22

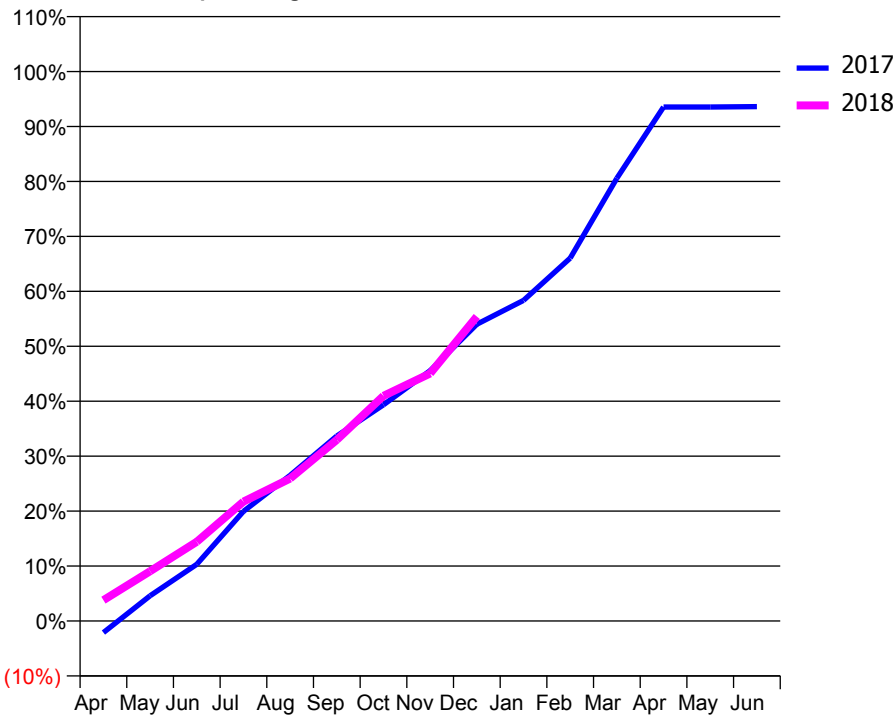
### ACCESS\*

Patients seen in 24 months	Total	Change since previous quarter
Quarter ending December 2016	3,560	
Quarter ending March 2017	4,074	↑
Quarter ending June 2017	4,073	→
Quarter ending September 2017	3,735	↓
Quarter ending December 2017	3,636	↓
<b>Variance since December 2016</b>	<b>2.1%</b>	<b>↑</b>



### ACTIVITY

Cumulative percentage of contracted UDA delivered 2017 & 2018



Month	Adjusted Scheduled Activity (UDA)	
	2017	2018
April	-252	450
May	546	1,076
June	1,224	1,710
July	2,366	2,577
August	3,144	3,075
September	3,993	3,908
October	4,665	4,859
November	5,401	5,343
December	6,403	6,570
January	6,917	
February	7,831	
March	9,554	
April	11,089	
May	11,090	
June	11,100	

### QUALITY

	Quantity	Base Number	Contract	AT	Region	England
% of FP17s for the same patient ID Re-attending within 3 months - Children	35	774	4.5%	10.0%	11.8%	12.0%
% of FP17s for the same patient ID Re-attending within 3 months - Adults	230	2,681	8.6%	14.9%	15.3%	15.9%
% of FP17s for the same patient ID Re-attending between 3 & 9 months - Children	337	774	43.5%	51.7%	59.1%	58.0%
% of FP17s for the same patient ID Re-attending between 3 & 9 months - Adults	1,171	2,681	43.7%	47.2%	51.5%	50.5%
% of FP17s for Band 1 Urgent Courses	171	2,817	6.1%	8.0%	8.0%	9.0%
% of FP17s Relating to Free Repair or Replacements	21	2,817	0.7%	0.7%	0.8%	0.8%
% of FP17s Relating to Continuations	28	2,817	1.0%	0.9%	1.1%	1.1%
% of Patients satisfied with the dentistry they have received	5	6	N/A	91.6%	91.6%	91.5%
% of Patients satisfied with the time they had to wait for an appointment	5	6	N/A	89.9%	88.3%	87.9%

\* This is based on patients treated on this contract for their most recent course of treatment. Figures in italics indicate the base number of FP17s or Patient Questionnaire responses are less than 100. N/A is shown where the base number of responses is less than 10 during the period. % is calculated as Quantity/Base number\*100

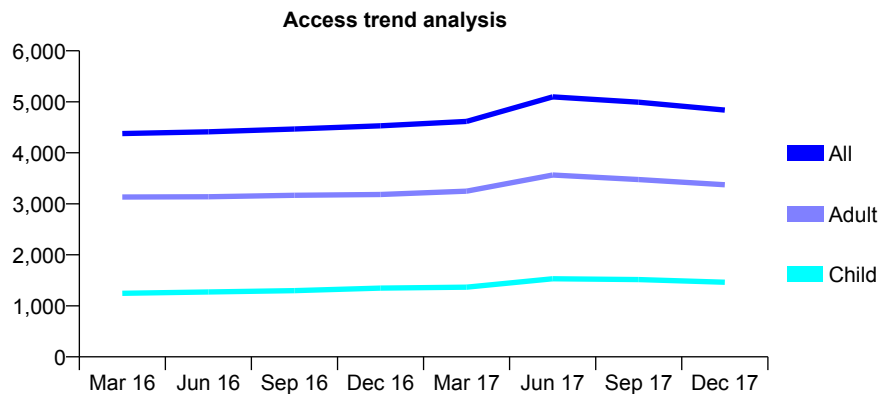
## Q54 - Vital Signs At a Glance Contract Report for 325708/0018 - December 2017

Name or company name	Balbir S Bhandal, Amrik S Bhandal & Baljit
Contract type name	GDS Contract
Purpose of contract	General and Orthodontic
Contract start date	01/04/2006
Contract end date	

17/18 Contracted general activity (UDA)	13,769
Carry forward general activity (UDA)	278
17/18 Contracted orthodontic activity (UOA)	172
Carry forward orthodontic activity (UOA)	363
Baseline contract value	£321,377.29

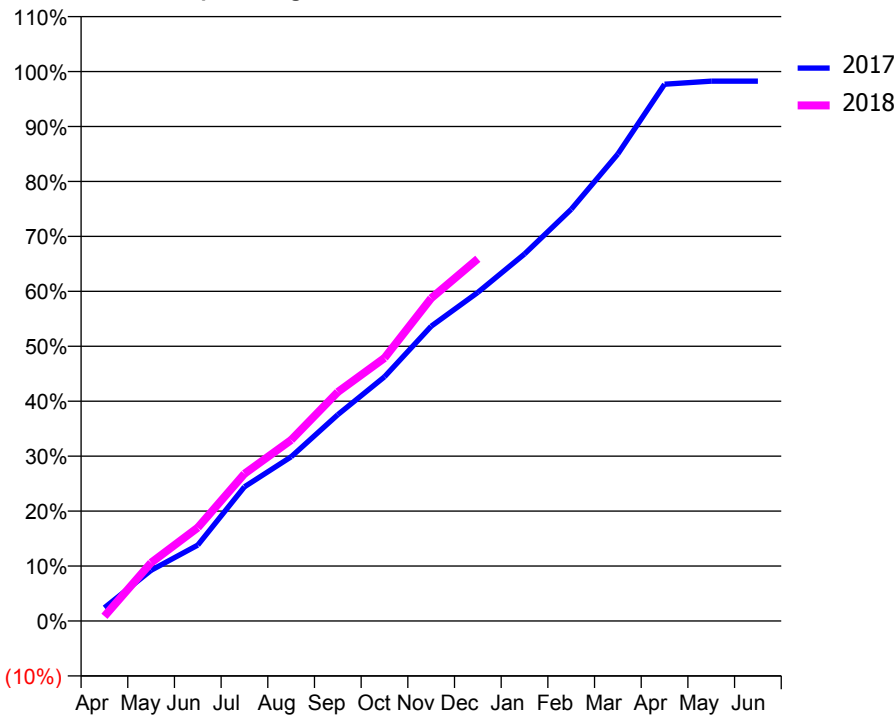
### ACCESS\*

Patients seen in 24 months	Total	Change since previous quarter
Quarter ending December 2016	4,529	
Quarter ending March 2017	4,616	→
Quarter ending June 2017	5,096	↑
Quarter ending September 2017	4,991	↓
Quarter ending December 2017	4,837	↓
<b>Variance since December 2016</b>	<b>6.8%</b>	<b>↑</b>



### ACTIVITY

Cumulative percentage of contracted UDA delivered 2017 & 2018



Month	Adjusted Scheduled Activity (UDA)	
	2017	2018
April	379	118
May	1,456	1,460
June	2,179	2,341
July	3,853	3,690
August	4,713	4,536
September	5,922	5,739
October	7,008	6,592
November	8,458	8,087
December	9,433	9,078
January	10,531	
February	11,814	
March	13,404	
April	15,404	
May	15,490	
June	15,491	

### QUALITY

	Quantity	Base Number	Contract	AT	Region	England
% of FP17s for the same patient ID Re-attending within 3 months - Children	65	1,412	4.6%	10.0%	11.8%	12.0%
% of FP17s for the same patient ID Re-attending within 3 months - Adults	243	2,987	8.1%	14.9%	15.3%	15.9%
% of FP17s for the same patient ID Re-attending between 3 & 9 months - Children	573	1,412	40.6%	51.7%	59.1%	58.0%
% of FP17s for the same patient ID Re-attending between 3 & 9 months - Adults	1,109	2,987	37.1%	47.2%	51.5%	50.5%
% of FP17s for Band 1 Urgent Courses	234	3,551	6.6%	8.0%	8.0%	9.0%
% of FP17s Relating to Free Repair or Replacements	29	3,551	0.8%	0.7%	0.8%	0.8%
% of FP17s Relating to Continuations	20	3,551	0.6%	0.9%	1.1%	1.1%
% of Patients satisfied with the dentistry they have received	4	4	N/A	91.6%	91.6%	91.5%
% of Patients satisfied with the time they had to wait for an appointment	4	4	N/A	89.9%	88.3%	87.9%

\* This is based on patients treated on this contract for their most recent course of treatment. Figures in italics indicate the base number of FP17s or Patient Questionnaire responses are less than 100. N/A is shown where the base number of responses is less than 10 during the period. % is calculated as Quantity/Base number\*100

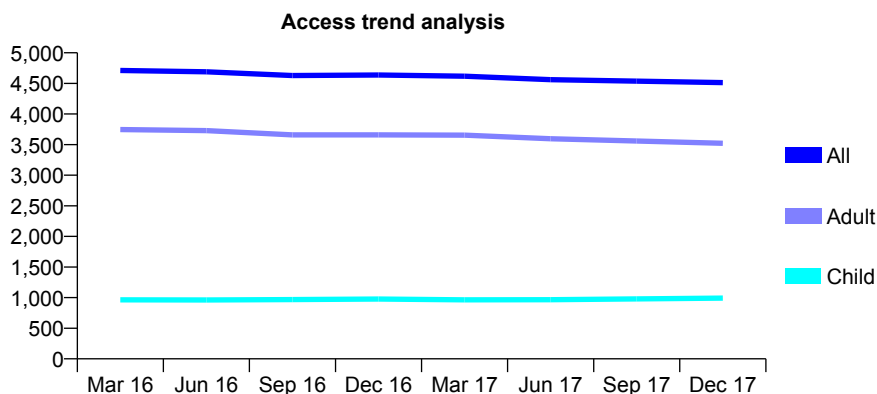
## Q54 - Vital Signs At a Glance Contract Report for 325708/0023 - December 2017

Name or company name	Balbir S Bhandal, Amrik S Bhandal & Baljit
Contract type name	GDS Contract
Purpose of contract	General
Contract start date	02/01/2008
Contract end date	

17/18 Contracted general activity (UDA)	13,357
Carry forward general activity (UDA)	0
17/18 Contracted orthodontic activity (UOA)	0
Carry forward orthodontic activity (UOA)	0
Baseline contract value	£321,114.80

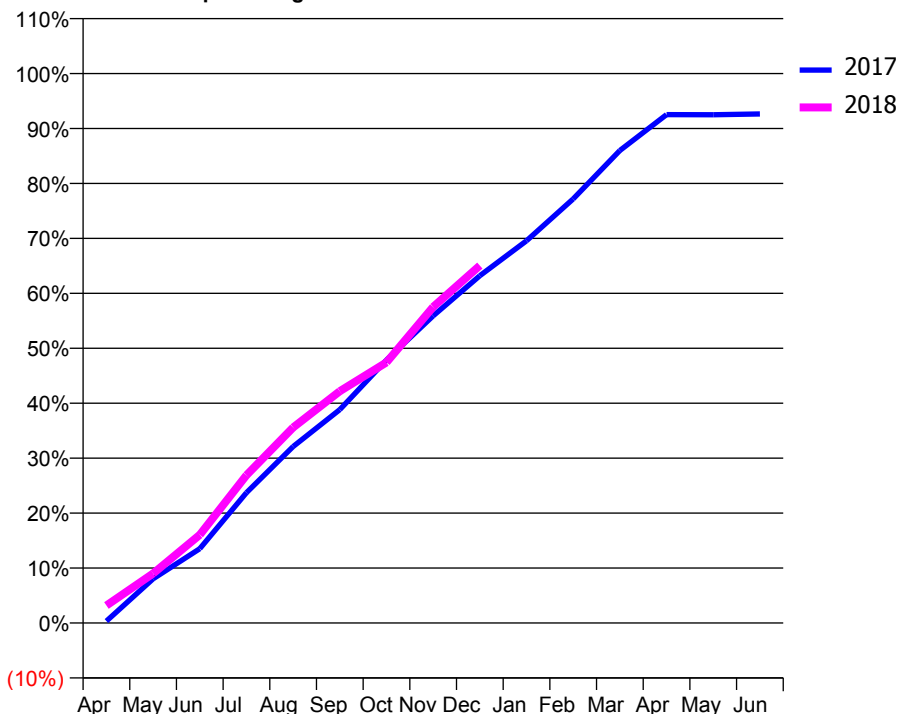
### ACCESS\*

Patients seen in 24 months	Total	Change since previous quarter
Quarter ending December 2016	4,637	
Quarter ending March 2017	4,617	→
Quarter ending June 2017	4,562	↓
Quarter ending September 2017	4,538	→
Quarter ending December 2017	4,514	→
<b>Variance since December 2016</b>	<b>(2.7%)</b>	<b>↓</b>



### ACTIVITY

Cumulative percentage of contracted UDA delivered 2017 & 2018



Month	Adjusted Scheduled Activity (UDA)	
	2017	2018
April	48	425
May	1,074	1,203
June	1,808	2,145
July	3,169	3,592
August	4,291	4,754
September	5,187	5,635
October	6,395	6,337
November	7,467	7,682
December	8,444	8,688
January	9,292	
February	10,310	
March	11,486	
April	12,358	
May	12,354	
June	12,372	

### QUALITY

	Quantity	Base Number	Contract	AT	Region	England
% of FP17s for the same patient ID Re-attending within 3 months - Children	54	825	6.5%	10.0%	11.8%	12.0%
% of FP17s for the same patient ID Re-attending within 3 months - Adults	390	3,387	11.5%	14.9%	15.3%	15.9%
% of FP17s for the same patient ID Re-attending between 3 & 9 months - Children	356	825	43.2%	51.7%	59.1%	58.0%
% of FP17s for the same patient ID Re-attending between 3 & 9 months - Adults	1,824	3,387	53.9%	47.2%	51.5%	50.5%
% of FP17s for Band 1 Urgent Courses	189	3,888	4.9%	8.0%	8.0%	9.0%
% of FP17s Relating to Free Repair or Replacements	29	3,888	0.7%	0.7%	0.8%	0.8%
% of FP17s Relating to Continuations	44	3,888	1.1%	0.9%	1.1%	1.1%
% of Patients satisfied with the dentistry they have received	7	7	N/A	91.6%	91.6%	91.5%
% of Patients satisfied with the time they had to wait for an appointment	7	7	N/A	89.9%	88.3%	87.9%

\* This is based on patients treated on this contract for their most recent course of treatment. Figures in italics indicate the base number of FP17s or Patient Questionnaire responses are less than 100. N/A is shown where the base number of responses is less than 10 during the period. % is calculated as Quantity/Base number\*100



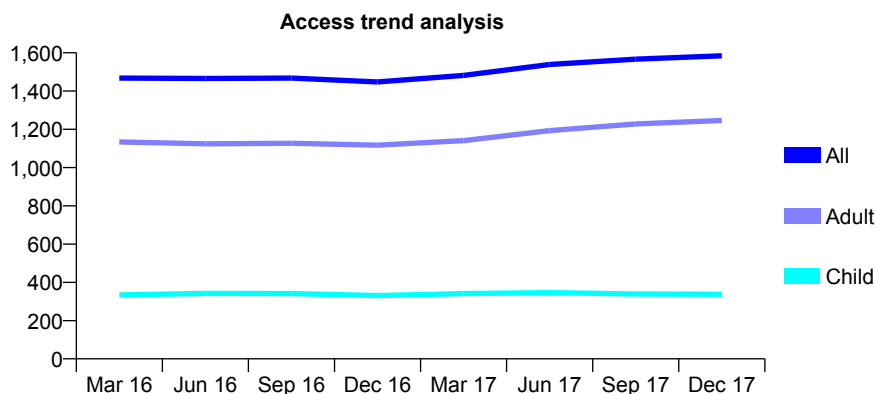
## Q54 - Vital Signs At a Glance Contract Report for 326496/0001 - December 2017

Name or company name	MR D MAHGEREFTEH
Contract type name	GDS Contract
Purpose of contract	General
Contract start date	01/04/2006
Contract end date	

17/18 Contracted general activity (UDA)	7,433
Carry forward general activity (UDA)	-149
17/18 Contracted orthodontic activity (UOA)	0
Carry forward orthodontic activity (UOA)	0
Baseline contract value	£233,103.20

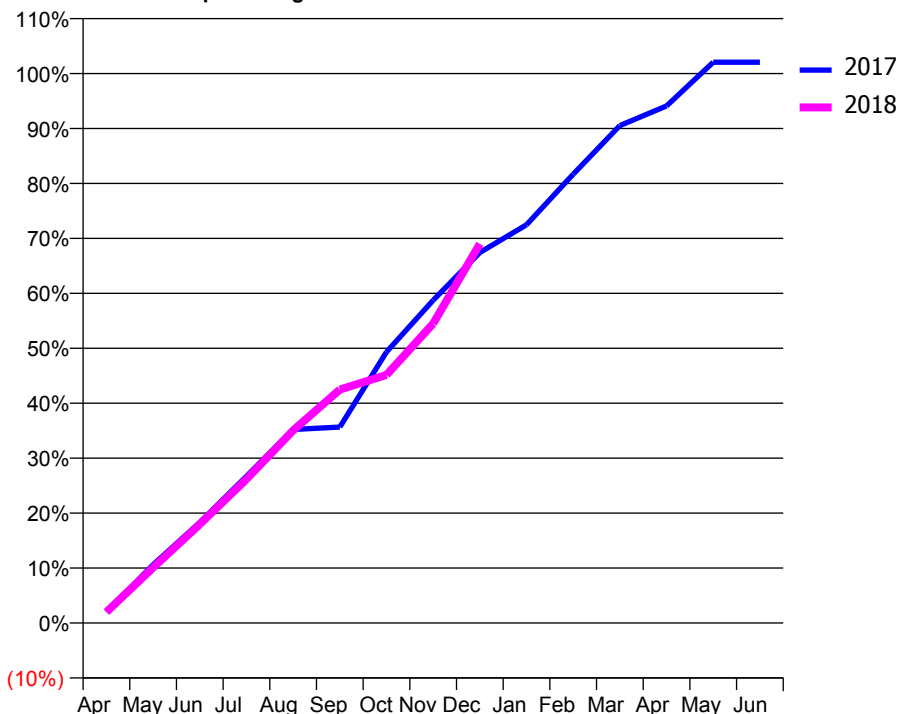
### ACCESS\*

Patients seen in 24 months	Total	Change since previous quarter
Quarter ending December 2016	1,448	
Quarter ending March 2017	1,482	↑
Quarter ending June 2017	1,539	↑
Quarter ending September 2017	1,567	→
Quarter ending December 2017	1,584	→
<b>Variance since December 2016</b>	<b>9.4%</b>	<b>↑</b>



### ACTIVITY

Cumulative percentage of contracted UDA delivered 2017 & 2018



Month	Adjusted Scheduled Activity (UDA)	
	2017	2018
April	149	149
May	788	750
June	1,362	1,336
July	1,984	1,945
August	2,618	2,606
September	2,650	3,158
October	3,667	3,355
November	4,366	4,051
December	5,012	5,129
January	5,388	
February	6,070	
March	6,729	
April	6,994	
May	7,585	
June	7,585	

### QUALITY

	Quantity	Base Number	Contract	AT	Region	England
% of FP17s for the same patient ID Re-attending within 3 months - Children	14	367	3.8%	10.0%	11.8%	12.0%
% of FP17s for the same patient ID Re-attending within 3 months - Adults	222	1,480	15.0%	14.9%	15.3%	15.9%
% of FP17s for the same patient ID Re-attending between 3 & 9 months - Children	230	367	62.7%	51.7%	59.1%	58.0%
% of FP17s for the same patient ID Re-attending between 3 & 9 months - Adults	817	1,480	55.2%	47.2%	51.5%	50.5%
% of FP17s for Band 1 Urgent Courses	112	1,569	7.1%	8.0%	8.0%	9.0%
% of FP17s Relating to Free Repair or Replacements	32	1,569	2.0%	0.7%	0.8%	0.8%
% of FP17s Relating to Continuations	33	1,569	2.1%	0.9%	1.1%	1.1%
% of Patients satisfied with the dentistry they have received	12	12	100.0%	91.6%	91.6%	91.5%
% of Patients satisfied with the time they had to wait for an appointment	12	12	100.0%	89.9%	88.3%	87.9%

\* This is based on patients treated on this contract for their most recent course of treatment. Figures in italics indicate the base number of FP17s or Patient Questionnaire responses are less than 100. N/A is shown where the base number of responses is less than 10 during the period. % is calculated as Quantity/Base number\*100

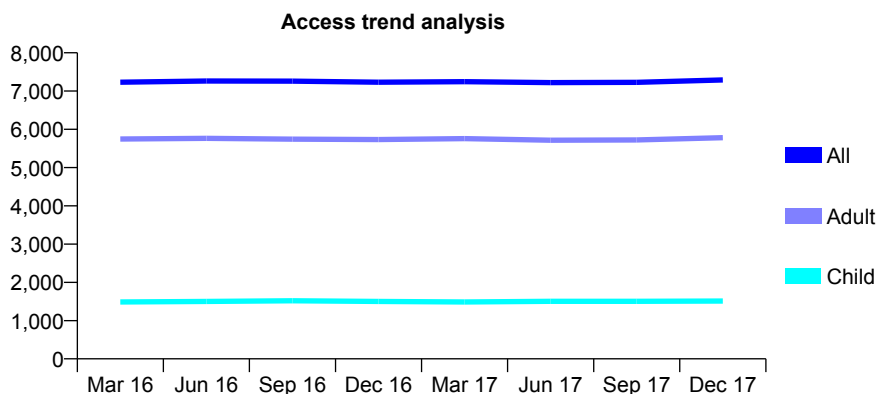
## Q54 - Vital Signs At a Glance Contract Report for 326666/0002 - December 2017

Name or company name	MR RS TENNET
Contract type name	GDS Contract
Purpose of contract	General
Contract start date	01/04/2006
Contract end date	

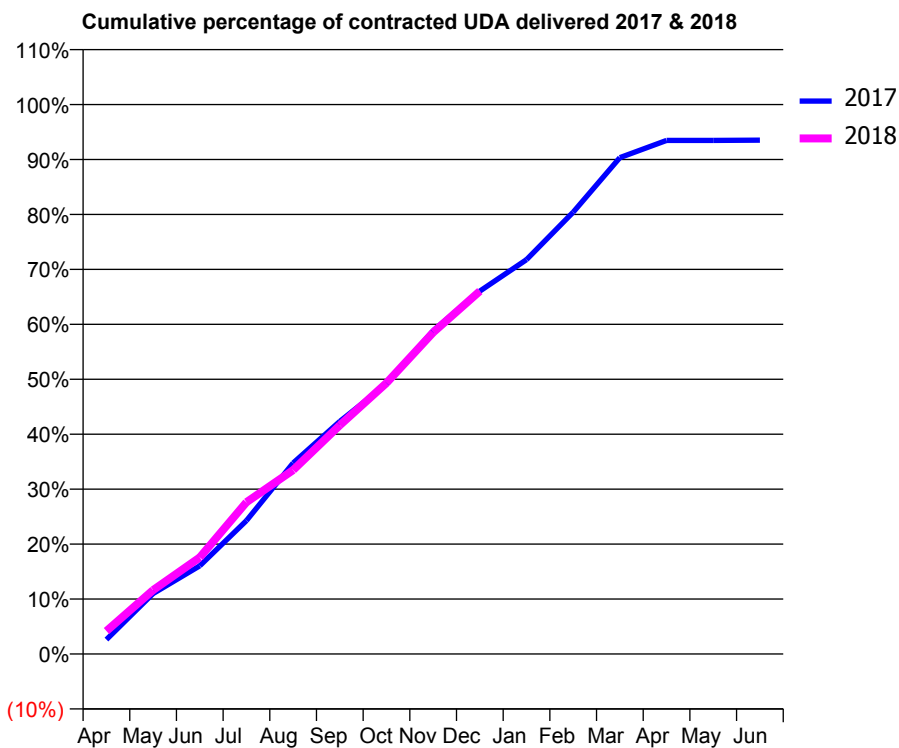
17/18 Contracted general activity (UDA)	16,970
Carry forward general activity (UDA)	0
17/18 Contracted orthodontic activity (UOA)	0
Carry forward orthodontic activity (UOA)	0
Baseline contract value	£442,328.57

### ACCESS\*

Patients seen in 24 months	Total	Change since previous quarter
Quarter ending December 2016	7,233	
Quarter ending March 2017	7,245	→
Quarter ending June 2017	7,220	→
Quarter ending September 2017	7,227	→
Quarter ending December 2017	7,292	→
<b>Variance since December 2016</b>	<b>0.8%</b>	<b>→</b>



### ACTIVITY



Month	Adjusted Scheduled Activity (UDA)	
	2017	2018
April	445	709
May	1,867	1,974
June	2,723	2,986
July	4,122	4,687
August	5,897	5,683
September	7,184	7,063
October	8,336	8,370
November	9,983	9,930
December	11,208	11,206
January	12,181	
February	13,646	
March	15,330	
April	15,860	
May	15,860	
June	15,868	

### QUALITY

	Quantity	Base Number	Contract	AT	Region	England
% of FP17s for the same patient ID Re-attending within 3 months - Children	58	1,291	4.5%	10.0%	11.8%	12.0%
% of FP17s for the same patient ID Re-attending within 3 months - Adults	532	4,859	10.9%	14.9%	15.3%	15.9%
% of FP17s for the same patient ID Re-attending between 3 & 9 months - Children	645	1,291	50.0%	51.7%	59.1%	58.0%
% of FP17s for the same patient ID Re-attending between 3 & 9 months - Adults	1,727	4,859	35.5%	47.2%	51.5%	50.5%
% of FP17s for Band 1 Urgent Courses	365	5,888	6.2%	8.0%	8.0%	9.0%
% of FP17s Relating to Free Repair or Replacements	25	5,888	0.4%	0.7%	0.8%	0.8%
% of FP17s Relating to Continuations	74	5,888	1.3%	0.9%	1.1%	1.1%
% of Patients satisfied with the dentistry they have received	4	4	N/A	91.6%	91.6%	91.5%
% of Patients satisfied with the time they had to wait for an appointment	4	4	N/A	89.9%	88.3%	87.9%

\* This is based on patients treated on this contract for their most recent course of treatment. Figures in italics indicate the base number of FP17s or Patient Questionnaire responses are less than 100. N/A is shown where the base number of responses is less than 10 during the period. % is calculated as Quantity/Base number\*100

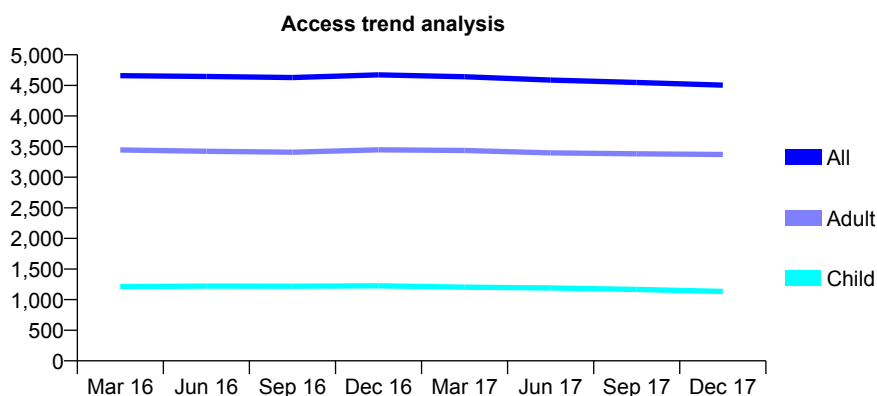
## Q54 - Vital Signs At a Glance Contract Report for 327875/0001 - December 2017

Name or company name	MISS S MOSEDALE
Contract type name	GDS Contract
Purpose of contract	General
Contract start date	01/04/2006
Contract end date	

17/18 Contracted general activity (UDA)	16,997
Carry forward general activity (UDA)	0
17/18 Contracted orthodontic activity (UOA)	0
Carry forward orthodontic activity (UOA)	0
Baseline contract value	£378,215.39

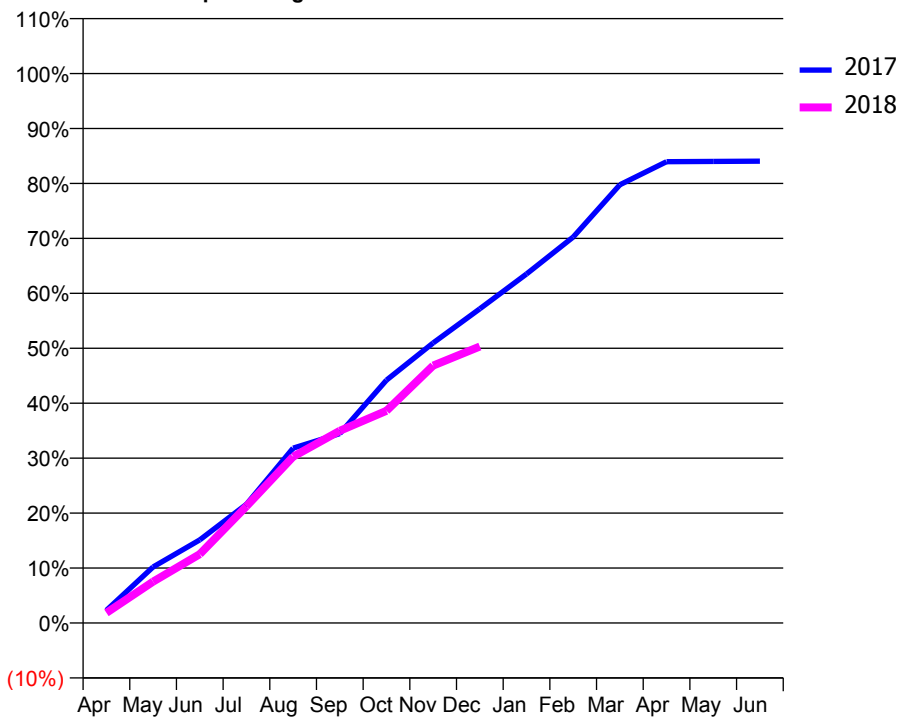
### ACCESS\*

Patients seen in 24 months	Total	Change since previous quarter
Quarter ending December 2016	4,673	
Quarter ending March 2017	4,641	→
Quarter ending June 2017	4,588	↓
Quarter ending September 2017	4,548	→
Quarter ending December 2017	4,505	→
<b>Variance since December 2016</b>	<b>(3.6%)</b>	<b>↓</b>



### ACTIVITY

Cumulative percentage of contracted UDA delivered 2017 & 2018



Month	Adjusted Scheduled Activity (UDA)	
	2017	2018
April	393	315
May	1,733	1,281
June	2,572	2,131
July	3,672	3,612
August	5,408	5,147
September	5,859	5,945
October	7,514	6,565
November	8,665	7,964
December	9,722	8,553
January	10,796	
February	11,941	
March	13,556	
April	14,270	
May	14,277	
June	14,284	

### QUALITY

	Quantity	Base Number	Contract	AT	Region	England
% of FP17s for the same patient ID Re-attending within 3 months - Children	105	1,284	8.2%	10.0%	11.8%	12.0%
% of FP17s for the same patient ID Re-attending within 3 months - Adults	531	3,722	14.3%	14.9%	15.3%	15.9%
% of FP17s for the same patient ID Re-attending between 3 & 9 months - Children	829	1,284	64.6%	51.7%	59.1%	58.0%
% of FP17s for the same patient ID Re-attending between 3 & 9 months - Adults	2,346	3,722	63.0%	47.2%	51.5%	50.5%
% of FP17s for Band 1 Urgent Courses	313	4,708	6.6%	8.0%	8.0%	9.0%
% of FP17s Relating to Free Repair or Replacements	40	4,708	0.8%	0.7%	0.8%	0.8%
% of FP17s Relating to Continuations	46	4,708	1.0%	0.9%	1.1%	1.1%
% of Patients satisfied with the dentistry they have received	8	8	N/A	91.6%	91.6%	91.5%
% of Patients satisfied with the time they had to wait for an appointment	7	8	N/A	89.9%	88.3%	87.9%

\* This is based on patients treated on this contract for their most recent course of treatment. Figures in italics indicate the base number of FP17s or Patient Questionnaire responses are less than 100. N/A is shown where the base number of responses is less than 10 during the period. % is calculated as Quantity/Base number\*100

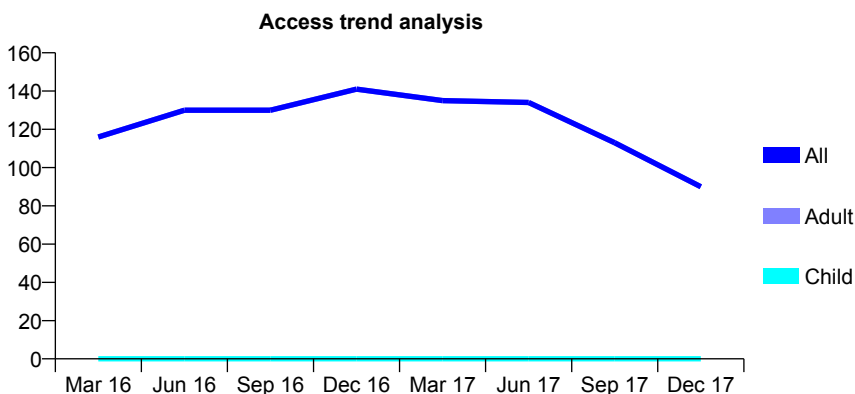
## Q54 - Vital Signs At a Glance Contract Report for 328944/0001 - December 2017

Name or company name	MR P TANGRI
Contract type name	PDS Contract
Purpose of contract	General
Contract start date	01/04/2006
Contract end date	17/03/2026

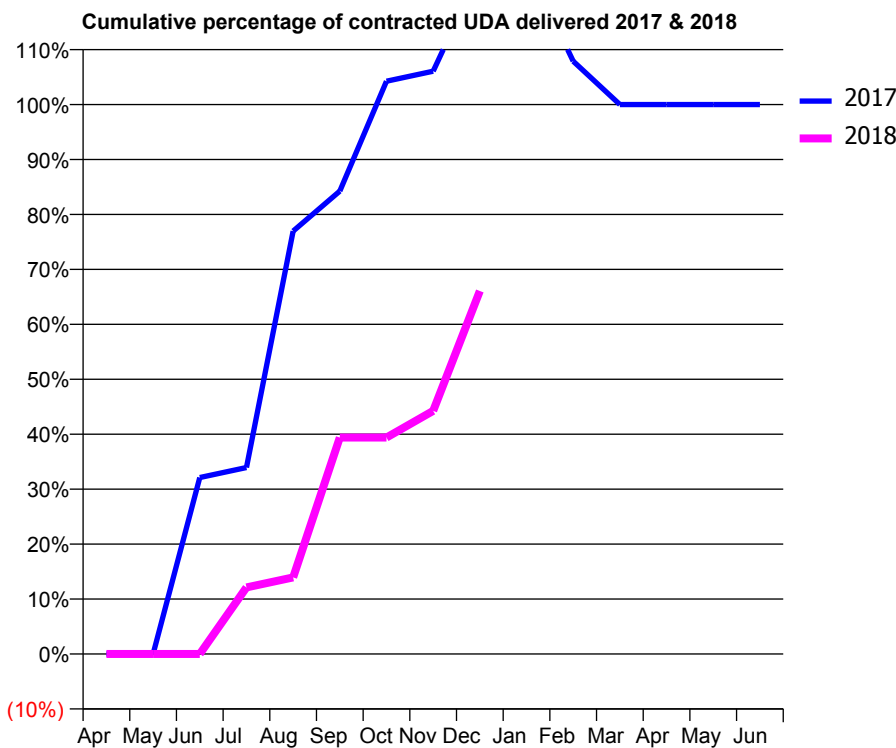
17/18 Contracted general activity (UDA)	165
Carry forward general activity (UDA)	0
17/18 Contracted orthodontic activity (UOA)	0
Carry forward orthodontic activity (UOA)	0
Baseline contract value	£7,411.80

### ACCESS\*

Patients seen in 24 months	Total	Change since previous quarter
Quarter ending December 2016	141	
Quarter ending March 2017	135	↓
Quarter ending June 2017	134	→
Quarter ending September 2017	113	↓
Quarter ending December 2017	90	↓
<b>Variance since December 2016</b>	<b>(36.2%)</b>	<b>↓</b>



### ACTIVITY



Month	Adjusted Scheduled Activity (UDA)	
	2017	2018
April	0	0
May	0	0
June	53	0
July	56	20
August	127	23
September	139	65
October	172	65
November	175	73
December	205	109
January	208	
February	178	
March	165	
April	165	
May	165	
June	165	

### QUALITY

	Quantity	Base Number	Contract	AT	Region	England
% of FP17s for the same patient ID Re-attending within 3 months - Children	0	0	N/A	10.0%	11.8%	12.0%
% of FP17s for the same patient ID Re-attending within 3 months - Adults	0	26	0.0%	14.9%	15.3%	15.9%
% of FP17s for the same patient ID Re-attending between 3 & 9 months - Children	0	0	N/A	51.7%	59.1%	58.0%
% of FP17s for the same patient ID Re-attending between 3 & 9 months - Adults	0	26	0.0%	47.2%	51.5%	50.5%
% of FP17s for Band 1 Urgent Courses	0	26	0.0%	8.0%	8.0%	9.0%
% of FP17s Relating to Free Repair or Replacements	0	26	0.0%	0.7%	0.8%	0.8%
% of FP17s Relating to Continuations	0	26	0.0%	0.9%	1.1%	1.1%
% of Patients satisfied with the dentistry they have received	0	0	N/A	91.6%	91.6%	91.5%
% of Patients satisfied with the time they had to wait for an appointment	0	0	N/A	89.9%	88.3%	87.9%

\* This is based on patients treated on this contract for their most recent course of treatment. Figures in italics indicate the base number of FP17s or Patient Questionnaire responses are less than 100. N/A is shown where the base number of responses is less than 10 during the period. % is calculated as Quantity/Base number\*100

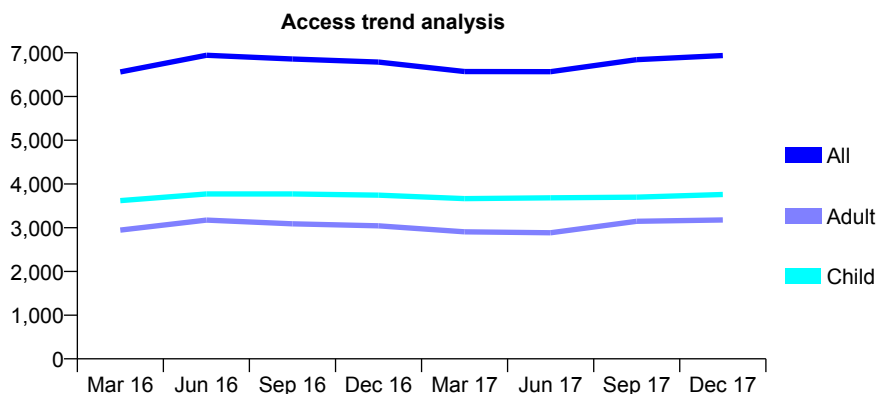
## Q54 - Vital Signs At a Glance Contract Report for 328944/0002 - December 2017

Name or company name	MR P TANGRI
Contract type name	GDS Contract
Purpose of contract	General and Orthodontic
Contract start date	01/04/2006
Contract end date	

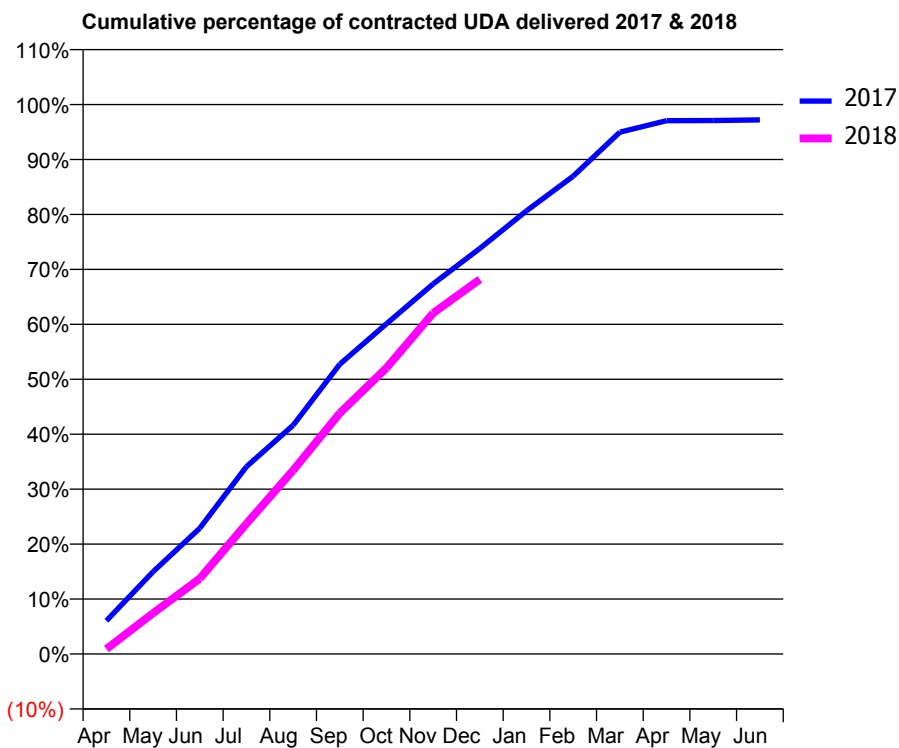
17/18 Contracted general activity (UDA)	14,197
Carry forward general activity (UDA)	398
17/18 Contracted orthodontic activity (UOA)	22
Carry forward orthodontic activity (UOA)	0
Baseline contract value	£328,616.34

### ACCESS\*

Patients seen in 24 months	Total	Change since previous quarter
Quarter ending December 2016	6,787	
Quarter ending March 2017	6,570	↓
Quarter ending June 2017	6,567	→
Quarter ending September 2017	6,842	↑
Quarter ending December 2017	6,936	→
<b>Variance since December 2016</b>	<b>2.2%</b>	<b>↑</b>



### ACTIVITY



Month	Adjusted Scheduled Activity (UDA)	
	2017	2018
April	859	130
May	2,128	1,056
June	3,252	1,948
July	4,841	3,368
August	5,910	4,744
September	7,487	6,224
October	8,532	7,391
November	9,563	8,807
December	10,478	9,679
January	11,449	
February	12,345	
March	13,483	
April	13,778	
May	13,782	
June	13,799	

### QUALITY

	Quantity	Base Number	Contract	AT	Region	England
% of FP17s for the same patient ID Re-attending within 3 months - Children	449	4,027	11.1%	10.0%	11.8%	12.0%
% of FP17s for the same patient ID Re-attending within 3 months - Adults	256	2,826	9.1%	14.9%	15.3%	15.9%
% of FP17s for the same patient ID Re-attending between 3 & 9 months - Children	1,210	4,027	30.0%	51.7%	59.1%	58.0%
% of FP17s for the same patient ID Re-attending between 3 & 9 months - Adults	275	2,826	9.7%	47.2%	51.5%	50.5%
% of FP17s for Band 1 Urgent Courses	3,398	6,680	50.9%	8.0%	8.0%	9.0%
% of FP17s Relating to Free Repair or Replacements	16	6,680	0.2%	0.7%	0.8%	0.8%
% of FP17s Relating to Continuations	6	6,680	0.1%	0.9%	1.1%	1.1%
% of Patients satisfied with the dentistry they have received	2	2	N/A	91.6%	91.6%	91.5%
% of Patients satisfied with the time they had to wait for an appointment	2	2	N/A	89.9%	88.3%	87.9%

\* This is based on patients treated on this contract for their most recent course of treatment. Figures in italics indicate the base number of FP17s or Patient Questionnaire responses are less than 100. N/A is shown where the base number of responses is less than 10 during the period. % is calculated as Quantity/Base number\*100

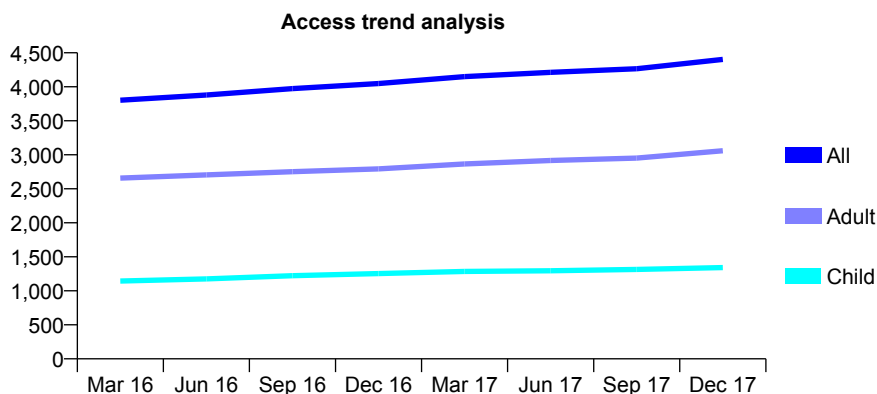
## Q54 - Vital Signs At a Glance Contract Report for 330485/0002 - December 2017

Name or company name	MR I AZMAT
Contract type name	GDS Contract
Purpose of contract	General
Contract start date	01/04/2006
Contract end date	

17/18 Contracted general activity (UDA)	10,775
Carry forward general activity (UDA)	48
17/18 Contracted orthodontic activity (UOA)	0
Carry forward orthodontic activity (UOA)	0
Baseline contract value	£226,524.56

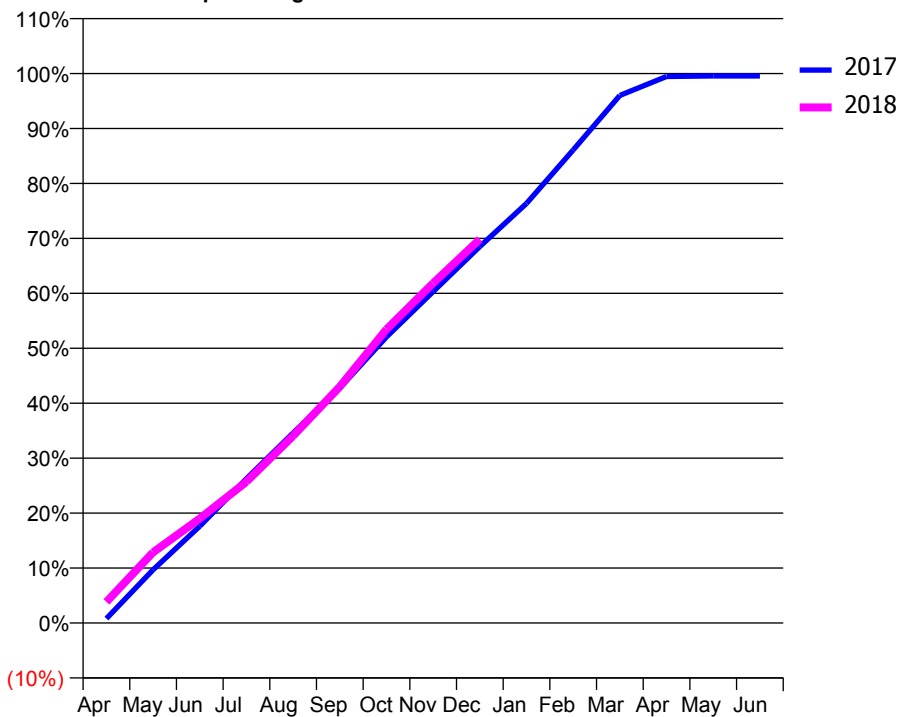
### ACCESS\*

Patients seen in 24 months	Total	Change since previous quarter
Quarter ending December 2016	4,048	
Quarter ending March 2017	4,150	↑
Quarter ending June 2017	4,213	→
Quarter ending September 2017	4,266	→
Quarter ending December 2017	4,403	↑
<b>Variance since December 2016</b>	<b>8.8%</b>	<b>↑</b>



### ACTIVITY

Cumulative percentage of contracted UDA delivered 2017 & 2018



Month	Adjusted Scheduled Activity (UDA)	
	2017	2018
April	86	415
May	1,045	1,388
June	1,900	2,048
July	2,830	2,771
August	3,728	3,671
September	4,609	4,634
October	5,610	5,760
November	6,498	6,663
December	7,383	7,528
January	8,228	
February	9,275	
March	10,347	
April	10,715	
May	10,727	
June	10,727	

### QUALITY

	Quantity	Base Number	Contract	AT	Region	England
% of FP17s for the same patient ID Re-attending within 3 months - Children	71	1,038	6.8%	10.0%	11.8%	12.0%
% of FP17s for the same patient ID Re-attending within 3 months - Adults	375	2,392	15.7%	14.9%	15.3%	15.9%
% of FP17s for the same patient ID Re-attending between 3 & 9 months - Children	389	1,038	37.5%	51.7%	59.1%	58.0%
% of FP17s for the same patient ID Re-attending between 3 & 9 months - Adults	824	2,392	34.4%	47.2%	51.5%	50.5%
% of FP17s for Band 1 Urgent Courses	508	3,284	15.5%	8.0%	8.0%	9.0%
% of FP17s Relating to Free Repair or Replacements	1	3,284	0.0%	0.7%	0.8%	0.8%
% of FP17s Relating to Continuations	7	3,284	0.2%	0.9%	1.1%	1.1%
% of Patients satisfied with the dentistry they have received	2	2	N/A	91.6%	91.6%	91.5%
% of Patients satisfied with the time they had to wait for an appointment	1	2	N/A	89.9%	88.3%	87.9%

\* This is based on patients treated on this contract for their most recent course of treatment. Figures in italics indicate the base number of FP17s or Patient Questionnaire responses are less than 100. N/A is shown where the base number of responses is less than 10 during the period. % is calculated as Quantity/Base number\*100

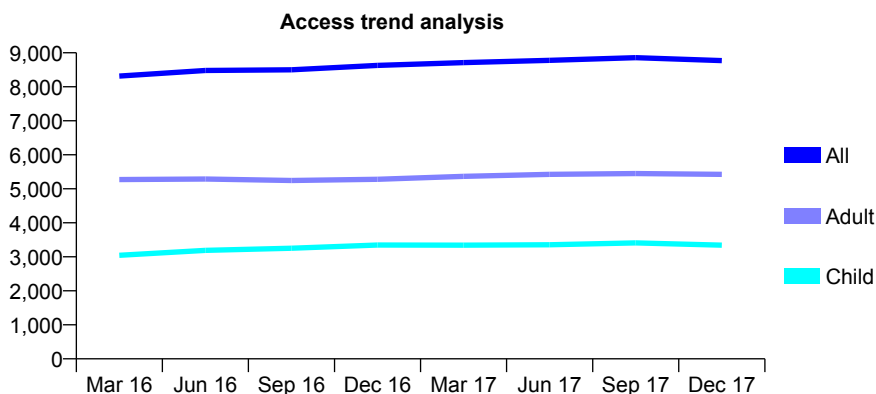
## Q54 - Vital Signs At a Glance Contract Report for 330485/0003 - December 2017

Name or company name	MR I AZMAT
Contract type name	GDS Contract
Purpose of contract	General
Contract start date	01/04/2006
Contract end date	

17/18 Contracted general activity (UDA)	24,125
Carry forward general activity (UDA)	114
17/18 Contracted orthodontic activity (UOA)	0
Carry forward orthodontic activity (UOA)	0
Baseline contract value	£499,555.88

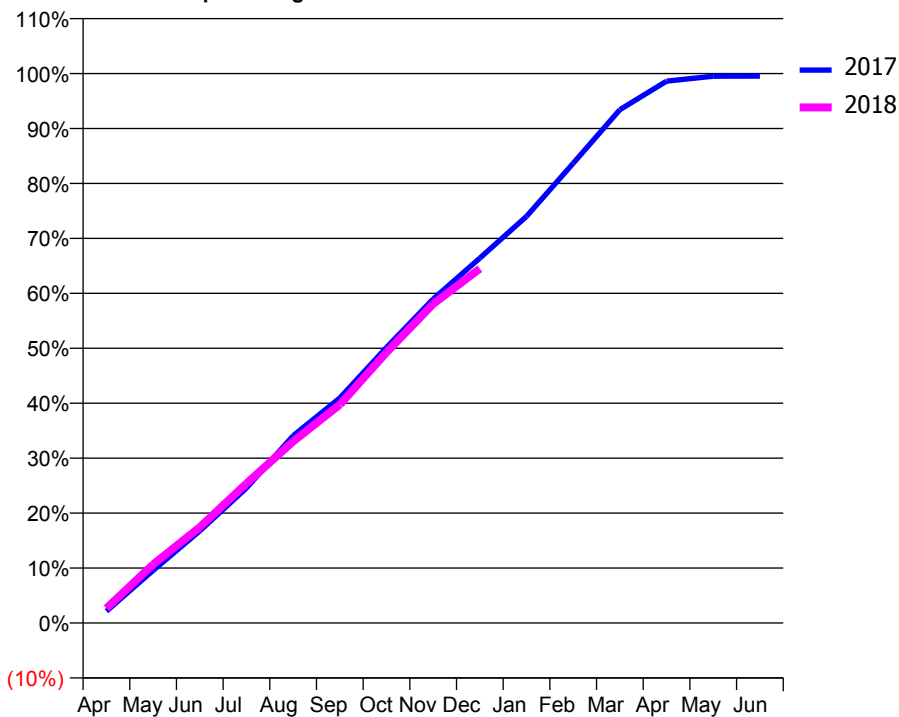
### ACCESS\*

Patients seen in 24 months	Total	Change since previous quarter
Quarter ending December 2016	8,628	
Quarter ending March 2017	8,711	→
Quarter ending June 2017	8,780	→
Quarter ending September 2017	8,857	→
Quarter ending December 2017	8,770	→
<b>Variance since December 2016</b>	<b>1.6%</b>	<b>→</b>



### ACTIVITY

Cumulative percentage of contracted UDA delivered 2017 & 2018



Month	Adjusted Scheduled Activity (UDA)	
	2017	2018
April	517	649
May	2,309	2,575
June	4,045	4,205
July	5,925	6,126
August	8,220	7,971
September	9,880	9,588
October	12,097	11,884
November	14,222	14,005
December	16,018	15,558
January	17,853	
February	20,182	
March	22,536	
April	23,791	
May	24,004	
June	24,011	

### QUALITY

	Quantity	Base Number	Contract	AT	Region	England
% of FP17s for the same patient ID Re-attending within 3 months - Children	189	2,586	7.3%	10.0%	11.8%	12.0%
% of FP17s for the same patient ID Re-attending within 3 months - Adults	488	3,668	13.3%	14.9%	15.3%	15.9%
% of FP17s for the same patient ID Re-attending between 3 & 9 months - Children	799	2,586	30.9%	51.7%	59.1%	58.0%
% of FP17s for the same patient ID Re-attending between 3 & 9 months - Adults	1,050	3,668	28.6%	47.2%	51.5%	50.5%
% of FP17s for Band 1 Urgent Courses	504	5,760	8.8%	8.0%	8.0%	9.0%
% of FP17s Relating to Free Repair or Replacements	1	5,760	0.0%	0.7%	0.8%	0.8%
% of FP17s Relating to Continuations	8	5,760	0.1%	0.9%	1.1%	1.1%
% of Patients satisfied with the dentistry they have received	5	5	N/A	91.6%	91.6%	91.5%
% of Patients satisfied with the time they had to wait for an appointment	4	5	N/A	89.9%	88.3%	87.9%

\* This is based on patients treated on this contract for their most recent course of treatment. Figures in italics indicate the base number of FP17s or Patient Questionnaire responses are less than 100. N/A is shown where the base number of responses is less than 10 during the period. % is calculated as Quantity/Base number\*100



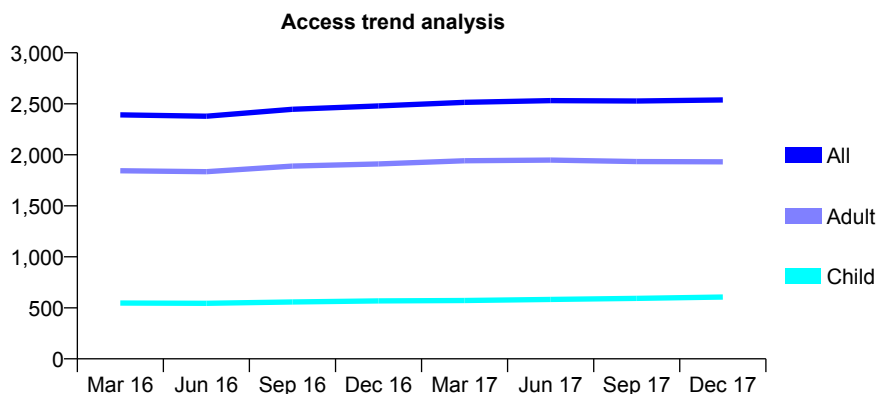
## Q54 - Vital Signs At a Glance Contract Report for 330485/0004 - December 2017

Name or company name	MR I AZMAT
Contract type name	GDS Contract
Purpose of contract	General
Contract start date	01/04/2006
Contract end date	

17/18 Contracted general activity (UDA)	7,740
Carry forward general activity (UDA)	34
17/18 Contracted orthodontic activity (UOA)	0
Carry forward orthodontic activity (UOA)	0
Baseline contract value	£151,237.49

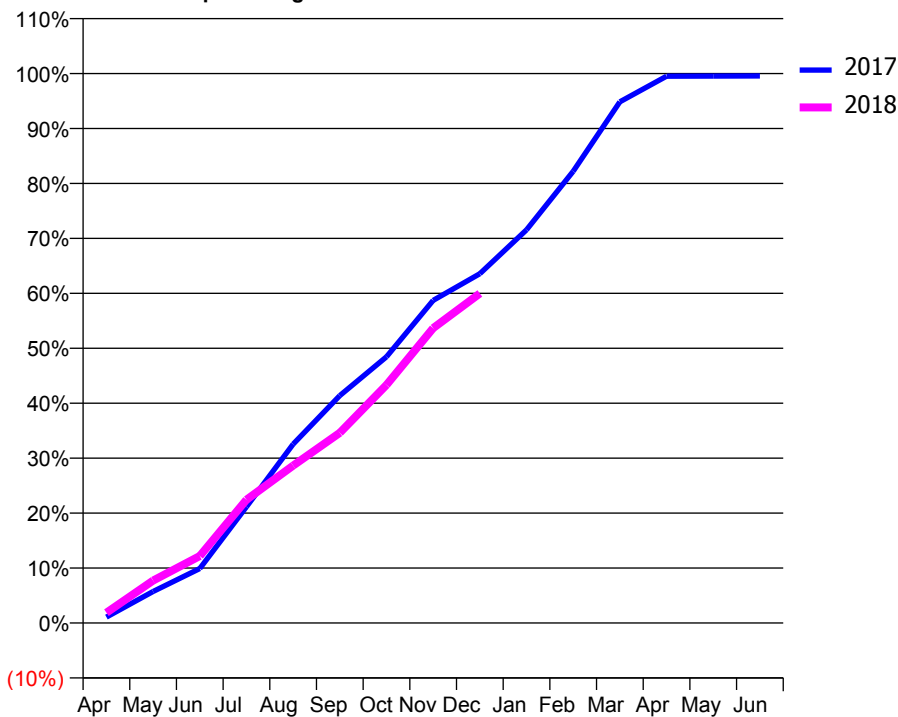
### ACCESS\*

Patients seen in 24 months	Total	Change since previous quarter
Quarter ending December 2016	2,479	
Quarter ending March 2017	2,514	→
Quarter ending June 2017	2,531	→
Quarter ending September 2017	2,527	→
Quarter ending December 2017	2,538	→
<b>Variance since December 2016</b>	<b>2.4%</b>	<b>↑</b>



### ACTIVITY

Cumulative percentage of contracted UDA delivered 2017 & 2018



Month	Adjusted Scheduled Activity (UDA)	
	2017	2018
April	84	146
May	444	598
June	767	944
July	1,637	1,737
August	2,519	2,216
September	3,203	2,679
October	3,750	3,353
November	4,544	4,153
December	4,920	4,643
January	5,538	
February	6,362	
March	7,340	
April	7,701	
May	7,704	
June	7,705	

### QUALITY

	Quantity	Base Number	Contract	AT	Region	England
% of FP17s for the same patient ID Re-attending within 3 months - Children	33	538	6.1%	10.0%	11.8%	12.0%
% of FP17s for the same patient ID Re-attending within 3 months - Adults	137	1,496	9.2%	14.9%	15.3%	15.9%
% of FP17s for the same patient ID Re-attending between 3 & 9 months - Children	234	538	43.5%	51.7%	59.1%	58.0%
% of FP17s for the same patient ID Re-attending between 3 & 9 months - Adults	694	1,496	46.4%	47.2%	51.5%	50.5%
% of FP17s for Band 1 Urgent Courses	73	1,932	3.8%	8.0%	8.0%	9.0%
% of FP17s Relating to Free Repair or Replacements	10	1,932	0.5%	0.7%	0.8%	0.8%
% of FP17s Relating to Continuations	28	1,932	1.4%	0.9%	1.1%	1.1%
% of Patients satisfied with the dentistry they have received	0	0	N/A	91.6%	91.6%	91.5%
% of Patients satisfied with the time they had to wait for an appointment	0	0	N/A	89.9%	88.3%	87.9%

\* This is based on patients treated on this contract for their most recent course of treatment. Figures in italics indicate the base number of FP17s or Patient Questionnaire responses are less than 100. N/A is shown where the base number of responses is less than 10 during the period. % is calculated as Quantity/Base number\*100

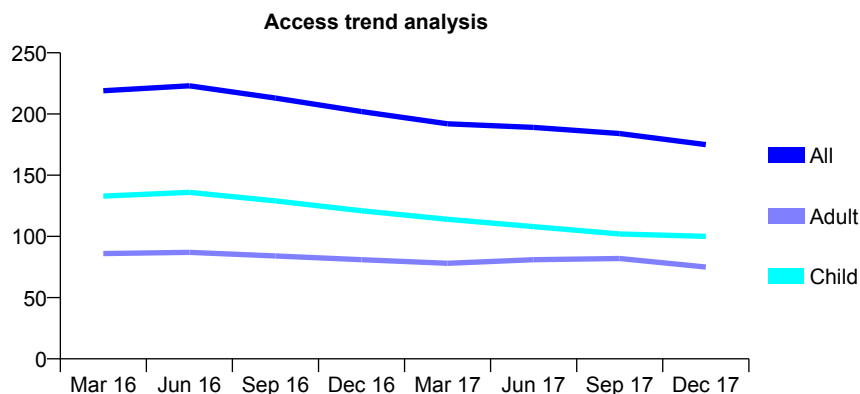
## Q54 - Vital Signs At a Glance Contract Report for 331902/0001 - December 2017

Name or company name	MR MA PLUMB
Contract type name	GDS Contract
Purpose of contract	General and Orthodontic
Contract start date	01/04/2006
Contract end date	

17/18 Contracted general activity (UDA)	500
Carry forward general activity (UDA)	0
17/18 Contracted orthodontic activity (UOA)	897
Carry forward orthodontic activity (UOA)	32
Baseline contract value	£72,981.87

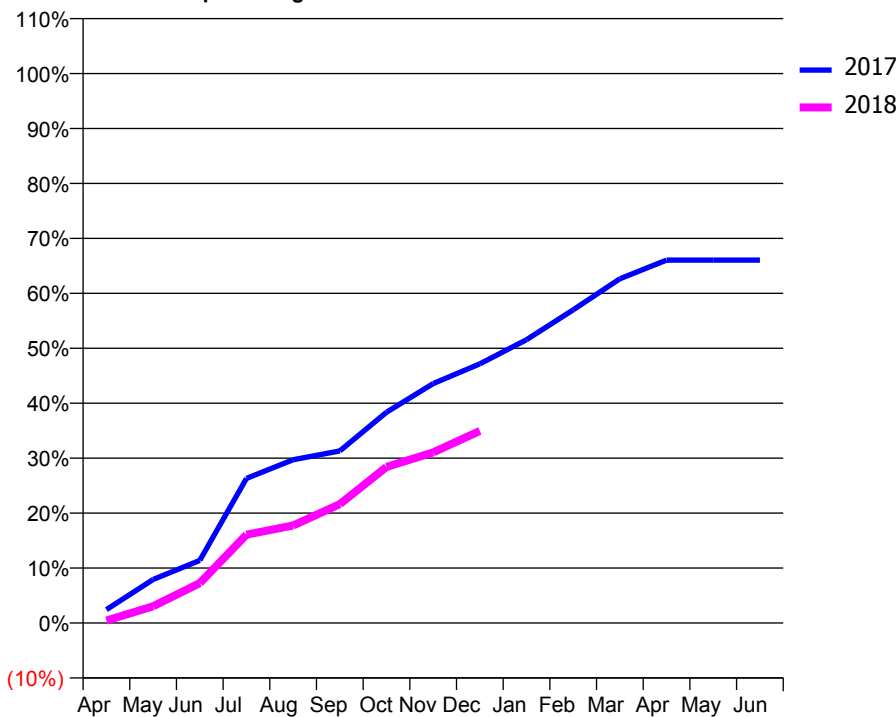
### ACCESS\*

Patients seen in 24 months	Total	Change since previous quarter
Quarter ending December 2016	202	
Quarter ending March 2017	192	↓
Quarter ending June 2017	189	↓
Quarter ending September 2017	184	↓
Quarter ending December 2017	175	↓
<b>Variance since December 2016</b>	<b>(13.4%)</b>	<b>↓</b>



### ACTIVITY

Cumulative percentage of contracted UDA delivered 2017 & 2018



Adjusted Scheduled Activity (UDA)

Month	2017	2018
April	12	2
May	40	15
June	57	36
July	132	80
August	149	89
September	157	108
October	192	142
November	218	155
December	236	175
January	258	
February	285	
March	313	
April	330	
May	330	
June	330	

### QUALITY

	Quantity	Base Number	Contract	AT	Region	England
% of FP17s for the same patient ID Re-attending within 3 months - Children	7	162	4.3%	10.0%	11.8%	12.0%
% of FP17s for the same patient ID Re-attending within 3 months - Adults	12	60	20.0%	14.9%	15.3%	15.9%
% of FP17s for the same patient ID Re-attending between 3 & 9 months - Children	61	162	37.7%	51.7%	59.1%	58.0%
% of FP17s for the same patient ID Re-attending between 3 & 9 months - Adults	29	60	48.3%	47.2%	51.5%	50.5%
% of FP17s for Band 1 Urgent Courses	14	150	9.3%	8.0%	8.0%	9.0%
% of FP17s Relating to Free Repair or Replacements	1	150	0.7%	0.7%	0.8%	0.8%
% of FP17s Relating to Continuations	1	150	0.7%	0.9%	1.1%	1.1%
% of Patients satisfied with the dentistry they have received	1	1	N/A	91.6%	91.6%	91.5%
% of Patients satisfied with the time they had to wait for an appointment	1	1	N/A	89.9%	88.3%	87.9%

\* This is based on patients treated on this contract for their most recent course of treatment. Figures in italics indicate the base number of FP17s or Patient Questionnaire responses are less than 100. N/A is shown where the base number of responses is less than 10 during the period. % is calculated as Quantity/Base number\*100

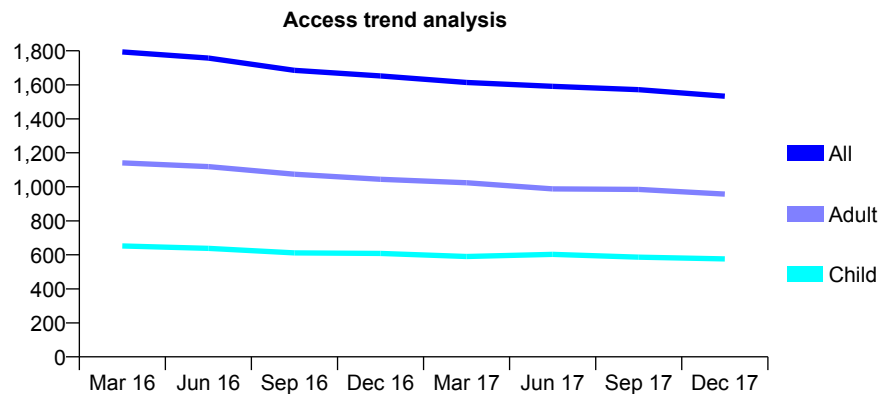
## Q54 - Vital Signs At a Glance Contract Report for 332089/0001 - December 2017

Name or company name	MR C BULLARD
Contract type name	GDS Contract
Purpose of contract	General
Contract start date	01/04/2006
Contract end date	

17/18 Contracted general activity (UDA)	6,250
Carry forward general activity (UDA)	40
17/18 Contracted orthodontic activity (UOA)	0
Carry forward orthodontic activity (UOA)	0
Baseline contract value	£155,493.67

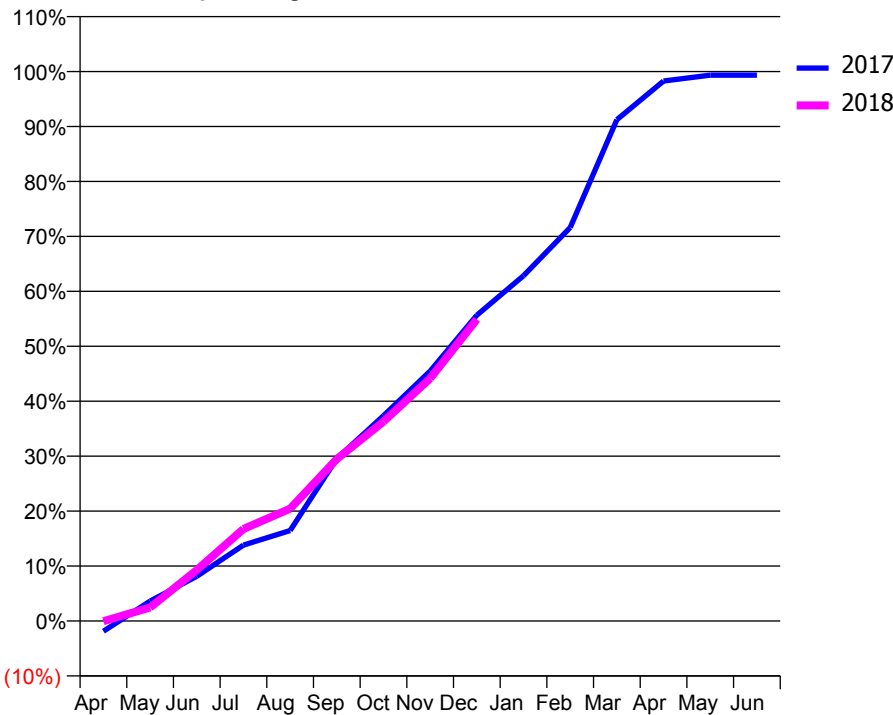
### ACCESS\*

Patients seen in 24 months	Total	Change since previous quarter
Quarter ending December 2016	1,652	
Quarter ending March 2017	1,614	↓
Quarter ending June 2017	1,591	↓
Quarter ending September 2017	1,571	↓
Quarter ending December 2017	1,533	↓
<b>Variance since December 2016</b>	<b>(7.2%)</b>	<b>↓</b>



### ACTIVITY

Cumulative percentage of contracted UDA delivered 2017 & 2018



Month	Adjusted Scheduled Activity (UDA)	
	2017	2018
April	-117	-4
May	227	154
June	509	581
July	864	1,047
August	1,028	1,278
September	1,849	1,842
October	2,336	2,268
November	2,843	2,759
December	3,478	3,432
January	3,928	
February	4,475	
March	5,702	
April	6,142	
May	6,209	
June	6,209	

### QUALITY

	Quantity	Base Number	Contract	AT	Region	England
% of FP17s for the same patient ID Re-attending within 3 months - Children	85	752	11.3%	10.0%	11.8%	12.0%
% of FP17s for the same patient ID Re-attending within 3 months - Adults	152	903	16.8%	14.9%	15.3%	15.9%
% of FP17s for the same patient ID Re-attending between 3 & 9 months - Children	491	752	65.3%	51.7%	59.1%	58.0%
% of FP17s for the same patient ID Re-attending between 3 & 9 months - Adults	514	903	56.9%	47.2%	51.5%	50.5%
% of FP17s for Band 1 Urgent Courses	74	1,516	4.9%	8.0%	8.0%	9.0%
% of FP17s Relating to Free Repair or Replacements	6	1,516	0.4%	0.7%	0.8%	0.8%
% of FP17s Relating to Continuations	4	1,516	0.3%	0.9%	1.1%	1.1%
% of Patients satisfied with the dentistry they have received	1	1	N/A	91.6%	91.6%	91.5%
% of Patients satisfied with the time they had to wait for an appointment	1	1	N/A	89.9%	88.3%	87.9%

\* This is based on patients treated on this contract for their most recent course of treatment. Figures in italics indicate the base number of FP17s or Patient Questionnaire responses are less than 100. N/A is shown where the base number of responses is less than 10 during the period. % is calculated as Quantity/Base number\*100

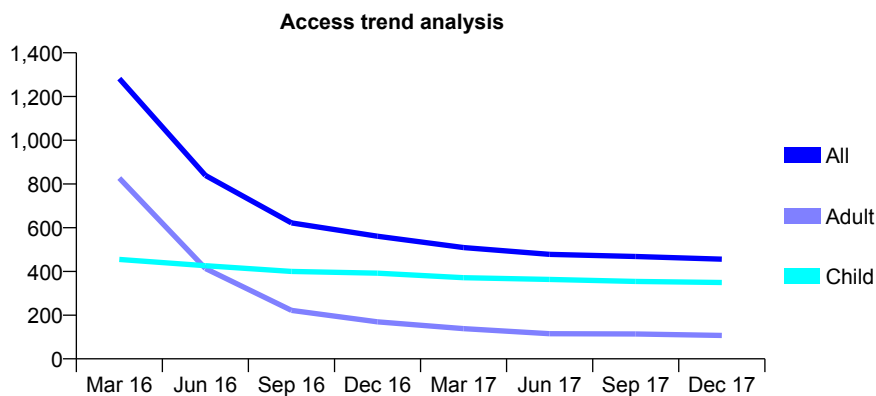
## Q54 - Vital Signs At a Glance Contract Report for 334553/0001 - December 2017

Name or company name	MR AF MURPHY
Contract type name	GDS Contract
Purpose of contract	General
Contract start date	01/04/2008
Contract end date	

17/18 Contracted general activity (UDA)	2,000
Carry forward general activity (UDA)	0
17/18 Contracted orthodontic activity (UOA)	0
Carry forward orthodontic activity (UOA)	0
Baseline contract value	£49,913.68

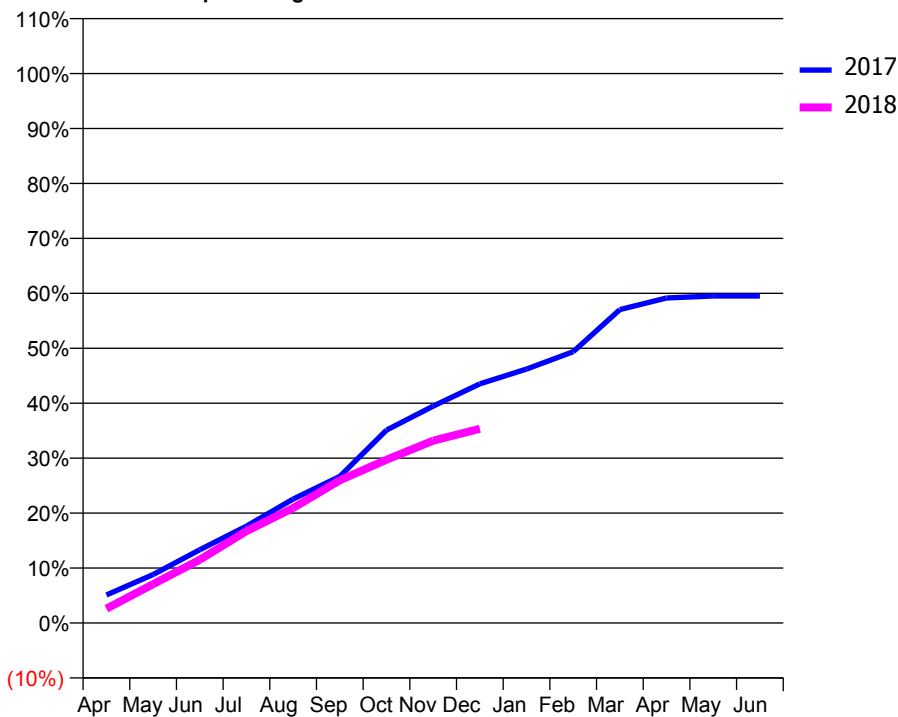
### ACCESS\*

Patients seen in 24 months	Total	Change since previous quarter
Quarter ending December 2016	561	
Quarter ending March 2017	509	↓
Quarter ending June 2017	478	↓
Quarter ending September 2017	468	↓
Quarter ending December 2017	456	↓
<b>Variance since December 2016</b>	<b>(18.7%)</b>	<b>↓</b>



### ACTIVITY

Cumulative percentage of contracted UDA delivered 2017 & 2018



Month	Adjusted Scheduled Activity (UDA)	
	2017	2018
April	102	52
May	176	142
June	267	230
July	352	334
August	451	419
September	534	519
October	702	594
November	789	664
December	870	707
January	924	
February	988	
March	1,141	
April	1,183	
May	1,190	
June	1,190	

### QUALITY

	Quantity	Base Number	Contract	AT	Region	England
% of FP17s for the same patient ID Re-attending within 3 months - Children	59	466	12.7%	10.0%	11.8%	12.0%
% of FP17s for the same patient ID Re-attending within 3 months - Adults	10	71	14.1%	14.9%	15.3%	15.9%
% of FP17s for the same patient ID Re-attending between 3 & 9 months - Children	327	466	70.2%	51.7%	59.1%	58.0%
% of FP17s for the same patient ID Re-attending between 3 & 9 months - Adults	45	71	63.4%	47.2%	51.5%	50.5%
% of FP17s for Band 1 Urgent Courses	24	494	4.9%	8.0%	8.0%	9.0%
% of FP17s Relating to Free Repair or Replacements	0	494	0.0%	0.7%	0.8%	0.8%
% of FP17s Relating to Continuations	0	494	0.0%	0.9%	1.1%	1.1%
% of Patients satisfied with the dentistry they have received	1	1	N/A	91.6%	91.6%	91.5%
% of Patients satisfied with the time they had to wait for an appointment	1	1	N/A	89.9%	88.3%	87.9%

\* This is based on patients treated on this contract for their most recent course of treatment. Figures in italics indicate the base number of FP17s or Patient Questionnaire responses are less than 100. N/A is shown where the base number of responses is less than 10 during the period. % is calculated as Quantity/Base number\*100

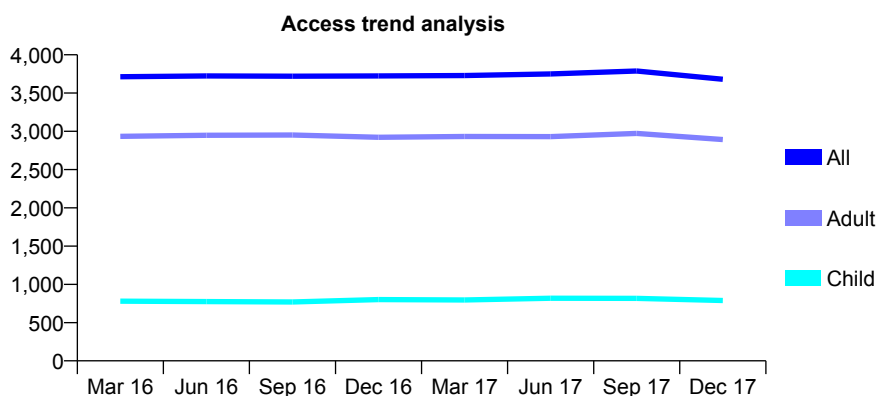
## Q54 - Vital Signs At a Glance Contract Report for 335673/0001 - December 2017

Name or company name	MR RS KUDHAIL
Contract type name	PDS Contract
Purpose of contract	General
Contract start date	01/04/2006
Contract end date	31/03/2021

17/18 Contracted general activity (UDA)	12,902
Carry forward general activity (UDA)	0
17/18 Contracted orthodontic activity (UOA)	0
Carry forward orthodontic activity (UOA)	0
Baseline contract value	£379,413.22

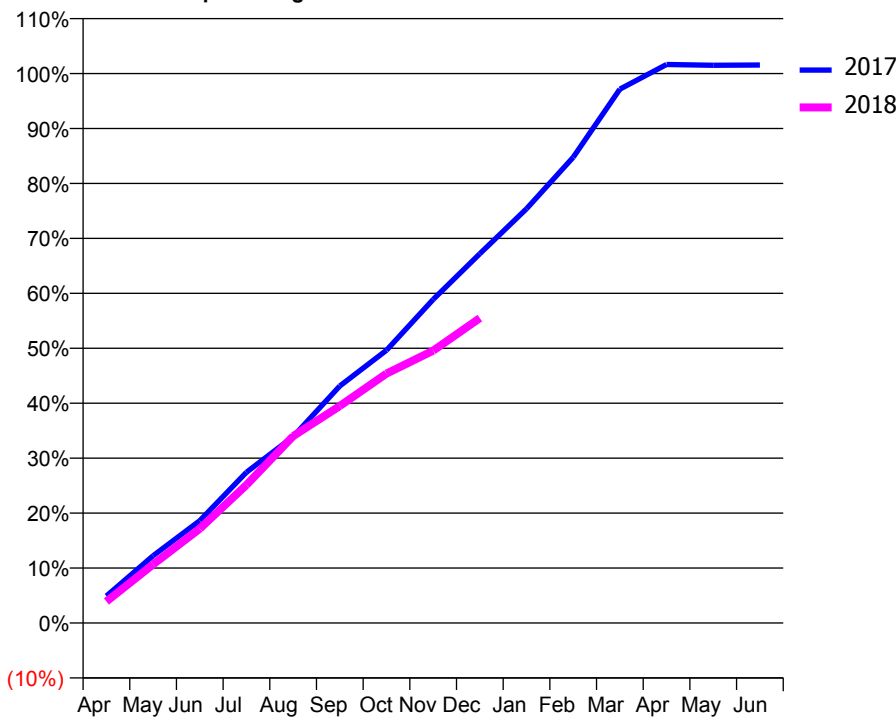
### ACCESS\*

Patients seen in 24 months	Total	Change since previous quarter
Quarter ending December 2016	3,723	
Quarter ending March 2017	3,729	→
Quarter ending June 2017	3,750	→
Quarter ending September 2017	3,789	→
Quarter ending December 2017	3,680	↓
<b>Variance since December 2016</b>	<b>(1.2%)</b>	<b>↓</b>



### ACTIVITY

Cumulative percentage of contracted UDA delivered 2017 & 2018



Month	Adjusted Scheduled Activity (UDA)	
	2017	2018
April	634	506
May	1,579	1,376
June	2,404	2,216
July	3,541	3,241
August	4,375	4,387
September	5,566	5,095
October	6,405	5,856
November	7,597	6,394
December	8,673	7,160
January	9,726	
February	10,935	
March	12,536	
April	13,113	
May	13,095	
June	13,100	

### QUALITY

	Quantity	Base Number	Contract	AT	Region	England
% of FP17s for the same patient ID Re-attending within 3 months - Children	58	864	6.7%	10.0%	11.8%	12.0%
% of FP17s for the same patient ID Re-attending within 3 months - Adults	332	2,937	11.3%	14.9%	15.3%	15.9%
% of FP17s for the same patient ID Re-attending between 3 & 9 months - Children	536	864	62.0%	51.7%	59.1%	58.0%
% of FP17s for the same patient ID Re-attending between 3 & 9 months - Adults	1,801	2,937	61.3%	47.2%	51.5%	50.5%
% of FP17s for Band 1 Urgent Courses	171	3,090	5.5%	8.0%	8.0%	9.0%
% of FP17s Relating to Free Repair or Replacements	15	3,090	0.5%	0.7%	0.8%	0.8%
% of FP17s Relating to Continuations	22	3,090	0.7%	0.9%	1.1%	1.1%
% of Patients satisfied with the dentistry they have received	8	8	N/A	91.6%	91.6%	91.5%
% of Patients satisfied with the time they had to wait for an appointment	8	8	N/A	89.9%	88.3%	87.9%

\* This is based on patients treated on this contract for their most recent course of treatment. Figures in italics indicate the base number of FP17s or Patient Questionnaire responses are less than 100. N/A is shown where the base number of responses is less than 10 during the period. % is calculated as Quantity/Base number\*100

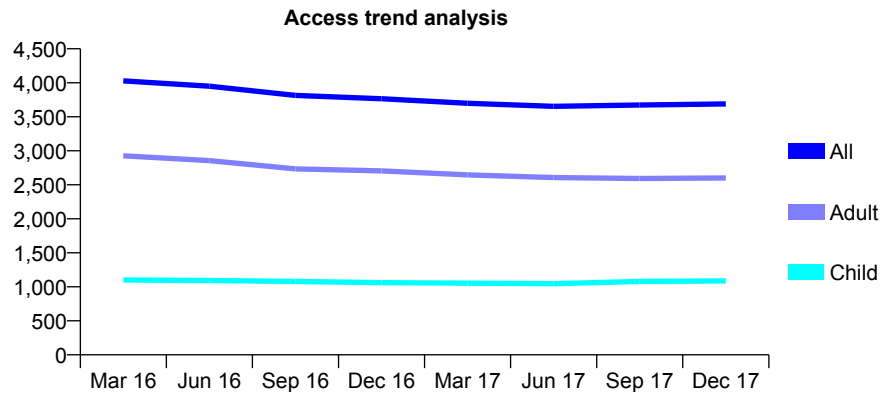
## Q54 - Vital Signs At a Glance Contract Report for 336823/0002 - December 2017

Name or company name	MR F SHOJA-ASSADI
Contract type name	GDS Contract
Purpose of contract	General
Contract start date	01/04/2006
Contract end date	

17/18 Contracted general activity (UDA)	14,575
Carry forward general activity (UDA)	157
17/18 Contracted orthodontic activity (UOA)	0
Carry forward orthodontic activity (UOA)	0
Baseline contract value	£379,432.83

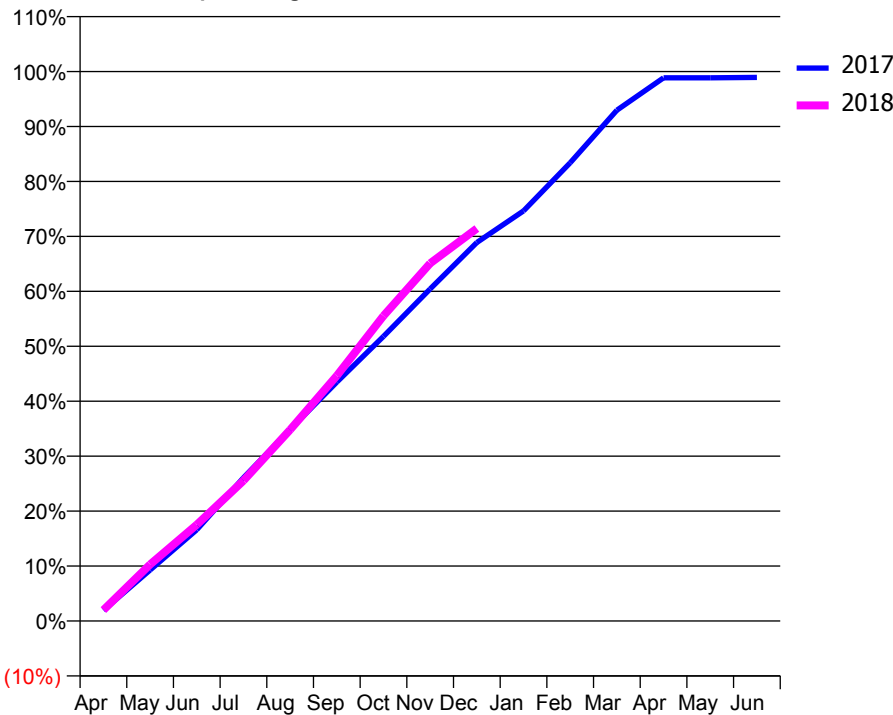
### ACCESS\*

Patients seen in 24 months	Total	Change since previous quarter
Quarter ending December 2016	3,766	
Quarter ending March 2017	3,699	↓
Quarter ending June 2017	3,654	↓
Quarter ending September 2017	3,674	→
Quarter ending December 2017	3,689	→
<b>Variance since December 2016</b>	<b>(2.0%)</b>	<b>↓</b>



### ACTIVITY

Cumulative percentage of contracted UDA delivered 2017 & 2018



Month	Adjusted Scheduled Activity (UDA)	
	2017	2018
April	283	293
May	1,352	1,502
June	2,419	2,556
July	3,801	3,721
August	5,080	5,073
September	6,335	6,506
October	7,549	8,093
November	8,808	9,488
December	10,040	10,411
January	10,877	
February	12,153	
March	13,546	
April	14,406	
May	14,406	
June	14,417	

### QUALITY

	Quantity	Base Number	Contract	AT	Region	England
% of FP17s for the same patient ID Re-attending within 3 months - Children	59	1,141	5.2%	10.0%	11.8%	12.0%
% of FP17s for the same patient ID Re-attending within 3 months - Adults	340	2,456	13.8%	14.9%	15.3%	15.9%
% of FP17s for the same patient ID Re-attending between 3 & 9 months - Children	611	1,141	53.5%	51.7%	59.1%	58.0%
% of FP17s for the same patient ID Re-attending between 3 & 9 months - Adults	1,162	2,456	47.3%	47.2%	51.5%	50.5%
% of FP17s for Band 1 Urgent Courses	214	3,388	6.3%	8.0%	8.0%	9.0%
% of FP17s Relating to Free Repair or Replacements	42	3,388	1.2%	0.7%	0.8%	0.8%
% of FP17s Relating to Continuations	13	3,388	0.4%	0.9%	1.1%	1.1%
% of Patients satisfied with the dentistry they have received	1	3	N/A	91.6%	91.6%	91.5%
% of Patients satisfied with the time they had to wait for an appointment	3	3	N/A	89.9%	88.3%	87.9%

\* This is based on patients treated on this contract for their most recent course of treatment. Figures in italics indicate the base number of FP17s or Patient Questionnaire responses are less than 100. N/A is shown where the base number of responses is less than 10 during the period. % is calculated as Quantity/Base number\*100

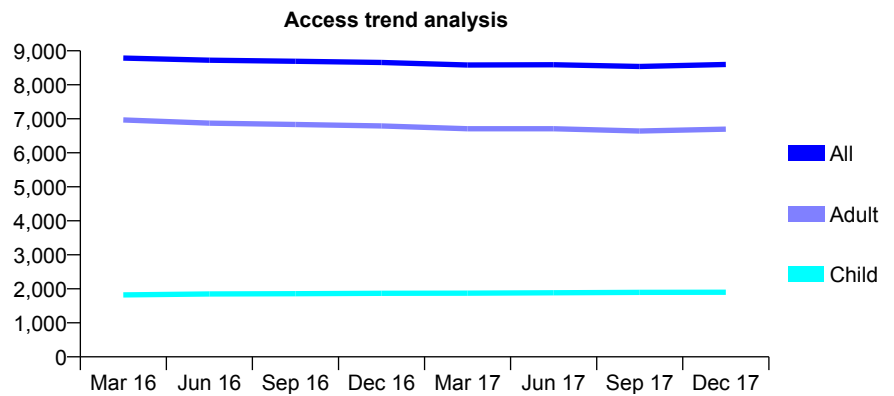
## Q54 - Vital Signs At a Glance Contract Report for 339539/0001 - December 2017

Name or company name	MR D BALKRISHNA
Contract type name	GDS Contract
Purpose of contract	General
Contract start date	01/04/2006
Contract end date	

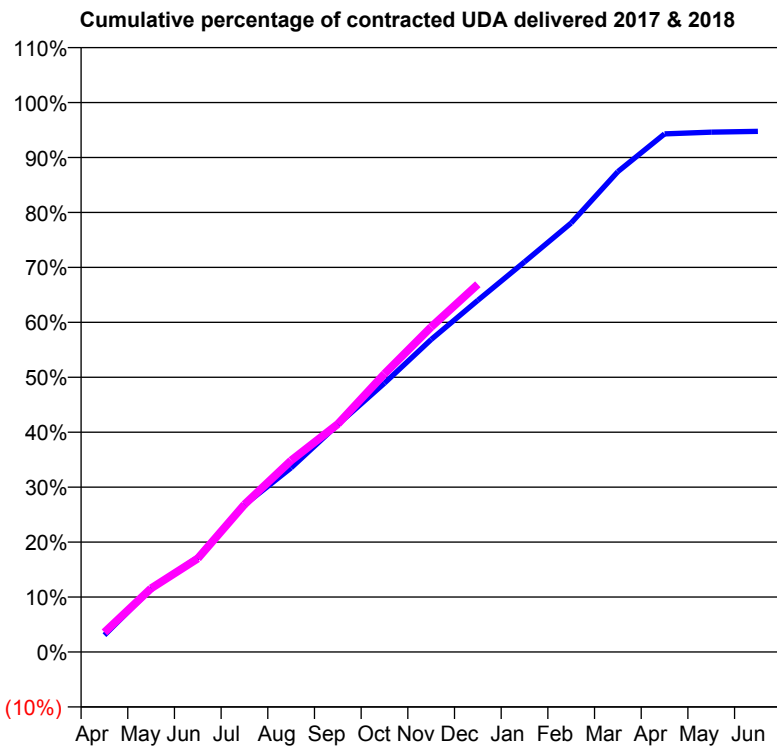
17/18 Contracted general activity (UDA)	26,139
Carry forward general activity (UDA)	0
17/18 Contracted orthodontic activity (UOA)	0
Carry forward orthodontic activity (UOA)	0
Baseline contract value	£651,683.23

### ACCESS\*

Patients seen in 24 months	Total	Change since previous quarter
Quarter ending December 2016	8,658	
Quarter ending March 2017	8,581	→
Quarter ending June 2017	8,591	→
Quarter ending September 2017	8,540	→
Quarter ending December 2017	8,598	→
<b>Variance since December 2016</b>	<b>(0.7%)</b>	→



### ACTIVITY



Month	Adjusted Scheduled Activity (UDA)	
	2017	2018
April	805	937
May	3,004	3,028
June	4,505	4,451
July	6,997	7,017
August	8,764	9,109
September	10,816	10,847
October	12,793	13,234
November	14,863	15,464
December	16,728	17,490
January	18,559	
February	20,411	
March	22,849	
April	24,646	
May	24,728	
June	24,769	

### QUALITY

	Quantity	Base Number	Contract	AT	Region	England
% of FP17s for the same patient ID Re-attending within 3 months - Children	108	1,966	5.5%	10.0%	11.8%	12.0%
% of FP17s for the same patient ID Re-attending within 3 months - Adults	920	6,972	13.2%	14.9%	15.3%	15.9%
% of FP17s for the same patient ID Re-attending between 3 & 9 months - Children	1,172	1,966	59.6%	51.7%	59.1%	58.0%
% of FP17s for the same patient ID Re-attending between 3 & 9 months - Adults	3,825	6,972	54.9%	47.2%	51.5%	50.5%
% of FP17s for Band 1 Urgent Courses	492	8,236	6.0%	8.0%	8.0%	9.0%
% of FP17s Relating to Free Repair or Replacements	134	8,236	1.6%	0.7%	0.8%	0.8%
% of FP17s Relating to Continuations	88	8,236	1.1%	0.9%	1.1%	1.1%
% of Patients satisfied with the dentistry they have received	15	17	88.2%	91.6%	91.6%	91.5%
% of Patients satisfied with the time they had to wait for an appointment	16	17	94.1%	89.9%	88.3%	87.9%

\* This is based on patients treated on this contract for their most recent course of treatment. Figures in italics indicate the base number of FP17s or Patient Questionnaire responses are less than 100. N/A is shown where the base number of responses is less than 10 during the period. % is calculated as Quantity/Base number\*100



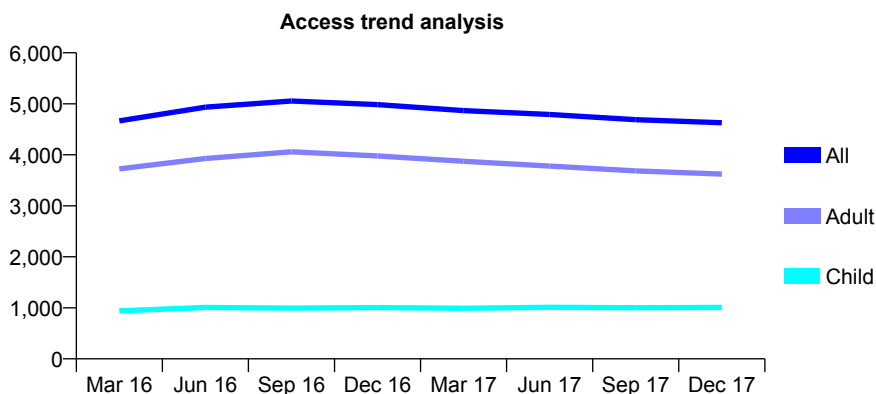
## Q54 - Vital Signs At a Glance Contract Report for 345423/0003 - December 2017

Name or company name	MR T MOODLEY
Contract type name	GDS Contract
Purpose of contract	General
Contract start date	01/10/2014
Contract end date	

17/18 Contracted general activity (UDA)	14,085
Carry forward general activity (UDA)	-256
17/18 Contracted orthodontic activity (UOA)	0
Carry forward orthodontic activity (UOA)	0
Baseline contract value	£284,583.04

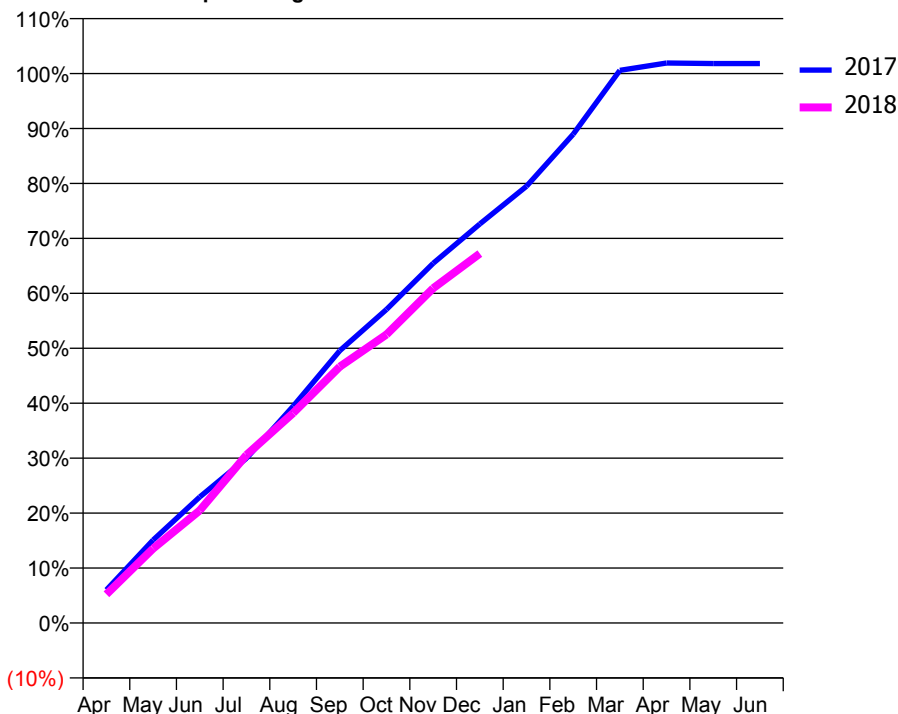
### ACCESS\*

Patients seen in 24 months	Total	Change since previous quarter
Quarter ending December 2016	4,985	
Quarter ending March 2017	4,866	↓
Quarter ending June 2017	4,790	↓
Quarter ending September 2017	4,689	↓
Quarter ending December 2017	4,628	↓
<b>Variance since December 2016</b>	<b>(7.2%)</b>	<b>↓</b>



### ACTIVITY

Cumulative percentage of contracted UDA delivered 2017 & 2018



Month	Adjusted Scheduled Activity (UDA)	
	2017	2018
April	850	738
May	2,128	1,909
June	3,231	2,887
July	4,225	4,308
August	5,557	5,382
September	6,981	6,571
October	8,039	7,395
November	9,221	8,582
December	10,229	9,471
January	11,195	
February	12,530	
March	14,165	
April	14,353	
May	14,341	
June	14,341	

### QUALITY

	Quantity	Base Number	Contract	AT	Region	England
% of FP17s for the same patient ID Re-attending within 3 months - Children	83	1,017	8.2%	10.0%	11.8%	12.0%
% of FP17s for the same patient ID Re-attending within 3 months - Adults	490	2,881	17.0%	14.9%	15.3%	15.9%
% of FP17s for the same patient ID Re-attending between 3 & 9 months - Children	590	1,017	58.0%	51.7%	59.1%	58.0%
% of FP17s for the same patient ID Re-attending between 3 & 9 months - Adults	1,443	2,881	50.1%	47.2%	51.5%	50.5%
% of FP17s for Band 1 Urgent Courses	139	3,798	3.7%	8.0%	8.0%	9.0%
% of FP17s Relating to Free Repair or Replacements	66	3,798	1.7%	0.7%	0.8%	0.8%
% of FP17s Relating to Continuations	115	3,798	3.0%	0.9%	1.1%	1.1%
% of Patients satisfied with the dentistry they have received	1	1	N/A	91.6%	91.6%	91.5%
% of Patients satisfied with the time they had to wait for an appointment	1	1	N/A	89.9%	88.3%	87.9%

\* This is based on patients treated on this contract for their most recent course of treatment. Figures in italics indicate the base number of FP17s or Patient Questionnaire responses are less than 100. N/A is shown where the base number of responses is less than 10 during the period. % is calculated as Quantity/Base number\*100

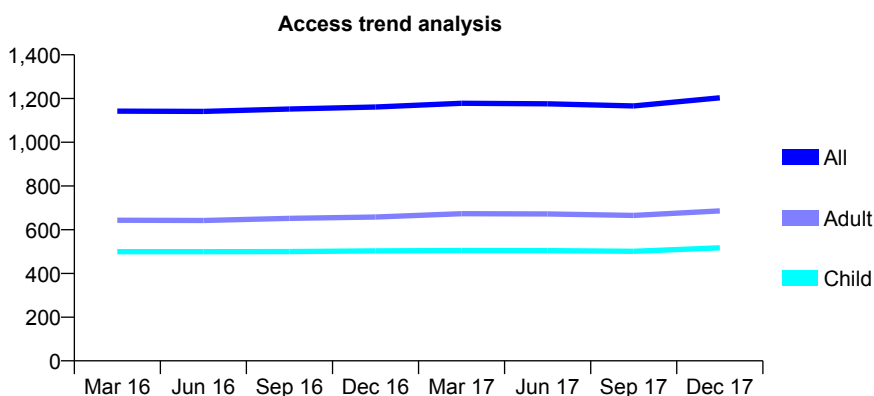
## Q54 - Vital Signs At a Glance Contract Report for 345636/0001 - December 2017

Name or company name	MS F FARSHAD
Contract type name	GDS Contract
Purpose of contract	General
Contract start date	01/04/2006
Contract end date	

17/18 Contracted general activity (UDA)	3,655
Carry forward general activity (UDA)	-2
17/18 Contracted orthodontic activity (UOA)	0
Carry forward orthodontic activity (UOA)	0
Baseline contract value	£91,756.48

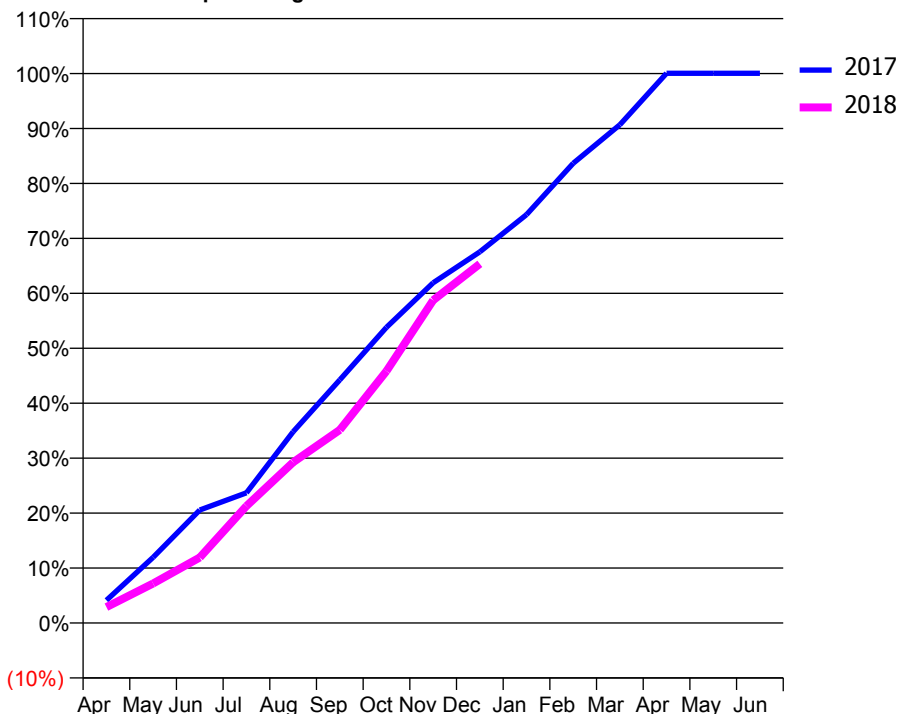
### ACCESS\*

Patients seen in 24 months	Total	Change since previous quarter
Quarter ending December 2016	1,161	
Quarter ending March 2017	1,178	→
Quarter ending June 2017	1,176	→
Quarter ending September 2017	1,166	→
Quarter ending December 2017	1,203	↑
<b>Variance since December 2016</b>	<b>3.6%</b>	<b>↑</b>



### ACTIVITY

**Cumulative percentage of contracted UDA delivered 2017 & 2018**



Month	Adjusted Scheduled Activity (UDA)	
	2017	2018
April	151	106
May	437	263
June	751	436
July	866	778
August	1,272	1,069
September	1,618	1,284
October	1,967	1,676
November	2,263	2,147
December	2,469	2,389
January	2,716	
February	3,057	
March	3,314	
April	3,657	
May	3,657	
June	3,657	

### QUALITY

	Quantity	Base Number	Contract	AT	Region	England
% of FP17s for the same patient ID Re-attending within 3 months - Children	42	588	7.1%	10.0%	11.8%	12.0%
% of FP17s for the same patient ID Re-attending within 3 months - Adults	62	690	9.0%	14.9%	15.3%	15.9%
% of FP17s for the same patient ID Re-attending between 3 & 9 months - Children	364	588	61.9%	51.7%	59.1%	58.0%
% of FP17s for the same patient ID Re-attending between 3 & 9 months - Adults	377	690	54.6%	47.2%	51.5%	50.5%
% of FP17s for Band 1 Urgent Courses	93	1,146	8.1%	8.0%	8.0%	9.0%
% of FP17s Relating to Free Repair or Replacements	3	1,146	0.3%	0.7%	0.8%	0.8%
% of FP17s Relating to Continuations	2	1,146	0.2%	0.9%	1.1%	1.1%
% of Patients satisfied with the dentistry they have received	0	0	N/A	91.6%	91.6%	91.5%
% of Patients satisfied with the time they had to wait for an appointment	0	0	N/A	89.9%	88.3%	87.9%

\* This is based on patients treated on this contract for their most recent course of treatment. Figures in italics indicate the base number of FP17s or Patient Questionnaire responses are less than 100. N/A is shown where the base number of responses is less than 10 during the period. % is calculated as Quantity/Base number\*100

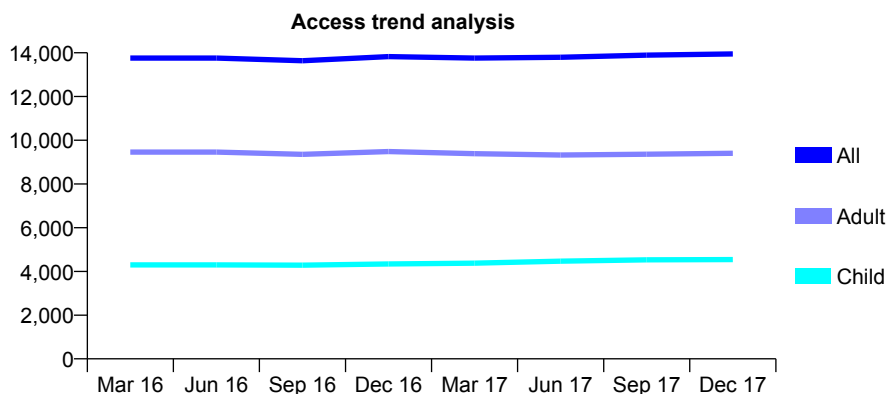
## Q54 - Vital Signs At a Glance Contract Report for 345865/0001 - December 2017

Name or company name	Sherwood Dental Practice
Contract type name	GDS Contract
Purpose of contract	General
Contract start date	01/04/2006
Contract end date	

17/18 Contracted general activity (UDA)	31,270
Carry forward general activity (UDA)	2
17/18 Contracted orthodontic activity (UOA)	0
Carry forward orthodontic activity (UOA)	0
Baseline contract value	£758,452.95

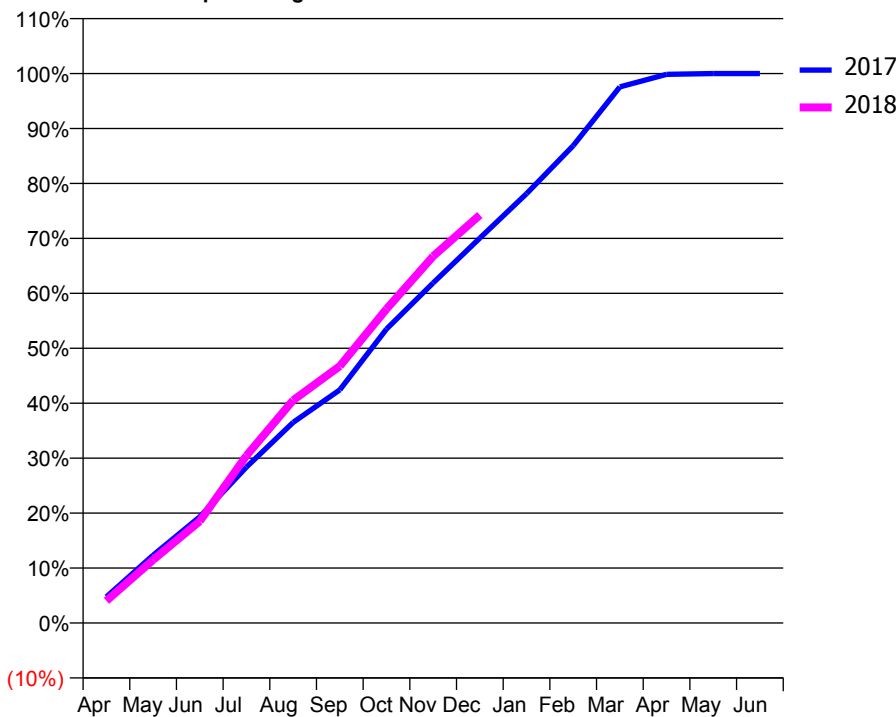
### ACCESS\*

Patients seen in 24 months	Total	Change since previous quarter
Quarter ending December 2016	13,826	
Quarter ending March 2017	13,759	→
Quarter ending June 2017	13,793	→
Quarter ending September 2017	13,892	→
Quarter ending December 2017	13,949	→
<b>Variance since December 2016</b>	<b>0.9%</b>	<b>→</b>



### ACTIVITY

Cumulative percentage of contracted UDA delivered 2017 & 2018



Month	Adjusted Scheduled Activity (UDA)	
	2017	2018
April	1,492	1,260
May	3,855	3,595
June	6,046	5,793
July	8,877	9,529
August	11,419	12,674
September	13,267	14,621
October	16,731	17,870
November	19,357	20,871
December	21,902	23,215
January	24,434	
February	27,165	
March	30,510	
April	31,221	
May	31,271	
June	31,268	

### QUALITY

	Quantity	Base Number	Contract	AT	Region	England
% of FP17s for the same patient ID Re-attending within 3 months - Children	233	4,516	5.2%	10.0%	11.8%	12.0%
% of FP17s for the same patient ID Re-attending within 3 months - Adults	664	7,727	8.6%	14.9%	15.3%	15.9%
% of FP17s for the same patient ID Re-attending between 3 & 9 months - Children	2,406	4,516	53.3%	51.7%	59.1%	58.0%
% of FP17s for the same patient ID Re-attending between 3 & 9 months - Adults	3,644	7,727	47.2%	47.2%	51.5%	50.5%
% of FP17s for Band 1 Urgent Courses	404	11,470	3.5%	8.0%	8.0%	9.0%
% of FP17s Relating to Free Repair or Replacements	129	11,470	1.1%	0.7%	0.8%	0.8%
% of FP17s Relating to Continuations	43	11,470	0.4%	0.9%	1.1%	1.1%
% of Patients satisfied with the dentistry they have received	4	5	N/A	91.6%	91.6%	91.5%
% of Patients satisfied with the time they had to wait for an appointment	5	5	N/A	89.9%	88.3%	87.9%

\* This is based on patients treated on this contract for their most recent course of treatment. Figures in italics indicate the base number of FP17s or Patient Questionnaire responses are less than 100. N/A is shown where the base number of responses is less than 10 during the period. % is calculated as Quantity/Base number\*100

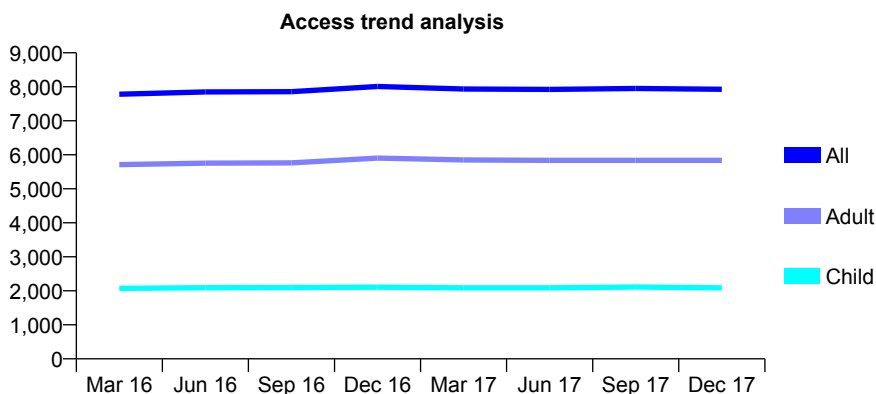
## Q54 - Vital Signs At a Glance Contract Report for 345962/0001 - December 2017

Name or company name	MR JS DOSANJH
Contract type name	GDS Contract
Purpose of contract	General
Contract start date	01/04/2006
Contract end date	

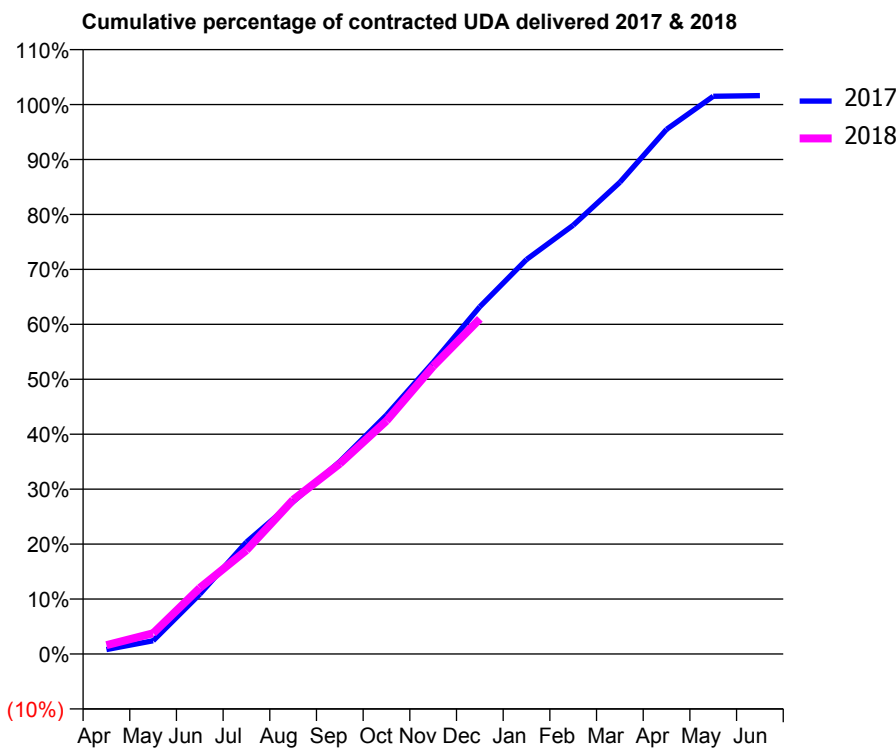
17/18 Contracted general activity (UDA)	20,414
Carry forward general activity (UDA)	-329
17/18 Contracted orthodontic activity (UOA)	0
Carry forward orthodontic activity (UOA)	0
Baseline contract value	£498,084.48

### ACCESS\*

Patients seen in 24 months	Total	Change since previous quarter
Quarter ending December 2016	8,010	
Quarter ending March 2017	7,935	→
Quarter ending June 2017	7,923	→
Quarter ending September 2017	7,951	→
Quarter ending December 2017	7,927	→
<b>Variance since December 2016</b>	<b>(1.0%)</b>	<b>↓</b>



### ACTIVITY



Month	Adjusted Scheduled Activity (UDA)	
	2017	2018
April	165	329
May	493	769
June	2,221	2,455
July	4,158	3,855
August	5,652	5,730
September	7,151	7,074
October	8,880	8,663
November	10,839	10,686
December	12,902	12,449
January	14,656	
February	15,929	
March	17,523	
April	19,489	
May	20,721	
June	20,743	

### QUALITY

	Quantity	Base Number	Contract	AT	Region	England
% of FP17s for the same patient ID Re-attending within 3 months - Children	97	2,138	4.5%	10.0%	11.8%	12.0%
% of FP17s for the same patient ID Re-attending within 3 months - Adults	759	6,159	12.3%	14.9%	15.3%	15.9%
% of FP17s for the same patient ID Re-attending between 3 & 9 months - Children	1,228	2,138	57.4%	51.7%	59.1%	58.0%
% of FP17s for the same patient ID Re-attending between 3 & 9 months - Adults	3,577	6,159	58.1%	47.2%	51.5%	50.5%
% of FP17s for Band 1 Urgent Courses	462	6,716	6.9%	8.0%	8.0%	9.0%
% of FP17s Relating to Free Repair or Replacements	43	6,716	0.6%	0.7%	0.8%	0.8%
% of FP17s Relating to Continuations	11	6,716	0.2%	0.9%	1.1%	1.1%
% of Patients satisfied with the dentistry they have received	3	3	N/A	91.6%	91.6%	91.5%
% of Patients satisfied with the time they had to wait for an appointment	3	3	N/A	89.9%	88.3%	87.9%

\* This is based on patients treated on this contract for their most recent course of treatment. Figures in italics indicate the base number of FP17s or Patient Questionnaire responses are less than 100. N/A is shown where the base number of responses is less than 10 during the period. % is calculated as Quantity/Base number\*100

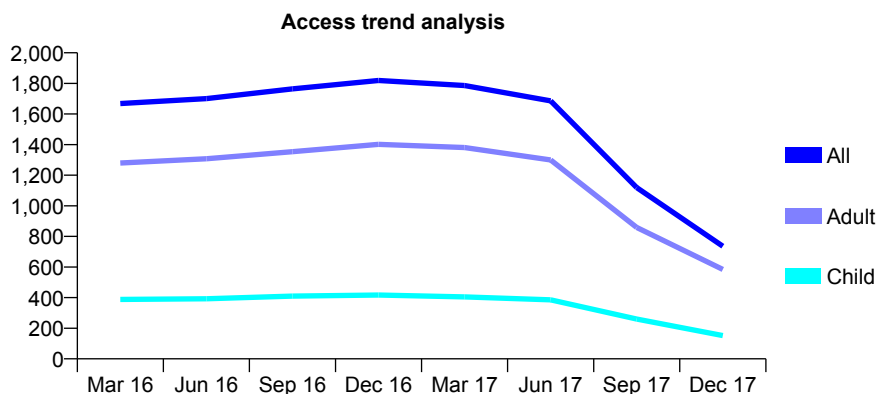
## Q54 - Vital Signs At a Glance Contract Report for 357022/0002 - December 2017

Name or company name	MR FV ELIA
Contract type name	GDS Contract
Purpose of contract	General and Orthodontic
Contract start date	01/04/2012
Contract end date	31/05/2017

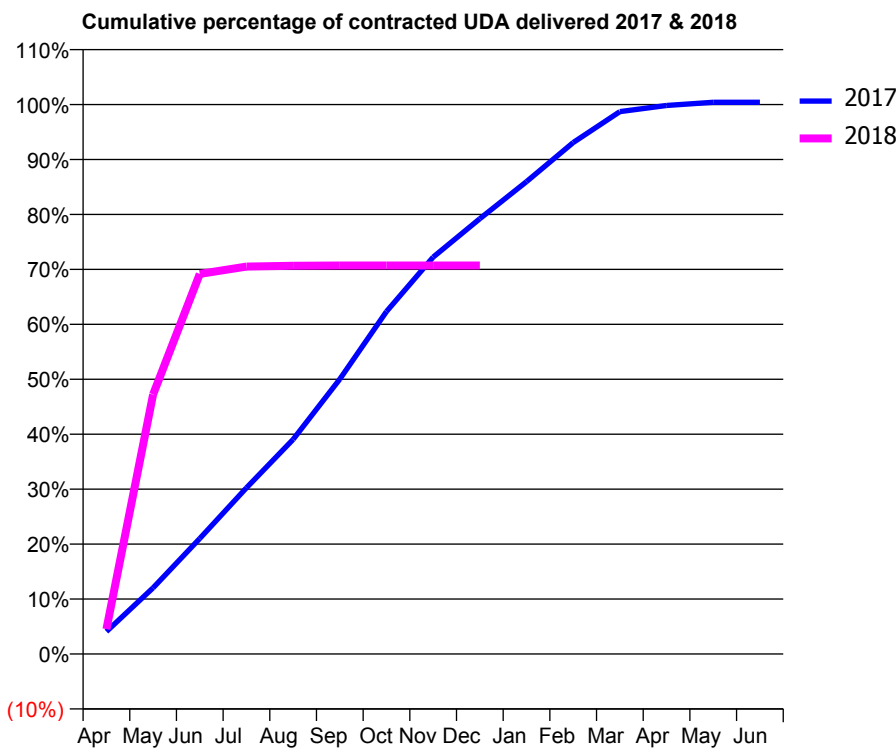
17/18 Contracted general activity (UDA)	1,486
Carry forward general activity (UDA)	0
17/18 Contracted orthodontic activity (UOA)	15
Carry forward orthodontic activity (UOA)	0
Baseline contract value	£44,257.52

### ACCESS\*

Patients seen in 24 months	Total	Change since previous quarter
Quarter ending December 2016	1,819	
Quarter ending March 2017	1,786	↓
Quarter ending June 2017	1,686	↓
Quarter ending September 2017	1,119	↓
Quarter ending December 2017	736	↓
<b>Variance since December 2016</b>	<b>(59.5%)</b>	↓



### ACTIVITY



Month	Adjusted Scheduled Activity (UDA)	
	2017	2018
April	364	67
May	1,075	702
June	1,875	1,028
July	2,697	1,048
August	3,484	1,050
September	4,462	1,051
October	5,558	1,051
November	6,442	1,051
December	7,065	1,051
January	7,666	
February	8,301	
March	8,802	
April	8,901	
May	8,954	
June	8,954	

### QUALITY

	Quantity	Base Number	Contract	AT	Region	England
% of FP17s for the same patient ID Re-attending within 3 months - Children	10	139	7.2%	10.0%	11.8%	12.0%
% of FP17s for the same patient ID Re-attending within 3 months - Adults	42	350	12.0%	14.9%	15.3%	15.9%
% of FP17s for the same patient ID Re-attending between 3 & 9 months - Children	80	139	57.6%	51.7%	59.1%	58.0%
% of FP17s for the same patient ID Re-attending between 3 & 9 months - Adults	184	350	52.6%	47.2%	51.5%	50.5%
% of FP17s for Band 1 Urgent Courses	44	390	11.3%	8.0%	8.0%	9.0%
% of FP17s Relating to Free Repair or Replacements	1	390	0.3%	0.7%	0.8%	0.8%
% of FP17s Relating to Continuations	1	390	0.3%	0.9%	1.1%	1.1%
% of Patients satisfied with the dentistry they have received	0	0	N/A	91.6%	91.6%	91.5%
% of Patients satisfied with the time they had to wait for an appointment	0	0	N/A	89.9%	88.3%	87.9%

\* This is based on patients treated on this contract for their most recent course of treatment. Figures in italics indicate the base number of FP17s or Patient Questionnaire responses are less than 100. N/A is shown where the base number of responses is less than 10 during the period. % is calculated as Quantity/Base number\*100

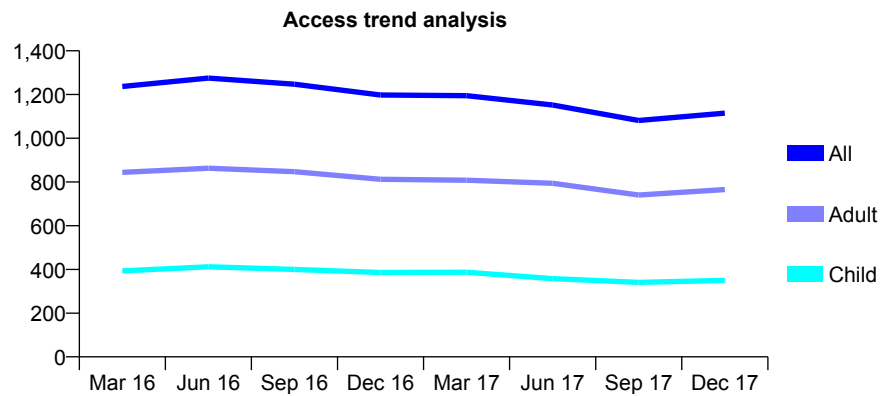
## Q54 - Vital Signs At a Glance Contract Report for 358223/0001 - December 2017

Name or company name	MR F YASSIN
Contract type name	GDS Contract
Purpose of contract	General
Contract start date	01/04/2006
Contract end date	

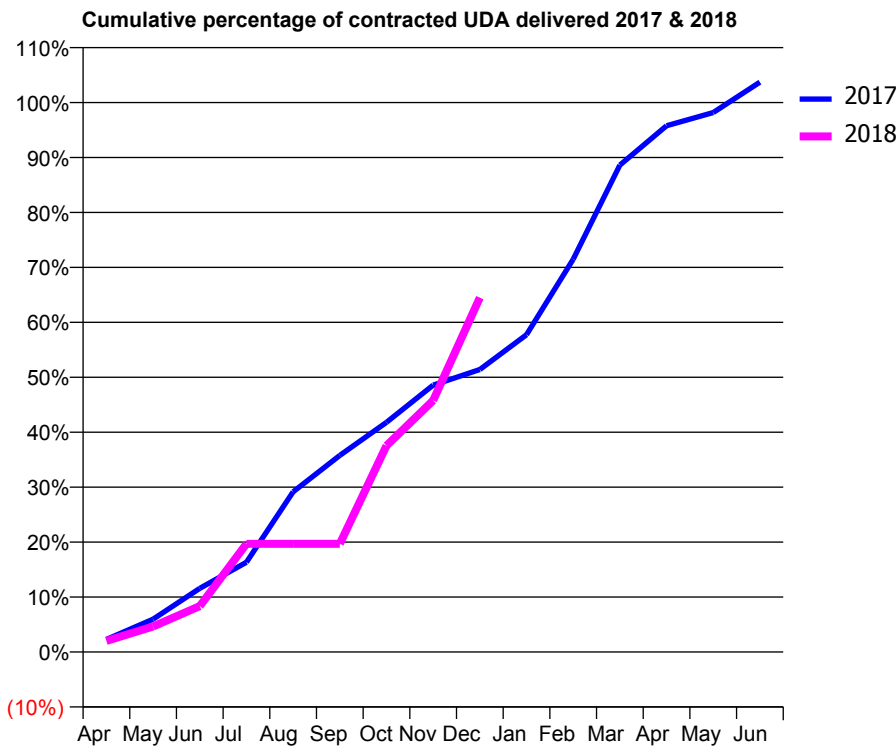
17/18 Contracted general activity (UDA)	2,761
Carry forward general activity (UDA)	-56
17/18 Contracted orthodontic activity (UOA)	0
Carry forward orthodontic activity (UOA)	0
Baseline contract value	£73,178.11

### ACCESS\*

Patients seen in 24 months	Total	Change since previous quarter
Quarter ending December 2016	1,198	
Quarter ending March 2017	1,195	→
Quarter ending June 2017	1,152	↓
Quarter ending September 2017	1,081	↓
Quarter ending December 2017	1,115	↑
<b>Variance since December 2016</b>	<b>(6.9%)</b>	<b>↓</b>



### ACTIVITY



Month	Adjusted Scheduled Activity (UDA)	
	2017	2018
April	63	56
May	165	128
June	320	231
July	451	544
August	805	544
September	988	544
October	1,154	1,037
November	1,341	1,264
December	1,419	1,781
January	1,594	
February	1,974	
March	2,447	
April	2,644	
May	2,710	
June	2,863	

### QUALITY

	Quantity	Base Number	Contract	AT	Region	England
% of FP17s for the same patient ID Re-attending within 3 months - Children	8	192	4.2%	10.0%	11.8%	12.0%
% of FP17s for the same patient ID Re-attending within 3 months - Adults	72	498	14.5%	14.9%	15.3%	15.9%
% of FP17s for the same patient ID Re-attending between 3 & 9 months - Children	37	192	19.3%	51.7%	59.1%	58.0%
% of FP17s for the same patient ID Re-attending between 3 & 9 months - Adults	93	498	18.7%	47.2%	51.5%	50.5%
% of FP17s for Band 1 Urgent Courses	24	599	4.0%	8.0%	8.0%	9.0%
% of FP17s Relating to Free Repair or Replacements	0	599	0.0%	0.7%	0.8%	0.8%
% of FP17s Relating to Continuations	6	599	1.0%	0.9%	1.1%	1.1%
% of Patients satisfied with the dentistry they have received	0	0	N/A	91.6%	91.6%	91.5%
% of Patients satisfied with the time they had to wait for an appointment	0	0	N/A	89.9%	88.3%	87.9%

\* This is based on patients treated on this contract for their most recent course of treatment. Figures in italics indicate the base number of FP17s or Patient Questionnaire responses are less than 100. N/A is shown where the base number of responses is less than 10 during the period. % is calculated as Quantity/Base number\*100

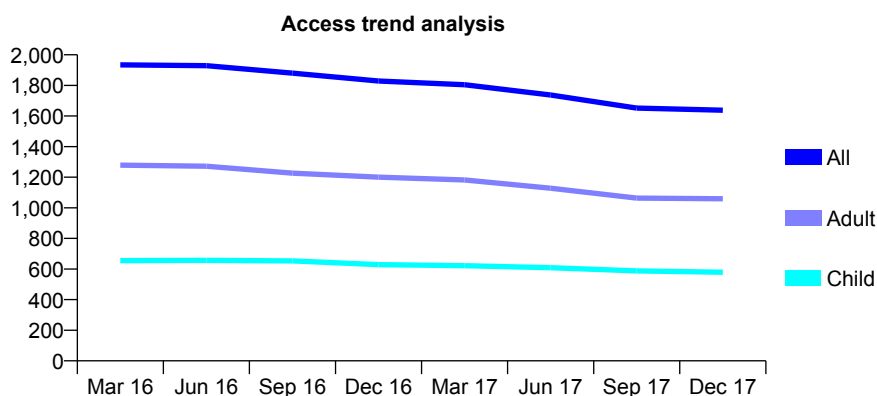
## Q54 - Vital Signs At a Glance Contract Report for 361690/0001 - December 2017

Name or company name	MR M AGGARWAL
Contract type name	GDS Contract
Purpose of contract	General
Contract start date	01/04/2006
Contract end date	

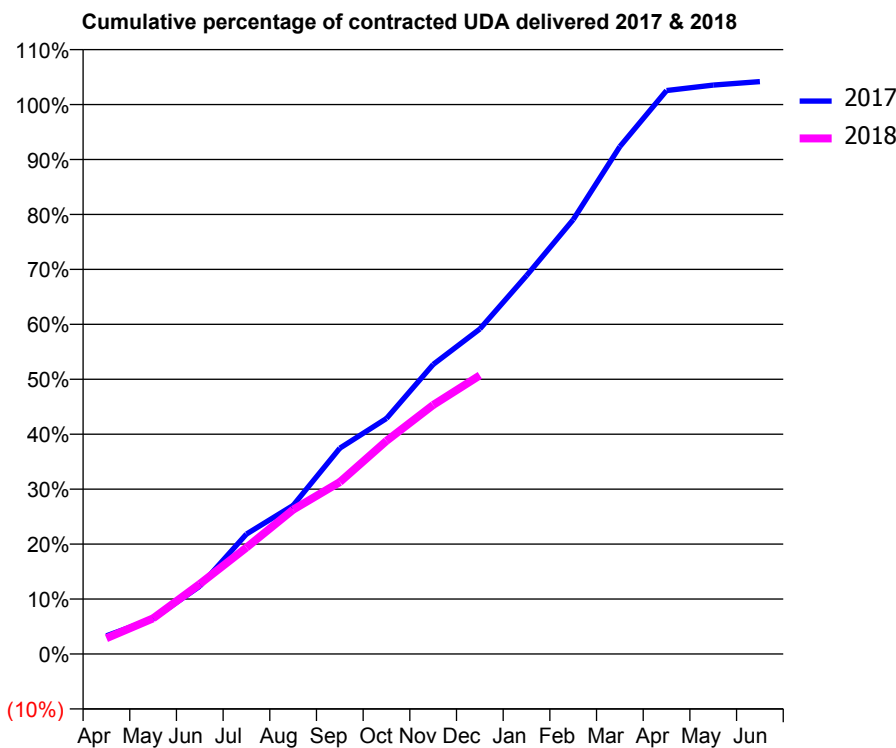
17/18 Contracted general activity (UDA)	3,955
Carry forward general activity (UDA)	-80
17/18 Contracted orthodontic activity (UOA)	0
Carry forward orthodontic activity (UOA)	0
Baseline contract value	£99,357.37

### ACCESS\*

Patients seen in 24 months	Total	Change since previous quarter
Quarter ending December 2016	1,829	
Quarter ending March 2017	1,804	↓
Quarter ending June 2017	1,737	↓
Quarter ending September 2017	1,652	↓
Quarter ending December 2017	1,638	→
<b>Variance since December 2016</b>	<b>(10.4%)</b>	<b>↓</b>



### ACTIVITY



Month	Adjusted Scheduled Activity (UDA)	
	2017	2018
April	131	114
May	254	257
June	488	504
July	863	767
August	1,070	1,039
September	1,481	1,238
October	1,695	1,534
November	2,084	1,793
December	2,340	2,005
January	2,723	
February	3,126	
March	3,653	
April	4,055	
May	4,094	
June	4,119	

### QUALITY

	Quantity	Base Number	Contract	AT	Region	England
% of FP17s for the same patient ID Re-attending within 3 months - Children	23	439	5.2%	10.0%	11.8%	12.0%
% of FP17s for the same patient ID Re-attending within 3 months - Adults	54	727	7.4%	14.9%	15.3%	15.9%
% of FP17s for the same patient ID Re-attending between 3 & 9 months - Children	182	439	41.5%	51.7%	59.1%	58.0%
% of FP17s for the same patient ID Re-attending between 3 & 9 months - Adults	284	727	39.1%	47.2%	51.5%	50.5%
% of FP17s for Band 1 Urgent Courses	36	943	3.8%	8.0%	8.0%	9.0%
% of FP17s Relating to Free Repair or Replacements	1	943	0.1%	0.7%	0.8%	0.8%
% of FP17s Relating to Continuations	3	943	0.3%	0.9%	1.1%	1.1%
% of Patients satisfied with the dentistry they have received	12	16	75.0%	91.6%	91.6%	91.5%
% of Patients satisfied with the time they had to wait for an appointment	11	16	68.8%	89.9%	88.3%	87.9%

\* This is based on patients treated on this contract for their most recent course of treatment. Figures in italics indicate the base number of FP17s or Patient Questionnaire responses are less than 100. N/A is shown where the base number of responses is less than 10 during the period. % is calculated as Quantity/Base number\*100



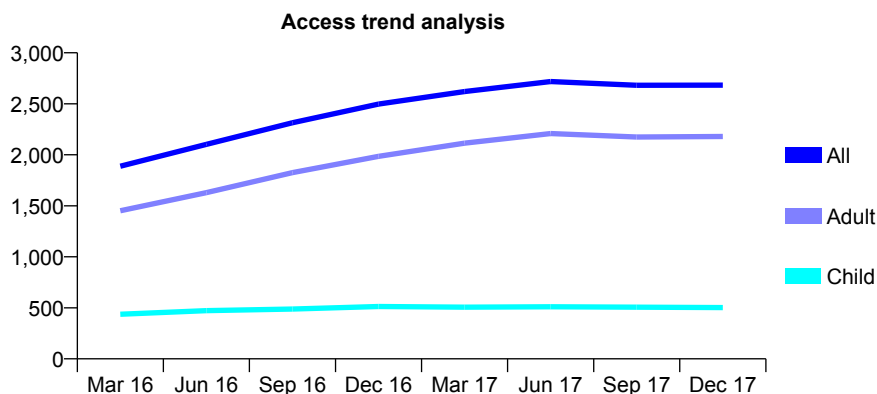
## Q54 - Vital Signs At a Glance Contract Report for 372471/0001 - December 2017

Name or company name	A Nandra & E Kara Partnership
Contract type name	GDS Contract
Purpose of contract	General
Contract start date	01/07/2015
Contract end date	

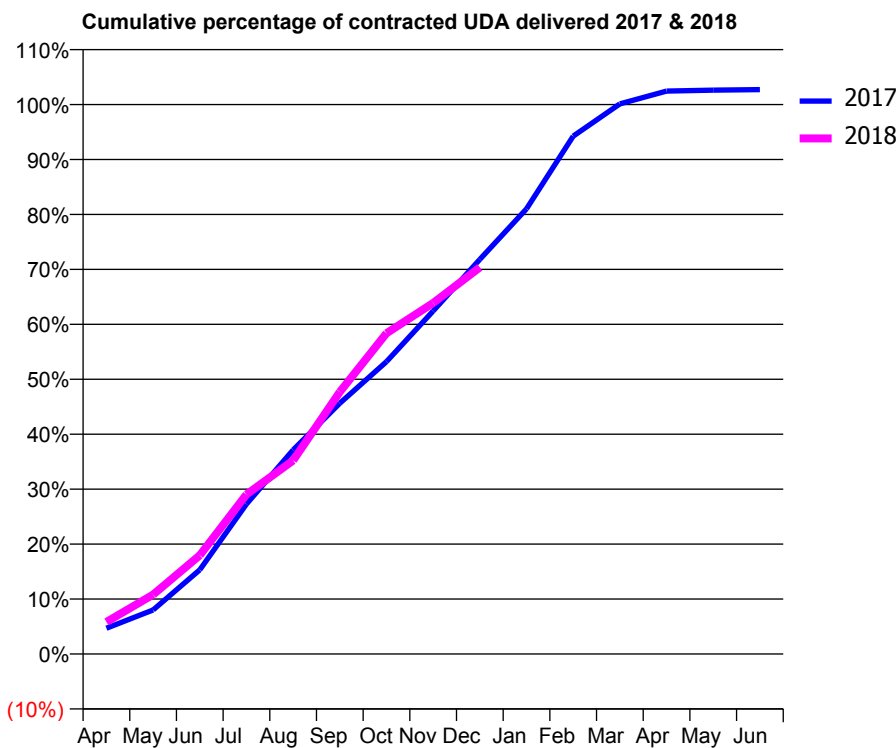
17/18 Contracted general activity (UDA)	8,492
Carry forward general activity (UDA)	-170
17/18 Contracted orthodontic activity (UOA)	0
Carry forward orthodontic activity (UOA)	0
Baseline contract value	£279,503.00

### ACCESS\*

Patients seen in 24 months	Total	Change since previous quarter
Quarter ending December 2016	2,498	
Quarter ending March 2017	2,620	↑
Quarter ending June 2017	2,718	↑
Quarter ending September 2017	2,682	↓
Quarter ending December 2017	2,683	→
<b>Variance since December 2016</b>	<b>7.4%</b>	<b>↑</b>



### ACTIVITY



Month	Adjusted Scheduled Activity (UDA)	
	2017	2018
April	398	496
May	681	919
June	1,301	1,526
July	2,317	2,465
August	3,154	2,991
September	3,876	4,051
October	4,519	4,958
November	5,302	5,426
December	6,100	5,974
January	6,881	
February	8,003	
March	8,502	
April	8,699	
May	8,713	
June	8,722	

### QUALITY

	Quantity	Base Number	Contract	AT	Region	England
% of FP17s for the same patient ID Re-attending within 3 months - Children	38	508	7.5%	10.0%	11.8%	12.0%
% of FP17s for the same patient ID Re-attending within 3 months - Adults	282	2,120	13.3%	14.9%	15.3%	15.9%
% of FP17s for the same patient ID Re-attending between 3 & 9 months - Children	270	508	53.1%	51.7%	59.1%	58.0%
% of FP17s for the same patient ID Re-attending between 3 & 9 months - Adults	864	2,120	40.8%	47.2%	51.5%	50.5%
% of FP17s for Band 1 Urgent Courses	221	2,493	8.9%	8.0%	8.0%	9.0%
% of FP17s Relating to Free Repair or Replacements	38	2,493	1.5%	0.7%	0.8%	0.8%
% of FP17s Relating to Continuations	20	2,493	0.8%	0.9%	1.1%	1.1%
% of Patients satisfied with the dentistry they have received	5	7	N/A	91.6%	91.6%	91.5%
% of Patients satisfied with the time they had to wait for an appointment	6	7	N/A	89.9%	88.3%	87.9%

\* This is based on patients treated on this contract for their most recent course of treatment. Figures in italics indicate the base number of FP17s or Patient Questionnaire responses are less than 100. N/A is shown where the base number of responses is less than 10 during the period. % is calculated as Quantity/Base number\*100

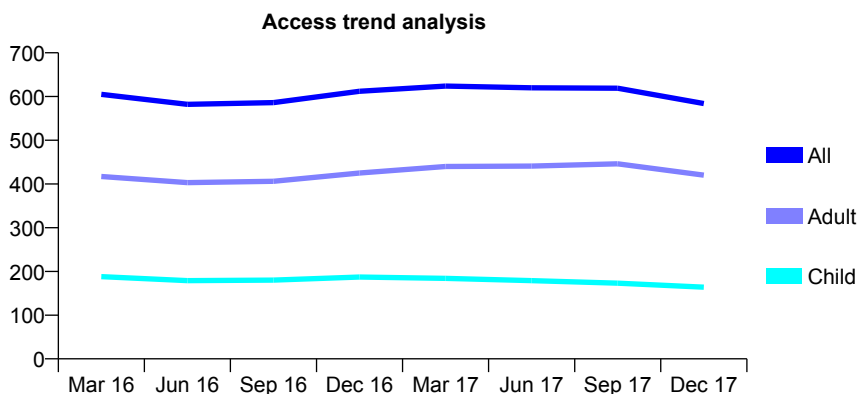
## Q54 - Vital Signs At a Glance Contract Report for 564192/0001 - December 2017

Name or company name	MR PJ ROBERTS
Contract type name	GDS Contract
Purpose of contract	General
Contract start date	01/04/2006
Contract end date	

17/18 Contracted general activity (UDA)	1,393
Carry forward general activity (UDA)	-42
17/18 Contracted orthodontic activity (UOA)	0
Carry forward orthodontic activity (UOA)	0
Baseline contract value	£31,173.06

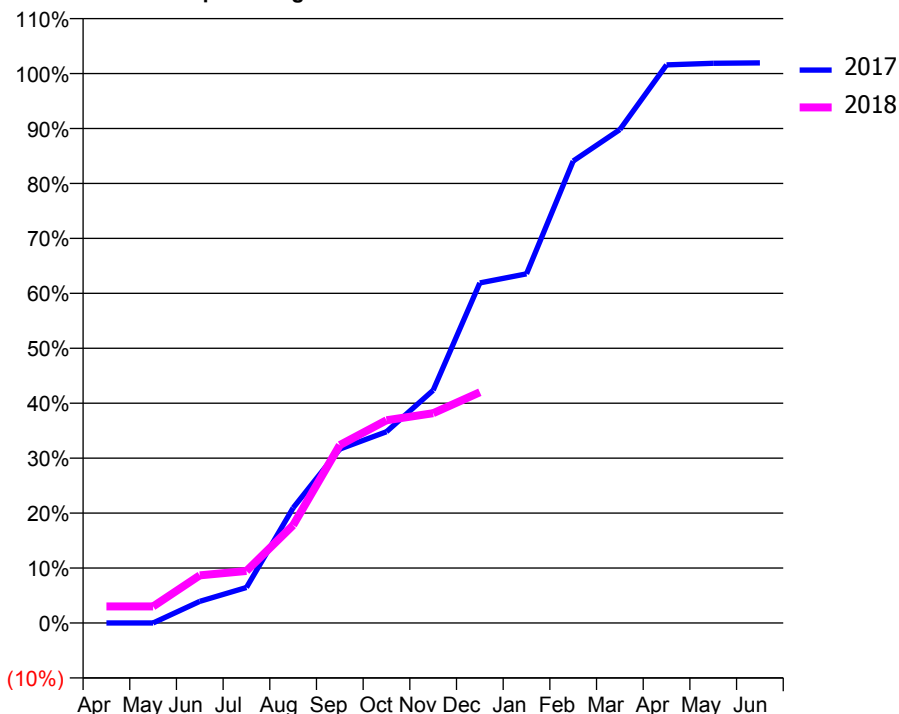
### ACCESS\*

Patients seen in 24 months	Total	Change since previous quarter
Quarter ending December 2016	612	
Quarter ending March 2017	624	→
Quarter ending June 2017	620	→
Quarter ending September 2017	619	→
Quarter ending December 2017	584	↓
<b>Variance since December 2016</b>	<b>(4.6%)</b>	<b>↓</b>



### ACTIVITY

Cumulative percentage of contracted UDA delivered 2017 & 2018



Month	Adjusted Scheduled Activity (UDA)	
	2017	2018
April	0	42
May	0	42
June	55	121
July	90	132
August	292	248
September	441	451
October	485	514
November	590	532
December	862	585
January	885	
February	1,171	
March	1,251	
April	1,415	
May	1,419	
June	1,420	

### QUALITY

	Quantity	Base Number	Contract	AT	Region	England
% of FP17s for the same patient ID Re-attending within 3 months - Children	6	150	4.0%	10.0%	11.8%	12.0%
% of FP17s for the same patient ID Re-attending within 3 months - Adults	13	205	6.3%	14.9%	15.3%	15.9%
% of FP17s for the same patient ID Re-attending between 3 & 9 months - Children	107	150	71.3%	51.7%	59.1%	58.0%
% of FP17s for the same patient ID Re-attending between 3 & 9 months - Adults	86	205	42.0%	47.2%	51.5%	50.5%
% of FP17s for Band 1 Urgent Courses	0	282	0.0%	8.0%	8.0%	9.0%
% of FP17s Relating to Free Repair or Replacements	0	282	0.0%	0.7%	0.8%	0.8%
% of FP17s Relating to Continuations	0	282	0.0%	0.9%	1.1%	1.1%
% of Patients satisfied with the dentistry they have received	1	1	N/A	91.6%	91.6%	91.5%
% of Patients satisfied with the time they had to wait for an appointment	1	1	N/A	89.9%	88.3%	87.9%

\* This is based on patients treated on this contract for their most recent course of treatment. Figures in italics indicate the base number of FP17s or Patient Questionnaire responses are less than 100. N/A is shown where the base number of responses is less than 10 during the period. % is calculated as Quantity/Base number\*100

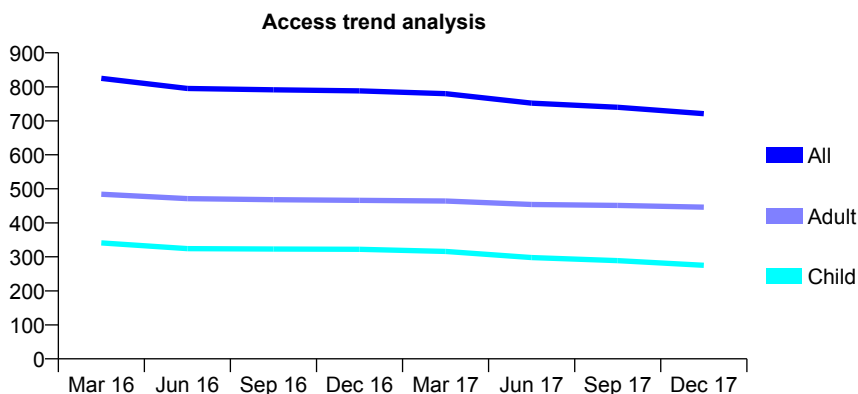
## Q54 - Vital Signs At a Glance Contract Report for 565032/0001 - December 2017

Name or company name	MR P CASASOLA
Contract type name	GDS Contract
Purpose of contract	General
Contract start date	01/04/2006
Contract end date	

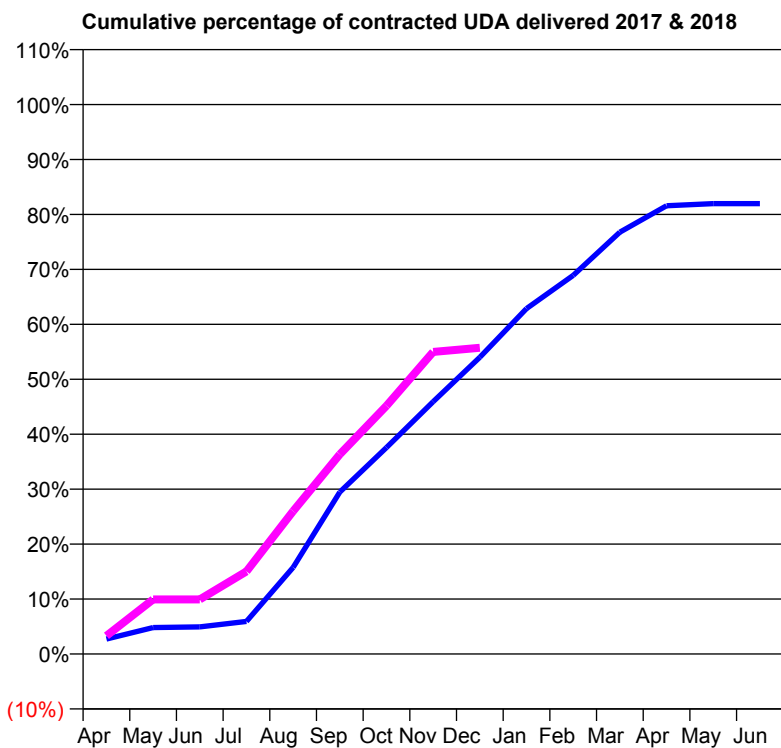
17/18 Contracted general activity (UDA)	1,450
Carry forward general activity (UDA)	0
17/18 Contracted orthodontic activity (UOA)	0
Carry forward orthodontic activity (UOA)	0
Baseline contract value	£35,981.06

### ACCESS\*

Patients seen in 24 months	Total	Change since previous quarter
Quarter ending December 2016	788	
Quarter ending March 2017	780	↓
Quarter ending June 2017	752	↓
Quarter ending September 2017	740	↓
Quarter ending December 2017	721	↓
<b>Variance since December 2016</b>	<b>(8.5%)</b>	<b>↓</b>



### ACTIVITY



Month	Adjusted Scheduled Activity (UDA)	
	2017	2018
April	44	48
May	78	144
June	80	144
July	96	218
August	255	377
September	477	527
October	608	655
November	743	797
December	874	808
January	1,017	
February	1,115	
March	1,242	
April	1,320	
May	1,326	
June	1,326	

### QUALITY

	Quantity	Base Number	Contract	AT	Region	England
% of FP17s for the same patient ID Re-attending within 3 months - Children	14	260	5.4%	10.0%	11.8%	12.0%
% of FP17s for the same patient ID Re-attending within 3 months - Adults	33	319	10.3%	14.9%	15.3%	15.9%
% of FP17s for the same patient ID Re-attending between 3 & 9 months - Children	125	260	48.1%	51.7%	59.1%	58.0%
% of FP17s for the same patient ID Re-attending between 3 & 9 months - Adults	147	319	46.1%	47.2%	51.5%	50.5%
% of FP17s for Band 1 Urgent Courses	0	522	0.0%	8.0%	8.0%	9.0%
% of FP17s Relating to Free Repair or Replacements	0	522	0.0%	0.7%	0.8%	0.8%
% of FP17s Relating to Continuations	0	522	0.0%	0.9%	1.1%	1.1%
% of Patients satisfied with the dentistry they have received	0	0	N/A	91.6%	91.6%	91.5%
% of Patients satisfied with the time they had to wait for an appointment	0	0	N/A	89.9%	88.3%	87.9%

\* This is based on patients treated on this contract for their most recent course of treatment. Figures in italics indicate the base number of FP17s or Patient Questionnaire responses are less than 100. N/A is shown where the base number of responses is less than 10 during the period. % is calculated as Quantity/Base number\*100

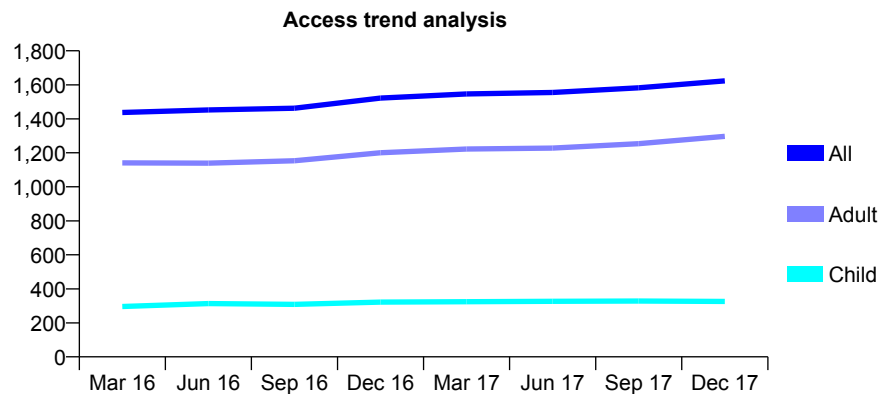
## Q54 - Vital Signs At a Glance Contract Report for 568724/0001 - December 2017

Name or company name	MR MD SEGELOV
Contract type name	GDS Contract
Purpose of contract	General
Contract start date	01/04/2006
Contract end date	

17/18 Contracted general activity (UDA)	3,197
Carry forward general activity (UDA)	-27
17/18 Contracted orthodontic activity (UOA)	0
Carry forward orthodontic activity (UOA)	0
Baseline contract value	£85,581.31

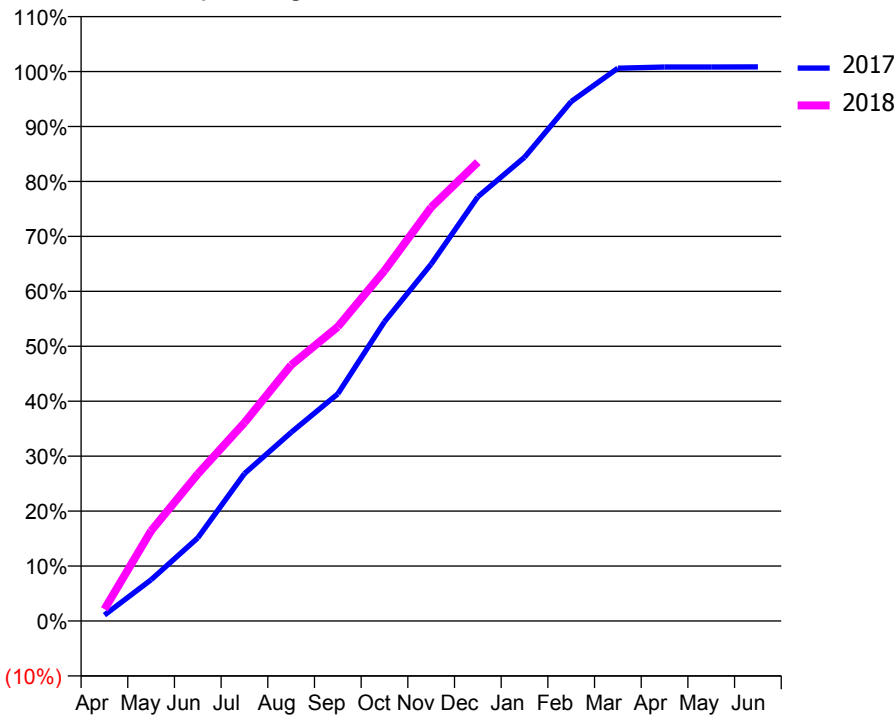
### ACCESS\*

Patients seen in 24 months	Total	Change since previous quarter
Quarter ending December 2016	1,522	
Quarter ending March 2017	1,546	→
Quarter ending June 2017	1,555	→
Quarter ending September 2017	1,582	→
Quarter ending December 2017	1,623	↑
<b>Variance since December 2016</b>	<b>6.6%</b>	<b>↑</b>



### ACTIVITY

Cumulative percentage of contracted UDA delivered 2017 & 2018



Month	Adjusted Scheduled Activity (UDA)	
	2017	2018
April	34	69
May	240	525
June	484	855
July	858	1,154
August	1,097	1,489
September	1,322	1,712
October	1,741	2,039
November	2,076	2,407
December	2,468	2,670
January	2,698	
February	3,022	
March	3,216	
April	3,223	
May	3,223	
June	3,224	

### QUALITY

	Quantity	Base Number	Contract	AT	Region	England
% of FP17s for the same patient ID Re-attending within 3 months - Children	18	314	5.7%	10.0%	11.8%	12.0%
% of FP17s for the same patient ID Re-attending within 3 months - Adults	117	1,189	9.8%	14.9%	15.3%	15.9%
% of FP17s for the same patient ID Re-attending between 3 & 9 months - Children	147	314	46.8%	51.7%	59.1%	58.0%
% of FP17s for the same patient ID Re-attending between 3 & 9 months - Adults	613	1,189	51.6%	47.2%	51.5%	50.5%
% of FP17s for Band 1 Urgent Courses	114	1,497	7.6%	8.0%	8.0%	9.0%
% of FP17s Relating to Free Repair or Replacements	2	1,497	0.1%	0.7%	0.8%	0.8%
% of FP17s Relating to Continuations	0	1,497	0.0%	0.9%	1.1%	1.1%
% of Patients satisfied with the dentistry they have received	2	2	N/A	91.6%	91.6%	91.5%
% of Patients satisfied with the time they had to wait for an appointment	2	2	N/A	89.9%	88.3%	87.9%

\* This is based on patients treated on this contract for their most recent course of treatment. Figures in italics indicate the base number of FP17s or Patient Questionnaire responses are less than 100. N/A is shown where the base number of responses is less than 10 during the period. % is calculated as Quantity/Base number\*100

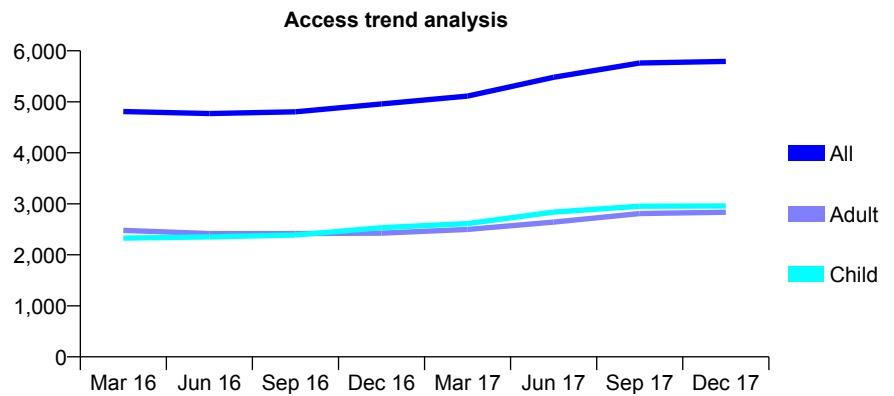
## Q54 - Vital Signs At a Glance Contract Report for 570192/0002 - December 2017

Name or company name	Mr A Solanki & Miss K Solanki
Contract type name	GDS Contract
Purpose of contract	General
Contract start date	01/04/2006
Contract end date	

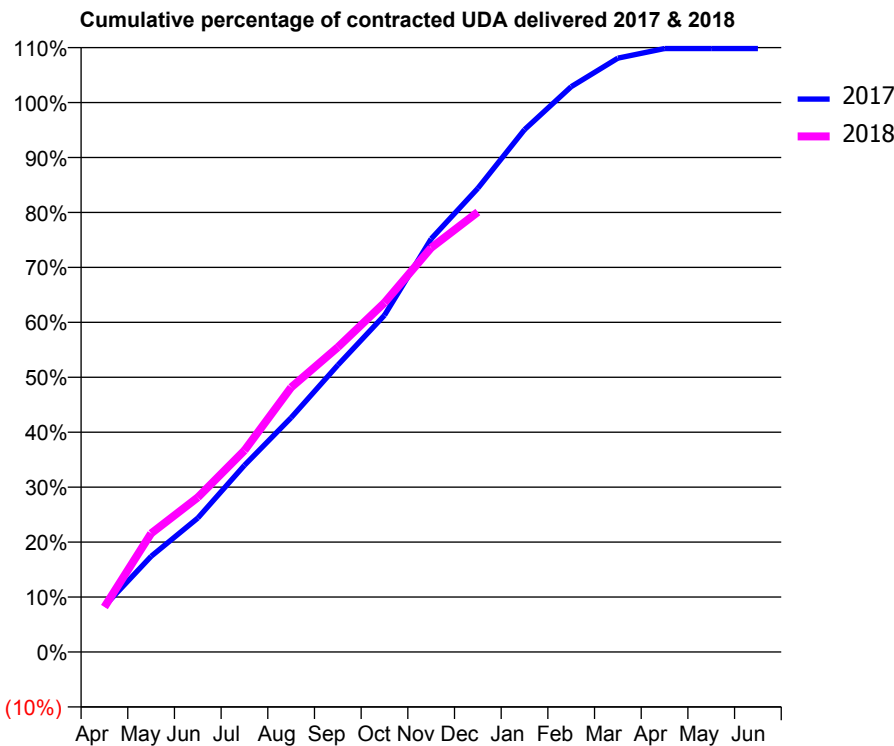
17/18 Contracted general activity (UDA)	15,613
Carry forward general activity (UDA)	-328
17/18 Contracted orthodontic activity (UOA)	0
Carry forward orthodontic activity (UOA)	0
Baseline contract value	£451,996.35

### ACCESS\*

Patients seen in 24 months	Total	Change since previous quarter
Quarter ending December 2016	4,958	
Quarter ending March 2017	5,112	↑
Quarter ending June 2017	5,482	↑
Quarter ending September 2017	5,762	↑
Quarter ending December 2017	5,792	→
<b>Variance since December 2016</b>	<b>16.8%</b>	<b>↑</b>



### ACTIVITY



Month	Adjusted Scheduled Activity (UDA)	
	2017	2018
April	965	1,279
May	2,013	3,369
June	2,815	4,393
July	3,927	5,729
August	4,926	7,520
September	6,032	8,659
October	7,079	9,924
November	8,686	11,484
December	9,748	12,502
January	10,981	
February	11,885	
March	12,486	
April	12,686	
May	12,686	
June	12,686	

### QUALITY

	Quantity	Base Number	Contract	AT	Region	England
% of FP17s for the same patient ID Re-attending within 3 months - Children	203	3,341	6.1%	10.0%	11.8%	12.0%
% of FP17s for the same patient ID Re-attending within 3 months - Adults	310	2,667	11.6%	14.9%	15.3%	15.9%
% of FP17s for the same patient ID Re-attending between 3 & 9 months - Children	1,662	3,341	49.7%	51.7%	59.1%	58.0%
% of FP17s for the same patient ID Re-attending between 3 & 9 months - Adults	1,030	2,667	38.6%	47.2%	51.5%	50.5%
% of FP17s for Band 1 Urgent Courses	382	5,605	6.8%	8.0%	8.0%	9.0%
% of FP17s Relating to Free Repair or Replacements	0	5,605	0.0%	0.7%	0.8%	0.8%
% of FP17s Relating to Continuations	9	5,605	0.2%	0.9%	1.1%	1.1%
% of Patients satisfied with the dentistry they have received	2	2	N/A	91.6%	91.6%	91.5%
% of Patients satisfied with the time they had to wait for an appointment	1	2	N/A	89.9%	88.3%	87.9%

\* This is based on patients treated on this contract for their most recent course of treatment. Figures in italics indicate the base number of FP17s or Patient Questionnaire responses are less than 100. N/A is shown where the base number of responses is less than 10 during the period. % is calculated as Quantity/Base number\*100

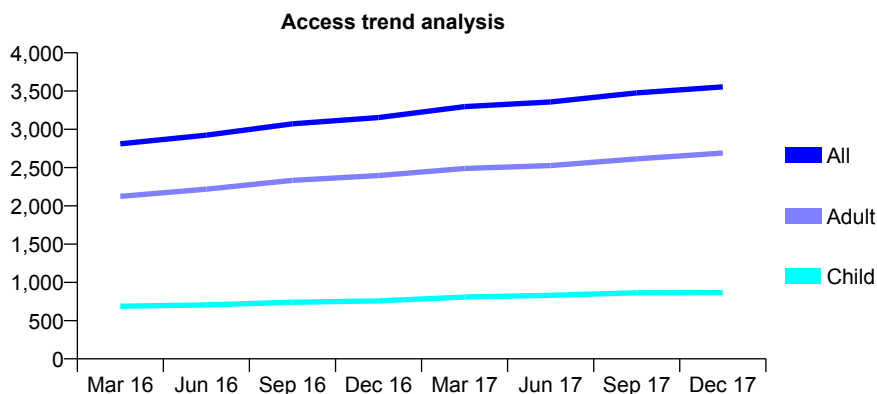
## Q54 - Vital Signs At a Glance Contract Report for 576530/0001 - December 2017

Name or company name	MR AK PAL
Contract type name	GDS Contract
Purpose of contract	General
Contract start date	01/04/2006
Contract end date	

17/18 Contracted general activity (UDA)	6,708
Carry forward general activity (UDA)	-54
17/18 Contracted orthodontic activity (UOA)	0
Carry forward orthodontic activity (UOA)	0
Baseline contract value	£221,932.41

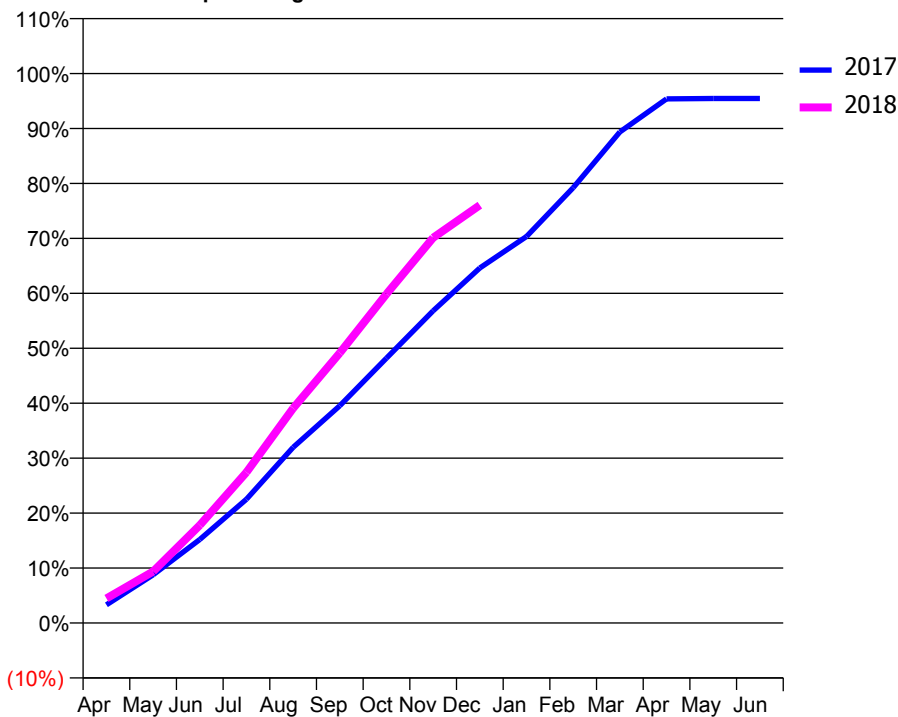
### ACCESS\*

Patients seen in 24 months	Total	Change since previous quarter
Quarter ending December 2016	3,153	
Quarter ending March 2017	3,296	↑
Quarter ending June 2017	3,358	→
Quarter ending September 2017	3,477	↑
Quarter ending December 2017	3,555	↑
<b>Variance since December 2016</b>	<b>12.7%</b>	<b>↑</b>



### ACTIVITY

**Cumulative percentage of contracted UDA delivered 2017 & 2018**



Month	Adjusted Scheduled Activity (UDA)	
	2017	2018
April	222	301
May	588	629
June	1,021	1,193
July	1,512	1,840
August	2,145	2,622
September	2,653	3,297
October	3,234	4,016
November	3,812	4,703
December	4,335	5,101
January	4,718	
February	5,314	
March	5,995	
April	6,399	
May	6,403	
June	6,403	

### QUALITY

	Quantity	Base Number	Contract	AT	Region	England
% of FP17s for the same patient ID Re-attending within 3 months - Children	80	869	9.2%	10.0%	11.8%	12.0%
% of FP17s for the same patient ID Re-attending within 3 months - Adults	406	2,304	17.6%	14.9%	15.3%	15.9%
% of FP17s for the same patient ID Re-attending between 3 & 9 months - Children	378	869	43.5%	51.7%	59.1%	58.0%
% of FP17s for the same patient ID Re-attending between 3 & 9 months - Adults	689	2,304	29.9%	47.2%	51.5%	50.5%
% of FP17s for Band 1 Urgent Courses	345	2,452	14.1%	8.0%	8.0%	9.0%
% of FP17s Relating to Free Repair or Replacements	10	2,452	0.4%	0.7%	0.8%	0.8%
% of FP17s Relating to Continuations	28	2,452	1.1%	0.9%	1.1%	1.1%
% of Patients satisfied with the dentistry they have received	1	1	N/A	91.6%	91.6%	91.5%
% of Patients satisfied with the time they had to wait for an appointment	1	1	N/A	89.9%	88.3%	87.9%

\* This is based on patients treated on this contract for their most recent course of treatment. Figures in italics indicate the base number of FP17s or Patient Questionnaire responses are less than 100. N/A is shown where the base number of responses is less than 10 during the period. % is calculated as Quantity/Base number\*100

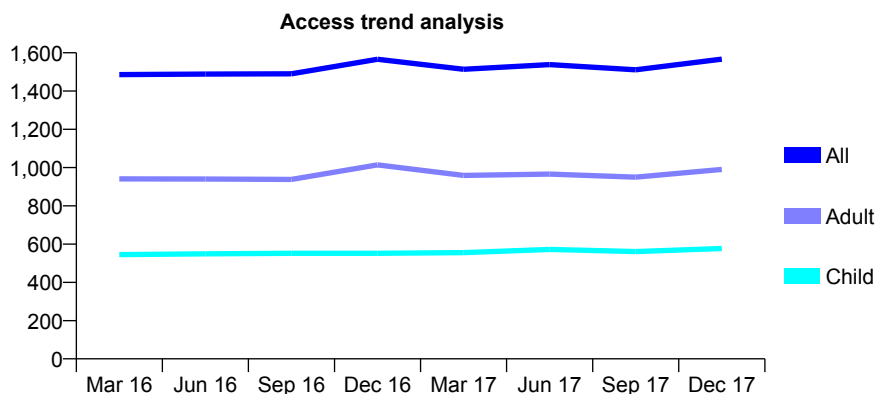
## Q54 - Vital Signs At a Glance Contract Report for 577820/0001 - December 2017

Name or company name	Novos Dental Clinic
Contract type name	GDS Contract
Purpose of contract	General
Contract start date	01/04/2006
Contract end date	

17/18 Contracted general activity (UDA)	7,540
Carry forward general activity (UDA)	-151
17/18 Contracted orthodontic activity (UOA)	0
Carry forward orthodontic activity (UOA)	0
Baseline contract value	£223,103.69

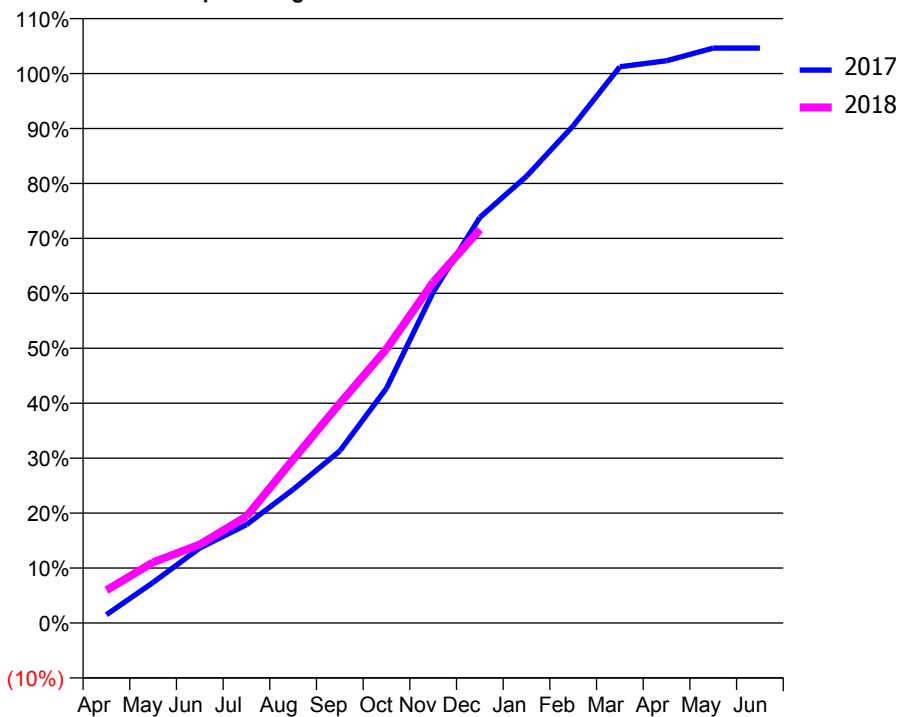
### ACCESS\*

Patients seen in 24 months	Total	Change since previous quarter
Quarter ending December 2016	1,566	
Quarter ending March 2017	1,514	↓
Quarter ending June 2017	1,538	→
Quarter ending September 2017	1,511	↓
Quarter ending December 2017	1,567	↑
<b>Variance since December 2016</b>	<b>0.1%</b>	<b>→</b>



### ACTIVITY

Cumulative percentage of contracted UDA delivered 2017 & 2018



Month	Adjusted Scheduled Activity (UDA)	
	2017	2018
April	115	448
May	557	833
June	1,030	1,079
July	1,349	1,463
August	1,832	2,244
September	2,361	3,015
October	3,222	3,761
November	4,540	4,679
December	5,565	5,399
January	6,130	
February	6,822	
March	7,633	
April	7,715	
May	7,888	
June	7,888	

### QUALITY

	Quantity	Base Number	Contract	AT	Region	England
% of FP17s for the same patient ID Re-attending within 3 months - Children	20	399	5.0%	10.0%	11.8%	12.0%
% of FP17s for the same patient ID Re-attending within 3 months - Adults	83	721	11.5%	14.9%	15.3%	15.9%
% of FP17s for the same patient ID Re-attending between 3 & 9 months - Children	93	399	23.3%	51.7%	59.1%	58.0%
% of FP17s for the same patient ID Re-attending between 3 & 9 months - Adults	205	721	28.4%	47.2%	51.5%	50.5%
% of FP17s for Band 1 Urgent Courses	51	1,066	4.8%	8.0%	8.0%	9.0%
% of FP17s Relating to Free Repair or Replacements	0	1,066	0.0%	0.7%	0.8%	0.8%
% of FP17s Relating to Continuations	9	1,066	0.8%	0.9%	1.1%	1.1%
% of Patients satisfied with the dentistry they have received	2	2	N/A	91.6%	91.6%	91.5%
% of Patients satisfied with the time they had to wait for an appointment	2	2	N/A	89.9%	88.3%	87.9%

\* This is based on patients treated on this contract for their most recent course of treatment. Figures in italics indicate the base number of FP17s or Patient Questionnaire responses are less than 100. N/A is shown where the base number of responses is less than 10 during the period. % is calculated as Quantity/Base number\*100



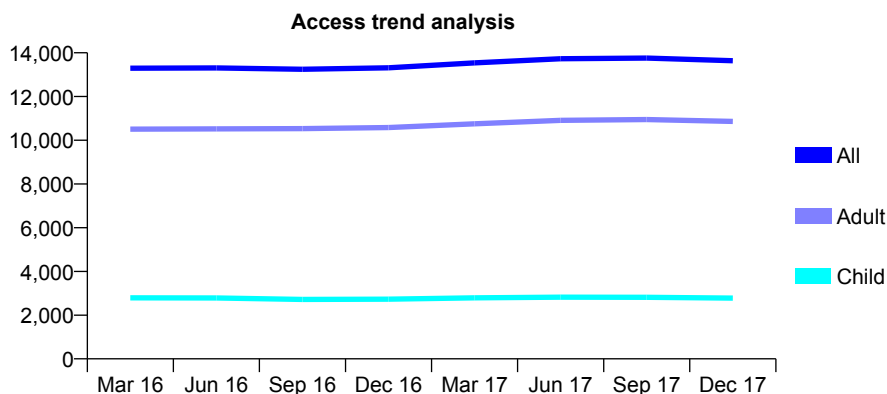
## Q54 - Vital Signs At a Glance Contract Report for 619744/0004 - December 2017

Name or company name	MR AM WILLIAMS
Contract type name	GDS Contract
Purpose of contract	General and Orthodontic
Contract start date	01/07/2012
Contract end date	

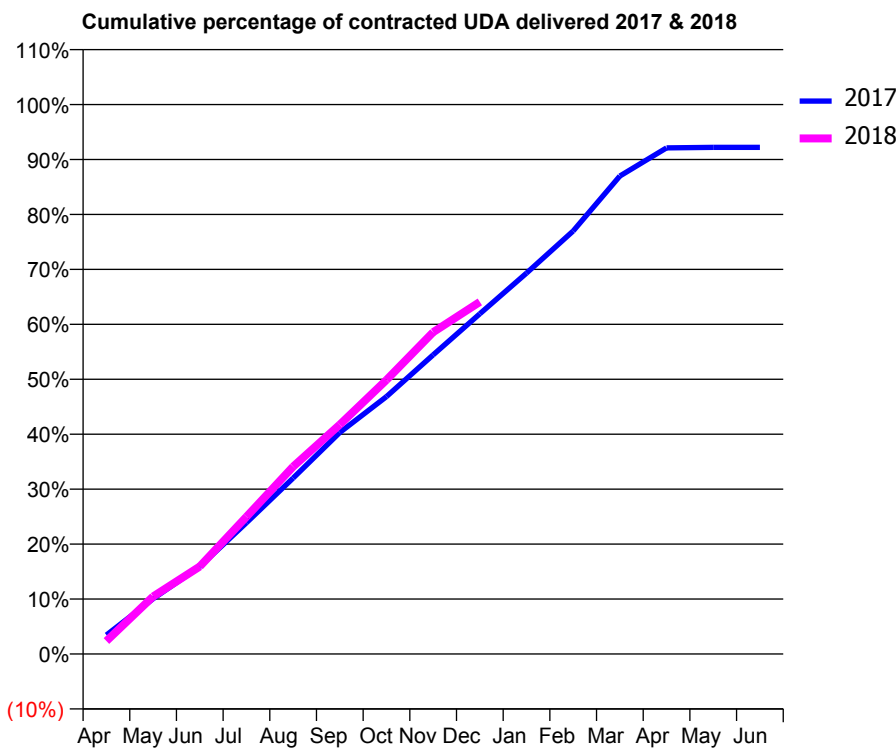
17/18 Contracted general activity (UDA)	42,273
Carry forward general activity (UDA)	0
17/18 Contracted orthodontic activity (UOA)	1,974
Carry forward orthodontic activity (UOA)	-18
Baseline contract value	£1,113,654.76

### ACCESS\*

Patients seen in 24 months	Total	Change since previous quarter
Quarter ending December 2016	13,315	
Quarter ending March 2017	13,541	→
Quarter ending June 2017	13,731	→
Quarter ending September 2017	13,762	→
Quarter ending December 2017	13,640	→
<b>Variance since December 2016</b>	<b>2.4%</b>	<b>↑</b>



### ACTIVITY



Month	Adjusted Scheduled Activity (UDA)	
	2017	2018
April	1,460	1,003
May	4,253	4,428
June	6,727	6,737
July	10,102	10,558
August	13,533	14,420
September	17,045	17,653
October	19,806	21,085
November	23,012	24,759
December	26,177	27,092
January	29,302	
February	32,546	
March	36,769	
April	38,940	
May	38,973	
June	38,980	

### QUALITY

	Quantity	Base Number	Contract	AT	Region	England
% of FP17s for the same patient ID Re-attending within 3 months - Children	310	3,162	9.8%	10.0%	11.8%	12.0%
% of FP17s for the same patient ID Re-attending within 3 months - Adults	2,108	12,427	17.0%	14.9%	15.3%	15.9%
% of FP17s for the same patient ID Re-attending between 3 & 9 months - Children	1,917	3,162	60.6%	51.7%	59.1%	58.0%
% of FP17s for the same patient ID Re-attending between 3 & 9 months - Adults	7,502	12,427	60.4%	47.2%	51.5%	50.5%
% of FP17s for Band 1 Urgent Courses	1,119	14,412	7.8%	8.0%	8.0%	9.0%
% of FP17s Relating to Free Repair or Replacements	238	14,412	1.7%	0.7%	0.8%	0.8%
% of FP17s Relating to Continuations	337	14,412	2.3%	0.9%	1.1%	1.1%
% of Patients satisfied with the dentistry they have received	19	20	95.0%	91.6%	91.6%	91.5%
% of Patients satisfied with the time they had to wait for an appointment	19	20	95.0%	89.9%	88.3%	87.9%

\* This is based on patients treated on this contract for their most recent course of treatment. Figures in italics indicate the base number of FP17s or Patient Questionnaire responses are less than 100. N/A is shown where the base number of responses is less than 10 during the period. % is calculated as Quantity/Base number\*100

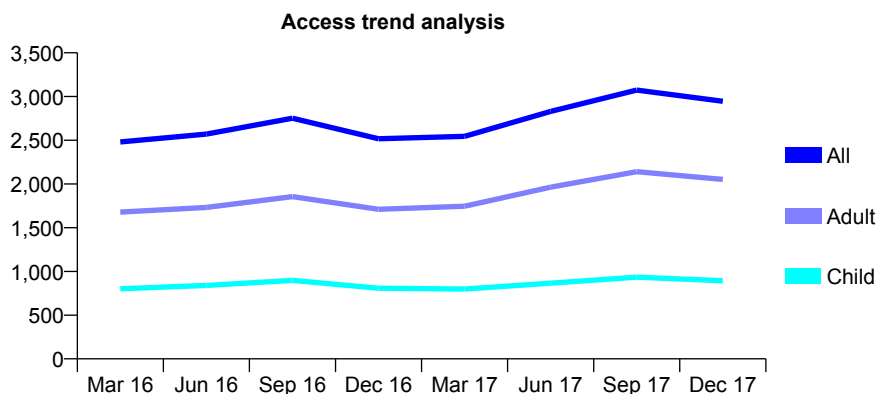
## Q54 - Vital Signs At a Glance Contract Report for 629715/0001 - December 2017

Name or company name	MR M GIBBONS
Contract type name	GDS Contract
Purpose of contract	General
Contract start date	01/04/2006
Contract end date	

17/18 Contracted general activity (UDA)	9,814
Carry forward general activity (UDA)	0
17/18 Contracted orthodontic activity (UOA)	0
Carry forward orthodontic activity (UOA)	0
Baseline contract value	£225,174.32

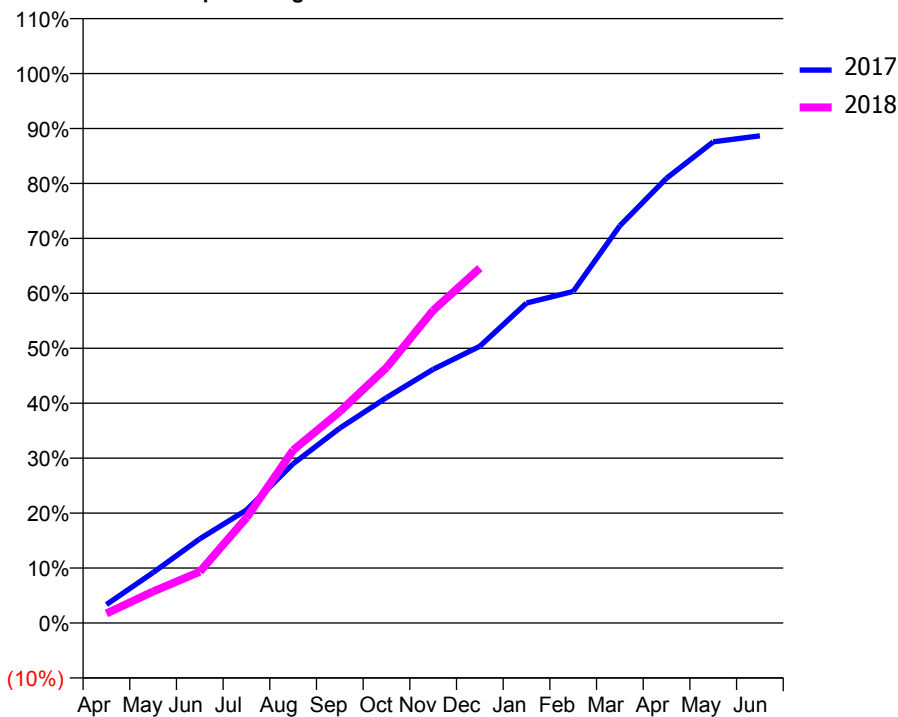
### ACCESS\*

Patients seen in 24 months	Total	Change since previous quarter
Quarter ending December 2016	2,517	
Quarter ending March 2017	2,545	→
Quarter ending June 2017	2,829	↑
Quarter ending September 2017	3,074	↑
Quarter ending December 2017	2,945	↓
<b>Variance since December 2016</b>	<b>17.0%</b>	<b>↑</b>



### ACTIVITY

Cumulative percentage of contracted UDA delivered 2017 & 2018



Month	Adjusted Scheduled Activity (UDA)	
	2017	2018
April	330	171
May	901	563
June	1,505	915
July	2,017	1,880
August	2,845	3,089
September	3,481	3,775
October	4,025	4,562
November	4,530	5,583
December	4,943	6,338
January	5,715	
February	5,923	
March	7,096	
April	7,943	
May	8,593	
June	8,702	

### QUALITY

	Quantity	Base Number	Contract	AT	Region	England
% of FP17s for the same patient ID Re-attending within 3 months - Children	65	1,126	5.8%	10.0%	11.8%	12.0%
% of FP17s for the same patient ID Re-attending within 3 months - Adults	360	2,575	14.0%	14.9%	15.3%	15.9%
% of FP17s for the same patient ID Re-attending between 3 & 9 months - Children	557	1,126	49.5%	51.7%	59.1%	58.0%
% of FP17s for the same patient ID Re-attending between 3 & 9 months - Adults	1,045	2,575	40.6%	47.2%	51.5%	50.5%
% of FP17s for Band 1 Urgent Courses	175	3,049	5.7%	8.0%	8.0%	9.0%
% of FP17s Relating to Free Repair or Replacements	14	3,049	0.5%	0.7%	0.8%	0.8%
% of FP17s Relating to Continuations	42	3,049	1.4%	0.9%	1.1%	1.1%
% of Patients satisfied with the dentistry they have received	1	1	N/A	91.6%	91.6%	91.5%
% of Patients satisfied with the time they had to wait for an appointment	1	1	N/A	89.9%	88.3%	87.9%

\* This is based on patients treated on this contract for their most recent course of treatment. Figures in italics indicate the base number of FP17s or Patient Questionnaire responses are less than 100. N/A is shown where the base number of responses is less than 10 during the period. % is calculated as Quantity/Base number\*100

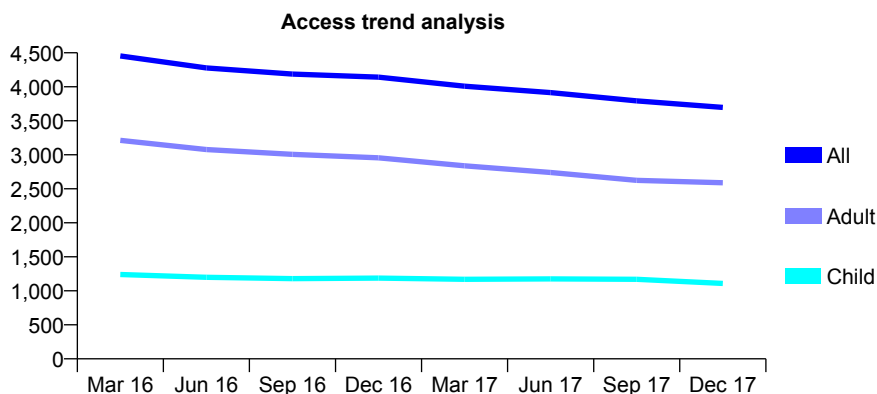
## Q54 - Vital Signs At a Glance Contract Report for 629820/0001 - December 2017

Name or company name	MR JW TAYLOR
Contract type name	GDS Contract
Purpose of contract	General
Contract start date	01/04/2006
Contract end date	

17/18 Contracted general activity (UDA)	16,237
Carry forward general activity (UDA)	0
17/18 Contracted orthodontic activity (UOA)	0
Carry forward orthodontic activity (UOA)	0
Baseline contract value	£376,361.20

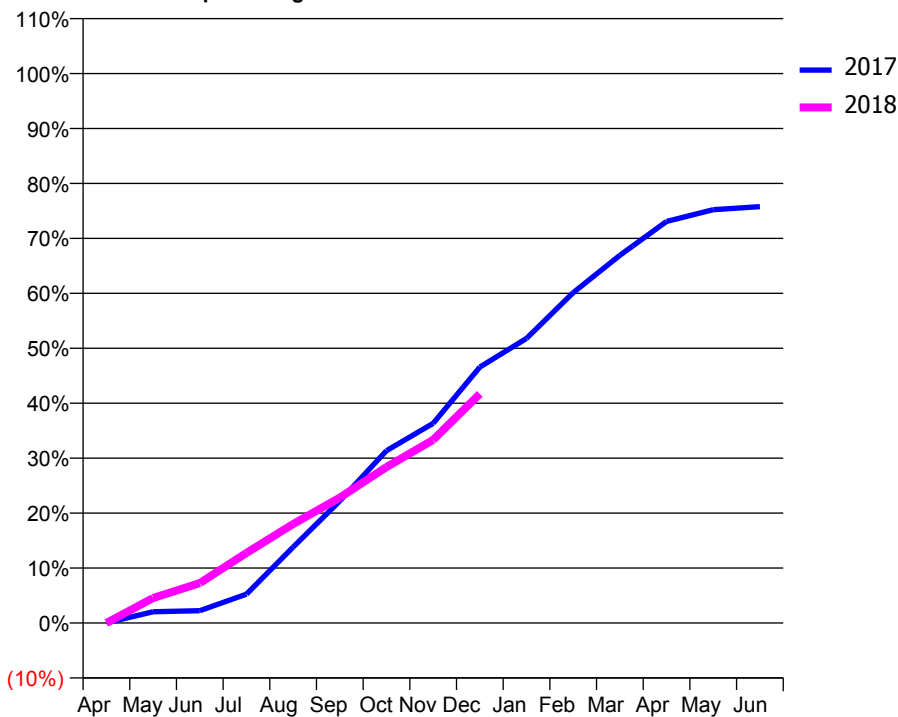
### ACCESS\*

Patients seen in 24 months	Total	Change since previous quarter
Quarter ending December 2016	4,143	
Quarter ending March 2017	4,009	↓
Quarter ending June 2017	3,915	↓
Quarter ending September 2017	3,794	↓
Quarter ending December 2017	3,697	↓
<b>Variance since December 2016</b>	<b>(10.8%)</b>	<b>↓</b>



### ACTIVITY

Cumulative percentage of contracted UDA delivered 2017 & 2018



Month	Adjusted Scheduled Activity (UDA)	
	2017	2018
April	4	0
May	331	739
June	363	1,182
July	855	2,070
August	2,243	2,926
September	3,606	3,706
October	5,093	4,610
November	5,901	5,410
December	7,562	6,771
January	8,410	
February	9,762	
March	10,864	
April	11,867	
May	12,213	
June	12,303	

### QUALITY

	Quantity	Base Number	Contract	AT	Region	England
% of FP17s for the same patient ID Re-attending within 3 months - Children	46	889	5.2%	10.0%	11.8%	12.0%
% of FP17s for the same patient ID Re-attending within 3 months - Adults	237	2,068	11.5%	14.9%	15.3%	15.9%
% of FP17s for the same patient ID Re-attending between 3 & 9 months - Children	398	889	44.8%	51.7%	59.1%	58.0%
% of FP17s for the same patient ID Re-attending between 3 & 9 months - Adults	995	2,068	48.1%	47.2%	51.5%	50.5%
% of FP17s for Band 1 Urgent Courses	204	2,546	8.0%	8.0%	8.0%	9.0%
% of FP17s Relating to Free Repair or Replacements	3	2,546	0.1%	0.7%	0.8%	0.8%
% of FP17s Relating to Continuations	0	2,546	0.0%	0.9%	1.1%	1.1%
% of Patients satisfied with the dentistry they have received	2	3	N/A	91.6%	91.6%	91.5%
% of Patients satisfied with the time they had to wait for an appointment	1	3	N/A	89.9%	88.3%	87.9%

\* This is based on patients treated on this contract for their most recent course of treatment. Figures in italics indicate the base number of FP17s or Patient Questionnaire responses are less than 100. N/A is shown where the base number of responses is less than 10 during the period. % is calculated as Quantity/Base number\*100

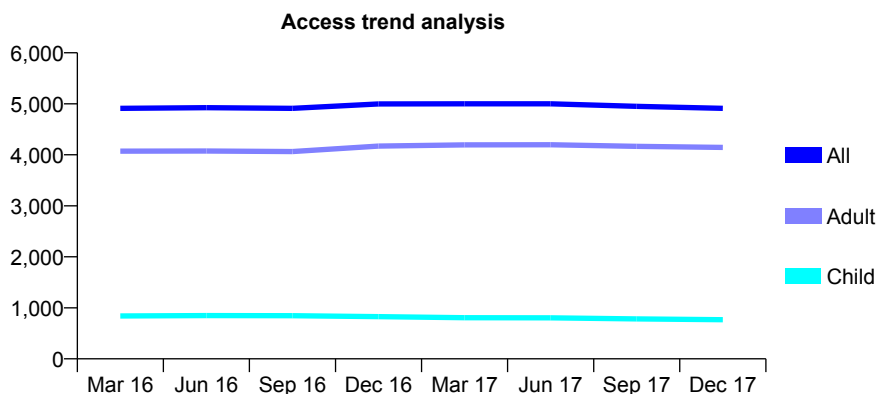
## Q54 - Vital Signs At a Glance Contract Report for 630179/0001 - December 2017

Name or company name	Blackheath Dental Practice
Contract type name	GDS Contract
Purpose of contract	General and Orthodontic
Contract start date	01/04/2006
Contract end date	

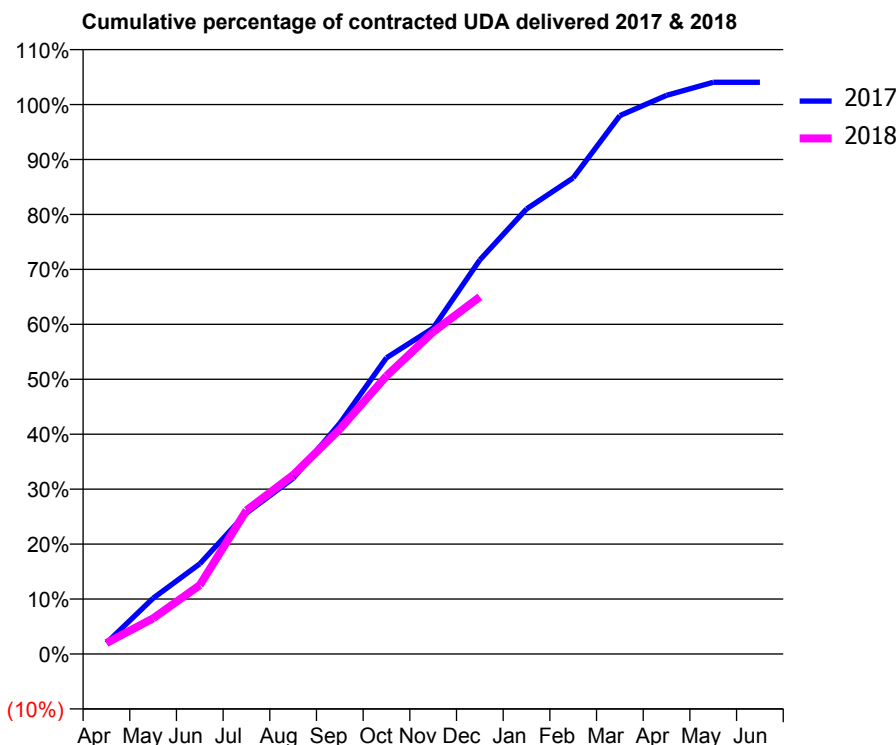
17/18 Contracted general activity (UDA)	13,502
Carry forward general activity (UDA)	-271
17/18 Contracted orthodontic activity (UOA)	395
Carry forward orthodontic activity (UOA)	4
Baseline contract value	£351,940.56

### ACCESS\*

Patients seen in 24 months	Total	Change since previous quarter
Quarter ending December 2016	4,997	
Quarter ending March 2017	5,001	→
Quarter ending June 2017	5,001	→
Quarter ending September 2017	4,950	↓
Quarter ending December 2017	4,912	→
<b>Variance since December 2016</b>	<b>(1.7%)</b>	<b>↓</b>



### ACTIVITY



Month	Adjusted Scheduled Activity (UDA)	
	2017	2018
April	270	271
May	1,371	877
June	2,218	1,692
July	3,464	3,529
August	4,316	4,400
September	5,671	5,525
October	7,279	6,833
November	8,009	7,915
December	9,685	8,778
January	10,934	
February	11,700	
March	13,230	
April	13,728	
May	14,047	
June	14,047	

### QUALITY

	Quantity	Base Number	Contract	AT	Region	England
% of FP17s for the same patient ID Re-attending within 3 months - Children	44	712	6.2%	10.0%	11.8%	12.0%
% of FP17s for the same patient ID Re-attending within 3 months - Adults	379	3,700	10.2%	14.9%	15.3%	15.9%
% of FP17s for the same patient ID Re-attending between 3 & 9 months - Children	366	712	51.4%	51.7%	59.1%	58.0%
% of FP17s for the same patient ID Re-attending between 3 & 9 months - Adults	2,012	3,700	54.4%	47.2%	51.5%	50.5%
% of FP17s for Band 1 Urgent Courses	104	3,955	2.6%	8.0%	8.0%	9.0%
% of FP17s Relating to Free Repair or Replacements	28	3,955	0.7%	0.7%	0.8%	0.8%
% of FP17s Relating to Continuations	49	3,955	1.2%	0.9%	1.1%	1.1%
% of Patients satisfied with the dentistry they have received	3	3	N/A	91.6%	91.6%	91.5%
% of Patients satisfied with the time they had to wait for an appointment	3	3	N/A	89.9%	88.3%	87.9%

\* This is based on patients treated on this contract for their most recent course of treatment. Figures in italics indicate the base number of FP17s or Patient Questionnaire responses are less than 100. N/A is shown where the base number of responses is less than 10 during the period. % is calculated as Quantity/Base number\*100

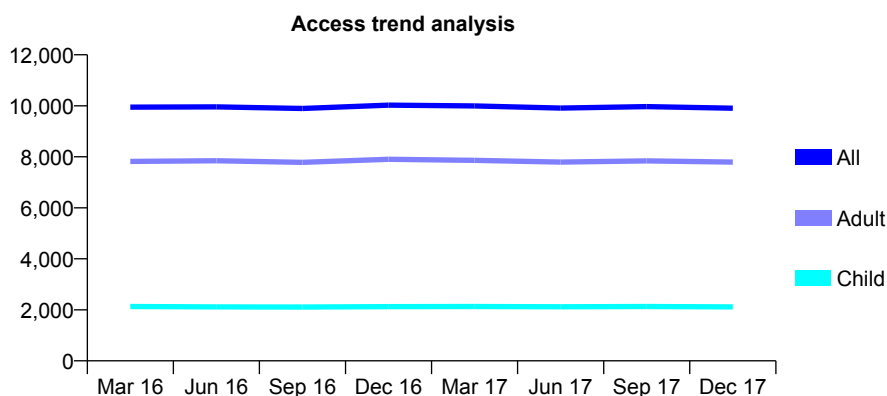
## Q54 - Vital Signs At a Glance Contract Report for 631183/0001 - December 2017

Name or company name	MR AJ KIMPTON
Contract type name	GDS Contract
Purpose of contract	General
Contract start date	01/04/2006
Contract end date	

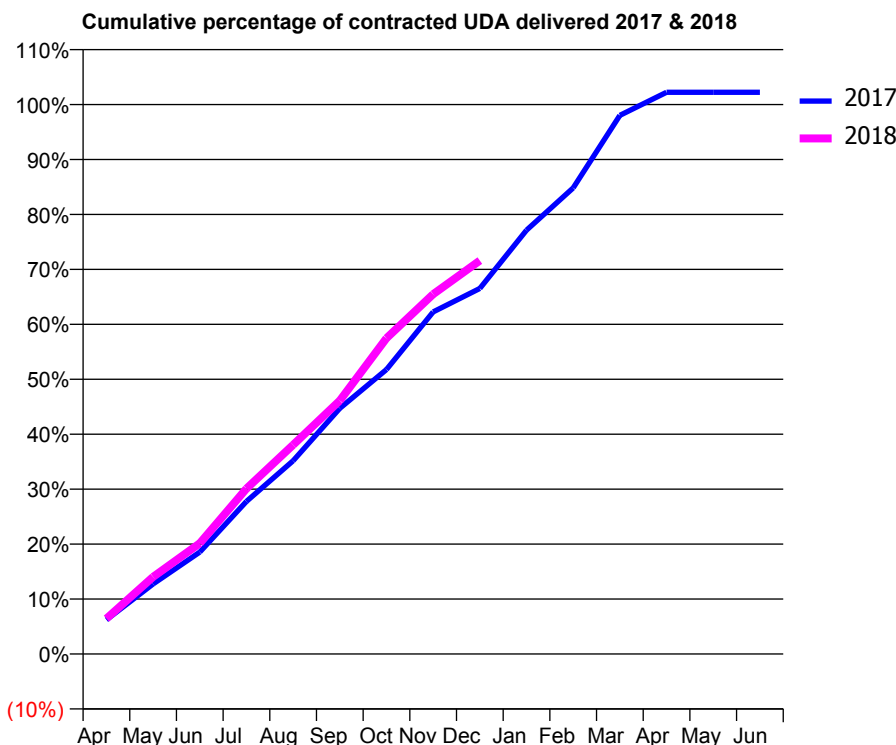
17/18 Contracted general activity (UDA)	26,410
Carry forward general activity (UDA)	-529
17/18 Contracted orthodontic activity (UOA)	0
Carry forward orthodontic activity (UOA)	0
Baseline contract value	£643,738.04

### ACCESS\*

Patients seen in 24 months	Total	Change since previous quarter
Quarter ending December 2016	10,028	
Quarter ending March 2017	9,997	→
Quarter ending June 2017	9,913	→
Quarter ending September 2017	9,970	→
Quarter ending December 2017	9,908	→
<b>Variance since December 2016</b>	<b>(1.2%)</b>	<b>↓</b>



### ACTIVITY



Month	Adjusted Scheduled Activity (UDA)	
	2017	2018
April	1,642	1,704
May	3,368	3,709
June	4,898	5,321
July	7,335	7,947
August	9,292	10,051
September	11,805	12,180
October	13,675	15,179
November	16,443	17,296
December	17,570	18,911
January	20,370	
February	22,404	
March	25,886	
April	26,997	
May	27,000	
June	27,000	

### QUALITY

	Quantity	Base Number	Contract	AT	Region	England
% of FP17s for the same patient ID Re-attending within 3 months - Children	169	2,254	7.5%	10.0%	11.8%	12.0%
% of FP17s for the same patient ID Re-attending within 3 months - Adults	1,124	7,391	15.2%	14.9%	15.3%	15.9%
% of FP17s for the same patient ID Re-attending between 3 & 9 months - Children	1,208	2,254	53.6%	51.7%	59.1%	58.0%
% of FP17s for the same patient ID Re-attending between 3 & 9 months - Adults	3,652	7,391	49.4%	47.2%	51.5%	50.5%
% of FP17s for Band 1 Urgent Courses	239	8,805	2.7%	8.0%	8.0%	9.0%
% of FP17s Relating to Free Repair or Replacements	47	8,805	0.5%	0.7%	0.8%	0.8%
% of FP17s Relating to Continuations	171	8,805	1.9%	0.9%	1.1%	1.1%
% of Patients satisfied with the dentistry they have received	16	19	84.2%	91.6%	91.6%	91.5%
% of Patients satisfied with the time they had to wait for an appointment	19	19	100.0%	89.9%	88.3%	87.9%

\* This is based on patients treated on this contract for their most recent course of treatment. Figures in italics indicate the base number of FP17s or Patient Questionnaire responses are less than 100. N/A is shown where the base number of responses is less than 10 during the period. % is calculated as Quantity/Base number\*100

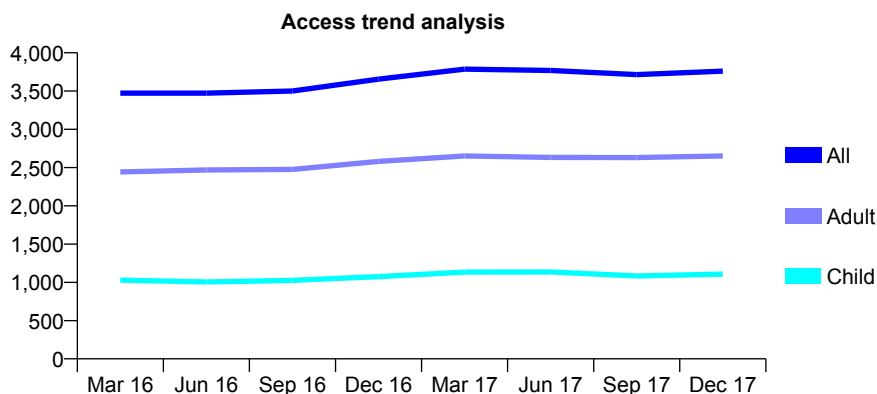
## Q54 - Vital Signs At a Glance Contract Report for 638056/0001 - December 2017

Name or company name	Lansdowne Dental
Contract type name	GDS Contract
Purpose of contract	General
Contract start date	01/04/2006
Contract end date	

17/18 Contracted general activity (UDA)	9,422
Carry forward general activity (UDA)	-29
17/18 Contracted orthodontic activity (UOA)	0
Carry forward orthodontic activity (UOA)	0
Baseline contract value	£247,011.97

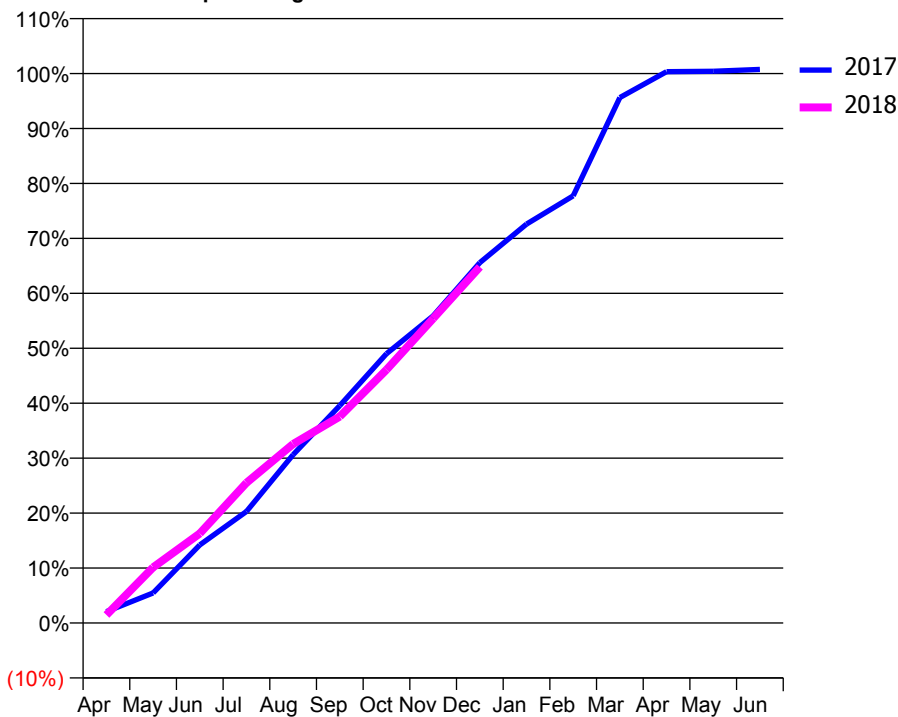
### ACCESS\*

Patients seen in 24 months	Total	Change since previous quarter
Quarter ending December 2016	3,655	
Quarter ending March 2017	3,786	↑
Quarter ending June 2017	3,769	→
Quarter ending September 2017	3,715	↓
Quarter ending December 2017	3,760	→
<b>Variance since December 2016</b>	<b>2.9%</b>	<b>↑</b>



### ACTIVITY

Cumulative percentage of contracted UDA delivered 2017 & 2018



Month	Adjusted Scheduled Activity (UDA)	
	2017	2018
April	196	139
May	516	954
June	1,338	1,536
July	1,912	2,405
August	2,886	3,068
September	3,728	3,540
October	4,618	4,343
November	5,268	5,221
December	6,179	6,105
January	6,839	
February	7,324	
March	9,009	
April	9,454	
May	9,460	
June	9,491	

### QUALITY

	Quantity	Base Number	Contract	AT	Region	England
% of FP17s for the same patient ID Re-attending within 3 months - Children	69	992	7.0%	10.0%	11.8%	12.0%
% of FP17s for the same patient ID Re-attending within 3 months - Adults	190	1,988	9.6%	14.9%	15.3%	15.9%
% of FP17s for the same patient ID Re-attending between 3 & 9 months - Children	462	992	46.6%	51.7%	59.1%	58.0%
% of FP17s for the same patient ID Re-attending between 3 & 9 months - Adults	803	1,988	40.4%	47.2%	51.5%	50.5%
% of FP17s for Band 1 Urgent Courses	101	2,827	3.6%	8.0%	8.0%	9.0%
% of FP17s Relating to Free Repair or Replacements	21	2,827	0.7%	0.7%	0.8%	0.8%
% of FP17s Relating to Continuations	3	2,827	0.1%	0.9%	1.1%	1.1%
% of Patients satisfied with the dentistry they have received	3	3	N/A	91.6%	91.6%	91.5%
% of Patients satisfied with the time they had to wait for an appointment	3	3	N/A	89.9%	88.3%	87.9%

\* This is based on patients treated on this contract for their most recent course of treatment. Figures in italics indicate the base number of FP17s or Patient Questionnaire responses are less than 100. N/A is shown where the base number of responses is less than 10 during the period. % is calculated as Quantity/Base number\*100

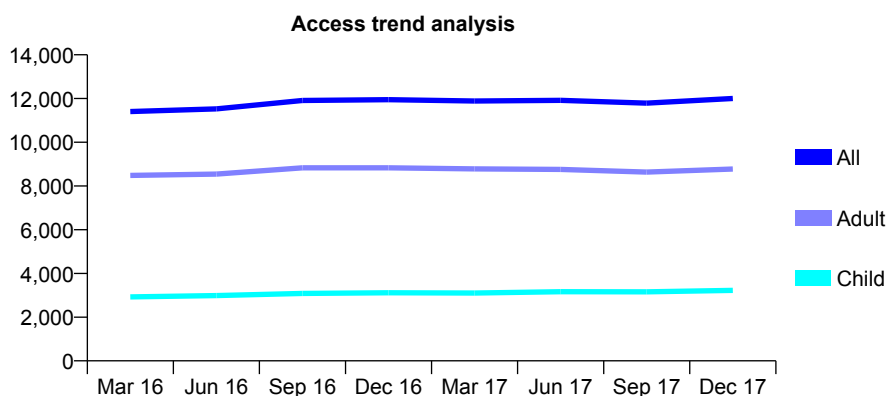
## Q54 - Vital Signs At a Glance Contract Report for 638633/0001 - December 2017

Name or company name	Balbir S Bhandal, Amrik S Bhandal & Baljit
Contract type name	GDS Contract
Purpose of contract	General
Contract start date	01/04/2006
Contract end date	

17/18 Contracted general activity (UDA)	45,033
Carry forward general activity (UDA)	576
17/18 Contracted orthodontic activity (UOA)	0
Carry forward orthodontic activity (UOA)	0
Baseline contract value	£1,187,242.09

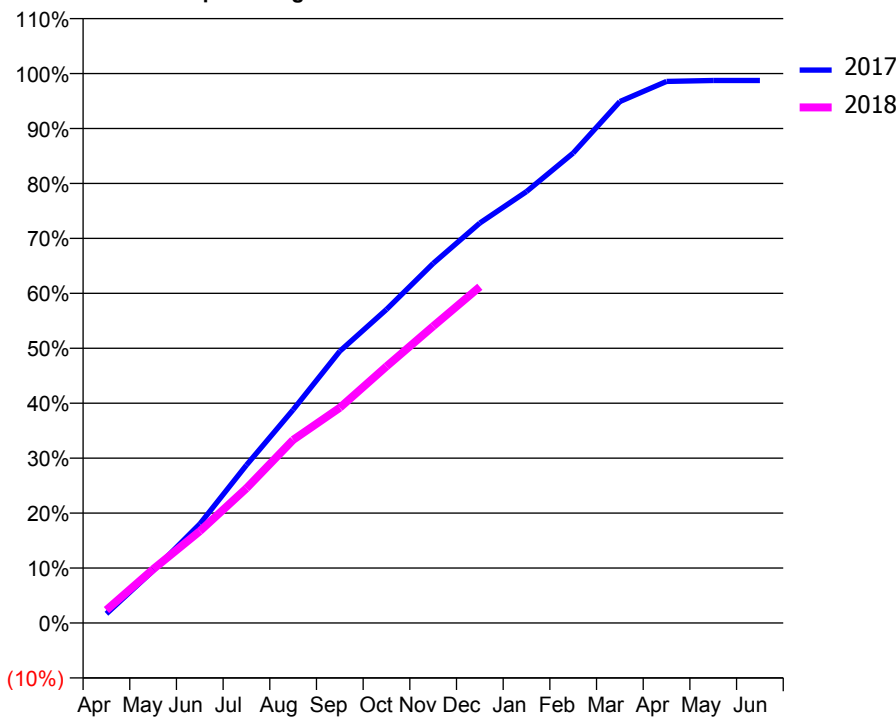
### ACCESS\*

Patients seen in 24 months	Total	Change since previous quarter
Quarter ending December 2016	11,947	
Quarter ending March 2017	11,887	→
Quarter ending June 2017	11,918	→
Quarter ending September 2017	11,789	↓
Quarter ending December 2017	12,000	→
<b>Variance since December 2016</b>	<b>0.4%</b>	<b>→</b>



### ACTIVITY

Cumulative percentage of contracted UDA delivered 2017 & 2018



Month	Adjusted Scheduled Activity (UDA)	
	2017	2018
April	762	1,064
May	4,290	4,413
June	8,115	7,520
July	12,947	11,041
August	17,477	15,008
September	22,276	17,646
October	25,694	21,030
November	29,470	24,320
December	32,776	27,556
January	35,357	
February	38,518	
March	42,730	
April	44,383	
May	44,456	
June	44,456	

### QUALITY

	Quantity	Base Number	Contract	AT	Region	England
% of FP17s for the same patient ID Re-attending within 3 months - Children	108	2,826	3.8%	10.0%	11.8%	12.0%
% of FP17s for the same patient ID Re-attending within 3 months - Adults	594	6,544	9.1%	14.9%	15.3%	15.9%
% of FP17s for the same patient ID Re-attending between 3 & 9 months - Children	1,206	2,826	42.7%	51.7%	59.1%	58.0%
% of FP17s for the same patient ID Re-attending between 3 & 9 months - Adults	2,214	6,544	33.8%	47.2%	51.5%	50.5%
% of FP17s for Band 1 Urgent Courses	929	8,911	10.4%	8.0%	8.0%	9.0%
% of FP17s Relating to Free Repair or Replacements	74	8,911	0.8%	0.7%	0.8%	0.8%
% of FP17s Relating to Continuations	17	8,911	0.2%	0.9%	1.1%	1.1%
% of Patients satisfied with the dentistry they have received	10	12	83.3%	91.6%	91.6%	91.5%
% of Patients satisfied with the time they had to wait for an appointment	10	12	83.3%	89.9%	88.3%	87.9%

\* This is based on patients treated on this contract for their most recent course of treatment. Figures in italics indicate the base number of FP17s or Patient Questionnaire responses are less than 100. N/A is shown where the base number of responses is less than 10 during the period. % is calculated as Quantity/Base number\*100



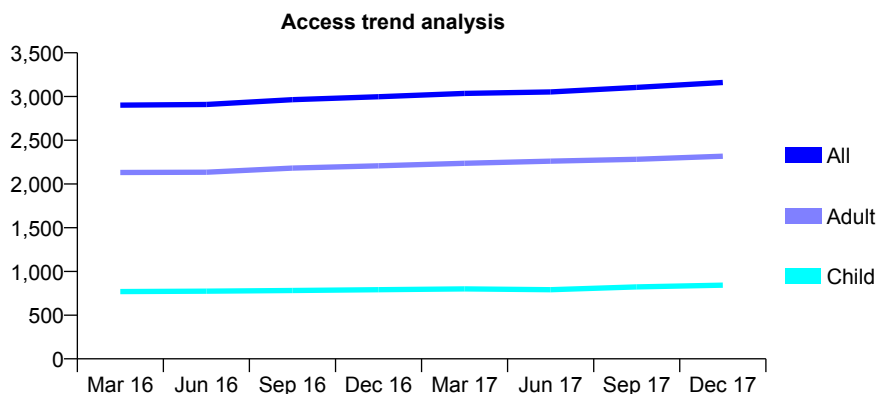
## Q54 - Vital Signs At a Glance Contract Report for 638633/0002 - December 2017

Name or company name	Balbir S Bhandal, Amrik S Bhandal & Baljit
Contract type name	GDS Contract
Purpose of contract	General
Contract start date	01/04/2006
Contract end date	

17/18 Contracted general activity (UDA)	9,867
Carry forward general activity (UDA)	166
17/18 Contracted orthodontic activity (UOA)	0
Carry forward orthodontic activity (UOA)	0
Baseline contract value	£220,582.50

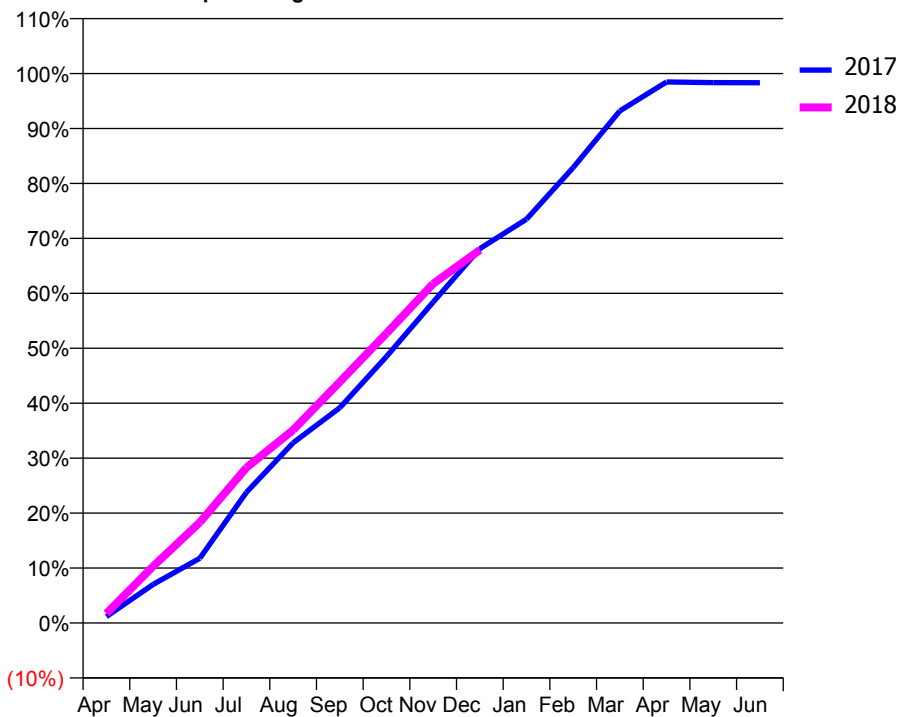
### ACCESS\*

Patients seen in 24 months	Total	Change since previous quarter
Quarter ending December 2016	2,998	
Quarter ending March 2017	3,036	→
Quarter ending June 2017	3,052	→
Quarter ending September 2017	3,105	→
Quarter ending December 2017	3,160	→
<b>Variance since December 2016</b>	<b>5.4%</b>	<b>↑</b>



### ACTIVITY

Cumulative percentage of contracted UDA delivered 2017 & 2018



Month	Adjusted Scheduled Activity (UDA)	
	2017	2018
April	116	171
May	694	1,019
June	1,162	1,807
July	2,347	2,792
August	3,236	3,467
September	3,866	4,329
October	4,786	5,203
November	5,761	6,092
December	6,721	6,699
January	7,252	
February	8,179	
March	9,196	
April	9,714	
May	9,702	
June	9,700	

### QUALITY

	Quantity	Base Number	Contract	AT	Region	England
% of FP17s for the same patient ID Re-attending within 3 months - Children	12	722	1.7%	10.0%	11.8%	12.0%
% of FP17s for the same patient ID Re-attending within 3 months - Adults	106	1,946	5.4%	14.9%	15.3%	15.9%
% of FP17s for the same patient ID Re-attending between 3 & 9 months - Children	290	722	40.2%	51.7%	59.1%	58.0%
% of FP17s for the same patient ID Re-attending between 3 & 9 months - Adults	931	1,946	47.8%	47.2%	51.5%	50.5%
% of FP17s for Band 1 Urgent Courses	138	2,536	5.4%	8.0%	8.0%	9.0%
% of FP17s Relating to Free Repair or Replacements	9	2,536	0.4%	0.7%	0.8%	0.8%
% of FP17s Relating to Continuations	9	2,536	0.4%	0.9%	1.1%	1.1%
% of Patients satisfied with the dentistry they have received	7	9	N/A	91.6%	91.6%	91.5%
% of Patients satisfied with the time they had to wait for an appointment	9	9	N/A	89.9%	88.3%	87.9%

\* This is based on patients treated on this contract for their most recent course of treatment. Figures in italics indicate the base number of FP17s or Patient Questionnaire responses are less than 100. N/A is shown where the base number of responses is less than 10 during the period. % is calculated as Quantity/Base number\*100

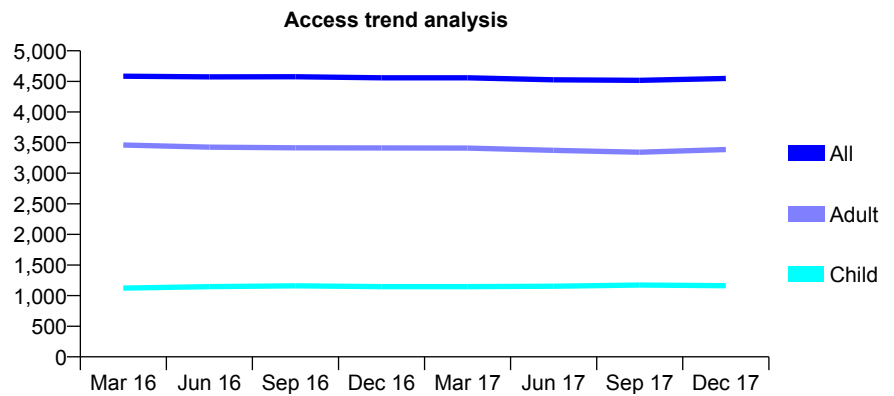
## Q54 - Vital Signs At a Glance Contract Report for 638633/0003 - December 2017

Name or company name	Balbir S Bhandal, Amrik S Bhandal & Baljit
Contract type name	GDS Contract
Purpose of contract	General
Contract start date	01/04/2006
Contract end date	

17/18 Contracted general activity (UDA)	13,717
Carry forward general activity (UDA)	220
17/18 Contracted orthodontic activity (UOA)	0
Carry forward orthodontic activity (UOA)	0
Baseline contract value	£344,496.89

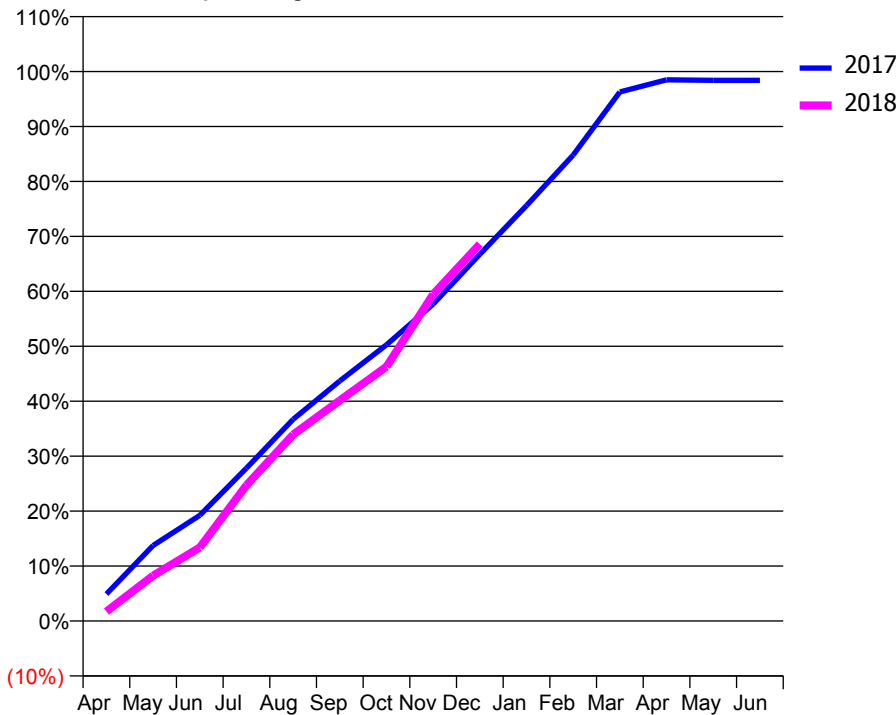
### ACCESS\*

Patients seen in 24 months	Total	Change since previous quarter
Quarter ending December 2016	4,559	
Quarter ending March 2017	4,558	→
Quarter ending June 2017	4,527	→
Quarter ending September 2017	4,518	→
Quarter ending December 2017	4,549	→
<b>Variance since December 2016</b>	<b>(0.2%)</b>	→



### ACTIVITY

Cumulative percentage of contracted UDA delivered 2017 & 2018



Month	Adjusted Scheduled Activity (UDA)	
	2017	2018
April	672	238
May	1,884	1,134
June	2,638	1,837
July	3,818	3,390
August	5,034	4,655
September	5,994	5,508
October	6,894	6,349
November	7,909	8,156
December	9,155	9,409
January	10,370	
February	11,632	
March	13,207	
April	13,509	
May	13,497	
June	13,497	

### QUALITY

	Quantity	Base Number	Contract	AT	Region	England
% of FP17s for the same patient ID Re-attending within 3 months - Children	21	1,026	2.0%	10.0%	11.8%	12.0%
% of FP17s for the same patient ID Re-attending within 3 months - Adults	183	2,775	6.6%	14.9%	15.3%	15.9%
% of FP17s for the same patient ID Re-attending between 3 & 9 months - Children	426	1,026	41.5%	51.7%	59.1%	58.0%
% of FP17s for the same patient ID Re-attending between 3 & 9 months - Adults	1,202	2,775	43.3%	47.2%	51.5%	50.5%
% of FP17s for Band 1 Urgent Courses	150	3,691	4.1%	8.0%	8.0%	9.0%
% of FP17s Relating to Free Repair or Replacements	52	3,691	1.4%	0.7%	0.8%	0.8%
% of FP17s Relating to Continuations	10	3,691	0.3%	0.9%	1.1%	1.1%
% of Patients satisfied with the dentistry they have received	8	8	N/A	91.6%	91.6%	91.5%
% of Patients satisfied with the time they had to wait for an appointment	7	8	N/A	89.9%	88.3%	87.9%

\* This is based on patients treated on this contract for their most recent course of treatment. Figures in italics indicate the base number of FP17s or Patient Questionnaire responses are less than 100. N/A is shown where the base number of responses is less than 10 during the period. % is calculated as Quantity/Base number\*100

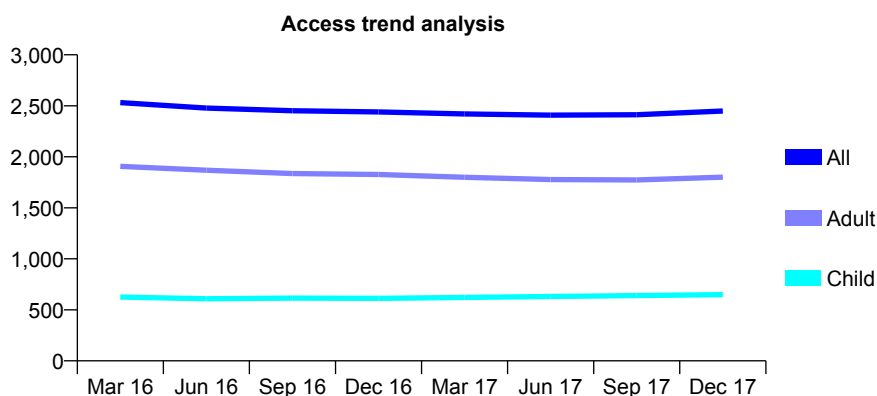
## Q54 - Vital Signs At a Glance Contract Report for 638633/0004 - December 2017

Name or company name	Balbir S Bhandal, Amrik S Bhandal & Baljit
Contract type name	GDS Contract
Purpose of contract	General
Contract start date	01/04/2006
Contract end date	

17/18 Contracted general activity (UDA)	7,522
Carry forward general activity (UDA)	-35
17/18 Contracted orthodontic activity (UOA)	0
Carry forward orthodontic activity (UOA)	0
Baseline contract value	£188,854.40

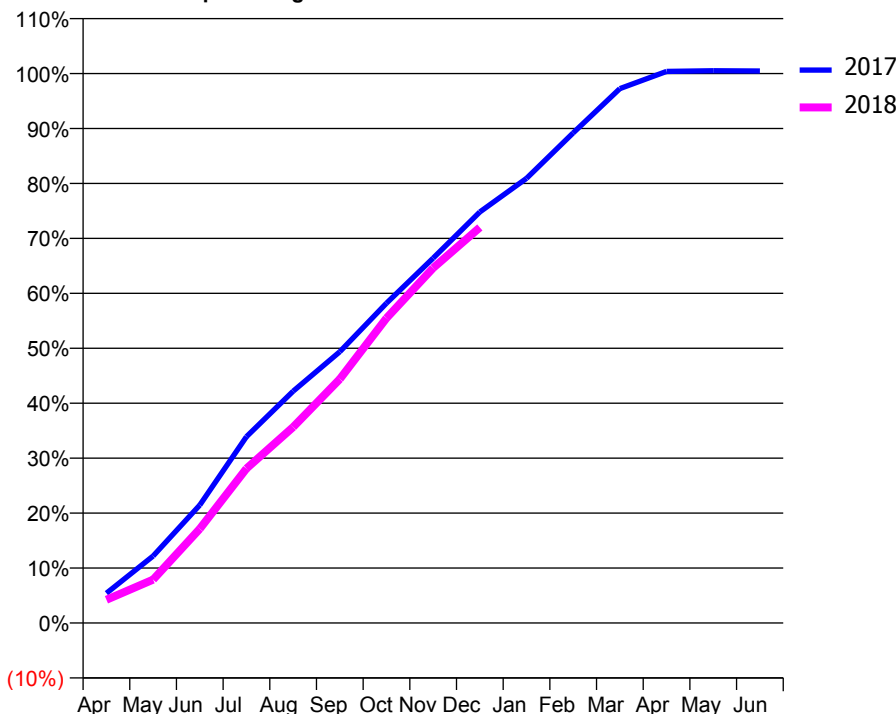
### ACCESS\*

Patients seen in 24 months	Total	Change since previous quarter
Quarter ending December 2016	2,440	
Quarter ending March 2017	2,420	→
Quarter ending June 2017	2,408	→
Quarter ending September 2017	2,413	→
Quarter ending December 2017	2,449	→
<b>Variance since December 2016</b>	<b>0.4%</b>	<b>→</b>



### ACTIVITY

Cumulative percentage of contracted UDA delivered 2017 & 2018



Month	Adjusted Scheduled Activity (UDA)	
	2017	2018
April	408	318
May	918	594
June	1,614	1,290
July	2,551	2,115
August	3,174	2,683
September	3,714	3,339
October	4,379	4,173
November	4,994	4,860
December	5,626	5,414
January	6,087	
February	6,709	
March	7,316	
April	7,550	
May	7,559	
June	7,557	

### QUALITY

	Quantity	Base Number	Contract	AT	Region	England
% of FP17s for the same patient ID Re-attending within 3 months - Children	39	622	6.3%	10.0%	11.8%	12.0%
% of FP17s for the same patient ID Re-attending within 3 months - Adults	148	1,469	10.1%	14.9%	15.3%	15.9%
% of FP17s for the same patient ID Re-attending between 3 & 9 months - Children	280	622	45.0%	51.7%	59.1%	58.0%
% of FP17s for the same patient ID Re-attending between 3 & 9 months - Adults	577	1,469	39.3%	47.2%	51.5%	50.5%
% of FP17s for Band 1 Urgent Courses	136	1,995	6.8%	8.0%	8.0%	9.0%
% of FP17s Relating to Free Repair or Replacements	14	1,995	0.7%	0.7%	0.8%	0.8%
% of FP17s Relating to Continuations	15	1,995	0.8%	0.9%	1.1%	1.1%
% of Patients satisfied with the dentistry they have received	2	2	N/A	91.6%	91.6%	91.5%
% of Patients satisfied with the time they had to wait for an appointment	2	2	N/A	89.9%	88.3%	87.9%

\* This is based on patients treated on this contract for their most recent course of treatment. Figures in italics indicate the base number of FP17s or Patient Questionnaire responses are less than 100. N/A is shown where the base number of responses is less than 10 during the period. % is calculated as Quantity/Base number\*100

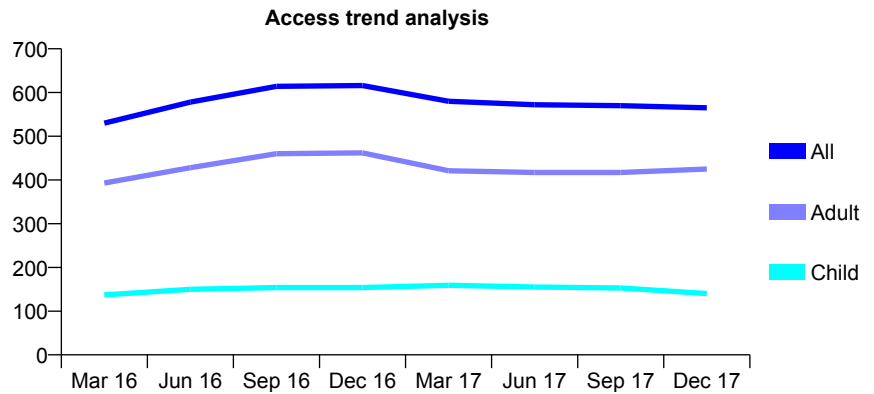
## Q54 - Vital Signs At a Glance Contract Report for 638633/0005 - December 2017

Name or company name	Balbir S Bhandal, Amrik S Bhandal & Baljit
Contract type name	GDS Contract
Purpose of contract	General and Orthodontic
Contract start date	01/04/2006
Contract end date	

17/18 Contracted general activity (UDA)	2,045
Carry forward general activity (UDA)	0
17/18 Contracted orthodontic activity (UOA)	450
Carry forward orthodontic activity (UOA)	0
Baseline contract value	£75,039.61

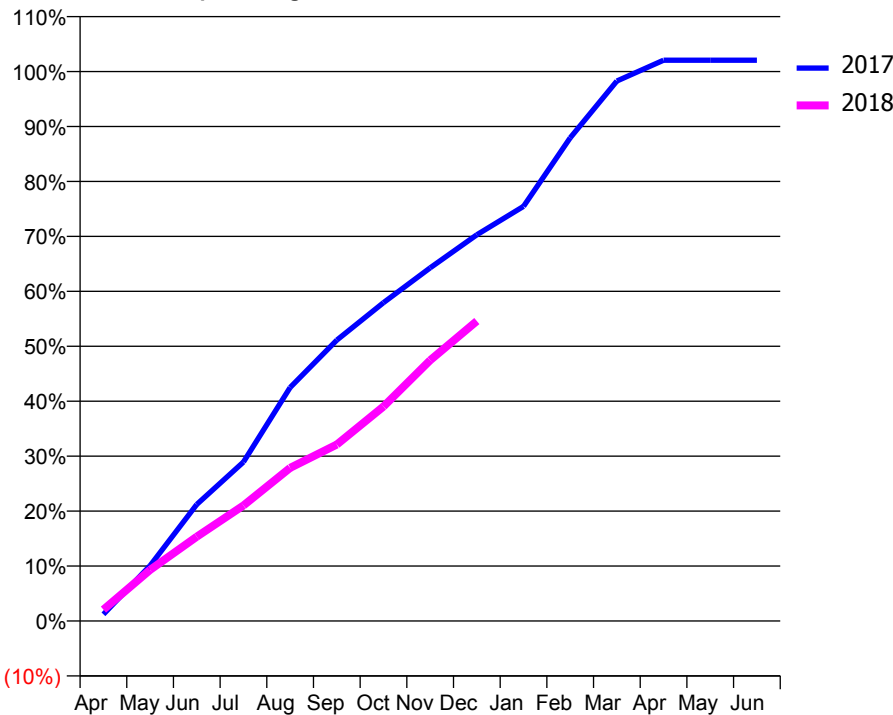
### ACCESS\*

Patients seen in 24 months	Total	Change since previous quarter
Quarter ending December 2016	616	
Quarter ending March 2017	580	↓
Quarter ending June 2017	572	↓
Quarter ending September 2017	570	→
Quarter ending December 2017	565	→
<b>Variance since December 2016</b>	<b>(8.3%)</b>	<b>↓</b>



### ACTIVITY

Cumulative percentage of contracted UDA delivered 2017 & 2018



Month	Adjusted Scheduled Activity (UDA)	
	2017	2018
April	25	42
May	206	190
June	434	314
July	592	430
August	869	570
September	1,045	657
October	1,185	798
November	1,314	971
December	1,438	1,116
January	1,543	
February	1,798	
March	2,010	
April	2,087	
May	2,087	
June	2,087	

### QUALITY

	Quantity	Base Number	Contract	AT	Region	England
% of FP17s for the same patient ID Re-attending within 3 months - Children	31	218	14.2%	10.0%	11.8%	12.0%
% of FP17s for the same patient ID Re-attending within 3 months - Adults	41	409	10.0%	14.9%	15.3%	15.9%
% of FP17s for the same patient ID Re-attending between 3 & 9 months - Children	90	218	41.3%	51.7%	59.1%	58.0%
% of FP17s for the same patient ID Re-attending between 3 & 9 months - Adults	254	409	62.1%	47.2%	51.5%	50.5%
% of FP17s for Band 1 Urgent Courses	22	561	3.9%	8.0%	8.0%	9.0%
% of FP17s Relating to Free Repair or Replacements	2	561	0.4%	0.7%	0.8%	0.8%
% of FP17s Relating to Continuations	4	561	0.7%	0.9%	1.1%	1.1%
% of Patients satisfied with the dentistry they have received	0	0	N/A	91.6%	91.6%	91.5%
% of Patients satisfied with the time they had to wait for an appointment	0	0	N/A	89.9%	88.3%	87.9%

\* This is based on patients treated on this contract for their most recent course of treatment. Figures in italics indicate the base number of FP17s or Patient Questionnaire responses are less than 100. N/A is shown where the base number of responses is less than 10 during the period. % is calculated as Quantity/Base number\*100

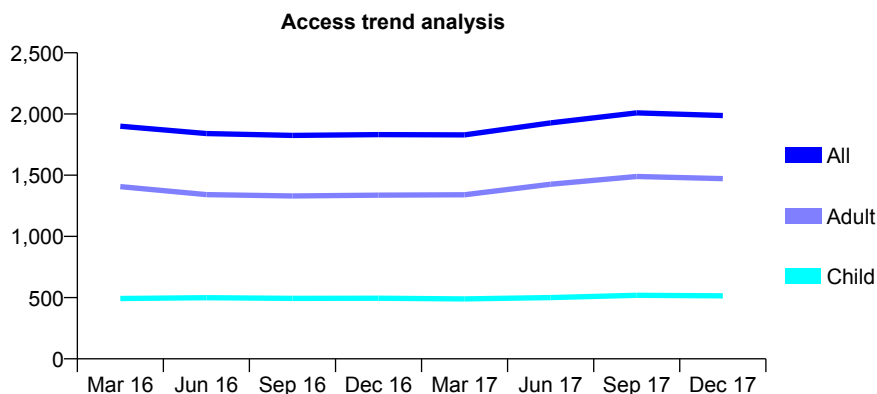
## Q54 - Vital Signs At a Glance Contract Report for 638633/0006 - December 2017

Name or company name	Balbir S Bhandal, Amrik S Bhandal & Baljit
Contract type name	GDS Contract
Purpose of contract	General
Contract start date	01/04/2006
Contract end date	

17/18 Contracted general activity (UDA)	6,103
Carry forward general activity (UDA)	169
17/18 Contracted orthodontic activity (UOA)	0
Carry forward orthodontic activity (UOA)	0
Baseline contract value	£133,397.84

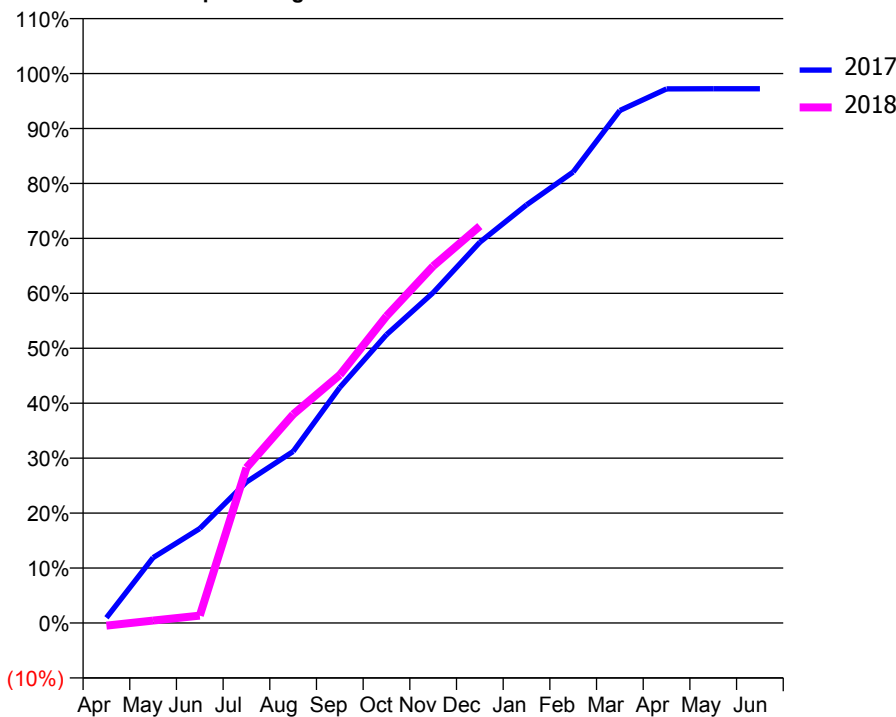
### ACCESS\*

Patients seen in 24 months	Total	Change since previous quarter
Quarter ending December 2016	1,832	
Quarter ending March 2017	1,830	→
Quarter ending June 2017	1,928	↑
Quarter ending September 2017	2,009	↑
Quarter ending December 2017	1,987	↓
<b>Variance since December 2016</b>	<b>8.5%</b>	<b>↑</b>



### ACTIVITY

Cumulative percentage of contracted UDA delivered 2017 & 2018



Month	Adjusted Scheduled Activity (UDA)	
	2017	2018
April	59	-30
May	727	28
June	1,050	82
July	1,566	1,725
August	1,905	2,317
September	2,616	2,755
October	3,202	3,409
November	3,669	3,964
December	4,228	4,408
January	4,644	
February	5,009	
March	5,693	
April	5,933	
May	5,934	
June	5,934	

### QUALITY

	Quantity	Base Number	Contract	AT	Region	England
% of FP17s for the same patient ID Re-attending within 3 months - Children	11	498	2.2%	10.0%	11.8%	12.0%
% of FP17s for the same patient ID Re-attending within 3 months - Adults	77	1,321	5.8%	14.9%	15.3%	15.9%
% of FP17s for the same patient ID Re-attending between 3 & 9 months - Children	225	498	45.2%	51.7%	59.1%	58.0%
% of FP17s for the same patient ID Re-attending between 3 & 9 months - Adults	465	1,321	35.2%	47.2%	51.5%	50.5%
% of FP17s for Band 1 Urgent Courses	78	1,753	4.4%	8.0%	8.0%	9.0%
% of FP17s Relating to Free Repair or Replacements	8	1,753	0.5%	0.7%	0.8%	0.8%
% of FP17s Relating to Continuations	5	1,753	0.3%	0.9%	1.1%	1.1%
% of Patients satisfied with the dentistry they have received	4	4	N/A	91.6%	91.6%	91.5%
% of Patients satisfied with the time they had to wait for an appointment	4	4	N/A	89.9%	88.3%	87.9%

\* This is based on patients treated on this contract for their most recent course of treatment. Figures in italics indicate the base number of FP17s or Patient Questionnaire responses are less than 100. N/A is shown where the base number of responses is less than 10 during the period. % is calculated as Quantity/Base number\*100

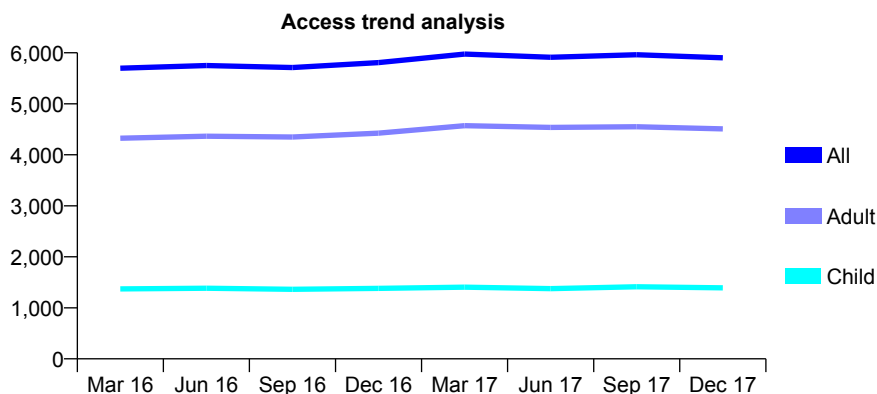
## Q54 - Vital Signs At a Glance Contract Report for 638633/0007 - December 2017

Name or company name	Balbir S Bhandal, Amrik S Bhandal & Baljit
Contract type name	GDS Contract
Purpose of contract	General
Contract start date	01/04/2006
Contract end date	

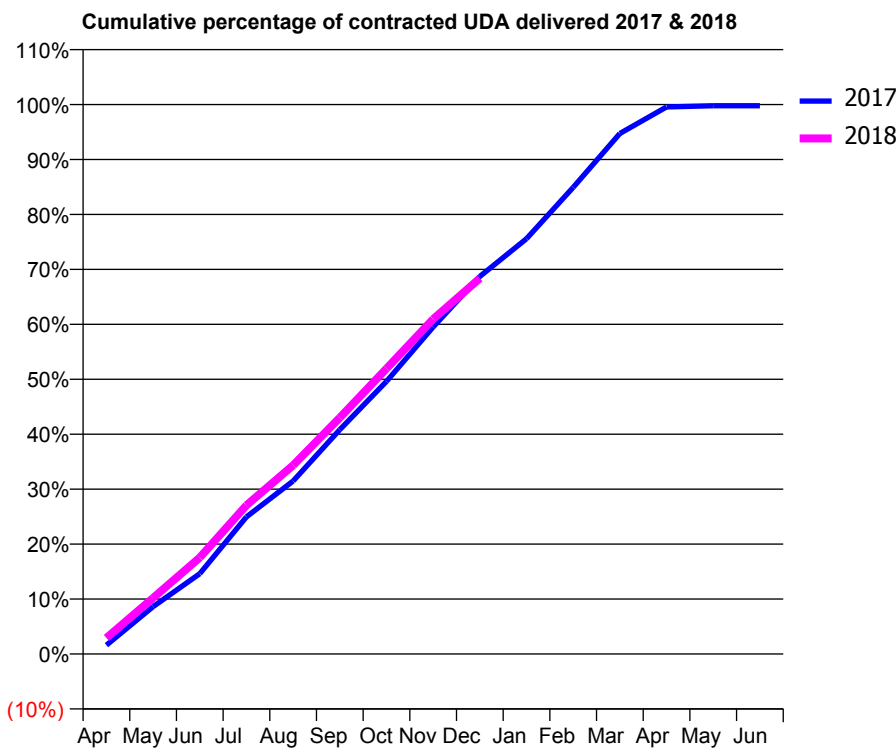
17/18 Contracted general activity (UDA)	19,396
Carry forward general activity (UDA)	41
17/18 Contracted orthodontic activity (UOA)	0
Carry forward orthodontic activity (UOA)	0
Baseline contract value	£449,904.20

### ACCESS\*

Patients seen in 24 months	Total	Change since previous quarter
Quarter ending December 2016	5,807	
Quarter ending March 2017	5,974	↑
Quarter ending June 2017	5,912	↓
Quarter ending September 2017	5,962	→
Quarter ending December 2017	5,901	↓
<b>Variance since December 2016</b>	<b>1.6%</b>	<b>→</b>



### ACTIVITY



Month	Adjusted Scheduled Activity (UDA)	
	2017	2018
April	315	568
May	1,672	1,980
June	2,838	3,403
July	4,840	5,252
August	6,108	6,664
September	7,920	8,342
October	9,625	10,076
November	11,542	11,819
December	13,329	13,259
January	14,657	
February	16,473	
March	18,373	
April	19,312	
May	19,354	
June	19,354	

### QUALITY

	Quantity	Base Number	Contract	AT	Region	England
% of FP17s for the same patient ID Re-attending within 3 months - Children	90	1,381	6.5%	10.0%	11.8%	12.0%
% of FP17s for the same patient ID Re-attending within 3 months - Adults	503	4,065	12.4%	14.9%	15.3%	15.9%
% of FP17s for the same patient ID Re-attending between 3 & 9 months - Children	672	1,381	48.7%	51.7%	59.1%	58.0%
% of FP17s for the same patient ID Re-attending between 3 & 9 months - Adults	1,916	4,065	47.1%	47.2%	51.5%	50.5%
% of FP17s for Band 1 Urgent Courses	288	5,086	5.7%	8.0%	8.0%	9.0%
% of FP17s Relating to Free Repair or Replacements	52	5,086	1.0%	0.7%	0.8%	0.8%
% of FP17s Relating to Continuations	61	5,086	1.2%	0.9%	1.1%	1.1%
% of Patients satisfied with the dentistry they have received	5	5	N/A	91.6%	91.6%	91.5%
% of Patients satisfied with the time they had to wait for an appointment	5	5	N/A	89.9%	88.3%	87.9%

\* This is based on patients treated on this contract for their most recent course of treatment. Figures in italics indicate the base number of FP17s or Patient Questionnaire responses are less than 100. N/A is shown where the base number of responses is less than 10 during the period. % is calculated as Quantity/Base number\*100

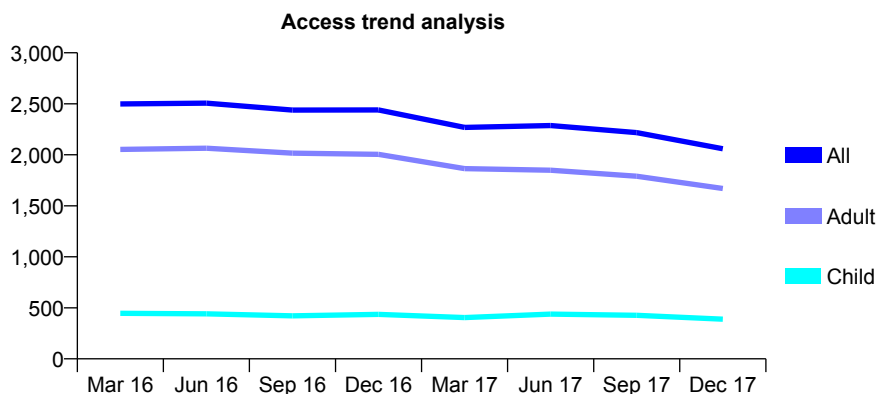
## Q54 - Vital Signs At a Glance Contract Report for 638633/0008 - December 2017

Name or company name	Balbir S Bhandal, Amrik S Bhandal & Baljit
Contract type name	GDS Contract
Purpose of contract	General
Contract start date	01/04/2006
Contract end date	

17/18 Contracted general activity (UDA)	9,466
Carry forward general activity (UDA)	-20
17/18 Contracted orthodontic activity (UOA)	0
Carry forward orthodontic activity (UOA)	0
Baseline contract value	£230,082.61

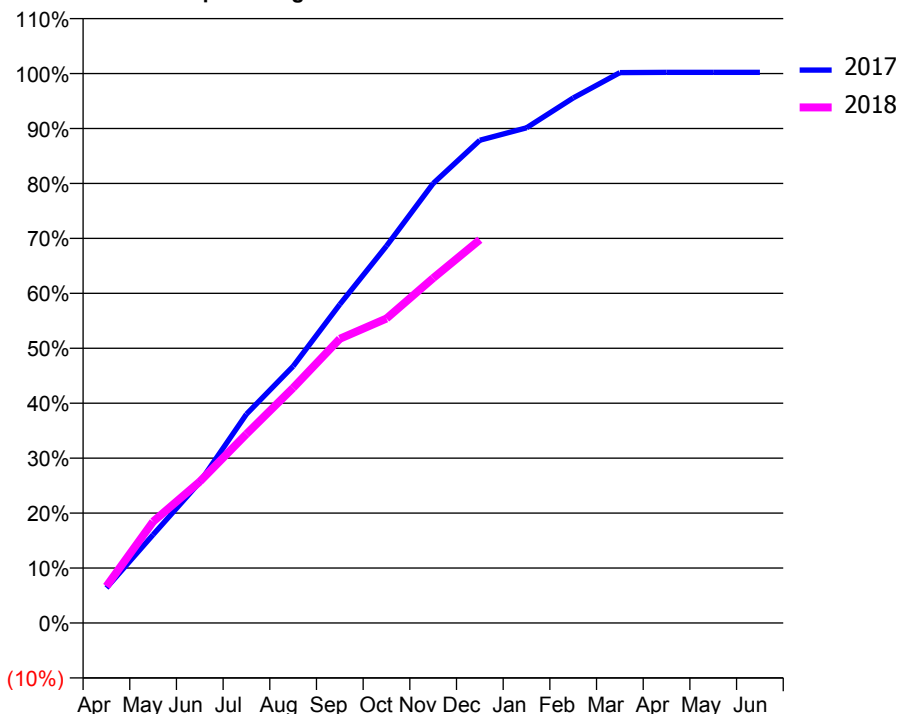
### ACCESS\*

Patients seen in 24 months	Total	Change since previous quarter
Quarter ending December 2016	2,440	
Quarter ending March 2017	2,269	↓
Quarter ending June 2017	2,287	→
Quarter ending September 2017	2,217	↓
Quarter ending December 2017	2,059	↓
<b>Variance since December 2016</b>	<b>(15.6%)</b>	<b>↓</b>



### ACTIVITY

Cumulative percentage of contracted UDA delivered 2017 & 2018



Adjusted Scheduled Activity (UDA)

Month	2017	2018
April	606	633
May	1,522	1,748
June	2,427	2,436
July	3,598	3,256
August	4,422	4,050
September	5,489	4,897
October	6,495	5,246
November	7,573	5,941
December	8,316	6,602
January	8,529	
February	9,044	
March	9,482	
April	9,486	
May	9,486	
June	9,486	

### QUALITY

	Quantity	Base Number	Contract	AT	Region	England
% of FP17s for the same patient ID Re-attending within 3 months - Children	7	345	2.0%	10.0%	11.8%	12.0%
% of FP17s for the same patient ID Re-attending within 3 months - Adults	73	1,210	6.0%	14.9%	15.3%	15.9%
% of FP17s for the same patient ID Re-attending between 3 & 9 months - Children	132	345	38.3%	51.7%	59.1%	58.0%
% of FP17s for the same patient ID Re-attending between 3 & 9 months - Adults	516	1,210	42.6%	47.2%	51.5%	50.5%
% of FP17s for Band 1 Urgent Courses	61	1,553	3.9%	8.0%	8.0%	9.0%
% of FP17s Relating to Free Repair or Replacements	1	1,553	0.1%	0.7%	0.8%	0.8%
% of FP17s Relating to Continuations	10	1,553	0.6%	0.9%	1.1%	1.1%
% of Patients satisfied with the dentistry they have received	6	6	N/A	91.6%	91.6%	91.5%
% of Patients satisfied with the time they had to wait for an appointment	6	6	N/A	89.9%	88.3%	87.9%

\* This is based on patients treated on this contract for their most recent course of treatment. Figures in italics indicate the base number of FP17s or Patient Questionnaire responses are less than 100. N/A is shown where the base number of responses is less than 10 during the period. % is calculated as Quantity/Base number\*100



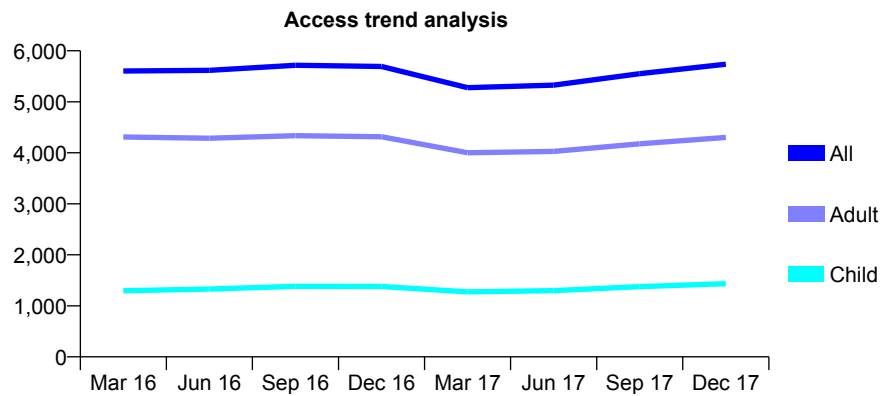
## Q54 - Vital Signs At a Glance Contract Report for 638633/0009 - December 2017

Name or company name	Balbir S Bhandal, Amrik S Bhandal & Baljit
Contract type name	GDS Contract
Purpose of contract	General
Contract start date	01/04/2006
Contract end date	

17/18 Contracted general activity (UDA)	18,695
Carry forward general activity (UDA)	22
17/18 Contracted orthodontic activity (UOA)	0
Carry forward orthodontic activity (UOA)	0
Baseline contract value	£435,906.41

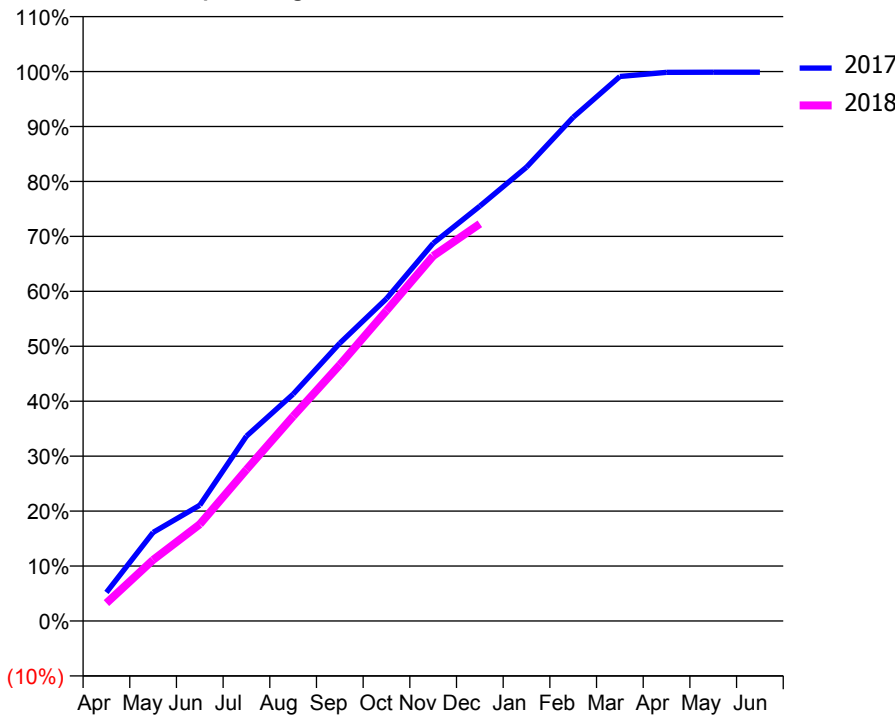
### ACCESS\*

Patients seen in 24 months	Total	Change since previous quarter
Quarter ending December 2016	5,693	
Quarter ending March 2017	5,276	↓
Quarter ending June 2017	5,327	→
Quarter ending September 2017	5,552	↑
Quarter ending December 2017	5,736	↑
<b>Variance since December 2016</b>	<b>0.8%</b>	<b>→</b>



### ACTIVITY

Cumulative percentage of contracted UDA delivered 2017 & 2018



Month	Adjusted Scheduled Activity (UDA)	
	2017	2018
April	975	611
May	3,016	2,082
June	3,941	3,291
July	6,289	5,152
August	7,720	6,965
September	9,450	8,718
October	10,967	10,557
November	12,851	12,420
December	14,116	13,513
January	15,440	
February	17,136	
March	18,526	
April	18,665	
May	18,672	
June	18,672	

### QUALITY

	Quantity	Base Number	Contract	AT	Region	England
% of FP17s for the same patient ID Re-attending within 3 months - Children	51	1,470	3.5%	10.0%	11.8%	12.0%
% of FP17s for the same patient ID Re-attending within 3 months - Adults	329	3,860	8.5%	14.9%	15.3%	15.9%
% of FP17s for the same patient ID Re-attending between 3 & 9 months - Children	671	1,470	45.6%	51.7%	59.1%	58.0%
% of FP17s for the same patient ID Re-attending between 3 & 9 months - Adults	1,583	3,860	41.0%	47.2%	51.5%	50.5%
% of FP17s for Band 1 Urgent Courses	307	5,298	5.8%	8.0%	8.0%	9.0%
% of FP17s Relating to Free Repair or Replacements	43	5,298	0.8%	0.7%	0.8%	0.8%
% of FP17s Relating to Continuations	18	5,298	0.3%	0.9%	1.1%	1.1%
% of Patients satisfied with the dentistry they have received	7	7	N/A	91.6%	91.6%	91.5%
% of Patients satisfied with the time they had to wait for an appointment	7	7	N/A	89.9%	88.3%	87.9%

\* This is based on patients treated on this contract for their most recent course of treatment. Figures in italics indicate the base number of FP17s or Patient Questionnaire responses are less than 100. N/A is shown where the base number of responses is less than 10 during the period. % is calculated as Quantity/Base number\*100

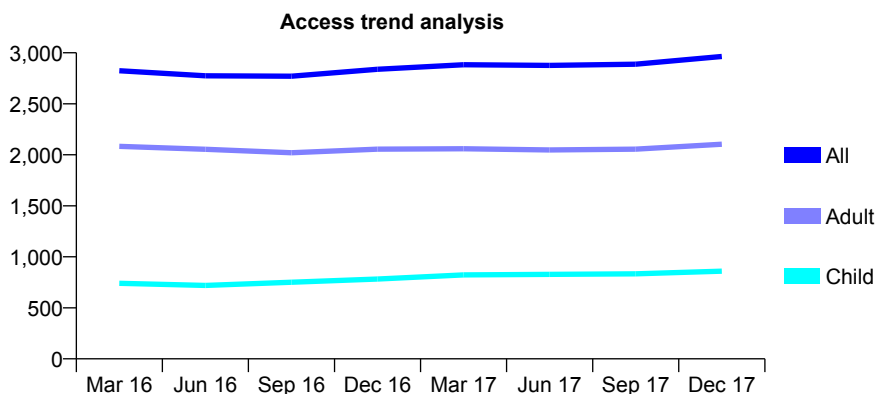
## Q54 - Vital Signs At a Glance Contract Report for 638633/0010 - December 2017

Name or company name	Balbir S Bhandal, Amrik S Bhandal & Baljit
Contract type name	GDS Contract
Purpose of contract	General
Contract start date	01/04/2006
Contract end date	

17/18 Contracted general activity (UDA)	11,660
Carry forward general activity (UDA)	302
17/18 Contracted orthodontic activity (UOA)	0
Carry forward orthodontic activity (UOA)	0
Baseline contract value	£302,190.53

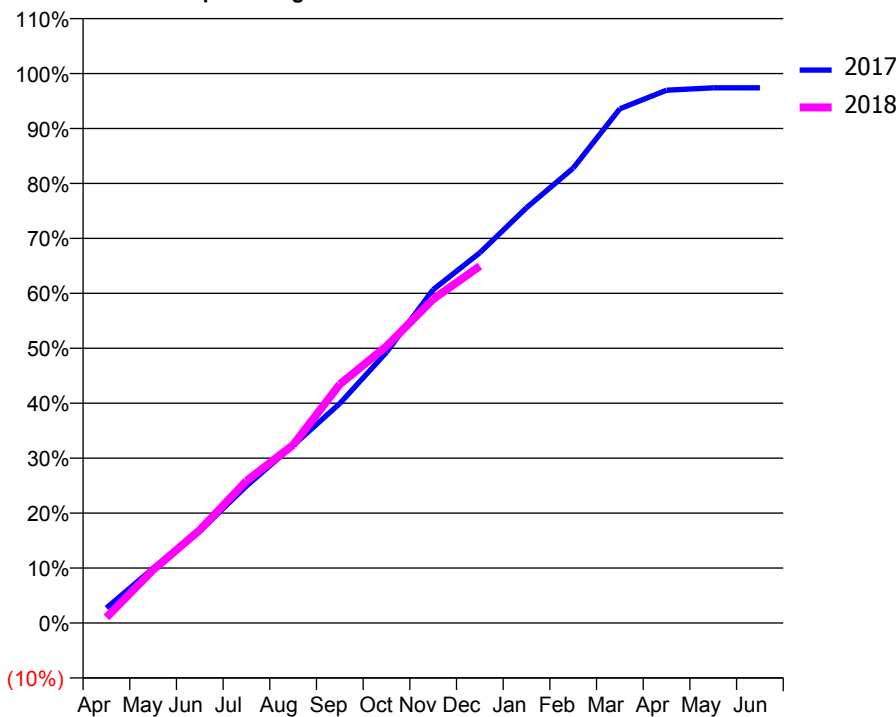
### ACCESS\*

Patients seen in 24 months	Total	Change since previous quarter
Quarter ending December 2016	2,838	
Quarter ending March 2017	2,883	→
Quarter ending June 2017	2,876	→
Quarter ending September 2017	2,888	→
Quarter ending December 2017	2,964	↑
<b>Variance since December 2016</b>	<b>4.4%</b>	<b>↑</b>



### ACTIVITY

Cumulative percentage of contracted UDA delivered 2017 & 2018



Month	Adjusted Scheduled Activity (UDA)	
	2017	2018
April	319	119
May	1,161	1,128
June	1,952	1,973
July	2,908	3,015
August	3,768	3,780
September	4,658	5,065
October	5,745	5,873
November	7,074	6,870
December	7,857	7,574
January	8,813	
February	9,652	
March	10,912	
April	11,306	
May	11,357	
June	11,358	

### QUALITY

	Quantity	Base Number	Contract	AT	Region	England
% of FP17s for the same patient ID Re-attending within 3 months - Children	60	827	7.3%	10.0%	11.8%	12.0%
% of FP17s for the same patient ID Re-attending within 3 months - Adults	194	1,802	10.8%	14.9%	15.3%	15.9%
% of FP17s for the same patient ID Re-attending between 3 & 9 months - Children	353	827	42.7%	51.7%	59.1%	58.0%
% of FP17s for the same patient ID Re-attending between 3 & 9 months - Adults	636	1,802	35.3%	47.2%	51.5%	50.5%
% of FP17s for Band 1 Urgent Courses	157	2,501	6.3%	8.0%	8.0%	9.0%
% of FP17s Relating to Free Repair or Replacements	5	2,501	0.2%	0.7%	0.8%	0.8%
% of FP17s Relating to Continuations	16	2,501	0.6%	0.9%	1.1%	1.1%
% of Patients satisfied with the dentistry they have received	4	4	N/A	91.6%	91.6%	91.5%
% of Patients satisfied with the time they had to wait for an appointment	4	4	N/A	89.9%	88.3%	87.9%

\* This is based on patients treated on this contract for their most recent course of treatment. Figures in italics indicate the base number of FP17s or Patient Questionnaire responses are less than 100. N/A is shown where the base number of responses is less than 10 during the period. % is calculated as Quantity/Base number\*100

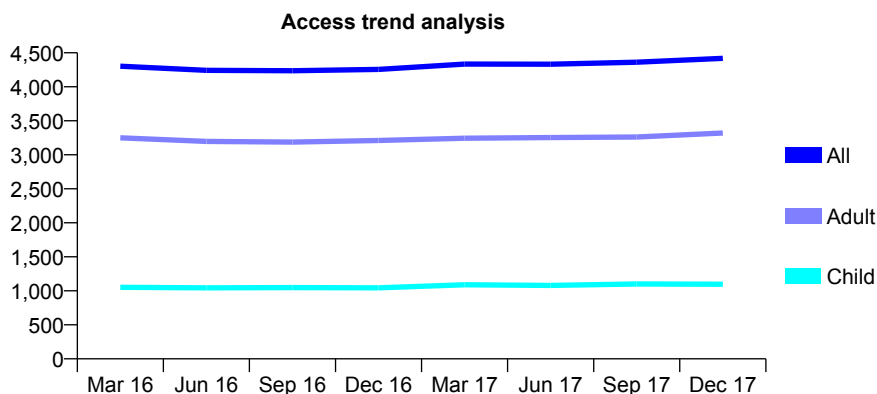
## Q54 - Vital Signs At a Glance Contract Report for 638633/0011 - December 2017

Name or company name	Balbir S Bhandal, Amrik S Bhandal & Baljit
Contract type name	GDS Contract
Purpose of contract	General and Orthodontic
Contract start date	01/04/2006
Contract end date	

17/18 Contracted general activity (UDA)	13,730
Carry forward general activity (UDA)	0
17/18 Contracted orthodontic activity (UOA)	529
Carry forward orthodontic activity (UOA)	0
Baseline contract value	£373,707.46

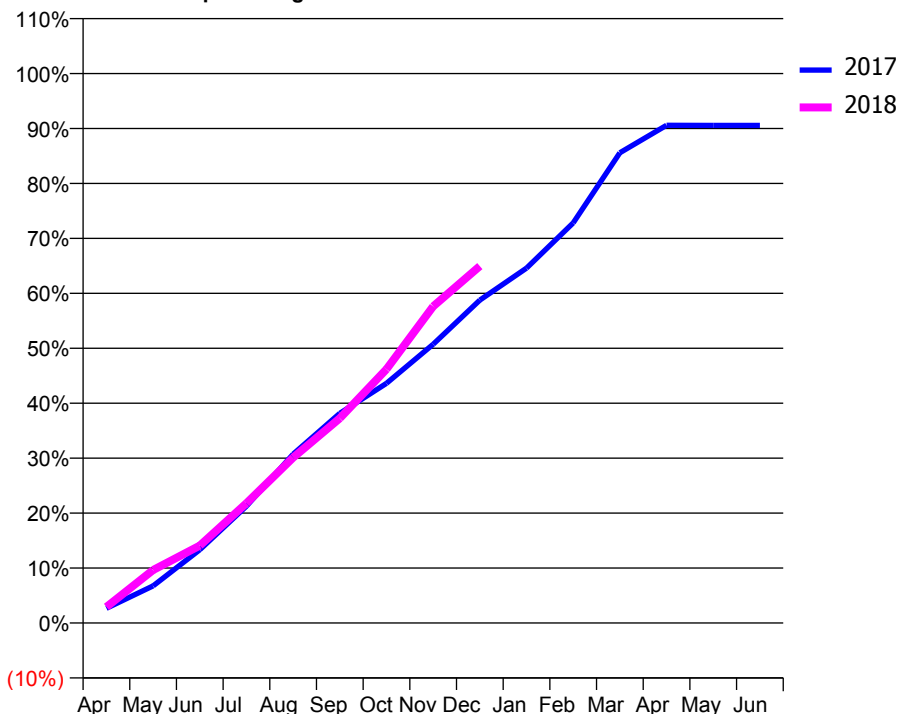
### ACCESS\*

Patients seen in 24 months	Total	Change since previous quarter
Quarter ending December 2016	4,256	
Quarter ending March 2017	4,334	→
Quarter ending June 2017	4,332	→
Quarter ending September 2017	4,362	→
Quarter ending December 2017	4,418	→
<b>Variance since December 2016</b>	<b>3.8%</b>	<b>↑</b>



### ACTIVITY

Cumulative percentage of contracted UDA delivered 2017 & 2018



Month	Adjusted Scheduled Activity (UDA)	
	2017	2018
April	368	402
May	929	1,323
June	1,830	1,933
July	2,921	2,993
August	4,221	4,132
September	5,238	5,115
October	5,991	6,343
November	6,966	7,913
December	8,067	8,918
January	8,867	
February	9,997	
March	11,749	
April	12,435	
May	12,434	
June	12,434	

### QUALITY

	Quantity	Base Number	Contract	AT	Region	England
% of FP17s for the same patient ID Re-attending within 3 months - Children	46	1,192	3.9%	10.0%	11.8%	12.0%
% of FP17s for the same patient ID Re-attending within 3 months - Adults	233	3,299	7.1%	14.9%	15.3%	15.9%
% of FP17s for the same patient ID Re-attending between 3 & 9 months - Children	799	1,192	67.0%	51.7%	59.1%	58.0%
% of FP17s for the same patient ID Re-attending between 3 & 9 months - Adults	2,051	3,299	62.2%	47.2%	51.5%	50.5%
% of FP17s for Band 1 Urgent Courses	171	4,141	4.1%	8.0%	8.0%	9.0%
% of FP17s Relating to Free Repair or Replacements	34	4,141	0.8%	0.7%	0.8%	0.8%
% of FP17s Relating to Continuations	17	4,141	0.4%	0.9%	1.1%	1.1%
% of Patients satisfied with the dentistry they have received	3	3	N/A	91.6%	91.6%	91.5%
% of Patients satisfied with the time they had to wait for an appointment	3	3	N/A	89.9%	88.3%	87.9%

\* This is based on patients treated on this contract for their most recent course of treatment. Figures in italics indicate the base number of FP17s or Patient Questionnaire responses are less than 100. N/A is shown where the base number of responses is less than 10 during the period. % is calculated as Quantity/Base number\*100

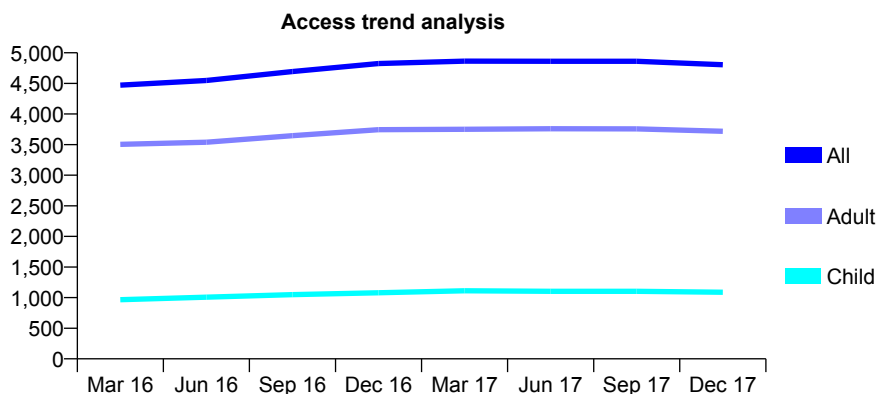
## Q54 - Vital Signs At a Glance Contract Report for 638633/0013 - December 2017

Name or company name	Balbir S Bhandal, Amrik S Bhandal & Baljit
Contract type name	GDS Contract
Purpose of contract	General
Contract start date	01/04/2006
Contract end date	

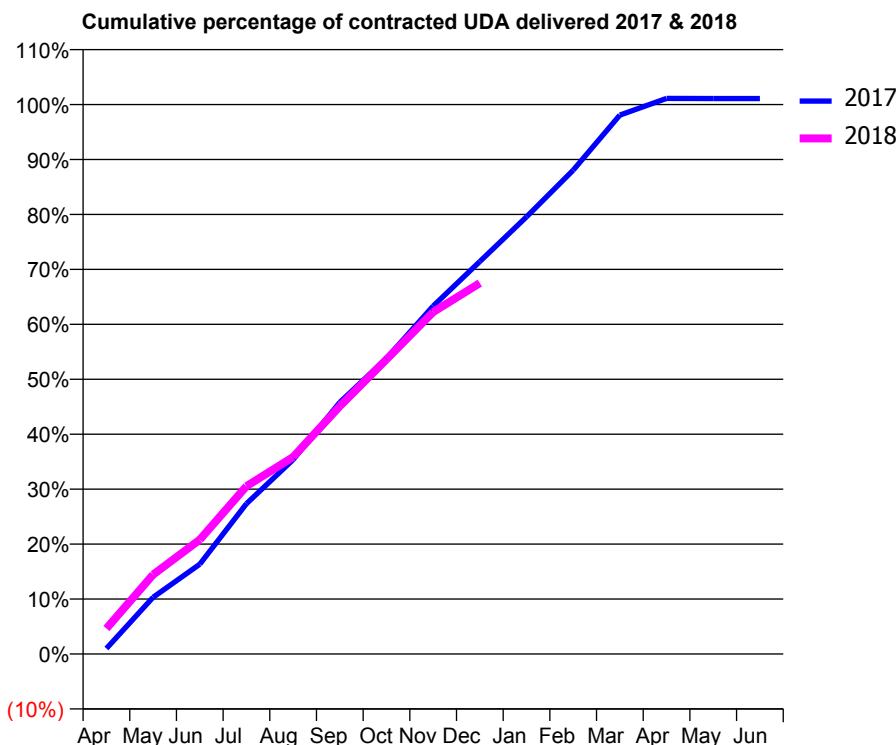
17/18 Contracted general activity (UDA)	16,321
Carry forward general activity (UDA)	-178
17/18 Contracted orthodontic activity (UOA)	0
Carry forward orthodontic activity (UOA)	0
Baseline contract value	£351,205.07

### ACCESS\*

Patients seen in 24 months	Total	Change since previous quarter
Quarter ending December 2016	4,825	
Quarter ending March 2017	4,863	→
Quarter ending June 2017	4,862	→
Quarter ending September 2017	4,861	→
Quarter ending December 2017	4,806	↓
<b>Variance since December 2016</b>	<b>(0.4%)</b>	→



### ACTIVITY



Month	Adjusted Scheduled Activity (UDA)	
	2017	2018
April	165	758
May	1,684	2,359
June	2,666	3,396
July	4,465	4,985
August	5,772	5,851
September	7,475	7,362
October	8,782	8,752
November	10,334	10,156
December	11,657	11,016
January	12,986	
February	14,372	
March	16,007	
April	16,501	
May	16,498	
June	16,498	

### QUALITY

	Quantity	Base Number	Contract	AT	Region	England
% of FP17s for the same patient ID Re-attending within 3 months - Children	41	1,023	4.0%	10.0%	11.8%	12.0%
% of FP17s for the same patient ID Re-attending within 3 months - Adults	205	3,186	6.4%	14.9%	15.3%	15.9%
% of FP17s for the same patient ID Re-attending between 3 & 9 months - Children	491	1,023	48.0%	51.7%	59.1%	58.0%
% of FP17s for the same patient ID Re-attending between 3 & 9 months - Adults	1,590	3,186	49.9%	47.2%	51.5%	50.5%
% of FP17s for Band 1 Urgent Courses	152	4,048	3.8%	8.0%	8.0%	9.0%
% of FP17s Relating to Free Repair or Replacements	32	4,048	0.8%	0.7%	0.8%	0.8%
% of FP17s Relating to Continuations	11	4,048	0.3%	0.9%	1.1%	1.1%
% of Patients satisfied with the dentistry they have received	7	7	N/A	91.6%	91.6%	91.5%
% of Patients satisfied with the time they had to wait for an appointment	7	7	N/A	89.9%	88.3%	87.9%

\* This is based on patients treated on this contract for their most recent course of treatment. Figures in italics indicate the base number of FP17s or Patient Questionnaire responses are less than 100. N/A is shown where the base number of responses is less than 10 during the period. % is calculated as Quantity/Base number\*100

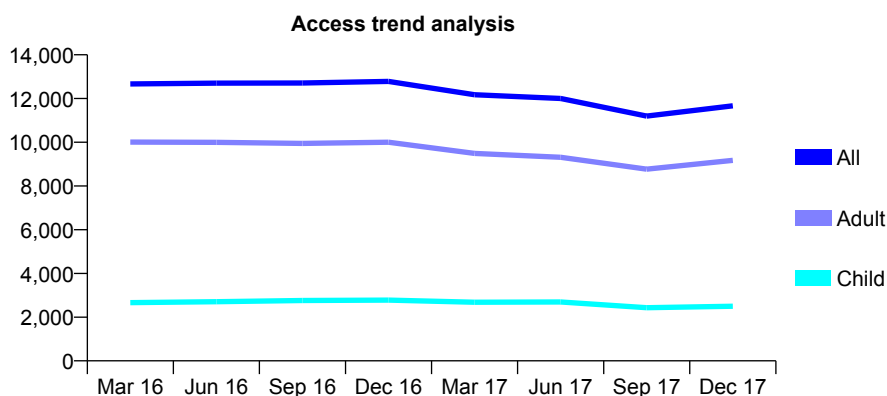
## Q54 - Vital Signs At a Glance Contract Report for 638633/0014 - December 2017

Name or company name	Balbir S Bhandal, Amrik S Bhandal & Baljit
Contract type name	GDS Contract
Purpose of contract	General
Contract start date	01/04/2006
Contract end date	

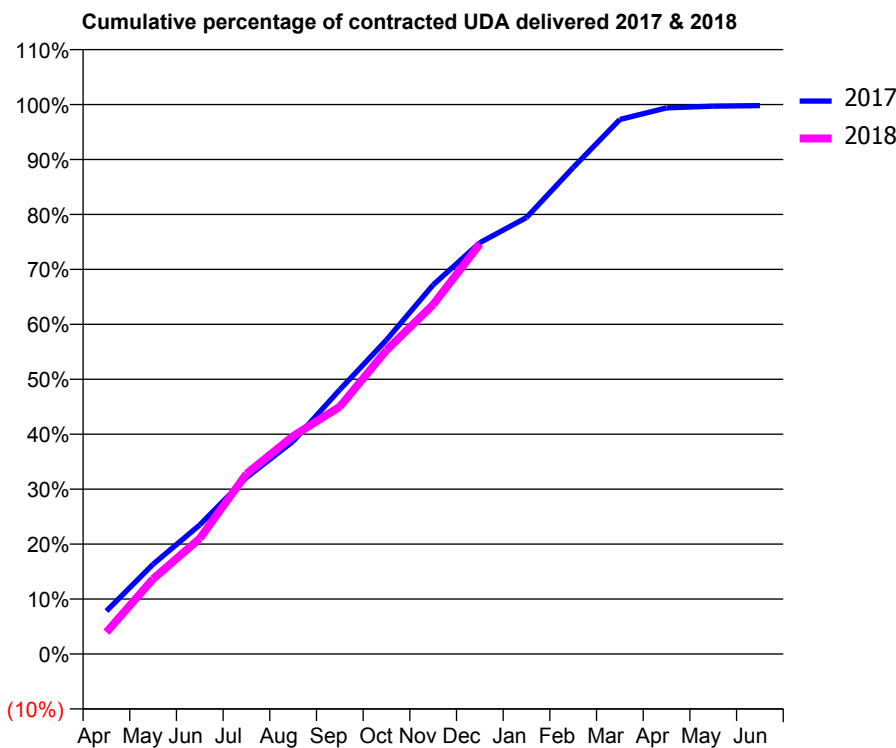
17/18 Contracted general activity (UDA)	39,989
Carry forward general activity (UDA)	80
17/18 Contracted orthodontic activity (UOA)	0
Carry forward orthodontic activity (UOA)	0
Baseline contract value	£944,890.59

### ACCESS\*

Patients seen in 24 months	Total	Change since previous quarter
Quarter ending December 2016	12,782	
Quarter ending March 2017	12,172	↓
Quarter ending June 2017	12,005	↓
Quarter ending September 2017	11,199	↓
Quarter ending December 2017	11,669	↑
<b>Variance since December 2016</b>	<b>(8.7%)</b>	<b>↓</b>



### ACTIVITY



Month	Adjusted Scheduled Activity (UDA)	
	2017	2018
April	3,134	1,584
May	6,534	5,464
June	9,398	8,406
July	12,847	13,111
August	15,487	15,865
September	19,234	17,994
October	22,861	22,110
November	26,863	25,433
December	29,933	29,843
January	31,768	
February	35,406	
March	38,895	
April	39,745	
May	39,874	
June	39,908	

### QUALITY

	Quantity	Base Number	Contract	AT	Region	England
% of FP17s for the same patient ID Re-attending within 3 months - Children	105	2,364	4.4%	10.0%	11.8%	12.0%
% of FP17s for the same patient ID Re-attending within 3 months - Adults	842	7,890	10.7%	14.9%	15.3%	15.9%
% of FP17s for the same patient ID Re-attending between 3 & 9 months - Children	1,108	2,364	46.9%	51.7%	59.1%	58.0%
% of FP17s for the same patient ID Re-attending between 3 & 9 months - Adults	3,074	7,890	39.0%	47.2%	51.5%	50.5%
% of FP17s for Band 1 Urgent Courses	335	10,086	3.3%	8.0%	8.0%	9.0%
% of FP17s Relating to Free Repair or Replacements	34	10,086	0.3%	0.7%	0.8%	0.8%
% of FP17s Relating to Continuations	36	10,086	0.4%	0.9%	1.1%	1.1%
% of Patients satisfied with the dentistry they have received	6	6	N/A	91.6%	91.6%	91.5%
% of Patients satisfied with the time they had to wait for an appointment	6	6	N/A	89.9%	88.3%	87.9%

\* This is based on patients treated on this contract for their most recent course of treatment. Figures in italics indicate the base number of FP17s or Patient Questionnaire responses are less than 100. N/A is shown where the base number of responses is less than 10 during the period. % is calculated as Quantity/Base number\*100

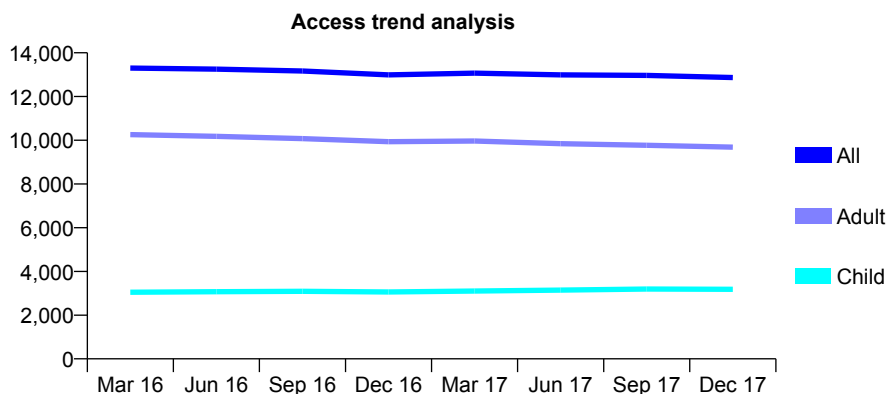
## Q54 - Vital Signs At a Glance Contract Report for 638633/0015 - December 2017

Name or company name	Balbir S Bhandal, Amrik S Bhandal & Baljit
Contract type name	GDS Contract
Purpose of contract	General
Contract start date	01/04/2006
Contract end date	

17/18 Contracted general activity (UDA)	42,991
Carry forward general activity (UDA)	719
17/18 Contracted orthodontic activity (UOA)	0
Carry forward orthodontic activity (UOA)	0
Baseline contract value	£1,001,118.60

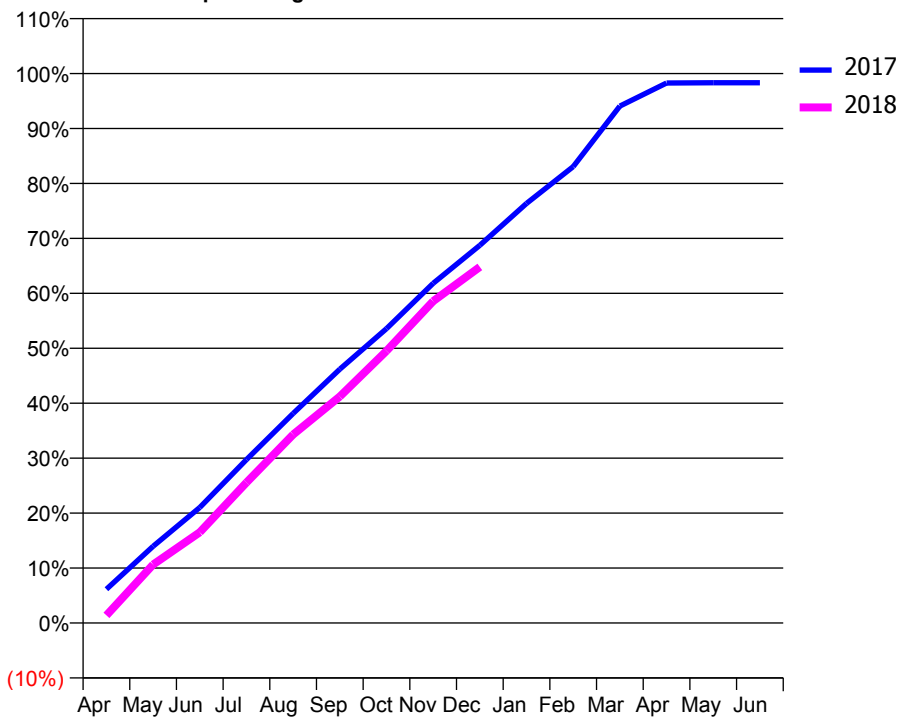
### ACCESS\*

Patients seen in 24 months	Total	Change since previous quarter
Quarter ending December 2016	12,991	
Quarter ending March 2017	13,068	→
Quarter ending June 2017	12,988	→
Quarter ending September 2017	12,963	→
Quarter ending December 2017	12,870	→
<b>Variance since December 2016</b>	<b>(0.9%)</b>	→



### ACTIVITY

Cumulative percentage of contracted UDA delivered 2017 & 2018



Month	Adjusted Scheduled Activity (UDA)	
	2017	2018
April	2,645	602
May	6,008	4,579
June	9,035	7,098
July	12,784	10,988
August	16,396	14,745
September	19,863	17,716
October	23,031	21,291
November	26,578	25,182
December	29,547	27,861
January	32,824	
February	35,701	
March	40,444	
April	42,245	
May	42,268	
June	42,272	

### QUALITY

	Quantity	Base Number	Contract	AT	Region	England
% of FP17s for the same patient ID Re-attending within 3 months - Children	166	3,055	5.4%	10.0%	11.8%	12.0%
% of FP17s for the same patient ID Re-attending within 3 months - Adults	977	8,959	10.9%	14.9%	15.3%	15.9%
% of FP17s for the same patient ID Re-attending between 3 & 9 months - Children	1,522	3,055	49.8%	51.7%	59.1%	58.0%
% of FP17s for the same patient ID Re-attending between 3 & 9 months - Adults	4,537	8,959	50.6%	47.2%	51.5%	50.5%
% of FP17s for Band 1 Urgent Courses	452	10,789	4.2%	8.0%	8.0%	9.0%
% of FP17s Relating to Free Repair or Replacements	108	10,789	1.0%	0.7%	0.8%	0.8%
% of FP17s Relating to Continuations	84	10,789	0.8%	0.9%	1.1%	1.1%
% of Patients satisfied with the dentistry they have received	22	22	100.0%	91.6%	91.6%	91.5%
% of Patients satisfied with the time they had to wait for an appointment	20	22	90.9%	89.9%	88.3%	87.9%

\* This is based on patients treated on this contract for their most recent course of treatment. Figures in italics indicate the base number of FP17s or Patient Questionnaire responses are less than 100. N/A is shown where the base number of responses is less than 10 during the period. % is calculated as Quantity/Base number\*100

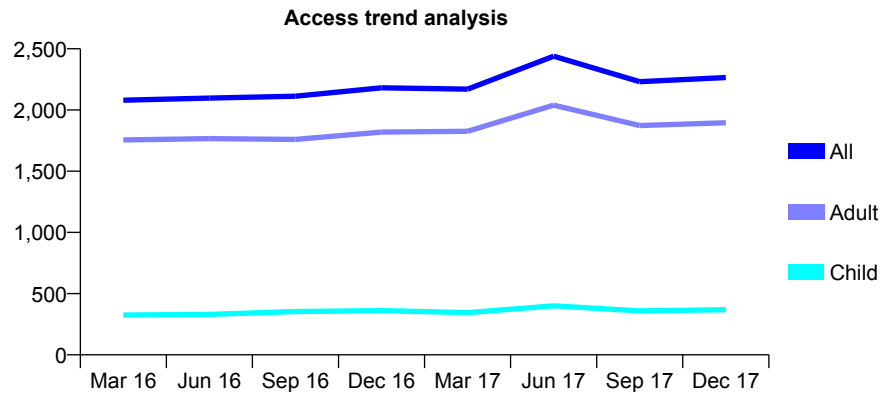
## Q54 - Vital Signs At a Glance Contract Report for 638633/0016 - December 2017

Name or company name	Balbir S Bhandal, Amrik S Bhandal & Baljit
Contract type name	GDS Contract
Purpose of contract	General
Contract start date	01/04/2006
Contract end date	

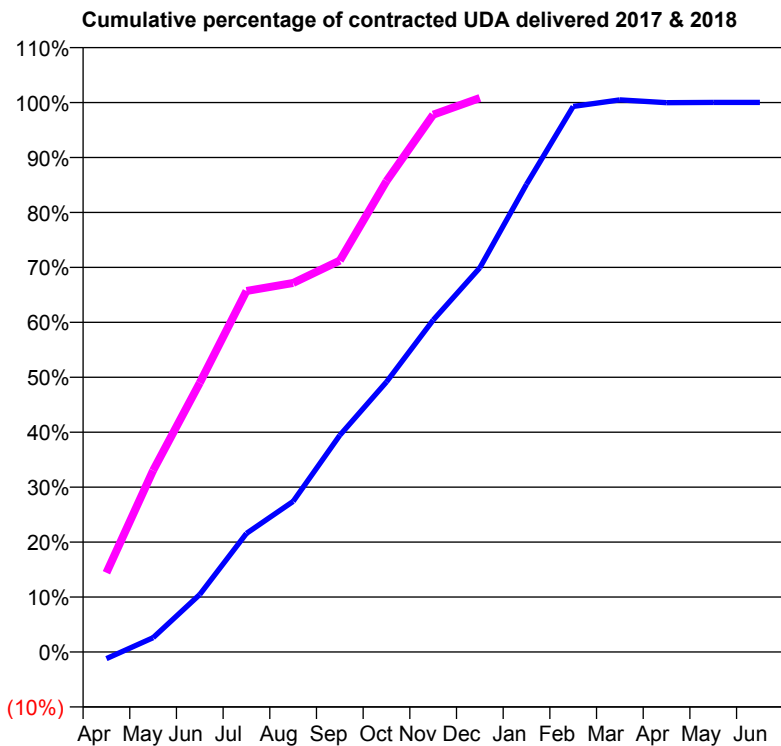
17/18 Contracted general activity (UDA)	6,561
Carry forward general activity (UDA)	-2
17/18 Contracted orthodontic activity (UOA)	0
Carry forward orthodontic activity (UOA)	0
Baseline contract value	£200,198.10

### ACCESS\*

Patients seen in 24 months	Total	Change since previous quarter
Quarter ending December 2016	2,181	
Quarter ending March 2017	2,171	→
Quarter ending June 2017	2,440	↑
Quarter ending September 2017	2,232	↓
Quarter ending December 2017	2,265	→
<b>Variance since December 2016</b>	<b>3.9%</b>	<b>↑</b>



### ACTIVITY



Month	Adjusted Scheduled Activity (UDA)	
	2017	2018
April	-80	947
May	172	2,168
June	687	3,213
July	1,416	4,311
August	1,799	4,406
September	2,589	4,673
October	3,225	5,623
November	3,964	6,416
December	4,588	6,615
January	5,585	
February	6,514	
March	6,593	
April	6,559	
May	6,563	
June	6,563	

### QUALITY

	Quantity	Base Number	Contract	AT	Region	England
% of FP17s for the same patient ID Re-attending within 3 months - Children	11	309	3.6%	10.0%	11.8%	12.0%
% of FP17s for the same patient ID Re-attending within 3 months - Adults	66	1,321	5.0%	14.9%	15.3%	15.9%
% of FP17s for the same patient ID Re-attending between 3 & 9 months - Children	91	309	29.4%	51.7%	59.1%	58.0%
% of FP17s for the same patient ID Re-attending between 3 & 9 months - Adults	328	1,321	24.8%	47.2%	51.5%	50.5%
% of FP17s for Band 1 Urgent Courses	46	1,634	2.8%	8.0%	8.0%	9.0%
% of FP17s Relating to Free Repair or Replacements	7	1,634	0.4%	0.7%	0.8%	0.8%
% of FP17s Relating to Continuations	1	1,634	0.1%	0.9%	1.1%	1.1%
% of Patients satisfied with the dentistry they have received	5	6	N/A	91.6%	91.6%	91.5%
% of Patients satisfied with the time they had to wait for an appointment	6	6	N/A	89.9%	88.3%	87.9%

\* This is based on patients treated on this contract for their most recent course of treatment. Figures in italics indicate the base number of FP17s or Patient Questionnaire responses are less than 100. N/A is shown where the base number of responses is less than 10 during the period. % is calculated as Quantity/Base number\*100



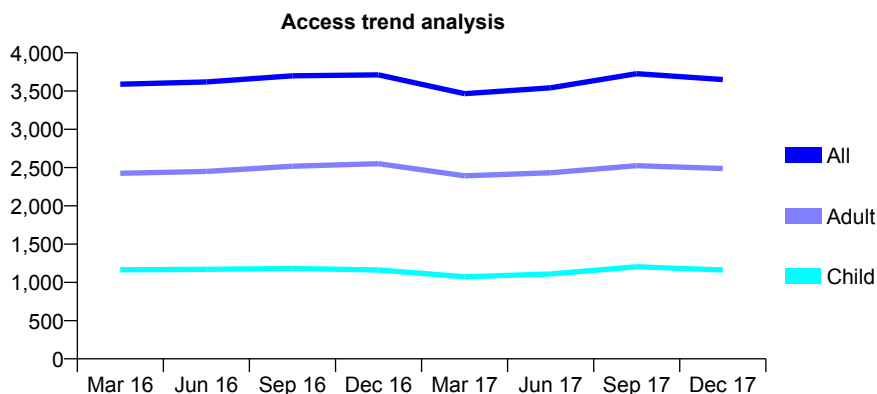
## Q54 - Vital Signs At a Glance Contract Report for 638633/0017 - December 2017

Name or company name	Balbir S Bhandal, Amrik S Bhandal & Baljit
Contract type name	GDS Contract
Purpose of contract	General
Contract start date	01/04/2006
Contract end date	

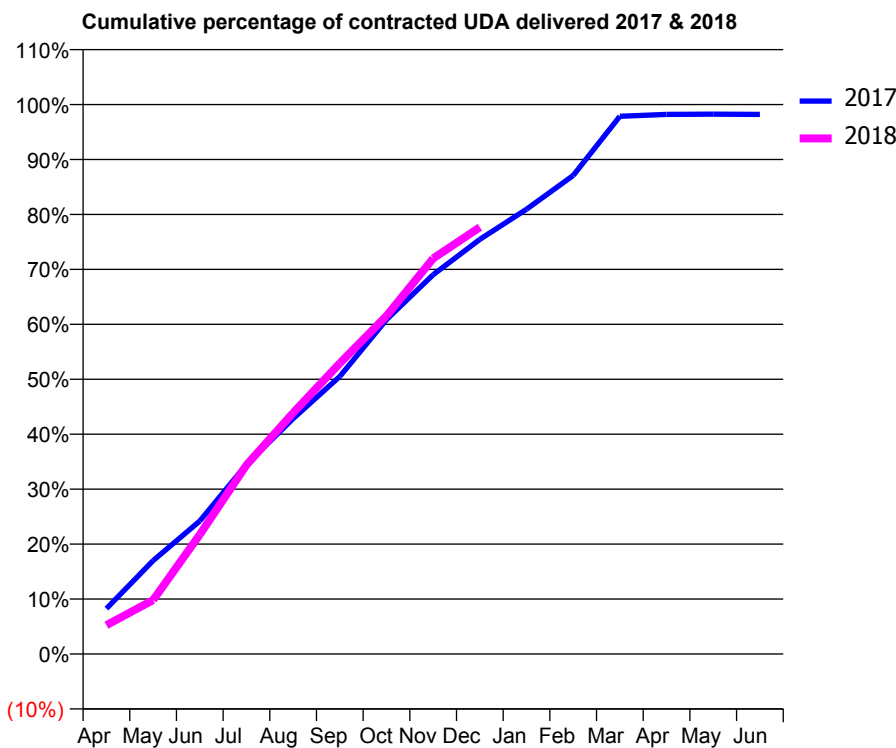
17/18 Contracted general activity (UDA)	11,830
Carry forward general activity (UDA)	212
17/18 Contracted orthodontic activity (UOA)	0
Carry forward orthodontic activity (UOA)	0
Baseline contract value	£286,435.96

### ACCESS\*

Patients seen in 24 months	Total	Change since previous quarter
Quarter ending December 2016	3,712	
Quarter ending March 2017	3,465	↓
Quarter ending June 2017	3,542	↑
Quarter ending September 2017	3,728	↑
Quarter ending December 2017	3,650	↓
<b>Variance since December 2016</b>	<b>(1.7%)</b>	<b>↓</b>



### ACTIVITY



Month	Adjusted Scheduled Activity (UDA)	
	2017	2018
April	977	622
May	2,012	1,160
June	2,864	2,570
July	4,081	4,069
August	5,069	5,192
September	5,974	6,260
October	7,197	7,279
November	8,165	8,517
December	8,926	9,188
January	9,576	
February	10,301	
March	11,576	
April	11,616	
May	11,621	
June	11,617	

### QUALITY

	Quantity	Base Number	Contract	AT	Region	England
% of FP17s for the same patient ID Re-attending within 3 months - Children	53	1,220	4.3%	10.0%	11.8%	12.0%
% of FP17s for the same patient ID Re-attending within 3 months - Adults	270	2,430	11.1%	14.9%	15.3%	15.9%
% of FP17s for the same patient ID Re-attending between 3 & 9 months - Children	591	1,220	48.4%	51.7%	59.1%	58.0%
% of FP17s for the same patient ID Re-attending between 3 & 9 months - Adults	1,074	2,430	44.2%	47.2%	51.5%	50.5%
% of FP17s for Band 1 Urgent Courses	288	3,627	7.9%	8.0%	8.0%	9.0%
% of FP17s Relating to Free Repair or Replacements	28	3,627	0.8%	0.7%	0.8%	0.8%
% of FP17s Relating to Continuations	10	3,627	0.3%	0.9%	1.1%	1.1%
% of Patients satisfied with the dentistry they have received	1	1	N/A	91.6%	91.6%	91.5%
% of Patients satisfied with the time they had to wait for an appointment	1	1	N/A	89.9%	88.3%	87.9%

\* This is based on patients treated on this contract for their most recent course of treatment. Figures in italics indicate the base number of FP17s or Patient Questionnaire responses are less than 100. N/A is shown where the base number of responses is less than 10 during the period. % is calculated as Quantity/Base number\*100

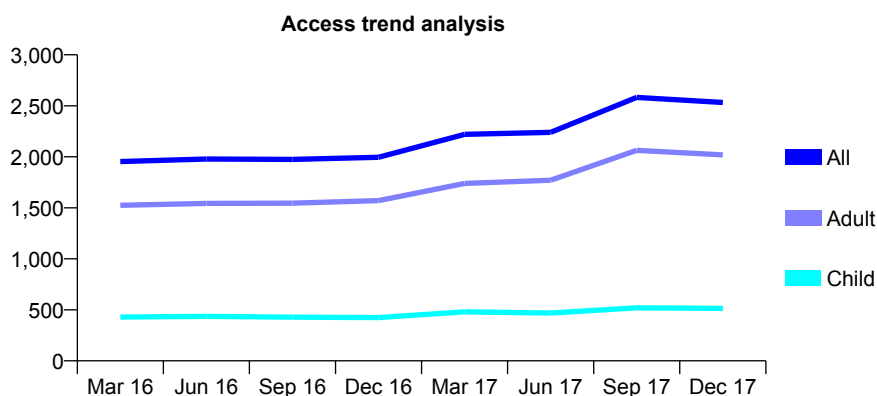
## Q54 - Vital Signs At a Glance Contract Report for 638633/0018 - December 2017

Name or company name	Balbir S Bhandal, Amrik S Bhandal & Baljit
Contract type name	GDS Contract
Purpose of contract	General
Contract start date	01/04/2006
Contract end date	

17/18 Contracted general activity (UDA)	7,552
Carry forward general activity (UDA)	-109
17/18 Contracted orthodontic activity (UOA)	0
Carry forward orthodontic activity (UOA)	0
Baseline contract value	£197,901.17

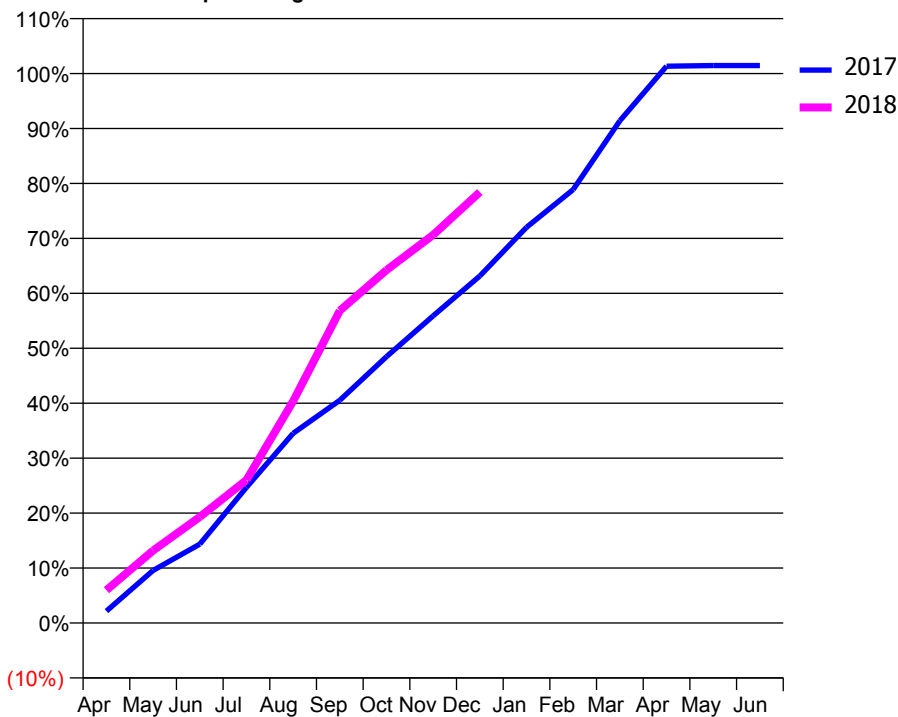
### ACCESS\*

Patients seen in 24 months	Total	Change since previous quarter
Quarter ending December 2016	1,995	
Quarter ending March 2017	2,220	↑
Quarter ending June 2017	2,240	→
Quarter ending September 2017	2,583	↑
Quarter ending December 2017	2,533	↓
<b>Variance since December 2016</b>	<b>27.0%</b>	<b>↑</b>



### ACTIVITY

Cumulative percentage of contracted UDA delivered 2017 & 2018



Month	Adjusted Scheduled Activity (UDA)	
	2017	2018
April	165	451
May	723	996
June	1,085	1,458
July	1,865	1,966
August	2,608	3,048
September	3,061	4,293
October	3,661	4,849
November	4,222	5,335
December	4,769	5,922
January	5,439	
February	5,957	
March	6,903	
April	7,653	
May	7,661	
June	7,661	

### QUALITY

	Quantity	Base Number	Contract	AT	Region	England
% of FP17s for the same patient ID Re-attending within 3 months - Children	17	477	3.6%	10.0%	11.8%	12.0%
% of FP17s for the same patient ID Re-attending within 3 months - Adults	107	1,947	5.5%	14.9%	15.3%	15.9%
% of FP17s for the same patient ID Re-attending between 3 & 9 months - Children	178	477	37.3%	51.7%	59.1%	58.0%
% of FP17s for the same patient ID Re-attending between 3 & 9 months - Adults	758	1,947	38.9%	47.2%	51.5%	50.5%
% of FP17s for Band 1 Urgent Courses	132	2,160	6.1%	8.0%	8.0%	9.0%
% of FP17s Relating to Free Repair or Replacements	9	2,160	0.4%	0.7%	0.8%	0.8%
% of FP17s Relating to Continuations	0	2,160	0.0%	0.9%	1.1%	1.1%
% of Patients satisfied with the dentistry they have received	0	0	N/A	91.6%	91.6%	91.5%
% of Patients satisfied with the time they had to wait for an appointment	0	0	N/A	89.9%	88.3%	87.9%

\* This is based on patients treated on this contract for their most recent course of treatment. Figures in italics indicate the base number of FP17s or Patient Questionnaire responses are less than 100. N/A is shown where the base number of responses is less than 10 during the period. % is calculated as Quantity/Base number\*100

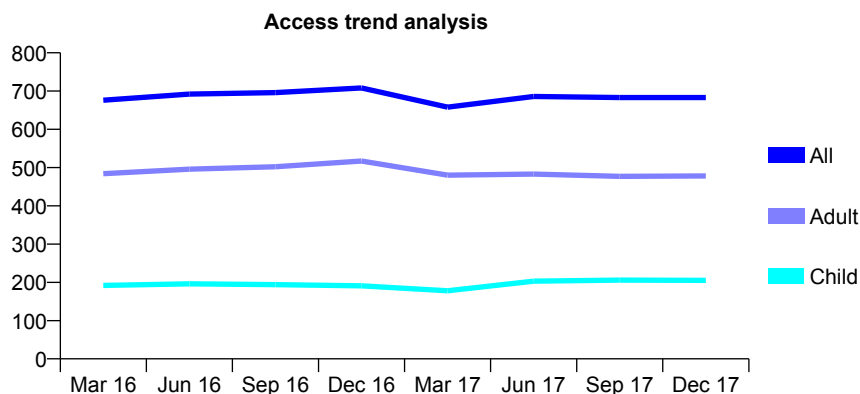
## Q54 - Vital Signs At a Glance Contract Report for 638633/0019 - December 2017

Name or company name	Balbir S Bhandal, Amrik S Bhandal & Baljit
Contract type name	GDS Contract
Purpose of contract	General and Orthodontic
Contract start date	01/04/2006
Contract end date	

17/18 Contracted general activity (UDA)	2,037
Carry forward general activity (UDA)	7
17/18 Contracted orthodontic activity (UOA)	147
Carry forward orthodontic activity (UOA)	-3
Baseline contract value	£54,044.37

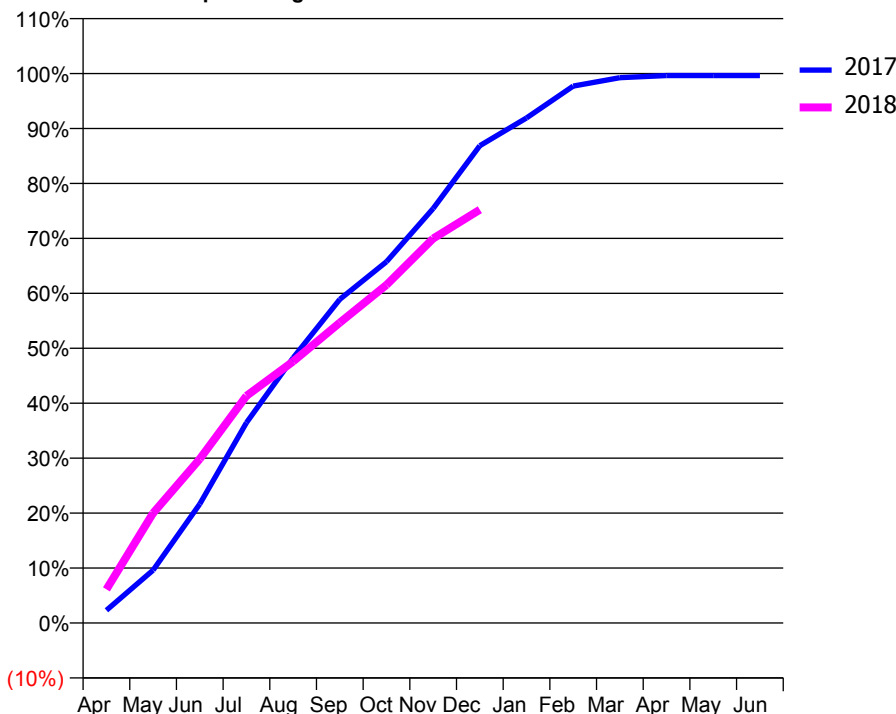
### ACCESS\*

Patients seen in 24 months	Total	Change since previous quarter
Quarter ending December 2016	708	
Quarter ending March 2017	658	↓
Quarter ending June 2017	686	↑
Quarter ending September 2017	683	→
Quarter ending December 2017	683	→
<b>Variance since December 2016</b>	<b>(3.5%)</b>	<b>↓</b>



### ACTIVITY

Cumulative percentage of contracted UDA delivered 2017 & 2018



Month	Adjusted Scheduled Activity (UDA)	
	2017	2018
April	47	125
May	196	408
June	441	608
July	743	842
August	983	969
September	1,200	1,114
October	1,339	1,253
November	1,537	1,425
December	1,769	1,532
January	1,872	
February	1,991	
March	2,022	
April	2,030	
May	2,030	
June	2,030	

### QUALITY

	Quantity	Base Number	Contract	AT	Region	England
% of FP17s for the same patient ID Re-attending within 3 months - Children	17	266	6.4%	10.0%	11.8%	12.0%
% of FP17s for the same patient ID Re-attending within 3 months - Adults	40	503	8.0%	14.9%	15.3%	15.9%
% of FP17s for the same patient ID Re-attending between 3 & 9 months - Children	161	266	60.5%	51.7%	59.1%	58.0%
% of FP17s for the same patient ID Re-attending between 3 & 9 months - Adults	320	503	63.6%	47.2%	51.5%	50.5%
% of FP17s for Band 1 Urgent Courses	21	750	2.8%	8.0%	8.0%	9.0%
% of FP17s Relating to Free Repair or Replacements	0	750	0.0%	0.7%	0.8%	0.8%
% of FP17s Relating to Continuations	8	750	1.1%	0.9%	1.1%	1.1%
% of Patients satisfied with the dentistry they have received	0	0	N/A	91.6%	91.6%	91.5%
% of Patients satisfied with the time they had to wait for an appointment	0	0	N/A	89.9%	88.3%	87.9%

\* This is based on patients treated on this contract for their most recent course of treatment. Figures in italics indicate the base number of FP17s or Patient Questionnaire responses are less than 100. N/A is shown where the base number of responses is less than 10 during the period. % is calculated as Quantity/Base number\*100

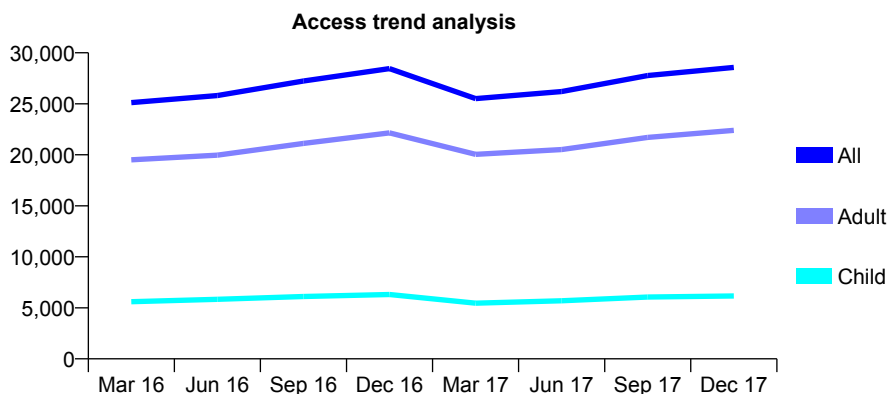
## Q54 - Vital Signs At a Glance Contract Report for 638633/0020 - December 2017

Name or company name	Balbir S Bhandal, Amrik S Bhandal & Baljit
Contract type name	GDS Contract
Purpose of contract	General and Orthodontic
Contract start date	01/04/2006
Contract end date	

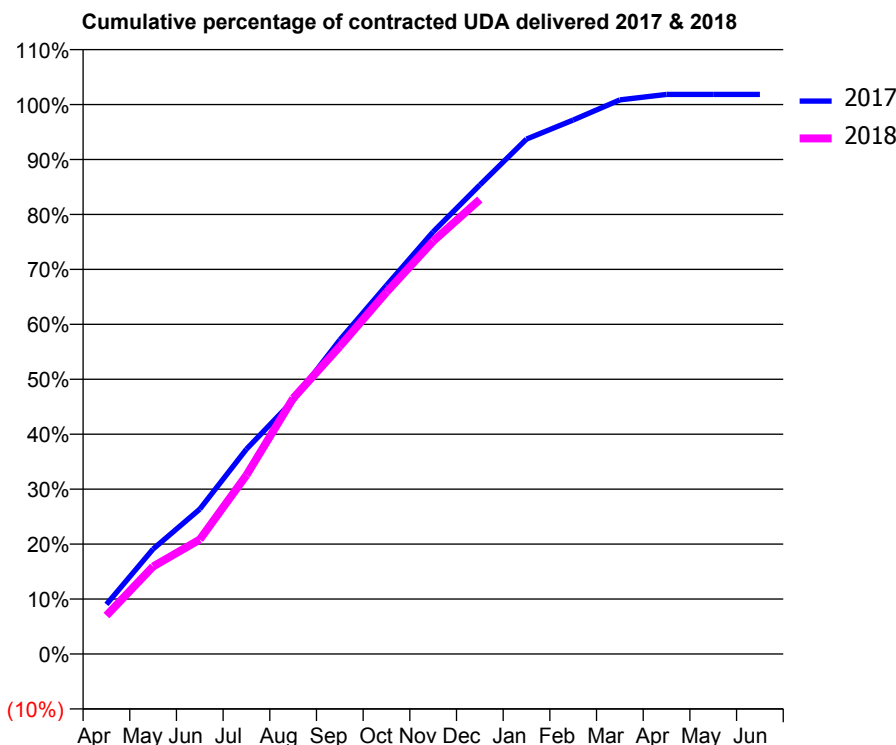
17/18 Contracted general activity (UDA)	97,227
Carry forward general activity (UDA)	-1,788
17/18 Contracted orthodontic activity (UOA)	6,238
Carry forward orthodontic activity (UOA)	1,638
Baseline contract value	£3,553,808.51

### ACCESS\*

Patients seen in 24 months	Total	Change since previous quarter
Quarter ending December 2016	28,455	
Quarter ending March 2017	25,507	↓
Quarter ending June 2017	26,202	↑
Quarter ending September 2017	27,768	↑
Quarter ending December 2017	28,564	↑
<b>Variance since December 2016</b>	<b>0.4%</b>	→



### ACTIVITY



Month	Adjusted Scheduled Activity (UDA)	
	2017	2018
April	8,779	6,815
May	18,580	15,499
June	25,630	20,263
July	36,256	31,654
August	44,854	45,239
September	55,570	54,423
October	65,231	64,017
November	74,713	73,040
December	82,997	80,422
January	91,098	
February	94,490	
March	98,056	
April	99,002	
May	99,015	
June	99,015	

### QUALITY

	Quantity	Base Number	Contract	AT	Region	England
% of FP17s for the same patient ID Re-attending within 3 months - Children	399	6,070	6.6%	10.0%	11.8%	12.0%
% of FP17s for the same patient ID Re-attending within 3 months - Adults	1,234	16,678	7.4%	14.9%	15.3%	15.9%
% of FP17s for the same patient ID Re-attending between 3 & 9 months - Children	1,340	6,070	22.1%	51.7%	59.1%	58.0%
% of FP17s for the same patient ID Re-attending between 3 & 9 months - Adults	3,342	16,678	20.0%	47.2%	51.5%	50.5%
% of FP17s for Band 1 Urgent Courses	735	21,302	3.5%	8.0%	8.0%	9.0%
% of FP17s Relating to Free Repair or Replacements	96	21,302	0.5%	0.7%	0.8%	0.8%
% of FP17s Relating to Continuations	110	21,302	0.5%	0.9%	1.1%	1.1%
% of Patients satisfied with the dentistry they have received	21	25	84.0%	91.6%	91.6%	91.5%
% of Patients satisfied with the time they had to wait for an appointment	22	25	88.0%	89.9%	88.3%	87.9%

\* This is based on patients treated on this contract for their most recent course of treatment. Figures in italics indicate the base number of FP17s or Patient Questionnaire responses are less than 100. N/A is shown where the base number of responses is less than 10 during the period. % is calculated as Quantity/Base number\*100

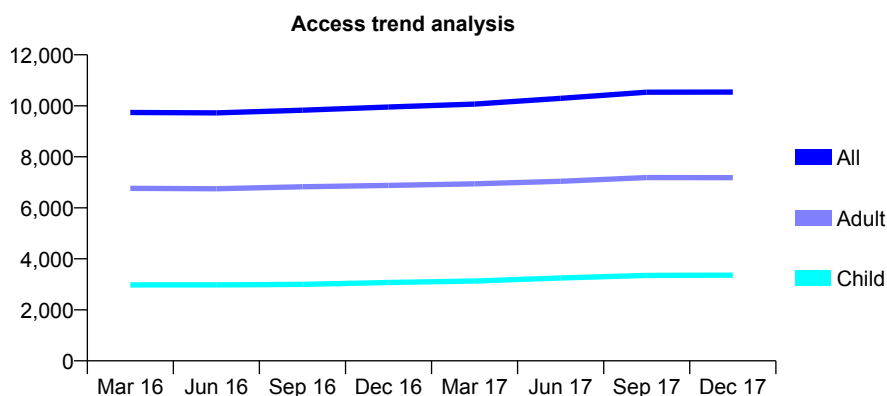
## Q54 - Vital Signs At a Glance Contract Report for 638633/0021 - December 2017

Name or company name	Balbir S Bhandal, Amrik S Bhandal & Baljit
Contract type name	GDS Contract
Purpose of contract	General
Contract start date	01/04/2006
Contract end date	

17/18 Contracted general activity (UDA)	30,893
Carry forward general activity (UDA)	404
17/18 Contracted orthodontic activity (UOA)	0
Carry forward orthodontic activity (UOA)	0
Baseline contract value	£805,064.39

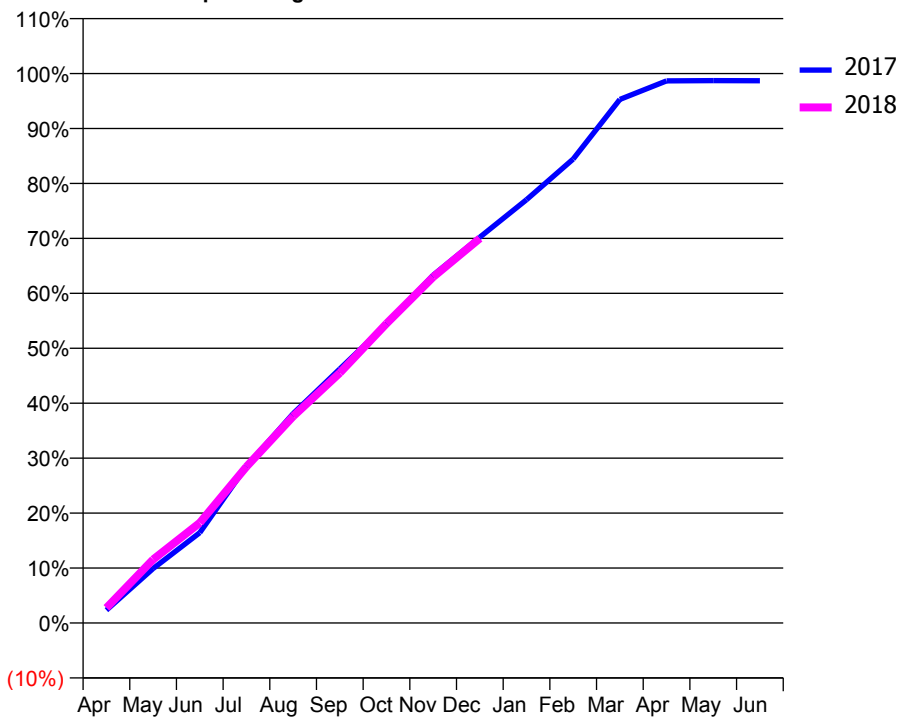
### ACCESS\*

Patients seen in 24 months	Total	Change since previous quarter
Quarter ending December 2016	9,951	
Quarter ending March 2017	10,070	→
Quarter ending June 2017	10,293	↑
Quarter ending September 2017	10,534	↑
Quarter ending December 2017	10,541	→
<b>Variance since December 2016</b>	<b>5.9%</b>	<b>↑</b>



### ACTIVITY

Cumulative percentage of contracted UDA delivered 2017 & 2018



Month	Adjusted Scheduled Activity (UDA)	
	2017	2018
April	726	854
May	3,064	3,574
June	5,080	5,637
July	8,812	8,789
August	11,775	11,618
September	14,283	14,058
October	16,795	16,833
November	19,557	19,453
December	21,690	21,628
January	23,798	
February	26,082	
March	29,438	
April	30,476	
May	30,491	
June	30,489	

### QUALITY

	Quantity	Base Number	Contract	AT	Region	England
% of FP17s for the same patient ID Re-attending within 3 months - Children	139	3,155	4.4%	10.0%	11.8%	12.0%
% of FP17s for the same patient ID Re-attending within 3 months - Adults	487	5,913	8.2%	14.9%	15.3%	15.9%
% of FP17s for the same patient ID Re-attending between 3 & 9 months - Children	1,544	3,155	48.9%	51.7%	59.1%	58.0%
% of FP17s for the same patient ID Re-attending between 3 & 9 months - Adults	2,564	5,913	43.4%	47.2%	51.5%	50.5%
% of FP17s for Band 1 Urgent Courses	538	8,647	6.2%	8.0%	8.0%	9.0%
% of FP17s Relating to Free Repair or Replacements	28	8,647	0.3%	0.7%	0.8%	0.8%
% of FP17s Relating to Continuations	15	8,647	0.2%	0.9%	1.1%	1.1%
% of Patients satisfied with the dentistry they have received	11	11	100.0%	91.6%	91.6%	91.5%
% of Patients satisfied with the time they had to wait for an appointment	10	11	90.9%	89.9%	88.3%	87.9%

\* This is based on patients treated on this contract for their most recent course of treatment. Figures in italics indicate the base number of FP17s or Patient Questionnaire responses are less than 100. N/A is shown where the base number of responses is less than 10 during the period. % is calculated as Quantity/Base number\*100

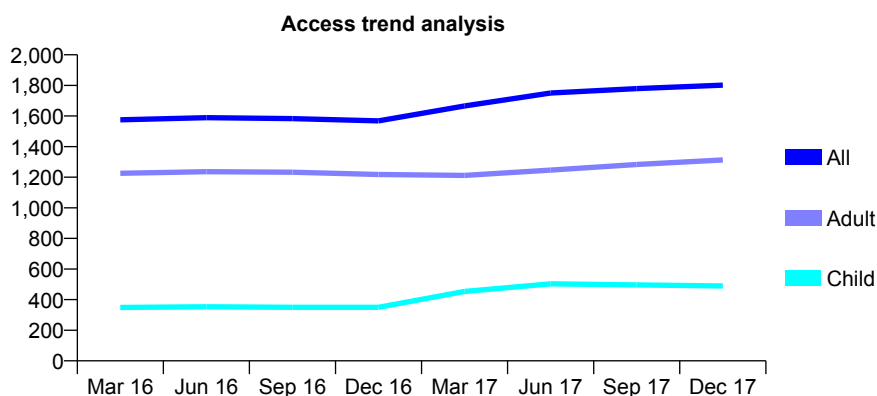
## Q54 - Vital Signs At a Glance Contract Report for 643572/0002 - December 2017

Name or company name	DR JF ALLSOPP
Contract type name	GDS Contract
Purpose of contract	General and Orthodontic
Contract start date	01/04/2006
Contract end date	

17/18 Contracted general activity (UDA)	4,835
Carry forward general activity (UDA)	180
17/18 Contracted orthodontic activity (UOA)	760
Carry forward orthodontic activity (UOA)	-16
Baseline contract value	£166,624.93

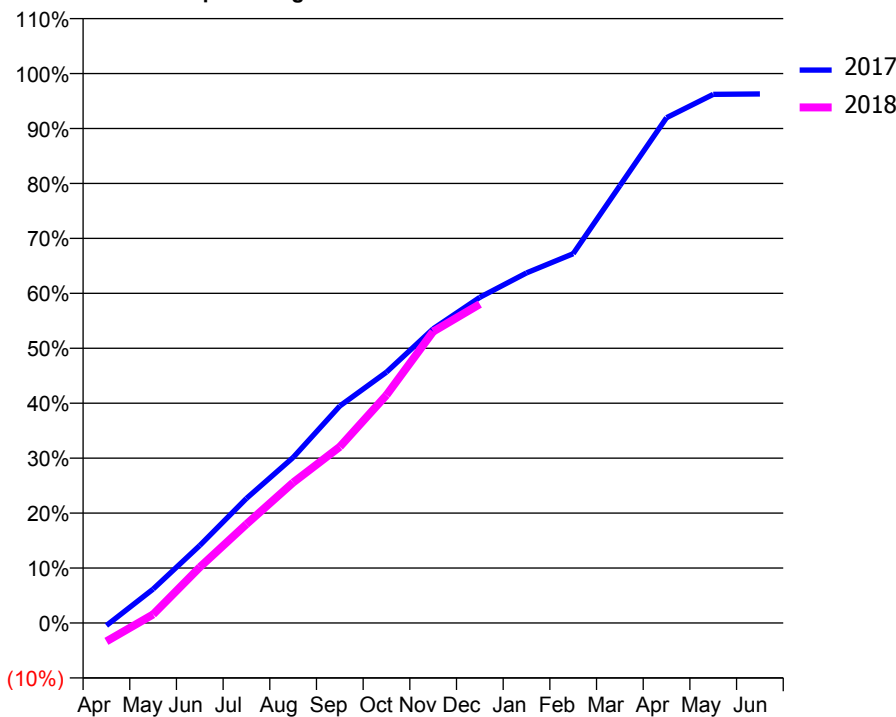
### ACCESS\*

Patients seen in 24 months	Total	Change since previous quarter
Quarter ending December 2016	1,568	
Quarter ending March 2017	1,666	↑
Quarter ending June 2017	1,750	↑
Quarter ending September 2017	1,779	→
Quarter ending December 2017	1,802	→
<b>Variance since December 2016</b>	<b>14.9%</b>	<b>↑</b>



### ACTIVITY

Cumulative percentage of contracted UDA delivered 2017 & 2018



Month	Adjusted Scheduled Activity (UDA)	
	2017	2018
April	-23	-163
May	299	76
June	683	491
July	1,096	870
August	1,457	1,236
September	1,909	1,550
October	2,208	2,006
November	2,589	2,564
December	2,866	2,806
January	3,081	
February	3,250	
March	3,848	
April	4,446	
May	4,652	
June	4,655	

### QUALITY

	Quantity	Base Number	Contract	AT	Region	England
% of FP17s for the same patient ID Re-attending within 3 months - Children	26	720	3.6%	10.0%	11.8%	12.0%
% of FP17s for the same patient ID Re-attending within 3 months - Adults	156	1,369	11.4%	14.9%	15.3%	15.9%
% of FP17s for the same patient ID Re-attending between 3 & 9 months - Children	139	720	19.3%	51.7%	59.1%	58.0%
% of FP17s for the same patient ID Re-attending between 3 & 9 months - Adults	664	1,369	48.5%	47.2%	51.5%	50.5%
% of FP17s for Band 1 Urgent Courses	34	1,477	2.3%	8.0%	8.0%	9.0%
% of FP17s Relating to Free Repair or Replacements	25	1,477	1.7%	0.7%	0.8%	0.8%
% of FP17s Relating to Continuations	19	1,477	1.3%	0.9%	1.1%	1.1%
% of Patients satisfied with the dentistry they have received	2	2	N/A	91.6%	91.6%	91.5%
% of Patients satisfied with the time they had to wait for an appointment	2	2	N/A	89.9%	88.3%	87.9%

\* This is based on patients treated on this contract for their most recent course of treatment. Figures in italics indicate the base number of FP17s or Patient Questionnaire responses are less than 100. N/A is shown where the base number of responses is less than 10 during the period. % is calculated as Quantity/Base number\*100

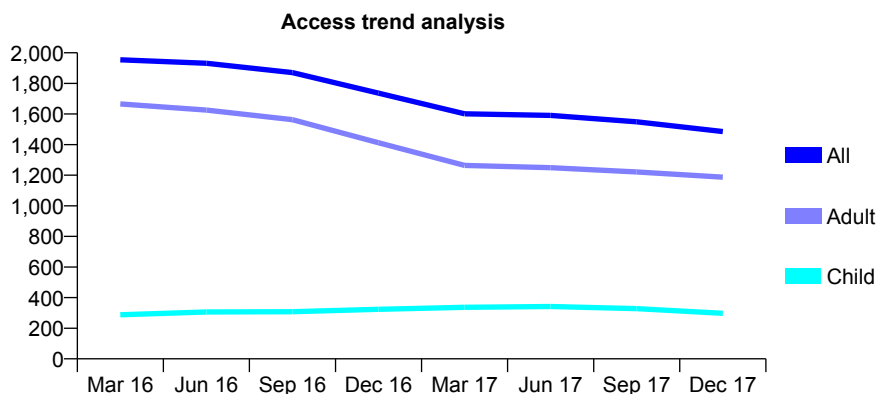
## Q54 - Vital Signs At a Glance Contract Report for 650544/0001 - December 2017

Name or company name	MR GD BROWN
Contract type name	GDS Contract
Purpose of contract	General
Contract start date	01/04/2006
Contract end date	

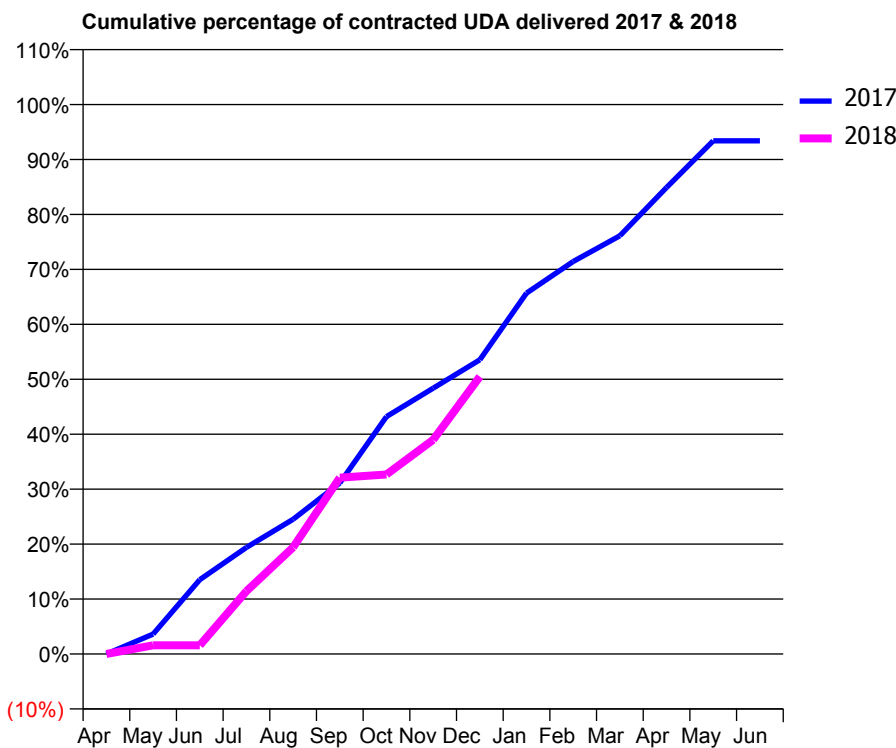
17/18 Contracted general activity (UDA)	6,000
Carry forward general activity (UDA)	0
17/18 Contracted orthodontic activity (UOA)	0
Carry forward orthodontic activity (UOA)	0
Baseline contract value	£159,799.48

### ACCESS\*

Patients seen in 24 months	Total	Change since previous quarter
Quarter ending December 2016	1,736	
Quarter ending March 2017	1,601	↓
Quarter ending June 2017	1,591	→
Quarter ending September 2017	1,549	↓
Quarter ending December 2017	1,485	↓
<b>Variance since December 2016</b>	<b>(14.5%)</b>	<b>↓</b>



### ACTIVITY



Month	Adjusted Scheduled Activity (UDA)	
	2017	2018
April	0	0
May	218	95
June	812	95
July	1,164	686
August	1,471	1,166
September	1,868	1,926
October	2,593	1,960
November	2,903	2,338
December	3,213	3,030
January	3,940	
February	4,285	
March	4,567	
April	5,095	
May	5,603	
June	5,603	

### QUALITY

	Quantity	Base Number	Contract	AT	Region	England
% of FP17s for the same patient ID Re-attending within 3 months - Children	10	196	5.1%	10.0%	11.8%	12.0%
% of FP17s for the same patient ID Re-attending within 3 months - Adults	49	646	7.6%	14.9%	15.3%	15.9%
% of FP17s for the same patient ID Re-attending between 3 & 9 months - Children	31	196	15.8%	51.7%	59.1%	58.0%
% of FP17s for the same patient ID Re-attending between 3 & 9 months - Adults	119	646	18.4%	47.2%	51.5%	50.5%
% of FP17s for Band 1 Urgent Courses	9	649	1.4%	8.0%	8.0%	9.0%
% of FP17s Relating to Free Repair or Replacements	4	649	0.6%	0.7%	0.8%	0.8%
% of FP17s Relating to Continuations	10	649	1.5%	0.9%	1.1%	1.1%
% of Patients satisfied with the dentistry they have received	0	0	N/A	91.6%	91.6%	91.5%
% of Patients satisfied with the time they had to wait for an appointment	0	0	N/A	89.9%	88.3%	87.9%

\* This is based on patients treated on this contract for their most recent course of treatment. Figures in italics indicate the base number of FP17s or Patient Questionnaire responses are less than 100. N/A is shown where the base number of responses is less than 10 during the period. % is calculated as Quantity/Base number\*100



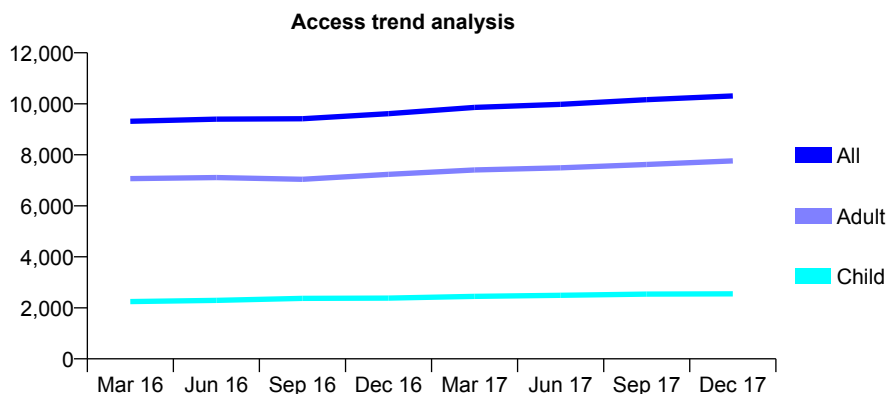
## Q54 - Vital Signs At a Glance Contract Report for 658421/0001 - December 2017

Name or company name	MR ES HAYER
Contract type name	GDS Contract
Purpose of contract	General and Orthodontic
Contract start date	01/04/2006
Contract end date	

17/18 Contracted general activity (UDA)	21,866
Carry forward general activity (UDA)	-281
17/18 Contracted orthodontic activity (UOA)	387
Carry forward orthodontic activity (UOA)	-1
Baseline contract value	£548,862.11

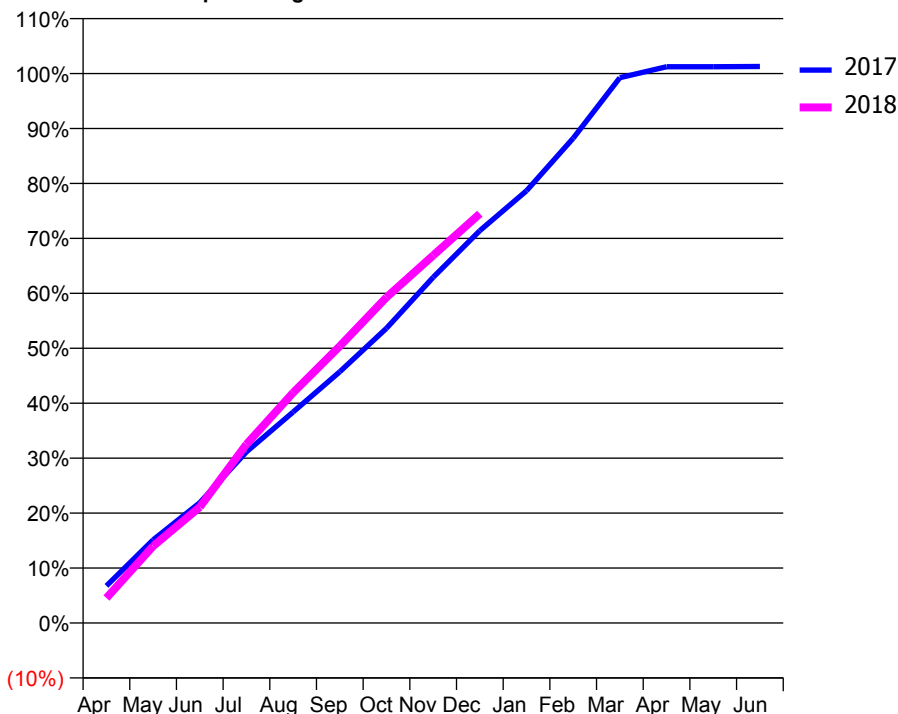
### ACCESS\*

Patients seen in 24 months	Total	Change since previous quarter
Quarter ending December 2016	9,613	
Quarter ending March 2017	9,858	↑
Quarter ending June 2017	9,981	→
Quarter ending September 2017	10,160	→
Quarter ending December 2017	10,308	→
<b>Variance since December 2016</b>	<b>7.2%</b>	<b>↑</b>



### ACTIVITY

Cumulative percentage of contracted UDA delivered 2017 & 2018



Month	Adjusted Scheduled Activity (UDA)	
	2017	2018
April	1,479	994
May	3,309	3,057
June	4,790	4,612
July	6,810	7,116
August	8,399	9,167
September	10,001	11,017
October	11,729	12,960
November	13,754	14,628
December	15,611	16,286
January	17,202	
February	19,293	
March	21,701	
April	22,135	
May	22,135	
June	22,147	

### QUALITY

	Quantity	Base Number	Contract	AT	Region	England
% of FP17s for the same patient ID Re-attending within 3 months - Children	107	2,091	5.1%	10.0%	11.8%	12.0%
% of FP17s for the same patient ID Re-attending within 3 months - Adults	609	5,764	10.6%	14.9%	15.3%	15.9%
% of FP17s for the same patient ID Re-attending between 3 & 9 months - Children	782	2,091	37.4%	51.7%	59.1%	58.0%
% of FP17s for the same patient ID Re-attending between 3 & 9 months - Adults	1,796	5,764	31.2%	47.2%	51.5%	50.5%
% of FP17s for Band 1 Urgent Courses	466	7,144	6.5%	8.0%	8.0%	9.0%
% of FP17s Relating to Free Repair or Replacements	80	7,144	1.1%	0.7%	0.8%	0.8%
% of FP17s Relating to Continuations	72	7,144	1.0%	0.9%	1.1%	1.1%
% of Patients satisfied with the dentistry they have received	9	11	81.8%	91.6%	91.6%	91.5%
% of Patients satisfied with the time they had to wait for an appointment	10	11	90.9%	89.9%	88.3%	87.9%

\* This is based on patients treated on this contract for their most recent course of treatment. Figures in italics indicate the base number of FP17s or Patient Questionnaire responses are less than 100. N/A is shown where the base number of responses is less than 10 during the period. % is calculated as Quantity/Base number\*100

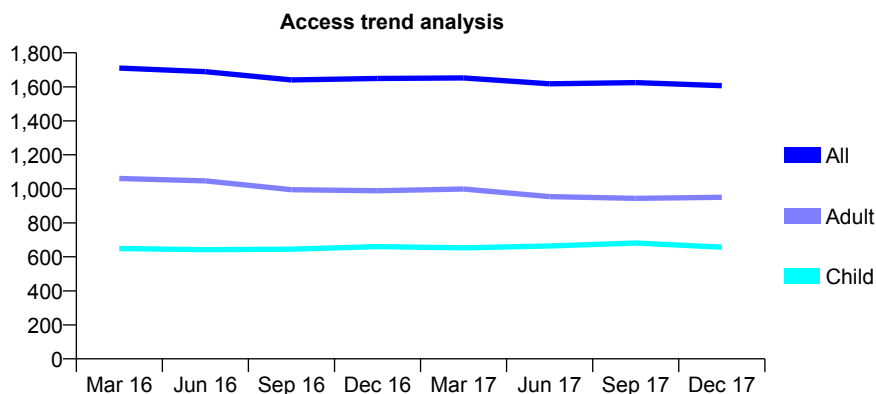
## Q54 - Vital Signs At a Glance Contract Report for 658995/0001 - December 2017

Name or company name	MR SR MEHTA
Contract type name	GDS Contract
Purpose of contract	General
Contract start date	16/08/2011
Contract end date	

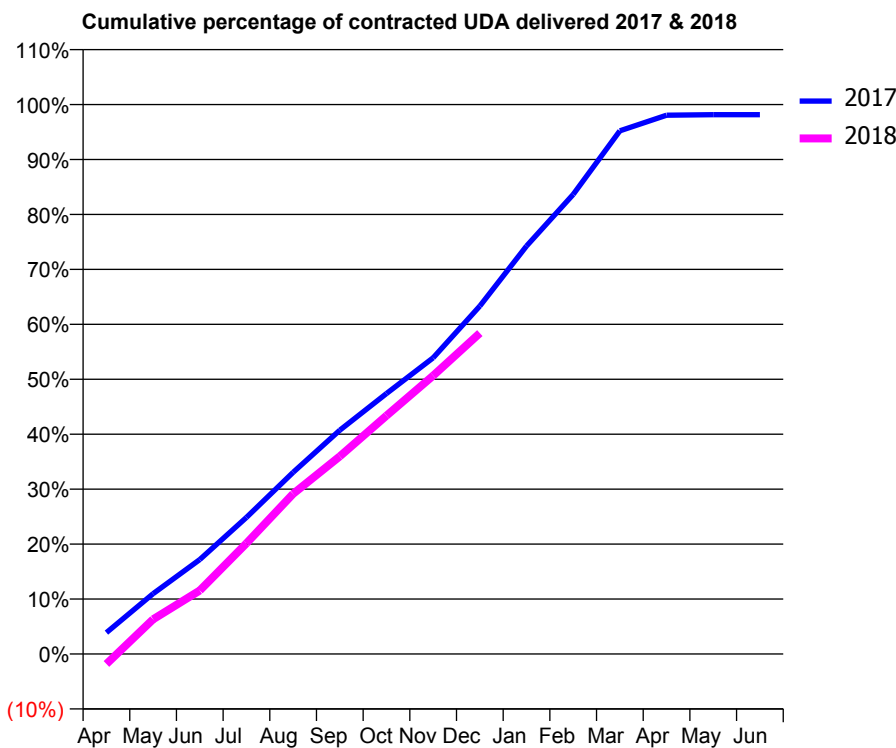
17/18 Contracted general activity (UDA)	5,107
Carry forward general activity (UDA)	94
17/18 Contracted orthodontic activity (UOA)	0
Carry forward orthodontic activity (UOA)	0
Baseline contract value	£106,412.61

### ACCESS\*

Patients seen in 24 months	Total	Change since previous quarter
Quarter ending December 2016	1,649	
Quarter ending March 2017	1,652	→
Quarter ending June 2017	1,618	↓
Quarter ending September 2017	1,625	→
Quarter ending December 2017	1,607	↓
<b>Variance since December 2016</b>	<b>(2.5%)</b>	<b>↓</b>



### ACTIVITY



Adjusted Scheduled Activity (UDA)		
Month	2017	2018
April	198	-94
May	561	323
June	878	590
July	1,270	1,030
August	1,689	1,490
September	2,081	1,837
October	2,421	2,216
November	2,753	2,587
December	3,234	2,983
January	3,792	
February	4,271	
March	4,862	
April	5,008	
May	5,013	
June	5,013	

### QUALITY

	Quantity	Base Number	Contract	AT	Region	England
% of FP17s for the same patient ID Re-attending within 3 months - Children	22	521	4.2%	10.0%	11.8%	12.0%
% of FP17s for the same patient ID Re-attending within 3 months - Adults	69	617	11.2%	14.9%	15.3%	15.9%
% of FP17s for the same patient ID Re-attending between 3 & 9 months - Children	211	521	40.5%	51.7%	59.1%	58.0%
% of FP17s for the same patient ID Re-attending between 3 & 9 months - Adults	192	617	31.1%	47.2%	51.5%	50.5%
% of FP17s for Band 1 Urgent Courses	65	1,086	6.0%	8.0%	8.0%	9.0%
% of FP17s Relating to Free Repair or Replacements	1	1,086	0.1%	0.7%	0.8%	0.8%
% of FP17s Relating to Continuations	4	1,086	0.4%	0.9%	1.1%	1.1%
% of Patients satisfied with the dentistry they have received	1	1	N/A	91.6%	91.6%	91.5%
% of Patients satisfied with the time they had to wait for an appointment	1	1	N/A	89.9%	88.3%	87.9%

\* This is based on patients treated on this contract for their most recent course of treatment. Figures in italics indicate the base number of FP17s or Patient Questionnaire responses are less than 100. N/A is shown where the base number of responses is less than 10 during the period. % is calculated as Quantity/Base number\*100

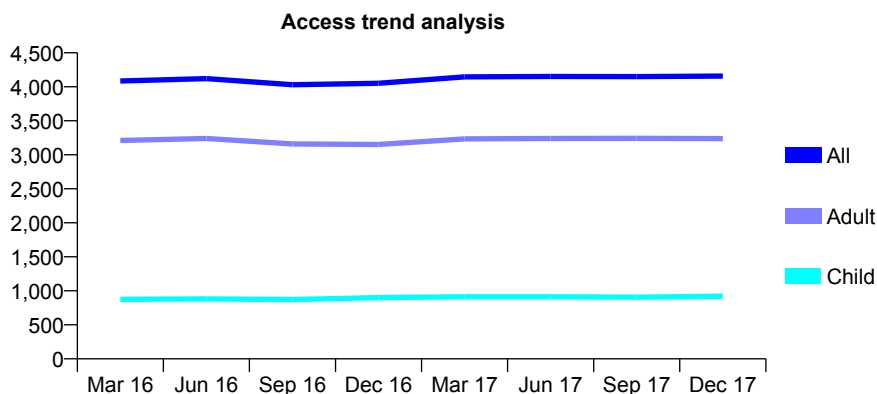
## Q54 - Vital Signs At a Glance Contract Report for 660094/0001 - December 2017

Name or company name	MISS HL PHAM
Contract type name	GDS Contract
Purpose of contract	General
Contract start date	01/04/2006
Contract end date	

17/18 Contracted general activity (UDA)	16,200
Carry forward general activity (UDA)	16
17/18 Contracted orthodontic activity (UOA)	0
Carry forward orthodontic activity (UOA)	0
Baseline contract value	£394,186.26

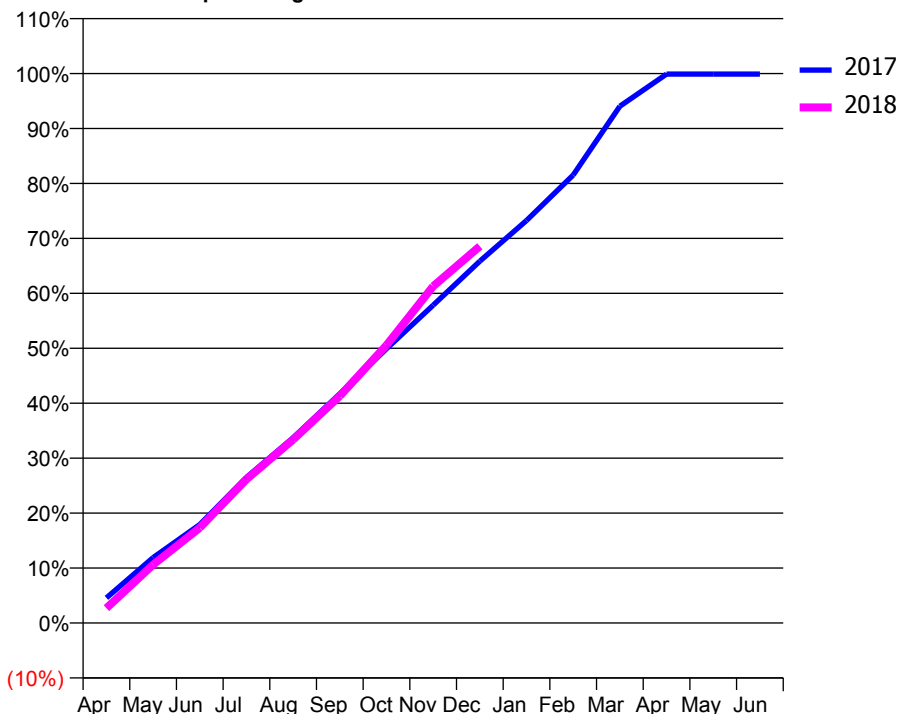
### ACCESS\*

Patients seen in 24 months	Total	Change since previous quarter
Quarter ending December 2016	4,051	
Quarter ending March 2017	4,146	↑
Quarter ending June 2017	4,152	→
Quarter ending September 2017	4,150	→
Quarter ending December 2017	4,158	→
<b>Variance since December 2016</b>	<b>2.6%</b>	<b>↑</b>



### ACTIVITY

Cumulative percentage of contracted UDA delivered 2017 & 2018



Month	Adjusted Scheduled Activity (UDA)	
	2017	2018
April	739	439
May	1,927	1,720
June	2,902	2,809
July	4,294	4,234
August	5,464	5,409
September	6,759	6,694
October	8,085	8,190
November	9,369	9,928
December	10,666	11,108
January	11,868	
February	13,206	
March	15,234	
April	16,182	
May	16,182	
June	16,183	

### QUALITY

	Quantity	Base Number	Contract	AT	Region	England
% of FP17s for the same patient ID Re-attending within 3 months - Children	70	898	7.8%	10.0%	11.8%	12.0%
% of FP17s for the same patient ID Re-attending within 3 months - Adults	566	3,549	15.9%	14.9%	15.3%	15.9%
% of FP17s for the same patient ID Re-attending between 3 & 9 months - Children	484	898	53.9%	51.7%	59.1%	58.0%
% of FP17s for the same patient ID Re-attending between 3 & 9 months - Adults	2,039	3,549	57.5%	47.2%	51.5%	50.5%
% of FP17s for Band 1 Urgent Courses	392	4,215	9.3%	8.0%	8.0%	9.0%
% of FP17s Relating to Free Repair or Replacements	65	4,215	1.5%	0.7%	0.8%	0.8%
% of FP17s Relating to Continuations	35	4,215	0.8%	0.9%	1.1%	1.1%
% of Patients satisfied with the dentistry they have received	2	2	N/A	91.6%	91.6%	91.5%
% of Patients satisfied with the time they had to wait for an appointment	2	2	N/A	89.9%	88.3%	87.9%

\* This is based on patients treated on this contract for their most recent course of treatment. Figures in italics indicate the base number of FP17s or Patient Questionnaire responses are less than 100. N/A is shown where the base number of responses is less than 10 during the period. % is calculated as Quantity/Base number\*100

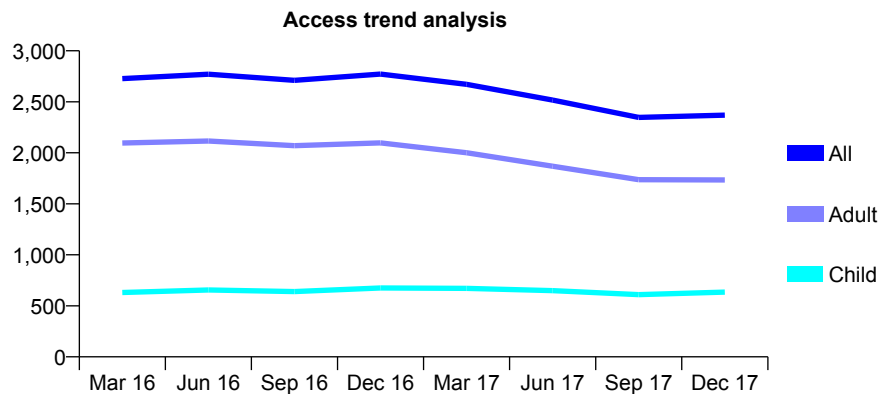
## Q54 - Vital Signs At a Glance Contract Report for 673749/0001 - December 2017

Name or company name	MR R KUMAR
Contract type name	GDS Contract
Purpose of contract	General and Orthodontic
Contract start date	01/04/2006
Contract end date	

17/18 Contracted general activity (UDA)	9,973
Carry forward general activity (UDA)	0
17/18 Contracted orthodontic activity (UOA)	210
Carry forward orthodontic activity (UOA)	-4
Baseline contract value	£271,177.03

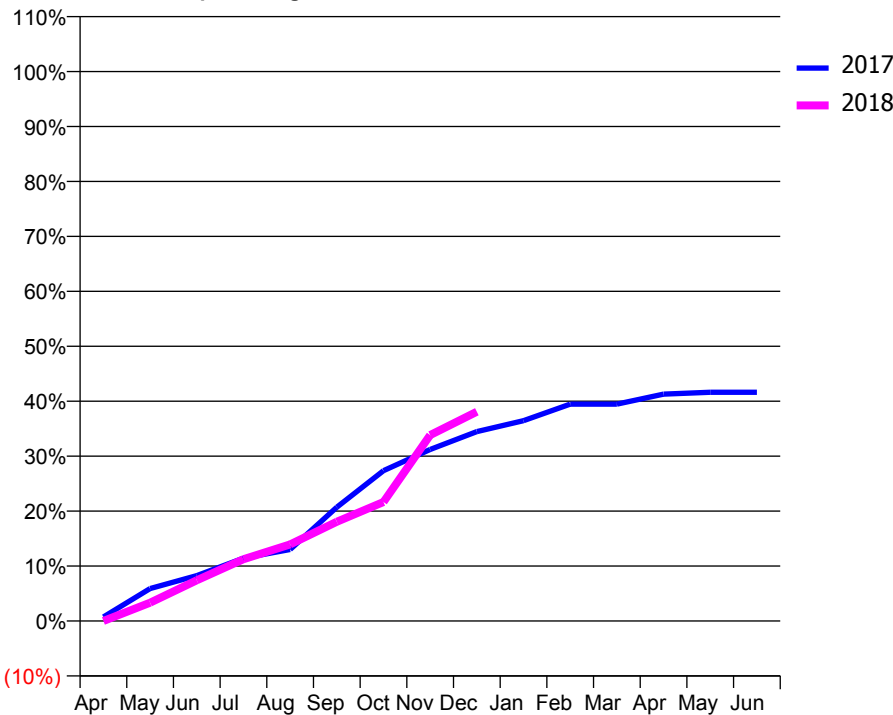
### ACCESS\*

Patients seen in 24 months	Total	Change since previous quarter
Quarter ending December 2016	2,772	
Quarter ending March 2017	2,671	↓
Quarter ending June 2017	2,517	↓
Quarter ending September 2017	2,347	↓
Quarter ending December 2017	2,369	→
<b>Variance since December 2016</b>	<b>(14.5%)</b>	<b>↓</b>



### ACTIVITY

Cumulative percentage of contracted UDA delivered 2017 & 2018



Month	Adjusted Scheduled Activity (UDA)	
	2017	2018
April	75	0
May	589	333
June	824	739
July	1,141	1,122
August	1,298	1,390
September	2,064	1,802
October	2,729	2,159
November	3,114	3,374
December	3,438	3,799
January	3,635	
February	3,936	
March	3,936	
April	4,118	
May	4,151	
June	4,152	

### QUALITY

	Quantity	Base Number	Contract	AT	Region	England
% of FP17s for the same patient ID Re-attending within 3 months - Children	22	637	3.5%	10.0%	11.8%	12.0%
% of FP17s for the same patient ID Re-attending within 3 months - Adults	72	1,081	6.7%	14.9%	15.3%	15.9%
% of FP17s for the same patient ID Re-attending between 3 & 9 months - Children	299	637	46.9%	51.7%	59.1%	58.0%
% of FP17s for the same patient ID Re-attending between 3 & 9 months - Adults	341	1,081	31.5%	47.2%	51.5%	50.5%
% of FP17s for Band 1 Urgent Courses	112	1,521	7.4%	8.0%	8.0%	9.0%
% of FP17s Relating to Free Repair or Replacements	1	1,521	0.1%	0.7%	0.8%	0.8%
% of FP17s Relating to Continuations	10	1,521	0.7%	0.9%	1.1%	1.1%
% of Patients satisfied with the dentistry they have received	0	0	N/A	91.6%	91.6%	91.5%
% of Patients satisfied with the time they had to wait for an appointment	0	0	N/A	89.9%	88.3%	87.9%

\* This is based on patients treated on this contract for their most recent course of treatment. Figures in italics indicate the base number of FP17s or Patient Questionnaire responses are less than 100. N/A is shown where the base number of responses is less than 10 during the period. % is calculated as Quantity/Base number\*100

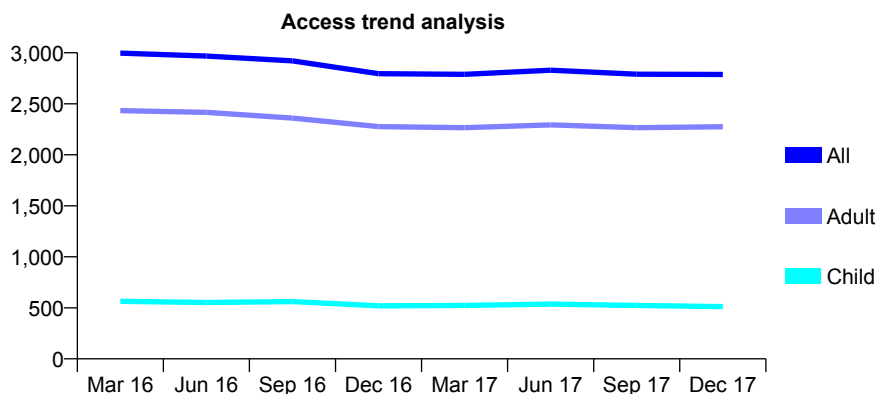
## Q54 - Vital Signs At a Glance Contract Report for 677566/0001 - December 2017

Name or company name	MR N KHALED
Contract type name	GDS Contract
Purpose of contract	General
Contract start date	01/12/2006
Contract end date	

17/18 Contracted general activity (UDA)	15,657
Carry forward general activity (UDA)	0
17/18 Contracted orthodontic activity (UOA)	0
Carry forward orthodontic activity (UOA)	0
Baseline contract value	£395,046.07

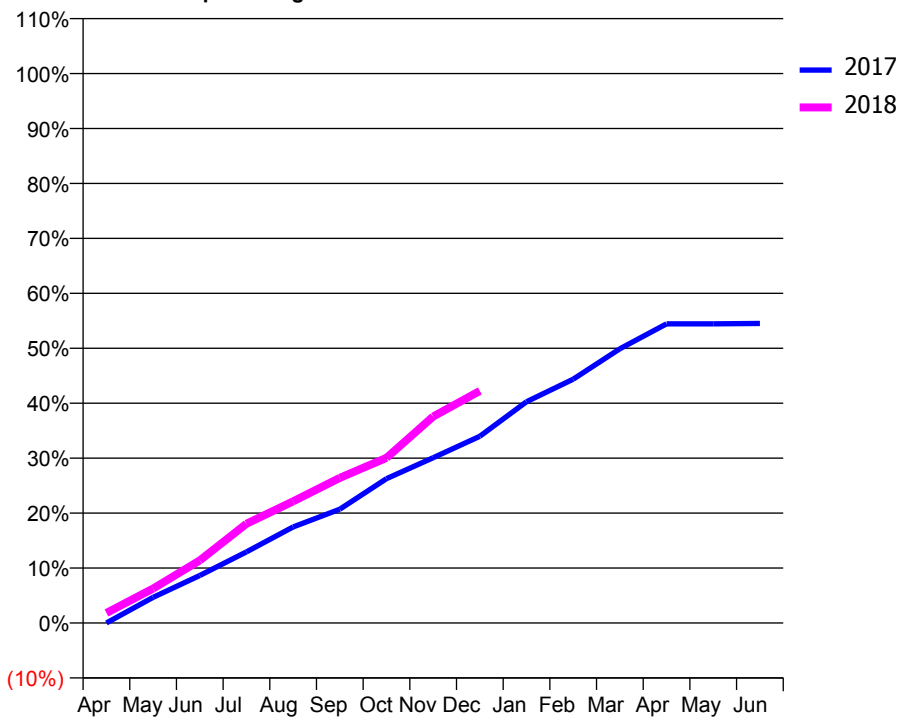
### ACCESS\*

Patients seen in 24 months	Total	Change since previous quarter
Quarter ending December 2016	2,795	
Quarter ending March 2017	2,789	→
Quarter ending June 2017	2,830	→
Quarter ending September 2017	2,790	↓
Quarter ending December 2017	2,787	→
<b>Variance since December 2016</b>	<b>(0.3%)</b>	<b>→</b>



### ACTIVITY

Cumulative percentage of contracted UDA delivered 2017 & 2018



Month	Adjusted Scheduled Activity (UDA)	
	2017	2018
April	0	286
May	730	983
June	1,353	1,783
July	2,027	2,828
August	2,736	3,466
September	3,242	4,136
October	4,113	4,707
November	4,709	5,884
December	5,322	6,612
January	6,305	
February	6,946	
March	7,815	
April	8,525	
May	8,524	
June	8,537	

### QUALITY

	Quantity	Base Number	Contract	AT	Region	England
% of FP17s for the same patient ID Re-attending within 3 months - Children	35	426	8.2%	10.0%	11.8%	12.0%
% of FP17s for the same patient ID Re-attending within 3 months - Adults	377	1,977	19.1%	14.9%	15.3%	15.9%
% of FP17s for the same patient ID Re-attending between 3 & 9 months - Children	166	426	39.0%	51.7%	59.1%	58.0%
% of FP17s for the same patient ID Re-attending between 3 & 9 months - Adults	655	1,977	33.1%	47.2%	51.5%	50.5%
% of FP17s for Band 1 Urgent Courses	68	2,238	3.0%	8.0%	8.0%	9.0%
% of FP17s Relating to Free Repair or Replacements	23	2,238	1.0%	0.7%	0.8%	0.8%
% of FP17s Relating to Continuations	87	2,238	3.9%	0.9%	1.1%	1.1%
% of Patients satisfied with the dentistry they have received	2	3	N/A	91.6%	91.6%	91.5%
% of Patients satisfied with the time they had to wait for an appointment	2	3	N/A	89.9%	88.3%	87.9%

\* This is based on patients treated on this contract for their most recent course of treatment. Figures in italics indicate the base number of FP17s or Patient Questionnaire responses are less than 100. N/A is shown where the base number of responses is less than 10 during the period. % is calculated as Quantity/Base number\*100

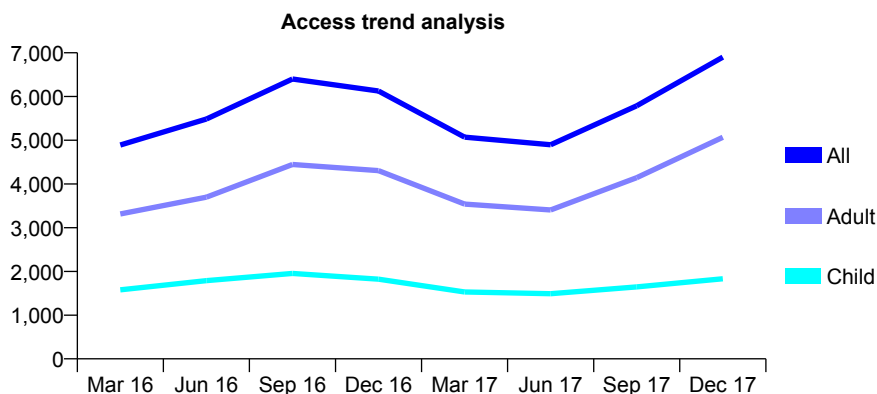
## Q54 - Vital Signs At a Glance Contract Report for 677620/0002 - December 2017

Name or company name	MR MA ILYAS
Contract type name	GDS Contract
Purpose of contract	General
Contract start date	01/04/2006
Contract end date	

17/18 Contracted general activity (UDA)	14,933
Carry forward general activity (UDA)	492
17/18 Contracted orthodontic activity (UOA)	0
Carry forward orthodontic activity (UOA)	0
Baseline contract value	£339,696.47

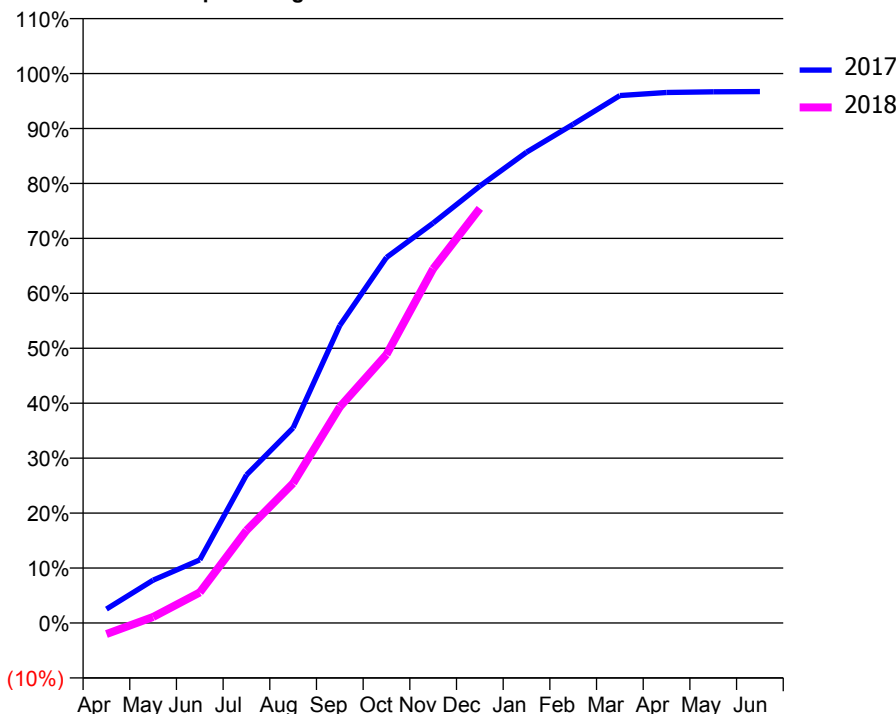
### ACCESS\*

Patients seen in 24 months	Total	Change since previous quarter
Quarter ending December 2016	6,125	
Quarter ending March 2017	5,071	↓
Quarter ending June 2017	4,896	↓
Quarter ending September 2017	5,789	↑
Quarter ending December 2017	6,901	↑
<b>Variance since December 2016</b>	<b>12.7%</b>	<b>↑</b>



### ACTIVITY

Cumulative percentage of contracted UDA delivered 2017 & 2018



Month	Adjusted Scheduled Activity (UDA)	
	2017	2018
April	378	-301
May	1,165	165
June	1,714	830
July	4,026	2,518
August	5,304	3,801
September	8,086	5,873
October	9,936	7,297
November	10,868	9,628
December	11,872	11,268
January	12,794	
February	13,556	
March	14,332	
April	14,417	
May	14,436	
June	14,441	

### QUALITY

	Quantity	Base Number	Contract	AT	Region	England
% of FP17s for the same patient ID Re-attending within 3 months - Children	60	1,808	3.3%	10.0%	11.8%	12.0%
% of FP17s for the same patient ID Re-attending within 3 months - Adults	407	4,993	8.2%	14.9%	15.3%	15.9%
% of FP17s for the same patient ID Re-attending between 3 & 9 months - Children	556	1,808	30.8%	51.7%	59.1%	58.0%
% of FP17s for the same patient ID Re-attending between 3 & 9 months - Adults	1,456	4,993	29.2%	47.2%	51.5%	50.5%
% of FP17s for Band 1 Urgent Courses	362	6,125	5.9%	8.0%	8.0%	9.0%
% of FP17s Relating to Free Repair or Replacements	41	6,125	0.7%	0.7%	0.8%	0.8%
% of FP17s Relating to Continuations	11	6,125	0.2%	0.9%	1.1%	1.1%
% of Patients satisfied with the dentistry they have received	9	10	90.0%	91.6%	91.6%	91.5%
% of Patients satisfied with the time they had to wait for an appointment	9	10	90.0%	89.9%	88.3%	87.9%

\* This is based on patients treated on this contract for their most recent course of treatment. Figures in italics indicate the base number of FP17s or Patient Questionnaire responses are less than 100. N/A is shown where the base number of responses is less than 10 during the period. % is calculated as Quantity/Base number\*100

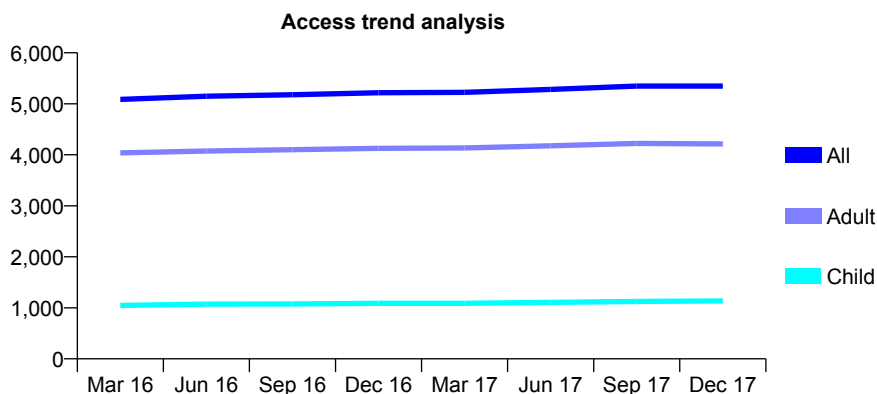
## Q54 - Vital Signs At a Glance Contract Report for 678139/0001 - December 2017

Name or company name	MS WP CHEUNG
Contract type name	GDS Contract
Purpose of contract	General
Contract start date	01/04/2006
Contract end date	

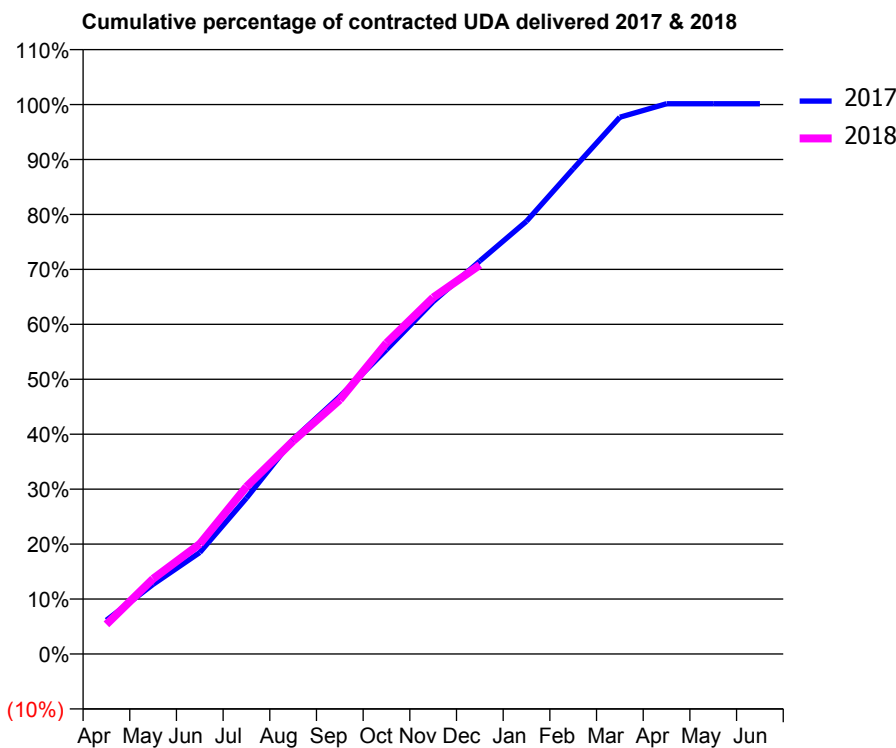
17/18 Contracted general activity (UDA)	16,054
Carry forward general activity (UDA)	-21
17/18 Contracted orthodontic activity (UOA)	0
Carry forward orthodontic activity (UOA)	0
Baseline contract value	£339,318.56

### ACCESS\*

Patients seen in 24 months	Total	Change since previous quarter
Quarter ending December 2016	5,216	
Quarter ending March 2017	5,225	→
Quarter ending June 2017	5,283	→
Quarter ending September 2017	5,349	→
Quarter ending December 2017	5,348	→
<b>Variance since December 2016</b>	<b>2.5%</b>	<b>↑</b>



### ACTIVITY



Month	Adjusted Scheduled Activity (UDA)	
	2017	2018
April	988	867
May	2,034	2,197
June	2,968	3,218
July	4,556	4,889
August	6,269	6,222
September	7,524	7,427
October	8,891	9,086
November	10,296	10,415
December	11,484	11,367
January	12,645	
February	14,174	
March	15,683	
April	16,074	
May	16,074	
June	16,074	

### QUALITY

	Quantity	Base Number	Contract	AT	Region	England
% of FP17s for the same patient ID Re-attending within 3 months - Children	51	1,256	4.1%	10.0%	11.8%	12.0%
% of FP17s for the same patient ID Re-attending within 3 months - Adults	710	5,029	14.1%	14.9%	15.3%	15.9%
% of FP17s for the same patient ID Re-attending between 3 & 9 months - Children	826	1,256	65.8%	51.7%	59.1%	58.0%
% of FP17s for the same patient ID Re-attending between 3 & 9 months - Adults	3,283	5,029	65.3%	47.2%	51.5%	50.5%
% of FP17s for Band 1 Urgent Courses	332	6,095	5.4%	8.0%	8.0%	9.0%
% of FP17s Relating to Free Repair or Replacements	79	6,095	1.3%	0.7%	0.8%	0.8%
% of FP17s Relating to Continuations	106	6,095	1.7%	0.9%	1.1%	1.1%
% of Patients satisfied with the dentistry they have received	11	13	84.6%	91.6%	91.6%	91.5%
% of Patients satisfied with the time they had to wait for an appointment	11	13	84.6%	89.9%	88.3%	87.9%

\* This is based on patients treated on this contract for their most recent course of treatment. Figures in italics indicate the base number of FP17s or Patient Questionnaire responses are less than 100. N/A is shown where the base number of responses is less than 10 during the period. % is calculated as Quantity/Base number\*100



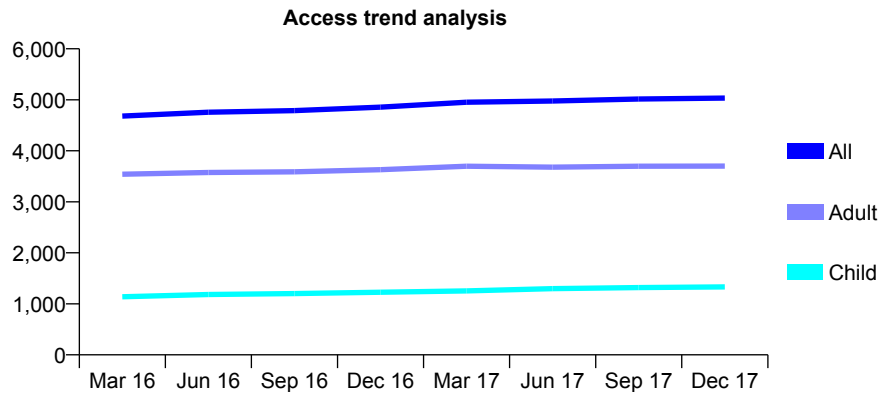
## Q54 - Vital Signs At a Glance Contract Report for 678325/0001 - December 2017

Name or company name	MR MS PARMAR
Contract type name	GDS Contract
Purpose of contract	General
Contract start date	01/04/2006
Contract end date	

17/18 Contracted general activity (UDA)	9,855
Carry forward general activity (UDA)	-192
17/18 Contracted orthodontic activity (UOA)	0
Carry forward orthodontic activity (UOA)	0
Baseline contract value	£274,274.64

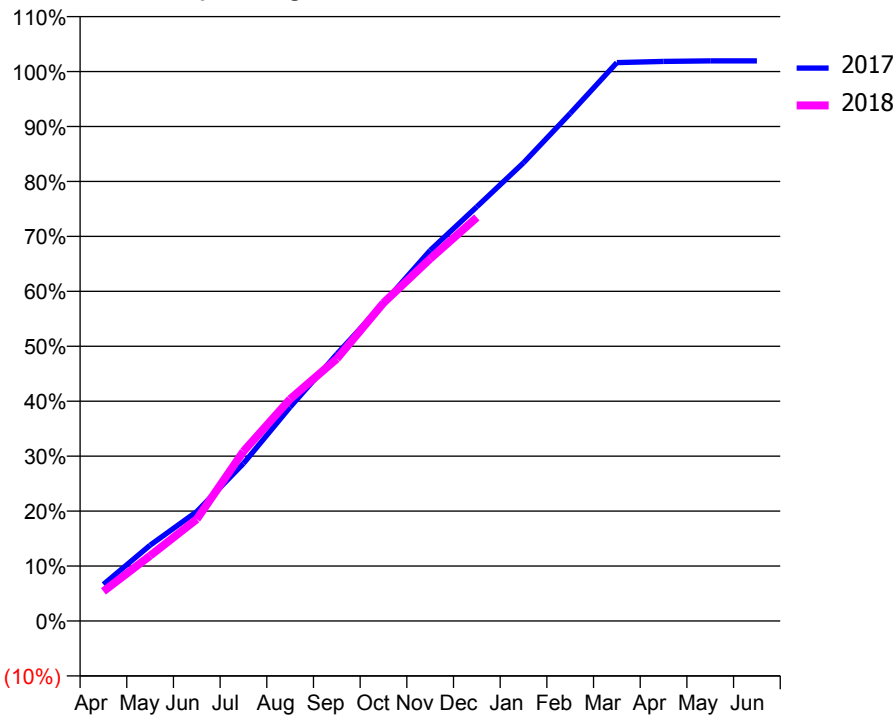
### ACCESS\*

Patients seen in 24 months	Total	Change since previous quarter
Quarter ending December 2016	4,857	
Quarter ending March 2017	4,952	→
Quarter ending June 2017	4,977	→
Quarter ending September 2017	5,015	→
Quarter ending December 2017	5,033	→
<b>Variance since December 2016</b>	<b>3.6%</b>	<b>↑</b>



### ACTIVITY

Cumulative percentage of contracted UDA delivered 2017 & 2018



Month	Adjusted Scheduled Activity (UDA)	
	2017	2018
April	657	532
May	1,361	1,171
June	1,963	1,826
July	2,826	3,043
August	3,836	3,982
September	4,786	4,704
October	5,699	5,706
November	6,648	6,495
December	7,429	7,238
January	8,218	
February	9,103	
March	10,014	
April	10,036	
May	10,046	
June	10,047	

### QUALITY

	Quantity	Base Number	Contract	AT	Region	England
% of FP17s for the same patient ID Re-attending within 3 months - Children	80	1,267	6.3%	10.0%	11.8%	12.0%
% of FP17s for the same patient ID Re-attending within 3 months - Adults	291	3,012	9.7%	14.9%	15.3%	15.9%
% of FP17s for the same patient ID Re-attending between 3 & 9 months - Children	602	1,267	47.5%	51.7%	59.1%	58.0%
% of FP17s for the same patient ID Re-attending between 3 & 9 months - Adults	1,341	3,012	44.5%	47.2%	51.5%	50.5%
% of FP17s for Band 1 Urgent Courses	104	3,590	2.9%	8.0%	8.0%	9.0%
% of FP17s Relating to Free Repair or Replacements	29	3,590	0.8%	0.7%	0.8%	0.8%
% of FP17s Relating to Continuations	27	3,590	0.8%	0.9%	1.1%	1.1%
% of Patients satisfied with the dentistry they have received	2	3	N/A	91.6%	91.6%	91.5%
% of Patients satisfied with the time they had to wait for an appointment	3	3	N/A	89.9%	88.3%	87.9%

\* This is based on patients treated on this contract for their most recent course of treatment. Figures in italics indicate the base number of FP17s or Patient Questionnaire responses are less than 100. N/A is shown where the base number of responses is less than 10 during the period. % is calculated as Quantity/Base number\*100

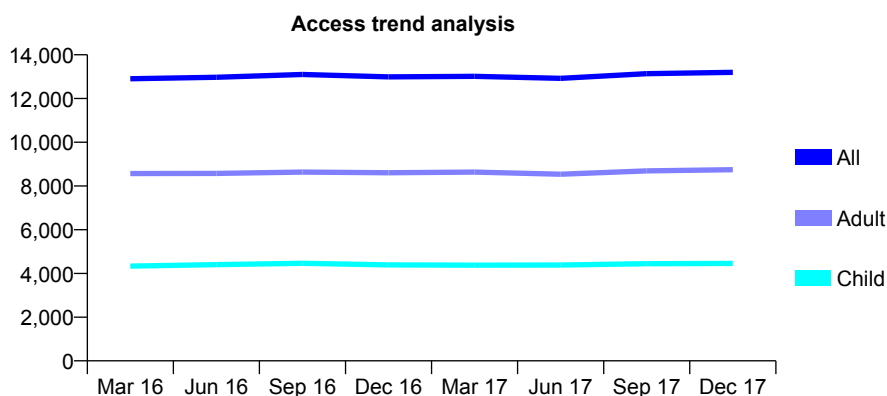
## Q54 - Vital Signs At a Glance Contract Report for 682004/0001 - December 2017

Name or company name	MR S KUMAR
Contract type name	GDS Contract
Purpose of contract	General
Contract start date	01/04/2006
Contract end date	

17/18 Contracted general activity (UDA)	45,372
Carry forward general activity (UDA)	820
17/18 Contracted orthodontic activity (UOA)	0
Carry forward orthodontic activity (UOA)	0
Baseline contract value	£1,249,472.97

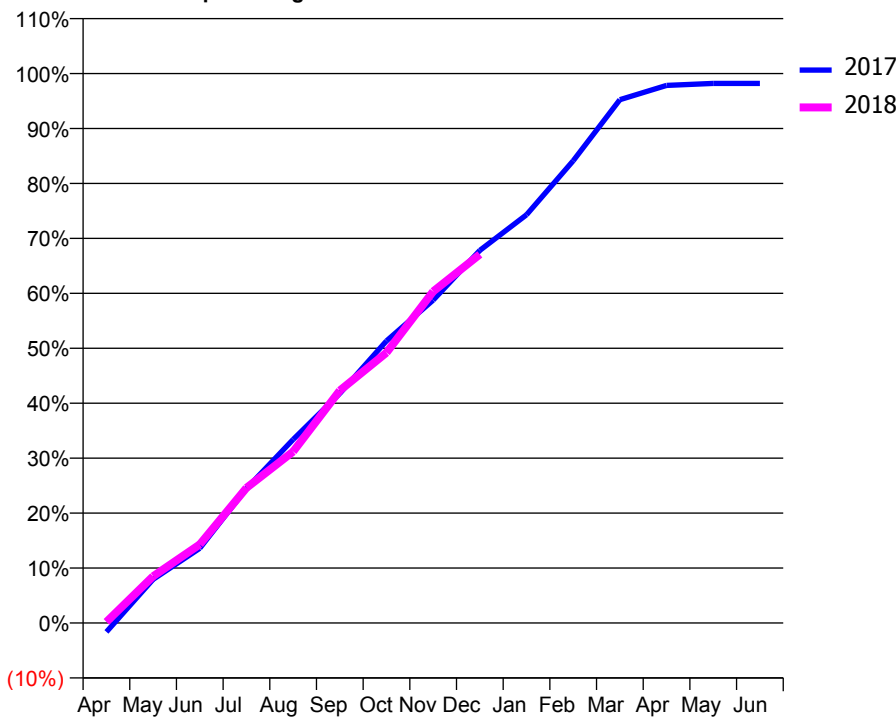
### ACCESS\*

Patients seen in 24 months	Total	Change since previous quarter
Quarter ending December 2016	12,991	
Quarter ending March 2017	13,012	→
Quarter ending June 2017	12,921	→
Quarter ending September 2017	13,135	→
Quarter ending December 2017	13,200	→
<b>Variance since December 2016</b>	<b>1.6%</b>	<b>→</b>



### ACTIVITY

Cumulative percentage of contracted UDA delivered 2017 & 2018



Month	Adjusted Scheduled Activity (UDA)	
	2017	2018
April	-739	94
May	3,602	3,865
June	6,174	6,488
July	11,103	11,163
August	15,151	14,153
September	18,957	19,196
October	23,287	22,327
November	26,666	27,378
December	30,771	30,439
January	33,709	
February	38,165	
March	43,207	
April	44,392	
May	44,548	
June	44,551	

### QUALITY

	Quantity	Base Number	Contract	AT	Region	England
% of FP17s for the same patient ID Re-attending within 3 months - Children	202	3,755	5.4%	10.0%	11.8%	12.0%
% of FP17s for the same patient ID Re-attending within 3 months - Adults	863	6,661	13.0%	14.9%	15.3%	15.9%
% of FP17s for the same patient ID Re-attending between 3 & 9 months - Children	1,586	3,755	42.2%	51.7%	59.1%	58.0%
% of FP17s for the same patient ID Re-attending between 3 & 9 months - Adults	2,408	6,661	36.2%	47.2%	51.5%	50.5%
% of FP17s for Band 1 Urgent Courses	979	9,962	9.8%	8.0%	8.0%	9.0%
% of FP17s Relating to Free Repair or Replacements	47	9,962	0.5%	0.7%	0.8%	0.8%
% of FP17s Relating to Continuations	45	9,962	0.5%	0.9%	1.1%	1.1%
% of Patients satisfied with the dentistry they have received	3	4	N/A	91.6%	91.6%	91.5%
% of Patients satisfied with the time they had to wait for an appointment	2	4	N/A	89.9%	88.3%	87.9%

\* This is based on patients treated on this contract for their most recent course of treatment. Figures in italics indicate the base number of FP17s or Patient Questionnaire responses are less than 100. N/A is shown where the base number of responses is less than 10 during the period. % is calculated as Quantity/Base number\*100

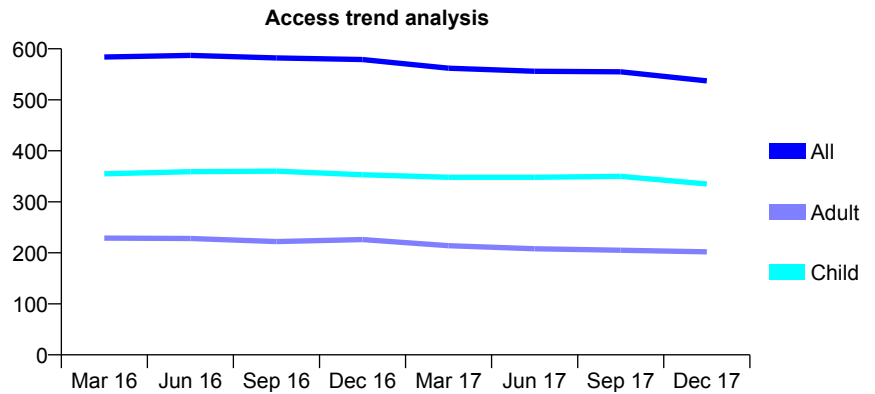
## Q54 - Vital Signs At a Glance Contract Report for 682381/0001 - December 2017

Name or company name	MR TF FRASER
Contract type name	GDS Contract
Purpose of contract	General
Contract start date	01/04/2006
Contract end date	

17/18 Contracted general activity (UDA)	1,600
Carry forward general activity (UDA)	0
17/18 Contracted orthodontic activity (UOA)	0
Carry forward orthodontic activity (UOA)	0
Baseline contract value	£41,126.16

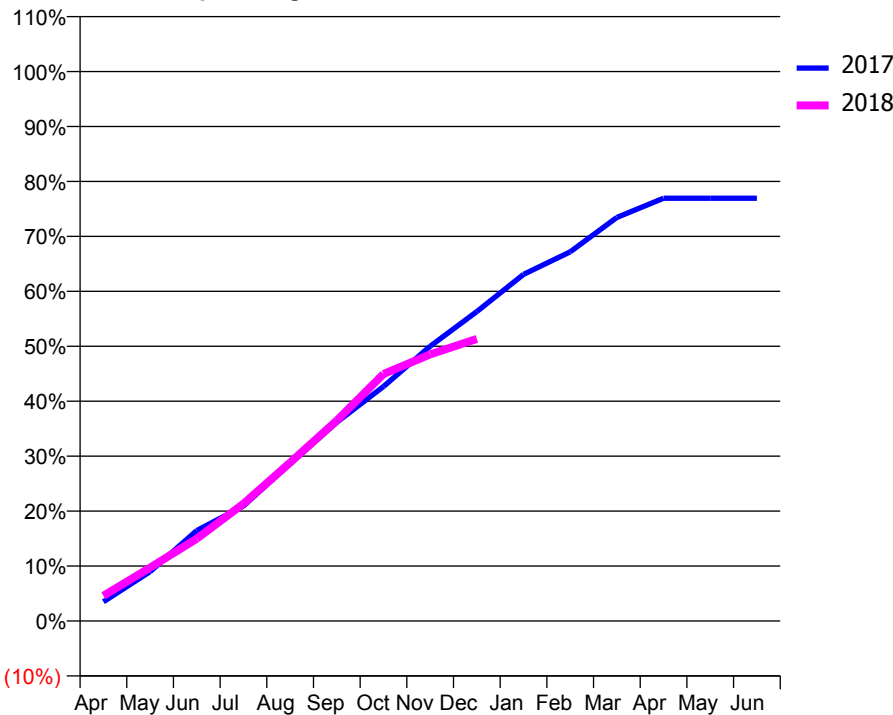
### ACCESS\*

Patients seen in 24 months	Total	Change since previous quarter
Quarter ending December 2016	579	
Quarter ending March 2017	562	↓
Quarter ending June 2017	556	↓
Quarter ending September 2017	555	→
Quarter ending December 2017	537	↓
<b>Variance since December 2016</b>	<b>(7.3%)</b>	<b>↓</b>



### ACTIVITY

Cumulative percentage of contracted UDA delivered 2017 & 2018



Month	Adjusted Scheduled Activity (UDA)	
	2017	2018
April	56	73
May	144	155
June	264	240
July	335	341
August	458	462
September	579	584
October	683	719
November	800	776
December	901	821
January	1,009	
February	1,075	
March	1,175	
April	1,231	
May	1,231	
June	1,231	

### QUALITY

	Quantity	Base Number	Contract	AT	Region	England
% of FP17s for the same patient ID Re-attending within 3 months - Children	16	333	4.8%	10.0%	11.8%	12.0%
% of FP17s for the same patient ID Re-attending within 3 months - Adults	45	179	25.1%	14.9%	15.3%	15.9%
% of FP17s for the same patient ID Re-attending between 3 & 9 months - Children	206	333	61.9%	51.7%	59.1%	58.0%
% of FP17s for the same patient ID Re-attending between 3 & 9 months - Adults	79	179	44.1%	47.2%	51.5%	50.5%
% of FP17s for Band 1 Urgent Courses	22	497	4.4%	8.0%	8.0%	9.0%
% of FP17s Relating to Free Repair or Replacements	0	497	0.0%	0.7%	0.8%	0.8%
% of FP17s Relating to Continuations	15	497	3.0%	0.9%	1.1%	1.1%
% of Patients satisfied with the dentistry they have received	1	1	N/A	91.6%	91.6%	91.5%
% of Patients satisfied with the time they had to wait for an appointment	1	1	N/A	89.9%	88.3%	87.9%

\* This is based on patients treated on this contract for their most recent course of treatment. Figures in italics indicate the base number of FP17s or Patient Questionnaire responses are less than 100. N/A is shown where the base number of responses is less than 10 during the period. % is calculated as Quantity/Base number\*100

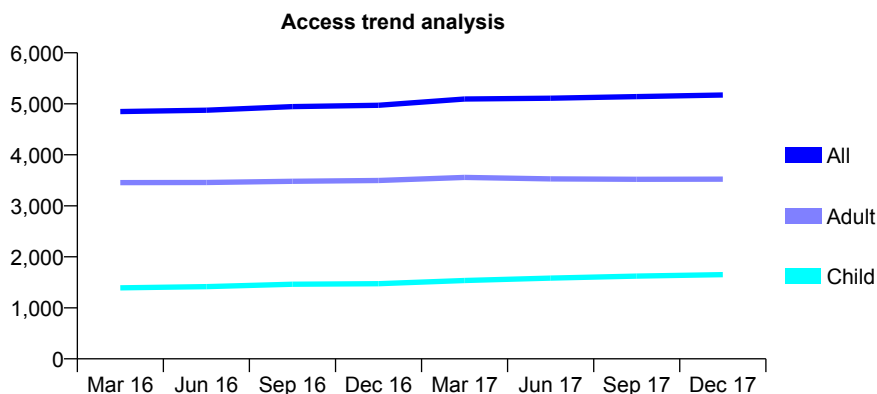
## Q54 - Vital Signs At a Glance Contract Report for 686867/0001 - December 2017

Name or company name	MISS PK ATHWAL
Contract type name	GDS Contract
Purpose of contract	General
Contract start date	01/04/2006
Contract end date	

17/18 Contracted general activity (UDA)	18,296
Carry forward general activity (UDA)	362
17/18 Contracted orthodontic activity (UOA)	0
Carry forward orthodontic activity (UOA)	0
Baseline contract value	£527,031.11

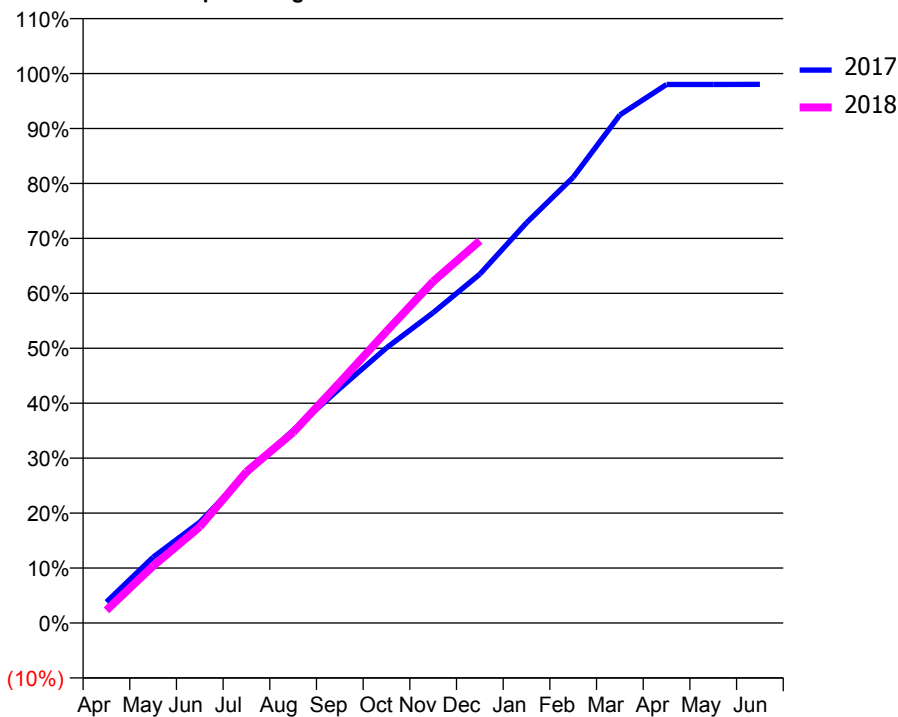
### ACCESS\*

Patients seen in 24 months	Total	Change since previous quarter
Quarter ending December 2016	4,972	
Quarter ending March 2017	5,093	↑
Quarter ending June 2017	5,111	→
Quarter ending September 2017	5,142	→
Quarter ending December 2017	5,173	→
<b>Variance since December 2016</b>	<b>4.0%</b>	<b>↑</b>



### ACTIVITY

Cumulative percentage of contracted UDA delivered 2017 & 2018



Month	Adjusted Scheduled Activity (UDA)	
	2017	2018
April	698	426
May	2,190	1,898
June	3,359	3,201
July	4,974	5,037
August	6,418	6,348
September	7,811	8,010
October	9,163	9,713
November	10,335	11,372
December	11,618	12,729
January	13,328	
February	14,841	
March	16,917	
April	17,933	
May	17,933	
June	17,934	

### QUALITY

	Quantity	Base Number	Contract	AT	Region	England
% of FP17s for the same patient ID Re-attending within 3 months - Children	57	1,779	3.2%	10.0%	11.8%	12.0%
% of FP17s for the same patient ID Re-attending within 3 months - Adults	201	3,515	5.7%	14.9%	15.3%	15.9%
% of FP17s for the same patient ID Re-attending between 3 & 9 months - Children	1,092	1,779	61.4%	51.7%	59.1%	58.0%
% of FP17s for the same patient ID Re-attending between 3 & 9 months - Adults	2,238	3,515	63.7%	47.2%	51.5%	50.5%
% of FP17s for Band 1 Urgent Courses	105	5,026	2.1%	8.0%	8.0%	9.0%
% of FP17s Relating to Free Repair or Replacements	24	5,026	0.5%	0.7%	0.8%	0.8%
% of FP17s Relating to Continuations	27	5,026	0.5%	0.9%	1.1%	1.1%
% of Patients satisfied with the dentistry they have received	5	6	N/A	91.6%	91.6%	91.5%
% of Patients satisfied with the time they had to wait for an appointment	6	6	N/A	89.9%	88.3%	87.9%

\* This is based on patients treated on this contract for their most recent course of treatment. Figures in italics indicate the base number of FP17s or Patient Questionnaire responses are less than 100. N/A is shown where the base number of responses is less than 10 during the period. % is calculated as Quantity/Base number\*100

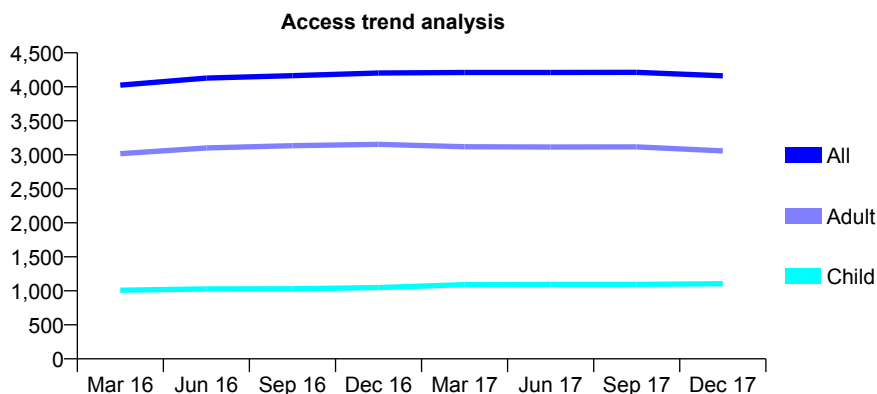
## Q54 - Vital Signs At a Glance Contract Report for 686883/0001 - December 2017

Name or company name	MR HS GILL
Contract type name	GDS Contract
Purpose of contract	General
Contract start date	01/04/2006
Contract end date	

17/18 Contracted general activity (UDA)	11,380
Carry forward general activity (UDA)	0
17/18 Contracted orthodontic activity (UOA)	0
Carry forward orthodontic activity (UOA)	0
Baseline contract value	£249,151.85

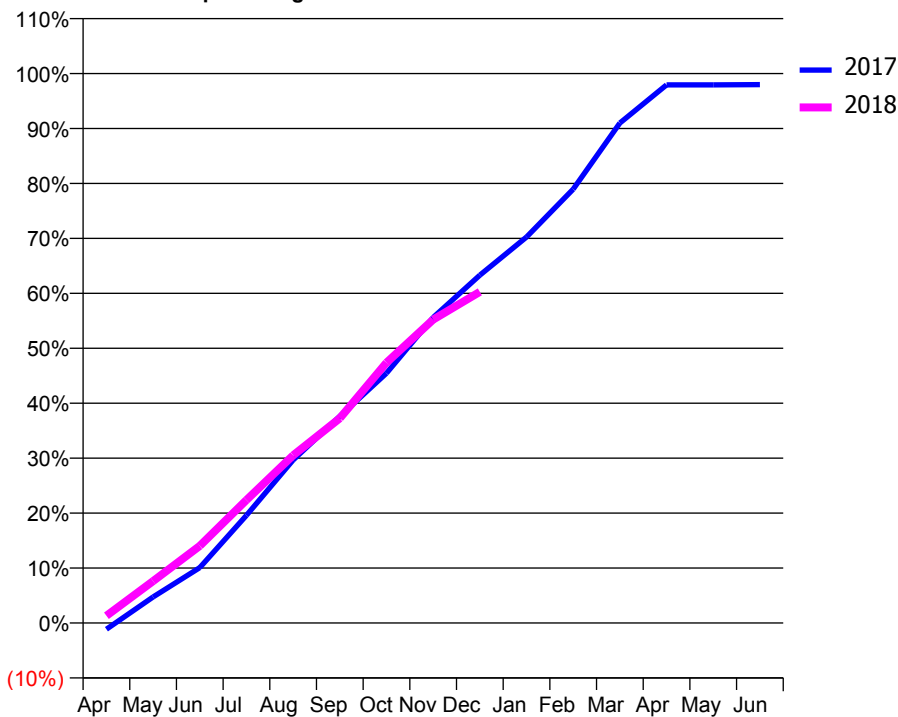
### ACCESS\*

Patients seen in 24 months	Total	Change since previous quarter
Quarter ending December 2016	4,203	
Quarter ending March 2017	4,210	→
Quarter ending June 2017	4,210	→
Quarter ending September 2017	4,212	→
Quarter ending December 2017	4,162	↓
<b>Variance since December 2016</b>	<b>(1.0%)</b>	→



### ACTIVITY

Cumulative percentage of contracted UDA delivered 2017 & 2018



Month	Adjusted Scheduled Activity (UDA)	
	2017	2018
April	-132	151
May	540	870
June	1,149	1,597
July	2,231	2,548
August	3,377	3,472
September	4,282	4,241
October	5,174	5,393
November	6,329	6,284
December	7,204	6,859
January	7,994	
February	8,986	
March	10,354	
April	11,145	
May	11,145	
June	11,149	

### QUALITY

	Quantity	Base Number	Contract	AT	Region	England
% of FP17s for the same patient ID Re-attending within 3 months - Children	115	1,347	8.5%	10.0%	11.8%	12.0%
% of FP17s for the same patient ID Re-attending within 3 months - Adults	284	3,068	9.3%	14.9%	15.3%	15.9%
% of FP17s for the same patient ID Re-attending between 3 & 9 months - Children	842	1,347	62.5%	51.7%	59.1%	58.0%
% of FP17s for the same patient ID Re-attending between 3 & 9 months - Adults	1,838	3,068	59.9%	47.2%	51.5%	50.5%
% of FP17s for Band 1 Urgent Courses	69	3,415	2.0%	8.0%	8.0%	9.0%
% of FP17s Relating to Free Repair or Replacements	18	3,415	0.5%	0.7%	0.8%	0.8%
% of FP17s Relating to Continuations	10	3,415	0.3%	0.9%	1.1%	1.1%
% of Patients satisfied with the dentistry they have received	2	3	N/A	91.6%	91.6%	91.5%
% of Patients satisfied with the time they had to wait for an appointment	2	3	N/A	89.9%	88.3%	87.9%

\* This is based on patients treated on this contract for their most recent course of treatment. Figures in italics indicate the base number of FP17s or Patient Questionnaire responses are less than 100. N/A is shown where the base number of responses is less than 10 during the period. % is calculated as Quantity/Base number\*100

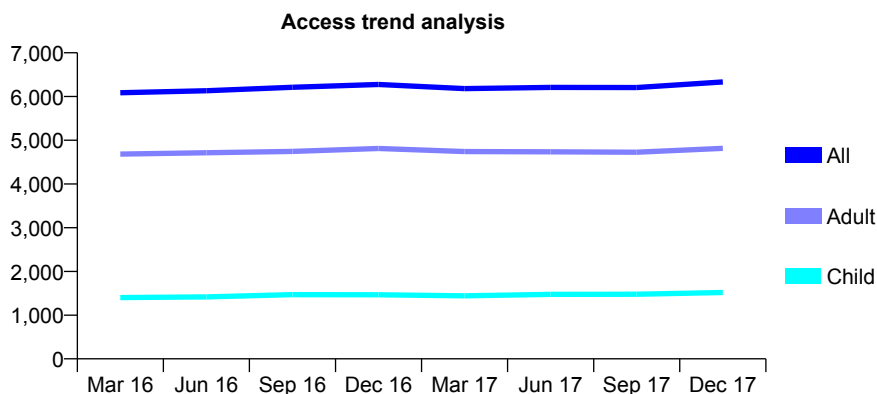
## Q54 - Vital Signs At a Glance Contract Report for 686883/0002 - December 2017

Name or company name	MR HS GILL
Contract type name	PDS Plus Contract
Purpose of contract	General
Contract start date	01/11/2010
Contract end date	31/10/2020

17/18 Contracted general activity (UDA)	22,480
Carry forward general activity (UDA)	-56
17/18 Contracted orthodontic activity (UOA)	0
Carry forward orthodontic activity (UOA)	0
Baseline contract value	£294,668.34

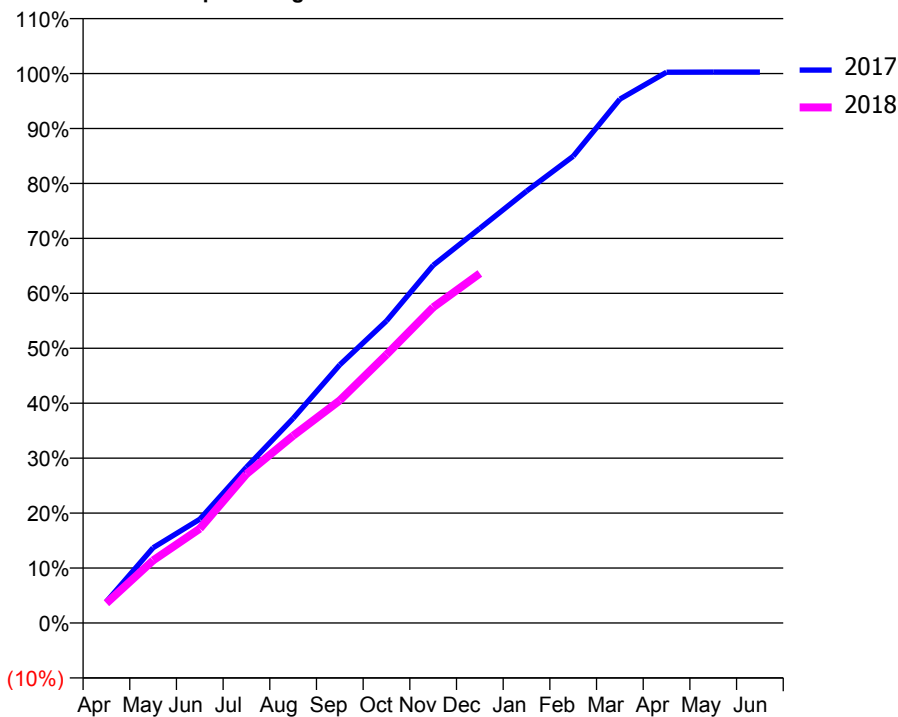
### ACCESS\*

Patients seen in 24 months	Total	Change since previous quarter
Quarter ending December 2016	6,277	
Quarter ending March 2017	6,182	↓
Quarter ending June 2017	6,210	→
Quarter ending September 2017	6,204	→
Quarter ending December 2017	6,334	↑
<b>Variance since December 2016</b>	0.9%	→



### ACTIVITY

Cumulative percentage of contracted UDA delivered 2017 & 2018



Month	Adjusted Scheduled Activity (UDA)	
	2017	2018
April	876	810
May	3,080	2,560
June	4,245	3,858
July	6,373	6,098
August	8,371	7,663
September	10,561	9,106
October	12,356	10,980
November	14,635	12,916
December	16,146	14,302
January	17,665	
February	19,094	
March	21,432	
April	22,533	
May	22,536	
June	22,536	

### QUALITY

	Quantity	Base Number	Contract	AT	Region	England
% of FP17s for the same patient ID Re-attending within 3 months - Children	141	1,336	10.6%	10.0%	11.8%	12.0%
% of FP17s for the same patient ID Re-attending within 3 months - Adults	886	3,902	22.7%	14.9%	15.3%	15.9%
% of FP17s for the same patient ID Re-attending between 3 & 9 months - Children	524	1,336	39.2%	51.7%	59.1%	58.0%
% of FP17s for the same patient ID Re-attending between 3 & 9 months - Adults	940	3,902	24.1%	47.2%	51.5%	50.5%
% of FP17s for Band 1 Urgent Courses	1,476	4,910	30.1%	8.0%	8.0%	9.0%
% of FP17s Relating to Free Repair or Replacements	50	4,910	1.0%	0.7%	0.8%	0.8%
% of FP17s Relating to Continuations	27	4,910	0.5%	0.9%	1.1%	1.1%
% of Patients satisfied with the dentistry they have received	4	7	N/A	91.6%	91.6%	91.5%
% of Patients satisfied with the time they had to wait for an appointment	4	7	N/A	89.9%	88.3%	87.9%

\* This is based on patients treated on this contract for their most recent course of treatment. Figures in italics indicate the base number of FP17s or Patient Questionnaire responses are less than 100. N/A is shown where the base number of responses is less than 10 during the period. % is calculated as Quantity/Base number\*100

## Q54 - Vital Signs At a Glance Contract Report for 688347/0002 - December 2017

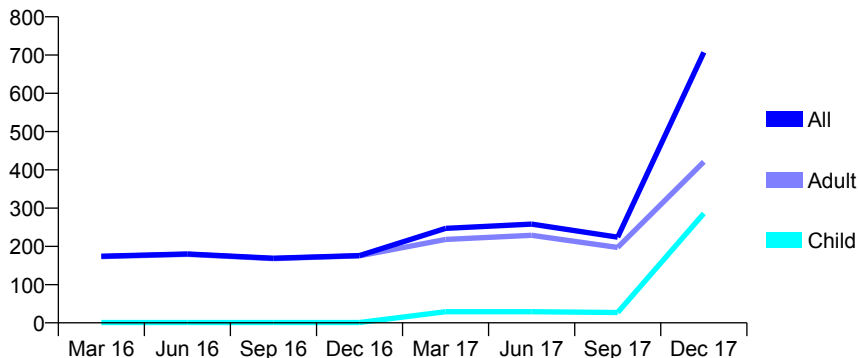
Name or company name	MR K HANJI
Contract type name	PDS Contract
Purpose of contract	General
Contract start date	08/03/2012
Contract end date	07/03/2022

17/18 Contracted general activity (UDA)	1,440
Carry forward general activity (UDA)	0
17/18 Contracted orthodontic activity (UOA)	0
Carry forward orthodontic activity (UOA)	0
Baseline contract value	£71,731.51

### ACCESS\*

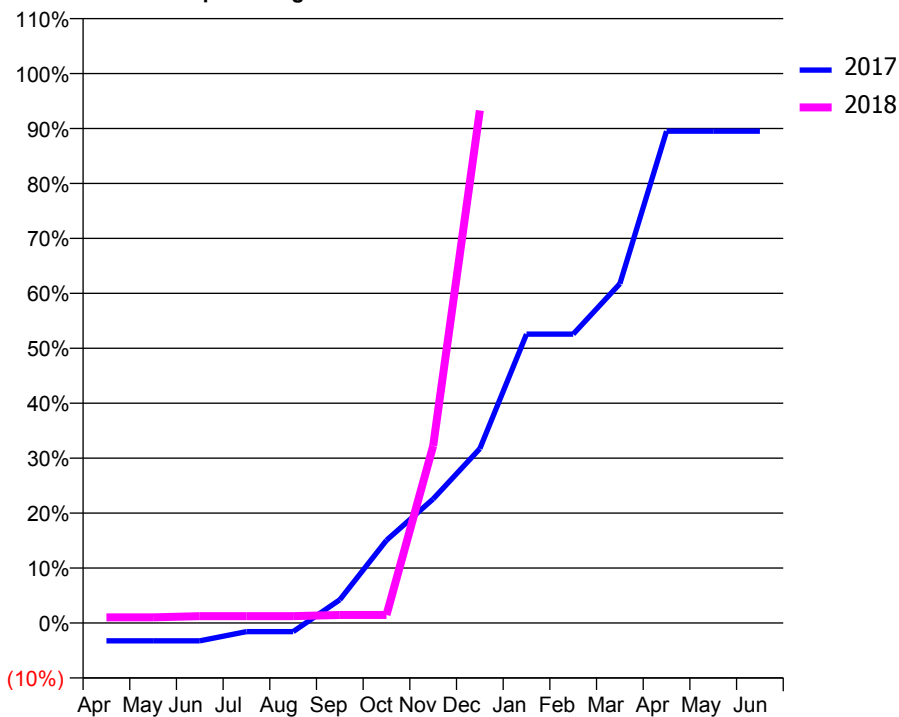
Patients seen in 24 months	Total	Change since previous quarter
Quarter ending December 2016	176	
Quarter ending March 2017	247	↑
Quarter ending June 2017	258	↑
Quarter ending September 2017	224	↓
Quarter ending December 2017	707	↑
<b>Variance since December 2016</b>	<b>301.7%</b>	<b>↑</b>

### Access trend analysis



### ACTIVITY

#### Cumulative percentage of contracted UDA delivered 2017 & 2018



Month	Adjusted Scheduled Activity (UDA)	
	2017	2018
April	-47	15
May	-47	15
June	-47	18
July	-23	18
August	-23	18
September	61	21
October	217	21
November	325	464
December	457	1,343
January	757	
February	757	
March	889	
April	1,289	
May	1,289	
June	1,289	

### QUALITY

	Quantity	Base Number	Contract	AT	Region	England
% of FP17s for the same patient ID Re-attending within 3 months - Children	1	290	0.3%	10.0%	11.8%	12.0%
% of FP17s for the same patient ID Re-attending within 3 months - Adults	0	330	0.0%	14.9%	15.3%	15.9%
% of FP17s for the same patient ID Re-attending between 3 & 9 months - Children	0	290	0.0%	51.7%	59.1%	58.0%
% of FP17s for the same patient ID Re-attending between 3 & 9 months - Adults	0	330	0.0%	47.2%	51.5%	50.5%
% of FP17s for Band 1 Urgent Courses	10	497	2.0%	8.0%	8.0%	9.0%
% of FP17s Relating to Free Repair or Replacements	0	497	0.0%	0.7%	0.8%	0.8%
% of FP17s Relating to Continuations	0	497	0.0%	0.9%	1.1%	1.1%
% of Patients satisfied with the dentistry they have received	0	0	N/A	91.6%	91.6%	91.5%
% of Patients satisfied with the time they had to wait for an appointment	0	0	N/A	89.9%	88.3%	87.9%

\* This is based on patients treated on this contract for their most recent course of treatment. Figures in italics indicate the base number of FP17s or Patient Questionnaire responses are less than 100. N/A is shown where the base number of responses is less than 10 during the period. % is calculated as Quantity/Base number\*100



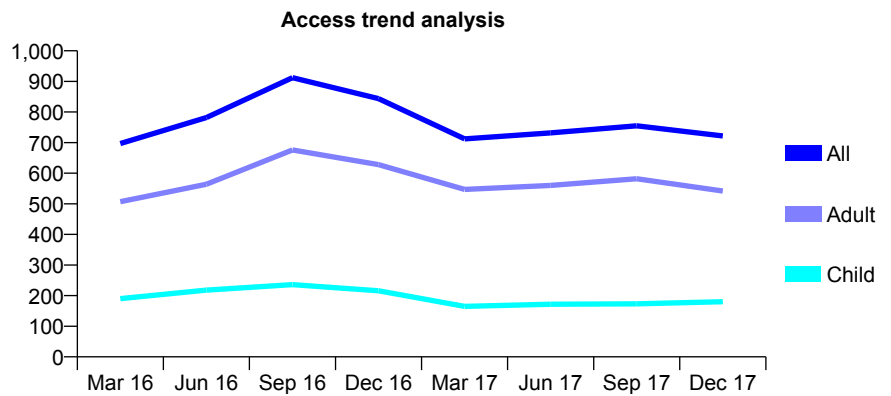
## Q54 - Vital Signs At a Glance Contract Report for 688347/0003 - December 2017

Name or company name	MR K HANJI
Contract type name	GDS Contract
Purpose of contract	General
Contract start date	08/03/2012
Contract end date	

17/18 Contracted general activity (UDA)	1,758
Carry forward general activity (UDA)	18
17/18 Contracted orthodontic activity (UOA)	0
Carry forward orthodontic activity (UOA)	0
Baseline contract value	£46,020.86

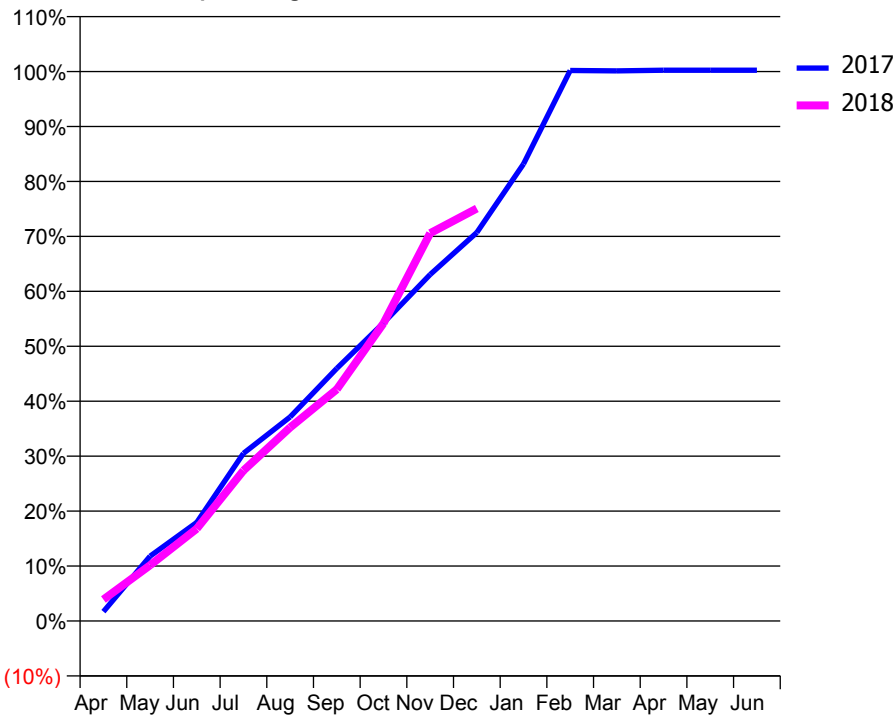
### ACCESS\*

Patients seen in 24 months	Total	Change since previous quarter
Quarter ending December 2016	844	
Quarter ending March 2017	712	↓
Quarter ending June 2017	732	↑
Quarter ending September 2017	755	↑
Quarter ending December 2017	722	↓
<b>Variance since December 2016</b>	<b>(14.5%)</b>	<b>↓</b>



### ACTIVITY

Cumulative percentage of contracted UDA delivered 2017 & 2018



Month	Adjusted Scheduled Activity (UDA)	
	2017	2018
April	30	69
May	207	178
June	316	295
July	537	482
August	653	619
September	808	741
October	954	952
November	1,109	1,241
December	1,243	1,320
January	1,462	
February	1,761	
March	1,760	
April	1,762	
May	1,762	
June	1,762	

### QUALITY

	Quantity	Base Number	Contract	AT	Region	England
% of FP17s for the same patient ID Re-attending within 3 months - Children	2	110	1.8%	10.0%	11.8%	12.0%
% of FP17s for the same patient ID Re-attending within 3 months - Adults	4	298	1.3%	14.9%	15.3%	15.9%
% of FP17s for the same patient ID Re-attending between 3 & 9 months - Children	3	110	2.7%	51.7%	59.1%	58.0%
% of FP17s for the same patient ID Re-attending between 3 & 9 months - Adults	12	298	4.0%	47.2%	51.5%	50.5%
% of FP17s for Band 1 Urgent Courses	9	407	2.2%	8.0%	8.0%	9.0%
% of FP17s Relating to Free Repair or Replacements	1	407	0.2%	0.7%	0.8%	0.8%
% of FP17s Relating to Continuations	0	407	0.0%	0.9%	1.1%	1.1%
% of Patients satisfied with the dentistry they have received	0	0	N/A	91.6%	91.6%	91.5%
% of Patients satisfied with the time they had to wait for an appointment	0	0	N/A	89.9%	88.3%	87.9%

\* This is based on patients treated on this contract for their most recent course of treatment. Figures in italics indicate the base number of FP17s or Patient Questionnaire responses are less than 100. N/A is shown where the base number of responses is less than 10 during the period. % is calculated as Quantity/Base number\*100

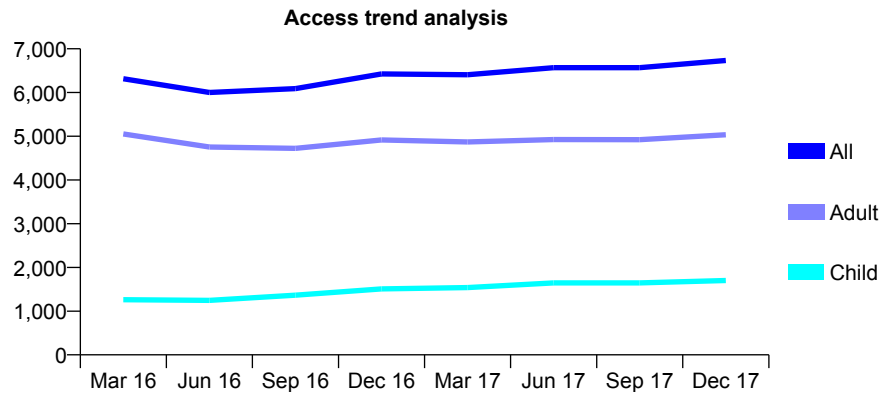
## Q54 - Vital Signs At a Glance Contract Report for 688347/0004 - December 2017

Name or company name	MR K HANJI
Contract type name	GDS Contract
Purpose of contract	General
Contract start date	01/05/2012
Contract end date	

17/18 Contracted general activity (UDA)	20,608
Carry forward general activity (UDA)	-16
17/18 Contracted orthodontic activity (UOA)	0
Carry forward orthodontic activity (UOA)	0
Baseline contract value	£544,403.26

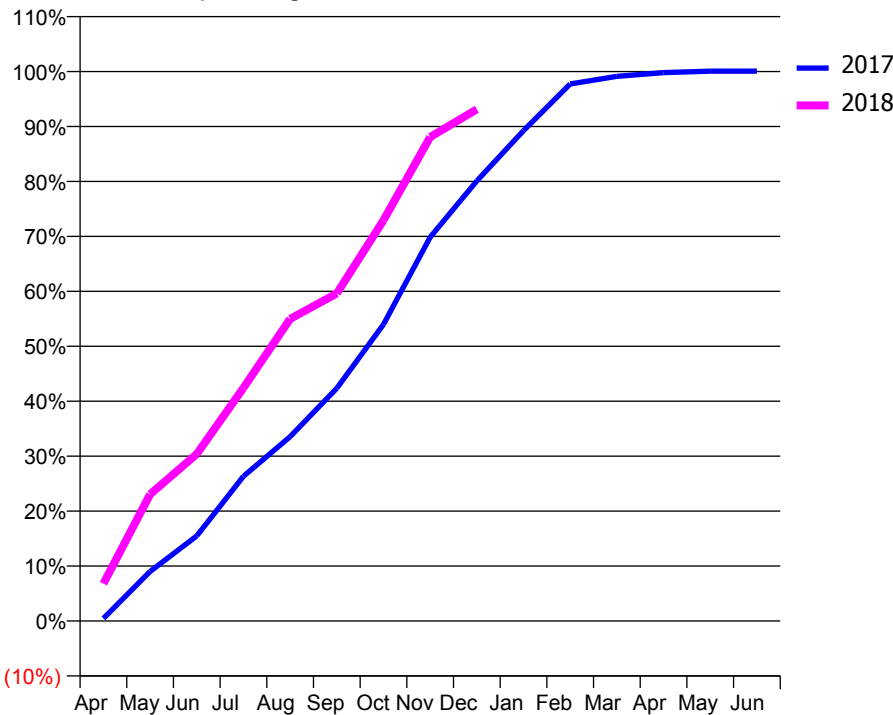
### ACCESS\*

Patients seen in 24 months	Total	Change since previous quarter
Quarter ending December 2016	6,425	
Quarter ending March 2017	6,408	→
Quarter ending June 2017	6,569	↑
Quarter ending September 2017	6,568	→
Quarter ending December 2017	6,732	↑
<b>Variance since December 2016</b>	<b>4.8%</b>	<b>↑</b>



### ACTIVITY

Cumulative percentage of contracted UDA delivered 2017 & 2018



Month	Adjusted Scheduled Activity (UDA)	
	2017	2018
April	99	1,404
May	1,856	4,753
June	3,191	6,265
July	5,428	8,744
August	6,911	11,330
September	8,726	12,283
October	11,120	15,032
November	14,391	18,150
December	16,501	19,189
January	18,387	
February	20,137	
March	20,420	
April	20,561	
May	20,617	
June	20,617	

### QUALITY

	Quantity	Base Number	Contract	AT	Region	England
% of FP17s for the same patient ID Re-attending within 3 months - Children	73	1,244	5.9%	10.0%	11.8%	12.0%
% of FP17s for the same patient ID Re-attending within 3 months - Adults	249	3,281	7.6%	14.9%	15.3%	15.9%
% of FP17s for the same patient ID Re-attending between 3 & 9 months - Children	310	1,244	24.9%	51.7%	59.1%	58.0%
% of FP17s for the same patient ID Re-attending between 3 & 9 months - Adults	644	3,281	19.6%	47.2%	51.5%	50.5%
% of FP17s for Band 1 Urgent Courses	155	4,453	3.5%	8.0%	8.0%	9.0%
% of FP17s Relating to Free Repair or Replacements	10	4,453	0.2%	0.7%	0.8%	0.8%
% of FP17s Relating to Continuations	22	4,453	0.5%	0.9%	1.1%	1.1%
% of Patients satisfied with the dentistry they have received	8	8	N/A	91.6%	91.6%	91.5%
% of Patients satisfied with the time they had to wait for an appointment	6	8	N/A	89.9%	88.3%	87.9%

\* This is based on patients treated on this contract for their most recent course of treatment. Figures in italics indicate the base number of FP17s or Patient Questionnaire responses are less than 100. N/A is shown where the base number of responses is less than 10 during the period. % is calculated as Quantity/Base number\*100

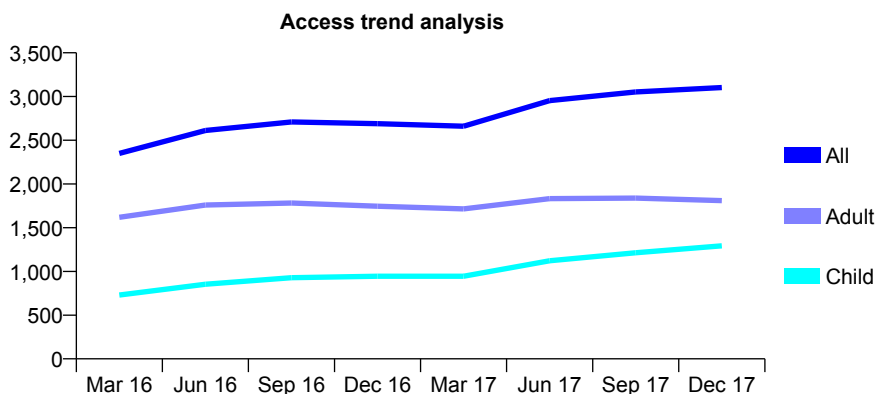
## Q54 - Vital Signs At a Glance Contract Report for 688347/0006 - December 2017

Name or company name	MR K HANJI
Contract type name	GDS Contract
Purpose of contract	General
Contract start date	01/09/2014
Contract end date	

17/18 Contracted general activity (UDA)	8,562
Carry forward general activity (UDA)	-172
17/18 Contracted orthodontic activity (UOA)	0
Carry forward orthodontic activity (UOA)	0
Baseline contract value	£224,482.28

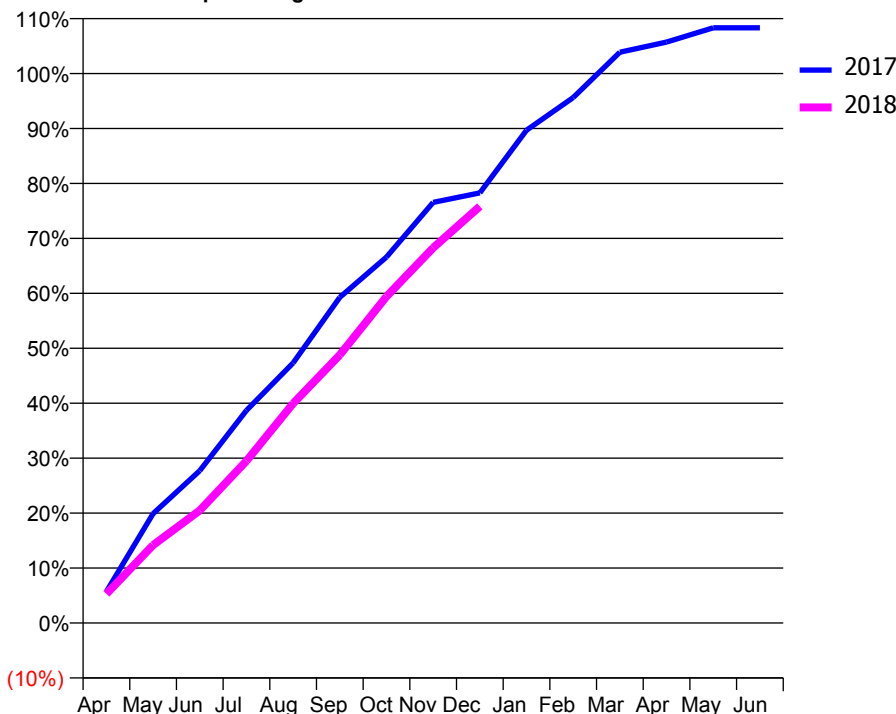
### ACCESS\*

Patients seen in 24 months	Total	Change since previous quarter
Quarter ending December 2016	2,690	
Quarter ending March 2017	2,660	↓
Quarter ending June 2017	2,954	↑
Quarter ending September 2017	3,052	↑
Quarter ending December 2017	3,102	→
<b>Variance since December 2016</b>	<b>15.3%</b>	<b>↑</b>



### ACTIVITY

Cumulative percentage of contracted UDA delivered 2017 & 2018



Month	Adjusted Scheduled Activity (UDA)	
	2017	2018
April	491	453
May	1,704	1,215
June	2,373	1,754
July	3,312	2,526
August	4,052	3,422
September	5,074	4,176
October	5,702	5,088
November	6,553	5,845
December	6,702	6,492
January	7,678	
February	8,188	
March	8,894	
April	9,052	
May	9,273	
June	9,273	

### QUALITY

	Quantity	Base Number	Contract	AT	Region	England
% of FP17s for the same patient ID Re-attending within 3 months - Children	53	1,206	4.4%	10.0%	11.8%	12.0%
% of FP17s for the same patient ID Re-attending within 3 months - Adults	89	1,292	6.9%	14.9%	15.3%	15.9%
% of FP17s for the same patient ID Re-attending between 3 & 9 months - Children	346	1,206	28.7%	51.7%	59.1%	58.0%
% of FP17s for the same patient ID Re-attending between 3 & 9 months - Adults	293	1,292	22.7%	47.2%	51.5%	50.5%
% of FP17s for Band 1 Urgent Courses	149	2,334	6.4%	8.0%	8.0%	9.0%
% of FP17s Relating to Free Repair or Replacements	1	2,334	0.0%	0.7%	0.8%	0.8%
% of FP17s Relating to Continuations	0	2,334	0.0%	0.9%	1.1%	1.1%
% of Patients satisfied with the dentistry they have received	1	1	N/A	91.6%	91.6%	91.5%
% of Patients satisfied with the time they had to wait for an appointment	1	1	N/A	89.9%	88.3%	87.9%

\* This is based on patients treated on this contract for their most recent course of treatment. Figures in italics indicate the base number of FP17s or Patient Questionnaire responses are less than 100. N/A is shown where the base number of responses is less than 10 during the period. % is calculated as Quantity/Base number\*100

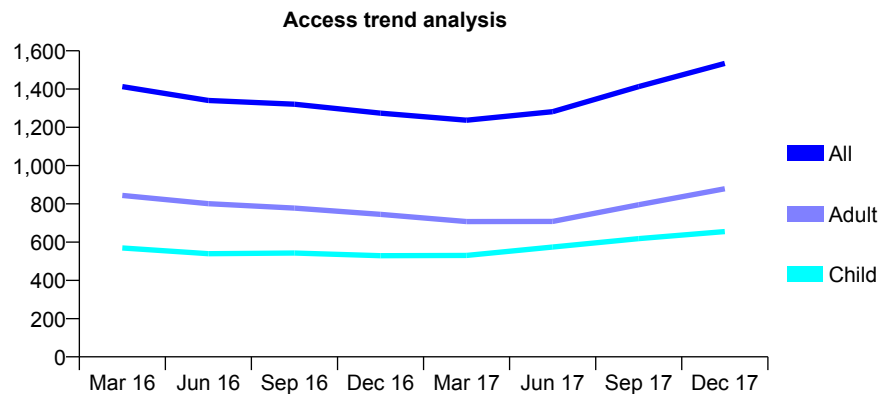
## Q54 - Vital Signs At a Glance Contract Report for 689068/0001 - December 2017

Name or company name	MRS S VORA
Contract type name	GDS Contract
Purpose of contract	General
Contract start date	01/04/2006
Contract end date	

17/18 Contracted general activity (UDA)	4,767
Carry forward general activity (UDA)	-96
17/18 Contracted orthodontic activity (UOA)	0
Carry forward orthodontic activity (UOA)	0
Baseline contract value	£57,410.24

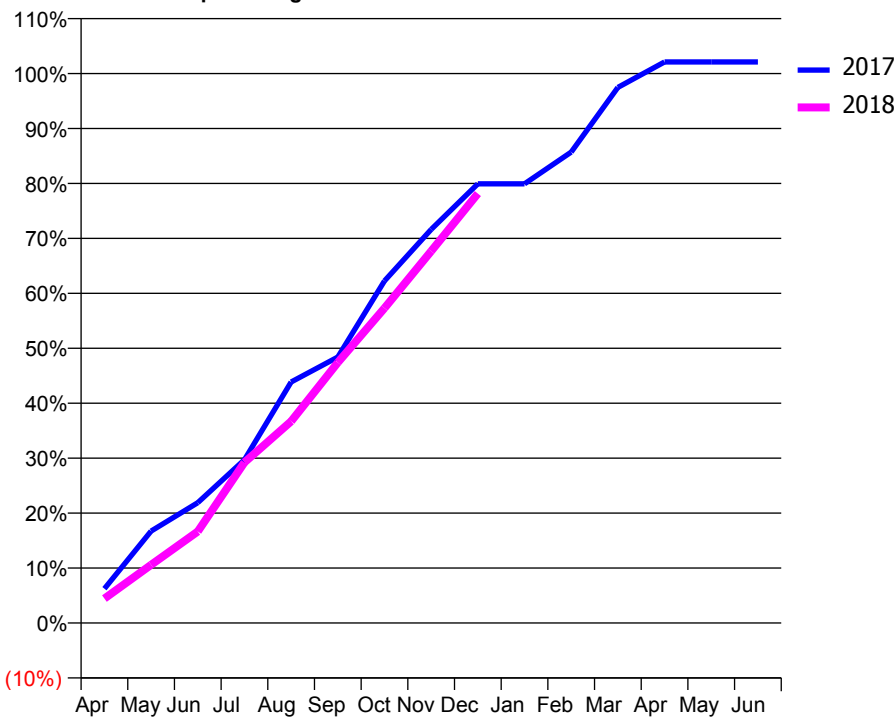
### ACCESS\*

Patients seen in 24 months	Total	Change since previous quarter
Quarter ending December 2016	1,274	
Quarter ending March 2017	1,237	↓
Quarter ending June 2017	1,282	↑
Quarter ending September 2017	1,413	↑
Quarter ending December 2017	1,534	↑
<b>Variance since December 2016</b>	<b>20.4%</b>	<b>↑</b>



### ACTIVITY

Cumulative percentage of contracted UDA delivered 2017 & 2018



Month	Adjusted Scheduled Activity (UDA)	
	2017	2018
April	298	212
May	798	505
June	1,044	794
July	1,417	1,393
August	2,090	1,750
September	2,307	2,260
October	2,968	2,732
November	3,414	3,225
December	3,810	3,725
January	3,810	
February	4,085	
March	4,647	
April	4,867	
May	4,867	
June	4,867	

### QUALITY

	Quantity	Base Number	Contract	AT	Region	England
% of FP17s for the same patient ID Re-attending within 3 months - Children	79	761	10.4%	10.0%	11.8%	12.0%
% of FP17s for the same patient ID Re-attending within 3 months - Adults	186	1,020	18.2%	14.9%	15.3%	15.9%
% of FP17s for the same patient ID Re-attending between 3 & 9 months - Children	387	761	50.9%	51.7%	59.1%	58.0%
% of FP17s for the same patient ID Re-attending between 3 & 9 months - Adults	357	1,020	35.0%	47.2%	51.5%	50.5%
% of FP17s for Band 1 Urgent Courses	66	1,681	3.9%	8.0%	8.0%	9.0%
% of FP17s Relating to Free Repair or Replacements	13	1,681	0.8%	0.7%	0.8%	0.8%
% of FP17s Relating to Continuations	43	1,681	2.6%	0.9%	1.1%	1.1%
% of Patients satisfied with the dentistry they have received	1	1	N/A	91.6%	91.6%	91.5%
% of Patients satisfied with the time they had to wait for an appointment	1	1	N/A	89.9%	88.3%	87.9%

\* This is based on patients treated on this contract for their most recent course of treatment. Figures in italics indicate the base number of FP17s or Patient Questionnaire responses are less than 100. N/A is shown where the base number of responses is less than 10 during the period. % is calculated as Quantity/Base number\*100

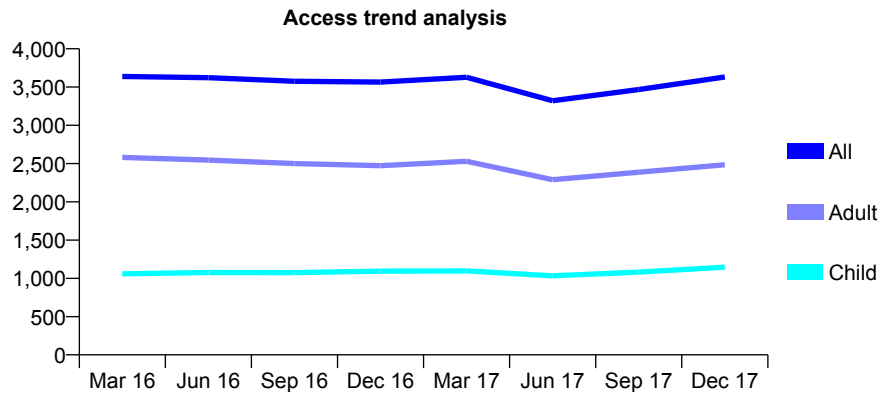
## Q54 - Vital Signs At a Glance Contract Report for 732052/0002 - December 2017

Name or company name	Balbir S Bhandal, Amrik S Bhandal & Baljit
Contract type name	GDS Contract
Purpose of contract	General
Contract start date	01/04/2006
Contract end date	

17/18 Contracted general activity (UDA)	10,031
Carry forward general activity (UDA)	-18
17/18 Contracted orthodontic activity (UOA)	0
Carry forward orthodontic activity (UOA)	0
Baseline contract value	£248,352.95

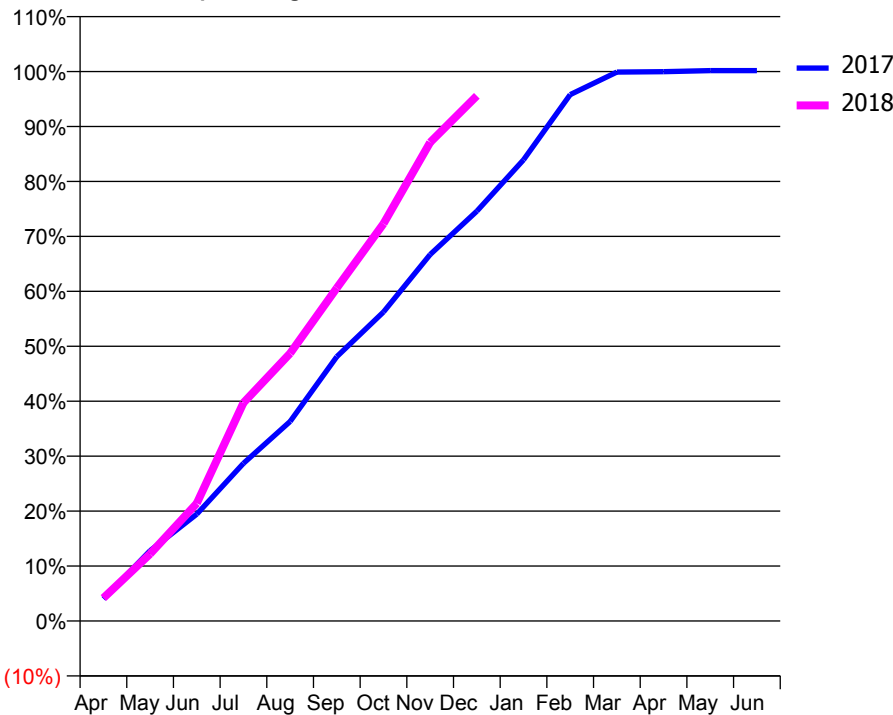
### ACCESS\*

Patients seen in 24 months	Total	Change since previous quarter
Quarter ending December 2016	3,566	
Quarter ending March 2017	3,628	→
Quarter ending June 2017	3,321	↓
Quarter ending September 2017	3,468	↑
Quarter ending December 2017	3,631	↑
<b>Variance since December 2016</b>	<b>1.8%</b>	<b>→</b>



### ACTIVITY

Cumulative percentage of contracted UDA delivered 2017 & 2018



Month	Adjusted Scheduled Activity (UDA)	
	2017	2018
April	404	419
May	1,285	1,226
June	1,950	2,149
July	2,878	3,983
August	3,643	4,887
September	4,825	6,080
October	5,641	7,252
November	6,692	8,737
December	7,481	9,586
January	8,418	
February	9,609	
March	10,019	
April	10,029	
May	10,048	
June	10,048	

### QUALITY

	Quantity	Base Number	Contract	AT	Region	England
% of FP17s for the same patient ID Re-attending within 3 months - Children	43	1,076	4.0%	10.0%	11.8%	12.0%
% of FP17s for the same patient ID Re-attending within 3 months - Adults	160	2,138	7.5%	14.9%	15.3%	15.9%
% of FP17s for the same patient ID Re-attending between 3 & 9 months - Children	449	1,076	41.7%	51.7%	59.1%	58.0%
% of FP17s for the same patient ID Re-attending between 3 & 9 months - Adults	785	2,138	36.7%	47.2%	51.5%	50.5%
% of FP17s for Band 1 Urgent Courses	228	3,203	7.1%	8.0%	8.0%	9.0%
% of FP17s Relating to Free Repair or Replacements	24	3,203	0.7%	0.7%	0.8%	0.8%
% of FP17s Relating to Continuations	10	3,203	0.3%	0.9%	1.1%	1.1%
% of Patients satisfied with the dentistry they have received	2	2	N/A	91.6%	91.6%	91.5%
% of Patients satisfied with the time they had to wait for an appointment	2	2	N/A	89.9%	88.3%	87.9%

\* This is based on patients treated on this contract for their most recent course of treatment. Figures in italics indicate the base number of FP17s or Patient Questionnaire responses are less than 100. N/A is shown where the base number of responses is less than 10 during the period. % is calculated as Quantity/Base number\*100

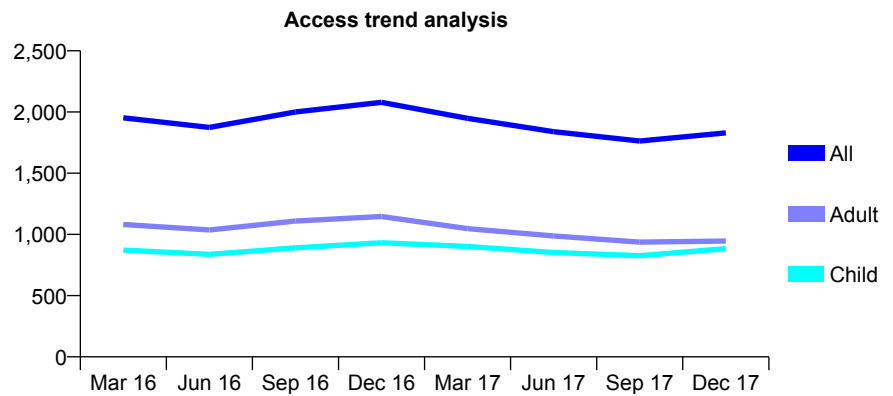
## Q54 - Vital Signs At a Glance Contract Report for 735884/0001 - December 2017

Name or company name	MR VJ PATTNI
Contract type name	GDS Contract
Purpose of contract	General
Contract start date	01/04/2006
Contract end date	

17/18 Contracted general activity (UDA)	7,426
Carry forward general activity (UDA)	4
17/18 Contracted orthodontic activity (UOA)	0
Carry forward orthodontic activity (UOA)	0
Baseline contract value	£202,867.03

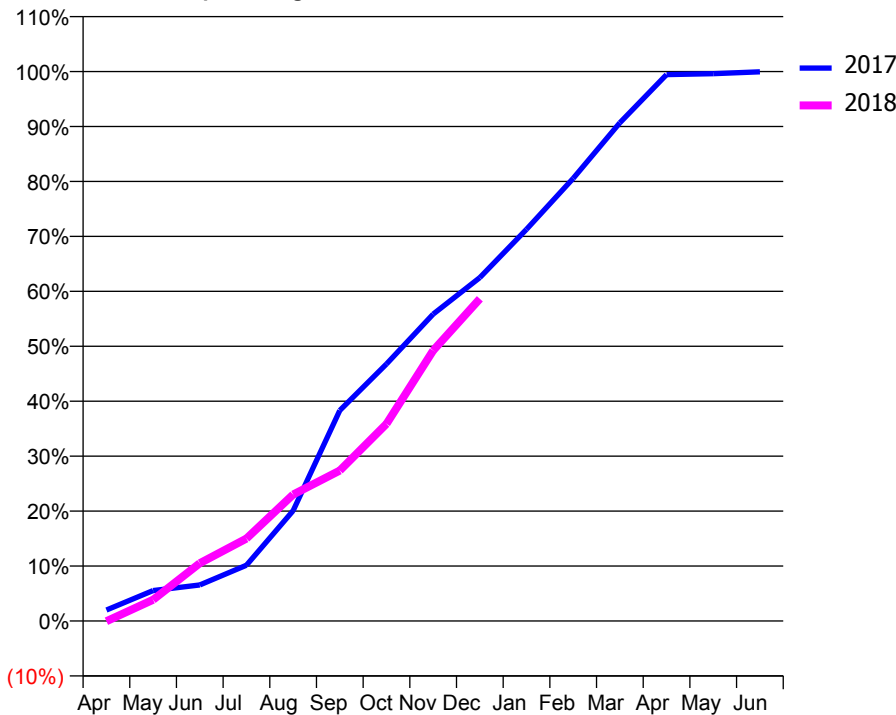
### ACCESS\*

Patients seen in 24 months	Total	Change since previous quarter
Quarter ending December 2016	2,079	
Quarter ending March 2017	1,948	↓
Quarter ending June 2017	1,839	↓
Quarter ending September 2017	1,763	↓
Quarter ending December 2017	1,830	↑
<b>Variance since December 2016</b>	<b>(12.0%)</b>	<b>↓</b>



### ACTIVITY

Cumulative percentage of contracted UDA delivered 2017 & 2018



Month	Adjusted Scheduled Activity (UDA)	
	2017	2018
April	148	-4
May	412	287
June	487	781
July	755	1,115
August	1,491	1,709
September	2,847	2,033
October	3,473	2,665
November	4,148	3,655
December	4,642	4,355
January	5,294	
February	5,981	
March	6,733	
April	7,384	
May	7,396	
June	7,421	

### QUALITY

	Quantity	Base Number	Contract	AT	Region	England
% of FP17s for the same patient ID Re-attending within 3 months - Children	29	629	4.6%	10.0%	11.8%	12.0%
% of FP17s for the same patient ID Re-attending within 3 months - Adults	76	594	12.8%	14.9%	15.3%	15.9%
% of FP17s for the same patient ID Re-attending between 3 & 9 months - Children	177	629	28.1%	51.7%	59.1%	58.0%
% of FP17s for the same patient ID Re-attending between 3 & 9 months - Adults	155	594	26.1%	47.2%	51.5%	50.5%
% of FP17s for Band 1 Urgent Courses	177	1,080	16.4%	8.0%	8.0%	9.0%
% of FP17s Relating to Free Repair or Replacements	0	1,080	0.0%	0.7%	0.8%	0.8%
% of FP17s Relating to Continuations	0	1,080	0.0%	0.9%	1.1%	1.1%
% of Patients satisfied with the dentistry they have received	1	1	N/A	91.6%	91.6%	91.5%
% of Patients satisfied with the time they had to wait for an appointment	0	1	N/A	89.9%	88.3%	87.9%

\* This is based on patients treated on this contract for their most recent course of treatment. Figures in italics indicate the base number of FP17s or Patient Questionnaire responses are less than 100. N/A is shown where the base number of responses is less than 10 during the period. % is calculated as Quantity/Base number\*100

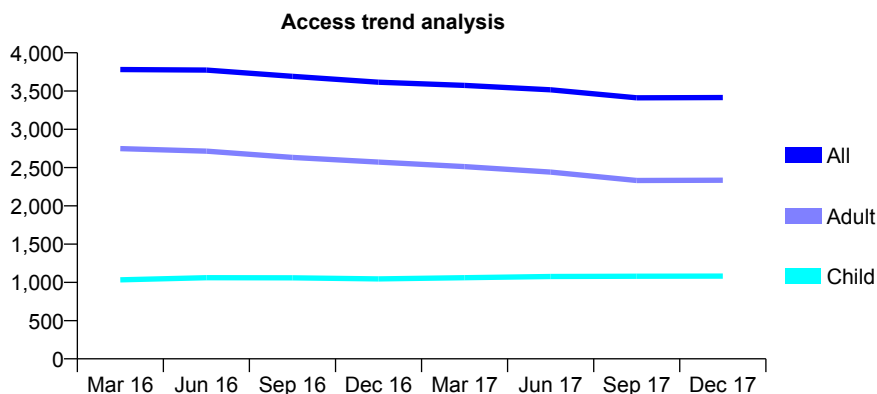
## Q54 - Vital Signs At a Glance Contract Report for 735884/0002 - December 2017

Name or company name	MR VJ PATTNI
Contract type name	GDS Contract
Purpose of contract	General
Contract start date	01/04/2011
Contract end date	

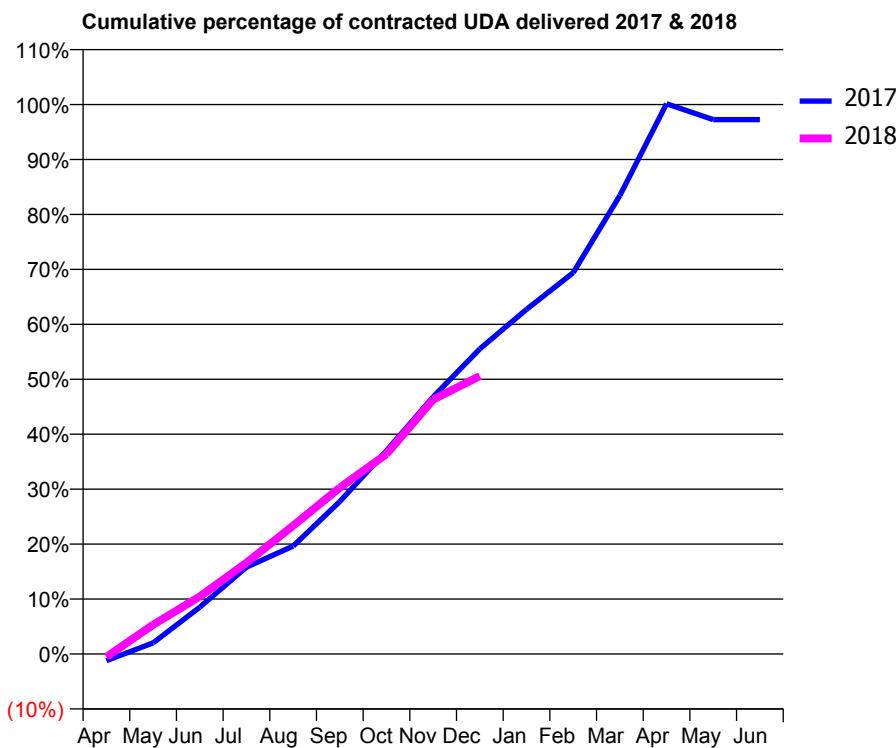
17/18 Contracted general activity (UDA)	16,000
Carry forward general activity (UDA)	441
17/18 Contracted orthodontic activity (UOA)	0
Carry forward orthodontic activity (UOA)	0
Baseline contract value	£348,741.88

### ACCESS\*

Patients seen in 24 months	Total	Change since previous quarter
Quarter ending December 2016	3,616	
Quarter ending March 2017	3,573	↓
Quarter ending June 2017	3,517	↓
Quarter ending September 2017	3,411	↓
Quarter ending December 2017	3,416	→
<b>Variance since December 2016</b>	<b>(5.5%)</b>	<b>↓</b>



### ACTIVITY



Month	Adjusted Scheduled Activity (UDA)	
	2017	2018
April	-196	-87
May	324	852
June	1,366	1,677
July	2,529	2,656
August	3,142	3,738
September	4,439	4,845
October	5,918	5,822
November	7,489	7,410
December	8,887	8,094
January	10,036	
February	11,103	
March	13,351	
April	16,024	
May	15,562	
June	15,559	

### QUALITY

	Quantity	Base Number	Contract	AT	Region	England
% of FP17s for the same patient ID Re-attending within 3 months - Children	51	963	5.3%	10.0%	11.8%	12.0%
% of FP17s for the same patient ID Re-attending within 3 months - Adults	250	1,895	13.2%	14.9%	15.3%	15.9%
% of FP17s for the same patient ID Re-attending between 3 & 9 months - Children	404	963	42.0%	51.7%	59.1%	58.0%
% of FP17s for the same patient ID Re-attending between 3 & 9 months - Adults	770	1,895	40.6%	47.2%	51.5%	50.5%
% of FP17s for Band 1 Urgent Courses	237	2,439	9.7%	8.0%	8.0%	9.0%
% of FP17s Relating to Free Repair or Replacements	12	2,439	0.5%	0.7%	0.8%	0.8%
% of FP17s Relating to Continuations	31	2,439	1.3%	0.9%	1.1%	1.1%
% of Patients satisfied with the dentistry they have received	4	4	N/A	91.6%	91.6%	91.5%
% of Patients satisfied with the time they had to wait for an appointment	4	4	N/A	89.9%	88.3%	87.9%

\* This is based on patients treated on this contract for their most recent course of treatment. Figures in italics indicate the base number of FP17s or Patient Questionnaire responses are less than 100. N/A is shown where the base number of responses is less than 10 during the period. % is calculated as Quantity/Base number\*100



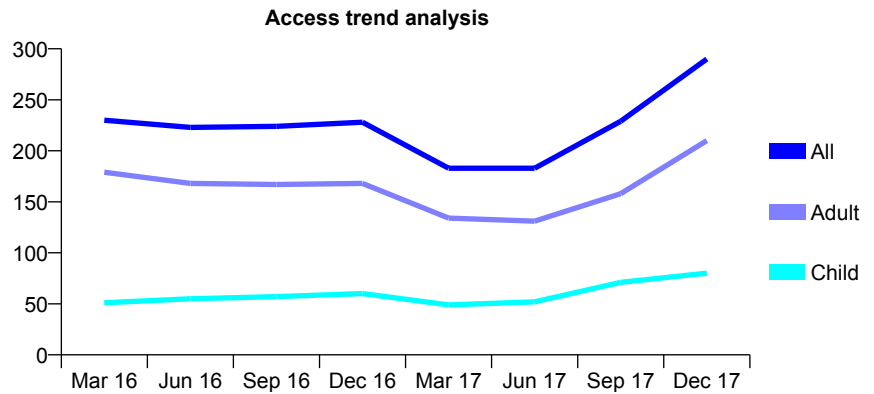
## Q54 - Vital Signs At a Glance Contract Report for 740403/0001 - December 2017

Name or company name	MISS JV PATEL
Contract type name	GDS Contract
Purpose of contract	General
Contract start date	01/04/2006
Contract end date	

17/18 Contracted general activity (UDA)	1,035
Carry forward general activity (UDA)	0
17/18 Contracted orthodontic activity (UOA)	0
Carry forward orthodontic activity (UOA)	0
Baseline contract value	£24,043.54

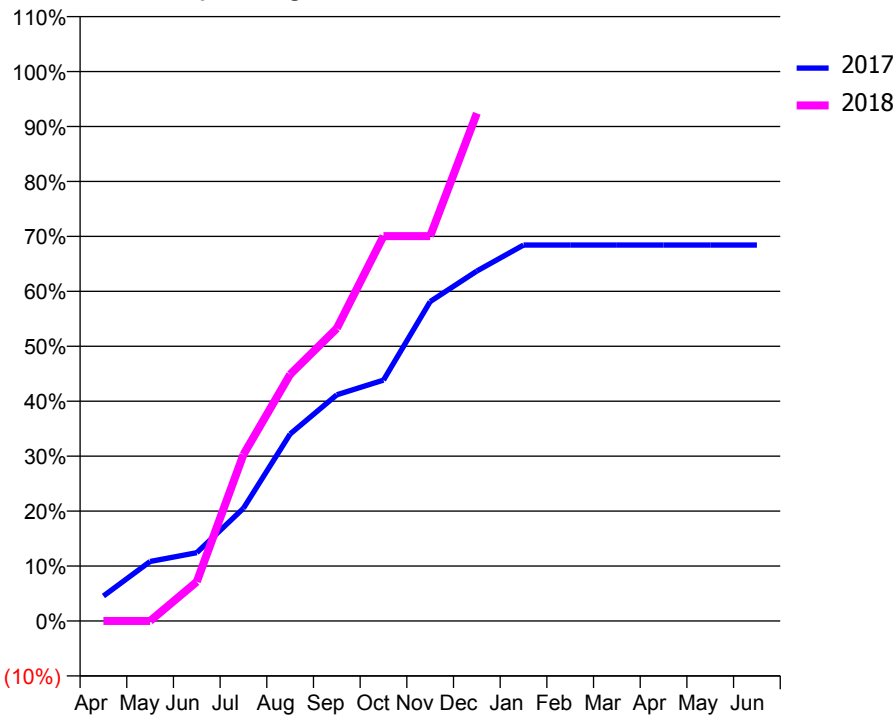
### ACCESS\*

Patients seen in 24 months	Total	Change since previous quarter
Quarter ending December 2016	228	
Quarter ending March 2017	183	↓
Quarter ending June 2017	183	→
Quarter ending September 2017	229	↑
Quarter ending December 2017	290	↑
<b>Variance since December 2016</b>	<b>27.2%</b>	<b>↑</b>



### ACTIVITY

Cumulative percentage of contracted UDA delivered 2017 & 2018



Month	Adjusted Scheduled Activity (UDA)	
	2017	2018
April	47	0
May	112	0
June	129	74
July	212	314
August	352	465
September	426	551
October	454	725
November	602	725
December	659	956
January	708	
February	708	
March	708	
April	708	
May	708	
June	708	

### QUALITY

	Quantity	Base Number	Contract	AT	Region	England
% of FP17s for the same patient ID Re-attending within 3 months - Children	1	74	1.4%	10.0%	11.8%	12.0%
% of FP17s for the same patient ID Re-attending within 3 months - Adults	5	184	2.7%	14.9%	15.3%	15.9%
% of FP17s for the same patient ID Re-attending between 3 & 9 months - Children	3	74	4.1%	51.7%	59.1%	58.0%
% of FP17s for the same patient ID Re-attending between 3 & 9 months - Adults	4	184	2.2%	47.2%	51.5%	50.5%
% of FP17s for Band 1 Urgent Courses	31	258	12.0%	8.0%	8.0%	9.0%
% of FP17s Relating to Free Repair or Replacements	0	258	0.0%	0.7%	0.8%	0.8%
% of FP17s Relating to Continuations	1	258	0.4%	0.9%	1.1%	1.1%
% of Patients satisfied with the dentistry they have received	0	0	N/A	91.6%	91.6%	91.5%
% of Patients satisfied with the time they had to wait for an appointment	0	0	N/A	89.9%	88.3%	87.9%

\* This is based on patients treated on this contract for their most recent course of treatment. Figures in italics indicate the base number of FP17s or Patient Questionnaire responses are less than 100. N/A is shown where the base number of responses is less than 10 during the period. % is calculated as Quantity/Base number\*100

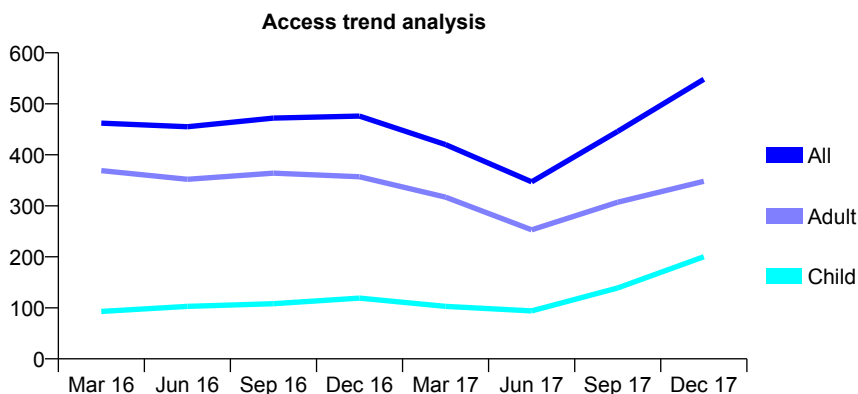
## Q54 - Vital Signs At a Glance Contract Report for 740403/0002 - December 2017

Name or company name	MISS JV PATEL
Contract type name	GDS Contract
Purpose of contract	General
Contract start date	01/04/2006
Contract end date	

17/18 Contracted general activity (UDA)	1,962
Carry forward general activity (UDA)	0
17/18 Contracted orthodontic activity (UOA)	0
Carry forward orthodontic activity (UOA)	0
Baseline contract value	£50,637.16

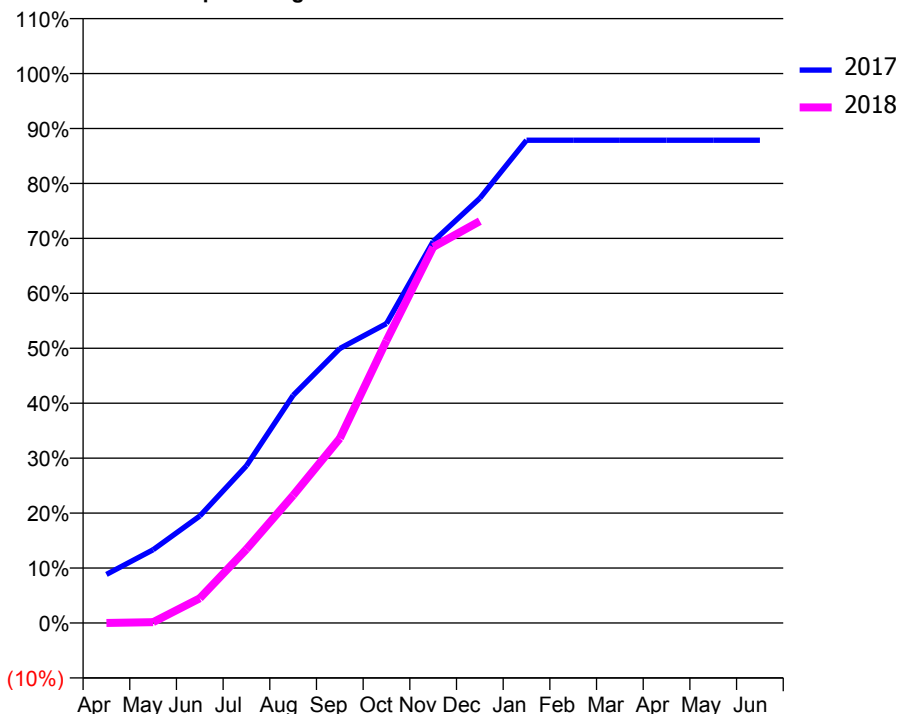
### ACCESS\*

Patients seen in 24 months	Total	Change since previous quarter
Quarter ending December 2016	476	
Quarter ending March 2017	420	↓
Quarter ending June 2017	347	↓
Quarter ending September 2017	446	↑
Quarter ending December 2017	548	↑
<b>Variance since December 2016</b>	<b>15.1%</b>	<b>↑</b>



### ACTIVITY

Cumulative percentage of contracted UDA delivered 2017 & 2018



Month	Adjusted Scheduled Activity (UDA)	
	2017	2018
April	173	0
May	262	3
June	382	88
July	561	264
August	813	456
September	980	659
October	1,069	1,008
November	1,363	1,342
December	1,517	1,435
January	1,724	
February	1,724	
March	1,724	
April	1,724	
May	1,724	
June	1,724	

### QUALITY

	Quantity	Base Number	Contract	AT	Region	England
% of FP17s for the same patient ID Re-attending within 3 months - Children	5	188	2.7%	10.0%	11.8%	12.0%
% of FP17s for the same patient ID Re-attending within 3 months - Adults	14	275	5.1%	14.9%	15.3%	15.9%
% of FP17s for the same patient ID Re-attending between 3 & 9 months - Children	3	188	1.6%	51.7%	59.1%	58.0%
% of FP17s for the same patient ID Re-attending between 3 & 9 months - Adults	7	275	2.5%	47.2%	51.5%	50.5%
% of FP17s for Band 1 Urgent Courses	74	463	16.0%	8.0%	8.0%	9.0%
% of FP17s Relating to Free Repair or Replacements	0	463	0.0%	0.7%	0.8%	0.8%
% of FP17s Relating to Continuations	0	463	0.0%	0.9%	1.1%	1.1%
% of Patients satisfied with the dentistry they have received	0	0	N/A	91.6%	91.6%	91.5%
% of Patients satisfied with the time they had to wait for an appointment	0	0	N/A	89.9%	88.3%	87.9%

\* This is based on patients treated on this contract for their most recent course of treatment. Figures in italics indicate the base number of FP17s or Patient Questionnaire responses are less than 100. N/A is shown where the base number of responses is less than 10 during the period. % is calculated as Quantity/Base number\*100

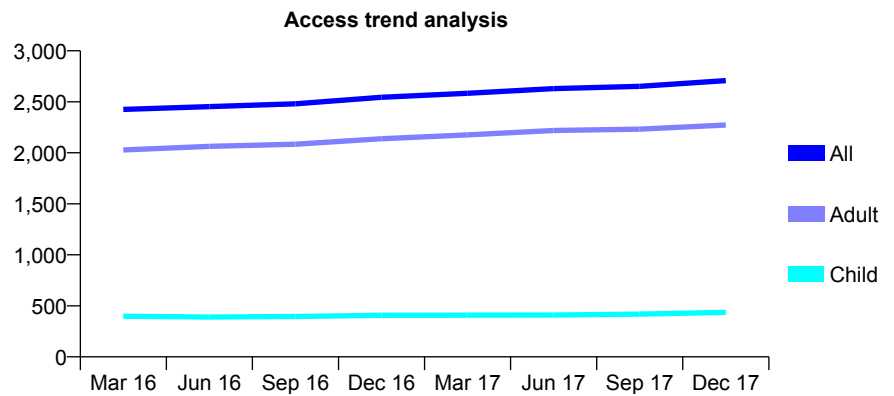
## Q54 - Vital Signs At a Glance Contract Report for 745138/0001 - December 2017

Name or company name	MR JM ROBINSON
Contract type name	GDS Contract
Purpose of contract	General
Contract start date	01/04/2006
Contract end date	

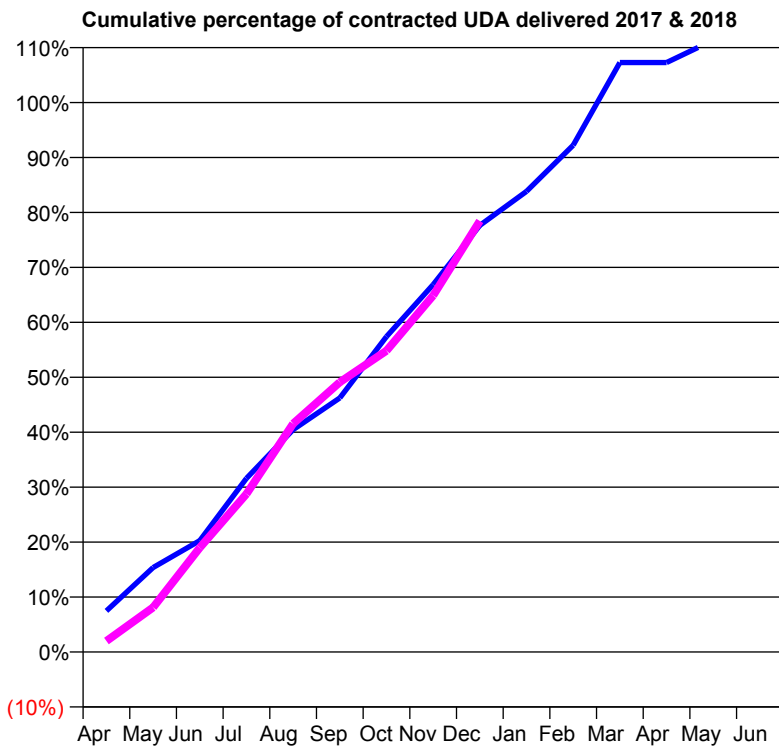
17/18 Contracted general activity (UDA)	7,227
Carry forward general activity (UDA)	-145
17/18 Contracted orthodontic activity (UOA)	0
Carry forward orthodontic activity (UOA)	0
Baseline contract value	£177,051.10

### ACCESS\*

Patients seen in 24 months	Total	Change since previous quarter
Quarter ending December 2016	2,545	
Quarter ending March 2017	2,584	→
Quarter ending June 2017	2,629	→
Quarter ending September 2017	2,651	→
Quarter ending December 2017	2,708	↑
<b>Variance since December 2016</b>	<b>6.4%</b>	<b>↑</b>



### ACTIVITY



Month	Adjusted Scheduled Activity (UDA)	
	2017	2018
April	542	145
May	1,112	586
June	1,466	1,372
July	2,284	2,079
August	2,925	3,003
September	3,342	3,549
October	4,148	3,962
November	4,832	4,688
December	5,611	5,670
January	6,058	
February	6,665	
March	7,753	
April	7,753	
May	8,045	
June	8,052	

### QUALITY

	Quantity	Base Number	Contract	AT	Region	England
% of FP17s for the same patient ID Re-attending within 3 months - Children	11	468	2.4%	10.0%	11.8%	12.0%
% of FP17s for the same patient ID Re-attending within 3 months - Adults	186	2,311	8.0%	14.9%	15.3%	15.9%
% of FP17s for the same patient ID Re-attending between 3 & 9 months - Children	294	468	62.8%	51.7%	59.1%	58.0%
% of FP17s for the same patient ID Re-attending between 3 & 9 months - Adults	1,352	2,311	58.5%	47.2%	51.5%	50.5%
% of FP17s for Band 1 Urgent Courses	158	2,649	6.0%	8.0%	8.0%	9.0%
% of FP17s Relating to Free Repair or Replacements	22	2,649	0.8%	0.7%	0.8%	0.8%
% of FP17s Relating to Continuations	12	2,649	0.5%	0.9%	1.1%	1.1%
% of Patients satisfied with the dentistry they have received	2	4	N/A	91.6%	91.6%	91.5%
% of Patients satisfied with the time they had to wait for an appointment	4	4	N/A	89.9%	88.3%	87.9%

\* This is based on patients treated on this contract for their most recent course of treatment. Figures in italics indicate the base number of FP17s or Patient Questionnaire responses are less than 100. N/A is shown where the base number of responses is less than 10 during the period. % is calculated as Quantity/Base number\*100

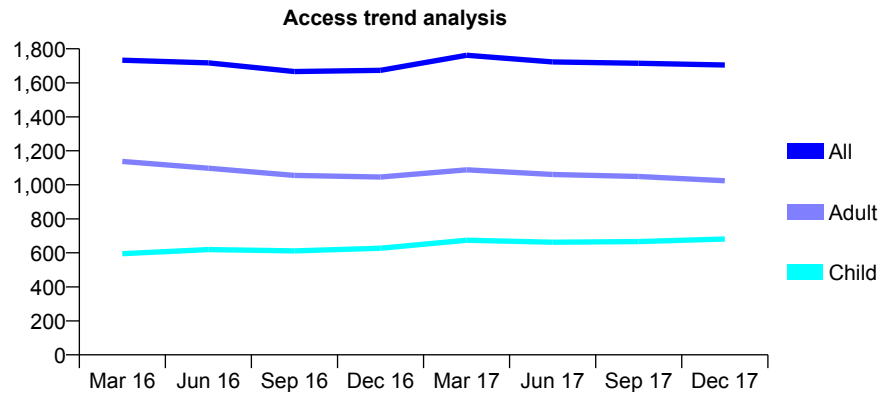
## Q54 - Vital Signs At a Glance Contract Report for 748196/0001 - December 2017

Name or company name	MR AM PATTNI
Contract type name	GDS Contract
Purpose of contract	General
Contract start date	01/04/2006
Contract end date	

17/18 Contracted general activity (UDA)	4,099
Carry forward general activity (UDA)	-82
17/18 Contracted orthodontic activity (UOA)	0
Carry forward orthodontic activity (UOA)	0
Baseline contract value	£95,902.76

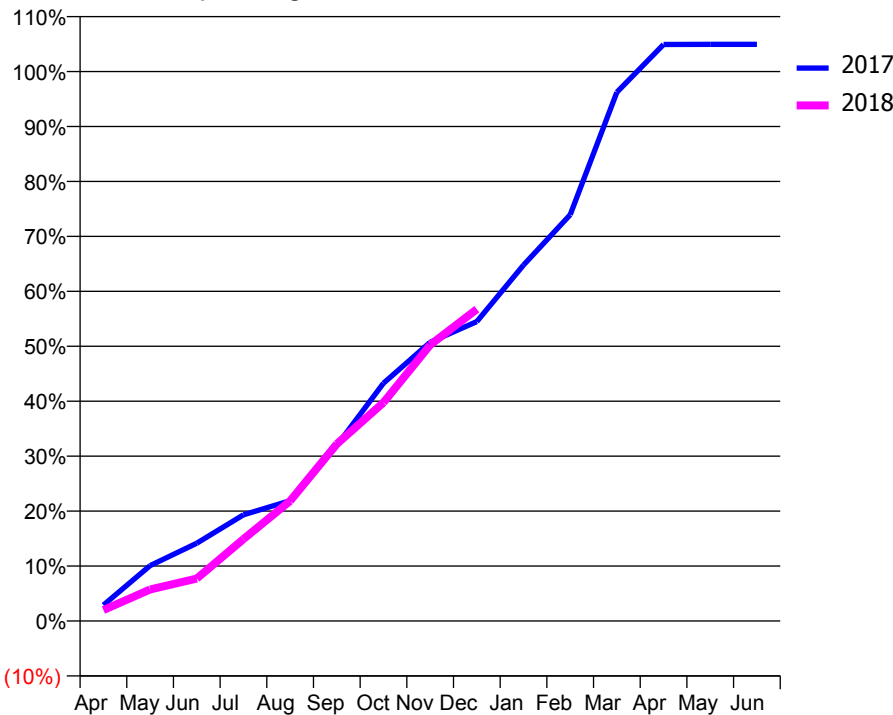
### ACCESS\*

Patients seen in 24 months	Total	Change since previous quarter
Quarter ending December 2016	1,673	
Quarter ending March 2017	1,762	↑
Quarter ending June 2017	1,723	↓
Quarter ending September 2017	1,715	→
Quarter ending December 2017	1,705	→
<b>Variance since December 2016</b>	<b>1.9%</b>	<b>→</b>



### ACTIVITY

Cumulative percentage of contracted UDA delivered 2017 & 2018



Month	Adjusted Scheduled Activity (UDA)	
	2017	2018
April	119	82
May	413	235
June	581	317
July	792	611
August	898	896
September	1,310	1,321
October	1,774	1,630
November	2,080	2,059
December	2,234	2,326
January	2,656	
February	3,030	
March	3,945	
April	4,300	
May	4,301	
June	4,301	

### QUALITY

	Quantity	Base Number	Contract	AT	Region	England
% of FP17s for the same patient ID Re-attending within 3 months - Children	23	573	4.0%	10.0%	11.8%	12.0%
% of FP17s for the same patient ID Re-attending within 3 months - Adults	48	625	7.7%	14.9%	15.3%	15.9%
% of FP17s for the same patient ID Re-attending between 3 & 9 months - Children	292	573	51.0%	51.7%	59.1%	58.0%
% of FP17s for the same patient ID Re-attending between 3 & 9 months - Adults	195	625	31.2%	47.2%	51.5%	50.5%
% of FP17s for Band 1 Urgent Courses	126	1,100	11.5%	8.0%	8.0%	9.0%
% of FP17s Relating to Free Repair or Replacements	0	1,100	0.0%	0.7%	0.8%	0.8%
% of FP17s Relating to Continuations	0	1,100	0.0%	0.9%	1.1%	1.1%
% of Patients satisfied with the dentistry they have received	3	3	N/A	91.6%	91.6%	91.5%
% of Patients satisfied with the time they had to wait for an appointment	2	3	N/A	89.9%	88.3%	87.9%

\* This is based on patients treated on this contract for their most recent course of treatment. Figures in italics indicate the base number of FP17s or Patient Questionnaire responses are less than 100. N/A is shown where the base number of responses is less than 10 during the period. % is calculated as Quantity/Base number\*100

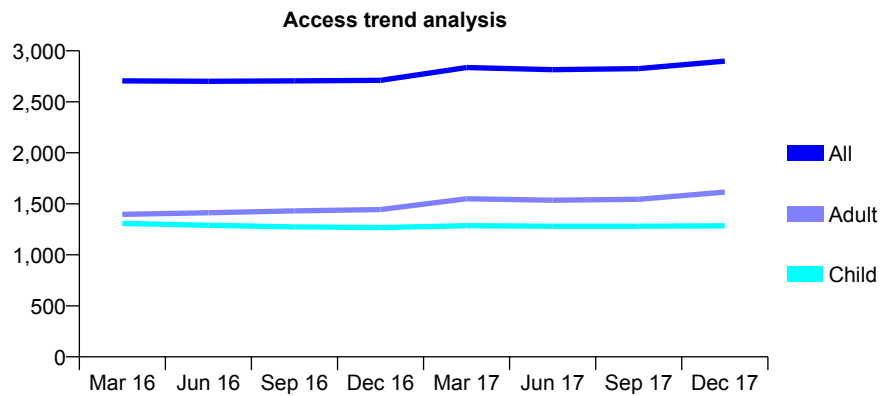
## Q54 - Vital Signs At a Glance Contract Report for 749672/0001 - December 2017

Name or company name	MR SS KELLEY
Contract type name	GDS Contract
Purpose of contract	General
Contract start date	01/04/2006
Contract end date	

17/18 Contracted general activity (UDA)	8,700
Carry forward general activity (UDA)	261
17/18 Contracted orthodontic activity (UOA)	0
Carry forward orthodontic activity (UOA)	0
Baseline contract value	£203,650.63

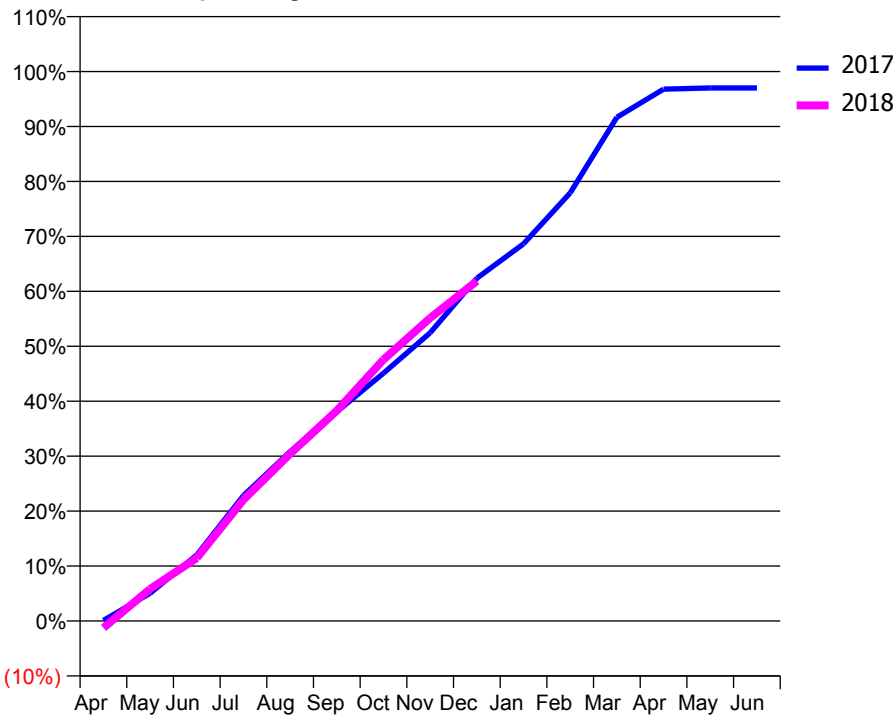
### ACCESS\*

Patients seen in 24 months	Total	Change since previous quarter
Quarter ending December 2016	2,711	
Quarter ending March 2017	2,836	↑
Quarter ending June 2017	2,815	→
Quarter ending September 2017	2,825	→
Quarter ending December 2017	2,899	↑
<b>Variance since December 2016</b>	<b>6.9%</b>	<b>↑</b>



### ACTIVITY

Cumulative percentage of contracted UDA delivered 2017 & 2018



Month	Adjusted Scheduled Activity (UDA)	
	2017	2018
April	9	-112
May	440	508
June	1,046	998
July	1,987	1,920
August	2,682	2,648
September	3,314	3,330
October	3,924	4,140
November	4,563	4,797
December	5,428	5,382
January	5,972	
February	6,778	
March	7,974	
April	8,421	
May	8,439	
June	8,439	

### QUALITY

	Quantity	Base Number	Contract	AT	Region	England
% of FP17s for the same patient ID Re-attending within 3 months - Children	96	1,639	5.9%	10.0%	11.8%	12.0%
% of FP17s for the same patient ID Re-attending within 3 months - Adults	275	1,781	15.4%	14.9%	15.3%	15.9%
% of FP17s for the same patient ID Re-attending between 3 & 9 months - Children	1,158	1,639	70.7%	51.7%	59.1%	58.0%
% of FP17s for the same patient ID Re-attending between 3 & 9 months - Adults	1,126	1,781	63.2%	47.2%	51.5%	50.5%
% of FP17s for Band 1 Urgent Courses	118	3,212	3.7%	8.0%	8.0%	9.0%
% of FP17s Relating to Free Repair or Replacements	20	3,212	0.6%	0.7%	0.8%	0.8%
% of FP17s Relating to Continuations	49	3,212	1.5%	0.9%	1.1%	1.1%
% of Patients satisfied with the dentistry they have received	1	1	N/A	91.6%	91.6%	91.5%
% of Patients satisfied with the time they had to wait for an appointment	1	1	N/A	89.9%	88.3%	87.9%

\* This is based on patients treated on this contract for their most recent course of treatment. Figures in italics indicate the base number of FP17s or Patient Questionnaire responses are less than 100. N/A is shown where the base number of responses is less than 10 during the period. % is calculated as Quantity/Base number\*100

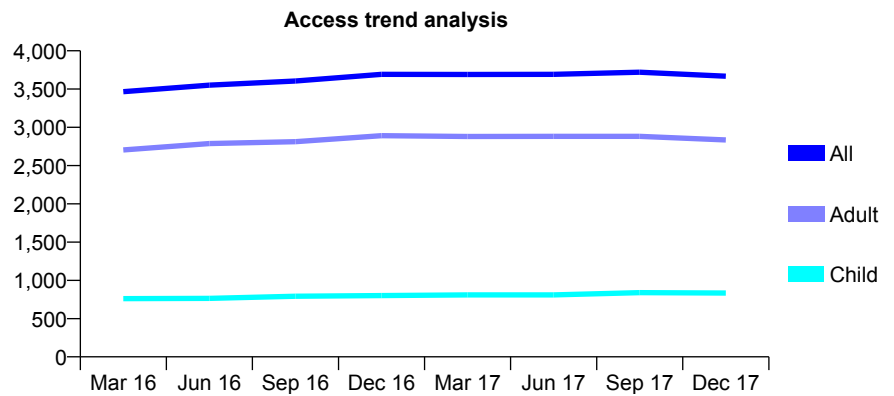
## Q54 - Vital Signs At a Glance Contract Report for 754005/0001 - December 2017

Name or company name	MR RN RIDDELL
Contract type name	GDS Contract
Purpose of contract	General
Contract start date	01/04/2006
Contract end date	

17/18 Contracted general activity (UDA)	5,536
Carry forward general activity (UDA)	-111
17/18 Contracted orthodontic activity (UOA)	0
Carry forward orthodontic activity (UOA)	0
Baseline contract value	£115,357.72

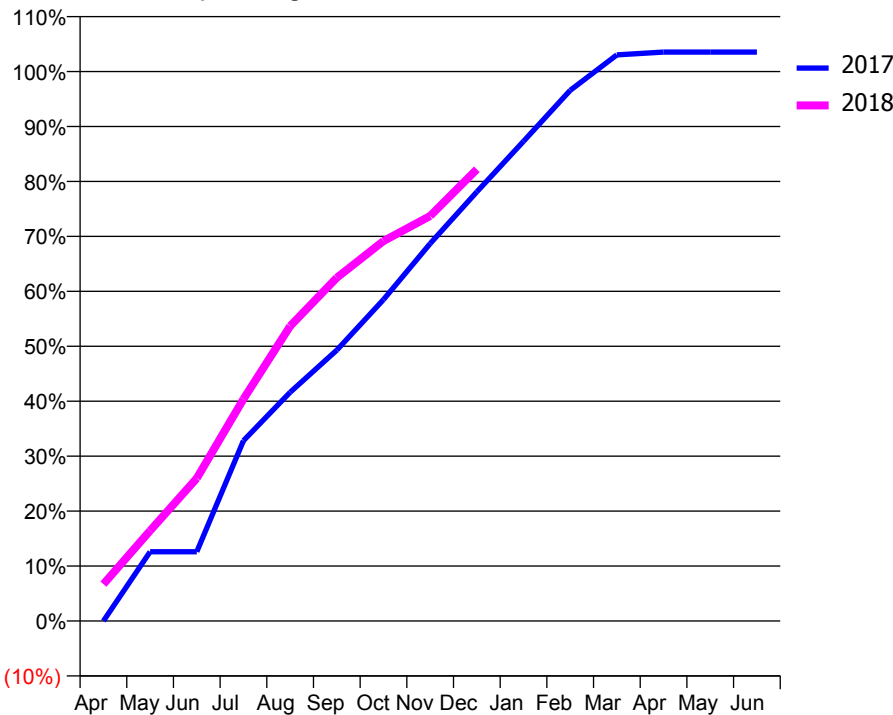
### ACCESS\*

Patients seen in 24 months	Total	Change since previous quarter
Quarter ending December 2016	3,692	
Quarter ending March 2017	3,690	→
Quarter ending June 2017	3,692	→
Quarter ending September 2017	3,721	→
Quarter ending December 2017	3,668	↓
<b>Variance since December 2016</b>	<b>(0.7%)</b>	→



### ACTIVITY

Cumulative percentage of contracted UDA delivered 2017 & 2018



Month	Adjusted Scheduled Activity (UDA)	
	2017	2018
April	0	372
May	697	911
June	697	1,438
July	1,818	2,236
August	2,304	2,970
September	2,729	3,459
October	3,238	3,828
November	3,803	4,081
December	4,324	4,551
January	4,833	
February	5,347	
March	5,704	
April	5,732	
May	5,732	
June	5,732	

### QUALITY

	Quantity	Base Number	Contract	AT	Region	England
% of FP17s for the same patient ID Re-attending within 3 months - Children	49	875	5.6%	10.0%	11.8%	12.0%
% of FP17s for the same patient ID Re-attending within 3 months - Adults	209	1,896	11.0%	14.9%	15.3%	15.9%
% of FP17s for the same patient ID Re-attending between 3 & 9 months - Children	586	875	67.0%	51.7%	59.1%	58.0%
% of FP17s for the same patient ID Re-attending between 3 & 9 months - Adults	790	1,896	41.7%	47.2%	51.5%	50.5%
% of FP17s for Band 1 Urgent Courses	275	2,752	10.0%	8.0%	8.0%	9.0%
% of FP17s Relating to Free Repair or Replacements	9	2,752	0.3%	0.7%	0.8%	0.8%
% of FP17s Relating to Continuations	12	2,752	0.4%	0.9%	1.1%	1.1%
% of Patients satisfied with the dentistry they have received	0	0	N/A	91.6%	91.6%	91.5%
% of Patients satisfied with the time they had to wait for an appointment	0	0	N/A	89.9%	88.3%	87.9%

\* This is based on patients treated on this contract for their most recent course of treatment. Figures in italics indicate the base number of FP17s or Patient Questionnaire responses are less than 100. N/A is shown where the base number of responses is less than 10 during the period. % is calculated as Quantity/Base number\*100

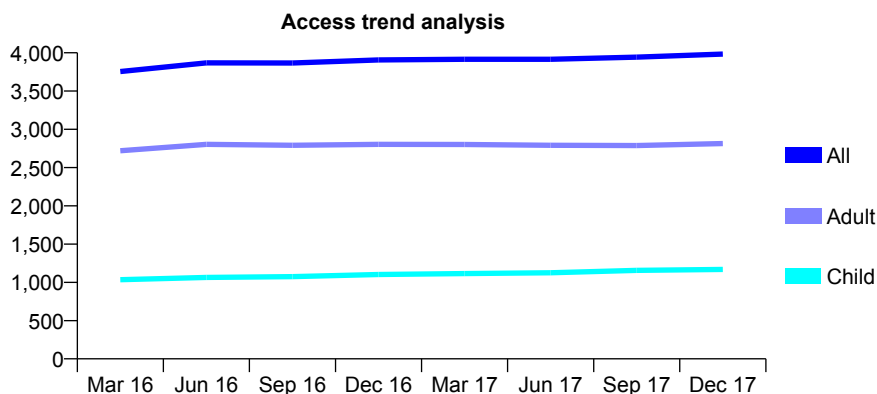
## Q54 - Vital Signs At a Glance Contract Report for 763144/0001 - December 2017

Name or company name	MR GS BAHIA
Contract type name	GDS Contract
Purpose of contract	General
Contract start date	01/04/2006
Contract end date	

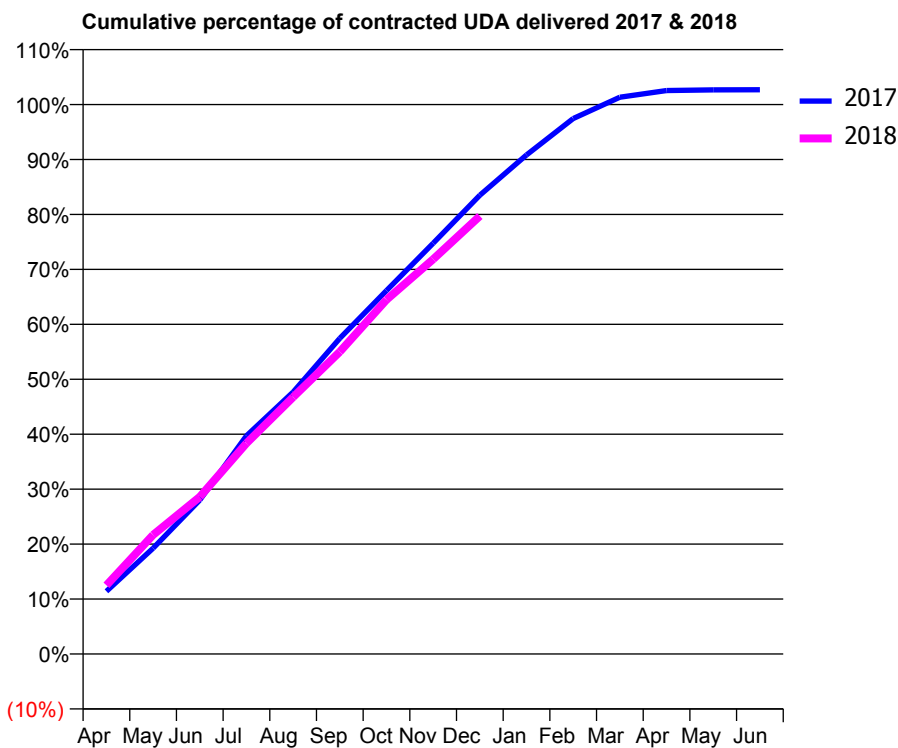
17/18 Contracted general activity (UDA)	7,933
Carry forward general activity (UDA)	-159
17/18 Contracted orthodontic activity (UOA)	0
Carry forward orthodontic activity (UOA)	0
Baseline contract value	£214,612.64

### ACCESS\*

Patients seen in 24 months	Total	Change since previous quarter
Quarter ending December 2016	3,906	
Quarter ending March 2017	3,916	→
Quarter ending June 2017	3,916	→
Quarter ending September 2017	3,943	→
Quarter ending December 2017	3,983	→
<b>Variance since December 2016</b>	<b>2.0%</b>	<b>→</b>



### ACTIVITY



Month	Adjusted Scheduled Activity (UDA)	
	2017	2018
April	905	992
May	1,528	1,720
June	2,222	2,269
July	3,151	3,042
August	3,781	3,708
September	4,557	4,363
October	5,247	5,114
November	5,931	5,699
December	6,622	6,324
January	7,205	
February	7,731	
March	8,039	
April	8,135	
May	8,144	
June	8,146	

### QUALITY

	Quantity	Base Number	Contract	AT	Region	England
% of FP17s for the same patient ID Re-attending within 3 months - Children	12	1,061	1.1%	10.0%	11.8%	12.0%
% of FP17s for the same patient ID Re-attending within 3 months - Adults	124	2,436	5.1%	14.9%	15.3%	15.9%
% of FP17s for the same patient ID Re-attending between 3 & 9 months - Children	547	1,061	51.6%	51.7%	59.1%	58.0%
% of FP17s for the same patient ID Re-attending between 3 & 9 months - Adults	984	2,436	40.4%	47.2%	51.5%	50.5%
% of FP17s for Band 1 Urgent Courses	73	3,420	2.1%	8.0%	8.0%	9.0%
% of FP17s Relating to Free Repair or Replacements	9	3,420	0.3%	0.7%	0.8%	0.8%
% of FP17s Relating to Continuations	4	3,420	0.1%	0.9%	1.1%	1.1%
% of Patients satisfied with the dentistry they have received	2	2	N/A	91.6%	91.6%	91.5%
% of Patients satisfied with the time they had to wait for an appointment	2	2	N/A	89.9%	88.3%	87.9%

\* This is based on patients treated on this contract for their most recent course of treatment. Figures in italics indicate the base number of FP17s or Patient Questionnaire responses are less than 100. N/A is shown where the base number of responses is less than 10 during the period. % is calculated as Quantity/Base number\*100



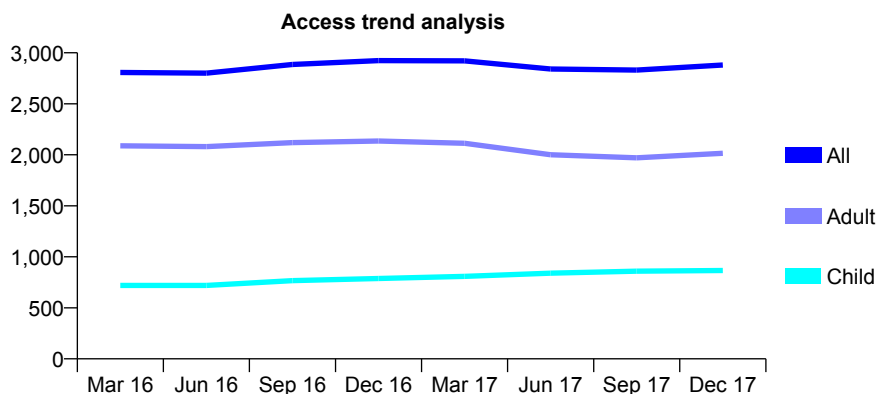
## Q54 - Vital Signs At a Glance Contract Report for 764191/0001 - December 2017

Name or company name	MISS KL ROBINSON
Contract type name	GDS Contract
Purpose of contract	General
Contract start date	01/04/2006
Contract end date	

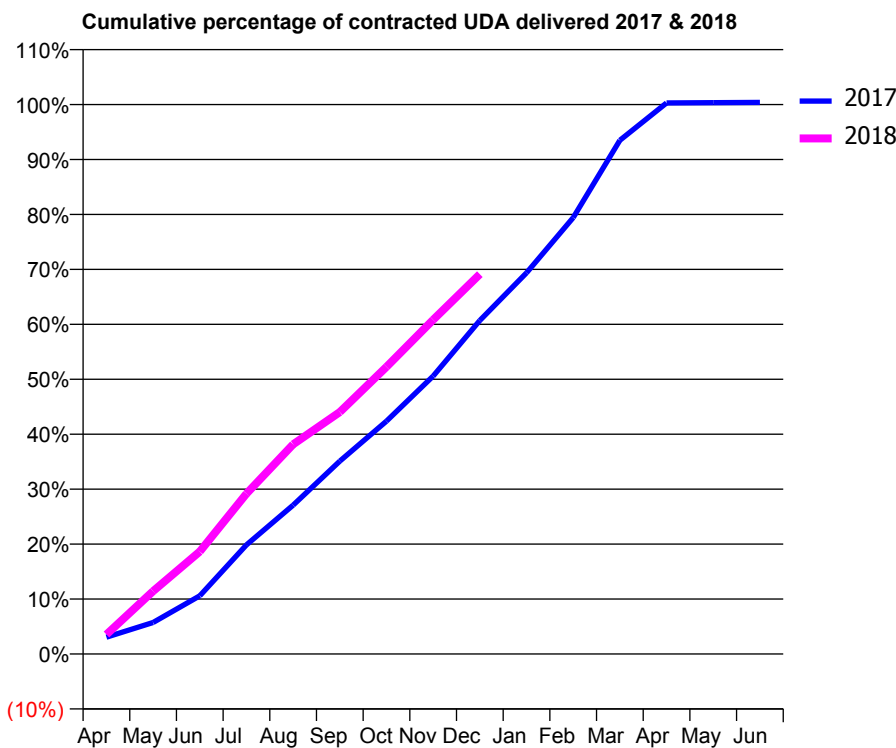
17/18 Contracted general activity (UDA)	7,466
Carry forward general activity (UDA)	0
17/18 Contracted orthodontic activity (UOA)	0
Carry forward orthodontic activity (UOA)	0
Baseline contract value	£209,526.68

### ACCESS\*

Patients seen in 24 months	Total	Change since previous quarter
Quarter ending December 2016	2,923	
Quarter ending March 2017	2,921	→
Quarter ending June 2017	2,841	↓
Quarter ending September 2017	2,831	→
Quarter ending December 2017	2,881	→
<b>Variance since December 2016</b>	<b>(1.4%)</b>	<b>↓</b>



### ACTIVITY



Month	Adjusted Scheduled Activity (UDA)	
	2017	2018
April	229	265
May	428	855
June	791	1,393
July	1,482	2,178
August	2,023	2,849
September	2,620	3,287
October	3,164	3,902
November	3,776	4,540
December	4,532	5,161
January	5,179	
February	5,929	
March	6,980	
April	7,488	
May	7,491	
June	7,494	

### QUALITY

	Quantity	Base Number	Contract	AT	Region	England
% of FP17s for the same patient ID Re-attending within 3 months - Children	48	957	5.0%	10.0%	11.8%	12.0%
% of FP17s for the same patient ID Re-attending within 3 months - Adults	288	2,001	14.4%	14.9%	15.3%	15.9%
% of FP17s for the same patient ID Re-attending between 3 & 9 months - Children	574	957	60.0%	51.7%	59.1%	58.0%
% of FP17s for the same patient ID Re-attending between 3 & 9 months - Adults	1,048	2,001	52.4%	47.2%	51.5%	50.5%
% of FP17s for Band 1 Urgent Courses	236	2,783	8.5%	8.0%	8.0%	9.0%
% of FP17s Relating to Free Repair or Replacements	11	2,783	0.4%	0.7%	0.8%	0.8%
% of FP17s Relating to Continuations	13	2,783	0.5%	0.9%	1.1%	1.1%
% of Patients satisfied with the dentistry they have received	1	1	N/A	91.6%	91.6%	91.5%
% of Patients satisfied with the time they had to wait for an appointment	1	1	N/A	89.9%	88.3%	87.9%

\* This is based on patients treated on this contract for their most recent course of treatment. Figures in italics indicate the base number of FP17s or Patient Questionnaire responses are less than 100. N/A is shown where the base number of responses is less than 10 during the period. % is calculated as Quantity/Base number\*100

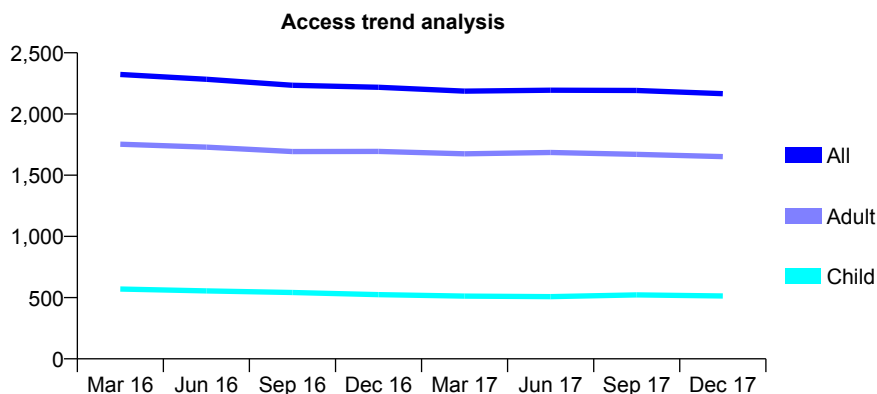
## Q54 - Vital Signs At a Glance Contract Report for 765597/0001 - December 2017

Name or company name	MRS N GHABAI
Contract type name	GDS Contract
Purpose of contract	General
Contract start date	01/04/2006
Contract end date	

17/18 Contracted general activity (UDA)	8,368
Carry forward general activity (UDA)	-108
17/18 Contracted orthodontic activity (UOA)	0
Carry forward orthodontic activity (UOA)	0
Baseline contract value	£193,169.62

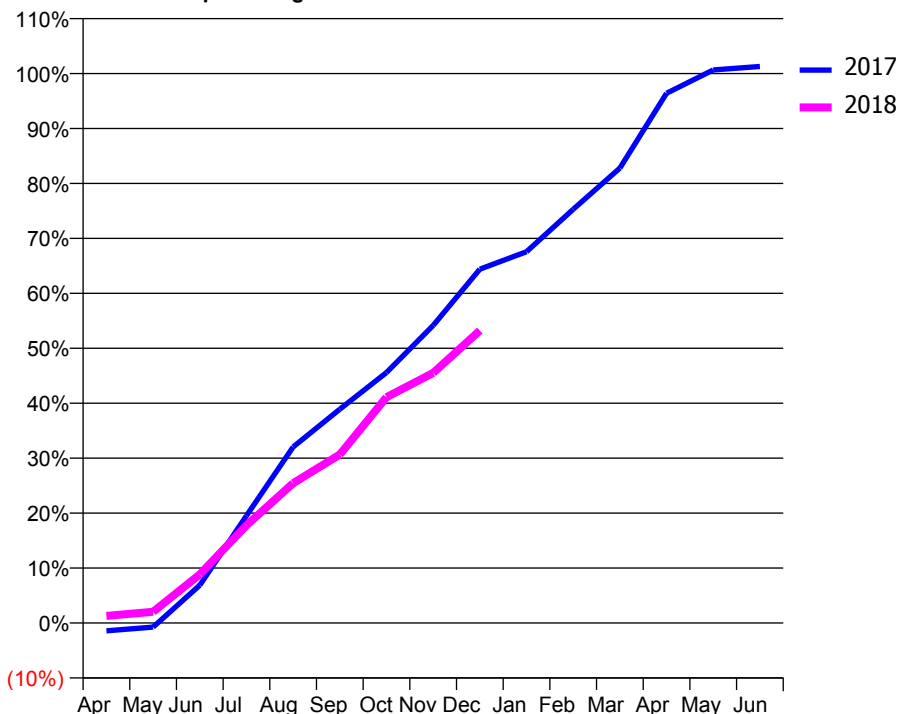
### ACCESS\*

Patients seen in 24 months	Total	Change since previous quarter
Quarter ending December 2016	2,218	
Quarter ending March 2017	2,187	↓
Quarter ending June 2017	2,194	→
Quarter ending September 2017	2,192	→
Quarter ending December 2017	2,166	↓
<b>Variance since December 2016</b>	<b>(2.3%)</b>	<b>↓</b>



### ACTIVITY

Cumulative percentage of contracted UDA delivered 2017 & 2018



Month	Adjusted Scheduled Activity (UDA)	
	2017	2018
April	-121	108
May	-64	171
June	575	739
July	1,633	1,487
August	2,681	2,130
September	3,257	2,565
October	3,814	3,438
November	4,531	3,809
December	5,388	4,455
January	5,655	
February	6,301	
March	6,927	
April	8,067	
May	8,423	
June	8,475	

### QUALITY

	Quantity	Base Number	Contract	AT	Region	England
% of FP17s for the same patient ID Re-attending within 3 months - Children	76	703	10.8%	10.0%	11.8%	12.0%
% of FP17s for the same patient ID Re-attending within 3 months - Adults	330	2,005	16.5%	14.9%	15.3%	15.9%
% of FP17s for the same patient ID Re-attending between 3 & 9 months - Children	458	703	65.1%	51.7%	59.1%	58.0%
% of FP17s for the same patient ID Re-attending between 3 & 9 months - Adults	1,244	2,005	62.0%	47.2%	51.5%	50.5%
% of FP17s for Band 1 Urgent Courses	158	2,022	7.8%	8.0%	8.0%	9.0%
% of FP17s Relating to Free Repair or Replacements	5	2,022	0.2%	0.7%	0.8%	0.8%
% of FP17s Relating to Continuations	36	2,022	1.8%	0.9%	1.1%	1.1%
% of Patients satisfied with the dentistry they have received	11	11	100.0%	91.6%	91.6%	91.5%
% of Patients satisfied with the time they had to wait for an appointment	9	11	81.8%	89.9%	88.3%	87.9%

\* This is based on patients treated on this contract for their most recent course of treatment. Figures in italics indicate the base number of FP17s or Patient Questionnaire responses are less than 100. N/A is shown where the base number of responses is less than 10 during the period. % is calculated as Quantity/Base number\*100

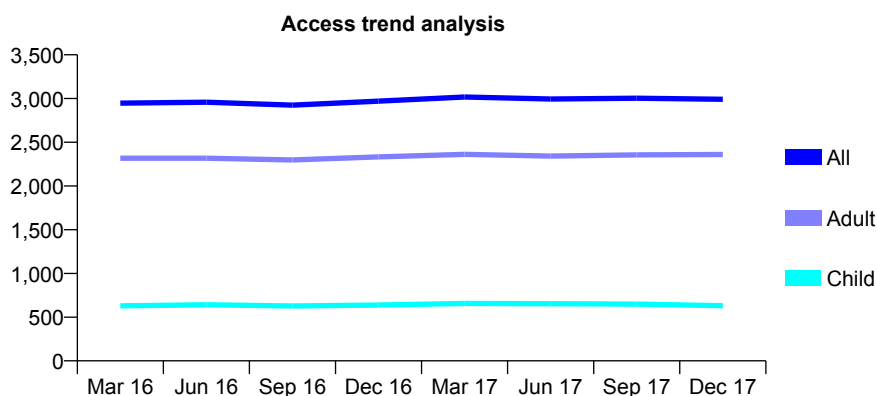
## Q54 - Vital Signs At a Glance Contract Report for 765643/0001 - December 2017

Name or company name	MR D SINGH-TERPOT
Contract type name	GDS Contract
Purpose of contract	General
Contract start date	01/04/2006
Contract end date	

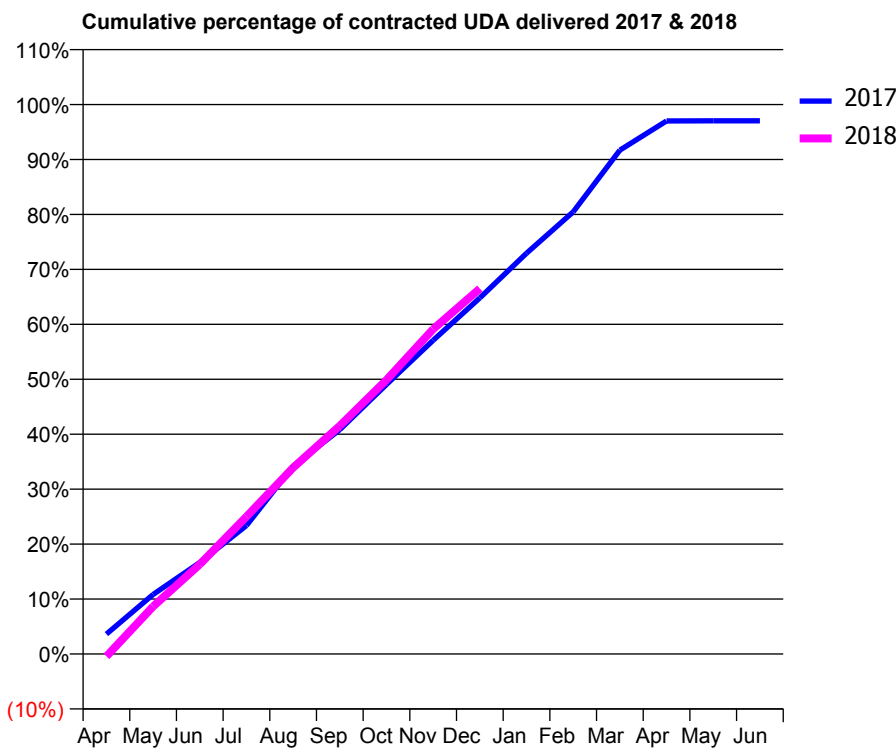
17/18 Contracted general activity (UDA)	8,845
Carry forward general activity (UDA)	261
17/18 Contracted orthodontic activity (UOA)	0
Carry forward orthodontic activity (UOA)	0
Baseline contract value	£215,844.41

### ACCESS\*

Patients seen in 24 months	Total	Change since previous quarter
Quarter ending December 2016	2,970	
Quarter ending March 2017	3,018	→
Quarter ending June 2017	2,995	→
Quarter ending September 2017	3,004	→
Quarter ending December 2017	2,991	→
<b>Variance since December 2016</b>	<b>0.7%</b>	<b>→</b>



### ACTIVITY



Month	Adjusted Scheduled Activity (UDA)	
	2017	2018
April	321	-40
May	959	766
June	1,473	1,444
July	2,069	2,211
August	3,023	3,000
September	3,611	3,674
October	4,339	4,412
November	5,049	5,230
December	5,732	5,882
January	6,451	
February	7,117	
March	8,111	
April	8,580	
May	8,583	
June	8,583	

### QUALITY

	Quantity	Base Number	Contract	AT	Region	England
% of FP17s for the same patient ID Re-attending within 3 months - Children	30	578	5.2%	10.0%	11.8%	12.0%
% of FP17s for the same patient ID Re-attending within 3 months - Adults	339	2,370	14.3%	14.9%	15.3%	15.9%
% of FP17s for the same patient ID Re-attending between 3 & 9 months - Children	309	578	53.5%	51.7%	59.1%	58.0%
% of FP17s for the same patient ID Re-attending between 3 & 9 months - Adults	1,264	2,370	53.3%	47.2%	51.5%	50.5%
% of FP17s for Band 1 Urgent Courses	24	2,764	0.9%	8.0%	8.0%	9.0%
% of FP17s Relating to Free Repair or Replacements	12	2,764	0.4%	0.7%	0.8%	0.8%
% of FP17s Relating to Continuations	5	2,764	0.2%	0.9%	1.1%	1.1%
% of Patients satisfied with the dentistry they have received	0	0	N/A	91.6%	91.6%	91.5%
% of Patients satisfied with the time they had to wait for an appointment	0	0	N/A	89.9%	88.3%	87.9%

\* This is based on patients treated on this contract for their most recent course of treatment. Figures in italics indicate the base number of FP17s or Patient Questionnaire responses are less than 100. N/A is shown where the base number of responses is less than 10 during the period. % is calculated as Quantity/Base number\*100

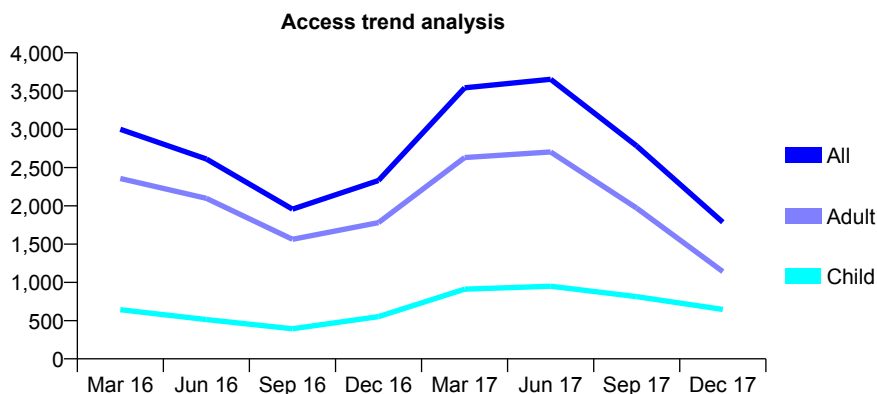
## Q54 - Vital Signs At a Glance Contract Report for 766518/0001 - December 2017

Name or company name	MRS CS ILYAS
Contract type name	GDS Contract
Purpose of contract	General
Contract start date	01/10/2014
Contract end date	

17/18 Contracted general activity (UDA)	9,871
Carry forward general activity (UDA)	390
17/18 Contracted orthodontic activity (UOA)	0
Carry forward orthodontic activity (UOA)	0
Baseline contract value	£199,097.23

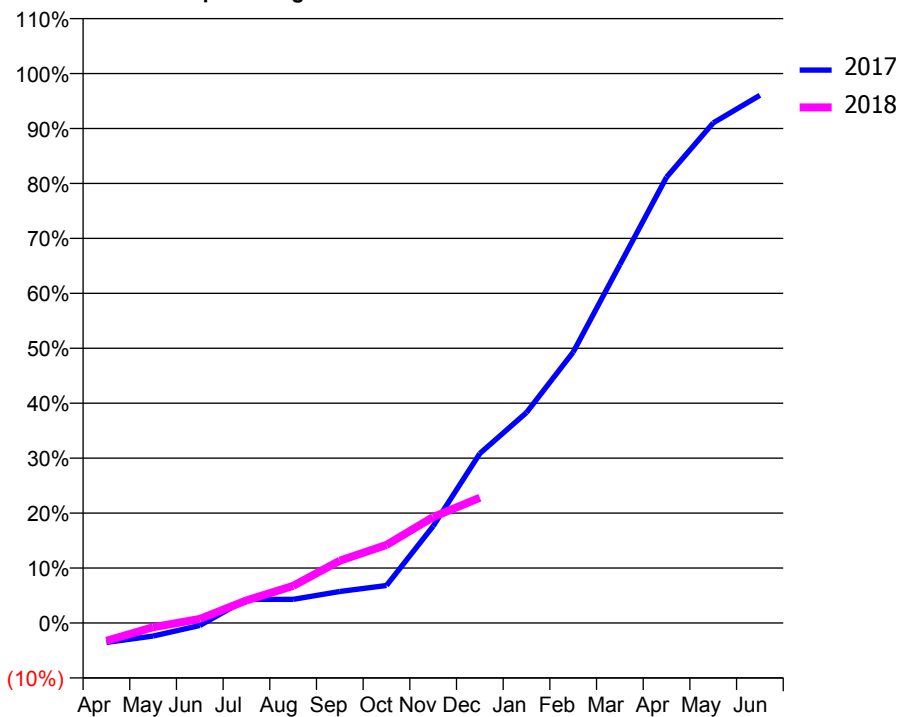
### ACCESS\*

Patients seen in 24 months	Total	Change since previous quarter
Quarter ending December 2016	2,332	
Quarter ending March 2017	3,542	↑
Quarter ending June 2017	3,654	↑
Quarter ending September 2017	2,783	↓
Quarter ending December 2017	1,786	↓
<b>Variance since December 2016</b>	<b>(23.4%)</b>	<b>↓</b>



### ACTIVITY

Cumulative percentage of contracted UDA delivered 2017 & 2018



Month	Adjusted Scheduled Activity (UDA)	
	2017	2018
April	-350	-323
May	-236	-78
June	-46	72
July	425	407
August	425	666
September	567	1,119
October	675	1,403
November	1,740	1,903
December	3,046	2,252
January	3,781	
February	4,867	
March	6,437	
April	8,008	
May	8,983	
June	9,480	

### QUALITY

	Quantity	Base Number	Contract	AT	Region	England
% of FP17s for the same patient ID Re-attending within 3 months - Children	44	783	5.6%	10.0%	11.8%	12.0%
% of FP17s for the same patient ID Re-attending within 3 months - Adults	112	1,426	7.9%	14.9%	15.3%	15.9%
% of FP17s for the same patient ID Re-attending between 3 & 9 months - Children	171	783	21.8%	51.7%	59.1%	58.0%
% of FP17s for the same patient ID Re-attending between 3 & 9 months - Adults	308	1,426	21.6%	47.2%	51.5%	50.5%
% of FP17s for Band 1 Urgent Courses	3	893	0.3%	8.0%	8.0%	9.0%
% of FP17s Relating to Free Repair or Replacements	25	893	2.8%	0.7%	0.8%	0.8%
% of FP17s Relating to Continuations	3	893	0.3%	0.9%	1.1%	1.1%
% of Patients satisfied with the dentistry they have received	2	2	N/A	91.6%	91.6%	91.5%
% of Patients satisfied with the time they had to wait for an appointment	2	2	N/A	89.9%	88.3%	87.9%

\* This is based on patients treated on this contract for their most recent course of treatment. Figures in italics indicate the base number of FP17s or Patient Questionnaire responses are less than 100. N/A is shown where the base number of responses is less than 10 during the period. % is calculated as Quantity/Base number\*100

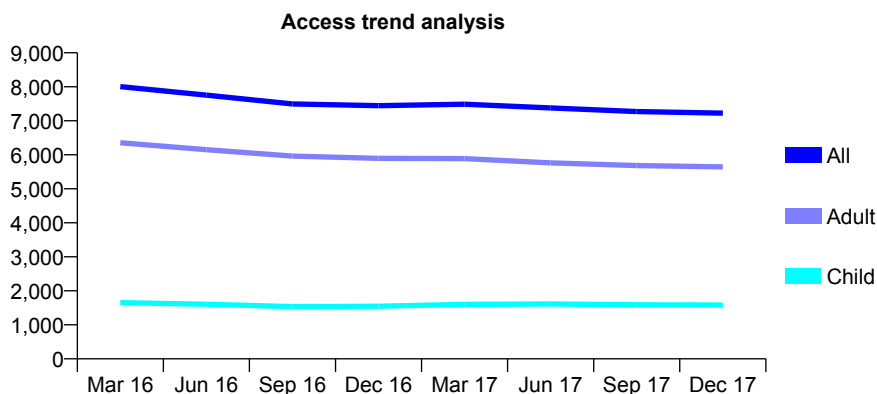
## Q54 - Vital Signs At a Glance Contract Report for 769258/0001 - December 2017

Name or company name	MR S TALWAR
Contract type name	GDS Contract
Purpose of contract	General
Contract start date	01/04/2006
Contract end date	

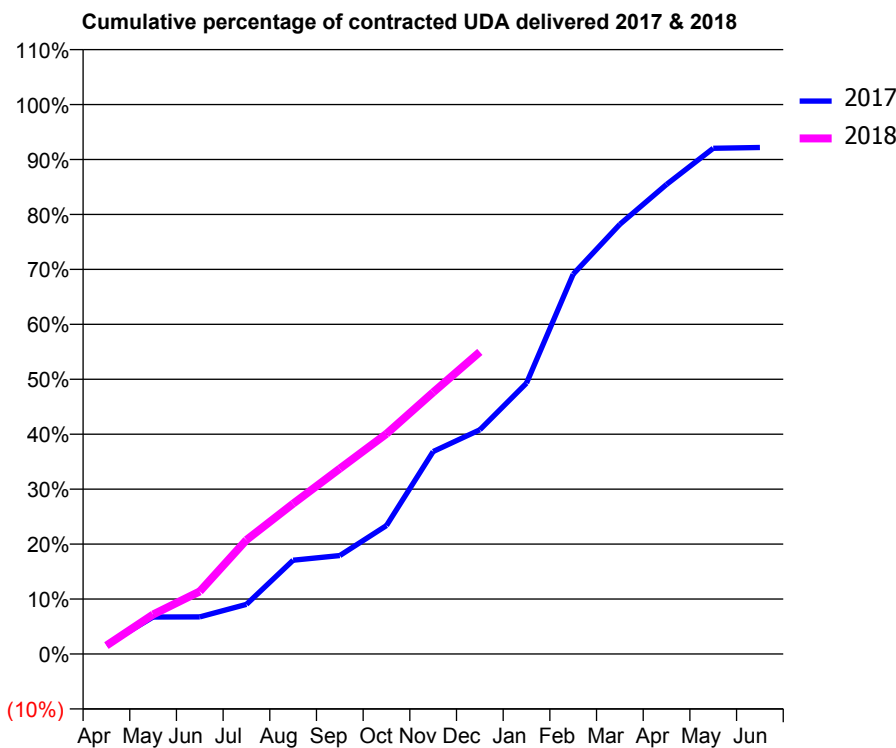
17/18 Contracted general activity (UDA)	23,061
Carry forward general activity (UDA)	0
17/18 Contracted orthodontic activity (UOA)	0
Carry forward orthodontic activity (UOA)	0
Baseline contract value	£547,968.66

### ACCESS\*

Patients seen in 24 months	Total	Change since previous quarter
Quarter ending December 2016	7,446	
Quarter ending March 2017	7,490	→
Quarter ending June 2017	7,377	↓
Quarter ending September 2017	7,274	↓
Quarter ending December 2017	7,227	→
<b>Variance since December 2016</b>	<b>(2.9%)</b>	<b>↓</b>



### ACTIVITY



Month	Adjusted Scheduled Activity (UDA)	
	2017	2018
April	383	355
May	1,551	1,659
June	1,557	2,626
July	2,083	4,789
August	3,934	6,310
September	4,133	7,779
October	5,392	9,240
November	8,499	10,980
December	9,408	12,679
January	11,370	
February	15,943	
March	18,035	
April	19,706	
May	21,225	
June	21,258	

### QUALITY

	Quantity	Base Number	Contract	AT	Region	England
% of FP17s for the same patient ID Re-attending within 3 months - Children	229	1,875	12.2%	10.0%	11.8%	12.0%
% of FP17s for the same patient ID Re-attending within 3 months - Adults	1,717	6,994	24.5%	14.9%	15.3%	15.9%
% of FP17s for the same patient ID Re-attending between 3 & 9 months - Children	1,109	1,875	59.1%	51.7%	59.1%	58.0%
% of FP17s for the same patient ID Re-attending between 3 & 9 months - Adults	3,717	6,994	53.1%	47.2%	51.5%	50.5%
% of FP17s for Band 1 Urgent Courses	553	7,370	7.5%	8.0%	8.0%	9.0%
% of FP17s Relating to Free Repair or Replacements	107	7,370	1.5%	0.7%	0.8%	0.8%
% of FP17s Relating to Continuations	446	7,370	6.1%	0.9%	1.1%	1.1%
% of Patients satisfied with the dentistry they have received	5	7	N/A	91.6%	91.6%	91.5%
% of Patients satisfied with the time they had to wait for an appointment	5	7	N/A	89.9%	88.3%	87.9%

\* This is based on patients treated on this contract for their most recent course of treatment. Figures in italics indicate the base number of FP17s or Patient Questionnaire responses are less than 100. N/A is shown where the base number of responses is less than 10 during the period. % is calculated as Quantity/Base number\*100

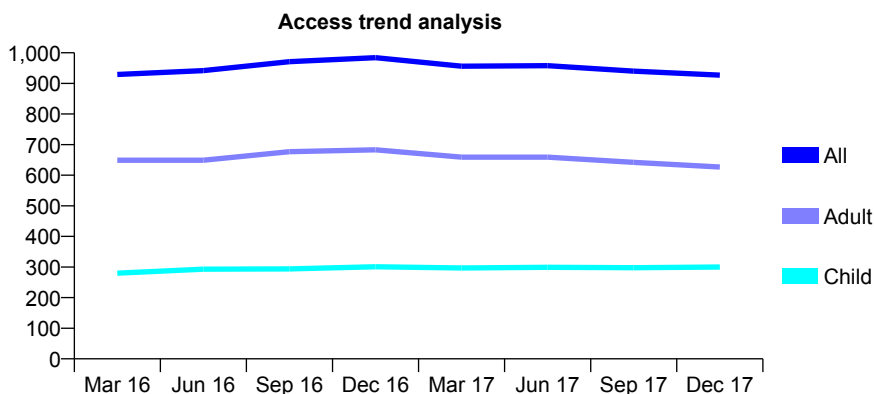
## Q54 - Vital Signs At a Glance Contract Report for 769258/0002 - December 2017

Name or company name	MR S TALWAR
Contract type name	GDS Contract
Purpose of contract	General
Contract start date	01/04/2006
Contract end date	

17/18 Contracted general activity (UDA)	4,660
Carry forward general activity (UDA)	0
17/18 Contracted orthodontic activity (UOA)	0
Carry forward orthodontic activity (UOA)	0
Baseline contract value	£111,367.23

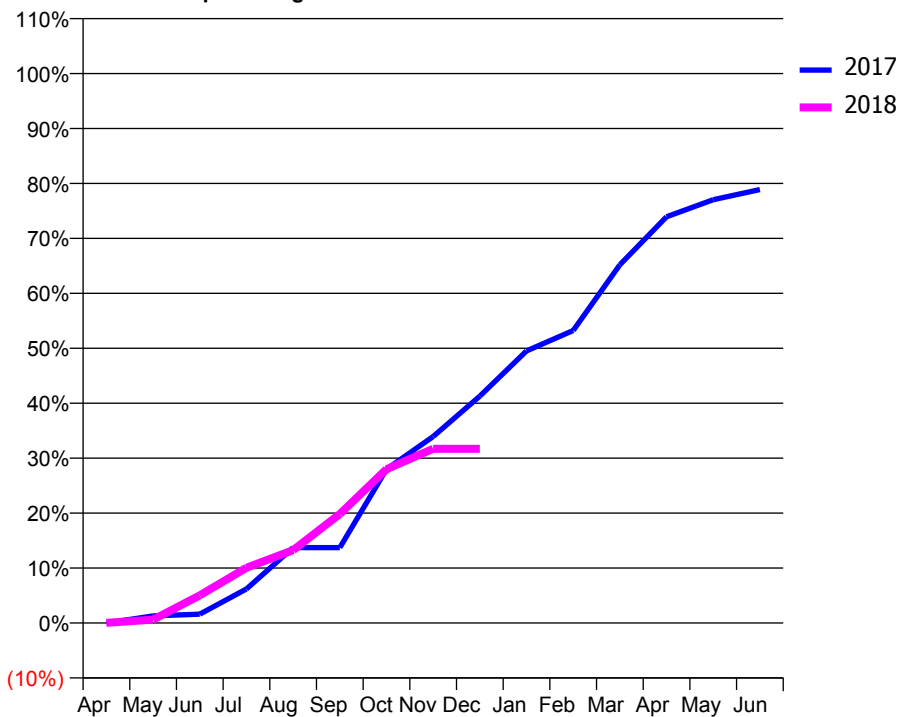
### ACCESS\*

Patients seen in 24 months	Total	Change since previous quarter
Quarter ending December 2016	984	
Quarter ending March 2017	956	↓
Quarter ending June 2017	958	→
Quarter ending September 2017	940	↓
Quarter ending December 2017	927	↓
<b>Variance since December 2016</b>	<b>(5.8%)</b>	<b>↓</b>



### ACTIVITY

Cumulative percentage of contracted UDA delivered 2017 & 2018



Month	Adjusted Scheduled Activity (UDA)	
	2017	2018
April	1	2
May	61	29
June	75	234
July	289	469
August	640	618
September	640	924
October	1,305	1,304
November	1,582	1,478
December	1,924	1,477
January	2,308	
February	2,480	
March	3,038	
April	3,445	
May	3,589	
June	3,676	

### QUALITY

	Quantity	Base Number	Contract	AT	Region	England
% of FP17s for the same patient ID Re-attending within 3 months - Children	64	271	23.6%	10.0%	11.8%	12.0%
% of FP17s for the same patient ID Re-attending within 3 months - Adults	235	671	35.0%	14.9%	15.3%	15.9%
% of FP17s for the same patient ID Re-attending between 3 & 9 months - Children	112	271	41.3%	51.7%	59.1%	58.0%
% of FP17s for the same patient ID Re-attending between 3 & 9 months - Adults	276	671	41.1%	47.2%	51.5%	50.5%
% of FP17s for Band 1 Urgent Courses	68	711	9.6%	8.0%	8.0%	9.0%
% of FP17s Relating to Free Repair or Replacements	10	711	1.4%	0.7%	0.8%	0.8%
% of FP17s Relating to Continuations	56	711	7.9%	0.9%	1.1%	1.1%
% of Patients satisfied with the dentistry they have received	1	1	N/A	91.6%	91.6%	91.5%
% of Patients satisfied with the time they had to wait for an appointment	1	1	N/A	89.9%	88.3%	87.9%

\* This is based on patients treated on this contract for their most recent course of treatment. Figures in italics indicate the base number of FP17s or Patient Questionnaire responses are less than 100. N/A is shown where the base number of responses is less than 10 during the period. % is calculated as Quantity/Base number\*100

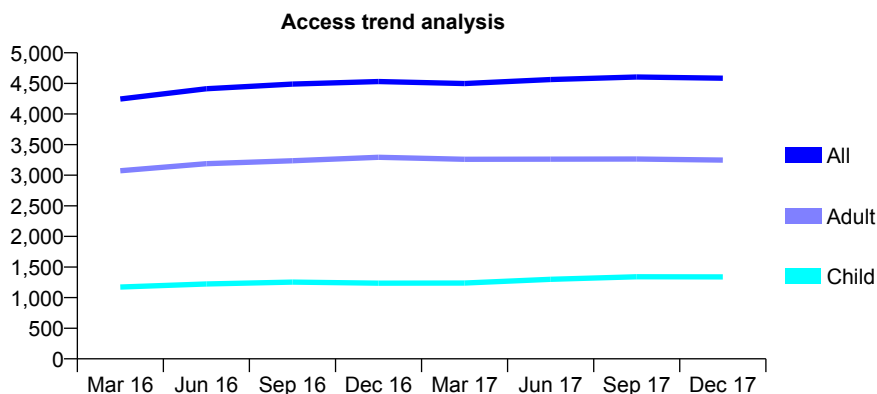
## Q54 - Vital Signs At a Glance Contract Report for 769827/0001 - December 2017

Name or company name	MR A HUSSAIN
Contract type name	GDS Contract
Purpose of contract	General
Contract start date	01/04/2006
Contract end date	

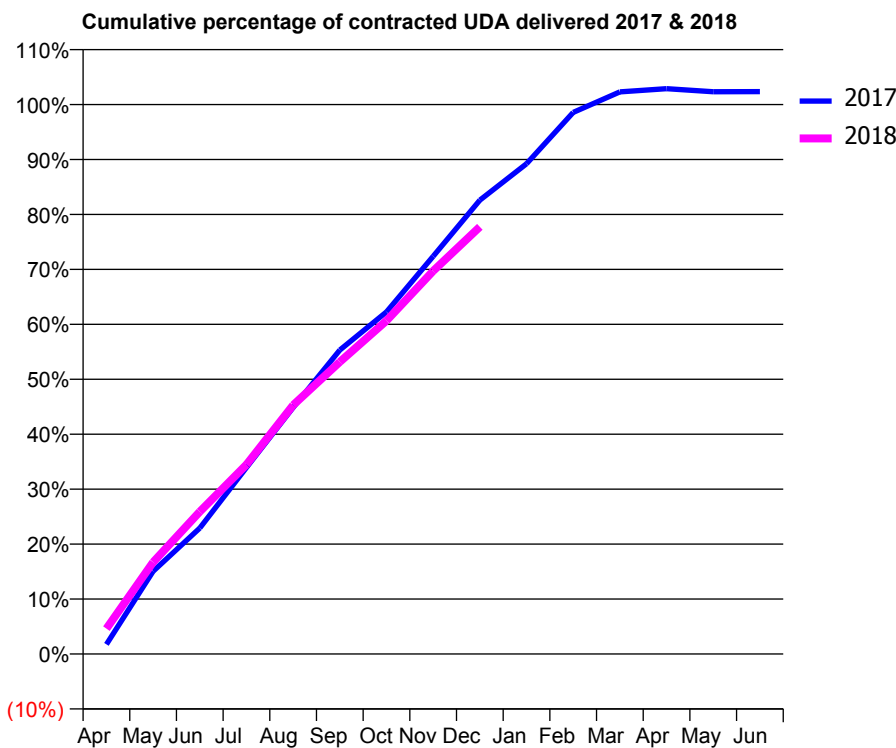
17/18 Contracted general activity (UDA)	10,369
Carry forward general activity (UDA)	-208
17/18 Contracted orthodontic activity (UOA)	0
Carry forward orthodontic activity (UOA)	0
Baseline contract value	£255,390.54

### ACCESS\*

Patients seen in 24 months	Total	Change since previous quarter
Quarter ending December 2016	4,530	
Quarter ending March 2017	4,498	→
Quarter ending June 2017	4,563	→
Quarter ending September 2017	4,604	→
Quarter ending December 2017	4,586	→
<b>Variance since December 2016</b>	<b>1.2%</b>	<b>→</b>



### ACTIVITY



Month	Adjusted Scheduled Activity (UDA)	
	2017	2018
April	183	478
May	1,562	1,733
June	2,375	2,687
July	3,520	3,575
August	4,652	4,695
September	5,735	5,512
October	6,456	6,288
November	7,505	7,229
December	8,564	8,060
January	9,250	
February	10,220	
March	10,608	
April	10,668	
May	10,611	
June	10,613	

### QUALITY

	Quantity	Base Number	Contract	AT	Region	England
% of FP17s for the same patient ID Re-attending within 3 months - Children	75	1,115	6.7%	10.0%	11.8%	12.0%
% of FP17s for the same patient ID Re-attending within 3 months - Adults	345	2,375	14.5%	14.9%	15.3%	15.9%
% of FP17s for the same patient ID Re-attending between 3 & 9 months - Children	371	1,115	33.3%	51.7%	59.1%	58.0%
% of FP17s for the same patient ID Re-attending between 3 & 9 months - Adults	803	2,375	33.8%	47.2%	51.5%	50.5%
% of FP17s for Band 1 Urgent Courses	332	3,061	10.8%	8.0%	8.0%	9.0%
% of FP17s Relating to Free Repair or Replacements	90	3,061	2.9%	0.7%	0.8%	0.8%
% of FP17s Relating to Continuations	14	3,061	0.5%	0.9%	1.1%	1.1%
% of Patients satisfied with the dentistry they have received	3	3	N/A	91.6%	91.6%	91.5%
% of Patients satisfied with the time they had to wait for an appointment	1	3	N/A	89.9%	88.3%	87.9%

\* This is based on patients treated on this contract for their most recent course of treatment. Figures in italics indicate the base number of FP17s or Patient Questionnaire responses are less than 100. N/A is shown where the base number of responses is less than 10 during the period. % is calculated as Quantity/Base number\*100



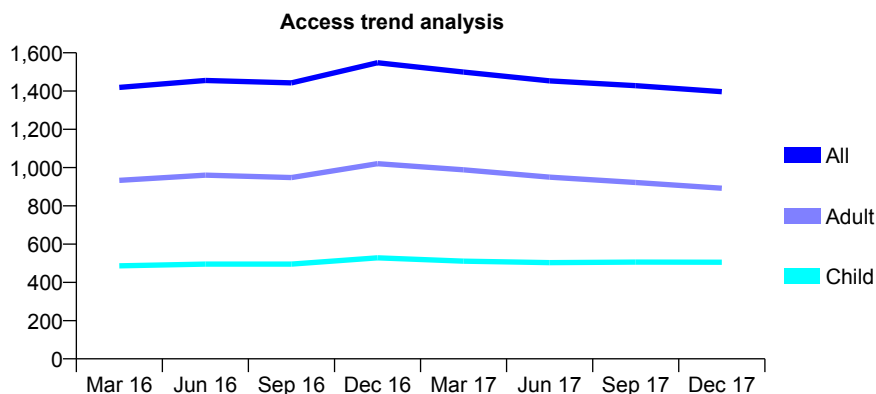
## Q54 - Vital Signs At a Glance Contract Report for 769827/0002 - December 2017

Name or company name	MR A HUSSAIN
Contract type name	GDS Contract
Purpose of contract	General
Contract start date	01/11/2010
Contract end date	

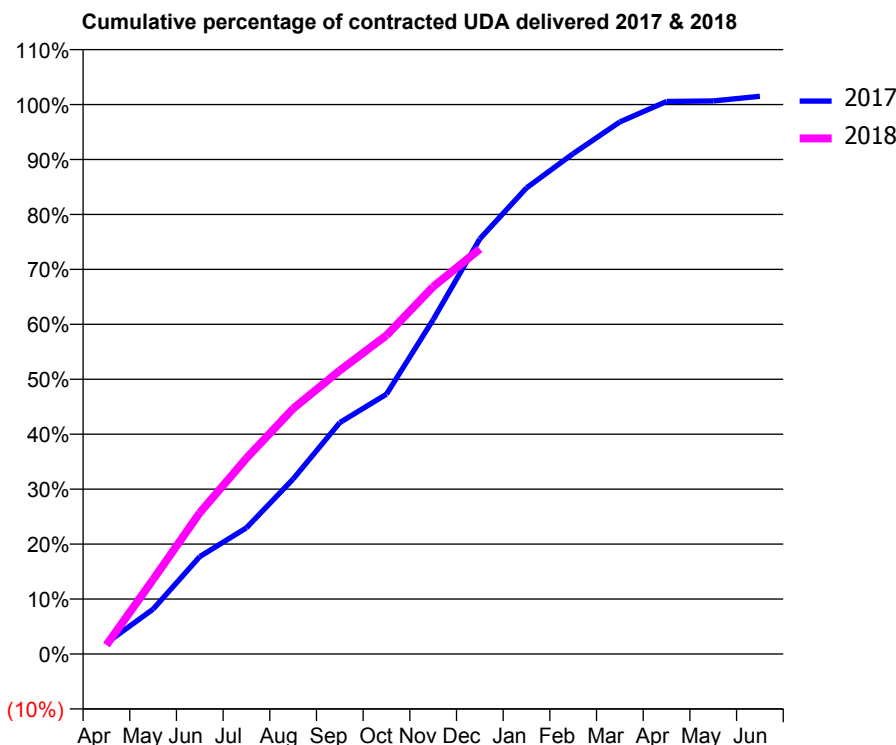
17/18 Contracted general activity (UDA)	3,564
Carry forward general activity (UDA)	-54
17/18 Contracted orthodontic activity (UOA)	0
Carry forward orthodontic activity (UOA)	0
Baseline contract value	£92,141.91

### ACCESS\*

Patients seen in 24 months	Total	Change since previous quarter
Quarter ending December 2016	1,548	
Quarter ending March 2017	1,499	↓
Quarter ending June 2017	1,453	↓
Quarter ending September 2017	1,428	↓
Quarter ending December 2017	1,397	↓
<b>Variance since December 2016</b>	<b>(9.8%)</b>	<b>↓</b>



### ACTIVITY



Month	Adjusted Scheduled Activity (UDA)	
	2017	2018
April	71	58
May	291	483
June	632	916
July	819	1,270
August	1,135	1,591
September	1,501	1,839
October	1,685	2,067
November	2,169	2,382
December	2,692	2,627
January	3,023	
February	3,245	
March	3,451	
April	3,584	
May	3,587	
June	3,617	

### QUALITY

	Quantity	Base Number	Contract	AT	Region	England
% of FP17s for the same patient ID Re-attending within 3 months - Children	39	443	8.8%	10.0%	11.8%	12.0%
% of FP17s for the same patient ID Re-attending within 3 months - Adults	72	665	10.8%	14.9%	15.3%	15.9%
% of FP17s for the same patient ID Re-attending between 3 & 9 months - Children	149	443	33.6%	51.7%	59.1%	58.0%
% of FP17s for the same patient ID Re-attending between 3 & 9 months - Adults	249	665	37.4%	47.2%	51.5%	50.5%
% of FP17s for Band 1 Urgent Courses	98	1,040	9.4%	8.0%	8.0%	9.0%
% of FP17s Relating to Free Repair or Replacements	20	1,040	1.9%	0.7%	0.8%	0.8%
% of FP17s Relating to Continuations	2	1,040	0.2%	0.9%	1.1%	1.1%
% of Patients satisfied with the dentistry they have received	0	1	N/A	91.6%	91.6%	91.5%
% of Patients satisfied with the time they had to wait for an appointment	1	1	N/A	89.9%	88.3%	87.9%

\* This is based on patients treated on this contract for their most recent course of treatment. Figures in italics indicate the base number of FP17s or Patient Questionnaire responses are less than 100. N/A is shown where the base number of responses is less than 10 during the period. % is calculated as Quantity/Base number\*100

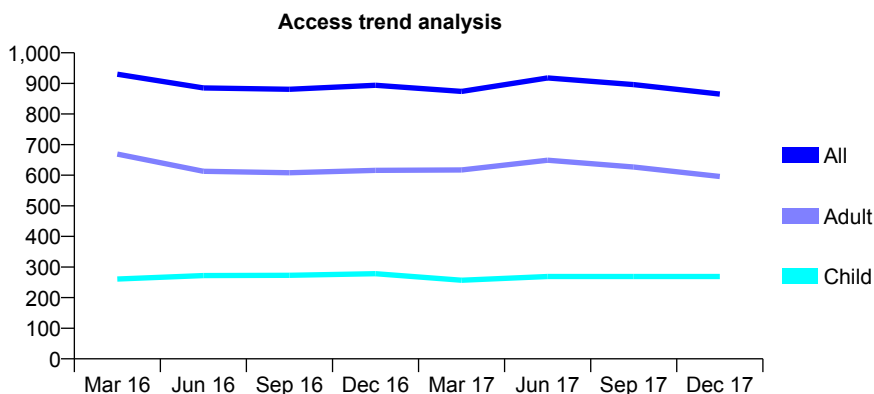
## Q54 - Vital Signs At a Glance Contract Report for 769827/0003 - December 2017

Name or company name	MR A HUSSAIN
Contract type name	GDS Contract
Purpose of contract	General
Contract start date	09/11/2012
Contract end date	

17/18 Contracted general activity (UDA)	2,224
Carry forward general activity (UDA)	-22
17/18 Contracted orthodontic activity (UOA)	0
Carry forward orthodontic activity (UOA)	0
Baseline contract value	£57,086.42

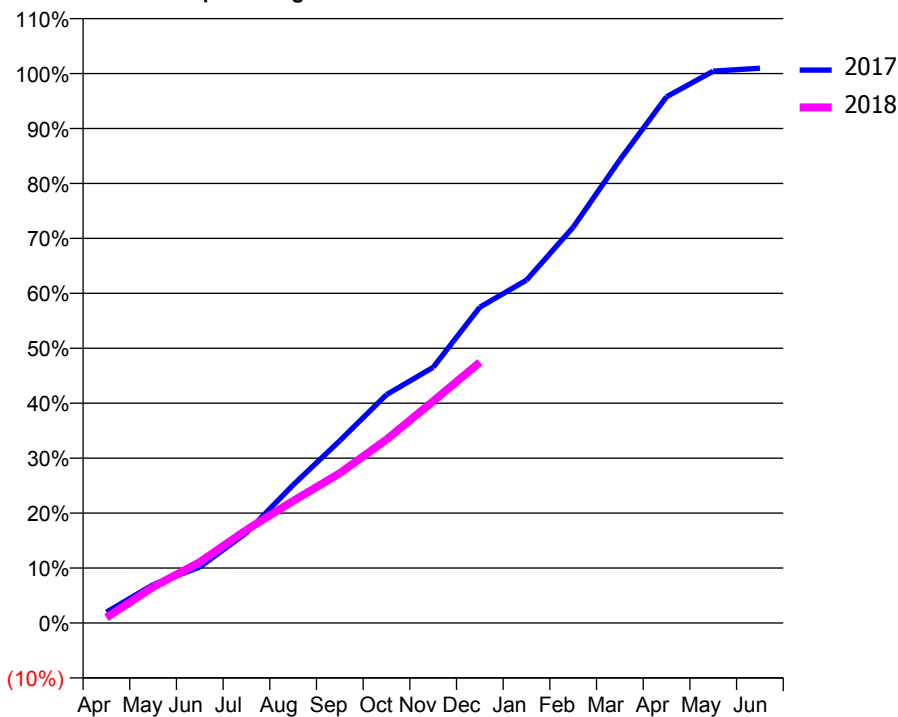
### ACCESS\*

Patients seen in 24 months	Total	Change since previous quarter
Quarter ending December 2016	894	
Quarter ending March 2017	874	↓
Quarter ending June 2017	918	↑
Quarter ending September 2017	896	↓
Quarter ending December 2017	865	↓
<b>Variance since December 2016</b>	<b>(3.2%)</b>	<b>↓</b>



### ACTIVITY

Cumulative percentage of contracted UDA delivered 2017 & 2018



Month	Adjusted Scheduled Activity (UDA)	
	2017	2018
April	44	22
May	155	146
June	226	247
July	365	377
August	559	494
September	738	607
October	924	742
November	1,035	898
December	1,278	1,056
January	1,388	
February	1,602	
March	1,875	
April	2,130	
May	2,234	
June	2,246	

### QUALITY

	Quantity	Base Number	Contract	AT	Region	England
% of FP17s for the same patient ID Re-attending within 3 months - Children	2	193	1.0%	10.0%	11.8%	12.0%
% of FP17s for the same patient ID Re-attending within 3 months - Adults	28	412	6.8%	14.9%	15.3%	15.9%
% of FP17s for the same patient ID Re-attending between 3 & 9 months - Children	56	193	29.0%	51.7%	59.1%	58.0%
% of FP17s for the same patient ID Re-attending between 3 & 9 months - Adults	102	412	24.8%	47.2%	51.5%	50.5%
% of FP17s for Band 1 Urgent Courses	48	491	9.8%	8.0%	8.0%	9.0%
% of FP17s Relating to Free Repair or Replacements	3	491	0.6%	0.7%	0.8%	0.8%
% of FP17s Relating to Continuations	0	491	0.0%	0.9%	1.1%	1.1%
% of Patients satisfied with the dentistry they have received	0	0	N/A	91.6%	91.6%	91.5%
% of Patients satisfied with the time they had to wait for an appointment	0	0	N/A	89.9%	88.3%	87.9%

\* This is based on patients treated on this contract for their most recent course of treatment. Figures in italics indicate the base number of FP17s or Patient Questionnaire responses are less than 100. N/A is shown where the base number of responses is less than 10 during the period. % is calculated as Quantity/Base number\*100

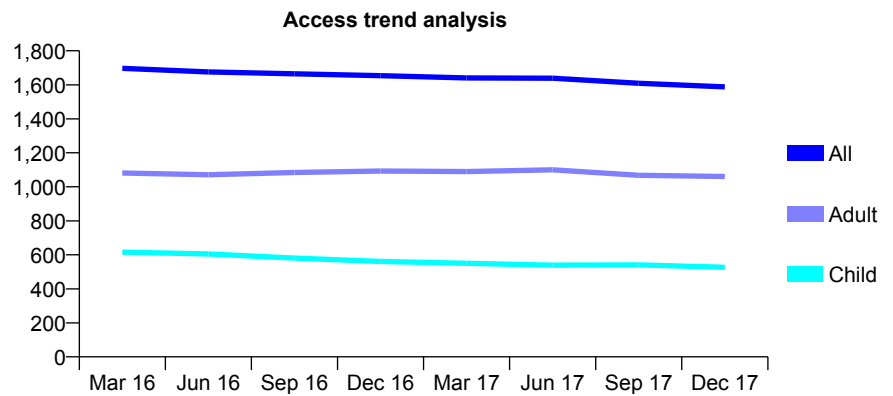
## Q54 - Vital Signs At a Glance Contract Report for 769967/0004 - December 2017

Name or company name	MR MA TAI
Contract type name	GDS Contract
Purpose of contract	General
Contract start date	01/04/2012
Contract end date	

17/18 Contracted general activity (UDA)	4,402
Carry forward general activity (UDA)	0
17/18 Contracted orthodontic activity (UOA)	0
Carry forward orthodontic activity (UOA)	0
Baseline contract value	£116,873.36

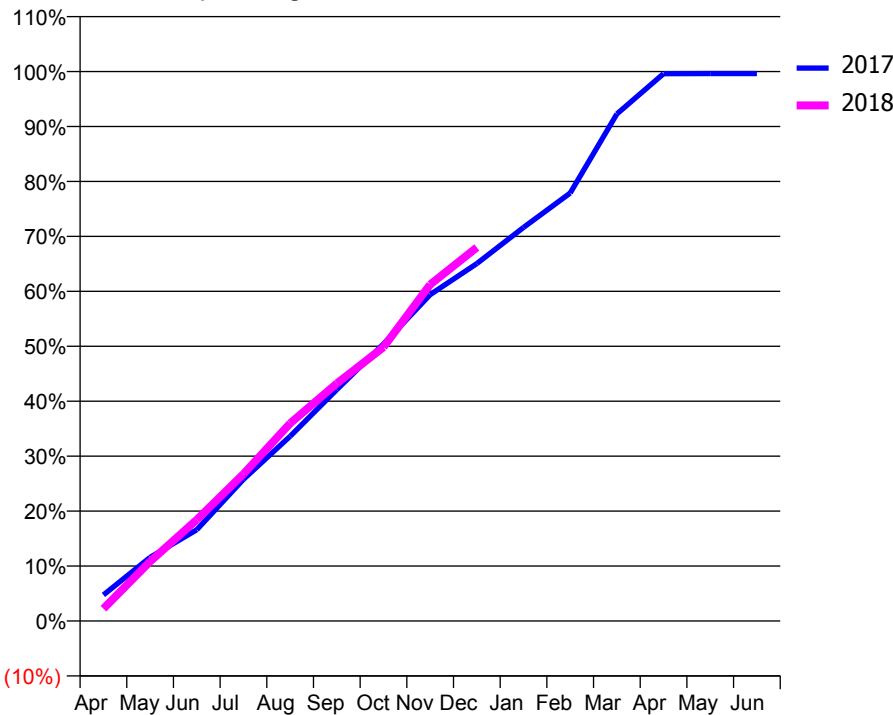
### ACCESS\*

Patients seen in 24 months	Total	Change since previous quarter
Quarter ending December 2016	1,654	
Quarter ending March 2017	1,640	→
Quarter ending June 2017	1,639	→
Quarter ending September 2017	1,609	↓
Quarter ending December 2017	1,588	↓
<b>Variance since December 2016</b>	<b>(4.0%)</b>	<b>↓</b>



### ACTIVITY

Cumulative percentage of contracted UDA delivered 2017 & 2018



Month	Adjusted Scheduled Activity (UDA)	
	2017	2018
April	209	99
May	510	477
June	732	811
July	1,135	1,178
August	1,480	1,584
September	1,854	1,903
October	2,219	2,194
November	2,614	2,696
December	2,864	2,993
January	3,153	
February	3,429	
March	4,062	
April	4,385	
May	4,386	
June	4,386	

### QUALITY

	Quantity	Base Number	Contract	AT	Region	England
% of FP17s for the same patient ID Re-attending within 3 months - Children	25	551	4.5%	10.0%	11.8%	12.0%
% of FP17s for the same patient ID Re-attending within 3 months - Adults	149	1,025	14.5%	14.9%	15.3%	15.9%
% of FP17s for the same patient ID Re-attending between 3 & 9 months - Children	308	551	55.9%	51.7%	59.1%	58.0%
% of FP17s for the same patient ID Re-attending between 3 & 9 months - Adults	552	1,025	53.9%	47.2%	51.5%	50.5%
% of FP17s for Band 1 Urgent Courses	85	1,445	5.9%	8.0%	8.0%	9.0%
% of FP17s Relating to Free Repair or Replacements	24	1,445	1.7%	0.7%	0.8%	0.8%
% of FP17s Relating to Continuations	43	1,445	3.0%	0.9%	1.1%	1.1%
% of Patients satisfied with the dentistry they have received	2	2	N/A	91.6%	91.6%	91.5%
% of Patients satisfied with the time they had to wait for an appointment	2	2	N/A	89.9%	88.3%	87.9%

\* This is based on patients treated on this contract for their most recent course of treatment. Figures in italics indicate the base number of FP17s or Patient Questionnaire responses are less than 100. N/A is shown where the base number of responses is less than 10 during the period. % is calculated as Quantity/Base number\*100

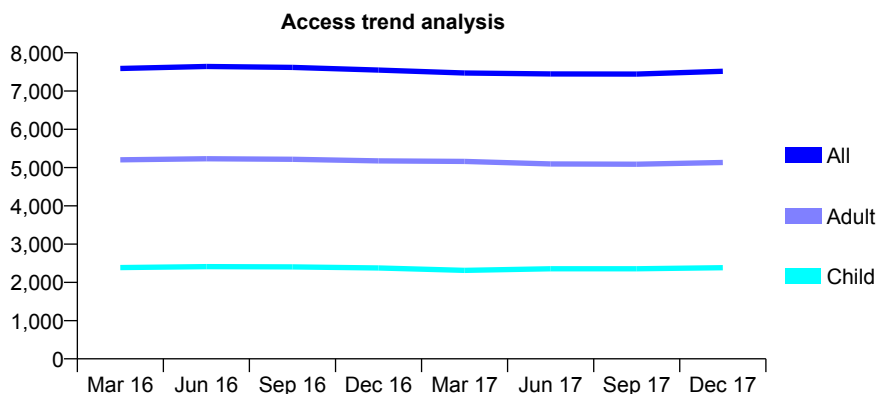
## Q54 - Vital Signs At a Glance Contract Report for 770728/0001 - December 2017

Name or company name	MR TS JHEETA
Contract type name	GDS Contract
Purpose of contract	General
Contract start date	01/04/2006
Contract end date	

17/18 Contracted general activity (UDA)	20,291
Carry forward general activity (UDA)	332
17/18 Contracted orthodontic activity (UOA)	0
Carry forward orthodontic activity (UOA)	0
Baseline contract value	£571,454.30

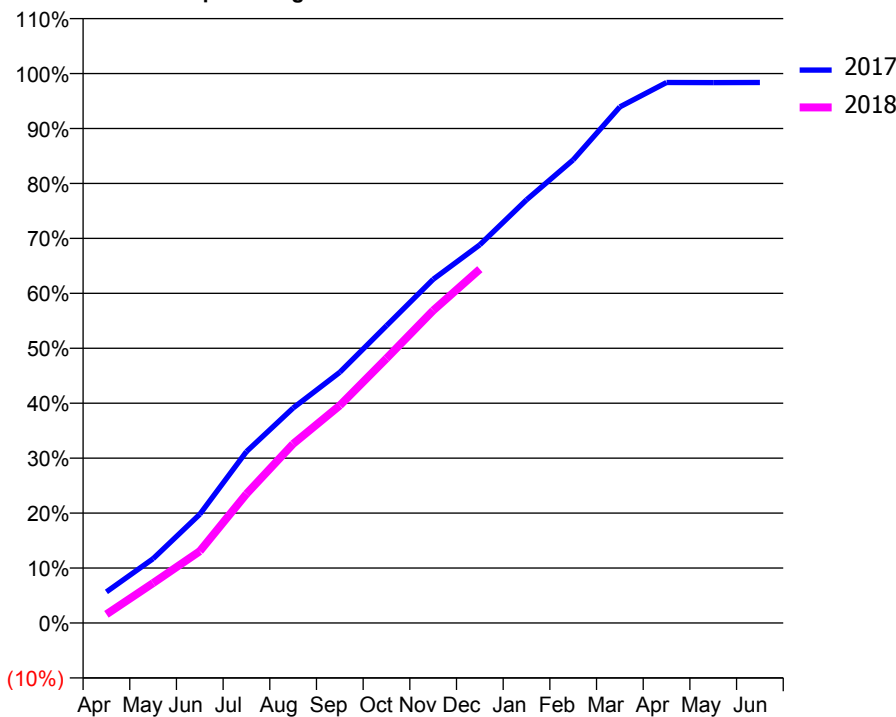
### ACCESS\*

Patients seen in 24 months	Total	Change since previous quarter
Quarter ending December 2016	7,549	
Quarter ending March 2017	7,472	↓
Quarter ending June 2017	7,448	→
Quarter ending September 2017	7,445	→
Quarter ending December 2017	7,518	→
<b>Variance since December 2016</b>	<b>(0.4%)</b>	→



### ACTIVITY

Cumulative percentage of contracted UDA delivered 2017 & 2018



Month	Adjusted Scheduled Activity (UDA)	
	2017	2018
April	1,148	320
May	2,376	1,477
June	4,017	2,653
July	6,331	4,771
August	7,940	6,617
September	9,262	8,032
October	10,977	9,770
November	12,693	11,540
December	13,967	13,066
January	15,625	
February	17,106	
March	19,058	
April	19,959	
May	19,956	
June	19,959	

### QUALITY

	Quantity	Base Number	Contract	AT	Region	England
% of FP17s for the same patient ID Re-attending within 3 months - Children	118	2,523	4.7%	10.0%	11.8%	12.0%
% of FP17s for the same patient ID Re-attending within 3 months - Adults	430	4,659	9.2%	14.9%	15.3%	15.9%
% of FP17s for the same patient ID Re-attending between 3 & 9 months - Children	1,606	2,523	63.7%	51.7%	59.1%	58.0%
% of FP17s for the same patient ID Re-attending between 3 & 9 months - Adults	2,744	4,659	58.9%	47.2%	51.5%	50.5%
% of FP17s for Band 1 Urgent Courses	282	6,305	4.5%	8.0%	8.0%	9.0%
% of FP17s Relating to Free Repair or Replacements	37	6,305	0.6%	0.7%	0.8%	0.8%
% of FP17s Relating to Continuations	13	6,305	0.2%	0.9%	1.1%	1.1%
% of Patients satisfied with the dentistry they have received	4	6	N/A	91.6%	91.6%	91.5%
% of Patients satisfied with the time they had to wait for an appointment	6	6	N/A	89.9%	88.3%	87.9%

\* This is based on patients treated on this contract for their most recent course of treatment. Figures in italics indicate the base number of FP17s or Patient Questionnaire responses are less than 100. N/A is shown where the base number of responses is less than 10 during the period. % is calculated as Quantity/Base number\*100

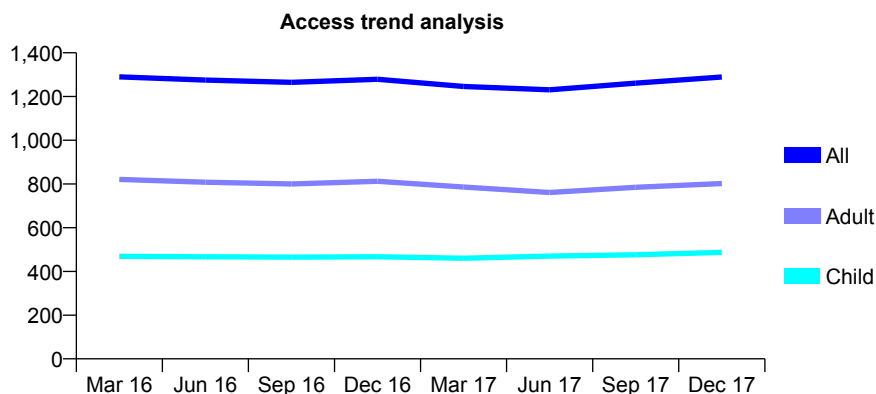
## Q54 - Vital Signs At a Glance Contract Report for 776432/0001 - December 2017

Name or company name	MRS AN ARSHAD
Contract type name	GDS Contract
Purpose of contract	General
Contract start date	01/04/2006
Contract end date	

17/18 Contracted general activity (UDA)	3,806
Carry forward general activity (UDA)	-2
17/18 Contracted orthodontic activity (UOA)	0
Carry forward orthodontic activity (UOA)	0
Baseline contract value	£94,665.96

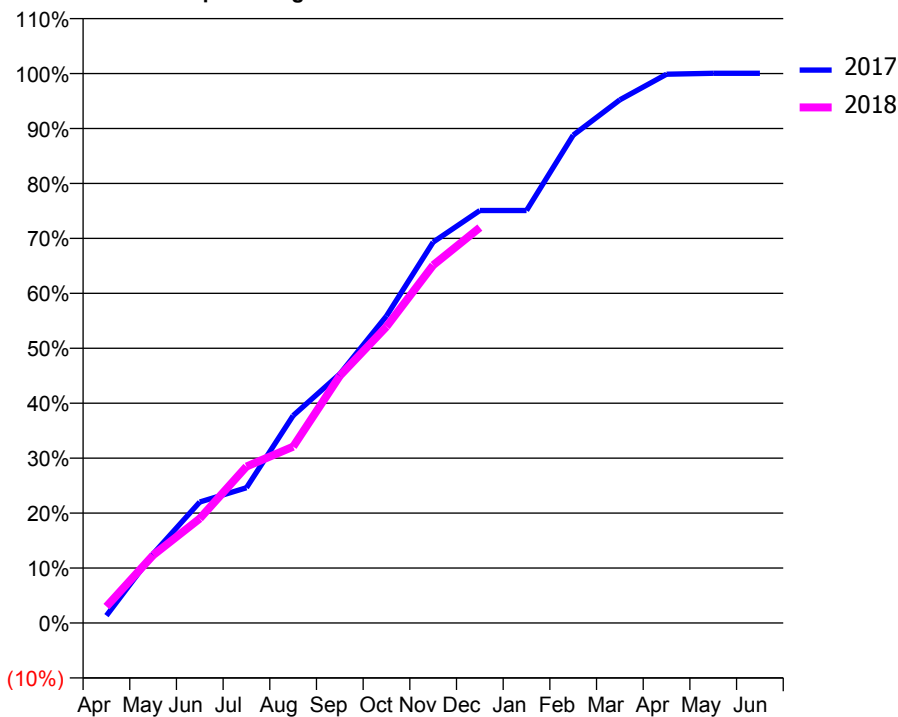
### ACCESS\*

Patients seen in 24 months	Total	Change since previous quarter
Quarter ending December 2016	1,279	
Quarter ending March 2017	1,246	↓
Quarter ending June 2017	1,231	↓
Quarter ending September 2017	1,261	↑
Quarter ending December 2017	1,289	↑
<b>Variance since December 2016</b>	<b>0.8%</b>	→



### ACTIVITY

Cumulative percentage of contracted UDA delivered 2017 & 2018



Month	Adjusted Scheduled Activity (UDA)	
	2017	2018
April	51	114
May	479	470
June	838	723
July	937	1,084
August	1,436	1,221
September	1,725	1,712
October	2,127	2,053
November	2,638	2,478
December	2,857	2,739
January	2,857	
February	3,379	
March	3,623	
April	3,801	
May	3,807	
June	3,807	

### QUALITY

	Quantity	Base Number	Contract	AT	Region	England
% of FP17s for the same patient ID Re-attending within 3 months - Children	33	519	6.4%	10.0%	11.8%	12.0%
% of FP17s for the same patient ID Re-attending within 3 months - Adults	97	816	11.9%	14.9%	15.3%	15.9%
% of FP17s for the same patient ID Re-attending between 3 & 9 months - Children	302	519	58.2%	51.7%	59.1%	58.0%
% of FP17s for the same patient ID Re-attending between 3 & 9 months - Adults	423	816	51.8%	47.2%	51.5%	50.5%
% of FP17s for Band 1 Urgent Courses	68	1,255	5.4%	8.0%	8.0%	9.0%
% of FP17s Relating to Free Repair or Replacements	0	1,255	0.0%	0.7%	0.8%	0.8%
% of FP17s Relating to Continuations	23	1,255	1.8%	0.9%	1.1%	1.1%
% of Patients satisfied with the dentistry they have received	1	1	N/A	91.6%	91.6%	91.5%
% of Patients satisfied with the time they had to wait for an appointment	1	1	N/A	89.9%	88.3%	87.9%

\* This is based on patients treated on this contract for their most recent course of treatment. Figures in italics indicate the base number of FP17s or Patient Questionnaire responses are less than 100. N/A is shown where the base number of responses is less than 10 during the period. % is calculated as Quantity/Base number\*100

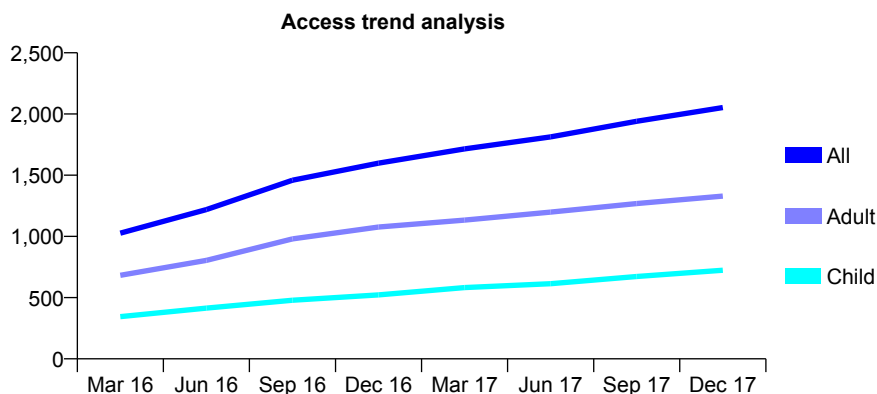
## Q54 - Vital Signs At a Glance Contract Report for 786837/0003 - December 2017

Name or company name	MR WS TAM
Contract type name	GDS Contract
Purpose of contract	General
Contract start date	01/10/2014
Contract end date	

17/18 Contracted general activity (UDA)	7,265
Carry forward general activity (UDA)	0
17/18 Contracted orthodontic activity (UOA)	0
Carry forward orthodontic activity (UOA)	0
Baseline contract value	£184,401.09

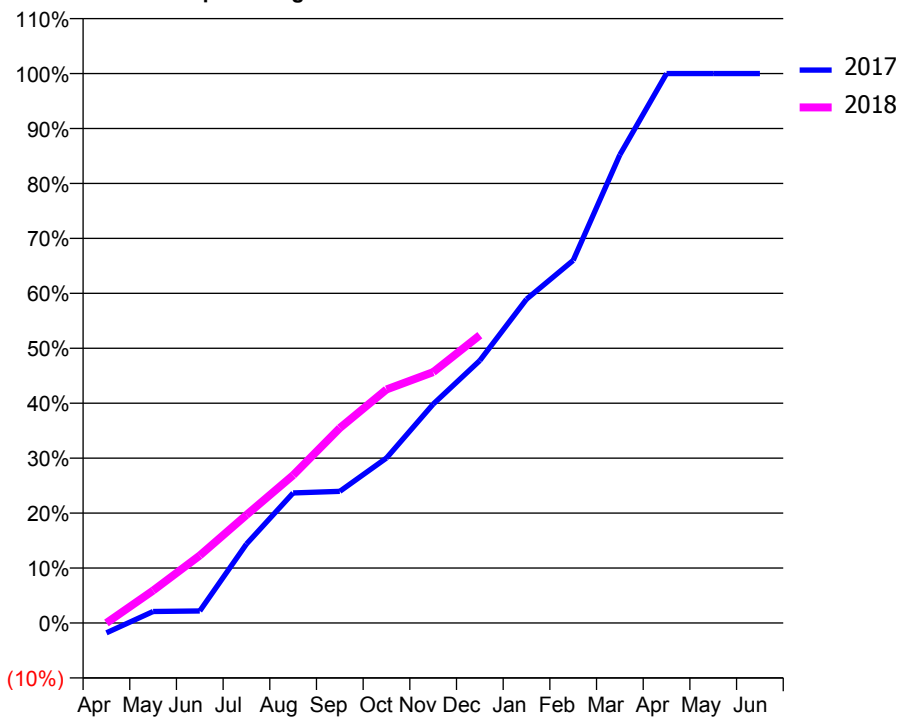
### ACCESS\*

Patients seen in 24 months	Total	Change since previous quarter
Quarter ending December 2016	1,599	
Quarter ending March 2017	1,715	↑
Quarter ending June 2017	1,813	↑
Quarter ending September 2017	1,941	↑
Quarter ending December 2017	2,053	↑
<b>Variance since December 2016</b>	<b>28.4%</b>	<b>↑</b>



### ACTIVITY

Cumulative percentage of contracted UDA delivered 2017 & 2018



Month	Adjusted Scheduled Activity (UDA)	
	2017	2018
April	-127	0
May	147	429
June	153	894
July	1,005	1,428
August	1,656	1,953
September	1,676	2,579
October	2,101	3,087
November	2,786	3,317
December	3,340	3,806
January	4,122	
February	4,615	
March	5,960	
April	6,994	
May	6,994	
June	6,994	

### QUALITY

	Quantity	Base Number	Contract	AT	Region	England
% of FP17s for the same patient ID Re-attending within 3 months - Children	44	589	7.5%	10.0%	11.8%	12.0%
% of FP17s for the same patient ID Re-attending within 3 months - Adults	228	1,079	21.1%	14.9%	15.3%	15.9%
% of FP17s for the same patient ID Re-attending between 3 & 9 months - Children	245	589	41.6%	51.7%	59.1%	58.0%
% of FP17s for the same patient ID Re-attending between 3 & 9 months - Adults	381	1,079	35.3%	47.2%	51.5%	50.5%
% of FP17s for Band 1 Urgent Courses	194	1,422	13.6%	8.0%	8.0%	9.0%
% of FP17s Relating to Free Repair or Replacements	64	1,422	4.5%	0.7%	0.8%	0.8%
% of FP17s Relating to Continuations	20	1,422	1.4%	0.9%	1.1%	1.1%
% of Patients satisfied with the dentistry they have received	1	1	N/A	91.6%	91.6%	91.5%
% of Patients satisfied with the time they had to wait for an appointment	1	1	N/A	89.9%	88.3%	87.9%

\* This is based on patients treated on this contract for their most recent course of treatment. Figures in italics indicate the base number of FP17s or Patient Questionnaire responses are less than 100. N/A is shown where the base number of responses is less than 10 during the period. % is calculated as Quantity/Base number\*100

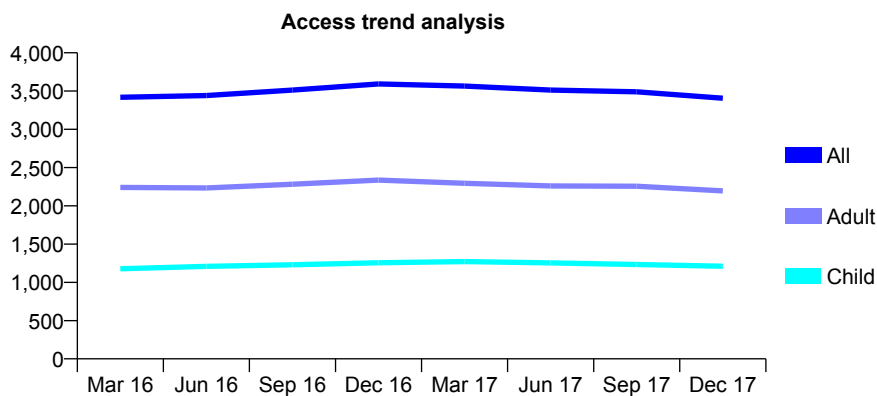
## Q54 - Vital Signs At a Glance Contract Report for 804274/0001 - December 2017

Name or company name	MR MC REECE
Contract type name	GDS Contract
Purpose of contract	General
Contract start date	01/04/2006
Contract end date	

17/18 Contracted general activity (UDA)	8,745
Carry forward general activity (UDA)	-175
17/18 Contracted orthodontic activity (UOA)	0
Carry forward orthodontic activity (UOA)	0
Baseline contract value	£190,625.01

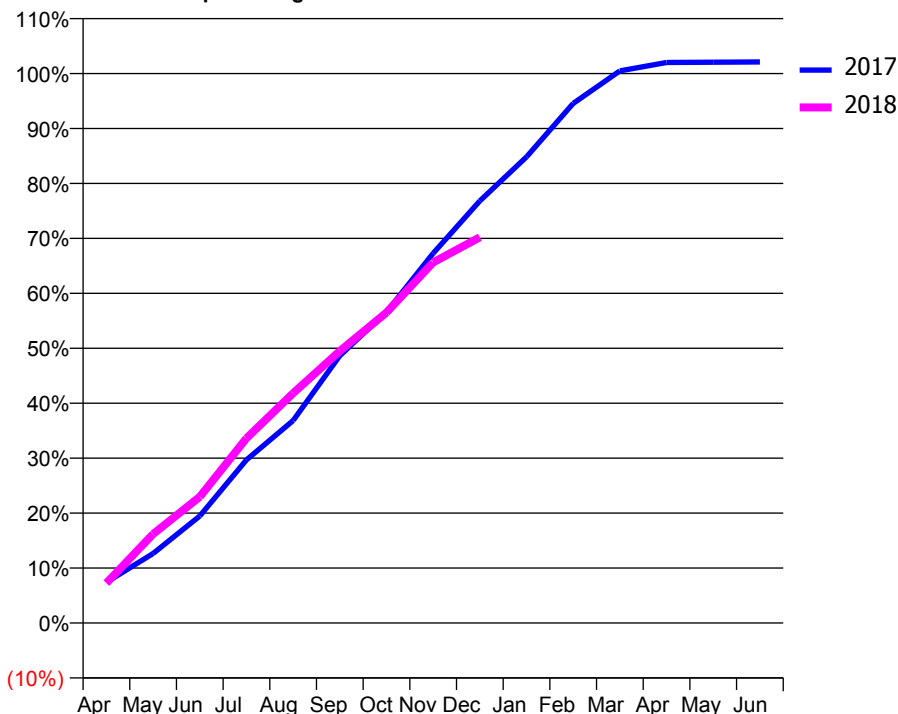
### ACCESS\*

Patients seen in 24 months	Total	Change since previous quarter
Quarter ending December 2016	3,593	
Quarter ending March 2017	3,566	→
Quarter ending June 2017	3,513	↓
Quarter ending September 2017	3,490	→
Quarter ending December 2017	3,407	↓
<b>Variance since December 2016</b>	<b>(5.2%)</b>	<b>↓</b>



### ACTIVITY

Cumulative percentage of contracted UDA delivered 2017 & 2018



Month	Adjusted Scheduled Activity (UDA)	
	2017	2018
April	649	636
May	1,106	1,416
June	1,703	2,008
July	2,595	2,941
August	3,222	3,658
September	4,254	4,329
October	4,949	4,941
November	5,884	5,740
December	6,717	6,138
January	7,418	
February	8,269	
March	8,787	
April	8,920	
May	8,925	
June	8,928	

### QUALITY

	Quantity	Base Number	Contract	AT	Region	England
% of FP17s for the same patient ID Re-attending within 3 months - Children	66	1,375	4.8%	10.0%	11.8%	12.0%
% of FP17s for the same patient ID Re-attending within 3 months - Adults	252	2,320	10.9%	14.9%	15.3%	15.9%
% of FP17s for the same patient ID Re-attending between 3 & 9 months - Children	978	1,375	71.1%	51.7%	59.1%	58.0%
% of FP17s for the same patient ID Re-attending between 3 & 9 months - Adults	1,525	2,320	65.7%	47.2%	51.5%	50.5%
% of FP17s for Band 1 Urgent Courses	180	3,630	5.0%	8.0%	8.0%	9.0%
% of FP17s Relating to Free Repair or Replacements	14	3,630	0.4%	0.7%	0.8%	0.8%
% of FP17s Relating to Continuations	8	3,630	0.2%	0.9%	1.1%	1.1%
% of Patients satisfied with the dentistry they have received	9	10	90.0%	91.6%	91.6%	91.5%
% of Patients satisfied with the time they had to wait for an appointment	10	10	100.0%	89.9%	88.3%	87.9%

\* This is based on patients treated on this contract for their most recent course of treatment. Figures in italics indicate the base number of FP17s or Patient Questionnaire responses are less than 100. N/A is shown where the base number of responses is less than 10 during the period. % is calculated as Quantity/Base number\*100



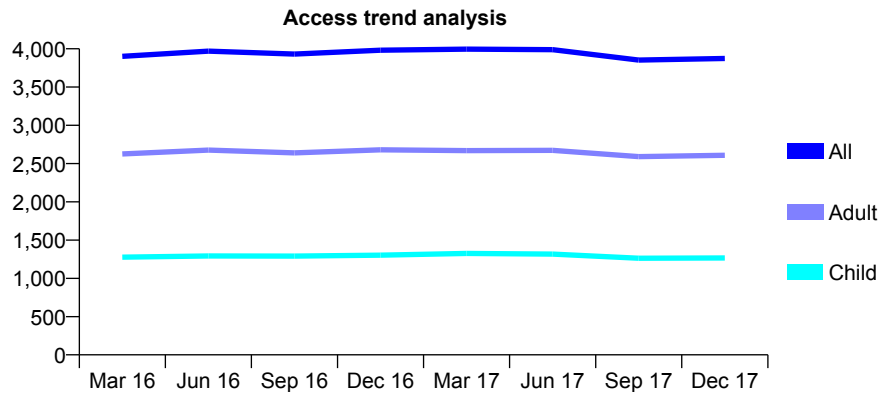
## Q54 - Vital Signs At a Glance Contract Report for 804886/0001 - December 2017

Name or company name	Heathfield Dental Surgery
Contract type name	GDS Contract
Purpose of contract	General
Contract start date	01/04/2006
Contract end date	

17/18 Contracted general activity (UDA)	11,696
Carry forward general activity (UDA)	387
17/18 Contracted orthodontic activity (UOA)	0
Carry forward orthodontic activity (UOA)	0
Baseline contract value	£321,526.42

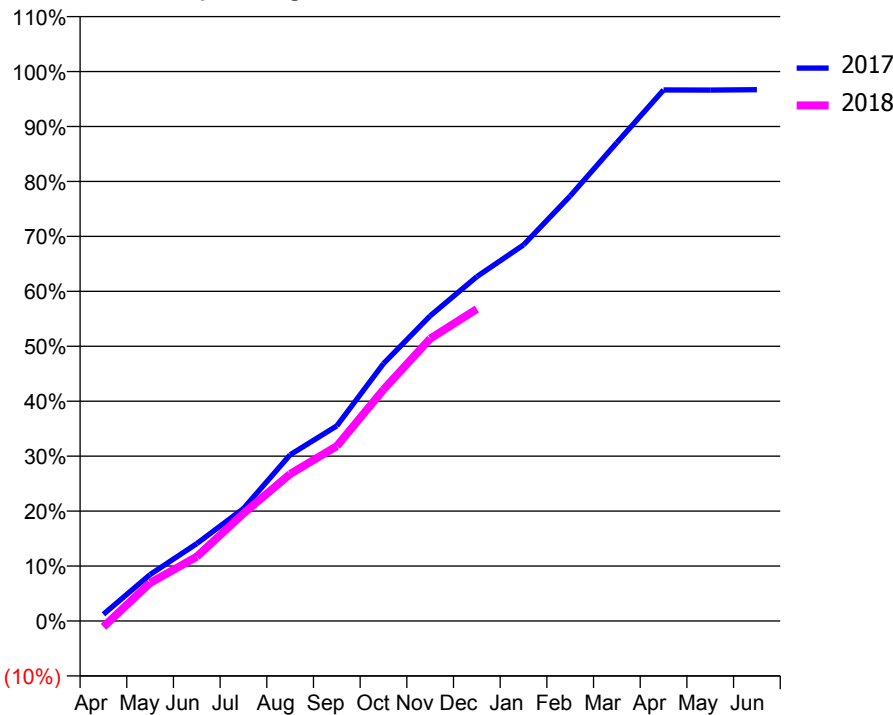
### ACCESS\*

Patients seen in 24 months	Total	Change since previous quarter
Quarter ending December 2016	3,982	
Quarter ending March 2017	3,995	→
Quarter ending June 2017	3,989	→
Quarter ending September 2017	3,853	↓
Quarter ending December 2017	3,874	→
<b>Variance since December 2016</b>	<b>(2.7%)</b>	<b>↓</b>



### ACTIVITY

Cumulative percentage of contracted UDA delivered 2017 & 2018



Month	Adjusted Scheduled Activity (UDA)	
	2017	2018
April	143	-125
May	990	810
June	1,647	1,371
July	2,394	2,289
August	3,538	3,130
September	4,154	3,723
October	5,481	4,926
November	6,495	6,010
December	7,328	6,641
January	8,005	
February	9,046	
March	10,183	
April	11,302	
May	11,300	
June	11,309	

### QUALITY

	Quantity	Base Number	Contract	AT	Region	England
% of FP17s for the same patient ID Re-attending within 3 months - Children	41	924	4.4%	10.0%	11.8%	12.0%
% of FP17s for the same patient ID Re-attending within 3 months - Adults	346	1,983	17.4%	14.9%	15.3%	15.9%
% of FP17s for the same patient ID Re-attending between 3 & 9 months - Children	314	924	34.0%	51.7%	59.1%	58.0%
% of FP17s for the same patient ID Re-attending between 3 & 9 months - Adults	645	1,983	32.5%	47.2%	51.5%	50.5%
% of FP17s for Band 1 Urgent Courses	191	2,197	8.7%	8.0%	8.0%	9.0%
% of FP17s Relating to Free Repair or Replacements	24	2,197	1.1%	0.7%	0.8%	0.8%
% of FP17s Relating to Continuations	46	2,197	2.1%	0.9%	1.1%	1.1%
% of Patients satisfied with the dentistry they have received	1	1	N/A	91.6%	91.6%	91.5%
% of Patients satisfied with the time they had to wait for an appointment	1	1	N/A	89.9%	88.3%	87.9%

\* This is based on patients treated on this contract for their most recent course of treatment. Figures in italics indicate the base number of FP17s or Patient Questionnaire responses are less than 100. N/A is shown where the base number of responses is less than 10 during the period. % is calculated as Quantity/Base number\*100

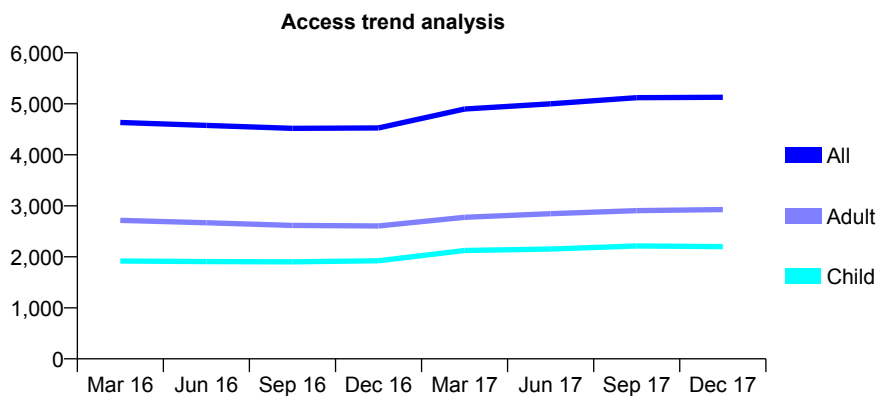
## Q54 - Vital Signs At a Glance Contract Report for 804886/0002 - December 2017

Name or company name	Neachells Dental Clinic
Contract type name	GDS Contract
Purpose of contract	General
Contract start date	01/04/2006
Contract end date	

17/18 Contracted general activity (UDA)	18,497
Carry forward general activity (UDA)	84
17/18 Contracted orthodontic activity (UOA)	0
Carry forward orthodontic activity (UOA)	0
Baseline contract value	£477,858.19

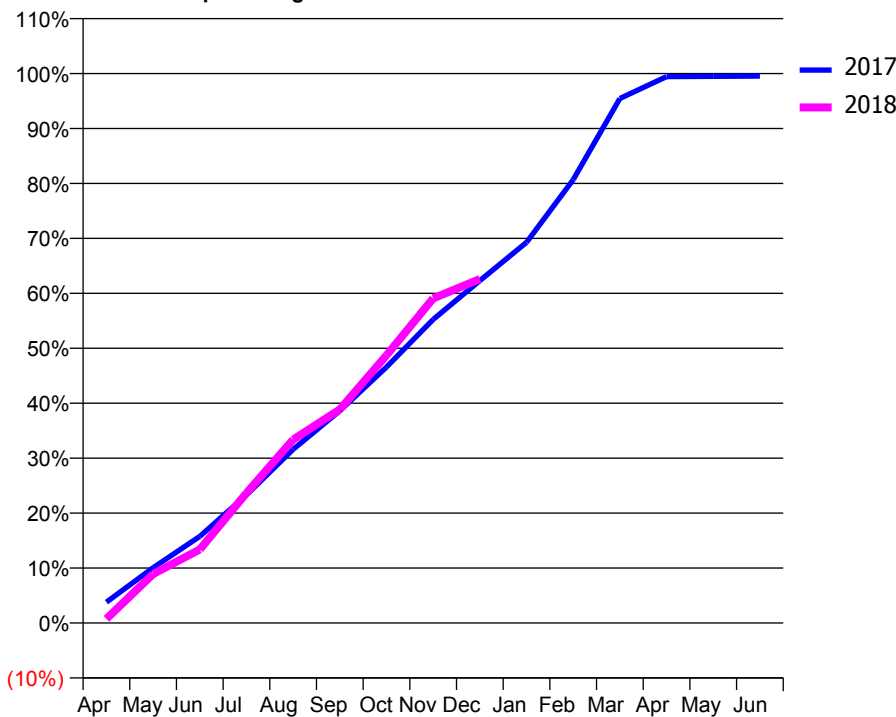
### ACCESS\*

Patients seen in 24 months	Total	Change since previous quarter
Quarter ending December 2016	4,526	
Quarter ending March 2017	4,899	↑
Quarter ending June 2017	5,001	↑
Quarter ending September 2017	5,119	↑
Quarter ending December 2017	5,129	→
<b>Variance since December 2016</b>	<b>13.3%</b>	<b>↑</b>



### ACTIVITY

Cumulative percentage of contracted UDA delivered 2017 & 2018



Month	Adjusted Scheduled Activity (UDA)	
	2017	2018
April	703	141
May	1,859	1,651
June	2,914	2,476
July	4,311	4,374
August	5,848	6,173
September	7,145	7,191
October	8,618	9,013
November	10,220	10,930
December	11,523	11,578
January	12,812	
February	14,920	
March	17,657	
April	18,392	
May	18,400	
June	18,412	

### QUALITY

	Quantity	Base Number	Contract	AT	Region	England
% of FP17s for the same patient ID Re-attending within 3 months - Children	107	1,882	5.7%	10.0%	11.8%	12.0%
% of FP17s for the same patient ID Re-attending within 3 months - Adults	328	2,481	13.2%	14.9%	15.3%	15.9%
% of FP17s for the same patient ID Re-attending between 3 & 9 months - Children	948	1,882	50.4%	51.7%	59.1%	58.0%
% of FP17s for the same patient ID Re-attending between 3 & 9 months - Adults	1,077	2,481	43.4%	47.2%	51.5%	50.5%
% of FP17s for Band 1 Urgent Courses	416	4,121	10.1%	8.0%	8.0%	9.0%
% of FP17s Relating to Free Repair or Replacements	5	4,121	0.1%	0.7%	0.8%	0.8%
% of FP17s Relating to Continuations	56	4,121	1.4%	0.9%	1.1%	1.1%
% of Patients satisfied with the dentistry they have received	1	2	N/A	91.6%	91.6%	91.5%
% of Patients satisfied with the time they had to wait for an appointment	2	2	N/A	89.9%	88.3%	87.9%

\* This is based on patients treated on this contract for their most recent course of treatment. Figures in italics indicate the base number of FP17s or Patient Questionnaire responses are less than 100. N/A is shown where the base number of responses is less than 10 during the period. % is calculated as Quantity/Base number\*100

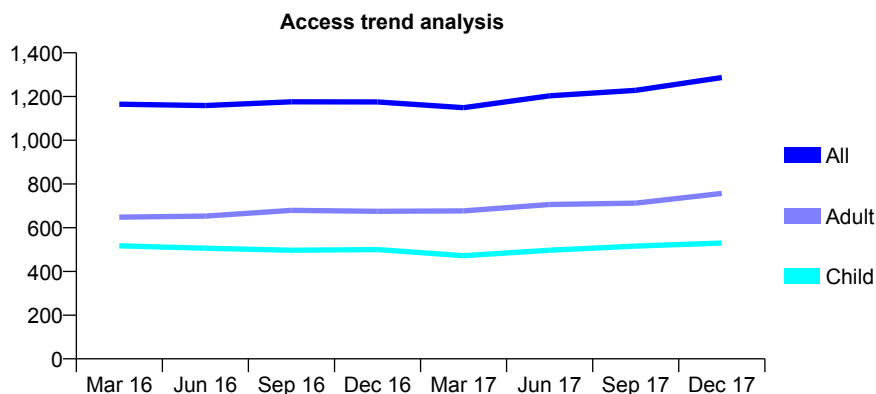
## Q54 - Vital Signs At a Glance Contract Report for 812714/0001 - December 2017

Name or company name	MR A KOTADIA
Contract type name	GDS Contract
Purpose of contract	General
Contract start date	01/04/2006
Contract end date	

17/18 Contracted general activity (UDA)	2,151
Carry forward general activity (UDA)	-44
17/18 Contracted orthodontic activity (UOA)	0
Carry forward orthodontic activity (UOA)	0
Baseline contract value	£60,761.77

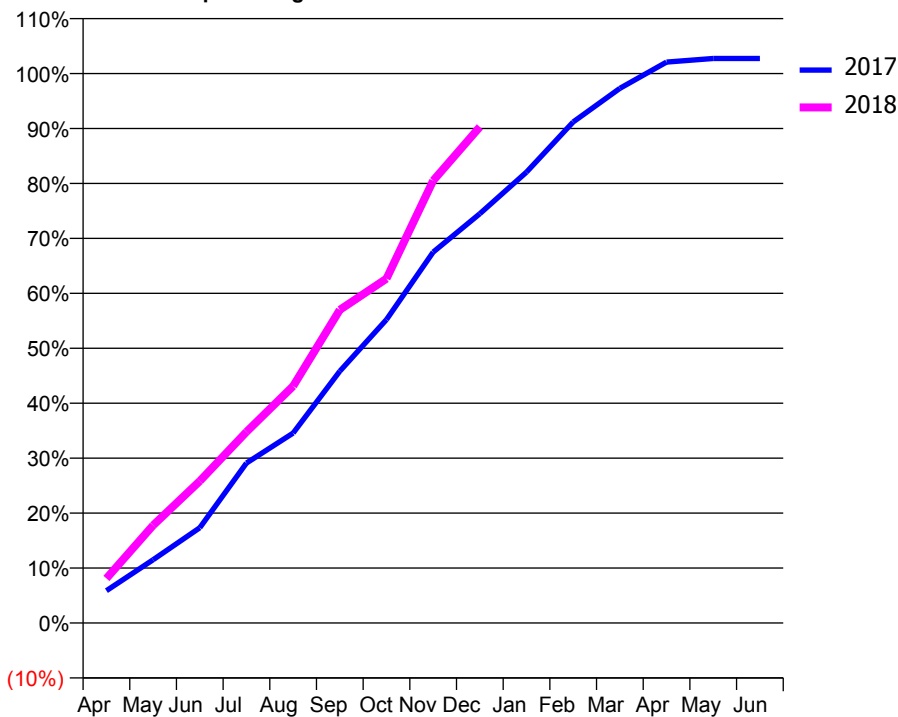
### ACCESS\*

Patients seen in 24 months	Total	Change since previous quarter
Quarter ending December 2016	1,175	
Quarter ending March 2017	1,149	↓
Quarter ending June 2017	1,203	↑
Quarter ending September 2017	1,228	↑
Quarter ending December 2017	1,287	↑
<b>Variance since December 2016</b>	<b>9.5%</b>	<b>↑</b>



### ACTIVITY

Cumulative percentage of contracted UDA delivered 2017 & 2018



Month	Adjusted Scheduled Activity (UDA)	
	2017	2018
April	126	175
May	248	382
June	373	556
July	626	748
August	744	927
September	986	1,226
October	1,188	1,348
November	1,452	1,732
December	1,602	1,942
January	1,765	
February	1,961	
March	2,093	
April	2,196	
May	2,210	
June	2,210	

### QUALITY

	Quantity	Base Number	Contract	AT	Region	England
% of FP17s for the same patient ID Re-attending within 3 months - Children	10	546	1.8%	10.0%	11.8%	12.0%
% of FP17s for the same patient ID Re-attending within 3 months - Adults	28	596	4.7%	14.9%	15.3%	15.9%
% of FP17s for the same patient ID Re-attending between 3 & 9 months - Children	192	546	35.2%	51.7%	59.1%	58.0%
% of FP17s for the same patient ID Re-attending between 3 & 9 months - Adults	221	596	37.1%	47.2%	51.5%	50.5%
% of FP17s for Band 1 Urgent Courses	26	1,060	2.5%	8.0%	8.0%	9.0%
% of FP17s Relating to Free Repair or Replacements	0	1,060	0.0%	0.7%	0.8%	0.8%
% of FP17s Relating to Continuations	0	1,060	0.0%	0.9%	1.1%	1.1%
% of Patients satisfied with the dentistry they have received	0	0	N/A	91.6%	91.6%	91.5%
% of Patients satisfied with the time they had to wait for an appointment	0	0	N/A	89.9%	88.3%	87.9%

\* This is based on patients treated on this contract for their most recent course of treatment. Figures in italics indicate the base number of FP17s or Patient Questionnaire responses are less than 100. N/A is shown where the base number of responses is less than 10 during the period. % is calculated as Quantity/Base number\*100

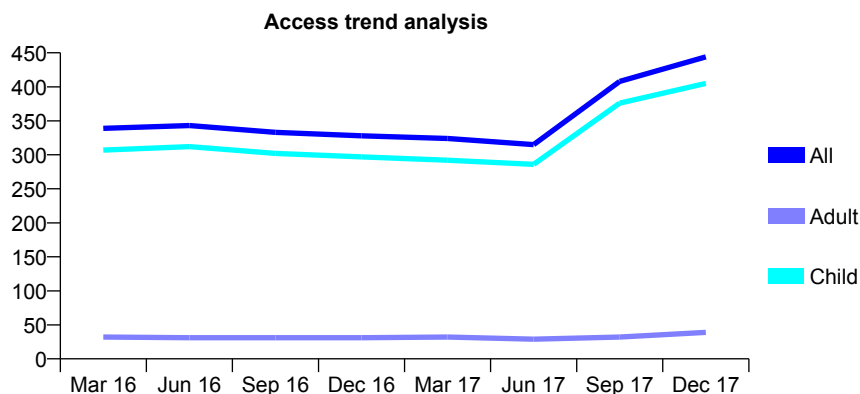
## Q54 - Vital Signs At a Glance Contract Report for 813567/0001 - December 2017

Name or company name	MR MP SKALKA
Contract type name	GDS Contract
Purpose of contract	General
Contract start date	01/04/2006
Contract end date	

17/18 Contracted general activity (UDA)	665
Carry forward general activity (UDA)	-14
17/18 Contracted orthodontic activity (UOA)	0
Carry forward orthodontic activity (UOA)	0
Baseline contract value	£18,655.17

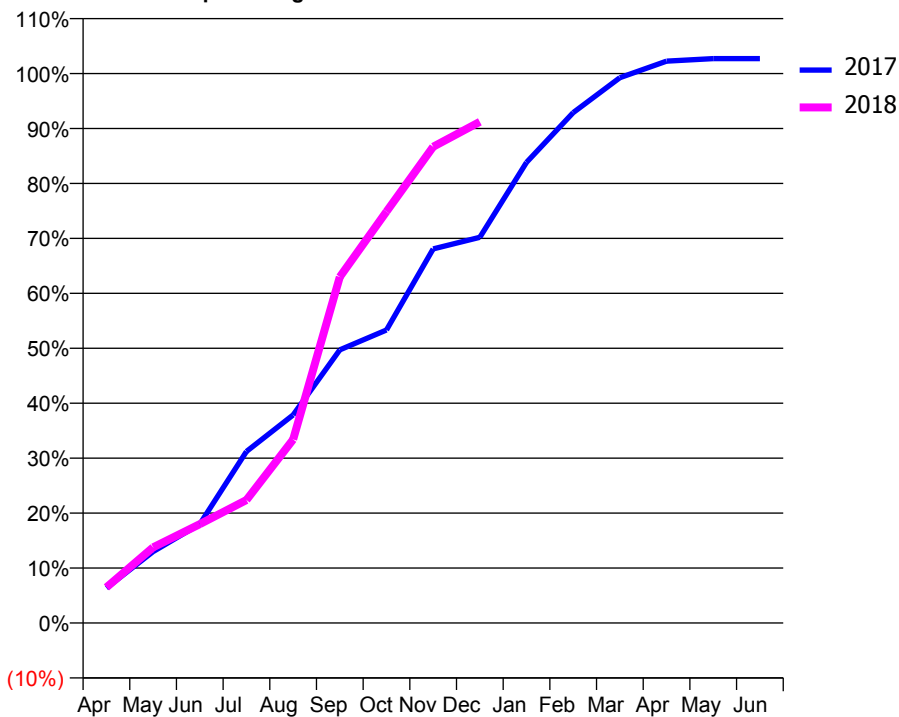
### ACCESS\*

Patients seen in 24 months	Total	Change since previous quarter
Quarter ending December 2016	328	
Quarter ending March 2017	324	↓
Quarter ending June 2017	315	↓
Quarter ending September 2017	408	↑
Quarter ending December 2017	444	↑
<b>Variance since December 2016</b>	<b>35.4%</b>	<b>↑</b>



### ACTIVITY

Cumulative percentage of contracted UDA delivered 2017 & 2018



Month	Adjusted Scheduled Activity (UDA)	
	2017	2018
April	42	43
May	86	92
June	120	120
July	208	149
August	252	222
September	331	419
October	355	498
November	453	576
December	467	607
January	557	
February	618	
March	660	
April	680	
May	683	
June	683	

### QUALITY

	Quantity	Base Number	Contract	AT	Region	England
% of FP17s for the same patient ID Re-attending within 3 months - Children	22	429	5.1%	10.0%	11.8%	12.0%
% of FP17s for the same patient ID Re-attending within 3 months - Adults	0	0	N/A	14.9%	15.3%	15.9%
% of FP17s for the same patient ID Re-attending between 3 & 9 months - Children	176	429	41.0%	51.7%	59.1%	58.0%
% of FP17s for the same patient ID Re-attending between 3 & 9 months - Adults	0	0	N/A	47.2%	51.5%	50.5%
% of FP17s for Band 1 Urgent Courses	18	412	4.4%	8.0%	8.0%	9.0%
% of FP17s Relating to Free Repair or Replacements	0	412	0.0%	0.7%	0.8%	0.8%
% of FP17s Relating to Continuations	0	412	0.0%	0.9%	1.1%	1.1%
% of Patients satisfied with the dentistry they have received	0	0	N/A	91.6%	91.6%	91.5%
% of Patients satisfied with the time they had to wait for an appointment	0	0	N/A	89.9%	88.3%	87.9%

\* This is based on patients treated on this contract for their most recent course of treatment. Figures in italics indicate the base number of FP17s or Patient Questionnaire responses are less than 100. N/A is shown where the base number of responses is less than 10 during the period. % is calculated as Quantity/Base number\*100

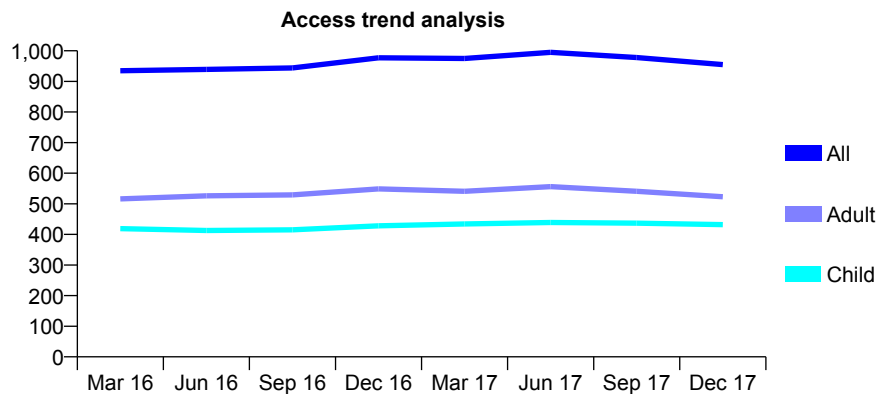
## Q54 - Vital Signs At a Glance Contract Report for 813575/0001 - December 2017

Name or company name	MR AJ LUCKHURST
Contract type name	GDS Contract
Purpose of contract	General
Contract start date	01/04/2006
Contract end date	

17/18 Contracted general activity (UDA)	2,298
Carry forward general activity (UDA)	-46
17/18 Contracted orthodontic activity (UOA)	0
Carry forward orthodontic activity (UOA)	0
Baseline contract value	£54,368.18

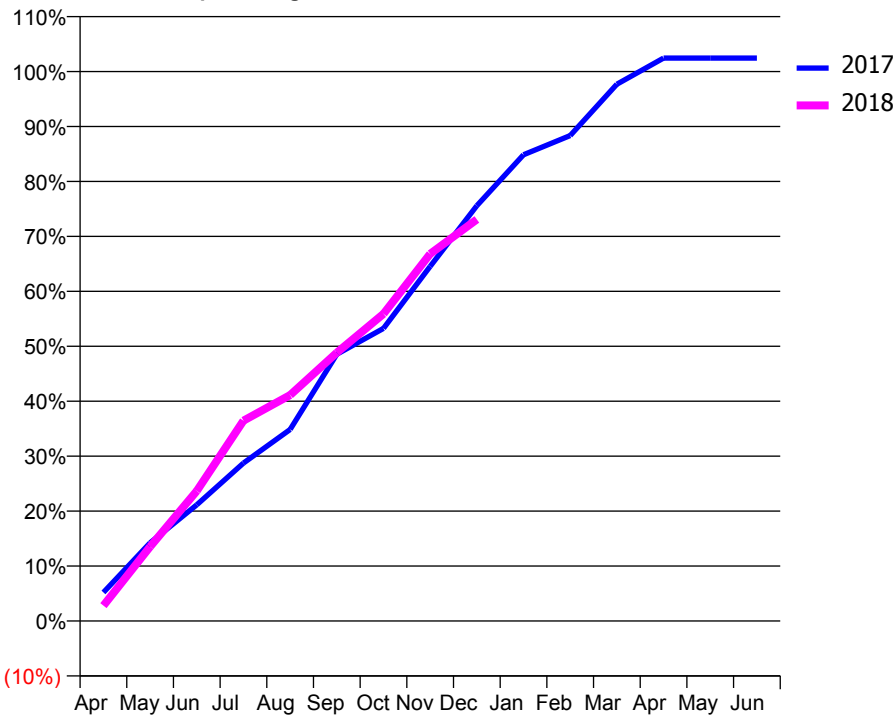
### ACCESS\*

Patients seen in 24 months	Total	Change since previous quarter
Quarter ending December 2016	977	
Quarter ending March 2017	975	→
Quarter ending June 2017	995	↑
Quarter ending September 2017	978	↓
Quarter ending December 2017	955	↓
<b>Variance since December 2016</b>	<b>(2.3%)</b>	<b>↓</b>



### ACTIVITY

Cumulative percentage of contracted UDA delivered 2017 & 2018



Month	Adjusted Scheduled Activity (UDA)	
	2017	2018
April	120	64
May	327	311
June	486	544
July	661	838
August	801	945
September	1,116	1,122
October	1,224	1,284
November	1,483	1,535
December	1,737	1,680
January	1,950	
February	2,030	
March	2,245	
April	2,354	
May	2,354	
June	2,354	

### QUALITY

	Quantity	Base Number	Contract	AT	Region	England
% of FP17s for the same patient ID Re-attending within 3 months - Children	43	521	8.3%	10.0%	11.8%	12.0%
% of FP17s for the same patient ID Re-attending within 3 months - Adults	58	500	11.6%	14.9%	15.3%	15.9%
% of FP17s for the same patient ID Re-attending between 3 & 9 months - Children	307	521	58.9%	51.7%	59.1%	58.0%
% of FP17s for the same patient ID Re-attending between 3 & 9 months - Adults	284	500	56.8%	47.2%	51.5%	50.5%
% of FP17s for Band 1 Urgent Courses	43	956	4.5%	8.0%	8.0%	9.0%
% of FP17s Relating to Free Repair or Replacements	5	956	0.5%	0.7%	0.8%	0.8%
% of FP17s Relating to Continuations	14	956	1.5%	0.9%	1.1%	1.1%
% of Patients satisfied with the dentistry they have received	0	0	N/A	91.6%	91.6%	91.5%
% of Patients satisfied with the time they had to wait for an appointment	0	0	N/A	89.9%	88.3%	87.9%

\* This is based on patients treated on this contract for their most recent course of treatment. Figures in italics indicate the base number of FP17s or Patient Questionnaire responses are less than 100. N/A is shown where the base number of responses is less than 10 during the period. % is calculated as Quantity/Base number\*100

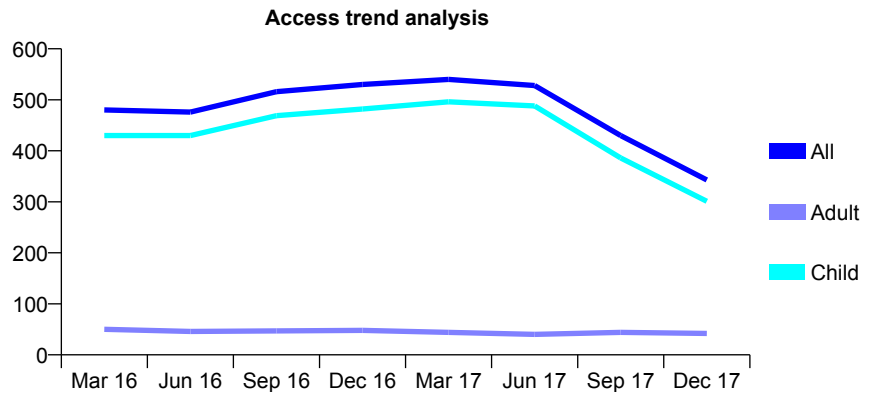
## Q54 - Vital Signs At a Glance Contract Report for 815365/0001 - December 2017

Name or company name	MR JW NEWLAND
Contract type name	GDS Contract
Purpose of contract	General
Contract start date	01/04/2006
Contract end date	

17/18 Contracted general activity (UDA)	1,200
Carry forward general activity (UDA)	0
17/18 Contracted orthodontic activity (UOA)	0
Carry forward orthodontic activity (UOA)	0
Baseline contract value	£29,319.13

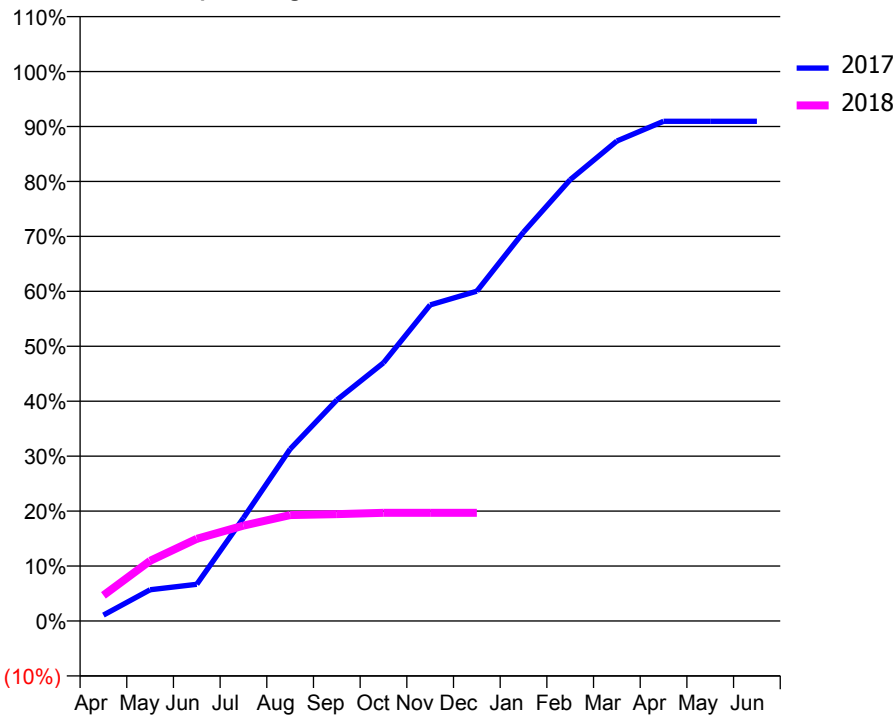
### ACCESS\*

Patients seen in 24 months	Total	Change since previous quarter
Quarter ending December 2016	530	
Quarter ending March 2017	540	→
Quarter ending June 2017	528	↓
Quarter ending September 2017	430	↓
Quarter ending December 2017	343	↓
<b>Variance since December 2016</b>	<b>(35.3%)</b>	<b>↓</b>



### ACTIVITY

Cumulative percentage of contracted UDA delivered 2017 & 2018



Month	Adjusted Scheduled Activity (UDA)	
	2017	2018
April	13	56
May	68	131
June	80	179
July	225	208
August	376	231
September	483	233
October	564	236
November	690	236
December	720	236
January	849	
February	964	
March	1,048	
April	1,091	
May	1,091	
June	1,091	

### QUALITY

	Quantity	Base Number	Contract	AT	Region	England
% of FP17s for the same patient ID Re-attending within 3 months - Children	15	185	8.1%	10.0%	11.8%	12.0%
% of FP17s for the same patient ID Re-attending within 3 months - Adults	0	0	N/A	14.9%	15.3%	15.9%
% of FP17s for the same patient ID Re-attending between 3 & 9 months - Children	106	185	57.3%	51.7%	59.1%	58.0%
% of FP17s for the same patient ID Re-attending between 3 & 9 months - Adults	0	0	N/A	47.2%	51.5%	50.5%
% of FP17s for Band 1 Urgent Courses	2	159	1.3%	8.0%	8.0%	9.0%
% of FP17s Relating to Free Repair or Replacements	0	159	0.0%	0.7%	0.8%	0.8%
% of FP17s Relating to Continuations	0	159	0.0%	0.9%	1.1%	1.1%
% of Patients satisfied with the dentistry they have received	1	1	N/A	91.6%	91.6%	91.5%
% of Patients satisfied with the time they had to wait for an appointment	1	1	N/A	89.9%	88.3%	87.9%

\* This is based on patients treated on this contract for their most recent course of treatment. Figures in italics indicate the base number of FP17s or Patient Questionnaire responses are less than 100. N/A is shown where the base number of responses is less than 10 during the period. % is calculated as Quantity/Base number\*100

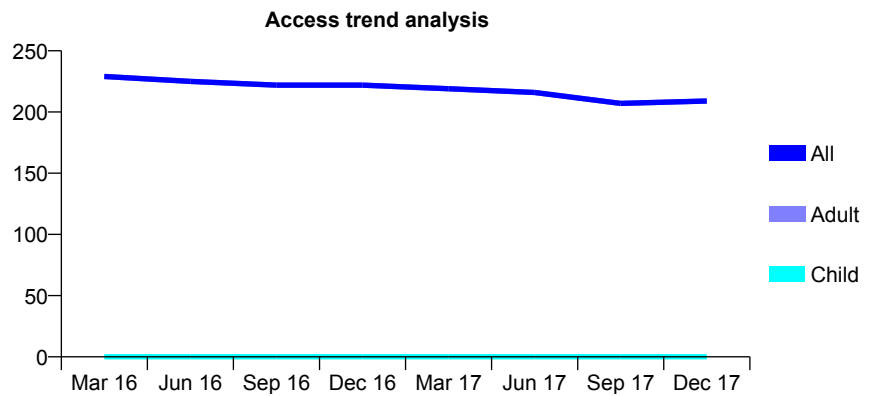
## Q54 - Vital Signs At a Glance Contract Report for 820822/0002 - December 2017

Name or company name	MR GJ ALLEN
Contract type name	GDS Contract
Purpose of contract	General
Contract start date	01/04/2006
Contract end date	

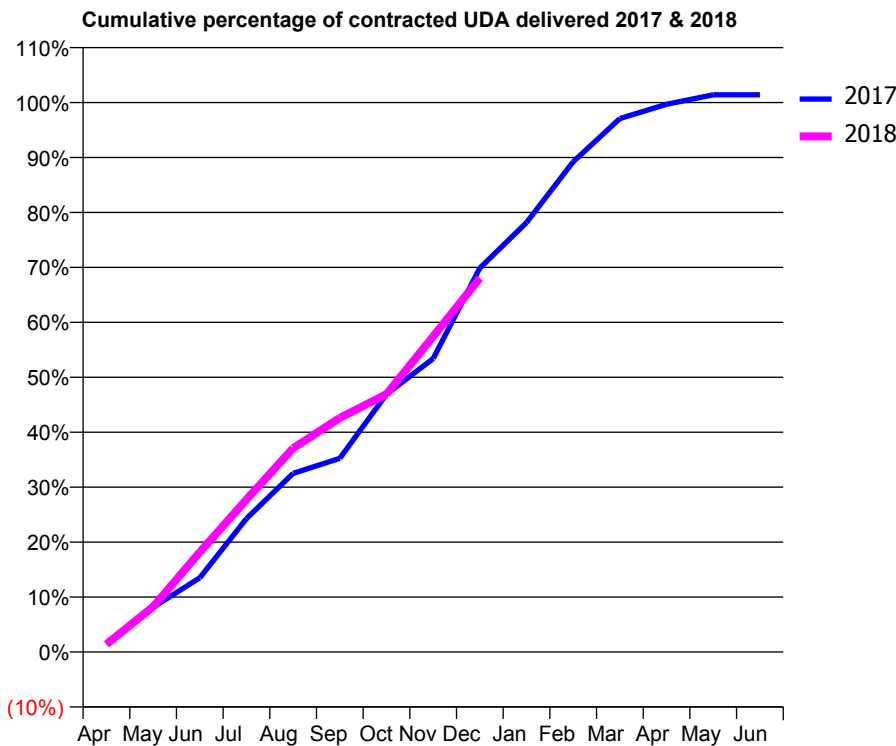
17/18 Contracted general activity (UDA)	700
Carry forward general activity (UDA)	-10
17/18 Contracted orthodontic activity (UOA)	0
Carry forward orthodontic activity (UOA)	0
Baseline contract value	£18,415.75

### ACCESS\*

Patients seen in 24 months	Total	Change since previous quarter
Quarter ending December 2016	222	
Quarter ending March 2017	219	↓
Quarter ending June 2017	216	↓
Quarter ending September 2017	207	↓
Quarter ending December 2017	209	→
<b>Variance since December 2016</b>	<b>(5.9%)</b>	<b>↓</b>



### ACTIVITY



Month	Adjusted Scheduled Activity (UDA)	
	2017	2018
April	10	10
May	57	58
June	95	127
July	170	194
August	228	260
September	247	298
October	328	328
November	374	402
December	489	476
January	547	
February	625	
March	680	
April	698	
May	710	
June	710	

### QUALITY

	Quantity	Base Number	Contract	AT	Region	England
% of FP17s for the same patient ID Re-attending within 3 months - Children	0	0	N/A	10.0%	11.8%	12.0%
% of FP17s for the same patient ID Re-attending within 3 months - Adults	33	227	14.5%	14.9%	15.3%	15.9%
% of FP17s for the same patient ID Re-attending between 3 & 9 months - Children	0	0	N/A	51.7%	59.1%	58.0%
% of FP17s for the same patient ID Re-attending between 3 & 9 months - Adults	131	227	57.7%	47.2%	51.5%	50.5%
% of FP17s for Band 1 Urgent Courses	16	216	7.4%	8.0%	8.0%	9.0%
% of FP17s Relating to Free Repair or Replacements	6	216	2.8%	0.7%	0.8%	0.8%
% of FP17s Relating to Continuations	3	216	1.4%	0.9%	1.1%	1.1%
% of Patients satisfied with the dentistry they have received	0	0	N/A	91.6%	91.6%	91.5%
% of Patients satisfied with the time they had to wait for an appointment	0	0	N/A	89.9%	88.3%	87.9%

\* This is based on patients treated on this contract for their most recent course of treatment. Figures in italics indicate the base number of FP17s or Patient Questionnaire responses are less than 100. N/A is shown where the base number of responses is less than 10 during the period. % is calculated as Quantity/Base number\*100



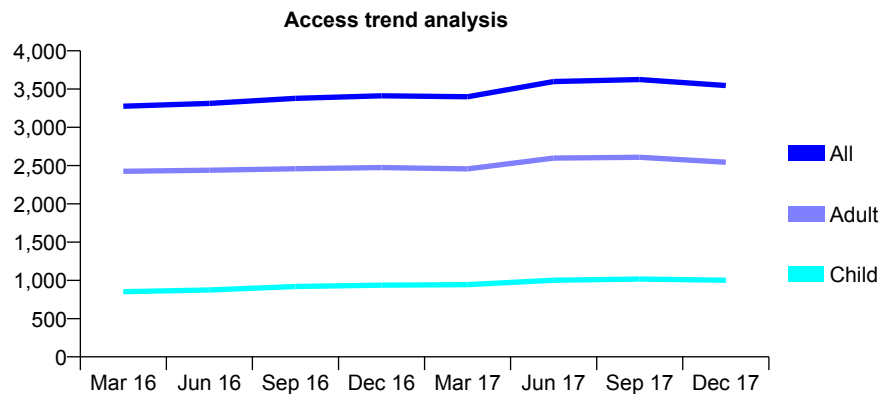
## Q54 - Vital Signs At a Glance Contract Report for 822205/0001 - December 2017

Name or company name	MR V PRASAD
Contract type name	GDS Contract
Purpose of contract	General
Contract start date	01/04/2006
Contract end date	

17/18 Contracted general activity (UDA)	12,097
Carry forward general activity (UDA)	0
17/18 Contracted orthodontic activity (UOA)	0
Carry forward orthodontic activity (UOA)	0
Baseline contract value	£333,681.45

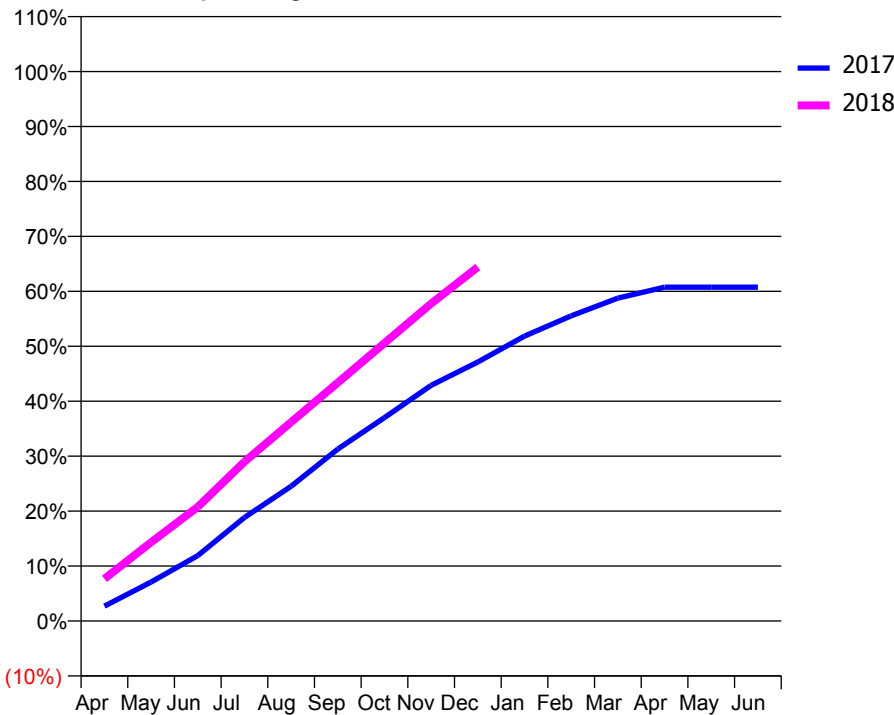
### ACCESS\*

Patients seen in 24 months	Total	Change since previous quarter
Quarter ending December 2016	3,411	
Quarter ending March 2017	3,400	→
Quarter ending June 2017	3,599	↑
Quarter ending September 2017	3,625	→
Quarter ending December 2017	3,546	↓
<b>Variance since December 2016</b>	<b>4.0%</b>	<b>↑</b>



### ACTIVITY

Cumulative percentage of contracted UDA delivered 2017 & 2018



Month	Adjusted Scheduled Activity (UDA)	
	2017	2018
April	328	929
May	859	1,732
June	1,439	2,512
July	2,279	3,507
August	2,968	4,378
September	3,785	5,248
October	4,478	6,121
November	5,190	6,988
December	5,702	7,793
January	6,271	
February	6,719	
March	7,109	
April	7,348	
May	7,350	
June	7,350	

### QUALITY

	Quantity	Base Number	Contract	AT	Region	England
% of FP17s for the same patient ID Re-attending within 3 months - Children	93	917	10.1%	10.0%	11.8%	12.0%
% of FP17s for the same patient ID Re-attending within 3 months - Adults	472	2,378	19.8%	14.9%	15.3%	15.9%
% of FP17s for the same patient ID Re-attending between 3 & 9 months - Children	348	917	37.9%	51.7%	59.1%	58.0%
% of FP17s for the same patient ID Re-attending between 3 & 9 months - Adults	767	2,378	32.3%	47.2%	51.5%	50.5%
% of FP17s for Band 1 Urgent Courses	212	3,153	6.7%	8.0%	8.0%	9.0%
% of FP17s Relating to Free Repair or Replacements	18	3,153	0.6%	0.7%	0.8%	0.8%
% of FP17s Relating to Continuations	183	3,153	5.8%	0.9%	1.1%	1.1%
% of Patients satisfied with the dentistry they have received	6	6	N/A	91.6%	91.6%	91.5%
% of Patients satisfied with the time they had to wait for an appointment	6	6	N/A	89.9%	88.3%	87.9%

\* This is based on patients treated on this contract for their most recent course of treatment. Figures in italics indicate the base number of FP17s or Patient Questionnaire responses are less than 100. N/A is shown where the base number of responses is less than 10 during the period. % is calculated as Quantity/Base number\*100

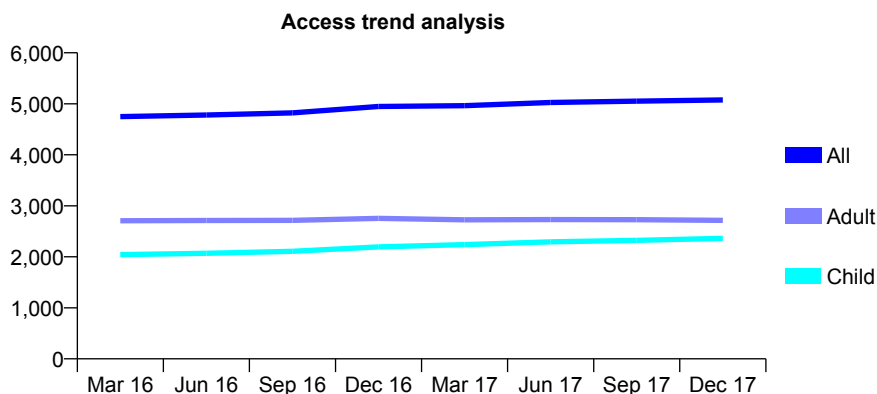
## Q54 - Vital Signs At a Glance Contract Report for 824399/0002 - December 2017

Name or company name	MR J SINGH
Contract type name	GDS Contract
Purpose of contract	General
Contract start date	01/04/2006
Contract end date	

17/18 Contracted general activity (UDA)	15,789
Carry forward general activity (UDA)	-295
17/18 Contracted orthodontic activity (UOA)	0
Carry forward orthodontic activity (UOA)	0
Baseline contract value	£402,533.99

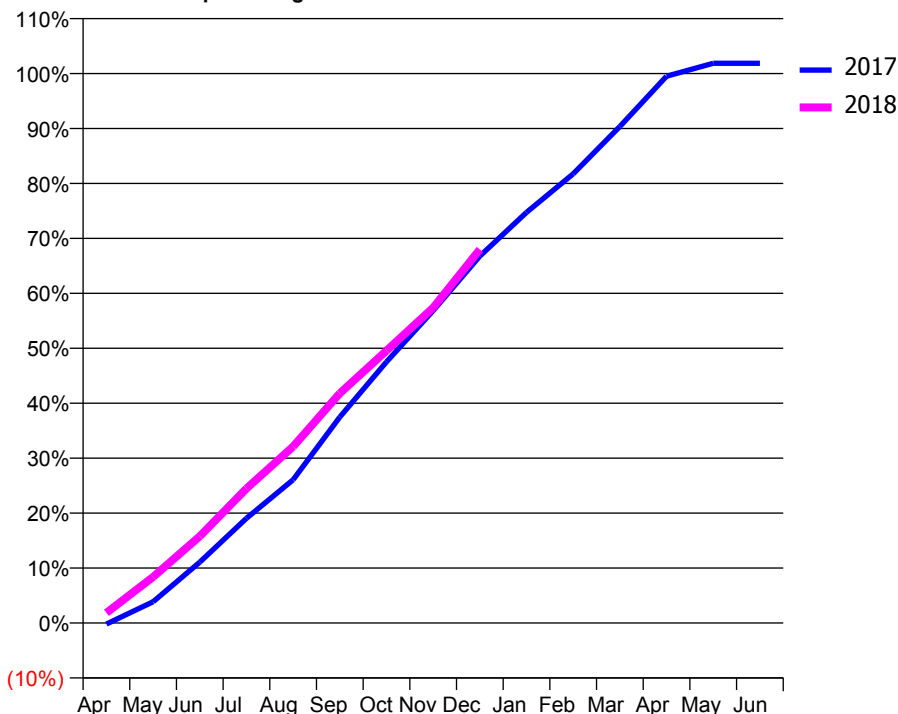
### ACCESS\*

Patients seen in 24 months	Total	Change since previous quarter
Quarter ending December 2016	4,948	
Quarter ending March 2017	4,963	→
Quarter ending June 2017	5,025	→
Quarter ending September 2017	5,053	→
Quarter ending December 2017	5,077	→
<b>Variance since December 2016</b>	<b>2.6%</b>	<b>↑</b>



### ACTIVITY

Cumulative percentage of contracted UDA delivered 2017 & 2018



Month	Adjusted Scheduled Activity (UDA)	
	2017	2018
April	-32	295
May	613	1,324
June	1,748	2,492
July	3,011	3,862
August	4,118	5,071
September	5,918	6,601
October	7,505	7,827
November	8,976	9,059
December	10,543	10,732
January	11,799	
February	12,906	
March	14,265	
April	15,713	
May	16,083	
June	16,083	

### QUALITY

	Quantity	Base Number	Contract	AT	Region	England
% of FP17s for the same patient ID Re-attending within 3 months - Children	89	2,175	4.1%	10.0%	11.8%	12.0%
% of FP17s for the same patient ID Re-attending within 3 months - Adults	278	2,095	13.3%	14.9%	15.3%	15.9%
% of FP17s for the same patient ID Re-attending between 3 & 9 months - Children	1,147	2,175	52.7%	51.7%	59.1%	58.0%
% of FP17s for the same patient ID Re-attending between 3 & 9 months - Adults	874	2,095	41.7%	47.2%	51.5%	50.5%
% of FP17s for Band 1 Urgent Courses	131	3,594	3.6%	8.0%	8.0%	9.0%
% of FP17s Relating to Free Repair or Replacements	2	3,594	0.1%	0.7%	0.8%	0.8%
% of FP17s Relating to Continuations	35	3,594	1.0%	0.9%	1.1%	1.1%
% of Patients satisfied with the dentistry they have received	2	2	N/A	91.6%	91.6%	91.5%
% of Patients satisfied with the time they had to wait for an appointment	1	2	N/A	89.9%	88.3%	87.9%

\* This is based on patients treated on this contract for their most recent course of treatment. Figures in italics indicate the base number of FP17s or Patient Questionnaire responses are less than 100. N/A is shown where the base number of responses is less than 10 during the period. % is calculated as Quantity/Base number\*100

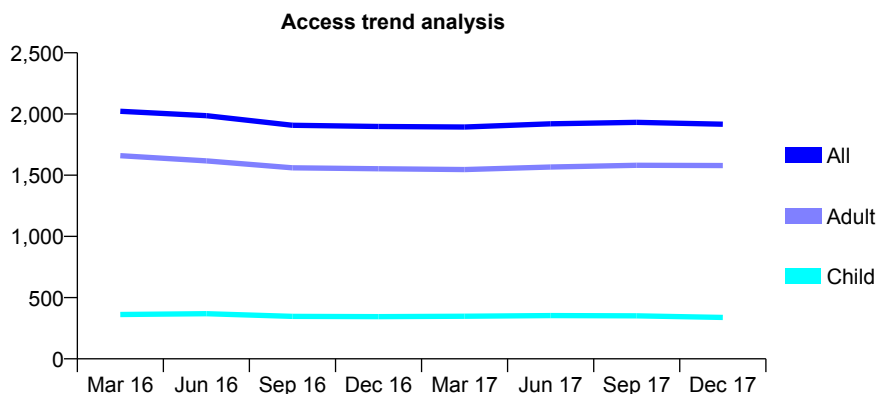
## Q54 - Vital Signs At a Glance Contract Report for 825743/0001 - December 2017

Name or company name	MRS A SHARMA
Contract type name	GDS Contract
Purpose of contract	General
Contract start date	01/04/2006
Contract end date	

17/18 Contracted general activity (UDA)	6,723
Carry forward general activity (UDA)	-117
17/18 Contracted orthodontic activity (UOA)	0
Carry forward orthodontic activity (UOA)	0
Baseline contract value	£163,698.14

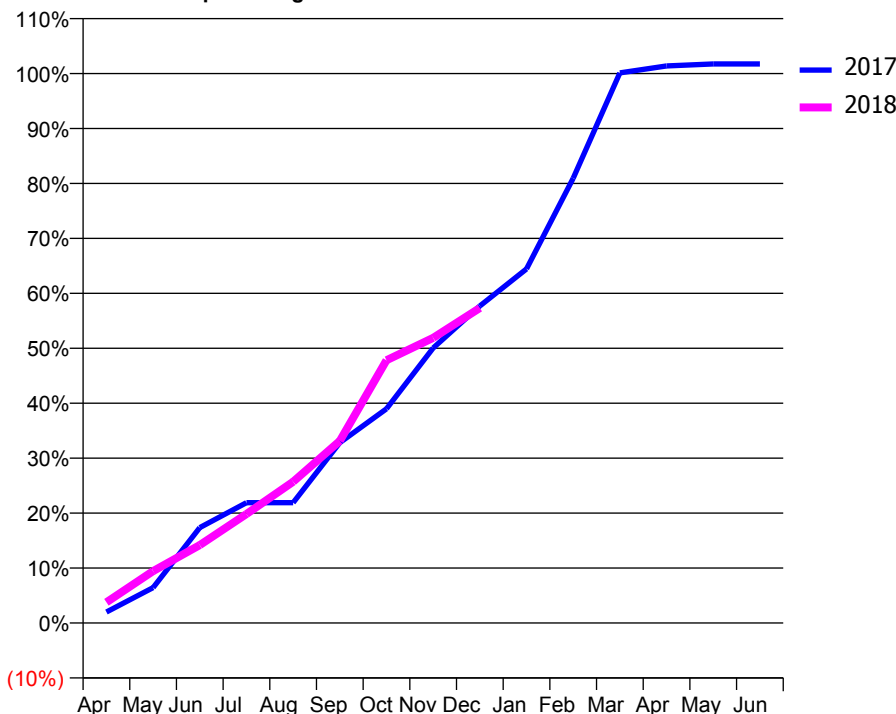
### ACCESS\*

Patients seen in 24 months	Total	Change since previous quarter
Quarter ending December 2016	1,898	
Quarter ending March 2017	1,894	→
Quarter ending June 2017	1,920	→
Quarter ending September 2017	1,932	→
Quarter ending December 2017	1,917	→
<b>Variance since December 2016</b>	<b>1.0%</b>	<b>→</b>



### ACTIVITY

Cumulative percentage of contracted UDA delivered 2017 & 2018



Month	Adjusted Scheduled Activity (UDA)	
	2017	2018
April	134	253
May	433	636
June	1,168	954
July	1,472	1,334
August	1,472	1,729
September	2,207	2,227
October	2,621	3,215
November	3,365	3,489
December	3,879	3,854
January	4,332	
February	5,442	
March	6,730	
April	6,815	
May	6,839	
June	6,839	

### QUALITY

	Quantity	Base Number	Contract	AT	Region	England
% of FP17s for the same patient ID Re-attending within 3 months - Children	21	388	5.4%	10.0%	11.8%	12.0%
% of FP17s for the same patient ID Re-attending within 3 months - Adults	108	1,615	6.7%	14.9%	15.3%	15.9%
% of FP17s for the same patient ID Re-attending between 3 & 9 months - Children	277	388	71.4%	51.7%	59.1%	58.0%
% of FP17s for the same patient ID Re-attending between 3 & 9 months - Adults	1,072	1,615	66.4%	47.2%	51.5%	50.5%
% of FP17s for Band 1 Urgent Courses	11	1,351	0.8%	8.0%	8.0%	9.0%
% of FP17s Relating to Free Repair or Replacements	1	1,351	0.1%	0.7%	0.8%	0.8%
% of FP17s Relating to Continuations	2	1,351	0.1%	0.9%	1.1%	1.1%
% of Patients satisfied with the dentistry they have received	1	1	N/A	91.6%	91.6%	91.5%
% of Patients satisfied with the time they had to wait for an appointment	1	1	N/A	89.9%	88.3%	87.9%

\* This is based on patients treated on this contract for their most recent course of treatment. Figures in italics indicate the base number of FP17s or Patient Questionnaire responses are less than 100. N/A is shown where the base number of responses is less than 10 during the period. % is calculated as Quantity/Base number\*100

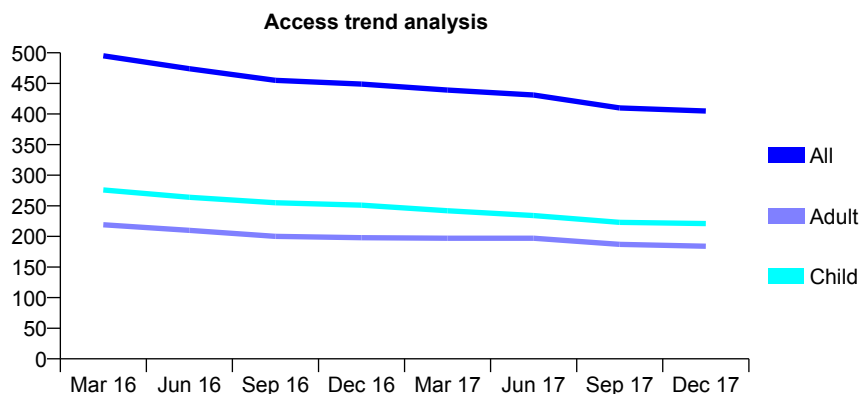
## Q54 - Vital Signs At a Glance Contract Report for 826774/0001 - December 2017

Name or company name	MR PJ READY
Contract type name	GDS Contract
Purpose of contract	General
Contract start date	01/04/2006
Contract end date	

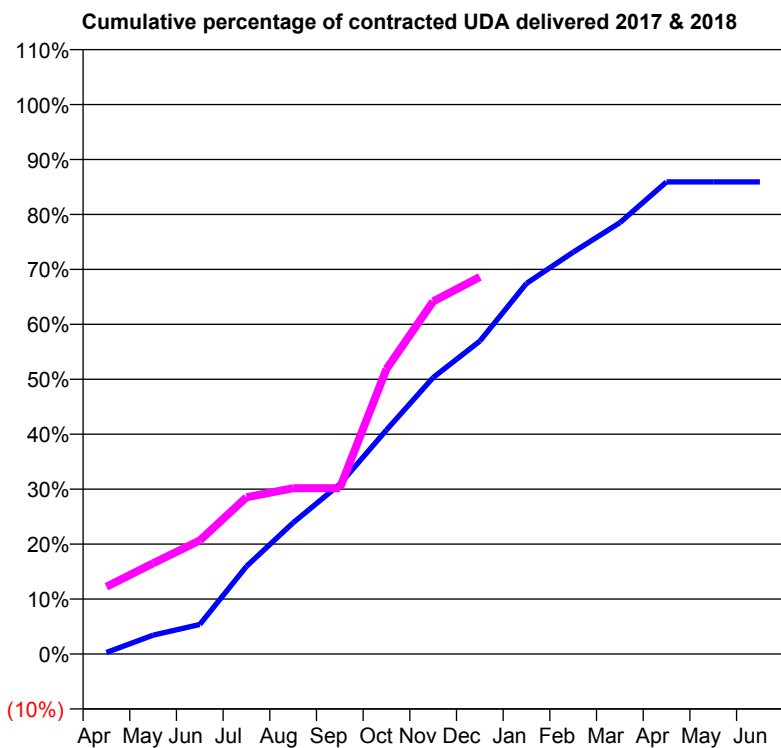
17/18 Contracted general activity (UDA)	2,236
Carry forward general activity (UDA)	0
17/18 Contracted orthodontic activity (UOA)	0
Carry forward orthodontic activity (UOA)	0
Baseline contract value	£53,081.39

### ACCESS\*

Patients seen in 24 months	Total	Change since previous quarter
Quarter ending December 2016	449	
Quarter ending March 2017	439	↓
Quarter ending June 2017	431	↓
Quarter ending September 2017	410	↓
Quarter ending December 2017	405	↓
<b>Variance since December 2016</b>	<b>(9.8%)</b>	<b>↓</b>



### ACTIVITY



Month	Adjusted Scheduled Activity (UDA)	
	2017	2018
April	6	274
May	77	369
June	120	462
July	357	638
August	534	675
September	691	675
October	912	1,160
November	1,125	1,435
December	1,273	1,534
January	1,508	
February	1,635	
March	1,755	
April	1,921	
May	1,921	
June	1,921	

### QUALITY

	Quantity	Base Number	Contract	AT	Region	England
% of FP17s for the same patient ID Re-attending within 3 months - Children	26	325	8.0%	10.0%	11.8%	12.0%
% of FP17s for the same patient ID Re-attending within 3 months - Adults	25	167	15.0%	14.9%	15.3%	15.9%
% of FP17s for the same patient ID Re-attending between 3 & 9 months - Children	233	325	71.7%	51.7%	59.1%	58.0%
% of FP17s for the same patient ID Re-attending between 3 & 9 months - Adults	98	167	58.7%	47.2%	51.5%	50.5%
% of FP17s for Band 1 Urgent Courses	0	459	0.0%	8.0%	8.0%	9.0%
% of FP17s Relating to Free Repair or Replacements	0	459	0.0%	0.7%	0.8%	0.8%
% of FP17s Relating to Continuations	0	459	0.0%	0.9%	1.1%	1.1%
% of Patients satisfied with the dentistry they have received	1	1	N/A	91.6%	91.6%	91.5%
% of Patients satisfied with the time they had to wait for an appointment	1	1	N/A	89.9%	88.3%	87.9%

\* This is based on patients treated on this contract for their most recent course of treatment. Figures in italics indicate the base number of FP17s or Patient Questionnaire responses are less than 100. N/A is shown where the base number of responses is less than 10 during the period. % is calculated as Quantity/Base number\*100

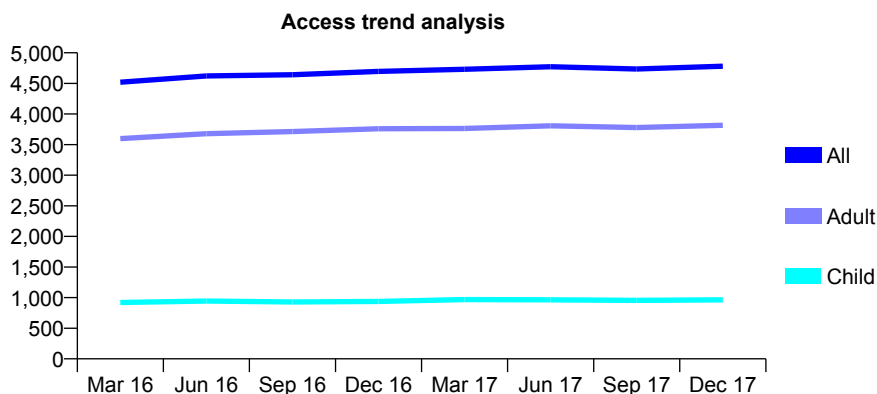
## Q54 - Vital Signs At a Glance Contract Report for 827223/0001 - December 2017

Name or company name	MR DC O'SULLIVAN
Contract type name	GDS Contract
Purpose of contract	General
Contract start date	01/04/2006
Contract end date	

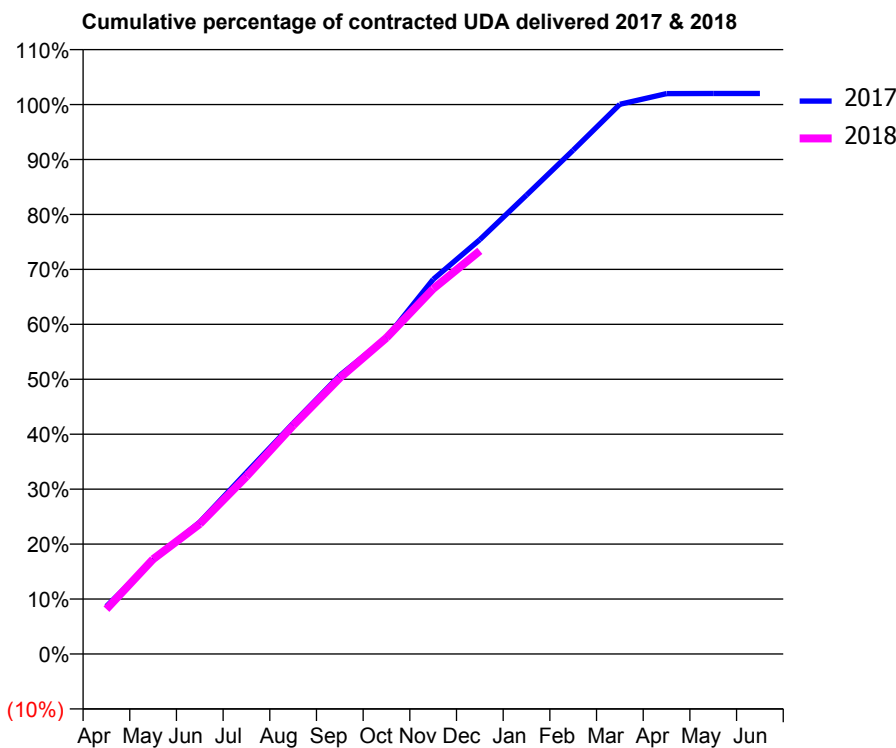
17/18 Contracted general activity (UDA)	10,941
Carry forward general activity (UDA)	-219
17/18 Contracted orthodontic activity (UOA)	0
Carry forward orthodontic activity (UOA)	0
Baseline contract value	£217,441.02

### ACCESS\*

Patients seen in 24 months	Total	Change since previous quarter
Quarter ending December 2016	4,696	
Quarter ending March 2017	4,732	→
Quarter ending June 2017	4,772	→
Quarter ending September 2017	4,735	→
Quarter ending December 2017	4,780	→
<b>Variance since December 2016</b>	<b>1.8%</b>	<b>→</b>



### ACTIVITY



Month	Adjusted Scheduled Activity (UDA)	
	2017	2018
April	949	893
May	1,867	1,888
June	2,627	2,591
July	3,614	3,535
August	4,594	4,548
September	5,549	5,498
October	6,298	6,296
November	7,459	7,271
December	8,250	8,027
January	9,138	
February	10,032	
March	10,946	
April	11,159	
May	11,160	
June	11,160	

### QUALITY

	Quantity	Base Number	Contract	AT	Region	England
% of FP17s for the same patient ID Re-attending within 3 months - Children	26	975	2.7%	10.0%	11.8%	12.0%
% of FP17s for the same patient ID Re-attending within 3 months - Adults	315	2,960	10.6%	14.9%	15.3%	15.9%
% of FP17s for the same patient ID Re-attending between 3 & 9 months - Children	622	975	63.8%	51.7%	59.1%	58.0%
% of FP17s for the same patient ID Re-attending between 3 & 9 months - Adults	714	2,960	24.1%	47.2%	51.5%	50.5%
% of FP17s for Band 1 Urgent Courses	343	3,796	9.0%	8.0%	8.0%	9.0%
% of FP17s Relating to Free Repair or Replacements	20	3,796	0.5%	0.7%	0.8%	0.8%
% of FP17s Relating to Continuations	43	3,796	1.1%	0.9%	1.1%	1.1%
% of Patients satisfied with the dentistry they have received	2	2	N/A	91.6%	91.6%	91.5%
% of Patients satisfied with the time they had to wait for an appointment	2	2	N/A	89.9%	88.3%	87.9%

\* This is based on patients treated on this contract for their most recent course of treatment. Figures in italics indicate the base number of FP17s or Patient Questionnaire responses are less than 100. N/A is shown where the base number of responses is less than 10 during the period. % is calculated as Quantity/Base number\*100

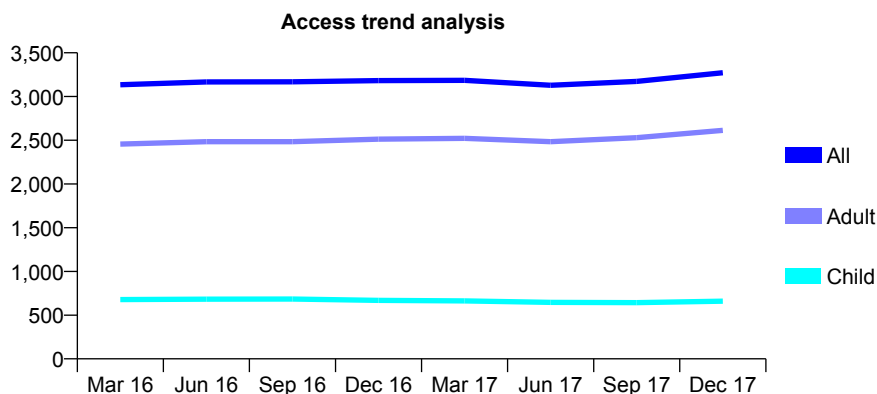
## Q54 - Vital Signs At a Glance Contract Report for 833584/0001 - December 2017

Name or company name	MR A KAPNISIS
Contract type name	GDS Contract
Purpose of contract	General
Contract start date	01/04/2006
Contract end date	

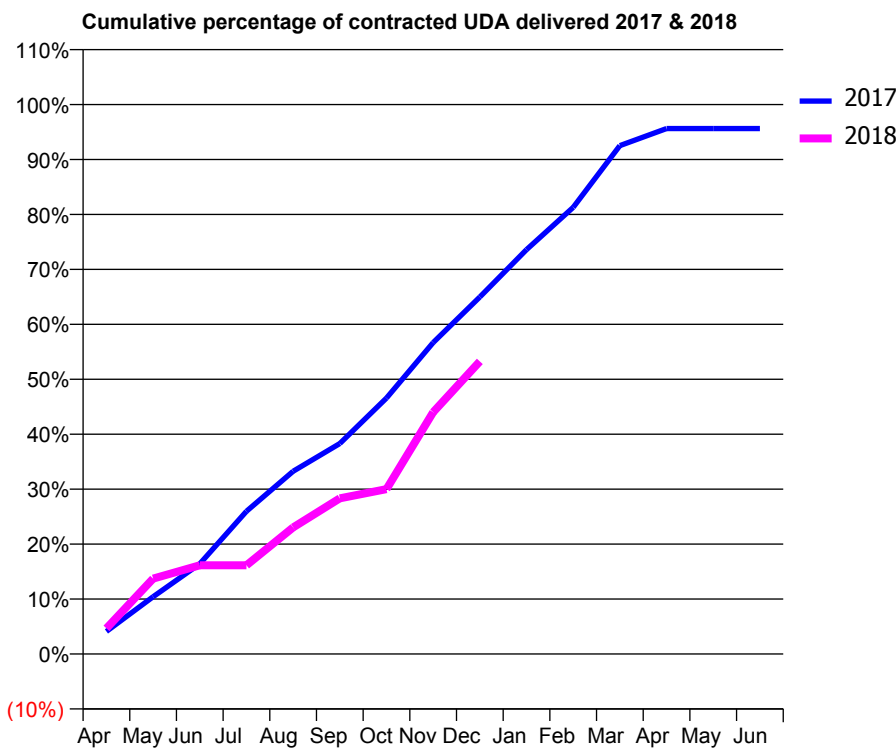
17/18 Contracted general activity (UDA)	8,492
Carry forward general activity (UDA)	0
17/18 Contracted orthodontic activity (UOA)	0
Carry forward orthodontic activity (UOA)	0
Baseline contract value	£276,090.23

### ACCESS\*

Patients seen in 24 months	Total	Change since previous quarter
Quarter ending December 2016	3,182	
Quarter ending March 2017	3,185	→
Quarter ending June 2017	3,129	↓
Quarter ending September 2017	3,173	→
Quarter ending December 2017	3,272	↑
<b>Variance since December 2016</b>	<b>2.8%</b>	<b>↑</b>



### ACTIVITY



Month	Adjusted Scheduled Activity (UDA)	
	2017	2018
April	349	397
May	886	1,165
June	1,395	1,371
July	2,207	1,371
August	2,825	1,957
September	3,253	2,406
October	3,956	2,548
November	4,813	3,737
December	5,517	4,522
January	6,248	
February	6,903	
March	7,856	
April	8,119	
May	8,120	
June	8,120	

### QUALITY

	Quantity	Base Number	Contract	AT	Region	England
% of FP17s for the same patient ID Re-attending within 3 months - Children	19	633	3.0%	10.0%	11.8%	12.0%
% of FP17s for the same patient ID Re-attending within 3 months - Adults	202	2,144	9.4%	14.9%	15.3%	15.9%
% of FP17s for the same patient ID Re-attending between 3 & 9 months - Children	378	633	59.7%	51.7%	59.1%	58.0%
% of FP17s for the same patient ID Re-attending between 3 & 9 months - Adults	795	2,144	37.1%	47.2%	51.5%	50.5%
% of FP17s for Band 1 Urgent Courses	171	2,642	6.5%	8.0%	8.0%	9.0%
% of FP17s Relating to Free Repair or Replacements	3	2,642	0.1%	0.7%	0.8%	0.8%
% of FP17s Relating to Continuations	23	2,642	0.9%	0.9%	1.1%	1.1%
% of Patients satisfied with the dentistry they have received	7	8	N/A	91.6%	91.6%	91.5%
% of Patients satisfied with the time they had to wait for an appointment	7	8	N/A	89.9%	88.3%	87.9%

\* This is based on patients treated on this contract for their most recent course of treatment. Figures in italics indicate the base number of FP17s or Patient Questionnaire responses are less than 100. N/A is shown where the base number of responses is less than 10 during the period. % is calculated as Quantity/Base number\*100

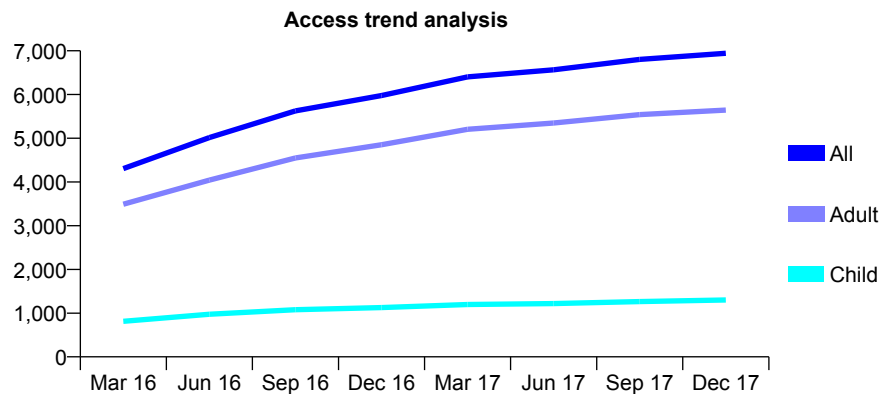
## Q54 - Vital Signs At a Glance Contract Report for 835811/0002 - December 2017

Name or company name	MR LP CORBETT
Contract type name	GDS Contract
Purpose of contract	General
Contract start date	01/10/2015
Contract end date	

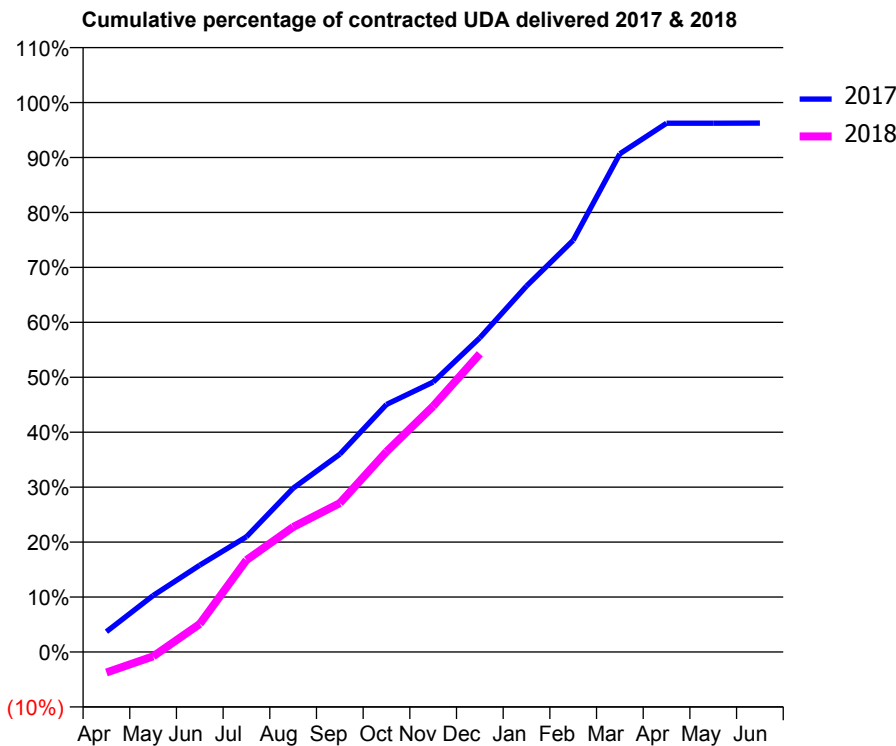
17/18 Contracted general activity (UDA)	26,834
Carry forward general activity (UDA)	1,006
17/18 Contracted orthodontic activity (UOA)	0
Carry forward orthodontic activity (UOA)	0
Baseline contract value	£721,713.36

### ACCESS\*

Patients seen in 24 months	Total	Change since previous quarter
Quarter ending December 2016	5,977	
Quarter ending March 2017	6,403	↑
Quarter ending June 2017	6,565	↑
Quarter ending September 2017	6,804	↑
Quarter ending December 2017	6,945	↑
<b>Variance since December 2016</b>	<b>16.2%</b>	<b>↑</b>



### ACTIVITY



Month	Adjusted Scheduled Activity (UDA)	
	2017	2018
April	990	-1,006
May	2,760	-219
June	4,240	1,370
July	5,629	4,488
August	8,002	6,107
September	9,659	7,268
October	12,090	9,782
November	13,180	12,006
December	15,348	14,560
January	17,871	
February	20,105	
March	24,329	
April	25,821	
May	25,825	
June	25,828	

### QUALITY

	Quantity	Base Number	Contract	AT	Region	England
% of FP17s for the same patient ID Re-attending within 3 months - Children	85	1,287	6.6%	10.0%	11.8%	12.0%
% of FP17s for the same patient ID Re-attending within 3 months - Adults	709	5,750	12.3%	14.9%	15.3%	15.9%
% of FP17s for the same patient ID Re-attending between 3 & 9 months - Children	684	1,287	53.1%	51.7%	59.1%	58.0%
% of FP17s for the same patient ID Re-attending between 3 & 9 months - Adults	3,370	5,750	58.6%	47.2%	51.5%	50.5%
% of FP17s for Band 1 Urgent Courses	201	6,580	3.1%	8.0%	8.0%	9.0%
% of FP17s Relating to Free Repair or Replacements	16	6,580	0.2%	0.7%	0.8%	0.8%
% of FP17s Relating to Continuations	127	6,580	1.9%	0.9%	1.1%	1.1%
% of Patients satisfied with the dentistry they have received	13	14	92.9%	91.6%	91.6%	91.5%
% of Patients satisfied with the time they had to wait for an appointment	12	14	85.7%	89.9%	88.3%	87.9%

\* This is based on patients treated on this contract for their most recent course of treatment. Figures in italics indicate the base number of FP17s or Patient Questionnaire responses are less than 100. N/A is shown where the base number of responses is less than 10 during the period. % is calculated as Quantity/Base number\*100



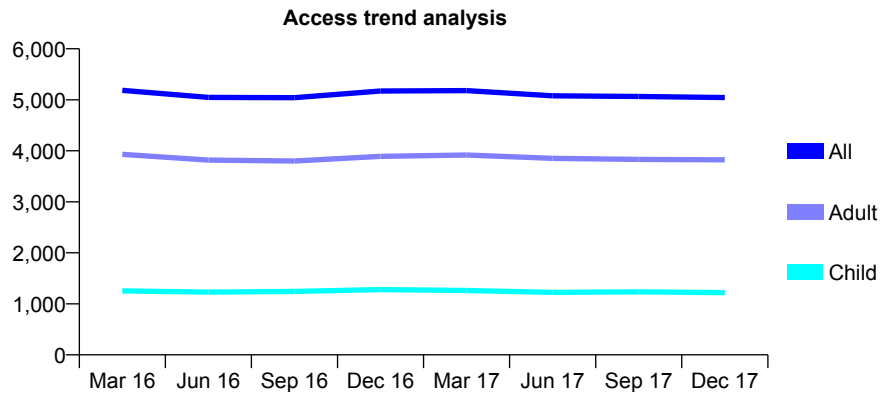
## Q54 - Vital Signs At a Glance Contract Report for 847739/0001 - December 2017

Name or company name	MR E MOORE
Contract type name	GDS Contract
Purpose of contract	General
Contract start date	01/04/2006
Contract end date	

17/18 Contracted general activity (UDA)	16,341
Carry forward general activity (UDA)	17
17/18 Contracted orthodontic activity (UOA)	0
Carry forward orthodontic activity (UOA)	0
Baseline contract value	£436,675.43

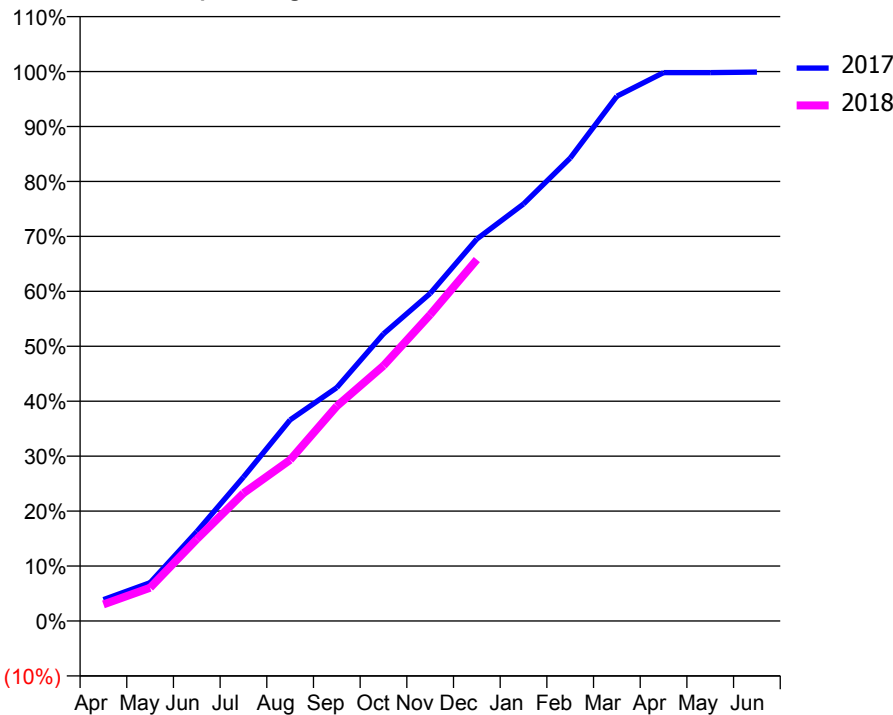
### ACCESS\*

Patients seen in 24 months	Total	Change since previous quarter
Quarter ending December 2016	5,172	
Quarter ending March 2017	5,180	→
Quarter ending June 2017	5,079	↓
Quarter ending September 2017	5,066	→
Quarter ending December 2017	5,044	→
<b>Variance since December 2016</b>	<b>(2.5%)</b>	<b>↓</b>



### ACTIVITY

Cumulative percentage of contracted UDA delivered 2017 & 2018



Month	Adjusted Scheduled Activity (UDA)	
	2017	2018
April	637	494
May	1,140	990
June	2,657	2,432
July	4,281	3,803
August	5,982	4,793
September	6,943	6,391
October	8,540	7,590
November	9,743	9,109
December	11,358	10,747
January	12,403	
February	13,768	
March	15,606	
April	16,307	
May	16,307	
June	16,324	

### QUALITY

	Quantity	Base Number	Contract	AT	Region	England
% of FP17s for the same patient ID Re-attending within 3 months - Children	75	1,070	7.0%	10.0%	11.8%	12.0%
% of FP17s for the same patient ID Re-attending within 3 months - Adults	539	3,591	15.0%	14.9%	15.3%	15.9%
% of FP17s for the same patient ID Re-attending between 3 & 9 months - Children	524	1,070	49.0%	51.7%	59.1%	58.0%
% of FP17s for the same patient ID Re-attending between 3 & 9 months - Adults	1,761	3,591	49.0%	47.2%	51.5%	50.5%
% of FP17s for Band 1 Urgent Courses	451	4,407	10.2%	8.0%	8.0%	9.0%
% of FP17s Relating to Free Repair or Replacements	17	4,407	0.4%	0.7%	0.8%	0.8%
% of FP17s Relating to Continuations	44	4,407	1.0%	0.9%	1.1%	1.1%
% of Patients satisfied with the dentistry they have received	6	7	N/A	91.6%	91.6%	91.5%
% of Patients satisfied with the time they had to wait for an appointment	5	7	N/A	89.9%	88.3%	87.9%

\* This is based on patients treated on this contract for their most recent course of treatment. Figures in italics indicate the base number of FP17s or Patient Questionnaire responses are less than 100. N/A is shown where the base number of responses is less than 10 during the period. % is calculated as Quantity/Base number\*100

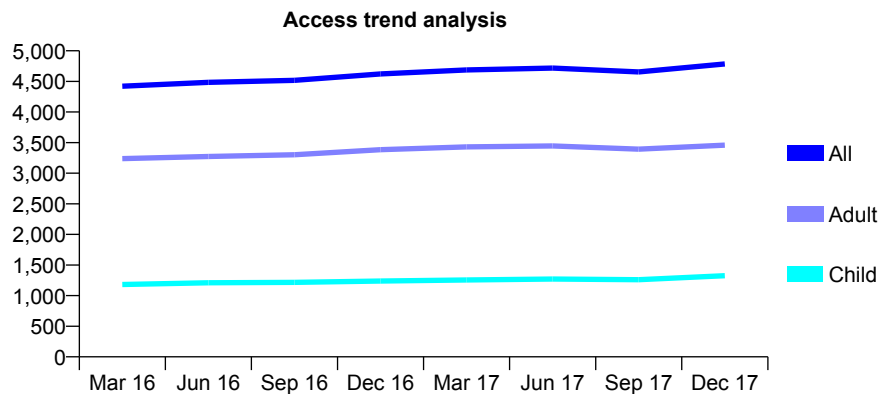
## Q54 - Vital Signs At a Glance Contract Report for 848115/0002 - December 2017

Name or company name	MR P PARSOTAM
Contract type name	GDS Contract
Purpose of contract	General
Contract start date	01/04/2013
Contract end date	

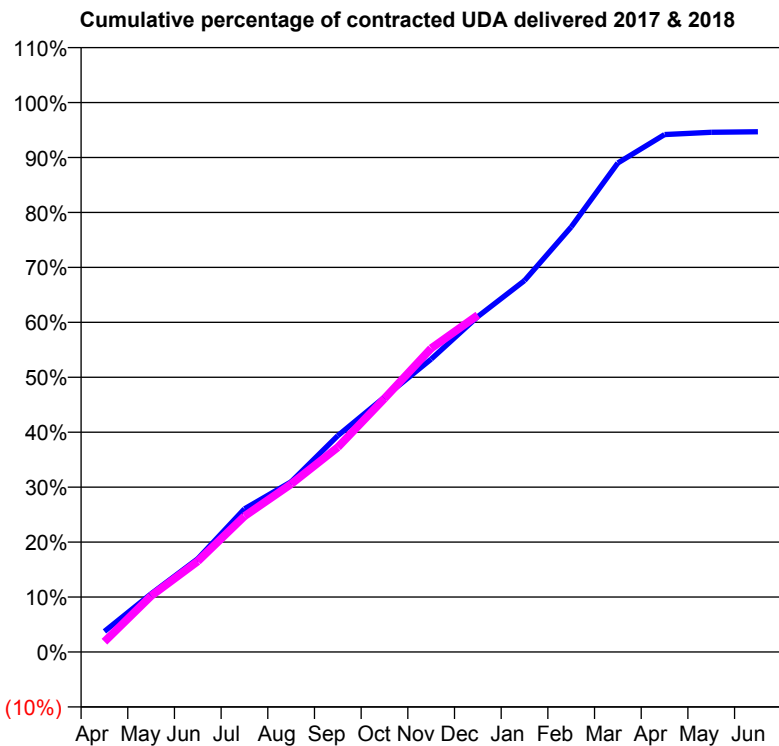
17/18 Contracted general activity (UDA)	15,734
Carry forward general activity (UDA)	0
17/18 Contracted orthodontic activity (UOA)	0
Carry forward orthodontic activity (UOA)	0
Baseline contract value	£397,162.15

### ACCESS\*

Patients seen in 24 months	Total	Change since previous quarter
Quarter ending December 2016	4,623	
Quarter ending March 2017	4,687	→
Quarter ending June 2017	4,718	→
Quarter ending September 2017	4,654	↓
Quarter ending December 2017	4,785	↑
<b>Variance since December 2016</b>	<b>3.5%</b>	<b>↑</b>



### ACTIVITY



Month	Adjusted Scheduled Activity (UDA)	
	2017	2018
April	592	296
May	1,667	1,606
June	2,671	2,600
July	4,099	3,889
August	4,872	4,809
September	6,194	5,863
October	7,299	7,259
November	8,387	8,697
December	9,604	9,648
January	10,634	
February	12,170	
March	14,001	
April	14,816	
May	14,882	
June	14,898	

### QUALITY

	Quantity	Base Number	Contract	AT	Region	England
% of FP17s for the same patient ID Re-attending within 3 months - Children	91	1,322	6.9%	10.0%	11.8%	12.0%
% of FP17s for the same patient ID Re-attending within 3 months - Adults	458	3,386	13.5%	14.9%	15.3%	15.9%
% of FP17s for the same patient ID Re-attending between 3 & 9 months - Children	753	1,322	57.0%	51.7%	59.1%	58.0%
% of FP17s for the same patient ID Re-attending between 3 & 9 months - Adults	1,881	3,386	55.6%	47.2%	51.5%	50.5%
% of FP17s for Band 1 Urgent Courses	199	3,972	5.0%	8.0%	8.0%	9.0%
% of FP17s Relating to Free Repair or Replacements	29	3,972	0.7%	0.7%	0.8%	0.8%
% of FP17s Relating to Continuations	89	3,972	2.2%	0.9%	1.1%	1.1%
% of Patients satisfied with the dentistry they have received	6	6	N/A	91.6%	91.6%	91.5%
% of Patients satisfied with the time they had to wait for an appointment	6	6	N/A	89.9%	88.3%	87.9%

\* This is based on patients treated on this contract for their most recent course of treatment. Figures in italics indicate the base number of FP17s or Patient Questionnaire responses are less than 100. N/A is shown where the base number of responses is less than 10 during the period. % is calculated as Quantity/Base number\*100

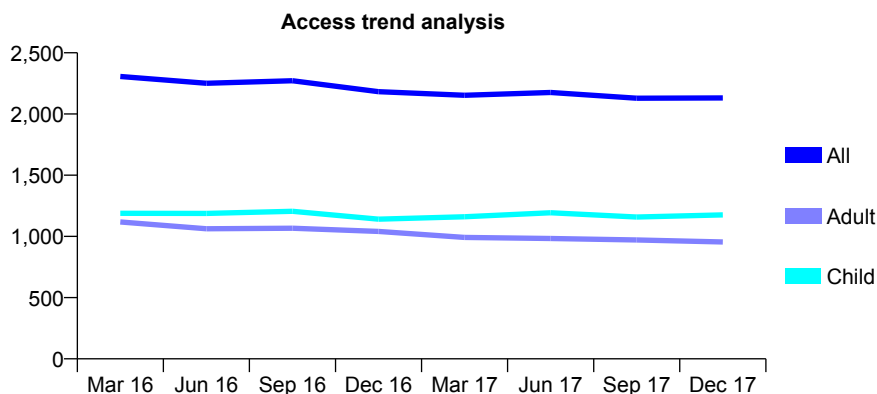
## Q54 - Vital Signs At a Glance Contract Report for 849022/0001 - December 2017

Name or company name	MR FL MOHAMED
Contract type name	GDS Contract
Purpose of contract	General
Contract start date	01/04/2006
Contract end date	

17/18 Contracted general activity (UDA)	6,092
Carry forward general activity (UDA)	-122
17/18 Contracted orthodontic activity (UOA)	0
Carry forward orthodontic activity (UOA)	0
Baseline contract value	£190,710.61

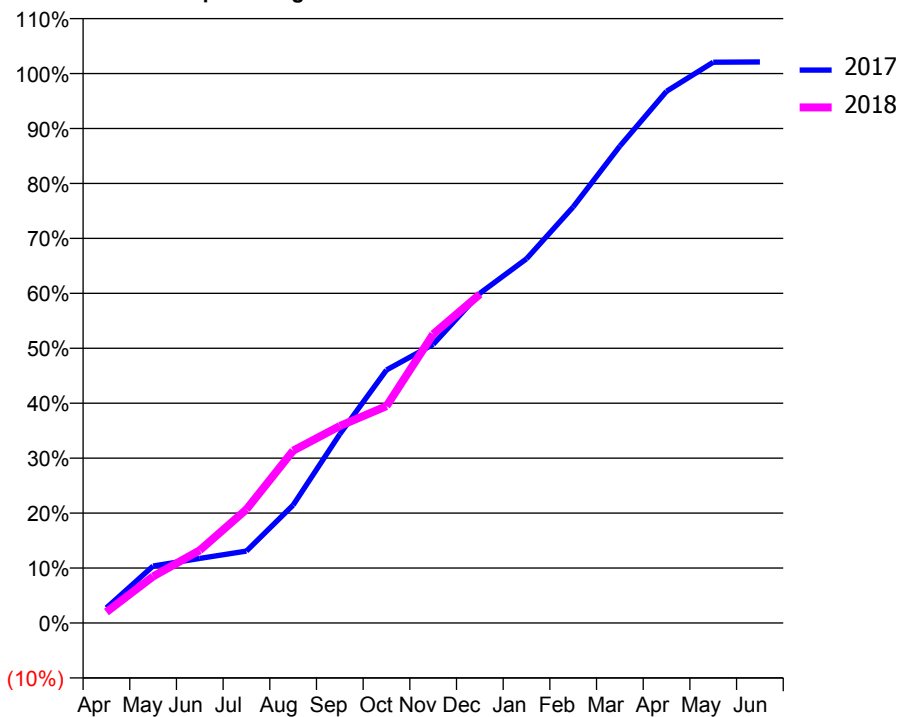
### ACCESS\*

Patients seen in 24 months	Total	Change since previous quarter
Quarter ending December 2016	2,182	
Quarter ending March 2017	2,153	↓
Quarter ending June 2017	2,176	→
Quarter ending September 2017	2,129	↓
Quarter ending December 2017	2,131	→
<b>Variance since December 2016</b>	<b>(2.3%)</b>	<b>↓</b>



### ACTIVITY

Cumulative percentage of contracted UDA delivered 2017 & 2018



Month	Adjusted Scheduled Activity (UDA)	
	2017	2018
April	168	122
May	632	517
June	716	806
July	797	1,261
August	1,308	1,911
September	2,094	2,184
October	2,805	2,404
November	3,089	3,202
December	3,655	3,644
January	4,038	
February	4,613	
March	5,287	
April	5,894	
May	6,217	
June	6,220	

### QUALITY

	Quantity	Base Number	Contract	AT	Region	England
% of FP17s for the same patient ID Re-attending within 3 months - Children	56	853	6.6%	10.0%	11.8%	12.0%
% of FP17s for the same patient ID Re-attending within 3 months - Adults	72	622	11.6%	14.9%	15.3%	15.9%
% of FP17s for the same patient ID Re-attending between 3 & 9 months - Children	237	853	27.8%	51.7%	59.1%	58.0%
% of FP17s for the same patient ID Re-attending between 3 & 9 months - Adults	140	622	22.5%	47.2%	51.5%	50.5%
% of FP17s for Band 1 Urgent Courses	96	1,218	7.9%	8.0%	8.0%	9.0%
% of FP17s Relating to Free Repair or Replacements	0	1,218	0.0%	0.7%	0.8%	0.8%
% of FP17s Relating to Continuations	6	1,218	0.5%	0.9%	1.1%	1.1%
% of Patients satisfied with the dentistry they have received	1	1	N/A	91.6%	91.6%	91.5%
% of Patients satisfied with the time they had to wait for an appointment	1	1	N/A	89.9%	88.3%	87.9%

\* This is based on patients treated on this contract for their most recent course of treatment. Figures in italics indicate the base number of FP17s or Patient Questionnaire responses are less than 100. N/A is shown where the base number of responses is less than 10 during the period. % is calculated as Quantity/Base number\*100

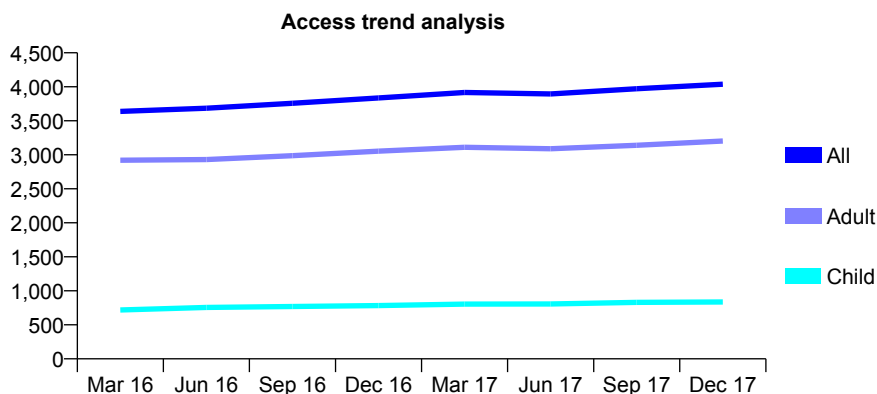
## Q54 - Vital Signs At a Glance Contract Report for 853720/0001 - December 2017

Name or company name	MR LY CHEN
Contract type name	GDS Contract
Purpose of contract	General
Contract start date	01/04/2006
Contract end date	

17/18 Contracted general activity (UDA)	14,150
Carry forward general activity (UDA)	301
17/18 Contracted orthodontic activity (UOA)	0
Carry forward orthodontic activity (UOA)	0
Baseline contract value	£339,146.92

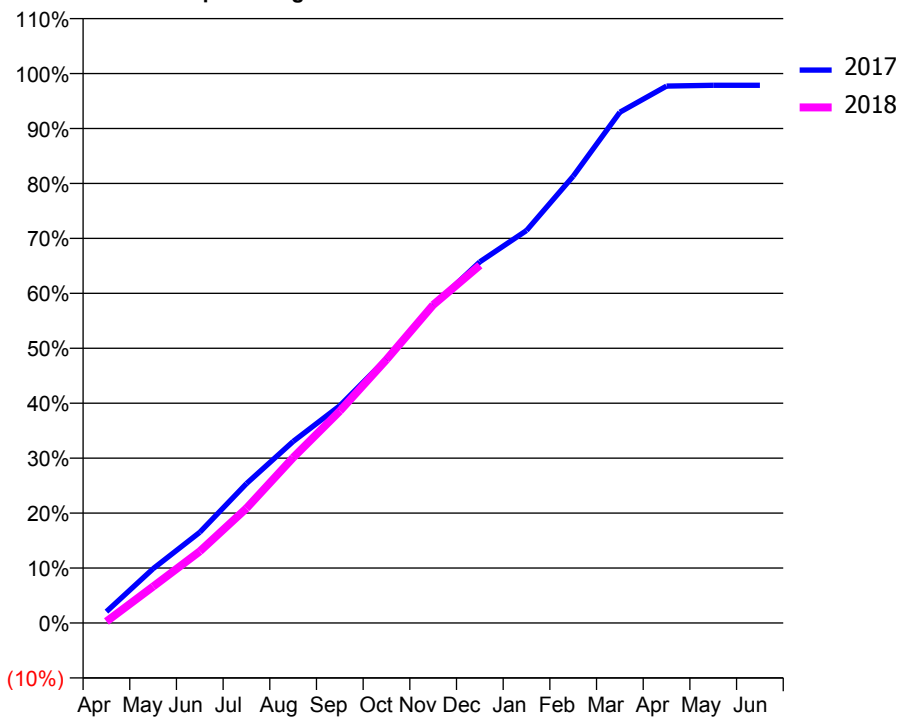
### ACCESS\*

Patients seen in 24 months	Total	Change since previous quarter
Quarter ending December 2016	3,836	
Quarter ending March 2017	3,916	↑
Quarter ending June 2017	3,895	→
Quarter ending September 2017	3,971	→
Quarter ending December 2017	4,039	→
<b>Variance since December 2016</b>	<b>5.3%</b>	<b>↑</b>



### ACTIVITY

Cumulative percentage of contracted UDA delivered 2017 & 2018



### QUALITY

	Quantity	Base Number	Contract	AT	Region	England
% of FP17s for the same patient ID Re-attending within 3 months - Children	83	772	10.8%	10.0%	11.8%	12.0%
% of FP17s for the same patient ID Re-attending within 3 months - Adults	343	2,860	12.0%	14.9%	15.3%	15.9%
% of FP17s for the same patient ID Re-attending between 3 & 9 months - Children	339	772	43.9%	51.7%	59.1%	58.0%
% of FP17s for the same patient ID Re-attending between 3 & 9 months - Adults	1,409	2,860	49.3%	47.2%	51.5%	50.5%
% of FP17s for Band 1 Urgent Courses	233	3,400	6.9%	8.0%	8.0%	9.0%
% of FP17s Relating to Free Repair or Replacements	11	3,400	0.3%	0.7%	0.8%	0.8%
% of FP17s Relating to Continuations	7	3,400	0.2%	0.9%	1.1%	1.1%
% of Patients satisfied with the dentistry they have received	5	5	N/A	91.6%	91.6%	91.5%
% of Patients satisfied with the time they had to wait for an appointment	4	5	N/A	89.9%	88.3%	87.9%

\* This is based on patients treated on this contract for their most recent course of treatment. Figures in italics indicate the base number of FP17s or Patient Questionnaire responses are less than 100. N/A is shown where the base number of responses is less than 10 during the period. % is calculated as Quantity/Base number\*100

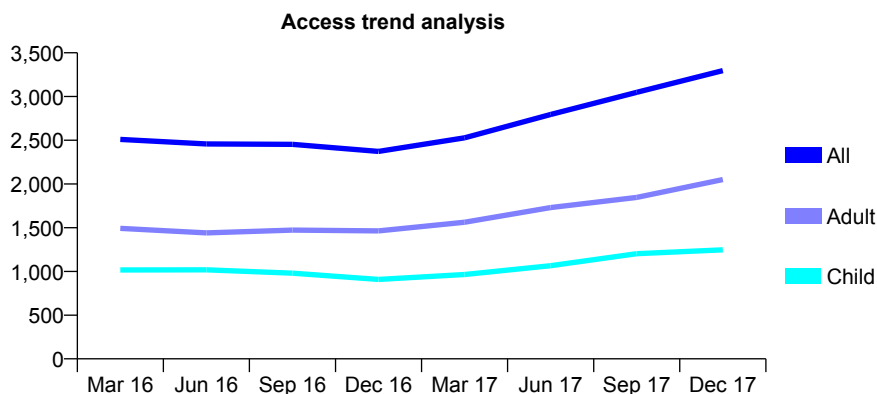
## Q54 - Vital Signs At a Glance Contract Report for 854115/0001 - December 2017

Name or company name	MISS N DHALIWAL
Contract type name	GDS Contract
Purpose of contract	General
Contract start date	01/04/2006
Contract end date	

17/18 Contracted general activity (UDA)	9,418
Carry forward general activity (UDA)	0
17/18 Contracted orthodontic activity (UOA)	0
Carry forward orthodontic activity (UOA)	0
Baseline contract value	£262,828.04

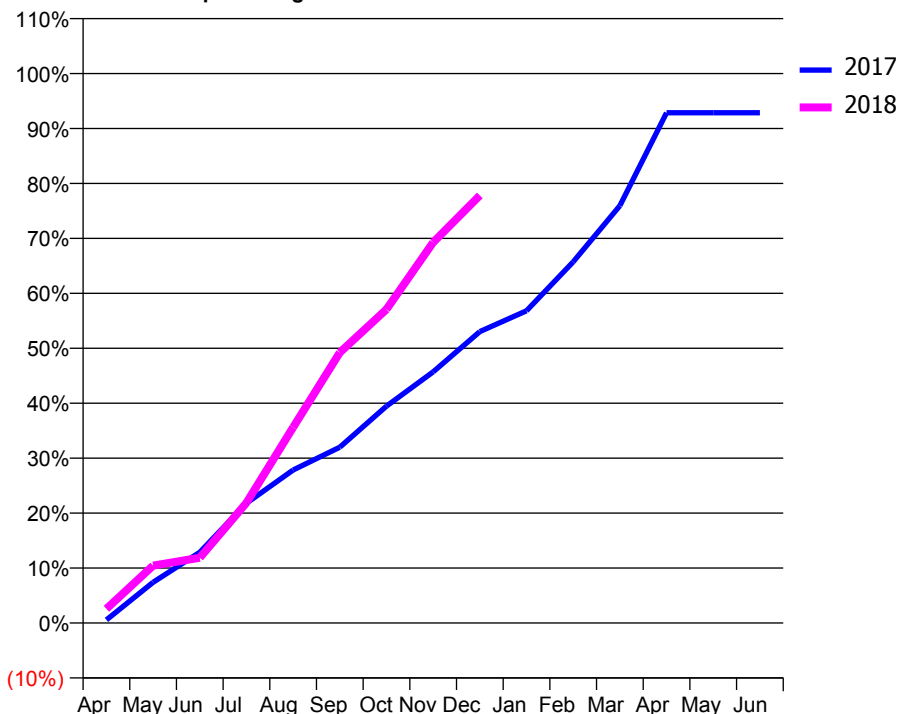
### ACCESS\*

Patients seen in 24 months	Total	Change since previous quarter
Quarter ending December 2016	2,372	
Quarter ending March 2017	2,528	↑
Quarter ending June 2017	2,795	↑
Quarter ending September 2017	3,048	↑
Quarter ending December 2017	3,296	↑
<b>Variance since December 2016</b>	<b>39.0%</b>	<b>↑</b>



### ACTIVITY

**Cumulative percentage of contracted UDA delivered 2017 & 2018**



**Adjusted Scheduled Activity (UDA)**

Month	2017	2018
April	54	244
May	698	983
June	1,213	1,118
July	2,053	2,061
August	2,623	3,355
September	3,014	4,636
October	3,718	5,376
November	4,305	6,524
December	4,996	7,329
January	5,352	
February	6,190	
March	7,153	
April	8,745	
May	8,745	
June	8,745	

### QUALITY

	Quantity	Base Number	Contract	AT	Region	England
% of FP17s for the same patient ID Re-attending within 3 months - Children	51	1,325	3.8%	10.0%	11.8%	12.0%
% of FP17s for the same patient ID Re-attending within 3 months - Adults	138	1,538	9.0%	14.9%	15.3%	15.9%
% of FP17s for the same patient ID Re-attending between 3 & 9 months - Children	545	1,325	41.1%	51.7%	59.1%	58.0%
% of FP17s for the same patient ID Re-attending between 3 & 9 months - Adults	484	1,538	31.5%	47.2%	51.5%	50.5%
% of FP17s for Band 1 Urgent Courses	47	2,441	1.9%	8.0%	8.0%	9.0%
% of FP17s Relating to Free Repair or Replacements	2	2,441	0.1%	0.7%	0.8%	0.8%
% of FP17s Relating to Continuations	33	2,441	1.4%	0.9%	1.1%	1.1%
% of Patients satisfied with the dentistry they have received	2	2	N/A	91.6%	91.6%	91.5%
% of Patients satisfied with the time they had to wait for an appointment	2	2	N/A	89.9%	88.3%	87.9%

\* This is based on patients treated on this contract for their most recent course of treatment. Figures in italics indicate the base number of FP17s or Patient Questionnaire responses are less than 100. N/A is shown where the base number of responses is less than 10 during the period. % is calculated as Quantity/Base number\*100

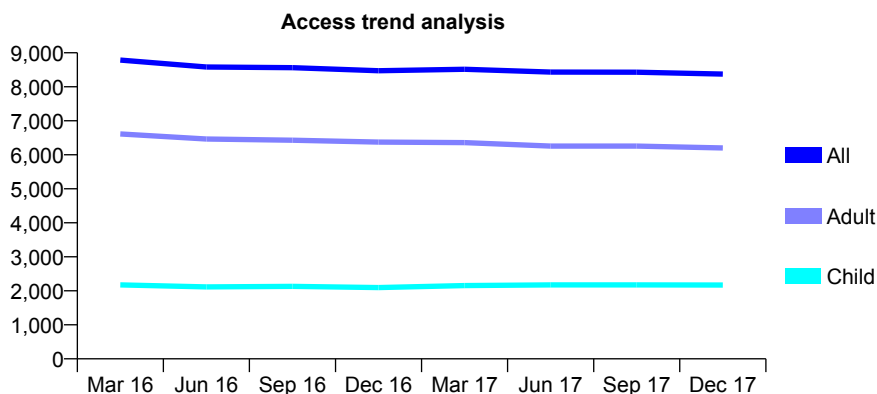
## Q54 - Vital Signs At a Glance Contract Report for 854255/0001 - December 2017

Name or company name	MR M DHANDA
Contract type name	GDS Contract
Purpose of contract	General
Contract start date	01/04/2006
Contract end date	

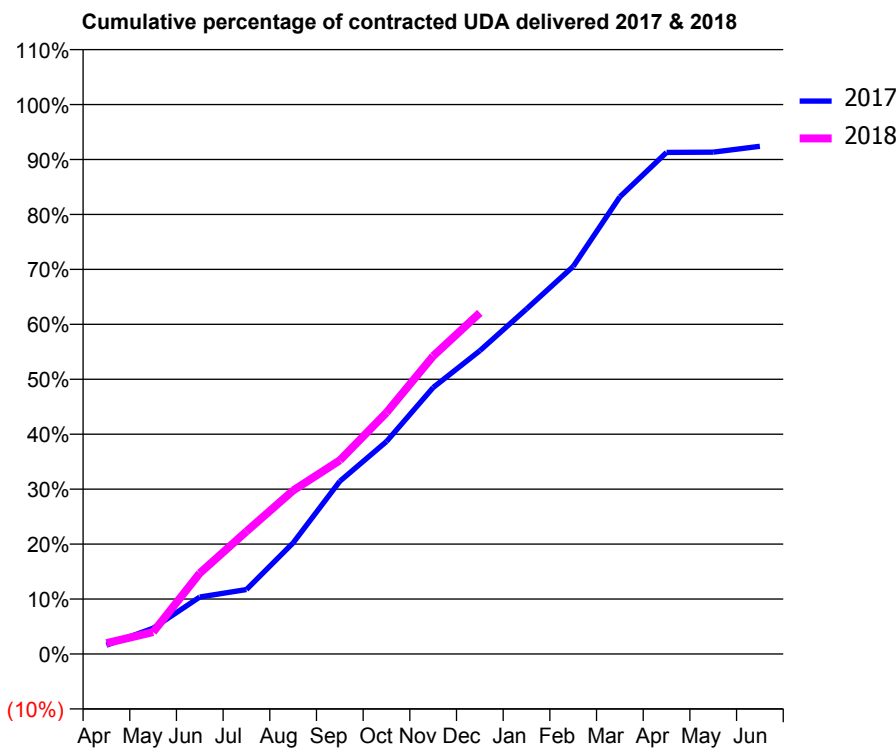
17/18 Contracted general activity (UDA)	22,559
Carry forward general activity (UDA)	0
17/18 Contracted orthodontic activity (UOA)	0
Carry forward orthodontic activity (UOA)	0
Baseline contract value	£539,466.23

### ACCESS\*

Patients seen in 24 months	Total	Change since previous quarter
Quarter ending December 2016	8,472	
Quarter ending March 2017	8,514	→
Quarter ending June 2017	8,432	→
Quarter ending September 2017	8,429	→
Quarter ending December 2017	8,374	→
<b>Variance since December 2016</b>	<b>(1.2%)</b>	<b>↓</b>



### ACTIVITY



Month	Adjusted Scheduled Activity (UDA)	
	2017	2018
April	362	445
May	1,057	900
June	2,342	3,321
July	2,649	5,031
August	4,564	6,715
September	7,090	7,953
October	8,726	9,910
November	10,940	12,232
December	12,454	14,007
January	14,166	
February	15,909	
March	18,768	
April	20,592	
May	20,602	
June	20,842	

### QUALITY

	Quantity	Base Number	Contract	AT	Region	England
% of FP17s for the same patient ID Re-attending within 3 months - Children	104	1,795	5.8%	10.0%	11.8%	12.0%
% of FP17s for the same patient ID Re-attending within 3 months - Adults	508	5,260	9.7%	14.9%	15.3%	15.9%
% of FP17s for the same patient ID Re-attending between 3 & 9 months - Children	881	1,795	49.1%	51.7%	59.1%	58.0%
% of FP17s for the same patient ID Re-attending between 3 & 9 months - Adults	2,569	5,260	48.8%	47.2%	51.5%	50.5%
% of FP17s for Band 1 Urgent Courses	302	5,932	5.1%	8.0%	8.0%	9.0%
% of FP17s Relating to Free Repair or Replacements	20	5,932	0.3%	0.7%	0.8%	0.8%
% of FP17s Relating to Continuations	40	5,932	0.7%	0.9%	1.1%	1.1%
% of Patients satisfied with the dentistry they have received	11	13	84.6%	91.6%	91.6%	91.5%
% of Patients satisfied with the time they had to wait for an appointment	11	13	84.6%	89.9%	88.3%	87.9%

\* This is based on patients treated on this contract for their most recent course of treatment. Figures in italics indicate the base number of FP17s or Patient Questionnaire responses are less than 100. N/A is shown where the base number of responses is less than 10 during the period. % is calculated as Quantity/Base number\*100

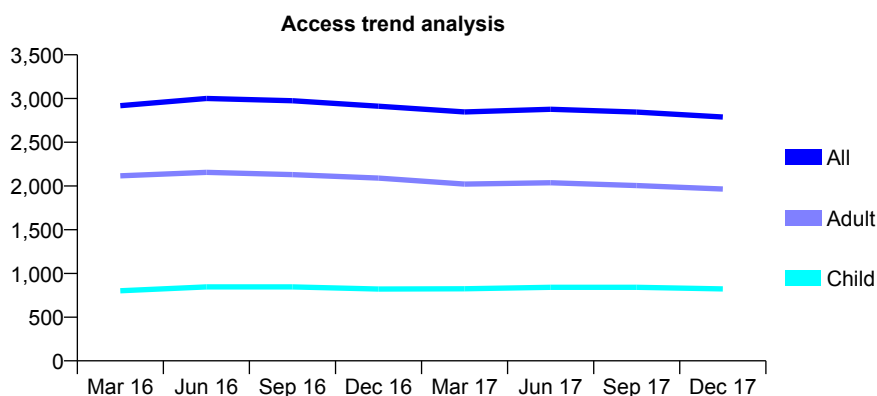
## Q54 - Vital Signs At a Glance Contract Report for 857866/0002 - December 2017

Name or company name	MR LG THOTA
Contract type name	GDS Contract
Purpose of contract	General
Contract start date	01/09/2006
Contract end date	

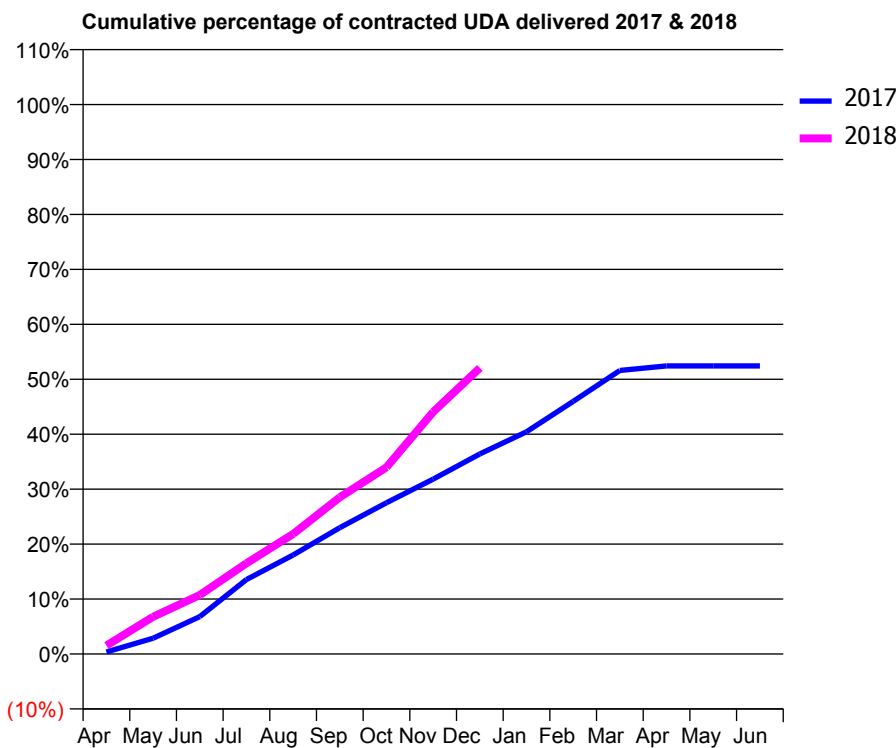
17/18 Contracted general activity (UDA)	16,000
Carry forward general activity (UDA)	0
17/18 Contracted orthodontic activity (UOA)	0
Carry forward orthodontic activity (UOA)	0
Baseline contract value	£327,823.64

### ACCESS\*

Patients seen in 24 months	Total	Change since previous quarter
Quarter ending December 2016	2,912	
Quarter ending March 2017	2,846	↓
Quarter ending June 2017	2,877	→
Quarter ending September 2017	2,845	↓
Quarter ending December 2017	2,788	↓
<b>Variance since December 2016</b>	<b>(4.3%)</b>	<b>↓</b>



### ACTIVITY



Month	Adjusted Scheduled Activity (UDA)	
	2017	2018
April	62	248
May	462	1,085
June	1,088	1,716
July	2,170	2,642
August	2,884	3,495
September	3,679	4,564
October	4,405	5,436
November	5,091	7,049
December	5,828	8,331
January	6,469	
February	7,357	
March	8,256	
April	8,387	
May	8,388	
June	8,388	

### QUALITY

	Quantity	Base Number	Contract	AT	Region	England
% of FP17s for the same patient ID Re-attending within 3 months - Children	82	850	9.6%	10.0%	11.8%	12.0%
% of FP17s for the same patient ID Re-attending within 3 months - Adults	464	2,029	22.9%	14.9%	15.3%	15.9%
% of FP17s for the same patient ID Re-attending between 3 & 9 months - Children	451	850	53.1%	51.7%	59.1%	58.0%
% of FP17s for the same patient ID Re-attending between 3 & 9 months - Adults	950	2,029	46.8%	47.2%	51.5%	50.5%
% of FP17s for Band 1 Urgent Courses	340	2,801	12.1%	8.0%	8.0%	9.0%
% of FP17s Relating to Free Repair or Replacements	73	2,801	2.6%	0.7%	0.8%	0.8%
% of FP17s Relating to Continuations	58	2,801	2.1%	0.9%	1.1%	1.1%
% of Patients satisfied with the dentistry they have received	1	1	N/A	91.6%	91.6%	91.5%
% of Patients satisfied with the time they had to wait for an appointment	1	1	N/A	89.9%	88.3%	87.9%

\* This is based on patients treated on this contract for their most recent course of treatment. Figures in italics indicate the base number of FP17s or Patient Questionnaire responses are less than 100. N/A is shown where the base number of responses is less than 10 during the period. % is calculated as Quantity/Base number\*100



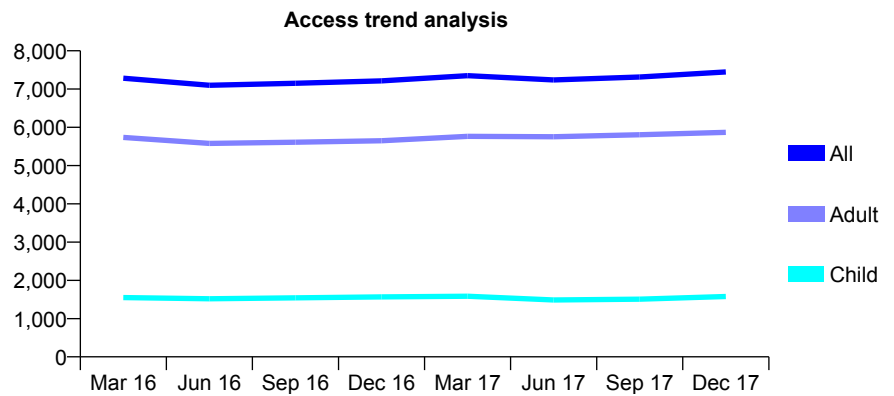
## Q54 - Vital Signs At a Glance Contract Report for 858064/0001 - December 2017

Name or company name	MR JE SWINSCOE
Contract type name	GDS Contract
Purpose of contract	General
Contract start date	01/04/2006
Contract end date	

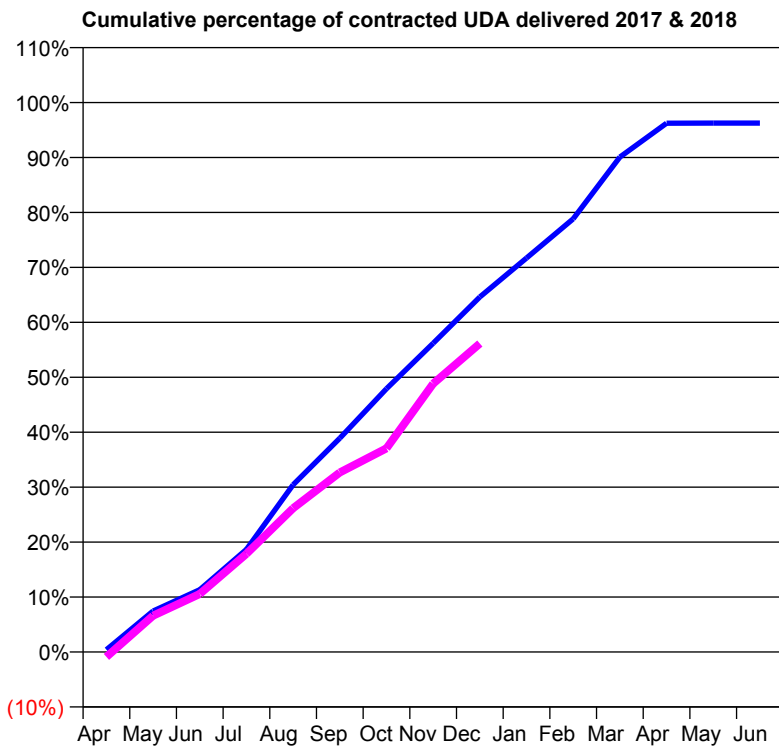
17/18 Contracted general activity (UDA)	23,507
Carry forward general activity (UDA)	879
17/18 Contracted orthodontic activity (UOA)	0
Carry forward orthodontic activity (UOA)	0
Baseline contract value	£665,809.44

### ACCESS\*

Patients seen in 24 months	Total	Change since previous quarter
Quarter ending December 2016	7,215	
Quarter ending March 2017	7,349	→
Quarter ending June 2017	7,237	↓
Quarter ending September 2017	7,315	→
Quarter ending December 2017	7,449	→
<b>Variance since December 2016</b>	<b>3.2%</b>	<b>↑</b>



### ACTIVITY



Month	Adjusted Scheduled Activity (UDA)	
	2017	2018
April	99	-211
May	1,752	1,554
June	2,664	2,484
July	4,392	4,203
August	7,155	6,155
September	9,148	7,678
October	11,264	8,712
November	13,210	11,481
December	15,189	13,196
January	16,855	
February	18,532	
March	21,170	
April	22,622	
May	22,628	
June	22,628	

### QUALITY

	Quantity	Base Number	Contract	AT	Region	England
% of FP17s for the same patient ID Re-attending within 3 months - Children	121	1,658	7.3%	10.0%	11.8%	12.0%
% of FP17s for the same patient ID Re-attending within 3 months - Adults	719	5,612	12.8%	14.9%	15.3%	15.9%
% of FP17s for the same patient ID Re-attending between 3 & 9 months - Children	895	1,658	54.0%	51.7%	59.1%	58.0%
% of FP17s for the same patient ID Re-attending between 3 & 9 months - Adults	3,148	5,612	56.1%	47.2%	51.5%	50.5%
% of FP17s for Band 1 Urgent Courses	477	6,779	7.0%	8.0%	8.0%	9.0%
% of FP17s Relating to Free Repair or Replacements	96	6,779	1.4%	0.7%	0.8%	0.8%
% of FP17s Relating to Continuations	96	6,779	1.4%	0.9%	1.1%	1.1%
% of Patients satisfied with the dentistry they have received	10	10	100.0%	91.6%	91.6%	91.5%
% of Patients satisfied with the time they had to wait for an appointment	10	10	100.0%	89.9%	88.3%	87.9%

\* This is based on patients treated on this contract for their most recent course of treatment. Figures in italics indicate the base number of FP17s or Patient Questionnaire responses are less than 100. N/A is shown where the base number of responses is less than 10 during the period. % is calculated as Quantity/Base number\*100

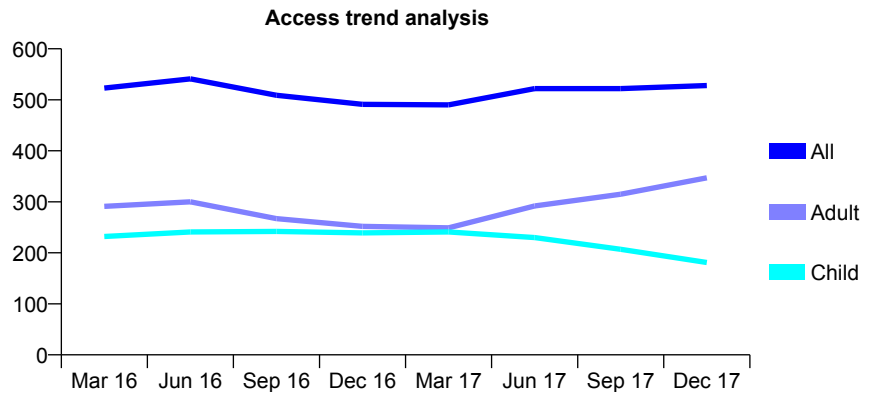
## Q54 - Vital Signs At a Glance Contract Report for 858609/0001 - December 2017

Name or company name	MR KS GILL
Contract type name	GDS Contract
Purpose of contract	General
Contract start date	01/03/2010
Contract end date	

17/18 Contracted general activity (UDA)	2,000
Carry forward general activity (UDA)	0
17/18 Contracted orthodontic activity (UOA)	0
Carry forward orthodontic activity (UOA)	0
Baseline contract value	£47,022.20

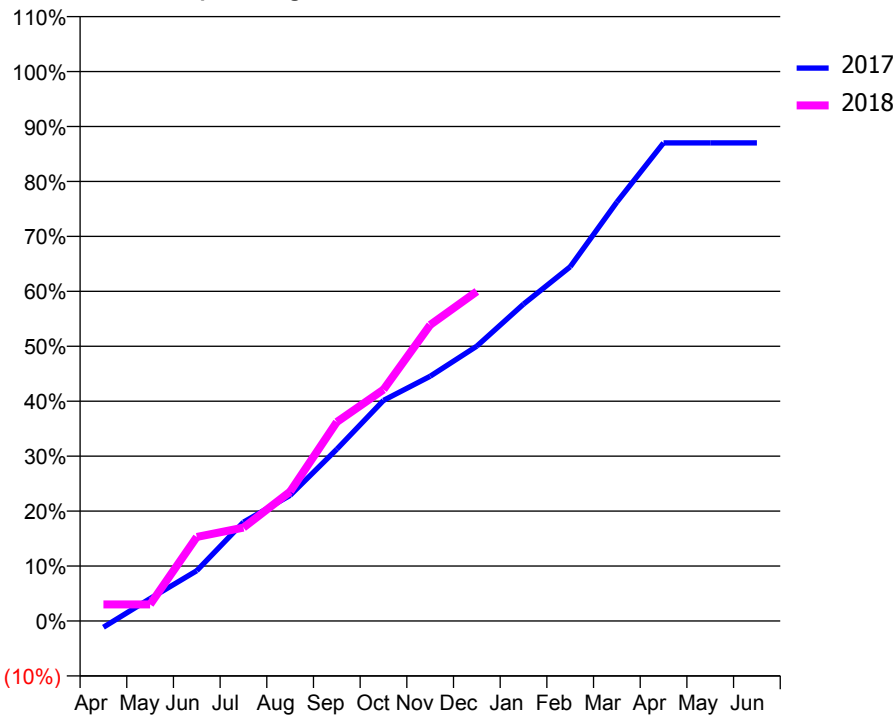
### ACCESS\*

Patients seen in 24 months	Total	Change since previous quarter
Quarter ending December 2016	491	
Quarter ending March 2017	490	→
Quarter ending June 2017	522	↑
Quarter ending September 2017	522	→
Quarter ending December 2017	528	→
<b>Variance since December 2016</b>	<b>7.5%</b>	<b>↑</b>



### ACTIVITY

Cumulative percentage of contracted UDA delivered 2017 & 2018



Month	Adjusted Scheduled Activity (UDA)	
	2017	2018
April	-23	60
May	82	60
June	183	306
July	360	340
August	457	471
September	625	724
October	803	842
November	891	1,078
December	1,000	1,200
January	1,153	
February	1,289	
March	1,525	
April	1,740	
May	1,740	
June	1,740	

### QUALITY

	Quantity	Base Number	Contract	AT	Region	England
% of FP17s for the same patient ID Re-attending within 3 months - Children	3	211	1.4%	10.0%	11.8%	12.0%
% of FP17s for the same patient ID Re-attending within 3 months - Adults	16	383	4.2%	14.9%	15.3%	15.9%
% of FP17s for the same patient ID Re-attending between 3 & 9 months - Children	83	211	39.3%	51.7%	59.1%	58.0%
% of FP17s for the same patient ID Re-attending between 3 & 9 months - Adults	89	383	23.2%	47.2%	51.5%	50.5%
% of FP17s for Band 1 Urgent Courses	23	523	4.4%	8.0%	8.0%	9.0%
% of FP17s Relating to Free Repair or Replacements	3	523	0.6%	0.7%	0.8%	0.8%
% of FP17s Relating to Continuations	0	523	0.0%	0.9%	1.1%	1.1%
% of Patients satisfied with the dentistry they have received	2	2	N/A	91.6%	91.6%	91.5%
% of Patients satisfied with the time they had to wait for an appointment	2	2	N/A	89.9%	88.3%	87.9%

\* This is based on patients treated on this contract for their most recent course of treatment. Figures in italics indicate the base number of FP17s or Patient Questionnaire responses are less than 100. N/A is shown where the base number of responses is less than 10 during the period. % is calculated as Quantity/Base number\*100

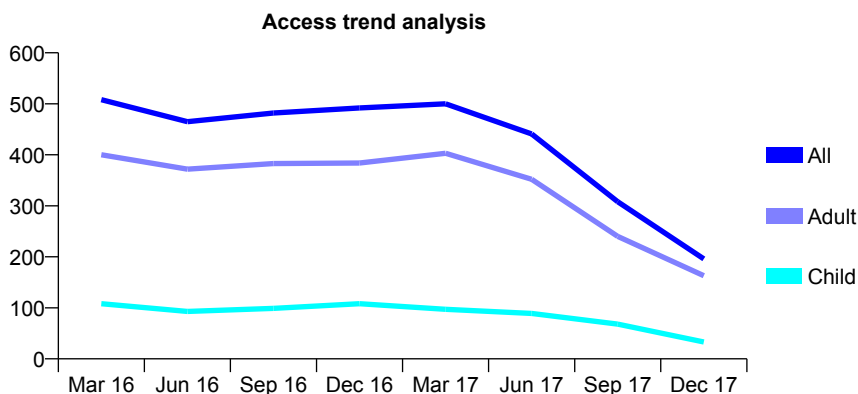
## Q54 - Vital Signs At a Glance Contract Report for 858609/0003 - December 2017

Name or company name	MR KS GILL
Contract type name	PDS Plus Contract
Purpose of contract	General
Contract start date	01/05/2012
Contract end date	30/04/2017

17/18 Contracted general activity (UDA)	167
Carry forward general activity (UDA)	0
17/18 Contracted orthodontic activity (UOA)	0
Carry forward orthodontic activity (UOA)	0
Baseline contract value	£2,057.21

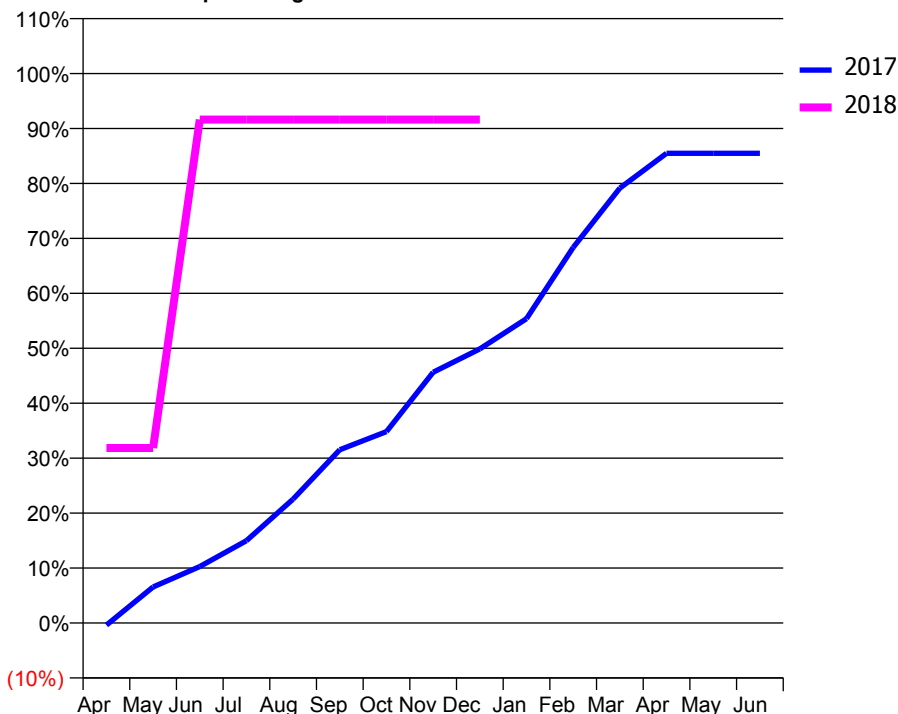
### ACCESS\*

Patients seen in 24 months	Total	Change since previous quarter
Quarter ending December 2016	492	
Quarter ending March 2017	500	→
Quarter ending June 2017	441	↓
Quarter ending September 2017	308	↓
Quarter ending December 2017	196	↓
<b>Variance since December 2016</b>	<b>(60.2%)</b>	<b>↓</b>



### ACTIVITY

Cumulative percentage of contracted UDA delivered 2017 & 2018



Month	Adjusted Scheduled Activity (UDA)	
	2017	2018
April	-8	53
May	131	53
June	206	153
July	300	153
August	451	153
September	631	153
October	697	153
November	913	153
December	998	153
January	1,108	
February	1,367	
March	1,583	
April	1,710	
May	1,710	
June	1,710	

### QUALITY

	Quantity	Base Number	Contract	AT	Region	England
% of FP17s for the same patient ID Re-attending within 3 months - Children	0	35	0.0%	10.0%	11.8%	12.0%
% of FP17s for the same patient ID Re-attending within 3 months - Adults	4	78	5.1%	14.9%	15.3%	15.9%
% of FP17s for the same patient ID Re-attending between 3 & 9 months - Children	5	35	14.3%	51.7%	59.1%	58.0%
% of FP17s for the same patient ID Re-attending between 3 & 9 months - Adults	17	78	21.8%	47.2%	51.5%	50.5%
% of FP17s for Band 1 Urgent Courses	5	75	6.7%	8.0%	8.0%	9.0%
% of FP17s Relating to Free Repair or Replacements	0	75	0.0%	0.7%	0.8%	0.8%
% of FP17s Relating to Continuations	0	75	0.0%	0.9%	1.1%	1.1%
% of Patients satisfied with the dentistry they have received	0	0	N/A	91.6%	91.6%	91.5%
% of Patients satisfied with the time they had to wait for an appointment	0	0	N/A	89.9%	88.3%	87.9%

\* This is based on patients treated on this contract for their most recent course of treatment. Figures in italics indicate the base number of FP17s or Patient Questionnaire responses are less than 100. N/A is shown where the base number of responses is less than 10 during the period. % is calculated as Quantity/Base number\*100

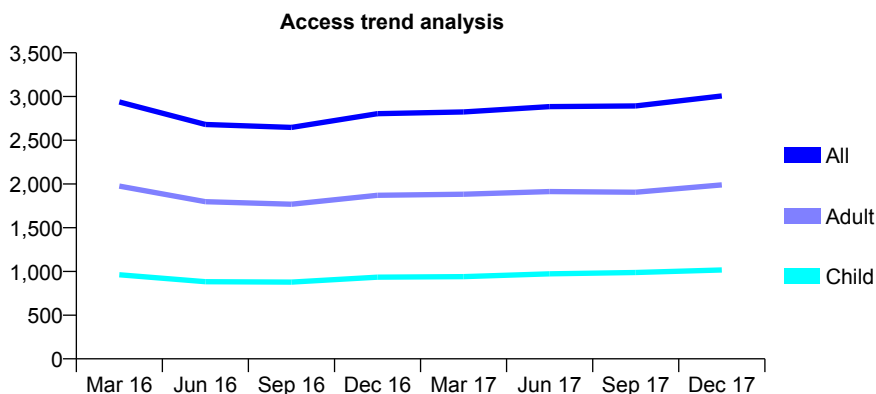
## Q54 - Vital Signs At a Glance Contract Report for 859389/0001 - December 2017

Name or company name	MR A KHALIL
Contract type name	GDS Contract
Purpose of contract	General
Contract start date	01/04/2006
Contract end date	

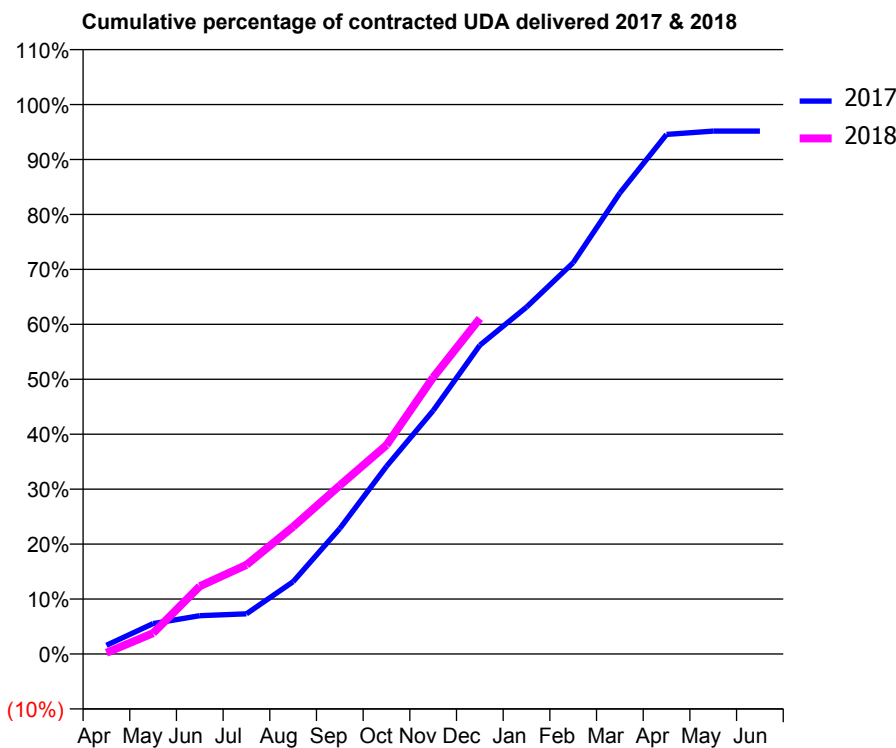
17/18 Contracted general activity (UDA)	11,766
Carry forward general activity (UDA)	0
17/18 Contracted orthodontic activity (UOA)	0
Carry forward orthodontic activity (UOA)	0
Baseline contract value	£296,094.76

### ACCESS\*

Patients seen in 24 months	Total	Change since previous quarter
Quarter ending December 2016	2,804	
Quarter ending March 2017	2,823	→
Quarter ending June 2017	2,885	↑
Quarter ending September 2017	2,893	→
Quarter ending December 2017	3,007	↑
<b>Variance since December 2016</b>	<b>7.2%</b>	<b>↑</b>



### ACTIVITY



Month	Adjusted Scheduled Activity (UDA)	
	2017	2018
April	188	28
May	652	447
June	821	1,452
July	861	1,910
August	1,548	2,726
September	2,687	3,612
October	4,020	4,474
November	5,211	5,924
December	6,612	7,184
January	7,427	
February	8,378	
March	9,873	
April	11,125	
May	11,196	
June	11,196	

### QUALITY

	Quantity	Base Number	Contract	AT	Region	England
% of FP17s for the same patient ID Re-attending within 3 months - Children	58	806	7.2%	10.0%	11.8%	12.0%
% of FP17s for the same patient ID Re-attending within 3 months - Adults	264	1,602	16.5%	14.9%	15.3%	15.9%
% of FP17s for the same patient ID Re-attending between 3 & 9 months - Children	181	806	22.5%	51.7%	59.1%	58.0%
% of FP17s for the same patient ID Re-attending between 3 & 9 months - Adults	419	1,602	26.2%	47.2%	51.5%	50.5%
% of FP17s for Band 1 Urgent Courses	347	2,137	16.2%	8.0%	8.0%	9.0%
% of FP17s Relating to Free Repair or Replacements	7	2,137	0.3%	0.7%	0.8%	0.8%
% of FP17s Relating to Continuations	2	2,137	0.1%	0.9%	1.1%	1.1%
% of Patients satisfied with the dentistry they have received	2	2	N/A	91.6%	91.6%	91.5%
% of Patients satisfied with the time they had to wait for an appointment	1	2	N/A	89.9%	88.3%	87.9%

\* This is based on patients treated on this contract for their most recent course of treatment. Figures in italics indicate the base number of FP17s or Patient Questionnaire responses are less than 100. N/A is shown where the base number of responses is less than 10 during the period. % is calculated as Quantity/Base number\*100

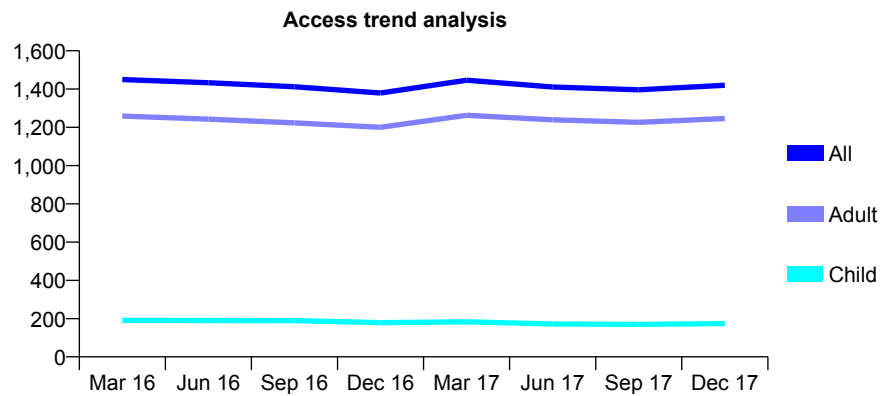
## Q54 - Vital Signs At a Glance Contract Report for 901245/0001 - December 2017

Name or company name	MR DG HENDERSON
Contract type name	GDS Contract
Purpose of contract	General and Orthodontic
Contract start date	01/04/2006
Contract end date	

17/18 Contracted general activity (UDA)	3,830
Carry forward general activity (UDA)	-55
17/18 Contracted orthodontic activity (UOA)	3
Carry forward orthodontic activity (UOA)	0
Baseline contract value	£99,762.47

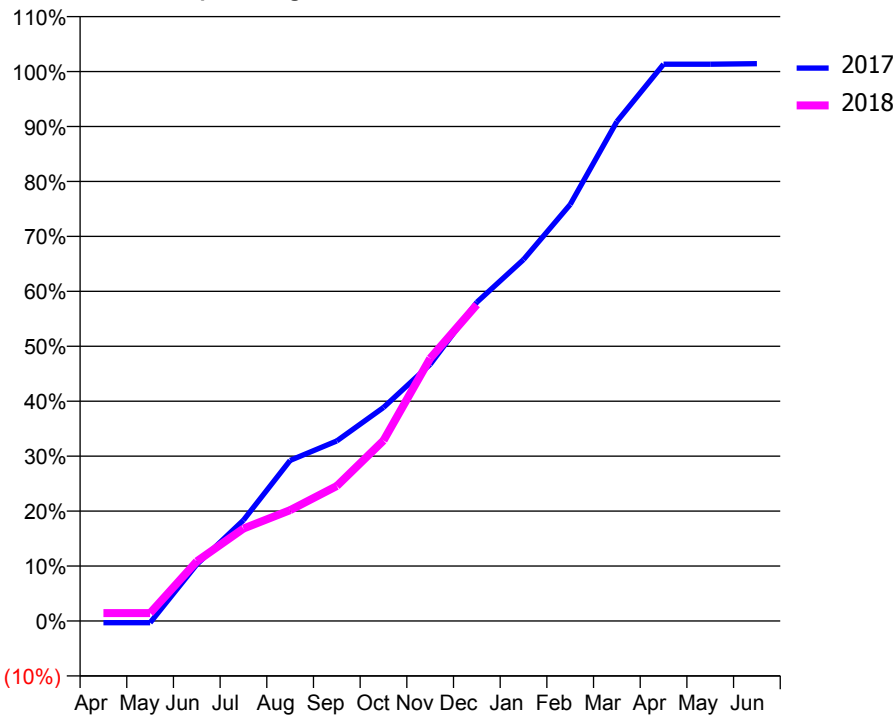
### ACCESS\*

Patients seen in 24 months	Total	Change since previous quarter
Quarter ending December 2016	1,379	
Quarter ending March 2017	1,446	↑
Quarter ending June 2017	1,411	↓
Quarter ending September 2017	1,396	↓
Quarter ending December 2017	1,420	→
<b>Variance since December 2016</b>	<b>3.0%</b>	<b>↑</b>



### ACTIVITY

Cumulative percentage of contracted UDA delivered 2017 & 2018



Month	Adjusted Scheduled Activity (UDA)	
	2017	2018
April	-13	55
May	-13	55
June	395	416
July	703	644
August	1,120	772
September	1,255	941
October	1,489	1,258
November	1,789	1,831
December	2,222	2,205
January	2,519	
February	2,903	
March	3,481	
April	3,881	
May	3,881	
June	3,884	

### QUALITY

	Quantity	Base Number	Contract	AT	Region	England
% of FP17s for the same patient ID Re-attending within 3 months - Children	8	151	5.3%	10.0%	11.8%	12.0%
% of FP17s for the same patient ID Re-attending within 3 months - Adults	167	1,155	14.5%	14.9%	15.3%	15.9%
% of FP17s for the same patient ID Re-attending between 3 & 9 months - Children	69	151	45.7%	51.7%	59.1%	58.0%
% of FP17s for the same patient ID Re-attending between 3 & 9 months - Adults	527	1,155	45.6%	47.2%	51.5%	50.5%
% of FP17s for Band 1 Urgent Courses	147	1,139	12.9%	8.0%	8.0%	9.0%
% of FP17s Relating to Free Repair or Replacements	5	1,139	0.4%	0.7%	0.8%	0.8%
% of FP17s Relating to Continuations	3	1,139	0.3%	0.9%	1.1%	1.1%
% of Patients satisfied with the dentistry they have received	1	1	N/A	91.6%	91.6%	91.5%
% of Patients satisfied with the time they had to wait for an appointment	1	1	N/A	89.9%	88.3%	87.9%

\* This is based on patients treated on this contract for their most recent course of treatment. Figures in italics indicate the base number of FP17s or Patient Questionnaire responses are less than 100. N/A is shown where the base number of responses is less than 10 during the period. % is calculated as Quantity/Base number\*100

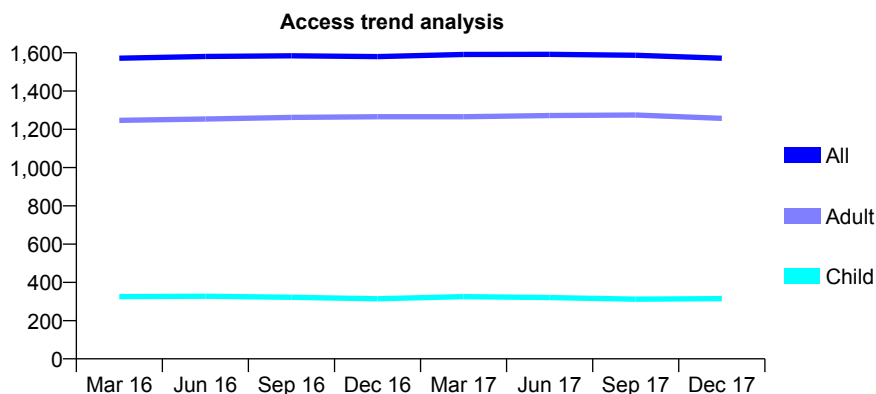
## Q54 - Vital Signs At a Glance Contract Report for 909386/0001 - December 2017

Name or company name	MR AN HARGREAVES
Contract type name	GDS Contract
Purpose of contract	General
Contract start date	01/04/2006
Contract end date	

17/18 Contracted general activity (UDA)	4,635
Carry forward general activity (UDA)	-12
17/18 Contracted orthodontic activity (UOA)	0
Carry forward orthodontic activity (UOA)	0
Baseline contract value	£133,464.77

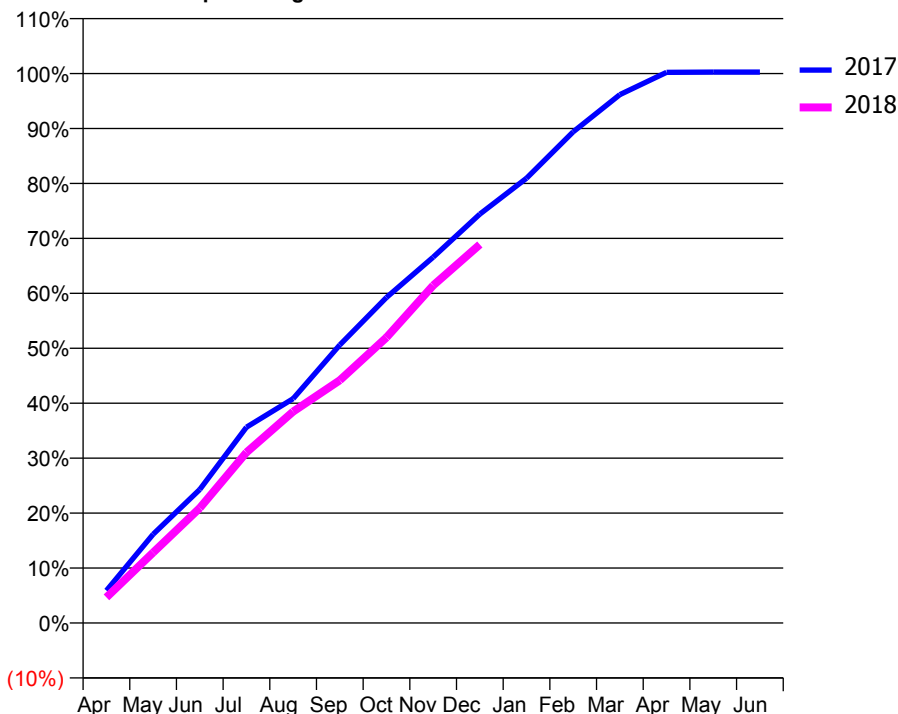
### ACCESS\*

Patients seen in 24 months	Total	Change since previous quarter
Quarter ending December 2016	1,580	
Quarter ending March 2017	1,591	→
Quarter ending June 2017	1,592	→
Quarter ending September 2017	1,587	→
Quarter ending December 2017	1,572	→
<b>Variance since December 2016</b>	<b>(0.5%)</b>	<b>→</b>



### ACTIVITY

Cumulative percentage of contracted UDA delivered 2017 & 2018



Month	Adjusted Scheduled Activity (UDA)	
	2017	2018
April	274	217
May	748	595
June	1,127	970
July	1,652	1,440
August	1,892	1,784
September	2,345	2,048
October	2,746	2,409
November	3,086	2,847
December	3,449	3,193
January	3,752	
February	4,143	
March	4,456	
April	4,645	
May	4,647	
June	4,647	

### QUALITY

	Quantity	Base Number	Contract	AT	Region	England
% of FP17s for the same patient ID Re-attending within 3 months - Children	9	384	2.3%	10.0%	11.8%	12.0%
% of FP17s for the same patient ID Re-attending within 3 months - Adults	81	1,377	5.9%	14.9%	15.3%	15.9%
% of FP17s for the same patient ID Re-attending between 3 & 9 months - Children	293	384	76.3%	51.7%	59.1%	58.0%
% of FP17s for the same patient ID Re-attending between 3 & 9 months - Adults	942	1,377	68.4%	47.2%	51.5%	50.5%
% of FP17s for Band 1 Urgent Courses	38	1,656	2.3%	8.0%	8.0%	9.0%
% of FP17s Relating to Free Repair or Replacements	0	1,656	0.0%	0.7%	0.8%	0.8%
% of FP17s Relating to Continuations	15	1,656	0.9%	0.9%	1.1%	1.1%
% of Patients satisfied with the dentistry they have received	3	3	N/A	91.6%	91.6%	91.5%
% of Patients satisfied with the time they had to wait for an appointment	3	3	N/A	89.9%	88.3%	87.9%

\* This is based on patients treated on this contract for their most recent course of treatment. Figures in italics indicate the base number of FP17s or Patient Questionnaire responses are less than 100. N/A is shown where the base number of responses is less than 10 during the period. % is calculated as Quantity/Base number\*100

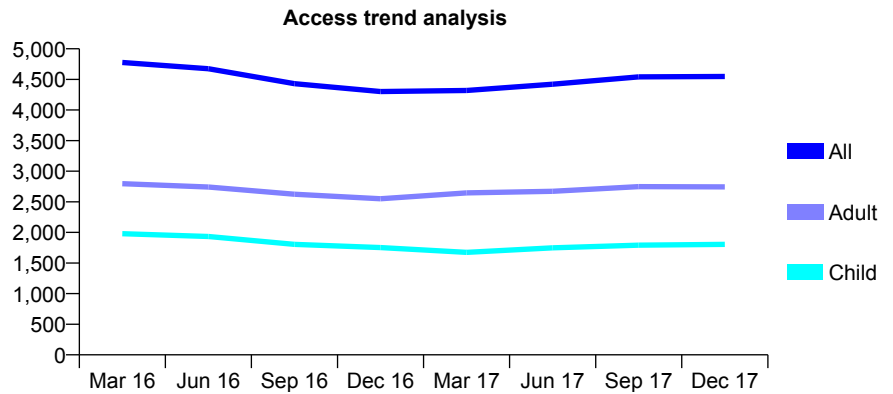
## Q54 - Vital Signs At a Glance Contract Report for 913286/0002 - December 2017

Name or company name	MR GE FICKERT
Contract type name	GDS Contract
Purpose of contract	General
Contract start date	01/04/2006
Contract end date	

17/18 Contracted general activity (UDA)	14,799
Carry forward general activity (UDA)	-78
17/18 Contracted orthodontic activity (UOA)	0
Carry forward orthodontic activity (UOA)	0
Baseline contract value	£365,827.09

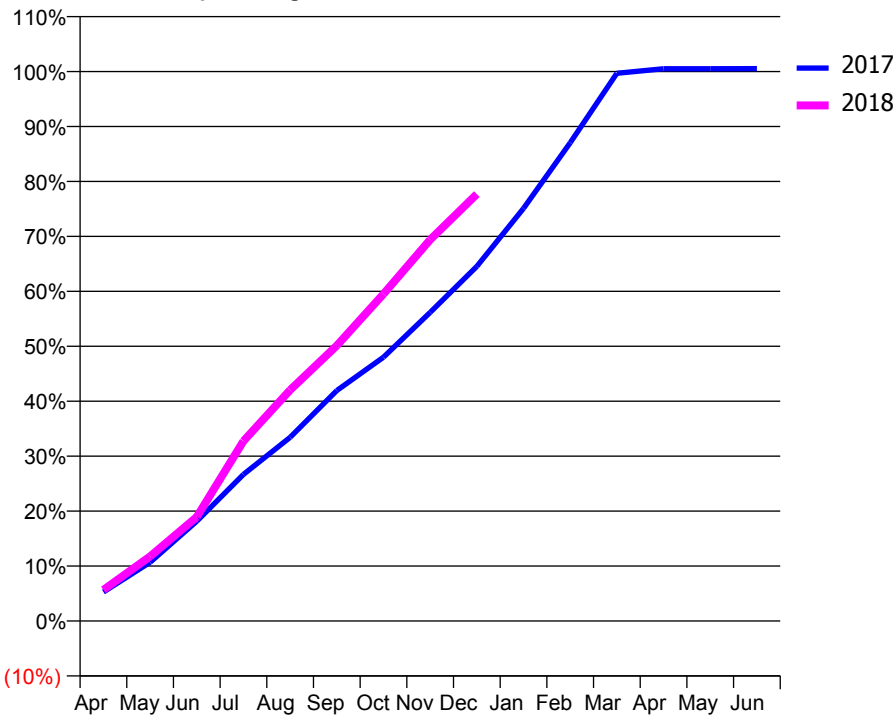
### ACCESS\*

Patients seen in 24 months	Total	Change since previous quarter
Quarter ending December 2016	4,302	
Quarter ending March 2017	4,319	→
Quarter ending June 2017	4,421	↑
Quarter ending September 2017	4,541	↑
Quarter ending December 2017	4,547	→
<b>Variance since December 2016</b>	<b>5.7%</b>	<b>↑</b>



### ACTIVITY

Cumulative percentage of contracted UDA delivered 2017 & 2018



Month	Adjusted Scheduled Activity (UDA)	
	2017	2018
April	782	838
May	1,581	1,739
June	2,690	2,803
July	3,947	4,845
August	4,948	6,223
September	6,209	7,418
October	7,105	8,806
November	8,311	10,270
December	9,550	11,496
January	11,112	
February	12,881	
March	14,751	
April	14,872	
May	14,873	
June	14,876	

### QUALITY

	Quantity	Base Number	Contract	AT	Region	England
% of FP17s for the same patient ID Re-attending within 3 months - Children	103	1,749	5.9%	10.0%	11.8%	12.0%
% of FP17s for the same patient ID Re-attending within 3 months - Adults	302	1,855	16.3%	14.9%	15.3%	15.9%
% of FP17s for the same patient ID Re-attending between 3 & 9 months - Children	867	1,749	49.6%	51.7%	59.1%	58.0%
% of FP17s for the same patient ID Re-attending between 3 & 9 months - Adults	727	1,855	39.2%	47.2%	51.5%	50.5%
% of FP17s for Band 1 Urgent Courses	252	3,550	7.1%	8.0%	8.0%	9.0%
% of FP17s Relating to Free Repair or Replacements	17	3,550	0.5%	0.7%	0.8%	0.8%
% of FP17s Relating to Continuations	9	3,550	0.3%	0.9%	1.1%	1.1%
% of Patients satisfied with the dentistry they have received	5	5	N/A	91.6%	91.6%	91.5%
% of Patients satisfied with the time they had to wait for an appointment	4	5	N/A	89.9%	88.3%	87.9%

\* This is based on patients treated on this contract for their most recent course of treatment. Figures in italics indicate the base number of FP17s or Patient Questionnaire responses are less than 100. N/A is shown where the base number of responses is less than 10 during the period. % is calculated as Quantity/Base number\*100



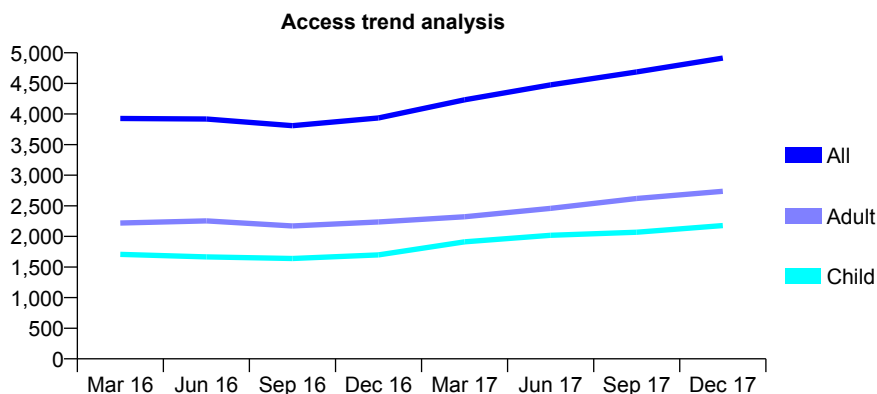
## Q54 - Vital Signs At a Glance Contract Report for 913286/0003 - December 2017

Name or company name	MR GE FICKERT
Contract type name	GDS Contract
Purpose of contract	General
Contract start date	01/04/2006
Contract end date	

17/18 Contracted general activity (UDA)	13,657
Carry forward general activity (UDA)	-147
17/18 Contracted orthodontic activity (UOA)	0
Carry forward orthodontic activity (UOA)	0
Baseline contract value	£375,220.44

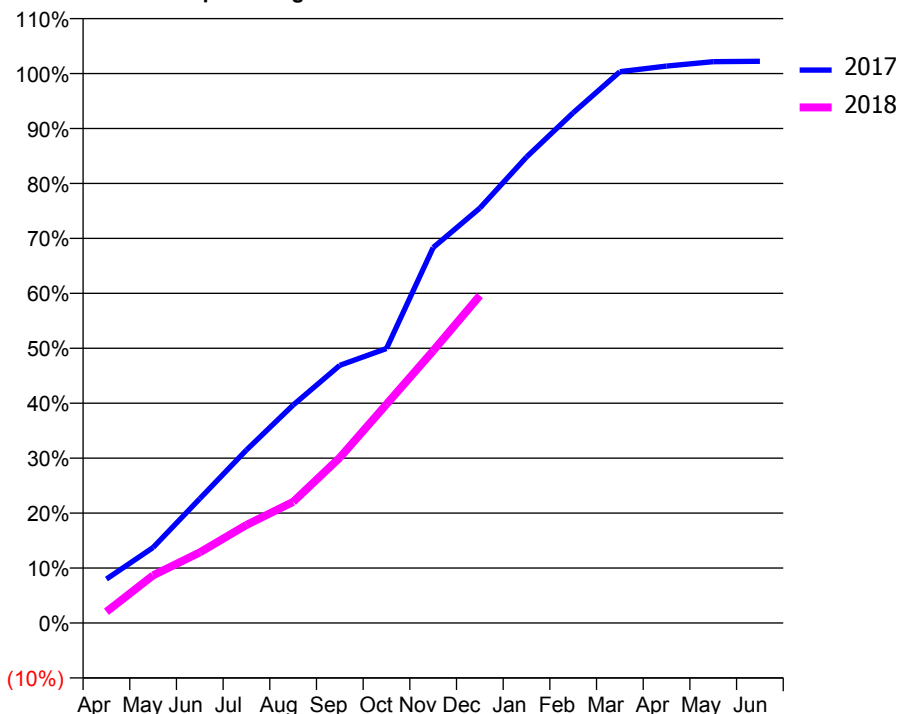
### ACCESS\*

Patients seen in 24 months	Total	Change since previous quarter
Quarter ending December 2016	3,935	
Quarter ending March 2017	4,233	↑
Quarter ending June 2017	4,477	↑
Quarter ending September 2017	4,687	↑
Quarter ending December 2017	4,915	↑
<b>Variance since December 2016</b>	<b>24.9%</b>	<b>↑</b>



### ACTIVITY

Cumulative percentage of contracted UDA delivered 2017 & 2018



Month	Adjusted Scheduled Activity (UDA)	
	2017	2018
April	644	282
May	1,107	1,186
June	1,824	1,755
July	2,537	2,436
August	3,197	3,011
September	3,780	4,111
October	4,027	5,435
November	5,507	6,764
December	6,085	8,139
January	6,836	
February	7,483	
March	8,087	
April	8,168	
May	8,233	
June	8,239	

### QUALITY

	Quantity	Base Number	Contract	AT	Region	England
% of FP17s for the same patient ID Re-attending within 3 months - Children	147	2,152	6.8%	10.0%	11.8%	12.0%
% of FP17s for the same patient ID Re-attending within 3 months - Adults	344	2,221	15.5%	14.9%	15.3%	15.9%
% of FP17s for the same patient ID Re-attending between 3 & 9 months - Children	748	2,152	34.8%	51.7%	59.1%	58.0%
% of FP17s for the same patient ID Re-attending between 3 & 9 months - Adults	529	2,221	23.8%	47.2%	51.5%	50.5%
% of FP17s for Band 1 Urgent Courses	380	3,146	12.1%	8.0%	8.0%	9.0%
% of FP17s Relating to Free Repair or Replacements	1	3,146	0.0%	0.7%	0.8%	0.8%
% of FP17s Relating to Continuations	0	3,146	0.0%	0.9%	1.1%	1.1%
% of Patients satisfied with the dentistry they have received	1	1	N/A	91.6%	91.6%	91.5%
% of Patients satisfied with the time they had to wait for an appointment	1	1	N/A	89.9%	88.3%	87.9%

\* This is based on patients treated on this contract for their most recent course of treatment. Figures in italics indicate the base number of FP17s or Patient Questionnaire responses are less than 100. N/A is shown where the base number of responses is less than 10 during the period. % is calculated as Quantity/Base number\*100

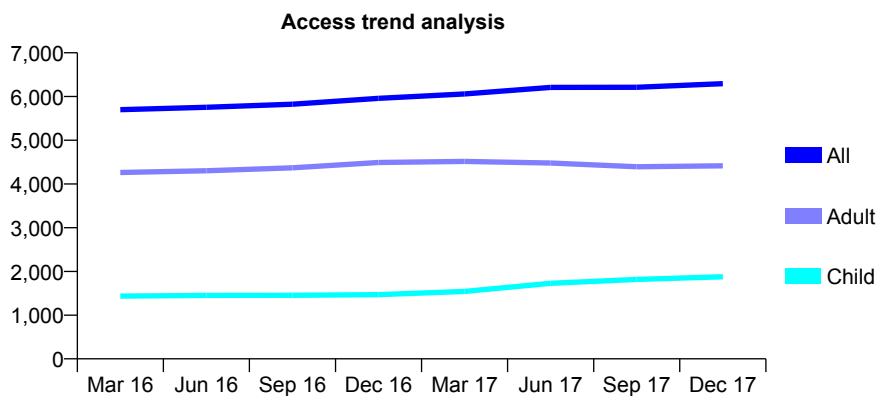
## Q54 - Vital Signs At a Glance Contract Report for 913286/0007 - December 2017

Name or company name	MR GE FICKERT
Contract type name	GDS Contract
Purpose of contract	General
Contract start date	01/04/2009
Contract end date	

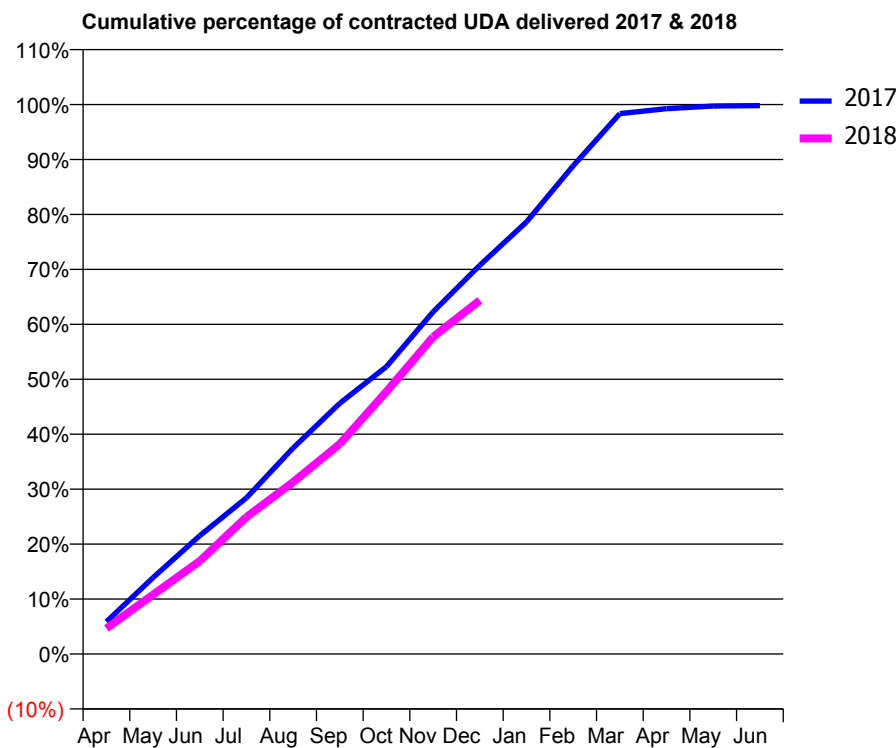
17/18 Contracted general activity (UDA)	19,254
Carry forward general activity (UDA)	40
17/18 Contracted orthodontic activity (UOA)	0
Carry forward orthodontic activity (UOA)	0
Baseline contract value	£484,134.96

### ACCESS\*

Patients seen in 24 months	Total	Change since previous quarter
Quarter ending December 2016	5,959	
Quarter ending March 2017	6,059	→
Quarter ending June 2017	6,208	↑
Quarter ending September 2017	6,211	→
Quarter ending December 2017	6,293	→
<b>Variance since December 2016</b>	<b>5.6%</b>	<b>↑</b>



### ACTIVITY



Month	Adjusted Scheduled Activity (UDA)	
	2017	2018
April	1,133	902
May	2,680	2,080
June	4,149	3,257
July	5,472	4,799
August	7,220	6,023
September	8,788	7,362
October	10,070	9,197
November	11,992	11,113
December	13,624	12,393
January	15,141	
February	17,108	
March	18,934	
April	19,109	
May	19,202	
June	19,213	

### QUALITY

	Quantity	Base Number	Contract	AT	Region	England
% of FP17s for the same patient ID Re-attending within 3 months - Children	139	1,933	7.2%	10.0%	11.8%	12.0%
% of FP17s for the same patient ID Re-attending within 3 months - Adults	580	4,194	13.8%	14.9%	15.3%	15.9%
% of FP17s for the same patient ID Re-attending between 3 & 9 months - Children	943	1,933	48.8%	51.7%	59.1%	58.0%
% of FP17s for the same patient ID Re-attending between 3 & 9 months - Adults	1,946	4,194	46.4%	47.2%	51.5%	50.5%
% of FP17s for Band 1 Urgent Courses	508	5,362	9.5%	8.0%	8.0%	9.0%
% of FP17s Relating to Free Repair or Replacements	57	5,362	1.1%	0.7%	0.8%	0.8%
% of FP17s Relating to Continuations	19	5,362	0.4%	0.9%	1.1%	1.1%
% of Patients satisfied with the dentistry they have received	2	2	N/A	91.6%	91.6%	91.5%
% of Patients satisfied with the time they had to wait for an appointment	2	2	N/A	89.9%	88.3%	87.9%

\* This is based on patients treated on this contract for their most recent course of treatment. Figures in italics indicate the base number of FP17s or Patient Questionnaire responses are less than 100. N/A is shown where the base number of responses is less than 10 during the period. % is calculated as Quantity/Base number\*100

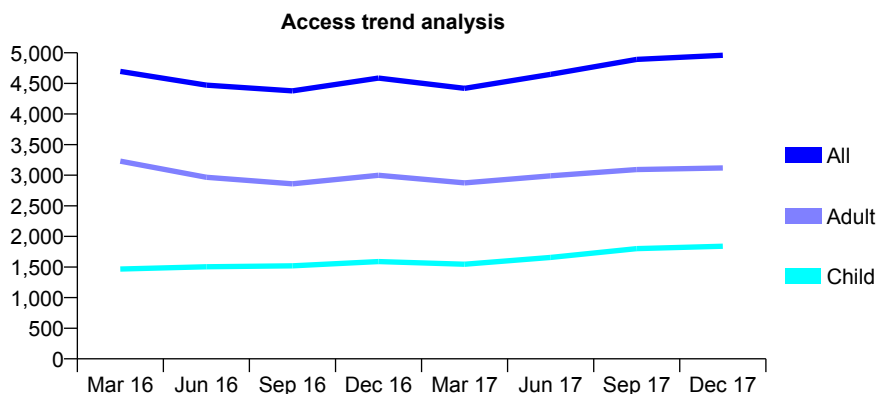
## Q54 - Vital Signs At a Glance Contract Report for 913286/0010 - December 2017

Name or company name	MR GE FICKERT
Contract type name	GDS Contract
Purpose of contract	General
Contract start date	30/04/2013
Contract end date	

17/18 Contracted general activity (UDA)	13,386
Carry forward general activity (UDA)	-127
17/18 Contracted orthodontic activity (UOA)	0
Carry forward orthodontic activity (UOA)	0
Baseline contract value	£351,753.52

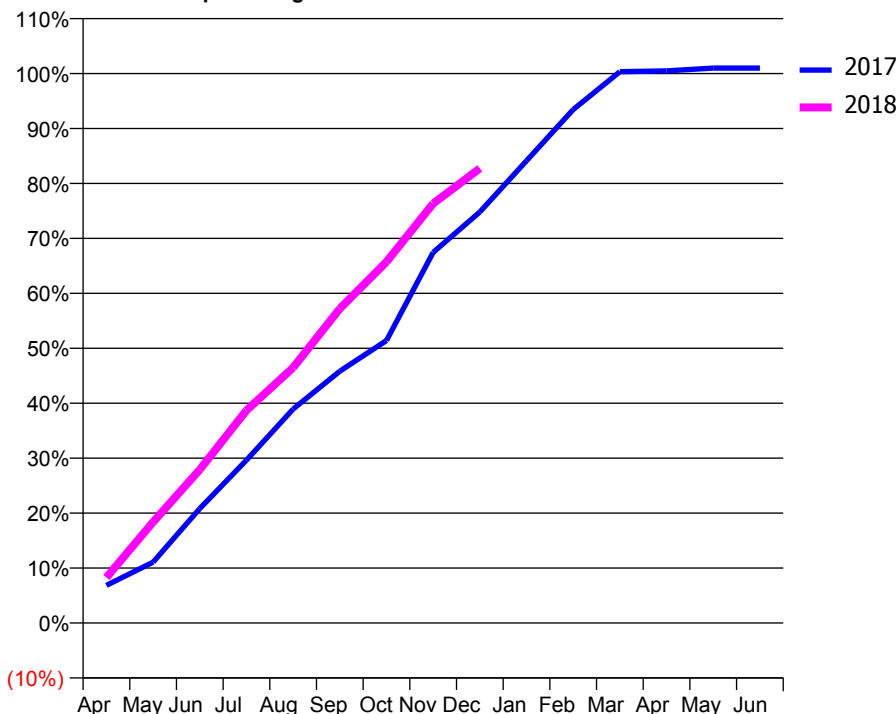
### ACCESS\*

Patients seen in 24 months	Total	Change since previous quarter
Quarter ending December 2016	4,588	
Quarter ending March 2017	4,420	↓
Quarter ending June 2017	4,648	↑
Quarter ending September 2017	4,893	↑
Quarter ending December 2017	4,959	→
<b>Variance since December 2016</b>	<b>8.1%</b>	<b>↑</b>



### ACTIVITY

Cumulative percentage of contracted UDA delivered 2017 & 2018



Month	Adjusted Scheduled Activity (UDA)	
	2017	2018
April	883	1,109
May	1,425	2,459
June	2,681	3,739
July	3,815	5,178
August	5,012	6,224
September	5,899	7,659
October	6,615	8,797
November	8,681	10,217
December	9,626	11,074
January	10,827	
February	12,024	
March	12,912	
April	12,931	
May	12,996	
June	12,996	

### QUALITY

	Quantity	Base Number	Contract	AT	Region	England
% of FP17s for the same patient ID Re-attending within 3 months - Children	99	1,901	5.2%	10.0%	11.8%	12.0%
% of FP17s for the same patient ID Re-attending within 3 months - Adults	372	2,400	15.5%	14.9%	15.3%	15.9%
% of FP17s for the same patient ID Re-attending between 3 & 9 months - Children	917	1,901	48.2%	51.7%	59.1%	58.0%
% of FP17s for the same patient ID Re-attending between 3 & 9 months - Adults	894	2,400	37.3%	47.2%	51.5%	50.5%
% of FP17s for Band 1 Urgent Courses	334	4,285	7.8%	8.0%	8.0%	9.0%
% of FP17s Relating to Free Repair or Replacements	4	4,285	0.1%	0.7%	0.8%	0.8%
% of FP17s Relating to Continuations	0	4,285	0.0%	0.9%	1.1%	1.1%
% of Patients satisfied with the dentistry they have received	1	1	N/A	91.6%	91.6%	91.5%
% of Patients satisfied with the time they had to wait for an appointment	1	1	N/A	89.9%	88.3%	87.9%

\* This is based on patients treated on this contract for their most recent course of treatment. Figures in italics indicate the base number of FP17s or Patient Questionnaire responses are less than 100. N/A is shown where the base number of responses is less than 10 during the period. % is calculated as Quantity/Base number\*100

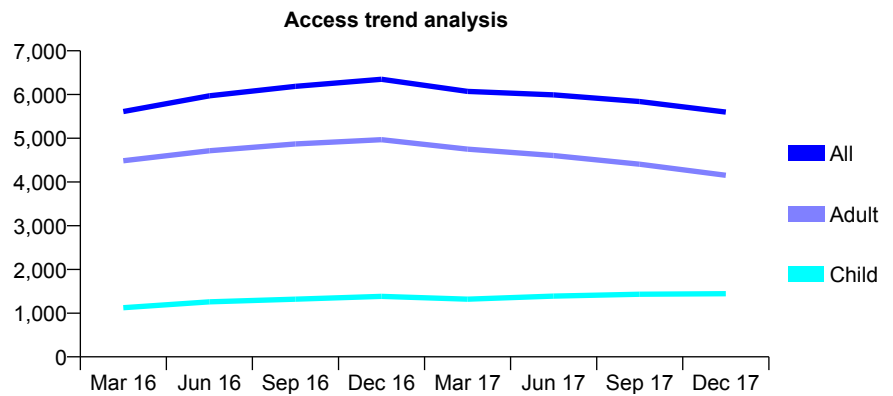
## Q54 - Vital Signs At a Glance Contract Report for 913286/0011 - December 2017

Name or company name	MR GE FICKERT
Contract type name	GDS Contract
Purpose of contract	General
Contract start date	01/07/2013
Contract end date	

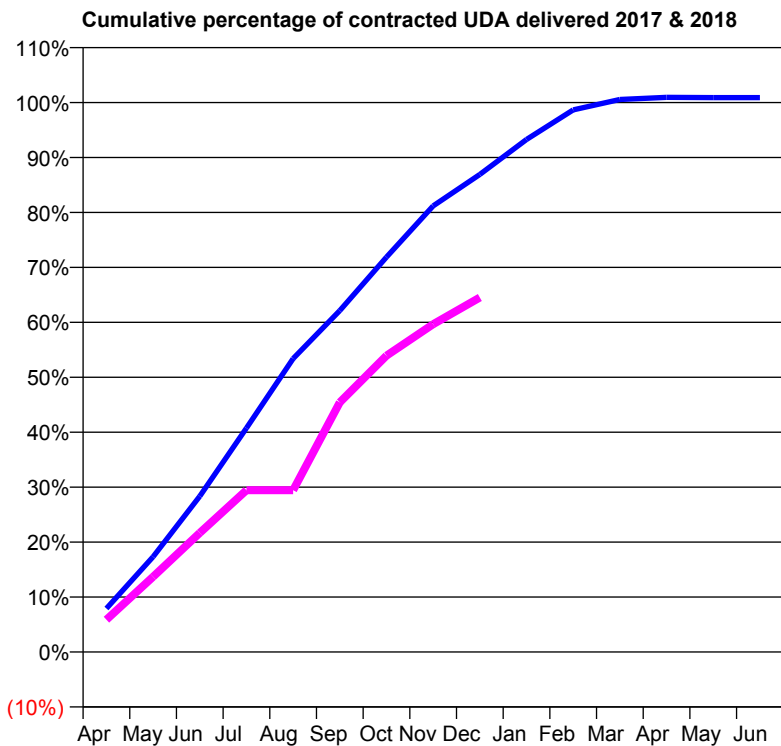
17/18 Contracted general activity (UDA)	15,442
Carry forward general activity (UDA)	-139
17/18 Contracted orthodontic activity (UOA)	0
Carry forward orthodontic activity (UOA)	0
Baseline contract value	£344,262.85

### ACCESS\*

Patients seen in 24 months	Total	Change since previous quarter
Quarter ending December 2016	6,349	
Quarter ending March 2017	6,070	↓
Quarter ending June 2017	5,992	↓
Quarter ending September 2017	5,840	↓
Quarter ending December 2017	5,597	↓
<b>Variance since December 2016</b>	<b>(11.8%)</b>	<b>↓</b>



### ACTIVITY



Month	Adjusted Scheduled Activity (UDA)	
	2017	2018
April	1,223	908
May	2,676	2,117
June	4,380	3,349
July	6,293	4,549
August	8,245	4,549
September	9,596	7,015
October	11,097	8,329
November	12,538	9,214
December	13,422	9,961
January	14,405	
February	15,235	
March	15,529	
April	15,588	
May	15,581	
June	15,581	

### QUALITY

	Quantity	Base Number	Contract	AT	Region	England
% of FP17s for the same patient ID Re-attending within 3 months - Children	105	1,502	7.0%	10.0%	11.8%	12.0%
% of FP17s for the same patient ID Re-attending within 3 months - Adults	389	2,897	13.4%	14.9%	15.3%	15.9%
% of FP17s for the same patient ID Re-attending between 3 & 9 months - Children	681	1,502	45.3%	51.7%	59.1%	58.0%
% of FP17s for the same patient ID Re-attending between 3 & 9 months - Adults	1,105	2,897	38.1%	47.2%	51.5%	50.5%
% of FP17s for Band 1 Urgent Courses	544	4,363	12.5%	8.0%	8.0%	9.0%
% of FP17s Relating to Free Repair or Replacements	31	4,363	0.7%	0.7%	0.8%	0.8%
% of FP17s Relating to Continuations	2	4,363	0.0%	0.9%	1.1%	1.1%
% of Patients satisfied with the dentistry they have received	0	0	N/A	91.6%	91.6%	91.5%
% of Patients satisfied with the time they had to wait for an appointment	0	0	N/A	89.9%	88.3%	87.9%

\* This is based on patients treated on this contract for their most recent course of treatment. Figures in italics indicate the base number of FP17s or Patient Questionnaire responses are less than 100. N/A is shown where the base number of responses is less than 10 during the period. % is calculated as Quantity/Base number\*100

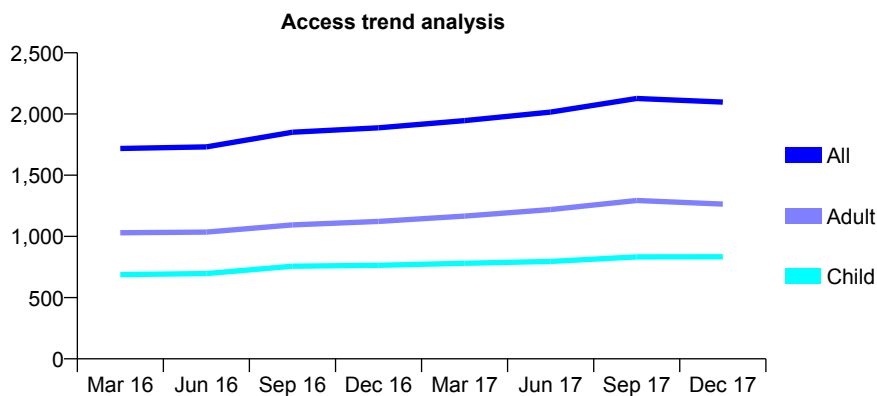
## Q54 - Vital Signs At a Glance Contract Report for 913618/0001 - December 2017

Name or company name	Mere Green Dental
Contract type name	GDS Contract
Purpose of contract	General and Orthodontic
Contract start date	01/04/2006
Contract end date	

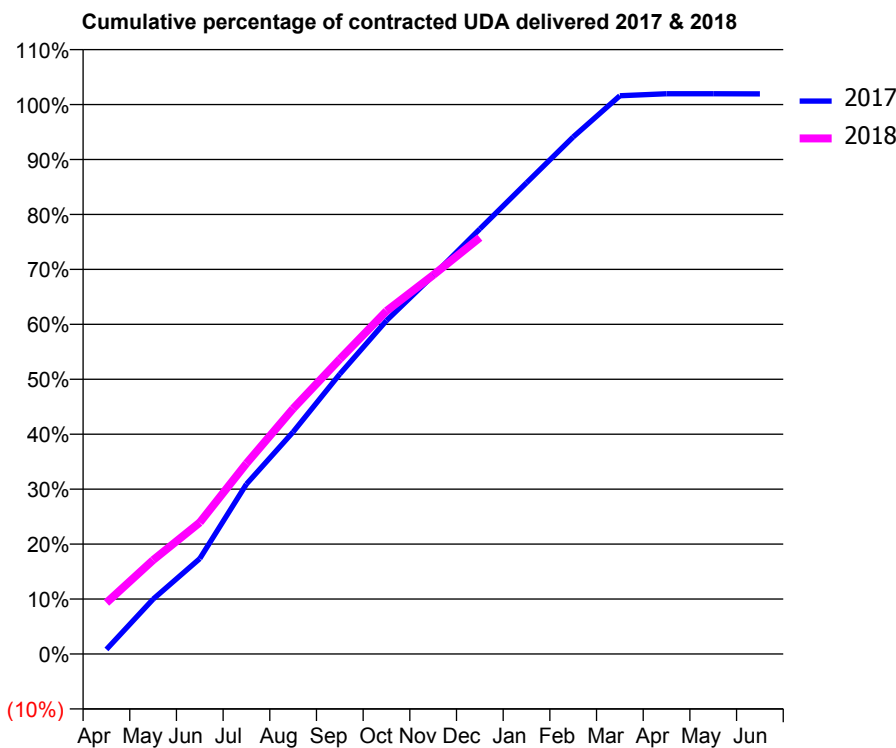
17/18 Contracted general activity (UDA)	5,306
Carry forward general activity (UDA)	-103
17/18 Contracted orthodontic activity (UOA)	959
Carry forward orthodontic activity (UOA)	-19
Baseline contract value	£194,799.20

### ACCESS\*

Patients seen in 24 months	Total	Change since previous quarter
Quarter ending December 2016	1,887	
Quarter ending March 2017	1,946	↑
Quarter ending June 2017	2,016	↑
Quarter ending September 2017	2,127	↑
Quarter ending December 2017	2,098	↓
<b>Variance since December 2016</b>	<b>11.2%</b>	<b>↑</b>



### ACTIVITY



Month	Adjusted Scheduled Activity (UDA)	
	2017	2018
April	45	495
May	530	908
June	921	1,270
July	1,642	1,840
August	2,145	2,370
September	2,703	2,847
October	3,220	3,312
November	3,655	3,658
December	4,105	4,020
January	4,550	
February	4,992	
March	5,391	
April	5,410	
May	5,410	
June	5,409	

### QUALITY

	Quantity	Base Number	Contract	AT	Region	England
% of FP17s for the same patient ID Re-attending within 3 months - Children	76	888	8.6%	10.0%	11.8%	12.0%
% of FP17s for the same patient ID Re-attending within 3 months - Adults	163	1,210	13.5%	14.9%	15.3%	15.9%
% of FP17s for the same patient ID Re-attending between 3 & 9 months - Children	450	888	50.7%	51.7%	59.1%	58.0%
% of FP17s for the same patient ID Re-attending between 3 & 9 months - Adults	542	1,210	44.8%	47.2%	51.5%	50.5%
% of FP17s for Band 1 Urgent Courses	206	1,936	10.6%	8.0%	8.0%	9.0%
% of FP17s Relating to Free Repair or Replacements	8	1,936	0.4%	0.7%	0.8%	0.8%
% of FP17s Relating to Continuations	3	1,936	0.2%	0.9%	1.1%	1.1%
% of Patients satisfied with the dentistry they have received	2	2	N/A	91.6%	91.6%	91.5%
% of Patients satisfied with the time they had to wait for an appointment	2	2	N/A	89.9%	88.3%	87.9%

\* This is based on patients treated on this contract for their most recent course of treatment. Figures in italics indicate the base number of FP17s or Patient Questionnaire responses are less than 100. N/A is shown where the base number of responses is less than 10 during the period. % is calculated as Quantity/Base number\*100

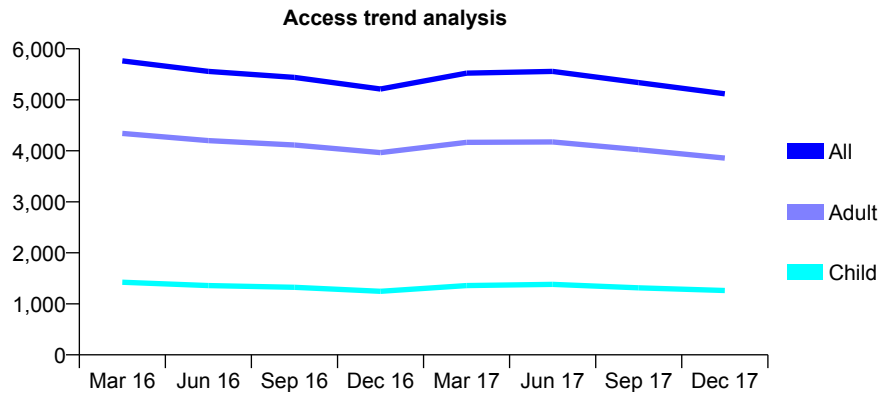
## Q54 - Vital Signs At a Glance Contract Report for 921025/0001 - December 2017

Name or company name	MR S KUMAR
Contract type name	GDS Contract
Purpose of contract	General
Contract start date	06/04/2007
Contract end date	

17/18 Contracted general activity (UDA)	17,992
Carry forward general activity (UDA)	530
17/18 Contracted orthodontic activity (UOA)	0
Carry forward orthodontic activity (UOA)	0
Baseline contract value	£417,932.60

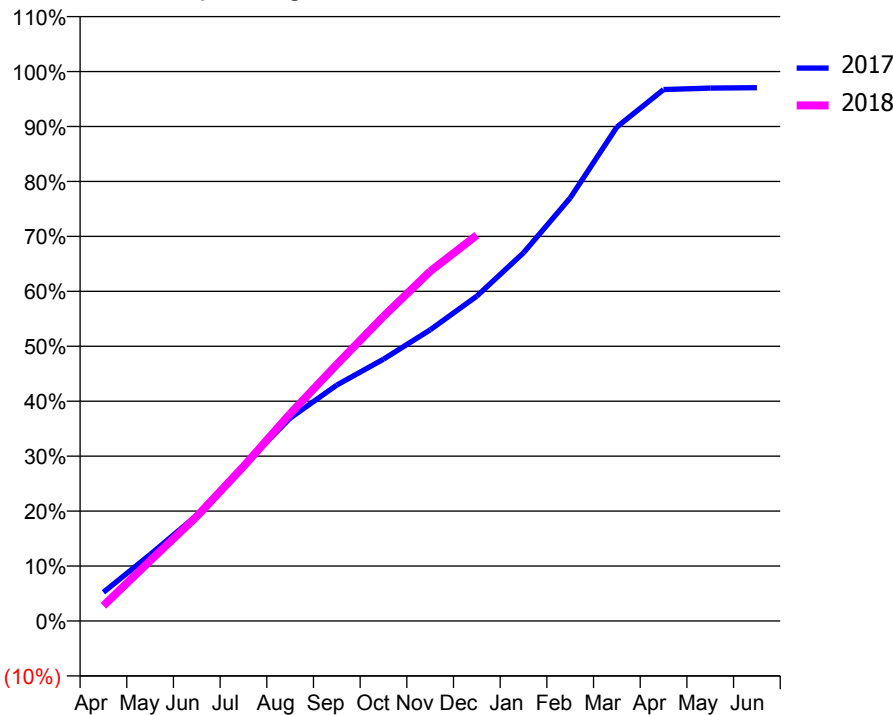
### ACCESS\*

Patients seen in 24 months	Total	Change since previous quarter
Quarter ending December 2016	5,211	
Quarter ending March 2017	5,524	↑
Quarter ending June 2017	5,558	→
Quarter ending September 2017	5,336	↓
Quarter ending December 2017	5,118	↓
<b>Variance since December 2016</b>	<b>(1.8%)</b>	<b>↓</b>



### ACTIVITY

Cumulative percentage of contracted UDA delivered 2017 & 2018



Month	Adjusted Scheduled Activity (UDA)	
	2017	2018
April	942	500
May	2,176	1,971
June	3,458	3,426
July	5,089	5,056
August	6,642	6,786
September	7,726	8,402
October	8,571	9,976
November	9,534	11,452
December	10,637	12,635
January	12,056	
February	13,850	
March	16,173	
April	17,403	
May	17,448	
June	17,461	

### QUALITY

	Quantity	Base Number	Contract	AT	Region	England
% of FP17s for the same patient ID Re-attending within 3 months - Children	101	1,287	7.8%	10.0%	11.8%	12.0%
% of FP17s for the same patient ID Re-attending within 3 months - Adults	719	3,880	18.5%	14.9%	15.3%	15.9%
% of FP17s for the same patient ID Re-attending between 3 & 9 months - Children	711	1,287	55.2%	51.7%	59.1%	58.0%
% of FP17s for the same patient ID Re-attending between 3 & 9 months - Adults	1,842	3,880	47.5%	47.2%	51.5%	50.5%
% of FP17s for Band 1 Urgent Courses	200	4,787	4.2%	8.0%	8.0%	9.0%
% of FP17s Relating to Free Repair or Replacements	202	4,787	4.2%	0.7%	0.8%	0.8%
% of FP17s Relating to Continuations	66	4,787	1.4%	0.9%	1.1%	1.1%
% of Patients satisfied with the dentistry they have received	4	4	N/A	91.6%	91.6%	91.5%
% of Patients satisfied with the time they had to wait for an appointment	3	4	N/A	89.9%	88.3%	87.9%

\* This is based on patients treated on this contract for their most recent course of treatment. Figures in italics indicate the base number of FP17s or Patient Questionnaire responses are less than 100. N/A is shown where the base number of responses is less than 10 during the period. % is calculated as Quantity/Base number\*100

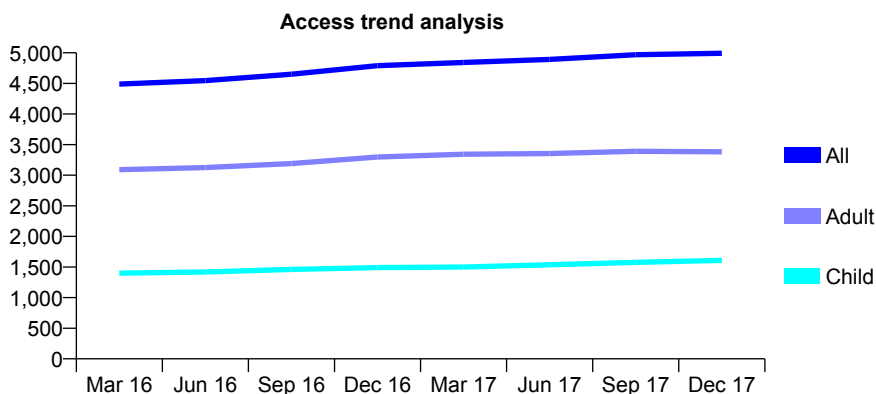
## Q54 - Vital Signs At a Glance Contract Report for 921408/0001 - December 2017

Name or company name	MRS AK KHATKAR
Contract type name	GDS Contract
Purpose of contract	General
Contract start date	01/04/2006
Contract end date	

17/18 Contracted general activity (UDA)	8,640
Carry forward general activity (UDA)	-15
17/18 Contracted orthodontic activity (UOA)	0
Carry forward orthodontic activity (UOA)	0
Baseline contract value	£208,978.16

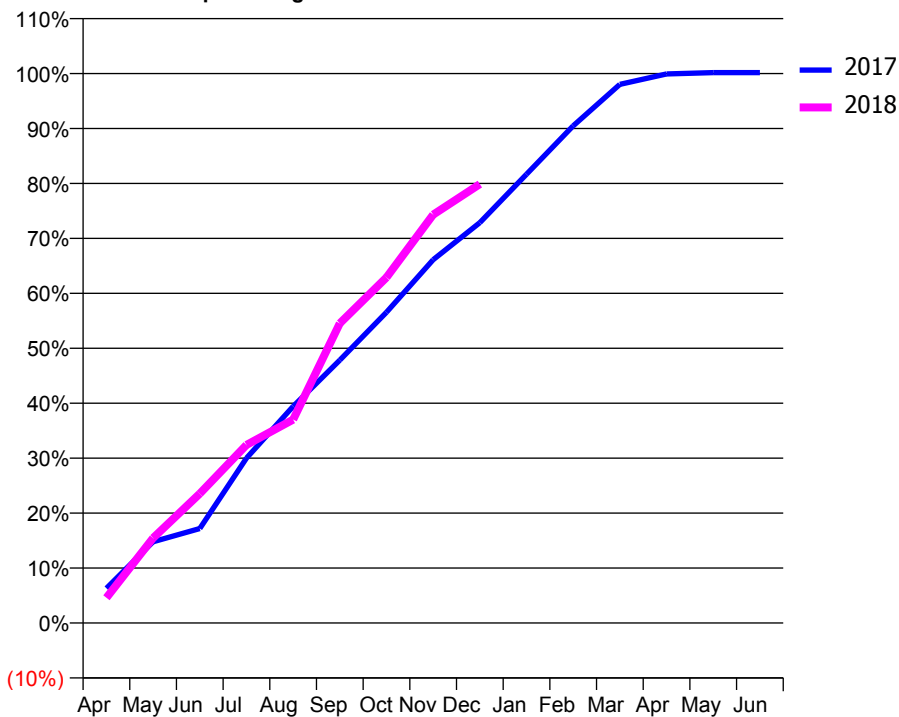
### ACCESS\*

Patients seen in 24 months	Total	Change since previous quarter
Quarter ending December 2016	4,789	
Quarter ending March 2017	4,842	→
Quarter ending June 2017	4,892	→
Quarter ending September 2017	4,968	→
Quarter ending December 2017	4,992	→
<b>Variance since December 2016</b>	<b>4.2%</b>	<b>↑</b>



### ACTIVITY

Cumulative percentage of contracted UDA delivered 2017 & 2018



Month	Adjusted Scheduled Activity (UDA)	
	2017	2018
April	546	398
May	1,278	1,337
June	1,485	2,034
July	2,593	2,800
August	3,407	3,199
September	4,134	4,712
October	4,887	5,433
November	5,712	6,420
December	6,295	6,900
January	7,057	
February	7,817	
March	8,470	
April	8,633	
May	8,653	
June	8,654	

### QUALITY

	Quantity	Base Number	Contract	AT	Region	England
% of FP17s for the same patient ID Re-attending within 3 months - Children	84	1,741	4.8%	10.0%	11.8%	12.0%
% of FP17s for the same patient ID Re-attending within 3 months - Adults	281	2,864	9.8%	14.9%	15.3%	15.9%
% of FP17s for the same patient ID Re-attending between 3 & 9 months - Children	1,105	1,741	63.5%	51.7%	59.1%	58.0%
% of FP17s for the same patient ID Re-attending between 3 & 9 months - Adults	1,117	2,864	39.0%	47.2%	51.5%	50.5%
% of FP17s for Band 1 Urgent Courses	229	3,760	6.1%	8.0%	8.0%	9.0%
% of FP17s Relating to Free Repair or Replacements	26	3,760	0.7%	0.7%	0.8%	0.8%
% of FP17s Relating to Continuations	11	3,760	0.3%	0.9%	1.1%	1.1%
% of Patients satisfied with the dentistry they have received	2	2	N/A	91.6%	91.6%	91.5%
% of Patients satisfied with the time they had to wait for an appointment	2	2	N/A	89.9%	88.3%	87.9%

\* This is based on patients treated on this contract for their most recent course of treatment. Figures in italics indicate the base number of FP17s or Patient Questionnaire responses are less than 100. N/A is shown where the base number of responses is less than 10 during the period. % is calculated as Quantity/Base number\*100



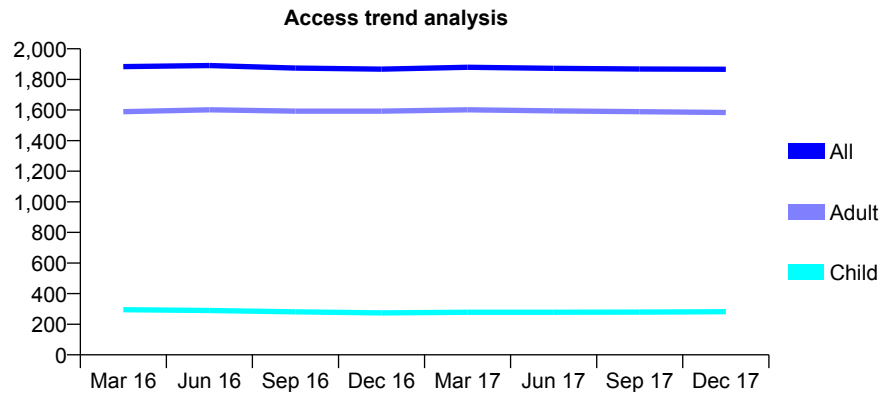
## Q54 - Vital Signs At a Glance Contract Report for 924822/0002 - December 2017

Name or company name	Rai Dental Surgery
Contract type name	GDS Contract
Purpose of contract	General
Contract start date	28/01/2013
Contract end date	

17/18 Contracted general activity (UDA)	6,238
Carry forward general activity (UDA)	-125
17/18 Contracted orthodontic activity (UOA)	0
Carry forward orthodontic activity (UOA)	0
Baseline contract value	£180,530.13

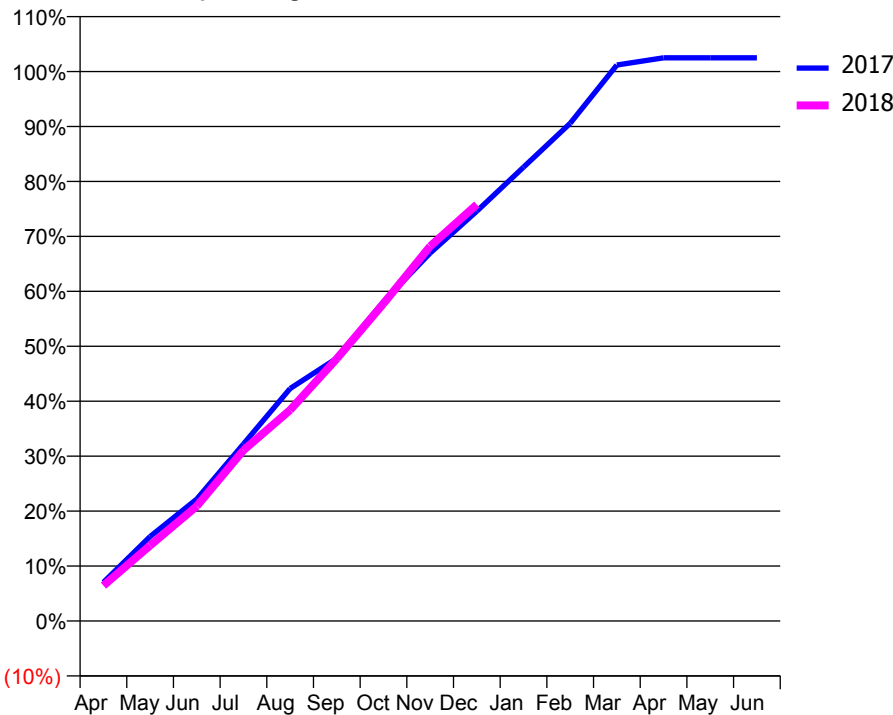
### ACCESS\*

Patients seen in 24 months	Total	Change since previous quarter
Quarter ending December 2016	1,867	
Quarter ending March 2017	1,879	→
Quarter ending June 2017	1,872	→
Quarter ending September 2017	1,868	→
Quarter ending December 2017	1,866	→
<b>Variance since December 2016</b>	<b>(0.1%)</b>	→



### ACTIVITY

Cumulative percentage of contracted UDA delivered 2017 & 2018



Month	Adjusted Scheduled Activity (UDA)	
	2017	2018
April	440	402
May	958	858
June	1,385	1,304
July	2,009	1,939
August	2,639	2,395
September	2,982	2,978
October	3,625	3,603
November	4,177	4,255
December	4,652	4,728
January	5,153	
February	5,651	
March	6,311	
April	6,394	
May	6,394	
June	6,394	

### QUALITY

	Quantity	Base Number	Contract	AT	Region	England
% of FP17s for the same patient ID Re-attending within 3 months - Children	16	355	4.5%	10.0%	11.8%	12.0%
% of FP17s for the same patient ID Re-attending within 3 months - Adults	276	1,907	14.5%	14.9%	15.3%	15.9%
% of FP17s for the same patient ID Re-attending between 3 & 9 months - Children	246	355	69.3%	51.7%	59.1%	58.0%
% of FP17s for the same patient ID Re-attending between 3 & 9 months - Adults	1,246	1,907	65.3%	47.2%	51.5%	50.5%
% of FP17s for Band 1 Urgent Courses	80	2,226	3.6%	8.0%	8.0%	9.0%
% of FP17s Relating to Free Repair or Replacements	11	2,226	0.5%	0.7%	0.8%	0.8%
% of FP17s Relating to Continuations	40	2,226	1.8%	0.9%	1.1%	1.1%
% of Patients satisfied with the dentistry they have received	4	4	N/A	91.6%	91.6%	91.5%
% of Patients satisfied with the time they had to wait for an appointment	4	4	N/A	89.9%	88.3%	87.9%

\* This is based on patients treated on this contract for their most recent course of treatment. Figures in italics indicate the base number of FP17s or Patient Questionnaire responses are less than 100. N/A is shown where the base number of responses is less than 10 during the period. % is calculated as Quantity/Base number\*100

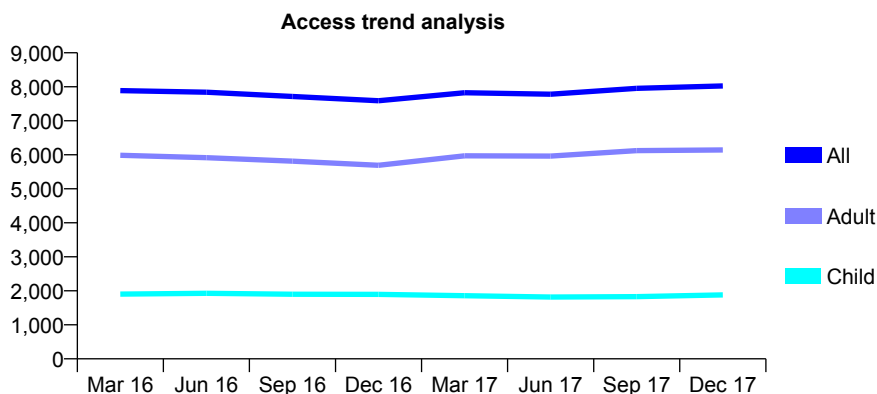
## Q54 - Vital Signs At a Glance Contract Report for 925829/0005 - December 2017

Name or company name	MR KS AULAK
Contract type name	PDS Plus Contract
Purpose of contract	General
Contract start date	01/09/2010
Contract end date	31/10/2020

17/18 Contracted general activity (UDA)	22,000
Carry forward general activity (UDA)	0
17/18 Contracted orthodontic activity (UOA)	0
Carry forward orthodontic activity (UOA)	0
Baseline contract value	£320,286.42

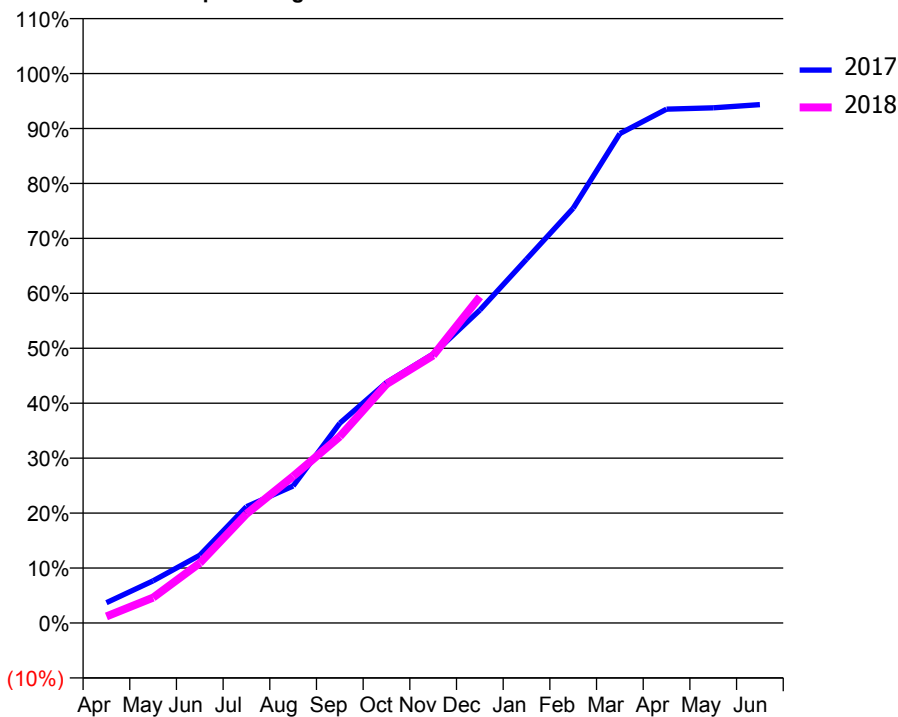
### ACCESS\*

Patients seen in 24 months	Total	Change since previous quarter
Quarter ending December 2016	7,592	
Quarter ending March 2017	7,826	↑
Quarter ending June 2017	7,782	→
Quarter ending September 2017	7,955	↑
Quarter ending December 2017	8,026	→
<b>Variance since December 2016</b>	<b>5.7%</b>	<b>↑</b>



### ACTIVITY

Cumulative percentage of contracted UDA delivered 2017 & 2018



Month	Adjusted Scheduled Activity (UDA)	
	2017	2018
April	817	265
May	1,691	1,017
June	2,715	2,399
July	4,661	4,369
August	5,486	5,876
September	7,999	7,467
October	9,631	9,567
November	10,770	10,714
December	12,528	13,064
January	14,569	
February	16,607	
March	19,595	
April	20,571	
May	20,628	
June	20,753	

### QUALITY

	Quantity	Base Number	Contract	AT	Region	England
% of FP17s for the same patient ID Re-attending within 3 months - Children	164	1,631	10.1%	10.0%	11.8%	12.0%
% of FP17s for the same patient ID Re-attending within 3 months - Adults	720	5,101	14.1%	14.9%	15.3%	15.9%
% of FP17s for the same patient ID Re-attending between 3 & 9 months - Children	639	1,631	39.2%	51.7%	59.1%	58.0%
% of FP17s for the same patient ID Re-attending between 3 & 9 months - Adults	1,667	5,101	32.7%	47.2%	51.5%	50.5%
% of FP17s for Band 1 Urgent Courses	1,659	6,164	26.9%	8.0%	8.0%	9.0%
% of FP17s Relating to Free Repair or Replacements	36	6,164	0.6%	0.7%	0.8%	0.8%
% of FP17s Relating to Continuations	44	6,164	0.7%	0.9%	1.1%	1.1%
% of Patients satisfied with the dentistry they have received	3	3	N/A	91.6%	91.6%	91.5%
% of Patients satisfied with the time they had to wait for an appointment	3	3	N/A	89.9%	88.3%	87.9%

\* This is based on patients treated on this contract for their most recent course of treatment. Figures in italics indicate the base number of FP17s or Patient Questionnaire responses are less than 100. N/A is shown where the base number of responses is less than 10 during the period. % is calculated as Quantity/Base number\*100

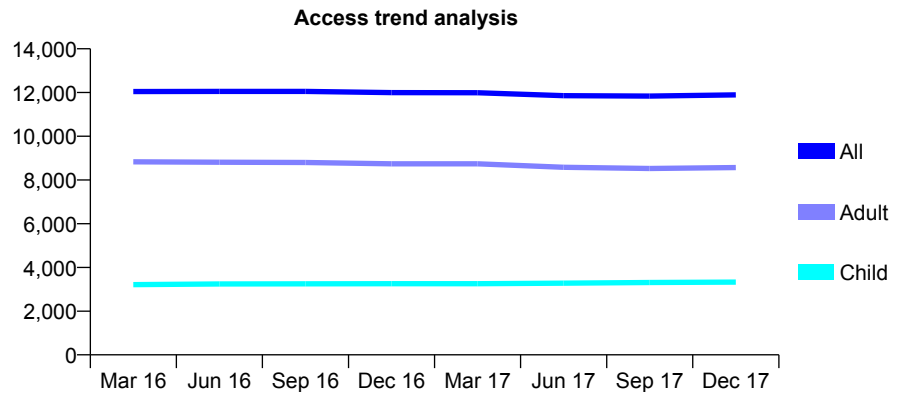
## Q54 - Vital Signs At a Glance Contract Report for 927724/0002 - December 2017

Name or company name	MR SS DEHAL
Contract type name	GDS Contract
Purpose of contract	General
Contract start date	01/04/2006
Contract end date	

17/18 Contracted general activity (UDA)	37,097
Carry forward general activity (UDA)	0
17/18 Contracted orthodontic activity (UOA)	0
Carry forward orthodontic activity (UOA)	0
Baseline contract value	£987,450.91

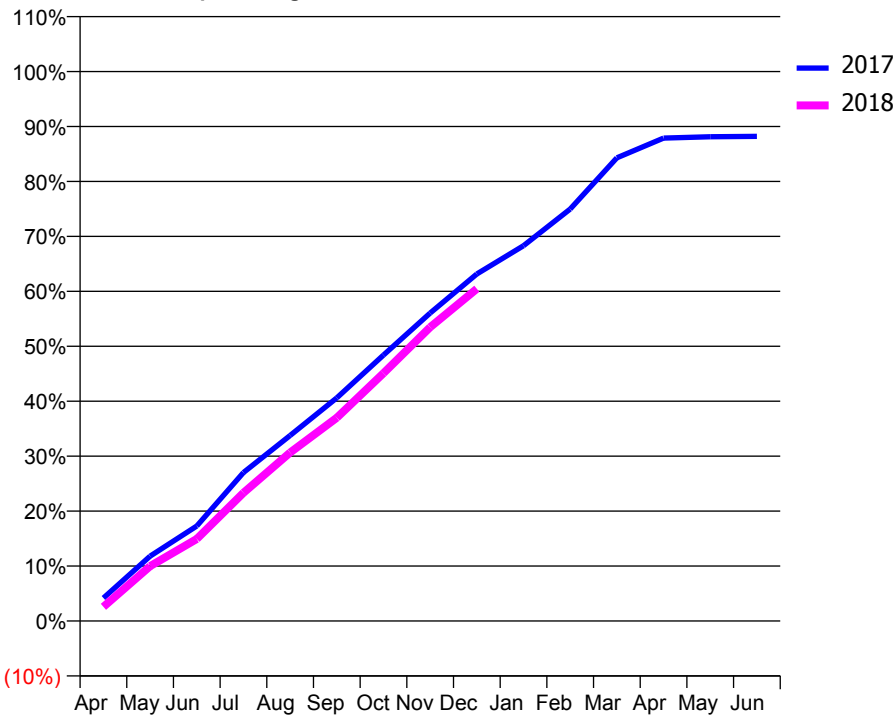
### ACCESS\*

Patients seen in 24 months	Total	Change since previous quarter
Quarter ending December 2016	11,996	
Quarter ending March 2017	11,993	→
Quarter ending June 2017	11,856	↓
Quarter ending September 2017	11,837	→
Quarter ending December 2017	11,894	→
<b>Variance since December 2016</b>	<b>(0.9%)</b>	<b>→</b>



### ACTIVITY

Cumulative percentage of contracted UDA delivered 2017 & 2018



Month	Adjusted Scheduled Activity (UDA)	
	2017	2018
April	1,556	959
May	4,376	3,703
June	6,414	5,538
July	10,024	8,656
August	12,526	11,371
September	15,062	13,728
October	17,958	16,734
November	20,793	19,838
December	23,427	22,427
January	25,337	
February	27,808	
March	31,271	
April	32,601	
May	32,695	
June	32,718	

### QUALITY

	Quantity	Base Number	Contract	AT	Region	England
% of FP17s for the same patient ID Re-attending within 3 months - Children	115	2,890	4.0%	10.0%	11.8%	12.0%
% of FP17s for the same patient ID Re-attending within 3 months - Adults	654	6,925	9.4%	14.9%	15.3%	15.9%
% of FP17s for the same patient ID Re-attending between 3 & 9 months - Children	1,392	2,890	48.2%	51.7%	59.1%	58.0%
% of FP17s for the same patient ID Re-attending between 3 & 9 months - Adults	3,039	6,925	43.9%	47.2%	51.5%	50.5%
% of FP17s for Band 1 Urgent Courses	479	9,231	5.2%	8.0%	8.0%	9.0%
% of FP17s Relating to Free Repair or Replacements	66	9,231	0.7%	0.7%	0.8%	0.8%
% of FP17s Relating to Continuations	26	9,231	0.3%	0.9%	1.1%	1.1%
% of Patients satisfied with the dentistry they have received	7	9	N/A	91.6%	91.6%	91.5%
% of Patients satisfied with the time they had to wait for an appointment	6	9	N/A	89.9%	88.3%	87.9%

\* This is based on patients treated on this contract for their most recent course of treatment. Figures in italics indicate the base number of FP17s or Patient Questionnaire responses are less than 100. N/A is shown where the base number of responses is less than 10 during the period. % is calculated as Quantity/Base number\*100

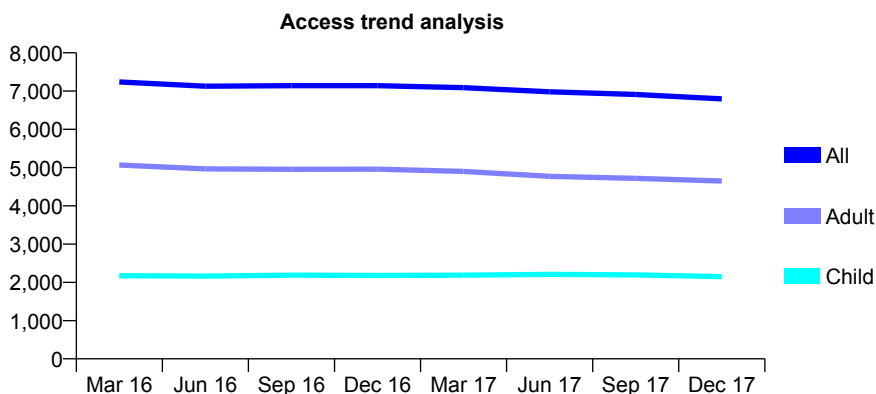
## Q54 - Vital Signs At a Glance Contract Report for 931152/0001 - December 2017

Name or company name	MR TS MAROK
Contract type name	GDS Contract
Purpose of contract	General and Orthodontic
Contract start date	01/04/2006
Contract end date	

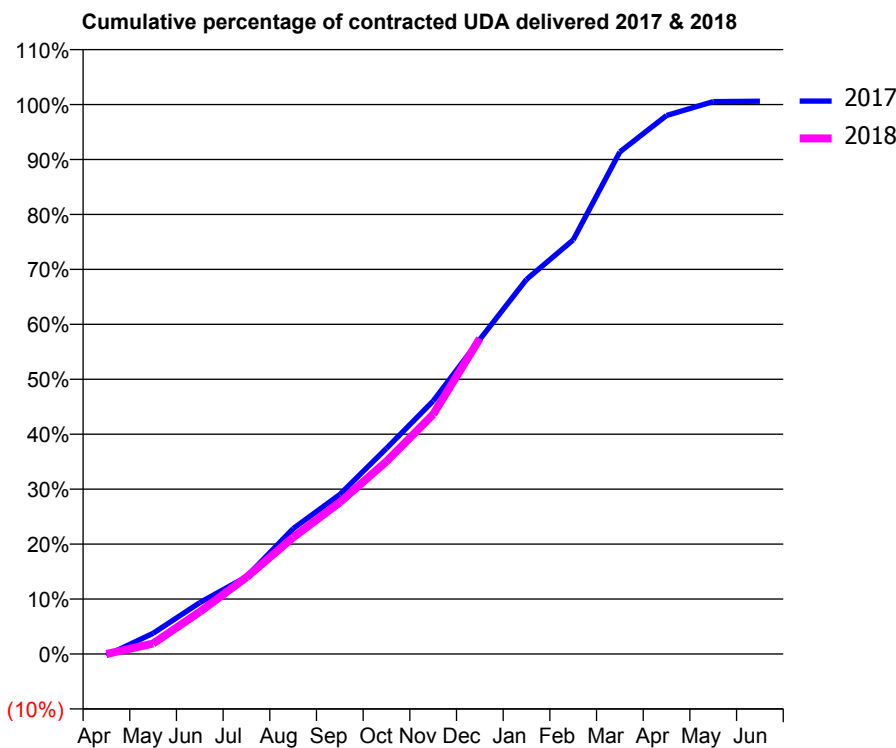
17/18 Contracted general activity (UDA)	22,662
Carry forward general activity (UDA)	0
17/18 Contracted orthodontic activity (UOA)	20
Carry forward orthodontic activity (UOA)	0
Baseline contract value	£562,424.08

### ACCESS\*

Patients seen in 24 months	Total	Change since previous quarter
Quarter ending December 2016	7,139	
Quarter ending March 2017	7,087	→
Quarter ending June 2017	6,979	↓
Quarter ending September 2017	6,911	→
Quarter ending December 2017	6,797	↓
<b>Variance since December 2016</b>	<b>(4.8%)</b>	<b>↓</b>



### ACTIVITY



Month	Adjusted Scheduled Activity (UDA)	
	2017	2018
April	-64	0
May	854	431
June	2,119	1,741
July	3,190	3,163
August	5,174	4,808
September	6,578	6,256
October	8,484	7,944
November	10,435	9,885
December	12,974	13,016
January	15,452	
February	17,077	
March	20,710	
April	22,207	
May	22,780	
June	22,800	

### QUALITY

	Quantity	Base Number	Contract	AT	Region	England
% of FP17s for the same patient ID Re-attending within 3 months - Children	199	2,342	8.5%	10.0%	11.8%	12.0%
% of FP17s for the same patient ID Re-attending within 3 months - Adults	367	4,192	8.8%	14.9%	15.3%	15.9%
% of FP17s for the same patient ID Re-attending between 3 & 9 months - Children	1,377	2,342	58.8%	51.7%	59.1%	58.0%
% of FP17s for the same patient ID Re-attending between 3 & 9 months - Adults	2,379	4,192	56.8%	47.2%	51.5%	50.5%
% of FP17s for Band 1 Urgent Courses	179	5,368	3.3%	8.0%	8.0%	9.0%
% of FP17s Relating to Free Repair or Replacements	53	5,368	1.0%	0.7%	0.8%	0.8%
% of FP17s Relating to Continuations	8	5,368	0.1%	0.9%	1.1%	1.1%
% of Patients satisfied with the dentistry they have received	2	2	N/A	91.6%	91.6%	91.5%
% of Patients satisfied with the time they had to wait for an appointment	2	2	N/A	89.9%	88.3%	87.9%

\* This is based on patients treated on this contract for their most recent course of treatment. Figures in italics indicate the base number of FP17s or Patient Questionnaire responses are less than 100. N/A is shown where the base number of responses is less than 10 during the period. % is calculated as Quantity/Base number\*100

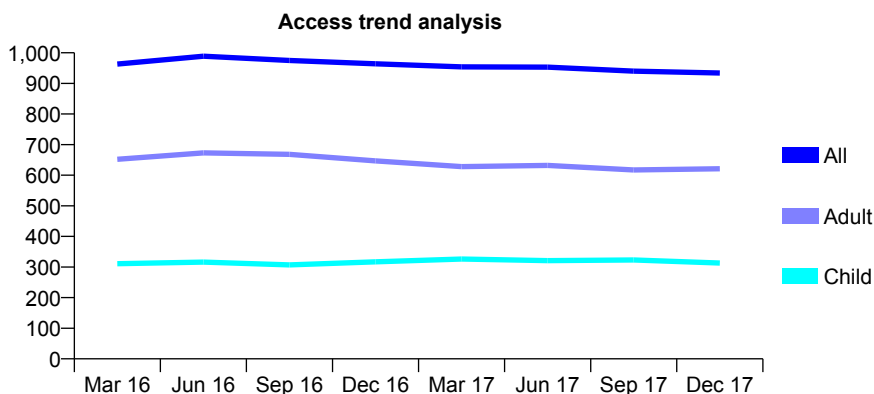
## Q54 - Vital Signs At a Glance Contract Report for 931446/0001 - December 2017

Name or company name	MR WW YIP
Contract type name	GDS Contract
Purpose of contract	General
Contract start date	01/04/2006
Contract end date	

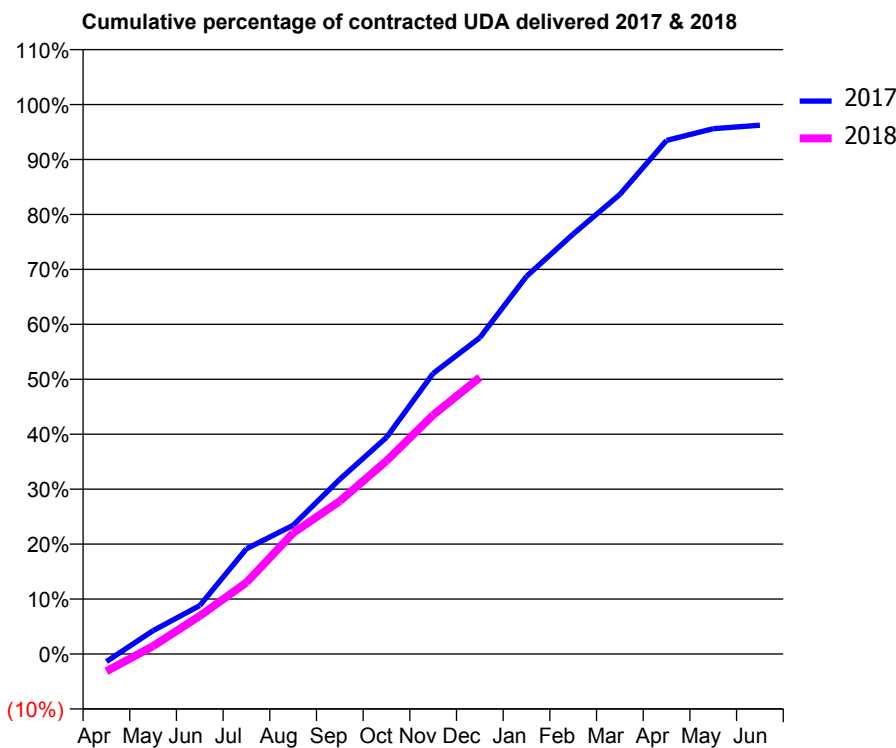
17/18 Contracted general activity (UDA)	3,873
Carry forward general activity (UDA)	146
17/18 Contracted orthodontic activity (UOA)	0
Carry forward orthodontic activity (UOA)	0
Baseline contract value	£95,633.33

### ACCESS\*

Patients seen in 24 months	Total	Change since previous quarter
Quarter ending December 2016	964	
Quarter ending March 2017	954	↓
Quarter ending June 2017	953	→
Quarter ending September 2017	940	↓
Quarter ending December 2017	934	→
<b>Variance since December 2016</b>	<b>(3.1%)</b>	<b>↓</b>



### ACTIVITY



Month	Adjusted Scheduled Activity (UDA)	
	2017	2018
April	-54	-123
May	165	56
June	342	268
July	742	504
August	908	853
September	1,231	1,077
October	1,527	1,362
November	1,978	1,685
December	2,229	1,950
January	2,662	
February	2,960	
March	3,240	
April	3,620	
May	3,703	
June	3,727	

### QUALITY

	Quantity	Base Number	Contract	AT	Region	England
% of FP17s for the same patient ID Re-attending within 3 months - Children	44	371	11.9%	10.0%	11.8%	12.0%
% of FP17s for the same patient ID Re-attending within 3 months - Adults	158	698	22.6%	14.9%	15.3%	15.9%
% of FP17s for the same patient ID Re-attending between 3 & 9 months - Children	213	371	57.4%	51.7%	59.1%	58.0%
% of FP17s for the same patient ID Re-attending between 3 & 9 months - Adults	372	698	53.3%	47.2%	51.5%	50.5%
% of FP17s for Band 1 Urgent Courses	168	954	17.6%	8.0%	8.0%	9.0%
% of FP17s Relating to Free Repair or Replacements	0	954	0.0%	0.7%	0.8%	0.8%
% of FP17s Relating to Continuations	14	954	1.5%	0.9%	1.1%	1.1%
% of Patients satisfied with the dentistry they have received	3	3	N/A	91.6%	91.6%	91.5%
% of Patients satisfied with the time they had to wait for an appointment	3	3	N/A	89.9%	88.3%	87.9%

\* This is based on patients treated on this contract for their most recent course of treatment. Figures in italics indicate the base number of FP17s or Patient Questionnaire responses are less than 100. N/A is shown where the base number of responses is less than 10 during the period. % is calculated as Quantity/Base number\*100

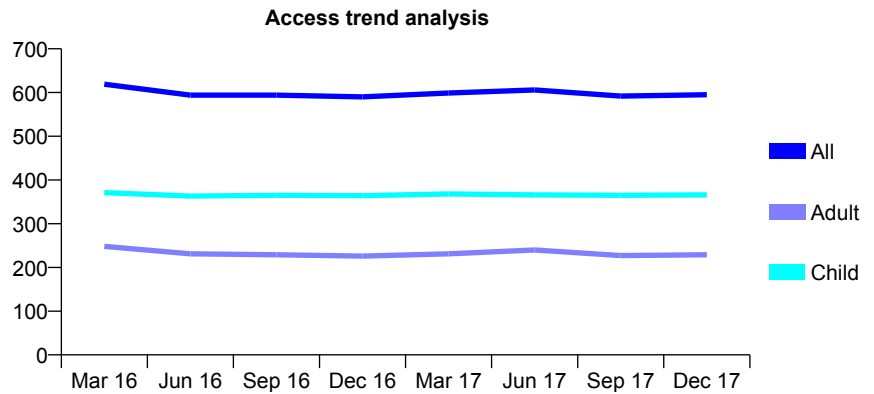
## Q54 - Vital Signs At a Glance Contract Report for 936448/0001 - December 2017

Name or company name	MR SW PIPE
Contract type name	GDS Contract
Purpose of contract	General
Contract start date	01/04/2006
Contract end date	

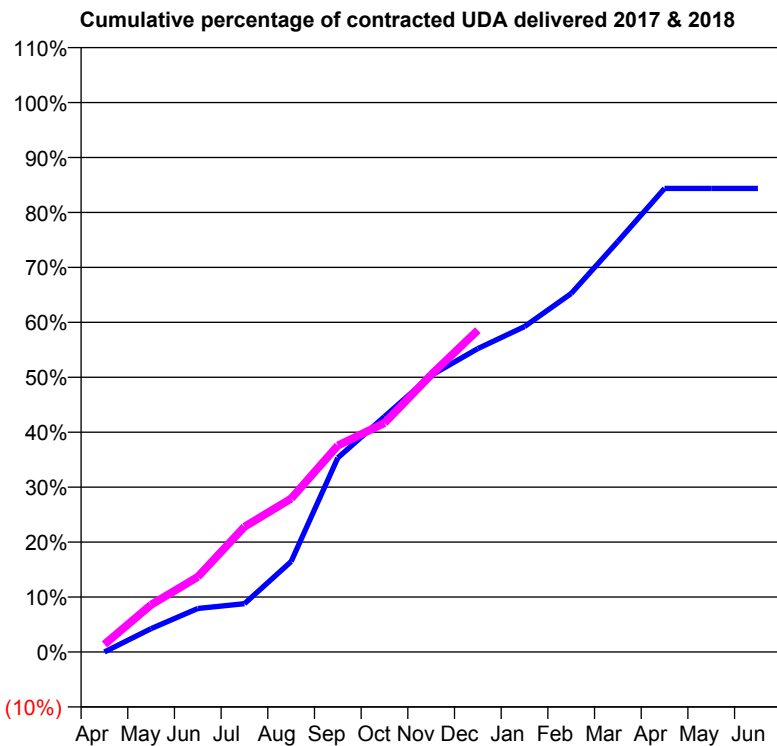
17/18 Contracted general activity (UDA)	1,150
Carry forward general activity (UDA)	0
17/18 Contracted orthodontic activity (UOA)	0
Carry forward orthodontic activity (UOA)	0
Baseline contract value	£28,664.75

### ACCESS\*

Patients seen in 24 months	Total	Change since previous quarter
Quarter ending December 2016	590	
Quarter ending March 2017	599	→
Quarter ending June 2017	606	→
Quarter ending September 2017	592	↓
Quarter ending December 2017	595	→
<b>Variance since December 2016</b>	<b>0.8%</b>	<b>→</b>



### ACTIVITY



Month	Adjusted Scheduled Activity (UDA)	
	2017	2018
April	0	16
May	49	99
June	91	157
July	101	262
August	189	321
September	407	432
October	493	479
November	579	580
December	635	673
January	681	
February	750	
March	859	
April	970	
May	970	
June	970	

### QUALITY

	Quantity	Base Number	Contract	AT	Region	England
% of FP17s for the same patient ID Re-attending within 3 months - Children	5	374	1.3%	10.0%	11.8%	12.0%
% of FP17s for the same patient ID Re-attending within 3 months - Adults	15	163	9.2%	14.9%	15.3%	15.9%
% of FP17s for the same patient ID Re-attending between 3 & 9 months - Children	219	374	58.6%	51.7%	59.1%	58.0%
% of FP17s for the same patient ID Re-attending between 3 & 9 months - Adults	71	163	43.6%	47.2%	51.5%	50.5%
% of FP17s for Band 1 Urgent Courses	2	464	0.4%	8.0%	8.0%	9.0%
% of FP17s Relating to Free Repair or Replacements	0	464	0.0%	0.7%	0.8%	0.8%
% of FP17s Relating to Continuations	0	464	0.0%	0.9%	1.1%	1.1%
% of Patients satisfied with the dentistry they have received	1	1	N/A	91.6%	91.6%	91.5%
% of Patients satisfied with the time they had to wait for an appointment	1	1	N/A	89.9%	88.3%	87.9%

\* This is based on patients treated on this contract for their most recent course of treatment. Figures in italics indicate the base number of FP17s or Patient Questionnaire responses are less than 100. N/A is shown where the base number of responses is less than 10 during the period. % is calculated as Quantity/Base number\*100

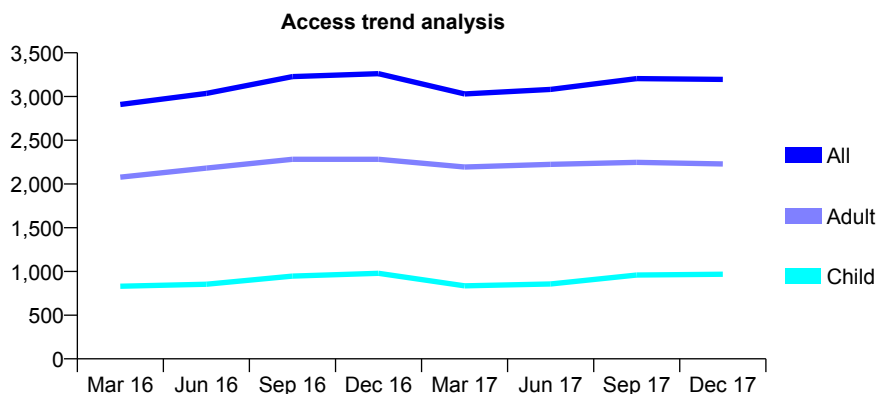
## Q54 - Vital Signs At a Glance Contract Report for 936596/0001 - December 2017

Name or company name	MR M ASGHARI TAVANEI GILANI
Contract type name	GDS Contract
Purpose of contract	General
Contract start date	01/04/2006
Contract end date	

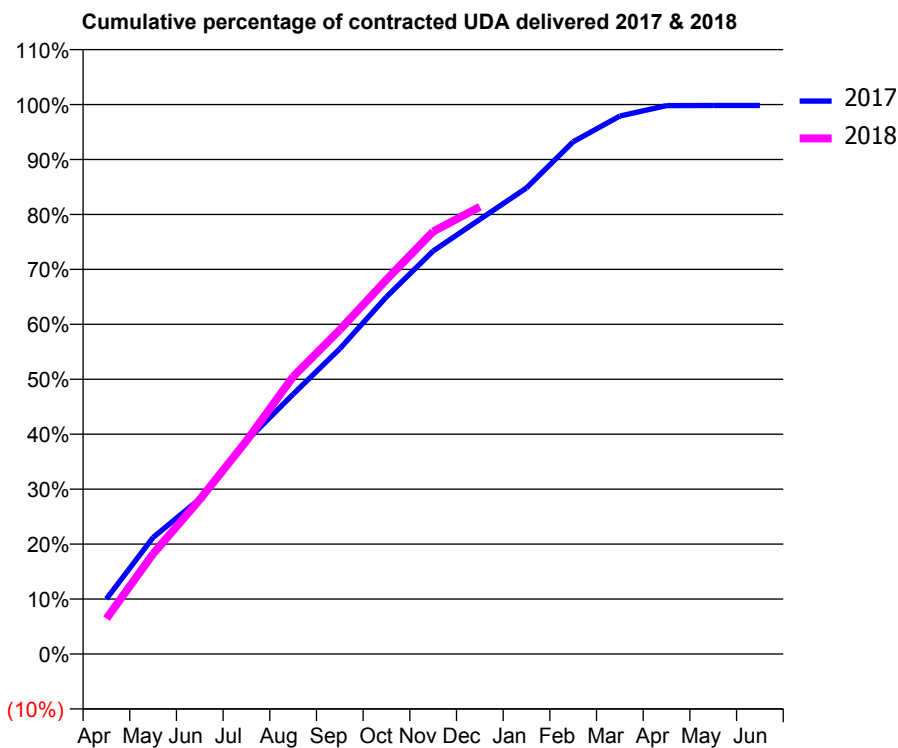
17/18 Contracted general activity (UDA)	9,921
Carry forward general activity (UDA)	16
17/18 Contracted orthodontic activity (UOA)	0
Carry forward orthodontic activity (UOA)	0
Baseline contract value	£280,347.32

### ACCESS\*

Patients seen in 24 months	Total	Change since previous quarter
Quarter ending December 2016	3,262	
Quarter ending March 2017	3,029	↓
Quarter ending June 2017	3,082	→
Quarter ending September 2017	3,205	↑
Quarter ending December 2017	3,196	→
<b>Variance since December 2016</b>	<b>(2.0%)</b>	<b>↓</b>



### ACTIVITY



Month	Adjusted Scheduled Activity (UDA)	
	2017	2018
April	995	639
May	2,105	1,808
June	2,802	2,789
July	3,849	3,849
August	4,692	5,008
September	5,512	5,854
October	6,448	6,758
November	7,276	7,628
December	7,848	8,075
January	8,416	
February	9,247	
March	9,712	
April	9,901	
May	9,904	
June	9,904	

### QUALITY

	Quantity	Base Number	Contract	AT	Region	England
% of FP17s for the same patient ID Re-attending within 3 months - Children	73	1,167	6.3%	10.0%	11.8%	12.0%
% of FP17s for the same patient ID Re-attending within 3 months - Adults	315	2,232	14.1%	14.9%	15.3%	15.9%
% of FP17s for the same patient ID Re-attending between 3 & 9 months - Children	559	1,167	47.9%	51.7%	59.1%	58.0%
% of FP17s for the same patient ID Re-attending between 3 & 9 months - Adults	1,045	2,232	46.8%	47.2%	51.5%	50.5%
% of FP17s for Band 1 Urgent Courses	353	3,319	10.6%	8.0%	8.0%	9.0%
% of FP17s Relating to Free Repair or Replacements	5	3,319	0.2%	0.7%	0.8%	0.8%
% of FP17s Relating to Continuations	1	3,319	0.0%	0.9%	1.1%	1.1%
% of Patients satisfied with the dentistry they have received	1	1	N/A	91.6%	91.6%	91.5%
% of Patients satisfied with the time they had to wait for an appointment	1	1	N/A	89.9%	88.3%	87.9%

\* This is based on patients treated on this contract for their most recent course of treatment. Figures in italics indicate the base number of FP17s or Patient Questionnaire responses are less than 100. N/A is shown where the base number of responses is less than 10 during the period. % is calculated as Quantity/Base number\*100



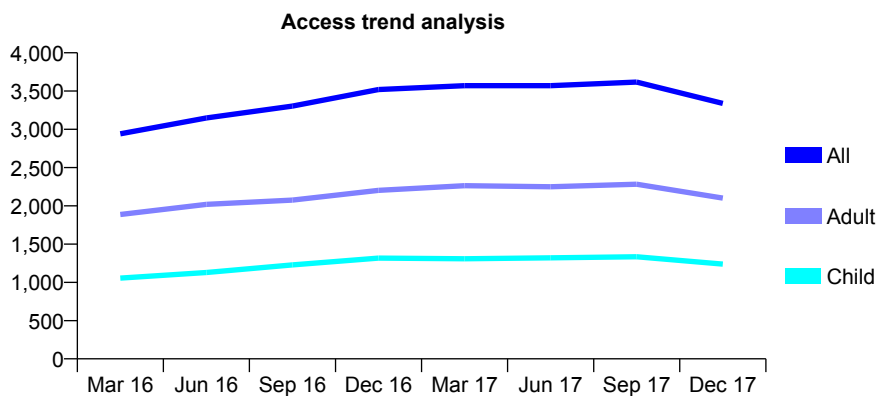
## Q54 - Vital Signs At a Glance Contract Report for 938181/0001 - December 2017

Name or company name	MR SS ATTHI
Contract type name	GDS Contract
Purpose of contract	General and Orthodontic
Contract start date	01/04/2006
Contract end date	

17/18 Contracted general activity (UDA)	11,107
Carry forward general activity (UDA)	-222
17/18 Contracted orthodontic activity (UOA)	587
Carry forward orthodontic activity (UOA)	-12
Baseline contract value	£377,410.34

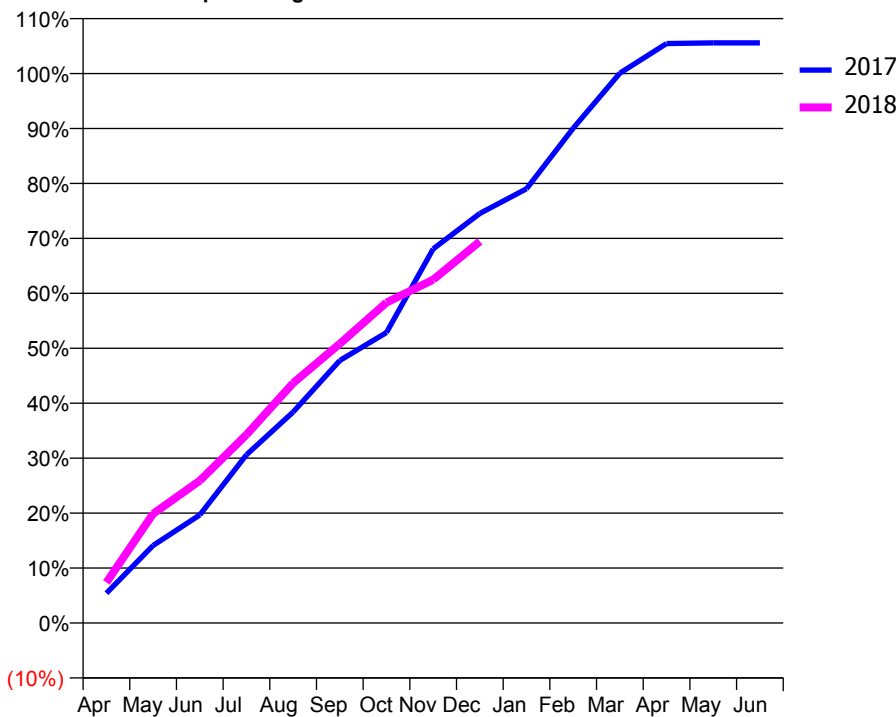
### ACCESS\*

Patients seen in 24 months	Total	Change since previous quarter
Quarter ending December 2016	3,519	
Quarter ending March 2017	3,571	→
Quarter ending June 2017	3,570	→
Quarter ending September 2017	3,617	→
Quarter ending December 2017	3,339	↓
<b>Variance since December 2016</b>	<b>(5.1%)</b>	<b>↓</b>



### ACTIVITY

Cumulative percentage of contracted UDA delivered 2017 & 2018



Month	Adjusted Scheduled Activity (UDA)	
	2017	2018
April	603	821
May	1,567	2,208
June	2,186	2,878
July	3,400	3,808
August	4,266	4,851
September	5,306	5,645
October	5,873	6,479
November	7,561	6,938
December	8,278	7,714
January	8,776	
February	10,002	
March	11,114	
April	11,712	
May	11,725	
June	11,725	

### QUALITY

	Quantity	Base Number	Contract	AT	Region	England
% of FP17s for the same patient ID Re-attending within 3 months - Children	132	1,078	12.2%	10.0%	11.8%	12.0%
% of FP17s for the same patient ID Re-attending within 3 months - Adults	283	1,565	18.1%	14.9%	15.3%	15.9%
% of FP17s for the same patient ID Re-attending between 3 & 9 months - Children	407	1,078	37.8%	51.7%	59.1%	58.0%
% of FP17s for the same patient ID Re-attending between 3 & 9 months - Adults	488	1,565	31.2%	47.2%	51.5%	50.5%
% of FP17s for Band 1 Urgent Courses	470	2,296	20.5%	8.0%	8.0%	9.0%
% of FP17s Relating to Free Repair or Replacements	0	2,296	0.0%	0.7%	0.8%	0.8%
% of FP17s Relating to Continuations	10	2,296	0.4%	0.9%	1.1%	1.1%
% of Patients satisfied with the dentistry they have received	0	0	N/A	91.6%	91.6%	91.5%
% of Patients satisfied with the time they had to wait for an appointment	0	0	N/A	89.9%	88.3%	87.9%

\* This is based on patients treated on this contract for their most recent course of treatment. Figures in italics indicate the base number of FP17s or Patient Questionnaire responses are less than 100. N/A is shown where the base number of responses is less than 10 during the period. % is calculated as Quantity/Base number\*100

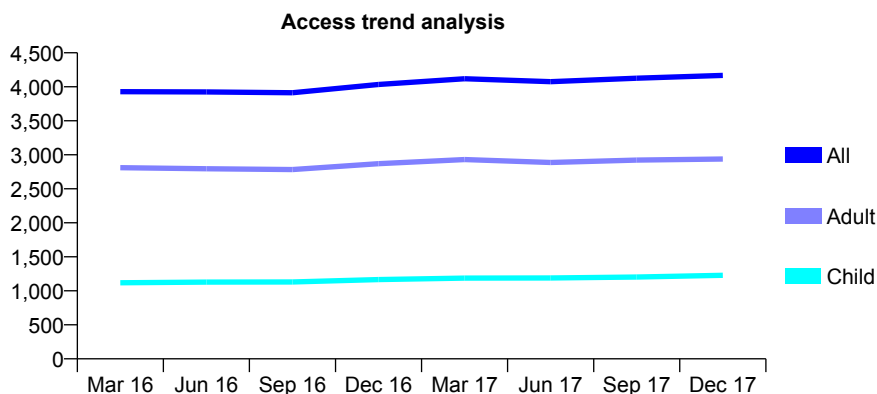
## Q54 - Vital Signs At a Glance Contract Report for 942243/0001 - December 2017

Name or company name	MR KS RATRA
Contract type name	GDS Contract
Purpose of contract	General
Contract start date	01/04/2006
Contract end date	

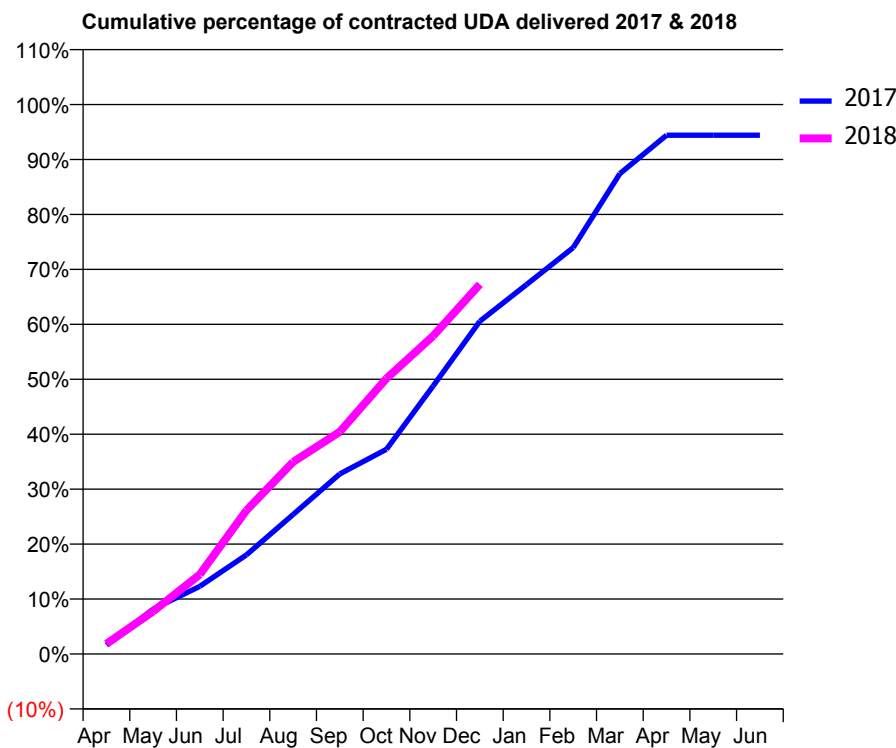
17/18 Contracted general activity (UDA)	12,456
Carry forward general activity (UDA)	0
17/18 Contracted orthodontic activity (UOA)	0
Carry forward orthodontic activity (UOA)	0
Baseline contract value	£301,184.84

### ACCESS\*

Patients seen in 24 months	Total	Change since previous quarter
Quarter ending December 2016	4,035	
Quarter ending March 2017	4,118	↑
Quarter ending June 2017	4,076	↓
Quarter ending September 2017	4,126	→
Quarter ending December 2017	4,168	→
<b>Variance since December 2016</b>	<b>3.3%</b>	<b>↑</b>



### ACTIVITY



Month	Adjusted Scheduled Activity (UDA)	
	2017	2018
April	202	231
May	1,017	965
June	1,533	1,803
July	2,247	3,256
August	3,163	4,353
September	4,083	5,036
October	4,640	6,246
November	6,078	7,211
December	7,544	8,381
January	8,374	
February	9,210	
March	10,890	
April	11,761	
May	11,761	
June	11,761	

### QUALITY

	Quantity	Base Number	Contract	AT	Region	England
% of FP17s for the same patient ID Re-attending within 3 months - Children	84	1,296	6.5%	10.0%	11.8%	12.0%
% of FP17s for the same patient ID Re-attending within 3 months - Adults	512	2,991	17.1%	14.9%	15.3%	15.9%
% of FP17s for the same patient ID Re-attending between 3 & 9 months - Children	700	1,296	54.0%	51.7%	59.1%	58.0%
% of FP17s for the same patient ID Re-attending between 3 & 9 months - Adults	1,441	2,991	48.2%	47.2%	51.5%	50.5%
% of FP17s for Band 1 Urgent Courses	366	3,646	10.0%	8.0%	8.0%	9.0%
% of FP17s Relating to Free Repair or Replacements	47	3,646	1.3%	0.7%	0.8%	0.8%
% of FP17s Relating to Continuations	51	3,646	1.4%	0.9%	1.1%	1.1%
% of Patients satisfied with the dentistry they have received	4	4	N/A	91.6%	91.6%	91.5%
% of Patients satisfied with the time they had to wait for an appointment	3	4	N/A	89.9%	88.3%	87.9%

\* This is based on patients treated on this contract for their most recent course of treatment. Figures in italics indicate the base number of FP17s or Patient Questionnaire responses are less than 100. N/A is shown where the base number of responses is less than 10 during the period. % is calculated as Quantity/Base number\*100

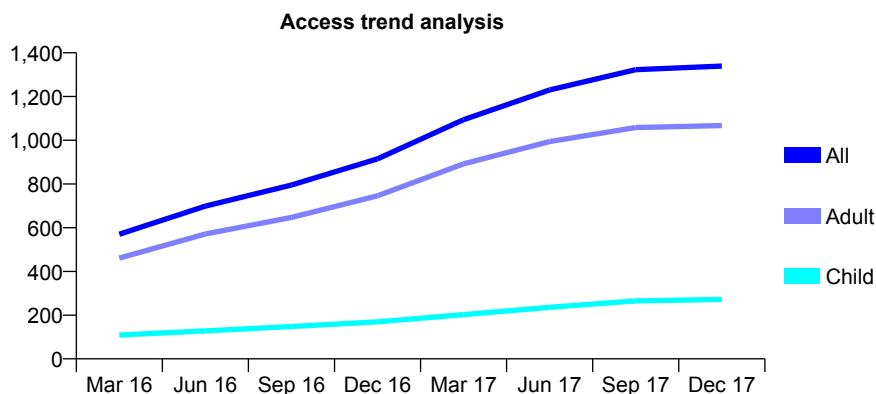
## Q54 - Vital Signs At a Glance Contract Report for 943630/0001 - December 2017

Name or company name	MS HJ WAHEED
Contract type name	GDS Contract
Purpose of contract	General
Contract start date	01/10/2015
Contract end date	

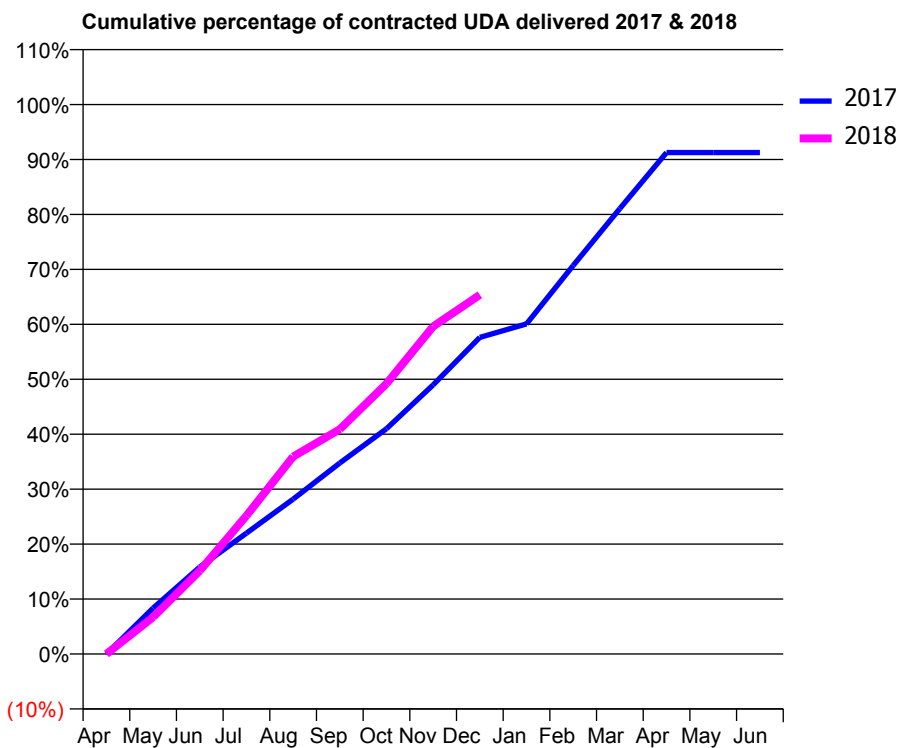
17/18 Contracted general activity (UDA)	3,820
Carry forward general activity (UDA)	0
17/18 Contracted orthodontic activity (UOA)	0
Carry forward orthodontic activity (UOA)	0
Baseline contract value	£107,233.90

### ACCESS\*

Patients seen in 24 months	Total	Change since previous quarter
Quarter ending December 2016	915	
Quarter ending March 2017	1,094	↑
Quarter ending June 2017	1,230	↑
Quarter ending September 2017	1,323	↑
Quarter ending December 2017	1,339	→
<b>Variance since December 2016</b>	<b>46.3%</b>	<b>↑</b>



### ACTIVITY



Month	Adjusted Scheduled Activity (UDA)	
	2017	2018
April	0	0
May	320	256
June	605	579
July	840	962
August	1,076	1,373
September	1,328	1,562
October	1,567	1,879
November	1,871	2,277
December	2,202	2,497
January	2,295	
February	2,700	
March	3,097	
April	3,486	
May	3,486	
June	3,486	

### QUALITY

	Quantity	Base Number	Contract	AT	Region	England
% of FP17s for the same patient ID Re-attending within 3 months - Children	20	268	7.5%	10.0%	11.8%	12.0%
% of FP17s for the same patient ID Re-attending within 3 months - Adults	124	1,043	11.9%	14.9%	15.3%	15.9%
% of FP17s for the same patient ID Re-attending between 3 & 9 months - Children	101	268	37.7%	51.7%	59.1%	58.0%
% of FP17s for the same patient ID Re-attending between 3 & 9 months - Adults	540	1,043	51.8%	47.2%	51.5%	50.5%
% of FP17s for Band 1 Urgent Courses	48	1,015	4.7%	8.0%	8.0%	9.0%
% of FP17s Relating to Free Repair or Replacements	9	1,015	0.9%	0.7%	0.8%	0.8%
% of FP17s Relating to Continuations	14	1,015	1.4%	0.9%	1.1%	1.1%
% of Patients satisfied with the dentistry they have received	4	4	N/A	91.6%	91.6%	91.5%
% of Patients satisfied with the time they had to wait for an appointment	4	4	N/A	89.9%	88.3%	87.9%

\* This is based on patients treated on this contract for their most recent course of treatment. Figures in italics indicate the base number of FP17s or Patient Questionnaire responses are less than 100. N/A is shown where the base number of responses is less than 10 during the period. % is calculated as Quantity/Base number\*100

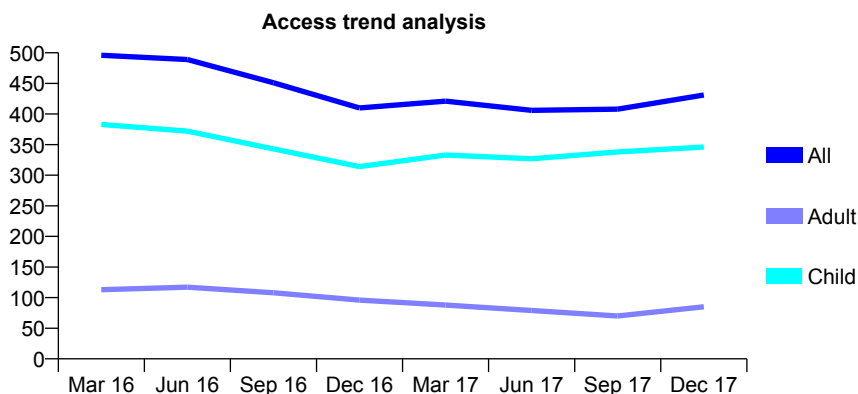
## Q54 - Vital Signs At a Glance Contract Report for 943673/0001 - December 2017

Name or company name	MISS H JAGPAL
Contract type name	GDS Contract
Purpose of contract	General
Contract start date	03/07/2009
Contract end date	

17/18 Contracted general activity (UDA)	826
Carry forward general activity (UDA)	8
17/18 Contracted orthodontic activity (UOA)	0
Carry forward orthodontic activity (UOA)	0
Baseline contract value	£19,528.99

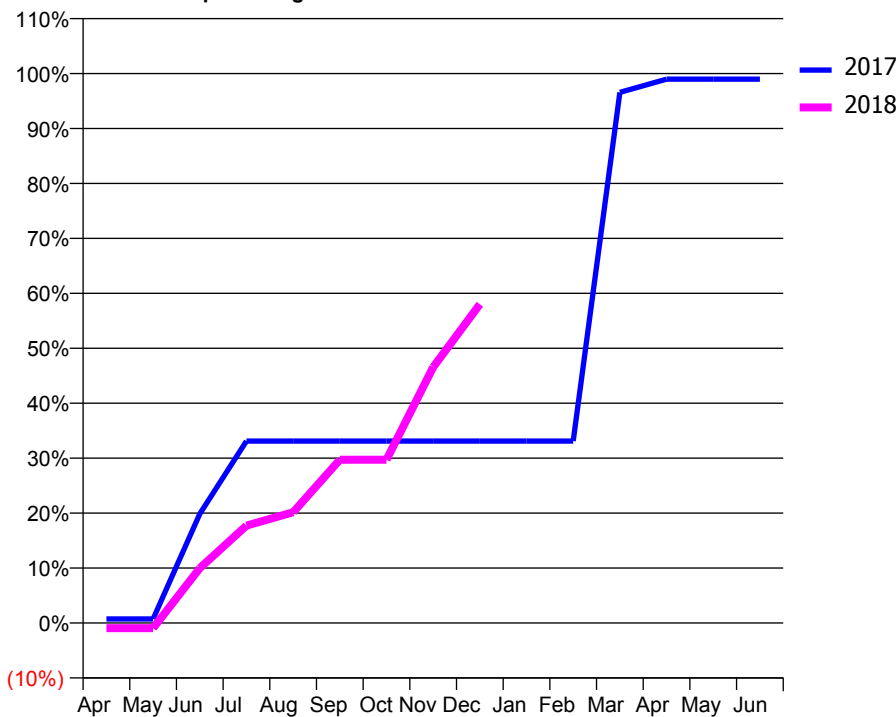
### ACCESS\*

Patients seen in 24 months	Total	Change since previous quarter
Quarter ending December 2016	410	
Quarter ending March 2017	421	↑
Quarter ending June 2017	406	↓
Quarter ending September 2017	408	→
Quarter ending December 2017	431	↑
<b>Variance since December 2016</b>	<b>5.1%</b>	<b>↑</b>



### ACTIVITY

Cumulative percentage of contracted UDA delivered 2017 & 2018



Month	Adjusted Scheduled Activity (UDA)	
	2017	2018
April	6	-8
May	6	-8
June	164	82
July	274	146
August	274	166
September	274	245
October	274	245
November	274	385
December	274	479
January	274	
February	274	
March	798	
April	818	
May	818	
June	818	

### QUALITY

	Quantity	Base Number	Contract	AT	Region	England
% of FP17s for the same patient ID Re-attending within 3 months - Children	4	236	1.7%	10.0%	11.8%	12.0%
% of FP17s for the same patient ID Re-attending within 3 months - Adults	5	40	12.5%	14.9%	15.3%	15.9%
% of FP17s for the same patient ID Re-attending between 3 & 9 months - Children	70	236	29.7%	51.7%	59.1%	58.0%
% of FP17s for the same patient ID Re-attending between 3 & 9 months - Adults	9	40	22.5%	47.2%	51.5%	50.5%
% of FP17s for Band 1 Urgent Courses	17	266	6.4%	8.0%	8.0%	9.0%
% of FP17s Relating to Free Repair or Replacements	0	266	0.0%	0.7%	0.8%	0.8%
% of FP17s Relating to Continuations	0	266	0.0%	0.9%	1.1%	1.1%
% of Patients satisfied with the dentistry they have received	0	0	N/A	91.6%	91.6%	91.5%
% of Patients satisfied with the time they had to wait for an appointment	0	0	N/A	89.9%	88.3%	87.9%

\* This is based on patients treated on this contract for their most recent course of treatment. Figures in italics indicate the base number of FP17s or Patient Questionnaire responses are less than 100. N/A is shown where the base number of responses is less than 10 during the period. % is calculated as Quantity/Base number\*100

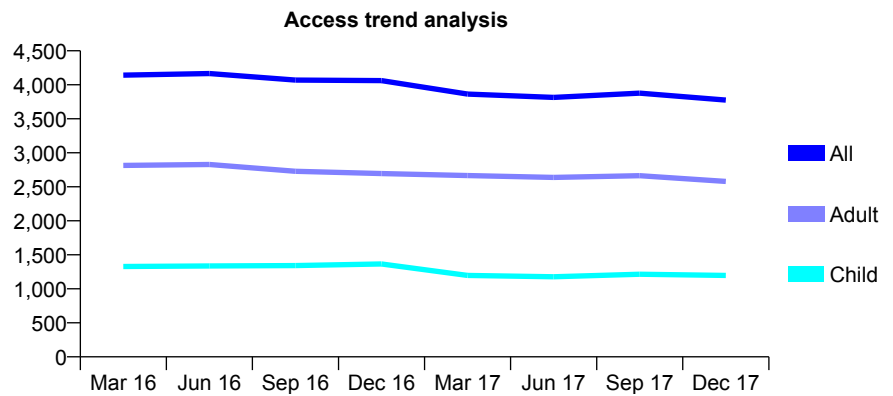
## Q54 - Vital Signs At a Glance Contract Report for 944009/0001 - December 2017

Name or company name	MR Z AFZAL
Contract type name	GDS Contract
Purpose of contract	General
Contract start date	01/04/2006
Contract end date	

17/18 Contracted general activity (UDA)	13,582
Carry forward general activity (UDA)	-32
17/18 Contracted orthodontic activity (UOA)	0
Carry forward orthodontic activity (UOA)	0
Baseline contract value	£340,194.05

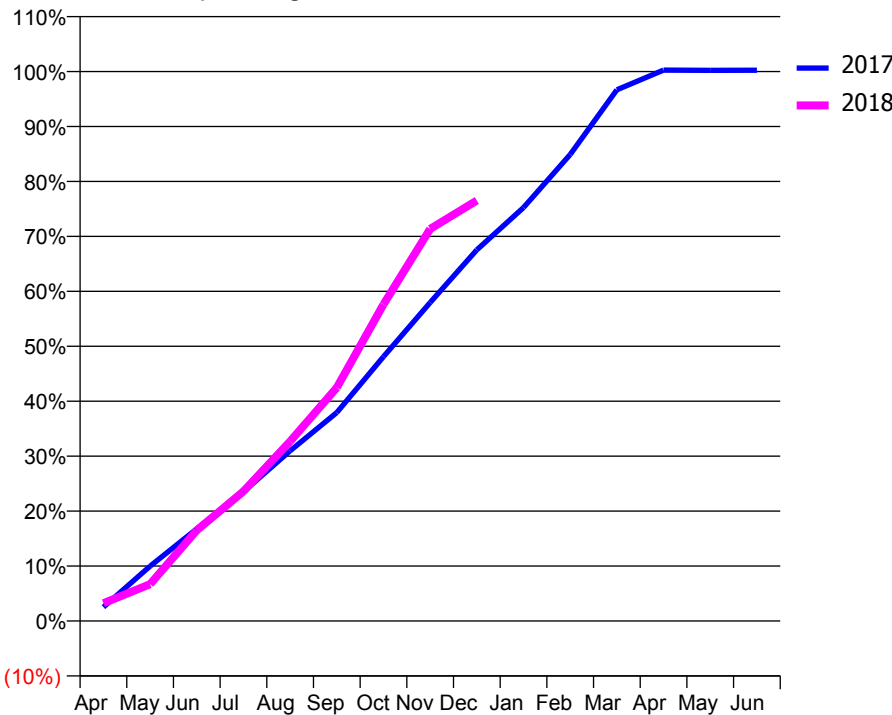
### ACCESS\*

Patients seen in 24 months	Total	Change since previous quarter
Quarter ending December 2016	4,061	
Quarter ending March 2017	3,863	↓
Quarter ending June 2017	3,815	↓
Quarter ending September 2017	3,878	→
Quarter ending December 2017	3,776	↓
<b>Variance since December 2016</b>	<b>(7.0%)</b>	<b>↓</b>



### ACTIVITY

Cumulative percentage of contracted UDA delivered 2017 & 2018



Month	Adjusted Scheduled Activity (UDA)	
	2017	2018
April	344	441
May	1,356	912
June	2,280	2,243
July	3,194	3,205
August	4,206	4,443
September	5,152	5,769
October	6,534	7,826
November	7,871	9,692
December	9,173	10,394
January	10,218	
February	11,530	
March	13,129	
April	13,617	
May	13,610	
June	13,614	

### QUALITY

	Quantity	Base Number	Contract	AT	Region	England
% of FP17s for the same patient ID Re-attending within 3 months - Children	69	979	7.0%	10.0%	11.8%	12.0%
% of FP17s for the same patient ID Re-attending within 3 months - Adults	308	2,060	15.0%	14.9%	15.3%	15.9%
% of FP17s for the same patient ID Re-attending between 3 & 9 months - Children	395	979	40.3%	51.7%	59.1%	58.0%
% of FP17s for the same patient ID Re-attending between 3 & 9 months - Adults	780	2,060	37.9%	47.2%	51.5%	50.5%
% of FP17s for Band 1 Urgent Courses	328	2,927	11.2%	8.0%	8.0%	9.0%
% of FP17s Relating to Free Repair or Replacements	16	2,927	0.5%	0.7%	0.8%	0.8%
% of FP17s Relating to Continuations	7	2,927	0.2%	0.9%	1.1%	1.1%
% of Patients satisfied with the dentistry they have received	0	0	N/A	91.6%	91.6%	91.5%
% of Patients satisfied with the time they had to wait for an appointment	0	0	N/A	89.9%	88.3%	87.9%

\* This is based on patients treated on this contract for their most recent course of treatment. Figures in italics indicate the base number of FP17s or Patient Questionnaire responses are less than 100. N/A is shown where the base number of responses is less than 10 during the period. % is calculated as Quantity/Base number\*100

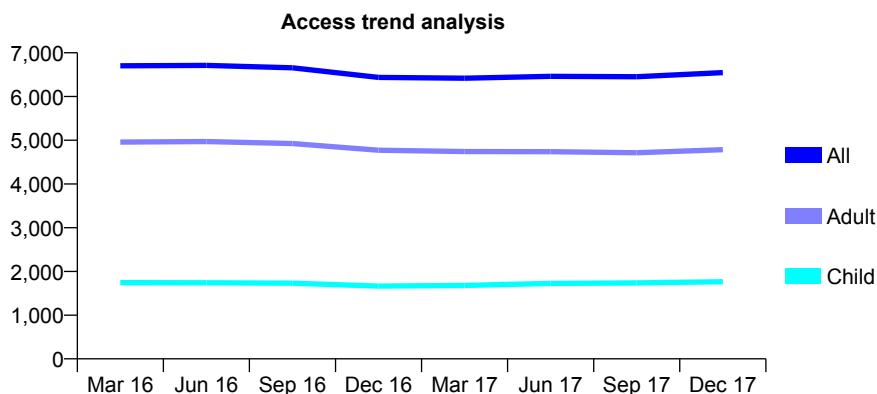
## Q54 - Vital Signs At a Glance Contract Report for 944092/0001 - December 2017

Name or company name	MISS SN CHAUDARY
Contract type name	GDS Contract
Purpose of contract	General
Contract start date	17/09/2010
Contract end date	

17/18 Contracted general activity (UDA)	18,528
Carry forward general activity (UDA)	0
17/18 Contracted orthodontic activity (UOA)	0
Carry forward orthodontic activity (UOA)	0
Baseline contract value	£466,037.21

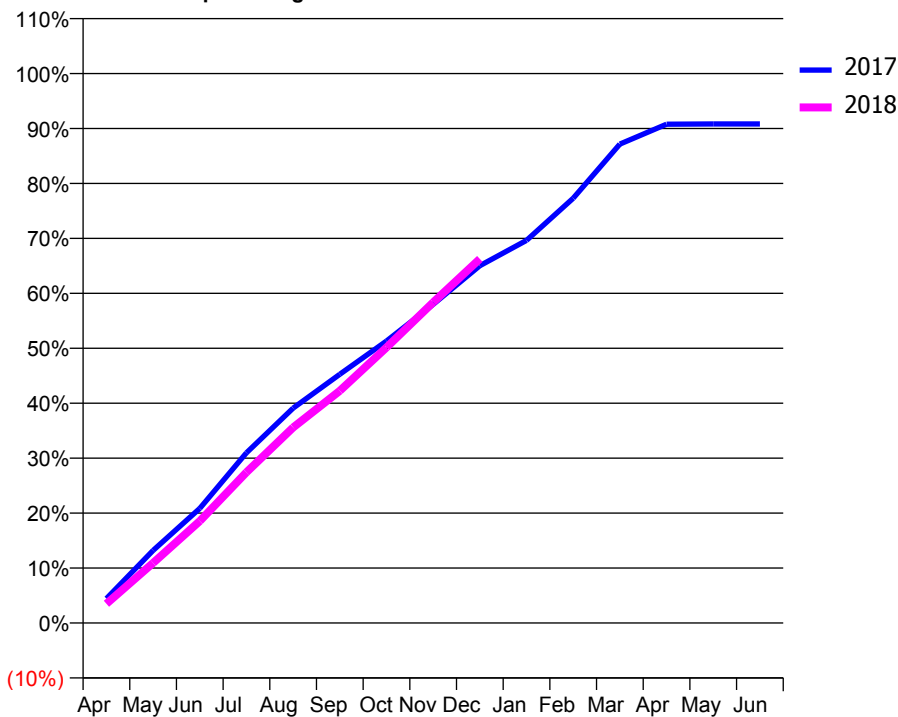
### ACCESS\*

Patients seen in 24 months	Total	Change since previous quarter
Quarter ending December 2016	6,436	
Quarter ending March 2017	6,420	→
Quarter ending June 2017	6,462	→
Quarter ending September 2017	6,451	→
Quarter ending December 2017	6,547	→
<b>Variance since December 2016</b>	<b>1.7%</b>	<b>→</b>



### ACTIVITY

Cumulative percentage of contracted UDA delivered 2017 & 2018



Month	Adjusted Scheduled Activity (UDA)	
	2017	2018
April	825	650
May	2,446	2,026
June	3,863	3,438
July	5,738	5,083
August	7,243	6,592
September	8,386	7,832
October	9,505	9,290
November	10,743	10,812
December	12,046	12,277
January	12,901	
February	14,321	
March	16,150	
April	16,820	
May	16,826	
June	16,826	

### QUALITY

	Quantity	Base Number	Contract	AT	Region	England
% of FP17s for the same patient ID Re-attending within 3 months - Children	100	1,985	5.0%	10.0%	11.8%	12.0%
% of FP17s for the same patient ID Re-attending within 3 months - Adults	571	5,082	11.2%	14.9%	15.3%	15.9%
% of FP17s for the same patient ID Re-attending between 3 & 9 months - Children	1,237	1,985	62.3%	51.7%	59.1%	58.0%
% of FP17s for the same patient ID Re-attending between 3 & 9 months - Adults	3,087	5,082	60.7%	47.2%	51.5%	50.5%
% of FP17s for Band 1 Urgent Courses	320	6,752	4.7%	8.0%	8.0%	9.0%
% of FP17s Relating to Free Repair or Replacements	52	6,752	0.8%	0.7%	0.8%	0.8%
% of FP17s Relating to Continuations	41	6,752	0.6%	0.9%	1.1%	1.1%
% of Patients satisfied with the dentistry they have received	2	2	N/A	91.6%	91.6%	91.5%
% of Patients satisfied with the time they had to wait for an appointment	2	2	N/A	89.9%	88.3%	87.9%

\* This is based on patients treated on this contract for their most recent course of treatment. Figures in italics indicate the base number of FP17s or Patient Questionnaire responses are less than 100. N/A is shown where the base number of responses is less than 10 during the period. % is calculated as Quantity/Base number\*100

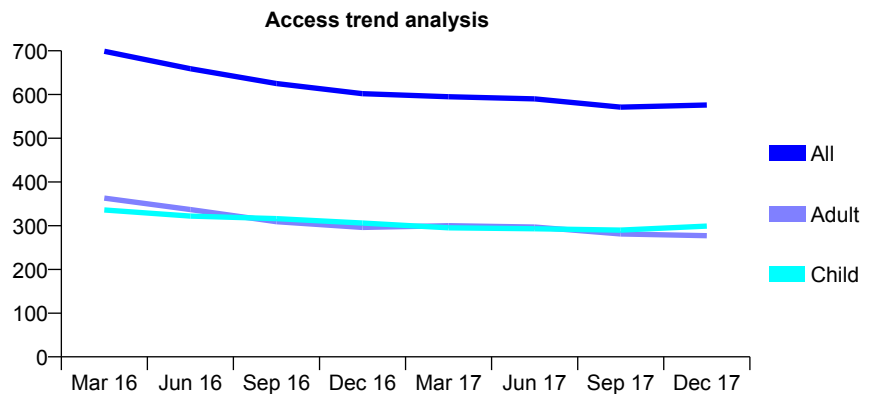
## Q54 - Vital Signs At a Glance Contract Report for 946303/0001 - December 2017

Name or company name	MR E ACHEAMPONG
Contract type name	GDS Contract
Purpose of contract	General and Orthodontic
Contract start date	01/04/2006
Contract end date	

17/18 Contracted general activity (UDA)	2,390
Carry forward general activity (UDA)	0
17/18 Contracted orthodontic activity (UOA)	642
Carry forward orthodontic activity (UOA)	0
Baseline contract value	£100,682.17

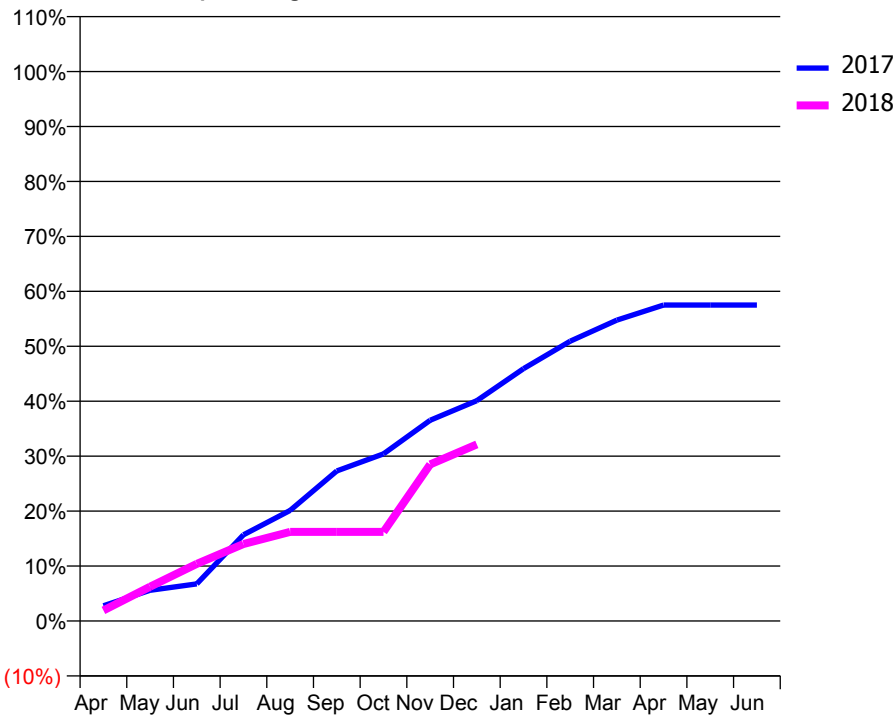
### ACCESS\*

Patients seen in 24 months	Total	Change since previous quarter
Quarter ending December 2016	602	
Quarter ending March 2017	595	↓
Quarter ending June 2017	590	→
Quarter ending September 2017	571	↓
Quarter ending December 2017	576	→
<b>Variance since December 2016</b>	<b>(4.3%)</b>	<b>↓</b>



### ACTIVITY

Cumulative percentage of contracted UDA delivered 2017 & 2018



Month	Adjusted Scheduled Activity (UDA)	
	2017	2018
April	66	46
May	134	149
June	162	248
July	375	335
August	481	388
September	653	388
October	727	388
November	873	681
December	959	768
January	1,097	
February	1,217	
March	1,309	
April	1,374	
May	1,374	
June	1,374	

### QUALITY

	Quantity	Base Number	Contract	AT	Region	England
% of FP17s for the same patient ID Re-attending within 3 months - Children	15	307	4.9%	10.0%	11.8%	12.0%
% of FP17s for the same patient ID Re-attending within 3 months - Adults	43	236	18.2%	14.9%	15.3%	15.9%
% of FP17s for the same patient ID Re-attending between 3 & 9 months - Children	130	307	42.3%	51.7%	59.1%	58.0%
% of FP17s for the same patient ID Re-attending between 3 & 9 months - Adults	91	236	38.6%	47.2%	51.5%	50.5%
% of FP17s for Band 1 Urgent Courses	12	452	2.7%	8.0%	8.0%	9.0%
% of FP17s Relating to Free Repair or Replacements	0	452	0.0%	0.7%	0.8%	0.8%
% of FP17s Relating to Continuations	3	452	0.7%	0.9%	1.1%	1.1%
% of Patients satisfied with the dentistry they have received	1	2	N/A	91.6%	91.6%	91.5%
% of Patients satisfied with the time they had to wait for an appointment	2	2	N/A	89.9%	88.3%	87.9%

\* This is based on patients treated on this contract for their most recent course of treatment. Figures in italics indicate the base number of FP17s or Patient Questionnaire responses are less than 100. N/A is shown where the base number of responses is less than 10 during the period. % is calculated as Quantity/Base number\*100



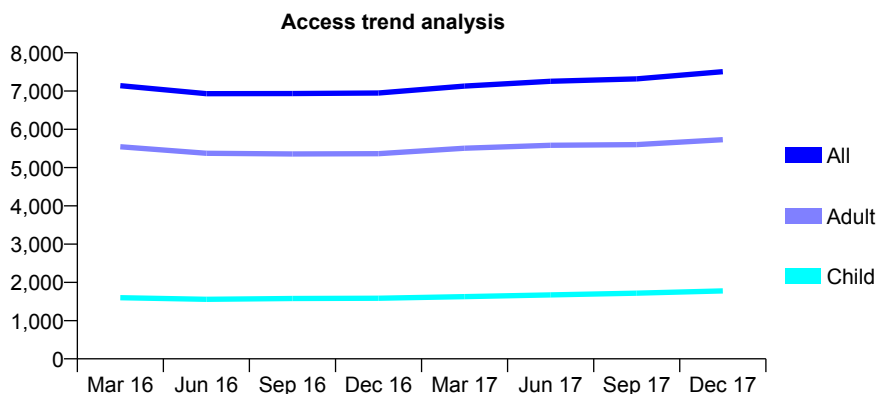
## Q54 - Vital Signs At a Glance Contract Report for 960128/0002 - December 2017

Name or company name	MR Z SACRANIE
Contract type name	GDS Contract
Purpose of contract	General
Contract start date	01/11/2006
Contract end date	

17/18 Contracted general activity (UDA)	18,821
Carry forward general activity (UDA)	280
17/18 Contracted orthodontic activity (UOA)	0
Carry forward orthodontic activity (UOA)	0
Baseline contract value	£420,807.19

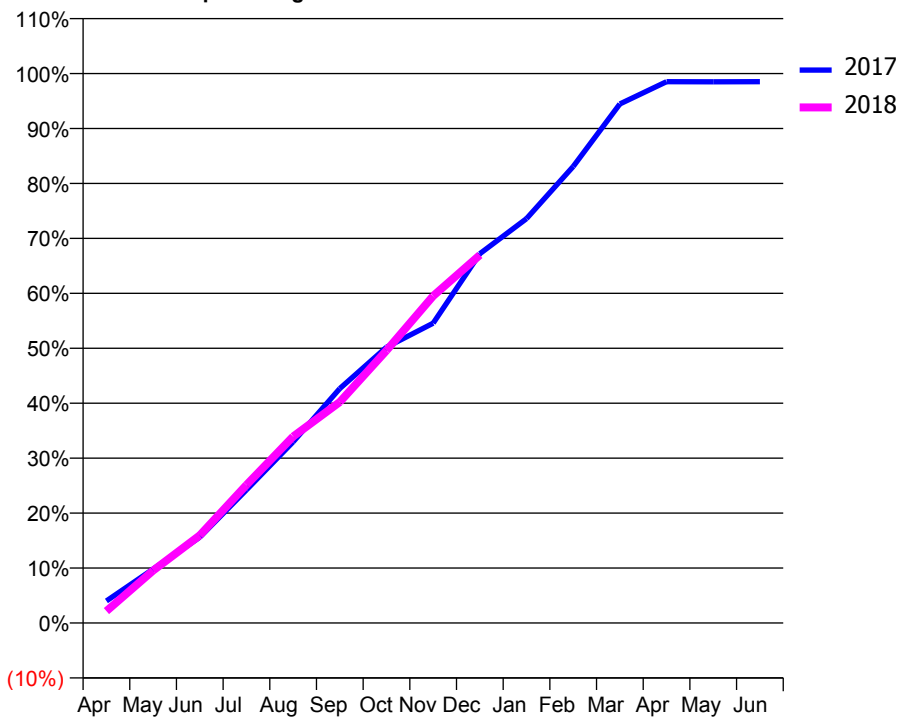
### ACCESS\*

Patients seen in 24 months	Total	Change since previous quarter
Quarter ending December 2016	6,950	
Quarter ending March 2017	7,132	↑
Quarter ending June 2017	7,257	→
Quarter ending September 2017	7,318	→
Quarter ending December 2017	7,506	↑
<b>Variance since December 2016</b>	<b>8.0%</b>	<b>↑</b>



### ACTIVITY

Cumulative percentage of contracted UDA delivered 2017 & 2018



Month	Adjusted Scheduled Activity (UDA)	
	2017	2018
April	756	409
May	1,846	1,796
June	2,941	3,003
July	4,560	4,728
August	6,203	6,386
September	8,030	7,568
October	9,446	9,333
November	10,271	11,202
December	12,651	12,604
January	13,851	
February	15,636	
March	17,778	
April	18,539	
May	18,537	
June	18,540	

### QUALITY

	Quantity	Base Number	Contract	AT	Region	England
% of FP17s for the same patient ID Re-attending within 3 months - Children	129	2,001	6.4%	10.0%	11.8%	12.0%
% of FP17s for the same patient ID Re-attending within 3 months - Adults	786	5,734	13.7%	14.9%	15.3%	15.9%
% of FP17s for the same patient ID Re-attending between 3 & 9 months - Children	1,211	2,001	60.5%	51.7%	59.1%	58.0%
% of FP17s for the same patient ID Re-attending between 3 & 9 months - Adults	3,097	5,734	54.0%	47.2%	51.5%	50.5%
% of FP17s for Band 1 Urgent Courses	522	6,854	7.6%	8.0%	8.0%	9.0%
% of FP17s Relating to Free Repair or Replacements	59	6,854	0.9%	0.7%	0.8%	0.8%
% of FP17s Relating to Continuations	38	6,854	0.6%	0.9%	1.1%	1.1%
% of Patients satisfied with the dentistry they have received	9	9	N/A	91.6%	91.6%	91.5%
% of Patients satisfied with the time they had to wait for an appointment	9	9	N/A	89.9%	88.3%	87.9%

\* This is based on patients treated on this contract for their most recent course of treatment. Figures in italics indicate the base number of FP17s or Patient Questionnaire responses are less than 100. N/A is shown where the base number of responses is less than 10 during the period. % is calculated as Quantity/Base number\*100

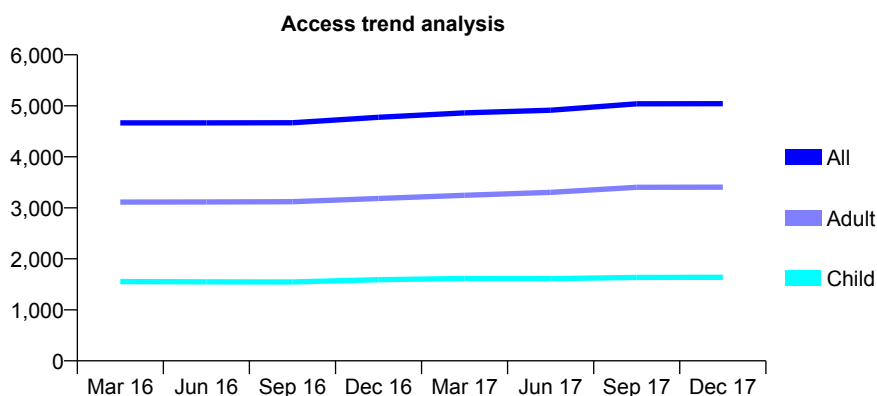
## Q54 - Vital Signs At a Glance Contract Report for 960934/0002 - December 2017

Name or company name	MRS J DHERI
Contract type name	GDS Contract
Purpose of contract	General
Contract start date	19/06/2006
Contract end date	

17/18 Contracted general activity (UDA)	12,396
Carry forward general activity (UDA)	-248
17/18 Contracted orthodontic activity (UOA)	0
Carry forward orthodontic activity (UOA)	0
Baseline contract value	£324,343.71

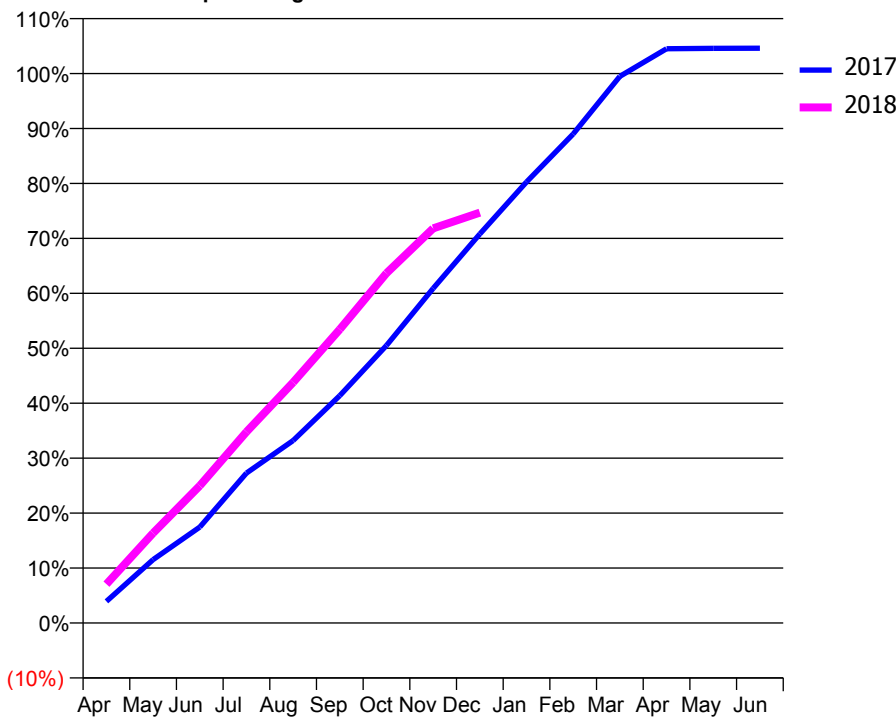
### ACCESS\*

Patients seen in 24 months	Total	Change since previous quarter
Quarter ending December 2016	4,775	
Quarter ending March 2017	4,862	→
Quarter ending June 2017	4,915	→
Quarter ending September 2017	5,038	↑
Quarter ending December 2017	5,043	→
<b>Variance since December 2016</b>	<b>5.6%</b>	<b>↑</b>



### ACTIVITY

Cumulative percentage of contracted UDA delivered 2017 & 2018



Month	Adjusted Scheduled Activity (UDA)	
	2017	2018
April	490	877
May	1,429	2,030
June	2,164	3,096
July	3,384	4,311
August	4,115	5,428
September	5,129	6,624
October	6,260	7,892
November	7,548	8,902
December	8,775	9,257
January	9,950	
February	11,032	
March	12,333	
April	12,954	
May	12,963	
June	12,966	

### QUALITY

	Quantity	Base Number	Contract	AT	Region	England
% of FP17s for the same patient ID Re-attending within 3 months - Children	84	1,770	4.7%	10.0%	11.8%	12.0%
% of FP17s for the same patient ID Re-attending within 3 months - Adults	386	3,380	11.4%	14.9%	15.3%	15.9%
% of FP17s for the same patient ID Re-attending between 3 & 9 months - Children	1,254	1,770	70.8%	51.7%	59.1%	58.0%
% of FP17s for the same patient ID Re-attending between 3 & 9 months - Adults	2,043	3,380	60.4%	47.2%	51.5%	50.5%
% of FP17s for Band 1 Urgent Courses	244	4,844	5.0%	8.0%	8.0%	9.0%
% of FP17s Relating to Free Repair or Replacements	27	4,844	0.6%	0.7%	0.8%	0.8%
% of FP17s Relating to Continuations	17	4,844	0.4%	0.9%	1.1%	1.1%
% of Patients satisfied with the dentistry they have received	5	5	N/A	91.6%	91.6%	91.5%
% of Patients satisfied with the time they had to wait for an appointment	5	5	N/A	89.9%	88.3%	87.9%

\* This is based on patients treated on this contract for their most recent course of treatment. Figures in italics indicate the base number of FP17s or Patient Questionnaire responses are less than 100. N/A is shown where the base number of responses is less than 10 during the period. % is calculated as Quantity/Base number\*100

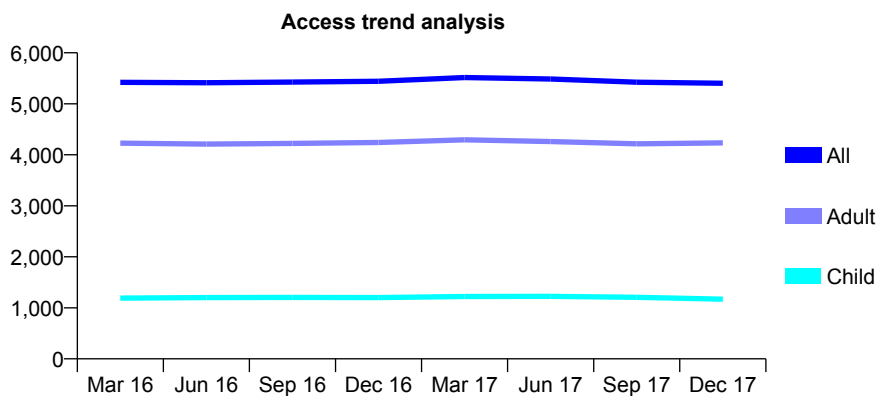
## Q54 - Vital Signs At a Glance Contract Report for 968811/0001 - December 2017

Name or company name	MR D CHACKO
Contract type name	GDS Contract
Purpose of contract	General
Contract start date	01/04/2014
Contract end date	

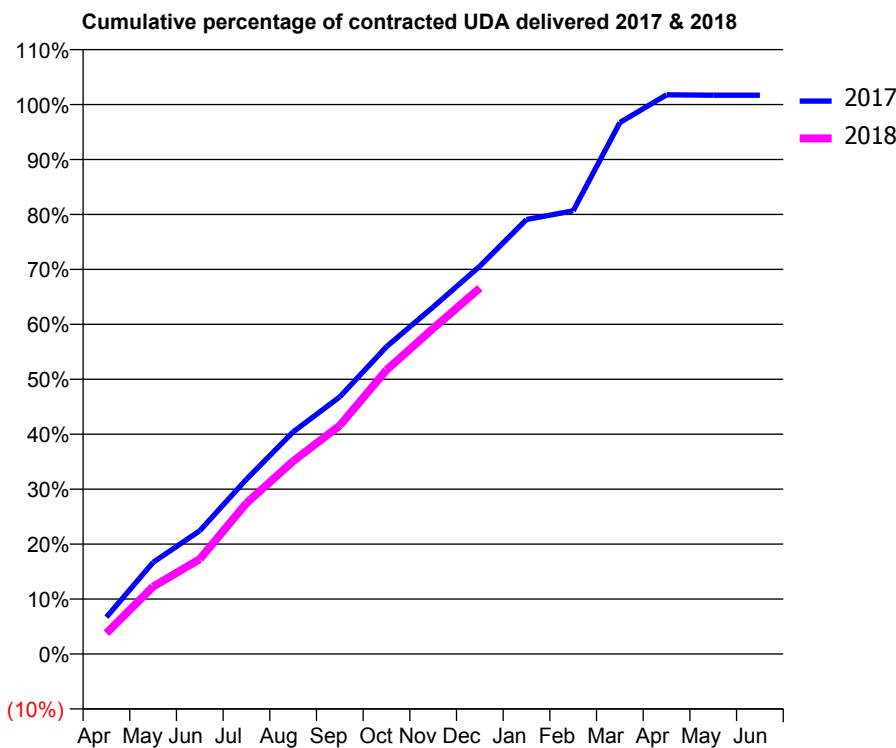
17/18 Contracted general activity (UDA)	16,500
Carry forward general activity (UDA)	-279
17/18 Contracted orthodontic activity (UOA)	0
Carry forward orthodontic activity (UOA)	0
Baseline contract value	£418,583.05

### ACCESS\*

Patients seen in 24 months	Total	Change since previous quarter
Quarter ending December 2016	5,441	
Quarter ending March 2017	5,516	→
Quarter ending June 2017	5,485	→
Quarter ending September 2017	5,423	↓
Quarter ending December 2017	5,403	→
<b>Variance since December 2016</b>	<b>(0.7%)</b>	<b>→</b>



### ACTIVITY



Month	Adjusted Scheduled Activity (UDA)	
	2017	2018
April	1,108	625
May	2,752	2,023
June	3,702	2,850
July	5,248	4,529
August	6,670	5,792
September	7,723	6,861
October	9,226	8,525
November	10,421	9,775
December	11,646	10,988
January	13,046	
February	13,309	
March	15,957	
April	16,790	
May	16,777	
June	16,779	

### QUALITY

	Quantity	Base Number	Contract	AT	Region	England
% of FP17s for the same patient ID Re-attending within 3 months - Children	86	1,251	6.9%	10.0%	11.8%	12.0%
% of FP17s for the same patient ID Re-attending within 3 months - Adults	667	4,364	15.3%	14.9%	15.3%	15.9%
% of FP17s for the same patient ID Re-attending between 3 & 9 months - Children	824	1,251	65.9%	51.7%	59.1%	58.0%
% of FP17s for the same patient ID Re-attending between 3 & 9 months - Adults	2,529	4,364	58.0%	47.2%	51.5%	50.5%
% of FP17s for Band 1 Urgent Courses	319	5,240	6.1%	8.0%	8.0%	9.0%
% of FP17s Relating to Free Repair or Replacements	89	5,240	1.7%	0.7%	0.8%	0.8%
% of FP17s Relating to Continuations	44	5,240	0.8%	0.9%	1.1%	1.1%
% of Patients satisfied with the dentistry they have received	1	2	N/A	91.6%	91.6%	91.5%
% of Patients satisfied with the time they had to wait for an appointment	2	2	N/A	89.9%	88.3%	87.9%

\* This is based on patients treated on this contract for their most recent course of treatment. Figures in italics indicate the base number of FP17s or Patient Questionnaire responses are less than 100. N/A is shown where the base number of responses is less than 10 during the period. % is calculated as Quantity/Base number\*100

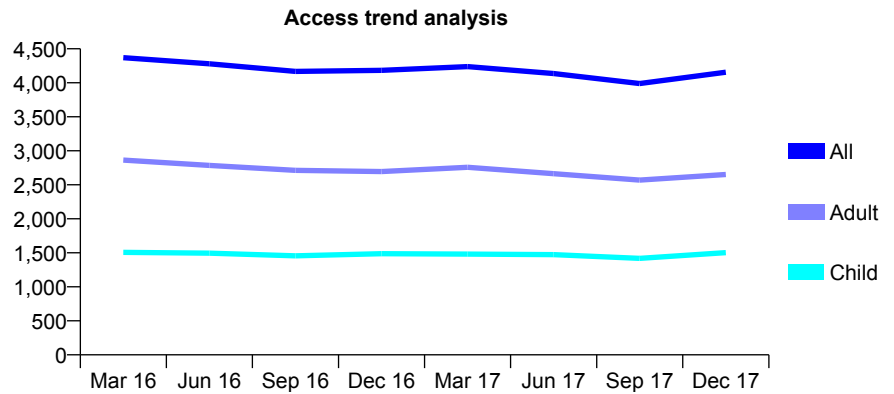
## Q54 - Vital Signs At a Glance Contract Report for 976989/0001 - December 2017

Name or company name	MR SS SOHAL
Contract type name	GDS Contract
Purpose of contract	General
Contract start date	23/11/2013
Contract end date	

17/18 Contracted general activity (UDA)	12,884
Carry forward general activity (UDA)	-65
17/18 Contracted orthodontic activity (UOA)	0
Carry forward orthodontic activity (UOA)	0
Baseline contract value	£344,357.32

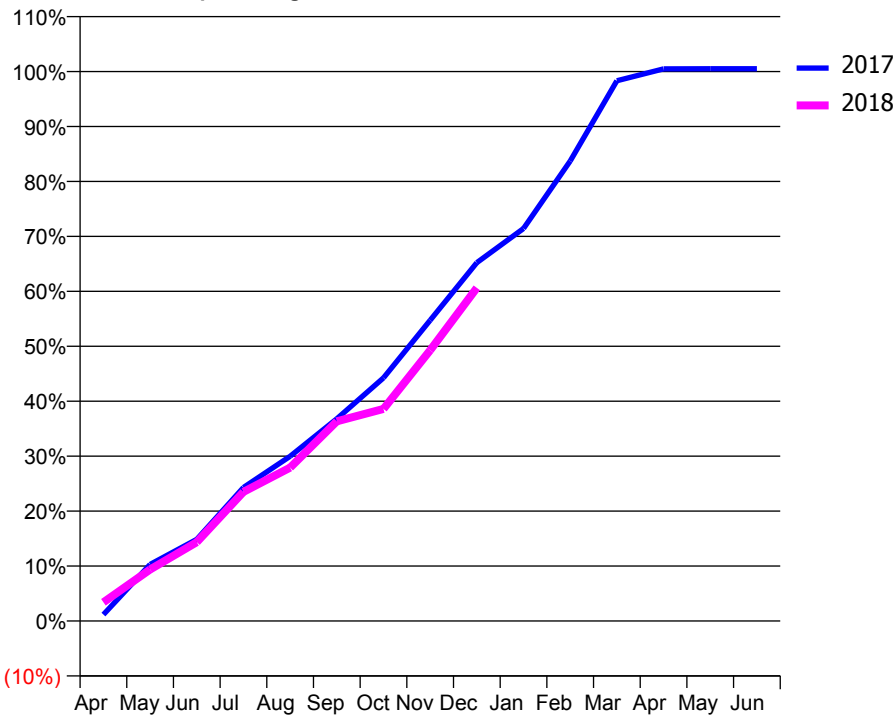
### ACCESS\*

Patients seen in 24 months	Total	Change since previous quarter
Quarter ending December 2016	4,184	
Quarter ending March 2017	4,238	→
Quarter ending June 2017	4,137	↓
Quarter ending September 2017	3,989	↓
Quarter ending December 2017	4,155	↑
<b>Variance since December 2016</b>	<b>(0.7%)</b>	<b>→</b>



### ACTIVITY

Cumulative percentage of contracted UDA delivered 2017 & 2018



Month	Adjusted Scheduled Activity (UDA)	
	2017	2018
April	151	440
May	1,326	1,208
June	1,916	1,851
July	3,132	3,029
August	3,864	3,596
September	4,741	4,682
October	5,700	4,973
November	7,053	6,347
December	8,403	7,812
January	9,202	
February	10,785	
March	12,666	
April	12,946	
May	12,949	
June	12,949	

### QUALITY

	Quantity	Base Number	Contract	AT	Region	England
% of FP17s for the same patient ID Re-attending within 3 months - Children	72	1,391	5.2%	10.0%	11.8%	12.0%
% of FP17s for the same patient ID Re-attending within 3 months - Adults	243	2,126	11.4%	14.9%	15.3%	15.9%
% of FP17s for the same patient ID Re-attending between 3 & 9 months - Children	817	1,391	58.7%	51.7%	59.1%	58.0%
% of FP17s for the same patient ID Re-attending between 3 & 9 months - Adults	1,072	2,126	50.4%	47.2%	51.5%	50.5%
% of FP17s for Band 1 Urgent Courses	295	3,410	8.7%	8.0%	8.0%	9.0%
% of FP17s Relating to Free Repair or Replacements	5	3,410	0.1%	0.7%	0.8%	0.8%
% of FP17s Relating to Continuations	18	3,410	0.5%	0.9%	1.1%	1.1%
% of Patients satisfied with the dentistry they have received	0	1	N/A	91.6%	91.6%	91.5%
% of Patients satisfied with the time they had to wait for an appointment	1	1	N/A	89.9%	88.3%	87.9%

\* This is based on patients treated on this contract for their most recent course of treatment. Figures in italics indicate the base number of FP17s or Patient Questionnaire responses are less than 100. N/A is shown where the base number of responses is less than 10 during the period. % is calculated as Quantity/Base number\*100

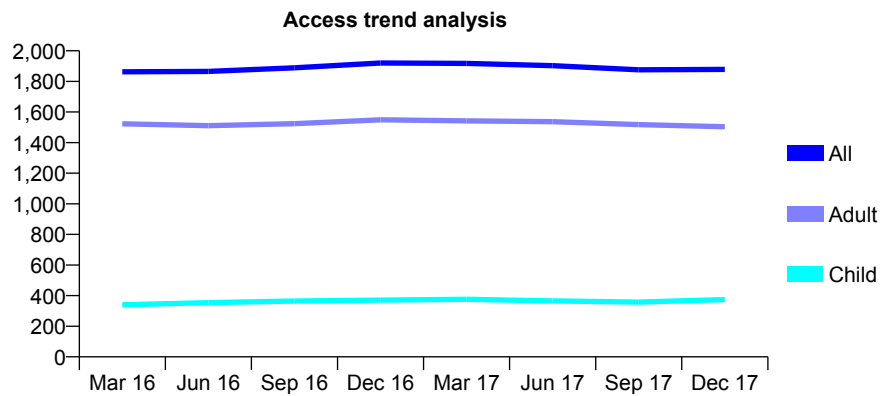
## Q54 - Vital Signs At a Glance Contract Report for 993913/0001 - December 2017

Name or company name	MR SL REES
Contract type name	PDS Contract
Purpose of contract	General and Orthodontic
Contract start date	01/04/2006
Contract end date	31/03/2021

17/18 Contracted general activity (UDA)	6,811
Carry forward general activity (UDA)	0
17/18 Contracted orthodontic activity (UOA)	450
Carry forward orthodontic activity (UOA)	0
Baseline contract value	£250,952.21

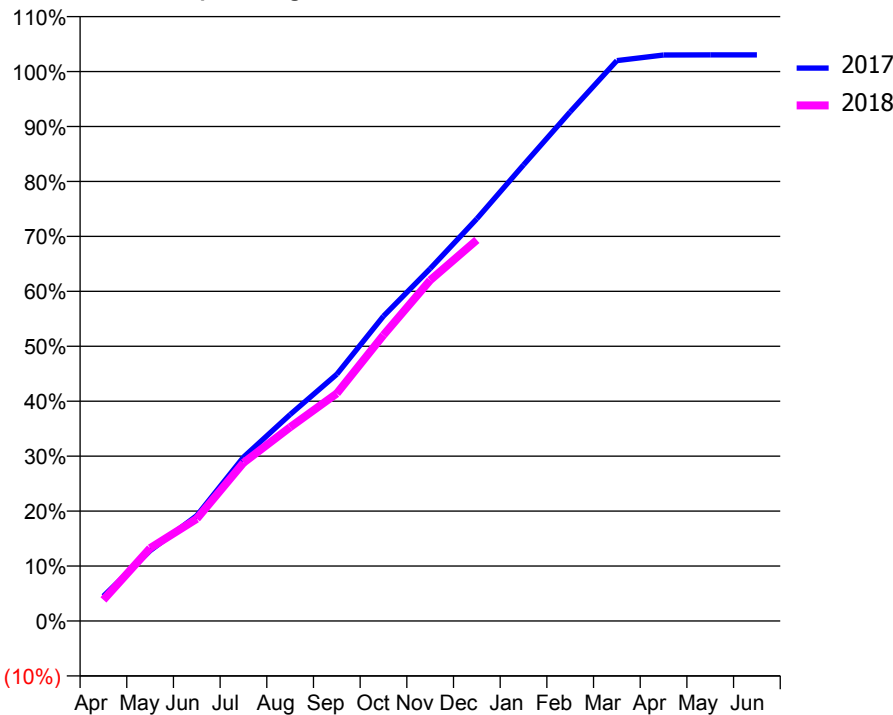
### ACCESS\*

Patients seen in 24 months	Total	Change since previous quarter
Quarter ending December 2016	1,920	
Quarter ending March 2017	1,918	→
Quarter ending June 2017	1,903	→
Quarter ending September 2017	1,876	↓
Quarter ending December 2017	1,878	→
<b>Variance since December 2016</b>	<b>(2.2%)</b>	<b>↓</b>



### ACTIVITY

Cumulative percentage of contracted UDA delivered 2017 & 2018



Month	Adjusted Scheduled Activity (UDA)	
	2017	2018
April	309	262
May	871	904
June	1,307	1,266
July	2,030	1,960
August	2,559	2,402
September	3,059	2,821
October	3,778	3,544
November	4,368	4,223
December	4,986	4,723
January	5,653	
February	6,312	
March	6,946	
April	7,015	
May	7,018	
June	7,018	

### QUALITY

	Quantity	Base Number	Contract	AT	Region	England
% of FP17s for the same patient ID Re-attending within 3 months - Children	49	435	11.3%	10.0%	11.8%	12.0%
% of FP17s for the same patient ID Re-attending within 3 months - Adults	233	1,650	14.1%	14.9%	15.3%	15.9%
% of FP17s for the same patient ID Re-attending between 3 & 9 months - Children	196	435	45.1%	51.7%	59.1%	58.0%
% of FP17s for the same patient ID Re-attending between 3 & 9 months - Adults	1,038	1,650	62.9%	47.2%	51.5%	50.5%
% of FP17s for Band 1 Urgent Courses	41	1,957	2.1%	8.0%	8.0%	9.0%
% of FP17s Relating to Free Repair or Replacements	31	1,957	1.6%	0.7%	0.8%	0.8%
% of FP17s Relating to Continuations	37	1,957	1.9%	0.9%	1.1%	1.1%
% of Patients satisfied with the dentistry they have received	2	2	N/A	91.6%	91.6%	91.5%
% of Patients satisfied with the time they had to wait for an appointment	2	2	N/A	89.9%	88.3%	87.9%

\* This is based on patients treated on this contract for their most recent course of treatment. Figures in italics indicate the base number of FP17s or Patient Questionnaire responses are less than 100. N/A is shown where the base number of responses is less than 10 during the period. % is calculated as Quantity/Base number\*100

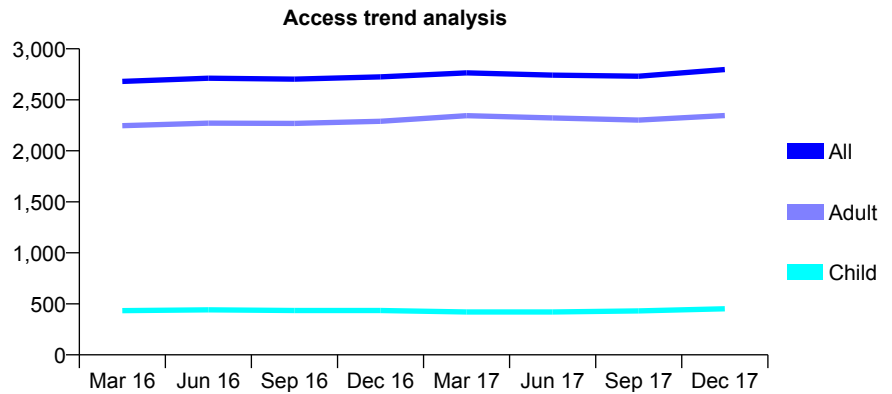
## Q54 - Vital Signs At a Glance Contract Report for 993956/0001 - December 2017

Name or company name	MR SM BENTLEY
Contract type name	GDS Contract
Purpose of contract	General
Contract start date	01/04/2006
Contract end date	

17/18 Contracted general activity (UDA)	7,816
Carry forward general activity (UDA)	5
17/18 Contracted orthodontic activity (UOA)	0
Carry forward orthodontic activity (UOA)	0
Baseline contract value	£167,605.66

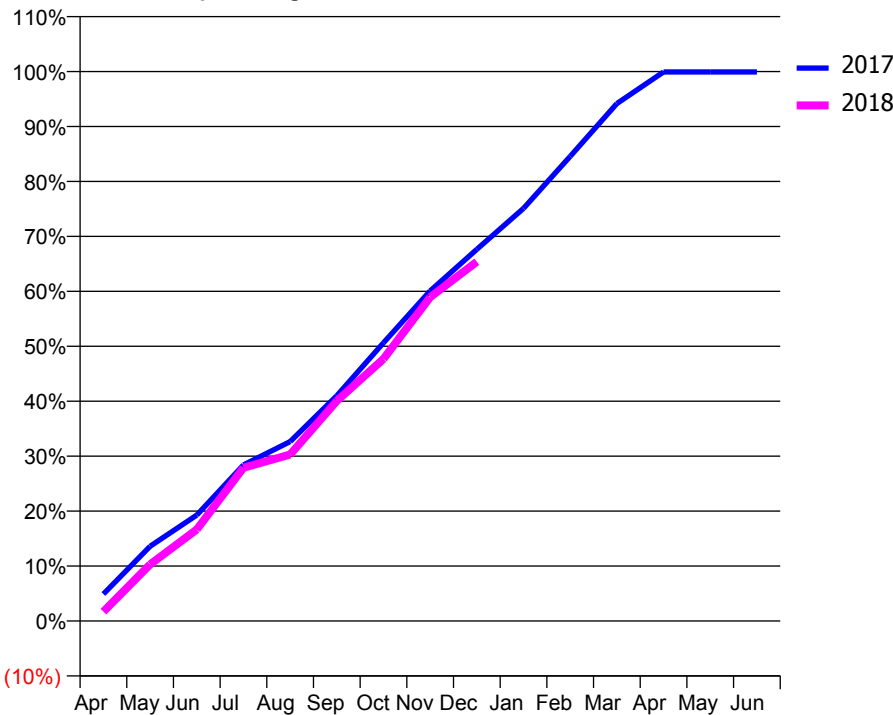
### ACCESS\*

Patients seen in 24 months	Total	Change since previous quarter
Quarter ending December 2016	2,725	
Quarter ending March 2017	2,764	→
Quarter ending June 2017	2,742	→
Quarter ending September 2017	2,732	→
Quarter ending December 2017	2,797	↑
<b>Variance since December 2016</b>	2.6%	↑



### ACTIVITY

Cumulative percentage of contracted UDA delivered 2017 & 2018



Month	Adjusted Scheduled Activity (UDA)	
	2017	2018
April	384	134
May	1,063	805
June	1,508	1,303
July	2,219	2,181
August	2,552	2,368
September	3,205	3,131
October	3,957	3,729
November	4,695	4,606
December	5,287	5,111
January	5,870	
February	6,610	
March	7,360	
April	7,810	
May	7,810	
June	7,810	

### QUALITY

	Quantity	Base Number	Contract	AT	Region	England
% of FP17s for the same patient ID Re-attending within 3 months - Children	14	418	3.3%	10.0%	11.8%	12.0%
% of FP17s for the same patient ID Re-attending within 3 months - Adults	282	2,226	12.7%	14.9%	15.3%	15.9%
% of FP17s for the same patient ID Re-attending between 3 & 9 months - Children	187	418	44.7%	51.7%	59.1%	58.0%
% of FP17s for the same patient ID Re-attending between 3 & 9 months - Adults	1,126	2,226	50.6%	47.2%	51.5%	50.5%
% of FP17s for Band 1 Urgent Courses	64	2,479	2.6%	8.0%	8.0%	9.0%
% of FP17s Relating to Free Repair or Replacements	42	2,479	1.7%	0.7%	0.8%	0.8%
% of FP17s Relating to Continuations	34	2,479	1.4%	0.9%	1.1%	1.1%
% of Patients satisfied with the dentistry they have received	7	7	N/A	91.6%	91.6%	91.5%
% of Patients satisfied with the time they had to wait for an appointment	7	7	N/A	89.9%	88.3%	87.9%

\* This is based on patients treated on this contract for their most recent course of treatment. Figures in italics indicate the base number of FP17s or Patient Questionnaire responses are less than 100. N/A is shown where the base number of responses is less than 10 during the period. % is calculated as Quantity/Base number\*100

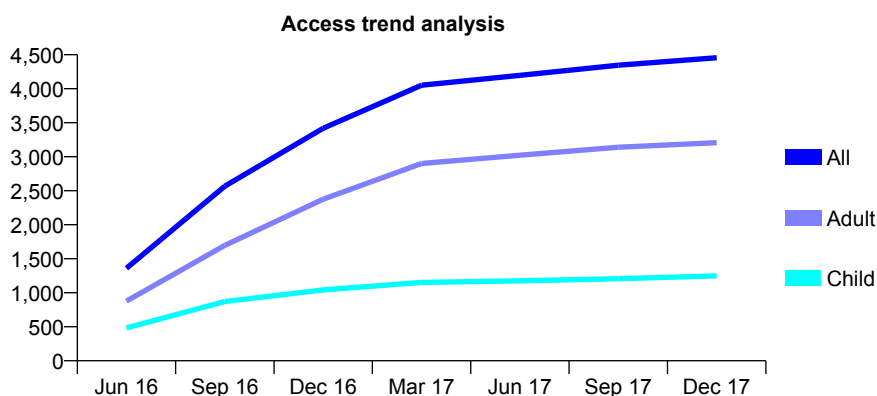
## Q55 - Vital Signs At a Glance Contract Report for 100062/0000 - December 2017

Name or company name	MR EG MCDAID
Contract type name	GDS Contract
Purpose of contract	General
Contract start date	01/04/2016
Contract end date	

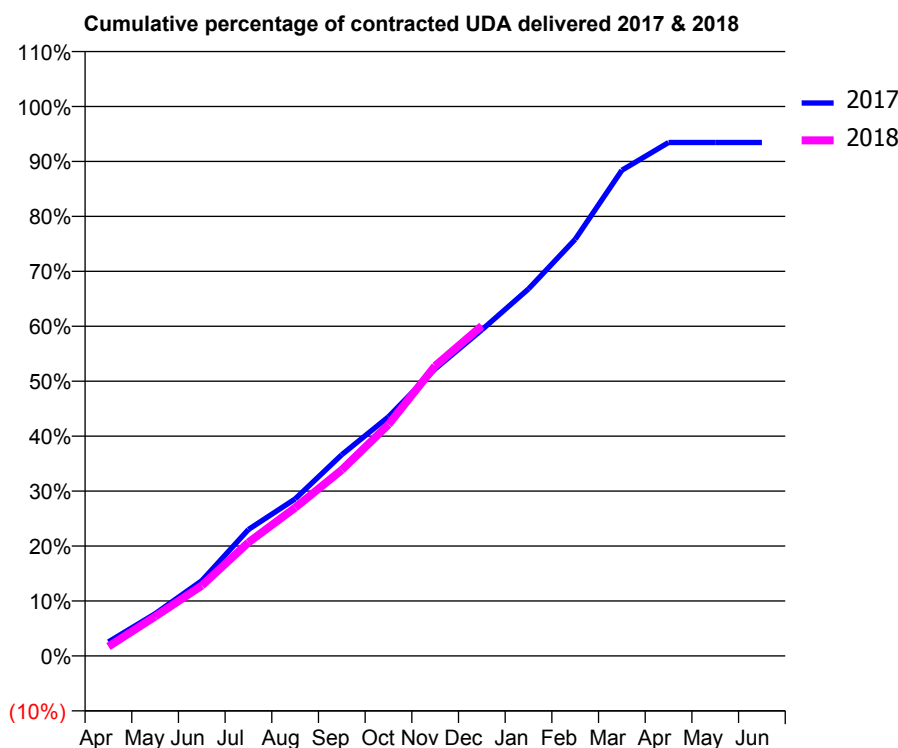
17/18 Contracted general activity (UDA)	15,050
Carry forward general activity (UDA)	211
17/18 Contracted orthodontic activity (UOA)	0
Carry forward orthodontic activity (UOA)	0
Baseline contract value	£401,039.16

### ACCESS\*

Patients seen in 24 months	Total	Change since previous quarter
Quarter ending December 2016	3,419	
Quarter ending March 2017	4,052	↑
Quarter ending June 2017	4,197	↑
Quarter ending September 2017	4,347	↑
Quarter ending December 2017	4,455	↑
<b>Variance since December 2016</b>	<b>30.3%</b>	<b>↑</b>



### ACTIVITY



Month	Adjusted Scheduled Activity (UDA)	
	2017	2018
April	396	258
May	1,185	1,081
June	2,112	1,927
July	3,549	3,111
August	4,408	4,061
September	5,651	5,098
October	6,713	6,339
November	8,057	7,945
December	9,153	9,042
January	10,305	
February	11,696	
March	13,636	
April	14,412	
May	14,412	
June	14,412	

### QUALITY

	Quantity	Base Number	Contract	AT	Region	England
% of FP17s for the same patient ID Re-attending within 3 months - Children	145	1,685	8.6%	10.5%	11.8%	12.0%
% of FP17s for the same patient ID Re-attending within 3 months - Adults	458	3,390	13.5%	14.2%	15.3%	15.9%
% of FP17s for the same patient ID Re-attending between 3 & 9 months - Children	1,231	1,685	73.1%	61.8%	59.1%	58.0%
% of FP17s for the same patient ID Re-attending between 3 & 9 months - Adults	1,984	3,390	58.5%	55.4%	51.5%	50.5%
% of FP17s for Band 1 Urgent Courses	232	4,248	5.5%	7.2%	8.0%	9.0%
% of FP17s Relating to Free Repair or Replacements	68	4,248	1.6%	0.8%	0.8%	0.8%
% of FP17s Relating to Continuations	87	4,248	2.0%	1.3%	1.1%	1.1%
% of Patients satisfied with the dentistry they have received	9	11	81.8%	91.8%	91.6%	91.5%
% of Patients satisfied with the time they had to wait for an appointment	11	11	100.0%	87.3%	88.3%	87.9%

\* This is based on patients treated on this contract for their most recent course of treatment. Figures in italics indicate the base number of FP17s or Patient Questionnaire responses are less than 100. N/A is shown where the base number of responses is less than 10 during the period. % is calculated as Quantity/Base number\*100



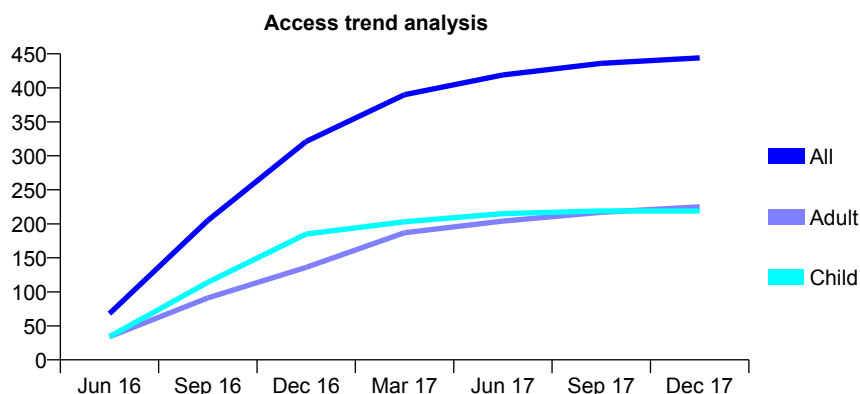
## Q55 - Vital Signs At a Glance Contract Report for 100101/0000 - December 2017

Name or company name	Brookview Dental Care
Contract type name	GDS Contract
Purpose of contract	General
Contract start date	01/04/2016
Contract end date	

17/18 Contracted general activity (UDA)	980
Carry forward general activity (UDA)	12
17/18 Contracted orthodontic activity (UOA)	0
Carry forward orthodontic activity (UOA)	0
Baseline contract value	£29,416.55

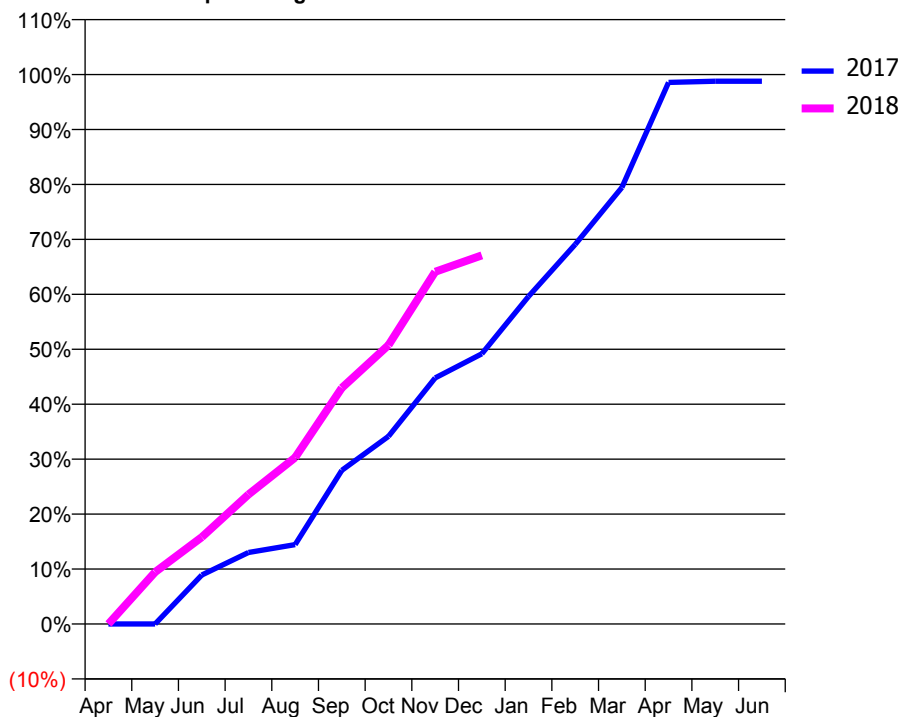
### ACCESS\*

Patients seen in 24 months	Total	Change since previous quarter
Quarter ending December 2016	321	
Quarter ending March 2017	390	↑
Quarter ending June 2017	419	↑
Quarter ending September 2017	436	↑
Quarter ending December 2017	444	→
<b>Variance since December 2016</b>	<b>38.3%</b>	<b>↑</b>



### ACTIVITY

Cumulative percentage of contracted UDA delivered 2017 & 2018



Month	Adjusted Scheduled Activity (UDA)	
	2017	2018
April	0	0
May	0	93
June	87	155
July	128	231
August	142	297
September	274	421
October	335	497
November	439	628
December	482	657
January	584	
February	677	
March	778	
April	966	
May	968	
June	968	

### QUALITY

	Quantity	Base Number	Contract	AT	Region	England
% of FP17s for the same patient ID Re-attending within 3 months - Children	11	292	3.8%	10.5%	11.8%	12.0%
% of FP17s for the same patient ID Re-attending within 3 months - Adults	34	241	14.1%	14.2%	15.3%	15.9%
% of FP17s for the same patient ID Re-attending between 3 & 9 months - Children	237	292	81.2%	61.8%	59.1%	58.0%
% of FP17s for the same patient ID Re-attending between 3 & 9 months - Adults	138	241	57.3%	55.4%	51.5%	50.5%
% of FP17s for Band 1 Urgent Courses	17	462	3.7%	7.2%	8.0%	9.0%
% of FP17s Relating to Free Repair or Replacements	0	462	0.0%	0.8%	0.8%	0.8%
% of FP17s Relating to Continuations	2	462	0.4%	1.3%	1.1%	1.1%
% of Patients satisfied with the dentistry they have received	0	0	N/A	91.8%	91.6%	91.5%
% of Patients satisfied with the time they had to wait for an appointment	0	0	N/A	87.3%	88.3%	87.9%

\* This is based on patients treated on this contract for their most recent course of treatment. Figures in italics indicate the base number of FP17s or Patient Questionnaire responses are less than 100. N/A is shown where the base number of responses is less than 10 during the period. % is calculated as Quantity/Base number\*100

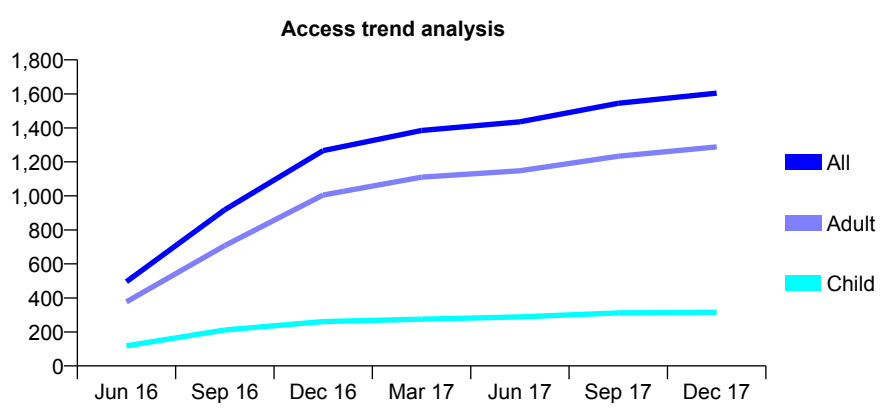
## Q55 - Vital Signs At a Glance Contract Report for 100103/0000 - December 2017

Name or company name	Dr H S Thiara, Mrs R K Mattu
Contract type name	GDS Contract
Purpose of contract	General
Contract start date	01/04/2016
Contract end date	

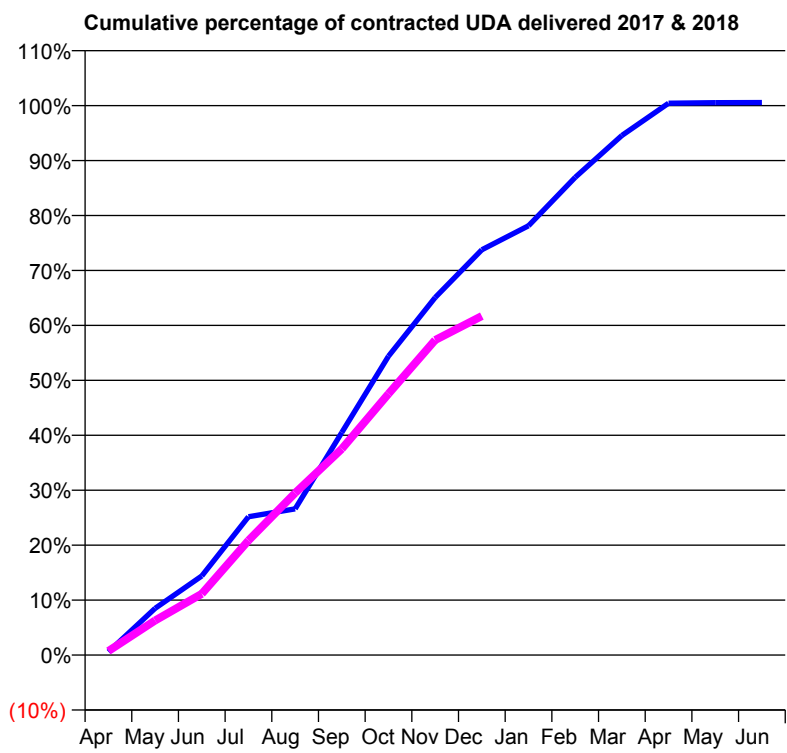
17/18 Contracted general activity (UDA)	5,332
Carry forward general activity (UDA)	31
17/18 Contracted orthodontic activity (UOA)	0
Carry forward orthodontic activity (UOA)	0
Baseline contract value	£208,844.68

### ACCESS\*

Patients seen in 24 months	Total	Change since previous quarter
Quarter ending December 2016	1,266	
Quarter ending March 2017	1,385	↑
Quarter ending June 2017	1,436	↑
Quarter ending September 2017	1,545	↑
Quarter ending December 2017	1,604	↑
<b>Variance since December 2016</b>	<b>26.7%</b>	<b>↑</b>



### ACTIVITY



Month	Adjusted Scheduled Activity (UDA)	
	2017	2018
April	32	39
May	453	336
June	768	595
July	1,343	1,112
August	1,418	1,573
September	2,160	2,001
October	2,900	2,535
November	3,469	3,057
December	3,933	3,289
January	4,165	
February	4,635	
March	5,042	
April	5,355	
May	5,360	
June	5,361	

### QUALITY

	Quantity	Base Number	Contract	AT	Region	England
% of FP17s for the same patient ID Re-attending within 3 months - Children	41	376	10.9%	10.5%	11.8%	12.0%
% of FP17s for the same patient ID Re-attending within 3 months - Adults	297	1,441	20.6%	14.2%	15.3%	15.9%
% of FP17s for the same patient ID Re-attending between 3 & 9 months - Children	196	376	52.1%	61.8%	59.1%	58.0%
% of FP17s for the same patient ID Re-attending between 3 & 9 months - Adults	682	1,441	47.3%	55.4%	51.5%	50.5%
% of FP17s for Band 1 Urgent Courses	196	1,685	11.6%	7.2%	8.0%	9.0%
% of FP17s Relating to Free Repair or Replacements	11	1,685	0.7%	0.8%	0.8%	0.8%
% of FP17s Relating to Continuations	14	1,685	0.8%	1.3%	1.1%	1.1%
% of Patients satisfied with the dentistry they have received	2	2	N/A	91.8%	91.6%	91.5%
% of Patients satisfied with the time they had to wait for an appointment	2	2	N/A	87.3%	88.3%	87.9%

\* This is based on patients treated on this contract for their most recent course of treatment. Figures in italics indicate the base number of FP17s or Patient Questionnaire responses are less than 100. N/A is shown where the base number of responses is less than 10 during the period. % is calculated as Quantity/Base number\*100

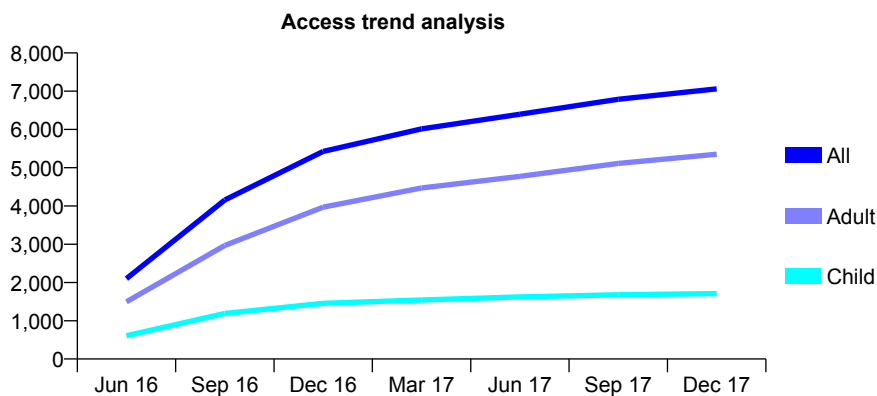
## Q55 - Vital Signs At a Glance Contract Report for 100109/0000 - December 2017

Name or company name	Whitecross Dental Care Limited
Contract type name	GDS Contract
Purpose of contract	General
Contract start date	01/04/2016
Contract end date	

17/18 Contracted general activity (UDA)	24,298
Carry forward general activity (UDA)	0
17/18 Contracted orthodontic activity (UOA)	0
Carry forward orthodontic activity (UOA)	0
Baseline contract value	£608,842.19

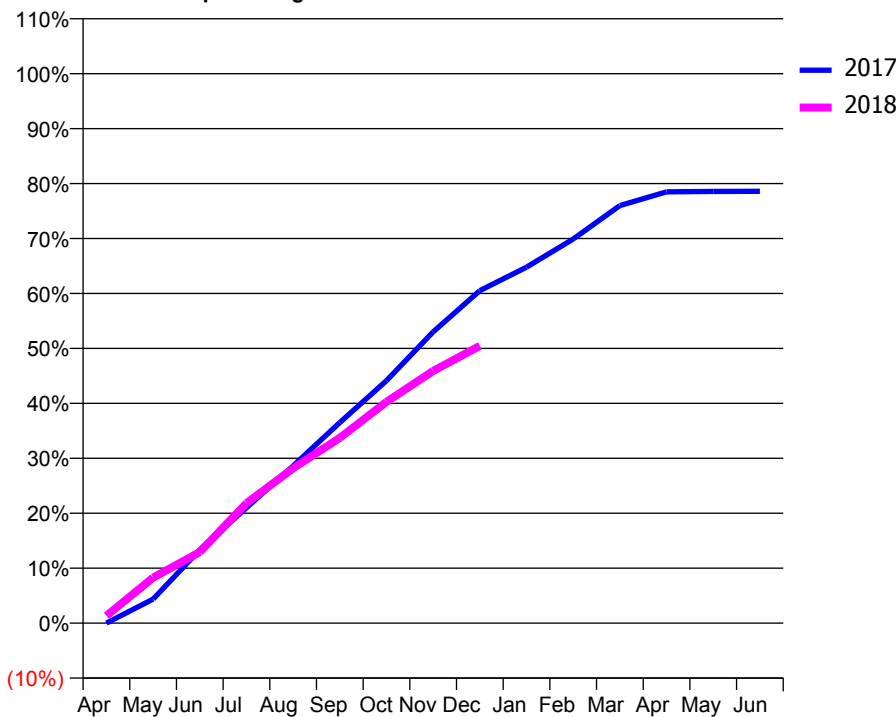
### ACCESS\*

Patients seen in 24 months	Total	Change since previous quarter
Quarter ending December 2016	5,427	
Quarter ending March 2017	6,014	↑
Quarter ending June 2017	6,399	↑
Quarter ending September 2017	6,790	↑
Quarter ending December 2017	7,061	↑
<b>Variance since December 2016</b>	<b>30.1%</b>	<b>↑</b>



### ACTIVITY

Cumulative percentage of contracted UDA delivered 2017 & 2018



Month	Adjusted Scheduled Activity (UDA)	
	2017	2018
April	0	325
May	1,062	2,013
June	3,241	3,143
July	5,100	5,301
August	6,955	6,847
September	8,871	8,195
October	10,720	9,782
November	12,878	11,155
December	14,704	12,262
January	15,739	
February	16,983	
March	18,467	
April	19,075	
May	19,091	
June	19,095	

### QUALITY

	Quantity	Base Number	Contract	AT	Region	England
% of FP17s for the same patient ID Re-attending within 3 months - Children	90	1,750	5.1%	10.5%	11.8%	12.0%
% of FP17s for the same patient ID Re-attending within 3 months - Adults	569	5,053	11.3%	14.2%	15.3%	15.9%
% of FP17s for the same patient ID Re-attending between 3 & 9 months - Children	941	1,750	53.8%	61.8%	59.1%	58.0%
% of FP17s for the same patient ID Re-attending between 3 & 9 months - Adults	2,288	5,053	45.3%	55.4%	51.5%	50.5%
% of FP17s for Band 1 Urgent Courses	373	6,489	5.7%	7.2%	8.0%	9.0%
% of FP17s Relating to Free Repair or Replacements	46	6,489	0.7%	0.8%	0.8%	0.8%
% of FP17s Relating to Continuations	119	6,489	1.8%	1.3%	1.1%	1.1%
% of Patients satisfied with the dentistry they have received	12	12	100.0%	91.8%	91.6%	91.5%
% of Patients satisfied with the time they had to wait for an appointment	8	12	66.7%	87.3%	88.3%	87.9%

\* This is based on patients treated on this contract for their most recent course of treatment. Figures in italics indicate the base number of FP17s or Patient Questionnaire responses are less than 100. N/A is shown where the base number of responses is less than 10 during the period. % is calculated as Quantity/Base number\*100

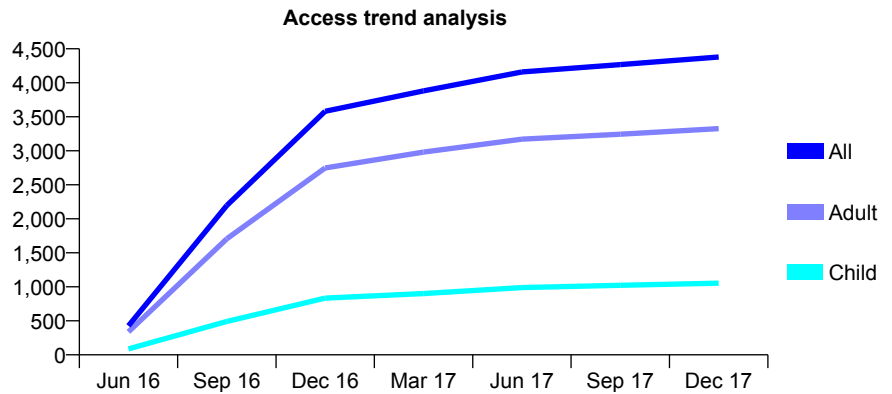
## Q55 - Vital Signs At a Glance Contract Report for 100150/0000 - December 2017

Name or company name	MR JD AL-DAMOUK
Contract type name	GDS Contract
Purpose of contract	General and Orthodontic
Contract start date	01/06/2016
Contract end date	

17/18 Contracted general activity (UDA)	15,709
Carry forward general activity (UDA)	242
17/18 Contracted orthodontic activity (UOA)	575
Carry forward orthodontic activity (UOA)	0
Baseline contract value	£469,140.10

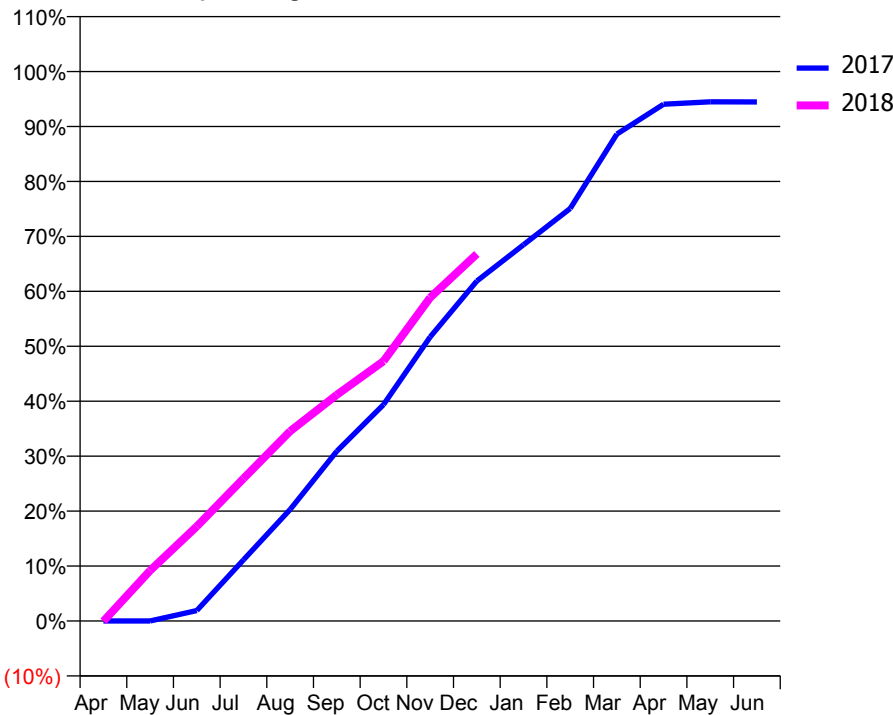
### ACCESS\*

Patients seen in 24 months	Total	Change since previous quarter
Quarter ending December 2016	3,582	
Quarter ending March 2017	3,882	↑
Quarter ending June 2017	4,160	↑
Quarter ending September 2017	4,267	↑
Quarter ending December 2017	4,379	↑
<b>Variance since December 2016</b>	<b>22.3%</b>	<b>↑</b>



### ACTIVITY

Cumulative percentage of contracted UDA delivered 2017 & 2018



Month	Adjusted Scheduled Activity (UDA)	
	2017	2018
April	0	-11
May	0	1,444
June	248	2,705
July	1,457	4,075
August	2,657	5,428
September	4,044	6,466
October	5,154	7,427
November	6,769	9,247
December	8,098	10,492
January	8,963	
February	9,828	
March	11,601	
April	12,310	
May	12,368	
June	12,367	

### QUALITY

	Quantity	Base Number	Contract	AT	Region	England
% of FP17s for the same patient ID Re-attending within 3 months - Children	121	1,695	7.1%	10.5%	11.8%	12.0%
% of FP17s for the same patient ID Re-attending within 3 months - Adults	756	4,923	15.4%	14.2%	15.3%	15.9%
% of FP17s for the same patient ID Re-attending between 3 & 9 months - Children	1,152	1,695	68.0%	61.8%	59.1%	58.0%
% of FP17s for the same patient ID Re-attending between 3 & 9 months - Adults	3,507	4,923	71.2%	55.4%	51.5%	50.5%
% of FP17s for Band 1 Urgent Courses	472	5,869	8.0%	7.2%	8.0%	9.0%
% of FP17s Relating to Free Repair or Replacements	28	5,869	0.5%	0.8%	0.8%	0.8%
% of FP17s Relating to Continuations	17	5,869	0.3%	1.3%	1.1%	1.1%
% of Patients satisfied with the dentistry they have received	7	7	N/A	91.8%	91.6%	91.5%
% of Patients satisfied with the time they had to wait for an appointment	6	7	N/A	87.3%	88.3%	87.9%

\* This is based on patients treated on this contract for their most recent course of treatment. Figures in italics indicate the base number of FP17s or Patient Questionnaire responses are less than 100. N/A is shown where the base number of responses is less than 10 during the period. % is calculated as Quantity/Base number\*100

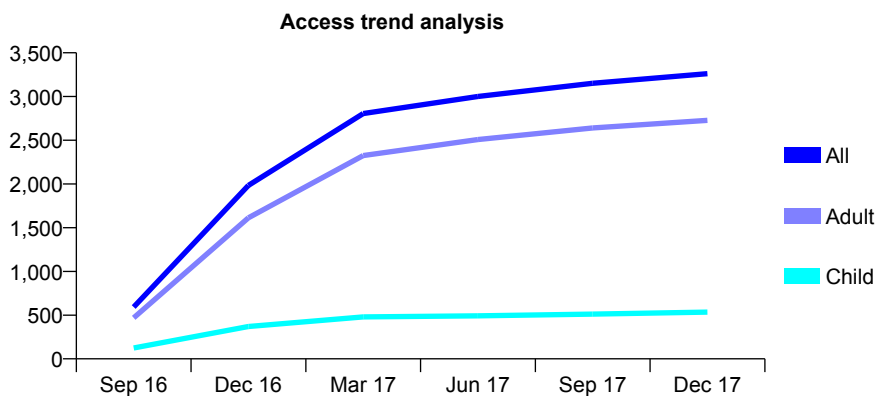
## Q55 - Vital Signs At a Glance Contract Report for 100180/0000 - December 2017

Name or company name	Chaddesden Dental Practice
Contract type name	GDS Contract
Purpose of contract	General
Contract start date	01/08/2016
Contract end date	

17/18 Contracted general activity (UDA)	10,228
Carry forward general activity (UDA)	204
17/18 Contracted orthodontic activity (UOA)	0
Carry forward orthodontic activity (UOA)	0
Baseline contract value	£300,042.50

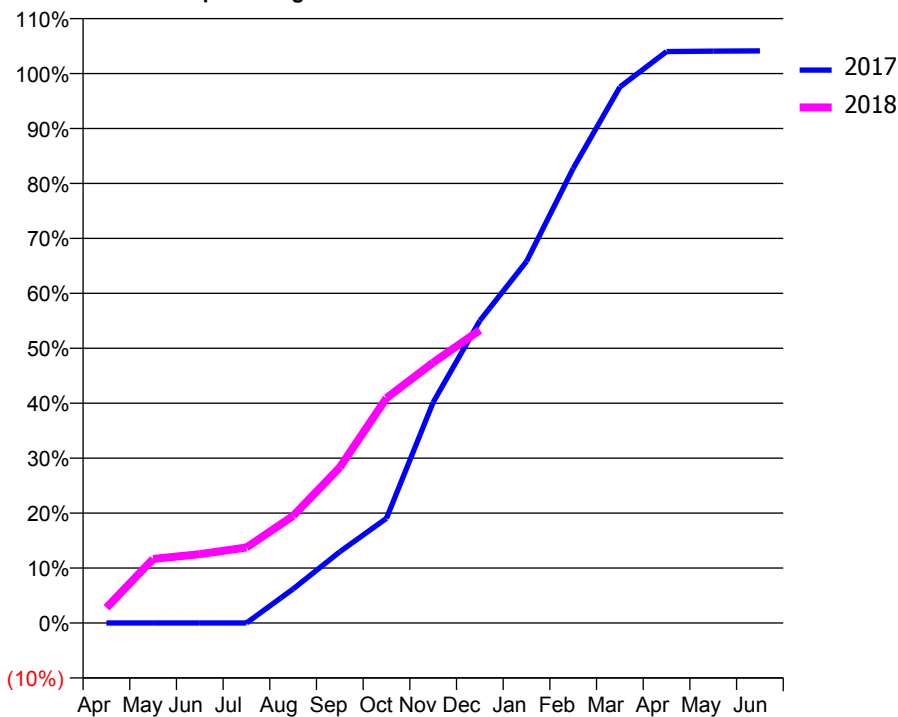
### ACCESS\*

Patients seen in 24 months	Total	Change since previous quarter
Quarter ending December 2016	1,983	
Quarter ending March 2017	2,805	↑
Quarter ending June 2017	3,000	↑
Quarter ending September 2017	3,152	↑
Quarter ending December 2017	3,262	↑
<b>Variance since December 2016</b>	<b>64.5%</b>	<b>↑</b>



### ACTIVITY

Cumulative percentage of contracted UDA delivered 2017 & 2018



Month	Adjusted Scheduled Activity (UDA)	
	2017	2018
April	0	284
May	0	1,192
June	0	1,281
July	0	1,406
August	423	1,994
September	884	2,897
October	1,300	4,187
November	2,740	4,848
December	3,751	5,452
January	4,488	
February	5,641	
March	6,651	
April	7,092	
May	7,096	
June	7,100	

### QUALITY

	Quantity	Base Number	Contract	AT	Region	England
% of FP17s for the same patient ID Re-attending within 3 months - Children	20	570	3.5%	10.5%	11.8%	12.0%
% of FP17s for the same patient ID Re-attending within 3 months - Adults	231	2,828	8.2%	14.2%	15.3%	15.9%
% of FP17s for the same patient ID Re-attending between 3 & 9 months - Children	290	570	50.9%	61.8%	59.1%	58.0%
% of FP17s for the same patient ID Re-attending between 3 & 9 months - Adults	1,285	2,828	45.4%	55.4%	51.5%	50.5%
% of FP17s for Band 1 Urgent Courses	189	3,194	5.9%	7.2%	8.0%	9.0%
% of FP17s Relating to Free Repair or Replacements	20	3,194	0.6%	0.8%	0.8%	0.8%
% of FP17s Relating to Continuations	15	3,194	0.5%	1.3%	1.1%	1.1%
% of Patients satisfied with the dentistry they have received	6	7	N/A	91.8%	91.6%	91.5%
% of Patients satisfied with the time they had to wait for an appointment	6	7	N/A	87.3%	88.3%	87.9%

\* This is based on patients treated on this contract for their most recent course of treatment. Figures in italics indicate the base number of FP17s or Patient Questionnaire responses are less than 100. N/A is shown where the base number of responses is less than 10 during the period. % is calculated as Quantity/Base number\*100

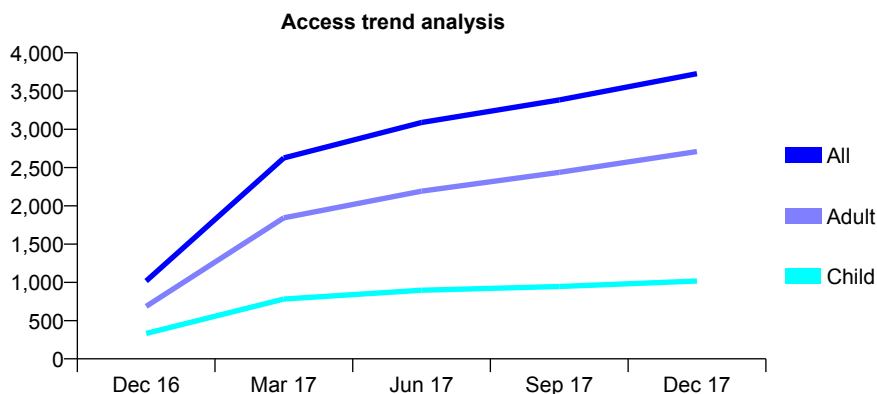
## Q55 - Vital Signs At a Glance Contract Report for 100195/0000 - December 2017

Name or company name	TASK B LTD - T/A Dental Perfection
Contract type name	GDS Contract
Purpose of contract	General
Contract start date	01/08/2016
Contract end date	

17/18 Contracted general activity (UDA)	10,900
Carry forward general activity (UDA)	0
17/18 Contracted orthodontic activity (UOA)	0
Carry forward orthodontic activity (UOA)	0
Baseline contract value	£242,303.25

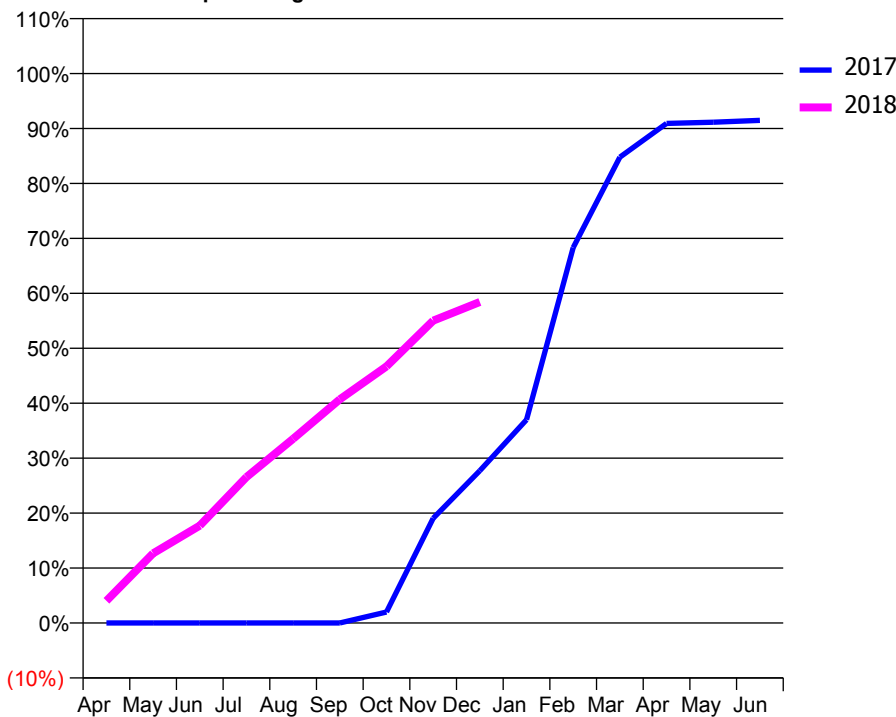
### ACCESS\*

Patients seen in 24 months	Total	Change since previous quarter
Quarter ending December 2016	1,017	
Quarter ending March 2017	2,626	↑
Quarter ending June 2017	3,089	↑
Quarter ending September 2017	3,384	↑
Quarter ending December 2017	3,727	↑
<b>Variance since December 2016</b>	<b>266.5%</b>	<b>↑</b>



### ACTIVITY

Cumulative percentage of contracted UDA delivered 2017 & 2018



Adjusted Scheduled Activity (UDA)

Month	2017	2018
April	0	439
May	0	1,381
June	0	1,933
July	0	2,894
August	0	3,654
September	0	4,438
October	145	5,090
November	1,385	5,997
December	2,015	6,367
January	2,688	
February	4,966	
March	6,160	
April	6,608	
May	6,623	
June	6,647	

### QUALITY

	Quantity	Base Number	Contract	AT	Region	England
% of FP17s for the same patient ID Re-attending within 3 months - Children	40	922	4.3%	10.5%	11.8%	12.0%
% of FP17s for the same patient ID Re-attending within 3 months - Adults	245	2,394	10.2%	14.2%	15.3%	15.9%
% of FP17s for the same patient ID Re-attending between 3 & 9 months - Children	474	922	51.4%	61.8%	59.1%	58.0%
% of FP17s for the same patient ID Re-attending between 3 & 9 months - Adults	1,005	2,394	42.0%	55.4%	51.5%	50.5%
% of FP17s for Band 1 Urgent Courses	143	3,090	4.6%	7.2%	8.0%	9.0%
% of FP17s Relating to Free Repair or Replacements	1	3,090	0.0%	0.8%	0.8%	0.8%
% of FP17s Relating to Continuations	58	3,090	1.9%	1.3%	1.1%	1.1%
% of Patients satisfied with the dentistry they have received	2	3	N/A	91.8%	91.6%	91.5%
% of Patients satisfied with the time they had to wait for an appointment	2	3	N/A	87.3%	88.3%	87.9%

\* This is based on patients treated on this contract for their most recent course of treatment. Figures in italics indicate the base number of FP17s or Patient Questionnaire responses are less than 100. N/A is shown where the base number of responses is less than 10 during the period. % is calculated as Quantity/Base number\*100

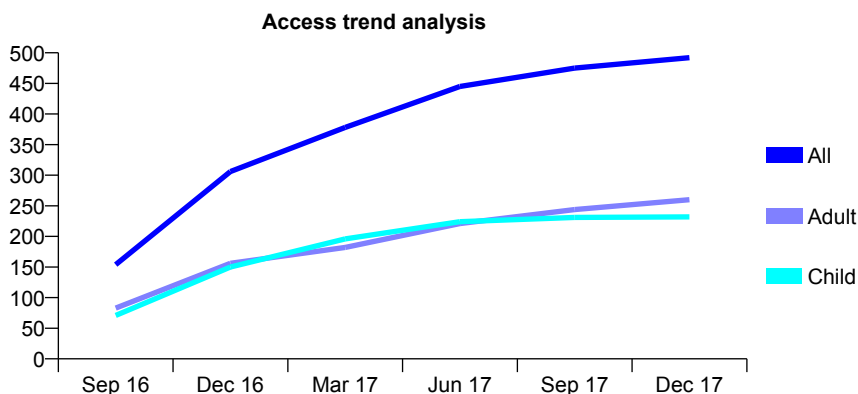
## Q55 - Vital Signs At a Glance Contract Report for 100196/0000 - December 2017

Name or company name	Impressions Dental Care (Nottingham) Limi
Contract type name	GDS Contract
Purpose of contract	General
Contract start date	01/08/2016
Contract end date	

17/18 Contracted general activity (UDA)	1,375
Carry forward general activity (UDA)	-27
17/18 Contracted orthodontic activity (UOA)	0
Carry forward orthodontic activity (UOA)	0
Baseline contract value	£32,591.39

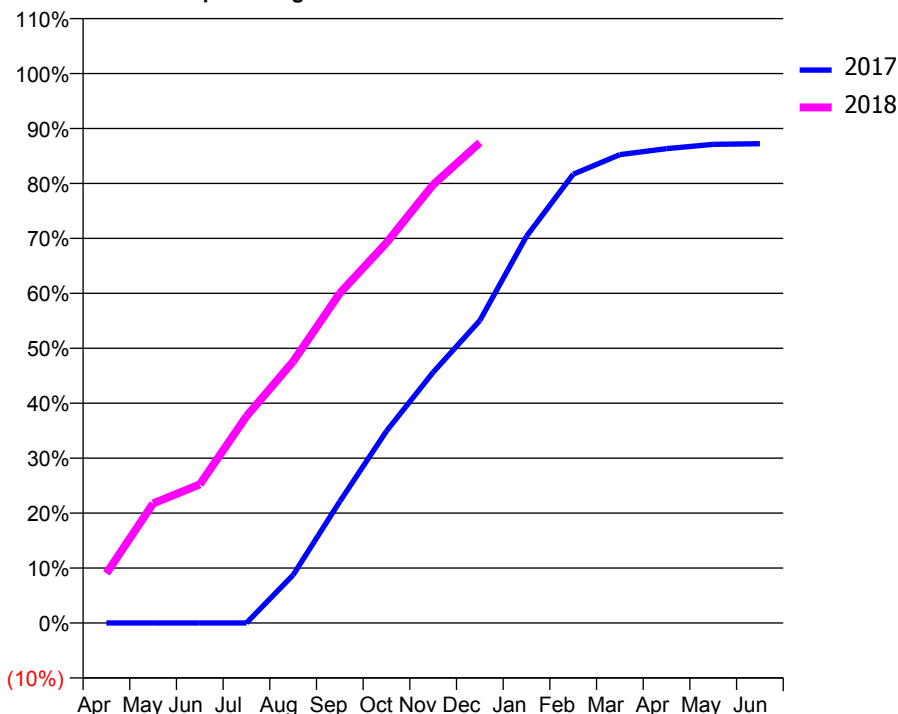
### ACCESS\*

Patients seen in 24 months	Total	Change since previous quarter
Quarter ending December 2016	306	
Quarter ending March 2017	378	↑
Quarter ending June 2017	445	↑
Quarter ending September 2017	475	↑
Quarter ending December 2017	492	↑
<b>Variance since December 2016</b>	<b>60.8%</b>	<b>↑</b>



### ACTIVITY

Cumulative percentage of contracted UDA delivered 2017 & 2018



Month	Adjusted Scheduled Activity (UDA)	
	2017	2018
April	0	124
May	0	299
June	0	347
July	0	517
August	80	654
September	203	825
October	320	952
November	418	1,097
December	505	1,202
January	645	
February	749	
March	782	
April	792	
May	799	
June	800	

### QUALITY

	Quantity	Base Number	Contract	AT	Region	England
% of FP17s for the same patient ID Re-attending within 3 months - Children	28	324	8.6%	10.5%	11.8%	12.0%
% of FP17s for the same patient ID Re-attending within 3 months - Adults	57	351	16.2%	14.2%	15.3%	15.9%
% of FP17s for the same patient ID Re-attending between 3 & 9 months - Children	211	324	65.1%	61.8%	59.1%	58.0%
% of FP17s for the same patient ID Re-attending between 3 & 9 months - Adults	200	351	57.0%	55.4%	51.5%	50.5%
% of FP17s for Band 1 Urgent Courses	40	658	6.1%	7.2%	8.0%	9.0%
% of FP17s Relating to Free Repair or Replacements	1	658	0.2%	0.8%	0.8%	0.8%
% of FP17s Relating to Continuations	4	658	0.6%	1.3%	1.1%	1.1%
% of Patients satisfied with the dentistry they have received	0	0	N/A	91.8%	91.6%	91.5%
% of Patients satisfied with the time they had to wait for an appointment	0	0	N/A	87.3%	88.3%	87.9%

\* This is based on patients treated on this contract for their most recent course of treatment. Figures in italics indicate the base number of FP17s or Patient Questionnaire responses are less than 100. N/A is shown where the base number of responses is less than 10 during the period. % is calculated as Quantity/Base number\*100



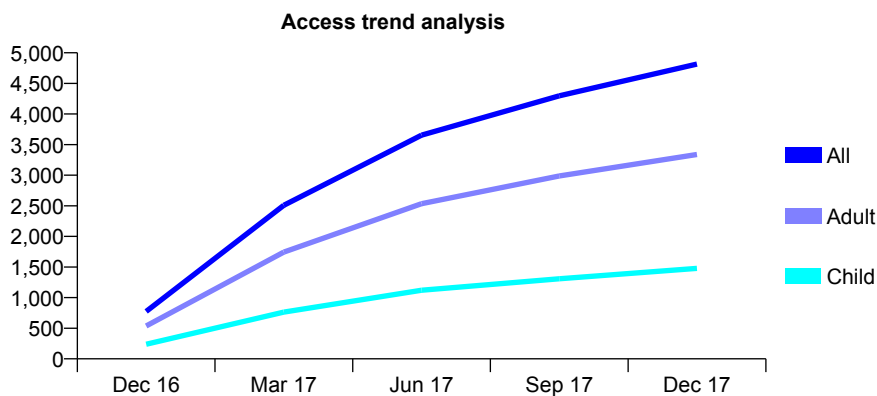
## Q55 - Vital Signs At a Glance Contract Report for 100205/0000 - December 2017

Name or company name	Family Medical Centre (Green//Hanji)
Contract type name	GDS Contract
Purpose of contract	General
Contract start date	01/08/2016
Contract end date	

17/18 Contracted general activity (UDA)	21,057
Carry forward general activity (UDA)	-291
17/18 Contracted orthodontic activity (UOA)	0
Carry forward orthodontic activity (UOA)	0
Baseline contract value	£580,919.49

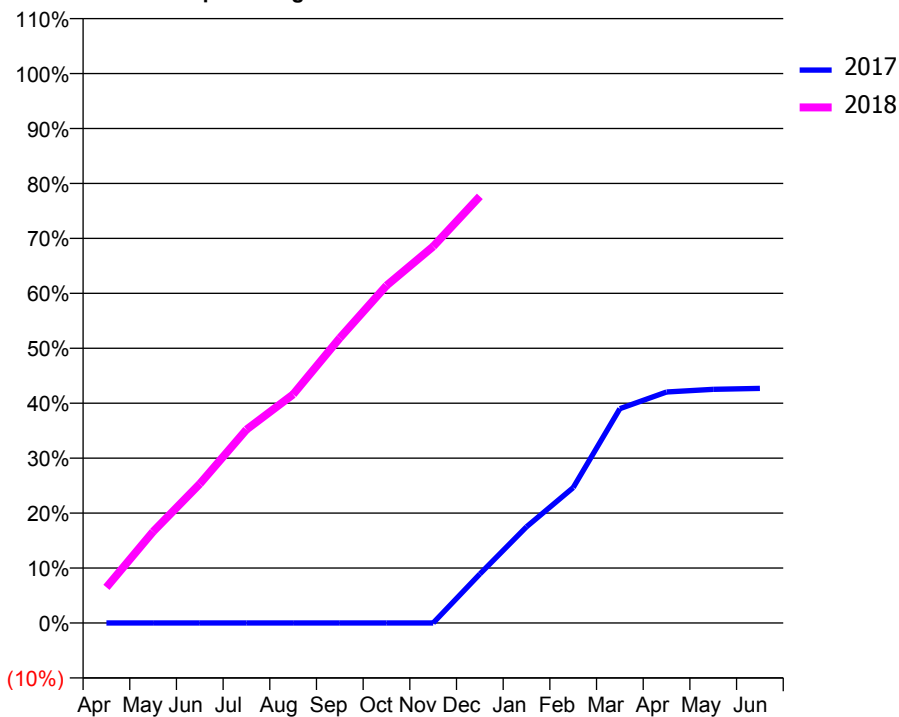
### ACCESS\*

Patients seen in 24 months	Total	Change since previous quarter
Quarter ending December 2016	775	
Quarter ending March 2017	2,508	↑
Quarter ending June 2017	3,655	↑
Quarter ending September 2017	4,297	↑
Quarter ending December 2017	4,816	↑
<b>Variance since December 2016</b>	<b>521.4%</b>	<b>↑</b>



### ACTIVITY

Cumulative percentage of contracted UDA delivered 2017 & 2018



Month	Adjusted Scheduled Activity (UDA)	
	2017	2018
April	0	1,365
May	0	3,500
June	0	5,332
July	0	7,411
August	0	8,759
September	0	10,924
October	0	12,928
November	0	14,429
December	2,034	16,351
January	3,993	
February	5,622	
March	8,896	
April	9,591	
May	9,702	
June	9,740	

### QUALITY

	Quantity	Base Number	Contract	AT	Region	England
% of FP17s for the same patient ID Re-attending within 3 months - Children	133	1,627	8.2%	10.5%	11.8%	12.0%
% of FP17s for the same patient ID Re-attending within 3 months - Adults	476	3,456	13.8%	14.2%	15.3%	15.9%
% of FP17s for the same patient ID Re-attending between 3 & 9 months - Children	591	1,627	36.3%	61.8%	59.1%	58.0%
% of FP17s for the same patient ID Re-attending between 3 & 9 months - Adults	1,058	3,456	30.6%	55.4%	51.5%	50.5%
% of FP17s for Band 1 Urgent Courses	203	4,861	4.2%	7.2%	8.0%	9.0%
% of FP17s Relating to Free Repair or Replacements	61	4,861	1.3%	0.8%	0.8%	0.8%
% of FP17s Relating to Continuations	27	4,861	0.6%	1.3%	1.1%	1.1%
% of Patients satisfied with the dentistry they have received	7	7	N/A	91.8%	91.6%	91.5%
% of Patients satisfied with the time they had to wait for an appointment	7	7	N/A	87.3%	88.3%	87.9%

\* This is based on patients treated on this contract for their most recent course of treatment. Figures in italics indicate the base number of FP17s or Patient Questionnaire responses are less than 100. N/A is shown where the base number of responses is less than 10 during the period. % is calculated as Quantity/Base number\*100

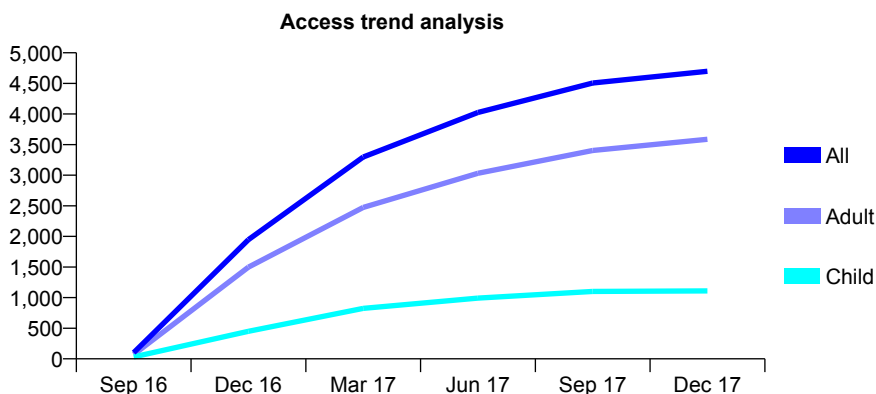
## Q55 - Vital Signs At a Glance Contract Report for 100211/0000 - December 2017

Name or company name	Rivergreen Dental Practice
Contract type name	GDS Contract
Purpose of contract	General
Contract start date	01/09/2016
Contract end date	

17/18 Contracted general activity (UDA)	14,929
Carry forward general activity (UDA)	-206
17/18 Contracted orthodontic activity (UOA)	0
Carry forward orthodontic activity (UOA)	0
Baseline contract value	£386,825.46

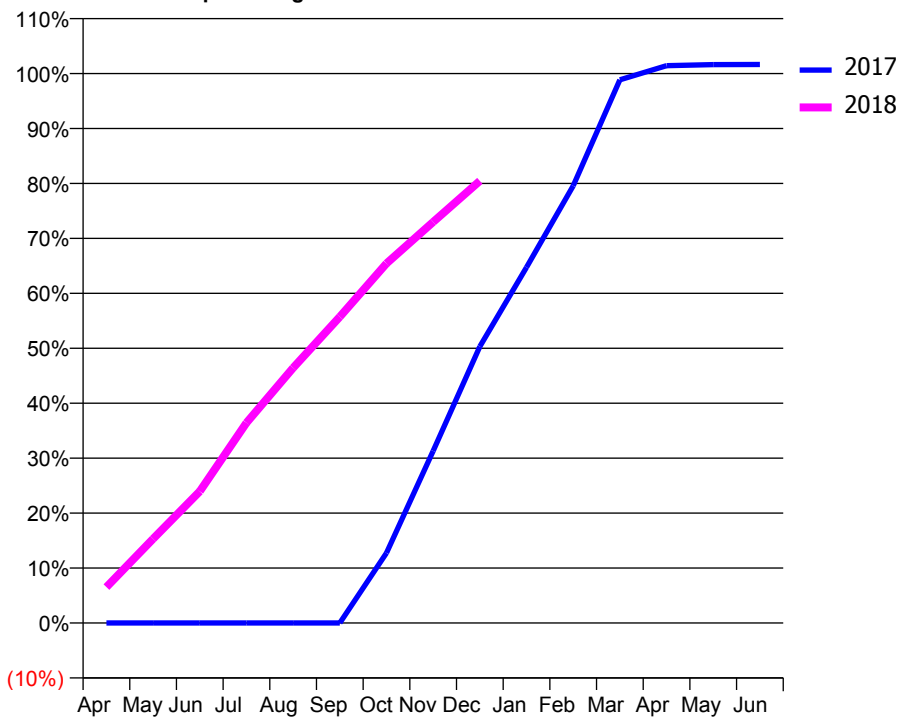
### ACCESS\*

Patients seen in 24 months	Total	Change since previous quarter
Quarter ending December 2016	1,946	
Quarter ending March 2017	3,298	↑
Quarter ending June 2017	4,024	↑
Quarter ending September 2017	4,507	↑
Quarter ending December 2017	4,698	↑
<b>Variance since December 2016</b>	<b>141.4%</b>	<b>↑</b>



### ACTIVITY

Cumulative percentage of contracted UDA delivered 2017 & 2018



Month	Adjusted Scheduled Activity (UDA)	
	2017	2018
April	0	978
May	0	2,288
June	0	3,579
July	0	5,440
August	0	6,931
September	0	8,319
October	1,111	9,767
November	2,728	10,895
December	4,381	12,013
January	5,637	
February	6,928	
March	8,610	
April	8,834	
May	8,851	
June	8,853	

### QUALITY

	Quantity	Base Number	Contract	AT	Region	England
% of FP17s for the same patient ID Re-attending within 3 months - Children	85	1,362	6.2%	10.5%	11.8%	12.0%
% of FP17s for the same patient ID Re-attending within 3 months - Adults	582	4,392	13.3%	14.2%	15.3%	15.9%
% of FP17s for the same patient ID Re-attending between 3 & 9 months - Children	798	1,362	58.6%	61.8%	59.1%	58.0%
% of FP17s for the same patient ID Re-attending between 3 & 9 months - Adults	2,432	4,392	55.4%	55.4%	51.5%	50.5%
% of FP17s for Band 1 Urgent Courses	276	5,676	4.9%	7.2%	8.0%	9.0%
% of FP17s Relating to Free Repair or Replacements	84	5,676	1.5%	0.8%	0.8%	0.8%
% of FP17s Relating to Continuations	24	5,676	0.4%	1.3%	1.1%	1.1%
% of Patients satisfied with the dentistry they have received	7	7	N/A	91.8%	91.6%	91.5%
% of Patients satisfied with the time they had to wait for an appointment	7	7	N/A	87.3%	88.3%	87.9%

\* This is based on patients treated on this contract for their most recent course of treatment. Figures in italics indicate the base number of FP17s or Patient Questionnaire responses are less than 100. N/A is shown where the base number of responses is less than 10 during the period. % is calculated as Quantity/Base number\*100

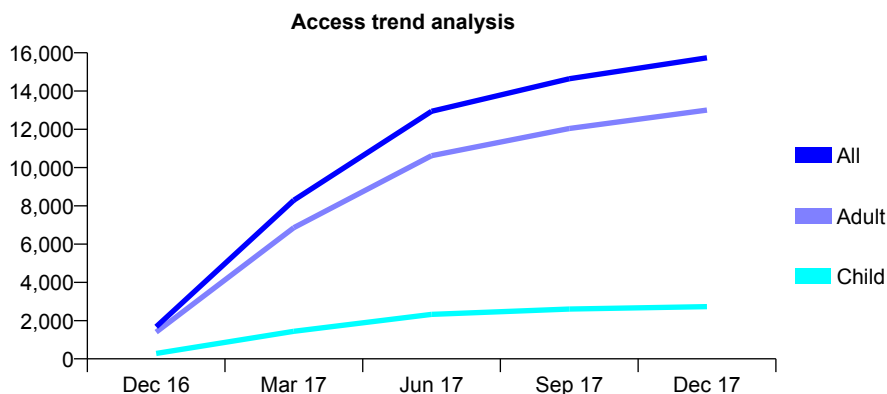
## Q55 - Vital Signs At a Glance Contract Report for 100236/0000 - December 2017

Name or company name	AJ Moore & Associates
Contract type name	GDS Contract
Purpose of contract	General
Contract start date	01/12/2016
Contract end date	

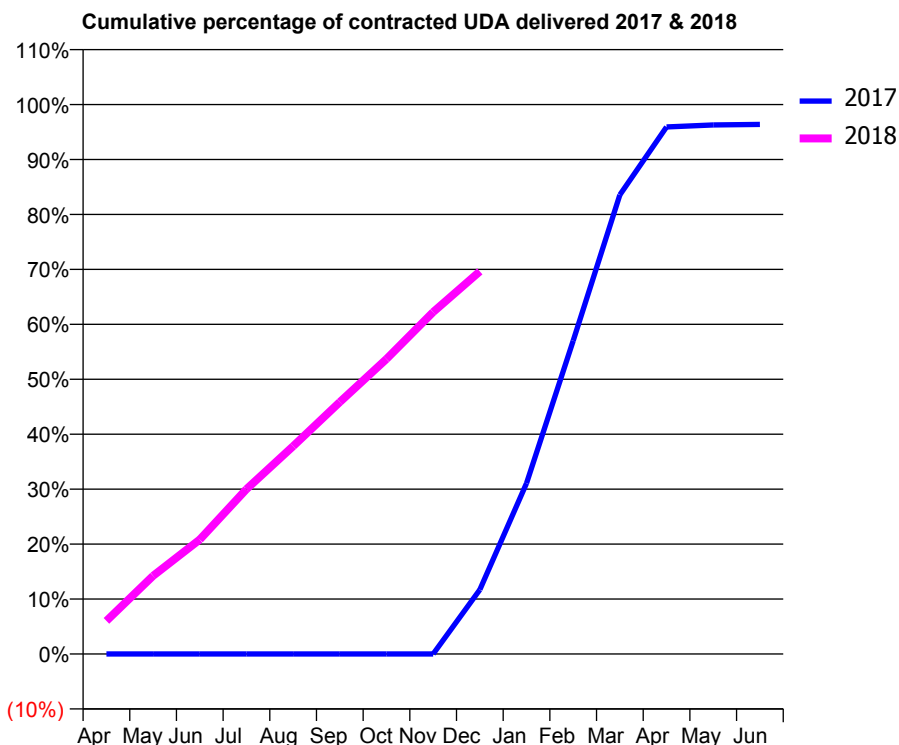
17/18 Contracted general activity (UDA)	56,787
Carry forward general activity (UDA)	-1,003
17/18 Contracted orthodontic activity (UOA)	0
Carry forward orthodontic activity (UOA)	0
Baseline contract value	£1,343,797.66

### ACCESS\*

Patients seen in 24 months	Total	Change since previous quarter
Quarter ending December 2016	1,678	
Quarter ending March 2017	8,296	↑
Quarter ending June 2017	12,941	↑
Quarter ending September 2017	14,644	↑
Quarter ending December 2017	15,739	↑
<b>Variance since December 2016</b>	<b>838.0%</b>	<b>↑</b>



### ACTIVITY



Month	Adjusted Scheduled Activity (UDA)	
	2017	2018
April	0	3,420
May	0	8,076
June	0	11,834
July	0	17,036
August	0	21,483
September	0	26,032
October	0	30,496
November	0	35,343
December	2,215	39,546
January	5,883	
February	10,795	
March	15,820	
April	18,155	
May	18,227	
June	18,242	

### QUALITY

	Quantity	Base Number	Contract	AT	Region	England
% of FP17s for the same patient ID Re-attending within 3 months - Children	252	3,656	6.9%	10.5%	11.8%	12.0%
% of FP17s for the same patient ID Re-attending within 3 months - Adults	2,253	17,835	12.6%	14.2%	15.3%	15.9%
% of FP17s for the same patient ID Re-attending between 3 & 9 months - Children	1,660	3,656	45.4%	61.8%	59.1%	58.0%
% of FP17s for the same patient ID Re-attending between 3 & 9 months - Adults	8,254	17,835	46.3%	55.4%	51.5%	50.5%
% of FP17s for Band 1 Urgent Courses	954	19,818	4.8%	7.2%	8.0%	9.0%
% of FP17s Relating to Free Repair or Replacements	360	19,818	1.8%	0.8%	0.8%	0.8%
% of FP17s Relating to Continuations	262	19,818	1.3%	1.3%	1.1%	1.1%
% of Patients satisfied with the dentistry they have received	35	35	100.0%	91.8%	91.6%	91.5%
% of Patients satisfied with the time they had to wait for an appointment	33	35	94.3%	87.3%	88.3%	87.9%

\* This is based on patients treated on this contract for their most recent course of treatment. Figures in italics indicate the base number of FP17s or Patient Questionnaire responses are less than 100. N/A is shown where the base number of responses is less than 10 during the period. % is calculated as Quantity/Base number\*100

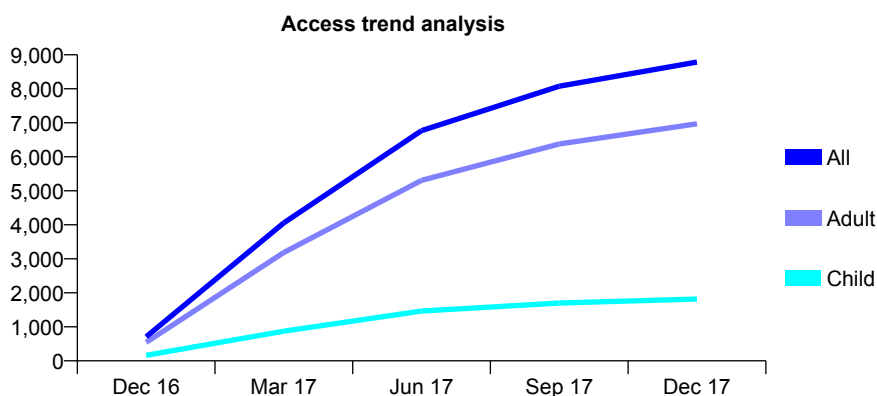
## Q55 - Vital Signs At a Glance Contract Report for 100238/0000 - December 2017

Name or company name	Hearnor Dental Practice
Contract type name	GDS Contract
Purpose of contract	General
Contract start date	01/12/2016
Contract end date	

17/18 Contracted general activity (UDA)	25,773
Carry forward general activity (UDA)	-422
17/18 Contracted orthodontic activity (UOA)	0
Carry forward orthodontic activity (UOA)	0
Baseline contract value	£773,874.45

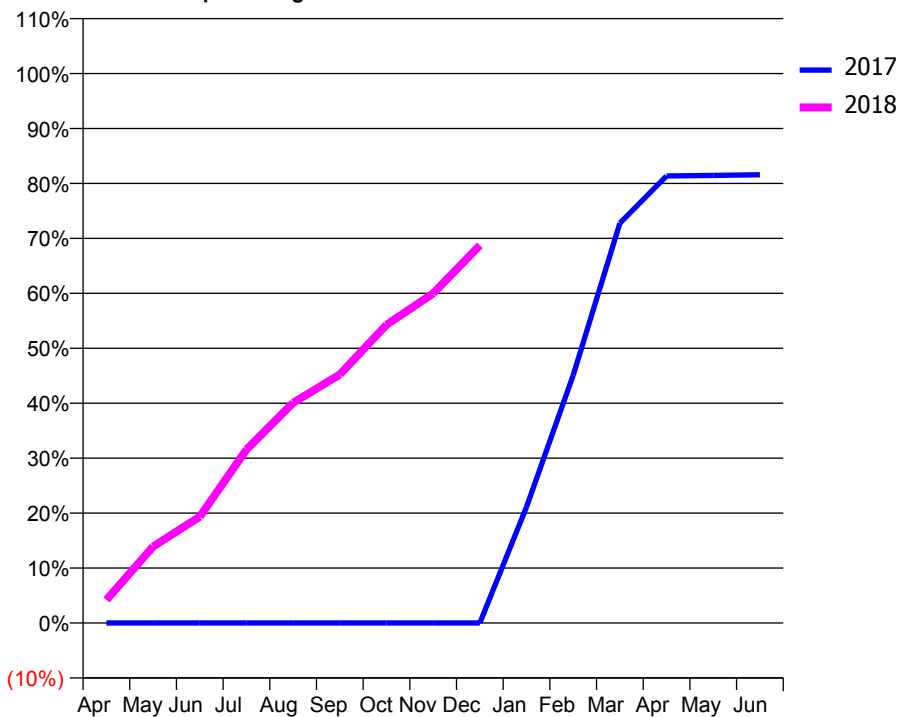
### ACCESS\*

Patients seen in 24 months	Total	Change since previous quarter
Quarter ending December 2016	707	
Quarter ending March 2017	4,058	↑
Quarter ending June 2017	6,772	↑
Quarter ending September 2017	8,078	↑
Quarter ending December 2017	8,788	↑
<b>Variance since December 2016</b>	<b>1143.0%</b>	<b>↑</b>



### ACTIVITY

Cumulative percentage of contracted UDA delivered 2017 & 2018



Month	Adjusted Scheduled Activity (UDA)	
	2017	2018
April	0	1,087
May	0	3,589
June	0	4,989
July	0	8,132
August	0	10,329
September	0	11,655
October	0	13,986
November	0	15,456
December	0	17,714
January	1,814	
February	3,875	
March	6,250	
April	6,989	
May	6,998	
June	7,007	

### QUALITY

	Quantity	Base Number	Contract	AT	Region	England
% of FP17s for the same patient ID Re-attending within 3 months - Children	114	2,247	5.1%	10.5%	11.8%	12.0%
% of FP17s for the same patient ID Re-attending within 3 months - Adults	980	8,361	11.7%	14.2%	15.3%	15.9%
% of FP17s for the same patient ID Re-attending between 3 & 9 months - Children	917	2,247	40.8%	61.8%	59.1%	58.0%
% of FP17s for the same patient ID Re-attending between 3 & 9 months - Adults	3,134	8,361	37.5%	55.4%	51.5%	50.5%
% of FP17s for Band 1 Urgent Courses	457	10,204	4.5%	7.2%	8.0%	9.0%
% of FP17s Relating to Free Repair or Replacements	104	10,204	1.0%	0.8%	0.8%	0.8%
% of FP17s Relating to Continuations	94	10,204	0.9%	1.3%	1.1%	1.1%
% of Patients satisfied with the dentistry they have received	10	11	90.9%	91.8%	91.6%	91.5%
% of Patients satisfied with the time they had to wait for an appointment	9	11	81.8%	87.3%	88.3%	87.9%

\* This is based on patients treated on this contract for their most recent course of treatment. Figures in italics indicate the base number of FP17s or Patient Questionnaire responses are less than 100. N/A is shown where the base number of responses is less than 10 during the period. % is calculated as Quantity/Base number\*100

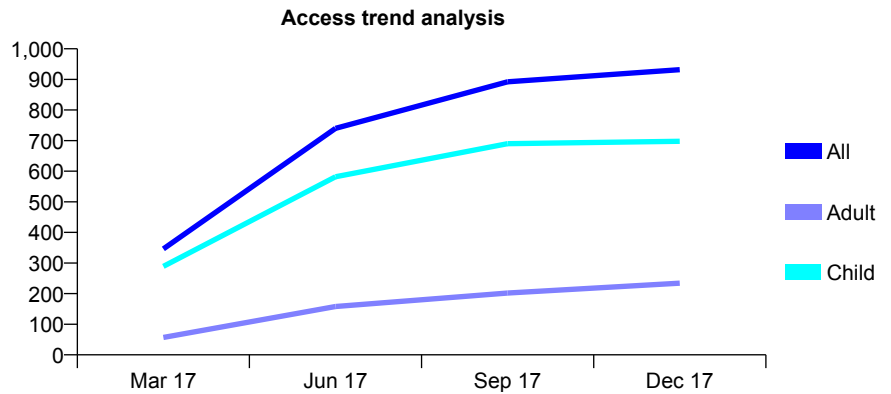
## Q55 - Vital Signs At a Glance Contract Report for 100271/0000 - December 2017

Name or company name	Peterson, Carr & Towlerton
Contract type name	GDS Contract
Purpose of contract	General
Contract start date	01/01/2017
Contract end date	

17/18 Contracted general activity (UDA)	3,100
Carry forward general activity (UDA)	0
17/18 Contracted orthodontic activity (UOA)	0
Carry forward orthodontic activity (UOA)	0
Baseline contract value	£71,064.36

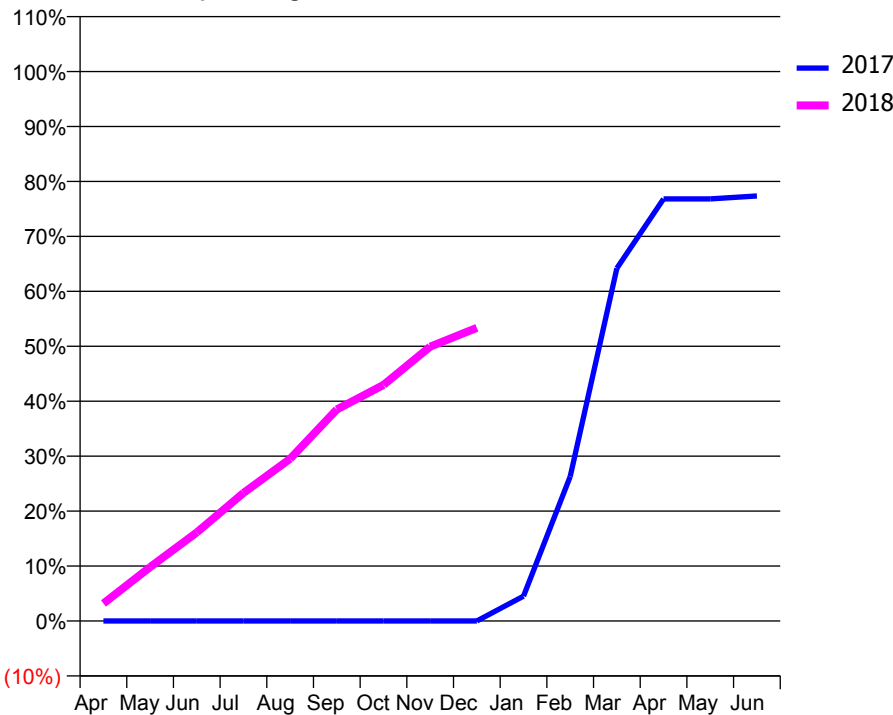
### ACCESS\*

Patients seen in 24 months	Total	Change since previous quarter
Quarter ending December 2016	0	
Quarter ending March 2017	346	
Quarter ending June 2017	740	↑
Quarter ending September 2017	892	↑
Quarter ending December 2017	932	↑
<b>Variance since December 2016</b>	N/A	



### ACTIVITY

Cumulative percentage of contracted UDA delivered 2017 & 2018



Month	Adjusted Scheduled Activity (UDA)	
	2017	2018
April	0	99
May	0	304
June	0	500
July	0	723
August	0	915
September	0	1,193
October	0	1,332
November	0	1,548
December	0	1,654
January	35	
February	204	
March	498	
April	595	
May	595	
June	599	

### QUALITY

	Quantity	Base Number	Contract	AT	Region	England
% of FP17s for the same patient ID Re-attending within 3 months - Children	54	940	5.7%	10.5%	11.8%	12.0%
% of FP17s for the same patient ID Re-attending within 3 months - Adults	34	244	13.9%	14.2%	15.3%	15.9%
% of FP17s for the same patient ID Re-attending between 3 & 9 months - Children	385	940	41.0%	61.8%	59.1%	58.0%
% of FP17s for the same patient ID Re-attending between 3 & 9 months - Adults	70	244	28.7%	55.4%	51.5%	50.5%
% of FP17s for Band 1 Urgent Courses	71	1,110	6.4%	7.2%	8.0%	9.0%
% of FP17s Relating to Free Repair or Replacements	0	1,110	0.0%	0.8%	0.8%	0.8%
% of FP17s Relating to Continuations	0	1,110	0.0%	1.3%	1.1%	1.1%
% of Patients satisfied with the dentistry they have received	3	3	N/A	91.8%	91.6%	91.5%
% of Patients satisfied with the time they had to wait for an appointment	3	3	N/A	87.3%	88.3%	87.9%

\* This is based on patients treated on this contract for their most recent course of treatment. Figures in italics indicate the base number of FP17s or Patient Questionnaire responses are less than 100. N/A is shown where the base number of responses is less than 10 during the period. % is calculated as Quantity/Base number\*100

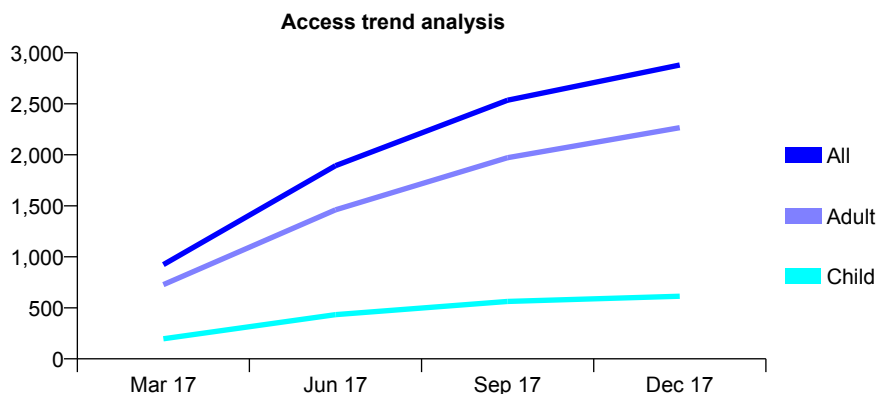
## Q55 - Vital Signs At a Glance Contract Report for 100305/0000 - December 2017

Name or company name	New Whittington Dental Practice
Contract type name	GDS Contract
Purpose of contract	General
Contract start date	01/02/2017
Contract end date	

17/18 Contracted general activity (UDA)	11,213
Carry forward general activity (UDA)	19
17/18 Contracted orthodontic activity (UOA)	0
Carry forward orthodontic activity (UOA)	0
Baseline contract value	£360,483.12

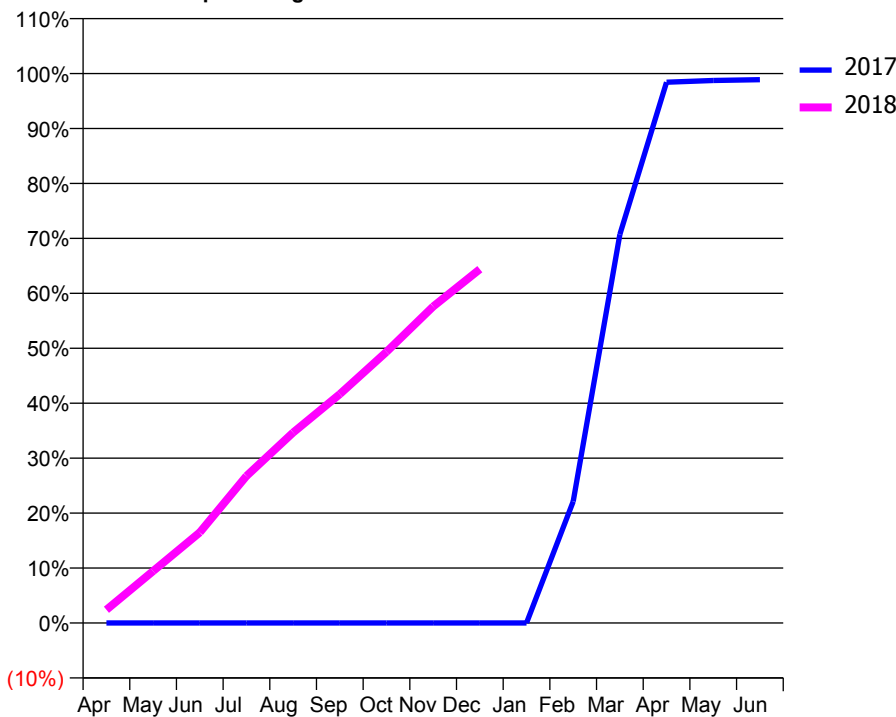
### ACCESS\*

Patients seen in 24 months	Total	Change since previous quarter
Quarter ending December 2016	0	
Quarter ending March 2017	924	
Quarter ending June 2017	1,894	↑
Quarter ending September 2017	2,535	↑
Quarter ending December 2017	2,880	↑
<b>Variance since December 2016</b>	N/A	



### ACTIVITY

Cumulative percentage of contracted UDA delivered 2017 & 2018



Month	Adjusted Scheduled Activity (UDA)	
	2017	2018
April	0	269
May	0	1,060
June	0	1,848
July	0	3,000
August	0	3,888
September	0	4,671
October	0	5,533
November	0	6,459
December	0	7,221
January	0	
February	413	
March	1,322	
April	1,839	
May	1,845	
June	1,848	

### QUALITY

	Quantity	Base Number	Contract	AT	Region	England
% of FP17s for the same patient ID Re-attending within 3 months - Children	44	776	5.7%	10.5%	11.8%	12.0%
% of FP17s for the same patient ID Re-attending within 3 months - Adults	380	2,990	12.7%	14.2%	15.3%	15.9%
% of FP17s for the same patient ID Re-attending between 3 & 9 months - Children	221	776	28.5%	61.8%	59.1%	58.0%
% of FP17s for the same patient ID Re-attending between 3 & 9 months - Adults	837	2,990	28.0%	55.4%	51.5%	50.5%
% of FP17s for Band 1 Urgent Courses	327	3,537	9.2%	7.2%	8.0%	9.0%
% of FP17s Relating to Free Repair or Replacements	58	3,537	1.6%	0.8%	0.8%	0.8%
% of FP17s Relating to Continuations	65	3,537	1.8%	1.3%	1.1%	1.1%
% of Patients satisfied with the dentistry they have received	12	12	100.0%	91.8%	91.6%	91.5%
% of Patients satisfied with the time they had to wait for an appointment	12	12	100.0%	87.3%	88.3%	87.9%

\* This is based on patients treated on this contract for their most recent course of treatment. Figures in italics indicate the base number of FP17s or Patient Questionnaire responses are less than 100. N/A is shown where the base number of responses is less than 10 during the period. % is calculated as Quantity/Base number\*100

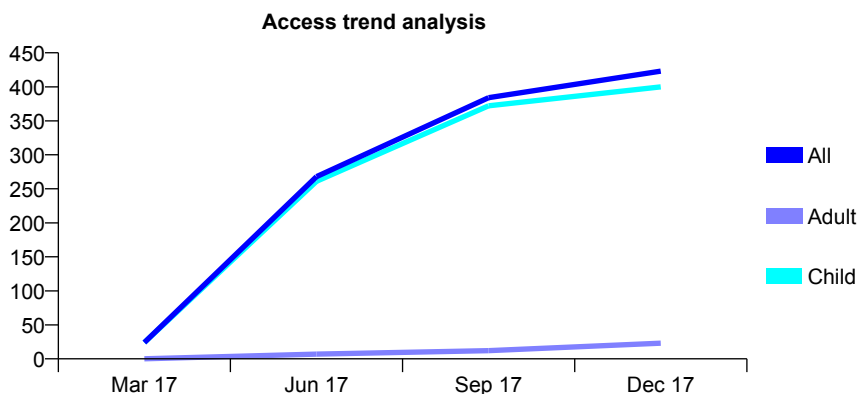
## Q55 - Vital Signs At a Glance Contract Report for 100315/0000 - December 2017

Name or company name	Tuckley, Iltott and Skariah
Contract type name	GDS Contract
Purpose of contract	General
Contract start date	01/02/2017
Contract end date	

17/18 Contracted general activity (UDA)	824
Carry forward general activity (UDA)	-8
17/18 Contracted orthodontic activity (UOA)	0
Carry forward orthodontic activity (UOA)	0
Baseline contract value	£22,382.52

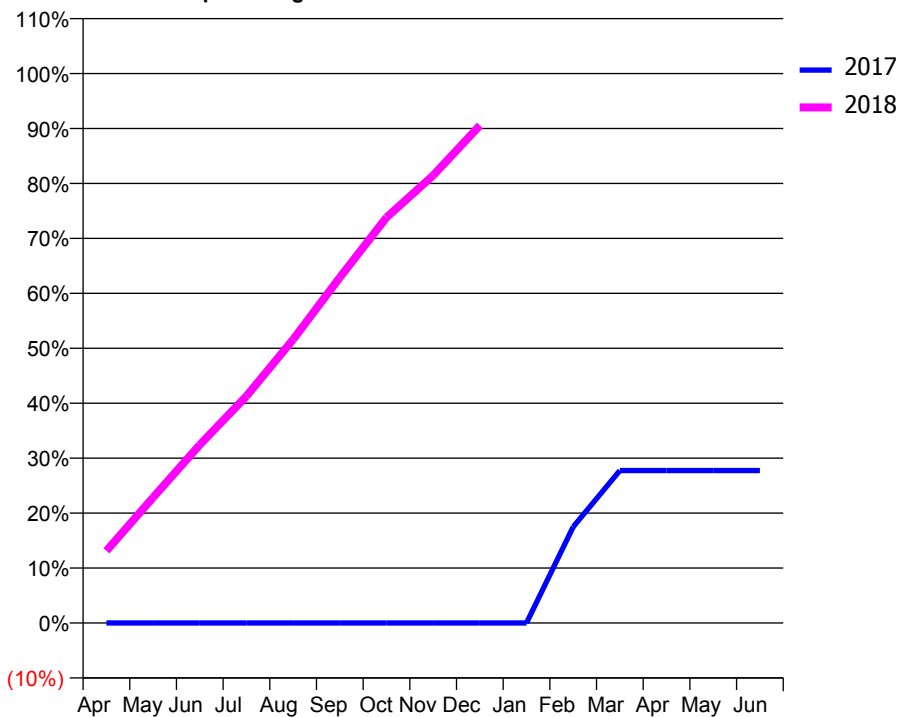
### ACCESS\*

Patients seen in 24 months	Total	Change since previous quarter
Quarter ending December 2016	0	
Quarter ending March 2017	24	
Quarter ending June 2017	268	↑
Quarter ending September 2017	384	↑
Quarter ending December 2017	423	↑
<b>Variance since December 2016</b>	N/A	



### ACTIVITY

Cumulative percentage of contracted UDA delivered 2017 & 2018



Month	Adjusted Scheduled Activity (UDA)	
	2017	2018
April	0	108
May	0	188
June	0	267
July	0	340
August	0	425
September	0	518
October	0	608
November	0	671
December	0	746
January	0	
February	24	
March	38	
April	38	
May	38	
June	38	

### QUALITY

	Quantity	Base Number	Contract	AT	Region	England
% of FP17s for the same patient ID Re-attending within 3 months - Children	17	585	2.9%	10.5%	11.8%	12.0%
% of FP17s for the same patient ID Re-attending within 3 months - Adults	0	0	N/A	14.2%	15.3%	15.9%
% of FP17s for the same patient ID Re-attending between 3 & 9 months - Children	149	585	25.5%	61.8%	59.1%	58.0%
% of FP17s for the same patient ID Re-attending between 3 & 9 months - Adults	0	0	N/A	55.4%	51.5%	50.5%
% of FP17s for Band 1 Urgent Courses	0	585	0.0%	7.2%	8.0%	9.0%
% of FP17s Relating to Free Repair or Replacements	0	585	0.0%	0.8%	0.8%	0.8%
% of FP17s Relating to Continuations	5	585	0.9%	1.3%	1.1%	1.1%
% of Patients satisfied with the dentistry they have received	0	0	N/A	91.8%	91.6%	91.5%
% of Patients satisfied with the time they had to wait for an appointment	0	0	N/A	87.3%	88.3%	87.9%

\* This is based on patients treated on this contract for their most recent course of treatment. Figures in italics indicate the base number of FP17s or Patient Questionnaire responses are less than 100. N/A is shown where the base number of responses is less than 10 during the period. % is calculated as Quantity/Base number\*100



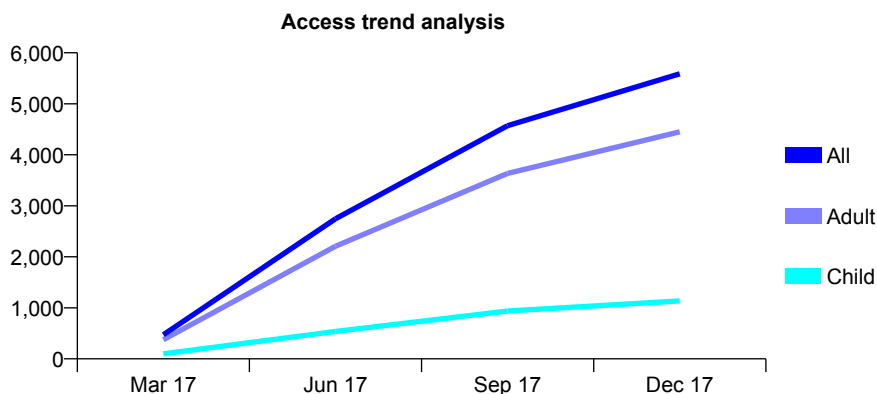
## Q55 - Vital Signs At a Glance Contract Report for 100316/0000 - December 2017

Name or company name	Dr Mandeep Hampson
Contract type name	GDS Contract
Purpose of contract	General
Contract start date	01/03/2017
Contract end date	

17/18 Contracted general activity (UDA)	17,825
Carry forward general activity (UDA)	464
17/18 Contracted orthodontic activity (UOA)	0
Carry forward orthodontic activity (UOA)	0
Baseline contract value	£395,841.44

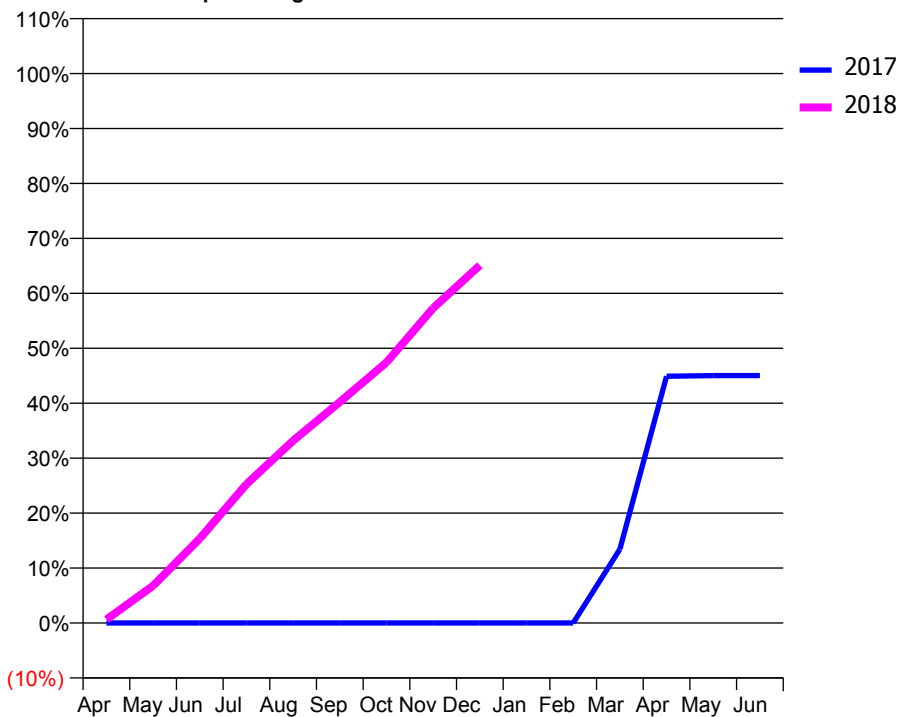
### ACCESS\*

Patients seen in 24 months	Total	Change since previous quarter
Quarter ending December 2016	0	
Quarter ending March 2017	473	
Quarter ending June 2017	2,746	↑
Quarter ending September 2017	4,572	↑
Quarter ending December 2017	5,587	↑
<b>Variance since December 2016</b>	N/A	



### ACTIVITY

Cumulative percentage of contracted UDA delivered 2017 & 2018



Month	Adjusted Scheduled Activity (UDA)	
	2017	2018
April	0	113
May	0	1,207
June	0	2,739
July	0	4,504
August	0	5,915
September	0	7,172
October	0	8,455
November	0	10,216
December	0	11,602
January	0	
February	0	
March	200	
April	667	
May	669	
June	669	

### QUALITY

	Quantity	Base Number	Contract	AT	Region	England
% of FP17s for the same patient ID Re-attending within 3 months - Children	49	1,456	3.4%	10.5%	11.8%	12.0%
% of FP17s for the same patient ID Re-attending within 3 months - Adults	444	5,953	7.5%	14.2%	15.3%	15.9%
% of FP17s for the same patient ID Re-attending between 3 & 9 months - Children	245	1,456	16.8%	61.8%	59.1%	58.0%
% of FP17s for the same patient ID Re-attending between 3 & 9 months - Adults	1,221	5,953	20.5%	55.4%	51.5%	50.5%
% of FP17s for Band 1 Urgent Courses	302	7,054	4.3%	7.2%	8.0%	9.0%
% of FP17s Relating to Free Repair or Replacements	23	7,054	0.3%	0.8%	0.8%	0.8%
% of FP17s Relating to Continuations	45	7,054	0.6%	1.3%	1.1%	1.1%
% of Patients satisfied with the dentistry they have received	6	7	N/A	91.8%	91.6%	91.5%
% of Patients satisfied with the time they had to wait for an appointment	5	7	N/A	87.3%	88.3%	87.9%

\* This is based on patients treated on this contract for their most recent course of treatment. Figures in italics indicate the base number of FP17s or Patient Questionnaire responses are less than 100. N/A is shown where the base number of responses is less than 10 during the period. % is calculated as Quantity/Base number\*100

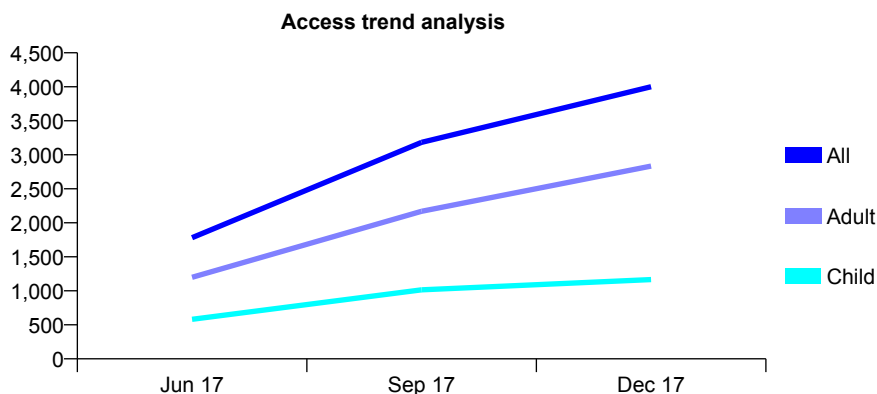
## Q55 - Vital Signs At a Glance Contract Report for 100334/0000 - December 2017

Name or company name	Chapel Dental Care
Contract type name	GDS Contract
Purpose of contract	General
Contract start date	01/04/2017
Contract end date	

17/18 Contracted general activity (UDA)	17,496
Carry forward general activity (UDA)	0
17/18 Contracted orthodontic activity (UOA)	0
Carry forward orthodontic activity (UOA)	0
Baseline contract value	£788,821.71

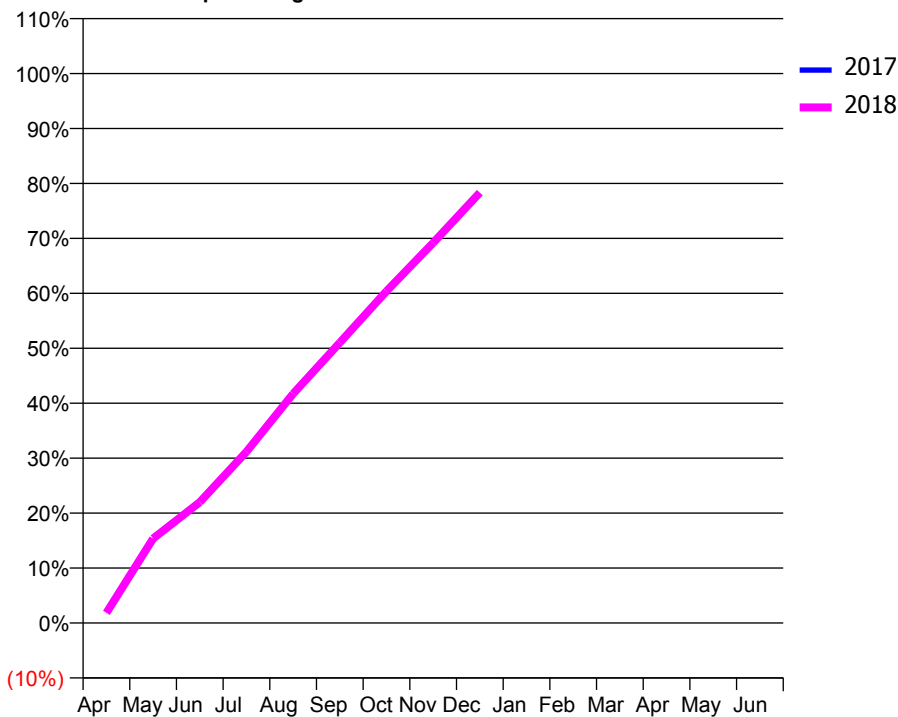
### ACCESS\*

Patients seen in 24 months	Total	Change since previous quarter
Quarter ending December 2016	0	
Quarter ending March 2017	0	
Quarter ending June 2017	1,781	↑
Quarter ending September 2017	3,184	↑
Quarter ending December 2017	4,000	↑
<b>Variance since December 2016</b>	N/A	



### ACTIVITY

Cumulative percentage of contracted UDA delivered 2017 & 2018



Month	Adjusted Scheduled Activity (UDA)	
	2017	2018
April	0	327
May	0	2,691
June	0	3,847
July	0	5,454
August	0	7,302
September	0	8,926
October	0	10,566
November	0	12,106
December	0	13,702
January	0	
February	0	
March	0	
April	0	
May	0	
June	0	

### QUALITY

	Quantity	Base Number	Contract	AT	Region	England
% of FP17s for the same patient ID Re-attending within 3 months - Children	59	1,791	3.3%	10.5%	11.8%	12.0%
% of FP17s for the same patient ID Re-attending within 3 months - Adults	293	3,842	7.6%	14.2%	15.3%	15.9%
% of FP17s for the same patient ID Re-attending between 3 & 9 months - Children	504	1,791	28.1%	61.8%	59.1%	58.0%
% of FP17s for the same patient ID Re-attending between 3 & 9 months - Adults	642	3,842	16.7%	55.4%	51.5%	50.5%
% of FP17s for Band 1 Urgent Courses	304	5,633	5.4%	7.2%	8.0%	9.0%
% of FP17s Relating to Free Repair or Replacements	70	5,633	1.2%	0.8%	0.8%	0.8%
% of FP17s Relating to Continuations	29	5,633	0.5%	1.3%	1.1%	1.1%
% of Patients satisfied with the dentistry they have received	3	3	N/A	91.8%	91.6%	91.5%
% of Patients satisfied with the time they had to wait for an appointment	3	3	N/A	87.3%	88.3%	87.9%

\* This is based on patients treated on this contract for their most recent course of treatment. Figures in italics indicate the base number of FP17s or Patient Questionnaire responses are less than 100. N/A is shown where the base number of responses is less than 10 during the period. % is calculated as Quantity/Base number\*100

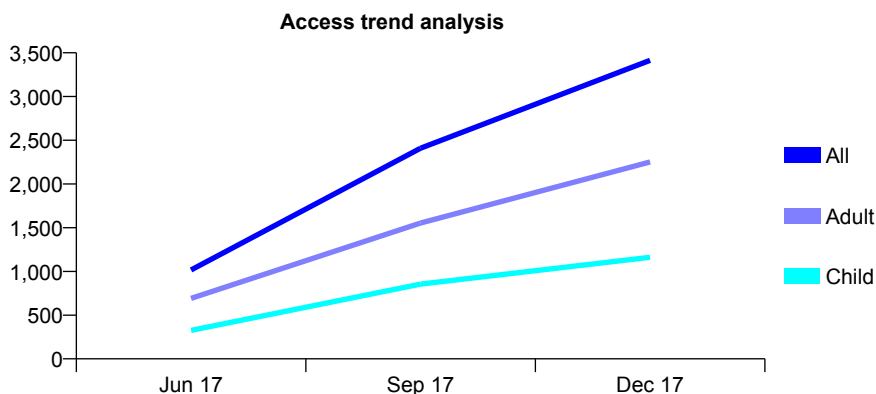
## Q55 - Vital Signs At a Glance Contract Report for 100370/0000 - December 2017

Name or company name	Ishak Practices Limited
Contract type name	GDS Contract
Purpose of contract	General
Contract start date	01/04/2017
Contract end date	

17/18 Contracted general activity (UDA)	19,000
Carry forward general activity (UDA)	0
17/18 Contracted orthodontic activity (UOA)	0
Carry forward orthodontic activity (UOA)	0
Baseline contract value	£512,698.89

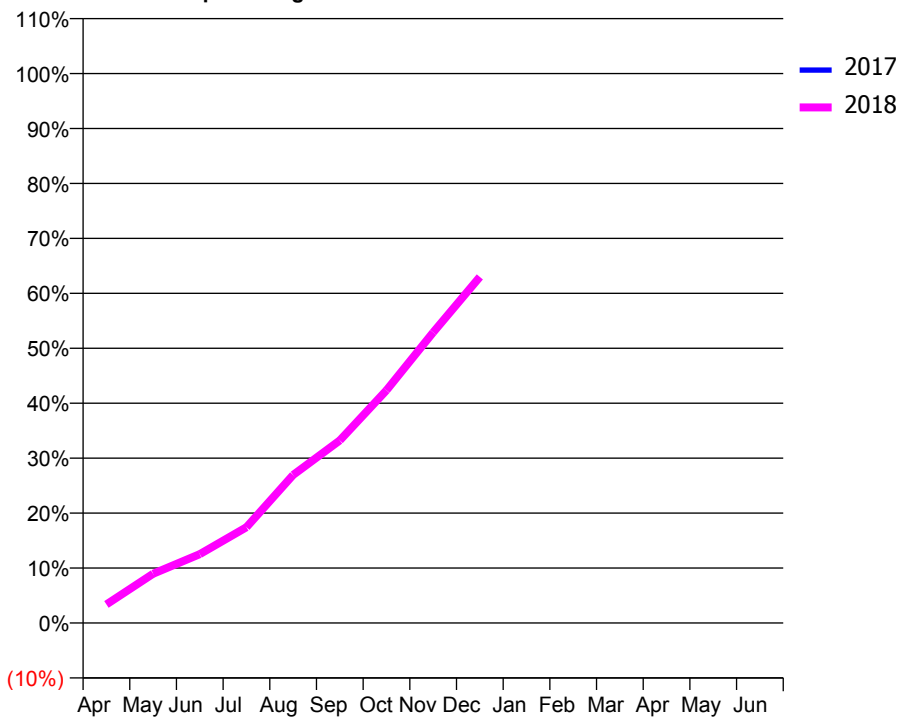
### ACCESS\*

Patients seen in 24 months	Total	Change since previous quarter
Quarter ending December 2016	0	
Quarter ending March 2017	0	
Quarter ending June 2017	1,017	↑
Quarter ending September 2017	2,409	↑
Quarter ending December 2017	3,414	↑
<b>Variance since December 2016</b>	N/A	



### ACTIVITY

Cumulative percentage of contracted UDA delivered 2017 & 2018



Month	Adjusted Scheduled Activity (UDA)	
	2017	2018
April	0	644
May	0	1,702
June	0	2,380
July	0	3,313
August	0	5,122
September	0	6,315
October	0	8,047
November	0	10,049
December	0	11,967
January	0	
February	0	
March	0	
April	0	
May	0	
June	0	

### QUALITY

	Quantity	Base Number	Contract	AT	Region	England
% of FP17s for the same patient ID Re-attending within 3 months - Children	98	1,554	6.3%	10.5%	11.8%	12.0%
% of FP17s for the same patient ID Re-attending within 3 months - Adults	421	3,174	13.3%	14.2%	15.3%	15.9%
% of FP17s for the same patient ID Re-attending between 3 & 9 months - Children	236	1,554	15.2%	61.8%	59.1%	58.0%
% of FP17s for the same patient ID Re-attending between 3 & 9 months - Adults	396	3,174	12.5%	55.4%	51.5%	50.5%
% of FP17s for Band 1 Urgent Courses	541	4,728	11.4%	7.2%	8.0%	9.0%
% of FP17s Relating to Free Repair or Replacements	34	4,728	0.7%	0.8%	0.8%	0.8%
% of FP17s Relating to Continuations	35	4,728	0.7%	1.3%	1.1%	1.1%
% of Patients satisfied with the dentistry they have received	2	2	N/A	91.8%	91.6%	91.5%
% of Patients satisfied with the time they had to wait for an appointment	2	2	N/A	87.3%	88.3%	87.9%

\* This is based on patients treated on this contract for their most recent course of treatment. Figures in italics indicate the base number of FP17s or Patient Questionnaire responses are less than 100. N/A is shown where the base number of responses is less than 10 during the period. % is calculated as Quantity/Base number\*100

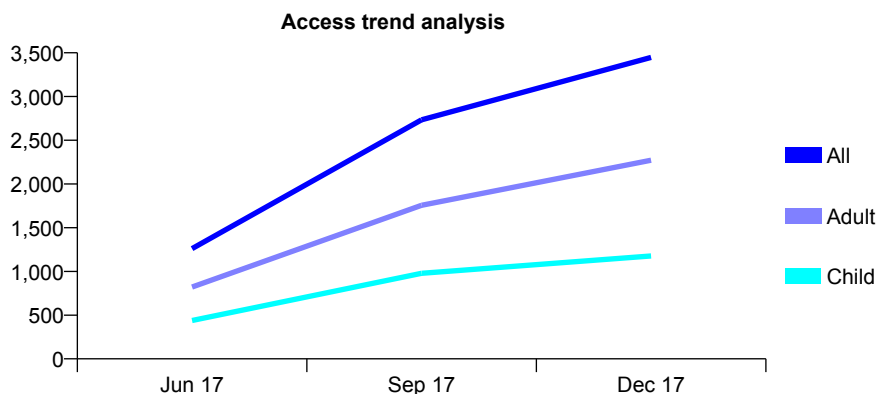
## Q55 - Vital Signs At a Glance Contract Report for 100376/0000 - December 2017

Name or company name	Rodericks Dental Limited
Contract type name	GDS Contract
Purpose of contract	General
Contract start date	01/04/2017
Contract end date	

17/18 Contracted general activity (UDA)	16,500
Carry forward general activity (UDA)	0
17/18 Contracted orthodontic activity (UOA)	0
Carry forward orthodontic activity (UOA)	0
Baseline contract value	£438,433.18

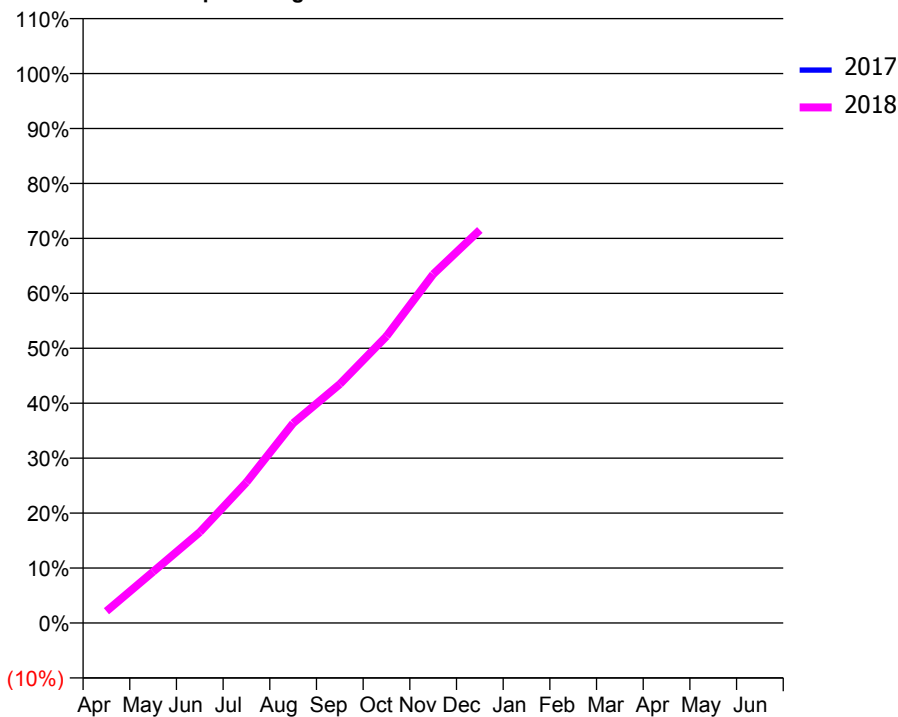
### ACCESS\*

Patients seen in 24 months	Total	Change since previous quarter
Quarter ending December 2016	0	
Quarter ending March 2017	0	
Quarter ending June 2017	1,260	↑
Quarter ending September 2017	2,734	↑
Quarter ending December 2017	3,448	↑
<b>Variance since December 2016</b>	N/A	



### ACTIVITY

Cumulative percentage of contracted UDA delivered 2017 & 2018



Month	Adjusted Scheduled Activity (UDA)	
	2017	2018
April	0	353
May	0	1,541
June	0	2,730
July	0	4,226
August	0	6,002
September	0	7,175
October	0	8,612
November	0	10,472
December	0	11,802
January	0	
February	0	
March	0	
April	0	
May	0	
June	0	

### QUALITY

	Quantity	Base Number	Contract	AT	Region	England
% of FP17s for the same patient ID Re-attending within 3 months - Children	106	1,603	6.6%	10.5%	11.8%	12.0%
% of FP17s for the same patient ID Re-attending within 3 months - Adults	404	3,316	12.2%	14.2%	15.3%	15.9%
% of FP17s for the same patient ID Re-attending between 3 & 9 months - Children	261	1,603	16.3%	61.8%	59.1%	58.0%
% of FP17s for the same patient ID Re-attending between 3 & 9 months - Adults	553	3,316	16.7%	55.4%	51.5%	50.5%
% of FP17s for Band 1 Urgent Courses	344	4,919	7.0%	7.2%	8.0%	9.0%
% of FP17s Relating to Free Repair or Replacements	30	4,919	0.6%	0.8%	0.8%	0.8%
% of FP17s Relating to Continuations	20	4,919	0.4%	1.3%	1.1%	1.1%
% of Patients satisfied with the dentistry they have received	5	5	N/A	91.8%	91.6%	91.5%
% of Patients satisfied with the time they had to wait for an appointment	5	5	N/A	87.3%	88.3%	87.9%

\* This is based on patients treated on this contract for their most recent course of treatment. Figures in italics indicate the base number of FP17s or Patient Questionnaire responses are less than 100. N/A is shown where the base number of responses is less than 10 during the period. % is calculated as Quantity/Base number\*100

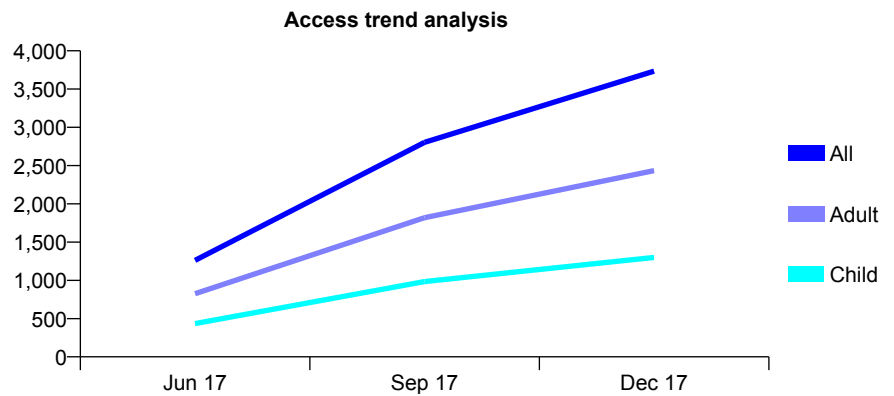
## Q55 - Vital Signs At a Glance Contract Report for 100377/0000 - December 2017

Name or company name	Rodericks Dental Limited
Contract type name	GDS Contract
Purpose of contract	General
Contract start date	01/04/2017
Contract end date	

17/18 Contracted general activity (UDA)	20,500
Carry forward general activity (UDA)	0
17/18 Contracted orthodontic activity (UOA)	0
Carry forward orthodontic activity (UOA)	0
Baseline contract value	£532,253.16

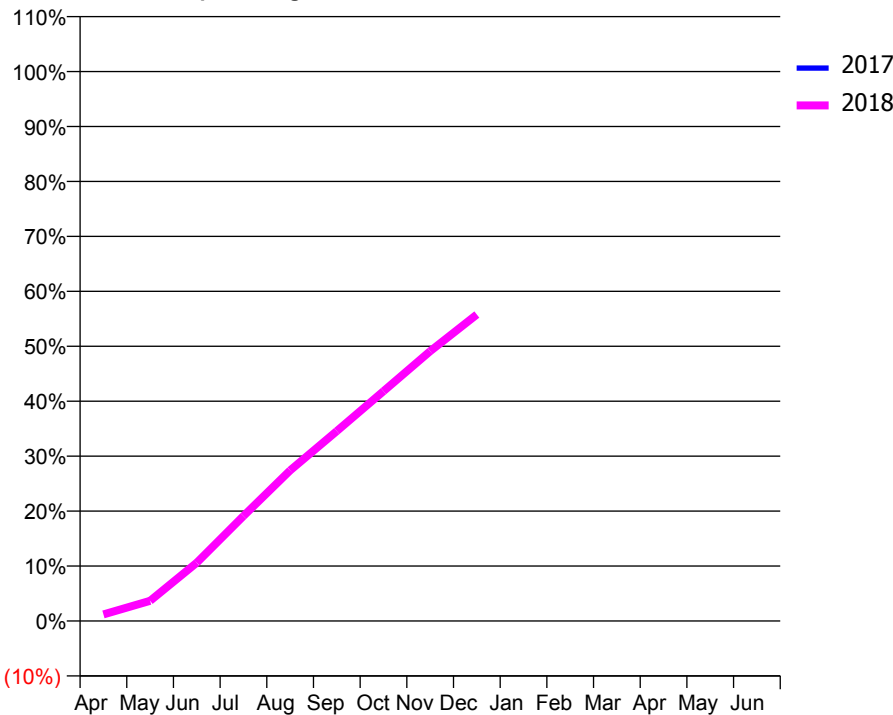
### ACCESS\*

Patients seen in 24 months	Total	Change since previous quarter
Quarter ending December 2016	0	
Quarter ending March 2017	0	
Quarter ending June 2017	1,261	↑
Quarter ending September 2017	2,803	↑
Quarter ending December 2017	3,734	↑
<b>Variance since December 2016</b>	N/A	



### ACTIVITY

Cumulative percentage of contracted UDA delivered 2017 & 2018



Month	Adjusted Scheduled Activity (UDA)	
	2017	2018
April	0	246
May	0	753
June	0	2,175
July	0	3,918
August	0	5,621
September	0	7,084
October	0	8,574
November	0	10,066
December	0	11,434
January	0	
February	0	
March	0	
April	0	
May	0	
June	0	

### QUALITY

	Quantity	Base Number	Contract	AT	Region	England
% of FP17s for the same patient ID Re-attending within 3 months - Children	95	1,579	6.0%	10.5%	11.8%	12.0%
% of FP17s for the same patient ID Re-attending within 3 months - Adults	357	3,294	10.8%	14.2%	15.3%	15.9%
% of FP17s for the same patient ID Re-attending between 3 & 9 months - Children	142	1,579	9.0%	61.8%	59.1%	58.0%
% of FP17s for the same patient ID Re-attending between 3 & 9 months - Adults	402	3,294	12.2%	55.4%	51.5%	50.5%
% of FP17s for Band 1 Urgent Courses	473	4,873	9.7%	7.2%	8.0%	9.0%
% of FP17s Relating to Free Repair or Replacements	49	4,873	1.0%	0.8%	0.8%	0.8%
% of FP17s Relating to Continuations	9	4,873	0.2%	1.3%	1.1%	1.1%
% of Patients satisfied with the dentistry they have received	2	2	N/A	91.8%	91.6%	91.5%
% of Patients satisfied with the time they had to wait for an appointment	1	2	N/A	87.3%	88.3%	87.9%

\* This is based on patients treated on this contract for their most recent course of treatment. Figures in italics indicate the base number of FP17s or Patient Questionnaire responses are less than 100. N/A is shown where the base number of responses is less than 10 during the period. % is calculated as Quantity/Base number\*100

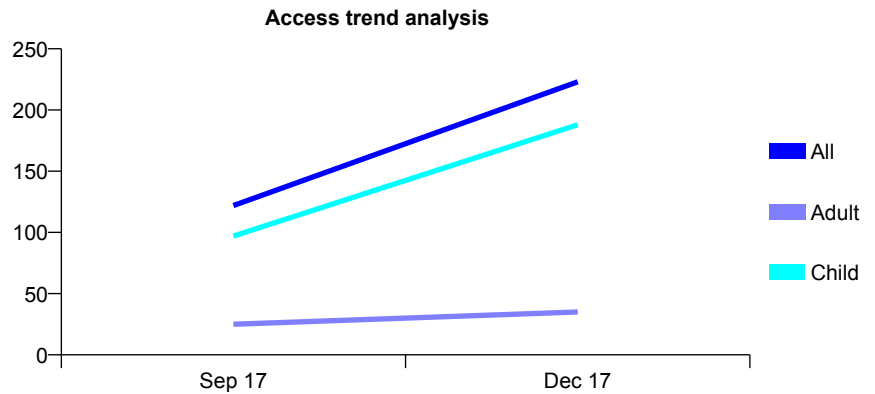
## Q55 - Vital Signs At a Glance Contract Report for 100467/0000 - December 2017

Name or company name	Raynesway Dental Practice
Contract type name	GDS Contract
Purpose of contract	General and Orthodontic
Contract start date	01/07/2017
Contract end date	

17/18 Contracted general activity (UDA)	473
Carry forward general activity (UDA)	0
17/18 Contracted orthodontic activity (UOA)	5,541
Carry forward orthodontic activity (UOA)	0
Baseline contract value	£368,689.54

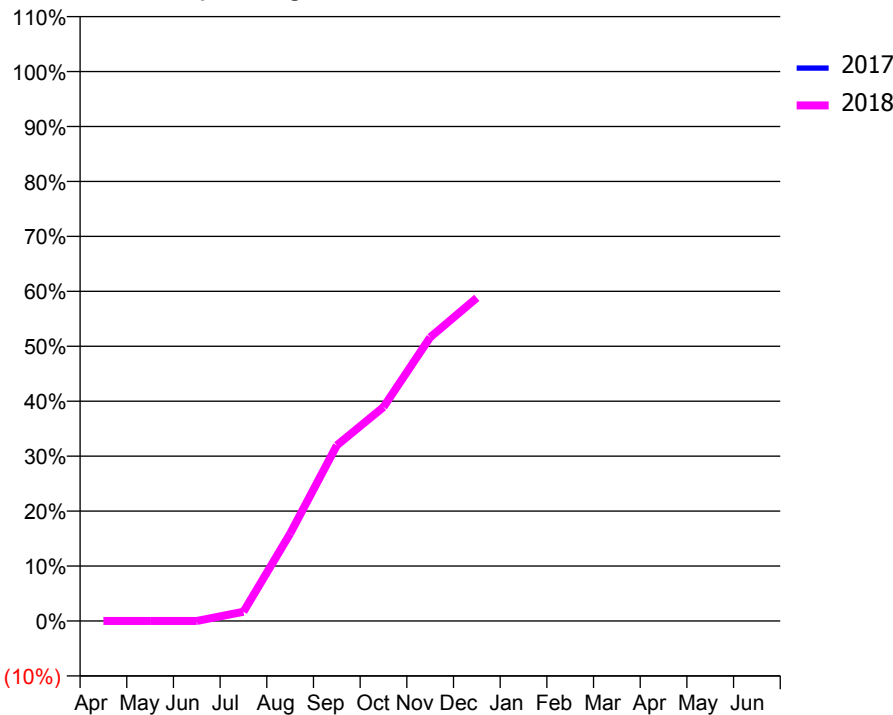
### ACCESS\*

Patients seen in 24 months	Total	Change since previous quarter
Quarter ending December 2016	0	
Quarter ending March 2017	0	
Quarter ending June 2017	0	
Quarter ending September 2017	122	↑
Quarter ending December 2017	223	↑
<b>Variance since December 2016</b>	N/A	



### ACTIVITY

Cumulative percentage of contracted UDA delivered 2017 & 2018



Month	Adjusted Scheduled Activity (UDA)	
	2017	2018
April	0	0
May	0	0
June	0	0
July	0	8
August	0	75
September	0	151
October	0	184
November	0	244
December	0	278
January	0	
February	0	
March	0	
April	0	
May	0	
June	0	

### QUALITY

	Quantity	Base Number	Contract	AT	Region	England
% of FP17s for the same patient ID Re-attending within 3 months - Children	14	843	1.7%	10.5%	11.8%	12.0%
% of FP17s for the same patient ID Re-attending within 3 months - Adults	1	50	2.0%	14.2%	15.3%	15.9%
% of FP17s for the same patient ID Re-attending between 3 & 9 months - Children	3	843	0.4%	61.8%	59.1%	58.0%
% of FP17s for the same patient ID Re-attending between 3 & 9 months - Adults	1	50	2.0%	55.4%	51.5%	50.5%
% of FP17s for Band 1 Urgent Courses	1	145	0.7%	7.2%	8.0%	9.0%
% of FP17s Relating to Free Repair or Replacements	0	145	0.0%	0.8%	0.8%	0.8%
% of FP17s Relating to Continuations	0	145	0.0%	1.3%	1.1%	1.1%
% of Patients satisfied with the dentistry they have received	0	0	N/A	91.8%	91.6%	91.5%
% of Patients satisfied with the time they had to wait for an appointment	0	0	N/A	87.3%	88.3%	87.9%

\* This is based on patients treated on this contract for their most recent course of treatment. Figures in italics indicate the base number of FP17s or Patient Questionnaire responses are less than 100. N/A is shown where the base number of responses is less than 10 during the period. % is calculated as Quantity/Base number\*100

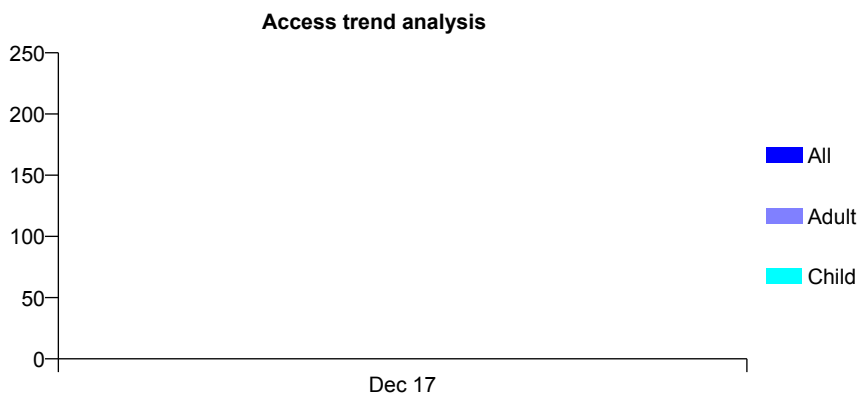
## Q55 - Vital Signs At a Glance Contract Report for 100520/0000 - December 2017

Name or company name	Chaddesden Dental Practice
Contract type name	GDS Contract
Purpose of contract	General
Contract start date	01/10/2017
Contract end date	

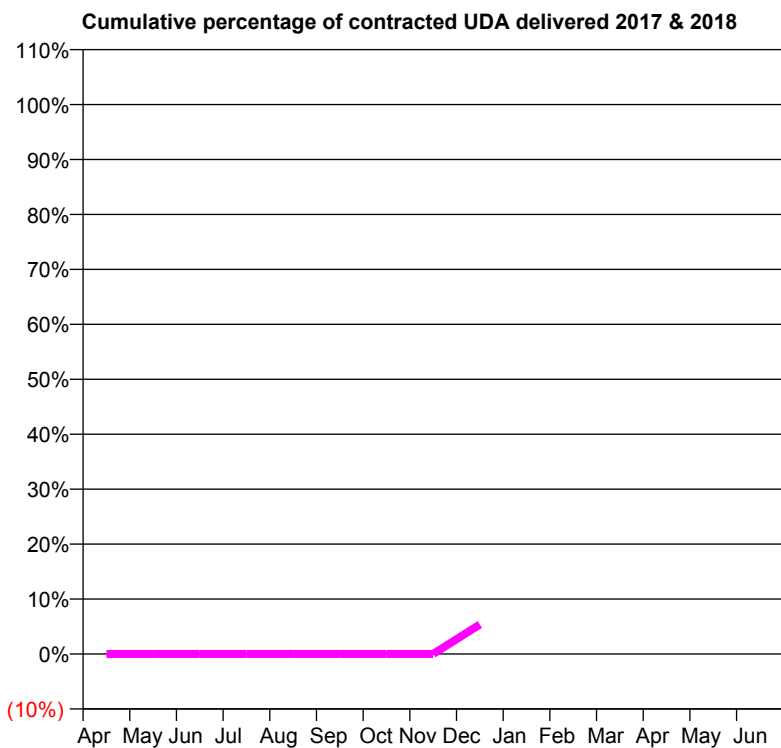
17/18 Contracted general activity (UDA)	4,200
Carry forward general activity (UDA)	0
17/18 Contracted orthodontic activity (UOA)	0
Carry forward orthodontic activity (UOA)	0
Baseline contract value	£94,022.81

### ACCESS\*

Patients seen in 24 months	Total	Change since previous quarter
Quarter ending December 2016	0	
Quarter ending March 2017	0	
Quarter ending June 2017	0	
Quarter ending September 2017	0	
Quarter ending December 2017	206	↑
Variance since December 2016	N/A	



### ACTIVITY



Month	Adjusted Scheduled Activity (UDA)	
	2017	2018
April	0	0
May	0	0
June	0	0
July	0	0
August	0	0
September	0	0
October	0	0
November	0	0
December	0	226
January	0	
February	0	
March	0	
April	0	
May	0	
June	0	

### QUALITY

	Quantity	Base Number	Contract	AT	Region	England
% of FP17s for the same patient ID Re-attending within 3 months - Children	1	22	4.5%	10.5%	11.8%	12.0%
% of FP17s for the same patient ID Re-attending within 3 months - Adults	3	107	2.8%	14.2%	15.3%	15.9%
% of FP17s for the same patient ID Re-attending between 3 & 9 months - Children	0	22	0.0%	61.8%	59.1%	58.0%
% of FP17s for the same patient ID Re-attending between 3 & 9 months - Adults	0	107	0.0%	55.4%	51.5%	50.5%
% of FP17s for Band 1 Urgent Courses	8	129	6.2%	7.2%	8.0%	9.0%
% of FP17s Relating to Free Repair or Replacements	0	129	0.0%	0.8%	0.8%	0.8%
% of FP17s Relating to Continuations	0	129	0.0%	1.3%	1.1%	1.1%
% of Patients satisfied with the dentistry they have received	0	0	N/A	91.8%	91.6%	91.5%
% of Patients satisfied with the time they had to wait for an appointment	0	0	N/A	87.3%	88.3%	87.9%

\* This is based on patients treated on this contract for their most recent course of treatment. Figures in italics indicate the base number of FP17s or Patient Questionnaire responses are less than 100. N/A is shown where the base number of responses is less than 10 during the period. % is calculated as Quantity/Base number\*100



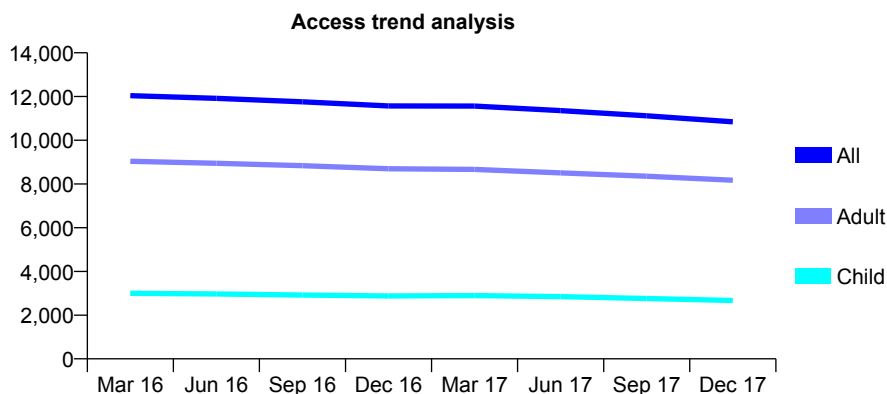
## Q55 - Vital Signs At a Glance Contract Report for 101281/0023 - December 2017

Name or company name	OASIS DENTAL CARE LTD
Contract type name	GDS Contract
Purpose of contract	General
Contract start date	01/04/2006
Contract end date	

17/18 Contracted general activity (UDA)	35,550
Carry forward general activity (UDA)	0
17/18 Contracted orthodontic activity (UOA)	0
Carry forward orthodontic activity (UOA)	0
Baseline contract value	£766,636.09

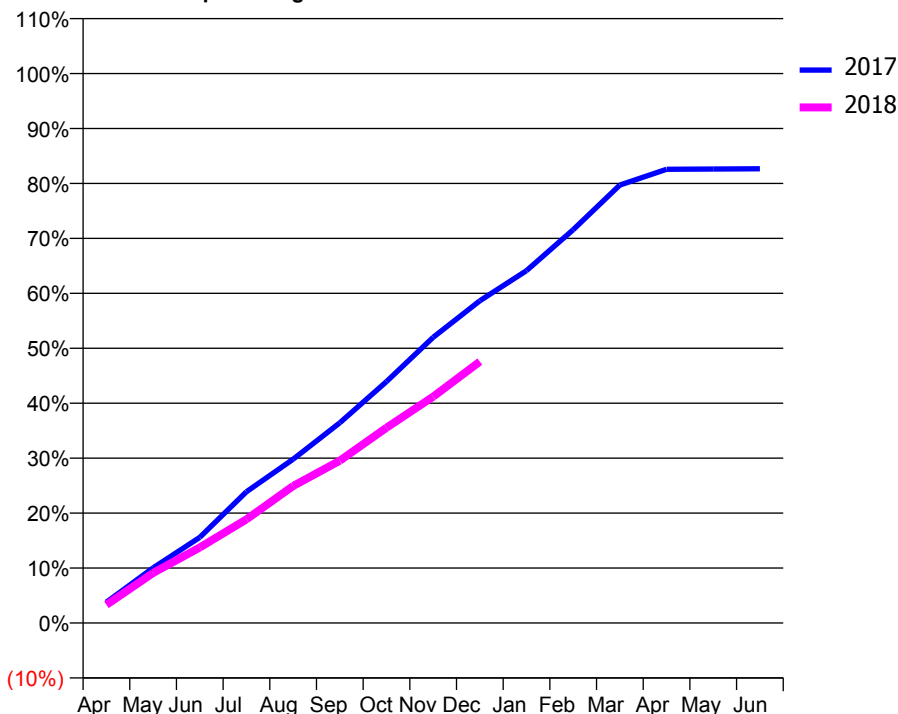
### ACCESS\*

Patients seen in 24 months	Total	Change since previous quarter
Quarter ending December 2016	11,572	
Quarter ending March 2017	11,562	→
Quarter ending June 2017	11,353	↓
Quarter ending September 2017	11,120	↓
Quarter ending December 2017	10,844	↓
<b>Variance since December 2016</b>	<b>(6.3%)</b>	<b>↓</b>



### ACTIVITY

Cumulative percentage of contracted UDA delivered 2017 & 2018



Month	Adjusted Scheduled Activity (UDA)	
	2017	2018
April	1,347	1,179
May	3,567	3,242
June	5,539	4,886
July	8,494	6,706
August	10,595	8,863
September	12,953	10,507
October	15,618	12,638
November	18,482	14,643
December	20,850	16,912
January	22,797	
February	25,445	
March	28,336	
April	29,351	
May	29,370	
June	29,392	

### QUALITY

	Quantity	Base Number	Contract	AT	Region	England
% of FP17s for the same patient ID Re-attending within 3 months - Children	182	2,705	6.7%	10.5%	11.8%	12.0%
% of FP17s for the same patient ID Re-attending within 3 months - Adults	933	8,215	11.4%	14.2%	15.3%	15.9%
% of FP17s for the same patient ID Re-attending between 3 & 9 months - Children	1,675	2,705	61.9%	61.8%	59.1%	58.0%
% of FP17s for the same patient ID Re-attending between 3 & 9 months - Adults	5,285	8,215	64.3%	55.4%	51.5%	50.5%
% of FP17s for Band 1 Urgent Courses	635	10,343	6.1%	7.2%	8.0%	9.0%
% of FP17s Relating to Free Repair or Replacements	103	10,343	1.0%	0.8%	0.8%	0.8%
% of FP17s Relating to Continuations	49	10,343	0.5%	1.3%	1.1%	1.1%
% of Patients satisfied with the dentistry they have received	5	7	N/A	91.8%	91.6%	91.5%
% of Patients satisfied with the time they had to wait for an appointment	4	7	N/A	87.3%	88.3%	87.9%

\* This is based on patients treated on this contract for their most recent course of treatment. Figures in italics indicate the base number of FP17s or Patient Questionnaire responses are less than 100. N/A is shown where the base number of responses is less than 10 during the period. % is calculated as Quantity/Base number\*100

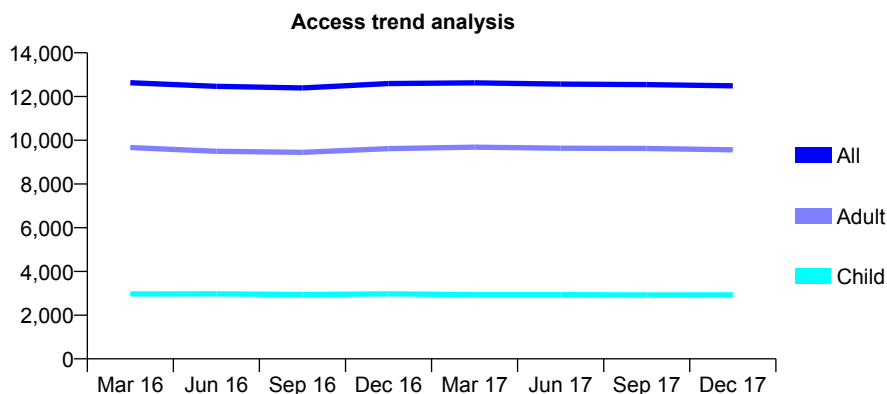
## Q55 - Vital Signs At a Glance Contract Report for 101281/0041 - December 2017

Name or company name	OASIS DENTAL CARE LTD
Contract type name	GDS Contract
Purpose of contract	General
Contract start date	01/04/2006
Contract end date	

17/18 Contracted general activity (UDA)	42,036
Carry forward general activity (UDA)	0
17/18 Contracted orthodontic activity (UOA)	0
Carry forward orthodontic activity (UOA)	0
Baseline contract value	£920,614.58

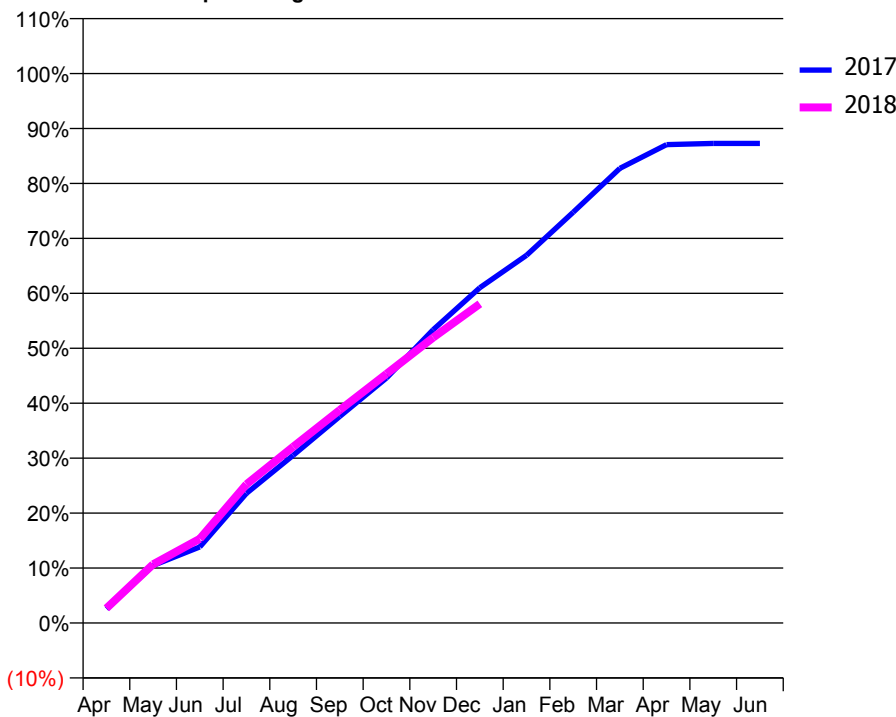
### ACCESS\*

Patients seen in 24 months	Total	Change since previous quarter
Quarter ending December 2016	12,595	
Quarter ending March 2017	12,622	→
Quarter ending June 2017	12,568	→
Quarter ending September 2017	12,543	→
Quarter ending December 2017	12,490	→
<b>Variance since December 2016</b>	<b>(0.8%)</b>	→



### ACTIVITY

Cumulative percentage of contracted UDA delivered 2017 & 2018



Month	Adjusted Scheduled Activity (UDA)	
	2017	2018
April	1,090	1,125
May	4,405	4,493
June	5,820	6,441
July	9,918	10,612
August	12,828	13,485
September	15,807	16,297
October	18,741	19,062
November	22,433	21,839
December	25,651	24,416
January	28,130	
February	31,426	
March	34,782	
April	36,593	
May	36,684	
June	36,688	

### QUALITY

	Quantity	Base Number	Contract	AT	Region	England
% of FP17s for the same patient ID Re-attending within 3 months - Children	191	3,092	6.2%	10.5%	11.8%	12.0%
% of FP17s for the same patient ID Re-attending within 3 months - Adults	1,258	9,902	12.7%	14.2%	15.3%	15.9%
% of FP17s for the same patient ID Re-attending between 3 & 9 months - Children	1,875	3,092	60.6%	61.8%	59.1%	58.0%
% of FP17s for the same patient ID Re-attending between 3 & 9 months - Adults	5,627	9,902	56.8%	55.4%	51.5%	50.5%
% of FP17s for Band 1 Urgent Courses	891	12,117	7.4%	7.2%	8.0%	9.0%
% of FP17s Relating to Free Repair or Replacements	189	12,117	1.6%	0.8%	0.8%	0.8%
% of FP17s Relating to Continuations	143	12,117	1.2%	1.3%	1.1%	1.1%
% of Patients satisfied with the dentistry they have received	20	25	80.0%	91.8%	91.6%	91.5%
% of Patients satisfied with the time they had to wait for an appointment	18	25	72.0%	87.3%	88.3%	87.9%

\* This is based on patients treated on this contract for their most recent course of treatment. Figures in italics indicate the base number of FP17s or Patient Questionnaire responses are less than 100. N/A is shown where the base number of responses is less than 10 during the period. % is calculated as Quantity/Base number\*100

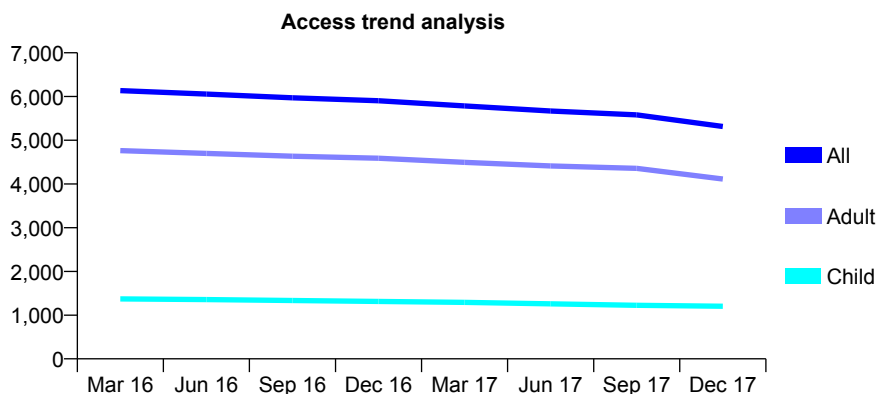
## Q55 - Vital Signs At a Glance Contract Report for 101281/0048 - December 2017

Name or company name	OASIS DENTAL CARE LTD
Contract type name	Pilot Contract
Purpose of contract	General and Orthodontic
Contract start date	01/04/2006
Contract end date	

17/18 Contracted general activity (UDA)	19,361
Carry forward general activity (UDA)	0
17/18 Contracted orthodontic activity (UOA)	628
Carry forward orthodontic activity (UOA)	0
Baseline contract value	£509,516.88

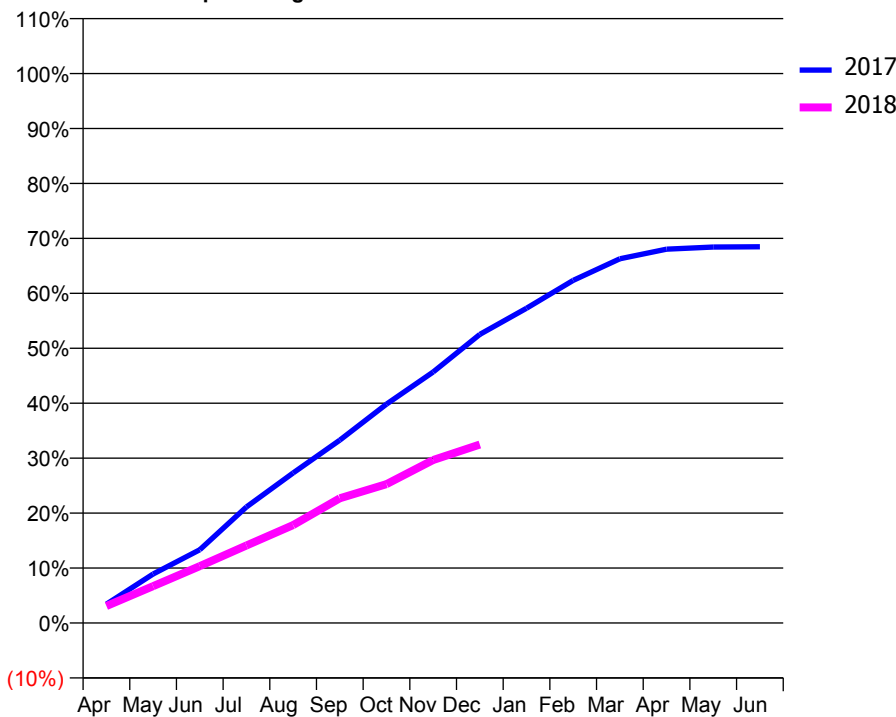
### ACCESS\*

Patients seen in 24 months	Total	Change since previous quarter
Quarter ending December 2016	5,903	
Quarter ending March 2017	5,785	↓
Quarter ending June 2017	5,668	↓
Quarter ending September 2017	5,581	↓
Quarter ending December 2017	5,314	↓
<b>Variance since December 2016</b>	<b>(10.0%)</b>	↓



### ACTIVITY

Cumulative percentage of contracted UDA delivered 2017 & 2018



Month	Adjusted Scheduled Activity (UDA)	
	2017	2018
April	667	597
May	1,726	1,300
June	2,583	2,005
July	4,088	2,733
August	5,289	3,450
September	6,445	4,397
October	7,710	4,895
November	8,845	5,746
December	10,172	6,291
January	11,089	
February	12,073	
March	12,833	
April	13,170	
May	13,245	
June	13,257	

### QUALITY

	Quantity	Base Number	Contract	AT	Region	England
% of FP17s for the same patient ID Re-attending within 3 months - Children	61	886	6.9%	10.5%	11.8%	12.0%
% of FP17s for the same patient ID Re-attending within 3 months - Adults	325	2,479	13.1%	14.2%	15.3%	15.9%
% of FP17s for the same patient ID Re-attending between 3 & 9 months - Children	442	886	49.9%	61.8%	59.1%	58.0%
% of FP17s for the same patient ID Re-attending between 3 & 9 months - Adults	1,035	2,479	41.8%	55.4%	51.5%	50.5%
% of FP17s for Band 1 Urgent Courses	247	3,107	7.9%	7.2%	8.0%	9.0%
% of FP17s Relating to Free Repair or Replacements	16	3,107	0.5%	0.8%	0.8%	0.8%
% of FP17s Relating to Continuations	61	3,107	2.0%	1.3%	1.1%	1.1%
% of Patients satisfied with the dentistry they have received	3	3	N/A	91.8%	91.6%	91.5%
% of Patients satisfied with the time they had to wait for an appointment	2	3	N/A	87.3%	88.3%	87.9%

\* This is based on patients treated on this contract for their most recent course of treatment. Figures in italics indicate the base number of FP17s or Patient Questionnaire responses are less than 100. N/A is shown where the base number of responses is less than 10 during the period. % is calculated as Quantity/Base number\*100

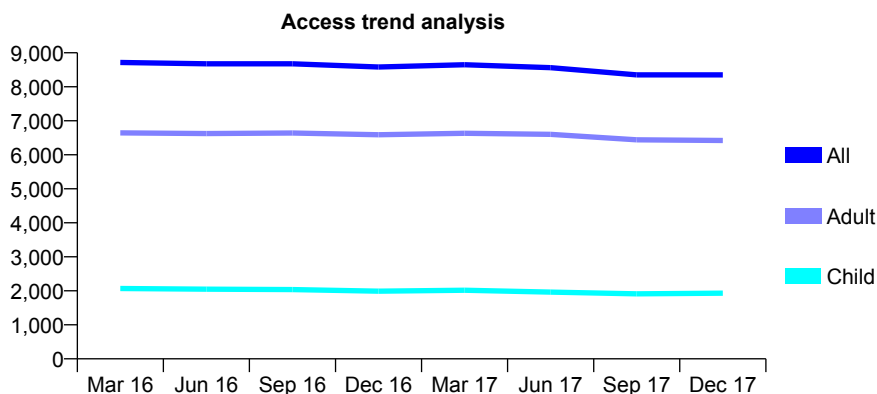
## Q55 - Vital Signs At a Glance Contract Report for 101281/0059 - December 2017

Name or company name	OASIS DENTAL CARE LTD
Contract type name	GDS Contract
Purpose of contract	General
Contract start date	01/04/2006
Contract end date	

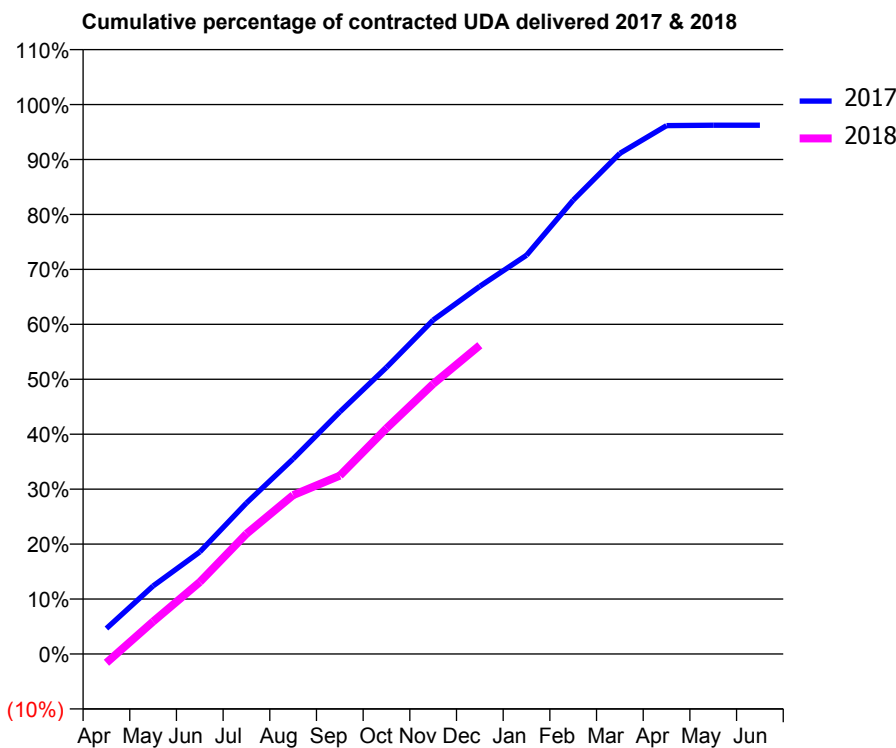
17/18 Contracted general activity (UDA)	26,245
Carry forward general activity (UDA)	988
17/18 Contracted orthodontic activity (UOA)	0
Carry forward orthodontic activity (UOA)	0
Baseline contract value	£609,053.06

### ACCESS\*

Patients seen in 24 months	Total	Change since previous quarter
Quarter ending December 2016	8,584	
Quarter ending March 2017	8,649	→
Quarter ending June 2017	8,564	→
Quarter ending September 2017	8,351	↓
Quarter ending December 2017	8,350	→
<b>Variance since December 2016</b>	<b>(2.7%)</b>	<b>↓</b>



### ACTIVITY



Month	Adjusted Scheduled Activity (UDA)	
	2017	2018
April	1,222	-426
May	3,248	1,553
June	4,878	3,436
July	7,212	5,740
August	9,322	7,586
September	11,563	8,519
October	13,687	10,779
November	15,951	12,897
December	17,564	14,744
January	19,049	
February	21,674	
March	23,909	
April	25,235	
May	25,253	
June	25,257	

### QUALITY

	Quantity	Base Number	Contract	AT	Region	England
% of FP17s for the same patient ID Re-attending within 3 months - Children	157	2,222	7.1%	10.5%	11.8%	12.0%
% of FP17s for the same patient ID Re-attending within 3 months - Adults	965	7,500	12.9%	14.2%	15.3%	15.9%
% of FP17s for the same patient ID Re-attending between 3 & 9 months - Children	1,486	2,222	66.9%	61.8%	59.1%	58.0%
% of FP17s for the same patient ID Re-attending between 3 & 9 months - Adults	4,928	7,500	65.7%	55.4%	51.5%	50.5%
% of FP17s for Band 1 Urgent Courses	520	8,857	5.9%	7.2%	8.0%	9.0%
% of FP17s Relating to Free Repair or Replacements	186	8,857	2.1%	0.8%	0.8%	0.8%
% of FP17s Relating to Continuations	154	8,857	1.7%	1.3%	1.1%	1.1%
% of Patients satisfied with the dentistry they have received	20	21	95.2%	91.8%	91.6%	91.5%
% of Patients satisfied with the time they had to wait for an appointment	18	21	85.7%	87.3%	88.3%	87.9%

\* This is based on patients treated on this contract for their most recent course of treatment. Figures in italics indicate the base number of FP17s or Patient Questionnaire responses are less than 100. N/A is shown where the base number of responses is less than 10 during the period. % is calculated as Quantity/Base number\*100

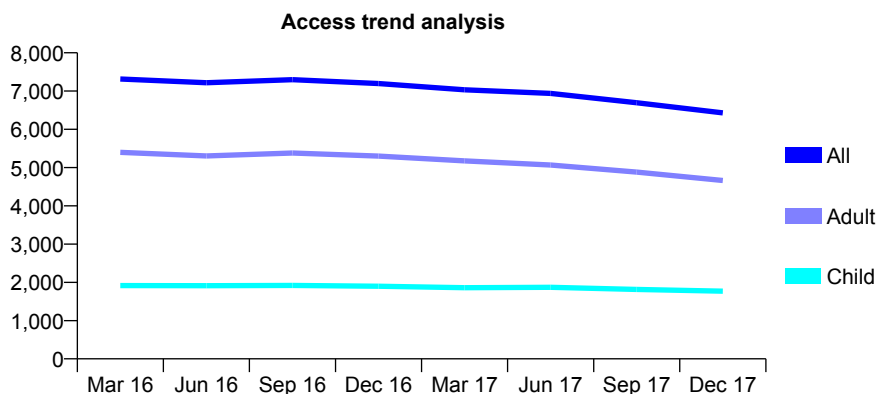
## Q55 - Vital Signs At a Glance Contract Report for 101281/0092 - December 2017

Name or company name	OASIS DENTAL CARE LTD
Contract type name	GDS Contract
Purpose of contract	General
Contract start date	01/04/2006
Contract end date	

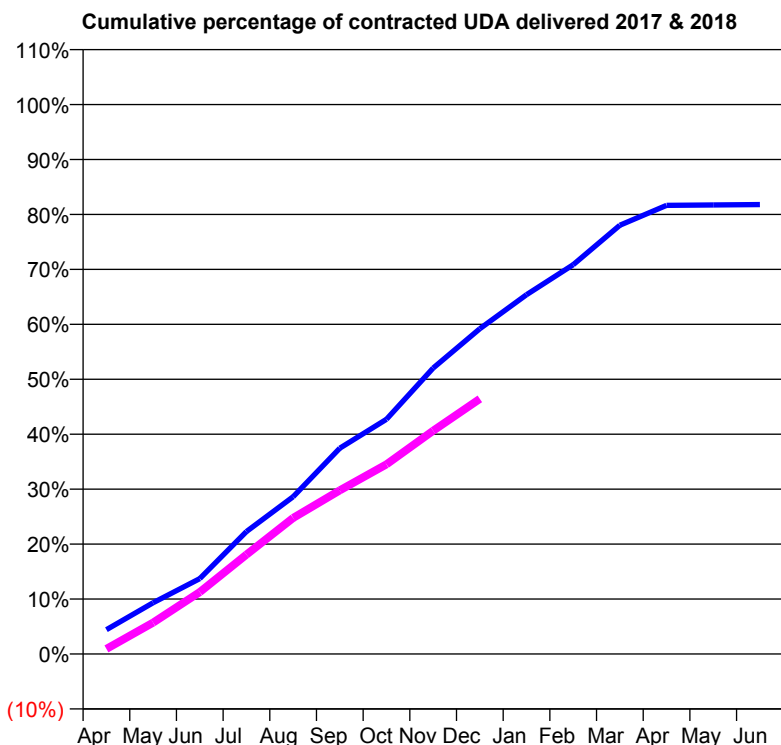
17/18 Contracted general activity (UDA)	18,929
Carry forward general activity (UDA)	0
17/18 Contracted orthodontic activity (UOA)	0
Carry forward orthodontic activity (UOA)	0
Baseline contract value	£409,590.09

### ACCESS\*

Patients seen in 24 months	Total	Change since previous quarter
Quarter ending December 2016	7,198	
Quarter ending March 2017	7,032	↓
Quarter ending June 2017	6,938	↓
Quarter ending September 2017	6,694	↓
Quarter ending December 2017	6,430	↓
<b>Variance since December 2016</b>	<b>(10.7%)</b>	<b>↓</b>



### ACTIVITY



Month	Adjusted Scheduled Activity (UDA)	
	2017	2018
April	840	176
May	1,768	1,082
June	2,596	2,133
July	4,219	3,424
August	5,420	4,688
September	7,089	5,640
October	8,088	6,534
November	9,849	7,692
December	11,204	8,788
January	12,376	
February	13,412	
March	14,769	
April	15,453	
May	15,466	
June	15,481	

### QUALITY

	Quantity	Base Number	Contract	AT	Region	England
% of FP17s for the same patient ID Re-attending within 3 months - Children	99	1,886	5.2%	10.5%	11.8%	12.0%
% of FP17s for the same patient ID Re-attending within 3 months - Adults	568	4,224	13.4%	14.2%	15.3%	15.9%
% of FP17s for the same patient ID Re-attending between 3 & 9 months - Children	1,227	1,886	65.1%	61.8%	59.1%	58.0%
% of FP17s for the same patient ID Re-attending between 3 & 9 months - Adults	2,563	4,224	60.7%	55.4%	51.5%	50.5%
% of FP17s for Band 1 Urgent Courses	417	5,255	7.9%	7.2%	8.0%	9.0%
% of FP17s Relating to Free Repair or Replacements	36	5,255	0.7%	0.8%	0.8%	0.8%
% of FP17s Relating to Continuations	64	5,255	1.2%	1.3%	1.1%	1.1%
% of Patients satisfied with the dentistry they have received	5	5	N/A	91.8%	91.6%	91.5%
% of Patients satisfied with the time they had to wait for an appointment	4	5	N/A	87.3%	88.3%	87.9%

\* This is based on patients treated on this contract for their most recent course of treatment. Figures in italics indicate the base number of FP17s or Patient Questionnaire responses are less than 100. N/A is shown where the base number of responses is less than 10 during the period. % is calculated as Quantity/Base number\*100

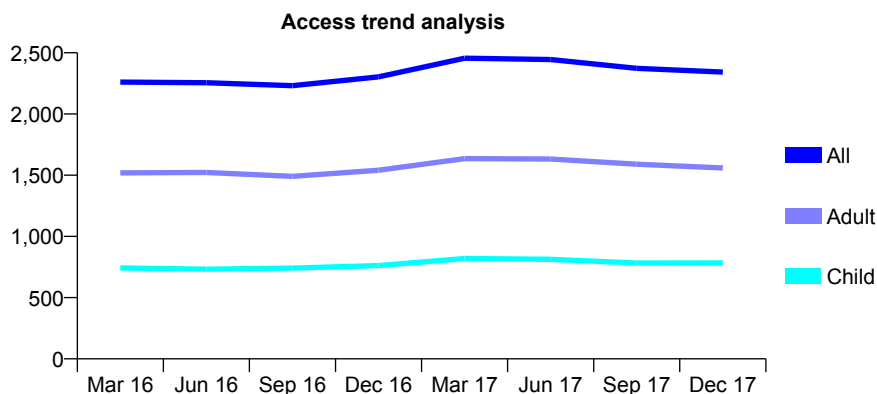
## Q55 - Vital Signs At a Glance Contract Report for 101281/0118 - December 2017

Name or company name	OASIS DENTAL CARE LTD
Contract type name	GDS Contract
Purpose of contract	General
Contract start date	01/04/2006
Contract end date	

17/18 Contracted general activity (UDA)	5,159
Carry forward general activity (UDA)	0
17/18 Contracted orthodontic activity (UOA)	0
Carry forward orthodontic activity (UOA)	0
Baseline contract value	£153,782.05

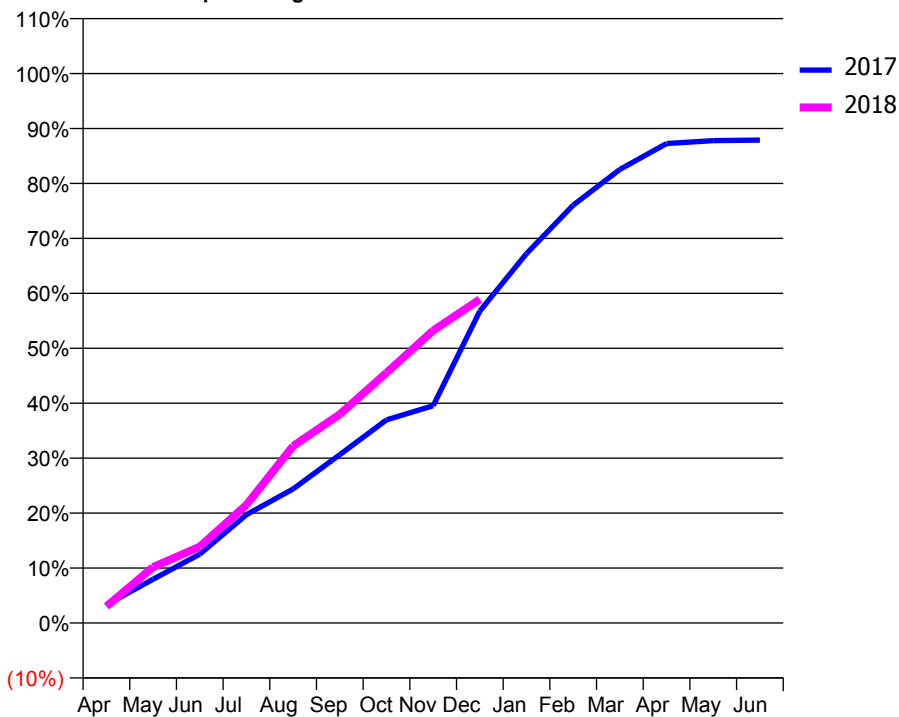
### ACCESS\*

Patients seen in 24 months	Total	Change since previous quarter
Quarter ending December 2016	2,303	
Quarter ending March 2017	2,456	↑
Quarter ending June 2017	2,445	→
Quarter ending September 2017	2,373	↓
Quarter ending December 2017	2,343	↓
<b>Variance since December 2016</b>	<b>1.7%</b>	<b>→</b>



### ACTIVITY

Cumulative percentage of contracted UDA delivered 2017 & 2018



Month	Adjusted Scheduled Activity (UDA)	
	2017	2018
April	170	155
May	412	526
June	647	717
July	1,018	1,110
August	1,258	1,662
September	1,580	1,960
October	1,907	2,349
November	2,040	2,746
December	2,929	3,039
January	3,468	
February	3,923	
March	4,258	
April	4,501	
May	4,528	
June	4,533	

### QUALITY

	Quantity	Base Number	Contract	AT	Region	England
% of FP17s for the same patient ID Re-attending within 3 months - Children	52	827	6.3%	10.5%	11.8%	12.0%
% of FP17s for the same patient ID Re-attending within 3 months - Adults	270	1,490	18.1%	14.2%	15.3%	15.9%
% of FP17s for the same patient ID Re-attending between 3 & 9 months - Children	497	827	60.1%	61.8%	59.1%	58.0%
% of FP17s for the same patient ID Re-attending between 3 & 9 months - Adults	798	1,490	53.6%	55.4%	51.5%	50.5%
% of FP17s for Band 1 Urgent Courses	113	1,549	7.3%	7.2%	8.0%	9.0%
% of FP17s Relating to Free Repair or Replacements	6	1,549	0.4%	0.8%	0.8%	0.8%
% of FP17s Relating to Continuations	23	1,549	1.5%	1.3%	1.1%	1.1%
% of Patients satisfied with the dentistry they have received	0	0	N/A	91.8%	91.6%	91.5%
% of Patients satisfied with the time they had to wait for an appointment	0	0	N/A	87.3%	88.3%	87.9%

\* This is based on patients treated on this contract for their most recent course of treatment. Figures in italics indicate the base number of FP17s or Patient Questionnaire responses are less than 100. N/A is shown where the base number of responses is less than 10 during the period. % is calculated as Quantity/Base number\*100

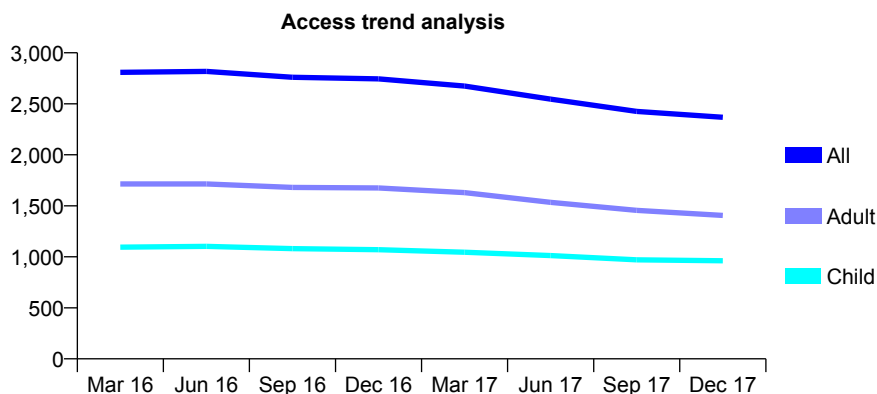
## Q55 - Vital Signs At a Glance Contract Report for 101281/0129 - December 2017

Name or company name	OASIS DENTAL CARE LTD
Contract type name	GDS Contract
Purpose of contract	General
Contract start date	01/04/2006
Contract end date	

17/18 Contracted general activity (UDA)	7,956
Carry forward general activity (UDA)	0
17/18 Contracted orthodontic activity (UOA)	0
Carry forward orthodontic activity (UOA)	0
Baseline contract value	£175,161.45

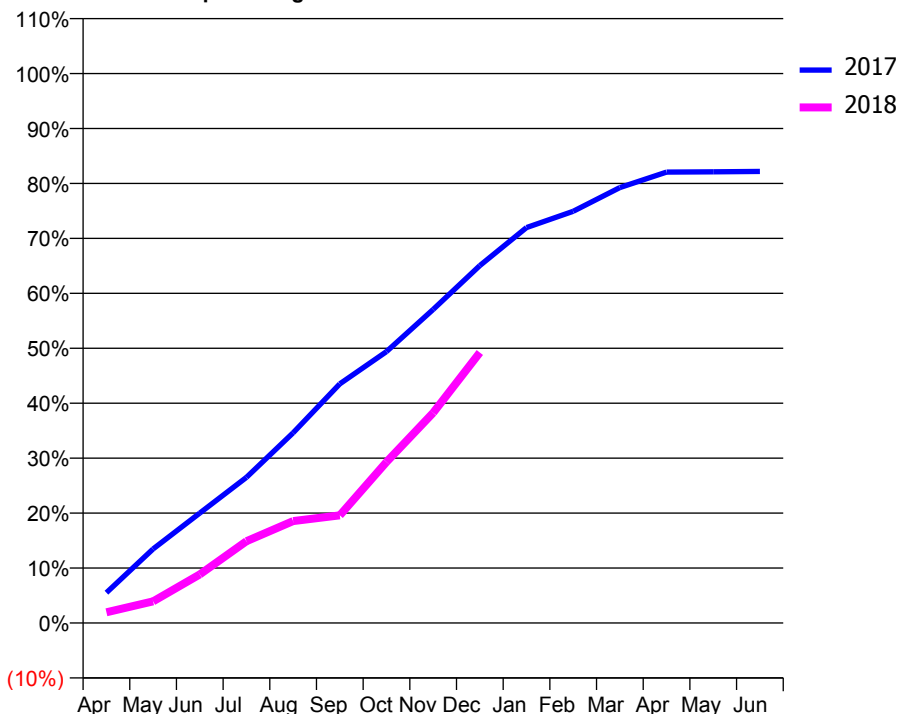
### ACCESS\*

Patients seen in 24 months	Total	Change since previous quarter
Quarter ending December 2016	2,745	
Quarter ending March 2017	2,674	↓
Quarter ending June 2017	2,546	↓
Quarter ending September 2017	2,426	↓
Quarter ending December 2017	2,368	↓
<b>Variance since December 2016</b>	<b>(13.7%)</b>	<b>↓</b>



### ACTIVITY

Cumulative percentage of contracted UDA delivered 2017 & 2018



Month	Adjusted Scheduled Activity (UDA)	
	2017	2018
April	439	156
May	1,073	314
June	1,592	703
July	2,109	1,185
August	2,754	1,476
September	3,463	1,558
October	3,930	2,331
November	4,540	3,043
December	5,176	3,916
January	5,725	
February	5,962	
March	6,304	
April	6,529	
May	6,532	
June	6,537	

### QUALITY

	Quantity	Base Number	Contract	AT	Region	England
% of FP17s for the same patient ID Re-attending within 3 months - Children	77	989	7.8%	10.5%	11.8%	12.0%
% of FP17s for the same patient ID Re-attending within 3 months - Adults	174	1,228	14.2%	14.2%	15.3%	15.9%
% of FP17s for the same patient ID Re-attending between 3 & 9 months - Children	472	989	47.7%	61.8%	59.1%	58.0%
% of FP17s for the same patient ID Re-attending between 3 & 9 months - Adults	530	1,228	43.2%	55.4%	51.5%	50.5%
% of FP17s for Band 1 Urgent Courses	199	2,118	9.4%	7.2%	8.0%	9.0%
% of FP17s Relating to Free Repair or Replacements	2	2,118	0.1%	0.8%	0.8%	0.8%
% of FP17s Relating to Continuations	20	2,118	0.9%	1.3%	1.1%	1.1%
% of Patients satisfied with the dentistry they have received	0	0	N/A	91.8%	91.6%	91.5%
% of Patients satisfied with the time they had to wait for an appointment	0	0	N/A	87.3%	88.3%	87.9%

\* This is based on patients treated on this contract for their most recent course of treatment. Figures in italics indicate the base number of FP17s or Patient Questionnaire responses are less than 100. N/A is shown where the base number of responses is less than 10 during the period. % is calculated as Quantity/Base number\*100



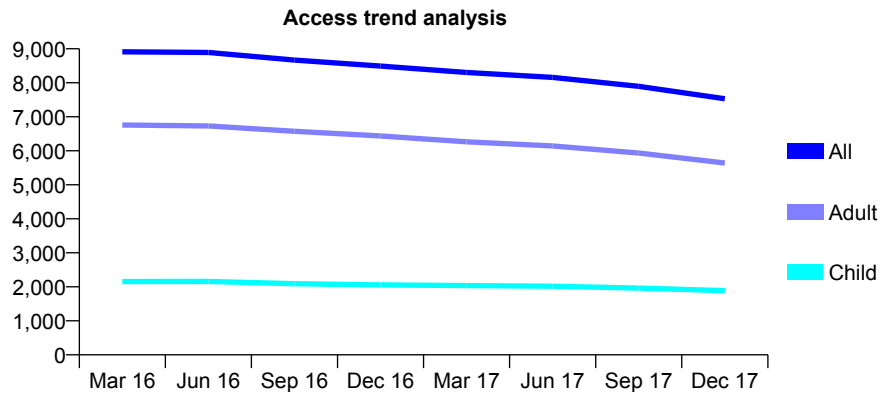
## Q55 - Vital Signs At a Glance Contract Report for 101281/0200 - December 2017

Name or company name	OASIS DENTAL CARE LTD
Contract type name	Pilot Contract
Purpose of contract	General
Contract start date	28/04/2009
Contract end date	

17/18 Contracted general activity (UDA)	30,000
Carry forward general activity (UDA)	192
17/18 Contracted orthodontic activity (UOA)	0
Carry forward orthodontic activity (UOA)	0
Baseline contract value	£650,830.08

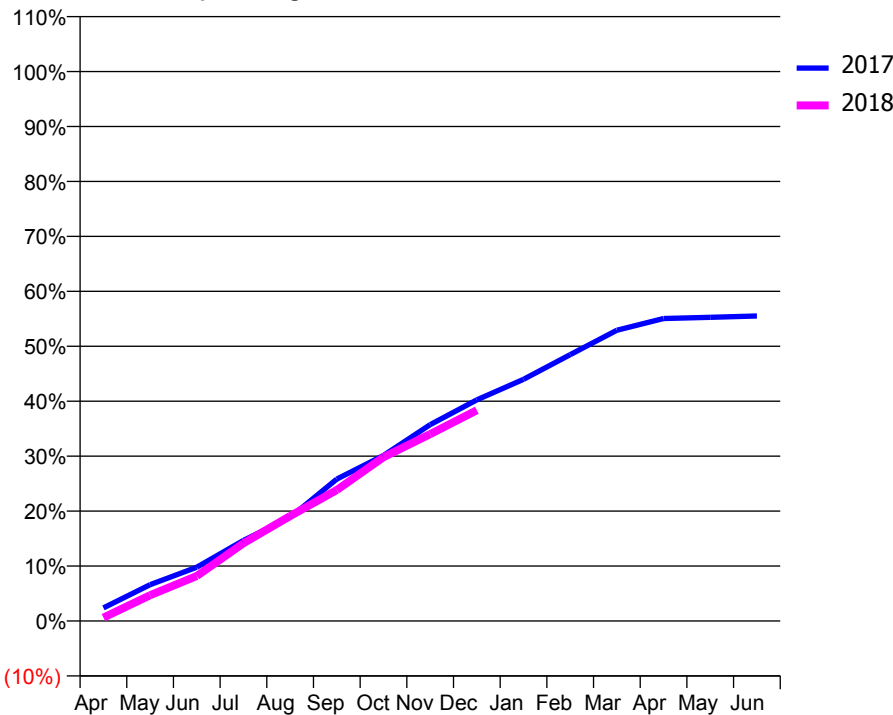
### ACCESS\*

Patients seen in 24 months	Total	Change since previous quarter
Quarter ending December 2016	8,494	
Quarter ending March 2017	8,302	↓
Quarter ending June 2017	8,158	↓
Quarter ending September 2017	7,897	↓
Quarter ending December 2017	7,531	↓
<b>Variance since December 2016</b>	<b>(11.3%)</b>	<b>↓</b>



### ACTIVITY

Cumulative percentage of contracted UDA delivered 2017 & 2018



Month	Adjusted Scheduled Activity (UDA)	
	2017	2018
April	718	185
May	1,987	1,407
June	2,937	2,458
July	4,403	4,245
August	5,662	5,731
September	7,752	7,153
October	9,039	8,945
November	10,721	10,202
December	12,076	11,505
January	13,197	
February	14,540	
March	15,874	
April	16,518	
May	16,582	
June	16,656	

### QUALITY

	Quantity	Base Number	Contract	AT	Region	England
% of FP17s for the same patient ID Re-attending within 3 months - Children	122	1,544	7.9%	10.5%	11.8%	12.0%
% of FP17s for the same patient ID Re-attending within 3 months - Adults	386	3,938	9.8%	14.2%	15.3%	15.9%
% of FP17s for the same patient ID Re-attending between 3 & 9 months - Children	623	1,544	40.3%	61.8%	59.1%	58.0%
% of FP17s for the same patient ID Re-attending between 3 & 9 months - Adults	1,290	3,938	32.8%	55.4%	51.5%	50.5%
% of FP17s for Band 1 Urgent Courses	125	5,154	2.4%	7.2%	8.0%	9.0%
% of FP17s Relating to Free Repair or Replacements	37	5,154	0.7%	0.8%	0.8%	0.8%
% of FP17s Relating to Continuations	76	5,154	1.5%	1.3%	1.1%	1.1%
% of Patients satisfied with the dentistry they have received	3	4	N/A	91.8%	91.6%	91.5%
% of Patients satisfied with the time they had to wait for an appointment	2	4	N/A	87.3%	88.3%	87.9%

\* This is based on patients treated on this contract for their most recent course of treatment. Figures in italics indicate the base number of FP17s or Patient Questionnaire responses are less than 100. N/A is shown where the base number of responses is less than 10 during the period. % is calculated as Quantity/Base number\*100

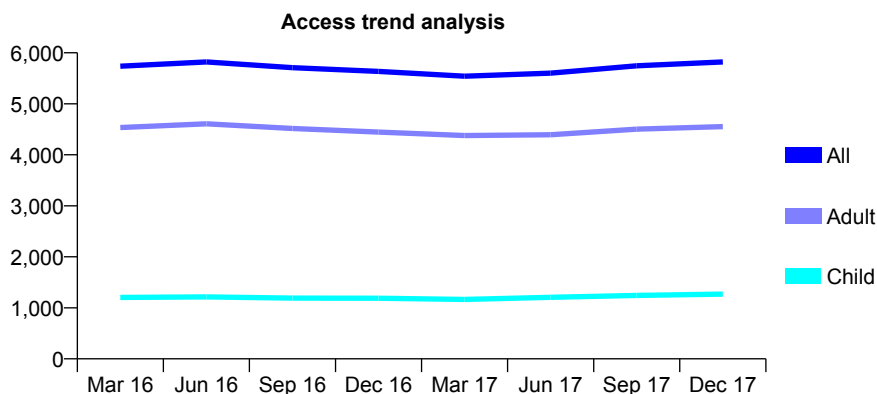
## Q55 - Vital Signs At a Glance Contract Report for 101338/0050 - December 2017

Name or company name	Whitecross Dental Care Limited
Contract type name	GDS Contract
Purpose of contract	General
Contract start date	01/04/2007
Contract end date	

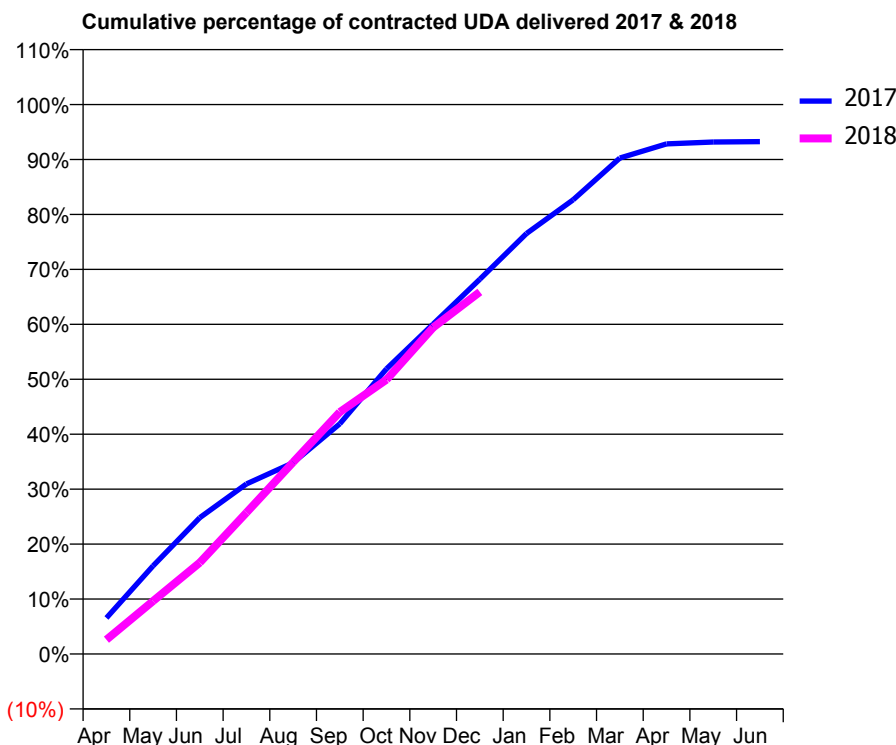
17/18 Contracted general activity (UDA)	17,600
Carry forward general activity (UDA)	0
17/18 Contracted orthodontic activity (UOA)	0
Carry forward orthodontic activity (UOA)	0
Baseline contract value	£463,907.58

### ACCESS\*

Patients seen in 24 months	Total	Change since previous quarter
Quarter ending December 2016	5,635	
Quarter ending March 2017	5,542	↓
Quarter ending June 2017	5,600	→
Quarter ending September 2017	5,744	↑
Quarter ending December 2017	5,822	→
<b>Variance since December 2016</b>	<b>3.3%</b>	<b>↑</b>



### ACTIVITY



Month	Adjusted Scheduled Activity (UDA)	
	2017	2018
April	938	460
May	2,296	1,697
June	3,548	2,928
July	4,427	4,531
August	4,978	6,143
September	5,991	7,750
October	7,419	8,787
November	8,587	10,459
December	9,751	11,598
January	10,944	
February	11,820	
March	12,908	
April	13,274	
May	13,323	
June	13,336	

### QUALITY

	Quantity	Base Number	Contract	AT	Region	England
% of FP17s for the same patient ID Re-attending within 3 months - Children	82	1,365	6.0%	10.5%	11.8%	12.0%
% of FP17s for the same patient ID Re-attending within 3 months - Adults	543	4,566	11.9%	14.2%	15.3%	15.9%
% of FP17s for the same patient ID Re-attending between 3 & 9 months - Children	718	1,365	52.6%	61.8%	59.1%	58.0%
% of FP17s for the same patient ID Re-attending between 3 & 9 months - Adults	1,892	4,566	41.4%	55.4%	51.5%	50.5%
% of FP17s for Band 1 Urgent Courses	366	5,702	6.4%	7.2%	8.0%	9.0%
% of FP17s Relating to Free Repair or Replacements	42	5,702	0.7%	0.8%	0.8%	0.8%
% of FP17s Relating to Continuations	106	5,702	1.9%	1.3%	1.1%	1.1%
% of Patients satisfied with the dentistry they have received	22	24	91.7%	91.8%	91.6%	91.5%
% of Patients satisfied with the time they had to wait for an appointment	19	24	79.2%	87.3%	88.3%	87.9%

\* This is based on patients treated on this contract for their most recent course of treatment. Figures in italics indicate the base number of FP17s or Patient Questionnaire responses are less than 100. N/A is shown where the base number of responses is less than 10 during the period. % is calculated as Quantity/Base number\*100

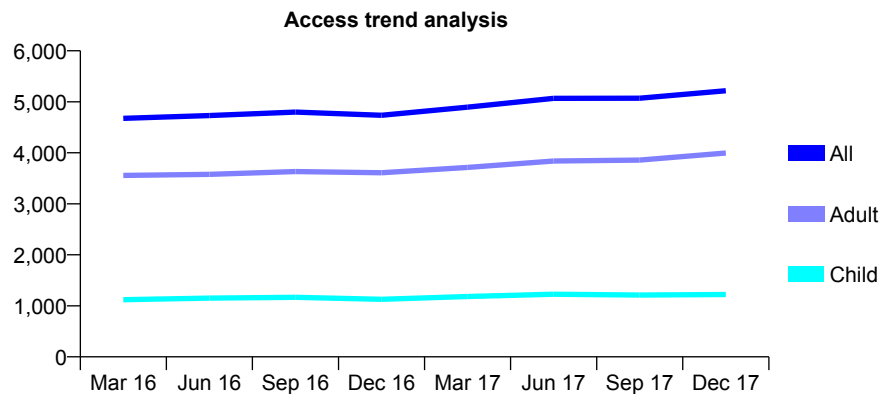
## Q55 - Vital Signs At a Glance Contract Report for 101362/0006 - December 2017

Name or company name	Rodericks Dental Limited
Contract type name	GDS Contract
Purpose of contract	General
Contract start date	01/04/2008
Contract end date	

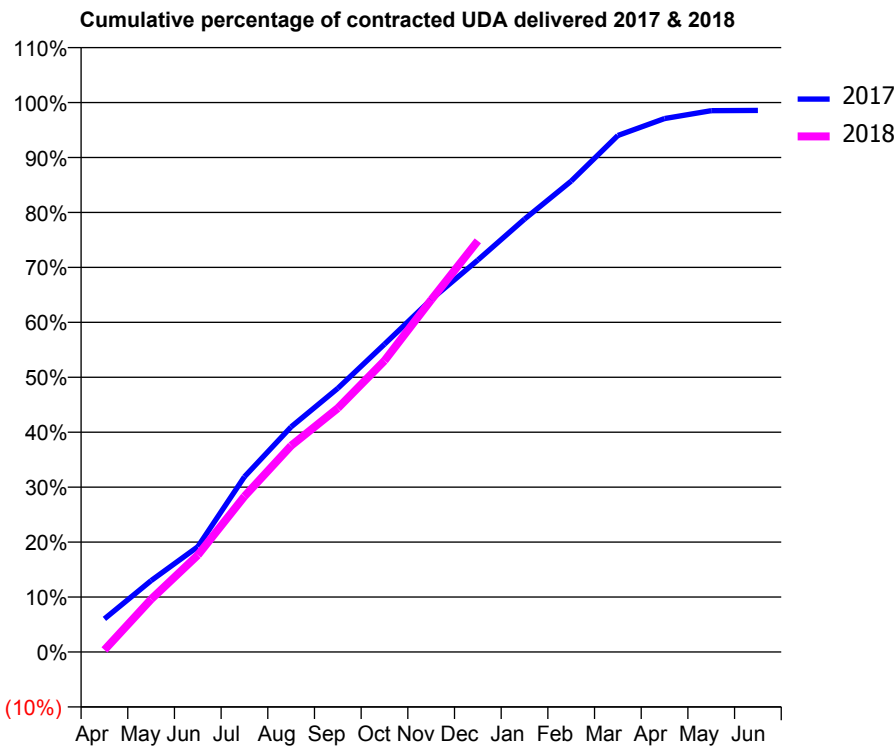
17/18 Contracted general activity (UDA)	13,542
Carry forward general activity (UDA)	0
17/18 Contracted orthodontic activity (UOA)	0
Carry forward orthodontic activity (UOA)	0
Baseline contract value	£326,098.41

### ACCESS\*

Patients seen in 24 months	Total	Change since previous quarter
Quarter ending December 2016	4,737	
Quarter ending March 2017	4,896	↑
Quarter ending June 2017	5,068	↑
Quarter ending September 2017	5,071	→
Quarter ending December 2017	5,218	↑
<b>Variance since December 2016</b>	<b>10.2%</b>	<b>↑</b>



### ACTIVITY



Month	Adjusted Scheduled Activity (UDA)	
	2017	2018
April	851	52
May	1,831	1,299
June	2,701	2,387
July	4,495	3,835
August	5,773	5,087
September	6,763	6,007
October	7,896	7,180
November	9,041	8,676
December	10,054	10,134
January	11,103	
February	12,077	
March	13,245	
April	13,682	
May	13,882	
June	13,889	

### QUALITY

	Quantity	Base Number	Contract	AT	Region	England
% of FP17s for the same patient ID Re-attending within 3 months - Children	92	1,446	6.4%	10.5%	11.8%	12.0%
% of FP17s for the same patient ID Re-attending within 3 months - Adults	407	4,353	9.3%	14.2%	15.3%	15.9%
% of FP17s for the same patient ID Re-attending between 3 & 9 months - Children	891	1,446	61.6%	61.8%	59.1%	58.0%
% of FP17s for the same patient ID Re-attending between 3 & 9 months - Adults	2,700	4,353	62.0%	55.4%	51.5%	50.5%
% of FP17s for Band 1 Urgent Courses	212	5,214	4.1%	7.2%	8.0%	9.0%
% of FP17s Relating to Free Repair or Replacements	51	5,214	1.0%	0.8%	0.8%	0.8%
% of FP17s Relating to Continuations	21	5,214	0.4%	1.3%	1.1%	1.1%
% of Patients satisfied with the dentistry they have received	5	5	N/A	91.8%	91.6%	91.5%
% of Patients satisfied with the time they had to wait for an appointment	4	5	N/A	87.3%	88.3%	87.9%

\* This is based on patients treated on this contract for their most recent course of treatment. Figures in italics indicate the base number of FP17s or Patient Questionnaire responses are less than 100. N/A is shown where the base number of responses is less than 10 during the period. % is calculated as Quantity/Base number\*100

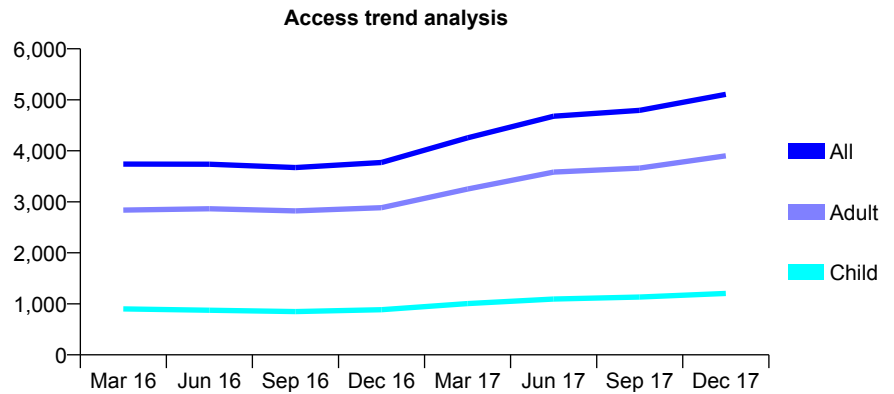
## Q55 - Vital Signs At a Glance Contract Report for 101362/0007 - December 2017

Name or company name	Rodericks Dental Limited
Contract type name	GDS Contract
Purpose of contract	General
Contract start date	28/07/2008
Contract end date	

17/18 Contracted general activity (UDA)	12,292
Carry forward general activity (UDA)	0
17/18 Contracted orthodontic activity (UOA)	0
Carry forward orthodontic activity (UOA)	0
Baseline contract value	£304,358.50

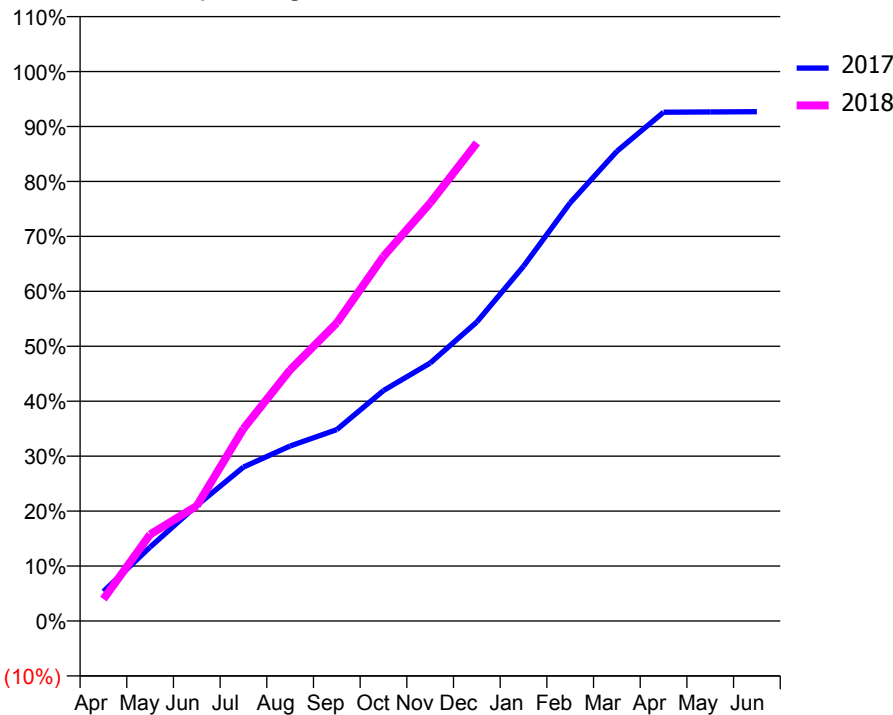
### ACCESS\*

Patients seen in 24 months	Total	Change since previous quarter
Quarter ending December 2016	3,771	
Quarter ending March 2017	4,256	↑
Quarter ending June 2017	4,678	↑
Quarter ending September 2017	4,794	↑
Quarter ending December 2017	5,106	↑
<b>Variance since December 2016</b>	<b>35.4%</b>	<b>↑</b>



### ACTIVITY

Cumulative percentage of contracted UDA delivered 2017 & 2018



Month	Adjusted Scheduled Activity (UDA)	
	2017	2018
April	730	490
May	1,823	1,936
June	2,851	2,577
July	3,798	4,304
August	4,318	5,617
September	4,720	6,668
October	5,684	8,157
November	6,364	9,351
December	7,374	10,696
January	8,751	
February	10,315	
March	11,584	
April	12,550	
May	12,557	
June	12,561	

### QUALITY

	Quantity	Base Number	Contract	AT	Region	England
% of FP17s for the same patient ID Re-attending within 3 months - Children	93	1,440	6.5%	10.5%	11.8%	12.0%
% of FP17s for the same patient ID Re-attending within 3 months - Adults	588	4,741	12.4%	14.2%	15.3%	15.9%
% of FP17s for the same patient ID Re-attending between 3 & 9 months - Children	875	1,440	60.8%	61.8%	59.1%	58.0%
% of FP17s for the same patient ID Re-attending between 3 & 9 months - Adults	2,308	4,741	48.7%	55.4%	51.5%	50.5%
% of FP17s for Band 1 Urgent Courses	397	5,787	6.9%	7.2%	8.0%	9.0%
% of FP17s Relating to Free Repair or Replacements	74	5,787	1.3%	0.8%	0.8%	0.8%
% of FP17s Relating to Continuations	41	5,787	0.7%	1.3%	1.1%	1.1%
% of Patients satisfied with the dentistry they have received	5	7	N/A	91.8%	91.6%	91.5%
% of Patients satisfied with the time they had to wait for an appointment	5	7	N/A	87.3%	88.3%	87.9%

\* This is based on patients treated on this contract for their most recent course of treatment. Figures in italics indicate the base number of FP17s or Patient Questionnaire responses are less than 100. N/A is shown where the base number of responses is less than 10 during the period. % is calculated as Quantity/Base number\*100

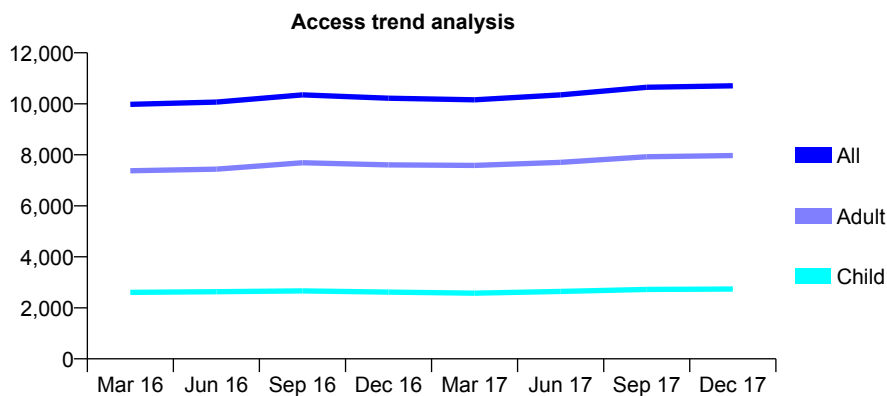
## Q55 - Vital Signs At a Glance Contract Report for 101362/0008 - December 2017

Name or company name	Rodericks Dental Limited
Contract type name	GDS Contract
Purpose of contract	General
Contract start date	01/04/2008
Contract end date	

17/18 Contracted general activity (UDA)	26,370
Carry forward general activity (UDA)	600
17/18 Contracted orthodontic activity (UOA)	0
Carry forward orthodontic activity (UOA)	0
Baseline contract value	£608,354.99

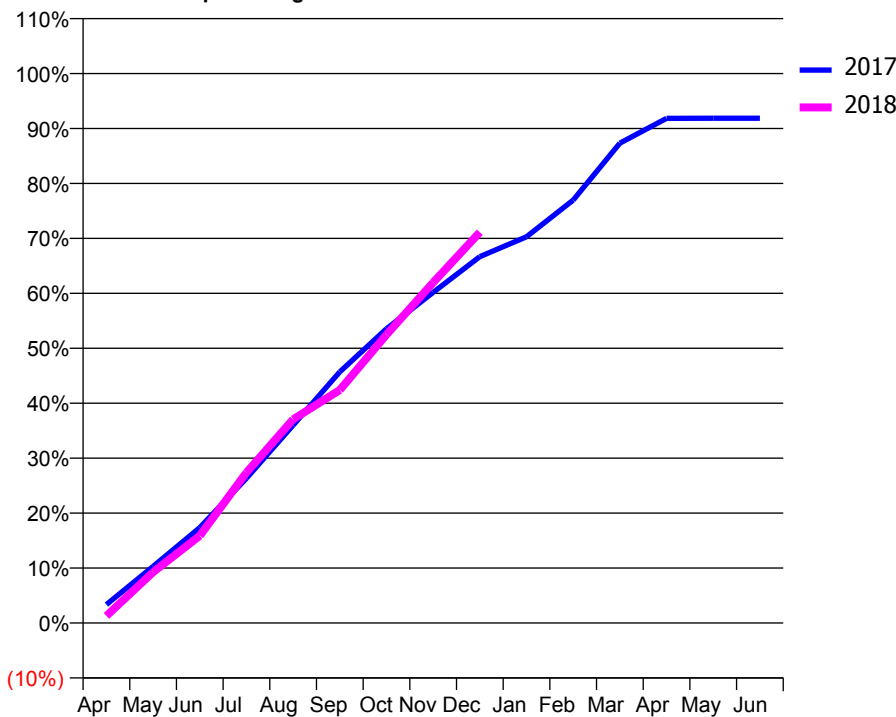
### ACCESS\*

Patients seen in 24 months	Total	Change since previous quarter
Quarter ending December 2016	10,220	
Quarter ending March 2017	10,159	→
Quarter ending June 2017	10,348	→
Quarter ending September 2017	10,646	↑
Quarter ending December 2017	10,708	→
<b>Variance since December 2016</b>	<b>4.8%</b>	<b>↑</b>



### ACTIVITY

Cumulative percentage of contracted UDA delivered 2017 & 2018



Month	Adjusted Scheduled Activity (UDA)	
	2017	2018
April	933	345
May	2,849	2,440
June	4,808	4,191
July	7,291	7,224
August	9,968	9,774
September	12,654	11,184
October	14,826	13,841
November	16,658	16,342
December	18,460	18,755
January	19,463	
February	21,308	
March	24,180	
April	25,428	
May	25,432	
June	25,433	

### QUALITY

	Quantity	Base Number	Contract	AT	Region	England
% of FP17s for the same patient ID Re-attending within 3 months - Children	209	3,345	6.2%	10.5%	11.8%	12.0%
% of FP17s for the same patient ID Re-attending within 3 months - Adults	970	9,082	10.7%	14.2%	15.3%	15.9%
% of FP17s for the same patient ID Re-attending between 3 & 9 months - Children	2,171	3,345	64.9%	61.8%	59.1%	58.0%
% of FP17s for the same patient ID Re-attending between 3 & 9 months - Adults	5,279	9,082	58.1%	55.4%	51.5%	50.5%
% of FP17s for Band 1 Urgent Courses	425	11,707	3.6%	7.2%	8.0%	9.0%
% of FP17s Relating to Free Repair or Replacements	105	11,707	0.9%	0.8%	0.8%	0.8%
% of FP17s Relating to Continuations	31	11,707	0.3%	1.3%	1.1%	1.1%
% of Patients satisfied with the dentistry they have received	11	14	78.6%	91.8%	91.6%	91.5%
% of Patients satisfied with the time they had to wait for an appointment	14	14	100.0%	87.3%	88.3%	87.9%

\* This is based on patients treated on this contract for their most recent course of treatment. Figures in italics indicate the base number of FP17s or Patient Questionnaire responses are less than 100. N/A is shown where the base number of responses is less than 10 during the period. % is calculated as Quantity/Base number\*100

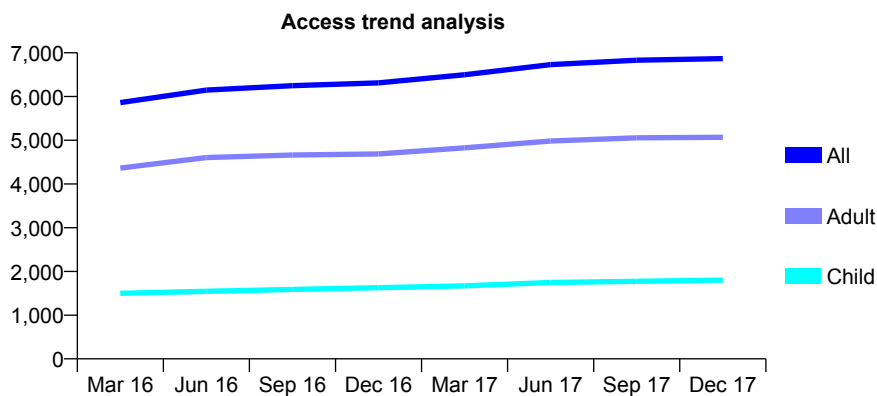
## Q55 - Vital Signs At a Glance Contract Report for 101362/0014 - December 2017

Name or company name	Rodericks Dental Limited
Contract type name	GDS Contract
Purpose of contract	General
Contract start date	05/02/2009
Contract end date	

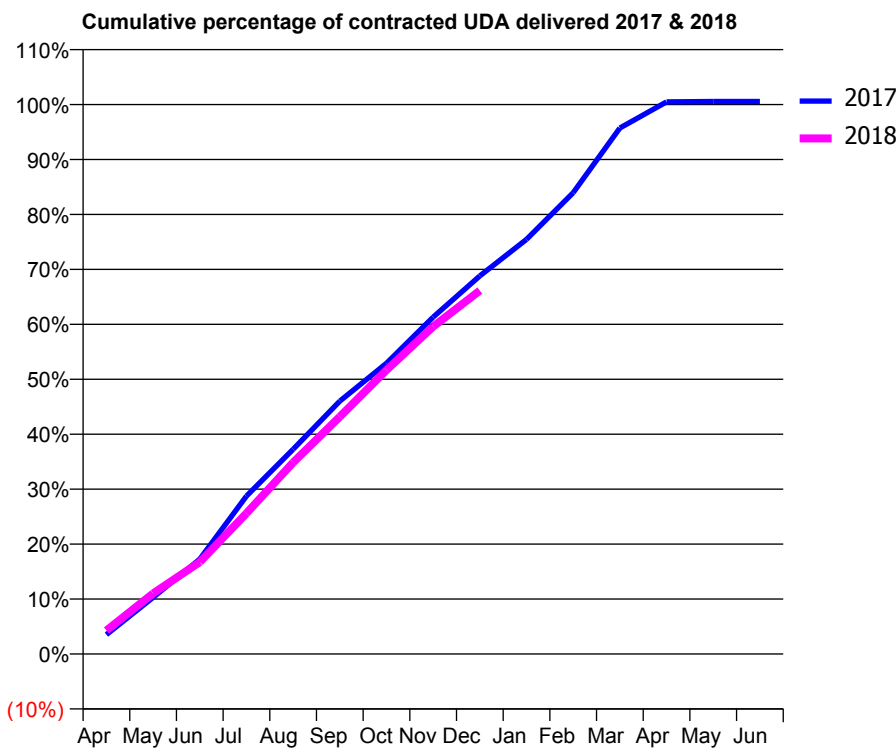
17/18 Contracted general activity (UDA)	15,400
Carry forward general activity (UDA)	0
17/18 Contracted orthodontic activity (UOA)	0
Carry forward orthodontic activity (UOA)	0
Baseline contract value	£357,070.51

### ACCESS\*

Patients seen in 24 months	Total	Change since previous quarter
Quarter ending December 2016	6,313	
Quarter ending March 2017	6,498	↑
Quarter ending June 2017	6,729	↑
Quarter ending September 2017	6,830	→
Quarter ending December 2017	6,868	→
<b>Variance since December 2016</b>	<b>8.8%</b>	<b>↑</b>



### ACTIVITY



Month	Adjusted Scheduled Activity (UDA)	
	2017	2018
April	588	661
May	1,715	1,699
June	2,874	2,575
July	4,781	3,944
August	6,198	5,367
September	7,657	6,651
October	8,803	7,959
November	10,201	9,178
December	11,447	10,184
January	12,555	
February	13,966	
March	15,927	
April	16,717	
May	16,730	
June	16,730	

### QUALITY

	Quantity	Base Number	Contract	AT	Region	England
% of FP17s for the same patient ID Re-attending within 3 months - Children	102	1,618	6.3%	10.5%	11.8%	12.0%
% of FP17s for the same patient ID Re-attending within 3 months - Adults	475	4,357	10.9%	14.2%	15.3%	15.9%
% of FP17s for the same patient ID Re-attending between 3 & 9 months - Children	865	1,618	53.5%	61.8%	59.1%	58.0%
% of FP17s for the same patient ID Re-attending between 3 & 9 months - Adults	2,226	4,357	51.1%	55.4%	51.5%	50.5%
% of FP17s for Band 1 Urgent Courses	414	5,611	7.4%	7.2%	8.0%	9.0%
% of FP17s Relating to Free Repair or Replacements	49	5,611	0.9%	0.8%	0.8%	0.8%
% of FP17s Relating to Continuations	22	5,611	0.4%	1.3%	1.1%	1.1%
% of Patients satisfied with the dentistry they have received	3	4	N/A	91.8%	91.6%	91.5%
% of Patients satisfied with the time they had to wait for an appointment	3	4	N/A	87.3%	88.3%	87.9%

\* This is based on patients treated on this contract for their most recent course of treatment. Figures in italics indicate the base number of FP17s or Patient Questionnaire responses are less than 100. N/A is shown where the base number of responses is less than 10 during the period. % is calculated as Quantity/Base number\*100

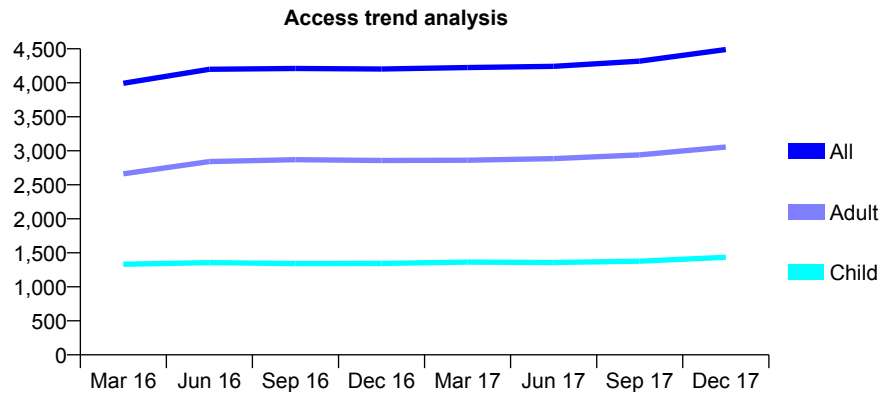
## Q55 - Vital Signs At a Glance Contract Report for 101362/0026 - December 2017

Name or company name	Rodericks Dental Limited
Contract type name	GDS Contract
Purpose of contract	General
Contract start date	16/11/2009
Contract end date	

17/18 Contracted general activity (UDA)	12,524
Carry forward general activity (UDA)	-9
17/18 Contracted orthodontic activity (UOA)	0
Carry forward orthodontic activity (UOA)	0
Baseline contract value	£323,147.65

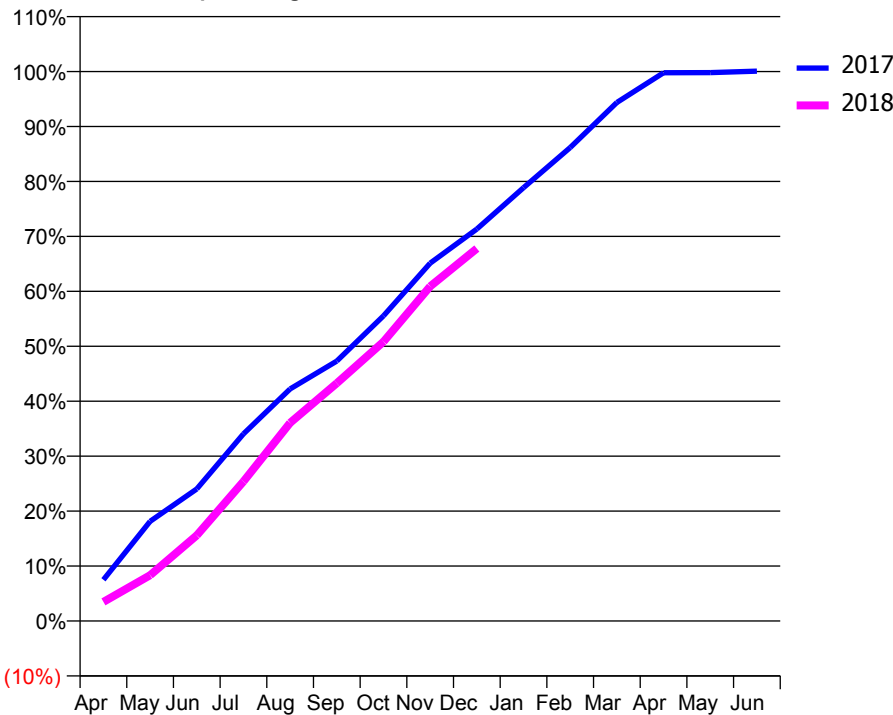
### ACCESS\*

Patients seen in 24 months	Total	Change since previous quarter
Quarter ending December 2016	4,203	
Quarter ending March 2017	4,224	→
Quarter ending June 2017	4,242	→
Quarter ending September 2017	4,319	→
Quarter ending December 2017	4,490	↑
<b>Variance since December 2016</b>	<b>6.8%</b>	<b>↑</b>



### ACTIVITY

Cumulative percentage of contracted UDA delivered 2017 & 2018



Month	Adjusted Scheduled Activity (UDA)	
	2017	2018
April	940	436
May	2,272	1,043
June	3,010	1,953
July	4,266	3,181
August	5,289	4,517
September	5,925	5,421
October	6,954	6,366
November	8,157	7,628
December	8,934	8,491
January	9,877	
February	10,790	
March	11,818	
April	12,495	
May	12,499	
June	12,533	

### QUALITY

	Quantity	Base Number	Contract	AT	Region	England
% of FP17s for the same patient ID Re-attending within 3 months - Children	119	1,558	7.6%	10.5%	11.8%	12.0%
% of FP17s for the same patient ID Re-attending within 3 months - Adults	512	3,364	15.2%	14.2%	15.3%	15.9%
% of FP17s for the same patient ID Re-attending between 3 & 9 months - Children	913	1,558	58.6%	61.8%	59.1%	58.0%
% of FP17s for the same patient ID Re-attending between 3 & 9 months - Adults	1,826	3,364	54.3%	55.4%	51.5%	50.5%
% of FP17s for Band 1 Urgent Courses	415	4,547	9.1%	7.2%	8.0%	9.0%
% of FP17s Relating to Free Repair or Replacements	29	4,547	0.6%	0.8%	0.8%	0.8%
% of FP17s Relating to Continuations	19	4,547	0.4%	1.3%	1.1%	1.1%
% of Patients satisfied with the dentistry they have received	1	1	N/A	91.8%	91.6%	91.5%
% of Patients satisfied with the time they had to wait for an appointment	0	1	N/A	87.3%	88.3%	87.9%

\* This is based on patients treated on this contract for their most recent course of treatment. Figures in italics indicate the base number of FP17s or Patient Questionnaire responses are less than 100. N/A is shown where the base number of responses is less than 10 during the period. % is calculated as Quantity/Base number\*100



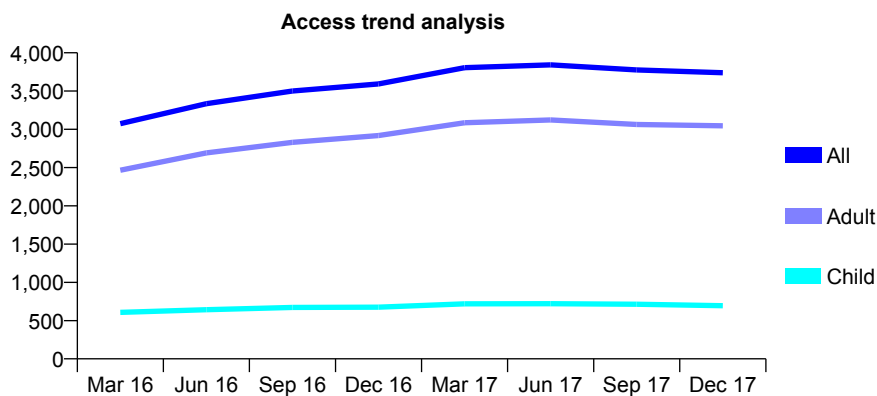
## Q55 - Vital Signs At a Glance Contract Report for 101362/0027 - December 2017

Name or company name	Rodericks Dental Limited
Contract type name	GDS Contract
Purpose of contract	General
Contract start date	13/01/2010
Contract end date	

17/18 Contracted general activity (UDA)	12,042
Carry forward general activity (UDA)	-72
17/18 Contracted orthodontic activity (UOA)	0
Carry forward orthodontic activity (UOA)	0
Baseline contract value	£310,725.55

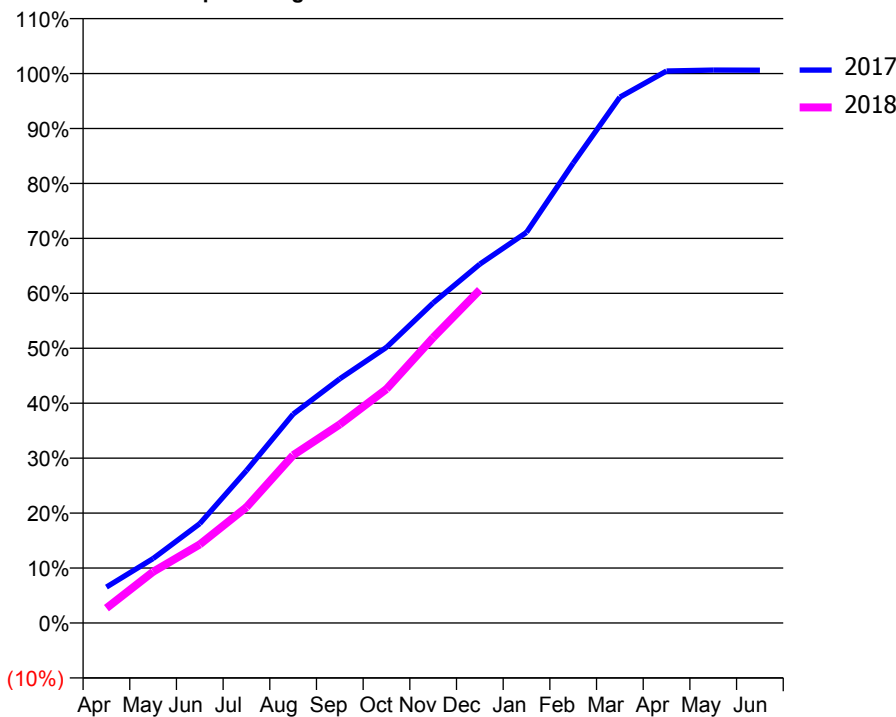
### ACCESS\*

Patients seen in 24 months	Total	Change since previous quarter
Quarter ending December 2016	3,593	
Quarter ending March 2017	3,805	↑
Quarter ending June 2017	3,843	→
Quarter ending September 2017	3,776	↓
Quarter ending December 2017	3,740	→
<b>Variance since December 2016</b>	<b>4.1%</b>	<b>↑</b>



### ACTIVITY

Cumulative percentage of contracted UDA delivered 2017 & 2018



Month	Adjusted Scheduled Activity (UDA)	
	2017	2018
April	789	327
May	1,414	1,123
June	2,180	1,724
July	3,341	2,539
August	4,578	3,679
September	5,353	4,354
October	6,043	5,128
November	7,016	6,256
December	7,864	7,300
January	8,560	
February	10,076	
March	11,524	
April	12,097	
May	12,116	
June	12,114	

### QUALITY

	Quantity	Base Number	Contract	AT	Region	England
% of FP17s for the same patient ID Re-attending within 3 months - Children	38	706	5.4%	10.5%	11.8%	12.0%
% of FP17s for the same patient ID Re-attending within 3 months - Adults	447	3,057	14.6%	14.2%	15.3%	15.9%
% of FP17s for the same patient ID Re-attending between 3 & 9 months - Children	444	706	62.9%	61.8%	59.1%	58.0%
% of FP17s for the same patient ID Re-attending between 3 & 9 months - Adults	1,749	3,057	57.2%	55.4%	51.5%	50.5%
% of FP17s for Band 1 Urgent Courses	292	3,502	8.3%	7.2%	8.0%	9.0%
% of FP17s Relating to Free Repair or Replacements	38	3,502	1.1%	0.8%	0.8%	0.8%
% of FP17s Relating to Continuations	11	3,502	0.3%	1.3%	1.1%	1.1%
% of Patients satisfied with the dentistry they have received	2	3	N/A	91.8%	91.6%	91.5%
% of Patients satisfied with the time they had to wait for an appointment	2	3	N/A	87.3%	88.3%	87.9%

\* This is based on patients treated on this contract for their most recent course of treatment. Figures in italics indicate the base number of FP17s or Patient Questionnaire responses are less than 100. N/A is shown where the base number of responses is less than 10 during the period. % is calculated as Quantity/Base number\*100

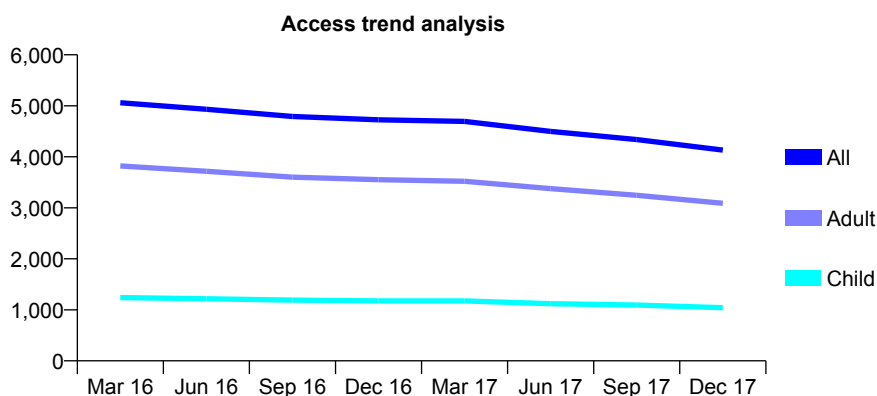
## Q55 - Vital Signs At a Glance Contract Report for 101370/0040 - December 2017

Name or company name	Petrie Tucker and Partners Ltd
Contract type name	GDS Contract
Purpose of contract	General
Contract start date	01/04/2006
Contract end date	

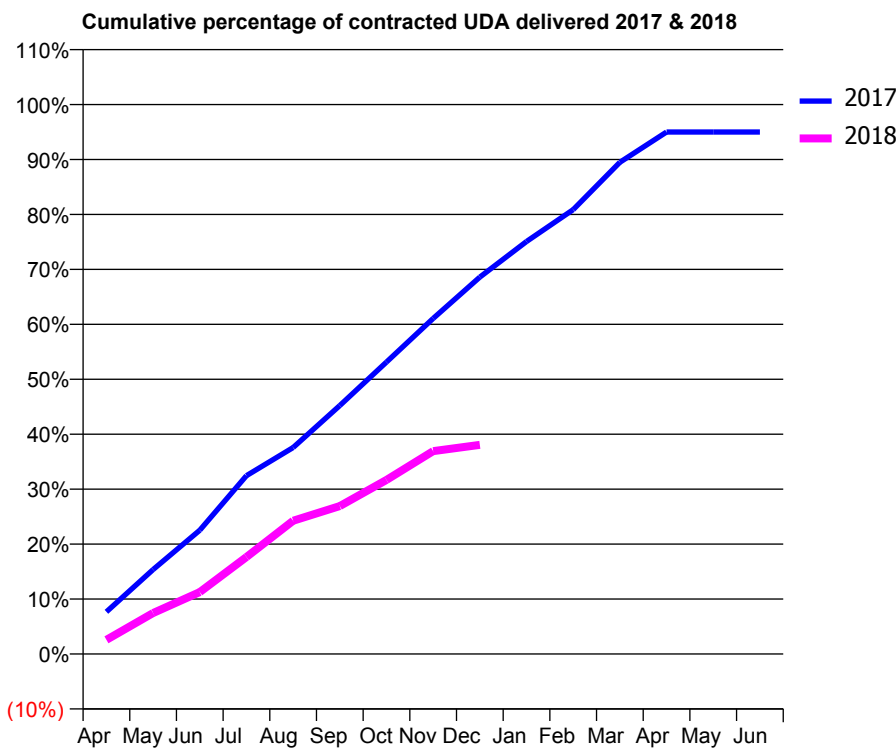
17/18 Contracted general activity (UDA)	15,000
Carry forward general activity (UDA)	0
17/18 Contracted orthodontic activity (UOA)	0
Carry forward orthodontic activity (UOA)	0
Baseline contract value	£350,684.14

### ACCESS\*

Patients seen in 24 months	Total	Change since previous quarter
Quarter ending December 2016	4,726	
Quarter ending March 2017	4,695	→
Quarter ending June 2017	4,497	↓
Quarter ending September 2017	4,339	↓
Quarter ending December 2017	4,131	↓
<b>Variance since December 2016</b>	<b>(12.6%)</b>	<b>↓</b>



### ACTIVITY



Month	Adjusted Scheduled Activity (UDA)	
	2017	2018
April	1,151	388
May	2,307	1,118
June	3,380	1,691
July	4,869	2,650
August	5,635	3,640
September	6,784	4,039
October	7,971	4,753
November	9,160	5,538
December	10,289	5,710
January	11,262	
February	12,132	
March	13,423	
April	14,250	
May	14,250	
June	14,250	

### QUALITY

	Quantity	Base Number	Contract	AT	Region	England
% of FP17s for the same patient ID Re-attending within 3 months - Children	42	811	5.2%	10.5%	11.8%	12.0%
% of FP17s for the same patient ID Re-attending within 3 months - Adults	190	2,198	8.6%	14.2%	15.3%	15.9%
% of FP17s for the same patient ID Re-attending between 3 & 9 months - Children	464	811	57.2%	61.8%	59.1%	58.0%
% of FP17s for the same patient ID Re-attending between 3 & 9 months - Adults	1,039	2,198	47.3%	55.4%	51.5%	50.5%
% of FP17s for Band 1 Urgent Courses	226	2,760	8.2%	7.2%	8.0%	9.0%
% of FP17s Relating to Free Repair or Replacements	7	2,760	0.3%	0.8%	0.8%	0.8%
% of FP17s Relating to Continuations	26	2,760	0.9%	1.3%	1.1%	1.1%
% of Patients satisfied with the dentistry they have received	4	4	N/A	91.8%	91.6%	91.5%
% of Patients satisfied with the time they had to wait for an appointment	4	4	N/A	87.3%	88.3%	87.9%

\* This is based on patients treated on this contract for their most recent course of treatment. Figures in italics indicate the base number of FP17s or Patient Questionnaire responses are less than 100. N/A is shown where the base number of responses is less than 10 during the period. % is calculated as Quantity/Base number\*100

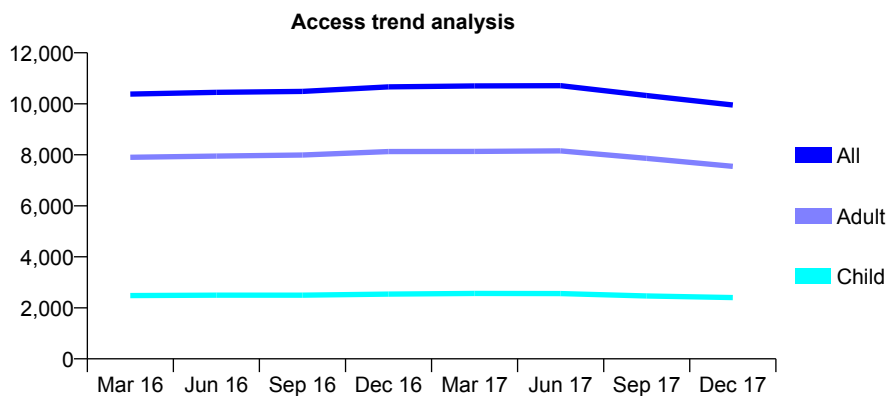
## Q55 - Vital Signs At a Glance Contract Report for 101370/0071 - December 2017

Name or company name	Petrie Tucker and Partners Ltd
Contract type name	GDS Contract
Purpose of contract	General
Contract start date	01/07/2006
Contract end date	

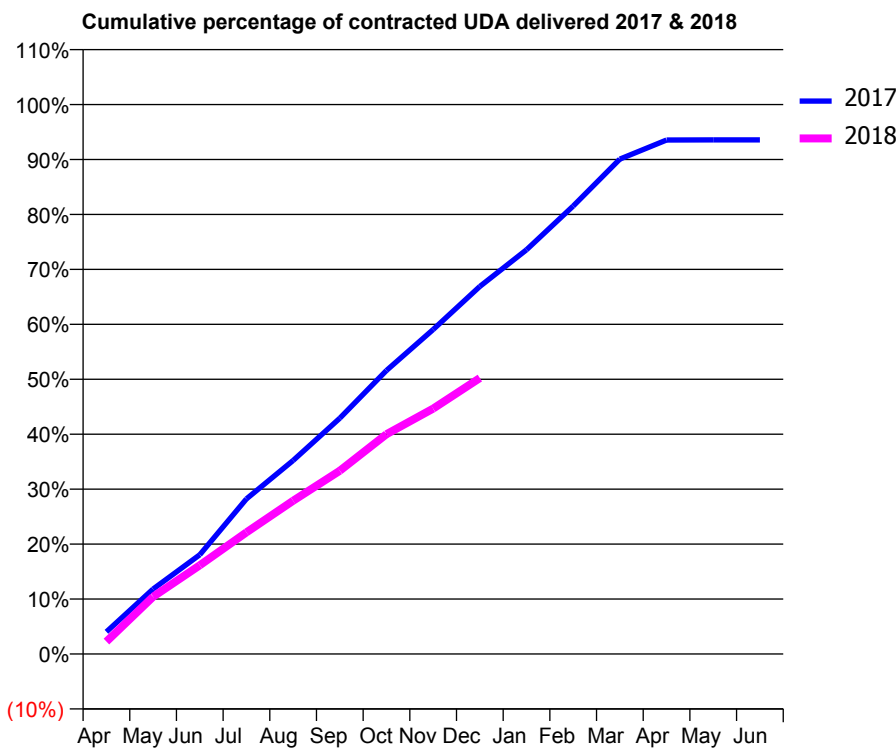
17/18 Contracted general activity (UDA)	28,992
Carry forward general activity (UDA)	0
17/18 Contracted orthodontic activity (UOA)	0
Carry forward orthodontic activity (UOA)	0
Baseline contract value	£575,083.85

### ACCESS\*

Patients seen in 24 months	Total	Change since previous quarter
Quarter ending December 2016	10,664	
Quarter ending March 2017	10,700	→
Quarter ending June 2017	10,711	→
Quarter ending September 2017	10,325	↓
Quarter ending December 2017	9,954	↓
<b>Variance since December 2016</b>	<b>(6.7%)</b>	<b>↓</b>



### ACTIVITY



Month	Adjusted Scheduled Activity (UDA)	
	2017	2018
April	1,173	659
May	3,432	3,020
June	5,241	4,682
July	8,183	6,418
August	10,215	8,087
September	12,442	9,670
October	14,959	11,595
November	17,119	12,946
December	19,396	14,561
January	21,328	
February	23,638	
March	26,113	
April	27,119	
May	27,123	
June	27,123	

### QUALITY

	Quantity	Base Number	Contract	AT	Region	England
% of FP17s for the same patient ID Re-attending within 3 months - Children	131	2,104	6.2%	10.5%	11.8%	12.0%
% of FP17s for the same patient ID Re-attending within 3 months - Adults	453	5,742	7.9%	14.2%	15.3%	15.9%
% of FP17s for the same patient ID Re-attending between 3 & 9 months - Children	1,157	2,104	55.0%	61.8%	59.1%	58.0%
% of FP17s for the same patient ID Re-attending between 3 & 9 months - Adults	3,206	5,742	55.8%	55.4%	51.5%	50.5%
% of FP17s for Band 1 Urgent Courses	138	7,375	1.9%	7.2%	8.0%	9.0%
% of FP17s Relating to Free Repair or Replacements	63	7,375	0.9%	0.8%	0.8%	0.8%
% of FP17s Relating to Continuations	138	7,375	1.9%	1.3%	1.1%	1.1%
% of Patients satisfied with the dentistry they have received	5	5	N/A	91.8%	91.6%	91.5%
% of Patients satisfied with the time they had to wait for an appointment	5	5	N/A	87.3%	88.3%	87.9%

\* This is based on patients treated on this contract for their most recent course of treatment. Figures in italics indicate the base number of FP17s or Patient Questionnaire responses are less than 100. N/A is shown where the base number of responses is less than 10 during the period. % is calculated as Quantity/Base number\*100

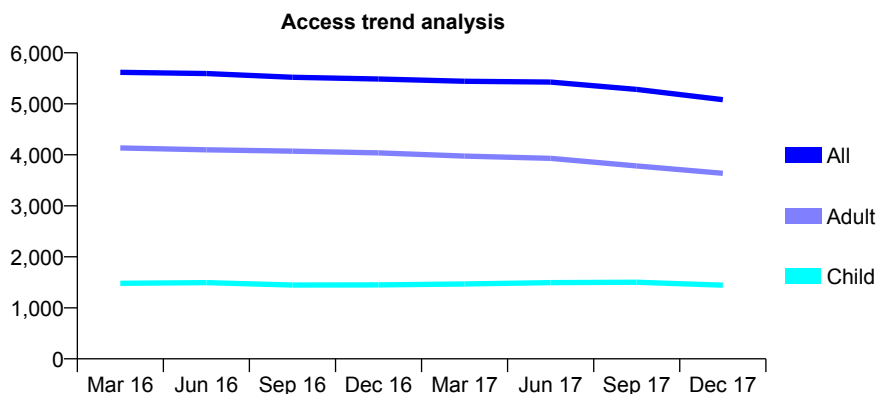
## Q55 - Vital Signs At a Glance Contract Report for 101370/0076 - December 2017

Name or company name	Petrie Tucker and Partners Ltd
Contract type name	GDS Contract
Purpose of contract	General
Contract start date	01/04/2006
Contract end date	

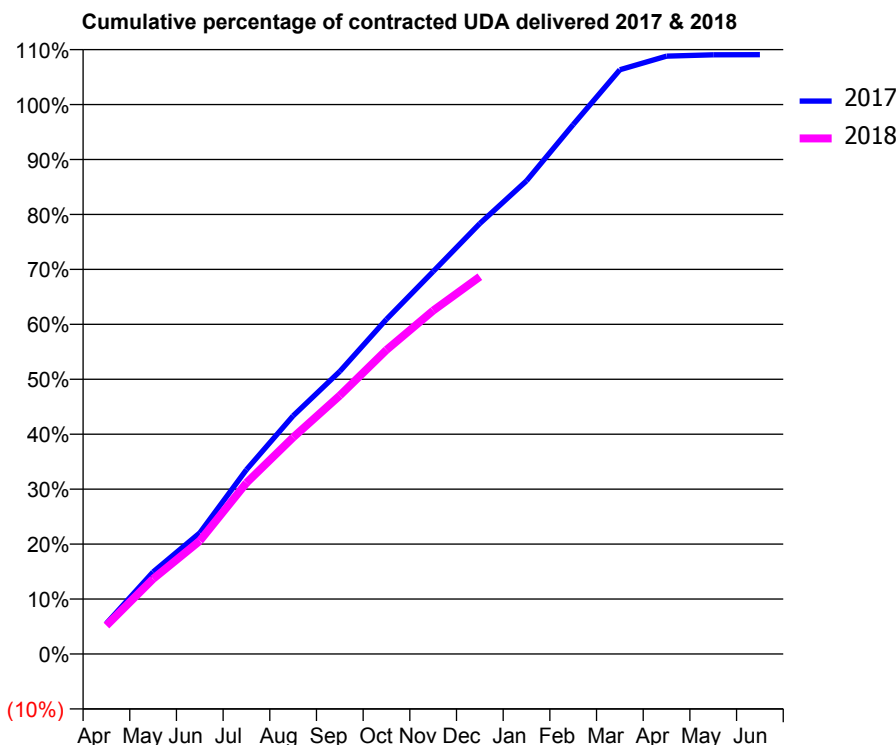
17/18 Contracted general activity (UDA)	18,058
Carry forward general activity (UDA)	0
17/18 Contracted orthodontic activity (UOA)	0
Carry forward orthodontic activity (UOA)	0
Baseline contract value	£492,073.14

### ACCESS\*

Patients seen in 24 months	Total	Change since previous quarter
Quarter ending December 2016	5,486	
Quarter ending March 2017	5,442	→
Quarter ending June 2017	5,425	→
Quarter ending September 2017	5,283	↓
Quarter ending December 2017	5,082	↓
<b>Variance since December 2016</b>	<b>(7.4%)</b>	<b>↓</b>



### ACTIVITY



Month	Adjusted Scheduled Activity (UDA)	
	2017	2018
April	1,005	937
May	2,696	2,471
June	3,983	3,720
July	6,057	5,623
August	7,830	7,120
September	9,286	8,493
October	11,003	9,992
November	12,569	11,287
December	14,148	12,399
January	15,550	
February	17,399	
March	19,199	
April	19,648	
May	19,692	
June	19,696	

### QUALITY

	Quantity	Base Number	Contract	AT	Region	England
% of FP17s for the same patient ID Re-attending within 3 months - Children	82	1,079	7.6%	10.5%	11.8%	12.0%
% of FP17s for the same patient ID Re-attending within 3 months - Adults	402	2,791	14.4%	14.2%	15.3%	15.9%
% of FP17s for the same patient ID Re-attending between 3 & 9 months - Children	419	1,079	38.8%	61.8%	59.1%	58.0%
% of FP17s for the same patient ID Re-attending between 3 & 9 months - Adults	1,093	2,791	39.2%	55.4%	51.5%	50.5%
% of FP17s for Band 1 Urgent Courses	263	3,664	7.2%	7.2%	8.0%	9.0%
% of FP17s Relating to Free Repair or Replacements	38	3,664	1.0%	0.8%	0.8%	0.8%
% of FP17s Relating to Continuations	60	3,664	1.6%	1.3%	1.1%	1.1%
% of Patients satisfied with the dentistry they have received	7	7	N/A	91.8%	91.6%	91.5%
% of Patients satisfied with the time they had to wait for an appointment	7	7	N/A	87.3%	88.3%	87.9%

\* This is based on patients treated on this contract for their most recent course of treatment. Figures in italics indicate the base number of FP17s or Patient Questionnaire responses are less than 100. N/A is shown where the base number of responses is less than 10 during the period. % is calculated as Quantity/Base number\*100

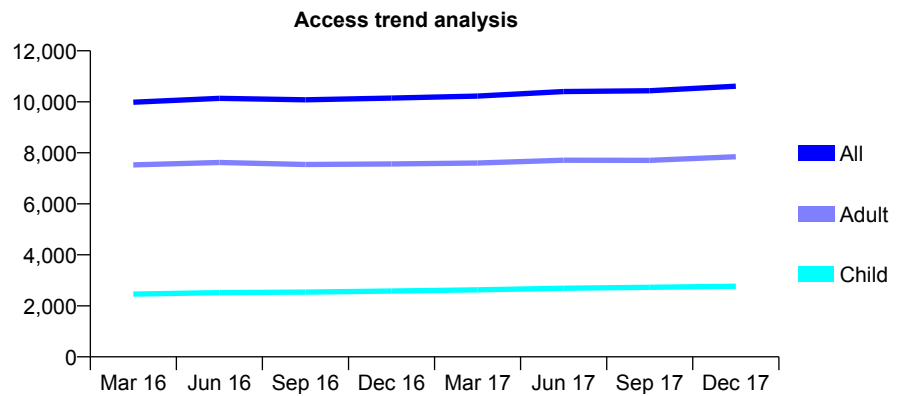
## Q55 - Vital Signs At a Glance Contract Report for 101370/0077 - December 2017

Name or company name	Petrie Tucker and Partners Ltd
Contract type name	GDS Contract
Purpose of contract	General
Contract start date	01/04/2006
Contract end date	

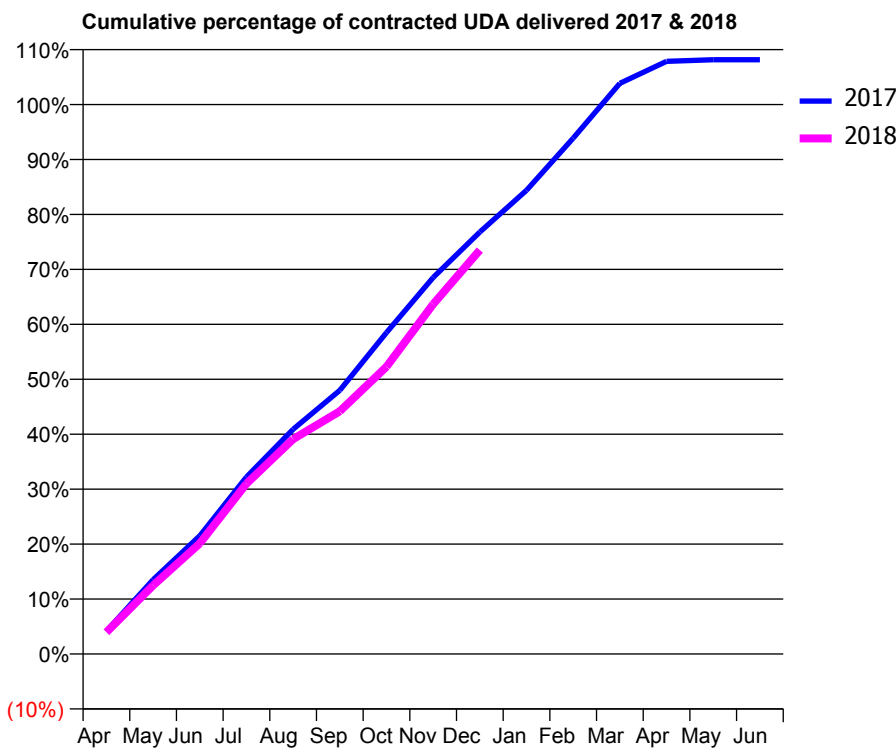
17/18 Contracted general activity (UDA)	29,016
Carry forward general activity (UDA)	0
17/18 Contracted orthodontic activity (UOA)	0
Carry forward orthodontic activity (UOA)	0
Baseline contract value	£790,950.07

### ACCESS\*

Patients seen in 24 months	Total	Change since previous quarter
Quarter ending December 2016	10,144	
Quarter ending March 2017	10,226	→
Quarter ending June 2017	10,403	→
Quarter ending September 2017	10,433	→
Quarter ending December 2017	10,612	→
<b>Variance since December 2016</b>	<b>4.6%</b>	<b>↑</b>



### ACTIVITY



Month	Adjusted Scheduled Activity (UDA)	
	2017	2018
April	1,216	1,151
May	3,923	3,625
June	6,241	5,840
July	9,348	8,996
August	11,865	11,347
September	13,923	12,819
October	16,971	15,167
November	19,881	18,472
December	22,284	21,333
January	24,485	
February	27,236	
March	30,137	
April	31,294	
May	31,379	
June	31,379	

### QUALITY

	Quantity	Base Number	Contract	AT	Region	England
% of FP17s for the same patient ID Re-attending within 3 months - Children	144	2,500	5.8%	10.5%	11.8%	12.0%
% of FP17s for the same patient ID Re-attending within 3 months - Adults	564	6,934	8.1%	14.2%	15.3%	15.9%
% of FP17s for the same patient ID Re-attending between 3 & 9 months - Children	1,266	2,500	50.6%	61.8%	59.1%	58.0%
% of FP17s for the same patient ID Re-attending between 3 & 9 months - Adults	3,581	6,934	51.6%	55.4%	51.5%	50.5%
% of FP17s for Band 1 Urgent Courses	300	8,953	3.4%	7.2%	8.0%	9.0%
% of FP17s Relating to Free Repair or Replacements	40	8,953	0.4%	0.8%	0.8%	0.8%
% of FP17s Relating to Continuations	77	8,953	0.9%	1.3%	1.1%	1.1%
% of Patients satisfied with the dentistry they have received	7	7	N/A	91.8%	91.6%	91.5%
% of Patients satisfied with the time they had to wait for an appointment	7	7	N/A	87.3%	88.3%	87.9%

\* This is based on patients treated on this contract for their most recent course of treatment. Figures in italics indicate the base number of FP17s or Patient Questionnaire responses are less than 100. N/A is shown where the base number of responses is less than 10 during the period. % is calculated as Quantity/Base number\*100

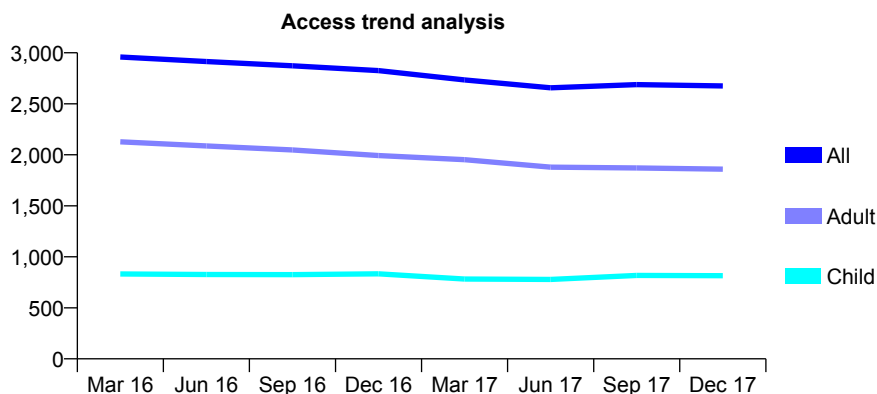
## Q55 - Vital Signs At a Glance Contract Report for 101370/0078 - December 2017

Name or company name	Petrie Tucker and Partners Ltd
Contract type name	GDS Contract
Purpose of contract	General
Contract start date	01/04/2006
Contract end date	

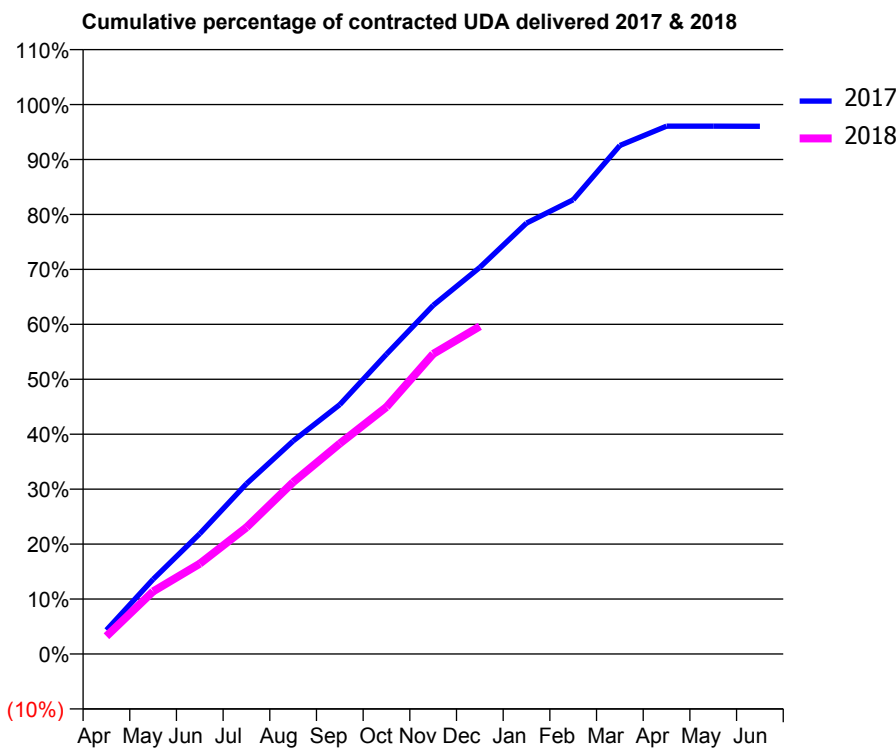
17/18 Contracted general activity (UDA)	8,386
Carry forward general activity (UDA)	0
17/18 Contracted orthodontic activity (UOA)	0
Carry forward orthodontic activity (UOA)	0
Baseline contract value	£326,386.22

### ACCESS\*

Patients seen in 24 months	Total	Change since previous quarter
Quarter ending December 2016	2,826	
Quarter ending March 2017	2,734	↓
Quarter ending June 2017	2,657	↓
Quarter ending September 2017	2,688	→
Quarter ending December 2017	2,675	→
<b>Variance since December 2016</b>	<b>(5.3%)</b>	<b>↓</b>



### ACTIVITY



Month	Adjusted Scheduled Activity (UDA)	
	2017	2018
April	365	272
May	1,142	956
June	1,836	1,379
July	2,598	1,932
August	3,251	2,621
September	3,806	3,213
October	4,576	3,771
November	5,321	4,580
December	5,900	5,002
January	6,577	
February	6,932	
March	7,761	
April	8,056	
May	8,056	
June	8,053	

### QUALITY

	Quantity	Base Number	Contract	AT	Region	England
% of FP17s for the same patient ID Re-attending within 3 months - Children	43	632	6.8%	10.5%	11.8%	12.0%
% of FP17s for the same patient ID Re-attending within 3 months - Adults	264	1,377	19.2%	14.2%	15.3%	15.9%
% of FP17s for the same patient ID Re-attending between 3 & 9 months - Children	229	632	36.2%	61.8%	59.1%	58.0%
% of FP17s for the same patient ID Re-attending between 3 & 9 months - Adults	447	1,377	32.5%	55.4%	51.5%	50.5%
% of FP17s for Band 1 Urgent Courses	20	1,913	1.0%	7.2%	8.0%	9.0%
% of FP17s Relating to Free Repair or Replacements	37	1,913	1.9%	0.8%	0.8%	0.8%
% of FP17s Relating to Continuations	97	1,913	5.1%	1.3%	1.1%	1.1%
% of Patients satisfied with the dentistry they have received	0	1	N/A	91.8%	91.6%	91.5%
% of Patients satisfied with the time they had to wait for an appointment	1	1	N/A	87.3%	88.3%	87.9%

\* This is based on patients treated on this contract for their most recent course of treatment. Figures in italics indicate the base number of FP17s or Patient Questionnaire responses are less than 100. N/A is shown where the base number of responses is less than 10 during the period. % is calculated as Quantity/Base number\*100

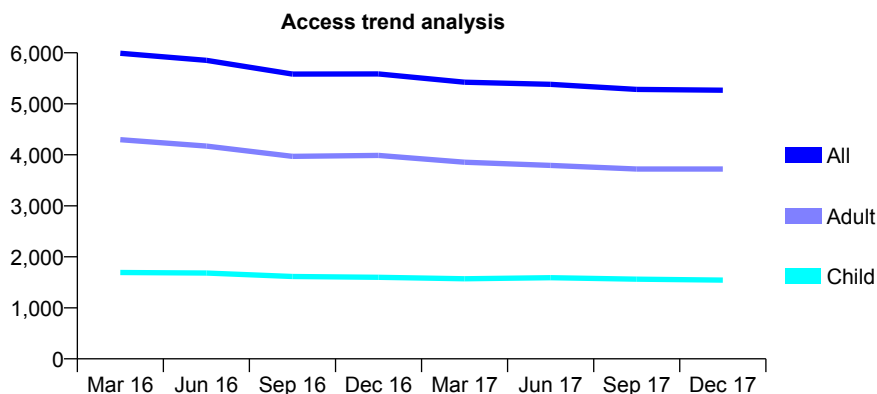
## Q55 - Vital Signs At a Glance Contract Report for 101370/0079 - December 2017

Name or company name	Petrie Tucker and Partners Ltd
Contract type name	GDS Contract
Purpose of contract	General
Contract start date	01/04/2006
Contract end date	

17/18 Contracted general activity (UDA)	14,432
Carry forward general activity (UDA)	0
17/18 Contracted orthodontic activity (UOA)	0
Carry forward orthodontic activity (UOA)	0
Baseline contract value	£392,567.17

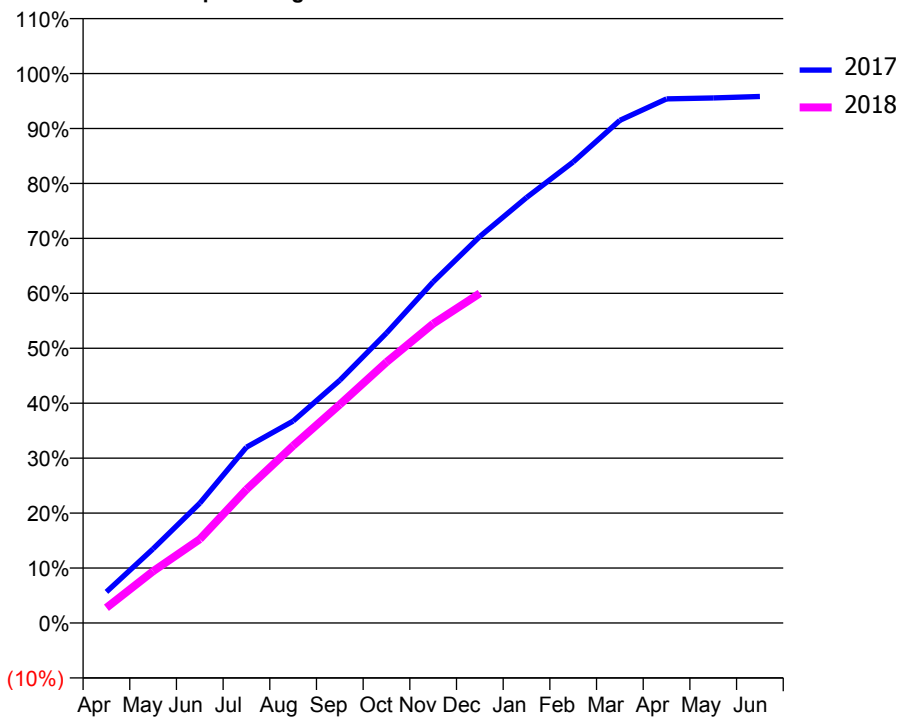
### ACCESS\*

Patients seen in 24 months	Total	Change since previous quarter
Quarter ending December 2016	5,586	
Quarter ending March 2017	5,423	↓
Quarter ending June 2017	5,383	→
Quarter ending September 2017	5,283	↓
Quarter ending December 2017	5,266	→
<b>Variance since December 2016</b>	<b>(5.7%)</b>	<b>↓</b>



### ACTIVITY

Cumulative percentage of contracted UDA delivered 2017 & 2018



Month	Adjusted Scheduled Activity (UDA)	
	2017	2018
April	819	402
May	1,948	1,360
June	3,147	2,203
July	4,619	3,506
August	5,303	4,657
September	6,375	5,739
October	7,617	6,853
November	8,960	7,859
December	10,151	8,659
January	11,174	
February	12,107	
March	13,201	
April	13,764	
May	13,790	
June	13,828	

### QUALITY

	Quantity	Base Number	Contract	AT	Region	England
% of FP17s for the same patient ID Re-attending within 3 months - Children	56	1,210	4.6%	10.5%	11.8%	12.0%
% of FP17s for the same patient ID Re-attending within 3 months - Adults	206	2,688	7.7%	14.2%	15.3%	15.9%
% of FP17s for the same patient ID Re-attending between 3 & 9 months - Children	437	1,210	36.1%	61.8%	59.1%	58.0%
% of FP17s for the same patient ID Re-attending between 3 & 9 months - Adults	979	2,688	36.4%	55.4%	51.5%	50.5%
% of FP17s for Band 1 Urgent Courses	15	3,642	0.4%	7.2%	8.0%	9.0%
% of FP17s Relating to Free Repair or Replacements	17	3,642	0.5%	0.8%	0.8%	0.8%
% of FP17s Relating to Continuations	47	3,642	1.3%	1.3%	1.1%	1.1%
% of Patients satisfied with the dentistry they have received	3	3	N/A	91.8%	91.6%	91.5%
% of Patients satisfied with the time they had to wait for an appointment	2	3	N/A	87.3%	88.3%	87.9%

\* This is based on patients treated on this contract for their most recent course of treatment. Figures in italics indicate the base number of FP17s or Patient Questionnaire responses are less than 100. N/A is shown where the base number of responses is less than 10 during the period. % is calculated as Quantity/Base number\*100



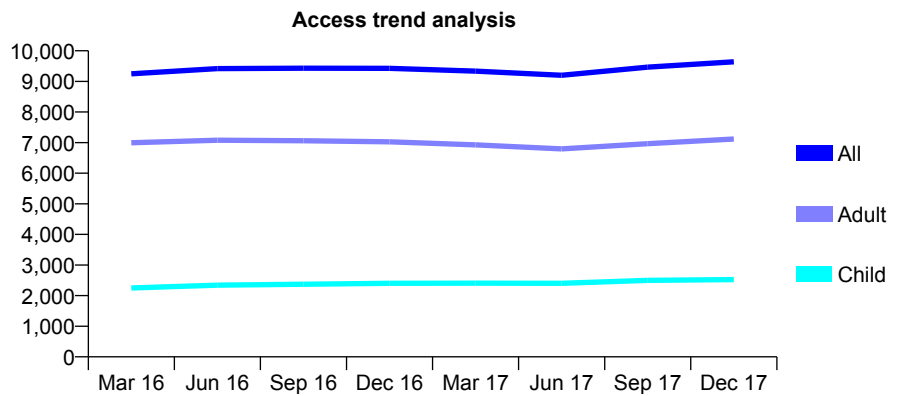
## Q55 - Vital Signs At a Glance Contract Report for 101370/0080 - December 2017

Name or company name	Petrie Tucker and Partners Ltd
Contract type name	GDS Contract
Purpose of contract	General
Contract start date	01/04/2006
Contract end date	

17/18 Contracted general activity (UDA)	48,053
Carry forward general activity (UDA)	0
17/18 Contracted orthodontic activity (UOA)	0
Carry forward orthodontic activity (UOA)	0
Baseline contract value	£1,226,369.03

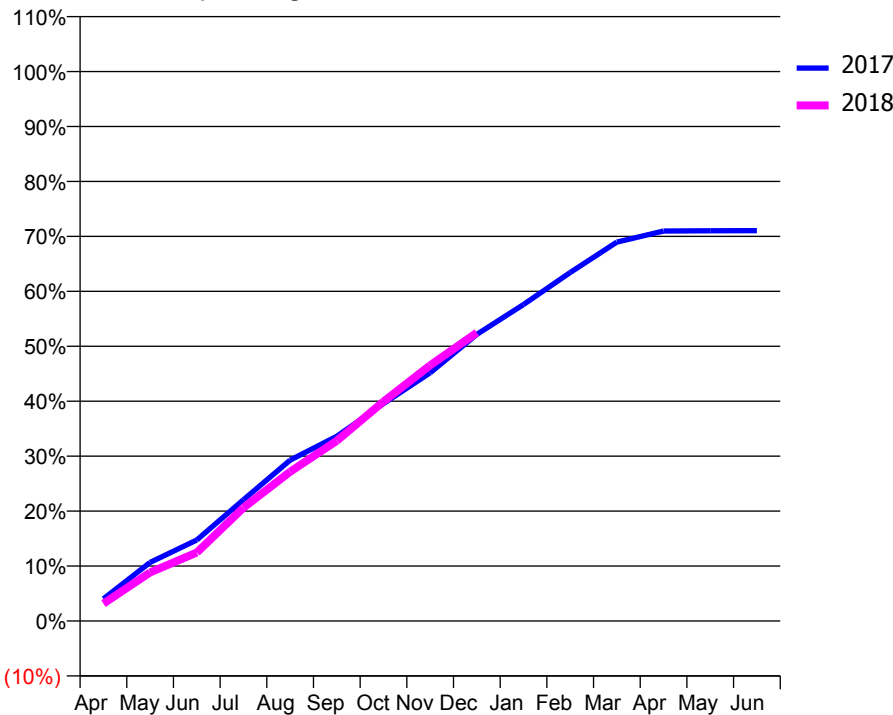
### ACCESS\*

Patients seen in 24 months	Total	Change since previous quarter
Quarter ending December 2016	9,426	
Quarter ending March 2017	9,334	→
Quarter ending June 2017	9,199	↓
Quarter ending September 2017	9,466	↑
Quarter ending December 2017	9,642	→
<b>Variance since December 2016</b>	<b>2.3%</b>	<b>↑</b>



### ACTIVITY

Cumulative percentage of contracted UDA delivered 2017 & 2018



Month	Adjusted Scheduled Activity (UDA)	
	2017	2018
April	1,941	1,526
May	5,129	4,255
June	7,080	5,993
July	10,605	9,908
August	14,064	13,058
September	16,159	15,760
October	19,010	19,183
November	21,709	22,360
December	25,069	25,215
January	27,674	
February	30,480	
March	33,138	
April	34,102	
May	34,128	
June	34,141	

### QUALITY

	Quantity	Base Number	Contract	AT	Region	England
% of FP17s for the same patient ID Re-attending within 3 months - Children	232	2,208	10.5%	10.5%	11.8%	12.0%
% of FP17s for the same patient ID Re-attending within 3 months - Adults	1,350	6,112	22.1%	14.2%	15.3%	15.9%
% of FP17s for the same patient ID Re-attending between 3 & 9 months - Children	815	2,208	36.9%	61.8%	59.1%	58.0%
% of FP17s for the same patient ID Re-attending between 3 & 9 months - Adults	1,897	6,112	31.0%	55.4%	51.5%	50.5%
% of FP17s for Band 1 Urgent Courses	1,201	7,961	15.1%	7.2%	8.0%	9.0%
% of FP17s Relating to Free Repair or Replacements	56	7,961	0.7%	0.8%	0.8%	0.8%
% of FP17s Relating to Continuations	213	7,961	2.7%	1.3%	1.1%	1.1%
% of Patients satisfied with the dentistry they have received	8	10	80.0%	91.8%	91.6%	91.5%
% of Patients satisfied with the time they had to wait for an appointment	9	10	90.0%	87.3%	88.3%	87.9%

\* This is based on patients treated on this contract for their most recent course of treatment. Figures in italics indicate the base number of FP17s or Patient Questionnaire responses are less than 100. N/A is shown where the base number of responses is less than 10 during the period. % is calculated as Quantity/Base number\*100

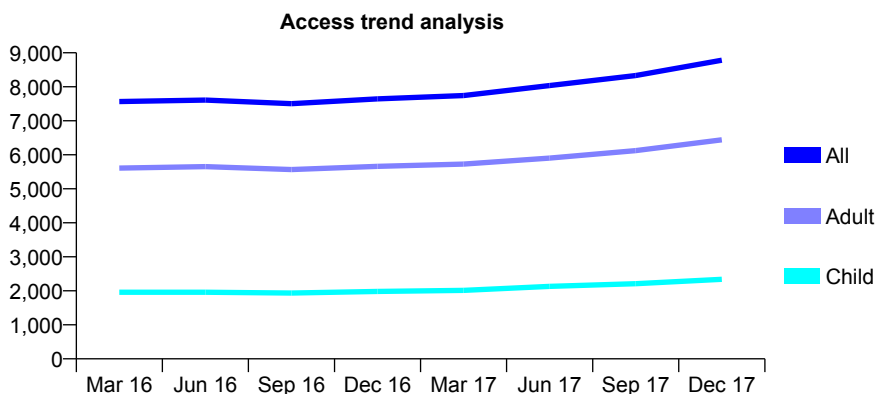
## Q55 - Vital Signs At a Glance Contract Report for 101370/0091 - December 2017

Name or company name	Petrie Tucker and Partners Ltd
Contract type name	GDS Contract
Purpose of contract	General
Contract start date	01/04/2007
Contract end date	

17/18 Contracted general activity (UDA)	27,705
Carry forward general activity (UDA)	0
17/18 Contracted orthodontic activity (UOA)	0
Carry forward orthodontic activity (UOA)	0
Baseline contract value	£796,902.06

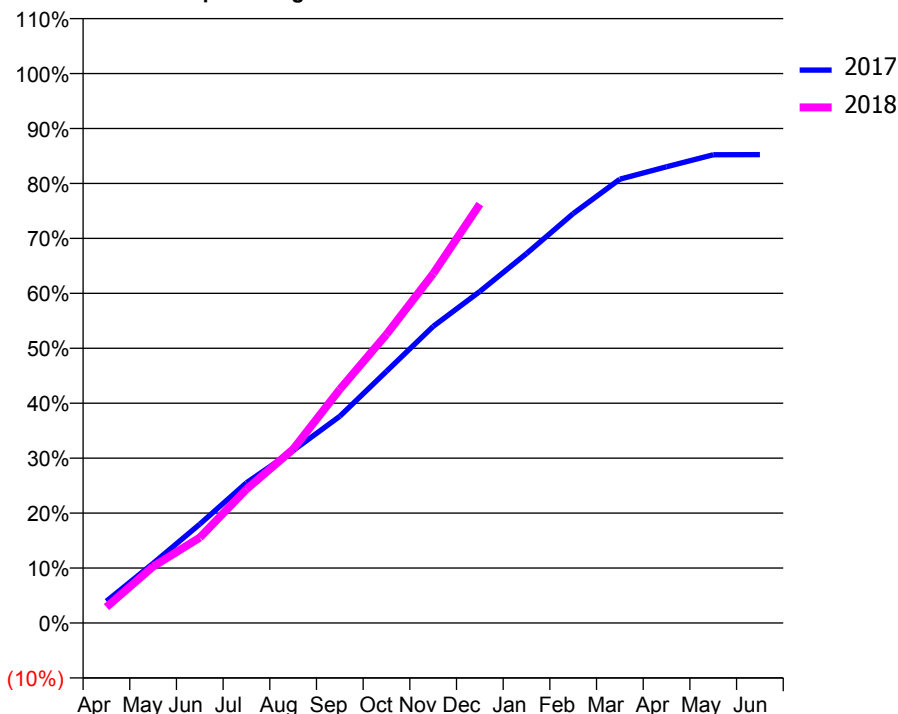
### ACCESS\*

Patients seen in 24 months	Total	Change since previous quarter
Quarter ending December 2016	7,644	
Quarter ending March 2017	7,742	→
Quarter ending June 2017	8,038	↑
Quarter ending September 2017	8,331	↑
Quarter ending December 2017	8,784	↑
<b>Variance since December 2016</b>	<b>14.9%</b>	<b>↑</b>



### ACTIVITY

Cumulative percentage of contracted UDA delivered 2017 & 2018



Month	Adjusted Scheduled Activity (UDA)	
	2017	2018
April	1,101	800
May	3,008	2,848
June	4,988	4,308
July	7,070	6,749
August	8,696	8,764
September	10,422	11,780
October	12,688	14,550
November	14,955	17,611
December	16,718	21,119
January	18,627	
February	20,641	
March	22,380	
April	23,002	
May	23,611	
June	23,612	

### QUALITY

	Quantity	Base Number	Contract	AT	Region	England
% of FP17s for the same patient ID Re-attending within 3 months - Children	142	2,572	5.5%	10.5%	11.8%	12.0%
% of FP17s for the same patient ID Re-attending within 3 months - Adults	756	6,926	10.9%	14.2%	15.3%	15.9%
% of FP17s for the same patient ID Re-attending between 3 & 9 months - Children	1,202	2,572	46.7%	61.8%	59.1%	58.0%
% of FP17s for the same patient ID Re-attending between 3 & 9 months - Adults	3,087	6,926	44.6%	55.4%	51.5%	50.5%
% of FP17s for Band 1 Urgent Courses	369	8,697	4.2%	7.2%	8.0%	9.0%
% of FP17s Relating to Free Repair or Replacements	46	8,697	0.5%	0.8%	0.8%	0.8%
% of FP17s Relating to Continuations	135	8,697	1.6%	1.3%	1.1%	1.1%
% of Patients satisfied with the dentistry they have received	7	8	N/A	91.8%	91.6%	91.5%
% of Patients satisfied with the time they had to wait for an appointment	4	8	N/A	87.3%	88.3%	87.9%

\* This is based on patients treated on this contract for their most recent course of treatment. Figures in italics indicate the base number of FP17s or Patient Questionnaire responses are less than 100. N/A is shown where the base number of responses is less than 10 during the period. % is calculated as Quantity/Base number\*100

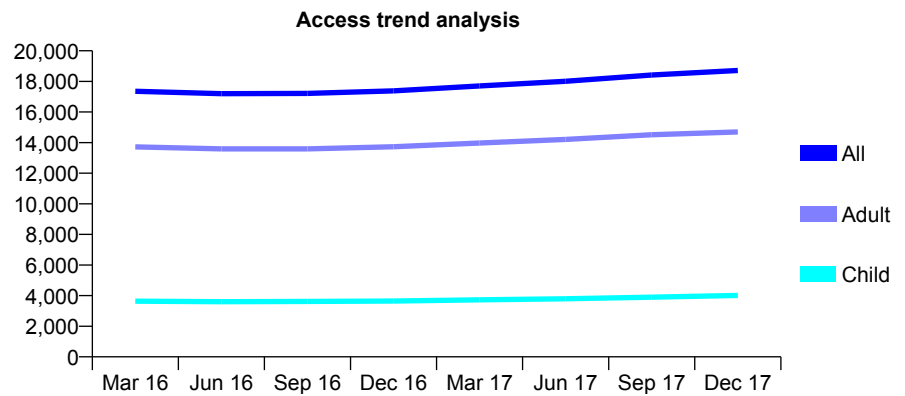
## Q55 - Vital Signs At a Glance Contract Report for 101435/0064 - December 2017

Name or company name	IDH Limited
Contract type name	GDS Contract
Purpose of contract	General
Contract start date	21/07/2007
Contract end date	

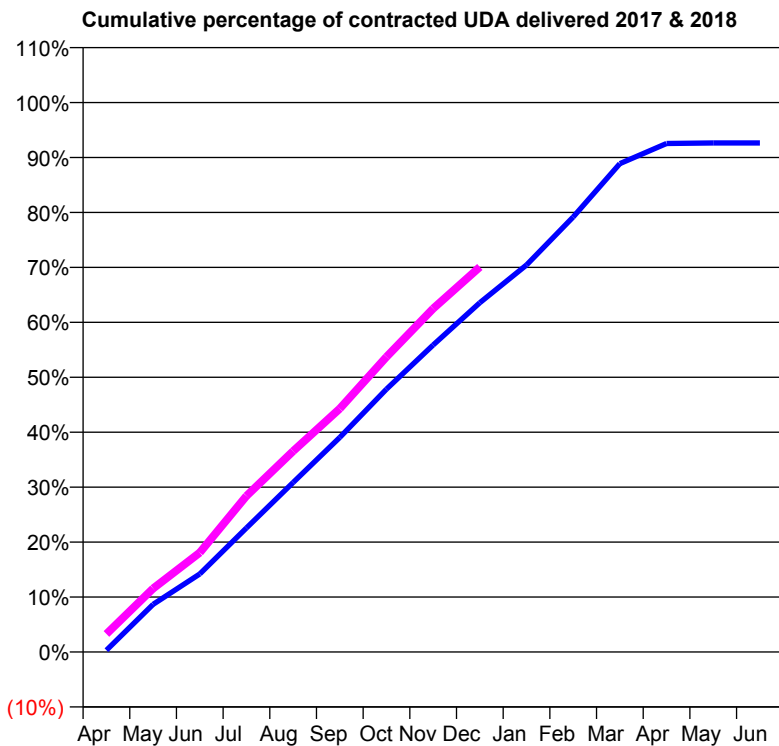
17/18 Contracted general activity (UDA)	49,253
Carry forward general activity (UDA)	0
17/18 Contracted orthodontic activity (UOA)	0
Carry forward orthodontic activity (UOA)	0
Baseline contract value	£1,017,904.08

### ACCESS\*

Patients seen in 24 months	Total	Change since previous quarter
Quarter ending December 2016	17,377	
Quarter ending March 2017	17,700	→
Quarter ending June 2017	18,009	→
Quarter ending September 2017	18,418	↑
Quarter ending December 2017	18,717	→
<b>Variance since December 2016</b>	<b>7.7%</b>	<b>↑</b>



### ACTIVITY



Month	Adjusted Scheduled Activity (UDA)	
	2017	2018
April	160	1,616
May	4,272	5,696
June	6,997	8,908
July	11,125	13,988
August	15,196	18,010
September	19,237	21,818
October	23,558	26,462
November	27,524	30,786
December	31,313	34,506
January	34,685	
February	38,992	
March	43,770	
April	45,577	
May	45,625	
June	45,627	

### QUALITY

	Quantity	Base Number	Contract	AT	Region	England
% of FP17s for the same patient ID Re-attending within 3 months - Children	296	4,554	6.5%	10.5%	11.8%	12.0%
% of FP17s for the same patient ID Re-attending within 3 months - Adults	1,909	15,028	12.7%	14.2%	15.3%	15.9%
% of FP17s for the same patient ID Re-attending between 3 & 9 months - Children	2,721	4,554	59.7%	61.8%	59.1%	58.0%
% of FP17s for the same patient ID Re-attending between 3 & 9 months - Adults	7,282	15,028	48.5%	55.4%	51.5%	50.5%
% of FP17s for Band 1 Urgent Courses	1,423	18,660	7.6%	7.2%	8.0%	9.0%
% of FP17s Relating to Free Repair or Replacements	193	18,660	1.0%	0.8%	0.8%	0.8%
% of FP17s Relating to Continuations	281	18,660	1.5%	1.3%	1.1%	1.1%
% of Patients satisfied with the dentistry they have received	19	23	82.6%	91.8%	91.6%	91.5%
% of Patients satisfied with the time they had to wait for an appointment	22	23	95.7%	87.3%	88.3%	87.9%

\* This is based on patients treated on this contract for their most recent course of treatment. Figures in italics indicate the base number of FP17s or Patient Questionnaire responses are less than 100. N/A is shown where the base number of responses is less than 10 during the period. % is calculated as Quantity/Base number\*100

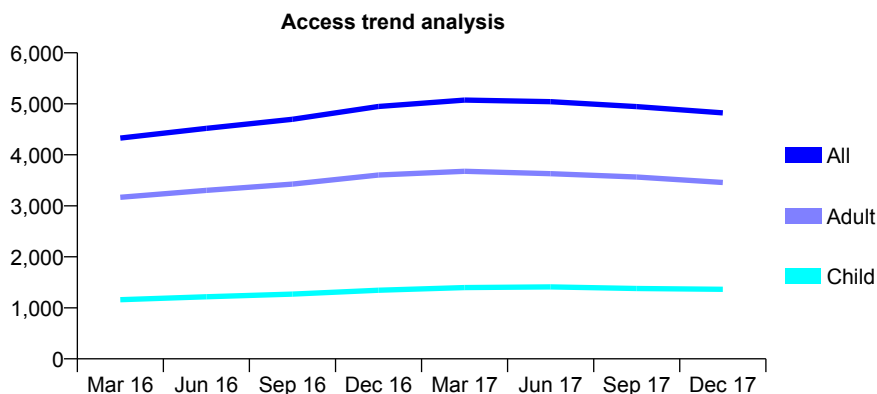
## Q55 - Vital Signs At a Glance Contract Report for 101656/0004 - December 2017

Name or company name	DM and LJ Jordan Limited
Contract type name	GDS Contract
Purpose of contract	General
Contract start date	01/01/2015
Contract end date	

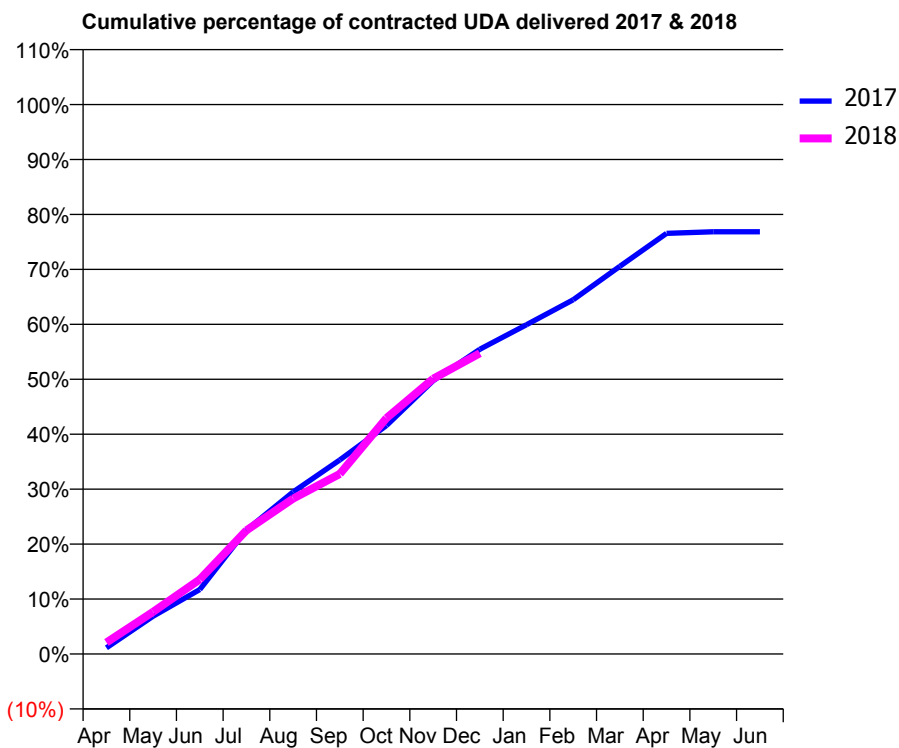
17/18 Contracted general activity (UDA)	14,814
Carry forward general activity (UDA)	0
17/18 Contracted orthodontic activity (UOA)	0
Carry forward orthodontic activity (UOA)	0
Baseline contract value	£412,850.97

### ACCESS\*

Patients seen in 24 months	Total	Change since previous quarter
Quarter ending December 2016	4,947	
Quarter ending March 2017	5,073	↑
Quarter ending June 2017	5,041	→
Quarter ending September 2017	4,945	↓
Quarter ending December 2017	4,821	↓
<b>Variance since December 2016</b>	<b>(2.5%)</b>	<b>↓</b>



### ACTIVITY



Month	Adjusted Scheduled Activity (UDA)	
	2017	2018
April	167	310
May	1,019	1,136
June	1,737	2,012
July	3,343	3,333
August	4,368	4,190
September	5,233	4,855
October	6,161	6,360
November	7,369	7,421
December	8,215	8,109
January	8,876	
February	9,552	
March	10,453	
April	11,341	
May	11,382	
June	11,385	

### QUALITY

	Quantity	Base Number	Contract	AT	Region	England
% of FP17s for the same patient ID Re-attending within 3 months - Children	121	1,573	7.7%	10.5%	11.8%	12.0%
% of FP17s for the same patient ID Re-attending within 3 months - Adults	543	3,797	14.3%	14.2%	15.3%	15.9%
% of FP17s for the same patient ID Re-attending between 3 & 9 months - Children	918	1,573	58.4%	61.8%	59.1%	58.0%
% of FP17s for the same patient ID Re-attending between 3 & 9 months - Adults	1,994	3,797	52.5%	55.4%	51.5%	50.5%
% of FP17s for Band 1 Urgent Courses	470	4,833	9.7%	7.2%	8.0%	9.0%
% of FP17s Relating to Free Repair or Replacements	16	4,833	0.3%	0.8%	0.8%	0.8%
% of FP17s Relating to Continuations	67	4,833	1.4%	1.3%	1.1%	1.1%
% of Patients satisfied with the dentistry they have received	10	10	100.0%	91.8%	91.6%	91.5%
% of Patients satisfied with the time they had to wait for an appointment	10	10	100.0%	87.3%	88.3%	87.9%

\* This is based on patients treated on this contract for their most recent course of treatment. Figures in italics indicate the base number of FP17s or Patient Questionnaire responses are less than 100. N/A is shown where the base number of responses is less than 10 during the period. % is calculated as Quantity/Base number\*100

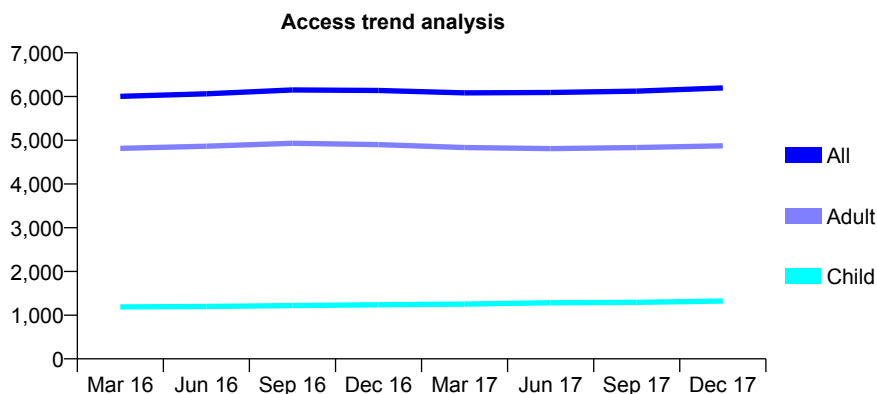
## Q55 - Vital Signs At a Glance Contract Report for 103667/0001 - December 2017

Name or company name	Daybrook Dental Surgery Ltd
Contract type name	GDS Contract
Purpose of contract	General
Contract start date	01/05/2010
Contract end date	

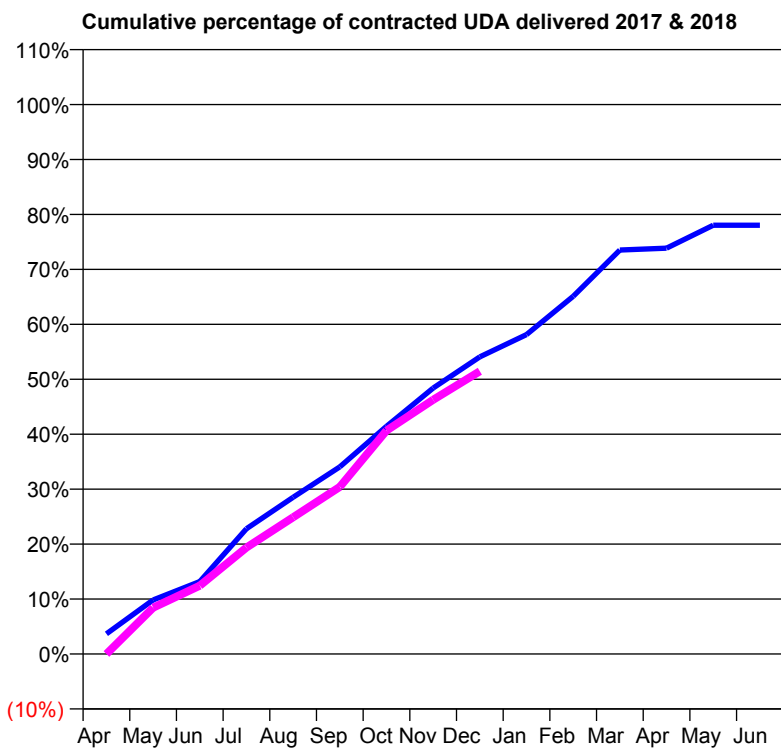
17/18 Contracted general activity (UDA)	29,000
Carry forward general activity (UDA)	0
17/18 Contracted orthodontic activity (UOA)	0
Carry forward orthodontic activity (UOA)	0
Baseline contract value	£686,807.05

### ACCESS\*

Patients seen in 24 months	Total	Change since previous quarter
Quarter ending December 2016	6,137	
Quarter ending March 2017	6,084	→
Quarter ending June 2017	6,093	→
Quarter ending September 2017	6,124	→
Quarter ending December 2017	6,196	→
<b>Variance since December 2016</b>	<b>1.0%</b>	<b>→</b>



### ACTIVITY



Month	Adjusted Scheduled Activity (UDA)	
	2017	2018
April	1,063	0
May	2,852	2,447
June	3,822	3,605
July	6,611	5,618
August	8,275	7,217
September	9,878	8,824
October	12,014	11,794
November	14,040	13,418
December	15,680	14,920
January	16,856	
February	18,881	
March	21,320	
April	21,416	
May	22,630	
June	22,630	

### QUALITY

	Quantity	Base Number	Contract	AT	Region	England
% of FP17s for the same patient ID Re-attending within 3 months - Children	103	1,354	7.6%	10.5%	11.8%	12.0%
% of FP17s for the same patient ID Re-attending within 3 months - Adults	507	4,968	10.2%	14.2%	15.3%	15.9%
% of FP17s for the same patient ID Re-attending between 3 & 9 months - Children	775	1,354	57.2%	61.8%	59.1%	58.0%
% of FP17s for the same patient ID Re-attending between 3 & 9 months - Adults	2,963	4,968	59.6%	55.4%	51.5%	50.5%
% of FP17s for Band 1 Urgent Courses	195	5,868	3.3%	7.2%	8.0%	9.0%
% of FP17s Relating to Free Repair or Replacements	79	5,868	1.3%	0.8%	0.8%	0.8%
% of FP17s Relating to Continuations	95	5,868	1.6%	1.3%	1.1%	1.1%
% of Patients satisfied with the dentistry they have received	13	13	100.0%	91.8%	91.6%	91.5%
% of Patients satisfied with the time they had to wait for an appointment	12	13	92.3%	87.3%	88.3%	87.9%

\* This is based on patients treated on this contract for their most recent course of treatment. Figures in italics indicate the base number of FP17s or Patient Questionnaire responses are less than 100. N/A is shown where the base number of responses is less than 10 during the period. % is calculated as Quantity/Base number\*100

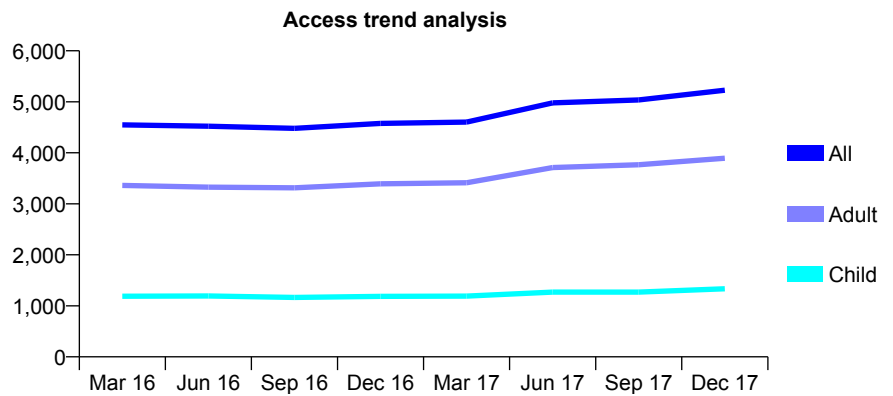
## Q55 - Vital Signs At a Glance Contract Report for 104167/0001 - December 2017

Name or company name	TSA Care Limited
Contract type name	GDS Contract
Purpose of contract	General
Contract start date	01/08/2010
Contract end date	

17/18 Contracted general activity (UDA)	15,453
Carry forward general activity (UDA)	91
17/18 Contracted orthodontic activity (UOA)	0
Carry forward orthodontic activity (UOA)	0
Baseline contract value	£399,674.32

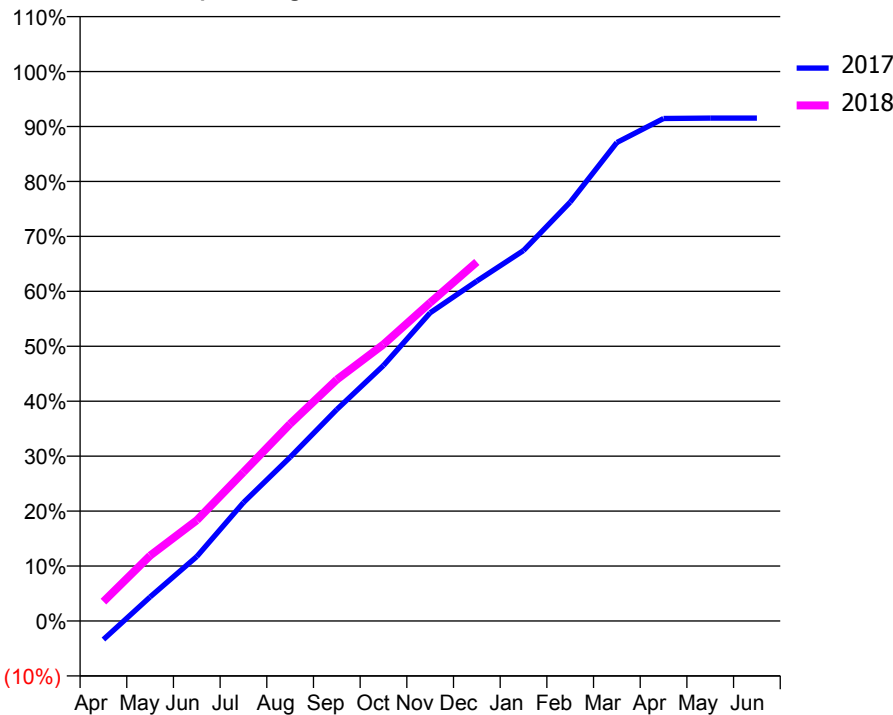
### ACCESS\*

Patients seen in 24 months	Total	Change since previous quarter
Quarter ending December 2016	4,577	
Quarter ending March 2017	4,603	→
Quarter ending June 2017	4,979	↑
Quarter ending September 2017	5,036	→
Quarter ending December 2017	5,228	↑
<b>Variance since December 2016</b>	<b>14.2%</b>	<b>↑</b>



### ACTIVITY

Cumulative percentage of contracted UDA delivered 2017 & 2018



Month	Adjusted Scheduled Activity (UDA)	
	2017	2018
April	-522	547
May	675	1,839
June	1,814	2,834
July	3,332	4,188
August	4,608	5,544
September	5,949	6,788
October	7,187	7,780
November	8,667	8,952
December	9,559	10,097
January	10,421	
February	11,781	
March	13,455	
April	14,133	
May	14,142	
June	14,142	

### QUALITY

	Quantity	Base Number	Contract	AT	Region	England
% of FP17s for the same patient ID Re-attending within 3 months - Children	92	1,714	5.4%	10.5%	11.8%	12.0%
% of FP17s for the same patient ID Re-attending within 3 months - Adults	458	4,899	9.3%	14.2%	15.3%	15.9%
% of FP17s for the same patient ID Re-attending between 3 & 9 months - Children	1,158	1,714	67.6%	61.8%	59.1%	58.0%
% of FP17s for the same patient ID Re-attending between 3 & 9 months - Adults	3,288	4,899	67.1%	55.4%	51.5%	50.5%
% of FP17s for Band 1 Urgent Courses	129	5,455	2.4%	7.2%	8.0%	9.0%
% of FP17s Relating to Free Repair or Replacements	34	5,455	0.6%	0.8%	0.8%	0.8%
% of FP17s Relating to Continuations	70	5,455	1.3%	1.3%	1.1%	1.1%
% of Patients satisfied with the dentistry they have received	6	6	N/A	91.8%	91.6%	91.5%
% of Patients satisfied with the time they had to wait for an appointment	6	6	N/A	87.3%	88.3%	87.9%

\* This is based on patients treated on this contract for their most recent course of treatment. Figures in italics indicate the base number of FP17s or Patient Questionnaire responses are less than 100. N/A is shown where the base number of responses is less than 10 during the period. % is calculated as Quantity/Base number\*100

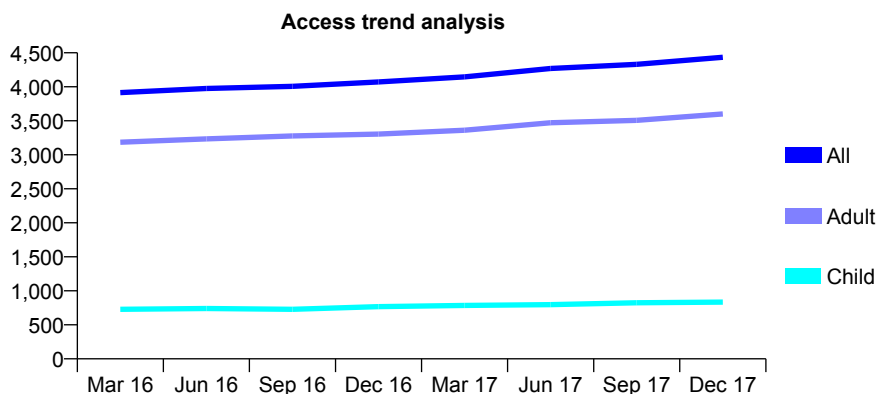
## Q55 - Vital Signs At a Glance Contract Report for 104426/0001 - December 2017

Name or company name	Parklands Dental Care
Contract type name	GDS Contract
Purpose of contract	General
Contract start date	01/04/2006
Contract end date	

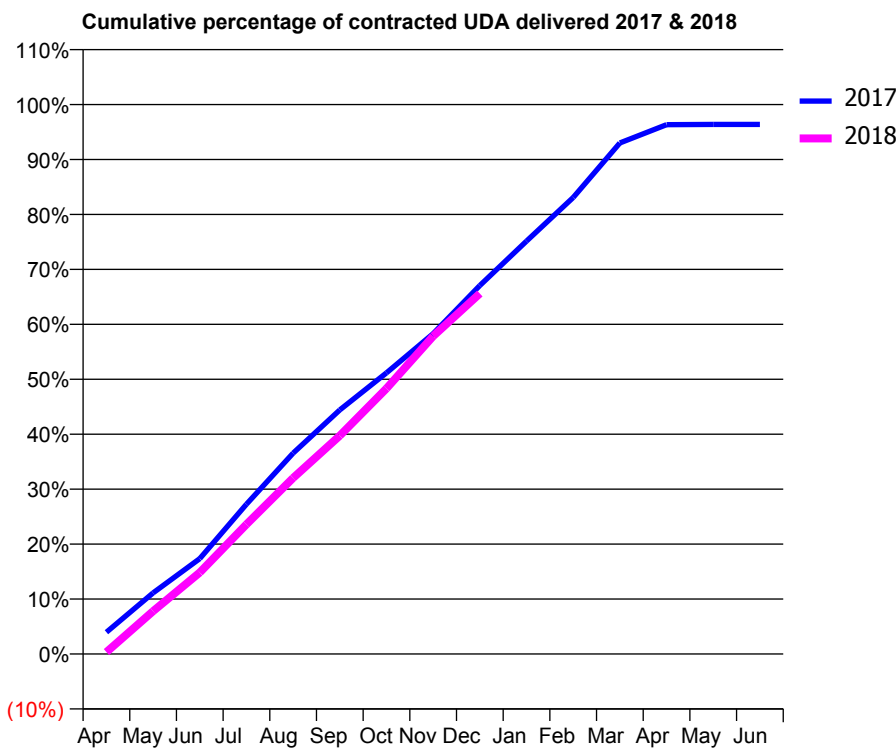
17/18 Contracted general activity (UDA)	13,579
Carry forward general activity (UDA)	493
17/18 Contracted orthodontic activity (UOA)	0
Carry forward orthodontic activity (UOA)	0
Baseline contract value	£325,502.59

### ACCESS\*

Patients seen in 24 months	Total	Change since previous quarter
Quarter ending December 2016	4,072	
Quarter ending March 2017	4,147	→
Quarter ending June 2017	4,270	↑
Quarter ending September 2017	4,331	→
Quarter ending December 2017	4,435	↑
<b>Variance since December 2016</b>	<b>8.9%</b>	<b>↑</b>



### ACTIVITY



Month	Adjusted Scheduled Activity (UDA)	
	2017	2018
April	539	47
May	1,512	1,058
June	2,357	2,014
July	3,703	3,204
August	4,963	4,351
September	6,033	5,395
October	6,947	6,561
November	7,917	7,855
December	9,106	8,910
January	10,202	
February	11,280	
March	12,629	
April	13,082	
May	13,086	
June	13,086	

### QUALITY

	Quantity	Base Number	Contract	AT	Region	England
% of FP17s for the same patient ID Re-attending within 3 months - Children	88	997	8.8%	10.5%	11.8%	12.0%
% of FP17s for the same patient ID Re-attending within 3 months - Adults	697	4,193	16.6%	14.2%	15.3%	15.9%
% of FP17s for the same patient ID Re-attending between 3 & 9 months - Children	633	997	63.5%	61.8%	59.1%	58.0%
% of FP17s for the same patient ID Re-attending between 3 & 9 months - Adults	2,213	4,193	52.8%	55.4%	51.5%	50.5%
% of FP17s for Band 1 Urgent Courses	443	4,954	8.9%	7.2%	8.0%	9.0%
% of FP17s Relating to Free Repair or Replacements	39	4,954	0.8%	0.8%	0.8%	0.8%
% of FP17s Relating to Continuations	24	4,954	0.5%	1.3%	1.1%	1.1%
% of Patients satisfied with the dentistry they have received	9	9	N/A	91.8%	91.6%	91.5%
% of Patients satisfied with the time they had to wait for an appointment	9	9	N/A	87.3%	88.3%	87.9%

\* This is based on patients treated on this contract for their most recent course of treatment. Figures in italics indicate the base number of FP17s or Patient Questionnaire responses are less than 100. N/A is shown where the base number of responses is less than 10 during the period. % is calculated as Quantity/Base number\*100



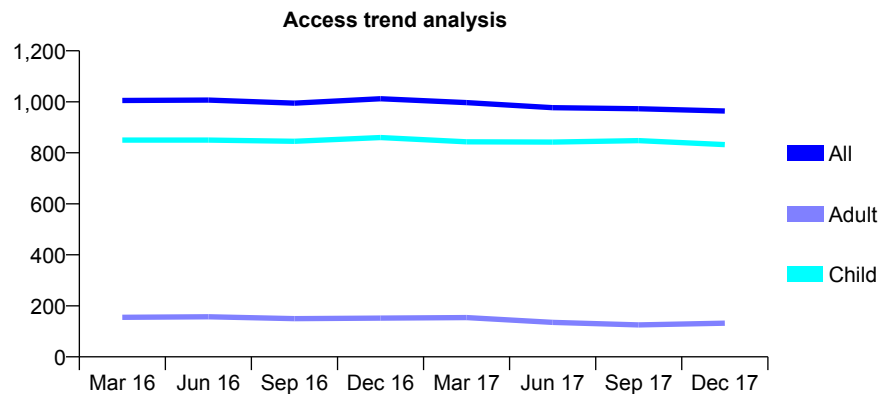
## Q55 - Vital Signs At a Glance Contract Report for 104736/0001 - December 2017

Name or company name	Compton Acres Dental Practice LTD
Contract type name	GDS Contract
Purpose of contract	General
Contract start date	01/07/2009
Contract end date	

17/18 Contracted general activity (UDA)	2,182
Carry forward general activity (UDA)	0
17/18 Contracted orthodontic activity (UOA)	0
Carry forward orthodontic activity (UOA)	0
Baseline contract value	£52,408.86

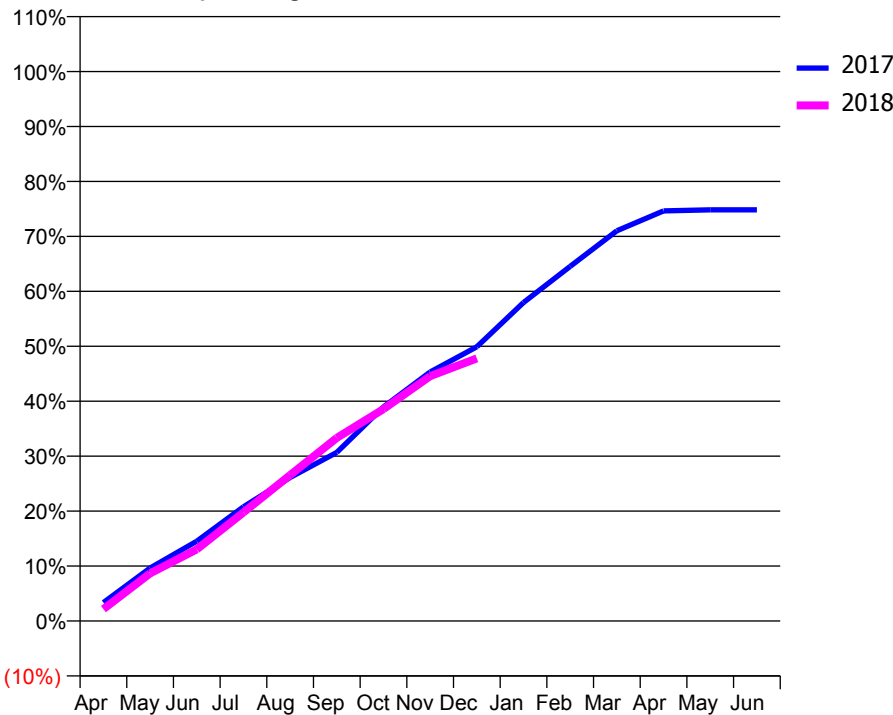
### ACCESS\*

Patients seen in 24 months	Total	Change since previous quarter
Quarter ending December 2016	1,012	
Quarter ending March 2017	997	↓
Quarter ending June 2017	977	↓
Quarter ending September 2017	973	→
Quarter ending December 2017	964	→
<b>Variance since December 2016</b>	<b>(4.7%)</b>	<b>↓</b>



### ACTIVITY

Cumulative percentage of contracted UDA delivered 2017 & 2018



Month	Adjusted Scheduled Activity (UDA)	
	2017	2018
April	73	47
May	210	189
June	317	284
July	453	431
August	570	580
September	670	727
October	850	842
November	989	973
December	1,089	1,043
January	1,265	
February	1,408	
March	1,549	
April	1,629	
May	1,633	
June	1,633	

### QUALITY

	Quantity	Base Number	Contract	AT	Region	England
% of FP17s for the same patient ID Re-attending within 3 months - Children	33	797	4.1%	10.5%	11.8%	12.0%
% of FP17s for the same patient ID Re-attending within 3 months - Adults	1	50	2.0%	14.2%	15.3%	15.9%
% of FP17s for the same patient ID Re-attending between 3 & 9 months - Children	392	797	49.2%	61.8%	59.1%	58.0%
% of FP17s for the same patient ID Re-attending between 3 & 9 months - Adults	31	50	62.0%	55.4%	51.5%	50.5%
% of FP17s for Band 1 Urgent Courses	10	784	1.3%	7.2%	8.0%	9.0%
% of FP17s Relating to Free Repair or Replacements	0	784	0.0%	0.8%	0.8%	0.8%
% of FP17s Relating to Continuations	0	784	0.0%	1.3%	1.1%	1.1%
% of Patients satisfied with the dentistry they have received	0	0	N/A	91.8%	91.6%	91.5%
% of Patients satisfied with the time they had to wait for an appointment	0	0	N/A	87.3%	88.3%	87.9%

\* This is based on patients treated on this contract for their most recent course of treatment. Figures in italics indicate the base number of FP17s or Patient Questionnaire responses are less than 100. N/A is shown where the base number of responses is less than 10 during the period. % is calculated as Quantity/Base number\*100

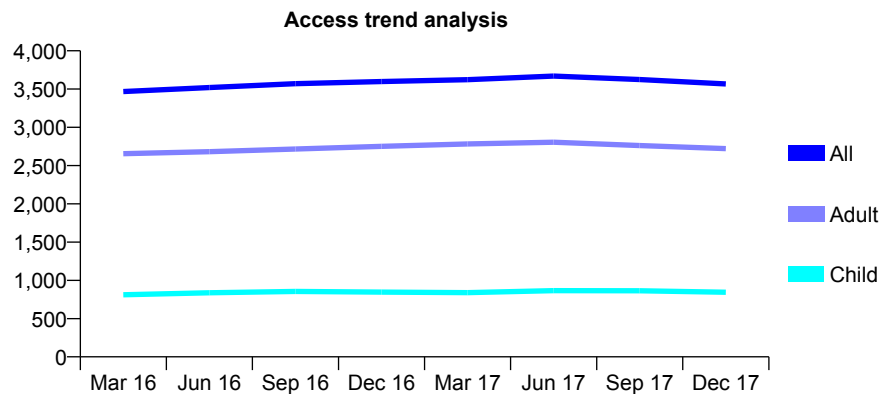
## Q55 - Vital Signs At a Glance Contract Report for 105740/0001 - December 2017

Name or company name	Mr JE Rowson & Mr I McVicar
Contract type name	GDS Contract
Purpose of contract	General
Contract start date	01/04/2006
Contract end date	

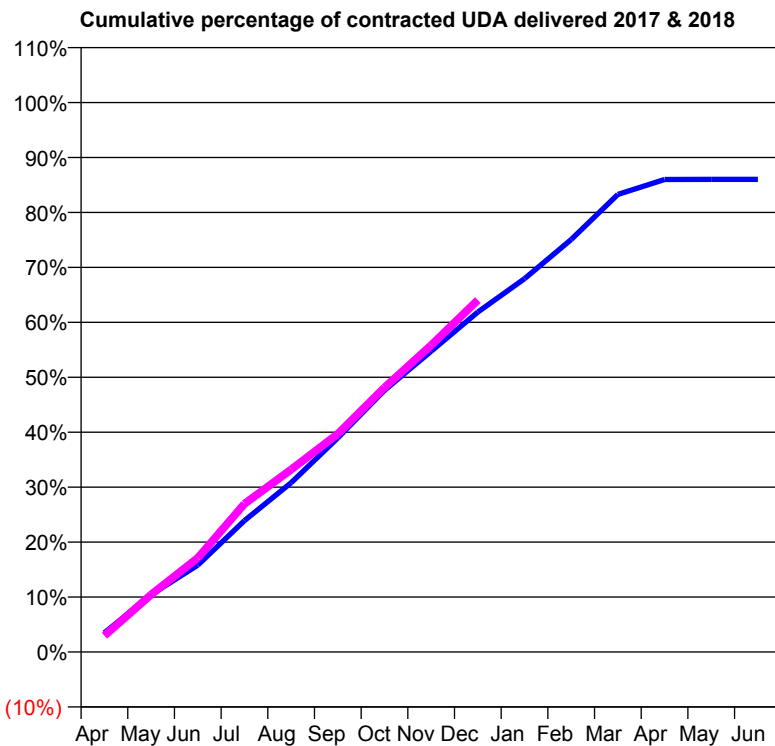
17/18 Contracted general activity (UDA)	11,500
Carry forward general activity (UDA)	0
17/18 Contracted orthodontic activity (UOA)	0
Carry forward orthodontic activity (UOA)	0
Baseline contract value	£270,367.90

### ACCESS\*

Patients seen in 24 months	Total	Change since previous quarter
Quarter ending December 2016	3,598	
Quarter ending March 2017	3,623	→
Quarter ending June 2017	3,670	→
Quarter ending September 2017	3,625	↓
Quarter ending December 2017	3,567	↓
<b>Variance since December 2016</b>	<b>(0.9%)</b>	<b>→</b>



### ACTIVITY



Month	Adjusted Scheduled Activity (UDA)	
	2017	2018
April	442	342
May	1,316	1,201
June	1,997	1,969
July	3,021	3,101
August	3,890	3,818
September	4,922	4,564
October	6,015	5,534
November	6,913	6,419
December	7,813	7,365
January	8,581	
February	9,481	
March	10,517	
April	10,860	
May	10,864	
June	10,864	

### QUALITY

	Quantity	Base Number	Contract	AT	Region	England
% of FP17s for the same patient ID Re-attending within 3 months - Children	54	945	5.7%	10.5%	11.8%	12.0%
% of FP17s for the same patient ID Re-attending within 3 months - Adults	616	3,488	17.7%	14.2%	15.3%	15.9%
% of FP17s for the same patient ID Re-attending between 3 & 9 months - Children	598	945	63.3%	61.8%	59.1%	58.0%
% of FP17s for the same patient ID Re-attending between 3 & 9 months - Adults	2,232	3,488	64.0%	55.4%	51.5%	50.5%
% of FP17s for Band 1 Urgent Courses	239	4,263	5.6%	7.2%	8.0%	9.0%
% of FP17s Relating to Free Repair or Replacements	90	4,263	2.1%	0.8%	0.8%	0.8%
% of FP17s Relating to Continuations	99	4,263	2.3%	1.3%	1.1%	1.1%
% of Patients satisfied with the dentistry they have received	4	4	N/A	91.8%	91.6%	91.5%
% of Patients satisfied with the time they had to wait for an appointment	4	4	N/A	87.3%	88.3%	87.9%

\* This is based on patients treated on this contract for their most recent course of treatment. Figures in italics indicate the base number of FP17s or Patient Questionnaire responses are less than 100. N/A is shown where the base number of responses is less than 10 during the period. % is calculated as Quantity/Base number\*100

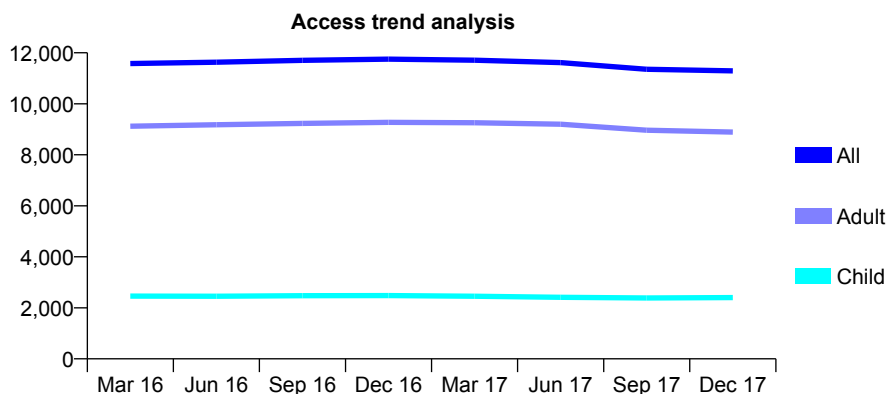
## Q55 - Vital Signs At a Glance Contract Report for 106992/0001 - December 2017

Name or company name	The Plains' Dental Practice Limited
Contract type name	GDS Contract
Purpose of contract	General
Contract start date	01/04/2008
Contract end date	

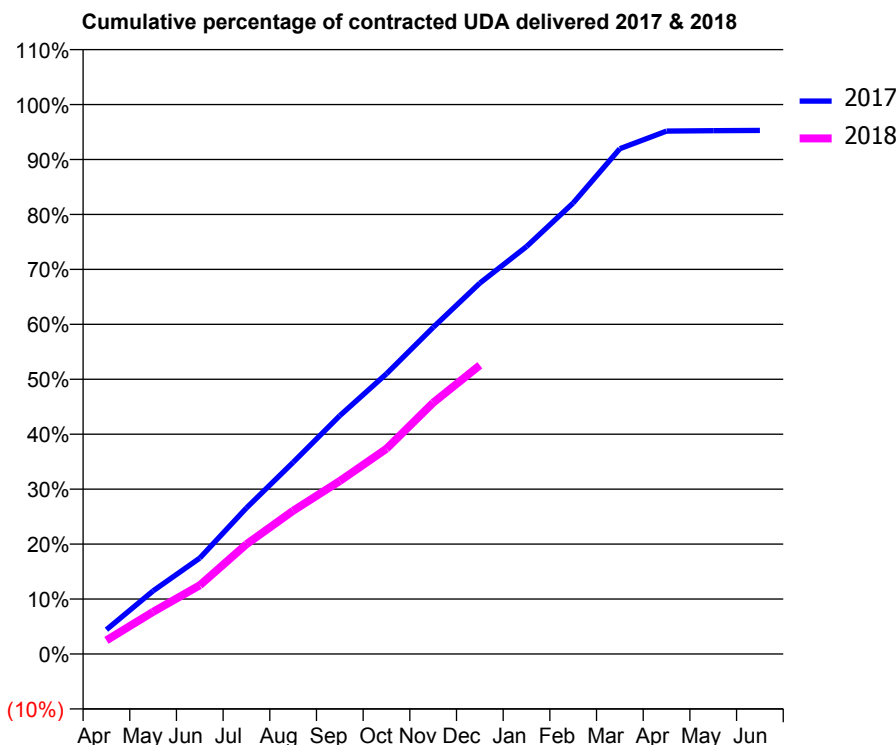
17/18 Contracted general activity (UDA)	36,931
Carry forward general activity (UDA)	0
17/18 Contracted orthodontic activity (UOA)	0
Carry forward orthodontic activity (UOA)	0
Baseline contract value	£1,031,958.06

### ACCESS\*

Patients seen in 24 months	Total	Change since previous quarter
Quarter ending December 2016	11,753	
Quarter ending March 2017	11,710	→
Quarter ending June 2017	11,614	→
Quarter ending September 2017	11,352	↓
Quarter ending December 2017	11,294	→
<b>Variance since December 2016</b>	<b>(3.9%)</b>	<b>↓</b>



### ACTIVITY



Month	Adjusted Scheduled Activity (UDA)	
	2017	2018
April	1,483	918
May	3,838	2,833
June	5,836	4,617
July	8,886	7,384
August	11,663	9,626
September	14,505	11,630
October	17,046	13,801
November	19,872	16,886
December	22,569	19,408
January	24,790	
February	27,439	
March	30,741	
April	31,813	
May	31,841	
June	31,853	

### QUALITY

	Quantity	Base Number	Contract	AT	Region	England
% of FP17s for the same patient ID Re-attending within 3 months - Children	170	2,502	6.8%	10.5%	11.8%	12.0%
% of FP17s for the same patient ID Re-attending within 3 months - Adults	963	8,693	11.1%	14.2%	15.3%	15.9%
% of FP17s for the same patient ID Re-attending between 3 & 9 months - Children	1,527	2,502	61.0%	61.8%	59.1%	58.0%
% of FP17s for the same patient ID Re-attending between 3 & 9 months - Adults	5,212	8,693	60.0%	55.4%	51.5%	50.5%
% of FP17s for Band 1 Urgent Courses	511	10,667	4.8%	7.2%	8.0%	9.0%
% of FP17s Relating to Free Repair or Replacements	83	10,667	0.8%	0.8%	0.8%	0.8%
% of FP17s Relating to Continuations	166	10,667	1.6%	1.3%	1.1%	1.1%
% of Patients satisfied with the dentistry they have received	9	9	N/A	91.8%	91.6%	91.5%
% of Patients satisfied with the time they had to wait for an appointment	8	9	N/A	87.3%	88.3%	87.9%

\* This is based on patients treated on this contract for their most recent course of treatment. Figures in italics indicate the base number of FP17s or Patient Questionnaire responses are less than 100. N/A is shown where the base number of responses is less than 10 during the period. % is calculated as Quantity/Base number\*100

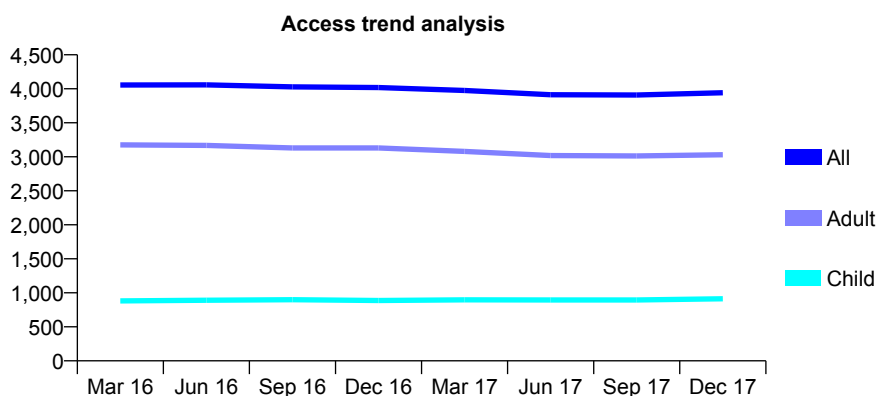
## Q55 - Vital Signs At a Glance Contract Report for 110841/0001 - December 2017

Name or company name	Bamford Dental Practice
Contract type name	GDS Contract
Purpose of contract	General
Contract start date	01/04/2011
Contract end date	

17/18 Contracted general activity (UDA)	11,928
Carry forward general activity (UDA)	1
17/18 Contracted orthodontic activity (UOA)	0
Carry forward orthodontic activity (UOA)	0
Baseline contract value	£308,204.51

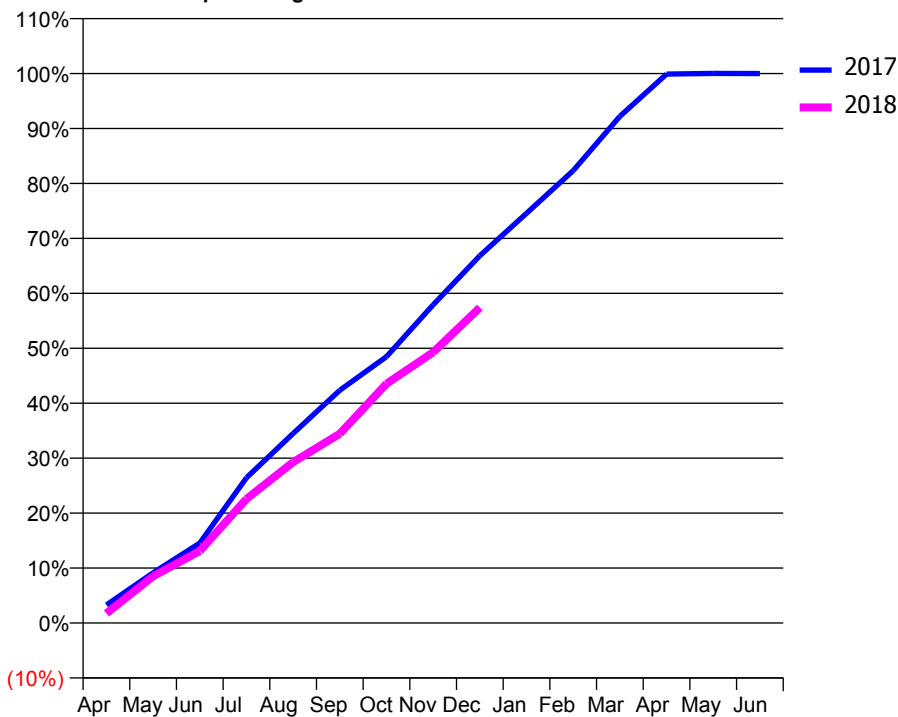
### ACCESS\*

Patients seen in 24 months	Total	Change since previous quarter
Quarter ending December 2016	4,019	
Quarter ending March 2017	3,976	↓
Quarter ending June 2017	3,913	↓
Quarter ending September 2017	3,908	→
Quarter ending December 2017	3,942	→
<b>Variance since December 2016</b>	<b>(1.9%)</b>	<b>↓</b>



### ACTIVITY

Cumulative percentage of contracted UDA delivered 2017 & 2018



Month	Adjusted Scheduled Activity (UDA)	
	2017	2018
April	392	210
May	1,090	1,016
June	1,734	1,564
July	3,153	2,695
August	4,114	3,492
September	5,052	4,108
October	5,781	5,194
November	6,908	5,879
December	7,972	6,847
January	8,893	
February	9,818	
March	10,999	
April	11,916	
May	11,929	
June	11,927	

### QUALITY

	Quantity	Base Number	Contract	AT	Region	England
% of FP17s for the same patient ID Re-attending within 3 months - Children	59	956	6.2%	10.5%	11.8%	12.0%
% of FP17s for the same patient ID Re-attending within 3 months - Adults	349	2,949	11.8%	14.2%	15.3%	15.9%
% of FP17s for the same patient ID Re-attending between 3 & 9 months - Children	534	956	55.9%	61.8%	59.1%	58.0%
% of FP17s for the same patient ID Re-attending between 3 & 9 months - Adults	1,516	2,949	51.4%	55.4%	51.5%	50.5%
% of FP17s for Band 1 Urgent Courses	335	3,549	9.4%	7.2%	8.0%	9.0%
% of FP17s Relating to Free Repair or Replacements	35	3,549	1.0%	0.8%	0.8%	0.8%
% of FP17s Relating to Continuations	28	3,549	0.8%	1.3%	1.1%	1.1%
% of Patients satisfied with the dentistry they have received	6	6	N/A	91.8%	91.6%	91.5%
% of Patients satisfied with the time they had to wait for an appointment	4	6	N/A	87.3%	88.3%	87.9%

\* This is based on patients treated on this contract for their most recent course of treatment. Figures in italics indicate the base number of FP17s or Patient Questionnaire responses are less than 100. N/A is shown where the base number of responses is less than 10 during the period. % is calculated as Quantity/Base number\*100

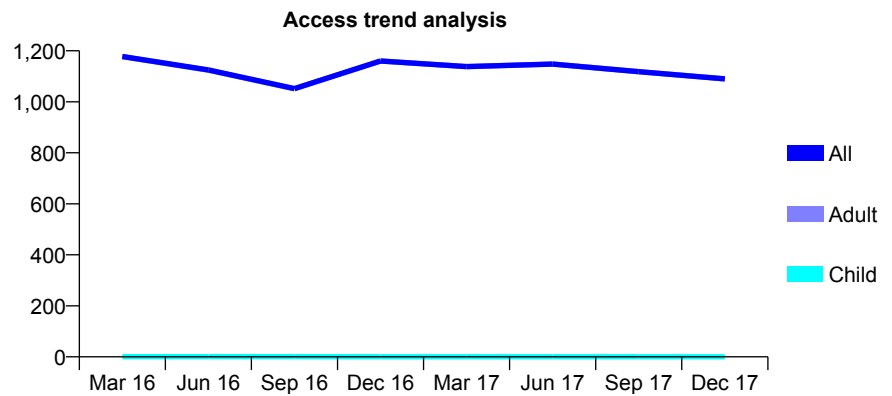
## Q55 - Vital Signs At a Glance Contract Report for 111627/0002 - December 2017

Name or company name	VOSG Bassetlaw Ltd
Contract type name	PDS Contract
Purpose of contract	General
Contract start date	01/07/2013
Contract end date	31/03/2018

17/18 Contracted general activity (UDA)	4,000
Carry forward general activity (UDA)	0
17/18 Contracted orthodontic activity (UOA)	0
Carry forward orthodontic activity (UOA)	0
Baseline contract value	£150,216.86

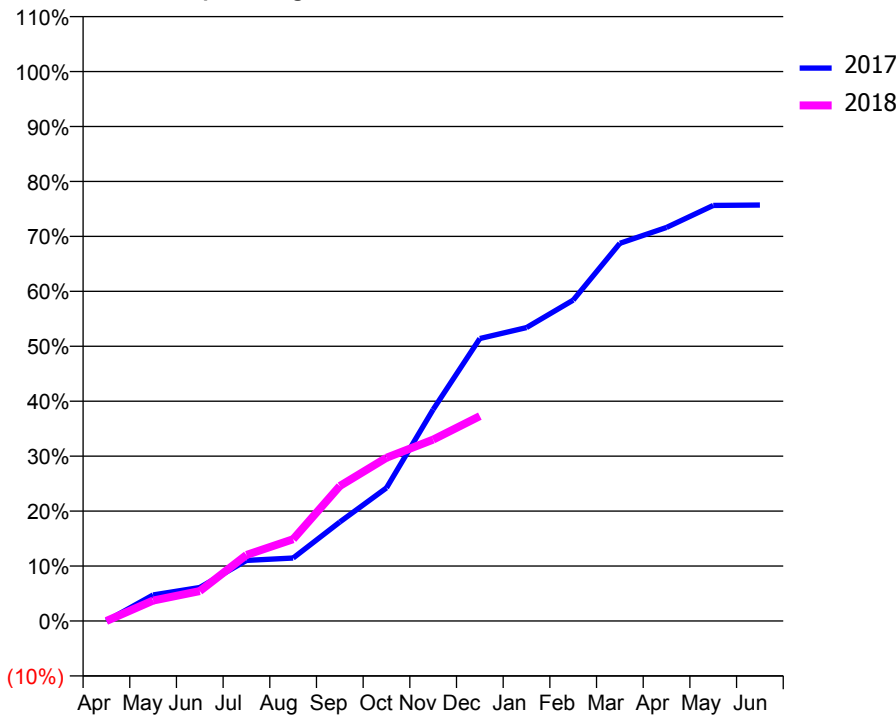
### ACCESS\*

Patients seen in 24 months	Total	Change since previous quarter
Quarter ending December 2016	1,160	
Quarter ending March 2017	1,138	↓
Quarter ending June 2017	1,148	→
Quarter ending September 2017	1,118	↓
Quarter ending December 2017	1,090	↓
<b>Variance since December 2016</b>	<b>(6.0%)</b>	<b>↓</b>



### ACTIVITY

Cumulative percentage of contracted UDA delivered 2017 & 2018



Month	Adjusted Scheduled Activity (UDA)	
	2017	2018
April	0	0
May	190	149
June	244	218
July	441	481
August	459	595
September	721	982
October	969	1,188
November	1,540	1,321
December	2,056	1,491
January	2,136	
February	2,336	
March	2,750	
April	2,865	
May	3,025	
June	3,028	

### QUALITY

	Quantity	Base Number	Contract	AT	Region	England
% of FP17s for the same patient ID Re-attending within 3 months - Children	0	0	N/A	10.5%	11.8%	12.0%
% of FP17s for the same patient ID Re-attending within 3 months - Adults	43	564	7.6%	14.2%	15.3%	15.9%
% of FP17s for the same patient ID Re-attending between 3 & 9 months - Children	0	0	N/A	61.8%	59.1%	58.0%
% of FP17s for the same patient ID Re-attending between 3 & 9 months - Adults	48	564	8.5%	55.4%	51.5%	50.5%
% of FP17s for Band 1 Urgent Courses	136	471	28.9%	7.2%	8.0%	9.0%
% of FP17s Relating to Free Repair or Replacements	0	471	0.0%	0.8%	0.8%	0.8%
% of FP17s Relating to Continuations	0	471	0.0%	1.3%	1.1%	1.1%
% of Patients satisfied with the dentistry they have received	0	0	N/A	91.8%	91.6%	91.5%
% of Patients satisfied with the time they had to wait for an appointment	0	0	N/A	87.3%	88.3%	87.9%

\* This is based on patients treated on this contract for their most recent course of treatment. Figures in italics indicate the base number of FP17s or Patient Questionnaire responses are less than 100. N/A is shown where the base number of responses is less than 10 during the period. % is calculated as Quantity/Base number\*100

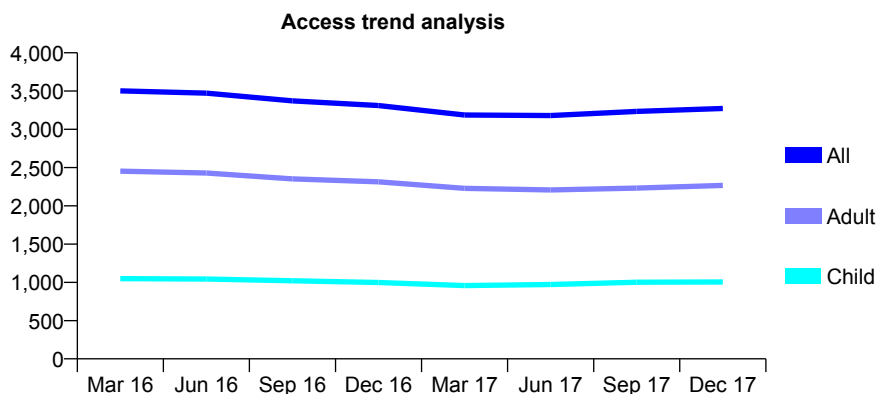
## Q55 - Vital Signs At a Glance Contract Report for 113883/0001 - December 2017

Name or company name	Aesthetix Limited
Contract type name	GDS Contract
Purpose of contract	General
Contract start date	01/12/2012
Contract end date	

17/18 Contracted general activity (UDA)	9,555
Carry forward general activity (UDA)	0
17/18 Contracted orthodontic activity (UOA)	0
Carry forward orthodontic activity (UOA)	0
Baseline contract value	£289,272.54

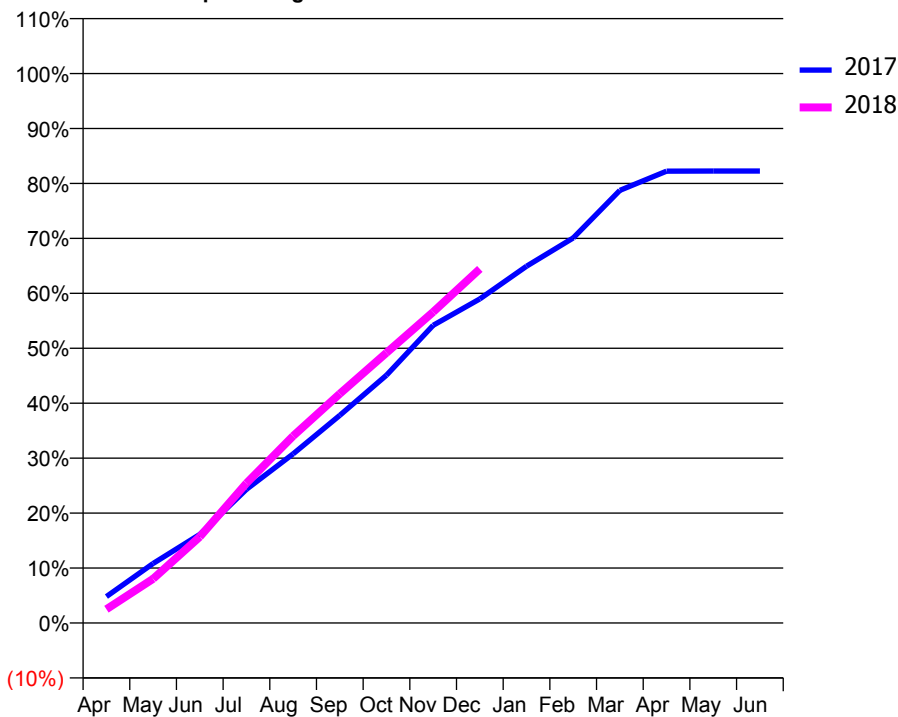
### ACCESS\*

Patients seen in 24 months	Total	Change since previous quarter
Quarter ending December 2016	3,311	
Quarter ending March 2017	3,187	↓
Quarter ending June 2017	3,180	→
Quarter ending September 2017	3,234	→
Quarter ending December 2017	3,272	→
<b>Variance since December 2016</b>	<b>(1.2%)</b>	<b>↓</b>



### ACTIVITY

Cumulative percentage of contracted UDA delivered 2017 & 2018



Month	2017	2018
April	460	240
May	1,034	769
June	1,541	1,499
July	2,324	2,432
August	2,941	3,251
September	3,611	3,986
October	4,309	4,698
November	5,176	5,409
December	5,636	6,158
January	6,203	
February	6,696	
March	7,523	
April	7,858	
May	7,860	
June	7,860	

### QUALITY

	Quantity	Base Number	Contract	AT	Region	England
% of FP17s for the same patient ID Re-attending within 3 months - Children	82	1,223	6.7%	10.5%	11.8%	12.0%
% of FP17s for the same patient ID Re-attending within 3 months - Adults	281	2,367	11.9%	14.2%	15.3%	15.9%
% of FP17s for the same patient ID Re-attending between 3 & 9 months - Children	763	1,223	62.4%	61.8%	59.1%	58.0%
% of FP17s for the same patient ID Re-attending between 3 & 9 months - Adults	1,205	2,367	50.9%	55.4%	51.5%	50.5%
% of FP17s for Band 1 Urgent Courses	107	3,139	3.4%	7.2%	8.0%	9.0%
% of FP17s Relating to Free Repair or Replacements	19	3,139	0.6%	0.8%	0.8%	0.8%
% of FP17s Relating to Continuations	80	3,139	2.5%	1.3%	1.1%	1.1%
% of Patients satisfied with the dentistry they have received	0	0	N/A	91.8%	91.6%	91.5%
% of Patients satisfied with the time they had to wait for an appointment	0	0	N/A	87.3%	88.3%	87.9%

\* This is based on patients treated on this contract for their most recent course of treatment. Figures in italics indicate the base number of FP17s or Patient Questionnaire responses are less than 100. N/A is shown where the base number of responses is less than 10 during the period. % is calculated as Quantity/Base number\*100

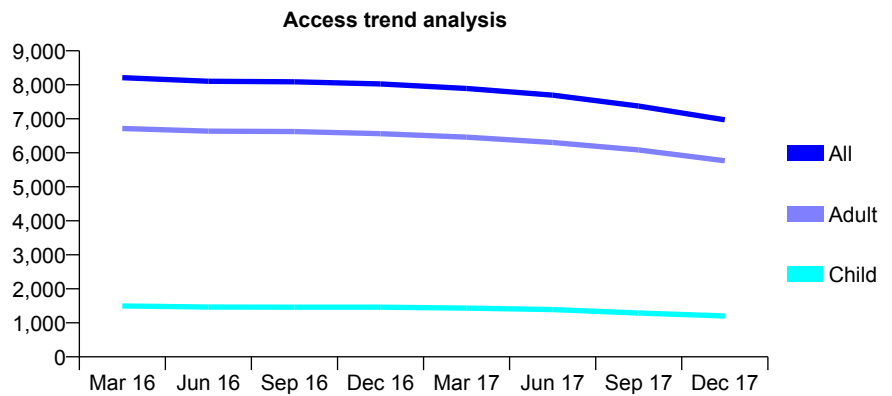
## Q55 - Vital Signs At a Glance Contract Report for 115649/0001 - December 2017

Name or company name	Whitecross Dental Care Ltd
Contract type name	GDS Contract
Purpose of contract	General
Contract start date	01/05/2011
Contract end date	

17/18 Contracted general activity (UDA)	27,225
Carry forward general activity (UDA)	545
17/18 Contracted orthodontic activity (UOA)	0
Carry forward orthodontic activity (UOA)	0
Baseline contract value	£727,279.13

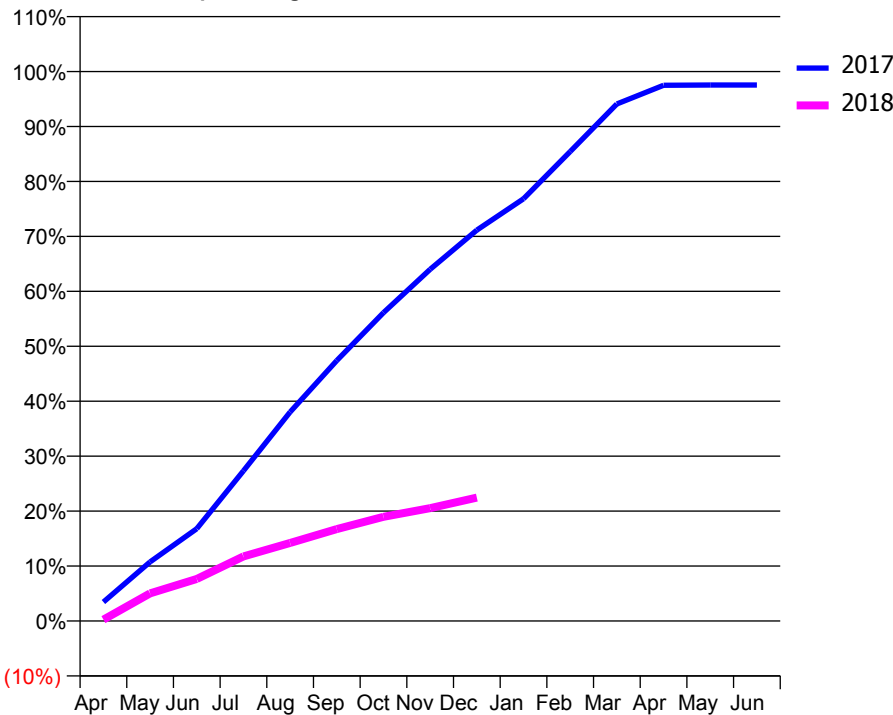
### ACCESS\*

Patients seen in 24 months	Total	Change since previous quarter
Quarter ending December 2016	8,025	
Quarter ending March 2017	7,893	↓
Quarter ending June 2017	7,695	↓
Quarter ending September 2017	7,373	↓
Quarter ending December 2017	6,970	↓
<b>Variance since December 2016</b>	<b>(13.1%)</b>	<b>↓</b>



### ACTIVITY

Cumulative percentage of contracted UDA delivered 2017 & 2018



Month	Adjusted Scheduled Activity (UDA)	
	2017	2018
April	766	68
May	2,393	1,369
June	3,737	2,083
July	6,076	3,201
August	8,452	3,866
September	10,537	4,558
October	12,472	5,163
November	14,227	5,590
December	15,812	6,114
January	17,080	
February	18,987	
March	20,915	
April	21,669	
May	21,680	
June	21,680	

### QUALITY

	Quantity	Base Number	Contract	AT	Region	England
% of FP17s for the same patient ID Re-attending within 3 months - Children	46	667	6.9%	10.5%	11.8%	12.0%
% of FP17s for the same patient ID Re-attending within 3 months - Adults	357	2,957	12.1%	14.2%	15.3%	15.9%
% of FP17s for the same patient ID Re-attending between 3 & 9 months - Children	388	667	58.2%	61.8%	59.1%	58.0%
% of FP17s for the same patient ID Re-attending between 3 & 9 months - Adults	1,594	2,957	53.9%	55.4%	51.5%	50.5%
% of FP17s for Band 1 Urgent Courses	264	3,291	8.0%	7.2%	8.0%	9.0%
% of FP17s Relating to Free Repair or Replacements	10	3,291	0.3%	0.8%	0.8%	0.8%
% of FP17s Relating to Continuations	88	3,291	2.7%	1.3%	1.1%	1.1%
% of Patients satisfied with the dentistry they have received	6	6	N/A	91.8%	91.6%	91.5%
% of Patients satisfied with the time they had to wait for an appointment	3	6	N/A	87.3%	88.3%	87.9%

\* This is based on patients treated on this contract for their most recent course of treatment. Figures in italics indicate the base number of FP17s or Patient Questionnaire responses are less than 100. N/A is shown where the base number of responses is less than 10 during the period. % is calculated as Quantity/Base number\*100



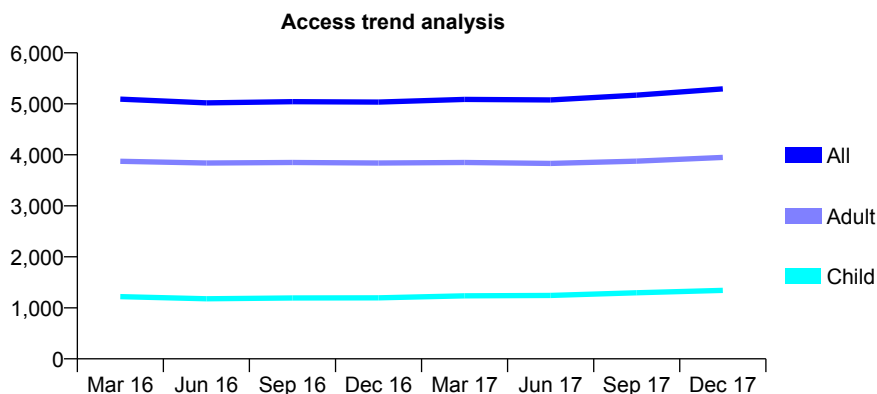
## Q55 - Vital Signs At a Glance Contract Report for 115711/0001 - December 2017

Name or company name	Ishak Practices Limited
Contract type name	GDS Contract
Purpose of contract	General
Contract start date	01/04/2011
Contract end date	

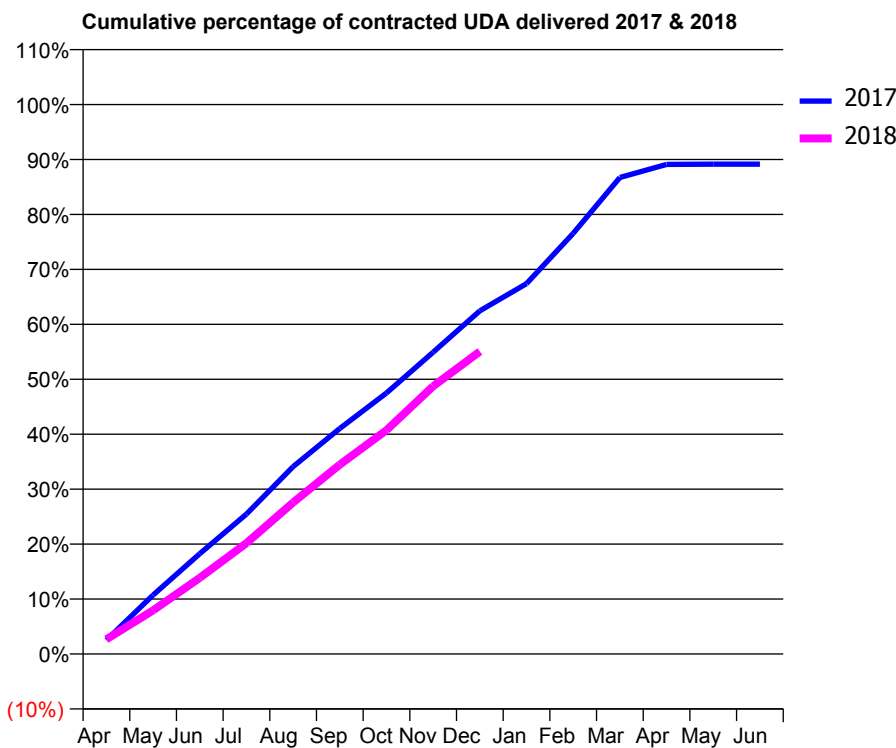
17/18 Contracted general activity (UDA)	16,922
Carry forward general activity (UDA)	0
17/18 Contracted orthodontic activity (UOA)	0
Carry forward orthodontic activity (UOA)	0
Baseline contract value	£400,557.81

### ACCESS\*

Patients seen in 24 months	Total	Change since previous quarter
Quarter ending December 2016	5,035	
Quarter ending March 2017	5,085	→
Quarter ending June 2017	5,075	→
Quarter ending September 2017	5,170	→
Quarter ending December 2017	5,292	↑
<b>Variance since December 2016</b>	<b>5.1%</b>	<b>↑</b>



### ACTIVITY



Month	Adjusted Scheduled Activity (UDA)	
	2017	2018
April	430	455
May	1,816	1,345
June	3,091	2,345
July	4,310	3,414
August	5,771	4,667
September	6,947	5,834
October	8,040	6,892
November	9,297	8,249
December	10,569	9,316
January	11,404	
February	12,953	
March	14,676	
April	15,075	
May	15,087	
June	15,087	

### QUALITY

	Quantity	Base Number	Contract	AT	Region	England
% of FP17s for the same patient ID Re-attending within 3 months - Children	65	1,491	4.4%	10.5%	11.8%	12.0%
% of FP17s for the same patient ID Re-attending within 3 months - Adults	232	3,817	6.1%	14.2%	15.3%	15.9%
% of FP17s for the same patient ID Re-attending between 3 & 9 months - Children	960	1,491	64.4%	61.8%	59.1%	58.0%
% of FP17s for the same patient ID Re-attending between 3 & 9 months - Adults	2,347	3,817	61.5%	55.4%	51.5%	50.5%
% of FP17s for Band 1 Urgent Courses	0	5,112	0.0%	7.2%	8.0%	9.0%
% of FP17s Relating to Free Repair or Replacements	9	5,112	0.2%	0.8%	0.8%	0.8%
% of FP17s Relating to Continuations	68	5,112	1.3%	1.3%	1.1%	1.1%
% of Patients satisfied with the dentistry they have received	4	5	N/A	91.8%	91.6%	91.5%
% of Patients satisfied with the time they had to wait for an appointment	4	5	N/A	87.3%	88.3%	87.9%

\* This is based on patients treated on this contract for their most recent course of treatment. Figures in italics indicate the base number of FP17s or Patient Questionnaire responses are less than 100. N/A is shown where the base number of responses is less than 10 during the period. % is calculated as Quantity/Base number\*100

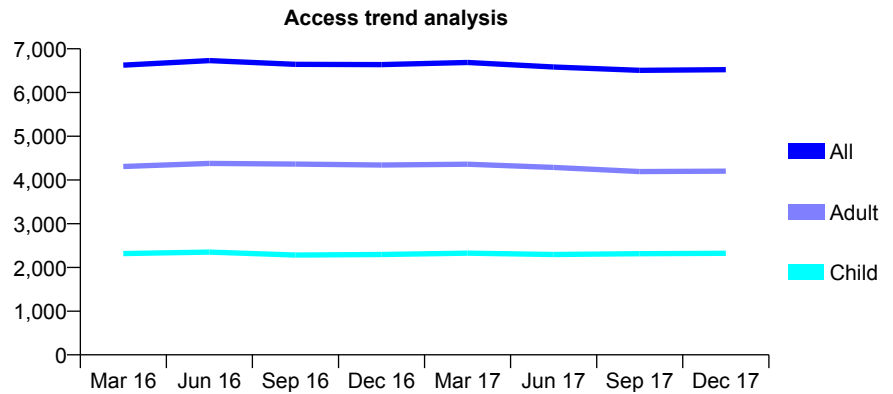
## Q55 - Vital Signs At a Glance Contract Report for 116114/0001 - December 2017

Name or company name	Rise Park Dental Practice Limited
Contract type name	GDS Contract
Purpose of contract	General
Contract start date	01/04/2010
Contract end date	

17/18 Contracted general activity (UDA)	16,916
Carry forward general activity (UDA)	174
17/18 Contracted orthodontic activity (UOA)	0
Carry forward orthodontic activity (UOA)	0
Baseline contract value	£387,896.26

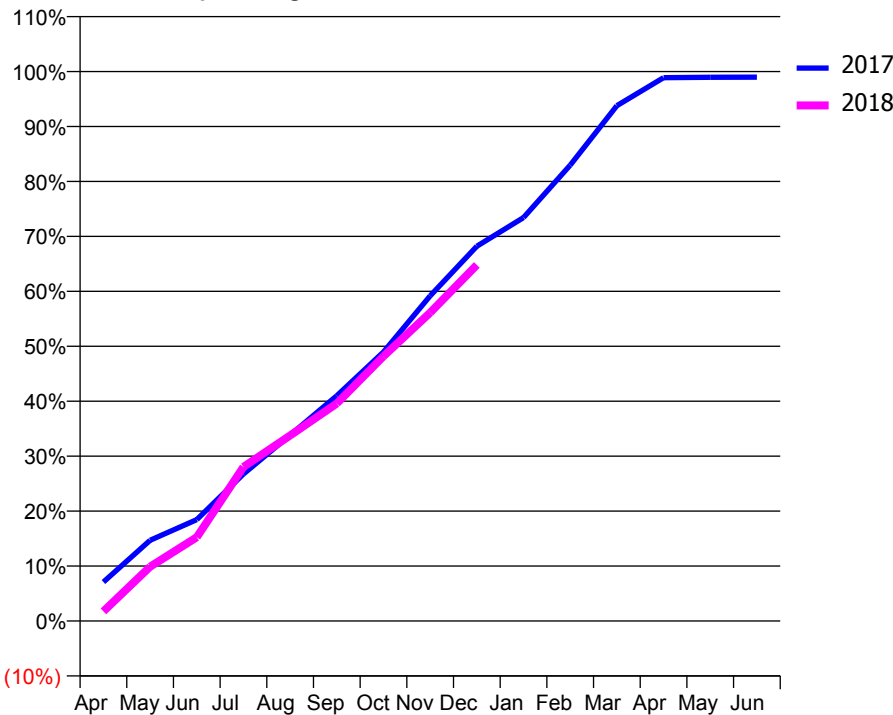
### ACCESS\*

Patients seen in 24 months	Total	Change since previous quarter
Quarter ending December 2016	6,638	
Quarter ending March 2017	6,687	→
Quarter ending June 2017	6,583	↓
Quarter ending September 2017	6,506	↓
Quarter ending December 2017	6,524	→
<b>Variance since December 2016</b>	<b>(1.7%)</b>	<b>↓</b>



### ACTIVITY

Cumulative percentage of contracted UDA delivered 2017 & 2018



Month	Adjusted Scheduled Activity (UDA)	
	2017	2018
April	1,201	298
May	2,486	1,672
June	3,121	2,579
July	4,527	4,744
August	5,725	5,711
September	6,936	6,696
October	8,283	8,149
November	10,010	9,494
December	11,539	10,962
January	12,421	
February	14,034	
March	15,863	
April	16,726	
May	16,739	
June	16,742	

### QUALITY

	Quantity	Base Number	Contract	AT	Region	England
% of FP17s for the same patient ID Re-attending within 3 months - Children	144	2,325	6.2%	10.5%	11.8%	12.0%
% of FP17s for the same patient ID Re-attending within 3 months - Adults	389	3,763	10.3%	14.2%	15.3%	15.9%
% of FP17s for the same patient ID Re-attending between 3 & 9 months - Children	1,353	2,325	58.2%	61.8%	59.1%	58.0%
% of FP17s for the same patient ID Re-attending between 3 & 9 months - Adults	1,884	3,763	50.1%	55.4%	51.5%	50.5%
% of FP17s for Band 1 Urgent Courses	337	5,721	5.9%	7.2%	8.0%	9.0%
% of FP17s Relating to Free Repair or Replacements	19	5,721	0.3%	0.8%	0.8%	0.8%
% of FP17s Relating to Continuations	54	5,721	0.9%	1.3%	1.1%	1.1%
% of Patients satisfied with the dentistry they have received	4	4	N/A	91.8%	91.6%	91.5%
% of Patients satisfied with the time they had to wait for an appointment	4	4	N/A	87.3%	88.3%	87.9%

\* This is based on patients treated on this contract for their most recent course of treatment. Figures in italics indicate the base number of FP17s or Patient Questionnaire responses are less than 100. N/A is shown where the base number of responses is less than 10 during the period. % is calculated as Quantity/Base number\*100

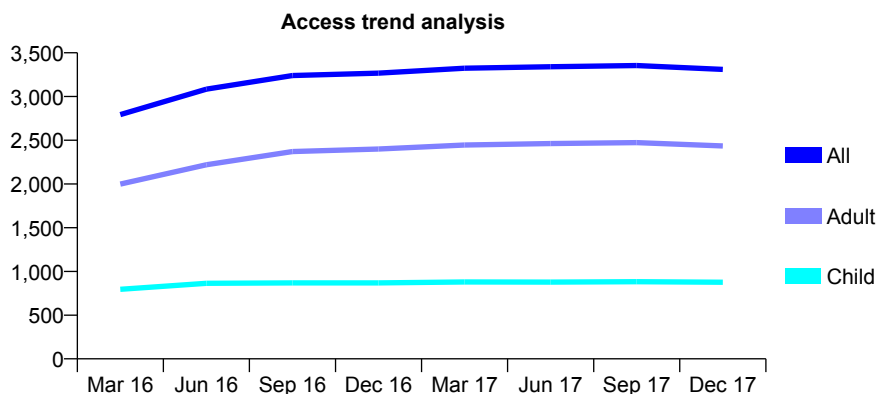
## Q55 - Vital Signs At a Glance Contract Report for 116386/0001 - December 2017

Name or company name	Apex Dental Care Dronfield Partnership
Contract type name	GDS Contract
Purpose of contract	General and Orthodontic
Contract start date	01/05/2015
Contract end date	

17/18 Contracted general activity (UDA)	10,201
Carry forward general activity (UDA)	0
17/18 Contracted orthodontic activity (UOA)	105
Carry forward orthodontic activity (UOA)	0
Baseline contract value	£265,025.90

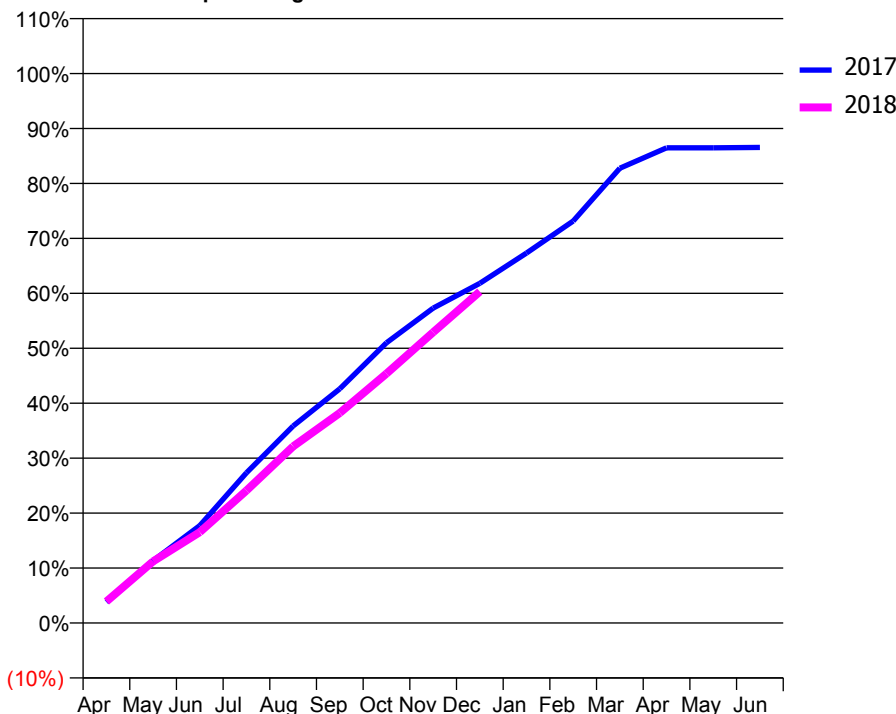
### ACCESS\*

Patients seen in 24 months	Total	Change since previous quarter
Quarter ending December 2016	3,268	
Quarter ending March 2017	3,324	→
Quarter ending June 2017	3,340	→
Quarter ending September 2017	3,355	→
Quarter ending December 2017	3,310	↓
<b>Variance since December 2016</b>	<b>1.3%</b>	<b>→</b>



### ACTIVITY

Cumulative percentage of contracted UDA delivered 2017 & 2018



Month	Adjusted Scheduled Activity (UDA)	
	2017	2018
April	386	400
May	1,158	1,145
June	1,807	1,686
July	2,788	2,459
August	3,658	3,280
September	4,349	3,901
October	5,202	4,631
November	5,845	5,398
December	6,307	6,152
January	6,869	
February	7,463	
March	8,443	
April	8,821	
May	8,821	
June	8,829	

### QUALITY

	Quantity	Base Number	Contract	AT	Region	England
% of FP17s for the same patient ID Re-attending within 3 months - Children	53	1,164	4.6%	10.5%	11.8%	12.0%
% of FP17s for the same patient ID Re-attending within 3 months - Adults	385	2,934	13.1%	14.2%	15.3%	15.9%
% of FP17s for the same patient ID Re-attending between 3 & 9 months - Children	924	1,164	79.4%	61.8%	59.1%	58.0%
% of FP17s for the same patient ID Re-attending between 3 & 9 months - Adults	1,994	2,934	68.0%	55.4%	51.5%	50.5%
% of FP17s for Band 1 Urgent Courses	249	3,843	6.5%	7.2%	8.0%	9.0%
% of FP17s Relating to Free Repair or Replacements	20	3,843	0.5%	0.8%	0.8%	0.8%
% of FP17s Relating to Continuations	27	3,843	0.7%	1.3%	1.1%	1.1%
% of Patients satisfied with the dentistry they have received	7	8	N/A	91.8%	91.6%	91.5%
% of Patients satisfied with the time they had to wait for an appointment	8	8	N/A	87.3%	88.3%	87.9%

\* This is based on patients treated on this contract for their most recent course of treatment. Figures in italics indicate the base number of FP17s or Patient Questionnaire responses are less than 100. N/A is shown where the base number of responses is less than 10 during the period. % is calculated as Quantity/Base number\*100

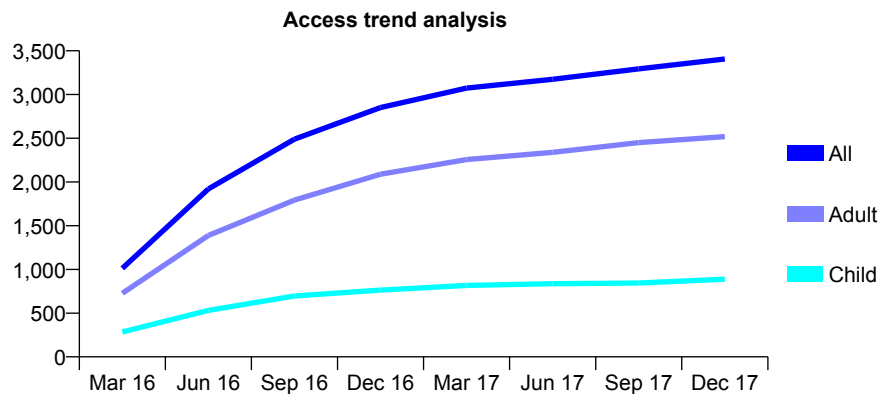
## Q55 - Vital Signs At a Glance Contract Report for 117153/0001 - December 2017

Name or company name	Woodthorpe Dental Care
Contract type name	GDS Contract
Purpose of contract	General
Contract start date	24/12/2015
Contract end date	

17/18 Contracted general activity (UDA)	8,991
Carry forward general activity (UDA)	71
17/18 Contracted orthodontic activity (UOA)	0
Carry forward orthodontic activity (UOA)	0
Baseline contract value	£215,033.87

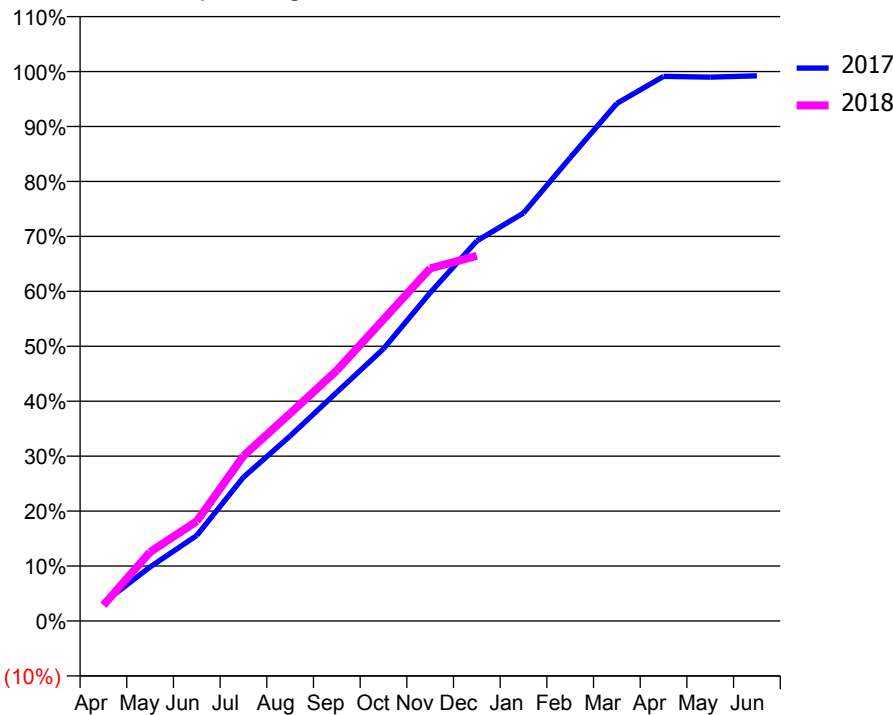
### ACCESS\*

Patients seen in 24 months	Total	Change since previous quarter
Quarter ending December 2016	2,851	
Quarter ending March 2017	3,073	↑
Quarter ending June 2017	3,175	↑
Quarter ending September 2017	3,294	↑
Quarter ending December 2017	3,406	↑
<b>Variance since December 2016</b>	<b>19.5%</b>	<b>↑</b>



### ACTIVITY

Cumulative percentage of contracted UDA delivered 2017 & 2018



Month	Adjusted Scheduled Activity (UDA)	
	2017	2018
April	297	259
May	886	1,129
June	1,401	1,634
July	2,353	2,702
August	3,027	3,397
September	3,743	4,101
October	4,454	4,935
November	5,371	5,770
December	6,220	5,974
January	6,676	
February	7,580	
March	8,468	
April	8,913	
May	8,898	
June	8,920	

### QUALITY

	Quantity	Base Number	Contract	AT	Region	England
% of FP17s for the same patient ID Re-attending within 3 months - Children	67	991	6.8%	10.5%	11.8%	12.0%
% of FP17s for the same patient ID Re-attending within 3 months - Adults	338	2,700	12.5%	14.2%	15.3%	15.9%
% of FP17s for the same patient ID Re-attending between 3 & 9 months - Children	589	991	59.4%	61.8%	59.1%	58.0%
% of FP17s for the same patient ID Re-attending between 3 & 9 months - Adults	1,722	2,700	63.8%	55.4%	51.5%	50.5%
% of FP17s for Band 1 Urgent Courses	244	3,466	7.0%	7.2%	8.0%	9.0%
% of FP17s Relating to Free Repair or Replacements	16	3,466	0.5%	0.8%	0.8%	0.8%
% of FP17s Relating to Continuations	6	3,466	0.2%	1.3%	1.1%	1.1%
% of Patients satisfied with the dentistry they have received	8	10	80.0%	91.8%	91.6%	91.5%
% of Patients satisfied with the time they had to wait for an appointment	8	10	80.0%	87.3%	88.3%	87.9%

\* This is based on patients treated on this contract for their most recent course of treatment. Figures in italics indicate the base number of FP17s or Patient Questionnaire responses are less than 100. N/A is shown where the base number of responses is less than 10 during the period. % is calculated as Quantity/Base number\*100

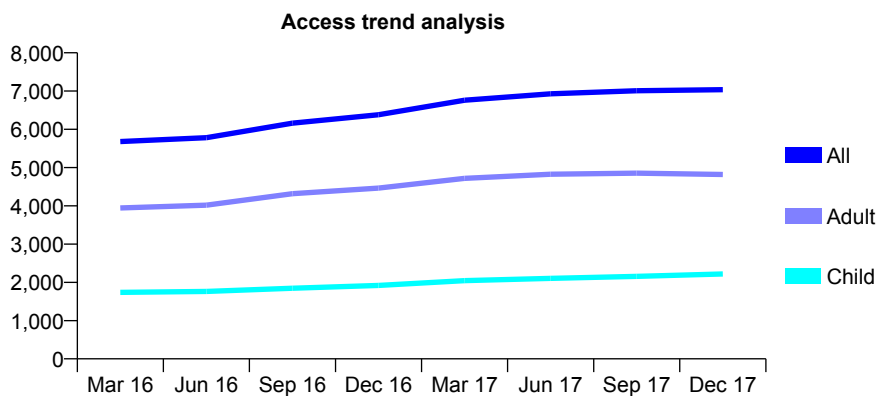
## Q55 - Vital Signs At a Glance Contract Report for 117897/0001 - December 2017

Name or company name	Dove Dental Care Ltd
Contract type name	GDS Contract
Purpose of contract	General
Contract start date	01/10/2009
Contract end date	

17/18 Contracted general activity (UDA)	22,030
Carry forward general activity (UDA)	0
17/18 Contracted orthodontic activity (UOA)	0
Carry forward orthodontic activity (UOA)	0
Baseline contract value	£553,544.37

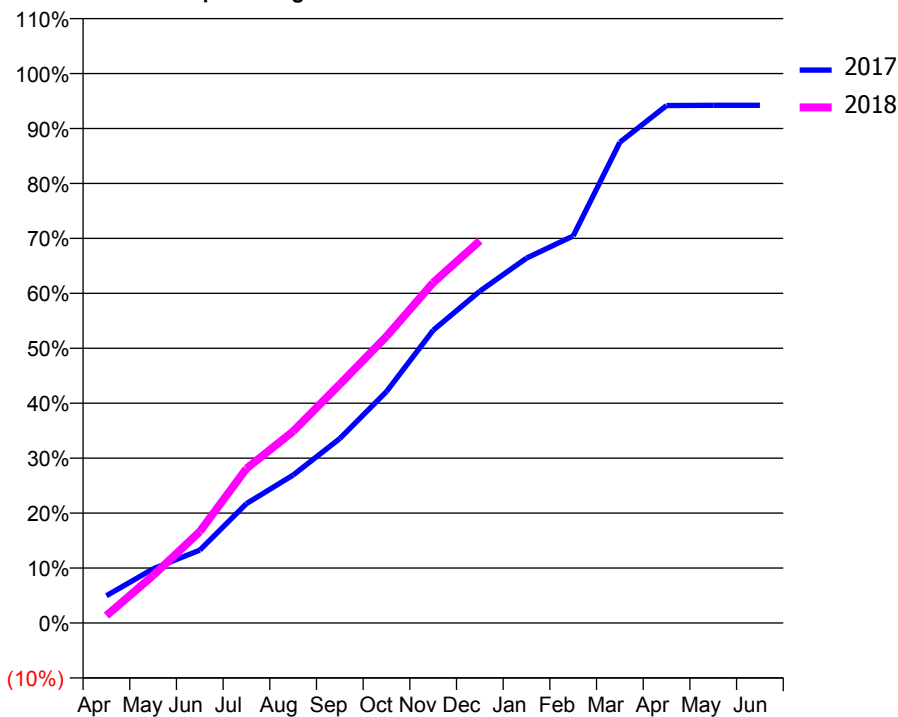
### ACCESS\*

Patients seen in 24 months	Total	Change since previous quarter
Quarter ending December 2016	6,382	
Quarter ending March 2017	6,760	↑
Quarter ending June 2017	6,928	↑
Quarter ending September 2017	7,010	→
Quarter ending December 2017	7,037	→
<b>Variance since December 2016</b>	<b>10.3%</b>	<b>↑</b>



### ACTIVITY

Cumulative percentage of contracted UDA delivered 2017 & 2018



Month	Adjusted Scheduled Activity (UDA)	
	2017	2018
April	1,390	294
May	2,766	1,906
June	3,714	3,665
July	6,089	6,191
August	7,544	7,687
September	9,409	9,573
October	11,802	11,491
November	14,934	13,644
December	16,927	15,325
January	18,612	
February	19,744	
March	24,522	
April	26,398	
May	26,409	
June	26,407	

### QUALITY

	Quantity	Base Number	Contract	AT	Region	England
% of FP17s for the same patient ID Re-attending within 3 months - Children	366	2,789	13.1%	10.5%	11.8%	12.0%
% of FP17s for the same patient ID Re-attending within 3 months - Adults	1,062	5,382	19.7%	14.2%	15.3%	15.9%
% of FP17s for the same patient ID Re-attending between 3 & 9 months - Children	1,651	2,789	59.2%	61.8%	59.1%	58.0%
% of FP17s for the same patient ID Re-attending between 3 & 9 months - Adults	3,170	5,382	58.9%	55.4%	51.5%	50.5%
% of FP17s for Band 1 Urgent Courses	594	7,515	7.9%	7.2%	8.0%	9.0%
% of FP17s Relating to Free Repair or Replacements	51	7,515	0.7%	0.8%	0.8%	0.8%
% of FP17s Relating to Continuations	18	7,515	0.2%	1.3%	1.1%	1.1%
% of Patients satisfied with the dentistry they have received	13	15	86.7%	91.8%	91.6%	91.5%
% of Patients satisfied with the time they had to wait for an appointment	14	15	93.3%	87.3%	88.3%	87.9%

\* This is based on patients treated on this contract for their most recent course of treatment. Figures in italics indicate the base number of FP17s or Patient Questionnaire responses are less than 100. N/A is shown where the base number of responses is less than 10 during the period. % is calculated as Quantity/Base number\*100

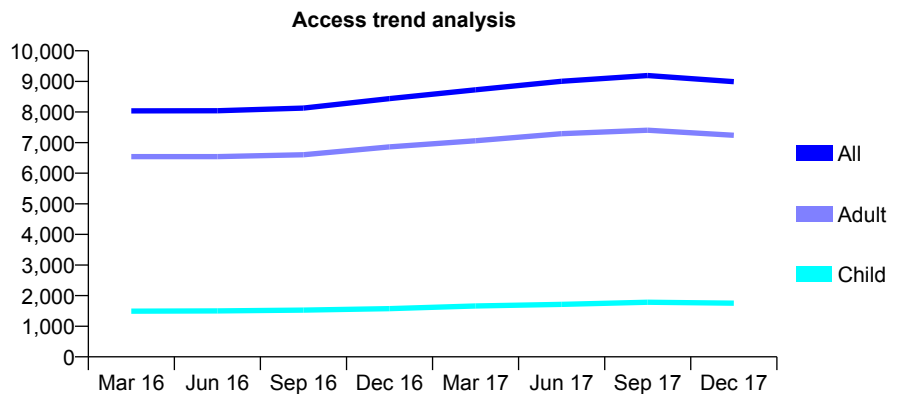
## Q55 - Vital Signs At a Glance Contract Report for 118885/0001 - December 2017

Name or company name	Sherwood Dental Centre
Contract type name	GDS Contract
Purpose of contract	General
Contract start date	01/04/2006
Contract end date	

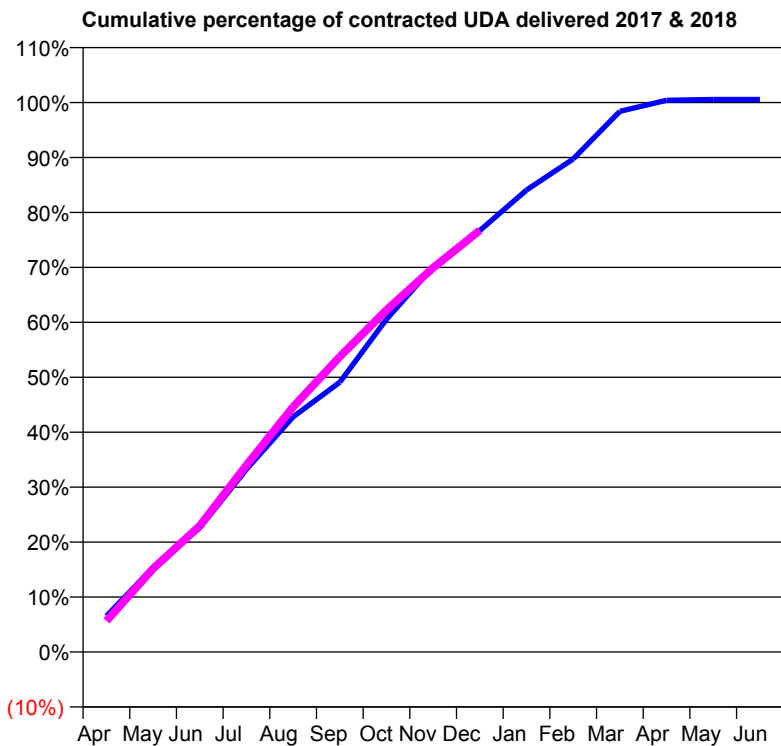
17/18 Contracted general activity (UDA)	28,155
Carry forward general activity (UDA)	-154
17/18 Contracted orthodontic activity (UOA)	0
Carry forward orthodontic activity (UOA)	0
Baseline contract value	£526,537.60

### ACCESS\*

Patients seen in 24 months	Total	Change since previous quarter
Quarter ending December 2016	8,437	
Quarter ending March 2017	8,724	↑
Quarter ending June 2017	9,004	↑
Quarter ending September 2017	9,193	↑
Quarter ending December 2017	8,992	↓
<b>Variance since December 2016</b>	<b>6.6%</b>	<b>↑</b>



### ACTIVITY



Month	Adjusted Scheduled Activity (UDA)	
	2017	2018
April	1,840	1,597
May	4,335	4,276
June	6,363	6,466
July	9,363	9,574
August	12,051	12,561
September	13,824	15,134
October	17,050	17,524
November	19,742	19,686
December	21,592	21,606
January	23,671	
February	25,265	
March	27,705	
April	28,269	
May	28,308	
June	28,309	

### QUALITY

	Quantity	Base Number	Contract	AT	Region	England
% of FP17s for the same patient ID Re-attending within 3 months - Children	99	2,111	4.7%	10.5%	11.8%	12.0%
% of FP17s for the same patient ID Re-attending within 3 months - Adults	509	6,919	7.4%	14.2%	15.3%	15.9%
% of FP17s for the same patient ID Re-attending between 3 & 9 months - Children	1,440	2,111	68.2%	61.8%	59.1%	58.0%
% of FP17s for the same patient ID Re-attending between 3 & 9 months - Adults	3,915	6,919	56.6%	55.4%	51.5%	50.5%
% of FP17s for Band 1 Urgent Courses	363	8,609	4.2%	7.2%	8.0%	9.0%
% of FP17s Relating to Free Repair or Replacements	41	8,609	0.5%	0.8%	0.8%	0.8%
% of FP17s Relating to Continuations	7	8,609	0.1%	1.3%	1.1%	1.1%
% of Patients satisfied with the dentistry they have received	9	11	81.8%	91.8%	91.6%	91.5%
% of Patients satisfied with the time they had to wait for an appointment	8	11	72.7%	87.3%	88.3%	87.9%

\* This is based on patients treated on this contract for their most recent course of treatment. Figures in italics indicate the base number of FP17s or Patient Questionnaire responses are less than 100. N/A is shown where the base number of responses is less than 10 during the period. % is calculated as Quantity/Base number\*100

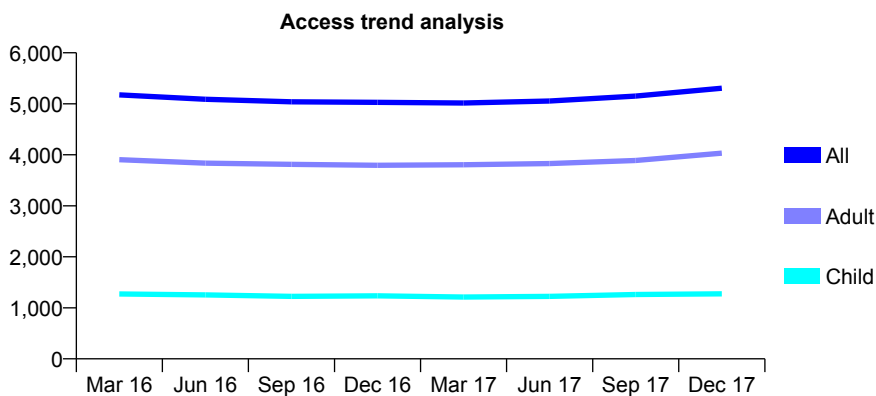
## Q55 - Vital Signs At a Glance Contract Report for 119091/0002 - December 2017

Name or company name	TLC 4 Smiles Ashbourne LLP
Contract type name	PDS Contract
Purpose of contract	General
Contract start date	15/02/2010
Contract end date	14/02/2020

17/18 Contracted general activity (UDA)	14,674
Carry forward general activity (UDA)	505
17/18 Contracted orthodontic activity (UOA)	0
Carry forward orthodontic activity (UOA)	0
Baseline contract value	£483,768.64

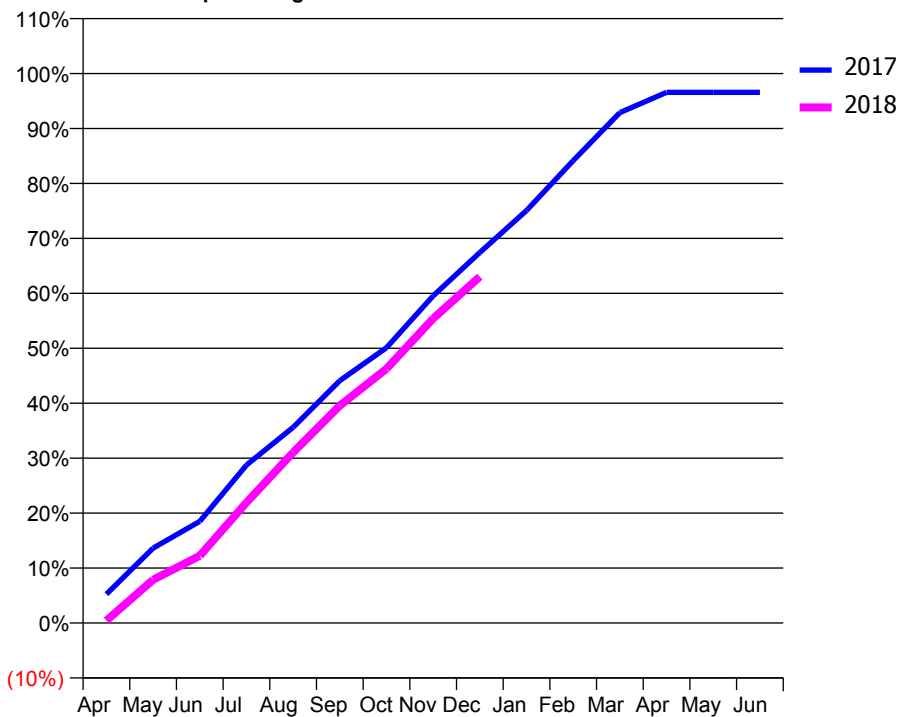
### ACCESS\*

Patients seen in 24 months	Total	Change since previous quarter
Quarter ending December 2016	5,028	
Quarter ending March 2017	5,016	→
Quarter ending June 2017	5,055	→
Quarter ending September 2017	5,151	→
Quarter ending December 2017	5,307	↑
<b>Variance since December 2016</b>	<b>5.5%</b>	<b>↑</b>



### ACTIVITY

Cumulative percentage of contracted UDA delivered 2017 & 2018



Month	Adjusted Scheduled Activity (UDA)	
	2017	2018
April	770	66
May	1,998	1,155
June	2,715	1,795
July	4,217	3,216
August	5,227	4,556
September	6,473	5,804
October	7,351	6,790
November	8,736	8,130
December	9,893	9,250
January	11,015	
February	12,348	
March	13,630	
April	14,169	
May	14,169	
June	14,169	

### QUALITY

	Quantity	Base Number	Contract	AT	Region	England
% of FP17s for the same patient ID Re-attending within 3 months - Children	56	1,409	4.0%	10.5%	11.8%	12.0%
% of FP17s for the same patient ID Re-attending within 3 months - Adults	397	4,136	9.6%	14.2%	15.3%	15.9%
% of FP17s for the same patient ID Re-attending between 3 & 9 months - Children	900	1,409	63.9%	61.8%	59.1%	58.0%
% of FP17s for the same patient ID Re-attending between 3 & 9 months - Adults	2,536	4,136	61.3%	55.4%	51.5%	50.5%
% of FP17s for Band 1 Urgent Courses	328	5,338	6.1%	7.2%	8.0%	9.0%
% of FP17s Relating to Free Repair or Replacements	18	5,338	0.3%	0.8%	0.8%	0.8%
% of FP17s Relating to Continuations	27	5,338	0.5%	1.3%	1.1%	1.1%
% of Patients satisfied with the dentistry they have received	21	21	100.0%	91.8%	91.6%	91.5%
% of Patients satisfied with the time they had to wait for an appointment	19	21	90.5%	87.3%	88.3%	87.9%

\* This is based on patients treated on this contract for their most recent course of treatment. Figures in italics indicate the base number of FP17s or Patient Questionnaire responses are less than 100. N/A is shown where the base number of responses is less than 10 during the period. % is calculated as Quantity/Base number\*100



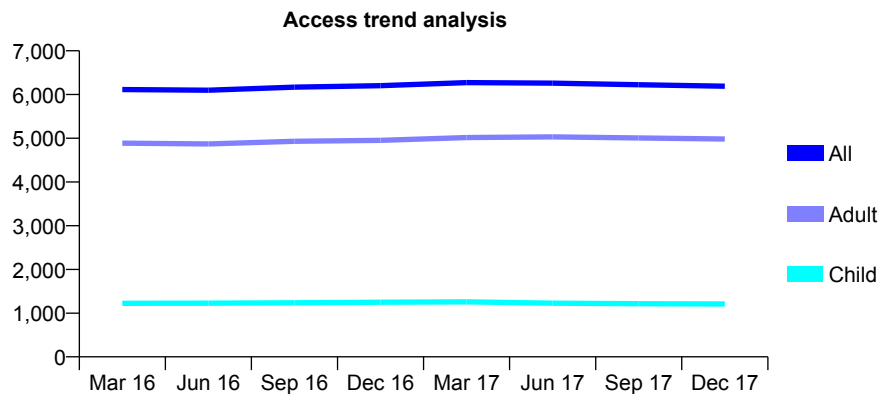
## Q55 - Vital Signs At a Glance Contract Report for 119105/0001 - December 2017

Name or company name	THE PEAR TREE DENTAL CENTRE LIMITED
Contract type name	GDS Contract
Purpose of contract	General
Contract start date	01/09/2010
Contract end date	

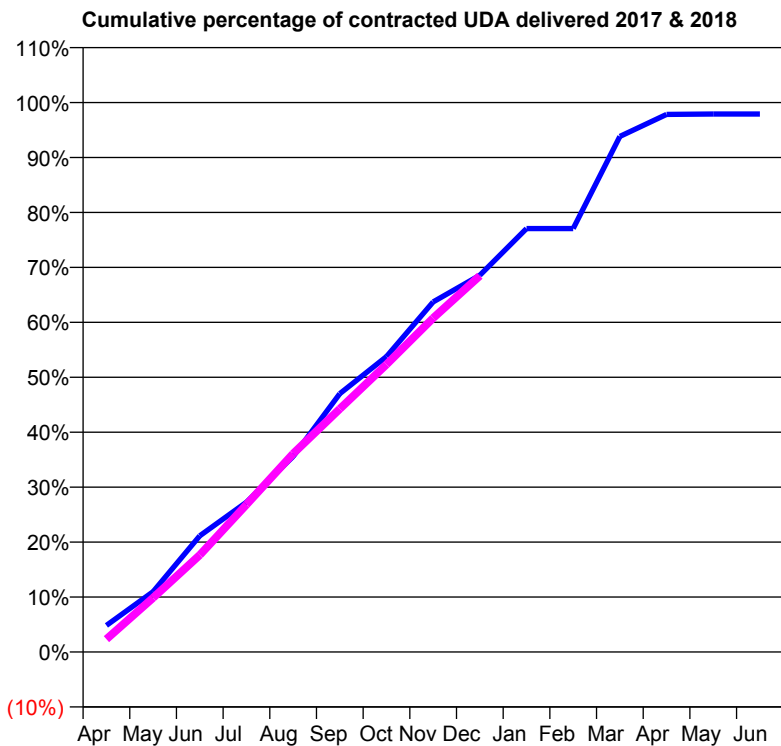
17/18 Contracted general activity (UDA)	16,518
Carry forward general activity (UDA)	0
17/18 Contracted orthodontic activity (UOA)	0
Carry forward orthodontic activity (UOA)	0
Baseline contract value	£406,733.24

### ACCESS\*

Patients seen in 24 months	Total	Change since previous quarter
Quarter ending December 2016	6,201	
Quarter ending March 2017	6,273	→
Quarter ending June 2017	6,259	→
Quarter ending September 2017	6,223	→
Quarter ending December 2017	6,191	→
<b>Variance since December 2016</b>	<b>(0.2%)</b>	→



### ACTIVITY



Month	Adjusted Scheduled Activity (UDA)	
	2017	2018
April	833	388
May	1,891	1,629
June	3,638	2,918
July	4,691	4,432
August	6,122	5,962
September	8,089	7,309
October	9,250	8,645
November	10,964	10,038
December	11,796	11,312
January	13,257	
February	13,257	
March	16,143	
April	16,833	
May	16,847	
June	16,847	

### QUALITY

	Quantity	Base Number	Contract	AT	Region	England
% of FP17s for the same patient ID Re-attending within 3 months - Children	64	1,435	4.5%	10.5%	11.8%	12.0%
% of FP17s for the same patient ID Re-attending within 3 months - Adults	617	6,077	10.2%	14.2%	15.3%	15.9%
% of FP17s for the same patient ID Re-attending between 3 & 9 months - Children	1,003	1,435	69.9%	61.8%	59.1%	58.0%
% of FP17s for the same patient ID Re-attending between 3 & 9 months - Adults	4,252	6,077	70.0%	55.4%	51.5%	50.5%
% of FP17s for Band 1 Urgent Courses	148	7,114	2.1%	7.2%	8.0%	9.0%
% of FP17s Relating to Free Repair or Replacements	33	7,114	0.5%	0.8%	0.8%	0.8%
% of FP17s Relating to Continuations	133	7,114	1.9%	1.3%	1.1%	1.1%
% of Patients satisfied with the dentistry they have received	6	7	N/A	91.8%	91.6%	91.5%
% of Patients satisfied with the time they had to wait for an appointment	6	7	N/A	87.3%	88.3%	87.9%

\* This is based on patients treated on this contract for their most recent course of treatment. Figures in italics indicate the base number of FP17s or Patient Questionnaire responses are less than 100. N/A is shown where the base number of responses is less than 10 during the period. % is calculated as Quantity/Base number\*100

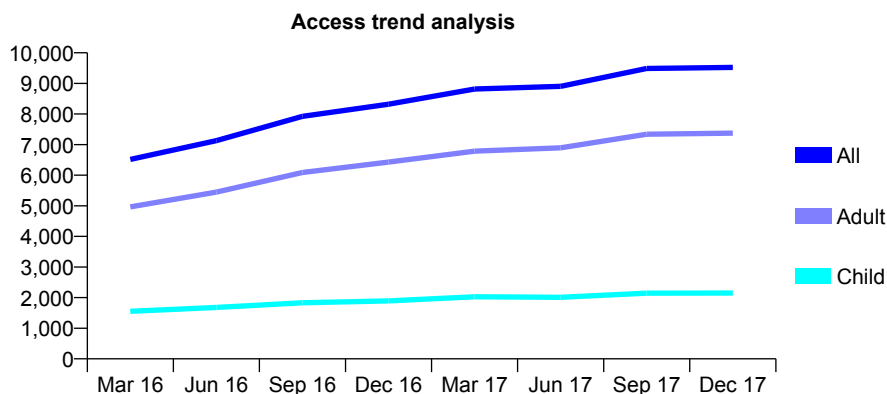
## Q55 - Vital Signs At a Glance Contract Report for 120898/0001 - December 2017

Name or company name	Nationwide Healthcare Providers Ltd
Contract type name	GDS Contract
Purpose of contract	General
Contract start date	01/04/2015
Contract end date	

17/18 Contracted general activity (UDA)	27,708
Carry forward general activity (UDA)	0
17/18 Contracted orthodontic activity (UOA)	0
Carry forward orthodontic activity (UOA)	0
Baseline contract value	£550,607.45

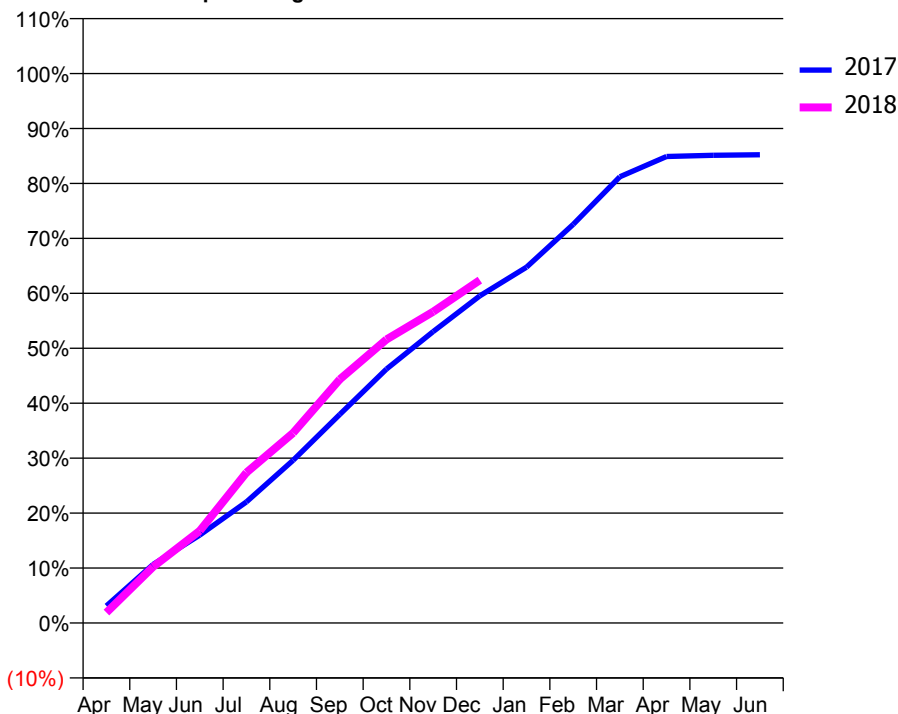
### ACCESS\*

Patients seen in 24 months	Total	Change since previous quarter
Quarter ending December 2016	8,322	
Quarter ending March 2017	8,815	↑
Quarter ending June 2017	8,906	→
Quarter ending September 2017	9,488	↑
Quarter ending December 2017	9,525	→
<b>Variance since December 2016</b>	<b>14.5%</b>	<b>↑</b>



### ACTIVITY

Cumulative percentage of contracted UDA delivered 2017 & 2018



Month	Adjusted Scheduled Activity (UDA)	
	2017	2018
April	942	527
May	3,210	2,831
June	4,820	4,647
July	6,632	7,586
August	8,913	9,584
September	11,424	12,287
October	13,910	14,296
November	15,963	15,695
December	17,920	17,289
January	19,489	
February	21,832	
March	24,440	
April	25,548	
May	25,619	
June	25,647	

### QUALITY

	Quantity	Base Number	Contract	AT	Region	England
% of FP17s for the same patient ID Re-attending within 3 months - Children	202	2,164	9.3%	10.5%	11.8%	12.0%
% of FP17s for the same patient ID Re-attending within 3 months - Adults	1,002	6,885	14.6%	14.2%	15.3%	15.9%
% of FP17s for the same patient ID Re-attending between 3 & 9 months - Children	1,154	2,164	53.3%	61.8%	59.1%	58.0%
% of FP17s for the same patient ID Re-attending between 3 & 9 months - Adults	3,326	6,885	48.3%	55.4%	51.5%	50.5%
% of FP17s for Band 1 Urgent Courses	970	8,380	11.6%	7.2%	8.0%	9.0%
% of FP17s Relating to Free Repair or Replacements	28	8,380	0.3%	0.8%	0.8%	0.8%
% of FP17s Relating to Continuations	139	8,380	1.7%	1.3%	1.1%	1.1%
% of Patients satisfied with the dentistry they have received	14	16	87.5%	91.8%	91.6%	91.5%
% of Patients satisfied with the time they had to wait for an appointment	14	16	87.5%	87.3%	88.3%	87.9%

\* This is based on patients treated on this contract for their most recent course of treatment. Figures in italics indicate the base number of FP17s or Patient Questionnaire responses are less than 100. N/A is shown where the base number of responses is less than 10 during the period. % is calculated as Quantity/Base number\*100

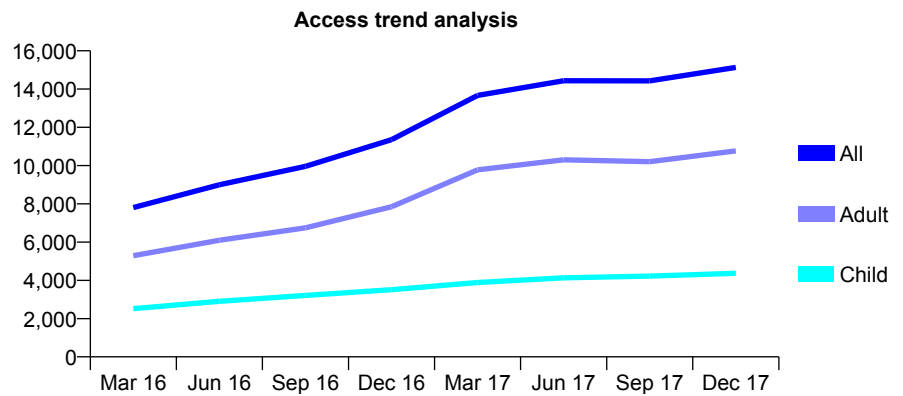
## Q55 - Vital Signs At a Glance Contract Report for 120898/0002 - December 2017

Name or company name	Nationwide Healthcare Providers Ltd
Contract type name	GDS Contract
Purpose of contract	General
Contract start date	01/06/2015
Contract end date	

17/18 Contracted general activity (UDA)	36,898
Carry forward general activity (UDA)	-200
17/18 Contracted orthodontic activity (UOA)	0
Carry forward orthodontic activity (UOA)	0
Baseline contract value	£834,683.53

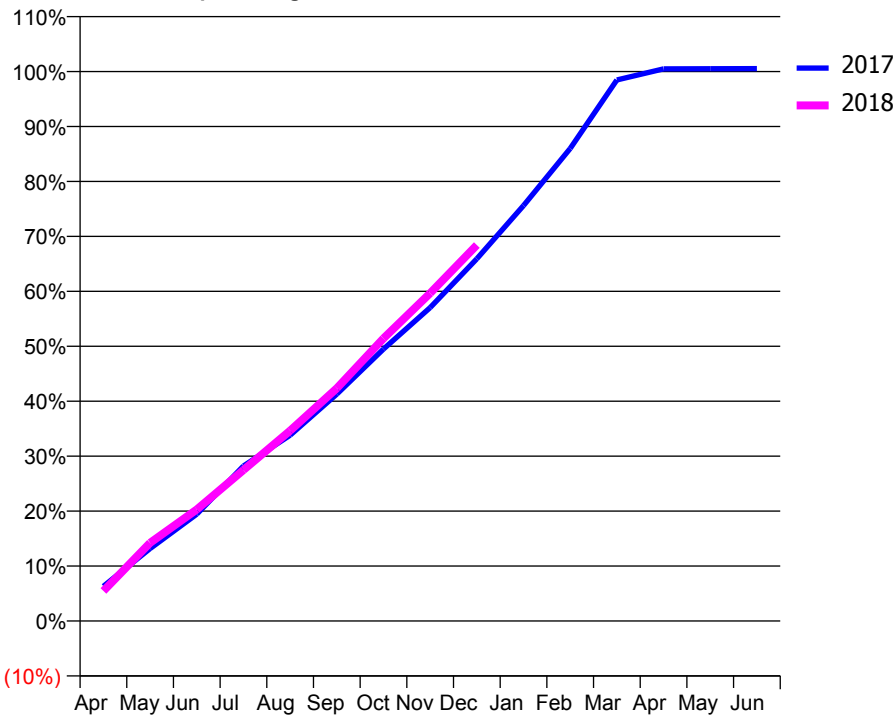
### ACCESS\*

Patients seen in 24 months	Total	Change since previous quarter
Quarter ending December 2016	11,354	
Quarter ending March 2017	13,666	↑
Quarter ending June 2017	14,434	↑
Quarter ending September 2017	14,427	→
Quarter ending December 2017	15,131	↑
<b>Variance since December 2016</b>	<b>33.3%</b>	<b>↑</b>



### ACTIVITY

Cumulative percentage of contracted UDA delivered 2017 & 2018



Month	Adjusted Scheduled Activity (UDA)	
	2017	2018
April	2,456	2,020
May	5,126	5,250
June	7,569	7,491
July	10,974	10,143
August	13,155	12,778
September	16,065	15,627
October	19,249	18,980
November	22,186	22,015
December	25,638	25,242
January	29,407	
February	33,445	
March	38,300	
April	39,083	
May	39,096	
June	39,098	

### QUALITY

	Quantity	Base Number	Contract	AT	Region	England
% of FP17s for the same patient ID Re-attending within 3 months - Children	349	4,249	8.2%	10.5%	11.8%	12.0%
% of FP17s for the same patient ID Re-attending within 3 months - Adults	1,059	6,884	15.4%	14.2%	15.3%	15.9%
% of FP17s for the same patient ID Re-attending between 3 & 9 months - Children	2,256	4,249	53.1%	61.8%	59.1%	58.0%
% of FP17s for the same patient ID Re-attending between 3 & 9 months - Adults	2,266	6,884	32.9%	55.4%	51.5%	50.5%
% of FP17s for Band 1 Urgent Courses	916	10,729	8.5%	7.2%	8.0%	9.0%
% of FP17s Relating to Free Repair or Replacements	36	10,729	0.3%	0.8%	0.8%	0.8%
% of FP17s Relating to Continuations	286	10,729	2.7%	1.3%	1.1%	1.1%
% of Patients satisfied with the dentistry they have received	14	15	93.3%	91.8%	91.6%	91.5%
% of Patients satisfied with the time they had to wait for an appointment	14	15	93.3%	87.3%	88.3%	87.9%

\* This is based on patients treated on this contract for their most recent course of treatment. Figures in italics indicate the base number of FP17s or Patient Questionnaire responses are less than 100. N/A is shown where the base number of responses is less than 10 during the period. % is calculated as Quantity/Base number\*100

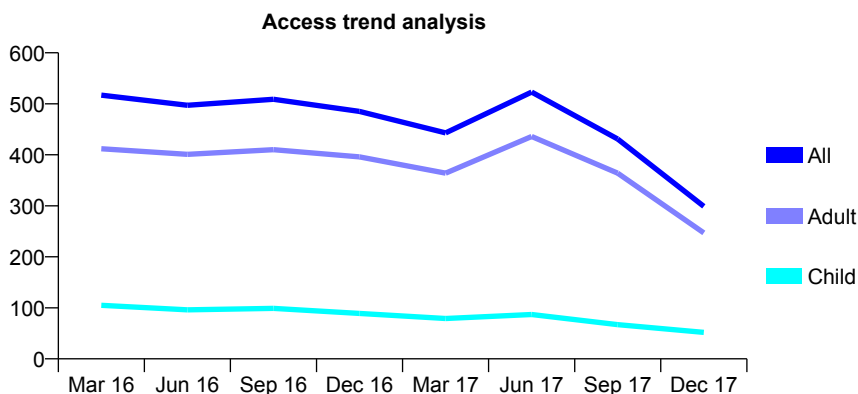
## Q55 - Vital Signs At a Glance Contract Report for 121908/0001 - December 2017

Name or company name	Forest Road and Cherry Orchard Mount
Contract type name	GDS Contract
Purpose of contract	General
Contract start date	18/09/2012
Contract end date	31/07/2017

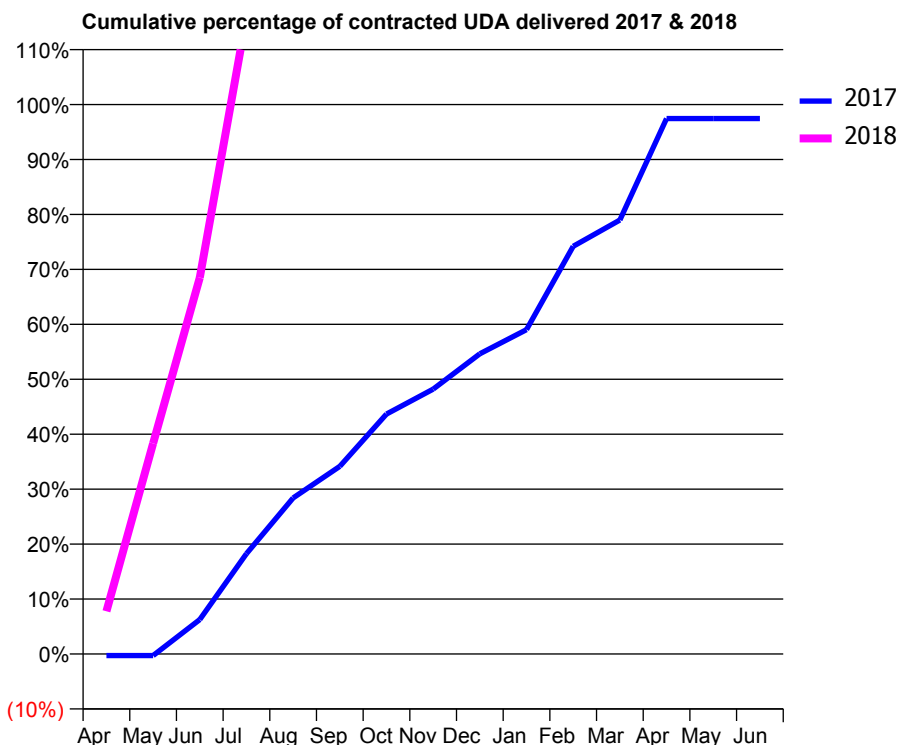
17/18 Contracted general activity (UDA)	685
Carry forward general activity (UDA)	0
17/18 Contracted orthodontic activity (UOA)	0
Carry forward orthodontic activity (UOA)	0
Baseline contract value	£16,026.79

### ACCESS\*

Patients seen in 24 months	Total	Change since previous quarter
Quarter ending December 2016	485	
Quarter ending March 2017	443	↓
Quarter ending June 2017	523	↑
Quarter ending September 2017	431	↓
Quarter ending December 2017	299	↓
<b>Variance since December 2016</b>	<b>(38.4%)</b>	<b>↓</b>



### ACTIVITY



Month	Adjusted Scheduled Activity (UDA)	
	2017	2018
April	-6	53
May	-6	263
June	129	469
July	375	794
August	584	796
September	702	796
October	898	796
November	991	796
December	1,123	796
January	1,213	
February	1,526	
March	1,624	
April	2,003	
May	2,003	
June	2,003	

### QUALITY

	Quantity	Base Number	Contract	AT	Region	England
% of FP17s for the same patient ID Re-attending within 3 months - Children	2	31	6.5%	10.5%	11.8%	12.0%
% of FP17s for the same patient ID Re-attending within 3 months - Adults	9	208	4.3%	14.2%	15.3%	15.9%
% of FP17s for the same patient ID Re-attending between 3 & 9 months - Children	5	31	16.1%	61.8%	59.1%	58.0%
% of FP17s for the same patient ID Re-attending between 3 & 9 months - Adults	31	208	14.9%	55.4%	51.5%	50.5%
% of FP17s for Band 1 Urgent Courses	13	190	6.8%	7.2%	8.0%	9.0%
% of FP17s Relating to Free Repair or Replacements	1	190	0.5%	0.8%	0.8%	0.8%
% of FP17s Relating to Continuations	0	190	0.0%	1.3%	1.1%	1.1%
% of Patients satisfied with the dentistry they have received	0	0	N/A	91.8%	91.6%	91.5%
% of Patients satisfied with the time they had to wait for an appointment	0	0	N/A	87.3%	88.3%	87.9%

\* This is based on patients treated on this contract for their most recent course of treatment. Figures in italics indicate the base number of FP17s or Patient Questionnaire responses are less than 100. N/A is shown where the base number of responses is less than 10 during the period. % is calculated as Quantity/Base number\*100

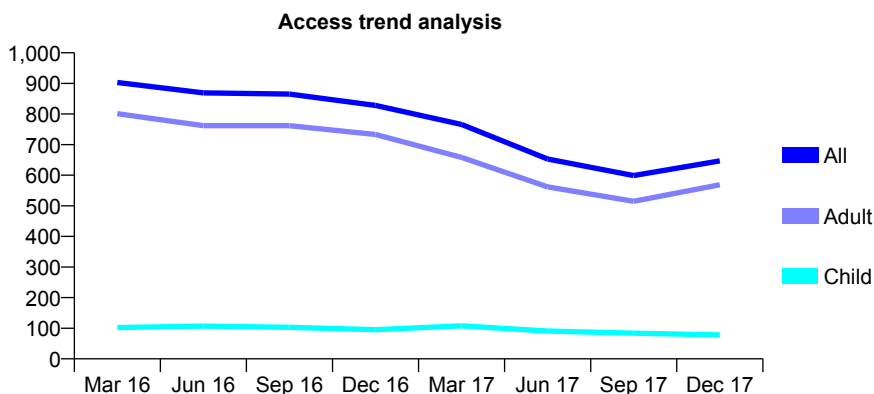
## Q55 - Vital Signs At a Glance Contract Report for 121908/0002 - December 2017

Name or company name	Forest Road and Cherry Orchard Mount
Contract type name	GDS Contract
Purpose of contract	General
Contract start date	18/09/2012
Contract end date	

17/18 Contracted general activity (UDA)	3,955
Carry forward general activity (UDA)	0
17/18 Contracted orthodontic activity (UOA)	0
Carry forward orthodontic activity (UOA)	0
Baseline contract value	£102,647.00

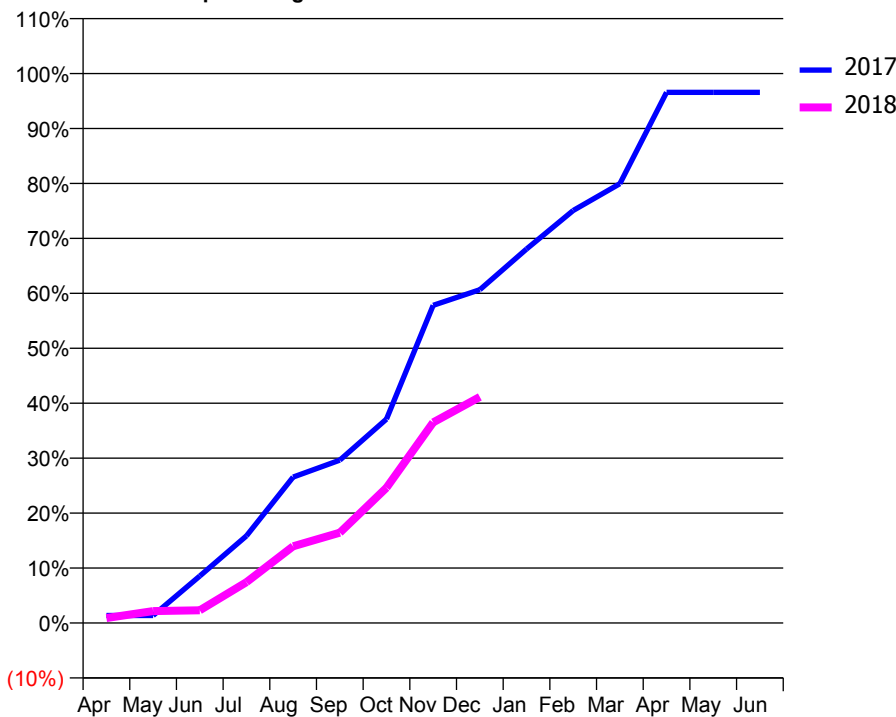
### ACCESS\*

Patients seen in 24 months	Total	Change since previous quarter
Quarter ending December 2016	828	
Quarter ending March 2017	766	↓
Quarter ending June 2017	653	↓
Quarter ending September 2017	599	↓
Quarter ending December 2017	647	↑
<b>Variance since December 2016</b>	<b>(21.9%)</b>	<b>↓</b>



### ACTIVITY

**Cumulative percentage of contracted UDA delivered 2017 & 2018**



Month	Adjusted Scheduled Activity (UDA)	
	2017	2018
April	49	36
May	49	86
June	304	92
July	564	294
August	944	553
September	1,054	650
October	1,320	974
November	2,056	1,444
December	2,156	1,627
January	2,419	
February	2,669	
March	2,842	
April	3,433	
May	3,433	
June	3,433	

### QUALITY

	Quantity	Base Number	Contract	AT	Region	England
% of FP17s for the same patient ID Re-attending within 3 months - Children	6	58	10.3%	10.5%	11.8%	12.0%
% of FP17s for the same patient ID Re-attending within 3 months - Adults	23	449	5.1%	14.2%	15.3%	15.9%
% of FP17s for the same patient ID Re-attending between 3 & 9 months - Children	11	58	19.0%	61.8%	59.1%	58.0%
% of FP17s for the same patient ID Re-attending between 3 & 9 months - Adults	139	449	31.0%	55.4%	51.5%	50.5%
% of FP17s for Band 1 Urgent Courses	29	404	7.2%	7.2%	8.0%	9.0%
% of FP17s Relating to Free Repair or Replacements	1	404	0.2%	0.8%	0.8%	0.8%
% of FP17s Relating to Continuations	0	404	0.0%	1.3%	1.1%	1.1%
% of Patients satisfied with the dentistry they have received	1	1	N/A	91.8%	91.6%	91.5%
% of Patients satisfied with the time they had to wait for an appointment	1	1	N/A	87.3%	88.3%	87.9%

\* This is based on patients treated on this contract for their most recent course of treatment. Figures in italics indicate the base number of FP17s or Patient Questionnaire responses are less than 100. N/A is shown where the base number of responses is less than 10 during the period. % is calculated as Quantity/Base number\*100

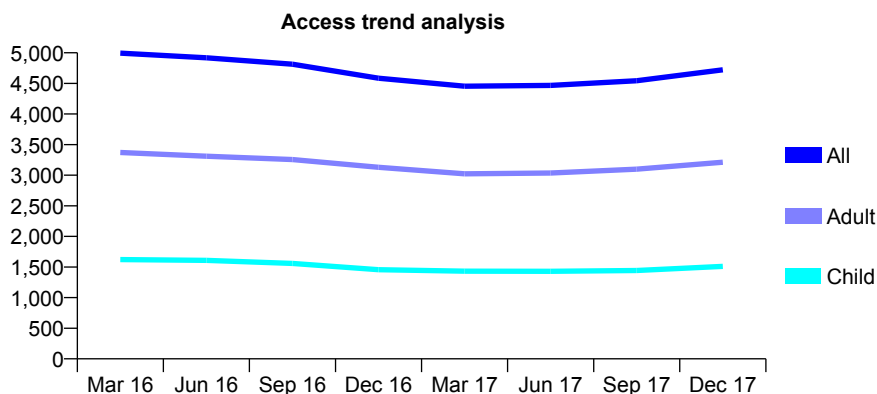
## Q55 - Vital Signs At a Glance Contract Report for 124788/0002 - December 2017

Name or company name	Laxsh Ltd
Contract type name	GDS Contract
Purpose of contract	General
Contract start date	23/02/2009
Contract end date	

17/18 Contracted general activity (UDA)	14,000
Carry forward general activity (UDA)	-125
17/18 Contracted orthodontic activity (UOA)	0
Carry forward orthodontic activity (UOA)	0
Baseline contract value	£320,946.06

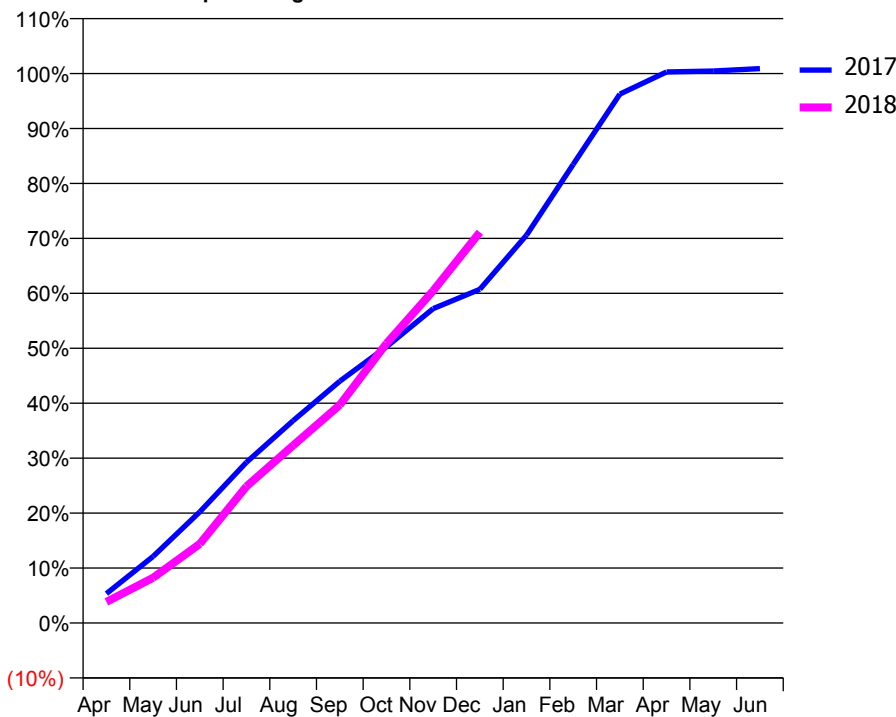
### ACCESS\*

Patients seen in 24 months	Total	Change since previous quarter
Quarter ending December 2016	4,585	
Quarter ending March 2017	4,455	↓
Quarter ending June 2017	4,468	→
Quarter ending September 2017	4,543	→
Quarter ending December 2017	4,723	↑
<b>Variance since December 2016</b>	<b>3.0%</b>	<b>↑</b>



### ACTIVITY

Cumulative percentage of contracted UDA delivered 2017 & 2018



Month	Adjusted Scheduled Activity (UDA)	
	2017	2018
April	748	537
May	1,697	1,152
June	2,831	2,015
July	4,094	3,481
August	5,157	4,524
September	6,162	5,557
October	7,037	7,121
November	8,008	8,464
December	8,502	9,955
January	9,880	
February	11,686	
March	13,474	
April	14,039	
May	14,064	
June	14,125	

### QUALITY

	Quantity	Base Number	Contract	AT	Region	England
% of FP17s for the same patient ID Re-attending within 3 months - Children	70	1,633	4.3%	10.5%	11.8%	12.0%
% of FP17s for the same patient ID Re-attending within 3 months - Adults	424	3,486	12.2%	14.2%	15.3%	15.9%
% of FP17s for the same patient ID Re-attending between 3 & 9 months - Children	918	1,633	56.2%	61.8%	59.1%	58.0%
% of FP17s for the same patient ID Re-attending between 3 & 9 months - Adults	1,929	3,486	55.3%	55.4%	51.5%	50.5%
% of FP17s for Band 1 Urgent Courses	232	4,844	4.8%	7.2%	8.0%	9.0%
% of FP17s Relating to Free Repair or Replacements	31	4,844	0.6%	0.8%	0.8%	0.8%
% of FP17s Relating to Continuations	88	4,844	1.8%	1.3%	1.1%	1.1%
% of Patients satisfied with the dentistry they have received	4	5	N/A	91.8%	91.6%	91.5%
% of Patients satisfied with the time they had to wait for an appointment	4	5	N/A	87.3%	88.3%	87.9%

\* This is based on patients treated on this contract for their most recent course of treatment. Figures in italics indicate the base number of FP17s or Patient Questionnaire responses are less than 100. N/A is shown where the base number of responses is less than 10 during the period. % is calculated as Quantity/Base number\*100

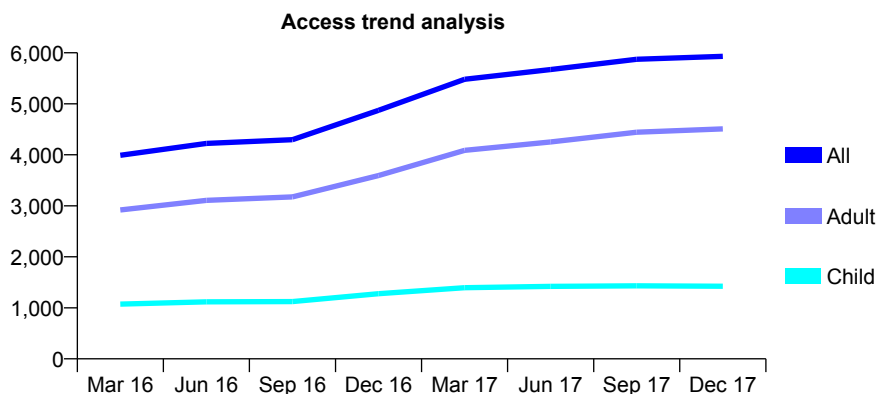
## Q55 - Vital Signs At a Glance Contract Report for 124931/0001 - December 2017

Name or company name	Goyt Valley Medical & Dental Practice
Contract type name	GDS Contract
Purpose of contract	General
Contract start date	01/04/2008
Contract end date	

17/18 Contracted general activity (UDA)	19,370
Carry forward general activity (UDA)	0
17/18 Contracted orthodontic activity (UOA)	0
Carry forward orthodontic activity (UOA)	0
Baseline contract value	£617,558.86

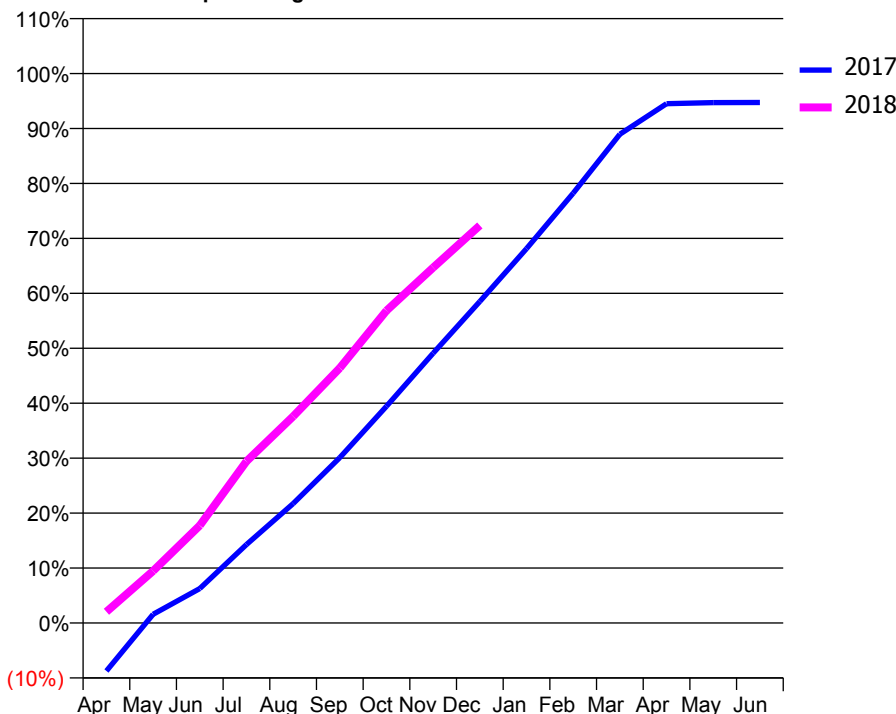
### ACCESS\*

Patients seen in 24 months	Total	Change since previous quarter
Quarter ending December 2016	4,871	
Quarter ending March 2017	5,482	↑
Quarter ending June 2017	5,672	↑
Quarter ending September 2017	5,874	↑
Quarter ending December 2017	5,931	→
<b>Variance since December 2016</b>	<b>21.8%</b>	<b>↑</b>



### ACTIVITY

Cumulative percentage of contracted UDA delivered 2017 & 2018



Month	Adjusted Scheduled Activity (UDA)	
	2017	2018
April	-1,696	397
May	309	1,834
June	1,213	3,439
July	2,767	5,699
August	4,211	7,282
September	5,832	8,991
October	7,641	11,010
November	9,509	12,531
December	11,337	14,017
January	13,199	
February	15,153	
March	17,228	
April	18,304	
May	18,341	
June	18,348	

### QUALITY

	Quantity	Base Number	Contract	AT	Region	England
% of FP17s for the same patient ID Re-attending within 3 months - Children	127	1,753	7.2%	10.5%	11.8%	12.0%
% of FP17s for the same patient ID Re-attending within 3 months - Adults	829	5,624	14.7%	14.2%	15.3%	15.9%
% of FP17s for the same patient ID Re-attending between 3 & 9 months - Children	1,188	1,753	67.8%	61.8%	59.1%	58.0%
% of FP17s for the same patient ID Re-attending between 3 & 9 months - Adults	3,424	5,624	60.9%	55.4%	51.5%	50.5%
% of FP17s for Band 1 Urgent Courses	428	6,930	6.2%	7.2%	8.0%	9.0%
% of FP17s Relating to Free Repair or Replacements	71	6,930	1.0%	0.8%	0.8%	0.8%
% of FP17s Relating to Continuations	69	6,930	1.0%	1.3%	1.1%	1.1%
% of Patients satisfied with the dentistry they have received	18	19	94.7%	91.8%	91.6%	91.5%
% of Patients satisfied with the time they had to wait for an appointment	16	19	84.2%	87.3%	88.3%	87.9%

\* This is based on patients treated on this contract for their most recent course of treatment. Figures in italics indicate the base number of FP17s or Patient Questionnaire responses are less than 100. N/A is shown where the base number of responses is less than 10 during the period. % is calculated as Quantity/Base number\*100



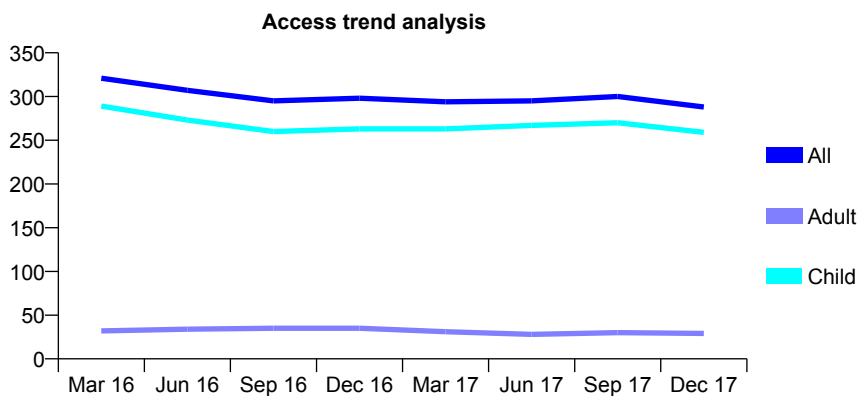
## Q55 - Vital Signs At a Glance Contract Report for 125563/0001 - December 2017

Name or company name	S Goodwin Limited*
Contract type name	GDS Contract
Purpose of contract	General
Contract start date	01/10/2008
Contract end date	

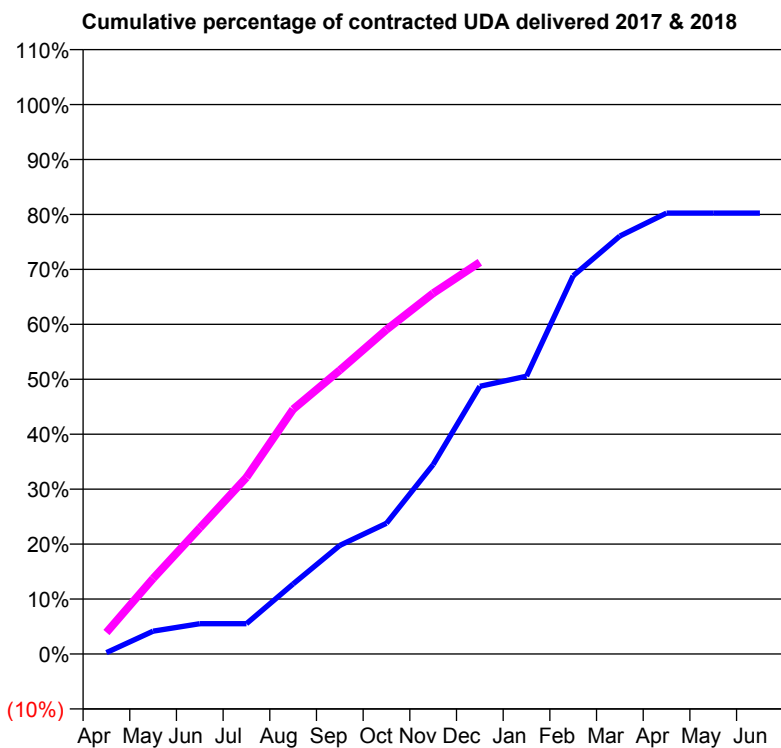
17/18 Contracted general activity (UDA)	815
Carry forward general activity (UDA)	0
17/18 Contracted orthodontic activity (UOA)	0
Carry forward orthodontic activity (UOA)	0
Baseline contract value	£25,827.94

### ACCESS\*

Patients seen in 24 months	Total	Change since previous quarter
Quarter ending December 2016	298	
Quarter ending March 2017	294	↓
Quarter ending June 2017	295	→
Quarter ending September 2017	300	→
Quarter ending December 2017	288	↓
<b>Variance since December 2016</b>	<b>(3.4%)</b>	<b>↓</b>



### ACTIVITY



Month	Adjusted Scheduled Activity (UDA)	
	2017	2018
April	2	32
May	34	112
June	45	187
July	45	262
August	104	363
September	161	421
October	194	481
November	281	535
December	397	581
January	412	
February	561	
March	620	
April	654	
May	654	
June	654	

### QUALITY

	Quantity	Base Number	Contract	AT	Region	England
% of FP17s for the same patient ID Re-attending within 3 months - Children	67	389	17.2%	10.5%	11.8%	12.0%
% of FP17s for the same patient ID Re-attending within 3 months - Adults	0	0	N/A	14.2%	15.3%	15.9%
% of FP17s for the same patient ID Re-attending between 3 & 9 months - Children	252	389	64.8%	61.8%	59.1%	58.0%
% of FP17s for the same patient ID Re-attending between 3 & 9 months - Adults	0	0	N/A	55.4%	51.5%	50.5%
% of FP17s for Band 1 Urgent Courses	0	373	0.0%	7.2%	8.0%	9.0%
% of FP17s Relating to Free Repair or Replacements	0	373	0.0%	0.8%	0.8%	0.8%
% of FP17s Relating to Continuations	12	373	3.2%	1.3%	1.1%	1.1%
% of Patients satisfied with the dentistry they have received	1	1	N/A	91.8%	91.6%	91.5%
% of Patients satisfied with the time they had to wait for an appointment	1	1	N/A	87.3%	88.3%	87.9%

\* This is based on patients treated on this contract for their most recent course of treatment. Figures in italics indicate the base number of FP17s or Patient Questionnaire responses are less than 100. N/A is shown where the base number of responses is less than 10 during the period. % is calculated as Quantity/Base number\*100

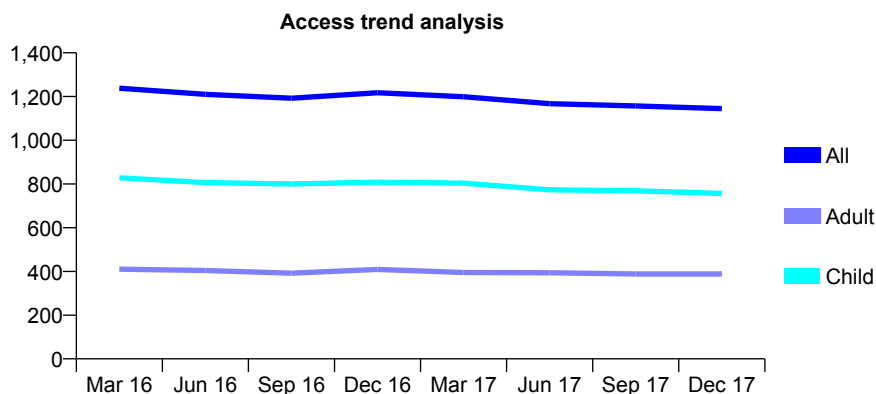
## Q55 - Vital Signs At a Glance Contract Report for 125725/0001 - December 2017

Name or company name	D A Bradley Ltd
Contract type name	GDS Contract
Purpose of contract	General
Contract start date	01/09/2008
Contract end date	

17/18 Contracted general activity (UDA)	3,700
Carry forward general activity (UDA)	0
17/18 Contracted orthodontic activity (UOA)	0
Carry forward orthodontic activity (UOA)	0
Baseline contract value	£100,172.78

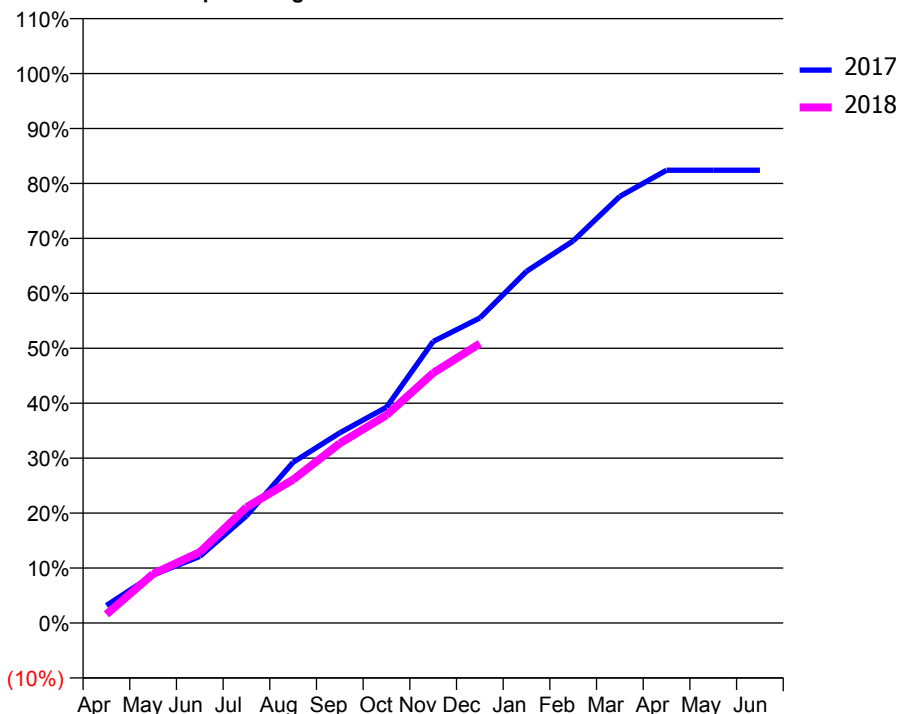
### ACCESS\*

Patients seen in 24 months	Total	Change since previous quarter
Quarter ending December 2016	1,217	
Quarter ending March 2017	1,199	↓
Quarter ending June 2017	1,167	↓
Quarter ending September 2017	1,157	→
Quarter ending December 2017	1,145	↓
<b>Variance since December 2016</b>	<b>(5.9%)</b>	<b>↓</b>



### ACTIVITY

**Cumulative percentage of contracted UDA delivered 2017 & 2018**



Month	Adjusted Scheduled Activity (UDA)	
	2017	2018
April	128	59
May	350	331
June	485	477
July	780	780
August	1,170	966
September	1,385	1,210
October	1,571	1,399
November	2,049	1,684
December	2,220	1,882
January	2,560	
February	2,782	
March	3,106	
April	3,296	
May	3,296	
June	3,296	

### QUALITY

	Quantity	Base Number	Contract	AT	Region	England
% of FP17s for the same patient ID Re-attending within 3 months - Children	50	848	5.9%	10.5%	11.8%	12.0%
% of FP17s for the same patient ID Re-attending within 3 months - Adults	28	267	10.5%	14.2%	15.3%	15.9%
% of FP17s for the same patient ID Re-attending between 3 & 9 months - Children	518	848	61.1%	61.8%	59.1%	58.0%
% of FP17s for the same patient ID Re-attending between 3 & 9 months - Adults	161	267	60.3%	55.4%	51.5%	50.5%
% of FP17s for Band 1 Urgent Courses	3	1,014	0.3%	7.2%	8.0%	9.0%
% of FP17s Relating to Free Repair or Replacements	0	1,014	0.0%	0.8%	0.8%	0.8%
% of FP17s Relating to Continuations	26	1,014	2.6%	1.3%	1.1%	1.1%
% of Patients satisfied with the dentistry they have received	2	2	N/A	91.8%	91.6%	91.5%
% of Patients satisfied with the time they had to wait for an appointment	2	2	N/A	87.3%	88.3%	87.9%

\* This is based on patients treated on this contract for their most recent course of treatment. Figures in italics indicate the base number of FP17s or Patient Questionnaire responses are less than 100. N/A is shown where the base number of responses is less than 10 during the period. % is calculated as Quantity/Base number\*100

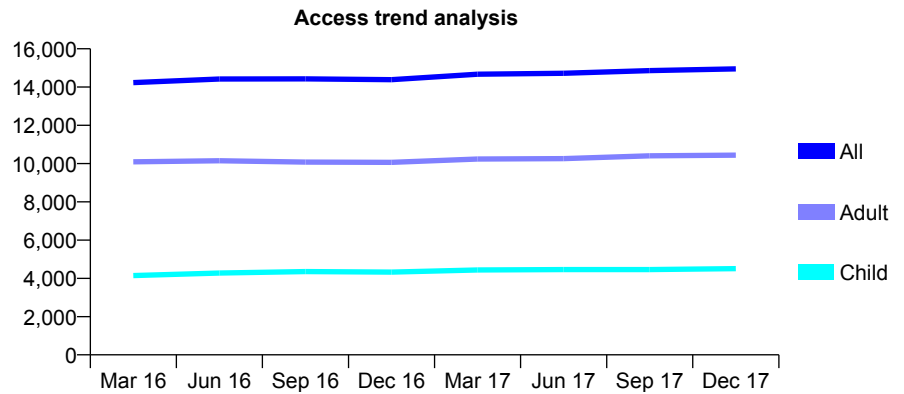
## Q55 - Vital Signs At a Glance Contract Report for 126667/0001 - December 2017

Name or company name	Nationwide Healthcare - Normanton Road f
Contract type name	GDS Contract
Purpose of contract	General
Contract start date	17/02/2009
Contract end date	

17/18 Contracted general activity (UDA)	40,218
Carry forward general activity (UDA)	0
17/18 Contracted orthodontic activity (UOA)	0
Carry forward orthodontic activity (UOA)	0
Baseline contract value	£973,079.95

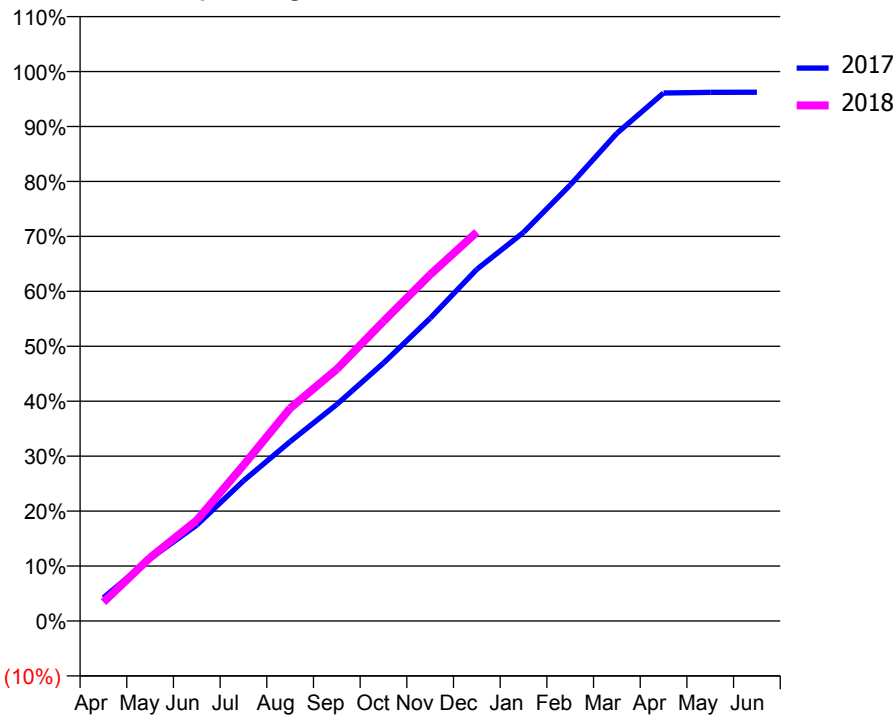
### ACCESS\*

Patients seen in 24 months	Total	Change since previous quarter
Quarter ending December 2016	14,389	
Quarter ending March 2017	14,670	→
Quarter ending June 2017	14,721	→
Quarter ending September 2017	14,859	→
Quarter ending December 2017	14,948	→
<b>Variance since December 2016</b>	<b>3.9%</b>	<b>↑</b>



### ACTIVITY

Cumulative percentage of contracted UDA delivered 2017 & 2018



Month	Adjusted Scheduled Activity (UDA)	
	2017	2018
April	1,955	1,384
May	5,242	4,643
June	8,068	7,373
July	11,790	11,407
August	15,091	15,571
September	18,221	18,428
October	21,698	21,930
November	25,463	25,355
December	29,577	28,468
January	32,692	
February	36,669	
March	41,019	
April	44,413	
May	44,468	
June	44,471	

### QUALITY

	Quantity	Base Number	Contract	AT	Region	England
% of FP17s for the same patient ID Re-attending within 3 months - Children	365	4,589	8.0%	10.5%	11.8%	12.0%
% of FP17s for the same patient ID Re-attending within 3 months - Adults	1,308	8,504	15.4%	14.2%	15.3%	15.9%
% of FP17s for the same patient ID Re-attending between 3 & 9 months - Children	2,471	4,589	53.8%	61.8%	59.1%	58.0%
% of FP17s for the same patient ID Re-attending between 3 & 9 months - Adults	3,505	8,504	41.2%	55.4%	51.5%	50.5%
% of FP17s for Band 1 Urgent Courses	907	11,823	7.7%	7.2%	8.0%	9.0%
% of FP17s Relating to Free Repair or Replacements	69	11,823	0.6%	0.8%	0.8%	0.8%
% of FP17s Relating to Continuations	242	11,823	2.0%	1.3%	1.1%	1.1%
% of Patients satisfied with the dentistry they have received	10	11	90.9%	91.8%	91.6%	91.5%
% of Patients satisfied with the time they had to wait for an appointment	8	11	72.7%	87.3%	88.3%	87.9%

\* This is based on patients treated on this contract for their most recent course of treatment. Figures in italics indicate the base number of FP17s or Patient Questionnaire responses are less than 100. N/A is shown where the base number of responses is less than 10 during the period. % is calculated as Quantity/Base number\*100

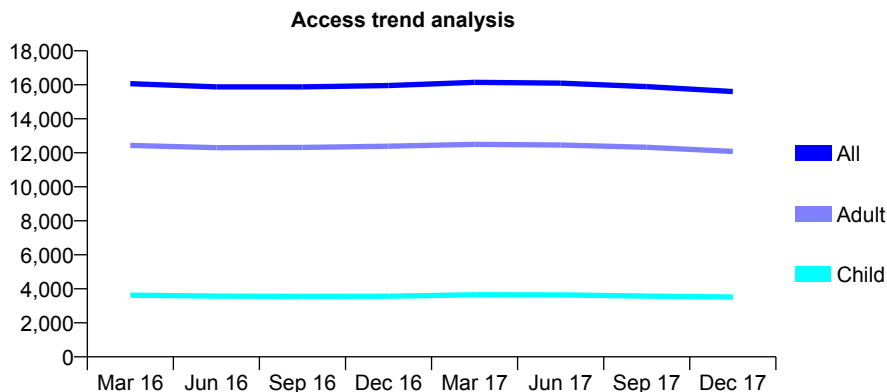
## Q55 - Vital Signs At a Glance Contract Report for 127000/0001 - December 2017

Name or company name	Petrie Tucker & Partners Ltd
Contract type name	GDS Contract
Purpose of contract	General
Contract start date	01/04/2012
Contract end date	

17/18 Contracted general activity (UDA)	52,324
Carry forward general activity (UDA)	962
17/18 Contracted orthodontic activity (UOA)	0
Carry forward orthodontic activity (UOA)	0
Baseline contract value	£1,233,539.46

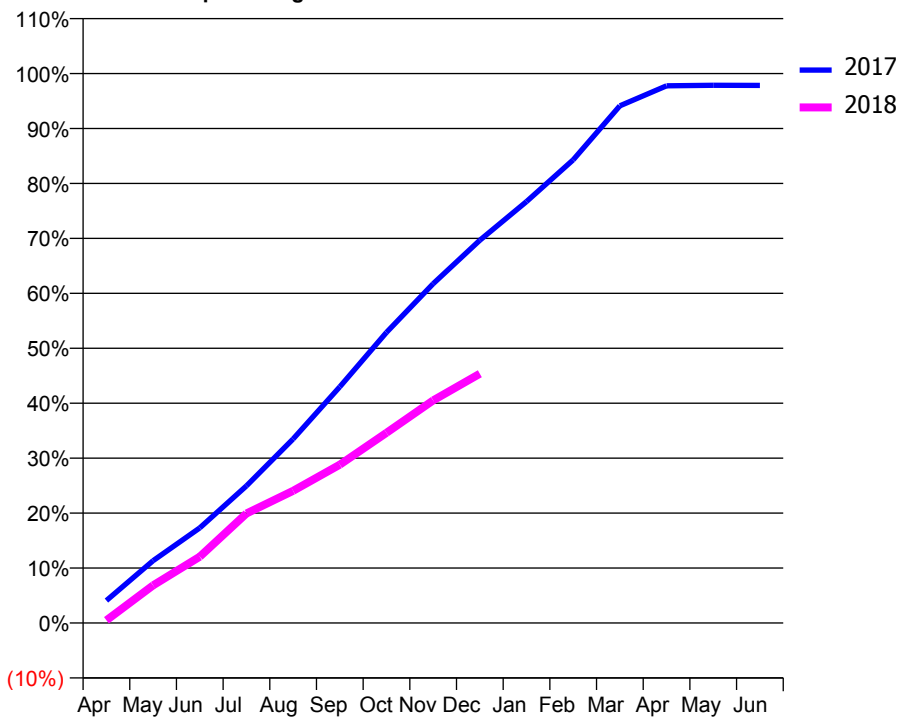
### ACCESS\*

Patients seen in 24 months	Total	Change since previous quarter
Quarter ending December 2016	15,954	
Quarter ending March 2017	16,143	→
Quarter ending June 2017	16,097	→
Quarter ending September 2017	15,896	↓
Quarter ending December 2017	15,605	↓
<b>Variance since December 2016</b>	<b>(2.2%)</b>	<b>↓</b>



### ACTIVITY

Cumulative percentage of contracted UDA delivered 2017 & 2018



Month	2017	2018
April	1,825	265
May	5,056	3,582
June	7,711	6,313
July	11,112	10,426
August	14,919	12,591
September	19,141	15,078
October	23,548	18,113
November	27,488	21,203
December	31,016	23,733
January	34,146	
February	37,530	
March	41,910	
April	43,531	
May	43,568	
June	43,562	

### QUALITY

	Quantity	Base Number	Contract	AT	Region	England
% of FP17s for the same patient ID Re-attending within 3 months - Children	195	2,991	6.5%	10.5%	11.8%	12.0%
% of FP17s for the same patient ID Re-attending within 3 months - Adults	1,139	9,550	11.9%	14.2%	15.3%	15.9%
% of FP17s for the same patient ID Re-attending between 3 & 9 months - Children	1,521	2,991	50.9%	61.8%	59.1%	58.0%
% of FP17s for the same patient ID Re-attending between 3 & 9 months - Adults	4,875	9,550	51.0%	55.4%	51.5%	50.5%
% of FP17s for Band 1 Urgent Courses	530	11,837	4.5%	7.2%	8.0%	9.0%
% of FP17s Relating to Free Repair or Replacements	97	11,837	0.8%	0.8%	0.8%	0.8%
% of FP17s Relating to Continuations	359	11,837	3.0%	1.3%	1.1%	1.1%
% of Patients satisfied with the dentistry they have received	12	15	80.0%	91.8%	91.6%	91.5%
% of Patients satisfied with the time they had to wait for an appointment	14	15	93.3%	87.3%	88.3%	87.9%

\* This is based on patients treated on this contract for their most recent course of treatment. Figures in italics indicate the base number of FP17s or Patient Questionnaire responses are less than 100. N/A is shown where the base number of responses is less than 10 during the period. % is calculated as Quantity/Base number\*100

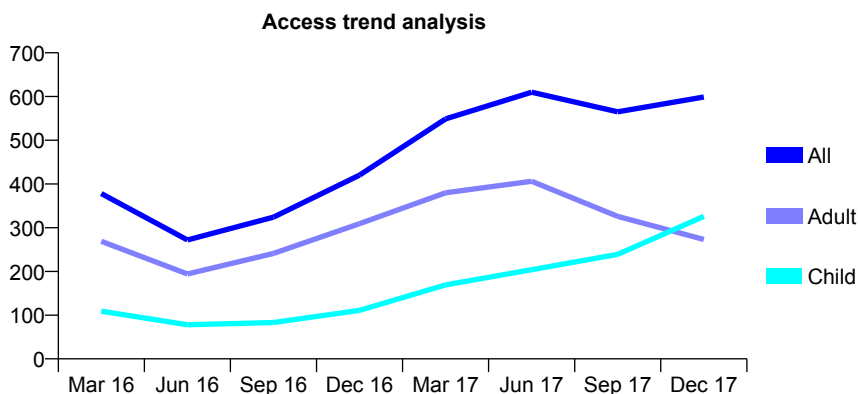
## Q55 - Vital Signs At a Glance Contract Report for 128597/0001 - December 2017

Name or company name	Creswell Dental Limited
Contract type name	GDS Contract
Purpose of contract	General
Contract start date	01/07/2013
Contract end date	

17/18 Contracted general activity (UDA)	1,760
Carry forward general activity (UDA)	-17
17/18 Contracted orthodontic activity (UOA)	0
Carry forward orthodontic activity (UOA)	0
Baseline contract value	£47,811.86

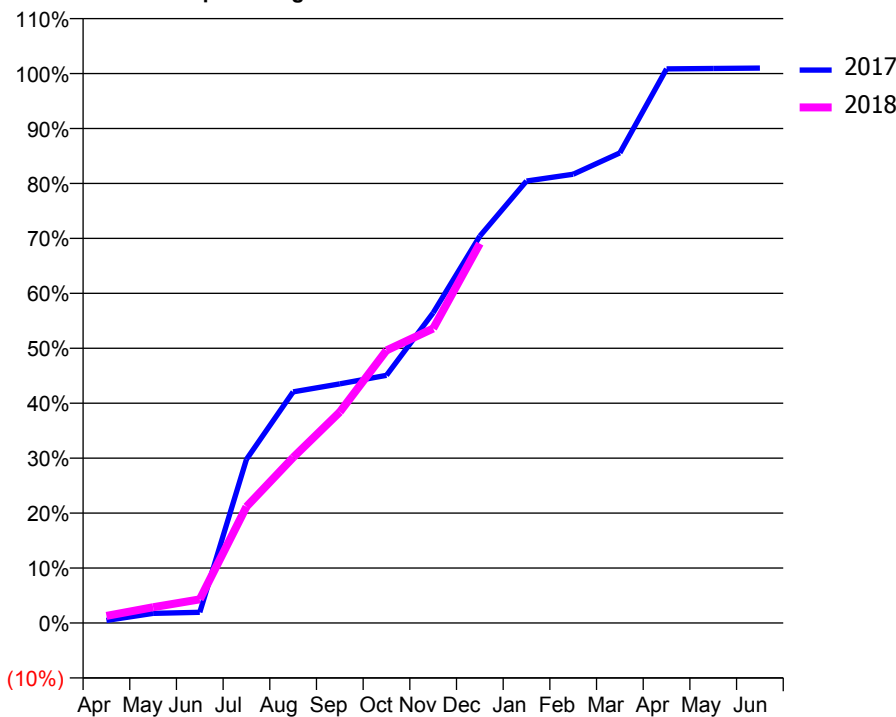
### ACCESS\*

Patients seen in 24 months	Total	Change since previous quarter
Quarter ending December 2016	420	
Quarter ending March 2017	549	↑
Quarter ending June 2017	610	↑
Quarter ending September 2017	565	↓
Quarter ending December 2017	599	↑
<b>Variance since December 2016</b>	<b>42.6%</b>	<b>↑</b>



### ACTIVITY

Cumulative percentage of contracted UDA delivered 2017 & 2018



Month	Adjusted Scheduled Activity (UDA)	
	2017	2018
April	8	23
May	31	51
June	34	76
July	524	373
August	740	530
September	766	676
October	793	873
November	994	943
December	1,239	1,215
January	1,416	
February	1,437	
March	1,506	
April	1,775	
May	1,776	
June	1,777	

### QUALITY

	Quantity	Base Number	Contract	AT	Region	England
% of FP17s for the same patient ID Re-attending within 3 months - Children	20	465	4.3%	10.5%	11.8%	12.0%
% of FP17s for the same patient ID Re-attending within 3 months - Adults	21	505	4.2%	14.2%	15.3%	15.9%
% of FP17s for the same patient ID Re-attending between 3 & 9 months - Children	42	465	9.0%	61.8%	59.1%	58.0%
% of FP17s for the same patient ID Re-attending between 3 & 9 months - Adults	51	505	10.1%	55.4%	51.5%	50.5%
% of FP17s for Band 1 Urgent Courses	169	777	21.8%	7.2%	8.0%	9.0%
% of FP17s Relating to Free Repair or Replacements	0	777	0.0%	0.8%	0.8%	0.8%
% of FP17s Relating to Continuations	7	777	0.9%	1.3%	1.1%	1.1%
% of Patients satisfied with the dentistry they have received	0	0	N/A	91.8%	91.6%	91.5%
% of Patients satisfied with the time they had to wait for an appointment	0	0	N/A	87.3%	88.3%	87.9%

\* This is based on patients treated on this contract for their most recent course of treatment. Figures in italics indicate the base number of FP17s or Patient Questionnaire responses are less than 100. N/A is shown where the base number of responses is less than 10 during the period. % is calculated as Quantity/Base number\*100

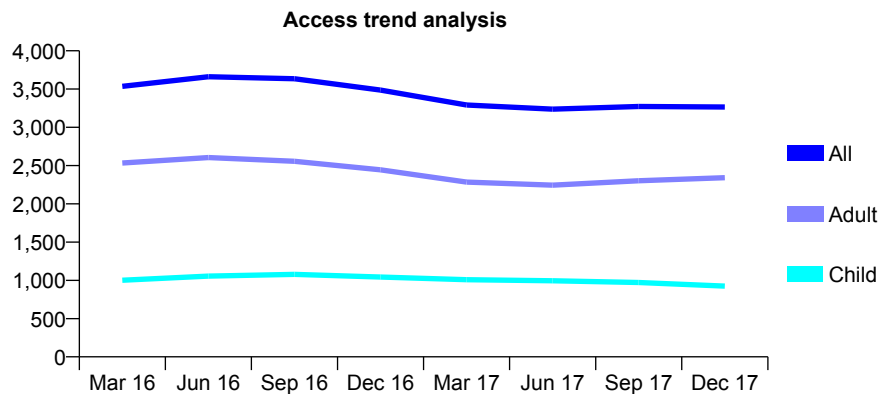
## Q55 - Vital Signs At a Glance Contract Report for 128597/0002 - December 2017

Name or company name	Creswell Dental Limited
Contract type name	GDS Contract
Purpose of contract	General
Contract start date	01/07/2013
Contract end date	

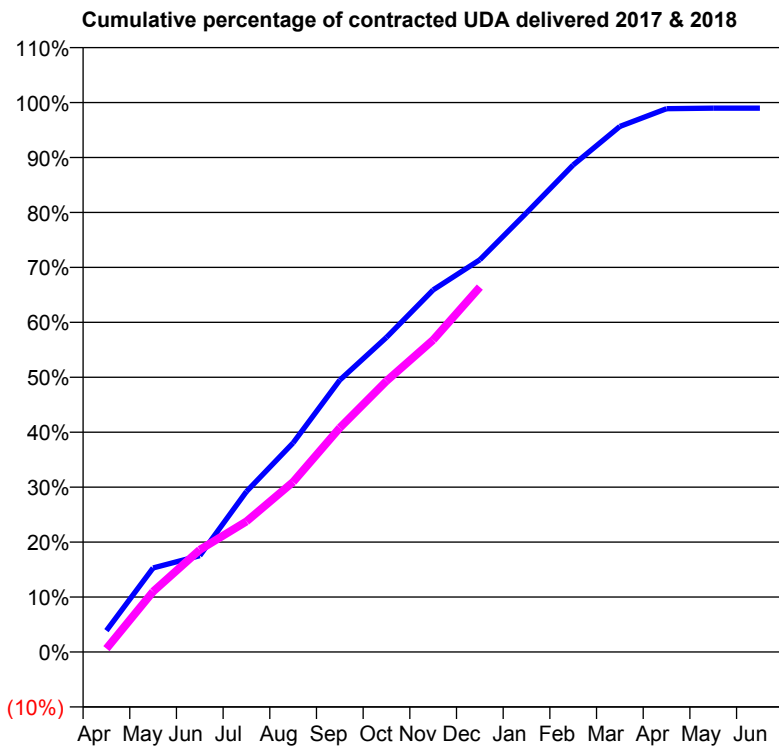
17/18 Contracted general activity (UDA)	10,000
Carry forward general activity (UDA)	102
17/18 Contracted orthodontic activity (UOA)	0
Carry forward orthodontic activity (UOA)	0
Baseline contract value	£380,448.16

### ACCESS\*

Patients seen in 24 months	Total	Change since previous quarter
Quarter ending December 2016	3,487	
Quarter ending March 2017	3,292	↓
Quarter ending June 2017	3,238	↓
Quarter ending September 2017	3,273	→
Quarter ending December 2017	3,266	→
<b>Variance since December 2016</b>	<b>(6.3%)</b>	<b>↓</b>



### ACTIVITY



Month	Adjusted Scheduled Activity (UDA)	
	2017	2018
April	389	61
May	1,529	1,101
June	1,753	1,861
July	2,920	2,377
August	3,806	3,094
September	4,949	4,080
October	5,726	4,933
November	6,590	5,679
December	7,139	6,641
January	7,992	
February	8,862	
March	9,565	
April	9,887	
May	9,898	
June	9,898	

### QUALITY

	Quantity	Base Number	Contract	AT	Region	England
% of FP17s for the same patient ID Re-attending within 3 months - Children	59	1,069	5.5%	10.5%	11.8%	12.0%
% of FP17s for the same patient ID Re-attending within 3 months - Adults	223	2,530	8.8%	14.2%	15.3%	15.9%
% of FP17s for the same patient ID Re-attending between 3 & 9 months - Children	548	1,069	51.3%	61.8%	59.1%	58.0%
% of FP17s for the same patient ID Re-attending between 3 & 9 months - Adults	1,316	2,530	52.0%	55.4%	51.5%	50.5%
% of FP17s for Band 1 Urgent Courses	18	3,478	0.5%	7.2%	8.0%	9.0%
% of FP17s Relating to Free Repair or Replacements	28	3,478	0.8%	0.8%	0.8%	0.8%
% of FP17s Relating to Continuations	113	3,478	3.2%	1.3%	1.1%	1.1%
% of Patients satisfied with the dentistry they have received	7	7	N/A	91.8%	91.6%	91.5%
% of Patients satisfied with the time they had to wait for an appointment	7	7	N/A	87.3%	88.3%	87.9%

\* This is based on patients treated on this contract for their most recent course of treatment. Figures in italics indicate the base number of FP17s or Patient Questionnaire responses are less than 100. N/A is shown where the base number of responses is less than 10 during the period. % is calculated as Quantity/Base number\*100

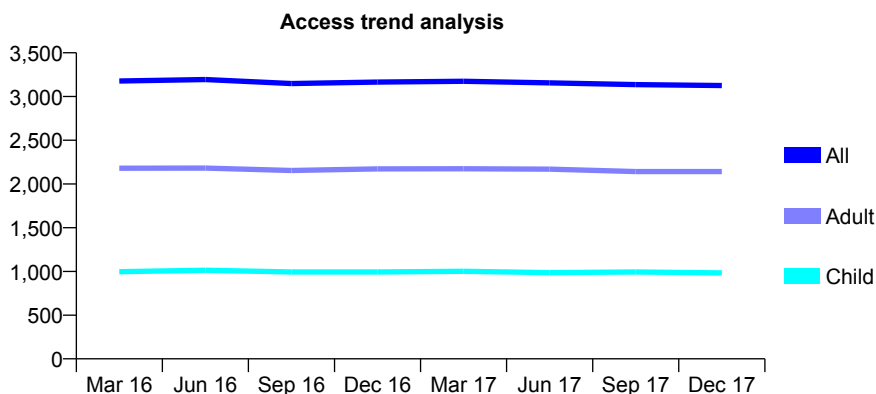
## Q55 - Vital Signs At a Glance Contract Report for 131806/0001 - December 2017

Name or company name	Wollaton Dental Care
Contract type name	GDS Contract
Purpose of contract	General
Contract start date	01/04/2006
Contract end date	

17/18 Contracted general activity (UDA)	9,356
Carry forward general activity (UDA)	150
17/18 Contracted orthodontic activity (UOA)	0
Carry forward orthodontic activity (UOA)	0
Baseline contract value	£212,557.11

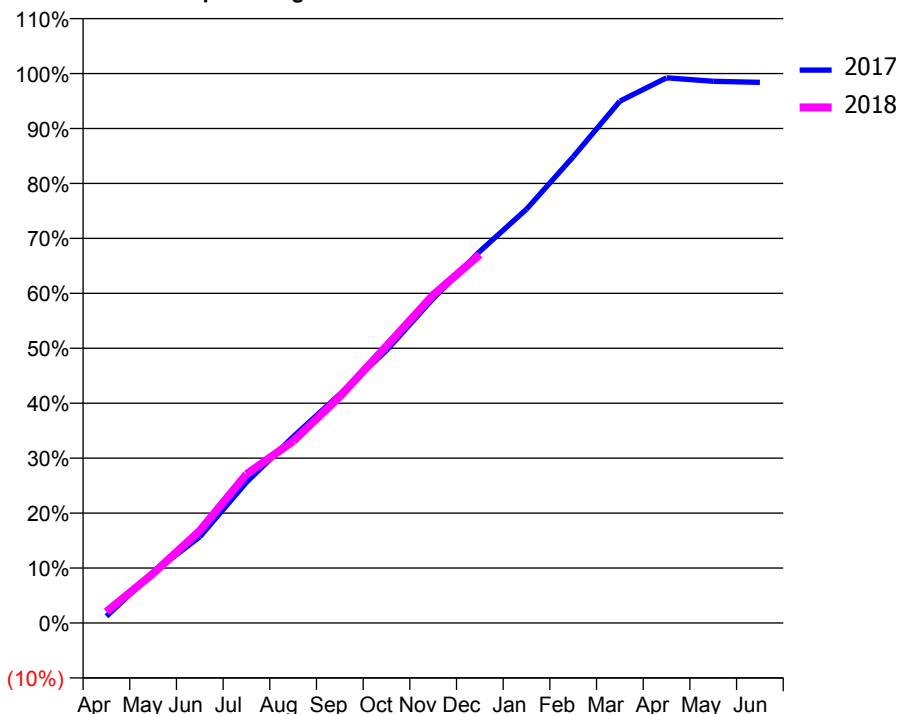
### ACCESS\*

Patients seen in 24 months	Total	Change since previous quarter
Quarter ending December 2016	3,166	
Quarter ending March 2017	3,175	→
Quarter ending June 2017	3,156	→
Quarter ending September 2017	3,136	→
Quarter ending December 2017	3,125	→
<b>Variance since December 2016</b>	<b>(1.3%)</b>	<b>↓</b>



### ACTIVITY

Cumulative percentage of contracted UDA delivered 2017 & 2018



Month	Adjusted Scheduled Activity (UDA)	
	2017	2018
April	115	192
May	861	843
June	1,468	1,573
July	2,397	2,534
August	3,170	3,095
September	3,895	3,857
October	4,641	4,716
November	5,525	5,587
December	6,329	6,274
January	7,046	
February	7,939	
March	8,885	
April	9,283	
May	9,223	
June	9,206	

### QUALITY

	Quantity	Base Number	Contract	AT	Region	England
% of FP17s for the same patient ID Re-attending within 3 months - Children	107	1,196	8.9%	10.5%	11.8%	12.0%
% of FP17s for the same patient ID Re-attending within 3 months - Adults	436	2,301	18.9%	14.2%	15.3%	15.9%
% of FP17s for the same patient ID Re-attending between 3 & 9 months - Children	767	1,196	64.1%	61.8%	59.1%	58.0%
% of FP17s for the same patient ID Re-attending between 3 & 9 months - Adults	1,269	2,301	55.1%	55.4%	51.5%	50.5%
% of FP17s for Band 1 Urgent Courses	183	3,367	5.4%	7.2%	8.0%	9.0%
% of FP17s Relating to Free Repair or Replacements	14	3,367	0.4%	0.8%	0.8%	0.8%
% of FP17s Relating to Continuations	94	3,367	2.8%	1.3%	1.1%	1.1%
% of Patients satisfied with the dentistry they have received	4	5	N/A	91.8%	91.6%	91.5%
% of Patients satisfied with the time they had to wait for an appointment	4	5	N/A	87.3%	88.3%	87.9%

\* This is based on patients treated on this contract for their most recent course of treatment. Figures in italics indicate the base number of FP17s or Patient Questionnaire responses are less than 100. N/A is shown where the base number of responses is less than 10 during the period. % is calculated as Quantity/Base number\*100



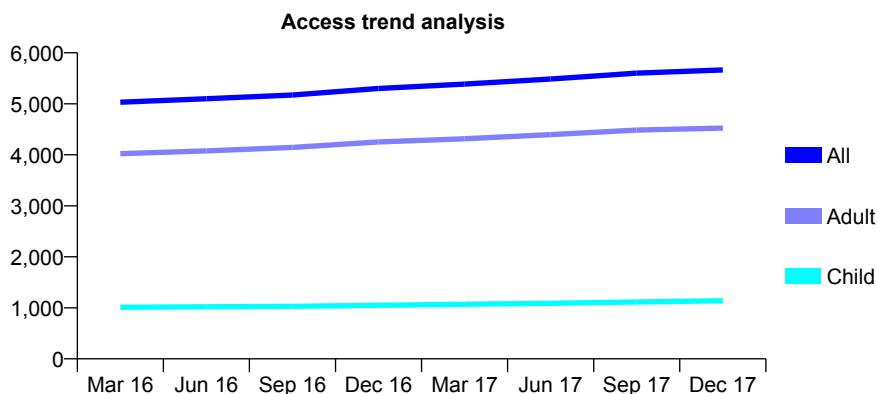
## Q55 - Vital Signs At a Glance Contract Report for 131997/0001 - December 2017

Name or company name	Treeline Dental Care
Contract type name	GDS Contract
Purpose of contract	General
Contract start date	01/08/2010
Contract end date	

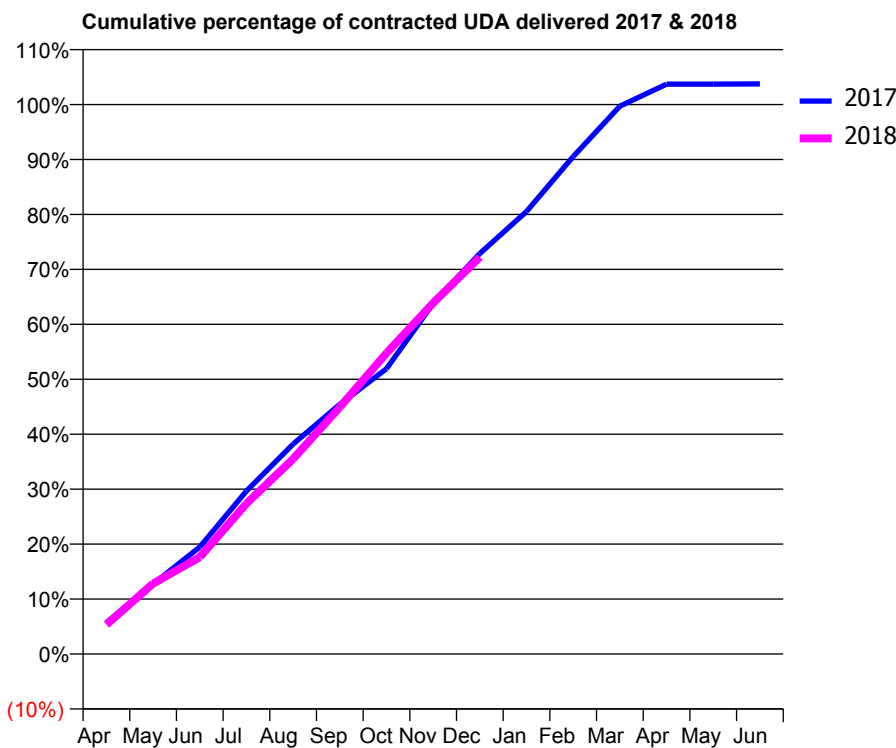
17/18 Contracted general activity (UDA)	14,556
Carry forward general activity (UDA)	-254
17/18 Contracted orthodontic activity (UOA)	0
Carry forward orthodontic activity (UOA)	0
Baseline contract value	£347,630.59

### ACCESS\*

Patients seen in 24 months	Total	Change since previous quarter
Quarter ending December 2016	5,300	
Quarter ending March 2017	5,387	→
Quarter ending June 2017	5,485	→
Quarter ending September 2017	5,602	↑
Quarter ending December 2017	5,663	→
<b>Variance since December 2016</b>	<b>6.8%</b>	<b>↑</b>



### ACTIVITY



Month	Adjusted Scheduled Activity (UDA)	
	2017	2018
April	771	780
May	1,722	1,867
June	2,629	2,565
July	4,005	3,985
August	5,160	5,171
September	6,133	6,540
October	7,010	7,972
November	8,611	9,299
December	9,841	10,513
January	10,871	
February	12,222	
March	13,459	
April	14,002	
May	14,002	
June	14,008	

### QUALITY

	Quantity	Base Number	Contract	AT	Region	England
% of FP17s for the same patient ID Re-attending within 3 months - Children	77	1,298	5.9%	10.5%	11.8%	12.0%
% of FP17s for the same patient ID Re-attending within 3 months - Adults	665	4,823	13.8%	14.2%	15.3%	15.9%
% of FP17s for the same patient ID Re-attending between 3 & 9 months - Children	741	1,298	57.1%	61.8%	59.1%	58.0%
% of FP17s for the same patient ID Re-attending between 3 & 9 months - Adults	2,694	4,823	55.9%	55.4%	51.5%	50.5%
% of FP17s for Band 1 Urgent Courses	253	5,359	4.7%	7.2%	8.0%	9.0%
% of FP17s Relating to Free Repair or Replacements	54	5,359	1.0%	0.8%	0.8%	0.8%
% of FP17s Relating to Continuations	123	5,359	2.3%	1.3%	1.1%	1.1%
% of Patients satisfied with the dentistry they have received	10	10	100.0%	91.8%	91.6%	91.5%
% of Patients satisfied with the time they had to wait for an appointment	9	10	90.0%	87.3%	88.3%	87.9%

\* This is based on patients treated on this contract for their most recent course of treatment. Figures in italics indicate the base number of FP17s or Patient Questionnaire responses are less than 100. N/A is shown where the base number of responses is less than 10 during the period. % is calculated as Quantity/Base number\*100

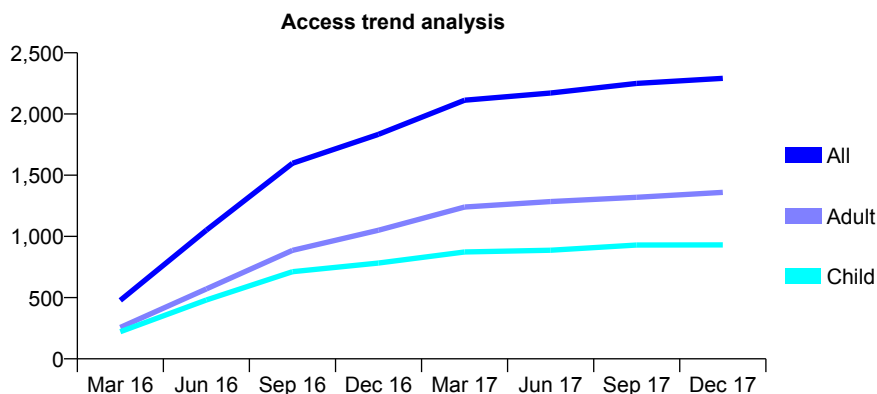
## Q55 - Vital Signs At a Glance Contract Report for 133477/0001 - December 2017

Name or company name	Eckington One Partnership
Contract type name	GDS Contract
Purpose of contract	General
Contract start date	01/02/2016
Contract end date	

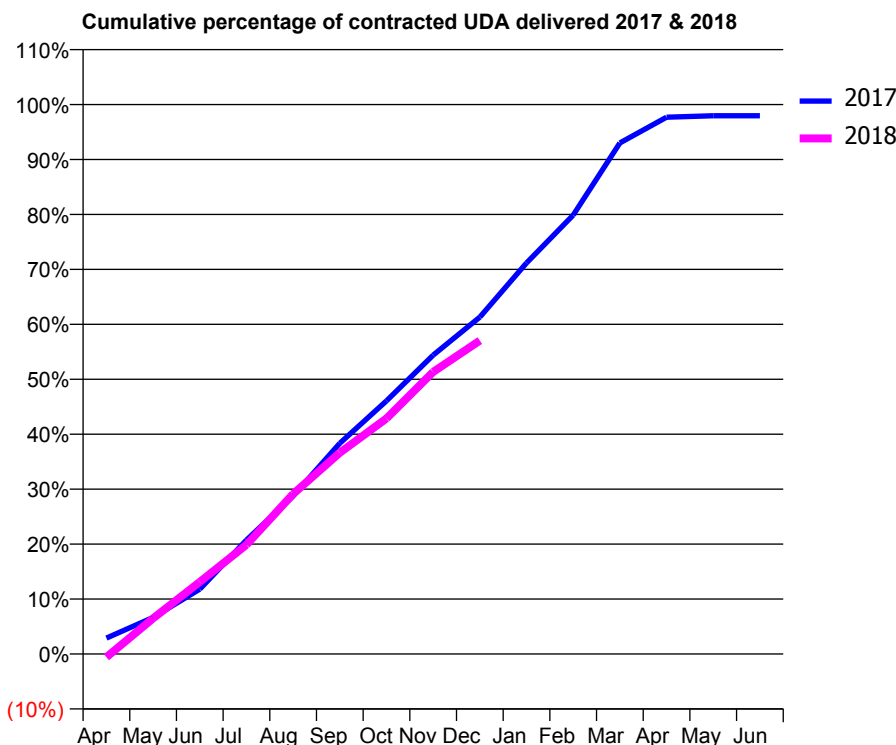
17/18 Contracted general activity (UDA)	7,300
Carry forward general activity (UDA)	149
17/18 Contracted orthodontic activity (UOA)	0
Carry forward orthodontic activity (UOA)	0
Baseline contract value	£171,646.72

### ACCESS\*

Patients seen in 24 months	Total	Change since previous quarter
Quarter ending December 2016	1,834	
Quarter ending March 2017	2,113	↑
Quarter ending June 2017	2,172	↑
Quarter ending September 2017	2,250	↑
Quarter ending December 2017	2,291	→
<b>Variance since December 2016</b>	<b>24.9%</b>	<b>↑</b>



### ACTIVITY



Month	Adjusted Scheduled Activity (UDA)	
	2017	2018
April	212	-43
May	486	473
June	861	957
July	1,514	1,451
August	2,100	2,126
September	2,799	2,674
October	3,363	3,129
November	3,971	3,748
December	4,476	4,165
January	5,194	
February	5,830	
March	6,789	
April	7,131	
May	7,151	
June	7,151	

### QUALITY

	Quantity	Base Number	Contract	AT	Region	England
% of FP17s for the same patient ID Re-attending within 3 months - Children	98	1,083	9.0%	10.5%	11.8%	12.0%
% of FP17s for the same patient ID Re-attending within 3 months - Adults	279	1,548	18.0%	14.2%	15.3%	15.9%
% of FP17s for the same patient ID Re-attending between 3 & 9 months - Children	712	1,083	65.7%	61.8%	59.1%	58.0%
% of FP17s for the same patient ID Re-attending between 3 & 9 months - Adults	994	1,548	64.2%	55.4%	51.5%	50.5%
% of FP17s for Band 1 Urgent Courses	123	2,476	5.0%	7.2%	8.0%	9.0%
% of FP17s Relating to Free Repair or Replacements	34	2,476	1.4%	0.8%	0.8%	0.8%
% of FP17s Relating to Continuations	19	2,476	0.8%	1.3%	1.1%	1.1%
% of Patients satisfied with the dentistry they have received	1	1	N/A	91.8%	91.6%	91.5%
% of Patients satisfied with the time they had to wait for an appointment	1	1	N/A	87.3%	88.3%	87.9%

\* This is based on patients treated on this contract for their most recent course of treatment. Figures in italics indicate the base number of FP17s or Patient Questionnaire responses are less than 100. N/A is shown where the base number of responses is less than 10 during the period. % is calculated as Quantity/Base number\*100

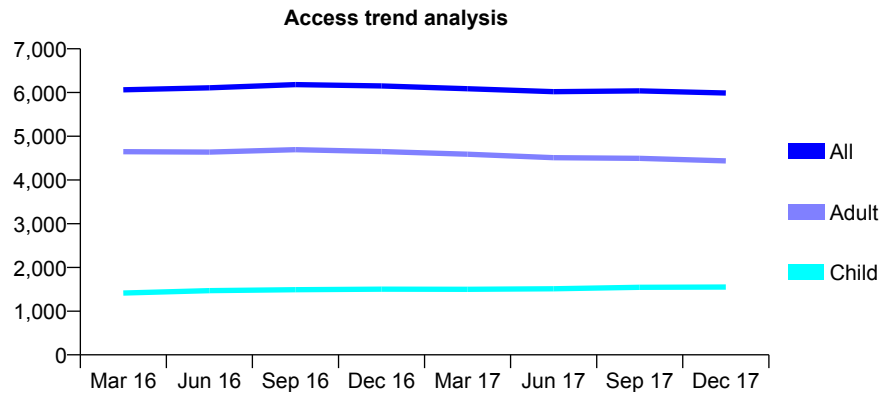
## Q55 - Vital Signs At a Glance Contract Report for 134406/0001 - December 2017

Name or company name	Ice Surgeries Limited
Contract type name	GDS Contract
Purpose of contract	General
Contract start date	01/09/2009
Contract end date	

17/18 Contracted general activity (UDA)	14,000
Carry forward general activity (UDA)	0
17/18 Contracted orthodontic activity (UOA)	0
Carry forward orthodontic activity (UOA)	0
Baseline contract value	£325,530.71

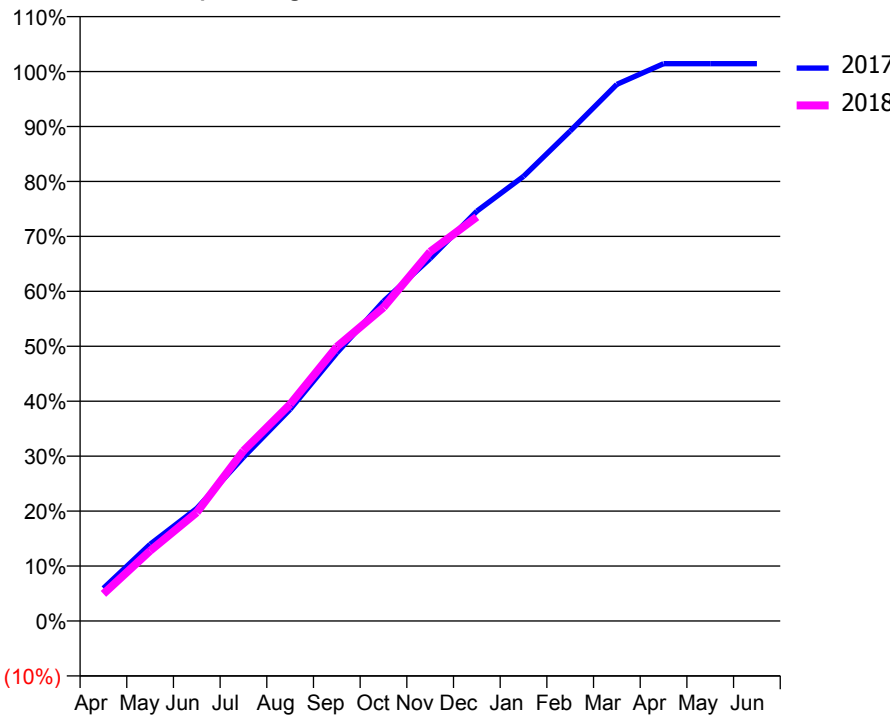
### ACCESS\*

Patients seen in 24 months	Total	Change since previous quarter
Quarter ending December 2016	6,151	
Quarter ending March 2017	6,087	↓
Quarter ending June 2017	6,020	↓
Quarter ending September 2017	6,038	→
Quarter ending December 2017	5,988	→
<b>Variance since December 2016</b>	<b>(2.6%)</b>	<b>↓</b>



### ACTIVITY

Cumulative percentage of contracted UDA delivered 2017 & 2018



Month	Adjusted Scheduled Activity (UDA)	
	2017	2018
April	833	692
May	1,956	1,787
June	2,868	2,766
July	4,172	4,337
August	5,395	5,524
September	6,829	6,985
October	8,144	7,989
November	9,236	9,410
December	10,443	10,294
January	11,328	
February	12,485	
March	13,674	
April	14,199	
May	14,199	
June	14,199	

### QUALITY

	Quantity	Base Number	Contract	AT	Region	England
% of FP17s for the same patient ID Re-attending within 3 months - Children	135	1,917	7.0%	10.5%	11.8%	12.0%
% of FP17s for the same patient ID Re-attending within 3 months - Adults	515	4,641	11.1%	14.2%	15.3%	15.9%
% of FP17s for the same patient ID Re-attending between 3 & 9 months - Children	1,193	1,917	62.2%	61.8%	59.1%	58.0%
% of FP17s for the same patient ID Re-attending between 3 & 9 months - Adults	2,707	4,641	58.3%	55.4%	51.5%	50.5%
% of FP17s for Band 1 Urgent Courses	302	6,183	4.9%	7.2%	8.0%	9.0%
% of FP17s Relating to Free Repair or Replacements	51	6,183	0.8%	0.8%	0.8%	0.8%
% of FP17s Relating to Continuations	87	6,183	1.4%	1.3%	1.1%	1.1%
% of Patients satisfied with the dentistry they have received	3	3	N/A	91.8%	91.6%	91.5%
% of Patients satisfied with the time they had to wait for an appointment	2	3	N/A	87.3%	88.3%	87.9%

\* This is based on patients treated on this contract for their most recent course of treatment. Figures in italics indicate the base number of FP17s or Patient Questionnaire responses are less than 100. N/A is shown where the base number of responses is less than 10 during the period. % is calculated as Quantity/Base number\*100

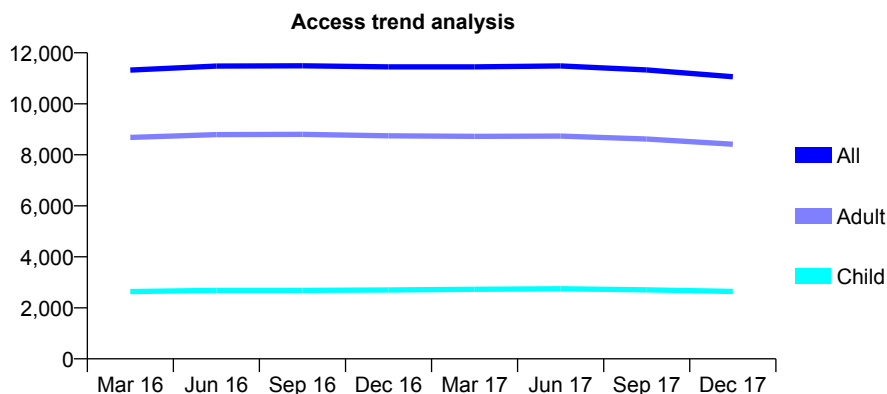
## Q55 - Vital Signs At a Glance Contract Report for 134678/0001 - December 2017

Name or company name	IDH Mansfield Limited
Contract type name	GDS Contract
Purpose of contract	General
Contract start date	01/02/2008
Contract end date	

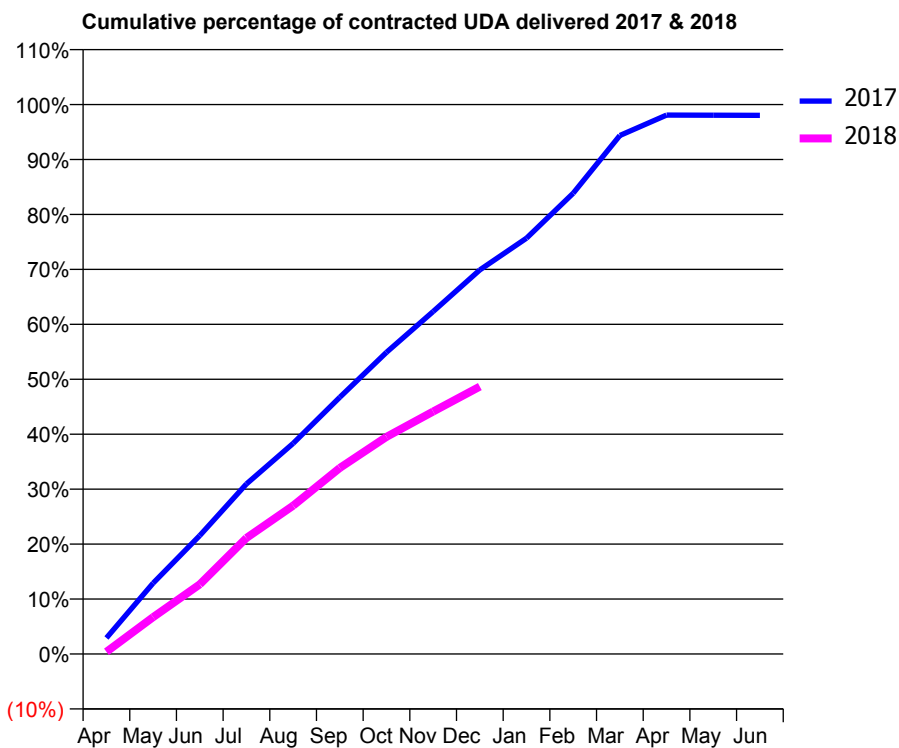
17/18 Contracted general activity (UDA)	33,500
Carry forward general activity (UDA)	563
17/18 Contracted orthodontic activity (UOA)	0
Carry forward orthodontic activity (UOA)	0
Baseline contract value	£820,278.96

### ACCESS\*

Patients seen in 24 months	Total	Change since previous quarter
Quarter ending December 2016	11,446	
Quarter ending March 2017	11,447	→
Quarter ending June 2017	11,483	→
Quarter ending September 2017	11,329	↓
Quarter ending December 2017	11,061	↓
<b>Variance since December 2016</b>	<b>(3.4%)</b>	<b>↓</b>



### ACTIVITY



Month	Adjusted Scheduled Activity (UDA)	
	2017	2018
April	835	131
May	3,675	2,247
June	6,146	4,247
July	8,824	7,073
August	10,923	9,045
September	13,314	11,344
October	15,648	13,243
November	17,767	14,785
December	19,925	16,302
January	21,569	
February	23,901	
March	26,891	
April	27,953	
May	27,947	
June	27,937	

### QUALITY

	Quantity	Base Number	Contract	AT	Region	England
% of FP17s for the same patient ID Re-attending within 3 months - Children	105	2,290	4.6%	10.5%	11.8%	12.0%
% of FP17s for the same patient ID Re-attending within 3 months - Adults	529	6,928	7.6%	14.2%	15.3%	15.9%
% of FP17s for the same patient ID Re-attending between 3 & 9 months - Children	1,290	2,290	56.3%	61.8%	59.1%	58.0%
% of FP17s for the same patient ID Re-attending between 3 & 9 months - Adults	4,013	6,928	57.9%	55.4%	51.5%	50.5%
% of FP17s for Band 1 Urgent Courses	419	8,733	4.8%	7.2%	8.0%	9.0%
% of FP17s Relating to Free Repair or Replacements	18	8,733	0.2%	0.8%	0.8%	0.8%
% of FP17s Relating to Continuations	114	8,733	1.3%	1.3%	1.1%	1.1%
% of Patients satisfied with the dentistry they have received	6	8	N/A	91.8%	91.6%	91.5%
% of Patients satisfied with the time they had to wait for an appointment	4	8	N/A	87.3%	88.3%	87.9%

\* This is based on patients treated on this contract for their most recent course of treatment. Figures in italics indicate the base number of FP17s or Patient Questionnaire responses are less than 100. N/A is shown where the base number of responses is less than 10 during the period. % is calculated as Quantity/Base number\*100

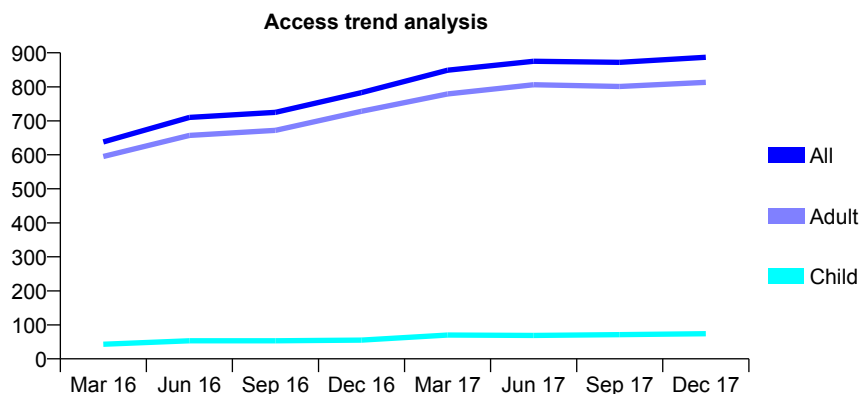
## Q55 - Vital Signs At a Glance Contract Report for 135267/0001 - December 2017

Name or company name	Dr D Iliadis and Dr C Hancock
Contract type name	GDS Contract
Purpose of contract	General
Contract start date	01/06/2014
Contract end date	

17/18 Contracted general activity (UDA)	2,340
Carry forward general activity (UDA)	88
17/18 Contracted orthodontic activity (UOA)	0
Carry forward orthodontic activity (UOA)	0
Baseline contract value	£57,581.44

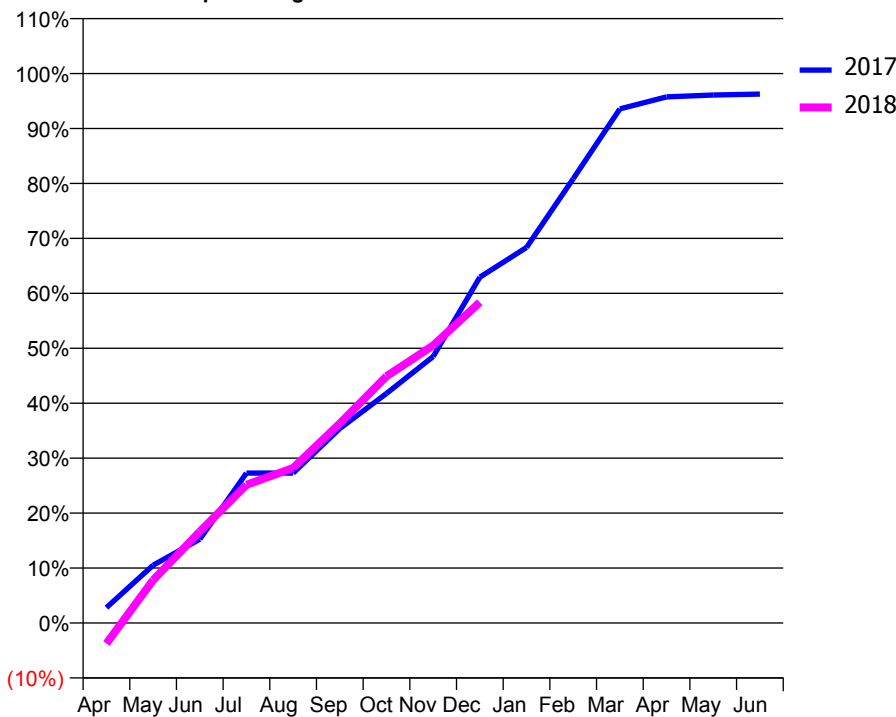
### ACCESS\*

Patients seen in 24 months	Total	Change since previous quarter
Quarter ending December 2016	783	
Quarter ending March 2017	849	↑
Quarter ending June 2017	875	↑
Quarter ending September 2017	872	→
Quarter ending December 2017	887	→
<b>Variance since December 2016</b>	<b>13.3%</b>	<b>↑</b>



### ACTIVITY

Cumulative percentage of contracted UDA delivered 2017 & 2018



Month	Adjusted Scheduled Activity (UDA)	
	2017	2018
April	65	-88
May	246	182
June	357	389
July	638	589
August	638	660
September	828	850
October	977	1,051
November	1,135	1,182
December	1,473	1,366
January	1,599	
February	1,892	
March	2,189	
April	2,240	
May	2,248	
June	2,252	

### QUALITY

	Quantity	Base Number	Contract	AT	Region	England
% of FP17s for the same patient ID Re-attending within 3 months - Children	3	65	4.6%	10.5%	11.8%	12.0%
% of FP17s for the same patient ID Re-attending within 3 months - Adults	59	674	8.8%	14.2%	15.3%	15.9%
% of FP17s for the same patient ID Re-attending between 3 & 9 months - Children	37	65	56.9%	61.8%	59.1%	58.0%
% of FP17s for the same patient ID Re-attending between 3 & 9 months - Adults	364	674	54.0%	55.4%	51.5%	50.5%
% of FP17s for Band 1 Urgent Courses	54	694	7.8%	7.2%	8.0%	9.0%
% of FP17s Relating to Free Repair or Replacements	4	694	0.6%	0.8%	0.8%	0.8%
% of FP17s Relating to Continuations	0	694	0.0%	1.3%	1.1%	1.1%
% of Patients satisfied with the dentistry they have received	0	0	N/A	91.8%	91.6%	91.5%
% of Patients satisfied with the time they had to wait for an appointment	0	0	N/A	87.3%	88.3%	87.9%

\* This is based on patients treated on this contract for their most recent course of treatment. Figures in italics indicate the base number of FP17s or Patient Questionnaire responses are less than 100. N/A is shown where the base number of responses is less than 10 during the period. % is calculated as Quantity/Base number\*100

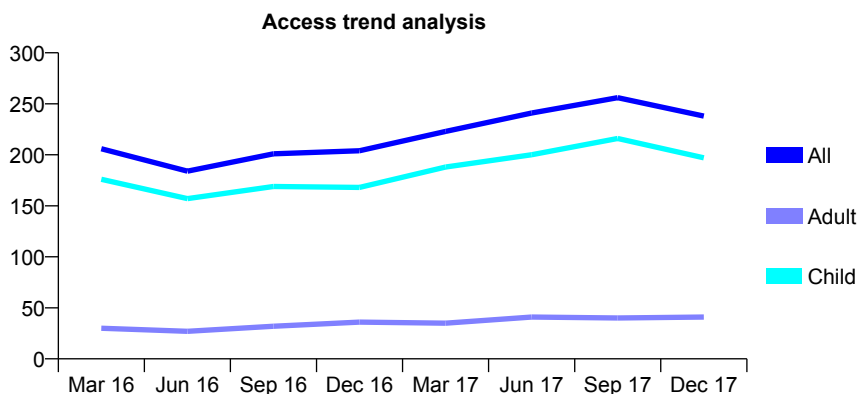
## Q55 - Vital Signs At a Glance Contract Report for 135372/0001 - December 2017

Name or company name	No.1 The Orthodontic Specialists
Contract type name	GDS Contract
Purpose of contract	General and Orthodontic
Contract start date	14/12/2012
Contract end date	

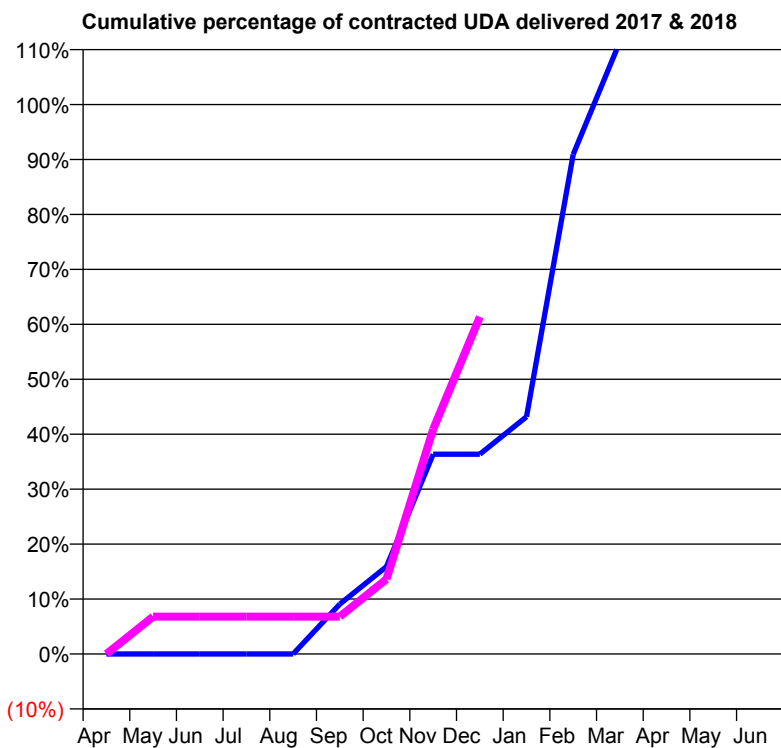
17/18 Contracted general activity (UDA)	44
Carry forward general activity (UDA)	0
17/18 Contracted orthodontic activity (UOA)	3,438
Carry forward orthodontic activity (UOA)	-1
Baseline contract value	£233,804.40

### ACCESS\*

Patients seen in 24 months	Total	Change since previous quarter
Quarter ending December 2016	204	
Quarter ending March 2017	223	↑
Quarter ending June 2017	241	↑
Quarter ending September 2017	256	↑
Quarter ending December 2017	238	↓
<b>Variance since December 2016</b>	<b>16.7%</b>	<b>↑</b>



### ACTIVITY



Month	Adjusted Scheduled Activity (UDA)	
	2017	2018
April	0	0
May	0	3
June	0	3
July	0	3
August	0	3
September	4	3
October	7	6
November	16	18
December	16	27
January	19	
February	40	
March	49	
April	49	
May	49	
June	49	

### QUALITY

	Quantity	Base Number	Contract	AT	Region	England
% of FP17s for the same patient ID Re-attending within 3 months - Children	3	703	0.4%	10.5%	11.8%	12.0%
% of FP17s for the same patient ID Re-attending within 3 months - Adults	0	26	0.0%	14.2%	15.3%	15.9%
% of FP17s for the same patient ID Re-attending between 3 & 9 months - Children	11	703	1.6%	61.8%	59.1%	58.0%
% of FP17s for the same patient ID Re-attending between 3 & 9 months - Adults	0	26	0.0%	55.4%	51.5%	50.5%
% of FP17s for Band 1 Urgent Courses	0	9	0.0%	7.2%	8.0%	9.0%
% of FP17s Relating to Free Repair or Replacements	0	9	0.0%	0.8%	0.8%	0.8%
% of FP17s Relating to Continuations	0	9	0.0%	1.3%	1.1%	1.1%
% of Patients satisfied with the dentistry they have received	0	0	N/A	91.8%	91.6%	91.5%
% of Patients satisfied with the time they had to wait for an appointment	0	0	N/A	87.3%	88.3%	87.9%

\* This is based on patients treated on this contract for their most recent course of treatment. Figures in italics indicate the base number of FP17s or Patient Questionnaire responses are less than 100. N/A is shown where the base number of responses is less than 10 during the period. % is calculated as Quantity/Base number\*100

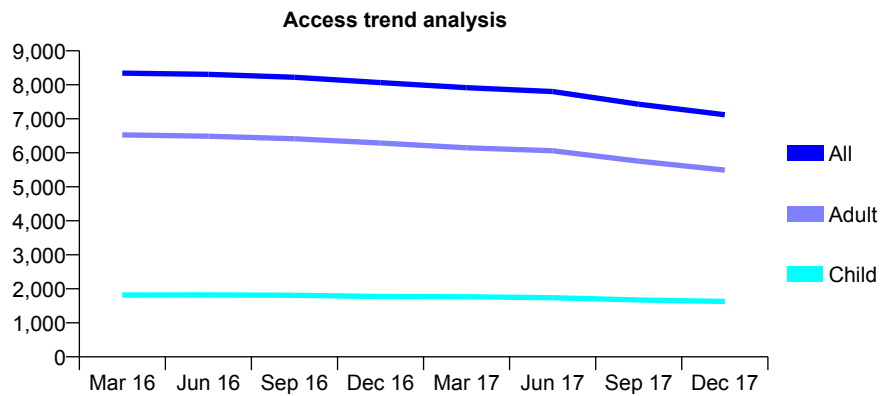
## Q55 - Vital Signs At a Glance Contract Report for 136654/0001 - December 2017

Name or company name	Dentichек Ltd
Contract type name	GDS Contract
Purpose of contract	General
Contract start date	01/04/2009
Contract end date	

17/18 Contracted general activity (UDA)	23,894
Carry forward general activity (UDA)	0
17/18 Contracted orthodontic activity (UOA)	0
Carry forward orthodontic activity (UOA)	0
Baseline contract value	£563,829.91

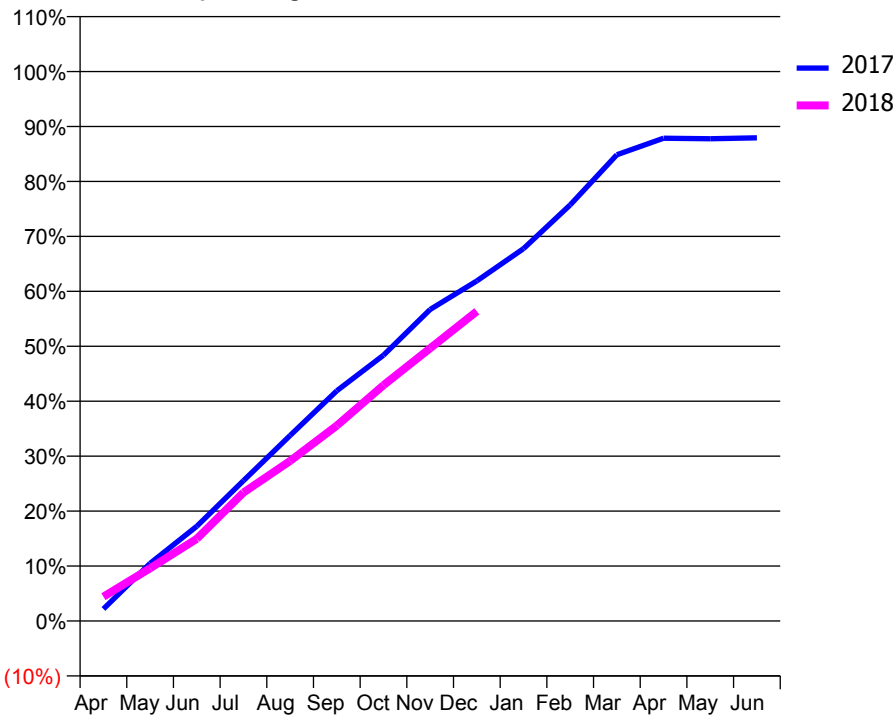
### ACCESS\*

Patients seen in 24 months	Total	Change since previous quarter
Quarter ending December 2016	8,063	
Quarter ending March 2017	7,914	↓
Quarter ending June 2017	7,800	↓
Quarter ending September 2017	7,428	↓
Quarter ending December 2017	7,120	↓
<b>Variance since December 2016</b>	<b>(11.7%)</b>	<b>↓</b>



### ACTIVITY

Cumulative percentage of contracted UDA delivered 2017 & 2018



Month	Adjusted Scheduled Activity (UDA)	
	2017	2018
April	516	1,055
May	2,466	2,295
June	4,052	3,576
July	6,001	5,586
August	7,935	6,960
September	9,844	8,499
October	11,367	10,255
November	13,327	11,863
December	14,543	13,466
January	15,928	
February	17,793	
March	19,938	
April	20,646	
May	20,626	
June	20,662	

### QUALITY

	Quantity	Base Number	Contract	AT	Region	England
% of FP17s for the same patient ID Re-attending within 3 months - Children	349	1,843	18.9%	10.5%	11.8%	12.0%
% of FP17s for the same patient ID Re-attending within 3 months - Adults	629	5,370	11.7%	14.2%	15.3%	15.9%
% of FP17s for the same patient ID Re-attending between 3 & 9 months - Children	983	1,843	53.3%	61.8%	59.1%	58.0%
% of FP17s for the same patient ID Re-attending between 3 & 9 months - Adults	3,401	5,370	63.3%	55.4%	51.5%	50.5%
% of FP17s for Band 1 Urgent Courses	575	6,865	8.4%	7.2%	8.0%	9.0%
% of FP17s Relating to Free Repair or Replacements	88	6,865	1.3%	0.8%	0.8%	0.8%
% of FP17s Relating to Continuations	20	6,865	0.3%	1.3%	1.1%	1.1%
% of Patients satisfied with the dentistry they have received	15	17	88.2%	91.8%	91.6%	91.5%
% of Patients satisfied with the time they had to wait for an appointment	14	17	82.4%	87.3%	88.3%	87.9%

\* This is based on patients treated on this contract for their most recent course of treatment. Figures in italics indicate the base number of FP17s or Patient Questionnaire responses are less than 100. N/A is shown where the base number of responses is less than 10 during the period. % is calculated as Quantity/Base number\*100



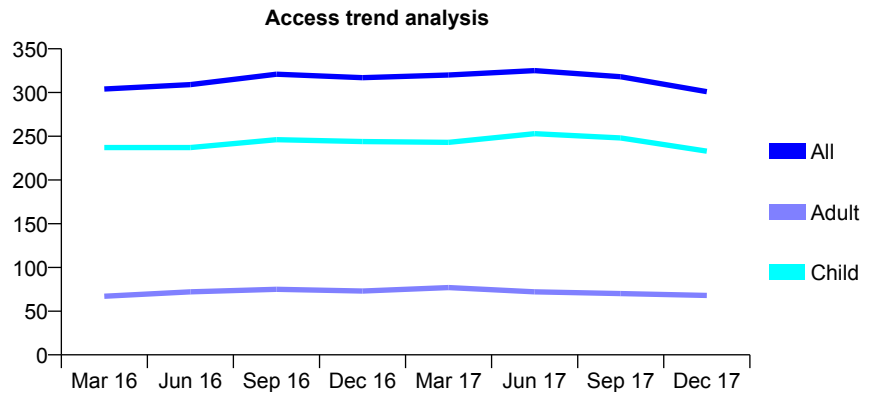
## Q55 - Vital Signs At a Glance Contract Report for 137553/0001 - December 2017

Name or company name	Ruddington Dental Practice
Contract type name	GDS Contract
Purpose of contract	General
Contract start date	01/08/2013
Contract end date	

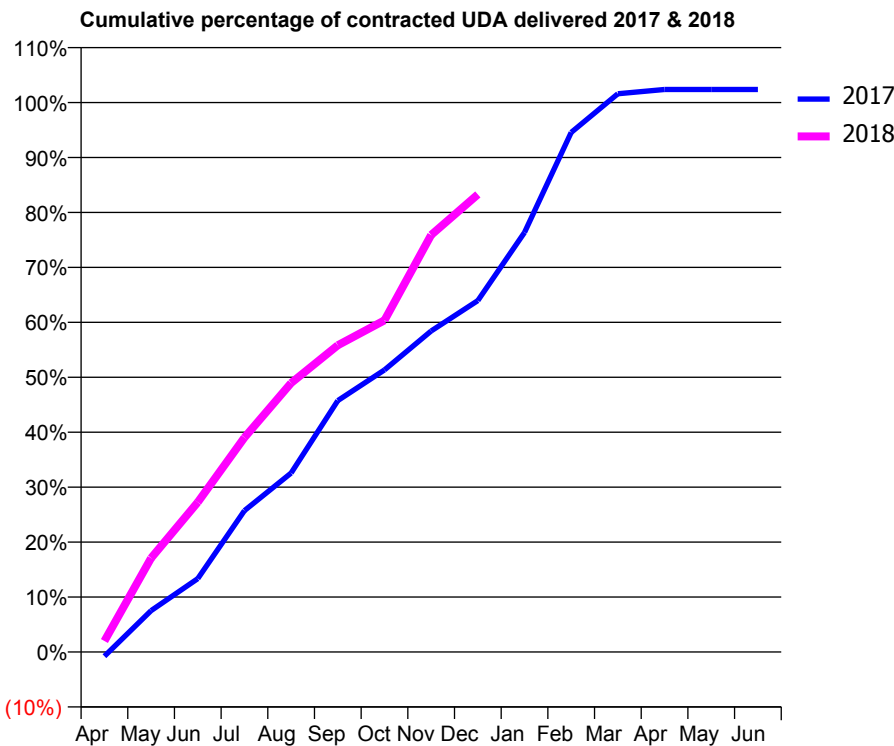
17/18 Contracted general activity (UDA)	600
Carry forward general activity (UDA)	-12
17/18 Contracted orthodontic activity (UOA)	0
Carry forward orthodontic activity (UOA)	0
Baseline contract value	£15,623.25

### ACCESS\*

Patients seen in 24 months	Total	Change since previous quarter
Quarter ending December 2016	317	
Quarter ending March 2017	320	→
Quarter ending June 2017	325	→
Quarter ending September 2017	318	↓
Quarter ending December 2017	301	↓
<b>Variance since December 2016</b>	<b>(5.0%)</b>	<b>↓</b>



### ACTIVITY



Month	Adjusted Scheduled Activity (UDA)	
	2017	2018
April	-5	12
May	45	103
June	80	164
July	154	234
August	195	294
September	275	335
October	308	362
November	351	455
December	384	500
January	458	
February	567	
March	610	
April	614	
May	614	
June	614	

### QUALITY

	Quantity	Base Number	Contract	AT	Region	England
% of FP17s for the same patient ID Re-attending within 3 months - Children	19	306	6.2%	10.5%	11.8%	12.0%
% of FP17s for the same patient ID Re-attending within 3 months - Adults	6	59	10.2%	14.2%	15.3%	15.9%
% of FP17s for the same patient ID Re-attending between 3 & 9 months - Children	217	306	70.9%	61.8%	59.1%	58.0%
% of FP17s for the same patient ID Re-attending between 3 & 9 months - Adults	48	59	81.4%	55.4%	51.5%	50.5%
% of FP17s for Band 1 Urgent Courses	13	361	3.6%	7.2%	8.0%	9.0%
% of FP17s Relating to Free Repair or Replacements	0	361	0.0%	0.8%	0.8%	0.8%
% of FP17s Relating to Continuations	2	361	0.6%	1.3%	1.1%	1.1%
% of Patients satisfied with the dentistry they have received	0	0	N/A	91.8%	91.6%	91.5%
% of Patients satisfied with the time they had to wait for an appointment	0	0	N/A	87.3%	88.3%	87.9%

\* This is based on patients treated on this contract for their most recent course of treatment. Figures in italics indicate the base number of FP17s or Patient Questionnaire responses are less than 100. N/A is shown where the base number of responses is less than 10 during the period. % is calculated as Quantity/Base number\*100

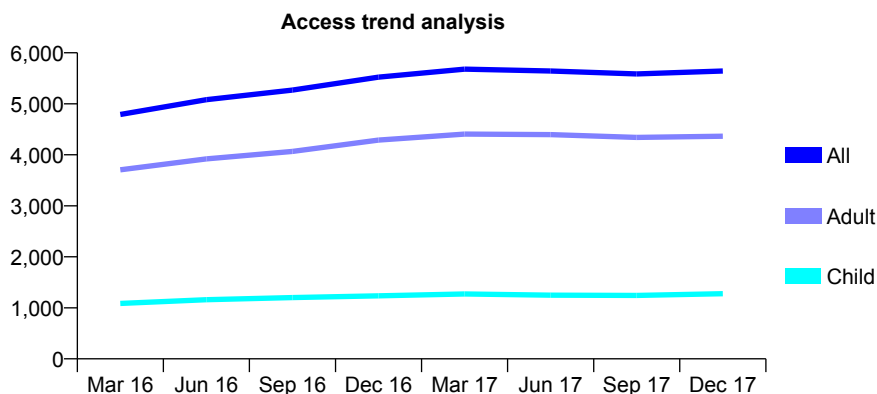
## Q55 - Vital Signs At a Glance Contract Report for 138045/0001 - December 2017

Name or company name	16a Dental
Contract type name	GDS Contract
Purpose of contract	General
Contract start date	01/04/2006
Contract end date	

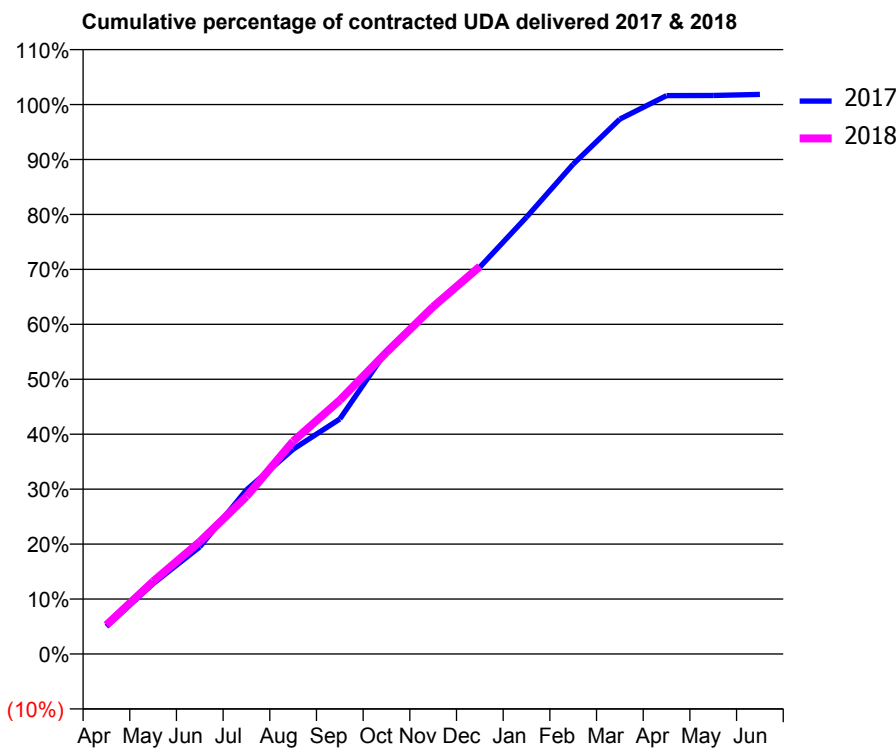
17/18 Contracted general activity (UDA)	15,977
Carry forward general activity (UDA)	-293
17/18 Contracted orthodontic activity (UOA)	0
Carry forward orthodontic activity (UOA)	0
Baseline contract value	£424,105.83

### ACCESS\*

Patients seen in 24 months	Total	Change since previous quarter
Quarter ending December 2016	5,523	
Quarter ending March 2017	5,679	↑
Quarter ending June 2017	5,643	→
Quarter ending September 2017	5,585	↓
Quarter ending December 2017	5,642	→
<b>Variance since December 2016</b>	<b>2.2%</b>	<b>↑</b>



### ACTIVITY



Month	Adjusted Scheduled Activity (UDA)	
	2017	2018
April	801	842
May	2,046	2,111
June	3,114	3,266
July	4,771	4,581
August	5,953	6,184
September	6,835	7,381
October	8,810	8,772
November	10,092	10,099
December	11,250	11,269
January	12,702	
February	14,242	
March	15,554	
April	16,235	
May	16,240	
June	16,270	

### QUALITY

	Quantity	Base Number	Contract	AT	Region	England
% of FP17s for the same patient ID Re-attending within 3 months - Children	142	1,695	8.4%	10.5%	11.8%	12.0%
% of FP17s for the same patient ID Re-attending within 3 months - Adults	751	5,534	13.6%	14.2%	15.3%	15.9%
% of FP17s for the same patient ID Re-attending between 3 & 9 months - Children	1,229	1,695	72.5%	61.8%	59.1%	58.0%
% of FP17s for the same patient ID Re-attending between 3 & 9 months - Adults	3,827	5,534	69.2%	55.4%	51.5%	50.5%
% of FP17s for Band 1 Urgent Courses	370	6,600	5.6%	7.2%	8.0%	9.0%
% of FP17s Relating to Free Repair or Replacements	89	6,600	1.3%	0.8%	0.8%	0.8%
% of FP17s Relating to Continuations	83	6,600	1.3%	1.3%	1.1%	1.1%
% of Patients satisfied with the dentistry they have received	8	8	N/A	91.8%	91.6%	91.5%
% of Patients satisfied with the time they had to wait for an appointment	8	8	N/A	87.3%	88.3%	87.9%

\* This is based on patients treated on this contract for their most recent course of treatment. Figures in italics indicate the base number of FP17s or Patient Questionnaire responses are less than 100. N/A is shown where the base number of responses is less than 10 during the period. % is calculated as Quantity/Base number\*100

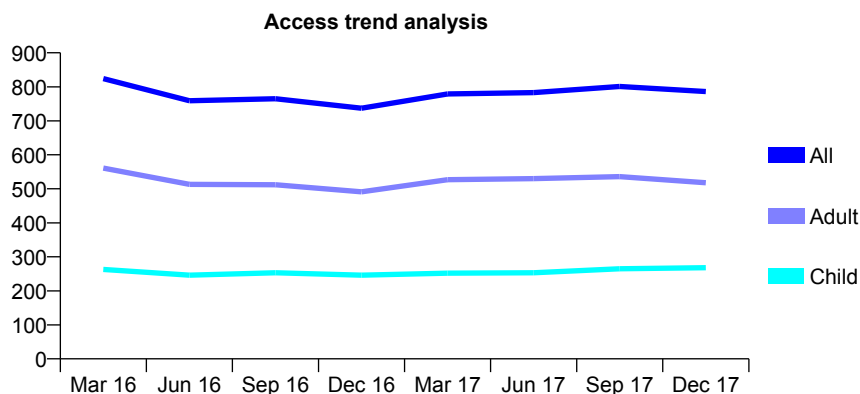
## Q55 - Vital Signs At a Glance Contract Report for 138169/0001 - December 2017

Name or company name	Holly Tree House Dental Practice
Contract type name	GDS Contract
Purpose of contract	General
Contract start date	25/11/2011
Contract end date	

17/18 Contracted general activity (UDA)	2,254
Carry forward general activity (UDA)	0
17/18 Contracted orthodontic activity (UOA)	0
Carry forward orthodontic activity (UOA)	0
Baseline contract value	£53,934.47

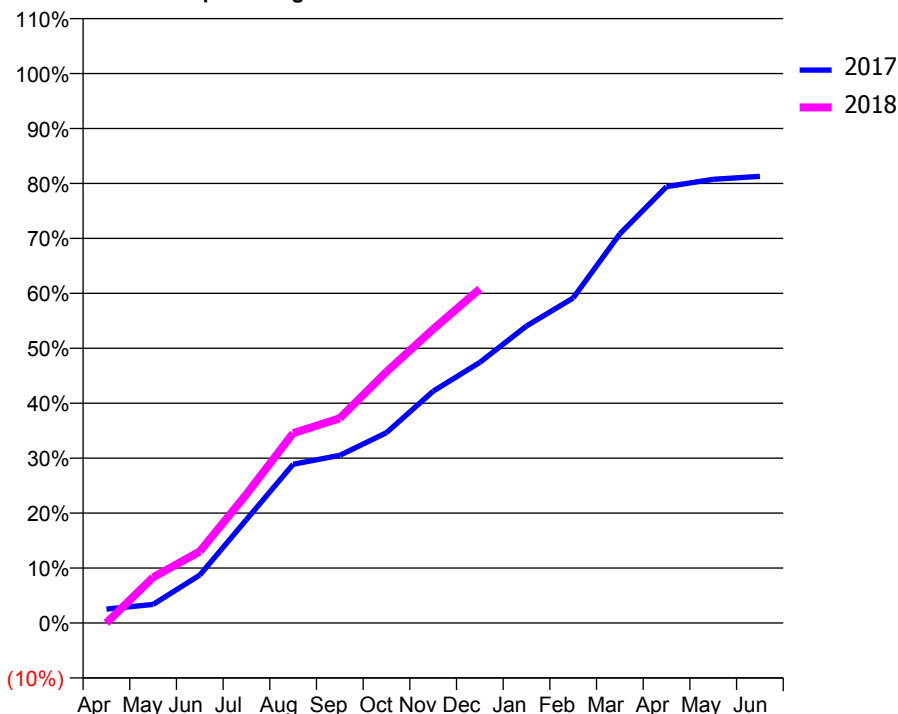
### ACCESS\*

Patients seen in 24 months	Total	Change since previous quarter
Quarter ending December 2016	737	
Quarter ending March 2017	779	↑
Quarter ending June 2017	783	→
Quarter ending September 2017	801	↑
Quarter ending December 2017	786	↓
<b>Variance since December 2016</b>	<b>6.6%</b>	<b>↑</b>



### ACTIVITY

Cumulative percentage of contracted UDA delivered 2017 & 2018



Month	Adjusted Scheduled Activity (UDA)	
	2017	2018
April	57	0
May	76	188
June	197	294
July	424	528
August	651	779
September	688	840
October	781	1,030
November	951	1,205
December	1,069	1,370
January	1,219	
February	1,333	
March	1,596	
April	1,790	
May	1,820	
June	1,832	

### QUALITY

	Quantity	Base Number	Contract	AT	Region	England
% of FP17s for the same patient ID Re-attending within 3 months - Children	26	351	7.4%	10.5%	11.8%	12.0%
% of FP17s for the same patient ID Re-attending within 3 months - Adults	81	447	18.1%	14.2%	15.3%	15.9%
% of FP17s for the same patient ID Re-attending between 3 & 9 months - Children	229	351	65.2%	61.8%	59.1%	58.0%
% of FP17s for the same patient ID Re-attending between 3 & 9 months - Adults	182	447	40.7%	55.4%	51.5%	50.5%
% of FP17s for Band 1 Urgent Courses	17	712	2.4%	7.2%	8.0%	9.0%
% of FP17s Relating to Free Repair or Replacements	3	712	0.4%	0.8%	0.8%	0.8%
% of FP17s Relating to Continuations	20	712	2.8%	1.3%	1.1%	1.1%
% of Patients satisfied with the dentistry they have received	0	0	N/A	91.8%	91.6%	91.5%
% of Patients satisfied with the time they had to wait for an appointment	0	0	N/A	87.3%	88.3%	87.9%

\* This is based on patients treated on this contract for their most recent course of treatment. Figures in italics indicate the base number of FP17s or Patient Questionnaire responses are less than 100. N/A is shown where the base number of responses is less than 10 during the period. % is calculated as Quantity/Base number\*100

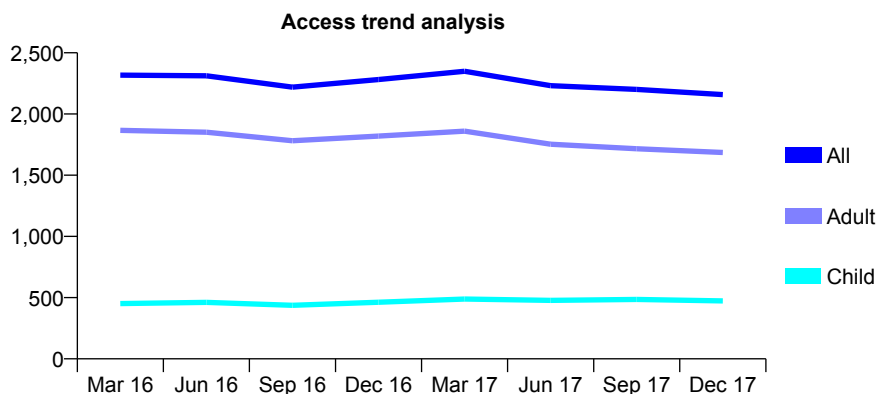
## Q55 - Vital Signs At a Glance Contract Report for 138592/0001 - December 2017

Name or company name	Oradent Studio
Contract type name	GDS Contract
Purpose of contract	General
Contract start date	12/02/2014
Contract end date	

17/18 Contracted general activity (UDA)	5,825
Carry forward general activity (UDA)	0
17/18 Contracted orthodontic activity (UOA)	0
Carry forward orthodontic activity (UOA)	0
Baseline contract value	£151,981.57

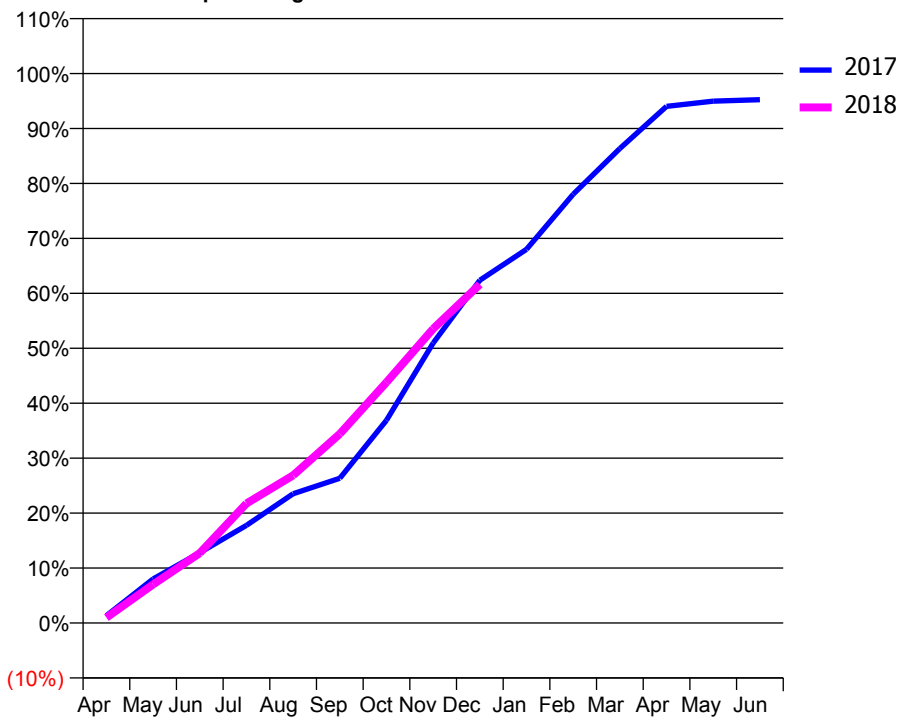
### ACCESS\*

Patients seen in 24 months	Total	Change since previous quarter
Quarter ending December 2016	2,282	
Quarter ending March 2017	2,349	↑
Quarter ending June 2017	2,231	↓
Quarter ending September 2017	2,201	↓
Quarter ending December 2017	2,159	↓
<b>Variance since December 2016</b>	<b>(5.4%)</b>	<b>↓</b>



### ACTIVITY

Cumulative percentage of contracted UDA delivered 2017 & 2018



Month	Adjusted Scheduled Activity (UDA)	
	2017	2018
April	92	57
May	547	409
June	874	742
July	1,213	1,267
August	1,605	1,565
September	1,797	2,005
October	2,518	2,552
November	3,477	3,120
December	4,257	3,590
January	4,641	
February	5,325	
March	5,894	
April	6,417	
May	6,482	
June	6,500	

### QUALITY

	Quantity	Base Number	Contract	AT	Region	England
% of FP17s for the same patient ID Re-attending within 3 months - Children	10	327	3.1%	10.5%	11.8%	12.0%
% of FP17s for the same patient ID Re-attending within 3 months - Adults	116	1,325	8.8%	14.2%	15.3%	15.9%
% of FP17s for the same patient ID Re-attending between 3 & 9 months - Children	122	327	37.3%	61.8%	59.1%	58.0%
% of FP17s for the same patient ID Re-attending between 3 & 9 months - Adults	601	1,325	45.4%	55.4%	51.5%	50.5%
% of FP17s for Band 1 Urgent Courses	126	1,432	8.8%	7.2%	8.0%	9.0%
% of FP17s Relating to Free Repair or Replacements	18	1,432	1.3%	0.8%	0.8%	0.8%
% of FP17s Relating to Continuations	1	1,432	0.1%	1.3%	1.1%	1.1%
% of Patients satisfied with the dentistry they have received	3	5	N/A	91.8%	91.6%	91.5%
% of Patients satisfied with the time they had to wait for an appointment	5	5	N/A	87.3%	88.3%	87.9%

\* This is based on patients treated on this contract for their most recent course of treatment. Figures in italics indicate the base number of FP17s or Patient Questionnaire responses are less than 100. N/A is shown where the base number of responses is less than 10 during the period. % is calculated as Quantity/Base number\*100

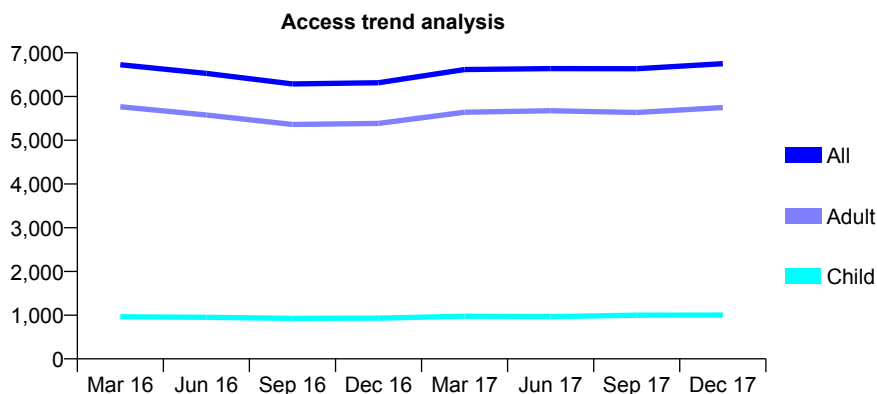
## Q55 - Vital Signs At a Glance Contract Report for 139904/0001 - December 2017

Name or company name	Market Street Dental Care
Contract type name	GDS Contract
Purpose of contract	General
Contract start date	01/09/2012
Contract end date	

17/18 Contracted general activity (UDA)	16,736
Carry forward general activity (UDA)	-5
17/18 Contracted orthodontic activity (UOA)	0
Carry forward orthodontic activity (UOA)	0
Baseline contract value	£407,936.05

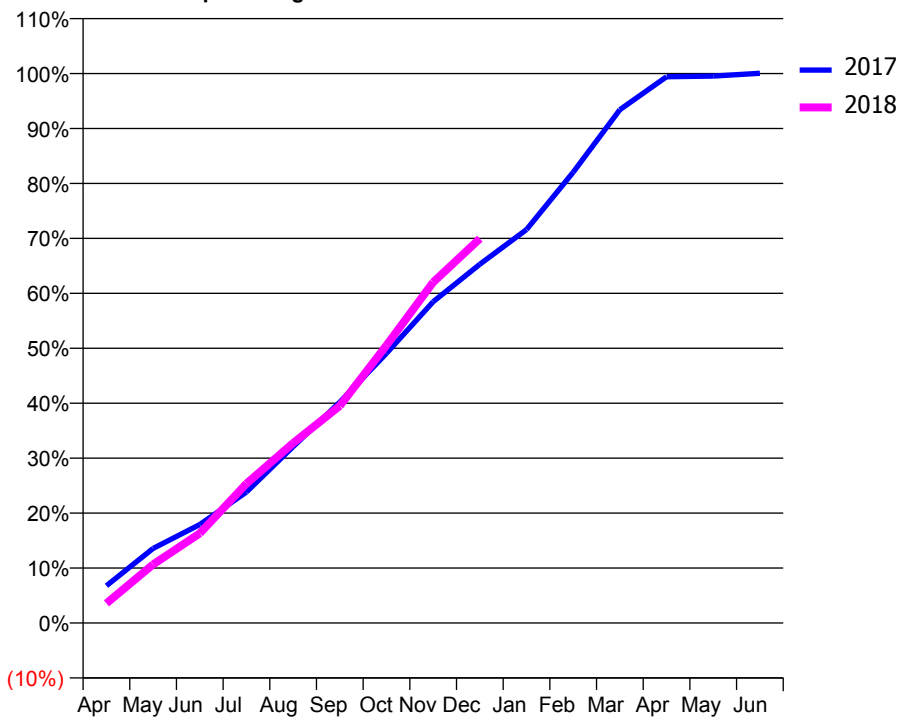
### ACCESS\*

Patients seen in 24 months	Total	Change since previous quarter
Quarter ending December 2016	6,315	
Quarter ending March 2017	6,617	↑
Quarter ending June 2017	6,640	→
Quarter ending September 2017	6,634	→
Quarter ending December 2017	6,752	→
<b>Variance since December 2016</b>	<b>6.9%</b>	<b>↑</b>



### ACTIVITY

Cumulative percentage of contracted UDA delivered 2017 & 2018



Month	Adjusted Scheduled Activity (UDA)	
	2017	2018
April	1,136	599
May	2,274	1,787
June	3,001	2,732
July	3,992	4,244
August	5,371	5,480
September	6,727	6,613
October	8,216	8,456
November	9,787	10,380
December	10,928	11,706
January	11,984	
February	13,727	
March	15,635	
April	16,638	
May	16,658	
June	16,741	

### QUALITY

	Quantity	Base Number	Contract	AT	Region	England
% of FP17s for the same patient ID Re-attending within 3 months - Children	57	1,106	5.2%	10.5%	11.8%	12.0%
% of FP17s for the same patient ID Re-attending within 3 months - Adults	615	6,359	9.7%	14.2%	15.3%	15.9%
% of FP17s for the same patient ID Re-attending between 3 & 9 months - Children	689	1,106	62.3%	61.8%	59.1%	58.0%
% of FP17s for the same patient ID Re-attending between 3 & 9 months - Adults	4,035	6,359	63.5%	55.4%	51.5%	50.5%
% of FP17s for Band 1 Urgent Courses	240	6,269	3.8%	7.2%	8.0%	9.0%
% of FP17s Relating to Free Repair or Replacements	8	6,269	0.1%	0.8%	0.8%	0.8%
% of FP17s Relating to Continuations	107	6,269	1.7%	1.3%	1.1%	1.1%
% of Patients satisfied with the dentistry they have received	6	9	N/A	91.8%	91.6%	91.5%
% of Patients satisfied with the time they had to wait for an appointment	6	9	N/A	87.3%	88.3%	87.9%

\* This is based on patients treated on this contract for their most recent course of treatment. Figures in italics indicate the base number of FP17s or Patient Questionnaire responses are less than 100. N/A is shown where the base number of responses is less than 10 during the period. % is calculated as Quantity/Base number\*100

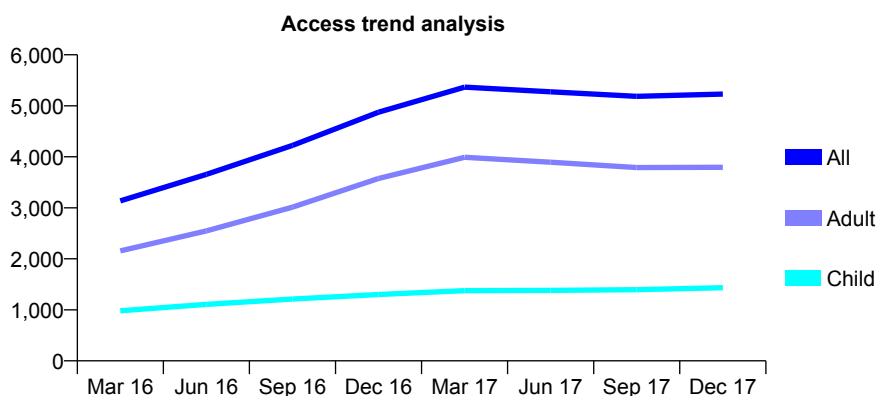
## Q55 - Vital Signs At a Glance Contract Report for 142166/0001 - December 2017

Name or company name	Nationwide Healthcare Providers Ltd Clay C
Contract type name	GDS Contract
Purpose of contract	General
Contract start date	01/04/2015
Contract end date	

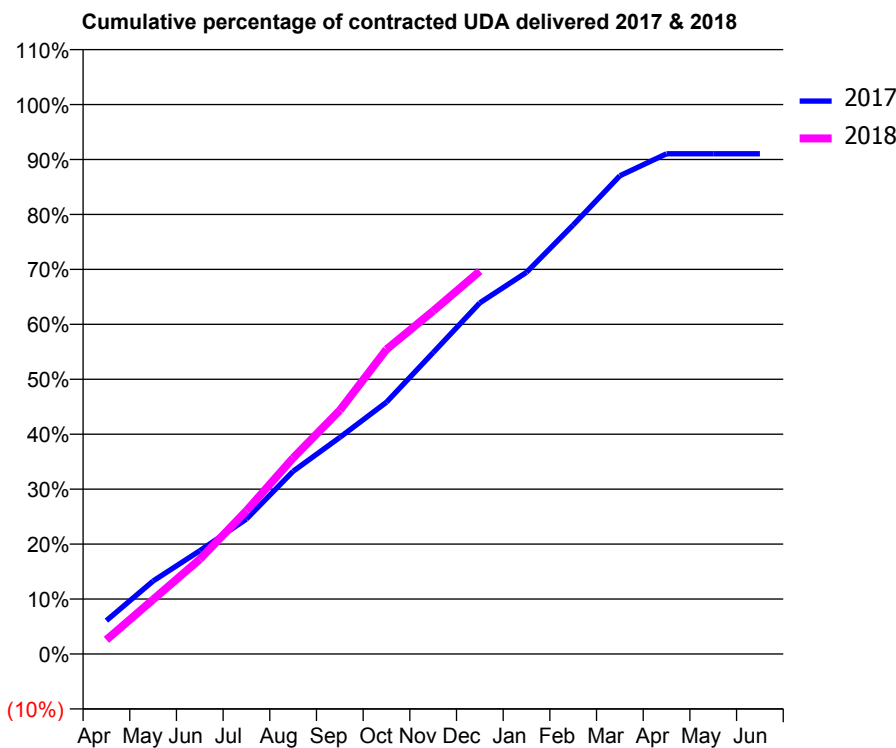
17/18 Contracted general activity (UDA)	13,774
Carry forward general activity (UDA)	0
17/18 Contracted orthodontic activity (UOA)	0
Carry forward orthodontic activity (UOA)	0
Baseline contract value	£397,353.05

### ACCESS\*

Patients seen in 24 months	Total	Change since previous quarter
Quarter ending December 2016	4,874	
Quarter ending March 2017	5,366	↑
Quarter ending June 2017	5,274	↓
Quarter ending September 2017	5,185	↓
Quarter ending December 2017	5,229	→
<b>Variance since December 2016</b>	<b>7.3%</b>	<b>↑</b>



### ACTIVITY



Month	Adjusted Scheduled Activity (UDA)	
	2017	2018
April	1,094	354
May	2,393	1,366
June	3,384	2,374
July	4,425	3,590
August	5,984	4,914
September	7,096	6,108
October	8,251	7,635
November	9,874	8,598
December	11,503	9,599
January	12,506	
February	14,054	
March	15,665	
April	16,386	
May	16,388	
June	16,388	

### QUALITY

	Quantity	Base Number	Contract	AT	Region	England
% of FP17s for the same patient ID Re-attending within 3 months - Children	166	1,490	11.1%	10.5%	11.8%	12.0%
% of FP17s for the same patient ID Re-attending within 3 months - Adults	458	2,890	15.8%	14.2%	15.3%	15.9%
% of FP17s for the same patient ID Re-attending between 3 & 9 months - Children	788	1,490	52.9%	61.8%	59.1%	58.0%
% of FP17s for the same patient ID Re-attending between 3 & 9 months - Adults	1,388	2,890	48.0%	55.4%	51.5%	50.5%
% of FP17s for Band 1 Urgent Courses	344	4,040	8.5%	7.2%	8.0%	9.0%
% of FP17s Relating to Free Repair or Replacements	4	4,040	0.1%	0.8%	0.8%	0.8%
% of FP17s Relating to Continuations	92	4,040	2.3%	1.3%	1.1%	1.1%
% of Patients satisfied with the dentistry they have received	6	6	N/A	91.8%	91.6%	91.5%
% of Patients satisfied with the time they had to wait for an appointment	5	6	N/A	87.3%	88.3%	87.9%

\* This is based on patients treated on this contract for their most recent course of treatment. Figures in italics indicate the base number of FP17s or Patient Questionnaire responses are less than 100. N/A is shown where the base number of responses is less than 10 during the period. % is calculated as Quantity/Base number\*100

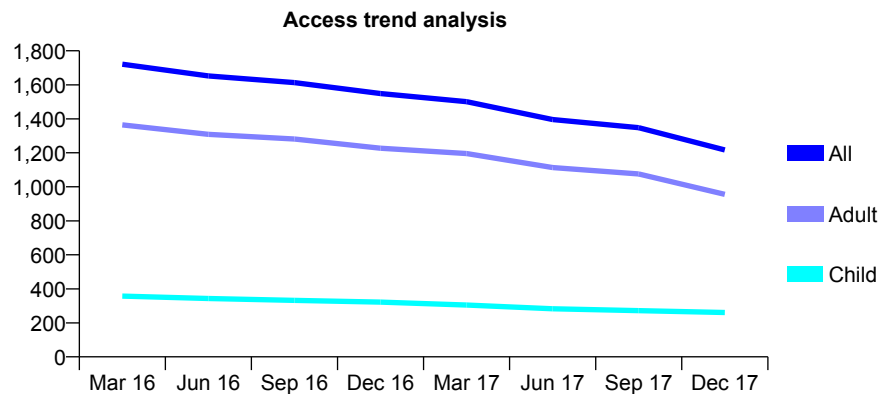
## Q55 - Vital Signs At a Glance Contract Report for 142190/0001 - December 2017

Name or company name	Grange Dental Care
Contract type name	GDS Contract
Purpose of contract	General
Contract start date	01/06/2012
Contract end date	

17/18 Contracted general activity (UDA)	6,597
Carry forward general activity (UDA)	0
17/18 Contracted orthodontic activity (UOA)	0
Carry forward orthodontic activity (UOA)	0
Baseline contract value	£142,931.18

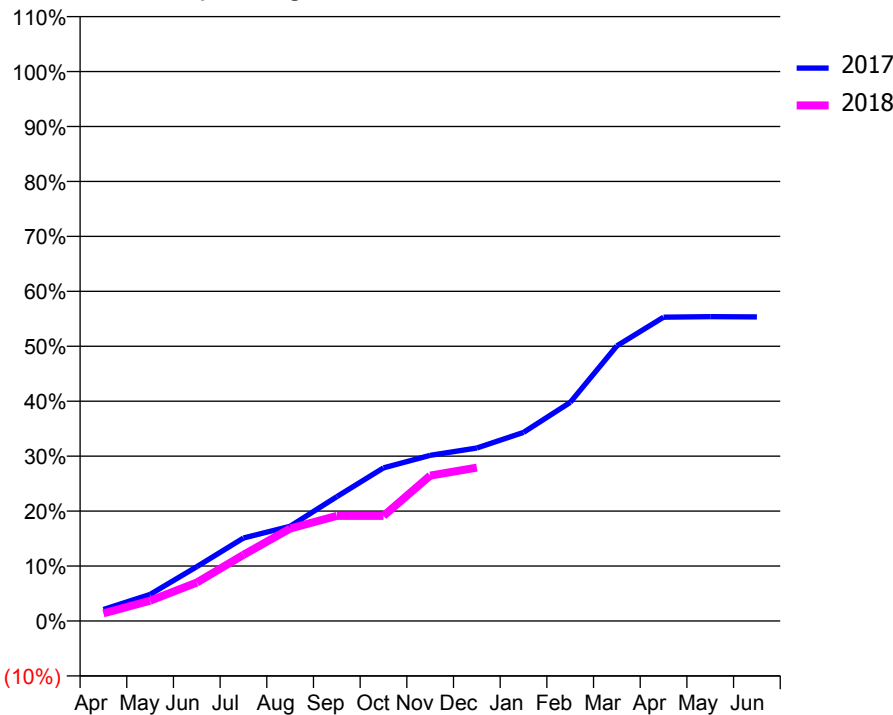
### ACCESS\*

Patients seen in 24 months	Total	Change since previous quarter
Quarter ending December 2016	1,549	
Quarter ending March 2017	1,501	↓
Quarter ending June 2017	1,396	↓
Quarter ending September 2017	1,348	↓
Quarter ending December 2017	1,217	↓
<b>Variance since December 2016</b>	<b>(21.4%)</b>	<b>↓</b>



### ACTIVITY

Cumulative percentage of contracted UDA delivered 2017 & 2018



Month	Adjusted Scheduled Activity (UDA)	
	2017	2018
April	139	92
May	319	244
June	653	463
July	997	795
August	1,138	1,110
September	1,494	1,263
October	1,838	1,263
November	1,989	1,746
December	2,078	1,842
January	2,265	
February	2,625	
March	3,304	
April	3,648	
May	3,654	
June	3,651	

### QUALITY

	Quantity	Base Number	Contract	AT	Region	England
% of FP17s for the same patient ID Re-attending within 3 months - Children	10	210	4.8%	10.5%	11.8%	12.0%
% of FP17s for the same patient ID Re-attending within 3 months - Adults	116	752	15.4%	14.2%	15.3%	15.9%
% of FP17s for the same patient ID Re-attending between 3 & 9 months - Children	117	210	55.7%	61.8%	59.1%	58.0%
% of FP17s for the same patient ID Re-attending between 3 & 9 months - Adults	371	752	49.3%	55.4%	51.5%	50.5%
% of FP17s for Band 1 Urgent Courses	86	830	10.4%	7.2%	8.0%	9.0%
% of FP17s Relating to Free Repair or Replacements	2	830	0.2%	0.8%	0.8%	0.8%
% of FP17s Relating to Continuations	7	830	0.8%	1.3%	1.1%	1.1%
% of Patients satisfied with the dentistry they have received	2	2	N/A	91.8%	91.6%	91.5%
% of Patients satisfied with the time they had to wait for an appointment	2	2	N/A	87.3%	88.3%	87.9%

\* This is based on patients treated on this contract for their most recent course of treatment. Figures in italics indicate the base number of FP17s or Patient Questionnaire responses are less than 100. N/A is shown where the base number of responses is less than 10 during the period. % is calculated as Quantity/Base number\*100



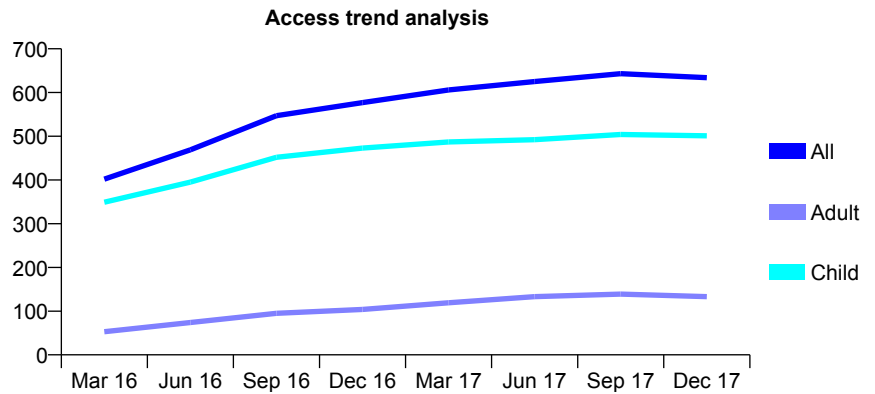
## Q55 - Vital Signs At a Glance Contract Report for 142506/0001 - December 2017

Name or company name	Kedleston Dental Care
Contract type name	GDS Contract
Purpose of contract	General
Contract start date	10/07/2015
Contract end date	

17/18 Contracted general activity (UDA)	1,400
Carry forward general activity (UDA)	0
17/18 Contracted orthodontic activity (UOA)	0
Carry forward orthodontic activity (UOA)	0
Baseline contract value	£28,888.14

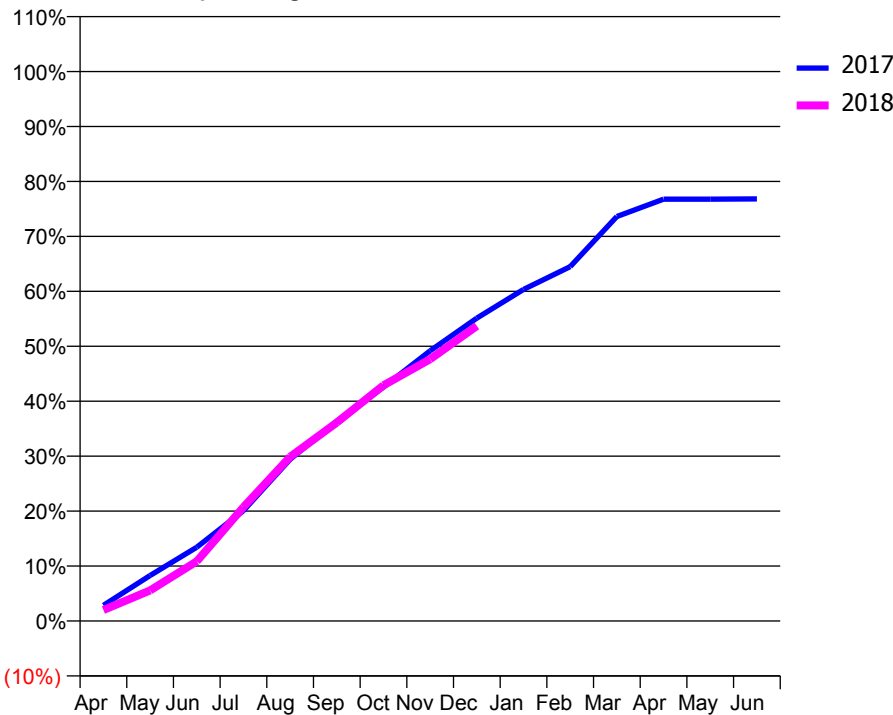
### ACCESS\*

Patients seen in 24 months	Total	Change since previous quarter
Quarter ending December 2016	577	
Quarter ending March 2017	606	↑
Quarter ending June 2017	625	↑
Quarter ending September 2017	643	↑
Quarter ending December 2017	634	↓
<b>Variance since December 2016</b>	9.9%	↑



### ACTIVITY

Cumulative percentage of contracted UDA delivered 2017 & 2018



Month	Adjusted Scheduled Activity (UDA)	
	2017	2018
April	40	28
May	116	78
June	188	152
July	281	290
August	412	418
September	509	506
October	596	600
November	688	667
December	772	752
January	845	
February	903	
March	1,031	
April	1,075	
May	1,075	
June	1,076	

### QUALITY

	Quantity	Base Number	Contract	AT	Region	England
% of FP17s for the same patient ID Re-attending within 3 months - Children	42	582	7.2%	10.5%	11.8%	12.0%
% of FP17s for the same patient ID Re-attending within 3 months - Adults	2	85	2.4%	14.2%	15.3%	15.9%
% of FP17s for the same patient ID Re-attending between 3 & 9 months - Children	380	582	65.3%	61.8%	59.1%	58.0%
% of FP17s for the same patient ID Re-attending between 3 & 9 months - Adults	46	85	54.1%	55.4%	51.5%	50.5%
% of FP17s for Band 1 Urgent Courses	29	624	4.6%	7.2%	8.0%	9.0%
% of FP17s Relating to Free Repair or Replacements	0	624	0.0%	0.8%	0.8%	0.8%
% of FP17s Relating to Continuations	0	624	0.0%	1.3%	1.1%	1.1%
% of Patients satisfied with the dentistry they have received	0	0	N/A	91.8%	91.6%	91.5%
% of Patients satisfied with the time they had to wait for an appointment	0	0	N/A	87.3%	88.3%	87.9%

\* This is based on patients treated on this contract for their most recent course of treatment. Figures in italics indicate the base number of FP17s or Patient Questionnaire responses are less than 100. N/A is shown where the base number of responses is less than 10 during the period. % is calculated as Quantity/Base number\*100

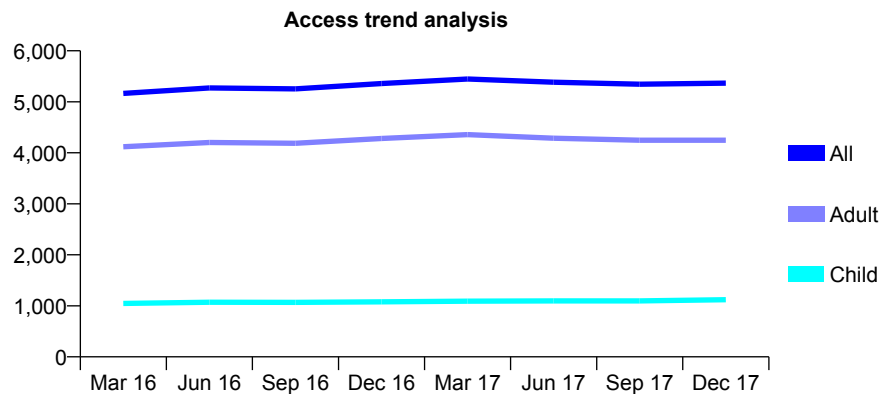
## Q55 - Vital Signs At a Glance Contract Report for 143111/0001 - December 2017

Name or company name	Cadmus Dental Care Limited
Contract type name	GDS Contract
Purpose of contract	General
Contract start date	01/10/2013
Contract end date	

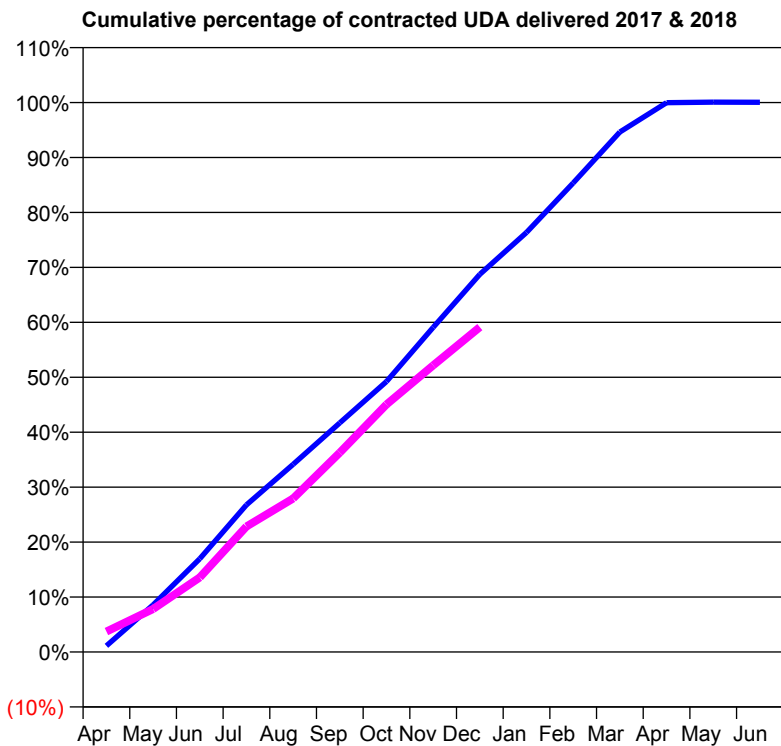
17/18 Contracted general activity (UDA)	17,677
Carry forward general activity (UDA)	-8
17/18 Contracted orthodontic activity (UOA)	0
Carry forward orthodontic activity (UOA)	0
Baseline contract value	£415,258.37

### ACCESS\*

Patients seen in 24 months	Total	Change since previous quarter
Quarter ending December 2016	5,358	
Quarter ending March 2017	5,448	→
Quarter ending June 2017	5,384	↓
Quarter ending September 2017	5,344	→
Quarter ending December 2017	5,366	→
<b>Variance since December 2016</b>	<b>0.1%</b>	<b>→</b>



### ACTIVITY



Month	Adjusted Scheduled Activity (UDA)	
	2017	2018
April	198	660
May	1,518	1,384
June	3,001	2,399
July	4,732	4,041
August	6,037	4,942
September	7,374	6,414
October	8,701	7,964
November	10,443	9,219
December	12,149	10,452
January	13,497	
February	15,089	
March	16,726	
April	17,671	
May	17,687	
June	17,685	

### QUALITY

	Quantity	Base Number	Contract	AT	Region	England
% of FP17s for the same patient ID Re-attending within 3 months - Children	65	1,056	6.2%	10.5%	11.8%	12.0%
% of FP17s for the same patient ID Re-attending within 3 months - Adults	476	3,814	12.5%	14.2%	15.3%	15.9%
% of FP17s for the same patient ID Re-attending between 3 & 9 months - Children	518	1,056	49.1%	61.8%	59.1%	58.0%
% of FP17s for the same patient ID Re-attending between 3 & 9 months - Adults	1,899	3,814	49.8%	55.4%	51.5%	50.5%
% of FP17s for Band 1 Urgent Courses	229	4,498	5.1%	7.2%	8.0%	9.0%
% of FP17s Relating to Free Repair or Replacements	43	4,498	1.0%	0.8%	0.8%	0.8%
% of FP17s Relating to Continuations	14	4,498	0.3%	1.3%	1.1%	1.1%
% of Patients satisfied with the dentistry they have received	6	6	N/A	91.8%	91.6%	91.5%
% of Patients satisfied with the time they had to wait for an appointment	6	6	N/A	87.3%	88.3%	87.9%

\* This is based on patients treated on this contract for their most recent course of treatment. Figures in italics indicate the base number of FP17s or Patient Questionnaire responses are less than 100. N/A is shown where the base number of responses is less than 10 during the period. % is calculated as Quantity/Base number\*100

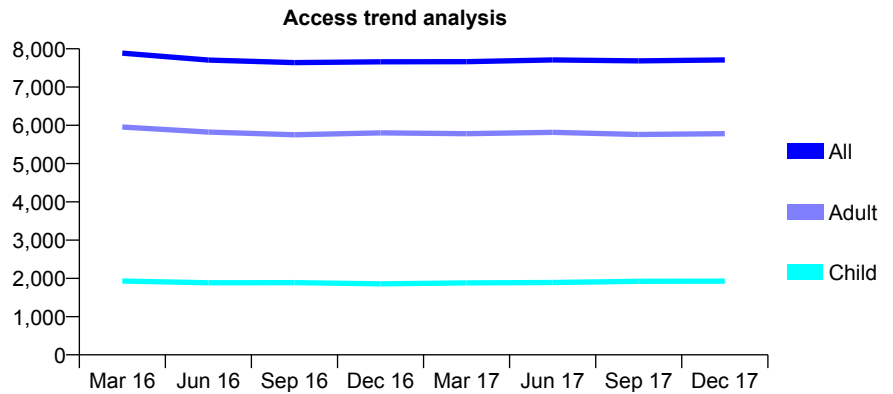
## Q55 - Vital Signs At a Glance Contract Report for 143111/0002 - December 2017

Name or company name	Cadmus Dental Care Limited
Contract type name	GDS Contract
Purpose of contract	General
Contract start date	01/10/2013
Contract end date	

17/18 Contracted general activity (UDA)	28,084
Carry forward general activity (UDA)	826
17/18 Contracted orthodontic activity (UOA)	0
Carry forward orthodontic activity (UOA)	0
Baseline contract value	£631,920.57

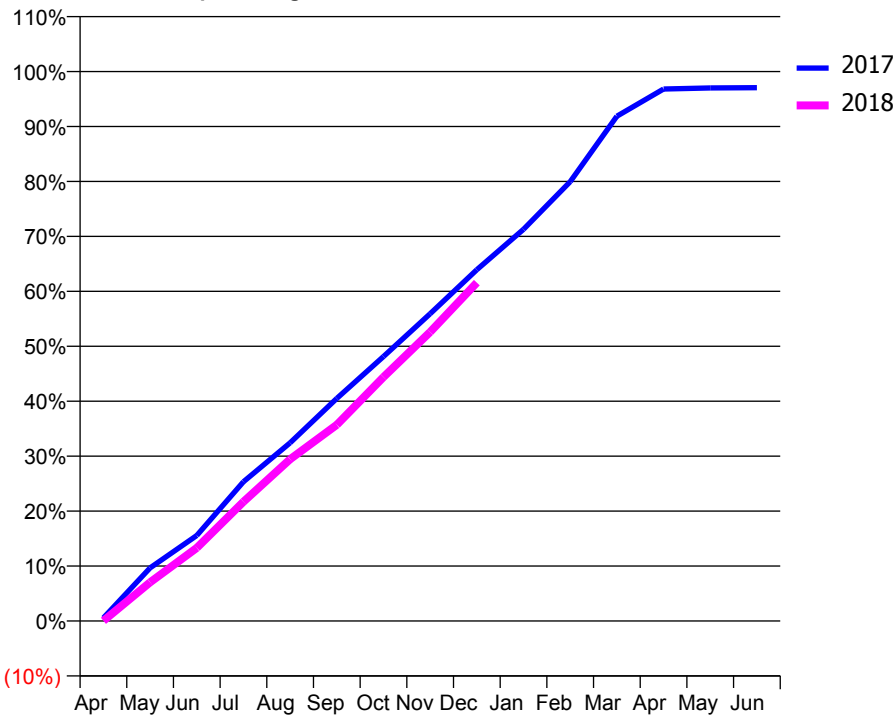
### ACCESS\*

Patients seen in 24 months	Total	Change since previous quarter
Quarter ending December 2016	7,659	
Quarter ending March 2017	7,662	→
Quarter ending June 2017	7,708	→
Quarter ending September 2017	7,685	→
Quarter ending December 2017	7,708	→
<b>Variance since December 2016</b>	<b>0.6%</b>	<b>→</b>



### ACTIVITY

Cumulative percentage of contracted UDA delivered 2017 & 2018



Month	Adjusted Scheduled Activity (UDA)	
	2017	2018
April	158	9
May	2,716	1,979
June	4,371	3,739
July	7,116	6,098
August	9,111	8,271
September	11,378	10,031
October	13,517	12,470
November	15,705	14,773
December	17,958	17,290
January	20,021	
February	22,452	
March	25,798	
April	27,188	
May	27,244	
June	27,258	

### QUALITY

	Quantity	Base Number	Contract	AT	Region	England
% of FP17s for the same patient ID Re-attending within 3 months - Children	150	2,232	6.7%	10.5%	11.8%	12.0%
% of FP17s for the same patient ID Re-attending within 3 months - Adults	737	6,439	11.4%	14.2%	15.3%	15.9%
% of FP17s for the same patient ID Re-attending between 3 & 9 months - Children	1,462	2,232	65.5%	61.8%	59.1%	58.0%
% of FP17s for the same patient ID Re-attending between 3 & 9 months - Adults	4,175	6,439	64.8%	55.4%	51.5%	50.5%
% of FP17s for Band 1 Urgent Courses	325	8,156	4.0%	7.2%	8.0%	9.0%
% of FP17s Relating to Free Repair or Replacements	59	8,156	0.7%	0.8%	0.8%	0.8%
% of FP17s Relating to Continuations	58	8,156	0.7%	1.3%	1.1%	1.1%
% of Patients satisfied with the dentistry they have received	10	10	100.0%	91.8%	91.6%	91.5%
% of Patients satisfied with the time they had to wait for an appointment	10	10	100.0%	87.3%	88.3%	87.9%

\* This is based on patients treated on this contract for their most recent course of treatment. Figures in italics indicate the base number of FP17s or Patient Questionnaire responses are less than 100. N/A is shown where the base number of responses is less than 10 during the period. % is calculated as Quantity/Base number\*100

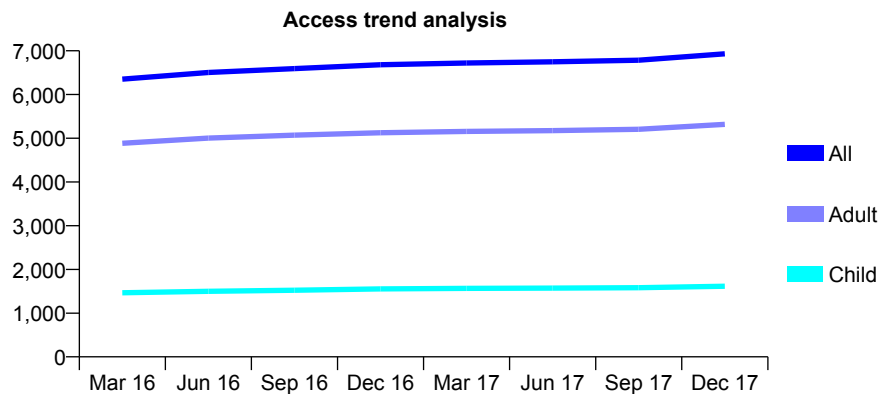
## Q55 - Vital Signs At a Glance Contract Report for 146900/0001 - December 2017

Name or company name	Glen Thelwell & Associates LTD Vasileios (
Contract type name	GDS Contract
Purpose of contract	General
Contract start date	01/05/2014
Contract end date	

17/18 Contracted general activity (UDA)	21,370
Carry forward general activity (UDA)	-251
17/18 Contracted orthodontic activity (UOA)	0
Carry forward orthodontic activity (UOA)	0
Baseline contract value	£620,770.29

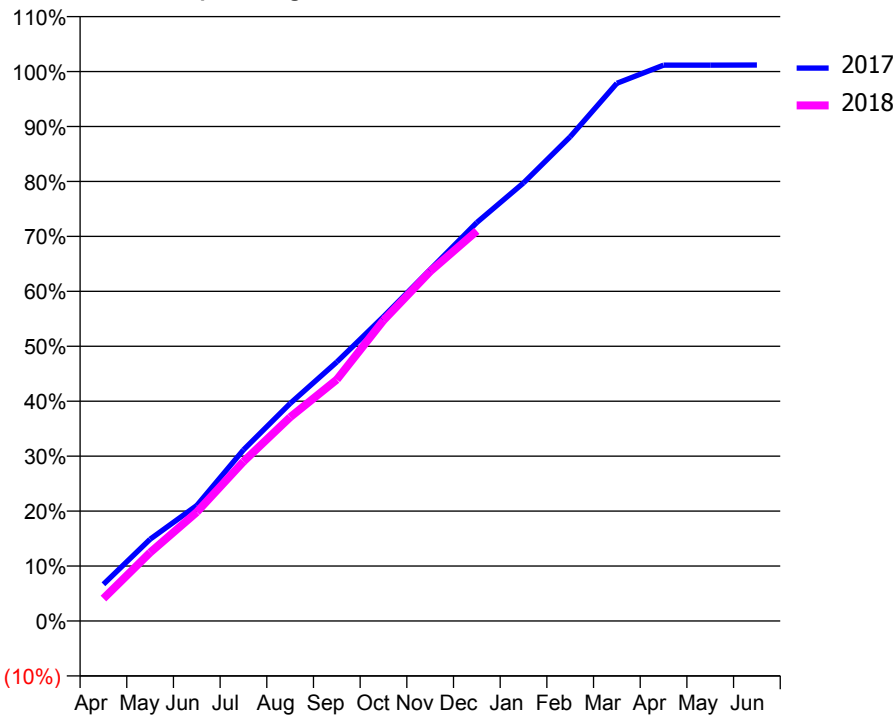
### ACCESS\*

Patients seen in 24 months	Total	Change since previous quarter
Quarter ending December 2016	6,680	
Quarter ending March 2017	6,721	→
Quarter ending June 2017	6,747	→
Quarter ending September 2017	6,786	→
Quarter ending December 2017	6,932	↑
<b>Variance since December 2016</b>	<b>3.8%</b>	<b>↑</b>



### ACTIVITY

Cumulative percentage of contracted UDA delivered 2017 & 2018



Month	Adjusted Scheduled Activity (UDA)	
	2017	2018
April	1,427	875
May	3,180	2,663
June	4,493	4,235
July	6,658	6,199
August	8,460	7,928
September	10,073	9,387
October	11,834	11,692
November	13,666	13,593
December	15,500	15,172
January	17,038	
February	18,833	
March	20,914	
April	21,616	
May	21,620	
June	21,621	

### QUALITY

	Quantity	Base Number	Contract	AT	Region	England
% of FP17s for the same patient ID Re-attending within 3 months - Children	90	1,851	4.9%	10.5%	11.8%	12.0%
% of FP17s for the same patient ID Re-attending within 3 months - Adults	817	6,277	13.0%	14.2%	15.3%	15.9%
% of FP17s for the same patient ID Re-attending between 3 & 9 months - Children	1,212	1,851	65.5%	61.8%	59.1%	58.0%
% of FP17s for the same patient ID Re-attending between 3 & 9 months - Adults	4,258	6,277	67.8%	55.4%	51.5%	50.5%
% of FP17s for Band 1 Urgent Courses	112	7,737	1.4%	7.2%	8.0%	9.0%
% of FP17s Relating to Free Repair or Replacements	115	7,737	1.5%	0.8%	0.8%	0.8%
% of FP17s Relating to Continuations	276	7,737	3.6%	1.3%	1.1%	1.1%
% of Patients satisfied with the dentistry they have received	7	8	N/A	91.8%	91.6%	91.5%
% of Patients satisfied with the time they had to wait for an appointment	7	8	N/A	87.3%	88.3%	87.9%

\* This is based on patients treated on this contract for their most recent course of treatment. Figures in italics indicate the base number of FP17s or Patient Questionnaire responses are less than 100. N/A is shown where the base number of responses is less than 10 during the period. % is calculated as Quantity/Base number\*100

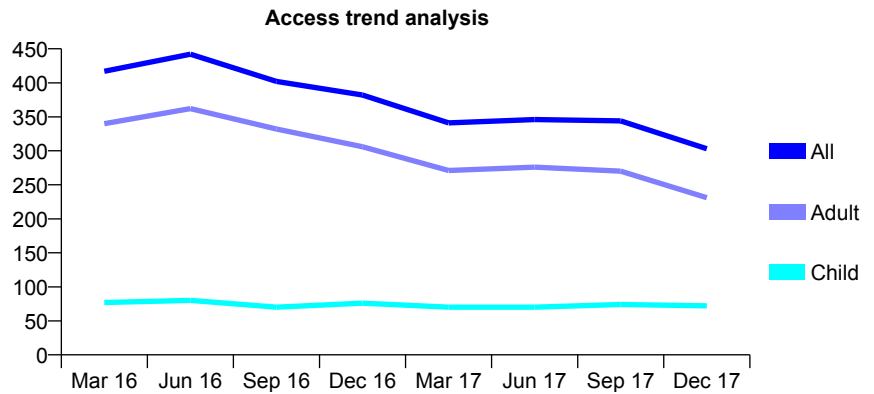
## Q55 - Vital Signs At a Glance Contract Report for 147354/0001 - December 2017

Name or company name	The Oxford Street Dental Practice
Contract type name	GDS Contract
Purpose of contract	General
Contract start date	29/07/2010
Contract end date	

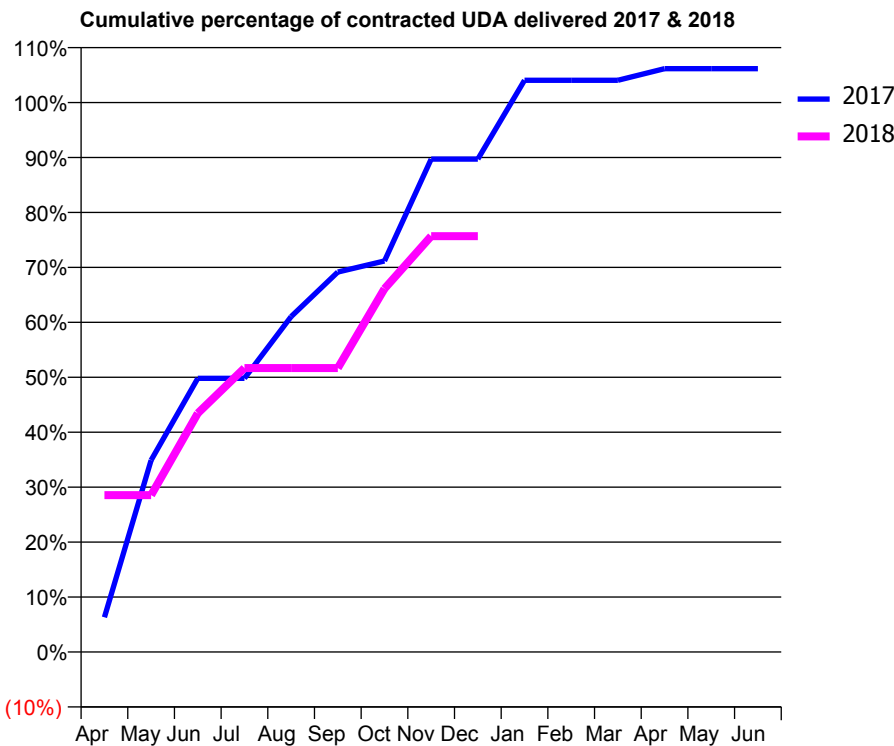
17/18 Contracted general activity (UDA)	900
Carry forward general activity (UDA)	-18
17/18 Contracted orthodontic activity (UOA)	0
Carry forward orthodontic activity (UOA)	0
Baseline contract value	£26,323.55

### ACCESS\*

Patients seen in 24 months	Total	Change since previous quarter
Quarter ending December 2016	382	
Quarter ending March 2017	341	↓
Quarter ending June 2017	346	→
Quarter ending September 2017	344	→
Quarter ending December 2017	303	↓
<b>Variance since December 2016</b>	<b>(20.7%)</b>	<b>↓</b>



### ACTIVITY



Month	Adjusted Scheduled Activity (UDA)	
	2017	2018
April	57	257
May	314	257
June	448	391
July	448	465
August	549	465
September	622	465
October	640	595
November	807	681
December	807	681
January	936	
February	936	
March	936	
April	955	
May	955	
June	955	

### QUALITY

	Quantity	Base Number	Contract	AT	Region	England
% of FP17s for the same patient ID Re-attending within 3 months - Children	1	67	1.5%	10.5%	11.8%	12.0%
% of FP17s for the same patient ID Re-attending within 3 months - Adults	16	189	8.5%	14.2%	15.3%	15.9%
% of FP17s for the same patient ID Re-attending between 3 & 9 months - Children	33	67	49.3%	61.8%	59.1%	58.0%
% of FP17s for the same patient ID Re-attending between 3 & 9 months - Adults	73	189	38.6%	55.4%	51.5%	50.5%
% of FP17s for Band 1 Urgent Courses	0	251	0.0%	7.2%	8.0%	9.0%
% of FP17s Relating to Free Repair or Replacements	0	251	0.0%	0.8%	0.8%	0.8%
% of FP17s Relating to Continuations	6	251	2.4%	1.3%	1.1%	1.1%
% of Patients satisfied with the dentistry they have received	1	1	N/A	91.8%	91.6%	91.5%
% of Patients satisfied with the time they had to wait for an appointment	1	1	N/A	87.3%	88.3%	87.9%

\* This is based on patients treated on this contract for their most recent course of treatment. Figures in italics indicate the base number of FP17s or Patient Questionnaire responses are less than 100. N/A is shown where the base number of responses is less than 10 during the period. % is calculated as Quantity/Base number\*100

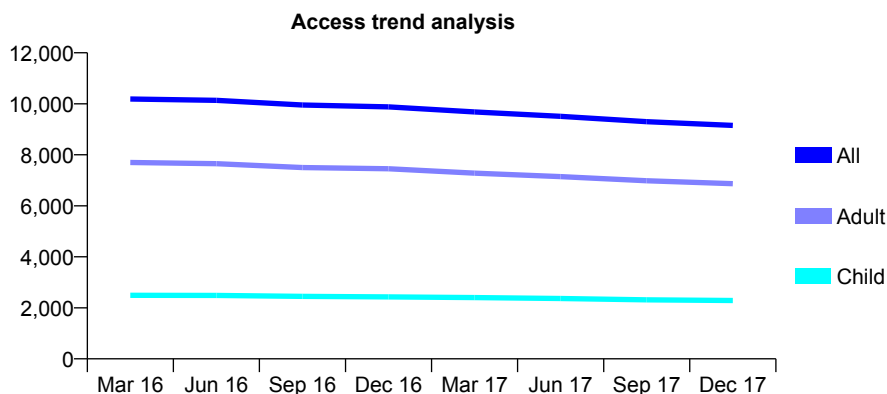
## Q55 - Vital Signs At a Glance Contract Report for 148369/0001 - December 2017

Name or company name	KH & GW Ltd
Contract type name	GDS Contract
Purpose of contract	General
Contract start date	01/04/2008
Contract end date	

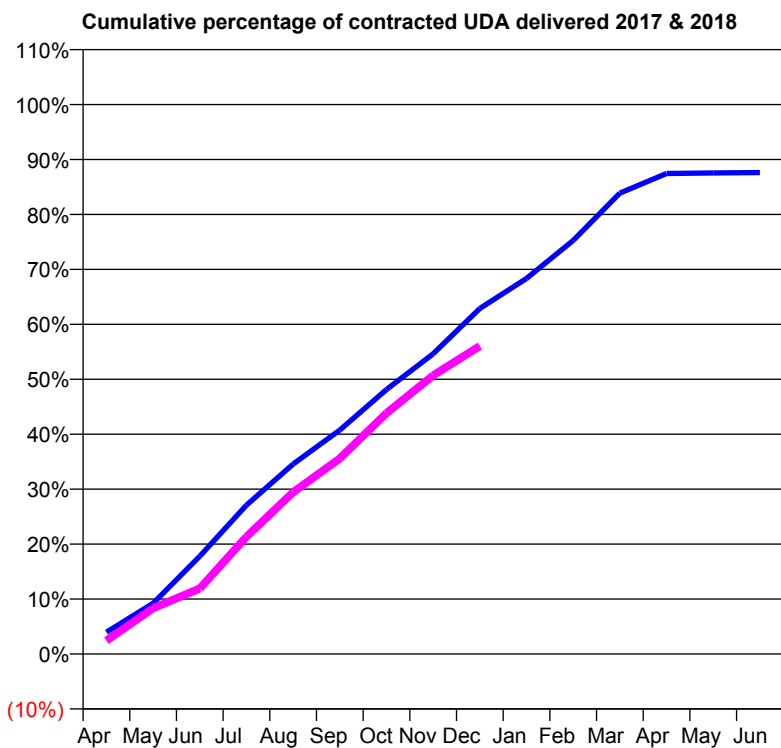
17/18 Contracted general activity (UDA)	30,382
Carry forward general activity (UDA)	0
17/18 Contracted orthodontic activity (UOA)	0
Carry forward orthodontic activity (UOA)	0
Baseline contract value	£1,038,917.21

### ACCESS\*

Patients seen in 24 months	Total	Change since previous quarter
Quarter ending December 2016	9,882	
Quarter ending March 2017	9,679	↓
Quarter ending June 2017	9,510	↓
Quarter ending September 2017	9,297	↓
Quarter ending December 2017	9,155	↓
<b>Variance since December 2016</b>	<b>(7.4%)</b>	<b>↓</b>



### ACTIVITY



Month	Adjusted Scheduled Activity (UDA)	
	2017	2018
April	1,202	742
May	2,808	2,532
June	5,408	3,626
July	8,232	6,484
August	10,501	8,949
September	12,380	10,809
October	14,623	13,320
November	16,603	15,403
December	19,104	17,031
January	20,765	
February	22,866	
March	25,486	
April	26,564	
May	26,598	
June	26,621	

### QUALITY

	Quantity	Base Number	Contract	AT	Region	England
% of FP17s for the same patient ID Re-attending within 3 months - Children	91	2,284	4.0%	10.5%	11.8%	12.0%
% of FP17s for the same patient ID Re-attending within 3 months - Adults	567	6,427	8.8%	14.2%	15.3%	15.9%
% of FP17s for the same patient ID Re-attending between 3 & 9 months - Children	1,299	2,284	56.9%	61.8%	59.1%	58.0%
% of FP17s for the same patient ID Re-attending between 3 & 9 months - Adults	3,501	6,427	54.5%	55.4%	51.5%	50.5%
% of FP17s for Band 1 Urgent Courses	238	8,207	2.9%	7.2%	8.0%	9.0%
% of FP17s Relating to Free Repair or Replacements	26	8,207	0.3%	0.8%	0.8%	0.8%
% of FP17s Relating to Continuations	108	8,207	1.3%	1.3%	1.1%	1.1%
% of Patients satisfied with the dentistry they have received	11	12	91.7%	91.8%	91.6%	91.5%
% of Patients satisfied with the time they had to wait for an appointment	9	12	75.0%	87.3%	88.3%	87.9%

\* This is based on patients treated on this contract for their most recent course of treatment. Figures in italics indicate the base number of FP17s or Patient Questionnaire responses are less than 100. N/A is shown where the base number of responses is less than 10 during the period. % is calculated as Quantity/Base number\*100

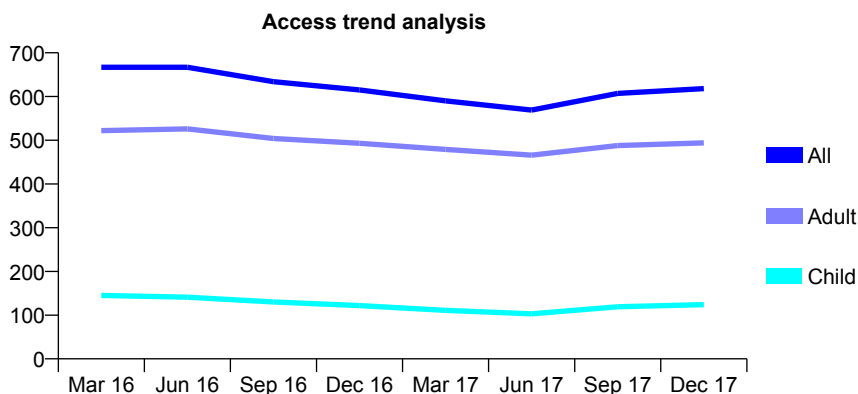
## Q55 - Vital Signs At a Glance Contract Report for 151378/0001 - December 2017

Name or company name	Bulwell Dental Practice
Contract type name	GDS Contract
Purpose of contract	General
Contract start date	03/11/2008
Contract end date	

17/18 Contracted general activity (UDA)	2,345
Carry forward general activity (UDA)	0
17/18 Contracted orthodontic activity (UOA)	0
Carry forward orthodontic activity (UOA)	0
Baseline contract value	£54,570.05

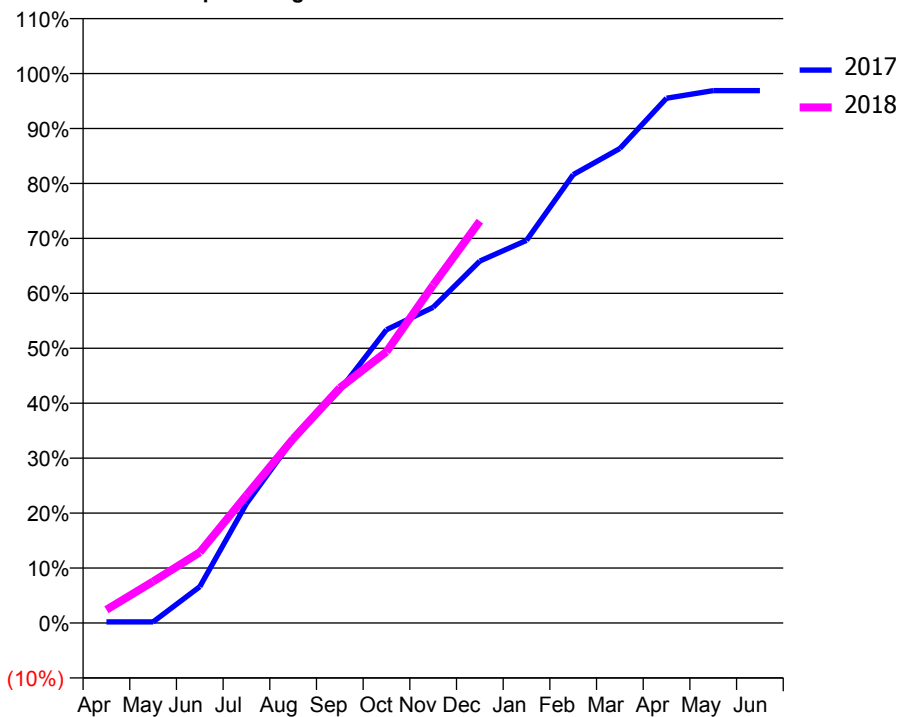
### ACCESS\*

Patients seen in 24 months	Total	Change since previous quarter
Quarter ending December 2016	615	
Quarter ending March 2017	590	↓
Quarter ending June 2017	569	↓
Quarter ending September 2017	607	↑
Quarter ending December 2017	618	→
<b>Variance since December 2016</b>	<b>0.5%</b>	<b>→</b>



### ACTIVITY

Cumulative percentage of contracted UDA delivered 2017 & 2018



Month	Adjusted Scheduled Activity (UDA)	
	2017	2018
April	5	57
May	5	177
June	155	302
July	510	545
August	785	786
September	994	1,004
October	1,251	1,158
November	1,347	1,442
December	1,545	1,715
January	1,633	
February	1,913	
March	2,025	
April	2,239	
May	2,272	
June	2,272	

### QUALITY

	Quantity	Base Number	Contract	AT	Region	England
% of FP17s for the same patient ID Re-attending within 3 months - Children	7	123	5.7%	10.5%	11.8%	12.0%
% of FP17s for the same patient ID Re-attending within 3 months - Adults	59	518	11.4%	14.2%	15.3%	15.9%
% of FP17s for the same patient ID Re-attending between 3 & 9 months - Children	45	123	36.6%	61.8%	59.1%	58.0%
% of FP17s for the same patient ID Re-attending between 3 & 9 months - Adults	229	518	44.2%	55.4%	51.5%	50.5%
% of FP17s for Band 1 Urgent Courses	50	581	8.6%	7.2%	8.0%	9.0%
% of FP17s Relating to Free Repair or Replacements	6	581	1.0%	0.8%	0.8%	0.8%
% of FP17s Relating to Continuations	4	581	0.7%	1.3%	1.1%	1.1%
% of Patients satisfied with the dentistry they have received	0	0	N/A	91.8%	91.6%	91.5%
% of Patients satisfied with the time they had to wait for an appointment	0	0	N/A	87.3%	88.3%	87.9%

\* This is based on patients treated on this contract for their most recent course of treatment. Figures in italics indicate the base number of FP17s or Patient Questionnaire responses are less than 100. N/A is shown where the base number of responses is less than 10 during the period. % is calculated as Quantity/Base number\*100



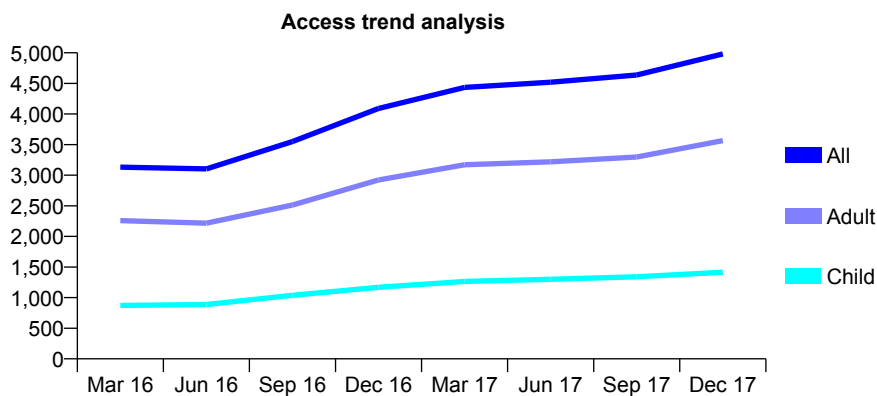
## Q55 - Vital Signs At a Glance Contract Report for 153907/0002 - December 2017

Name or company name	Carlton Dental Care Limited
Contract type name	GDS Contract
Purpose of contract	General
Contract start date	06/04/2013
Contract end date	

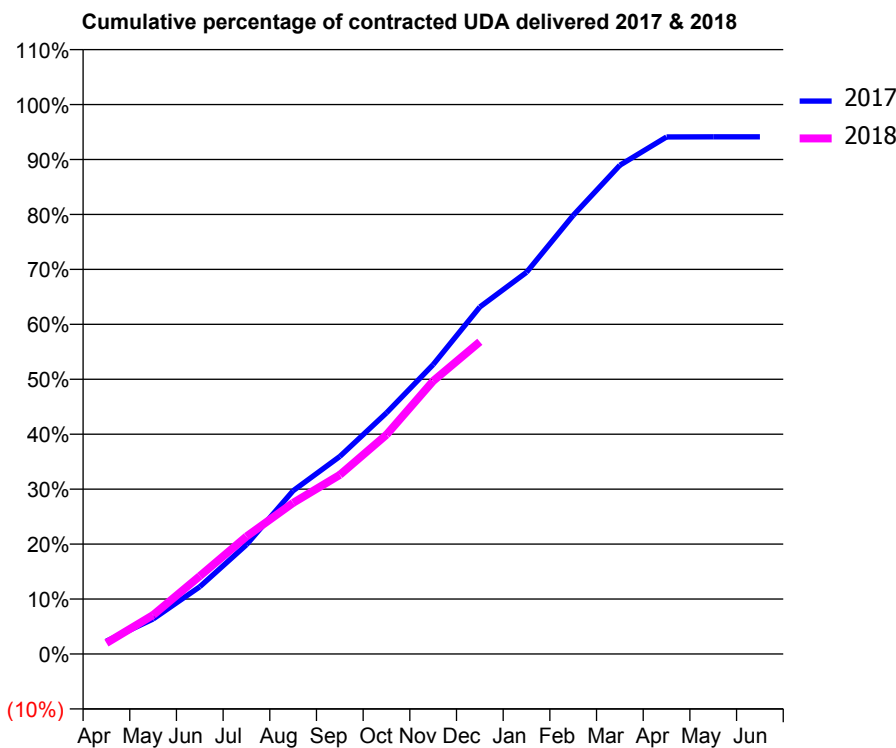
17/18 Contracted general activity (UDA)	17,441
Carry forward general activity (UDA)	0
17/18 Contracted orthodontic activity (UOA)	0
Carry forward orthodontic activity (UOA)	0
Baseline contract value	£471,607.86

### ACCESS\*

Patients seen in 24 months	Total	Change since previous quarter
Quarter ending December 2016	4,091	
Quarter ending March 2017	4,435	↑
Quarter ending June 2017	4,520	→
Quarter ending September 2017	4,638	↑
Quarter ending December 2017	4,981	↑
<b>Variance since December 2016</b>	<b>21.8%</b>	<b>↑</b>



### ACTIVITY



Month	Adjusted Scheduled Activity (UDA)	
	2017	2018
April	383	351
May	1,048	1,237
June	2,012	2,474
July	3,269	3,729
August	4,884	4,799
September	5,910	5,685
October	7,216	6,960
November	8,660	8,666
December	10,383	9,910
January	11,420	
February	13,123	
March	14,622	
April	15,471	
May	15,474	
June	15,474	

### QUALITY

	Quantity	Base Number	Contract	AT	Region	England
% of FP17s for the same patient ID Re-attending within 3 months - Children	142	1,553	9.1%	10.5%	11.8%	12.0%
% of FP17s for the same patient ID Re-attending within 3 months - Adults	675	3,967	17.0%	14.2%	15.3%	15.9%
% of FP17s for the same patient ID Re-attending between 3 & 9 months - Children	850	1,553	54.7%	61.8%	59.1%	58.0%
% of FP17s for the same patient ID Re-attending between 3 & 9 months - Adults	2,035	3,967	51.3%	55.4%	51.5%	50.5%
% of FP17s for Band 1 Urgent Courses	232	4,778	4.9%	7.2%	8.0%	9.0%
% of FP17s Relating to Free Repair or Replacements	76	4,778	1.6%	0.8%	0.8%	0.8%
% of FP17s Relating to Continuations	188	4,778	3.9%	1.3%	1.1%	1.1%
% of Patients satisfied with the dentistry they have received	2	2	N/A	91.8%	91.6%	91.5%
% of Patients satisfied with the time they had to wait for an appointment	2	2	N/A	87.3%	88.3%	87.9%

\* This is based on patients treated on this contract for their most recent course of treatment. Figures in italics indicate the base number of FP17s or Patient Questionnaire responses are less than 100. N/A is shown where the base number of responses is less than 10 during the period. % is calculated as Quantity/Base number\*100

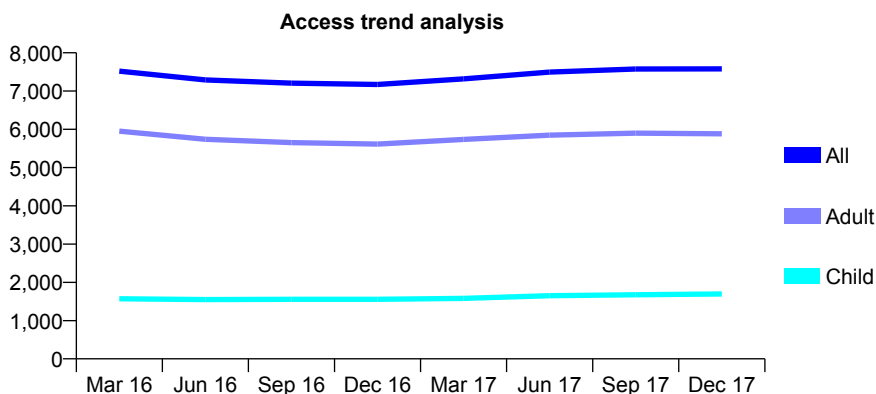
## Q55 - Vital Signs At a Glance Contract Report for 154288/0001 - December 2017

Name or company name	D AND L JORDAN LIMITED
Contract type name	GDS Contract
Purpose of contract	General
Contract start date	01/04/2013
Contract end date	

17/18 Contracted general activity (UDA)	19,075
Carry forward general activity (UDA)	0
17/18 Contracted orthodontic activity (UOA)	0
Carry forward orthodontic activity (UOA)	0
Baseline contract value	£519,041.46

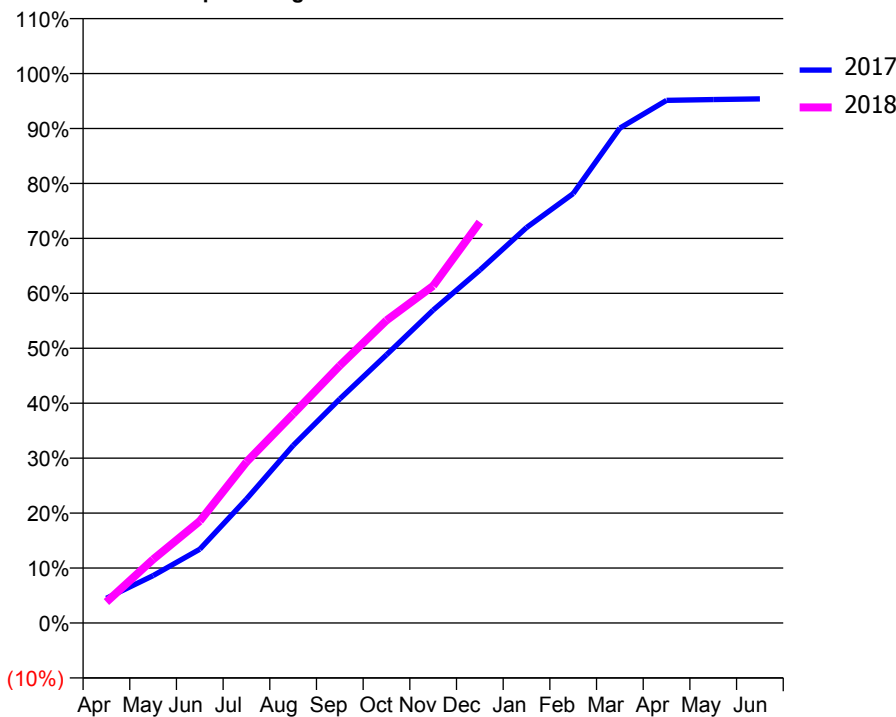
### ACCESS\*

Patients seen in 24 months	Total	Change since previous quarter
Quarter ending December 2016	7,171	
Quarter ending March 2017	7,319	↑
Quarter ending June 2017	7,497	↑
Quarter ending September 2017	7,576	→
Quarter ending December 2017	7,580	→
<b>Variance since December 2016</b>	<b>5.7%</b>	<b>↑</b>



### ACTIVITY

Cumulative percentage of contracted UDA delivered 2017 & 2018



Month	Adjusted Scheduled Activity (UDA)	
	2017	2018
April	859	728
May	1,645	2,209
June	2,561	3,540
July	4,303	5,591
August	6,165	7,255
September	7,779	8,936
October	9,312	10,506
November	10,860	11,703
December	12,250	13,916
January	13,728	
February	14,907	
March	17,181	
April	18,141	
May	18,173	
June	18,194	

### QUALITY

	Quantity	Base Number	Contract	AT	Region	England
% of FP17s for the same patient ID Re-attending within 3 months - Children	131	2,099	6.2%	10.5%	11.8%	12.0%
% of FP17s for the same patient ID Re-attending within 3 months - Adults	734	6,987	10.5%	14.2%	15.3%	15.9%
% of FP17s for the same patient ID Re-attending between 3 & 9 months - Children	1,275	2,099	60.7%	61.8%	59.1%	58.0%
% of FP17s for the same patient ID Re-attending between 3 & 9 months - Adults	4,329	6,987	62.0%	55.4%	51.5%	50.5%
% of FP17s for Band 1 Urgent Courses	427	7,810	5.5%	7.2%	8.0%	9.0%
% of FP17s Relating to Free Repair or Replacements	42	7,810	0.5%	0.8%	0.8%	0.8%
% of FP17s Relating to Continuations	101	7,810	1.3%	1.3%	1.1%	1.1%
% of Patients satisfied with the dentistry they have received	7	8	N/A	91.8%	91.6%	91.5%
% of Patients satisfied with the time they had to wait for an appointment	7	8	N/A	87.3%	88.3%	87.9%

\* This is based on patients treated on this contract for their most recent course of treatment. Figures in italics indicate the base number of FP17s or Patient Questionnaire responses are less than 100. N/A is shown where the base number of responses is less than 10 during the period. % is calculated as Quantity/Base number\*100

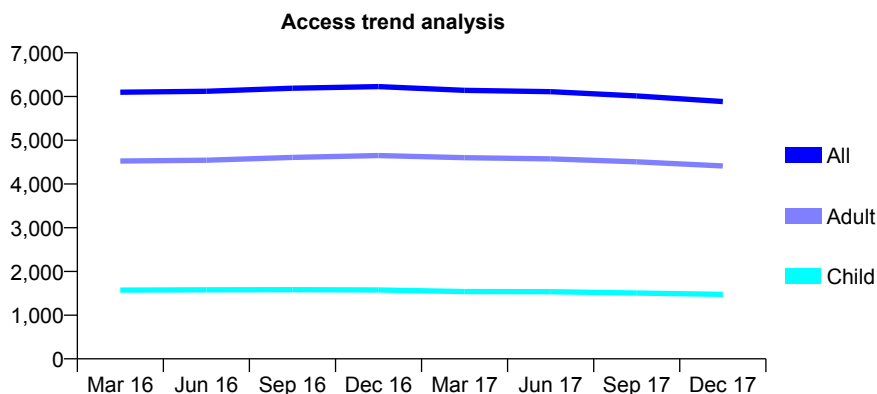
## Q55 - Vital Signs At a Glance Contract Report for 154393/0001 - December 2017

Name or company name	Oswald House Dental Practice
Contract type name	GDS Contract
Purpose of contract	General
Contract start date	01/10/2013
Contract end date	

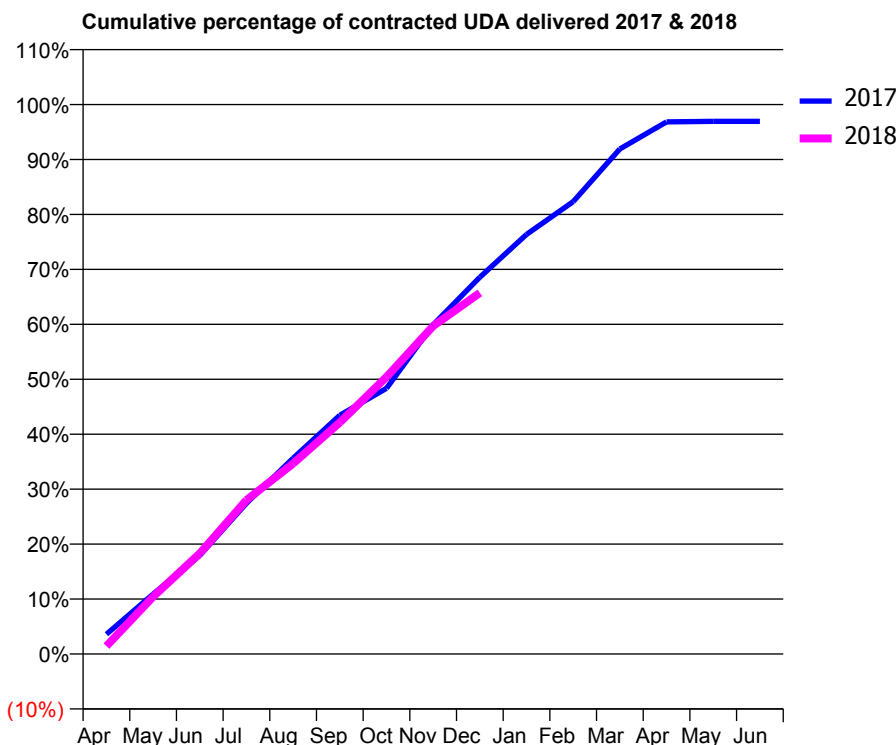
17/18 Contracted general activity (UDA)	16,083
Carry forward general activity (UDA)	521
17/18 Contracted orthodontic activity (UOA)	0
Carry forward orthodontic activity (UOA)	0
Baseline contract value	£339,770.46

### ACCESS\*

Patients seen in 24 months	Total	Change since previous quarter
Quarter ending December 2016	6,226	
Quarter ending March 2017	6,140	↓
Quarter ending June 2017	6,110	→
Quarter ending September 2017	6,012	↓
Quarter ending December 2017	5,885	↓
<b>Variance since December 2016</b>	<b>(5.5%)</b>	<b>↓</b>



### ACTIVITY



Month	Adjusted Scheduled Activity (UDA)	
	2017	2018
April	612	234
May	1,853	1,675
June	3,052	2,944
July	4,664	4,507
August	6,059	5,577
September	7,388	6,775
October	8,219	8,110
November	10,189	9,598
December	11,654	10,572
January	12,980	
February	13,995	
March	15,626	
April	16,461	
May	16,479	
June	16,479	

### QUALITY

	Quantity	Base Number	Contract	AT	Region	England
% of FP17s for the same patient ID Re-attending within 3 months - Children	119	1,745	6.8%	10.5%	11.8%	12.0%
% of FP17s for the same patient ID Re-attending within 3 months - Adults	723	5,048	14.3%	14.2%	15.3%	15.9%
% of FP17s for the same patient ID Re-attending between 3 & 9 months - Children	1,228	1,745	70.4%	61.8%	59.1%	58.0%
% of FP17s for the same patient ID Re-attending between 3 & 9 months - Adults	3,452	5,048	68.4%	55.4%	51.5%	50.5%
% of FP17s for Band 1 Urgent Courses	614	6,412	9.6%	7.2%	8.0%	9.0%
% of FP17s Relating to Free Repair or Replacements	60	6,412	0.9%	0.8%	0.8%	0.8%
% of FP17s Relating to Continuations	51	6,412	0.8%	1.3%	1.1%	1.1%
% of Patients satisfied with the dentistry they have received	6	6	N/A	91.8%	91.6%	91.5%
% of Patients satisfied with the time they had to wait for an appointment	5	6	N/A	87.3%	88.3%	87.9%

\* This is based on patients treated on this contract for their most recent course of treatment. Figures in italics indicate the base number of FP17s or Patient Questionnaire responses are less than 100. N/A is shown where the base number of responses is less than 10 during the period. % is calculated as Quantity/Base number\*100

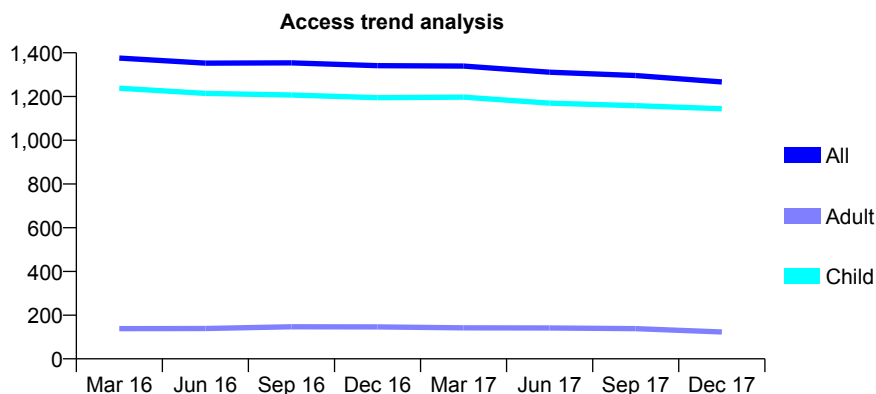
## Q55 - Vital Signs At a Glance Contract Report for 157139/0001 - December 2017

Name or company name	Brompton House Dental Practice Limited
Contract type name	GDS Contract
Purpose of contract	General
Contract start date	01/04/2011
Contract end date	

17/18 Contracted general activity (UDA)	3,450
Carry forward general activity (UDA)	0
17/18 Contracted orthodontic activity (UOA)	0
Carry forward orthodontic activity (UOA)	0
Baseline contract value	£92,894.57

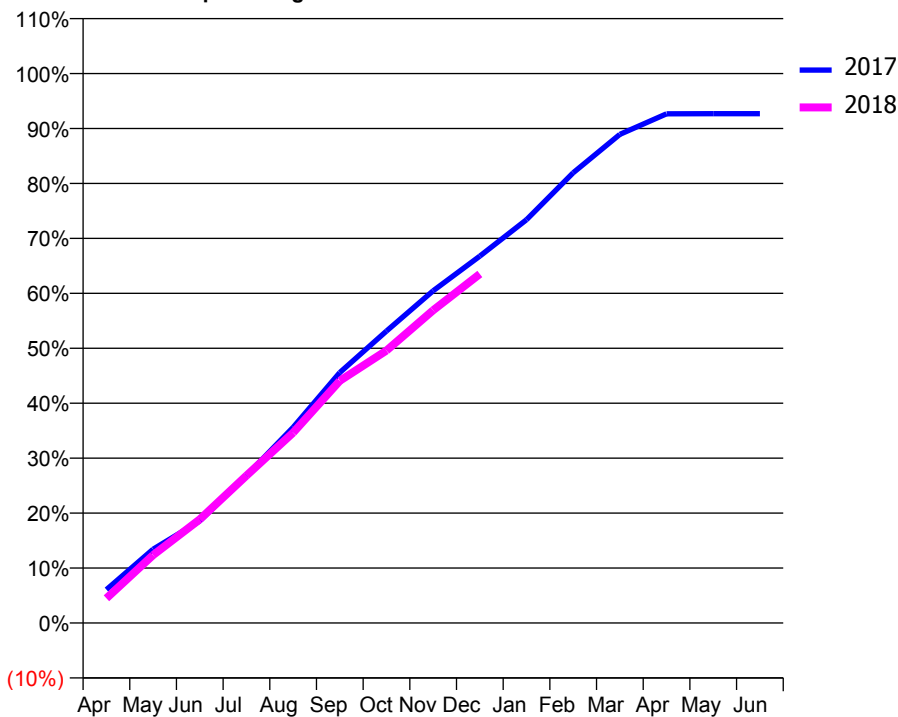
### ACCESS\*

Patients seen in 24 months	Total	Change since previous quarter
Quarter ending December 2016	1,341	
Quarter ending March 2017	1,339	→
Quarter ending June 2017	1,311	↓
Quarter ending September 2017	1,296	↓
Quarter ending December 2017	1,267	↓
<b>Variance since December 2016</b>	<b>(5.5%)</b>	<b>↓</b>



### ACTIVITY

Cumulative percentage of contracted UDA delivered 2017 & 2018



Month	Adjusted Scheduled Activity (UDA)	
	2017	2018
April	209	155
May	464	427
June	641	651
July	926	926
August	1,228	1,195
September	1,573	1,521
October	1,833	1,711
November	2,086	1,963
December	2,303	2,191
January	2,532	
February	2,827	
March	3,068	
April	3,197	
May	3,198	
June	3,198	

### QUALITY

	Quantity	Base Number	Contract	AT	Region	England
% of FP17s for the same patient ID Re-attending within 3 months - Children	252	1,761	14.3%	10.5%	11.8%	12.0%
% of FP17s for the same patient ID Re-attending within 3 months - Adults	0	4	0.0%	14.2%	15.3%	15.9%
% of FP17s for the same patient ID Re-attending between 3 & 9 months - Children	1,198	1,761	68.0%	61.8%	59.1%	58.0%
% of FP17s for the same patient ID Re-attending between 3 & 9 months - Adults	4	4	100.0%	55.4%	51.5%	50.5%
% of FP17s for Band 1 Urgent Courses	45	1,668	2.7%	7.2%	8.0%	9.0%
% of FP17s Relating to Free Repair or Replacements	0	1,668	0.0%	0.8%	0.8%	0.8%
% of FP17s Relating to Continuations	0	1,668	0.0%	1.3%	1.1%	1.1%
% of Patients satisfied with the dentistry they have received	1	1	N/A	91.8%	91.6%	91.5%
% of Patients satisfied with the time they had to wait for an appointment	1	1	N/A	87.3%	88.3%	87.9%

\* This is based on patients treated on this contract for their most recent course of treatment. Figures in italics indicate the base number of FP17s or Patient Questionnaire responses are less than 100. N/A is shown where the base number of responses is less than 10 during the period. % is calculated as Quantity/Base number\*100

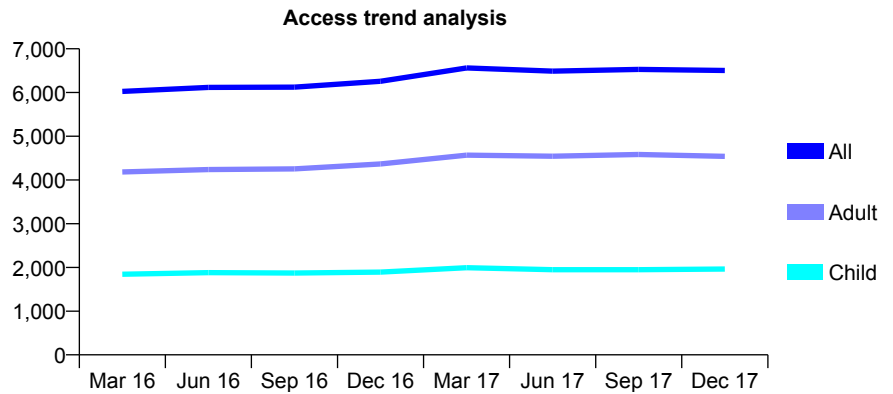
## Q55 - Vital Signs At a Glance Contract Report for 158941/0001 - December 2017

Name or company name	D M Jordan Limited
Contract type name	GDS Contract
Purpose of contract	General
Contract start date	01/07/2012
Contract end date	

17/18 Contracted general activity (UDA)	21,500
Carry forward general activity (UDA)	0
17/18 Contracted orthodontic activity (UOA)	0
Carry forward orthodontic activity (UOA)	0
Baseline contract value	£514,469.95

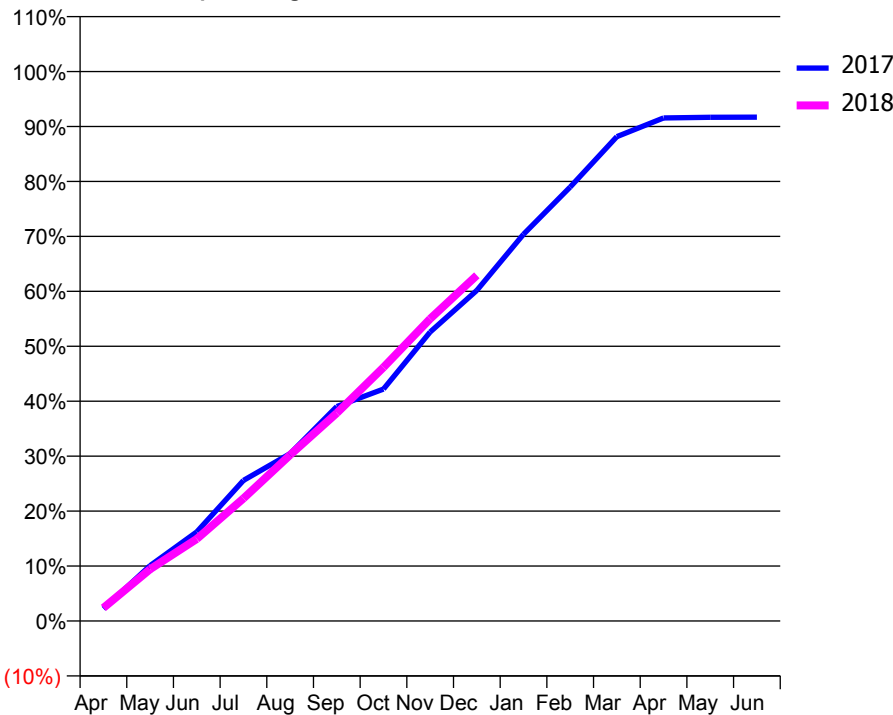
### ACCESS\*

Patients seen in 24 months	Total	Change since previous quarter
Quarter ending December 2016	6,258	
Quarter ending March 2017	6,561	↑
Quarter ending June 2017	6,489	↓
Quarter ending September 2017	6,530	→
Quarter ending December 2017	6,503	→
<b>Variance since December 2016</b>	<b>3.9%</b>	<b>↑</b>



### ACTIVITY

Cumulative percentage of contracted UDA delivered 2017 & 2018



Month	Adjusted Scheduled Activity (UDA)	
	2017	2018
April	481	515
May	2,167	2,025
June	3,487	3,213
July	5,504	4,798
August	6,552	6,499
September	8,392	8,135
October	9,076	9,928
November	11,306	11,827
December	12,938	13,528
January	15,134	
February	16,982	
March	18,953	
April	19,681	
May	19,711	
June	19,712	

### QUALITY

	Quantity	Base Number	Contract	AT	Region	England
% of FP17s for the same patient ID Re-attending within 3 months - Children	199	2,155	9.2%	10.5%	11.8%	12.0%
% of FP17s for the same patient ID Re-attending within 3 months - Adults	640	4,626	13.8%	14.2%	15.3%	15.9%
% of FP17s for the same patient ID Re-attending between 3 & 9 months - Children	1,227	2,155	56.9%	61.8%	59.1%	58.0%
% of FP17s for the same patient ID Re-attending between 3 & 9 months - Adults	2,642	4,626	57.1%	55.4%	51.5%	50.5%
% of FP17s for Band 1 Urgent Courses	369	6,403	5.8%	7.2%	8.0%	9.0%
% of FP17s Relating to Free Repair or Replacements	37	6,403	0.6%	0.8%	0.8%	0.8%
% of FP17s Relating to Continuations	131	6,403	2.0%	1.3%	1.1%	1.1%
% of Patients satisfied with the dentistry they have received	4	4	N/A	91.8%	91.6%	91.5%
% of Patients satisfied with the time they had to wait for an appointment	4	4	N/A	87.3%	88.3%	87.9%

\* This is based on patients treated on this contract for their most recent course of treatment. Figures in italics indicate the base number of FP17s or Patient Questionnaire responses are less than 100. N/A is shown where the base number of responses is less than 10 during the period. % is calculated as Quantity/Base number\*100

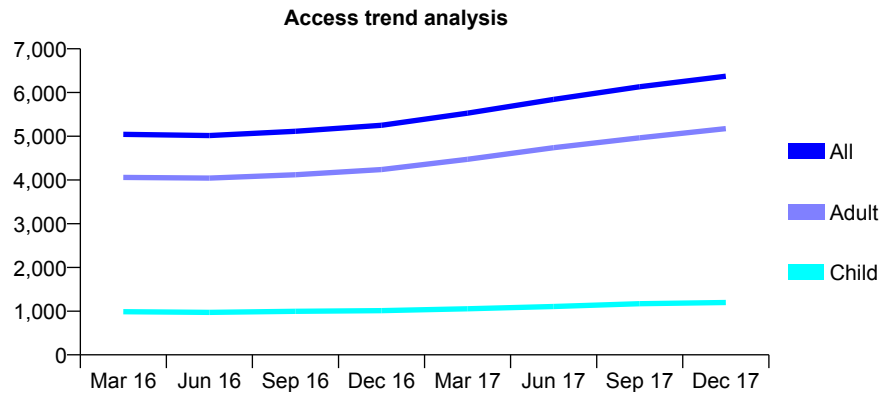
## Q55 - Vital Signs At a Glance Contract Report for 160490/0001 - December 2017

Name or company name	Buttercross View Dental Surgery
Contract type name	GDS Contract
Purpose of contract	General
Contract start date	01/04/2012
Contract end date	

17/18 Contracted general activity (UDA)	16,786
Carry forward general activity (UDA)	-270
17/18 Contracted orthodontic activity (UOA)	0
Carry forward orthodontic activity (UOA)	0
Baseline contract value	£442,429.15

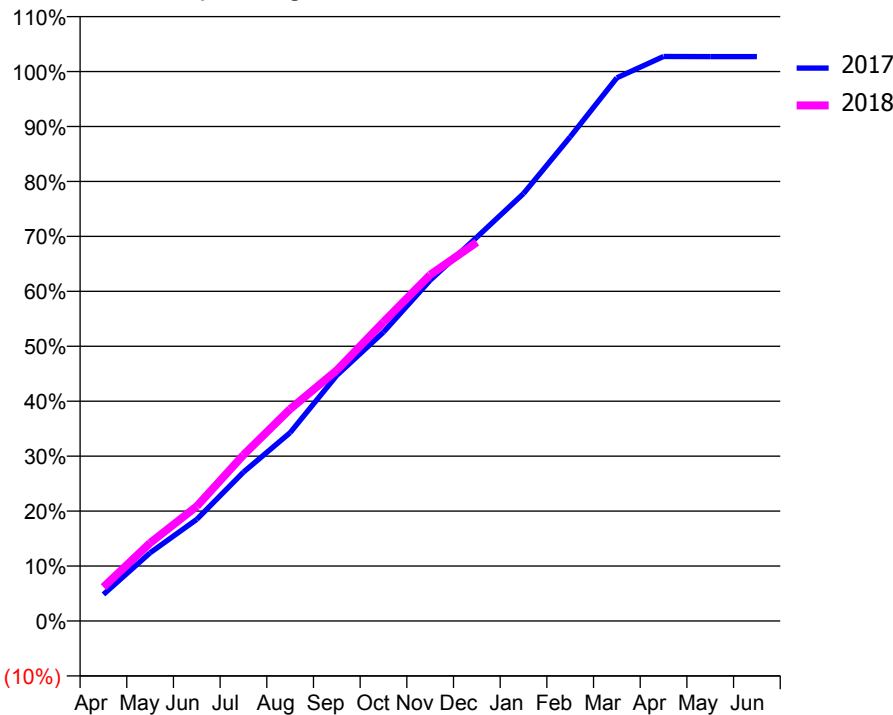
### ACCESS\*

Patients seen in 24 months	Total	Change since previous quarter
Quarter ending December 2016	5,251	
Quarter ending March 2017	5,528	↑
Quarter ending June 2017	5,842	↑
Quarter ending September 2017	6,133	↑
Quarter ending December 2017	6,372	↑
<b>Variance since December 2016</b>	<b>21.3%</b>	<b>↑</b>



### ACTIVITY

Cumulative percentage of contracted UDA delivered 2017 & 2018



Month	Adjusted Scheduled Activity (UDA)	
	2017	2018
April	653	1,038
May	1,675	2,385
June	2,499	3,504
July	3,659	5,073
August	4,628	6,476
September	6,036	7,660
October	7,098	9,135
November	8,373	10,578
December	9,429	11,569
January	10,500	
February	11,894	
March	13,344	
April	13,869	
May	13,865	
June	13,867	

### QUALITY

	Quantity	Base Number	Contract	AT	Region	England
% of FP17s for the same patient ID Re-attending within 3 months - Children	89	1,432	6.2%	10.5%	11.8%	12.0%
% of FP17s for the same patient ID Re-attending within 3 months - Adults	586	5,298	11.1%	14.2%	15.3%	15.9%
% of FP17s for the same patient ID Re-attending between 3 & 9 months - Children	870	1,432	60.8%	61.8%	59.1%	58.0%
% of FP17s for the same patient ID Re-attending between 3 & 9 months - Adults	2,087	5,298	39.4%	55.4%	51.5%	50.5%
% of FP17s for Band 1 Urgent Courses	513	6,472	7.9%	7.2%	8.0%	9.0%
% of FP17s Relating to Free Repair or Replacements	41	6,472	0.6%	0.8%	0.8%	0.8%
% of FP17s Relating to Continuations	30	6,472	0.5%	1.3%	1.1%	1.1%
% of Patients satisfied with the dentistry they have received	11	12	91.7%	91.8%	91.6%	91.5%
% of Patients satisfied with the time they had to wait for an appointment	10	12	83.3%	87.3%	88.3%	87.9%

\* This is based on patients treated on this contract for their most recent course of treatment. Figures in italics indicate the base number of FP17s or Patient Questionnaire responses are less than 100. N/A is shown where the base number of responses is less than 10 during the period. % is calculated as Quantity/Base number\*100

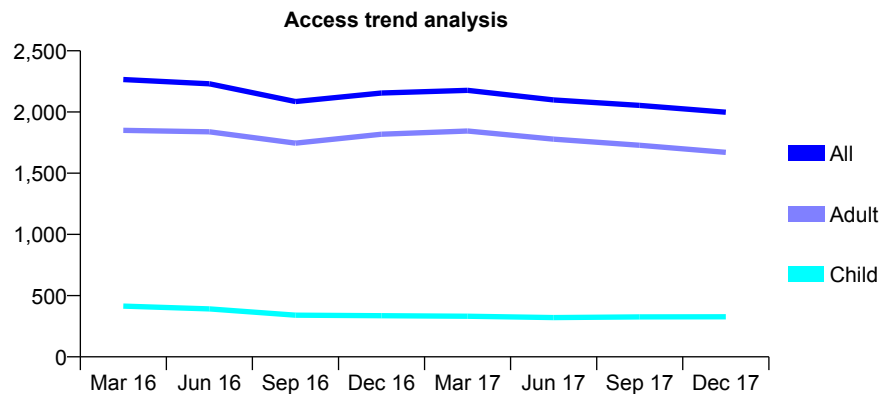
## Q55 - Vital Signs At a Glance Contract Report for 160636/0001 - December 2017

Name or company name	Eyre Street Dental
Contract type name	GDS Contract
Purpose of contract	General
Contract start date	01/04/2015
Contract end date	

17/18 Contracted general activity (UDA)	9,028
Carry forward general activity (UDA)	0
17/18 Contracted orthodontic activity (UOA)	0
Carry forward orthodontic activity (UOA)	0
Baseline contract value	£252,914.91

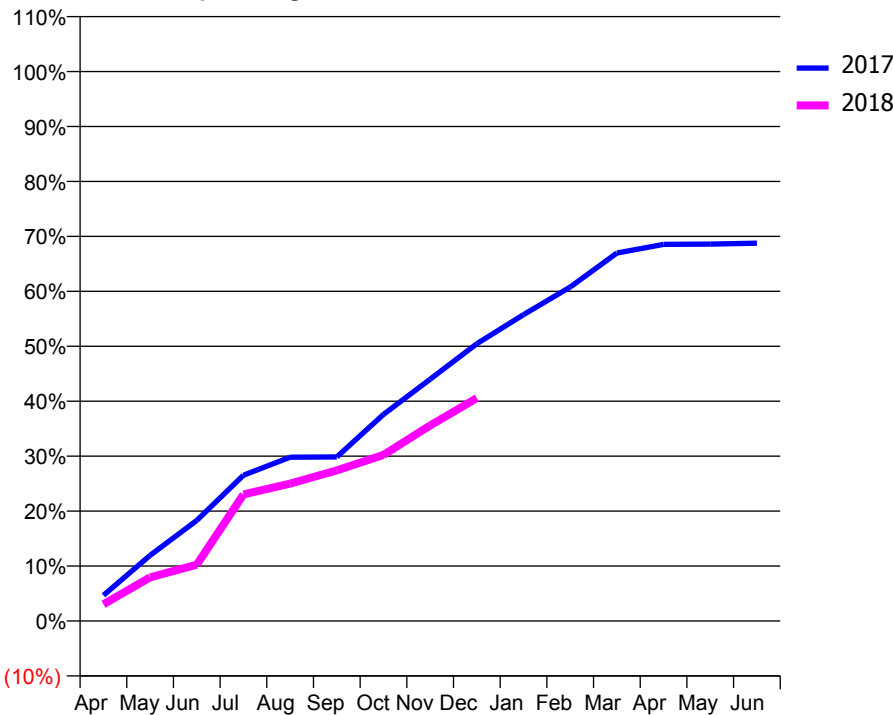
### ACCESS\*

Patients seen in 24 months	Total	Change since previous quarter
Quarter ending December 2016	2,155	
Quarter ending March 2017	2,177	→
Quarter ending June 2017	2,099	↓
Quarter ending September 2017	2,054	↓
Quarter ending December 2017	1,998	↓
<b>Variance since December 2016</b>	<b>(7.3%)</b>	<b>↓</b>



### ACTIVITY

Cumulative percentage of contracted UDA delivered 2017 & 2018



Month	Adjusted Scheduled Activity (UDA)	
	2017	2018
April	422	276
May	1,079	717
June	1,653	926
July	2,395	2,080
August	2,692	2,257
September	2,696	2,474
October	3,396	2,728
November	3,973	3,213
December	4,556	3,662
January	5,032	
February	5,488	
March	6,046	
April	6,189	
May	6,192	
June	6,207	

### QUALITY

	Quantity	Base Number	Contract	AT	Region	England
% of FP17s for the same patient ID Re-attending within 3 months - Children	8	358	2.2%	10.5%	11.8%	12.0%
% of FP17s for the same patient ID Re-attending within 3 months - Adults	132	1,864	7.1%	14.2%	15.3%	15.9%
% of FP17s for the same patient ID Re-attending between 3 & 9 months - Children	221	358	61.7%	61.8%	59.1%	58.0%
% of FP17s for the same patient ID Re-attending between 3 & 9 months - Adults	1,235	1,864	66.3%	55.4%	51.5%	50.5%
% of FP17s for Band 1 Urgent Courses	49	2,148	2.3%	7.2%	8.0%	9.0%
% of FP17s Relating to Free Repair or Replacements	0	2,148	0.0%	0.8%	0.8%	0.8%
% of FP17s Relating to Continuations	25	2,148	1.2%	1.3%	1.1%	1.1%
% of Patients satisfied with the dentistry they have received	2	2	N/A	91.8%	91.6%	91.5%
% of Patients satisfied with the time they had to wait for an appointment	2	2	N/A	87.3%	88.3%	87.9%

\* This is based on patients treated on this contract for their most recent course of treatment. Figures in italics indicate the base number of FP17s or Patient Questionnaire responses are less than 100. N/A is shown where the base number of responses is less than 10 during the period. % is calculated as Quantity/Base number\*100



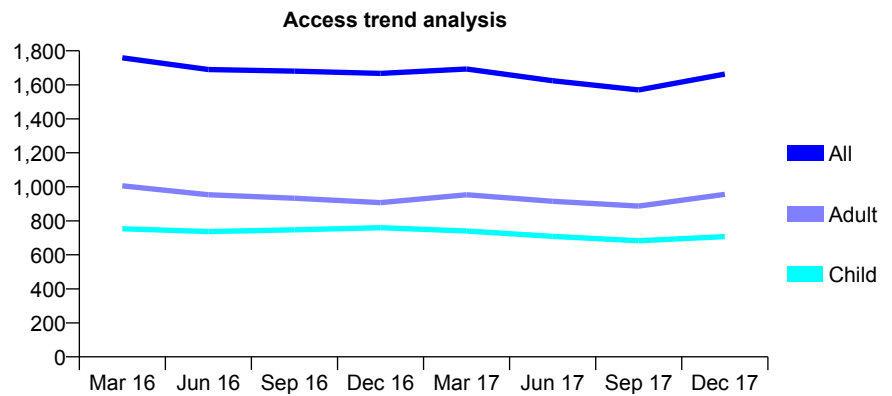
## Q55 - Vital Signs At a Glance Contract Report for 161802/0001 - December 2017

Name or company name	Dental Surgery
Contract type name	GDS Contract
Purpose of contract	General
Contract start date	01/11/2012
Contract end date	

17/18 Contracted general activity (UDA)	5,966
Carry forward general activity (UDA)	52
17/18 Contracted orthodontic activity (UOA)	0
Carry forward orthodontic activity (UOA)	0
Baseline contract value	£204,011.12

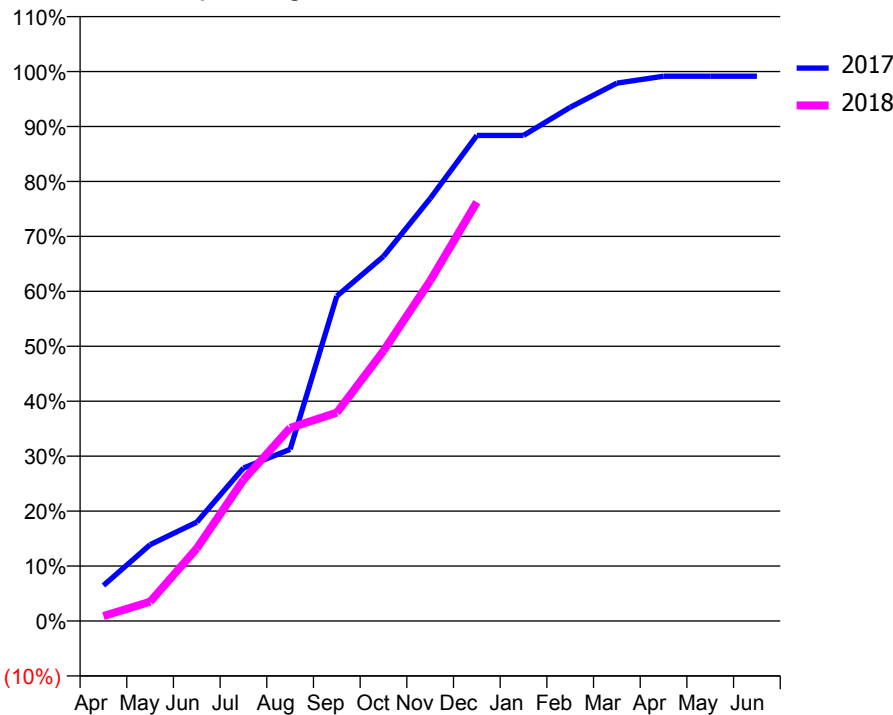
### ACCESS\*

Patients seen in 24 months	Total	Change since previous quarter
Quarter ending December 2016	1,667	
Quarter ending March 2017	1,693	→
Quarter ending June 2017	1,624	↓
Quarter ending September 2017	1,570	↓
Quarter ending December 2017	1,663	↑
<b>Variance since December 2016</b>	<b>(0.2%)</b>	<b>→</b>



### ACTIVITY

Cumulative percentage of contracted UDA delivered 2017 & 2018



Month	Adjusted Scheduled Activity (UDA)	
	2017	2018
April	386	55
May	829	210
June	1,073	788
July	1,662	1,533
August	1,864	2,097
September	3,527	2,262
October	3,959	2,933
November	4,587	3,694
December	5,273	4,548
January	5,273	
February	5,577	
March	5,839	
April	5,914	
May	5,914	
June	5,914	

### QUALITY

	Quantity	Base Number	Contract	AT	Region	England
% of FP17s for the same patient ID Re-attending within 3 months - Children	81	884	9.2%	10.5%	11.8%	12.0%
% of FP17s for the same patient ID Re-attending within 3 months - Adults	178	973	18.3%	14.2%	15.3%	15.9%
% of FP17s for the same patient ID Re-attending between 3 & 9 months - Children	525	884	59.4%	61.8%	59.1%	58.0%
% of FP17s for the same patient ID Re-attending between 3 & 9 months - Adults	400	973	41.1%	55.4%	51.5%	50.5%
% of FP17s for Band 1 Urgent Courses	191	1,806	10.6%	7.2%	8.0%	9.0%
% of FP17s Relating to Free Repair or Replacements	2	1,806	0.1%	0.8%	0.8%	0.8%
% of FP17s Relating to Continuations	0	1,806	0.0%	1.3%	1.1%	1.1%
% of Patients satisfied with the dentistry they have received	20	21	95.2%	91.8%	91.6%	91.5%
% of Patients satisfied with the time they had to wait for an appointment	19	21	90.5%	87.3%	88.3%	87.9%

\* This is based on patients treated on this contract for their most recent course of treatment. Figures in italics indicate the base number of FP17s or Patient Questionnaire responses are less than 100. N/A is shown where the base number of responses is less than 10 during the period. % is calculated as Quantity/Base number\*100

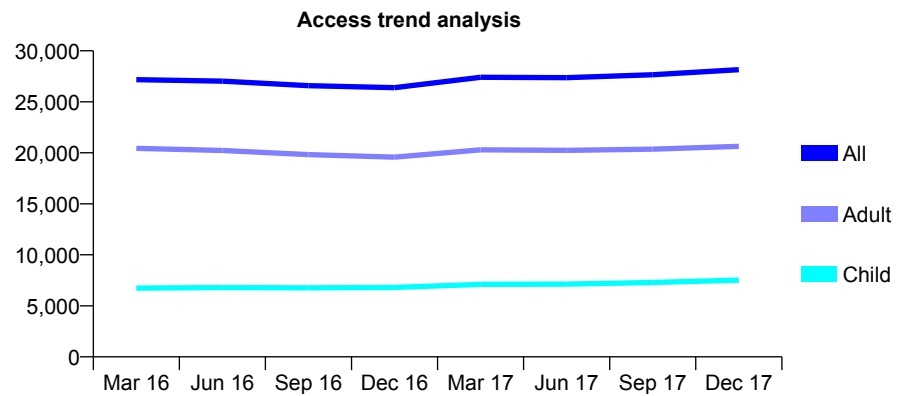
## Q55 - Vital Signs At a Glance Contract Report for 162906/0001 - December 2017

Name or company name	Seven Dental & 2 Colwick Road
Contract type name	GDS Contract
Purpose of contract	General
Contract start date	01/04/2006
Contract end date	

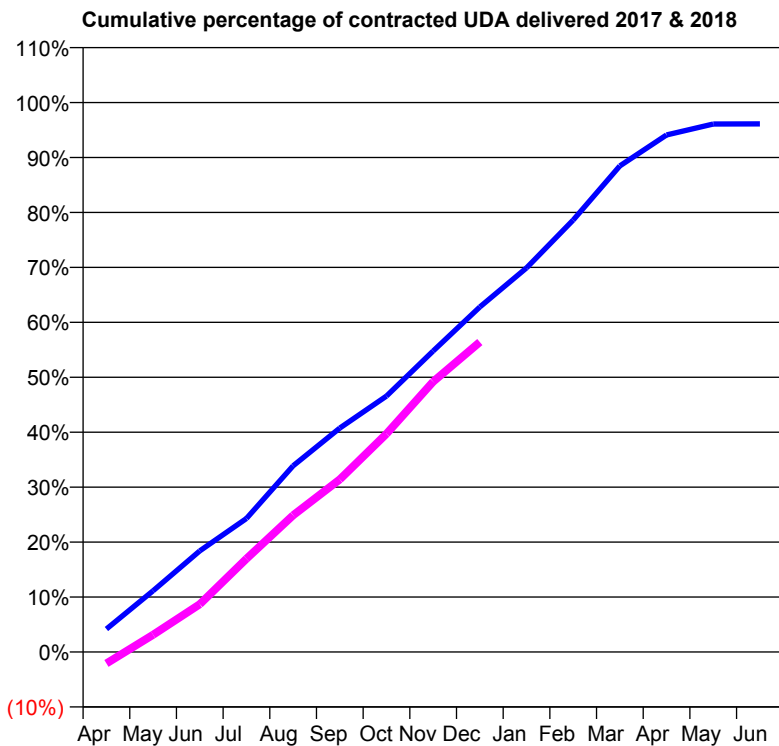
17/18 Contracted general activity (UDA)	90,476
Carry forward general activity (UDA)	3,531
17/18 Contracted orthodontic activity (UOA)	0
Carry forward orthodontic activity (UOA)	0
Baseline contract value	£2,736,906.93

### ACCESS\*

Patients seen in 24 months	Total	Change since previous quarter
Quarter ending December 2016	26,381	
Quarter ending March 2017	27,407	↑
Quarter ending June 2017	27,367	→
Quarter ending September 2017	27,648	→
Quarter ending December 2017	28,151	→
<b>Variance since December 2016</b>	<b>6.7%</b>	<b>↑</b>



### ACTIVITY



Month	Adjusted Scheduled Activity (UDA)	
	2017	2018
April	3,786	-1,900
May	10,087	2,842
June	16,657	7,873
July	21,979	15,349
August	30,661	22,519
September	36,866	28,416
October	42,140	35,941
November	49,566	44,521
December	56,811	51,041
January	63,234	
February	71,122	
March	80,033	
April	85,140	
May	86,923	
June	86,945	

### QUALITY

	Quantity	Base Number	Contract	AT	Region	England
% of FP17s for the same patient ID Re-attending within 3 months - Children	960	7,878	12.2%	10.5%	11.8%	12.0%
% of FP17s for the same patient ID Re-attending within 3 months - Adults	2,962	17,670	16.8%	14.2%	15.3%	15.9%
% of FP17s for the same patient ID Re-attending between 3 & 9 months - Children	3,965	7,878	50.3%	61.8%	59.1%	58.0%
% of FP17s for the same patient ID Re-attending between 3 & 9 months - Adults	6,704	17,670	37.9%	55.4%	51.5%	50.5%
% of FP17s for Band 1 Urgent Courses	2,934	22,784	12.9%	7.2%	8.0%	9.0%
% of FP17s Relating to Free Repair or Replacements	22	22,784	0.1%	0.8%	0.8%	0.8%
% of FP17s Relating to Continuations	438	22,784	1.9%	1.3%	1.1%	1.1%
% of Patients satisfied with the dentistry they have received	12	14	85.7%	91.8%	91.6%	91.5%
% of Patients satisfied with the time they had to wait for an appointment	12	14	85.7%	87.3%	88.3%	87.9%

\* This is based on patients treated on this contract for their most recent course of treatment. Figures in italics indicate the base number of FP17s or Patient Questionnaire responses are less than 100. N/A is shown where the base number of responses is less than 10 during the period. % is calculated as Quantity/Base number\*100

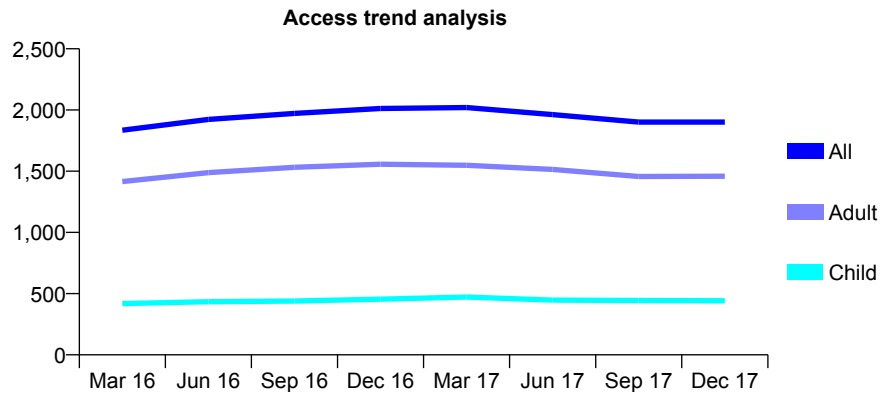
## Q55 - Vital Signs At a Glance Contract Report for 162906/0002 - December 2017

Name or company name	Seven Dental & 2 Colwick Road
Contract type name	GDS Contract
Purpose of contract	General
Contract start date	01/04/2006
Contract end date	

17/18 Contracted general activity (UDA)	8,140
Carry forward general activity (UDA)	0
17/18 Contracted orthodontic activity (UOA)	0
Carry forward orthodontic activity (UOA)	0
Baseline contract value	£242,683.53

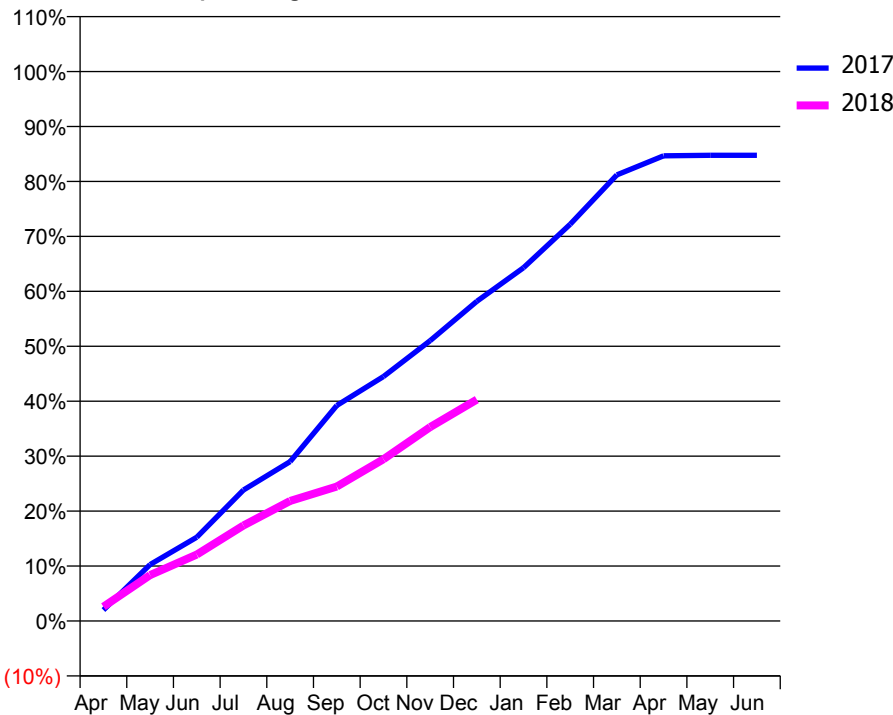
### ACCESS\*

Patients seen in 24 months	Total	Change since previous quarter
Quarter ending December 2016	2,012	
Quarter ending March 2017	2,020	→
Quarter ending June 2017	1,962	↓
Quarter ending September 2017	1,901	↓
Quarter ending December 2017	1,901	→
<b>Variance since December 2016</b>	<b>(5.5%)</b>	<b>↓</b>



### ACTIVITY

Cumulative percentage of contracted UDA delivered 2017 & 2018



Month	Adjusted Scheduled Activity (UDA)	
	2017	2018
April	163	212
May	837	681
June	1,241	985
July	1,940	1,416
August	2,361	1,780
September	3,194	1,992
October	3,622	2,397
November	4,153	2,873
December	4,735	3,281
January	5,234	
February	5,878	
March	6,609	
April	6,890	
May	6,899	
June	6,899	

### QUALITY

	Quantity	Base Number	Contract	AT	Region	England
% of FP17s for the same patient ID Re-attending within 3 months - Children	27	350	7.7%	10.5%	11.8%	12.0%
% of FP17s for the same patient ID Re-attending within 3 months - Adults	129	1,093	11.8%	14.2%	15.3%	15.9%
% of FP17s for the same patient ID Re-attending between 3 & 9 months - Children	176	350	50.3%	61.8%	59.1%	58.0%
% of FP17s for the same patient ID Re-attending between 3 & 9 months - Adults	496	1,093	45.4%	55.4%	51.5%	50.5%
% of FP17s for Band 1 Urgent Courses	129	1,325	9.7%	7.2%	8.0%	9.0%
% of FP17s Relating to Free Repair or Replacements	0	1,325	0.0%	0.8%	0.8%	0.8%
% of FP17s Relating to Continuations	12	1,325	0.9%	1.3%	1.1%	1.1%
% of Patients satisfied with the dentistry they have received	1	1	N/A	91.8%	91.6%	91.5%
% of Patients satisfied with the time they had to wait for an appointment	0	1	N/A	87.3%	88.3%	87.9%

\* This is based on patients treated on this contract for their most recent course of treatment. Figures in italics indicate the base number of FP17s or Patient Questionnaire responses are less than 100. N/A is shown where the base number of responses is less than 10 during the period. % is calculated as Quantity/Base number\*100

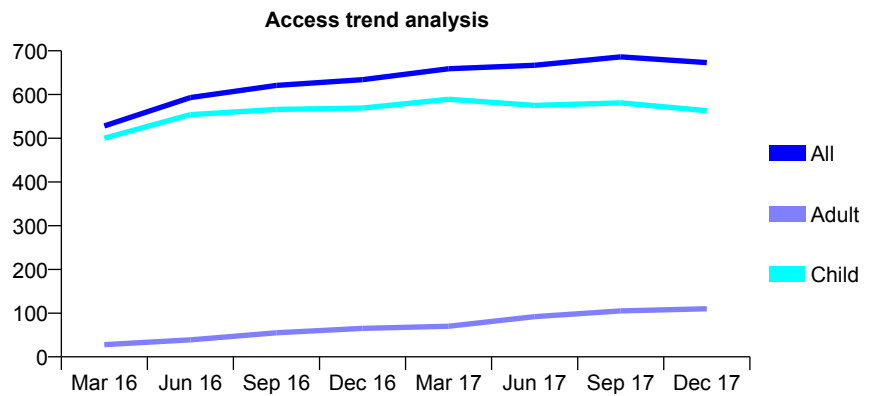
## Q55 - Vital Signs At a Glance Contract Report for 163627/0001 - December 2017

Name or company name	High Street Dental Limited
Contract type name	GDS Contract
Purpose of contract	General
Contract start date	01/10/2015
Contract end date	

17/18 Contracted general activity (UDA)	2,280
Carry forward general activity (UDA)	0
17/18 Contracted orthodontic activity (UOA)	0
Carry forward orthodontic activity (UOA)	0
Baseline contract value	£49,601.51

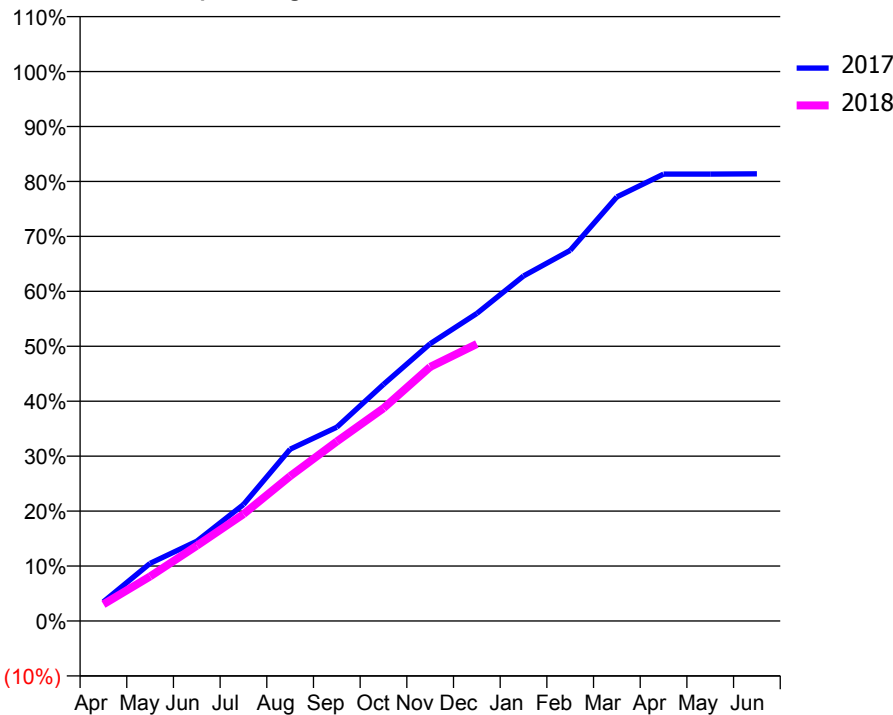
### ACCESS\*

Patients seen in 24 months	Total	Change since previous quarter
Quarter ending December 2016	634	
Quarter ending March 2017	659	↑
Quarter ending June 2017	667	→
Quarter ending September 2017	686	↑
Quarter ending December 2017	673	↓
<b>Variance since December 2016</b>	6.2%	↑



### ACTIVITY

Cumulative percentage of contracted UDA delivered 2017 & 2018



Month	Adjusted Scheduled Activity (UDA)	
	2017	2018
April	80	69
May	239	185
June	331	313
July	483	443
August	713	601
September	804	745
October	982	883
November	1,151	1,054
December	1,276	1,150
January	1,432	
February	1,538	
March	1,760	
April	1,854	
May	1,854	
June	1,855	

### QUALITY

	Quantity	Base Number	Contract	AT	Region	England
% of FP17s for the same patient ID Re-attending within 3 months - Children	56	772	7.3%	10.5%	11.8%	12.0%
% of FP17s for the same patient ID Re-attending within 3 months - Adults	4	31	12.9%	14.2%	15.3%	15.9%
% of FP17s for the same patient ID Re-attending between 3 & 9 months - Children	578	772	74.9%	61.8%	59.1%	58.0%
% of FP17s for the same patient ID Re-attending between 3 & 9 months - Adults	23	31	74.2%	55.4%	51.5%	50.5%
% of FP17s for Band 1 Urgent Courses	23	745	3.1%	7.2%	8.0%	9.0%
% of FP17s Relating to Free Repair or Replacements	1	745	0.1%	0.8%	0.8%	0.8%
% of FP17s Relating to Continuations	11	745	1.5%	1.3%	1.1%	1.1%
% of Patients satisfied with the dentistry they have received	0	0	N/A	91.8%	91.6%	91.5%
% of Patients satisfied with the time they had to wait for an appointment	0	0	N/A	87.3%	88.3%	87.9%

\* This is based on patients treated on this contract for their most recent course of treatment. Figures in italics indicate the base number of FP17s or Patient Questionnaire responses are less than 100. N/A is shown where the base number of responses is less than 10 during the period. % is calculated as Quantity/Base number\*100

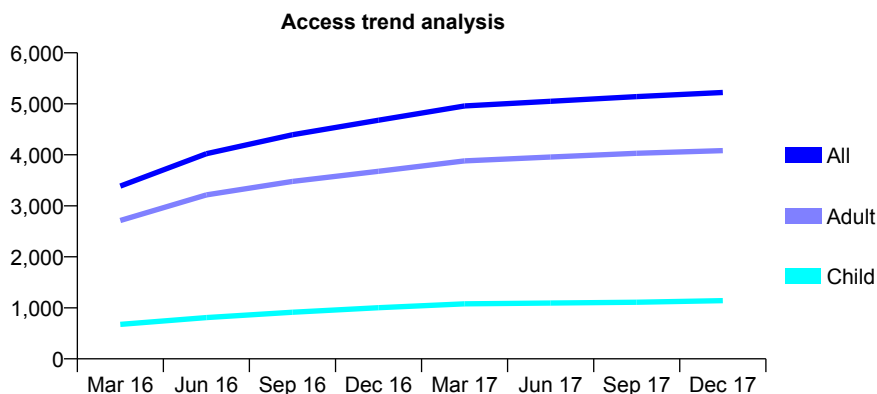
## Q55 - Vital Signs At a Glance Contract Report for 164127/0001 - December 2017

Name or company name	Park Road Dental Practice
Contract type name	GDS Contract
Purpose of contract	General
Contract start date	01/10/2015
Contract end date	

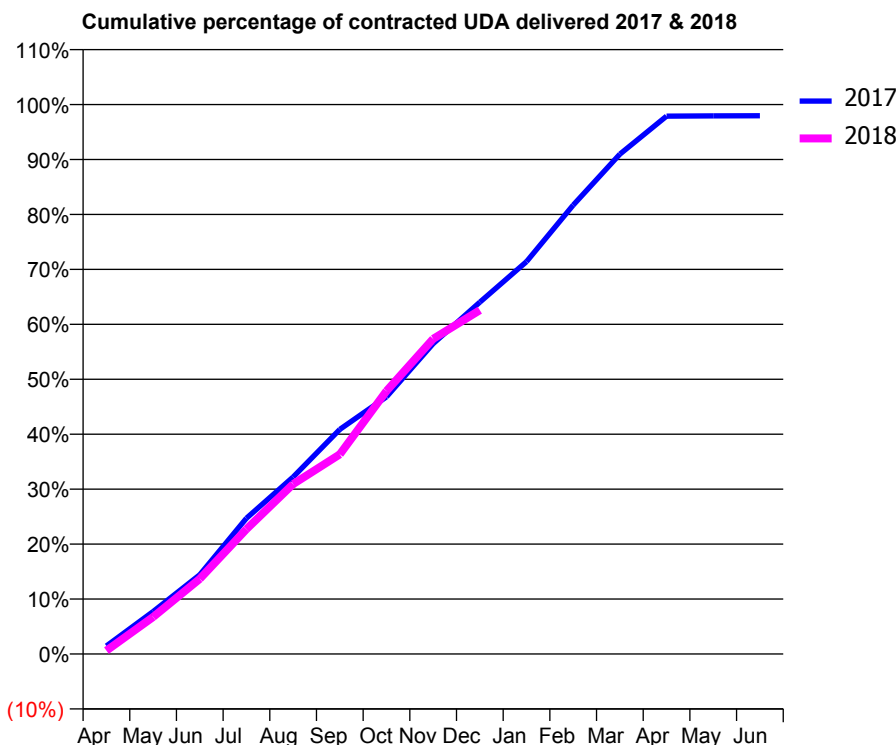
17/18 Contracted general activity (UDA)	17,825
Carry forward general activity (UDA)	364
17/18 Contracted orthodontic activity (UOA)	0
Carry forward orthodontic activity (UOA)	0
Baseline contract value	£369,785.67

### ACCESS\*

Patients seen in 24 months	Total	Change since previous quarter
Quarter ending December 2016	4,678	
Quarter ending March 2017	4,959	↑
Quarter ending June 2017	5,050	→
Quarter ending September 2017	5,141	→
Quarter ending December 2017	5,223	→
<b>Variance since December 2016</b>	<b>11.7%</b>	<b>↑</b>



### ACTIVITY



Month	Adjusted Scheduled Activity (UDA)	
	2017	2018
April	262	109
May	1,380	1,200
June	2,570	2,437
July	4,404	4,051
August	5,741	5,513
September	7,288	6,479
October	8,344	8,534
November	10,068	10,224
December	11,412	11,155
January	12,727	
February	14,563	
March	16,213	
April	17,449	
May	17,454	
June	17,461	

### QUALITY

	Quantity	Base Number	Contract	AT	Region	England
% of FP17s for the same patient ID Re-attending within 3 months - Children	109	1,393	7.8%	10.5%	11.8%	12.0%
% of FP17s for the same patient ID Re-attending within 3 months - Adults	657	5,010	13.1%	14.2%	15.3%	15.9%
% of FP17s for the same patient ID Re-attending between 3 & 9 months - Children	978	1,393	70.2%	61.8%	59.1%	58.0%
% of FP17s for the same patient ID Re-attending between 3 & 9 months - Adults	3,523	5,010	70.3%	55.4%	51.5%	50.5%
% of FP17s for Band 1 Urgent Courses	268	5,933	4.5%	7.2%	8.0%	9.0%
% of FP17s Relating to Free Repair or Replacements	80	5,933	1.3%	0.8%	0.8%	0.8%
% of FP17s Relating to Continuations	10	5,933	0.2%	1.3%	1.1%	1.1%
% of Patients satisfied with the dentistry they have received	6	7	N/A	91.8%	91.6%	91.5%
% of Patients satisfied with the time they had to wait for an appointment	7	7	N/A	87.3%	88.3%	87.9%

\* This is based on patients treated on this contract for their most recent course of treatment. Figures in italics indicate the base number of FP17s or Patient Questionnaire responses are less than 100. N/A is shown where the base number of responses is less than 10 during the period. % is calculated as Quantity/Base number\*100

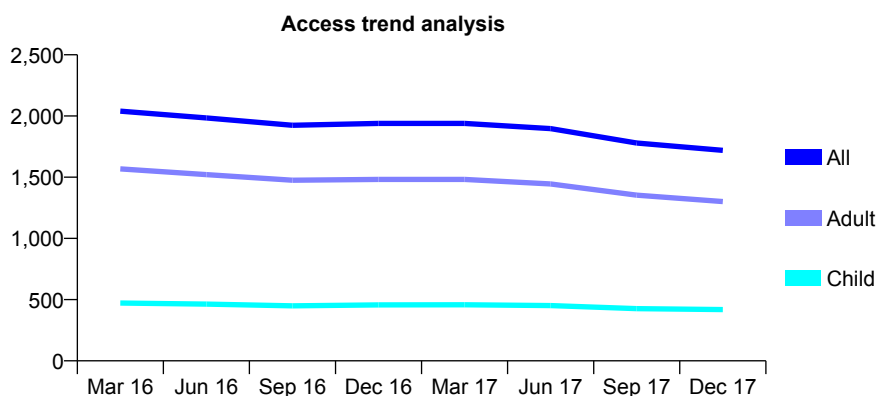
## Q55 - Vital Signs At a Glance Contract Report for 166111/0001 - December 2017

Name or company name	Hathersage Dental Surgery
Contract type name	GDS Contract
Purpose of contract	General
Contract start date	01/06/2013
Contract end date	

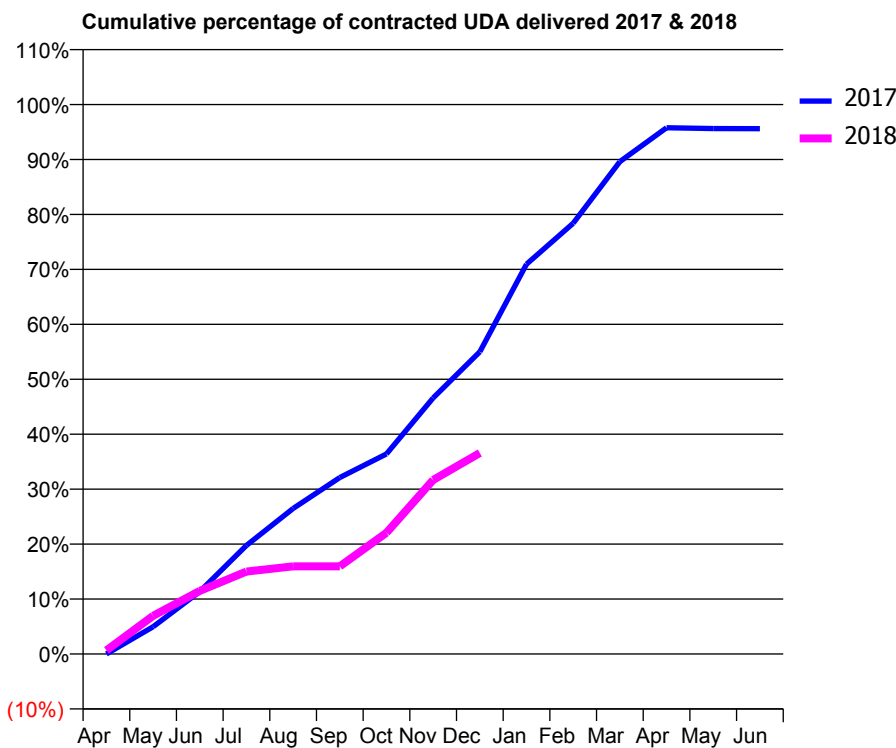
17/18 Contracted general activity (UDA)	5,158
Carry forward general activity (UDA)	0
17/18 Contracted orthodontic activity (UOA)	0
Carry forward orthodontic activity (UOA)	0
Baseline contract value	£150,711.22

### ACCESS\*

Patients seen in 24 months	Total	Change since previous quarter
Quarter ending December 2016	1,939	
Quarter ending March 2017	1,940	→
Quarter ending June 2017	1,897	↓
Quarter ending September 2017	1,779	↓
Quarter ending December 2017	1,720	↓
<b>Variance since December 2016</b>	<b>(11.3%)</b>	<b>↓</b>



### ACTIVITY



Month	Adjusted Scheduled Activity (UDA)	
	2017	2018
April	1	34
May	256	359
June	586	593
July	1,019	774
August	1,366	823
September	1,657	823
October	1,879	1,138
November	2,404	1,634
December	2,837	1,887
January	3,660	
February	4,043	
March	4,621	
April	4,940	
May	4,933	
June	4,932	

### QUALITY

	Quantity	Base Number	Contract	AT	Region	England
% of FP17s for the same patient ID Re-attending within 3 months - Children	12	412	2.9%	10.5%	11.8%	12.0%
% of FP17s for the same patient ID Re-attending within 3 months - Adults	156	955	16.3%	14.2%	15.3%	15.9%
% of FP17s for the same patient ID Re-attending between 3 & 9 months - Children	292	412	70.9%	61.8%	59.1%	58.0%
% of FP17s for the same patient ID Re-attending between 3 & 9 months - Adults	494	955	51.7%	55.4%	51.5%	50.5%
% of FP17s for Band 1 Urgent Courses	96	1,183	8.1%	7.2%	8.0%	9.0%
% of FP17s Relating to Free Repair or Replacements	11	1,183	0.9%	0.8%	0.8%	0.8%
% of FP17s Relating to Continuations	5	1,183	0.4%	1.3%	1.1%	1.1%
% of Patients satisfied with the dentistry they have received	4	5	N/A	91.8%	91.6%	91.5%
% of Patients satisfied with the time they had to wait for an appointment	5	5	N/A	87.3%	88.3%	87.9%

\* This is based on patients treated on this contract for their most recent course of treatment. Figures in italics indicate the base number of FP17s or Patient Questionnaire responses are less than 100. N/A is shown where the base number of responses is less than 10 during the period. % is calculated as Quantity/Base number\*100

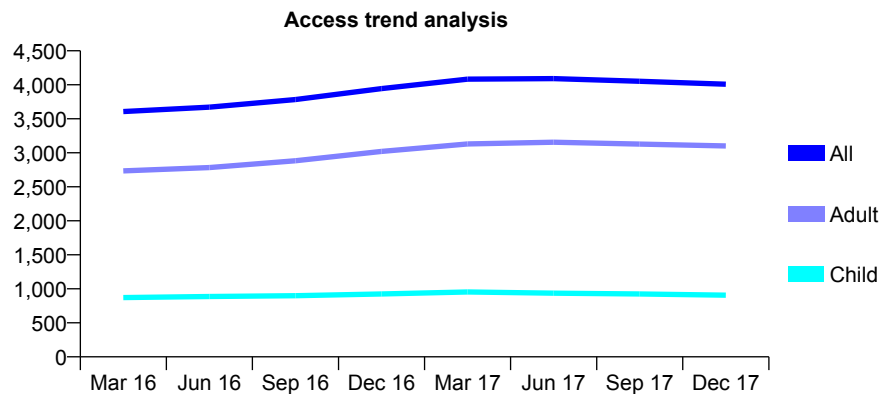
## Q55 - Vital Signs At a Glance Contract Report for 167924/0001 - December 2017

Name or company name	Killamarsh Dental Practice Ltd
Contract type name	GDS Contract
Purpose of contract	General
Contract start date	01/11/2012
Contract end date	

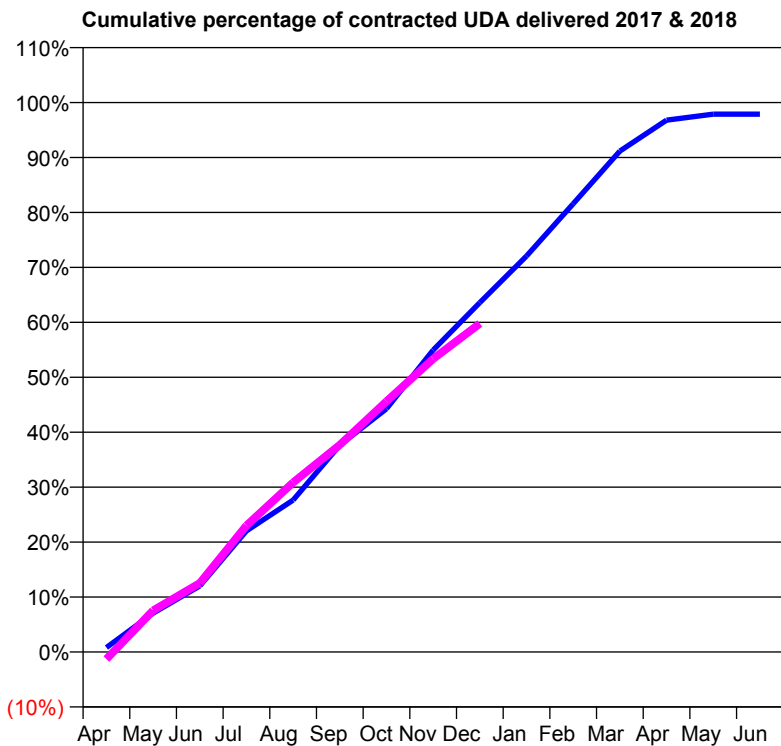
17/18 Contracted general activity (UDA)	13,259
Carry forward general activity (UDA)	310
17/18 Contracted orthodontic activity (UOA)	0
Carry forward orthodontic activity (UOA)	0
Baseline contract value	£349,020.98

### ACCESS\*

Patients seen in 24 months	Total	Change since previous quarter
Quarter ending December 2016	3,945	
Quarter ending March 2017	4,084	↑
Quarter ending June 2017	4,092	→
Quarter ending September 2017	4,052	→
Quarter ending December 2017	4,008	↓
<b>Variance since December 2016</b>	<b>1.6%</b>	<b>→</b>



### ACTIVITY



Month	Adjusted Scheduled Activity (UDA)	
	2017	2018
April	120	-171
May	1,037	1,001
June	1,761	1,662
July	3,226	3,051
August	4,046	4,092
September	5,510	4,999
October	6,480	6,046
November	8,044	7,074
December	9,306	7,927
January	10,546	
February	11,940	
March	13,342	
April	14,165	
May	14,325	
June	14,325	

### QUALITY

	Quantity	Base Number	Contract	AT	Region	England
% of FP17s for the same patient ID Re-attending within 3 months - Children	68	1,073	6.3%	10.5%	11.8%	12.0%
% of FP17s for the same patient ID Re-attending within 3 months - Adults	446	3,656	12.2%	14.2%	15.3%	15.9%
% of FP17s for the same patient ID Re-attending between 3 & 9 months - Children	782	1,073	72.9%	61.8%	59.1%	58.0%
% of FP17s for the same patient ID Re-attending between 3 & 9 months - Adults	2,641	3,656	72.2%	55.4%	51.5%	50.5%
% of FP17s for Band 1 Urgent Courses	189	4,266	4.4%	7.2%	8.0%	9.0%
% of FP17s Relating to Free Repair or Replacements	83	4,266	1.9%	0.8%	0.8%	0.8%
% of FP17s Relating to Continuations	2	4,266	0.0%	1.3%	1.1%	1.1%
% of Patients satisfied with the dentistry they have received	15	18	83.3%	91.8%	91.6%	91.5%
% of Patients satisfied with the time they had to wait for an appointment	15	18	83.3%	87.3%	88.3%	87.9%

\* This is based on patients treated on this contract for their most recent course of treatment. Figures in italics indicate the base number of FP17s or Patient Questionnaire responses are less than 100. N/A is shown where the base number of responses is less than 10 during the period. % is calculated as Quantity/Base number\*100



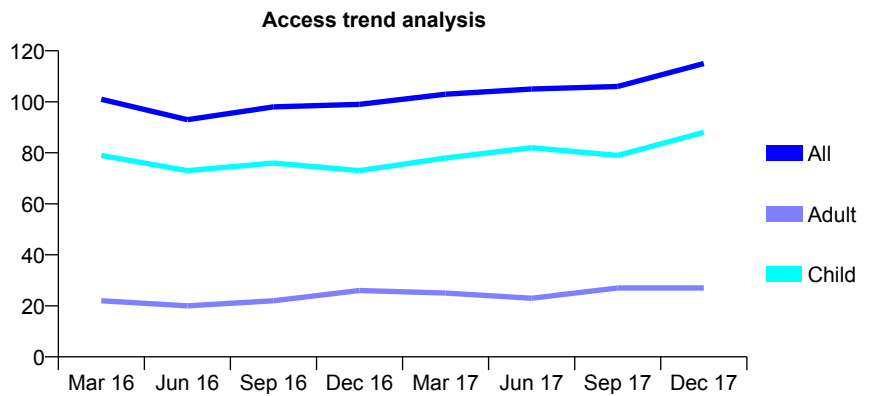
## Q55 - Vital Signs At a Glance Contract Report for 169544/0001 - December 2017

Name or company name	STEEPLE GRANGE SMILES LTD.,
Contract type name	GDS Contract
Purpose of contract	General and Orthodontic
Contract start date	15/08/2008
Contract end date	

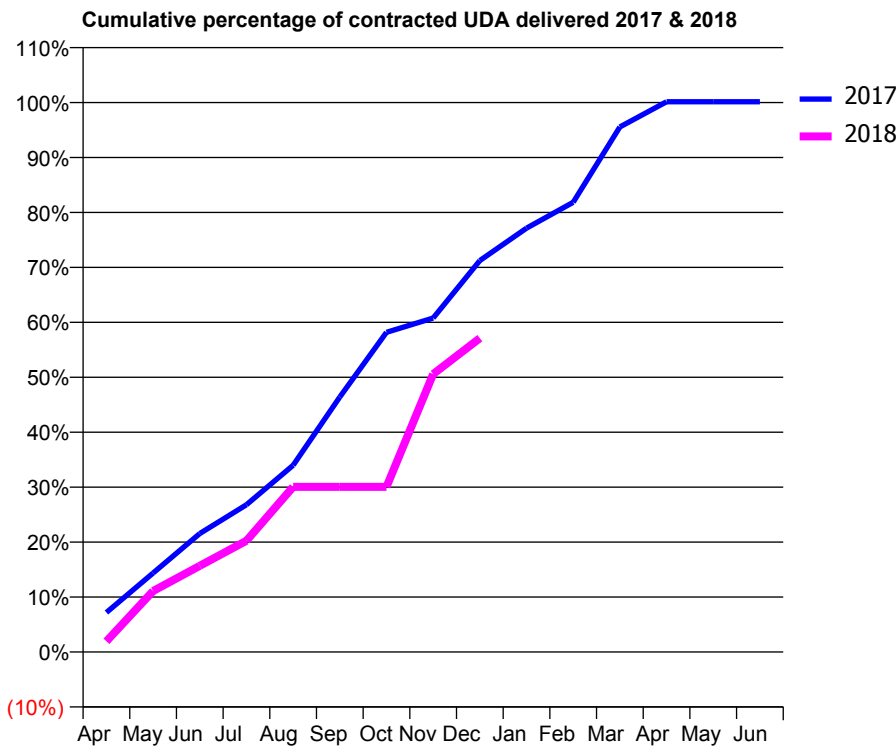
17/18 Contracted general activity (UDA)	153
Carry forward general activity (UDA)	0
17/18 Contracted orthodontic activity (UOA)	684
Carry forward orthodontic activity (UOA)	0
Baseline contract value	£50,570.62

### ACCESS\*

Patients seen in 24 months	Total	Change since previous quarter
Quarter ending December 2016	99	
Quarter ending March 2017	103	↑
Quarter ending June 2017	105	→
Quarter ending September 2017	106	→
Quarter ending December 2017	115	↑
<b>Variance since December 2016</b>	<b>16.2%</b>	<b>↑</b>



### ACTIVITY



Month	Adjusted Scheduled Activity (UDA)	
	2017	2018
April	11	3
May	22	17
June	33	24
July	41	31
August	52	46
September	71	46
October	89	46
November	93	77
December	109	87
January	118	
February	125	
March	146	
April	153	
May	153	
June	153	

### QUALITY

	Quantity	Base Number	Contract	AT	Region	England
% of FP17s for the same patient ID Re-attending within 3 months - Children	9	137	6.6%	10.5%	11.8%	12.0%
% of FP17s for the same patient ID Re-attending within 3 months - Adults	0	8	0.0%	14.2%	15.3%	15.9%
% of FP17s for the same patient ID Re-attending between 3 & 9 months - Children	51	137	37.2%	61.8%	59.1%	58.0%
% of FP17s for the same patient ID Re-attending between 3 & 9 months - Adults	0	8	0.0%	55.4%	51.5%	50.5%
% of FP17s for Band 1 Urgent Courses	2	71	2.8%	7.2%	8.0%	9.0%
% of FP17s Relating to Free Repair or Replacements	0	71	0.0%	0.8%	0.8%	0.8%
% of FP17s Relating to Continuations	0	71	0.0%	1.3%	1.1%	1.1%
% of Patients satisfied with the dentistry they have received	0	0	N/A	91.8%	91.6%	91.5%
% of Patients satisfied with the time they had to wait for an appointment	0	0	N/A	87.3%	88.3%	87.9%

\* This is based on patients treated on this contract for their most recent course of treatment. Figures in italics indicate the base number of FP17s or Patient Questionnaire responses are less than 100. N/A is shown where the base number of responses is less than 10 during the period. % is calculated as Quantity/Base number\*100

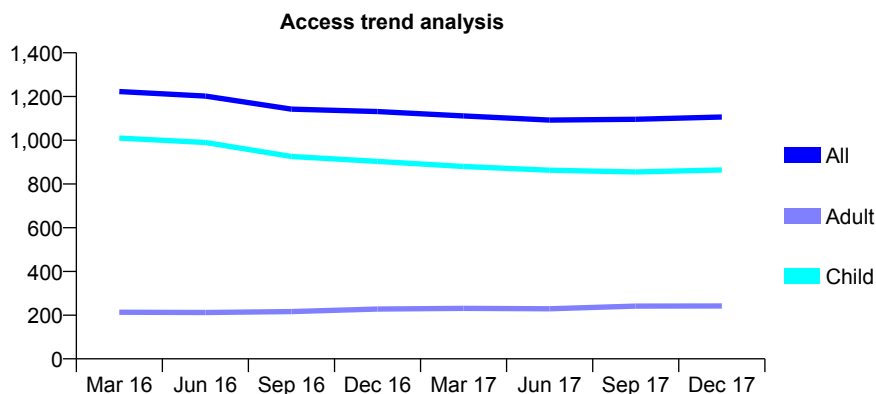
## Q55 - Vital Signs At a Glance Contract Report for 170100/0001 - December 2017

Name or company name	Rooprai & Aulak
Contract type name	GDS Contract
Purpose of contract	General
Contract start date	01/04/2009
Contract end date	

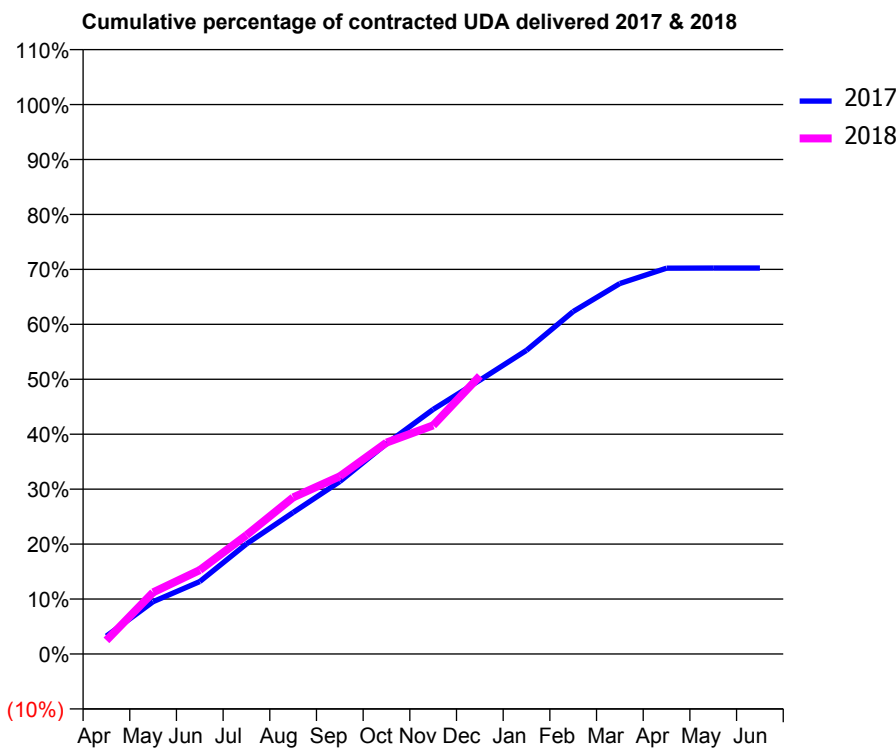
17/18 Contracted general activity (UDA)	3,129
Carry forward general activity (UDA)	0
17/18 Contracted orthodontic activity (UOA)	0
Carry forward orthodontic activity (UOA)	0
Baseline contract value	£68,229.10

### ACCESS\*

Patients seen in 24 months	Total	Change since previous quarter
Quarter ending December 2016	1,131	
Quarter ending March 2017	1,111	↓
Quarter ending June 2017	1,092	↓
Quarter ending September 2017	1,096	→
Quarter ending December 2017	1,106	→
<b>Variance since December 2016</b>	<b>(2.2%)</b>	<b>↓</b>



### ACTIVITY



Month	Adjusted Scheduled Activity (UDA)	
	2017	2018
April	102	78
May	298	351
June	413	478
July	627	677
August	806	892
September	982	1,012
October	1,198	1,204
November	1,393	1,302
December	1,559	1,584
January	1,729	
February	1,950	
March	2,110	
April	2,197	
May	2,198	
June	2,198	

### QUALITY

	Quantity	Base Number	Contract	AT	Region	England
% of FP17s for the same patient ID Re-attending within 3 months - Children	54	1,092	4.9%	10.5%	11.8%	12.0%
% of FP17s for the same patient ID Re-attending within 3 months - Adults	5	144	3.5%	14.2%	15.3%	15.9%
% of FP17s for the same patient ID Re-attending between 3 & 9 months - Children	758	1,092	69.4%	61.8%	59.1%	58.0%
% of FP17s for the same patient ID Re-attending between 3 & 9 months - Adults	98	144	68.1%	55.4%	51.5%	50.5%
% of FP17s for Band 1 Urgent Courses	3	1,173	0.3%	7.2%	8.0%	9.0%
% of FP17s Relating to Free Repair or Replacements	0	1,173	0.0%	0.8%	0.8%	0.8%
% of FP17s Relating to Continuations	0	1,173	0.0%	1.3%	1.1%	1.1%
% of Patients satisfied with the dentistry they have received	2	2	N/A	91.8%	91.6%	91.5%
% of Patients satisfied with the time they had to wait for an appointment	2	2	N/A	87.3%	88.3%	87.9%

\* This is based on patients treated on this contract for their most recent course of treatment. Figures in italics indicate the base number of FP17s or Patient Questionnaire responses are less than 100. N/A is shown where the base number of responses is less than 10 during the period. % is calculated as Quantity/Base number\*100

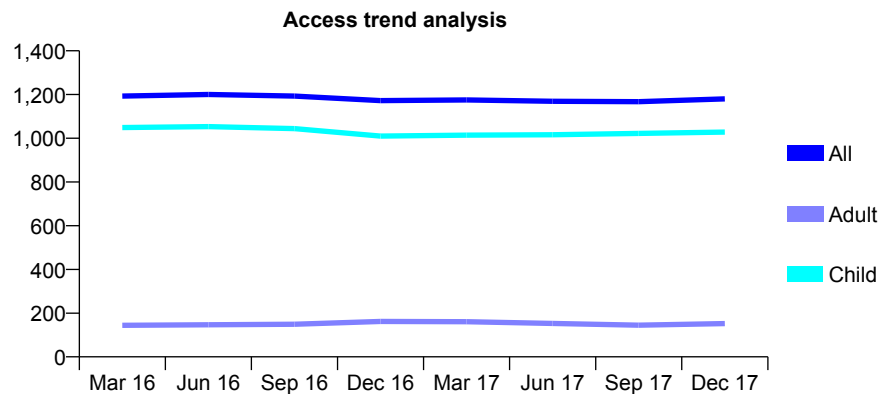
## Q55 - Vital Signs At a Glance Contract Report for 171115/0001 - December 2017

Name or company name	Titchfield Park Dental Clinic Limited
Contract type name	GDS Contract
Purpose of contract	General
Contract start date	01/04/2012
Contract end date	

17/18 Contracted general activity (UDA)	2,500
Carry forward general activity (UDA)	-49
17/18 Contracted orthodontic activity (UOA)	0
Carry forward orthodontic activity (UOA)	0
Baseline contract value	£55,971.69

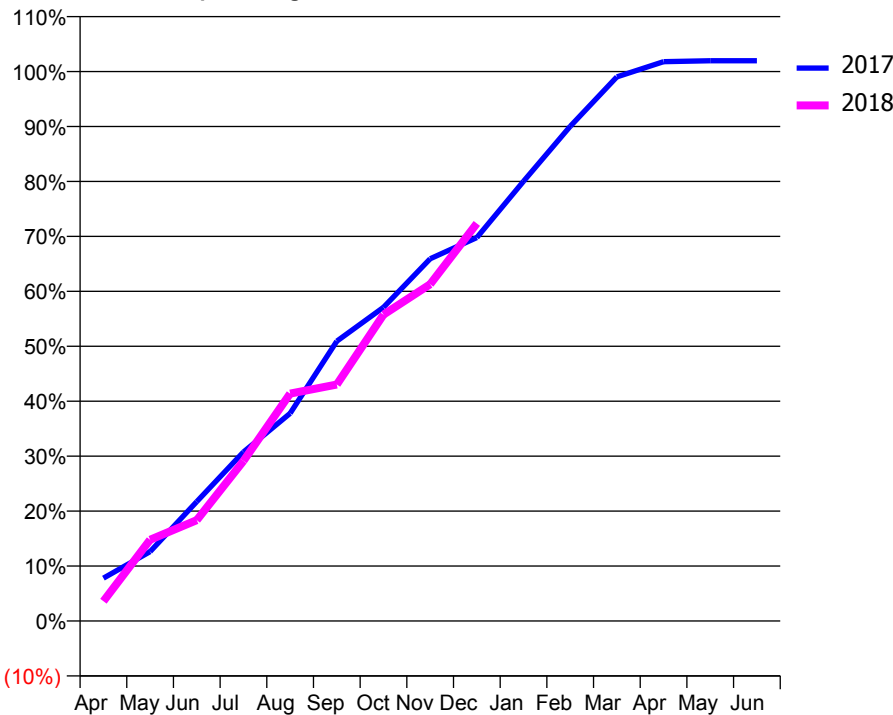
### ACCESS\*

Patients seen in 24 months	Total	Change since previous quarter
Quarter ending December 2016	1,172	
Quarter ending March 2017	1,175	→
Quarter ending June 2017	1,169	→
Quarter ending September 2017	1,167	→
Quarter ending December 2017	1,180	→
<b>Variance since December 2016</b>	<b>0.7%</b>	<b>→</b>



### ACTIVITY

Cumulative percentage of contracted UDA delivered 2017 & 2018



Month	Adjusted Scheduled Activity (UDA)	
	2017	2018
April	195	90
May	316	370
June	543	459
July	769	728
August	945	1,035
September	1,273	1,076
October	1,427	1,394
November	1,648	1,532
December	1,745	1,809
January	2,001	
February	2,250	
March	2,475	
April	2,545	
May	2,549	
June	2,549	

### QUALITY

	Quantity	Base Number	Contract	AT	Region	England
% of FP17s for the same patient ID Re-attending within 3 months - Children	90	1,319	6.8%	10.5%	11.8%	12.0%
% of FP17s for the same patient ID Re-attending within 3 months - Adults	7	58	12.1%	14.2%	15.3%	15.9%
% of FP17s for the same patient ID Re-attending between 3 & 9 months - Children	917	1,319	69.5%	61.8%	59.1%	58.0%
% of FP17s for the same patient ID Re-attending between 3 & 9 months - Adults	41	58	70.7%	55.4%	51.5%	50.5%
% of FP17s for Band 1 Urgent Courses	39	1,334	2.9%	7.2%	8.0%	9.0%
% of FP17s Relating to Free Repair or Replacements	0	1,334	0.0%	0.8%	0.8%	0.8%
% of FP17s Relating to Continuations	1	1,334	0.1%	1.3%	1.1%	1.1%
% of Patients satisfied with the dentistry they have received	1	1	N/A	91.8%	91.6%	91.5%
% of Patients satisfied with the time they had to wait for an appointment	1	1	N/A	87.3%	88.3%	87.9%

\* This is based on patients treated on this contract for their most recent course of treatment. Figures in italics indicate the base number of FP17s or Patient Questionnaire responses are less than 100. N/A is shown where the base number of responses is less than 10 during the period. % is calculated as Quantity/Base number\*100

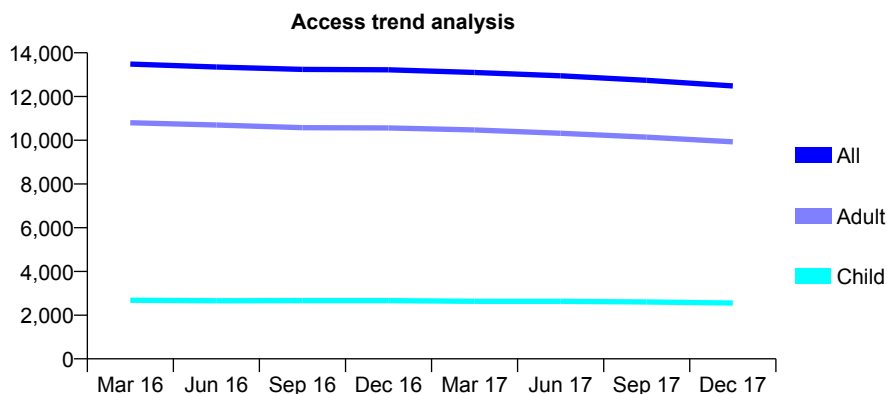
## Q55 - Vital Signs At a Glance Contract Report for 171824/0001 - December 2017

Name or company name	Ripley Family Dental Centre
Contract type name	GDS Contract
Purpose of contract	General
Contract start date	01/03/2014
Contract end date	

17/18 Contracted general activity (UDA)	39,239
Carry forward general activity (UDA)	462
17/18 Contracted orthodontic activity (UOA)	0
Carry forward orthodontic activity (UOA)	0
Baseline contract value	£818,067.06

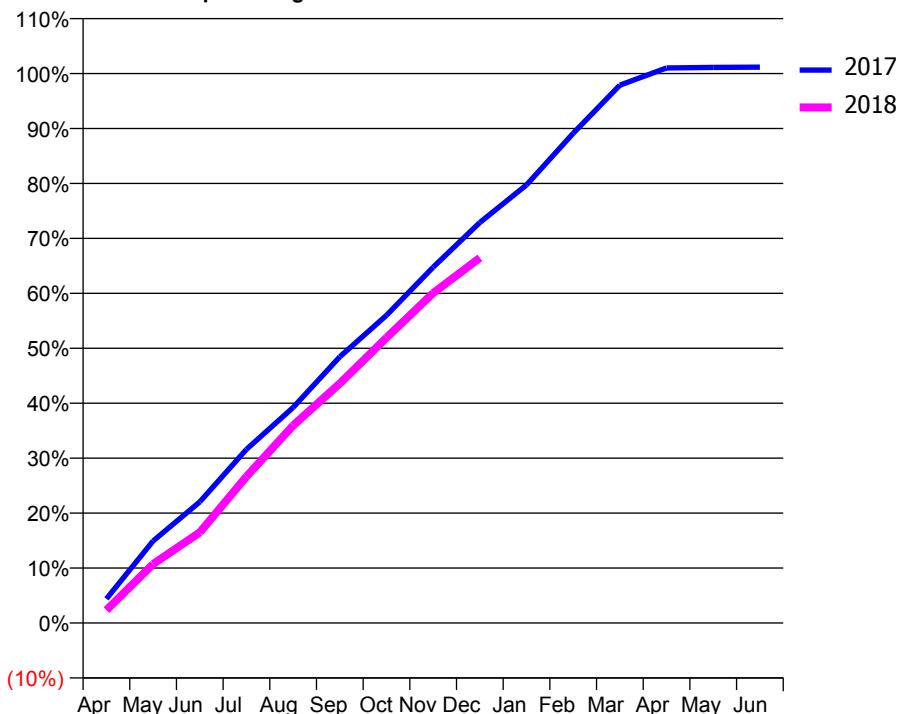
### ACCESS\*

Patients seen in 24 months	Total	Change since previous quarter
Quarter ending December 2016	13,225	
Quarter ending March 2017	13,102	→
Quarter ending June 2017	12,949	↓
Quarter ending September 2017	12,741	↓
Quarter ending December 2017	12,482	↓
<b>Variance since December 2016</b>	<b>(5.6%)</b>	<b>↓</b>



### ACTIVITY

Cumulative percentage of contracted UDA delivered 2017 & 2018



Month	Adjusted Scheduled Activity (UDA)	
	2017	2018
April	1,772	922
May	6,001	4,218
June	8,848	6,466
July	12,695	10,458
August	15,749	14,104
September	19,450	17,105
October	22,487	20,369
November	26,002	23,566
December	29,272	26,073
January	32,015	
February	35,791	
March	39,310	
April	40,563	
May	40,600	
June	40,618	

### QUALITY

	Quantity	Base Number	Contract	AT	Region	England
% of FP17s for the same patient ID Re-attending within 3 months - Children	197	2,838	6.9%	10.5%	11.8%	12.0%
% of FP17s for the same patient ID Re-attending within 3 months - Adults	1,644	11,665	14.1%	14.2%	15.3%	15.9%
% of FP17s for the same patient ID Re-attending between 3 & 9 months - Children	1,758	2,838	61.9%	61.8%	59.1%	58.0%
% of FP17s for the same patient ID Re-attending between 3 & 9 months - Adults	7,805	11,665	66.9%	55.4%	51.5%	50.5%
% of FP17s for Band 1 Urgent Courses	683	13,855	4.9%	7.2%	8.0%	9.0%
% of FP17s Relating to Free Repair or Replacements	310	13,855	2.2%	0.8%	0.8%	0.8%
% of FP17s Relating to Continuations	149	13,855	1.1%	1.3%	1.1%	1.1%
% of Patients satisfied with the dentistry they have received	25	29	86.2%	91.8%	91.6%	91.5%
% of Patients satisfied with the time they had to wait for an appointment	20	29	69.0%	87.3%	88.3%	87.9%

\* This is based on patients treated on this contract for their most recent course of treatment. Figures in italics indicate the base number of FP17s or Patient Questionnaire responses are less than 100. N/A is shown where the base number of responses is less than 10 during the period. % is calculated as Quantity/Base number\*100

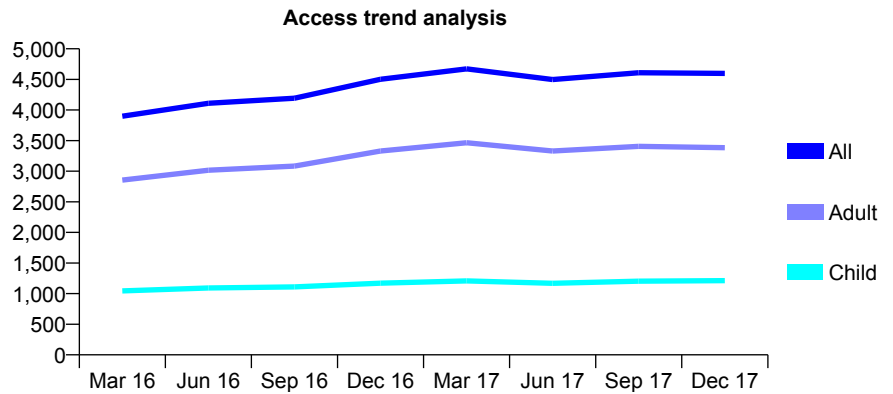
## Q55 - Vital Signs At a Glance Contract Report for 172979/0004 - December 2017

Name or company name	DM and LJ Jordan Limited
Contract type name	GDS Contract
Purpose of contract	General
Contract start date	01/01/2015
Contract end date	

17/18 Contracted general activity (UDA)	13,400
Carry forward general activity (UDA)	0
17/18 Contracted orthodontic activity (UOA)	0
Carry forward orthodontic activity (UOA)	0
Baseline contract value	£412,850.97

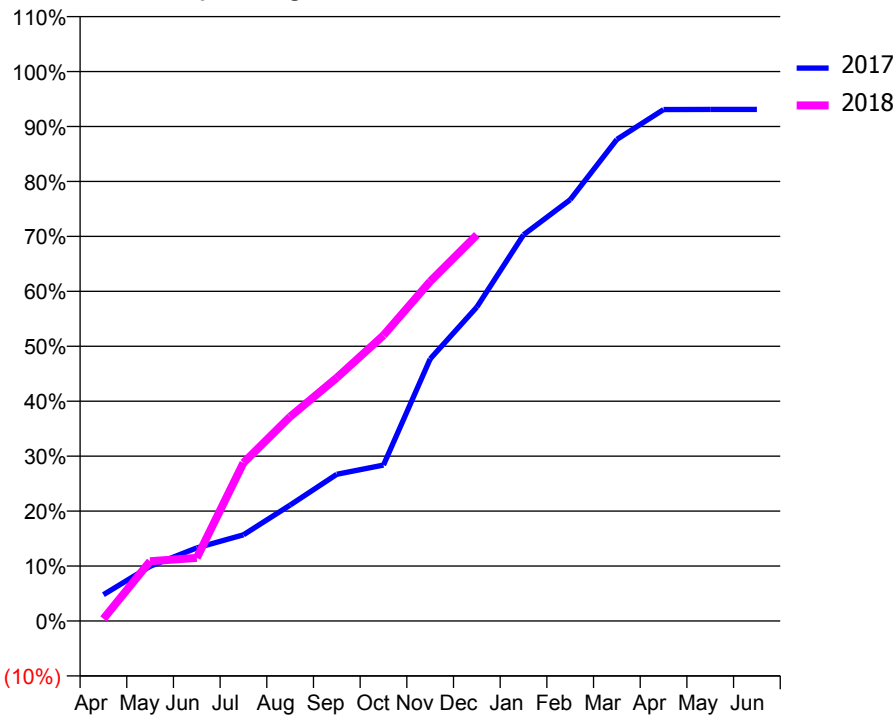
### ACCESS\*

Patients seen in 24 months	Total	Change since previous quarter
Quarter ending December 2016	4,503	
Quarter ending March 2017	4,672	↑
Quarter ending June 2017	4,497	↓
Quarter ending September 2017	4,610	↑
Quarter ending December 2017	4,597	→
<b>Variance since December 2016</b>	<b>2.1%</b>	<b>↑</b>



### ACTIVITY

Cumulative percentage of contracted UDA delivered 2017 & 2018



Month	Adjusted Scheduled Activity (UDA)	
	2017	2018
April	642	53
May	1,335	1,460
June	1,785	1,539
July	2,104	3,858
August	2,826	4,982
September	3,578	5,934
October	3,804	6,966
November	6,391	8,281
December	7,657	9,415
January	9,418	
February	10,275	
March	11,744	
April	12,473	
May	12,474	
June	12,474	

### QUALITY

	Quantity	Base Number	Contract	AT	Region	England
% of FP17s for the same patient ID Re-attending within 3 months - Children	58	1,238	4.7%	10.5%	11.8%	12.0%
% of FP17s for the same patient ID Re-attending within 3 months - Adults	241	3,086	7.8%	14.2%	15.3%	15.9%
% of FP17s for the same patient ID Re-attending between 3 & 9 months - Children	661	1,238	53.4%	61.8%	59.1%	58.0%
% of FP17s for the same patient ID Re-attending between 3 & 9 months - Adults	1,697	3,086	55.0%	55.4%	51.5%	50.5%
% of FP17s for Band 1 Urgent Courses	157	4,051	3.9%	7.2%	8.0%	9.0%
% of FP17s Relating to Free Repair or Replacements	11	4,051	0.3%	0.8%	0.8%	0.8%
% of FP17s Relating to Continuations	11	4,051	0.3%	1.3%	1.1%	1.1%
% of Patients satisfied with the dentistry they have received	7	7	N/A	91.8%	91.6%	91.5%
% of Patients satisfied with the time they had to wait for an appointment	5	7	N/A	87.3%	88.3%	87.9%

\* This is based on patients treated on this contract for their most recent course of treatment. Figures in italics indicate the base number of FP17s or Patient Questionnaire responses are less than 100. N/A is shown where the base number of responses is less than 10 during the period. % is calculated as Quantity/Base number\*100

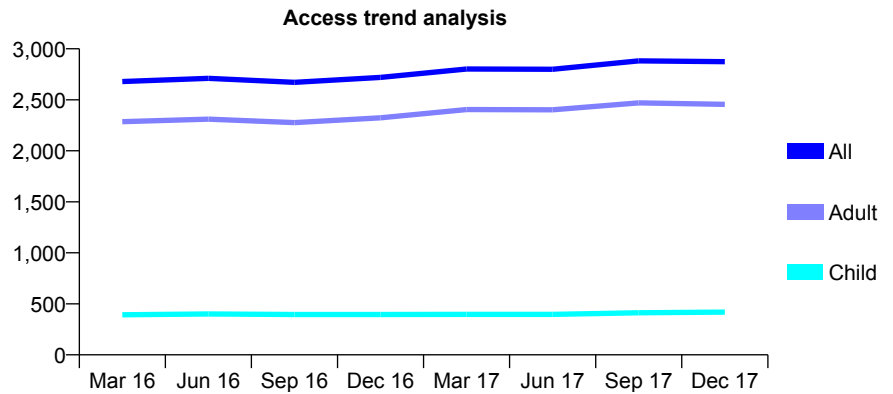
## Q55 - Vital Signs At a Glance Contract Report for 173002/0001 - December 2017

Name or company name	City Dental Practice
Contract type name	GDS Contract
Purpose of contract	General
Contract start date	01/10/2011
Contract end date	

17/18 Contracted general activity (UDA)	8,400
Carry forward general activity (UDA)	0
17/18 Contracted orthodontic activity (UOA)	0
Carry forward orthodontic activity (UOA)	0
Baseline contract value	£197,217.34

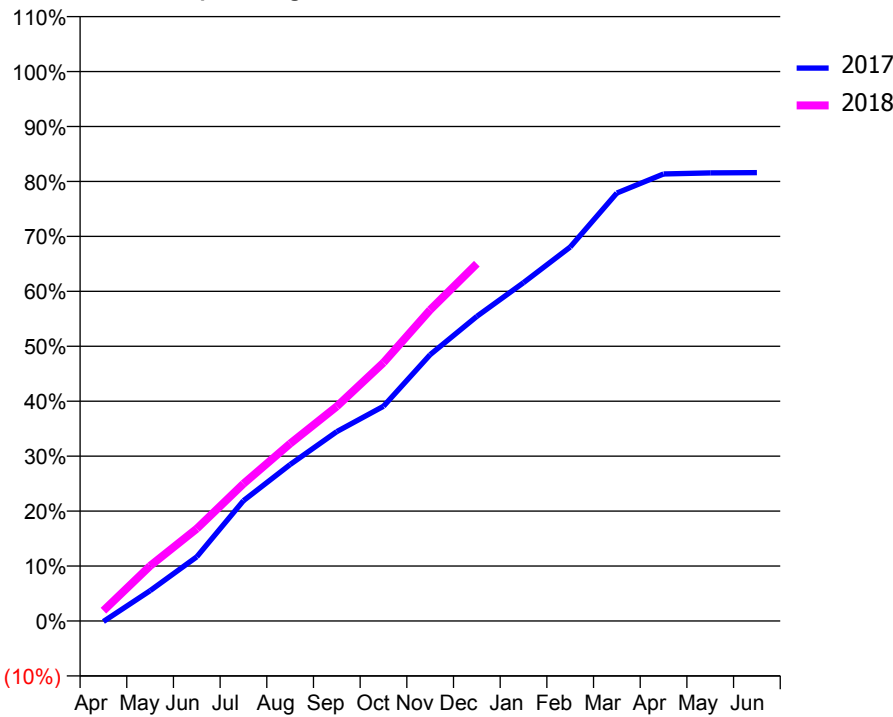
### ACCESS\*

Patients seen in 24 months	Total	Change since previous quarter
Quarter ending December 2016	2,719	
Quarter ending March 2017	2,802	↑
Quarter ending June 2017	2,799	→
Quarter ending September 2017	2,882	↑
Quarter ending December 2017	2,874	→
<b>Variance since December 2016</b>	<b>5.7%</b>	<b>↑</b>



### ACTIVITY

Cumulative percentage of contracted UDA delivered 2017 & 2018



Month	Adjusted Scheduled Activity (UDA)	
	2017	2018
April	-11	158
May	513	842
June	1,085	1,411
July	2,034	2,098
August	2,644	2,713
September	3,200	3,280
October	3,629	3,950
November	4,501	4,757
December	5,147	5,461
January	5,718	
February	6,319	
March	7,232	
April	7,554	
May	7,573	
June	7,577	

### QUALITY

	Quantity	Base Number	Contract	AT	Region	England
% of FP17s for the same patient ID Re-attending within 3 months - Children	33	436	7.6%	10.5%	11.8%	12.0%
% of FP17s for the same patient ID Re-attending within 3 months - Adults	436	2,636	16.5%	14.2%	15.3%	15.9%
% of FP17s for the same patient ID Re-attending between 3 & 9 months - Children	241	436	55.3%	61.8%	59.1%	58.0%
% of FP17s for the same patient ID Re-attending between 3 & 9 months - Adults	1,254	2,636	47.6%	55.4%	51.5%	50.5%
% of FP17s for Band 1 Urgent Courses	298	2,920	10.2%	7.2%	8.0%	9.0%
% of FP17s Relating to Free Repair or Replacements	17	2,920	0.6%	0.8%	0.8%	0.8%
% of FP17s Relating to Continuations	34	2,920	1.2%	1.3%	1.1%	1.1%
% of Patients satisfied with the dentistry they have received	2	2	N/A	91.8%	91.6%	91.5%
% of Patients satisfied with the time they had to wait for an appointment	2	2	N/A	87.3%	88.3%	87.9%

\* This is based on patients treated on this contract for their most recent course of treatment. Figures in italics indicate the base number of FP17s or Patient Questionnaire responses are less than 100. N/A is shown where the base number of responses is less than 10 during the period. % is calculated as Quantity/Base number\*100

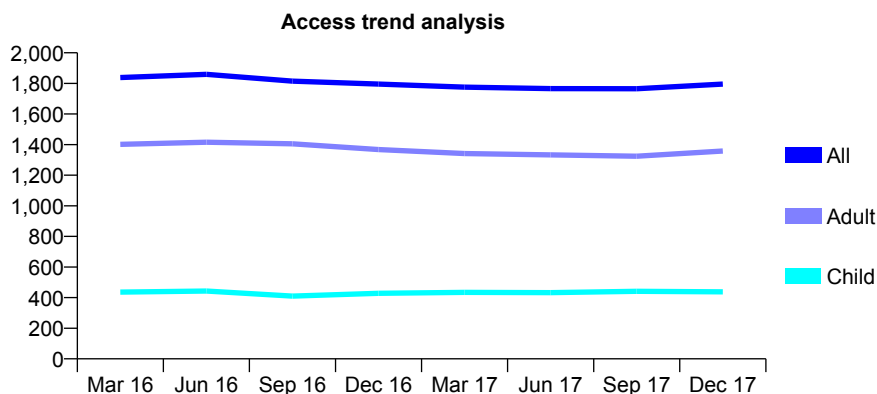
## Q55 - Vital Signs At a Glance Contract Report for 173630/0001 - December 2017

Name or company name	Wollaton Dental Practice
Contract type name	GDS Contract
Purpose of contract	General
Contract start date	07/09/2010
Contract end date	

17/18 Contracted general activity (UDA)	5,531
Carry forward general activity (UDA)	-16
17/18 Contracted orthodontic activity (UOA)	0
Carry forward orthodontic activity (UOA)	0
Baseline contract value	£125,923.65

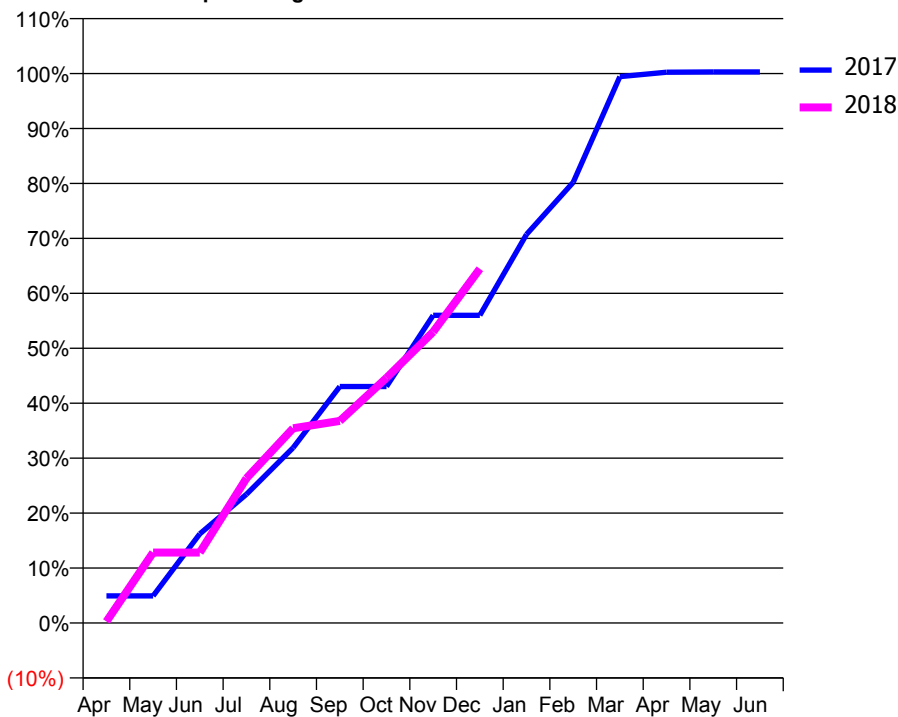
### ACCESS\*

Patients seen in 24 months	Total	Change since previous quarter
Quarter ending December 2016	1,796	
Quarter ending March 2017	1,776	↓
Quarter ending June 2017	1,766	→
Quarter ending September 2017	1,765	→
Quarter ending December 2017	1,796	→
<b>Variance since December 2016</b>	<b>0.0%</b>	<b>→</b>



### ACTIVITY

Cumulative percentage of contracted UDA delivered 2017 & 2018



Month	Adjusted Scheduled Activity (UDA)	
	2017	2018
April	273	16
May	273	709
June	897	709
July	1,296	1,457
August	1,764	1,961
September	2,380	2,034
October	2,380	2,467
November	3,097	2,931
December	3,097	3,566
January	3,911	
February	4,436	
March	5,499	
April	5,543	
May	5,547	
June	5,547	

### QUALITY

	Quantity	Base Number	Contract	AT	Region	England
% of FP17s for the same patient ID Re-attending within 3 months - Children	59	545	10.8%	10.5%	11.8%	12.0%
% of FP17s for the same patient ID Re-attending within 3 months - Adults	193	1,120	17.2%	14.2%	15.3%	15.9%
% of FP17s for the same patient ID Re-attending between 3 & 9 months - Children	329	545	60.4%	61.8%	59.1%	58.0%
% of FP17s for the same patient ID Re-attending between 3 & 9 months - Adults	442	1,120	39.5%	55.4%	51.5%	50.5%
% of FP17s for Band 1 Urgent Courses	159	1,637	9.7%	7.2%	8.0%	9.0%
% of FP17s Relating to Free Repair or Replacements	10	1,637	0.6%	0.8%	0.8%	0.8%
% of FP17s Relating to Continuations	20	1,637	1.2%	1.3%	1.1%	1.1%
% of Patients satisfied with the dentistry they have received	2	2	N/A	91.8%	91.6%	91.5%
% of Patients satisfied with the time they had to wait for an appointment	2	2	N/A	87.3%	88.3%	87.9%

\* This is based on patients treated on this contract for their most recent course of treatment. Figures in italics indicate the base number of FP17s or Patient Questionnaire responses are less than 100. N/A is shown where the base number of responses is less than 10 during the period. % is calculated as Quantity/Base number\*100



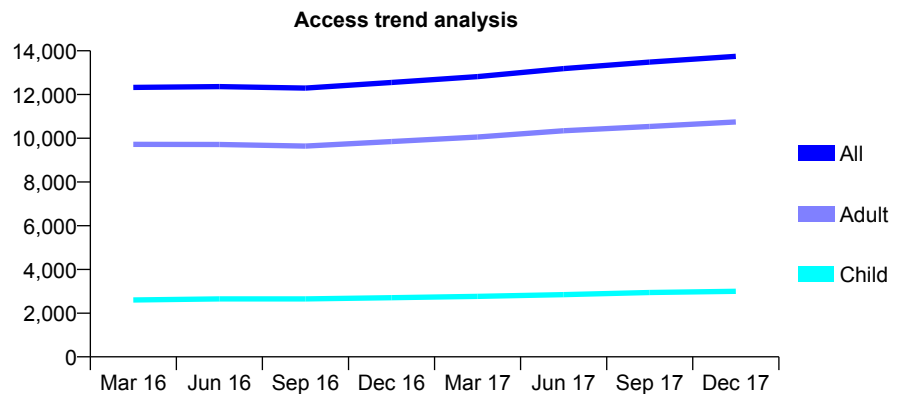
## Q55 - Vital Signs At a Glance Contract Report for 174742/0001 - December 2017

Name or company name	Portland Road Family Dental Centre
Contract type name	GDS Contract
Purpose of contract	General
Contract start date	01/01/2009
Contract end date	

17/18 Contracted general activity (UDA)	35,314
Carry forward general activity (UDA)	0
17/18 Contracted orthodontic activity (UOA)	0
Carry forward orthodontic activity (UOA)	0
Baseline contract value	£825,500.10

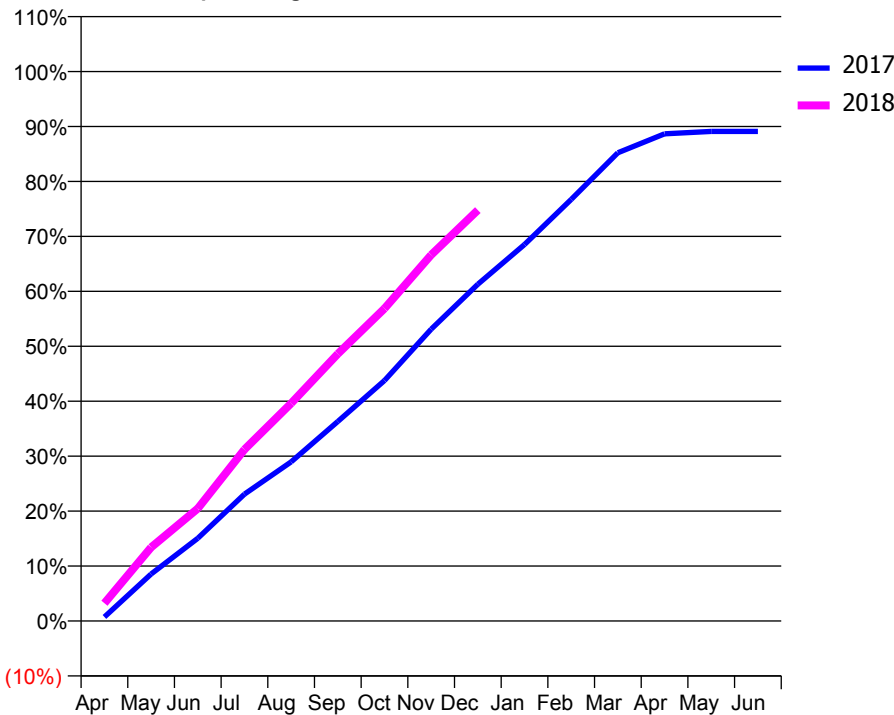
### ACCESS\*

Patients seen in 24 months	Total	Change since previous quarter
Quarter ending December 2016	12,551	
Quarter ending March 2017	12,822	↑
Quarter ending June 2017	13,188	↑
Quarter ending September 2017	13,485	↑
Quarter ending December 2017	13,745	→
<b>Variance since December 2016</b>	<b>9.5%</b>	<b>↑</b>



### ACTIVITY

Cumulative percentage of contracted UDA delivered 2017 & 2018



Month	Adjusted Scheduled Activity (UDA)	
	2017	2018
April	290	1,142
May	3,299	4,738
June	5,817	7,231
July	8,912	11,025
August	11,179	13,990
September	14,024	17,165
October	16,902	20,085
November	20,503	23,529
December	23,658	26,408
January	26,457	
February	29,622	
March	32,900	
April	34,227	
May	34,403	
June	34,403	

### QUALITY

	Quantity	Base Number	Contract	AT	Region	England
% of FP17s for the same patient ID Re-attending within 3 months - Children	138	3,251	4.2%	10.5%	11.8%	12.0%
% of FP17s for the same patient ID Re-attending within 3 months - Adults	1,083	11,366	9.5%	14.2%	15.3%	15.9%
% of FP17s for the same patient ID Re-attending between 3 & 9 months - Children	1,992	3,251	61.3%	61.8%	59.1%	58.0%
% of FP17s for the same patient ID Re-attending between 3 & 9 months - Adults	6,429	11,366	56.6%	55.4%	51.5%	50.5%
% of FP17s for Band 1 Urgent Courses	357	13,871	2.6%	7.2%	8.0%	9.0%
% of FP17s Relating to Free Repair or Replacements	54	13,871	0.4%	0.8%	0.8%	0.8%
% of FP17s Relating to Continuations	299	13,871	2.2%	1.3%	1.1%	1.1%
% of Patients satisfied with the dentistry they have received	31	31	100.0%	91.8%	91.6%	91.5%
% of Patients satisfied with the time they had to wait for an appointment	28	31	90.3%	87.3%	88.3%	87.9%

\* This is based on patients treated on this contract for their most recent course of treatment. Figures in italics indicate the base number of FP17s or Patient Questionnaire responses are less than 100. N/A is shown where the base number of responses is less than 10 during the period. % is calculated as Quantity/Base number\*100

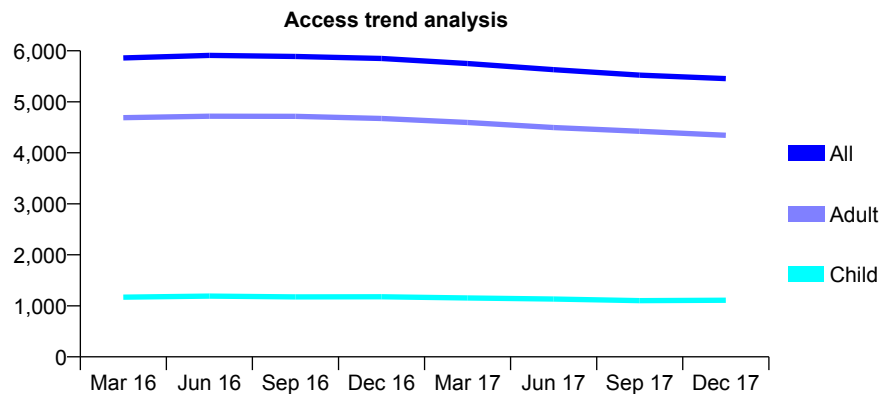
## Q55 - Vital Signs At a Glance Contract Report for 176761/0001 - December 2017

Name or company name	The Smile Centre
Contract type name	Pilot Contract
Purpose of contract	General
Contract start date	01/04/2006
Contract end date	

17/18 Contracted general activity (UDA)	17,829
Carry forward general activity (UDA)	0
17/18 Contracted orthodontic activity (UOA)	0
Carry forward orthodontic activity (UOA)	0
Baseline contract value	£525,713.49

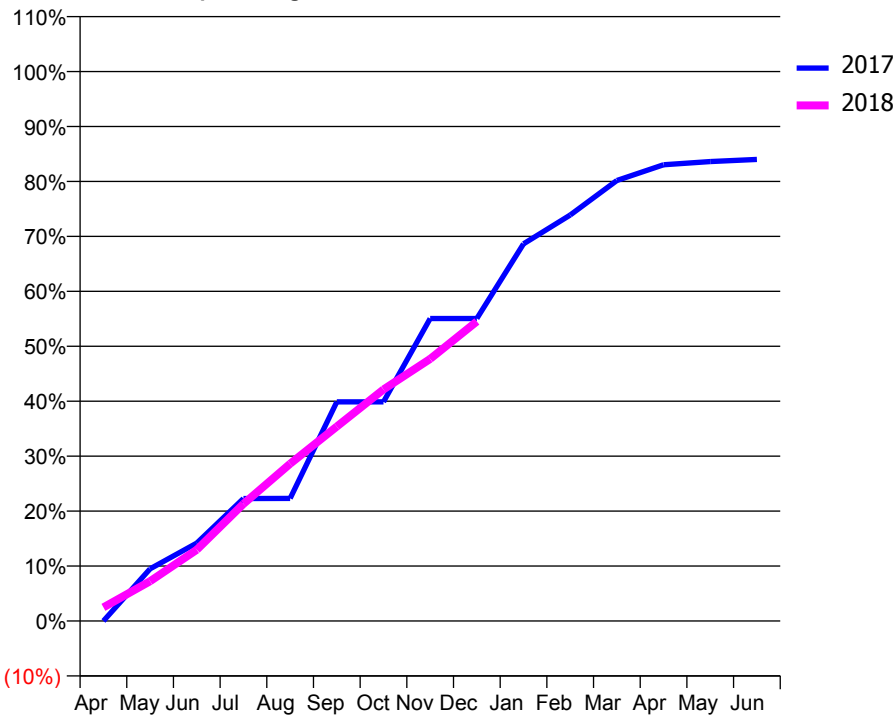
### ACCESS\*

Patients seen in 24 months	Total	Change since previous quarter
Quarter ending December 2016	5,850	
Quarter ending March 2017	5,750	↓
Quarter ending June 2017	5,630	↓
Quarter ending September 2017	5,524	↓
Quarter ending December 2017	5,454	↓
<b>Variance since December 2016</b>	<b>(6.8%)</b>	<b>↓</b>



### ACTIVITY

Cumulative percentage of contracted UDA delivered 2017 & 2018



Month	Adjusted Scheduled Activity (UDA)	
	2017	2018
April	0	442
May	1,695	1,293
June	2,528	2,312
July	3,975	3,801
August	3,978	5,105
September	7,109	6,312
October	7,109	7,512
November	9,815	8,503
December	9,815	9,722
January	12,236	
February	13,171	
March	14,294	
April	14,801	
May	14,909	
June	14,975	

### QUALITY

	Quantity	Base Number	Contract	AT	Region	England
% of FP17s for the same patient ID Re-attending within 3 months - Children	92	890	10.3%	10.5%	11.8%	12.0%
% of FP17s for the same patient ID Re-attending within 3 months - Adults	577	3,410	16.9%	14.2%	15.3%	15.9%
% of FP17s for the same patient ID Re-attending between 3 & 9 months - Children	311	890	34.9%	61.8%	59.1%	58.0%
% of FP17s for the same patient ID Re-attending between 3 & 9 months - Adults	1,059	3,410	31.1%	55.4%	51.5%	50.5%
% of FP17s for Band 1 Urgent Courses	238	4,038	5.9%	7.2%	8.0%	9.0%
% of FP17s Relating to Free Repair or Replacements	0	4,038	0.0%	0.8%	0.8%	0.8%
% of FP17s Relating to Continuations	154	4,038	3.8%	1.3%	1.1%	1.1%
% of Patients satisfied with the dentistry they have received	10	13	76.9%	91.8%	91.6%	91.5%
% of Patients satisfied with the time they had to wait for an appointment	9	13	69.2%	87.3%	88.3%	87.9%

\* This is based on patients treated on this contract for their most recent course of treatment. Figures in italics indicate the base number of FP17s or Patient Questionnaire responses are less than 100. N/A is shown where the base number of responses is less than 10 during the period. % is calculated as Quantity/Base number\*100

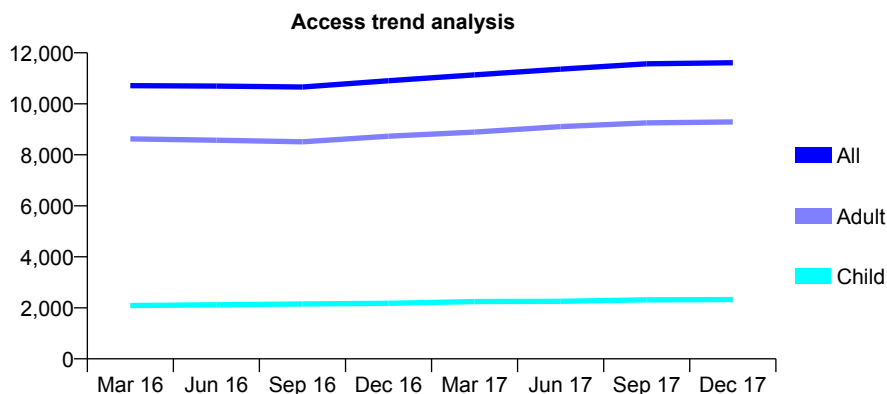
## Q55 - Vital Signs At a Glance Contract Report for 177245/0001 - December 2017

Name or company name	Eastwood Dental Limited
Contract type name	GDS Contract
Purpose of contract	General
Contract start date	01/10/2011
Contract end date	

17/18 Contracted general activity (UDA)	35,814
Carry forward general activity (UDA)	17
17/18 Contracted orthodontic activity (UOA)	0
Carry forward orthodontic activity (UOA)	0
Baseline contract value	£962,650.90

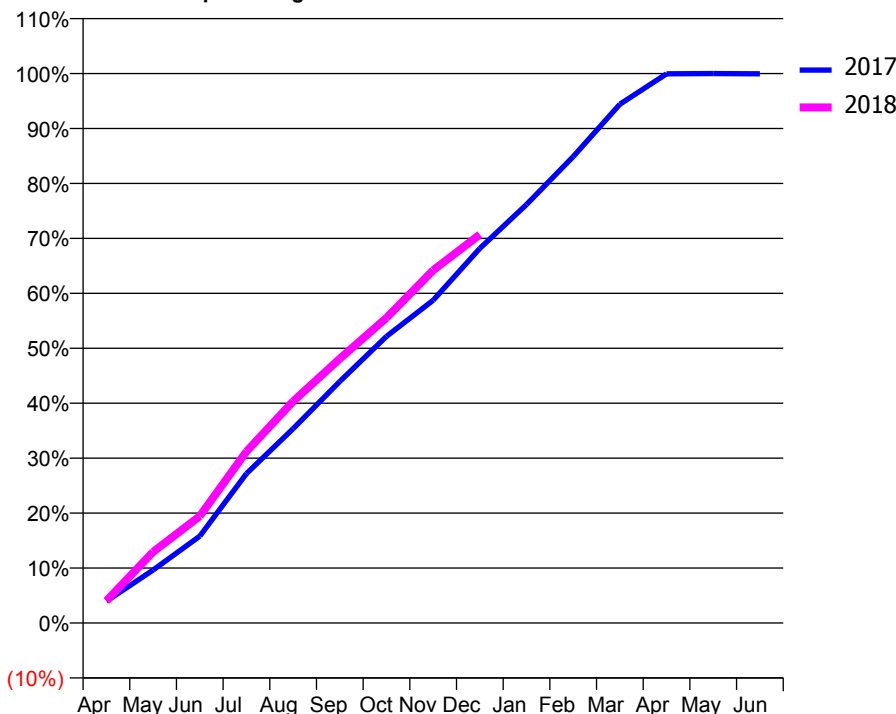
### ACCESS\*

Patients seen in 24 months	Total	Change since previous quarter
Quarter ending December 2016	10,906	
Quarter ending March 2017	11,136	↑
Quarter ending June 2017	11,361	↑
Quarter ending September 2017	11,569	→
Quarter ending December 2017	11,612	→
<b>Variance since December 2016</b>	<b>6.5%</b>	<b>↑</b>



### ACTIVITY

Cumulative percentage of contracted UDA delivered 2017 & 2018



Month	Adjusted Scheduled Activity (UDA)	
	2017	2018
April	1,419	1,449
May	3,454	4,634
June	5,659	6,963
July	9,735	11,178
August	12,669	14,447
September	15,747	17,228
October	18,678	19,889
November	21,036	22,988
December	24,419	25,322
January	27,276	
February	30,397	
March	33,811	
April	35,793	
May	35,809	
June	35,797	

### QUALITY

	Quantity	Base Number	Contract	AT	Region	England
% of FP17s for the same patient ID Re-attending within 3 months - Children	194	2,829	6.9%	10.5%	11.8%	12.0%
% of FP17s for the same patient ID Re-attending within 3 months - Adults	1,577	11,558	13.6%	14.2%	15.3%	15.9%
% of FP17s for the same patient ID Re-attending between 3 & 9 months - Children	1,894	2,829	66.9%	61.8%	59.1%	58.0%
% of FP17s for the same patient ID Re-attending between 3 & 9 months - Adults	7,630	11,558	66.0%	55.4%	51.5%	50.5%
% of FP17s for Band 1 Urgent Courses	539	13,350	4.0%	7.2%	8.0%	9.0%
% of FP17s Relating to Free Repair or Replacements	193	13,350	1.4%	0.8%	0.8%	0.8%
% of FP17s Relating to Continuations	226	13,350	1.7%	1.3%	1.1%	1.1%
% of Patients satisfied with the dentistry they have received	17	18	94.4%	91.8%	91.6%	91.5%
% of Patients satisfied with the time they had to wait for an appointment	15	18	83.3%	87.3%	88.3%	87.9%

\* This is based on patients treated on this contract for their most recent course of treatment. Figures in italics indicate the base number of FP17s or Patient Questionnaire responses are less than 100. N/A is shown where the base number of responses is less than 10 during the period. % is calculated as Quantity/Base number\*100

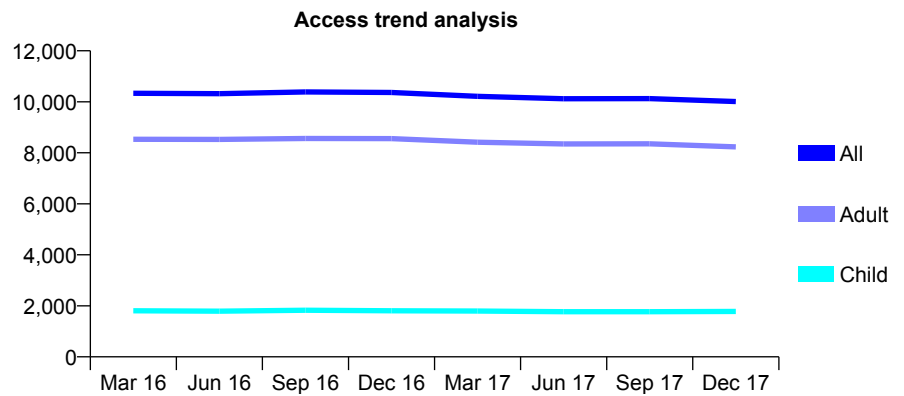
## Q55 - Vital Signs At a Glance Contract Report for 178470/0001 - December 2017

Name or company name	Disa Dental Limited
Contract type name	GDS Contract
Purpose of contract	General
Contract start date	01/10/2007
Contract end date	

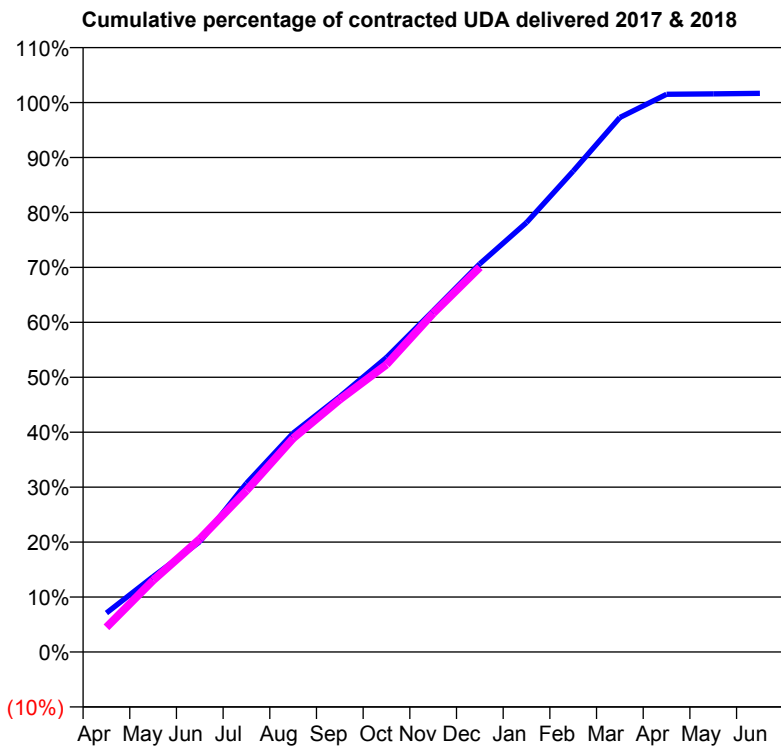
17/18 Contracted general activity (UDA)	27,203
Carry forward general activity (UDA)	-451
17/18 Contracted orthodontic activity (UOA)	0
Carry forward orthodontic activity (UOA)	0
Baseline contract value	£767,907.55

### ACCESS\*

Patients seen in 24 months	Total	Change since previous quarter
Quarter ending December 2016	10,364	
Quarter ending March 2017	10,212	↓
Quarter ending June 2017	10,121	→
Quarter ending September 2017	10,125	→
Quarter ending December 2017	10,011	↓
<b>Variance since December 2016</b>	<b>(3.4%)</b>	<b>↓</b>



### ACTIVITY



Month	Adjusted Scheduled Activity (UDA)	
	2017	2018
April	1,929	1,224
May	3,735	3,545
June	5,461	5,593
July	8,356	7,991
August	10,839	10,577
September	12,646	12,502
October	14,578	14,231
November	16,891	16,767
December	19,222	19,047
January	21,258	
February	23,806	
March	26,464	
April	27,612	
May	27,632	
June	27,654	

### QUALITY

	Quantity	Base Number	Contract	AT	Region	England
% of FP17s for the same patient ID Re-attending within 3 months - Children	90	1,713	5.3%	10.5%	11.8%	12.0%
% of FP17s for the same patient ID Re-attending within 3 months - Adults	696	7,386	9.4%	14.2%	15.3%	15.9%
% of FP17s for the same patient ID Re-attending between 3 & 9 months - Children	867	1,713	50.6%	61.8%	59.1%	58.0%
% of FP17s for the same patient ID Re-attending between 3 & 9 months - Adults	4,013	7,386	54.3%	55.4%	51.5%	50.5%
% of FP17s for Band 1 Urgent Courses	333	8,623	3.9%	7.2%	8.0%	9.0%
% of FP17s Relating to Free Repair or Replacements	98	8,623	1.1%	0.8%	0.8%	0.8%
% of FP17s Relating to Continuations	103	8,623	1.2%	1.3%	1.1%	1.1%
% of Patients satisfied with the dentistry they have received	22	24	91.7%	91.8%	91.6%	91.5%
% of Patients satisfied with the time they had to wait for an appointment	20	24	83.3%	87.3%	88.3%	87.9%

\* This is based on patients treated on this contract for their most recent course of treatment. Figures in italics indicate the base number of FP17s or Patient Questionnaire responses are less than 100. N/A is shown where the base number of responses is less than 10 during the period. % is calculated as Quantity/Base number\*100

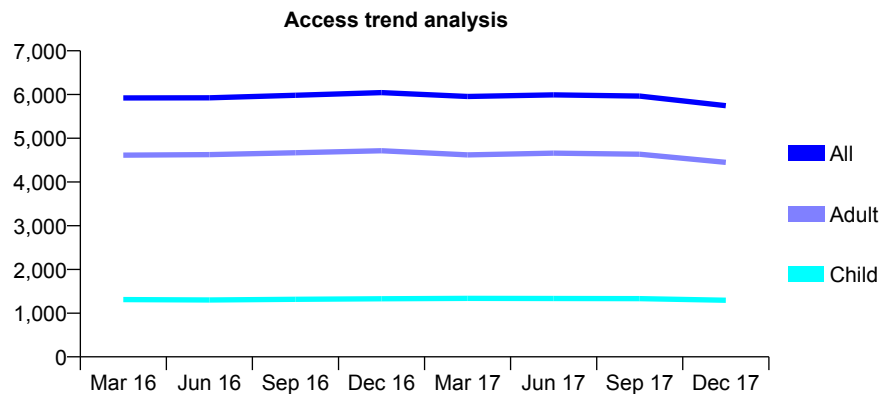
## Q55 - Vital Signs At a Glance Contract Report for 178470/0002 - December 2017

Name or company name	Disa Dental Limited
Contract type name	GDS Contract
Purpose of contract	General
Contract start date	01/10/2007
Contract end date	

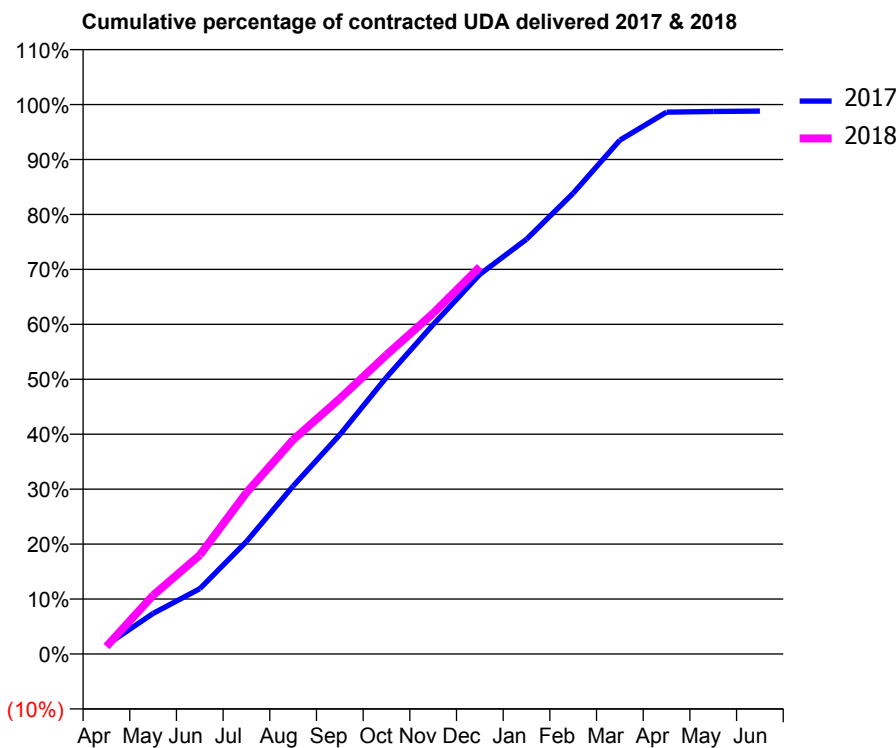
17/18 Contracted general activity (UDA)	16,815
Carry forward general activity (UDA)	200
17/18 Contracted orthodontic activity (UOA)	0
Carry forward orthodontic activity (UOA)	0
Baseline contract value	£523,167.85

### ACCESS\*

Patients seen in 24 months	Total	Change since previous quarter
Quarter ending December 2016	6,043	
Quarter ending March 2017	5,956	↓
Quarter ending June 2017	5,991	→
Quarter ending September 2017	5,966	→
Quarter ending December 2017	5,745	↓
<b>Variance since December 2016</b>	<b>(4.9%)</b>	<b>↓</b>



### ACTIVITY



Month	Adjusted Scheduled Activity (UDA)	
	2017	2018
April	276	232
May	1,243	1,797
June	1,999	3,026
July	3,444	4,938
August	5,140	6,556
September	6,710	7,815
October	8,468	9,154
November	10,080	10,428
December	11,619	11,848
January	12,694	
February	14,100	
March	15,723	
April	16,580	
May	16,602	
June	16,615	

### QUALITY

	Quantity	Base Number	Contract	AT	Region	England
% of FP17s for the same patient ID Re-attending within 3 months - Children	85	1,317	6.5%	10.5%	11.8%	12.0%
% of FP17s for the same patient ID Re-attending within 3 months - Adults	712	4,533	15.7%	14.2%	15.3%	15.9%
% of FP17s for the same patient ID Re-attending between 3 & 9 months - Children	741	1,317	56.3%	61.8%	59.1%	58.0%
% of FP17s for the same patient ID Re-attending between 3 & 9 months - Adults	2,513	4,533	55.4%	55.4%	51.5%	50.5%
% of FP17s for Band 1 Urgent Courses	532	5,435	9.8%	7.2%	8.0%	9.0%
% of FP17s Relating to Free Repair or Replacements	30	5,435	0.6%	0.8%	0.8%	0.8%
% of FP17s Relating to Continuations	55	5,435	1.0%	1.3%	1.1%	1.1%
% of Patients satisfied with the dentistry they have received	6	7	N/A	91.8%	91.6%	91.5%
% of Patients satisfied with the time they had to wait for an appointment	5	7	N/A	87.3%	88.3%	87.9%

\* This is based on patients treated on this contract for their most recent course of treatment. Figures in italics indicate the base number of FP17s or Patient Questionnaire responses are less than 100. N/A is shown where the base number of responses is less than 10 during the period. % is calculated as Quantity/Base number\*100

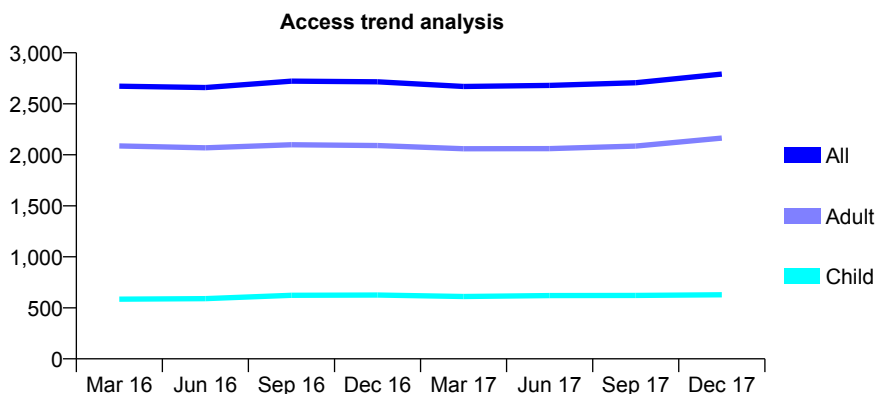
## Q55 - Vital Signs At a Glance Contract Report for 178470/0003 - December 2017

Name or company name	Disa Dental Limited
Contract type name	GDS Contract
Purpose of contract	General
Contract start date	01/10/2007
Contract end date	

17/18 Contracted general activity (UDA)	8,140
Carry forward general activity (UDA)	-163
17/18 Contracted orthodontic activity (UOA)	0
Carry forward orthodontic activity (UOA)	0
Baseline contract value	£209,912.20

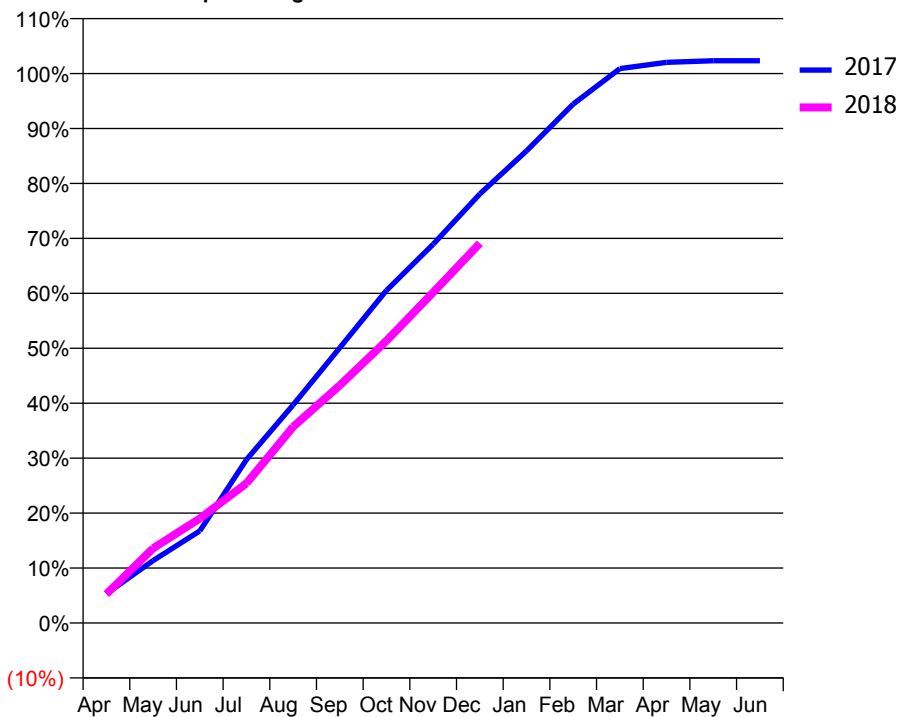
### ACCESS\*

Patients seen in 24 months	Total	Change since previous quarter
Quarter ending December 2016	2,716	
Quarter ending March 2017	2,670	↓
Quarter ending June 2017	2,681	→
Quarter ending September 2017	2,707	→
Quarter ending December 2017	2,792	↑
<b>Variance since December 2016</b>	<b>2.8%</b>	<b>↑</b>



### ACTIVITY

Cumulative percentage of contracted UDA delivered 2017 & 2018



Month	Adjusted Scheduled Activity (UDA)	
	2017	2018
April	434	430
May	926	1,107
June	1,363	1,548
July	2,420	2,069
August	3,230	2,906
September	4,078	3,521
October	4,928	4,180
November	5,610	4,898
December	6,355	5,624
January	6,994	
February	7,688	
March	8,213	
April	8,305	
May	8,328	
June	8,329	

### QUALITY

	Quantity	Base Number	Contract	AT	Region	England
% of FP17s for the same patient ID Re-attending within 3 months - Children	23	510	4.5%	10.5%	11.8%	12.0%
% of FP17s for the same patient ID Re-attending within 3 months - Adults	272	1,931	14.1%	14.2%	15.3%	15.9%
% of FP17s for the same patient ID Re-attending between 3 & 9 months - Children	249	510	48.8%	61.8%	59.1%	58.0%
% of FP17s for the same patient ID Re-attending between 3 & 9 months - Adults	915	1,931	47.4%	55.4%	51.5%	50.5%
% of FP17s for Band 1 Urgent Courses	187	2,381	7.9%	7.2%	8.0%	9.0%
% of FP17s Relating to Free Repair or Replacements	17	2,381	0.7%	0.8%	0.8%	0.8%
% of FP17s Relating to Continuations	42	2,381	1.8%	1.3%	1.1%	1.1%
% of Patients satisfied with the dentistry they have received	2	3	N/A	91.8%	91.6%	91.5%
% of Patients satisfied with the time they had to wait for an appointment	3	3	N/A	87.3%	88.3%	87.9%

\* This is based on patients treated on this contract for their most recent course of treatment. Figures in italics indicate the base number of FP17s or Patient Questionnaire responses are less than 100. N/A is shown where the base number of responses is less than 10 during the period. % is calculated as Quantity/Base number\*100

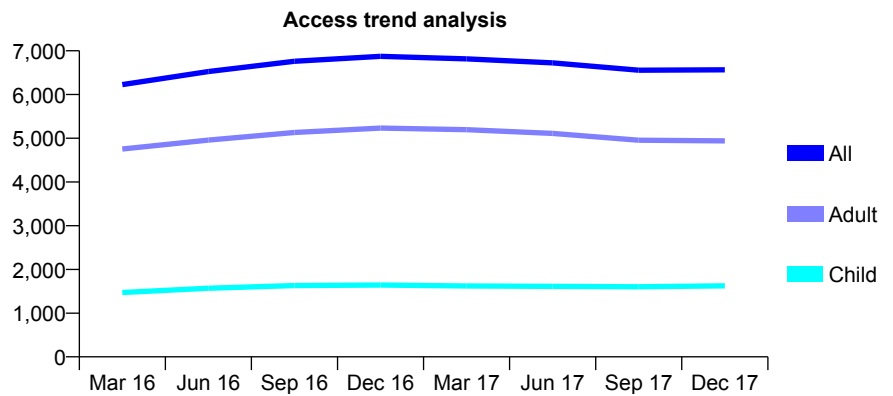
## Q55 - Vital Signs At a Glance Contract Report for 178470/0004 - December 2017

Name or company name	Disa Dental Limited
Contract type name	GDS Contract
Purpose of contract	General
Contract start date	01/10/2007
Contract end date	

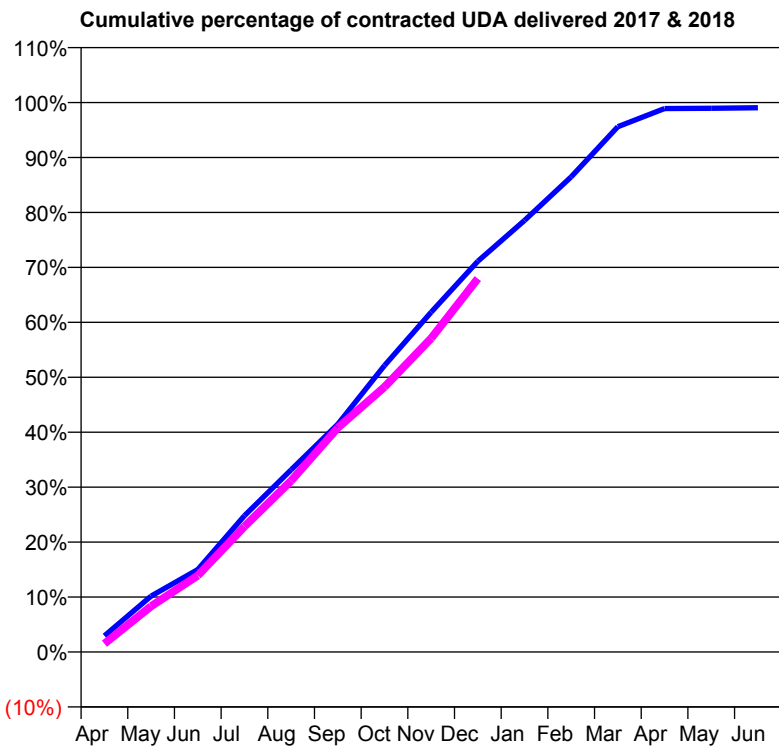
17/18 Contracted general activity (UDA)	20,412
Carry forward general activity (UDA)	195
17/18 Contracted orthodontic activity (UOA)	0
Carry forward orthodontic activity (UOA)	0
Baseline contract value	£653,747.79

### ACCESS\*

Patients seen in 24 months	Total	Change since previous quarter
Quarter ending December 2016	6,874	
Quarter ending March 2017	6,816	→
Quarter ending June 2017	6,724	↓
Quarter ending September 2017	6,557	↓
Quarter ending December 2017	6,565	→
<b>Variance since December 2016</b>	<b>(4.5%)</b>	<b>↓</b>



### ACTIVITY



Month	Adjusted Scheduled Activity (UDA)	
	2017	2018
April	604	309
May	2,076	1,699
June	3,064	2,843
July	5,066	4,663
August	6,767	6,362
September	8,462	8,331
October	10,643	9,846
November	12,623	11,654
December	14,514	13,871
January	16,032	
February	17,650	
March	19,513	
April	20,185	
May	20,196	
June	20,217	

### QUALITY

	Quantity	Base Number	Contract	AT	Region	England
% of FP17s for the same patient ID Re-attending within 3 months - Children	150	1,930	7.8%	10.5%	11.8%	12.0%
% of FP17s for the same patient ID Re-attending within 3 months - Adults	810	5,339	15.2%	14.2%	15.3%	15.9%
% of FP17s for the same patient ID Re-attending between 3 & 9 months - Children	1,277	1,930	66.2%	61.8%	59.1%	58.0%
% of FP17s for the same patient ID Re-attending between 3 & 9 months - Adults	3,220	5,339	60.3%	55.4%	51.5%	50.5%
% of FP17s for Band 1 Urgent Courses	614	6,939	8.8%	7.2%	8.0%	9.0%
% of FP17s Relating to Free Repair or Replacements	34	6,939	0.5%	0.8%	0.8%	0.8%
% of FP17s Relating to Continuations	83	6,939	1.2%	1.3%	1.1%	1.1%
% of Patients satisfied with the dentistry they have received	8	9	N/A	91.8%	91.6%	91.5%
% of Patients satisfied with the time they had to wait for an appointment	4	9	N/A	87.3%	88.3%	87.9%

\* This is based on patients treated on this contract for their most recent course of treatment. Figures in italics indicate the base number of FP17s or Patient Questionnaire responses are less than 100. N/A is shown where the base number of responses is less than 10 during the period. % is calculated as Quantity/Base number\*100



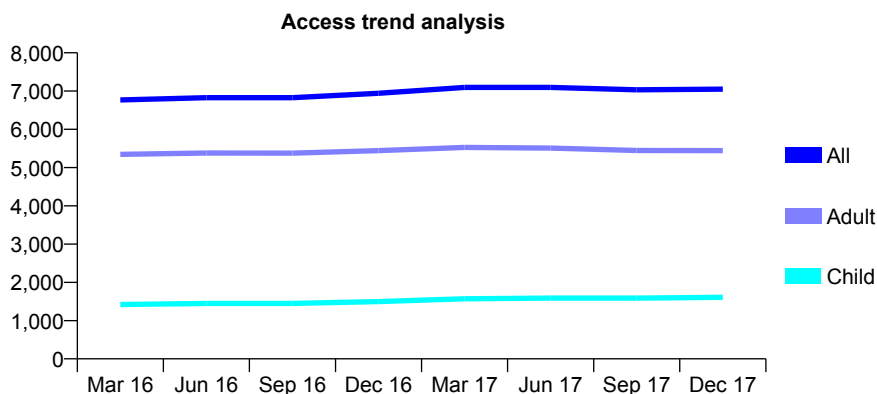
## Q55 - Vital Signs At a Glance Contract Report for 179965/0001 - December 2017

Name or company name	Broadwalk Dental Practice
Contract type name	GDS Contract
Purpose of contract	General
Contract start date	01/04/2012
Contract end date	

17/18 Contracted general activity (UDA)	18,598
Carry forward general activity (UDA)	-372
17/18 Contracted orthodontic activity (UOA)	0
Carry forward orthodontic activity (UOA)	0
Baseline contract value	£410,139.83

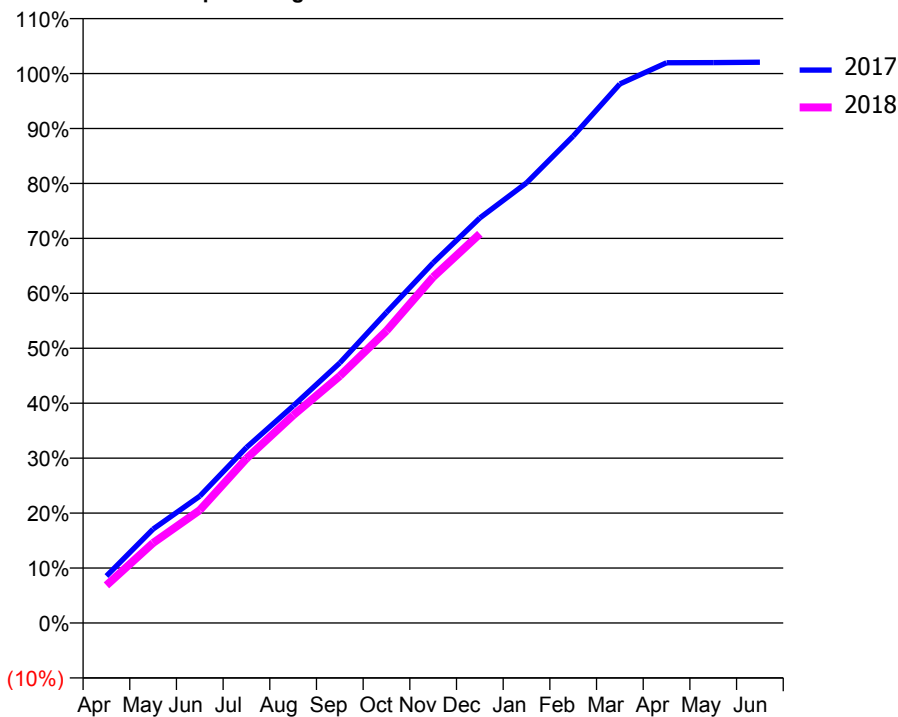
### ACCESS\*

Patients seen in 24 months	Total	Change since previous quarter
Quarter ending December 2016	6,941	
Quarter ending March 2017	7,097	↑
Quarter ending June 2017	7,096	→
Quarter ending September 2017	7,034	→
Quarter ending December 2017	7,051	→
<b>Variance since December 2016</b>	<b>1.6%</b>	<b>→</b>



### ACTIVITY

Cumulative percentage of contracted UDA delivered 2017 & 2018



Month	Adjusted Scheduled Activity (UDA)	
	2017	2018
April	1,591	1,276
May	3,181	2,711
June	4,295	3,820
July	5,942	5,568
August	7,347	7,031
September	8,803	8,363
October	10,513	9,892
November	12,193	11,710
December	13,709	13,170
January	14,895	
February	16,481	
March	18,244	
April	18,961	
May	18,966	
June	18,982	

### QUALITY

	Quantity	Base Number	Contract	AT	Region	England
% of FP17s for the same patient ID Re-attending within 3 months - Children	151	1,676	9.0%	10.5%	11.8%	12.0%
% of FP17s for the same patient ID Re-attending within 3 months - Adults	826	5,516	15.0%	14.2%	15.3%	15.9%
% of FP17s for the same patient ID Re-attending between 3 & 9 months - Children	900	1,676	53.7%	61.8%	59.1%	58.0%
% of FP17s for the same patient ID Re-attending between 3 & 9 months - Adults	2,755	5,516	49.9%	55.4%	51.5%	50.5%
% of FP17s for Band 1 Urgent Courses	527	6,717	7.8%	7.2%	8.0%	9.0%
% of FP17s Relating to Free Repair or Replacements	28	6,717	0.4%	0.8%	0.8%	0.8%
% of FP17s Relating to Continuations	133	6,717	2.0%	1.3%	1.1%	1.1%
% of Patients satisfied with the dentistry they have received	9	11	81.8%	91.8%	91.6%	91.5%
% of Patients satisfied with the time they had to wait for an appointment	10	11	90.9%	87.3%	88.3%	87.9%

\* This is based on patients treated on this contract for their most recent course of treatment. Figures in italics indicate the base number of FP17s or Patient Questionnaire responses are less than 100. N/A is shown where the base number of responses is less than 10 during the period. % is calculated as Quantity/Base number\*100

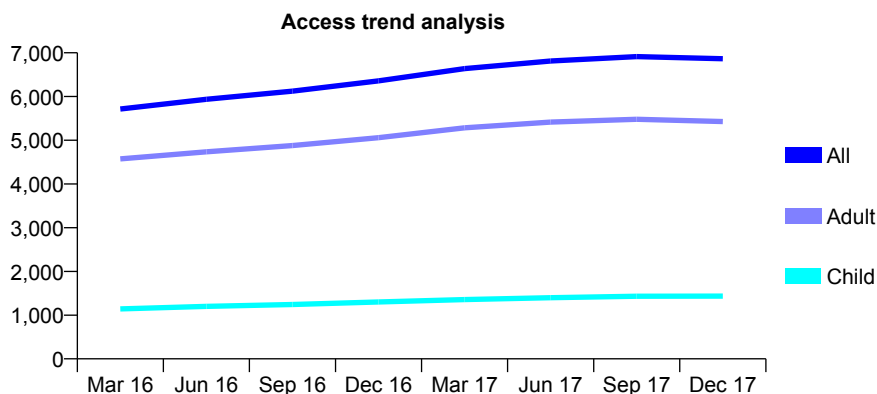
## Q55 - Vital Signs At a Glance Contract Report for 180343/0001 - December 2017

Name or company name	Hall & Purchase Dental Surgery
Contract type name	GDS Contract
Purpose of contract	General
Contract start date	01/02/2011
Contract end date	

17/18 Contracted general activity (UDA)	18,261
Carry forward general activity (UDA)	675
17/18 Contracted orthodontic activity (UOA)	0
Carry forward orthodontic activity (UOA)	0
Baseline contract value	£467,448.09

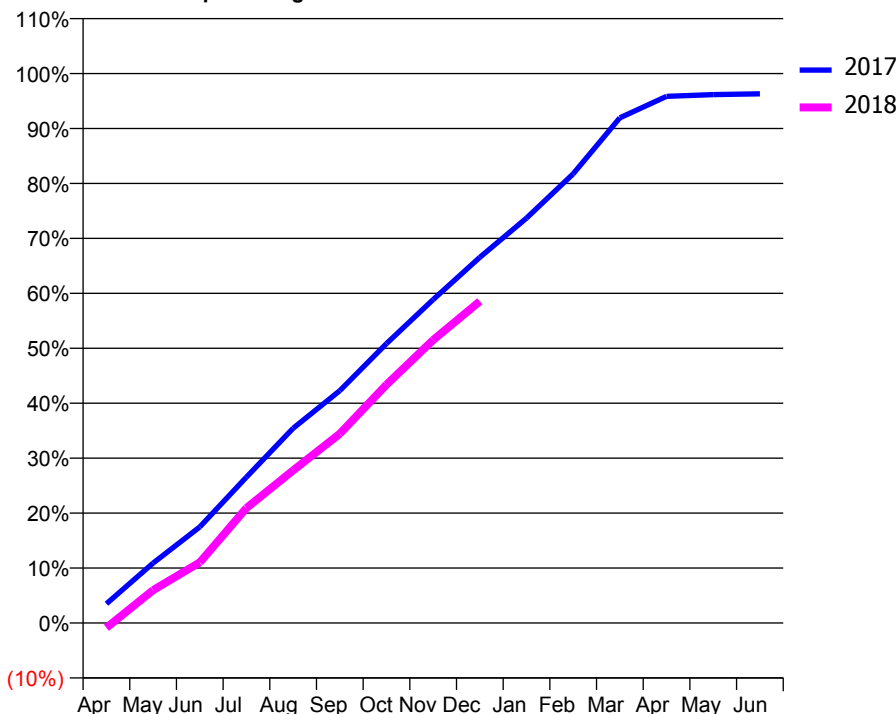
### ACCESS\*

Patients seen in 24 months	Total	Change since previous quarter
Quarter ending December 2016	6,359	
Quarter ending March 2017	6,640	↑
Quarter ending June 2017	6,813	↑
Quarter ending September 2017	6,914	→
Quarter ending December 2017	6,863	→
<b>Variance since December 2016</b>	<b>7.9%</b>	<b>↑</b>



### ACTIVITY

Cumulative percentage of contracted UDA delivered 2017 & 2018



Month	Adjusted Scheduled Activity (UDA)	
	2017	2018
April	641	-160
May	1,994	1,093
June	3,194	2,012
July	4,849	3,821
August	6,471	5,071
September	7,722	6,290
October	9,286	7,920
November	10,748	9,408
December	12,151	10,692
January	13,454	
February	14,927	
March	16,789	
April	17,503	
May	17,558	
June	17,586	

### QUALITY

	Quantity	Base Number	Contract	AT	Region	England
% of FP17s for the same patient ID Re-attending within 3 months - Children	156	1,737	9.0%	10.5%	11.8%	12.0%
% of FP17s for the same patient ID Re-attending within 3 months - Adults	1,244	5,919	21.0%	14.2%	15.3%	15.9%
% of FP17s for the same patient ID Re-attending between 3 & 9 months - Children	1,130	1,737	65.1%	61.8%	59.1%	58.0%
% of FP17s for the same patient ID Re-attending between 3 & 9 months - Adults	2,874	5,919	48.6%	55.4%	51.5%	50.5%
% of FP17s for Band 1 Urgent Courses	637	7,261	8.8%	7.2%	8.0%	9.0%
% of FP17s Relating to Free Repair or Replacements	22	7,261	0.3%	0.8%	0.8%	0.8%
% of FP17s Relating to Continuations	79	7,261	1.1%	1.3%	1.1%	1.1%
% of Patients satisfied with the dentistry they have received	9	9	N/A	91.8%	91.6%	91.5%
% of Patients satisfied with the time they had to wait for an appointment	8	9	N/A	87.3%	88.3%	87.9%

\* This is based on patients treated on this contract for their most recent course of treatment. Figures in italics indicate the base number of FP17s or Patient Questionnaire responses are less than 100. N/A is shown where the base number of responses is less than 10 during the period. % is calculated as Quantity/Base number\*100

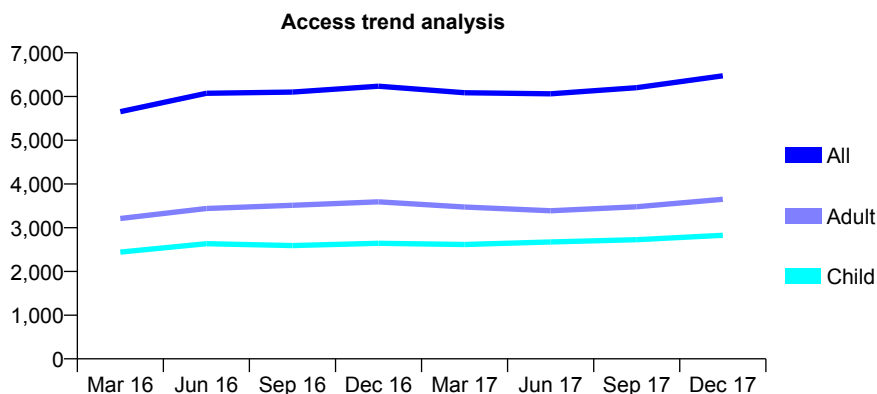
## Q55 - Vital Signs At a Glance Contract Report for 180424/0001 - December 2017

Name or company name	Smilestyle Dental Care
Contract type name	GDS Contract
Purpose of contract	General
Contract start date	01/04/2006
Contract end date	

17/18 Contracted general activity (UDA)	26,075
Carry forward general activity (UDA)	-102
17/18 Contracted orthodontic activity (UOA)	0
Carry forward orthodontic activity (UOA)	0
Baseline contract value	£746,660.02

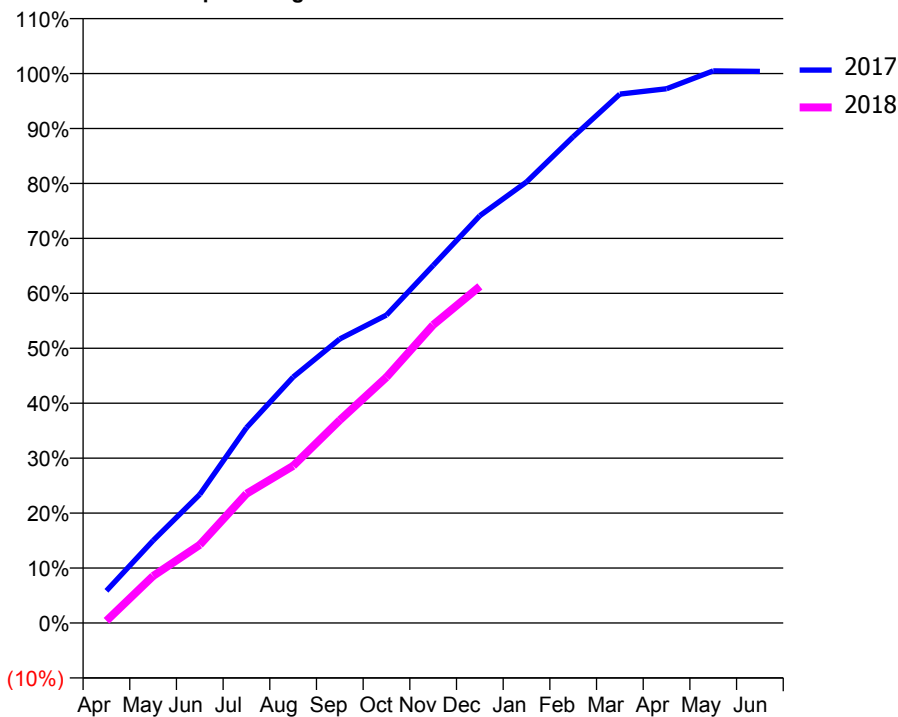
### ACCESS\*

Patients seen in 24 months	Total	Change since previous quarter
Quarter ending December 2016	6,235	
Quarter ending March 2017	6,086	↓
Quarter ending June 2017	6,061	→
Quarter ending September 2017	6,203	↑
Quarter ending December 2017	6,474	↑
<b>Variance since December 2016</b>	<b>3.8%</b>	<b>↑</b>



### ACTIVITY

Cumulative percentage of contracted UDA delivered 2017 & 2018



Month	Adjusted Scheduled Activity (UDA)	
	2017	2018
April	1,527	102
May	3,913	2,232
June	6,106	3,710
July	9,267	6,132
August	11,671	7,460
September	13,482	9,628
October	14,616	11,663
November	16,967	14,145
December	19,328	15,972
January	20,932	
February	23,075	
March	25,099	
April	25,352	
May	26,202	
June	26,177	

### QUALITY

	Quantity	Base Number	Contract	AT	Region	England
% of FP17s for the same patient ID Re-attending within 3 months - Children	242	2,898	8.4%	10.5%	11.8%	12.0%
% of FP17s for the same patient ID Re-attending within 3 months - Adults	609	3,519	17.3%	14.2%	15.3%	15.9%
% of FP17s for the same patient ID Re-attending between 3 & 9 months - Children	1,605	2,898	55.4%	61.8%	59.1%	58.0%
% of FP17s for the same patient ID Re-attending between 3 & 9 months - Adults	1,613	3,519	45.8%	55.4%	51.5%	50.5%
% of FP17s for Band 1 Urgent Courses	412	6,057	6.8%	7.2%	8.0%	9.0%
% of FP17s Relating to Free Repair or Replacements	21	6,057	0.3%	0.8%	0.8%	0.8%
% of FP17s Relating to Continuations	83	6,057	1.4%	1.3%	1.1%	1.1%
% of Patients satisfied with the dentistry they have received	5	5	N/A	91.8%	91.6%	91.5%
% of Patients satisfied with the time they had to wait for an appointment	4	5	N/A	87.3%	88.3%	87.9%

\* This is based on patients treated on this contract for their most recent course of treatment. Figures in italics indicate the base number of FP17s or Patient Questionnaire responses are less than 100. N/A is shown where the base number of responses is less than 10 during the period. % is calculated as Quantity/Base number\*100

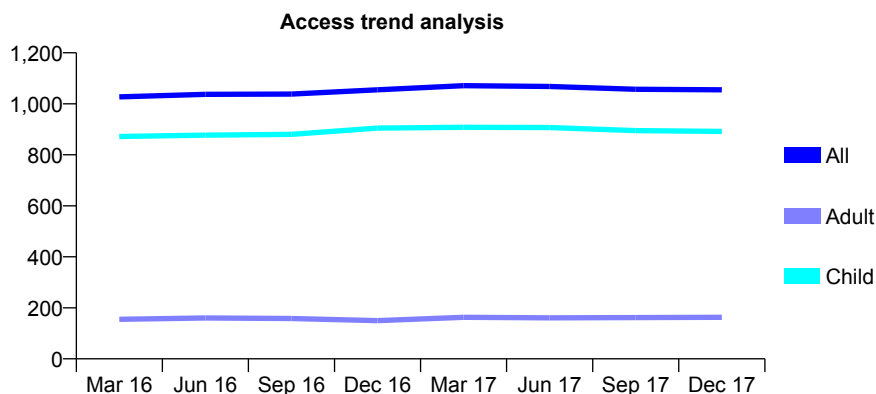
## Q55 - Vital Signs At a Glance Contract Report for 182222/0001 - December 2017

Name or company name	Spondon Dental
Contract type name	GDS Contract
Purpose of contract	General
Contract start date	01/03/2014
Contract end date	

17/18 Contracted general activity (UDA)	2,170
Carry forward general activity (UDA)	-43
17/18 Contracted orthodontic activity (UOA)	0
Carry forward orthodontic activity (UOA)	0
Baseline contract value	£41,394.61

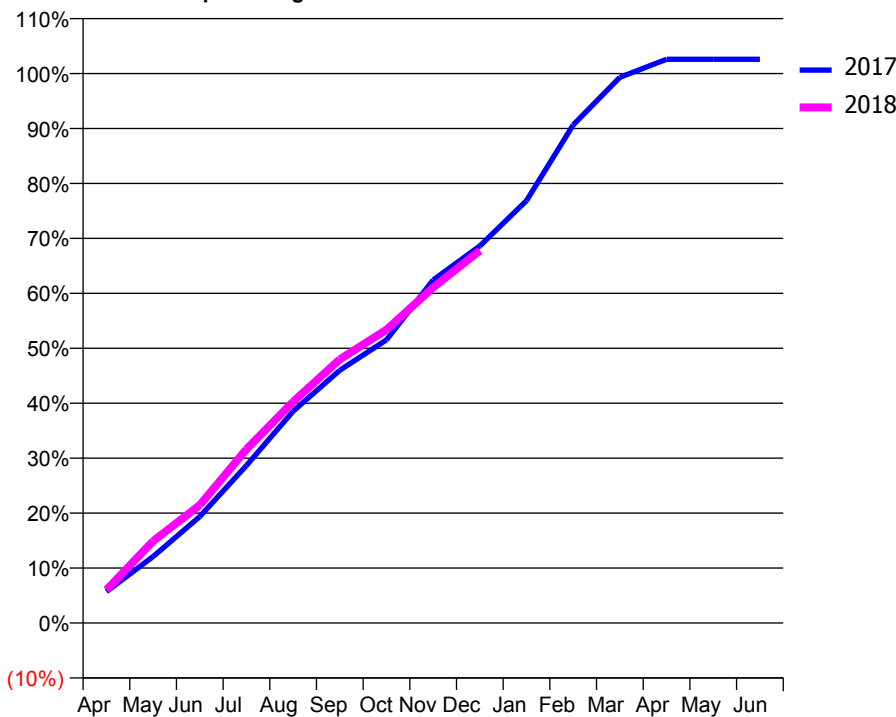
### ACCESS\*

Patients seen in 24 months	Total	Change since previous quarter
Quarter ending December 2016	1,055	
Quarter ending March 2017	1,071	→
Quarter ending June 2017	1,068	→
Quarter ending September 2017	1,057	↓
Quarter ending December 2017	1,055	→
<b>Variance since December 2016</b>	<b>0.0%</b>	<b>→</b>



### ACTIVITY

Cumulative percentage of contracted UDA delivered 2017 & 2018



Month	Adjusted Scheduled Activity (UDA)	
	2017	2018
April	124	131
May	263	323
June	421	466
July	622	686
August	837	874
September	998	1,041
October	1,118	1,158
November	1,355	1,325
December	1,489	1,471
January	1,668	
February	1,967	
March	2,155	
April	2,226	
May	2,226	
June	2,226	

### QUALITY

	Quantity	Base Number	Contract	AT	Region	England
% of FP17s for the same patient ID Re-attending within 3 months - Children	90	1,054	8.5%	10.5%	11.8%	12.0%
% of FP17s for the same patient ID Re-attending within 3 months - Adults	9	69	13.0%	14.2%	15.3%	15.9%
% of FP17s for the same patient ID Re-attending between 3 & 9 months - Children	692	1,054	65.7%	61.8%	59.1%	58.0%
% of FP17s for the same patient ID Re-attending between 3 & 9 months - Adults	38	69	55.1%	55.4%	51.5%	50.5%
% of FP17s for Band 1 Urgent Courses	55	1,077	5.1%	7.2%	8.0%	9.0%
% of FP17s Relating to Free Repair or Replacements	0	1,077	0.0%	0.8%	0.8%	0.8%
% of FP17s Relating to Continuations	0	1,077	0.0%	1.3%	1.1%	1.1%
% of Patients satisfied with the dentistry they have received	0	0	N/A	91.8%	91.6%	91.5%
% of Patients satisfied with the time they had to wait for an appointment	0	0	N/A	87.3%	88.3%	87.9%

\* This is based on patients treated on this contract for their most recent course of treatment. Figures in italics indicate the base number of FP17s or Patient Questionnaire responses are less than 100. N/A is shown where the base number of responses is less than 10 during the period. % is calculated as Quantity/Base number\*100

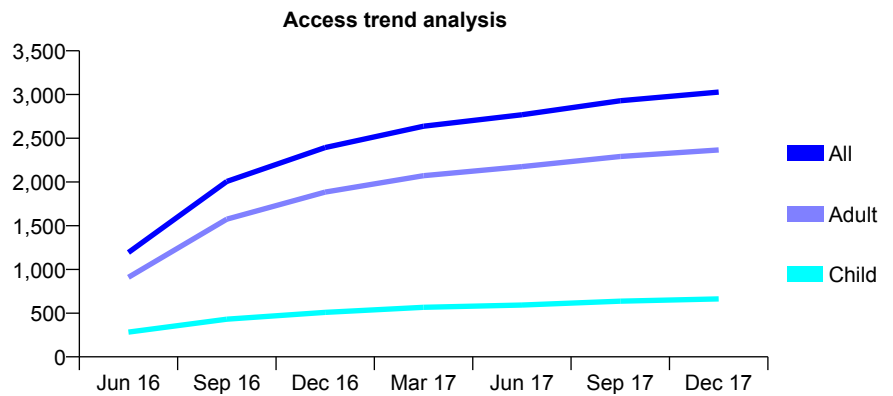
## Q55 - Vital Signs At a Glance Contract Report for 183687/0001 - December 2017

Name or company name	Calverton Dental Practice
Contract type name	GDS Contract
Purpose of contract	General
Contract start date	20/11/2015
Contract end date	

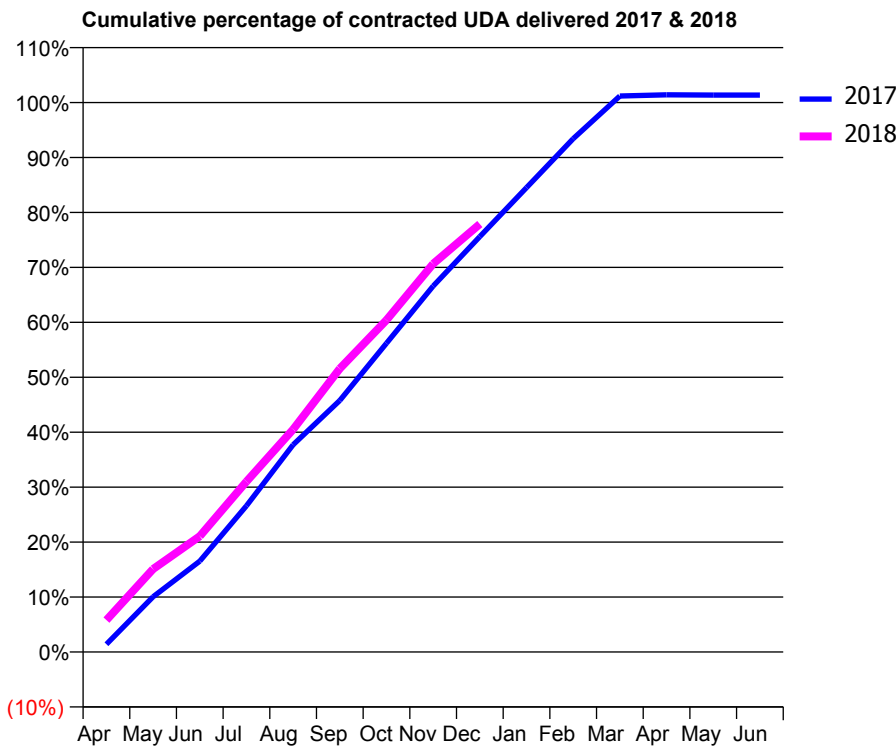
17/18 Contracted general activity (UDA)	10,938
Carry forward general activity (UDA)	-147
17/18 Contracted orthodontic activity (UOA)	0
Carry forward orthodontic activity (UOA)	0
Baseline contract value	£247,764.02

### ACCESS\*

Patients seen in 24 months	Total	Change since previous quarter
Quarter ending December 2016	2,393	
Quarter ending March 2017	2,638	↑
Quarter ending June 2017	2,768	↑
Quarter ending September 2017	2,929	↑
Quarter ending December 2017	3,028	↑
<b>Variance since December 2016</b>	<b>26.5%</b>	<b>↑</b>



### ACTIVITY



Month	Adjusted Scheduled Activity (UDA)	
	2017	2018
April	156	634
May	1,100	1,651
June	1,808	2,304
July	2,912	3,392
August	4,127	4,431
September	5,008	5,643
October	6,147	6,609
November	7,286	7,727
December	8,269	8,520
January	9,243	
February	10,218	
March	11,068	
April	11,091	
May	11,085	
June	11,085	

### QUALITY

	Quantity	Base Number	Contract	AT	Region	England
% of FP17s for the same patient ID Re-attending within 3 months - Children	90	807	11.2%	10.5%	11.8%	12.0%
% of FP17s for the same patient ID Re-attending within 3 months - Adults	393	2,752	14.3%	14.2%	15.3%	15.9%
% of FP17s for the same patient ID Re-attending between 3 & 9 months - Children	475	807	58.9%	61.8%	59.1%	58.0%
% of FP17s for the same patient ID Re-attending between 3 & 9 months - Adults	1,688	2,752	61.3%	55.4%	51.5%	50.5%
% of FP17s for Band 1 Urgent Courses	268	3,541	7.6%	7.2%	8.0%	9.0%
% of FP17s Relating to Free Repair or Replacements	8	3,541	0.2%	0.8%	0.8%	0.8%
% of FP17s Relating to Continuations	40	3,541	1.1%	1.3%	1.1%	1.1%
% of Patients satisfied with the dentistry they have received	9	10	90.0%	91.8%	91.6%	91.5%
% of Patients satisfied with the time they had to wait for an appointment	8	10	80.0%	87.3%	88.3%	87.9%

\* This is based on patients treated on this contract for their most recent course of treatment. Figures in italics indicate the base number of FP17s or Patient Questionnaire responses are less than 100. N/A is shown where the base number of responses is less than 10 during the period. % is calculated as Quantity/Base number\*100

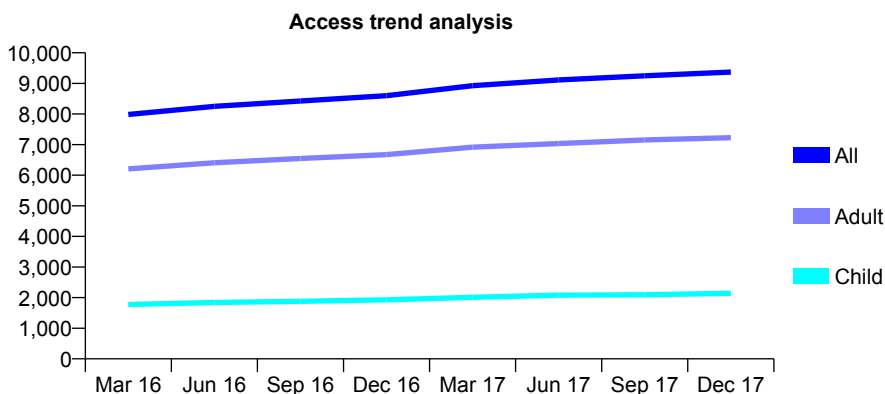
## Q55 - Vital Signs At a Glance Contract Report for 183830/0001 - December 2017

Name or company name	KH & GW Ltd
Contract type name	GDS Contract
Purpose of contract	General
Contract start date	01/04/2008
Contract end date	

17/18 Contracted general activity (UDA)	27,460
Carry forward general activity (UDA)	0
17/18 Contracted orthodontic activity (UOA)	0
Carry forward orthodontic activity (UOA)	0
Baseline contract value	£886,981.96

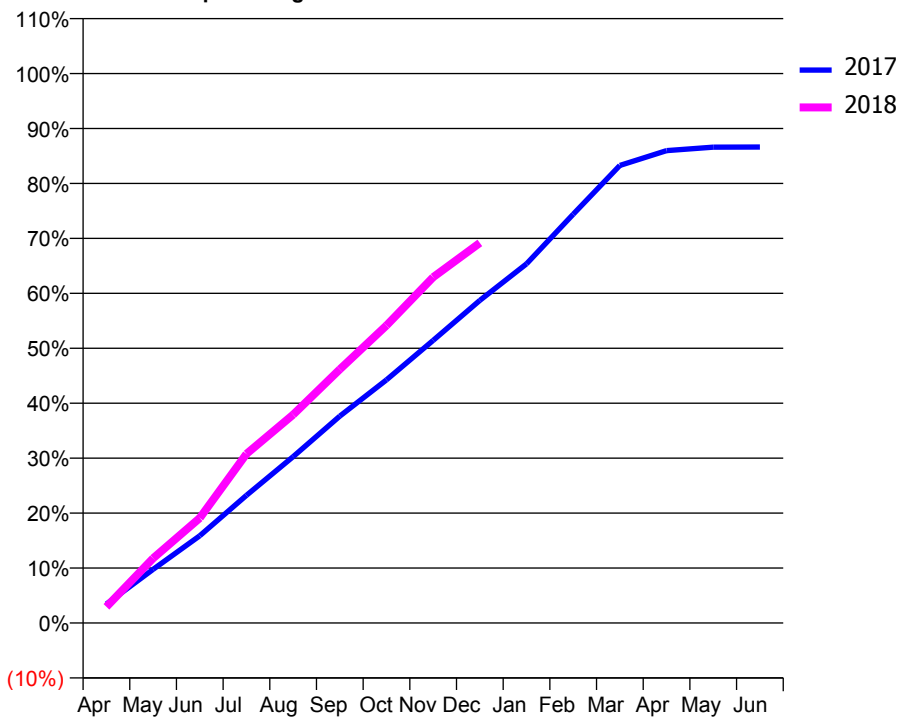
### ACCESS\*

Patients seen in 24 months	Total	Change since previous quarter
Quarter ending December 2016	8,598	
Quarter ending March 2017	8,927	↑
Quarter ending June 2017	9,115	↑
Quarter ending September 2017	9,247	→
Quarter ending December 2017	9,370	→
<b>Variance since December 2016</b>	<b>9.0%</b>	<b>↑</b>



### ACTIVITY

**Cumulative percentage of contracted UDA delivered 2017 & 2018**



Month	Adjusted Scheduled Activity (UDA)	
	2017	2018
April	952	808
May	2,685	3,236
June	4,365	5,247
July	6,380	8,453
August	8,310	10,410
September	10,340	12,677
October	12,148	14,872
November	14,124	17,280
December	16,122	18,997
January	17,952	
February	20,428	
March	22,864	
April	23,608	
May	23,779	
June	23,783	

### QUALITY

	Quantity	Base Number	Contract	AT	Region	England
% of FP17s for the same patient ID Re-attending within 3 months - Children	147	2,370	6.2%	10.5%	11.8%	12.0%
% of FP17s for the same patient ID Re-attending within 3 months - Adults	1,384	7,585	18.2%	14.2%	15.3%	15.9%
% of FP17s for the same patient ID Re-attending between 3 & 9 months - Children	1,484	2,370	62.6%	61.8%	59.1%	58.0%
% of FP17s for the same patient ID Re-attending between 3 & 9 months - Adults	3,479	7,585	45.9%	55.4%	51.5%	50.5%
% of FP17s for Band 1 Urgent Courses	695	9,534	7.3%	7.2%	8.0%	9.0%
% of FP17s Relating to Free Repair or Replacements	233	9,534	2.4%	0.8%	0.8%	0.8%
% of FP17s Relating to Continuations	349	9,534	3.7%	1.3%	1.1%	1.1%
% of Patients satisfied with the dentistry they have received	12	14	85.7%	91.8%	91.6%	91.5%
% of Patients satisfied with the time they had to wait for an appointment	14	14	100.0%	87.3%	88.3%	87.9%

\* This is based on patients treated on this contract for their most recent course of treatment. Figures in italics indicate the base number of FP17s or Patient Questionnaire responses are less than 100. N/A is shown where the base number of responses is less than 10 during the period. % is calculated as Quantity/Base number\*100

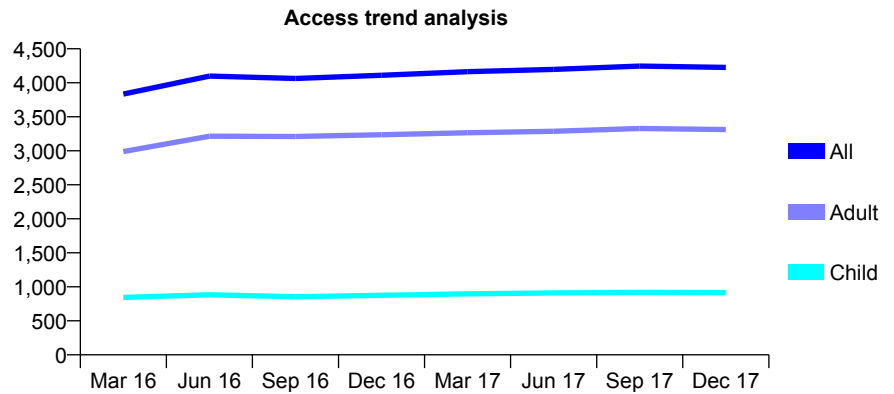
## Q55 - Vital Signs At a Glance Contract Report for 183881/0001 - December 2017

Name or company name	Southwell Dental Care
Contract type name	GDS Contract
Purpose of contract	General
Contract start date	28/11/2014
Contract end date	

17/18 Contracted general activity (UDA)	12,023
Carry forward general activity (UDA)	-240
17/18 Contracted orthodontic activity (UOA)	0
Carry forward orthodontic activity (UOA)	0
Baseline contract value	£305,909.68

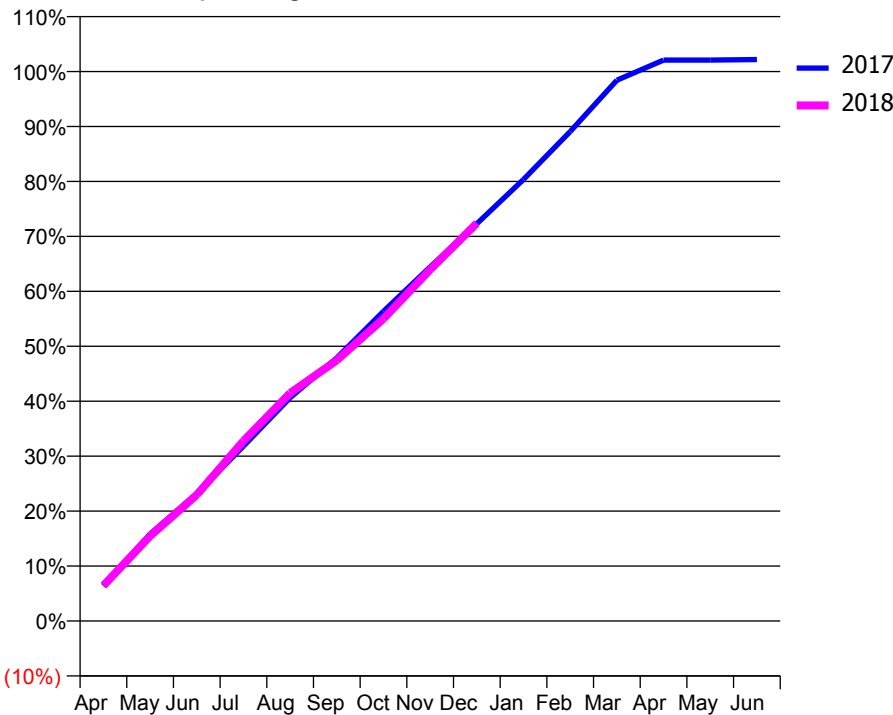
### ACCESS\*

Patients seen in 24 months	Total	Change since previous quarter
Quarter ending December 2016	4,111	
Quarter ending March 2017	4,164	→
Quarter ending June 2017	4,197	→
Quarter ending September 2017	4,246	→
Quarter ending December 2017	4,227	→
<b>Variance since December 2016</b>	<b>2.8%</b>	<b>↑</b>



### ACTIVITY

Cumulative percentage of contracted UDA delivered 2017 & 2018



Month	2017	2018
April	763	775
May	1,905	1,861
June	2,784	2,760
July	3,826	3,941
August	4,887	4,988
September	5,758	5,706
October	6,776	6,617
November	7,749	7,689
December	8,693	8,704
January	9,661	
February	10,710	
March	11,832	
April	12,272	
May	12,272	
June	12,285	

### QUALITY

	Quantity	Base Number	Contract	AT	Region	England
% of FP17s for the same patient ID Re-attending within 3 months - Children	42	1,198	3.5%	10.5%	11.8%	12.0%
% of FP17s for the same patient ID Re-attending within 3 months - Adults	214	4,166	5.1%	14.2%	15.3%	15.9%
% of FP17s for the same patient ID Re-attending between 3 & 9 months - Children	791	1,198	66.0%	61.8%	59.1%	58.0%
% of FP17s for the same patient ID Re-attending between 3 & 9 months - Adults	2,647	4,166	63.5%	55.4%	51.5%	50.5%
% of FP17s for Band 1 Urgent Courses	139	5,143	2.7%	7.2%	8.0%	9.0%
% of FP17s Relating to Free Repair or Replacements	35	5,143	0.7%	0.8%	0.8%	0.8%
% of FP17s Relating to Continuations	7	5,143	0.1%	1.3%	1.1%	1.1%
% of Patients satisfied with the dentistry they have received	8	8	N/A	91.8%	91.6%	91.5%
% of Patients satisfied with the time they had to wait for an appointment	8	8	N/A	87.3%	88.3%	87.9%

\* This is based on patients treated on this contract for their most recent course of treatment. Figures in italics indicate the base number of FP17s or Patient Questionnaire responses are less than 100. N/A is shown where the base number of responses is less than 10 during the period. % is calculated as Quantity/Base number\*100



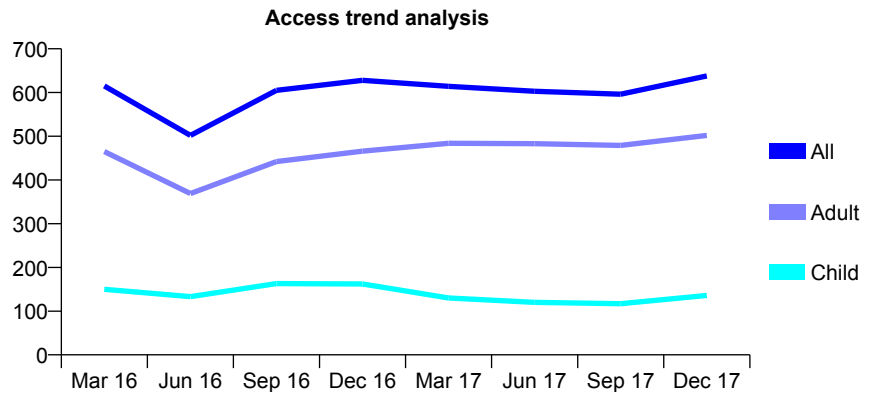
## Q55 - Vital Signs At a Glance Contract Report for 183881/0002 - December 2017

Name or company name	Southwell Dental Care
Contract type name	GDS Contract
Purpose of contract	General
Contract start date	28/11/2014
Contract end date	

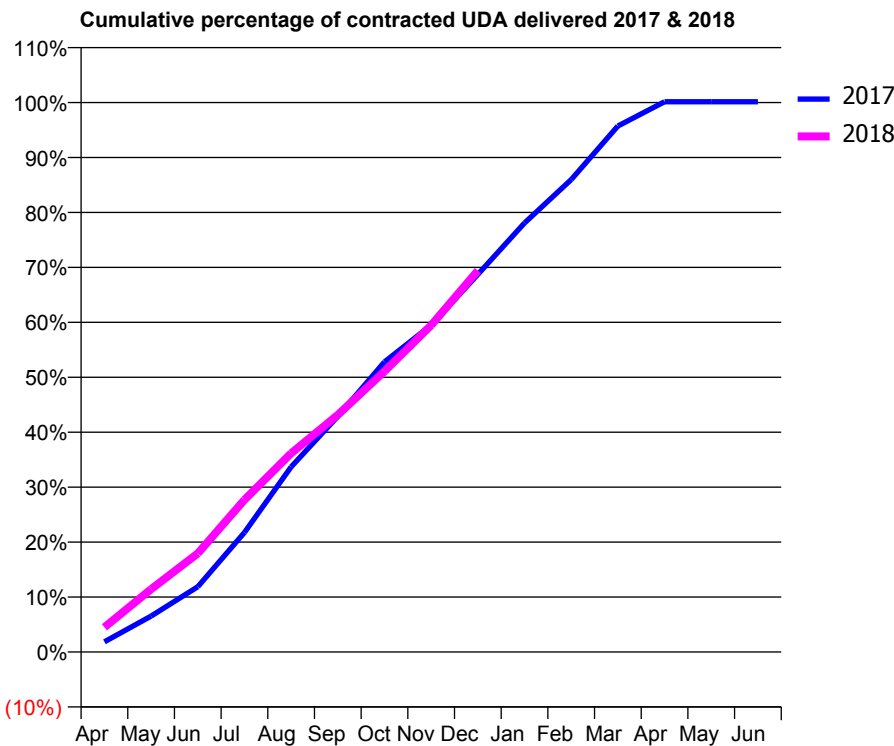
17/18 Contracted general activity (UDA)	2,532
Carry forward general activity (UDA)	-3
17/18 Contracted orthodontic activity (UOA)	0
Carry forward orthodontic activity (UOA)	0
Baseline contract value	£53,762.77

### ACCESS\*

Patients seen in 24 months	Total	Change since previous quarter
Quarter ending December 2016	628	
Quarter ending March 2017	614	↓
Quarter ending June 2017	603	↓
Quarter ending September 2017	596	↓
Quarter ending December 2017	638	↑
<b>Variance since December 2016</b>	1.6%	→



### ACTIVITY



Month	Adjusted Scheduled Activity (UDA)	
	2017	2018
April	47	114
May	166	290
June	301	454
July	551	701
August	853	916
September	1,086	1,093
October	1,337	1,294
November	1,506	1,505
December	1,740	1,758
January	1,977	
February	2,176	
March	2,424	
April	2,535	
May	2,535	
June	2,535	

### QUALITY

	Quantity	Base Number	Contract	AT	Region	England
% of FP17s for the same patient ID Re-attending within 3 months - Children	3	189	1.6%	10.5%	11.8%	12.0%
% of FP17s for the same patient ID Re-attending within 3 months - Adults	27	754	3.6%	14.2%	15.3%	15.9%
% of FP17s for the same patient ID Re-attending between 3 & 9 months - Children	15	189	7.9%	61.8%	59.1%	58.0%
% of FP17s for the same patient ID Re-attending between 3 & 9 months - Adults	46	754	6.1%	55.4%	51.5%	50.5%
% of FP17s for Band 1 Urgent Courses	108	875	12.3%	7.2%	8.0%	9.0%
% of FP17s Relating to Free Repair or Replacements	10	875	1.1%	0.8%	0.8%	0.8%
% of FP17s Relating to Continuations	4	875	0.5%	1.3%	1.1%	1.1%
% of Patients satisfied with the dentistry they have received	5	5	N/A	91.8%	91.6%	91.5%
% of Patients satisfied with the time they had to wait for an appointment	5	5	N/A	87.3%	88.3%	87.9%

\* This is based on patients treated on this contract for their most recent course of treatment. Figures in italics indicate the base number of FP17s or Patient Questionnaire responses are less than 100. N/A is shown where the base number of responses is less than 10 during the period. % is calculated as Quantity/Base number\*100

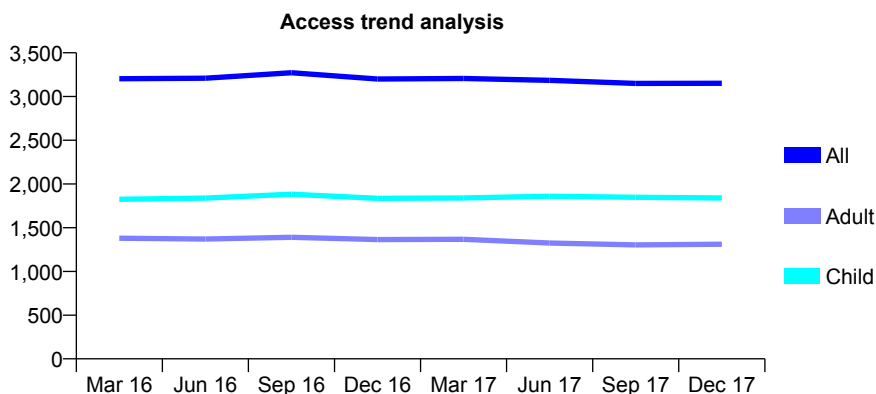
## Q55 - Vital Signs At a Glance Contract Report for 183938/0001 - December 2017

Name or company name	The Arnold Dental Centre
Contract type name	GDS Contract
Purpose of contract	General
Contract start date	01/06/2010
Contract end date	

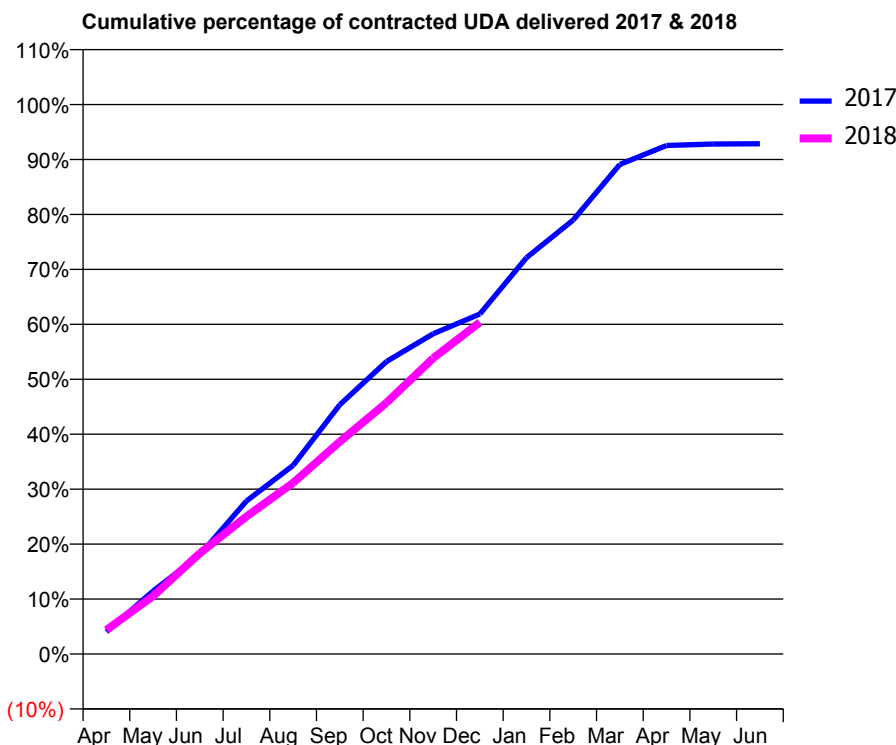
17/18 Contracted general activity (UDA)	10,000
Carry forward general activity (UDA)	0
17/18 Contracted orthodontic activity (UOA)	0
Carry forward orthodontic activity (UOA)	0
Baseline contract value	£228,323.39

### ACCESS\*

Patients seen in 24 months	Total	Change since previous quarter
Quarter ending December 2016	3,200	
Quarter ending March 2017	3,207	→
Quarter ending June 2017	3,185	→
Quarter ending September 2017	3,150	↓
Quarter ending December 2017	3,151	→
<b>Variance since December 2016</b>	<b>(1.5%)</b>	<b>↓</b>



### ACTIVITY



Month	Adjusted Scheduled Activity (UDA)	
	2017	2018
April	404	438
May	1,146	1,055
June	1,804	1,832
July	2,786	2,503
August	3,433	3,115
September	4,536	3,863
October	5,323	4,574
November	5,828	5,384
December	6,188	6,036
January	7,213	
February	7,898	
March	8,911	
April	9,254	
May	9,282	
June	9,285	

### QUALITY

	Quantity	Base Number	Contract	AT	Region	England
% of FP17s for the same patient ID Re-attending within 3 months - Children	177	2,293	7.7%	10.5%	11.8%	12.0%
% of FP17s for the same patient ID Re-attending within 3 months - Adults	303	1,320	23.0%	14.2%	15.3%	15.9%
% of FP17s for the same patient ID Re-attending between 3 & 9 months - Children	1,607	2,293	70.1%	61.8%	59.1%	58.0%
% of FP17s for the same patient ID Re-attending between 3 & 9 months - Adults	715	1,320	54.2%	55.4%	51.5%	50.5%
% of FP17s for Band 1 Urgent Courses	246	3,415	7.2%	7.2%	8.0%	9.0%
% of FP17s Relating to Free Repair or Replacements	1	3,415	0.0%	0.8%	0.8%	0.8%
% of FP17s Relating to Continuations	0	3,415	0.0%	1.3%	1.1%	1.1%
% of Patients satisfied with the dentistry they have received	1	1	N/A	91.8%	91.6%	91.5%
% of Patients satisfied with the time they had to wait for an appointment	1	1	N/A	87.3%	88.3%	87.9%

\* This is based on patients treated on this contract for their most recent course of treatment. Figures in italics indicate the base number of FP17s or Patient Questionnaire responses are less than 100. N/A is shown where the base number of responses is less than 10 during the period. % is calculated as Quantity/Base number\*100

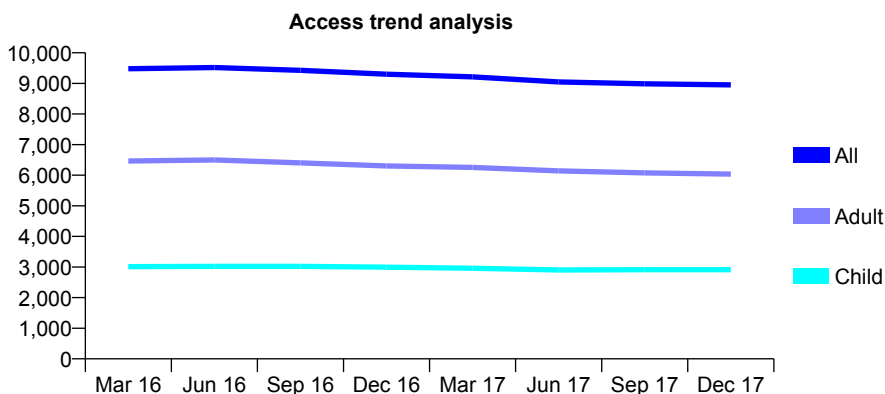
## Q55 - Vital Signs At a Glance Contract Report for 187771/0001 - December 2017

Name or company name	The Oakwood Dental Centre Ltd
Contract type name	GDS Contract
Purpose of contract	General
Contract start date	01/04/2014
Contract end date	

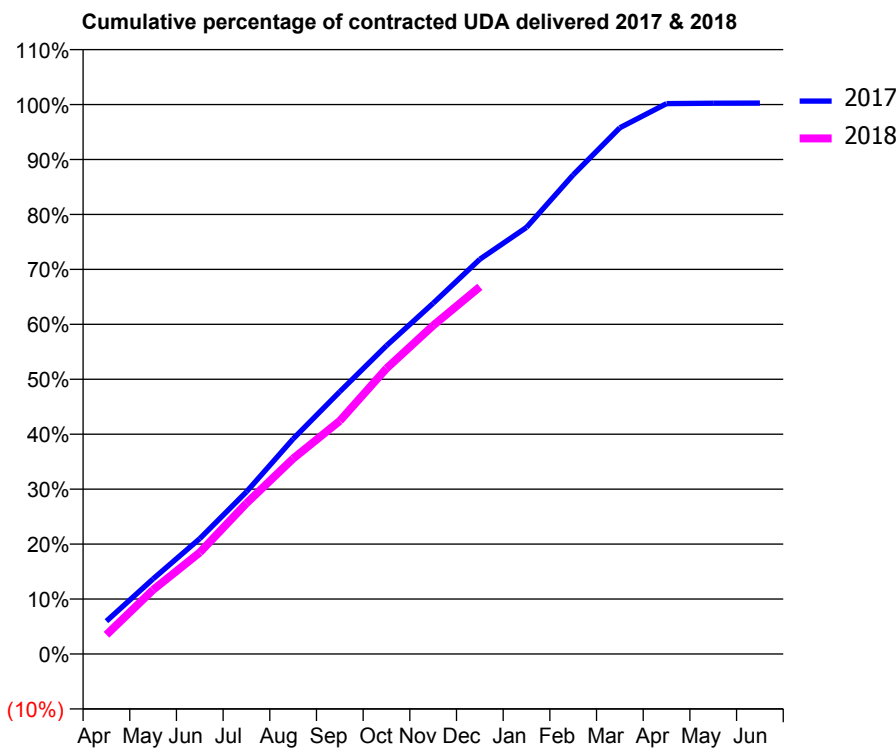
17/18 Contracted general activity (UDA)	23,844
Carry forward general activity (UDA)	0
17/18 Contracted orthodontic activity (UOA)	0
Carry forward orthodontic activity (UOA)	0
Baseline contract value	£718,021.01

### ACCESS\*

Patients seen in 24 months	Total	Change since previous quarter
Quarter ending December 2016	9,301	
Quarter ending March 2017	9,214	→
Quarter ending June 2017	9,046	↓
Quarter ending September 2017	8,989	→
Quarter ending December 2017	8,950	→
<b>Variance since December 2016</b>	<b>(3.8%)</b>	<b>↓</b>



### ACTIVITY



Month	Adjusted Scheduled Activity (UDA)	
	2017	2018
April	1,429	837
May	3,263	2,788
June	5,008	4,404
July	7,038	6,544
August	9,333	8,481
September	11,385	10,115
October	13,378	12,389
November	15,220	14,252
December	17,130	15,930
January	18,511	
February	20,796	
March	22,835	
April	23,884	
May	23,901	
June	23,908	

### QUALITY

	Quantity	Base Number	Contract	AT	Region	England
% of FP17s for the same patient ID Re-attending within 3 months - Children	156	3,203	4.9%	10.5%	11.8%	12.0%
% of FP17s for the same patient ID Re-attending within 3 months - Adults	514	5,802	8.9%	14.2%	15.3%	15.9%
% of FP17s for the same patient ID Re-attending between 3 & 9 months - Children	1,987	3,203	62.0%	61.8%	59.1%	58.0%
% of FP17s for the same patient ID Re-attending between 3 & 9 months - Adults	3,182	5,802	54.8%	55.4%	51.5%	50.5%
% of FP17s for Band 1 Urgent Courses	313	8,504	3.7%	7.2%	8.0%	9.0%
% of FP17s Relating to Free Repair or Replacements	16	8,504	0.2%	0.8%	0.8%	0.8%
% of FP17s Relating to Continuations	65	8,504	0.8%	1.3%	1.1%	1.1%
% of Patients satisfied with the dentistry they have received	8	8	N/A	91.8%	91.6%	91.5%
% of Patients satisfied with the time they had to wait for an appointment	8	8	N/A	87.3%	88.3%	87.9%

\* This is based on patients treated on this contract for their most recent course of treatment. Figures in italics indicate the base number of FP17s or Patient Questionnaire responses are less than 100. N/A is shown where the base number of responses is less than 10 during the period. % is calculated as Quantity/Base number\*100

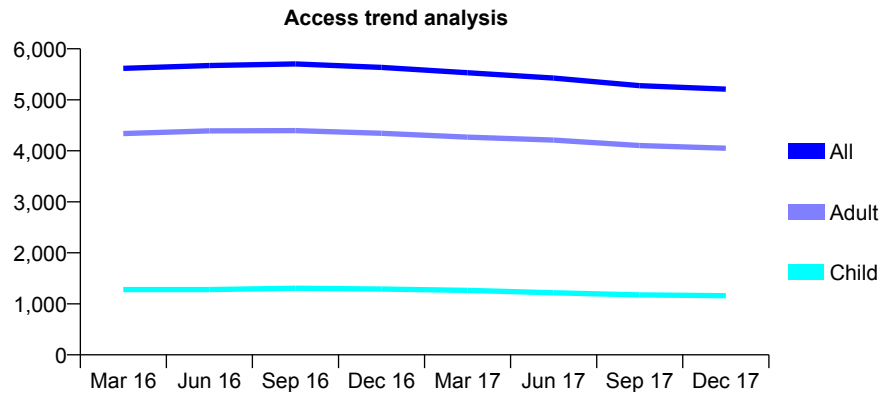
## Q55 - Vital Signs At a Glance Contract Report for 191027/0001 - December 2017

Name or company name	Mansfield Dental Practice Limited
Contract type name	GDS Contract
Purpose of contract	General
Contract start date	01/12/2011
Contract end date	

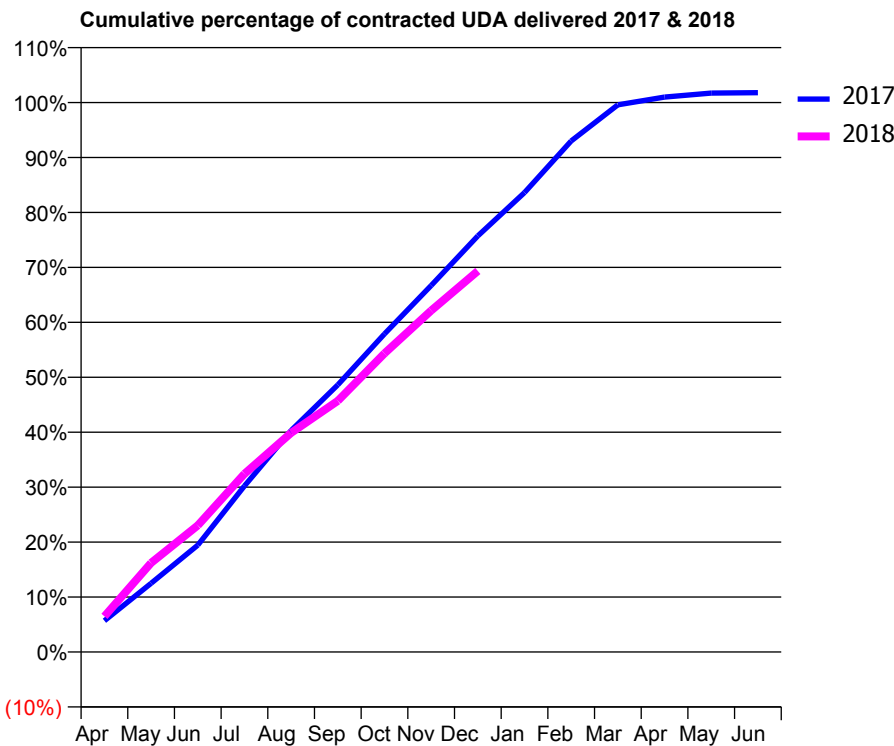
17/18 Contracted general activity (UDA)	15,700
Carry forward general activity (UDA)	-296
17/18 Contracted orthodontic activity (UOA)	0
Carry forward orthodontic activity (UOA)	0
Baseline contract value	£357,721.54

### ACCESS\*

Patients seen in 24 months	Total	Change since previous quarter
Quarter ending December 2016	5,634	
Quarter ending March 2017	5,532	↓
Quarter ending June 2017	5,426	↓
Quarter ending September 2017	5,276	↓
Quarter ending December 2017	5,210	↓
<b>Variance since December 2016</b>	<b>(7.5%)</b>	<b>↓</b>



### ACTIVITY



Month	Adjusted Scheduled Activity (UDA)	
	2017	2018
April	947	1,020
May	2,080	2,548
June	3,231	3,617
July	5,021	5,091
August	6,701	6,260
September	8,079	7,178
October	9,618	8,533
November	11,084	9,755
December	12,582	10,887
January	13,895	
February	15,453	
March	16,547	
April	16,781	
May	16,900	
June	16,913	

### QUALITY

	Quantity	Base Number	Contract	AT	Region	England
% of FP17s for the same patient ID Re-attending within 3 months - Children	68	1,312	5.2%	10.5%	11.8%	12.0%
% of FP17s for the same patient ID Re-attending within 3 months - Adults	508	4,365	11.6%	14.2%	15.3%	15.9%
% of FP17s for the same patient ID Re-attending between 3 & 9 months - Children	870	1,312	66.3%	61.8%	59.1%	58.0%
% of FP17s for the same patient ID Re-attending between 3 & 9 months - Adults	2,782	4,365	63.7%	55.4%	51.5%	50.5%
% of FP17s for Band 1 Urgent Courses	486	5,515	8.8%	7.2%	8.0%	9.0%
% of FP17s Relating to Free Repair or Replacements	49	5,515	0.9%	0.8%	0.8%	0.8%
% of FP17s Relating to Continuations	13	5,515	0.2%	1.3%	1.1%	1.1%
% of Patients satisfied with the dentistry they have received	2	2	N/A	91.8%	91.6%	91.5%
% of Patients satisfied with the time they had to wait for an appointment	2	2	N/A	87.3%	88.3%	87.9%

\* This is based on patients treated on this contract for their most recent course of treatment. Figures in italics indicate the base number of FP17s or Patient Questionnaire responses are less than 100. N/A is shown where the base number of responses is less than 10 during the period. % is calculated as Quantity/Base number\*100

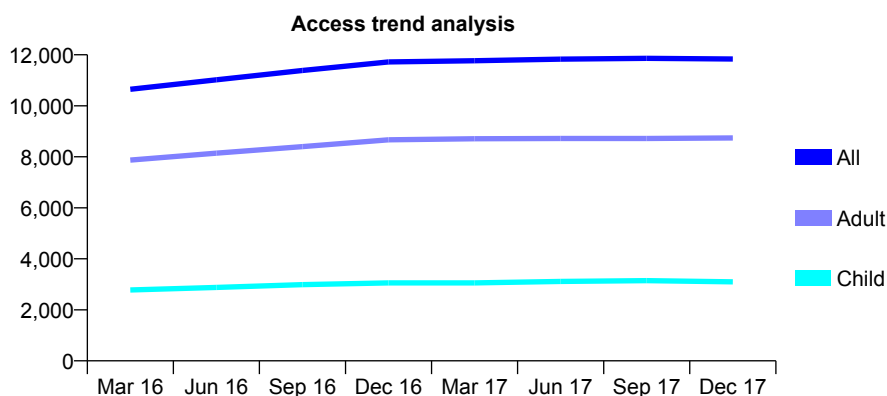
## Q55 - Vital Signs At a Glance Contract Report for 191310/0002 - December 2017

Name or company name	East Midlands Community Dental Ass. Ltd.
Contract type name	GDS Contract
Purpose of contract	General
Contract start date	04/12/2006
Contract end date	

17/18 Contracted general activity (UDA)	32,029
Carry forward general activity (UDA)	-337
17/18 Contracted orthodontic activity (UOA)	0
Carry forward orthodontic activity (UOA)	0
Baseline contract value	£919,092.79

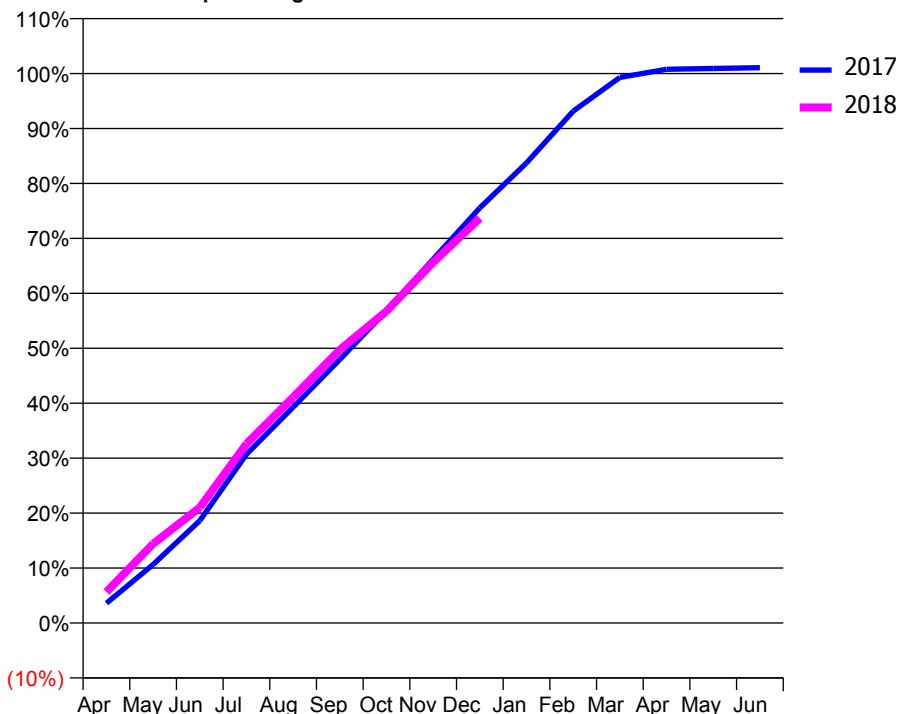
### ACCESS\*

Patients seen in 24 months	Total	Change since previous quarter
Quarter ending December 2016	11,721	
Quarter ending March 2017	11,765	→
Quarter ending June 2017	11,829	→
Quarter ending September 2017	11,860	→
Quarter ending December 2017	11,837	→
<b>Variance since December 2016</b>	<b>1.0%</b>	<b>→</b>



### ACTIVITY

Cumulative percentage of contracted UDA delivered 2017 & 2018



Month	Adjusted Scheduled Activity (UDA)	
	2017	2018
April	1,158	1,817
May	3,408	4,618
June	5,966	6,738
July	9,836	10,453
August	12,581	13,159
September	15,363	15,931
October	18,197	18,176
November	21,205	21,029
December	24,198	23,595
January	26,823	
February	29,834	
March	31,798	
April	32,272	
May	32,321	
June	32,366	

### QUALITY

	Quantity	Base Number	Contract	AT	Region	England
% of FP17s for the same patient ID Re-attending within 3 months - Children	243	3,083	7.9%	10.5%	11.8%	12.0%
% of FP17s for the same patient ID Re-attending within 3 months - Adults	1,223	8,126	15.1%	14.2%	15.3%	15.9%
% of FP17s for the same patient ID Re-attending between 3 & 9 months - Children	1,714	3,083	55.6%	61.8%	59.1%	58.0%
% of FP17s for the same patient ID Re-attending between 3 & 9 months - Adults	3,999	8,126	49.2%	55.4%	51.5%	50.5%
% of FP17s for Band 1 Urgent Courses	591	10,223	5.8%	7.2%	8.0%	9.0%
% of FP17s Relating to Free Repair or Replacements	119	10,223	1.2%	0.8%	0.8%	0.8%
% of FP17s Relating to Continuations	330	10,223	3.2%	1.3%	1.1%	1.1%
% of Patients satisfied with the dentistry they have received	20	21	95.2%	91.8%	91.6%	91.5%
% of Patients satisfied with the time they had to wait for an appointment	20	21	95.2%	87.3%	88.3%	87.9%

\* This is based on patients treated on this contract for their most recent course of treatment. Figures in italics indicate the base number of FP17s or Patient Questionnaire responses are less than 100. N/A is shown where the base number of responses is less than 10 during the period. % is calculated as Quantity/Base number\*100

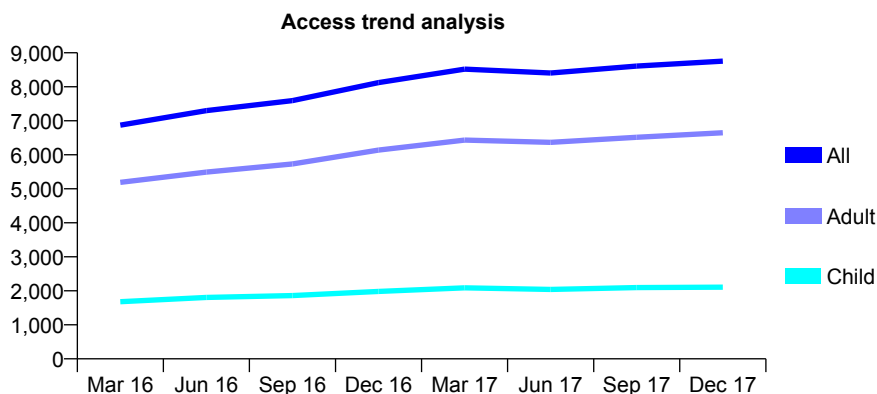
## Q55 - Vital Signs At a Glance Contract Report for 192597/0005 - December 2017

Name or company name	DM and LJ Jordan Limited
Contract type name	GDS Contract
Purpose of contract	General
Contract start date	01/01/2015
Contract end date	

17/18 Contracted general activity (UDA)	23,314
Carry forward general activity (UDA)	443
17/18 Contracted orthodontic activity (UOA)	0
Carry forward orthodontic activity (UOA)	0
Baseline contract value	£622,521.48

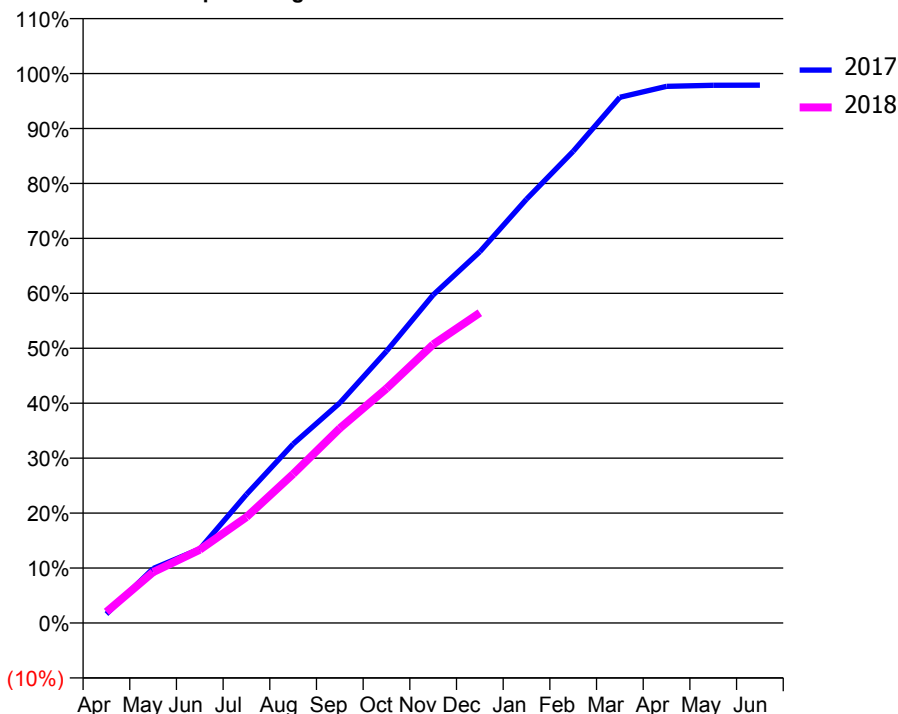
### ACCESS\*

Patients seen in 24 months	Total	Change since previous quarter
Quarter ending December 2016	8,124	
Quarter ending March 2017	8,521	↑
Quarter ending June 2017	8,407	↓
Quarter ending September 2017	8,610	↑
Quarter ending December 2017	8,755	→
<b>Variance since December 2016</b>	<b>7.8%</b>	<b>↑</b>



### ACTIVITY

Cumulative percentage of contracted UDA delivered 2017 & 2018



Month	Adjusted Scheduled Activity (UDA)	
	2017	2018
April	342	471
May	2,061	2,161
June	2,806	3,109
July	4,873	4,496
August	6,779	6,321
September	8,339	8,262
October	10,296	9,946
November	12,428	11,822
December	14,066	13,160
January	16,055	
February	17,868	
March	19,912	
April	20,329	
May	20,369	
June	20,371	

### QUALITY

	Quantity	Base Number	Contract	AT	Region	England
% of FP17s for the same patient ID Re-attending within 3 months - Children	108	1,977	5.5%	10.5%	11.8%	12.0%
% of FP17s for the same patient ID Re-attending within 3 months - Adults	422	5,661	7.5%	14.2%	15.3%	15.9%
% of FP17s for the same patient ID Re-attending between 3 & 9 months - Children	1,105	1,977	55.9%	61.8%	59.1%	58.0%
% of FP17s for the same patient ID Re-attending between 3 & 9 months - Adults	3,006	5,661	53.1%	55.4%	51.5%	50.5%
% of FP17s for Band 1 Urgent Courses	697	7,394	9.4%	7.2%	8.0%	9.0%
% of FP17s Relating to Free Repair or Replacements	31	7,394	0.4%	0.8%	0.8%	0.8%
% of FP17s Relating to Continuations	41	7,394	0.6%	1.3%	1.1%	1.1%
% of Patients satisfied with the dentistry they have received	8	8	N/A	91.8%	91.6%	91.5%
% of Patients satisfied with the time they had to wait for an appointment	5	8	N/A	87.3%	88.3%	87.9%

\* This is based on patients treated on this contract for their most recent course of treatment. Figures in italics indicate the base number of FP17s or Patient Questionnaire responses are less than 100. N/A is shown where the base number of responses is less than 10 during the period. % is calculated as Quantity/Base number\*100

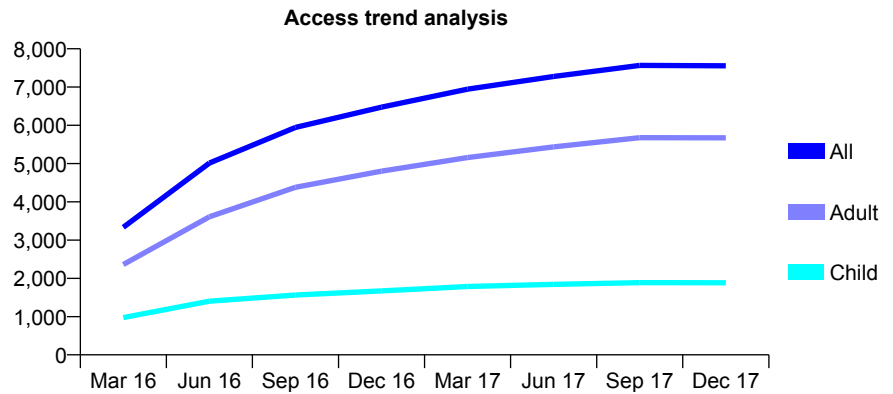
## Q55 - Vital Signs At a Glance Contract Report for 193437/0001 - December 2017

Name or company name	Risley Hill Dental
Contract type name	GDS Contract
Purpose of contract	General
Contract start date	29/09/2015
Contract end date	

17/18 Contracted general activity (UDA)	21,464
Carry forward general activity (UDA)	0
17/18 Contracted orthodontic activity (UOA)	0
Carry forward orthodontic activity (UOA)	0
Baseline contract value	£812,088.30

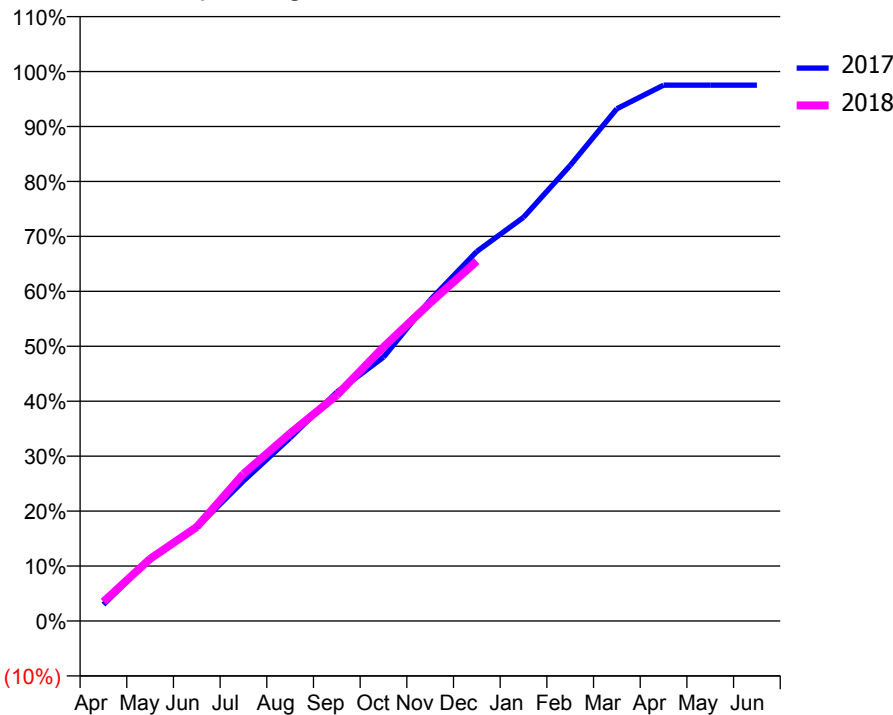
### ACCESS\*

Patients seen in 24 months	Total	Change since previous quarter
Quarter ending December 2016	6,474	
Quarter ending March 2017	6,947	↑
Quarter ending June 2017	7,276	↑
Quarter ending September 2017	7,566	↑
Quarter ending December 2017	7,557	→
<b>Variance since December 2016</b>	<b>16.7%</b>	<b>↑</b>



### ACTIVITY

Cumulative percentage of contracted UDA delivered 2017 & 2018



Month	Adjusted Scheduled Activity (UDA)	
	2017	2018
April	510	754
May	1,924	2,430
June	2,893	3,675
July	4,326	5,747
August	5,656	7,331
September	7,065	8,820
October	8,143	10,700
November	9,911	12,423
December	11,409	14,053
January	12,463	
February	14,066	
March	15,814	
April	16,541	
May	16,541	
June	16,541	

### QUALITY

	Quantity	Base Number	Contract	AT	Region	England
% of FP17s for the same patient ID Re-attending within 3 months - Children	156	2,235	7.0%	10.5%	11.8%	12.0%
% of FP17s for the same patient ID Re-attending within 3 months - Adults	625	5,955	10.5%	14.2%	15.3%	15.9%
% of FP17s for the same patient ID Re-attending between 3 & 9 months - Children	1,466	2,235	65.6%	61.8%	59.1%	58.0%
% of FP17s for the same patient ID Re-attending between 3 & 9 months - Adults	3,405	5,955	57.2%	55.4%	51.5%	50.5%
% of FP17s for Band 1 Urgent Courses	290	7,481	3.9%	7.2%	8.0%	9.0%
% of FP17s Relating to Free Repair or Replacements	61	7,481	0.8%	0.8%	0.8%	0.8%
% of FP17s Relating to Continuations	107	7,481	1.4%	1.3%	1.1%	1.1%
% of Patients satisfied with the dentistry they have received	13	14	92.9%	91.8%	91.6%	91.5%
% of Patients satisfied with the time they had to wait for an appointment	14	14	100.0%	87.3%	88.3%	87.9%

\* This is based on patients treated on this contract for their most recent course of treatment. Figures in italics indicate the base number of FP17s or Patient Questionnaire responses are less than 100. N/A is shown where the base number of responses is less than 10 during the period. % is calculated as Quantity/Base number\*100



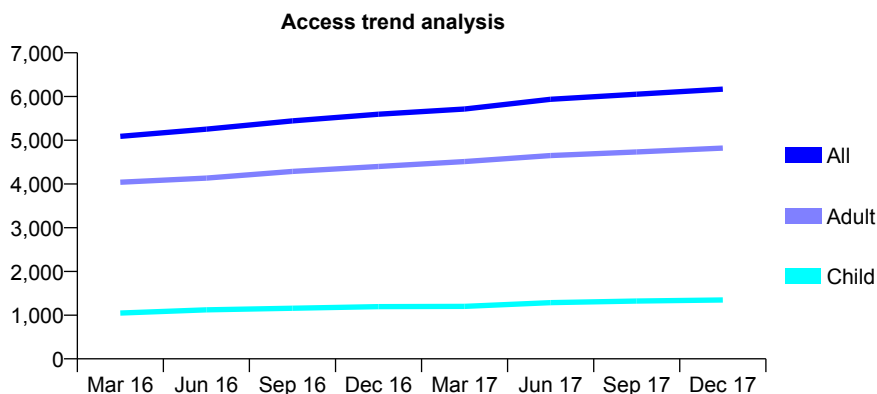
## Q55 - Vital Signs At a Glance Contract Report for 193917/0001 - December 2017

Name or company name	Hall & Purchase Dental Surgery
Contract type name	GDS Contract
Purpose of contract	General
Contract start date	01/02/2011
Contract end date	

17/18 Contracted general activity (UDA)	16,000
Carry forward general activity (UDA)	0
17/18 Contracted orthodontic activity (UOA)	0
Carry forward orthodontic activity (UOA)	0
Baseline contract value	£424,212.08

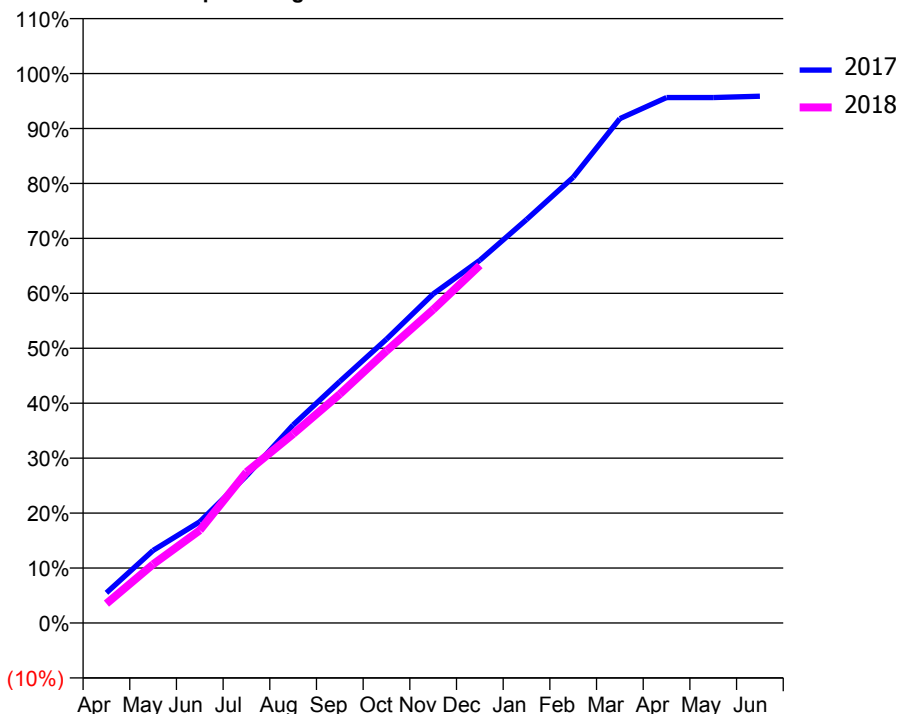
### ACCESS\*

Patients seen in 24 months	Total	Change since previous quarter
Quarter ending December 2016	5,595	
Quarter ending March 2017	5,715	↑
Quarter ending June 2017	5,936	↑
Quarter ending September 2017	6,053	→
Quarter ending December 2017	6,169	→
<b>Variance since December 2016</b>	<b>10.3%</b>	<b>↑</b>



### ACTIVITY

**Cumulative percentage of contracted UDA delivered 2017 & 2018**



Month	Adjusted Scheduled Activity (UDA)	
	2017	2018
April	878	567
May	2,113	1,709
June	2,950	2,699
July	4,284	4,394
August	5,769	5,502
September	7,033	6,663
October	8,265	7,924
November	9,580	9,126
December	10,564	10,414
January	11,749	
February	12,978	
March	14,687	
April	15,298	
May	15,299	
June	15,340	

### QUALITY

	Quantity	Base Number	Contract	AT	Region	England
% of FP17s for the same patient ID Re-attending within 3 months - Children	141	1,600	8.8%	10.5%	11.8%	12.0%
% of FP17s for the same patient ID Re-attending within 3 months - Adults	1,101	5,115	21.5%	14.2%	15.3%	15.9%
% of FP17s for the same patient ID Re-attending between 3 & 9 months - Children	963	1,600	60.2%	61.8%	59.1%	58.0%
% of FP17s for the same patient ID Re-attending between 3 & 9 months - Adults	2,289	5,115	44.8%	55.4%	51.5%	50.5%
% of FP17s for Band 1 Urgent Courses	671	6,400	10.5%	7.2%	8.0%	9.0%
% of FP17s Relating to Free Repair or Replacements	10	6,400	0.2%	0.8%	0.8%	0.8%
% of FP17s Relating to Continuations	84	6,400	1.3%	1.3%	1.1%	1.1%
% of Patients satisfied with the dentistry they have received	6	6	N/A	91.8%	91.6%	91.5%
% of Patients satisfied with the time they had to wait for an appointment	5	6	N/A	87.3%	88.3%	87.9%

\* This is based on patients treated on this contract for their most recent course of treatment. Figures in italics indicate the base number of FP17s or Patient Questionnaire responses are less than 100. N/A is shown where the base number of responses is less than 10 during the period. % is calculated as Quantity/Base number\*100

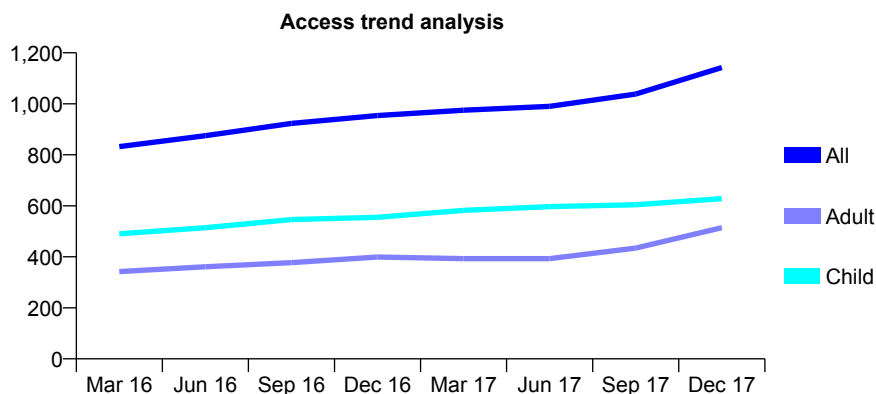
## Q55 - Vital Signs At a Glance Contract Report for 197505/0001 - December 2017

Name or company name	Bridgford Dental Practice
Contract type name	GDS Contract
Purpose of contract	General
Contract start date	01/04/2013
Contract end date	

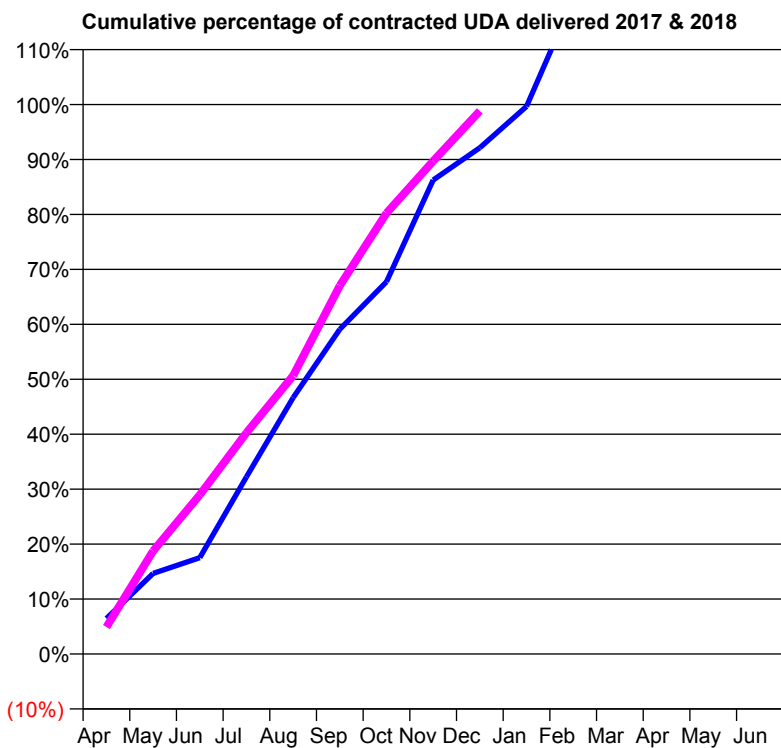
17/18 Contracted general activity (UDA)	1,081
Carry forward general activity (UDA)	-22
17/18 Contracted orthodontic activity (UOA)	0
Carry forward orthodontic activity (UOA)	0
Baseline contract value	£25,476.26

### ACCESS\*

Patients seen in 24 months	Total	Change since previous quarter
Quarter ending December 2016	954	
Quarter ending March 2017	975	↑
Quarter ending June 2017	990	→
Quarter ending September 2017	1,038	↑
Quarter ending December 2017	1,142	↑
<b>Variance since December 2016</b>	<b>19.7%</b>	<b>↑</b>



### ACTIVITY



Adjusted Scheduled Activity (UDA)		
Month	2017	2018
April	70	53
May	159	203
June	190	313
July	349	435
August	504	548
September	639	725
October	732	867
November	932	970
December	996	1,068
January	1,077	
February	1,288	
March	1,484	
April	1,510	
May	1,514	
June	1,517	

### QUALITY

	Quantity	Base Number	Contract	AT	Region	England
% of FP17s for the same patient ID Re-attending within 3 months - Children	62	681	9.1%	10.5%	11.8%	12.0%
% of FP17s for the same patient ID Re-attending within 3 months - Adults	95	516	18.4%	14.2%	15.3%	15.9%
% of FP17s for the same patient ID Re-attending between 3 & 9 months - Children	394	681	57.9%	61.8%	59.1%	58.0%
% of FP17s for the same patient ID Re-attending between 3 & 9 months - Adults	183	516	35.5%	55.4%	51.5%	50.5%
% of FP17s for Band 1 Urgent Courses	31	633	4.9%	7.2%	8.0%	9.0%
% of FP17s Relating to Free Repair or Replacements	0	633	0.0%	0.8%	0.8%	0.8%
% of FP17s Relating to Continuations	0	633	0.0%	1.3%	1.1%	1.1%
% of Patients satisfied with the dentistry they have received	2	2	N/A	91.8%	91.6%	91.5%
% of Patients satisfied with the time they had to wait for an appointment	2	2	N/A	87.3%	88.3%	87.9%

\* This is based on patients treated on this contract for their most recent course of treatment. Figures in italics indicate the base number of FP17s or Patient Questionnaire responses are less than 100. N/A is shown where the base number of responses is less than 10 during the period. % is calculated as Quantity/Base number\*100

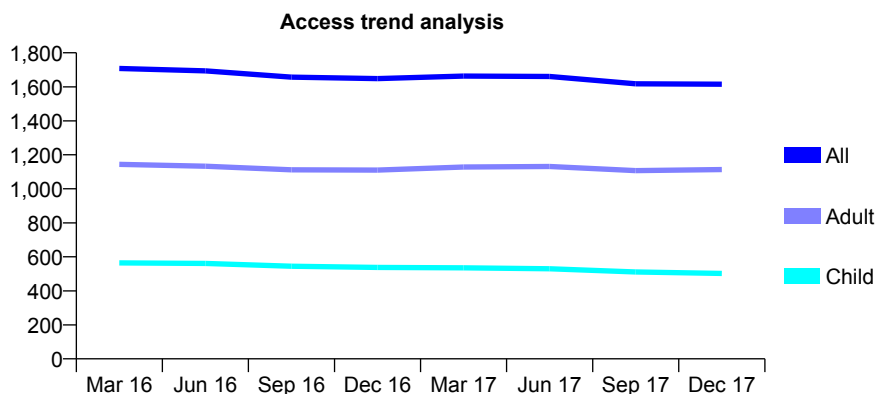
## Q55 - Vital Signs At a Glance Contract Report for 197572/0001 - December 2017

Name or company name	Buxton Dental Practice
Contract type name	GDS Contract
Purpose of contract	General and Orthodontic
Contract start date	08/11/2012
Contract end date	

17/18 Contracted general activity (UDA)	4,594
Carry forward general activity (UDA)	-47
17/18 Contracted orthodontic activity (UOA)	167
Carry forward orthodontic activity (UOA)	-3
Baseline contract value	£126,392.13

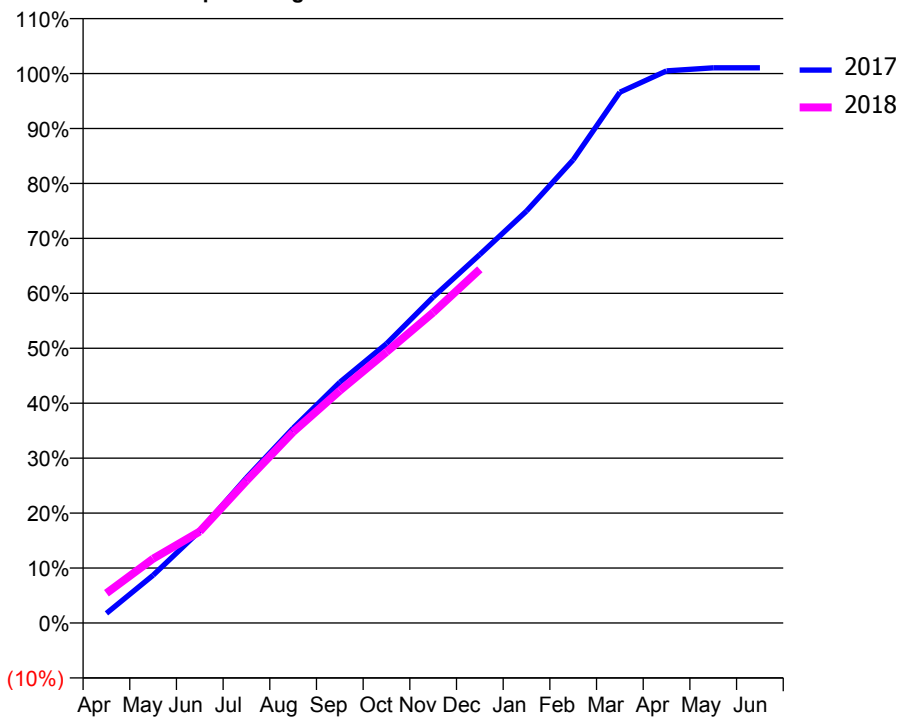
### ACCESS\*

Patients seen in 24 months	Total	Change since previous quarter
Quarter ending December 2016	1,648	
Quarter ending March 2017	1,663	→
Quarter ending June 2017	1,661	→
Quarter ending September 2017	1,618	↓
Quarter ending December 2017	1,615	→
<b>Variance since December 2016</b>	<b>(2.0%)</b>	<b>↓</b>



### ACTIVITY

Cumulative percentage of contracted UDA delivered 2017 & 2018



Month	Adjusted Scheduled Activity (UDA)	
	2017	2018
April	81	249
May	399	538
June	770	766
July	1,215	1,189
August	1,629	1,597
September	2,012	1,942
October	2,335	2,265
November	2,725	2,596
December	3,081	2,958
January	3,445	
February	3,873	
March	4,437	
April	4,615	
May	4,641	
June	4,641	

### QUALITY

	Quantity	Base Number	Contract	AT	Region	England
% of FP17s for the same patient ID Re-attending within 3 months - Children	53	660	8.0%	10.5%	11.8%	12.0%
% of FP17s for the same patient ID Re-attending within 3 months - Adults	162	1,179	13.7%	14.2%	15.3%	15.9%
% of FP17s for the same patient ID Re-attending between 3 & 9 months - Children	458	660	69.4%	61.8%	59.1%	58.0%
% of FP17s for the same patient ID Re-attending between 3 & 9 months - Adults	710	1,179	60.2%	55.4%	51.5%	50.5%
% of FP17s for Band 1 Urgent Courses	138	1,734	8.0%	7.2%	8.0%	9.0%
% of FP17s Relating to Free Repair or Replacements	7	1,734	0.4%	0.8%	0.8%	0.8%
% of FP17s Relating to Continuations	7	1,734	0.4%	1.3%	1.1%	1.1%
% of Patients satisfied with the dentistry they have received	1	1	N/A	91.8%	91.6%	91.5%
% of Patients satisfied with the time they had to wait for an appointment	1	1	N/A	87.3%	88.3%	87.9%

\* This is based on patients treated on this contract for their most recent course of treatment. Figures in italics indicate the base number of FP17s or Patient Questionnaire responses are less than 100. N/A is shown where the base number of responses is less than 10 during the period. % is calculated as Quantity/Base number\*100

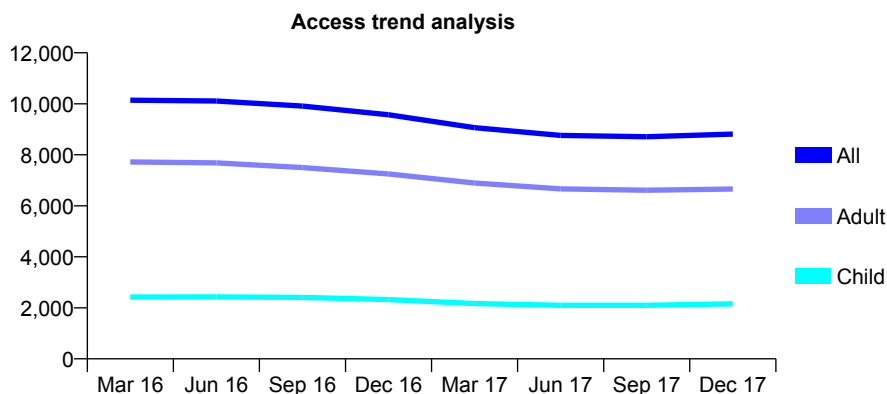
## Q55 - Vital Signs At a Glance Contract Report for 198145/0001 - December 2017

Name or company name	The Manor Surgery Limited
Contract type name	GDS Contract
Purpose of contract	General
Contract start date	01/10/2007
Contract end date	

17/18 Contracted general activity (UDA)	35,010
Carry forward general activity (UDA)	0
17/18 Contracted orthodontic activity (UOA)	0
Carry forward orthodontic activity (UOA)	0
Baseline contract value	£877,291.75

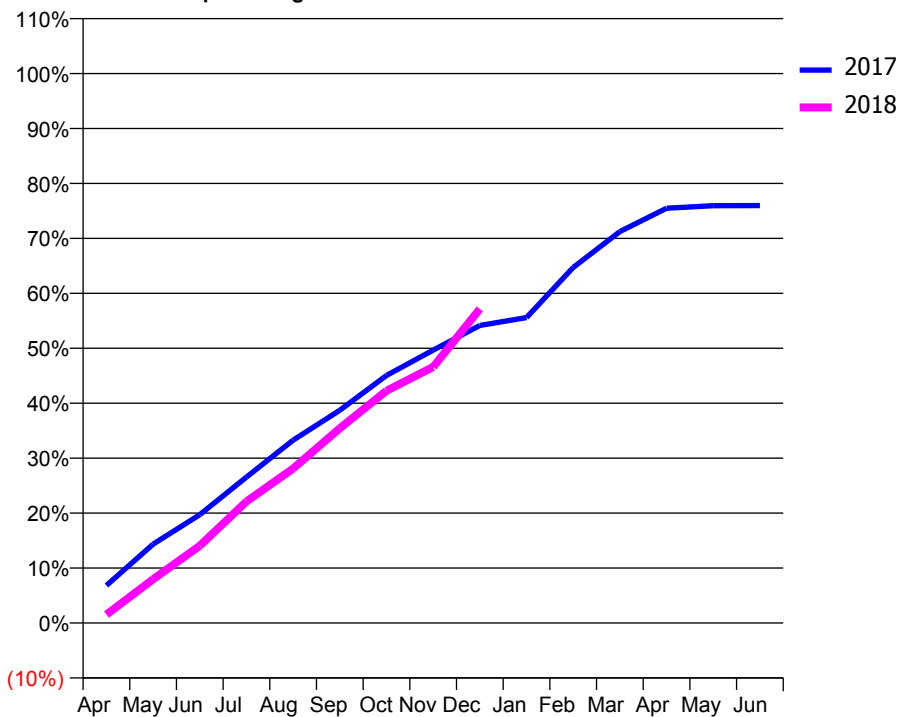
### ACCESS\*

Patients seen in 24 months	Total	Change since previous quarter
Quarter ending December 2016	9,573	
Quarter ending March 2017	9,064	↓
Quarter ending June 2017	8,763	↓
Quarter ending September 2017	8,710	→
Quarter ending December 2017	8,814	→
<b>Variance since December 2016</b>	<b>(7.9%)</b>	<b>↓</b>



### ACTIVITY

Cumulative percentage of contracted UDA delivered 2017 & 2018



Month	Adjusted Scheduled Activity (UDA)	
	2017	2018
April	2,389	543
May	5,024	2,794
June	6,906	4,922
July	9,301	7,744
August	11,653	9,847
September	13,554	12,407
October	15,770	14,795
November	17,388	16,319
December	18,961	20,016
January	19,460	
February	22,658	
March	24,942	
April	26,422	
May	26,588	
June	26,597	

### QUALITY

	Quantity	Base Number	Contract	AT	Region	England
% of FP17s for the same patient ID Re-attending within 3 months - Children	192	2,133	9.0%	10.5%	11.8%	12.0%
% of FP17s for the same patient ID Re-attending within 3 months - Adults	1,363	7,365	18.5%	14.2%	15.3%	15.9%
% of FP17s for the same patient ID Re-attending between 3 & 9 months - Children	1,018	2,133	47.7%	61.8%	59.1%	58.0%
% of FP17s for the same patient ID Re-attending between 3 & 9 months - Adults	3,821	7,365	51.9%	55.4%	51.5%	50.5%
% of FP17s for Band 1 Urgent Courses	825	8,845	9.3%	7.2%	8.0%	9.0%
% of FP17s Relating to Free Repair or Replacements	102	8,845	1.2%	0.8%	0.8%	0.8%
% of FP17s Relating to Continuations	208	8,845	2.4%	1.3%	1.1%	1.1%
% of Patients satisfied with the dentistry they have received	7	8	N/A	91.8%	91.6%	91.5%
% of Patients satisfied with the time they had to wait for an appointment	8	8	N/A	87.3%	88.3%	87.9%

\* This is based on patients treated on this contract for their most recent course of treatment. Figures in italics indicate the base number of FP17s or Patient Questionnaire responses are less than 100. N/A is shown where the base number of responses is less than 10 during the period. % is calculated as Quantity/Base number\*100

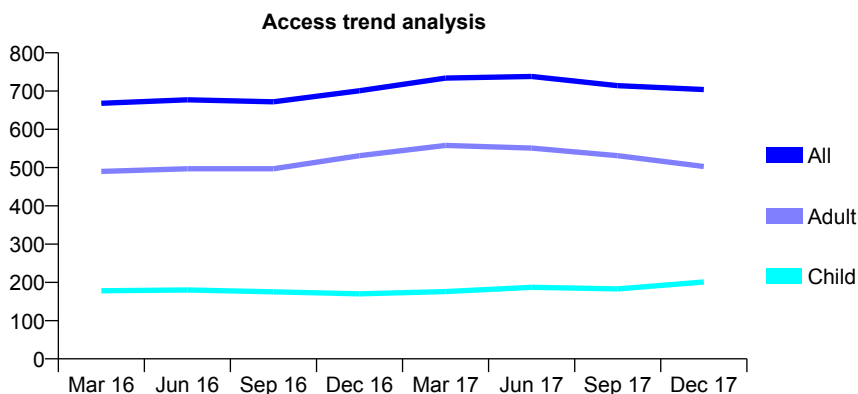
## Q55 - Vital Signs At a Glance Contract Report for 219029/0003 - December 2017

Name or company name	MR A MARSHALL
Contract type name	GDS Contract
Purpose of contract	General
Contract start date	02/03/2009
Contract end date	

17/18 Contracted general activity (UDA)	1,698
Carry forward general activity (UDA)	-27
17/18 Contracted orthodontic activity (UOA)	0
Carry forward orthodontic activity (UOA)	0
Baseline contract value	£43,814.46

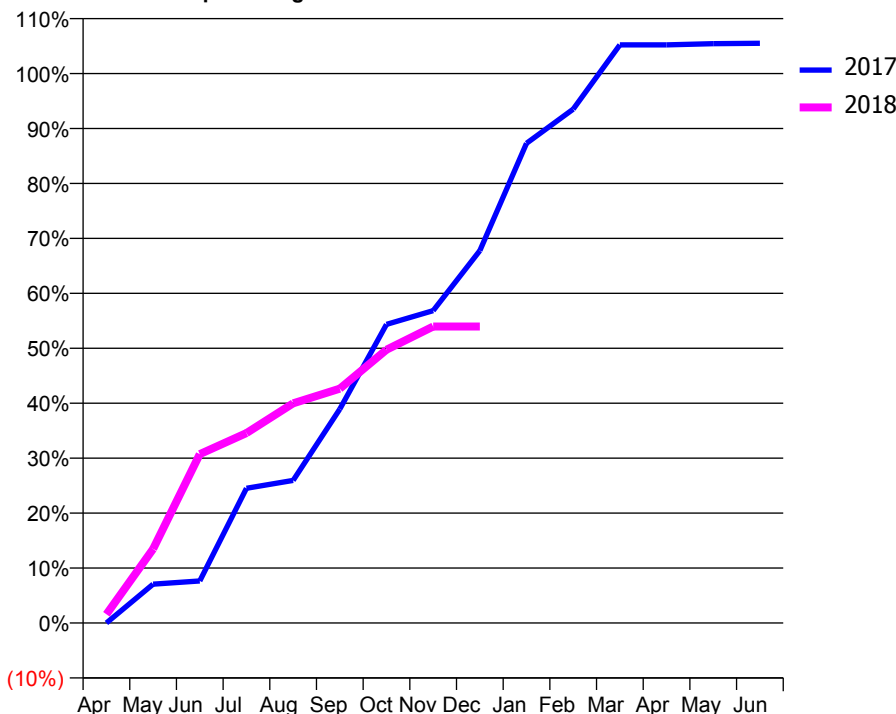
### ACCESS\*

Patients seen in 24 months	Total	Change since previous quarter
Quarter ending December 2016	701	
Quarter ending March 2017	734	↑
Quarter ending June 2017	738	→
Quarter ending September 2017	714	↓
Quarter ending December 2017	704	↓
<b>Variance since December 2016</b>	<b>0.4%</b>	<b>→</b>



### ACTIVITY

Cumulative percentage of contracted UDA delivered 2017 & 2018



Month	Adjusted Scheduled Activity (UDA)	
	2017	2018
April	0	27
May	96	229
June	104	522
July	333	587
August	352	679
September	529	724
October	738	845
November	772	916
December	920	916
January	1,186	
February	1,270	
March	1,429	
April	1,429	
May	1,432	
June	1,433	

### QUALITY

	Quantity	Base Number	Contract	AT	Region	England
% of FP17s for the same patient ID Re-attending within 3 months - Children	6	188	3.2%	10.5%	11.8%	12.0%
% of FP17s for the same patient ID Re-attending within 3 months - Adults	11	268	4.1%	14.2%	15.3%	15.9%
% of FP17s for the same patient ID Re-attending between 3 & 9 months - Children	95	188	50.5%	61.8%	59.1%	58.0%
% of FP17s for the same patient ID Re-attending between 3 & 9 months - Adults	118	268	44.0%	55.4%	51.5%	50.5%
% of FP17s for Band 1 Urgent Courses	5	450	1.1%	7.2%	8.0%	9.0%
% of FP17s Relating to Free Repair or Replacements	0	450	0.0%	0.8%	0.8%	0.8%
% of FP17s Relating to Continuations	1	450	0.2%	1.3%	1.1%	1.1%
% of Patients satisfied with the dentistry they have received	2	2	N/A	91.8%	91.6%	91.5%
% of Patients satisfied with the time they had to wait for an appointment	1	2	N/A	87.3%	88.3%	87.9%

\* This is based on patients treated on this contract for their most recent course of treatment. Figures in italics indicate the base number of FP17s or Patient Questionnaire responses are less than 100. N/A is shown where the base number of responses is less than 10 during the period. % is calculated as Quantity/Base number\*100

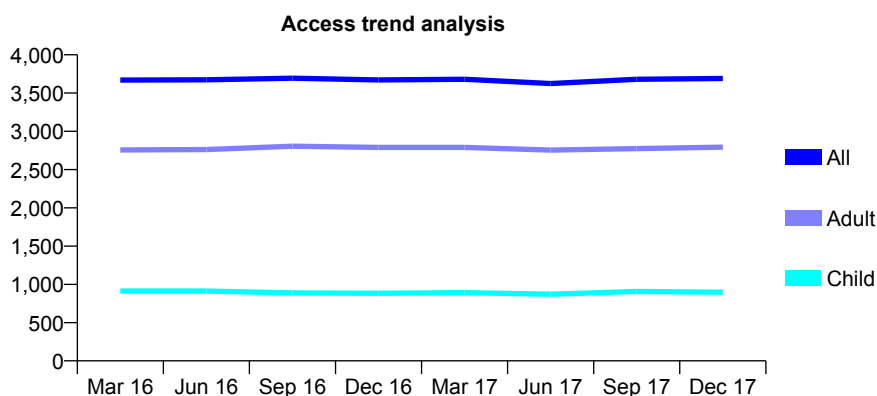
## Q55 - Vital Signs At a Glance Contract Report for 219592/0001 - December 2017

Name or company name	MR M AFZAL
Contract type name	GDS Contract
Purpose of contract	General
Contract start date	01/04/2006
Contract end date	

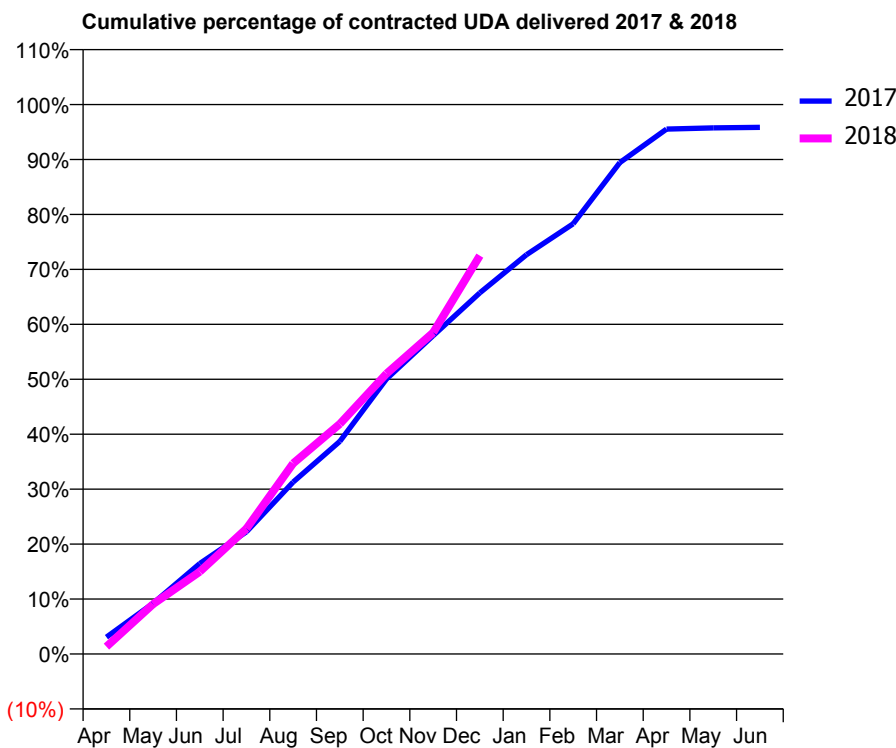
17/18 Contracted general activity (UDA)	11,677
Carry forward general activity (UDA)	0
17/18 Contracted orthodontic activity (UOA)	0
Carry forward orthodontic activity (UOA)	0
Baseline contract value	£252,416.35

### ACCESS\*

Patients seen in 24 months	Total	Change since previous quarter
Quarter ending December 2016	3,672	
Quarter ending March 2017	3,681	→
Quarter ending June 2017	3,625	↓
Quarter ending September 2017	3,680	→
Quarter ending December 2017	3,690	→
<b>Variance since December 2016</b>	<b>0.5%</b>	<b>→</b>



### ACTIVITY



Month	Adjusted Scheduled Activity (UDA)	
	2017	2018
April	358	158
May	1,077	1,060
June	1,924	1,751
July	2,598	2,666
August	3,653	4,052
September	4,517	4,891
October	5,845	5,958
November	6,765	6,830
December	7,676	8,465
January	8,485	
February	9,142	
March	10,445	
April	11,155	
May	11,179	
June	11,191	

### QUALITY

	Quantity	Base Number	Contract	AT	Region	England
% of FP17s for the same patient ID Re-attending within 3 months - Children	64	847	7.6%	10.5%	11.8%	12.0%
% of FP17s for the same patient ID Re-attending within 3 months - Adults	346	2,490	13.9%	14.2%	15.3%	15.9%
% of FP17s for the same patient ID Re-attending between 3 & 9 months - Children	333	847	39.3%	61.8%	59.1%	58.0%
% of FP17s for the same patient ID Re-attending between 3 & 9 months - Adults	1,023	2,490	41.1%	55.4%	51.5%	50.5%
% of FP17s for Band 1 Urgent Courses	108	3,131	3.4%	7.2%	8.0%	9.0%
% of FP17s Relating to Free Repair or Replacements	18	3,131	0.6%	0.8%	0.8%	0.8%
% of FP17s Relating to Continuations	128	3,131	4.1%	1.3%	1.1%	1.1%
% of Patients satisfied with the dentistry they have received	1	2	N/A	91.8%	91.6%	91.5%
% of Patients satisfied with the time they had to wait for an appointment	2	2	N/A	87.3%	88.3%	87.9%

\* This is based on patients treated on this contract for their most recent course of treatment. Figures in italics indicate the base number of FP17s or Patient Questionnaire responses are less than 100. N/A is shown where the base number of responses is less than 10 during the period. % is calculated as Quantity/Base number\*100

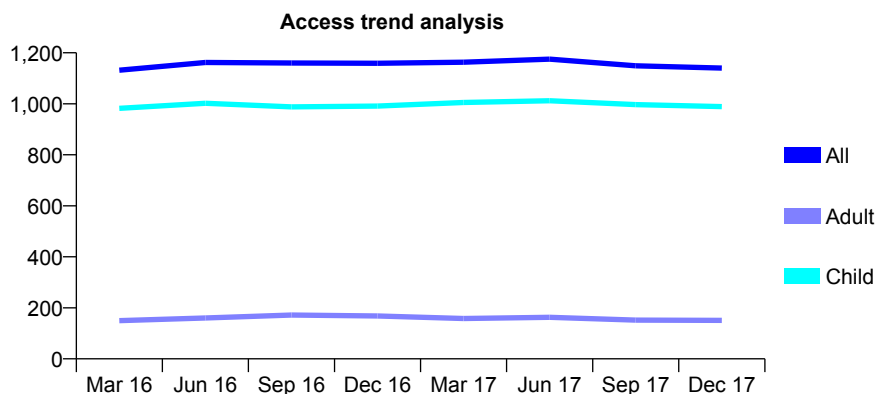
## Q55 - Vital Signs At a Glance Contract Report for 222712/0001 - December 2017

Name or company name	MR CM KIRKPATRICK
Contract type name	GDS Contract
Purpose of contract	General
Contract start date	01/04/2006
Contract end date	

17/18 Contracted general activity (UDA)	3,289
Carry forward general activity (UDA)	0
17/18 Contracted orthodontic activity (UOA)	0
Carry forward orthodontic activity (UOA)	0
Baseline contract value	£82,972.31

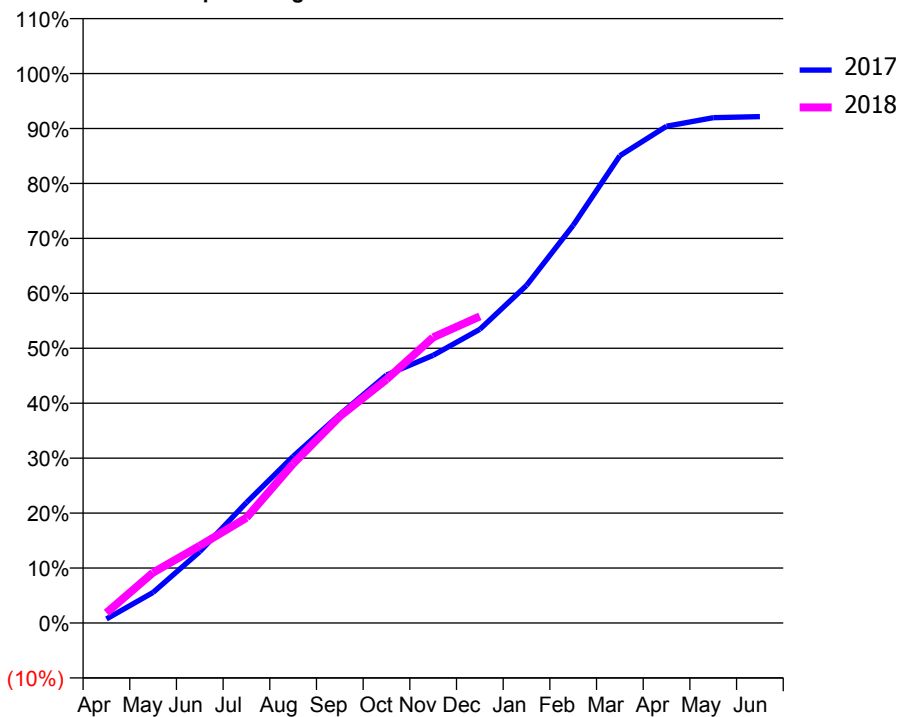
### ACCESS\*

Patients seen in 24 months	Total	Change since previous quarter
Quarter ending December 2016	1,159	
Quarter ending March 2017	1,163	→
Quarter ending June 2017	1,175	→
Quarter ending September 2017	1,149	↓
Quarter ending December 2017	1,140	→
<b>Variance since December 2016</b>	<b>(1.6%)</b>	<b>↓</b>



### ACTIVITY

Cumulative percentage of contracted UDA delivered 2017 & 2018



Month	Adjusted Scheduled Activity (UDA)	
	2017	2018
April	24	61
May	183	302
June	427	463
July	721	630
August	998	953
September	1,248	1,237
October	1,484	1,458
November	1,602	1,710
December	1,758	1,835
January	2,021	
February	2,380	
March	2,797	
April	2,974	
May	3,025	
June	3,031	

### QUALITY

	Quantity	Base Number	Contract	AT	Region	England
% of FP17s for the same patient ID Re-attending within 3 months - Children	113	1,269	8.9%	10.5%	11.8%	12.0%
% of FP17s for the same patient ID Re-attending within 3 months - Adults	2	44	4.5%	14.2%	15.3%	15.9%
% of FP17s for the same patient ID Re-attending between 3 & 9 months - Children	890	1,269	70.1%	61.8%	59.1%	58.0%
% of FP17s for the same patient ID Re-attending between 3 & 9 months - Adults	31	44	70.5%	55.4%	51.5%	50.5%
% of FP17s for Band 1 Urgent Courses	46	1,195	3.8%	7.2%	8.0%	9.0%
% of FP17s Relating to Free Repair or Replacements	1	1,195	0.1%	0.8%	0.8%	0.8%
% of FP17s Relating to Continuations	21	1,195	1.8%	1.3%	1.1%	1.1%
% of Patients satisfied with the dentistry they have received	0	0	N/A	91.8%	91.6%	91.5%
% of Patients satisfied with the time they had to wait for an appointment	0	0	N/A	87.3%	88.3%	87.9%

\* This is based on patients treated on this contract for their most recent course of treatment. Figures in italics indicate the base number of FP17s or Patient Questionnaire responses are less than 100. N/A is shown where the base number of responses is less than 10 during the period. % is calculated as Quantity/Base number\*100



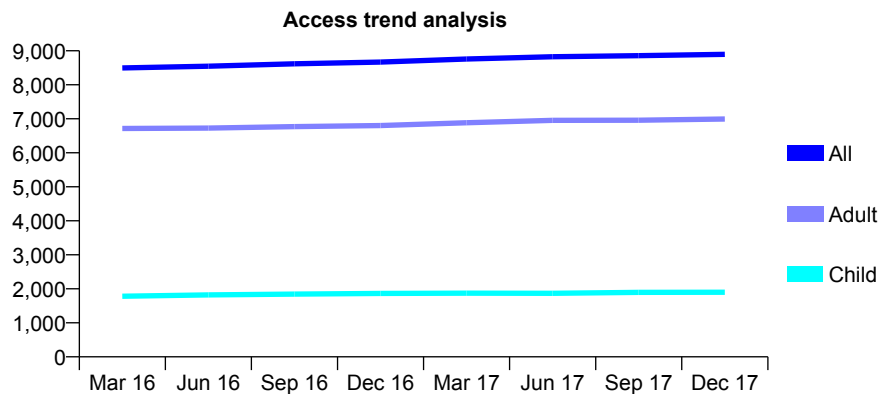
## Q55 - Vital Signs At a Glance Contract Report for 231436/0002 - December 2017

Name or company name	MR JP GALE
Contract type name	GDS Contract
Purpose of contract	General
Contract start date	01/04/2006
Contract end date	

17/18 Contracted general activity (UDA)	21,829
Carry forward general activity (UDA)	0
17/18 Contracted orthodontic activity (UOA)	0
Carry forward orthodontic activity (UOA)	0
Baseline contract value	£510,510.34

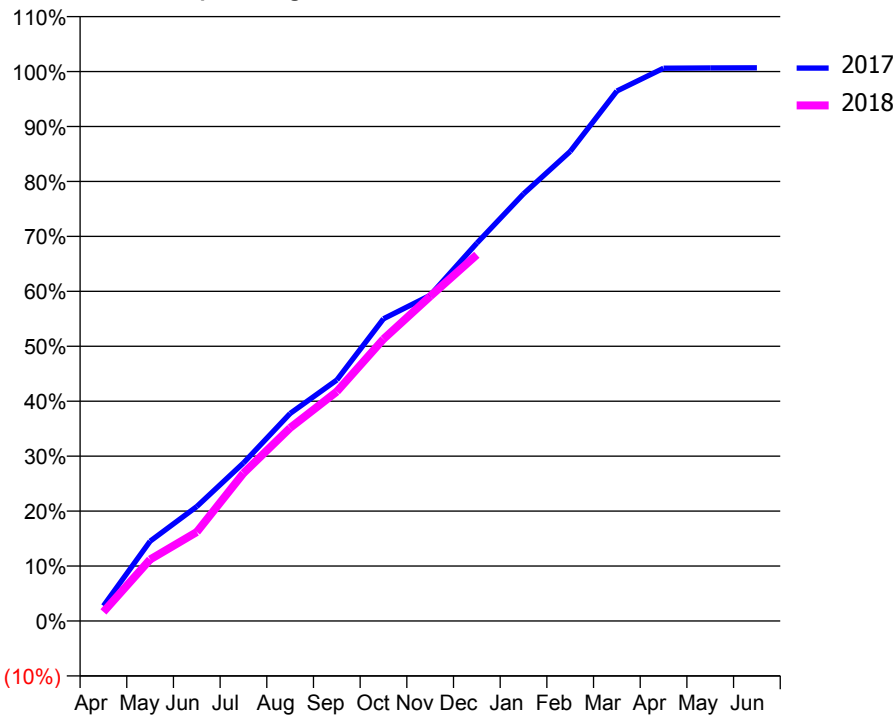
### ACCESS\*

Patients seen in 24 months	Total	Change since previous quarter
Quarter ending December 2016	8,668	
Quarter ending March 2017	8,757	→
Quarter ending June 2017	8,824	→
Quarter ending September 2017	8,856	→
Quarter ending December 2017	8,896	→
<b>Variance since December 2016</b>	<b>2.6%</b>	<b>↑</b>



### ACTIVITY

Cumulative percentage of contracted UDA delivered 2017 & 2018



Month	Adjusted Scheduled Activity (UDA)	
	2017	2018
April	613	365
May	3,238	2,443
June	4,643	3,534
July	6,410	5,873
August	8,417	7,672
September	9,776	9,115
October	12,256	11,200
November	13,211	12,895
December	15,324	14,551
January	17,324	
February	19,049	
March	21,498	
April	22,420	
May	22,430	
June	22,435	

### QUALITY

	Quantity	Base Number	Contract	AT	Region	England
% of FP17s for the same patient ID Re-attending within 3 months - Children	112	2,172	5.2%	10.5%	11.8%	12.0%
% of FP17s for the same patient ID Re-attending within 3 months - Adults	762	6,990	10.9%	14.2%	15.3%	15.9%
% of FP17s for the same patient ID Re-attending between 3 & 9 months - Children	1,492	2,172	68.7%	61.8%	59.1%	58.0%
% of FP17s for the same patient ID Re-attending between 3 & 9 months - Adults	4,073	6,990	58.3%	55.4%	51.5%	50.5%
% of FP17s for Band 1 Urgent Courses	332	8,629	3.8%	7.2%	8.0%	9.0%
% of FP17s Relating to Free Repair or Replacements	140	8,629	1.6%	0.8%	0.8%	0.8%
% of FP17s Relating to Continuations	81	8,629	0.9%	1.3%	1.1%	1.1%
% of Patients satisfied with the dentistry they have received	12	13	92.3%	91.8%	91.6%	91.5%
% of Patients satisfied with the time they had to wait for an appointment	11	13	84.6%	87.3%	88.3%	87.9%

\* This is based on patients treated on this contract for their most recent course of treatment. Figures in italics indicate the base number of FP17s or Patient Questionnaire responses are less than 100. N/A is shown where the base number of responses is less than 10 during the period. % is calculated as Quantity/Base number\*100

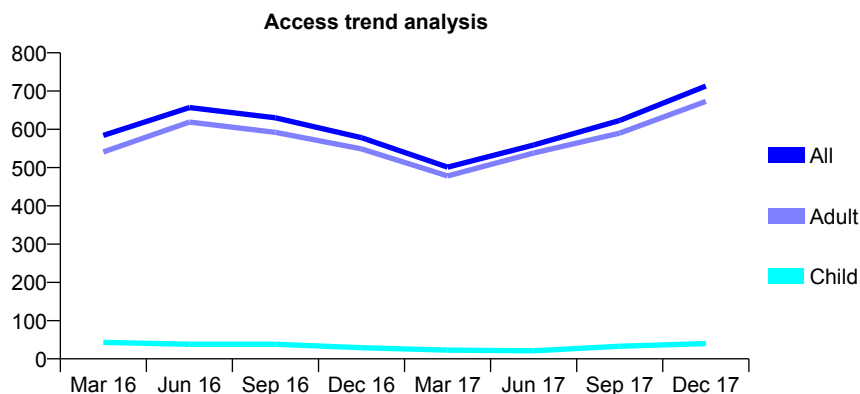
## Q55 - Vital Signs At a Glance Contract Report for 231436/0003 - December 2017

Name or company name	MR JP GALE
Contract type name	GDS Contract
Purpose of contract	General
Contract start date	01/07/2008
Contract end date	

17/18 Contracted general activity (UDA)	2,150
Carry forward general activity (UDA)	23
17/18 Contracted orthodontic activity (UOA)	0
Carry forward orthodontic activity (UOA)	0
Baseline contract value	£81,796.36

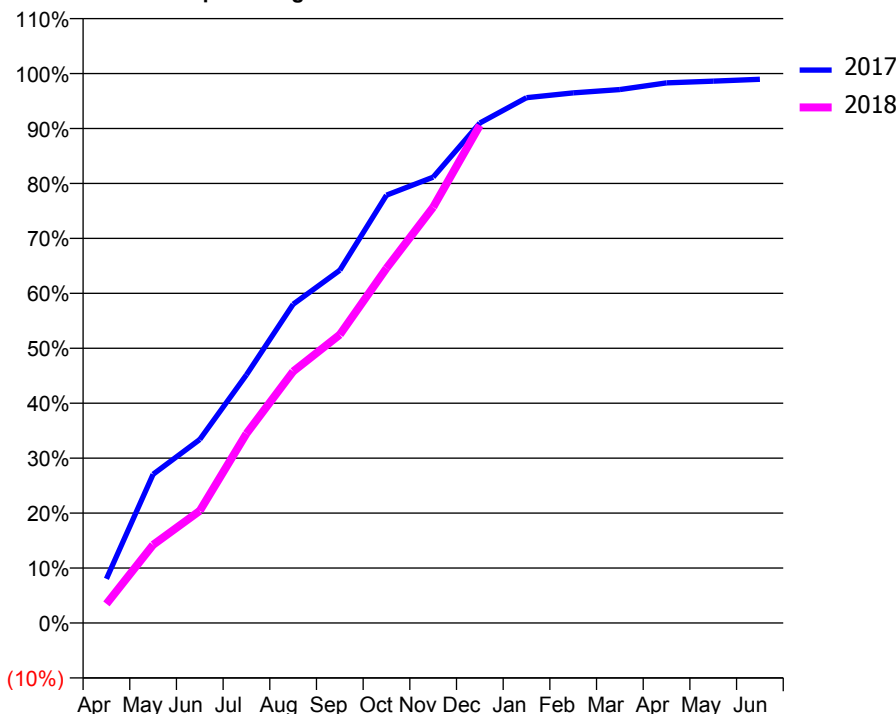
### ACCESS\*

Patients seen in 24 months	Total	Change since previous quarter
Quarter ending December 2016	578	
Quarter ending March 2017	501	↓
Quarter ending June 2017	559	↑
Quarter ending September 2017	623	↑
Quarter ending December 2017	713	↑
<b>Variance since December 2016</b>	<b>23.4%</b>	<b>↑</b>



### ACTIVITY

Cumulative percentage of contracted UDA delivered 2017 & 2018



Month	Adjusted Scheduled Activity (UDA)	
	2017	2018
April	173	75
May	582	306
June	718	439
July	971	741
August	1,247	984
September	1,380	1,128
October	1,674	1,388
November	1,744	1,627
December	1,956	1,947
January	2,055	
February	2,074	
March	2,087	
April	2,113	
May	2,120	
June	2,127	

### QUALITY

	Quantity	Base Number	Contract	AT	Region	England
% of FP17s for the same patient ID Re-attending within 3 months - Children	0	39	0.0%	10.5%	11.8%	12.0%
% of FP17s for the same patient ID Re-attending within 3 months - Adults	14	573	2.4%	14.2%	15.3%	15.9%
% of FP17s for the same patient ID Re-attending between 3 & 9 months - Children	1	39	2.6%	61.8%	59.1%	58.0%
% of FP17s for the same patient ID Re-attending between 3 & 9 months - Adults	8	573	1.4%	55.4%	51.5%	50.5%
% of FP17s for Band 1 Urgent Courses	1	592	0.2%	7.2%	8.0%	9.0%
% of FP17s Relating to Free Repair or Replacements	2	592	0.3%	0.8%	0.8%	0.8%
% of FP17s Relating to Continuations	11	592	1.9%	1.3%	1.1%	1.1%
% of Patients satisfied with the dentistry they have received	1	1	N/A	91.8%	91.6%	91.5%
% of Patients satisfied with the time they had to wait for an appointment	1	1	N/A	87.3%	88.3%	87.9%

\* This is based on patients treated on this contract for their most recent course of treatment. Figures in italics indicate the base number of FP17s or Patient Questionnaire responses are less than 100. N/A is shown where the base number of responses is less than 10 during the period. % is calculated as Quantity/Base number\*100

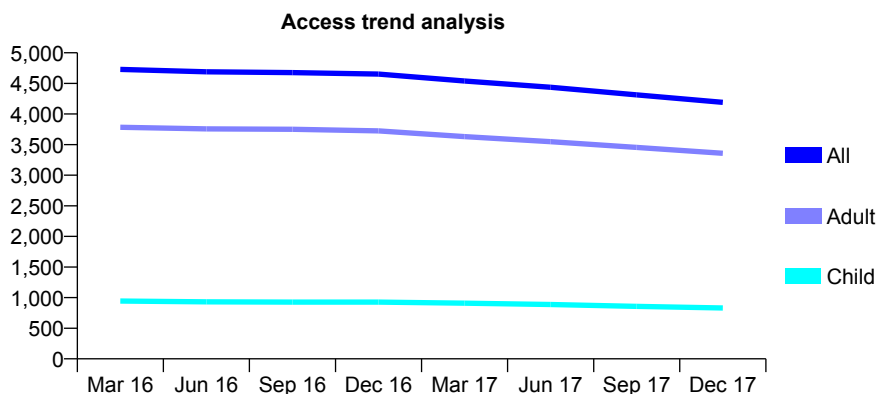
## Q55 - Vital Signs At a Glance Contract Report for 244007/0001 - December 2017

Name or company name	MR DK JAIRATH
Contract type name	GDS Contract
Purpose of contract	General
Contract start date	01/04/2006
Contract end date	

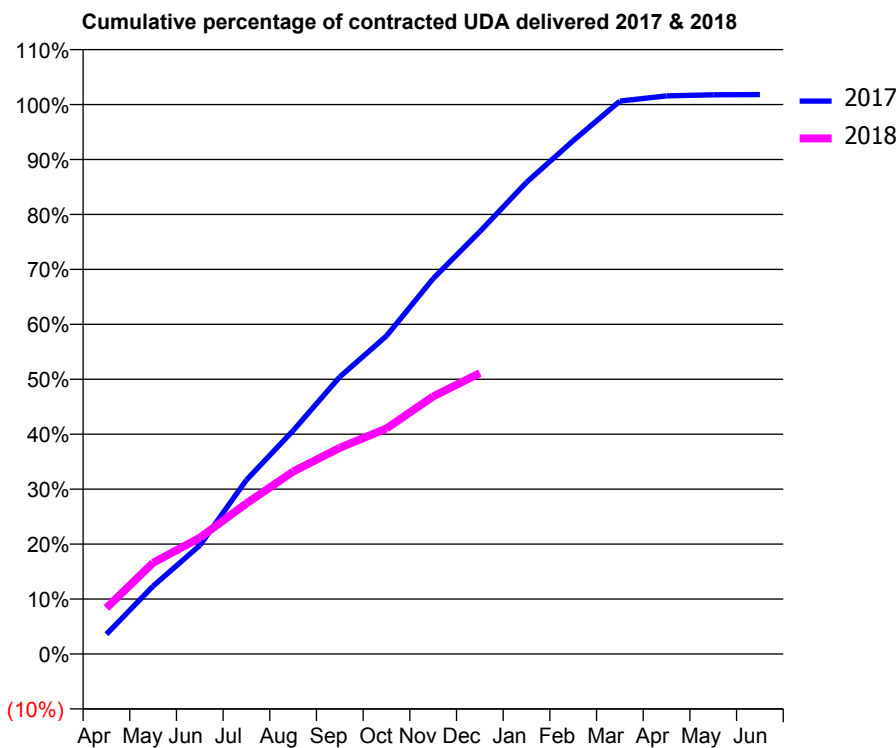
17/18 Contracted general activity (UDA)	12,965
Carry forward general activity (UDA)	-234
17/18 Contracted orthodontic activity (UOA)	0
Carry forward orthodontic activity (UOA)	0
Baseline contract value	£279,644.28

### ACCESS\*

Patients seen in 24 months	Total	Change since previous quarter
Quarter ending December 2016	4,653	
Quarter ending March 2017	4,540	↓
Quarter ending June 2017	4,437	↓
Quarter ending September 2017	4,312	↓
Quarter ending December 2017	4,190	↓
<b>Variance since December 2016</b>	<b>(10.0%)</b>	↓



### ACTIVITY



Month	Adjusted Scheduled Activity (UDA)	
	2017	2018
April	466	1,088
May	1,602	2,154
June	2,562	2,742
July	4,106	3,555
August	5,272	4,307
September	6,539	4,864
October	7,505	5,322
November	8,857	6,076
December	9,967	6,627
January	11,131	
February	12,111	
March	13,046	
April	13,168	
May	13,192	
June	13,199	

### QUALITY

	Quantity	Base Number	Contract	AT	Region	England
% of FP17s for the same patient ID Re-attending within 3 months - Children	120	1,199	10.0%	10.5%	11.8%	12.0%
% of FP17s for the same patient ID Re-attending within 3 months - Adults	260	2,209	11.8%	14.2%	15.3%	15.9%
% of FP17s for the same patient ID Re-attending between 3 & 9 months - Children	860	1,199	71.7%	61.8%	59.1%	58.0%
% of FP17s for the same patient ID Re-attending between 3 & 9 months - Adults	1,406	2,209	63.6%	55.4%	51.5%	50.5%
% of FP17s for Band 1 Urgent Courses	145	3,313	4.4%	7.2%	8.0%	9.0%
% of FP17s Relating to Free Repair or Replacements	46	3,313	1.4%	0.8%	0.8%	0.8%
% of FP17s Relating to Continuations	7	3,313	0.2%	1.3%	1.1%	1.1%
% of Patients satisfied with the dentistry they have received	8	9	N/A	91.8%	91.6%	91.5%
% of Patients satisfied with the time they had to wait for an appointment	8	9	N/A	87.3%	88.3%	87.9%

\* This is based on patients treated on this contract for their most recent course of treatment. Figures in italics indicate the base number of FP17s or Patient Questionnaire responses are less than 100. N/A is shown where the base number of responses is less than 10 during the period. % is calculated as Quantity/Base number\*100

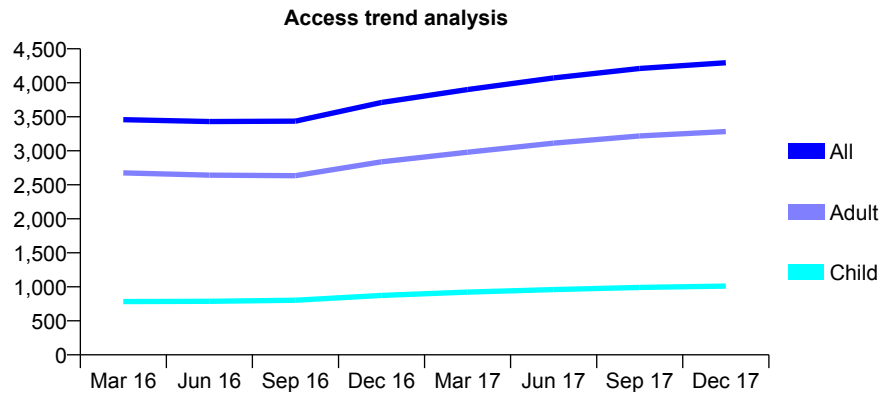
## Q55 - Vital Signs At a Glance Contract Report for 245410/0001 - December 2017

Name or company name	MR AK CHAND
Contract type name	GDS Contract
Purpose of contract	General
Contract start date	01/04/2006
Contract end date	

17/18 Contracted general activity (UDA)	10,120
Carry forward general activity (UDA)	0
17/18 Contracted orthodontic activity (UOA)	0
Carry forward orthodontic activity (UOA)	0
Baseline contract value	£250,479.07

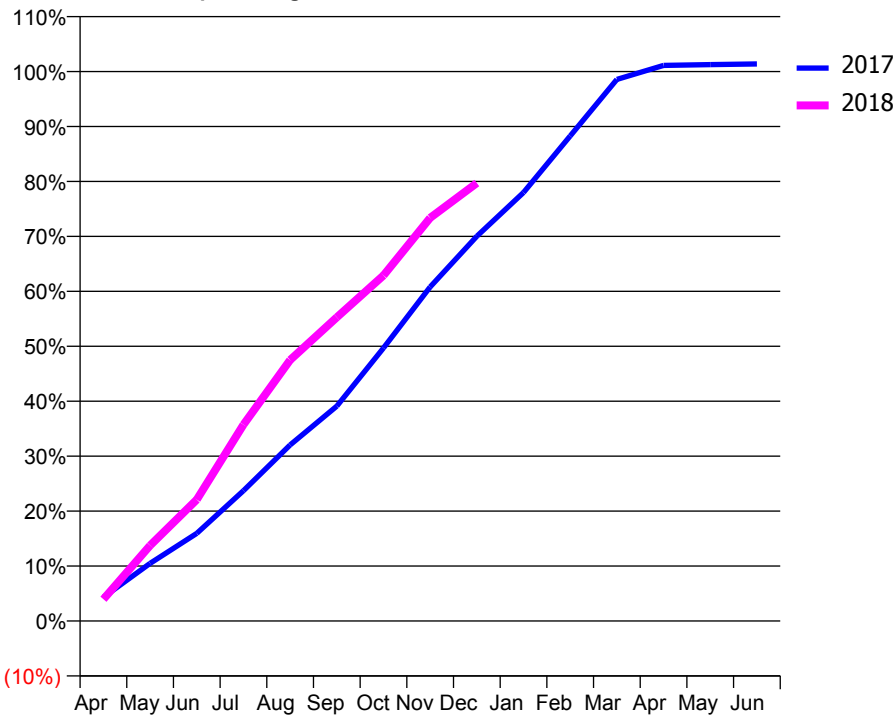
### ACCESS\*

Patients seen in 24 months	Total	Change since previous quarter
Quarter ending December 2016	3,711	
Quarter ending March 2017	3,901	↑
Quarter ending June 2017	4,072	↑
Quarter ending September 2017	4,211	↑
Quarter ending December 2017	4,295	→
<b>Variance since December 2016</b>	<b>15.7%</b>	<b>↑</b>



### ACTIVITY

Cumulative percentage of contracted UDA delivered 2017 & 2018



Month	Adjusted Scheduled Activity (UDA)	
	2017	2018
April	437	401
May	1,063	1,391
June	1,616	2,236
July	2,399	3,617
August	3,244	4,808
September	3,957	5,592
October	5,029	6,365
November	6,154	7,425
December	7,085	8,067
January	7,891	
February	8,933	
March	9,975	
April	10,233	
May	10,247	
June	10,259	

### QUALITY

	Quantity	Base Number	Contract	AT	Region	England
% of FP17s for the same patient ID Re-attending within 3 months - Children	48	1,201	4.0%	10.5%	11.8%	12.0%
% of FP17s for the same patient ID Re-attending within 3 months - Adults	379	4,470	8.5%	14.2%	15.3%	15.9%
% of FP17s for the same patient ID Re-attending between 3 & 9 months - Children	810	1,201	67.4%	61.8%	59.1%	58.0%
% of FP17s for the same patient ID Re-attending between 3 & 9 months - Adults	3,196	4,470	71.5%	55.4%	51.5%	50.5%
% of FP17s for Band 1 Urgent Courses	150	5,131	2.9%	7.2%	8.0%	9.0%
% of FP17s Relating to Free Repair or Replacements	63	5,131	1.2%	0.8%	0.8%	0.8%
% of FP17s Relating to Continuations	31	5,131	0.6%	1.3%	1.1%	1.1%
% of Patients satisfied with the dentistry they have received	18	19	94.7%	91.8%	91.6%	91.5%
% of Patients satisfied with the time they had to wait for an appointment	19	19	100.0%	87.3%	88.3%	87.9%

\* This is based on patients treated on this contract for their most recent course of treatment. Figures in italics indicate the base number of FP17s or Patient Questionnaire responses are less than 100. N/A is shown where the base number of responses is less than 10 during the period. % is calculated as Quantity/Base number\*100

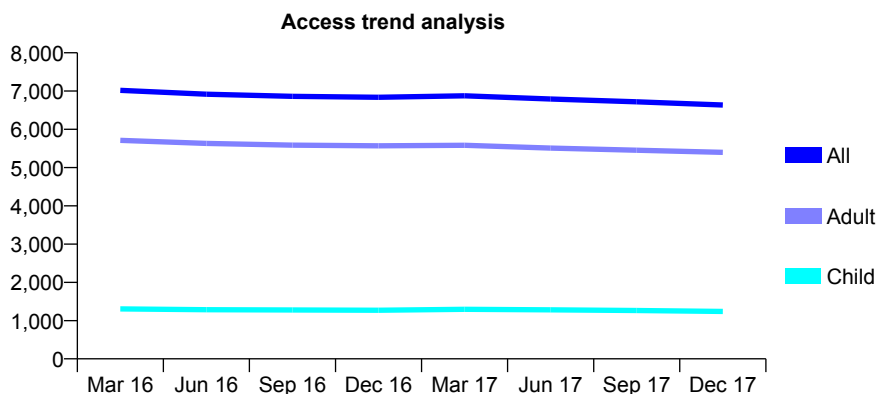
## Q55 - Vital Signs At a Glance Contract Report for 256595/0001 - December 2017

Name or company name	MISS NL STEVENS
Contract type name	GDS Contract
Purpose of contract	General
Contract start date	26/11/2009
Contract end date	

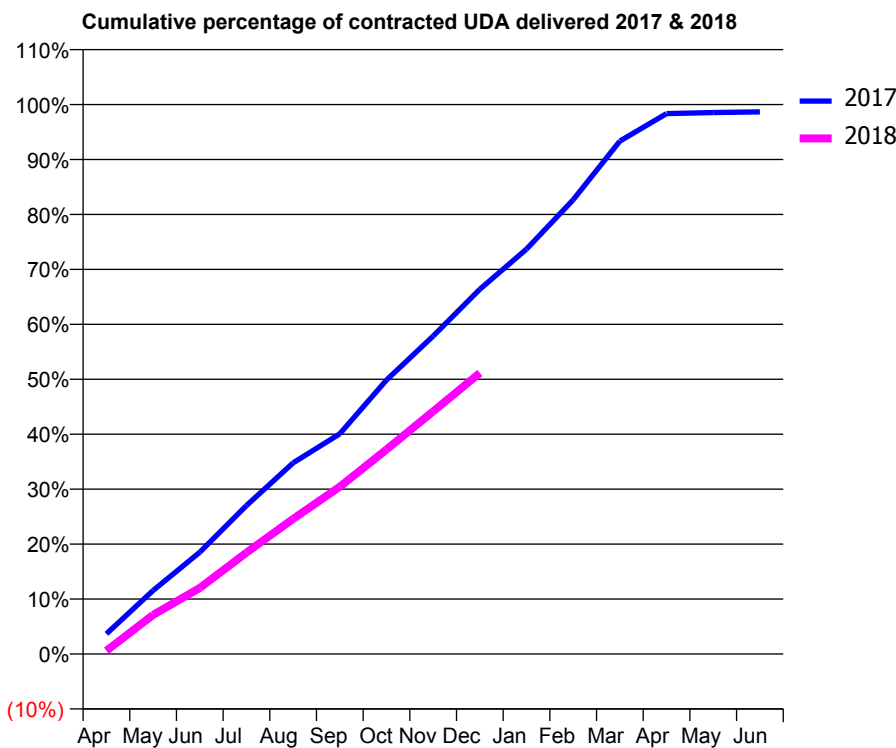
17/18 Contracted general activity (UDA)	22,639
Carry forward general activity (UDA)	295
17/18 Contracted orthodontic activity (UOA)	0
Carry forward orthodontic activity (UOA)	0
Baseline contract value	£519,699.01

### ACCESS\*

Patients seen in 24 months	Total	Change since previous quarter
Quarter ending December 2016	6,838	
Quarter ending March 2017	6,876	→
Quarter ending June 2017	6,793	↓
Quarter ending September 2017	6,718	↓
Quarter ending December 2017	6,636	↓
<b>Variance since December 2016</b>	<b>(3.0%)</b>	↓



### ACTIVITY



Month	Adjusted Scheduled Activity (UDA)	
	2017	2018
April	809	134
May	2,543	1,611
June	4,074	2,722
July	5,944	4,176
August	7,655	5,569
September	8,816	6,893
October	10,967	8,423
November	12,732	9,995
December	14,604	11,576
January	16,209	
February	18,185	
March	20,534	
April	21,634	
May	21,677	
June	21,705	

### QUALITY

	Quantity	Base Number	Contract	AT	Region	England
% of FP17s for the same patient ID Re-attending within 3 months - Children	103	1,406	7.3%	10.5%	11.8%	12.0%
% of FP17s for the same patient ID Re-attending within 3 months - Adults	576	5,339	10.8%	14.2%	15.3%	15.9%
% of FP17s for the same patient ID Re-attending between 3 & 9 months - Children	1,001	1,406	71.2%	61.8%	59.1%	58.0%
% of FP17s for the same patient ID Re-attending between 3 & 9 months - Adults	3,157	5,339	59.1%	55.4%	51.5%	50.5%
% of FP17s for Band 1 Urgent Courses	248	6,316	3.9%	7.2%	8.0%	9.0%
% of FP17s Relating to Free Repair or Replacements	33	6,316	0.5%	0.8%	0.8%	0.8%
% of FP17s Relating to Continuations	98	6,316	1.6%	1.3%	1.1%	1.1%
% of Patients satisfied with the dentistry they have received	14	17	82.4%	91.8%	91.6%	91.5%
% of Patients satisfied with the time they had to wait for an appointment	16	17	94.1%	87.3%	88.3%	87.9%

\* This is based on patients treated on this contract for their most recent course of treatment. Figures in italics indicate the base number of FP17s or Patient Questionnaire responses are less than 100. N/A is shown where the base number of responses is less than 10 during the period. % is calculated as Quantity/Base number\*100

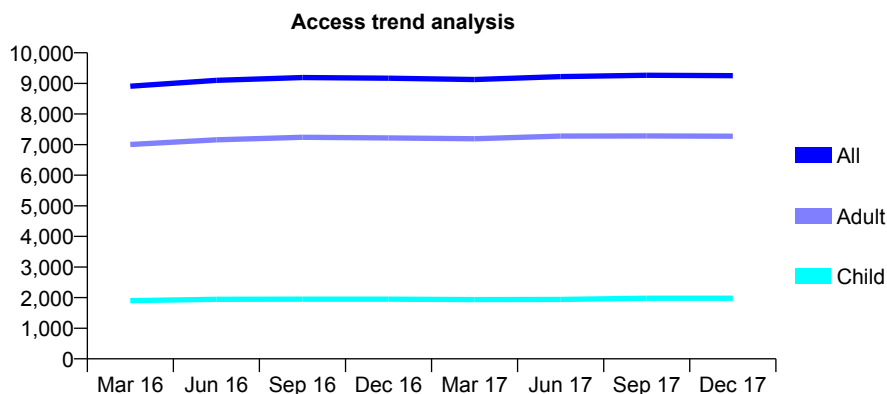
## Q55 - Vital Signs At a Glance Contract Report for 269891/0001 - December 2017

Name or company name	Westdale Dental
Contract type name	GDS Contract
Purpose of contract	General and Orthodontic
Contract start date	01/04/2008
Contract end date	

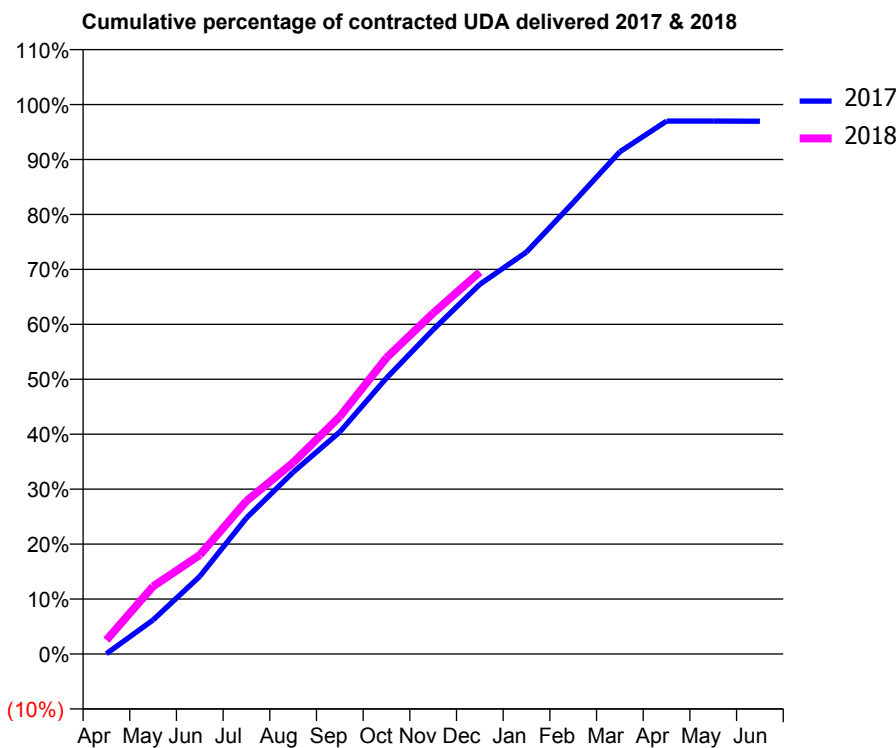
17/18 Contracted general activity (UDA)	24,872
Carry forward general activity (UDA)	0
17/18 Contracted orthodontic activity (UOA)	800
Carry forward orthodontic activity (UOA)	0
Baseline contract value	£659,034.05

### ACCESS\*

Patients seen in 24 months	Total	Change since previous quarter
Quarter ending December 2016	9,170	
Quarter ending March 2017	9,126	→
Quarter ending June 2017	9,221	→
Quarter ending September 2017	9,264	→
Quarter ending December 2017	9,253	→
<b>Variance since December 2016</b>	<b>0.9%</b>	<b>→</b>



### ACTIVITY



Month	Adjusted Scheduled Activity (UDA)	
	2017	2018
April	13	631
May	1,602	3,060
June	3,643	4,481
July	6,386	6,927
August	8,530	8,664
September	10,424	10,747
October	12,949	13,411
November	15,221	15,432
December	17,350	17,289
January	18,862	
February	21,185	
March	23,574	
April	25,011	
May	25,012	
June	25,007	

### QUALITY

	Quantity	Base Number	Contract	AT	Region	England
% of FP17s for the same patient ID Re-attending within 3 months - Children	282	2,613	10.8%	10.5%	11.8%	12.0%
% of FP17s for the same patient ID Re-attending within 3 months - Adults	1,356	9,029	15.0%	14.2%	15.3%	15.9%
% of FP17s for the same patient ID Re-attending between 3 & 9 months - Children	1,790	2,613	68.5%	61.8%	59.1%	58.0%
% of FP17s for the same patient ID Re-attending between 3 & 9 months - Adults	5,719	9,029	63.3%	55.4%	51.5%	50.5%
% of FP17s for Band 1 Urgent Courses	884	10,836	8.2%	7.2%	8.0%	9.0%
% of FP17s Relating to Free Repair or Replacements	87	10,836	0.8%	0.8%	0.8%	0.8%
% of FP17s Relating to Continuations	91	10,836	0.8%	1.3%	1.1%	1.1%
% of Patients satisfied with the dentistry they have received	12	12	100.0%	91.8%	91.6%	91.5%
% of Patients satisfied with the time they had to wait for an appointment	12	12	100.0%	87.3%	88.3%	87.9%

\* This is based on patients treated on this contract for their most recent course of treatment. Figures in italics indicate the base number of FP17s or Patient Questionnaire responses are less than 100. N/A is shown where the base number of responses is less than 10 during the period. % is calculated as Quantity/Base number\*100

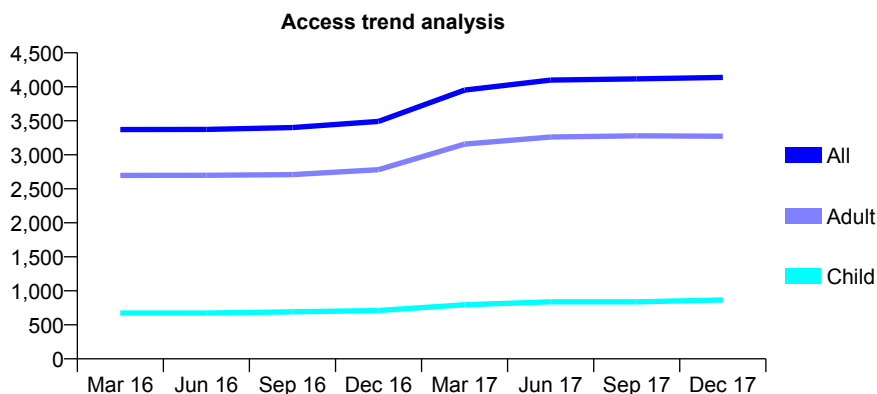
## Q55 - Vital Signs At a Glance Contract Report for 279048/0001 - December 2017

Name or company name	MR R KHATIB
Contract type name	GDS Contract
Purpose of contract	General
Contract start date	01/08/2011
Contract end date	

17/18 Contracted general activity (UDA)	9,607
Carry forward general activity (UDA)	386
17/18 Contracted orthodontic activity (UOA)	0
Carry forward orthodontic activity (UOA)	0
Baseline contract value	£213,106.88

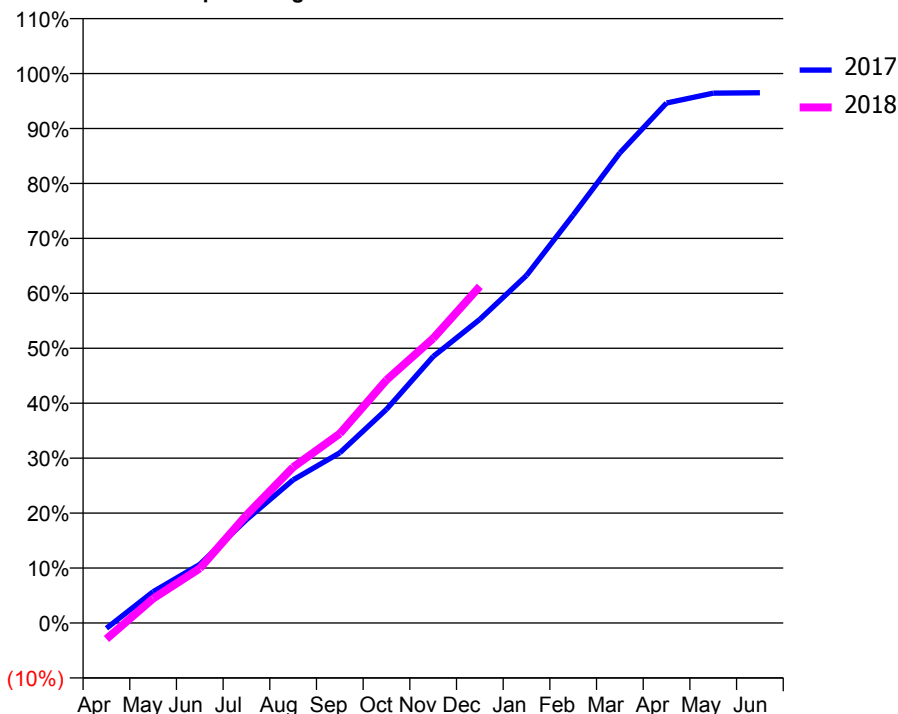
### ACCESS\*

Patients seen in 24 months	Total	Change since previous quarter
Quarter ending December 2016	3,491	
Quarter ending March 2017	3,952	↑
Quarter ending June 2017	4,099	↑
Quarter ending September 2017	4,117	→
Quarter ending December 2017	4,139	→
<b>Variance since December 2016</b>	<b>18.6%</b>	<b>↑</b>



### ACTIVITY

Cumulative percentage of contracted UDA delivered 2017 & 2018



Month	Adjusted Scheduled Activity (UDA)	
	2017	2018
April	-109	-282
May	624	428
June	1,172	954
July	2,067	1,888
August	2,860	2,725
September	3,402	3,311
October	4,271	4,248
November	5,327	4,976
December	6,071	5,885
January	6,947	
February	8,154	
March	9,396	
April	10,394	
May	10,589	
June	10,597	

### QUALITY

	Quantity	Base Number	Contract	AT	Region	England
% of FP17s for the same patient ID Re-attending within 3 months - Children	88	1,084	8.1%	10.5%	11.8%	12.0%
% of FP17s for the same patient ID Re-attending within 3 months - Adults	540	4,099	13.2%	14.2%	15.3%	15.9%
% of FP17s for the same patient ID Re-attending between 3 & 9 months - Children	674	1,084	62.2%	61.8%	59.1%	58.0%
% of FP17s for the same patient ID Re-attending between 3 & 9 months - Adults	2,555	4,099	62.3%	55.4%	51.5%	50.5%
% of FP17s for Band 1 Urgent Courses	227	3,671	6.2%	7.2%	8.0%	9.0%
% of FP17s Relating to Free Repair or Replacements	99	3,671	2.7%	0.8%	0.8%	0.8%
% of FP17s Relating to Continuations	56	3,671	1.5%	1.3%	1.1%	1.1%
% of Patients satisfied with the dentistry they have received	8	8	N/A	91.8%	91.6%	91.5%
% of Patients satisfied with the time they had to wait for an appointment	7	8	N/A	87.3%	88.3%	87.9%

\* This is based on patients treated on this contract for their most recent course of treatment. Figures in italics indicate the base number of FP17s or Patient Questionnaire responses are less than 100. N/A is shown where the base number of responses is less than 10 during the period. % is calculated as Quantity/Base number\*100



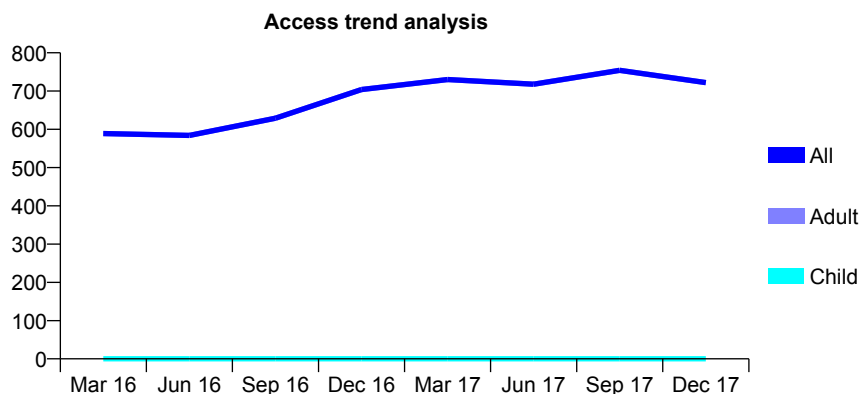
## Q55 - Vital Signs At a Glance Contract Report for 279765/0001 - December 2017

Name or company name	MR MR NIEDZIELA
Contract type name	PDS Contract
Purpose of contract	General
Contract start date	01/01/2008
Contract end date	31/03/2020

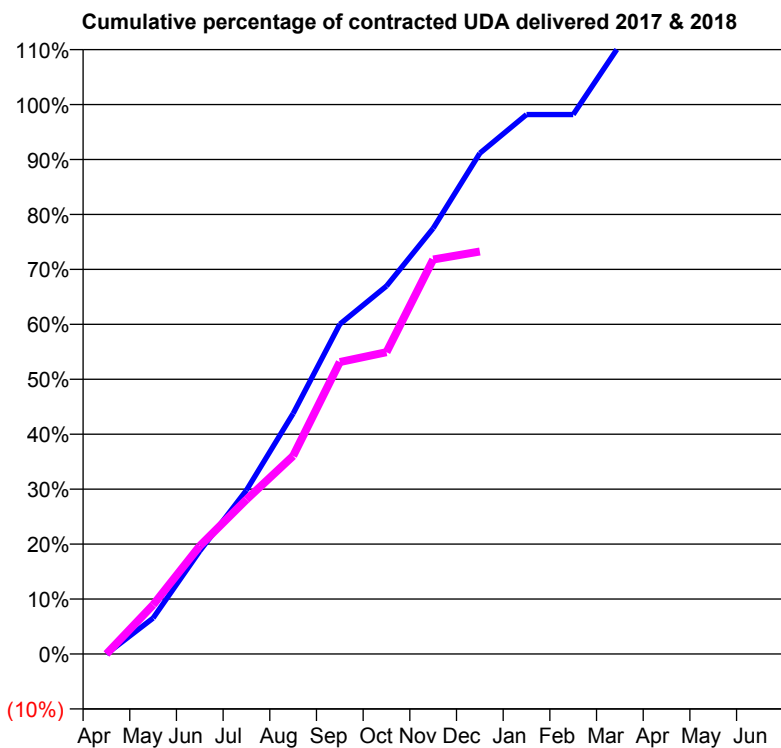
17/18 Contracted general activity (UDA)	2,000
Carry forward general activity (UDA)	0
17/18 Contracted orthodontic activity (UOA)	0
Carry forward orthodontic activity (UOA)	0
Baseline contract value	£89,003.20

### ACCESS\*

Patients seen in 24 months	Total	Change since previous quarter
Quarter ending December 2016	704	
Quarter ending March 2017	730	↑
Quarter ending June 2017	718	↓
Quarter ending September 2017	754	↑
Quarter ending December 2017	722	↓
<b>Variance since December 2016</b>	<b>2.6%</b>	<b>↑</b>



### ACTIVITY



Month	Adjusted Scheduled Activity (UDA)	
	2017	2018
April	0	0
May	131	179
June	375	393
July	596	562
August	875	721
September	1,200	1,063
October	1,339	1,099
November	1,550	1,436
December	1,823	1,465
January	1,964	
February	1,964	
March	2,217	
April	2,249	
May	2,250	
June	2,250	

### QUALITY

	Quantity	Base Number	Contract	AT	Region	England
% of FP17s for the same patient ID Re-attending within 3 months - Children	0	0	N/A	10.5%	11.8%	12.0%
% of FP17s for the same patient ID Re-attending within 3 months - Adults	5	312	1.6%	14.2%	15.3%	15.9%
% of FP17s for the same patient ID Re-attending between 3 & 9 months - Children	0	0	N/A	61.8%	59.1%	58.0%
% of FP17s for the same patient ID Re-attending between 3 & 9 months - Adults	17	312	5.4%	55.4%	51.5%	50.5%
% of FP17s for Band 1 Urgent Courses	9	302	3.0%	7.2%	8.0%	9.0%
% of FP17s Relating to Free Repair or Replacements	0	302	0.0%	0.8%	0.8%	0.8%
% of FP17s Relating to Continuations	0	302	0.0%	1.3%	1.1%	1.1%
% of Patients satisfied with the dentistry they have received	0	0	N/A	91.8%	91.6%	91.5%
% of Patients satisfied with the time they had to wait for an appointment	0	0	N/A	87.3%	88.3%	87.9%

\* This is based on patients treated on this contract for their most recent course of treatment. Figures in italics indicate the base number of FP17s or Patient Questionnaire responses are less than 100. N/A is shown where the base number of responses is less than 10 during the period. % is calculated as Quantity/Base number\*100

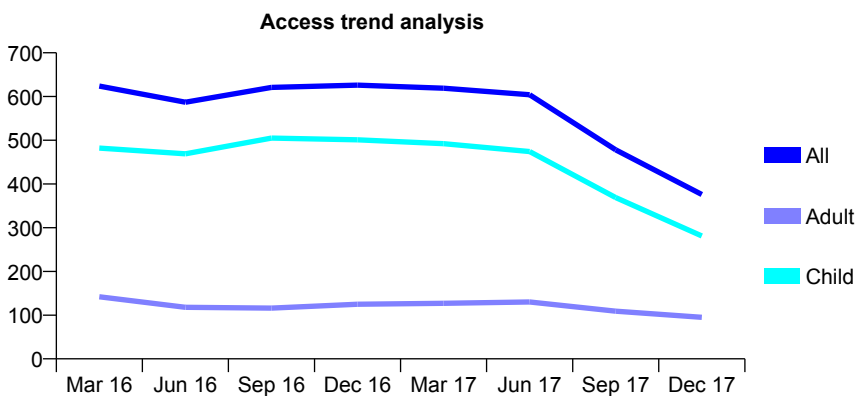
## Q55 - Vital Signs At a Glance Contract Report for 319171/0001 - December 2017

Name or company name	MR PJ DOUGLAS
Contract type name	GDS Contract
Purpose of contract	General and Orthodontic
Contract start date	01/04/2006
Contract end date	30/06/2017

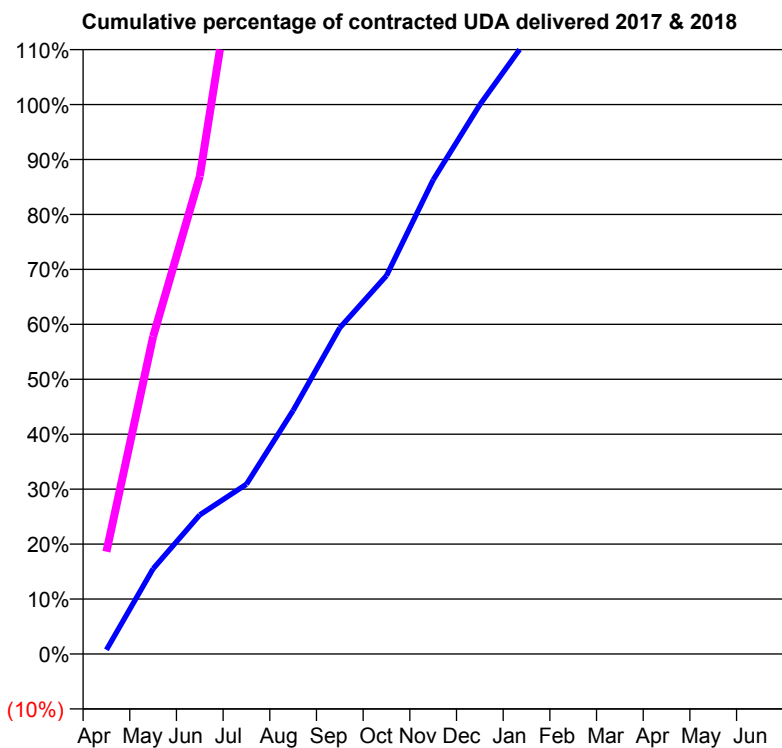
17/18 Contracted general activity (UDA)	161
Carry forward general activity (UDA)	0
17/18 Contracted orthodontic activity (UOA)	1,856
Carry forward orthodontic activity (UOA)	0
Baseline contract value	£122,896.26

### ACCESS\*

Patients seen in 24 months	Total	Change since previous quarter
Quarter ending December 2016	626	
Quarter ending March 2017	619	↓
Quarter ending June 2017	604	↓
Quarter ending September 2017	478	↓
Quarter ending December 2017	376	↓
<b>Variance since December 2016</b>	<b>(39.9%)</b>	<b>↓</b>



### ACTIVITY



Month	Adjusted Scheduled Activity (UDA)	
	2017	2018
April	5	30
May	100	93
June	163	140
July	199	226
August	285	226
September	382	226
October	443	226
November	556	226
December	644	226
January	720	
February	746	
March	815	
April	822	
May	822	
June	822	

### QUALITY

	Quantity	Base Number	Contract	AT	Region	England
% of FP17s for the same patient ID Re-attending within 3 months - Children	20	545	3.7%	10.5%	11.8%	12.0%
% of FP17s for the same patient ID Re-attending within 3 months - Adults	2	56	3.6%	14.2%	15.3%	15.9%
% of FP17s for the same patient ID Re-attending between 3 & 9 months - Children	73	545	13.4%	61.8%	59.1%	58.0%
% of FP17s for the same patient ID Re-attending between 3 & 9 months - Adults	17	56	30.4%	55.4%	51.5%	50.5%
% of FP17s for Band 1 Urgent Courses	0	112	0.0%	7.2%	8.0%	9.0%
% of FP17s Relating to Free Repair or Replacements	0	112	0.0%	0.8%	0.8%	0.8%
% of FP17s Relating to Continuations	0	112	0.0%	1.3%	1.1%	1.1%
% of Patients satisfied with the dentistry they have received	0	0	N/A	91.8%	91.6%	91.5%
% of Patients satisfied with the time they had to wait for an appointment	0	0	N/A	87.3%	88.3%	87.9%

\* This is based on patients treated on this contract for their most recent course of treatment. Figures in italics indicate the base number of FP17s or Patient Questionnaire responses are less than 100. N/A is shown where the base number of responses is less than 10 during the period. % is calculated as Quantity/Base number\*100

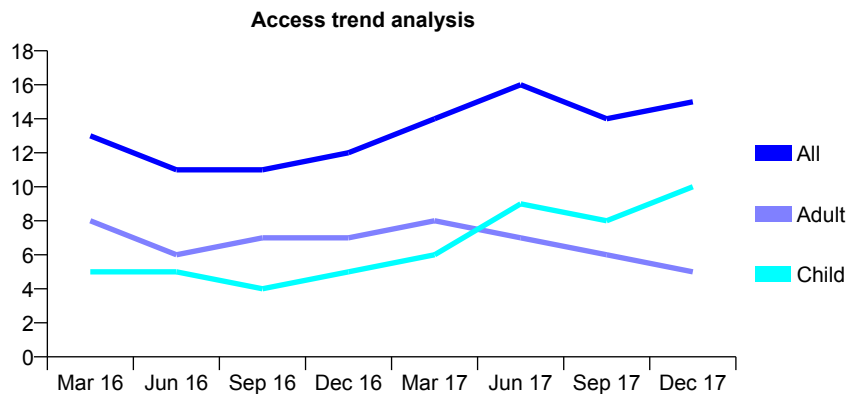
## Q55 - Vital Signs At a Glance Contract Report for 322156/0001 - December 2017

Name or company name	MRS KD RUDIN
Contract type name	GDS Contract
Purpose of contract	General
Contract start date	01/04/2006
Contract end date	

17/18 Contracted general activity (UDA)	20
Carry forward general activity (UDA)	0
17/18 Contracted orthodontic activity (UOA)	0
Carry forward orthodontic activity (UOA)	0
Baseline contract value	£443.80

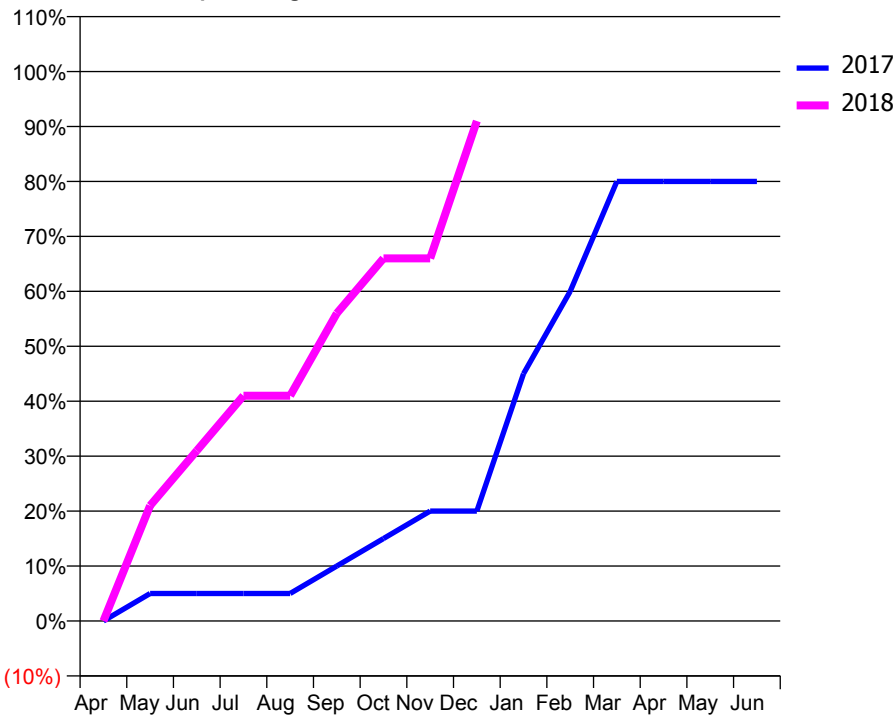
### ACCESS\*

Patients seen in 24 months	Total	Change since previous quarter
Quarter ending December 2016	12	
Quarter ending March 2017	14	↑
Quarter ending June 2017	16	↑
Quarter ending September 2017	14	↓
Quarter ending December 2017	15	↑
<b>Variance since December 2016</b>	<b>25.0%</b>	<b>↑</b>



### ACTIVITY

Cumulative percentage of contracted UDA delivered 2017 & 2018



Month	Adjusted Scheduled Activity (UDA)	
	2017	2018
April	0	0
May	1	4
June	1	6
July	1	8
August	1	8
September	2	11
October	3	13
November	4	13
December	4	18
January	9	
February	12	
March	16	
April	16	
May	16	
June	16	

### QUALITY

	Quantity	Base Number	Contract	AT	Region	England
% of FP17s for the same patient ID Re-attending within 3 months - Children	0	9	0.0%	10.5%	11.8%	12.0%
% of FP17s for the same patient ID Re-attending within 3 months - Adults	0	3	0.0%	14.2%	15.3%	15.9%
% of FP17s for the same patient ID Re-attending between 3 & 9 months - Children	3	9	33.3%	61.8%	59.1%	58.0%
% of FP17s for the same patient ID Re-attending between 3 & 9 months - Adults	3	3	100.0%	55.4%	51.5%	50.5%
% of FP17s for Band 1 Urgent Courses	1	12	8.3%	7.2%	8.0%	9.0%
% of FP17s Relating to Free Repair or Replacements	0	12	0.0%	0.8%	0.8%	0.8%
% of FP17s Relating to Continuations	0	12	0.0%	1.3%	1.1%	1.1%
% of Patients satisfied with the dentistry they have received	0	0	N/A	91.8%	91.6%	91.5%
% of Patients satisfied with the time they had to wait for an appointment	0	0	N/A	87.3%	88.3%	87.9%

\* This is based on patients treated on this contract for their most recent course of treatment. Figures in italics indicate the base number of FP17s or Patient Questionnaire responses are less than 100. N/A is shown where the base number of responses is less than 10 during the period. % is calculated as Quantity/Base number\*100

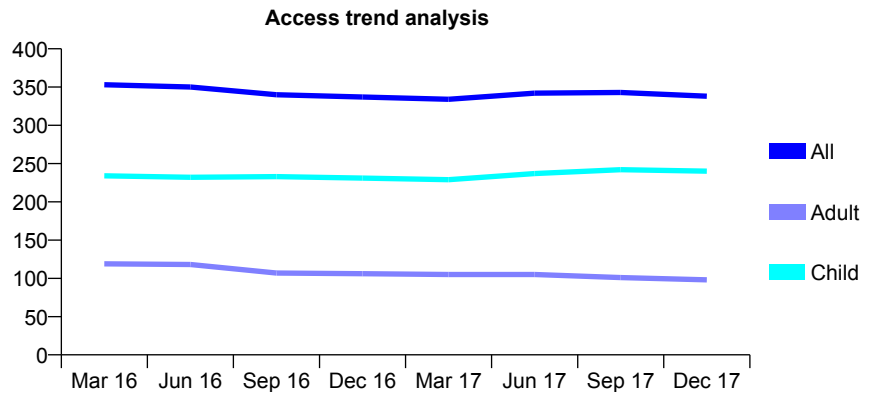
## Q55 - Vital Signs At a Glance Contract Report for 323705/0001 - December 2017

Name or company name	MR MA ROBERTS
Contract type name	GDS Contract
Purpose of contract	General
Contract start date	01/04/2006
Contract end date	

17/18 Contracted general activity (UDA)	1,000
Carry forward general activity (UDA)	0
17/18 Contracted orthodontic activity (UOA)	0
Carry forward orthodontic activity (UOA)	0
Baseline contract value	£25,236.25

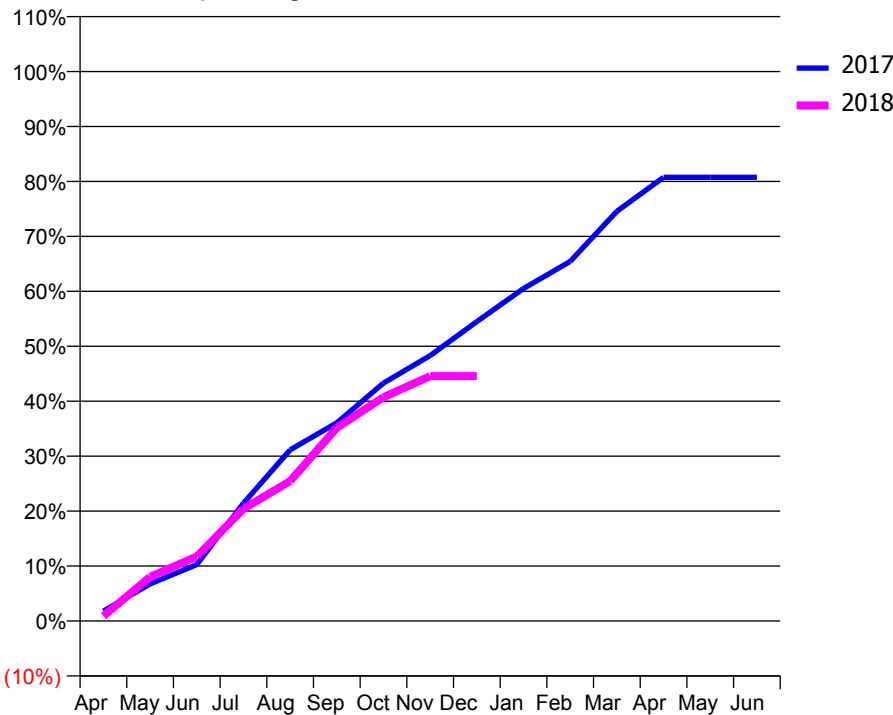
### ACCESS\*

Patients seen in 24 months	Total	Change since previous quarter
Quarter ending December 2016	337	
Quarter ending March 2017	334	→
Quarter ending June 2017	342	↑
Quarter ending September 2017	343	→
Quarter ending December 2017	338	↓
<b>Variance since December 2016</b>	<b>0.3%</b>	<b>→</b>



### ACTIVITY

Cumulative percentage of contracted UDA delivered 2017 & 2018



Month	Adjusted Scheduled Activity (UDA)	
	2017	2018
April	18	9
May	68	80
June	103	117
July	214	204
August	311	255
September	361	352
October	433	407
November	483	446
December	545	446
January	605	
February	654	
March	746	
April	808	
May	808	
June	808	

### QUALITY

	Quantity	Base Number	Contract	AT	Region	England
% of FP17s for the same patient ID Re-attending within 3 months - Children	26	265	9.8%	10.5%	11.8%	12.0%
% of FP17s for the same patient ID Re-attending within 3 months - Adults	7	76	9.2%	14.2%	15.3%	15.9%
% of FP17s for the same patient ID Re-attending between 3 & 9 months - Children	172	265	64.9%	61.8%	59.1%	58.0%
% of FP17s for the same patient ID Re-attending between 3 & 9 months - Adults	52	76	68.4%	55.4%	51.5%	50.5%
% of FP17s for Band 1 Urgent Courses	14	302	4.6%	7.2%	8.0%	9.0%
% of FP17s Relating to Free Repair or Replacements	0	302	0.0%	0.8%	0.8%	0.8%
% of FP17s Relating to Continuations	5	302	1.7%	1.3%	1.1%	1.1%
% of Patients satisfied with the dentistry they have received	0	0	N/A	91.8%	91.6%	91.5%
% of Patients satisfied with the time they had to wait for an appointment	0	0	N/A	87.3%	88.3%	87.9%

\* This is based on patients treated on this contract for their most recent course of treatment. Figures in italics indicate the base number of FP17s or Patient Questionnaire responses are less than 100. N/A is shown where the base number of responses is less than 10 during the period. % is calculated as Quantity/Base number\*100

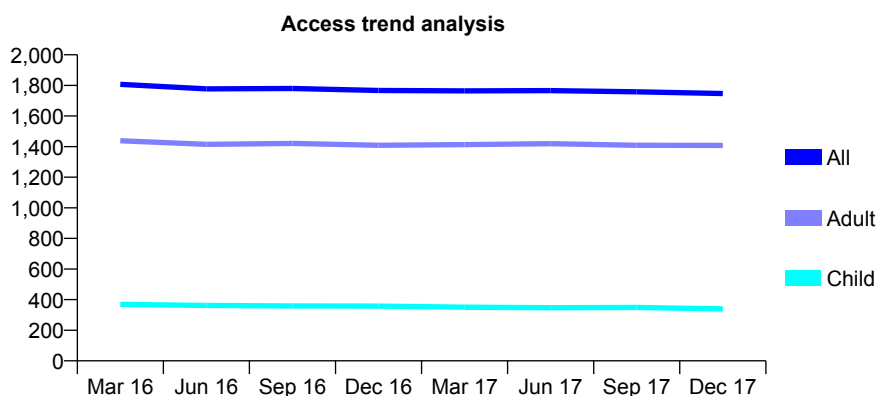
## Q55 - Vital Signs At a Glance Contract Report for 326186/0001 - December 2017

Name or company name	MISS SJ THOMPSON
Contract type name	GDS Contract
Purpose of contract	General
Contract start date	01/04/2006
Contract end date	

17/18 Contracted general activity (UDA)	6,906
Carry forward general activity (UDA)	0
17/18 Contracted orthodontic activity (UOA)	0
Carry forward orthodontic activity (UOA)	0
Baseline contract value	£171,919.69

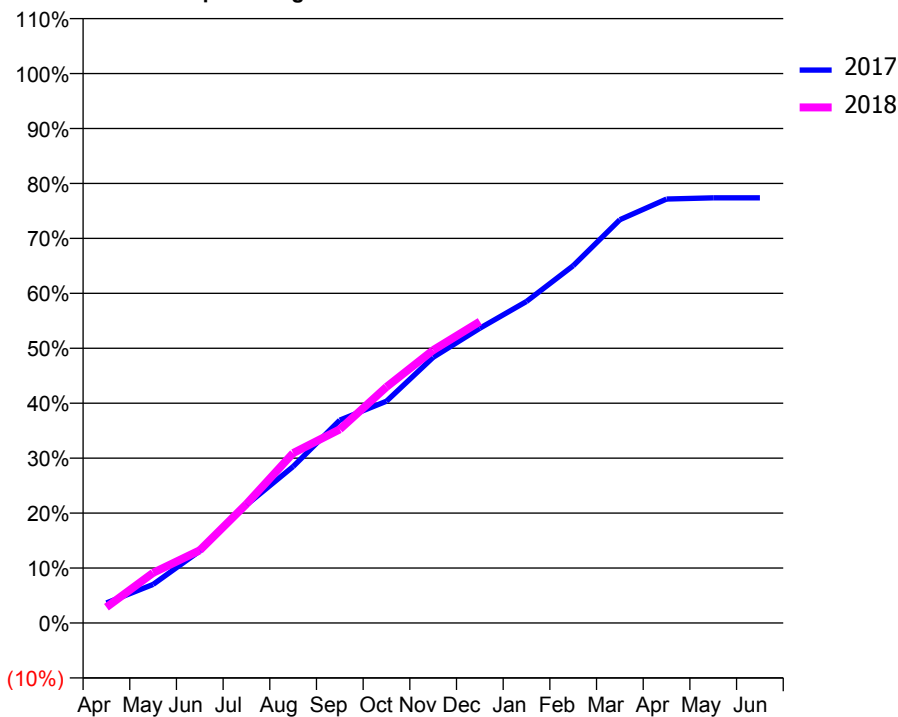
### ACCESS\*

Patients seen in 24 months	Total	Change since previous quarter
Quarter ending December 2016	1,767	
Quarter ending March 2017	1,764	→
Quarter ending June 2017	1,766	→
Quarter ending September 2017	1,758	→
Quarter ending December 2017	1,747	→
<b>Variance since December 2016</b>	<b>(1.1%)</b>	<b>↓</b>



### ACTIVITY

Cumulative percentage of contracted UDA delivered 2017 & 2018



Month	Adjusted Scheduled Activity (UDA)	
	2017	2018
April	288	199
May	555	631
June	1,037	915
July	1,699	1,495
August	2,252	2,135
September	2,920	2,434
October	3,191	2,968
November	3,823	3,430
December	4,241	3,789
January	4,626	
February	5,141	
March	5,803	
April	6,101	
May	6,117	
June	6,117	

### QUALITY

	Quantity	Base Number	Contract	AT	Region	England
% of FP17s for the same patient ID Re-attending within 3 months - Children	10	347	2.9%	10.5%	11.8%	12.0%
% of FP17s for the same patient ID Re-attending within 3 months - Adults	259	1,442	18.0%	14.2%	15.3%	15.9%
% of FP17s for the same patient ID Re-attending between 3 & 9 months - Children	235	347	67.7%	61.8%	59.1%	58.0%
% of FP17s for the same patient ID Re-attending between 3 & 9 months - Adults	723	1,442	50.1%	55.4%	51.5%	50.5%
% of FP17s for Band 1 Urgent Courses	150	1,666	9.0%	7.2%	8.0%	9.0%
% of FP17s Relating to Free Repair or Replacements	22	1,666	1.3%	0.8%	0.8%	0.8%
% of FP17s Relating to Continuations	48	1,666	2.9%	1.3%	1.1%	1.1%
% of Patients satisfied with the dentistry they have received	3	3	N/A	91.8%	91.6%	91.5%
% of Patients satisfied with the time they had to wait for an appointment	3	3	N/A	87.3%	88.3%	87.9%

\* This is based on patients treated on this contract for their most recent course of treatment. Figures in italics indicate the base number of FP17s or Patient Questionnaire responses are less than 100. N/A is shown where the base number of responses is less than 10 during the period. % is calculated as Quantity/Base number\*100

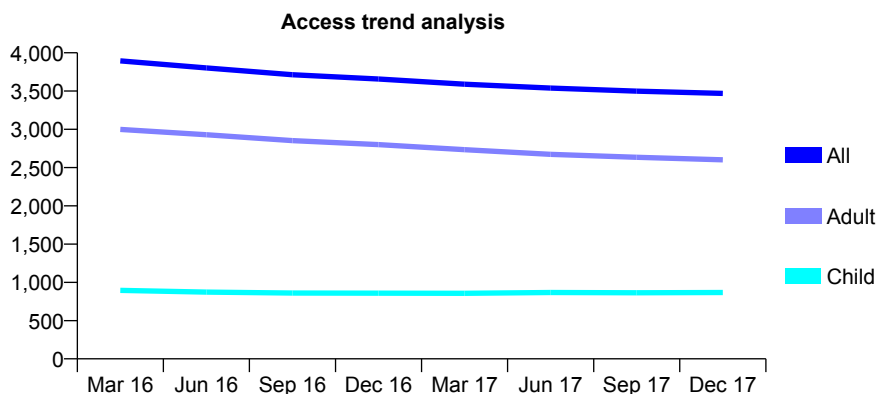
## Q55 - Vital Signs At a Glance Contract Report for 330337/0002 - December 2017

Name or company name	MR AB WATTS
Contract type name	GDS Contract
Purpose of contract	General
Contract start date	01/04/2006
Contract end date	

17/18 Contracted general activity (UDA)	9,167
Carry forward general activity (UDA)	-183
17/18 Contracted orthodontic activity (UOA)	0
Carry forward orthodontic activity (UOA)	0
Baseline contract value	£304,869.16

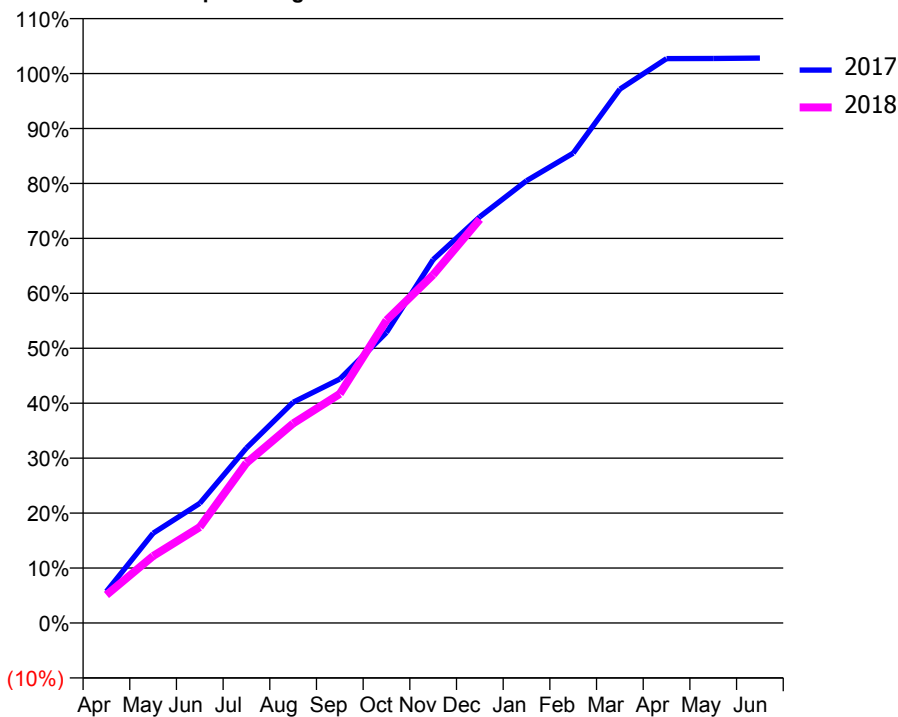
### ACCESS\*

Patients seen in 24 months	Total	Change since previous quarter
Quarter ending December 2016	3,658	
Quarter ending March 2017	3,590	↓
Quarter ending June 2017	3,539	↓
Quarter ending September 2017	3,499	↓
Quarter ending December 2017	3,469	→
<b>Variance since December 2016</b>	<b>(5.2%)</b>	<b>↓</b>



### ACTIVITY

Cumulative percentage of contracted UDA delivered 2017 & 2018



Month	Adjusted Scheduled Activity (UDA)	
	2017	2018
April	526	467
May	1,498	1,117
June	1,996	1,600
July	2,921	2,671
August	3,684	3,328
September	4,069	3,823
October	4,847	5,051
November	6,062	5,809
December	6,776	6,734
January	7,379	
February	7,838	
March	8,906	
April	9,416	
May	9,417	
June	9,424	

### QUALITY

	Quantity	Base Number	Contract	AT	Region	England
% of FP17s for the same patient ID Re-attending within 3 months - Children	50	1,054	4.7%	10.5%	11.8%	12.0%
% of FP17s for the same patient ID Re-attending within 3 months - Adults	279	3,098	9.0%	14.2%	15.3%	15.9%
% of FP17s for the same patient ID Re-attending between 3 & 9 months - Children	725	1,054	68.8%	61.8%	59.1%	58.0%
% of FP17s for the same patient ID Re-attending between 3 & 9 months - Adults	2,240	3,098	72.3%	55.4%	51.5%	50.5%
% of FP17s for Band 1 Urgent Courses	76	3,886	2.0%	7.2%	8.0%	9.0%
% of FP17s Relating to Free Repair or Replacements	8	3,886	0.2%	0.8%	0.8%	0.8%
% of FP17s Relating to Continuations	29	3,886	0.7%	1.3%	1.1%	1.1%
% of Patients satisfied with the dentistry they have received	6	6	N/A	91.8%	91.6%	91.5%
% of Patients satisfied with the time they had to wait for an appointment	5	6	N/A	87.3%	88.3%	87.9%

\* This is based on patients treated on this contract for their most recent course of treatment. Figures in italics indicate the base number of FP17s or Patient Questionnaire responses are less than 100. N/A is shown where the base number of responses is less than 10 during the period. % is calculated as Quantity/Base number\*100

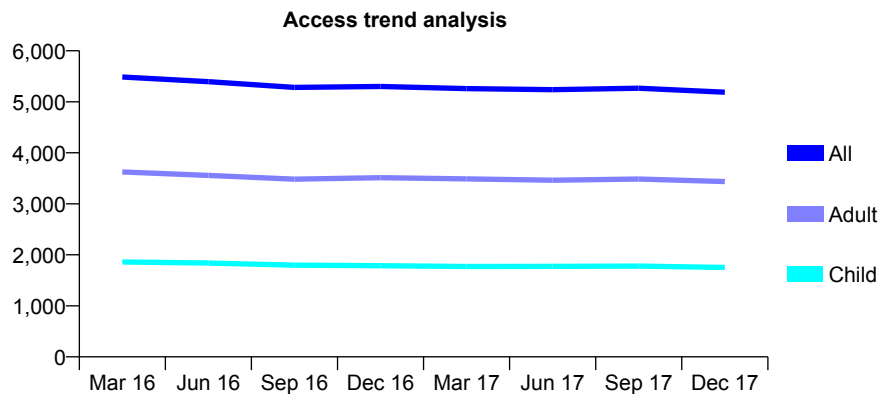
## Q55 - Vital Signs At a Glance Contract Report for 331147/0001 - December 2017

Name or company name	MR J TRUSZ
Contract type name	GDS Contract
Purpose of contract	General
Contract start date	01/04/2006
Contract end date	

17/18 Contracted general activity (UDA)	14,769
Carry forward general activity (UDA)	-291
17/18 Contracted orthodontic activity (UOA)	0
Carry forward orthodontic activity (UOA)	0
Baseline contract value	£341,486.92

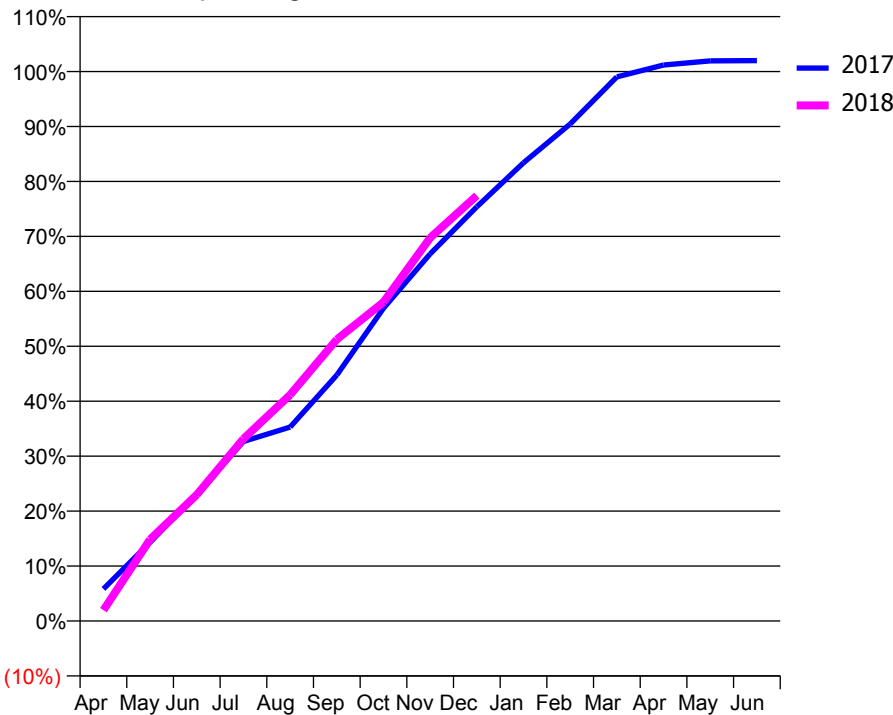
### ACCESS\*

Patients seen in 24 months	Total	Change since previous quarter
Quarter ending December 2016	5,300	
Quarter ending March 2017	5,259	→
Quarter ending June 2017	5,237	→
Quarter ending September 2017	5,266	→
Quarter ending December 2017	5,189	↓
<b>Variance since December 2016</b>	<b>(2.1%)</b>	<b>↓</b>



### ACTIVITY

Cumulative percentage of contracted UDA delivered 2017 & 2018



Month	Adjusted Scheduled Activity (UDA)	
	2017	2018
April	862	291
May	2,116	2,194
June	3,406	3,395
July	4,827	4,897
August	5,214	6,080
September	6,610	7,567
October	8,405	8,572
November	9,870	10,300
December	11,133	11,433
January	12,317	
February	13,360	
March	14,623	
April	14,945	
May	15,053	
June	15,060	

### QUALITY

	Quantity	Base Number	Contract	AT	Region	England
% of FP17s for the same patient ID Re-attending within 3 months - Children	155	2,371	6.5%	10.5%	11.8%	12.0%
% of FP17s for the same patient ID Re-attending within 3 months - Adults	369	3,909	9.4%	14.2%	15.3%	15.9%
% of FP17s for the same patient ID Re-attending between 3 & 9 months - Children	1,623	2,371	68.5%	61.8%	59.1%	58.0%
% of FP17s for the same patient ID Re-attending between 3 & 9 months - Adults	2,303	3,909	58.9%	55.4%	51.5%	50.5%
% of FP17s for Band 1 Urgent Courses	207	6,047	3.4%	7.2%	8.0%	9.0%
% of FP17s Relating to Free Repair or Replacements	56	6,047	0.9%	0.8%	0.8%	0.8%
% of FP17s Relating to Continuations	46	6,047	0.8%	1.3%	1.1%	1.1%
% of Patients satisfied with the dentistry they have received	8	8	N/A	91.8%	91.6%	91.5%
% of Patients satisfied with the time they had to wait for an appointment	8	8	N/A	87.3%	88.3%	87.9%

\* This is based on patients treated on this contract for their most recent course of treatment. Figures in italics indicate the base number of FP17s or Patient Questionnaire responses are less than 100. N/A is shown where the base number of responses is less than 10 during the period. % is calculated as Quantity/Base number\*100



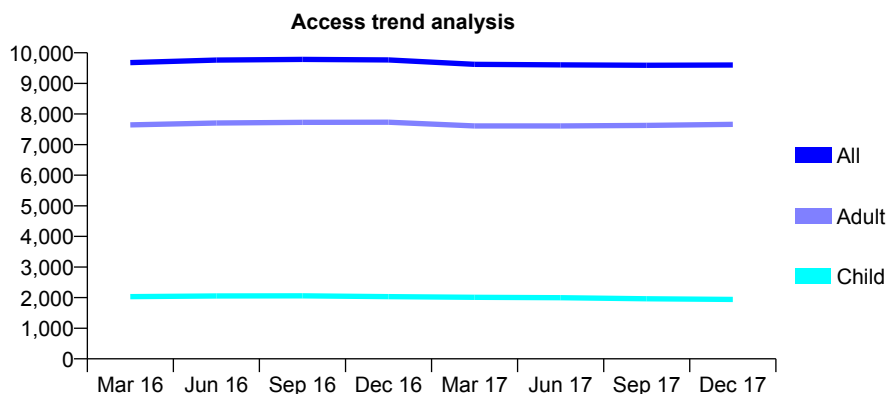
## Q55 - Vital Signs At a Glance Contract Report for 331864/0001 - December 2017

Name or company name	MISS L KO
Contract type name	GDS Contract
Purpose of contract	General and Orthodontic
Contract start date	01/04/2006
Contract end date	

17/18 Contracted general activity (UDA)	28,035
Carry forward general activity (UDA)	-263
17/18 Contracted orthodontic activity (UOA)	1,062
Carry forward orthodontic activity (UOA)	23
Baseline contract value	£723,047.03

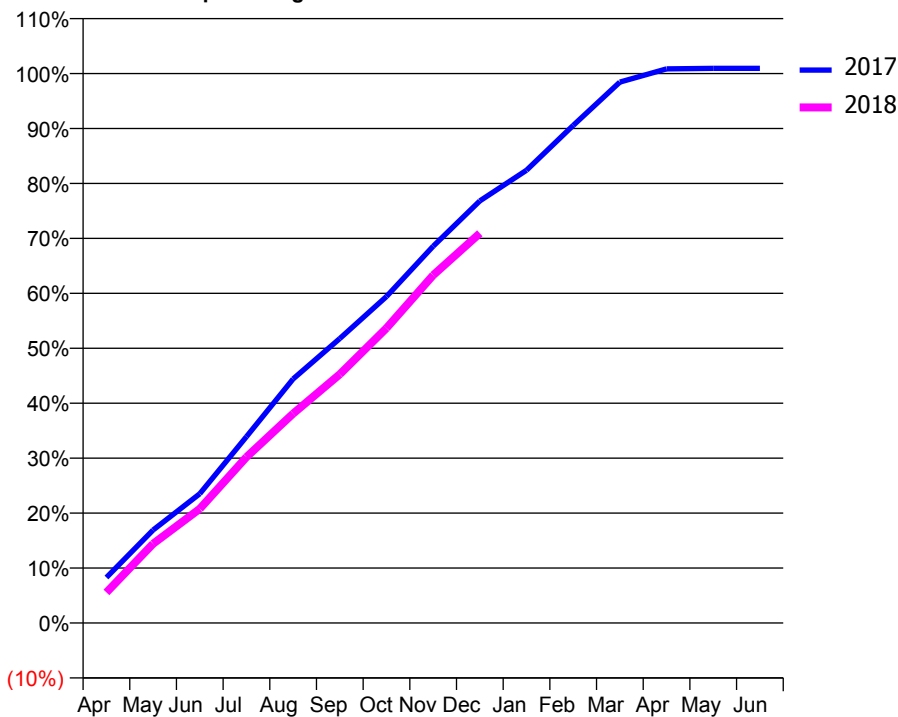
### ACCESS\*

Patients seen in 24 months	Total	Change since previous quarter
Quarter ending December 2016	9,767	
Quarter ending March 2017	9,623	↓
Quarter ending June 2017	9,605	→
Quarter ending September 2017	9,591	→
Quarter ending December 2017	9,600	→
<b>Variance since December 2016</b>	<b>(1.7%)</b>	<b>↓</b>



### ACTIVITY

Cumulative percentage of contracted UDA delivered 2017 & 2018



Month	Adjusted Scheduled Activity (UDA)	
	2017	2018
April	2,325	1,560
May	4,744	4,045
June	6,593	5,826
July	9,507	8,464
August	12,455	10,688
September	14,515	12,692
October	16,656	15,047
November	19,220	17,746
December	21,535	19,880
January	23,103	
February	25,387	
March	27,594	
April	28,271	
May	28,296	
June	28,298	

### QUALITY

	Quantity	Base Number	Contract	AT	Region	England
% of FP17s for the same patient ID Re-attending within 3 months - Children	200	2,468	8.1%	10.5%	11.8%	12.0%
% of FP17s for the same patient ID Re-attending within 3 months - Adults	1,094	8,903	12.3%	14.2%	15.3%	15.9%
% of FP17s for the same patient ID Re-attending between 3 & 9 months - Children	1,726	2,468	69.9%	61.8%	59.1%	58.0%
% of FP17s for the same patient ID Re-attending between 3 & 9 months - Adults	5,379	8,903	60.4%	55.4%	51.5%	50.5%
% of FP17s for Band 1 Urgent Courses	854	10,785	7.9%	7.2%	8.0%	9.0%
% of FP17s Relating to Free Repair or Replacements	109	10,785	1.0%	0.8%	0.8%	0.8%
% of FP17s Relating to Continuations	48	10,785	0.4%	1.3%	1.1%	1.1%
% of Patients satisfied with the dentistry they have received	16	16	100.0%	91.8%	91.6%	91.5%
% of Patients satisfied with the time they had to wait for an appointment	16	16	100.0%	87.3%	88.3%	87.9%

\* This is based on patients treated on this contract for their most recent course of treatment. Figures in italics indicate the base number of FP17s or Patient Questionnaire responses are less than 100. N/A is shown where the base number of responses is less than 10 during the period. % is calculated as Quantity/Base number\*100

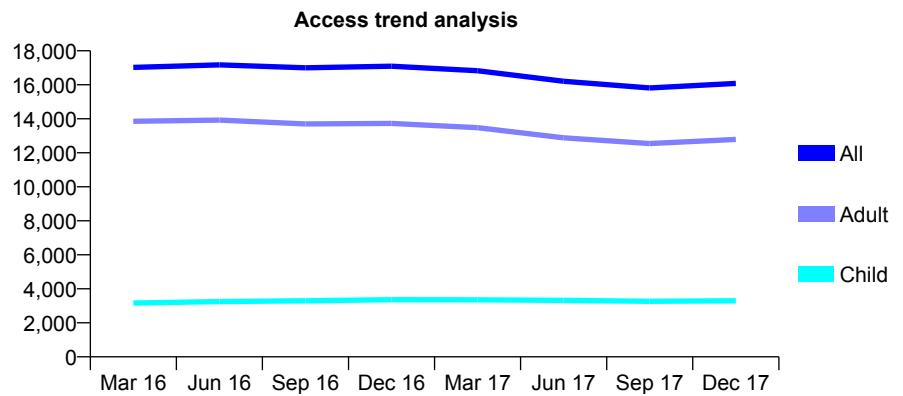
## Q55 - Vital Signs At a Glance Contract Report for 338109/0001 - December 2017

Name or company name	MR PF CARROLL
Contract type name	GDS Contract
Purpose of contract	General
Contract start date	01/04/2006
Contract end date	

17/18 Contracted general activity (UDA)	33,023
Carry forward general activity (UDA)	648
17/18 Contracted orthodontic activity (UOA)	0
Carry forward orthodontic activity (UOA)	0
Baseline contract value	£809,147.92

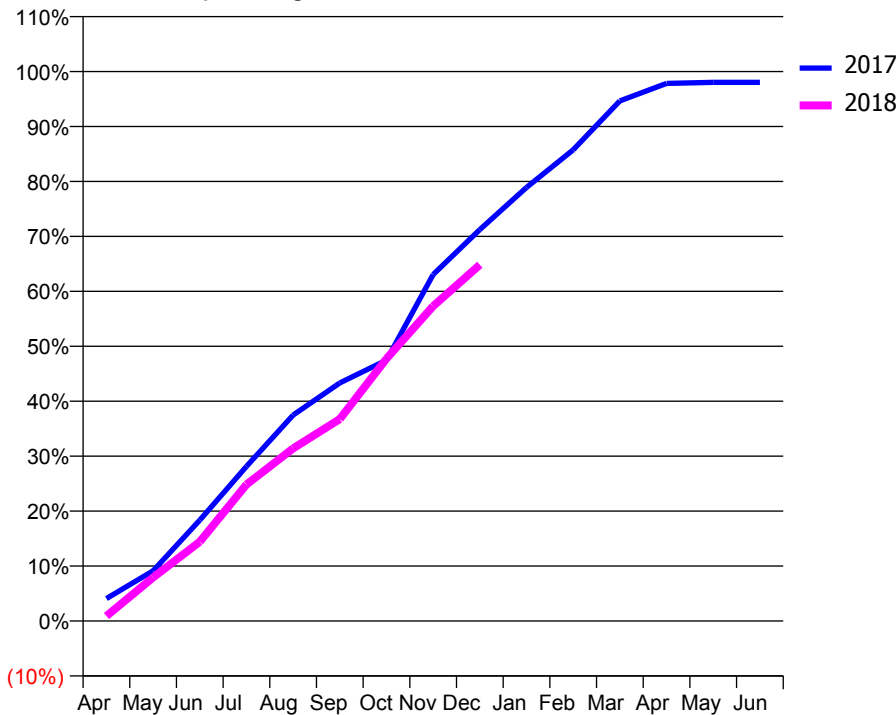
### ACCESS\*

Patients seen in 24 months	Total	Change since previous quarter
Quarter ending December 2016	17,093	
Quarter ending March 2017	16,827	↓
Quarter ending June 2017	16,205	↓
Quarter ending September 2017	15,816	↓
Quarter ending December 2017	16,085	→
<b>Variance since December 2016</b>	<b>(5.9%)</b>	<b>↓</b>



### ACTIVITY

Cumulative percentage of contracted UDA delivered 2017 & 2018



Month	Adjusted Scheduled Activity (UDA)	
	2017	2018
April	1,353	300
May	3,018	2,617
June	6,064	4,764
July	9,291	8,199
August	12,375	10,373
September	14,308	12,135
October	15,678	15,764
November	20,820	18,925
December	23,528	21,407
January	26,055	
February	28,316	
March	31,256	
April	32,311	
May	32,370	
June	32,375	

### QUALITY

	Quantity	Base Number	Contract	AT	Region	England
% of FP17s for the same patient ID Re-attending within 3 months - Children	151	3,241	4.7%	10.5%	11.8%	12.0%
% of FP17s for the same patient ID Re-attending within 3 months - Adults	1,157	9,721	11.9%	14.2%	15.3%	15.9%
% of FP17s for the same patient ID Re-attending between 3 & 9 months - Children	2,062	3,241	63.6%	61.8%	59.1%	58.0%
% of FP17s for the same patient ID Re-attending between 3 & 9 months - Adults	3,395	9,721	34.9%	55.4%	51.5%	50.5%
% of FP17s for Band 1 Urgent Courses	1,097	11,756	9.3%	7.2%	8.0%	9.0%
% of FP17s Relating to Free Repair or Replacements	142	11,756	1.2%	0.8%	0.8%	0.8%
% of FP17s Relating to Continuations	153	11,756	1.3%	1.3%	1.1%	1.1%
% of Patients satisfied with the dentistry they have received	21	21	100.0%	91.8%	91.6%	91.5%
% of Patients satisfied with the time they had to wait for an appointment	18	21	85.7%	87.3%	88.3%	87.9%

\* This is based on patients treated on this contract for their most recent course of treatment. Figures in italics indicate the base number of FP17s or Patient Questionnaire responses are less than 100. N/A is shown where the base number of responses is less than 10 during the period. % is calculated as Quantity/Base number\*100

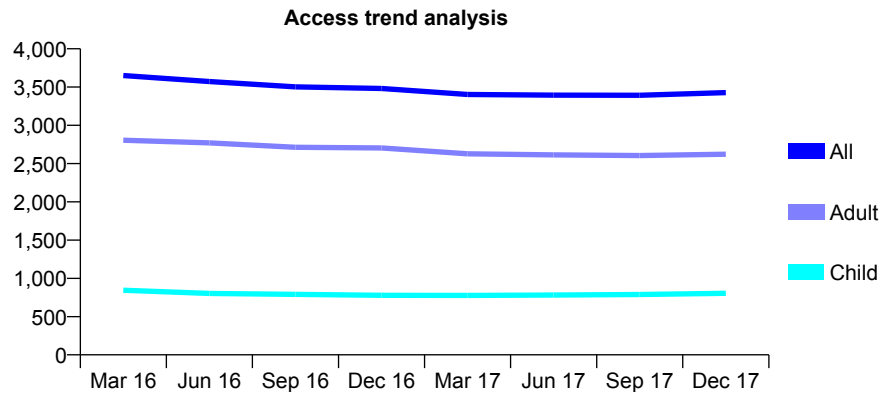
## Q55 - Vital Signs At a Glance Contract Report for 353922/0001 - December 2017

Name or company name	MRS P RAD
Contract type name	GDS Contract
Purpose of contract	General
Contract start date	01/04/2006
Contract end date	

17/18 Contracted general activity (UDA)	11,667
Carry forward general activity (UDA)	0
17/18 Contracted orthodontic activity (UOA)	0
Carry forward orthodontic activity (UOA)	0
Baseline contract value	£291,949.25

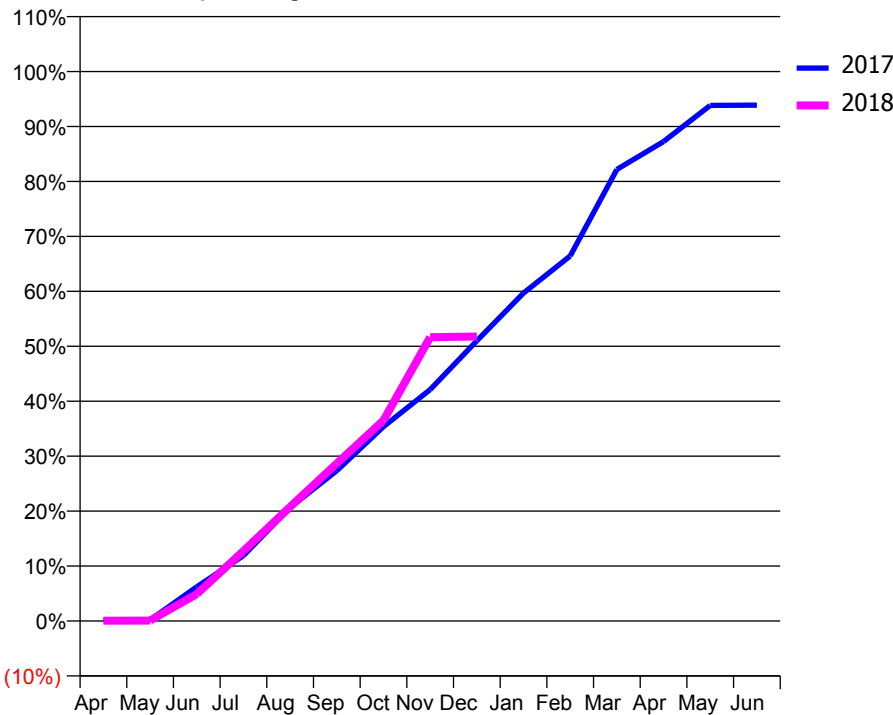
### ACCESS\*

Patients seen in 24 months	Total	Change since previous quarter
Quarter ending December 2016	3,482	
Quarter ending March 2017	3,403	↓
Quarter ending June 2017	3,395	→
Quarter ending September 2017	3,392	→
Quarter ending December 2017	3,428	→
<b>Variance since December 2016</b>	<b>(1.6%)</b>	<b>↓</b>



### ACTIVITY

Cumulative percentage of contracted UDA delivered 2017 & 2018



Month	Adjusted Scheduled Activity (UDA)	
	2017	2018
April	23	7
May	23	10
June	726	573
July	1,389	1,488
August	2,411	2,424
September	3,191	3,346
October	4,126	4,261
November	4,913	6,026
December	5,949	6,040
January	6,964	
February	7,751	
March	9,587	
April	10,180	
May	10,948	
June	10,952	

### QUALITY

	Quantity	Base Number	Contract	AT	Region	England
% of FP17s for the same patient ID Re-attending within 3 months - Children	43	737	5.8%	10.5%	11.8%	12.0%
% of FP17s for the same patient ID Re-attending within 3 months - Adults	239	2,309	10.4%	14.2%	15.3%	15.9%
% of FP17s for the same patient ID Re-attending between 3 & 9 months - Children	405	737	55.0%	61.8%	59.1%	58.0%
% of FP17s for the same patient ID Re-attending between 3 & 9 months - Adults	1,300	2,309	56.3%	55.4%	51.5%	50.5%
% of FP17s for Band 1 Urgent Courses	38	2,575	1.5%	7.2%	8.0%	9.0%
% of FP17s Relating to Free Repair or Replacements	11	2,575	0.4%	0.8%	0.8%	0.8%
% of FP17s Relating to Continuations	76	2,575	3.0%	1.3%	1.1%	1.1%
% of Patients satisfied with the dentistry they have received	3	3	N/A	91.8%	91.6%	91.5%
% of Patients satisfied with the time they had to wait for an appointment	3	3	N/A	87.3%	88.3%	87.9%

\* This is based on patients treated on this contract for their most recent course of treatment. Figures in italics indicate the base number of FP17s or Patient Questionnaire responses are less than 100. N/A is shown where the base number of responses is less than 10 during the period. % is calculated as Quantity/Base number\*100

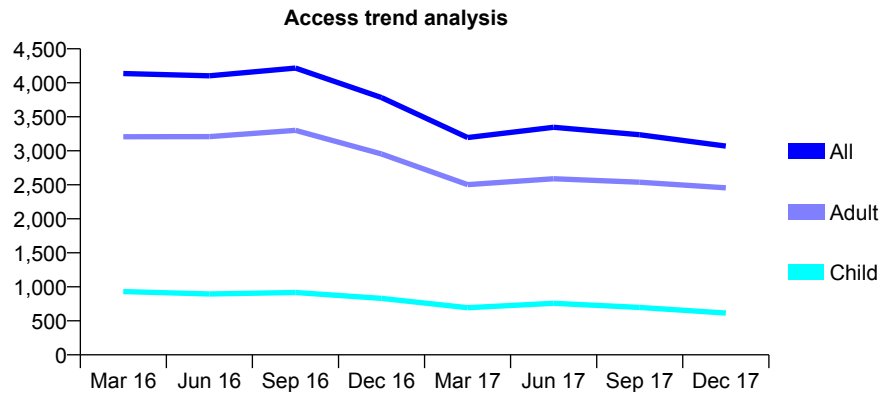
## Q55 - Vital Signs At a Glance Contract Report for 355127/0001 - December 2017

Name or company name	MR A KOSHAL
Contract type name	GDS Contract
Purpose of contract	General
Contract start date	01/04/2006
Contract end date	

17/18 Contracted general activity (UDA)	10,677
Carry forward general activity (UDA)	-128
17/18 Contracted orthodontic activity (UOA)	0
Carry forward orthodontic activity (UOA)	0
Baseline contract value	£468,474.47

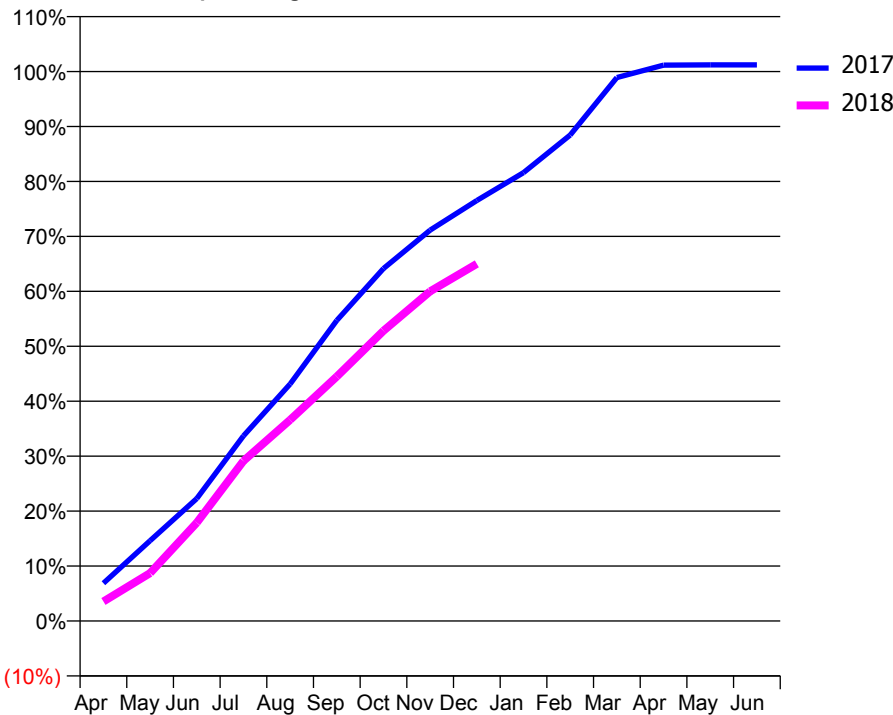
### ACCESS\*

Patients seen in 24 months	Total	Change since previous quarter
Quarter ending December 2016	3,784	
Quarter ending March 2017	3,196	↓
Quarter ending June 2017	3,347	↑
Quarter ending September 2017	3,236	↓
Quarter ending December 2017	3,070	↓
<b>Variance since December 2016</b>	<b>(18.9%)</b>	<b>↓</b>



### ACTIVITY

Cumulative percentage of contracted UDA delivered 2017 & 2018



Month	Adjusted Scheduled Activity (UDA)	
	2017	2018
April	735	379
May	1,561	930
June	2,379	1,910
July	3,597	3,110
August	4,605	3,909
September	5,841	4,750
October	6,850	5,640
November	7,595	6,407
December	8,172	6,940
January	8,713	
February	9,442	
March	10,560	
April	10,799	
May	10,804	
June	10,805	

### QUALITY

	Quantity	Base Number	Contract	AT	Region	England
% of FP17s for the same patient ID Re-attending within 3 months - Children	33	697	4.7%	10.5%	11.8%	12.0%
% of FP17s for the same patient ID Re-attending within 3 months - Adults	299	2,414	12.4%	14.2%	15.3%	15.9%
% of FP17s for the same patient ID Re-attending between 3 & 9 months - Children	280	697	40.2%	61.8%	59.1%	58.0%
% of FP17s for the same patient ID Re-attending between 3 & 9 months - Adults	748	2,414	31.0%	55.4%	51.5%	50.5%
% of FP17s for Band 1 Urgent Courses	206	2,989	6.9%	7.2%	8.0%	9.0%
% of FP17s Relating to Free Repair or Replacements	17	2,989	0.6%	0.8%	0.8%	0.8%
% of FP17s Relating to Continuations	60	2,989	2.0%	1.3%	1.1%	1.1%
% of Patients satisfied with the dentistry they have received	3	4	N/A	91.8%	91.6%	91.5%
% of Patients satisfied with the time they had to wait for an appointment	3	4	N/A	87.3%	88.3%	87.9%

\* This is based on patients treated on this contract for their most recent course of treatment. Figures in italics indicate the base number of FP17s or Patient Questionnaire responses are less than 100. N/A is shown where the base number of responses is less than 10 during the period. % is calculated as Quantity/Base number\*100

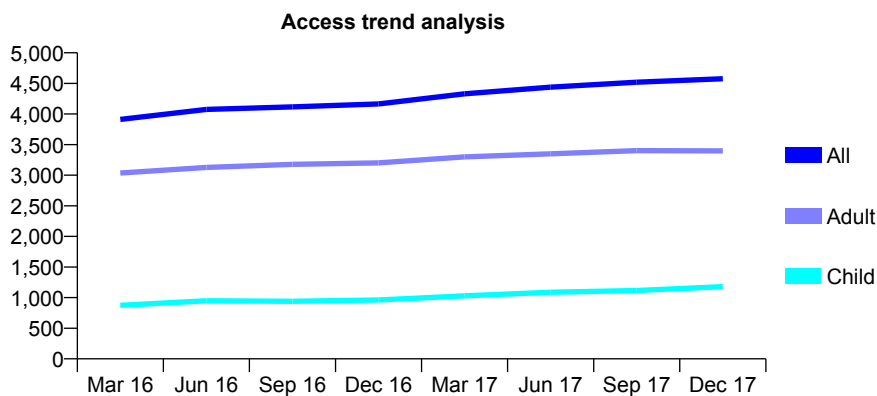
## Q55 - Vital Signs At a Glance Contract Report for 368350/0001 - December 2017

Name or company name	MRS A MIODUSZEWSKA
Contract type name	GDS Contract
Purpose of contract	General
Contract start date	01/08/2012
Contract end date	

17/18 Contracted general activity (UDA)	13,546
Carry forward general activity (UDA)	-271
17/18 Contracted orthodontic activity (UOA)	0
Carry forward orthodontic activity (UOA)	0
Baseline contract value	£334,231.68

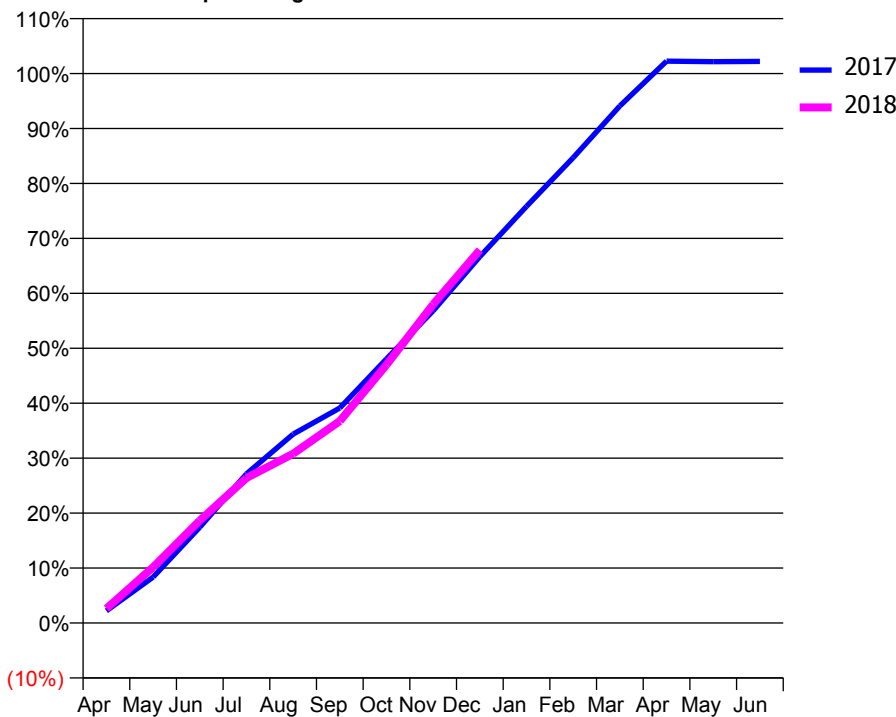
### ACCESS\*

Patients seen in 24 months	Total	Change since previous quarter
Quarter ending December 2016	4,164	
Quarter ending March 2017	4,329	↑
Quarter ending June 2017	4,438	↑
Quarter ending September 2017	4,519	→
Quarter ending December 2017	4,577	→
<b>Variance since December 2016</b>	<b>9.9%</b>	<b>↑</b>



### ACTIVITY

Cumulative percentage of contracted UDA delivered 2017 & 2018



Month	Adjusted Scheduled Activity (UDA)	
	2017	2018
April	302	358
May	1,131	1,375
June	2,363	2,525
July	3,678	3,573
August	4,656	4,172
September	5,302	4,978
October	6,509	6,365
November	7,695	7,856
December	9,032	9,196
January	10,271	
February	11,471	
March	12,745	
April	13,851	
May	13,839	
June	13,843	

### QUALITY

	Quantity	Base Number	Contract	AT	Region	England
% of FP17s for the same patient ID Re-attending within 3 months - Children	129	1,490	8.7%	10.5%	11.8%	12.0%
% of FP17s for the same patient ID Re-attending within 3 months - Adults	348	3,920	8.9%	14.2%	15.3%	15.9%
% of FP17s for the same patient ID Re-attending between 3 & 9 months - Children	934	1,490	62.7%	61.8%	59.1%	58.0%
% of FP17s for the same patient ID Re-attending between 3 & 9 months - Adults	2,827	3,920	72.1%	55.4%	51.5%	50.5%
% of FP17s for Band 1 Urgent Courses	125	4,326	2.9%	7.2%	8.0%	9.0%
% of FP17s Relating to Free Repair or Replacements	15	4,326	0.3%	0.8%	0.8%	0.8%
% of FP17s Relating to Continuations	57	4,326	1.3%	1.3%	1.1%	1.1%
% of Patients satisfied with the dentistry they have received	7	9	N/A	91.8%	91.6%	91.5%
% of Patients satisfied with the time they had to wait for an appointment	7	9	N/A	87.3%	88.3%	87.9%

\* This is based on patients treated on this contract for their most recent course of treatment. Figures in italics indicate the base number of FP17s or Patient Questionnaire responses are less than 100. N/A is shown where the base number of responses is less than 10 during the period. % is calculated as Quantity/Base number\*100

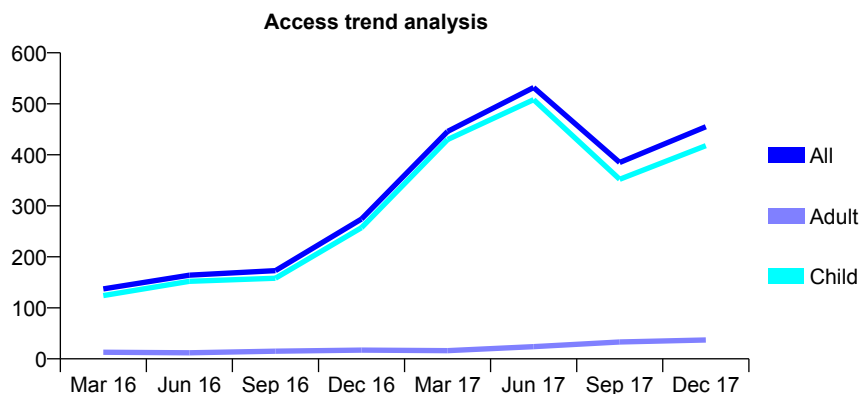
## Q55 - Vital Signs At a Glance Contract Report for 561916/0002 - December 2017

Name or company name	MISS BM WILSON
Contract type name	GDS Contract
Purpose of contract	General
Contract start date	23/06/2013
Contract end date	

17/18 Contracted general activity (UDA)	787
Carry forward general activity (UDA)	-12
17/18 Contracted orthodontic activity (UOA)	0
Carry forward orthodontic activity (UOA)	0
Baseline contract value	£20,936.77

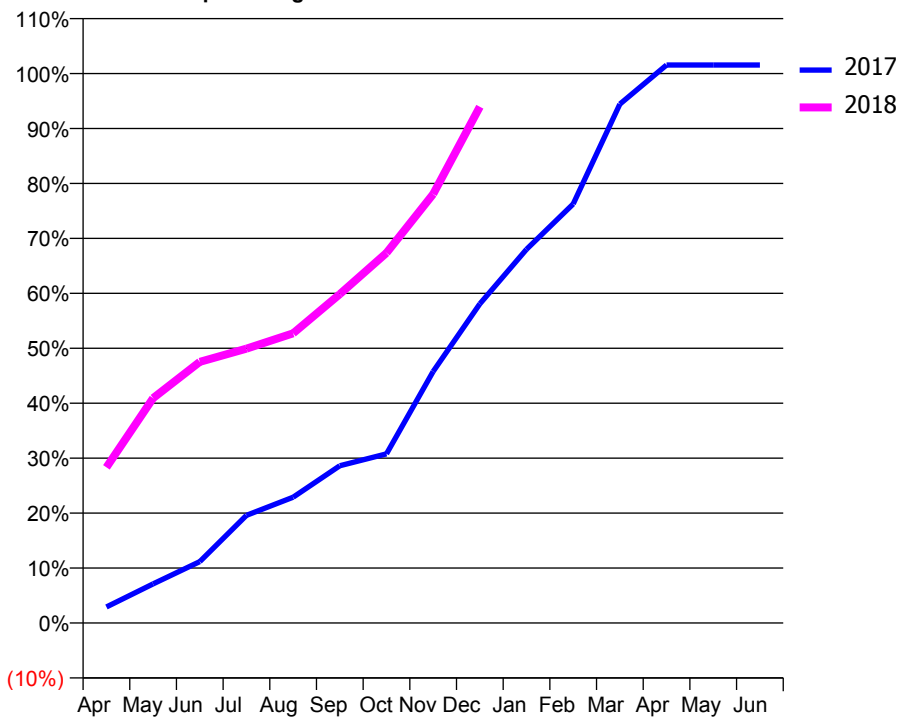
### ACCESS\*

Patients seen in 24 months	Total	Change since previous quarter
Quarter ending December 2016	274	
Quarter ending March 2017	446	↑
Quarter ending June 2017	532	↑
Quarter ending September 2017	385	↓
Quarter ending December 2017	455	↑
<b>Variance since December 2016</b>	<b>66.1%</b>	<b>↑</b>



### ACTIVITY

Cumulative percentage of contracted UDA delivered 2017 & 2018



Month	Adjusted Scheduled Activity (UDA)	
	2017	2018
April	23	223
May	56	322
June	88	374
July	154	393
August	180	415
September	225	471
October	242	530
November	360	614
December	457	739
January	535	
February	600	
March	743	
April	799	
May	799	
June	799	

### QUALITY

	Quantity	Base Number	Contract	AT	Region	England
% of FP17s for the same patient ID Re-attending within 3 months - Children	24	536	4.5%	10.5%	11.8%	12.0%
% of FP17s for the same patient ID Re-attending within 3 months - Adults	0	0	N/A	14.2%	15.3%	15.9%
% of FP17s for the same patient ID Re-attending between 3 & 9 months - Children	201	536	37.5%	61.8%	59.1%	58.0%
% of FP17s for the same patient ID Re-attending between 3 & 9 months - Adults	0	0	N/A	55.4%	51.5%	50.5%
% of FP17s for Band 1 Urgent Courses	2	490	0.4%	7.2%	8.0%	9.0%
% of FP17s Relating to Free Repair or Replacements	0	490	0.0%	0.8%	0.8%	0.8%
% of FP17s Relating to Continuations	11	490	2.2%	1.3%	1.1%	1.1%
% of Patients satisfied with the dentistry they have received	0	0	N/A	91.8%	91.6%	91.5%
% of Patients satisfied with the time they had to wait for an appointment	0	0	N/A	87.3%	88.3%	87.9%

\* This is based on patients treated on this contract for their most recent course of treatment. Figures in italics indicate the base number of FP17s or Patient Questionnaire responses are less than 100. N/A is shown where the base number of responses is less than 10 during the period. % is calculated as Quantity/Base number\*100

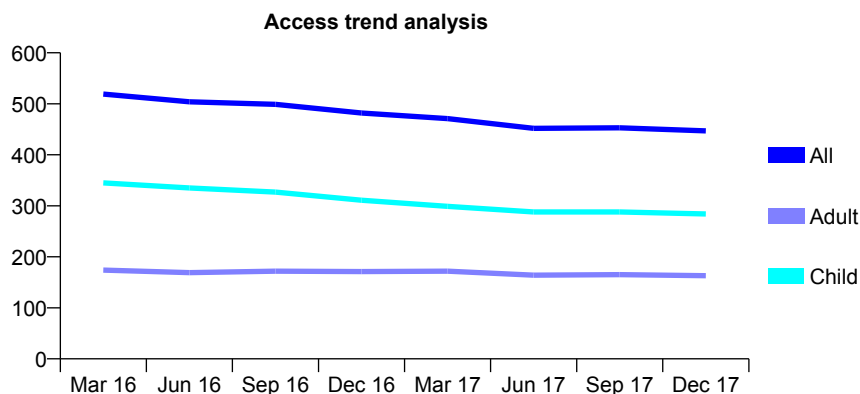
## Q55 - Vital Signs At a Glance Contract Report for 571776/0001 - December 2017

Name or company name	MR JS FITTON
Contract type name	GDS Contract
Purpose of contract	General
Contract start date	01/04/2006
Contract end date	

17/18 Contracted general activity (UDA)	1,024
Carry forward general activity (UDA)	0
17/18 Contracted orthodontic activity (UOA)	0
Carry forward orthodontic activity (UOA)	0
Baseline contract value	£22,639.42

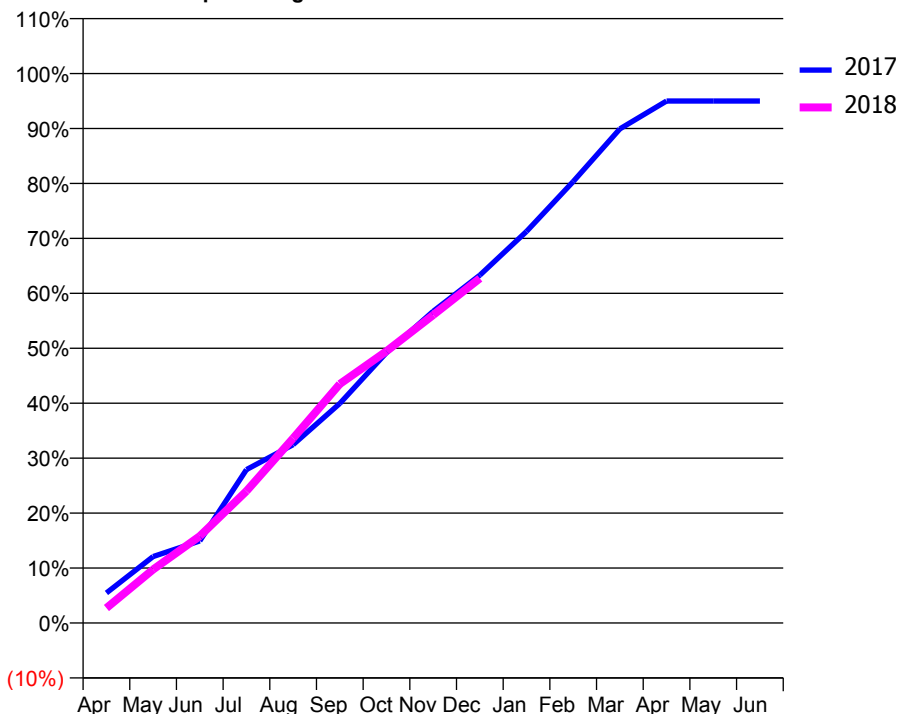
### ACCESS\*

Patients seen in 24 months	Total	Change since previous quarter
Quarter ending December 2016	482	
Quarter ending March 2017	471	↓
Quarter ending June 2017	452	↓
Quarter ending September 2017	453	→
Quarter ending December 2017	447	↓
<b>Variance since December 2016</b>	<b>(7.3%)</b>	<b>↓</b>



### ACTIVITY

**Cumulative percentage of contracted UDA delivered 2017 & 2018**



Month	Adjusted Scheduled Activity (UDA)	
	2017	2018
April	56	28
May	124	100
June	153	162
July	286	246
August	332	344
September	409	445
October	504	507
November	581	574
December	648	642
January	730	
February	823	
March	921	
April	973	
May	973	
June	973	

### QUALITY

	Quantity	Base Number	Contract	AT	Region	England
% of FP17s for the same patient ID Re-attending within 3 months - Children	23	373	6.2%	10.5%	11.8%	12.0%
% of FP17s for the same patient ID Re-attending within 3 months - Adults	13	153	8.5%	14.2%	15.3%	15.9%
% of FP17s for the same patient ID Re-attending between 3 & 9 months - Children	272	373	72.9%	61.8%	59.1%	58.0%
% of FP17s for the same patient ID Re-attending between 3 & 9 months - Adults	82	153	53.6%	55.4%	51.5%	50.5%
% of FP17s for Band 1 Urgent Courses	26	495	5.3%	7.2%	8.0%	9.0%
% of FP17s Relating to Free Repair or Replacements	0	495	0.0%	0.8%	0.8%	0.8%
% of FP17s Relating to Continuations	0	495	0.0%	1.3%	1.1%	1.1%
% of Patients satisfied with the dentistry they have received	1	1	N/A	91.8%	91.6%	91.5%
% of Patients satisfied with the time they had to wait for an appointment	1	1	N/A	87.3%	88.3%	87.9%

\* This is based on patients treated on this contract for their most recent course of treatment. Figures in italics indicate the base number of FP17s or Patient Questionnaire responses are less than 100. N/A is shown where the base number of responses is less than 10 during the period. % is calculated as Quantity/Base number\*100



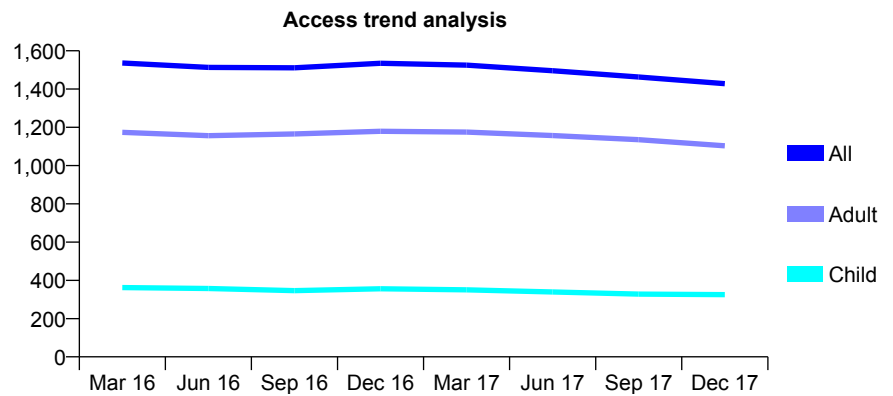
## Q55 - Vital Signs At a Glance Contract Report for 572497/0001 - December 2017

Name or company name	MR CA TAVARES
Contract type name	GDS Contract
Purpose of contract	General
Contract start date	01/04/2006
Contract end date	

17/18 Contracted general activity (UDA)	4,705
Carry forward general activity (UDA)	0
17/18 Contracted orthodontic activity (UOA)	0
Carry forward orthodontic activity (UOA)	0
Baseline contract value	£104,095.35

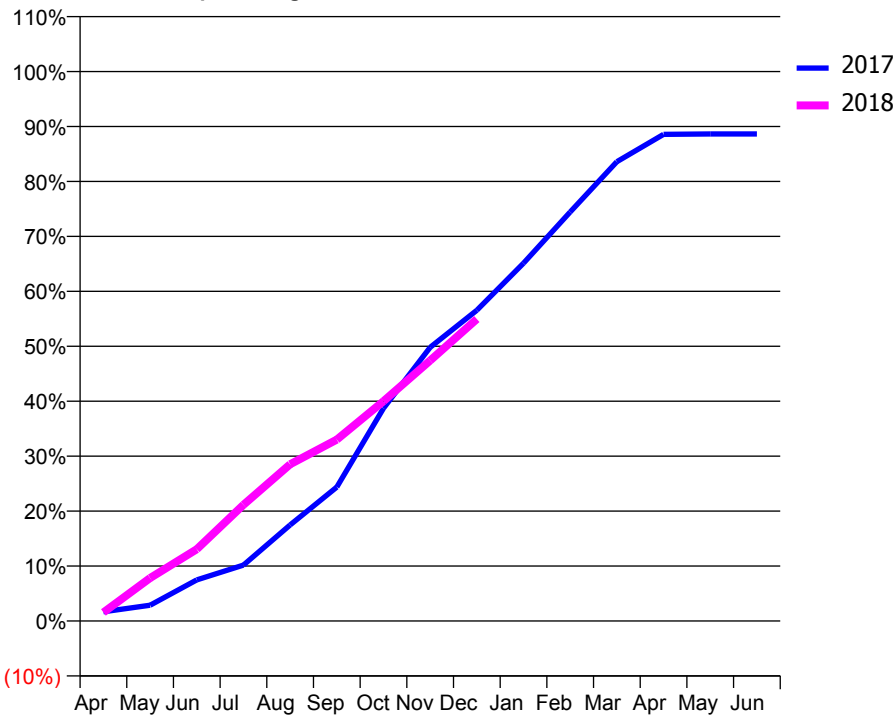
### ACCESS\*

Patients seen in 24 months	Total	Change since previous quarter
Quarter ending December 2016	1,535	
Quarter ending March 2017	1,525	→
Quarter ending June 2017	1,496	↓
Quarter ending September 2017	1,463	↓
Quarter ending December 2017	1,428	↓
<b>Variance since December 2016</b>	<b>(7.0%)</b>	<b>↓</b>



### ACTIVITY

Cumulative percentage of contracted UDA delivered 2017 & 2018



Month	Adjusted Scheduled Activity (UDA)	
	2017	2018
April	79	74
May	135	368
June	353	615
July	479	995
August	823	1,343
September	1,147	1,553
October	1,822	1,883
November	2,344	2,231
December	2,661	2,586
January	3,064	
February	3,503	
March	3,932	
April	4,167	
May	4,170	
June	4,170	

### QUALITY

	Quantity	Base Number	Contract	AT	Region	England
% of FP17s for the same patient ID Re-attending within 3 months - Children	24	350	6.9%	10.5%	11.8%	12.0%
% of FP17s for the same patient ID Re-attending within 3 months - Adults	116	1,232	9.4%	14.2%	15.3%	15.9%
% of FP17s for the same patient ID Re-attending between 3 & 9 months - Children	245	350	70.0%	61.8%	59.1%	58.0%
% of FP17s for the same patient ID Re-attending between 3 & 9 months - Adults	930	1,232	75.5%	55.4%	51.5%	50.5%
% of FP17s for Band 1 Urgent Courses	79	1,473	5.4%	7.2%	8.0%	9.0%
% of FP17s Relating to Free Repair or Replacements	4	1,473	0.3%	0.8%	0.8%	0.8%
% of FP17s Relating to Continuations	7	1,473	0.5%	1.3%	1.1%	1.1%
% of Patients satisfied with the dentistry they have received	4	5	N/A	91.8%	91.6%	91.5%
% of Patients satisfied with the time they had to wait for an appointment	3	5	N/A	87.3%	88.3%	87.9%

\* This is based on patients treated on this contract for their most recent course of treatment. Figures in italics indicate the base number of FP17s or Patient Questionnaire responses are less than 100. N/A is shown where the base number of responses is less than 10 during the period. % is calculated as Quantity/Base number\*100

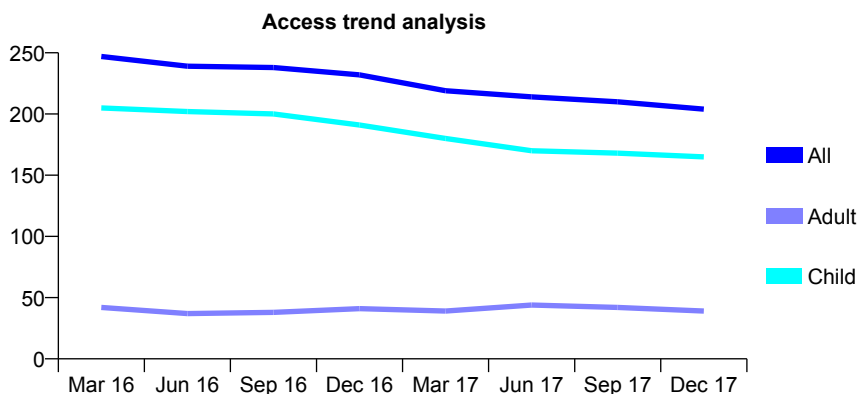
## Q55 - Vital Signs At a Glance Contract Report for 572985/0001 - December 2017

Name or company name	MR C STEAD
Contract type name	GDS Contract
Purpose of contract	General
Contract start date	01/04/2006
Contract end date	

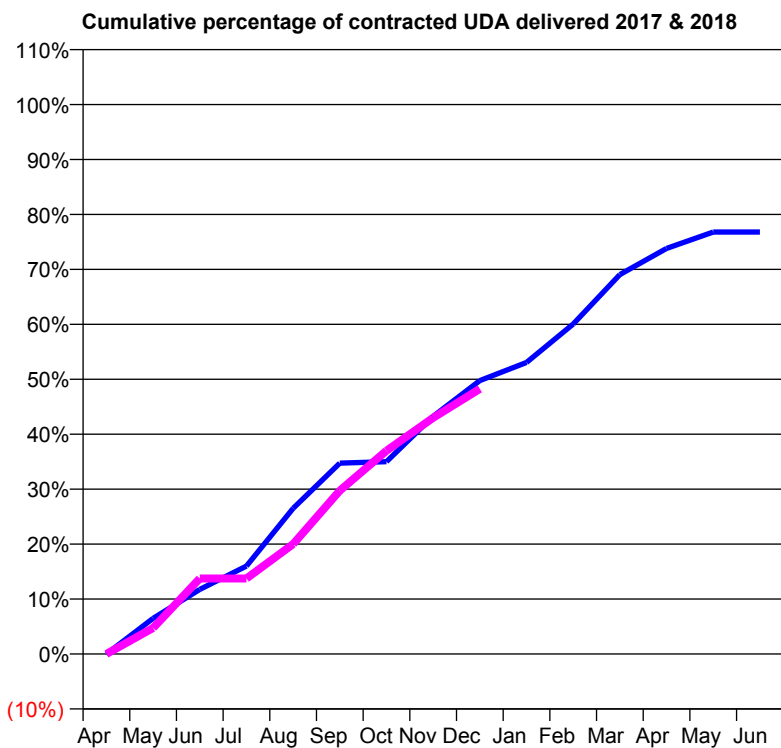
17/18 Contracted general activity (UDA)	400
Carry forward general activity (UDA)	0
17/18 Contracted orthodontic activity (UOA)	0
Carry forward orthodontic activity (UOA)	0
Baseline contract value	£9,825.16

### ACCESS\*

Patients seen in 24 months	Total	Change since previous quarter
Quarter ending December 2016	232	
Quarter ending March 2017	219	↓
Quarter ending June 2017	214	↓
Quarter ending September 2017	210	↓
Quarter ending December 2017	204	↓
<b>Variance since December 2016</b>	<b>(12.1%)</b>	<b>↓</b>



### ACTIVITY



Month	Adjusted Scheduled Activity (UDA)	
	2017	2018
April	0	0
May	26	19
June	47	55
July	64	55
August	106	80
September	139	119
October	140	148
November	173	172
December	199	193
January	212	
February	240	
March	276	
April	295	
May	307	
June	307	

### QUALITY

	Quantity	Base Number	Contract	AT	Region	England
% of FP17s for the same patient ID Re-attending within 3 months - Children	13	183	7.1%	10.5%	11.8%	12.0%
% of FP17s for the same patient ID Re-attending within 3 months - Adults	1	12	8.3%	14.2%	15.3%	15.9%
% of FP17s for the same patient ID Re-attending between 3 & 9 months - Children	121	183	66.1%	61.8%	59.1%	58.0%
% of FP17s for the same patient ID Re-attending between 3 & 9 months - Adults	8	12	66.7%	55.4%	51.5%	50.5%
% of FP17s for Band 1 Urgent Courses	0	172	0.0%	7.2%	8.0%	9.0%
% of FP17s Relating to Free Repair or Replacements	0	172	0.0%	0.8%	0.8%	0.8%
% of FP17s Relating to Continuations	0	172	0.0%	1.3%	1.1%	1.1%
% of Patients satisfied with the dentistry they have received	0	0	N/A	91.8%	91.6%	91.5%
% of Patients satisfied with the time they had to wait for an appointment	0	0	N/A	87.3%	88.3%	87.9%

\* This is based on patients treated on this contract for their most recent course of treatment. Figures in italics indicate the base number of FP17s or Patient Questionnaire responses are less than 100. N/A is shown where the base number of responses is less than 10 during the period. % is calculated as Quantity/Base number\*100

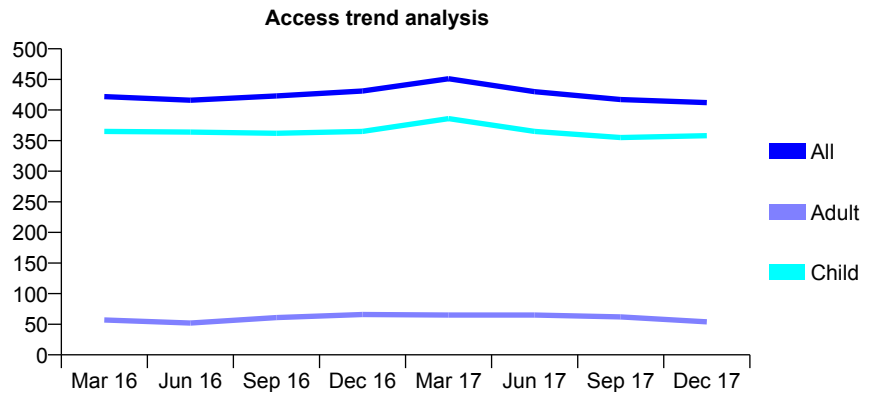
## Q55 - Vital Signs At a Glance Contract Report for 574813/0001 - December 2017

Name or company name	MR BB SNAPE
Contract type name	GDS Contract
Purpose of contract	General
Contract start date	01/04/2006
Contract end date	

17/18 Contracted general activity (UDA)	780
Carry forward general activity (UDA)	2
17/18 Contracted orthodontic activity (UOA)	0
Carry forward orthodontic activity (UOA)	0
Baseline contract value	£15,772.80

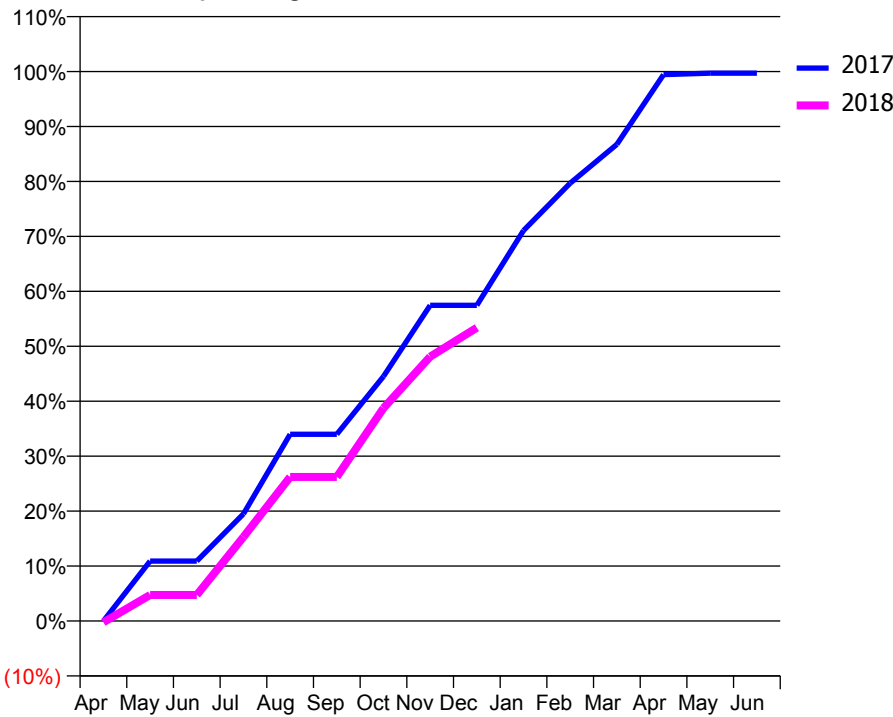
### ACCESS\*

Patients seen in 24 months	Total	Change since previous quarter
Quarter ending December 2016	431	
Quarter ending March 2017	451	↑
Quarter ending June 2017	430	↓
Quarter ending September 2017	417	↓
Quarter ending December 2017	412	↓
<b>Variance since December 2016</b>	<b>(4.4%)</b>	<b>↓</b>



### ACTIVITY

Cumulative percentage of contracted UDA delivered 2017 & 2018



Month	Adjusted Scheduled Activity (UDA)	
	2017	2018
April	0	-2
May	85	37
June	85	37
July	152	119
August	265	205
September	265	205
October	347	302
November	448	375
December	448	416
January	554	
February	622	
March	677	
April	776	
May	778	
June	778	

### QUALITY

	Quantity	Base Number	Contract	AT	Region	England
% of FP17s for the same patient ID Re-attending within 3 months - Children	14	424	3.3%	10.5%	11.8%	12.0%
% of FP17s for the same patient ID Re-attending within 3 months - Adults	0	0	N/A	14.2%	15.3%	15.9%
% of FP17s for the same patient ID Re-attending between 3 & 9 months - Children	323	424	76.2%	61.8%	59.1%	58.0%
% of FP17s for the same patient ID Re-attending between 3 & 9 months - Adults	0	0	N/A	55.4%	51.5%	50.5%
% of FP17s for Band 1 Urgent Courses	8	355	2.3%	7.2%	8.0%	9.0%
% of FP17s Relating to Free Repair or Replacements	0	355	0.0%	0.8%	0.8%	0.8%
% of FP17s Relating to Continuations	2	355	0.6%	1.3%	1.1%	1.1%
% of Patients satisfied with the dentistry they have received	0	0	N/A	91.8%	91.6%	91.5%
% of Patients satisfied with the time they had to wait for an appointment	0	0	N/A	87.3%	88.3%	87.9%

\* This is based on patients treated on this contract for their most recent course of treatment. Figures in italics indicate the base number of FP17s or Patient Questionnaire responses are less than 100. N/A is shown where the base number of responses is less than 10 during the period. % is calculated as Quantity/Base number\*100

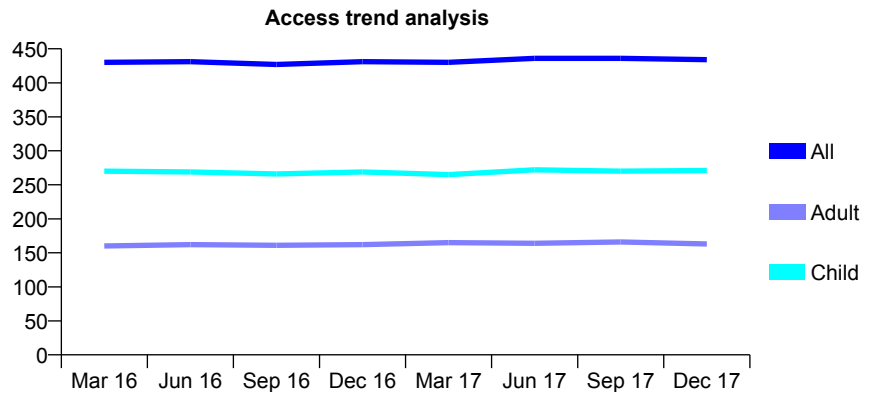
## Q55 - Vital Signs At a Glance Contract Report for 575275/0001 - December 2017

Name or company name	MR SM O'DONOVAN
Contract type name	GDS Contract
Purpose of contract	General
Contract start date	01/04/2006
Contract end date	

17/18 Contracted general activity (UDA)	988
Carry forward general activity (UDA)	0
17/18 Contracted orthodontic activity (UOA)	0
Carry forward orthodontic activity (UOA)	0
Baseline contract value	£20,048.55

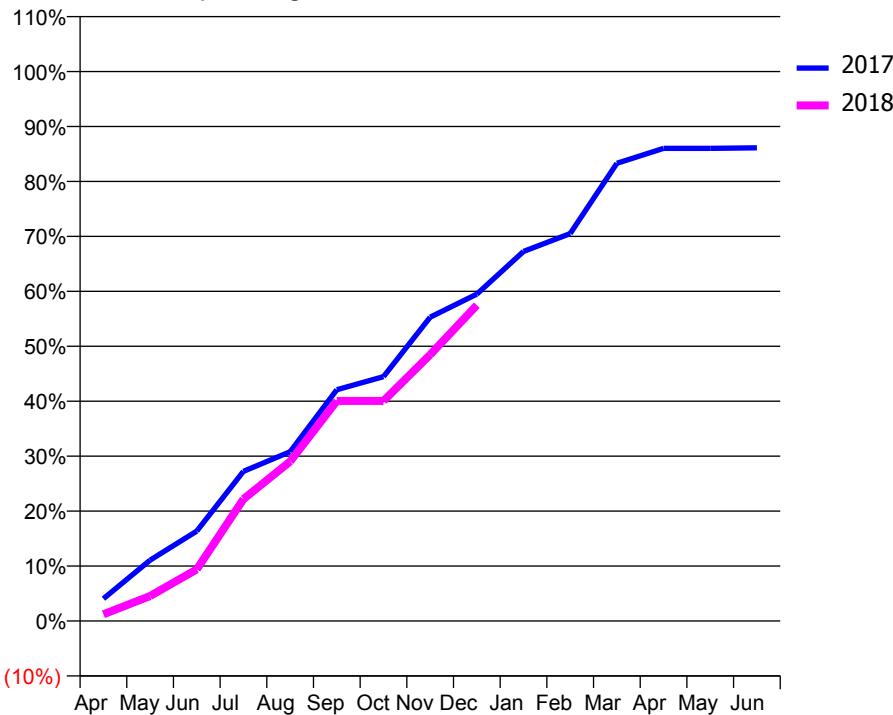
### ACCESS\*

Patients seen in 24 months	Total	Change since previous quarter
Quarter ending December 2016	431	
Quarter ending March 2017	430	→
Quarter ending June 2017	436	→
Quarter ending September 2017	436	→
Quarter ending December 2017	434	→
<b>Variance since December 2016</b>	<b>0.7%</b>	<b>→</b>



### ACTIVITY

Cumulative percentage of contracted UDA delivered 2017 & 2018



Month	Adjusted Scheduled Activity (UDA)	
	2017	2018
April	45	12
May	122	45
June	181	93
July	301	219
August	340	287
September	465	396
October	491	396
November	610	479
December	657	568
January	742	
February	778	
March	920	
April	950	
May	950	
June	951	

### QUALITY

	Quantity	Base Number	Contract	AT	Region	England
% of FP17s for the same patient ID Re-attending within 3 months - Children	19	325	5.8%	10.5%	11.8%	12.0%
% of FP17s for the same patient ID Re-attending within 3 months - Adults	8	124	6.5%	14.2%	15.3%	15.9%
% of FP17s for the same patient ID Re-attending between 3 & 9 months - Children	201	325	61.8%	61.8%	59.1%	58.0%
% of FP17s for the same patient ID Re-attending between 3 & 9 months - Adults	84	124	67.7%	55.4%	51.5%	50.5%
% of FP17s for Band 1 Urgent Courses	4	428	0.9%	7.2%	8.0%	9.0%
% of FP17s Relating to Free Repair or Replacements	1	428	0.2%	0.8%	0.8%	0.8%
% of FP17s Relating to Continuations	2	428	0.5%	1.3%	1.1%	1.1%
% of Patients satisfied with the dentistry they have received	0	0	N/A	91.8%	91.6%	91.5%
% of Patients satisfied with the time they had to wait for an appointment	0	0	N/A	87.3%	88.3%	87.9%

\* This is based on patients treated on this contract for their most recent course of treatment. Figures in italics indicate the base number of FP17s or Patient Questionnaire responses are less than 100. N/A is shown where the base number of responses is less than 10 during the period. % is calculated as Quantity/Base number\*100

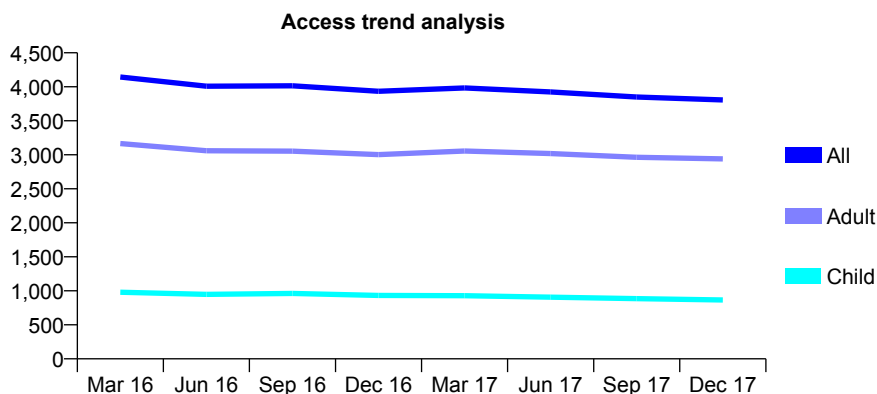
## Q55 - Vital Signs At a Glance Contract Report for 576050/0002 - December 2017

Name or company name	MR AJ STOGGALL
Contract type name	GDS Contract
Purpose of contract	General
Contract start date	01/04/2006
Contract end date	

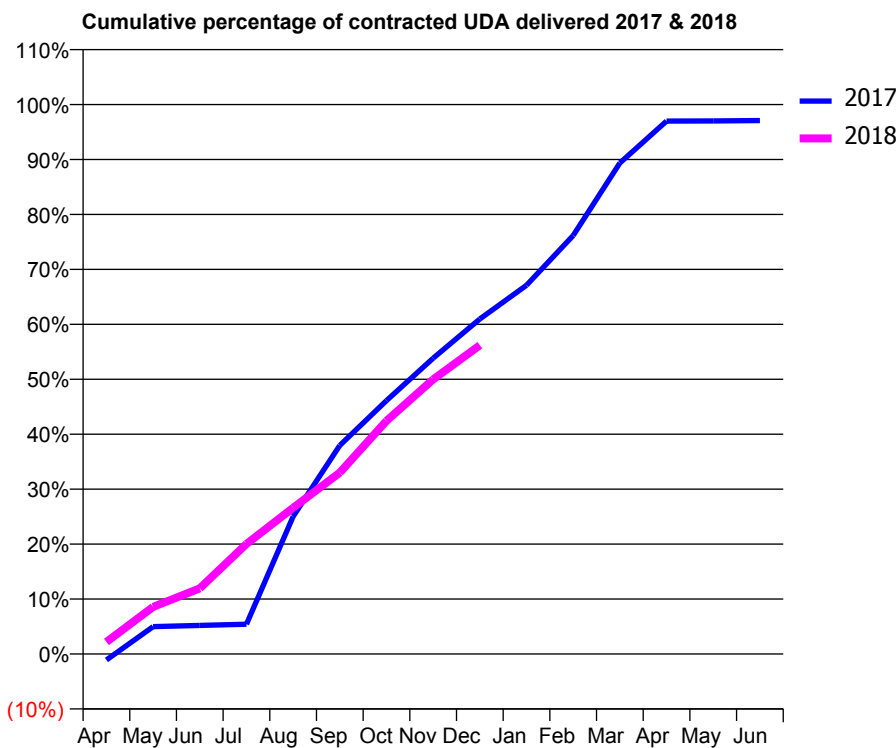
17/18 Contracted general activity (UDA)	13,035
Carry forward general activity (UDA)	0
17/18 Contracted orthodontic activity (UOA)	0
Carry forward orthodontic activity (UOA)	0
Baseline contract value	£347,732.75

### ACCESS\*

Patients seen in 24 months	Total	Change since previous quarter
Quarter ending December 2016	3,935	
Quarter ending March 2017	3,984	→
Quarter ending June 2017	3,924	↓
Quarter ending September 2017	3,850	↓
Quarter ending December 2017	3,806	↓
<b>Variance since December 2016</b>	<b>(3.3%)</b>	<b>↓</b>



### ACTIVITY



Month	Adjusted Scheduled Activity (UDA)	
	2017	2018
April	-150	287
May	671	1,118
June	702	1,558
July	733	2,610
August	3,379	3,468
September	5,122	4,302
October	6,224	5,532
November	7,264	6,514
December	8,226	7,325
January	9,055	
February	10,278	
March	12,060	
April	13,088	
May	13,091	
June	13,099	

### QUALITY

	Quantity	Base Number	Contract	AT	Region	England
% of FP17s for the same patient ID Re-attending within 3 months - Children	62	872	7.1%	10.5%	11.8%	12.0%
% of FP17s for the same patient ID Re-attending within 3 months - Adults	649	3,373	19.2%	14.2%	15.3%	15.9%
% of FP17s for the same patient ID Re-attending between 3 & 9 months - Children	556	872	63.8%	61.8%	59.1%	58.0%
% of FP17s for the same patient ID Re-attending between 3 & 9 months - Adults	1,902	3,373	56.4%	55.4%	51.5%	50.5%
% of FP17s for Band 1 Urgent Courses	360	3,854	9.3%	7.2%	8.0%	9.0%
% of FP17s Relating to Free Repair or Replacements	67	3,854	1.7%	0.8%	0.8%	0.8%
% of FP17s Relating to Continuations	103	3,854	2.7%	1.3%	1.1%	1.1%
% of Patients satisfied with the dentistry they have received	5	5	N/A	91.8%	91.6%	91.5%
% of Patients satisfied with the time they had to wait for an appointment	5	5	N/A	87.3%	88.3%	87.9%

\* This is based on patients treated on this contract for their most recent course of treatment. Figures in italics indicate the base number of FP17s or Patient Questionnaire responses are less than 100. N/A is shown where the base number of responses is less than 10 during the period. % is calculated as Quantity/Base number\*100

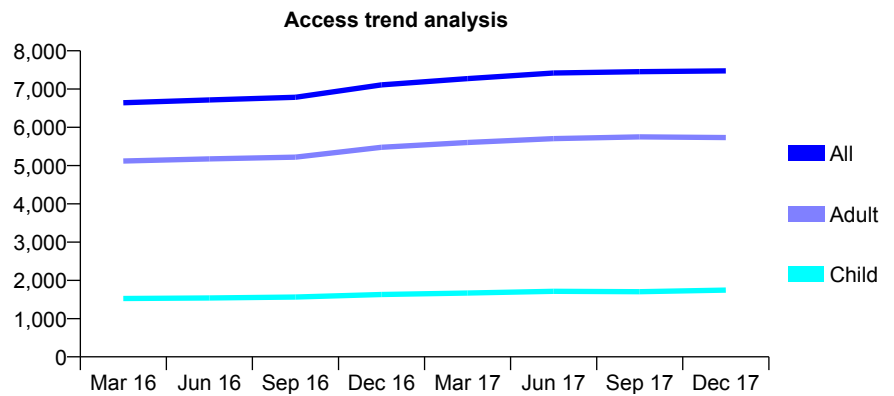
## Q55 - Vital Signs At a Glance Contract Report for 577421/0001 - December 2017

Name or company name	MISS AC PETERSON
Contract type name	GDS Contract
Purpose of contract	General
Contract start date	01/04/2006
Contract end date	

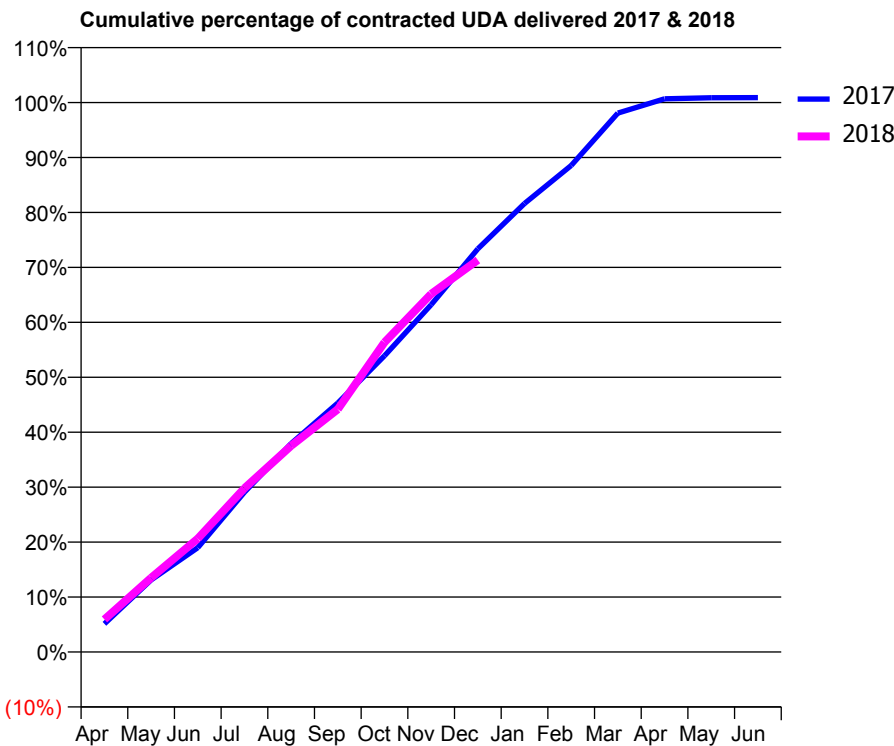
17/18 Contracted general activity (UDA)	15,515
Carry forward general activity (UDA)	-148
17/18 Contracted orthodontic activity (UOA)	0
Carry forward orthodontic activity (UOA)	0
Baseline contract value	£437,644.61

### ACCESS\*

Patients seen in 24 months	Total	Change since previous quarter
Quarter ending December 2016	7,109	
Quarter ending March 2017	7,272	↑
Quarter ending June 2017	7,418	↑
Quarter ending September 2017	7,455	→
Quarter ending December 2017	7,476	→
<b>Variance since December 2016</b>	<b>5.2%</b>	<b>↑</b>



### ACTIVITY



Month	Adjusted Scheduled Activity (UDA)	
	2017	2018
April	846	922
May	2,166	2,094
June	3,137	3,202
July	4,803	4,624
August	6,265	5,821
September	7,484	6,854
October	8,901	8,744
November	10,436	10,111
December	12,116	11,066
January	13,478	
February	14,623	
March	16,198	
April	16,627	
May	16,656	
June	16,663	

### QUALITY

	Quantity	Base Number	Contract	AT	Region	England
% of FP17s for the same patient ID Re-attending within 3 months - Children	88	1,726	5.1%	10.5%	11.8%	12.0%
% of FP17s for the same patient ID Re-attending within 3 months - Adults	668	5,581	12.0%	14.2%	15.3%	15.9%
% of FP17s for the same patient ID Re-attending between 3 & 9 months - Children	1,026	1,726	59.4%	61.8%	59.1%	58.0%
% of FP17s for the same patient ID Re-attending between 3 & 9 months - Adults	2,990	5,581	53.6%	55.4%	51.5%	50.5%
% of FP17s for Band 1 Urgent Courses	244	5,521	4.4%	7.2%	8.0%	9.0%
% of FP17s Relating to Free Repair or Replacements	87	5,521	1.6%	0.8%	0.8%	0.8%
% of FP17s Relating to Continuations	86	5,521	1.6%	1.3%	1.1%	1.1%
% of Patients satisfied with the dentistry they have received	25	25	100.0%	91.8%	91.6%	91.5%
% of Patients satisfied with the time they had to wait for an appointment	22	25	88.0%	87.3%	88.3%	87.9%

\* This is based on patients treated on this contract for their most recent course of treatment. Figures in italics indicate the base number of FP17s or Patient Questionnaire responses are less than 100. N/A is shown where the base number of responses is less than 10 during the period. % is calculated as Quantity/Base number\*100

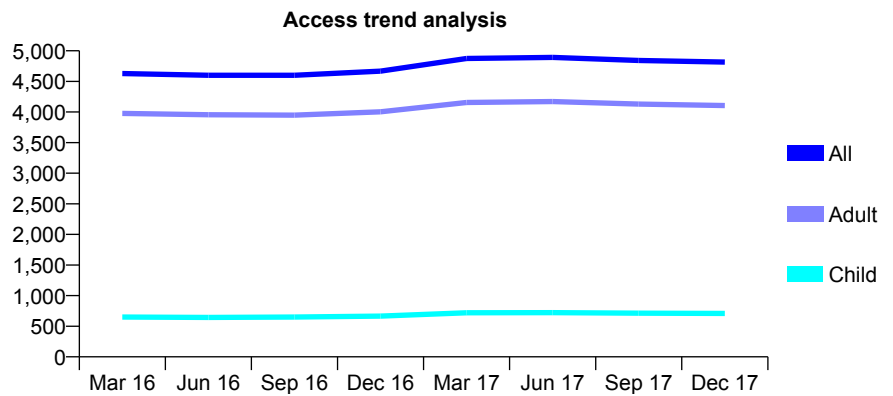
## Q55 - Vital Signs At a Glance Contract Report for 612715/0001 - December 2017

Name or company name	MRS A POONI
Contract type name	GDS Contract
Purpose of contract	General
Contract start date	01/02/2010
Contract end date	

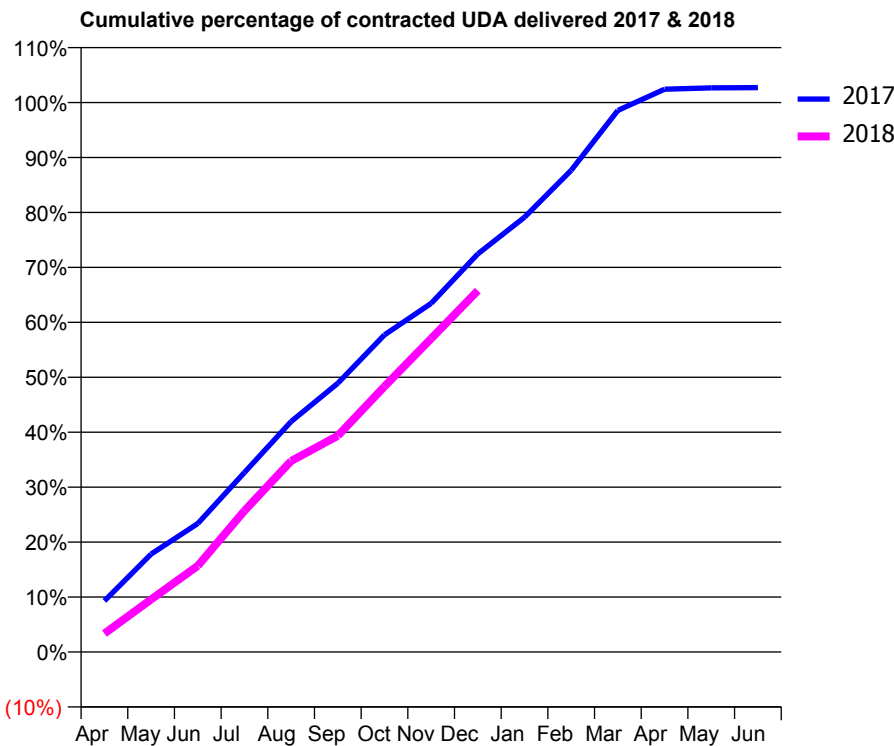
17/18 Contracted general activity (UDA)	13,207
Carry forward general activity (UDA)	0
17/18 Contracted orthodontic activity (UOA)	0
Carry forward orthodontic activity (UOA)	0
Baseline contract value	£271,495.49

### ACCESS\*

Patients seen in 24 months	Total	Change since previous quarter
Quarter ending December 2016	4,668	
Quarter ending March 2017	4,875	↑
Quarter ending June 2017	4,893	→
Quarter ending September 2017	4,842	↓
Quarter ending December 2017	4,816	→
<b>Variance since December 2016</b>	<b>3.2%</b>	<b>↑</b>



### ACTIVITY



Month	Adjusted Scheduled Activity (UDA)	
	2017	2018
April	1,324	443
May	2,534	1,265
June	3,321	2,073
July	4,641	3,397
August	5,959	4,591
September	6,949	5,198
October	8,201	6,382
November	9,013	7,532
December	10,294	8,686
January	11,242	
February	12,454	
March	14,004	
April	14,552	
May	14,585	
June	14,592	

### QUALITY

	Quantity	Base Number	Contract	AT	Region	England
% of FP17s for the same patient ID Re-attending within 3 months - Children	37	715	5.2%	10.5%	11.8%	12.0%
% of FP17s for the same patient ID Re-attending within 3 months - Adults	481	3,952	12.2%	14.2%	15.3%	15.9%
% of FP17s for the same patient ID Re-attending between 3 & 9 months - Children	411	715	57.5%	61.8%	59.1%	58.0%
% of FP17s for the same patient ID Re-attending between 3 & 9 months - Adults	2,153	3,952	54.5%	55.4%	51.5%	50.5%
% of FP17s for Band 1 Urgent Courses	266	4,357	6.1%	7.2%	8.0%	9.0%
% of FP17s Relating to Free Repair or Replacements	39	4,357	0.9%	0.8%	0.8%	0.8%
% of FP17s Relating to Continuations	25	4,357	0.6%	1.3%	1.1%	1.1%
% of Patients satisfied with the dentistry they have received	4	5	N/A	91.8%	91.6%	91.5%
% of Patients satisfied with the time they had to wait for an appointment	5	5	N/A	87.3%	88.3%	87.9%

\* This is based on patients treated on this contract for their most recent course of treatment. Figures in italics indicate the base number of FP17s or Patient Questionnaire responses are less than 100. N/A is shown where the base number of responses is less than 10 during the period. % is calculated as Quantity/Base number\*100



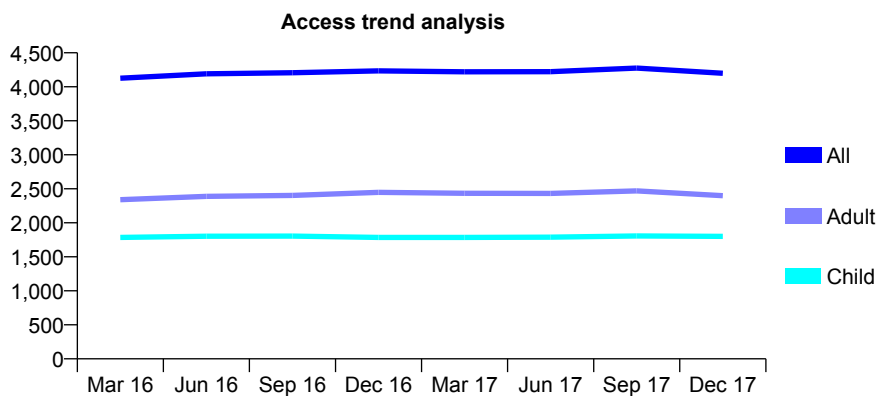
## Q55 - Vital Signs At a Glance Contract Report for 651281/0001 - December 2017

Name or company name	MR GC SAVVA
Contract type name	GDS Contract
Purpose of contract	General
Contract start date	01/04/2006
Contract end date	

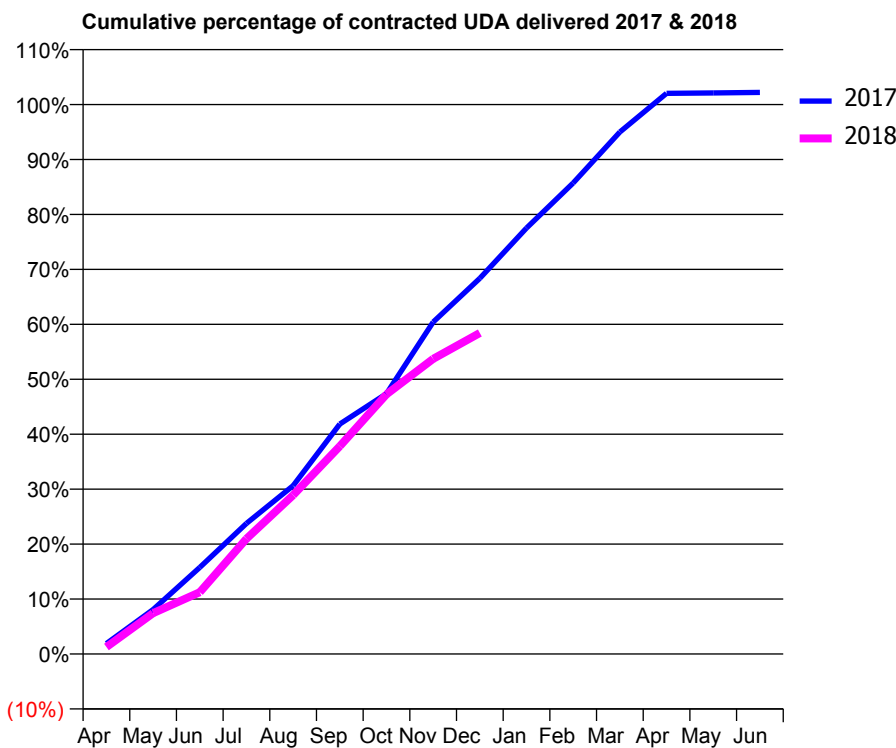
17/18 Contracted general activity (UDA)	10,000
Carry forward general activity (UDA)	0
17/18 Contracted orthodontic activity (UOA)	0
Carry forward orthodontic activity (UOA)	0
Baseline contract value	£249,535.83

### ACCESS\*

Patients seen in 24 months	Total	Change since previous quarter
Quarter ending December 2016	4,234	
Quarter ending March 2017	4,220	→
Quarter ending June 2017	4,223	→
Quarter ending September 2017	4,275	→
Quarter ending December 2017	4,199	↓
<b>Variance since December 2016</b>	<b>(0.8%)</b>	→



### ACTIVITY



Month	Adjusted Scheduled Activity (UDA)	
	2017	2018
April	182	128
May	769	744
June	1,497	1,124
July	2,259	2,098
August	2,911	2,891
September	3,976	3,781
October	4,500	4,725
November	5,739	5,371
December	6,496	5,842
January	7,365	
February	8,143	
March	9,024	
April	9,692	
May	9,699	
June	9,709	

### QUALITY

	Quantity	Base Number	Contract	AT	Region	England
% of FP17s for the same patient ID Re-attending within 3 months - Children	174	2,168	8.0%	10.5%	11.8%	12.0%
% of FP17s for the same patient ID Re-attending within 3 months - Adults	300	2,394	12.5%	14.2%	15.3%	15.9%
% of FP17s for the same patient ID Re-attending between 3 & 9 months - Children	1,487	2,168	68.6%	61.8%	59.1%	58.0%
% of FP17s for the same patient ID Re-attending between 3 & 9 months - Adults	1,623	2,394	67.8%	55.4%	51.5%	50.5%
% of FP17s for Band 1 Urgent Courses	195	3,702	5.3%	7.2%	8.0%	9.0%
% of FP17s Relating to Free Repair or Replacements	12	3,702	0.3%	0.8%	0.8%	0.8%
% of FP17s Relating to Continuations	9	3,702	0.2%	1.3%	1.1%	1.1%
% of Patients satisfied with the dentistry they have received	2	2	N/A	91.8%	91.6%	91.5%
% of Patients satisfied with the time they had to wait for an appointment	2	2	N/A	87.3%	88.3%	87.9%

\* This is based on patients treated on this contract for their most recent course of treatment. Figures in italics indicate the base number of FP17s or Patient Questionnaire responses are less than 100. N/A is shown where the base number of responses is less than 10 during the period. % is calculated as Quantity/Base number\*100

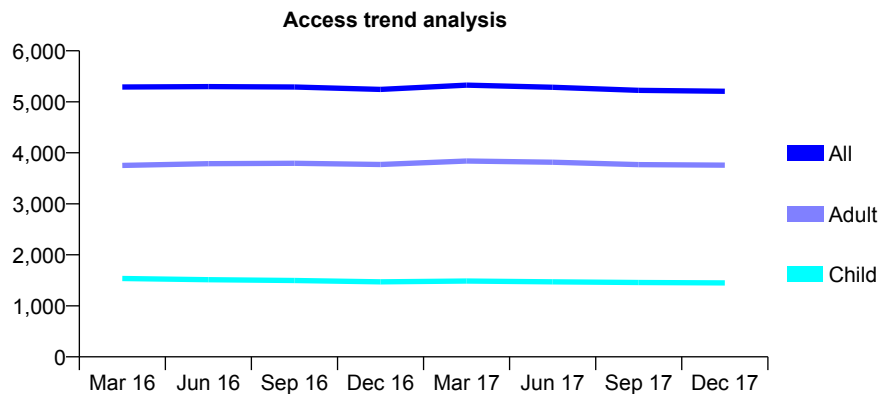
## Q55 - Vital Signs At a Glance Contract Report for 653861/0001 - December 2017

Name or company name	MR AF CHALMERS
Contract type name	GDS Contract
Purpose of contract	General and Orthodontic
Contract start date	01/04/2006
Contract end date	

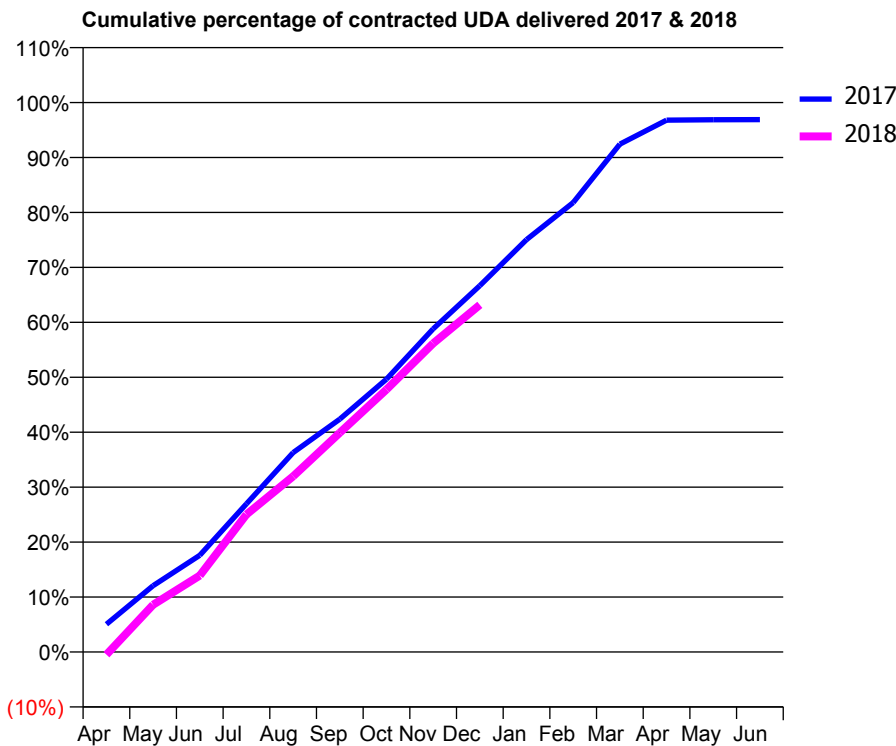
17/18 Contracted general activity (UDA)	15,500
Carry forward general activity (UDA)	482
17/18 Contracted orthodontic activity (UOA)	590
Carry forward orthodontic activity (UOA)	-7
Baseline contract value	£460,661.75

### ACCESS\*

Patients seen in 24 months	Total	Change since previous quarter
Quarter ending December 2016	5,242	
Quarter ending March 2017	5,326	→
Quarter ending June 2017	5,286	→
Quarter ending September 2017	5,226	↓
Quarter ending December 2017	5,206	→
<b>Variance since December 2016</b>	<b>(0.7%)</b>	<b>→</b>



### ACTIVITY



Month	Adjusted Scheduled Activity (UDA)	
	2017	2018
April	782	-77
May	1,870	1,332
June	2,730	2,158
July	4,182	3,881
August	5,623	4,954
September	6,569	6,187
October	7,699	7,404
November	9,115	8,704
December	10,333	9,794
January	11,632	
February	12,678	
March	14,326	
April	15,002	
May	15,013	
June	15,018	

### QUALITY

	Quantity	Base Number	Contract	AT	Region	England
% of FP17s for the same patient ID Re-attending within 3 months - Children	216	1,985	10.9%	10.5%	11.8%	12.0%
% of FP17s for the same patient ID Re-attending within 3 months - Adults	754	4,542	16.6%	14.2%	15.3%	15.9%
% of FP17s for the same patient ID Re-attending between 3 & 9 months - Children	1,470	1,985	74.1%	61.8%	59.1%	58.0%
% of FP17s for the same patient ID Re-attending between 3 & 9 months - Adults	2,978	4,542	65.6%	55.4%	51.5%	50.5%
% of FP17s for Band 1 Urgent Courses	472	6,116	7.7%	7.2%	8.0%	9.0%
% of FP17s Relating to Free Repair or Replacements	37	6,116	0.6%	0.8%	0.8%	0.8%
% of FP17s Relating to Continuations	32	6,116	0.5%	1.3%	1.1%	1.1%
% of Patients satisfied with the dentistry they have received	8	8	N/A	91.8%	91.6%	91.5%
% of Patients satisfied with the time they had to wait for an appointment	7	8	N/A	87.3%	88.3%	87.9%

\* This is based on patients treated on this contract for their most recent course of treatment. Figures in italics indicate the base number of FP17s or Patient Questionnaire responses are less than 100. N/A is shown where the base number of responses is less than 10 during the period. % is calculated as Quantity/Base number\*100

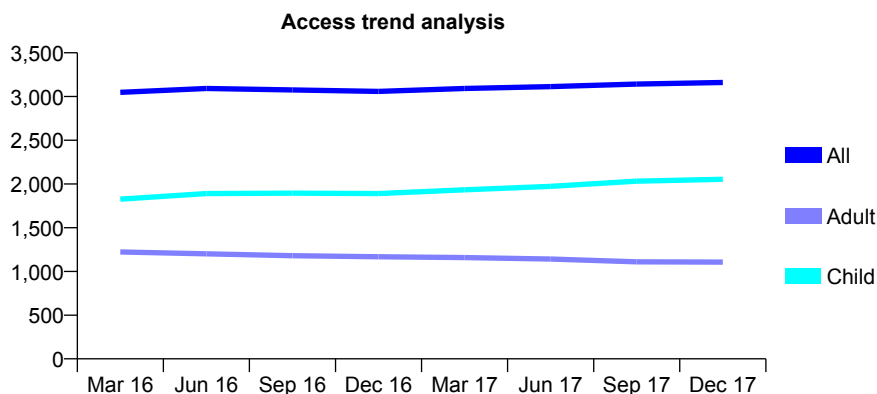
## Q55 - Vital Signs At a Glance Contract Report for 673838/0001 - December 2017

Name or company name	MR JF HUME-SPRY
Contract type name	GDS Contract
Purpose of contract	General
Contract start date	01/04/2006
Contract end date	

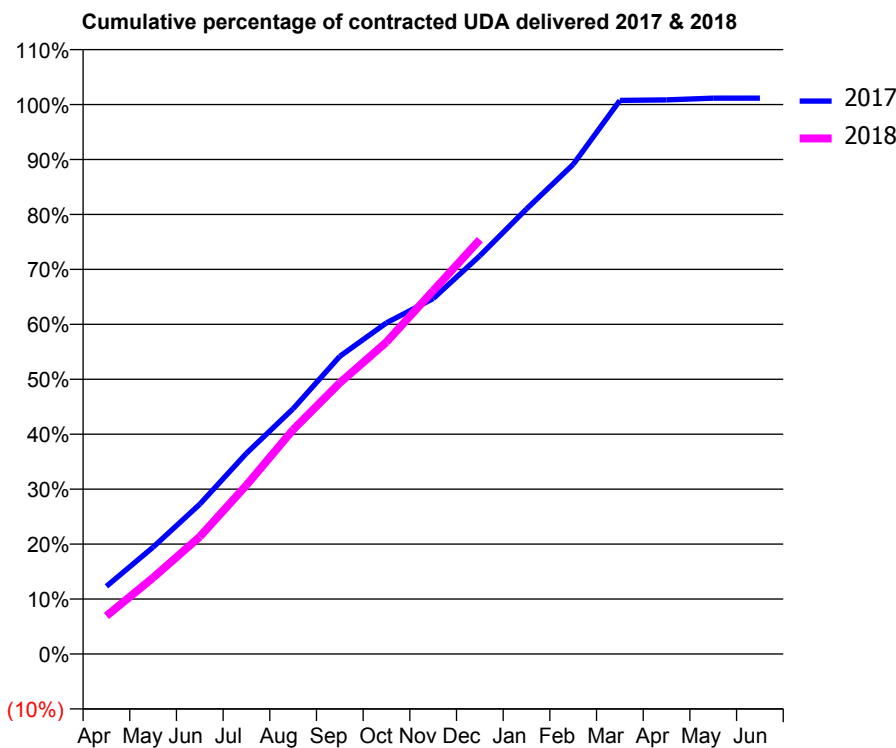
17/18 Contracted general activity (UDA)	7,875
Carry forward general activity (UDA)	0
17/18 Contracted orthodontic activity (UOA)	0
Carry forward orthodontic activity (UOA)	0
Baseline contract value	£181,520.39

### ACCESS\*

Patients seen in 24 months	Total	Change since previous quarter
Quarter ending December 2016	3,058	
Quarter ending March 2017	3,092	→
Quarter ending June 2017	3,113	→
Quarter ending September 2017	3,142	→
Quarter ending December 2017	3,160	→
<b>Variance since December 2016</b>	<b>3.3%</b>	<b>↑</b>



### ACTIVITY



Month	Adjusted Scheduled Activity (UDA)	
	2017	2018
April	970	545
May	1,533	1,095
June	2,147	1,680
July	2,877	2,420
August	3,514	3,214
September	4,265	3,886
October	4,747	4,471
November	5,094	5,207
December	5,708	5,939
January	6,379	
February	7,015	
March	7,934	
April	7,941	
May	7,965	
June	7,965	

### QUALITY

	Quantity	Base Number	Contract	AT	Region	England
% of FP17s for the same patient ID Re-attending within 3 months - Children	174	2,506	6.9%	10.5%	11.8%	12.0%
% of FP17s for the same patient ID Re-attending within 3 months - Adults	171	1,111	15.4%	14.2%	15.3%	15.9%
% of FP17s for the same patient ID Re-attending between 3 & 9 months - Children	1,666	2,506	66.5%	61.8%	59.1%	58.0%
% of FP17s for the same patient ID Re-attending between 3 & 9 months - Adults	706	1,111	63.5%	55.4%	51.5%	50.5%
% of FP17s for Band 1 Urgent Courses	83	3,592	2.3%	7.2%	8.0%	9.0%
% of FP17s Relating to Free Repair or Replacements	3	3,592	0.1%	0.8%	0.8%	0.8%
% of FP17s Relating to Continuations	66	3,592	1.8%	1.3%	1.1%	1.1%
% of Patients satisfied with the dentistry they have received	10	10	100.0%	91.8%	91.6%	91.5%
% of Patients satisfied with the time they had to wait for an appointment	10	10	100.0%	87.3%	88.3%	87.9%

\* This is based on patients treated on this contract for their most recent course of treatment. Figures in italics indicate the base number of FP17s or Patient Questionnaire responses are less than 100. N/A is shown where the base number of responses is less than 10 during the period. % is calculated as Quantity/Base number\*100

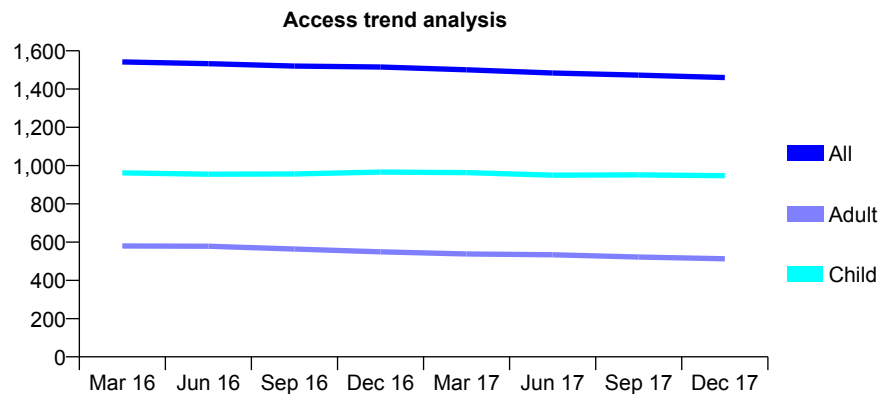
## Q55 - Vital Signs At a Glance Contract Report for 673862/0002 - December 2017

Name or company name	MR SC PEARCE
Contract type name	GDS Contract
Purpose of contract	General
Contract start date	01/04/2006
Contract end date	

17/18 Contracted general activity (UDA)	5,223
Carry forward general activity (UDA)	0
17/18 Contracted orthodontic activity (UOA)	0
Carry forward orthodontic activity (UOA)	0
Baseline contract value	£120,344.08

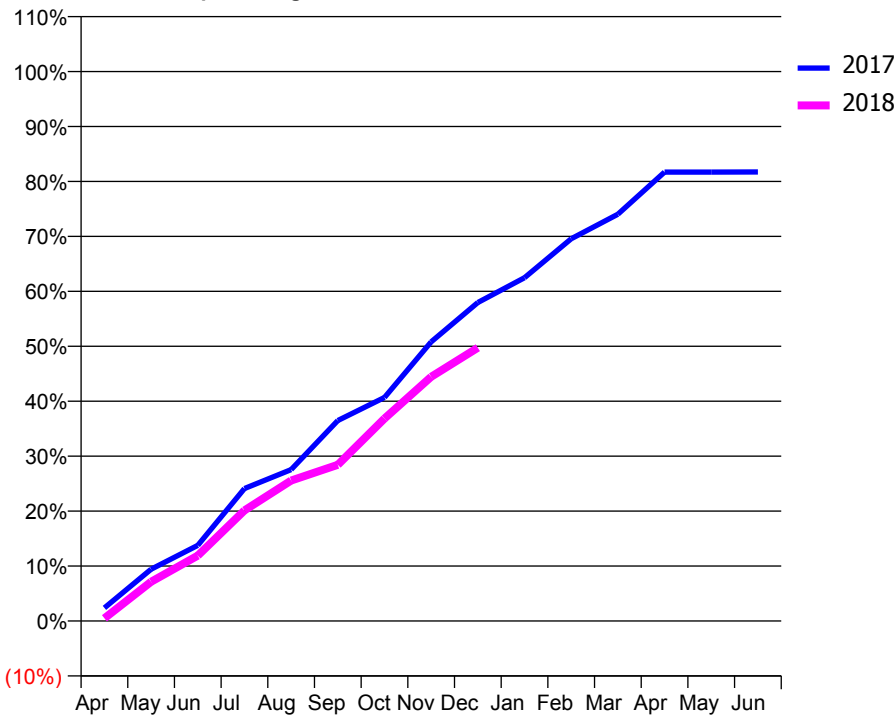
### ACCESS\*

Patients seen in 24 months	Total	Change since previous quarter
Quarter ending December 2016	1,515	
Quarter ending March 2017	1,501	→
Quarter ending June 2017	1,484	↓
Quarter ending September 2017	1,473	→
Quarter ending December 2017	1,460	→
<b>Variance since December 2016</b>	<b>(3.6%)</b>	<b>↓</b>



### ACTIVITY

Cumulative percentage of contracted UDA delivered 2017 & 2018



Month	Adjusted Scheduled Activity (UDA)	
	2017	2018
April	125	27
May	493	373
June	720	622
July	1,259	1,051
August	1,439	1,335
September	1,905	1,485
October	2,124	1,925
November	2,654	2,322
December	3,028	2,597
January	3,263	
February	3,633	
March	3,866	
April	4,267	
May	4,267	
June	4,268	

### QUALITY

	Quantity	Base Number	Contract	AT	Region	England
% of FP17s for the same patient ID Re-attending within 3 months - Children	201	1,419	14.2%	10.5%	11.8%	12.0%
% of FP17s for the same patient ID Re-attending within 3 months - Adults	139	564	24.6%	14.2%	15.3%	15.9%
% of FP17s for the same patient ID Re-attending between 3 & 9 months - Children	987	1,419	69.6%	61.8%	59.1%	58.0%
% of FP17s for the same patient ID Re-attending between 3 & 9 months - Adults	353	564	62.6%	55.4%	51.5%	50.5%
% of FP17s for Band 1 Urgent Courses	87	1,753	5.0%	7.2%	8.0%	9.0%
% of FP17s Relating to Free Repair or Replacements	0	1,753	0.0%	0.8%	0.8%	0.8%
% of FP17s Relating to Continuations	0	1,753	0.0%	1.3%	1.1%	1.1%
% of Patients satisfied with the dentistry they have received	0	0	N/A	91.8%	91.6%	91.5%
% of Patients satisfied with the time they had to wait for an appointment	0	0	N/A	87.3%	88.3%	87.9%

\* This is based on patients treated on this contract for their most recent course of treatment. Figures in italics indicate the base number of FP17s or Patient Questionnaire responses are less than 100. N/A is shown where the base number of responses is less than 10 during the period. % is calculated as Quantity/Base number\*100

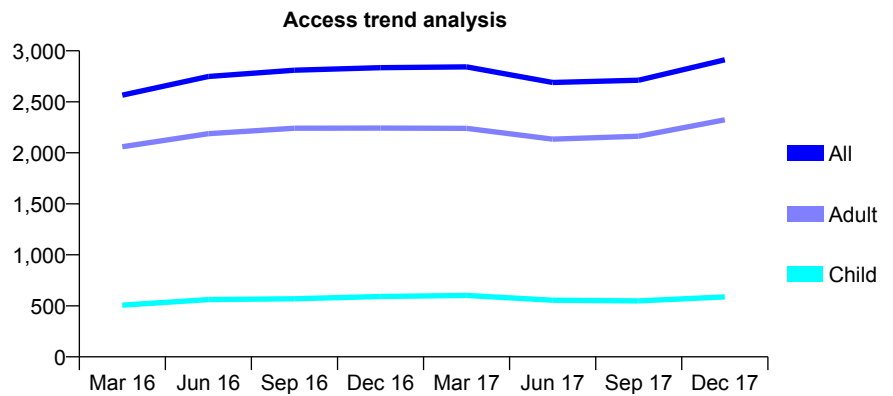
## Q55 - Vital Signs At a Glance Contract Report for 674427/0001 - December 2017

Name or company name	MR N SHAW
Contract type name	GDS Contract
Purpose of contract	General
Contract start date	01/10/2007
Contract end date	

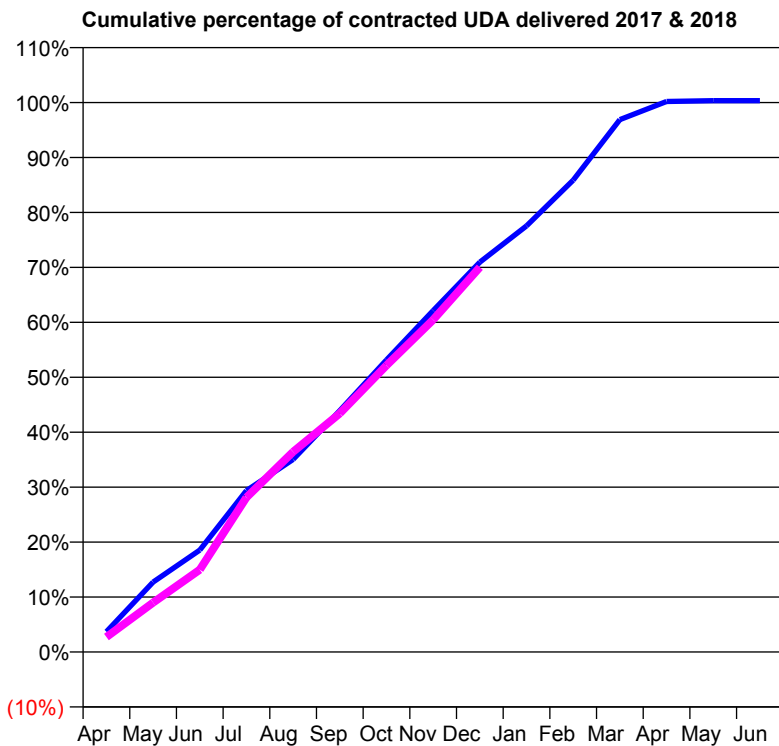
17/18 Contracted general activity (UDA)	9,028
Carry forward general activity (UDA)	-31
17/18 Contracted orthodontic activity (UOA)	0
Carry forward orthodontic activity (UOA)	0
Baseline contract value	£252,914.91

### ACCESS\*

Patients seen in 24 months	Total	Change since previous quarter
Quarter ending December 2016	2,834	
Quarter ending March 2017	2,842	→
Quarter ending June 2017	2,689	↓
Quarter ending September 2017	2,712	→
Quarter ending December 2017	2,912	↑
<b>Variance since December 2016</b>	<b>2.8%</b>	<b>↑</b>



### ACTIVITY



Month	Adjusted Scheduled Activity (UDA)	
	2017	2018
April	335	247
May	1,149	812
June	1,674	1,353
July	2,653	2,541
August	3,165	3,290
September	3,967	3,921
October	4,799	4,709
November	5,609	5,458
December	6,405	6,322
January	7,000	
February	7,752	
March	8,748	
April	9,045	
May	9,059	
June	9,059	

### QUALITY

	Quantity	Base Number	Contract	AT	Region	England
% of FP17s for the same patient ID Re-attending within 3 months - Children	36	792	4.5%	10.5%	11.8%	12.0%
% of FP17s for the same patient ID Re-attending within 3 months - Adults	312	2,851	10.9%	14.2%	15.3%	15.9%
% of FP17s for the same patient ID Re-attending between 3 & 9 months - Children	501	792	63.3%	61.8%	59.1%	58.0%
% of FP17s for the same patient ID Re-attending between 3 & 9 months - Adults	1,609	2,851	56.4%	55.4%	51.5%	50.5%
% of FP17s for Band 1 Urgent Courses	82	3,390	2.4%	7.2%	8.0%	9.0%
% of FP17s Relating to Free Repair or Replacements	7	3,390	0.2%	0.8%	0.8%	0.8%
% of FP17s Relating to Continuations	77	3,390	2.3%	1.3%	1.1%	1.1%
% of Patients satisfied with the dentistry they have received	4	5	N/A	91.8%	91.6%	91.5%
% of Patients satisfied with the time they had to wait for an appointment	5	5	N/A	87.3%	88.3%	87.9%

\* This is based on patients treated on this contract for their most recent course of treatment. Figures in italics indicate the base number of FP17s or Patient Questionnaire responses are less than 100. N/A is shown where the base number of responses is less than 10 during the period. % is calculated as Quantity/Base number\*100

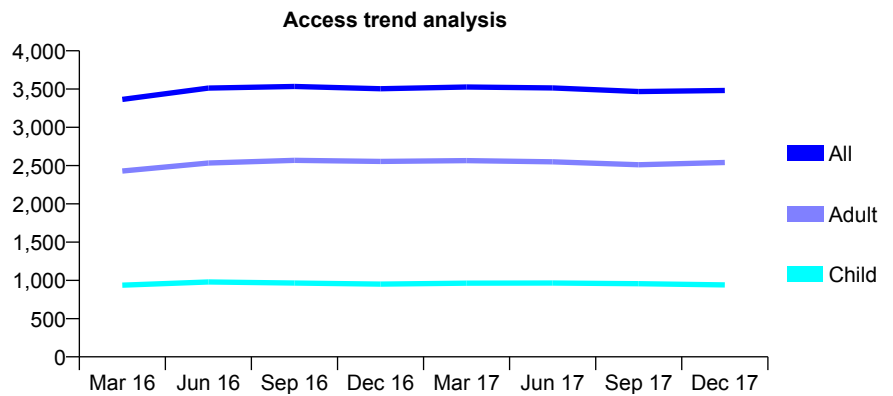
## Q55 - Vital Signs At a Glance Contract Report for 677043/0001 - December 2017

Name or company name	MR D BYWATER
Contract type name	GDS Contract
Purpose of contract	General
Contract start date	01/04/2006
Contract end date	

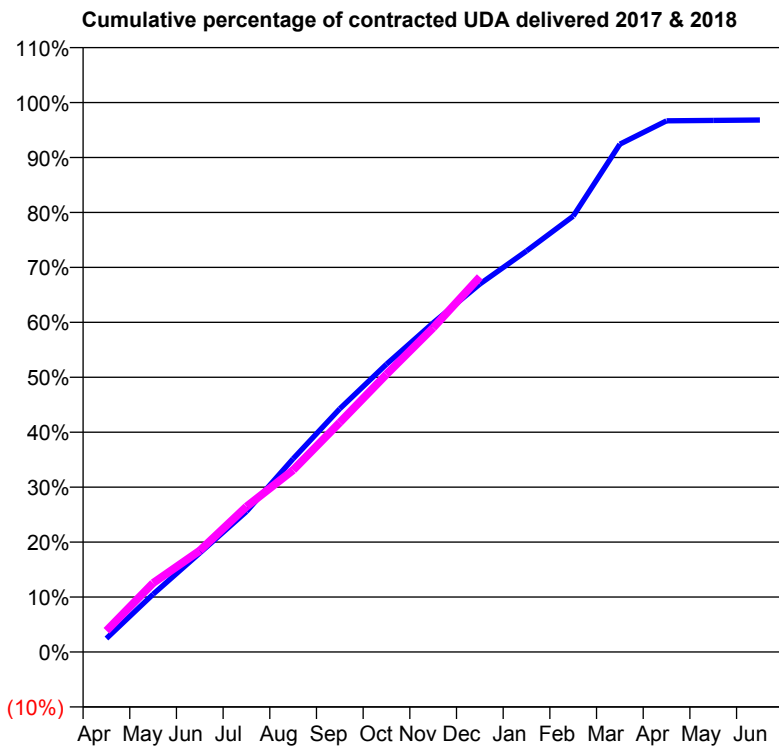
17/18 Contracted general activity (UDA)	10,505
Carry forward general activity (UDA)	0
17/18 Contracted orthodontic activity (UOA)	0
Carry forward orthodontic activity (UOA)	0
Baseline contract value	£272,873.52

### ACCESS\*

Patients seen in 24 months	Total	Change since previous quarter
Quarter ending December 2016	3,505	
Quarter ending March 2017	3,527	→
Quarter ending June 2017	3,514	→
Quarter ending September 2017	3,467	↓
Quarter ending December 2017	3,482	→
<b>Variance since December 2016</b>	<b>(0.7%)</b>	<b>→</b>



### ACTIVITY



Month	Adjusted Scheduled Activity (UDA)	
	2017	2018
April	275	406
May	1,178	1,318
June	2,017	1,938
July	2,863	2,781
August	3,936	3,479
September	4,956	4,389
October	5,863	5,310
November	6,705	6,197
December	7,496	7,169
January	8,169	
February	8,877	
March	10,346	
April	10,821	
May	10,828	
June	10,835	

### QUALITY

	Quantity	Base Number	Contract	AT	Region	England
% of FP17s for the same patient ID Re-attending within 3 months - Children	71	1,089	6.5%	10.5%	11.8%	12.0%
% of FP17s for the same patient ID Re-attending within 3 months - Adults	586	2,963	19.8%	14.2%	15.3%	15.9%
% of FP17s for the same patient ID Re-attending between 3 & 9 months - Children	680	1,089	62.4%	61.8%	59.1%	58.0%
% of FP17s for the same patient ID Re-attending between 3 & 9 months - Adults	1,771	2,963	59.8%	55.4%	51.5%	50.5%
% of FP17s for Band 1 Urgent Courses	250	3,809	6.6%	7.2%	8.0%	9.0%
% of FP17s Relating to Free Repair or Replacements	56	3,809	1.5%	0.8%	0.8%	0.8%
% of FP17s Relating to Continuations	4	3,809	0.1%	1.3%	1.1%	1.1%
% of Patients satisfied with the dentistry they have received	8	8	N/A	91.8%	91.6%	91.5%
% of Patients satisfied with the time they had to wait for an appointment	8	8	N/A	87.3%	88.3%	87.9%

\* This is based on patients treated on this contract for their most recent course of treatment. Figures in italics indicate the base number of FP17s or Patient Questionnaire responses are less than 100. N/A is shown where the base number of responses is less than 10 during the period. % is calculated as Quantity/Base number\*100

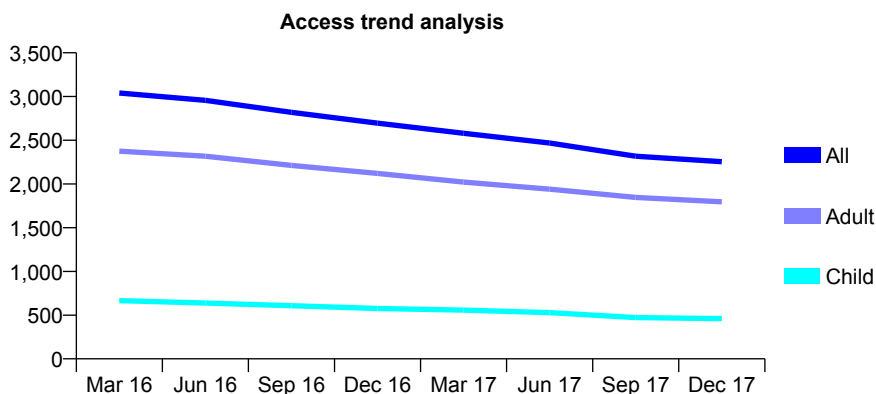
## Q55 - Vital Signs At a Glance Contract Report for 677647/0001 - December 2017

Name or company name	MRS S PIENAAR
Contract type name	GDS Contract
Purpose of contract	General
Contract start date	01/10/2007
Contract end date	

17/18 Contracted general activity (UDA)	10,656
Carry forward general activity (UDA)	0
17/18 Contracted orthodontic activity (UOA)	0
Carry forward orthodontic activity (UOA)	0
Baseline contract value	£254,826.34

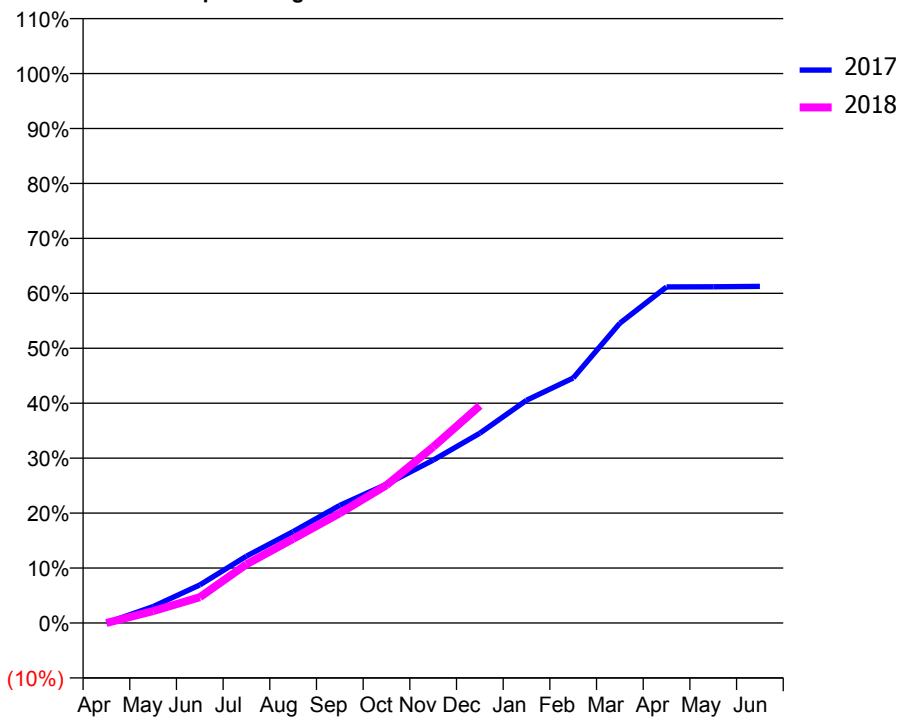
### ACCESS\*

Patients seen in 24 months	Total	Change since previous quarter
Quarter ending December 2016	2,696	
Quarter ending March 2017	2,579	↓
Quarter ending June 2017	2,469	↓
Quarter ending September 2017	2,318	↓
Quarter ending December 2017	2,255	↓
<b>Variance since December 2016</b>	<b>(16.4%)</b>	<b>↓</b>



### ACTIVITY

**Cumulative percentage of contracted UDA delivered 2017 & 2018**



Month	Adjusted Scheduled Activity (UDA)	
	2017	2018
April	0	0
May	320	231
June	738	500
July	1,296	1,139
August	1,772	1,634
September	2,282	2,129
October	2,691	2,673
November	3,158	3,416
December	3,681	4,215
January	4,319	
February	4,751	
March	5,814	
April	6,519	
May	6,521	
June	6,529	

### QUALITY

	Quantity	Base Number	Contract	AT	Region	England
% of FP17s for the same patient ID Re-attending within 3 months - Children	16	335	4.8%	10.5%	11.8%	12.0%
% of FP17s for the same patient ID Re-attending within 3 months - Adults	316	1,886	16.8%	14.2%	15.3%	15.9%
% of FP17s for the same patient ID Re-attending between 3 & 9 months - Children	69	335	20.6%	61.8%	59.1%	58.0%
% of FP17s for the same patient ID Re-attending between 3 & 9 months - Adults	734	1,886	38.9%	55.4%	51.5%	50.5%
% of FP17s for Band 1 Urgent Courses	47	1,975	2.4%	7.2%	8.0%	9.0%
% of FP17s Relating to Free Repair or Replacements	12	1,975	0.6%	0.8%	0.8%	0.8%
% of FP17s Relating to Continuations	54	1,975	2.7%	1.3%	1.1%	1.1%
% of Patients satisfied with the dentistry they have received	2	5	N/A	91.8%	91.6%	91.5%
% of Patients satisfied with the time they had to wait for an appointment	2	5	N/A	87.3%	88.3%	87.9%

\* This is based on patients treated on this contract for their most recent course of treatment. Figures in italics indicate the base number of FP17s or Patient Questionnaire responses are less than 100. N/A is shown where the base number of responses is less than 10 during the period. % is calculated as Quantity/Base number\*100



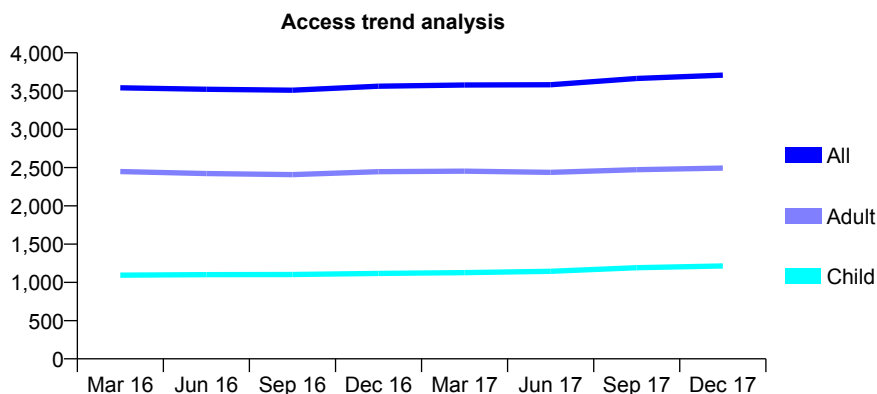
## Q55 - Vital Signs At a Glance Contract Report for 679879/0001 - December 2017

Name or company name	MISS F SEZAVAR SHOKOH
Contract type name	GDS Contract
Purpose of contract	General
Contract start date	01/04/2006
Contract end date	

17/18 Contracted general activity (UDA)	14,388
Carry forward general activity (UDA)	-149
17/18 Contracted orthodontic activity (UOA)	0
Carry forward orthodontic activity (UOA)	0
Baseline contract value	£355,715.62

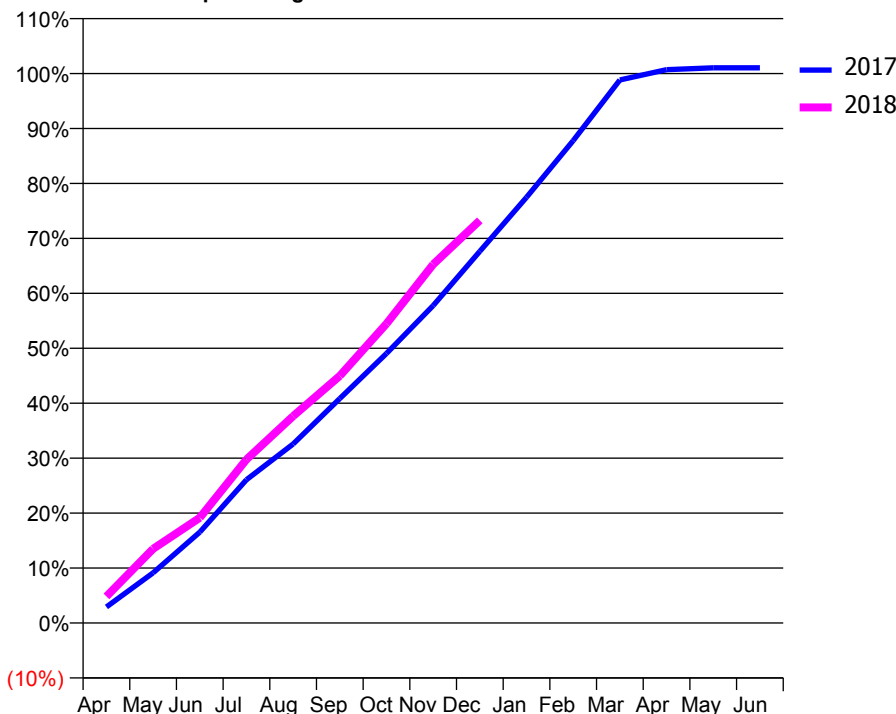
### ACCESS\*

Patients seen in 24 months	Total	Change since previous quarter
Quarter ending December 2016	3,563	
Quarter ending March 2017	3,579	→
Quarter ending June 2017	3,582	→
Quarter ending September 2017	3,664	↑
Quarter ending December 2017	3,708	→
<b>Variance since December 2016</b>	<b>4.1%</b>	<b>↑</b>



### ACTIVITY

Cumulative percentage of contracted UDA delivered 2017 & 2018



Month	Adjusted Scheduled Activity (UDA)	
	2017	2018
April	421	696
May	1,315	1,942
June	2,379	2,756
July	3,750	4,282
August	4,687	5,419
September	5,879	6,473
October	7,057	7,835
November	8,313	9,390
December	9,733	10,542
January	11,146	
February	12,630	
March	14,219	
April	14,487	
May	14,536	
June	14,537	

### QUALITY

	Quantity	Base Number	Contract	AT	Region	England
% of FP17s for the same patient ID Re-attending within 3 months - Children	101	1,273	7.9%	10.5%	11.8%	12.0%
% of FP17s for the same patient ID Re-attending within 3 months - Adults	414	2,626	15.8%	14.2%	15.3%	15.9%
% of FP17s for the same patient ID Re-attending between 3 & 9 months - Children	713	1,273	56.0%	61.8%	59.1%	58.0%
% of FP17s for the same patient ID Re-attending between 3 & 9 months - Adults	1,351	2,626	51.4%	55.4%	51.5%	50.5%
% of FP17s for Band 1 Urgent Courses	351	3,783	9.3%	7.2%	8.0%	9.0%
% of FP17s Relating to Free Repair or Replacements	53	3,783	1.4%	0.8%	0.8%	0.8%
% of FP17s Relating to Continuations	0	3,783	0.0%	1.3%	1.1%	1.1%
% of Patients satisfied with the dentistry they have received	1	1	N/A	91.8%	91.6%	91.5%
% of Patients satisfied with the time they had to wait for an appointment	1	1	N/A	87.3%	88.3%	87.9%

\* This is based on patients treated on this contract for their most recent course of treatment. Figures in italics indicate the base number of FP17s or Patient Questionnaire responses are less than 100. N/A is shown where the base number of responses is less than 10 during the period. % is calculated as Quantity/Base number\*100

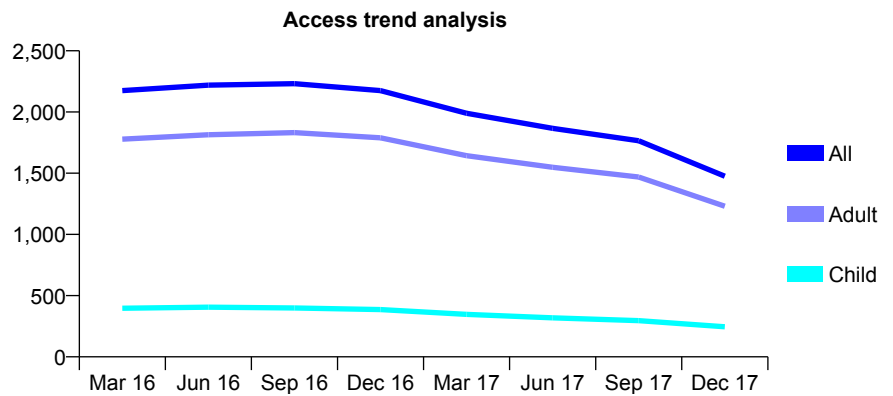
## Q55 - Vital Signs At a Glance Contract Report for 681814/0003 - December 2017

Name or company name	MR E CUNNINGHAM
Contract type name	GDS Contract
Purpose of contract	General
Contract start date	01/12/2014
Contract end date	30/09/2017

17/18 Contracted general activity (UDA)	4,200
Carry forward general activity (UDA)	0
17/18 Contracted orthodontic activity (UOA)	0
Carry forward orthodontic activity (UOA)	0
Baseline contract value	£94,022.80

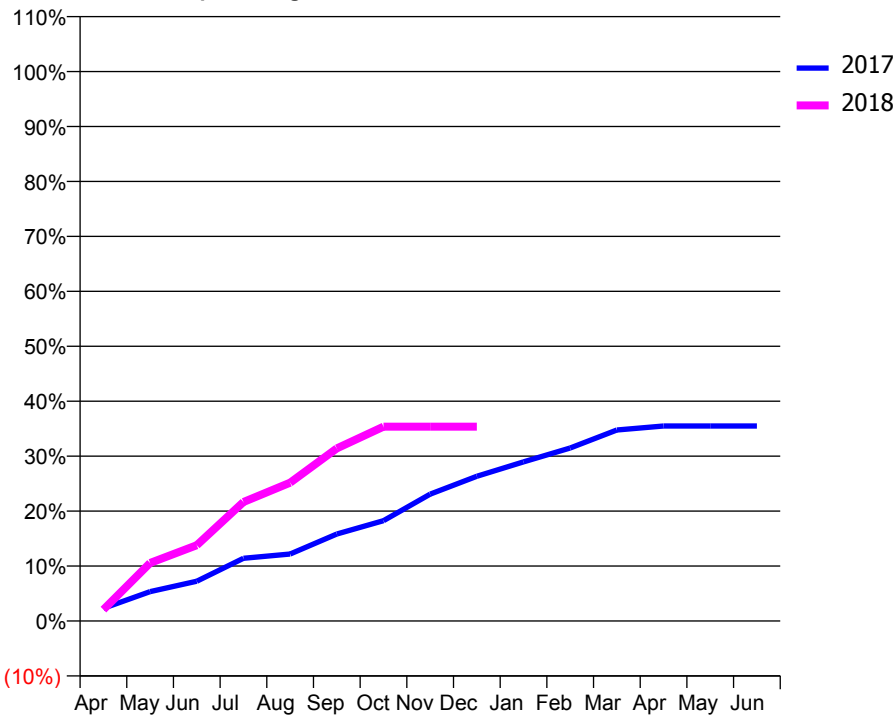
### ACCESS\*

Patients seen in 24 months	Total	Change since previous quarter
Quarter ending December 2016	2,175	
Quarter ending March 2017	1,990	↓
Quarter ending June 2017	1,867	↓
Quarter ending September 2017	1,765	↓
Quarter ending December 2017	1,476	↓
<b>Variance since December 2016</b>	<b>(32.1%)</b>	<b>↓</b>



### ACTIVITY

Cumulative percentage of contracted UDA delivered 2017 & 2018



Month	Adjusted Scheduled Activity (UDA)	
	2017	2018
April	265	88
May	611	443
June	825	580
July	1,300	909
August	1,389	1,058
September	1,805	1,320
October	2,082	1,486
November	2,632	1,486
December	3,003	1,486
January	3,302	
February	3,590	
March	3,962	
April	4,045	
May	4,046	
June	4,046	

### QUALITY

	Quantity	Base Number	Contract	AT	Region	England
% of FP17s for the same patient ID Re-attending within 3 months - Children	4	214	1.9%	10.5%	11.8%	12.0%
% of FP17s for the same patient ID Re-attending within 3 months - Adults	71	784	9.1%	14.2%	15.3%	15.9%
% of FP17s for the same patient ID Re-attending between 3 & 9 months - Children	158	214	73.8%	61.8%	59.1%	58.0%
% of FP17s for the same patient ID Re-attending between 3 & 9 months - Adults	493	784	62.9%	55.4%	51.5%	50.5%
% of FP17s for Band 1 Urgent Courses	37	953	3.9%	7.2%	8.0%	9.0%
% of FP17s Relating to Free Repair or Replacements	8	953	0.8%	0.8%	0.8%	0.8%
% of FP17s Relating to Continuations	0	953	0.0%	1.3%	1.1%	1.1%
% of Patients satisfied with the dentistry they have received	2	2	N/A	91.8%	91.6%	91.5%
% of Patients satisfied with the time they had to wait for an appointment	1	2	N/A	87.3%	88.3%	87.9%

\* This is based on patients treated on this contract for their most recent course of treatment. Figures in italics indicate the base number of FP17s or Patient Questionnaire responses are less than 100. N/A is shown where the base number of responses is less than 10 during the period. % is calculated as Quantity/Base number\*100

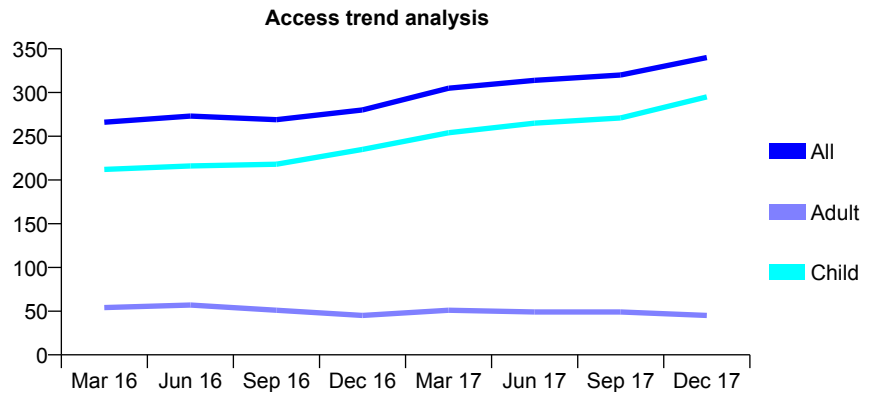
## Q55 - Vital Signs At a Glance Contract Report for 710822/0001 - December 2017

Name or company name	MR R NATHWANI
Contract type name	GDS Contract
Purpose of contract	General
Contract start date	01/05/2011
Contract end date	

17/18 Contracted general activity (UDA)	863
Carry forward general activity (UDA)	0
17/18 Contracted orthodontic activity (UOA)	0
Carry forward orthodontic activity (UOA)	0
Baseline contract value	£24,031.80

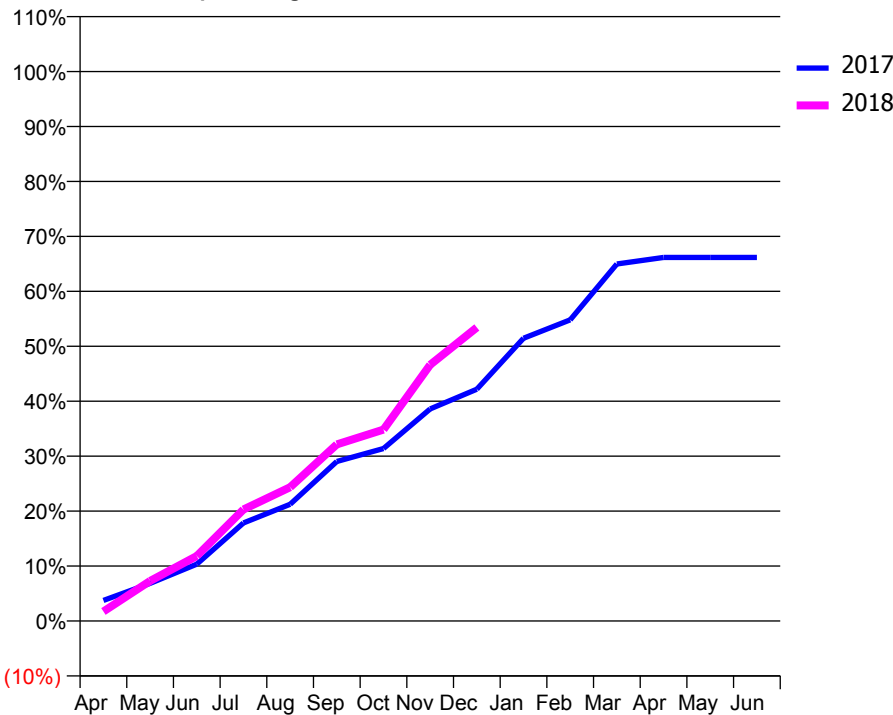
### ACCESS\*

Patients seen in 24 months	Total	Change since previous quarter
Quarter ending December 2016	280	
Quarter ending March 2017	305	↑
Quarter ending June 2017	314	↑
Quarter ending September 2017	320	→
Quarter ending December 2017	340	↑
<b>Variance since December 2016</b>	<b>21.4%</b>	<b>↑</b>



### ACTIVITY

Cumulative percentage of contracted UDA delivered 2017 & 2018



Month	Adjusted Scheduled Activity (UDA)	
	2017	2018
April	32	15
May	59	63
June	89	102
July	154	175
August	183	210
September	251	277
October	271	301
November	333	402
December	364	461
January	444	
February	473	
March	561	
April	571	
May	571	
June	571	

### QUALITY

	Quantity	Base Number	Contract	AT	Region	England
% of FP17s for the same patient ID Re-attending within 3 months - Children	15	367	4.1%	10.5%	11.8%	12.0%
% of FP17s for the same patient ID Re-attending within 3 months - Adults	1	25	4.0%	14.2%	15.3%	15.9%
% of FP17s for the same patient ID Re-attending between 3 & 9 months - Children	254	367	69.2%	61.8%	59.1%	58.0%
% of FP17s for the same patient ID Re-attending between 3 & 9 months - Adults	1	25	4.0%	55.4%	51.5%	50.5%
% of FP17s for Band 1 Urgent Courses	30	383	7.8%	7.2%	8.0%	9.0%
% of FP17s Relating to Free Repair or Replacements	0	383	0.0%	0.8%	0.8%	0.8%
% of FP17s Relating to Continuations	0	383	0.0%	1.3%	1.1%	1.1%
% of Patients satisfied with the dentistry they have received	1	1	N/A	91.8%	91.6%	91.5%
% of Patients satisfied with the time they had to wait for an appointment	1	1	N/A	87.3%	88.3%	87.9%

\* This is based on patients treated on this contract for their most recent course of treatment. Figures in italics indicate the base number of FP17s or Patient Questionnaire responses are less than 100. N/A is shown where the base number of responses is less than 10 during the period. % is calculated as Quantity/Base number\*100

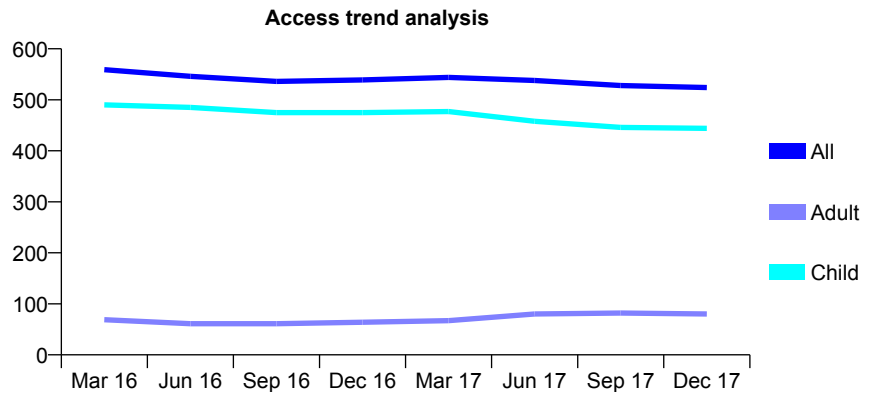
## Q55 - Vital Signs At a Glance Contract Report for 729388/0001 - December 2017

Name or company name	MR JP WARD
Contract type name	GDS Contract
Purpose of contract	General and Orthodontic
Contract start date	01/04/2006
Contract end date	

17/18 Contracted general activity (UDA)	1,628
Carry forward general activity (UDA)	43
17/18 Contracted orthodontic activity (UOA)	446
Carry forward orthodontic activity (UOA)	-1
Baseline contract value	£72,602.71

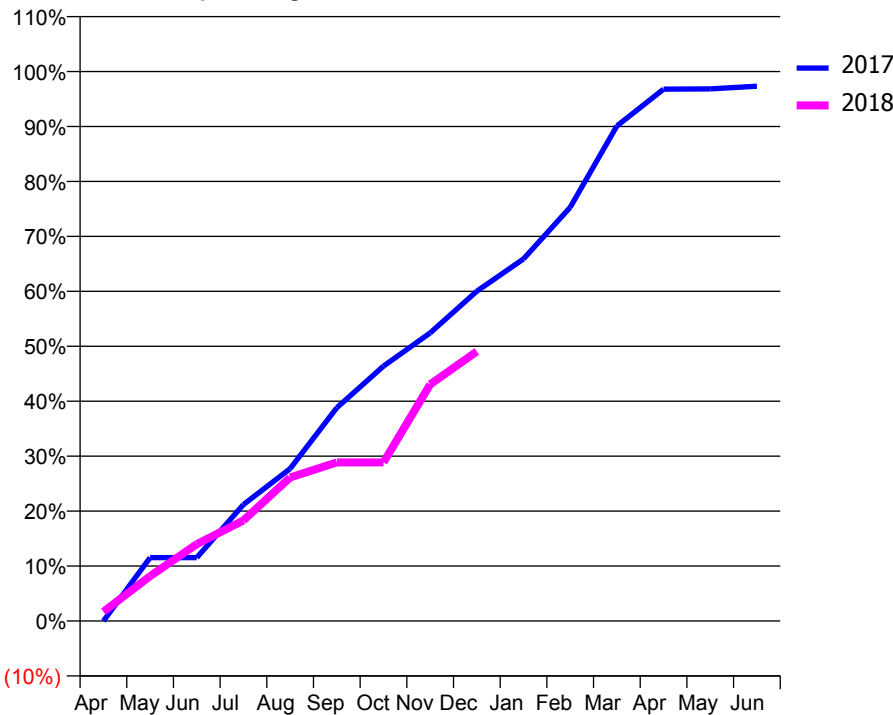
### ACCESS\*

Patients seen in 24 months	Total	Change since previous quarter
Quarter ending December 2016	539	
Quarter ending March 2017	544	→
Quarter ending June 2017	538	↓
Quarter ending September 2017	528	↓
Quarter ending December 2017	524	→
<b>Variance since December 2016</b>	<b>(2.8%)</b>	<b>↓</b>



### ACTIVITY

Cumulative percentage of contracted UDA delivered 2017 & 2018



Month	Adjusted Scheduled Activity (UDA)	
	2017	2018
April	0	28
May	188	133
June	188	228
July	345	298
August	451	425
September	632	470
October	755	470
November	854	701
December	977	799
January	1,073	
February	1,226	
March	1,467	
April	1,576	
May	1,577	
June	1,585	

### QUALITY

	Quantity	Base Number	Contract	AT	Region	England
% of FP17s for the same patient ID Re-attending within 3 months - Children	67	581	11.5%	10.5%	11.8%	12.0%
% of FP17s for the same patient ID Re-attending within 3 months - Adults	0	5	0.0%	14.2%	15.3%	15.9%
% of FP17s for the same patient ID Re-attending between 3 & 9 months - Children	431	581	74.2%	61.8%	59.1%	58.0%
% of FP17s for the same patient ID Re-attending between 3 & 9 months - Adults	1	5	20.0%	55.4%	51.5%	50.5%
% of FP17s for Band 1 Urgent Courses	23	500	4.6%	7.2%	8.0%	9.0%
% of FP17s Relating to Free Repair or Replacements	0	500	0.0%	0.8%	0.8%	0.8%
% of FP17s Relating to Continuations	0	500	0.0%	1.3%	1.1%	1.1%
% of Patients satisfied with the dentistry they have received	0	0	N/A	91.8%	91.6%	91.5%
% of Patients satisfied with the time they had to wait for an appointment	0	0	N/A	87.3%	88.3%	87.9%

\* This is based on patients treated on this contract for their most recent course of treatment. Figures in italics indicate the base number of FP17s or Patient Questionnaire responses are less than 100. N/A is shown where the base number of responses is less than 10 during the period. % is calculated as Quantity/Base number\*100

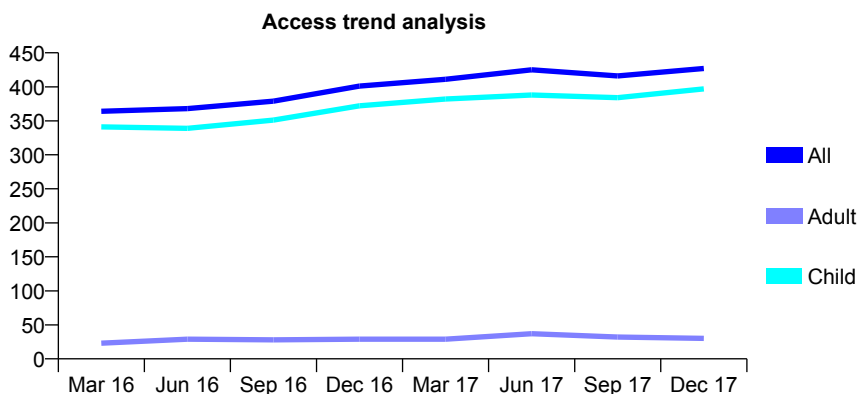
## Q55 - Vital Signs At a Glance Contract Report for 745847/0001 - December 2017

Name or company name	MR SB SHAFFERY
Contract type name	GDS Contract
Purpose of contract	General
Contract start date	01/04/2006
Contract end date	

17/18 Contracted general activity (UDA)	800
Carry forward general activity (UDA)	0
17/18 Contracted orthodontic activity (UOA)	0
Carry forward orthodontic activity (UOA)	0
Baseline contract value	£19,546.04

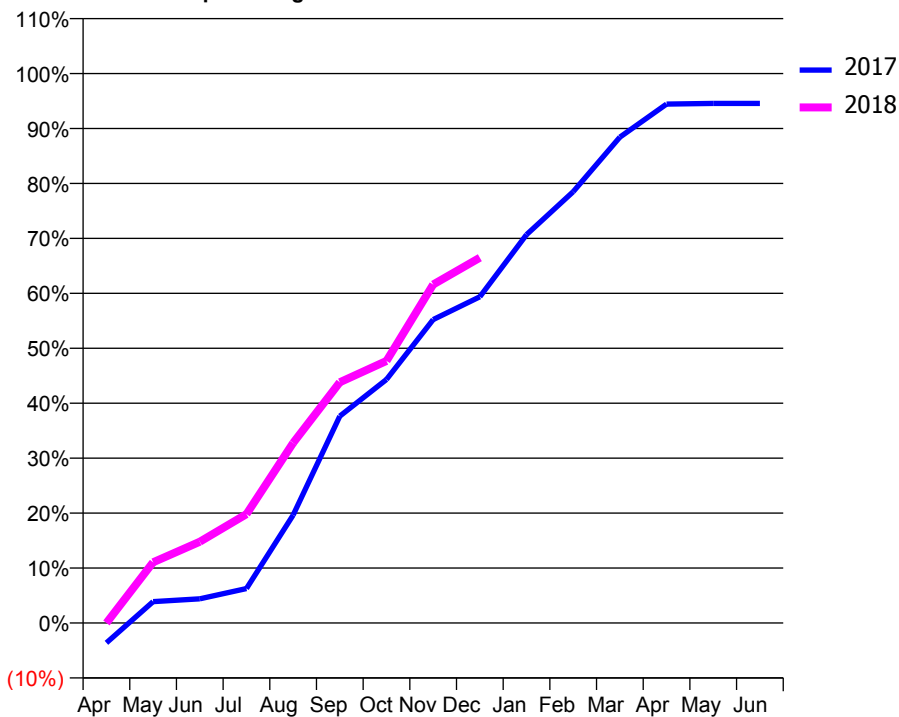
### ACCESS\*

Patients seen in 24 months	Total	Change since previous quarter
Quarter ending December 2016	401	
Quarter ending March 2017	411	↑
Quarter ending June 2017	425	↑
Quarter ending September 2017	416	↓
Quarter ending December 2017	427	↑
<b>Variance since December 2016</b>	<b>6.5%</b>	<b>↑</b>



### ACTIVITY

Cumulative percentage of contracted UDA delivered 2017 & 2018



Month	Adjusted Scheduled Activity (UDA)	
	2017	2018
April	-29	0
May	31	88
June	35	118
July	50	159
August	157	262
September	301	351
October	355	382
November	442	493
December	475	532
January	565	
February	628	
March	707	
April	755	
May	756	
June	756	

### QUALITY

	Quantity	Base Number	Contract	AT	Region	England
% of FP17s for the same patient ID Re-attending within 3 months - Children	30	448	6.7%	10.5%	11.8%	12.0%
% of FP17s for the same patient ID Re-attending within 3 months - Adults	0	1	0.0%	14.2%	15.3%	15.9%
% of FP17s for the same patient ID Re-attending between 3 & 9 months - Children	290	448	64.7%	61.8%	59.1%	58.0%
% of FP17s for the same patient ID Re-attending between 3 & 9 months - Adults	0	1	0.0%	55.4%	51.5%	50.5%
% of FP17s for Band 1 Urgent Courses	9	406	2.2%	7.2%	8.0%	9.0%
% of FP17s Relating to Free Repair or Replacements	0	406	0.0%	0.8%	0.8%	0.8%
% of FP17s Relating to Continuations	0	406	0.0%	1.3%	1.1%	1.1%
% of Patients satisfied with the dentistry they have received	0	0	N/A	91.8%	91.6%	91.5%
% of Patients satisfied with the time they had to wait for an appointment	0	0	N/A	87.3%	88.3%	87.9%

\* This is based on patients treated on this contract for their most recent course of treatment. Figures in italics indicate the base number of FP17s or Patient Questionnaire responses are less than 100. N/A is shown where the base number of responses is less than 10 during the period. % is calculated as Quantity/Base number\*100

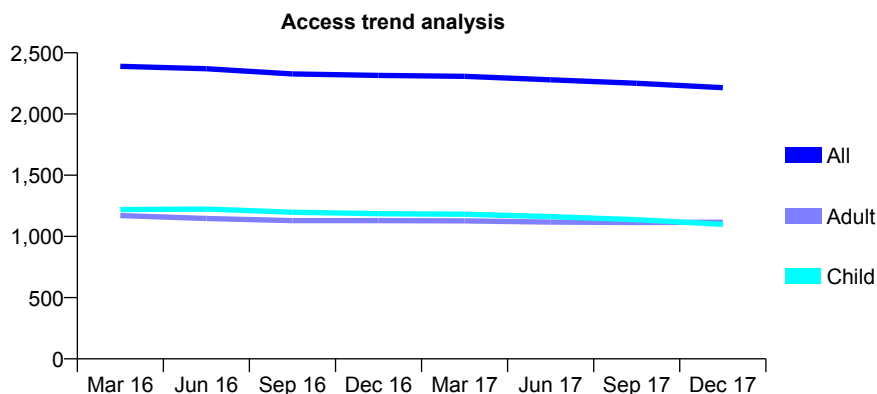
## Q55 - Vital Signs At a Glance Contract Report for 746436/0001 - December 2017

Name or company name	MR MN BURTON
Contract type name	GDS Contract
Purpose of contract	General
Contract start date	01/04/2006
Contract end date	

17/18 Contracted general activity (UDA)	6,000
Carry forward general activity (UDA)	0
17/18 Contracted orthodontic activity (UOA)	0
Carry forward orthodontic activity (UOA)	0
Baseline contract value	£173,769.98

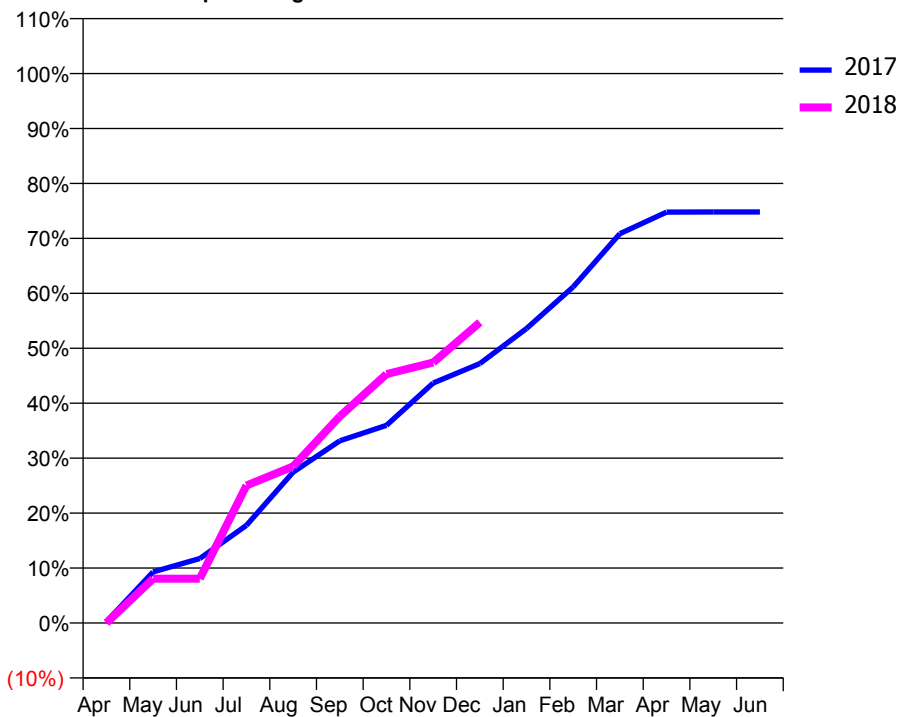
### ACCESS\*

Patients seen in 24 months	Total	Change since previous quarter
Quarter ending December 2016	2,315	
Quarter ending March 2017	2,308	→
Quarter ending June 2017	2,279	↓
Quarter ending September 2017	2,251	↓
Quarter ending December 2017	2,215	↓
<b>Variance since December 2016</b>	<b>(4.3%)</b>	<b>↓</b>



### ACTIVITY

Cumulative percentage of contracted UDA delivered 2017 & 2018



Month	Adjusted Scheduled Activity (UDA)	
	2017	2018
April	20	0
May	697	483
June	881	483
July	1,334	1,502
August	2,059	1,710
September	2,488	2,257
October	2,698	2,718
November	3,276	2,845
December	3,541	3,282
January	4,019	
February	4,588	
March	5,313	
April	5,608	
May	5,611	
June	5,611	

### QUALITY

	Quantity	Base Number	Contract	AT	Region	England
% of FP17s for the same patient ID Re-attending within 3 months - Children	111	1,183	9.4%	10.5%	11.8%	12.0%
% of FP17s for the same patient ID Re-attending within 3 months - Adults	111	871	12.7%	14.2%	15.3%	15.9%
% of FP17s for the same patient ID Re-attending between 3 & 9 months - Children	702	1,183	59.3%	61.8%	59.1%	58.0%
% of FP17s for the same patient ID Re-attending between 3 & 9 months - Adults	420	871	48.2%	55.4%	51.5%	50.5%
% of FP17s for Band 1 Urgent Courses	87	1,869	4.7%	7.2%	8.0%	9.0%
% of FP17s Relating to Free Repair or Replacements	0	1,869	0.0%	0.8%	0.8%	0.8%
% of FP17s Relating to Continuations	14	1,869	0.7%	1.3%	1.1%	1.1%
% of Patients satisfied with the dentistry they have received	1	1	N/A	91.8%	91.6%	91.5%
% of Patients satisfied with the time they had to wait for an appointment	1	1	N/A	87.3%	88.3%	87.9%

\* This is based on patients treated on this contract for their most recent course of treatment. Figures in italics indicate the base number of FP17s or Patient Questionnaire responses are less than 100. N/A is shown where the base number of responses is less than 10 during the period. % is calculated as Quantity/Base number\*100

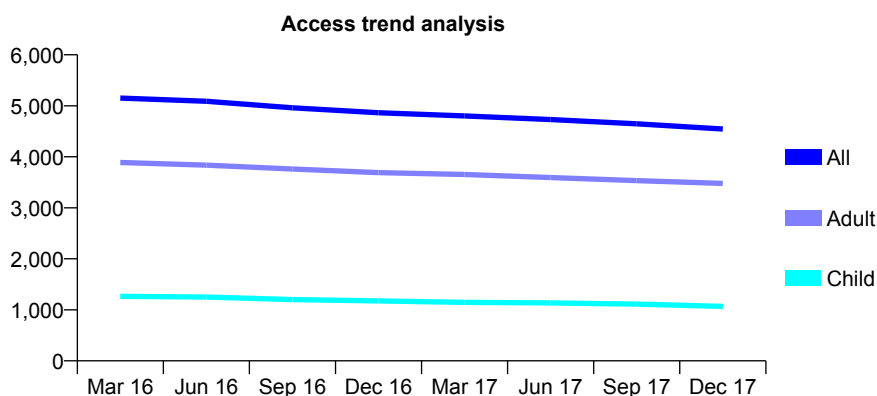
## Q55 - Vital Signs At a Glance Contract Report for 746509/0001 - December 2017

Name or company name	MR RA HEPBURN
Contract type name	GDS Contract
Purpose of contract	General
Contract start date	01/04/2006
Contract end date	

17/18 Contracted general activity (UDA)	13,800
Carry forward general activity (UDA)	0
17/18 Contracted orthodontic activity (UOA)	0
Carry forward orthodontic activity (UOA)	0
Baseline contract value	£279,947.24

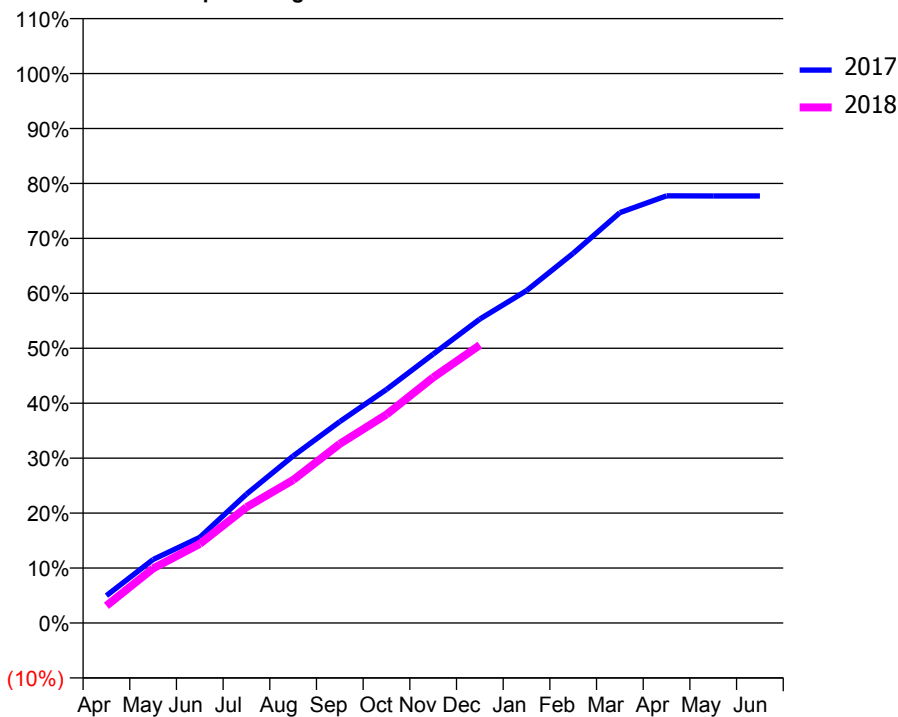
### ACCESS\*

Patients seen in 24 months	Total	Change since previous quarter
Quarter ending December 2016	4,864	
Quarter ending March 2017	4,800	↓
Quarter ending June 2017	4,731	↓
Quarter ending September 2017	4,646	↓
Quarter ending December 2017	4,545	↓
<b>Variance since December 2016</b>	<b>(6.6%)</b>	<b>↓</b>



### ACTIVITY

Cumulative percentage of contracted UDA delivered 2017 & 2018



Month	Adjusted Scheduled Activity (UDA)	
	2017	2018
April	687	434
May	1,595	1,373
June	2,153	1,989
July	3,236	2,907
August	4,195	3,591
September	5,057	4,499
October	5,864	5,235
November	6,755	6,168
December	7,635	6,980
January	8,347	
February	9,285	
March	10,305	
April	10,728	
May	10,724	
June	10,724	

### QUALITY

	Quantity	Base Number	Contract	AT	Region	England
% of FP17s for the same patient ID Re-attending within 3 months - Children	36	1,273	2.8%	10.5%	11.8%	12.0%
% of FP17s for the same patient ID Re-attending within 3 months - Adults	250	2,909	8.6%	14.2%	15.3%	15.9%
% of FP17s for the same patient ID Re-attending between 3 & 9 months - Children	961	1,273	75.5%	61.8%	59.1%	58.0%
% of FP17s for the same patient ID Re-attending between 3 & 9 months - Adults	798	2,909	27.4%	55.4%	51.5%	50.5%
% of FP17s for Band 1 Urgent Courses	146	3,957	3.7%	7.2%	8.0%	9.0%
% of FP17s Relating to Free Repair or Replacements	21	3,957	0.5%	0.8%	0.8%	0.8%
% of FP17s Relating to Continuations	82	3,957	2.1%	1.3%	1.1%	1.1%
% of Patients satisfied with the dentistry they have received	2	2	N/A	91.8%	91.6%	91.5%
% of Patients satisfied with the time they had to wait for an appointment	2	2	N/A	87.3%	88.3%	87.9%

\* This is based on patients treated on this contract for their most recent course of treatment. Figures in italics indicate the base number of FP17s or Patient Questionnaire responses are less than 100. N/A is shown where the base number of responses is less than 10 during the period. % is calculated as Quantity/Base number\*100



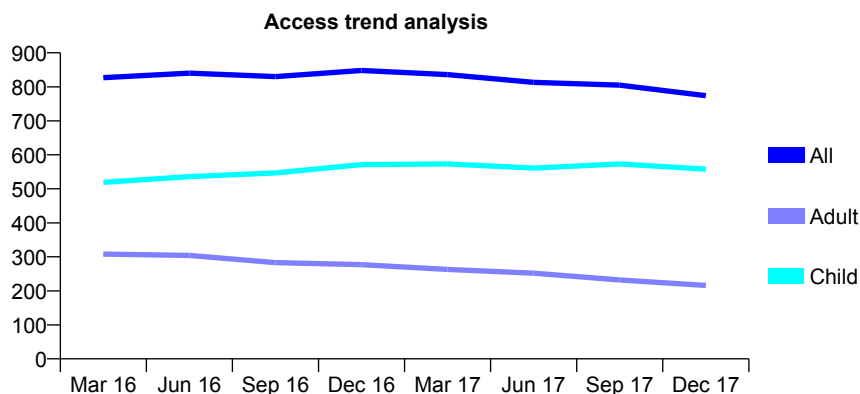
## Q55 - Vital Signs At a Glance Contract Report for 751553/0002 - December 2017

Name or company name	MR S RAKSHIT
Contract type name	GDS Contract
Purpose of contract	General
Contract start date	01/04/2006
Contract end date	

17/18 Contracted general activity (UDA)	3,500
Carry forward general activity (UDA)	0
17/18 Contracted orthodontic activity (UOA)	0
Carry forward orthodontic activity (UOA)	0
Baseline contract value	£78,225.40

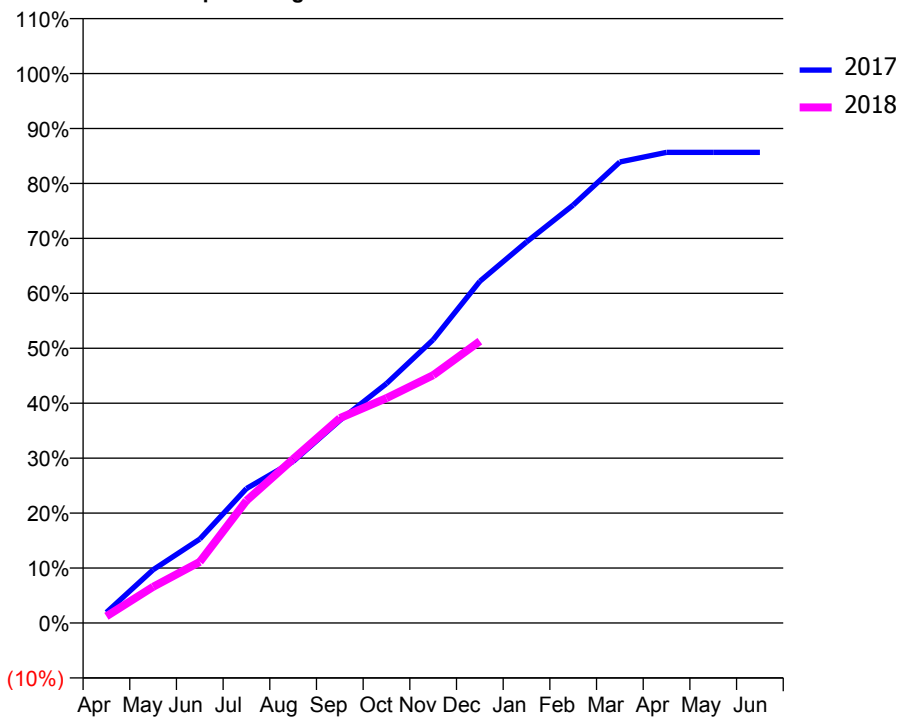
### ACCESS\*

Patients seen in 24 months	Total	Change since previous quarter
Quarter ending December 2016	848	
Quarter ending March 2017	836	↓
Quarter ending June 2017	813	↓
Quarter ending September 2017	805	→
Quarter ending December 2017	774	↓
<b>Variance since December 2016</b>	<b>(8.7%)</b>	<b>↓</b>



### ACTIVITY

**Cumulative percentage of contracted UDA delivered 2017 & 2018**



Month	Adjusted Scheduled Activity (UDA)	
	2017	2018
April	67	43
May	340	231
June	535	390
July	857	779
August	1,029	1,044
September	1,291	1,305
October	1,525	1,433
November	1,804	1,579
December	2,176	1,795
January	2,427	
February	2,662	
March	2,936	
April	2,998	
May	2,998	
June	2,998	

### QUALITY

	Quantity	Base Number	Contract	AT	Region	England
% of FP17s for the same patient ID Re-attending within 3 months - Children	74	562	13.2%	10.5%	11.8%	12.0%
% of FP17s for the same patient ID Re-attending within 3 months - Adults	80	229	34.9%	14.2%	15.3%	15.9%
% of FP17s for the same patient ID Re-attending between 3 & 9 months - Children	300	562	53.4%	61.8%	59.1%	58.0%
% of FP17s for the same patient ID Re-attending between 3 & 9 months - Adults	118	229	51.5%	55.4%	51.5%	50.5%
% of FP17s for Band 1 Urgent Courses	102	756	13.5%	7.2%	8.0%	9.0%
% of FP17s Relating to Free Repair or Replacements	0	756	0.0%	0.8%	0.8%	0.8%
% of FP17s Relating to Continuations	9	756	1.2%	1.3%	1.1%	1.1%
% of Patients satisfied with the dentistry they have received	1	1	N/A	91.8%	91.6%	91.5%
% of Patients satisfied with the time they had to wait for an appointment	1	1	N/A	87.3%	88.3%	87.9%

\* This is based on patients treated on this contract for their most recent course of treatment. Figures in italics indicate the base number of FP17s or Patient Questionnaire responses are less than 100. N/A is shown where the base number of responses is less than 10 during the period. % is calculated as Quantity/Base number\*100

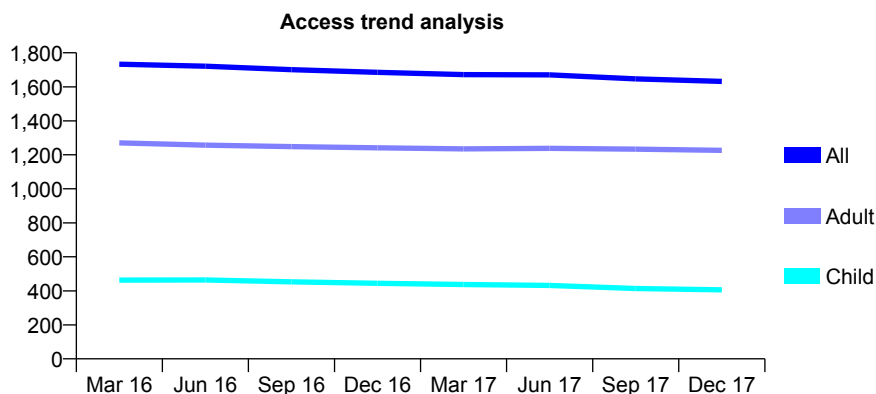
## Q55 - Vital Signs At a Glance Contract Report for 752134/0001 - December 2017

Name or company name	MR CJ DONEGAN
Contract type name	GDS Contract
Purpose of contract	General
Contract start date	01/04/2006
Contract end date	

17/18 Contracted general activity (UDA)	5,945
Carry forward general activity (UDA)	0
17/18 Contracted orthodontic activity (UOA)	0
Carry forward orthodontic activity (UOA)	0
Baseline contract value	£143,459.07

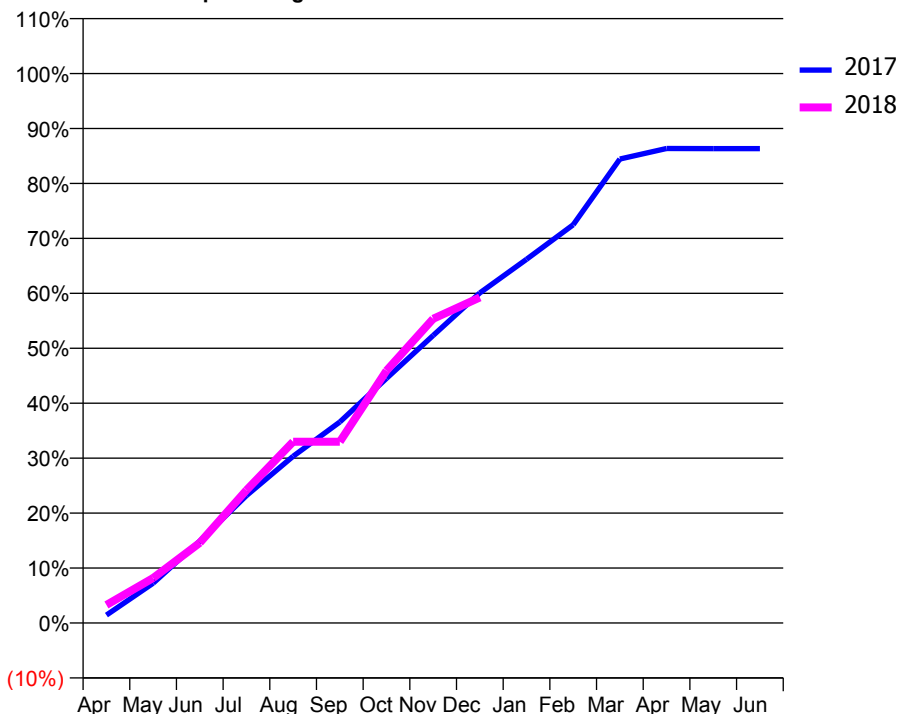
### ACCESS\*

Patients seen in 24 months	Total	Change since previous quarter
Quarter ending December 2016	1,685	
Quarter ending March 2017	1,672	→
Quarter ending June 2017	1,670	→
Quarter ending September 2017	1,647	↓
Quarter ending December 2017	1,632	→
<b>Variance since December 2016</b>	<b>(3.1%)</b>	<b>↓</b>



### ACTIVITY

Cumulative percentage of contracted UDA delivered 2017 & 2018



Month	Adjusted Scheduled Activity (UDA)	
	2017	2018
April	93	196
May	472	488
June	972	868
July	1,511	1,438
August	1,978	1,962
September	2,383	1,962
October	2,901	2,730
November	3,410	3,291
December	3,915	3,523
January	4,314	
February	4,722	
March	5,503	
April	5,628	
May	5,625	
June	5,625	

### QUALITY

	Quantity	Base Number	Contract	AT	Region	England
% of FP17s for the same patient ID Re-attending within 3 months - Children	37	523	7.1%	10.5%	11.8%	12.0%
% of FP17s for the same patient ID Re-attending within 3 months - Adults	271	1,637	16.6%	14.2%	15.3%	15.9%
% of FP17s for the same patient ID Re-attending between 3 & 9 months - Children	401	523	76.7%	61.8%	59.1%	58.0%
% of FP17s for the same patient ID Re-attending between 3 & 9 months - Adults	1,212	1,637	74.0%	55.4%	51.5%	50.5%
% of FP17s for Band 1 Urgent Courses	74	2,085	3.5%	7.2%	8.0%	9.0%
% of FP17s Relating to Free Repair or Replacements	21	2,085	1.0%	0.8%	0.8%	0.8%
% of FP17s Relating to Continuations	2	2,085	0.1%	1.3%	1.1%	1.1%
% of Patients satisfied with the dentistry they have received	7	9	N/A	91.8%	91.6%	91.5%
% of Patients satisfied with the time they had to wait for an appointment	9	9	N/A	87.3%	88.3%	87.9%

\* This is based on patients treated on this contract for their most recent course of treatment. Figures in italics indicate the base number of FP17s or Patient Questionnaire responses are less than 100. N/A is shown where the base number of responses is less than 10 during the period. % is calculated as Quantity/Base number\*100

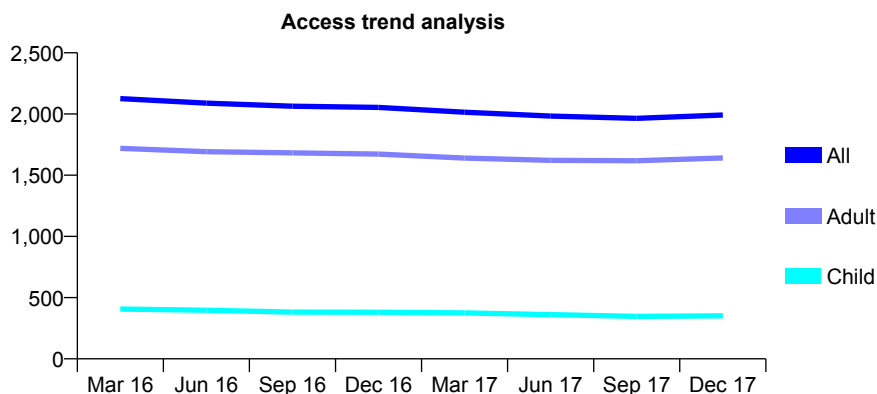
## Q55 - Vital Signs At a Glance Contract Report for 753912/0001 - December 2017

Name or company name	MR BK DAWETT
Contract type name	GDS Contract
Purpose of contract	General
Contract start date	01/04/2006
Contract end date	

17/18 Contracted general activity (UDA)	6,228
Carry forward general activity (UDA)	-125
17/18 Contracted orthodontic activity (UOA)	0
Carry forward orthodontic activity (UOA)	0
Baseline contract value	£258,339.31

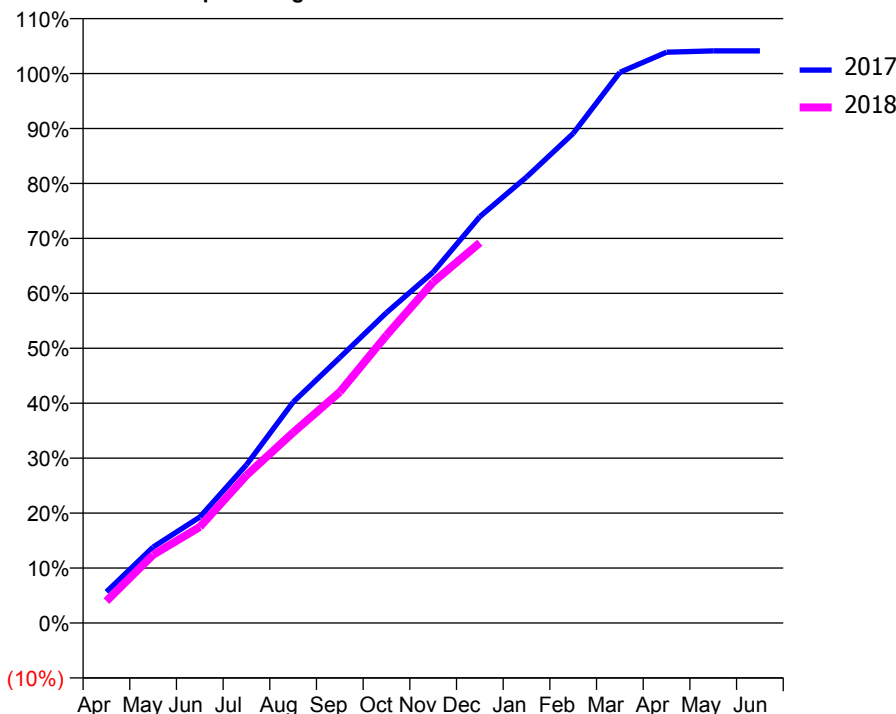
### ACCESS\*

Patients seen in 24 months	Total	Change since previous quarter
Quarter ending December 2016	2,054	
Quarter ending March 2017	2,015	↓
Quarter ending June 2017	1,983	↓
Quarter ending September 2017	1,965	→
Quarter ending December 2017	1,992	→
<b>Variance since December 2016</b>	<b>(3.0%)</b>	<b>↓</b>



### ACTIVITY

Cumulative percentage of contracted UDA delivered 2017 & 2018



Month	Adjusted Scheduled Activity (UDA)	
	2017	2018
April	353	248
May	861	774
June	1,201	1,088
July	1,794	1,674
August	2,503	2,159
September	3,008	2,618
October	3,518	3,260
November	3,976	3,863
December	4,606	4,310
January	5,055	
February	5,550	
March	6,242	
April	6,469	
May	6,484	
June	6,484	

### QUALITY

	Quantity	Base Number	Contract	AT	Region	England
% of FP17s for the same patient ID Re-attending within 3 months - Children	42	444	9.5%	10.5%	11.8%	12.0%
% of FP17s for the same patient ID Re-attending within 3 months - Adults	290	1,815	16.0%	14.2%	15.3%	15.9%
% of FP17s for the same patient ID Re-attending between 3 & 9 months - Children	280	444	63.1%	61.8%	59.1%	58.0%
% of FP17s for the same patient ID Re-attending between 3 & 9 months - Adults	877	1,815	48.3%	55.4%	51.5%	50.5%
% of FP17s for Band 1 Urgent Courses	50	2,136	2.3%	7.2%	8.0%	9.0%
% of FP17s Relating to Free Repair or Replacements	44	2,136	2.1%	0.8%	0.8%	0.8%
% of FP17s Relating to Continuations	90	2,136	4.2%	1.3%	1.1%	1.1%
% of Patients satisfied with the dentistry they have received	6	6	N/A	91.8%	91.6%	91.5%
% of Patients satisfied with the time they had to wait for an appointment	6	6	N/A	87.3%	88.3%	87.9%

\* This is based on patients treated on this contract for their most recent course of treatment. Figures in italics indicate the base number of FP17s or Patient Questionnaire responses are less than 100. N/A is shown where the base number of responses is less than 10 during the period. % is calculated as Quantity/Base number\*100

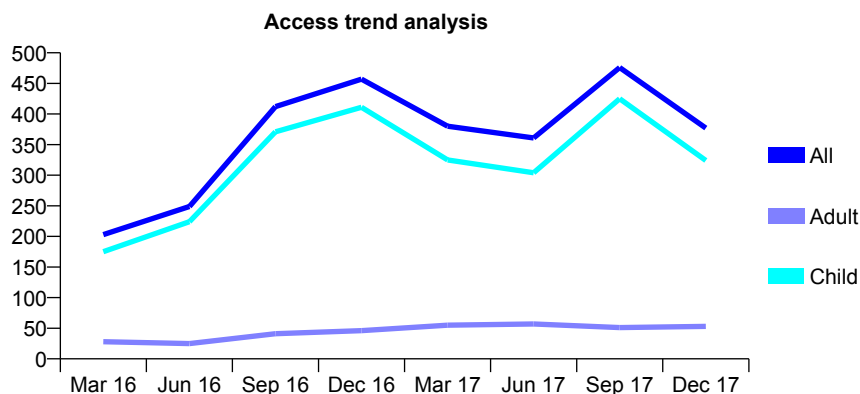
## Q55 - Vital Signs At a Glance Contract Report for 754978/0001 - December 2017

Name or company name	MR AC SETON
Contract type name	GDS Contract
Purpose of contract	General
Contract start date	01/04/2006
Contract end date	

17/18 Contracted general activity (UDA)	735
Carry forward general activity (UDA)	-13
17/18 Contracted orthodontic activity (UOA)	0
Carry forward orthodontic activity (UOA)	0
Baseline contract value	£17,570.74

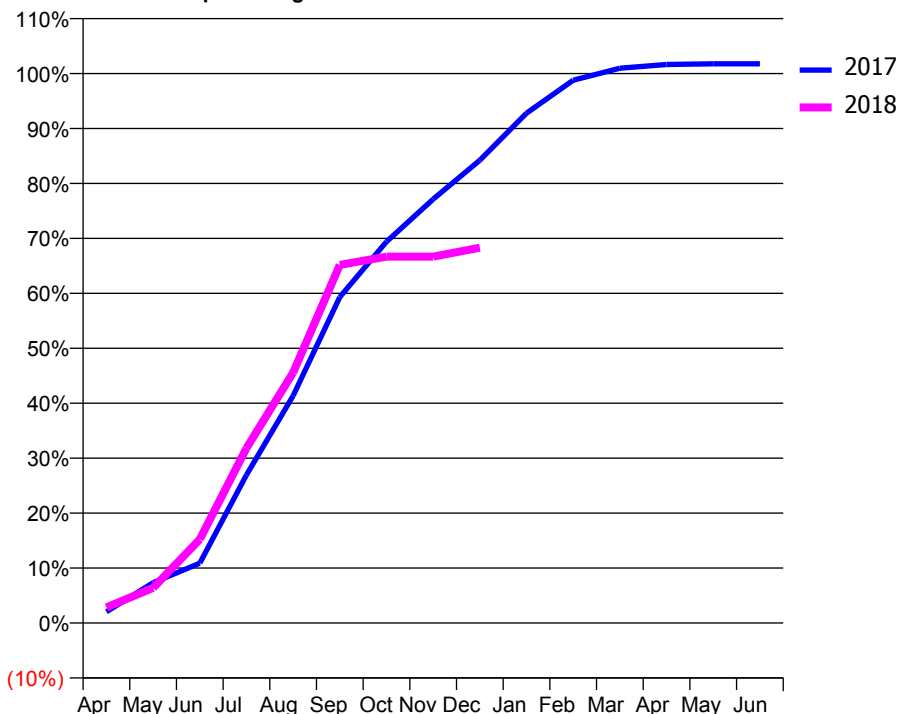
### ACCESS\*

Patients seen in 24 months	Total	Change since previous quarter
Quarter ending December 2016	457	
Quarter ending March 2017	380	↓
Quarter ending June 2017	361	↓
Quarter ending September 2017	476	↑
Quarter ending December 2017	377	↓
<b>Variance since December 2016</b>	<b>(17.5%)</b>	<b>↓</b>



### ACTIVITY

Cumulative percentage of contracted UDA delivered 2017 & 2018



Month	Adjusted Scheduled Activity (UDA)	
	2017	2018
April	15	21
May	54	47
June	80	112
July	198	234
August	304	335
September	436	479
October	510	490
November	567	490
December	619	502
January	682	
February	726	
March	742	
April	747	
May	748	
June	748	

### QUALITY

	Quantity	Base Number	Contract	AT	Region	England
% of FP17s for the same patient ID Re-attending within 3 months - Children	11	391	2.8%	10.5%	11.8%	12.0%
% of FP17s for the same patient ID Re-attending within 3 months - Adults	0	0	N/A	14.2%	15.3%	15.9%
% of FP17s for the same patient ID Re-attending between 3 & 9 months - Children	131	391	33.5%	61.8%	59.1%	58.0%
% of FP17s for the same patient ID Re-attending between 3 & 9 months - Adults	0	0	N/A	55.4%	51.5%	50.5%
% of FP17s for Band 1 Urgent Courses	0	385	0.0%	7.2%	8.0%	9.0%
% of FP17s Relating to Free Repair or Replacements	0	385	0.0%	0.8%	0.8%	0.8%
% of FP17s Relating to Continuations	4	385	1.0%	1.3%	1.1%	1.1%
% of Patients satisfied with the dentistry they have received	1	1	N/A	91.8%	91.6%	91.5%
% of Patients satisfied with the time they had to wait for an appointment	1	1	N/A	87.3%	88.3%	87.9%

\* This is based on patients treated on this contract for their most recent course of treatment. Figures in italics indicate the base number of FP17s or Patient Questionnaire responses are less than 100. N/A is shown where the base number of responses is less than 10 during the period. % is calculated as Quantity/Base number\*100

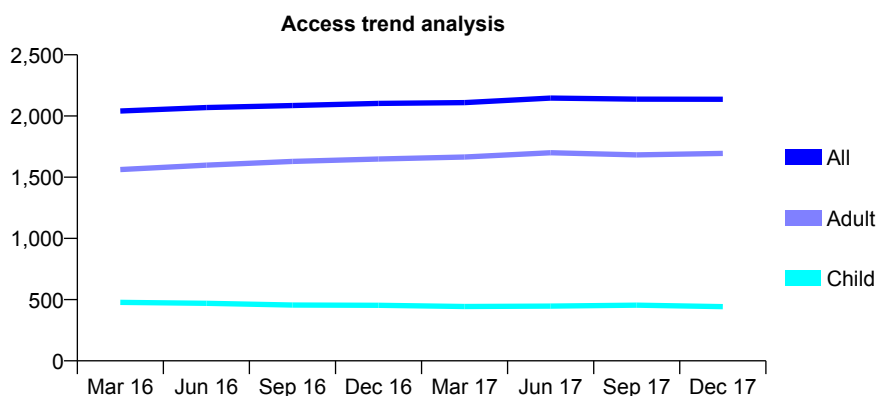
## Q55 - Vital Signs At a Glance Contract Report for 755923/0001 - December 2017

Name or company name	MR KN DALY
Contract type name	GDS Contract
Purpose of contract	General
Contract start date	01/04/2006
Contract end date	

17/18 Contracted general activity (UDA)	7,537
Carry forward general activity (UDA)	193
17/18 Contracted orthodontic activity (UOA)	0
Carry forward orthodontic activity (UOA)	0
Baseline contract value	£210,356.94

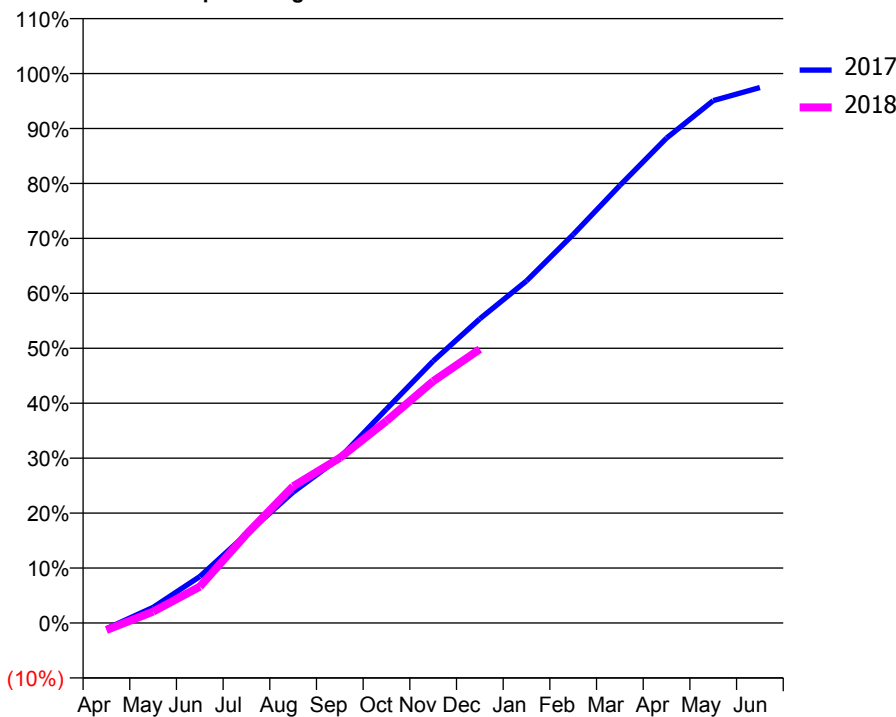
### ACCESS\*

Patients seen in 24 months	Total	Change since previous quarter
Quarter ending December 2016	2,103	
Quarter ending March 2017	2,109	→
Quarter ending June 2017	2,147	→
Quarter ending September 2017	2,138	→
Quarter ending December 2017	2,137	→
<b>Variance since December 2016</b>	<b>1.6%</b>	<b>→</b>



### ACTIVITY

Cumulative percentage of contracted UDA delivered 2017 & 2018



Month	Adjusted Scheduled Activity (UDA)	
	2017	2018
April	-80	-98
May	214	157
June	637	498
July	1,222	1,219
August	1,796	1,876
September	2,267	2,264
October	2,935	2,772
November	3,594	3,317
December	4,173	3,756
January	4,692	
February	5,328	
March	6,001	
April	6,651	
May	7,164	
June	7,344	

### QUALITY

	Quantity	Base Number	Contract	AT	Region	England
% of FP17s for the same patient ID Re-attending within 3 months - Children	41	443	9.3%	10.5%	11.8%	12.0%
% of FP17s for the same patient ID Re-attending within 3 months - Adults	242	1,703	14.2%	14.2%	15.3%	15.9%
% of FP17s for the same patient ID Re-attending between 3 & 9 months - Children	229	443	51.7%	61.8%	59.1%	58.0%
% of FP17s for the same patient ID Re-attending between 3 & 9 months - Adults	971	1,703	57.0%	55.4%	51.5%	50.5%
% of FP17s for Band 1 Urgent Courses	230	1,794	12.8%	7.2%	8.0%	9.0%
% of FP17s Relating to Free Repair or Replacements	16	1,794	0.9%	0.8%	0.8%	0.8%
% of FP17s Relating to Continuations	3	1,794	0.2%	1.3%	1.1%	1.1%
% of Patients satisfied with the dentistry they have received	0	0	N/A	91.8%	91.6%	91.5%
% of Patients satisfied with the time they had to wait for an appointment	0	0	N/A	87.3%	88.3%	87.9%

\* This is based on patients treated on this contract for their most recent course of treatment. Figures in italics indicate the base number of FP17s or Patient Questionnaire responses are less than 100. N/A is shown where the base number of responses is less than 10 during the period. % is calculated as Quantity/Base number\*100

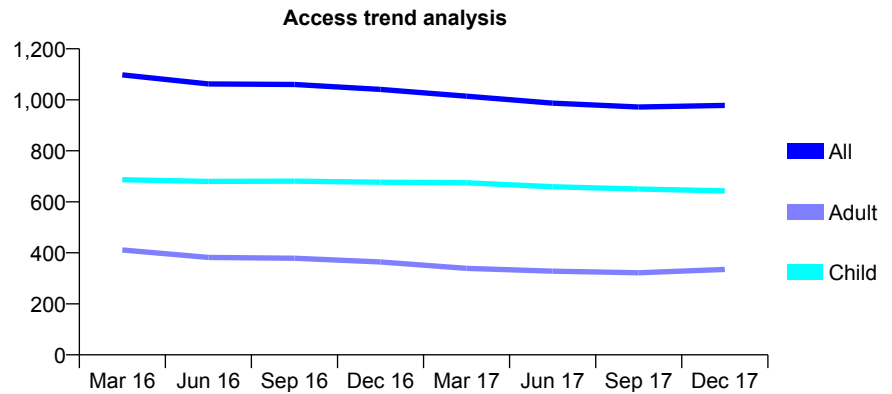
## Q55 - Vital Signs At a Glance Contract Report for 761303/0001 - December 2017

Name or company name	MR RN WARD
Contract type name	GDS Contract
Purpose of contract	General
Contract start date	01/04/2006
Contract end date	

17/18 Contracted general activity (UDA)	3,000
Carry forward general activity (UDA)	0
17/18 Contracted orthodontic activity (UOA)	0
Carry forward orthodontic activity (UOA)	0
Baseline contract value	£65,978.66

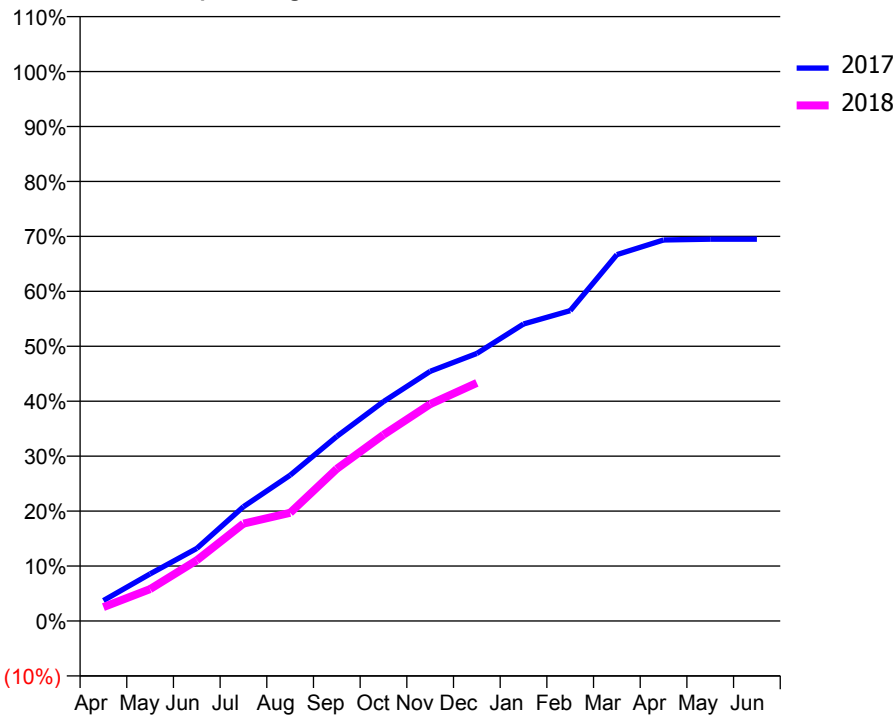
### ACCESS\*

Patients seen in 24 months	Total	Change since previous quarter
Quarter ending December 2016	1,041	
Quarter ending March 2017	1,014	↓
Quarter ending June 2017	987	↓
Quarter ending September 2017	972	↓
Quarter ending December 2017	978	→
<b>Variance since December 2016</b>	<b>(6.1%)</b>	<b>↓</b>



### ACTIVITY

Cumulative percentage of contracted UDA delivered 2017 & 2018



Month	Adjusted Scheduled Activity (UDA)	
	2017	2018
April	112	76
May	258	174
June	396	331
July	624	532
August	796	591
September	1,008	831
October	1,198	1,017
November	1,363	1,184
December	1,460	1,300
January	1,622	
February	1,694	
March	2,000	
April	2,080	
May	2,085	
June	2,085	

### QUALITY

	Quantity	Base Number	Contract	AT	Region	England
% of FP17s for the same patient ID Re-attending within 3 months - Children	58	813	7.1%	10.5%	11.8%	12.0%
% of FP17s for the same patient ID Re-attending within 3 months - Adults	49	259	18.9%	14.2%	15.3%	15.9%
% of FP17s for the same patient ID Re-attending between 3 & 9 months - Children	538	813	66.2%	61.8%	59.1%	58.0%
% of FP17s for the same patient ID Re-attending between 3 & 9 months - Adults	110	259	42.5%	55.4%	51.5%	50.5%
% of FP17s for Band 1 Urgent Courses	120	1,003	12.0%	7.2%	8.0%	9.0%
% of FP17s Relating to Free Repair or Replacements	0	1,003	0.0%	0.8%	0.8%	0.8%
% of FP17s Relating to Continuations	4	1,003	0.4%	1.3%	1.1%	1.1%
% of Patients satisfied with the dentistry they have received	0	0	N/A	91.8%	91.6%	91.5%
% of Patients satisfied with the time they had to wait for an appointment	0	0	N/A	87.3%	88.3%	87.9%

\* This is based on patients treated on this contract for their most recent course of treatment. Figures in italics indicate the base number of FP17s or Patient Questionnaire responses are less than 100. N/A is shown where the base number of responses is less than 10 during the period. % is calculated as Quantity/Base number\*100

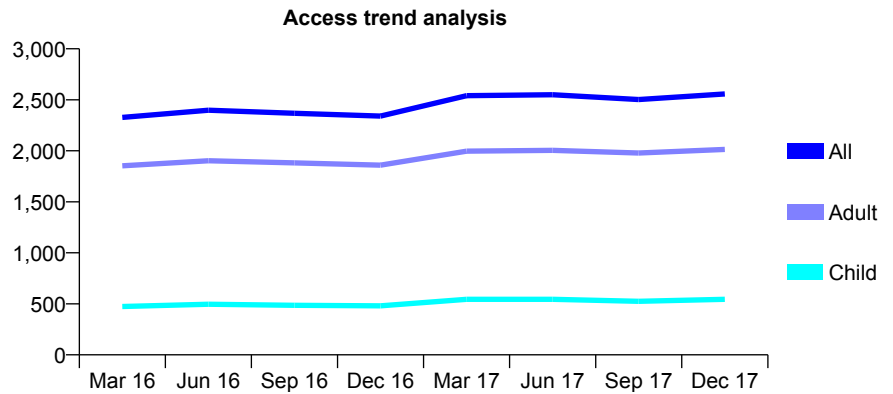
## Q55 - Vital Signs At a Glance Contract Report for 769061/0001 - December 2017

Name or company name	MISS KL SMITH
Contract type name	GDS Contract
Purpose of contract	General
Contract start date	01/04/2006
Contract end date	

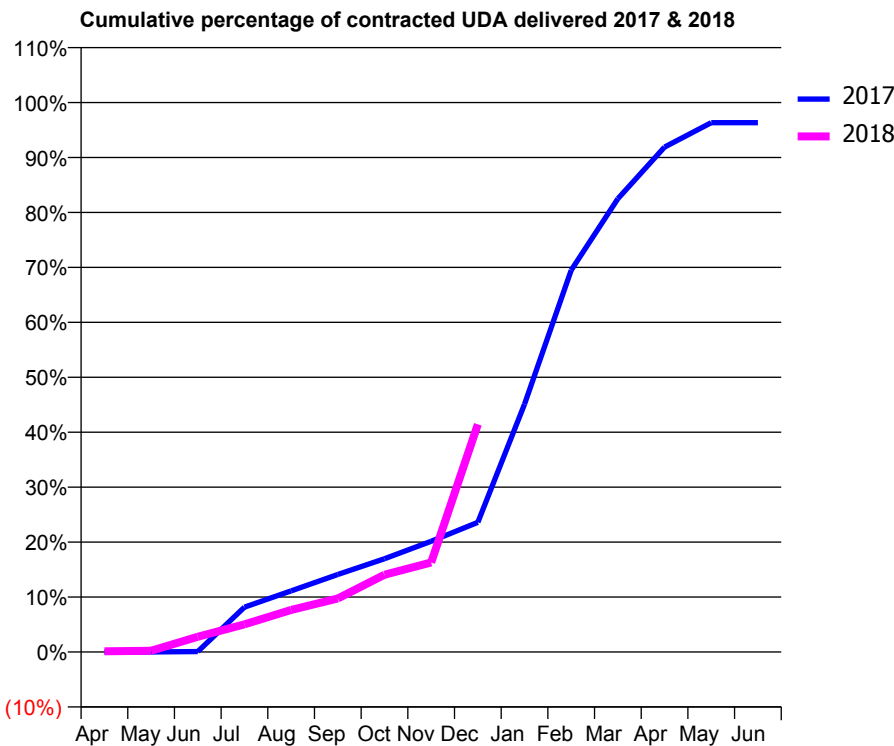
17/18 Contracted general activity (UDA)	9,929
Carry forward general activity (UDA)	0
17/18 Contracted orthodontic activity (UOA)	0
Carry forward orthodontic activity (UOA)	0
Baseline contract value	£230,208.75

### ACCESS\*

Patients seen in 24 months	Total	Change since previous quarter
Quarter ending December 2016	2,341	
Quarter ending March 2017	2,541	↑
Quarter ending June 2017	2,550	→
Quarter ending September 2017	2,503	↓
Quarter ending December 2017	2,558	↑
<b>Variance since December 2016</b>	<b>9.3%</b>	<b>↑</b>



### ACTIVITY



Month	Adjusted Scheduled Activity (UDA)	
	2017	2018
April	0	13
May	0	23
June	9	276
July	810	500
August	1,104	760
September	1,402	967
October	1,684	1,397
November	2,001	1,618
December	2,343	4,114
January	4,478	
February	6,900	
March	8,191	
April	9,124	
May	9,564	
June	9,564	

### QUALITY

	Quantity	Base Number	Contract	AT	Region	England
% of FP17s for the same patient ID Re-attending within 3 months - Children	47	590	8.0%	10.5%	11.8%	12.0%
% of FP17s for the same patient ID Re-attending within 3 months - Adults	345	1,821	18.9%	14.2%	15.3%	15.9%
% of FP17s for the same patient ID Re-attending between 3 & 9 months - Children	391	590	66.3%	61.8%	59.1%	58.0%
% of FP17s for the same patient ID Re-attending between 3 & 9 months - Adults	913	1,821	50.1%	55.4%	51.5%	50.5%
% of FP17s for Band 1 Urgent Courses	138	1,832	7.5%	7.2%	8.0%	9.0%
% of FP17s Relating to Free Repair or Replacements	5	1,832	0.3%	0.8%	0.8%	0.8%
% of FP17s Relating to Continuations	29	1,832	1.6%	1.3%	1.1%	1.1%
% of Patients satisfied with the dentistry they have received	4	5	N/A	91.8%	91.6%	91.5%
% of Patients satisfied with the time they had to wait for an appointment	3	5	N/A	87.3%	88.3%	87.9%

\* This is based on patients treated on this contract for their most recent course of treatment. Figures in italics indicate the base number of FP17s or Patient Questionnaire responses are less than 100. N/A is shown where the base number of responses is less than 10 during the period. % is calculated as Quantity/Base number\*100



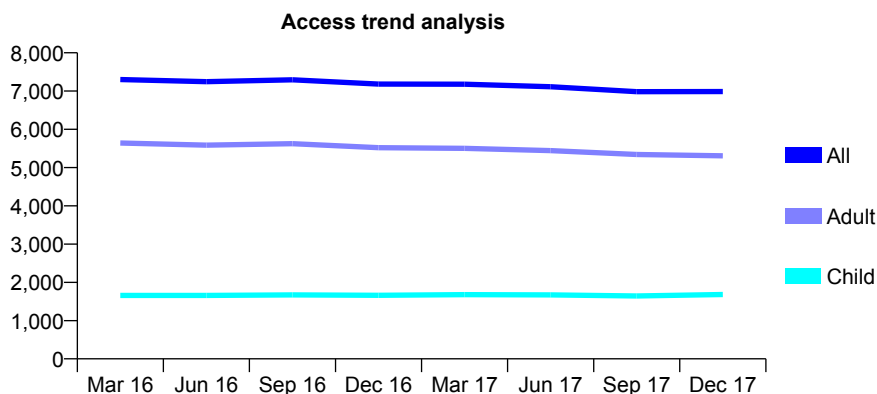
## Q55 - Vital Signs At a Glance Contract Report for 783145/0001 - December 2017

Name or company name	MR BS PEERBUX
Contract type name	GDS Contract
Purpose of contract	General
Contract start date	03/10/2009
Contract end date	

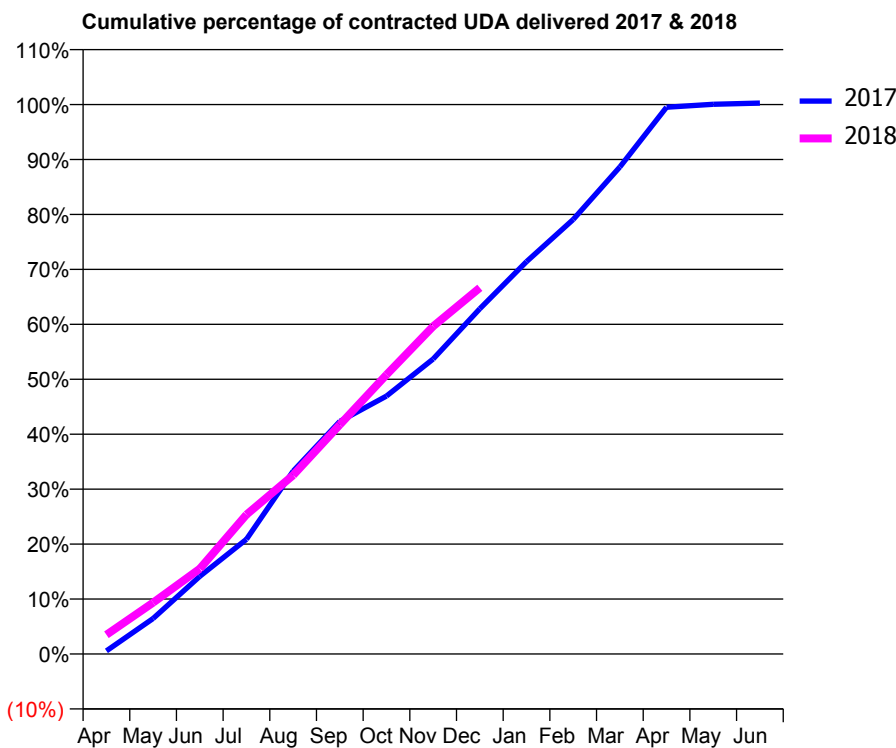
17/18 Contracted general activity (UDA)	20,495
Carry forward general activity (UDA)	-55
17/18 Contracted orthodontic activity (UOA)	0
Carry forward orthodontic activity (UOA)	0
Baseline contract value	£563,478.82

### ACCESS\*

Patients seen in 24 months	Total	Change since previous quarter
Quarter ending December 2016	7,182	
Quarter ending March 2017	7,179	→
Quarter ending June 2017	7,113	→
Quarter ending September 2017	6,985	↓
Quarter ending December 2017	6,989	→
<b>Variance since December 2016</b>	<b>(2.7%)</b>	<b>↓</b>



### ACTIVITY



Month	Adjusted Scheduled Activity (UDA)	
	2017	2018
April	115	718
May	1,327	1,916
June	2,899	3,182
July	4,282	5,200
August	6,819	6,667
September	8,674	8,552
October	9,620	10,418
November	11,006	12,224
December	12,880	13,658
January	14,636	
February	16,208	
March	18,166	
April	20,395	
May	20,502	
June	20,550	

### QUALITY

	Quantity	Base Number	Contract	AT	Region	England
% of FP17s for the same patient ID Re-attending within 3 months - Children	135	1,827	7.4%	10.5%	11.8%	12.0%
% of FP17s for the same patient ID Re-attending within 3 months - Adults	998	6,078	16.4%	14.2%	15.3%	15.9%
% of FP17s for the same patient ID Re-attending between 3 & 9 months - Children	1,105	1,827	60.5%	61.8%	59.1%	58.0%
% of FP17s for the same patient ID Re-attending between 3 & 9 months - Adults	3,554	6,078	58.5%	55.4%	51.5%	50.5%
% of FP17s for Band 1 Urgent Courses	599	6,790	8.8%	7.2%	8.0%	9.0%
% of FP17s Relating to Free Repair or Replacements	69	6,790	1.0%	0.8%	0.8%	0.8%
% of FP17s Relating to Continuations	102	6,790	1.5%	1.3%	1.1%	1.1%
% of Patients satisfied with the dentistry they have received	8	9	N/A	91.8%	91.6%	91.5%
% of Patients satisfied with the time they had to wait for an appointment	9	9	N/A	87.3%	88.3%	87.9%

\* This is based on patients treated on this contract for their most recent course of treatment. Figures in italics indicate the base number of FP17s or Patient Questionnaire responses are less than 100. N/A is shown where the base number of responses is less than 10 during the period. % is calculated as Quantity/Base number\*100

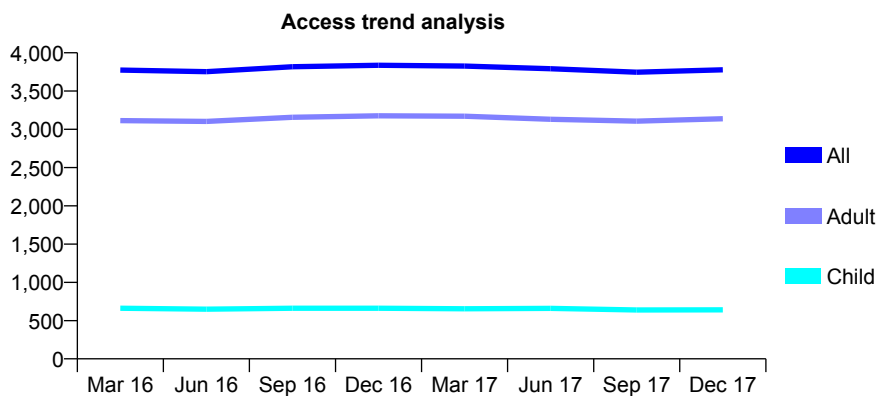
## Q55 - Vital Signs At a Glance Contract Report for 787213/0001 - December 2017

Name or company name	MRS SA MITCHELL
Contract type name	GDS Contract
Purpose of contract	General
Contract start date	03/12/2012
Contract end date	

17/18 Contracted general activity (UDA)	12,621
Carry forward general activity (UDA)	0
17/18 Contracted orthodontic activity (UOA)	0
Carry forward orthodontic activity (UOA)	0
Baseline contract value	£399,756.15

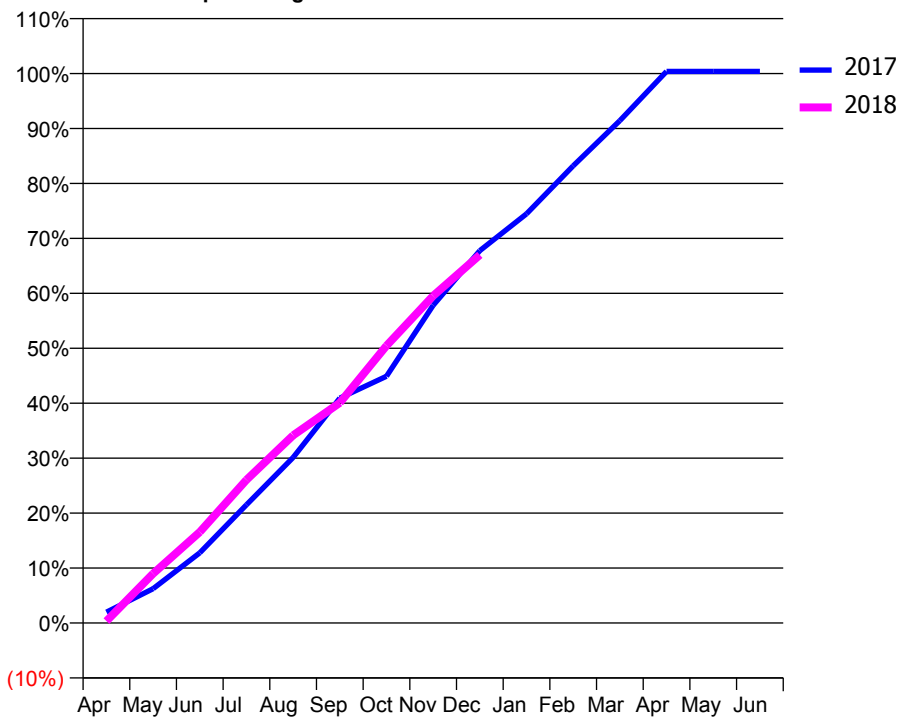
### ACCESS\*

Patients seen in 24 months	Total	Change since previous quarter
Quarter ending December 2016	3,837	
Quarter ending March 2017	3,827	→
Quarter ending June 2017	3,792	→
Quarter ending September 2017	3,746	↓
Quarter ending December 2017	3,778	→
<b>Variance since December 2016</b>	<b>(1.5%)</b>	<b>↓</b>



### ACTIVITY

Cumulative percentage of contracted UDA delivered 2017 & 2018



Month	Adjusted Scheduled Activity (UDA)	
	2017	2018
April	250	45
May	787	1,135
June	1,612	2,090
July	2,716	3,288
August	3,803	4,310
September	5,165	5,058
October	5,668	6,369
November	7,296	7,513
December	8,554	8,454
January	9,399	
February	10,501	
March	11,538	
April	12,669	
May	12,669	
June	12,670	

### QUALITY

	Quantity	Base Number	Contract	AT	Region	England
% of FP17s for the same patient ID Re-attending within 3 months - Children	59	876	6.7%	10.5%	11.8%	12.0%
% of FP17s for the same patient ID Re-attending within 3 months - Adults	645	4,283	15.1%	14.2%	15.3%	15.9%
% of FP17s for the same patient ID Re-attending between 3 & 9 months - Children	639	876	72.9%	61.8%	59.1%	58.0%
% of FP17s for the same patient ID Re-attending between 3 & 9 months - Adults	2,791	4,283	65.2%	55.4%	51.5%	50.5%
% of FP17s for Band 1 Urgent Courses	420	4,651	9.0%	7.2%	8.0%	9.0%
% of FP17s Relating to Free Repair or Replacements	56	4,651	1.2%	0.8%	0.8%	0.8%
% of FP17s Relating to Continuations	74	4,651	1.6%	1.3%	1.1%	1.1%
% of Patients satisfied with the dentistry they have received	1	1	N/A	91.8%	91.6%	91.5%
% of Patients satisfied with the time they had to wait for an appointment	1	1	N/A	87.3%	88.3%	87.9%

\* This is based on patients treated on this contract for their most recent course of treatment. Figures in italics indicate the base number of FP17s or Patient Questionnaire responses are less than 100. N/A is shown where the base number of responses is less than 10 during the period. % is calculated as Quantity/Base number\*100

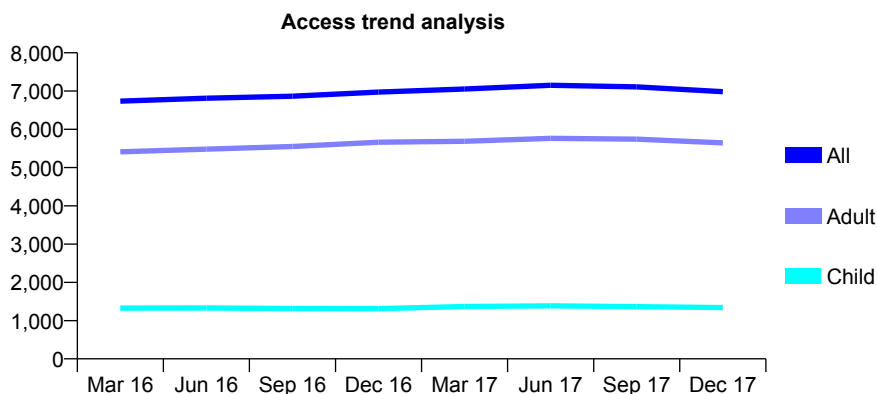
## Q55 - Vital Signs At a Glance Contract Report for 810584/0001 - December 2017

Name or company name	MR PR THORPE
Contract type name	GDS Contract
Purpose of contract	General
Contract start date	01/04/2006
Contract end date	

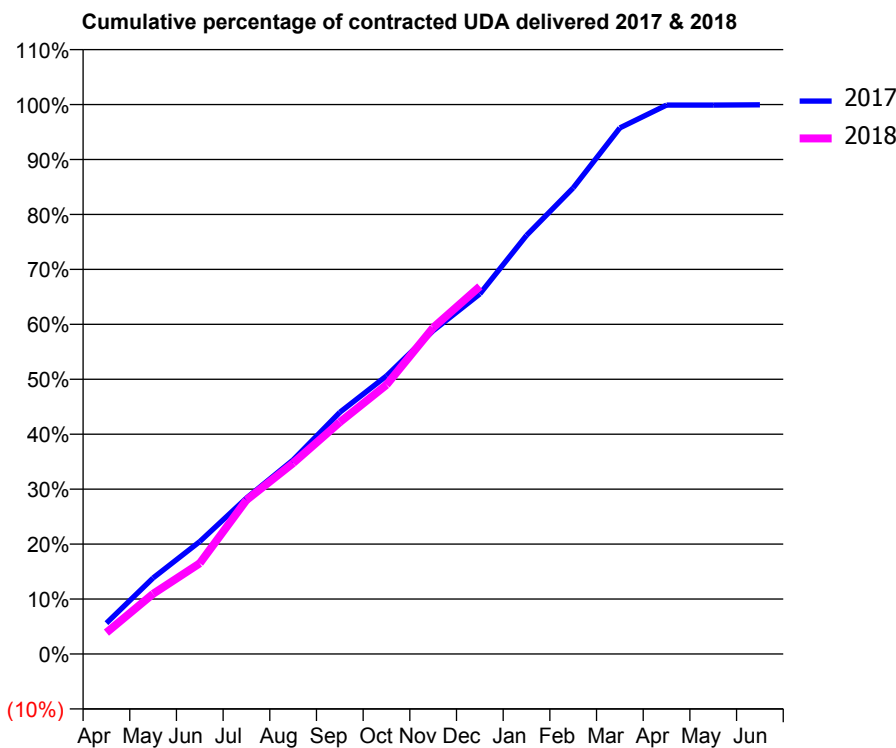
17/18 Contracted general activity (UDA)	17,348
Carry forward general activity (UDA)	0
17/18 Contracted orthodontic activity (UOA)	0
Carry forward orthodontic activity (UOA)	0
Baseline contract value	£475,785.10

### ACCESS\*

Patients seen in 24 months	Total	Change since previous quarter
Quarter ending December 2016	6,973	
Quarter ending March 2017	7,054	→
Quarter ending June 2017	7,151	→
Quarter ending September 2017	7,108	→
Quarter ending December 2017	6,984	↓
<b>Variance since December 2016</b>	<b>0.2%</b>	<b>→</b>



### ACTIVITY



Month	Adjusted Scheduled Activity (UDA)	
	2017	2018
April	1,033	676
May	2,545	1,901
June	3,761	2,865
July	5,215	4,859
August	6,492	6,028
September	8,083	7,318
October	9,304	8,496
November	10,813	10,305
December	12,046	11,604
January	14,002	
February	15,592	
March	17,598	
April	18,361	
May	18,361	
June	18,369	

### QUALITY

	Quantity	Base Number	Contract	AT	Region	England
% of FP17s for the same patient ID Re-attending within 3 months - Children	62	1,496	4.1%	10.5%	11.8%	12.0%
% of FP17s for the same patient ID Re-attending within 3 months - Adults	671	5,917	11.3%	14.2%	15.3%	15.9%
% of FP17s for the same patient ID Re-attending between 3 & 9 months - Children	970	1,496	64.8%	61.8%	59.1%	58.0%
% of FP17s for the same patient ID Re-attending between 3 & 9 months - Adults	3,311	5,917	56.0%	55.4%	51.5%	50.5%
% of FP17s for Band 1 Urgent Courses	611	6,943	8.8%	7.2%	8.0%	9.0%
% of FP17s Relating to Free Repair or Replacements	61	6,943	0.9%	0.8%	0.8%	0.8%
% of FP17s Relating to Continuations	45	6,943	0.6%	1.3%	1.1%	1.1%
% of Patients satisfied with the dentistry they have received	6	7	N/A	91.8%	91.6%	91.5%
% of Patients satisfied with the time they had to wait for an appointment	5	7	N/A	87.3%	88.3%	87.9%

\* This is based on patients treated on this contract for their most recent course of treatment. Figures in italics indicate the base number of FP17s or Patient Questionnaire responses are less than 100. N/A is shown where the base number of responses is less than 10 during the period. % is calculated as Quantity/Base number\*100

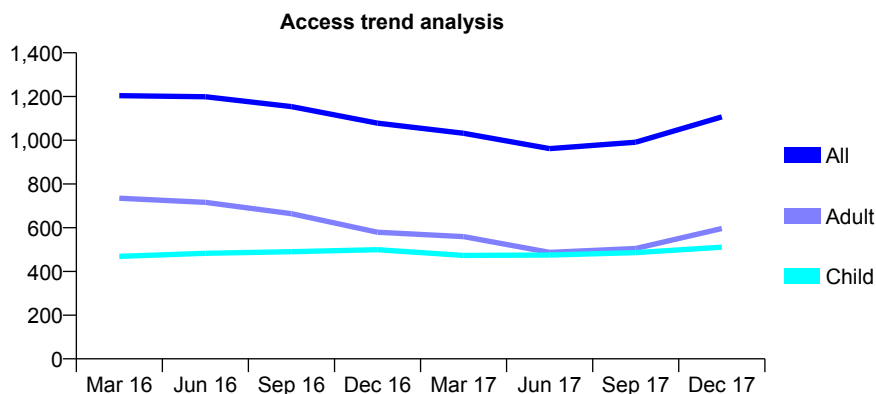
## Q55 - Vital Signs At a Glance Contract Report for 810584/0002 - December 2017

Name or company name	MR PR THORPE
Contract type name	GDS Contract
Purpose of contract	General
Contract start date	01/07/2008
Contract end date	

17/18 Contracted general activity (UDA)	3,000
Carry forward general activity (UDA)	-11
17/18 Contracted orthodontic activity (UOA)	0
Carry forward orthodontic activity (UOA)	0
Baseline contract value	£114,134.44

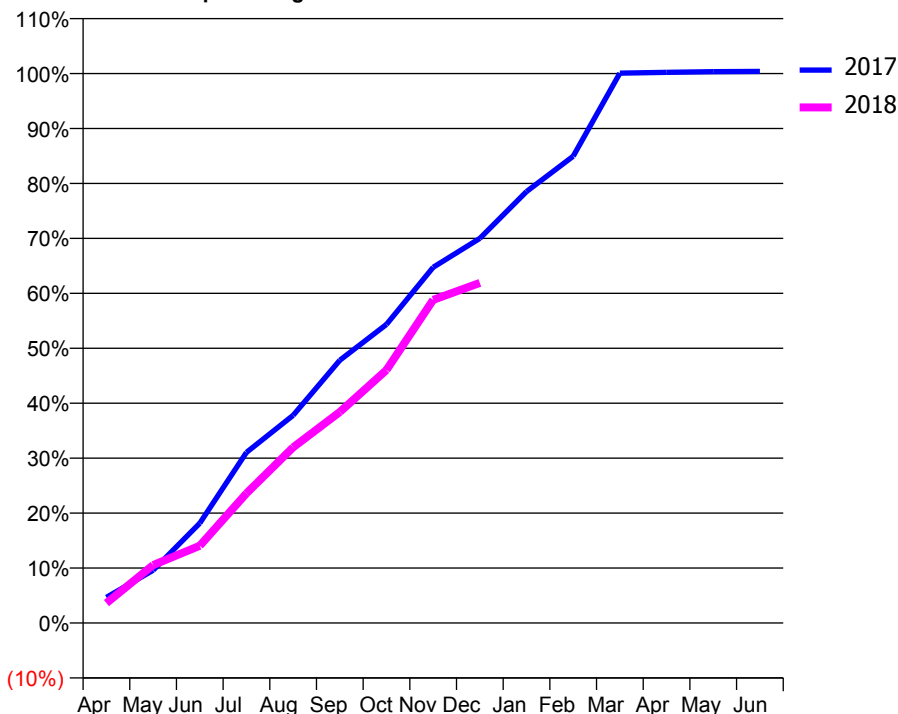
### ACCESS\*

Patients seen in 24 months	Total	Change since previous quarter
Quarter ending December 2016	1,078	
Quarter ending March 2017	1,032	↓
Quarter ending June 2017	962	↓
Quarter ending September 2017	991	↑
Quarter ending December 2017	1,107	↑
<b>Variance since December 2016</b>	<b>2.7%</b>	<b>↑</b>



### ACTIVITY

Cumulative percentage of contracted UDA delivered 2017 & 2018



Month	Adjusted Scheduled Activity (UDA)	
	2017	2018
April	140	109
May	288	317
June	545	422
July	931	708
August	1,134	959
September	1,434	1,152
October	1,630	1,381
November	1,942	1,764
December	2,100	1,857
January	2,356	
February	2,549	
March	3,002	
April	3,006	
May	3,010	
June	3,011	

### QUALITY

	Quantity	Base Number	Contract	AT	Region	England
% of FP17s for the same patient ID Re-attending within 3 months - Children	24	538	4.5%	10.5%	11.8%	12.0%
% of FP17s for the same patient ID Re-attending within 3 months - Adults	23	515	4.5%	14.2%	15.3%	15.9%
% of FP17s for the same patient ID Re-attending between 3 & 9 months - Children	256	538	47.6%	61.8%	59.1%	58.0%
% of FP17s for the same patient ID Re-attending between 3 & 9 months - Adults	114	515	22.1%	55.4%	51.5%	50.5%
% of FP17s for Band 1 Urgent Courses	58	1,047	5.5%	7.2%	8.0%	9.0%
% of FP17s Relating to Free Repair or Replacements	4	1,047	0.4%	0.8%	0.8%	0.8%
% of FP17s Relating to Continuations	1	1,047	0.1%	1.3%	1.1%	1.1%
% of Patients satisfied with the dentistry they have received	1	1	N/A	91.8%	91.6%	91.5%
% of Patients satisfied with the time they had to wait for an appointment	1	1	N/A	87.3%	88.3%	87.9%

\* This is based on patients treated on this contract for their most recent course of treatment. Figures in italics indicate the base number of FP17s or Patient Questionnaire responses are less than 100. N/A is shown where the base number of responses is less than 10 during the period. % is calculated as Quantity/Base number\*100

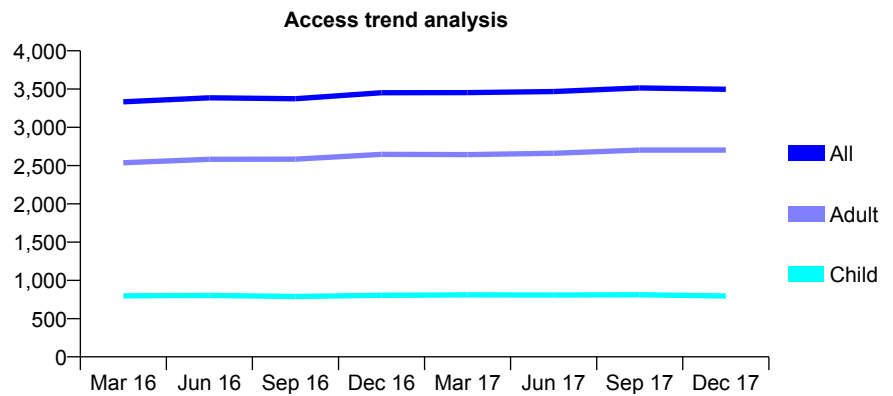
## Q55 - Vital Signs At a Glance Contract Report for 813532/0001 - December 2017

Name or company name	MR AE NORTH
Contract type name	GDS Contract
Purpose of contract	General
Contract start date	01/04/2006
Contract end date	

17/18 Contracted general activity (UDA)	10,083
Carry forward general activity (UDA)	-48
17/18 Contracted orthodontic activity (UOA)	0
Carry forward orthodontic activity (UOA)	0
Baseline contract value	£319,333.22

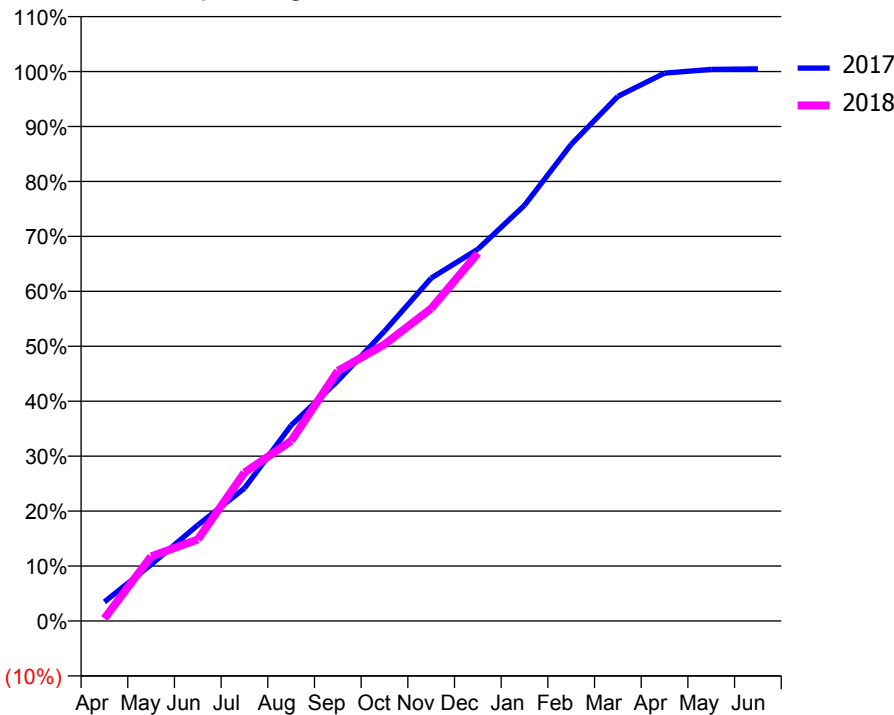
### ACCESS\*

Patients seen in 24 months	Total	Change since previous quarter
Quarter ending December 2016	3,451	
Quarter ending March 2017	3,453	→
Quarter ending June 2017	3,467	→
Quarter ending September 2017	3,515	→
Quarter ending December 2017	3,498	→
<b>Variance since December 2016</b>	<b>1.4%</b>	<b>→</b>



### ACTIVITY

Cumulative percentage of contracted UDA delivered 2017 & 2018



Month	Adjusted Scheduled Activity (UDA)	
	2017	2018
April	350	48
May	1,037	1,185
June	1,762	1,496
July	2,435	2,725
August	3,592	3,304
September	4,407	4,590
October	5,317	5,075
November	6,293	5,735
December	6,822	6,750
January	7,628	
February	8,747	
March	9,628	
April	10,052	
May	10,122	
June	10,131	

### QUALITY

	Quantity	Base Number	Contract	AT	Region	England
% of FP17s for the same patient ID Re-attending within 3 months - Children	63	853	7.4%	10.5%	11.8%	12.0%
% of FP17s for the same patient ID Re-attending within 3 months - Adults	376	2,855	13.2%	14.2%	15.3%	15.9%
% of FP17s for the same patient ID Re-attending between 3 & 9 months - Children	542	853	63.5%	61.8%	59.1%	58.0%
% of FP17s for the same patient ID Re-attending between 3 & 9 months - Adults	1,776	2,855	62.2%	55.4%	51.5%	50.5%
% of FP17s for Band 1 Urgent Courses	205	3,446	5.9%	7.2%	8.0%	9.0%
% of FP17s Relating to Free Repair or Replacements	39	3,446	1.1%	0.8%	0.8%	0.8%
% of FP17s Relating to Continuations	92	3,446	2.7%	1.3%	1.1%	1.1%
% of Patients satisfied with the dentistry they have received	7	7	N/A	91.8%	91.6%	91.5%
% of Patients satisfied with the time they had to wait for an appointment	7	7	N/A	87.3%	88.3%	87.9%

\* This is based on patients treated on this contract for their most recent course of treatment. Figures in italics indicate the base number of FP17s or Patient Questionnaire responses are less than 100. N/A is shown where the base number of responses is less than 10 during the period. % is calculated as Quantity/Base number\*100

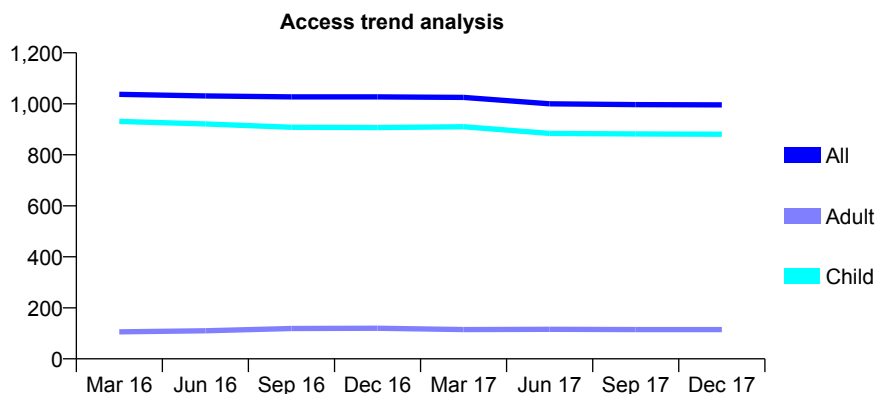
## Q55 - Vital Signs At a Glance Contract Report for 813842/0002 - December 2017

Name or company name	MR DA DUNNING
Contract type name	GDS Contract
Purpose of contract	General and Orthodontic
Contract start date	01/04/2006
Contract end date	

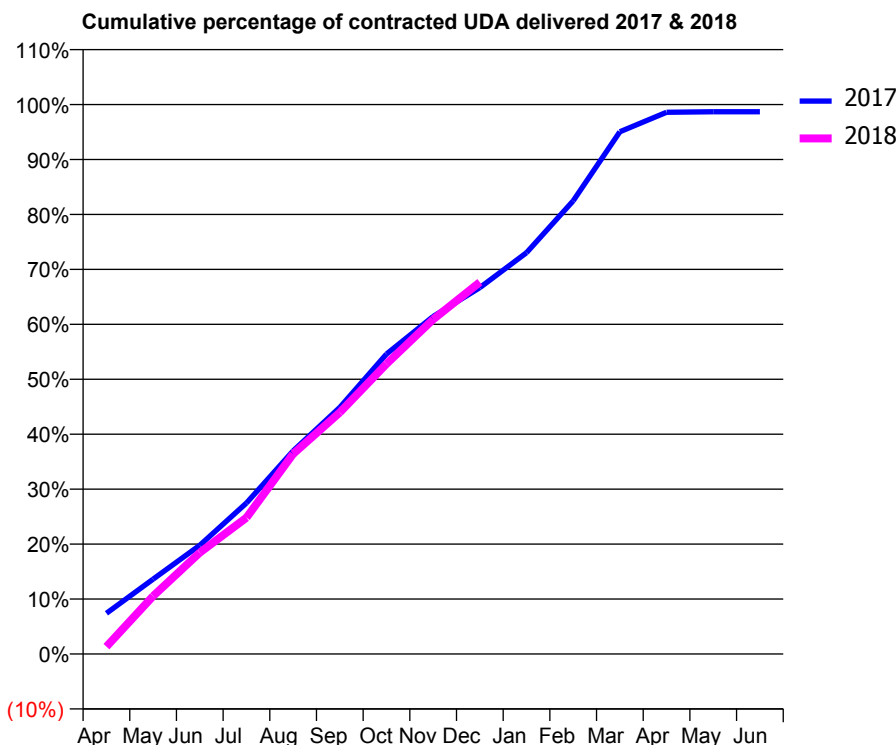
17/18 Contracted general activity (UDA)	2,012
Carry forward general activity (UDA)	26
17/18 Contracted orthodontic activity (UOA)	423
Carry forward orthodontic activity (UOA)	-8
Baseline contract value	£72,036.75

### ACCESS\*

Patients seen in 24 months	Total	Change since previous quarter
Quarter ending December 2016	1,027	
Quarter ending March 2017	1,025	→
Quarter ending June 2017	1,000	↓
Quarter ending September 2017	997	→
Quarter ending December 2017	996	→
<b>Variance since December 2016</b>	<b>(3.0%)</b>	<b>↓</b>



### ACTIVITY



Month	Adjusted Scheduled Activity (UDA)	
	2017	2018
April	149	27
May	274	212
June	398	371
July	553	499
August	744	732
September	903	885
October	1,098	1,062
November	1,236	1,225
December	1,342	1,362
January	1,469	
February	1,659	
March	1,912	
April	1,984	
May	1,986	
June	1,986	

### QUALITY

	Quantity	Base Number	Contract	AT	Region	England
% of FP17s for the same patient ID Re-attending within 3 months - Children	92	1,101	8.4%	10.5%	11.8%	12.0%
% of FP17s for the same patient ID Re-attending within 3 months - Adults	3	30	10.0%	14.2%	15.3%	15.9%
% of FP17s for the same patient ID Re-attending between 3 & 9 months - Children	764	1,101	69.4%	61.8%	59.1%	58.0%
% of FP17s for the same patient ID Re-attending between 3 & 9 months - Adults	11	30	36.7%	55.4%	51.5%	50.5%
% of FP17s for Band 1 Urgent Courses	23	1,023	2.2%	7.2%	8.0%	9.0%
% of FP17s Relating to Free Repair or Replacements	0	1,023	0.0%	0.8%	0.8%	0.8%
% of FP17s Relating to Continuations	0	1,023	0.0%	1.3%	1.1%	1.1%
% of Patients satisfied with the dentistry they have received	1	1	N/A	91.8%	91.6%	91.5%
% of Patients satisfied with the time they had to wait for an appointment	1	1	N/A	87.3%	88.3%	87.9%

\* This is based on patients treated on this contract for their most recent course of treatment. Figures in italics indicate the base number of FP17s or Patient Questionnaire responses are less than 100. N/A is shown where the base number of responses is less than 10 during the period. % is calculated as Quantity/Base number\*100

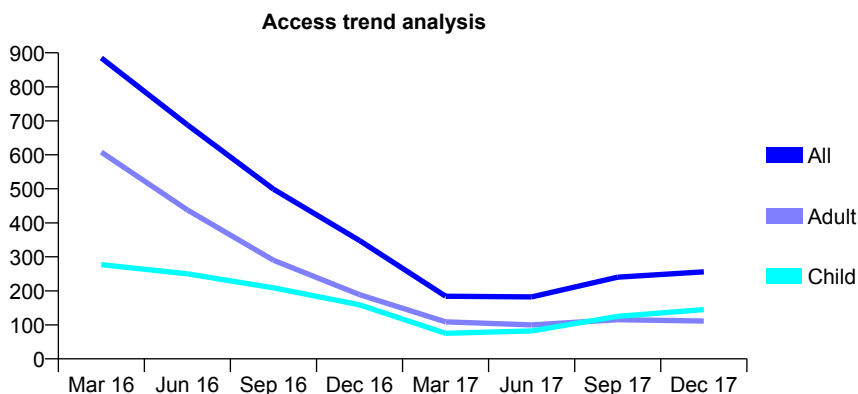
## Q55 - Vital Signs At a Glance Contract Report for 819417/0001 - December 2017

Name or company name	MRS HM BAKER
Contract type name	GDS Contract
Purpose of contract	General
Contract start date	01/04/2006
Contract end date	

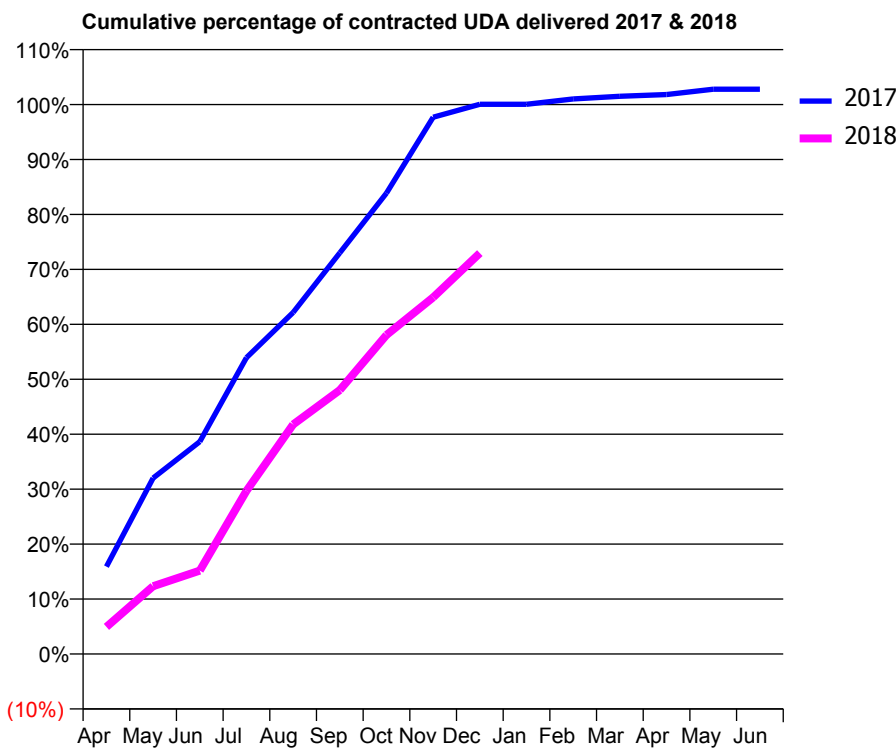
17/18 Contracted general activity (UDA)	617
Carry forward general activity (UDA)	-12
17/18 Contracted orthodontic activity (UOA)	0
Carry forward orthodontic activity (UOA)	0
Baseline contract value	£13,950.61

### ACCESS\*

Patients seen in 24 months	Total	Change since previous quarter
Quarter ending December 2016	348	
Quarter ending March 2017	184	↓
Quarter ending June 2017	182	↓
Quarter ending September 2017	240	↑
Quarter ending December 2017	256	↑
<b>Variance since December 2016</b>	<b>(26.4%)</b>	<b>↓</b>



### ACTIVITY



Month	Adjusted Scheduled Activity (UDA)	
	2017	2018
April	98	30
May	198	76
June	238	94
July	333	183
August	384	258
September	450	296
October	518	358
November	603	400
December	617	450
January	617	
February	623	
March	626	
April	628	
May	634	
June	634	

### QUALITY

	Quantity	Base Number	Contract	AT	Region	England
% of FP17s for the same patient ID Re-attending within 3 months - Children	7	175	4.0%	10.5%	11.8%	12.0%
% of FP17s for the same patient ID Re-attending within 3 months - Adults	8	165	4.8%	14.2%	15.3%	15.9%
% of FP17s for the same patient ID Re-attending between 3 & 9 months - Children	62	175	35.4%	61.8%	59.1%	58.0%
% of FP17s for the same patient ID Re-attending between 3 & 9 months - Adults	52	165	31.5%	55.4%	51.5%	50.5%
% of FP17s for Band 1 Urgent Courses	51	336	15.2%	7.2%	8.0%	9.0%
% of FP17s Relating to Free Repair or Replacements	0	336	0.0%	0.8%	0.8%	0.8%
% of FP17s Relating to Continuations	1	336	0.3%	1.3%	1.1%	1.1%
% of Patients satisfied with the dentistry they have received	1	1	N/A	91.8%	91.6%	91.5%
% of Patients satisfied with the time they had to wait for an appointment	1	1	N/A	87.3%	88.3%	87.9%

\* This is based on patients treated on this contract for their most recent course of treatment. Figures in italics indicate the base number of FP17s or Patient Questionnaire responses are less than 100. N/A is shown where the base number of responses is less than 10 during the period. % is calculated as Quantity/Base number\*100



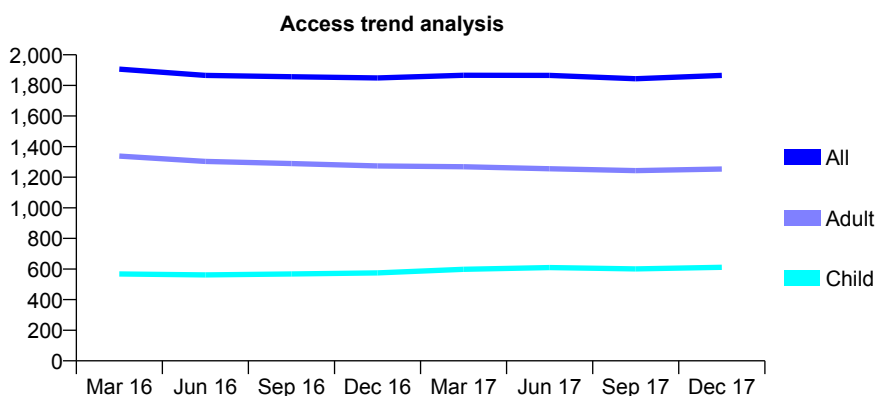
## Q55 - Vital Signs At a Glance Contract Report for 819700/0001 - December 2017

Name or company name	MR JS SAGOO
Contract type name	GDS Contract
Purpose of contract	General
Contract start date	01/04/2006
Contract end date	

17/18 Contracted general activity (UDA)	5,119
Carry forward general activity (UDA)	-102
17/18 Contracted orthodontic activity (UOA)	0
Carry forward orthodontic activity (UOA)	0
Baseline contract value	£148,955.55

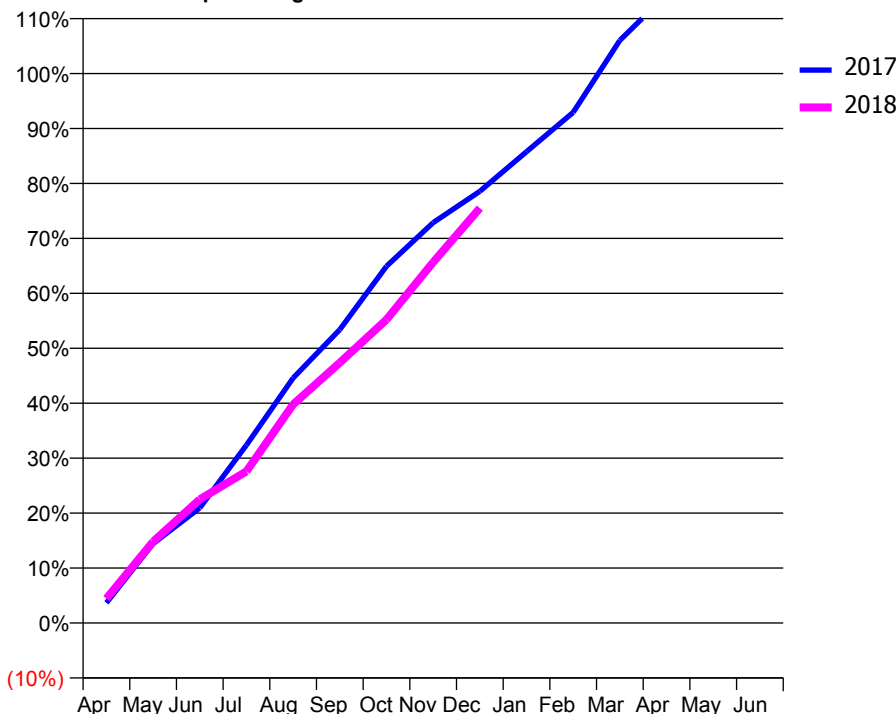
### ACCESS\*

Patients seen in 24 months	Total	Change since previous quarter
Quarter ending December 2016	1,849	
Quarter ending March 2017	1,866	→
Quarter ending June 2017	1,865	→
Quarter ending September 2017	1,844	↓
Quarter ending December 2017	1,865	→
<b>Variance since December 2016</b>	<b>0.9%</b>	<b>→</b>



### ACTIVITY

Cumulative percentage of contracted UDA delivered 2017 & 2018



Month	Adjusted Scheduled Activity (UDA)	
	2017	2018
April	188	228
May	740	759
June	1,073	1,152
July	1,657	1,414
August	2,282	2,037
September	2,734	2,426
October	3,323	2,827
November	3,730	3,361
December	4,022	3,865
January	4,390	
February	4,758	
March	5,428	
April	5,854	
May	5,842	
June	5,842	

### QUALITY

	Quantity	Base Number	Contract	AT	Region	England
% of FP17s for the same patient ID Re-attending within 3 months - Children	32	595	5.4%	10.5%	11.8%	12.0%
% of FP17s for the same patient ID Re-attending within 3 months - Adults	222	1,231	18.0%	14.2%	15.3%	15.9%
% of FP17s for the same patient ID Re-attending between 3 & 9 months - Children	291	595	48.9%	61.8%	59.1%	58.0%
% of FP17s for the same patient ID Re-attending between 3 & 9 months - Adults	483	1,231	39.2%	55.4%	51.5%	50.5%
% of FP17s for Band 1 Urgent Courses	116	1,694	6.8%	7.2%	8.0%	9.0%
% of FP17s Relating to Free Repair or Replacements	18	1,694	1.1%	0.8%	0.8%	0.8%
% of FP17s Relating to Continuations	53	1,694	3.1%	1.3%	1.1%	1.1%
% of Patients satisfied with the dentistry they have received	0	0	N/A	91.8%	91.6%	91.5%
% of Patients satisfied with the time they had to wait for an appointment	0	0	N/A	87.3%	88.3%	87.9%

\* This is based on patients treated on this contract for their most recent course of treatment. Figures in italics indicate the base number of FP17s or Patient Questionnaire responses are less than 100. N/A is shown where the base number of responses is less than 10 during the period. % is calculated as Quantity/Base number\*100

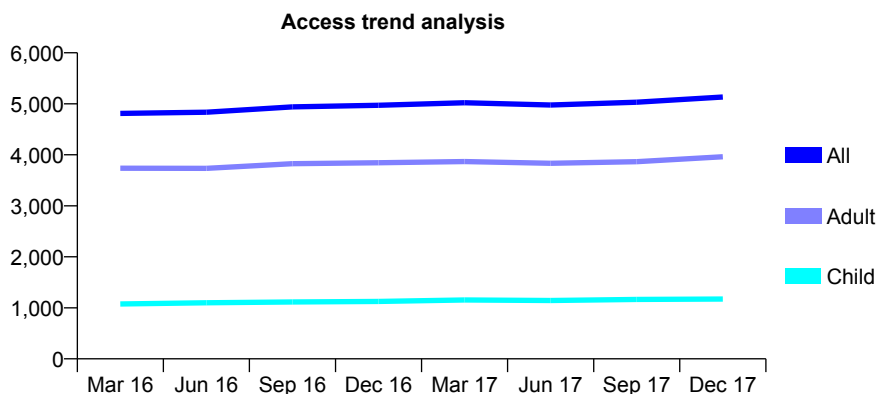
## Q55 - Vital Signs At a Glance Contract Report for 819700/0002 - December 2017

Name or company name	MR JS SAGOO
Contract type name	GDS Contract
Purpose of contract	General
Contract start date	01/04/2006
Contract end date	

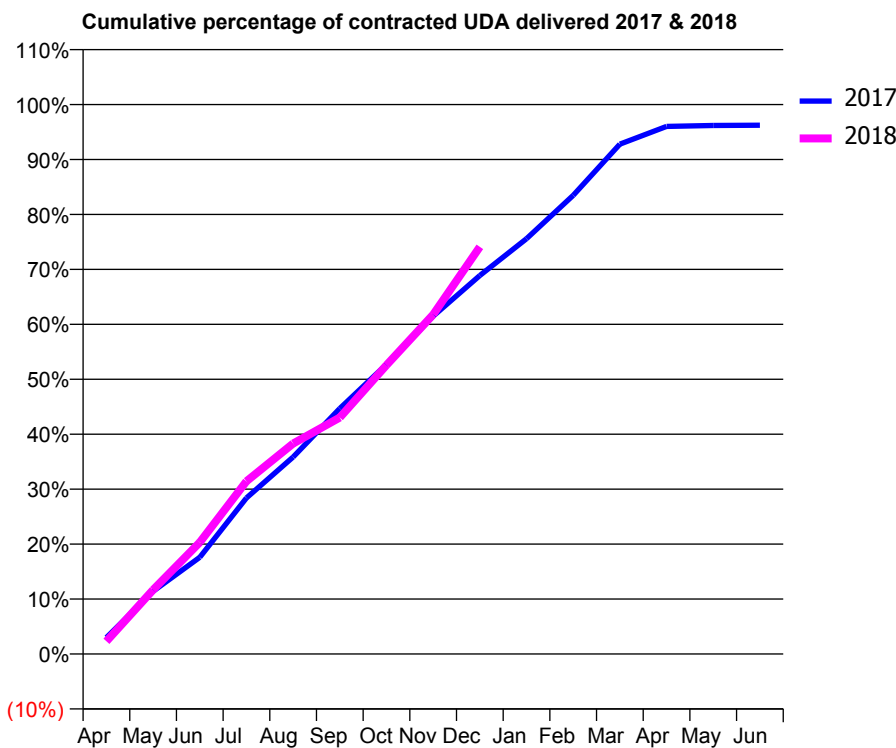
17/18 Contracted general activity (UDA)	13,394
Carry forward general activity (UDA)	-219
17/18 Contracted orthodontic activity (UOA)	0
Carry forward orthodontic activity (UOA)	0
Baseline contract value	£332,156.66

### ACCESS\*

Patients seen in 24 months	Total	Change since previous quarter
Quarter ending December 2016	4,970	
Quarter ending March 2017	5,022	→
Quarter ending June 2017	4,977	→
Quarter ending September 2017	5,031	→
Quarter ending December 2017	5,133	↑
<b>Variance since December 2016</b>	<b>3.3%</b>	<b>↑</b>



### ACTIVITY



Month	Adjusted Scheduled Activity (UDA)	
	2017	2018
April	401	309
May	1,529	1,566
June	2,359	2,723
July	3,803	4,209
August	4,804	5,132
September	5,986	5,764
October	7,060	7,041
November	8,234	8,273
December	9,227	9,924
January	10,123	
February	11,179	
March	12,427	
April	12,860	
May	12,881	
June	12,890	

### QUALITY

	Quantity	Base Number	Contract	AT	Region	England
% of FP17s for the same patient ID Re-attending within 3 months - Children	83	1,100	7.5%	10.5%	11.8%	12.0%
% of FP17s for the same patient ID Re-attending within 3 months - Adults	477	3,734	12.8%	14.2%	15.3%	15.9%
% of FP17s for the same patient ID Re-attending between 3 & 9 months - Children	471	1,100	42.8%	61.8%	59.1%	58.0%
% of FP17s for the same patient ID Re-attending between 3 & 9 months - Adults	1,744	3,734	46.7%	55.4%	51.5%	50.5%
% of FP17s for Band 1 Urgent Courses	312	4,637	6.7%	7.2%	8.0%	9.0%
% of FP17s Relating to Free Repair or Replacements	19	4,637	0.4%	0.8%	0.8%	0.8%
% of FP17s Relating to Continuations	73	4,637	1.6%	1.3%	1.1%	1.1%
% of Patients satisfied with the dentistry they have received	4	5	N/A	91.8%	91.6%	91.5%
% of Patients satisfied with the time they had to wait for an appointment	4	5	N/A	87.3%	88.3%	87.9%

\* This is based on patients treated on this contract for their most recent course of treatment. Figures in italics indicate the base number of FP17s or Patient Questionnaire responses are less than 100. N/A is shown where the base number of responses is less than 10 during the period. % is calculated as Quantity/Base number\*100

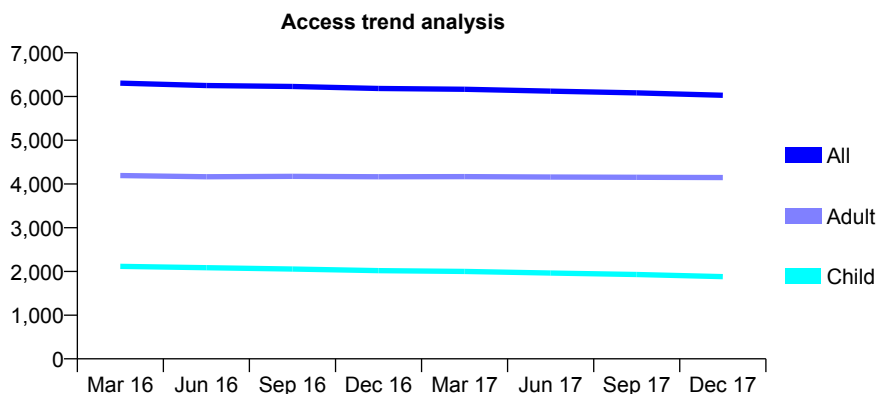
## Q55 - Vital Signs At a Glance Contract Report for 825050/0001 - December 2017

Name or company name	MR LS MASTERSON
Contract type name	GDS Contract
Purpose of contract	General
Contract start date	01/04/2006
Contract end date	

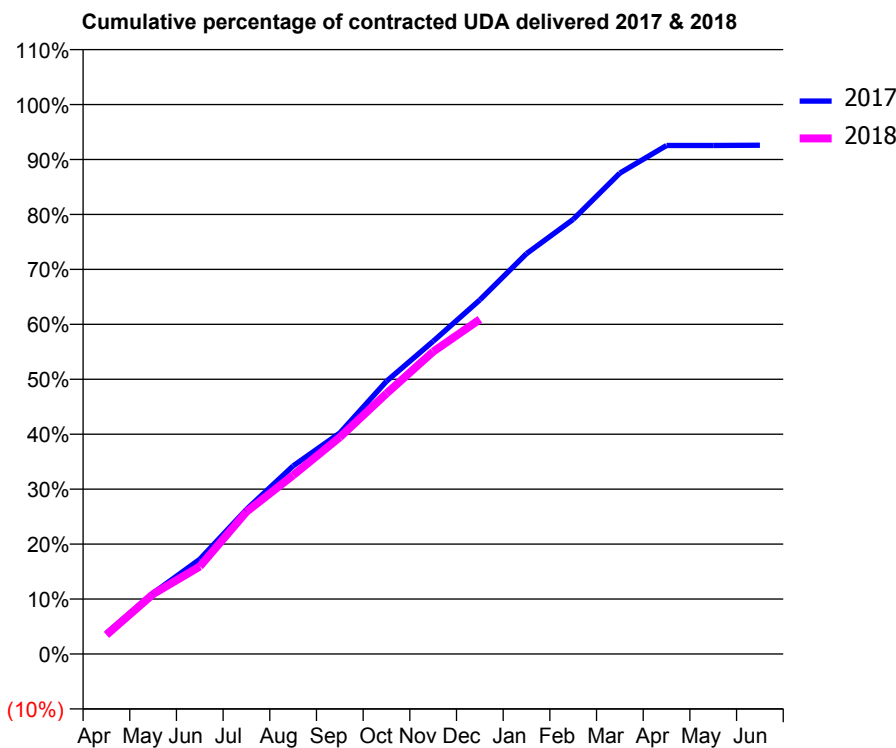
17/18 Contracted general activity (UDA)	18,209
Carry forward general activity (UDA)	0
17/18 Contracted orthodontic activity (UOA)	0
Carry forward orthodontic activity (UOA)	0
Baseline contract value	£435,858.17

### ACCESS\*

Patients seen in 24 months	Total	Change since previous quarter
Quarter ending December 2016	6,184	
Quarter ending March 2017	6,165	→
Quarter ending June 2017	6,123	→
Quarter ending September 2017	6,082	→
Quarter ending December 2017	6,028	→
<b>Variance since December 2016</b>	<b>(2.5%)</b>	<b>↓</b>



### ACTIVITY



Month	Adjusted Scheduled Activity (UDA)	
	2017	2018
April	692	635
May	2,019	1,984
June	3,138	2,902
July	4,791	4,711
August	6,233	5,922
September	7,322	7,183
October	9,039	8,632
November	10,366	10,019
December	11,733	11,091
January	13,267	
February	14,404	
March	15,935	
April	16,849	
May	16,849	
June	16,860	

### QUALITY

	Quantity	Base Number	Contract	AT	Region	England
% of FP17s for the same patient ID Re-attending within 3 months - Children	284	2,532	11.2%	10.5%	11.8%	12.0%
% of FP17s for the same patient ID Re-attending within 3 months - Adults	1,044	5,522	18.9%	14.2%	15.3%	15.9%
% of FP17s for the same patient ID Re-attending between 3 & 9 months - Children	1,743	2,532	68.8%	61.8%	59.1%	58.0%
% of FP17s for the same patient ID Re-attending between 3 & 9 months - Adults	3,647	5,522	66.0%	55.4%	51.5%	50.5%
% of FP17s for Band 1 Urgent Courses	828	7,450	11.1%	7.2%	8.0%	9.0%
% of FP17s Relating to Free Repair or Replacements	90	7,450	1.2%	0.8%	0.8%	0.8%
% of FP17s Relating to Continuations	124	7,450	1.7%	1.3%	1.1%	1.1%
% of Patients satisfied with the dentistry they have received	15	16	93.8%	91.8%	91.6%	91.5%
% of Patients satisfied with the time they had to wait for an appointment	15	16	93.8%	87.3%	88.3%	87.9%

\* This is based on patients treated on this contract for their most recent course of treatment. Figures in italics indicate the base number of FP17s or Patient Questionnaire responses are less than 100. N/A is shown where the base number of responses is less than 10 during the period. % is calculated as Quantity/Base number\*100

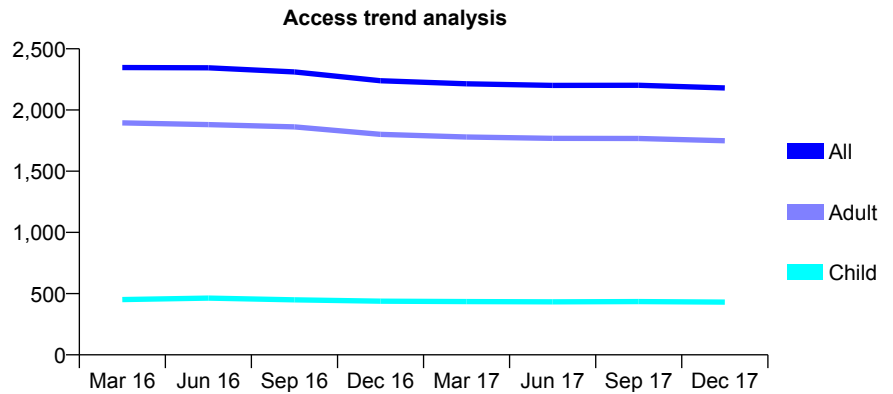
## Q55 - Vital Signs At a Glance Contract Report for 829048/0002 - December 2017

Name or company name	MR BS CHATHA
Contract type name	GDS Contract
Purpose of contract	General
Contract start date	01/10/2007
Contract end date	

17/18 Contracted general activity (UDA)	9,028
Carry forward general activity (UDA)	348
17/18 Contracted orthodontic activity (UOA)	0
Carry forward orthodontic activity (UOA)	0
Baseline contract value	£252,914.91

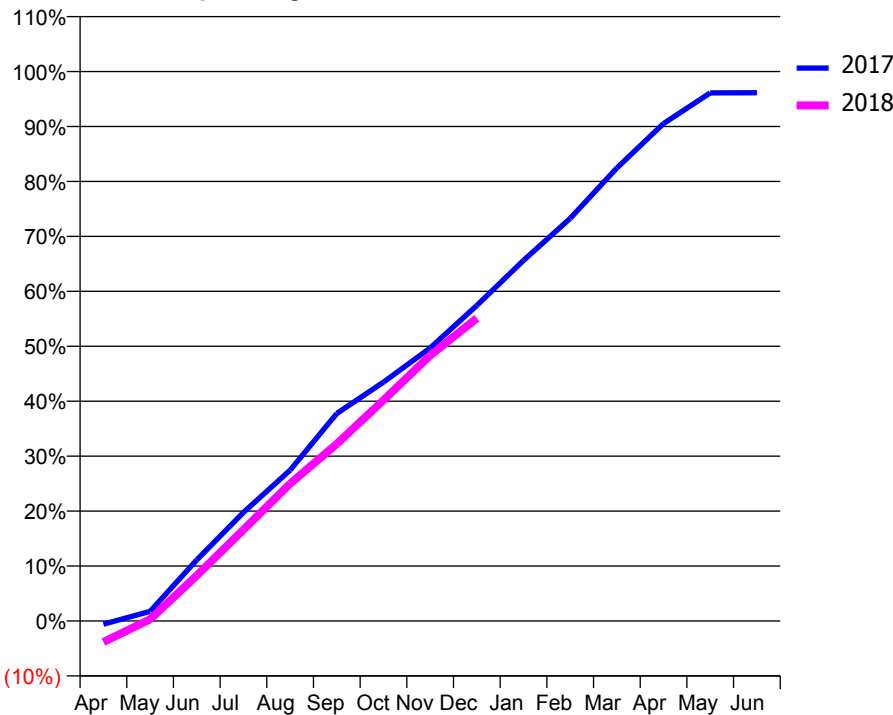
### ACCESS\*

Patients seen in 24 months	Total	Change since previous quarter
Quarter ending December 2016	2,239	
Quarter ending March 2017	2,214	↓
Quarter ending June 2017	2,201	→
Quarter ending September 2017	2,202	→
Quarter ending December 2017	2,180	→
<b>Variance since December 2016</b>	<b>(2.6%)</b>	<b>↓</b>



### ACTIVITY

Cumulative percentage of contracted UDA delivered 2017 & 2018



Month	Adjusted Scheduled Activity (UDA)	
	2017	2018
April	-54	-348
May	159	26
June	1,004	749
July	1,784	1,500
August	2,479	2,258
September	3,411	2,910
October	3,926	3,630
November	4,486	4,362
December	5,184	4,974
January	5,925	
February	6,616	
March	7,444	
April	8,174	
May	8,677	
June	8,680	

### QUALITY

	Quantity	Base Number	Contract	AT	Region	England
% of FP17s for the same patient ID Re-attending within 3 months - Children	21	508	4.1%	10.5%	11.8%	12.0%
% of FP17s for the same patient ID Re-attending within 3 months - Adults	301	2,247	13.4%	14.2%	15.3%	15.9%
% of FP17s for the same patient ID Re-attending between 3 & 9 months - Children	317	508	62.4%	61.8%	59.1%	58.0%
% of FP17s for the same patient ID Re-attending between 3 & 9 months - Adults	1,330	2,247	59.2%	55.4%	51.5%	50.5%
% of FP17s for Band 1 Urgent Courses	19	2,277	0.8%	7.2%	8.0%	9.0%
% of FP17s Relating to Free Repair or Replacements	6	2,277	0.3%	0.8%	0.8%	0.8%
% of FP17s Relating to Continuations	60	2,277	2.6%	1.3%	1.1%	1.1%
% of Patients satisfied with the dentistry they have received	9	9	N/A	91.8%	91.6%	91.5%
% of Patients satisfied with the time they had to wait for an appointment	9	9	N/A	87.3%	88.3%	87.9%

\* This is based on patients treated on this contract for their most recent course of treatment. Figures in italics indicate the base number of FP17s or Patient Questionnaire responses are less than 100. N/A is shown where the base number of responses is less than 10 during the period. % is calculated as Quantity/Base number\*100

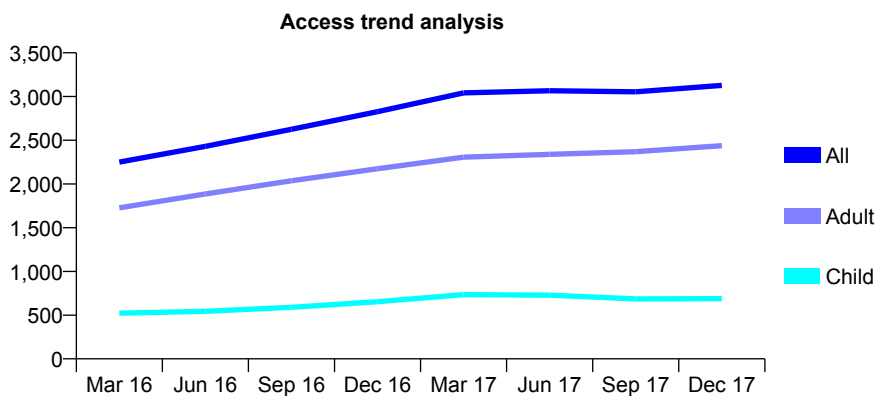
## Q55 - Vital Signs At a Glance Contract Report for 833517/0001 - December 2017

Name or company name	MISS NS FRY
Contract type name	GDS Contract
Purpose of contract	General
Contract start date	01/04/2006
Contract end date	

17/18 Contracted general activity (UDA)	8,960
Carry forward general activity (UDA)	0
17/18 Contracted orthodontic activity (UOA)	0
Carry forward orthodontic activity (UOA)	0
Baseline contract value	£205,522.11

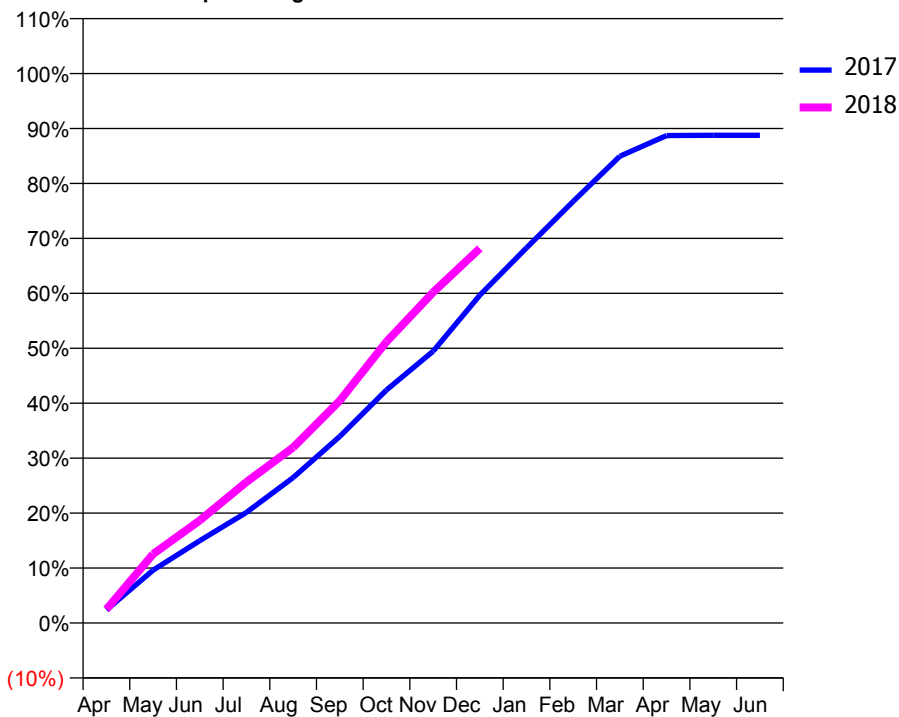
### ACCESS\*

Patients seen in 24 months	Total	Change since previous quarter
Quarter ending December 2016	2,827	
Quarter ending March 2017	3,041	↑
Quarter ending June 2017	3,066	→
Quarter ending September 2017	3,054	→
Quarter ending December 2017	3,127	↑
<b>Variance since December 2016</b>	<b>10.6%</b>	<b>↑</b>



### ACTIVITY

**Cumulative percentage of contracted UDA delivered 2017 & 2018**



Month	Adjusted Scheduled Activity (UDA)	
	2017	2018
April	211	223
May	863	1,126
June	1,342	1,672
July	1,804	2,300
August	2,371	2,863
September	3,043	3,625
October	3,799	4,587
November	4,432	5,394
December	5,345	6,110
January	6,118	
February	6,874	
March	7,612	
April	7,948	
May	7,953	
June	7,953	

### QUALITY

	Quantity	Base Number	Contract	AT	Region	England
% of FP17s for the same patient ID Re-attending within 3 months - Children	53	894	5.9%	10.5%	11.8%	12.0%
% of FP17s for the same patient ID Re-attending within 3 months - Adults	416	3,186	13.1%	14.2%	15.3%	15.9%
% of FP17s for the same patient ID Re-attending between 3 & 9 months - Children	628	894	70.2%	61.8%	59.1%	58.0%
% of FP17s for the same patient ID Re-attending between 3 & 9 months - Adults	2,055	3,186	64.5%	55.4%	51.5%	50.5%
% of FP17s for Band 1 Urgent Courses	345	3,844	9.0%	7.2%	8.0%	9.0%
% of FP17s Relating to Free Repair or Replacements	23	3,844	0.6%	0.8%	0.8%	0.8%
% of FP17s Relating to Continuations	38	3,844	1.0%	1.3%	1.1%	1.1%
% of Patients satisfied with the dentistry they have received	0	0	N/A	91.8%	91.6%	91.5%
% of Patients satisfied with the time they had to wait for an appointment	0	0	N/A	87.3%	88.3%	87.9%

\* This is based on patients treated on this contract for their most recent course of treatment. Figures in italics indicate the base number of FP17s or Patient Questionnaire responses are less than 100. N/A is shown where the base number of responses is less than 10 during the period. % is calculated as Quantity/Base number\*100

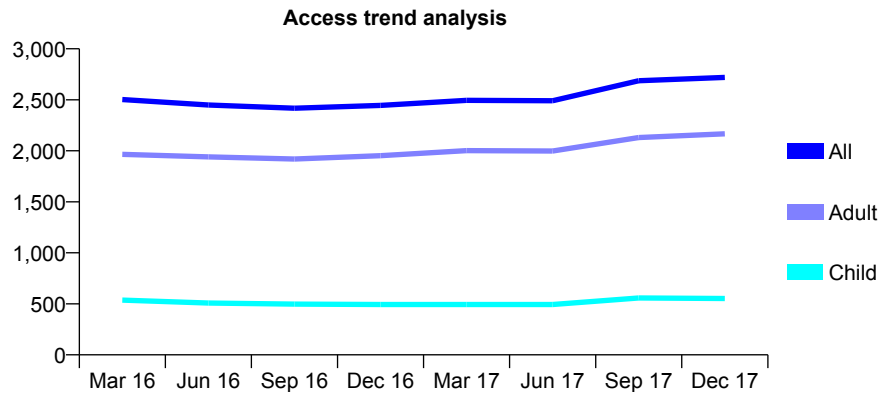
## Q55 - Vital Signs At a Glance Contract Report for 836117/0001 - December 2017

Name or company name	MR RS RUPRA
Contract type name	GDS Contract
Purpose of contract	General
Contract start date	01/10/2007
Contract end date	

17/18 Contracted general activity (UDA)	9,028
Carry forward general activity (UDA)	209
17/18 Contracted orthodontic activity (UOA)	0
Carry forward orthodontic activity (UOA)	0
Baseline contract value	£252,914.91

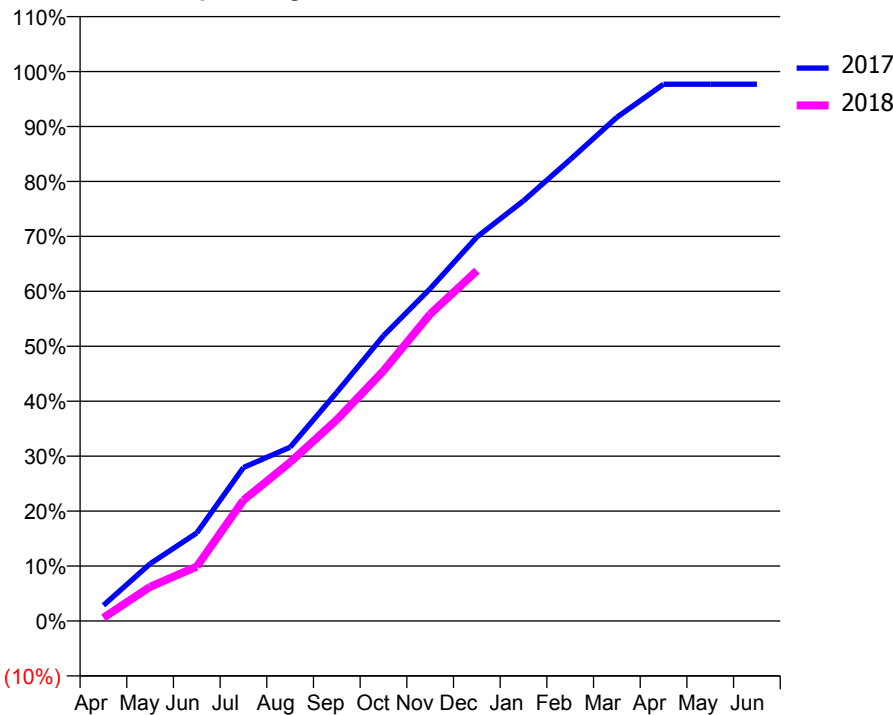
### ACCESS\*

Patients seen in 24 months	Total	Change since previous quarter
Quarter ending December 2016	2,445	
Quarter ending March 2017	2,495	↑
Quarter ending June 2017	2,491	→
Quarter ending September 2017	2,687	↑
Quarter ending December 2017	2,719	→
<b>Variance since December 2016</b>	<b>11.2%</b>	<b>↑</b>



### ACTIVITY

Cumulative percentage of contracted UDA delivered 2017 & 2018



Month	Adjusted Scheduled Activity (UDA)	
	2017	2018
April	257	55
May	942	562
June	1,448	894
July	2,523	1,986
August	2,855	2,608
September	3,759	3,307
October	4,687	4,112
November	5,460	5,043
December	6,309	5,756
January	6,905	
February	7,582	
March	8,275	
April	8,818	
May	8,819	
June	8,819	

### QUALITY

	Quantity	Base Number	Contract	AT	Region	England
% of FP17s for the same patient ID Re-attending within 3 months - Children	68	805	8.4%	10.5%	11.8%	12.0%
% of FP17s for the same patient ID Re-attending within 3 months - Adults	334	2,919	11.4%	14.2%	15.3%	15.9%
% of FP17s for the same patient ID Re-attending between 3 & 9 months - Children	452	805	56.1%	61.8%	59.1%	58.0%
% of FP17s for the same patient ID Re-attending between 3 & 9 months - Adults	1,725	2,919	59.1%	55.4%	51.5%	50.5%
% of FP17s for Band 1 Urgent Courses	109	3,303	3.3%	7.2%	8.0%	9.0%
% of FP17s Relating to Free Repair or Replacements	5	3,303	0.2%	0.8%	0.8%	0.8%
% of FP17s Relating to Continuations	92	3,303	2.8%	1.3%	1.1%	1.1%
% of Patients satisfied with the dentistry they have received	8	10	80.0%	91.8%	91.6%	91.5%
% of Patients satisfied with the time they had to wait for an appointment	7	10	70.0%	87.3%	88.3%	87.9%

\* This is based on patients treated on this contract for their most recent course of treatment. Figures in italics indicate the base number of FP17s or Patient Questionnaire responses are less than 100. N/A is shown where the base number of responses is less than 10 during the period. % is calculated as Quantity/Base number\*100

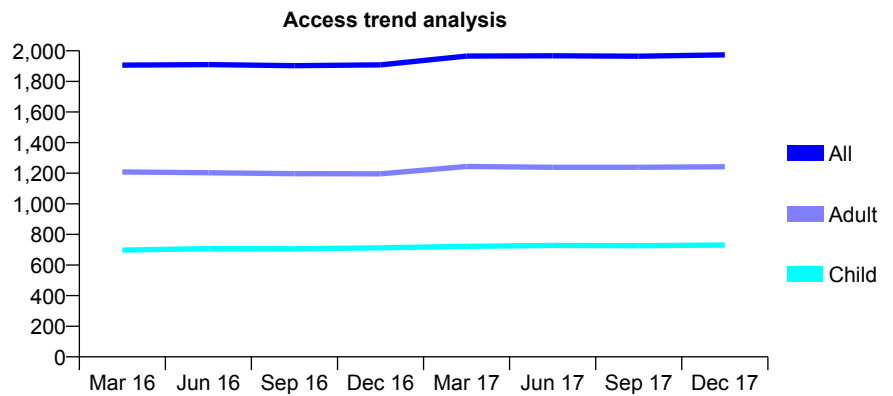
## Q55 - Vital Signs At a Glance Contract Report for 836362/0001 - December 2017

Name or company name	MR MM OSMAN
Contract type name	GDS Contract
Purpose of contract	General
Contract start date	01/04/2006
Contract end date	

17/18 Contracted general activity (UDA)	5,819
Carry forward general activity (UDA)	181
17/18 Contracted orthodontic activity (UOA)	0
Carry forward orthodontic activity (UOA)	0
Baseline contract value	£130,853.15

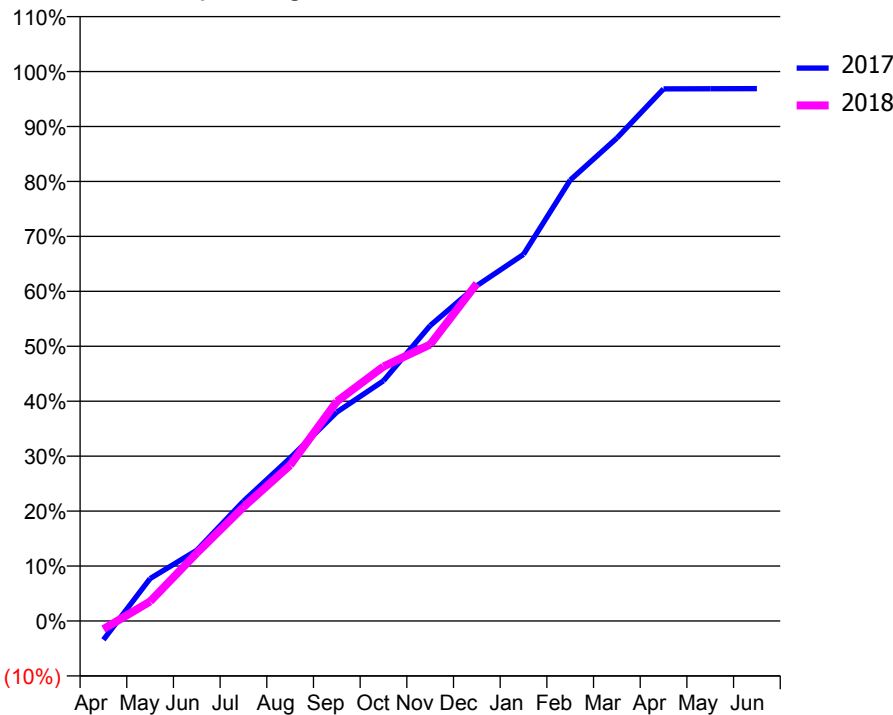
### ACCESS\*

Patients seen in 24 months	Total	Change since previous quarter
Quarter ending December 2016	1,908	
Quarter ending March 2017	1,966	↑
Quarter ending June 2017	1,967	→
Quarter ending September 2017	1,965	→
Quarter ending December 2017	1,973	→
<b>Variance since December 2016</b>	<b>3.4%</b>	<b>↑</b>



### ACTIVITY

Cumulative percentage of contracted UDA delivered 2017 & 2018



Month	Adjusted Scheduled Activity (UDA)	
	2017	2018
April	-199	-87
May	450	207
June	749	720
July	1,268	1,207
August	1,726	1,650
September	2,211	2,325
October	2,544	2,695
November	3,129	2,928
December	3,551	3,573
January	3,883	
February	4,669	
March	5,114	
April	5,635	
May	5,637	
June	5,638	

### QUALITY

	Quantity	Base Number	Contract	AT	Region	England
% of FP17s for the same patient ID Re-attending within 3 months - Children	82	1,023	8.0%	10.5%	11.8%	12.0%
% of FP17s for the same patient ID Re-attending within 3 months - Adults	165	1,383	11.9%	14.2%	15.3%	15.9%
% of FP17s for the same patient ID Re-attending between 3 & 9 months - Children	743	1,023	72.6%	61.8%	59.1%	58.0%
% of FP17s for the same patient ID Re-attending between 3 & 9 months - Adults	809	1,383	58.5%	55.4%	51.5%	50.5%
% of FP17s for Band 1 Urgent Courses	134	2,212	6.1%	7.2%	8.0%	9.0%
% of FP17s Relating to Free Repair or Replacements	6	2,212	0.3%	0.8%	0.8%	0.8%
% of FP17s Relating to Continuations	2	2,212	0.1%	1.3%	1.1%	1.1%
% of Patients satisfied with the dentistry they have received	3	3	N/A	91.8%	91.6%	91.5%
% of Patients satisfied with the time they had to wait for an appointment	3	3	N/A	87.3%	88.3%	87.9%

\* This is based on patients treated on this contract for their most recent course of treatment. Figures in italics indicate the base number of FP17s or Patient Questionnaire responses are less than 100. N/A is shown where the base number of responses is less than 10 during the period. % is calculated as Quantity/Base number\*100



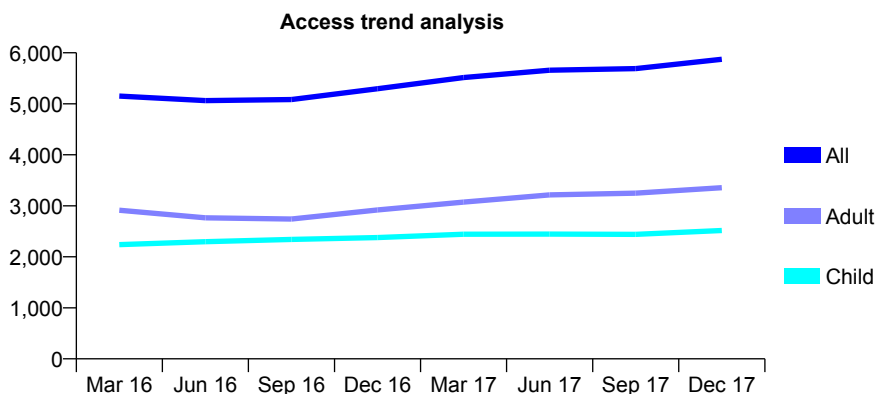
## Q55 - Vital Signs At a Glance Contract Report for 860298/0001 - December 2017

Name or company name	MR KS BOLA
Contract type name	GDS Contract
Purpose of contract	General
Contract start date	30/01/2011
Contract end date	

17/18 Contracted general activity (UDA)	12,926
Carry forward general activity (UDA)	-256
17/18 Contracted orthodontic activity (UOA)	0
Carry forward orthodontic activity (UOA)	0
Baseline contract value	£357,060.49

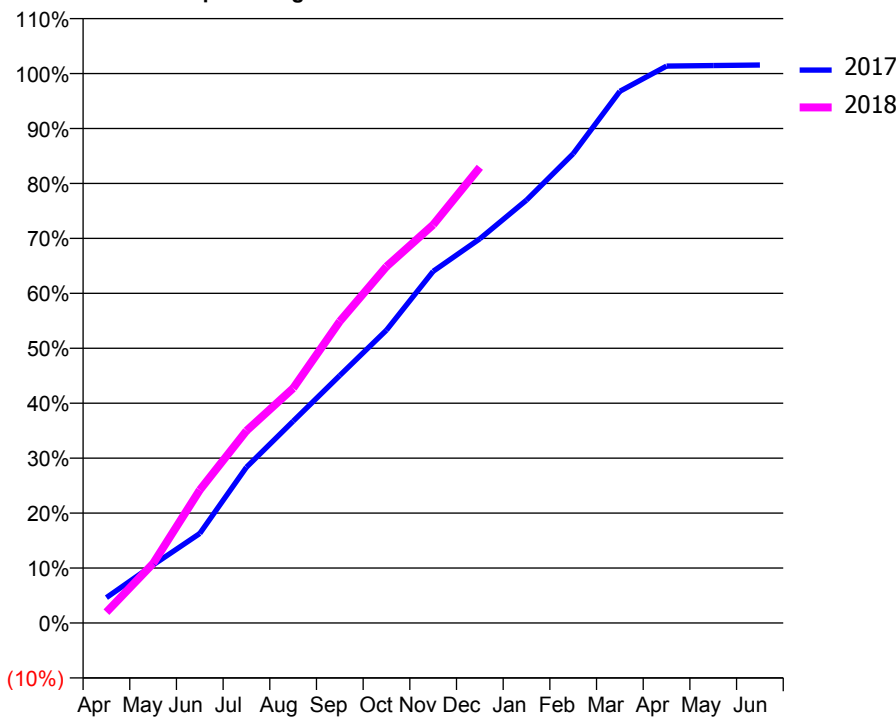
### ACCESS\*

Patients seen in 24 months	Total	Change since previous quarter
Quarter ending December 2016	5,295	
Quarter ending March 2017	5,516	↑
Quarter ending June 2017	5,660	↑
Quarter ending September 2017	5,689	→
Quarter ending December 2017	5,873	↑
<b>Variance since December 2016</b>	<b>10.9%</b>	<b>↑</b>



### ACTIVITY

Cumulative percentage of contracted UDA delivered 2017 & 2018



Month	Adjusted Scheduled Activity (UDA)	
	2017	2018
April	765	256
May	1,753	1,402
June	2,705	3,129
July	4,705	4,521
August	6,095	5,522
September	7,474	7,096
October	8,845	8,388
November	10,620	9,366
December	11,605	10,721
January	12,772	
February	14,172	
March	16,055	
April	16,820	
May	16,833	
June	16,850	

### QUALITY

	Quantity	Base Number	Contract	AT	Region	England
% of FP17s for the same patient ID Re-attending within 3 months - Children	158	2,871	5.5%	10.5%	11.8%	12.0%
% of FP17s for the same patient ID Re-attending within 3 months - Adults	380	3,557	10.7%	14.2%	15.3%	15.9%
% of FP17s for the same patient ID Re-attending between 3 & 9 months - Children	1,868	2,871	65.1%	61.8%	59.1%	58.0%
% of FP17s for the same patient ID Re-attending between 3 & 9 months - Adults	2,324	3,557	65.3%	55.4%	51.5%	50.5%
% of FP17s for Band 1 Urgent Courses	410	5,996	6.8%	7.2%	8.0%	9.0%
% of FP17s Relating to Free Repair or Replacements	47	5,996	0.8%	0.8%	0.8%	0.8%
% of FP17s Relating to Continuations	20	5,996	0.3%	1.3%	1.1%	1.1%
% of Patients satisfied with the dentistry they have received	37	37	100.0%	91.8%	91.6%	91.5%
% of Patients satisfied with the time they had to wait for an appointment	34	37	91.9%	87.3%	88.3%	87.9%

\* This is based on patients treated on this contract for their most recent course of treatment. Figures in italics indicate the base number of FP17s or Patient Questionnaire responses are less than 100. N/A is shown where the base number of responses is less than 10 during the period. % is calculated as Quantity/Base number\*100

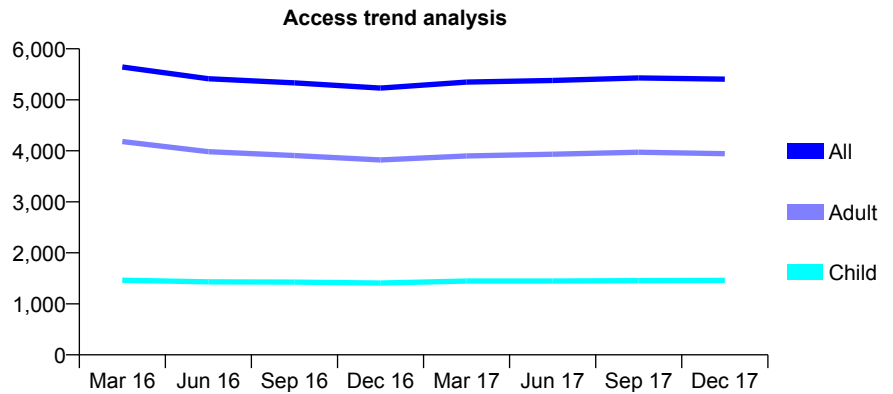
## Q55 - Vital Signs At a Glance Contract Report for 860549/0001 - December 2017

Name or company name	MR CJ NAVARRO
Contract type name	GDS Contract
Purpose of contract	General
Contract start date	01/04/2006
Contract end date	

17/18 Contracted general activity (UDA)	15,500
Carry forward general activity (UDA)	0
17/18 Contracted orthodontic activity (UOA)	0
Carry forward orthodontic activity (UOA)	0
Baseline contract value	£414,859.15

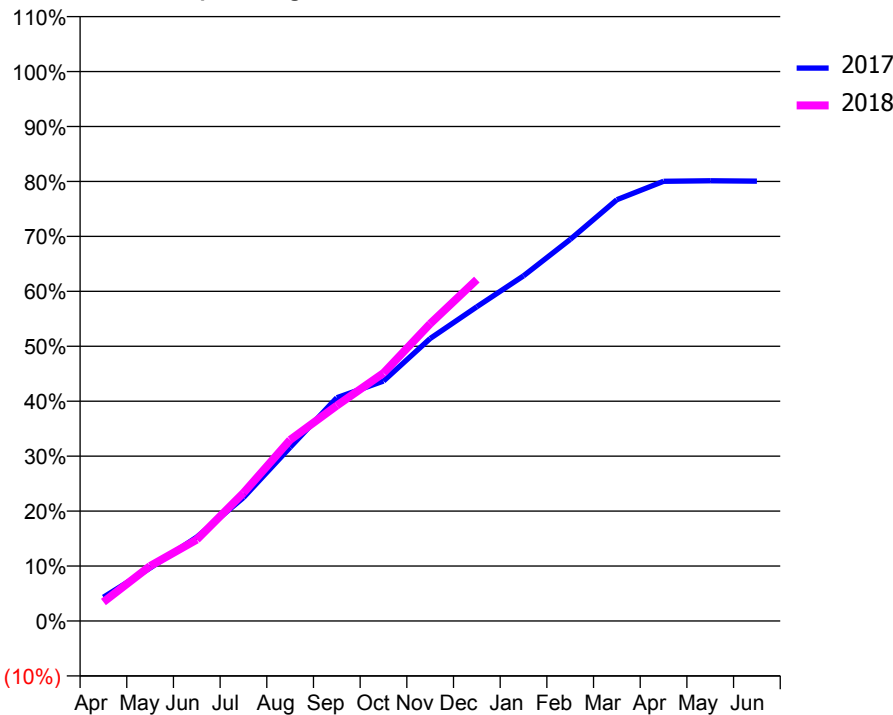
### ACCESS\*

Patients seen in 24 months	Total	Change since previous quarter
Quarter ending December 2016	5,230	
Quarter ending March 2017	5,347	↑
Quarter ending June 2017	5,380	→
Quarter ending September 2017	5,429	→
Quarter ending December 2017	5,404	→
<b>Variance since December 2016</b>	<b>3.3%</b>	<b>↑</b>



### ACTIVITY

Cumulative percentage of contracted UDA delivered 2017 & 2018



Month	Adjusted Scheduled Activity (UDA)	
	2017	2018
April	671	536
May	1,495	1,553
June	2,367	2,297
July	3,482	3,615
August	4,901	5,109
September	6,298	6,078
October	6,769	6,993
November	7,967	8,386
December	8,865	9,632
January	9,738	
February	10,762	
March	11,883	
April	12,405	
May	12,417	
June	12,406	

### QUALITY

	Quantity	Base Number	Contract	AT	Region	England
% of FP17s for the same patient ID Re-attending within 3 months - Children	48	1,500	3.2%	10.5%	11.8%	12.0%
% of FP17s for the same patient ID Re-attending within 3 months - Adults	389	3,917	9.9%	14.2%	15.3%	15.9%
% of FP17s for the same patient ID Re-attending between 3 & 9 months - Children	927	1,500	61.8%	61.8%	59.1%	58.0%
% of FP17s for the same patient ID Re-attending between 3 & 9 months - Adults	2,269	3,917	57.9%	55.4%	51.5%	50.5%
% of FP17s for Band 1 Urgent Courses	221	4,693	4.7%	7.2%	8.0%	9.0%
% of FP17s Relating to Free Repair or Replacements	47	4,693	1.0%	0.8%	0.8%	0.8%
% of FP17s Relating to Continuations	37	4,693	0.8%	1.3%	1.1%	1.1%
% of Patients satisfied with the dentistry they have received	4	4	N/A	91.8%	91.6%	91.5%
% of Patients satisfied with the time they had to wait for an appointment	4	4	N/A	87.3%	88.3%	87.9%

\* This is based on patients treated on this contract for their most recent course of treatment. Figures in italics indicate the base number of FP17s or Patient Questionnaire responses are less than 100. N/A is shown where the base number of responses is less than 10 during the period. % is calculated as Quantity/Base number\*100

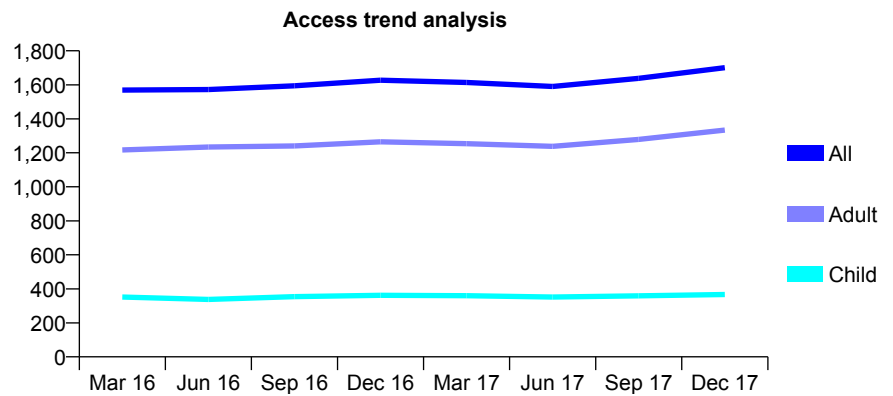
## Q55 - Vital Signs At a Glance Contract Report for 861901/0001 - December 2017

Name or company name	MRS A EIMANI
Contract type name	GDS Contract
Purpose of contract	General
Contract start date	01/09/2009
Contract end date	

17/18 Contracted general activity (UDA)	9,000
Carry forward general activity (UDA)	0
17/18 Contracted orthodontic activity (UOA)	0
Carry forward orthodontic activity (UOA)	0
Baseline contract value	£215,500.14

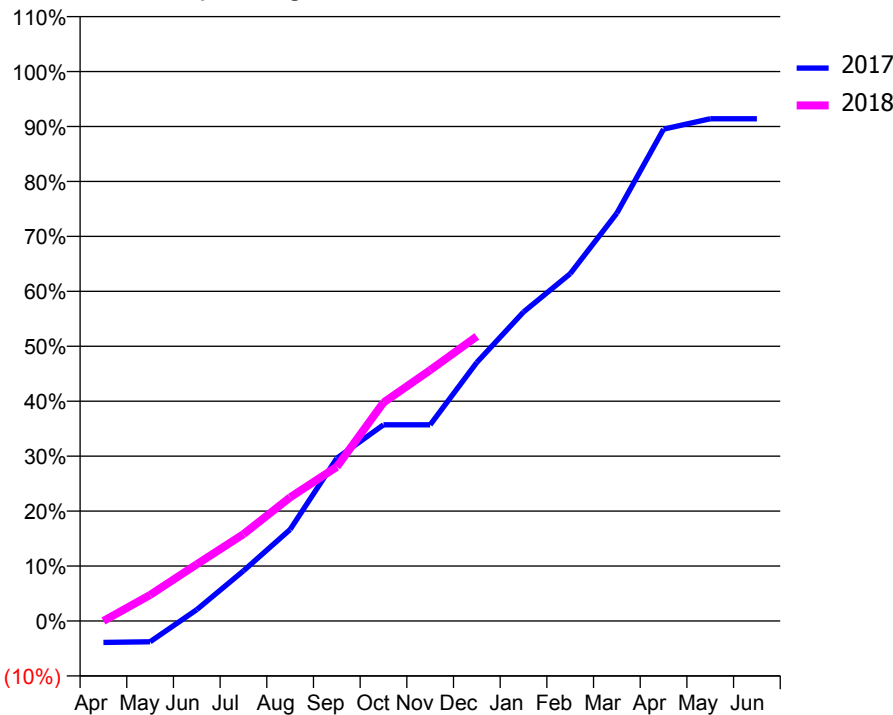
### ACCESS\*

Patients seen in 24 months	Total	Change since previous quarter
Quarter ending December 2016	1,627	
Quarter ending March 2017	1,614	→
Quarter ending June 2017	1,590	↓
Quarter ending September 2017	1,638	↑
Quarter ending December 2017	1,701	↑
<b>Variance since December 2016</b>	<b>4.5%</b>	<b>↑</b>



### ACTIVITY

Cumulative percentage of contracted UDA delivered 2017 & 2018



Month	Adjusted Scheduled Activity (UDA)	
	2017	2018
April	-353	0
May	-341	427
June	187	929
July	822	1,422
August	1,499	2,025
September	2,665	2,525
October	3,213	3,578
November	3,213	4,109
December	4,235	4,661
January	5,061	
February	5,689	
March	6,680	
April	8,056	
May	8,227	
June	8,227	

### QUALITY

	Quantity	Base Number	Contract	AT	Region	England
% of FP17s for the same patient ID Re-attending within 3 months - Children	33	413	8.0%	10.5%	11.8%	12.0%
% of FP17s for the same patient ID Re-attending within 3 months - Adults	287	1,478	19.4%	14.2%	15.3%	15.9%
% of FP17s for the same patient ID Re-attending between 3 & 9 months - Children	245	413	59.3%	61.8%	59.1%	58.0%
% of FP17s for the same patient ID Re-attending between 3 & 9 months - Adults	713	1,478	48.2%	55.4%	51.5%	50.5%
% of FP17s for Band 1 Urgent Courses	198	1,513	13.1%	7.2%	8.0%	9.0%
% of FP17s Relating to Free Repair or Replacements	1	1,513	0.1%	0.8%	0.8%	0.8%
% of FP17s Relating to Continuations	20	1,513	1.3%	1.3%	1.1%	1.1%
% of Patients satisfied with the dentistry they have received	3	3	N/A	91.8%	91.6%	91.5%
% of Patients satisfied with the time they had to wait for an appointment	3	3	N/A	87.3%	88.3%	87.9%

\* This is based on patients treated on this contract for their most recent course of treatment. Figures in italics indicate the base number of FP17s or Patient Questionnaire responses are less than 100. N/A is shown where the base number of responses is less than 10 during the period. % is calculated as Quantity/Base number\*100

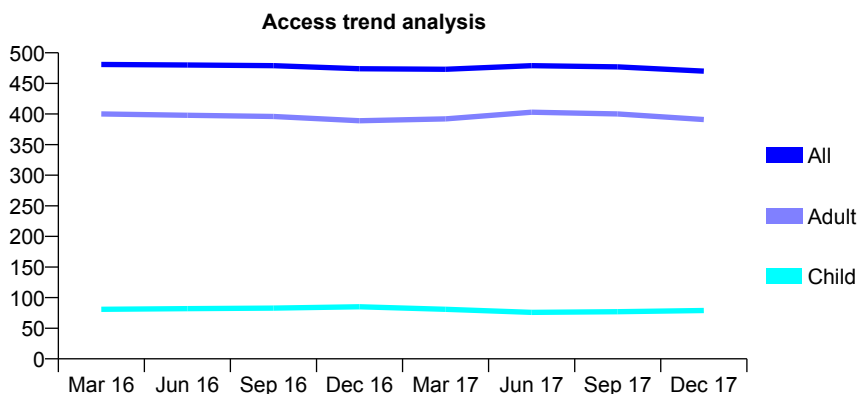
## Q55 - Vital Signs At a Glance Contract Report for 898457/0001 - December 2017

Name or company name	MR ND MCLEAN
Contract type name	GDS Contract
Purpose of contract	General
Contract start date	01/04/2006
Contract end date	

17/18 Contracted general activity (UDA)	1,374
Carry forward general activity (UDA)	21
17/18 Contracted orthodontic activity (UOA)	0
Carry forward orthodontic activity (UOA)	0
Baseline contract value	£29,998.53

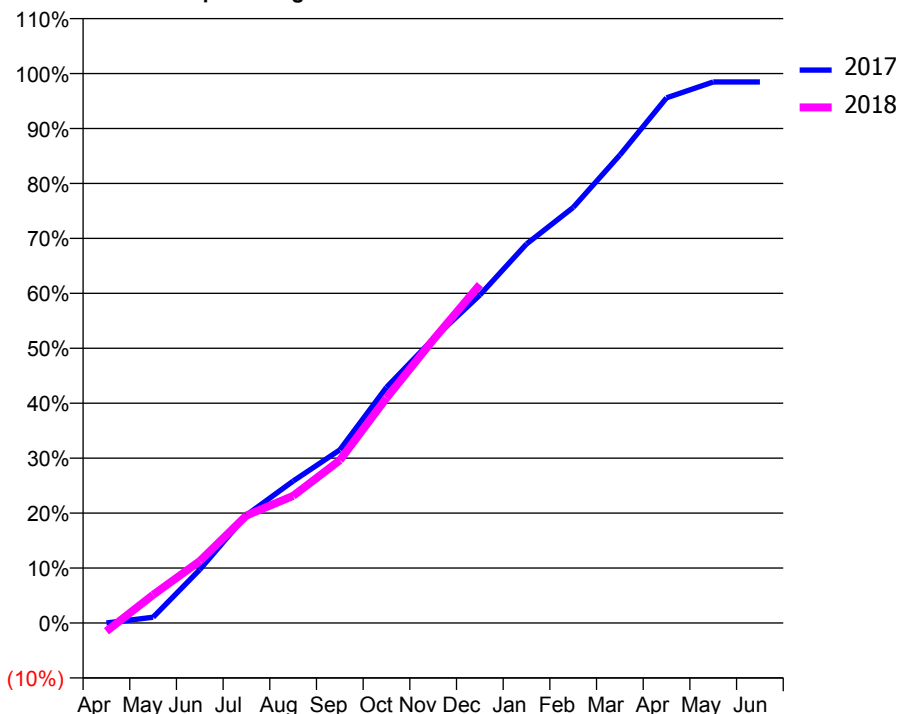
### ACCESS\*

Patients seen in 24 months	Total	Change since previous quarter
Quarter ending December 2016	474	
Quarter ending March 2017	473	→
Quarter ending June 2017	479	→
Quarter ending September 2017	477	→
Quarter ending December 2017	470	↓
<b>Variance since December 2016</b>	<b>(0.8%)</b>	<b>→</b>



### ACTIVITY

Cumulative percentage of contracted UDA delivered 2017 & 2018



Month	Adjusted Scheduled Activity (UDA)	
	2017	2018
April	0	-21
May	14	71
June	134	155
July	270	269
August	355	318
September	433	407
October	589	563
November	710	708
December	820	846
January	948	
February	1,039	
March	1,170	
April	1,313	
May	1,353	
June	1,353	

### QUALITY

	Quantity	Base Number	Contract	AT	Region	England
% of FP17s for the same patient ID Re-attending within 3 months - Children	4	91	4.4%	10.5%	11.8%	12.0%
% of FP17s for the same patient ID Re-attending within 3 months - Adults	101	494	20.4%	14.2%	15.3%	15.9%
% of FP17s for the same patient ID Re-attending between 3 & 9 months - Children	73	91	80.2%	61.8%	59.1%	58.0%
% of FP17s for the same patient ID Re-attending between 3 & 9 months - Adults	324	494	65.6%	55.4%	51.5%	50.5%
% of FP17s for Band 1 Urgent Courses	84	500	16.8%	7.2%	8.0%	9.0%
% of FP17s Relating to Free Repair or Replacements	22	500	4.4%	0.8%	0.8%	0.8%
% of FP17s Relating to Continuations	8	500	1.6%	1.3%	1.1%	1.1%
% of Patients satisfied with the dentistry they have received	1	1	N/A	91.8%	91.6%	91.5%
% of Patients satisfied with the time they had to wait for an appointment	1	1	N/A	87.3%	88.3%	87.9%

\* This is based on patients treated on this contract for their most recent course of treatment. Figures in italics indicate the base number of FP17s or Patient Questionnaire responses are less than 100. N/A is shown where the base number of responses is less than 10 during the period. % is calculated as Quantity/Base number\*100

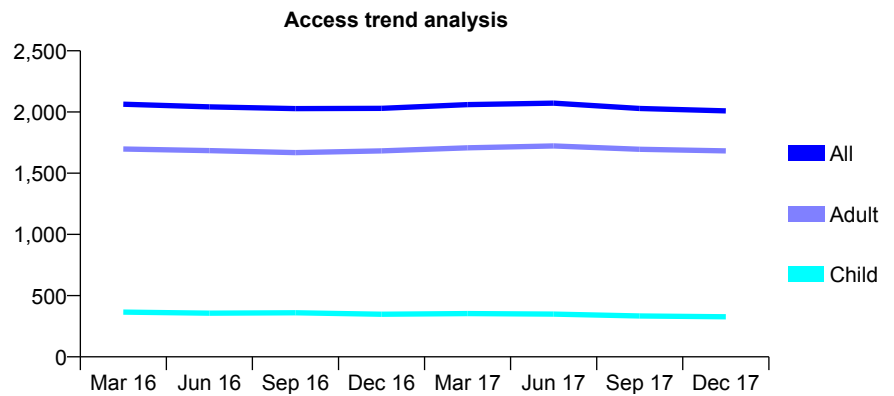
## Q55 - Vital Signs At a Glance Contract Report for 907200/0001 - December 2017

Name or company name	MRS CY BIRCH
Contract type name	GDS Contract
Purpose of contract	General
Contract start date	01/04/2006
Contract end date	

17/18 Contracted general activity (UDA)	4,973
Carry forward general activity (UDA)	-70
17/18 Contracted orthodontic activity (UOA)	0
Carry forward orthodontic activity (UOA)	0
Baseline contract value	£122,640.06

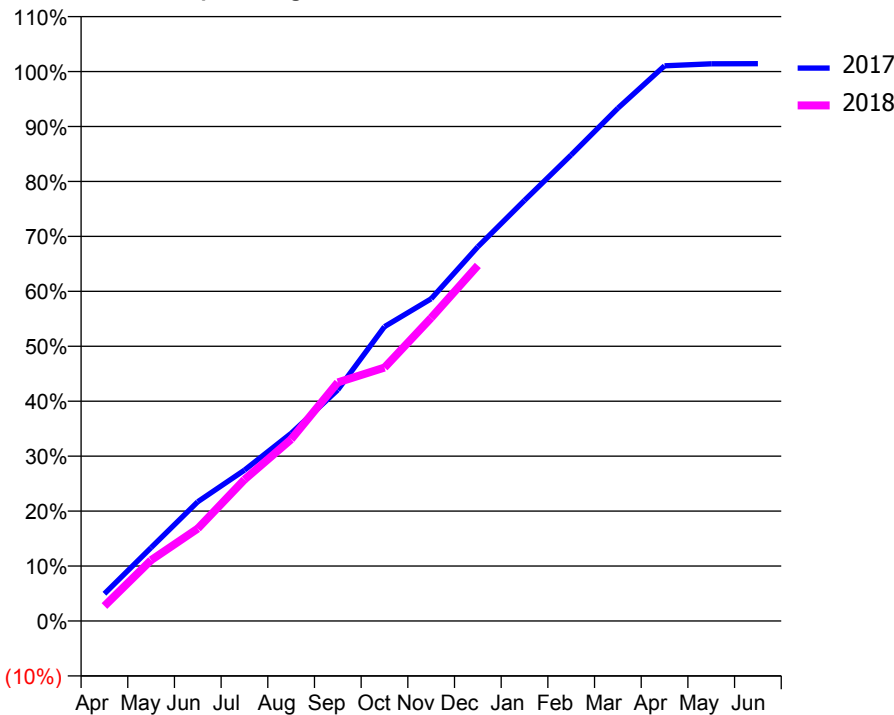
### ACCESS\*

Patients seen in 24 months	Total	Change since previous quarter
Quarter ending December 2016	2,030	
Quarter ending March 2017	2,061	→
Quarter ending June 2017	2,072	→
Quarter ending September 2017	2,029	↓
Quarter ending December 2017	2,009	→
<b>Variance since December 2016</b>	<b>(1.0%)</b>	<b>↓</b>



### ACTIVITY

Cumulative percentage of contracted UDA delivered 2017 & 2018



Month	Adjusted Scheduled Activity (UDA)	
	2017	2018
April	247	136
May	665	551
June	1,079	837
July	1,365	1,279
August	1,699	1,644
September	2,092	2,159
October	2,664	2,294
November	2,917	2,743
December	3,387	3,218
January	3,807	
February	4,218	
March	4,640	
April	5,024	
May	5,042	
June	5,043	

### QUALITY

	Quantity	Base Number	Contract	AT	Region	England
% of FP17s for the same patient ID Re-attending within 3 months - Children	16	325	4.9%	10.5%	11.8%	12.0%
% of FP17s for the same patient ID Re-attending within 3 months - Adults	245	1,726	14.2%	14.2%	15.3%	15.9%
% of FP17s for the same patient ID Re-attending between 3 & 9 months - Children	203	325	62.5%	61.8%	59.1%	58.0%
% of FP17s for the same patient ID Re-attending between 3 & 9 months - Adults	855	1,726	49.5%	55.4%	51.5%	50.5%
% of FP17s for Band 1 Urgent Courses	157	1,812	8.7%	7.2%	8.0%	9.0%
% of FP17s Relating to Free Repair or Replacements	22	1,812	1.2%	0.8%	0.8%	0.8%
% of FP17s Relating to Continuations	18	1,812	1.0%	1.3%	1.1%	1.1%
% of Patients satisfied with the dentistry they have received	2	2	N/A	91.8%	91.6%	91.5%
% of Patients satisfied with the time they had to wait for an appointment	1	2	N/A	87.3%	88.3%	87.9%

\* This is based on patients treated on this contract for their most recent course of treatment. Figures in italics indicate the base number of FP17s or Patient Questionnaire responses are less than 100. N/A is shown where the base number of responses is less than 10 during the period. % is calculated as Quantity/Base number\*100

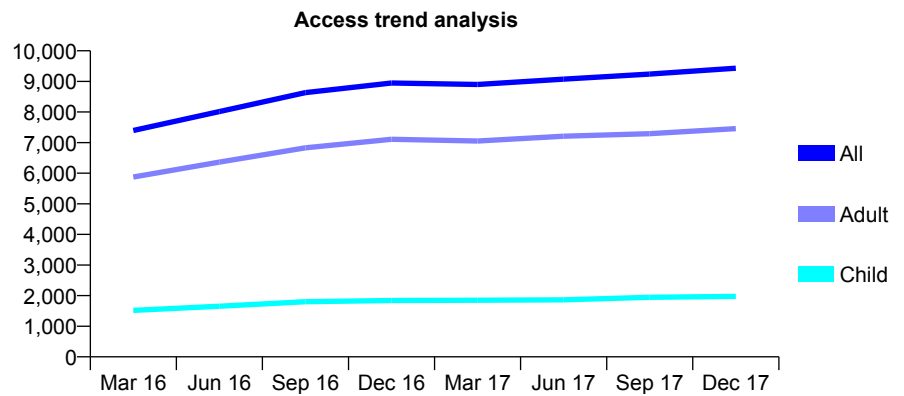
## Q55 - Vital Signs At a Glance Contract Report for 911216/0001 - December 2017

Name or company name	MR K MANTLE
Contract type name	GDS Contract
Purpose of contract	General
Contract start date	01/04/2006
Contract end date	

17/18 Contracted general activity (UDA)	26,501
Carry forward general activity (UDA)	255
17/18 Contracted orthodontic activity (UOA)	0
Carry forward orthodontic activity (UOA)	0
Baseline contract value	£673,267.68

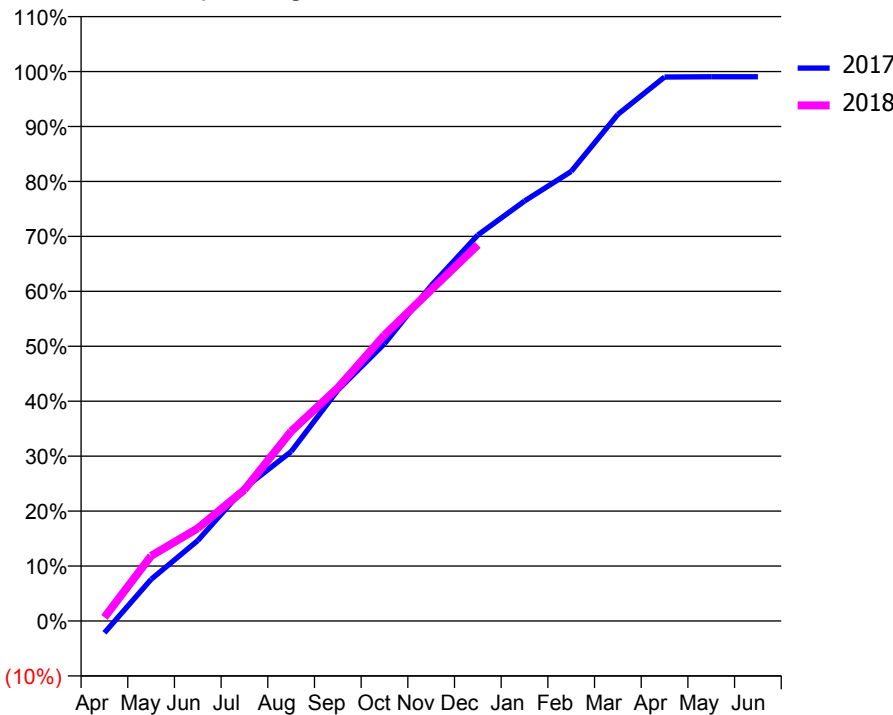
### ACCESS\*

Patients seen in 24 months	Total	Change since previous quarter
Quarter ending December 2016	8,948	
Quarter ending March 2017	8,899	→
Quarter ending June 2017	9,075	→
Quarter ending September 2017	9,239	→
Quarter ending December 2017	9,433	↑
<b>Variance since December 2016</b>	<b>5.4%</b>	<b>↑</b>



### ACTIVITY

Cumulative percentage of contracted UDA delivered 2017 & 2018



Month	Adjusted Scheduled Activity (UDA)	
	2017	2018
April	-573	175
May	2,010	3,141
June	3,879	4,471
July	6,416	6,332
August	8,171	9,150
September	11,137	11,247
October	13,370	13,793
November	16,180	15,971
December	18,614	18,136
January	20,253	
February	21,681	
March	24,431	
April	26,237	
May	26,246	
June	26,246	

### QUALITY

	Quantity	Base Number	Contract	AT	Region	England
% of FP17s for the same patient ID Re-attending within 3 months - Children	102	2,238	4.6%	10.5%	11.8%	12.0%
% of FP17s for the same patient ID Re-attending within 3 months - Adults	752	7,227	10.4%	14.2%	15.3%	15.9%
% of FP17s for the same patient ID Re-attending between 3 & 9 months - Children	1,401	2,238	62.6%	61.8%	59.1%	58.0%
% of FP17s for the same patient ID Re-attending between 3 & 9 months - Adults	3,052	7,227	42.2%	55.4%	51.5%	50.5%
% of FP17s for Band 1 Urgent Courses	367	8,804	4.2%	7.2%	8.0%	9.0%
% of FP17s Relating to Free Repair or Replacements	68	8,804	0.8%	0.8%	0.8%	0.8%
% of FP17s Relating to Continuations	106	8,804	1.2%	1.3%	1.1%	1.1%
% of Patients satisfied with the dentistry they have received	16	16	100.0%	91.8%	91.6%	91.5%
% of Patients satisfied with the time they had to wait for an appointment	16	16	100.0%	87.3%	88.3%	87.9%

\* This is based on patients treated on this contract for their most recent course of treatment. Figures in italics indicate the base number of FP17s or Patient Questionnaire responses are less than 100. N/A is shown where the base number of responses is less than 10 during the period. % is calculated as Quantity/Base number\*100

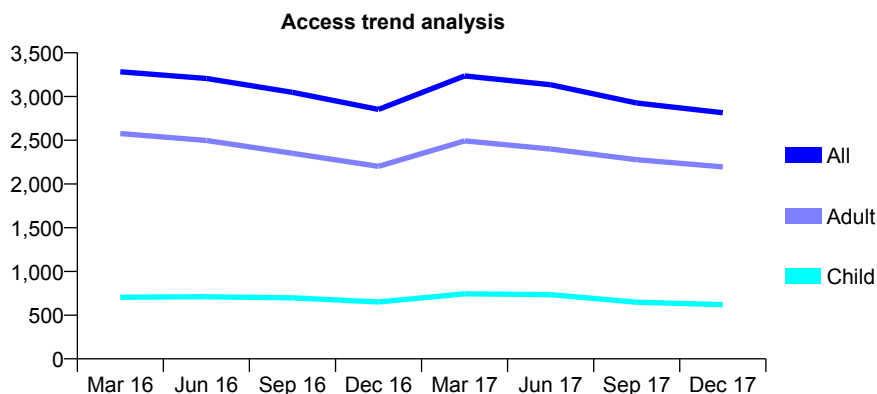
## Q55 - Vital Signs At a Glance Contract Report for 911216/0002 - December 2017

Name or company name	MR K MANTLE
Contract type name	GDS Contract
Purpose of contract	General
Contract start date	01/09/2008
Contract end date	

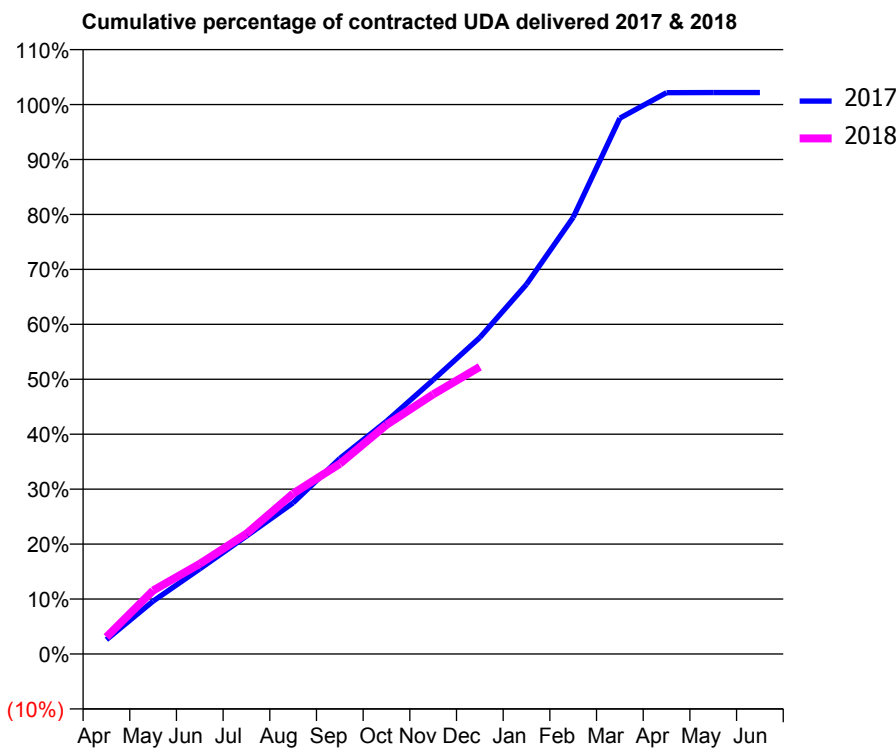
17/18 Contracted general activity (UDA)	10,000
Carry forward general activity (UDA)	-200
17/18 Contracted orthodontic activity (UOA)	0
Carry forward orthodontic activity (UOA)	0
Baseline contract value	£380,448.16

### ACCESS\*

Patients seen in 24 months	Total	Change since previous quarter
Quarter ending December 2016	2,852	
Quarter ending March 2017	3,235	↑
Quarter ending June 2017	3,134	↓
Quarter ending September 2017	2,926	↓
Quarter ending December 2017	2,815	↓
<b>Variance since December 2016</b>	<b>(1.3%)</b>	<b>↓</b>



### ACTIVITY



Month	Adjusted Scheduled Activity (UDA)	
	2017	2018
April	261	309
May	962	1,156
June	1,550	1,642
July	2,146	2,189
August	2,750	2,921
September	3,559	3,462
October	4,237	4,170
November	4,989	4,727
December	5,759	5,226
January	6,728	
February	7,946	
March	9,752	
April	10,214	
May	10,216	
June	10,216	

### QUALITY

	Quantity	Base Number	Contract	AT	Region	England
% of FP17s for the same patient ID Re-attending within 3 months - Children	51	682	7.5%	10.5%	11.8%	12.0%
% of FP17s for the same patient ID Re-attending within 3 months - Adults	240	2,085	11.5%	14.2%	15.3%	15.9%
% of FP17s for the same patient ID Re-attending between 3 & 9 months - Children	433	682	63.5%	61.8%	59.1%	58.0%
% of FP17s for the same patient ID Re-attending between 3 & 9 months - Adults	1,417	2,085	68.0%	55.4%	51.5%	50.5%
% of FP17s for Band 1 Urgent Courses	119	2,574	4.6%	7.2%	8.0%	9.0%
% of FP17s Relating to Free Repair or Replacements	7	2,574	0.3%	0.8%	0.8%	0.8%
% of FP17s Relating to Continuations	54	2,574	2.1%	1.3%	1.1%	1.1%
% of Patients satisfied with the dentistry they have received	6	6	N/A	91.8%	91.6%	91.5%
% of Patients satisfied with the time they had to wait for an appointment	6	6	N/A	87.3%	88.3%	87.9%

\* This is based on patients treated on this contract for their most recent course of treatment. Figures in italics indicate the base number of FP17s or Patient Questionnaire responses are less than 100. N/A is shown where the base number of responses is less than 10 during the period. % is calculated as Quantity/Base number\*100



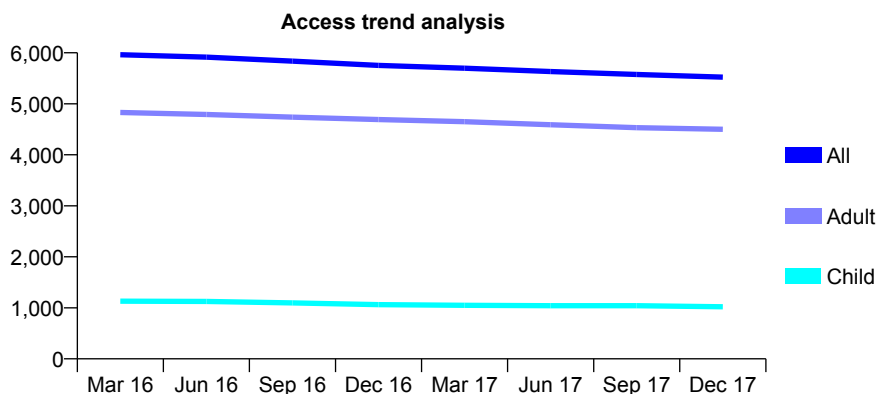
## Q55 - Vital Signs At a Glance Contract Report for 914533/0001 - December 2017

Name or company name	MR PA MOORE
Contract type name	GDS Contract
Purpose of contract	General
Contract start date	18/01/2010
Contract end date	

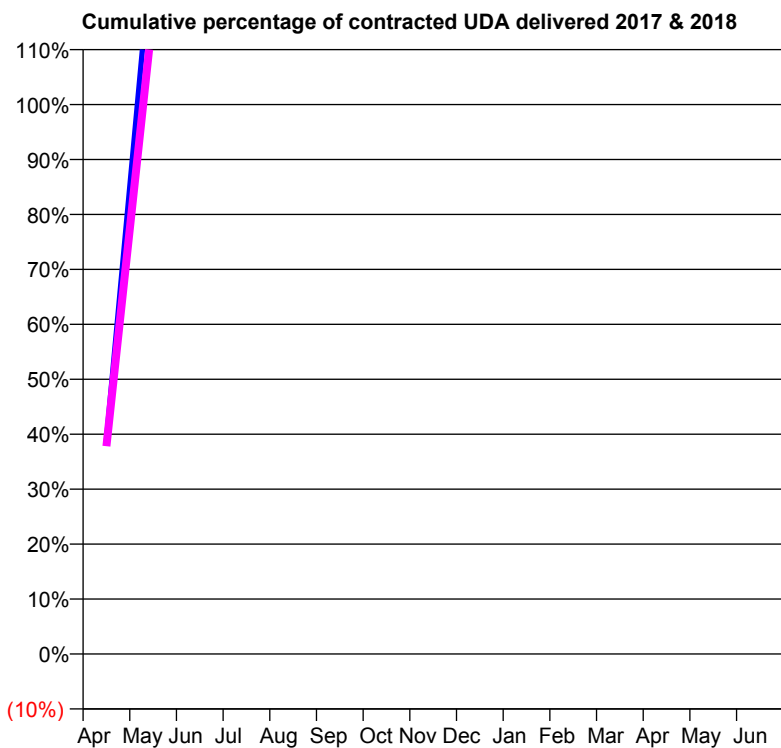
17/18 Contracted general activity (UDA)	1,330
Carry forward general activity (UDA)	0
17/18 Contracted orthodontic activity (UOA)	0
Carry forward orthodontic activity (UOA)	0
Baseline contract value	£502,013.14

### ACCESS\*

Patients seen in 24 months	Total	Change since previous quarter
Quarter ending December 2016	5,754	
Quarter ending March 2017	5,698	→
Quarter ending June 2017	5,633	↓
Quarter ending September 2017	5,574	↓
Quarter ending December 2017	5,523	→
<b>Variance since December 2016</b>	<b>(4.0%)</b>	<b>↓</b>



### ACTIVITY



Month	Adjusted Scheduled Activity (UDA)	
	2017	2018
April	518	503
May	1,742	1,553
June	2,585	2,271
July	3,902	3,344
August	4,717	4,464
September	5,811	5,317
October	6,739	6,651
November	8,039	7,928
December	9,342	8,531
January	10,023	
February	10,928	
March	12,226	
April	12,829	
May	12,849	
June	12,907	

### QUALITY

	Quantity	Base Number	Contract	AT	Region	England
% of FP17s for the same patient ID Re-attending within 3 months - Children	65	1,246	5.2%	10.5%	11.8%	12.0%
% of FP17s for the same patient ID Re-attending within 3 months - Adults	774	5,727	13.5%	14.2%	15.3%	15.9%
% of FP17s for the same patient ID Re-attending between 3 & 9 months - Children	868	1,246	69.7%	61.8%	59.1%	58.0%
% of FP17s for the same patient ID Re-attending between 3 & 9 months - Adults	3,964	5,727	69.2%	55.4%	51.5%	50.5%
% of FP17s for Band 1 Urgent Courses	2	5,372	0.0%	7.2%	8.0%	9.0%
% of FP17s Relating to Free Repair or Replacements	16	5,372	0.3%	0.8%	0.8%	0.8%
% of FP17s Relating to Continuations	181	5,372	3.4%	1.3%	1.1%	1.1%
% of Patients satisfied with the dentistry they have received	7	8	N/A	91.8%	91.6%	91.5%
% of Patients satisfied with the time they had to wait for an appointment	6	8	N/A	87.3%	88.3%	87.9%

\* This is based on patients treated on this contract for their most recent course of treatment. Figures in italics indicate the base number of FP17s or Patient Questionnaire responses are less than 100. N/A is shown where the base number of responses is less than 10 during the period. % is calculated as Quantity/Base number\*100

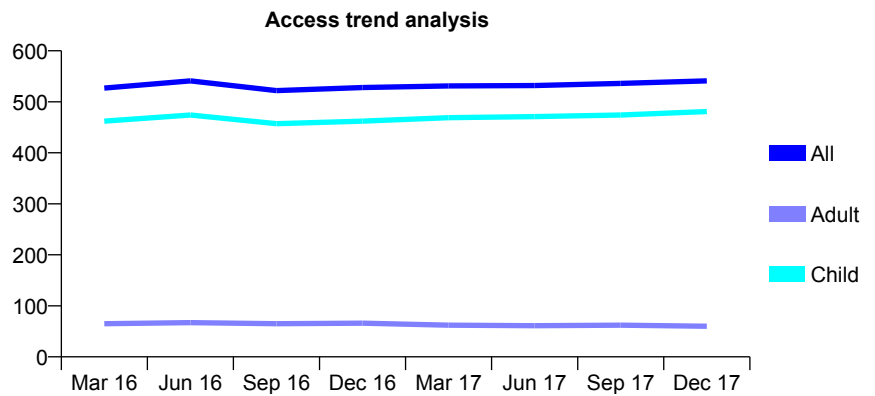
## Q55 - Vital Signs At a Glance Contract Report for 919462/0001 - December 2017

Name or company name	MR SJ THACKERAY
Contract type name	GDS Contract
Purpose of contract	General
Contract start date	01/04/2006
Contract end date	

17/18 Contracted general activity (UDA)	1,200
Carry forward general activity (UDA)	0
17/18 Contracted orthodontic activity (UOA)	0
Carry forward orthodontic activity (UOA)	0
Baseline contract value	£38,085.36

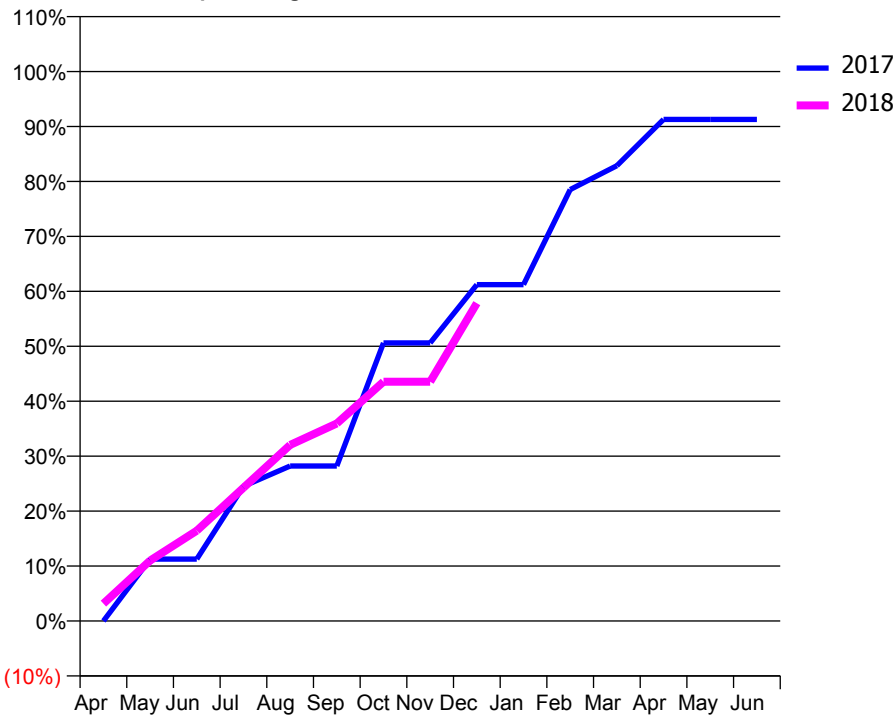
### ACCESS\*

Patients seen in 24 months	Total	Change since previous quarter
Quarter ending December 2016	528	
Quarter ending March 2017	531	→
Quarter ending June 2017	532	→
Quarter ending September 2017	536	→
Quarter ending December 2017	541	→
<b>Variance since December 2016</b>	<b>2.5%</b>	<b>↑</b>



### ACTIVITY

Cumulative percentage of contracted UDA delivered 2017 & 2018



Month	Adjusted Scheduled Activity (UDA)	
	2017	2018
April	0	38
May	135	132
June	135	197
July	294	291
August	338	384
September	338	431
October	607	523
November	607	523
December	735	694
January	735	
February	942	
March	994	
April	1,095	
May	1,095	
June	1,095	

### QUALITY

	Quantity	Base Number	Contract	AT	Region	England
% of FP17s for the same patient ID Re-attending within 3 months - Children	41	646	6.3%	10.5%	11.8%	12.0%
% of FP17s for the same patient ID Re-attending within 3 months - Adults	0	0	N/A	14.2%	15.3%	15.9%
% of FP17s for the same patient ID Re-attending between 3 & 9 months - Children	457	646	70.7%	61.8%	59.1%	58.0%
% of FP17s for the same patient ID Re-attending between 3 & 9 months - Adults	0	0	N/A	55.4%	51.5%	50.5%
% of FP17s for Band 1 Urgent Courses	5	573	0.9%	7.2%	8.0%	9.0%
% of FP17s Relating to Free Repair or Replacements	0	573	0.0%	0.8%	0.8%	0.8%
% of FP17s Relating to Continuations	15	573	2.6%	1.3%	1.1%	1.1%
% of Patients satisfied with the dentistry they have received	0	0	N/A	91.8%	91.6%	91.5%
% of Patients satisfied with the time they had to wait for an appointment	0	0	N/A	87.3%	88.3%	87.9%

\* This is based on patients treated on this contract for their most recent course of treatment. Figures in italics indicate the base number of FP17s or Patient Questionnaire responses are less than 100. N/A is shown where the base number of responses is less than 10 during the period. % is calculated as Quantity/Base number\*100

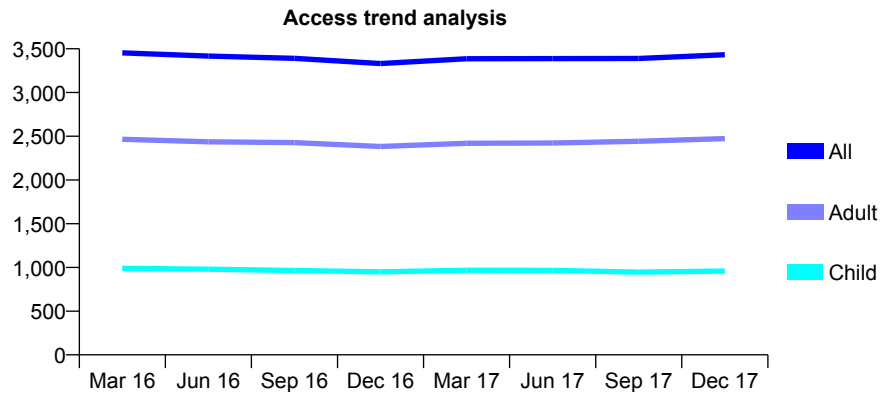
## Q55 - Vital Signs At a Glance Contract Report for 927848/0001 - December 2017

Name or company name	MR AS TOFT
Contract type name	GDS Contract
Purpose of contract	General
Contract start date	01/04/2006
Contract end date	

17/18 Contracted general activity (UDA)	9,281
Carry forward general activity (UDA)	353
17/18 Contracted orthodontic activity (UOA)	0
Carry forward orthodontic activity (UOA)	0
Baseline contract value	£217,594.42

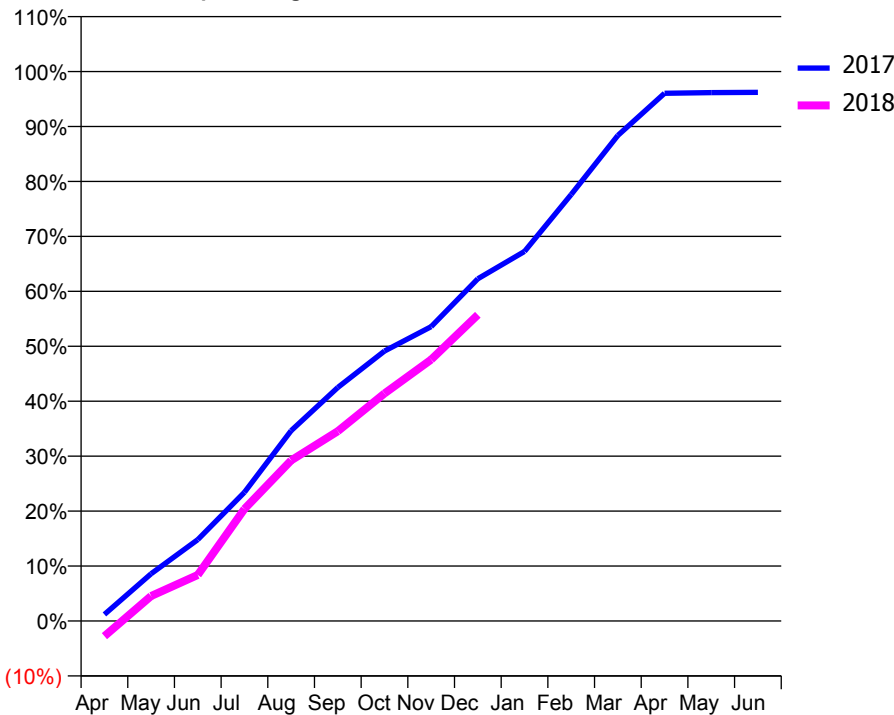
### ACCESS\*

Patients seen in 24 months	Total	Change since previous quarter
Quarter ending December 2016	3,332	
Quarter ending March 2017	3,386	→
Quarter ending June 2017	3,388	→
Quarter ending September 2017	3,389	→
Quarter ending December 2017	3,432	→
<b>Variance since December 2016</b>	<b>3.0%</b>	<b>↑</b>



### ACTIVITY

Cumulative percentage of contracted UDA delivered 2017 & 2018



Month	Adjusted Scheduled Activity (UDA)	
	2017	2018
April	111	-258
May	797	423
June	1,376	779
July	2,175	1,892
August	3,215	2,714
September	3,944	3,207
October	4,560	3,843
November	4,971	4,415
December	5,779	5,173
January	6,242	
February	7,203	
March	8,202	
April	8,912	
May	8,923	
June	8,928	

### QUALITY

	Quantity	Base Number	Contract	AT	Region	England
% of FP17s for the same patient ID Re-attending within 3 months - Children	111	1,237	9.0%	10.5%	11.8%	12.0%
% of FP17s for the same patient ID Re-attending within 3 months - Adults	459	2,898	15.8%	14.2%	15.3%	15.9%
% of FP17s for the same patient ID Re-attending between 3 & 9 months - Children	734	1,237	59.3%	61.8%	59.1%	58.0%
% of FP17s for the same patient ID Re-attending between 3 & 9 months - Adults	1,551	2,898	53.5%	55.4%	51.5%	50.5%
% of FP17s for Band 1 Urgent Courses	130	3,001	4.3%	7.2%	8.0%	9.0%
% of FP17s Relating to Free Repair or Replacements	12	3,001	0.4%	0.8%	0.8%	0.8%
% of FP17s Relating to Continuations	61	3,001	2.0%	1.3%	1.1%	1.1%
% of Patients satisfied with the dentistry they have received	8	9	N/A	91.8%	91.6%	91.5%
% of Patients satisfied with the time they had to wait for an appointment	7	9	N/A	87.3%	88.3%	87.9%

\* This is based on patients treated on this contract for their most recent course of treatment. Figures in italics indicate the base number of FP17s or Patient Questionnaire responses are less than 100. N/A is shown where the base number of responses is less than 10 during the period. % is calculated as Quantity/Base number\*100

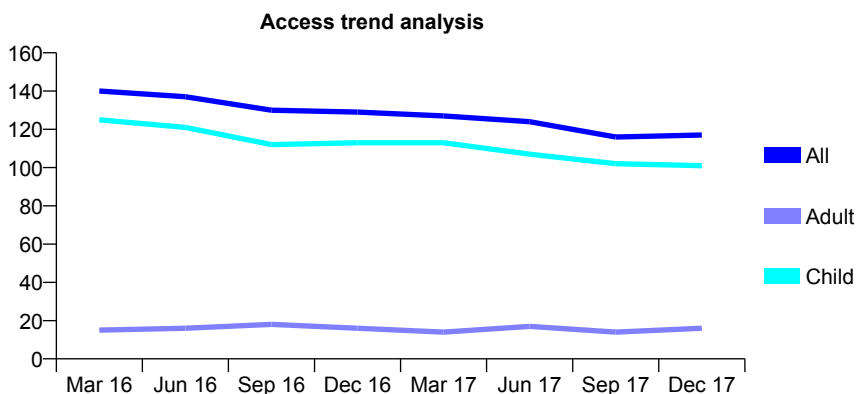
## Q55 - Vital Signs At a Glance Contract Report for 927864/0001 - December 2017

Name or company name	MISS T RAJAH
Contract type name	GDS Contract
Purpose of contract	General
Contract start date	01/06/2010
Contract end date	

17/18 Contracted general activity (UDA)	283
Carry forward general activity (UDA)	0
17/18 Contracted orthodontic activity (UOA)	0
Carry forward orthodontic activity (UOA)	0
Baseline contract value	£8,689.05

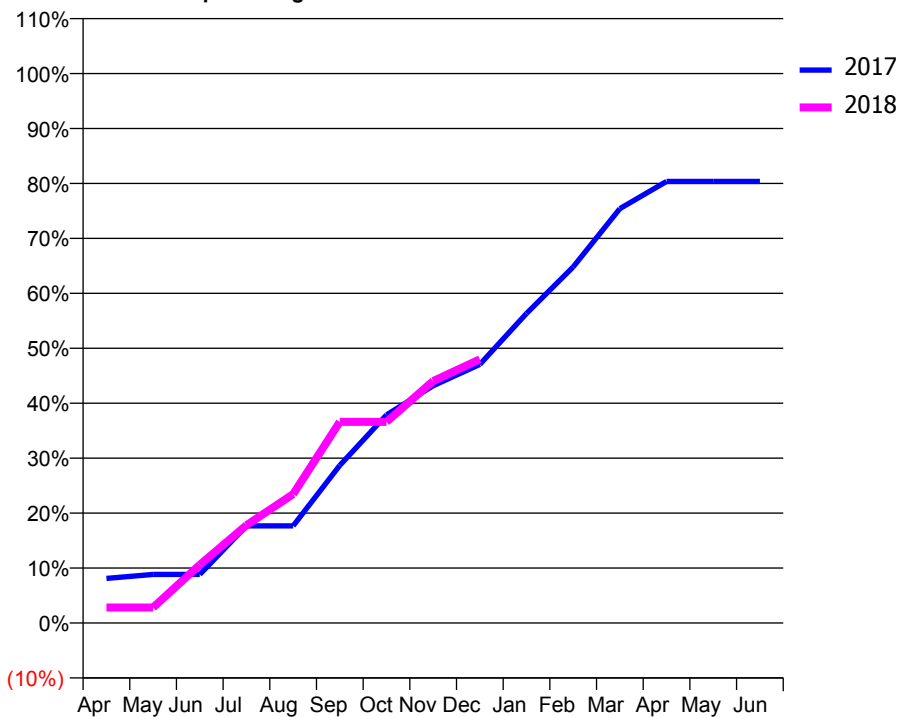
### ACCESS\*

Patients seen in 24 months	Total	Change since previous quarter
Quarter ending December 2016	129	
Quarter ending March 2017	127	↓
Quarter ending June 2017	124	↓
Quarter ending September 2017	116	↓
Quarter ending December 2017	117	→
<b>Variance since December 2016</b>	<b>(9.3%)</b>	<b>↓</b>



### ACTIVITY

**Cumulative percentage of contracted UDA delivered 2017 & 2018**



Month	Adjusted Scheduled Activity (UDA)	
	2017	2018
April	23	8
May	25	8
June	25	30
July	50	50
August	50	66
September	81	104
October	107	104
November	122	125
December	133	136
January	159	
February	183	
March	213	
April	227	
May	227	
June	227	

### QUALITY

	Quantity	Base Number	Contract	AT	Region	England
% of FP17s for the same patient ID Re-attending within 3 months - Children	14	130	10.8%	10.5%	11.8%	12.0%
% of FP17s for the same patient ID Re-attending within 3 months - Adults	0	7	0.0%	14.2%	15.3%	15.9%
% of FP17s for the same patient ID Re-attending between 3 & 9 months - Children	90	130	69.2%	61.8%	59.1%	58.0%
% of FP17s for the same patient ID Re-attending between 3 & 9 months - Adults	7	7	100.0%	55.4%	51.5%	50.5%
% of FP17s for Band 1 Urgent Courses	6	125	4.8%	7.2%	8.0%	9.0%
% of FP17s Relating to Free Repair or Replacements	0	125	0.0%	0.8%	0.8%	0.8%
% of FP17s Relating to Continuations	0	125	0.0%	1.3%	1.1%	1.1%
% of Patients satisfied with the dentistry they have received	0	0	N/A	91.8%	91.6%	91.5%
% of Patients satisfied with the time they had to wait for an appointment	0	0	N/A	87.3%	88.3%	87.9%

\* This is based on patients treated on this contract for their most recent course of treatment. Figures in italics indicate the base number of FP17s or Patient Questionnaire responses are less than 100. N/A is shown where the base number of responses is less than 10 during the period. % is calculated as Quantity/Base number\*100

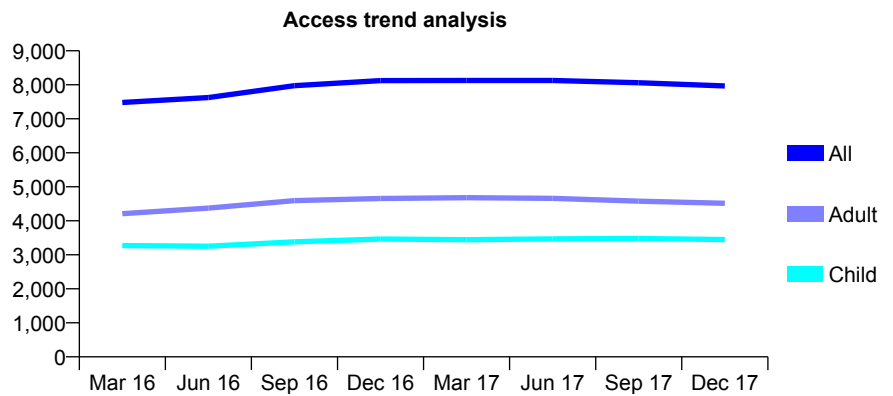
## Q55 - Vital Signs At a Glance Contract Report for 931136/0001 - December 2017

Name or company name	MR TJ MALHI
Contract type name	GDS Contract
Purpose of contract	General and Orthodontic
Contract start date	01/04/2006
Contract end date	

17/18 Contracted general activity (UDA)	28,031
Carry forward general activity (UDA)	-490
17/18 Contracted orthodontic activity (UOA)	101
Carry forward orthodontic activity (UOA)	-2
Baseline contract value	£693,592.25

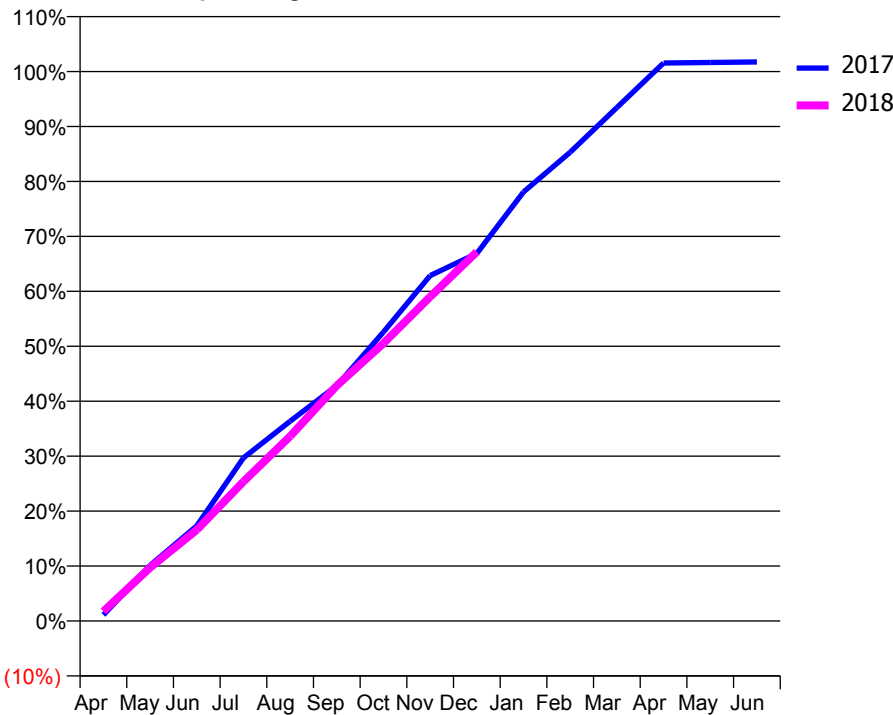
### ACCESS\*

Patients seen in 24 months	Total	Change since previous quarter
Quarter ending December 2016	8,122	
Quarter ending March 2017	8,127	→
Quarter ending June 2017	8,129	→
Quarter ending September 2017	8,061	→
Quarter ending December 2017	7,966	↓
<b>Variance since December 2016</b>	<b>(1.9%)</b>	<b>↓</b>



### ACTIVITY

Cumulative percentage of contracted UDA delivered 2017 & 2018



Month	Adjusted Scheduled Activity (UDA)	
	2017	2018
April	309	490
May	2,840	2,727
June	4,853	4,652
July	8,324	7,109
August	10,194	9,427
September	12,011	12,007
October	14,743	14,169
November	17,620	16,543
December	18,747	18,835
January	21,887	
February	23,911	
March	26,193	
April	28,467	
May	28,493	
June	28,521	

### QUALITY

	Quantity	Base Number	Contract	AT	Region	England
% of FP17s for the same patient ID Re-attending within 3 months - Children	333	4,561	7.3%	10.5%	11.8%	12.0%
% of FP17s for the same patient ID Re-attending within 3 months - Adults	836	4,996	16.7%	14.2%	15.3%	15.9%
% of FP17s for the same patient ID Re-attending between 3 & 9 months - Children	3,079	4,561	67.5%	61.8%	59.1%	58.0%
% of FP17s for the same patient ID Re-attending between 3 & 9 months - Adults	2,871	4,996	57.5%	55.4%	51.5%	50.5%
% of FP17s for Band 1 Urgent Courses	725	8,138	8.9%	7.2%	8.0%	9.0%
% of FP17s Relating to Free Repair or Replacements	17	8,138	0.2%	0.8%	0.8%	0.8%
% of FP17s Relating to Continuations	14	8,138	0.2%	1.3%	1.1%	1.1%
% of Patients satisfied with the dentistry they have received	17	19	89.5%	91.8%	91.6%	91.5%
% of Patients satisfied with the time they had to wait for an appointment	16	19	84.2%	87.3%	88.3%	87.9%

\* This is based on patients treated on this contract for their most recent course of treatment. Figures in italics indicate the base number of FP17s or Patient Questionnaire responses are less than 100. N/A is shown where the base number of responses is less than 10 during the period. % is calculated as Quantity/Base number\*100

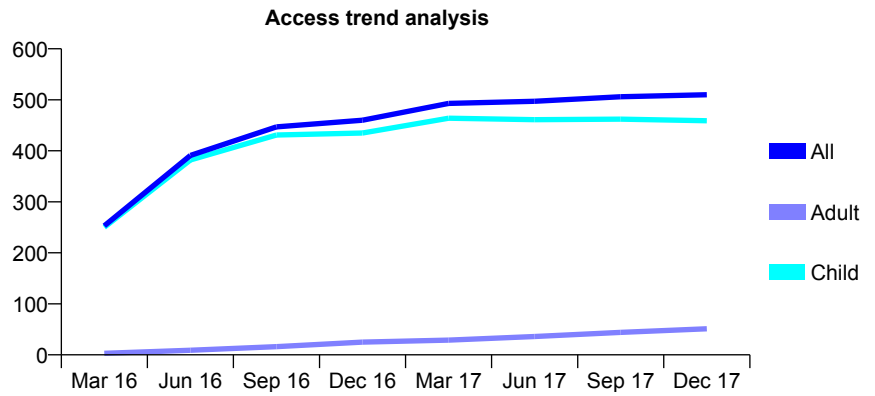
## Q55 - Vital Signs At a Glance Contract Report for 939560/0001 - December 2017

Name or company name	MR DJ ALLEN
Contract type name	GDS Contract
Purpose of contract	General
Contract start date	01/11/2015
Contract end date	

17/18 Contracted general activity (UDA)	1,112
Carry forward general activity (UDA)	0
17/18 Contracted orthodontic activity (UOA)	0
Carry forward orthodontic activity (UOA)	0
Baseline contract value	£27,212.31

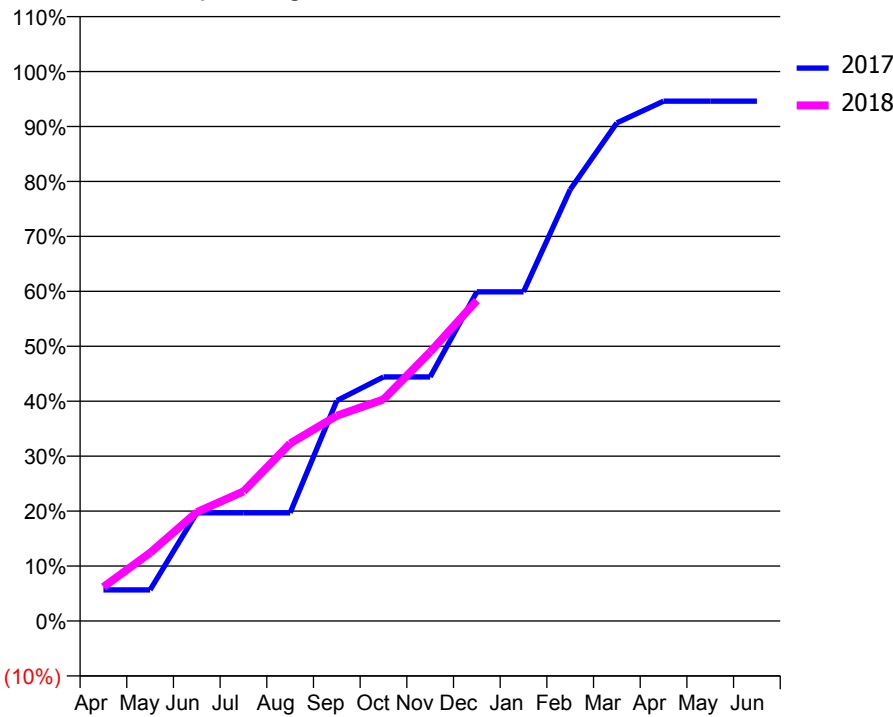
### ACCESS\*

Patients seen in 24 months	Total	Change since previous quarter
Quarter ending December 2016	460	
Quarter ending March 2017	493	↑
Quarter ending June 2017	497	→
Quarter ending September 2017	506	→
Quarter ending December 2017	510	→
<b>Variance since December 2016</b>	<b>10.9%</b>	<b>↑</b>



### ACTIVITY

Cumulative percentage of contracted UDA delivered 2017 & 2018



Month	Adjusted Scheduled Activity (UDA)	
	2017	2018
April	63	69
May	63	138
June	219	220
July	219	262
August	219	359
September	446	415
October	494	448
November	494	544
December	666	649
January	666	
February	873	
March	1,008	
April	1,052	
May	1,052	
June	1,052	

### QUALITY

	Quantity	Base Number	Contract	AT	Region	England
% of FP17s for the same patient ID Re-attending within 3 months - Children	28	566	4.9%	10.5%	11.8%	12.0%
% of FP17s for the same patient ID Re-attending within 3 months - Adults	0	0	N/A	14.2%	15.3%	15.9%
% of FP17s for the same patient ID Re-attending between 3 & 9 months - Children	438	566	77.4%	61.8%	59.1%	58.0%
% of FP17s for the same patient ID Re-attending between 3 & 9 months - Adults	0	0	N/A	55.4%	51.5%	50.5%
% of FP17s for Band 1 Urgent Courses	3	544	0.6%	7.2%	8.0%	9.0%
% of FP17s Relating to Free Repair or Replacements	0	544	0.0%	0.8%	0.8%	0.8%
% of FP17s Relating to Continuations	5	544	0.9%	1.3%	1.1%	1.1%
% of Patients satisfied with the dentistry they have received	0	0	N/A	91.8%	91.6%	91.5%
% of Patients satisfied with the time they had to wait for an appointment	0	0	N/A	87.3%	88.3%	87.9%

\* This is based on patients treated on this contract for their most recent course of treatment. Figures in italics indicate the base number of FP17s or Patient Questionnaire responses are less than 100. N/A is shown where the base number of responses is less than 10 during the period. % is calculated as Quantity/Base number\*100

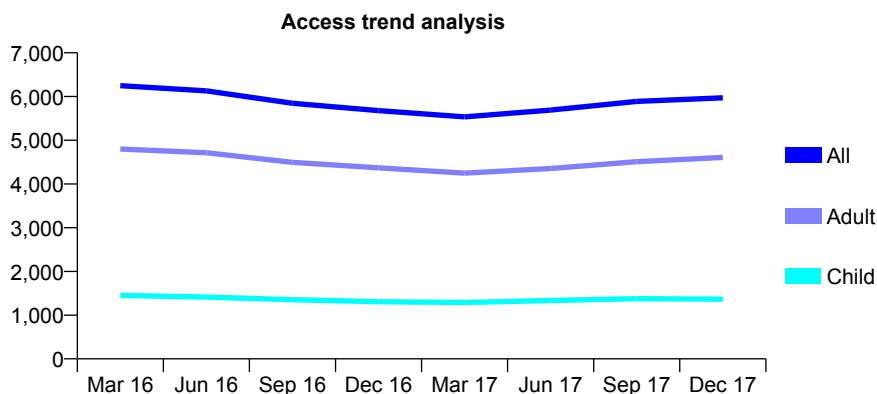
## Q55 - Vital Signs At a Glance Contract Report for 939692/0001 - December 2017

Name or company name	MISS N FARZANFAR
Contract type name	GDS Contract
Purpose of contract	General
Contract start date	01/04/2006
Contract end date	

17/18 Contracted general activity (UDA)	20,000
Carry forward general activity (UDA)	-320
17/18 Contracted orthodontic activity (UOA)	0
Carry forward orthodontic activity (UOA)	0
Baseline contract value	£534,147.08

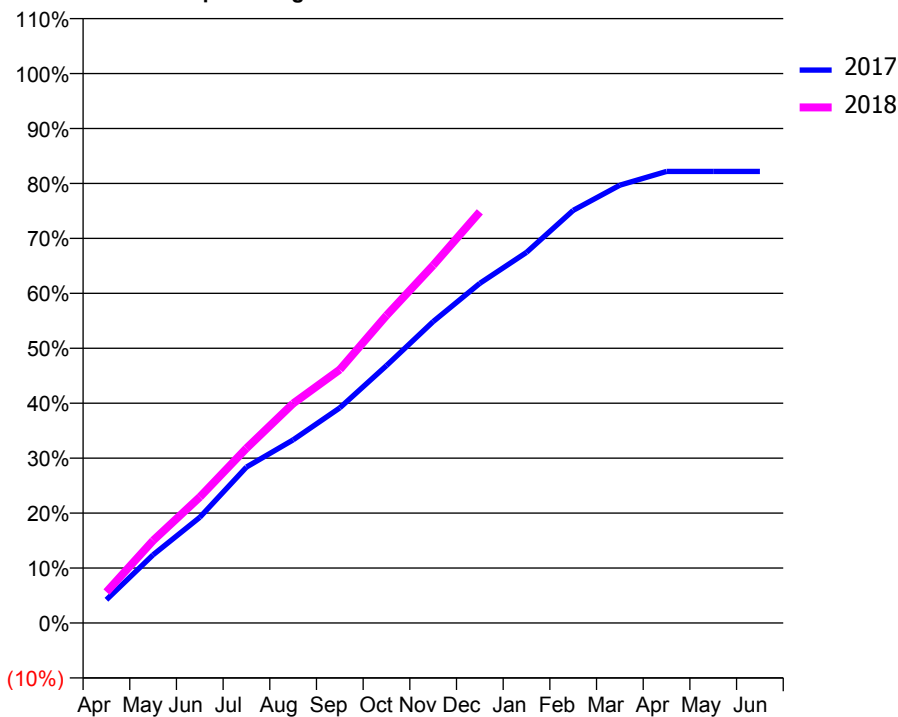
### ACCESS\*

Patients seen in 24 months	Total	Change since previous quarter
Quarter ending December 2016	5,678	
Quarter ending March 2017	5,535	↓
Quarter ending June 2017	5,689	↑
Quarter ending September 2017	5,887	↑
Quarter ending December 2017	5,972	→
<b>Variance since December 2016</b>	<b>5.2%</b>	<b>↑</b>



### ACTIVITY

Cumulative percentage of contracted UDA delivered 2017 & 2018



Month	Adjusted Scheduled Activity (UDA)	
	2017	2018
April	846	1,127
May	2,483	3,001
June	3,845	4,586
July	5,677	6,362
August	6,668	7,992
September	7,831	9,222
October	9,368	11,194
November	10,973	13,021
December	12,364	14,966
January	13,492	
February	15,018	
March	15,936	
April	16,436	
May	16,436	
June	16,437	

### QUALITY

	Quantity	Base Number	Contract	AT	Region	England
% of FP17s for the same patient ID Re-attending within 3 months - Children	150	1,684	8.9%	10.5%	11.8%	12.0%
% of FP17s for the same patient ID Re-attending within 3 months - Adults	783	5,071	15.4%	14.2%	15.3%	15.9%
% of FP17s for the same patient ID Re-attending between 3 & 9 months - Children	964	1,684	57.2%	61.8%	59.1%	58.0%
% of FP17s for the same patient ID Re-attending between 3 & 9 months - Adults	2,104	5,071	41.5%	55.4%	51.5%	50.5%
% of FP17s for Band 1 Urgent Courses	565	6,496	8.7%	7.2%	8.0%	9.0%
% of FP17s Relating to Free Repair or Replacements	19	6,496	0.3%	0.8%	0.8%	0.8%
% of FP17s Relating to Continuations	99	6,496	1.5%	1.3%	1.1%	1.1%
% of Patients satisfied with the dentistry they have received	18	18	100.0%	91.8%	91.6%	91.5%
% of Patients satisfied with the time they had to wait for an appointment	16	18	88.9%	87.3%	88.3%	87.9%

\* This is based on patients treated on this contract for their most recent course of treatment. Figures in italics indicate the base number of FP17s or Patient Questionnaire responses are less than 100. N/A is shown where the base number of responses is less than 10 during the period. % is calculated as Quantity/Base number\*100



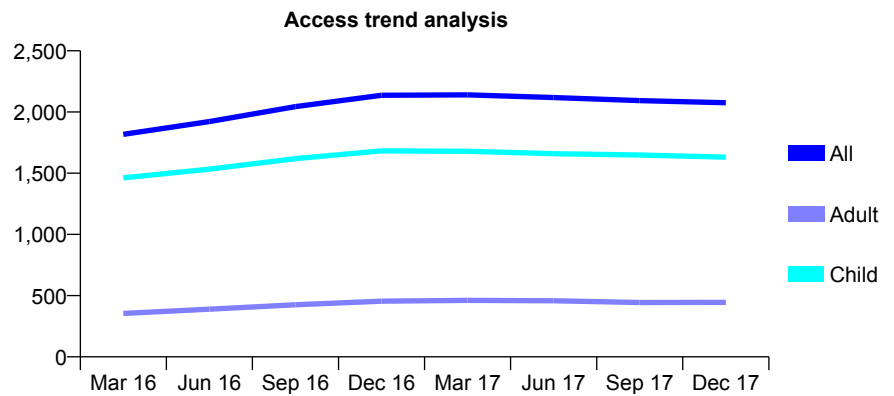
## Q55 - Vital Signs At a Glance Contract Report for 942391/0001 - December 2017

Name or company name	MR A MAHMOOD
Contract type name	GDS Contract
Purpose of contract	General
Contract start date	20/08/2014
Contract end date	

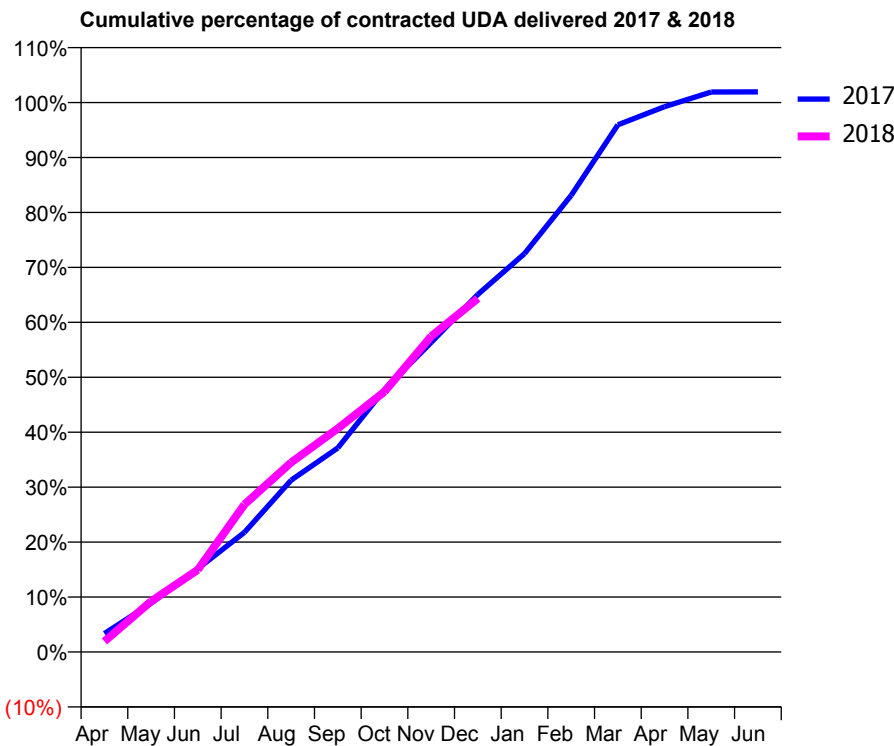
17/18 Contracted general activity (UDA)	5,071
Carry forward general activity (UDA)	-98
17/18 Contracted orthodontic activity (UOA)	0
Carry forward orthodontic activity (UOA)	0
Baseline contract value	£118,106.53

### ACCESS\*

Patients seen in 24 months	Total	Change since previous quarter
Quarter ending December 2016	2,137	
Quarter ending March 2017	2,140	→
Quarter ending June 2017	2,118	↓
Quarter ending September 2017	2,093	↓
Quarter ending December 2017	2,076	→
<b>Variance since December 2016</b>	<b>(2.9%)</b>	<b>↓</b>



### ACTIVITY



Month	Adjusted Scheduled Activity (UDA)	
	2017	2018
April	171	98
May	450	468
June	768	758
July	1,104	1,361
August	1,586	1,749
September	1,883	2,063
October	2,423	2,403
November	2,857	2,914
December	3,300	3,262
January	3,676	
February	4,214	
March	4,865	
April	5,033	
May	5,168	
June	5,169	

### QUALITY

	Quantity	Base Number	Contract	AT	Region	England
% of FP17s for the same patient ID Re-attending within 3 months - Children	127	1,664	7.6%	10.5%	11.8%	12.0%
% of FP17s for the same patient ID Re-attending within 3 months - Adults	11	197	5.6%	14.2%	15.3%	15.9%
% of FP17s for the same patient ID Re-attending between 3 & 9 months - Children	983	1,664	59.1%	61.8%	59.1%	58.0%
% of FP17s for the same patient ID Re-attending between 3 & 9 months - Adults	109	197	55.3%	55.4%	51.5%	50.5%
% of FP17s for Band 1 Urgent Courses	66	1,707	3.9%	7.2%	8.0%	9.0%
% of FP17s Relating to Free Repair or Replacements	3	1,707	0.2%	0.8%	0.8%	0.8%
% of FP17s Relating to Continuations	3	1,707	0.2%	1.3%	1.1%	1.1%
% of Patients satisfied with the dentistry they have received	1	1	N/A	91.8%	91.6%	91.5%
% of Patients satisfied with the time they had to wait for an appointment	1	1	N/A	87.3%	88.3%	87.9%

\* This is based on patients treated on this contract for their most recent course of treatment. Figures in italics indicate the base number of FP17s or Patient Questionnaire responses are less than 100. N/A is shown where the base number of responses is less than 10 during the period. % is calculated as Quantity/Base number\*100

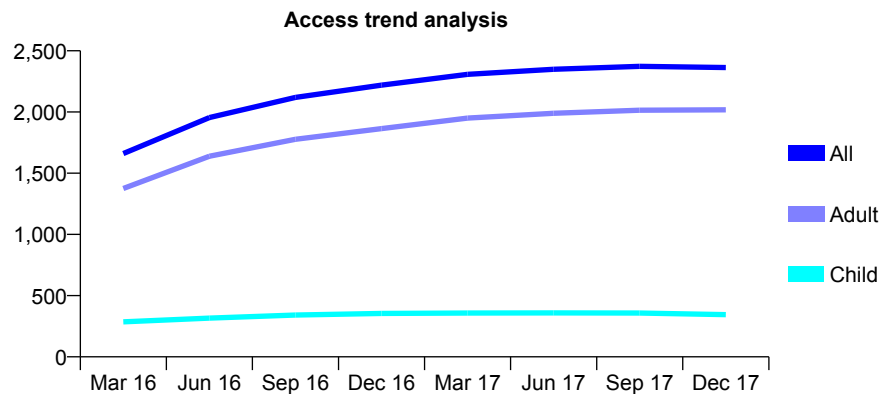
## Q55 - Vital Signs At a Glance Contract Report for 944785/0003 - December 2017

Name or company name	MR MJ O'GRADY
Contract type name	GDS Contract
Purpose of contract	General
Contract start date	01/09/2015
Contract end date	

17/18 Contracted general activity (UDA)	7,739
Carry forward general activity (UDA)	212
17/18 Contracted orthodontic activity (UOA)	0
Carry forward orthodontic activity (UOA)	0
Baseline contract value	£188,490.61

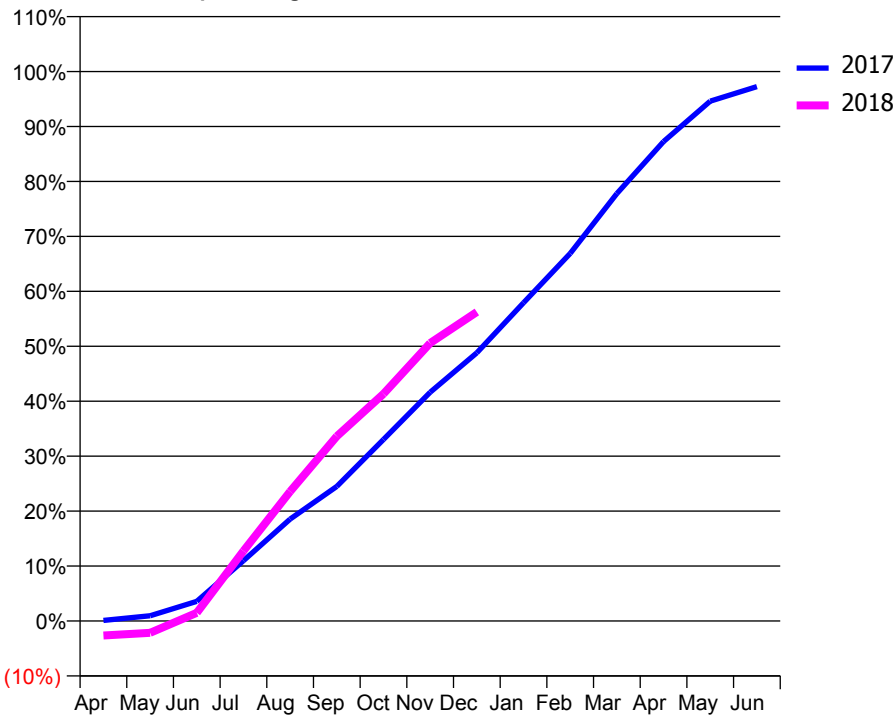
### ACCESS\*

Patients seen in 24 months	Total	Change since previous quarter
Quarter ending December 2016	2,219	
Quarter ending March 2017	2,308	↑
Quarter ending June 2017	2,349	→
Quarter ending September 2017	2,373	→
Quarter ending December 2017	2,363	→
<b>Variance since December 2016</b>	<b>6.5%</b>	<b>↑</b>



### ACTIVITY

Cumulative percentage of contracted UDA delivered 2017 & 2018



Month	Adjusted Scheduled Activity (UDA)	
	2017	2018
April	8	-206
May	74	-169
June	277	115
July	850	986
August	1,436	1,825
September	1,895	2,602
October	2,557	3,200
November	3,223	3,914
December	3,778	4,353
January	4,481	
February	5,177	
March	6,020	
April	6,753	
May	7,321	
June	7,527	

### QUALITY

	Quantity	Base Number	Contract	AT	Region	England
% of FP17s for the same patient ID Re-attending within 3 months - Children	24	411	5.8%	10.5%	11.8%	12.0%
% of FP17s for the same patient ID Re-attending within 3 months - Adults	286	2,314	12.4%	14.2%	15.3%	15.9%
% of FP17s for the same patient ID Re-attending between 3 & 9 months - Children	291	411	70.8%	61.8%	59.1%	58.0%
% of FP17s for the same patient ID Re-attending between 3 & 9 months - Adults	1,500	2,314	64.8%	55.4%	51.5%	50.5%
% of FP17s for Band 1 Urgent Courses	91	2,132	4.3%	7.2%	8.0%	9.0%
% of FP17s Relating to Free Repair or Replacements	51	2,132	2.4%	0.8%	0.8%	0.8%
% of FP17s Relating to Continuations	36	2,132	1.7%	1.3%	1.1%	1.1%
% of Patients satisfied with the dentistry they have received	6	7	N/A	91.8%	91.6%	91.5%
% of Patients satisfied with the time they had to wait for an appointment	7	7	N/A	87.3%	88.3%	87.9%

\* This is based on patients treated on this contract for their most recent course of treatment. Figures in italics indicate the base number of FP17s or Patient Questionnaire responses are less than 100. N/A is shown where the base number of responses is less than 10 during the period. % is calculated as Quantity/Base number\*100

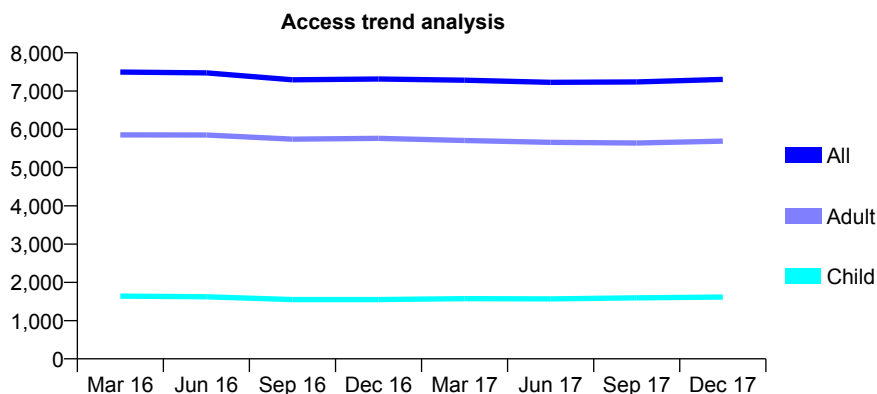
## Q55 - Vital Signs At a Glance Contract Report for 946222/0001 - December 2017

Name or company name	MR G BAHARVAND
Contract type name	GDS Contract
Purpose of contract	General
Contract start date	01/04/2006
Contract end date	

17/18 Contracted general activity (UDA)	22,590
Carry forward general activity (UDA)	0
17/18 Contracted orthodontic activity (UOA)	0
Carry forward orthodontic activity (UOA)	0
Baseline contract value	£527,604.51

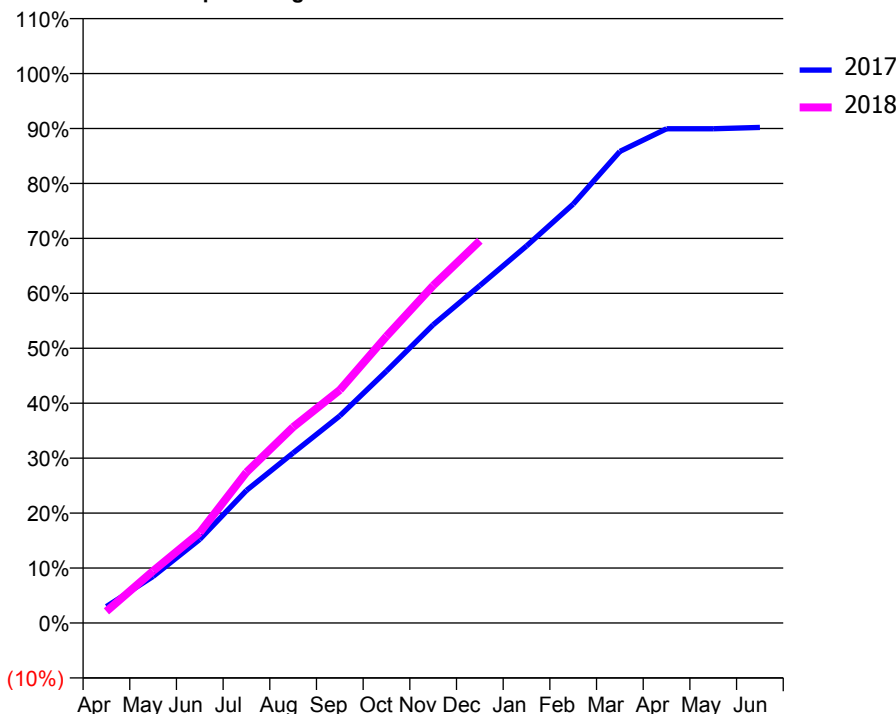
### ACCESS\*

Patients seen in 24 months	Total	Change since previous quarter
Quarter ending December 2016	7,314	
Quarter ending March 2017	7,283	→
Quarter ending June 2017	7,227	→
Quarter ending September 2017	7,237	→
Quarter ending December 2017	7,305	→
<b>Variance since December 2016</b>	<b>(0.1%)</b>	→



### ACTIVITY

Cumulative percentage of contracted UDA delivered 2017 & 2018



Month	Adjusted Scheduled Activity (UDA)	
	2017	2018
April	677	482
May	1,918	2,143
June	3,440	3,719
July	5,451	6,197
August	6,992	8,055
September	8,518	9,582
October	10,359	11,789
November	12,260	13,872
December	13,871	15,715
January	15,500	
February	17,220	
March	19,384	
April	20,320	
May	20,318	
June	20,372	

### QUALITY

	Quantity	Base Number	Contract	AT	Region	England
% of FP17s for the same patient ID Re-attending within 3 months - Children	66	1,673	3.9%	10.5%	11.8%	12.0%
% of FP17s for the same patient ID Re-attending within 3 months - Adults	602	6,034	10.0%	14.2%	15.3%	15.9%
% of FP17s for the same patient ID Re-attending between 3 & 9 months - Children	963	1,673	57.6%	61.8%	59.1%	58.0%
% of FP17s for the same patient ID Re-attending between 3 & 9 months - Adults	3,617	6,034	59.9%	55.4%	51.5%	50.5%
% of FP17s for Band 1 Urgent Courses	263	7,289	3.6%	7.2%	8.0%	9.0%
% of FP17s Relating to Free Repair or Replacements	52	7,289	0.7%	0.8%	0.8%	0.8%
% of FP17s Relating to Continuations	59	7,289	0.8%	1.3%	1.1%	1.1%
% of Patients satisfied with the dentistry they have received	7	11	63.6%	91.8%	91.6%	91.5%
% of Patients satisfied with the time they had to wait for an appointment	10	11	90.9%	87.3%	88.3%	87.9%

\* This is based on patients treated on this contract for their most recent course of treatment. Figures in italics indicate the base number of FP17s or Patient Questionnaire responses are less than 100. N/A is shown where the base number of responses is less than 10 during the period. % is calculated as Quantity/Base number\*100

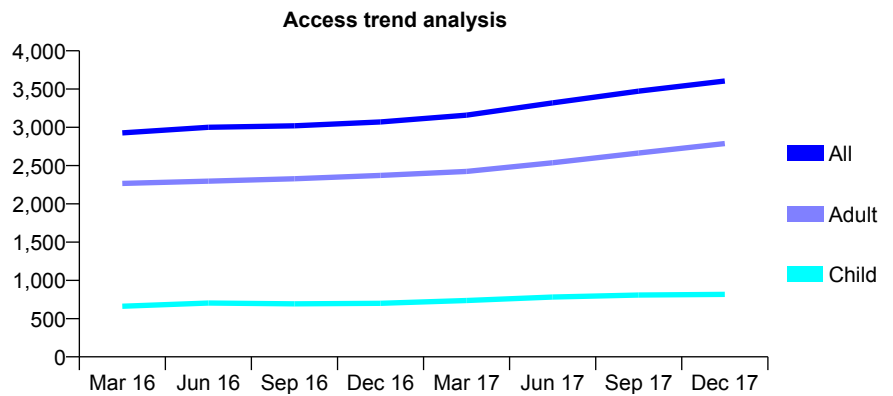
## Q55 - Vital Signs At a Glance Contract Report for 950432/0001 - December 2017

Name or company name	MR N NAMIN
Contract type name	GDS Contract
Purpose of contract	General
Contract start date	01/01/2007
Contract end date	

17/18 Contracted general activity (UDA)	16,876
Carry forward general activity (UDA)	122
17/18 Contracted orthodontic activity (UOA)	0
Carry forward orthodontic activity (UOA)	0
Baseline contract value	£420,575.56

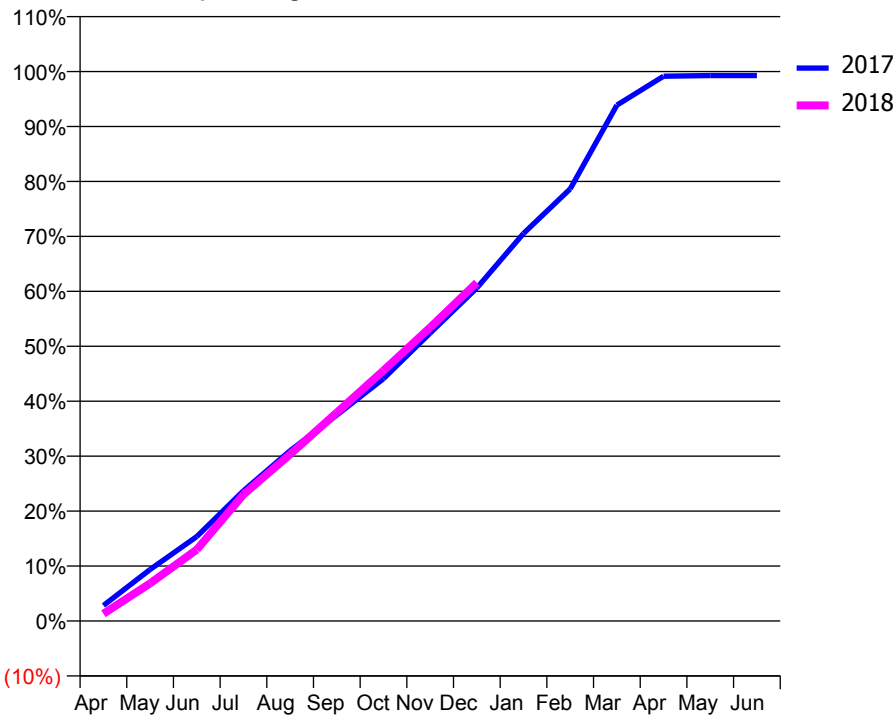
### ACCESS\*

Patients seen in 24 months	Total	Change since previous quarter
Quarter ending December 2016	3,071	
Quarter ending March 2017	3,159	↑
Quarter ending June 2017	3,319	↑
Quarter ending September 2017	3,472	↑
Quarter ending December 2017	3,605	↑
<b>Variance since December 2016</b>	<b>17.4%</b>	<b>↑</b>



### ACTIVITY

Cumulative percentage of contracted UDA delivered 2017 & 2018



Month	Adjusted Scheduled Activity (UDA)	
	2017	2018
April	477	223
May	1,582	1,159
June	2,595	2,193
July	4,001	3,882
August	5,233	5,122
September	6,327	6,404
October	7,445	7,691
November	8,843	9,014
December	10,229	10,394
January	11,903	
February	13,272	
March	15,843	
April	16,730	
May	16,754	
June	16,754	

### QUALITY

	Quantity	Base Number	Contract	AT	Region	England
% of FP17s for the same patient ID Re-attending within 3 months - Children	87	1,131	7.7%	10.5%	11.8%	12.0%
% of FP17s for the same patient ID Re-attending within 3 months - Adults	573	3,665	15.6%	14.2%	15.3%	15.9%
% of FP17s for the same patient ID Re-attending between 3 & 9 months - Children	758	1,131	67.0%	61.8%	59.1%	58.0%
% of FP17s for the same patient ID Re-attending between 3 & 9 months - Adults	2,229	3,665	60.8%	55.4%	51.5%	50.5%
% of FP17s for Band 1 Urgent Courses	672	4,510	14.9%	7.2%	8.0%	9.0%
% of FP17s Relating to Free Repair or Replacements	15	4,510	0.3%	0.8%	0.8%	0.8%
% of FP17s Relating to Continuations	67	4,510	1.5%	1.3%	1.1%	1.1%
% of Patients satisfied with the dentistry they have received	38	44	86.4%	91.8%	91.6%	91.5%
% of Patients satisfied with the time they had to wait for an appointment	38	44	86.4%	87.3%	88.3%	87.9%

\* This is based on patients treated on this contract for their most recent course of treatment. Figures in italics indicate the base number of FP17s or Patient Questionnaire responses are less than 100. N/A is shown where the base number of responses is less than 10 during the period. % is calculated as Quantity/Base number\*100

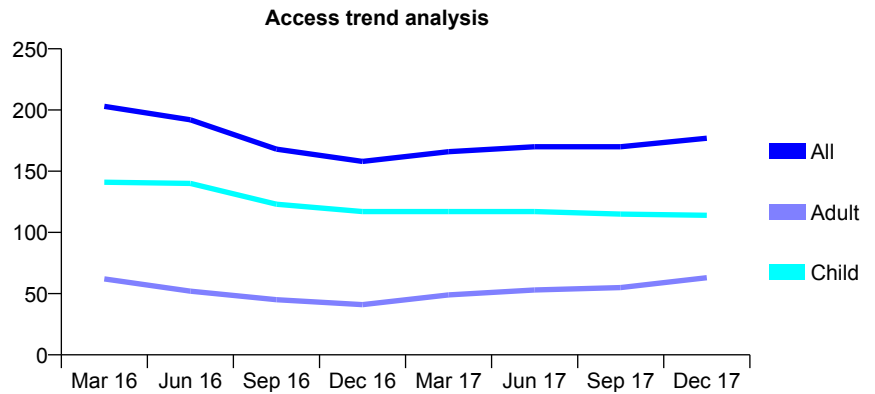
## Q55 - Vital Signs At a Glance Contract Report for 959901/0001 - December 2017

Name or company name	MRS AE RITTIG
Contract type name	GDS Contract
Purpose of contract	General and Orthodontic
Contract start date	01/04/2006
Contract end date	

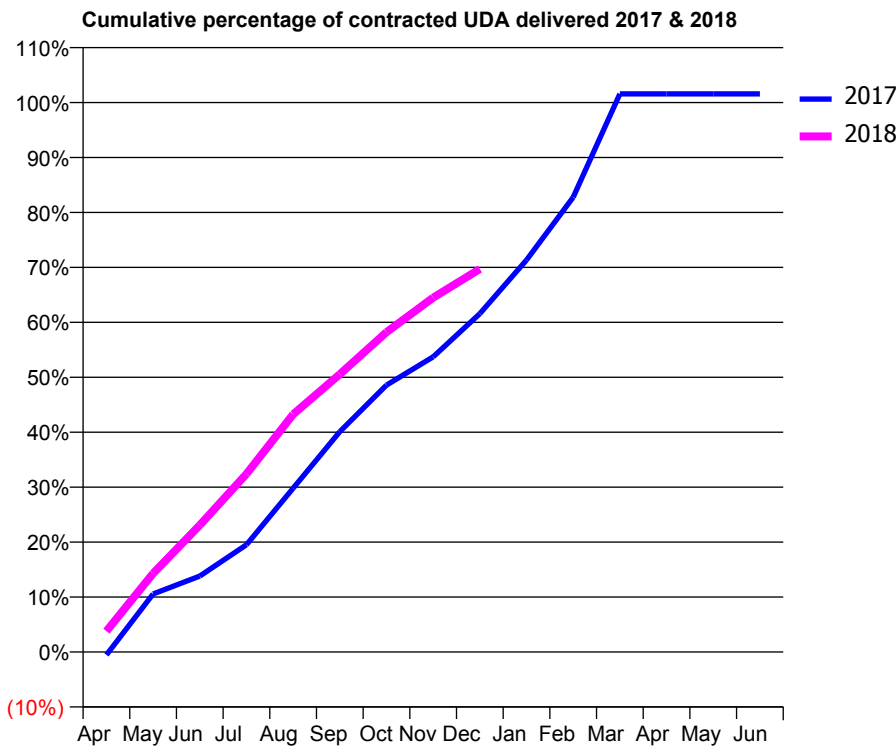
17/18 Contracted general activity (UDA)	369
Carry forward general activity (UDA)	0
17/18 Contracted orthodontic activity (UOA)	3,233
Carry forward orthodontic activity (UOA)	-6
Baseline contract value	£231,047.38

### ACCESS\*

Patients seen in 24 months	Total	Change since previous quarter
Quarter ending December 2016	158	
Quarter ending March 2017	166	↑
Quarter ending June 2017	170	↑
Quarter ending September 2017	170	→
Quarter ending December 2017	177	↑
<b>Variance since December 2016</b>	12.0%	↑



### ACTIVITY



Month	Adjusted Scheduled Activity (UDA)	
	2017	2018
April	-2	14
May	39	53
June	51	85
July	72	120
August	110	160
September	148	187
October	179	215
November	198	238
December	227	257
January	263	
February	305	
March	375	
April	375	
May	375	
June	375	

### QUALITY

	Quantity	Base Number	Contract	AT	Region	England
% of FP17s for the same patient ID Re-attending within 3 months - Children	23	248	9.3%	10.5%	11.8%	12.0%
% of FP17s for the same patient ID Re-attending within 3 months - Adults	1	29	3.4%	14.2%	15.3%	15.9%
% of FP17s for the same patient ID Re-attending between 3 & 9 months - Children	46	248	18.5%	61.8%	59.1%	58.0%
% of FP17s for the same patient ID Re-attending between 3 & 9 months - Adults	14	29	48.3%	55.4%	51.5%	50.5%
% of FP17s for Band 1 Urgent Courses	11	115	9.6%	7.2%	8.0%	9.0%
% of FP17s Relating to Free Repair or Replacements	0	115	0.0%	0.8%	0.8%	0.8%
% of FP17s Relating to Continuations	1	115	0.9%	1.3%	1.1%	1.1%
% of Patients satisfied with the dentistry they have received	1	1	N/A	91.8%	91.6%	91.5%
% of Patients satisfied with the time they had to wait for an appointment	1	1	N/A	87.3%	88.3%	87.9%

\* This is based on patients treated on this contract for their most recent course of treatment. Figures in italics indicate the base number of FP17s or Patient Questionnaire responses are less than 100. N/A is shown where the base number of responses is less than 10 during the period. % is calculated as Quantity/Base number\*100

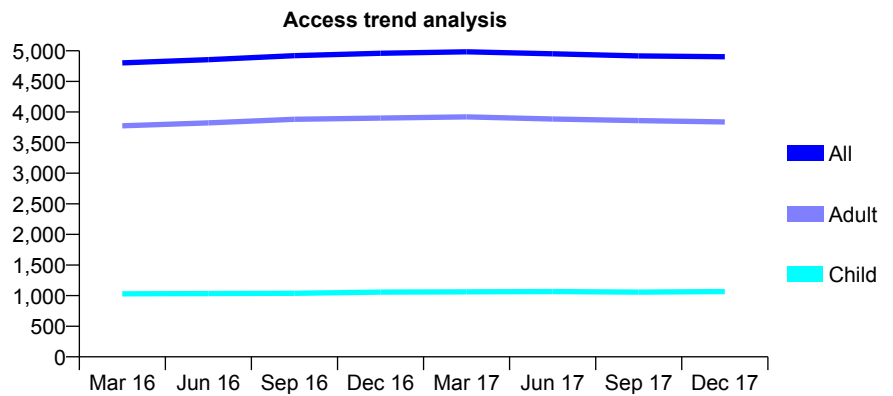
## Q55 - Vital Signs At a Glance Contract Report for 960764/0002 - December 2017

Name or company name	MR SS CHITA
Contract type name	GDS Contract
Purpose of contract	General
Contract start date	05/01/2009
Contract end date	

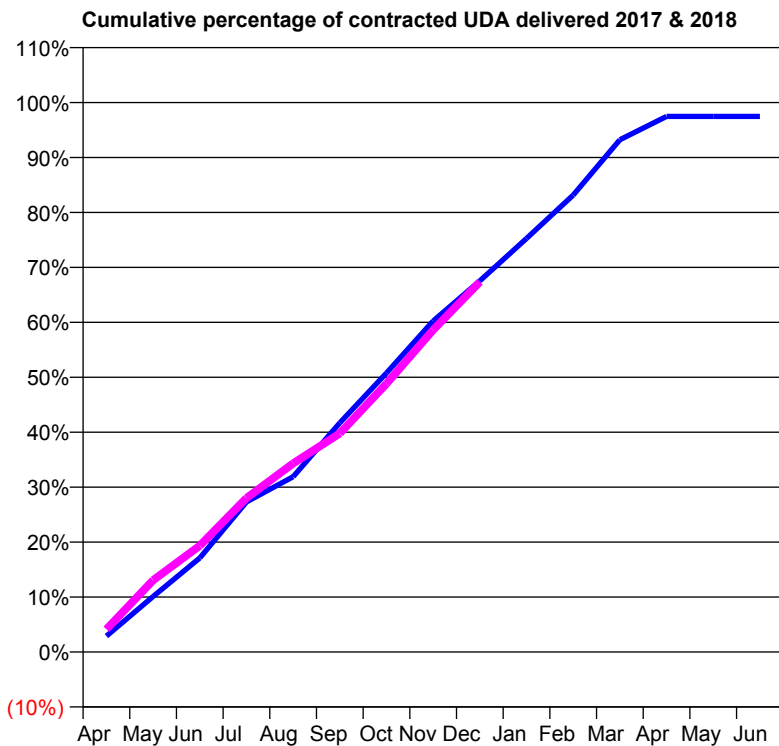
17/18 Contracted general activity (UDA)	13,780
Carry forward general activity (UDA)	0
17/18 Contracted orthodontic activity (UOA)	0
Carry forward orthodontic activity (UOA)	0
Baseline contract value	£333,191.86

### ACCESS\*

Patients seen in 24 months	Total	Change since previous quarter
Quarter ending December 2016	4,959	
Quarter ending March 2017	4,983	→
Quarter ending June 2017	4,952	→
Quarter ending September 2017	4,917	→
Quarter ending December 2017	4,904	→
<b>Variance since December 2016</b>	<b>(1.1%)</b>	<b>↓</b>



### ACTIVITY



Month	Adjusted Scheduled Activity (UDA)	
	2017	2018
April	429	570
May	1,494	1,800
June	2,530	2,668
July	4,036	3,862
August	4,714	4,732
September	6,165	5,482
October	7,503	6,730
November	8,905	8,077
December	9,984	9,281
January	11,122	
February	12,290	
March	13,779	
April	14,404	
May	14,404	
June	14,405	

### QUALITY

	Quantity	Base Number	Contract	AT	Region	England
% of FP17s for the same patient ID Re-attending within 3 months - Children	83	1,230	6.7%	10.5%	11.8%	12.0%
% of FP17s for the same patient ID Re-attending within 3 months - Adults	696	4,642	15.0%	14.2%	15.3%	15.9%
% of FP17s for the same patient ID Re-attending between 3 & 9 months - Children	843	1,230	68.5%	61.8%	59.1%	58.0%
% of FP17s for the same patient ID Re-attending between 3 & 9 months - Adults	3,036	4,642	65.4%	55.4%	51.5%	50.5%
% of FP17s for Band 1 Urgent Courses	450	5,529	8.1%	7.2%	8.0%	9.0%
% of FP17s Relating to Free Repair or Replacements	85	5,529	1.5%	0.8%	0.8%	0.8%
% of FP17s Relating to Continuations	75	5,529	1.4%	1.3%	1.1%	1.1%
% of Patients satisfied with the dentistry they have received	9	11	81.8%	91.8%	91.6%	91.5%
% of Patients satisfied with the time they had to wait for an appointment	11	11	100.0%	87.3%	88.3%	87.9%

\* This is based on patients treated on this contract for their most recent course of treatment. Figures in italics indicate the base number of FP17s or Patient Questionnaire responses are less than 100. N/A is shown where the base number of responses is less than 10 during the period. % is calculated as Quantity/Base number\*100

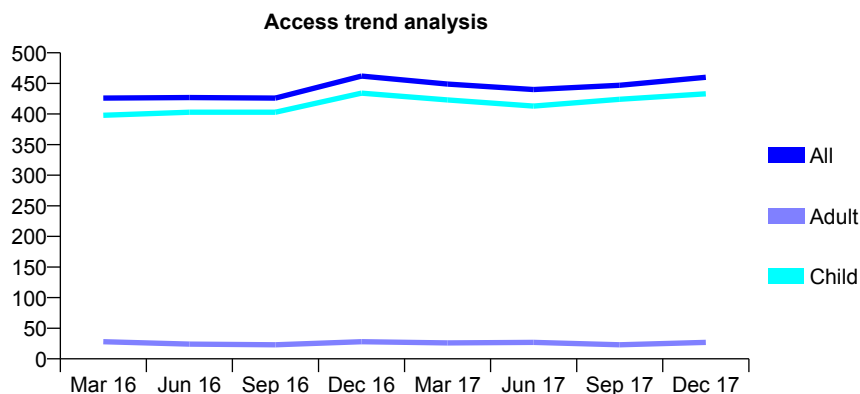
## Q55 - Vital Signs At a Glance Contract Report for 964778/0001 - December 2017

Name or company name	MR KS MISSAN
Contract type name	GDS Contract
Purpose of contract	General
Contract start date	01/06/2010
Contract end date	

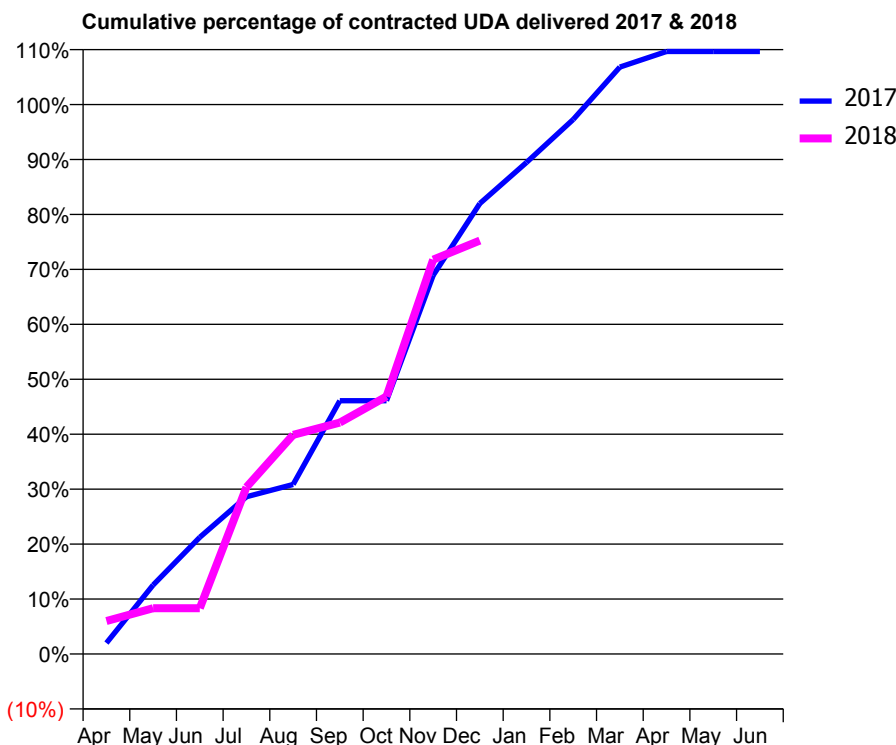
17/18 Contracted general activity (UDA)	950
Carry forward general activity (UDA)	-19
17/18 Contracted orthodontic activity (UOA)	0
Carry forward orthodontic activity (UOA)	0
Baseline contract value	£23,344.65

### ACCESS\*

Patients seen in 24 months	Total	Change since previous quarter
Quarter ending December 2016	462	
Quarter ending March 2017	449	↓
Quarter ending June 2017	440	↓
Quarter ending September 2017	447	→
Quarter ending December 2017	460	↑
<b>Variance since December 2016</b>	<b>(0.4%)</b>	→



### ACTIVITY



Month	Adjusted Scheduled Activity (UDA)	
	2017	2018
April	19	57
May	119	79
June	202	79
July	272	289
August	293	379
September	438	400
October	438	445
November	655	682
December	779	715
January	850	
February	924	
March	1,015	
April	1,042	
May	1,042	
June	1,042	

### QUALITY

	Quantity	Base Number	Contract	AT	Region	England
% of FP17s for the same patient ID Re-attending within 3 months - Children	26	458	5.7%	10.5%	11.8%	12.0%
% of FP17s for the same patient ID Re-attending within 3 months - Adults	2	14	14.3%	14.2%	15.3%	15.9%
% of FP17s for the same patient ID Re-attending between 3 & 9 months - Children	301	458	65.7%	61.8%	59.1%	58.0%
% of FP17s for the same patient ID Re-attending between 3 & 9 months - Adults	10	14	71.4%	55.4%	51.5%	50.5%
% of FP17s for Band 1 Urgent Courses	14	447	3.1%	7.2%	8.0%	9.0%
% of FP17s Relating to Free Repair or Replacements	0	447	0.0%	0.8%	0.8%	0.8%
% of FP17s Relating to Continuations	0	447	0.0%	1.3%	1.1%	1.1%
% of Patients satisfied with the dentistry they have received	2	2	N/A	91.8%	91.6%	91.5%
% of Patients satisfied with the time they had to wait for an appointment	2	2	N/A	87.3%	88.3%	87.9%

\* This is based on patients treated on this contract for their most recent course of treatment. Figures in italics indicate the base number of FP17s or Patient Questionnaire responses are less than 100. N/A is shown where the base number of responses is less than 10 during the period. % is calculated as Quantity/Base number\*100



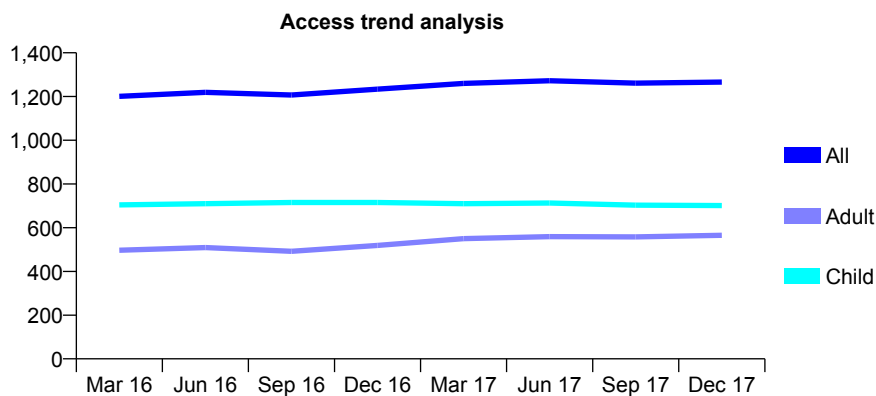
## Q55 - Vital Signs At a Glance Contract Report for 993840/0001 - December 2017

Name or company name	MR RB CANTILLON
Contract type name	GDS Contract
Purpose of contract	General
Contract start date	01/04/2006
Contract end date	

17/18 Contracted general activity (UDA)	3,221
Carry forward general activity (UDA)	-20
17/18 Contracted orthodontic activity (UOA)	0
Carry forward orthodontic activity (UOA)	0
Baseline contract value	£72,959.26

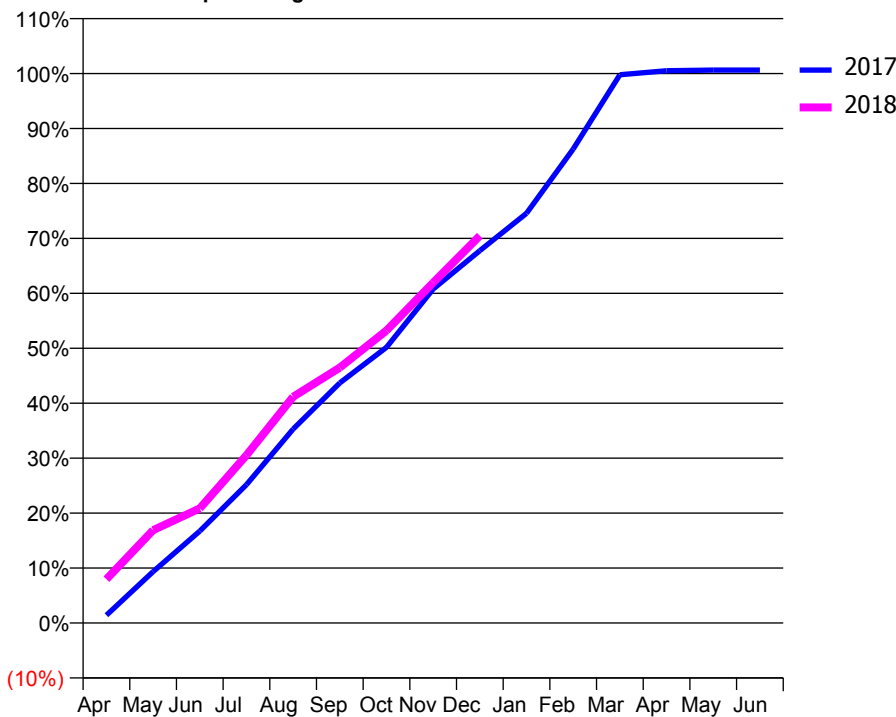
### ACCESS\*

Patients seen in 24 months	Total	Change since previous quarter
Quarter ending December 2016	1,234	
Quarter ending March 2017	1,260	↑
Quarter ending June 2017	1,272	→
Quarter ending September 2017	1,261	→
Quarter ending December 2017	1,266	→
<b>Variance since December 2016</b>	<b>2.6%</b>	<b>↑</b>



### ACTIVITY

Cumulative percentage of contracted UDA delivered 2017 & 2018



Month	Adjusted Scheduled Activity (UDA)	
	2017	2018
April	46	256
May	301	545
June	539	672
July	811	984
August	1,137	1,326
September	1,407	1,497
October	1,616	1,714
November	1,957	1,995
December	2,182	2,270
January	2,401	
February	2,778	
March	3,213	
April	3,237	
May	3,241	
June	3,241	

### QUALITY

	Quantity	Base Number	Contract	AT	Region	England
% of FP17s for the same patient ID Re-attending within 3 months - Children	61	858	7.1%	10.5%	11.8%	12.0%
% of FP17s for the same patient ID Re-attending within 3 months - Adults	80	579	13.8%	14.2%	15.3%	15.9%
% of FP17s for the same patient ID Re-attending between 3 & 9 months - Children	626	858	73.0%	61.8%	59.1%	58.0%
% of FP17s for the same patient ID Re-attending between 3 & 9 months - Adults	377	579	65.1%	55.4%	51.5%	50.5%
% of FP17s for Band 1 Urgent Courses	41	1,416	2.9%	7.2%	8.0%	9.0%
% of FP17s Relating to Free Repair or Replacements	4	1,416	0.3%	0.8%	0.8%	0.8%
% of FP17s Relating to Continuations	19	1,416	1.3%	1.3%	1.1%	1.1%
% of Patients satisfied with the dentistry they have received	2	2	N/A	91.8%	91.6%	91.5%
% of Patients satisfied with the time they had to wait for an appointment	2	2	N/A	87.3%	88.3%	87.9%

\* This is based on patients treated on this contract for their most recent course of treatment. Figures in italics indicate the base number of FP17s or Patient Questionnaire responses are less than 100. N/A is shown where the base number of responses is less than 10 during the period. % is calculated as Quantity/Base number\*100

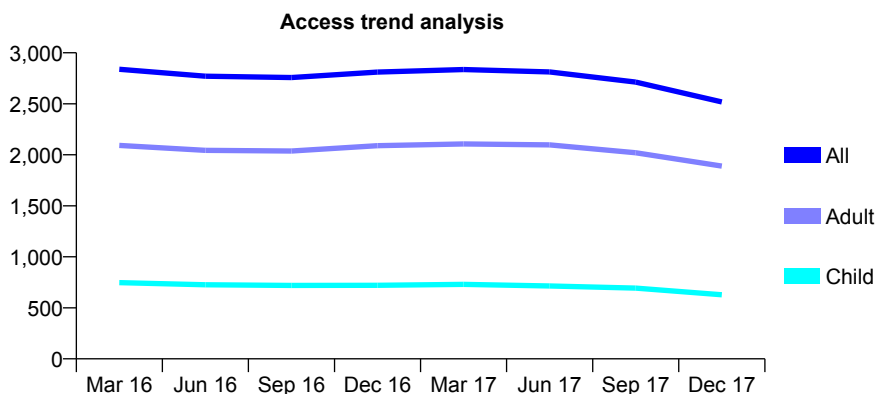
## Q55 - Vital Signs At a Glance Contract Report for 997277/0001 - December 2017

Name or company name	MR CA CUNNINGTON
Contract type name	GDS Contract
Purpose of contract	General and Orthodontic
Contract start date	01/04/2006
Contract end date	

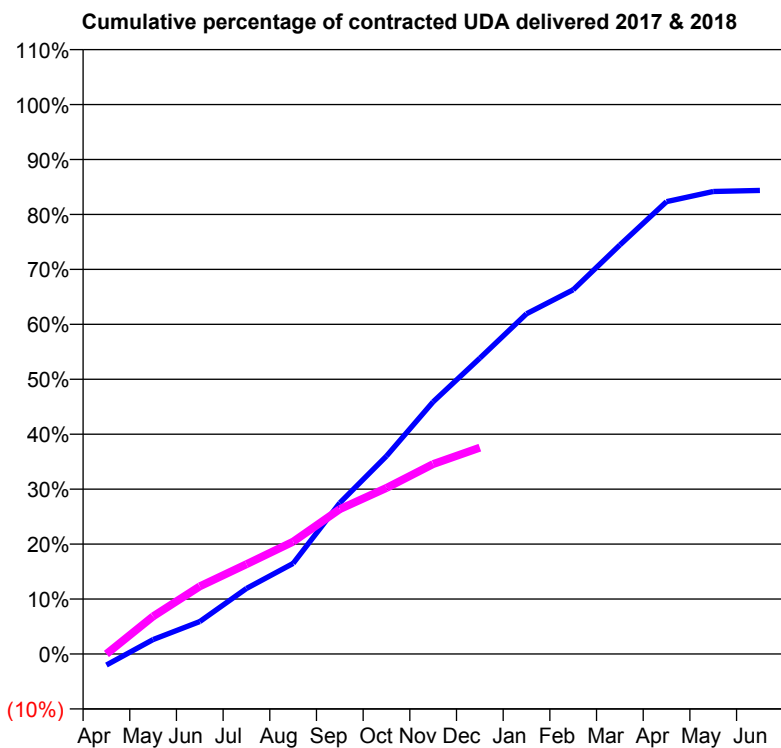
17/18 Contracted general activity (UDA)	10,740
Carry forward general activity (UDA)	0
17/18 Contracted orthodontic activity (UOA)	210
Carry forward orthodontic activity (UOA)	0
Baseline contract value	£250,412.02

### ACCESS\*

Patients seen in 24 months	Total	Change since previous quarter
Quarter ending December 2016	2,811	
Quarter ending March 2017	2,836	→
Quarter ending June 2017	2,813	→
Quarter ending September 2017	2,713	↓
Quarter ending December 2017	2,518	↓
<b>Variance since December 2016</b>	<b>(10.4%)</b>	<b>↓</b>



### ACTIVITY



Month	Adjusted Scheduled Activity (UDA)	
	2017	2018
April	-219	2
May	284	735
June	633	1,324
July	1,280	1,756
August	1,772	2,195
September	2,954	2,831
October	3,868	3,247
November	4,930	3,713
December	5,783	4,032
January	6,651	
February	7,118	
March	7,996	
April	8,842	
May	9,040	
June	9,062	

### QUALITY

	Quantity	Base Number	Contract	AT	Region	England
% of FP17s for the same patient ID Re-attending within 3 months - Children	41	632	6.5%	10.5%	11.8%	12.0%
% of FP17s for the same patient ID Re-attending within 3 months - Adults	115	1,843	6.2%	14.2%	15.3%	15.9%
% of FP17s for the same patient ID Re-attending between 3 & 9 months - Children	479	632	75.8%	61.8%	59.1%	58.0%
% of FP17s for the same patient ID Re-attending between 3 & 9 months - Adults	1,406	1,843	76.3%	55.4%	51.5%	50.5%
% of FP17s for Band 1 Urgent Courses	30	2,013	1.5%	7.2%	8.0%	9.0%
% of FP17s Relating to Free Repair or Replacements	5	2,013	0.2%	0.8%	0.8%	0.8%
% of FP17s Relating to Continuations	5	2,013	0.2%	1.3%	1.1%	1.1%
% of Patients satisfied with the dentistry they have received	8	8	N/A	91.8%	91.6%	91.5%
% of Patients satisfied with the time they had to wait for an appointment	7	8	N/A	87.3%	88.3%	87.9%

\* This is based on patients treated on this contract for their most recent course of treatment. Figures in italics indicate the base number of FP17s or Patient Questionnaire responses are less than 100. N/A is shown where the base number of responses is less than 10 during the period. % is calculated as Quantity/Base number\*100