

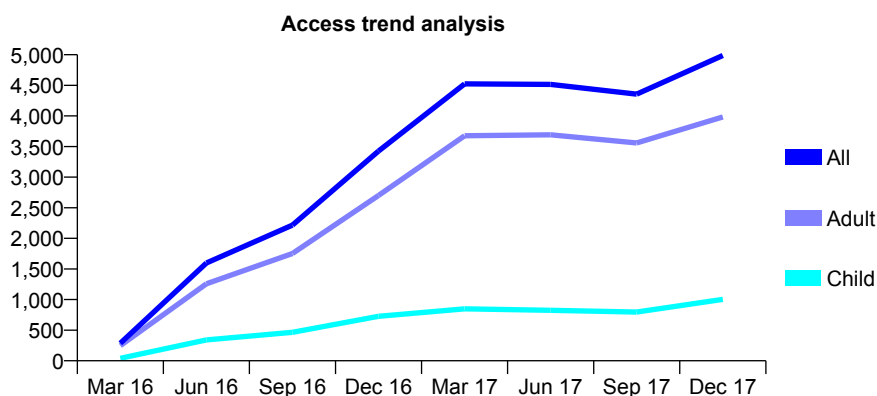
## Q56 - Vital Signs At a Glance Contract Report for 100010/0000 - December 2017

Name or company name	M and H Tehrani, Jinesh Vaghela, Jiten Vac
Contract type name	GDS Contract
Purpose of contract	General
Contract start date	01/02/2016
Contract end date	

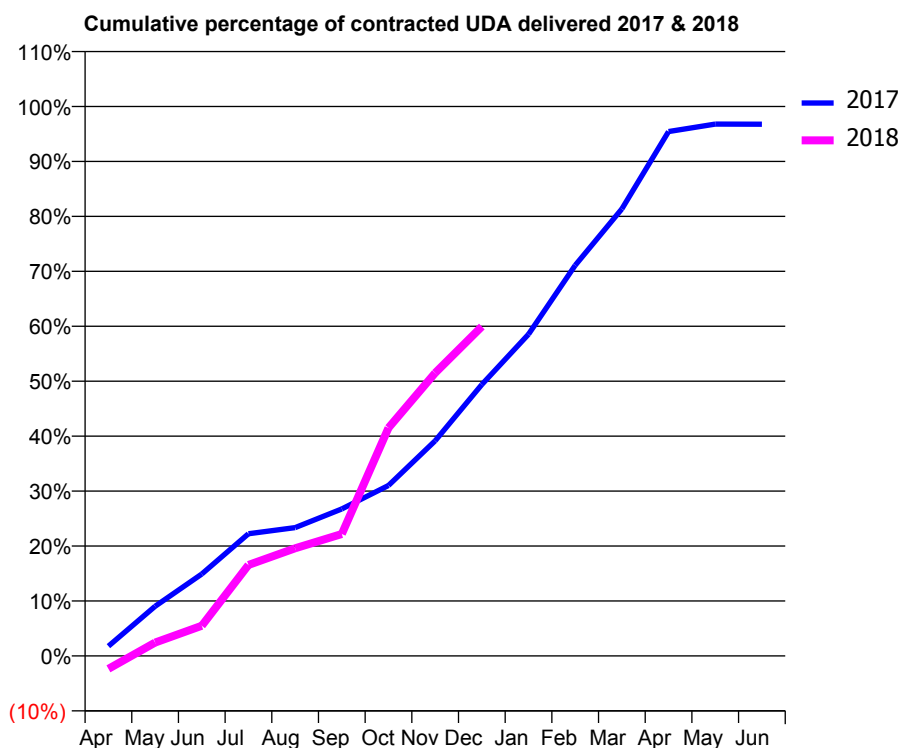
17/18 Contracted general activity (UDA)	11,500
Carry forward general activity (UDA)	372
17/18 Contracted orthodontic activity (UOA)	0
Carry forward orthodontic activity (UOA)	0
Baseline contract value	£279,550.27

### ACCESS\*

Patients seen in 24 months	Total	Change since previous quarter
Quarter ending December 2016	3,427	
Quarter ending March 2017	4,525	↑
Quarter ending June 2017	4,516	→
Quarter ending September 2017	4,356	↓
Quarter ending December 2017	4,987	↑
<b>Variance since December 2016</b>	<b>45.5%</b>	<b>↑</b>



### ACTIVITY



Month	Adjusted Scheduled Activity (UDA)	
	2017	2018
April	206	-271
May	1,038	281
June	1,716	632
July	2,559	1,904
August	2,685	2,253
September	3,078	2,552
October	3,568	4,772
November	4,503	5,924
December	5,682	6,893
January	6,733	
February	8,175	
March	9,355	
April	10,976	
May	11,131	
June	11,128	

### QUALITY

	Quantity	Base Number	Contract	AT	Region	England
% of FP17s for the same patient ID Re-attending within 3 months - Children	62	1,157	5.4%	11.1%	11.8%	12.0%
% of FP17s for the same patient ID Re-attending within 3 months - Adults	538	4,458	12.1%	14.5%	15.3%	15.9%
% of FP17s for the same patient ID Re-attending between 3 & 9 months - Children	470	1,157	40.6%	59.2%	59.1%	58.0%
% of FP17s for the same patient ID Re-attending between 3 & 9 months - Adults	1,747	4,458	39.2%	48.7%	51.5%	50.5%
% of FP17s for Band 1 Urgent Courses	343	3,491	9.8%	9.3%	8.0%	9.0%
% of FP17s Relating to Free Repair or Replacements	64	3,491	1.8%	0.8%	0.8%	0.8%
% of FP17s Relating to Continuations	25	3,491	0.7%	1.1%	1.1%	1.1%
% of Patients satisfied with the dentistry they have received	5	6	N/A	91.4%	91.6%	91.5%
% of Patients satisfied with the time they had to wait for an appointment	6	6	N/A	87.0%	88.3%	87.9%

\* This is based on patients treated on this contract for their most recent course of treatment. Figures in italics indicate the base number of FP17s or Patient Questionnaire responses are less than 100. N/A is shown where the base number of responses is less than 10 during the period. % is calculated as Quantity/Base number\*100

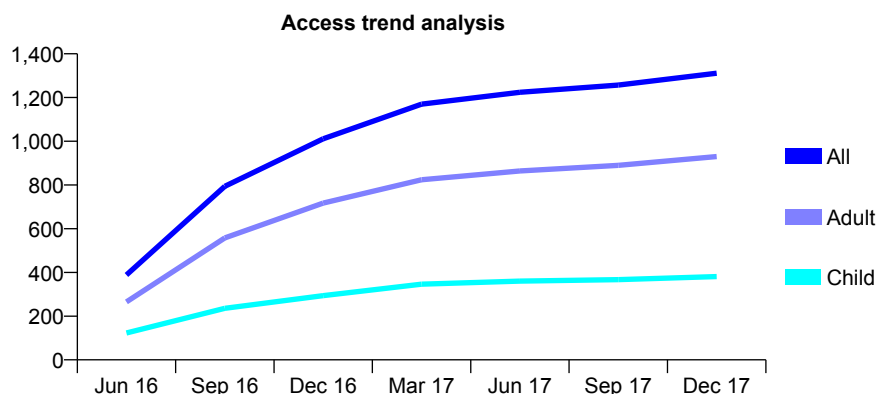
## Q56 - Vital Signs At a Glance Contract Report for 100036/0000 - December 2017

Name or company name	Dr Veehar Malde
Contract type name	GDS Contract
Purpose of contract	General
Contract start date	01/03/2016
Contract end date	

17/18 Contracted general activity (UDA)	4,029
Carry forward general activity (UDA)	42
17/18 Contracted orthodontic activity (UOA)	0
Carry forward orthodontic activity (UOA)	0
Baseline contract value	£100,728.54

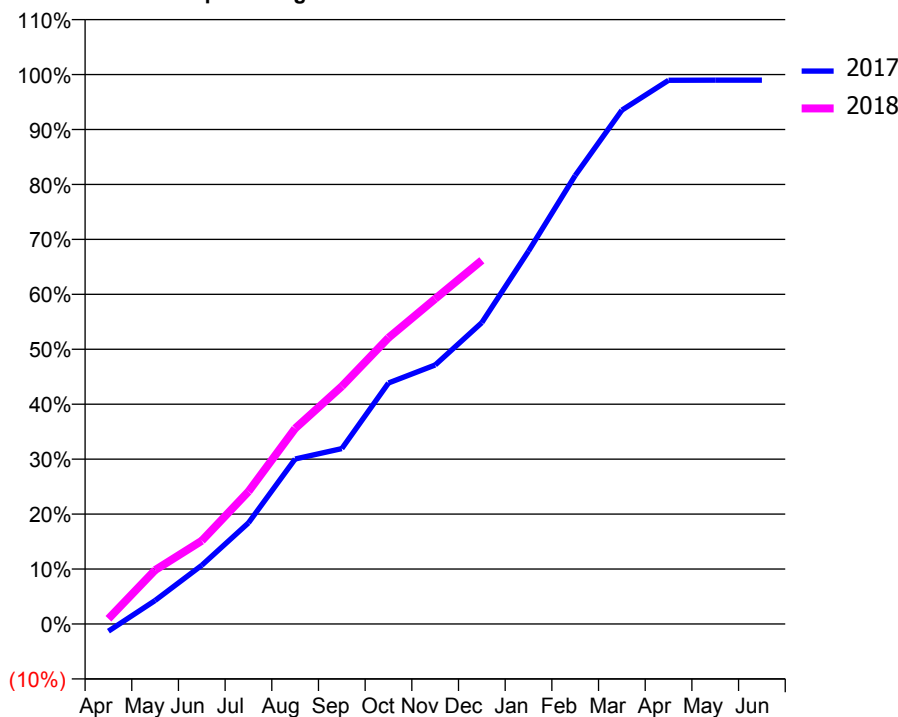
### ACCESS\*

Patients seen in 24 months	Total	Change since previous quarter
Quarter ending December 2016	1,011	
Quarter ending March 2017	1,170	↑
Quarter ending June 2017	1,224	↑
Quarter ending September 2017	1,257	↑
Quarter ending December 2017	1,311	↑
<b>Variance since December 2016</b>	<b>29.7%</b>	<b>↑</b>



### ACTIVITY

Cumulative percentage of contracted UDA delivered 2017 & 2018



Month	Adjusted Scheduled Activity (UDA)	
	2017	2018
April	-53	39
May	172	396
June	431	611
July	741	971
August	1,210	1,433
September	1,286	1,743
October	1,767	2,099
November	1,899	2,384
December	2,210	2,667
January	2,734	
February	3,289	
March	3,768	
April	3,986	
May	3,987	
June	3,987	

### QUALITY

	Quantity	Base Number	Contract	AT	Region	England
% of FP17s for the same patient ID Re-attending within 3 months - Children	36	465	7.7%	11.1%	11.8%	12.0%
% of FP17s for the same patient ID Re-attending within 3 months - Adults	110	981	11.2%	14.5%	15.3%	15.9%
% of FP17s for the same patient ID Re-attending between 3 & 9 months - Children	302	465	64.9%	59.2%	59.1%	58.0%
% of FP17s for the same patient ID Re-attending between 3 & 9 months - Adults	602	981	61.4%	48.7%	51.5%	50.5%
% of FP17s for Band 1 Urgent Courses	55	1,367	4.0%	9.3%	8.0%	9.0%
% of FP17s Relating to Free Repair or Replacements	3	1,367	0.2%	0.8%	0.8%	0.8%
% of FP17s Relating to Continuations	10	1,367	0.7%	1.1%	1.1%	1.1%
% of Patients satisfied with the dentistry they have received	1	2	N/A	91.4%	91.6%	91.5%
% of Patients satisfied with the time they had to wait for an appointment	1	2	N/A	87.0%	88.3%	87.9%

\* This is based on patients treated on this contract for their most recent course of treatment. Figures in italics indicate the base number of FP17s or Patient Questionnaire responses are less than 100. N/A is shown where the base number of responses is less than 10 during the period. % is calculated as Quantity/Base number\*100

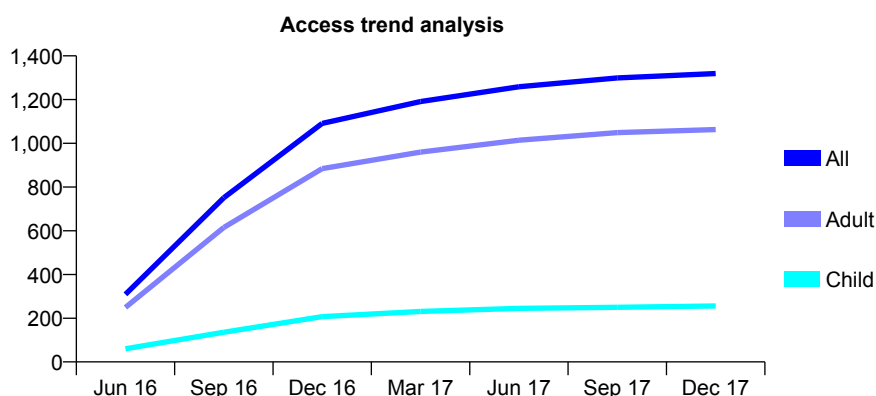
## Q56 - Vital Signs At a Glance Contract Report for 100128/0000 - December 2017

Name or company name	Rookwood Dental Practice
Contract type name	GDS Contract
Purpose of contract	General
Contract start date	06/04/2016
Contract end date	

17/18 Contracted general activity (UDA)	3,939
Carry forward general activity (UDA)	-7
17/18 Contracted orthodontic activity (UOA)	0
Carry forward orthodontic activity (UOA)	0
Baseline contract value	£101,285.15

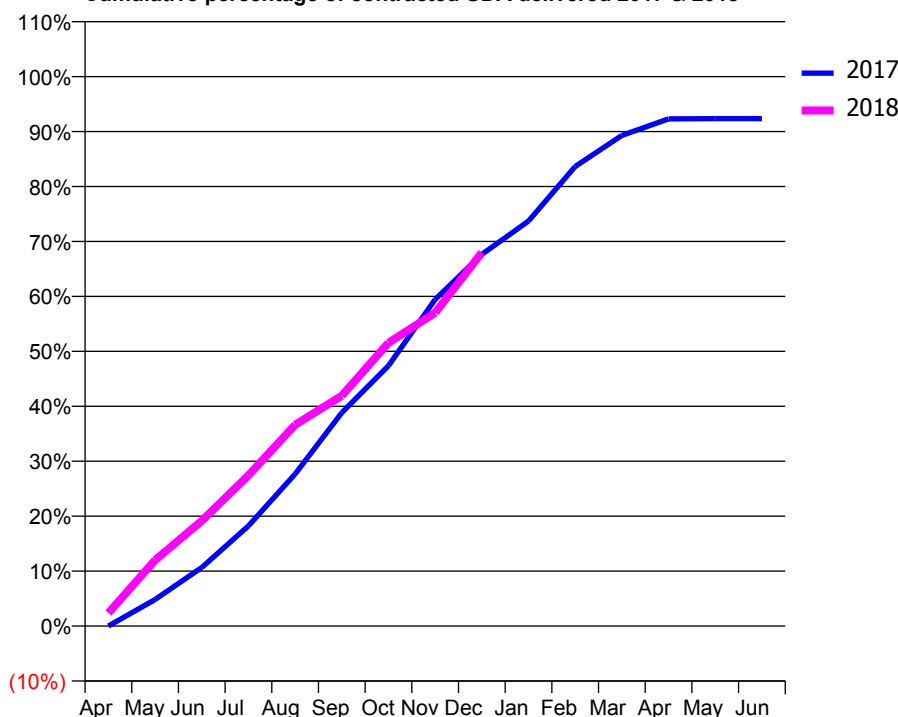
### ACCESS\*

Patients seen in 24 months	Total	Change since previous quarter
Quarter ending December 2016	1,091	
Quarter ending March 2017	1,191	↑
Quarter ending June 2017	1,259	↑
Quarter ending September 2017	1,299	↑
Quarter ending December 2017	1,319	→
<b>Variance since December 2016</b>	<b>20.9%</b>	<b>↑</b>



### ACTIVITY

Cumulative percentage of contracted UDA delivered 2017 & 2018



Month	Adjusted Scheduled Activity (UDA)	
	2017	2018
April	0	94
May	188	473
June	414	755
July	708	1,081
August	1,075	1,443
September	1,509	1,652
October	1,840	2,031
November	2,309	2,246
December	2,627	2,678
January	2,863	
February	3,248	
March	3,468	
April	3,585	
May	3,587	
June	3,587	

### QUALITY

	Quantity	Base Number	Contract	AT	Region	England
% of FP17s for the same patient ID Re-attending within 3 months - Children	24	292	8.2%	11.1%	11.8%	12.0%
% of FP17s for the same patient ID Re-attending within 3 months - Adults	110	1,127	9.8%	14.5%	15.3%	15.9%
% of FP17s for the same patient ID Re-attending between 3 & 9 months - Children	185	292	63.4%	59.2%	59.1%	58.0%
% of FP17s for the same patient ID Re-attending between 3 & 9 months - Adults	621	1,127	55.1%	48.7%	51.5%	50.5%
% of FP17s for Band 1 Urgent Courses	54	1,371	3.9%	9.3%	8.0%	9.0%
% of FP17s Relating to Free Repair or Replacements	13	1,371	0.9%	0.8%	0.8%	0.8%
% of FP17s Relating to Continuations	6	1,371	0.4%	1.1%	1.1%	1.1%
% of Patients satisfied with the dentistry they have received	9	9	N/A	91.4%	91.6%	91.5%
% of Patients satisfied with the time they had to wait for an appointment	8	9	N/A	87.0%	88.3%	87.9%

\* This is based on patients treated on this contract for their most recent course of treatment. Figures in italics indicate the base number of FP17s or Patient Questionnaire responses are less than 100. N/A is shown where the base number of responses is less than 10 during the period. % is calculated as Quantity/Base number\*100

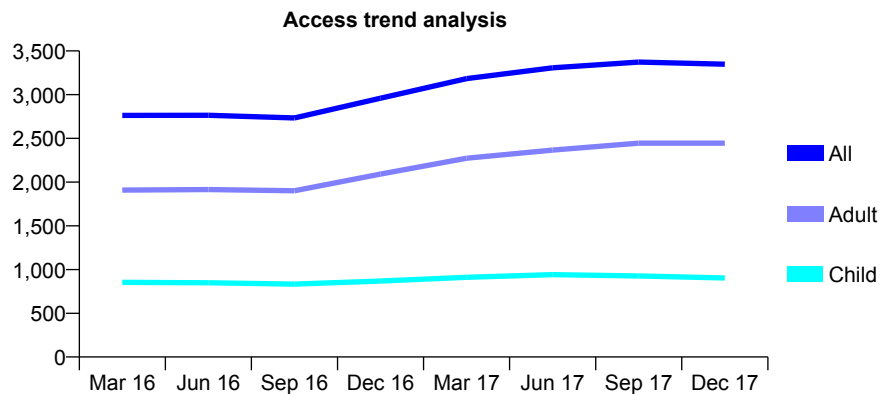
## Q56 - Vital Signs At a Glance Contract Report for 101281/0029 - December 2017

Name or company name	OASIS DENTAL CARE LTD
Contract type name	GDS Contract
Purpose of contract	General
Contract start date	01/04/2006
Contract end date	

17/18 Contracted general activity (UDA)	7,953
Carry forward general activity (UDA)	0
17/18 Contracted orthodontic activity (UOA)	0
Carry forward orthodontic activity (UOA)	0
Baseline contract value	£195,106.52

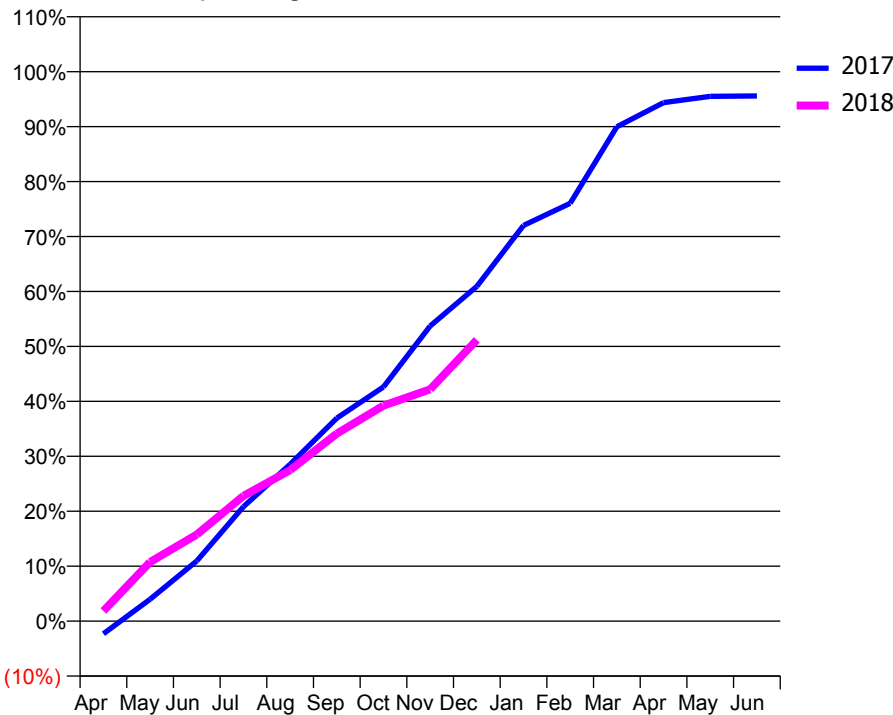
### ACCESS\*

Patients seen in 24 months	Total	Change since previous quarter
Quarter ending December 2016	2,959	
Quarter ending March 2017	3,184	↑
Quarter ending June 2017	3,307	↑
Quarter ending September 2017	3,372	→
Quarter ending December 2017	3,348	→
<b>Variance since December 2016</b>	<b>13.1%</b>	<b>↑</b>



### ACTIVITY

Cumulative percentage of contracted UDA delivered 2017 & 2018



Month	Adjusted Scheduled Activity (UDA)	
	2017	2018
April	-184	148
May	318	856
June	872	1,253
July	1,658	1,814
August	2,271	2,186
September	2,939	2,715
October	3,391	3,119
November	4,272	3,355
December	4,845	4,071
January	5,726	
February	6,048	
March	7,155	
April	7,504	
May	7,596	
June	7,601	

### QUALITY

	Quantity	Base Number	Contract	AT	Region	England
% of FP17s for the same patient ID Re-attending within 3 months - Children	74	787	9.4%	11.1%	11.8%	12.0%
% of FP17s for the same patient ID Re-attending within 3 months - Adults	250	1,759	14.2%	14.5%	15.3%	15.9%
% of FP17s for the same patient ID Re-attending between 3 & 9 months - Children	455	787	57.8%	59.2%	59.1%	58.0%
% of FP17s for the same patient ID Re-attending between 3 & 9 months - Adults	783	1,759	44.5%	48.7%	51.5%	50.5%
% of FP17s for Band 1 Urgent Courses	170	2,319	7.3%	9.3%	8.0%	9.0%
% of FP17s Relating to Free Repair or Replacements	11	2,319	0.5%	0.8%	0.8%	0.8%
% of FP17s Relating to Continuations	62	2,319	2.7%	1.1%	1.1%	1.1%
% of Patients satisfied with the dentistry they have received	0	0	N/A	91.4%	91.6%	91.5%
% of Patients satisfied with the time they had to wait for an appointment	0	0	N/A	87.0%	88.3%	87.9%

\* This is based on patients treated on this contract for their most recent course of treatment. Figures in italics indicate the base number of FP17s or Patient Questionnaire responses are less than 100. N/A is shown where the base number of responses is less than 10 during the period. % is calculated as Quantity/Base number\*100

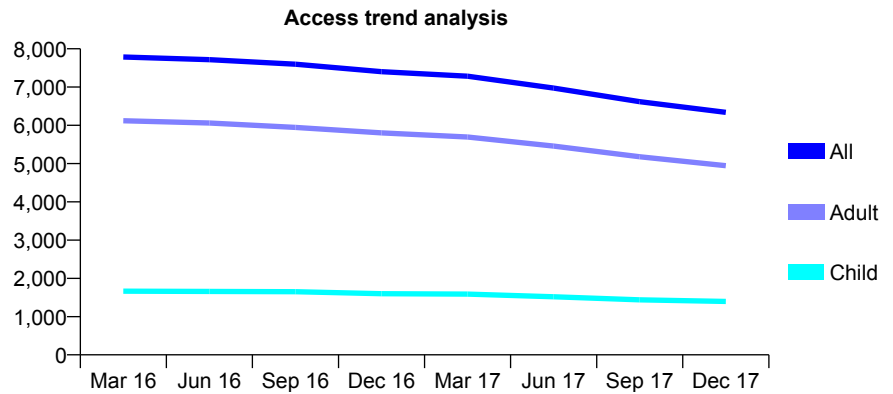
## Q56 - Vital Signs At a Glance Contract Report for 101281/0058 - December 2017

Name or company name	OASIS DENTAL CARE LTD
Contract type name	GDS Contract
Purpose of contract	General and Orthodontic
Contract start date	01/04/2006
Contract end date	

17/18 Contracted general activity (UDA)	23,334
Carry forward general activity (UDA)	0
17/18 Contracted orthodontic activity (UOA)	383
Carry forward orthodontic activity (UOA)	-8
Baseline contract value	£568,383.66

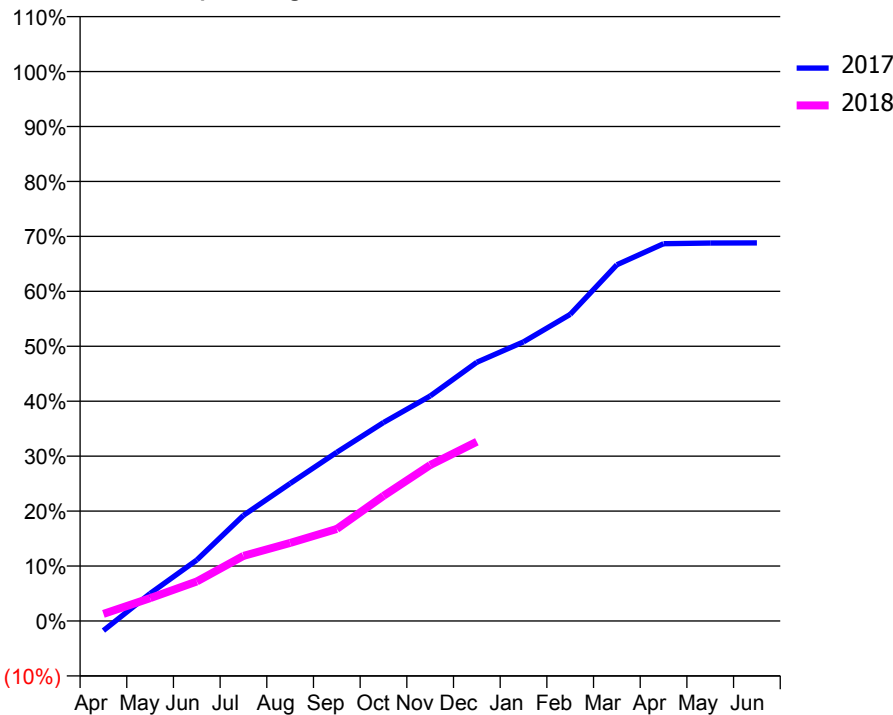
### ACCESS\*

Patients seen in 24 months	Total	Change since previous quarter
Quarter ending December 2016	7,401	
Quarter ending March 2017	7,283	↓
Quarter ending June 2017	6,975	↓
Quarter ending September 2017	6,617	↓
Quarter ending December 2017	6,340	↓
<b>Variance since December 2016</b>	<b>(14.3%)</b>	<b>↓</b>



### ACTIVITY

Cumulative percentage of contracted UDA delivered 2017 & 2018



Month	Adjusted Scheduled Activity (UDA)	
	2017	2018
April	-412	302
May	1,170	970
June	2,593	1,680
July	4,490	2,765
August	5,838	3,317
September	7,165	3,910
October	8,428	5,313
November	9,556	6,620
December	10,988	7,614
January	11,854	
February	13,023	
March	15,128	
April	16,023	
May	16,048	
June	16,055	

### QUALITY

	Quantity	Base Number	Contract	AT	Region	England
% of FP17s for the same patient ID Re-attending within 3 months - Children	73	1,260	5.8%	11.1%	11.8%	12.0%
% of FP17s for the same patient ID Re-attending within 3 months - Adults	480	3,889	12.3%	14.5%	15.3%	15.9%
% of FP17s for the same patient ID Re-attending between 3 & 9 months - Children	797	1,260	63.3%	59.2%	59.1%	58.0%
% of FP17s for the same patient ID Re-attending between 3 & 9 months - Adults	2,261	3,889	58.1%	48.7%	51.5%	50.5%
% of FP17s for Band 1 Urgent Courses	462	4,671	9.9%	9.3%	8.0%	9.0%
% of FP17s Relating to Free Repair or Replacements	36	4,671	0.8%	0.8%	0.8%	0.8%
% of FP17s Relating to Continuations	57	4,671	1.2%	1.1%	1.1%	1.1%
% of Patients satisfied with the dentistry they have received	11	11	100.0%	91.4%	91.6%	91.5%
% of Patients satisfied with the time they had to wait for an appointment	8	11	72.7%	87.0%	88.3%	87.9%

\* This is based on patients treated on this contract for their most recent course of treatment. Figures in italics indicate the base number of FP17s or Patient Questionnaire responses are less than 100. N/A is shown where the base number of responses is less than 10 during the period. % is calculated as Quantity/Base number\*100

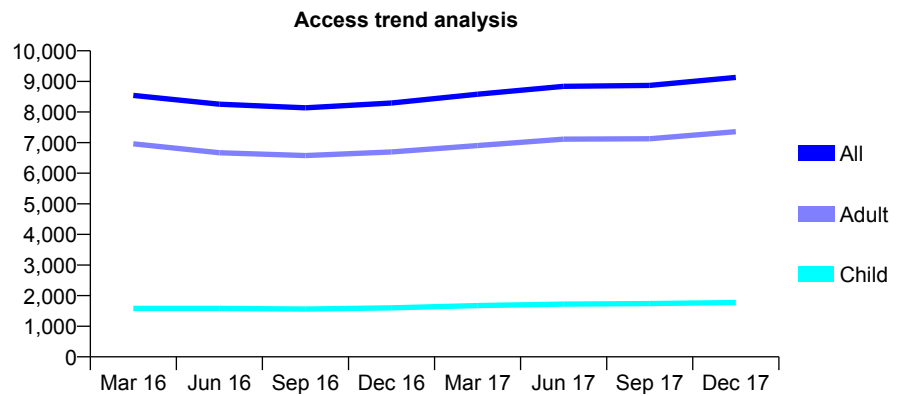
## Q56 - Vital Signs At a Glance Contract Report for 101281/0195 - December 2017

Name or company name	OASIS DENTAL CARE LTD
Contract type name	GDS Contract
Purpose of contract	General
Contract start date	13/02/2009
Contract end date	

17/18 Contracted general activity (UDA)	28,270
Carry forward general activity (UDA)	0
17/18 Contracted orthodontic activity (UOA)	0
Carry forward orthodontic activity (UOA)	0
Baseline contract value	£652,196.81

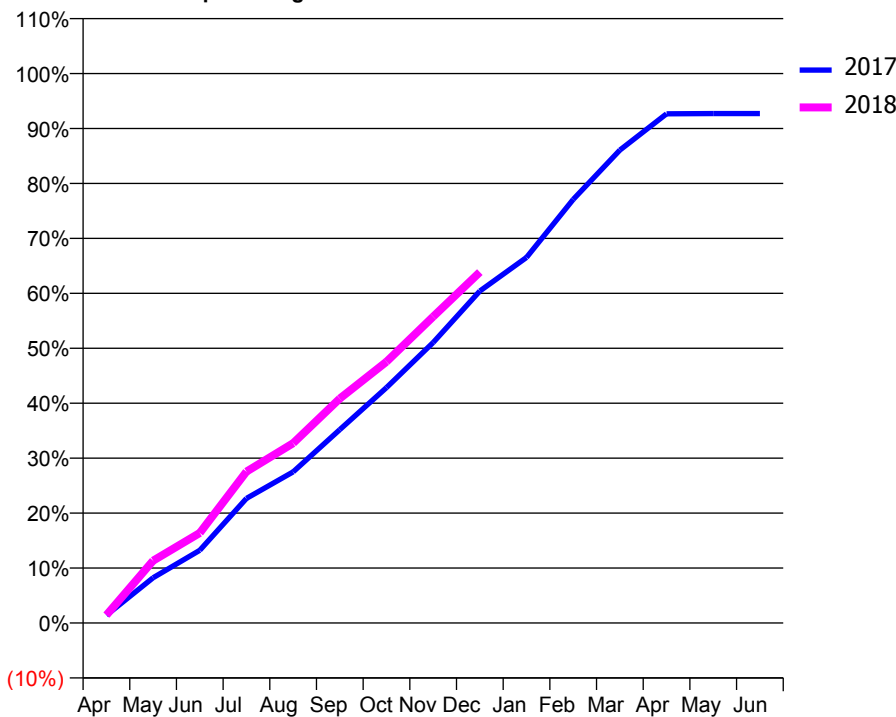
### ACCESS\*

Patients seen in 24 months	Total	Change since previous quarter
Quarter ending December 2016	8,296	
Quarter ending March 2017	8,582	↑
Quarter ending June 2017	8,840	↑
Quarter ending September 2017	8,870	→
Quarter ending December 2017	9,131	↑
<b>Variance since December 2016</b>	<b>10.1%</b>	<b>↑</b>



### ACTIVITY

Cumulative percentage of contracted UDA delivered 2017 & 2018



Month	Adjusted Scheduled Activity (UDA)	
	2017	2018
April	400	409
May	2,328	3,208
June	3,745	4,633
July	6,410	7,786
August	7,776	9,252
September	9,950	11,546
October	12,109	13,442
November	14,431	15,760
December	17,076	18,051
January	18,805	
February	21,794	
March	24,329	
April	26,196	
May	26,206	
June	26,208	

### QUALITY

	Quantity	Base Number	Contract	AT	Region	England
% of FP17s for the same patient ID Re-attending within 3 months - Children	107	1,873	5.7%	11.1%	11.8%	12.0%
% of FP17s for the same patient ID Re-attending within 3 months - Adults	1,223	8,131	15.0%	14.5%	15.3%	15.9%
% of FP17s for the same patient ID Re-attending between 3 & 9 months - Children	1,093	1,873	58.4%	59.2%	59.1%	58.0%
% of FP17s for the same patient ID Re-attending between 3 & 9 months - Adults	4,548	8,131	55.9%	48.7%	51.5%	50.5%
% of FP17s for Band 1 Urgent Courses	965	9,312	10.4%	9.3%	8.0%	9.0%
% of FP17s Relating to Free Repair or Replacements	170	9,312	1.8%	0.8%	0.8%	0.8%
% of FP17s Relating to Continuations	158	9,312	1.7%	1.1%	1.1%	1.1%
% of Patients satisfied with the dentistry they have received	21	24	87.5%	91.4%	91.6%	91.5%
% of Patients satisfied with the time they had to wait for an appointment	22	24	91.7%	87.0%	88.3%	87.9%

\* This is based on patients treated on this contract for their most recent course of treatment. Figures in italics indicate the base number of FP17s or Patient Questionnaire responses are less than 100. N/A is shown where the base number of responses is less than 10 during the period. % is calculated as Quantity/Base number\*100

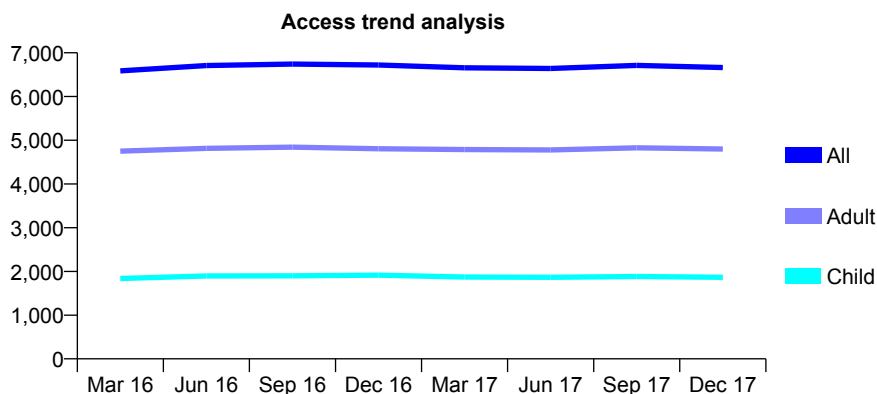
## Q56 - Vital Signs At a Glance Contract Report for 101281/0198 - December 2017

Name or company name	OASIS DENTAL CARE LTD
Contract type name	PDS Contract
Purpose of contract	General
Contract start date	27/04/2009
Contract end date	31/03/2020

17/18 Contracted general activity (UDA)	17,904
Carry forward general activity (UDA)	-104
17/18 Contracted orthodontic activity (UOA)	0
Carry forward orthodontic activity (UOA)	0
Baseline contract value	£413,057.99

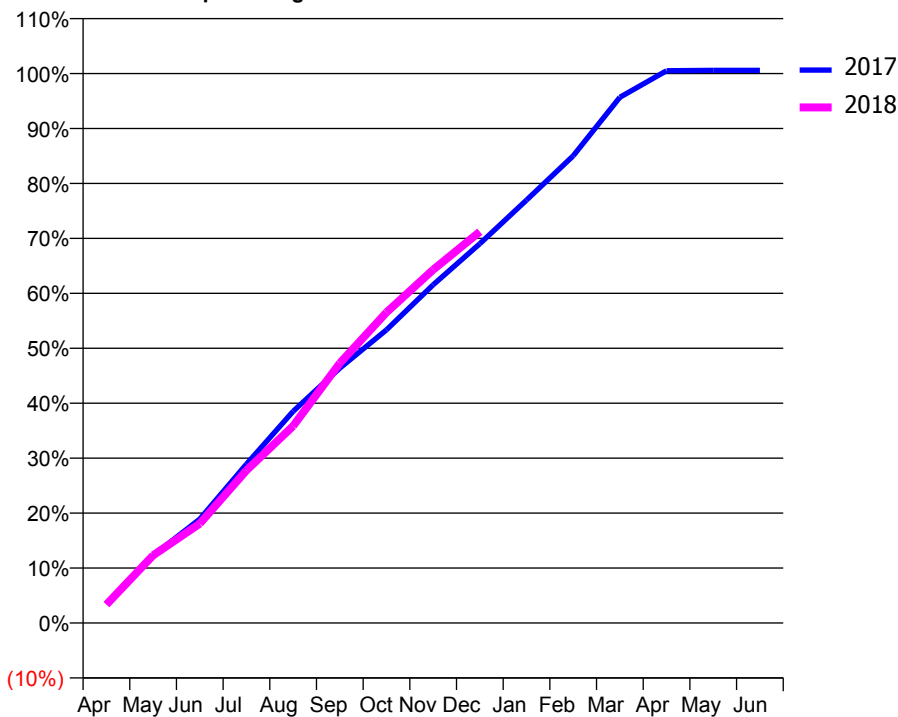
### ACCESS\*

Patients seen in 24 months	Total	Change since previous quarter
Quarter ending December 2016	6,721	
Quarter ending March 2017	6,658	→
Quarter ending June 2017	6,643	→
Quarter ending September 2017	6,712	→
Quarter ending December 2017	6,662	→
<b>Variance since December 2016</b>	<b>(0.9%)</b>	→



### ACTIVITY

Cumulative percentage of contracted UDA delivered 2017 & 2018



Month	Adjusted Scheduled Activity (UDA)	
	2017	2018
April	620	602
May	2,205	2,203
June	3,387	3,241
July	5,178	4,971
August	6,897	6,420
September	8,305	8,466
October	9,550	10,120
November	11,018	11,512
December	12,360	12,751
January	13,779	
February	15,221	
March	17,127	
April	17,992	
May	18,007	
June	18,008	

### QUALITY

	Quantity	Base Number	Contract	AT	Region	England
% of FP17s for the same patient ID Re-attending within 3 months - Children	174	2,182	8.0%	11.1%	11.8%	12.0%
% of FP17s for the same patient ID Re-attending within 3 months - Adults	847	5,362	15.8%	14.5%	15.3%	15.9%
% of FP17s for the same patient ID Re-attending between 3 & 9 months - Children	1,448	2,182	66.4%	59.2%	59.1%	58.0%
% of FP17s for the same patient ID Re-attending between 3 & 9 months - Adults	3,058	5,362	57.0%	48.7%	51.5%	50.5%
% of FP17s for Band 1 Urgent Courses	444	7,088	6.3%	9.3%	8.0%	9.0%
% of FP17s Relating to Free Repair or Replacements	173	7,088	2.4%	0.8%	0.8%	0.8%
% of FP17s Relating to Continuations	151	7,088	2.1%	1.1%	1.1%	1.1%
% of Patients satisfied with the dentistry they have received	14	14	100.0%	91.4%	91.6%	91.5%
% of Patients satisfied with the time they had to wait for an appointment	13	14	92.9%	87.0%	88.3%	87.9%

\* This is based on patients treated on this contract for their most recent course of treatment. Figures in italics indicate the base number of FP17s or Patient Questionnaire responses are less than 100. N/A is shown where the base number of responses is less than 10 during the period. % is calculated as Quantity/Base number\*100



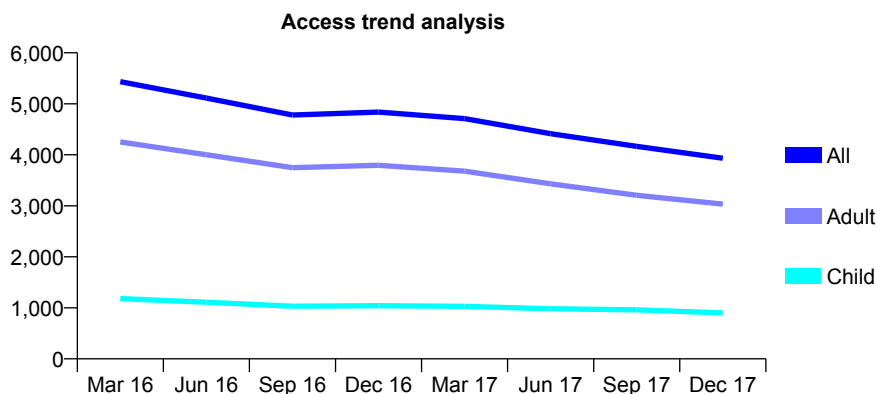
## Q56 - Vital Signs At a Glance Contract Report for 101338/0075 - December 2017

Name or company name	Whitecross Dental Care Limited
Contract type name	GDS Contract
Purpose of contract	General and Orthodontic
Contract start date	09/03/2009
Contract end date	

17/18 Contracted general activity (UDA)	13,187
Carry forward general activity (UDA)	104
17/18 Contracted orthodontic activity (UOA)	2,960
Carry forward orthodontic activity (UOA)	0
Baseline contract value	£514,158.93

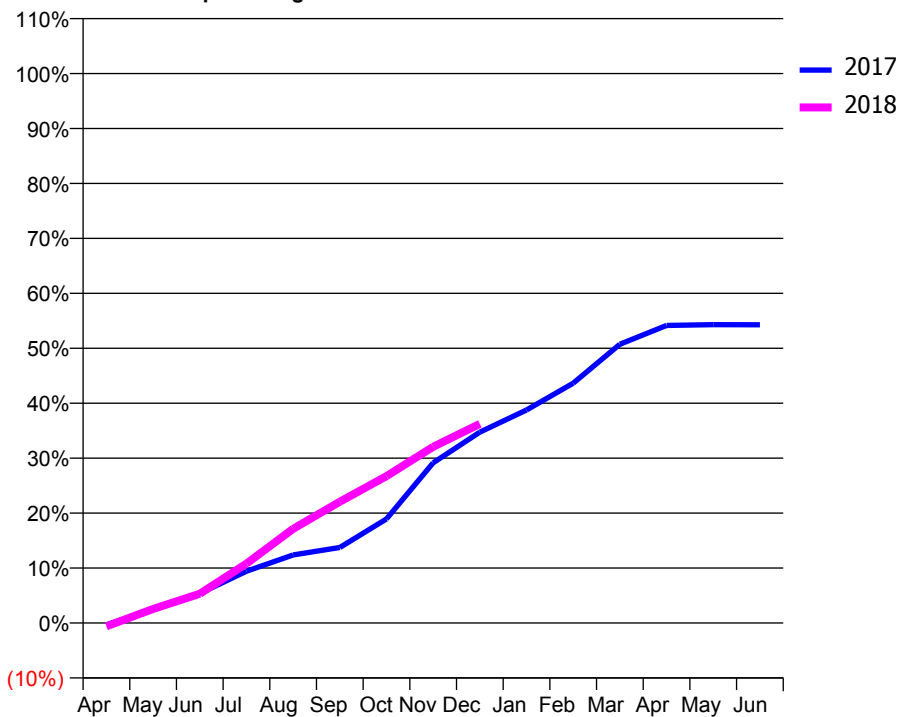
### ACCESS\*

Patients seen in 24 months	Total	Change since previous quarter
Quarter ending December 2016	4,838	
Quarter ending March 2017	4,710	↓
Quarter ending June 2017	4,415	↓
Quarter ending September 2017	4,166	↓
Quarter ending December 2017	3,934	↓
<b>Variance since December 2016</b>	<b>(18.7%)</b>	<b>↓</b>



### ACTIVITY

Cumulative percentage of contracted UDA delivered 2017 & 2018



Month	Adjusted Scheduled Activity (UDA)	
	2017	2018
April	-47	-83
May	329	336
June	709	702
July	1,242	1,425
August	1,633	2,261
September	1,811	2,910
October	2,498	3,524
November	3,846	4,230
December	4,580	4,781
January	5,111	
February	5,756	
March	6,689	
April	7,140	
May	7,160	
June	7,157	

### QUALITY

	Quantity	Base Number	Contract	AT	Region	England
% of FP17s for the same patient ID Re-attending within 3 months - Children	43	717	6.0%	11.1%	11.8%	12.0%
% of FP17s for the same patient ID Re-attending within 3 months - Adults	151	1,770	8.5%	14.5%	15.3%	15.9%
% of FP17s for the same patient ID Re-attending between 3 & 9 months - Children	237	717	33.1%	59.2%	59.1%	58.0%
% of FP17s for the same patient ID Re-attending between 3 & 9 months - Adults	561	1,770	31.7%	48.7%	51.5%	50.5%
% of FP17s for Band 1 Urgent Courses	169	2,190	7.7%	9.3%	8.0%	9.0%
% of FP17s Relating to Free Repair or Replacements	11	2,190	0.5%	0.8%	0.8%	0.8%
% of FP17s Relating to Continuations	35	2,190	1.6%	1.1%	1.1%	1.1%
% of Patients satisfied with the dentistry they have received	2	3	N/A	91.4%	91.6%	91.5%
% of Patients satisfied with the time they had to wait for an appointment	2	3	N/A	87.0%	88.3%	87.9%

\* This is based on patients treated on this contract for their most recent course of treatment. Figures in italics indicate the base number of FP17s or Patient Questionnaire responses are less than 100. N/A is shown where the base number of responses is less than 10 during the period. % is calculated as Quantity/Base number\*100



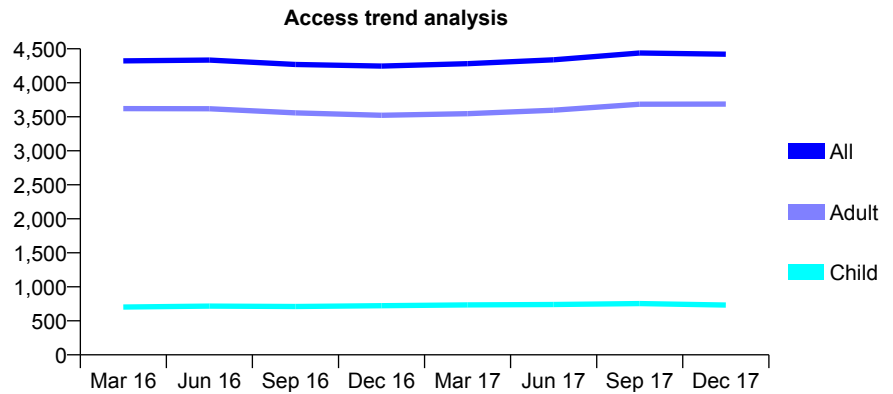
## Q56 - Vital Signs At a Glance Contract Report for 101338/0092 - December 2017

Name or company name	Whitecross Dental Care Limited
Contract type name	GDS Contract
Purpose of contract	General
Contract start date	28/07/2009
Contract end date	

17/18 Contracted general activity (UDA)	13,186
Carry forward general activity (UDA)	0
17/18 Contracted orthodontic activity (UOA)	0
Carry forward orthodontic activity (UOA)	0
Baseline contract value	£336,122.27

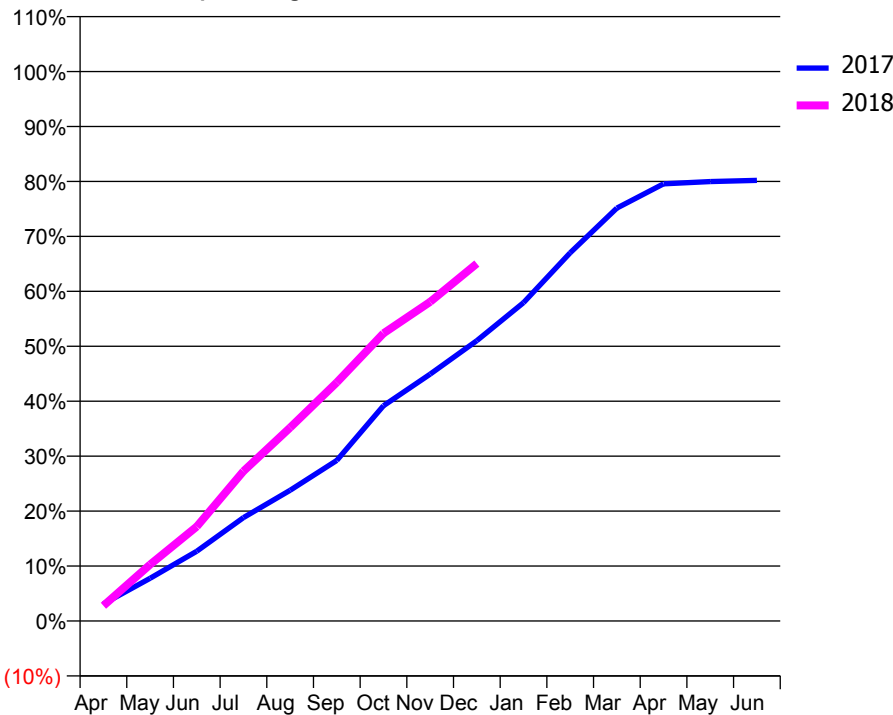
### ACCESS\*

Patients seen in 24 months	Total	Change since previous quarter
Quarter ending December 2016	4,246	
Quarter ending March 2017	4,282	→
Quarter ending June 2017	4,338	→
Quarter ending September 2017	4,439	↑
Quarter ending December 2017	4,421	→
<b>Variance since December 2016</b>	<b>4.1%</b>	<b>↑</b>



### ACTIVITY

Cumulative percentage of contracted UDA delivered 2017 & 2018



Month	Adjusted Scheduled Activity (UDA)	
	2017	2018
April	412	365
May	1,026	1,354
June	1,675	2,268
July	2,481	3,594
August	3,136	4,643
September	3,854	5,726
October	5,167	6,904
November	5,924	7,657
December	6,729	8,578
January	7,641	
February	8,836	
March	9,908	
April	10,491	
May	10,546	
June	10,573	

### QUALITY

	Quantity	Base Number	Contract	AT	Region	England
% of FP17s for the same patient ID Re-attending within 3 months - Children	21	605	3.5%	11.1%	11.8%	12.0%
% of FP17s for the same patient ID Re-attending within 3 months - Adults	424	3,148	13.5%	14.5%	15.3%	15.9%
% of FP17s for the same patient ID Re-attending between 3 & 9 months - Children	251	605	41.5%	59.2%	59.1%	58.0%
% of FP17s for the same patient ID Re-attending between 3 & 9 months - Adults	1,180	3,148	37.5%	48.7%	51.5%	50.5%
% of FP17s for Band 1 Urgent Courses	392	3,490	11.2%	9.3%	8.0%	9.0%
% of FP17s Relating to Free Repair or Replacements	6	3,490	0.2%	0.8%	0.8%	0.8%
% of FP17s Relating to Continuations	36	3,490	1.0%	1.1%	1.1%	1.1%
% of Patients satisfied with the dentistry they have received	4	4	N/A	91.4%	91.6%	91.5%
% of Patients satisfied with the time they had to wait for an appointment	4	4	N/A	87.0%	88.3%	87.9%

\* This is based on patients treated on this contract for their most recent course of treatment. Figures in italics indicate the base number of FP17s or Patient Questionnaire responses are less than 100. N/A is shown where the base number of responses is less than 10 during the period. % is calculated as Quantity/Base number\*100

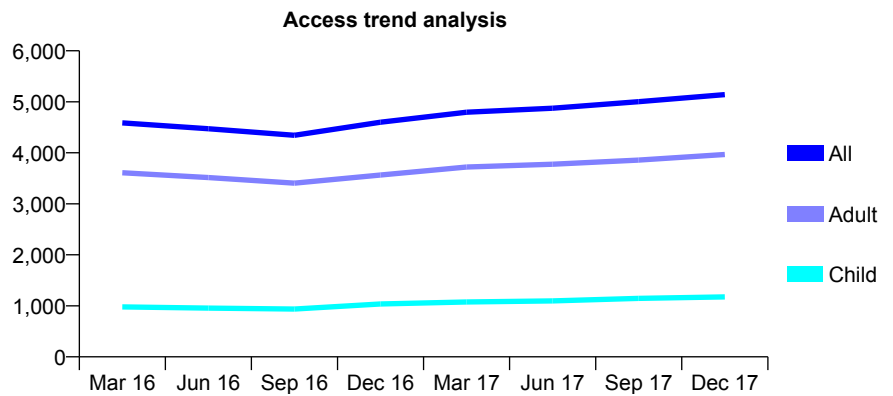
## Q56 - Vital Signs At a Glance Contract Report for 101338/0101 - December 2017

Name or company name	Whitecross Dental Care Limited
Contract type name	GDS Contract
Purpose of contract	General
Contract start date	01/10/2009
Contract end date	

17/18 Contracted general activity (UDA)	14,000
Carry forward general activity (UDA)	0
17/18 Contracted orthodontic activity (UOA)	0
Carry forward orthodontic activity (UOA)	0
Baseline contract value	£348,608.64

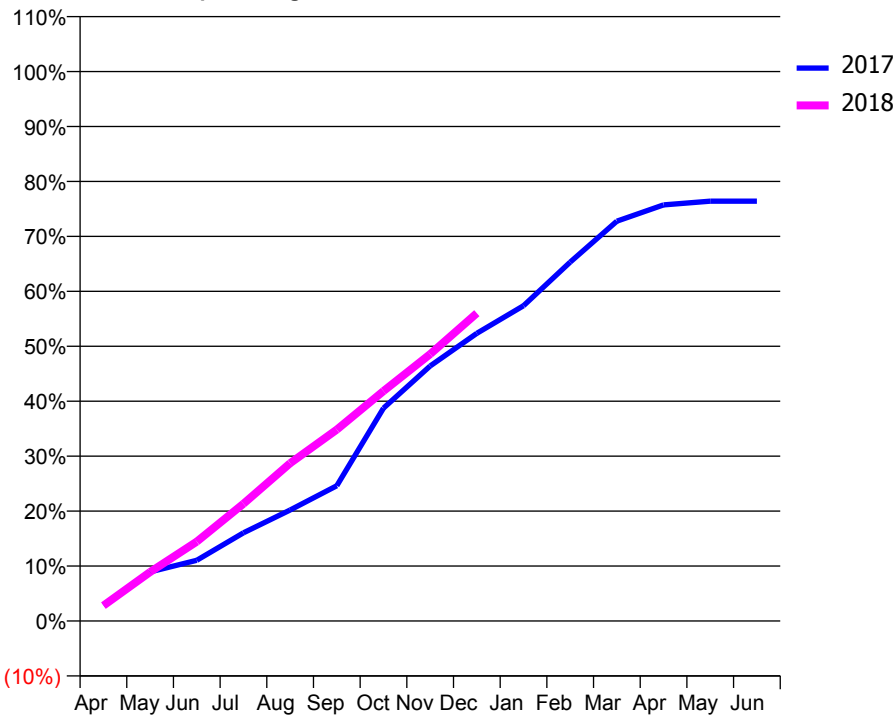
### ACCESS\*

Patients seen in 24 months	Total	Change since previous quarter
Quarter ending December 2016	4,601	
Quarter ending March 2017	4,797	↑
Quarter ending June 2017	4,874	→
Quarter ending September 2017	5,003	↑
Quarter ending December 2017	5,142	↑
<b>Variance since December 2016</b>	<b>11.8%</b>	<b>↑</b>



### ACTIVITY

Cumulative percentage of contracted UDA delivered 2017 & 2018



Month	Adjusted Scheduled Activity (UDA)	
	2017	2018
April	407	393
May	1,250	1,249
June	1,546	2,023
July	2,248	2,987
August	2,830	4,020
September	3,447	4,877
October	5,423	5,858
November	6,497	6,801
December	7,331	7,844
January	8,033	
February	9,143	
March	10,187	
April	10,601	
May	10,695	
June	10,695	

### QUALITY

	Quantity	Base Number	Contract	AT	Region	England
% of FP17s for the same patient ID Re-attending within 3 months - Children	30	1,069	2.8%	11.1%	11.8%	12.0%
% of FP17s for the same patient ID Re-attending within 3 months - Adults	210	3,387	6.2%	14.5%	15.3%	15.9%
% of FP17s for the same patient ID Re-attending between 3 & 9 months - Children	528	1,069	49.4%	59.2%	59.1%	58.0%
% of FP17s for the same patient ID Re-attending between 3 & 9 months - Adults	1,402	3,387	41.4%	48.7%	51.5%	50.5%
% of FP17s for Band 1 Urgent Courses	145	4,204	3.4%	9.3%	8.0%	9.0%
% of FP17s Relating to Free Repair or Replacements	22	4,204	0.5%	0.8%	0.8%	0.8%
% of FP17s Relating to Continuations	38	4,204	0.9%	1.1%	1.1%	1.1%
% of Patients satisfied with the dentistry they have received	3	5	N/A	91.4%	91.6%	91.5%
% of Patients satisfied with the time they had to wait for an appointment	3	5	N/A	87.0%	88.3%	87.9%

\* This is based on patients treated on this contract for their most recent course of treatment. Figures in italics indicate the base number of FP17s or Patient Questionnaire responses are less than 100. N/A is shown where the base number of responses is less than 10 during the period. % is calculated as Quantity/Base number\*100

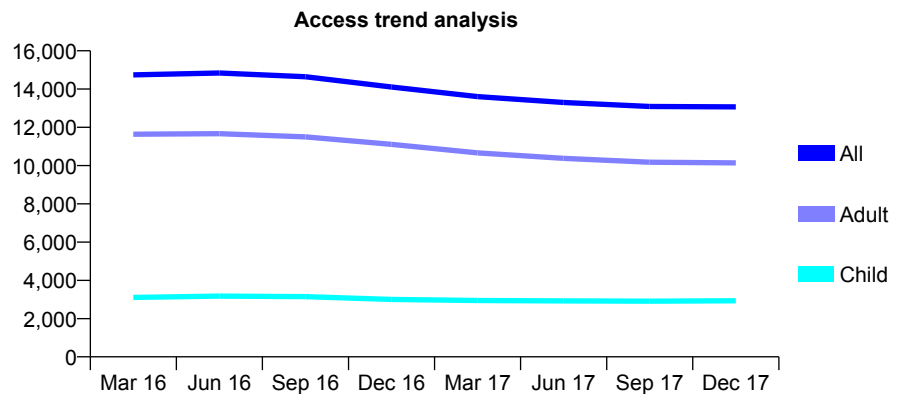
## Q56 - Vital Signs At a Glance Contract Report for 101338/0125 - December 2017

Name or company name	Whitecross Dental Care Limited
Contract type name	GDS Contract
Purpose of contract	General
Contract start date	01/10/2010
Contract end date	

17/18 Contracted general activity (UDA)	45,000
Carry forward general activity (UDA)	0
17/18 Contracted orthodontic activity (UOA)	0
Carry forward orthodontic activity (UOA)	0
Baseline contract value	£1,187,006.81

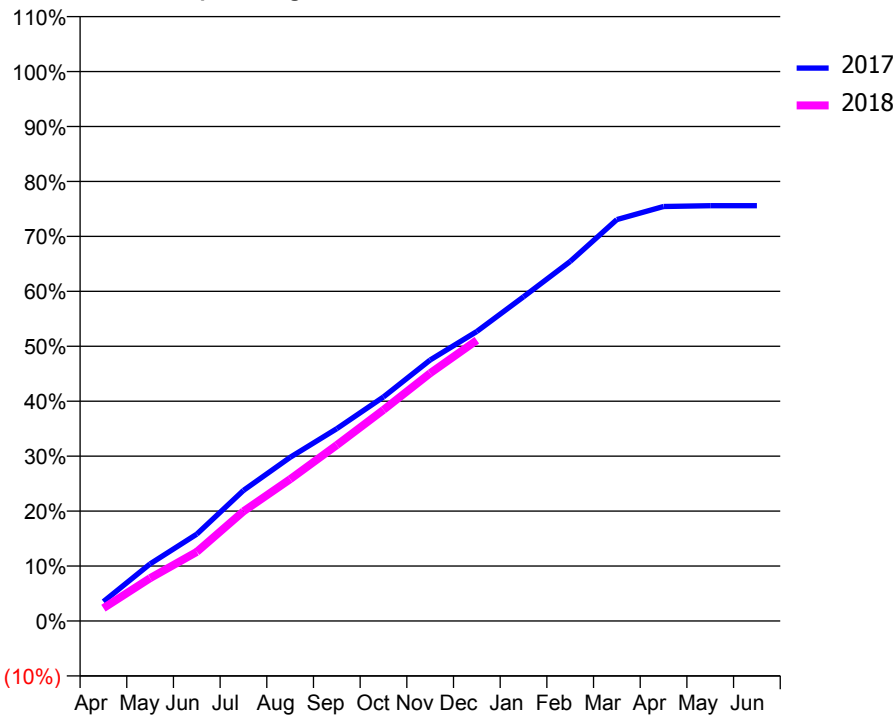
### ACCESS\*

Patients seen in 24 months	Total	Change since previous quarter
Quarter ending December 2016	14,109	
Quarter ending March 2017	13,603	↓
Quarter ending June 2017	13,301	↓
Quarter ending September 2017	13,088	↓
Quarter ending December 2017	13,071	→
<b>Variance since December 2016</b>	<b>(7.4%)</b>	<b>↓</b>



### ACTIVITY

Cumulative percentage of contracted UDA delivered 2017 & 2018



Month	Adjusted Scheduled Activity (UDA)	
	2017	2018
April	1,591	1,056
May	4,680	3,516
June	7,110	5,658
July	10,700	8,979
August	13,405	11,610
September	15,749	14,404
October	18,354	17,293
November	21,378	20,295
December	23,714	22,995
January	26,548	
February	29,445	
March	32,876	
April	33,948	
May	34,005	
June	34,011	

### QUALITY

	Quantity	Base Number	Contract	AT	Region	England
% of FP17s for the same patient ID Re-attending within 3 months - Children	131	2,609	5.0%	11.1%	11.8%	12.0%
% of FP17s for the same patient ID Re-attending within 3 months - Adults	540	7,191	7.5%	14.5%	15.3%	15.9%
% of FP17s for the same patient ID Re-attending between 3 & 9 months - Children	1,176	2,609	45.1%	59.2%	59.1%	58.0%
% of FP17s for the same patient ID Re-attending between 3 & 9 months - Adults	2,656	7,191	36.9%	48.7%	51.5%	50.5%
% of FP17s for Band 1 Urgent Courses	476	9,415	5.1%	9.3%	8.0%	9.0%
% of FP17s Relating to Free Repair or Replacements	38	9,415	0.4%	0.8%	0.8%	0.8%
% of FP17s Relating to Continuations	89	9,415	0.9%	1.1%	1.1%	1.1%
% of Patients satisfied with the dentistry they have received	15	16	93.8%	91.4%	91.6%	91.5%
% of Patients satisfied with the time they had to wait for an appointment	14	16	87.5%	87.0%	88.3%	87.9%

\* This is based on patients treated on this contract for their most recent course of treatment. Figures in italics indicate the base number of FP17s or Patient Questionnaire responses are less than 100. N/A is shown where the base number of responses is less than 10 during the period. % is calculated as Quantity/Base number\*100

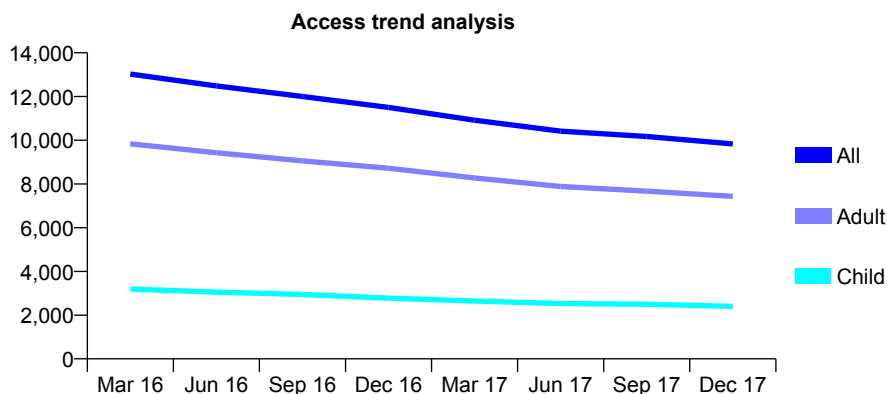
## Q56 - Vital Signs At a Glance Contract Report for 101338/0126 - December 2017

Name or company name	Whitecross Dental Care Limited
Contract type name	GDS Contract
Purpose of contract	General
Contract start date	01/10/2010
Contract end date	

17/18 Contracted general activity (UDA)	41,356
Carry forward general activity (UDA)	0
17/18 Contracted orthodontic activity (UOA)	0
Carry forward orthodontic activity (UOA)	0
Baseline contract value	£1,090,679.93

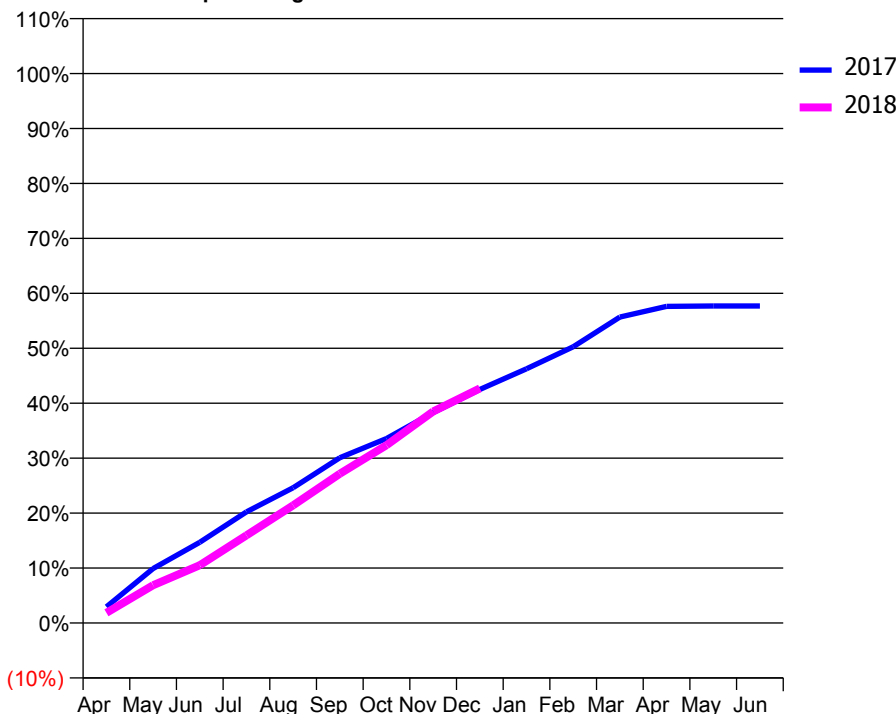
### ACCESS\*

Patients seen in 24 months	Total	Change since previous quarter
Quarter ending December 2016	11,500	
Quarter ending March 2017	10,918	↓
Quarter ending June 2017	10,414	↓
Quarter ending September 2017	10,170	↓
Quarter ending December 2017	9,832	↓
<b>Variance since December 2016</b>	<b>(14.5%)</b>	<b>↓</b>



### ACTIVITY

Cumulative percentage of contracted UDA delivered 2017 & 2018



Month	Adjusted Scheduled Activity (UDA)	
	2017	2018
April	1,224	768
May	4,099	2,843
June	6,077	4,348
July	8,365	6,602
August	10,180	8,857
September	12,436	11,239
October	13,881	13,385
November	15,837	15,918
December	17,579	17,658
January	19,136	
February	20,792	
March	23,028	
April	23,826	
May	23,859	
June	23,860	

### QUALITY

	Quantity	Base Number	Contract	AT	Region	England
% of FP17s for the same patient ID Re-attending within 3 months - Children	106	2,072	5.1%	11.1%	11.8%	12.0%
% of FP17s for the same patient ID Re-attending within 3 months - Adults	580	6,230	9.3%	14.5%	15.3%	15.9%
% of FP17s for the same patient ID Re-attending between 3 & 9 months - Children	797	2,072	38.5%	59.2%	59.1%	58.0%
% of FP17s for the same patient ID Re-attending between 3 & 9 months - Adults	2,474	6,230	39.7%	48.7%	51.5%	50.5%
% of FP17s for Band 1 Urgent Courses	393	7,982	4.9%	9.3%	8.0%	9.0%
% of FP17s Relating to Free Repair or Replacements	38	7,982	0.5%	0.8%	0.8%	0.8%
% of FP17s Relating to Continuations	88	7,982	1.1%	1.1%	1.1%	1.1%
% of Patients satisfied with the dentistry they have received	8	9	N/A	91.4%	91.6%	91.5%
% of Patients satisfied with the time they had to wait for an appointment	7	9	N/A	87.0%	88.3%	87.9%

\* This is based on patients treated on this contract for their most recent course of treatment. Figures in italics indicate the base number of FP17s or Patient Questionnaire responses are less than 100. N/A is shown where the base number of responses is less than 10 during the period. % is calculated as Quantity/Base number\*100

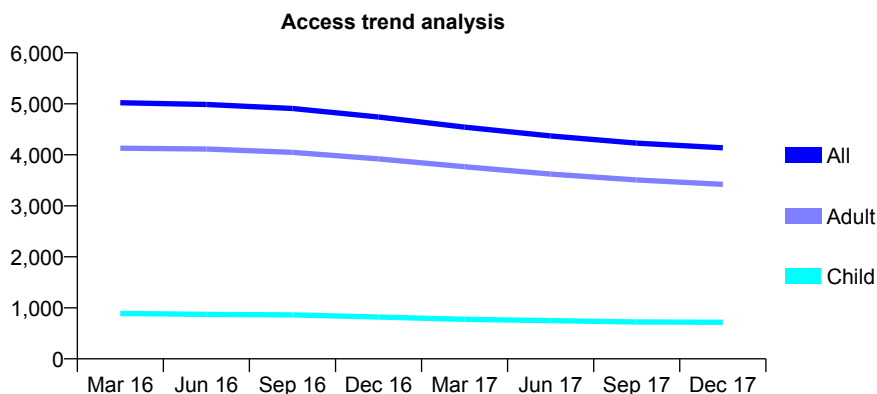
## Q56 - Vital Signs At a Glance Contract Report for 101338/0127 - December 2017

Name or company name	Whitecross Dental Care Limited
Contract type name	GDS Contract
Purpose of contract	General
Contract start date	01/10/2010
Contract end date	

17/18 Contracted general activity (UDA)	15,000
Carry forward general activity (UDA)	0
17/18 Contracted orthodontic activity (UOA)	0
Carry forward orthodontic activity (UOA)	0
Baseline contract value	£396,206.50

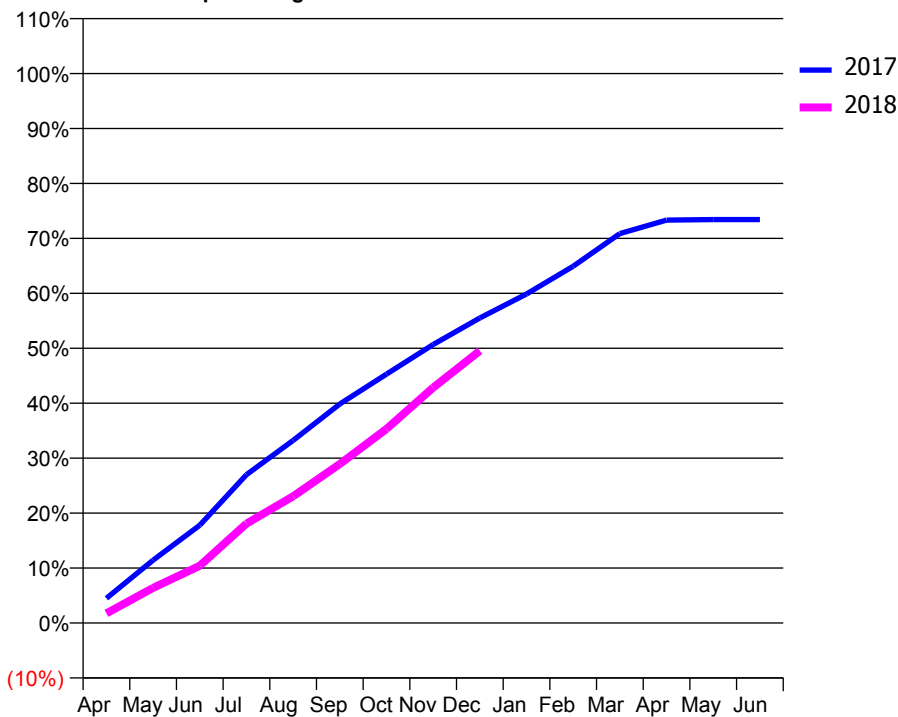
### ACCESS\*

Patients seen in 24 months	Total	Change since previous quarter
Quarter ending December 2016	4,741	
Quarter ending March 2017	4,542	↓
Quarter ending June 2017	4,369	↓
Quarter ending September 2017	4,230	↓
Quarter ending December 2017	4,138	↓
<b>Variance since December 2016</b>	<b>(12.7%)</b>	<b>↓</b>



### ACTIVITY

Cumulative percentage of contracted UDA delivered 2017 & 2018



Month	Adjusted Scheduled Activity (UDA)	
	2017	2018
April	677	262
May	1,718	958
June	2,671	1,564
July	4,050	2,713
August	4,987	3,460
September	5,977	4,342
October	6,794	5,299
November	7,603	6,428
December	8,325	7,429
January	8,980	
February	9,738	
March	10,630	
April	10,999	
May	11,015	
June	11,013	

### QUALITY

	Quantity	Base Number	Contract	AT	Region	England
% of FP17s for the same patient ID Re-attending within 3 months - Children	50	686	7.3%	11.1%	11.8%	12.0%
% of FP17s for the same patient ID Re-attending within 3 months - Adults	396	3,228	12.3%	14.5%	15.3%	15.9%
% of FP17s for the same patient ID Re-attending between 3 & 9 months - Children	279	686	40.7%	59.2%	59.1%	58.0%
% of FP17s for the same patient ID Re-attending between 3 & 9 months - Adults	1,472	3,228	45.6%	48.7%	51.5%	50.5%
% of FP17s for Band 1 Urgent Courses	152	3,739	4.1%	9.3%	8.0%	9.0%
% of FP17s Relating to Free Repair or Replacements	45	3,739	1.2%	0.8%	0.8%	0.8%
% of FP17s Relating to Continuations	71	3,739	1.9%	1.1%	1.1%	1.1%
% of Patients satisfied with the dentistry they have received	1	1	N/A	91.4%	91.6%	91.5%
% of Patients satisfied with the time they had to wait for an appointment	0	1	N/A	87.0%	88.3%	87.9%

\* This is based on patients treated on this contract for their most recent course of treatment. Figures in italics indicate the base number of FP17s or Patient Questionnaire responses are less than 100. N/A is shown where the base number of responses is less than 10 during the period. % is calculated as Quantity/Base number\*100

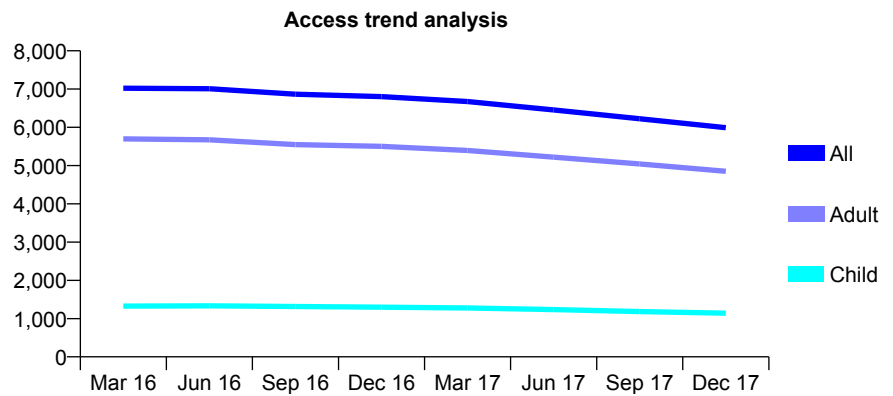
## Q56 - Vital Signs At a Glance Contract Report for 101338/0128 - December 2017

Name or company name	Whitecross Dental Care Limited
Contract type name	GDS Contract
Purpose of contract	General
Contract start date	01/10/2010
Contract end date	

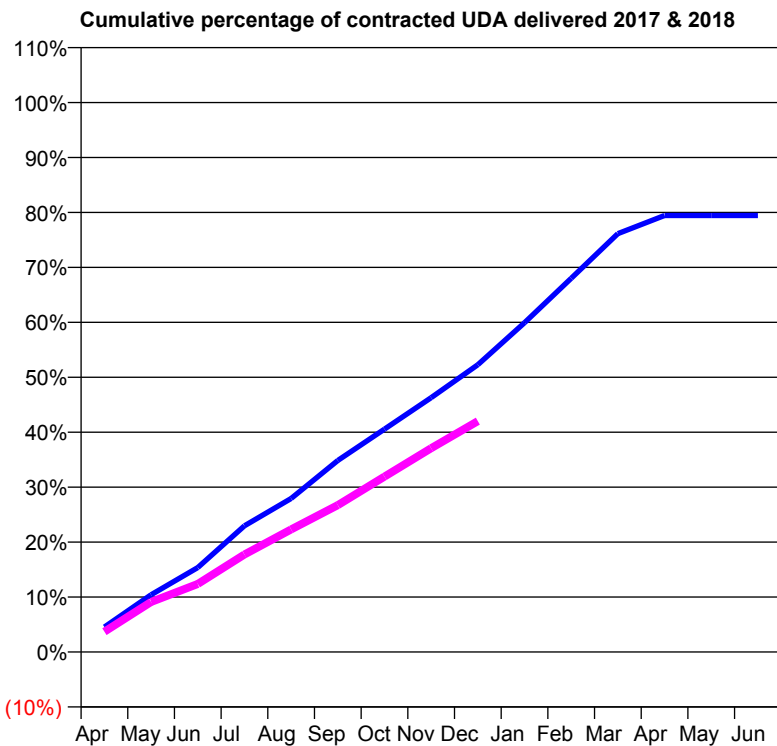
17/18 Contracted general activity (UDA)	21,000
Carry forward general activity (UDA)	0
17/18 Contracted orthodontic activity (UOA)	0
Carry forward orthodontic activity (UOA)	0
Baseline contract value	£558,950.13

### ACCESS\*

Patients seen in 24 months	Total	Change since previous quarter
Quarter ending December 2016	6,802	
Quarter ending March 2017	6,672	↓
Quarter ending June 2017	6,453	↓
Quarter ending September 2017	6,224	↓
Quarter ending December 2017	5,990	↓
<b>Variance since December 2016</b>	<b>(11.9%)</b>	<b>↓</b>



### ACTIVITY



Month	Adjusted Scheduled Activity (UDA)	
	2017	2018
April	954	775
May	2,190	1,915
June	3,227	2,602
July	4,824	3,725
August	5,870	4,687
September	7,320	5,613
October	8,517	6,704
November	9,719	7,792
December	10,979	8,823
January	12,583	
February	14,280	
March	15,991	
April	16,683	
May	16,683	
June	16,683	

### QUALITY

	Quantity	Base Number	Contract	AT	Region	England
% of FP17s for the same patient ID Re-attending within 3 months - Children	45	1,004	4.5%	11.1%	11.8%	12.0%
% of FP17s for the same patient ID Re-attending within 3 months - Adults	402	3,635	11.1%	14.5%	15.3%	15.9%
% of FP17s for the same patient ID Re-attending between 3 & 9 months - Children	529	1,004	52.7%	59.2%	59.1%	58.0%
% of FP17s for the same patient ID Re-attending between 3 & 9 months - Adults	1,472	3,635	40.5%	48.7%	51.5%	50.5%
% of FP17s for Band 1 Urgent Courses	271	4,353	6.2%	9.3%	8.0%	9.0%
% of FP17s Relating to Free Repair or Replacements	14	4,353	0.3%	0.8%	0.8%	0.8%
% of FP17s Relating to Continuations	64	4,353	1.5%	1.1%	1.1%	1.1%
% of Patients satisfied with the dentistry they have received	8	8	N/A	91.4%	91.6%	91.5%
% of Patients satisfied with the time they had to wait for an appointment	7	8	N/A	87.0%	88.3%	87.9%

\* This is based on patients treated on this contract for their most recent course of treatment. Figures in italics indicate the base number of FP17s or Patient Questionnaire responses are less than 100. N/A is shown where the base number of responses is less than 10 during the period. % is calculated as Quantity/Base number\*100

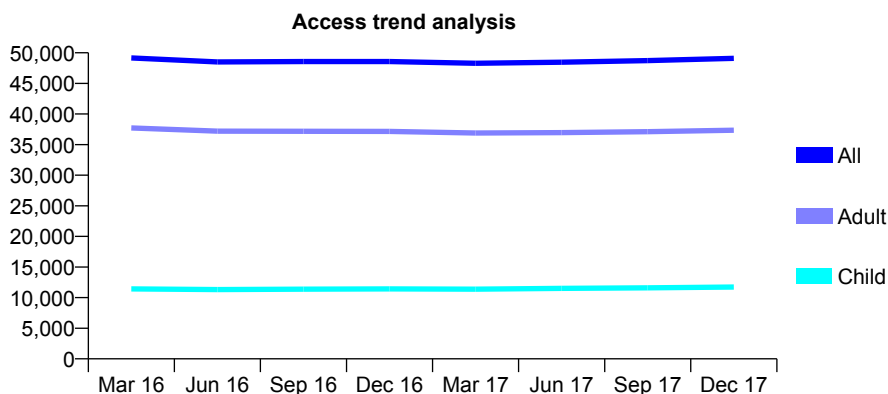
## Q56 - Vital Signs At a Glance Contract Report for 101370/0004 - December 2017

Name or company name	Petrie Tucker and Partners Ltd
Contract type name	GDS Contract
Purpose of contract	General
Contract start date	01/04/2006
Contract end date	

17/18 Contracted general activity (UDA)	144,576
Carry forward general activity (UDA)	0
17/18 Contracted orthodontic activity (UOA)	0
Carry forward orthodontic activity (UOA)	0
Baseline contract value	£3,742,506.98

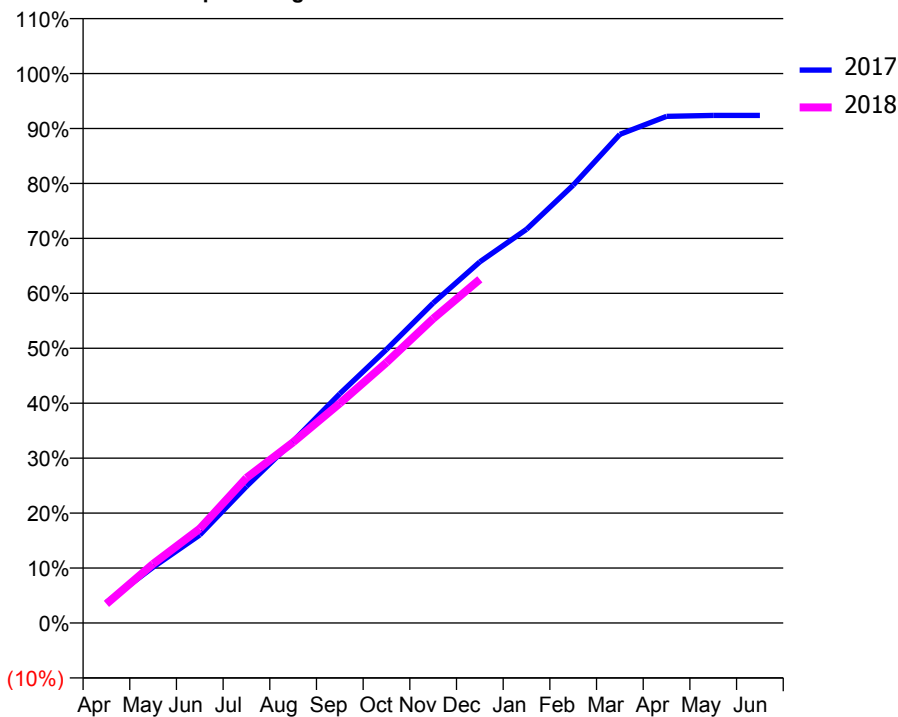
### ACCESS\*

Patients seen in 24 months	Total	Change since previous quarter
Quarter ending December 2016	48,576	
Quarter ending March 2017	48,290	→
Quarter ending June 2017	48,472	→
Quarter ending September 2017	48,724	→
Quarter ending December 2017	49,086	→
<b>Variance since December 2016</b>	<b>1.0%</b>	<b>→</b>



### ACTIVITY

Cumulative percentage of contracted UDA delivered 2017 & 2018



Month	Adjusted Scheduled Activity (UDA)	
	2017	2018
April	5,425	5,041
May	14,666	15,543
June	23,170	24,823
July	35,949	38,197
August	47,852	47,557
September	60,326	57,797
October	71,976	68,528
November	84,197	80,094
December	95,034	90,417
January	103,578	
February	115,201	
March	128,580	
April	133,292	
May	133,532	
June	133,545	

### QUALITY

	Quantity	Base Number	Contract	AT	Region	England
% of FP17s for the same patient ID Re-attending within 3 months - Children	698	12,508	5.6%	11.1%	11.8%	12.0%
% of FP17s for the same patient ID Re-attending within 3 months - Adults	3,451	35,510	9.7%	14.5%	15.3%	15.9%
% of FP17s for the same patient ID Re-attending between 3 & 9 months - Children	7,773	12,508	62.1%	59.2%	59.1%	58.0%
% of FP17s for the same patient ID Re-attending between 3 & 9 months - Adults	18,126	35,510	51.0%	48.7%	51.5%	50.5%
% of FP17s for Band 1 Urgent Courses	1,740	45,806	3.8%	9.3%	8.0%	9.0%
% of FP17s Relating to Free Repair or Replacements	230	45,806	0.5%	0.8%	0.8%	0.8%
% of FP17s Relating to Continuations	739	45,806	1.6%	1.1%	1.1%	1.1%
% of Patients satisfied with the dentistry they have received	50	56	89.3%	91.4%	91.6%	91.5%
% of Patients satisfied with the time they had to wait for an appointment	52	56	92.9%	87.0%	88.3%	87.9%

\* This is based on patients treated on this contract for their most recent course of treatment. Figures in italics indicate the base number of FP17s or Patient Questionnaire responses are less than 100. N/A is shown where the base number of responses is less than 10 during the period. % is calculated as Quantity/Base number\*100



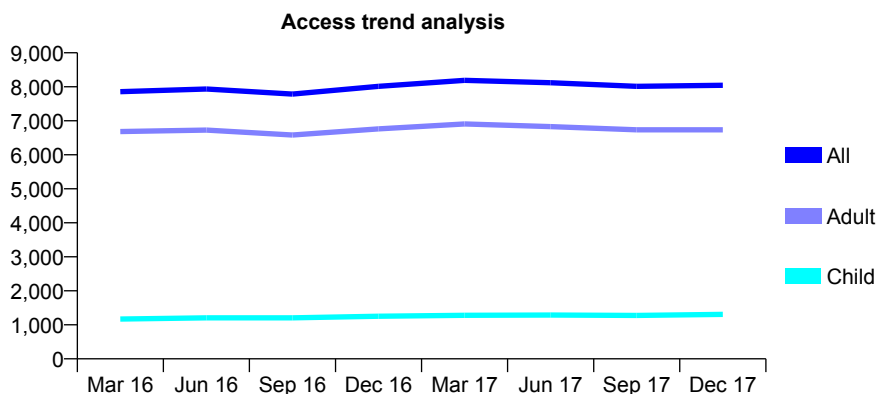
## Q56 - Vital Signs At a Glance Contract Report for 101435/0009 - December 2017

Name or company name	IDH Limited
Contract type name	GDS Contract
Purpose of contract	General
Contract start date	01/04/2006
Contract end date	

17/18 Contracted general activity (UDA)	25,917
Carry forward general activity (UDA)	0
17/18 Contracted orthodontic activity (UOA)	0
Carry forward orthodontic activity (UOA)	0
Baseline contract value	£567,331.05

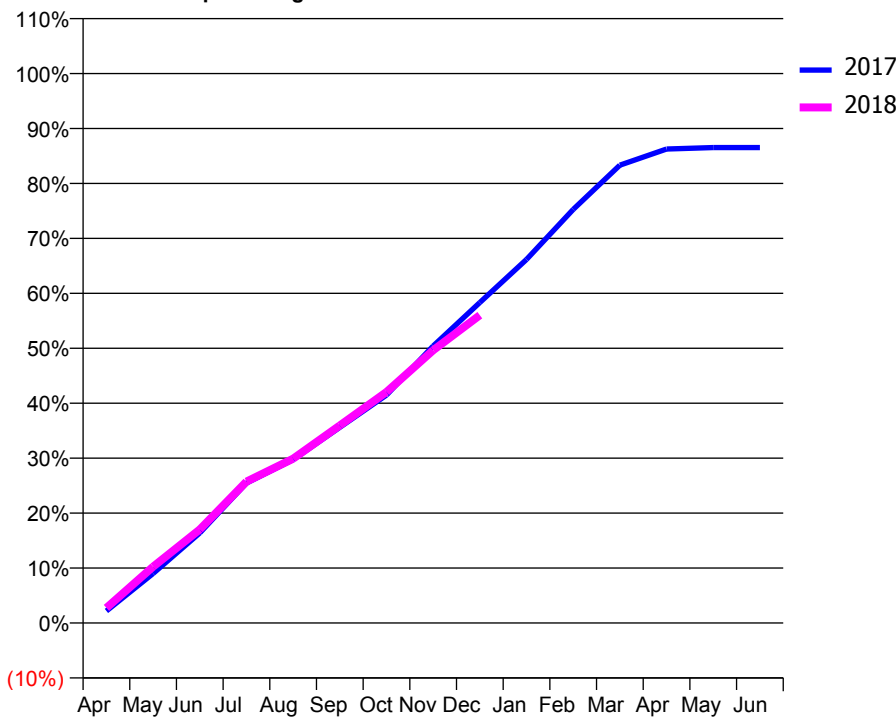
### ACCESS\*

Patients seen in 24 months	Total	Change since previous quarter
Quarter ending December 2016	8,014	
Quarter ending March 2017	8,189	↑
Quarter ending June 2017	8,118	→
Quarter ending September 2017	8,014	↓
Quarter ending December 2017	8,045	→
<b>Variance since December 2016</b>	<b>0.4%</b>	<b>→</b>



### ACTIVITY

Cumulative percentage of contracted UDA delivered 2017 & 2018



Month	Adjusted Scheduled Activity (UDA)	
	2017	2018
April	571	716
May	2,336	2,654
June	4,246	4,411
July	6,598	6,673
August	7,705	7,752
September	9,230	9,320
October	10,750	10,896
November	13,067	12,865
December	15,114	14,521
January	17,148	
February	19,506	
March	21,596	
April	22,354	
May	22,425	
June	22,425	

### QUALITY

	Quantity	Base Number	Contract	AT	Region	England
% of FP17s for the same patient ID Re-attending within 3 months - Children	98	1,220	8.0%	11.1%	11.8%	12.0%
% of FP17s for the same patient ID Re-attending within 3 months - Adults	954	6,129	15.6%	14.5%	15.3%	15.9%
% of FP17s for the same patient ID Re-attending between 3 & 9 months - Children	676	1,220	55.4%	59.2%	59.1%	58.0%
% of FP17s for the same patient ID Re-attending between 3 & 9 months - Adults	2,525	6,129	41.2%	48.7%	51.5%	50.5%
% of FP17s for Band 1 Urgent Courses	575	6,974	8.2%	9.3%	8.0%	9.0%
% of FP17s Relating to Free Repair or Replacements	34	6,974	0.5%	0.8%	0.8%	0.8%
% of FP17s Relating to Continuations	236	6,974	3.4%	1.1%	1.1%	1.1%
% of Patients satisfied with the dentistry they have received	7	8	N/A	91.4%	91.6%	91.5%
% of Patients satisfied with the time they had to wait for an appointment	6	8	N/A	87.0%	88.3%	87.9%

\* This is based on patients treated on this contract for their most recent course of treatment. Figures in italics indicate the base number of FP17s or Patient Questionnaire responses are less than 100. N/A is shown where the base number of responses is less than 10 during the period. % is calculated as Quantity/Base number\*100

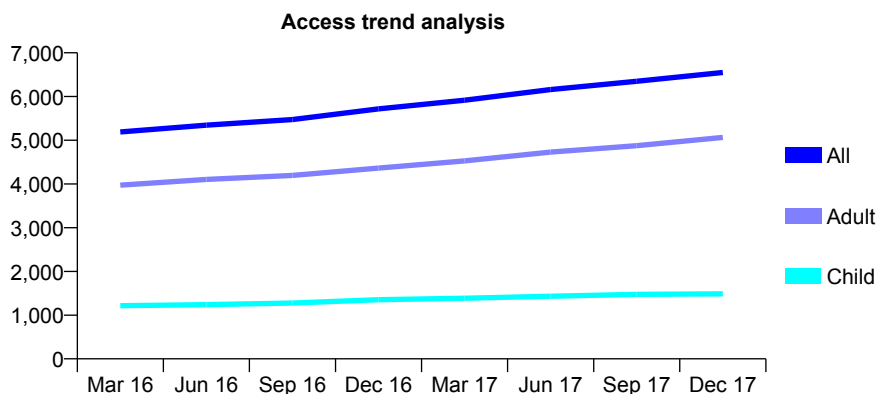
## Q56 - Vital Signs At a Glance Contract Report for 101435/0010 - December 2017

Name or company name	IDH Limited
Contract type name	GDS Contract
Purpose of contract	General
Contract start date	01/04/2006
Contract end date	

17/18 Contracted general activity (UDA)	21,213
Carry forward general activity (UDA)	0
17/18 Contracted orthodontic activity (UOA)	0
Carry forward orthodontic activity (UOA)	0
Baseline contract value	£616,013.29

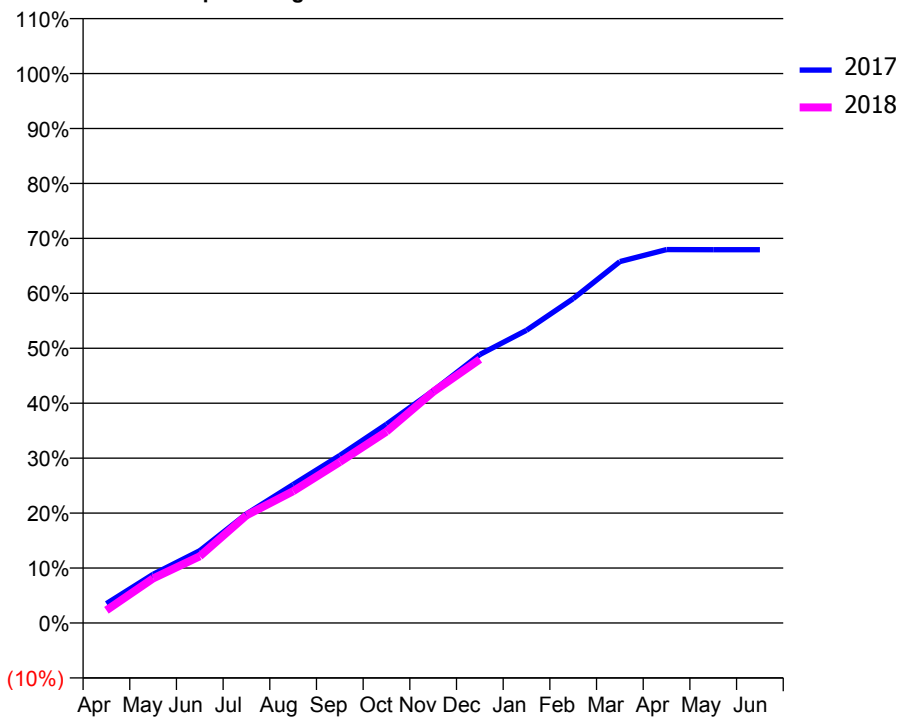
### ACCESS\*

Patients seen in 24 months	Total	Change since previous quarter
Quarter ending December 2016	5,717	
Quarter ending March 2017	5,916	↑
Quarter ending June 2017	6,161	↑
Quarter ending September 2017	6,349	↑
Quarter ending December 2017	6,551	↑
<b>Variance since December 2016</b>	<b>14.6%</b>	<b>↑</b>



### ACTIVITY

Cumulative percentage of contracted UDA delivered 2017 & 2018



Month	Adjusted Scheduled Activity (UDA)	
	2017	2018
April	748	490
May	1,883	1,721
June	2,794	2,578
July	4,212	4,158
August	5,346	5,087
September	6,470	6,216
October	7,674	7,387
November	8,966	8,922
December	10,364	10,180
January	11,302	
February	12,520	
March	13,954	
April	14,415	
May	14,412	
June	14,412	

### QUALITY

	Quantity	Base Number	Contract	AT	Region	England
% of FP17s for the same patient ID Re-attending within 3 months - Children	86	1,343	6.4%	11.1%	11.8%	12.0%
% of FP17s for the same patient ID Re-attending within 3 months - Adults	414	4,146	10.0%	14.5%	15.3%	15.9%
% of FP17s for the same patient ID Re-attending between 3 & 9 months - Children	578	1,343	43.0%	59.2%	59.1%	58.0%
% of FP17s for the same patient ID Re-attending between 3 & 9 months - Adults	1,595	4,146	38.5%	48.7%	51.5%	50.5%
% of FP17s for Band 1 Urgent Courses	332	5,250	6.3%	9.3%	8.0%	9.0%
% of FP17s Relating to Free Repair or Replacements	35	5,250	0.7%	0.8%	0.8%	0.8%
% of FP17s Relating to Continuations	77	5,250	1.5%	1.1%	1.1%	1.1%
% of Patients satisfied with the dentistry they have received	3	6	N/A	91.4%	91.6%	91.5%
% of Patients satisfied with the time they had to wait for an appointment	6	6	N/A	87.0%	88.3%	87.9%

\* This is based on patients treated on this contract for their most recent course of treatment. Figures in italics indicate the base number of FP17s or Patient Questionnaire responses are less than 100. N/A is shown where the base number of responses is less than 10 during the period. % is calculated as Quantity/Base number\*100

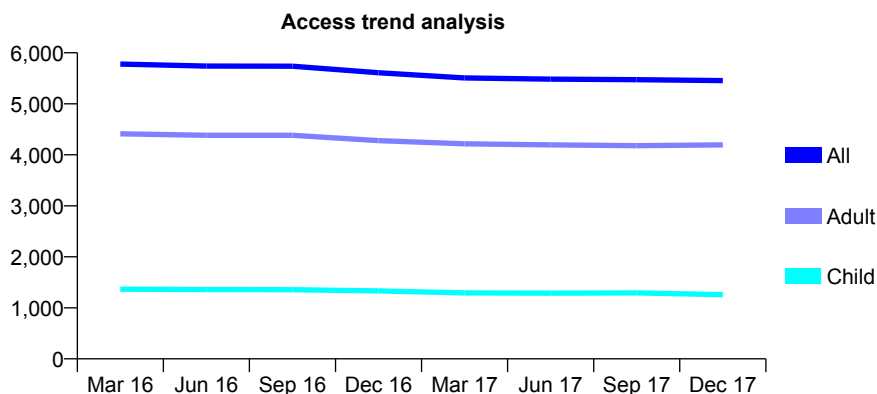
## Q56 - Vital Signs At a Glance Contract Report for 101435/0011 - December 2017

Name or company name	IDH Limited
Contract type name	GDS Contract
Purpose of contract	General
Contract start date	01/04/2006
Contract end date	

17/18 Contracted general activity (UDA)	15,130
Carry forward general activity (UDA)	0
17/18 Contracted orthodontic activity (UOA)	0
Carry forward orthodontic activity (UOA)	0
Baseline contract value	£342,826.75

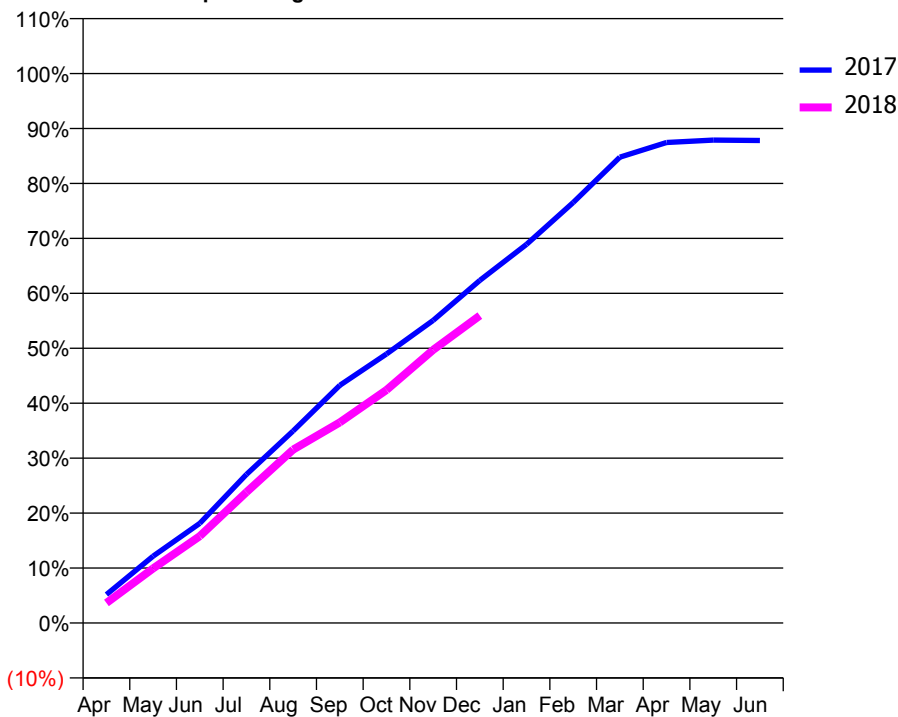
### ACCESS\*

Patients seen in 24 months	Total	Change since previous quarter
Quarter ending December 2016	5,610	
Quarter ending March 2017	5,508	↓
Quarter ending June 2017	5,483	→
Quarter ending September 2017	5,474	→
Quarter ending December 2017	5,455	→
<b>Variance since December 2016</b>	<b>(2.8%)</b>	<b>↓</b>



### ACTIVITY

Cumulative percentage of contracted UDA delivered 2017 & 2018



Month	Adjusted Scheduled Activity (UDA)	
	2017	2018
April	783	553
May	1,842	1,503
June	2,746	2,393
July	4,092	3,603
August	5,288	4,776
September	6,543	5,522
October	7,408	6,417
November	8,331	7,520
December	9,432	8,465
January	10,425	
February	11,578	
March	12,827	
April	13,231	
May	13,297	
June	13,286	

### QUALITY

	Quantity	Base Number	Contract	AT	Region	England
% of FP17s for the same patient ID Re-attending within 3 months - Children	33	1,260	2.6%	11.1%	11.8%	12.0%
% of FP17s for the same patient ID Re-attending within 3 months - Adults	187	3,515	5.3%	14.5%	15.3%	15.9%
% of FP17s for the same patient ID Re-attending between 3 & 9 months - Children	772	1,260	61.3%	59.2%	59.1%	58.0%
% of FP17s for the same patient ID Re-attending between 3 & 9 months - Adults	1,034	3,515	29.4%	48.7%	51.5%	50.5%
% of FP17s for Band 1 Urgent Courses	170	4,550	3.7%	9.3%	8.0%	9.0%
% of FP17s Relating to Free Repair or Replacements	25	4,550	0.5%	0.8%	0.8%	0.8%
% of FP17s Relating to Continuations	33	4,550	0.7%	1.1%	1.1%	1.1%
% of Patients satisfied with the dentistry they have received	7	7	N/A	91.4%	91.6%	91.5%
% of Patients satisfied with the time they had to wait for an appointment	7	7	N/A	87.0%	88.3%	87.9%

\* This is based on patients treated on this contract for their most recent course of treatment. Figures in italics indicate the base number of FP17s or Patient Questionnaire responses are less than 100. N/A is shown where the base number of responses is less than 10 during the period. % is calculated as Quantity/Base number\*100

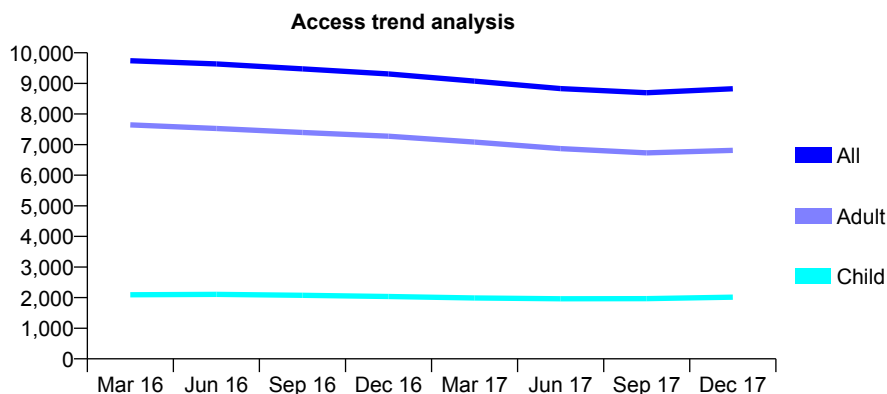
## Q56 - Vital Signs At a Glance Contract Report for 101435/0017 - December 2017

Name or company name	IDH Limited
Contract type name	GDS Contract
Purpose of contract	General
Contract start date	01/04/2006
Contract end date	

17/18 Contracted general activity (UDA)	34,178
Carry forward general activity (UDA)	0
17/18 Contracted orthodontic activity (UOA)	0
Carry forward orthodontic activity (UOA)	0
Baseline contract value	£757,177.68

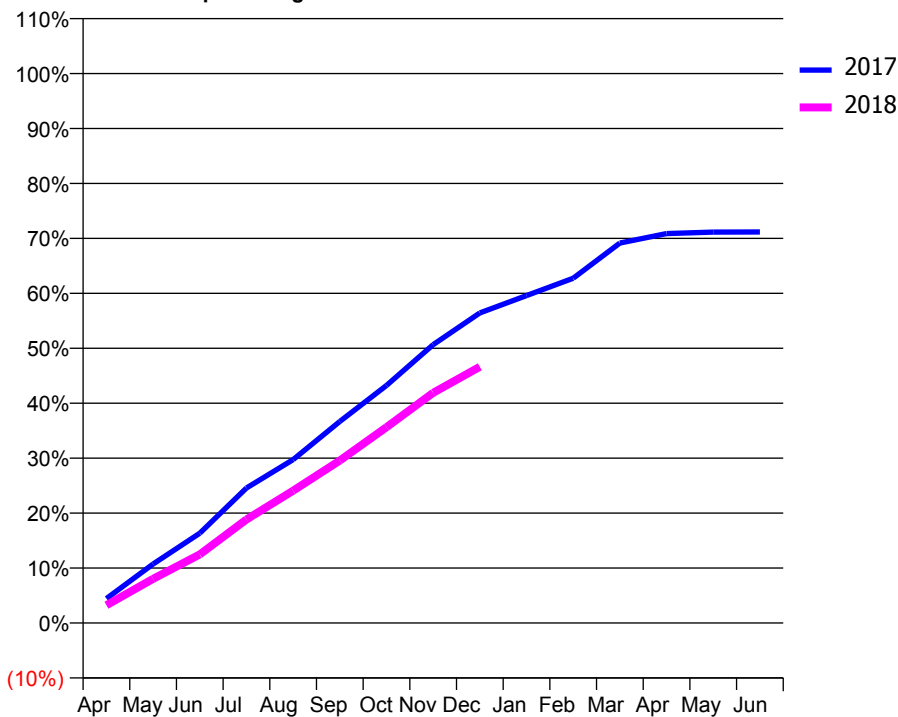
### ACCESS\*

Patients seen in 24 months	Total	Change since previous quarter
Quarter ending December 2016	9,311	
Quarter ending March 2017	9,072	↓
Quarter ending June 2017	8,829	↓
Quarter ending September 2017	8,696	↓
Quarter ending December 2017	8,827	→
<b>Variance since December 2016</b>	<b>(5.2%)</b>	<b>↓</b>



### ACTIVITY

Cumulative percentage of contracted UDA delivered 2017 & 2018



Month	Adjusted Scheduled Activity (UDA)	
	2017	2018
April	1,520	1,109
May	3,670	2,751
June	5,582	4,264
July	8,398	6,436
August	10,166	8,229
September	12,535	10,108
October	14,773	12,180
November	17,317	14,320
December	19,289	15,940
January	20,366	
February	21,442	
March	23,637	
April	24,222	
May	24,311	
June	24,318	

### QUALITY

	Quantity	Base Number	Contract	AT	Region	England
% of FP17s for the same patient ID Re-attending within 3 months - Children	95	1,875	5.1%	11.1%	11.8%	12.0%
% of FP17s for the same patient ID Re-attending within 3 months - Adults	605	6,264	9.7%	14.5%	15.3%	15.9%
% of FP17s for the same patient ID Re-attending between 3 & 9 months - Children	847	1,875	45.2%	59.2%	59.1%	58.0%
% of FP17s for the same patient ID Re-attending between 3 & 9 months - Adults	2,967	6,264	47.4%	48.7%	51.5%	50.5%
% of FP17s for Band 1 Urgent Courses	244	7,836	3.1%	9.3%	8.0%	9.0%
% of FP17s Relating to Free Repair or Replacements	48	7,836	0.6%	0.8%	0.8%	0.8%
% of FP17s Relating to Continuations	125	7,836	1.6%	1.1%	1.1%	1.1%
% of Patients satisfied with the dentistry they have received	8	8	N/A	91.4%	91.6%	91.5%
% of Patients satisfied with the time they had to wait for an appointment	7	8	N/A	87.0%	88.3%	87.9%

\* This is based on patients treated on this contract for their most recent course of treatment. Figures in italics indicate the base number of FP17s or Patient Questionnaire responses are less than 100. N/A is shown where the base number of responses is less than 10 during the period. % is calculated as Quantity/Base number\*100

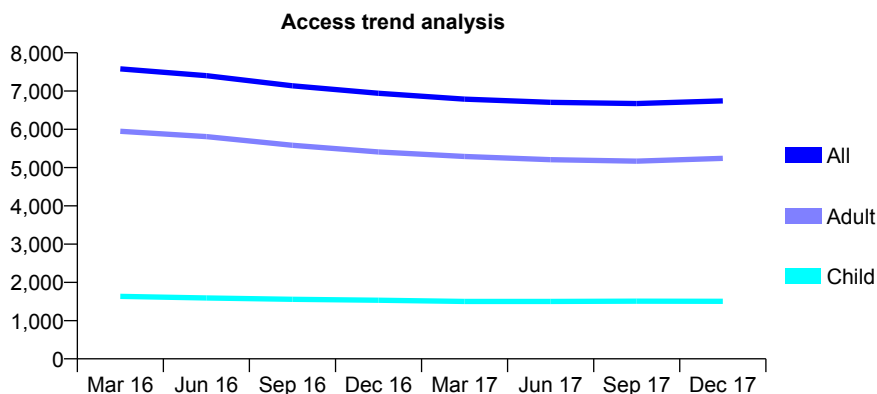
## Q56 - Vital Signs At a Glance Contract Report for 101435/0067 - December 2017

Name or company name	IDH Limited
Contract type name	GDS Contract
Purpose of contract	General
Contract start date	19/07/2007
Contract end date	

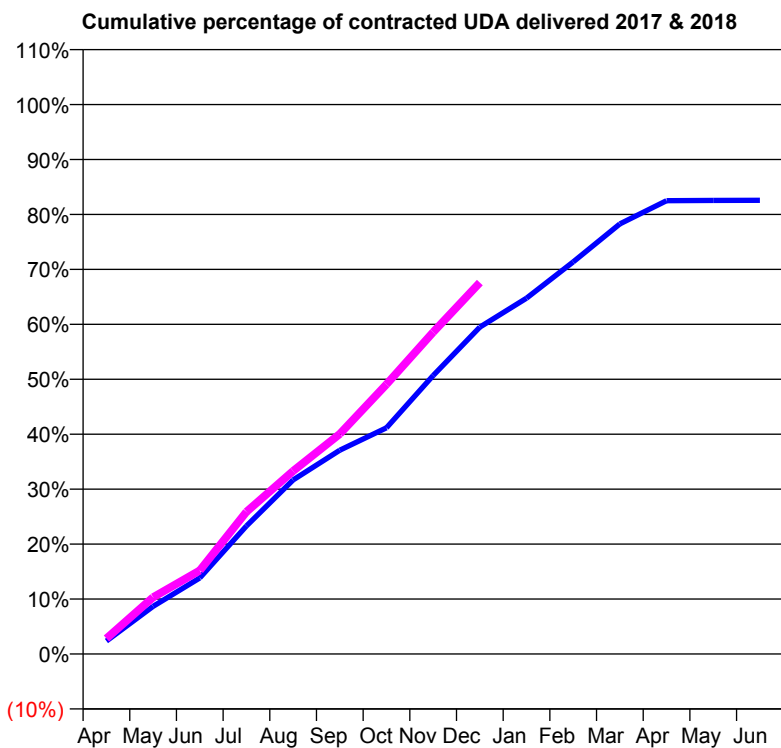
17/18 Contracted general activity (UDA)	23,462
Carry forward general activity (UDA)	0
17/18 Contracted orthodontic activity (UOA)	0
Carry forward orthodontic activity (UOA)	0
Baseline contract value	£702,088.10

### ACCESS\*

Patients seen in 24 months	Total	Change since previous quarter
Quarter ending December 2016	6,942	
Quarter ending March 2017	6,788	↓
Quarter ending June 2017	6,705	↓
Quarter ending September 2017	6,675	→
Quarter ending December 2017	6,745	→
<b>Variance since December 2016</b>	<b>(2.8%)</b>	<b>↓</b>



### ACTIVITY



Month	Adjusted Scheduled Activity (UDA)	
	2017	2018
April	556	661
May	2,033	2,421
June	3,250	3,567
July	5,467	6,070
August	7,434	7,812
September	8,703	9,399
October	9,660	11,513
November	11,891	13,742
December	13,958	15,861
January	15,192	
February	16,745	
March	18,366	
April	19,353	
May	19,367	
June	19,370	

### QUALITY

	Quantity	Base Number	Contract	AT	Region	England
% of FP17s for the same patient ID Re-attending within 3 months - Children	113	1,579	7.2%	11.1%	11.8%	12.0%
% of FP17s for the same patient ID Re-attending within 3 months - Adults	779	4,992	15.6%	14.5%	15.3%	15.9%
% of FP17s for the same patient ID Re-attending between 3 & 9 months - Children	815	1,579	51.6%	59.2%	59.1%	58.0%
% of FP17s for the same patient ID Re-attending between 3 & 9 months - Adults	1,702	4,992	34.1%	48.7%	51.5%	50.5%
% of FP17s for Band 1 Urgent Courses	616	6,215	9.9%	9.3%	8.0%	9.0%
% of FP17s Relating to Free Repair or Replacements	19	6,215	0.3%	0.8%	0.8%	0.8%
% of FP17s Relating to Continuations	177	6,215	2.8%	1.1%	1.1%	1.1%
% of Patients satisfied with the dentistry they have received	11	12	91.7%	91.4%	91.6%	91.5%
% of Patients satisfied with the time they had to wait for an appointment	11	12	91.7%	87.0%	88.3%	87.9%

\* This is based on patients treated on this contract for their most recent course of treatment. Figures in italics indicate the base number of FP17s or Patient Questionnaire responses are less than 100. N/A is shown where the base number of responses is less than 10 during the period. % is calculated as Quantity/Base number\*100

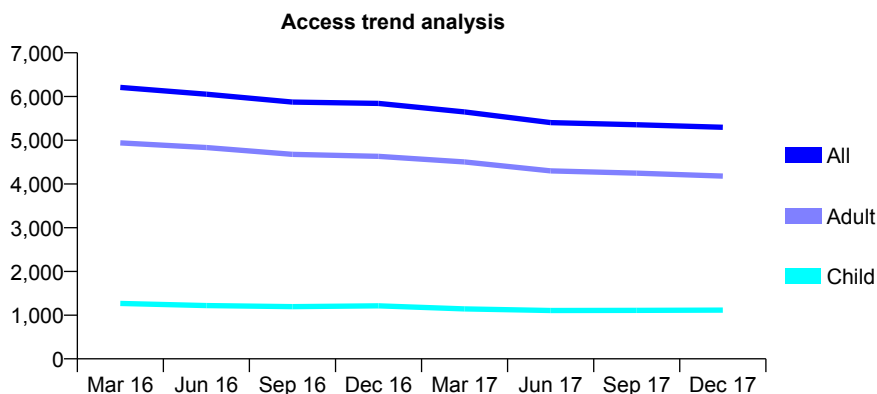
## Q56 - Vital Signs At a Glance Contract Report for 101435/0099 - December 2017

Name or company name	IDH Limited
Contract type name	GDS Contract
Purpose of contract	General
Contract start date	01/06/2008
Contract end date	

17/18 Contracted general activity (UDA)	18,600
Carry forward general activity (UDA)	0
17/18 Contracted orthodontic activity (UOA)	0
Carry forward orthodontic activity (UOA)	0
Baseline contract value	£496,329.35

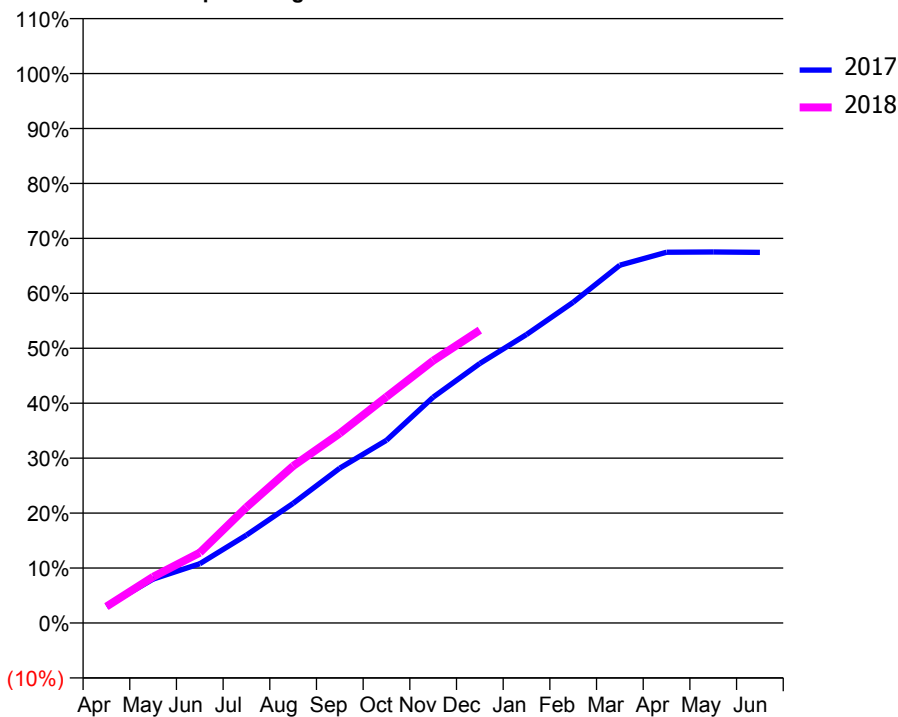
### ACCESS\*

Patients seen in 24 months	Total	Change since previous quarter
Quarter ending December 2016	5,843	
Quarter ending March 2017	5,646	↓
Quarter ending June 2017	5,403	↓
Quarter ending September 2017	5,355	→
Quarter ending December 2017	5,295	↓
<b>Variance since December 2016</b>	<b>(9.4%)</b>	<b>↓</b>



### ACTIVITY

Cumulative percentage of contracted UDA delivered 2017 & 2018



Month	Adjusted Scheduled Activity (UDA)	
	2017	2018
April	566	556
May	1,488	1,563
June	2,007	2,381
July	2,976	3,919
August	4,051	5,315
September	5,243	6,421
October	6,186	7,656
November	7,642	8,881
December	8,784	9,915
January	9,765	
February	10,858	
March	12,112	
April	12,548	
May	12,558	
June	12,546	

### QUALITY

	Quantity	Base Number	Contract	AT	Region	England
% of FP17s for the same patient ID Re-attending within 3 months - Children	41	1,093	3.8%	11.1%	11.8%	12.0%
% of FP17s for the same patient ID Re-attending within 3 months - Adults	271	3,478	7.8%	14.5%	15.3%	15.9%
% of FP17s for the same patient ID Re-attending between 3 & 9 months - Children	519	1,093	47.5%	59.2%	59.1%	58.0%
% of FP17s for the same patient ID Re-attending between 3 & 9 months - Adults	1,275	3,478	36.7%	48.7%	51.5%	50.5%
% of FP17s for Band 1 Urgent Courses	223	4,413	5.1%	9.3%	8.0%	9.0%
% of FP17s Relating to Free Repair or Replacements	18	4,413	0.4%	0.8%	0.8%	0.8%
% of FP17s Relating to Continuations	51	4,413	1.2%	1.1%	1.1%	1.1%
% of Patients satisfied with the dentistry they have received	6	6	N/A	91.4%	91.6%	91.5%
% of Patients satisfied with the time they had to wait for an appointment	5	6	N/A	87.0%	88.3%	87.9%

\* This is based on patients treated on this contract for their most recent course of treatment. Figures in italics indicate the base number of FP17s or Patient Questionnaire responses are less than 100. N/A is shown where the base number of responses is less than 10 during the period. % is calculated as Quantity/Base number\*100

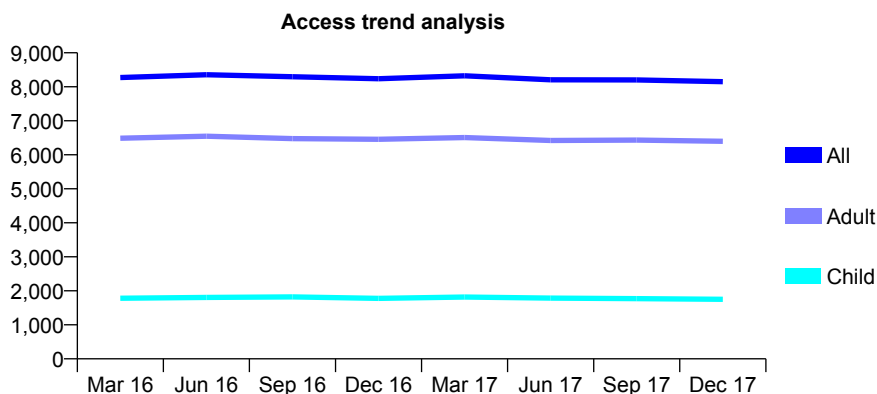
## Q56 - Vital Signs At a Glance Contract Report for 101435/0100 - December 2017

Name or company name	IDH Limited
Contract type name	GDS Contract
Purpose of contract	General
Contract start date	01/06/2008
Contract end date	

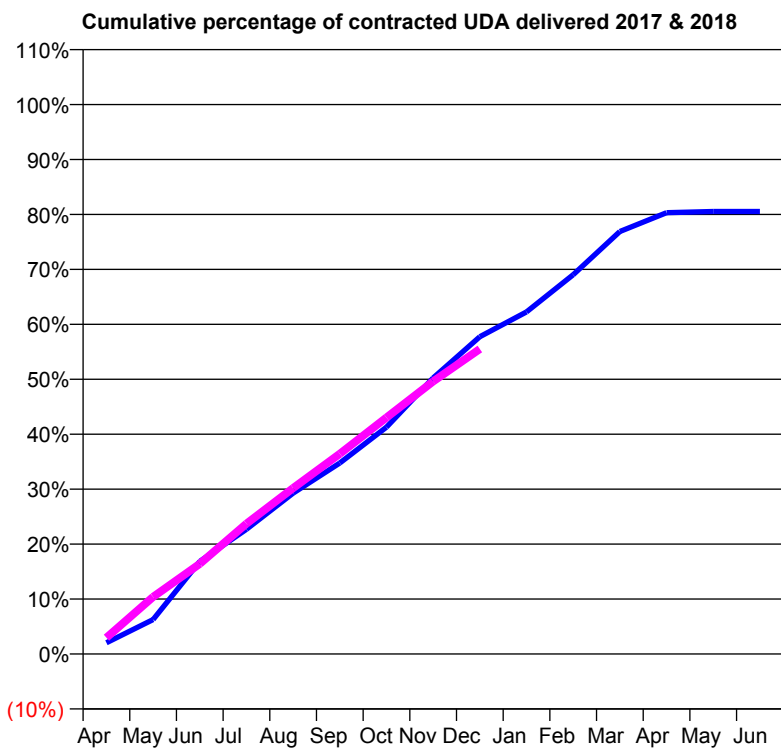
17/18 Contracted general activity (UDA)	22,891
Carry forward general activity (UDA)	0
17/18 Contracted orthodontic activity (UOA)	0
Carry forward orthodontic activity (UOA)	0
Baseline contract value	£556,249.80

### ACCESS\*

Patients seen in 24 months	Total	Change since previous quarter
Quarter ending December 2016	8,236	
Quarter ending March 2017	8,324	→
Quarter ending June 2017	8,207	↓
Quarter ending September 2017	8,201	→
Quarter ending December 2017	8,150	→
<b>Variance since December 2016</b>	<b>(1.0%)</b>	<b>↓</b>



### ACTIVITY



Month	Adjusted Scheduled Activity (UDA)	
	2017	2018
April	469	680
May	1,434	2,378
June	3,856	3,761
July	5,195	5,430
August	6,704	6,912
September	7,955	8,338
October	9,453	9,851
November	11,504	11,354
December	13,220	12,707
January	14,252	
February	15,802	
March	17,603	
April	18,383	
May	18,432	
June	18,433	

### QUALITY

	Quantity	Base Number	Contract	AT	Region	England
% of FP17s for the same patient ID Re-attending within 3 months - Children	88	1,642	5.4%	11.1%	11.8%	12.0%
% of FP17s for the same patient ID Re-attending within 3 months - Adults	761	5,346	14.2%	14.5%	15.3%	15.9%
% of FP17s for the same patient ID Re-attending between 3 & 9 months - Children	922	1,642	56.2%	59.2%	59.1%	58.0%
% of FP17s for the same patient ID Re-attending between 3 & 9 months - Adults	1,604	5,346	30.0%	48.7%	51.5%	50.5%
% of FP17s for Band 1 Urgent Courses	227	6,645	3.4%	9.3%	8.0%	9.0%
% of FP17s Relating to Free Repair or Replacements	71	6,645	1.1%	0.8%	0.8%	0.8%
% of FP17s Relating to Continuations	228	6,645	3.4%	1.1%	1.1%	1.1%
% of Patients satisfied with the dentistry they have received	6	7	N/A	91.4%	91.6%	91.5%
% of Patients satisfied with the time they had to wait for an appointment	5	7	N/A	87.0%	88.3%	87.9%

\* This is based on patients treated on this contract for their most recent course of treatment. Figures in italics indicate the base number of FP17s or Patient Questionnaire responses are less than 100. N/A is shown where the base number of responses is less than 10 during the period. % is calculated as Quantity/Base number\*100



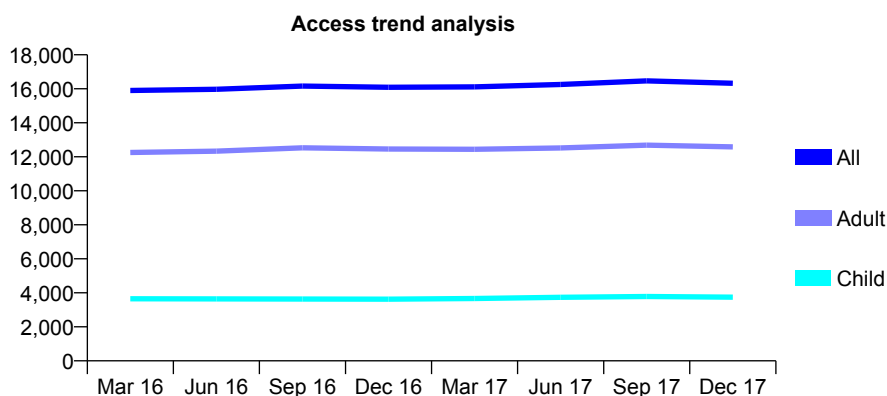
## Q56 - Vital Signs At a Glance Contract Report for 101435/0114 - December 2017

Name or company name	IDH Limited
Contract type name	GDS Contract
Purpose of contract	General
Contract start date	01/09/2008
Contract end date	

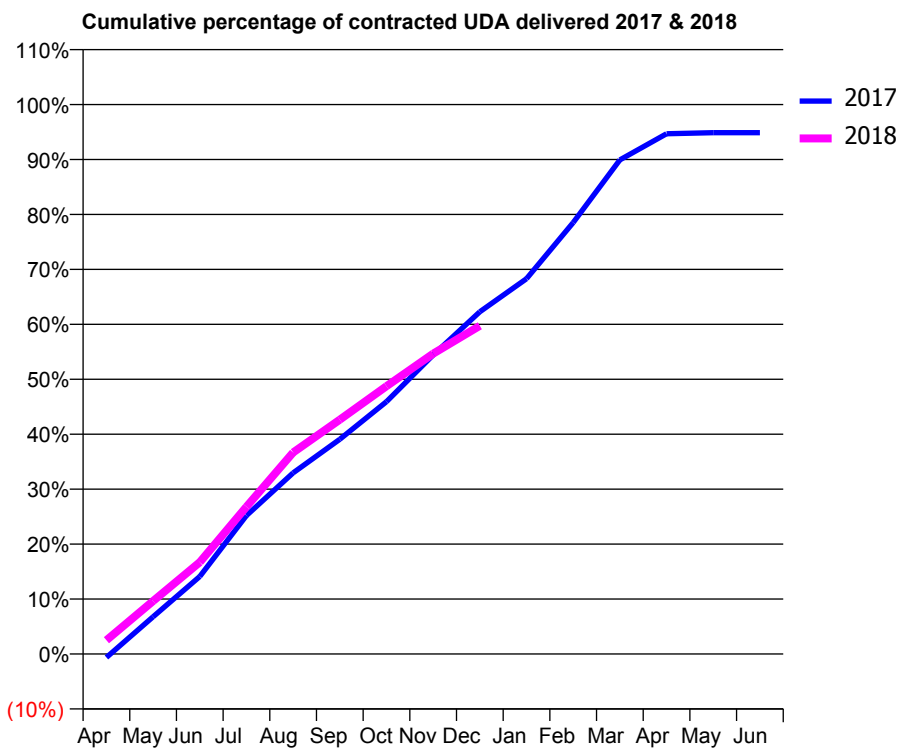
17/18 Contracted general activity (UDA)	41,000
Carry forward general activity (UDA)	0
17/18 Contracted orthodontic activity (UOA)	0
Carry forward orthodontic activity (UOA)	0
Baseline contract value	£1,101,597.06

### ACCESS\*

Patients seen in 24 months	Total	Change since previous quarter
Quarter ending December 2016	16,091	
Quarter ending March 2017	16,115	→
Quarter ending June 2017	16,257	→
Quarter ending September 2017	16,470	→
Quarter ending December 2017	16,329	→
<b>Variance since December 2016</b>	<b>1.5%</b>	<b>→</b>



### ACTIVITY



Month	Adjusted Scheduled Activity (UDA)	
	2017	2018
April	-265	1,033
May	2,782	3,954
June	5,782	6,848
July	10,336	10,991
August	13,521	15,034
September	16,022	17,481
October	18,826	19,980
November	22,312	22,415
December	25,536	24,491
January	27,998	
February	32,191	
March	36,868	
April	38,820	
May	38,897	
June	38,900	

### QUALITY

	Quantity	Base Number	Contract	AT	Region	England
% of FP17s for the same patient ID Re-attending within 3 months - Children	235	3,527	6.7%	11.1%	11.8%	12.0%
% of FP17s for the same patient ID Re-attending within 3 months - Adults	1,254	9,620	13.0%	14.5%	15.3%	15.9%
% of FP17s for the same patient ID Re-attending between 3 & 9 months - Children	1,879	3,527	53.3%	59.2%	59.1%	58.0%
% of FP17s for the same patient ID Re-attending between 3 & 9 months - Adults	3,474	9,620	36.1%	48.7%	51.5%	50.5%
% of FP17s for Band 1 Urgent Courses	1,006	12,372	8.1%	9.3%	8.0%	9.0%
% of FP17s Relating to Free Repair or Replacements	69	12,372	0.6%	0.8%	0.8%	0.8%
% of FP17s Relating to Continuations	267	12,372	2.2%	1.1%	1.1%	1.1%
% of Patients satisfied with the dentistry they have received	12	12	100.0%	91.4%	91.6%	91.5%
% of Patients satisfied with the time they had to wait for an appointment	11	12	91.7%	87.0%	88.3%	87.9%

\* This is based on patients treated on this contract for their most recent course of treatment. Figures in italics indicate the base number of FP17s or Patient Questionnaire responses are less than 100. N/A is shown where the base number of responses is less than 10 during the period. % is calculated as Quantity/Base number\*100

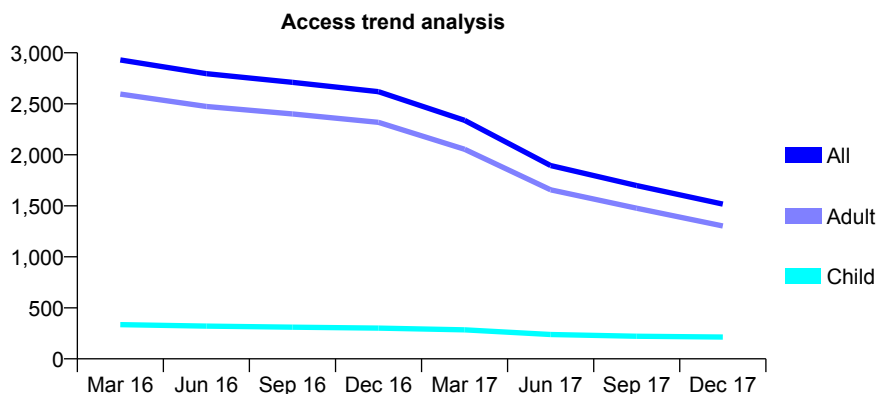
## Q56 - Vital Signs At a Glance Contract Report for 101478/0001 - December 2017

Name or company name	CAMBRIDGE UNIVERSITY
Contract type name	PDS Contract
Purpose of contract	General
Contract start date	01/04/2006
Contract end date	31/03/2018

17/18 Contracted general activity (UDA)	3,878
Carry forward general activity (UDA)	0
17/18 Contracted orthodontic activity (UOA)	0
Carry forward orthodontic activity (UOA)	0
Baseline contract value	£108,269.21

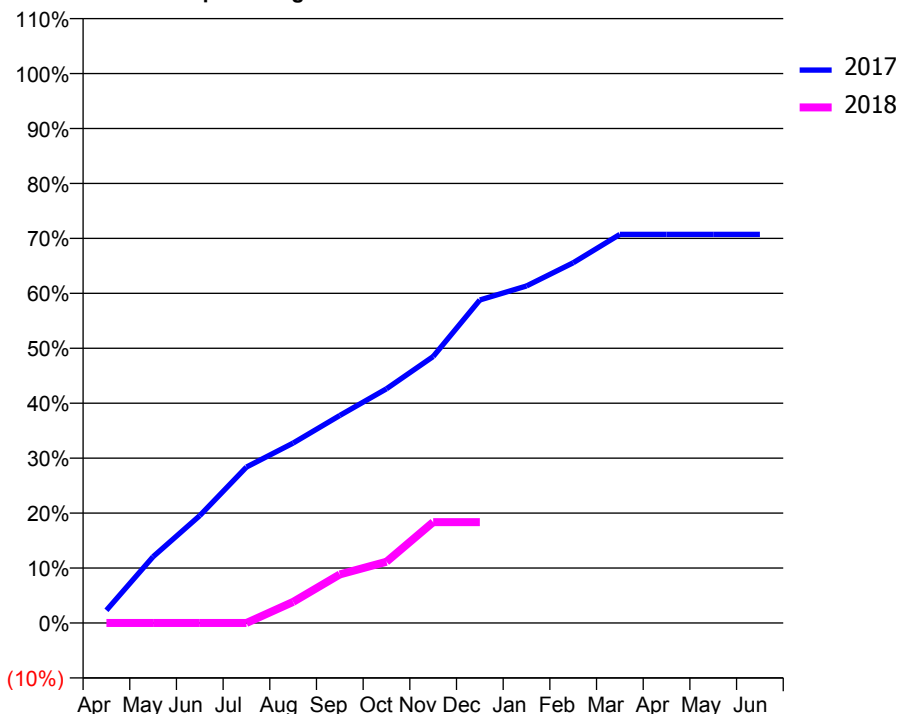
### ACCESS\*

Patients seen in 24 months	Total	Change since previous quarter
Quarter ending December 2016	2,619	
Quarter ending March 2017	2,338	↓
Quarter ending June 2017	1,895	↓
Quarter ending September 2017	1,699	↓
Quarter ending December 2017	1,517	↓
<b>Variance since December 2016</b>	<b>(42.1%)</b>	<b>↓</b>



### ACTIVITY

Cumulative percentage of contracted UDA delivered 2017 & 2018



Month	Adjusted Scheduled Activity (UDA)	
	2017	2018
April	90	0
May	469	0
June	758	0
July	1,100	0
August	1,270	149
September	1,465	343
October	1,653	432
November	1,881	712
December	2,280	712
January	2,379	
February	2,542	
March	2,742	
April	2,742	
May	2,742	
June	2,742	

### QUALITY

	Quantity	Base Number	Contract	AT	Region	England
% of FP17s for the same patient ID Re-attending within 3 months - Children	0	79	0.0%	11.1%	11.8%	12.0%
% of FP17s for the same patient ID Re-attending within 3 months - Adults	35	274	12.8%	14.5%	15.3%	15.9%
% of FP17s for the same patient ID Re-attending between 3 & 9 months - Children	12	79	15.2%	59.2%	59.1%	58.0%
% of FP17s for the same patient ID Re-attending between 3 & 9 months - Adults	29	274	10.6%	48.7%	51.5%	50.5%
% of FP17s for Band 1 Urgent Courses	64	353	18.1%	9.3%	8.0%	9.0%
% of FP17s Relating to Free Repair or Replacements	2	353	0.6%	0.8%	0.8%	0.8%
% of FP17s Relating to Continuations	9	353	2.5%	1.1%	1.1%	1.1%
% of Patients satisfied with the dentistry they have received	0	0	N/A	91.4%	91.6%	91.5%
% of Patients satisfied with the time they had to wait for an appointment	0	0	N/A	87.0%	88.3%	87.9%

\* This is based on patients treated on this contract for their most recent course of treatment. Figures in italics indicate the base number of FP17s or Patient Questionnaire responses are less than 100. N/A is shown where the base number of responses is less than 10 during the period. % is calculated as Quantity/Base number\*100

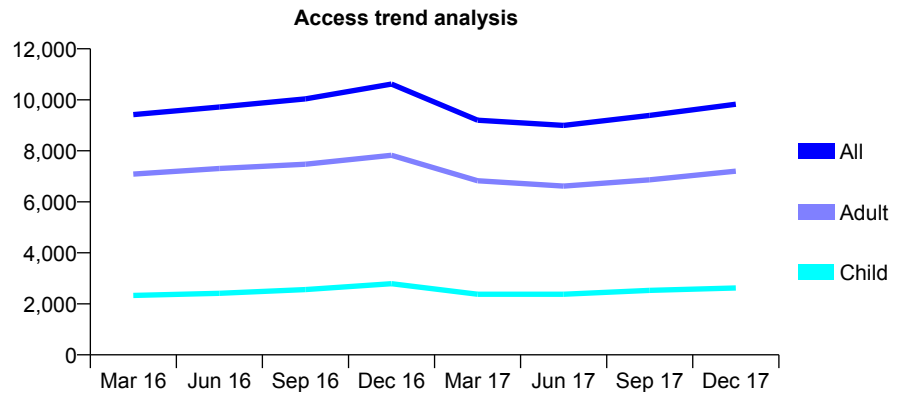
## Q56 - Vital Signs At a Glance Contract Report for 101931/0001 - December 2017

Name or company name	Histon Dental Surgery
Contract type name	GDS Contract
Purpose of contract	General
Contract start date	01/04/2007
Contract end date	

17/18 Contracted general activity (UDA)	22,500
Carry forward general activity (UDA)	661
17/18 Contracted orthodontic activity (UOA)	0
Carry forward orthodontic activity (UOA)	0
Baseline contract value	£711,143.14

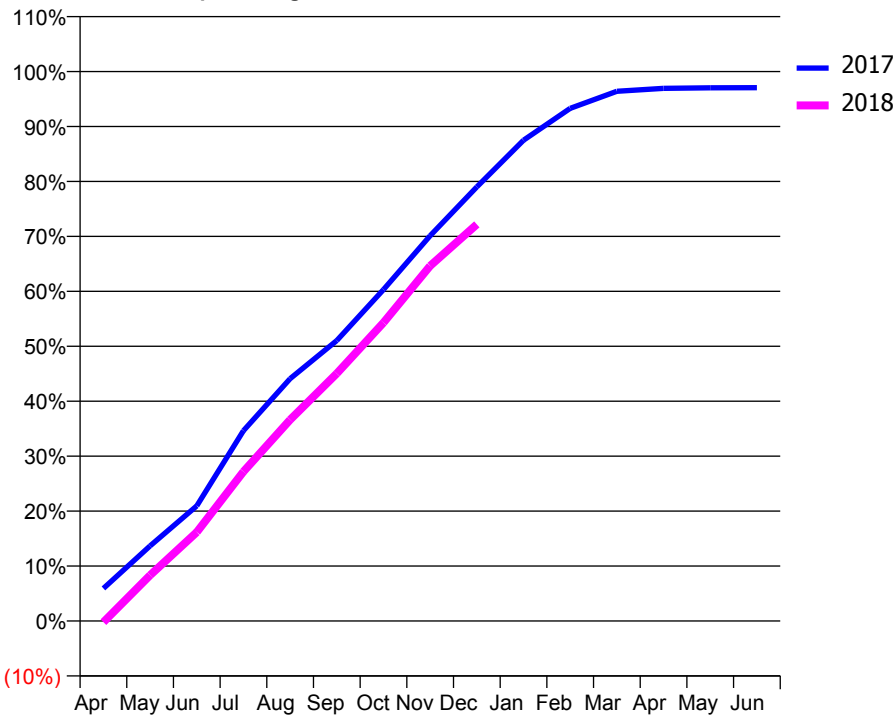
### ACCESS\*

Patients seen in 24 months	Total	Change since previous quarter
Quarter ending December 2016	10,618	
Quarter ending March 2017	9,201	↓
Quarter ending June 2017	8,995	↓
Quarter ending September 2017	9,390	↑
Quarter ending December 2017	9,825	↑
<b>Variance since December 2016</b>	<b>(7.5%)</b>	<b>↓</b>



### ACTIVITY

Cumulative percentage of contracted UDA delivered 2017 & 2018



Month	Adjusted Scheduled Activity (UDA)	
	2017	2018
April	1,332	-52
May	3,075	1,877
June	4,716	3,638
July	7,793	6,116
August	9,924	8,245
September	11,484	10,139
October	13,570	12,215
November	15,776	14,541
December	17,775	16,240
January	19,684	
February	20,989	
March	21,691	
April	21,812	
May	21,833	
June	21,839	

### QUALITY

	Quantity	Base Number	Contract	AT	Region	England
% of FP17s for the same patient ID Re-attending within 3 months - Children	143	2,684	5.3%	11.1%	11.8%	12.0%
% of FP17s for the same patient ID Re-attending within 3 months - Adults	739	6,839	10.8%	14.5%	15.3%	15.9%
% of FP17s for the same patient ID Re-attending between 3 & 9 months - Children	1,162	2,684	43.3%	59.2%	59.1%	58.0%
% of FP17s for the same patient ID Re-attending between 3 & 9 months - Adults	2,904	6,839	42.5%	48.7%	51.5%	50.5%
% of FP17s for Band 1 Urgent Courses	827	9,426	8.8%	9.3%	8.0%	9.0%
% of FP17s Relating to Free Repair or Replacements	94	9,426	1.0%	0.8%	0.8%	0.8%
% of FP17s Relating to Continuations	63	9,426	0.7%	1.1%	1.1%	1.1%
% of Patients satisfied with the dentistry they have received	9	9	N/A	91.4%	91.6%	91.5%
% of Patients satisfied with the time they had to wait for an appointment	8	9	N/A	87.0%	88.3%	87.9%

\* This is based on patients treated on this contract for their most recent course of treatment. Figures in italics indicate the base number of FP17s or Patient Questionnaire responses are less than 100. N/A is shown where the base number of responses is less than 10 during the period. % is calculated as Quantity/Base number\*100

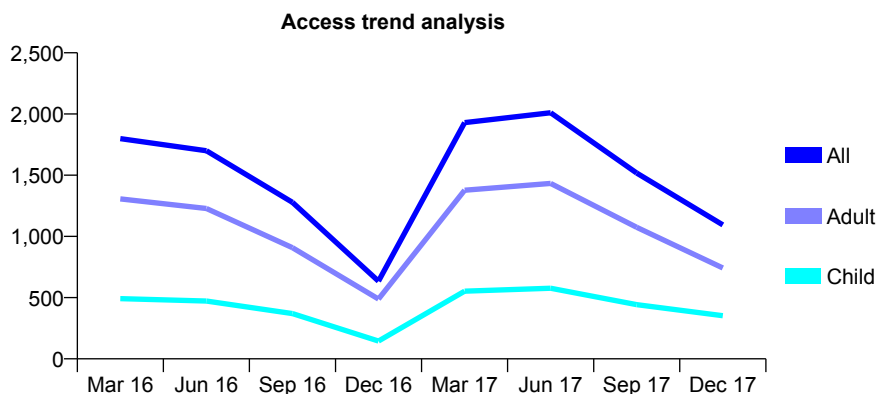
## Q56 - Vital Signs At a Glance Contract Report for 101931/0002 - December 2017

Name or company name	Histon Dental Surgery
Contract type name	GDS Contract
Purpose of contract	General
Contract start date	01/04/2013
Contract end date	

17/18 Contracted general activity (UDA)	3,625
Carry forward general activity (UDA)	0
17/18 Contracted orthodontic activity (UOA)	0
Carry forward orthodontic activity (UOA)	0
Baseline contract value	£98,889.39

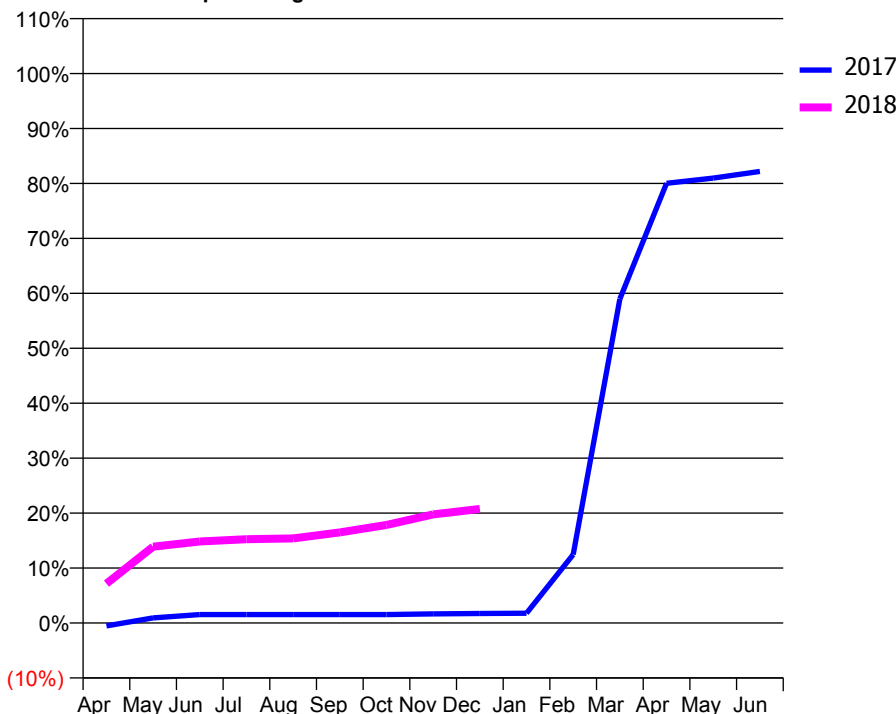
### ACCESS\*

Patients seen in 24 months	Total	Change since previous quarter
Quarter ending December 2016	634	
Quarter ending March 2017	1,930	↑
Quarter ending June 2017	2,010	↑
Quarter ending September 2017	1,518	↓
Quarter ending December 2017	1,094	↓
<b>Variance since December 2016</b>	<b>72.6%</b>	<b>↑</b>



### ACTIVITY

Cumulative percentage of contracted UDA delivered 2017 & 2018



Month	Adjusted Scheduled Activity (UDA)	
	2017	2018
April	-20	260
May	34	503
June	56	538
July	56	553
August	56	558
September	56	598
October	56	647
November	60	716
December	63	753
January	64	
February	452	
March	2,138	
April	2,901	
May	2,935	
June	2,979	

### QUALITY

	Quantity	Base Number	Contract	AT	Region	England
% of FP17s for the same patient ID Re-attending within 3 months - Children	7	318	2.2%	11.1%	11.8%	12.0%
% of FP17s for the same patient ID Re-attending within 3 months - Adults	21	562	3.7%	14.5%	15.3%	15.9%
% of FP17s for the same patient ID Re-attending between 3 & 9 months - Children	29	318	9.1%	59.2%	59.1%	58.0%
% of FP17s for the same patient ID Re-attending between 3 & 9 months - Adults	4	562	0.7%	48.7%	51.5%	50.5%
% of FP17s for Band 1 Urgent Courses	13	411	3.2%	9.3%	8.0%	9.0%
% of FP17s Relating to Free Repair or Replacements	1	411	0.2%	0.8%	0.8%	0.8%
% of FP17s Relating to Continuations	10	411	2.4%	1.1%	1.1%	1.1%
% of Patients satisfied with the dentistry they have received	1	1	N/A	91.4%	91.6%	91.5%
% of Patients satisfied with the time they had to wait for an appointment	1	1	N/A	87.0%	88.3%	87.9%

\* This is based on patients treated on this contract for their most recent course of treatment. Figures in italics indicate the base number of FP17s or Patient Questionnaire responses are less than 100. N/A is shown where the base number of responses is less than 10 during the period. % is calculated as Quantity/Base number\*100

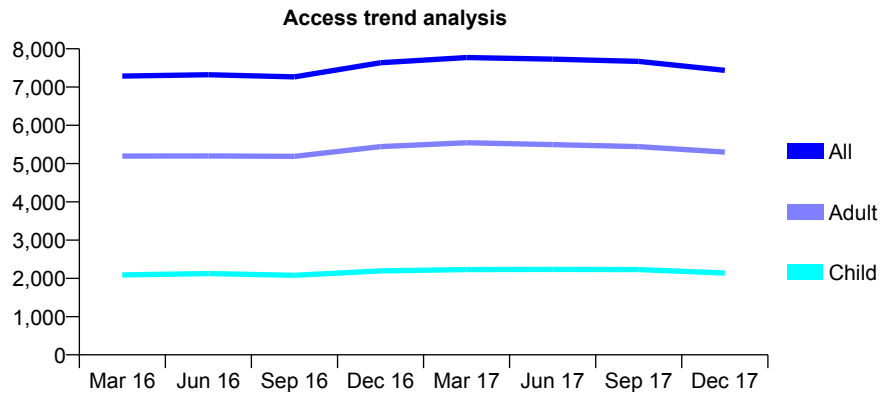
## Q56 - Vital Signs At a Glance Contract Report for 102016/0001 - December 2017

Name or company name	The Peterborough Dental Practice Partners
Contract type name	GDS Contract
Purpose of contract	General
Contract start date	01/10/2009
Contract end date	

17/18 Contracted general activity (UDA)	22,500
Carry forward general activity (UDA)	0
17/18 Contracted orthodontic activity (UOA)	0
Carry forward orthodontic activity (UOA)	0
Baseline contract value	£685,950.62

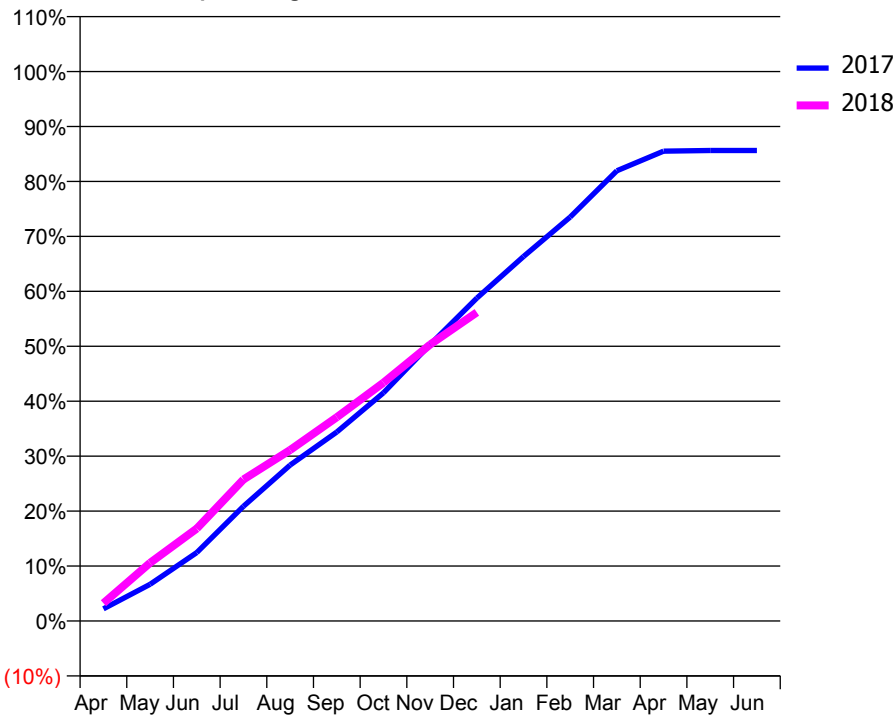
### ACCESS\*

Patients seen in 24 months	Total	Change since previous quarter
Quarter ending December 2016	7,636	
Quarter ending March 2017	7,771	→
Quarter ending June 2017	7,730	→
Quarter ending September 2017	7,672	→
Quarter ending December 2017	7,438	↓
<b>Variance since December 2016</b>	<b>(2.6%)</b>	<b>↓</b>



### ACTIVITY

Cumulative percentage of contracted UDA delivered 2017 & 2018



Month	Adjusted Scheduled Activity (UDA)	
	2017	2018
April	497	729
May	1,505	2,382
June	2,803	3,785
July	4,699	5,798
August	6,388	7,001
September	7,738	8,347
October	9,345	9,762
November	11,323	11,320
December	13,219	12,637
January	14,923	
February	16,539	
March	18,438	
April	19,239	
May	19,263	
June	19,263	

### QUALITY

	Quantity	Base Number	Contract	AT	Region	England
% of FP17s for the same patient ID Re-attending within 3 months - Children	127	1,581	8.0%	11.1%	11.8%	12.0%
% of FP17s for the same patient ID Re-attending within 3 months - Adults	635	3,870	16.4%	14.5%	15.3%	15.9%
% of FP17s for the same patient ID Re-attending between 3 & 9 months - Children	495	1,581	31.3%	59.2%	59.1%	58.0%
% of FP17s for the same patient ID Re-attending between 3 & 9 months - Adults	1,229	3,870	31.8%	48.7%	51.5%	50.5%
% of FP17s for Band 1 Urgent Courses	519	5,190	10.0%	9.3%	8.0%	9.0%
% of FP17s Relating to Free Repair or Replacements	57	5,190	1.1%	0.8%	0.8%	0.8%
% of FP17s Relating to Continuations	129	5,190	2.5%	1.1%	1.1%	1.1%
% of Patients satisfied with the dentistry they have received	5	5	N/A	91.4%	91.6%	91.5%
% of Patients satisfied with the time they had to wait for an appointment	4	5	N/A	87.0%	88.3%	87.9%

\* This is based on patients treated on this contract for their most recent course of treatment. Figures in italics indicate the base number of FP17s or Patient Questionnaire responses are less than 100. N/A is shown where the base number of responses is less than 10 during the period. % is calculated as Quantity/Base number\*100

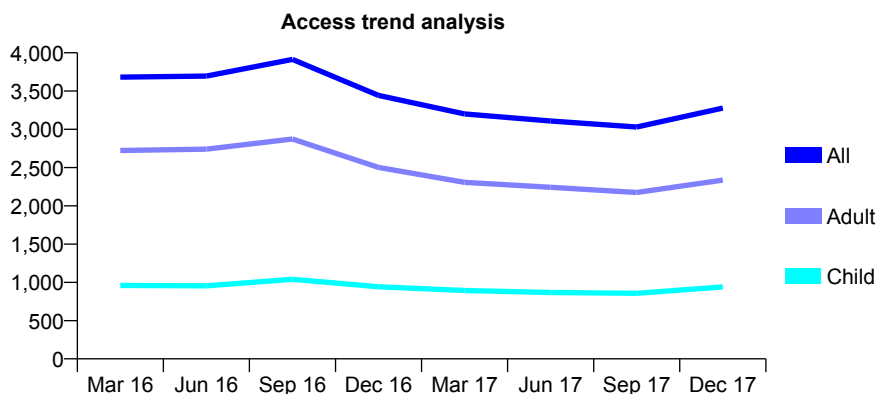
## Q56 - Vital Signs At a Glance Contract Report for 102342/0001 - December 2017

Name or company name	Beechcroft Dental Care Ltd
Contract type name	GDS Contract
Purpose of contract	General
Contract start date	01/09/2011
Contract end date	

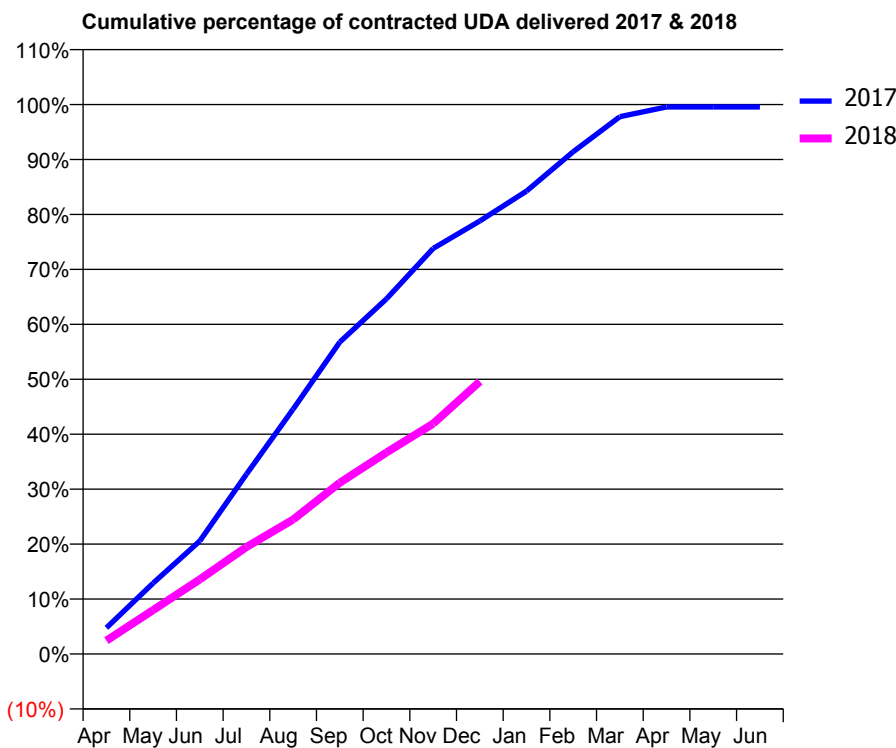
17/18 Contracted general activity (UDA)	11,009
Carry forward general activity (UDA)	48
17/18 Contracted orthodontic activity (UOA)	0
Carry forward orthodontic activity (UOA)	0
Baseline contract value	£246,187.64

### ACCESS\*

Patients seen in 24 months	Total	Change since previous quarter
Quarter ending December 2016	3,444	
Quarter ending March 2017	3,200	↓
Quarter ending June 2017	3,109	↓
Quarter ending September 2017	3,030	↓
Quarter ending December 2017	3,277	↑
<b>Variance since December 2016</b>	<b>(4.8%)</b>	<b>↓</b>



### ACTIVITY



Month	Adjusted Scheduled Activity (UDA)	
	2017	2018
April	526	268
May	1,420	881
June	2,265	1,495
July	3,603	2,144
August	4,906	2,693
September	6,251	3,432
October	7,116	4,039
November	8,125	4,615
December	8,676	5,460
January	9,275	
February	10,062	
March	10,764	
April	10,959	
May	10,961	
June	10,961	

### QUALITY

	Quantity	Base Number	Contract	AT	Region	England
% of FP17s for the same patient ID Re-attending within 3 months - Children	107	987	10.8%	11.1%	11.8%	12.0%
% of FP17s for the same patient ID Re-attending within 3 months - Adults	314	2,243	14.0%	14.5%	15.3%	15.9%
% of FP17s for the same patient ID Re-attending between 3 & 9 months - Children	550	987	55.7%	59.2%	59.1%	58.0%
% of FP17s for the same patient ID Re-attending between 3 & 9 months - Adults	1,082	2,243	48.2%	48.7%	51.5%	50.5%
% of FP17s for Band 1 Urgent Courses	104	2,740	3.8%	9.3%	8.0%	9.0%
% of FP17s Relating to Free Repair or Replacements	21	2,740	0.8%	0.8%	0.8%	0.8%
% of FP17s Relating to Continuations	89	2,740	3.2%	1.1%	1.1%	1.1%
% of Patients satisfied with the dentistry they have received	5	6	N/A	91.4%	91.6%	91.5%
% of Patients satisfied with the time they had to wait for an appointment	6	6	N/A	87.0%	88.3%	87.9%

\* This is based on patients treated on this contract for their most recent course of treatment. Figures in italics indicate the base number of FP17s or Patient Questionnaire responses are less than 100. N/A is shown where the base number of responses is less than 10 during the period. % is calculated as Quantity/Base number\*100

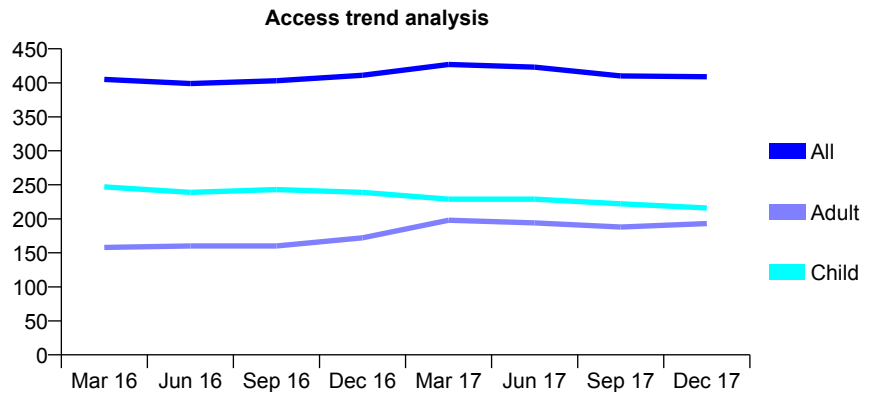
## Q56 - Vital Signs At a Glance Contract Report for 102423/0001 - December 2017

Name or company name	Harbour TNGC Ltd
Contract type name	GDS Contract
Purpose of contract	General
Contract start date	01/07/2011
Contract end date	

17/18 Contracted general activity (UDA)	1,450
Carry forward general activity (UDA)	43
17/18 Contracted orthodontic activity (UOA)	0
Carry forward orthodontic activity (UOA)	0
Baseline contract value	£32,676.19

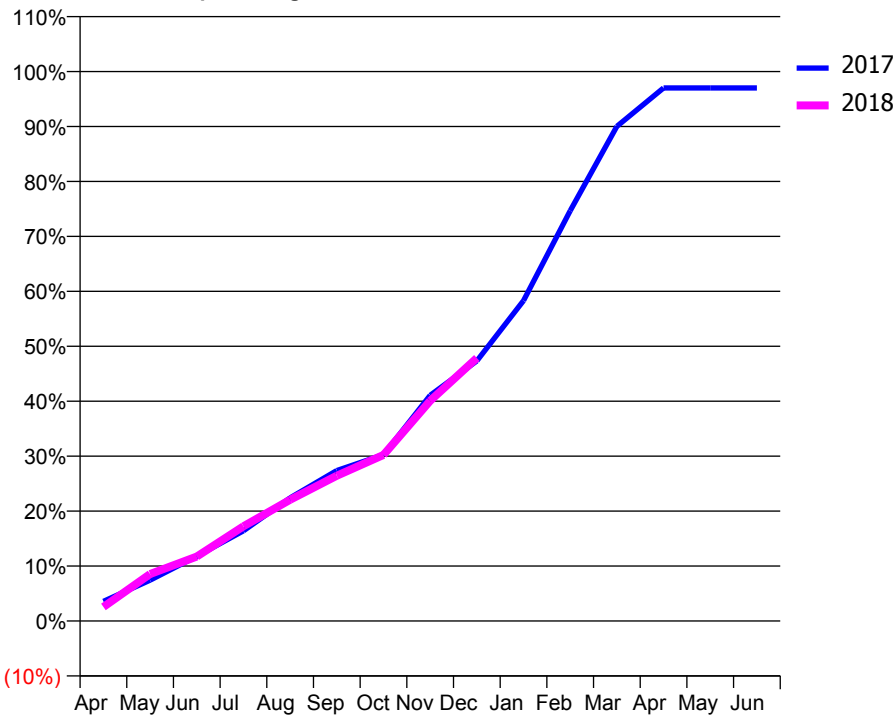
### ACCESS\*

Patients seen in 24 months	Total	Change since previous quarter
Quarter ending December 2016	411	
Quarter ending March 2017	427	↑
Quarter ending June 2017	423	→
Quarter ending September 2017	410	↓
Quarter ending December 2017	409	→
<b>Variance since December 2016</b>	<b>(0.5%)</b>	<b>→</b>



### ACTIVITY

Cumulative percentage of contracted UDA delivered 2017 & 2018



Month	Adjusted Scheduled Activity (UDA)	
	2017	2018
April	52	37
May	108	124
June	171	170
July	238	250
August	325	320
September	397	383
October	439	438
November	595	581
December	686	694
January	845	
February	1,082	
March	1,305	
April	1,407	
May	1,407	
June	1,407	

### QUALITY

	Quantity	Base Number	Contract	AT	Region	England
% of FP17s for the same patient ID Re-attending within 3 months - Children	10	232	4.3%	11.1%	11.8%	12.0%
% of FP17s for the same patient ID Re-attending within 3 months - Adults	13	141	9.2%	14.5%	15.3%	15.9%
% of FP17s for the same patient ID Re-attending between 3 & 9 months - Children	150	232	64.7%	59.2%	59.1%	58.0%
% of FP17s for the same patient ID Re-attending between 3 & 9 months - Adults	78	141	55.3%	48.7%	51.5%	50.5%
% of FP17s for Band 1 Urgent Courses	1	350	0.3%	9.3%	8.0%	9.0%
% of FP17s Relating to Free Repair or Replacements	0	350	0.0%	0.8%	0.8%	0.8%
% of FP17s Relating to Continuations	0	350	0.0%	1.1%	1.1%	1.1%
% of Patients satisfied with the dentistry they have received	0	0	N/A	91.4%	91.6%	91.5%
% of Patients satisfied with the time they had to wait for an appointment	0	0	N/A	87.0%	88.3%	87.9%

\* This is based on patients treated on this contract for their most recent course of treatment. Figures in italics indicate the base number of FP17s or Patient Questionnaire responses are less than 100. N/A is shown where the base number of responses is less than 10 during the period. % is calculated as Quantity/Base number\*100



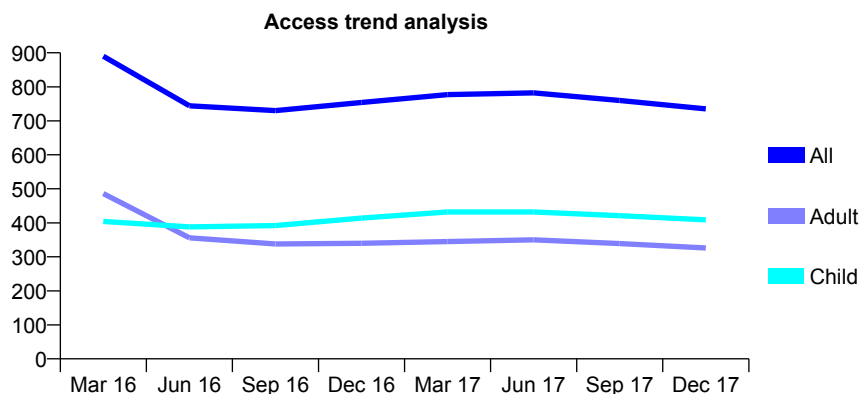
## Q56 - Vital Signs At a Glance Contract Report for 102881/0001 - December 2017

Name or company name	Corner House Norwich LLP
Contract type name	GDS Contract
Purpose of contract	General
Contract start date	01/01/2013
Contract end date	

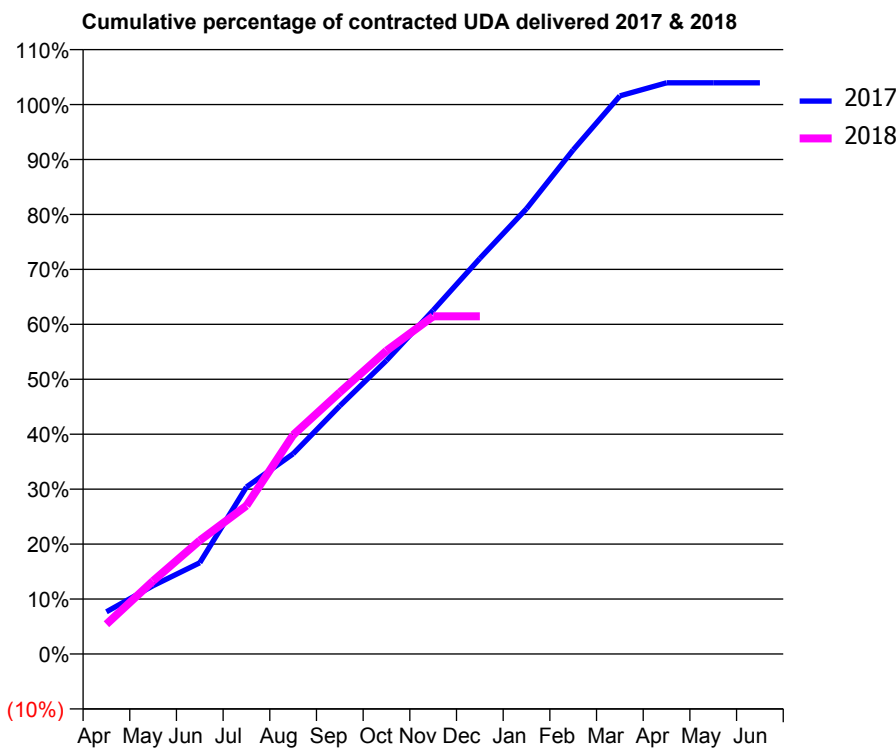
17/18 Contracted general activity (UDA)	1,835
Carry forward general activity (UDA)	-37
17/18 Contracted orthodontic activity (UOA)	0
Carry forward orthodontic activity (UOA)	0
Baseline contract value	£48,901.65

### ACCESS\*

Patients seen in 24 months	Total	Change since previous quarter
Quarter ending December 2016	754	
Quarter ending March 2017	777	↑
Quarter ending June 2017	782	→
Quarter ending September 2017	760	↓
Quarter ending December 2017	735	↓
<b>Variance since December 2016</b>	<b>(2.5%)</b>	<b>↓</b>



### ACTIVITY



Month	Adjusted Scheduled Activity (UDA)	
	2017	2018
April	141	100
May	228	244
June	305	379
July	558	496
August	669	731
September	828	874
October	980	1,013
November	1,148	1,128
December	1,321	1,128
January	1,487	
February	1,683	
March	1,864	
April	1,908	
May	1,908	
June	1,908	

### QUALITY

	Quantity	Base Number	Contract	AT	Region	England
% of FP17s for the same patient ID Re-attending within 3 months - Children	25	410	6.1%	11.1%	11.8%	12.0%
% of FP17s for the same patient ID Re-attending within 3 months - Adults	22	200	11.0%	14.5%	15.3%	15.9%
% of FP17s for the same patient ID Re-attending between 3 & 9 months - Children	248	410	60.5%	59.2%	59.1%	58.0%
% of FP17s for the same patient ID Re-attending between 3 & 9 months - Adults	94	200	47.0%	48.7%	51.5%	50.5%
% of FP17s for Band 1 Urgent Courses	53	582	9.1%	9.3%	8.0%	9.0%
% of FP17s Relating to Free Repair or Replacements	2	582	0.3%	0.8%	0.8%	0.8%
% of FP17s Relating to Continuations	0	582	0.0%	1.1%	1.1%	1.1%
% of Patients satisfied with the dentistry they have received	0	0	N/A	91.4%	91.6%	91.5%
% of Patients satisfied with the time they had to wait for an appointment	0	0	N/A	87.0%	88.3%	87.9%

\* This is based on patients treated on this contract for their most recent course of treatment. Figures in italics indicate the base number of FP17s or Patient Questionnaire responses are less than 100. N/A is shown where the base number of responses is less than 10 during the period. % is calculated as Quantity/Base number\*100

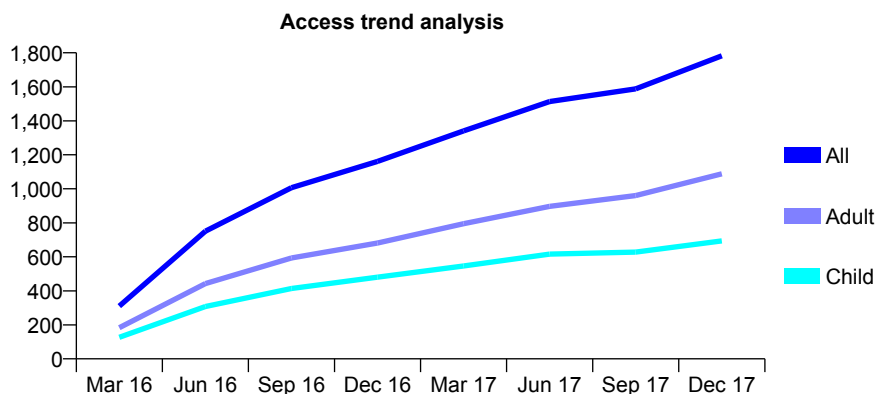
## Q56 - Vital Signs At a Glance Contract Report for 103748/0001 - December 2017

Name or company name	Friends Dental Practice
Contract type name	GDS Contract
Purpose of contract	General and Orthodontic
Contract start date	07/12/2015
Contract end date	

17/18 Contracted general activity (UDA)	3,783
Carry forward general activity (UDA)	0
17/18 Contracted orthodontic activity (UOA)	1,800
Carry forward orthodontic activity (UOA)	-1
Baseline contract value	£221,910.65

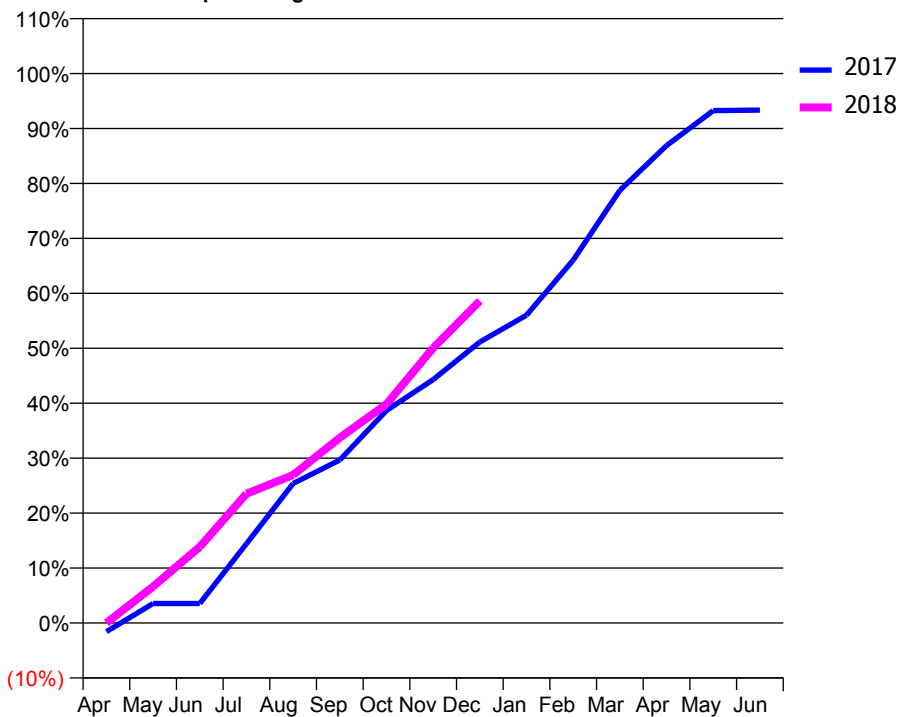
### ACCESS\*

Patients seen in 24 months	Total	Change since previous quarter
Quarter ending December 2016	1,161	
Quarter ending March 2017	1,341	↑
Quarter ending June 2017	1,513	↑
Quarter ending September 2017	1,588	↑
Quarter ending December 2017	1,782	↑
<b>Variance since December 2016</b>	<b>53.5%</b>	<b>↑</b>



### ACTIVITY

Cumulative percentage of contracted UDA delivered 2017 & 2018



Month	Adjusted Scheduled Activity (UDA)	
	2017	2018
April	-60	0
May	135	251
June	135	525
July	546	890
August	961	1,019
September	1,122	1,275
October	1,463	1,507
November	1,676	1,894
December	1,935	2,217
January	2,119	
February	2,498	
March	2,979	
April	3,287	
May	3,528	
June	3,531	

### QUALITY

	Quantity	Base Number	Contract	AT	Region	England
% of FP17s for the same patient ID Re-attending within 3 months - Children	65	855	7.6%	11.1%	11.8%	12.0%
% of FP17s for the same patient ID Re-attending within 3 months - Adults	174	1,112	15.6%	14.5%	15.3%	15.9%
% of FP17s for the same patient ID Re-attending between 3 & 9 months - Children	317	855	37.1%	59.2%	59.1%	58.0%
% of FP17s for the same patient ID Re-attending between 3 & 9 months - Adults	483	1,112	43.4%	48.7%	51.5%	50.5%
% of FP17s for Band 1 Urgent Courses	123	1,540	8.0%	9.3%	8.0%	9.0%
% of FP17s Relating to Free Repair or Replacements	3	1,540	0.2%	0.8%	0.8%	0.8%
% of FP17s Relating to Continuations	7	1,540	0.5%	1.1%	1.1%	1.1%
% of Patients satisfied with the dentistry they have received	1	1	N/A	91.4%	91.6%	91.5%
% of Patients satisfied with the time they had to wait for an appointment	1	1	N/A	87.0%	88.3%	87.9%

\* This is based on patients treated on this contract for their most recent course of treatment. Figures in italics indicate the base number of FP17s or Patient Questionnaire responses are less than 100. N/A is shown where the base number of responses is less than 10 during the period. % is calculated as Quantity/Base number\*100

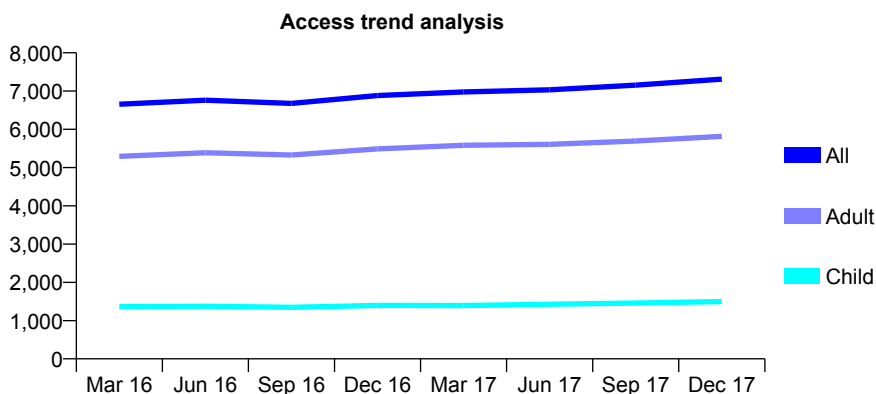
## Q56 - Vital Signs At a Glance Contract Report for 104418/0001 - December 2017

Name or company name	Parish Vaid & Snehal Radia & Sanjay Shah
Contract type name	GDS Contract
Purpose of contract	General
Contract start date	08/05/2014
Contract end date	

17/18 Contracted general activity (UDA)	21,611
Carry forward general activity (UDA)	592
17/18 Contracted orthodontic activity (UOA)	0
Carry forward orthodontic activity (UOA)	0
Baseline contract value	£489,281.94

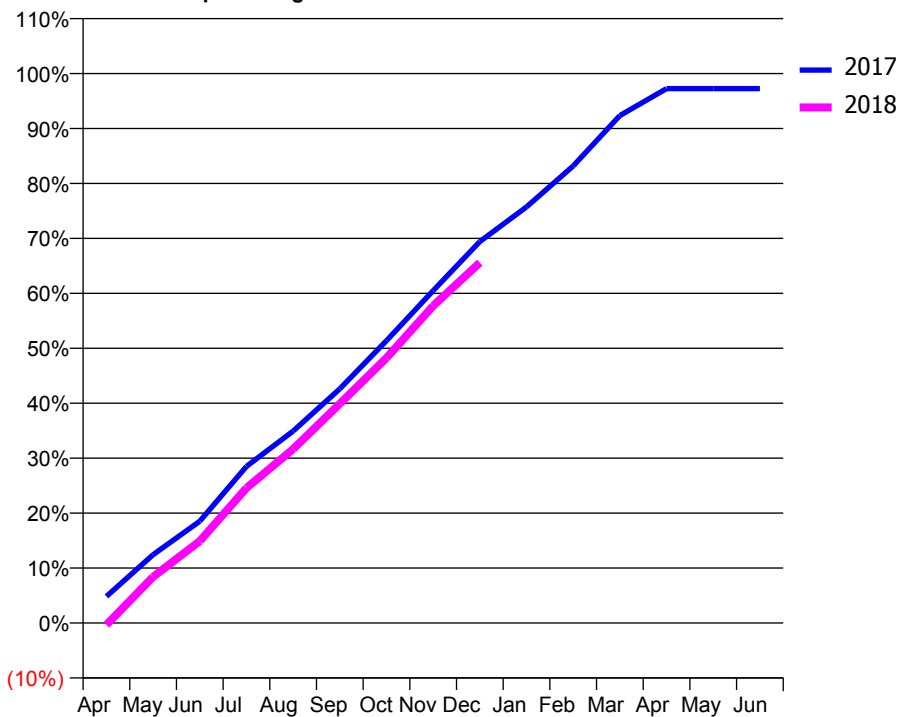
### ACCESS\*

Patients seen in 24 months	Total	Change since previous quarter
Quarter ending December 2016	6,884	
Quarter ending March 2017	6,976	→
Quarter ending June 2017	7,034	→
Quarter ending September 2017	7,153	→
Quarter ending December 2017	7,313	↑
<b>Variance since December 2016</b>	<b>6.2%</b>	<b>↑</b>



### ACTIVITY

Cumulative percentage of contracted UDA delivered 2017 & 2018



Month	Adjusted Scheduled Activity (UDA)	
	2017	2018
April	1,046	-78
May	2,688	1,817
June	4,005	3,221
July	6,159	5,311
August	7,549	6,842
September	9,212	8,624
October	11,105	10,423
November	13,073	12,475
December	15,004	14,175
January	16,363	
February	17,976	
March	19,959	
April	21,015	
May	21,018	
June	21,019	

### QUALITY

	Quantity	Base Number	Contract	AT	Region	England
% of FP17s for the same patient ID Re-attending within 3 months - Children	137	1,822	7.5%	11.1%	11.8%	12.0%
% of FP17s for the same patient ID Re-attending within 3 months - Adults	966	7,035	13.7%	14.5%	15.3%	15.9%
% of FP17s for the same patient ID Re-attending between 3 & 9 months - Children	1,144	1,822	62.8%	59.2%	59.1%	58.0%
% of FP17s for the same patient ID Re-attending between 3 & 9 months - Adults	4,351	7,035	61.8%	48.7%	51.5%	50.5%
% of FP17s for Band 1 Urgent Courses	586	8,343	7.0%	9.3%	8.0%	9.0%
% of FP17s Relating to Free Repair or Replacements	69	8,343	0.8%	0.8%	0.8%	0.8%
% of FP17s Relating to Continuations	75	8,343	0.9%	1.1%	1.1%	1.1%
% of Patients satisfied with the dentistry they have received	11	13	84.6%	91.4%	91.6%	91.5%
% of Patients satisfied with the time they had to wait for an appointment	9	13	69.2%	87.0%	88.3%	87.9%

\* This is based on patients treated on this contract for their most recent course of treatment. Figures in italics indicate the base number of FP17s or Patient Questionnaire responses are less than 100. N/A is shown where the base number of responses is less than 10 during the period. % is calculated as Quantity/Base number\*100

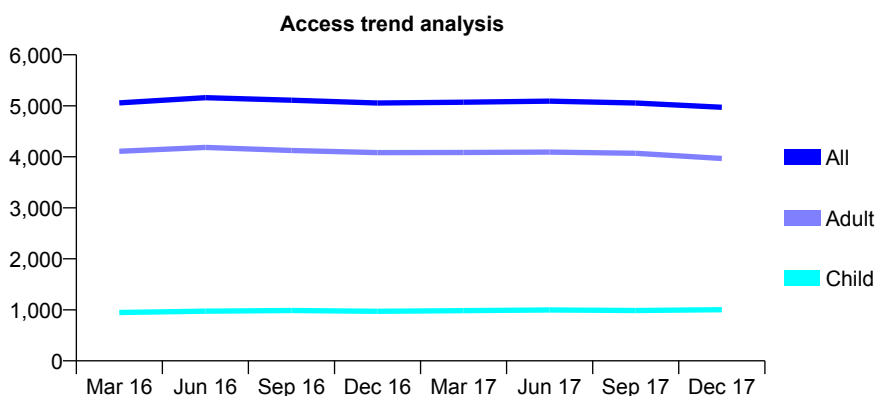
## Q56 - Vital Signs At a Glance Contract Report for 104418/0002 - December 2017

Name or company name	Parish Vaid & Snehal Radia & Sanjay Shah
Contract type name	GDS Contract
Purpose of contract	General
Contract start date	13/05/2014
Contract end date	

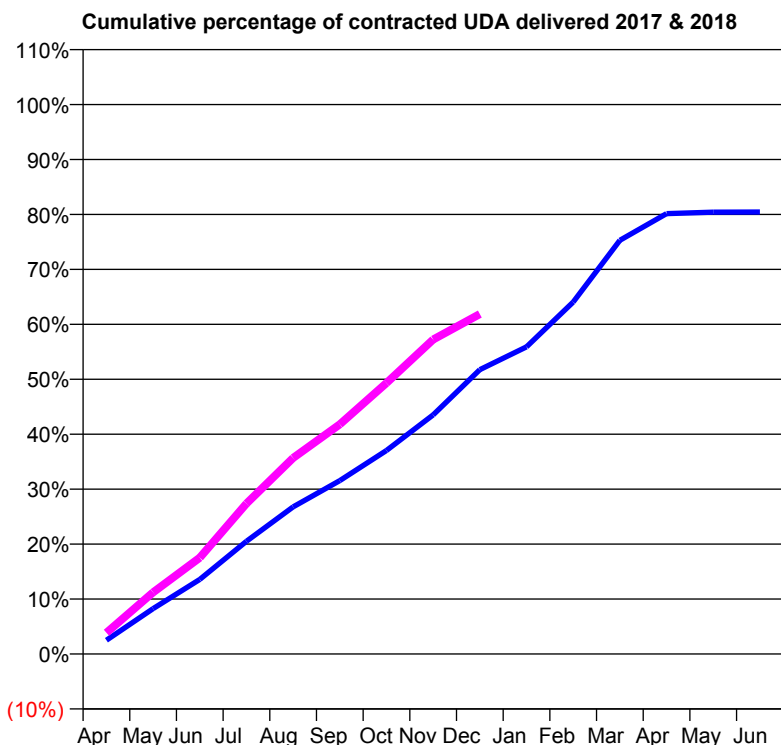
17/18 Contracted general activity (UDA)	16,174
Carry forward general activity (UDA)	0
17/18 Contracted orthodontic activity (UOA)	0
Carry forward orthodontic activity (UOA)	0
Baseline contract value	£444,767.08

### ACCESS\*

Patients seen in 24 months	Total	Change since previous quarter
Quarter ending December 2016	5,054	
Quarter ending March 2017	5,070	→
Quarter ending June 2017	5,091	→
Quarter ending September 2017	5,056	→
Quarter ending December 2017	4,970	↓
<b>Variance since December 2016</b>	<b>(1.7%)</b>	<b>↓</b>



### ACTIVITY



Month	Adjusted Scheduled Activity (UDA)	
	2017	2018
April	408	626
May	1,338	1,814
June	2,195	2,836
July	3,318	4,430
August	4,330	5,771
September	5,104	6,761
October	5,991	7,977
November	7,038	9,259
December	8,369	10,007
January	9,039	
February	10,359	
March	12,179	
April	12,961	
May	13,004	
June	13,008	

### QUALITY

	Quantity	Base Number	Contract	AT	Region	England
% of FP17s for the same patient ID Re-attending within 3 months - Children	74	1,081	6.8%	11.1%	11.8%	12.0%
% of FP17s for the same patient ID Re-attending within 3 months - Adults	548	4,163	13.2%	14.5%	15.3%	15.9%
% of FP17s for the same patient ID Re-attending between 3 & 9 months - Children	579	1,081	53.6%	59.2%	59.1%	58.0%
% of FP17s for the same patient ID Re-attending between 3 & 9 months - Adults	2,337	4,163	56.1%	48.7%	51.5%	50.5%
% of FP17s for Band 1 Urgent Courses	378	4,899	7.7%	9.3%	8.0%	9.0%
% of FP17s Relating to Free Repair or Replacements	20	4,899	0.4%	0.8%	0.8%	0.8%
% of FP17s Relating to Continuations	12	4,899	0.2%	1.1%	1.1%	1.1%
% of Patients satisfied with the dentistry they have received	6	6	N/A	91.4%	91.6%	91.5%
% of Patients satisfied with the time they had to wait for an appointment	5	6	N/A	87.0%	88.3%	87.9%

\* This is based on patients treated on this contract for their most recent course of treatment. Figures in italics indicate the base number of FP17s or Patient Questionnaire responses are less than 100. N/A is shown where the base number of responses is less than 10 during the period. % is calculated as Quantity/Base number\*100

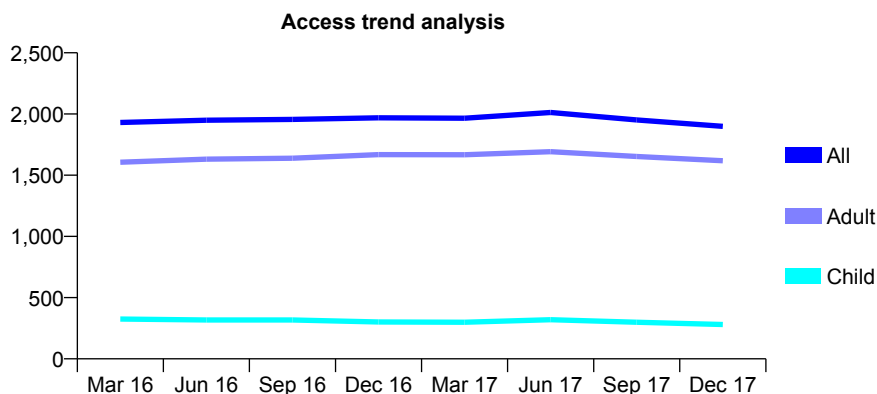
## Q56 - Vital Signs At a Glance Contract Report for 105090/0001 - December 2017

Name or company name	Mr Azad Eyrumlu and Mr M Eyrumlu
Contract type name	GDS Contract
Purpose of contract	General
Contract start date	05/02/2013
Contract end date	

17/18 Contracted general activity (UDA)	7,566
Carry forward general activity (UDA)	-5
17/18 Contracted orthodontic activity (UOA)	0
Carry forward orthodontic activity (UOA)	0
Baseline contract value	£181,499.53

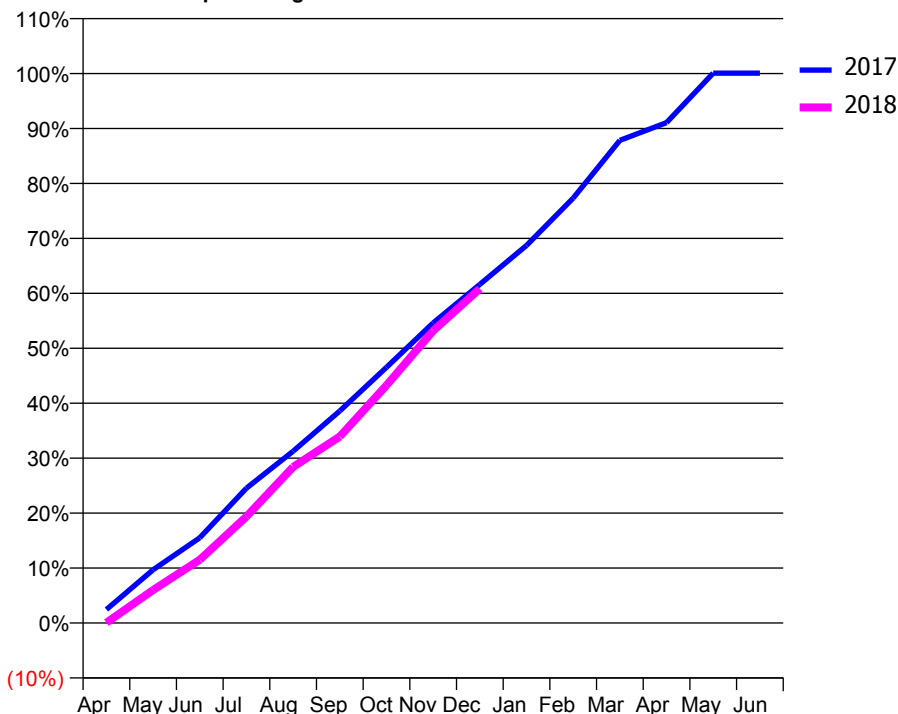
### ACCESS\*

Patients seen in 24 months	Total	Change since previous quarter
Quarter ending December 2016	1,969	
Quarter ending March 2017	1,966	→
Quarter ending June 2017	2,012	↑
Quarter ending September 2017	1,952	↓
Quarter ending December 2017	1,899	↓
<b>Variance since December 2016</b>	<b>(3.6%)</b>	<b>↓</b>



### ACTIVITY

Cumulative percentage of contracted UDA delivered 2017 & 2018



Month	Adjusted Scheduled Activity (UDA)	
	2017	2018
April	187	5
May	733	455
June	1,173	872
July	1,857	1,466
August	2,365	2,150
September	2,921	2,568
October	3,520	3,272
November	4,132	4,024
December	4,662	4,604
January	5,200	
February	5,851	
March	6,645	
April	6,889	
May	7,571	
June	7,571	

### QUALITY

	Quantity	Base Number	Contract	AT	Region	England
% of FP17s for the same patient ID Re-attending within 3 months - Children	29	332	8.7%	11.1%	11.8%	12.0%
% of FP17s for the same patient ID Re-attending within 3 months - Adults	262	1,721	15.2%	14.5%	15.3%	15.9%
% of FP17s for the same patient ID Re-attending between 3 & 9 months - Children	190	332	57.2%	59.2%	59.1%	58.0%
% of FP17s for the same patient ID Re-attending between 3 & 9 months - Adults	826	1,721	48.0%	48.7%	51.5%	50.5%
% of FP17s for Band 1 Urgent Courses	200	1,825	11.0%	9.3%	8.0%	9.0%
% of FP17s Relating to Free Repair or Replacements	47	1,825	2.6%	0.8%	0.8%	0.8%
% of FP17s Relating to Continuations	45	1,825	2.5%	1.1%	1.1%	1.1%
% of Patients satisfied with the dentistry they have received	4	5	N/A	91.4%	91.6%	91.5%
% of Patients satisfied with the time they had to wait for an appointment	4	5	N/A	87.0%	88.3%	87.9%

\* This is based on patients treated on this contract for their most recent course of treatment. Figures in italics indicate the base number of FP17s or Patient Questionnaire responses are less than 100. N/A is shown where the base number of responses is less than 10 during the period. % is calculated as Quantity/Base number\*100

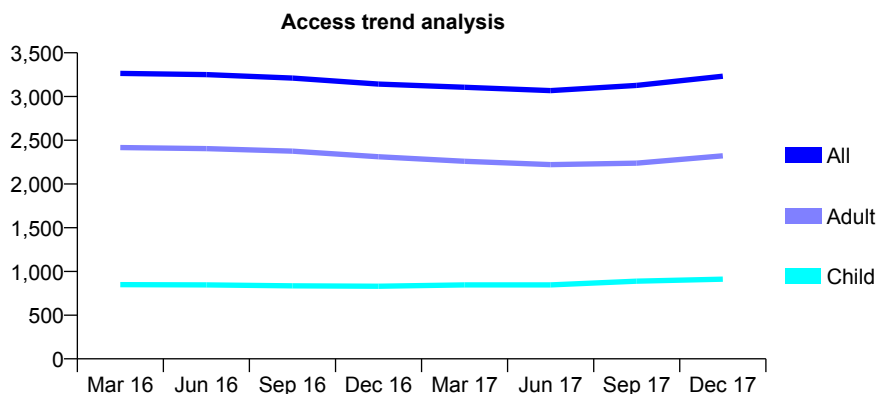
## Q56 - Vital Signs At a Glance Contract Report for 105171/0001 - December 2017

Name or company name	Gentle Dental Practices Ltd
Contract type name	GDS Contract
Purpose of contract	General and Orthodontic
Contract start date	01/06/2010
Contract end date	

17/18 Contracted general activity (UDA)	11,416
Carry forward general activity (UDA)	-25
17/18 Contracted orthodontic activity (UOA)	1,260
Carry forward orthodontic activity (UOA)	-10
Baseline contract value	£353,794.99

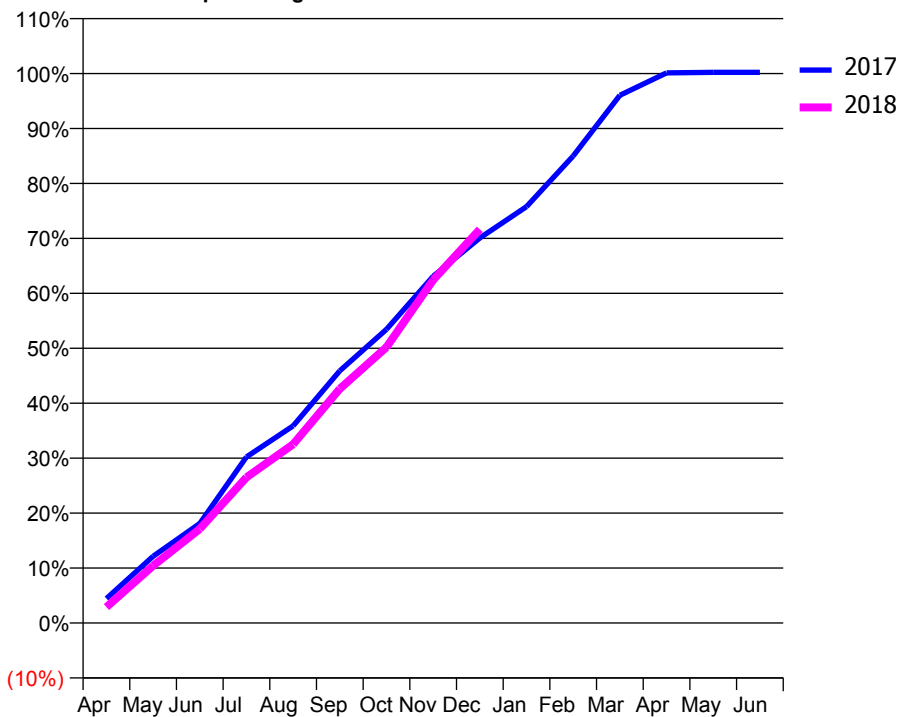
### ACCESS\*

Patients seen in 24 months	Total	Change since previous quarter
Quarter ending December 2016	3,142	
Quarter ending March 2017	3,106	↓
Quarter ending June 2017	3,067	↓
Quarter ending September 2017	3,127	→
Quarter ending December 2017	3,233	↑
<b>Variance since December 2016</b>	<b>2.9%</b>	<b>↑</b>



### ACTIVITY

Cumulative percentage of contracted UDA delivered 2017 & 2018



Month	Adjusted Scheduled Activity (UDA)	
	2017	2018
April	508	331
May	1,387	1,191
June	2,068	1,955
July	3,452	3,026
August	4,095	3,713
September	5,239	4,867
October	6,102	5,731
November	7,205	7,126
December	8,001	8,179
January	8,652	
February	9,703	
March	10,965	
April	11,428	
May	11,440	
June	11,441	

### QUALITY

	Quantity	Base Number	Contract	AT	Region	England
% of FP17s for the same patient ID Re-attending within 3 months - Children	150	1,241	12.1%	11.1%	11.8%	12.0%
% of FP17s for the same patient ID Re-attending within 3 months - Adults	432	2,659	16.2%	14.5%	15.3%	15.9%
% of FP17s for the same patient ID Re-attending between 3 & 9 months - Children	726	1,241	58.5%	59.2%	59.1%	58.0%
% of FP17s for the same patient ID Re-attending between 3 & 9 months - Adults	1,167	2,659	43.9%	48.7%	51.5%	50.5%
% of FP17s for Band 1 Urgent Courses	240	3,623	6.6%	9.3%	8.0%	9.0%
% of FP17s Relating to Free Repair or Replacements	31	3,623	0.9%	0.8%	0.8%	0.8%
% of FP17s Relating to Continuations	1	3,623	0.0%	1.1%	1.1%	1.1%
% of Patients satisfied with the dentistry they have received	3	5	N/A	91.4%	91.6%	91.5%
% of Patients satisfied with the time they had to wait for an appointment	4	5	N/A	87.0%	88.3%	87.9%

\* This is based on patients treated on this contract for their most recent course of treatment. Figures in italics indicate the base number of FP17s or Patient Questionnaire responses are less than 100. N/A is shown where the base number of responses is less than 10 during the period. % is calculated as Quantity/Base number\*100

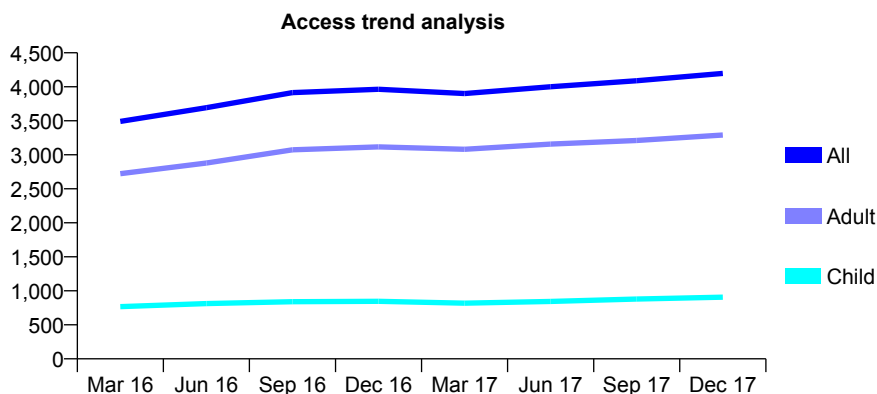
## Q56 - Vital Signs At a Glance Contract Report for 105996/0001 - December 2017

Name or company name	Dr A Monzavi Tabrizi Dental Practice Limite
Contract type name	GDS Contract
Purpose of contract	General
Contract start date	01/07/2014
Contract end date	

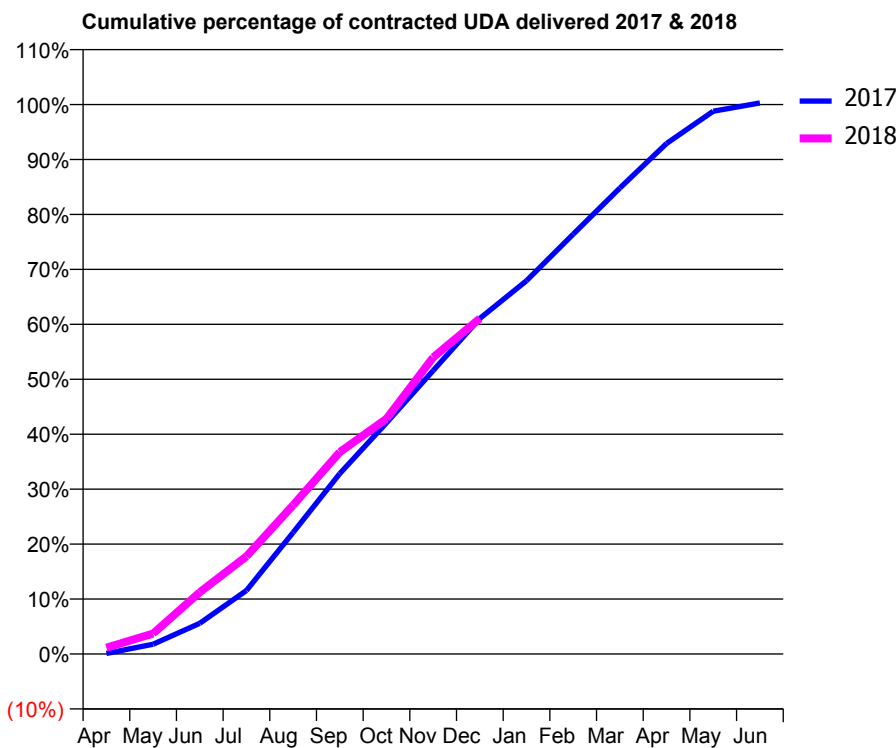
17/18 Contracted general activity (UDA)	12,090
Carry forward general activity (UDA)	-34
17/18 Contracted orthodontic activity (UOA)	0
Carry forward orthodontic activity (UOA)	0
Baseline contract value	£295,979.57

### ACCESS\*

Patients seen in 24 months	Total	Change since previous quarter
Quarter ending December 2016	3,963	
Quarter ending March 2017	3,901	↓
Quarter ending June 2017	4,001	↑
Quarter ending September 2017	4,090	↑
Quarter ending December 2017	4,197	↑
<b>Variance since December 2016</b>	<b>5.9%</b>	<b>↑</b>



### ACTIVITY



Month	Adjusted Scheduled Activity (UDA)	
	2017	2018
April	13	139
May	217	450
June	676	1,359
July	1,399	2,150
August	2,675	3,277
September	3,971	4,444
October	5,085	5,176
November	6,236	6,525
December	7,384	7,384
January	8,213	
February	9,238	
March	10,252	
April	11,233	
May	11,944	
June	12,124	

### QUALITY

	Quantity	Base Number	Contract	AT	Region	England
% of FP17s for the same patient ID Re-attending within 3 months - Children	128	920	13.9%	11.1%	11.8%	12.0%
% of FP17s for the same patient ID Re-attending within 3 months - Adults	559	3,299	16.9%	14.5%	15.3%	15.9%
% of FP17s for the same patient ID Re-attending between 3 & 9 months - Children	389	920	42.3%	59.2%	59.1%	58.0%
% of FP17s for the same patient ID Re-attending between 3 & 9 months - Adults	1,574	3,299	47.7%	48.7%	51.5%	50.5%
% of FP17s for Band 1 Urgent Courses	579	3,409	17.0%	9.3%	8.0%	9.0%
% of FP17s Relating to Free Repair or Replacements	6	3,409	0.2%	0.8%	0.8%	0.8%
% of FP17s Relating to Continuations	34	3,409	1.0%	1.1%	1.1%	1.1%
% of Patients satisfied with the dentistry they have received	2	3	N/A	91.4%	91.6%	91.5%
% of Patients satisfied with the time they had to wait for an appointment	3	3	N/A	87.0%	88.3%	87.9%

\* This is based on patients treated on this contract for their most recent course of treatment. Figures in italics indicate the base number of FP17s or Patient Questionnaire responses are less than 100. N/A is shown where the base number of responses is less than 10 during the period. % is calculated as Quantity/Base number\*100



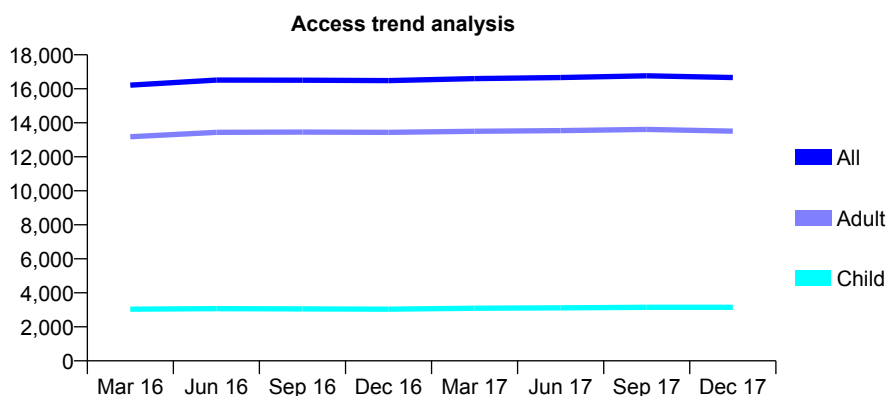
## Q56 - Vital Signs At a Glance Contract Report for 106275/0001 - December 2017

Name or company name	Dr P Vaid, S Radia and S Shah
Contract type name	GDS Contract
Purpose of contract	General
Contract start date	01/04/2014
Contract end date	

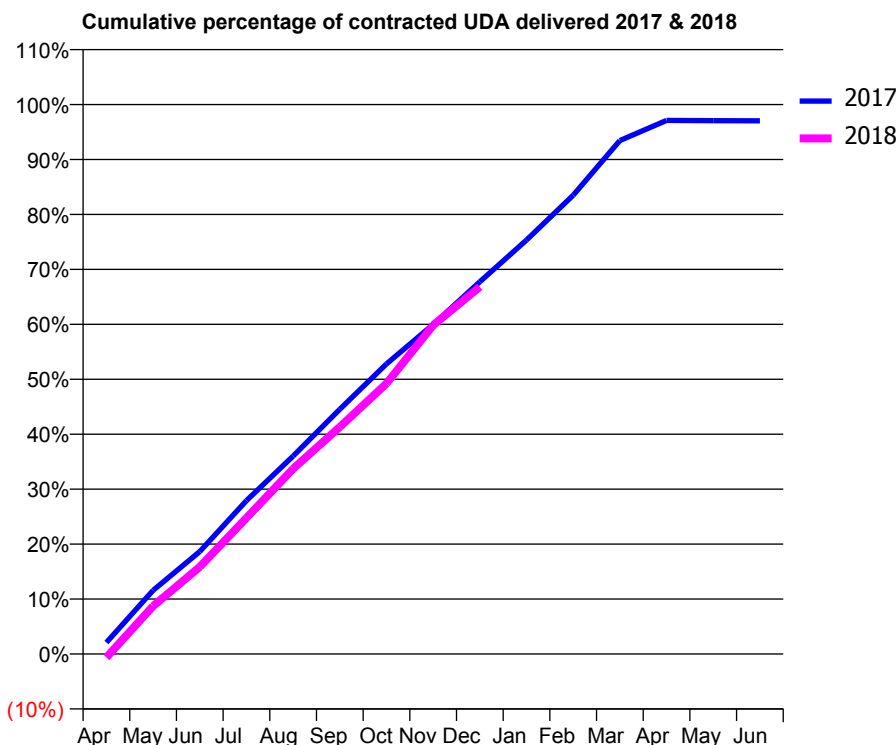
17/18 Contracted general activity (UDA)	47,200
Carry forward general activity (UDA)	1,440
17/18 Contracted orthodontic activity (UOA)	0
Carry forward orthodontic activity (UOA)	0
Baseline contract value	£1,013,805.53

### ACCESS\*

Patients seen in 24 months	Total	Change since previous quarter
Quarter ending December 2016	16,485	
Quarter ending March 2017	16,602	→
Quarter ending June 2017	16,660	→
Quarter ending September 2017	16,766	→
Quarter ending December 2017	16,659	→
<b>Variance since December 2016</b>	<b>1.1%</b>	<b>→</b>



### ACTIVITY



Month	Adjusted Scheduled Activity (UDA)	
	2017	2018
April	1,017	-302
May	5,608	4,113
June	9,031	7,491
July	13,524	11,687
August	17,447	15,917
September	21,565	19,502
October	25,561	23,239
November	29,042	28,242
December	32,809	31,535
January	36,487	
February	40,432	
March	45,253	
April	47,023	
May	46,998	
June	46,986	

### QUALITY

	Quantity	Base Number	Contract	AT	Region	England
% of FP17s for the same patient ID Re-attending within 3 months - Children	297	3,390	8.8%	11.1%	11.8%	12.0%
% of FP17s for the same patient ID Re-attending within 3 months - Adults	2,357	14,743	16.0%	14.5%	15.3%	15.9%
% of FP17s for the same patient ID Re-attending between 3 & 9 months - Children	1,939	3,390	57.2%	59.2%	59.1%	58.0%
% of FP17s for the same patient ID Re-attending between 3 & 9 months - Adults	8,430	14,743	57.2%	48.7%	51.5%	50.5%
% of FP17s for Band 1 Urgent Courses	2,035	17,198	11.8%	9.3%	8.0%	9.0%
% of FP17s Relating to Free Repair or Replacements	348	17,198	2.0%	0.8%	0.8%	0.8%
% of FP17s Relating to Continuations	107	17,198	0.6%	1.1%	1.1%	1.1%
% of Patients satisfied with the dentistry they have received	21	25	84.0%	91.4%	91.6%	91.5%
% of Patients satisfied with the time they had to wait for an appointment	20	25	80.0%	87.0%	88.3%	87.9%

\* This is based on patients treated on this contract for their most recent course of treatment. Figures in italics indicate the base number of FP17s or Patient Questionnaire responses are less than 100. N/A is shown where the base number of responses is less than 10 during the period. % is calculated as Quantity/Base number\*100

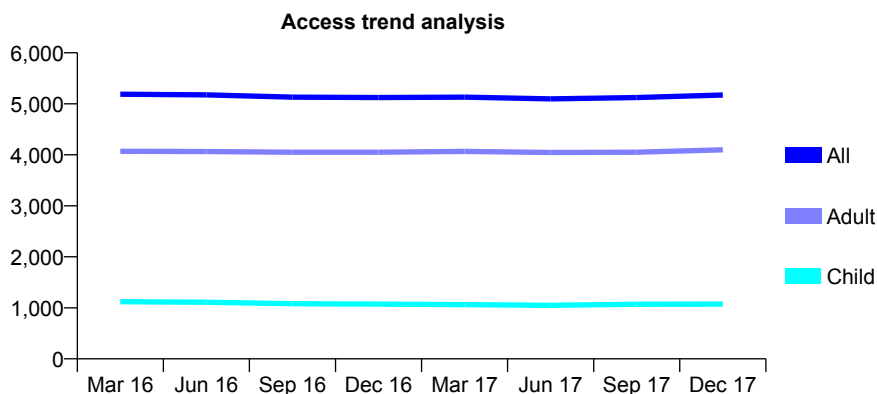
## Q56 - Vital Signs At a Glance Contract Report for 106941/0001 - December 2017

Name or company name	Perfect Smile Clinic Limited
Contract type name	GDS Contract
Purpose of contract	General
Contract start date	01/03/2014
Contract end date	

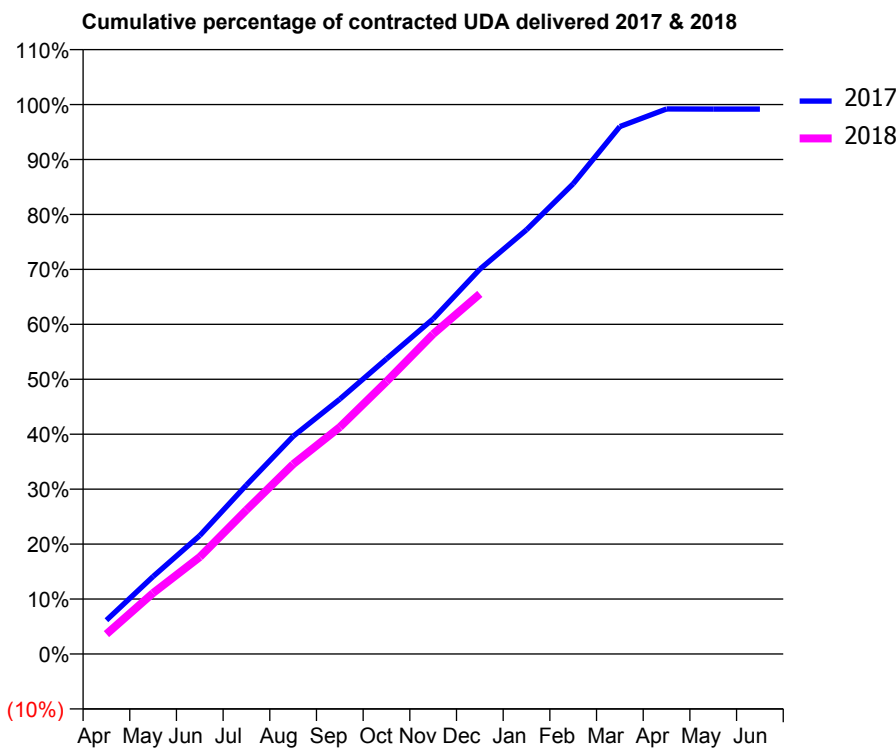
17/18 Contracted general activity (UDA)	17,380
Carry forward general activity (UDA)	145
17/18 Contracted orthodontic activity (UOA)	0
Carry forward orthodontic activity (UOA)	0
Baseline contract value	£405,266.28

### ACCESS\*

Patients seen in 24 months	Total	Change since previous quarter
Quarter ending December 2016	5,123	
Quarter ending March 2017	5,130	→
Quarter ending June 2017	5,097	→
Quarter ending September 2017	5,122	→
Quarter ending December 2017	5,173	→
<b>Variance since December 2016</b>	<b>1.0%</b>	<b>→</b>



### ACTIVITY



Month	Adjusted Scheduled Activity (UDA)	
	2017	2018
April	1,068	630
May	2,451	1,929
June	3,749	3,069
July	5,347	4,559
August	6,884	6,004
September	8,063	7,175
October	9,334	8,621
November	10,600	10,120
December	12,170	11,389
January	13,418	
February	14,871	
March	16,681	
April	17,240	
May	17,234	
June	17,235	

### QUALITY

	Quantity	Base Number	Contract	AT	Region	England
% of FP17s for the same patient ID Re-attending within 3 months - Children	93	1,250	7.4%	11.1%	11.8%	12.0%
% of FP17s for the same patient ID Re-attending within 3 months - Adults	610	4,579	13.3%	14.5%	15.3%	15.9%
% of FP17s for the same patient ID Re-attending between 3 & 9 months - Children	801	1,250	64.1%	59.2%	59.1%	58.0%
% of FP17s for the same patient ID Re-attending between 3 & 9 months - Adults	2,784	4,579	60.8%	48.7%	51.5%	50.5%
% of FP17s for Band 1 Urgent Courses	448	5,575	8.0%	9.3%	8.0%	9.0%
% of FP17s Relating to Free Repair or Replacements	31	5,575	0.6%	0.8%	0.8%	0.8%
% of FP17s Relating to Continuations	28	5,575	0.5%	1.1%	1.1%	1.1%
% of Patients satisfied with the dentistry they have received	6	6	N/A	91.4%	91.6%	91.5%
% of Patients satisfied with the time they had to wait for an appointment	6	6	N/A	87.0%	88.3%	87.9%

\* This is based on patients treated on this contract for their most recent course of treatment. Figures in italics indicate the base number of FP17s or Patient Questionnaire responses are less than 100. N/A is shown where the base number of responses is less than 10 during the period. % is calculated as Quantity/Base number\*100

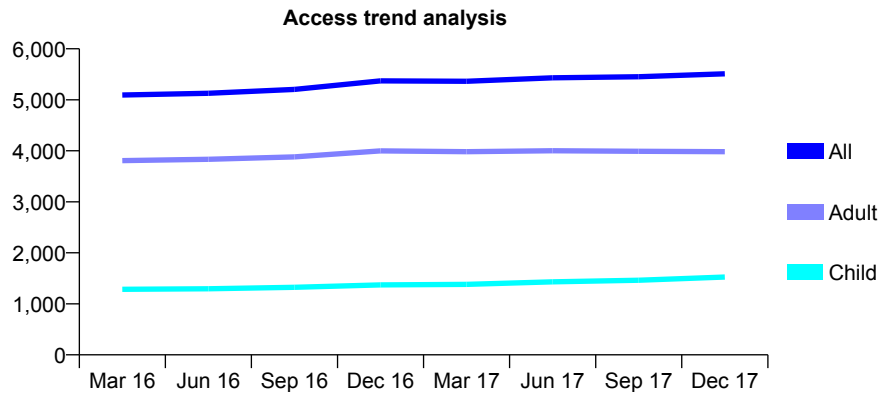
## Q56 - Vital Signs At a Glance Contract Report for 109142/0001 - December 2017

Name or company name	Littleport Dental Practice
Contract type name	GDS Contract
Purpose of contract	General
Contract start date	02/07/2012
Contract end date	

17/18 Contracted general activity (UDA)	14,288
Carry forward general activity (UDA)	4
17/18 Contracted orthodontic activity (UOA)	0
Carry forward orthodontic activity (UOA)	0
Baseline contract value	£361,823.38

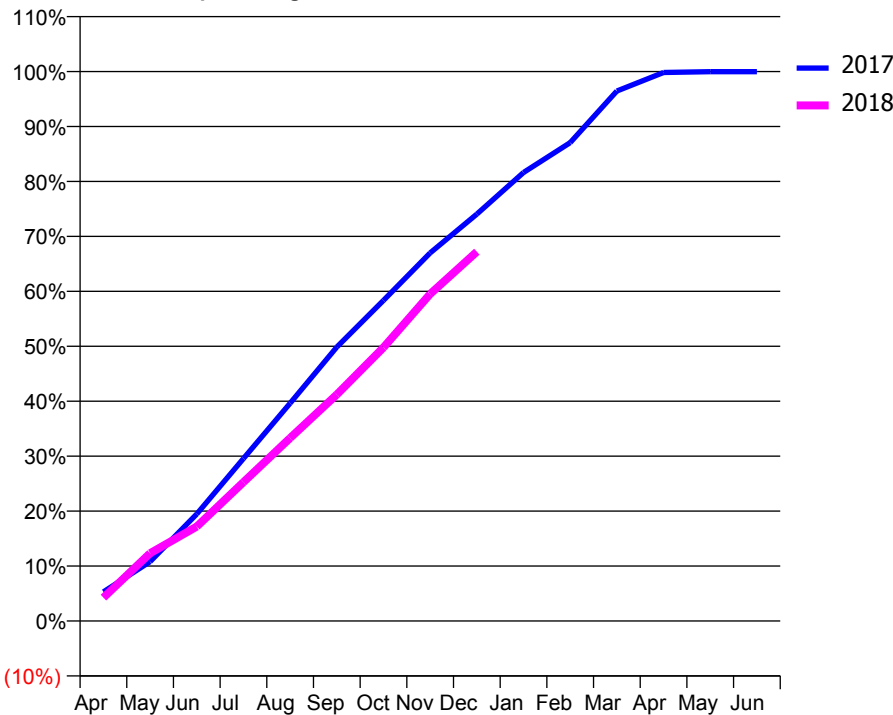
### ACCESS\*

Patients seen in 24 months	Total	Change since previous quarter
Quarter ending December 2016	5,370	
Quarter ending March 2017	5,364	→
Quarter ending June 2017	5,431	→
Quarter ending September 2017	5,453	→
Quarter ending December 2017	5,509	→
<b>Variance since December 2016</b>	<b>2.6%</b>	<b>↑</b>



### ACTIVITY

Cumulative percentage of contracted UDA delivered 2017 & 2018



Month	Adjusted Scheduled Activity (UDA)	
	2017	2018
April	757	610
May	1,546	1,763
June	2,782	2,457
July	4,226	3,611
August	5,664	4,760
September	7,124	5,888
October	8,335	7,113
November	9,572	8,505
December	10,582	9,603
January	11,661	
February	12,440	
March	13,781	
April	14,263	
May	14,284	
June	14,284	

### QUALITY

	Quantity	Base Number	Contract	AT	Region	England
% of FP17s for the same patient ID Re-attending within 3 months - Children	215	1,996	10.8%	11.1%	11.8%	12.0%
% of FP17s for the same patient ID Re-attending within 3 months - Adults	658	4,448	14.8%	14.5%	15.3%	15.9%
% of FP17s for the same patient ID Re-attending between 3 & 9 months - Children	1,299	1,996	65.1%	59.2%	59.1%	58.0%
% of FP17s for the same patient ID Re-attending between 3 & 9 months - Adults	2,504	4,448	56.3%	48.7%	51.5%	50.5%
% of FP17s for Band 1 Urgent Courses	536	5,687	9.4%	9.3%	8.0%	9.0%
% of FP17s Relating to Free Repair or Replacements	36	5,687	0.6%	0.8%	0.8%	0.8%
% of FP17s Relating to Continuations	34	5,687	0.6%	1.1%	1.1%	1.1%
% of Patients satisfied with the dentistry they have received	1	1	N/A	91.4%	91.6%	91.5%
% of Patients satisfied with the time they had to wait for an appointment	1	1	N/A	87.0%	88.3%	87.9%

\* This is based on patients treated on this contract for their most recent course of treatment. Figures in italics indicate the base number of FP17s or Patient Questionnaire responses are less than 100. N/A is shown where the base number of responses is less than 10 during the period. % is calculated as Quantity/Base number\*100

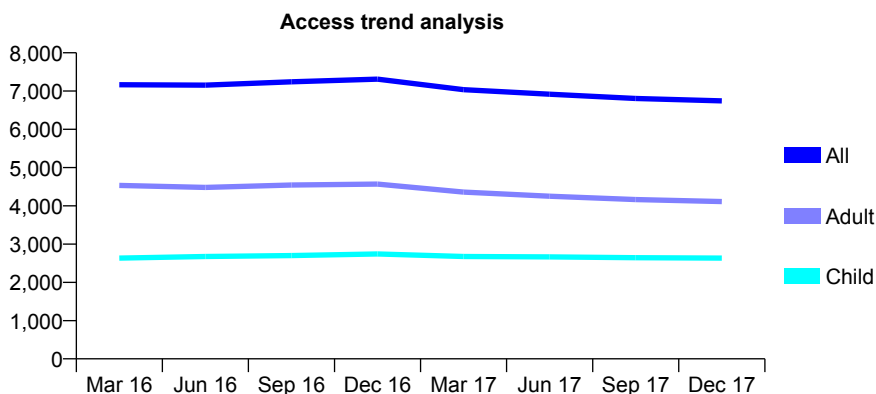
## Q56 - Vital Signs At a Glance Contract Report for 109487/0001 - December 2017

Name or company name	Cambourne Dental Practice
Contract type name	GDS Contract
Purpose of contract	General
Contract start date	08/04/2011
Contract end date	

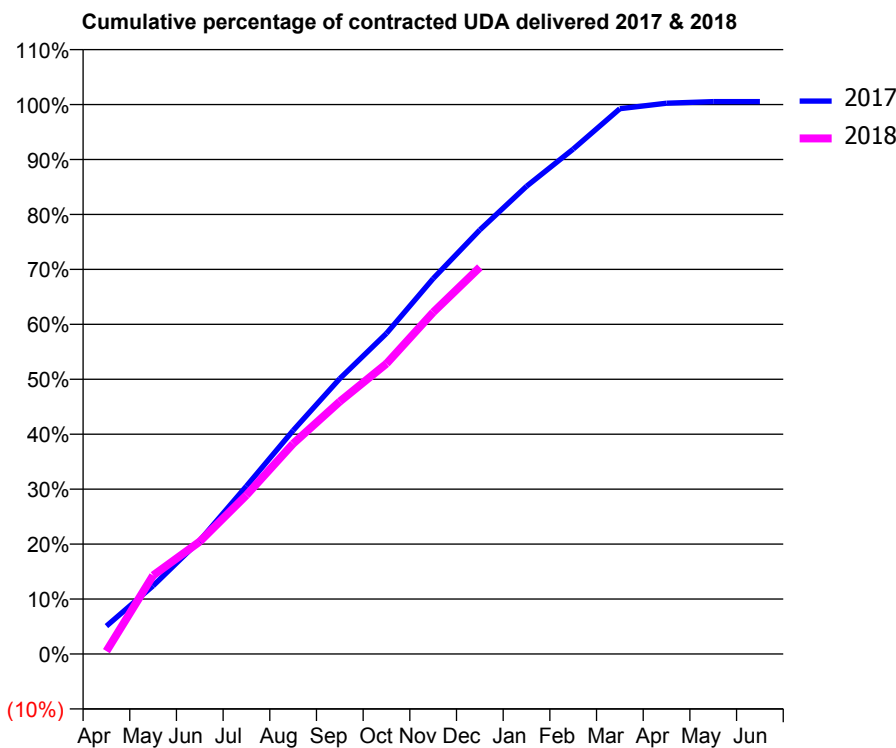
17/18 Contracted general activity (UDA)	17,913
Carry forward general activity (UDA)	-94
17/18 Contracted orthodontic activity (UOA)	0
Carry forward orthodontic activity (UOA)	0
Baseline contract value	£530,532.45

### ACCESS\*

Patients seen in 24 months	Total	Change since previous quarter
Quarter ending December 2016	7,310	
Quarter ending March 2017	7,035	↓
Quarter ending June 2017	6,916	↓
Quarter ending September 2017	6,806	↓
Quarter ending December 2017	6,745	→
<b>Variance since December 2016</b>	<b>(7.7%)</b>	<b>↓</b>



### ACTIVITY



Month	Adjusted Scheduled Activity (UDA)	
	2017	2018
April	911	94
May	2,224	2,562
June	3,700	3,668
July	5,476	5,179
August	7,287	6,857
September	8,977	8,231
October	10,452	9,464
November	12,237	11,141
December	13,823	12,610
January	15,247	
February	16,458	
March	17,775	
April	17,955	
May	18,007	
June	18,007	

### QUALITY

	Quantity	Base Number	Contract	AT	Region	England
% of FP17s for the same patient ID Re-attending within 3 months - Children	168	3,171	5.3%	11.1%	11.8%	12.0%
% of FP17s for the same patient ID Re-attending within 3 months - Adults	501	4,591	10.9%	14.5%	15.3%	15.9%
% of FP17s for the same patient ID Re-attending between 3 & 9 months - Children	2,080	3,171	65.6%	59.2%	59.1%	58.0%
% of FP17s for the same patient ID Re-attending between 3 & 9 months - Adults	2,855	4,591	62.2%	48.7%	51.5%	50.5%
% of FP17s for Band 1 Urgent Courses	432	7,619	5.7%	9.3%	8.0%	9.0%
% of FP17s Relating to Free Repair or Replacements	52	7,619	0.7%	0.8%	0.8%	0.8%
% of FP17s Relating to Continuations	115	7,619	1.5%	1.1%	1.1%	1.1%
% of Patients satisfied with the dentistry they have received	6	6	N/A	91.4%	91.6%	91.5%
% of Patients satisfied with the time they had to wait for an appointment	6	6	N/A	87.0%	88.3%	87.9%

\* This is based on patients treated on this contract for their most recent course of treatment. Figures in italics indicate the base number of FP17s or Patient Questionnaire responses are less than 100. N/A is shown where the base number of responses is less than 10 during the period. % is calculated as Quantity/Base number\*100

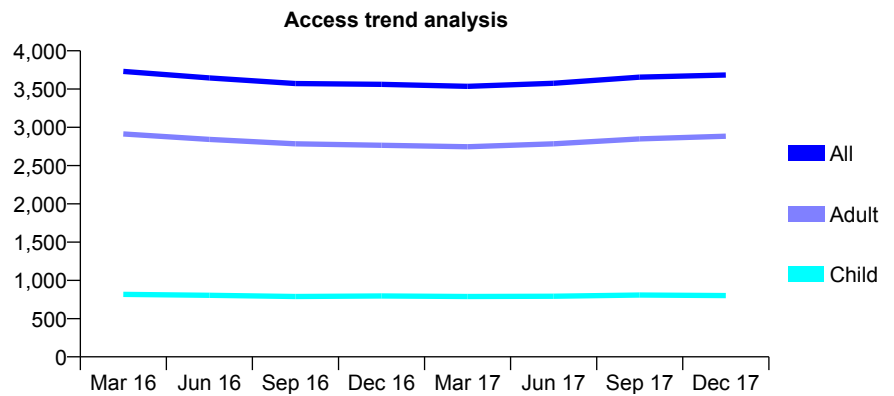
## Q56 - Vital Signs At a Glance Contract Report for 110655/0001 - December 2017

Name or company name	The Toothplace Dental Surgery
Contract type name	GDS Contract
Purpose of contract	General
Contract start date	01/09/2010
Contract end date	

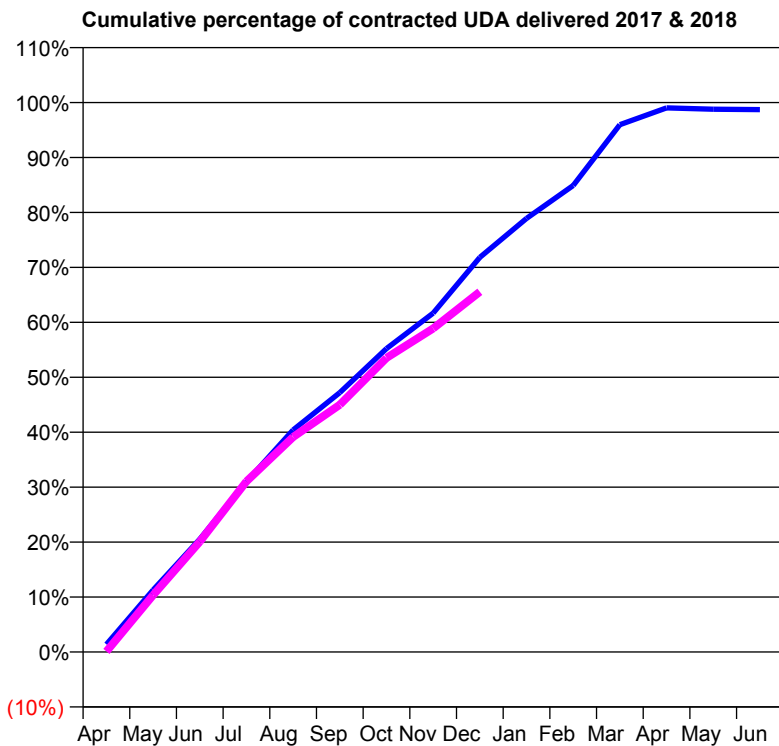
17/18 Contracted general activity (UDA)	13,533
Carry forward general activity (UDA)	176
17/18 Contracted orthodontic activity (UOA)	0
Carry forward orthodontic activity (UOA)	0
Baseline contract value	£342,117.95

### ACCESS\*

Patients seen in 24 months	Total	Change since previous quarter
Quarter ending December 2016	3,561	
Quarter ending March 2017	3,535	→
Quarter ending June 2017	3,576	→
Quarter ending September 2017	3,655	↑
Quarter ending December 2017	3,684	→
<b>Variance since December 2016</b>	<b>3.5%</b>	<b>↑</b>



### ACTIVITY



Month	Adjusted Scheduled Activity (UDA)	
	2017	2018
April	188	16
May	1,528	1,402
June	2,781	2,717
July	4,197	4,201
August	5,470	5,296
September	6,388	6,089
October	7,472	7,243
November	8,346	7,968
December	9,720	8,872
January	10,679	
February	11,490	
March	12,985	
April	13,401	
May	13,368	
June	13,357	

### QUALITY

	Quantity	Base Number	Contract	AT	Region	England
% of FP17s for the same patient ID Re-attending within 3 months - Children	80	969	8.3%	11.1%	11.8%	12.0%
% of FP17s for the same patient ID Re-attending within 3 months - Adults	343	3,104	11.1%	14.5%	15.3%	15.9%
% of FP17s for the same patient ID Re-attending between 3 & 9 months - Children	597	969	61.6%	59.2%	59.1%	58.0%
% of FP17s for the same patient ID Re-attending between 3 & 9 months - Adults	1,591	3,104	51.3%	48.7%	51.5%	50.5%
% of FP17s for Band 1 Urgent Courses	182	3,827	4.8%	9.3%	8.0%	9.0%
% of FP17s Relating to Free Repair or Replacements	16	3,827	0.4%	0.8%	0.8%	0.8%
% of FP17s Relating to Continuations	23	3,827	0.6%	1.1%	1.1%	1.1%
% of Patients satisfied with the dentistry they have received	3	3	N/A	91.4%	91.6%	91.5%
% of Patients satisfied with the time they had to wait for an appointment	3	3	N/A	87.0%	88.3%	87.9%

\* This is based on patients treated on this contract for their most recent course of treatment. Figures in italics indicate the base number of FP17s or Patient Questionnaire responses are less than 100. N/A is shown where the base number of responses is less than 10 during the period. % is calculated as Quantity/Base number\*100

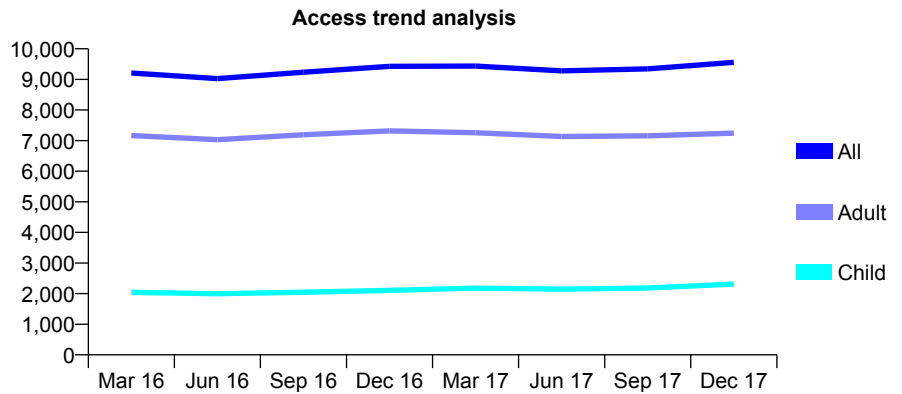
## Q56 - Vital Signs At a Glance Contract Report for 110817/0001 - December 2017

Name or company name	1A Group Dental Practice Partnership
Contract type name	GDS Contract
Purpose of contract	General
Contract start date	01/04/2009
Contract end date	

17/18 Contracted general activity (UDA)	26,775
Carry forward general activity (UDA)	0
17/18 Contracted orthodontic activity (UOA)	0
Carry forward orthodontic activity (UOA)	0
Baseline contract value	£620,050.62

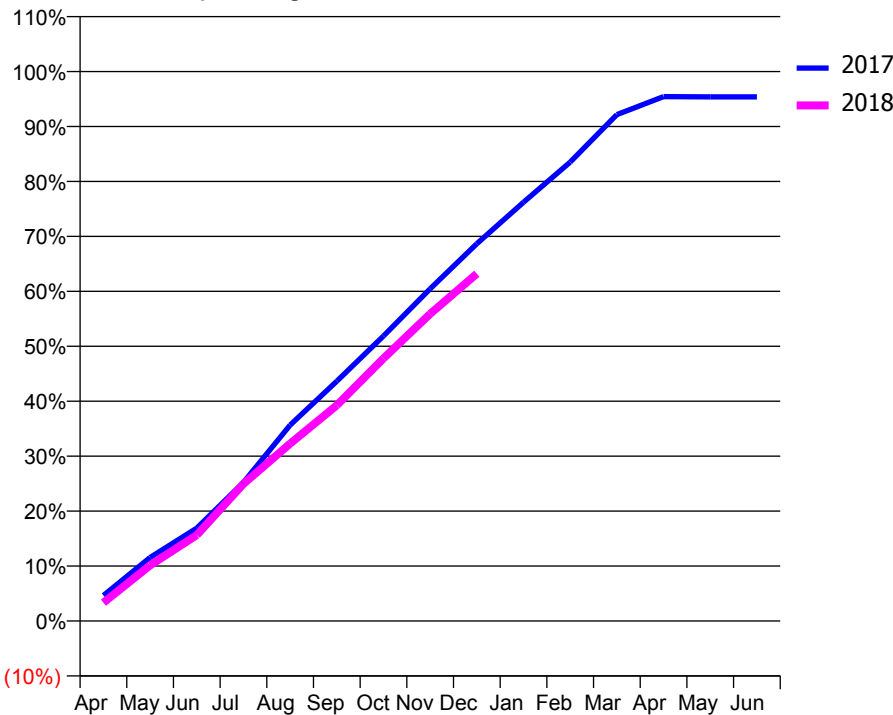
### ACCESS\*

Patients seen in 24 months	Total	Change since previous quarter
Quarter ending December 2016	9,427	
Quarter ending March 2017	9,437	→
Quarter ending June 2017	9,281	↓
Quarter ending September 2017	9,344	→
Quarter ending December 2017	9,558	↑
<b>Variance since December 2016</b>	<b>1.4%</b>	<b>→</b>



### ACTIVITY

Cumulative percentage of contracted UDA delivered 2017 & 2018



Month	Adjusted Scheduled Activity (UDA)	
	2017	2018
April	1,244	890
May	3,094	2,711
June	4,527	4,191
July	6,755	6,683
August	9,545	8,645
September	11,684	10,509
October	13,886	12,797
November	16,188	14,966
December	18,385	16,923
January	20,408	
February	22,359	
March	24,673	
April	25,549	
May	25,539	
June	25,539	

### QUALITY

	Quantity	Base Number	Contract	AT	Region	England
% of FP17s for the same patient ID Re-attending within 3 months - Children	97	2,602	3.7%	11.1%	11.8%	12.0%
% of FP17s for the same patient ID Re-attending within 3 months - Adults	777	7,354	10.6%	14.5%	15.3%	15.9%
% of FP17s for the same patient ID Re-attending between 3 & 9 months - Children	1,505	2,602	57.8%	59.2%	59.1%	58.0%
% of FP17s for the same patient ID Re-attending between 3 & 9 months - Adults	3,759	7,354	51.1%	48.7%	51.5%	50.5%
% of FP17s for Band 1 Urgent Courses	661	9,490	7.0%	9.3%	8.0%	9.0%
% of FP17s Relating to Free Repair or Replacements	52	9,490	0.5%	0.8%	0.8%	0.8%
% of FP17s Relating to Continuations	73	9,490	0.8%	1.1%	1.1%	1.1%
% of Patients satisfied with the dentistry they have received	16	16	100.0%	91.4%	91.6%	91.5%
% of Patients satisfied with the time they had to wait for an appointment	13	16	81.3%	87.0%	88.3%	87.9%

\* This is based on patients treated on this contract for their most recent course of treatment. Figures in italics indicate the base number of FP17s or Patient Questionnaire responses are less than 100. N/A is shown where the base number of responses is less than 10 during the period. % is calculated as Quantity/Base number\*100

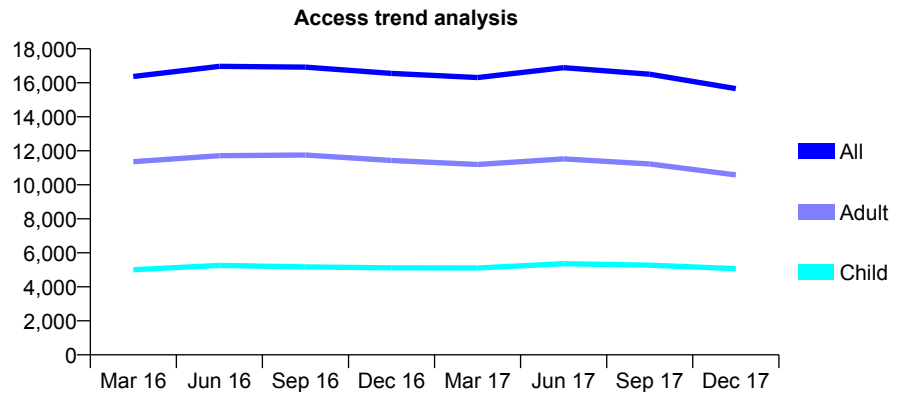
## Q56 - Vital Signs At a Glance Contract Report for 110817/0002 - December 2017

Name or company name	1A Group Dental Practice Partnership
Contract type name	GDS Contract
Purpose of contract	General
Contract start date	01/04/2009
Contract end date	

17/18 Contracted general activity (UDA)	49,225
Carry forward general activity (UDA)	0
17/18 Contracted orthodontic activity (UOA)	0
Carry forward orthodontic activity (UOA)	0
Baseline contract value	£1,302,677.60

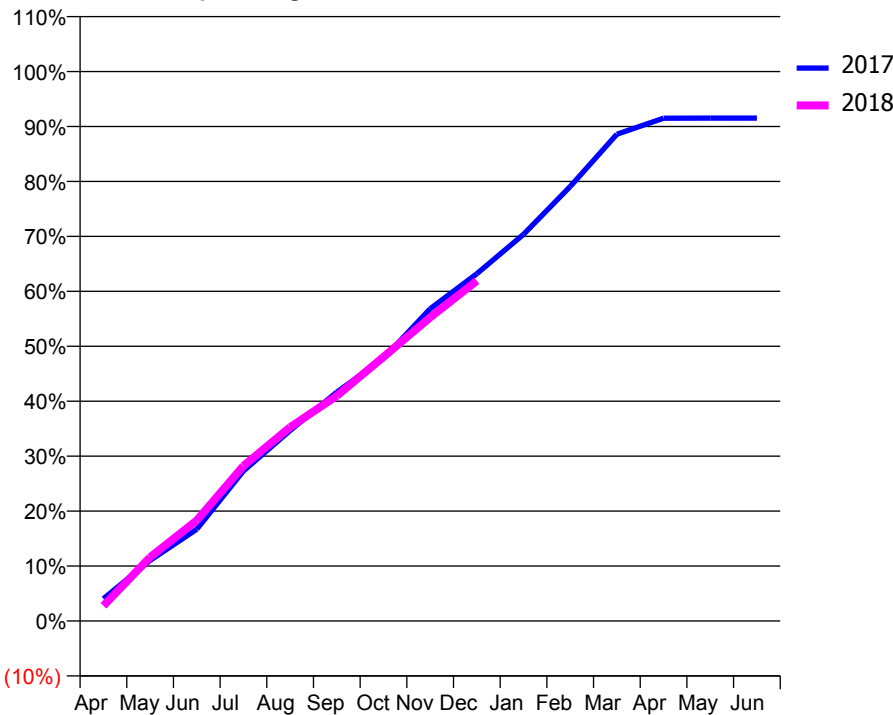
### ACCESS\*

Patients seen in 24 months	Total	Change since previous quarter
Quarter ending December 2016	16,553	
Quarter ending March 2017	16,306	↓
Quarter ending June 2017	16,887	↑
Quarter ending September 2017	16,502	↓
Quarter ending December 2017	15,657	↓
<b>Variance since December 2016</b>	<b>(5.4%)</b>	<b>↓</b>



### ACTIVITY

Cumulative percentage of contracted UDA delivered 2017 & 2018



Month	Adjusted Scheduled Activity (UDA)	
	2017	2018
April	1,998	1,372
May	5,431	5,721
June	8,226	9,016
July	13,441	13,896
August	17,063	17,367
September	20,506	20,167
October	23,532	23,656
November	27,968	27,193
December	31,107	30,476
January	34,630	
February	38,920	
March	43,603	
April	45,043	
May	45,048	
June	45,050	

### QUALITY

	Quantity	Base Number	Contract	AT	Region	England
% of FP17s for the same patient ID Re-attending within 3 months - Children	338	4,922	6.9%	11.1%	11.8%	12.0%
% of FP17s for the same patient ID Re-attending within 3 months - Adults	1,151	9,516	12.1%	14.5%	15.3%	15.9%
% of FP17s for the same patient ID Re-attending between 3 & 9 months - Children	2,092	4,922	42.5%	59.2%	59.1%	58.0%
% of FP17s for the same patient ID Re-attending between 3 & 9 months - Adults	4,078	9,516	42.9%	48.7%	51.5%	50.5%
% of FP17s for Band 1 Urgent Courses	1,036	13,391	7.7%	9.3%	8.0%	9.0%
% of FP17s Relating to Free Repair or Replacements	55	13,391	0.4%	0.8%	0.8%	0.8%
% of FP17s Relating to Continuations	162	13,391	1.2%	1.1%	1.1%	1.1%
% of Patients satisfied with the dentistry they have received	9	10	90.0%	91.4%	91.6%	91.5%
% of Patients satisfied with the time they had to wait for an appointment	8	10	80.0%	87.0%	88.3%	87.9%

\* This is based on patients treated on this contract for their most recent course of treatment. Figures in italics indicate the base number of FP17s or Patient Questionnaire responses are less than 100. N/A is shown where the base number of responses is less than 10 during the period. % is calculated as Quantity/Base number\*100



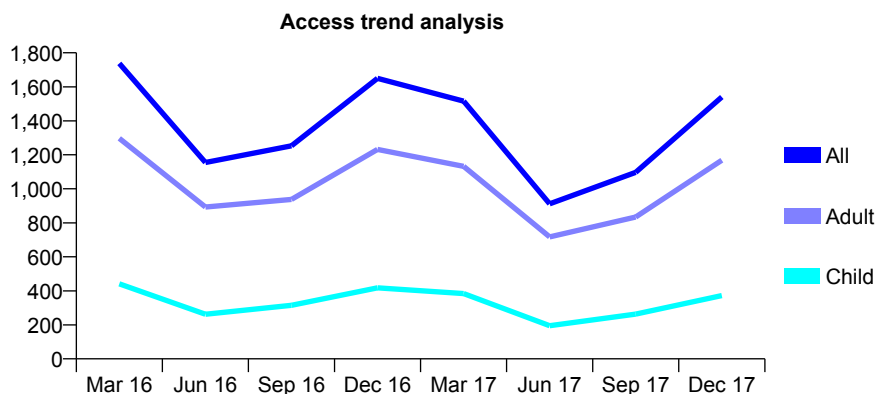
## Q56 - Vital Signs At a Glance Contract Report for 110817/0003 - December 2017

Name or company name	1A Group Dental Practice Partnership
Contract type name	GDS Contract
Purpose of contract	General
Contract start date	01/04/2009
Contract end date	

17/18 Contracted general activity (UDA)	3,813
Carry forward general activity (UDA)	70
17/18 Contracted orthodontic activity (UOA)	0
Carry forward orthodontic activity (UOA)	0
Baseline contract value	£96,032.96

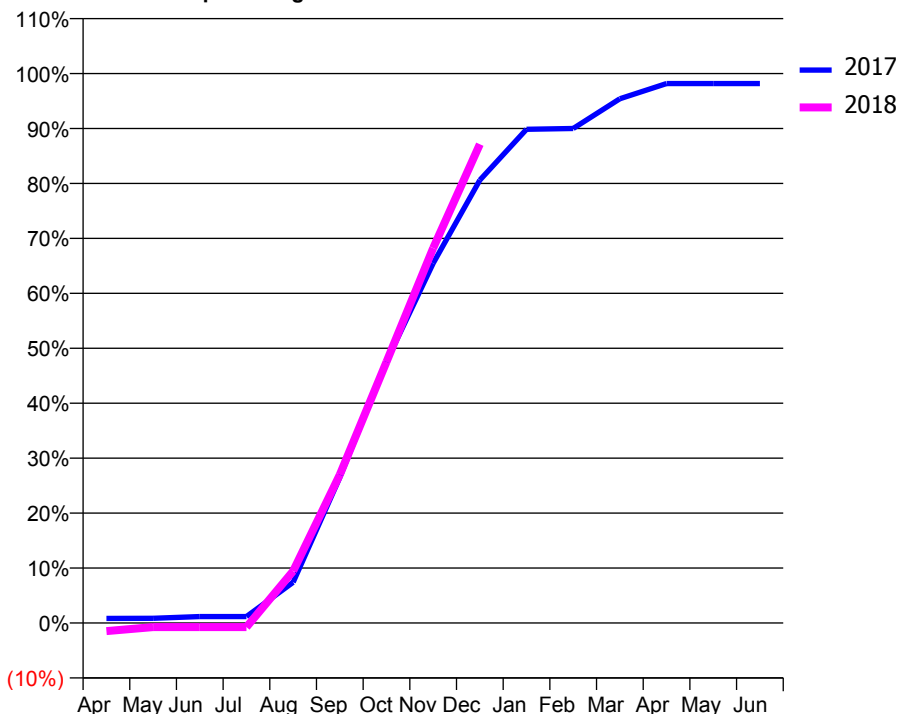
### ACCESS\*

Patients seen in 24 months	Total	Change since previous quarter
Quarter ending December 2016	1,650	
Quarter ending March 2017	1,516	↓
Quarter ending June 2017	912	↓
Quarter ending September 2017	1,097	↑
Quarter ending December 2017	1,540	↑
<b>Variance since December 2016</b>	<b>(6.7%)</b>	<b>↓</b>



### ACTIVITY

Cumulative percentage of contracted UDA delivered 2017 & 2018



Month	Adjusted Scheduled Activity (UDA)	
	2017	2018
April	32	-57
May	33	-29
June	45	-29
July	45	-29
August	283	360
September	1,010	1,029
October	1,815	1,812
November	2,496	2,602
December	3,073	3,322
January	3,426	
February	3,432	
March	3,637	
April	3,743	
May	3,743	
June	3,743	

### QUALITY

	Quantity	Base Number	Contract	AT	Region	England
% of FP17s for the same patient ID Re-attending within 3 months - Children	12	394	3.0%	11.1%	11.8%	12.0%
% of FP17s for the same patient ID Re-attending within 3 months - Adults	60	1,156	5.2%	14.5%	15.3%	15.9%
% of FP17s for the same patient ID Re-attending between 3 & 9 months - Children	27	394	6.9%	59.2%	59.1%	58.0%
% of FP17s for the same patient ID Re-attending between 3 & 9 months - Adults	92	1,156	8.0%	48.7%	51.5%	50.5%
% of FP17s for Band 1 Urgent Courses	106	1,506	7.0%	9.3%	8.0%	9.0%
% of FP17s Relating to Free Repair or Replacements	6	1,506	0.4%	0.8%	0.8%	0.8%
% of FP17s Relating to Continuations	12	1,506	0.8%	1.1%	1.1%	1.1%
% of Patients satisfied with the dentistry they have received	0	0	N/A	91.4%	91.6%	91.5%
% of Patients satisfied with the time they had to wait for an appointment	0	0	N/A	87.0%	88.3%	87.9%

\* This is based on patients treated on this contract for their most recent course of treatment. Figures in italics indicate the base number of FP17s or Patient Questionnaire responses are less than 100. N/A is shown where the base number of responses is less than 10 during the period. % is calculated as Quantity/Base number\*100

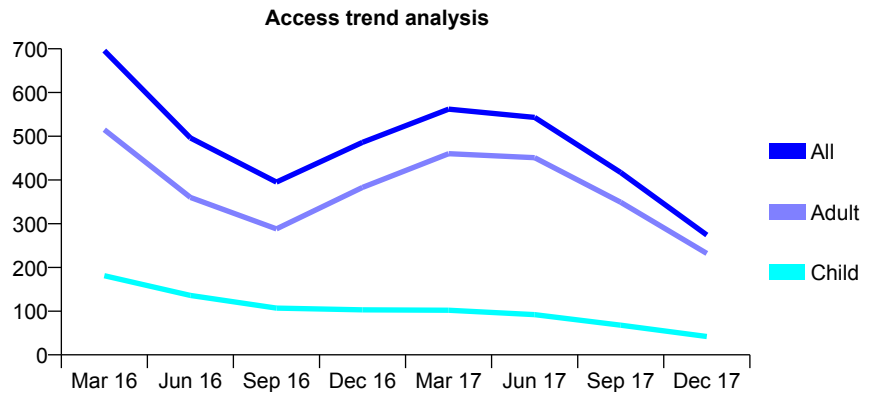
## Q56 - Vital Signs At a Glance Contract Report for 110817/0004 - December 2017

Name or company name	1A Group Dental Practice Partnership
Contract type name	GDS Contract
Purpose of contract	General
Contract start date	01/04/2009
Contract end date	

17/18 Contracted general activity (UDA)	3,321
Carry forward general activity (UDA)	0
17/18 Contracted orthodontic activity (UOA)	0
Carry forward orthodontic activity (UOA)	0
Baseline contract value	£83,641.61

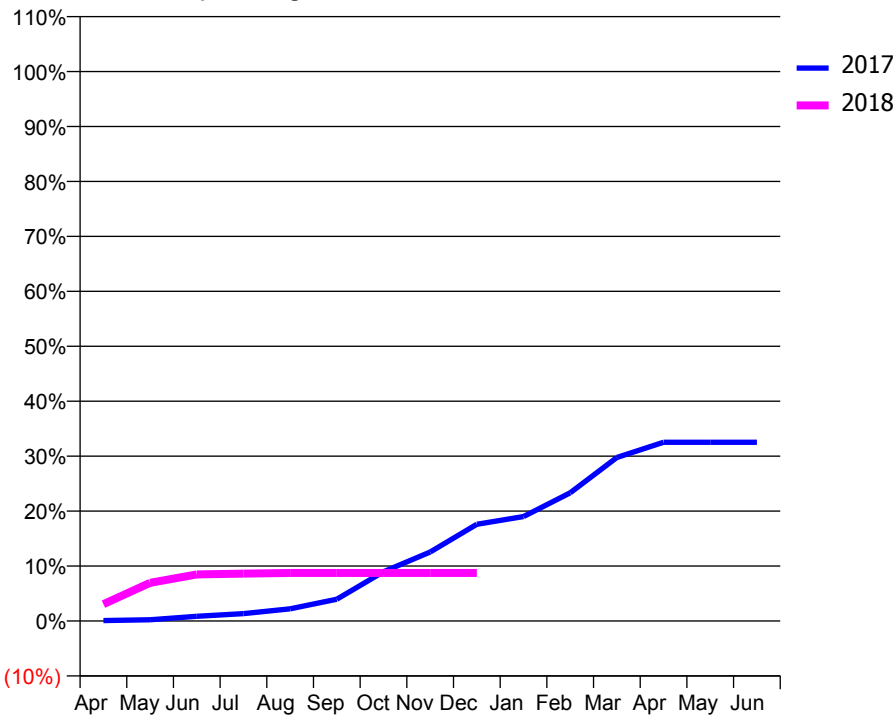
### ACCESS\*

Patients seen in 24 months	Total	Change since previous quarter
Quarter ending December 2016	486	
Quarter ending March 2017	562	↑
Quarter ending June 2017	543	↓
Quarter ending September 2017	417	↓
Quarter ending December 2017	274	↓
<b>Variance since December 2016</b>	<b>(43.6%)</b>	<b>↓</b>



### ACTIVITY

Cumulative percentage of contracted UDA delivered 2017 & 2018



Month	Adjusted Scheduled Activity (UDA)	
	2017	2018
April	3	102
May	8	231
June	29	282
July	45	287
August	74	291
September	132	291
October	298	291
November	417	291
December	585	291
January	631	
February	775	
March	988	
April	1,080	
May	1,080	
June	1,080	

### QUALITY

	Quantity	Base Number	Contract	AT	Region	England
% of FP17s for the same patient ID Re-attending within 3 months - Children	1	28	3.6%	11.1%	11.8%	12.0%
% of FP17s for the same patient ID Re-attending within 3 months - Adults	4	133	3.0%	14.5%	15.3%	15.9%
% of FP17s for the same patient ID Re-attending between 3 & 9 months - Children	13	28	46.4%	59.2%	59.1%	58.0%
% of FP17s for the same patient ID Re-attending between 3 & 9 months - Adults	47	133	35.3%	48.7%	51.5%	50.5%
% of FP17s for Band 1 Urgent Courses	8	120	6.7%	9.3%	8.0%	9.0%
% of FP17s Relating to Free Repair or Replacements	0	120	0.0%	0.8%	0.8%	0.8%
% of FP17s Relating to Continuations	0	120	0.0%	1.1%	1.1%	1.1%
% of Patients satisfied with the dentistry they have received	0	0	N/A	91.4%	91.6%	91.5%
% of Patients satisfied with the time they had to wait for an appointment	0	0	N/A	87.0%	88.3%	87.9%

\* This is based on patients treated on this contract for their most recent course of treatment. Figures in italics indicate the base number of FP17s or Patient Questionnaire responses are less than 100. N/A is shown where the base number of responses is less than 10 during the period. % is calculated as Quantity/Base number\*100

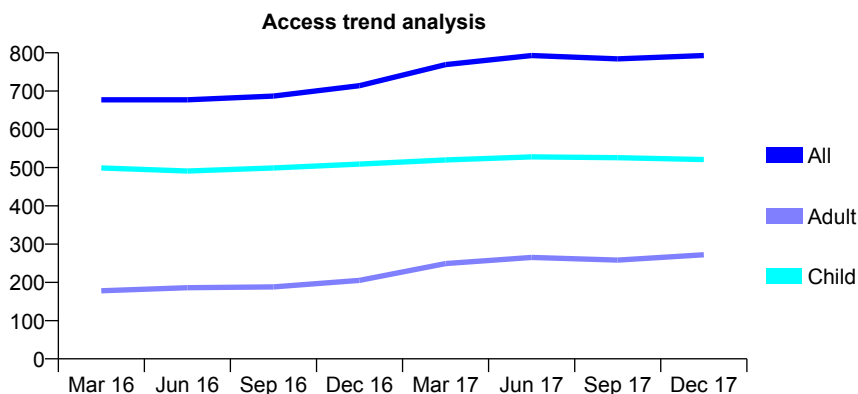
## Q56 - Vital Signs At a Glance Contract Report for 112720/0001 - December 2017

Name or company name	Golden Triangle Practice LLP
Contract type name	GDS Contract
Purpose of contract	General
Contract start date	01/04/2008
Contract end date	

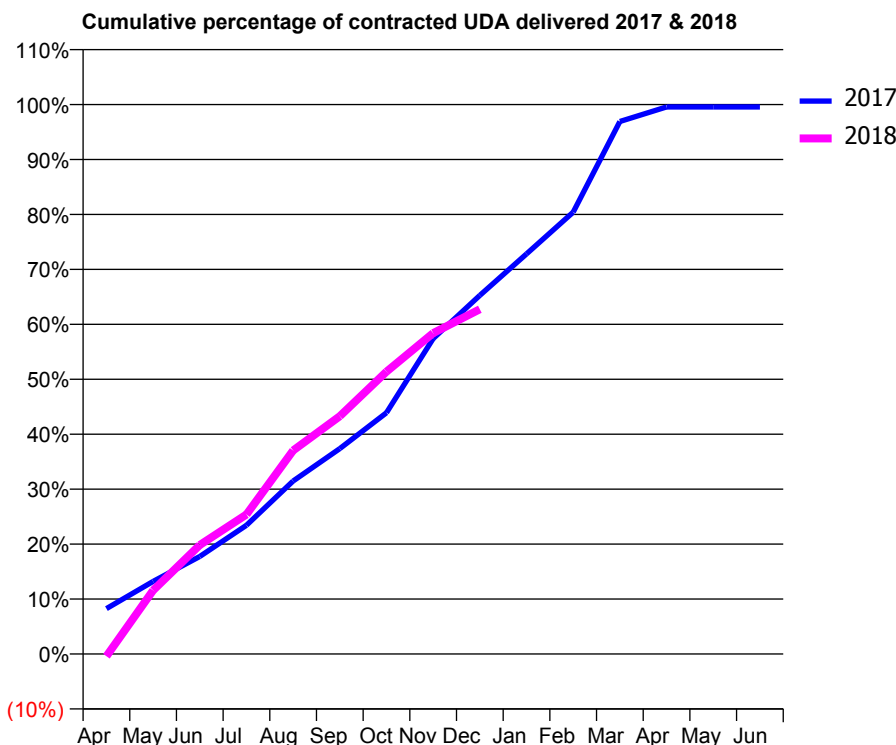
17/18 Contracted general activity (UDA)	2,303
Carry forward general activity (UDA)	10
17/18 Contracted orthodontic activity (UOA)	0
Carry forward orthodontic activity (UOA)	0
Baseline contract value	£64,639.90

### ACCESS\*

Patients seen in 24 months	Total	Change since previous quarter
Quarter ending December 2016	714	
Quarter ending March 2017	769	↑
Quarter ending June 2017	793	↑
Quarter ending September 2017	784	↓
Quarter ending December 2017	793	→
<b>Variance since December 2016</b>	<b>11.1%</b>	<b>↑</b>



### ACTIVITY



Month	Adjusted Scheduled Activity (UDA)	
	2017	2018
April	190	-10
May	304	267
June	409	457
July	540	585
August	725	853
September	861	997
October	1,011	1,184
November	1,322	1,345
December	1,503	1,445
January	1,677	
February	1,852	
March	2,232	
April	2,293	
May	2,293	
June	2,293	

### QUALITY

	Quantity	Base Number	Contract	AT	Region	England
% of FP17s for the same patient ID Re-attending within 3 months - Children	43	587	7.3%	11.1%	11.8%	12.0%
% of FP17s for the same patient ID Re-attending within 3 months - Adults	19	137	13.9%	14.5%	15.3%	15.9%
% of FP17s for the same patient ID Re-attending between 3 & 9 months - Children	371	587	63.2%	59.2%	59.1%	58.0%
% of FP17s for the same patient ID Re-attending between 3 & 9 months - Adults	60	137	43.8%	48.7%	51.5%	50.5%
% of FP17s for Band 1 Urgent Courses	55	705	7.8%	9.3%	8.0%	9.0%
% of FP17s Relating to Free Repair or Replacements	0	705	0.0%	0.8%	0.8%	0.8%
% of FP17s Relating to Continuations	1	705	0.1%	1.1%	1.1%	1.1%
% of Patients satisfied with the dentistry they have received	1	1	N/A	91.4%	91.6%	91.5%
% of Patients satisfied with the time they had to wait for an appointment	1	1	N/A	87.0%	88.3%	87.9%

\* This is based on patients treated on this contract for their most recent course of treatment. Figures in italics indicate the base number of FP17s or Patient Questionnaire responses are less than 100. N/A is shown where the base number of responses is less than 10 during the period. % is calculated as Quantity/Base number\*100

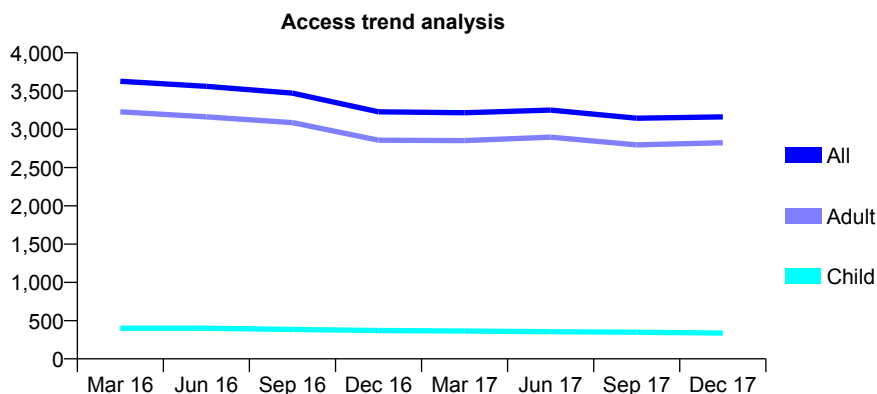
## Q56 - Vital Signs At a Glance Contract Report for 117455/0001 - December 2017

Name or company name	UEA Dentists
Contract type name	GDS Contract
Purpose of contract	General
Contract start date	01/03/2012
Contract end date	

17/18 Contracted general activity (UDA)	8,680
Carry forward general activity (UDA)	0
17/18 Contracted orthodontic activity (UOA)	0
Carry forward orthodontic activity (UOA)	0
Baseline contract value	£257,949.87

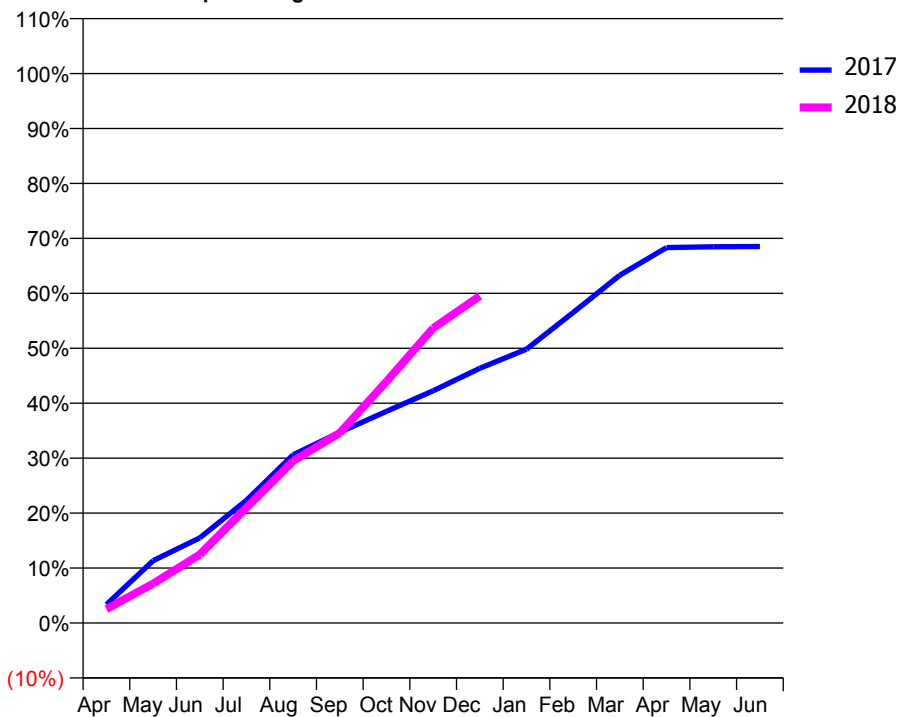
### ACCESS\*

Patients seen in 24 months	Total	Change since previous quarter
Quarter ending December 2016	3,228	
Quarter ending March 2017	3,216	→
Quarter ending June 2017	3,251	→
Quarter ending September 2017	3,145	↓
Quarter ending December 2017	3,162	→
<b>Variance since December 2016</b>	<b>(2.0%)</b>	<b>↓</b>



### ACTIVITY

Cumulative percentage of contracted UDA delivered 2017 & 2018



Month	Adjusted Scheduled Activity (UDA)	
	2017	2018
April	292	219
May	984	623
June	1,345	1,082
July	1,940	1,824
August	2,658	2,561
September	3,013	3,002
October	3,343	3,815
November	3,668	4,659
December	4,025	5,165
January	4,326	
February	4,904	
March	5,495	
April	5,931	
May	5,943	
June	5,947	

### QUALITY

	Quantity	Base Number	Contract	AT	Region	England
% of FP17s for the same patient ID Re-attending within 3 months - Children	21	377	5.6%	11.1%	11.8%	12.0%
% of FP17s for the same patient ID Re-attending within 3 months - Adults	351	2,517	13.9%	14.5%	15.3%	15.9%
% of FP17s for the same patient ID Re-attending between 3 & 9 months - Children	209	377	55.4%	59.2%	59.1%	58.0%
% of FP17s for the same patient ID Re-attending between 3 & 9 months - Adults	839	2,517	33.3%	48.7%	51.5%	50.5%
% of FP17s for Band 1 Urgent Courses	472	2,663	17.7%	9.3%	8.0%	9.0%
% of FP17s Relating to Free Repair or Replacements	2	2,663	0.1%	0.8%	0.8%	0.8%
% of FP17s Relating to Continuations	26	2,663	1.0%	1.1%	1.1%	1.1%
% of Patients satisfied with the dentistry they have received	0	1	N/A	91.4%	91.6%	91.5%
% of Patients satisfied with the time they had to wait for an appointment	0	1	N/A	87.0%	88.3%	87.9%

\* This is based on patients treated on this contract for their most recent course of treatment. Figures in italics indicate the base number of FP17s or Patient Questionnaire responses are less than 100. N/A is shown where the base number of responses is less than 10 during the period. % is calculated as Quantity/Base number\*100

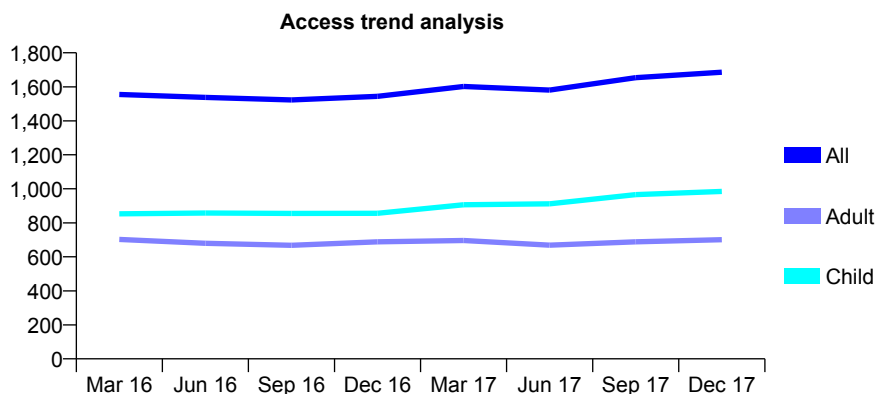
## Q56 - Vital Signs At a Glance Contract Report for 117501/0001 - December 2017

Name or company name	The High Street Dental Practice
Contract type name	GDS Contract
Purpose of contract	General
Contract start date	01/10/2010
Contract end date	

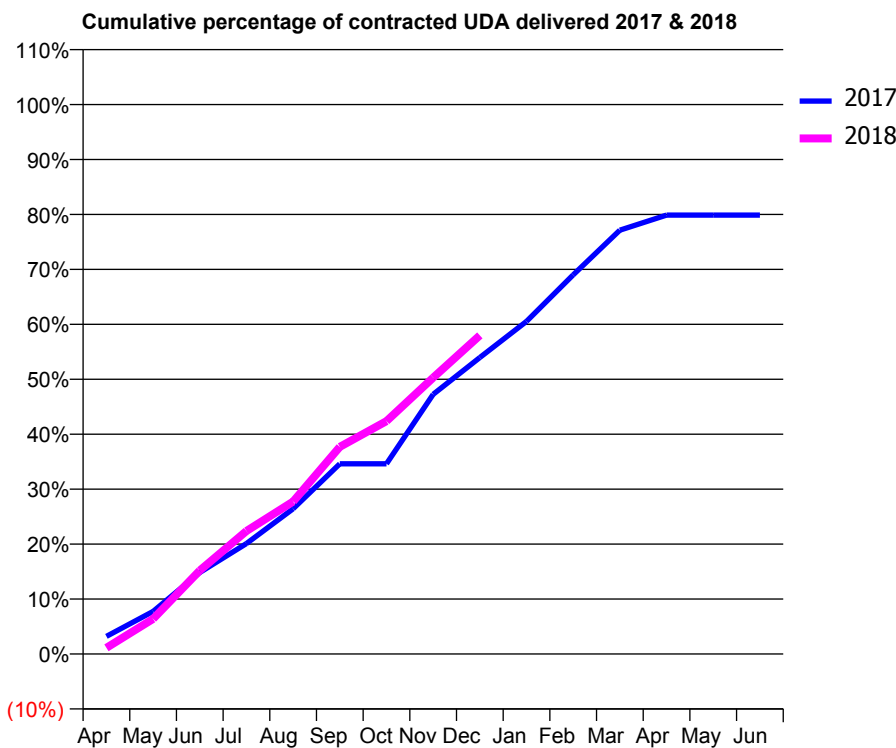
17/18 Contracted general activity (UDA)	4,321
Carry forward general activity (UDA)	0
17/18 Contracted orthodontic activity (UOA)	0
Carry forward orthodontic activity (UOA)	0
Baseline contract value	£95,441.07

### ACCESS\*

Patients seen in 24 months	Total	Change since previous quarter
Quarter ending December 2016	1,544	
Quarter ending March 2017	1,602	↑
Quarter ending June 2017	1,581	↓
Quarter ending September 2017	1,654	↑
Quarter ending December 2017	1,686	→
<b>Variance since December 2016</b>	<b>9.2%</b>	<b>↑</b>



### ACTIVITY



Month	Adjusted Scheduled Activity (UDA)	
	2017	2018
April	139	48
May	335	276
June	641	657
July	869	967
August	1,143	1,199
September	1,496	1,629
October	1,496	1,832
November	2,042	2,173
December	2,332	2,505
January	2,615	
February	2,981	
March	3,333	
April	3,452	
May	3,452	
June	3,452	

### QUALITY

	Quantity	Base Number	Contract	AT	Region	England
% of FP17s for the same patient ID Re-attending within 3 months - Children	82	1,218	6.7%	11.1%	11.8%	12.0%
% of FP17s for the same patient ID Re-attending within 3 months - Adults	68	557	12.2%	14.5%	15.3%	15.9%
% of FP17s for the same patient ID Re-attending between 3 & 9 months - Children	759	1,218	62.3%	59.2%	59.1%	58.0%
% of FP17s for the same patient ID Re-attending between 3 & 9 months - Adults	241	557	43.3%	48.7%	51.5%	50.5%
% of FP17s for Band 1 Urgent Courses	57	1,700	3.4%	9.3%	8.0%	9.0%
% of FP17s Relating to Free Repair or Replacements	0	1,700	0.0%	0.8%	0.8%	0.8%
% of FP17s Relating to Continuations	36	1,700	2.1%	1.1%	1.1%	1.1%
% of Patients satisfied with the dentistry they have received	1	1	N/A	91.4%	91.6%	91.5%
% of Patients satisfied with the time they had to wait for an appointment	1	1	N/A	87.0%	88.3%	87.9%

\* This is based on patients treated on this contract for their most recent course of treatment. Figures in italics indicate the base number of FP17s or Patient Questionnaire responses are less than 100. N/A is shown where the base number of responses is less than 10 during the period. % is calculated as Quantity/Base number\*100

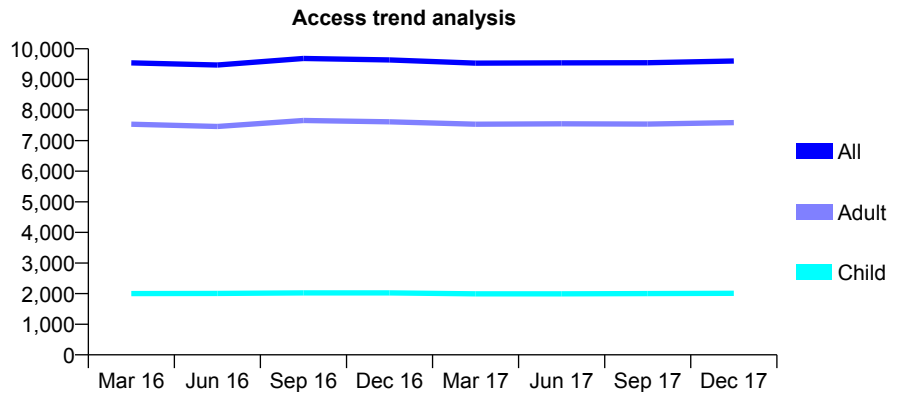
## Q56 - Vital Signs At a Glance Contract Report for 117994/0001 - December 2017

Name or company name	Wensleydale Dental Practice
Contract type name	GDS Contract
Purpose of contract	General
Contract start date	01/07/2011
Contract end date	

17/18 Contracted general activity (UDA)	32,267
Carry forward general activity (UDA)	-340
17/18 Contracted orthodontic activity (UOA)	0
Carry forward orthodontic activity (UOA)	0
Baseline contract value	£820,700.10

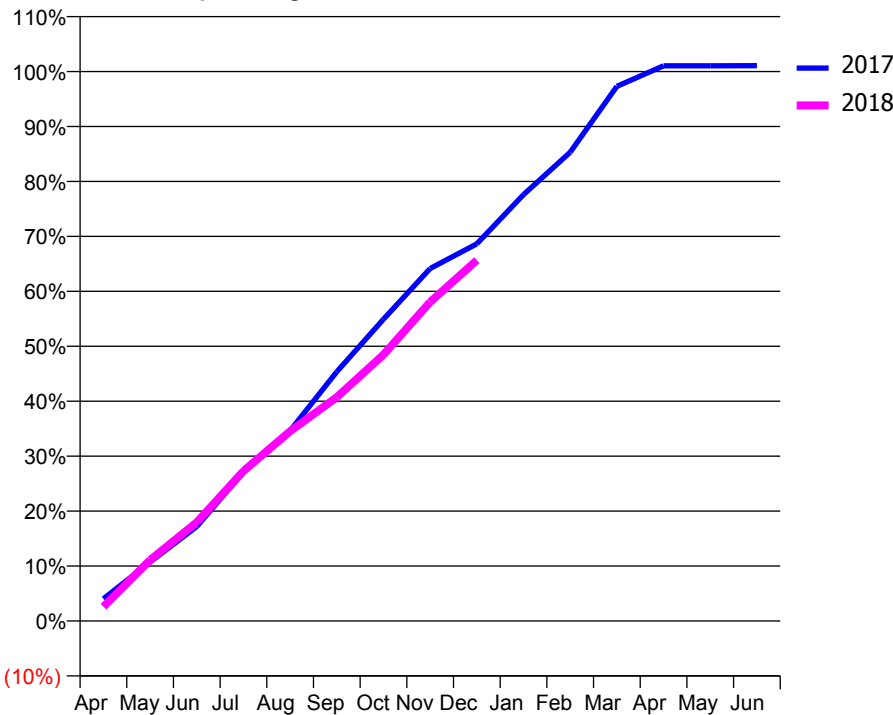
### ACCESS\*

Patients seen in 24 months	Total	Change since previous quarter
Quarter ending December 2016	9,638	
Quarter ending March 2017	9,530	↓
Quarter ending June 2017	9,542	→
Quarter ending September 2017	9,545	→
Quarter ending December 2017	9,603	→
<b>Variance since December 2016</b>	<b>(0.4%)</b>	→



### ACTIVITY

Cumulative percentage of contracted UDA delivered 2017 & 2018



Month	Adjusted Scheduled Activity (UDA)	
	2017	2018
April	1,300	843
May	3,463	3,583
June	5,550	5,801
July	8,749	8,805
August	11,177	11,145
September	14,639	13,144
October	17,726	15,644
November	20,702	18,736
December	22,148	21,181
January	25,040	
February	27,524	
March	31,396	
April	32,600	
May	32,604	
June	32,607	

### QUALITY

	Quantity	Base Number	Contract	AT	Region	England
% of FP17s for the same patient ID Re-attending within 3 months - Children	152	2,321	6.5%	11.1%	11.8%	12.0%
% of FP17s for the same patient ID Re-attending within 3 months - Adults	1,120	8,452	13.3%	14.5%	15.3%	15.9%
% of FP17s for the same patient ID Re-attending between 3 & 9 months - Children	1,553	2,321	66.9%	59.2%	59.1%	58.0%
% of FP17s for the same patient ID Re-attending between 3 & 9 months - Adults	5,597	8,452	66.2%	48.7%	51.5%	50.5%
% of FP17s for Band 1 Urgent Courses	608	10,345	5.9%	9.3%	8.0%	9.0%
% of FP17s Relating to Free Repair or Replacements	127	10,345	1.2%	0.8%	0.8%	0.8%
% of FP17s Relating to Continuations	28	10,345	0.3%	1.1%	1.1%	1.1%
% of Patients satisfied with the dentistry they have received	14	14	100.0%	91.4%	91.6%	91.5%
% of Patients satisfied with the time they had to wait for an appointment	11	14	78.6%	87.0%	88.3%	87.9%

\* This is based on patients treated on this contract for their most recent course of treatment. Figures in italics indicate the base number of FP17s or Patient Questionnaire responses are less than 100. N/A is shown where the base number of responses is less than 10 during the period. % is calculated as Quantity/Base number\*100

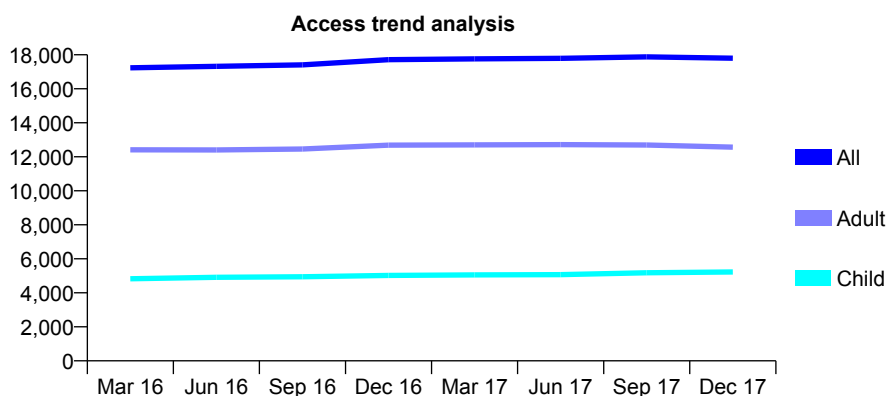
## Q56 - Vital Signs At a Glance Contract Report for 118036/0001 - December 2017

Name or company name	DU TOIT & BURGER PARTNERSHIP (IPS)
Contract type name	GDS Contract
Purpose of contract	General and Orthodontic
Contract start date	01/04/2007
Contract end date	

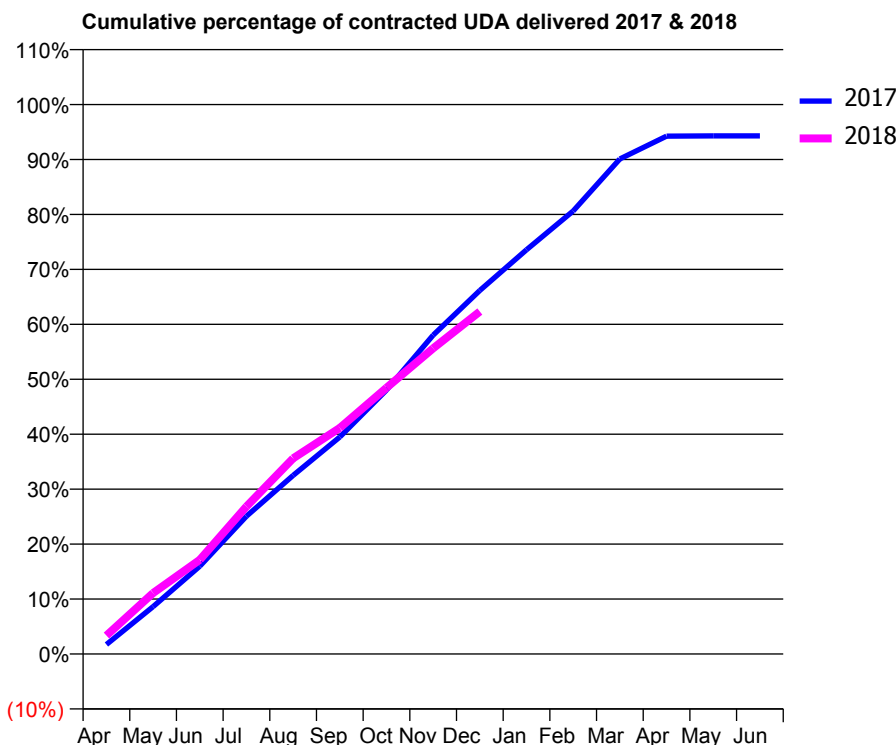
17/18 Contracted general activity (UDA)	42,501
Carry forward general activity (UDA)	0
17/18 Contracted orthodontic activity (UOA)	7,184
Carry forward orthodontic activity (UOA)	-144
Baseline contract value	£1,455,605.56

### ACCESS\*

Patients seen in 24 months	Total	Change since previous quarter
Quarter ending December 2016	17,710	
Quarter ending March 2017	17,762	→
Quarter ending June 2017	17,794	→
Quarter ending September 2017	17,875	→
Quarter ending December 2017	17,797	→
<b>Variance since December 2016</b>	<b>0.5%</b>	<b>→</b>



### ACTIVITY



Month	Adjusted Scheduled Activity (UDA)	
	2017	2018
April	738	1,427
May	3,665	4,717
June	6,787	7,287
July	10,663	11,408
August	13,812	15,131
September	16,785	17,488
October	20,413	20,591
November	24,668	23,647
December	28,122	26,493
January	31,265	
February	34,265	
March	38,289	
April	40,049	
May	40,069	
June	40,070	

### QUALITY

	Quantity	Base Number	Contract	AT	Region	England
% of FP17s for the same patient ID Re-attending within 3 months - Children	559	6,778	8.2%	11.1%	11.8%	12.0%
% of FP17s for the same patient ID Re-attending within 3 months - Adults	733	10,540	7.0%	14.5%	15.3%	15.9%
% of FP17s for the same patient ID Re-attending between 3 & 9 months - Children	4,441	6,778	65.5%	59.2%	59.1%	58.0%
% of FP17s for the same patient ID Re-attending between 3 & 9 months - Adults	4,060	10,540	38.5%	48.7%	51.5%	50.5%
% of FP17s for Band 1 Urgent Courses	825	15,778	5.2%	9.3%	8.0%	9.0%
% of FP17s Relating to Free Repair or Replacements	54	15,778	0.3%	0.8%	0.8%	0.8%
% of FP17s Relating to Continuations	107	15,778	0.7%	1.1%	1.1%	1.1%
% of Patients satisfied with the dentistry they have received	9	13	69.2%	91.4%	91.6%	91.5%
% of Patients satisfied with the time they had to wait for an appointment	9	13	69.2%	87.0%	88.3%	87.9%

\* This is based on patients treated on this contract for their most recent course of treatment. Figures in italics indicate the base number of FP17s or Patient Questionnaire responses are less than 100. N/A is shown where the base number of responses is less than 10 during the period. % is calculated as Quantity/Base number\*100



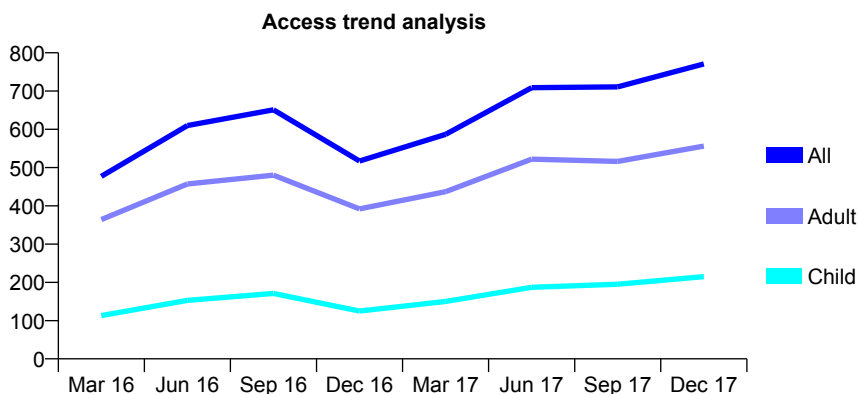
## Q56 - Vital Signs At a Glance Contract Report for 119113/0001 - December 2017

Name or company name	Sprinz-Victorova
Contract type name	GDS Contract
Purpose of contract	General
Contract start date	12/10/2009
Contract end date	

17/18 Contracted general activity (UDA)	1,189
Carry forward general activity (UDA)	-24
17/18 Contracted orthodontic activity (UOA)	0
Carry forward orthodontic activity (UOA)	0
Baseline contract value	£29,809.73

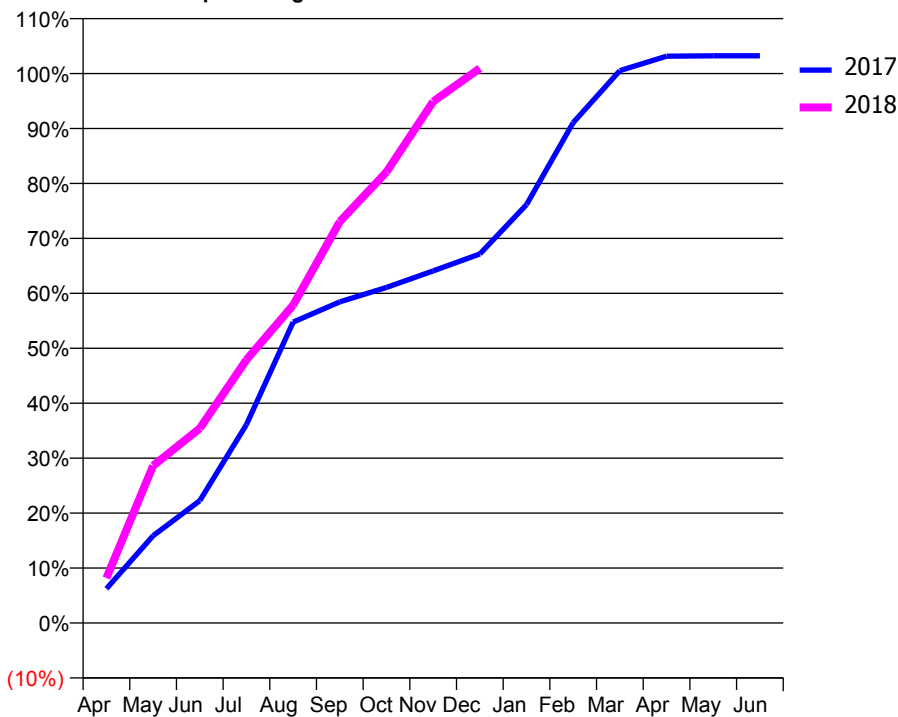
### ACCESS\*

Patients seen in 24 months	Total	Change since previous quarter
Quarter ending December 2016	517	
Quarter ending March 2017	587	↑
Quarter ending June 2017	709	↑
Quarter ending September 2017	711	→
Quarter ending December 2017	771	↑
<b>Variance since December 2016</b>	<b>49.1%</b>	<b>↑</b>



### ACTIVITY

Cumulative percentage of contracted UDA delivered 2017 & 2018



Month	Adjusted Scheduled Activity (UDA)	
	2017	2018
April	74	97
May	189	340
June	265	421
July	429	570
August	651	688
September	695	869
October	726	976
November	762	1,128
December	799	1,200
January	905	
February	1,083	
March	1,195	
April	1,226	
May	1,227	
June	1,227	

### QUALITY

	Quantity	Base Number	Contract	AT	Region	England
% of FP17s for the same patient ID Re-attending within 3 months - Children	6	247	2.4%	11.1%	11.8%	12.0%
% of FP17s for the same patient ID Re-attending within 3 months - Adults	55	594	9.3%	14.5%	15.3%	15.9%
% of FP17s for the same patient ID Re-attending between 3 & 9 months - Children	104	247	42.1%	59.2%	59.1%	58.0%
% of FP17s for the same patient ID Re-attending between 3 & 9 months - Adults	252	594	42.4%	48.7%	51.5%	50.5%
% of FP17s for Band 1 Urgent Courses	46	817	5.6%	9.3%	8.0%	9.0%
% of FP17s Relating to Free Repair or Replacements	0	817	0.0%	0.8%	0.8%	0.8%
% of FP17s Relating to Continuations	18	817	2.2%	1.1%	1.1%	1.1%
% of Patients satisfied with the dentistry they have received	1	1	N/A	91.4%	91.6%	91.5%
% of Patients satisfied with the time they had to wait for an appointment	1	1	N/A	87.0%	88.3%	87.9%

\* This is based on patients treated on this contract for their most recent course of treatment. Figures in italics indicate the base number of FP17s or Patient Questionnaire responses are less than 100. N/A is shown where the base number of responses is less than 10 during the period. % is calculated as Quantity/Base number\*100

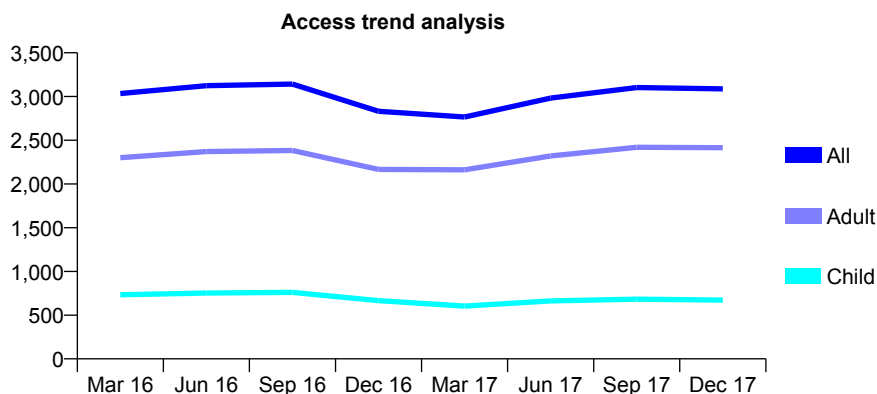
## Q56 - Vital Signs At a Glance Contract Report for 119210/0001 - December 2017

Name or company name	Dr K A Fagher & Dr A Surti
Contract type name	GDS Contract
Purpose of contract	General
Contract start date	01/07/2011
Contract end date	

17/18 Contracted general activity (UDA)	8,918
Carry forward general activity (UDA)	0
17/18 Contracted orthodontic activity (UOA)	0
Carry forward orthodontic activity (UOA)	0
Baseline contract value	£208,401.85

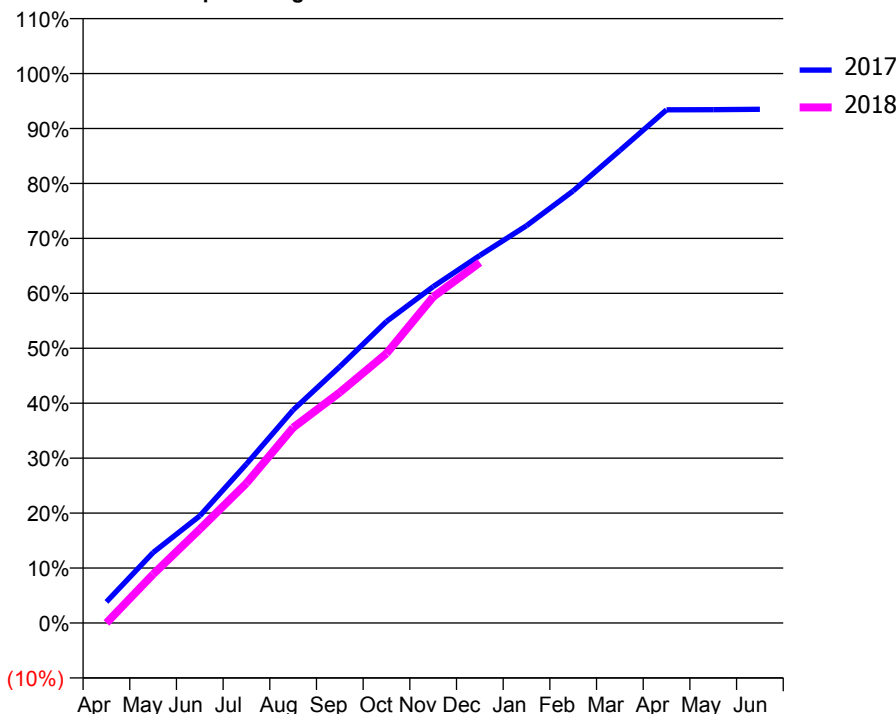
### ACCESS\*

Patients seen in 24 months	Total	Change since previous quarter
Quarter ending December 2016	2,832	
Quarter ending March 2017	2,765	↓
Quarter ending June 2017	2,983	↑
Quarter ending September 2017	3,103	↑
Quarter ending December 2017	3,087	→
<b>Variance since December 2016</b>	<b>9.0%</b>	<b>↑</b>



### ACTIVITY

Cumulative percentage of contracted UDA delivered 2017 & 2018



Month	Adjusted Scheduled Activity (UDA)	
	2017	2018
April	343	1
May	1,144	791
June	1,739	1,521
July	2,581	2,268
August	3,457	3,172
September	4,161	3,743
October	4,893	4,376
November	5,459	5,293
December	5,966	5,852
January	6,449	
February	7,012	
March	7,669	
April	8,330	
May	8,331	
June	8,337	

### QUALITY

	Quantity	Base Number	Contract	AT	Region	England
% of FP17s for the same patient ID Re-attending within 3 months - Children	50	810	6.2%	11.1%	11.8%	12.0%
% of FP17s for the same patient ID Re-attending within 3 months - Adults	465	2,899	16.0%	14.5%	15.3%	15.9%
% of FP17s for the same patient ID Re-attending between 3 & 9 months - Children	411	810	50.7%	59.2%	59.1%	58.0%
% of FP17s for the same patient ID Re-attending between 3 & 9 months - Adults	1,108	2,899	38.2%	48.7%	51.5%	50.5%
% of FP17s for Band 1 Urgent Courses	318	3,401	9.4%	9.3%	8.0%	9.0%
% of FP17s Relating to Free Repair or Replacements	38	3,401	1.1%	0.8%	0.8%	0.8%
% of FP17s Relating to Continuations	29	3,401	0.9%	1.1%	1.1%	1.1%
% of Patients satisfied with the dentistry they have received	5	6	N/A	91.4%	91.6%	91.5%
% of Patients satisfied with the time they had to wait for an appointment	4	6	N/A	87.0%	88.3%	87.9%

\* This is based on patients treated on this contract for their most recent course of treatment. Figures in italics indicate the base number of FP17s or Patient Questionnaire responses are less than 100. N/A is shown where the base number of responses is less than 10 during the period. % is calculated as Quantity/Base number\*100

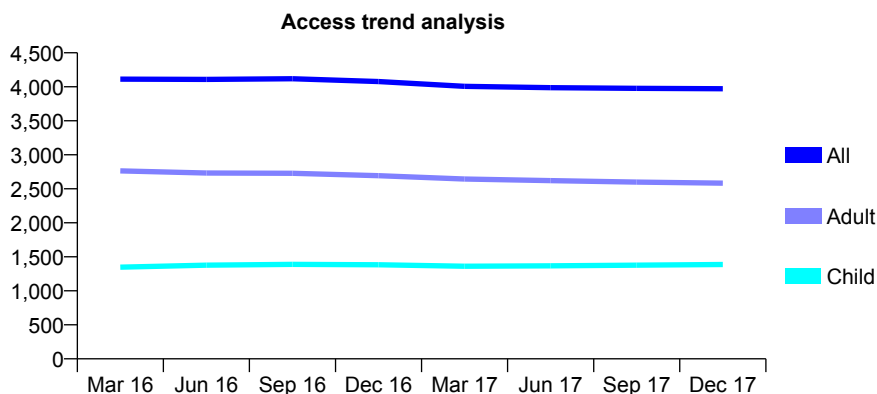
## Q56 - Vital Signs At a Glance Contract Report for 119636/0001 - December 2017

Name or company name	Apple Tree Dental Practice
Contract type name	GDS Contract
Purpose of contract	General
Contract start date	25/04/2013
Contract end date	

17/18 Contracted general activity (UDA)	9,642
Carry forward general activity (UDA)	-193
17/18 Contracted orthodontic activity (UOA)	0
Carry forward orthodontic activity (UOA)	0
Baseline contract value	£326,098.41

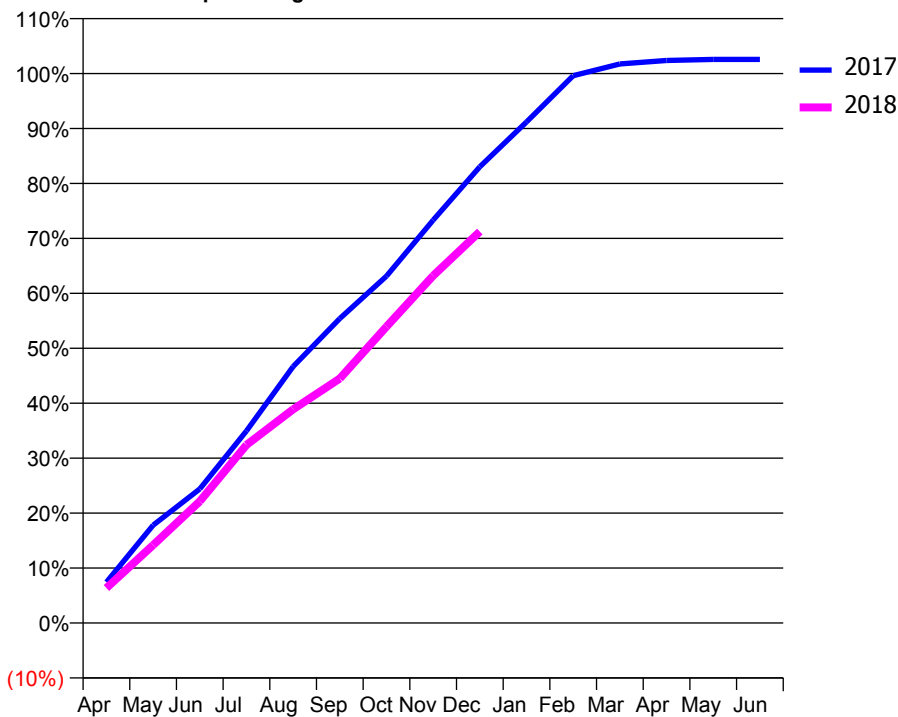
### ACCESS\*

Patients seen in 24 months	Total	Change since previous quarter
Quarter ending December 2016	4,077	
Quarter ending March 2017	4,006	↓
Quarter ending June 2017	3,988	→
Quarter ending September 2017	3,977	→
Quarter ending December 2017	3,972	→
<b>Variance since December 2016</b>	<b>(2.6%)</b>	<b>↓</b>



### ACTIVITY

Cumulative percentage of contracted UDA delivered 2017 & 2018



Month	Adjusted Scheduled Activity (UDA)	
	2017	2018
April	718	615
May	1,716	1,367
June	2,352	2,134
July	3,371	3,126
August	4,500	3,749
September	5,342	4,289
October	6,087	5,200
November	7,070	6,093
December	8,006	6,870
January	8,792	
February	9,605	
March	9,809	
April	9,871	
May	9,889	
June	9,890	

### QUALITY

	Quantity	Base Number	Contract	AT	Region	England
% of FP17s for the same patient ID Re-attending within 3 months - Children	121	1,773	6.8%	11.1%	11.8%	12.0%
% of FP17s for the same patient ID Re-attending within 3 months - Adults	359	2,932	12.2%	14.5%	15.3%	15.9%
% of FP17s for the same patient ID Re-attending between 3 & 9 months - Children	1,158	1,773	65.3%	59.2%	59.1%	58.0%
% of FP17s for the same patient ID Re-attending between 3 & 9 months - Adults	1,692	2,932	57.7%	48.7%	51.5%	50.5%
% of FP17s for Band 1 Urgent Courses	382	4,636	8.2%	9.3%	8.0%	9.0%
% of FP17s Relating to Free Repair or Replacements	18	4,636	0.4%	0.8%	0.8%	0.8%
% of FP17s Relating to Continuations	13	4,636	0.3%	1.1%	1.1%	1.1%
% of Patients satisfied with the dentistry they have received	5	5	N/A	91.4%	91.6%	91.5%
% of Patients satisfied with the time they had to wait for an appointment	4	5	N/A	87.0%	88.3%	87.9%

\* This is based on patients treated on this contract for their most recent course of treatment. Figures in italics indicate the base number of FP17s or Patient Questionnaire responses are less than 100. N/A is shown where the base number of responses is less than 10 during the period. % is calculated as Quantity/Base number\*100

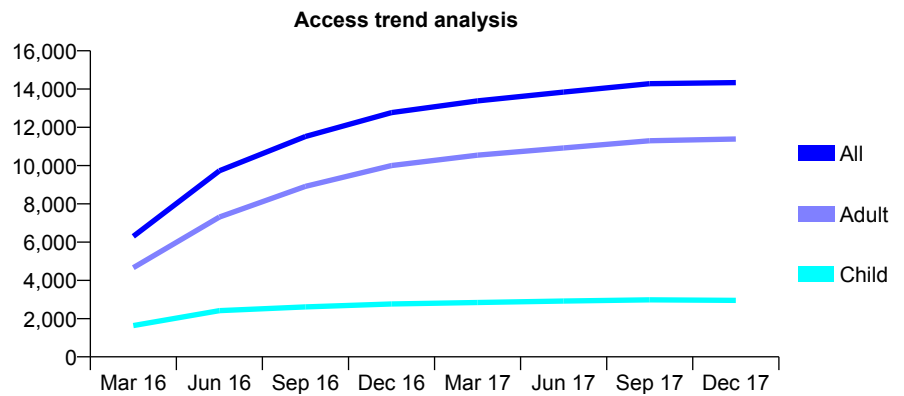
## Q56 - Vital Signs At a Glance Contract Report for 120081/0001 - December 2017

Name or company name	Staffa Lodge Dental Group Ltd
Contract type name	GDS Contract
Purpose of contract	General
Contract start date	01/11/2015
Contract end date	

17/18 Contracted general activity (UDA)	40,819
Carry forward general activity (UDA)	0
17/18 Contracted orthodontic activity (UOA)	0
Carry forward orthodontic activity (UOA)	0
Baseline contract value	£877,642.41

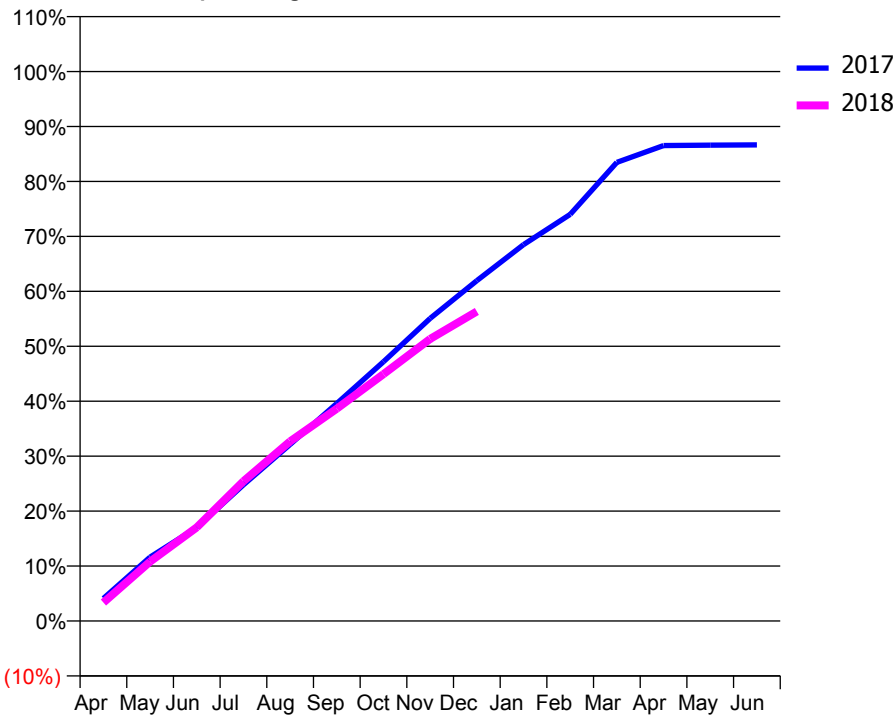
### ACCESS\*

Patients seen in 24 months	Total	Change since previous quarter
Quarter ending December 2016	12,767	
Quarter ending March 2017	13,380	↑
Quarter ending June 2017	13,840	↑
Quarter ending September 2017	14,279	↑
Quarter ending December 2017	14,338	→
<b>Variance since December 2016</b>	<b>12.3%</b>	<b>↑</b>



### ACTIVITY

**Cumulative percentage of contracted UDA delivered 2017 & 2018**



Month	Adjusted Scheduled Activity (UDA)	
	2017	2018
April	1,674	1,370
May	4,745	4,414
June	6,945	6,960
July	10,121	10,387
August	13,118	13,351
September	16,159	15,776
October	19,259	18,343
November	22,483	20,954
December	25,279	22,996
January	27,961	
February	30,211	
March	34,069	
April	35,322	
May	35,349	
June	35,365	

### QUALITY

	Quantity	Base Number	Contract	AT	Region	England
% of FP17s for the same patient ID Re-attending within 3 months - Children	402	3,750	10.7%	11.1%	11.8%	12.0%
% of FP17s for the same patient ID Re-attending within 3 months - Adults	1,601	11,490	13.9%	14.5%	15.3%	15.9%
% of FP17s for the same patient ID Re-attending between 3 & 9 months - Children	2,654	3,750	70.8%	59.2%	59.1%	58.0%
% of FP17s for the same patient ID Re-attending between 3 & 9 months - Adults	5,381	11,490	46.8%	48.7%	51.5%	50.5%
% of FP17s for Band 1 Urgent Courses	1,521	14,486	10.5%	9.3%	8.0%	9.0%
% of FP17s Relating to Free Repair or Replacements	138	14,486	1.0%	0.8%	0.8%	0.8%
% of FP17s Relating to Continuations	120	14,486	0.8%	1.1%	1.1%	1.1%
% of Patients satisfied with the dentistry they have received	33	36	91.7%	91.4%	91.6%	91.5%
% of Patients satisfied with the time they had to wait for an appointment	34	36	94.4%	87.0%	88.3%	87.9%

\* This is based on patients treated on this contract for their most recent course of treatment. Figures in italics indicate the base number of FP17s or Patient Questionnaire responses are less than 100. N/A is shown where the base number of responses is less than 10 during the period. % is calculated as Quantity/Base number\*100

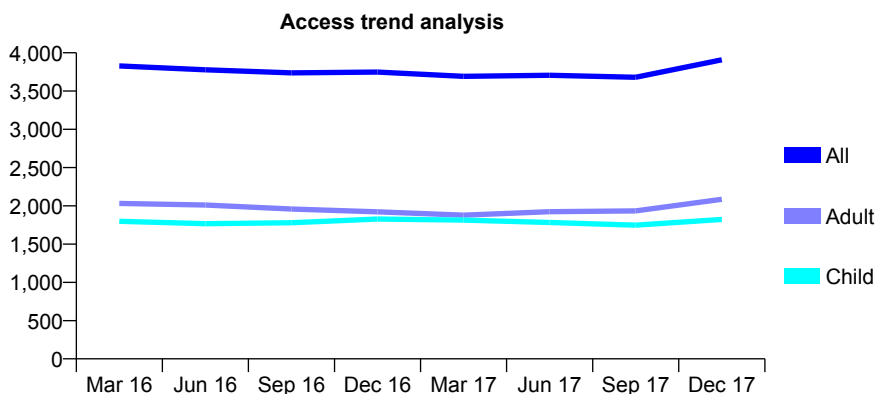
## Q56 - Vital Signs At a Glance Contract Report for 120413/0001 - December 2017

Name or company name	Caring Dentistry Ltd
Contract type name	GDS Contract
Purpose of contract	General
Contract start date	01/04/2010
Contract end date	

17/18 Contracted general activity (UDA)	13,335
Carry forward general activity (UDA)	390
17/18 Contracted orthodontic activity (UOA)	0
Carry forward orthodontic activity (UOA)	0
Baseline contract value	£371,851.42

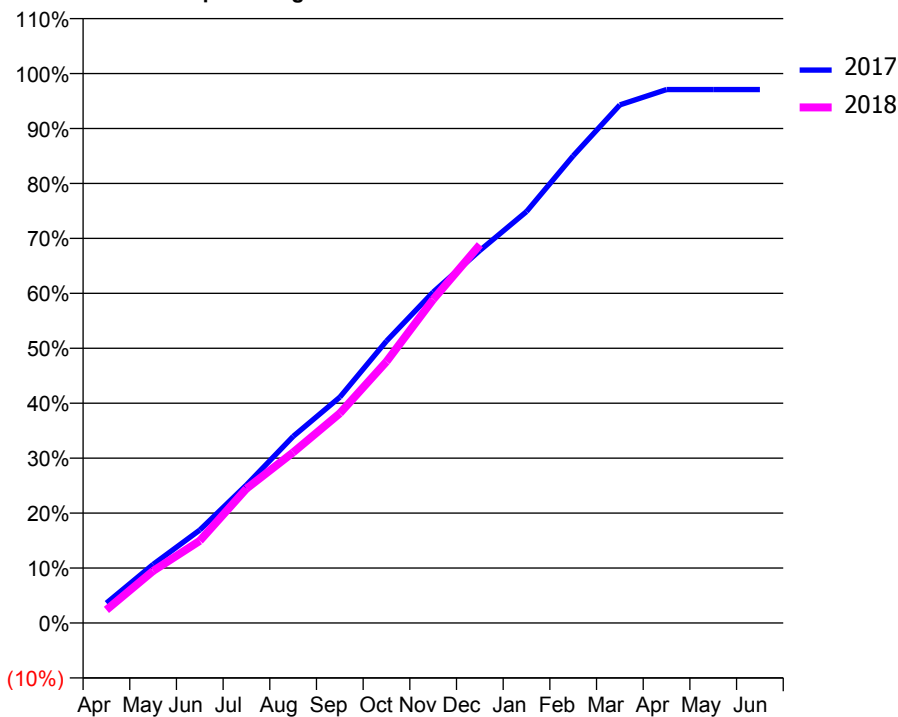
### ACCESS\*

Patients seen in 24 months	Total	Change since previous quarter
Quarter ending December 2016	3,748	
Quarter ending March 2017	3,692	↓
Quarter ending June 2017	3,706	→
Quarter ending September 2017	3,681	→
Quarter ending December 2017	3,908	↑
<b>Variance since December 2016</b>	<b>4.3%</b>	<b>↑</b>



### ACTIVITY

Cumulative percentage of contracted UDA delivered 2017 & 2018



Month	Adjusted Scheduled Activity (UDA)	
	2017	2018
April	483	319
May	1,423	1,263
June	2,257	1,995
July	3,349	3,260
August	4,529	4,141
September	5,481	5,088
October	6,842	6,344
November	8,029	7,852
December	9,040	9,180
January	9,985	
February	11,336	
March	12,572	
April	12,946	
May	12,946	
June	12,945	

### QUALITY

	Quantity	Base Number	Contract	AT	Region	England
% of FP17s for the same patient ID Re-attending within 3 months - Children	167	2,286	7.3%	11.1%	11.8%	12.0%
% of FP17s for the same patient ID Re-attending within 3 months - Adults	403	2,297	17.5%	14.5%	15.3%	15.9%
% of FP17s for the same patient ID Re-attending between 3 & 9 months - Children	1,547	2,286	67.7%	59.2%	59.1%	58.0%
% of FP17s for the same patient ID Re-attending between 3 & 9 months - Adults	1,148	2,297	50.0%	48.7%	51.5%	50.5%
% of FP17s for Band 1 Urgent Courses	357	4,375	8.2%	9.3%	8.0%	9.0%
% of FP17s Relating to Free Repair or Replacements	16	4,375	0.4%	0.8%	0.8%	0.8%
% of FP17s Relating to Continuations	13	4,375	0.3%	1.1%	1.1%	1.1%
% of Patients satisfied with the dentistry they have received	2	2	N/A	91.4%	91.6%	91.5%
% of Patients satisfied with the time they had to wait for an appointment	2	2	N/A	87.0%	88.3%	87.9%

\* This is based on patients treated on this contract for their most recent course of treatment. Figures in italics indicate the base number of FP17s or Patient Questionnaire responses are less than 100. N/A is shown where the base number of responses is less than 10 during the period. % is calculated as Quantity/Base number\*100

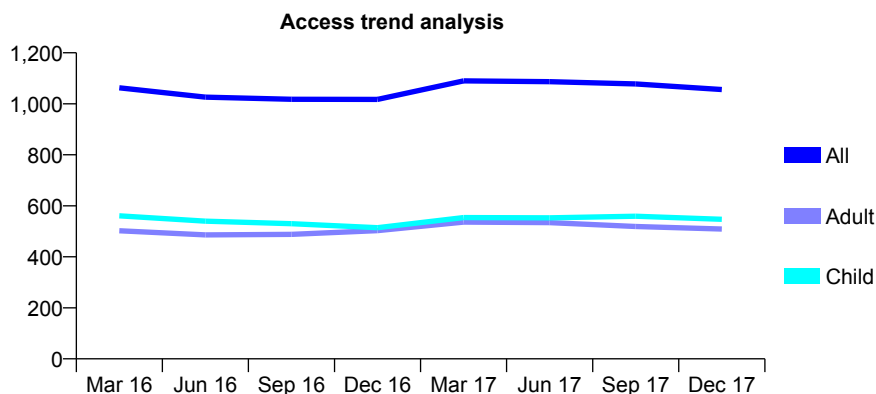
## Q56 - Vital Signs At a Glance Contract Report for 120537/0001 - December 2017

Name or company name	Market Square Dental Practice
Contract type name	GDS Contract
Purpose of contract	General
Contract start date	04/08/2011
Contract end date	

17/18 Contracted general activity (UDA)	2,639
Carry forward general activity (UDA)	-37
17/18 Contracted orthodontic activity (UOA)	0
Carry forward orthodontic activity (UOA)	0
Baseline contract value	£59,535.37

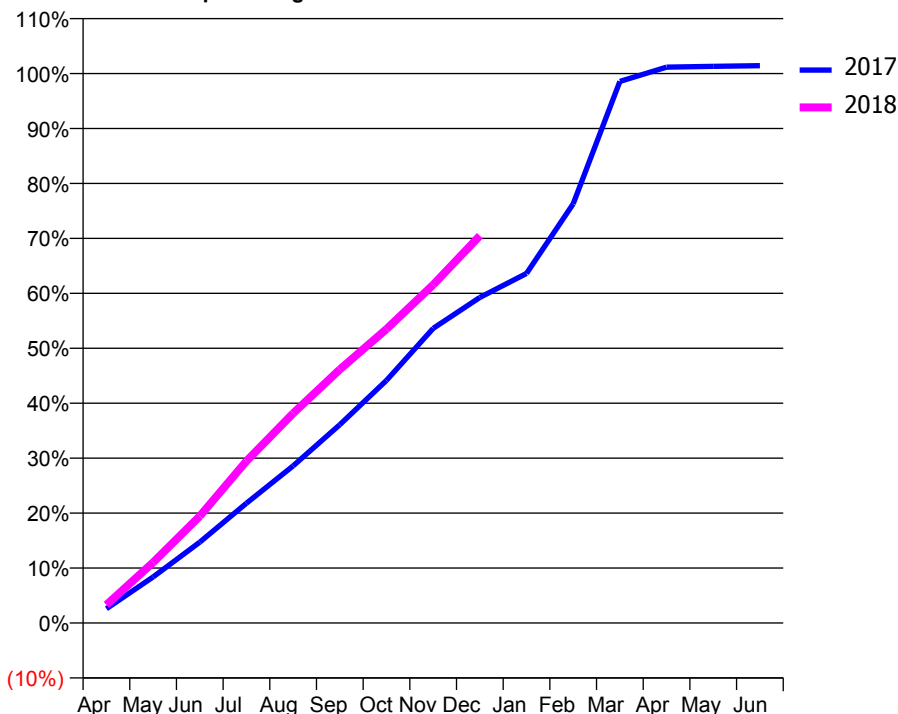
### ACCESS\*

Patients seen in 24 months	Total	Change since previous quarter
Quarter ending December 2016	1,017	
Quarter ending March 2017	1,090	↑
Quarter ending June 2017	1,087	→
Quarter ending September 2017	1,078	→
Quarter ending December 2017	1,056	↓
<b>Variance since December 2016</b>	<b>3.8%</b>	<b>↑</b>



### ACTIVITY

Cumulative percentage of contracted UDA delivered 2017 & 2018



Month	Adjusted Scheduled Activity (UDA)	
	2017	2018
April	69	88
May	221	291
June	388	514
July	575	778
August	755	1,007
September	952	1,218
October	1,165	1,412
November	1,415	1,625
December	1,564	1,860
January	1,679	
February	2,013	
March	2,601	
April	2,669	
May	2,673	
June	2,676	

### QUALITY

	Quantity	Base Number	Contract	AT	Region	England
% of FP17s for the same patient ID Re-attending within 3 months - Children	58	653	8.9%	11.1%	11.8%	12.0%
% of FP17s for the same patient ID Re-attending within 3 months - Adults	68	496	13.7%	14.5%	15.3%	15.9%
% of FP17s for the same patient ID Re-attending between 3 & 9 months - Children	454	653	69.5%	59.2%	59.1%	58.0%
% of FP17s for the same patient ID Re-attending between 3 & 9 months - Adults	328	496	66.1%	48.7%	51.5%	50.5%
% of FP17s for Band 1 Urgent Courses	64	1,104	5.8%	9.3%	8.0%	9.0%
% of FP17s Relating to Free Repair or Replacements	5	1,104	0.5%	0.8%	0.8%	0.8%
% of FP17s Relating to Continuations	2	1,104	0.2%	1.1%	1.1%	1.1%
% of Patients satisfied with the dentistry they have received	0	0	N/A	91.4%	91.6%	91.5%
% of Patients satisfied with the time they had to wait for an appointment	0	0	N/A	87.0%	88.3%	87.9%

\* This is based on patients treated on this contract for their most recent course of treatment. Figures in italics indicate the base number of FP17s or Patient Questionnaire responses are less than 100. N/A is shown where the base number of responses is less than 10 during the period. % is calculated as Quantity/Base number\*100

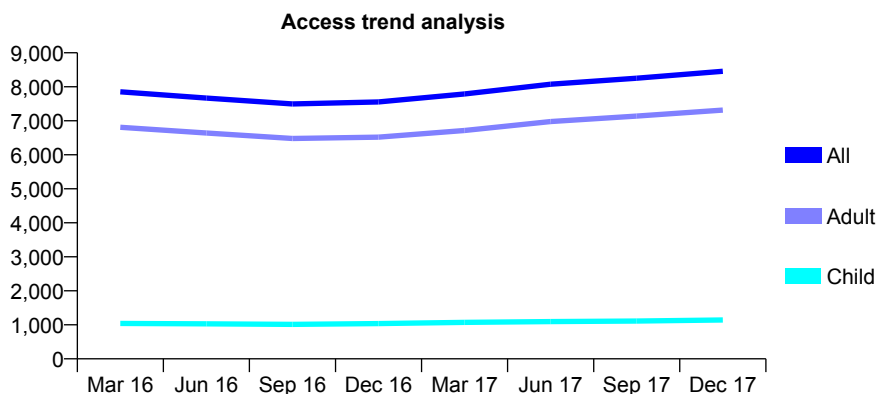
## Q56 - Vital Signs At a Glance Contract Report for 120723/0001 - December 2017

Name or company name	Parish Vaid and Snehal Radia and Sanjay S
Contract type name	GDS Contract
Purpose of contract	General
Contract start date	15/11/2013
Contract end date	

17/18 Contracted general activity (UDA)	32,567
Carry forward general activity (UDA)	100
17/18 Contracted orthodontic activity (UOA)	0
Carry forward orthodontic activity (UOA)	0
Baseline contract value	£840,272.11

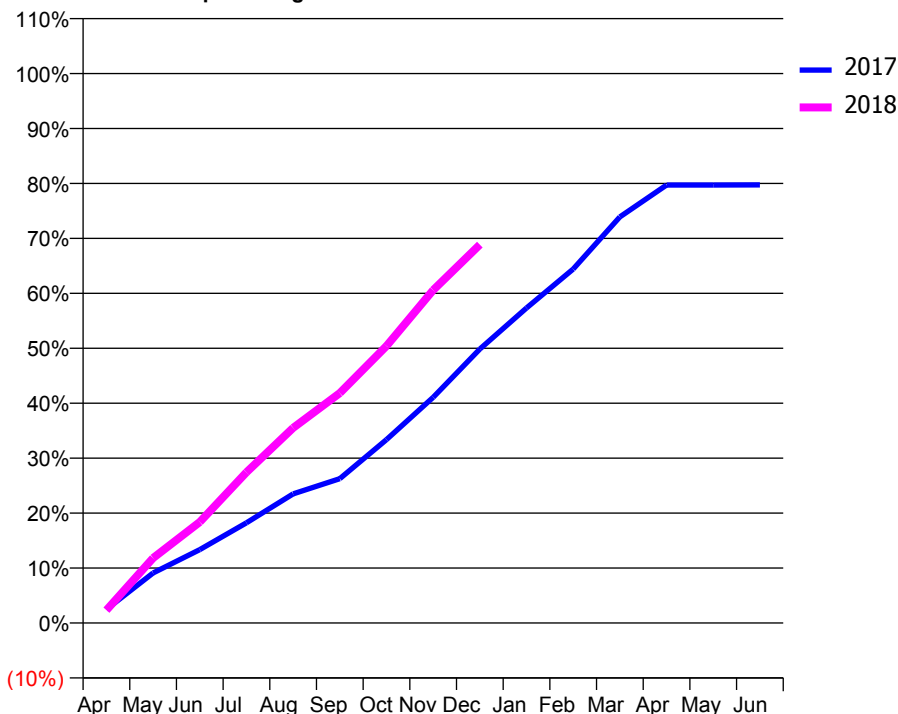
### ACCESS\*

Patients seen in 24 months	Total	Change since previous quarter
Quarter ending December 2016	7,556	
Quarter ending March 2017	7,789	↑
Quarter ending June 2017	8,076	↑
Quarter ending September 2017	8,251	↑
Quarter ending December 2017	8,456	↑
<b>Variance since December 2016</b>	<b>11.9%</b>	<b>↑</b>



### ACTIVITY

Cumulative percentage of contracted UDA delivered 2017 & 2018



Adjusted Scheduled Activity (UDA)

Month	2017	2018
April	808	759
May	2,968	3,853
June	4,351	5,988
July	5,937	8,936
August	7,655	11,570
September	8,552	13,627
October	10,870	16,422
November	13,375	19,734
December	16,234	22,421
January	18,673	
February	20,979	
March	24,070	
April	25,956	
May	25,960	
June	25,962	

### QUALITY

	Quantity	Base Number	Contract	AT	Region	England
% of FP17s for the same patient ID Re-attending within 3 months - Children	111	1,485	7.5%	11.1%	11.8%	12.0%
% of FP17s for the same patient ID Re-attending within 3 months - Adults	1,354	9,613	14.1%	14.5%	15.3%	15.9%
% of FP17s for the same patient ID Re-attending between 3 & 9 months - Children	995	1,485	67.0%	59.2%	59.1%	58.0%
% of FP17s for the same patient ID Re-attending between 3 & 9 months - Adults	6,073	9,613	63.2%	48.7%	51.5%	50.5%
% of FP17s for Band 1 Urgent Courses	1,095	10,473	10.5%	9.3%	8.0%	9.0%
% of FP17s Relating to Free Repair or Replacements	64	10,473	0.6%	0.8%	0.8%	0.8%
% of FP17s Relating to Continuations	89	10,473	0.8%	1.1%	1.1%	1.1%
% of Patients satisfied with the dentistry they have received	16	17	94.1%	91.4%	91.6%	91.5%
% of Patients satisfied with the time they had to wait for an appointment	16	17	94.1%	87.0%	88.3%	87.9%

\* This is based on patients treated on this contract for their most recent course of treatment. Figures in italics indicate the base number of FP17s or Patient Questionnaire responses are less than 100. N/A is shown where the base number of responses is less than 10 during the period. % is calculated as Quantity/Base number\*100



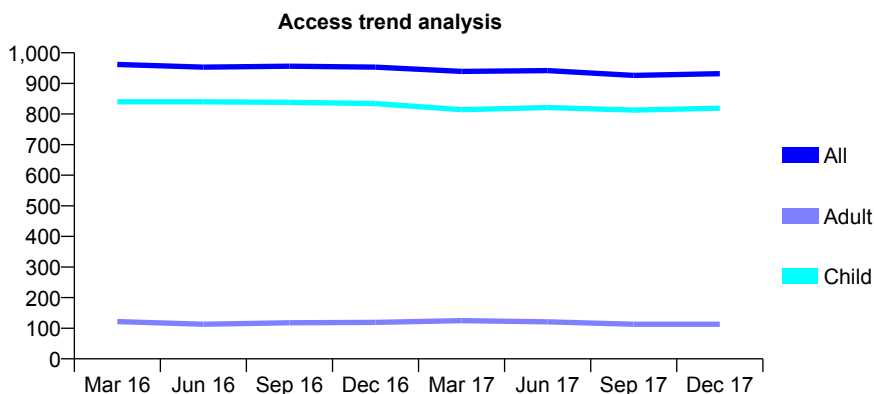
## Q56 - Vital Signs At a Glance Contract Report for 121959/0001 - December 2017

Name or company name	Walton House Dental Practice Ltd
Contract type name	GDS Contract
Purpose of contract	General
Contract start date	01/02/2010
Contract end date	

17/18 Contracted general activity (UDA)	1,700
Carry forward general activity (UDA)	0
17/18 Contracted orthodontic activity (UOA)	0
Carry forward orthodontic activity (UOA)	0
Baseline contract value	£34,849.64

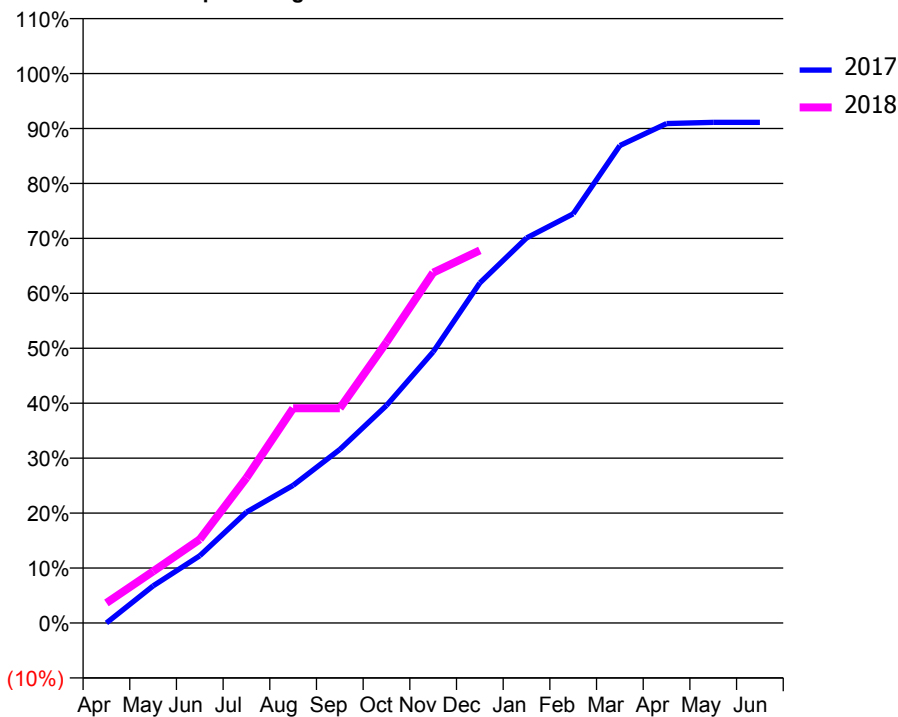
### ACCESS\*

Patients seen in 24 months	Total	Change since previous quarter
Quarter ending December 2016	953	
Quarter ending March 2017	939	↓
Quarter ending June 2017	942	→
Quarter ending September 2017	926	↓
Quarter ending December 2017	932	→
<b>Variance since December 2016</b>	<b>(2.2%)</b>	<b>↓</b>



### ACTIVITY

Cumulative percentage of contracted UDA delivered 2017 & 2018



Month	Adjusted Scheduled Activity (UDA)	
	2017	2018
April	0	62
May	115	160
June	208	259
July	343	449
August	426	664
September	537	664
October	673	868
November	839	1,084
December	1,052	1,153
January	1,191	
February	1,266	
March	1,477	
April	1,545	
May	1,549	
June	1,549	

### QUALITY

	Quantity	Base Number	Contract	AT	Region	England
% of FP17s for the same patient ID Re-attending within 3 months - Children	73	878	8.3%	11.1%	11.8%	12.0%
% of FP17s for the same patient ID Re-attending within 3 months - Adults	3	39	7.7%	14.5%	15.3%	15.9%
% of FP17s for the same patient ID Re-attending between 3 & 9 months - Children	491	878	55.9%	59.2%	59.1%	58.0%
% of FP17s for the same patient ID Re-attending between 3 & 9 months - Adults	22	39	56.4%	48.7%	51.5%	50.5%
% of FP17s for Band 1 Urgent Courses	4	869	0.5%	9.3%	8.0%	9.0%
% of FP17s Relating to Free Repair or Replacements	0	869	0.0%	0.8%	0.8%	0.8%
% of FP17s Relating to Continuations	21	869	2.4%	1.1%	1.1%	1.1%
% of Patients satisfied with the dentistry they have received	1	1	N/A	91.4%	91.6%	91.5%
% of Patients satisfied with the time they had to wait for an appointment	1	1	N/A	87.0%	88.3%	87.9%

\* This is based on patients treated on this contract for their most recent course of treatment. Figures in italics indicate the base number of FP17s or Patient Questionnaire responses are less than 100. N/A is shown where the base number of responses is less than 10 during the period. % is calculated as Quantity/Base number\*100

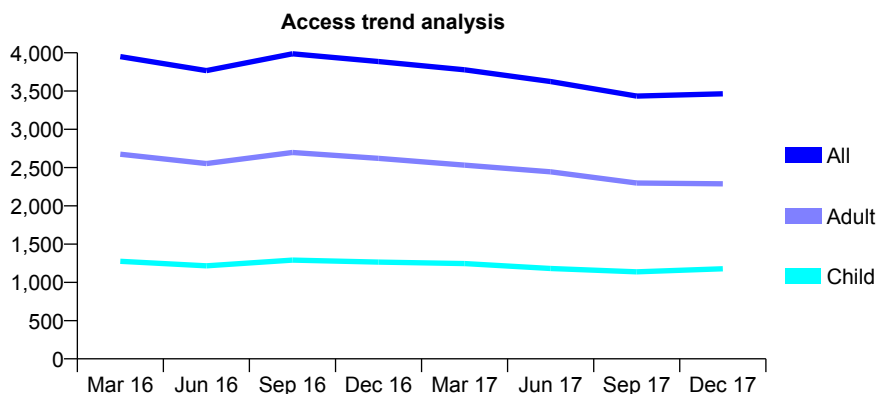
## Q56 - Vital Signs At a Glance Contract Report for 124230/0001 - December 2017

Name or company name	Kenneth Ng Surgery Ltd
Contract type name	GDS Contract
Purpose of contract	General and Orthodontic
Contract start date	01/08/2008
Contract end date	

17/18 Contracted general activity (UDA)	9,340
Carry forward general activity (UDA)	-104
17/18 Contracted orthodontic activity (UOA)	0
Carry forward orthodontic activity (UOA)	0
Baseline contract value	£245,198.10

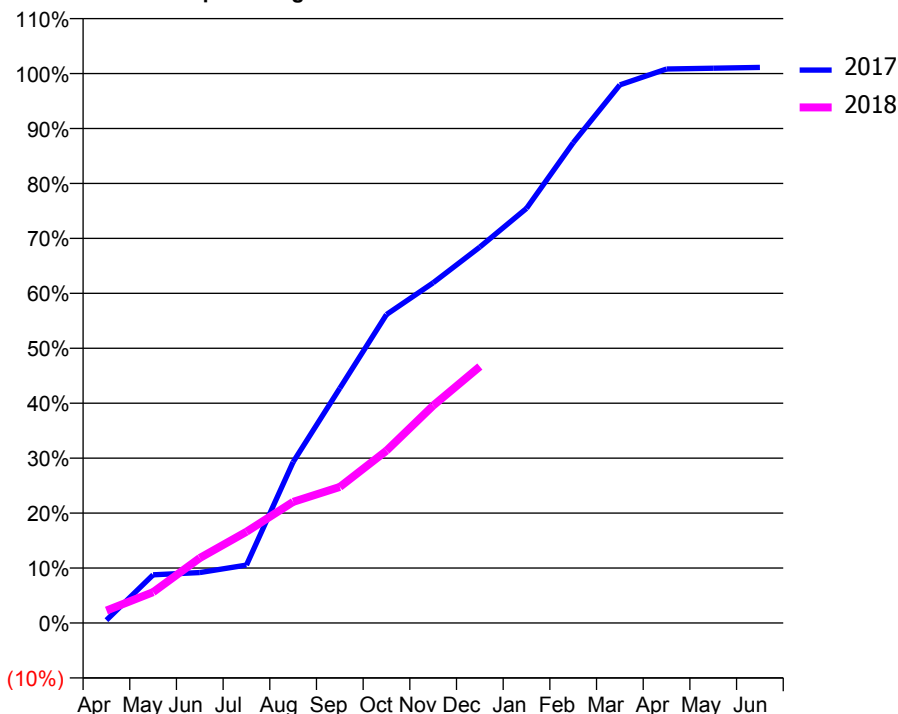
### ACCESS\*

Patients seen in 24 months	Total	Change since previous quarter
Quarter ending December 2016	3,886	
Quarter ending March 2017	3,777	↓
Quarter ending June 2017	3,625	↓
Quarter ending September 2017	3,435	↓
Quarter ending December 2017	3,464	→
<b>Variance since December 2016</b>	<b>(10.9%)</b>	<b>↓</b>



### ACTIVITY

Cumulative percentage of contracted UDA delivered 2017 & 2018



Month	Adjusted Scheduled Activity (UDA)	
	2017	2018
April	48	212
May	820	524
June	858	1,104
July	985	1,551
August	2,737	2,058
September	3,990	2,312
October	5,244	2,930
November	5,783	3,696
December	6,389	4,360
January	7,047	
February	8,164	
March	9,148	
April	9,416	
May	9,431	
June	9,444	

### QUALITY

	Quantity	Base Number	Contract	AT	Region	England
% of FP17s for the same patient ID Re-attending within 3 months - Children	49	859	5.7%	11.1%	11.8%	12.0%
% of FP17s for the same patient ID Re-attending within 3 months - Adults	122	1,381	8.8%	14.5%	15.3%	15.9%
% of FP17s for the same patient ID Re-attending between 3 & 9 months - Children	304	859	35.4%	59.2%	59.1%	58.0%
% of FP17s for the same patient ID Re-attending between 3 & 9 months - Adults	520	1,381	37.7%	48.7%	51.5%	50.5%
% of FP17s for Band 1 Urgent Courses	56	2,068	2.7%	9.3%	8.0%	9.0%
% of FP17s Relating to Free Repair or Replacements	9	2,068	0.4%	0.8%	0.8%	0.8%
% of FP17s Relating to Continuations	13	2,068	0.6%	1.1%	1.1%	1.1%
% of Patients satisfied with the dentistry they have received	2	3	N/A	91.4%	91.6%	91.5%
% of Patients satisfied with the time they had to wait for an appointment	2	3	N/A	87.0%	88.3%	87.9%

\* This is based on patients treated on this contract for their most recent course of treatment. Figures in italics indicate the base number of FP17s or Patient Questionnaire responses are less than 100. N/A is shown where the base number of responses is less than 10 during the period. % is calculated as Quantity/Base number\*100

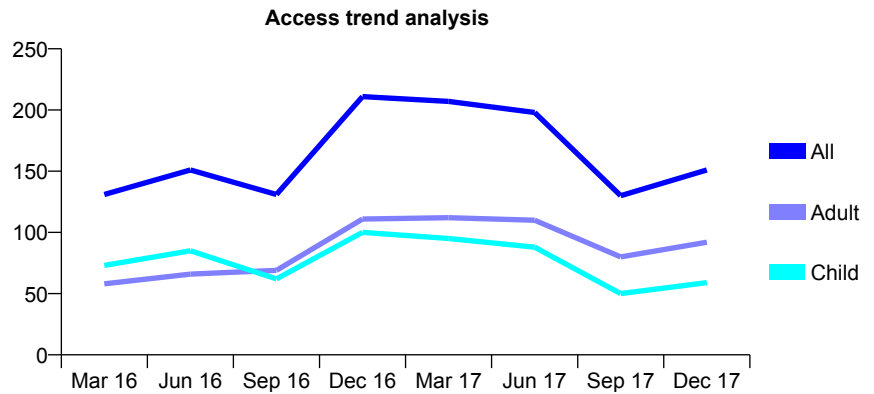
## Q56 - Vital Signs At a Glance Contract Report for 124338/0001 - December 2017

Name or company name	Wood, Bryant & Coyle
Contract type name	GDS Contract
Purpose of contract	General
Contract start date	01/09/2015
Contract end date	

17/18 Contracted general activity (UDA)	427
Carry forward general activity (UDA)	2
17/18 Contracted orthodontic activity (UOA)	0
Carry forward orthodontic activity (UOA)	0
Baseline contract value	£10,720.90

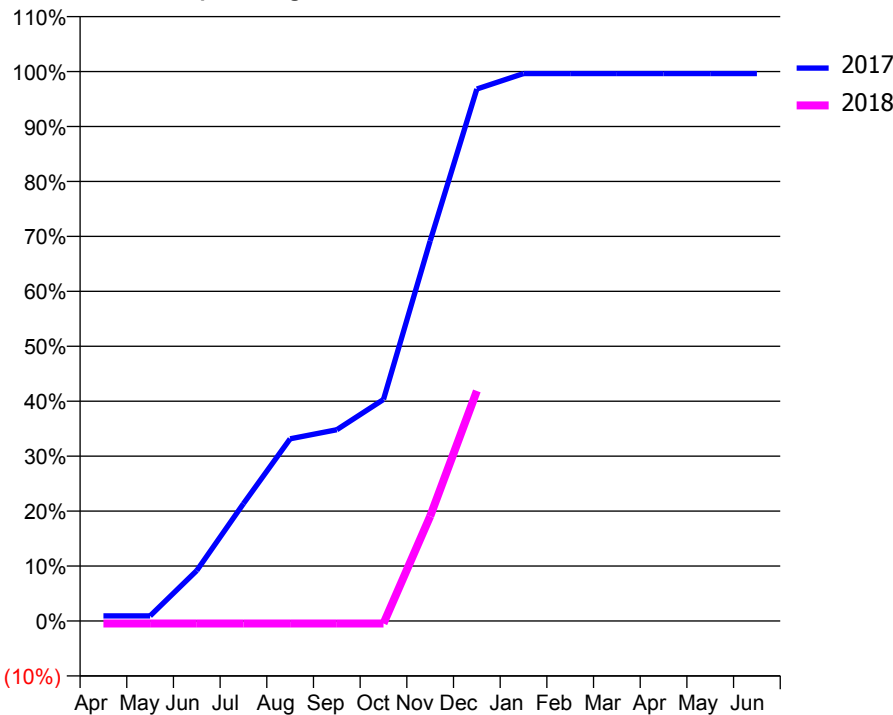
### ACCESS\*

Patients seen in 24 months	Total	Change since previous quarter
Quarter ending December 2016	211	
Quarter ending March 2017	207	↓
Quarter ending June 2017	198	↓
Quarter ending September 2017	130	↓
Quarter ending December 2017	151	↑
<b>Variance since December 2016</b>	<b>(28.4%)</b>	<b>↓</b>



### ACTIVITY

Cumulative percentage of contracted UDA delivered 2017 & 2018



Month	Adjusted Scheduled Activity (UDA)	
	2017	2018
April	4	-2
May	4	-2
June	39	-2
July	91	-2
August	142	-2
September	149	-2
October	172	-2
November	295	81
December	413	179
January	425	
February	425	
March	425	
April	425	
May	425	
June	425	

### QUALITY

	Quantity	Base Number	Contract	AT	Region	England
% of FP17s for the same patient ID Re-attending within 3 months - Children	1	38	2.6%	11.1%	11.8%	12.0%
% of FP17s for the same patient ID Re-attending within 3 months - Adults	0	43	0.0%	14.5%	15.3%	15.9%
% of FP17s for the same patient ID Re-attending between 3 & 9 months - Children	0	38	0.0%	59.2%	59.1%	58.0%
% of FP17s for the same patient ID Re-attending between 3 & 9 months - Adults	0	43	0.0%	48.7%	51.5%	50.5%
% of FP17s for Band 1 Urgent Courses	4	81	4.9%	9.3%	8.0%	9.0%
% of FP17s Relating to Free Repair or Replacements	0	81	0.0%	0.8%	0.8%	0.8%
% of FP17s Relating to Continuations	0	81	0.0%	1.1%	1.1%	1.1%
% of Patients satisfied with the dentistry they have received	0	0	N/A	91.4%	91.6%	91.5%
% of Patients satisfied with the time they had to wait for an appointment	0	0	N/A	87.0%	88.3%	87.9%

\* This is based on patients treated on this contract for their most recent course of treatment. Figures in italics indicate the base number of FP17s or Patient Questionnaire responses are less than 100. N/A is shown where the base number of responses is less than 10 during the period. % is calculated as Quantity/Base number\*100

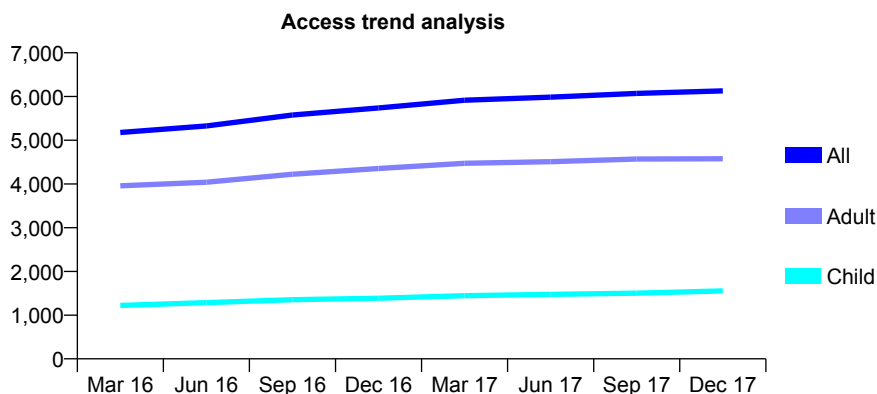
## Q56 - Vital Signs At a Glance Contract Report for 124923/0001 - December 2017

Name or company name	Great Shelford Dental Practice Ltd
Contract type name	GDS Contract
Purpose of contract	General
Contract start date	01/11/2014
Contract end date	

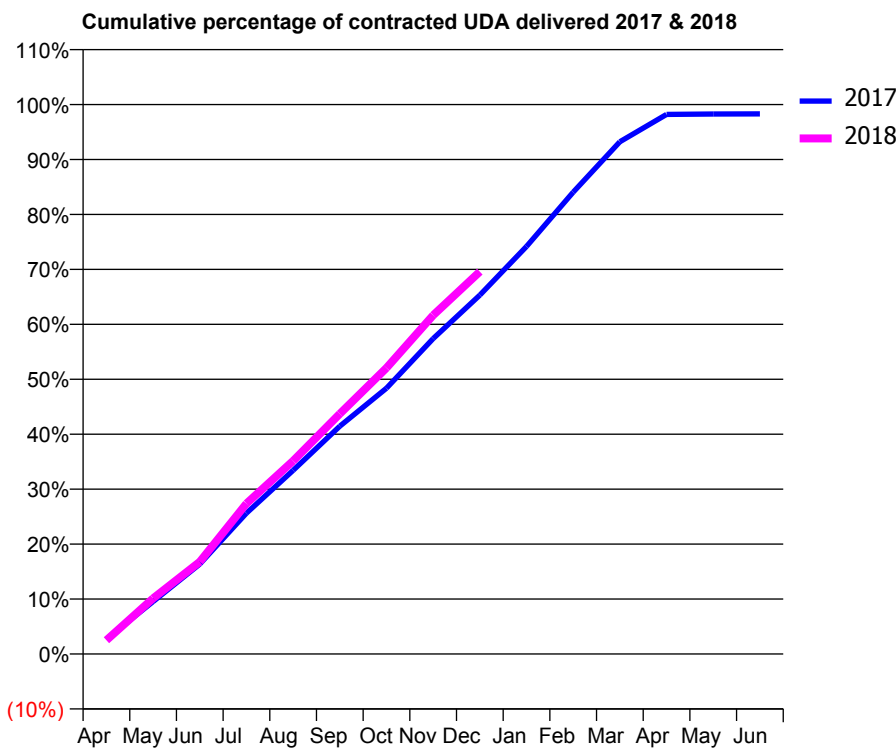
17/18 Contracted general activity (UDA)	14,267
Carry forward general activity (UDA)	243
17/18 Contracted orthodontic activity (UOA)	0
Carry forward orthodontic activity (UOA)	0
Baseline contract value	£348,369.31

### ACCESS\*

Patients seen in 24 months	Total	Change since previous quarter
Quarter ending December 2016	5,740	
Quarter ending March 2017	5,917	↑
Quarter ending June 2017	5,986	→
Quarter ending September 2017	6,071	→
Quarter ending December 2017	6,130	→
<b>Variance since December 2016</b>	<b>6.8%</b>	<b>↑</b>



### ACTIVITY



Month	Adjusted Scheduled Activity (UDA)	
	2017	2018
April	385	358
May	1,364	1,447
June	2,336	2,395
July	3,657	3,907
August	4,767	5,015
September	5,914	6,236
October	6,903	7,427
November	8,188	8,794
December	9,319	9,929
January	10,583	
February	11,992	
March	13,300	
April	14,010	
May	14,020	
June	14,024	

### QUALITY

	Quantity	Base Number	Contract	AT	Region	England
% of FP17s for the same patient ID Re-attending within 3 months - Children	74	1,561	4.7%	11.1%	11.8%	12.0%
% of FP17s for the same patient ID Re-attending within 3 months - Adults	557	4,210	13.2%	14.5%	15.3%	15.9%
% of FP17s for the same patient ID Re-attending between 3 & 9 months - Children	840	1,561	53.8%	59.2%	59.1%	58.0%
% of FP17s for the same patient ID Re-attending between 3 & 9 months - Adults	1,690	4,210	40.1%	48.7%	51.5%	50.5%
% of FP17s for Band 1 Urgent Courses	583	5,445	10.7%	9.3%	8.0%	9.0%
% of FP17s Relating to Free Repair or Replacements	37	5,445	0.7%	0.8%	0.8%	0.8%
% of FP17s Relating to Continuations	29	5,445	0.5%	1.1%	1.1%	1.1%
% of Patients satisfied with the dentistry they have received	7	7	N/A	91.4%	91.6%	91.5%
% of Patients satisfied with the time they had to wait for an appointment	7	7	N/A	87.0%	88.3%	87.9%

\* This is based on patients treated on this contract for their most recent course of treatment. Figures in italics indicate the base number of FP17s or Patient Questionnaire responses are less than 100. N/A is shown where the base number of responses is less than 10 during the period. % is calculated as Quantity/Base number\*100

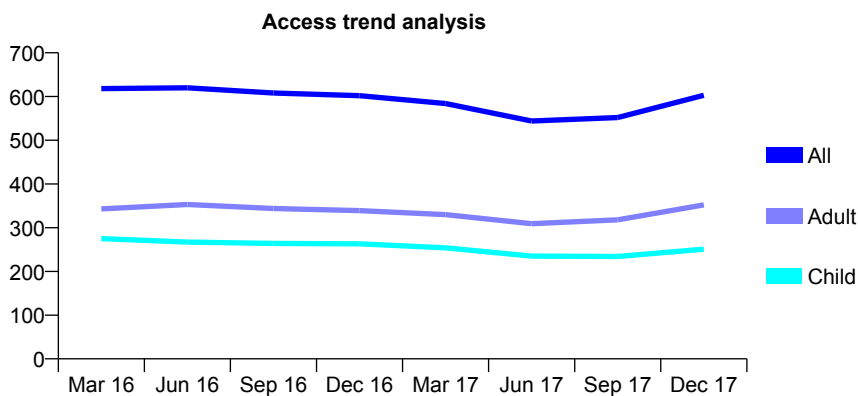
## Q56 - Vital Signs At a Glance Contract Report for 125776/0003 - December 2017

Name or company name	Apex Dental Care Ltd
Contract type name	GDS Contract
Purpose of contract	General
Contract start date	01/06/2009
Contract end date	

17/18 Contracted general activity (UDA)	1,202
Carry forward general activity (UDA)	-24
17/18 Contracted orthodontic activity (UOA)	0
Carry forward orthodontic activity (UOA)	0
Baseline contract value	£27,620.19

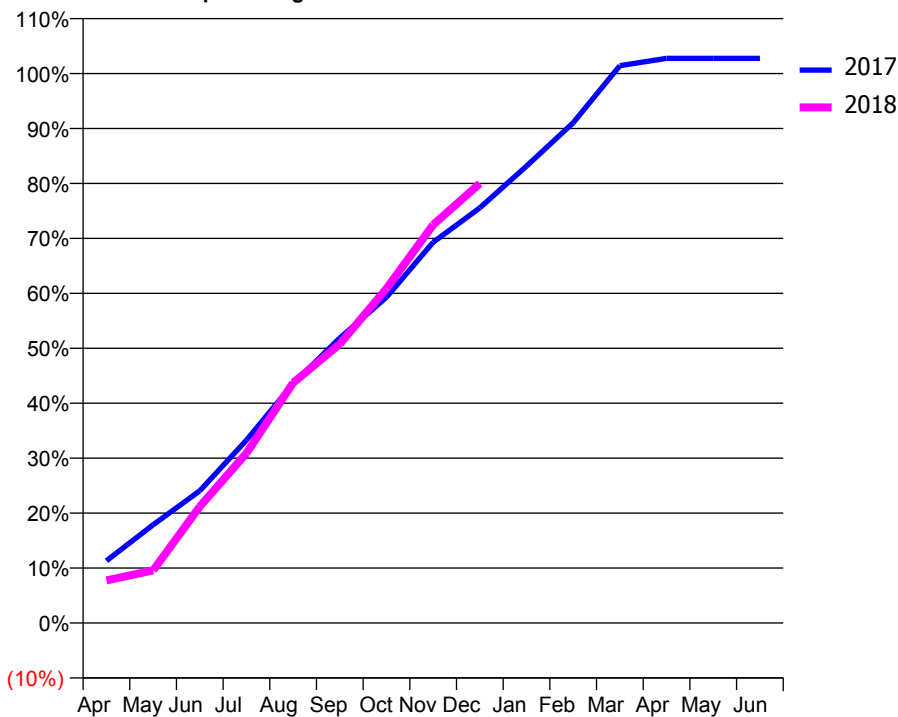
### ACCESS\*

Patients seen in 24 months	Total	Change since previous quarter
Quarter ending December 2016	602	
Quarter ending March 2017	584	↓
Quarter ending June 2017	544	↓
Quarter ending September 2017	552	→
Quarter ending December 2017	603	↑
<b>Variance since December 2016</b>	0.2%	→



### ACTIVITY

Cumulative percentage of contracted UDA delivered 2017 & 2018



Adjusted Scheduled Activity (UDA)		
Month	2017	2018
April	136	93
May	215	115
June	289	255
July	400	372
August	524	525
September	623	610
October	713	732
November	833	871
December	908	962
January	1,000	
February	1,094	
March	1,219	
April	1,235	
May	1,235	
June	1,235	

### QUALITY

	Quantity	Base Number	Contract	AT	Region	England
% of FP17s for the same patient ID Re-attending within 3 months - Children	16	292	5.5%	11.1%	11.8%	12.0%
% of FP17s for the same patient ID Re-attending within 3 months - Adults	19	289	6.6%	14.5%	15.3%	15.9%
% of FP17s for the same patient ID Re-attending between 3 & 9 months - Children	178	292	61.0%	59.2%	59.1%	58.0%
% of FP17s for the same patient ID Re-attending between 3 & 9 months - Adults	114	289	39.4%	48.7%	51.5%	50.5%
% of FP17s for Band 1 Urgent Courses	28	567	4.9%	9.3%	8.0%	9.0%
% of FP17s Relating to Free Repair or Replacements	5	567	0.9%	0.8%	0.8%	0.8%
% of FP17s Relating to Continuations	3	567	0.5%	1.1%	1.1%	1.1%
% of Patients satisfied with the dentistry they have received	1	1	N/A	91.4%	91.6%	91.5%
% of Patients satisfied with the time they had to wait for an appointment	1	1	N/A	87.0%	88.3%	87.9%

\* This is based on patients treated on this contract for their most recent course of treatment. Figures in italics indicate the base number of FP17s or Patient Questionnaire responses are less than 100. N/A is shown where the base number of responses is less than 10 during the period. % is calculated as Quantity/Base number\*100

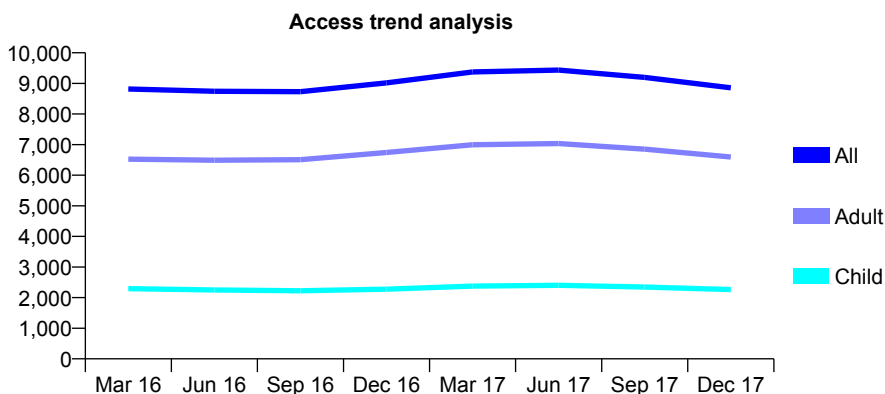
## Q56 - Vital Signs At a Glance Contract Report for 125776/0010 - December 2017

Name or company name	Apex Dental Care Ltd
Contract type name	PDS Contract
Purpose of contract	General
Contract start date	01/04/2011
Contract end date	31/03/2018

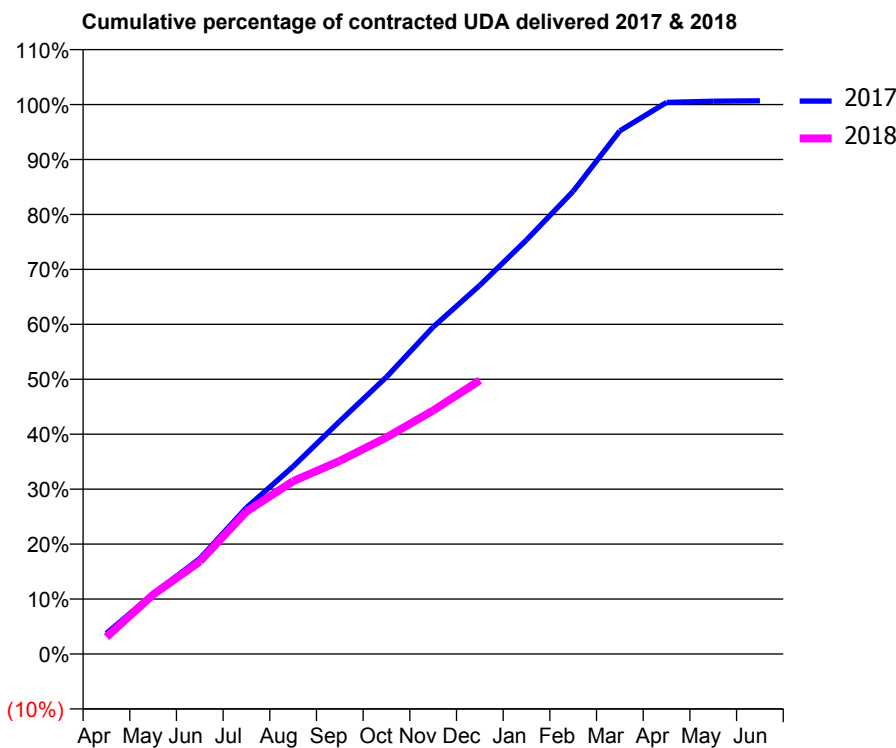
17/18 Contracted general activity (UDA)	26,362
Carry forward general activity (UDA)	-174
17/18 Contracted orthodontic activity (UOA)	0
Carry forward orthodontic activity (UOA)	0
Baseline contract value	£689,831.51

### ACCESS\*

Patients seen in 24 months	Total	Change since previous quarter
Quarter ending December 2016	9,019	
Quarter ending March 2017	9,373	↑
Quarter ending June 2017	9,436	→
Quarter ending September 2017	9,198	↓
Quarter ending December 2017	8,858	↓
<b>Variance since December 2016</b>	<b>(1.8%)</b>	↓



### ACTIVITY



Month	Adjusted Scheduled Activity (UDA)	
	2017	2018
April	989	817
May	2,890	2,850
June	4,576	4,434
July	7,022	6,838
August	8,997	8,296
September	11,172	9,269
October	13,290	10,394
November	15,691	11,682
December	17,690	13,133
January	19,868	
February	22,202	
March	25,103	
April	26,461	
May	26,521	
June	26,536	

### QUALITY

	Quantity	Base Number	Contract	AT	Region	England
% of FP17s for the same patient ID Re-attending within 3 months - Children	199	2,213	9.0%	11.1%	11.8%	12.0%
% of FP17s for the same patient ID Re-attending within 3 months - Adults	818	5,732	14.3%	14.5%	15.3%	15.9%
% of FP17s for the same patient ID Re-attending between 3 & 9 months - Children	1,332	2,213	60.2%	59.2%	59.1%	58.0%
% of FP17s for the same patient ID Re-attending between 3 & 9 months - Adults	3,254	5,732	56.8%	48.7%	51.5%	50.5%
% of FP17s for Band 1 Urgent Courses	778	7,330	10.6%	9.3%	8.0%	9.0%
% of FP17s Relating to Free Repair or Replacements	64	7,330	0.9%	0.8%	0.8%	0.8%
% of FP17s Relating to Continuations	24	7,330	0.3%	1.1%	1.1%	1.1%
% of Patients satisfied with the dentistry they have received	9	10	90.0%	91.4%	91.6%	91.5%
% of Patients satisfied with the time they had to wait for an appointment	8	10	80.0%	87.0%	88.3%	87.9%

\* This is based on patients treated on this contract for their most recent course of treatment. Figures in italics indicate the base number of FP17s or Patient Questionnaire responses are less than 100. N/A is shown where the base number of responses is less than 10 during the period. % is calculated as Quantity/Base number\*100

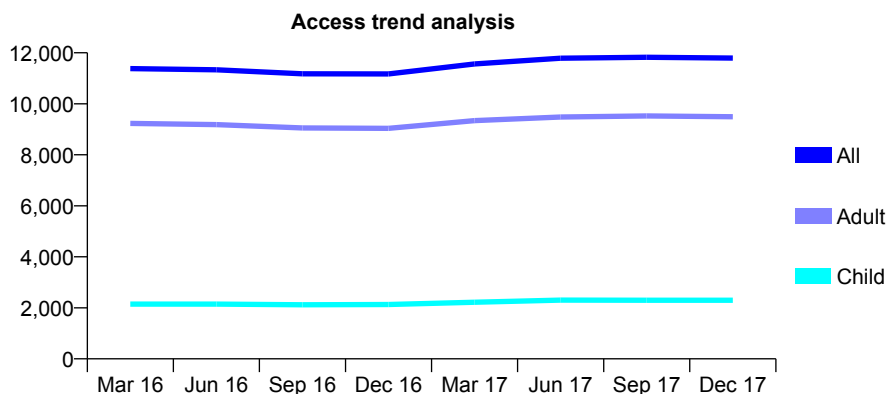
## Q56 - Vital Signs At a Glance Contract Report for 126225/0001 - December 2017

Name or company name	Dr P Vaid, Dr S Radia and Dr S Shah
Contract type name	GDS Contract
Purpose of contract	General
Contract start date	01/04/2014
Contract end date	

17/18 Contracted general activity (UDA)	38,332
Carry forward general activity (UDA)	1,453
17/18 Contracted orthodontic activity (UOA)	0
Carry forward orthodontic activity (UOA)	0
Baseline contract value	£1,211,098.13

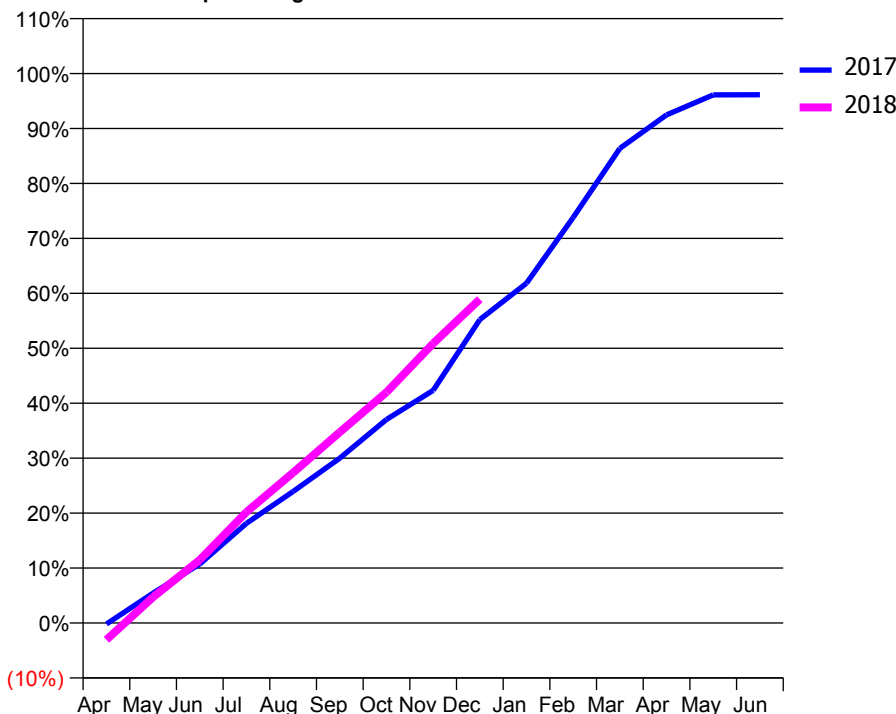
### ACCESS\*

Patients seen in 24 months	Total	Change since previous quarter
Quarter ending December 2016	11,171	
Quarter ending March 2017	11,564	↑
Quarter ending June 2017	11,786	→
Quarter ending September 2017	11,823	→
Quarter ending December 2017	11,792	→
<b>Variance since December 2016</b>	<b>5.6%</b>	<b>↑</b>



### ACTIVITY

Cumulative percentage of contracted UDA delivered 2017 & 2018



Month	Adjusted Scheduled Activity (UDA)	
	2017	2018
April	-78	-1,173
May	2,041	1,810
June	4,029	4,406
July	6,806	7,739
August	8,977	10,491
September	11,251	13,319
October	13,891	16,094
November	15,879	19,500
December	20,710	22,586
January	23,190	
February	27,677	
March	32,394	
April	34,673	
May	36,041	
June	36,046	

### QUALITY

	Quantity	Base Number	Contract	AT	Region	England
% of FP17s for the same patient ID Re-attending within 3 months - Children	173	2,481	7.0%	11.1%	11.8%	12.0%
% of FP17s for the same patient ID Re-attending within 3 months - Adults	1,048	9,196	11.4%	14.5%	15.3%	15.9%
% of FP17s for the same patient ID Re-attending between 3 & 9 months - Children	1,464	2,481	59.0%	59.2%	59.1%	58.0%
% of FP17s for the same patient ID Re-attending between 3 & 9 months - Adults	3,324	9,196	36.1%	48.7%	51.5%	50.5%
% of FP17s for Band 1 Urgent Courses	795	10,448	7.6%	9.3%	8.0%	9.0%
% of FP17s Relating to Free Repair or Replacements	130	10,448	1.2%	0.8%	0.8%	0.8%
% of FP17s Relating to Continuations	74	10,448	0.7%	1.1%	1.1%	1.1%
% of Patients satisfied with the dentistry they have received	23	25	92.0%	91.4%	91.6%	91.5%
% of Patients satisfied with the time they had to wait for an appointment	19	25	76.0%	87.0%	88.3%	87.9%

\* This is based on patients treated on this contract for their most recent course of treatment. Figures in italics indicate the base number of FP17s or Patient Questionnaire responses are less than 100. N/A is shown where the base number of responses is less than 10 during the period. % is calculated as Quantity/Base number\*100



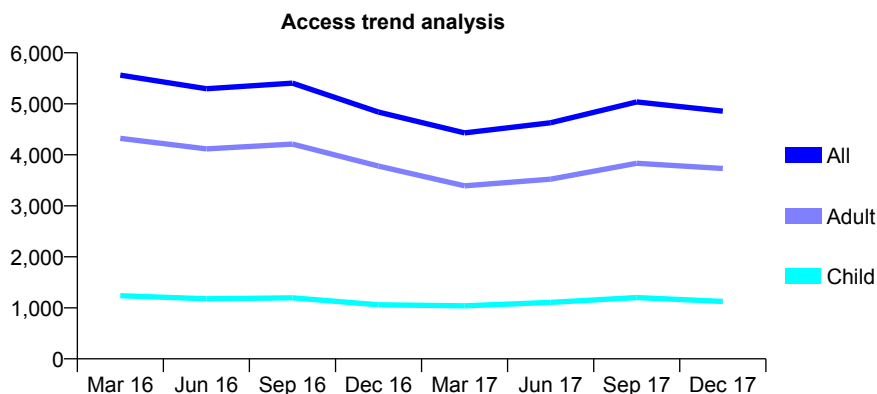
## Q56 - Vital Signs At a Glance Contract Report for 127809/0001 - December 2017

Name or company name	S Emami, M Dehghanpour, J Vaghela, J Va
Contract type name	GDS Contract
Purpose of contract	General
Contract start date	01/11/2010
Contract end date	

17/18 Contracted general activity (UDA)	16,500
Carry forward general activity (UDA)	558
17/18 Contracted orthodontic activity (UOA)	0
Carry forward orthodontic activity (UOA)	0
Baseline contract value	£389,007.57

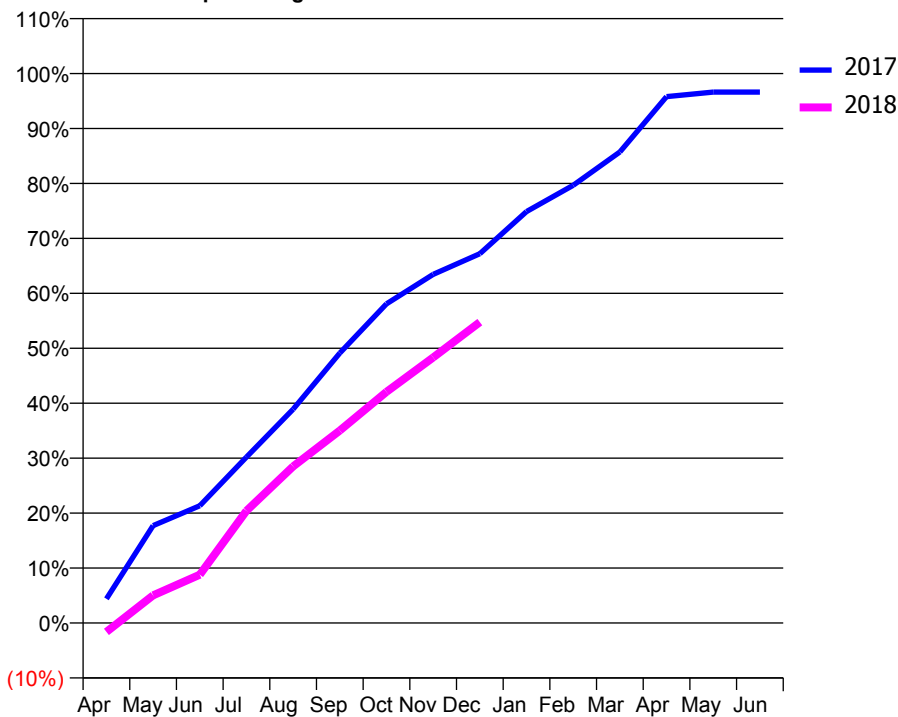
### ACCESS\*

Patients seen in 24 months	Total	Change since previous quarter
Quarter ending December 2016	4,839	
Quarter ending March 2017	4,429	↓
Quarter ending June 2017	4,630	↑
Quarter ending September 2017	5,036	↑
Quarter ending December 2017	4,857	↓
<b>Variance since December 2016</b>	<b>0.4%</b>	→



### ACTIVITY

Cumulative percentage of contracted UDA delivered 2017 & 2018



Month	Adjusted Scheduled Activity (UDA)	
	2017	2018
April	729	-269
May	2,926	832
June	3,523	1,451
July	4,984	3,370
August	6,419	4,703
September	8,107	5,781
October	9,584	6,940
November	10,467	7,973
December	11,089	9,036
January	12,355	
February	13,142	
March	14,143	
April	15,806	
May	15,942	
June	15,942	

### QUALITY

	Quantity	Base Number	Contract	AT	Region	England
% of FP17s for the same patient ID Re-attending within 3 months - Children	96	1,337	7.2%	11.1%	11.8%	12.0%
% of FP17s for the same patient ID Re-attending within 3 months - Adults	375	4,174	9.0%	14.5%	15.3%	15.9%
% of FP17s for the same patient ID Re-attending between 3 & 9 months - Children	601	1,337	45.0%	59.2%	59.1%	58.0%
% of FP17s for the same patient ID Re-attending between 3 & 9 months - Adults	1,721	4,174	41.2%	48.7%	51.5%	50.5%
% of FP17s for Band 1 Urgent Courses	633	4,897	12.9%	9.3%	8.0%	9.0%
% of FP17s Relating to Free Repair or Replacements	19	4,897	0.4%	0.8%	0.8%	0.8%
% of FP17s Relating to Continuations	10	4,897	0.2%	1.1%	1.1%	1.1%
% of Patients satisfied with the dentistry they have received	7	7	N/A	91.4%	91.6%	91.5%
% of Patients satisfied with the time they had to wait for an appointment	7	7	N/A	87.0%	88.3%	87.9%

\* This is based on patients treated on this contract for their most recent course of treatment. Figures in italics indicate the base number of FP17s or Patient Questionnaire responses are less than 100. N/A is shown where the base number of responses is less than 10 during the period. % is calculated as Quantity/Base number\*100

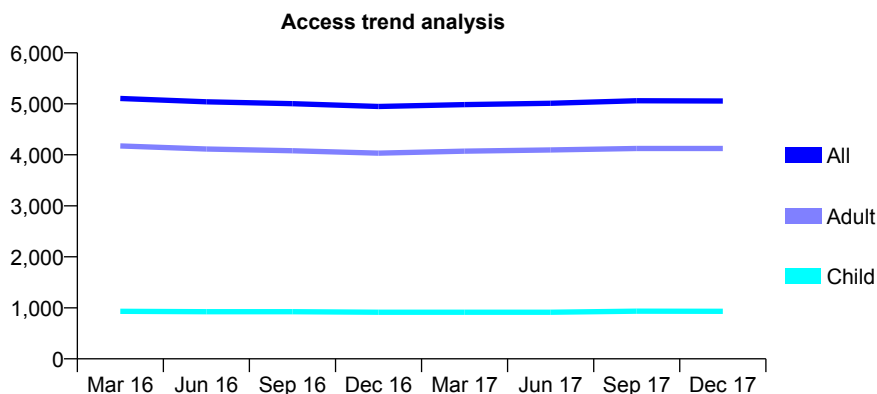
## Q56 - Vital Signs At a Glance Contract Report for 128767/0001 - December 2017

Name or company name	Hejazifar, Namazy, and Namazy
Contract type name	GDS Contract
Purpose of contract	General
Contract start date	01/04/2013
Contract end date	

17/18 Contracted general activity (UDA)	14,333
Carry forward general activity (UDA)	-126
17/18 Contracted orthodontic activity (UOA)	0
Carry forward orthodontic activity (UOA)	0
Baseline contract value	£348,402.72

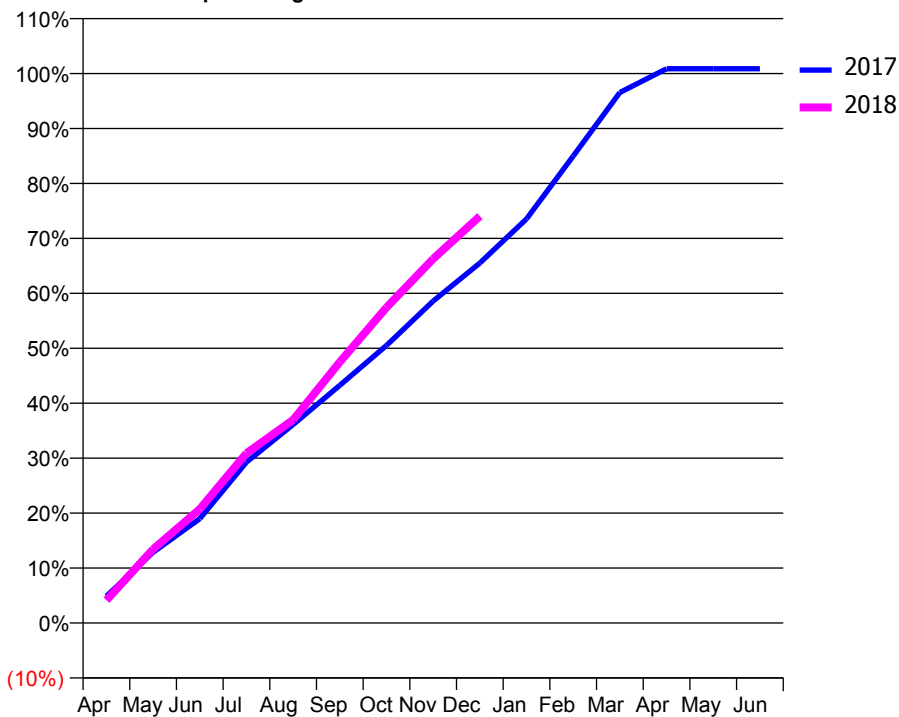
### ACCESS\*

Patients seen in 24 months	Total	Change since previous quarter
Quarter ending December 2016	4,947	
Quarter ending March 2017	4,985	→
Quarter ending June 2017	5,010	→
Quarter ending September 2017	5,059	→
Quarter ending December 2017	5,055	→
<b>Variance since December 2016</b>	<b>2.2%</b>	<b>↑</b>



### ACTIVITY

Cumulative percentage of contracted UDA delivered 2017 & 2018



Month	Adjusted Scheduled Activity (UDA)	
	2017	2018
April	701	598
May	1,844	1,925
June	2,722	2,971
July	4,197	4,429
August	5,179	5,298
September	6,199	6,810
October	7,239	8,229
November	8,397	9,498
December	9,391	10,613
January	10,541	
February	12,177	
March	13,838	
April	14,456	
May	14,457	
June	14,459	

### QUALITY

	Quantity	Base Number	Contract	AT	Region	England
% of FP17s for the same patient ID Re-attending within 3 months - Children	105	1,180	8.9%	11.1%	11.8%	12.0%
% of FP17s for the same patient ID Re-attending within 3 months - Adults	554	4,300	12.9%	14.5%	15.3%	15.9%
% of FP17s for the same patient ID Re-attending between 3 & 9 months - Children	751	1,180	63.6%	59.2%	59.1%	58.0%
% of FP17s for the same patient ID Re-attending between 3 & 9 months - Adults	2,084	4,300	48.5%	48.7%	51.5%	50.5%
% of FP17s for Band 1 Urgent Courses	347	5,236	6.6%	9.3%	8.0%	9.0%
% of FP17s Relating to Free Repair or Replacements	37	5,236	0.7%	0.8%	0.8%	0.8%
% of FP17s Relating to Continuations	39	5,236	0.7%	1.1%	1.1%	1.1%
% of Patients satisfied with the dentistry they have received	6	7	N/A	91.4%	91.6%	91.5%
% of Patients satisfied with the time they had to wait for an appointment	6	7	N/A	87.0%	88.3%	87.9%

\* This is based on patients treated on this contract for their most recent course of treatment. Figures in italics indicate the base number of FP17s or Patient Questionnaire responses are less than 100. N/A is shown where the base number of responses is less than 10 during the period. % is calculated as Quantity/Base number\*100

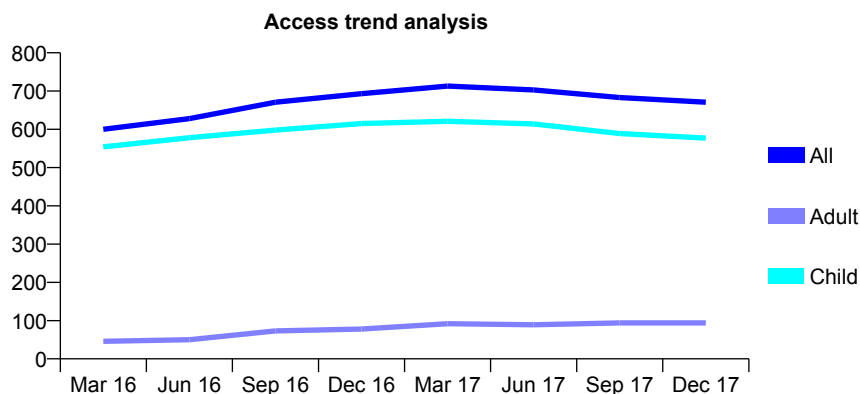
## Q56 - Vital Signs At a Glance Contract Report for 128953/0002 - December 2017

Name or company name	Cathedral Dental Practice Ltd
Contract type name	GDS Contract
Purpose of contract	General
Contract start date	01/04/2015
Contract end date	

17/18 Contracted general activity (UDA)	1,210
Carry forward general activity (UDA)	-24
17/18 Contracted orthodontic activity (UOA)	0
Carry forward orthodontic activity (UOA)	0
Baseline contract value	£27,274.89

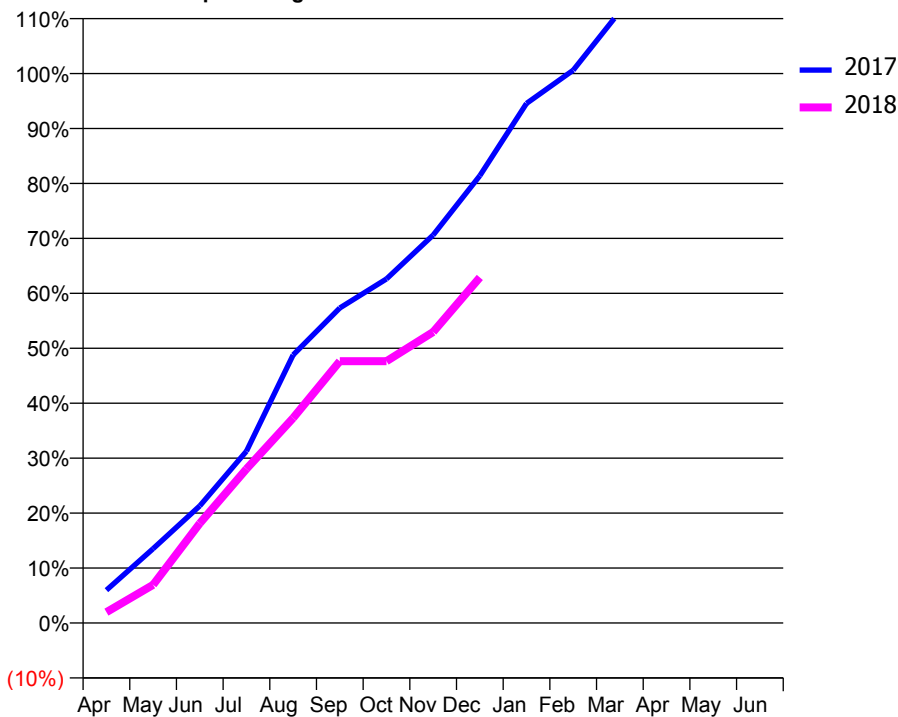
### ACCESS\*

Patients seen in 24 months	Total	Change since previous quarter
Quarter ending December 2016	693	
Quarter ending March 2017	713	↑
Quarter ending June 2017	703	↓
Quarter ending September 2017	683	↓
Quarter ending December 2017	671	↓
<b>Variance since December 2016</b>	<b>(3.2%)</b>	<b>↓</b>



### ACTIVITY

Cumulative percentage of contracted UDA delivered 2017 & 2018



Month	Adjusted Scheduled Activity (UDA)	
	2017	2018
April	72	24
May	164	84
June	258	219
July	378	339
August	590	451
September	694	577
October	758	577
November	854	641
December	985	761
January	1,144	
February	1,217	
March	1,346	
April	1,393	
May	1,395	
June	1,396	

### QUALITY

	Quantity	Base Number	Contract	AT	Region	England
% of FP17s for the same patient ID Re-attending within 3 months - Children	25	540	4.6%	11.1%	11.8%	12.0%
% of FP17s for the same patient ID Re-attending within 3 months - Adults	1	31	3.2%	14.5%	15.3%	15.9%
% of FP17s for the same patient ID Re-attending between 3 & 9 months - Children	327	540	60.6%	59.2%	59.1%	58.0%
% of FP17s for the same patient ID Re-attending between 3 & 9 months - Adults	21	31	67.7%	48.7%	51.5%	50.5%
% of FP17s for Band 1 Urgent Courses	11	536	2.1%	9.3%	8.0%	9.0%
% of FP17s Relating to Free Repair or Replacements	0	536	0.0%	0.8%	0.8%	0.8%
% of FP17s Relating to Continuations	7	536	1.3%	1.1%	1.1%	1.1%
% of Patients satisfied with the dentistry they have received	1	1	N/A	91.4%	91.6%	91.5%
% of Patients satisfied with the time they had to wait for an appointment	1	1	N/A	87.0%	88.3%	87.9%

\* This is based on patients treated on this contract for their most recent course of treatment. Figures in italics indicate the base number of FP17s or Patient Questionnaire responses are less than 100. N/A is shown where the base number of responses is less than 10 during the period. % is calculated as Quantity/Base number\*100

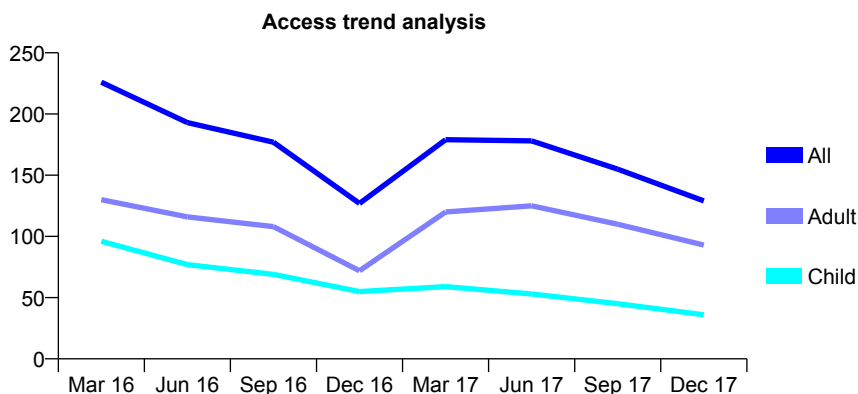
## Q56 - Vital Signs At a Glance Contract Report for 131377/0001 - December 2017

Name or company name	Burleigh Street Dental Practice
Contract type name	GDS Contract
Purpose of contract	General
Contract start date	09/12/2013
Contract end date	

17/18 Contracted general activity (UDA)	547
Carry forward general activity (UDA)	0
17/18 Contracted orthodontic activity (UOA)	0
Carry forward orthodontic activity (UOA)	0
Baseline contract value	£12,914.14

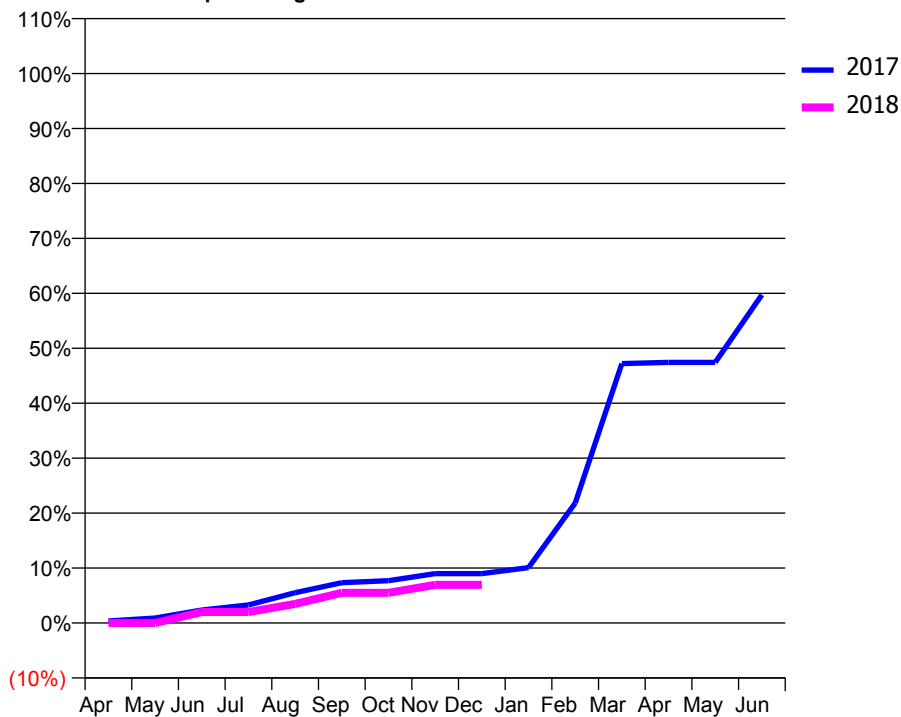
### ACCESS\*

Patients seen in 24 months	Total	Change since previous quarter
Quarter ending December 2016	127	
Quarter ending March 2017	179	↑
Quarter ending June 2017	178	→
Quarter ending September 2017	155	↓
Quarter ending December 2017	129	↓
<b>Variance since December 2016</b>	<b>1.6%</b>	<b>→</b>



### ACTIVITY

Cumulative percentage of contracted UDA delivered 2017 & 2018



Month	Adjusted Scheduled Activity (UDA)	
	2017	2018
April	2	0
May	5	0
June	13	11
July	18	11
August	30	19
September	40	30
October	42	30
November	49	38
December	49	38
January	55	
February	119	
March	258	
April	259	
May	259	
June	327	

### QUALITY

	Quantity	Base Number	Contract	AT	Region	England
% of FP17s for the same patient ID Re-attending within 3 months - Children	2	31	6.5%	11.1%	11.8%	12.0%
% of FP17s for the same patient ID Re-attending within 3 months - Adults	4	30	13.3%	14.5%	15.3%	15.9%
% of FP17s for the same patient ID Re-attending between 3 & 9 months - Children	14	31	45.2%	59.2%	59.1%	58.0%
% of FP17s for the same patient ID Re-attending between 3 & 9 months - Adults	1	30	3.3%	48.7%	51.5%	50.5%
% of FP17s for Band 1 Urgent Courses	0	26	0.0%	9.3%	8.0%	9.0%
% of FP17s Relating to Free Repair or Replacements	0	26	0.0%	0.8%	0.8%	0.8%
% of FP17s Relating to Continuations	0	26	0.0%	1.1%	1.1%	1.1%
% of Patients satisfied with the dentistry they have received	0	0	N/A	91.4%	91.6%	91.5%
% of Patients satisfied with the time they had to wait for an appointment	0	0	N/A	87.0%	88.3%	87.9%

\* This is based on patients treated on this contract for their most recent course of treatment. Figures in italics indicate the base number of FP17s or Patient Questionnaire responses are less than 100. N/A is shown where the base number of responses is less than 10 during the period. % is calculated as Quantity/Base number\*100

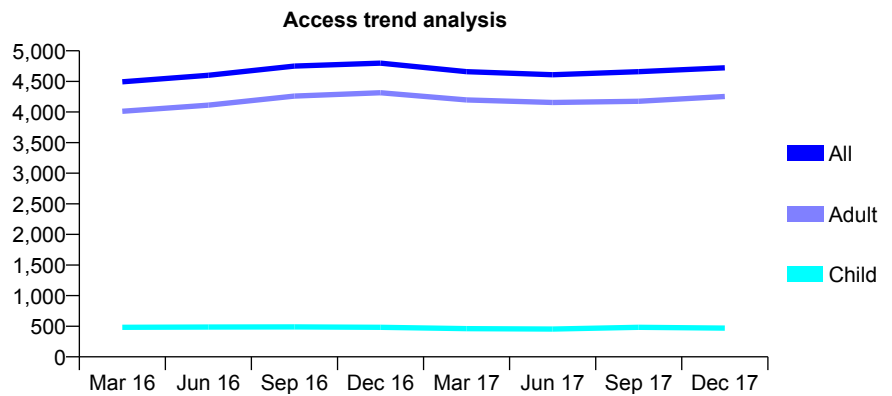
## Q56 - Vital Signs At a Glance Contract Report for 132225/0001 - December 2017

Name or company name	Peterborough Dental Access Centre
Contract type name	PDS Contract
Purpose of contract	General
Contract start date	01/04/2006
Contract end date	31/03/2018

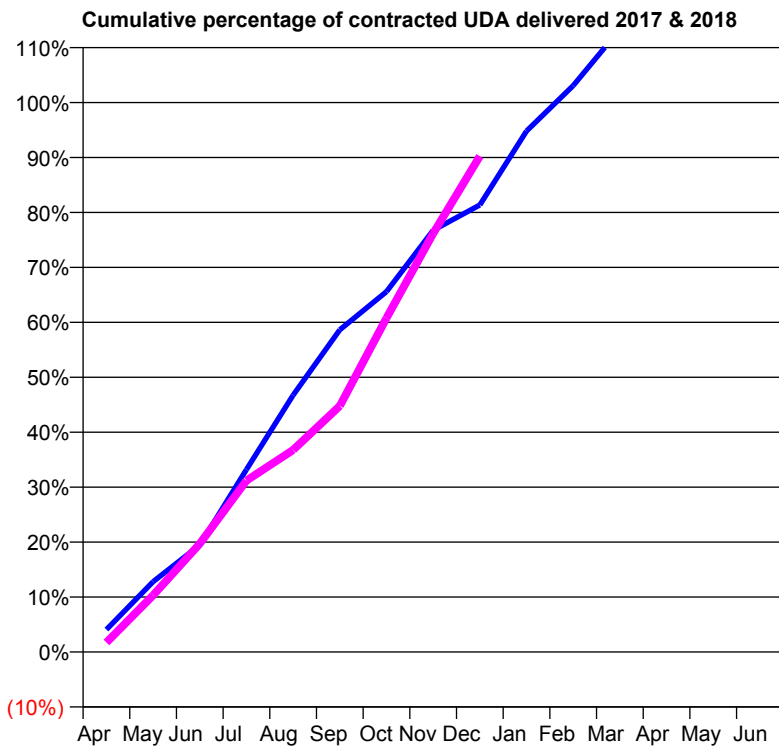
17/18 Contracted general activity (UDA)	4,000
Carry forward general activity (UDA)	0
17/18 Contracted orthodontic activity (UOA)	0
Carry forward orthodontic activity (UOA)	0
Baseline contract value	£192,544.72

### ACCESS\*

Patients seen in 24 months	Total	Change since previous quarter
Quarter ending December 2016	4,798	
Quarter ending March 2017	4,658	↓
Quarter ending June 2017	4,610	↓
Quarter ending September 2017	4,659	→
Quarter ending December 2017	4,723	→
<b>Variance since December 2016</b>	<b>(1.6%)</b>	<b>↓</b>



### ACTIVITY



Month	Adjusted Scheduled Activity (UDA)	
	2017	2018
April	164	70
May	512	413
June	779	788
July	1,328	1,248
August	1,870	1,471
September	2,345	1,791
October	2,624	2,431
November	3,070	3,047
December	3,254	3,610
January	3,792	
February	4,123	
March	4,532	
April	4,635	
May	4,636	
June	4,636	

### QUALITY

	Quantity	Base Number	Contract	AT	Region	England
% of FP17s for the same patient ID Re-attending within 3 months - Children	45	508	8.9%	11.1%	11.8%	12.0%
% of FP17s for the same patient ID Re-attending within 3 months - Adults	263	2,965	8.9%	14.5%	15.3%	15.9%
% of FP17s for the same patient ID Re-attending between 3 & 9 months - Children	30	508	5.9%	59.2%	59.1%	58.0%
% of FP17s for the same patient ID Re-attending between 3 & 9 months - Adults	162	2,965	5.5%	48.7%	51.5%	50.5%
% of FP17s for Band 1 Urgent Courses	2,858	2,940	97.2%	9.3%	8.0%	9.0%
% of FP17s Relating to Free Repair or Replacements	0	2,940	0.0%	0.8%	0.8%	0.8%
% of FP17s Relating to Continuations	0	2,940	0.0%	1.1%	1.1%	1.1%
% of Patients satisfied with the dentistry they have received	0	2	N/A	91.4%	91.6%	91.5%
% of Patients satisfied with the time they had to wait for an appointment	1	2	N/A	87.0%	88.3%	87.9%

\* This is based on patients treated on this contract for their most recent course of treatment. Figures in italics indicate the base number of FP17s or Patient Questionnaire responses are less than 100. N/A is shown where the base number of responses is less than 10 during the period. % is calculated as Quantity/Base number\*100

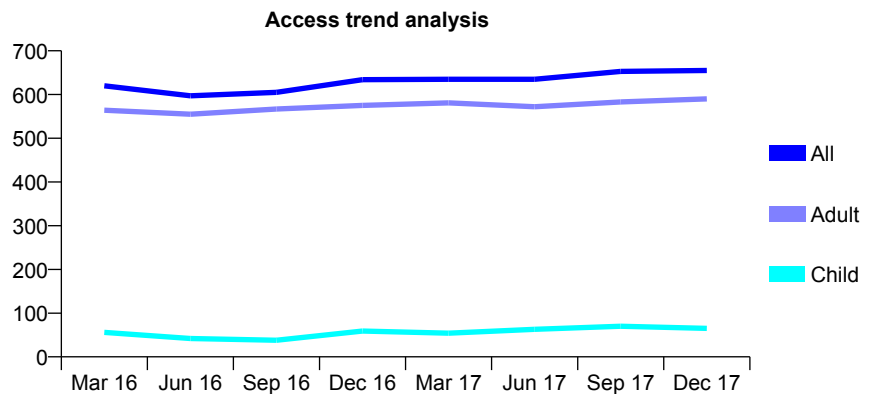
## Q56 - Vital Signs At a Glance Contract Report for 132225/0002 - December 2017

Name or company name	Peterborough Dental Access Centre
Contract type name	PDS Contract
Purpose of contract	General
Contract start date	01/04/2011
Contract end date	31/03/2018

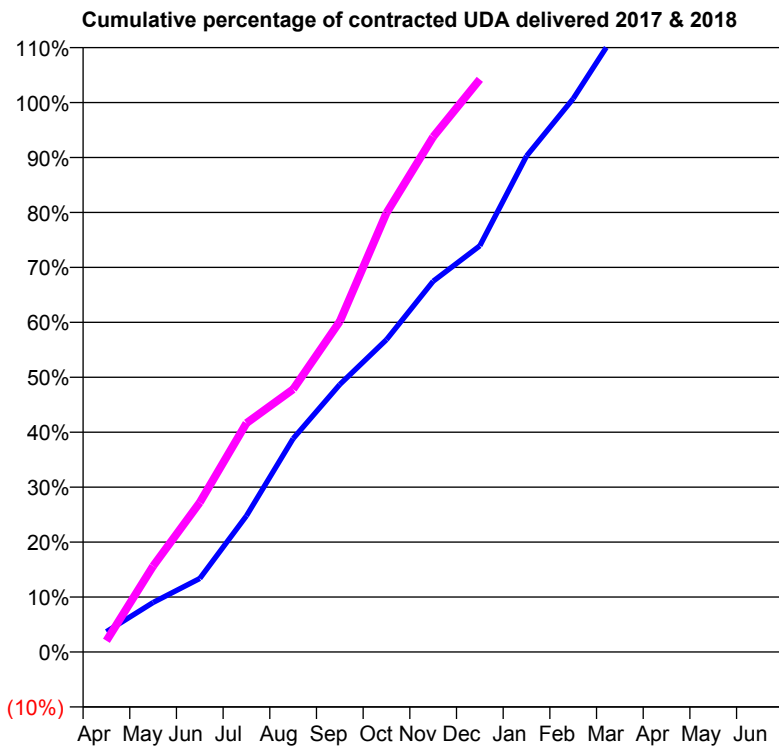
17/18 Contracted general activity (UDA)	632
Carry forward general activity (UDA)	0
17/18 Contracted orthodontic activity (UOA)	0
Carry forward orthodontic activity (UOA)	0
Baseline contract value	£37,182.53

### ACCESS\*

Patients seen in 24 months	Total	Change since previous quarter
Quarter ending December 2016	634	
Quarter ending March 2017	635	→
Quarter ending June 2017	635	→
Quarter ending September 2017	653	↑
Quarter ending December 2017	655	→
<b>Variance since December 2016</b>	<b>3.3%</b>	<b>↑</b>



### ACTIVITY



Month	Adjusted Scheduled Activity (UDA)	
	2017	2018
April	23	13
May	57	99
June	85	172
July	157	263
August	245	302
September	308	380
October	359	505
November	426	593
December	467	659
January	570	
February	636	
March	719	
April	734	
May	734	
June	734	

### QUALITY

	Quantity	Base Number	Contract	AT	Region	England
% of FP17s for the same patient ID Re-attending within 3 months - Children	1	87	1.1%	11.1%	11.8%	12.0%
% of FP17s for the same patient ID Re-attending within 3 months - Adults	6	469	1.3%	14.5%	15.3%	15.9%
% of FP17s for the same patient ID Re-attending between 3 & 9 months - Children	0	87	0.0%	59.2%	59.1%	58.0%
% of FP17s for the same patient ID Re-attending between 3 & 9 months - Adults	0	469	0.0%	48.7%	51.5%	50.5%
% of FP17s for Band 1 Urgent Courses	539	544	99.1%	9.3%	8.0%	9.0%
% of FP17s Relating to Free Repair or Replacements	0	544	0.0%	0.8%	0.8%	0.8%
% of FP17s Relating to Continuations	0	544	0.0%	1.1%	1.1%	1.1%
% of Patients satisfied with the dentistry they have received	0	0	N/A	91.4%	91.6%	91.5%
% of Patients satisfied with the time they had to wait for an appointment	0	0	N/A	87.0%	88.3%	87.9%

\* This is based on patients treated on this contract for their most recent course of treatment. Figures in italics indicate the base number of FP17s or Patient Questionnaire responses are less than 100. N/A is shown where the base number of responses is less than 10 during the period. % is calculated as Quantity/Base number\*100

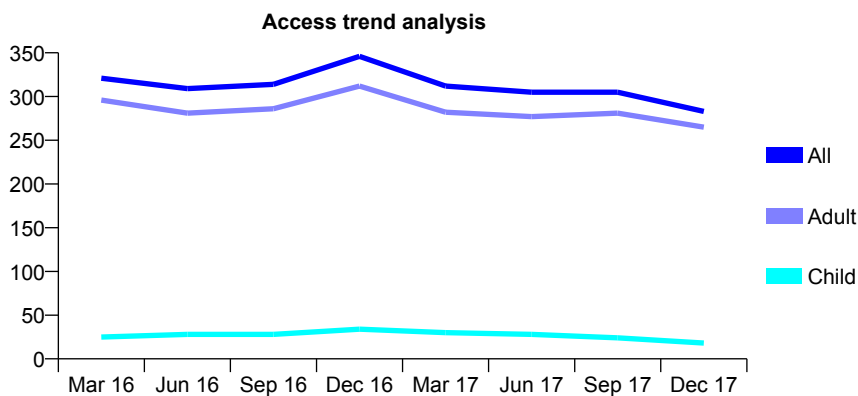
## Q56 - Vital Signs At a Glance Contract Report for 132225/0003 - December 2017

Name or company name	Peterborough Dental Access Centre
Contract type name	PDS Contract
Purpose of contract	General
Contract start date	01/04/2011
Contract end date	31/03/2018

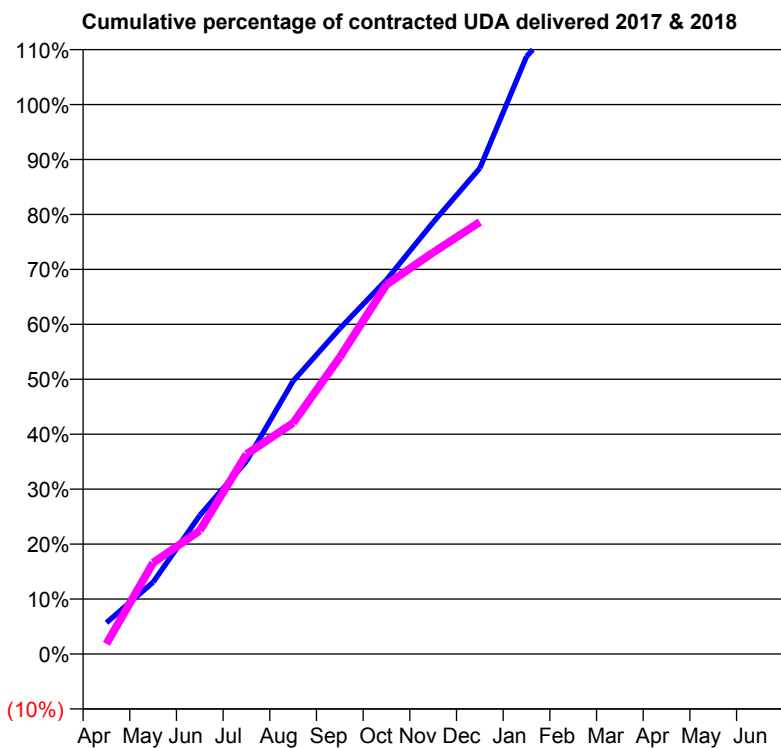
17/18 Contracted general activity (UDA)	390
Carry forward general activity (UDA)	0
17/18 Contracted orthodontic activity (UOA)	0
Carry forward orthodontic activity (UOA)	0
Baseline contract value	£34,763.95

### ACCESS\*

Patients seen in 24 months	Total	Change since previous quarter
Quarter ending December 2016	346	
Quarter ending March 2017	312	↓
Quarter ending June 2017	305	↓
Quarter ending September 2017	305	→
Quarter ending December 2017	283	↓
<b>Variance since December 2016</b>	<b>(18.2%)</b>	<b>↓</b>



### ACTIVITY



Month	Adjusted Scheduled Activity (UDA)	
	2017	2018
April	22	7
May	51	65
June	98	88
July	137	142
August	194	164
September	231	211
October	266	262
November	306	285
December	345	307
January	424	
February	461	
March	497	
April	516	
May	516	
June	516	

### QUALITY

	Quantity	Base Number	Contract	AT	Region	England
% of FP17s for the same patient ID Re-attending within 3 months - Children	0	30	0.0%	11.1%	11.8%	12.0%
% of FP17s for the same patient ID Re-attending within 3 months - Adults	2	238	0.8%	14.5%	15.3%	15.9%
% of FP17s for the same patient ID Re-attending between 3 & 9 months - Children	0	30	0.0%	59.2%	59.1%	58.0%
% of FP17s for the same patient ID Re-attending between 3 & 9 months - Adults	2	238	0.8%	48.7%	51.5%	50.5%
% of FP17s for Band 1 Urgent Courses	248	253	98.0%	9.3%	8.0%	9.0%
% of FP17s Relating to Free Repair or Replacements	0	253	0.0%	0.8%	0.8%	0.8%
% of FP17s Relating to Continuations	0	253	0.0%	1.1%	1.1%	1.1%
% of Patients satisfied with the dentistry they have received	0	0	N/A	91.4%	91.6%	91.5%
% of Patients satisfied with the time they had to wait for an appointment	0	0	N/A	87.0%	88.3%	87.9%

\* This is based on patients treated on this contract for their most recent course of treatment. Figures in italics indicate the base number of FP17s or Patient Questionnaire responses are less than 100. N/A is shown where the base number of responses is less than 10 during the period. % is calculated as Quantity/Base number\*100



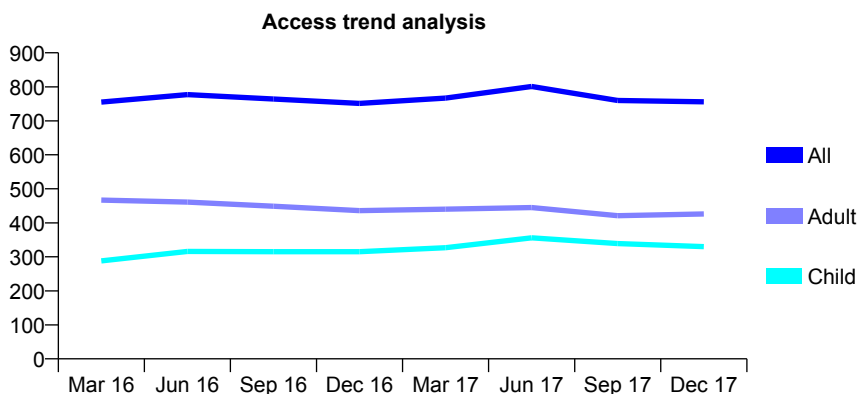
## Q56 - Vital Signs At a Glance Contract Report for 132225/0004 - December 2017

Name or company name	Peterborough Dental Access Centre
Contract type name	PDS Contract
Purpose of contract	General
Contract start date	01/04/2011
Contract end date	31/03/2018

17/18 Contracted general activity (UDA)	1,475
Carry forward general activity (UDA)	0
17/18 Contracted orthodontic activity (UOA)	0
Carry forward orthodontic activity (UOA)	0
Baseline contract value	£110,445.79

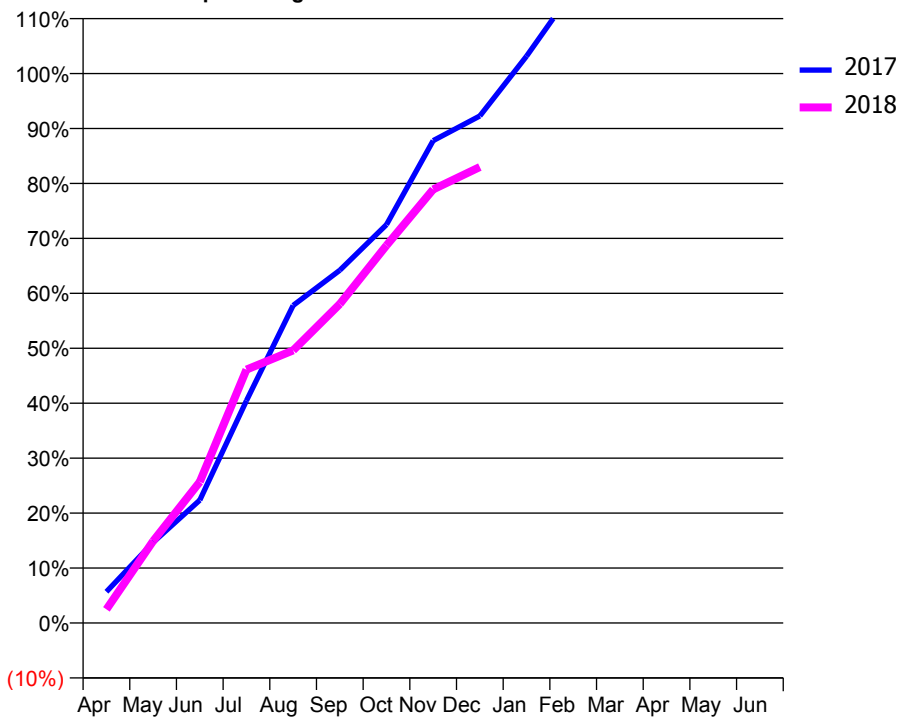
### ACCESS\*

Patients seen in 24 months	Total	Change since previous quarter
Quarter ending December 2016	751	
Quarter ending March 2017	767	↑
Quarter ending June 2017	801	↑
Quarter ending September 2017	760	↓
Quarter ending December 2017	756	→
<b>Variance since December 2016</b>	<b>0.7%</b>	<b>→</b>



### ACTIVITY

Cumulative percentage of contracted UDA delivered 2017 & 2018



Month	Adjusted Scheduled Activity (UDA)	
	2017	2018
April	84	37
May	216	220
June	330	379
July	597	680
August	852	732
September	947	856
October	1,069	1,013
November	1,295	1,164
December	1,361	1,224
January	1,521	
February	1,698	
March	1,930	
April	2,011	
May	2,011	
June	2,011	

### QUALITY

	Quantity	Base Number	Contract	AT	Region	England
% of FP17s for the same patient ID Re-attending within 3 months - Children	44	402	10.9%	11.1%	11.8%	12.0%
% of FP17s for the same patient ID Re-attending within 3 months - Adults	24	368	6.5%	14.5%	15.3%	15.9%
% of FP17s for the same patient ID Re-attending between 3 & 9 months - Children	110	402	27.4%	59.2%	59.1%	58.0%
% of FP17s for the same patient ID Re-attending between 3 & 9 months - Adults	172	368	46.7%	48.7%	51.5%	50.5%
% of FP17s for Band 1 Urgent Courses	37	726	5.1%	9.3%	8.0%	9.0%
% of FP17s Relating to Free Repair or Replacements	0	726	0.0%	0.8%	0.8%	0.8%
% of FP17s Relating to Continuations	0	726	0.0%	1.1%	1.1%	1.1%
% of Patients satisfied with the dentistry they have received	1	1	N/A	91.4%	91.6%	91.5%
% of Patients satisfied with the time they had to wait for an appointment	1	1	N/A	87.0%	88.3%	87.9%

\* This is based on patients treated on this contract for their most recent course of treatment. Figures in italics indicate the base number of FP17s or Patient Questionnaire responses are less than 100. N/A is shown where the base number of responses is less than 10 during the period. % is calculated as Quantity/Base number\*100

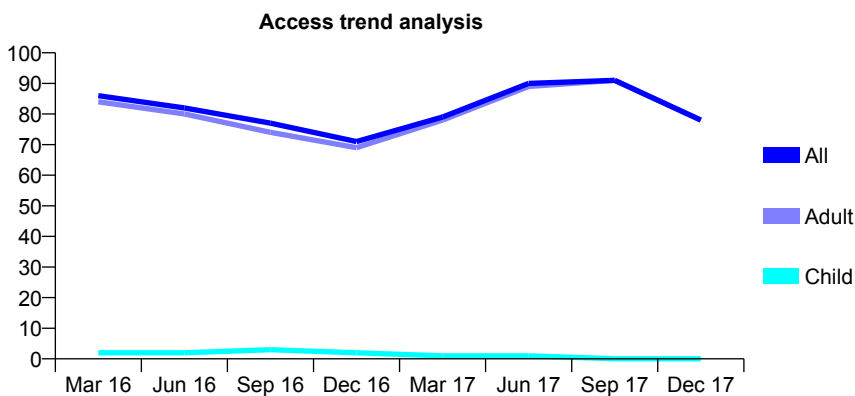
## Q56 - Vital Signs At a Glance Contract Report for 132225/0005 - December 2017

Name or company name	Peterborough Dental Access Centre
Contract type name	PDS Contract
Purpose of contract	General
Contract start date	01/04/2011
Contract end date	31/03/2018

17/18 Contracted general activity (UDA)	148
Carry forward general activity (UDA)	0
17/18 Contracted orthodontic activity (UOA)	0
Carry forward orthodontic activity (UOA)	0
Baseline contract value	£13,159.36

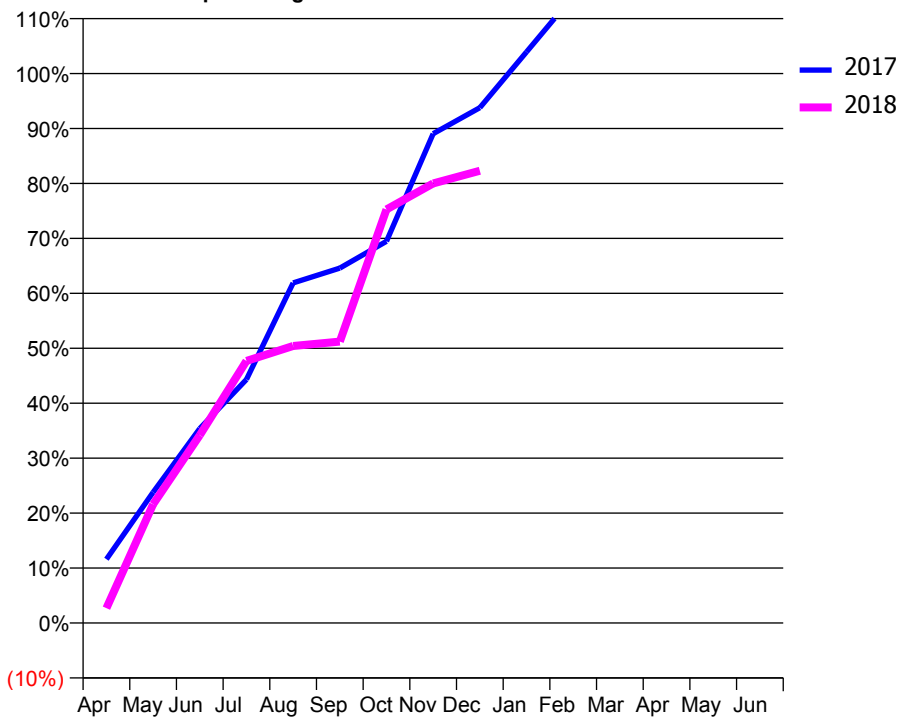
### ACCESS\*

Patients seen in 24 months	Total	Change since previous quarter
Quarter ending December 2016	71	
Quarter ending March 2017	79	↑
Quarter ending June 2017	90	↑
Quarter ending September 2017	91	→
Quarter ending December 2017	78	↓
<b>Variance since December 2016</b>	9.9%	↑



### ACTIVITY

Cumulative percentage of contracted UDA delivered 2017 & 2018



Adjusted Scheduled Activity (UDA)

Month	2017	2018
April	17	4
May	35	32
June	52	51
July	66	71
August	92	75
September	96	76
October	103	111
November	132	118
December	139	122
January	154	
February	169	
March	187	
April	200	
May	200	
June	200	

### QUALITY

	Quantity	Base Number	Contract	AT	Region	England
% of FP17s for the same patient ID Re-attending within 3 months - Children	0	0	N/A	11.1%	11.8%	12.0%
% of FP17s for the same patient ID Re-attending within 3 months - Adults	2	55	3.6%	14.5%	15.3%	15.9%
% of FP17s for the same patient ID Re-attending between 3 & 9 months - Children	0	0	N/A	59.2%	59.1%	58.0%
% of FP17s for the same patient ID Re-attending between 3 & 9 months - Adults	11	55	20.0%	48.7%	51.5%	50.5%
% of FP17s for Band 1 Urgent Courses	9	53	17.0%	9.3%	8.0%	9.0%
% of FP17s Relating to Free Repair or Replacements	0	53	0.0%	0.8%	0.8%	0.8%
% of FP17s Relating to Continuations	0	53	0.0%	1.1%	1.1%	1.1%
% of Patients satisfied with the dentistry they have received	0	0	N/A	91.4%	91.6%	91.5%
% of Patients satisfied with the time they had to wait for an appointment	0	0	N/A	87.0%	88.3%	87.9%

\* This is based on patients treated on this contract for their most recent course of treatment. Figures in italics indicate the base number of FP17s or Patient Questionnaire responses are less than 100. N/A is shown where the base number of responses is less than 10 during the period. % is calculated as Quantity/Base number\*100

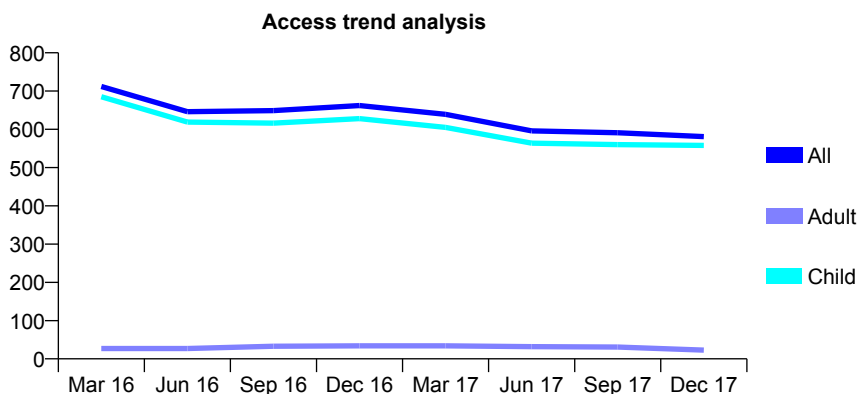
## Q56 - Vital Signs At a Glance Contract Report for 132225/0006 - December 2017

Name or company name	Peterborough Dental Access Centre
Contract type name	PDS Contract
Purpose of contract	General
Contract start date	01/04/2011
Contract end date	31/03/2018

17/18 Contracted general activity (UDA)	1,416
Carry forward general activity (UDA)	0
17/18 Contracted orthodontic activity (UOA)	0
Carry forward orthodontic activity (UOA)	0
Baseline contract value	£609,016.81

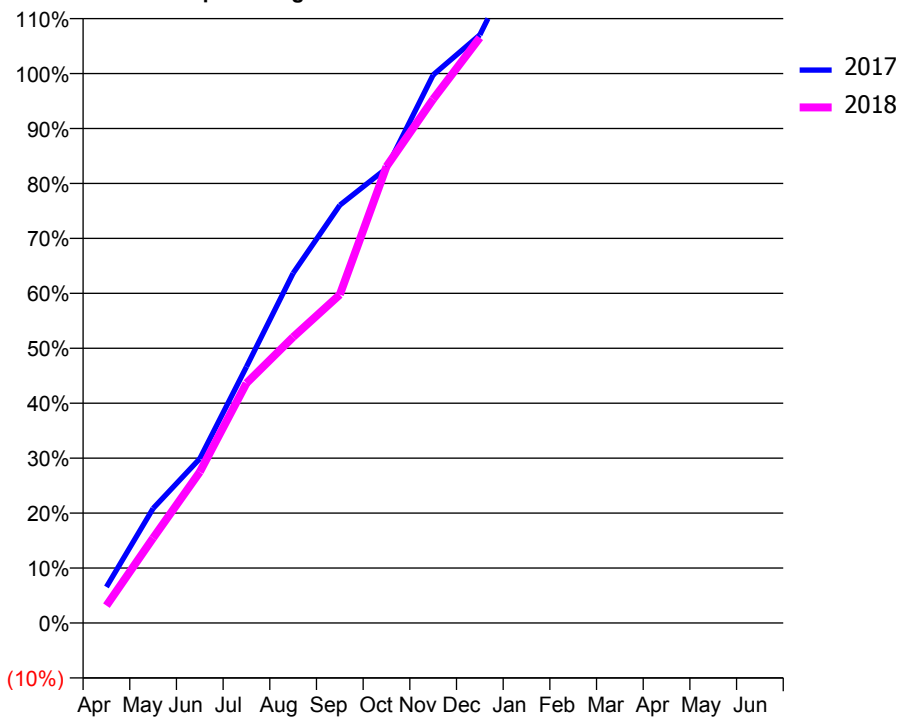
### ACCESS\*

Patients seen in 24 months	Total	Change since previous quarter
Quarter ending December 2016	662	
Quarter ending March 2017	639	↓
Quarter ending June 2017	596	↓
Quarter ending September 2017	591	→
Quarter ending December 2017	581	↓
<b>Variance since December 2016</b>	<b>(12.2%)</b>	<b>↓</b>



### ACTIVITY

Cumulative percentage of contracted UDA delivered 2017 & 2018



Month	Adjusted Scheduled Activity (UDA)	
	2017	2018
April	93	45
May	295	219
June	423	389
July	660	618
August	902	737
September	1,077	846
October	1,172	1,176
November	1,413	1,350
December	1,516	1,508
January	1,757	
February	1,892	
March	2,155	
April	2,225	
May	2,225	
June	2,225	

### QUALITY

	Quantity	Base Number	Contract	AT	Region	England
% of FP17s for the same patient ID Re-attending within 3 months - Children	0	522	0.0%	11.1%	11.8%	12.0%
% of FP17s for the same patient ID Re-attending within 3 months - Adults	0	18	0.0%	14.5%	15.3%	15.9%
% of FP17s for the same patient ID Re-attending between 3 & 9 months - Children	0	522	0.0%	59.2%	59.1%	58.0%
% of FP17s for the same patient ID Re-attending between 3 & 9 months - Adults	0	18	0.0%	48.7%	51.5%	50.5%
% of FP17s for Band 1 Urgent Courses	6	516	1.2%	9.3%	8.0%	9.0%
% of FP17s Relating to Free Repair or Replacements	0	516	0.0%	0.8%	0.8%	0.8%
% of FP17s Relating to Continuations	0	516	0.0%	1.1%	1.1%	1.1%
% of Patients satisfied with the dentistry they have received	0	0	N/A	91.4%	91.6%	91.5%
% of Patients satisfied with the time they had to wait for an appointment	0	0	N/A	87.0%	88.3%	87.9%

\* This is based on patients treated on this contract for their most recent course of treatment. Figures in italics indicate the base number of FP17s or Patient Questionnaire responses are less than 100. N/A is shown where the base number of responses is less than 10 during the period. % is calculated as Quantity/Base number\*100

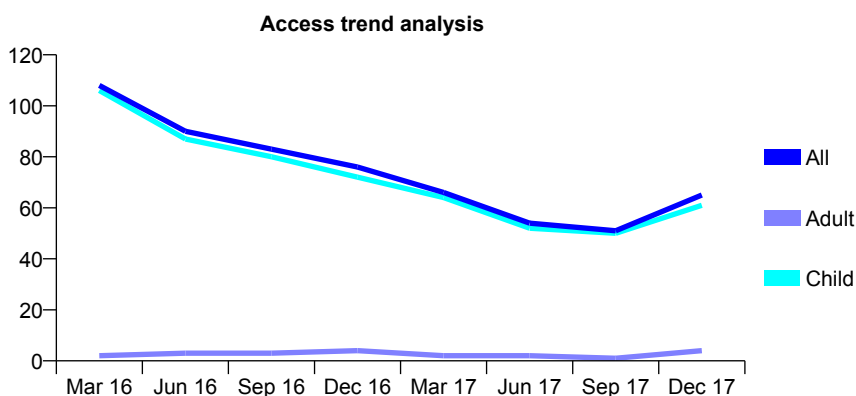
## Q56 - Vital Signs At a Glance Contract Report for 132225/0007 - December 2017

Name or company name	Peterborough Dental Access Centre
Contract type name	PDS Contract
Purpose of contract	General
Contract start date	01/04/2011
Contract end date	31/03/2018

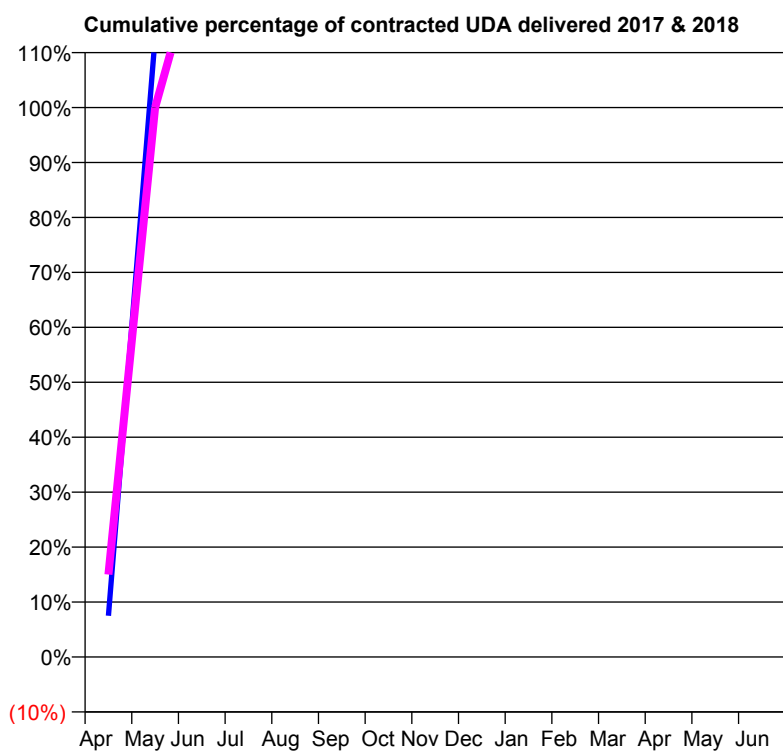
17/18 Contracted general activity (UDA)	40
Carry forward general activity (UDA)	0
17/18 Contracted orthodontic activity (UOA)	0
Carry forward orthodontic activity (UOA)	0
Baseline contract value	£13,581.37

### ACCESS\*

Patients seen in 24 months	Total	Change since previous quarter
Quarter ending December 2016	76	
Quarter ending March 2017	66	↓
Quarter ending June 2017	54	↓
Quarter ending September 2017	51	↓
Quarter ending December 2017	65	↑
<b>Variance since December 2016</b>	<b>(14.5%)</b>	<b>↓</b>



### ACTIVITY



Month	Adjusted Scheduled Activity (UDA)	
	2017	2018
April	3	6
May	45	40
June	54	52
July	75	82
August	100	91
September	112	115
October	133	163
November	153	239
December	165	263
January	171	
February	184	
March	206	
April	212	
May	212	
June	212	

### QUALITY

	Quantity	Base Number	Contract	AT	Region	England
% of FP17s for the same patient ID Re-attending within 3 months - Children	1	90	1.1%	11.1%	11.8%	12.0%
% of FP17s for the same patient ID Re-attending within 3 months - Adults	0	2	0.0%	14.5%	15.3%	15.9%
% of FP17s for the same patient ID Re-attending between 3 & 9 months - Children	0	90	0.0%	59.2%	59.1%	58.0%
% of FP17s for the same patient ID Re-attending between 3 & 9 months - Adults	0	2	0.0%	48.7%	51.5%	50.5%
% of FP17s for Band 1 Urgent Courses	0	90	0.0%	9.3%	8.0%	9.0%
% of FP17s Relating to Free Repair or Replacements	0	90	0.0%	0.8%	0.8%	0.8%
% of FP17s Relating to Continuations	0	90	0.0%	1.1%	1.1%	1.1%
% of Patients satisfied with the dentistry they have received	0	0	N/A	91.4%	91.6%	91.5%
% of Patients satisfied with the time they had to wait for an appointment	0	0	N/A	87.0%	88.3%	87.9%

\* This is based on patients treated on this contract for their most recent course of treatment. Figures in italics indicate the base number of FP17s or Patient Questionnaire responses are less than 100. N/A is shown where the base number of responses is less than 10 during the period. % is calculated as Quantity/Base number\*100

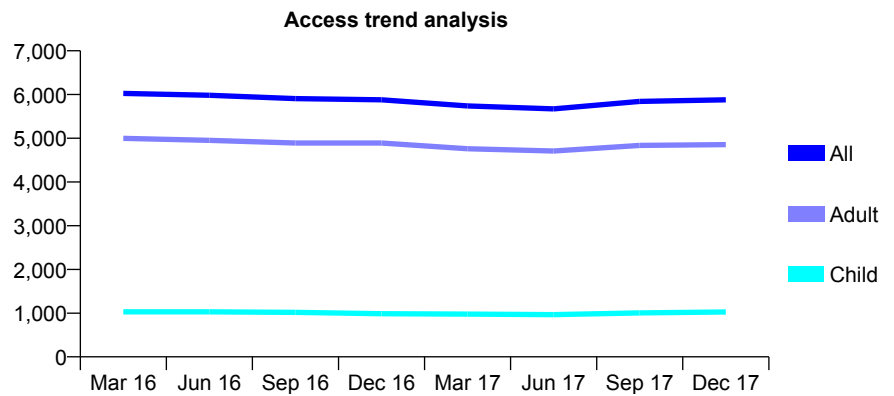
## Q56 - Vital Signs At a Glance Contract Report for 132322/0001 - December 2017

Name or company name	Orford Hill Limited
Contract type name	GDS Contract
Purpose of contract	General
Contract start date	01/12/2012
Contract end date	

17/18 Contracted general activity (UDA)	16,000
Carry forward general activity (UDA)	105
17/18 Contracted orthodontic activity (UOA)	0
Carry forward orthodontic activity (UOA)	0
Baseline contract value	£420,617.02

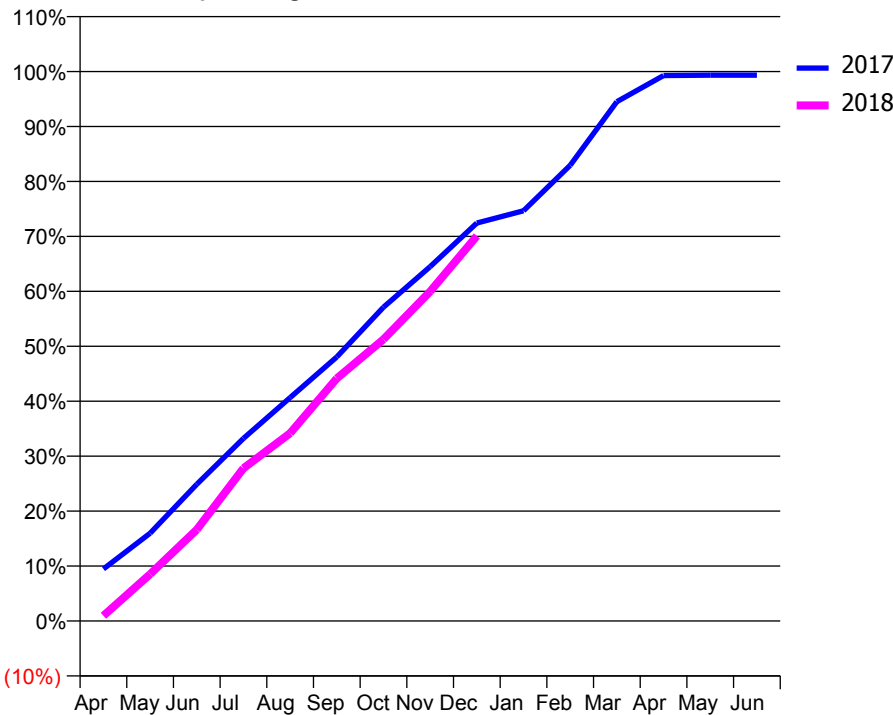
### ACCESS\*

Patients seen in 24 months	Total	Change since previous quarter
Quarter ending December 2016	5,878	
Quarter ending March 2017	5,739	↓
Quarter ending June 2017	5,673	↓
Quarter ending September 2017	5,842	↑
Quarter ending December 2017	5,879	→
<b>Variance since December 2016</b>	<b>0.0%</b>	<b>→</b>



### ACTIVITY

Cumulative percentage of contracted UDA delivered 2017 & 2018



Month	Adjusted Scheduled Activity (UDA)	
	2017	2018
April	1,515	153
May	2,557	1,365
June	3,983	2,662
July	5,316	4,446
August	6,507	5,470
September	7,689	7,063
October	9,138	8,203
November	10,318	9,596
December	11,588	11,209
January	11,946	
February	13,270	
March	15,120	
April	15,884	
May	15,893	
June	15,895	

### QUALITY

	Quantity	Base Number	Contract	AT	Region	England
% of FP17s for the same patient ID Re-attending within 3 months - Children	67	1,177	5.7%	11.1%	11.8%	12.0%
% of FP17s for the same patient ID Re-attending within 3 months - Adults	922	5,836	15.8%	14.5%	15.3%	15.9%
% of FP17s for the same patient ID Re-attending between 3 & 9 months - Children	708	1,177	60.2%	59.2%	59.1%	58.0%
% of FP17s for the same patient ID Re-attending between 3 & 9 months - Adults	3,269	5,836	56.0%	48.7%	51.5%	50.5%
% of FP17s for Band 1 Urgent Courses	482	6,668	7.2%	9.3%	8.0%	9.0%
% of FP17s Relating to Free Repair or Replacements	101	6,668	1.5%	0.8%	0.8%	0.8%
% of FP17s Relating to Continuations	96	6,668	1.4%	1.1%	1.1%	1.1%
% of Patients satisfied with the dentistry they have received	7	8	N/A	91.4%	91.6%	91.5%
% of Patients satisfied with the time they had to wait for an appointment	6	8	N/A	87.0%	88.3%	87.9%

\* This is based on patients treated on this contract for their most recent course of treatment. Figures in italics indicate the base number of FP17s or Patient Questionnaire responses are less than 100. N/A is shown where the base number of responses is less than 10 during the period. % is calculated as Quantity/Base number\*100

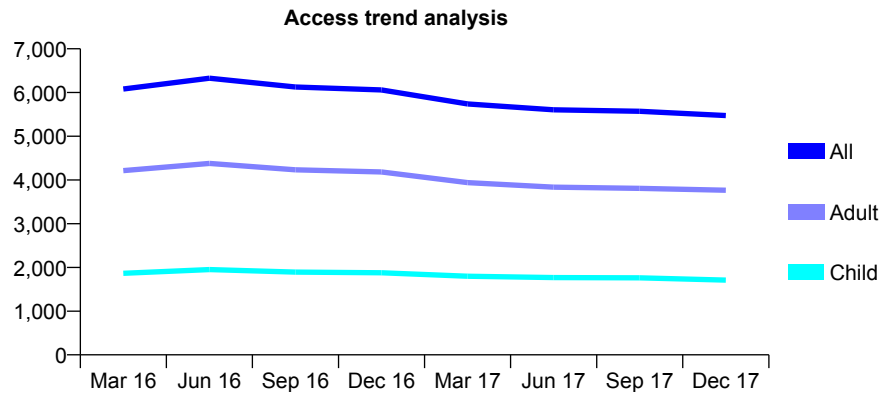
## Q56 - Vital Signs At a Glance Contract Report for 132454/0001 - December 2017

Name or company name	1A Bretton
Contract type name	PDS Plus Contract
Purpose of contract	General
Contract start date	04/05/2010
Contract end date	31/03/2018

17/18 Contracted general activity (UDA)	21,000
Carry forward general activity (UDA)	0
17/18 Contracted orthodontic activity (UOA)	0
Carry forward orthodontic activity (UOA)	0
Baseline contract value	£526,017.75

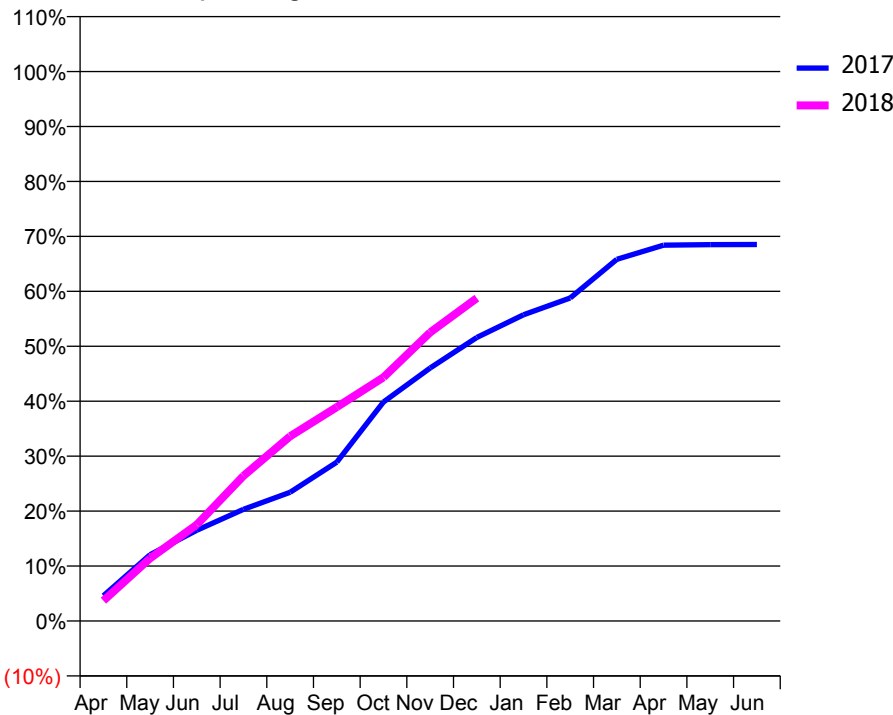
### ACCESS\*

Patients seen in 24 months	Total	Change since previous quarter
Quarter ending December 2016	6,060	
Quarter ending March 2017	5,739	↓
Quarter ending June 2017	5,605	↓
Quarter ending September 2017	5,570	→
Quarter ending December 2017	5,474	↓
<b>Variance since December 2016</b>	<b>(9.7%)</b>	<b>↓</b>



### ACTIVITY

Cumulative percentage of contracted UDA delivered 2017 & 2018



Month	Adjusted Scheduled Activity (UDA)	
	2017	2018
April	966	778
May	2,536	2,399
June	3,468	3,681
July	4,268	5,546
August	4,922	7,062
September	6,072	8,177
October	8,370	9,312
November	9,668	11,030
December	10,838	12,342
January	11,704	
February	12,344	
March	13,825	
April	14,364	
May	14,385	
June	14,391	

### QUALITY

	Quantity	Base Number	Contract	AT	Region	England
% of FP17s for the same patient ID Re-attending within 3 months - Children	109	1,853	5.9%	11.1%	11.8%	12.0%
% of FP17s for the same patient ID Re-attending within 3 months - Adults	395	3,540	11.2%	14.5%	15.3%	15.9%
% of FP17s for the same patient ID Re-attending between 3 & 9 months - Children	1,137	1,853	61.4%	59.2%	59.1%	58.0%
% of FP17s for the same patient ID Re-attending between 3 & 9 months - Adults	1,644	3,540	46.4%	48.7%	51.5%	50.5%
% of FP17s for Band 1 Urgent Courses	248	5,131	4.8%	9.3%	8.0%	9.0%
% of FP17s Relating to Free Repair or Replacements	20	5,131	0.4%	0.8%	0.8%	0.8%
% of FP17s Relating to Continuations	75	5,131	1.5%	1.1%	1.1%	1.1%
% of Patients satisfied with the dentistry they have received	4	4	N/A	91.4%	91.6%	91.5%
% of Patients satisfied with the time they had to wait for an appointment	4	4	N/A	87.0%	88.3%	87.9%

\* This is based on patients treated on this contract for their most recent course of treatment. Figures in italics indicate the base number of FP17s or Patient Questionnaire responses are less than 100. N/A is shown where the base number of responses is less than 10 during the period. % is calculated as Quantity/Base number\*100

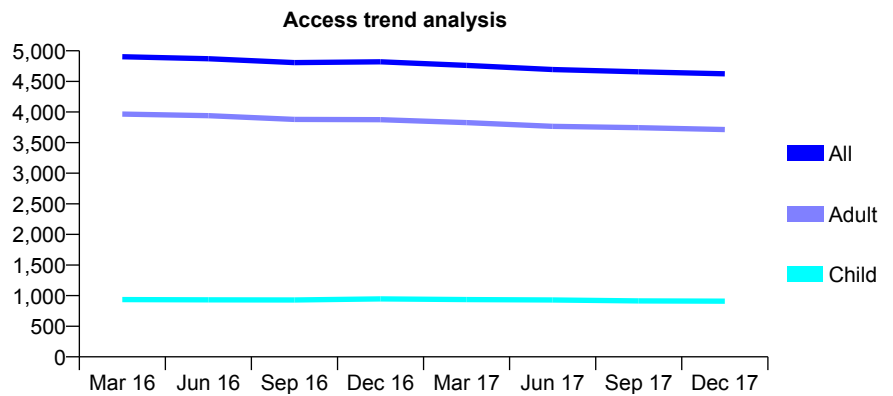
## Q56 - Vital Signs At a Glance Contract Report for 133582/0001 - December 2017

Name or company name	Dr Horan & Dr Simkiene
Contract type name	GDS Contract
Purpose of contract	General and Orthodontic
Contract start date	01/05/2013
Contract end date	

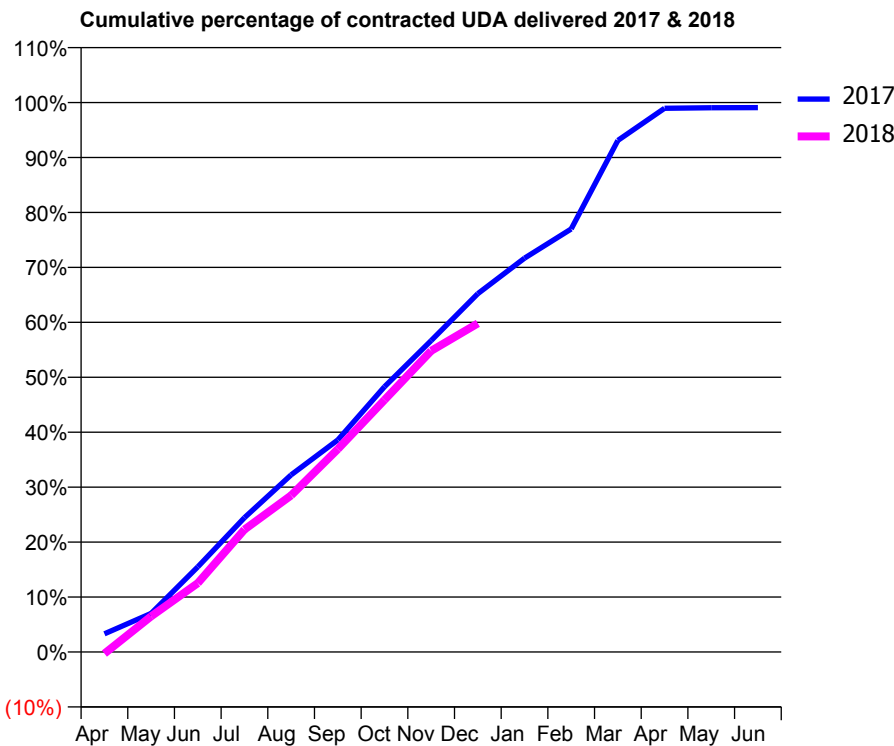
17/18 Contracted general activity (UDA)	15,998
Carry forward general activity (UDA)	150
17/18 Contracted orthodontic activity (UOA)	4,054
Carry forward orthodontic activity (UOA)	37
Baseline contract value	£603,376.67

### ACCESS\*

Patients seen in 24 months	Total	Change since previous quarter
Quarter ending December 2016	4,821	
Quarter ending March 2017	4,762	↓
Quarter ending June 2017	4,694	↓
Quarter ending September 2017	4,657	→
Quarter ending December 2017	4,624	→
<b>Variance since December 2016</b>	<b>(4.1%)</b>	<b>↓</b>



### ACTIVITY



Month	Adjusted Scheduled Activity (UDA)	
	2017	2018
April	528	-49
May	1,124	1,038
June	2,480	2,004
July	3,912	3,566
August	5,158	4,561
September	6,174	5,907
October	7,724	7,340
November	9,066	8,769
December	10,433	9,566
January	11,464	
February	12,316	
March	14,894	
April	15,829	
May	15,845	
June	15,848	

### QUALITY

	Quantity	Base Number	Contract	AT	Region	England
% of FP17s for the same patient ID Re-attending within 3 months - Children	192	1,324	14.5%	11.1%	11.8%	12.0%
% of FP17s for the same patient ID Re-attending within 3 months - Adults	645	4,227	15.3%	14.5%	15.3%	15.9%
% of FP17s for the same patient ID Re-attending between 3 & 9 months - Children	417	1,324	31.5%	59.2%	59.1%	58.0%
% of FP17s for the same patient ID Re-attending between 3 & 9 months - Adults	2,458	4,227	58.1%	48.7%	51.5%	50.5%
% of FP17s for Band 1 Urgent Courses	230	4,664	4.9%	9.3%	8.0%	9.0%
% of FP17s Relating to Free Repair or Replacements	38	4,664	0.8%	0.8%	0.8%	0.8%
% of FP17s Relating to Continuations	43	4,664	0.9%	1.1%	1.1%	1.1%
% of Patients satisfied with the dentistry they have received	8	8	N/A	91.4%	91.6%	91.5%
% of Patients satisfied with the time they had to wait for an appointment	8	8	N/A	87.0%	88.3%	87.9%

\* This is based on patients treated on this contract for their most recent course of treatment. Figures in italics indicate the base number of FP17s or Patient Questionnaire responses are less than 100. N/A is shown where the base number of responses is less than 10 during the period. % is calculated as Quantity/Base number\*100



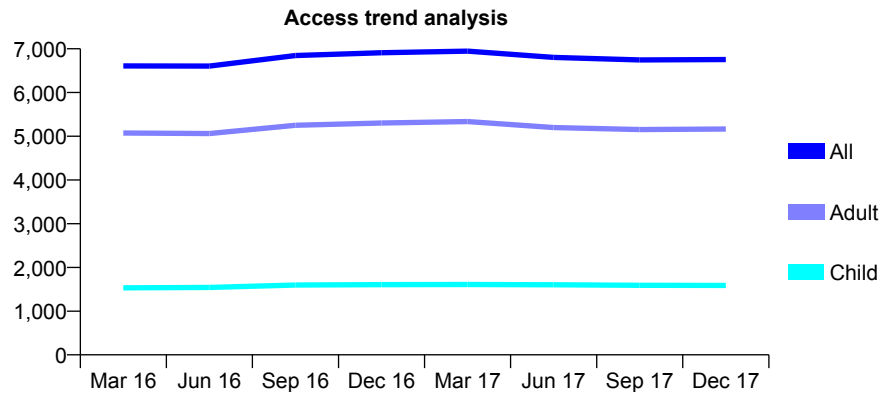
## Q56 - Vital Signs At a Glance Contract Report for 134066/0001 - December 2017

Name or company name	Berners Holdings Ltd
Contract type name	GDS Contract
Purpose of contract	General
Contract start date	01/04/2008
Contract end date	

17/18 Contracted general activity (UDA)	16,932
Carry forward general activity (UDA)	62
17/18 Contracted orthodontic activity (UOA)	0
Carry forward orthodontic activity (UOA)	0
Baseline contract value	£364,052.06

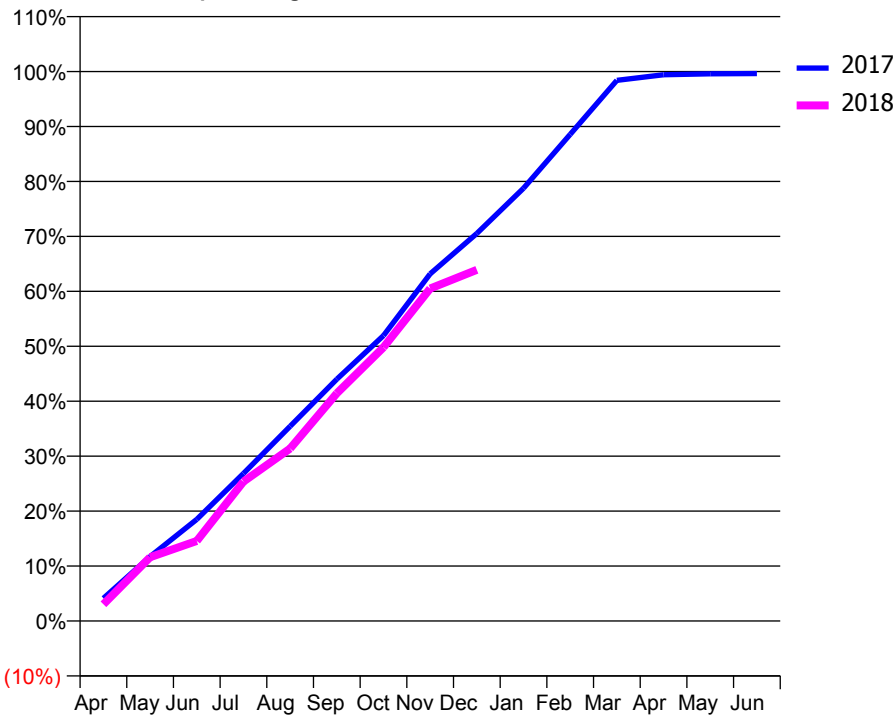
### ACCESS\*

Patients seen in 24 months	Total	Change since previous quarter
Quarter ending December 2016	6,910	
Quarter ending March 2017	6,947	→
Quarter ending June 2017	6,802	↓
Quarter ending September 2017	6,744	→
Quarter ending December 2017	6,753	→
<b>Variance since December 2016</b>	<b>(2.3%)</b>	<b>↓</b>



### ACTIVITY

Cumulative percentage of contracted UDA delivered 2017 & 2018



Month	Adjusted Scheduled Activity (UDA)	
	2017	2018
April	701	514
May	1,987	1,966
June	3,135	2,469
July	4,546	4,296
August	6,002	5,315
September	7,452	7,016
October	8,797	8,434
November	10,698	10,244
December	11,943	10,822
January	13,334	
February	14,994	
March	16,658	
April	16,831	
May	16,861	
June	16,870	

### QUALITY

	Quantity	Base Number	Contract	AT	Region	England
% of FP17s for the same patient ID Re-attending within 3 months - Children	108	1,409	7.7%	11.1%	11.8%	12.0%
% of FP17s for the same patient ID Re-attending within 3 months - Adults	622	4,168	14.9%	14.5%	15.3%	15.9%
% of FP17s for the same patient ID Re-attending between 3 & 9 months - Children	754	1,409	53.5%	59.2%	59.1%	58.0%
% of FP17s for the same patient ID Re-attending between 3 & 9 months - Adults	1,774	4,168	42.6%	48.7%	51.5%	50.5%
% of FP17s for Band 1 Urgent Courses	1,002	5,444	18.4%	9.3%	8.0%	9.0%
% of FP17s Relating to Free Repair or Replacements	46	5,444	0.8%	0.8%	0.8%	0.8%
% of FP17s Relating to Continuations	6	5,444	0.1%	1.1%	1.1%	1.1%
% of Patients satisfied with the dentistry they have received	9	10	90.0%	91.4%	91.6%	91.5%
% of Patients satisfied with the time they had to wait for an appointment	10	10	100.0%	87.0%	88.3%	87.9%

\* This is based on patients treated on this contract for their most recent course of treatment. Figures in italics indicate the base number of FP17s or Patient Questionnaire responses are less than 100. N/A is shown where the base number of responses is less than 10 during the period. % is calculated as Quantity/Base number\*100

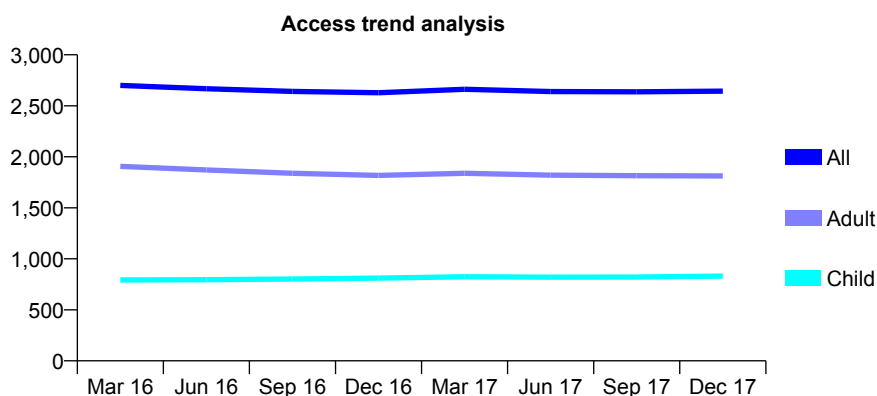
## Q56 - Vital Signs At a Glance Contract Report for 135151/0001 - December 2017

Name or company name	Mr Gawain King and Mrs Antoinette King
Contract type name	GDS Contract
Purpose of contract	General
Contract start date	09/12/2010
Contract end date	

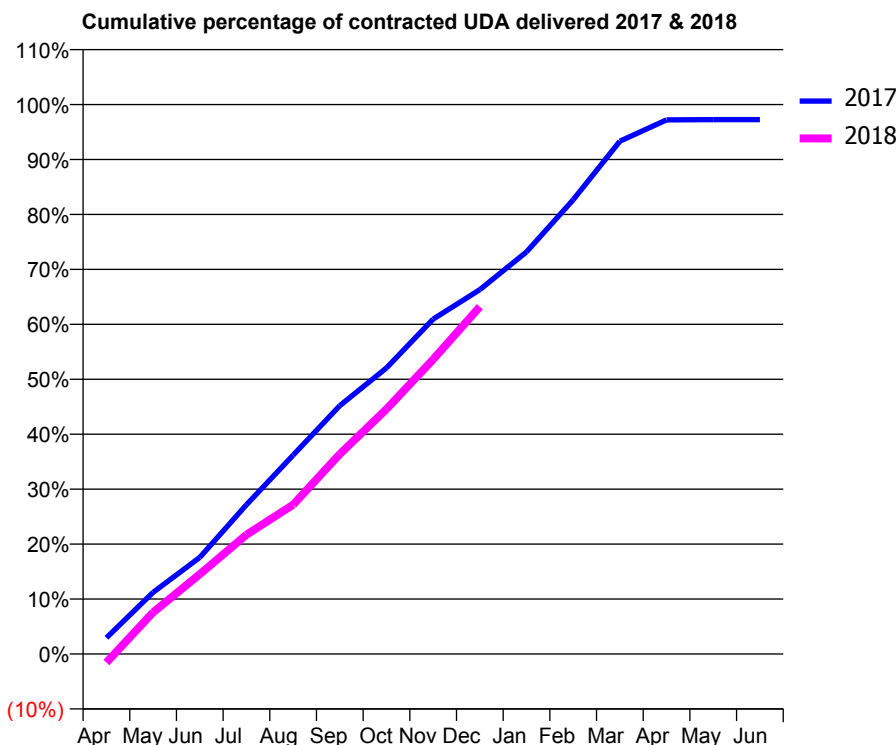
17/18 Contracted general activity (UDA)	7,500
Carry forward general activity (UDA)	206
17/18 Contracted orthodontic activity (UOA)	0
Carry forward orthodontic activity (UOA)	0
Baseline contract value	£201,570.28

### ACCESS\*

Patients seen in 24 months	Total	Change since previous quarter
Quarter ending December 2016	2,628	
Quarter ending March 2017	2,662	→
Quarter ending June 2017	2,640	→
Quarter ending September 2017	2,637	→
Quarter ending December 2017	2,644	→
<b>Variance since December 2016</b>	<b>0.6%</b>	<b>→</b>



### ACTIVITY



Month	Adjusted Scheduled Activity (UDA)	
	2017	2018
April	221	-117
May	841	568
June	1,319	1,089
July	2,038	1,629
August	2,714	2,037
September	3,389	2,730
October	3,905	3,343
November	4,571	4,022
December	4,974	4,739
January	5,488	
February	6,201	
March	7,000	
April	7,291	
May	7,294	
June	7,294	

### QUALITY

	Quantity	Base Number	Contract	AT	Region	England
% of FP17s for the same patient ID Re-attending within 3 months - Children	60	1,021	5.9%	11.1%	11.8%	12.0%
% of FP17s for the same patient ID Re-attending within 3 months - Adults	330	2,198	15.0%	14.5%	15.3%	15.9%
% of FP17s for the same patient ID Re-attending between 3 & 9 months - Children	702	1,021	68.8%	59.2%	59.1%	58.0%
% of FP17s for the same patient ID Re-attending between 3 & 9 months - Adults	1,454	2,198	66.2%	48.7%	51.5%	50.5%
% of FP17s for Band 1 Urgent Courses	262	3,060	8.6%	9.3%	8.0%	9.0%
% of FP17s Relating to Free Repair or Replacements	19	3,060	0.6%	0.8%	0.8%	0.8%
% of FP17s Relating to Continuations	43	3,060	1.4%	1.1%	1.1%	1.1%
% of Patients satisfied with the dentistry they have received	3	3	N/A	91.4%	91.6%	91.5%
% of Patients satisfied with the time they had to wait for an appointment	3	3	N/A	87.0%	88.3%	87.9%

\* This is based on patients treated on this contract for their most recent course of treatment. Figures in italics indicate the base number of FP17s or Patient Questionnaire responses are less than 100. N/A is shown where the base number of responses is less than 10 during the period. % is calculated as Quantity/Base number\*100

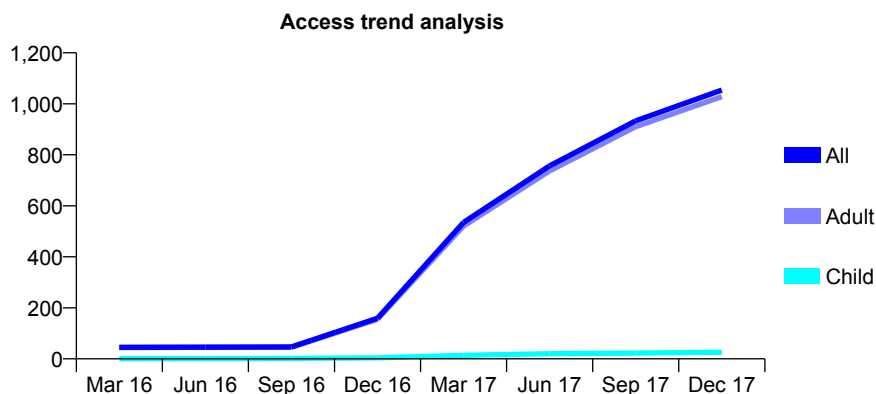
## Q56 - Vital Signs At a Glance Contract Report for 135518/0001 - December 2017

Name or company name	Oasis Dental Care (Central) Ltd
Contract type name	PDS Contract
Purpose of contract	General
Contract start date	01/03/2010
Contract end date	31/03/2018

17/18 Contracted general activity (UDA)	4,248
Carry forward general activity (UDA)	0
17/18 Contracted orthodontic activity (UOA)	0
Carry forward orthodontic activity (UOA)	0
Baseline contract value	£499,830.41

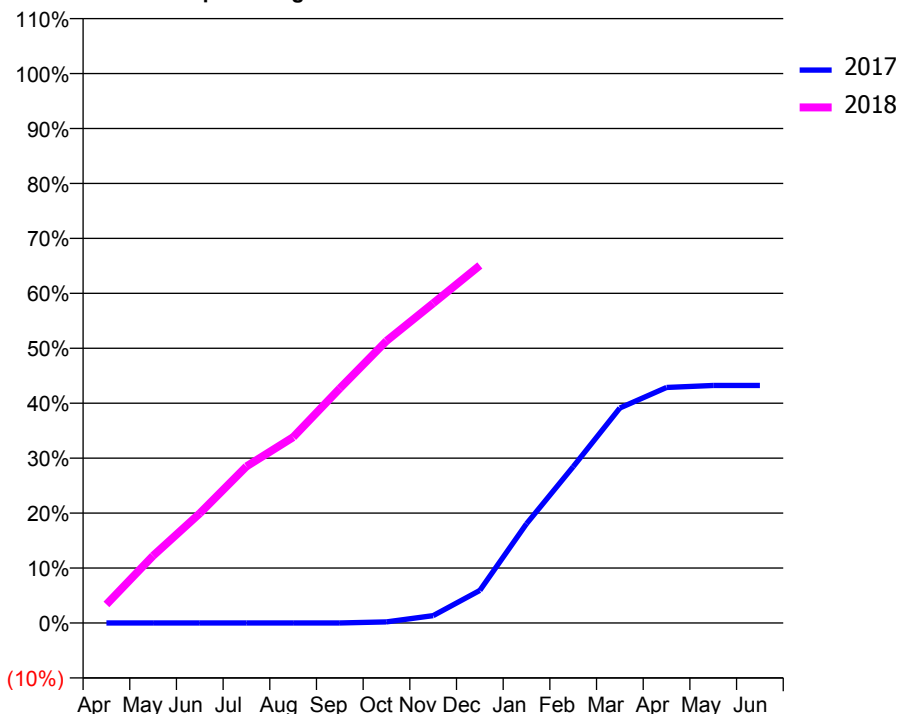
### ACCESS\*

Patients seen in 24 months	Total	Change since previous quarter
Quarter ending December 2016	159	
Quarter ending March 2017	535	↑
Quarter ending June 2017	757	↑
Quarter ending September 2017	933	↑
Quarter ending December 2017	1,054	↑
<b>Variance since December 2016</b>	<b>562.9%</b>	<b>↑</b>



### ACTIVITY

Cumulative percentage of contracted UDA delivered 2017 & 2018



Month	Adjusted Scheduled Activity (UDA)	
	2017	2018
April	0	144
May	0	520
June	0	848
July	0	1,211
August	0	1,437
September	0	1,814
October	9	2,181
November	57	2,472
December	252	2,764
January	767	
February	1,209	
March	1,662	
April	1,821	
May	1,836	
June	1,836	

### QUALITY

	Quantity	Base Number	Contract	AT	Region	England
% of FP17s for the same patient ID Re-attending within 3 months - Children	0	28	0.0%	11.1%	11.8%	12.0%
% of FP17s for the same patient ID Re-attending within 3 months - Adults	8	1,024	0.8%	14.5%	15.3%	15.9%
% of FP17s for the same patient ID Re-attending between 3 & 9 months - Children	0	28	0.0%	59.2%	59.1%	58.0%
% of FP17s for the same patient ID Re-attending between 3 & 9 months - Adults	6	1,024	0.6%	48.7%	51.5%	50.5%
% of FP17s for Band 1 Urgent Courses	0	940	0.0%	9.3%	8.0%	9.0%
% of FP17s Relating to Free Repair or Replacements	0	940	0.0%	0.8%	0.8%	0.8%
% of FP17s Relating to Continuations	0	940	0.0%	1.1%	1.1%	1.1%
% of Patients satisfied with the dentistry they have received	1	1	N/A	91.4%	91.6%	91.5%
% of Patients satisfied with the time they had to wait for an appointment	1	1	N/A	87.0%	88.3%	87.9%

\* This is based on patients treated on this contract for their most recent course of treatment. Figures in italics indicate the base number of FP17s or Patient Questionnaire responses are less than 100. N/A is shown where the base number of responses is less than 10 during the period. % is calculated as Quantity/Base number\*100

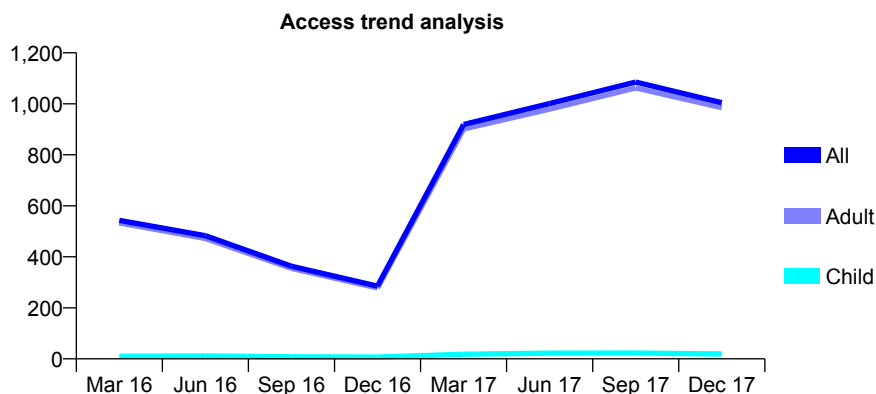
## Q56 - Vital Signs At a Glance Contract Report for 135518/0002 - December 2017

Name or company name	Oasis Dental Care (Central) Ltd
Contract type name	PDS Contract
Purpose of contract	General
Contract start date	01/04/2011
Contract end date	31/03/2018

17/18 Contracted general activity (UDA)	360
Carry forward general activity (UDA)	0
17/18 Contracted orthodontic activity (UOA)	0
Carry forward orthodontic activity (UOA)	0
Baseline contract value	£26,956.26

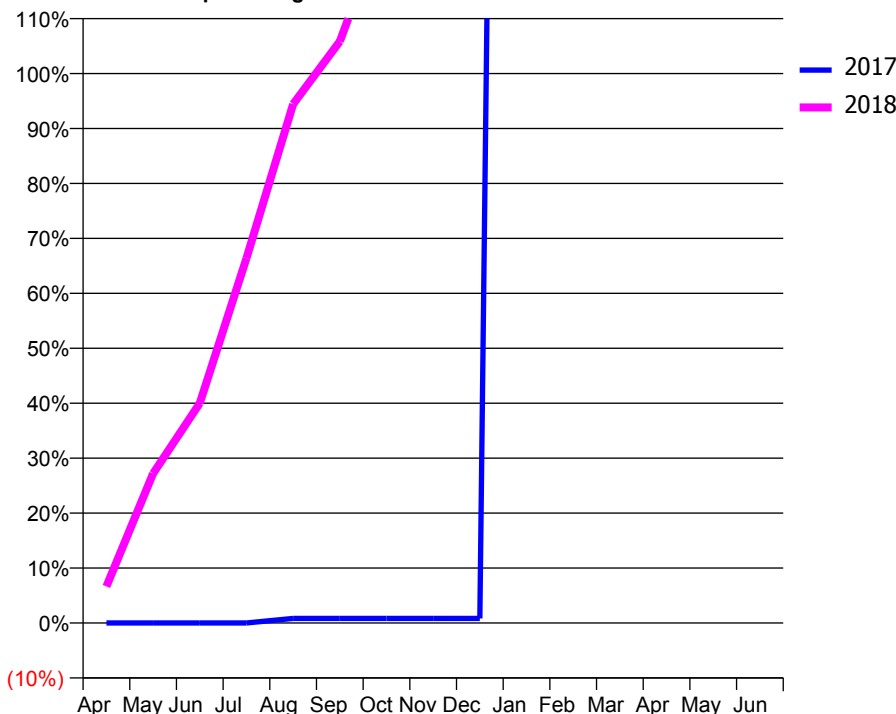
### ACCESS\*

Patients seen in 24 months	Total	Change since previous quarter
Quarter ending December 2016	285	
Quarter ending March 2017	919	↑
Quarter ending June 2017	1,001	↑
Quarter ending September 2017	1,085	↑
Quarter ending December 2017	1,004	↓
<b>Variance since December 2016</b>	<b>252.3%</b>	<b>↑</b>



### ACTIVITY

Cumulative percentage of contracted UDA delivered 2017 & 2018



Month	Adjusted Scheduled Activity (UDA)	
	2017	2018
April	0	24
May	0	98
June	0	144
July	0	239
August	3	340
September	3	381
October	3	462
November	3	539
December	3	573
January	2,557	
February	2,621	
March	2,749	
April	2,775	
May	2,776	
June	2,776	

### QUALITY

	Quantity	Base Number	Contract	AT	Region	England
% of FP17s for the same patient ID Re-attending within 3 months - Children	0	27	0.0%	11.1%	11.8%	12.0%
% of FP17s for the same patient ID Re-attending within 3 months - Adults	8	592	1.4%	14.5%	15.3%	15.9%
% of FP17s for the same patient ID Re-attending between 3 & 9 months - Children	0	27	0.0%	59.2%	59.1%	58.0%
% of FP17s for the same patient ID Re-attending between 3 & 9 months - Adults	1	592	0.2%	48.7%	51.5%	50.5%
% of FP17s for Band 1 Urgent Courses	0	481	0.0%	9.3%	8.0%	9.0%
% of FP17s Relating to Free Repair or Replacements	0	481	0.0%	0.8%	0.8%	0.8%
% of FP17s Relating to Continuations	0	481	0.0%	1.1%	1.1%	1.1%
% of Patients satisfied with the dentistry they have received	0	0	N/A	91.4%	91.6%	91.5%
% of Patients satisfied with the time they had to wait for an appointment	0	0	N/A	87.0%	88.3%	87.9%

\* This is based on patients treated on this contract for their most recent course of treatment. Figures in italics indicate the base number of FP17s or Patient Questionnaire responses are less than 100. N/A is shown where the base number of responses is less than 10 during the period. % is calculated as Quantity/Base number\*100

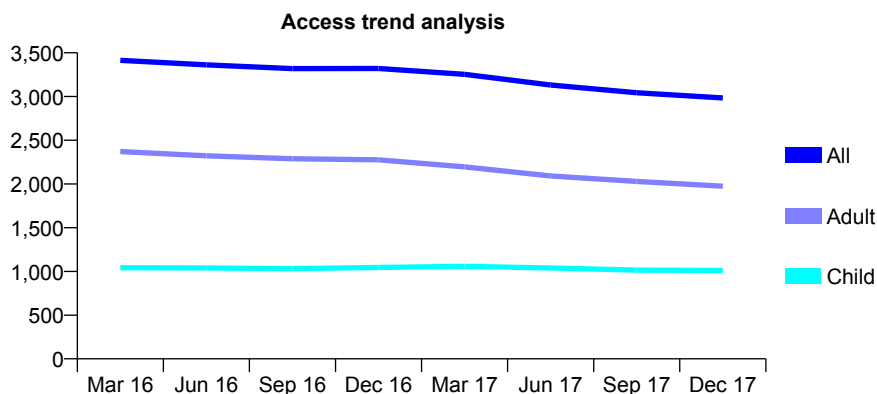
## Q56 - Vital Signs At a Glance Contract Report for 138517/0001 - December 2017

Name or company name	Hampton Court Dental Centre
Contract type name	GDS Contract
Purpose of contract	General
Contract start date	01/09/2010
Contract end date	

17/18 Contracted general activity (UDA)	13,750
Carry forward general activity (UDA)	280
17/18 Contracted orthodontic activity (UOA)	0
Carry forward orthodontic activity (UOA)	0
Baseline contract value	£400,870.00

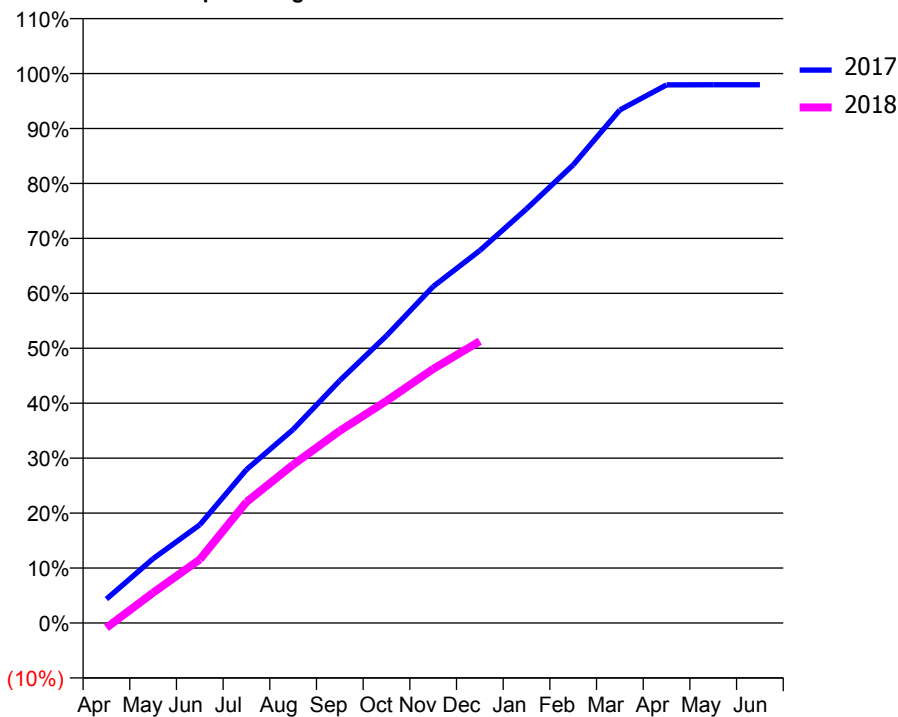
### ACCESS\*

Patients seen in 24 months	Total	Change since previous quarter
Quarter ending December 2016	3,321	
Quarter ending March 2017	3,254	↓
Quarter ending June 2017	3,132	↓
Quarter ending September 2017	3,044	↓
Quarter ending December 2017	2,984	↓
<b>Variance since December 2016</b>	<b>(10.1%)</b>	<b>↓</b>



### ACTIVITY

Cumulative percentage of contracted UDA delivered 2017 & 2018



Month	Adjusted Scheduled Activity (UDA)	
	2017	2018
April	599	-123
May	1,610	760
June	2,457	1,589
July	3,838	3,027
August	4,843	3,963
September	6,068	4,811
October	7,190	5,558
November	8,419	6,357
December	9,320	7,051
January	10,363	
February	11,462	
March	12,839	
April	13,464	
May	13,469	
June	13,470	

### QUALITY

	Quantity	Base Number	Contract	AT	Region	England
% of FP17s for the same patient ID Re-attending within 3 months - Children	62	1,115	5.6%	11.1%	11.8%	12.0%
% of FP17s for the same patient ID Re-attending within 3 months - Adults	245	1,876	13.1%	14.5%	15.3%	15.9%
% of FP17s for the same patient ID Re-attending between 3 & 9 months - Children	755	1,115	67.7%	59.2%	59.1%	58.0%
% of FP17s for the same patient ID Re-attending between 3 & 9 months - Adults	1,031	1,876	55.0%	48.7%	51.5%	50.5%
% of FP17s for Band 1 Urgent Courses	181	2,811	6.4%	9.3%	8.0%	9.0%
% of FP17s Relating to Free Repair or Replacements	22	2,811	0.8%	0.8%	0.8%	0.8%
% of FP17s Relating to Continuations	45	2,811	1.6%	1.1%	1.1%	1.1%
% of Patients satisfied with the dentistry they have received	0	1	N/A	91.4%	91.6%	91.5%
% of Patients satisfied with the time they had to wait for an appointment	1	1	N/A	87.0%	88.3%	87.9%

\* This is based on patients treated on this contract for their most recent course of treatment. Figures in italics indicate the base number of FP17s or Patient Questionnaire responses are less than 100. N/A is shown where the base number of responses is less than 10 during the period. % is calculated as Quantity/Base number\*100

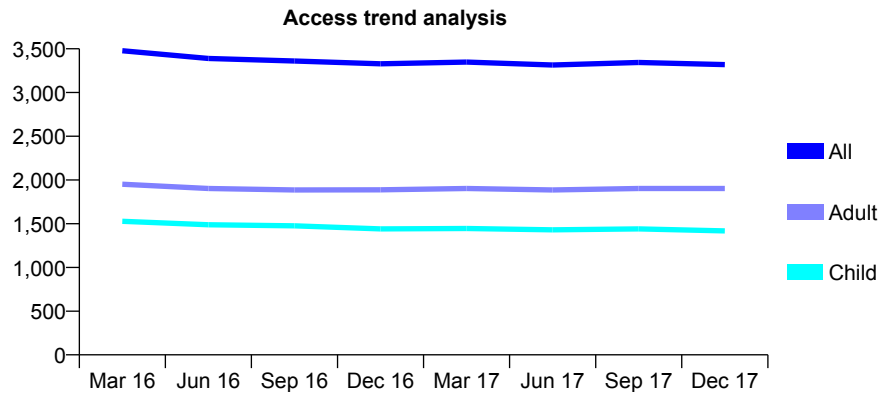
## Q56 - Vital Signs At a Glance Contract Report for 138525/0001 - December 2017

Name or company name	Alvington House Dental Practice
Contract type name	GDS Contract
Purpose of contract	General
Contract start date	01/04/2011
Contract end date	

17/18 Contracted general activity (UDA)	9,285
Carry forward general activity (UDA)	0
17/18 Contracted orthodontic activity (UOA)	0
Carry forward orthodontic activity (UOA)	0
Baseline contract value	£211,609.55

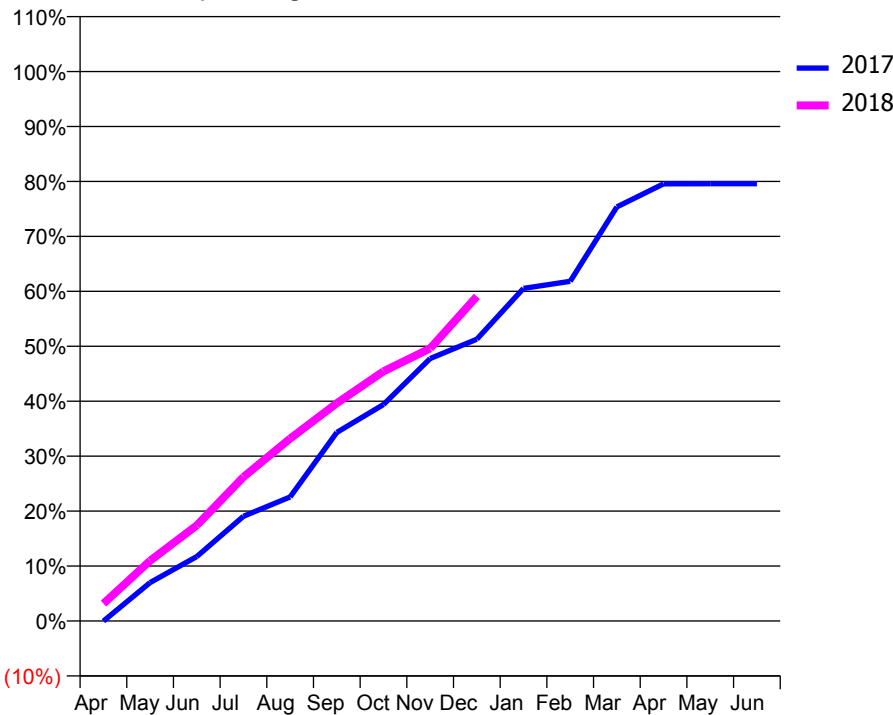
### ACCESS\*

Patients seen in 24 months	Total	Change since previous quarter
Quarter ending December 2016	3,329	
Quarter ending March 2017	3,348	→
Quarter ending June 2017	3,315	→
Quarter ending September 2017	3,343	→
Quarter ending December 2017	3,320	→
<b>Variance since December 2016</b>	<b>(0.3%)</b>	→



### ACTIVITY

Cumulative percentage of contracted UDA delivered 2017 & 2018



Month	Adjusted Scheduled Activity (UDA)	
	2017	2018
April	-4	294
May	650	1,019
June	1,090	1,616
July	1,771	2,435
August	2,096	3,084
September	3,187	3,680
October	3,657	4,220
November	4,436	4,606
December	4,762	5,486
January	5,621	
February	5,740	
March	6,996	
April	7,387	
May	7,389	
June	7,389	

### QUALITY

	Quantity	Base Number	Contract	AT	Region	England
% of FP17s for the same patient ID Re-attending within 3 months - Children	126	1,655	7.6%	11.1%	11.8%	12.0%
% of FP17s for the same patient ID Re-attending within 3 months - Adults	292	1,902	15.4%	14.5%	15.3%	15.9%
% of FP17s for the same patient ID Re-attending between 3 & 9 months - Children	1,077	1,655	65.1%	59.2%	59.1%	58.0%
% of FP17s for the same patient ID Re-attending between 3 & 9 months - Adults	1,075	1,902	56.5%	48.7%	51.5%	50.5%
% of FP17s for Band 1 Urgent Courses	264	3,363	7.9%	9.3%	8.0%	9.0%
% of FP17s Relating to Free Repair or Replacements	4	3,363	0.1%	0.8%	0.8%	0.8%
% of FP17s Relating to Continuations	3	3,363	0.1%	1.1%	1.1%	1.1%
% of Patients satisfied with the dentistry they have received	0	0	N/A	91.4%	91.6%	91.5%
% of Patients satisfied with the time they had to wait for an appointment	0	0	N/A	87.0%	88.3%	87.9%

\* This is based on patients treated on this contract for their most recent course of treatment. Figures in italics indicate the base number of FP17s or Patient Questionnaire responses are less than 100. N/A is shown where the base number of responses is less than 10 during the period. % is calculated as Quantity/Base number\*100

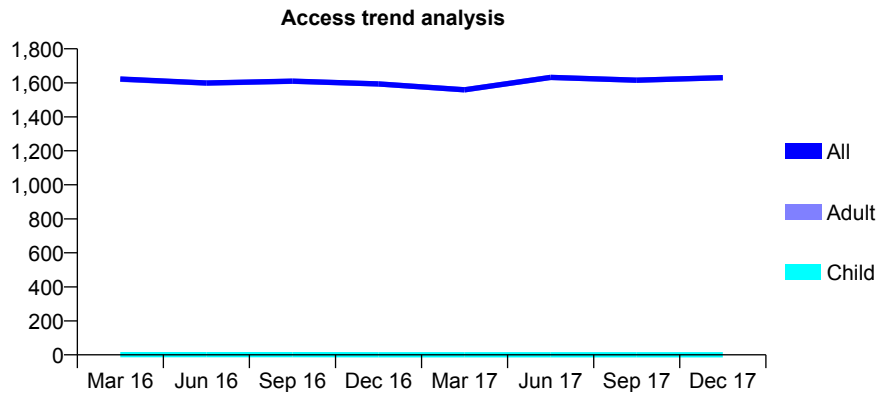
## Q56 - Vital Signs At a Glance Contract Report for 138835/0001 - December 2017

Name or company name	Conrad Costa and Audrey Costa
Contract type name	GDS Contract
Purpose of contract	General
Contract start date	01/03/2013
Contract end date	

17/18 Contracted general activity (UDA)	4,795
Carry forward general activity (UDA)	0
17/18 Contracted orthodontic activity (UOA)	0
Carry forward orthodontic activity (UOA)	0
Baseline contract value	£274,202.13

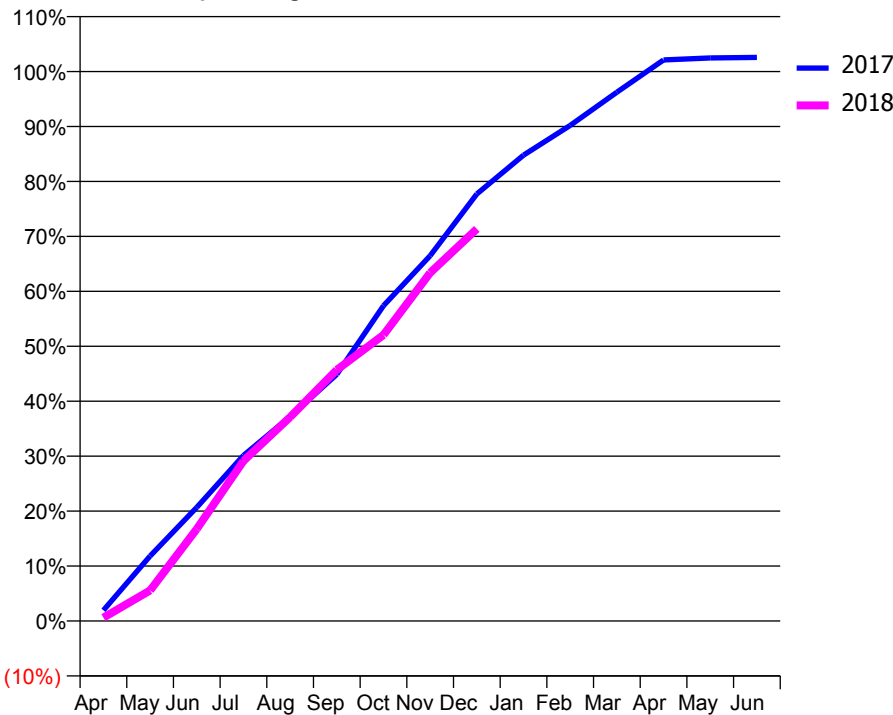
### ACCESS\*

Patients seen in 24 months	Total	Change since previous quarter
Quarter ending December 2016	1,593	
Quarter ending March 2017	1,559	↓
Quarter ending June 2017	1,632	↑
Quarter ending September 2017	1,615	↓
Quarter ending December 2017	1,630	→
<b>Variance since December 2016</b>	<b>2.3%</b>	<b>↑</b>



### ACTIVITY

Cumulative percentage of contracted UDA delivered 2017 & 2018



Month	Adjusted Scheduled Activity (UDA)	
	2017	2018
April	94	29
May	567	268
June	992	804
July	1,445	1,397
August	1,784	1,780
September	2,153	2,192
October	2,751	2,497
November	3,187	3,038
December	3,726	3,422
January	4,065	
February	4,324	
March	4,614	
April	4,896	
May	4,913	
June	4,917	

### QUALITY

	Quantity	Base Number	Contract	AT	Region	England
% of FP17s for the same patient ID Re-attending within 3 months - Children	0	1	0.0%	11.1%	11.8%	12.0%
% of FP17s for the same patient ID Re-attending within 3 months - Adults	122	1,002	12.2%	14.5%	15.3%	15.9%
% of FP17s for the same patient ID Re-attending between 3 & 9 months - Children	0	1	0.0%	59.2%	59.1%	58.0%
% of FP17s for the same patient ID Re-attending between 3 & 9 months - Adults	128	1,002	12.8%	48.7%	51.5%	50.5%
% of FP17s for Band 1 Urgent Courses	156	904	17.3%	9.3%	8.0%	9.0%
% of FP17s Relating to Free Repair or Replacements	9	904	1.0%	0.8%	0.8%	0.8%
% of FP17s Relating to Continuations	1	904	0.1%	1.1%	1.1%	1.1%
% of Patients satisfied with the dentistry they have received	1	1	N/A	91.4%	91.6%	91.5%
% of Patients satisfied with the time they had to wait for an appointment	1	1	N/A	87.0%	88.3%	87.9%

\* This is based on patients treated on this contract for their most recent course of treatment. Figures in italics indicate the base number of FP17s or Patient Questionnaire responses are less than 100. N/A is shown where the base number of responses is less than 10 during the period. % is calculated as Quantity/Base number\*100



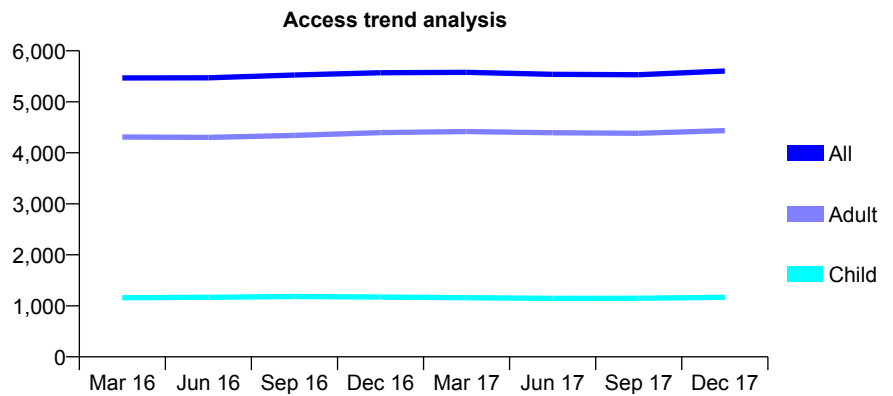
## Q56 - Vital Signs At a Glance Contract Report for 139033/0001 - December 2017

Name or company name	DU TOIT & BURGER PARTNERSHIP (SUI)
Contract type name	GDS Contract
Purpose of contract	General
Contract start date	01/04/2007
Contract end date	

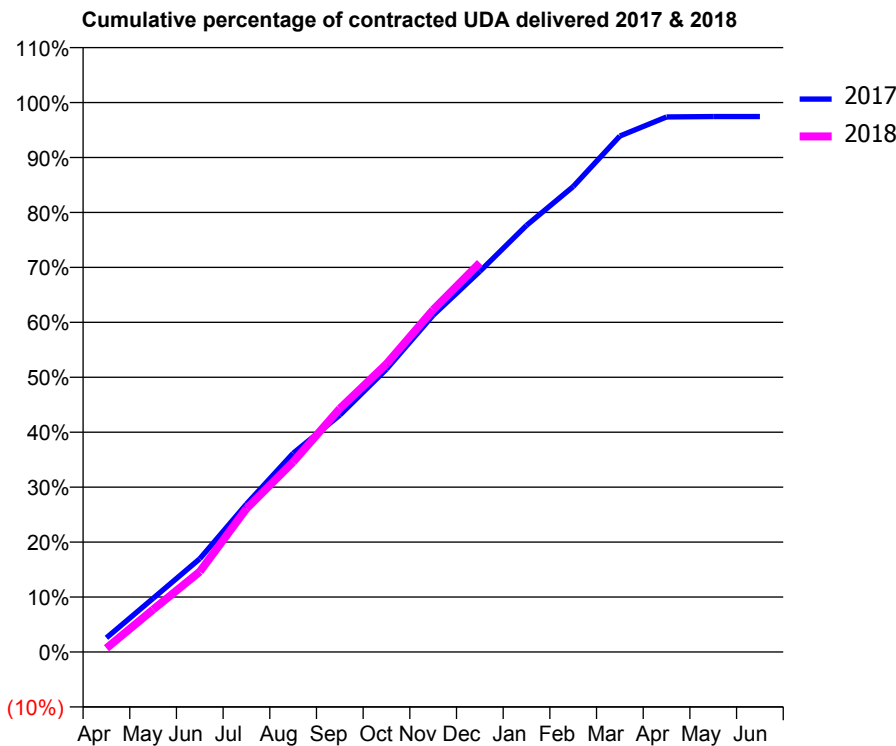
17/18 Contracted general activity (UDA)	14,425
Carry forward general activity (UDA)	368
17/18 Contracted orthodontic activity (UOA)	0
Carry forward orthodontic activity (UOA)	0
Baseline contract value	£343,142.58

### ACCESS\*

Patients seen in 24 months	Total	Change since previous quarter
Quarter ending December 2016	5,570	
Quarter ending March 2017	5,577	→
Quarter ending June 2017	5,539	→
Quarter ending September 2017	5,531	→
Quarter ending December 2017	5,604	→
<b>Variance since December 2016</b>	<b>0.6%</b>	<b>→</b>



### ACTIVITY



Month	Adjusted Scheduled Activity (UDA)	
	2017	2018
April	373	101
May	1,410	1,115
June	2,450	2,108
July	3,883	3,764
August	5,216	4,990
September	6,219	6,391
October	7,428	7,563
November	8,840	8,983
December	9,993	10,216
January	11,202	
February	12,218	
March	13,546	
April	14,047	
May	14,057	
June	14,057	

### QUALITY

	Quantity	Base Number	Contract	AT	Region	England
% of FP17s for the same patient ID Re-attending within 3 months - Children	58	1,112	5.2%	11.1%	11.8%	12.0%
% of FP17s for the same patient ID Re-attending within 3 months - Adults	627	4,331	14.5%	14.5%	15.3%	15.9%
% of FP17s for the same patient ID Re-attending between 3 & 9 months - Children	615	1,112	55.3%	59.2%	59.1%	58.0%
% of FP17s for the same patient ID Re-attending between 3 & 9 months - Adults	1,926	4,331	44.5%	48.7%	51.5%	50.5%
% of FP17s for Band 1 Urgent Courses	421	5,177	8.1%	9.3%	8.0%	9.0%
% of FP17s Relating to Free Repair or Replacements	25	5,177	0.5%	0.8%	0.8%	0.8%
% of FP17s Relating to Continuations	147	5,177	2.8%	1.1%	1.1%	1.1%
% of Patients satisfied with the dentistry they have received	7	8	N/A	91.4%	91.6%	91.5%
% of Patients satisfied with the time they had to wait for an appointment	8	8	N/A	87.0%	88.3%	87.9%

\* This is based on patients treated on this contract for their most recent course of treatment. Figures in italics indicate the base number of FP17s or Patient Questionnaire responses are less than 100. N/A is shown where the base number of responses is less than 10 during the period. % is calculated as Quantity/Base number\*100

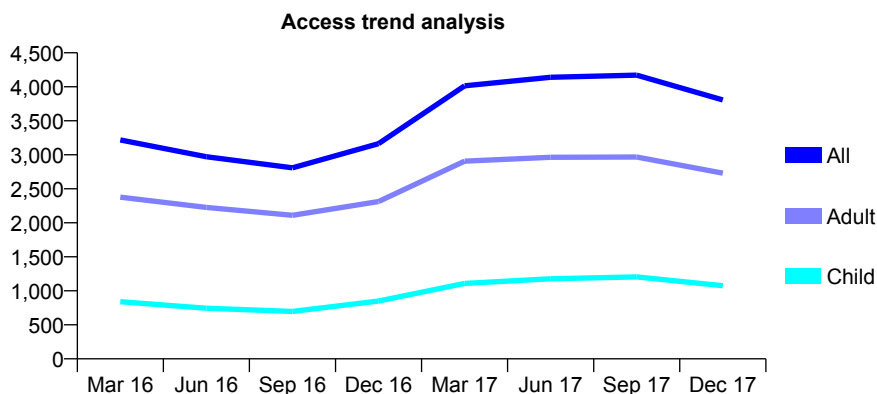
## Q56 - Vital Signs At a Glance Contract Report for 139440/0001 - December 2017

Name or company name	Peirson Services Ltd
Contract type name	PDS Plus Contract
Purpose of contract	General
Contract start date	01/04/2010
Contract end date	31/03/2018

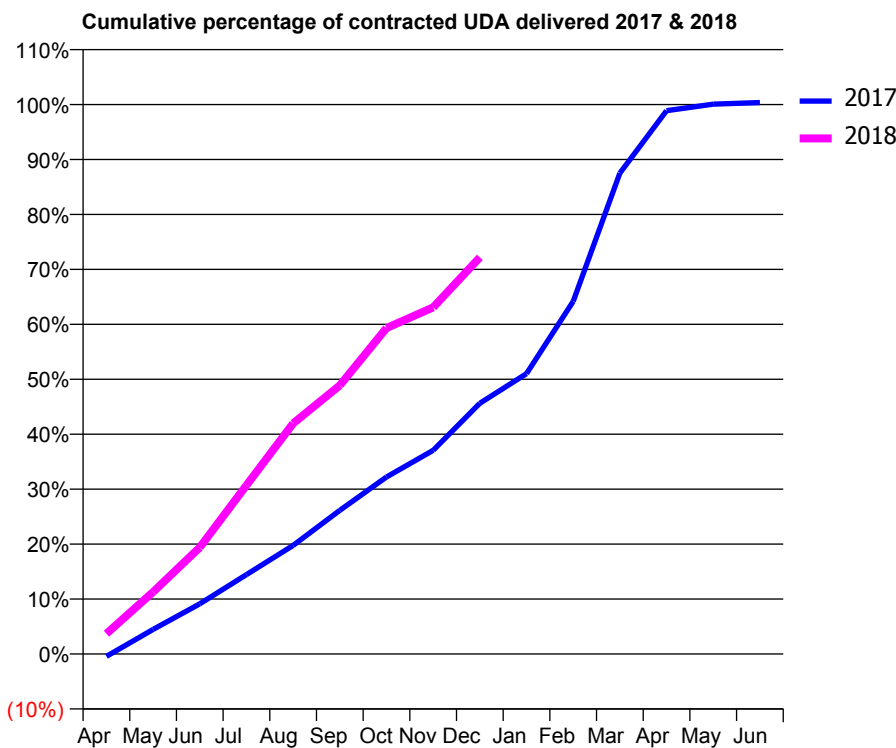
17/18 Contracted general activity (UDA)	11,000
Carry forward general activity (UDA)	-38
17/18 Contracted orthodontic activity (UOA)	0
Carry forward orthodontic activity (UOA)	0
Baseline contract value	£283,810.94

### ACCESS\*

Patients seen in 24 months	Total	Change since previous quarter
Quarter ending December 2016	3,163	
Quarter ending March 2017	4,014	↑
Quarter ending June 2017	4,140	↑
Quarter ending September 2017	4,172	→
Quarter ending December 2017	3,806	↓
<b>Variance since December 2016</b>	<b>20.3%</b>	<b>↑</b>



### ACTIVITY



Month	Adjusted Scheduled Activity (UDA)	
	2017	2018
April	-50	407
May	493	1,242
June	1,005	2,135
July	1,590	3,379
August	2,173	4,617
September	2,877	5,378
October	3,543	6,525
November	4,078	6,939
December	5,019	7,939
January	5,613	
February	7,058	
March	9,628	
April	10,876	
May	11,008	
June	11,038	

### QUALITY

	Quantity	Base Number	Contract	AT	Region	England
% of FP17s for the same patient ID Re-attending within 3 months - Children	63	1,079	5.8%	11.1%	11.8%	12.0%
% of FP17s for the same patient ID Re-attending within 3 months - Adults	499	2,953	16.9%	14.5%	15.3%	15.9%
% of FP17s for the same patient ID Re-attending between 3 & 9 months - Children	531	1,079	49.2%	59.2%	59.1%	58.0%
% of FP17s for the same patient ID Re-attending between 3 & 9 months - Adults	1,249	2,953	42.3%	48.7%	51.5%	50.5%
% of FP17s for Band 1 Urgent Courses	487	3,068	15.9%	9.3%	8.0%	9.0%
% of FP17s Relating to Free Repair or Replacements	16	3,068	0.5%	0.8%	0.8%	0.8%
% of FP17s Relating to Continuations	31	3,068	1.0%	1.1%	1.1%	1.1%
% of Patients satisfied with the dentistry they have received	6	7	N/A	91.4%	91.6%	91.5%
% of Patients satisfied with the time they had to wait for an appointment	6	7	N/A	87.0%	88.3%	87.9%

\* This is based on patients treated on this contract for their most recent course of treatment. Figures in italics indicate the base number of FP17s or Patient Questionnaire responses are less than 100. N/A is shown where the base number of responses is less than 10 during the period. % is calculated as Quantity/Base number\*100

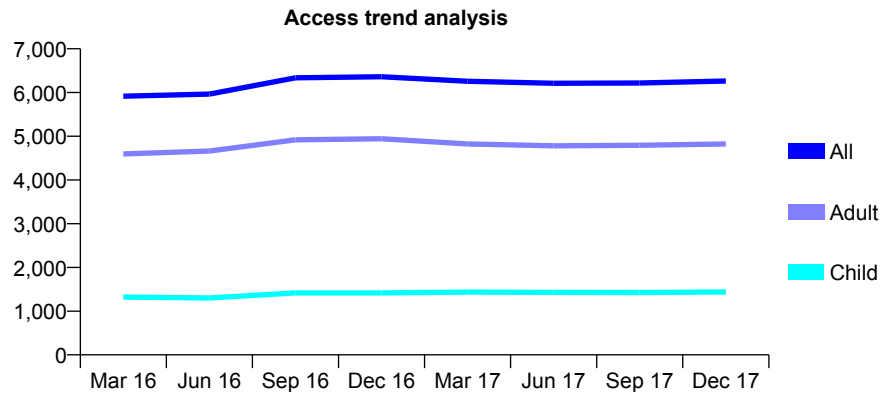
## Q56 - Vital Signs At a Glance Contract Report for 139882/0001 - December 2017

Name or company name	Mr M Eyrumlu and Mr A Eyrumlu
Contract type name	GDS Contract
Purpose of contract	General
Contract start date	10/05/2014
Contract end date	

17/18 Contracted general activity (UDA)	22,000
Carry forward general activity (UDA)	-239
17/18 Contracted orthodontic activity (UOA)	0
Carry forward orthodontic activity (UOA)	0
Baseline contract value	£561,443.36

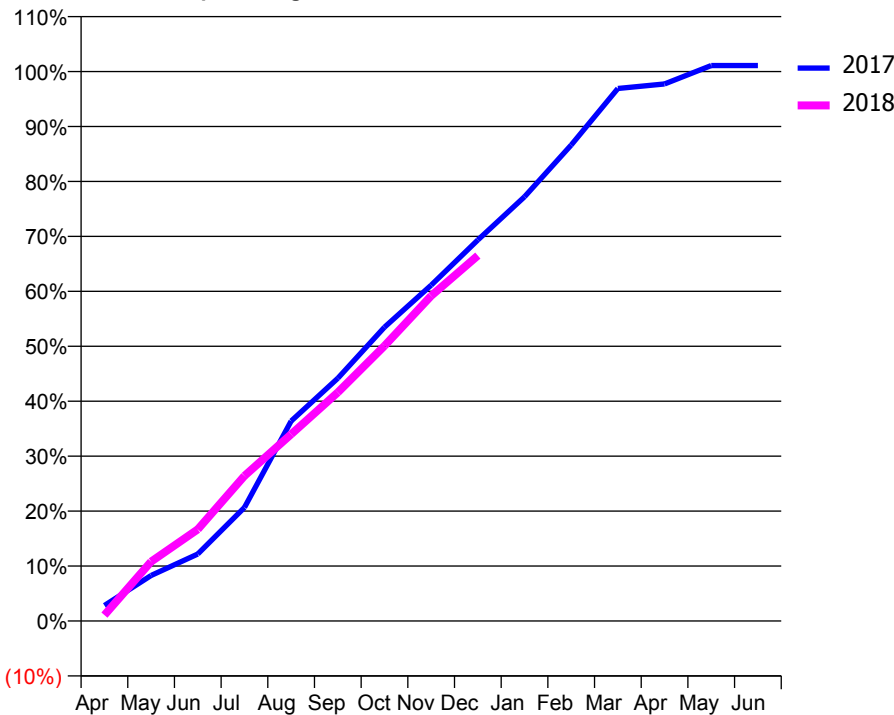
### ACCESS\*

Patients seen in 24 months	Total	Change since previous quarter
Quarter ending December 2016	6,360	
Quarter ending March 2017	6,258	↓
Quarter ending June 2017	6,212	→
Quarter ending September 2017	6,217	→
Quarter ending December 2017	6,262	→
<b>Variance since December 2016</b>	<b>(1.5%)</b>	<b>↓</b>



### ACTIVITY

Cumulative percentage of contracted UDA delivered 2017 & 2018



Month	Adjusted Scheduled Activity (UDA)	
	2017	2018
April	621	239
May	1,823	2,377
June	2,685	3,670
July	4,547	5,812
August	8,008	7,477
September	9,720	9,154
October	11,762	11,015
November	13,446	13,017
December	15,254	14,630
January	16,986	
February	19,054	
March	21,322	
April	21,501	
May	22,239	
June	22,239	

### QUALITY

	Quantity	Base Number	Contract	AT	Region	England
% of FP17s for the same patient ID Re-attending within 3 months - Children	123	1,453	8.5%	11.1%	11.8%	12.0%
% of FP17s for the same patient ID Re-attending within 3 months - Adults	484	4,507	10.7%	14.5%	15.3%	15.9%
% of FP17s for the same patient ID Re-attending between 3 & 9 months - Children	867	1,453	59.7%	59.2%	59.1%	58.0%
% of FP17s for the same patient ID Re-attending between 3 & 9 months - Adults	2,535	4,507	56.2%	48.7%	51.5%	50.5%
% of FP17s for Band 1 Urgent Courses	316	5,658	5.6%	9.3%	8.0%	9.0%
% of FP17s Relating to Free Repair or Replacements	113	5,658	2.0%	0.8%	0.8%	0.8%
% of FP17s Relating to Continuations	122	5,658	2.2%	1.1%	1.1%	1.1%
% of Patients satisfied with the dentistry they have received	8	9	N/A	91.4%	91.6%	91.5%
% of Patients satisfied with the time they had to wait for an appointment	8	9	N/A	87.0%	88.3%	87.9%

\* This is based on patients treated on this contract for their most recent course of treatment. Figures in italics indicate the base number of FP17s or Patient Questionnaire responses are less than 100. N/A is shown where the base number of responses is less than 10 during the period. % is calculated as Quantity/Base number\*100

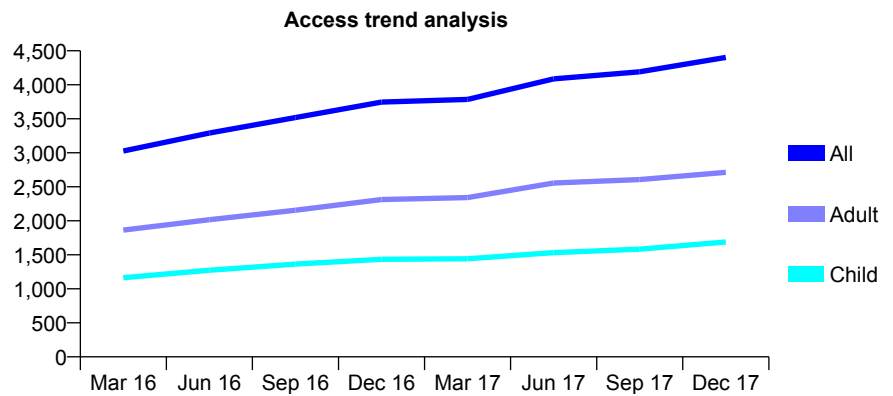
## Q56 - Vital Signs At a Glance Contract Report for 140708/0001 - December 2017

Name or company name	Bretton Dental Clinic Partnership
Contract type name	GDS Contract
Purpose of contract	General
Contract start date	01/12/2014
Contract end date	

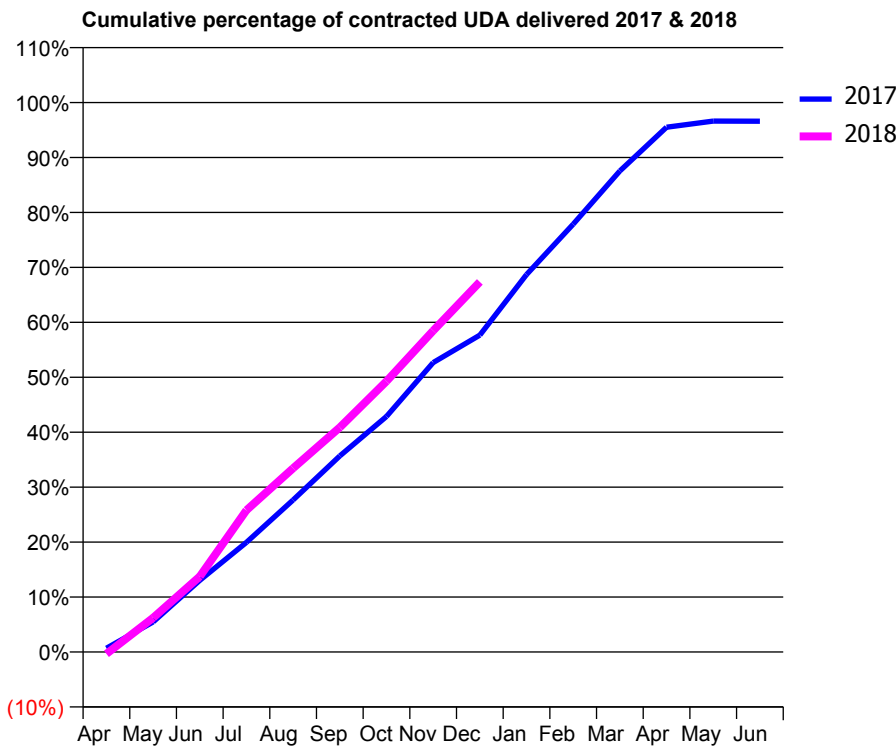
17/18 Contracted general activity (UDA)	12,034
Carry forward general activity (UDA)	410
17/18 Contracted orthodontic activity (UOA)	0
Carry forward orthodontic activity (UOA)	0
Baseline contract value	£302,898.68

### ACCESS\*

Patients seen in 24 months	Total	Change since previous quarter
Quarter ending December 2016	3,747	
Quarter ending March 2017	3,785	→
Quarter ending June 2017	4,088	↑
Quarter ending September 2017	4,191	↑
Quarter ending December 2017	4,403	↑
<b>Variance since December 2016</b>	<b>17.5%</b>	<b>↑</b>



### ACTIVITY



Month	Adjusted Scheduled Activity (UDA)	
	2017	2018
April	83	-42
May	658	749
June	1,571	1,653
July	2,402	3,104
August	3,331	4,027
September	4,295	4,918
October	5,157	5,929
November	6,338	7,037
December	6,940	8,105
January	8,267	
February	9,370	
March	10,534	
April	11,493	
May	11,626	
June	11,624	

### QUALITY

	Quantity	Base Number	Contract	AT	Region	England
% of FP17s for the same patient ID Re-attending within 3 months - Children	140	1,781	7.9%	11.1%	11.8%	12.0%
% of FP17s for the same patient ID Re-attending within 3 months - Adults	295	2,146	13.7%	14.5%	15.3%	15.9%
% of FP17s for the same patient ID Re-attending between 3 & 9 months - Children	710	1,781	39.9%	59.2%	59.1%	58.0%
% of FP17s for the same patient ID Re-attending between 3 & 9 months - Adults	721	2,146	33.6%	48.7%	51.5%	50.5%
% of FP17s for Band 1 Urgent Courses	276	3,483	7.9%	9.3%	8.0%	9.0%
% of FP17s Relating to Free Repair or Replacements	3	3,483	0.1%	0.8%	0.8%	0.8%
% of FP17s Relating to Continuations	1	3,483	0.0%	1.1%	1.1%	1.1%
% of Patients satisfied with the dentistry they have received	1	2	N/A	91.4%	91.6%	91.5%
% of Patients satisfied with the time they had to wait for an appointment	2	2	N/A	87.0%	88.3%	87.9%

\* This is based on patients treated on this contract for their most recent course of treatment. Figures in italics indicate the base number of FP17s or Patient Questionnaire responses are less than 100. N/A is shown where the base number of responses is less than 10 during the period. % is calculated as Quantity/Base number\*100

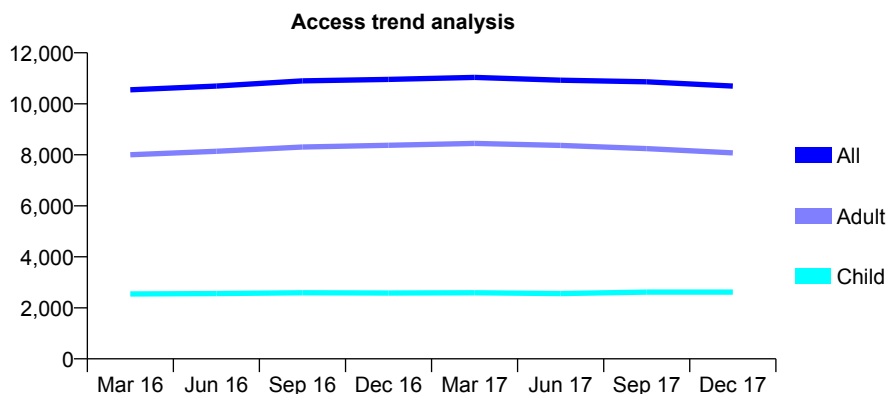
## Q56 - Vital Signs At a Glance Contract Report for 141062/0001 - December 2017

Name or company name	Taverham Dental Health Clinic Limited
Contract type name	GDS Contract
Purpose of contract	General
Contract start date	01/02/2012
Contract end date	

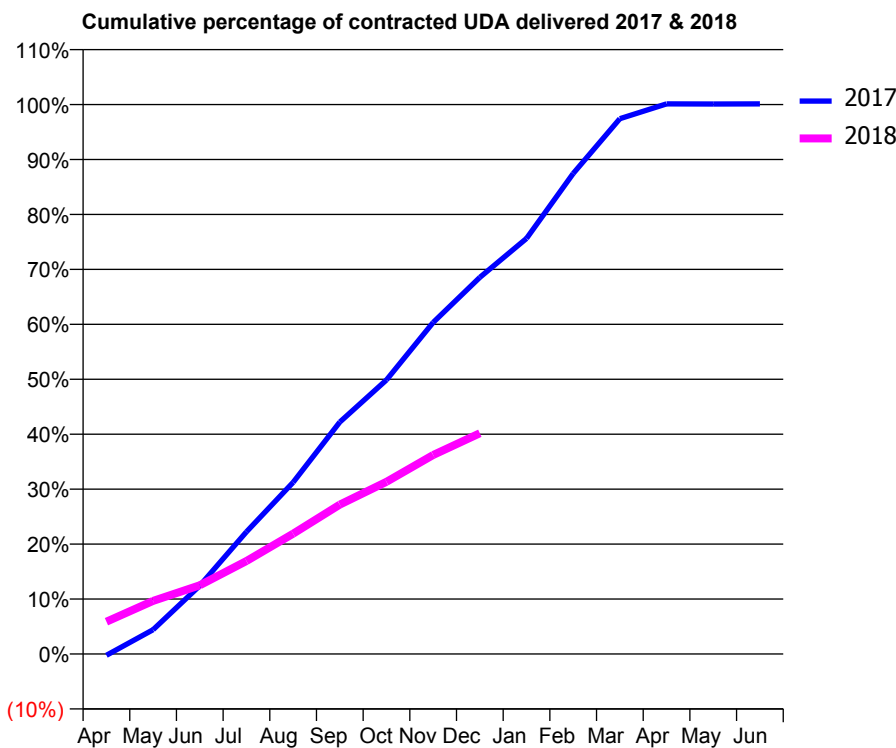
17/18 Contracted general activity (UDA)	37,140
Carry forward general activity (UDA)	-41
17/18 Contracted orthodontic activity (UOA)	0
Carry forward orthodontic activity (UOA)	0
Baseline contract value	£932,029.26

### ACCESS\*

Patients seen in 24 months	Total	Change since previous quarter
Quarter ending December 2016	10,958	
Quarter ending March 2017	11,037	→
Quarter ending June 2017	10,927	→
Quarter ending September 2017	10,861	→
Quarter ending December 2017	10,693	↓
<b>Variance since December 2016</b>	<b>(2.4%)</b>	<b>↓</b>



### ACTIVITY



Month	Adjusted Scheduled Activity (UDA)	
	2017	2018
April	-98	2,187
May	1,645	3,593
June	4,616	4,649
July	8,257	6,285
August	11,603	8,130
September	15,675	10,097
October	18,528	11,637
November	22,409	13,456
December	25,452	14,921
January	28,089	
February	32,473	
March	36,178	
April	37,178	
May	37,171	
June	37,181	

### QUALITY

	Quantity	Base Number	Contract	AT	Region	England
% of FP17s for the same patient ID Re-attending within 3 months - Children	135	2,493	5.4%	11.1%	11.8%	12.0%
% of FP17s for the same patient ID Re-attending within 3 months - Adults	507	5,127	9.9%	14.5%	15.3%	15.9%
% of FP17s for the same patient ID Re-attending between 3 & 9 months - Children	1,492	2,493	59.8%	59.2%	59.1%	58.0%
% of FP17s for the same patient ID Re-attending between 3 & 9 months - Adults	3,279	5,127	64.0%	48.7%	51.5%	50.5%
% of FP17s for Band 1 Urgent Courses	335	7,263	4.6%	9.3%	8.0%	9.0%
% of FP17s Relating to Free Repair or Replacements	31	7,263	0.4%	0.8%	0.8%	0.8%
% of FP17s Relating to Continuations	89	7,263	1.2%	1.1%	1.1%	1.1%
% of Patients satisfied with the dentistry they have received	7	8	N/A	91.4%	91.6%	91.5%
% of Patients satisfied with the time they had to wait for an appointment	6	8	N/A	87.0%	88.3%	87.9%

\* This is based on patients treated on this contract for their most recent course of treatment. Figures in italics indicate the base number of FP17s or Patient Questionnaire responses are less than 100. N/A is shown where the base number of responses is less than 10 during the period. % is calculated as Quantity/Base number\*100

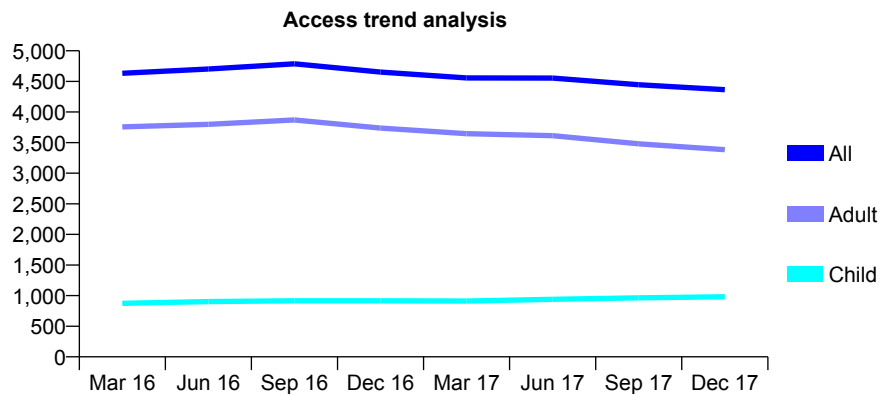
## Q56 - Vital Signs At a Glance Contract Report for 143391/0001 - December 2017

Name or company name	Dr J Sherer and Dr L Levin
Contract type name	GDS Contract
Purpose of contract	General
Contract start date	01/02/2011
Contract end date	

17/18 Contracted general activity (UDA)	9,634
Carry forward general activity (UDA)	213
17/18 Contracted orthodontic activity (UOA)	0
Carry forward orthodontic activity (UOA)	0
Baseline contract value	£265,647.57

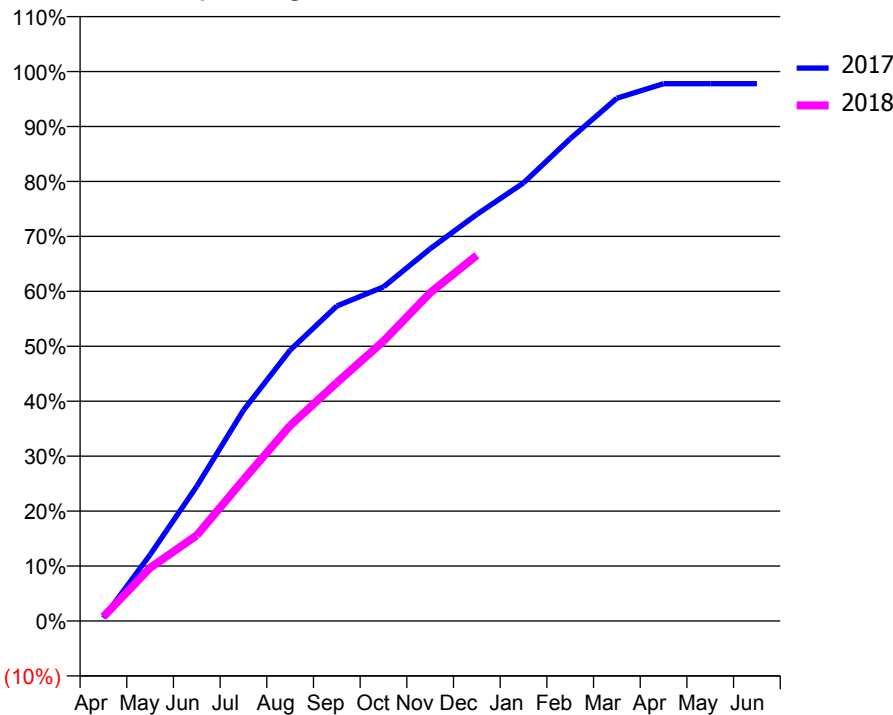
### ACCESS\*

Patients seen in 24 months	Total	Change since previous quarter
Quarter ending December 2016	4,653	
Quarter ending March 2017	4,556	↓
Quarter ending June 2017	4,554	→
Quarter ending September 2017	4,445	↓
Quarter ending December 2017	4,365	↓
<b>Variance since December 2016</b>	<b>(6.2%)</b>	<b>↓</b>



### ACTIVITY

Cumulative percentage of contracted UDA delivered 2017 & 2018



Month	Adjusted Scheduled Activity (UDA)	
	2017	2018
April	55	77
May	1,162	931
June	2,362	1,502
July	3,695	2,477
August	4,750	3,426
September	5,522	4,178
October	5,857	4,906
November	6,525	5,755
December	7,128	6,411
January	7,682	
February	8,454	
March	9,166	
April	9,421	
May	9,421	
June	9,421	

### QUALITY

	Quantity	Base Number	Contract	AT	Region	England
% of FP17s for the same patient ID Re-attending within 3 months - Children	82	1,156	7.1%	11.1%	11.8%	12.0%
% of FP17s for the same patient ID Re-attending within 3 months - Adults	346	3,017	11.5%	14.5%	15.3%	15.9%
% of FP17s for the same patient ID Re-attending between 3 & 9 months - Children	663	1,156	57.4%	59.2%	59.1%	58.0%
% of FP17s for the same patient ID Re-attending between 3 & 9 months - Adults	1,319	3,017	43.7%	48.7%	51.5%	50.5%
% of FP17s for Band 1 Urgent Courses	294	4,014	7.3%	9.3%	8.0%	9.0%
% of FP17s Relating to Free Repair or Replacements	6	4,014	0.1%	0.8%	0.8%	0.8%
% of FP17s Relating to Continuations	81	4,014	2.0%	1.1%	1.1%	1.1%
% of Patients satisfied with the dentistry they have received	8	9	N/A	91.4%	91.6%	91.5%
% of Patients satisfied with the time they had to wait for an appointment	9	9	N/A	87.0%	88.3%	87.9%

\* This is based on patients treated on this contract for their most recent course of treatment. Figures in italics indicate the base number of FP17s or Patient Questionnaire responses are less than 100. N/A is shown where the base number of responses is less than 10 during the period. % is calculated as Quantity/Base number\*100

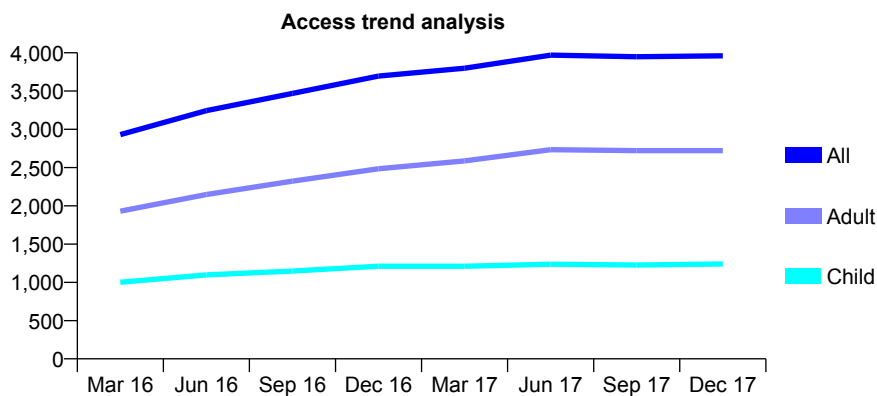
## Q56 - Vital Signs At a Glance Contract Report for 144487/0001 - December 2017

Name or company name	The Old Grammer School Dental Surgery
Contract type name	GDS Contract
Purpose of contract	General
Contract start date	01/07/2015
Contract end date	

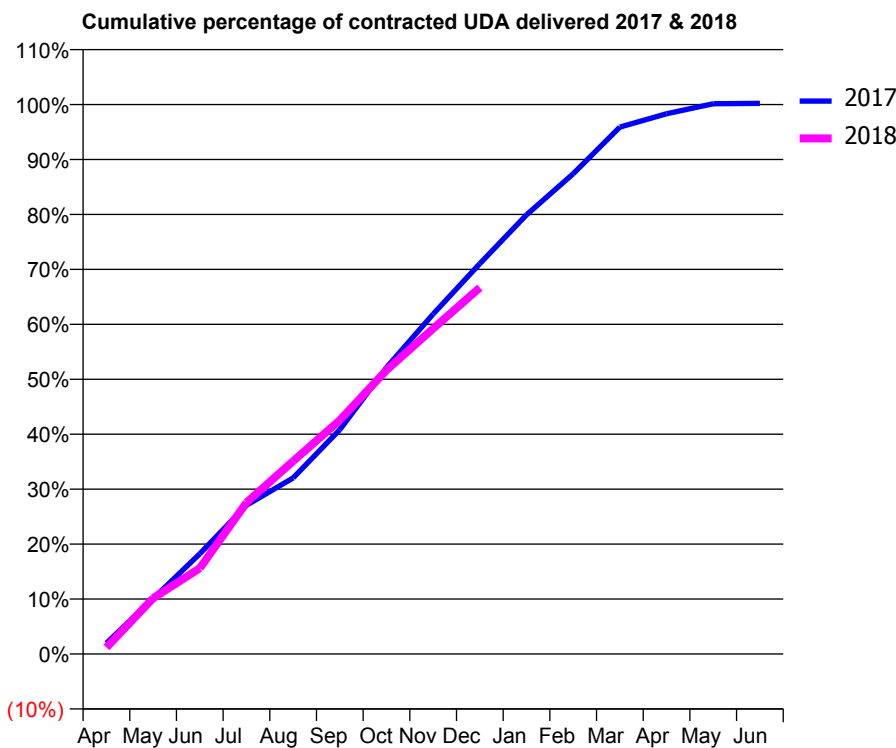
17/18 Contracted general activity (UDA)	10,000
Carry forward general activity (UDA)	-22
17/18 Contracted orthodontic activity (UOA)	0
Carry forward orthodontic activity (UOA)	0
Baseline contract value	£254,908.44

### ACCESS\*

Patients seen in 24 months	Total	Change since previous quarter
Quarter ending December 2016	3,695	
Quarter ending March 2017	3,798	↑
Quarter ending June 2017	3,969	↑
Quarter ending September 2017	3,948	→
Quarter ending December 2017	3,961	→
<b>Variance since December 2016</b>	<b>7.2%</b>	<b>↑</b>



### ACTIVITY



Month	Adjusted Scheduled Activity (UDA)	
	2017	2018
April	199	120
May	1,009	1,016
June	1,823	1,562
July	2,706	2,756
August	3,203	3,511
September	4,084	4,256
October	5,213	5,165
November	6,187	5,921
December	7,104	6,668
January	7,993	
February	8,740	
March	9,588	
April	9,832	
May	10,014	
June	10,022	

### QUALITY

	Quantity	Base Number	Contract	AT	Region	England
% of FP17s for the same patient ID Re-attending within 3 months - Children	86	1,488	5.8%	11.1%	11.8%	12.0%
% of FP17s for the same patient ID Re-attending within 3 months - Adults	489	3,122	15.7%	14.5%	15.3%	15.9%
% of FP17s for the same patient ID Re-attending between 3 & 9 months - Children	1,021	1,488	68.6%	59.2%	59.1%	58.0%
% of FP17s for the same patient ID Re-attending between 3 & 9 months - Adults	1,969	3,122	63.1%	48.7%	51.5%	50.5%
% of FP17s for Band 1 Urgent Courses	221	4,270	5.2%	9.3%	8.0%	9.0%
% of FP17s Relating to Free Repair or Replacements	48	4,270	1.1%	0.8%	0.8%	0.8%
% of FP17s Relating to Continuations	53	4,270	1.2%	1.1%	1.1%	1.1%
% of Patients satisfied with the dentistry they have received	5	6	N/A	91.4%	91.6%	91.5%
% of Patients satisfied with the time they had to wait for an appointment	5	6	N/A	87.0%	88.3%	87.9%

\* This is based on patients treated on this contract for their most recent course of treatment. Figures in italics indicate the base number of FP17s or Patient Questionnaire responses are less than 100. N/A is shown where the base number of responses is less than 10 during the period. % is calculated as Quantity/Base number\*100



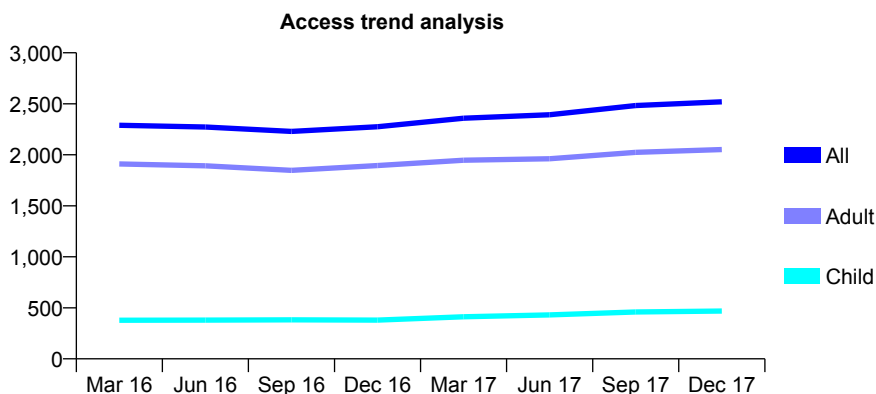
## Q56 - Vital Signs At a Glance Contract Report for 145297/0001 - December 2017

Name or company name	Mr Hatem Shahin and Miss Gabriela Pirvu
Contract type name	GDS Contract
Purpose of contract	General
Contract start date	01/04/2012
Contract end date	

17/18 Contracted general activity (UDA)	6,737
Carry forward general activity (UDA)	-37
17/18 Contracted orthodontic activity (UOA)	0
Carry forward orthodontic activity (UOA)	0
Baseline contract value	£167,758.27

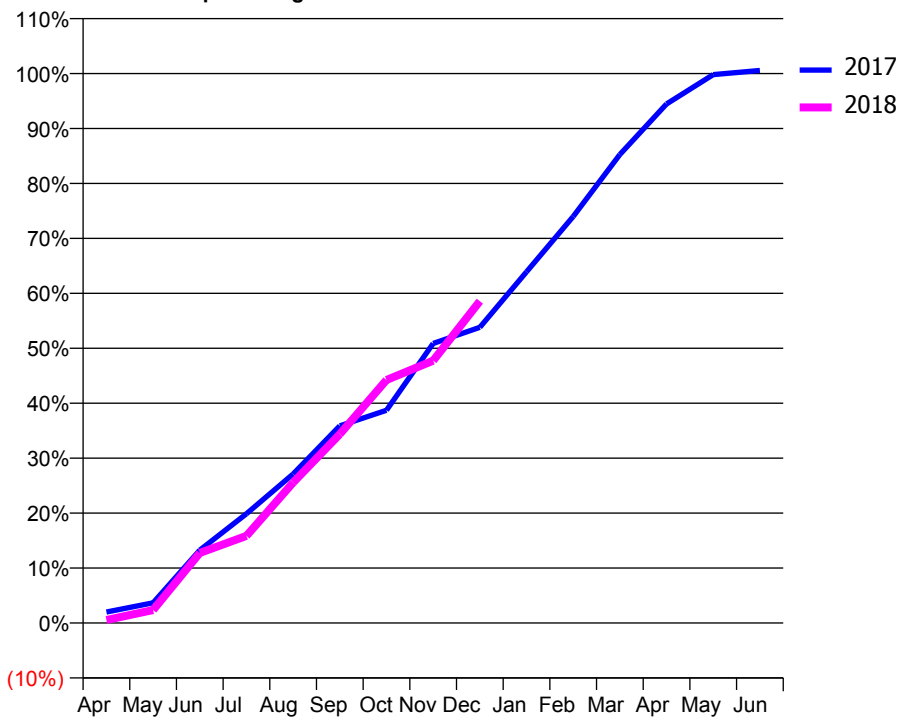
### ACCESS\*

Patients seen in 24 months	Total	Change since previous quarter
Quarter ending December 2016	2,275	
Quarter ending March 2017	2,359	↑
Quarter ending June 2017	2,393	→
Quarter ending September 2017	2,483	↑
Quarter ending December 2017	2,520	→
<b>Variance since December 2016</b>	<b>10.8%</b>	<b>↑</b>



### ACTIVITY

Cumulative percentage of contracted UDA delivered 2017 & 2018



Month	Adjusted Scheduled Activity (UDA)	
	2017	2018
April	135	37
May	247	159
June	894	859
July	1,340	1,069
August	1,827	1,722
September	2,417	2,316
October	2,609	2,979
November	3,427	3,217
December	3,625	3,946
January	4,306	
February	4,985	
March	5,744	
April	6,364	
May	6,724	
June	6,774	

### QUALITY

	Quantity	Base Number	Contract	AT	Region	England
% of FP17s for the same patient ID Re-attending within 3 months - Children	40	527	7.6%	11.1%	11.8%	12.0%
% of FP17s for the same patient ID Re-attending within 3 months - Adults	131	1,659	7.9%	14.5%	15.3%	15.9%
% of FP17s for the same patient ID Re-attending between 3 & 9 months - Children	266	527	50.5%	59.2%	59.1%	58.0%
% of FP17s for the same patient ID Re-attending between 3 & 9 months - Adults	720	1,659	43.4%	48.7%	51.5%	50.5%
% of FP17s for Band 1 Urgent Courses	86	1,742	4.9%	9.3%	8.0%	9.0%
% of FP17s Relating to Free Repair or Replacements	13	1,742	0.7%	0.8%	0.8%	0.8%
% of FP17s Relating to Continuations	2	1,742	0.1%	1.1%	1.1%	1.1%
% of Patients satisfied with the dentistry they have received	7	8	N/A	91.4%	91.6%	91.5%
% of Patients satisfied with the time they had to wait for an appointment	8	8	N/A	87.0%	88.3%	87.9%

\* This is based on patients treated on this contract for their most recent course of treatment. Figures in italics indicate the base number of FP17s or Patient Questionnaire responses are less than 100. N/A is shown where the base number of responses is less than 10 during the period. % is calculated as Quantity/Base number\*100

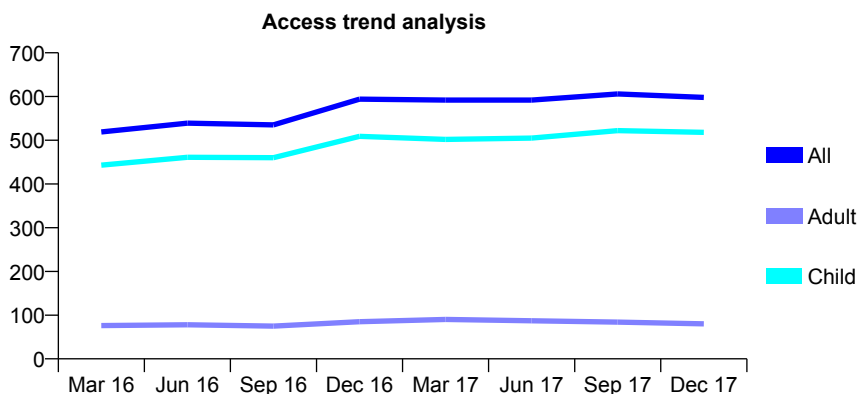
## Q56 - Vital Signs At a Glance Contract Report for 145300/0002 - December 2017

Name or company name	The Hollies Dental Practice
Contract type name	GDS Contract
Purpose of contract	General
Contract start date	01/11/2007
Contract end date	

17/18 Contracted general activity (UDA)	1,067
Carry forward general activity (UDA)	29
17/18 Contracted orthodontic activity (UOA)	0
Carry forward orthodontic activity (UOA)	0
Baseline contract value	£49,046.00

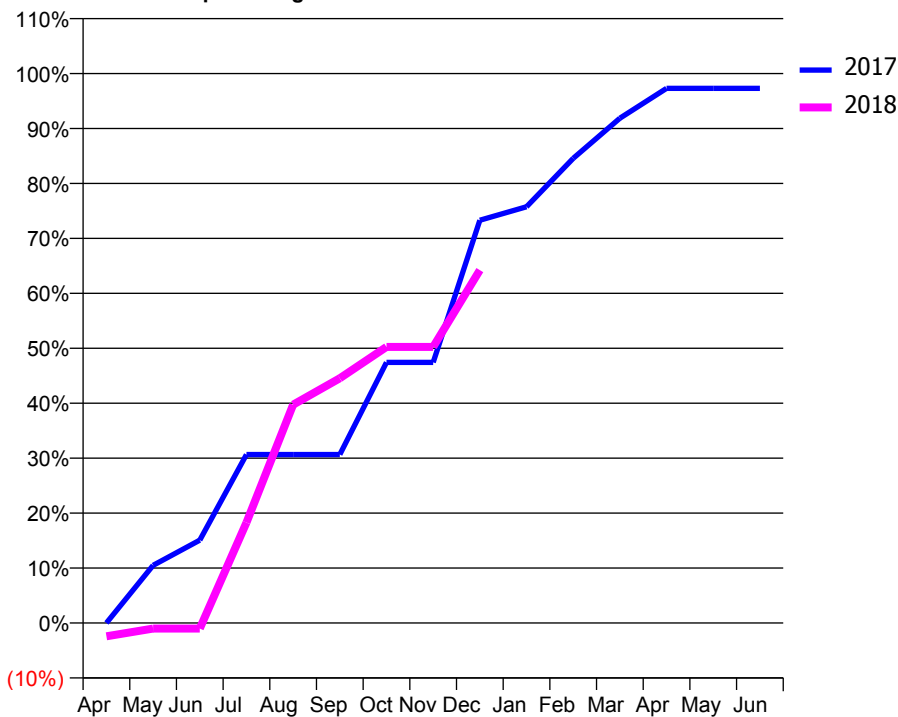
### ACCESS\*

Patients seen in 24 months	Total	Change since previous quarter
Quarter ending December 2016	594	
Quarter ending March 2017	592	→
Quarter ending June 2017	592	→
Quarter ending September 2017	606	↑
Quarter ending December 2017	598	↓
<b>Variance since December 2016</b>	<b>0.7%</b>	<b>→</b>



### ACTIVITY

Cumulative percentage of contracted UDA delivered 2017 & 2018



Month	Adjusted Scheduled Activity (UDA)	
	2017	2018
April	0	-26
May	112	-11
June	161	-11
July	327	195
August	327	424
September	327	475
October	506	536
November	506	536
December	782	685
January	808	
February	902	
March	980	
April	1,038	
May	1,038	
June	1,038	

### QUALITY

	Quantity	Base Number	Contract	AT	Region	England
% of FP17s for the same patient ID Re-attending within 3 months - Children	35	559	6.3%	11.1%	11.8%	12.0%
% of FP17s for the same patient ID Re-attending within 3 months - Adults	2	31	6.5%	14.5%	15.3%	15.9%
% of FP17s for the same patient ID Re-attending between 3 & 9 months - Children	349	559	62.4%	59.2%	59.1%	58.0%
% of FP17s for the same patient ID Re-attending between 3 & 9 months - Adults	23	31	74.2%	48.7%	51.5%	50.5%
% of FP17s for Band 1 Urgent Courses	1	548	0.2%	9.3%	8.0%	9.0%
% of FP17s Relating to Free Repair or Replacements	0	548	0.0%	0.8%	0.8%	0.8%
% of FP17s Relating to Continuations	0	548	0.0%	1.1%	1.1%	1.1%
% of Patients satisfied with the dentistry they have received	0	0	N/A	91.4%	91.6%	91.5%
% of Patients satisfied with the time they had to wait for an appointment	0	0	N/A	87.0%	88.3%	87.9%

\* This is based on patients treated on this contract for their most recent course of treatment. Figures in italics indicate the base number of FP17s or Patient Questionnaire responses are less than 100. N/A is shown where the base number of responses is less than 10 during the period. % is calculated as Quantity/Base number\*100

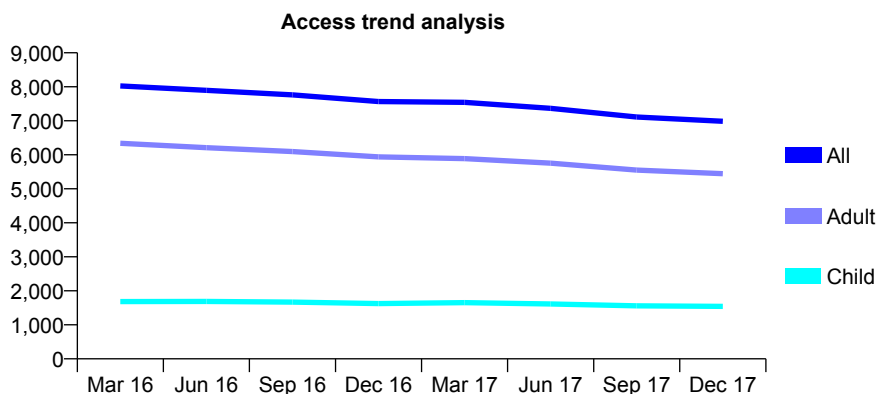
## Q56 - Vital Signs At a Glance Contract Report for 145904/0001 - December 2017

Name or company name	1A Dental Practice Limited
Contract type name	GDS Contract
Purpose of contract	General
Contract start date	01/12/2010
Contract end date	

17/18 Contracted general activity (UDA)	20,907
Carry forward general activity (UDA)	0
17/18 Contracted orthodontic activity (UOA)	0
Carry forward orthodontic activity (UOA)	0
Baseline contract value	£513,727.39

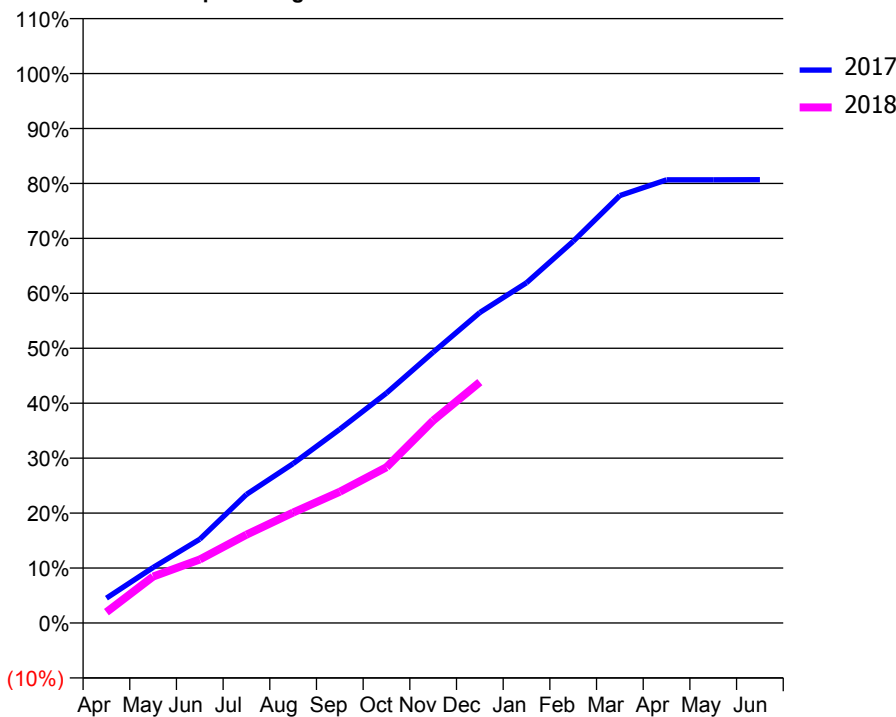
### ACCESS\*

Patients seen in 24 months	Total	Change since previous quarter
Quarter ending December 2016	7,565	
Quarter ending March 2017	7,543	→
Quarter ending June 2017	7,368	↓
Quarter ending September 2017	7,110	↓
Quarter ending December 2017	6,988	↓
<b>Variance since December 2016</b>	<b>(7.6%)</b>	↓



### ACTIVITY

Cumulative percentage of contracted UDA delivered 2017 & 2018



Month	Adjusted Scheduled Activity (UDA)	
	2017	2018
April	945	413
May	2,112	1,770
June	3,189	2,420
July	4,893	3,363
August	6,066	4,205
September	7,374	4,995
October	8,750	5,927
November	10,304	7,704
December	11,815	9,164
January	12,944	
February	14,525	
March	16,264	
April	16,864	
May	16,864	
June	16,866	

### QUALITY

	Quantity	Base Number	Contract	AT	Region	England
% of FP17s for the same patient ID Re-attending within 3 months - Children	53	1,280	4.1%	11.1%	11.8%	12.0%
% of FP17s for the same patient ID Re-attending within 3 months - Adults	389	4,021	9.7%	14.5%	15.3%	15.9%
% of FP17s for the same patient ID Re-attending between 3 & 9 months - Children	681	1,280	53.2%	59.2%	59.1%	58.0%
% of FP17s for the same patient ID Re-attending between 3 & 9 months - Adults	1,354	4,021	33.7%	48.7%	51.5%	50.5%
% of FP17s for Band 1 Urgent Courses	368	4,981	7.4%	9.3%	8.0%	9.0%
% of FP17s Relating to Free Repair or Replacements	13	4,981	0.3%	0.8%	0.8%	0.8%
% of FP17s Relating to Continuations	55	4,981	1.1%	1.1%	1.1%	1.1%
% of Patients satisfied with the dentistry they have received	2	4	N/A	91.4%	91.6%	91.5%
% of Patients satisfied with the time they had to wait for an appointment	3	4	N/A	87.0%	88.3%	87.9%

\* This is based on patients treated on this contract for their most recent course of treatment. Figures in italics indicate the base number of FP17s or Patient Questionnaire responses are less than 100. N/A is shown where the base number of responses is less than 10 during the period. % is calculated as Quantity/Base number\*100

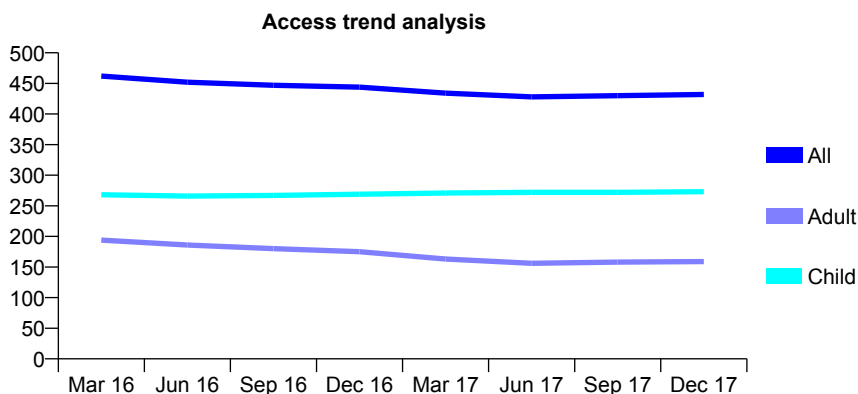
## Q56 - Vital Signs At a Glance Contract Report for 147052/0001 - December 2017

Name or company name	Matley Dental Surgery
Contract type name	GDS Contract
Purpose of contract	General
Contract start date	01/04/2009
Contract end date	

17/18 Contracted general activity (UDA)	1,000
Carry forward general activity (UDA)	0
17/18 Contracted orthodontic activity (UOA)	0
Carry forward orthodontic activity (UOA)	0
Baseline contract value	£23,729.40

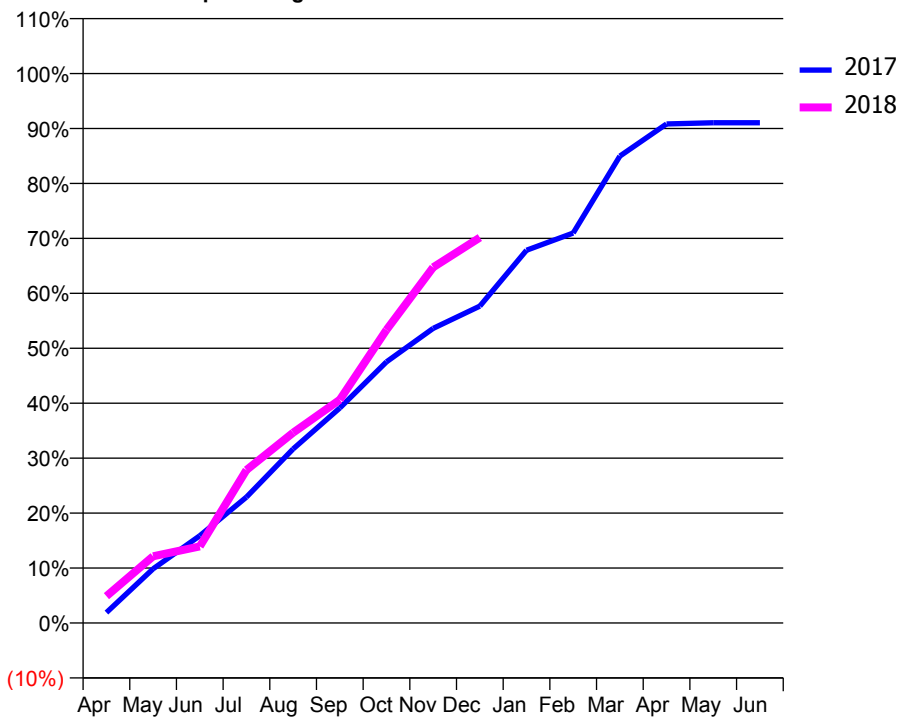
### ACCESS\*

Patients seen in 24 months	Total	Change since previous quarter
Quarter ending December 2016	444	
Quarter ending March 2017	434	↓
Quarter ending June 2017	428	↓
Quarter ending September 2017	430	→
Quarter ending December 2017	432	→
<b>Variance since December 2016</b>	<b>(2.7%)</b>	<b>↓</b>



### ACTIVITY

Cumulative percentage of contracted UDA delivered 2017 & 2018



Month	Adjusted Scheduled Activity (UDA)	
	2017	2018
April	19	49
May	99	121
June	159	139
July	229	278
August	317	346
September	391	406
October	475	533
November	536	647
December	577	701
January	678	
February	710	
March	850	
April	908	
May	910	
June	910	

### QUALITY

	Quantity	Base Number	Contract	AT	Region	England
% of FP17s for the same patient ID Re-attending within 3 months - Children	14	264	5.3%	11.1%	11.8%	12.0%
% of FP17s for the same patient ID Re-attending within 3 months - Adults	28	135	20.7%	14.5%	15.3%	15.9%
% of FP17s for the same patient ID Re-attending between 3 & 9 months - Children	136	264	51.5%	59.2%	59.1%	58.0%
% of FP17s for the same patient ID Re-attending between 3 & 9 months - Adults	56	135	41.5%	48.7%	51.5%	50.5%
% of FP17s for Band 1 Urgent Courses	2	367	0.5%	9.3%	8.0%	9.0%
% of FP17s Relating to Free Repair or Replacements	0	367	0.0%	0.8%	0.8%	0.8%
% of FP17s Relating to Continuations	13	367	3.5%	1.1%	1.1%	1.1%
% of Patients satisfied with the dentistry they have received	2	2	N/A	91.4%	91.6%	91.5%
% of Patients satisfied with the time they had to wait for an appointment	1	2	N/A	87.0%	88.3%	87.9%

\* This is based on patients treated on this contract for their most recent course of treatment. Figures in italics indicate the base number of FP17s or Patient Questionnaire responses are less than 100. N/A is shown where the base number of responses is less than 10 during the period. % is calculated as Quantity/Base number\*100

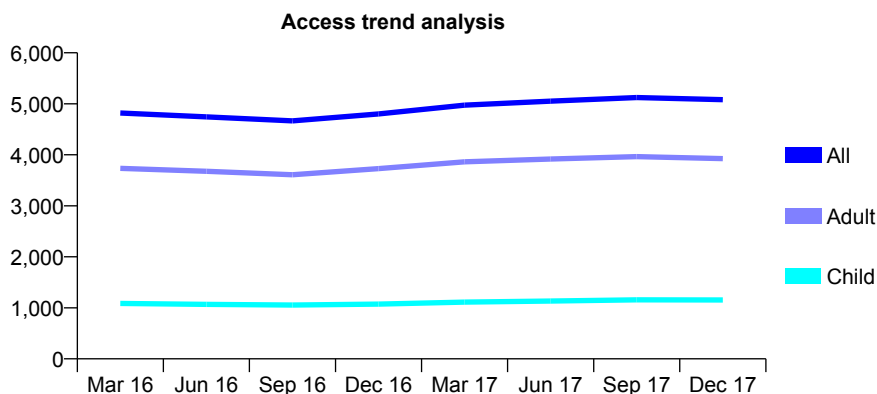
## Q56 - Vital Signs At a Glance Contract Report for 148342/0002 - December 2017

Name or company name	Brundall Practice Limited
Contract type name	GDS Contract
Purpose of contract	General
Contract start date	01/10/2012
Contract end date	

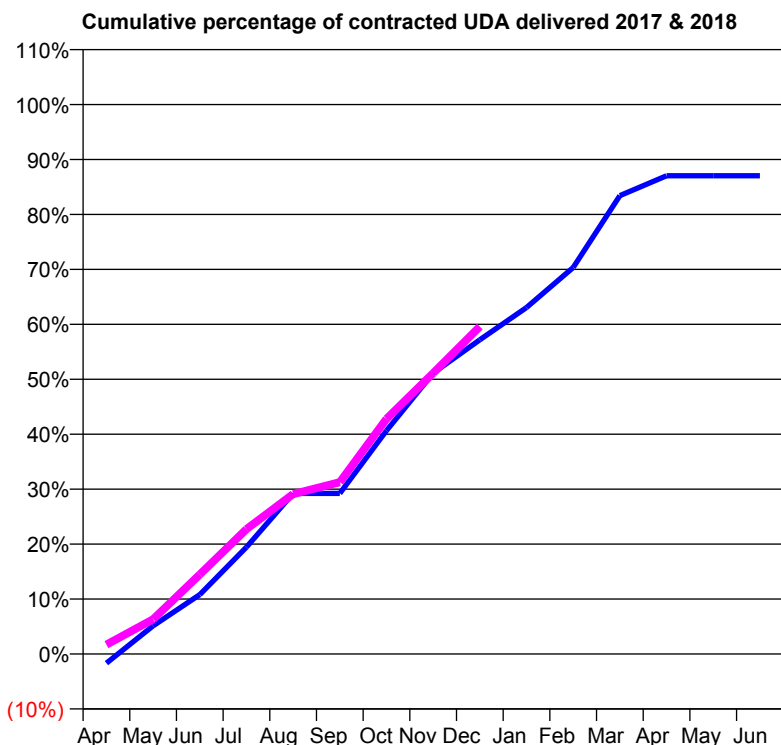
17/18 Contracted general activity (UDA)	16,024
Carry forward general activity (UDA)	0
17/18 Contracted orthodontic activity (UOA)	0
Carry forward orthodontic activity (UOA)	0
Baseline contract value	£400,806.50

### ACCESS\*

Patients seen in 24 months	Total	Change since previous quarter
Quarter ending December 2016	4,802	
Quarter ending March 2017	4,975	↑
Quarter ending June 2017	5,051	→
Quarter ending September 2017	5,122	→
Quarter ending December 2017	5,080	→
<b>Variance since December 2016</b>	<b>5.8%</b>	<b>↑</b>



### ACTIVITY



Month	Adjusted Scheduled Activity (UDA)	
	2017	2018
April	-271	276
May	824	1,015
June	1,732	2,318
July	3,116	3,640
August	4,685	4,665
September	4,685	5,011
October	6,516	6,858
November	8,193	8,190
December	9,163	9,550
January	10,104	
February	11,271	
March	13,365	
April	13,946	
May	13,946	
June	13,946	

### QUALITY

	Quantity	Base Number	Contract	AT	Region	England
% of FP17s for the same patient ID Re-attending within 3 months - Children	121	1,346	9.0%	11.1%	11.8%	12.0%
% of FP17s for the same patient ID Re-attending within 3 months - Adults	477	3,674	13.0%	14.5%	15.3%	15.9%
% of FP17s for the same patient ID Re-attending between 3 & 9 months - Children	843	1,346	62.6%	59.2%	59.1%	58.0%
% of FP17s for the same patient ID Re-attending between 3 & 9 months - Adults	1,632	3,674	44.4%	48.7%	51.5%	50.5%
% of FP17s for Band 1 Urgent Courses	355	4,784	7.4%	9.3%	8.0%	9.0%
% of FP17s Relating to Free Repair or Replacements	63	4,784	1.3%	0.8%	0.8%	0.8%
% of FP17s Relating to Continuations	87	4,784	1.8%	1.1%	1.1%	1.1%
% of Patients satisfied with the dentistry they have received	5	6	N/A	91.4%	91.6%	91.5%
% of Patients satisfied with the time they had to wait for an appointment	5	6	N/A	87.0%	88.3%	87.9%

\* This is based on patients treated on this contract for their most recent course of treatment. Figures in italics indicate the base number of FP17s or Patient Questionnaire responses are less than 100. N/A is shown where the base number of responses is less than 10 during the period. % is calculated as Quantity/Base number\*100

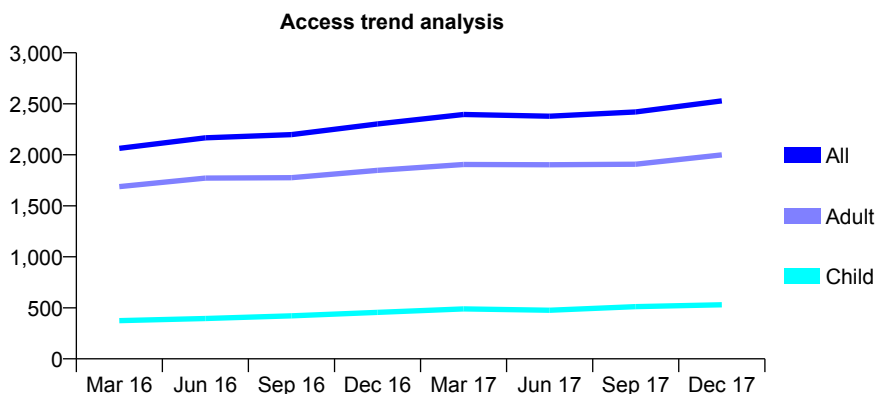
## Q56 - Vital Signs At a Glance Contract Report for 148393/0001 - December 2017

Name or company name	Mr M. Eyrumlu and Mr Azad
Contract type name	GDS Contract
Purpose of contract	General
Contract start date	01/02/2014
Contract end date	

17/18 Contracted general activity (UDA)	9,000
Carry forward general activity (UDA)	-22
17/18 Contracted orthodontic activity (UOA)	0
Carry forward orthodontic activity (UOA)	0
Baseline contract value	£266,365.80

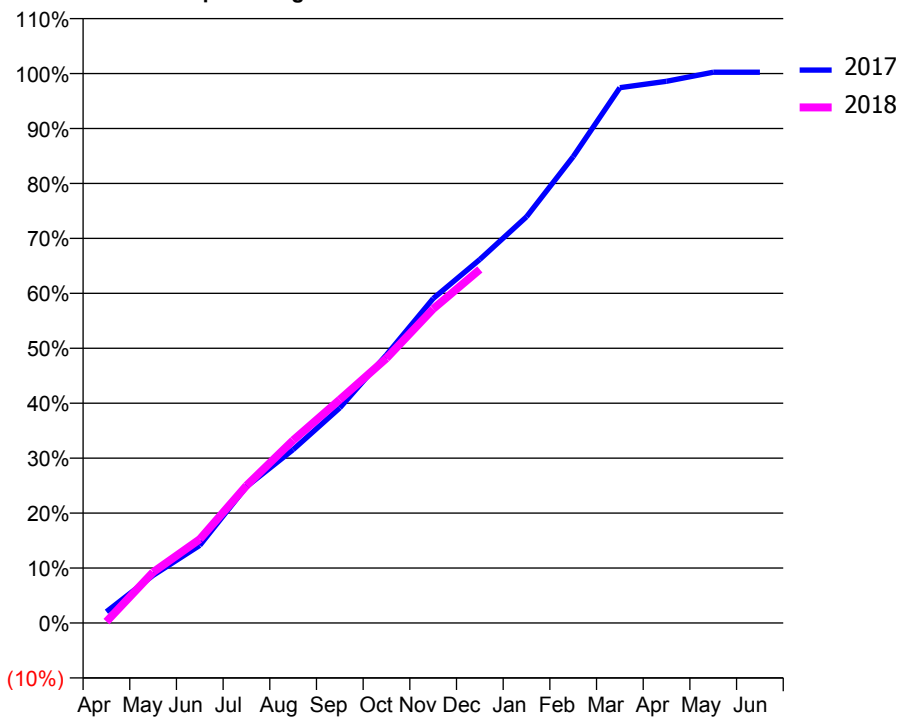
### ACCESS\*

Patients seen in 24 months	Total	Change since previous quarter
Quarter ending December 2016	2,303	
Quarter ending March 2017	2,395	↑
Quarter ending June 2017	2,378	→
Quarter ending September 2017	2,420	→
Quarter ending December 2017	2,529	↑
<b>Variance since December 2016</b>	<b>9.8%</b>	<b>↑</b>



### ACTIVITY

Cumulative percentage of contracted UDA delivered 2017 & 2018



Month	Adjusted Scheduled Activity (UDA)	
	2017	2018
April	185	22
May	781	834
June	1,273	1,372
July	2,233	2,252
August	2,840	2,992
September	3,523	3,659
October	4,393	4,336
November	5,315	5,145
December	5,954	5,791
January	6,654	
February	7,640	
March	8,767	
April	8,872	
May	9,022	
June	9,022	

### QUALITY

	Quantity	Base Number	Contract	AT	Region	England
% of FP17s for the same patient ID Re-attending within 3 months - Children	49	518	9.5%	11.1%	11.8%	12.0%
% of FP17s for the same patient ID Re-attending within 3 months - Adults	260	1,730	15.0%	14.5%	15.3%	15.9%
% of FP17s for the same patient ID Re-attending between 3 & 9 months - Children	236	518	45.6%	59.2%	59.1%	58.0%
% of FP17s for the same patient ID Re-attending between 3 & 9 months - Adults	463	1,730	26.8%	48.7%	51.5%	50.5%
% of FP17s for Band 1 Urgent Courses	276	2,204	12.5%	9.3%	8.0%	9.0%
% of FP17s Relating to Free Repair or Replacements	51	2,204	2.3%	0.8%	0.8%	0.8%
% of FP17s Relating to Continuations	63	2,204	2.9%	1.1%	1.1%	1.1%
% of Patients satisfied with the dentistry they have received	4	4	N/A	91.4%	91.6%	91.5%
% of Patients satisfied with the time they had to wait for an appointment	4	4	N/A	87.0%	88.3%	87.9%

\* This is based on patients treated on this contract for their most recent course of treatment. Figures in italics indicate the base number of FP17s or Patient Questionnaire responses are less than 100. N/A is shown where the base number of responses is less than 10 during the period. % is calculated as Quantity/Base number\*100

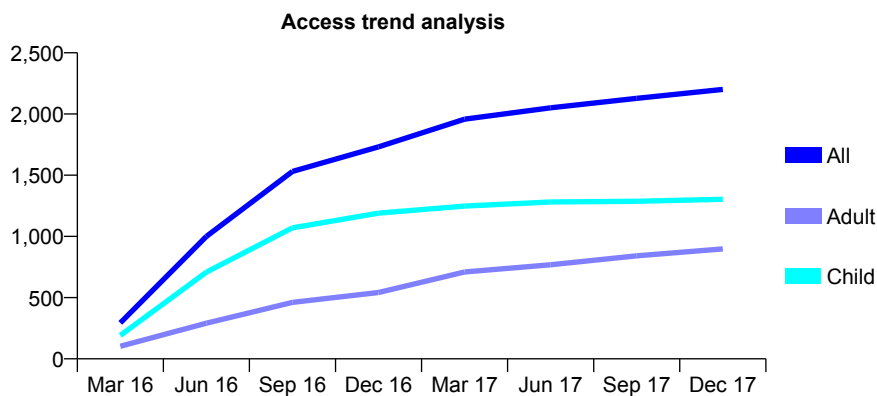
## Q56 - Vital Signs At a Glance Contract Report for 149071/0001 - December 2017

Name or company name	P.V. Humber & C. Hancock
Contract type name	GDS Contract
Purpose of contract	General
Contract start date	01/04/2015
Contract end date	

17/18 Contracted general activity (UDA)	4,694
Carry forward general activity (UDA)	-94
17/18 Contracted orthodontic activity (UOA)	0
Carry forward orthodontic activity (UOA)	0
Baseline contract value	£120,572.92

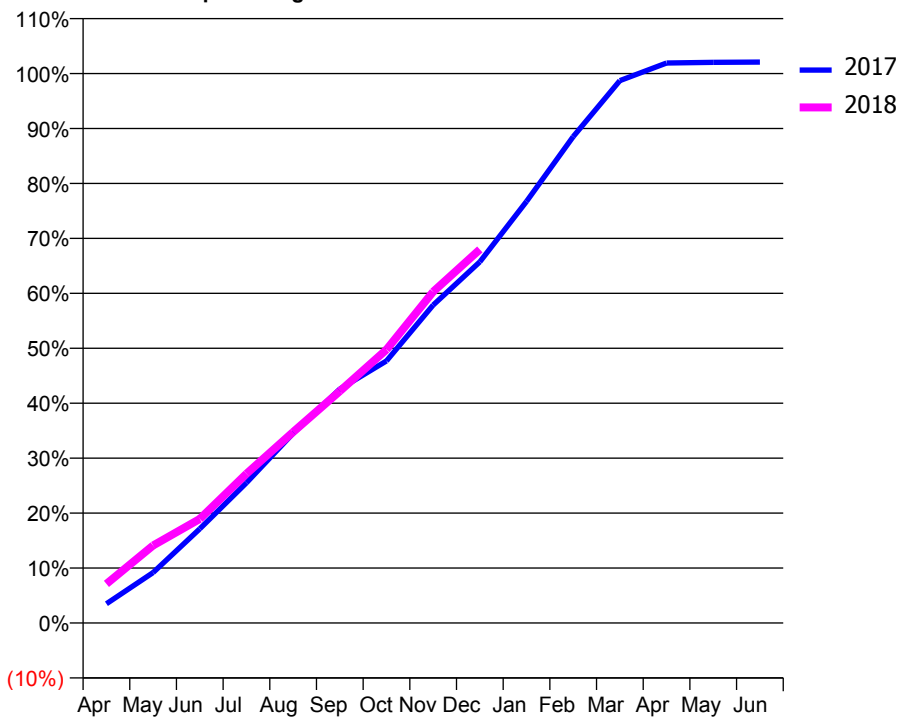
### ACCESS\*

Patients seen in 24 months	Total	Change since previous quarter
Quarter ending December 2016	1,732	
Quarter ending March 2017	1,958	↑
Quarter ending June 2017	2,051	↑
Quarter ending September 2017	2,128	↑
Quarter ending December 2017	2,201	↑
<b>Variance since December 2016</b>	<b>27.1%</b>	<b>↑</b>



### ACTIVITY

**Cumulative percentage of contracted UDA delivered 2017 & 2018**



Month	Adjusted Scheduled Activity (UDA)	
	2017	2018
April	165	334
May	431	663
June	805	890
July	1,198	1,275
August	1,620	1,632
September	1,999	1,980
October	2,238	2,335
November	2,716	2,831
December	3,085	3,191
January	3,601	
February	4,155	
March	4,633	
April	4,784	
May	4,790	
June	4,792	

### QUALITY

	Quantity	Base Number	Contract	AT	Region	England
% of FP17s for the same patient ID Re-attending within 3 months - Children	78	1,511	5.2%	11.1%	11.8%	12.0%
% of FP17s for the same patient ID Re-attending within 3 months - Adults	71	673	10.5%	14.5%	15.3%	15.9%
% of FP17s for the same patient ID Re-attending between 3 & 9 months - Children	1,022	1,511	67.6%	59.2%	59.1%	58.0%
% of FP17s for the same patient ID Re-attending between 3 & 9 months - Adults	361	673	53.6%	48.7%	51.5%	50.5%
% of FP17s for Band 1 Urgent Courses	75	2,061	3.6%	9.3%	8.0%	9.0%
% of FP17s Relating to Free Repair or Replacements	0	2,061	0.0%	0.8%	0.8%	0.8%
% of FP17s Relating to Continuations	1	2,061	0.0%	1.1%	1.1%	1.1%
% of Patients satisfied with the dentistry they have received	4	4	N/A	91.4%	91.6%	91.5%
% of Patients satisfied with the time they had to wait for an appointment	4	4	N/A	87.0%	88.3%	87.9%

\* This is based on patients treated on this contract for their most recent course of treatment. Figures in italics indicate the base number of FP17s or Patient Questionnaire responses are less than 100. N/A is shown where the base number of responses is less than 10 during the period. % is calculated as Quantity/Base number\*100



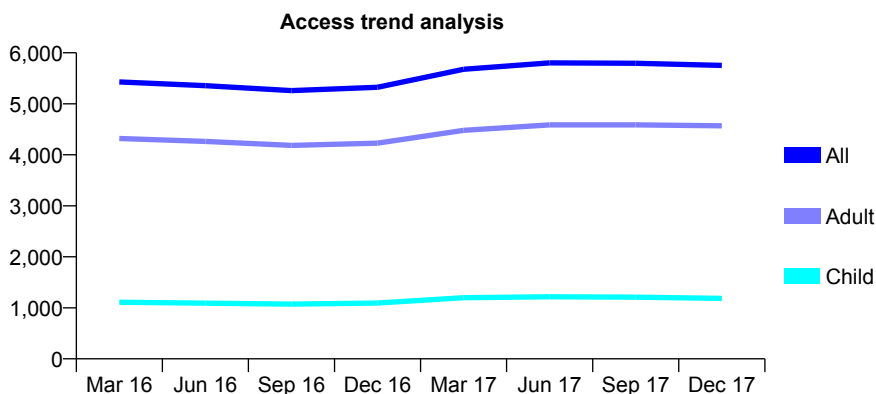
## Q56 - Vital Signs At a Glance Contract Report for 149462/0001 - December 2017

Name or company name	A H Trueman Ltd
Contract type name	GDS Contract
Purpose of contract	General
Contract start date	01/04/2008
Contract end date	

17/18 Contracted general activity (UDA)	16,262
Carry forward general activity (UDA)	0
17/18 Contracted orthodontic activity (UOA)	0
Carry forward orthodontic activity (UOA)	0
Baseline contract value	£418,670.31

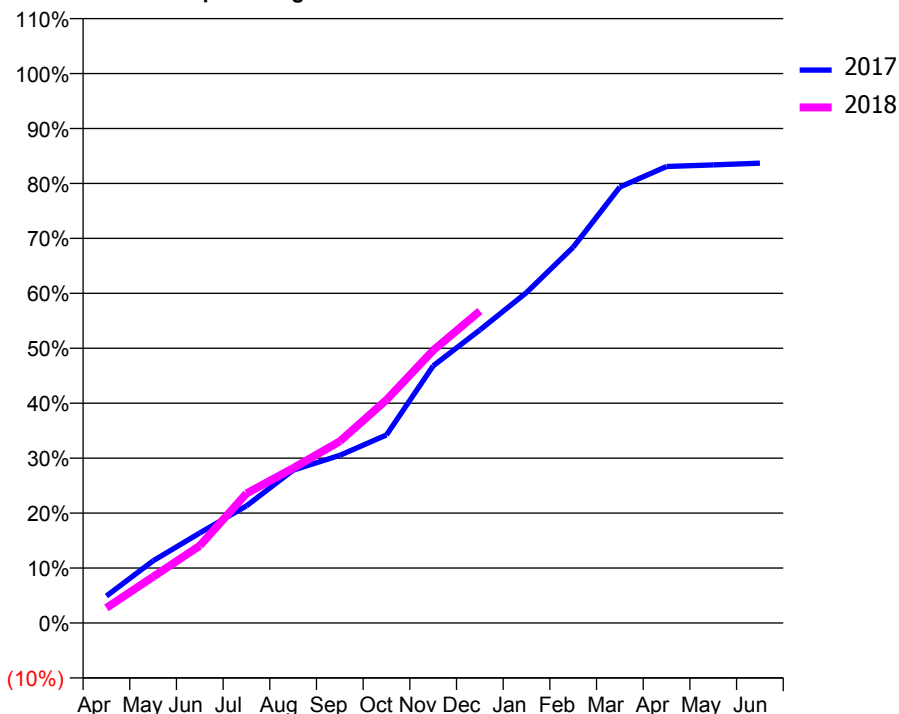
### ACCESS\*

Patients seen in 24 months	Total	Change since previous quarter
Quarter ending December 2016	5,323	
Quarter ending March 2017	5,678	↑
Quarter ending June 2017	5,802	↑
Quarter ending September 2017	5,796	→
Quarter ending December 2017	5,754	→
<b>Variance since December 2016</b>	<b>8.1%</b>	<b>↑</b>



### ACTIVITY

Cumulative percentage of contracted UDA delivered 2017 & 2018



Month	Adjusted Scheduled Activity (UDA)	
	2017	2018
April	820	448
May	1,886	1,369
June	2,729	2,288
July	3,550	3,833
August	4,632	4,583
September	5,084	5,376
October	5,701	6,605
November	7,795	8,068
December	8,880	9,231
January	10,015	
February	11,392	
March	13,213	
April	13,839	
May	13,885	
June	13,939	

### QUALITY

	Quantity	Base Number	Contract	AT	Region	England
% of FP17s for the same patient ID Re-attending within 3 months - Children	35	1,198	2.9%	11.1%	11.8%	12.0%
% of FP17s for the same patient ID Re-attending within 3 months - Adults	303	3,705	8.2%	14.5%	15.3%	15.9%
% of FP17s for the same patient ID Re-attending between 3 & 9 months - Children	712	1,198	59.4%	59.2%	59.1%	58.0%
% of FP17s for the same patient ID Re-attending between 3 & 9 months - Adults	1,484	3,705	40.1%	48.7%	51.5%	50.5%
% of FP17s for Band 1 Urgent Courses	69	4,514	1.5%	9.3%	8.0%	9.0%
% of FP17s Relating to Free Repair or Replacements	8	4,514	0.2%	0.8%	0.8%	0.8%
% of FP17s Relating to Continuations	87	4,514	1.9%	1.1%	1.1%	1.1%
% of Patients satisfied with the dentistry they have received	1	1	N/A	91.4%	91.6%	91.5%
% of Patients satisfied with the time they had to wait for an appointment	0	1	N/A	87.0%	88.3%	87.9%

\* This is based on patients treated on this contract for their most recent course of treatment. Figures in italics indicate the base number of FP17s or Patient Questionnaire responses are less than 100. N/A is shown where the base number of responses is less than 10 during the period. % is calculated as Quantity/Base number\*100

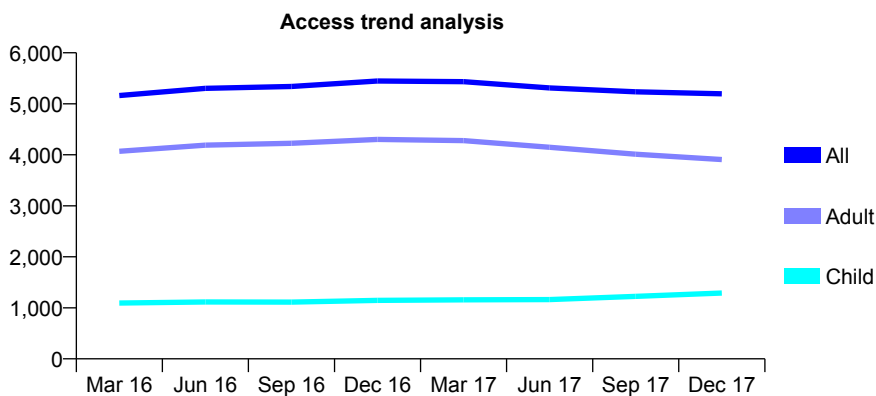
## Q56 - Vital Signs At a Glance Contract Report for 151270/0001 - December 2017

Name or company name	Station View Dental Practice
Contract type name	GDS Contract
Purpose of contract	General
Contract start date	01/10/2010
Contract end date	

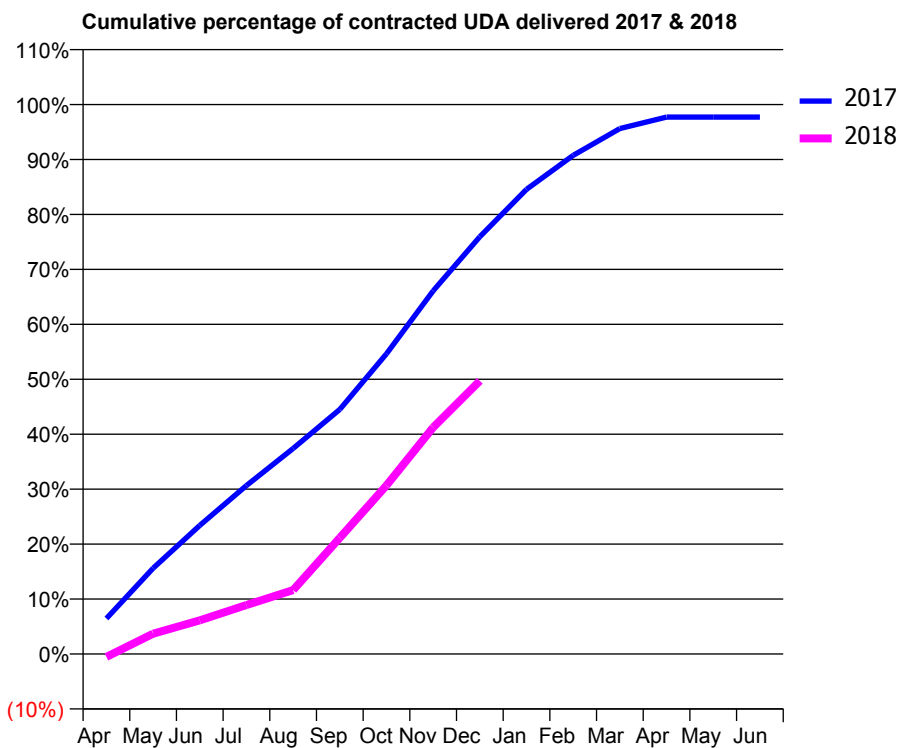
17/18 Contracted general activity (UDA)	14,315
Carry forward general activity (UDA)	328
17/18 Contracted orthodontic activity (UOA)	0
Carry forward orthodontic activity (UOA)	0
Baseline contract value	£336,700.44

### ACCESS\*

Patients seen in 24 months	Total	Change since previous quarter
Quarter ending December 2016	5,448	
Quarter ending March 2017	5,434	→
Quarter ending June 2017	5,310	↓
Quarter ending September 2017	5,236	↓
Quarter ending December 2017	5,197	→
<b>Variance since December 2016</b>	<b>(4.6%)</b>	<b>↓</b>



### ACTIVITY



Month	Adjusted Scheduled Activity (UDA)	
	2017	2018
April	925	-78
May	2,237	530
June	3,351	878
July	4,388	1,278
August	5,356	1,667
September	6,373	3,028
October	7,822	4,392
November	9,460	5,905
December	10,873	7,115
January	12,105	
February	12,992	
March	13,689	
April	13,987	
May	13,986	
June	13,987	

### QUALITY

	Quantity	Base Number	Contract	AT	Region	England
% of FP17s for the same patient ID Re-attending within 3 months - Children	54	1,413	3.8%	11.1%	11.8%	12.0%
% of FP17s for the same patient ID Re-attending within 3 months - Adults	290	2,872	10.1%	14.5%	15.3%	15.9%
% of FP17s for the same patient ID Re-attending between 3 & 9 months - Children	634	1,413	44.9%	59.2%	59.1%	58.0%
% of FP17s for the same patient ID Re-attending between 3 & 9 months - Adults	1,091	2,872	38.0%	48.7%	51.5%	50.5%
% of FP17s for Band 1 Urgent Courses	244	4,099	6.0%	9.3%	8.0%	9.0%
% of FP17s Relating to Free Repair or Replacements	16	4,099	0.4%	0.8%	0.8%	0.8%
% of FP17s Relating to Continuations	69	4,099	1.7%	1.1%	1.1%	1.1%
% of Patients satisfied with the dentistry they have received	7	7	N/A	91.4%	91.6%	91.5%
% of Patients satisfied with the time they had to wait for an appointment	7	7	N/A	87.0%	88.3%	87.9%

\* This is based on patients treated on this contract for their most recent course of treatment. Figures in italics indicate the base number of FP17s or Patient Questionnaire responses are less than 100. N/A is shown where the base number of responses is less than 10 during the period. % is calculated as Quantity/Base number\*100

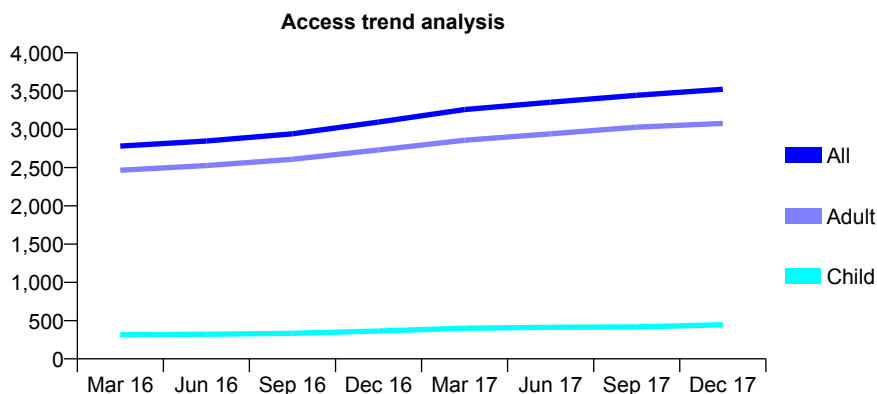
## Q56 - Vital Signs At a Glance Contract Report for 153990/0001 - December 2017

Name or company name	Hunstanton Dental Practice
Contract type name	GDS Contract
Purpose of contract	General
Contract start date	31/10/2014
Contract end date	

17/18 Contracted general activity (UDA)	10,400
Carry forward general activity (UDA)	-21
17/18 Contracted orthodontic activity (UOA)	0
Carry forward orthodontic activity (UOA)	0
Baseline contract value	£302,924.78

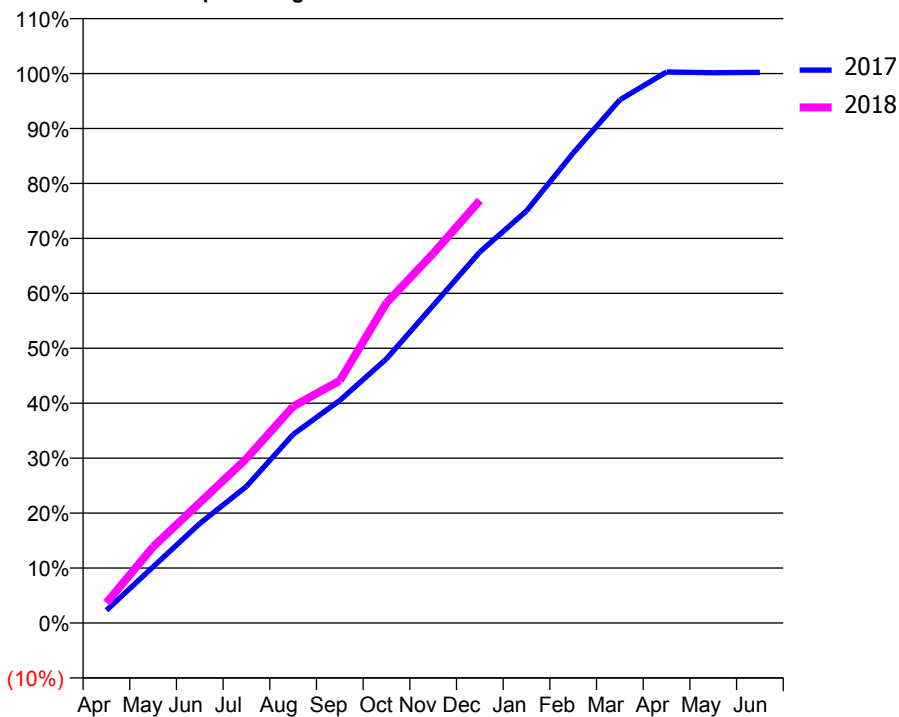
### ACCESS\*

Patients seen in 24 months	Total	Change since previous quarter
Quarter ending December 2016	3,095	
Quarter ending March 2017	3,258	↑
Quarter ending June 2017	3,354	↑
Quarter ending September 2017	3,445	↑
Quarter ending December 2017	3,523	↑
<b>Variance since December 2016</b>	<b>13.8%</b>	<b>↑</b>



### ACTIVITY

**Cumulative percentage of contracted UDA delivered 2017 & 2018**



Month	Adjusted Scheduled Activity (UDA)	
	2017	2018
April	240	381
May	1,064	1,442
June	1,883	2,278
July	2,586	3,113
August	3,569	4,100
September	4,214	4,587
October	5,000	6,061
November	6,009	6,995
December	7,021	7,998
January	7,800	
February	8,895	
March	9,902	
April	10,429	
May	10,415	
June	10,421	

### QUALITY

	Quantity	Base Number	Contract	AT	Region	England
% of FP17s for the same patient ID Re-attending within 3 months - Children	41	539	7.6%	11.1%	11.8%	12.0%
% of FP17s for the same patient ID Re-attending within 3 months - Adults	347	3,526	9.8%	14.5%	15.3%	15.9%
% of FP17s for the same patient ID Re-attending between 3 & 9 months - Children	315	539	58.4%	59.2%	59.1%	58.0%
% of FP17s for the same patient ID Re-attending between 3 & 9 months - Adults	1,961	3,526	55.6%	48.7%	51.5%	50.5%
% of FP17s for Band 1 Urgent Courses	112	3,850	2.9%	9.3%	8.0%	9.0%
% of FP17s Relating to Free Repair or Replacements	5	3,850	0.1%	0.8%	0.8%	0.8%
% of FP17s Relating to Continuations	28	3,850	0.7%	1.1%	1.1%	1.1%
% of Patients satisfied with the dentistry they have received	8	8	N/A	91.4%	91.6%	91.5%
% of Patients satisfied with the time they had to wait for an appointment	8	8	N/A	87.0%	88.3%	87.9%

\* This is based on patients treated on this contract for their most recent course of treatment. Figures in italics indicate the base number of FP17s or Patient Questionnaire responses are less than 100. N/A is shown where the base number of responses is less than 10 during the period. % is calculated as Quantity/Base number\*100

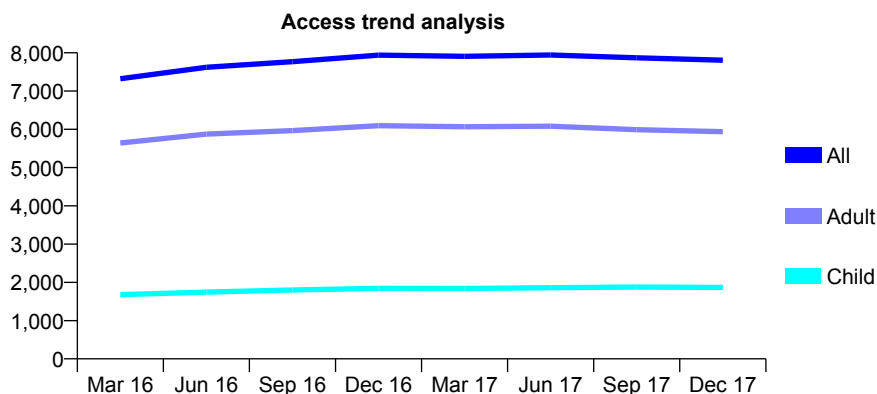
## Q56 - Vital Signs At a Glance Contract Report for 154180/0001 - December 2017

Name or company name	Mr Abdel R Achour & Ms Stacey Gore
Contract type name	GDS Contract
Purpose of contract	General
Contract start date	01/03/2014
Contract end date	

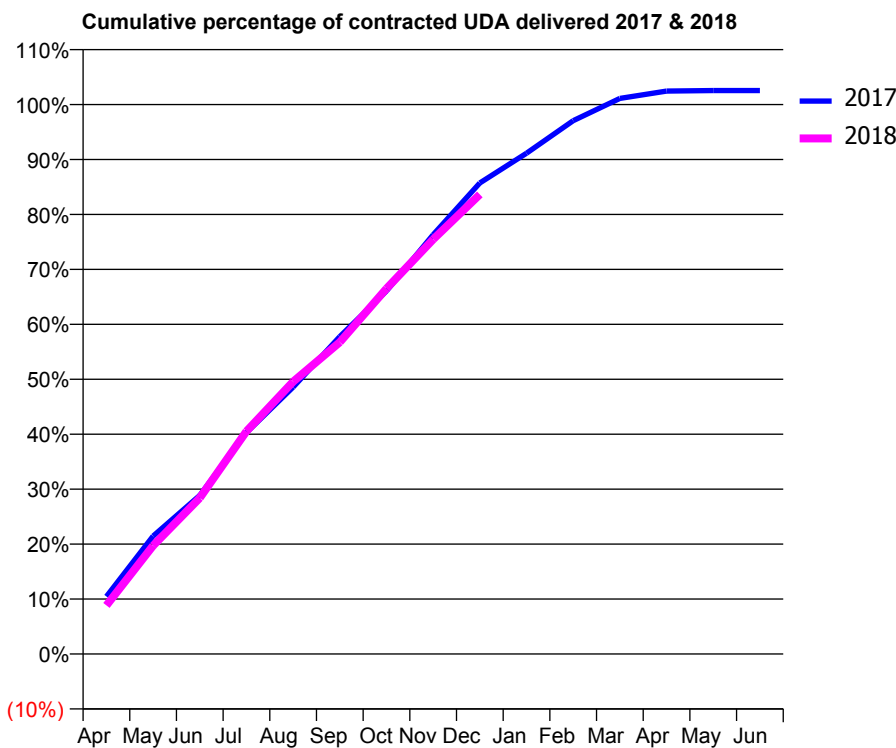
17/18 Contracted general activity (UDA)	19,213
Carry forward general activity (UDA)	-384
17/18 Contracted orthodontic activity (UOA)	0
Carry forward orthodontic activity (UOA)	0
Baseline contract value	£470,545.62

### ACCESS\*

Patients seen in 24 months	Total	Change since previous quarter
Quarter ending December 2016	7,939	
Quarter ending March 2017	7,907	→
Quarter ending June 2017	7,941	→
Quarter ending September 2017	7,869	→
Quarter ending December 2017	7,806	→
<b>Variance since December 2016</b>	<b>(1.7%)</b>	<b>↓</b>



### ACTIVITY



Month	Adjusted Scheduled Activity (UDA)	
	2017	2018
April	2,010	1,698
May	4,123	3,790
June	5,545	5,458
July	7,744	7,787
August	9,334	9,522
September	11,100	10,904
October	12,692	12,777
November	14,663	14,498
December	16,468	16,070
January	17,511	
February	18,645	
March	19,424	
April	19,681	
May	19,700	
June	19,700	

### QUALITY

	Quantity	Base Number	Contract	AT	Region	England
% of FP17s for the same patient ID Re-attending within 3 months - Children	136	2,304	5.9%	11.1%	11.8%	12.0%
% of FP17s for the same patient ID Re-attending within 3 months - Adults	534	5,453	9.8%	14.5%	15.3%	15.9%
% of FP17s for the same patient ID Re-attending between 3 & 9 months - Children	1,584	2,304	68.8%	59.2%	59.1%	58.0%
% of FP17s for the same patient ID Re-attending between 3 & 9 months - Adults	1,840	5,453	33.7%	48.7%	51.5%	50.5%
% of FP17s for Band 1 Urgent Courses	447	7,592	5.9%	9.3%	8.0%	9.0%
% of FP17s Relating to Free Repair or Replacements	47	7,592	0.6%	0.8%	0.8%	0.8%
% of FP17s Relating to Continuations	48	7,592	0.6%	1.1%	1.1%	1.1%
% of Patients satisfied with the dentistry they have received	7	8	N/A	91.4%	91.6%	91.5%
% of Patients satisfied with the time they had to wait for an appointment	8	8	N/A	87.0%	88.3%	87.9%

\* This is based on patients treated on this contract for their most recent course of treatment. Figures in italics indicate the base number of FP17s or Patient Questionnaire responses are less than 100. N/A is shown where the base number of responses is less than 10 during the period. % is calculated as Quantity/Base number\*100

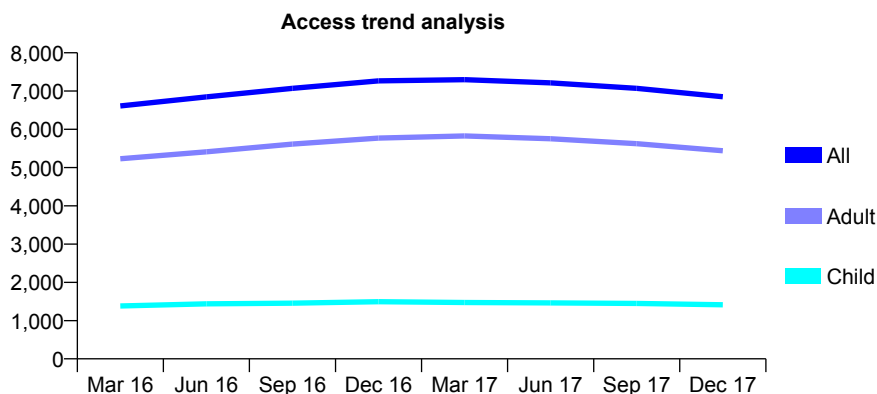
## Q56 - Vital Signs At a Glance Contract Report for 155748/0001 - December 2017

Name or company name	Woodview Dental Health Dental Practice P
Contract type name	GDS Contract
Purpose of contract	General
Contract start date	01/04/2014
Contract end date	

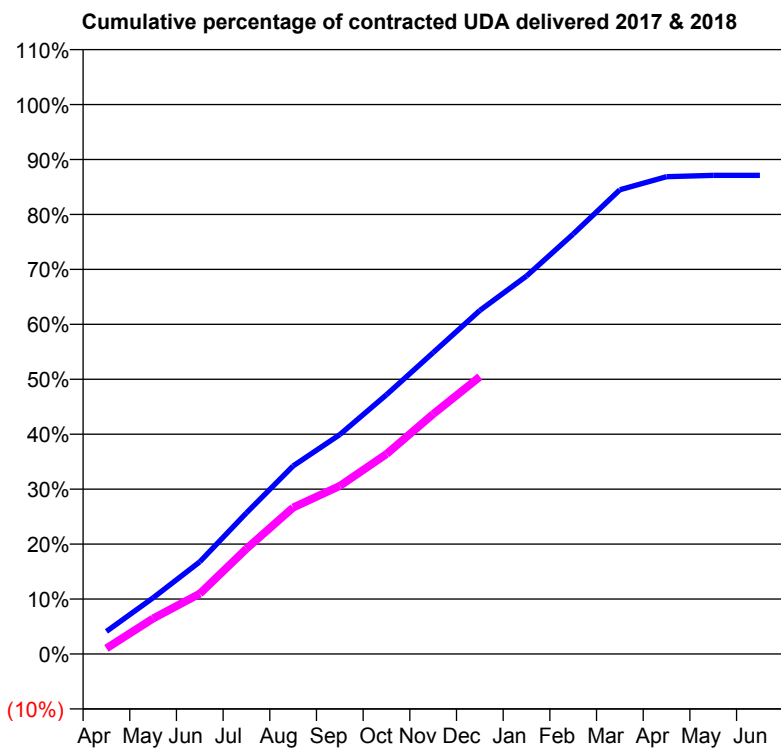
17/18 Contracted general activity (UDA)	24,407
Carry forward general activity (UDA)	0
17/18 Contracted orthodontic activity (UOA)	0
Carry forward orthodontic activity (UOA)	0
Baseline contract value	£643,951.19

### ACCESS\*

Patients seen in 24 months	Total	Change since previous quarter
Quarter ending December 2016	7,265	
Quarter ending March 2017	7,299	→
Quarter ending June 2017	7,214	↓
Quarter ending September 2017	7,072	↓
Quarter ending December 2017	6,851	↓
<b>Variance since December 2016</b>	<b>(5.7%)</b>	<b>↓</b>



### ACTIVITY



Month	Adjusted Scheduled Activity (UDA)	
	2017	2018
April	1,007	250
May	2,495	1,581
June	4,096	2,678
July	6,266	4,679
August	8,354	6,504
September	9,745	7,466
October	11,518	8,884
November	13,388	10,657
December	15,262	12,314
January	16,787	
February	18,654	
March	20,622	
April	21,202	
May	21,260	
June	21,259	

### QUALITY

	Quantity	Base Number	Contract	AT	Region	England
% of FP17s for the same patient ID Re-attending within 3 months - Children	71	1,342	5.3%	11.1%	11.8%	12.0%
% of FP17s for the same patient ID Re-attending within 3 months - Adults	504	4,806	10.5%	14.5%	15.3%	15.9%
% of FP17s for the same patient ID Re-attending between 3 & 9 months - Children	844	1,342	62.9%	59.2%	59.1%	58.0%
% of FP17s for the same patient ID Re-attending between 3 & 9 months - Adults	2,796	4,806	58.2%	48.7%	51.5%	50.5%
% of FP17s for Band 1 Urgent Courses	319	5,898	5.4%	9.3%	8.0%	9.0%
% of FP17s Relating to Free Repair or Replacements	16	5,898	0.3%	0.8%	0.8%	0.8%
% of FP17s Relating to Continuations	62	5,898	1.1%	1.1%	1.1%	1.1%
% of Patients satisfied with the dentistry they have received	4	6	N/A	91.4%	91.6%	91.5%
% of Patients satisfied with the time they had to wait for an appointment	6	6	N/A	87.0%	88.3%	87.9%

\* This is based on patients treated on this contract for their most recent course of treatment. Figures in italics indicate the base number of FP17s or Patient Questionnaire responses are less than 100. N/A is shown where the base number of responses is less than 10 during the period. % is calculated as Quantity/Base number\*100

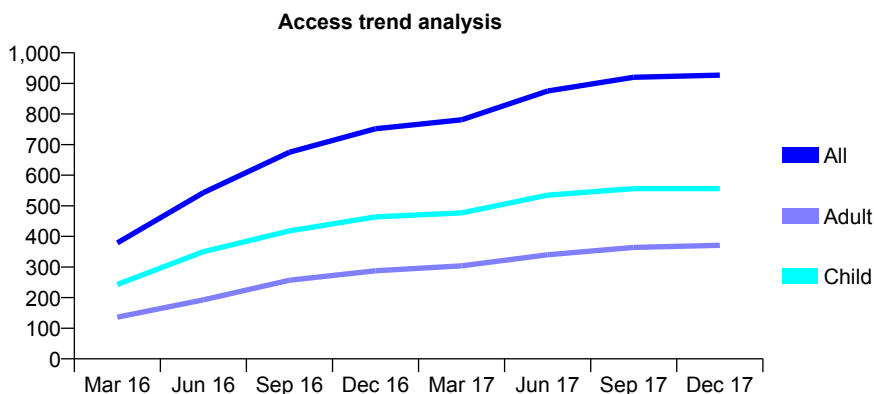
## Q56 - Vital Signs At a Glance Contract Report for 157635/0001 - December 2017

Name or company name	Friars Street Dental Ltd
Contract type name	GDS Contract
Purpose of contract	General and Orthodontic
Contract start date	01/11/2015
Contract end date	

17/18 Contracted general activity (UDA)	2,500
Carry forward general activity (UDA)	0
17/18 Contracted orthodontic activity (UOA)	2,022
Carry forward orthodontic activity (UOA)	-40
Baseline contract value	£186,107.00

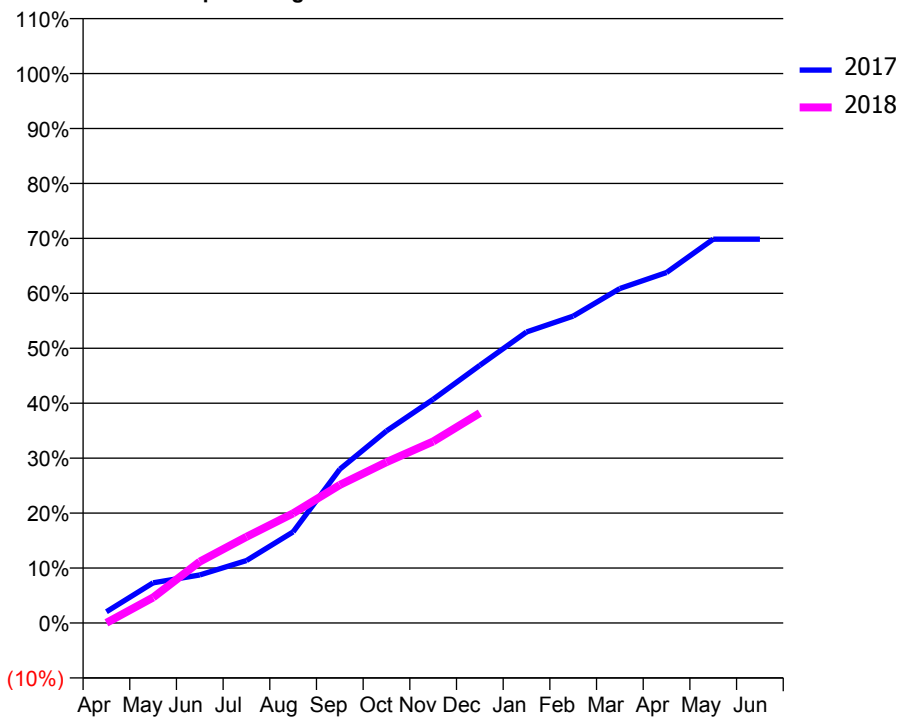
### ACCESS\*

Patients seen in 24 months	Total	Change since previous quarter
Quarter ending December 2016	752	
Quarter ending March 2017	781	↑
Quarter ending June 2017	875	↑
Quarter ending September 2017	920	↑
Quarter ending December 2017	927	→
<b>Variance since December 2016</b>	<b>23.3%</b>	<b>↑</b>



### ACTIVITY

**Cumulative percentage of contracted UDA delivered 2017 & 2018**



Month	Adjusted Scheduled Activity (UDA)	
	2017	2018
April	51	1
May	183	116
June	219	279
July	284	392
August	415	499
September	700	628
October	874	732
November	1,018	826
December	1,172	955
January	1,324	
February	1,396	
March	1,522	
April	1,594	
May	1,747	
June	1,747	

### QUALITY

	Quantity	Base Number	Contract	AT	Region	England
% of FP17s for the same patient ID Re-attending within 3 months - Children	46	765	6.0%	11.1%	11.8%	12.0%
% of FP17s for the same patient ID Re-attending within 3 months - Adults	25	262	9.5%	14.5%	15.3%	15.9%
% of FP17s for the same patient ID Re-attending between 3 & 9 months - Children	369	765	48.2%	59.2%	59.1%	58.0%
% of FP17s for the same patient ID Re-attending between 3 & 9 months - Adults	145	262	55.3%	48.7%	51.5%	50.5%
% of FP17s for Band 1 Urgent Courses	20	680	2.9%	9.3%	8.0%	9.0%
% of FP17s Relating to Free Repair or Replacements	1	680	0.1%	0.8%	0.8%	0.8%
% of FP17s Relating to Continuations	0	680	0.0%	1.1%	1.1%	1.1%
% of Patients satisfied with the dentistry they have received	0	0	N/A	91.4%	91.6%	91.5%
% of Patients satisfied with the time they had to wait for an appointment	0	0	N/A	87.0%	88.3%	87.9%

\* This is based on patients treated on this contract for their most recent course of treatment. Figures in italics indicate the base number of FP17s or Patient Questionnaire responses are less than 100. N/A is shown where the base number of responses is less than 10 during the period. % is calculated as Quantity/Base number\*100

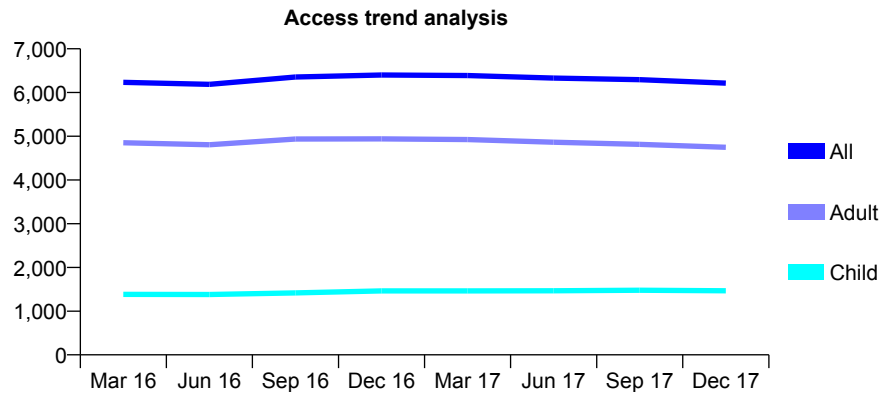
## Q56 - Vital Signs At a Glance Contract Report for 158194/0023 - December 2017

Name or company name	Denticare Ltd
Contract type name	GDS Contract
Purpose of contract	General
Contract start date	01/06/2009
Contract end date	

17/18 Contracted general activity (UDA)	14,965
Carry forward general activity (UDA)	0
17/18 Contracted orthodontic activity (UOA)	0
Carry forward orthodontic activity (UOA)	0
Baseline contract value	£358,263.11

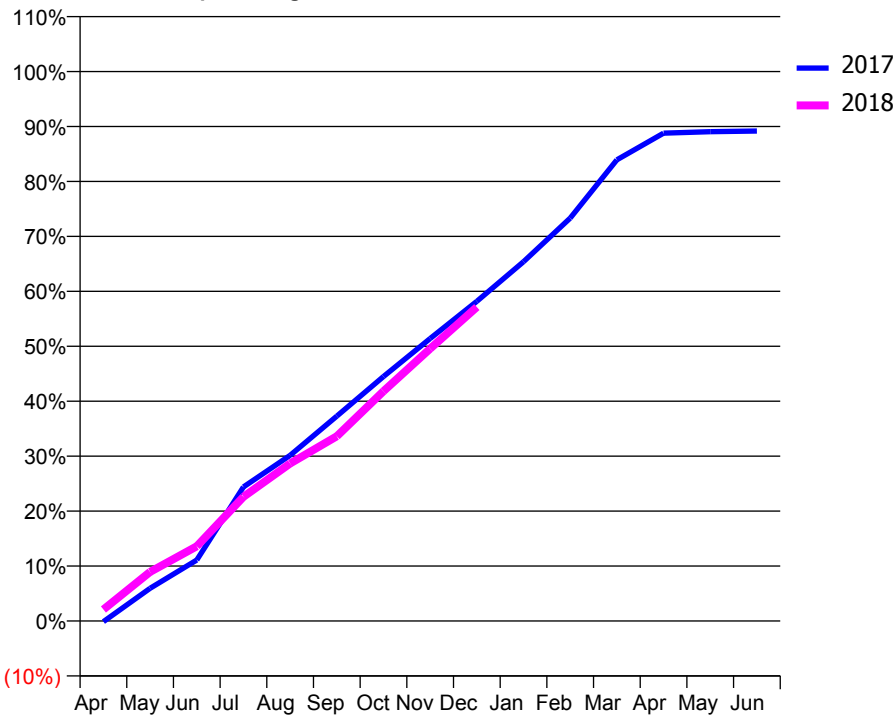
### ACCESS\*

Patients seen in 24 months	Total	Change since previous quarter
Quarter ending December 2016	6,402	
Quarter ending March 2017	6,387	→
Quarter ending June 2017	6,329	→
Quarter ending September 2017	6,293	→
Quarter ending December 2017	6,214	↓
<b>Variance since December 2016</b>	<b>(2.9%)</b>	<b>↓</b>



### ACTIVITY

Cumulative percentage of contracted UDA delivered 2017 & 2018



Month	Adjusted Scheduled Activity (UDA)	
	2017	2018
April	-20	315
May	891	1,337
June	1,660	2,034
July	3,650	3,383
August	4,514	4,290
September	5,578	5,030
October	6,659	6,257
November	7,694	7,417
December	8,707	8,550
January	9,786	
February	10,974	
March	12,560	
April	13,287	
May	13,327	
June	13,345	

### QUALITY

	Quantity	Base Number	Contract	AT	Region	England
% of FP17s for the same patient ID Re-attending within 3 months - Children	87	1,353	6.4%	11.1%	11.8%	12.0%
% of FP17s for the same patient ID Re-attending within 3 months - Adults	441	3,871	11.4%	14.5%	15.3%	15.9%
% of FP17s for the same patient ID Re-attending between 3 & 9 months - Children	682	1,353	50.4%	59.2%	59.1%	58.0%
% of FP17s for the same patient ID Re-attending between 3 & 9 months - Adults	1,416	3,871	36.6%	48.7%	51.5%	50.5%
% of FP17s for Band 1 Urgent Courses	503	4,899	10.3%	9.3%	8.0%	9.0%
% of FP17s Relating to Free Repair or Replacements	34	4,899	0.7%	0.8%	0.8%	0.8%
% of FP17s Relating to Continuations	61	4,899	1.2%	1.1%	1.1%	1.1%
% of Patients satisfied with the dentistry they have received	3	3	N/A	91.4%	91.6%	91.5%
% of Patients satisfied with the time they had to wait for an appointment	1	3	N/A	87.0%	88.3%	87.9%

\* This is based on patients treated on this contract for their most recent course of treatment. Figures in italics indicate the base number of FP17s or Patient Questionnaire responses are less than 100. N/A is shown where the base number of responses is less than 10 during the period. % is calculated as Quantity/Base number\*100



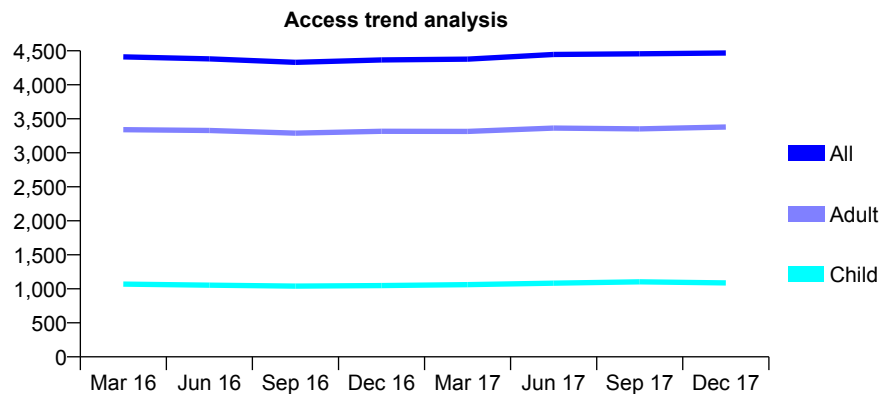
## Q56 - Vital Signs At a Glance Contract Report for 158194/0025 - December 2017

Name or company name	Denticare Ltd
Contract type name	GDS Contract
Purpose of contract	General
Contract start date	12/04/2010
Contract end date	31/03/2018

17/18 Contracted general activity (UDA)	12,000
Carry forward general activity (UDA)	-31
17/18 Contracted orthodontic activity (UOA)	0
Carry forward orthodontic activity (UOA)	0
Baseline contract value	£294,544.36

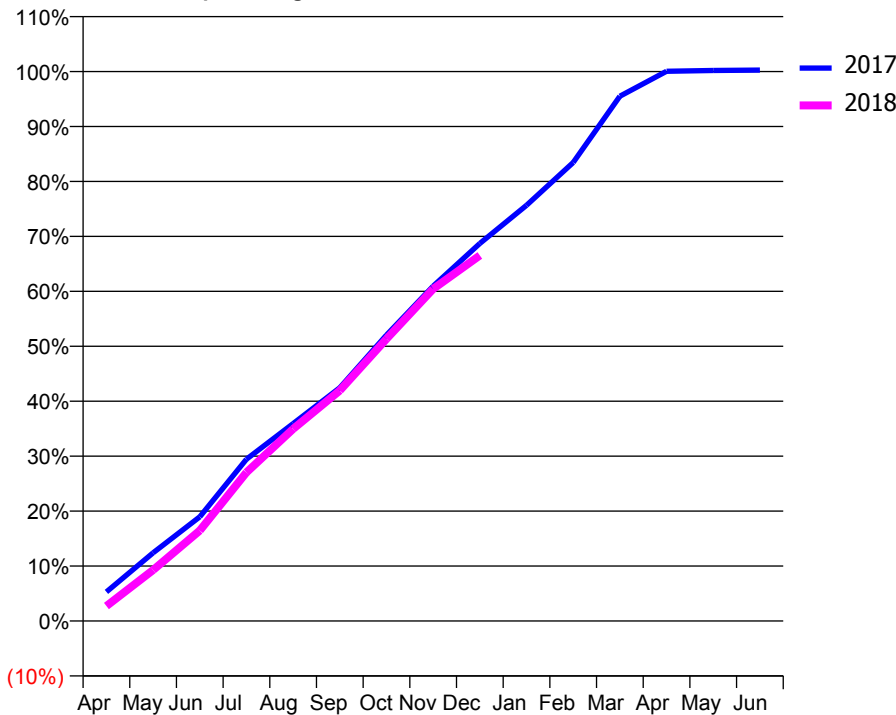
### ACCESS\*

Patients seen in 24 months	Total	Change since previous quarter
Quarter ending December 2016	4,365	
Quarter ending March 2017	4,377	→
Quarter ending June 2017	4,447	→
Quarter ending September 2017	4,455	→
Quarter ending December 2017	4,468	→
<b>Variance since December 2016</b>	<b>2.4%</b>	<b>↑</b>



### ACTIVITY

Cumulative percentage of contracted UDA delivered 2017 & 2018



Month	Adjusted Scheduled Activity (UDA)	
	2017	2018
April	637	328
May	1,489	1,115
June	2,275	1,976
July	3,533	3,245
August	4,312	4,194
September	5,094	5,034
October	6,246	6,159
November	7,312	7,252
December	8,246	7,984
January	9,079	
February	10,012	
March	11,461	
April	12,006	
May	12,022	
June	12,031	

### QUALITY

	Quantity	Base Number	Contract	AT	Region	England
% of FP17s for the same patient ID Re-attending within 3 months - Children	63	1,087	5.8%	11.1%	11.8%	12.0%
% of FP17s for the same patient ID Re-attending within 3 months - Adults	405	3,057	13.2%	14.5%	15.3%	15.9%
% of FP17s for the same patient ID Re-attending between 3 & 9 months - Children	530	1,087	48.8%	59.2%	59.1%	58.0%
% of FP17s for the same patient ID Re-attending between 3 & 9 months - Adults	1,371	3,057	44.8%	48.7%	51.5%	50.5%
% of FP17s for Band 1 Urgent Courses	448	3,936	11.4%	9.3%	8.0%	9.0%
% of FP17s Relating to Free Repair or Replacements	13	3,936	0.3%	0.8%	0.8%	0.8%
% of FP17s Relating to Continuations	57	3,936	1.4%	1.1%	1.1%	1.1%
% of Patients satisfied with the dentistry they have received	5	5	N/A	91.4%	91.6%	91.5%
% of Patients satisfied with the time they had to wait for an appointment	5	5	N/A	87.0%	88.3%	87.9%

\* This is based on patients treated on this contract for their most recent course of treatment. Figures in italics indicate the base number of FP17s or Patient Questionnaire responses are less than 100. N/A is shown where the base number of responses is less than 10 during the period. % is calculated as Quantity/Base number\*100

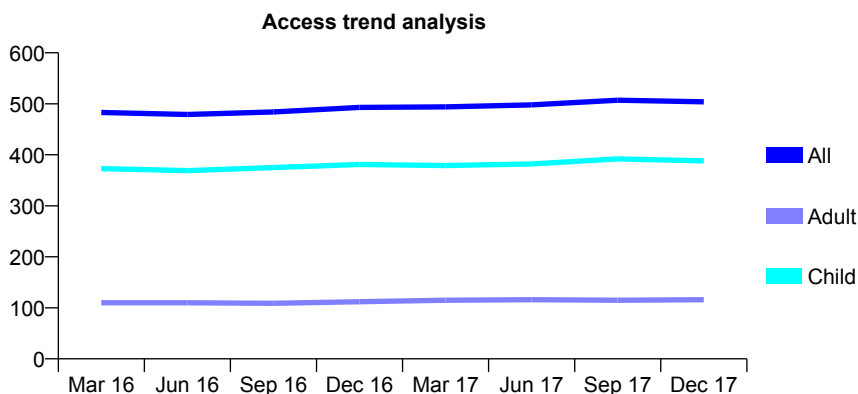
## Q56 - Vital Signs At a Glance Contract Report for 158976/0001 - December 2017

Name or company name	Tuddenham Road Dental Surgery
Contract type name	PDS Contract
Purpose of contract	General
Contract start date	01/04/2012
Contract end date	31/03/2018

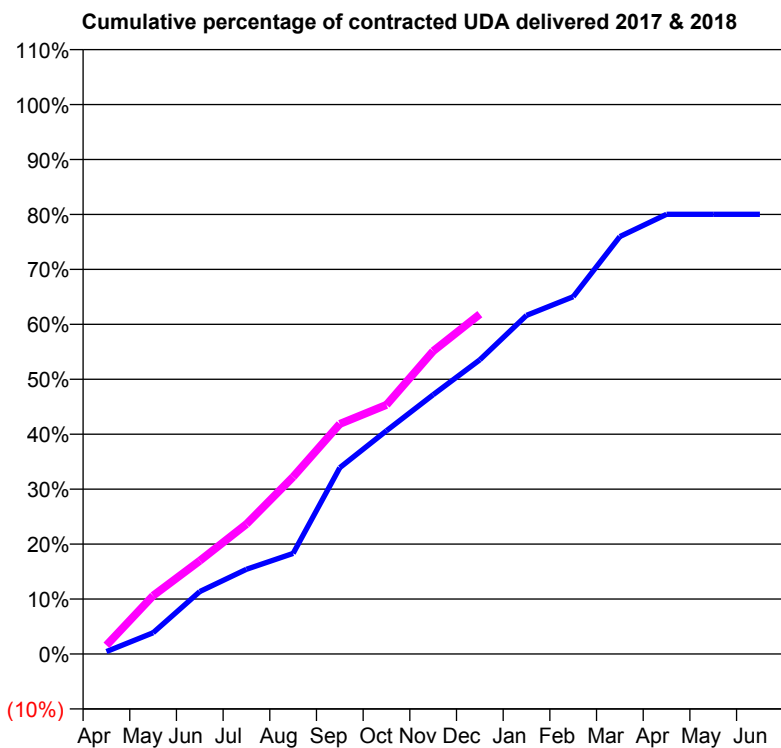
17/18 Contracted general activity (UDA)	1,331
Carry forward general activity (UDA)	0
17/18 Contracted orthodontic activity (UOA)	0
Carry forward orthodontic activity (UOA)	0
Baseline contract value	£29,732.13

### ACCESS\*

Patients seen in 24 months	Total	Change since previous quarter
Quarter ending December 2016	493	
Quarter ending March 2017	494	→
Quarter ending June 2017	498	→
Quarter ending September 2017	507	→
Quarter ending December 2017	504	→
<b>Variance since December 2016</b>	<b>2.2%</b>	<b>↑</b>



### ACTIVITY



Month	Adjusted Scheduled Activity (UDA)	
	2017	2018
April	6	21
May	51	141
June	151	226
July	205	315
August	244	429
September	451	557
October	541	604
November	628	734
December	713	823
January	820	
February	866	
March	1,011	
April	1,065	
May	1,065	
June	1,065	

### QUALITY

	Quantity	Base Number	Contract	AT	Region	England
% of FP17s for the same patient ID Re-attending within 3 months - Children	41	515	8.0%	11.1%	11.8%	12.0%
% of FP17s for the same patient ID Re-attending within 3 months - Adults	12	111	10.8%	14.5%	15.3%	15.9%
% of FP17s for the same patient ID Re-attending between 3 & 9 months - Children	354	515	68.7%	59.2%	59.1%	58.0%
% of FP17s for the same patient ID Re-attending between 3 & 9 months - Adults	78	111	70.3%	48.7%	51.5%	50.5%
% of FP17s for Band 1 Urgent Courses	16	589	2.7%	9.3%	8.0%	9.0%
% of FP17s Relating to Free Repair or Replacements	0	589	0.0%	0.8%	0.8%	0.8%
% of FP17s Relating to Continuations	9	589	1.5%	1.1%	1.1%	1.1%
% of Patients satisfied with the dentistry they have received	0	0	N/A	91.4%	91.6%	91.5%
% of Patients satisfied with the time they had to wait for an appointment	0	0	N/A	87.0%	88.3%	87.9%

\* This is based on patients treated on this contract for their most recent course of treatment. Figures in italics indicate the base number of FP17s or Patient Questionnaire responses are less than 100. N/A is shown where the base number of responses is less than 10 during the period. % is calculated as Quantity/Base number\*100

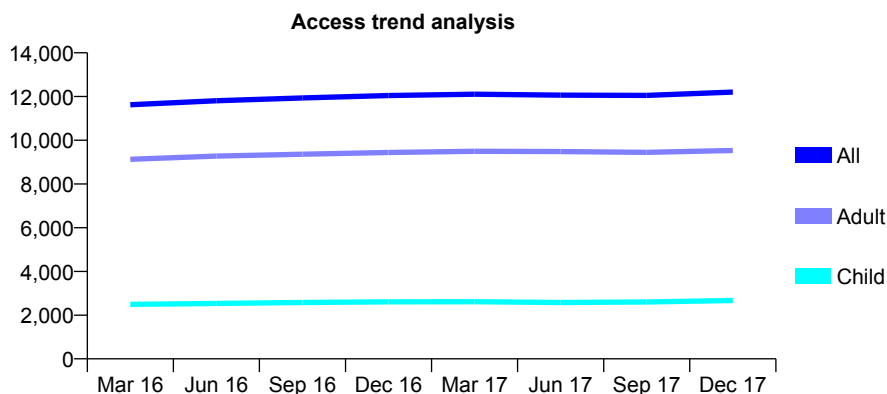
## Q56 - Vital Signs At a Glance Contract Report for 159751/0001 - December 2017

Name or company name	1A Group Dental Practice Partnership
Contract type name	GDS Contract
Purpose of contract	General
Contract start date	01/07/2011
Contract end date	

17/18 Contracted general activity (UDA)	30,813
Carry forward general activity (UDA)	-359
17/18 Contracted orthodontic activity (UOA)	0
Carry forward orthodontic activity (UOA)	0
Baseline contract value	£890,235.24

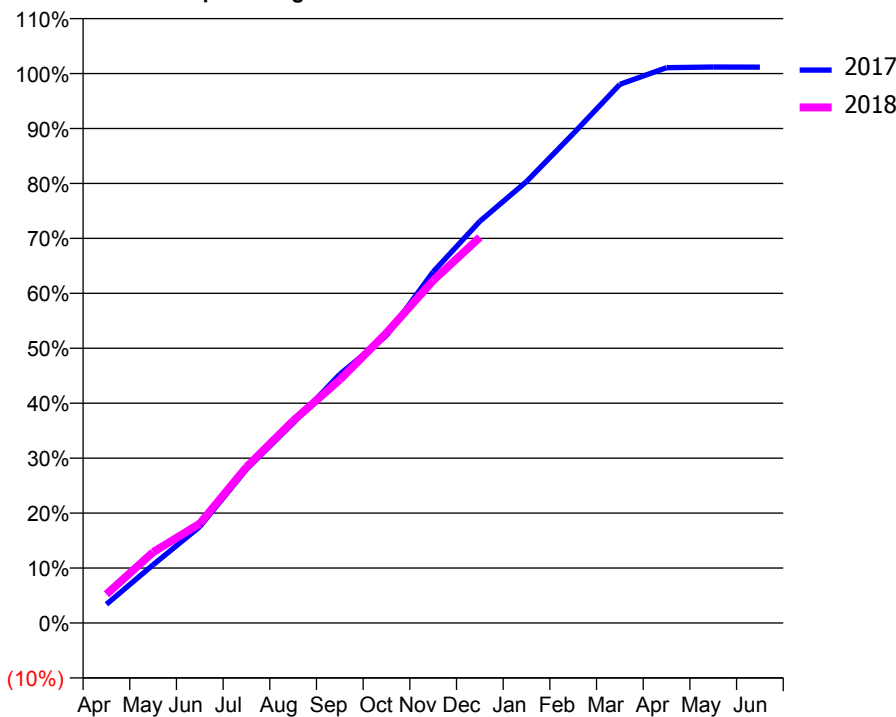
### ACCESS\*

Patients seen in 24 months	Total	Change since previous quarter
Quarter ending December 2016	12,046	
Quarter ending March 2017	12,105	→
Quarter ending June 2017	12,063	→
Quarter ending September 2017	12,050	→
Quarter ending December 2017	12,205	→
<b>Variance since December 2016</b>	<b>1.3%</b>	<b>→</b>



### ACTIVITY

Cumulative percentage of contracted UDA delivered 2017 & 2018



Month	Adjusted Scheduled Activity (UDA)	
	2017	2018
April	1,054	1,612
May	3,261	3,976
June	5,404	5,574
July	8,614	8,748
August	11,210	11,338
September	13,947	13,646
October	16,114	16,264
November	19,690	19,204
December	22,524	21,627
January	24,751	
February	27,441	
March	30,207	
April	31,142	
May	31,173	
June	31,172	

### QUALITY

	Quantity	Base Number	Contract	AT	Region	England
% of FP17s for the same patient ID Re-attending within 3 months - Children	130	2,778	4.7%	11.1%	11.8%	12.0%
% of FP17s for the same patient ID Re-attending within 3 months - Adults	957	8,940	10.7%	14.5%	15.3%	15.9%
% of FP17s for the same patient ID Re-attending between 3 & 9 months - Children	1,599	2,778	57.6%	59.2%	59.1%	58.0%
% of FP17s for the same patient ID Re-attending between 3 & 9 months - Adults	3,861	8,940	43.2%	48.7%	51.5%	50.5%
% of FP17s for Band 1 Urgent Courses	591	10,786	5.5%	9.3%	8.0%	9.0%
% of FP17s Relating to Free Repair or Replacements	53	10,786	0.5%	0.8%	0.8%	0.8%
% of FP17s Relating to Continuations	155	10,786	1.4%	1.1%	1.1%	1.1%
% of Patients satisfied with the dentistry they have received	19	21	90.5%	91.4%	91.6%	91.5%
% of Patients satisfied with the time they had to wait for an appointment	18	21	85.7%	87.0%	88.3%	87.9%

\* This is based on patients treated on this contract for their most recent course of treatment. Figures in italics indicate the base number of FP17s or Patient Questionnaire responses are less than 100. N/A is shown where the base number of responses is less than 10 during the period. % is calculated as Quantity/Base number\*100

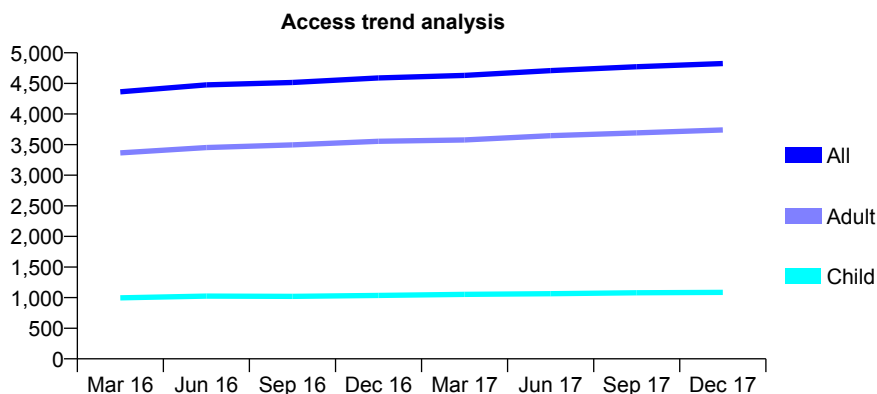
## Q56 - Vital Signs At a Glance Contract Report for 159875/0001 - December 2017

Name or company name	Mazdak Eyrumlu and Honar Shakir
Contract type name	GDS Contract
Purpose of contract	General
Contract start date	01/07/2011
Contract end date	

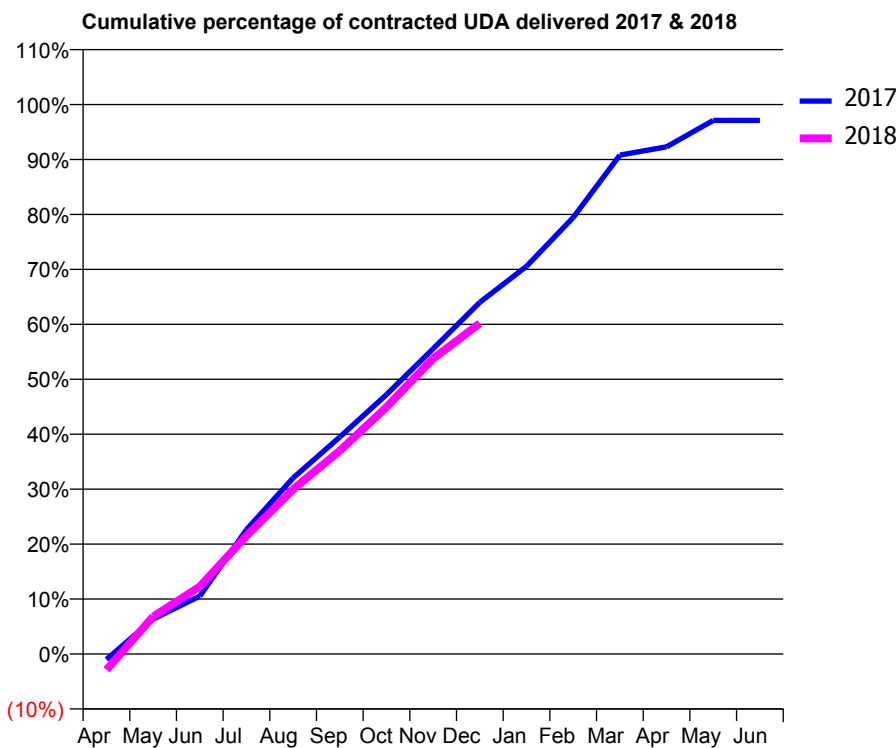
17/18 Contracted general activity (UDA)	16,500
Carry forward general activity (UDA)	478
17/18 Contracted orthodontic activity (UOA)	0
Carry forward orthodontic activity (UOA)	0
Baseline contract value	£415,334.93

### ACCESS\*

Patients seen in 24 months	Total	Change since previous quarter
Quarter ending December 2016	4,590	
Quarter ending March 2017	4,630	→
Quarter ending June 2017	4,710	→
Quarter ending September 2017	4,772	→
Quarter ending December 2017	4,825	→
<b>Variance since December 2016</b>	<b>5.1%</b>	<b>↑</b>



### ACTIVITY



Month	Adjusted Scheduled Activity (UDA)	
	2017	2018
April	-165	-478
May	1,048	1,125
June	1,742	2,025
July	3,735	3,549
August	5,287	4,948
September	6,517	6,102
October	7,792	7,414
November	9,167	8,870
December	10,561	9,927
January	11,642	
February	13,106	
March	14,983	
April	15,231	
May	16,021	
June	16,022	

### QUALITY

	Quantity	Base Number	Contract	AT	Region	England
% of FP17s for the same patient ID Re-attending within 3 months - Children	94	1,188	7.9%	11.1%	11.8%	12.0%
% of FP17s for the same patient ID Re-attending within 3 months - Adults	671	3,949	17.0%	14.5%	15.3%	15.9%
% of FP17s for the same patient ID Re-attending between 3 & 9 months - Children	730	1,188	61.4%	59.2%	59.1%	58.0%
% of FP17s for the same patient ID Re-attending between 3 & 9 months - Adults	1,866	3,949	47.3%	48.7%	51.5%	50.5%
% of FP17s for Band 1 Urgent Courses	376	4,805	7.8%	9.3%	8.0%	9.0%
% of FP17s Relating to Free Repair or Replacements	89	4,805	1.9%	0.8%	0.8%	0.8%
% of FP17s Relating to Continuations	197	4,805	4.1%	1.1%	1.1%	1.1%
% of Patients satisfied with the dentistry they have received	4	4	N/A	91.4%	91.6%	91.5%
% of Patients satisfied with the time they had to wait for an appointment	4	4	N/A	87.0%	88.3%	87.9%

\* This is based on patients treated on this contract for their most recent course of treatment. Figures in italics indicate the base number of FP17s or Patient Questionnaire responses are less than 100. N/A is shown where the base number of responses is less than 10 during the period. % is calculated as Quantity/Base number\*100

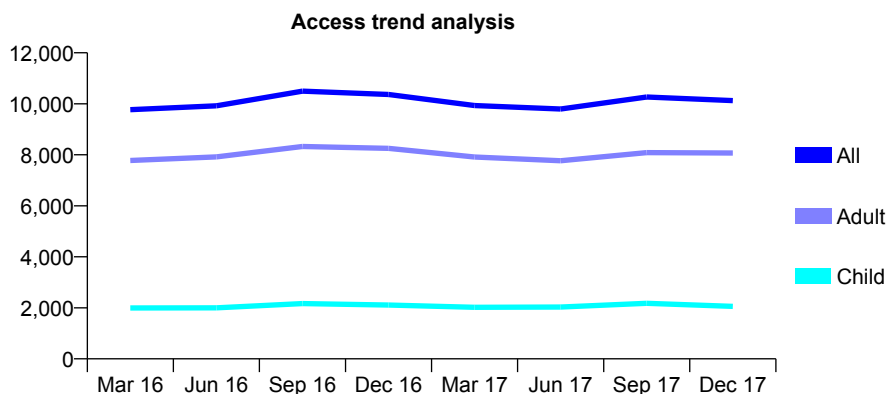
## Q56 - Vital Signs At a Glance Contract Report for 162833/0001 - December 2017

Name or company name	Parish Vaid & Snehal Radia & Sanjay Shah
Contract type name	GDS Contract
Purpose of contract	General
Contract start date	01/11/2013
Contract end date	

17/18 Contracted general activity (UDA)	31,173
Carry forward general activity (UDA)	1,134
17/18 Contracted orthodontic activity (UOA)	0
Carry forward orthodontic activity (UOA)	0
Baseline contract value	£955,183.20

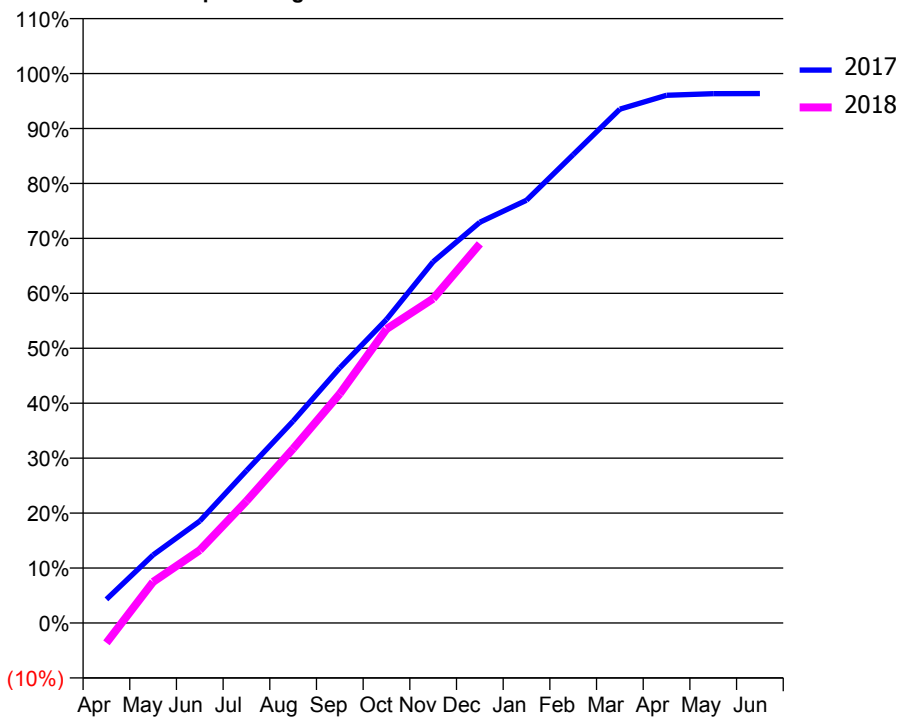
### ACCESS\*

Patients seen in 24 months	Total	Change since previous quarter
Quarter ending December 2016	10,366	
Quarter ending March 2017	9,933	↓
Quarter ending June 2017	9,795	↓
Quarter ending September 2017	10,266	↑
Quarter ending December 2017	10,128	↓
<b>Variance since December 2016</b>	<b>(2.3%)</b>	<b>↓</b>



### ACTIVITY

Cumulative percentage of contracted UDA delivered 2017 & 2018



Month	Adjusted Scheduled Activity (UDA)	
	2017	2018
April	1,346	-1,134
May	3,864	2,337
June	5,786	4,137
July	8,641	6,916
August	11,453	9,893
September	14,477	13,010
October	17,218	16,674
November	20,500	18,403
December	22,739	21,511
January	23,983	
February	26,570	
March	29,154	
April	29,941	
May	30,032	
June	30,039	

### QUALITY

	Quantity	Base Number	Contract	AT	Region	England
% of FP17s for the same patient ID Re-attending within 3 months - Children	202	2,640	7.7%	11.1%	11.8%	12.0%
% of FP17s for the same patient ID Re-attending within 3 months - Adults	1,354	9,432	14.4%	14.5%	15.3%	15.9%
% of FP17s for the same patient ID Re-attending between 3 & 9 months - Children	1,227	2,640	46.5%	59.2%	59.1%	58.0%
% of FP17s for the same patient ID Re-attending between 3 & 9 months - Adults	3,973	9,432	42.1%	48.7%	51.5%	50.5%
% of FP17s for Band 1 Urgent Courses	2,073	11,694	17.7%	9.3%	8.0%	9.0%
% of FP17s Relating to Free Repair or Replacements	87	11,694	0.7%	0.8%	0.8%	0.8%
% of FP17s Relating to Continuations	82	11,694	0.7%	1.1%	1.1%	1.1%
% of Patients satisfied with the dentistry they have received	24	27	88.9%	91.4%	91.6%	91.5%
% of Patients satisfied with the time they had to wait for an appointment	21	27	77.8%	87.0%	88.3%	87.9%

\* This is based on patients treated on this contract for their most recent course of treatment. Figures in italics indicate the base number of FP17s or Patient Questionnaire responses are less than 100. N/A is shown where the base number of responses is less than 10 during the period. % is calculated as Quantity/Base number\*100

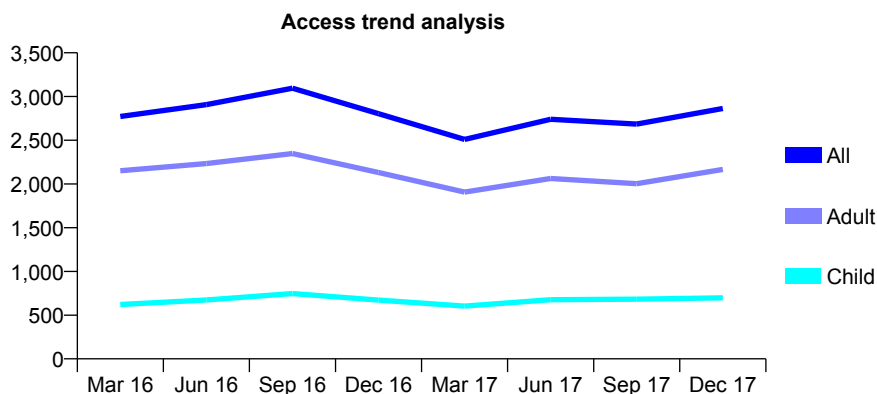
## Q56 - Vital Signs At a Glance Contract Report for 162833/0002 - December 2017

Name or company name	Parish Vaid & Snehal Radia & Sanjay Shah
Contract type name	PDS Plus Contract
Purpose of contract	General
Contract start date	15/11/2013
Contract end date	31/03/2018

17/18 Contracted general activity (UDA)	8,000
Carry forward general activity (UDA)	313
17/18 Contracted orthodontic activity (UOA)	0
Carry forward orthodontic activity (UOA)	0
Baseline contract value	£158,330.29

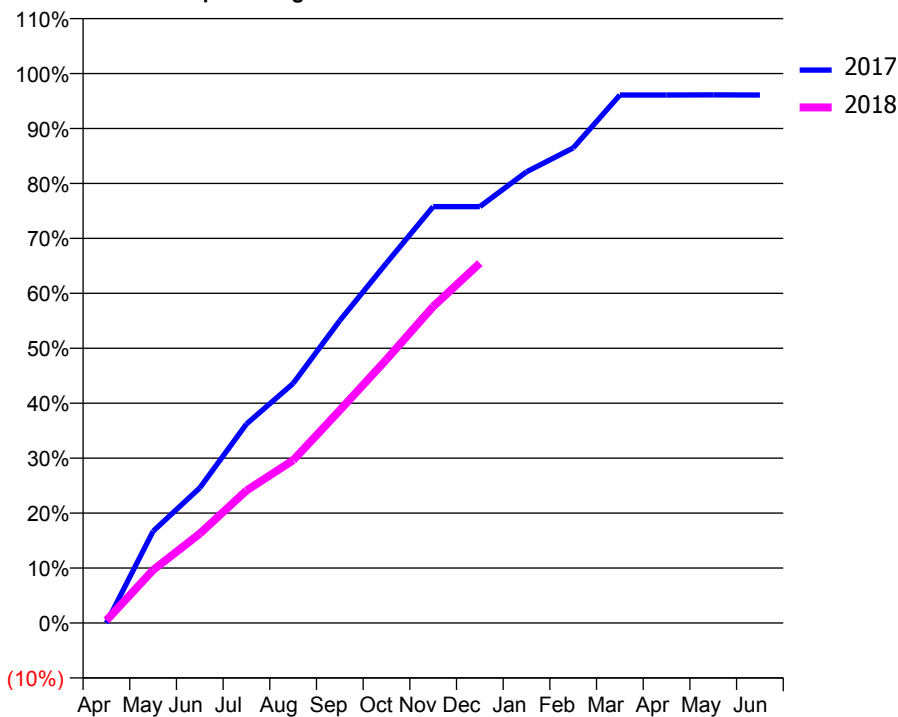
### ACCESS\*

Patients seen in 24 months	Total	Change since previous quarter
Quarter ending December 2016	2,804	
Quarter ending March 2017	2,510	↓
Quarter ending June 2017	2,739	↑
Quarter ending September 2017	2,685	↓
Quarter ending December 2017	2,863	↑
<b>Variance since December 2016</b>	<b>2.1%</b>	<b>↑</b>



### ACTIVITY

Cumulative percentage of contracted UDA delivered 2017 & 2018



Month	Adjusted Scheduled Activity (UDA)	
	2017	2018
April	1	37
May	1,336	773
June	1,967	1,302
July	2,897	1,928
August	3,488	2,369
September	4,404	3,097
October	5,240	3,837
November	6,061	4,607
December	6,061	5,239
January	6,569	
February	6,916	
March	7,687	
April	7,686	
May	7,688	
June	7,687	

### QUALITY

	Quantity	Base Number	Contract	AT	Region	England
% of FP17s for the same patient ID Re-attending within 3 months - Children	62	917	6.8%	11.1%	11.8%	12.0%
% of FP17s for the same patient ID Re-attending within 3 months - Adults	279	2,510	11.1%	14.5%	15.3%	15.9%
% of FP17s for the same patient ID Re-attending between 3 & 9 months - Children	498	917	54.3%	59.2%	59.1%	58.0%
% of FP17s for the same patient ID Re-attending between 3 & 9 months - Adults	1,038	2,510	41.4%	48.7%	51.5%	50.5%
% of FP17s for Band 1 Urgent Courses	239	3,422	7.0%	9.3%	8.0%	9.0%
% of FP17s Relating to Free Repair or Replacements	22	3,422	0.6%	0.8%	0.8%	0.8%
% of FP17s Relating to Continuations	47	3,422	1.4%	1.1%	1.1%	1.1%
% of Patients satisfied with the dentistry they have received	4	4	N/A	91.4%	91.6%	91.5%
% of Patients satisfied with the time they had to wait for an appointment	4	4	N/A	87.0%	88.3%	87.9%

\* This is based on patients treated on this contract for their most recent course of treatment. Figures in italics indicate the base number of FP17s or Patient Questionnaire responses are less than 100. N/A is shown where the base number of responses is less than 10 during the period. % is calculated as Quantity/Base number\*100

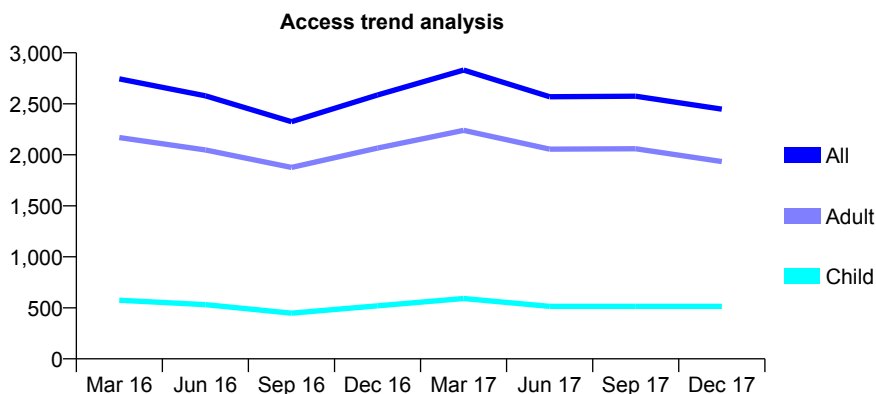
## Q56 - Vital Signs At a Glance Contract Report for 162833/0003 - December 2017

Name or company name	Parish Vaid & Snehal Radia & Sanjay Shah
Contract type name	GDS Contract
Purpose of contract	General
Contract start date	15/11/2013
Contract end date	

17/18 Contracted general activity (UDA)	7,185
Carry forward general activity (UDA)	118
17/18 Contracted orthodontic activity (UOA)	0
Carry forward orthodontic activity (UOA)	0
Baseline contract value	£191,519.46

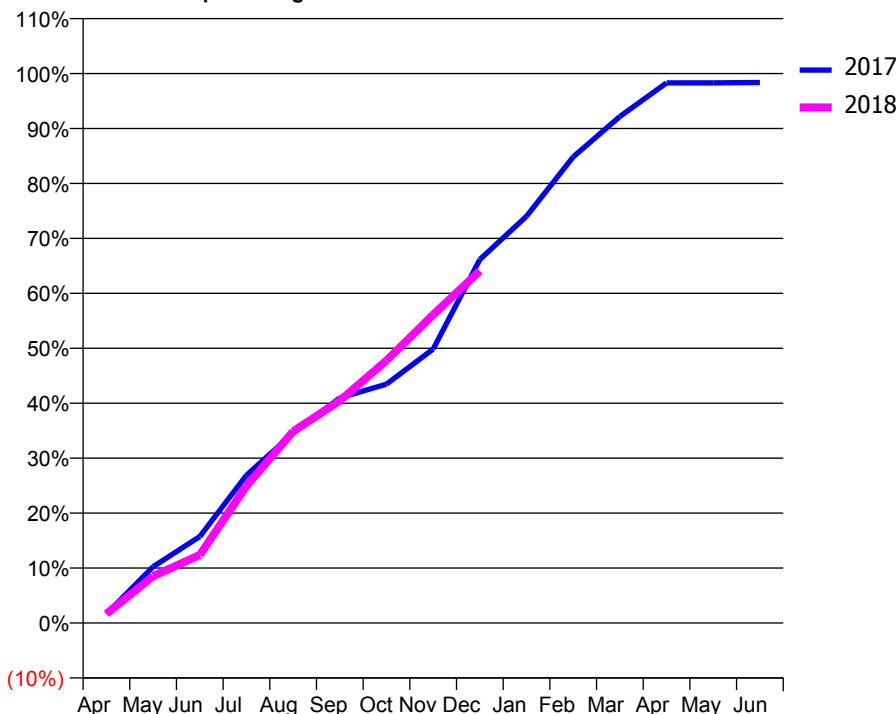
### ACCESS\*

Patients seen in 24 months	Total	Change since previous quarter
Quarter ending December 2016	2,586	
Quarter ending March 2017	2,831	↑
Quarter ending June 2017	2,569	↓
Quarter ending September 2017	2,574	→
Quarter ending December 2017	2,448	↓
<b>Variance since December 2016</b>	<b>(5.3%)</b>	<b>↓</b>



### ACTIVITY

Cumulative percentage of contracted UDA delivered 2017 & 2018



Month	Adjusted Scheduled Activity (UDA)	
	2017	2018
April	119	121
May	736	613
June	1,130	890
July	1,932	1,794
August	2,481	2,507
September	2,944	2,908
October	3,123	3,433
November	3,583	4,032
December	4,754	4,605
January	5,318	
February	6,095	
March	6,624	
April	7,062	
May	7,062	
June	7,067	

### QUALITY

	Quantity	Base Number	Contract	AT	Region	England
% of FP17s for the same patient ID Re-attending within 3 months - Children	24	587	4.1%	11.1%	11.8%	12.0%
% of FP17s for the same patient ID Re-attending within 3 months - Adults	217	2,193	9.9%	14.5%	15.3%	15.9%
% of FP17s for the same patient ID Re-attending between 3 & 9 months - Children	293	587	49.9%	59.2%	59.1%	58.0%
% of FP17s for the same patient ID Re-attending between 3 & 9 months - Adults	1,222	2,193	55.7%	48.7%	51.5%	50.5%
% of FP17s for Band 1 Urgent Courses	158	2,540	6.2%	9.3%	8.0%	9.0%
% of FP17s Relating to Free Repair or Replacements	16	2,540	0.6%	0.8%	0.8%	0.8%
% of FP17s Relating to Continuations	18	2,540	0.7%	1.1%	1.1%	1.1%
% of Patients satisfied with the dentistry they have received	5	5	N/A	91.4%	91.6%	91.5%
% of Patients satisfied with the time they had to wait for an appointment	5	5	N/A	87.0%	88.3%	87.9%

\* This is based on patients treated on this contract for their most recent course of treatment. Figures in italics indicate the base number of FP17s or Patient Questionnaire responses are less than 100. N/A is shown where the base number of responses is less than 10 during the period. % is calculated as Quantity/Base number\*100



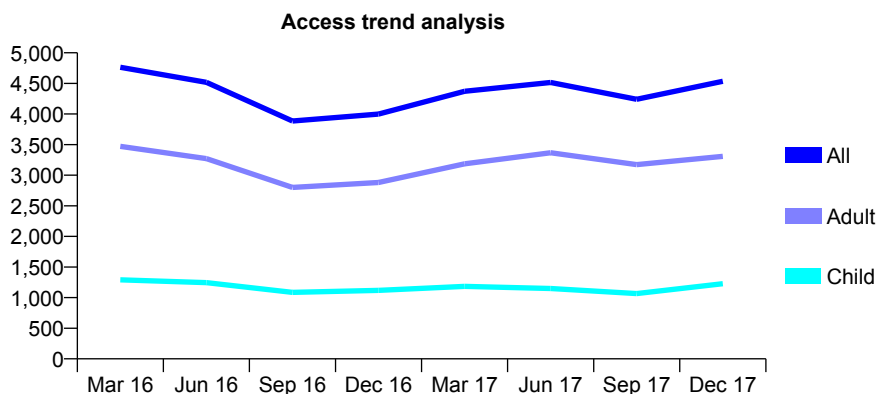
## Q56 - Vital Signs At a Glance Contract Report for 162833/0004 - December 2017

Name or company name	Parish Vaid & Snehal Radia & Sanjay Shah
Contract type name	GDS Contract
Purpose of contract	General
Contract start date	15/11/2013
Contract end date	

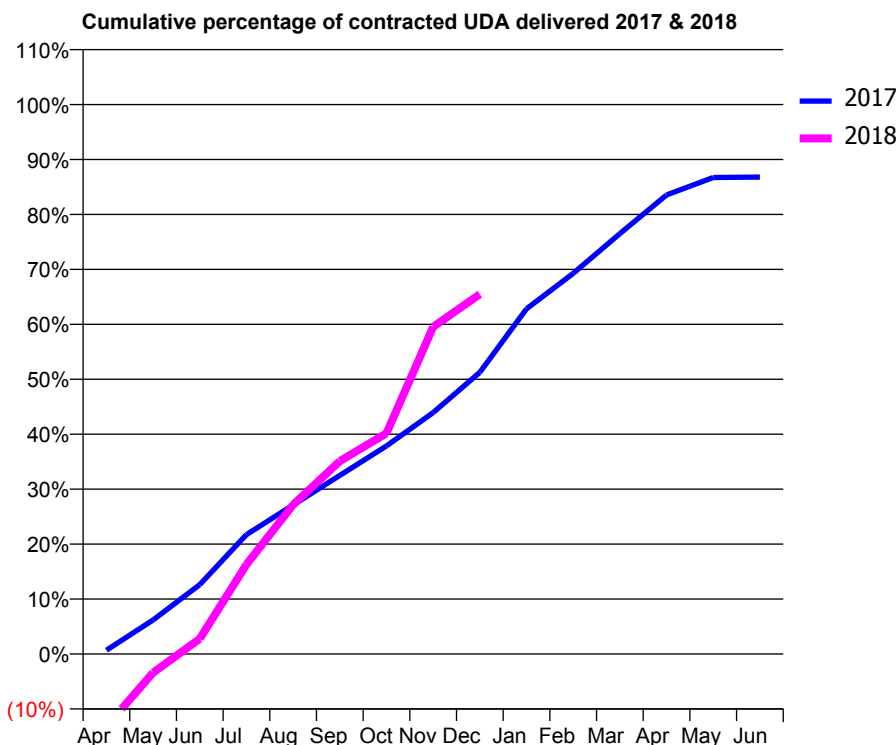
17/18 Contracted general activity (UDA)	14,285
Carry forward general activity (UDA)	1,886
17/18 Contracted orthodontic activity (UOA)	0
Carry forward orthodontic activity (UOA)	0
Baseline contract value	£372,529.88

### ACCESS\*

Patients seen in 24 months	Total	Change since previous quarter
Quarter ending December 2016	3,999	
Quarter ending March 2017	4,371	↑
Quarter ending June 2017	4,516	↑
Quarter ending September 2017	4,240	↓
Quarter ending December 2017	4,535	↑
<b>Variance since December 2016</b>	<b>13.4%</b>	<b>↑</b>



### ACTIVITY



Month	Adjusted Scheduled Activity (UDA)	
	2017	2018
April	99	-1,886
May	887	-487
June	1,803	396
July	3,103	2,329
August	3,875	3,879
September	4,644	5,013
October	5,408	5,739
November	6,276	8,504
December	7,324	9,354
January	8,974	
February	9,895	
March	10,929	
April	11,934	
May	12,386	
June	12,399	

### QUALITY

	Quantity	Base Number	Contract	AT	Region	England
% of FP17s for the same patient ID Re-attending within 3 months - Children	59	1,491	4.0%	11.1%	11.8%	12.0%
% of FP17s for the same patient ID Re-attending within 3 months - Adults	444	3,989	11.1%	14.5%	15.3%	15.9%
% of FP17s for the same patient ID Re-attending between 3 & 9 months - Children	475	1,491	31.9%	59.2%	59.1%	58.0%
% of FP17s for the same patient ID Re-attending between 3 & 9 months - Adults	1,029	3,989	25.8%	48.7%	51.5%	50.5%
% of FP17s for Band 1 Urgent Courses	599	4,968	12.1%	9.3%	8.0%	9.0%
% of FP17s Relating to Free Repair or Replacements	46	4,968	0.9%	0.8%	0.8%	0.8%
% of FP17s Relating to Continuations	42	4,968	0.8%	1.1%	1.1%	1.1%
% of Patients satisfied with the dentistry they have received	4	4	N/A	91.4%	91.6%	91.5%
% of Patients satisfied with the time they had to wait for an appointment	4	4	N/A	87.0%	88.3%	87.9%

\* This is based on patients treated on this contract for their most recent course of treatment. Figures in italics indicate the base number of FP17s or Patient Questionnaire responses are less than 100. N/A is shown where the base number of responses is less than 10 during the period. % is calculated as Quantity/Base number\*100

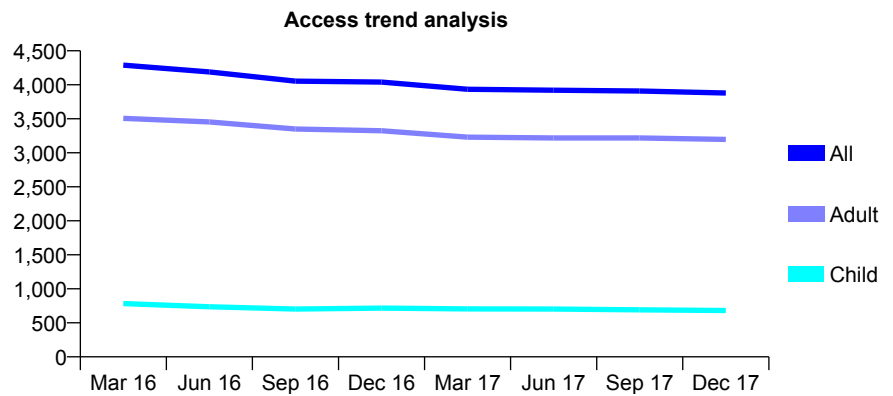
## Q56 - Vital Signs At a Glance Contract Report for 162833/0005 - December 2017

Name or company name	Parish Vaid & Snehal Radia & Sanjay Shah
Contract type name	Pilot Contract
Purpose of contract	General
Contract start date	15/11/2013
Contract end date	

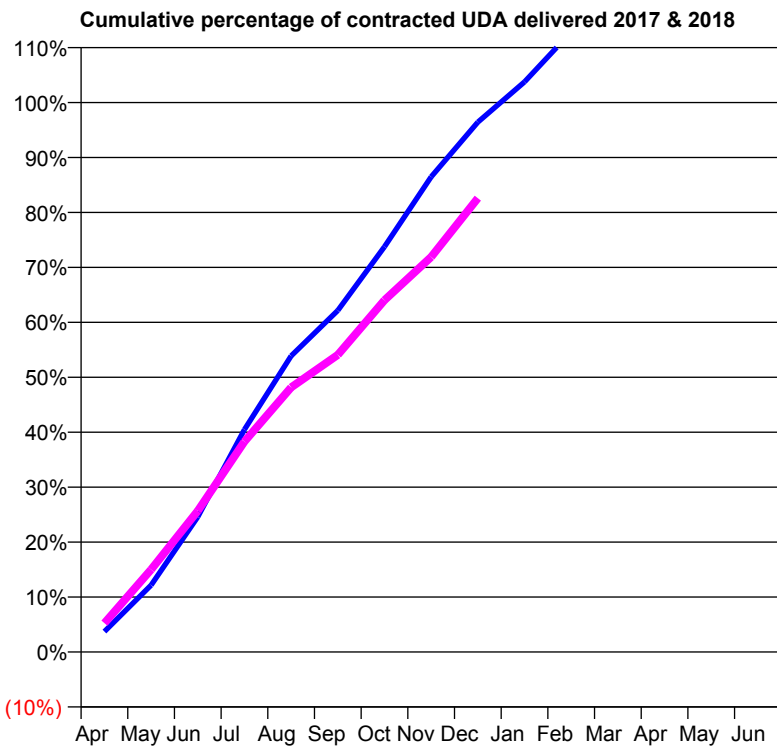
17/18 Contracted general activity (UDA)	7,509
Carry forward general activity (UDA)	0
17/18 Contracted orthodontic activity (UOA)	0
Carry forward orthodontic activity (UOA)	0
Baseline contract value	£301,522.28

### ACCESS\*

Patients seen in 24 months	Total	Change since previous quarter
Quarter ending December 2016	4,041	
Quarter ending March 2017	3,935	↓
Quarter ending June 2017	3,921	→
Quarter ending September 2017	3,909	→
Quarter ending December 2017	3,879	→
<b>Variance since December 2016</b>	<b>(4.0%)</b>	<b>↓</b>



### ACTIVITY



Month	Adjusted Scheduled Activity (UDA)	
	2017	2018
April	279	395
May	914	1,127
June	1,847	1,929
July	3,040	2,877
August	4,047	3,617
September	4,667	4,061
October	5,538	4,808
November	6,494	5,399
December	7,240	6,202
January	7,791	
February	8,472	
March	9,271	
April	9,654	
May	9,659	
June	9,663	

### QUALITY

	Quantity	Base Number	Contract	AT	Region	England
% of FP17s for the same patient ID Re-attending within 3 months - Children	35	784	4.5%	11.1%	11.8%	12.0%
% of FP17s for the same patient ID Re-attending within 3 months - Adults	602	3,559	16.9%	14.5%	15.3%	15.9%
% of FP17s for the same patient ID Re-attending between 3 & 9 months - Children	528	784	67.3%	59.2%	59.1%	58.0%
% of FP17s for the same patient ID Re-attending between 3 & 9 months - Adults	1,880	3,559	52.8%	48.7%	51.5%	50.5%
% of FP17s for Band 1 Urgent Courses	416	4,040	10.3%	9.3%	8.0%	9.0%
% of FP17s Relating to Free Repair or Replacements	19	4,040	0.5%	0.8%	0.8%	0.8%
% of FP17s Relating to Continuations	109	4,040	2.7%	1.1%	1.1%	1.1%
% of Patients satisfied with the dentistry they have received	3	5	N/A	91.4%	91.6%	91.5%
% of Patients satisfied with the time they had to wait for an appointment	4	5	N/A	87.0%	88.3%	87.9%

\* This is based on patients treated on this contract for their most recent course of treatment. Figures in italics indicate the base number of FP17s or Patient Questionnaire responses are less than 100. N/A is shown where the base number of responses is less than 10 during the period. % is calculated as Quantity/Base number\*100

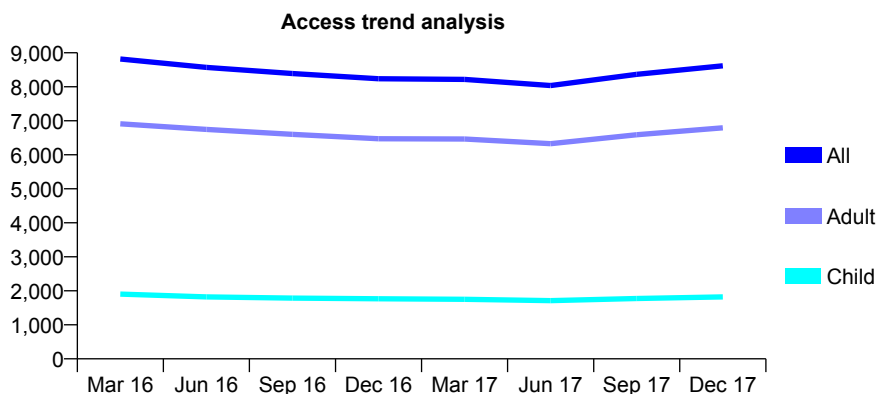
## Q56 - Vital Signs At a Glance Contract Report for 162981/0001 - December 2017

Name or company name	Esmerelle Limited
Contract type name	GDS Contract
Purpose of contract	General and Orthodontic
Contract start date	01/08/2011
Contract end date	

17/18 Contracted general activity (UDA)	28,860
Carry forward general activity (UDA)	0
17/18 Contracted orthodontic activity (UOA)	64
Carry forward orthodontic activity (UOA)	0
Baseline contract value	£749,541.43

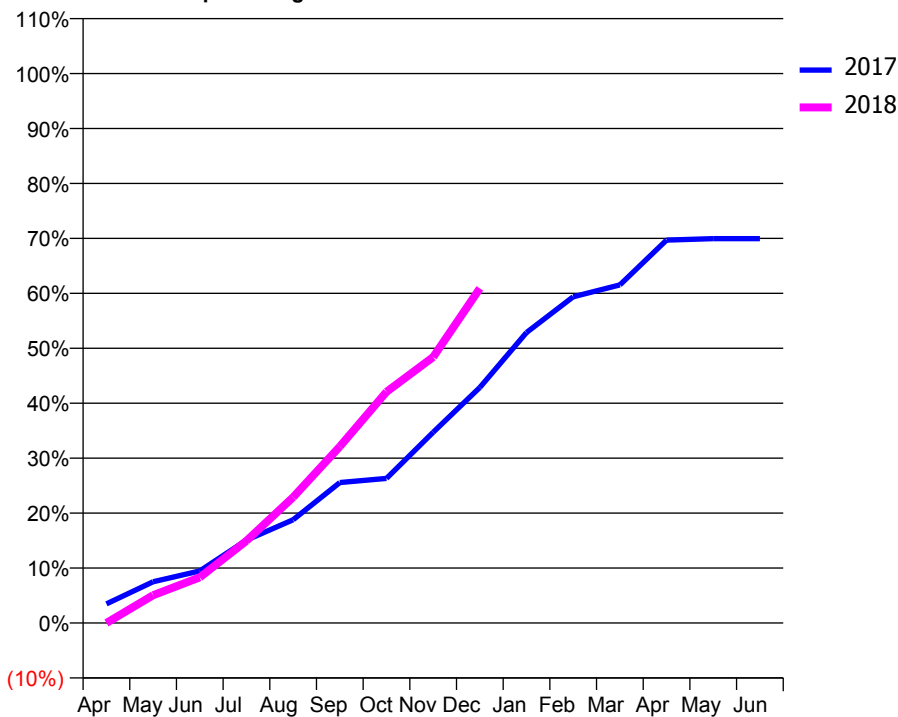
### ACCESS\*

Patients seen in 24 months	Total	Change since previous quarter
Quarter ending December 2016	8,238	
Quarter ending March 2017	8,217	→
Quarter ending June 2017	8,037	↓
Quarter ending September 2017	8,365	↑
Quarter ending December 2017	8,617	↑
<b>Variance since December 2016</b>	<b>4.6%</b>	<b>↑</b>



### ACTIVITY

Cumulative percentage of contracted UDA delivered 2017 & 2018



Month	Adjusted Scheduled Activity (UDA)	
	2017	2018
April	1,002	0
May	2,164	1,457
June	2,733	2,401
July	4,354	4,317
August	5,422	6,608
September	7,380	9,272
October	7,593	12,141
November	10,019	13,967
December	12,370	17,574
January	15,259	
February	17,136	
March	17,759	
April	20,113	
May	20,188	
June	20,184	

### QUALITY

	Quantity	Base Number	Contract	AT	Region	England
% of FP17s for the same patient ID Re-attending within 3 months - Children	118	2,277	5.2%	11.1%	11.8%	12.0%
% of FP17s for the same patient ID Re-attending within 3 months - Adults	822	7,959	10.3%	14.5%	15.3%	15.9%
% of FP17s for the same patient ID Re-attending between 3 & 9 months - Children	1,401	2,277	61.5%	59.2%	59.1%	58.0%
% of FP17s for the same patient ID Re-attending between 3 & 9 months - Adults	3,885	7,959	48.8%	48.7%	51.5%	50.5%
% of FP17s for Band 1 Urgent Courses	558	8,999	6.2%	9.3%	8.0%	9.0%
% of FP17s Relating to Free Repair or Replacements	49	8,999	0.5%	0.8%	0.8%	0.8%
% of FP17s Relating to Continuations	30	8,999	0.3%	1.1%	1.1%	1.1%
% of Patients satisfied with the dentistry they have received	5	5	N/A	91.4%	91.6%	91.5%
% of Patients satisfied with the time they had to wait for an appointment	5	5	N/A	87.0%	88.3%	87.9%

\* This is based on patients treated on this contract for their most recent course of treatment. Figures in italics indicate the base number of FP17s or Patient Questionnaire responses are less than 100. N/A is shown where the base number of responses is less than 10 during the period. % is calculated as Quantity/Base number\*100

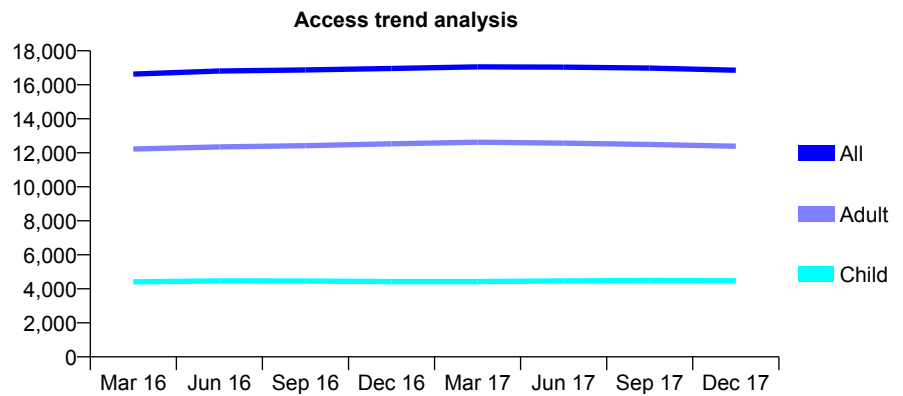
## Q56 - Vital Signs At a Glance Contract Report for 163570/0001 - December 2017

Name or company name	Chequer Hall Dental Practice
Contract type name	GDS Contract
Purpose of contract	General
Contract start date	01/04/2011
Contract end date	

17/18 Contracted general activity (UDA)	48,026
Carry forward general activity (UDA)	0
17/18 Contracted orthodontic activity (UOA)	0
Carry forward orthodontic activity (UOA)	0
Baseline contract value	£1,448,280.85

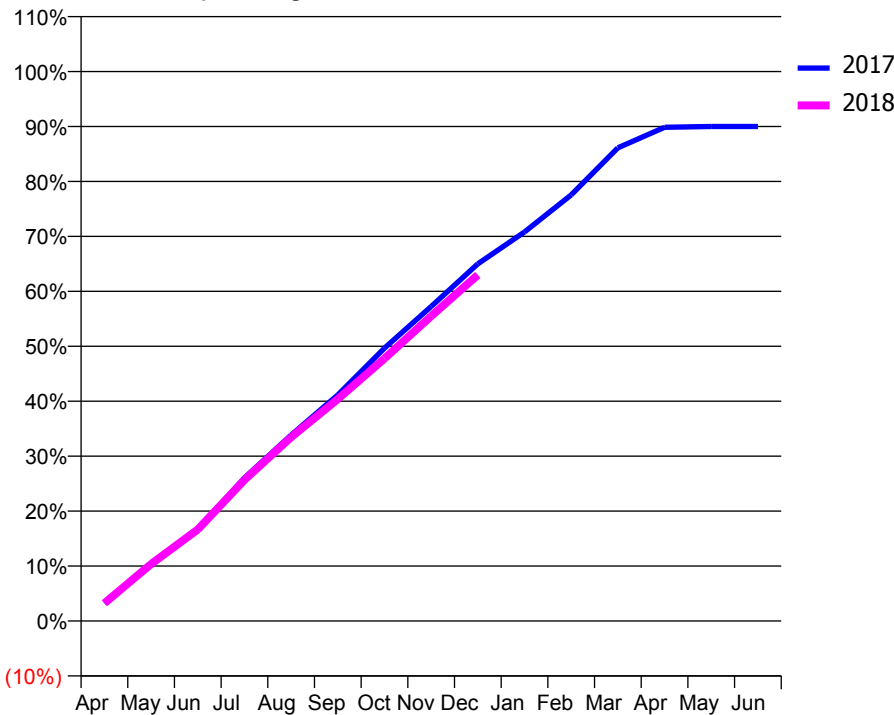
### ACCESS\*

Patients seen in 24 months	Total	Change since previous quarter
Quarter ending December 2016	16,960	
Quarter ending March 2017	17,054	→
Quarter ending June 2017	17,040	→
Quarter ending September 2017	16,987	→
Quarter ending December 2017	16,862	→
<b>Variance since December 2016</b>	<b>(0.6%)</b>	→



### ACTIVITY

Cumulative percentage of contracted UDA delivered 2017 & 2018



Month	Adjusted Scheduled Activity (UDA)	
	2017	2018
April	1,557	1,560
May	5,031	4,982
June	7,977	8,006
July	12,507	12,333
August	16,251	16,063
September	19,760	19,398
October	23,852	22,944
November	27,490	26,649
December	31,216	30,246
January	33,996	
February	37,247	
March	41,352	
April	43,149	
May	43,224	
June	43,223	

### QUALITY

	Quantity	Base Number	Contract	AT	Region	England
% of FP17s for the same patient ID Re-attending within 3 months - Children	273	5,007	5.5%	11.1%	11.8%	12.0%
% of FP17s for the same patient ID Re-attending within 3 months - Adults	1,171	11,667	10.0%	14.5%	15.3%	15.9%
% of FP17s for the same patient ID Re-attending between 3 & 9 months - Children	2,974	5,007	59.4%	59.2%	59.1%	58.0%
% of FP17s for the same patient ID Re-attending between 3 & 9 months - Adults	5,266	11,667	45.1%	48.7%	51.5%	50.5%
% of FP17s for Band 1 Urgent Courses	400	15,815	2.5%	9.3%	8.0%	9.0%
% of FP17s Relating to Free Repair or Replacements	127	15,815	0.8%	0.8%	0.8%	0.8%
% of FP17s Relating to Continuations	351	15,815	2.2%	1.1%	1.1%	1.1%
% of Patients satisfied with the dentistry they have received	10	11	90.9%	91.4%	91.6%	91.5%
% of Patients satisfied with the time they had to wait for an appointment	9	11	81.8%	87.0%	88.3%	87.9%

\* This is based on patients treated on this contract for their most recent course of treatment. Figures in italics indicate the base number of FP17s or Patient Questionnaire responses are less than 100. N/A is shown where the base number of responses is less than 10 during the period. % is calculated as Quantity/Base number\*100

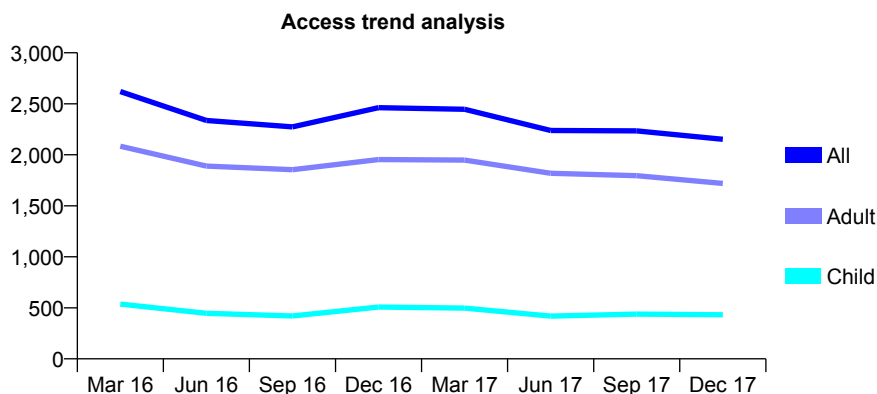
## Q56 - Vital Signs At a Glance Contract Report for 167231/0001 - December 2017

Name or company name	Christopher Sprinz and Victoria Victorova
Contract type name	GDS Contract
Purpose of contract	General
Contract start date	12/10/2009
Contract end date	

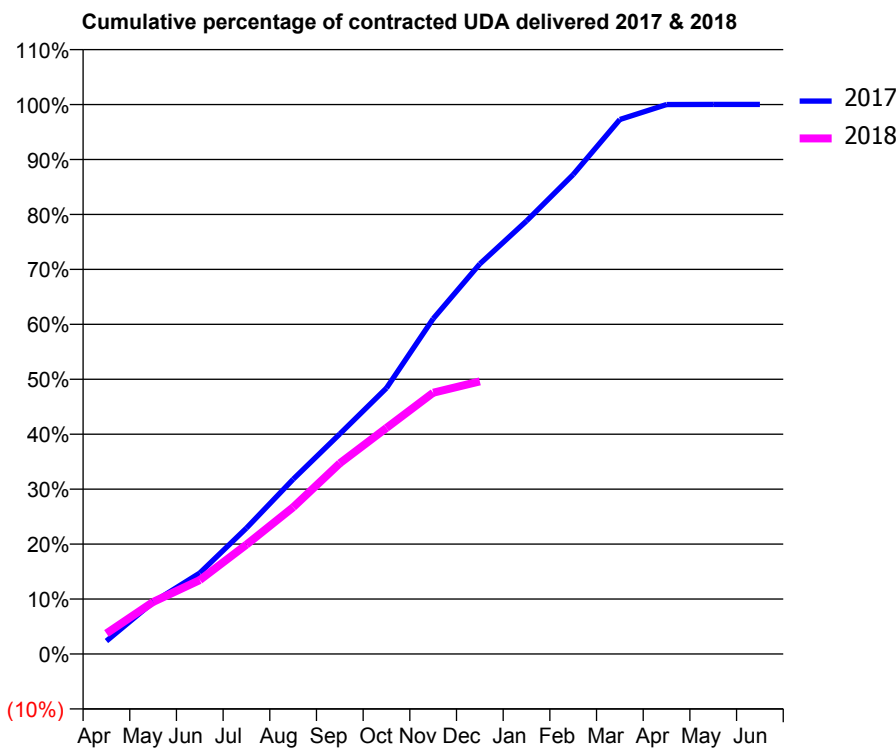
17/18 Contracted general activity (UDA)	6,208
Carry forward general activity (UDA)	0
17/18 Contracted orthodontic activity (UOA)	0
Carry forward orthodontic activity (UOA)	0
Baseline contract value	£215,824.96

### ACCESS\*

Patients seen in 24 months	Total	Change since previous quarter
Quarter ending December 2016	2,462	
Quarter ending March 2017	2,447	→
Quarter ending June 2017	2,238	↓
Quarter ending September 2017	2,234	→
Quarter ending December 2017	2,152	↓
<b>Variance since December 2016</b>	<b>(12.6%)</b>	<b>↓</b>



### ACTIVITY



Month	Adjusted Scheduled Activity (UDA)	
	2017	2018
April	147	232
May	585	589
June	916	835
July	1,423	1,236
August	1,974	1,658
September	2,486	2,156
October	3,005	2,555
November	3,788	2,952
December	4,407	3,080
January	4,893	
February	5,416	
March	6,038	
April	6,207	
May	6,208	
June	6,208	

### QUALITY

	Quantity	Base Number	Contract	AT	Region	England
% of FP17s for the same patient ID Re-attending within 3 months - Children	30	499	6.0%	11.1%	11.8%	12.0%
% of FP17s for the same patient ID Re-attending within 3 months - Adults	117	1,460	8.0%	14.5%	15.3%	15.9%
% of FP17s for the same patient ID Re-attending between 3 & 9 months - Children	270	499	54.1%	59.2%	59.1%	58.0%
% of FP17s for the same patient ID Re-attending between 3 & 9 months - Adults	668	1,460	45.8%	48.7%	51.5%	50.5%
% of FP17s for Band 1 Urgent Courses	27	1,878	1.4%	9.3%	8.0%	9.0%
% of FP17s Relating to Free Repair or Replacements	20	1,878	1.1%	0.8%	0.8%	0.8%
% of FP17s Relating to Continuations	29	1,878	1.5%	1.1%	1.1%	1.1%
% of Patients satisfied with the dentistry they have received	5	5	N/A	91.4%	91.6%	91.5%
% of Patients satisfied with the time they had to wait for an appointment	4	5	N/A	87.0%	88.3%	87.9%

\* This is based on patients treated on this contract for their most recent course of treatment. Figures in italics indicate the base number of FP17s or Patient Questionnaire responses are less than 100. N/A is shown where the base number of responses is less than 10 during the period. % is calculated as Quantity/Base number\*100

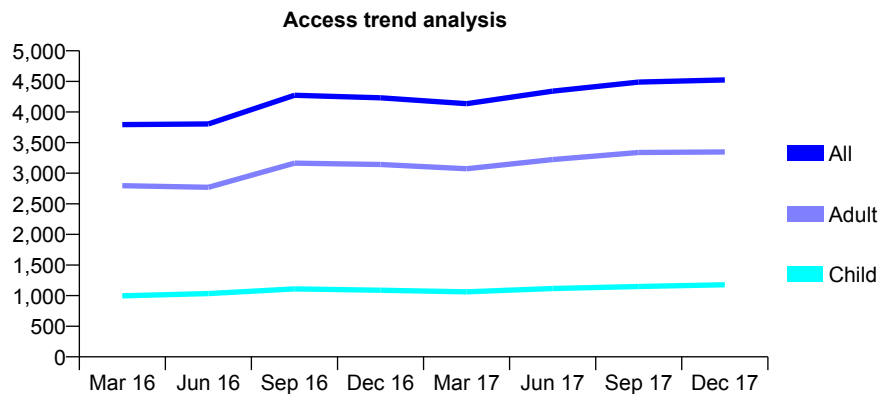
## Q56 - Vital Signs At a Glance Contract Report for 167231/0002 - December 2017

Name or company name	Christopher Sprinz and Victoria Victorova
Contract type name	GDS Contract
Purpose of contract	General
Contract start date	12/10/2009
Contract end date	

17/18 Contracted general activity (UDA)	11,708
Carry forward general activity (UDA)	-234
17/18 Contracted orthodontic activity (UOA)	0
Carry forward orthodontic activity (UOA)	0
Baseline contract value	£322,286.32

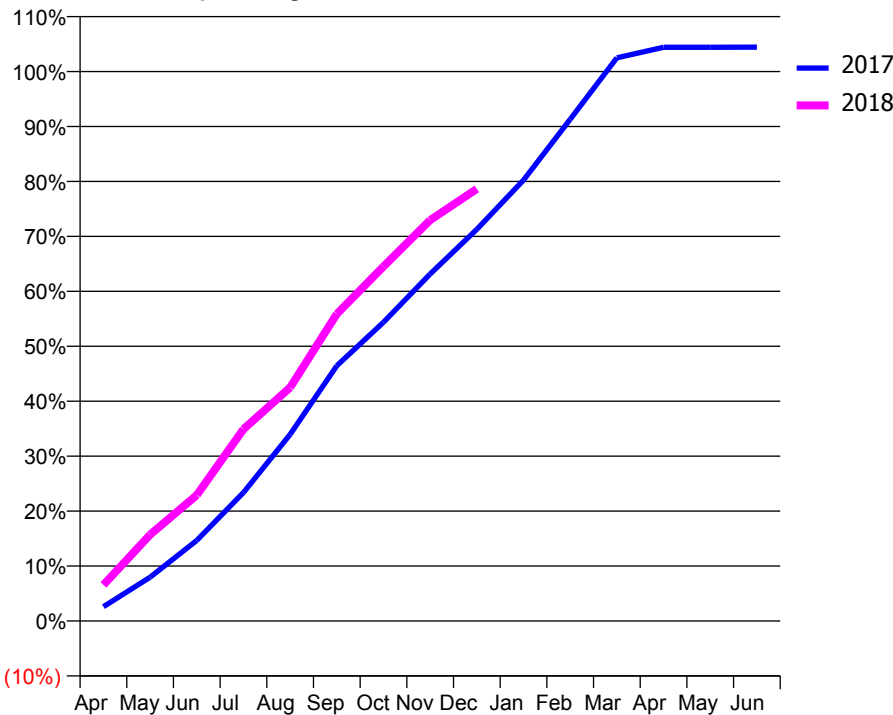
### ACCESS\*

Patients seen in 24 months	Total	Change since previous quarter
Quarter ending December 2016	4,231	
Quarter ending March 2017	4,136	↓
Quarter ending June 2017	4,341	↑
Quarter ending September 2017	4,489	↑
Quarter ending December 2017	4,525	→
<b>Variance since December 2016</b>	<b>6.9%</b>	<b>↑</b>



### ACTIVITY

Cumulative percentage of contracted UDA delivered 2017 & 2018



Month	Adjusted Scheduled Activity (UDA)	
	2017	2018
April	306	767
May	934	1,840
June	1,718	2,684
July	2,739	4,087
August	3,977	4,978
September	5,439	6,543
October	6,365	7,553
November	7,394	8,541
December	8,345	9,206
January	9,394	
February	10,689	
March	12,001	
April	12,224	
May	12,225	
June	12,226	

### QUALITY

	Quantity	Base Number	Contract	AT	Region	England
% of FP17s for the same patient ID Re-attending within 3 months - Children	85	1,344	6.3%	11.1%	11.8%	12.0%
% of FP17s for the same patient ID Re-attending within 3 months - Adults	418	3,514	11.9%	14.5%	15.3%	15.9%
% of FP17s for the same patient ID Re-attending between 3 & 9 months - Children	766	1,344	57.0%	59.2%	59.1%	58.0%
% of FP17s for the same patient ID Re-attending between 3 & 9 months - Adults	1,852	3,514	52.7%	48.7%	51.5%	50.5%
% of FP17s for Band 1 Urgent Courses	246	4,769	5.2%	9.3%	8.0%	9.0%
% of FP17s Relating to Free Repair or Replacements	4	4,769	0.1%	0.8%	0.8%	0.8%
% of FP17s Relating to Continuations	101	4,769	2.1%	1.1%	1.1%	1.1%
% of Patients satisfied with the dentistry they have received	1	1	N/A	91.4%	91.6%	91.5%
% of Patients satisfied with the time they had to wait for an appointment	0	1	N/A	87.0%	88.3%	87.9%

\* This is based on patients treated on this contract for their most recent course of treatment. Figures in italics indicate the base number of FP17s or Patient Questionnaire responses are less than 100. N/A is shown where the base number of responses is less than 10 during the period. % is calculated as Quantity/Base number\*100

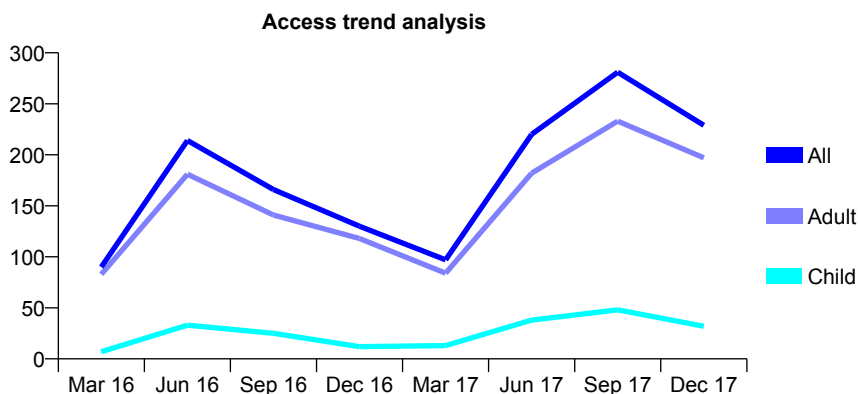
## Q56 - Vital Signs At a Glance Contract Report for 167231/0003 - December 2017

Name or company name	Christopher Sprinz and Victoria Victorova
Contract type name	GDS Contract
Purpose of contract	General
Contract start date	12/10/2009
Contract end date	

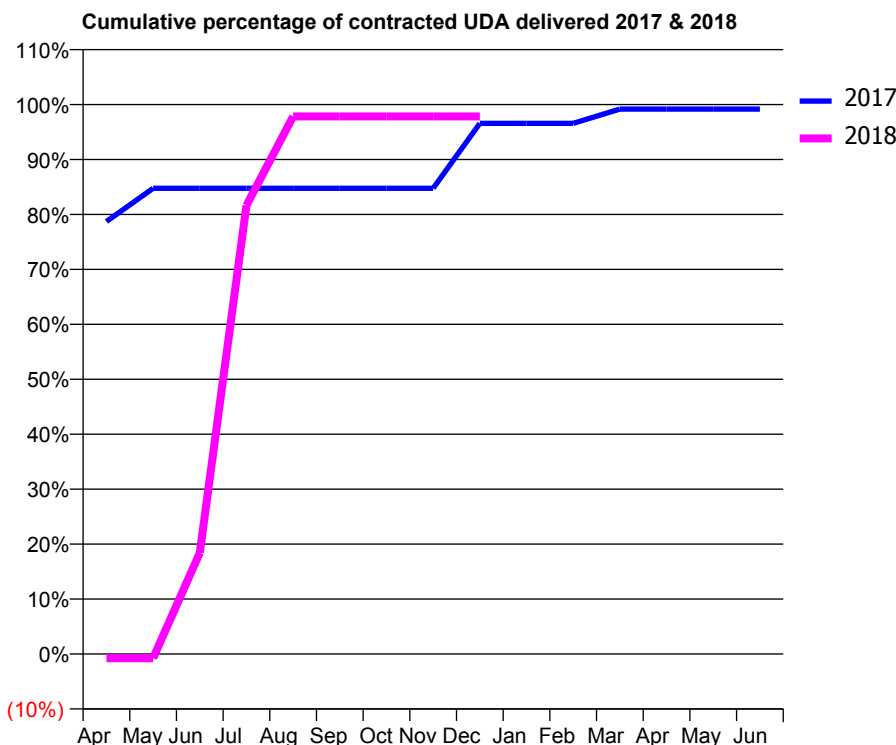
17/18 Contracted general activity (UDA)	500
Carry forward general activity (UDA)	4
17/18 Contracted orthodontic activity (UOA)	0
Carry forward orthodontic activity (UOA)	0
Baseline contract value	£12,592.83

### ACCESS\*

Patients seen in 24 months	Total	Change since previous quarter
Quarter ending December 2016	130	
Quarter ending March 2017	97	↓
Quarter ending June 2017	220	↑
Quarter ending September 2017	281	↑
Quarter ending December 2017	229	↓
<b>Variance since December 2016</b>	<b>76.2%</b>	<b>↑</b>



### ACTIVITY



Month	Adjusted Scheduled Activity (UDA)	
	2017	2018
April	394	-4
May	424	-4
June	424	92
July	424	408
August	424	489
September	424	489
October	424	489
November	424	489
December	483	489
January	483	
February	483	
March	496	
April	496	
May	496	
June	496	

### QUALITY

	Quantity	Base Number	Contract	AT	Region	England
% of FP17s for the same patient ID Re-attending within 3 months - Children	2	55	3.6%	11.1%	11.8%	12.0%
% of FP17s for the same patient ID Re-attending within 3 months - Adults	2	224	0.9%	14.5%	15.3%	15.9%
% of FP17s for the same patient ID Re-attending between 3 & 9 months - Children	1	55	1.8%	59.2%	59.1%	58.0%
% of FP17s for the same patient ID Re-attending between 3 & 9 months - Adults	4	224	1.8%	48.7%	51.5%	50.5%
% of FP17s for Band 1 Urgent Courses	1	279	0.4%	9.3%	8.0%	9.0%
% of FP17s Relating to Free Repair or Replacements	1	279	0.4%	0.8%	0.8%	0.8%
% of FP17s Relating to Continuations	8	279	2.9%	1.1%	1.1%	1.1%
% of Patients satisfied with the dentistry they have received	0	0	N/A	91.4%	91.6%	91.5%
% of Patients satisfied with the time they had to wait for an appointment	0	0	N/A	87.0%	88.3%	87.9%

\* This is based on patients treated on this contract for their most recent course of treatment. Figures in italics indicate the base number of FP17s or Patient Questionnaire responses are less than 100. N/A is shown where the base number of responses is less than 10 during the period. % is calculated as Quantity/Base number\*100



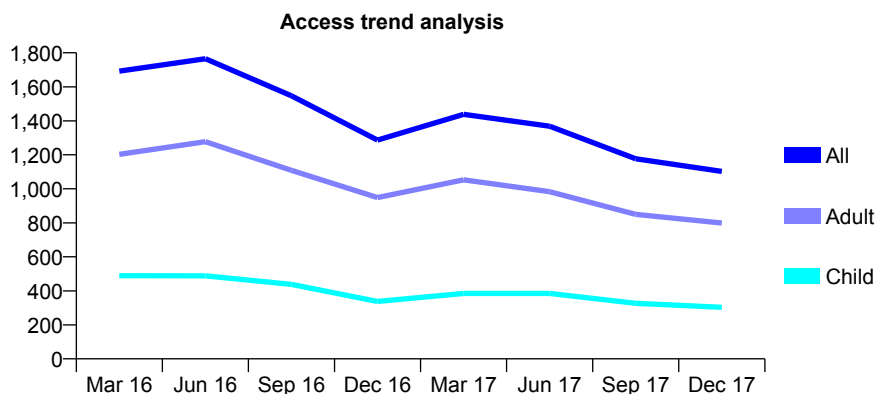
## Q56 - Vital Signs At a Glance Contract Report for 167231/0004 - December 2017

Name or company name	Christopher Sprinz and Victoria Victorova
Contract type name	GDS Contract
Purpose of contract	General
Contract start date	12/10/2009
Contract end date	

17/18 Contracted general activity (UDA)	4,000
Carry forward general activity (UDA)	128
17/18 Contracted orthodontic activity (UOA)	0
Carry forward orthodontic activity (UOA)	0
Baseline contract value	£100,742.67

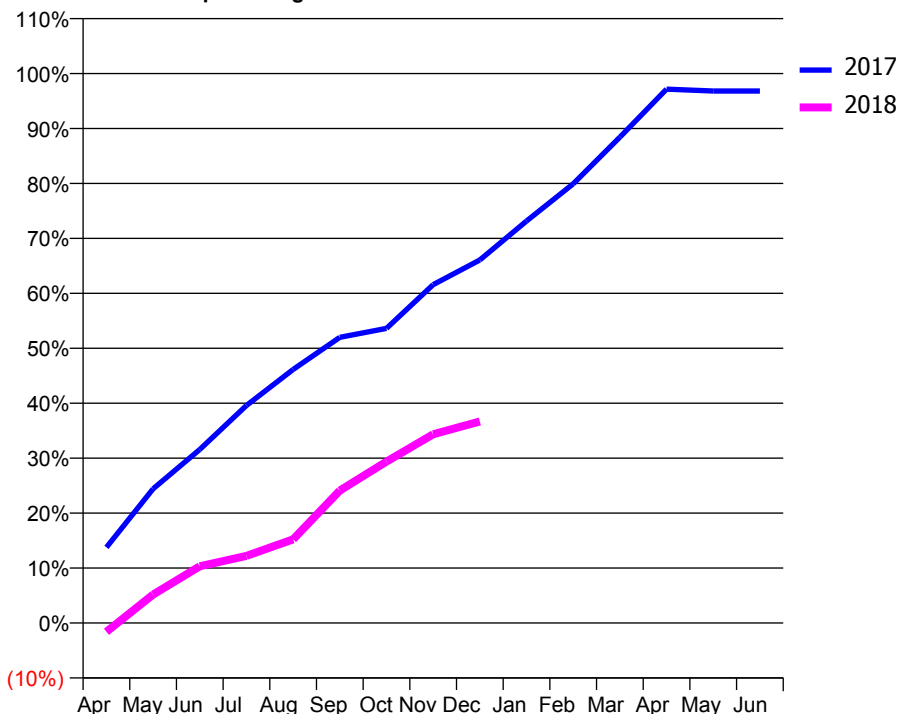
### ACCESS\*

Patients seen in 24 months	Total	Change since previous quarter
Quarter ending December 2016	1,287	
Quarter ending March 2017	1,438	↑
Quarter ending June 2017	1,368	↓
Quarter ending September 2017	1,177	↓
Quarter ending December 2017	1,102	↓
<b>Variance since December 2016</b>	<b>(14.4%)</b>	<b>↓</b>



### ACTIVITY

Cumulative percentage of contracted UDA delivered 2017 & 2018



Month	Adjusted Scheduled Activity (UDA)	
	2017	2018
April	551	-65
May	977	207
June	1,263	413
July	1,583	489
August	1,846	609
September	2,080	964
October	2,145	1,175
November	2,463	1,374
December	2,642	1,467
January	2,926	
February	3,197	
March	3,536	
April	3,886	
May	3,872	
June	3,872	

### QUALITY

	Quantity	Base Number	Contract	AT	Region	England
% of FP17s for the same patient ID Re-attending within 3 months - Children	19	380	5.0%	11.1%	11.8%	12.0%
% of FP17s for the same patient ID Re-attending within 3 months - Adults	82	747	11.0%	14.5%	15.3%	15.9%
% of FP17s for the same patient ID Re-attending between 3 & 9 months - Children	132	380	34.7%	59.2%	59.1%	58.0%
% of FP17s for the same patient ID Re-attending between 3 & 9 months - Adults	217	747	29.0%	48.7%	51.5%	50.5%
% of FP17s for Band 1 Urgent Courses	86	913	9.4%	9.3%	8.0%	9.0%
% of FP17s Relating to Free Repair or Replacements	3	913	0.3%	0.8%	0.8%	0.8%
% of FP17s Relating to Continuations	15	913	1.6%	1.1%	1.1%	1.1%
% of Patients satisfied with the dentistry they have received	0	0	N/A	91.4%	91.6%	91.5%
% of Patients satisfied with the time they had to wait for an appointment	0	0	N/A	87.0%	88.3%	87.9%

\* This is based on patients treated on this contract for their most recent course of treatment. Figures in italics indicate the base number of FP17s or Patient Questionnaire responses are less than 100. N/A is shown where the base number of responses is less than 10 during the period. % is calculated as Quantity/Base number\*100

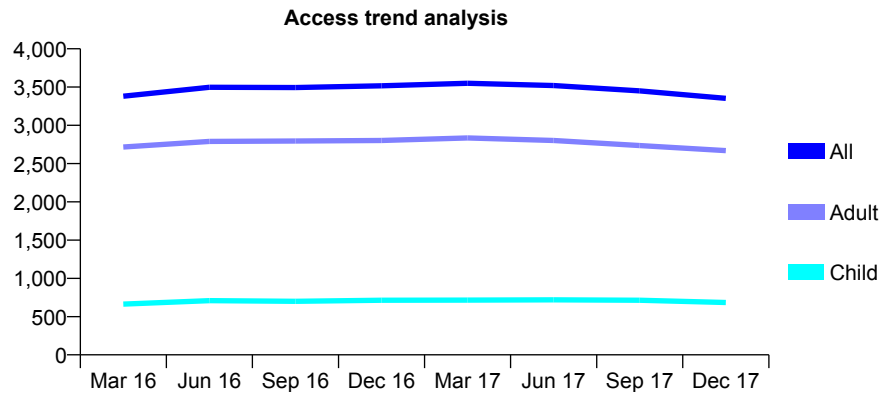
## Q56 - Vital Signs At a Glance Contract Report for 168300/0001 - December 2017

Name or company name	Witard Dental Practice
Contract type name	GDS Contract
Purpose of contract	General
Contract start date	05/05/2011
Contract end date	

17/18 Contracted general activity (UDA)	13,132
Carry forward general activity (UDA)	0
17/18 Contracted orthodontic activity (UOA)	0
Carry forward orthodontic activity (UOA)	0
Baseline contract value	£313,714.64

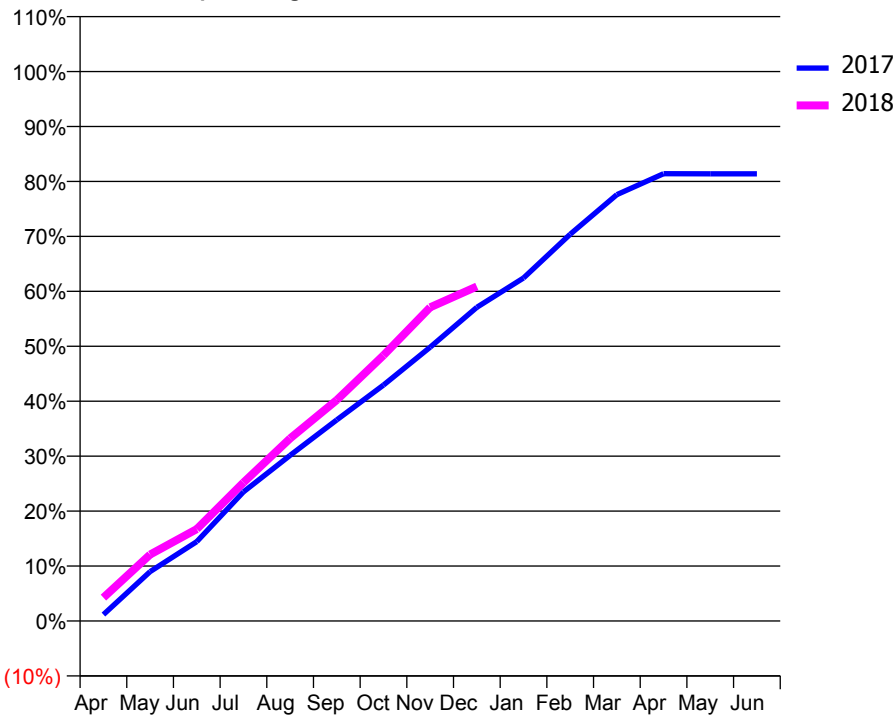
### ACCESS\*

Patients seen in 24 months	Total	Change since previous quarter
Quarter ending December 2016	3,516	
Quarter ending March 2017	3,549	→
Quarter ending June 2017	3,520	→
Quarter ending September 2017	3,450	↓
Quarter ending December 2017	3,353	↓
<b>Variance since December 2016</b>	<b>(4.6%)</b>	<b>↓</b>



### ACTIVITY

Cumulative percentage of contracted UDA delivered 2017 & 2018



Month	Adjusted Scheduled Activity (UDA)	
	2017	2018
April	156	561
May	1,181	1,587
June	1,898	2,199
July	3,085	3,310
August	3,959	4,366
September	4,806	5,283
October	5,639	6,348
November	6,543	7,495
December	7,495	7,993
January	8,197	
February	9,243	
March	10,191	
April	10,690	
May	10,686	
June	10,686	

### QUALITY

	Quantity	Base Number	Contract	AT	Region	England
% of FP17s for the same patient ID Re-attending within 3 months - Children	81	728	11.1%	11.1%	11.8%	12.0%
% of FP17s for the same patient ID Re-attending within 3 months - Adults	449	2,880	15.6%	14.5%	15.3%	15.9%
% of FP17s for the same patient ID Re-attending between 3 & 9 months - Children	429	728	58.9%	59.2%	59.1%	58.0%
% of FP17s for the same patient ID Re-attending between 3 & 9 months - Adults	1,675	2,880	58.2%	48.7%	51.5%	50.5%
% of FP17s for Band 1 Urgent Courses	181	3,423	5.3%	9.3%	8.0%	9.0%
% of FP17s Relating to Free Repair or Replacements	21	3,423	0.6%	0.8%	0.8%	0.8%
% of FP17s Relating to Continuations	67	3,423	2.0%	1.1%	1.1%	1.1%
% of Patients satisfied with the dentistry they have received	1	1	N/A	91.4%	91.6%	91.5%
% of Patients satisfied with the time they had to wait for an appointment	1	1	N/A	87.0%	88.3%	87.9%

\* This is based on patients treated on this contract for their most recent course of treatment. Figures in italics indicate the base number of FP17s or Patient Questionnaire responses are less than 100. N/A is shown where the base number of responses is less than 10 during the period. % is calculated as Quantity/Base number\*100

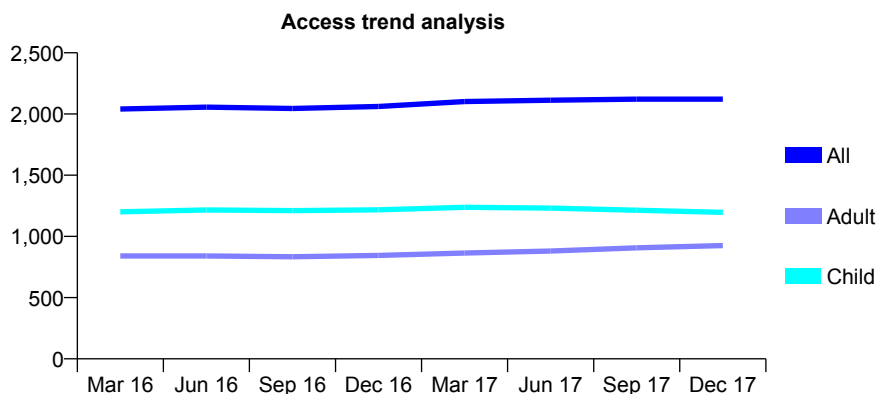
## Q56 - Vital Signs At a Glance Contract Report for 168793/0001 - December 2017

Name or company name	Guildhall Dental Practice
Contract type name	GDS Contract
Purpose of contract	General and Orthodontic
Contract start date	01/04/2011
Contract end date	

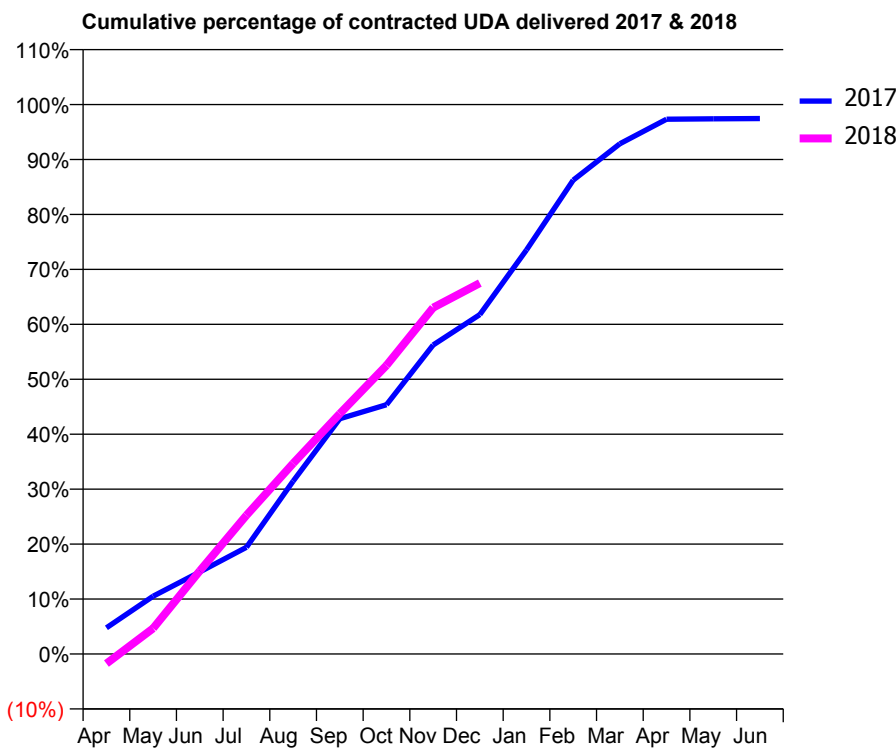
17/18 Contracted general activity (UDA)	4,199
Carry forward general activity (UDA)	107
17/18 Contracted orthodontic activity (UOA)	0
Carry forward orthodontic activity (UOA)	0
Baseline contract value	£103,642.59

### ACCESS\*

Patients seen in 24 months	Total	Change since previous quarter
Quarter ending December 2016	2,062	
Quarter ending March 2017	2,102	→
Quarter ending June 2017	2,113	→
Quarter ending September 2017	2,121	→
Quarter ending December 2017	2,122	→
<b>Variance since December 2016</b>	<b>2.9%</b>	<b>↑</b>



### ACTIVITY



Month	Adjusted Scheduled Activity (UDA)	
	2017	2018
April	200	-74
May	441	196
June	627	636
July	816	1,060
August	1,321	1,456
September	1,798	1,837
October	1,905	2,205
November	2,362	2,647
December	2,594	2,834
January	3,088	
February	3,621	
March	3,899	
April	4,087	
May	4,090	
June	4,092	

### QUALITY

	Quantity	Base Number	Contract	AT	Region	England
% of FP17s for the same patient ID Re-attending within 3 months - Children	107	1,499	7.1%	11.1%	11.8%	12.0%
% of FP17s for the same patient ID Re-attending within 3 months - Adults	66	851	7.8%	14.5%	15.3%	15.9%
% of FP17s for the same patient ID Re-attending between 3 & 9 months - Children	1,076	1,499	71.8%	59.2%	59.1%	58.0%
% of FP17s for the same patient ID Re-attending between 3 & 9 months - Adults	556	851	65.3%	48.7%	51.5%	50.5%
% of FP17s for Band 1 Urgent Courses	90	2,215	4.1%	9.3%	8.0%	9.0%
% of FP17s Relating to Free Repair or Replacements	2	2,215	0.1%	0.8%	0.8%	0.8%
% of FP17s Relating to Continuations	3	2,215	0.1%	1.1%	1.1%	1.1%
% of Patients satisfied with the dentistry they have received	1	1	N/A	91.4%	91.6%	91.5%
% of Patients satisfied with the time they had to wait for an appointment	1	1	N/A	87.0%	88.3%	87.9%

\* This is based on patients treated on this contract for their most recent course of treatment. Figures in italics indicate the base number of FP17s or Patient Questionnaire responses are less than 100. N/A is shown where the base number of responses is less than 10 during the period. % is calculated as Quantity/Base number\*100

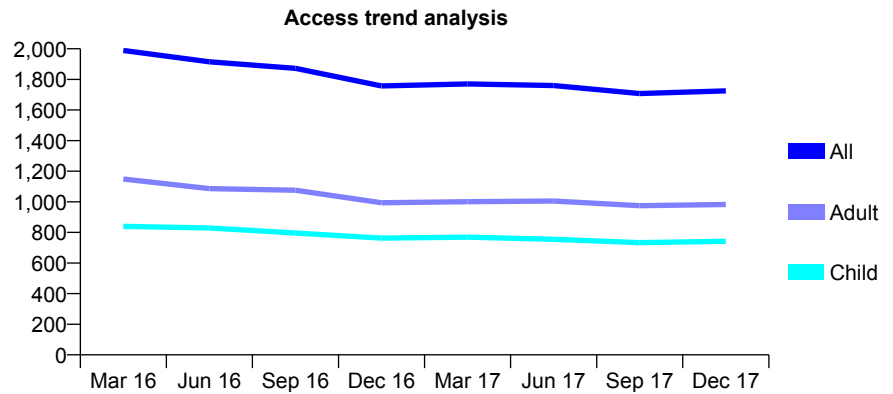
## Q56 - Vital Signs At a Glance Contract Report for 171018/0001 - December 2017

Name or company name	The Hamptons Dental Care
Contract type name	GDS Contract
Purpose of contract	General
Contract start date	01/04/2009
Contract end date	

17/18 Contracted general activity (UDA)	3,694
Carry forward general activity (UDA)	-27
17/18 Contracted orthodontic activity (UOA)	0
Carry forward orthodontic activity (UOA)	0
Baseline contract value	£87,538.94

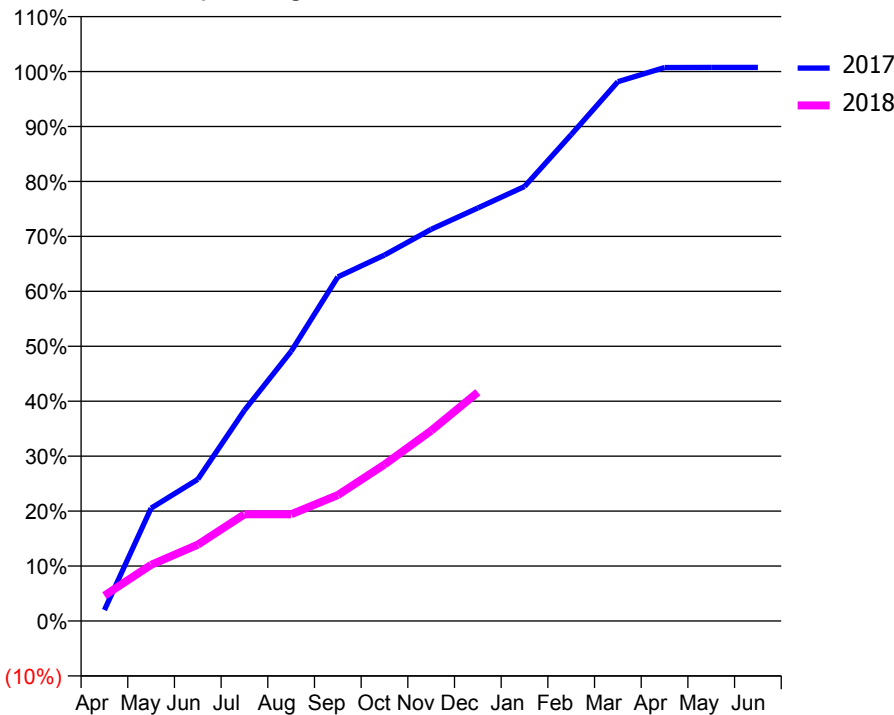
### ACCESS\*

Patients seen in 24 months	Total	Change since previous quarter
Quarter ending December 2016	1,757	
Quarter ending March 2017	1,770	→
Quarter ending June 2017	1,760	→
Quarter ending September 2017	1,708	↓
Quarter ending December 2017	1,725	→
<b>Variance since December 2016</b>	<b>(1.8%)</b>	<b>↓</b>



### ACTIVITY

Cumulative percentage of contracted UDA delivered 2017 & 2018



Month	Adjusted Scheduled Activity (UDA)	
	2017	2018
April	74	171
May	759	378
June	953	513
July	1,417	718
August	1,813	718
September	2,313	846
October	2,460	1,052
November	2,633	1,280
December	2,777	1,538
January	2,921	
February	3,270	
March	3,625	
April	3,720	
May	3,721	
June	3,721	

### QUALITY

	Quantity	Base Number	Contract	AT	Region	England
% of FP17s for the same patient ID Re-attending within 3 months - Children	18	389	4.6%	11.1%	11.8%	12.0%
% of FP17s for the same patient ID Re-attending within 3 months - Adults	75	468	16.0%	14.5%	15.3%	15.9%
% of FP17s for the same patient ID Re-attending between 3 & 9 months - Children	65	389	16.7%	59.2%	59.1%	58.0%
% of FP17s for the same patient ID Re-attending between 3 & 9 months - Adults	89	468	19.0%	48.7%	51.5%	50.5%
% of FP17s for Band 1 Urgent Courses	148	813	18.2%	9.3%	8.0%	9.0%
% of FP17s Relating to Free Repair or Replacements	0	813	0.0%	0.8%	0.8%	0.8%
% of FP17s Relating to Continuations	0	813	0.0%	1.1%	1.1%	1.1%
% of Patients satisfied with the dentistry they have received	2	2	N/A	91.4%	91.6%	91.5%
% of Patients satisfied with the time they had to wait for an appointment	2	2	N/A	87.0%	88.3%	87.9%

\* This is based on patients treated on this contract for their most recent course of treatment. Figures in italics indicate the base number of FP17s or Patient Questionnaire responses are less than 100. N/A is shown where the base number of responses is less than 10 during the period. % is calculated as Quantity/Base number\*100

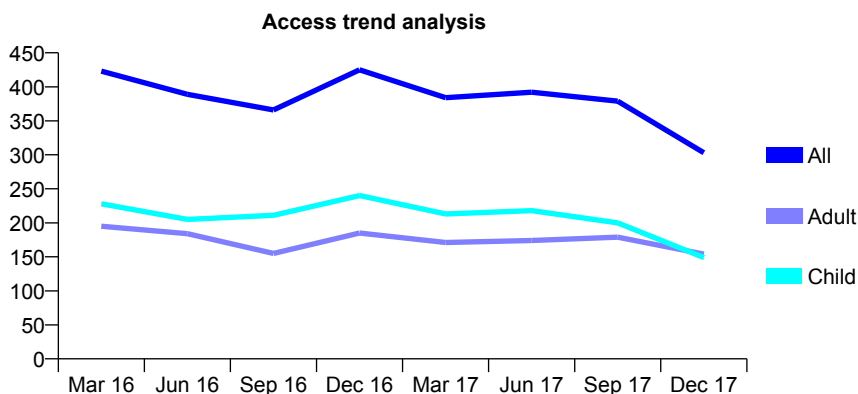
## Q56 - Vital Signs At a Glance Contract Report for 171018/0002 - December 2017

Name or company name	The Hamptons Dental Care
Contract type name	GDS Contract
Purpose of contract	General
Contract start date	01/04/2009
Contract end date	

17/18 Contracted general activity (UDA)	806
Carry forward general activity (UDA)	2
17/18 Contracted orthodontic activity (UOA)	0
Carry forward orthodontic activity (UOA)	0
Baseline contract value	£20,299.66

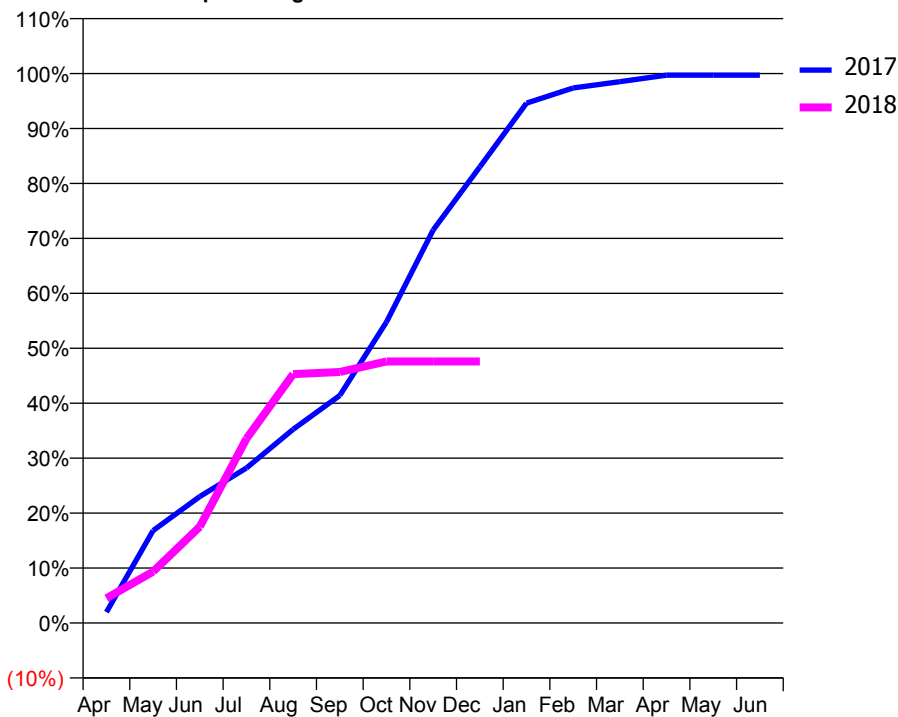
### ACCESS\*

Patients seen in 24 months	Total	Change since previous quarter
Quarter ending December 2016	425	
Quarter ending March 2017	384	↓
Quarter ending June 2017	392	↑
Quarter ending September 2017	379	↓
Quarter ending December 2017	303	↓
<b>Variance since December 2016</b>	<b>(28.7%)</b>	<b>↓</b>



### ACTIVITY

Cumulative percentage of contracted UDA delivered 2017 & 2018



Month	Adjusted Scheduled Activity (UDA)	
	2017	2018
April	16	36
May	136	75
June	186	141
July	227	270
August	284	365
September	334	368
October	442	384
November	577	384
December	669	384
January	763	
February	785	
March	794	
April	804	
May	804	
June	804	

### QUALITY

	Quantity	Base Number	Contract	AT	Region	England
% of FP17s for the same patient ID Re-attending within 3 months - Children	7	140	5.0%	11.1%	11.8%	12.0%
% of FP17s for the same patient ID Re-attending within 3 months - Adults	17	122	13.9%	14.5%	15.3%	15.9%
% of FP17s for the same patient ID Re-attending between 3 & 9 months - Children	56	140	40.0%	59.2%	59.1%	58.0%
% of FP17s for the same patient ID Re-attending between 3 & 9 months - Adults	15	122	12.3%	48.7%	51.5%	50.5%
% of FP17s for Band 1 Urgent Courses	88	255	34.5%	9.3%	8.0%	9.0%
% of FP17s Relating to Free Repair or Replacements	0	255	0.0%	0.8%	0.8%	0.8%
% of FP17s Relating to Continuations	0	255	0.0%	1.1%	1.1%	1.1%
% of Patients satisfied with the dentistry they have received	0	0	N/A	91.4%	91.6%	91.5%
% of Patients satisfied with the time they had to wait for an appointment	0	0	N/A	87.0%	88.3%	87.9%

\* This is based on patients treated on this contract for their most recent course of treatment. Figures in italics indicate the base number of FP17s or Patient Questionnaire responses are less than 100. N/A is shown where the base number of responses is less than 10 during the period. % is calculated as Quantity/Base number\*100

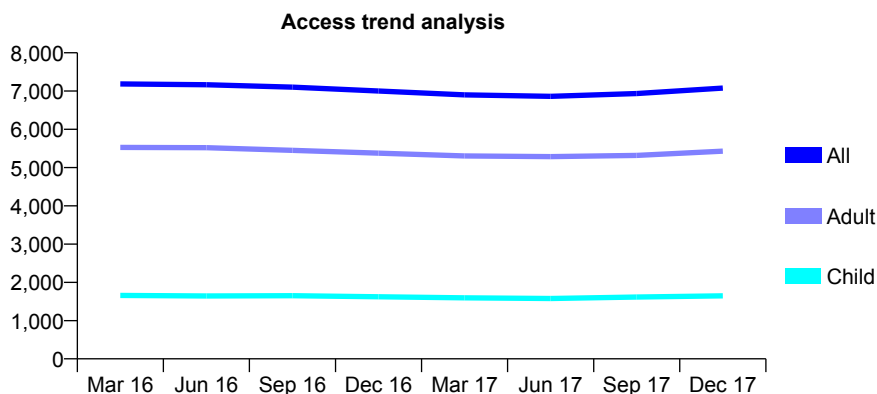
## Q56 - Vital Signs At a Glance Contract Report for 171239/0001 - December 2017

Name or company name	The Loddon Dental Practice
Contract type name	GDS Contract
Purpose of contract	General and Orthodontic
Contract start date	13/10/2007
Contract end date	

17/18 Contracted general activity (UDA)	18,962
Carry forward general activity (UDA)	65
17/18 Contracted orthodontic activity (UOA)	579
Carry forward orthodontic activity (UOA)	-12
Baseline contract value	£522,156.05

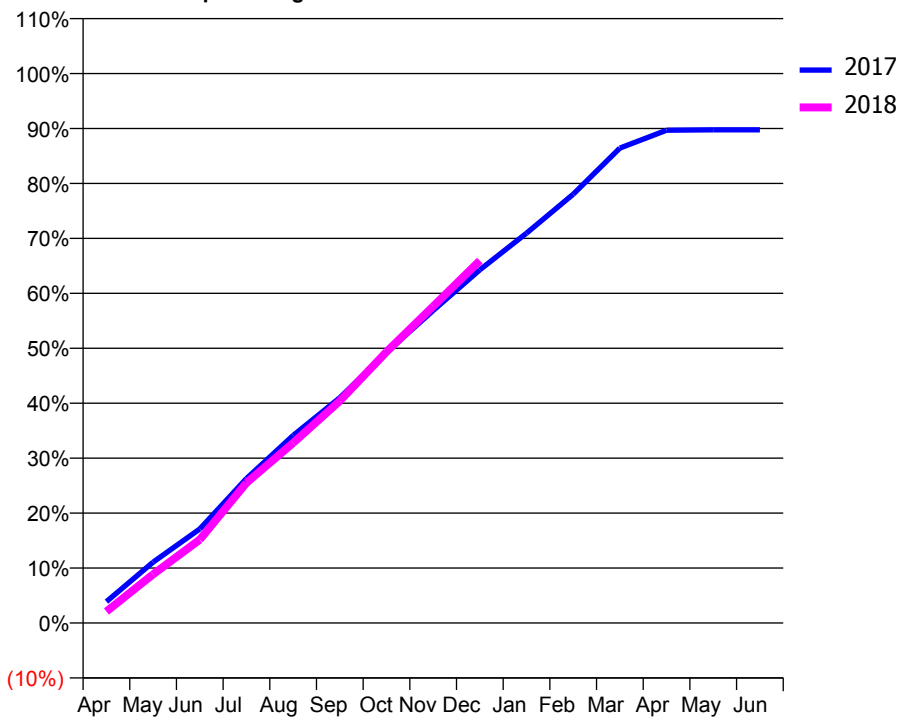
### ACCESS\*

Patients seen in 24 months	Total	Change since previous quarter
Quarter ending December 2016	7,001	
Quarter ending March 2017	6,900	↓
Quarter ending June 2017	6,863	→
Quarter ending September 2017	6,934	→
Quarter ending December 2017	7,078	↑
<b>Variance since December 2016</b>	<b>1.1%</b>	<b>→</b>



### ACTIVITY

Cumulative percentage of contracted UDA delivered 2017 & 2018



Month	Adjusted Scheduled Activity (UDA)	
	2017	2018
April	770	400
May	2,193	1,680
June	3,384	2,879
July	5,202	4,839
August	6,751	6,213
September	8,107	7,664
October	9,738	9,357
November	11,246	10,925
December	12,712	12,504
January	14,033	
February	15,430	
March	17,093	
April	17,734	
May	17,749	
June	17,752	

### QUALITY

	Quantity	Base Number	Contract	AT	Region	England
% of FP17s for the same patient ID Re-attending within 3 months - Children	186	1,880	9.9%	11.1%	11.8%	12.0%
% of FP17s for the same patient ID Re-attending within 3 months - Adults	784	5,485	14.3%	14.5%	15.3%	15.9%
% of FP17s for the same patient ID Re-attending between 3 & 9 months - Children	896	1,880	47.7%	59.2%	59.1%	58.0%
% of FP17s for the same patient ID Re-attending between 3 & 9 months - Adults	2,036	5,485	37.1%	48.7%	51.5%	50.5%
% of FP17s for Band 1 Urgent Courses	577	6,940	8.3%	9.3%	8.0%	9.0%
% of FP17s Relating to Free Repair or Replacements	26	6,940	0.4%	0.8%	0.8%	0.8%
% of FP17s Relating to Continuations	132	6,940	1.9%	1.1%	1.1%	1.1%
% of Patients satisfied with the dentistry they have received	11	12	91.7%	91.4%	91.6%	91.5%
% of Patients satisfied with the time they had to wait for an appointment	10	12	83.3%	87.0%	88.3%	87.9%

\* This is based on patients treated on this contract for their most recent course of treatment. Figures in italics indicate the base number of FP17s or Patient Questionnaire responses are less than 100. N/A is shown where the base number of responses is less than 10 during the period. % is calculated as Quantity/Base number\*100

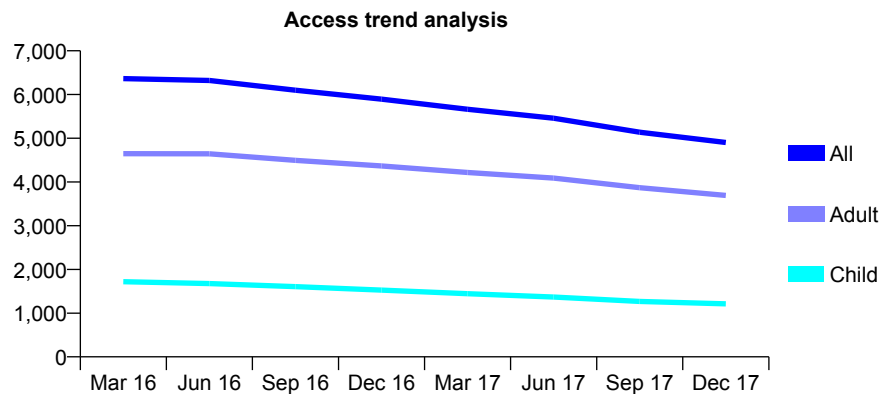
## Q56 - Vital Signs At a Glance Contract Report for 171611/0001 - December 2017

Name or company name	Unnati Limited
Contract type name	GDS Contract
Purpose of contract	General
Contract start date	01/04/2010
Contract end date	

17/18 Contracted general activity (UDA)	22,500
Carry forward general activity (UDA)	0
17/18 Contracted orthodontic activity (UOA)	0
Carry forward orthodontic activity (UOA)	0
Baseline contract value	£786,419.66

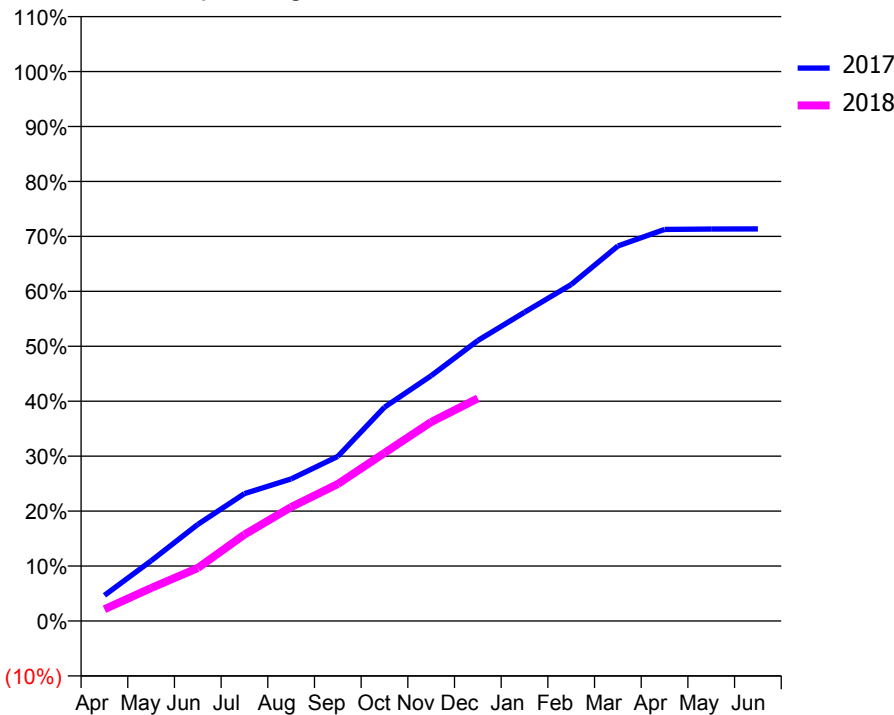
### ACCESS\*

Patients seen in 24 months	Total	Change since previous quarter
Quarter ending December 2016	5,893	
Quarter ending March 2017	5,662	↓
Quarter ending June 2017	5,457	↓
Quarter ending September 2017	5,138	↓
Quarter ending December 2017	4,904	↓
<b>Variance since December 2016</b>	<b>(16.8%)</b>	<b>↓</b>



### ACTIVITY

Cumulative percentage of contracted UDA delivered 2017 & 2018



Month	Adjusted Scheduled Activity (UDA)	
	2017	2018
April	1,051	481
May	2,466	1,352
June	3,955	2,171
July	5,215	3,541
August	5,817	4,665
September	6,742	5,613
October	8,757	6,880
November	10,041	8,151
December	11,484	9,114
January	12,641	
February	13,780	
March	15,357	
April	16,034	
May	16,048	
June	16,054	

### QUALITY

	Quantity	Base Number	Contract	AT	Region	England
% of FP17s for the same patient ID Re-attending within 3 months - Children	67	1,228	5.5%	11.1%	11.8%	12.0%
% of FP17s for the same patient ID Re-attending within 3 months - Adults	407	3,874	10.5%	14.5%	15.3%	15.9%
% of FP17s for the same patient ID Re-attending between 3 & 9 months - Children	809	1,228	65.9%	59.2%	59.1%	58.0%
% of FP17s for the same patient ID Re-attending between 3 & 9 months - Adults	2,597	3,874	67.0%	48.7%	51.5%	50.5%
% of FP17s for Band 1 Urgent Courses	232	4,777	4.9%	9.3%	8.0%	9.0%
% of FP17s Relating to Free Repair or Replacements	4	4,777	0.1%	0.8%	0.8%	0.8%
% of FP17s Relating to Continuations	61	4,777	1.3%	1.1%	1.1%	1.1%
% of Patients satisfied with the dentistry they have received	6	6	N/A	91.4%	91.6%	91.5%
% of Patients satisfied with the time they had to wait for an appointment	5	6	N/A	87.0%	88.3%	87.9%

\* This is based on patients treated on this contract for their most recent course of treatment. Figures in italics indicate the base number of FP17s or Patient Questionnaire responses are less than 100. N/A is shown where the base number of responses is less than 10 during the period. % is calculated as Quantity/Base number\*100



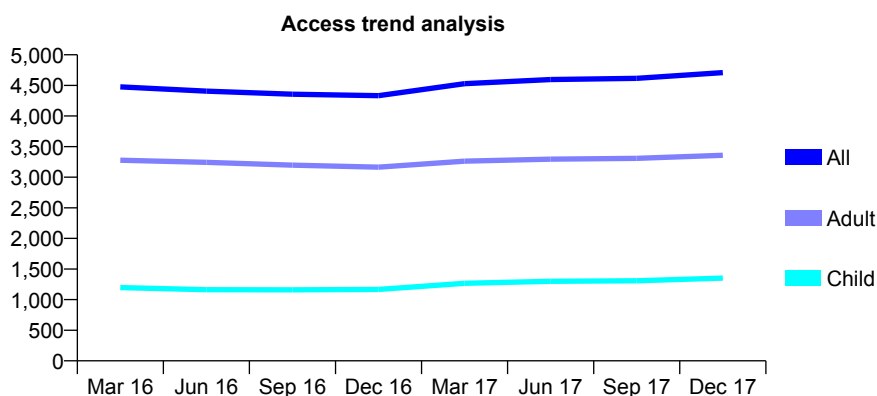
## Q56 - Vital Signs At a Glance Contract Report for 173495/0001 - December 2017

Name or company name	West Earham Dental Health Practice Limited
Contract type name	Pilot Contract
Purpose of contract	General
Contract start date	01/01/2012
Contract end date	

17/18 Contracted general activity (UDA)	15,830
Carry forward general activity (UDA)	0
17/18 Contracted orthodontic activity (UOA)	0
Carry forward orthodontic activity (UOA)	0
Baseline contract value	£355,032.53

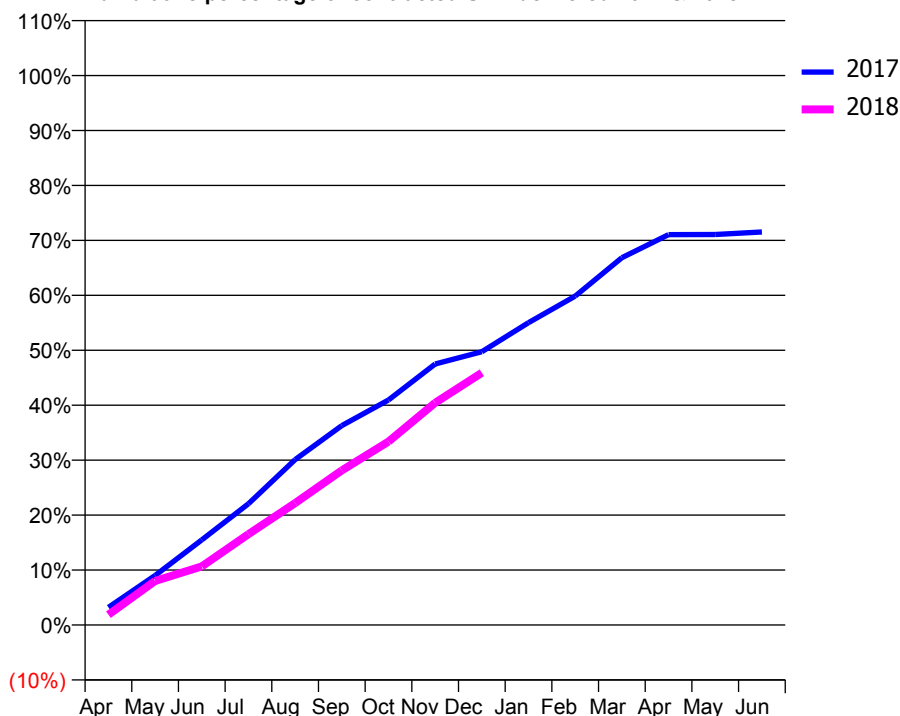
### ACCESS\*

Patients seen in 24 months	Total	Change since previous quarter
Quarter ending December 2016	4,332	
Quarter ending March 2017	4,528	↑
Quarter ending June 2017	4,595	→
Quarter ending September 2017	4,616	→
Quarter ending December 2017	4,710	↑
<b>Variance since December 2016</b>	<b>8.7%</b>	<b>↑</b>



### ACTIVITY

Cumulative percentage of contracted UDA delivered 2017 & 2018



Adjusted Scheduled Activity (UDA)

Month	2017	2018
April	508	297
May	1,429	1,268
June	2,451	1,688
July	3,492	2,616
August	4,764	3,515
September	5,744	4,455
October	6,483	5,283
November	7,519	6,401
December	7,872	7,266
January	8,709	
February	9,475	
March	10,582	
April	11,247	
May	11,249	
June	11,321	

### QUALITY

	Quantity	Base Number	Contract	AT	Region	England
% of FP17s for the same patient ID Re-attending within 3 months - Children	68	1,278	5.3%	11.1%	11.8%	12.0%
% of FP17s for the same patient ID Re-attending within 3 months - Adults	216	2,636	8.2%	14.5%	15.3%	15.9%
% of FP17s for the same patient ID Re-attending between 3 & 9 months - Children	661	1,278	51.7%	59.2%	59.1%	58.0%
% of FP17s for the same patient ID Re-attending between 3 & 9 months - Adults	913	2,636	34.6%	48.7%	51.5%	50.5%
% of FP17s for Band 1 Urgent Courses	129	3,584	3.6%	9.3%	8.0%	9.0%
% of FP17s Relating to Free Repair or Replacements	65	3,584	1.8%	0.8%	0.8%	0.8%
% of FP17s Relating to Continuations	72	3,584	2.0%	1.1%	1.1%	1.1%
% of Patients satisfied with the dentistry they have received	7	7	N/A	91.4%	91.6%	91.5%
% of Patients satisfied with the time they had to wait for an appointment	7	7	N/A	87.0%	88.3%	87.9%

\* This is based on patients treated on this contract for their most recent course of treatment. Figures in italics indicate the base number of FP17s or Patient Questionnaire responses are less than 100. N/A is shown where the base number of responses is less than 10 during the period. % is calculated as Quantity/Base number\*100

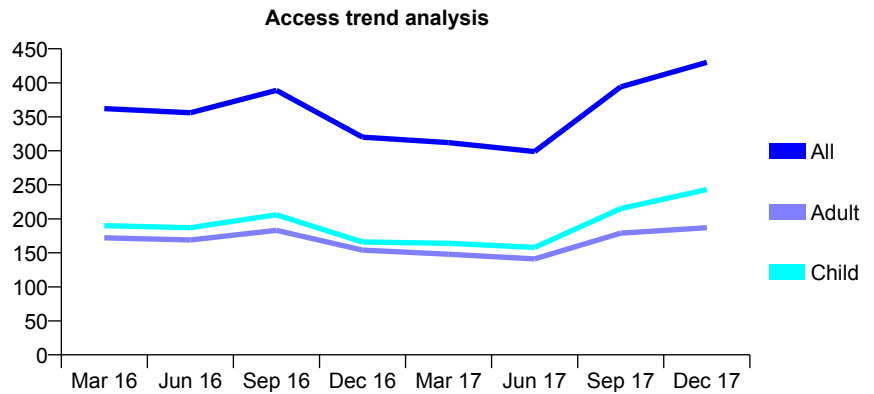
## Q56 - Vital Signs At a Glance Contract Report for 173835/0001 - December 2017

Name or company name	Ian Wood, Julian Perry and Edward Coyle
Contract type name	GDS Contract
Purpose of contract	General
Contract start date	01/12/2013
Contract end date	

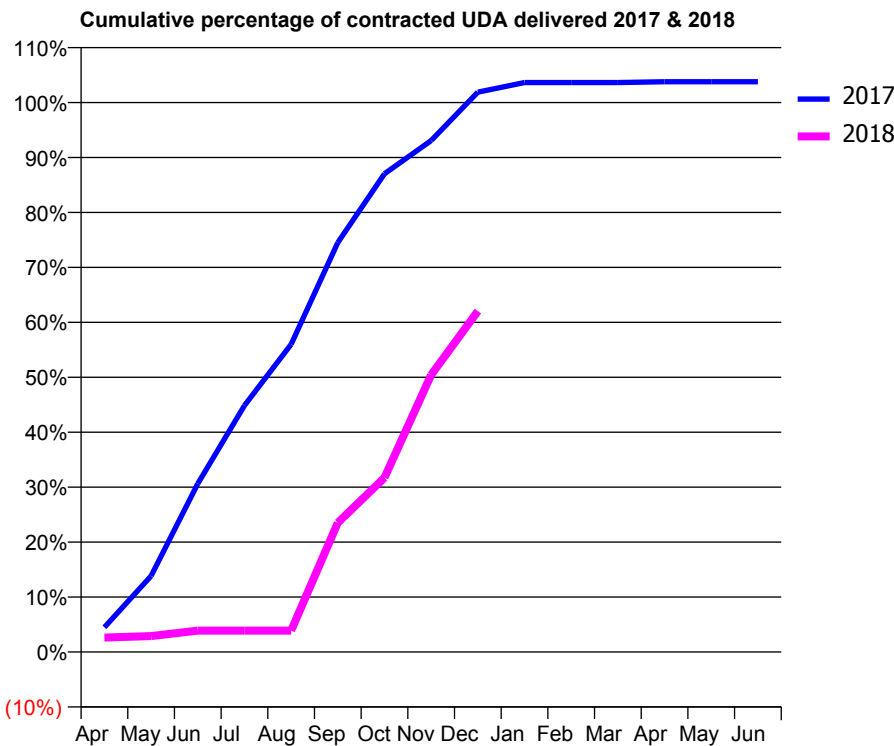
17/18 Contracted general activity (UDA)	800
Carry forward general activity (UDA)	-16
17/18 Contracted orthodontic activity (UOA)	0
Carry forward orthodontic activity (UOA)	0
Baseline contract value	£16,953.61

### ACCESS\*

Patients seen in 24 months	Total	Change since previous quarter
Quarter ending December 2016	320	
Quarter ending March 2017	312	↓
Quarter ending June 2017	299	↓
Quarter ending September 2017	394	↑
Quarter ending December 2017	430	↑
<b>Variance since December 2016</b>	<b>34.4%</b>	<b>↑</b>



### ACTIVITY



Month	Adjusted Scheduled Activity (UDA)	
	2017	2018
April	36	21
May	111	23
June	245	31
July	359	31
August	448	31
September	596	188
October	696	254
November	745	404
December	815	496
January	829	
February	829	
March	829	
April	830	
May	830	
June	830	

### QUALITY

	Quantity	Base Number	Contract	AT	Region	England
% of FP17s for the same patient ID Re-attending within 3 months - Children	13	320	4.1%	11.1%	11.8%	12.0%
% of FP17s for the same patient ID Re-attending within 3 months - Adults	19	178	10.7%	14.5%	15.3%	15.9%
% of FP17s for the same patient ID Re-attending between 3 & 9 months - Children	124	320	38.8%	59.2%	59.1%	58.0%
% of FP17s for the same patient ID Re-attending between 3 & 9 months - Adults	54	178	30.3%	48.7%	51.5%	50.5%
% of FP17s for Band 1 Urgent Courses	25	481	5.2%	9.3%	8.0%	9.0%
% of FP17s Relating to Free Repair or Replacements	0	481	0.0%	0.8%	0.8%	0.8%
% of FP17s Relating to Continuations	0	481	0.0%	1.1%	1.1%	1.1%
% of Patients satisfied with the dentistry they have received	1	1	N/A	91.4%	91.6%	91.5%
% of Patients satisfied with the time they had to wait for an appointment	1	1	N/A	87.0%	88.3%	87.9%

\* This is based on patients treated on this contract for their most recent course of treatment. Figures in italics indicate the base number of FP17s or Patient Questionnaire responses are less than 100. N/A is shown where the base number of responses is less than 10 during the period. % is calculated as Quantity/Base number\*100

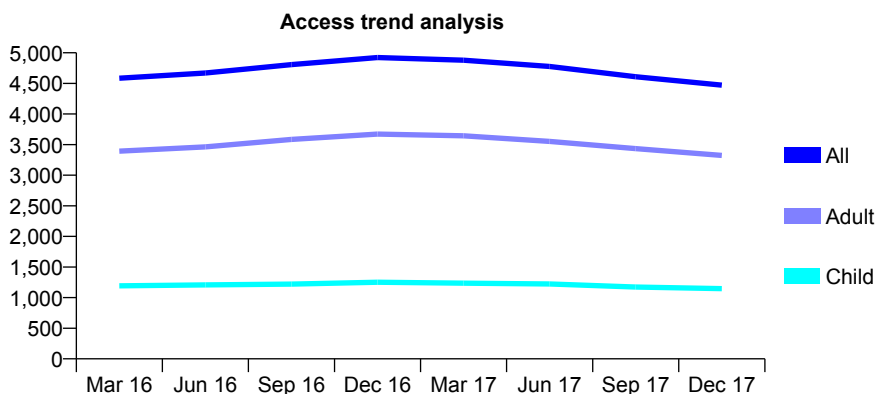
## Q56 - Vital Signs At a Glance Contract Report for 174173/0002 - December 2017

Name or company name	Advance Dental Health Limited
Contract type name	GDS Contract
Purpose of contract	General
Contract start date	01/11/2011
Contract end date	

17/18 Contracted general activity (UDA)	13,500
Carry forward general activity (UDA)	498
17/18 Contracted orthodontic activity (UOA)	0
Carry forward orthodontic activity (UOA)	0
Baseline contract value	£332,139.65

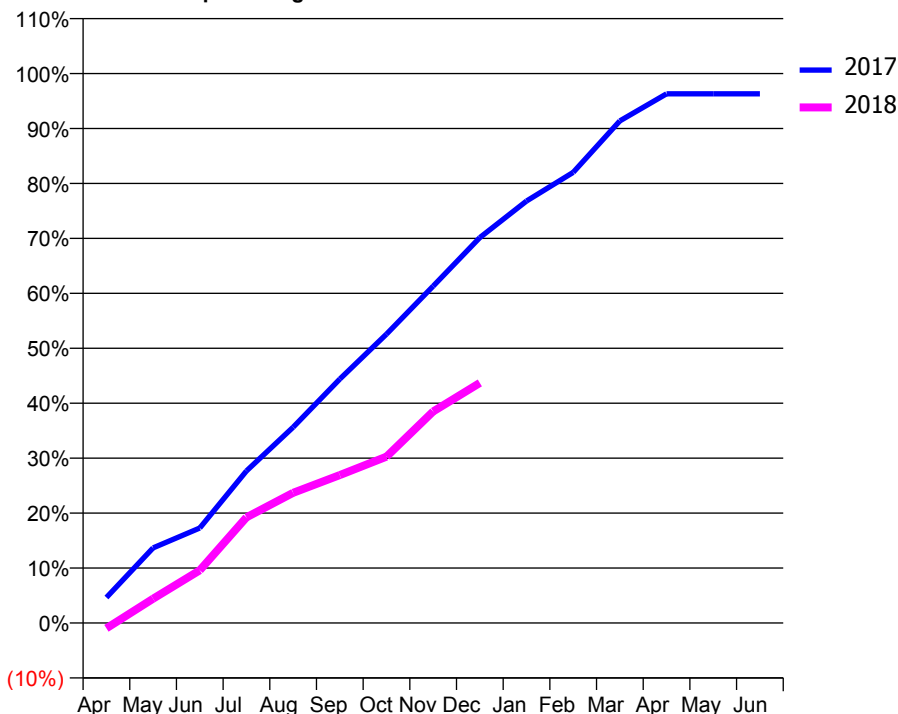
### ACCESS\*

Patients seen in 24 months	Total	Change since previous quarter
Quarter ending December 2016	4,923	
Quarter ending March 2017	4,879	→
Quarter ending June 2017	4,776	↓
Quarter ending September 2017	4,608	↓
Quarter ending December 2017	4,472	↓
<b>Variance since December 2016</b>	<b>(9.2%)</b>	<b>↓</b>



### ACTIVITY

Cumulative percentage of contracted UDA delivered 2017 & 2018



Month	Adjusted Scheduled Activity (UDA)	
	2017	2018
April	627	-134
May	1,848	598
June	2,333	1,296
July	3,738	2,595
August	4,812	3,200
September	5,994	3,634
October	7,096	4,087
November	8,276	5,196
December	9,469	5,898
January	10,368	
February	11,071	
March	12,335	
April	13,002	
May	13,002	
June	13,002	

### QUALITY

	Quantity	Base Number	Contract	AT	Region	England
% of FP17s for the same patient ID Re-attending within 3 months - Children	76	847	9.0%	11.1%	11.8%	12.0%
% of FP17s for the same patient ID Re-attending within 3 months - Adults	403	2,514	16.0%	14.5%	15.3%	15.9%
% of FP17s for the same patient ID Re-attending between 3 & 9 months - Children	334	847	39.4%	59.2%	59.1%	58.0%
% of FP17s for the same patient ID Re-attending between 3 & 9 months - Adults	1,153	2,514	45.9%	48.7%	51.5%	50.5%
% of FP17s for Band 1 Urgent Courses	203	3,097	6.6%	9.3%	8.0%	9.0%
% of FP17s Relating to Free Repair or Replacements	46	3,097	1.5%	0.8%	0.8%	0.8%
% of FP17s Relating to Continuations	89	3,097	2.9%	1.1%	1.1%	1.1%
% of Patients satisfied with the dentistry they have received	1	1	N/A	91.4%	91.6%	91.5%
% of Patients satisfied with the time they had to wait for an appointment	1	1	N/A	87.0%	88.3%	87.9%

\* This is based on patients treated on this contract for their most recent course of treatment. Figures in italics indicate the base number of FP17s or Patient Questionnaire responses are less than 100. N/A is shown where the base number of responses is less than 10 during the period. % is calculated as Quantity/Base number\*100

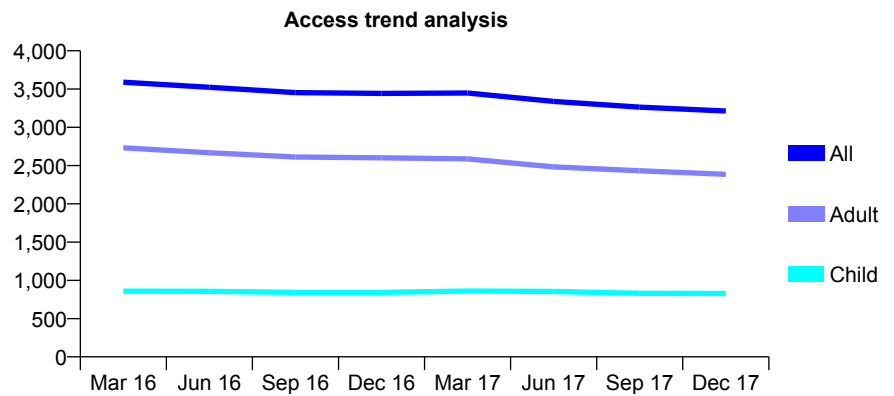
## Q56 - Vital Signs At a Glance Contract Report for 174173/0003 - December 2017

Name or company name	Advance Dental Health Limited
Contract type name	GDS Contract
Purpose of contract	General
Contract start date	01/11/2011
Contract end date	

17/18 Contracted general activity (UDA)	12,120
Carry forward general activity (UDA)	105
17/18 Contracted orthodontic activity (UOA)	0
Carry forward orthodontic activity (UOA)	0
Baseline contract value	£292,034.18

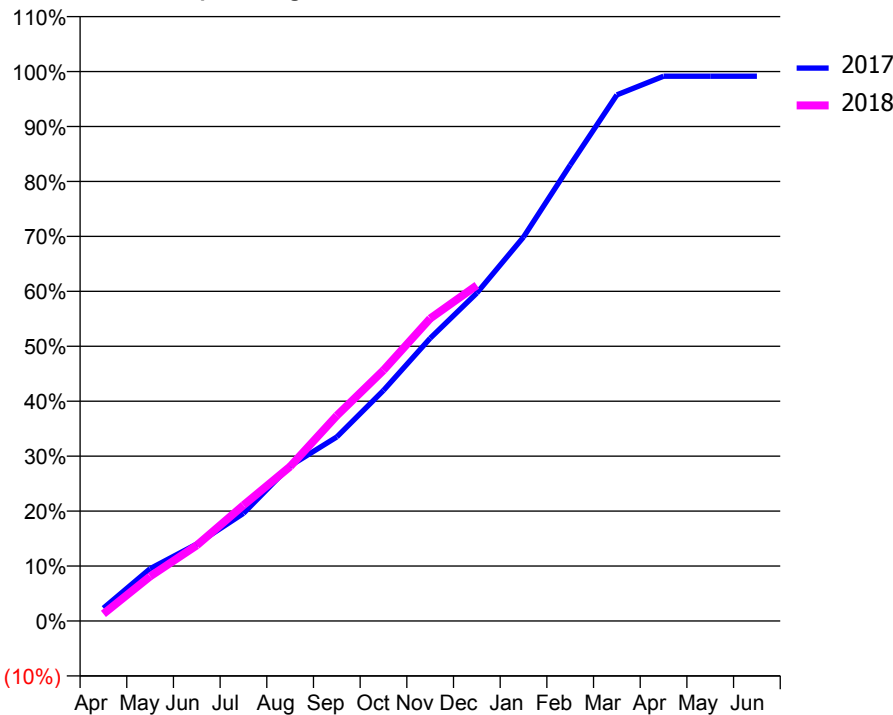
### ACCESS\*

Patients seen in 24 months	Total	Change since previous quarter
Quarter ending December 2016	3,444	
Quarter ending March 2017	3,449	→
Quarter ending June 2017	3,338	↓
Quarter ending September 2017	3,264	↓
Quarter ending December 2017	3,213	↓
<b>Variance since December 2016</b>	<b>(6.7%)</b>	<b>↓</b>



### ACTIVITY

Cumulative percentage of contracted UDA delivered 2017 & 2018



Month	Adjusted Scheduled Activity (UDA)	
	2017	2018
April	285	158
May	1,154	984
June	1,700	1,669
July	2,375	2,555
August	3,422	3,406
September	4,062	4,532
October	5,088	5,530
November	6,236	6,673
December	7,234	7,406
January	8,469	
February	10,057	
March	11,605	
April	12,015	
May	12,015	
June	12,015	

### QUALITY

	Quantity	Base Number	Contract	AT	Region	England
% of FP17s for the same patient ID Re-attending within 3 months - Children	65	761	8.5%	11.1%	11.8%	12.0%
% of FP17s for the same patient ID Re-attending within 3 months - Adults	334	2,106	15.9%	14.5%	15.3%	15.9%
% of FP17s for the same patient ID Re-attending between 3 & 9 months - Children	397	761	52.2%	59.2%	59.1%	58.0%
% of FP17s for the same patient ID Re-attending between 3 & 9 months - Adults	1,000	2,106	47.5%	48.7%	51.5%	50.5%
% of FP17s for Band 1 Urgent Courses	313	2,760	11.3%	9.3%	8.0%	9.0%
% of FP17s Relating to Free Repair or Replacements	33	2,760	1.2%	0.8%	0.8%	0.8%
% of FP17s Relating to Continuations	68	2,760	2.5%	1.1%	1.1%	1.1%
% of Patients satisfied with the dentistry they have received	3	3	N/A	91.4%	91.6%	91.5%
% of Patients satisfied with the time they had to wait for an appointment	3	3	N/A	87.0%	88.3%	87.9%

\* This is based on patients treated on this contract for their most recent course of treatment. Figures in italics indicate the base number of FP17s or Patient Questionnaire responses are less than 100. N/A is shown where the base number of responses is less than 10 during the period. % is calculated as Quantity/Base number\*100

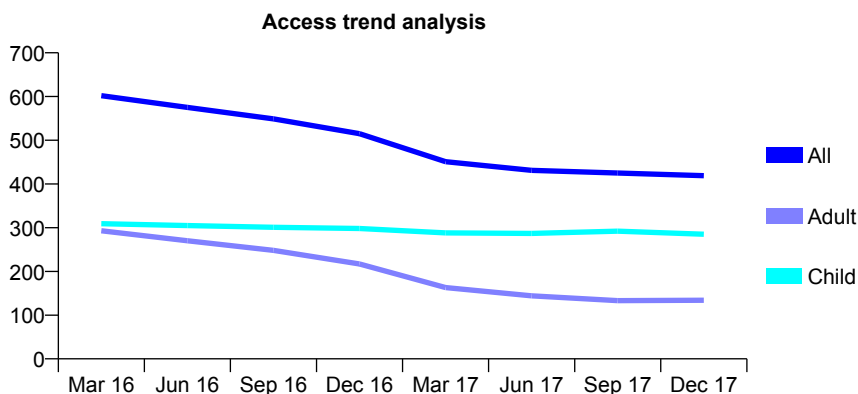
## Q56 - Vital Signs At a Glance Contract Report for 175196/0001 - December 2017

Name or company name	Christchurch Dental Practice Ltd
Contract type name	PDS Contract
Purpose of contract	General
Contract start date	01/06/2010
Contract end date	31/03/2018

17/18 Contracted general activity (UDA)	900
Carry forward general activity (UDA)	0
17/18 Contracted orthodontic activity (UOA)	0
Carry forward orthodontic activity (UOA)	0
Baseline contract value	£23,670.91

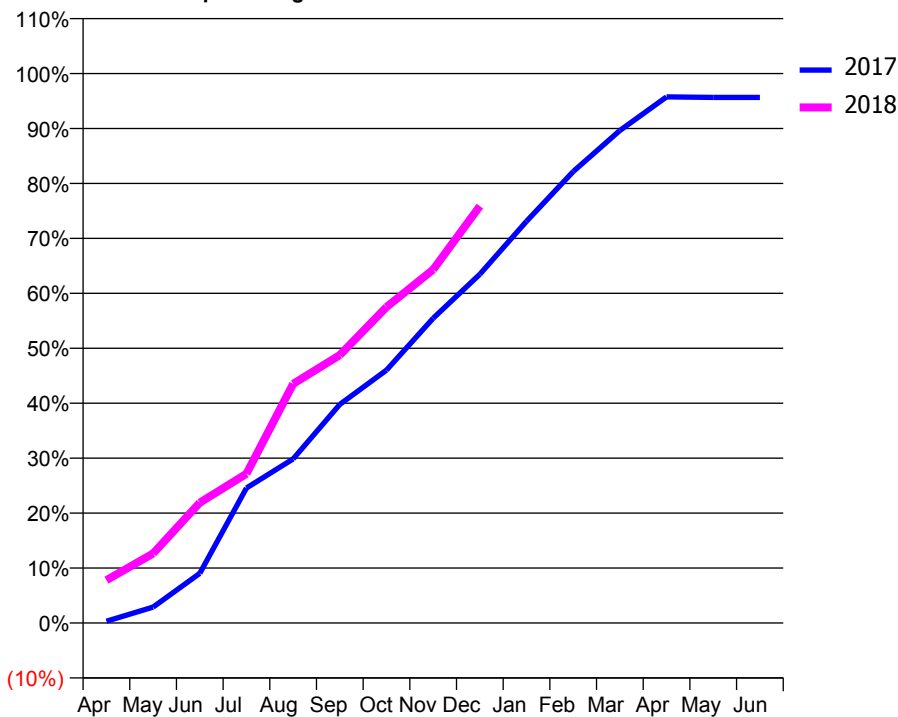
### ACCESS\*

Patients seen in 24 months	Total	Change since previous quarter
Quarter ending December 2016	515	
Quarter ending March 2017	451	↓
Quarter ending June 2017	431	↓
Quarter ending September 2017	425	↓
Quarter ending December 2017	419	↓
<b>Variance since December 2016</b>	<b>(18.6%)</b>	<b>↓</b>



### ACTIVITY

**Cumulative percentage of contracted UDA delivered 2017 & 2018**



Month	Adjusted Scheduled Activity (UDA)	
	2017	2018
April	3	70
May	26	114
June	81	197
July	221	244
August	269	392
September	358	439
October	414	517
November	499	579
December	571	683
January	658	
February	739	
March	807	
April	862	
May	861	
June	861	

### QUALITY

	Quantity	Base Number	Contract	AT	Region	England
% of FP17s for the same patient ID Re-attending within 3 months - Children	29	367	7.9%	11.1%	11.8%	12.0%
% of FP17s for the same patient ID Re-attending within 3 months - Adults	11	117	9.4%	14.5%	15.3%	15.9%
% of FP17s for the same patient ID Re-attending between 3 & 9 months - Children	245	367	66.8%	59.2%	59.1%	58.0%
% of FP17s for the same patient ID Re-attending between 3 & 9 months - Adults	51	117	43.6%	48.7%	51.5%	50.5%
% of FP17s for Band 1 Urgent Courses	19	458	4.1%	9.3%	8.0%	9.0%
% of FP17s Relating to Free Repair or Replacements	3	458	0.7%	0.8%	0.8%	0.8%
% of FP17s Relating to Continuations	0	458	0.0%	1.1%	1.1%	1.1%
% of Patients satisfied with the dentistry they have received	0	0	N/A	91.4%	91.6%	91.5%
% of Patients satisfied with the time they had to wait for an appointment	0	0	N/A	87.0%	88.3%	87.9%

\* This is based on patients treated on this contract for their most recent course of treatment. Figures in italics indicate the base number of FP17s or Patient Questionnaire responses are less than 100. N/A is shown where the base number of responses is less than 10 during the period. % is calculated as Quantity/Base number\*100

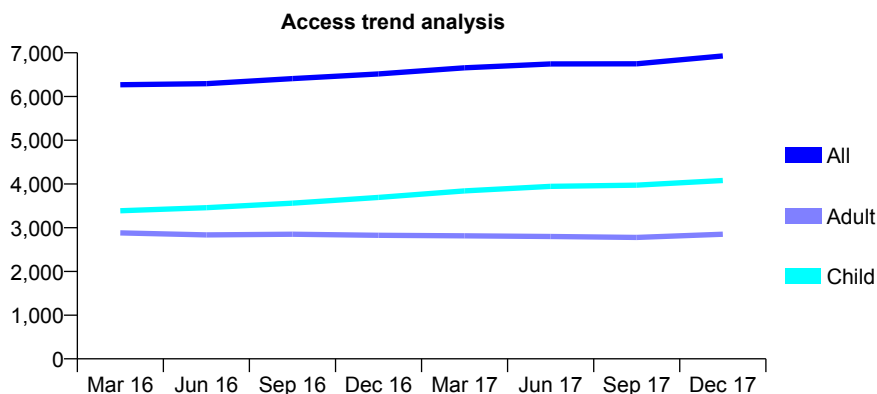
## Q56 - Vital Signs At a Glance Contract Report for 175900/0002 - December 2017

Name or company name	Sprinz-Victorova
Contract type name	GDS Contract
Purpose of contract	General
Contract start date	01/04/2010
Contract end date	

17/18 Contracted general activity (UDA)	19,896
Carry forward general activity (UDA)	-224
17/18 Contracted orthodontic activity (UOA)	0
Carry forward orthodontic activity (UOA)	0
Baseline contract value	£484,373.46

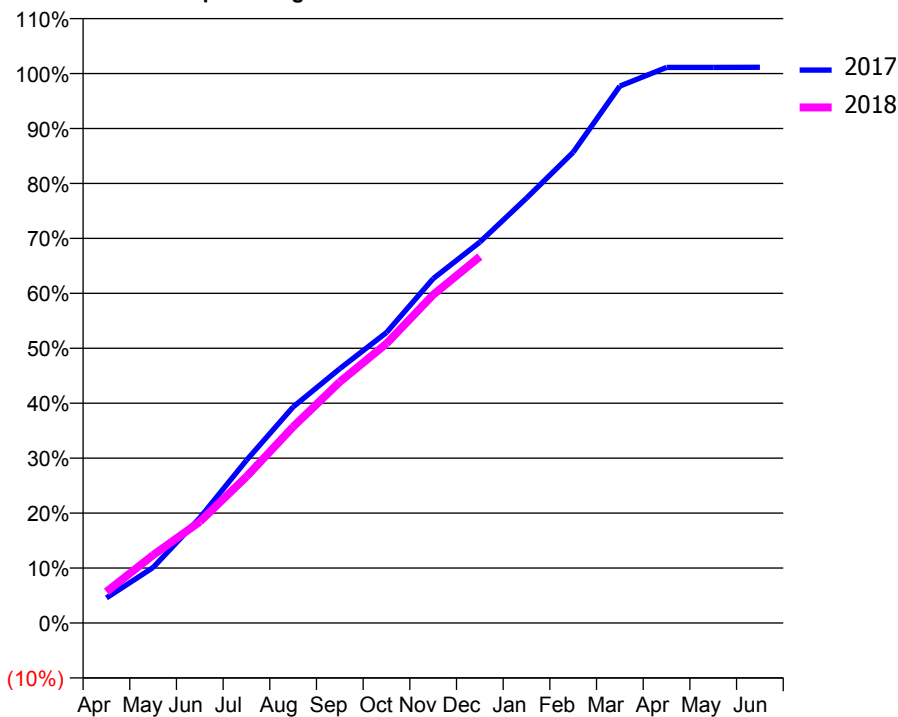
### ACCESS\*

Patients seen in 24 months	Total	Change since previous quarter
Quarter ending December 2016	6,518	
Quarter ending March 2017	6,656	↑
Quarter ending June 2017	6,744	→
Quarter ending September 2017	6,749	→
Quarter ending December 2017	6,929	↑
<b>Variance since December 2016</b>	<b>6.3%</b>	<b>↑</b>



### ACTIVITY

Cumulative percentage of contracted UDA delivered 2017 & 2018



Month	Adjusted Scheduled Activity (UDA)	
	2017	2018
April	909	1,132
May	2,011	2,462
June	3,809	3,668
July	5,891	5,301
August	7,823	7,103
September	9,209	8,734
October	10,519	10,118
November	12,470	11,886
December	13,793	13,263
January	15,383	
February	17,047	
March	19,440	
April	20,118	
May	20,116	
June	20,120	

### QUALITY

	Quantity	Base Number	Contract	AT	Region	England
% of FP17s for the same patient ID Re-attending within 3 months - Children	250	4,583	5.5%	11.1%	11.8%	12.0%
% of FP17s for the same patient ID Re-attending within 3 months - Adults	400	2,489	16.1%	14.5%	15.3%	15.9%
% of FP17s for the same patient ID Re-attending between 3 & 9 months - Children	2,991	4,583	65.3%	59.2%	59.1%	58.0%
% of FP17s for the same patient ID Re-attending between 3 & 9 months - Adults	1,298	2,489	52.1%	48.7%	51.5%	50.5%
% of FP17s for Band 1 Urgent Courses	433	6,736	6.4%	9.3%	8.0%	9.0%
% of FP17s Relating to Free Repair or Replacements	0	6,736	0.0%	0.8%	0.8%	0.8%
% of FP17s Relating to Continuations	0	6,736	0.0%	1.1%	1.1%	1.1%
% of Patients satisfied with the dentistry they have received	7	8	N/A	91.4%	91.6%	91.5%
% of Patients satisfied with the time they had to wait for an appointment	7	8	N/A	87.0%	88.3%	87.9%

\* This is based on patients treated on this contract for their most recent course of treatment. Figures in italics indicate the base number of FP17s or Patient Questionnaire responses are less than 100. N/A is shown where the base number of responses is less than 10 during the period. % is calculated as Quantity/Base number\*100

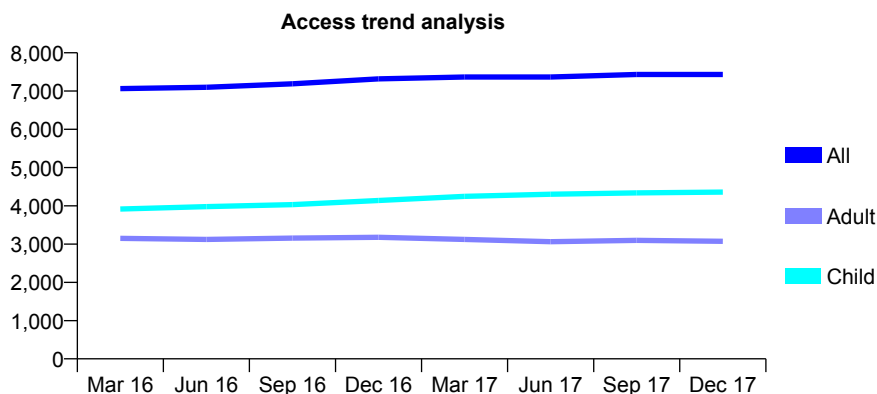
## Q56 - Vital Signs At a Glance Contract Report for 175900/0003 - December 2017

Name or company name	Sprinz-Victorova
Contract type name	GDS Contract
Purpose of contract	General
Contract start date	01/04/2010
Contract end date	

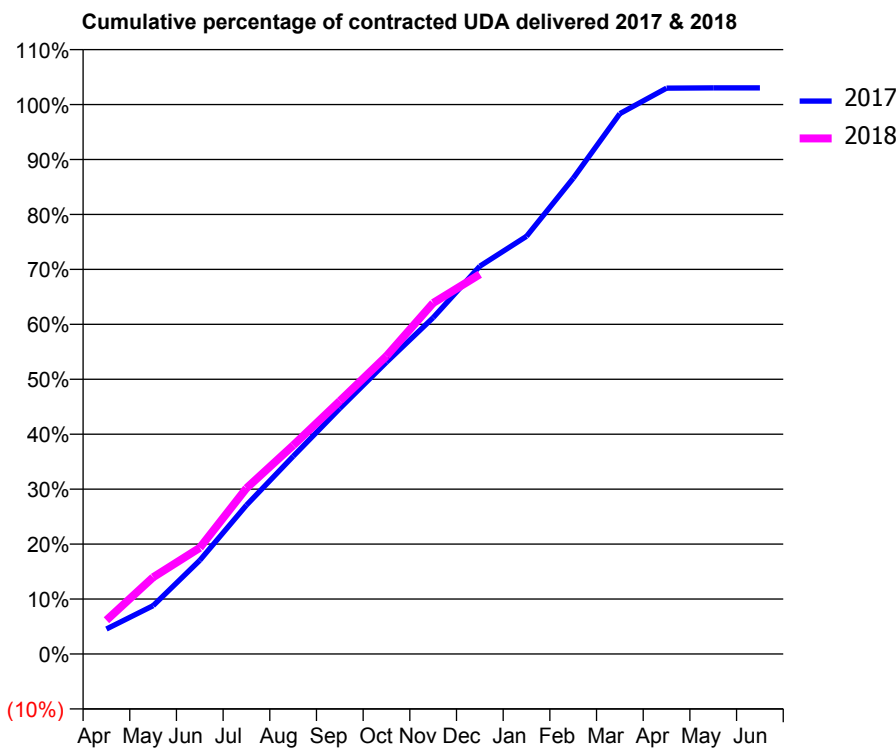
17/18 Contracted general activity (UDA)	20,573
Carry forward general activity (UDA)	-411
17/18 Contracted orthodontic activity (UOA)	0
Carry forward orthodontic activity (UOA)	0
Baseline contract value	£432,669.66

### ACCESS\*

Patients seen in 24 months	Total	Change since previous quarter
Quarter ending December 2016	7,317	
Quarter ending March 2017	7,369	→
Quarter ending June 2017	7,367	→
Quarter ending September 2017	7,434	→
Quarter ending December 2017	7,432	→
<b>Variance since December 2016</b>	<b>1.6%</b>	<b>→</b>



### ACTIVITY



Month	Adjusted Scheduled Activity (UDA)	
	2017	2018
April	937	1,264
May	1,808	2,874
June	3,509	3,976
July	5,575	6,208
August	7,400	7,812
September	9,195	9,473
October	10,928	11,155
November	12,596	13,143
December	14,520	14,216
January	15,641	
February	17,809	
March	20,232	
April	21,188	
May	21,195	
June	21,196	

### QUALITY

	Quantity	Base Number	Contract	AT	Region	England
% of FP17s for the same patient ID Re-attending within 3 months - Children	423	4,907	8.6%	11.1%	11.8%	12.0%
% of FP17s for the same patient ID Re-attending within 3 months - Adults	584	2,757	21.2%	14.5%	15.3%	15.9%
% of FP17s for the same patient ID Re-attending between 3 & 9 months - Children	3,072	4,907	62.6%	59.2%	59.1%	58.0%
% of FP17s for the same patient ID Re-attending between 3 & 9 months - Adults	1,397	2,757	50.7%	48.7%	51.5%	50.5%
% of FP17s for Band 1 Urgent Courses	627	7,294	8.6%	9.3%	8.0%	9.0%
% of FP17s Relating to Free Repair or Replacements	0	7,294	0.0%	0.8%	0.8%	0.8%
% of FP17s Relating to Continuations	1	7,294	0.0%	1.1%	1.1%	1.1%
% of Patients satisfied with the dentistry they have received	4	4	N/A	91.4%	91.6%	91.5%
% of Patients satisfied with the time they had to wait for an appointment	4	4	N/A	87.0%	88.3%	87.9%

\* This is based on patients treated on this contract for their most recent course of treatment. Figures in italics indicate the base number of FP17s or Patient Questionnaire responses are less than 100. N/A is shown where the base number of responses is less than 10 during the period. % is calculated as Quantity/Base number\*100



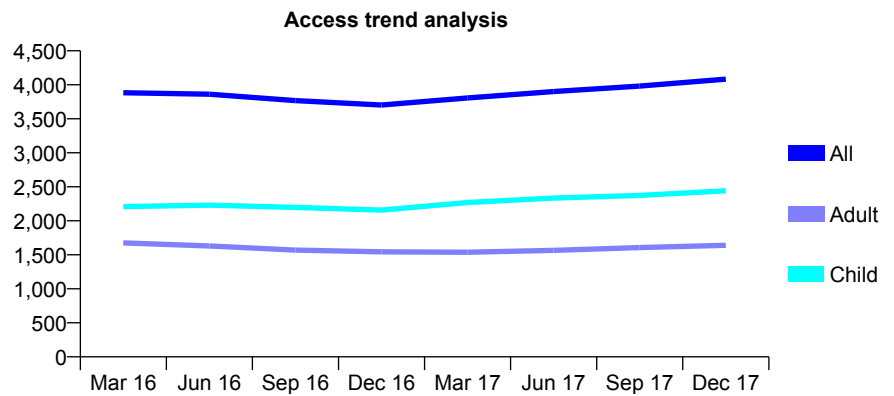
## Q56 - Vital Signs At a Glance Contract Report for 175900/0004 - December 2017

Name or company name	Sprinz-Victorova
Contract type name	GDS Contract
Purpose of contract	General
Contract start date	01/04/2010
Contract end date	

17/18 Contracted general activity (UDA)	10,449
Carry forward general activity (UDA)	5
17/18 Contracted orthodontic activity (UOA)	0
Carry forward orthodontic activity (UOA)	0
Baseline contract value	£267,868.63

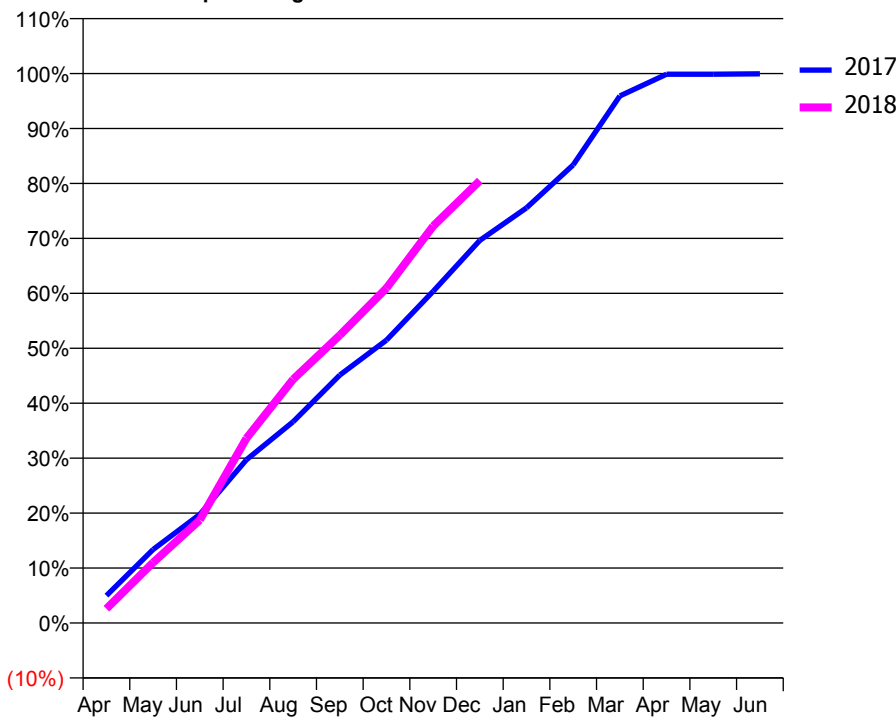
### ACCESS\*

Patients seen in 24 months	Total	Change since previous quarter
Quarter ending December 2016	3,702	
Quarter ending March 2017	3,807	↑
Quarter ending June 2017	3,900	↑
Quarter ending September 2017	3,981	↑
Quarter ending December 2017	4,083	↑
<b>Variance since December 2016</b>	<b>10.3%</b>	<b>↑</b>



### ACTIVITY

Cumulative percentage of contracted UDA delivered 2017 & 2018



Month	Adjusted Scheduled Activity (UDA)	
	2017	2018
April	521	272
May	1,399	1,149
June	2,066	1,958
July	3,105	3,513
August	3,828	4,635
September	4,714	5,474
October	5,379	6,368
November	6,308	7,548
December	7,276	8,411
January	7,894	
February	8,710	
March	10,023	
April	10,435	
May	10,436	
June	10,444	

### QUALITY

	Quantity	Base Number	Contract	AT	Region	England
% of FP17s for the same patient ID Re-attending within 3 months - Children	225	2,788	8.1%	11.1%	11.8%	12.0%
% of FP17s for the same patient ID Re-attending within 3 months - Adults	302	1,578	19.1%	14.5%	15.3%	15.9%
% of FP17s for the same patient ID Re-attending between 3 & 9 months - Children	1,638	2,788	58.8%	59.2%	59.1%	58.0%
% of FP17s for the same patient ID Re-attending between 3 & 9 months - Adults	735	1,578	46.6%	48.7%	51.5%	50.5%
% of FP17s for Band 1 Urgent Courses	351	4,150	8.5%	9.3%	8.0%	9.0%
% of FP17s Relating to Free Repair or Replacements	0	4,150	0.0%	0.8%	0.8%	0.8%
% of FP17s Relating to Continuations	0	4,150	0.0%	1.1%	1.1%	1.1%
% of Patients satisfied with the dentistry they have received	2	2	N/A	91.4%	91.6%	91.5%
% of Patients satisfied with the time they had to wait for an appointment	1	2	N/A	87.0%	88.3%	87.9%

\* This is based on patients treated on this contract for their most recent course of treatment. Figures in italics indicate the base number of FP17s or Patient Questionnaire responses are less than 100. N/A is shown where the base number of responses is less than 10 during the period. % is calculated as Quantity/Base number\*100

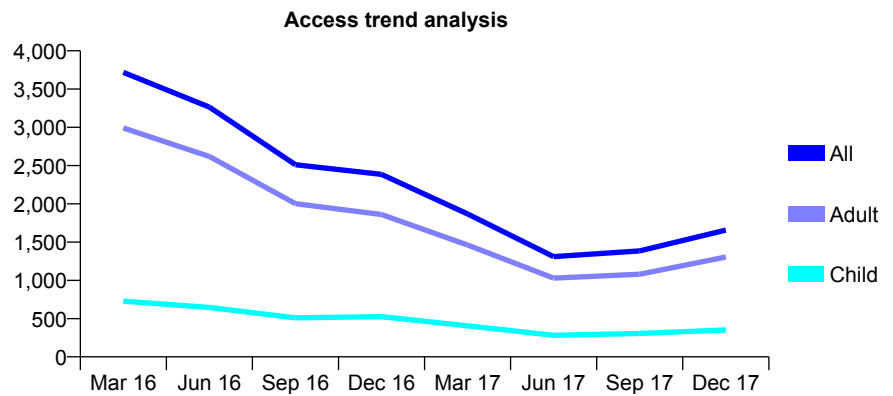
## Q56 - Vital Signs At a Glance Contract Report for 176702/0001 - December 2017

Name or company name	Jeffrey Sherer and Larry Levin
Contract type name	GDS Contract
Purpose of contract	General and Orthodontic
Contract start date	01/04/2012
Contract end date	

17/18 Contracted general activity (UDA)	12,500
Carry forward general activity (UDA)	3,000
17/18 Contracted orthodontic activity (UOA)	719
Carry forward orthodontic activity (UOA)	0
Baseline contract value	£315,836.91

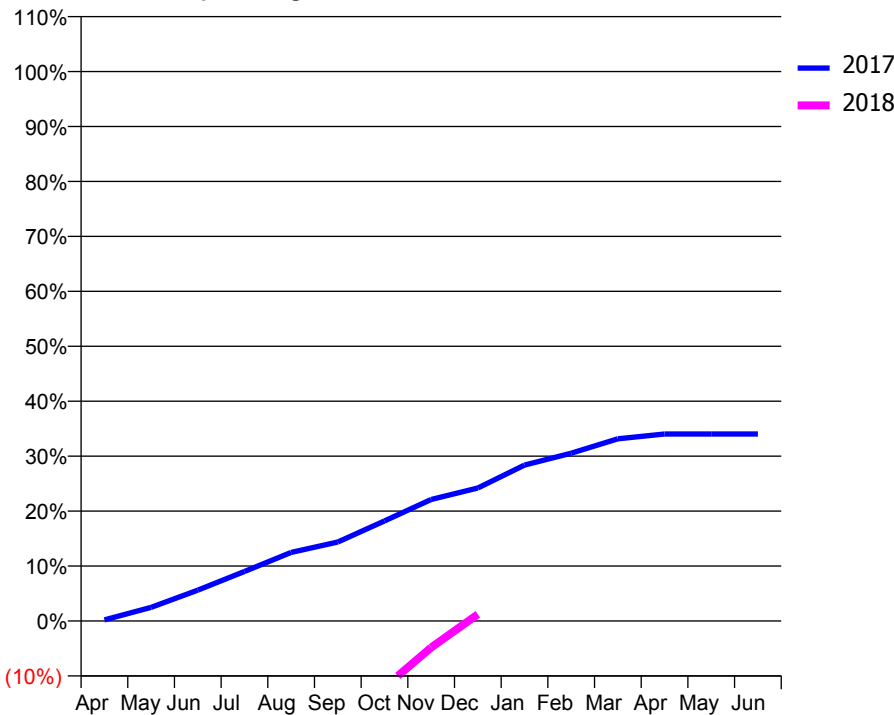
### ACCESS\*

Patients seen in 24 months	Total	Change since previous quarter
Quarter ending December 2016	2,386	
Quarter ending March 2017	1,867	↓
Quarter ending June 2017	1,310	↓
Quarter ending September 2017	1,385	↑
Quarter ending December 2017	1,656	↑
<b>Variance since December 2016</b>	<b>(30.6%)</b>	<b>↓</b>



### ACTIVITY

Cumulative percentage of contracted UDA delivered 2017 & 2018



Month	Adjusted Scheduled Activity (UDA)	
	2017	2018
April	26	-2,999
May	312	-2,987
June	701	-2,976
July	1,128	-2,971
August	1,559	-2,723
September	1,797	-1,959
October	2,276	-1,512
November	2,764	-604
December	3,025	154
January	3,547	
February	3,818	
March	4,144	
April	4,254	
May	4,254	
June	4,254	

### QUALITY

	Quantity	Base Number	Contract	AT	Region	England
% of FP17s for the same patient ID Re-attending within 3 months - Children	11	258	4.3%	11.1%	11.8%	12.0%
% of FP17s for the same patient ID Re-attending within 3 months - Adults	70	974	7.2%	14.5%	15.3%	15.9%
% of FP17s for the same patient ID Re-attending between 3 & 9 months - Children	3	258	1.2%	59.2%	59.1%	58.0%
% of FP17s for the same patient ID Re-attending between 3 & 9 months - Adults	29	974	3.0%	48.7%	51.5%	50.5%
% of FP17s for Band 1 Urgent Courses	188	1,155	16.3%	9.3%	8.0%	9.0%
% of FP17s Relating to Free Repair or Replacements	4	1,155	0.3%	0.8%	0.8%	0.8%
% of FP17s Relating to Continuations	3	1,155	0.3%	1.1%	1.1%	1.1%
% of Patients satisfied with the dentistry they have received	2	2	N/A	91.4%	91.6%	91.5%
% of Patients satisfied with the time they had to wait for an appointment	1	2	N/A	87.0%	88.3%	87.9%

\* This is based on patients treated on this contract for their most recent course of treatment. Figures in italics indicate the base number of FP17s or Patient Questionnaire responses are less than 100. N/A is shown where the base number of responses is less than 10 during the period. % is calculated as Quantity/Base number\*100

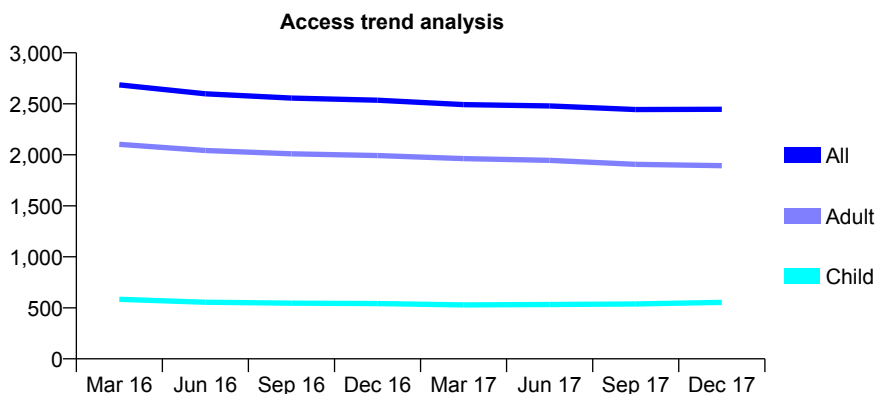
## Q56 - Vital Signs At a Glance Contract Report for 176796/0001 - December 2017

Name or company name	Treetops Dental Practice Limited
Contract type name	GDS Contract
Purpose of contract	General
Contract start date	01/08/2011
Contract end date	

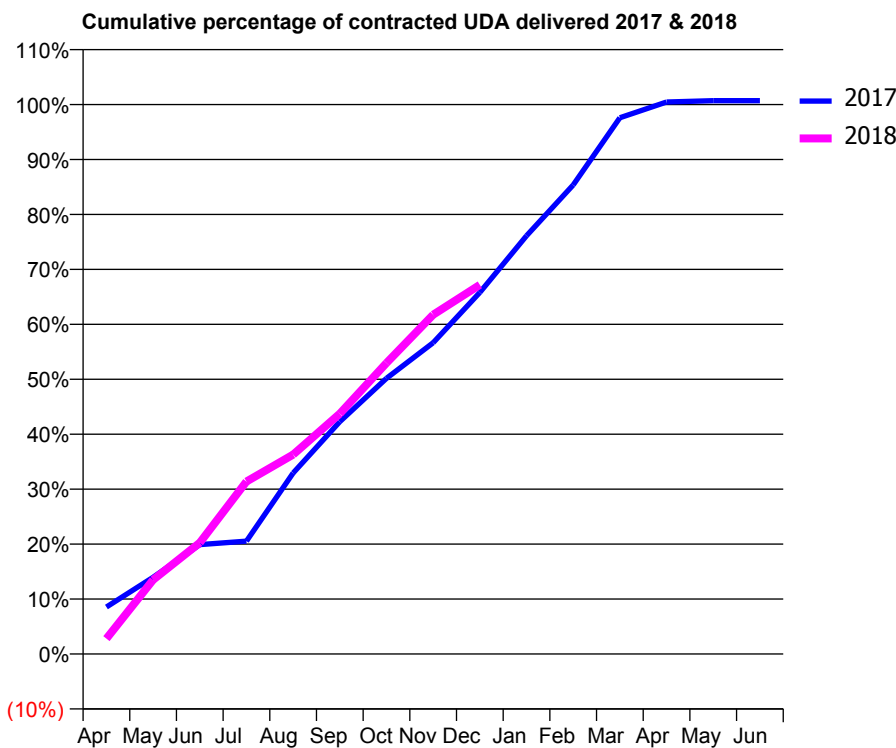
17/18 Contracted general activity (UDA)	6,642
Carry forward general activity (UDA)	-47
17/18 Contracted orthodontic activity (UOA)	0
Carry forward orthodontic activity (UOA)	0
Baseline contract value	£245,912.75

### ACCESS\*

Patients seen in 24 months	Total	Change since previous quarter
Quarter ending December 2016	2,535	
Quarter ending March 2017	2,492	↓
Quarter ending June 2017	2,479	→
Quarter ending September 2017	2,444	↓
Quarter ending December 2017	2,447	→
<b>Variance since December 2016</b>	<b>(3.5%)</b>	<b>↓</b>



### ACTIVITY



Month	Adjusted Scheduled Activity (UDA)	
	2017	2018
April	568	186
May	927	897
June	1,323	1,346
July	1,365	2,085
August	2,188	2,410
September	2,809	2,905
October	3,332	3,517
November	3,763	4,101
December	4,370	4,462
January	5,055	
February	5,670	
March	6,482	
April	6,673	
May	6,689	
June	6,689	

### QUALITY

	Quantity	Base Number	Contract	AT	Region	England
% of FP17s for the same patient ID Re-attending within 3 months - Children	36	450	8.0%	11.1%	11.8%	12.0%
% of FP17s for the same patient ID Re-attending within 3 months - Adults	235	1,718	13.7%	14.5%	15.3%	15.9%
% of FP17s for the same patient ID Re-attending between 3 & 9 months - Children	98	450	21.8%	59.2%	59.1%	58.0%
% of FP17s for the same patient ID Re-attending between 3 & 9 months - Adults	672	1,718	39.1%	48.7%	51.5%	50.5%
% of FP17s for Band 1 Urgent Courses	258	2,089	12.4%	9.3%	8.0%	9.0%
% of FP17s Relating to Free Repair or Replacements	1	2,089	0.0%	0.8%	0.8%	0.8%
% of FP17s Relating to Continuations	10	2,089	0.5%	1.1%	1.1%	1.1%
% of Patients satisfied with the dentistry they have received	2	3	N/A	91.4%	91.6%	91.5%
% of Patients satisfied with the time they had to wait for an appointment	2	3	N/A	87.0%	88.3%	87.9%

\* This is based on patients treated on this contract for their most recent course of treatment. Figures in italics indicate the base number of FP17s or Patient Questionnaire responses are less than 100. N/A is shown where the base number of responses is less than 10 during the period. % is calculated as Quantity/Base number\*100

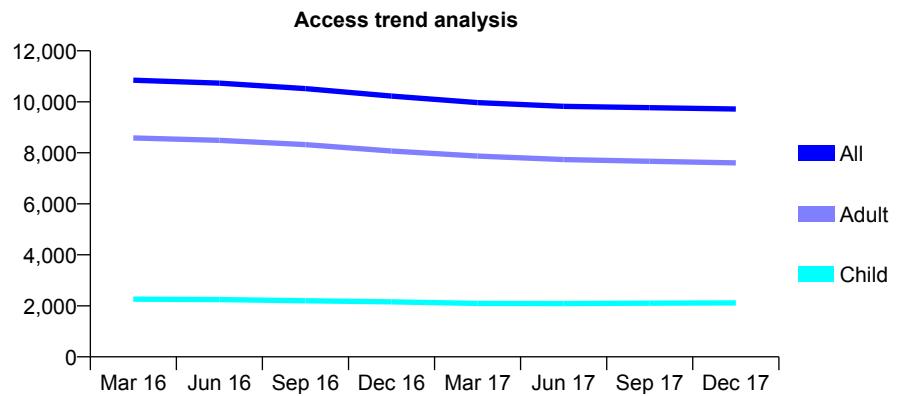
## Q56 - Vital Signs At a Glance Contract Report for 176850/0001 - December 2017

Name or company name	The Wrating Road Partnership
Contract type name	GDS Contract
Purpose of contract	General
Contract start date	01/08/2006
Contract end date	

17/18 Contracted general activity (UDA)	29,000
Carry forward general activity (UDA)	0
17/18 Contracted orthodontic activity (UOA)	0
Carry forward orthodontic activity (UOA)	0
Baseline contract value	£681,976.62

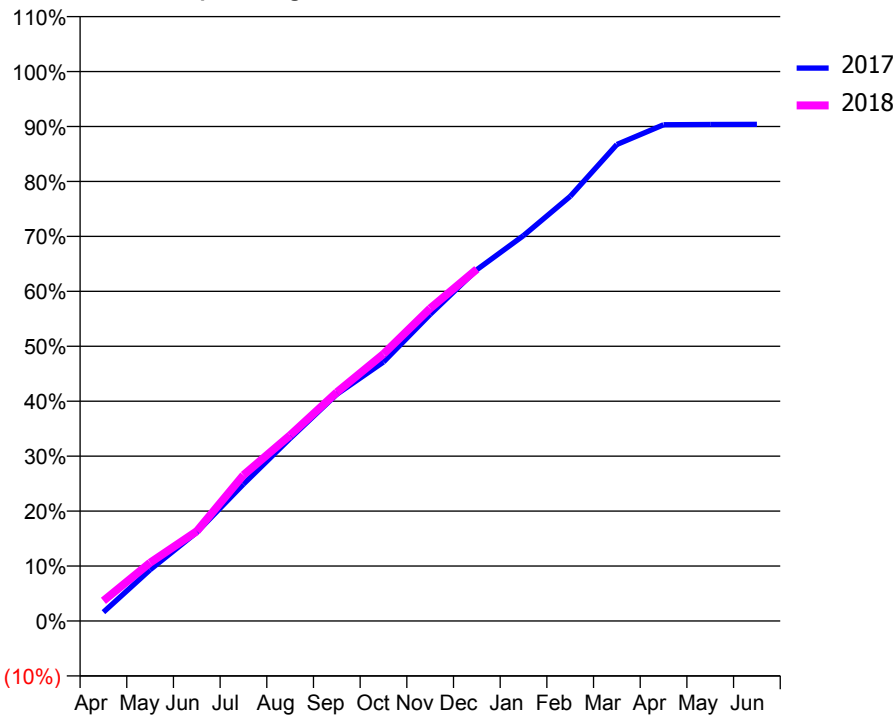
### ACCESS\*

Patients seen in 24 months	Total	Change since previous quarter
Quarter ending December 2016	10,227	
Quarter ending March 2017	9,970	↓
Quarter ending June 2017	9,824	↓
Quarter ending September 2017	9,771	→
Quarter ending December 2017	9,719	→
<b>Variance since December 2016</b>	<b>(5.0%)</b>	<b>↓</b>



### ACTIVITY

Cumulative percentage of contracted UDA delivered 2017 & 2018



Month	Adjusted Scheduled Activity (UDA)	
	2017	2018
April	470	1,067
May	2,708	3,076
June	4,680	4,737
July	7,223	7,703
August	9,635	9,805
September	11,964	12,071
October	13,669	14,095
November	16,182	16,498
December	18,538	18,572
January	20,342	
February	22,409	
March	25,146	
April	26,187	
May	26,206	
June	26,209	

### QUALITY

	Quantity	Base Number	Contract	AT	Region	England
% of FP17s for the same patient ID Re-attending within 3 months - Children	190	2,481	7.7%	11.1%	11.8%	12.0%
% of FP17s for the same patient ID Re-attending within 3 months - Adults	1,418	9,305	15.2%	14.5%	15.3%	15.9%
% of FP17s for the same patient ID Re-attending between 3 & 9 months - Children	1,575	2,481	63.5%	59.2%	59.1%	58.0%
% of FP17s for the same patient ID Re-attending between 3 & 9 months - Adults	5,989	9,305	64.4%	48.7%	51.5%	50.5%
% of FP17s for Band 1 Urgent Courses	961	11,187	8.6%	9.3%	8.0%	9.0%
% of FP17s Relating to Free Repair or Replacements	107	11,187	1.0%	0.8%	0.8%	0.8%
% of FP17s Relating to Continuations	79	11,187	0.7%	1.1%	1.1%	1.1%
% of Patients satisfied with the dentistry they have received	14	14	100.0%	91.4%	91.6%	91.5%
% of Patients satisfied with the time they had to wait for an appointment	11	14	78.6%	87.0%	88.3%	87.9%

\* This is based on patients treated on this contract for their most recent course of treatment. Figures in italics indicate the base number of FP17s or Patient Questionnaire responses are less than 100. N/A is shown where the base number of responses is less than 10 during the period. % is calculated as Quantity/Base number\*100

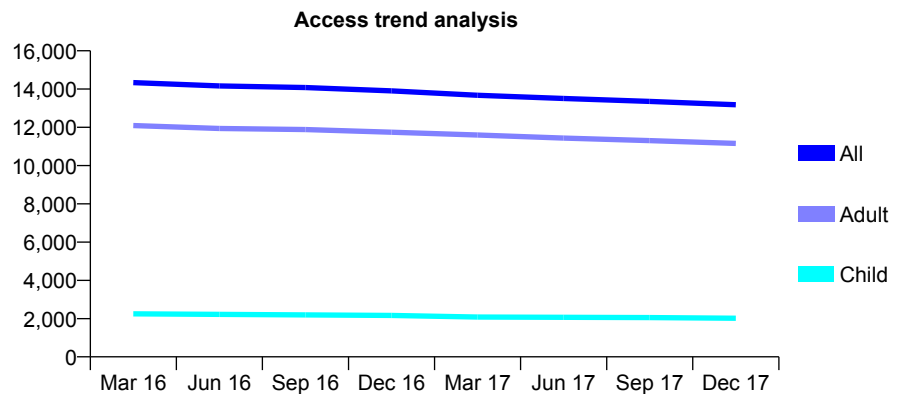
## Q56 - Vital Signs At a Glance Contract Report for 177296/0001 - December 2017

Name or company name	Peacock & Shrestha
Contract type name	GDS Contract
Purpose of contract	General
Contract start date	01/04/2010
Contract end date	

17/18 Contracted general activity (UDA)	37,500
Carry forward general activity (UDA)	0
17/18 Contracted orthodontic activity (UOA)	0
Carry forward orthodontic activity (UOA)	0
Baseline contract value	£817,605.22

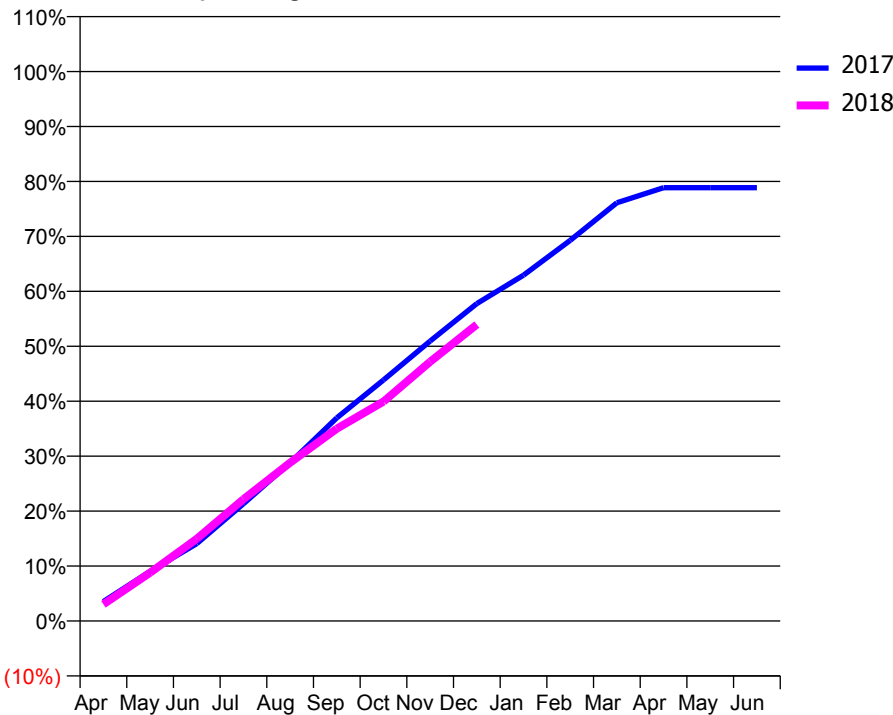
### ACCESS\*

Patients seen in 24 months	Total	Change since previous quarter
Quarter ending December 2016	13,906	
Quarter ending March 2017	13,678	↓
Quarter ending June 2017	13,509	↓
Quarter ending September 2017	13,354	↓
Quarter ending December 2017	13,181	↓
<b>Variance since December 2016</b>	<b>(5.2%)</b>	<b>↓</b>



### ACTIVITY

Cumulative percentage of contracted UDA delivered 2017 & 2018



Month	Adjusted Scheduled Activity (UDA)	
	2017	2018
April	1,442	1,138
May	3,677	3,301
June	5,732	5,606
July	8,684	8,309
August	11,731	10,802
September	15,046	13,123
October	17,853	14,971
November	20,735	17,699
December	23,509	20,232
January	25,620	
February	28,194	
March	30,978	
April	32,091	
May	32,092	
June	32,094	

### QUALITY

	Quantity	Base Number	Contract	AT	Region	England
% of FP17s for the same patient ID Re-attending within 3 months - Children	118	2,450	4.8%	11.1%	11.8%	12.0%
% of FP17s for the same patient ID Re-attending within 3 months - Adults	1,182	11,052	10.7%	14.5%	15.3%	15.9%
% of FP17s for the same patient ID Re-attending between 3 & 9 months - Children	1,834	2,450	74.9%	59.2%	59.1%	58.0%
% of FP17s for the same patient ID Re-attending between 3 & 9 months - Adults	6,434	11,052	58.2%	48.7%	51.5%	50.5%
% of FP17s for Band 1 Urgent Courses	925	12,902	7.2%	9.3%	8.0%	9.0%
% of FP17s Relating to Free Repair or Replacements	47	12,902	0.4%	0.8%	0.8%	0.8%
% of FP17s Relating to Continuations	68	12,902	0.5%	1.1%	1.1%	1.1%
% of Patients satisfied with the dentistry they have received	13	14	92.9%	91.4%	91.6%	91.5%
% of Patients satisfied with the time they had to wait for an appointment	13	14	92.9%	87.0%	88.3%	87.9%

\* This is based on patients treated on this contract for their most recent course of treatment. Figures in italics indicate the base number of FP17s or Patient Questionnaire responses are less than 100. N/A is shown where the base number of responses is less than 10 during the period. % is calculated as Quantity/Base number\*100

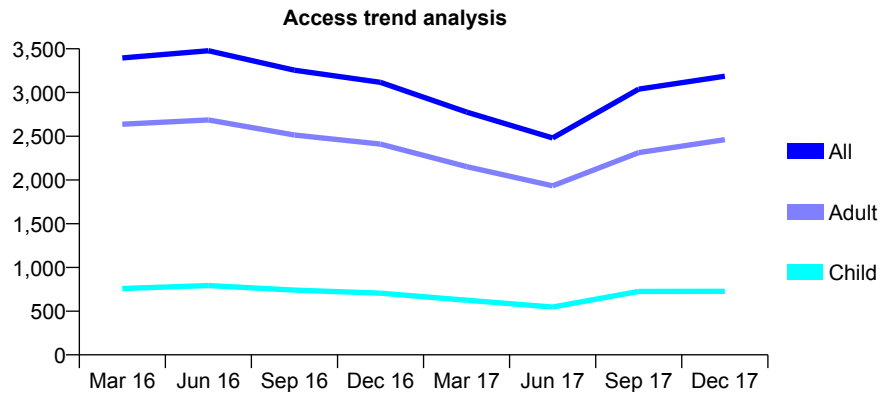
## Q56 - Vital Signs At a Glance Contract Report for 178683/0003 - December 2017

Name or company name	Dr A rai & Dr F Tahir
Contract type name	GDS Contract
Purpose of contract	General
Contract start date	01/07/2013
Contract end date	

17/18 Contracted general activity (UDA)	13,500
Carry forward general activity (UDA)	0
17/18 Contracted orthodontic activity (UOA)	0
Carry forward orthodontic activity (UOA)	0
Baseline contract value	£330,487.22

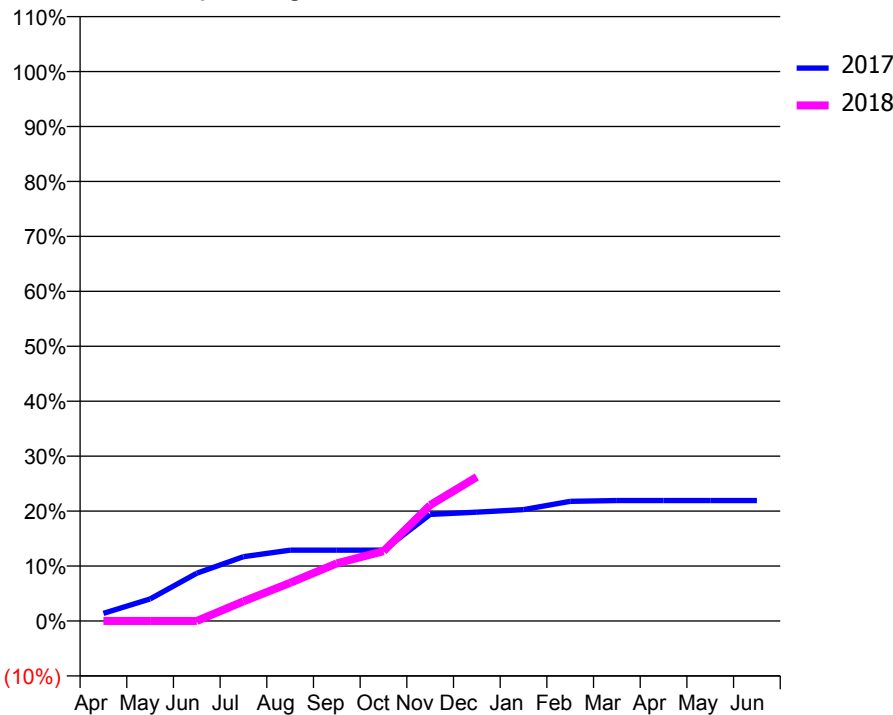
### ACCESS\*

Patients seen in 24 months	Total	Change since previous quarter
Quarter ending December 2016	3,117	
Quarter ending March 2017	2,777	↓
Quarter ending June 2017	2,480	↓
Quarter ending September 2017	3,038	↑
Quarter ending December 2017	3,187	↑
<b>Variance since December 2016</b>	<b>2.2%</b>	<b>↑</b>



### ACTIVITY

Cumulative percentage of contracted UDA delivered 2017 & 2018



Month	Adjusted Scheduled Activity (UDA)	
	2017	2018
April	189	0
May	543	0
June	1,176	0
July	1,580	482
August	1,741	939
September	1,741	1,416
October	1,741	1,716
November	2,618	2,850
December	2,675	3,539
January	2,736	
February	2,942	
March	2,961	
April	2,961	
May	2,961	
June	2,961	

### QUALITY

	Quantity	Base Number	Contract	AT	Region	England
% of FP17s for the same patient ID Re-attending within 3 months - Children	62	1,053	5.9%	11.1%	11.8%	12.0%
% of FP17s for the same patient ID Re-attending within 3 months - Adults	248	3,168	7.8%	14.5%	15.3%	15.9%
% of FP17s for the same patient ID Re-attending between 3 & 9 months - Children	372	1,053	35.3%	59.2%	59.1%	58.0%
% of FP17s for the same patient ID Re-attending between 3 & 9 months - Adults	1,049	3,168	33.1%	48.7%	51.5%	50.5%
% of FP17s for Band 1 Urgent Courses	215	2,272	9.5%	9.3%	8.0%	9.0%
% of FP17s Relating to Free Repair or Replacements	6	2,272	0.3%	0.8%	0.8%	0.8%
% of FP17s Relating to Continuations	48	2,272	2.1%	1.1%	1.1%	1.1%
% of Patients satisfied with the dentistry they have received	3	3	N/A	91.4%	91.6%	91.5%
% of Patients satisfied with the time they had to wait for an appointment	2	3	N/A	87.0%	88.3%	87.9%

\* This is based on patients treated on this contract for their most recent course of treatment. Figures in italics indicate the base number of FP17s or Patient Questionnaire responses are less than 100. N/A is shown where the base number of responses is less than 10 during the period. % is calculated as Quantity/Base number\*100

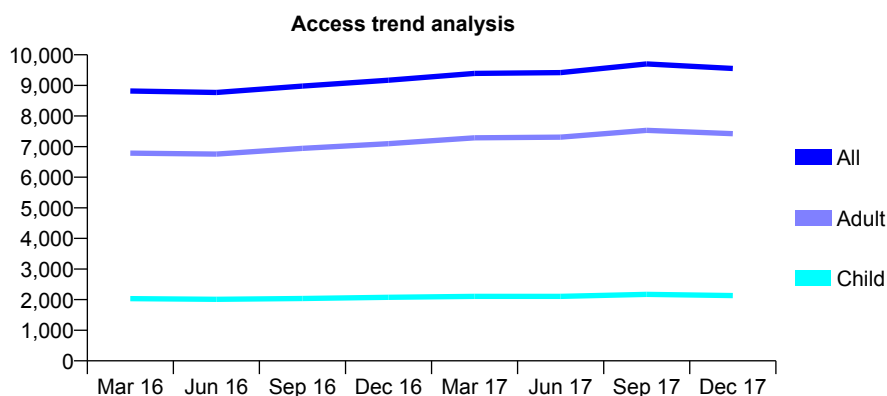
## Q56 - Vital Signs At a Glance Contract Report for 179922/0001 - December 2017

Name or company name	Simply Smile Manor House
Contract type name	GDS Contract
Purpose of contract	General
Contract start date	01/04/2013
Contract end date	

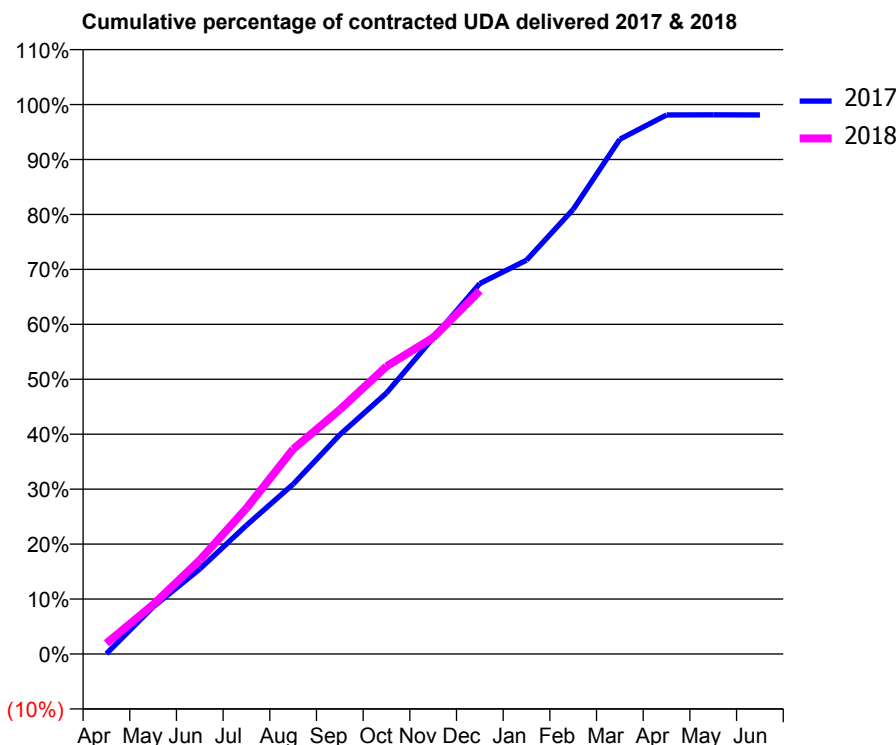
17/18 Contracted general activity (UDA)	24,165
Carry forward general activity (UDA)	457
17/18 Contracted orthodontic activity (UOA)	0
Carry forward orthodontic activity (UOA)	0
Baseline contract value	£544,991.87

### ACCESS\*

Patients seen in 24 months	Total	Change since previous quarter
Quarter ending December 2016	9,172	
Quarter ending March 2017	9,393	↑
Quarter ending June 2017	9,418	→
Quarter ending September 2017	9,702	↑
Quarter ending December 2017	9,553	↓
<b>Variance since December 2016</b>	<b>4.2%</b>	<b>↑</b>



### ACTIVITY



Month	Adjusted Scheduled Activity (UDA)	
	2017	2018
April	15	474
May	2,064	2,173
June	3,721	4,131
July	5,634	6,414
August	7,433	9,012
September	9,598	10,747
October	11,427	12,650
November	13,832	13,914
December	16,220	15,976
January	17,240	
February	19,464	
March	22,535	
April	23,596	
May	23,600	
June	23,597	

### QUALITY

	Quantity	Base Number	Contract	AT	Region	England
% of FP17s for the same patient ID Re-attending within 3 months - Children	160	2,279	7.0%	11.1%	11.8%	12.0%
% of FP17s for the same patient ID Re-attending within 3 months - Adults	1,012	6,971	14.5%	14.5%	15.3%	15.9%
% of FP17s for the same patient ID Re-attending between 3 & 9 months - Children	1,446	2,279	63.4%	59.2%	59.1%	58.0%
% of FP17s for the same patient ID Re-attending between 3 & 9 months - Adults	3,405	6,971	48.8%	48.7%	51.5%	50.5%
% of FP17s for Band 1 Urgent Courses	885	8,707	10.2%	9.3%	8.0%	9.0%
% of FP17s Relating to Free Repair or Replacements	112	8,707	1.3%	0.8%	0.8%	0.8%
% of FP17s Relating to Continuations	161	8,707	1.8%	1.1%	1.1%	1.1%
% of Patients satisfied with the dentistry they have received	10	11	90.9%	91.4%	91.6%	91.5%
% of Patients satisfied with the time they had to wait for an appointment	9	11	81.8%	87.0%	88.3%	87.9%

\* This is based on patients treated on this contract for their most recent course of treatment. Figures in italics indicate the base number of FP17s or Patient Questionnaire responses are less than 100. N/A is shown where the base number of responses is less than 10 during the period. % is calculated as Quantity/Base number\*100



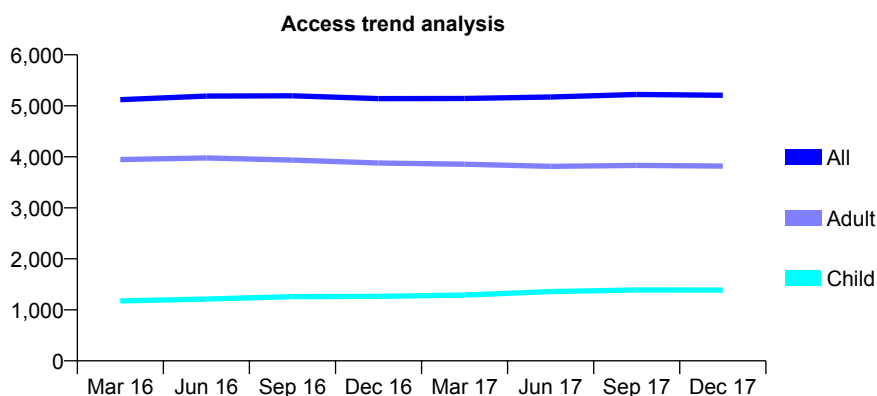
## Q56 - Vital Signs At a Glance Contract Report for 181102/0001 - December 2017

Name or company name	Cambridge Street Dental Practice
Contract type name	GDS Contract
Purpose of contract	General
Contract start date	03/10/2011
Contract end date	

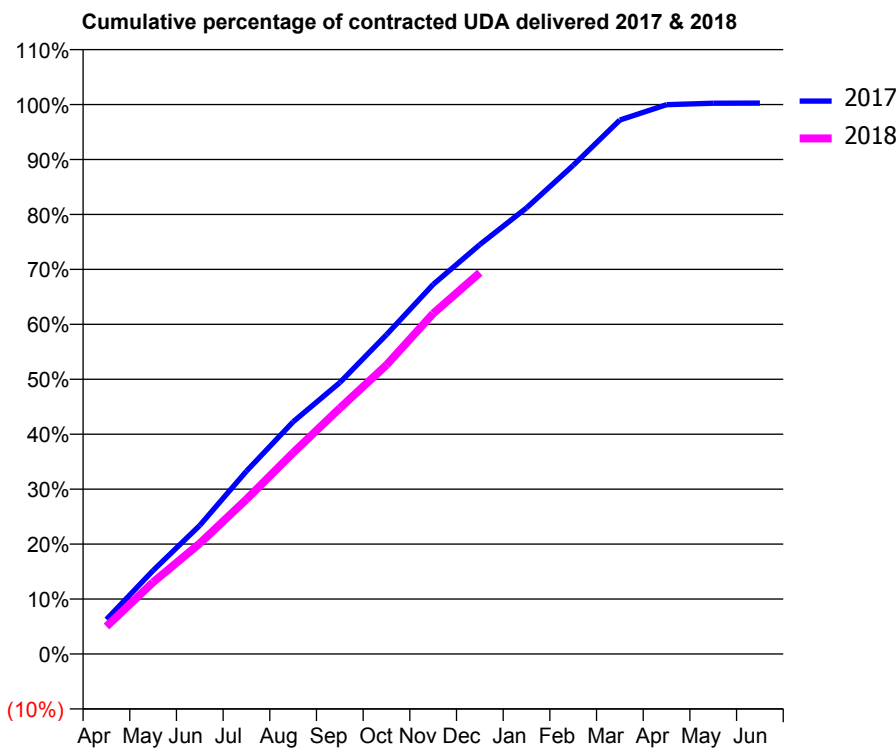
17/18 Contracted general activity (UDA)	16,000
Carry forward general activity (UDA)	-43
17/18 Contracted orthodontic activity (UOA)	0
Carry forward orthodontic activity (UOA)	0
Baseline contract value	£402,473.32

### ACCESS\*

Patients seen in 24 months	Total	Change since previous quarter
Quarter ending December 2016	5,141	
Quarter ending March 2017	5,144	→
Quarter ending June 2017	5,172	→
Quarter ending September 2017	5,222	→
Quarter ending December 2017	5,207	→
<b>Variance since December 2016</b>	<b>1.3%</b>	<b>→</b>



### ACTIVITY



Month	Adjusted Scheduled Activity (UDA)	
	2017	2018
April	1,009	803
May	2,433	2,089
June	3,746	3,220
July	5,326	4,506
August	6,763	5,862
September	7,903	7,158
October	9,297	8,415
November	10,763	9,915
December	11,923	11,102
January	12,990	
February	14,226	
March	15,549	
April	15,996	
May	16,036	
June	16,043	

### QUALITY

	Quantity	Base Number	Contract	AT	Region	England
% of FP17s for the same patient ID Re-attending within 3 months - Children	98	1,604	6.1%	11.1%	11.8%	12.0%
% of FP17s for the same patient ID Re-attending within 3 months - Adults	390	4,019	9.7%	14.5%	15.3%	15.9%
% of FP17s for the same patient ID Re-attending between 3 & 9 months - Children	985	1,604	61.4%	59.2%	59.1%	58.0%
% of FP17s for the same patient ID Re-attending between 3 & 9 months - Adults	2,497	4,019	62.1%	48.7%	51.5%	50.5%
% of FP17s for Band 1 Urgent Courses	276	5,388	5.1%	9.3%	8.0%	9.0%
% of FP17s Relating to Free Repair or Replacements	15	5,388	0.3%	0.8%	0.8%	0.8%
% of FP17s Relating to Continuations	30	5,388	0.6%	1.1%	1.1%	1.1%
% of Patients satisfied with the dentistry they have received	8	11	72.7%	91.4%	91.6%	91.5%
% of Patients satisfied with the time they had to wait for an appointment	10	11	90.9%	87.0%	88.3%	87.9%

\* This is based on patients treated on this contract for their most recent course of treatment. Figures in italics indicate the base number of FP17s or Patient Questionnaire responses are less than 100. N/A is shown where the base number of responses is less than 10 during the period. % is calculated as Quantity/Base number\*100

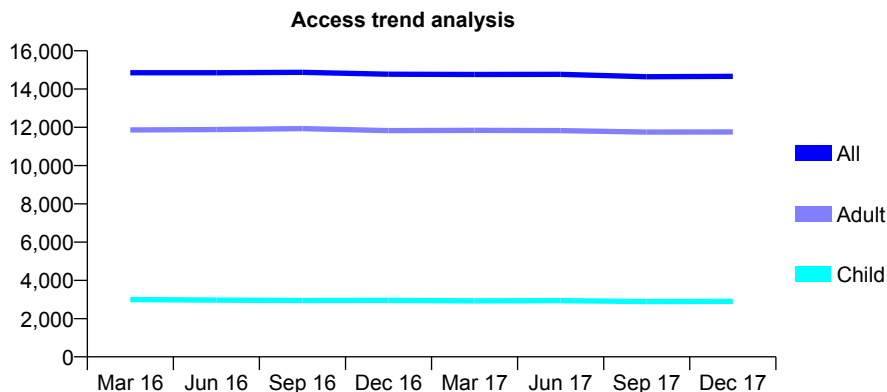
## Q56 - Vital Signs At a Glance Contract Report for 182397/0001 - December 2017

Name or company name	Bank Bulidings Dental Practice
Contract type name	GDS Contract
Purpose of contract	General and Orthodontic
Contract start date	01/04/2011
Contract end date	

17/18 Contracted general activity (UDA)	40,973
Carry forward general activity (UDA)	-87
17/18 Contracted orthodontic activity (UOA)	3,067
Carry forward orthodontic activity (UOA)	-34
Baseline contract value	£1,139,529.86

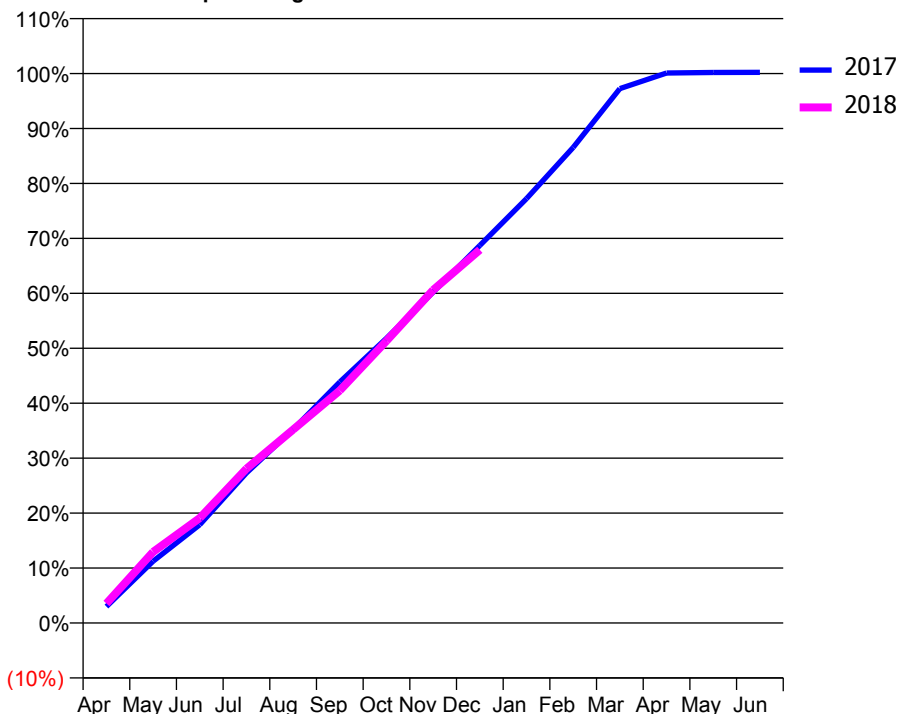
### ACCESS\*

Patients seen in 24 months	Total	Change since previous quarter
Quarter ending December 2016	14,774	
Quarter ending March 2017	14,764	→
Quarter ending June 2017	14,768	→
Quarter ending September 2017	14,645	→
Quarter ending December 2017	14,666	→
<b>Variance since December 2016</b>	<b>(0.7%)</b>	→



### ACTIVITY

Cumulative percentage of contracted UDA delivered 2017 & 2018



Month	Adjusted Scheduled Activity (UDA)	
	2017	2018
April	1,228	1,457
May	4,607	5,302
June	7,330	7,825
July	11,195	11,513
August	14,439	14,423
September	17,969	17,337
October	21,235	21,033
November	24,676	24,837
December	28,149	27,821
January	31,644	
February	35,458	
March	39,847	
April	41,008	
May	41,051	
June	41,060	

### QUALITY

	Quantity	Base Number	Contract	AT	Region	England
% of FP17s for the same patient ID Re-attending within 3 months - Children	468	3,417	13.7%	11.1%	11.8%	12.0%
% of FP17s for the same patient ID Re-attending within 3 months - Adults	1,834	11,087	16.5%	14.5%	15.3%	15.9%
% of FP17s for the same patient ID Re-attending between 3 & 9 months - Children	1,733	3,417	50.7%	59.2%	59.1%	58.0%
% of FP17s for the same patient ID Re-attending between 3 & 9 months - Adults	4,132	11,087	37.3%	48.7%	51.5%	50.5%
% of FP17s for Band 1 Urgent Courses	1,009	13,280	7.6%	9.3%	8.0%	9.0%
% of FP17s Relating to Free Repair or Replacements	56	13,280	0.4%	0.8%	0.8%	0.8%
% of FP17s Relating to Continuations	199	13,280	1.5%	1.1%	1.1%	1.1%
% of Patients satisfied with the dentistry they have received	17	19	89.5%	91.4%	91.6%	91.5%
% of Patients satisfied with the time they had to wait for an appointment	16	19	84.2%	87.0%	88.3%	87.9%

\* This is based on patients treated on this contract for their most recent course of treatment. Figures in italics indicate the base number of FP17s or Patient Questionnaire responses are less than 100. N/A is shown where the base number of responses is less than 10 during the period. % is calculated as Quantity/Base number\*100

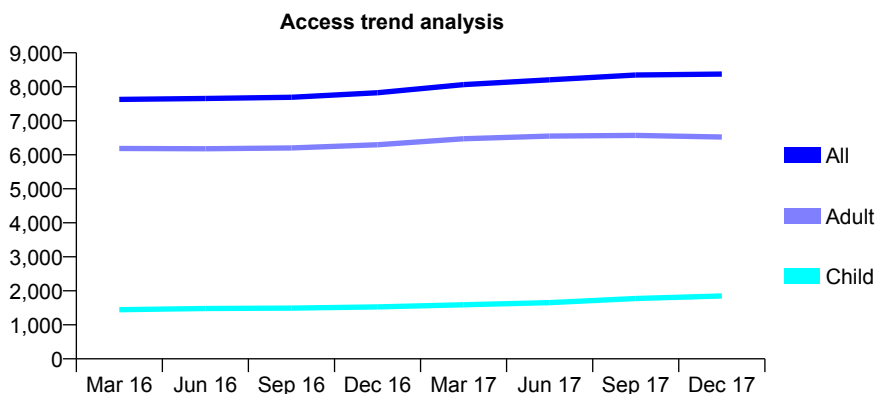
## Q56 - Vital Signs At a Glance Contract Report for 183113/0001 - December 2017

Name or company name	Chokshi Ltd
Contract type name	GDS Contract
Purpose of contract	General
Contract start date	18/06/2012
Contract end date	

17/18 Contracted general activity (UDA)	21,607
Carry forward general activity (UDA)	376
17/18 Contracted orthodontic activity (UOA)	0
Carry forward orthodontic activity (UOA)	0
Baseline contract value	£580,722.47

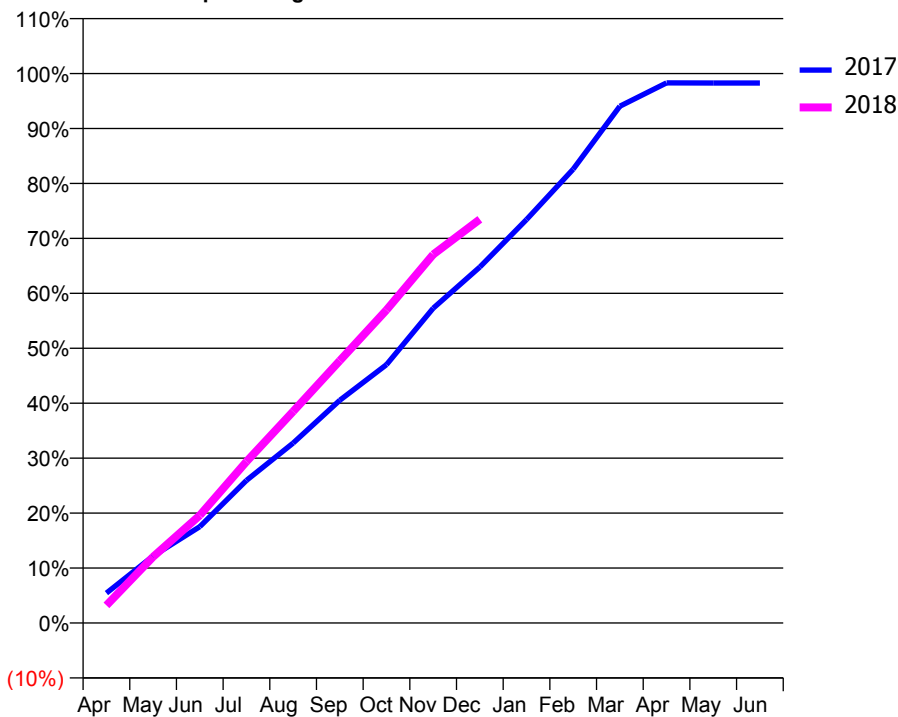
### ACCESS\*

Patients seen in 24 months	Total	Change since previous quarter
Quarter ending December 2016	7,825	
Quarter ending March 2017	8,064	↑
Quarter ending June 2017	8,204	→
Quarter ending September 2017	8,346	→
Quarter ending December 2017	8,374	→
<b>Variance since December 2016</b>	<b>7.0%</b>	<b>↑</b>



### ACTIVITY

Cumulative percentage of contracted UDA delivered 2017 & 2018



Month	Adjusted Scheduled Activity (UDA)	
	2017	2018
April	1,178	695
May	2,632	2,604
June	3,788	4,233
July	5,607	6,345
August	7,076	8,316
September	8,757	10,316
October	10,159	12,311
November	12,377	14,493
December	13,996	15,873
January	15,865	
February	17,846	
March	20,322	
April	21,238	
May	21,232	
June	21,231	

### QUALITY

	Quantity	Base Number	Contract	AT	Region	England
% of FP17s for the same patient ID Re-attending within 3 months - Children	193	2,405	8.0%	11.1%	11.8%	12.0%
% of FP17s for the same patient ID Re-attending within 3 months - Adults	1,106	7,129	15.5%	14.5%	15.3%	15.9%
% of FP17s for the same patient ID Re-attending between 3 & 9 months - Children	1,514	2,405	63.0%	59.2%	59.1%	58.0%
% of FP17s for the same patient ID Re-attending between 3 & 9 months - Adults	4,061	7,129	57.0%	48.7%	51.5%	50.5%
% of FP17s for Band 1 Urgent Courses	615	8,457	7.3%	9.3%	8.0%	9.0%
% of FP17s Relating to Free Repair or Replacements	22	8,457	0.3%	0.8%	0.8%	0.8%
% of FP17s Relating to Continuations	48	8,457	0.6%	1.1%	1.1%	1.1%
% of Patients satisfied with the dentistry they have received	12	12	100.0%	91.4%	91.6%	91.5%
% of Patients satisfied with the time they had to wait for an appointment	12	12	100.0%	87.0%	88.3%	87.9%

\* This is based on patients treated on this contract for their most recent course of treatment. Figures in italics indicate the base number of FP17s or Patient Questionnaire responses are less than 100. N/A is shown where the base number of responses is less than 10 during the period. % is calculated as Quantity/Base number\*100

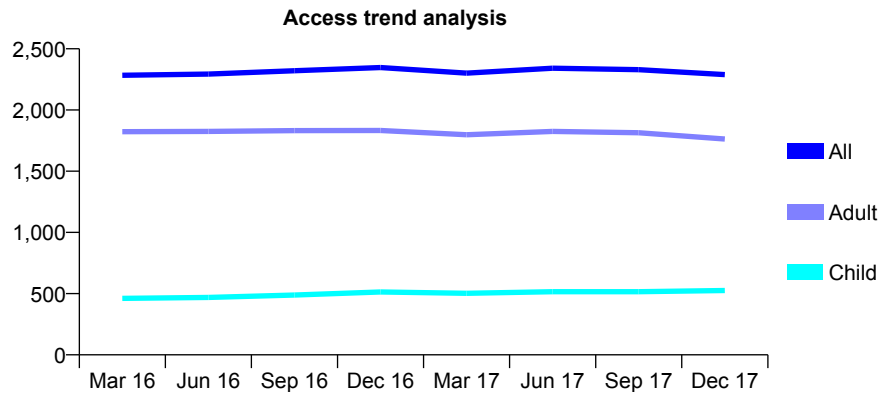
## Q56 - Vital Signs At a Glance Contract Report for 183946/0001 - December 2017

Name or company name	Woodbridge Dental Surgery Limited
Contract type name	GDS Contract
Purpose of contract	General
Contract start date	01/04/2010
Contract end date	

17/18 Contracted general activity (UDA)	6,571
Carry forward general activity (UDA)	-16
17/18 Contracted orthodontic activity (UOA)	0
Carry forward orthodontic activity (UOA)	0
Baseline contract value	£153,245.00

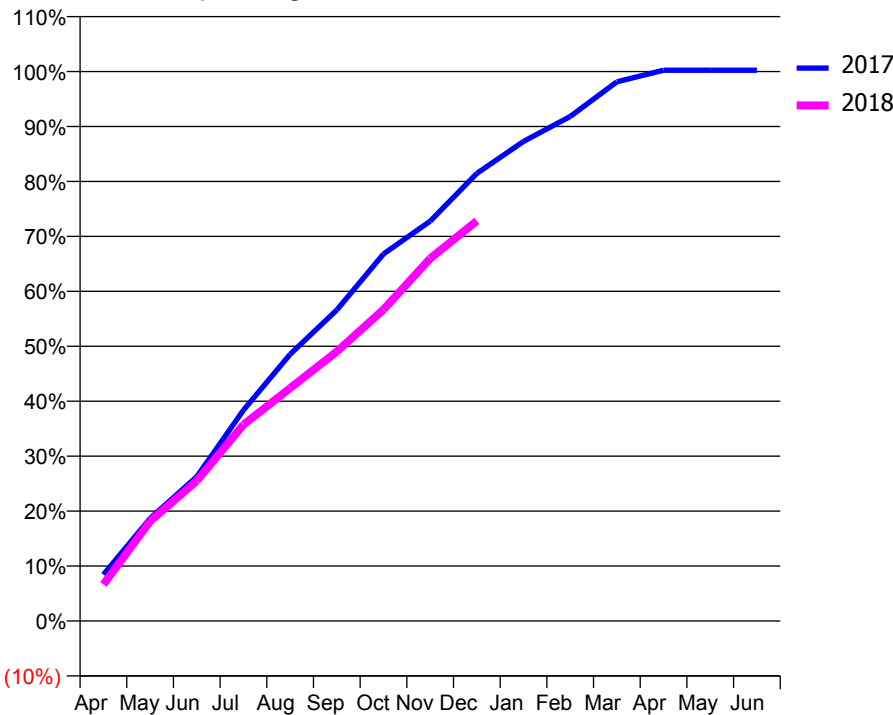
### ACCESS\*

Patients seen in 24 months	Total	Change since previous quarter
Quarter ending December 2016	2,347	
Quarter ending March 2017	2,301	↓
Quarter ending June 2017	2,341	→
Quarter ending September 2017	2,330	→
Quarter ending December 2017	2,289	↓
<b>Variance since December 2016</b>	<b>(2.5%)</b>	<b>↓</b>



### ACTIVITY

Cumulative percentage of contracted UDA delivered 2017 & 2018



Month	Adjusted Scheduled Activity (UDA)	
	2017	2018
April	556	438
May	1,228	1,193
June	1,727	1,676
July	2,522	2,348
August	3,189	2,784
September	3,719	3,221
October	4,389	3,724
November	4,781	4,335
December	5,352	4,785
January	5,735	
February	6,033	
March	6,447	
April	6,587	
May	6,587	
June	6,587	

### QUALITY

	Quantity	Base Number	Contract	AT	Region	England
% of FP17s for the same patient ID Re-attending within 3 months - Children	41	605	6.8%	11.1%	11.8%	12.0%
% of FP17s for the same patient ID Re-attending within 3 months - Adults	204	1,789	11.4%	14.5%	15.3%	15.9%
% of FP17s for the same patient ID Re-attending between 3 & 9 months - Children	385	605	63.6%	59.2%	59.1%	58.0%
% of FP17s for the same patient ID Re-attending between 3 & 9 months - Adults	1,074	1,789	60.0%	48.7%	51.5%	50.5%
% of FP17s for Band 1 Urgent Courses	175	2,283	7.7%	9.3%	8.0%	9.0%
% of FP17s Relating to Free Repair or Replacements	10	2,283	0.4%	0.8%	0.8%	0.8%
% of FP17s Relating to Continuations	16	2,283	0.7%	1.1%	1.1%	1.1%
% of Patients satisfied with the dentistry they have received	6	6	N/A	91.4%	91.6%	91.5%
% of Patients satisfied with the time they had to wait for an appointment	6	6	N/A	87.0%	88.3%	87.9%

\* This is based on patients treated on this contract for their most recent course of treatment. Figures in italics indicate the base number of FP17s or Patient Questionnaire responses are less than 100. N/A is shown where the base number of responses is less than 10 during the period. % is calculated as Quantity/Base number\*100

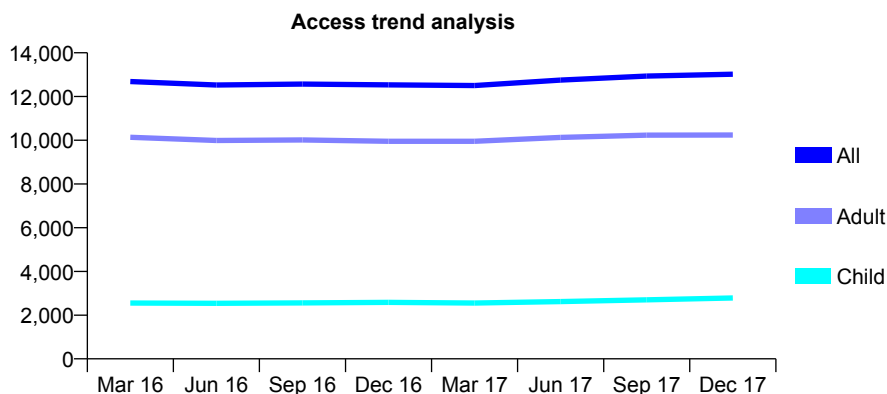
## Q56 - Vital Signs At a Glance Contract Report for 184624/0001 - December 2017

Name or company name	DMJ Norwich Limited
Contract type name	GDS Contract
Purpose of contract	General
Contract start date	01/04/2013
Contract end date	

17/18 Contracted general activity (UDA)	37,546
Carry forward general activity (UDA)	1,449
17/18 Contracted orthodontic activity (UOA)	0
Carry forward orthodontic activity (UOA)	0
Baseline contract value	£1,060,166.09

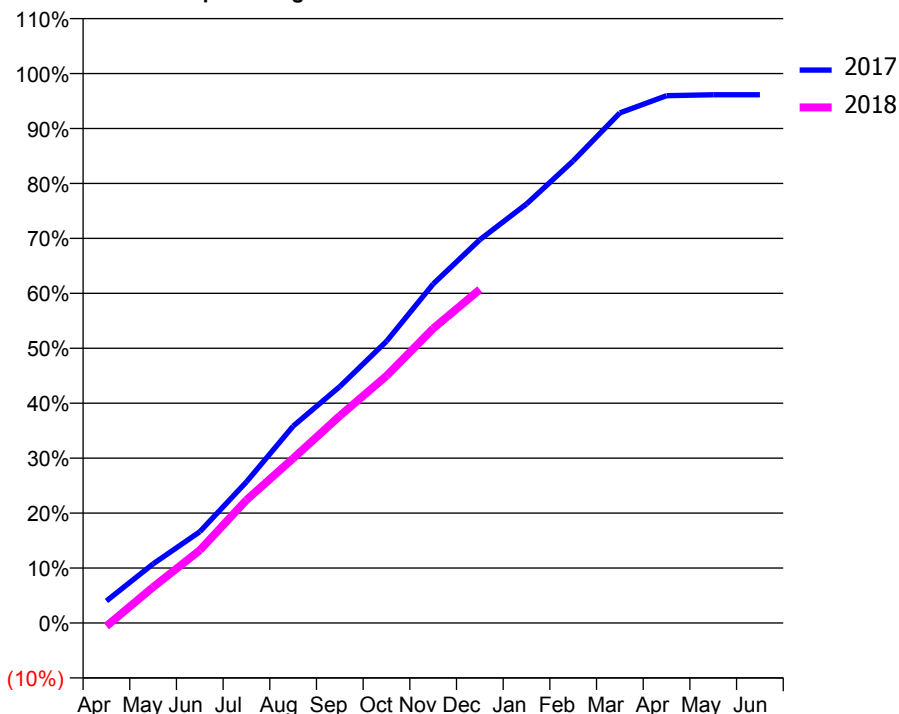
### ACCESS\*

Patients seen in 24 months	Total	Change since previous quarter
Quarter ending December 2016	12,533	
Quarter ending March 2017	12,505	→
Quarter ending June 2017	12,750	→
Quarter ending September 2017	12,935	→
Quarter ending December 2017	13,023	→
<b>Variance since December 2016</b>	<b>3.9%</b>	<b>↑</b>



### ACTIVITY

Cumulative percentage of contracted UDA delivered 2017 & 2018



Month	Adjusted Scheduled Activity (UDA)	
	2017	2018
April	1,507	-219
May	4,036	2,453
June	6,238	4,967
July	9,649	8,409
August	13,456	11,243
September	16,162	14,150
October	19,247	16,891
November	23,164	20,124
December	26,193	22,788
January	28,634	
February	31,575	
March	34,851	
April	36,032	
May	36,099	
June	36,097	

### QUALITY

	Quantity	Base Number	Contract	AT	Region	England
% of FP17s for the same patient ID Re-attending within 3 months - Children	142	2,734	5.2%	11.1%	11.8%	12.0%
% of FP17s for the same patient ID Re-attending within 3 months - Adults	1,061	9,723	10.9%	14.5%	15.3%	15.9%
% of FP17s for the same patient ID Re-attending between 3 & 9 months - Children	1,267	2,734	46.3%	59.2%	59.1%	58.0%
% of FP17s for the same patient ID Re-attending between 3 & 9 months - Adults	4,490	9,723	46.2%	48.7%	51.5%	50.5%
% of FP17s for Band 1 Urgent Courses	731	11,955	6.1%	9.3%	8.0%	9.0%
% of FP17s Relating to Free Repair or Replacements	45	11,955	0.4%	0.8%	0.8%	0.8%
% of FP17s Relating to Continuations	189	11,955	1.6%	1.1%	1.1%	1.1%
% of Patients satisfied with the dentistry they have received	12	13	92.3%	91.4%	91.6%	91.5%
% of Patients satisfied with the time they had to wait for an appointment	13	13	100.0%	87.0%	88.3%	87.9%

\* This is based on patients treated on this contract for their most recent course of treatment. Figures in italics indicate the base number of FP17s or Patient Questionnaire responses are less than 100. N/A is shown where the base number of responses is less than 10 during the period. % is calculated as Quantity/Base number\*100

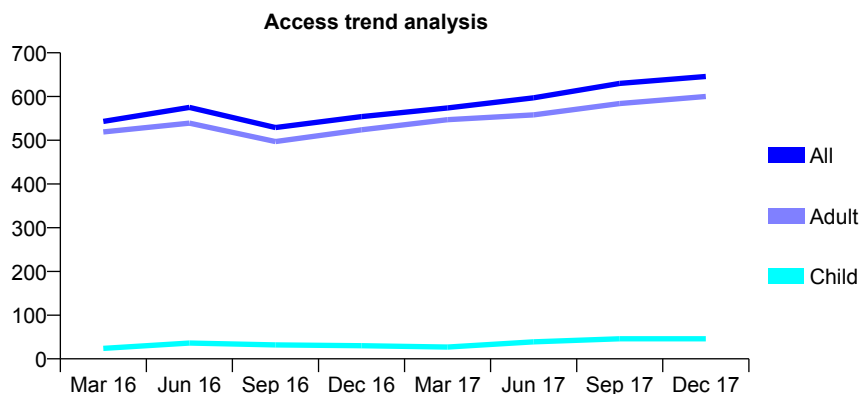
## Q56 - Vital Signs At a Glance Contract Report for 184624/0002 - December 2017

Name or company name	DMJ Norwich Limited
Contract type name	PDS Contract
Purpose of contract	General
Contract start date	01/04/2013
Contract end date	31/03/2018

17/18 Contracted general activity (UDA)	4,527
Carry forward general activity (UDA)	0
17/18 Contracted orthodontic activity (UOA)	0
Carry forward orthodontic activity (UOA)	0
Baseline contract value	£573,502.94

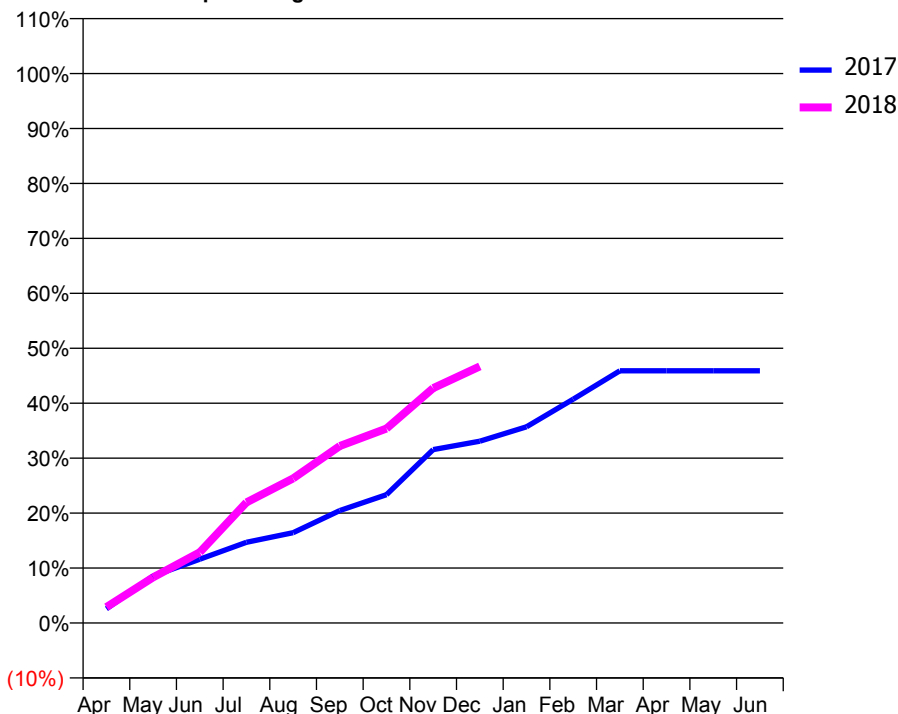
### ACCESS\*

Patients seen in 24 months	Total	Change since previous quarter
Quarter ending December 2016	554	
Quarter ending March 2017	574	↑
Quarter ending June 2017	597	↑
Quarter ending September 2017	630	↑
Quarter ending December 2017	646	↑
<b>Variance since December 2016</b>	<b>16.6%</b>	<b>↑</b>



### ACTIVITY

Cumulative percentage of contracted UDA delivered 2017 & 2018



Month	Adjusted Scheduled Activity (UDA)	
	2017	2018
April	117	131
May	387	376
June	526	583
July	665	993
August	744	1,191
September	927	1,458
October	1,057	1,602
November	1,429	1,935
December	1,498	2,115
January	1,616	
February	1,844	
March	2,078	
April	2,078	
May	2,078	
June	2,078	

### QUALITY

	Quantity	Base Number	Contract	AT	Region	England
% of FP17s for the same patient ID Re-attending within 3 months - Children	0	61	0.0%	11.1%	11.8%	12.0%
% of FP17s for the same patient ID Re-attending within 3 months - Adults	3	657	0.5%	14.5%	15.3%	15.9%
% of FP17s for the same patient ID Re-attending between 3 & 9 months - Children	0	61	0.0%	59.2%	59.1%	58.0%
% of FP17s for the same patient ID Re-attending between 3 & 9 months - Adults	4	657	0.6%	48.7%	51.5%	50.5%
% of FP17s for Band 1 Urgent Courses	3	717	0.4%	9.3%	8.0%	9.0%
% of FP17s Relating to Free Repair or Replacements	0	717	0.0%	0.8%	0.8%	0.8%
% of FP17s Relating to Continuations	3	717	0.4%	1.1%	1.1%	1.1%
% of Patients satisfied with the dentistry they have received	0	0	N/A	91.4%	91.6%	91.5%
% of Patients satisfied with the time they had to wait for an appointment	0	0	N/A	87.0%	88.3%	87.9%

\* This is based on patients treated on this contract for their most recent course of treatment. Figures in italics indicate the base number of FP17s or Patient Questionnaire responses are less than 100. N/A is shown where the base number of responses is less than 10 during the period. % is calculated as Quantity/Base number\*100

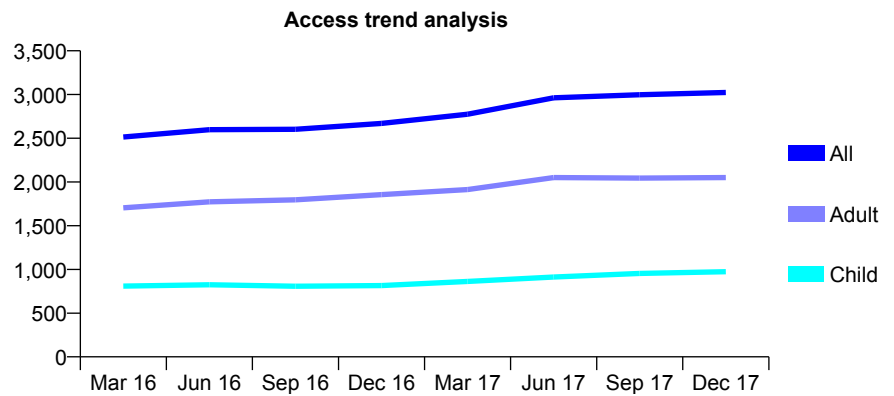
## Q56 - Vital Signs At a Glance Contract Report for 185272/0001 - December 2017

Name or company name	Bridge House Dental Practice
Contract type name	GDS Contract
Purpose of contract	General
Contract start date	01/11/2012
Contract end date	

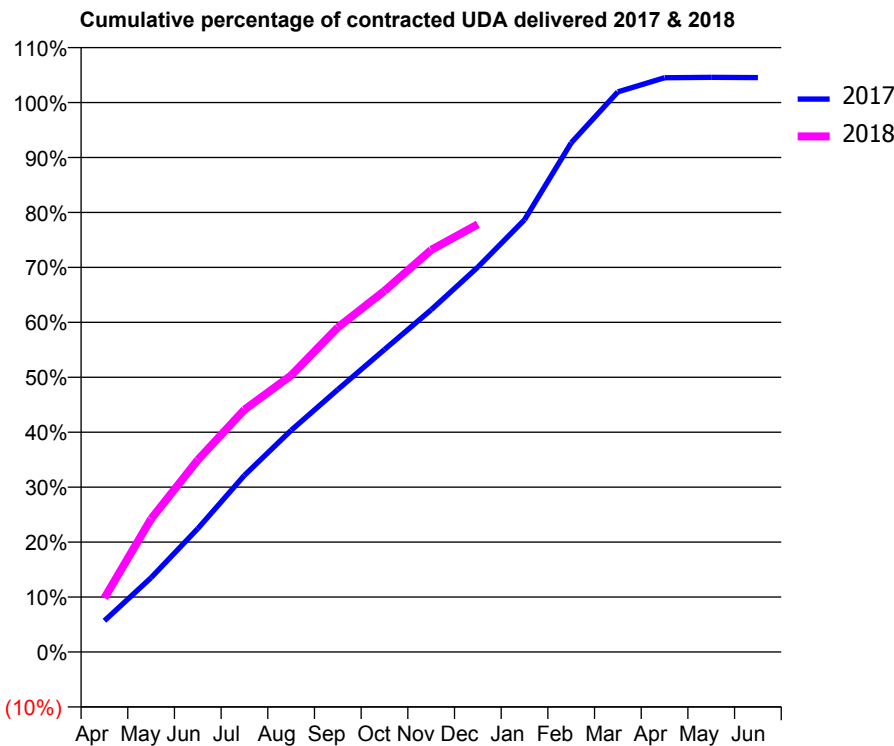
17/18 Contracted general activity (UDA)	5,905
Carry forward general activity (UDA)	-118
17/18 Contracted orthodontic activity (UOA)	0
Carry forward orthodontic activity (UOA)	0
Baseline contract value	£128,102.40

### ACCESS\*

Patients seen in 24 months	Total	Change since previous quarter
Quarter ending December 2016	2,670	
Quarter ending March 2017	2,775	↑
Quarter ending June 2017	2,962	↑
Quarter ending September 2017	2,998	→
Quarter ending December 2017	3,024	→
<b>Variance since December 2016</b>	<b>13.3%</b>	<b>↑</b>



### ACTIVITY



Month	Adjusted Scheduled Activity (UDA)	
	2017	2018
April	336	581
May	798	1,431
June	1,326	2,064
July	1,900	2,605
August	2,382	2,973
September	2,821	3,488
October	3,251	3,881
November	3,677	4,322
December	4,136	4,596
January	4,645	
February	5,471	
March	6,020	
April	6,172	
May	6,175	
June	6,173	

### QUALITY

	Quantity	Base Number	Contract	AT	Region	England
% of FP17s for the same patient ID Re-attending within 3 months - Children	79	1,132	7.0%	11.1%	11.8%	12.0%
% of FP17s for the same patient ID Re-attending within 3 months - Adults	186	1,440	12.9%	14.5%	15.3%	15.9%
% of FP17s for the same patient ID Re-attending between 3 & 9 months - Children	673	1,132	59.5%	59.2%	59.1%	58.0%
% of FP17s for the same patient ID Re-attending between 3 & 9 months - Adults	659	1,440	45.8%	48.7%	51.5%	50.5%
% of FP17s for Band 1 Urgent Courses	209	2,476	8.4%	9.3%	8.0%	9.0%
% of FP17s Relating to Free Repair or Replacements	25	2,476	1.0%	0.8%	0.8%	0.8%
% of FP17s Relating to Continuations	8	2,476	0.3%	1.1%	1.1%	1.1%
% of Patients satisfied with the dentistry they have received	0	0	N/A	91.4%	91.6%	91.5%
% of Patients satisfied with the time they had to wait for an appointment	0	0	N/A	87.0%	88.3%	87.9%

\* This is based on patients treated on this contract for their most recent course of treatment. Figures in italics indicate the base number of FP17s or Patient Questionnaire responses are less than 100. N/A is shown where the base number of responses is less than 10 during the period. % is calculated as Quantity/Base number\*100



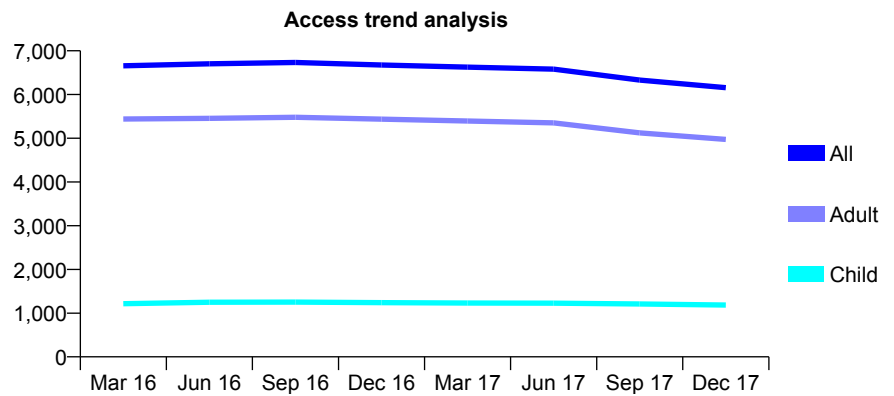
## Q56 - Vital Signs At a Glance Contract Report for 185361/0001 - December 2017

Name or company name	Diss Dental Health Centre Limited
Contract type name	GDS Contract
Purpose of contract	General
Contract start date	01/04/2010
Contract end date	

17/18 Contracted general activity (UDA)	17,060
Carry forward general activity (UDA)	-341
17/18 Contracted orthodontic activity (UOA)	0
Carry forward orthodontic activity (UOA)	0
Baseline contract value	£445,676.74

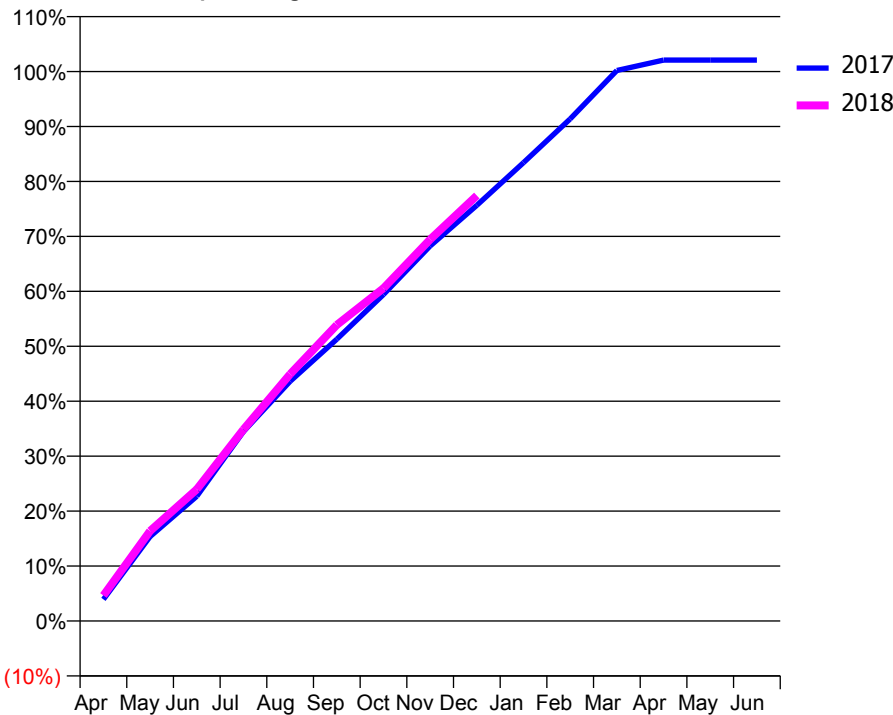
### ACCESS\*

Patients seen in 24 months	Total	Change since previous quarter
Quarter ending December 2016	6,676	
Quarter ending March 2017	6,627	→
Quarter ending June 2017	6,581	→
Quarter ending September 2017	6,331	↓
Quarter ending December 2017	6,158	↓
<b>Variance since December 2016</b>	<b>(7.8%)</b>	<b>↓</b>



### ACTIVITY

Cumulative percentage of contracted UDA delivered 2017 & 2018



Month	Adjusted Scheduled Activity (UDA)	
	2017	2018
April	673	794
May	2,622	2,798
June	3,873	4,089
July	5,882	5,947
August	7,442	7,666
September	8,751	9,191
October	10,139	10,332
November	11,646	11,845
December	12,907	13,209
January	14,232	
February	15,588	
March	17,092	
April	17,413	
May	17,413	
June	17,413	

### QUALITY

	Quantity	Base Number	Contract	AT	Region	England
% of FP17s for the same patient ID Re-attending within 3 months - Children	63	1,195	5.3%	11.1%	11.8%	12.0%
% of FP17s for the same patient ID Re-attending within 3 months - Adults	564	4,575	12.3%	14.5%	15.3%	15.9%
% of FP17s for the same patient ID Re-attending between 3 & 9 months - Children	655	1,195	54.8%	59.2%	59.1%	58.0%
% of FP17s for the same patient ID Re-attending between 3 & 9 months - Adults	2,076	4,575	45.4%	48.7%	51.5%	50.5%
% of FP17s for Band 1 Urgent Courses	394	5,678	6.9%	9.3%	8.0%	9.0%
% of FP17s Relating to Free Repair or Replacements	41	5,678	0.7%	0.8%	0.8%	0.8%
% of FP17s Relating to Continuations	51	5,678	0.9%	1.1%	1.1%	1.1%
% of Patients satisfied with the dentistry they have received	9	12	75.0%	91.4%	91.6%	91.5%
% of Patients satisfied with the time they had to wait for an appointment	9	12	75.0%	87.0%	88.3%	87.9%

\* This is based on patients treated on this contract for their most recent course of treatment. Figures in italics indicate the base number of FP17s or Patient Questionnaire responses are less than 100. N/A is shown where the base number of responses is less than 10 during the period. % is calculated as Quantity/Base number\*100

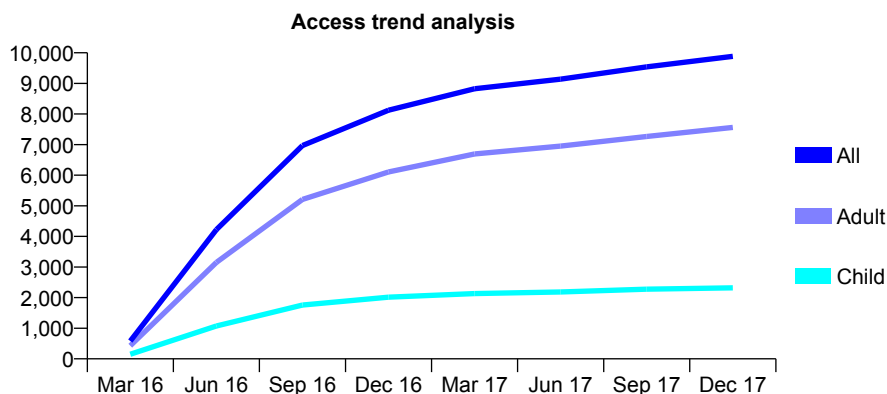
## Q56 - Vital Signs At a Glance Contract Report for 185434/0001 - December 2017

Name or company name	Priory Park Dental Practice
Contract type name	GDS Contract
Purpose of contract	General
Contract start date	01/01/2016
Contract end date	

17/18 Contracted general activity (UDA)	28,201
Carry forward general activity (UDA)	321
17/18 Contracted orthodontic activity (UOA)	0
Carry forward orthodontic activity (UOA)	0
Baseline contract value	£964,959.59

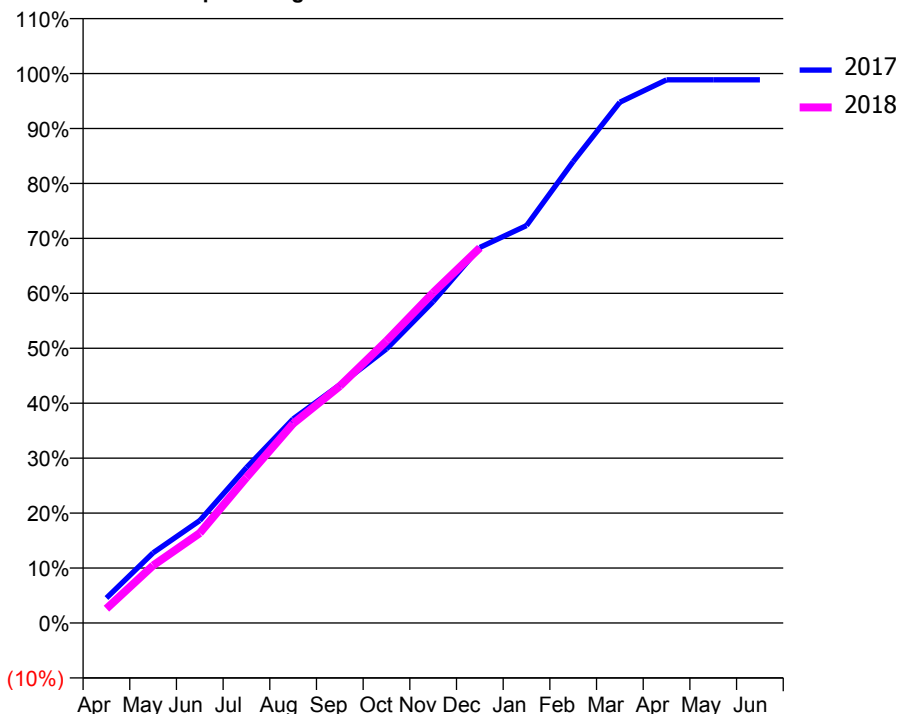
### ACCESS\*

Patients seen in 24 months	Total	Change since previous quarter
Quarter ending December 2016	8,123	
Quarter ending March 2017	8,826	↑
Quarter ending June 2017	9,139	↑
Quarter ending September 2017	9,541	↑
Quarter ending December 2017	9,883	↑
<b>Variance since December 2016</b>	<b>21.7%</b>	<b>↑</b>



### ACTIVITY

**Cumulative percentage of contracted UDA delivered 2017 & 2018**



Month	Adjusted Scheduled Activity (UDA)	
	2017	2018
April	1,282	739
May	3,601	2,954
June	5,258	4,616
July	7,975	7,470
August	10,474	10,235
September	12,223	12,158
October	14,066	14,480
November	16,495	16,952
December	19,275	19,253
January	20,399	
February	23,681	
March	26,725	
April	27,877	
May	27,879	
June	27,880	

### QUALITY

	Quantity	Base Number	Contract	AT	Region	England
% of FP17s for the same patient ID Re-attending within 3 months - Children	181	2,790	6.5%	11.1%	11.8%	12.0%
% of FP17s for the same patient ID Re-attending within 3 months - Adults	1,234	8,927	13.8%	14.5%	15.3%	15.9%
% of FP17s for the same patient ID Re-attending between 3 & 9 months - Children	1,834	2,790	65.7%	59.2%	59.1%	58.0%
% of FP17s for the same patient ID Re-attending between 3 & 9 months - Adults	5,566	8,927	62.4%	48.7%	51.5%	50.5%
% of FP17s for Band 1 Urgent Courses	797	11,211	7.1%	9.3%	8.0%	9.0%
% of FP17s Relating to Free Repair or Replacements	32	11,211	0.3%	0.8%	0.8%	0.8%
% of FP17s Relating to Continuations	177	11,211	1.6%	1.1%	1.1%	1.1%
% of Patients satisfied with the dentistry they have received	9	9	N/A	91.4%	91.6%	91.5%
% of Patients satisfied with the time they had to wait for an appointment	7	9	N/A	87.0%	88.3%	87.9%

\* This is based on patients treated on this contract for their most recent course of treatment. Figures in italics indicate the base number of FP17s or Patient Questionnaire responses are less than 100. N/A is shown where the base number of responses is less than 10 during the period. % is calculated as Quantity/Base number\*100

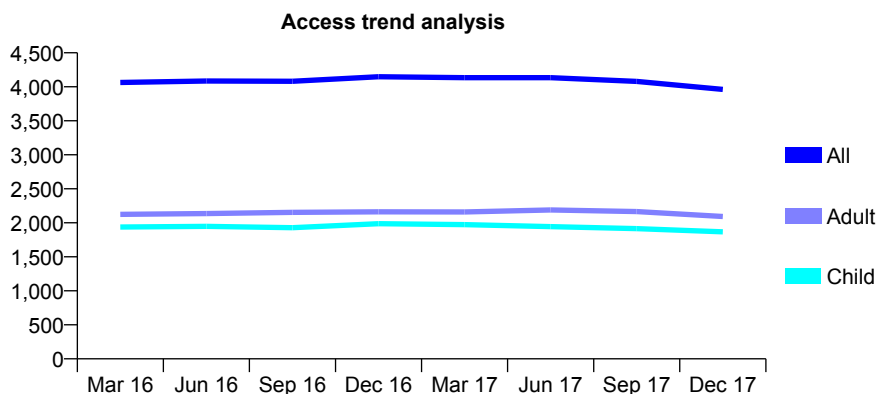
## Q56 - Vital Signs At a Glance Contract Report for 185671/0001 - December 2017

Name or company name	Community Dental Services CIC
Contract type name	PDS Contract
Purpose of contract	General
Contract start date	01/10/2012
Contract end date	31/03/2019

17/18 Contracted general activity (UDA)	9,183
Carry forward general activity (UDA)	0
17/18 Contracted orthodontic activity (UOA)	0
Carry forward orthodontic activity (UOA)	0
Baseline contract value	£1,489,070.00

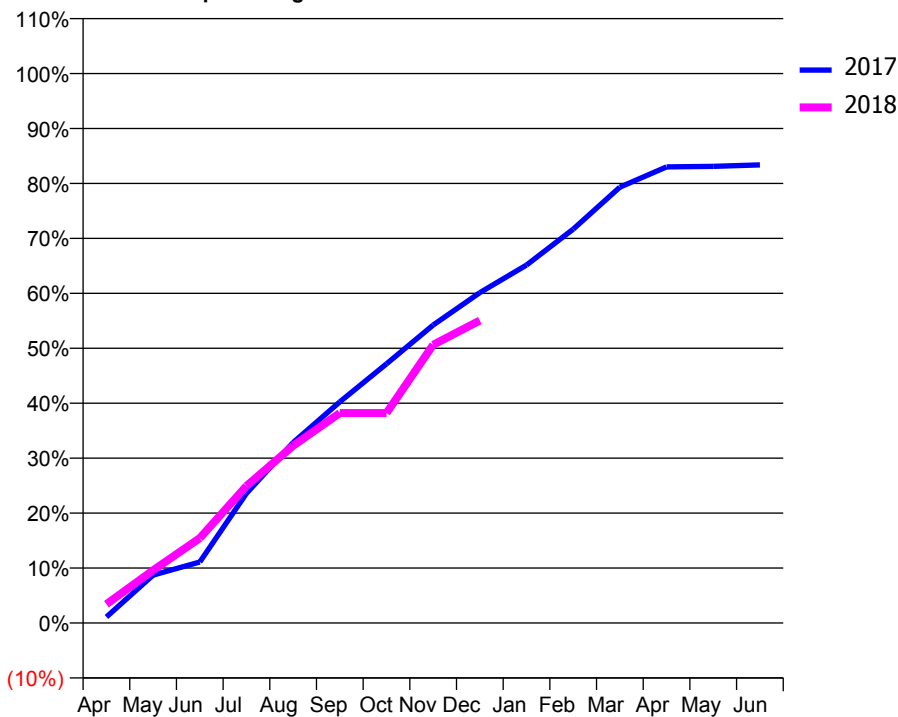
### ACCESS\*

Patients seen in 24 months	Total	Change since previous quarter
Quarter ending December 2016	4,149	
Quarter ending March 2017	4,134	→
Quarter ending June 2017	4,135	→
Quarter ending September 2017	4,079	↓
Quarter ending December 2017	3,961	↓
<b>Variance since December 2016</b>	<b>(4.5%)</b>	<b>↓</b>



### ACTIVITY

Cumulative percentage of contracted UDA delivered 2017 & 2018



Month	Adjusted Scheduled Activity (UDA)	
	2017	2018
April	102	314
May	801	882
June	1,021	1,418
July	2,167	2,290
August	3,017	2,963
September	3,695	3,509
October	4,332	3,509
November	4,979	4,651
December	5,521	5,055
January	5,982	
February	6,582	
March	7,284	
April	7,623	
May	7,632	
June	7,656	

### QUALITY

	Quantity	Base Number	Contract	AT	Region	England
% of FP17s for the same patient ID Re-attending within 3 months - Children	159	1,943	8.2%	11.1%	11.8%	12.0%
% of FP17s for the same patient ID Re-attending within 3 months - Adults	237	1,854	12.8%	14.5%	15.3%	15.9%
% of FP17s for the same patient ID Re-attending between 3 & 9 months - Children	932	1,943	48.0%	59.2%	59.1%	58.0%
% of FP17s for the same patient ID Re-attending between 3 & 9 months - Adults	1,006	1,854	54.3%	48.7%	51.5%	50.5%
% of FP17s for Band 1 Urgent Courses	176	3,240	5.4%	9.3%	8.0%	9.0%
% of FP17s Relating to Free Repair or Replacements	4	3,240	0.1%	0.8%	0.8%	0.8%
% of FP17s Relating to Continuations	37	3,240	1.1%	1.1%	1.1%	1.1%
% of Patients satisfied with the dentistry they have received	13	13	100.0%	91.4%	91.6%	91.5%
% of Patients satisfied with the time they had to wait for an appointment	11	13	84.6%	87.0%	88.3%	87.9%

\* This is based on patients treated on this contract for their most recent course of treatment. Figures in italics indicate the base number of FP17s or Patient Questionnaire responses are less than 100. N/A is shown where the base number of responses is less than 10 during the period. % is calculated as Quantity/Base number\*100

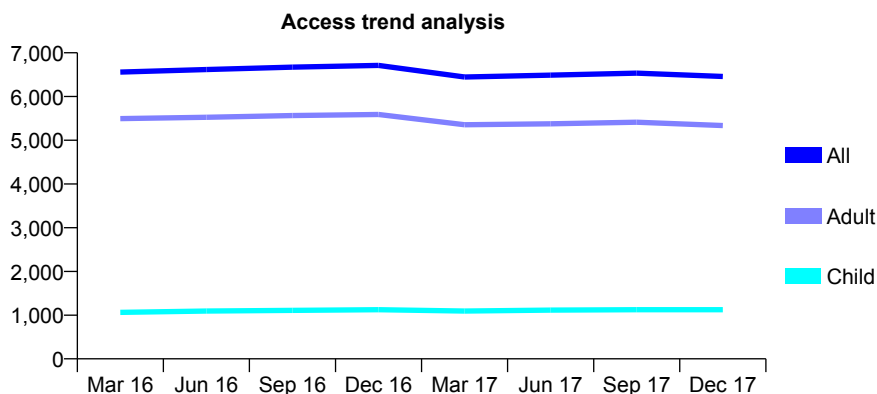
## Q56 - Vital Signs At a Glance Contract Report for 185787/0001 - December 2017

Name or company name	Compass Clinic Limited
Contract type name	PDS Plus Contract
Purpose of contract	General
Contract start date	01/05/2010
Contract end date	30/04/2018

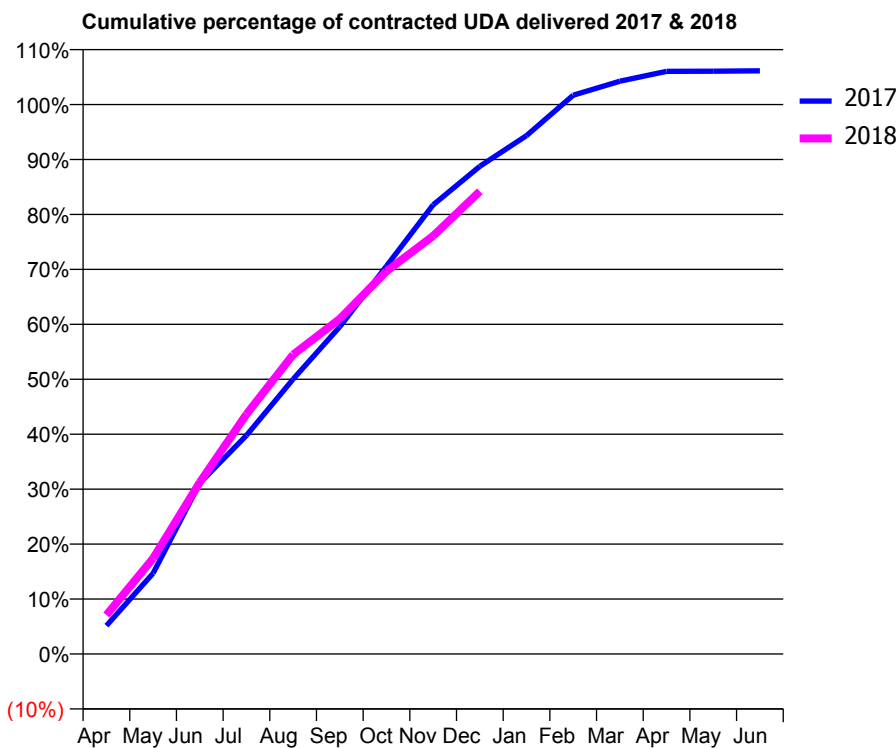
17/18 Contracted general activity (UDA)	21,000
Carry forward general activity (UDA)	-420
17/18 Contracted orthodontic activity (UOA)	0
Carry forward orthodontic activity (UOA)	0
Baseline contract value	£583,890.64

### ACCESS\*

Patients seen in 24 months	Total	Change since previous quarter
Quarter ending December 2016	6,713	
Quarter ending March 2017	6,447	↓
Quarter ending June 2017	6,489	→
Quarter ending September 2017	6,536	→
Quarter ending December 2017	6,458	↓
<b>Variance since December 2016</b>	<b>(3.8%)</b>	<b>↓</b>



### ACTIVITY



Month	Adjusted Scheduled Activity (UDA)	
	2017	2018
April	1,085	1,490
May	3,085	3,654
June	6,528	6,562
July	8,355	9,167
August	10,503	11,441
September	12,510	12,807
October	14,828	14,626
November	17,165	15,979
December	18,638	17,681
January	19,810	
February	21,354	
March	21,892	
April	22,265	
May	22,274	
June	22,290	

### QUALITY

	Quantity	Base Number	Contract	AT	Region	England
% of FP17s for the same patient ID Re-attending within 3 months - Children	103	1,174	8.8%	11.1%	11.8%	12.0%
% of FP17s for the same patient ID Re-attending within 3 months - Adults	1,242	6,207	20.0%	14.5%	15.3%	15.9%
% of FP17s for the same patient ID Re-attending between 3 & 9 months - Children	511	1,174	43.5%	59.2%	59.1%	58.0%
% of FP17s for the same patient ID Re-attending between 3 & 9 months - Adults	2,491	6,207	40.1%	48.7%	51.5%	50.5%
% of FP17s for Band 1 Urgent Courses	802	7,197	11.1%	9.3%	8.0%	9.0%
% of FP17s Relating to Free Repair or Replacements	249	7,197	3.5%	0.8%	0.8%	0.8%
% of FP17s Relating to Continuations	147	7,197	2.0%	1.1%	1.1%	1.1%
% of Patients satisfied with the dentistry they have received	4	5	N/A	91.4%	91.6%	91.5%
% of Patients satisfied with the time they had to wait for an appointment	4	5	N/A	87.0%	88.3%	87.9%

\* This is based on patients treated on this contract for their most recent course of treatment. Figures in italics indicate the base number of FP17s or Patient Questionnaire responses are less than 100. N/A is shown where the base number of responses is less than 10 during the period. % is calculated as Quantity/Base number\*100

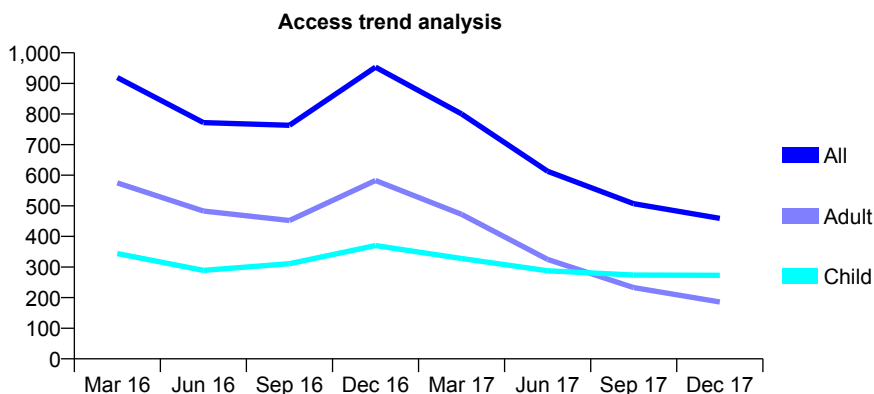
## Q56 - Vital Signs At a Glance Contract Report for 187941/0001 - December 2017

Name or company name	Christopher Sprinz and Victoria Victorova
Contract type name	GDS Contract
Purpose of contract	General
Contract start date	12/10/2009
Contract end date	

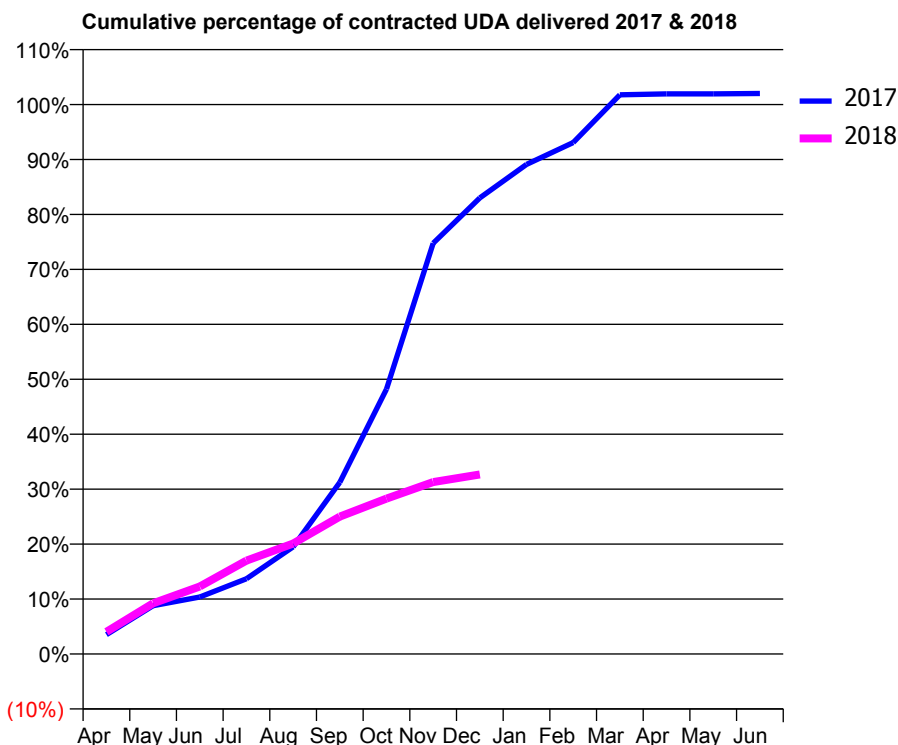
17/18 Contracted general activity (UDA)	1,735
Carry forward general activity (UDA)	-35
17/18 Contracted orthodontic activity (UOA)	0
Carry forward orthodontic activity (UOA)	0
Baseline contract value	£42,926.52

### ACCESS\*

Patients seen in 24 months	Total	Change since previous quarter
Quarter ending December 2016	953	
Quarter ending March 2017	800	↓
Quarter ending June 2017	613	↓
Quarter ending September 2017	507	↓
Quarter ending December 2017	459	↓
<b>Variance since December 2016</b>	<b>(51.8%)</b>	<b>↓</b>



### ACTIVITY



Month	Adjusted Scheduled Activity (UDA)	
	2017	2018
April	61	70
May	153	160
June	180	213
July	238	295
August	338	349
September	542	434
October	836	491
November	1,297	543
December	1,440	567
January	1,546	
February	1,615	
March	1,765	
April	1,769	
May	1,769	
June	1,770	

### QUALITY

	Quantity	Base Number	Contract	AT	Region	England
% of FP17s for the same patient ID Re-attending within 3 months - Children	12	303	4.0%	11.1%	11.8%	12.0%
% of FP17s for the same patient ID Re-attending within 3 months - Adults	9	116	7.8%	14.5%	15.3%	15.9%
% of FP17s for the same patient ID Re-attending between 3 & 9 months - Children	228	303	75.2%	59.2%	59.1%	58.0%
% of FP17s for the same patient ID Re-attending between 3 & 9 months - Adults	54	116	46.6%	48.7%	51.5%	50.5%
% of FP17s for Band 1 Urgent Courses	9	413	2.2%	9.3%	8.0%	9.0%
% of FP17s Relating to Free Repair or Replacements	0	413	0.0%	0.8%	0.8%	0.8%
% of FP17s Relating to Continuations	2	413	0.5%	1.1%	1.1%	1.1%
% of Patients satisfied with the dentistry they have received	0	0	N/A	91.4%	91.6%	91.5%
% of Patients satisfied with the time they had to wait for an appointment	0	0	N/A	87.0%	88.3%	87.9%

\* This is based on patients treated on this contract for their most recent course of treatment. Figures in italics indicate the base number of FP17s or Patient Questionnaire responses are less than 100. N/A is shown where the base number of responses is less than 10 during the period. % is calculated as Quantity/Base number\*100

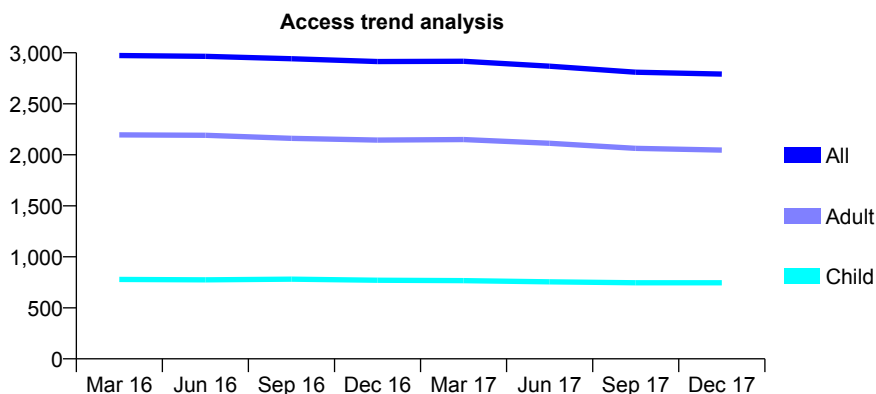
## Q56 - Vital Signs At a Glance Contract Report for 188301/0001 - December 2017

Name or company name	Capel Dental Ltd
Contract type name	GDS Contract
Purpose of contract	General and Orthodontic
Contract start date	01/09/2007
Contract end date	

17/18 Contracted general activity (UDA)	5,612
Carry forward general activity (UDA)	-11
17/18 Contracted orthodontic activity (UOA)	522
Carry forward orthodontic activity (UOA)	-5
Baseline contract value	£191,764.73

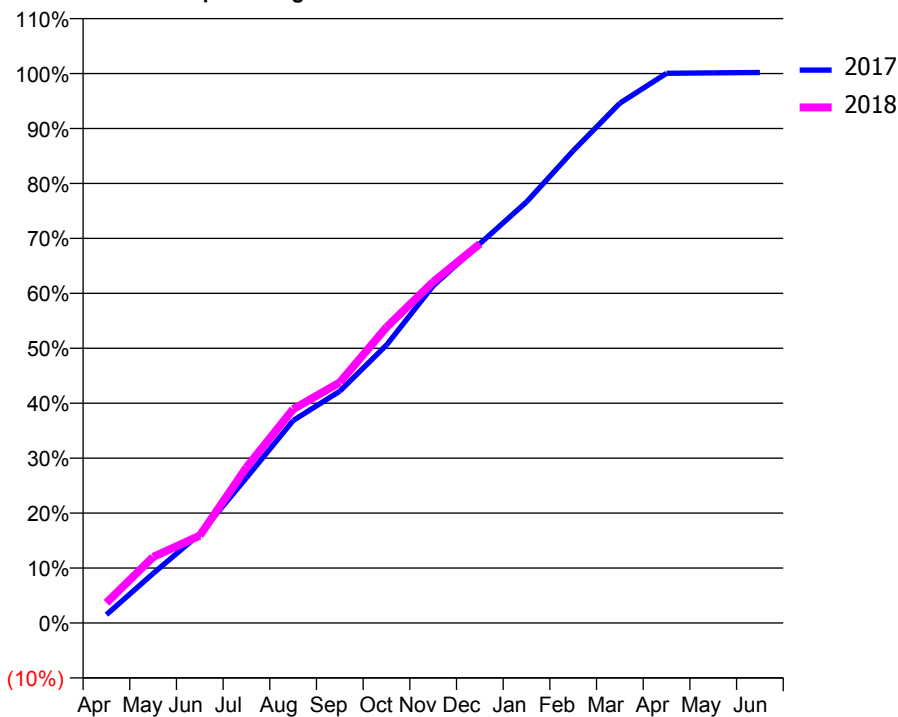
### ACCESS\*

Patients seen in 24 months	Total	Change since previous quarter
Quarter ending December 2016	2,915	
Quarter ending March 2017	2,917	→
Quarter ending June 2017	2,868	↓
Quarter ending September 2017	2,810	↓
Quarter ending December 2017	2,792	→
<b>Variance since December 2016</b>	<b>(4.2%)</b>	<b>↓</b>



### ACTIVITY

Cumulative percentage of contracted UDA delivered 2017 & 2018



Month	Adjusted Scheduled Activity (UDA)	
	2017	2018
April	85	206
May	507	674
June	911	893
July	1,484	1,590
August	2,067	2,184
September	2,368	2,458
October	2,839	3,021
November	3,443	3,484
December	3,873	3,872
January	4,300	
February	4,823	
March	5,309	
April	5,614	
May	5,619	
June	5,623	

### QUALITY

	Quantity	Base Number	Contract	AT	Region	England
% of FP17s for the same patient ID Re-attending within 3 months - Children	84	886	9.5%	11.1%	11.8%	12.0%
% of FP17s for the same patient ID Re-attending within 3 months - Adults	275	2,184	12.6%	14.5%	15.3%	15.9%
% of FP17s for the same patient ID Re-attending between 3 & 9 months - Children	550	886	62.1%	59.2%	59.1%	58.0%
% of FP17s for the same patient ID Re-attending between 3 & 9 months - Adults	1,251	2,184	57.3%	48.7%	51.5%	50.5%
% of FP17s for Band 1 Urgent Courses	110	2,150	5.1%	9.3%	8.0%	9.0%
% of FP17s Relating to Free Repair or Replacements	34	2,150	1.6%	0.8%	0.8%	0.8%
% of FP17s Relating to Continuations	20	2,150	0.9%	1.1%	1.1%	1.1%
% of Patients satisfied with the dentistry they have received	3	3	N/A	91.4%	91.6%	91.5%
% of Patients satisfied with the time they had to wait for an appointment	3	3	N/A	87.0%	88.3%	87.9%

\* This is based on patients treated on this contract for their most recent course of treatment. Figures in italics indicate the base number of FP17s or Patient Questionnaire responses are less than 100. N/A is shown where the base number of responses is less than 10 during the period. % is calculated as Quantity/Base number\*100

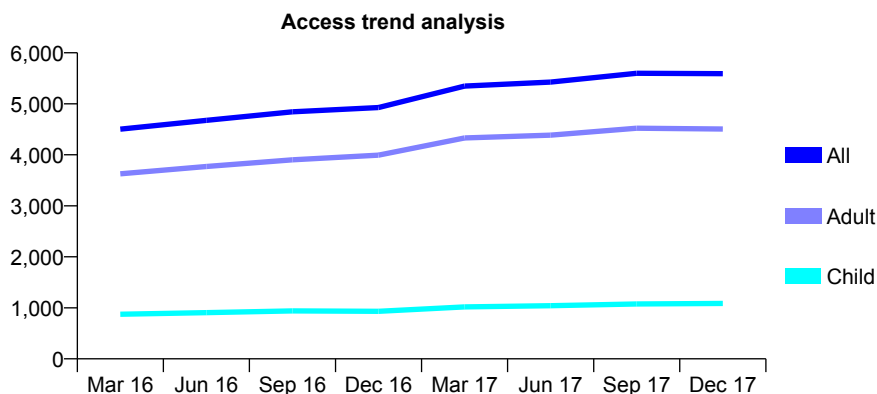
## Q56 - Vital Signs At a Glance Contract Report for 189677/0001 - December 2017

Name or company name	Dr Jai Prathap Reddy
Contract type name	GDS Contract
Purpose of contract	General
Contract start date	01/03/2015
Contract end date	

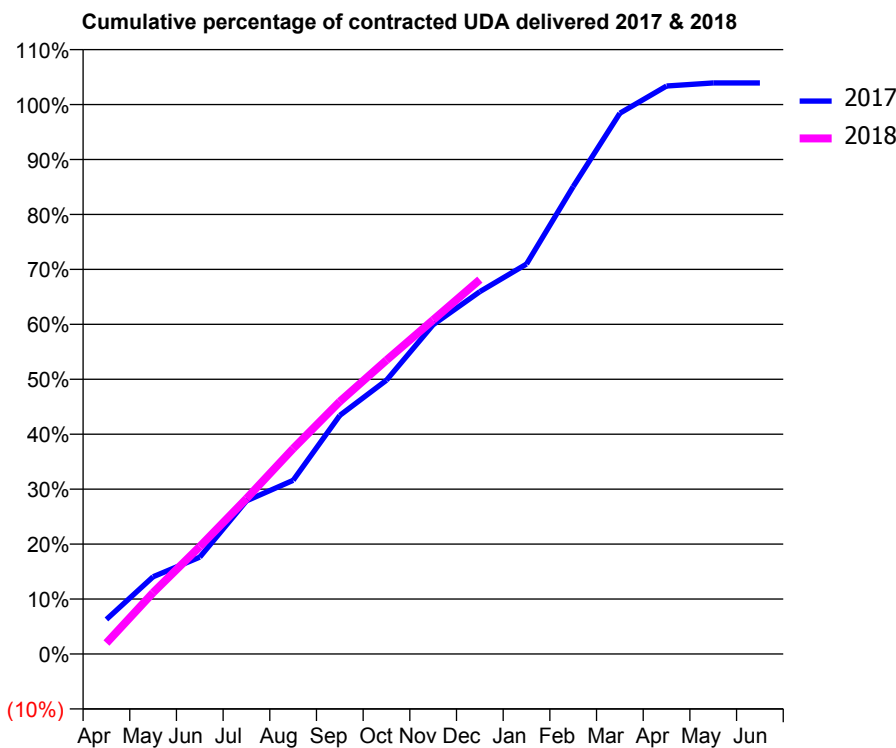
17/18 Contracted general activity (UDA)	14,985
Carry forward general activity (UDA)	-300
17/18 Contracted orthodontic activity (UOA)	0
Carry forward orthodontic activity (UOA)	0
Baseline contract value	£414,367.41

### ACCESS\*

Patients seen in 24 months	Total	Change since previous quarter
Quarter ending December 2016	4,927	
Quarter ending March 2017	5,349	↑
Quarter ending June 2017	5,427	→
Quarter ending September 2017	5,599	↑
Quarter ending December 2017	5,591	→
<b>Variance since December 2016</b>	<b>13.5%</b>	<b>↑</b>



### ACTIVITY



Month	Adjusted Scheduled Activity (UDA)	
	2017	2018
April	944	300
May	2,108	1,675
June	2,644	2,927
July	4,178	4,238
August	4,735	5,603
September	6,508	6,887
October	7,467	8,011
November	8,982	9,110
December	9,883	10,210
January	10,633	
February	12,747	
March	14,747	
April	15,489	
May	15,573	
June	15,573	

### QUALITY

	Quantity	Base Number	Contract	AT	Region	England
% of FP17s for the same patient ID Re-attending within 3 months - Children	47	1,172	4.0%	11.1%	11.8%	12.0%
% of FP17s for the same patient ID Re-attending within 3 months - Adults	556	4,961	11.2%	14.5%	15.3%	15.9%
% of FP17s for the same patient ID Re-attending between 3 & 9 months - Children	703	1,172	60.0%	59.2%	59.1%	58.0%
% of FP17s for the same patient ID Re-attending between 3 & 9 months - Adults	3,018	4,961	60.8%	48.7%	51.5%	50.5%
% of FP17s for Band 1 Urgent Courses	281	5,669	5.0%	9.3%	8.0%	9.0%
% of FP17s Relating to Free Repair or Replacements	48	5,669	0.8%	0.8%	0.8%	0.8%
% of FP17s Relating to Continuations	53	5,669	0.9%	1.1%	1.1%	1.1%
% of Patients satisfied with the dentistry they have received	22	23	95.7%	91.4%	91.6%	91.5%
% of Patients satisfied with the time they had to wait for an appointment	20	23	87.0%	87.0%	88.3%	87.9%

\* This is based on patients treated on this contract for their most recent course of treatment. Figures in italics indicate the base number of FP17s or Patient Questionnaire responses are less than 100. N/A is shown where the base number of responses is less than 10 during the period. % is calculated as Quantity/Base number\*100



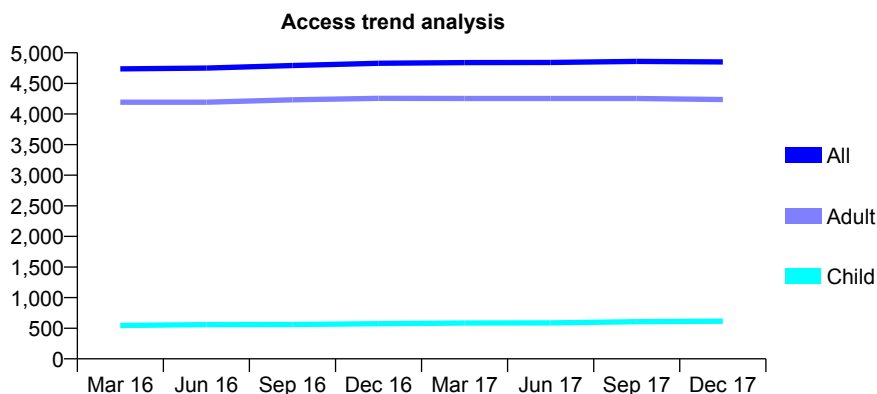
## Q56 - Vital Signs At a Glance Contract Report for 189901/0002 - December 2017

Name or company name	Enslin Limited
Contract type name	GDS Contract
Purpose of contract	General
Contract start date	01/04/2013
Contract end date	

17/18 Contracted general activity (UDA)	15,500
Carry forward general activity (UDA)	504
17/18 Contracted orthodontic activity (UOA)	0
Carry forward orthodontic activity (UOA)	0
Baseline contract value	£387,712.14

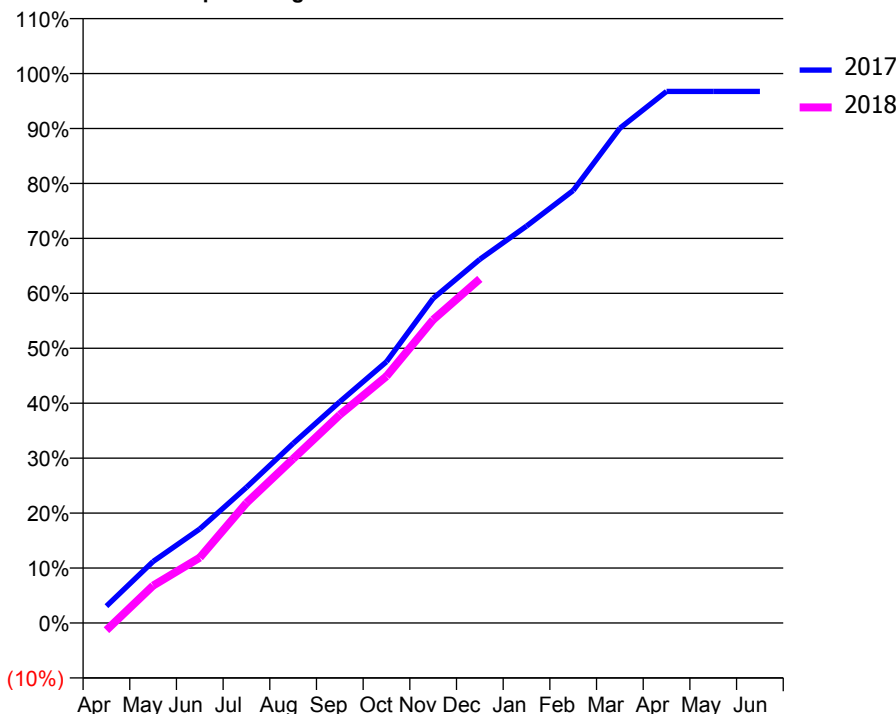
### ACCESS\*

Patients seen in 24 months	Total	Change since previous quarter
Quarter ending December 2016	4,830	
Quarter ending March 2017	4,839	→
Quarter ending June 2017	4,841	→
Quarter ending September 2017	4,860	→
Quarter ending December 2017	4,851	→
<b>Variance since December 2016</b>	<b>0.4%</b>	<b>→</b>



### ACTIVITY

Cumulative percentage of contracted UDA delivered 2017 & 2018



Month	Adjusted Scheduled Activity (UDA)	
	2017	2018
April	478	-205
May	1,735	1,056
June	2,652	1,846
July	3,827	3,387
August	5,066	4,634
September	6,241	5,875
October	7,370	6,961
November	9,158	8,557
December	10,259	9,705
January	11,197	
February	12,200	
March	13,958	
April	14,994	
May	14,996	
June	14,996	

### QUALITY

	Quantity	Base Number	Contract	AT	Region	England
% of FP17s for the same patient ID Re-attending within 3 months - Children	39	679	5.7%	11.1%	11.8%	12.0%
% of FP17s for the same patient ID Re-attending within 3 months - Adults	870	4,975	17.5%	14.5%	15.3%	15.9%
% of FP17s for the same patient ID Re-attending between 3 & 9 months - Children	398	679	58.6%	59.2%	59.1%	58.0%
% of FP17s for the same patient ID Re-attending between 3 & 9 months - Adults	2,757	4,975	55.4%	48.7%	51.5%	50.5%
% of FP17s for Band 1 Urgent Courses	435	5,350	8.1%	9.3%	8.0%	9.0%
% of FP17s Relating to Free Repair or Replacements	46	5,350	0.9%	0.8%	0.8%	0.8%
% of FP17s Relating to Continuations	66	5,350	1.2%	1.1%	1.1%	1.1%
% of Patients satisfied with the dentistry they have received	7	7	N/A	91.4%	91.6%	91.5%
% of Patients satisfied with the time they had to wait for an appointment	7	7	N/A	87.0%	88.3%	87.9%

\* This is based on patients treated on this contract for their most recent course of treatment. Figures in italics indicate the base number of FP17s or Patient Questionnaire responses are less than 100. N/A is shown where the base number of responses is less than 10 during the period. % is calculated as Quantity/Base number\*100

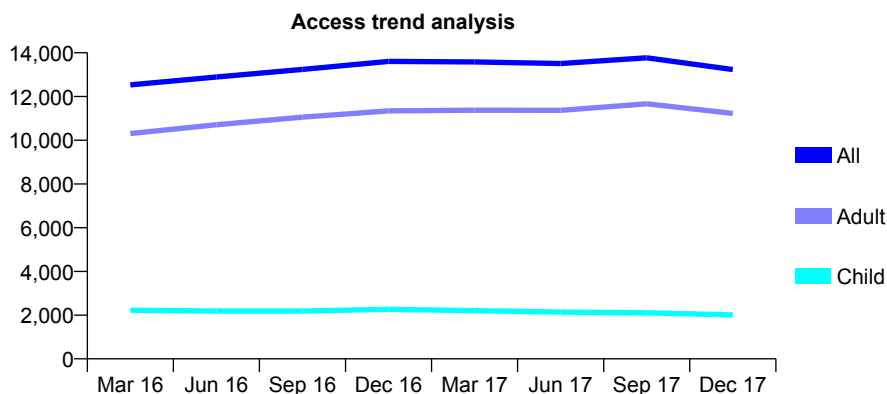
## Q56 - Vital Signs At a Glance Contract Report for 190241/0001 - December 2017

Name or company name	CCS Dental Service
Contract type name	PDS Contract
Purpose of contract	General and Orthodontic
Contract start date	01/04/2010
Contract end date	31/03/2018

17/18 Contracted general activity (UDA)	23,865
Carry forward general activity (UDA)	0
17/18 Contracted orthodontic activity (UOA)	420
Carry forward orthodontic activity (UOA)	0
Baseline contract value	£2,623,276.44

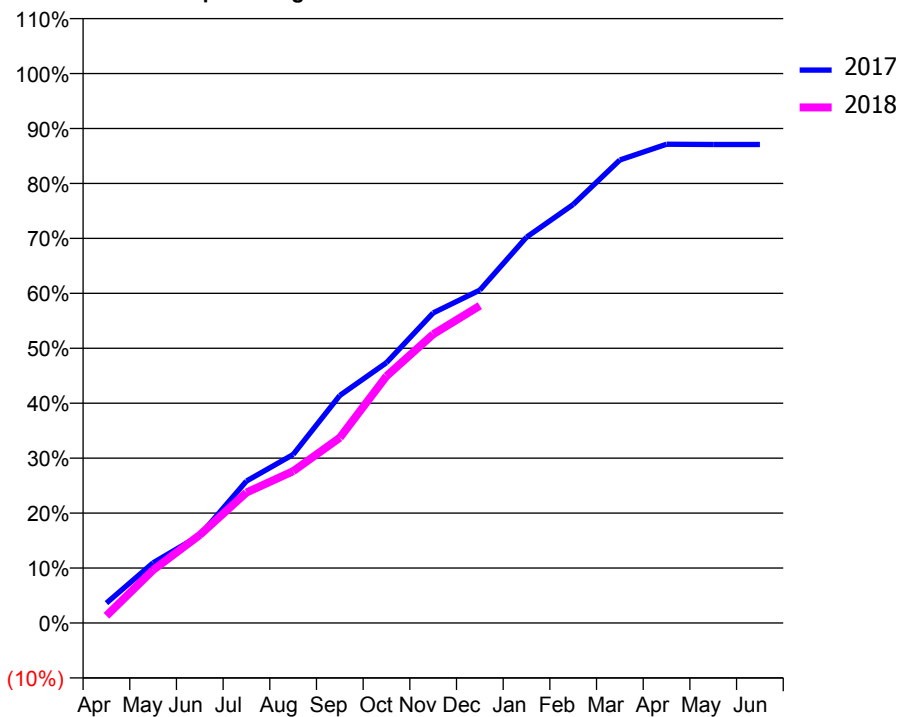
### ACCESS\*

Patients seen in 24 months	Total	Change since previous quarter
Quarter ending December 2016	13,609	
Quarter ending March 2017	13,580	→
Quarter ending June 2017	13,510	→
Quarter ending September 2017	13,772	→
Quarter ending December 2017	13,236	↓
<b>Variance since December 2016</b>	<b>(2.7%)</b>	<b>↓</b>



### ACTIVITY

Cumulative percentage of contracted UDA delivered 2017 & 2018



Month	Adjusted Scheduled Activity (UDA)	
	2017	2018
April	866	313
May	2,616	2,301
June	3,806	3,826
July	6,166	5,665
August	7,320	6,592
September	9,880	8,045
October	11,306	10,723
November	13,467	12,542
December	14,459	13,781
January	16,759	
February	18,178	
March	20,111	
April	20,792	
May	20,780	
June	20,781	

### QUALITY

	Quantity	Base Number	Contract	AT	Region	England
% of FP17s for the same patient ID Re-attending within 3 months - Children	257	2,250	11.4%	11.1%	11.8%	12.0%
% of FP17s for the same patient ID Re-attending within 3 months - Adults	892	8,491	10.5%	14.5%	15.3%	15.9%
% of FP17s for the same patient ID Re-attending between 3 & 9 months - Children	525	2,250	23.3%	59.2%	59.1%	58.0%
% of FP17s for the same patient ID Re-attending between 3 & 9 months - Adults	1,086	8,491	12.8%	48.7%	51.5%	50.5%
% of FP17s for Band 1 Urgent Courses	7,137	9,976	71.5%	9.3%	8.0%	9.0%
% of FP17s Relating to Free Repair or Replacements	0	9,976	0.0%	0.8%	0.8%	0.8%
% of FP17s Relating to Continuations	0	9,976	0.0%	1.1%	1.1%	1.1%
% of Patients satisfied with the dentistry they have received	3	4	N/A	91.4%	91.6%	91.5%
% of Patients satisfied with the time they had to wait for an appointment	3	4	N/A	87.0%	88.3%	87.9%

\* This is based on patients treated on this contract for their most recent course of treatment. Figures in italics indicate the base number of FP17s or Patient Questionnaire responses are less than 100. N/A is shown where the base number of responses is less than 10 during the period. % is calculated as Quantity/Base number\*100

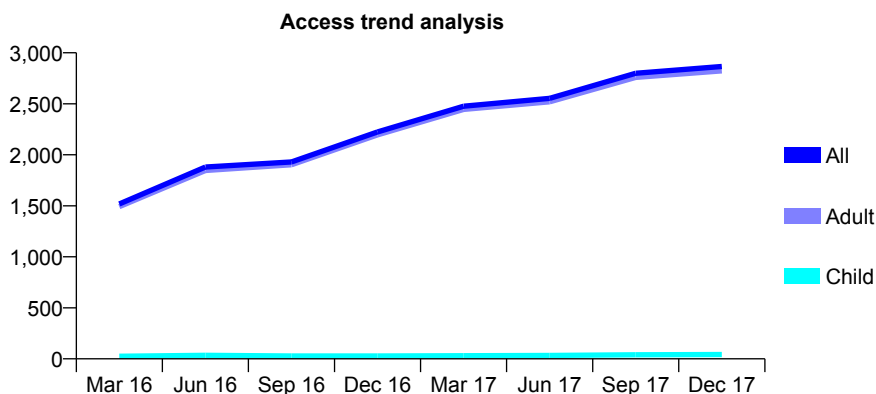
## Q56 - Vital Signs At a Glance Contract Report for 190241/0003 - December 2017

Name or company name	CCS Dental Service
Contract type name	PDS Contract
Purpose of contract	General
Contract start date	01/10/2013
Contract end date	31/03/2018

17/18 Contracted general activity (UDA)	8,690
Carry forward general activity (UDA)	0
17/18 Contracted orthodontic activity (UOA)	0
Carry forward orthodontic activity (UOA)	0
Baseline contract value	£922,350.08

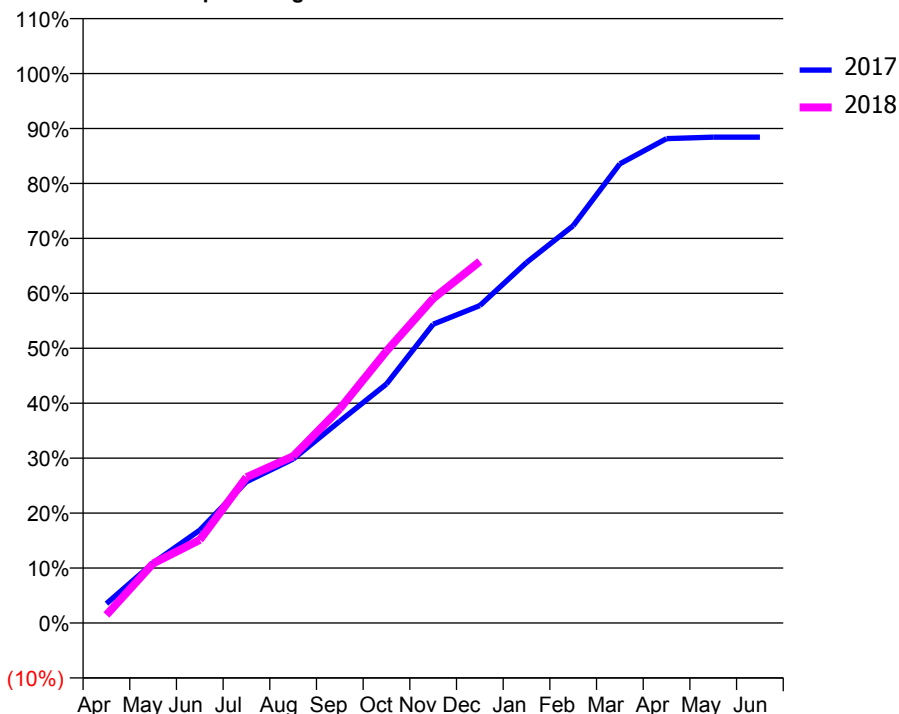
### ACCESS\*

Patients seen in 24 months	Total	Change since previous quarter
Quarter ending December 2016	2,224	
Quarter ending March 2017	2,476	↑
Quarter ending June 2017	2,553	↑
Quarter ending September 2017	2,799	↑
Quarter ending December 2017	2,866	↑
<b>Variance since December 2016</b>	<b>28.9%</b>	<b>↑</b>



### ACTIVITY

Cumulative percentage of contracted UDA delivered 2017 & 2018



Month	Adjusted Scheduled Activity (UDA)	
	2017	2018
April	306	128
May	949	942
June	1,468	1,314
July	2,234	2,307
August	2,593	2,637
September	3,191	3,387
October	3,780	4,300
November	4,724	5,132
December	5,020	5,718
January	5,700	
February	6,284	
March	7,262	
April	7,660	
May	7,684	
June	7,684	

### QUALITY

	Quantity	Base Number	Contract	AT	Region	England
% of FP17s for the same patient ID Re-attending within 3 months - Children	0	57	0.0%	11.1%	11.8%	12.0%
% of FP17s for the same patient ID Re-attending within 3 months - Adults	22	2,198	1.0%	14.5%	15.3%	15.9%
% of FP17s for the same patient ID Re-attending between 3 & 9 months - Children	0	57	0.0%	59.2%	59.1%	58.0%
% of FP17s for the same patient ID Re-attending between 3 & 9 months - Adults	12	2,198	0.5%	48.7%	51.5%	50.5%
% of FP17s for Band 1 Urgent Courses	1	2,102	0.0%	9.3%	8.0%	9.0%
% of FP17s Relating to Free Repair or Replacements	0	2,102	0.0%	0.8%	0.8%	0.8%
% of FP17s Relating to Continuations	0	2,102	0.0%	1.1%	1.1%	1.1%
% of Patients satisfied with the dentistry they have received	2	2	N/A	91.4%	91.6%	91.5%
% of Patients satisfied with the time they had to wait for an appointment	2	2	N/A	87.0%	88.3%	87.9%

\* This is based on patients treated on this contract for their most recent course of treatment. Figures in italics indicate the base number of FP17s or Patient Questionnaire responses are less than 100. N/A is shown where the base number of responses is less than 10 during the period. % is calculated as Quantity/Base number\*100

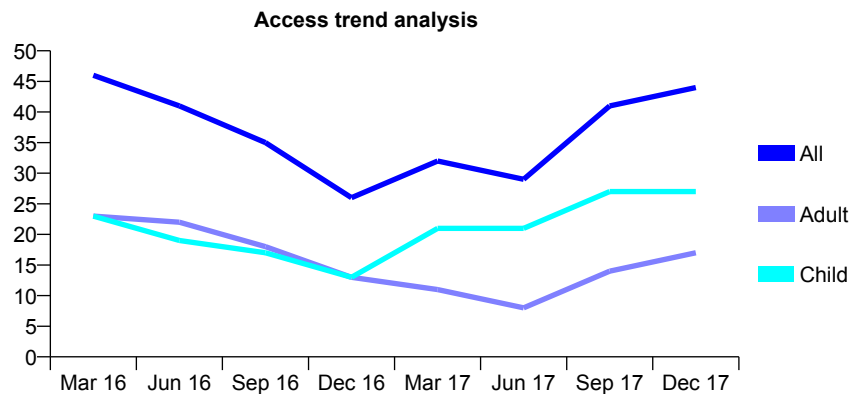
## Q56 - Vital Signs At a Glance Contract Report for 190241/0004 - December 2017

Name or company name	CCS Dental Service
Contract type name	PDS Contract
Purpose of contract	General
Contract start date	01/04/2014
Contract end date	31/03/2018

17/18 Contracted general activity (UDA)	500
Carry forward general activity (UDA)	0
17/18 Contracted orthodontic activity (UOA)	0
Carry forward orthodontic activity (UOA)	0
Baseline contract value	£15,729.63

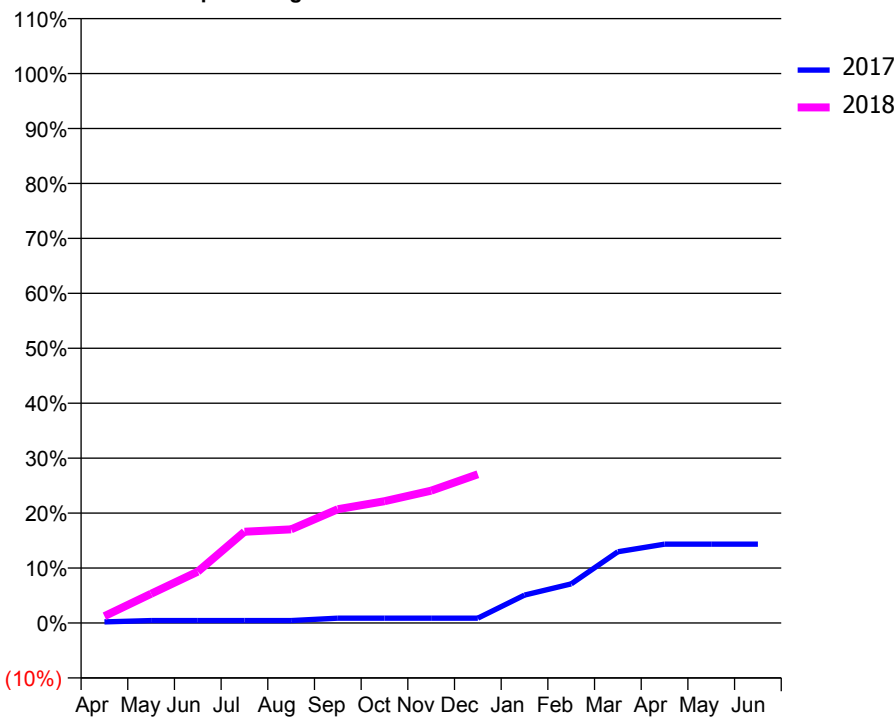
### ACCESS\*

Patients seen in 24 months	Total	Change since previous quarter
Quarter ending December 2016	26	
Quarter ending March 2017	32	↑
Quarter ending June 2017	29	↓
Quarter ending September 2017	41	↑
Quarter ending December 2017	44	↑
<b>Variance since December 2016</b>	<b>69.2%</b>	<b>↑</b>



### ACTIVITY

Cumulative percentage of contracted UDA delivered 2017 & 2018



Month	Adjusted Scheduled Activity (UDA)	
	2017	2018
April	1	6
May	2	27
June	2	47
July	2	83
August	2	85
September	4	104
October	4	111
November	4	120
December	4	135
January	25	
February	36	
March	65	
April	72	
May	72	
June	72	

### QUALITY

	Quantity	Base Number	Contract	AT	Region	England
% of FP17s for the same patient ID Re-attending within 3 months - Children	0	45	0.0%	11.1%	11.8%	12.0%
% of FP17s for the same patient ID Re-attending within 3 months - Adults	1	21	4.8%	14.5%	15.3%	15.9%
% of FP17s for the same patient ID Re-attending between 3 & 9 months - Children	1	45	2.2%	59.2%	59.1%	58.0%
% of FP17s for the same patient ID Re-attending between 3 & 9 months - Adults	0	21	0.0%	48.7%	51.5%	50.5%
% of FP17s for Band 1 Urgent Courses	17	63	27.0%	9.3%	8.0%	9.0%
% of FP17s Relating to Free Repair or Replacements	0	63	0.0%	0.8%	0.8%	0.8%
% of FP17s Relating to Continuations	0	63	0.0%	1.1%	1.1%	1.1%
% of Patients satisfied with the dentistry they have received	0	0	N/A	91.4%	91.6%	91.5%
% of Patients satisfied with the time they had to wait for an appointment	0	0	N/A	87.0%	88.3%	87.9%

\* This is based on patients treated on this contract for their most recent course of treatment. Figures in italics indicate the base number of FP17s or Patient Questionnaire responses are less than 100. N/A is shown where the base number of responses is less than 10 during the period. % is calculated as Quantity/Base number\*100

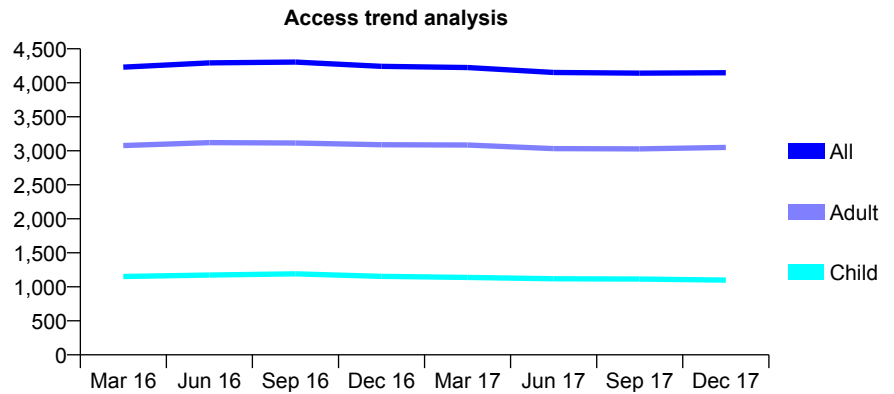
## Q56 - Vital Signs At a Glance Contract Report for 190713/0001 - December 2017

Name or company name	Mazdak Eyrumlu and Azad Eyrumlu
Contract type name	GDS Contract
Purpose of contract	General
Contract start date	01/04/2011
Contract end date	

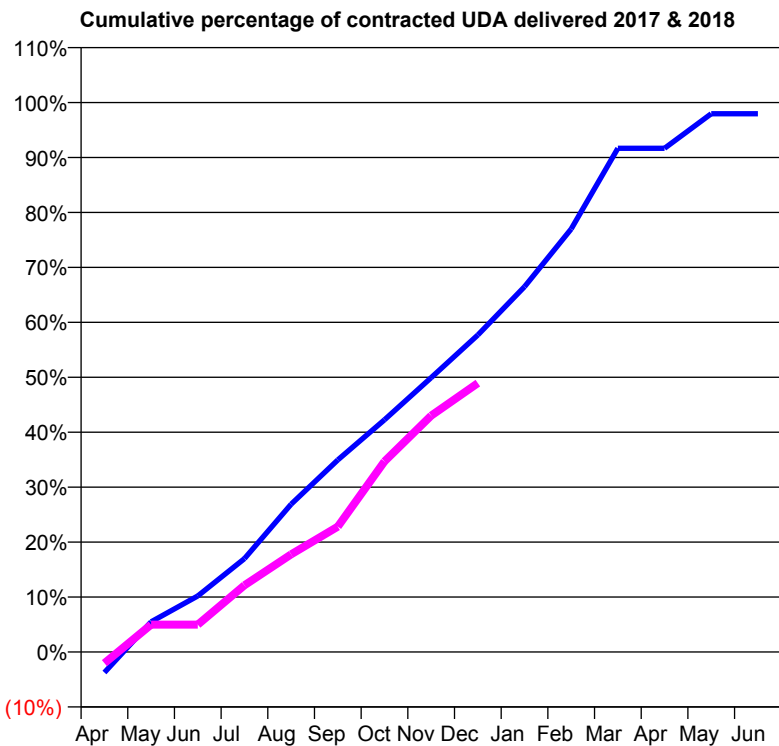
17/18 Contracted general activity (UDA)	16,000
Carry forward general activity (UDA)	327
17/18 Contracted orthodontic activity (UOA)	0
Carry forward orthodontic activity (UOA)	0
Baseline contract value	£441,394.83

### ACCESS\*

Patients seen in 24 months	Total	Change since previous quarter
Quarter ending December 2016	4,243	
Quarter ending March 2017	4,224	→
Quarter ending June 2017	4,151	↓
Quarter ending September 2017	4,143	→
Quarter ending December 2017	4,149	→
<b>Variance since December 2016</b>	<b>(2.2%)</b>	<b>↓</b>



### ACTIVITY



Month	Adjusted Scheduled Activity (UDA)	
	2017	2018
April	-598	-327
May	880	799
June	1,631	799
July	2,721	1,943
August	4,304	2,846
September	5,593	3,651
October	6,760	5,551
November	7,987	6,884
December	9,232	7,828
January	10,637	
February	12,319	
March	14,667	
April	14,667	
May	15,673	
June	15,673	

### QUALITY

	Quantity	Base Number	Contract	AT	Region	England
% of FP17s for the same patient ID Re-attending within 3 months - Children	70	968	7.2%	11.1%	11.8%	12.0%
% of FP17s for the same patient ID Re-attending within 3 months - Adults	361	2,405	15.0%	14.5%	15.3%	15.9%
% of FP17s for the same patient ID Re-attending between 3 & 9 months - Children	485	968	50.1%	59.2%	59.1%	58.0%
% of FP17s for the same patient ID Re-attending between 3 & 9 months - Adults	1,005	2,405	41.8%	48.7%	51.5%	50.5%
% of FP17s for Band 1 Urgent Courses	292	3,129	9.3%	9.3%	8.0%	9.0%
% of FP17s Relating to Free Repair or Replacements	38	3,129	1.2%	0.8%	0.8%	0.8%
% of FP17s Relating to Continuations	68	3,129	2.2%	1.1%	1.1%	1.1%
% of Patients satisfied with the dentistry they have received	1	2	N/A	91.4%	91.6%	91.5%
% of Patients satisfied with the time they had to wait for an appointment	1	2	N/A	87.0%	88.3%	87.9%

\* This is based on patients treated on this contract for their most recent course of treatment. Figures in italics indicate the base number of FP17s or Patient Questionnaire responses are less than 100. N/A is shown where the base number of responses is less than 10 during the period. % is calculated as Quantity/Base number\*100

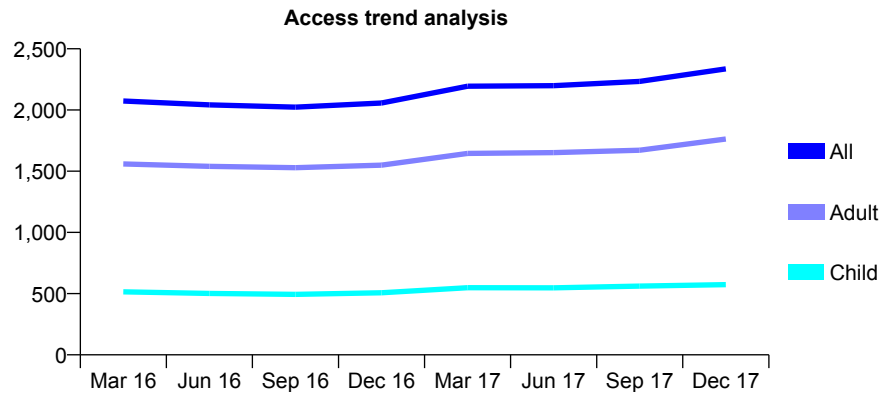
## Q56 - Vital Signs At a Glance Contract Report for 190721/0001 - December 2017

Name or company name	Lisalina Smile Clinic Limited
Contract type name	GDS Contract
Purpose of contract	General
Contract start date	01/03/2014
Contract end date	

17/18 Contracted general activity (UDA)	8,013
Carry forward general activity (UDA)	-125
17/18 Contracted orthodontic activity (UOA)	0
Carry forward orthodontic activity (UOA)	0
Baseline contract value	£186,034.27

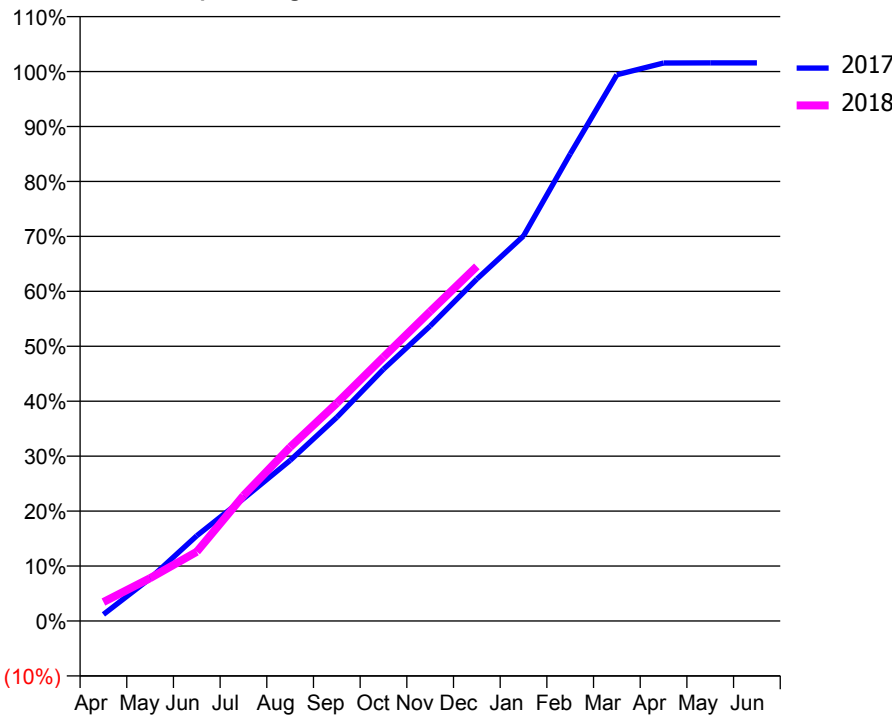
### ACCESS\*

Patients seen in 24 months	Total	Change since previous quarter
Quarter ending December 2016	2,057	
Quarter ending March 2017	2,194	↑
Quarter ending June 2017	2,199	→
Quarter ending September 2017	2,234	→
Quarter ending December 2017	2,336	↑
<b>Variance since December 2016</b>	<b>13.6%</b>	<b>↑</b>



### ACTIVITY

Cumulative percentage of contracted UDA delivered 2017 & 2018



Month	Adjusted Scheduled Activity (UDA)	
	2017	2018
April	97	277
May	622	626
June	1,243	1,009
July	1,783	1,828
August	2,343	2,537
September	2,971	3,176
October	3,671	3,850
November	4,303	4,514
December	4,988	5,172
January	5,615	
February	6,811	
March	7,966	
April	8,137	
May	8,138	
June	8,138	

### QUALITY

	Quantity	Base Number	Contract	AT	Region	England
% of FP17s for the same patient ID Re-attending within 3 months - Children	49	638	7.7%	11.1%	11.8%	12.0%
% of FP17s for the same patient ID Re-attending within 3 months - Adults	246	1,906	12.9%	14.5%	15.3%	15.9%
% of FP17s for the same patient ID Re-attending between 3 & 9 months - Children	378	638	59.2%	59.2%	59.1%	58.0%
% of FP17s for the same patient ID Re-attending between 3 & 9 months - Adults	1,048	1,906	55.0%	48.7%	51.5%	50.5%
% of FP17s for Band 1 Urgent Courses	177	2,434	7.3%	9.3%	8.0%	9.0%
% of FP17s Relating to Free Repair or Replacements	1	2,434	0.0%	0.8%	0.8%	0.8%
% of FP17s Relating to Continuations	19	2,434	0.8%	1.1%	1.1%	1.1%
% of Patients satisfied with the dentistry they have received	4	4	N/A	91.4%	91.6%	91.5%
% of Patients satisfied with the time they had to wait for an appointment	4	4	N/A	87.0%	88.3%	87.9%

\* This is based on patients treated on this contract for their most recent course of treatment. Figures in italics indicate the base number of FP17s or Patient Questionnaire responses are less than 100. N/A is shown where the base number of responses is less than 10 during the period. % is calculated as Quantity/Base number\*100

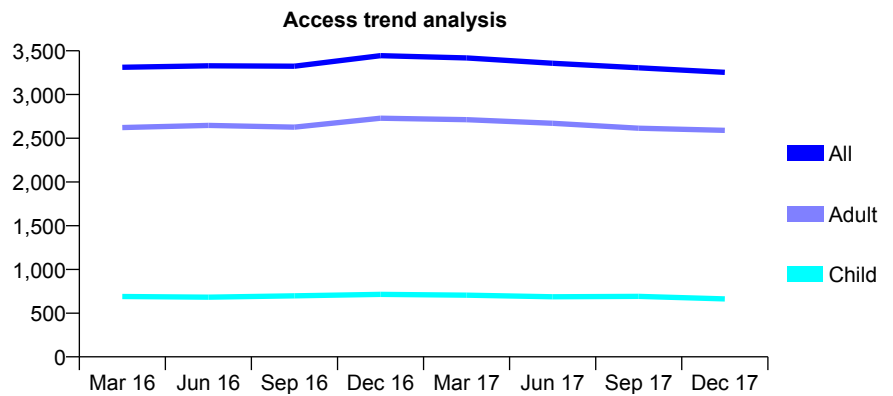
## Q56 - Vital Signs At a Glance Contract Report for 191701/0001 - December 2017

Name or company name	Olive Dental Care Ltd
Contract type name	GDS Contract
Purpose of contract	General
Contract start date	01/06/2009
Contract end date	

17/18 Contracted general activity (UDA)	9,022
Carry forward general activity (UDA)	-180
17/18 Contracted orthodontic activity (UOA)	0
Carry forward orthodontic activity (UOA)	0
Baseline contract value	£223,308.87

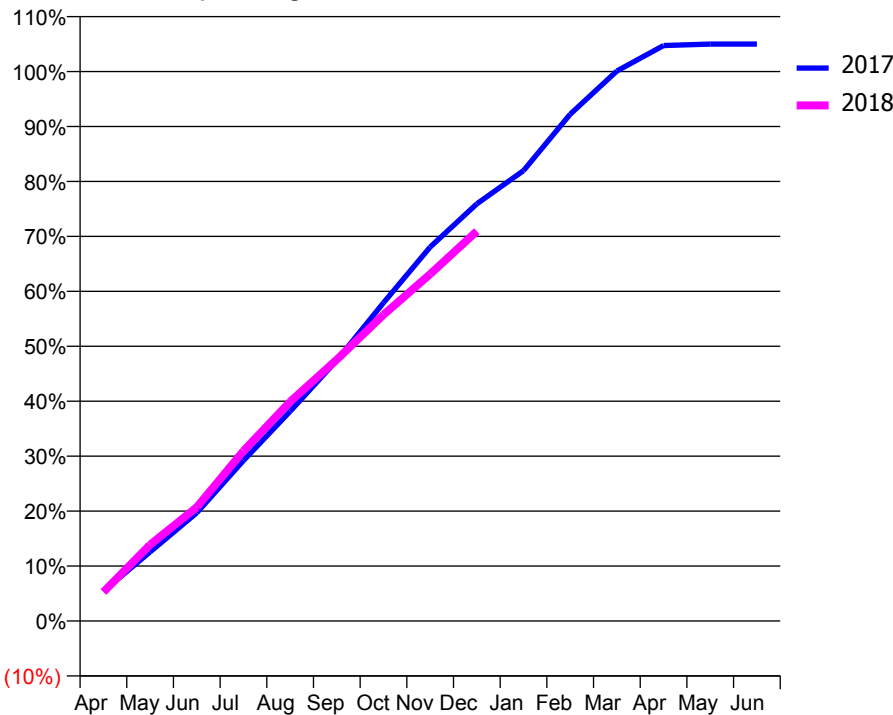
### ACCESS\*

Patients seen in 24 months	Total	Change since previous quarter
Quarter ending December 2016	3,444	
Quarter ending March 2017	3,418	→
Quarter ending June 2017	3,358	↓
Quarter ending September 2017	3,305	↓
Quarter ending December 2017	3,253	↓
<b>Variance since December 2016</b>	<b>(5.5%)</b>	<b>↓</b>



### ACTIVITY

Cumulative percentage of contracted UDA delivered 2017 & 2018



Month	Adjusted Scheduled Activity (UDA)	
	2017	2018
April	489	476
May	1,134	1,254
June	1,777	1,869
July	2,635	2,792
August	3,442	3,601
September	4,279	4,291
October	5,224	5,027
November	6,140	5,695
December	6,849	6,400
January	7,395	
February	8,322	
March	9,029	
April	9,447	
May	9,471	
June	9,472	

### QUALITY

	Quantity	Base Number	Contract	AT	Region	England
% of FP17s for the same patient ID Re-attending within 3 months - Children	70	719	9.7%	11.1%	11.8%	12.0%
% of FP17s for the same patient ID Re-attending within 3 months - Adults	349	2,619	13.3%	14.5%	15.3%	15.9%
% of FP17s for the same patient ID Re-attending between 3 & 9 months - Children	427	719	59.4%	59.2%	59.1%	58.0%
% of FP17s for the same patient ID Re-attending between 3 & 9 months - Adults	1,569	2,619	59.9%	48.7%	51.5%	50.5%
% of FP17s for Band 1 Urgent Courses	227	3,151	7.2%	9.3%	8.0%	9.0%
% of FP17s Relating to Free Repair or Replacements	44	3,151	1.4%	0.8%	0.8%	0.8%
% of FP17s Relating to Continuations	46	3,151	1.5%	1.1%	1.1%	1.1%
% of Patients satisfied with the dentistry they have received	5	5	N/A	91.4%	91.6%	91.5%
% of Patients satisfied with the time they had to wait for an appointment	5	5	N/A	87.0%	88.3%	87.9%

\* This is based on patients treated on this contract for their most recent course of treatment. Figures in italics indicate the base number of FP17s or Patient Questionnaire responses are less than 100. N/A is shown where the base number of responses is less than 10 during the period. % is calculated as Quantity/Base number\*100



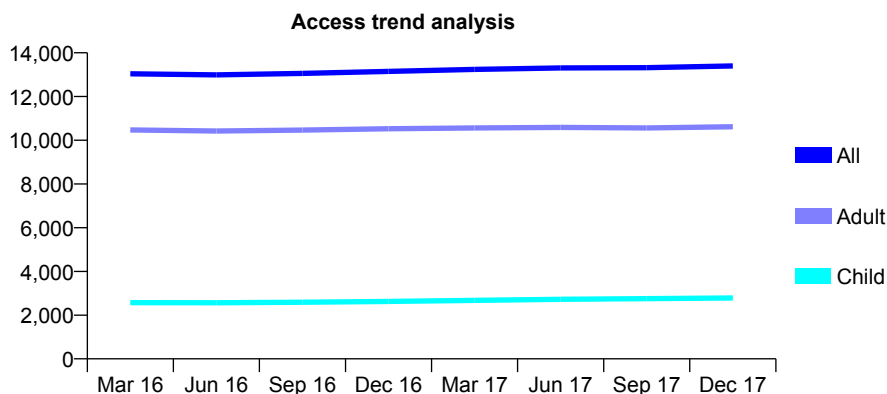
## Q56 - Vital Signs At a Glance Contract Report for 192562/0001 - December 2017

Name or company name	All Saints Green Dental Clinic Limited
Contract type name	GDS Contract
Purpose of contract	General
Contract start date	01/02/2012
Contract end date	

17/18 Contracted general activity (UDA)	45,100
Carry forward general activity (UDA)	-902
17/18 Contracted orthodontic activity (UOA)	0
Carry forward orthodontic activity (UOA)	0
Baseline contract value	£1,185,433.33

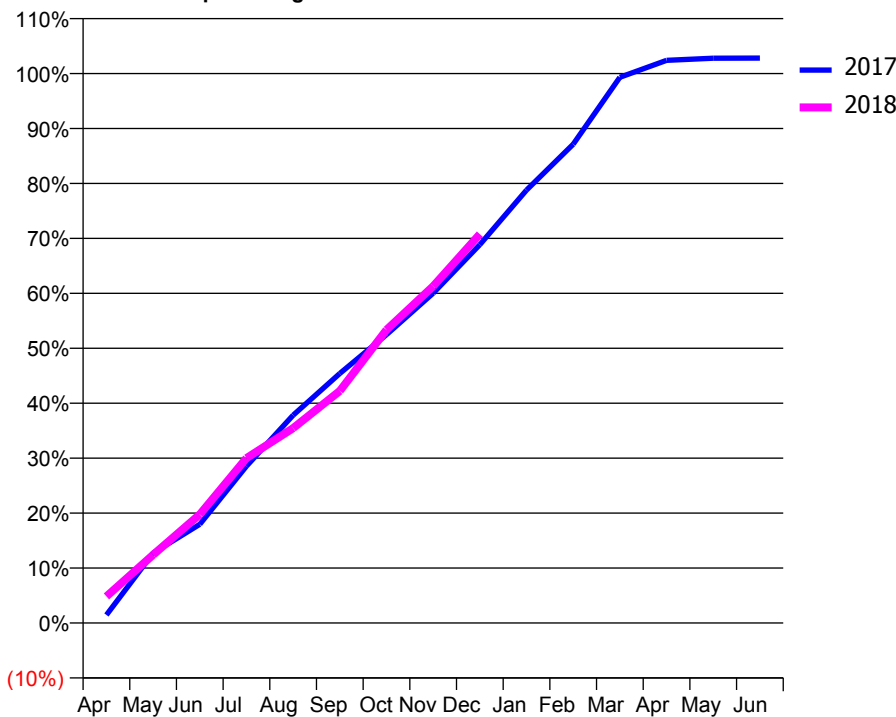
### ACCESS\*

Patients seen in 24 months	Total	Change since previous quarter
Quarter ending December 2016	13,150	
Quarter ending March 2017	13,241	→
Quarter ending June 2017	13,309	→
Quarter ending September 2017	13,317	→
Quarter ending December 2017	13,399	→
<b>Variance since December 2016</b>	<b>1.9%</b>	<b>→</b>



### ACTIVITY

Cumulative percentage of contracted UDA delivered 2017 & 2018



Month	Adjusted Scheduled Activity (UDA)	
	2017	2018
April	659	2,180
May	5,738	5,594
June	8,100	8,916
July	12,879	13,532
August	17,054	15,990
September	20,478	19,054
October	23,666	24,066
November	27,068	27,636
December	31,056	31,925
January	35,530	
February	39,293	
March	44,786	
April	46,177	
May	46,352	
June	46,361	

### QUALITY

	Quantity	Base Number	Contract	AT	Region	England
% of FP17s for the same patient ID Re-attending within 3 months - Children	331	3,074	10.8%	11.1%	11.8%	12.0%
% of FP17s for the same patient ID Re-attending within 3 months - Adults	1,907	11,067	17.2%	14.5%	15.3%	15.9%
% of FP17s for the same patient ID Re-attending between 3 & 9 months - Children	1,755	3,074	57.1%	59.2%	59.1%	58.0%
% of FP17s for the same patient ID Re-attending between 3 & 9 months - Adults	5,589	11,067	50.5%	48.7%	51.5%	50.5%
% of FP17s for Band 1 Urgent Courses	1,439	13,488	10.7%	9.3%	8.0%	9.0%
% of FP17s Relating to Free Repair or Replacements	214	13,488	1.6%	0.8%	0.8%	0.8%
% of FP17s Relating to Continuations	60	13,488	0.4%	1.1%	1.1%	1.1%
% of Patients satisfied with the dentistry they have received	9	9	N/A	91.4%	91.6%	91.5%
% of Patients satisfied with the time they had to wait for an appointment	8	9	N/A	87.0%	88.3%	87.9%

\* This is based on patients treated on this contract for their most recent course of treatment. Figures in italics indicate the base number of FP17s or Patient Questionnaire responses are less than 100. N/A is shown where the base number of responses is less than 10 during the period. % is calculated as Quantity/Base number\*100

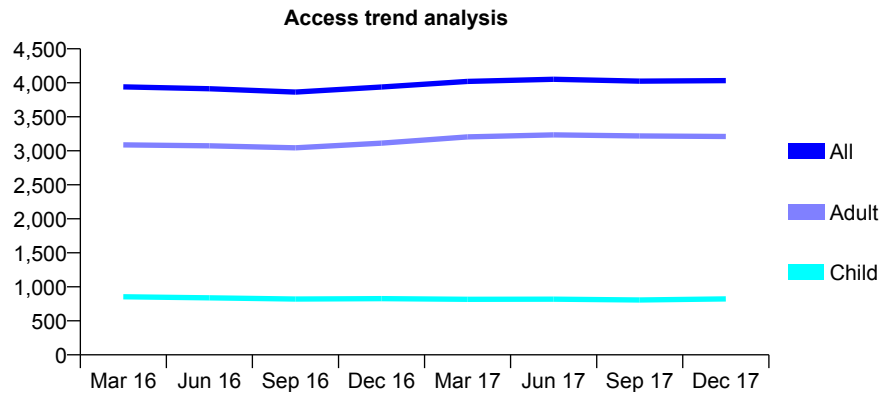
## Q56 - Vital Signs At a Glance Contract Report for 193070/0001 - December 2017

Name or company name	Wickham Dental Practice Ltd
Contract type name	Pilot Contract
Purpose of contract	General
Contract start date	01/06/2014
Contract end date	

17/18 Contracted general activity (UDA)	11,872
Carry forward general activity (UDA)	0
17/18 Contracted orthodontic activity (UOA)	0
Carry forward orthodontic activity (UOA)	0
Baseline contract value	£280,706.10

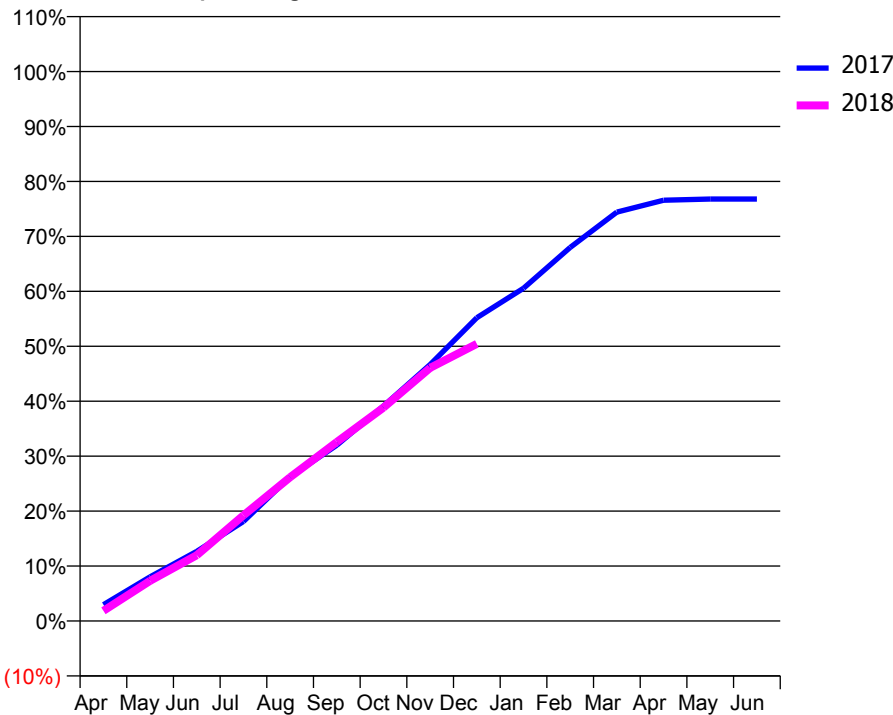
### ACCESS\*

Patients seen in 24 months	Total	Change since previous quarter
Quarter ending December 2016	3,938	
Quarter ending March 2017	4,021	↑
Quarter ending June 2017	4,052	→
Quarter ending September 2017	4,025	→
Quarter ending December 2017	4,033	→
<b>Variance since December 2016</b>	<b>2.4%</b>	<b>↑</b>



### ACTIVITY

Cumulative percentage of contracted UDA delivered 2017 & 2018



Month	Adjusted Scheduled Activity (UDA)	
	2017	2018
April	352	219
May	956	869
June	1,504	1,423
July	2,150	2,285
August	3,117	3,108
September	3,799	3,867
October	4,646	4,610
November	5,541	5,469
December	6,552	5,987
January	7,189	
February	8,072	
March	8,835	
April	9,091	
May	9,116	
June	9,116	

### QUALITY

	Quantity	Base Number	Contract	AT	Region	England
% of FP17s for the same patient ID Re-attending within 3 months - Children	19	555	3.4%	11.1%	11.8%	12.0%
% of FP17s for the same patient ID Re-attending within 3 months - Adults	217	2,182	9.9%	14.5%	15.3%	15.9%
% of FP17s for the same patient ID Re-attending between 3 & 9 months - Children	107	555	19.3%	59.2%	59.1%	58.0%
% of FP17s for the same patient ID Re-attending between 3 & 9 months - Adults	541	2,182	24.8%	48.7%	51.5%	50.5%
% of FP17s for Band 1 Urgent Courses	26	2,626	1.0%	9.3%	8.0%	9.0%
% of FP17s Relating to Free Repair or Replacements	22	2,626	0.8%	0.8%	0.8%	0.8%
% of FP17s Relating to Continuations	86	2,626	3.3%	1.1%	1.1%	1.1%
% of Patients satisfied with the dentistry they have received	7	8	N/A	91.4%	91.6%	91.5%
% of Patients satisfied with the time they had to wait for an appointment	8	8	N/A	87.0%	88.3%	87.9%

\* This is based on patients treated on this contract for their most recent course of treatment. Figures in italics indicate the base number of FP17s or Patient Questionnaire responses are less than 100. N/A is shown where the base number of responses is less than 10 during the period. % is calculated as Quantity/Base number\*100

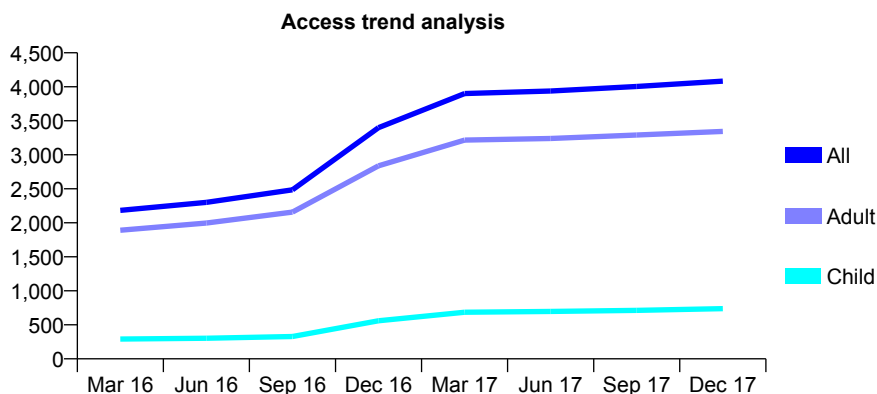
## Q56 - Vital Signs At a Glance Contract Report for 193712/0001 - December 2017

Name or company name	Dr K.A Fagher & Dr A. Surti
Contract type name	GDS Contract
Purpose of contract	General
Contract start date	08/05/2015
Contract end date	

17/18 Contracted general activity (UDA)	9,810
Carry forward general activity (UDA)	309
17/18 Contracted orthodontic activity (UOA)	0
Carry forward orthodontic activity (UOA)	0
Baseline contract value	£222,753.74

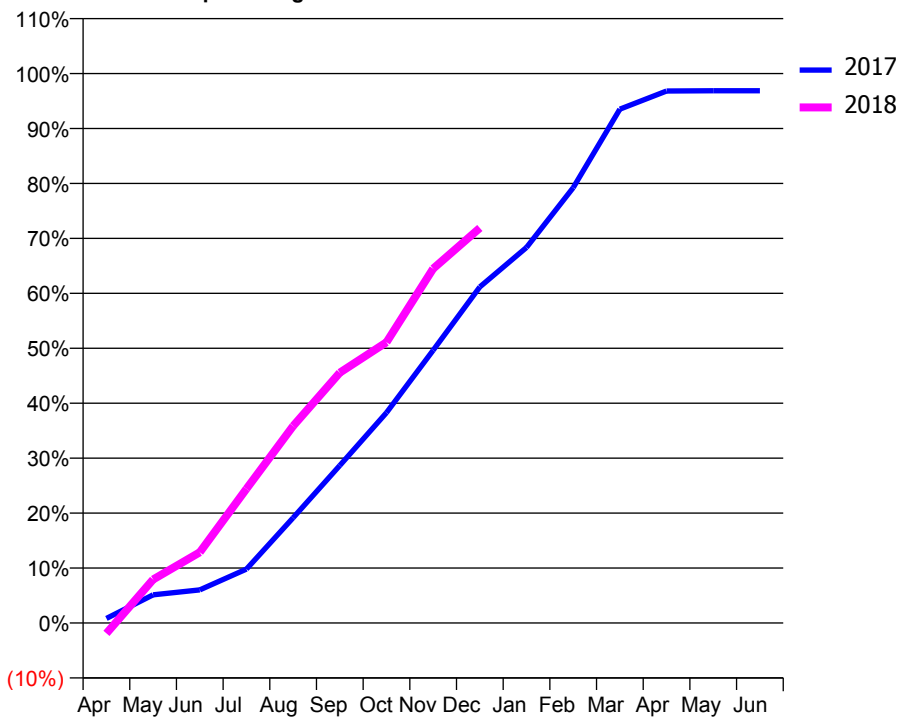
### ACCESS\*

Patients seen in 24 months	Total	Change since previous quarter
Quarter ending December 2016	3,399	
Quarter ending March 2017	3,901	↑
Quarter ending June 2017	3,939	→
Quarter ending September 2017	4,004	→
Quarter ending December 2017	4,083	→
<b>Variance since December 2016</b>	<b>20.1%</b>	<b>↑</b>



### ACTIVITY

Cumulative percentage of contracted UDA delivered 2017 & 2018



Month	Adjusted Scheduled Activity (UDA)	
	2017	2018
April	82	-188
May	502	777
June	591	1,262
July	963	2,396
August	1,880	3,517
September	2,813	4,470
October	3,756	5,012
November	4,870	6,326
December	6,001	7,052
January	6,705	
February	7,772	
March	9,173	
April	9,498	
May	9,501	
June	9,501	

### QUALITY

	Quantity	Base Number	Contract	AT	Region	England
% of FP17s for the same patient ID Re-attending within 3 months - Children	53	835	6.3%	11.1%	11.8%	12.0%
% of FP17s for the same patient ID Re-attending within 3 months - Adults	430	3,474	12.4%	14.5%	15.3%	15.9%
% of FP17s for the same patient ID Re-attending between 3 & 9 months - Children	422	835	50.5%	59.2%	59.1%	58.0%
% of FP17s for the same patient ID Re-attending between 3 & 9 months - Adults	1,540	3,474	44.3%	48.7%	51.5%	50.5%
% of FP17s for Band 1 Urgent Courses	400	4,166	9.6%	9.3%	8.0%	9.0%
% of FP17s Relating to Free Repair or Replacements	24	4,166	0.6%	0.8%	0.8%	0.8%
% of FP17s Relating to Continuations	20	4,166	0.5%	1.1%	1.1%	1.1%
% of Patients satisfied with the dentistry they have received	12	13	92.3%	91.4%	91.6%	91.5%
% of Patients satisfied with the time they had to wait for an appointment	12	13	92.3%	87.0%	88.3%	87.9%

\* This is based on patients treated on this contract for their most recent course of treatment. Figures in italics indicate the base number of FP17s or Patient Questionnaire responses are less than 100. N/A is shown where the base number of responses is less than 10 during the period. % is calculated as Quantity/Base number\*100

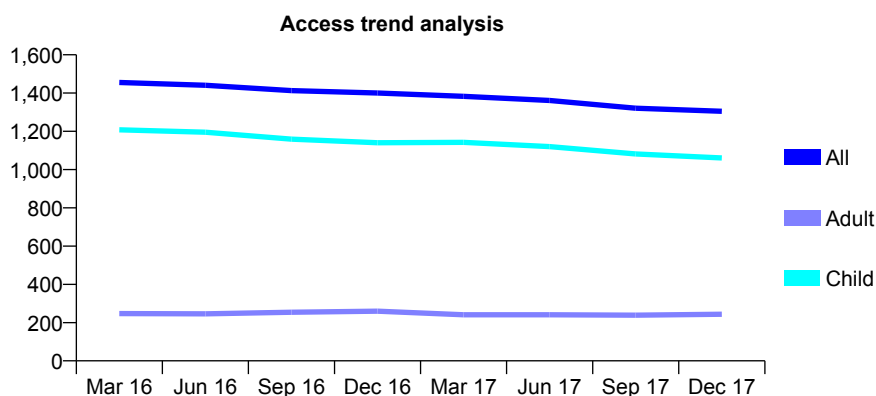
## Q56 - Vital Signs At a Glance Contract Report for 195618/0001 - December 2017

Name or company name	Dr P Wilson and Dr G Singh
Contract type name	GDS Contract
Purpose of contract	General
Contract start date	01/06/2008
Contract end date	

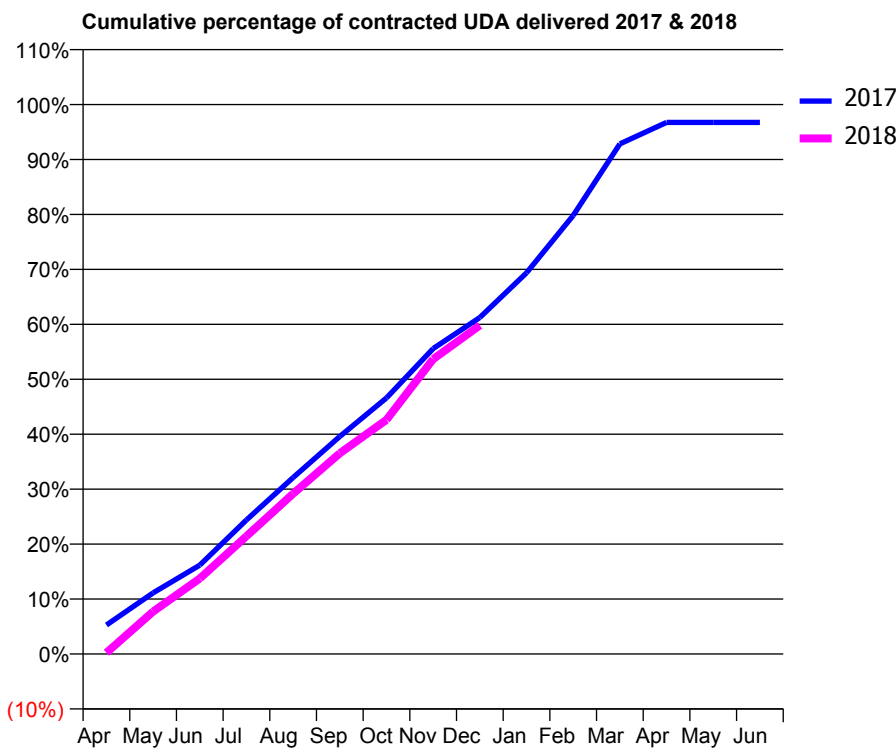
17/18 Contracted general activity (UDA)	3,217
Carry forward general activity (UDA)	105
17/18 Contracted orthodontic activity (UOA)	0
Carry forward orthodontic activity (UOA)	0
Baseline contract value	£91,663.04

### ACCESS\*

Patients seen in 24 months	Total	Change since previous quarter
Quarter ending December 2016	1,400	
Quarter ending March 2017	1,383	↓
Quarter ending June 2017	1,361	↓
Quarter ending September 2017	1,321	↓
Quarter ending December 2017	1,305	↓
<b>Variance since December 2016</b>	<b>(6.8%)</b>	<b>↓</b>



### ACTIVITY



Month	Adjusted Scheduled Activity (UDA)	
	2017	2018
April	170	7
May	358	249
June	520	442
July	785	689
August	1,034	939
September	1,273	1,176
October	1,499	1,371
November	1,788	1,726
December	1,970	1,924
January	2,232	
February	2,568	
March	2,986	
April	3,112	
May	3,112	
June	3,112	

### QUALITY

	Quantity	Base Number	Contract	AT	Region	England
% of FP17s for the same patient ID Re-attending within 3 months - Children	62	1,470	4.2%	11.1%	11.8%	12.0%
% of FP17s for the same patient ID Re-attending within 3 months - Adults	4	91	4.4%	14.5%	15.3%	15.9%
% of FP17s for the same patient ID Re-attending between 3 & 9 months - Children	1,141	1,470	77.6%	59.2%	59.1%	58.0%
% of FP17s for the same patient ID Re-attending between 3 & 9 months - Adults	73	91	80.2%	48.7%	51.5%	50.5%
% of FP17s for Band 1 Urgent Courses	35	1,475	2.4%	9.3%	8.0%	9.0%
% of FP17s Relating to Free Repair or Replacements	2	1,475	0.1%	0.8%	0.8%	0.8%
% of FP17s Relating to Continuations	1	1,475	0.1%	1.1%	1.1%	1.1%
% of Patients satisfied with the dentistry they have received	0	0	N/A	91.4%	91.6%	91.5%
% of Patients satisfied with the time they had to wait for an appointment	0	0	N/A	87.0%	88.3%	87.9%

\* This is based on patients treated on this contract for their most recent course of treatment. Figures in italics indicate the base number of FP17s or Patient Questionnaire responses are less than 100. N/A is shown where the base number of responses is less than 10 during the period. % is calculated as Quantity/Base number\*100

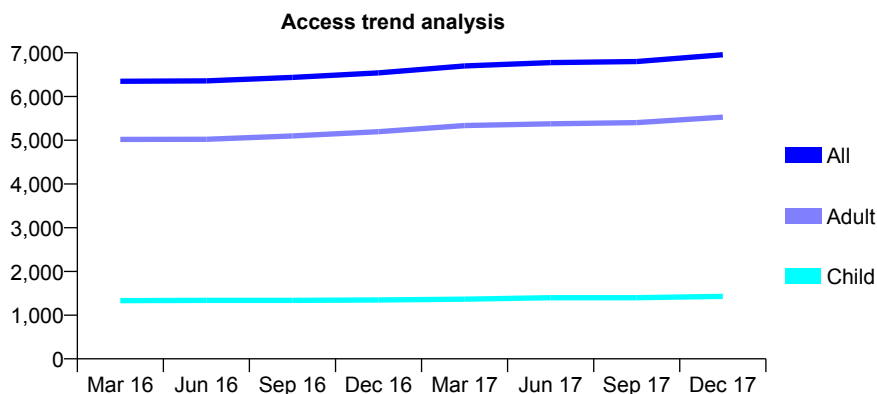
## Q56 - Vital Signs At a Glance Contract Report for 197254/0001 - December 2017

Name or company name	Miss Susan Allen and Mr Terence Michael .
Contract type name	GDS Contract
Purpose of contract	General
Contract start date	01/03/2014
Contract end date	

17/18 Contracted general activity (UDA)	20,007
Carry forward general activity (UDA)	-227
17/18 Contracted orthodontic activity (UOA)	0
Carry forward orthodontic activity (UOA)	0
Baseline contract value	£533,460.54

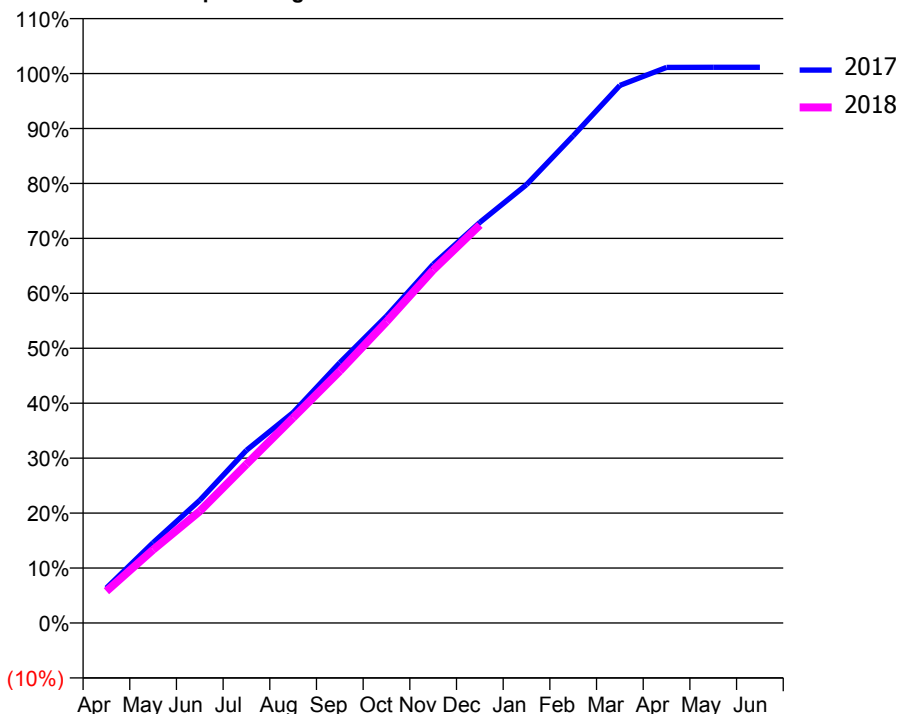
### ACCESS\*

Patients seen in 24 months	Total	Change since previous quarter
Quarter ending December 2016	6,541	
Quarter ending March 2017	6,699	↑
Quarter ending June 2017	6,775	→
Quarter ending September 2017	6,800	→
Quarter ending December 2017	6,955	↑
<b>Variance since December 2016</b>	<b>6.3%</b>	<b>↑</b>



### ACTIVITY

Cumulative percentage of contracted UDA delivered 2017 & 2018



Month	Adjusted Scheduled Activity (UDA)	
	2017	2018
April	1,274	1,157
May	2,924	2,667
June	4,467	4,073
July	6,289	5,779
August	7,662	7,473
September	9,478	9,175
October	11,172	10,972
November	13,060	12,855
December	14,585	14,492
January	15,963	
February	17,738	
March	19,572	
April	20,228	
May	20,235	
June	20,234	

### QUALITY

	Quantity	Base Number	Contract	AT	Region	England
% of FP17s for the same patient ID Re-attending within 3 months - Children	157	1,683	9.3%	11.1%	11.8%	12.0%
% of FP17s for the same patient ID Re-attending within 3 months - Adults	882	5,730	15.4%	14.5%	15.3%	15.9%
% of FP17s for the same patient ID Re-attending between 3 & 9 months - Children	1,001	1,683	59.5%	59.2%	59.1%	58.0%
% of FP17s for the same patient ID Re-attending between 3 & 9 months - Adults	2,779	5,730	48.5%	48.7%	51.5%	50.5%
% of FP17s for Band 1 Urgent Courses	830	7,086	11.7%	9.3%	8.0%	9.0%
% of FP17s Relating to Free Repair or Replacements	46	7,086	0.6%	0.8%	0.8%	0.8%
% of FP17s Relating to Continuations	77	7,086	1.1%	1.1%	1.1%	1.1%
% of Patients satisfied with the dentistry they have received	8	8	N/A	91.4%	91.6%	91.5%
% of Patients satisfied with the time they had to wait for an appointment	8	8	N/A	87.0%	88.3%	87.9%

\* This is based on patients treated on this contract for their most recent course of treatment. Figures in italics indicate the base number of FP17s or Patient Questionnaire responses are less than 100. N/A is shown where the base number of responses is less than 10 during the period. % is calculated as Quantity/Base number\*100

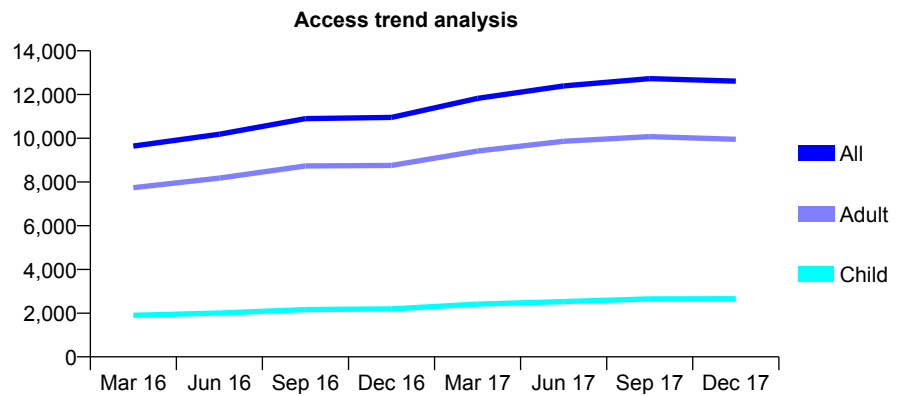
## Q56 - Vital Signs At a Glance Contract Report for 199176/0001 - December 2017

Name or company name	Larry Levin & Jeff Sherer
Contract type name	GDS Contract
Purpose of contract	General
Contract start date	01/04/2013
Contract end date	

17/18 Contracted general activity (UDA)	51,387
Carry forward general activity (UDA)	11,000
17/18 Contracted orthodontic activity (UOA)	0
Carry forward orthodontic activity (UOA)	0
Baseline contract value	£1,077,715.05

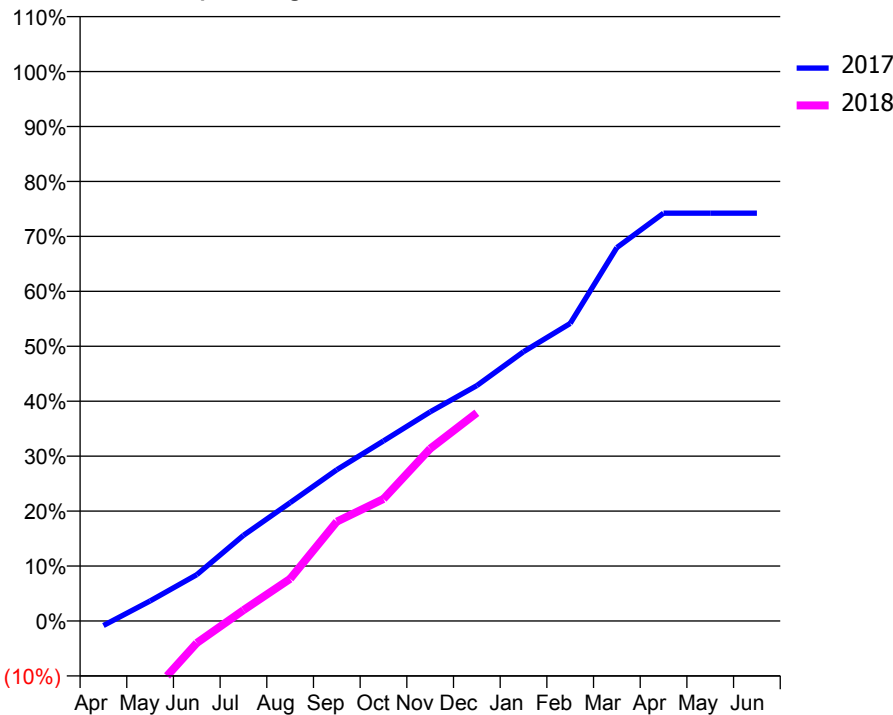
### ACCESS\*

Patients seen in 24 months	Total	Change since previous quarter
Quarter ending December 2016	10,950	
Quarter ending March 2017	11,825	↑
Quarter ending June 2017	12,391	↑
Quarter ending September 2017	12,729	↑
Quarter ending December 2017	12,614	→
<b>Variance since December 2016</b>	<b>15.2%</b>	<b>↑</b>



### ACTIVITY

Cumulative percentage of contracted UDA delivered 2017 & 2018



Month	Adjusted Scheduled Activity (UDA)	
	2017	2018
April	-430	-9,394
May	1,873	-6,915
June	4,330	-2,060
July	8,009	1,013
August	11,063	3,944
September	14,150	9,296
October	16,842	11,410
November	19,562	16,116
December	22,015	19,475
January	25,189	
February	27,832	
March	34,920	
April	38,135	
May	38,136	
June	38,136	

### QUALITY

	Quantity	Base Number	Contract	AT	Region	England
% of FP17s for the same patient ID Re-attending within 3 months - Children	353	2,951	12.0%	11.1%	11.8%	12.0%
% of FP17s for the same patient ID Re-attending within 3 months - Adults	2,394	11,513	20.8%	14.5%	15.3%	15.9%
% of FP17s for the same patient ID Re-attending between 3 & 9 months - Children	1,313	2,951	44.5%	59.2%	59.1%	58.0%
% of FP17s for the same patient ID Re-attending between 3 & 9 months - Adults	4,873	11,513	42.3%	48.7%	51.5%	50.5%
% of FP17s for Band 1 Urgent Courses	2,612	13,308	19.6%	9.3%	8.0%	9.0%
% of FP17s Relating to Free Repair or Replacements	169	13,308	1.3%	0.8%	0.8%	0.8%
% of FP17s Relating to Continuations	367	13,308	2.8%	1.1%	1.1%	1.1%
% of Patients satisfied with the dentistry they have received	52	59	88.1%	91.4%	91.6%	91.5%
% of Patients satisfied with the time they had to wait for an appointment	52	59	88.1%	87.0%	88.3%	87.9%

\* This is based on patients treated on this contract for their most recent course of treatment. Figures in italics indicate the base number of FP17s or Patient Questionnaire responses are less than 100. N/A is shown where the base number of responses is less than 10 during the period. % is calculated as Quantity/Base number\*100

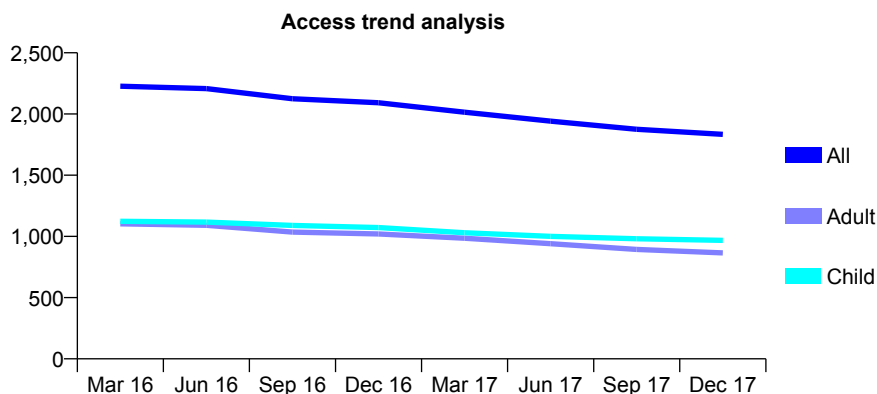
## Q56 - Vital Signs At a Glance Contract Report for 199524/0001 - December 2017

Name or company name	Best, Hardy & Abeln
Contract type name	GDS Contract
Purpose of contract	General
Contract start date	01/04/2009
Contract end date	

17/18 Contracted general activity (UDA)	5,800
Carry forward general activity (UDA)	0
17/18 Contracted orthodontic activity (UOA)	0
Carry forward orthodontic activity (UOA)	0
Baseline contract value	£116,149.18

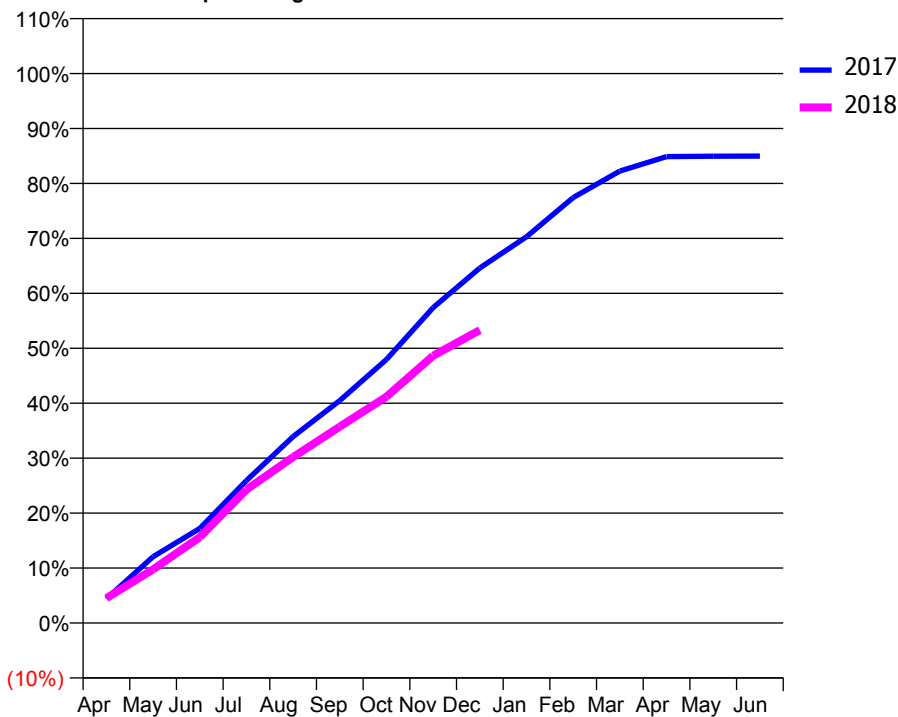
### ACCESS\*

Patients seen in 24 months	Total	Change since previous quarter
Quarter ending December 2016	2,092	
Quarter ending March 2017	2,015	↓
Quarter ending June 2017	1,942	↓
Quarter ending September 2017	1,875	↓
Quarter ending December 2017	1,834	↓
<b>Variance since December 2016</b>	<b>(12.3%)</b>	<b>↓</b>



### ACTIVITY

Cumulative percentage of contracted UDA delivered 2017 & 2018



Month	Adjusted Scheduled Activity (UDA)	
	2017	2018
April	257	262
May	700	567
June	998	905
July	1,504	1,408
August	1,969	1,751
September	2,349	2,072
October	2,782	2,389
November	3,330	2,821
December	3,748	3,091
January	4,077	
February	4,491	
March	4,770	
April	4,923	
May	4,927	
June	4,928	

### QUALITY

	Quantity	Base Number	Contract	AT	Region	England
% of FP17s for the same patient ID Re-attending within 3 months - Children	130	1,126	11.5%	11.1%	11.8%	12.0%
% of FP17s for the same patient ID Re-attending within 3 months - Adults	181	758	23.9%	14.5%	15.3%	15.9%
% of FP17s for the same patient ID Re-attending between 3 & 9 months - Children	676	1,126	60.0%	59.2%	59.1%	58.0%
% of FP17s for the same patient ID Re-attending between 3 & 9 months - Adults	399	758	52.6%	48.7%	51.5%	50.5%
% of FP17s for Band 1 Urgent Courses	152	1,773	8.6%	9.3%	8.0%	9.0%
% of FP17s Relating to Free Repair or Replacements	0	1,773	0.0%	0.8%	0.8%	0.8%
% of FP17s Relating to Continuations	1	1,773	0.1%	1.1%	1.1%	1.1%
% of Patients satisfied with the dentistry they have received	2	2	N/A	91.4%	91.6%	91.5%
% of Patients satisfied with the time they had to wait for an appointment	2	2	N/A	87.0%	88.3%	87.9%

\* This is based on patients treated on this contract for their most recent course of treatment. Figures in italics indicate the base number of FP17s or Patient Questionnaire responses are less than 100. N/A is shown where the base number of responses is less than 10 during the period. % is calculated as Quantity/Base number\*100



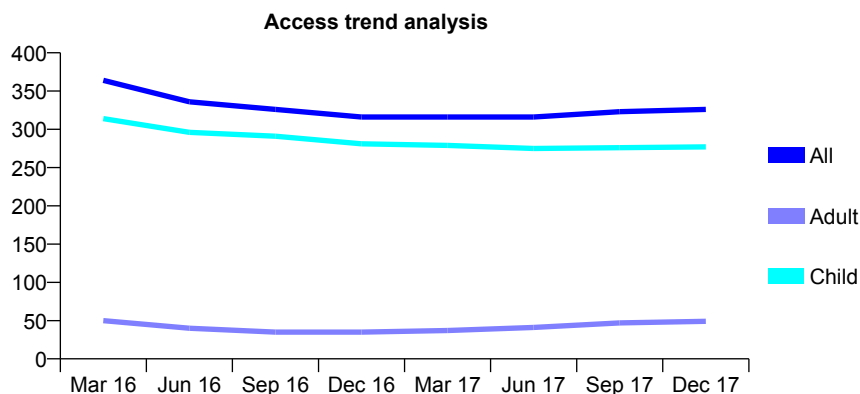
## Q56 - Vital Signs At a Glance Contract Report for 204595/0002 - December 2017

Name or company name	MR MA OATES
Contract type name	GDS Contract
Purpose of contract	General
Contract start date	03/07/2011
Contract end date	

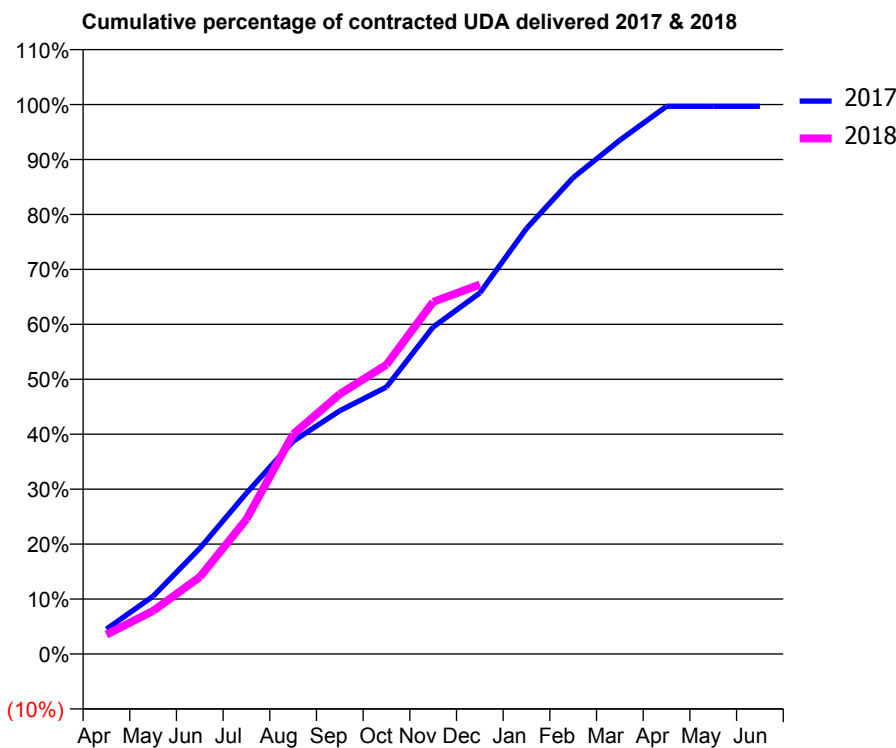
17/18 Contracted general activity (UDA)	487
Carry forward general activity (UDA)	2
17/18 Contracted orthodontic activity (UOA)	0
Carry forward orthodontic activity (UOA)	0
Baseline contract value	£10,350.35

### ACCESS\*

Patients seen in 24 months	Total	Change since previous quarter
Quarter ending December 2016	316	
Quarter ending March 2017	316	→
Quarter ending June 2017	316	→
Quarter ending September 2017	323	↑
Quarter ending December 2017	326	→
<b>Variance since December 2016</b>	<b>3.2%</b>	<b>↑</b>



### ACTIVITY



Month	Adjusted Scheduled Activity (UDA)	
	2017	2018
April	22	17
May	51	38
June	94	68
July	143	119
August	189	195
September	216	230
October	237	256
November	290	312
December	320	327
January	377	
February	422	
March	455	
April	485	
May	485	
June	485	

### QUALITY

	Quantity	Base Number	Contract	AT	Region	England
% of FP17s for the same patient ID Re-attending within 3 months - Children	9	281	3.2%	11.1%	11.8%	12.0%
% of FP17s for the same patient ID Re-attending within 3 months - Adults	1	21	4.8%	14.5%	15.3%	15.9%
% of FP17s for the same patient ID Re-attending between 3 & 9 months - Children	162	281	57.7%	59.2%	59.1%	58.0%
% of FP17s for the same patient ID Re-attending between 3 & 9 months - Adults	5	21	23.8%	48.7%	51.5%	50.5%
% of FP17s for Band 1 Urgent Courses	12	274	4.4%	9.3%	8.0%	9.0%
% of FP17s Relating to Free Repair or Replacements	0	274	0.0%	0.8%	0.8%	0.8%
% of FP17s Relating to Continuations	0	274	0.0%	1.1%	1.1%	1.1%
% of Patients satisfied with the dentistry they have received	0	0	N/A	91.4%	91.6%	91.5%
% of Patients satisfied with the time they had to wait for an appointment	0	0	N/A	87.0%	88.3%	87.9%

\* This is based on patients treated on this contract for their most recent course of treatment. Figures in italics indicate the base number of FP17s or Patient Questionnaire responses are less than 100. N/A is shown where the base number of responses is less than 10 during the period. % is calculated as Quantity/Base number\*100

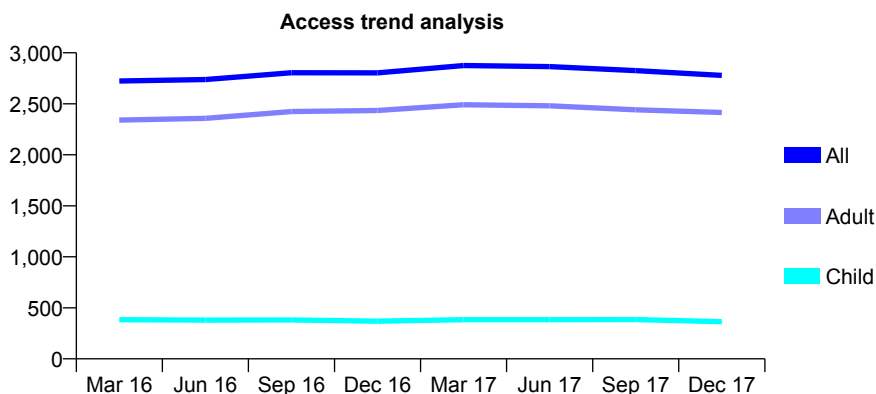
## Q56 - Vital Signs At a Glance Contract Report for 205400/0001 - December 2017

Name or company name	MR IS SMITH
Contract type name	GDS Contract
Purpose of contract	General
Contract start date	01/04/2006
Contract end date	

17/18 Contracted general activity (UDA)	11,455
Carry forward general activity (UDA)	101
17/18 Contracted orthodontic activity (UOA)	0
Carry forward orthodontic activity (UOA)	0
Baseline contract value	£254,499.78

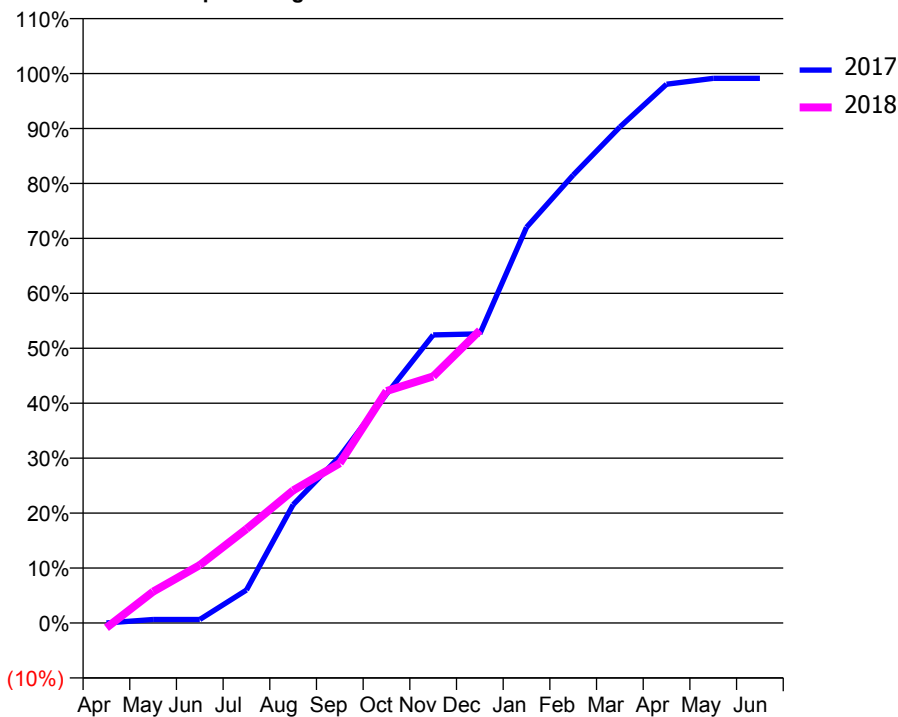
### ACCESS\*

Patients seen in 24 months	Total	Change since previous quarter
Quarter ending December 2016	2,803	
Quarter ending March 2017	2,875	↑
Quarter ending June 2017	2,865	→
Quarter ending September 2017	2,826	↓
Quarter ending December 2017	2,779	↓
<b>Variance since December 2016</b>	<b>(0.9%)</b>	→



### ACTIVITY

Cumulative percentage of contracted UDA delivered 2017 & 2018



Month	Adjusted Scheduled Activity (UDA)	
	2017	2018
April	1	-101
May	74	653
June	75	1,209
July	688	1,961
August	2,466	2,765
September	3,473	3,331
October	4,771	4,835
November	6,004	5,141
December	6,027	6,100
January	8,250	
February	9,339	
March	10,340	
April	11,232	
May	11,354	
June	11,354	

### QUALITY

	Quantity	Base Number	Contract	AT	Region	England
% of FP17s for the same patient ID Re-attending within 3 months - Children	32	366	8.7%	11.1%	11.8%	12.0%
% of FP17s for the same patient ID Re-attending within 3 months - Adults	321	2,391	13.4%	14.5%	15.3%	15.9%
% of FP17s for the same patient ID Re-attending between 3 & 9 months - Children	255	366	69.7%	59.2%	59.1%	58.0%
% of FP17s for the same patient ID Re-attending between 3 & 9 months - Adults	1,659	2,391	69.4%	48.7%	51.5%	50.5%
% of FP17s for Band 1 Urgent Courses	56	2,378	2.4%	9.3%	8.0%	9.0%
% of FP17s Relating to Free Repair or Replacements	1	2,378	0.0%	0.8%	0.8%	0.8%
% of FP17s Relating to Continuations	4	2,378	0.2%	1.1%	1.1%	1.1%
% of Patients satisfied with the dentistry they have received	9	9	N/A	91.4%	91.6%	91.5%
% of Patients satisfied with the time they had to wait for an appointment	8	9	N/A	87.0%	88.3%	87.9%

\* This is based on patients treated on this contract for their most recent course of treatment. Figures in italics indicate the base number of FP17s or Patient Questionnaire responses are less than 100. N/A is shown where the base number of responses is less than 10 during the period. % is calculated as Quantity/Base number\*100

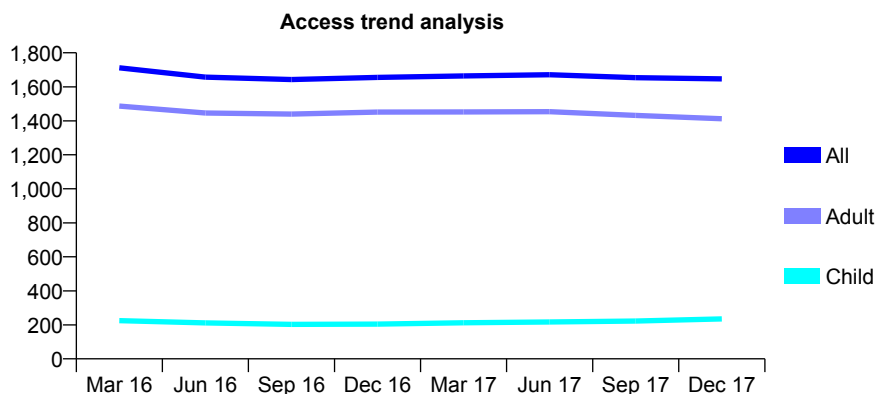
## Q56 - Vital Signs At a Glance Contract Report for 209325/0001 - December 2017

Name or company name	Shiamiela Hussain
Contract type name	GDS Contract
Purpose of contract	General and Orthodontic
Contract start date	01/04/2006
Contract end date	

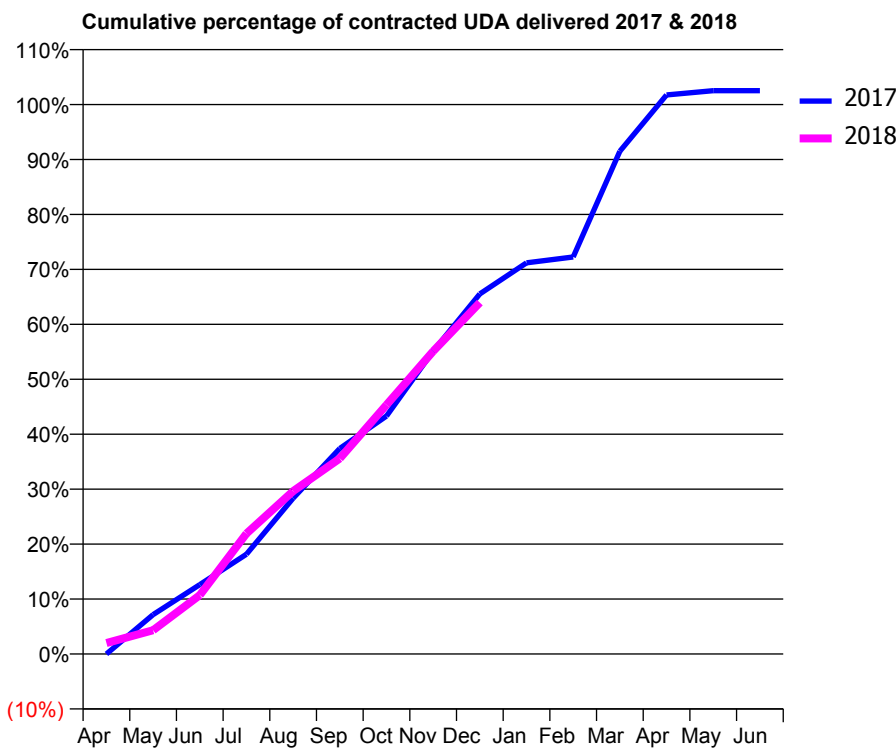
17/18 Contracted general activity (UDA)	4,640
Carry forward general activity (UDA)	-93
17/18 Contracted orthodontic activity (UOA)	420
Carry forward orthodontic activity (UOA)	0
Baseline contract value	£174,092.31

### ACCESS\*

Patients seen in 24 months	Total	Change since previous quarter
Quarter ending December 2016	1,655	
Quarter ending March 2017	1,664	→
Quarter ending June 2017	1,671	→
Quarter ending September 2017	1,654	↓
Quarter ending December 2017	1,647	→
<b>Variance since December 2016</b>	<b>(0.5%)</b>	<b>→</b>



### ACTIVITY



Month	Adjusted Scheduled Activity (UDA)	
	2017	2018
April	0	93
May	332	201
June	586	497
July	842	1,017
August	1,315	1,375
September	1,736	1,651
October	2,009	2,104
November	2,557	2,556
December	3,040	2,967
January	3,303	
February	3,352	
March	4,246	
April	4,721	
May	4,756	
June	4,756	

### QUALITY

	Quantity	Base Number	Contract	AT	Region	England
% of FP17s for the same patient ID Re-attending within 3 months - Children	7	271	2.6%	11.1%	11.8%	12.0%
% of FP17s for the same patient ID Re-attending within 3 months - Adults	128	1,431	8.9%	14.5%	15.3%	15.9%
% of FP17s for the same patient ID Re-attending between 3 & 9 months - Children	106	271	39.1%	59.2%	59.1%	58.0%
% of FP17s for the same patient ID Re-attending between 3 & 9 months - Adults	672	1,431	47.0%	48.7%	51.5%	50.5%
% of FP17s for Band 1 Urgent Courses	66	1,440	4.6%	9.3%	8.0%	9.0%
% of FP17s Relating to Free Repair or Replacements	14	1,440	1.0%	0.8%	0.8%	0.8%
% of FP17s Relating to Continuations	3	1,440	0.2%	1.1%	1.1%	1.1%
% of Patients satisfied with the dentistry they have received	3	3	N/A	91.4%	91.6%	91.5%
% of Patients satisfied with the time they had to wait for an appointment	2	3	N/A	87.0%	88.3%	87.9%

\* This is based on patients treated on this contract for their most recent course of treatment. Figures in italics indicate the base number of FP17s or Patient Questionnaire responses are less than 100. N/A is shown where the base number of responses is less than 10 during the period. % is calculated as Quantity/Base number\*100

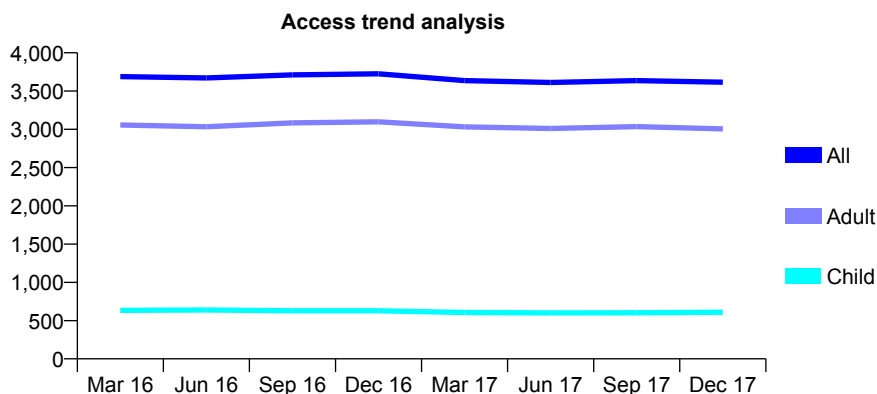
## Q56 - Vital Signs At a Glance Contract Report for 213128/0003 - December 2017

Name or company name	MR RA BURKETT
Contract type name	GDS Contract
Purpose of contract	General
Contract start date	28/03/2013
Contract end date	

17/18 Contracted general activity (UDA)	7,548
Carry forward general activity (UDA)	-19
17/18 Contracted orthodontic activity (UOA)	0
Carry forward orthodontic activity (UOA)	0
Baseline contract value	£167,299.87

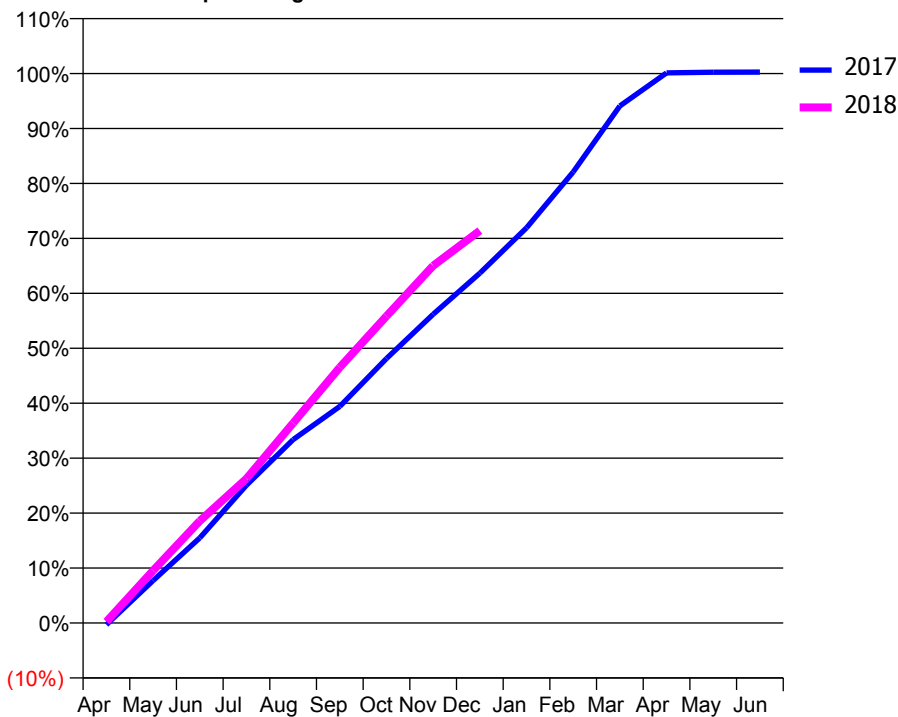
### ACCESS\*

Patients seen in 24 months	Total	Change since previous quarter
Quarter ending December 2016	3,726	
Quarter ending March 2017	3,637	↓
Quarter ending June 2017	3,612	→
Quarter ending September 2017	3,637	→
Quarter ending December 2017	3,615	→
<b>Variance since December 2016</b>	<b>(3.0%)</b>	<b>↓</b>



### ACTIVITY

Cumulative percentage of contracted UDA delivered 2017 & 2018



Month	Adjusted Scheduled Activity (UDA)	
	2017	2018
April	-24	19
May	583	721
June	1,170	1,402
July	1,893	1,982
August	2,519	2,747
September	2,976	3,513
October	3,634	4,215
November	4,241	4,908
December	4,806	5,389
January	5,429	
February	6,195	
March	7,102	
April	7,556	
May	7,566	
June	7,567	

### QUALITY

	Quantity	Base Number	Contract	AT	Region	England
% of FP17s for the same patient ID Re-attending within 3 months - Children	30	433	6.9%	11.1%	11.8%	12.0%
% of FP17s for the same patient ID Re-attending within 3 months - Adults	241	2,220	10.9%	14.5%	15.3%	15.9%
% of FP17s for the same patient ID Re-attending between 3 & 9 months - Children	65	433	15.0%	59.2%	59.1%	58.0%
% of FP17s for the same patient ID Re-attending between 3 & 9 months - Adults	564	2,220	25.4%	48.7%	51.5%	50.5%
% of FP17s for Band 1 Urgent Courses	221	2,470	8.9%	9.3%	8.0%	9.0%
% of FP17s Relating to Free Repair or Replacements	0	2,470	0.0%	0.8%	0.8%	0.8%
% of FP17s Relating to Continuations	2	2,470	0.1%	1.1%	1.1%	1.1%
% of Patients satisfied with the dentistry they have received	5	5	N/A	91.4%	91.6%	91.5%
% of Patients satisfied with the time they had to wait for an appointment	5	5	N/A	87.0%	88.3%	87.9%

\* This is based on patients treated on this contract for their most recent course of treatment. Figures in italics indicate the base number of FP17s or Patient Questionnaire responses are less than 100. N/A is shown where the base number of responses is less than 10 during the period. % is calculated as Quantity/Base number\*100

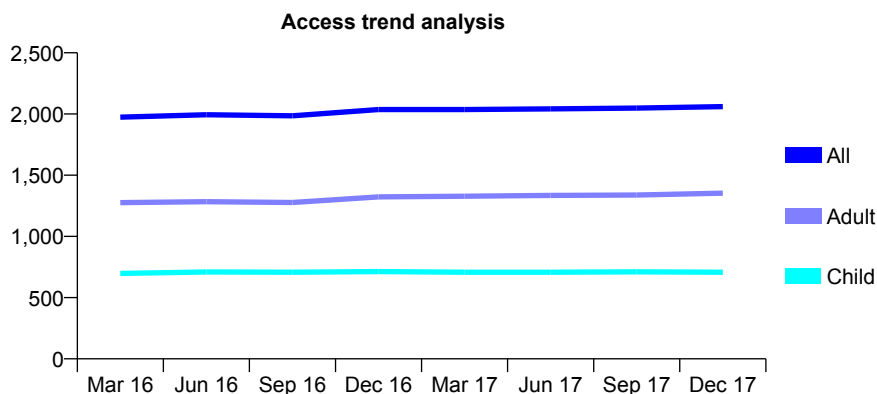
## Q56 - Vital Signs At a Glance Contract Report for 214086/0001 - December 2017

Name or company name	Miss B Wilmers and Mr R Pillai
Contract type name	GDS Contract
Purpose of contract	General
Contract start date	01/04/2006
Contract end date	

17/18 Contracted general activity (UDA)	4,690
Carry forward general activity (UDA)	13
17/18 Contracted orthodontic activity (UOA)	0
Carry forward orthodontic activity (UOA)	0
Baseline contract value	£106,800.94

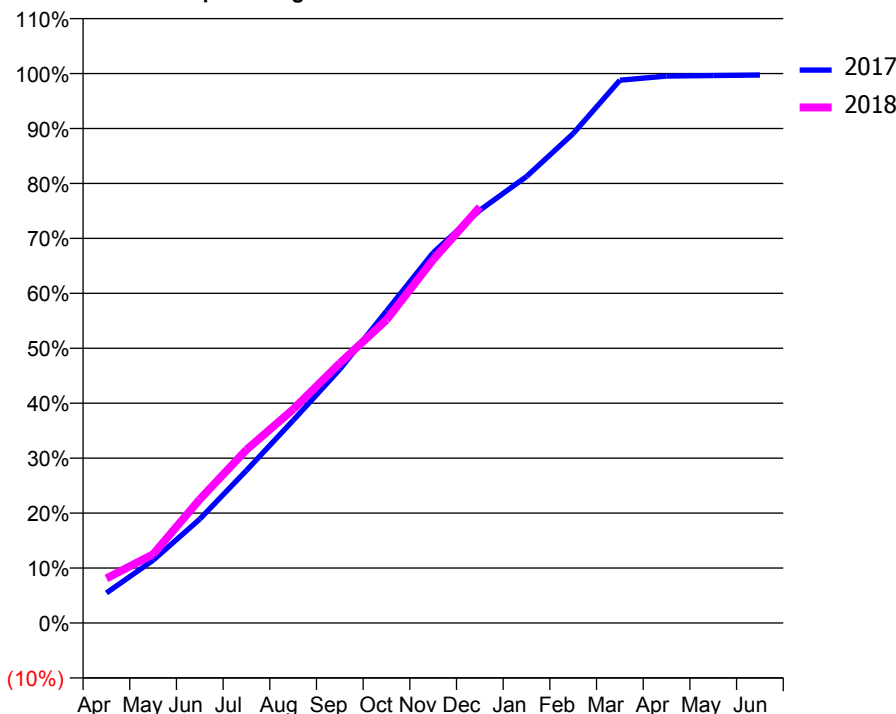
### ACCESS\*

Patients seen in 24 months	Total	Change since previous quarter
Quarter ending December 2016	2,036	
Quarter ending March 2017	2,036	→
Quarter ending June 2017	2,042	→
Quarter ending September 2017	2,049	→
Quarter ending December 2017	2,061	→
<b>Variance since December 2016</b>	<b>1.2%</b>	<b>→</b>



### ACTIVITY

Cumulative percentage of contracted UDA delivered 2017 & 2018



Month	Adjusted Scheduled Activity (UDA)	
	2017	2018
April	256	381
May	536	586
June	887	1,055
July	1,302	1,479
August	1,729	1,823
September	2,165	2,217
October	2,663	2,588
November	3,161	3,101
December	3,523	3,551
January	3,811	
February	4,178	
March	4,633	
April	4,668	
May	4,673	
June	4,677	

### QUALITY

	Quantity	Base Number	Contract	AT	Region	England
% of FP17s for the same patient ID Re-attending within 3 months - Children	43	823	5.2%	11.1%	11.8%	12.0%
% of FP17s for the same patient ID Re-attending within 3 months - Adults	214	1,516	14.1%	14.5%	15.3%	15.9%
% of FP17s for the same patient ID Re-attending between 3 & 9 months - Children	516	823	62.7%	59.2%	59.1%	58.0%
% of FP17s for the same patient ID Re-attending between 3 & 9 months - Adults	862	1,516	56.9%	48.7%	51.5%	50.5%
% of FP17s for Band 1 Urgent Courses	159	2,301	6.9%	9.3%	8.0%	9.0%
% of FP17s Relating to Free Repair or Replacements	8	2,301	0.3%	0.8%	0.8%	0.8%
% of FP17s Relating to Continuations	38	2,301	1.7%	1.1%	1.1%	1.1%
% of Patients satisfied with the dentistry they have received	4	4	N/A	91.4%	91.6%	91.5%
% of Patients satisfied with the time they had to wait for an appointment	4	4	N/A	87.0%	88.3%	87.9%

\* This is based on patients treated on this contract for their most recent course of treatment. Figures in italics indicate the base number of FP17s or Patient Questionnaire responses are less than 100. N/A is shown where the base number of responses is less than 10 during the period. % is calculated as Quantity/Base number\*100

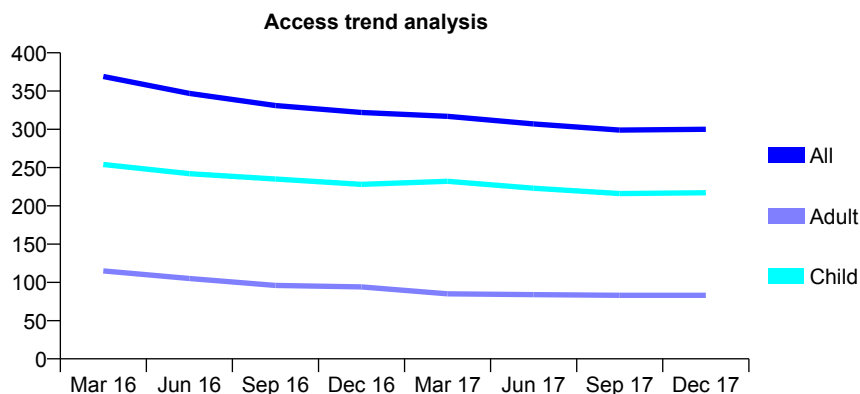
## Q56 - Vital Signs At a Glance Contract Report for 215813/0001 - December 2017

Name or company name	MR CJ WHITER
Contract type name	GDS Contract
Purpose of contract	General
Contract start date	01/04/2006
Contract end date	

17/18 Contracted general activity (UDA)	611
Carry forward general activity (UDA)	0
17/18 Contracted orthodontic activity (UOA)	0
Carry forward orthodontic activity (UOA)	0
Baseline contract value	£12,770.37

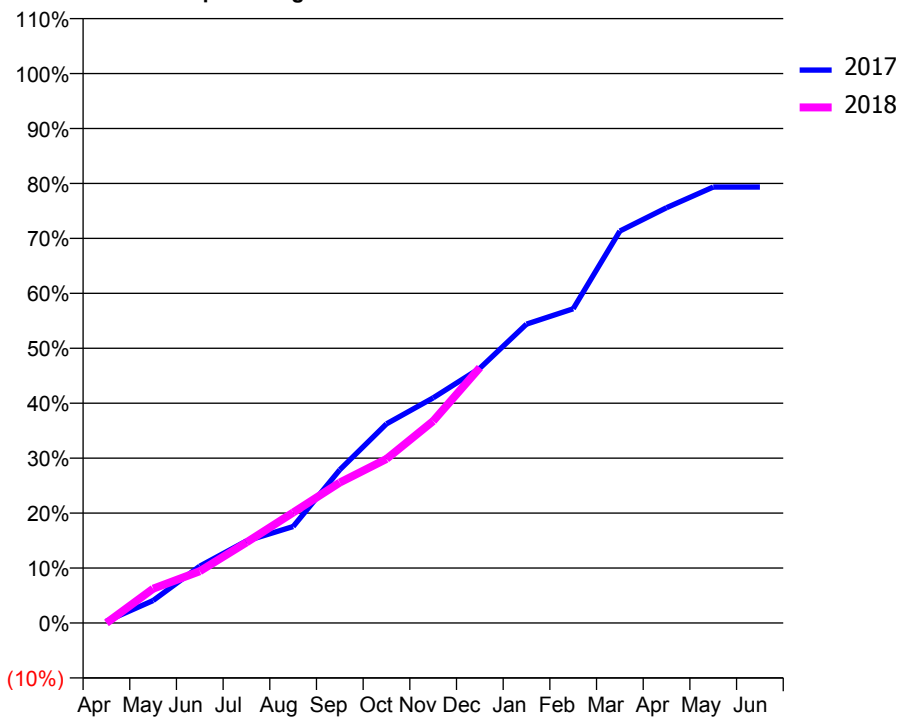
### ACCESS\*

Patients seen in 24 months	Total	Change since previous quarter
Quarter ending December 2016	322	
Quarter ending March 2017	317	↓
Quarter ending June 2017	307	↓
Quarter ending September 2017	299	↓
Quarter ending December 2017	300	→
<b>Variance since December 2016</b>	<b>(6.8%)</b>	<b>↓</b>



### ACTIVITY

Cumulative percentage of contracted UDA delivered 2017 & 2018



Month	Adjusted Scheduled Activity (UDA)	
	2017	2018
April	2	0
May	25	38
June	63	58
July	91	90
August	107	123
September	170	156
October	221	182
November	250	225
December	283	284
January	332	
February	349	
March	436	
April	462	
May	485	
June	485	

### QUALITY

	Quantity	Base Number	Contract	AT	Region	England
% of FP17s for the same patient ID Re-attending within 3 months - Children	13	232	5.6%	11.1%	11.8%	12.0%
% of FP17s for the same patient ID Re-attending within 3 months - Adults	3	39	7.7%	14.5%	15.3%	15.9%
% of FP17s for the same patient ID Re-attending between 3 & 9 months - Children	152	232	65.5%	59.2%	59.1%	58.0%
% of FP17s for the same patient ID Re-attending between 3 & 9 months - Adults	16	39	41.0%	48.7%	51.5%	50.5%
% of FP17s for Band 1 Urgent Courses	10	247	4.0%	9.3%	8.0%	9.0%
% of FP17s Relating to Free Repair or Replacements	0	247	0.0%	0.8%	0.8%	0.8%
% of FP17s Relating to Continuations	0	247	0.0%	1.1%	1.1%	1.1%
% of Patients satisfied with the dentistry they have received	0	0	N/A	91.4%	91.6%	91.5%
% of Patients satisfied with the time they had to wait for an appointment	0	0	N/A	87.0%	88.3%	87.9%

\* This is based on patients treated on this contract for their most recent course of treatment. Figures in italics indicate the base number of FP17s or Patient Questionnaire responses are less than 100. N/A is shown where the base number of responses is less than 10 during the period. % is calculated as Quantity/Base number\*100

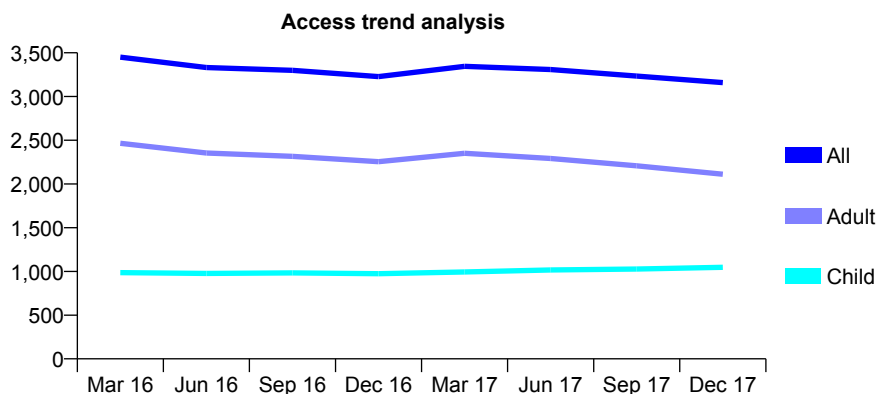
## Q56 - Vital Signs At a Glance Contract Report for 215988/0001 - December 2017

Name or company name	MR PG SANDERS
Contract type name	GDS Contract
Purpose of contract	General
Contract start date	01/04/2006
Contract end date	

17/18 Contracted general activity (UDA)	6,951
Carry forward general activity (UDA)	-139
17/18 Contracted orthodontic activity (UOA)	0
Carry forward orthodontic activity (UOA)	0
Baseline contract value	£189,901.33

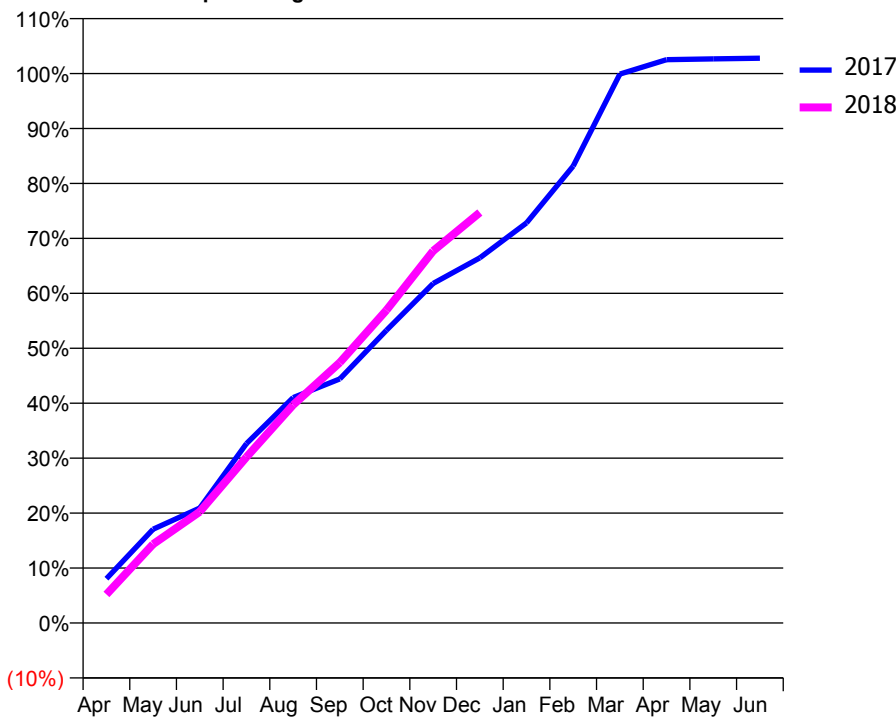
### ACCESS\*

Patients seen in 24 months	Total	Change since previous quarter
Quarter ending December 2016	3,228	
Quarter ending March 2017	3,345	↑
Quarter ending June 2017	3,308	↓
Quarter ending September 2017	3,234	↓
Quarter ending December 2017	3,159	↓
<b>Variance since December 2016</b>	<b>(2.1%)</b>	<b>↓</b>



### ACTIVITY

Cumulative percentage of contracted UDA delivered 2017 & 2018



Month	Adjusted Scheduled Activity (UDA)	
	2017	2018
April	562	361
May	1,187	998
June	1,456	1,408
July	2,269	2,098
August	2,852	2,759
September	3,088	3,294
October	3,703	3,959
November	4,296	4,707
December	4,620	5,193
January	5,060	
February	5,781	
March	6,943	
April	7,126	
May	7,136	
June	7,145	

### QUALITY

	Quantity	Base Number	Contract	AT	Region	England
% of FP17s for the same patient ID Re-attending within 3 months - Children	205	1,445	14.2%	11.1%	11.8%	12.0%
% of FP17s for the same patient ID Re-attending within 3 months - Adults	423	2,626	16.1%	14.5%	15.3%	15.9%
% of FP17s for the same patient ID Re-attending between 3 & 9 months - Children	971	1,445	67.2%	59.2%	59.1%	58.0%
% of FP17s for the same patient ID Re-attending between 3 & 9 months - Adults	1,870	2,626	71.2%	48.7%	51.5%	50.5%
% of FP17s for Band 1 Urgent Courses	207	3,341	6.2%	9.3%	8.0%	9.0%
% of FP17s Relating to Free Repair or Replacements	37	3,341	1.1%	0.8%	0.8%	0.8%
% of FP17s Relating to Continuations	30	3,341	0.9%	1.1%	1.1%	1.1%
% of Patients satisfied with the dentistry they have received	3	3	N/A	91.4%	91.6%	91.5%
% of Patients satisfied with the time they had to wait for an appointment	3	3	N/A	87.0%	88.3%	87.9%

\* This is based on patients treated on this contract for their most recent course of treatment. Figures in italics indicate the base number of FP17s or Patient Questionnaire responses are less than 100. N/A is shown where the base number of responses is less than 10 during the period. % is calculated as Quantity/Base number\*100



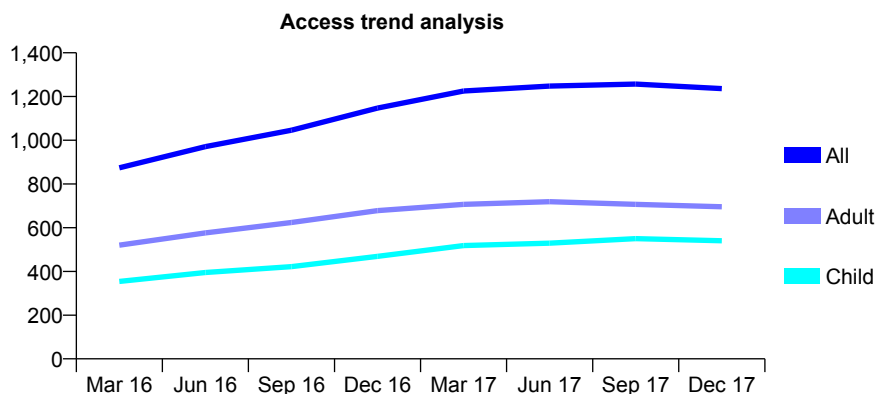
## Q56 - Vital Signs At a Glance Contract Report for 220469/0001 - December 2017

Name or company name	Riverside Dental Surgery
Contract type name	GDS Contract
Purpose of contract	General and Orthodontic
Contract start date	01/04/2006
Contract end date	

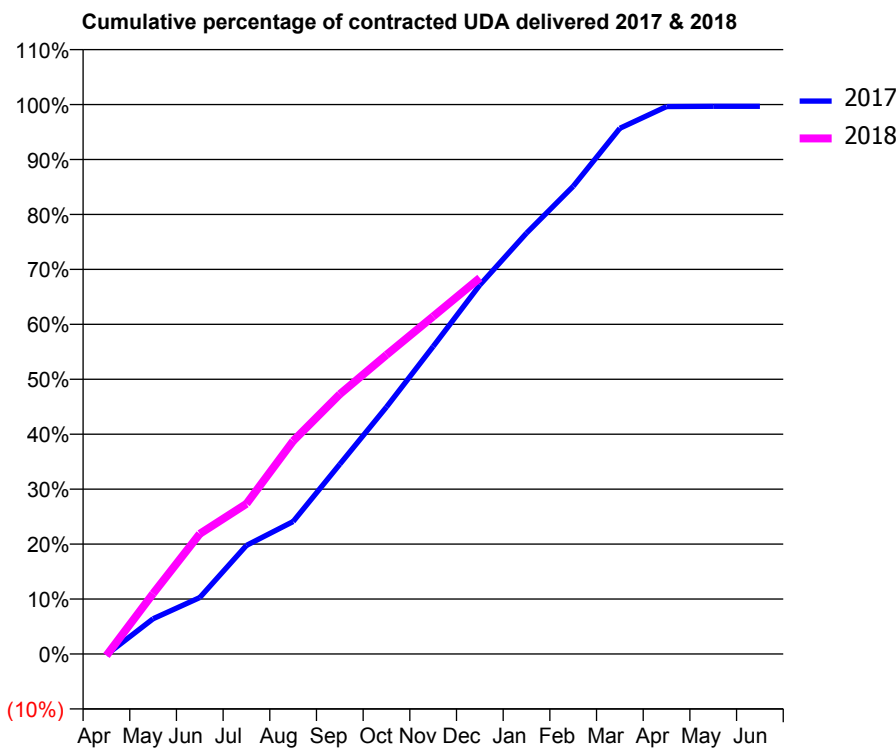
17/18 Contracted general activity (UDA)	2,583
Carry forward general activity (UDA)	8
17/18 Contracted orthodontic activity (UOA)	129
Carry forward orthodontic activity (UOA)	0
Baseline contract value	£66,283.71

### ACCESS\*

Patients seen in 24 months	Total	Change since previous quarter
Quarter ending December 2016	1,147	
Quarter ending March 2017	1,225	↑
Quarter ending June 2017	1,248	→
Quarter ending September 2017	1,257	→
Quarter ending December 2017	1,236	↓
<b>Variance since December 2016</b>	<b>7.8%</b>	<b>↑</b>



### ACTIVITY



Month	Adjusted Scheduled Activity (UDA)	
	2017	2018
April	-4	-8
May	166	284
June	266	565
July	511	706
August	623	1,002
September	892	1,222
October	1,161	1,406
November	1,446	1,587
December	1,735	1,768
January	1,979	
February	2,199	
March	2,471	
April	2,573	
May	2,575	
June	2,575	

### QUALITY

	Quantity	Base Number	Contract	AT	Region	England
% of FP17s for the same patient ID Re-attending within 3 months - Children	18	517	3.5%	11.1%	11.8%	12.0%
% of FP17s for the same patient ID Re-attending within 3 months - Adults	72	611	11.8%	14.5%	15.3%	15.9%
% of FP17s for the same patient ID Re-attending between 3 & 9 months - Children	327	517	63.2%	59.2%	59.1%	58.0%
% of FP17s for the same patient ID Re-attending between 3 & 9 months - Adults	351	611	57.4%	48.7%	51.5%	50.5%
% of FP17s for Band 1 Urgent Courses	11	1,050	1.0%	9.3%	8.0%	9.0%
% of FP17s Relating to Free Repair or Replacements	14	1,050	1.3%	0.8%	0.8%	0.8%
% of FP17s Relating to Continuations	3	1,050	0.3%	1.1%	1.1%	1.1%
% of Patients satisfied with the dentistry they have received	2	3	N/A	91.4%	91.6%	91.5%
% of Patients satisfied with the time they had to wait for an appointment	2	3	N/A	87.0%	88.3%	87.9%

\* This is based on patients treated on this contract for their most recent course of treatment. Figures in italics indicate the base number of FP17s or Patient Questionnaire responses are less than 100. N/A is shown where the base number of responses is less than 10 during the period. % is calculated as Quantity/Base number\*100

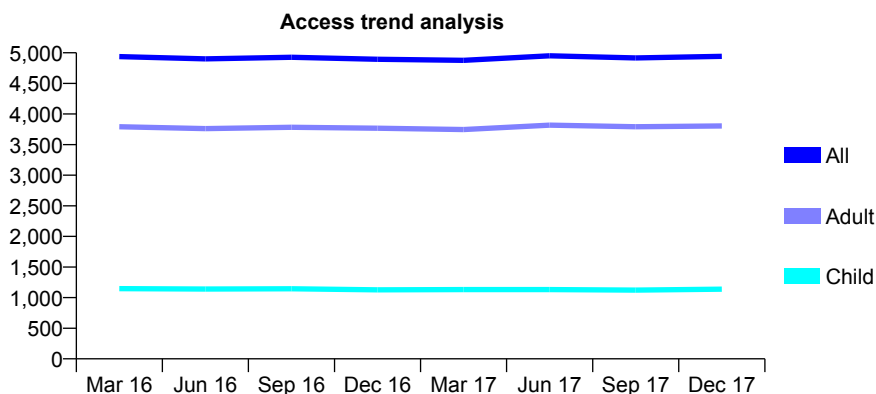
## Q56 - Vital Signs At a Glance Contract Report for 22224/0001 - December 2017

Name or company name	MR DA STOTT
Contract type name	GDS Contract
Purpose of contract	General and Orthodontic
Contract start date	01/04/2006
Contract end date	

17/18 Contracted general activity (UDA)	12,808
Carry forward general activity (UDA)	56
17/18 Contracted orthodontic activity (UOA)	602
Carry forward orthodontic activity (UOA)	-12
Baseline contract value	£343,510.45

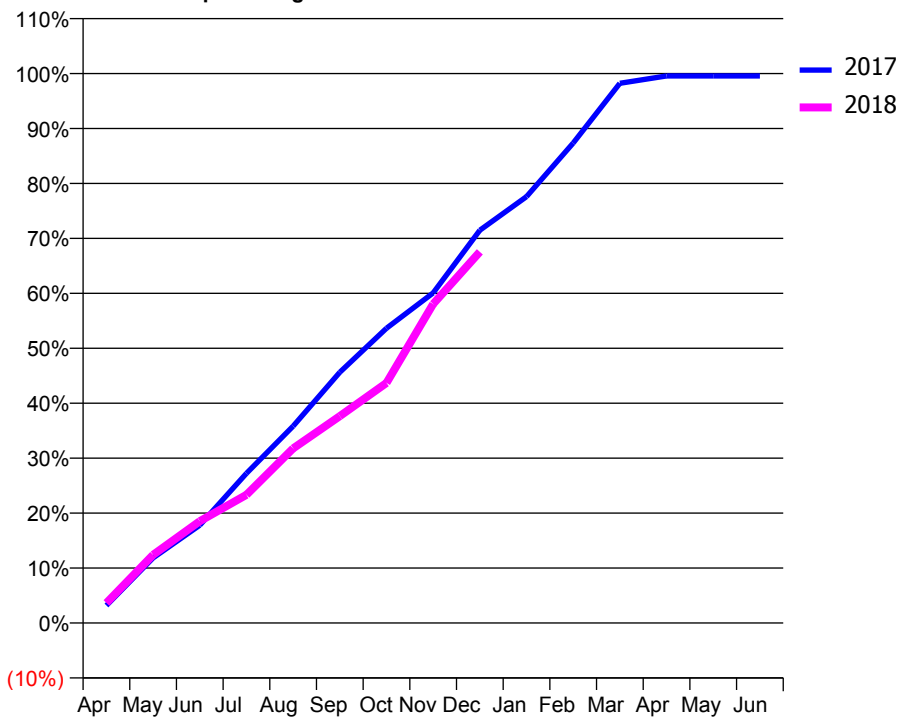
### ACCESS\*

Patients seen in 24 months	Total	Change since previous quarter
Quarter ending December 2016	4,895	
Quarter ending March 2017	4,877	→
Quarter ending June 2017	4,950	→
Quarter ending September 2017	4,916	→
Quarter ending December 2017	4,943	→
<b>Variance since December 2016</b>	<b>1.0%</b>	<b>→</b>



### ACTIVITY

Cumulative percentage of contracted UDA delivered 2017 & 2018



Month	Adjusted Scheduled Activity (UDA)	
	2017	2018
April	409	469
May	1,518	1,591
June	2,280	2,372
July	3,489	2,987
August	4,588	4,070
September	5,844	4,821
October	6,869	5,596
November	7,695	7,435
December	9,155	8,653
January	9,938	
February	11,186	
March	12,581	
April	12,752	
May	12,752	
June	12,752	

### QUALITY

	Quantity	Base Number	Contract	AT	Region	England
% of FP17s for the same patient ID Re-attending within 3 months - Children	138	1,460	9.5%	11.1%	11.8%	12.0%
% of FP17s for the same patient ID Re-attending within 3 months - Adults	452	4,347	10.4%	14.5%	15.3%	15.9%
% of FP17s for the same patient ID Re-attending between 3 & 9 months - Children	1,056	1,460	72.3%	59.2%	59.1%	58.0%
% of FP17s for the same patient ID Re-attending between 3 & 9 months - Adults	3,028	4,347	69.7%	48.7%	51.5%	50.5%
% of FP17s for Band 1 Urgent Courses	234	4,638	5.0%	9.3%	8.0%	9.0%
% of FP17s Relating to Free Repair or Replacements	55	4,638	1.2%	0.8%	0.8%	0.8%
% of FP17s Relating to Continuations	65	4,638	1.4%	1.1%	1.1%	1.1%
% of Patients satisfied with the dentistry they have received	7	7	N/A	91.4%	91.6%	91.5%
% of Patients satisfied with the time they had to wait for an appointment	6	7	N/A	87.0%	88.3%	87.9%

\* This is based on patients treated on this contract for their most recent course of treatment. Figures in italics indicate the base number of FP17s or Patient Questionnaire responses are less than 100. N/A is shown where the base number of responses is less than 10 during the period. % is calculated as Quantity/Base number\*100

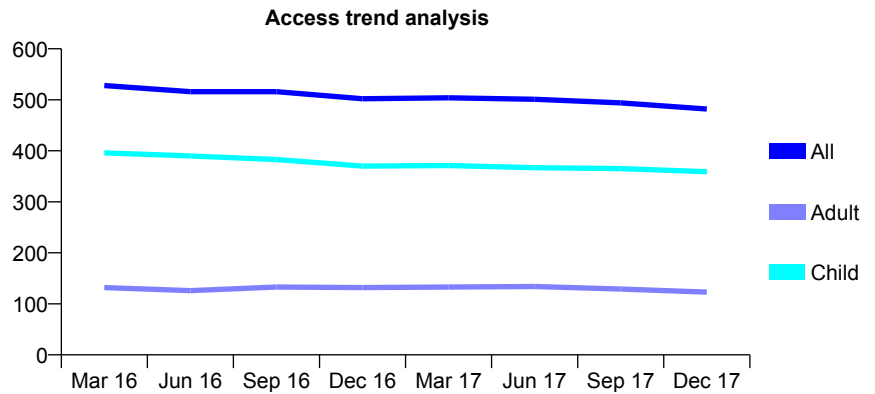
## Q56 - Vital Signs At a Glance Contract Report for 229105/0001 - December 2017

Name or company name	MR DP BELLAMY
Contract type name	GDS Contract
Purpose of contract	General
Contract start date	01/04/2006
Contract end date	

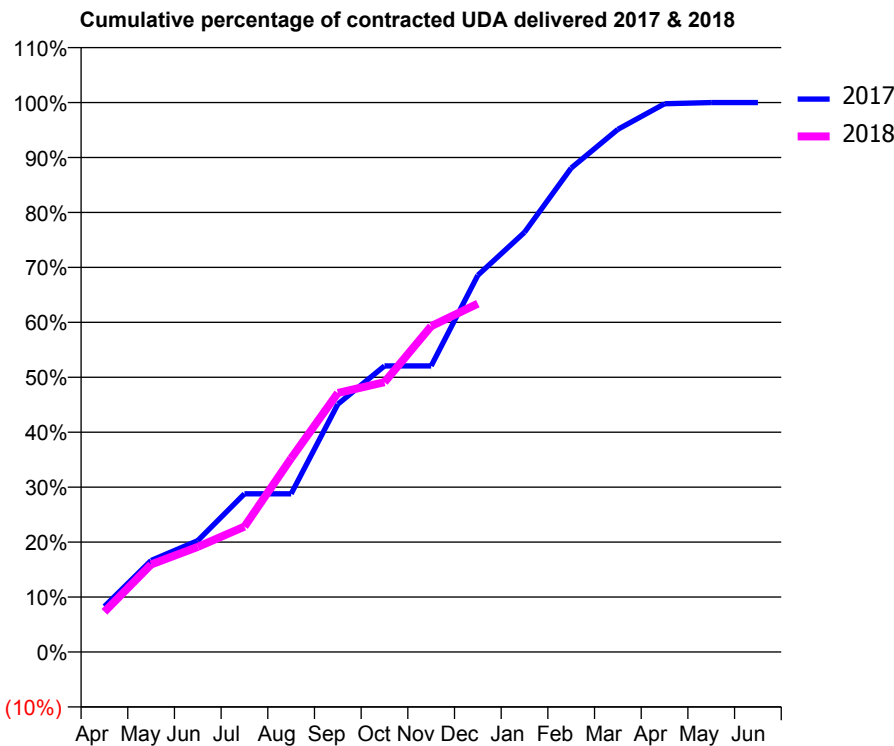
17/18 Contracted general activity (UDA)	909
Carry forward general activity (UDA)	0
17/18 Contracted orthodontic activity (UOA)	0
Carry forward orthodontic activity (UOA)	0
Baseline contract value	£24,458.19

### ACCESS\*

Patients seen in 24 months	Total	Change since previous quarter
Quarter ending December 2016	502	
Quarter ending March 2017	504	→
Quarter ending June 2017	501	→
Quarter ending September 2017	494	↓
Quarter ending December 2017	482	↓
<b>Variance since December 2016</b>	<b>(4.0%)</b>	<b>↓</b>



### ACTIVITY



Month	Adjusted Scheduled Activity (UDA)	
	2017	2018
April	75	66
May	151	145
June	184	174
July	262	207
August	262	320
September	410	428
October	473	446
November	473	539
December	623	576
January	694	
February	801	
March	865	
April	907	
May	909	
June	909	

### QUALITY

	Quantity	Base Number	Contract	AT	Region	England
% of FP17s for the same patient ID Re-attending within 3 months - Children	23	416	5.5%	11.1%	11.8%	12.0%
% of FP17s for the same patient ID Re-attending within 3 months - Adults	4	72	5.6%	14.5%	15.3%	15.9%
% of FP17s for the same patient ID Re-attending between 3 & 9 months - Children	283	416	68.0%	59.2%	59.1%	58.0%
% of FP17s for the same patient ID Re-attending between 3 & 9 months - Adults	44	72	61.1%	48.7%	51.5%	50.5%
% of FP17s for Band 1 Urgent Courses	11	463	2.4%	9.3%	8.0%	9.0%
% of FP17s Relating to Free Repair or Replacements	1	463	0.2%	0.8%	0.8%	0.8%
% of FP17s Relating to Continuations	3	463	0.6%	1.1%	1.1%	1.1%
% of Patients satisfied with the dentistry they have received	0	0	N/A	91.4%	91.6%	91.5%
% of Patients satisfied with the time they had to wait for an appointment	0	0	N/A	87.0%	88.3%	87.9%

\* This is based on patients treated on this contract for their most recent course of treatment. Figures in italics indicate the base number of FP17s or Patient Questionnaire responses are less than 100. N/A is shown where the base number of responses is less than 10 during the period. % is calculated as Quantity/Base number\*100

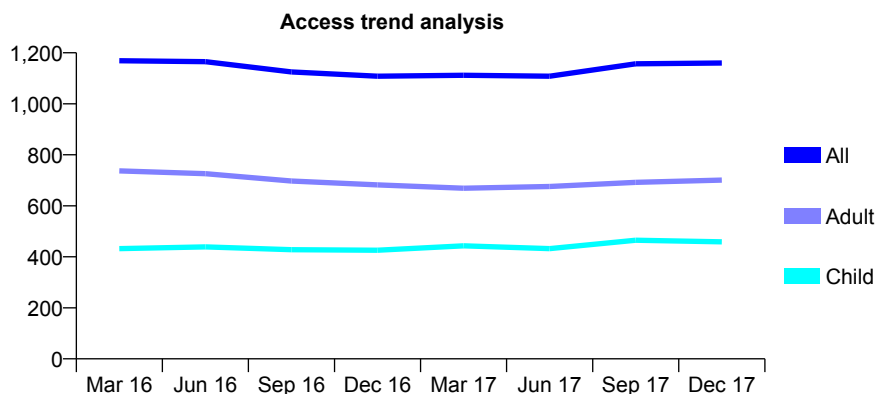
## Q56 - Vital Signs At a Glance Contract Report for 232475/0001 - December 2017

Name or company name	Mr S Nicol, Mr R Bryant, Mr E Coyle and M
Contract type name	GDS Contract
Purpose of contract	General
Contract start date	01/04/2006
Contract end date	

17/18 Contracted general activity (UDA)	4,022
Carry forward general activity (UDA)	0
17/18 Contracted orthodontic activity (UOA)	0
Carry forward orthodontic activity (UOA)	0
Baseline contract value	£120,432.48

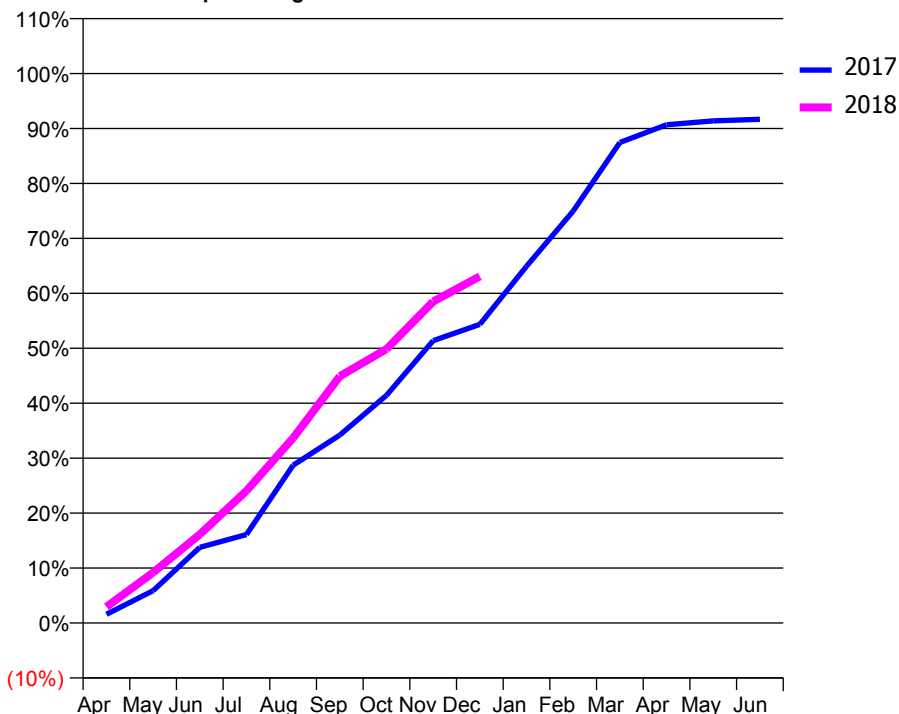
### ACCESS\*

Patients seen in 24 months	Total	Change since previous quarter
Quarter ending December 2016	1,108	
Quarter ending March 2017	1,112	→
Quarter ending June 2017	1,108	→
Quarter ending September 2017	1,157	↑
Quarter ending December 2017	1,160	→
<b>Variance since December 2016</b>	<b>4.7%</b>	<b>↑</b>



### ACTIVITY

Cumulative percentage of contracted UDA delivered 2017 & 2018



Month	Adjusted Scheduled Activity (UDA)	
	2017	2018
April	64	119
May	237	369
June	554	648
July	647	968
August	1,155	1,354
September	1,375	1,806
October	1,667	2,005
November	2,067	2,353
December	2,185	2,537
January	2,611	
February	3,015	
March	3,517	
April	3,647	
May	3,676	
June	3,687	

### QUALITY

	Quantity	Base Number	Contract	AT	Region	England
% of FP17s for the same patient ID Re-attending within 3 months - Children	60	584	10.3%	11.1%	11.8%	12.0%
% of FP17s for the same patient ID Re-attending within 3 months - Adults	76	654	11.6%	14.5%	15.3%	15.9%
% of FP17s for the same patient ID Re-attending between 3 & 9 months - Children	304	584	52.1%	59.2%	59.1%	58.0%
% of FP17s for the same patient ID Re-attending between 3 & 9 months - Adults	313	654	47.9%	48.7%	51.5%	50.5%
% of FP17s for Band 1 Urgent Courses	76	1,195	6.4%	9.3%	8.0%	9.0%
% of FP17s Relating to Free Repair or Replacements	5	1,195	0.4%	0.8%	0.8%	0.8%
% of FP17s Relating to Continuations	24	1,195	2.0%	1.1%	1.1%	1.1%
% of Patients satisfied with the dentistry they have received	2	2	N/A	91.4%	91.6%	91.5%
% of Patients satisfied with the time they had to wait for an appointment	1	2	N/A	87.0%	88.3%	87.9%

\* This is based on patients treated on this contract for their most recent course of treatment. Figures in italics indicate the base number of FP17s or Patient Questionnaire responses are less than 100. N/A is shown where the base number of responses is less than 10 during the period. % is calculated as Quantity/Base number\*100

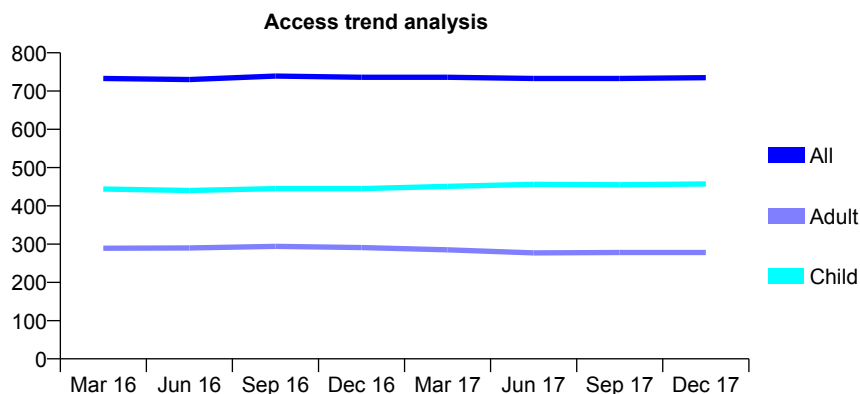
## Q56 - Vital Signs At a Glance Contract Report for 233129/0001 - December 2017

Name or company name	MR RF TILLY
Contract type name	GDS Contract
Purpose of contract	General
Contract start date	01/04/2006
Contract end date	

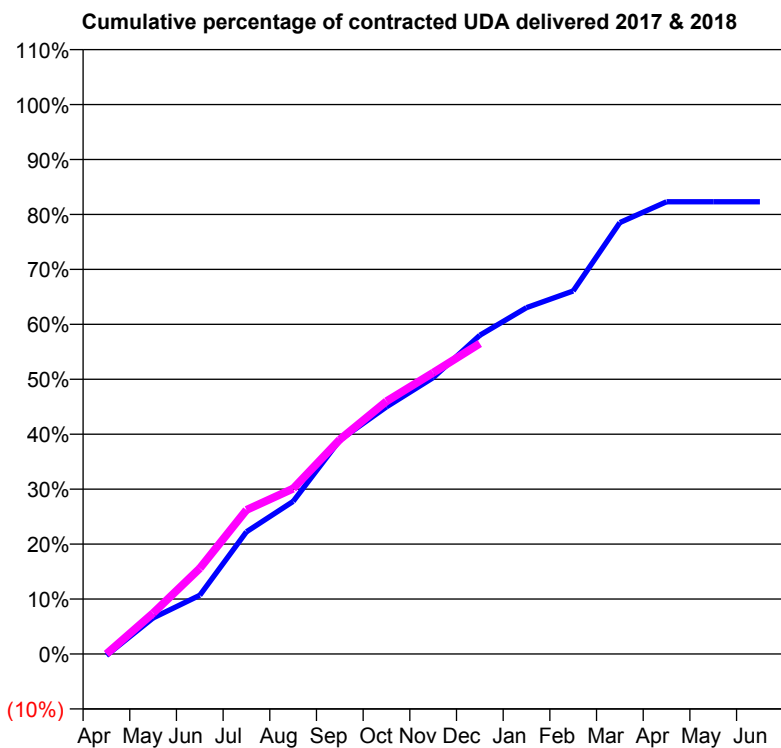
17/18 Contracted general activity (UDA)	1,750
Carry forward general activity (UDA)	0
17/18 Contracted orthodontic activity (UOA)	0
Carry forward orthodontic activity (UOA)	0
Baseline contract value	£37,482.18

### ACCESS\*

Patients seen in 24 months	Total	Change since previous quarter
Quarter ending December 2016	736	
Quarter ending March 2017	736	→
Quarter ending June 2017	733	→
Quarter ending September 2017	733	→
Quarter ending December 2017	735	→
<b>Variance since December 2016</b>	<b>(0.1%)</b>	<b>→</b>



### ACTIVITY



Month	Adjusted Scheduled Activity (UDA)	
	2017	2018
April	-5	0
May	115	130
June	187	273
July	389	459
August	486	527
September	681	683
October	787	805
November	880	896
December	1,015	989
January	1,103	
February	1,156	
March	1,374	
April	1,440	
May	1,440	
June	1,440	

### QUALITY

	Quantity	Base Number	Contract	AT	Region	England
% of FP17s for the same patient ID Re-attending within 3 months - Children	10	505	2.0%	11.1%	11.8%	12.0%
% of FP17s for the same patient ID Re-attending within 3 months - Adults	21	223	9.4%	14.5%	15.3%	15.9%
% of FP17s for the same patient ID Re-attending between 3 & 9 months - Children	338	505	66.9%	59.2%	59.1%	58.0%
% of FP17s for the same patient ID Re-attending between 3 & 9 months - Adults	128	223	57.4%	48.7%	51.5%	50.5%
% of FP17s for Band 1 Urgent Courses	0	681	0.0%	9.3%	8.0%	9.0%
% of FP17s Relating to Free Repair or Replacements	0	681	0.0%	0.8%	0.8%	0.8%
% of FP17s Relating to Continuations	0	681	0.0%	1.1%	1.1%	1.1%
% of Patients satisfied with the dentistry they have received	0	0	N/A	91.4%	91.6%	91.5%
% of Patients satisfied with the time they had to wait for an appointment	0	0	N/A	87.0%	88.3%	87.9%

\* This is based on patients treated on this contract for their most recent course of treatment. Figures in italics indicate the base number of FP17s or Patient Questionnaire responses are less than 100. N/A is shown where the base number of responses is less than 10 during the period. % is calculated as Quantity/Base number\*100

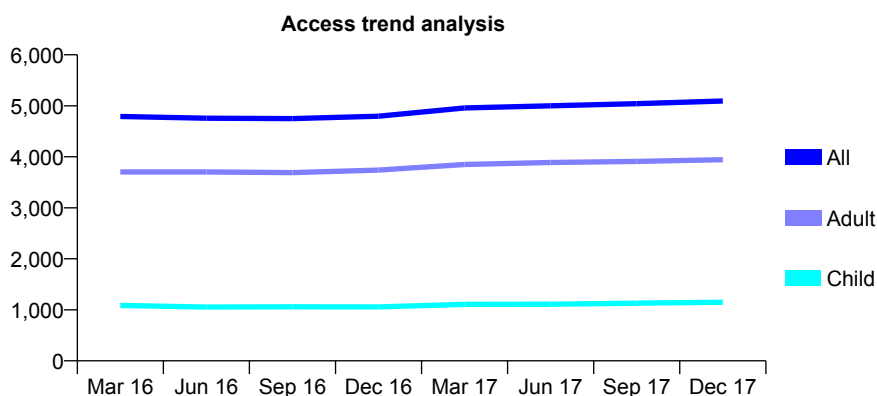
## Q56 - Vital Signs At a Glance Contract Report for 244333/0002 - December 2017

Name or company name	MR H MORILLO-GONZALES DE V
Contract type name	GDS Contract
Purpose of contract	General
Contract start date	16/09/2008
Contract end date	

17/18 Contracted general activity (UDA)	14,224
Carry forward general activity (UDA)	377
17/18 Contracted orthodontic activity (UOA)	0
Carry forward orthodontic activity (UOA)	0
Baseline contract value	£360,317.29

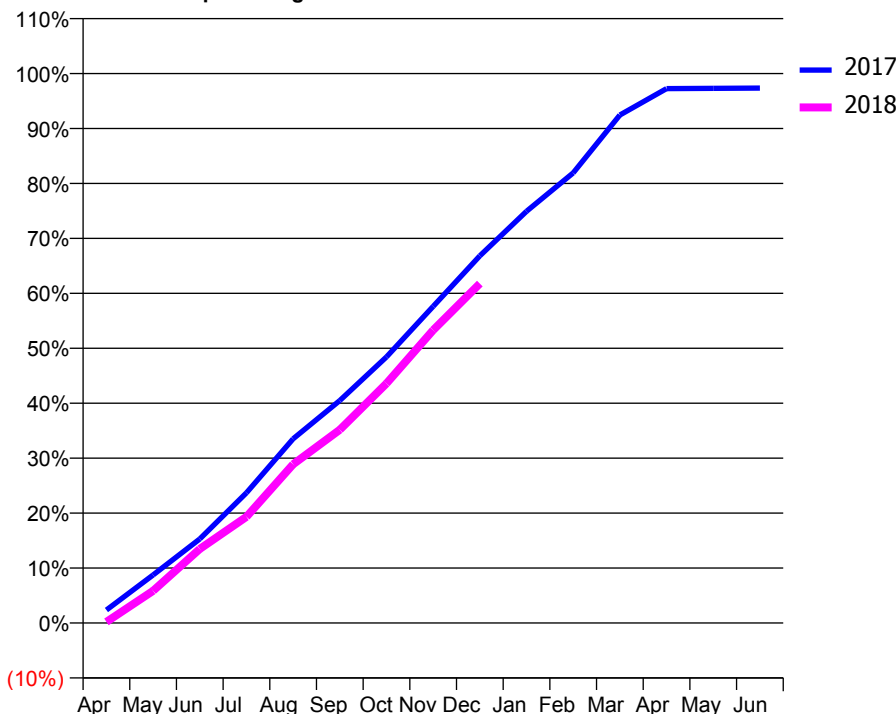
### ACCESS\*

Patients seen in 24 months	Total	Change since previous quarter
Quarter ending December 2016	4,797	
Quarter ending March 2017	4,957	↑
Quarter ending June 2017	4,999	→
Quarter ending September 2017	5,041	→
Quarter ending December 2017	5,094	→
<b>Variance since December 2016</b>	<b>6.2%</b>	<b>↑</b>



### ACTIVITY

Cumulative percentage of contracted UDA delivered 2017 & 2018



Month	Adjusted Scheduled Activity (UDA)	
	2017	2018
April	337	30
May	1,246	834
June	2,178	1,918
July	3,372	2,750
August	4,768	4,109
September	5,760	5,005
October	6,887	6,203
November	8,196	7,582
December	9,504	8,785
January	10,656	
February	11,653	
March	13,150	
April	13,831	
May	13,839	
June	13,847	

### QUALITY

	Quantity	Base Number	Contract	AT	Region	England
% of FP17s for the same patient ID Re-attending within 3 months - Children	73	1,372	5.3%	11.1%	11.8%	12.0%
% of FP17s for the same patient ID Re-attending within 3 months - Adults	503	4,020	12.5%	14.5%	15.3%	15.9%
% of FP17s for the same patient ID Re-attending between 3 & 9 months - Children	799	1,372	58.2%	59.2%	59.1%	58.0%
% of FP17s for the same patient ID Re-attending between 3 & 9 months - Adults	2,050	4,020	51.0%	48.7%	51.5%	50.5%
% of FP17s for Band 1 Urgent Courses	297	4,310	6.9%	9.3%	8.0%	9.0%
% of FP17s Relating to Free Repair or Replacements	27	4,310	0.6%	0.8%	0.8%	0.8%
% of FP17s Relating to Continuations	59	4,310	1.4%	1.1%	1.1%	1.1%
% of Patients satisfied with the dentistry they have received	8	8	N/A	91.4%	91.6%	91.5%
% of Patients satisfied with the time they had to wait for an appointment	7	8	N/A	87.0%	88.3%	87.9%

\* This is based on patients treated on this contract for their most recent course of treatment. Figures in italics indicate the base number of FP17s or Patient Questionnaire responses are less than 100. N/A is shown where the base number of responses is less than 10 during the period. % is calculated as Quantity/Base number\*100

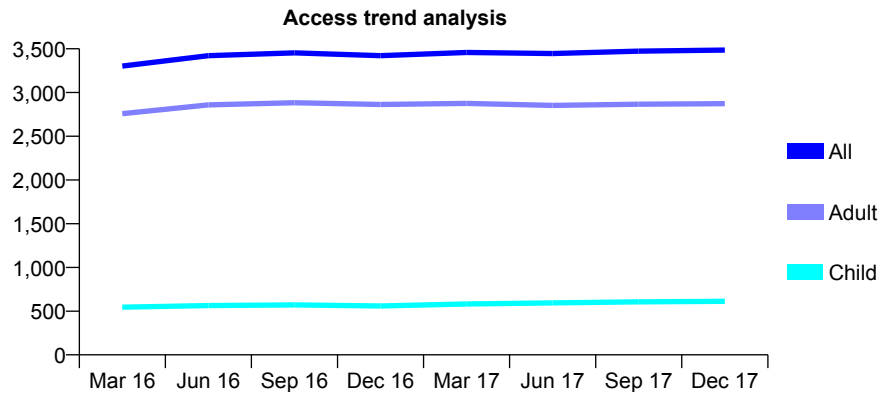
## Q56 - Vital Signs At a Glance Contract Report for 245887/0001 - December 2017

Name or company name	MS CA FROST
Contract type name	PDS Contract
Purpose of contract	General
Contract start date	01/08/2014
Contract end date	31/07/2019

17/18 Contracted general activity (UDA)	14,750
Carry forward general activity (UDA)	0
17/18 Contracted orthodontic activity (UOA)	0
Carry forward orthodontic activity (UOA)	0
Baseline contract value	£433,886.71

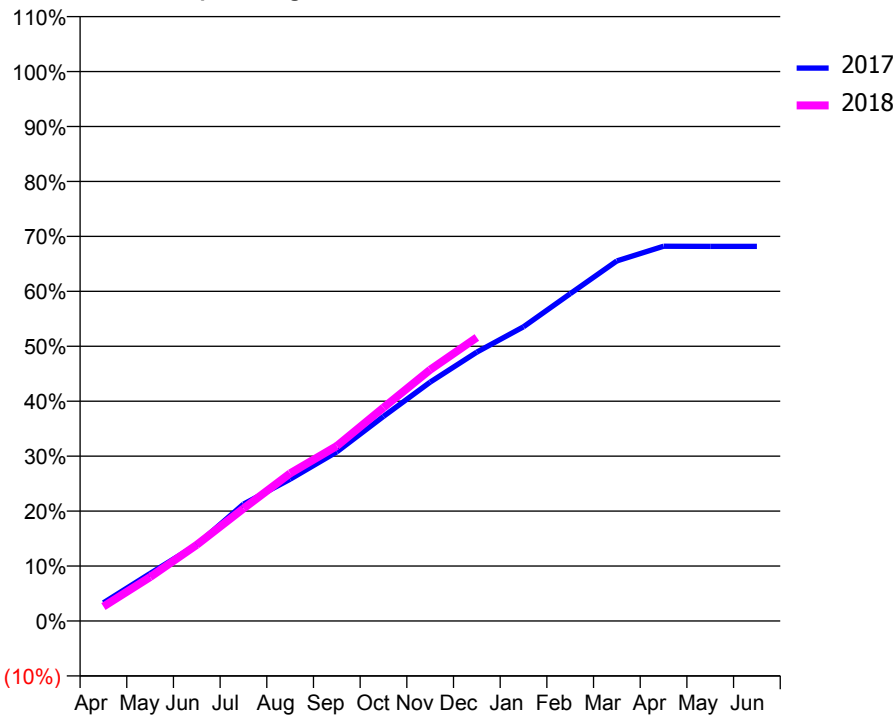
### ACCESS\*

Patients seen in 24 months	Total	Change since previous quarter
Quarter ending December 2016	3,422	
Quarter ending March 2017	3,458	→
Quarter ending June 2017	3,446	→
Quarter ending September 2017	3,473	→
Quarter ending December 2017	3,485	→
<b>Variance since December 2016</b>	<b>1.8%</b>	<b>→</b>



### ACTIVITY

Cumulative percentage of contracted UDA delivered 2017 & 2018



Month	Adjusted Scheduled Activity (UDA)	
	2017	2018
April	488	387
May	1,278	1,178
June	2,049	2,045
July	3,137	3,021
August	3,805	3,964
September	4,540	4,699
October	5,492	5,727
November	6,413	6,744
December	7,217	7,613
January	7,896	
February	8,784	
March	9,665	
April	10,062	
May	10,056	
June	10,056	

### QUALITY

	Quantity	Base Number	Contract	AT	Region	England
% of FP17s for the same patient ID Re-attending within 3 months - Children	40	660	6.1%	11.1%	11.8%	12.0%
% of FP17s for the same patient ID Re-attending within 3 months - Adults	442	2,980	14.8%	14.5%	15.3%	15.9%
% of FP17s for the same patient ID Re-attending between 3 & 9 months - Children	394	660	59.7%	59.2%	59.1%	58.0%
% of FP17s for the same patient ID Re-attending between 3 & 9 months - Adults	1,546	2,980	51.9%	48.7%	51.5%	50.5%
% of FP17s for Band 1 Urgent Courses	419	3,464	12.1%	9.3%	8.0%	9.0%
% of FP17s Relating to Free Repair or Replacements	30	3,464	0.9%	0.8%	0.8%	0.8%
% of FP17s Relating to Continuations	36	3,464	1.0%	1.1%	1.1%	1.1%
% of Patients satisfied with the dentistry they have received	3	4	N/A	91.4%	91.6%	91.5%
% of Patients satisfied with the time they had to wait for an appointment	3	4	N/A	87.0%	88.3%	87.9%

\* This is based on patients treated on this contract for their most recent course of treatment. Figures in italics indicate the base number of FP17s or Patient Questionnaire responses are less than 100. N/A is shown where the base number of responses is less than 10 during the period. % is calculated as Quantity/Base number\*100



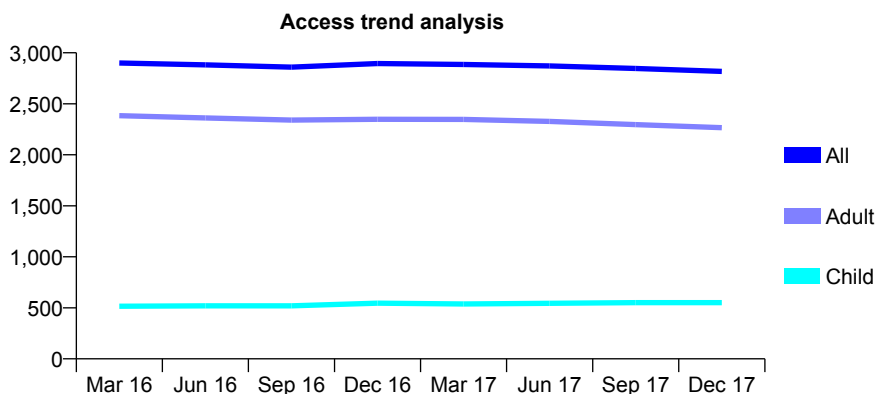
## Q56 - Vital Signs At a Glance Contract Report for 248940/0003 - December 2017

Name or company name	MR SR PATEL
Contract type name	GDS Contract
Purpose of contract	General
Contract start date	01/04/2013
Contract end date	

17/18 Contracted general activity (UDA)	5,810
Carry forward general activity (UDA)	118
17/18 Contracted orthodontic activity (UOA)	0
Carry forward orthodontic activity (UOA)	0
Baseline contract value	£137,527.24

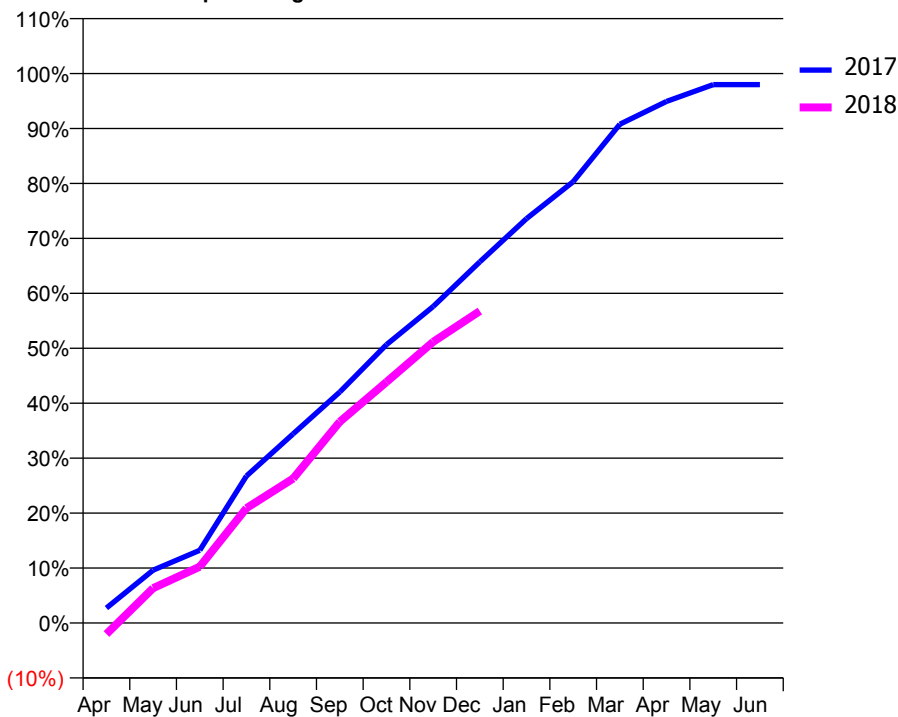
### ACCESS\*

Patients seen in 24 months	Total	Change since previous quarter
Quarter ending December 2016	2,895	
Quarter ending March 2017	2,885	→
Quarter ending June 2017	2,871	→
Quarter ending September 2017	2,847	→
Quarter ending December 2017	2,817	↓
<b>Variance since December 2016</b>	<b>(2.7%)</b>	<b>↓</b>



### ACTIVITY

Cumulative percentage of contracted UDA delivered 2017 & 2018



Month	Adjusted Scheduled Activity (UDA)	
	2017	2018
April	158	-118
May	559	368
June	769	595
July	1,554	1,215
August	2,001	1,528
September	2,442	2,129
October	2,943	2,549
November	3,347	2,973
December	3,818	3,299
January	4,276	
February	4,666	
March	5,274	
April	5,515	
May	5,692	
June	5,692	

### QUALITY

	Quantity	Base Number	Contract	AT	Region	England
% of FP17s for the same patient ID Re-attending within 3 months - Children	9	614	1.5%	11.1%	11.8%	12.0%
% of FP17s for the same patient ID Re-attending within 3 months - Adults	91	1,735	5.2%	14.5%	15.3%	15.9%
% of FP17s for the same patient ID Re-attending between 3 & 9 months - Children	444	614	72.3%	59.2%	59.1%	58.0%
% of FP17s for the same patient ID Re-attending between 3 & 9 months - Adults	390	1,735	22.5%	48.7%	51.5%	50.5%
% of FP17s for Band 1 Urgent Courses	23	2,114	1.1%	9.3%	8.0%	9.0%
% of FP17s Relating to Free Repair or Replacements	0	2,114	0.0%	0.8%	0.8%	0.8%
% of FP17s Relating to Continuations	8	2,114	0.4%	1.1%	1.1%	1.1%
% of Patients satisfied with the dentistry they have received	2	2	N/A	91.4%	91.6%	91.5%
% of Patients satisfied with the time they had to wait for an appointment	2	2	N/A	87.0%	88.3%	87.9%

\* This is based on patients treated on this contract for their most recent course of treatment. Figures in italics indicate the base number of FP17s or Patient Questionnaire responses are less than 100. N/A is shown where the base number of responses is less than 10 during the period. % is calculated as Quantity/Base number\*100

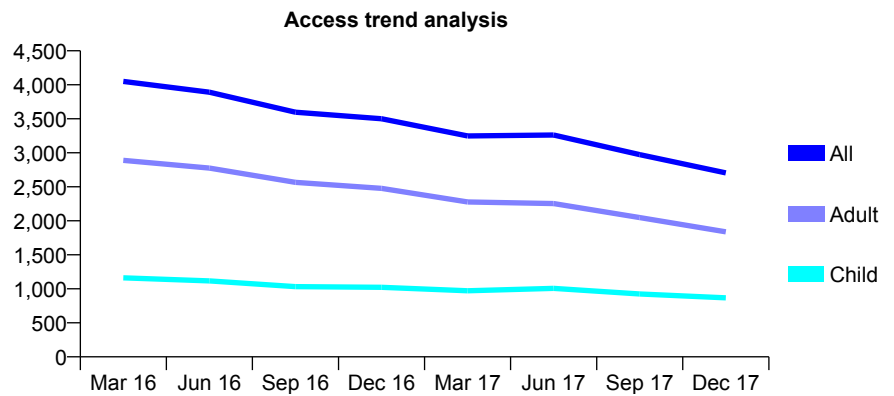
## Q56 - Vital Signs At a Glance Contract Report for 250821/0002 - December 2017

Name or company name	MR A NOROOZI RAD
Contract type name	GDS Contract
Purpose of contract	General
Contract start date	01/01/2013
Contract end date	

17/18 Contracted general activity (UDA)	9,000
Carry forward general activity (UDA)	0
17/18 Contracted orthodontic activity (UOA)	0
Carry forward orthodontic activity (UOA)	0
Baseline contract value	£210,060.00

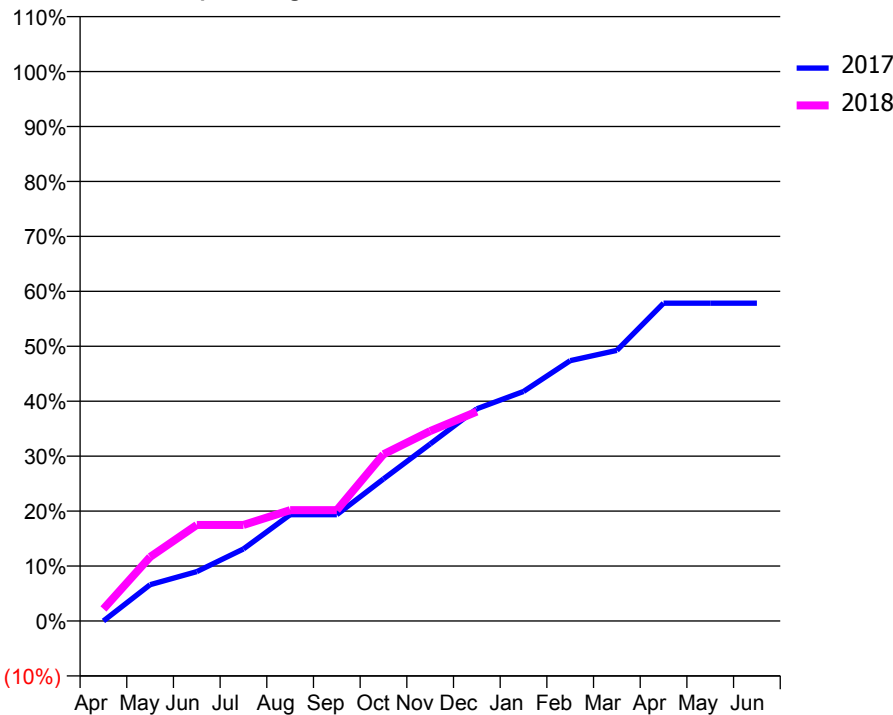
### ACCESS\*

Patients seen in 24 months	Total	Change since previous quarter
Quarter ending December 2016	3,501	
Quarter ending March 2017	3,248	↓
Quarter ending June 2017	3,261	→
Quarter ending September 2017	2,973	↓
Quarter ending December 2017	2,705	↓
<b>Variance since December 2016</b>	<b>(22.7%)</b>	<b>↓</b>



### ACTIVITY

Cumulative percentage of contracted UDA delivered 2017 & 2018



Month	Adjusted Scheduled Activity (UDA)	
	2017	2018
April	0	198
May	1,187	1,050
June	1,613	1,574
July	2,353	1,574
August	3,476	1,817
September	3,476	1,817
October	4,643	2,731
November	5,785	3,111
December	6,934	3,429
January	7,502	
February	8,506	
March	8,842	
April	10,384	
May	10,384	
June	10,384	

### QUALITY

	Quantity	Base Number	Contract	AT	Region	England
% of FP17s for the same patient ID Re-attending within 3 months - Children	59	700	8.4%	11.1%	11.8%	12.0%
% of FP17s for the same patient ID Re-attending within 3 months - Adults	181	1,388	13.0%	14.5%	15.3%	15.9%
% of FP17s for the same patient ID Re-attending between 3 & 9 months - Children	283	700	40.4%	59.2%	59.1%	58.0%
% of FP17s for the same patient ID Re-attending between 3 & 9 months - Adults	567	1,388	40.9%	48.7%	51.5%	50.5%
% of FP17s for Band 1 Urgent Courses	97	1,422	6.8%	9.3%	8.0%	9.0%
% of FP17s Relating to Free Repair or Replacements	10	1,422	0.7%	0.8%	0.8%	0.8%
% of FP17s Relating to Continuations	52	1,422	3.7%	1.1%	1.1%	1.1%
% of Patients satisfied with the dentistry they have received	3	3	N/A	91.4%	91.6%	91.5%
% of Patients satisfied with the time they had to wait for an appointment	3	3	N/A	87.0%	88.3%	87.9%

\* This is based on patients treated on this contract for their most recent course of treatment. Figures in italics indicate the base number of FP17s or Patient Questionnaire responses are less than 100. N/A is shown where the base number of responses is less than 10 during the period. % is calculated as Quantity/Base number\*100

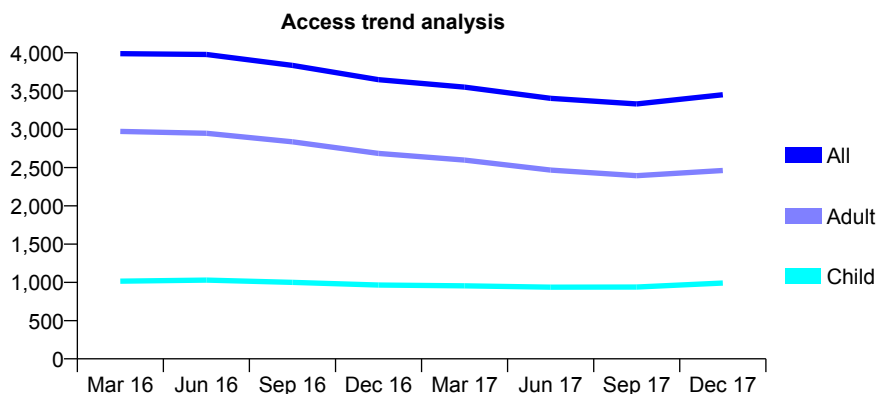
## Q56 - Vital Signs At a Glance Contract Report for 257257/0002 - December 2017

Name or company name	MR JJ VILJOEN
Contract type name	PDS Contract
Purpose of contract	General
Contract start date	01/02/2010
Contract end date	30/04/2018

17/18 Contracted general activity (UDA)	9,942
Carry forward general activity (UDA)	-73
17/18 Contracted orthodontic activity (UOA)	0
Carry forward orthodontic activity (UOA)	0
Baseline contract value	£248,940.89

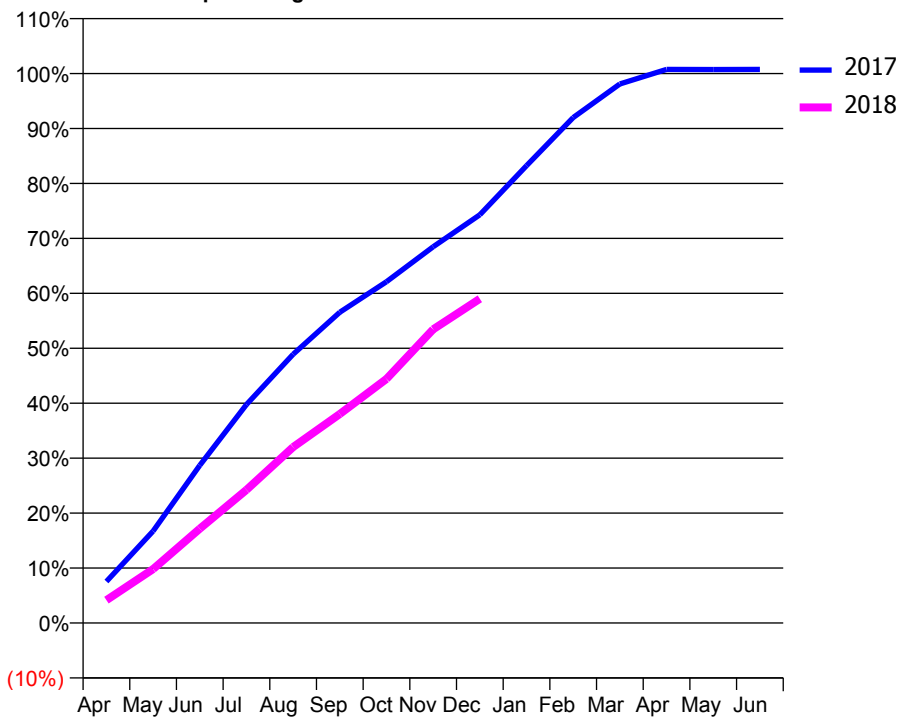
### ACCESS\*

Patients seen in 24 months	Total	Change since previous quarter
Quarter ending December 2016	3,649	
Quarter ending March 2017	3,552	↓
Quarter ending June 2017	3,404	↓
Quarter ending September 2017	3,332	↓
Quarter ending December 2017	3,452	↑
<b>Variance since December 2016</b>	<b>(5.4%)</b>	<b>↓</b>



### ACTIVITY

Cumulative percentage of contracted UDA delivered 2017 & 2018



Month	Adjusted Scheduled Activity (UDA)	
	2017	2018
April	751	414
May	1,664	975
June	2,853	1,706
July	3,953	2,409
August	4,864	3,184
September	5,623	3,781
October	6,175	4,417
November	6,807	5,313
December	7,387	5,865
January	8,274	
February	9,145	
March	9,754	
April	10,015	
May	10,014	
June	10,015	

### QUALITY

	Quantity	Base Number	Contract	AT	Region	England
% of FP17s for the same patient ID Re-attending within 3 months - Children	34	1,057	3.2%	11.1%	11.8%	12.0%
% of FP17s for the same patient ID Re-attending within 3 months - Adults	291	2,646	11.0%	14.5%	15.3%	15.9%
% of FP17s for the same patient ID Re-attending between 3 & 9 months - Children	664	1,057	62.8%	59.2%	59.1%	58.0%
% of FP17s for the same patient ID Re-attending between 3 & 9 months - Adults	1,687	2,646	63.8%	48.7%	51.5%	50.5%
% of FP17s for Band 1 Urgent Courses	253	3,540	7.1%	9.3%	8.0%	9.0%
% of FP17s Relating to Free Repair or Replacements	12	3,540	0.3%	0.8%	0.8%	0.8%
% of FP17s Relating to Continuations	11	3,540	0.3%	1.1%	1.1%	1.1%
% of Patients satisfied with the dentistry they have received	4	5	N/A	91.4%	91.6%	91.5%
% of Patients satisfied with the time they had to wait for an appointment	4	5	N/A	87.0%	88.3%	87.9%

\* This is based on patients treated on this contract for their most recent course of treatment. Figures in italics indicate the base number of FP17s or Patient Questionnaire responses are less than 100. N/A is shown where the base number of responses is less than 10 during the period. % is calculated as Quantity/Base number\*100

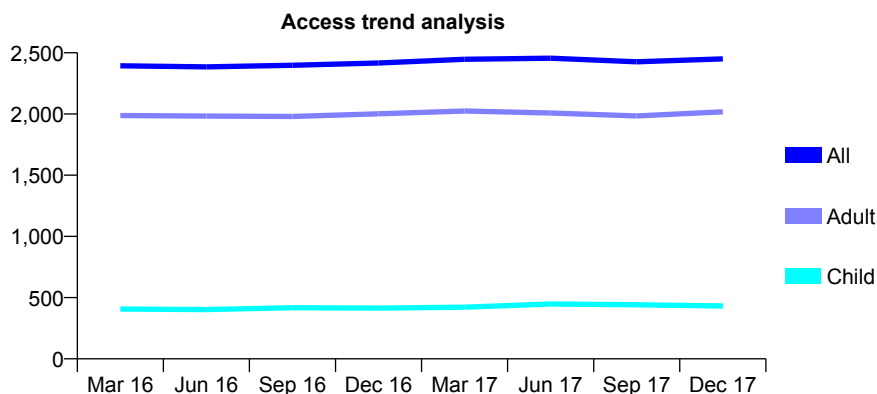
## Q56 - Vital Signs At a Glance Contract Report for 258083/0001 - December 2017

Name or company name	MR AA KHODADADIAN
Contract type name	GDS Contract
Purpose of contract	General
Contract start date	01/04/2006
Contract end date	

17/18 Contracted general activity (UDA)	7,400
Carry forward general activity (UDA)	0
17/18 Contracted orthodontic activity (UOA)	0
Carry forward orthodontic activity (UOA)	0
Baseline contract value	£185,293.50

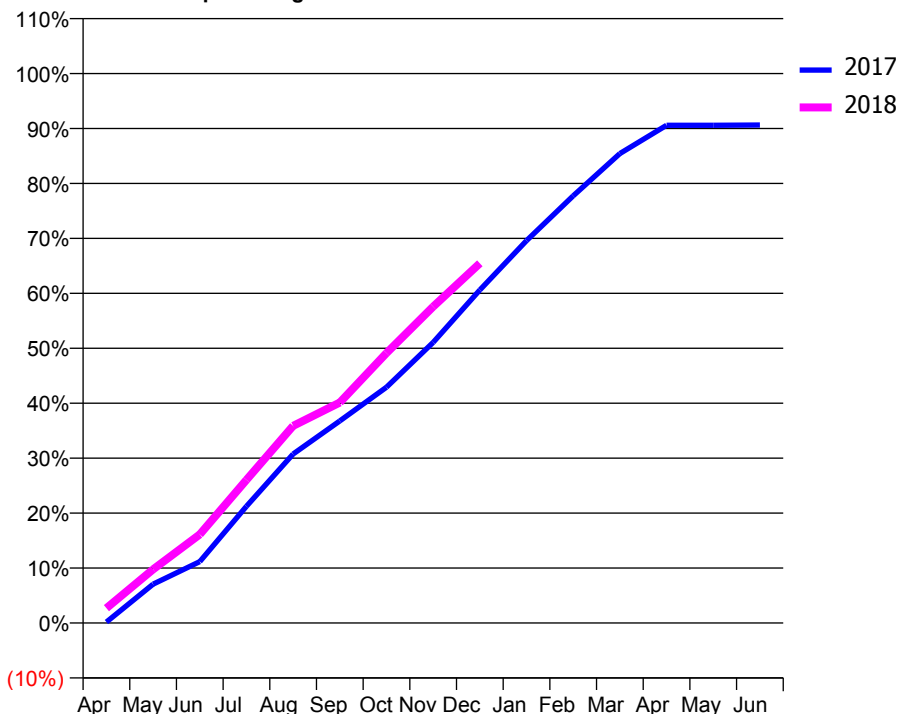
### ACCESS\*

Patients seen in 24 months	Total	Change since previous quarter
Quarter ending December 2016	2,417	
Quarter ending March 2017	2,447	→
Quarter ending June 2017	2,456	→
Quarter ending September 2017	2,426	↓
Quarter ending December 2017	2,450	→
<b>Variance since December 2016</b>	<b>1.4%</b>	<b>→</b>



### ACTIVITY

Cumulative percentage of contracted UDA delivered 2017 & 2018



Month	Adjusted Scheduled Activity (UDA)	
	2017	2018
April	13	200
May	523	723
June	827	1,193
July	1,571	1,928
August	2,277	2,655
September	2,721	2,970
October	3,175	3,635
November	3,779	4,261
December	4,485	4,843
January	5,150	
February	5,752	
March	6,322	
April	6,702	
May	6,703	
June	6,707	

### QUALITY

	Quantity	Base Number	Contract	AT	Region	England
% of FP17s for the same patient ID Re-attending within 3 months - Children	18	422	4.3%	11.1%	11.8%	12.0%
% of FP17s for the same patient ID Re-attending within 3 months - Adults	232	2,044	11.4%	14.5%	15.3%	15.9%
% of FP17s for the same patient ID Re-attending between 3 & 9 months - Children	199	422	47.2%	59.2%	59.1%	58.0%
% of FP17s for the same patient ID Re-attending between 3 & 9 months - Adults	958	2,044	46.9%	48.7%	51.5%	50.5%
% of FP17s for Band 1 Urgent Courses	141	2,327	6.1%	9.3%	8.0%	9.0%
% of FP17s Relating to Free Repair or Replacements	21	2,327	0.9%	0.8%	0.8%	0.8%
% of FP17s Relating to Continuations	21	2,327	0.9%	1.1%	1.1%	1.1%
% of Patients satisfied with the dentistry they have received	7	7	N/A	91.4%	91.6%	91.5%
% of Patients satisfied with the time they had to wait for an appointment	7	7	N/A	87.0%	88.3%	87.9%

\* This is based on patients treated on this contract for their most recent course of treatment. Figures in italics indicate the base number of FP17s or Patient Questionnaire responses are less than 100. N/A is shown where the base number of responses is less than 10 during the period. % is calculated as Quantity/Base number\*100

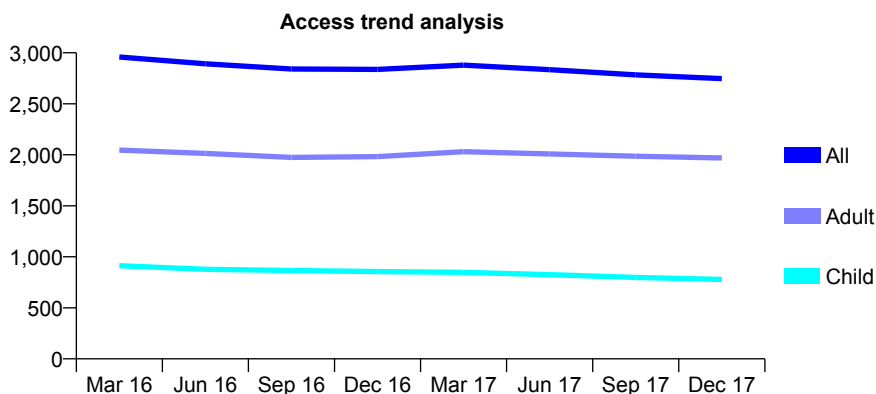
## Q56 - Vital Signs At a Glance Contract Report for 258229/0001 - December 2017

Name or company name	MR S KORDANY
Contract type name	GDS Contract
Purpose of contract	General
Contract start date	01/04/2006
Contract end date	

17/18 Contracted general activity (UDA)	8,000
Carry forward general activity (UDA)	0
17/18 Contracted orthodontic activity (UOA)	0
Carry forward orthodontic activity (UOA)	0
Baseline contract value	£195,249.02

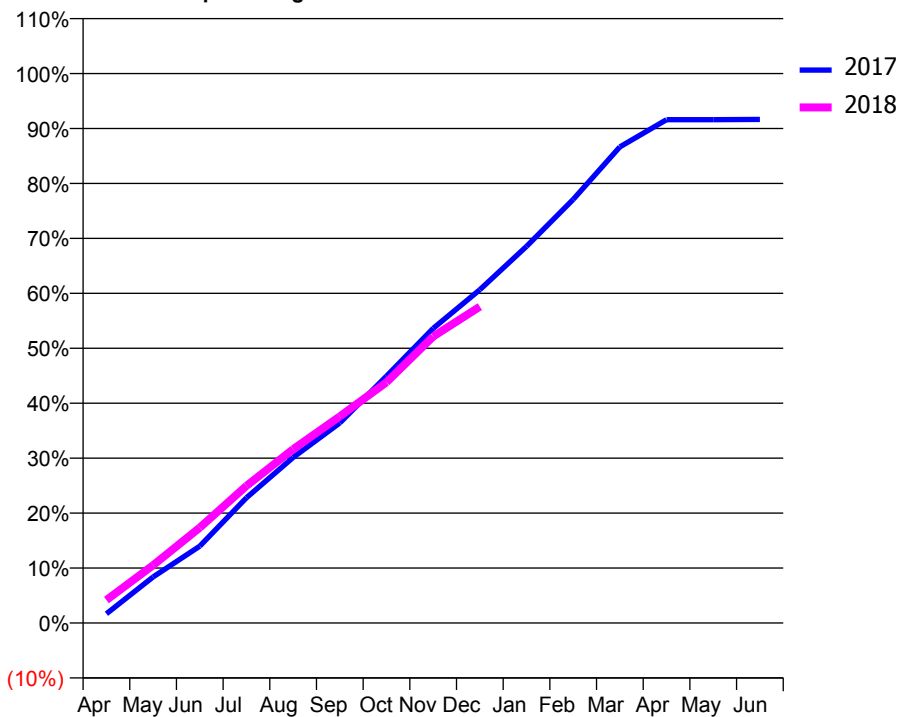
### ACCESS\*

Patients seen in 24 months	Total	Change since previous quarter
Quarter ending December 2016	2,837	
Quarter ending March 2017	2,879	→
Quarter ending June 2017	2,834	↓
Quarter ending September 2017	2,784	↓
Quarter ending December 2017	2,747	↓
<b>Variance since December 2016</b>	<b>(3.2%)</b>	<b>↓</b>



### ACTIVITY

Cumulative percentage of contracted UDA delivered 2017 & 2018



Month	Adjusted Scheduled Activity (UDA)	
	2017	2018
April	135	336
May	670	842
June	1,119	1,388
July	1,824	1,997
August	2,410	2,531
September	2,912	3,008
October	3,594	3,505
November	4,290	4,171
December	4,853	4,606
January	5,483	
February	6,166	
March	6,932	
April	7,329	
May	7,328	
June	7,331	

### QUALITY

	Quantity	Base Number	Contract	AT	Region	England
% of FP17s for the same patient ID Re-attending within 3 months - Children	28	836	3.3%	11.1%	11.8%	12.0%
% of FP17s for the same patient ID Re-attending within 3 months - Adults	218	2,127	10.2%	14.5%	15.3%	15.9%
% of FP17s for the same patient ID Re-attending between 3 & 9 months - Children	555	836	66.4%	59.2%	59.1%	58.0%
% of FP17s for the same patient ID Re-attending between 3 & 9 months - Adults	1,408	2,127	66.2%	48.7%	51.5%	50.5%
% of FP17s for Band 1 Urgent Courses	127	2,808	4.5%	9.3%	8.0%	9.0%
% of FP17s Relating to Free Repair or Replacements	23	2,808	0.8%	0.8%	0.8%	0.8%
% of FP17s Relating to Continuations	17	2,808	0.6%	1.1%	1.1%	1.1%
% of Patients satisfied with the dentistry they have received	4	4	N/A	91.4%	91.6%	91.5%
% of Patients satisfied with the time they had to wait for an appointment	4	4	N/A	87.0%	88.3%	87.9%

\* This is based on patients treated on this contract for their most recent course of treatment. Figures in italics indicate the base number of FP17s or Patient Questionnaire responses are less than 100. N/A is shown where the base number of responses is less than 10 during the period. % is calculated as Quantity/Base number\*100

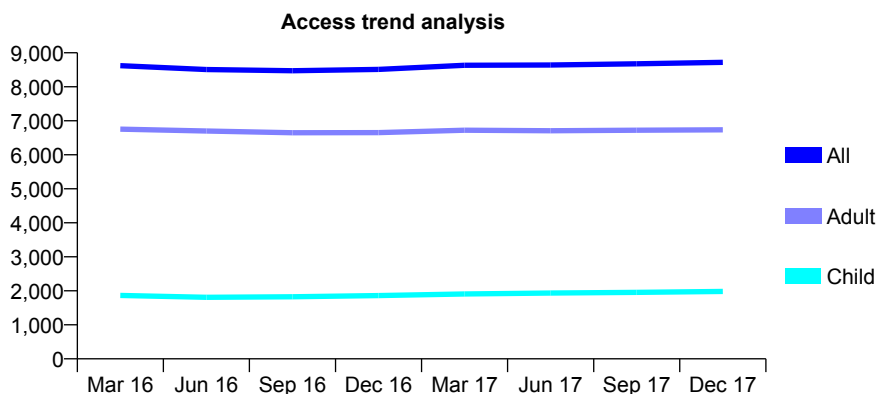
## Q56 - Vital Signs At a Glance Contract Report for 262080/0002 - December 2017

Name or company name	MR A KHANI
Contract type name	Pilot Contract
Purpose of contract	General
Contract start date	01/06/2006
Contract end date	

17/18 Contracted general activity (UDA)	27,000
Carry forward general activity (UDA)	0
17/18 Contracted orthodontic activity (UOA)	0
Carry forward orthodontic activity (UOA)	0
Baseline contract value	£650,993.73

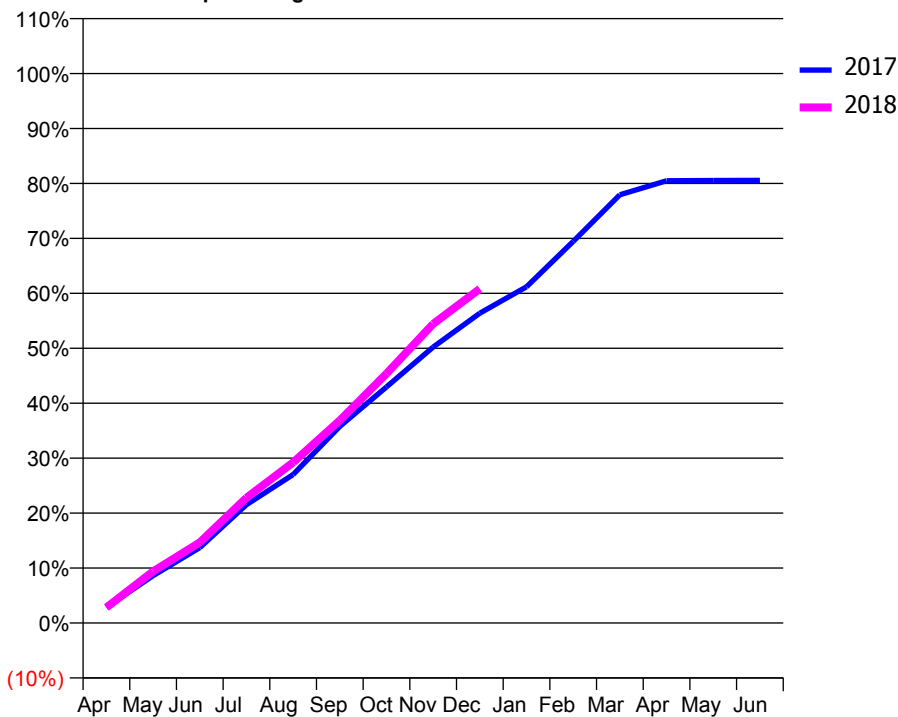
### ACCESS\*

Patients seen in 24 months	Total	Change since previous quarter
Quarter ending December 2016	8,513	
Quarter ending March 2017	8,633	→
Quarter ending June 2017	8,642	→
Quarter ending September 2017	8,675	→
Quarter ending December 2017	8,719	→
<b>Variance since December 2016</b>	<b>2.4%</b>	<b>↑</b>



### ACTIVITY

Cumulative percentage of contracted UDA delivered 2017 & 2018



Month	Adjusted Scheduled Activity (UDA)	
	2017	2018
April	772	764
May	2,330	2,542
June	3,704	3,964
July	5,812	6,157
August	7,295	7,891
September	9,661	9,959
October	11,603	12,257
November	13,557	14,703
December	15,221	16,423
January	16,522	
February	18,749	
March	21,040	
April	21,731	
May	21,740	
June	21,749	

### QUALITY

	Quantity	Base Number	Contract	AT	Region	England
% of FP17s for the same patient ID Re-attending within 3 months - Children	106	1,998	5.3%	11.1%	11.8%	12.0%
% of FP17s for the same patient ID Re-attending within 3 months - Adults	759	6,399	11.9%	14.5%	15.3%	15.9%
% of FP17s for the same patient ID Re-attending between 3 & 9 months - Children	1,110	1,998	55.6%	59.2%	59.1%	58.0%
% of FP17s for the same patient ID Re-attending between 3 & 9 months - Adults	2,647	6,399	41.4%	48.7%	51.5%	50.5%
% of FP17s for Band 1 Urgent Courses	682	8,084	8.4%	9.3%	8.0%	9.0%
% of FP17s Relating to Free Repair or Replacements	10	8,084	0.1%	0.8%	0.8%	0.8%
% of FP17s Relating to Continuations	100	8,084	1.2%	1.1%	1.1%	1.1%
% of Patients satisfied with the dentistry they have received	11	18	61.1%	91.4%	91.6%	91.5%
% of Patients satisfied with the time they had to wait for an appointment	14	18	77.8%	87.0%	88.3%	87.9%

\* This is based on patients treated on this contract for their most recent course of treatment. Figures in italics indicate the base number of FP17s or Patient Questionnaire responses are less than 100. N/A is shown where the base number of responses is less than 10 during the period. % is calculated as Quantity/Base number\*100

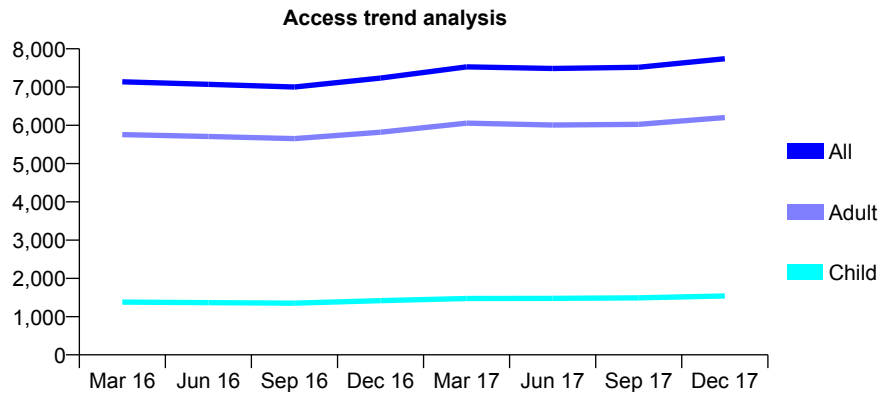
## Q56 - Vital Signs At a Glance Contract Report for 263370/0001 - December 2017

Name or company name	Dr Baker & Dr. Al-Ali
Contract type name	GDS Contract
Purpose of contract	General
Contract start date	23/11/2009
Contract end date	

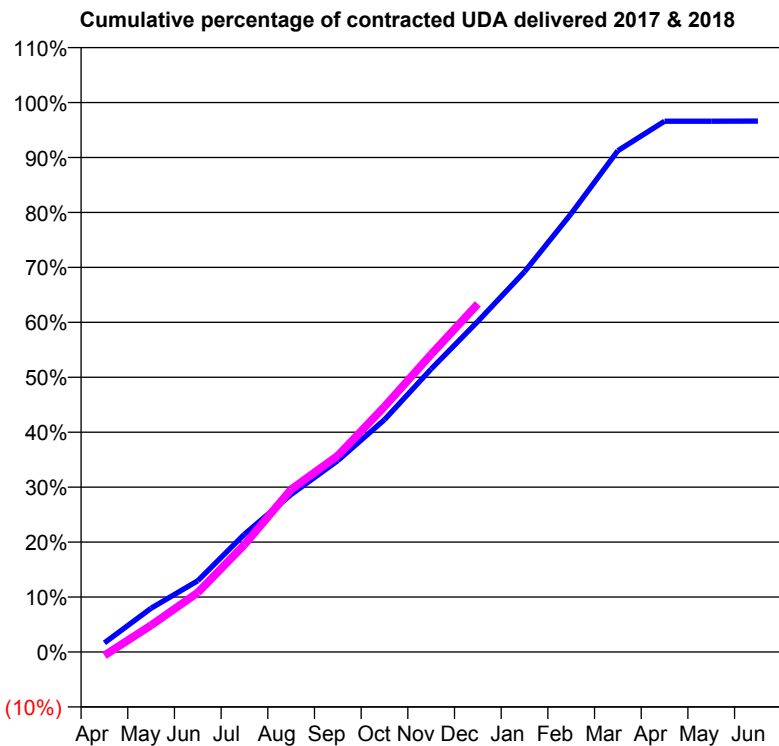
17/18 Contracted general activity (UDA)	22,763
Carry forward general activity (UDA)	771
17/18 Contracted orthodontic activity (UOA)	0
Carry forward orthodontic activity (UOA)	0
Baseline contract value	£519,628.13

### ACCESS\*

Patients seen in 24 months	Total	Change since previous quarter
Quarter ending December 2016	7,235	
Quarter ending March 2017	7,528	↑
Quarter ending June 2017	7,485	→
Quarter ending September 2017	7,517	→
Quarter ending December 2017	7,742	↑
<b>Variance since December 2016</b>	<b>7.0%</b>	<b>↑</b>



### ACTIVITY



Month	Adjusted Scheduled Activity (UDA)	
	2017	2018
April	378	-145
May	1,814	1,107
June	2,950	2,461
July	4,881	4,448
August	6,527	6,736
September	7,932	8,131
October	9,626	10,165
November	11,723	12,332
December	13,695	14,421
January	15,753	
February	18,158	
March	20,765	
April	21,985	
May	21,990	
June	21,992	

### QUALITY

	Quantity	Base Number	Contract	AT	Region	England
% of FP17s for the same patient ID Re-attending within 3 months - Children	112	1,749	6.4%	11.1%	11.8%	12.0%
% of FP17s for the same patient ID Re-attending within 3 months - Adults	785	6,968	11.3%	14.5%	15.3%	15.9%
% of FP17s for the same patient ID Re-attending between 3 & 9 months - Children	1,129	1,749	64.6%	59.2%	59.1%	58.0%
% of FP17s for the same patient ID Re-attending between 3 & 9 months - Adults	4,427	6,968	63.5%	48.7%	51.5%	50.5%
% of FP17s for Band 1 Urgent Courses	431	8,262	5.2%	9.3%	8.0%	9.0%
% of FP17s Relating to Free Repair or Replacements	141	8,262	1.7%	0.8%	0.8%	0.8%
% of FP17s Relating to Continuations	52	8,262	0.6%	1.1%	1.1%	1.1%
% of Patients satisfied with the dentistry they have received	11	11	100.0%	91.4%	91.6%	91.5%
% of Patients satisfied with the time they had to wait for an appointment	11	11	100.0%	87.0%	88.3%	87.9%

\* This is based on patients treated on this contract for their most recent course of treatment. Figures in italics indicate the base number of FP17s or Patient Questionnaire responses are less than 100. N/A is shown where the base number of responses is less than 10 during the period. % is calculated as Quantity/Base number\*100



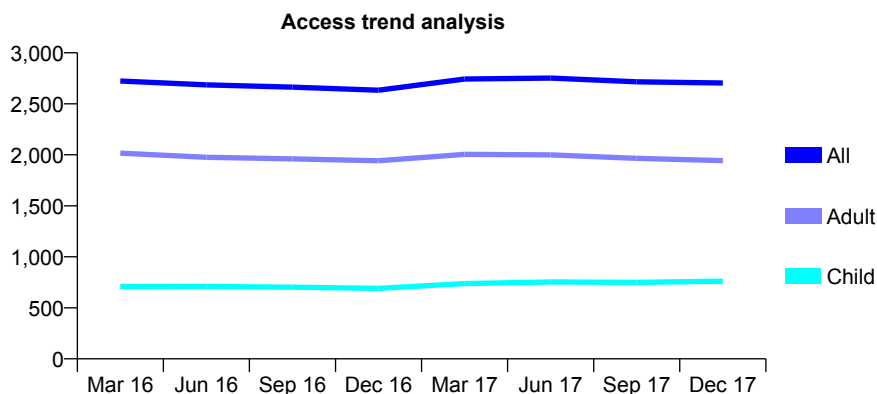
## Q56 - Vital Signs At a Glance Contract Report for 264113/0001 - December 2017

Name or company name	MISS O OMOREGIE
Contract type name	GDS Contract
Purpose of contract	General
Contract start date	20/12/2007
Contract end date	

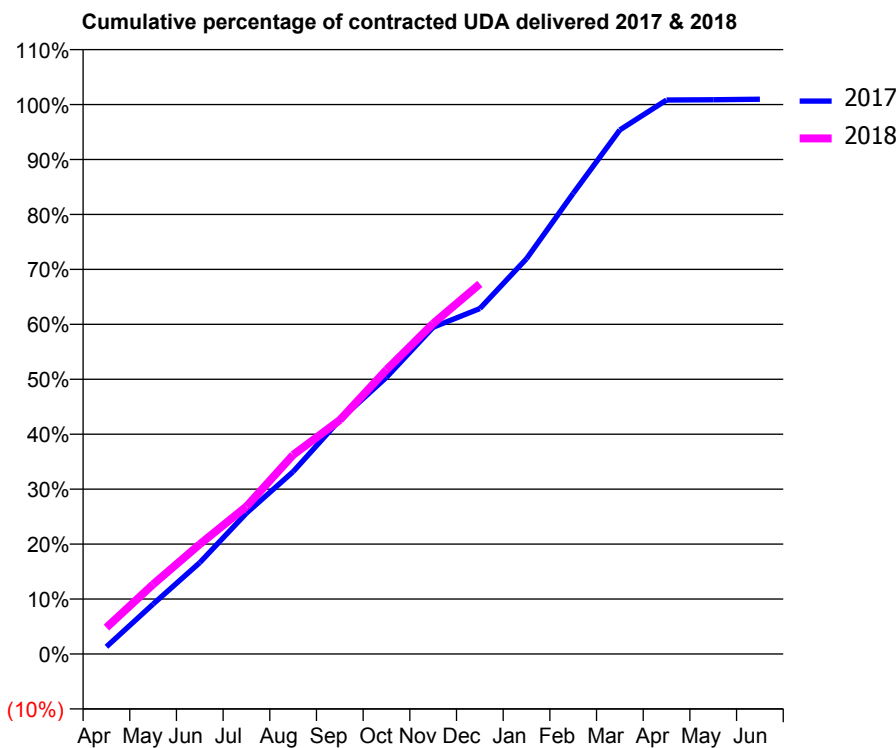
17/18 Contracted general activity (UDA)	6,666
Carry forward general activity (UDA)	-64
17/18 Contracted orthodontic activity (UOA)	0
Carry forward orthodontic activity (UOA)	0
Baseline contract value	£179,800.61

### ACCESS\*

Patients seen in 24 months	Total	Change since previous quarter
Quarter ending December 2016	2,633	
Quarter ending March 2017	2,743	↑
Quarter ending June 2017	2,752	→
Quarter ending September 2017	2,716	↓
Quarter ending December 2017	2,704	→
<b>Variance since December 2016</b>	<b>2.7%</b>	<b>↑</b>



### ACTIVITY



Month	Adjusted Scheduled Activity (UDA)	
	2017	2018
April	88	321
May	606	845
June	1,109	1,332
July	1,710	1,790
August	2,212	2,415
September	2,839	2,838
October	3,357	3,449
November	3,965	4,010
December	4,191	4,489
January	4,796	
February	5,587	
March	6,358	
April	6,721	
May	6,724	
June	6,730	

### QUALITY

	Quantity	Base Number	Contract	AT	Region	England
% of FP17s for the same patient ID Re-attending within 3 months - Children	51	798	6.4%	11.1%	11.8%	12.0%
% of FP17s for the same patient ID Re-attending within 3 months - Adults	301	2,049	14.7%	14.5%	15.3%	15.9%
% of FP17s for the same patient ID Re-attending between 3 & 9 months - Children	446	798	55.9%	59.2%	59.1%	58.0%
% of FP17s for the same patient ID Re-attending between 3 & 9 months - Adults	1,202	2,049	58.7%	48.7%	51.5%	50.5%
% of FP17s for Band 1 Urgent Courses	77	2,612	2.9%	9.3%	8.0%	9.0%
% of FP17s Relating to Free Repair or Replacements	26	2,612	1.0%	0.8%	0.8%	0.8%
% of FP17s Relating to Continuations	85	2,612	3.3%	1.1%	1.1%	1.1%
% of Patients satisfied with the dentistry they have received	0	0	N/A	91.4%	91.6%	91.5%
% of Patients satisfied with the time they had to wait for an appointment	0	0	N/A	87.0%	88.3%	87.9%

\* This is based on patients treated on this contract for their most recent course of treatment. Figures in italics indicate the base number of FP17s or Patient Questionnaire responses are less than 100. N/A is shown where the base number of responses is less than 10 during the period. % is calculated as Quantity/Base number\*100

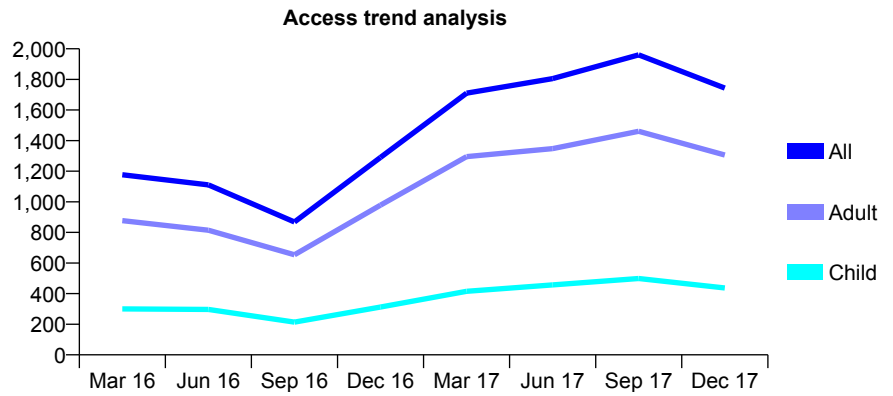
## Q56 - Vital Signs At a Glance Contract Report for 277932/0002 - December 2017

Name or company name	MR IO OSHIGA
Contract type name	GDS Contract
Purpose of contract	General
Contract start date	01/04/2012
Contract end date	

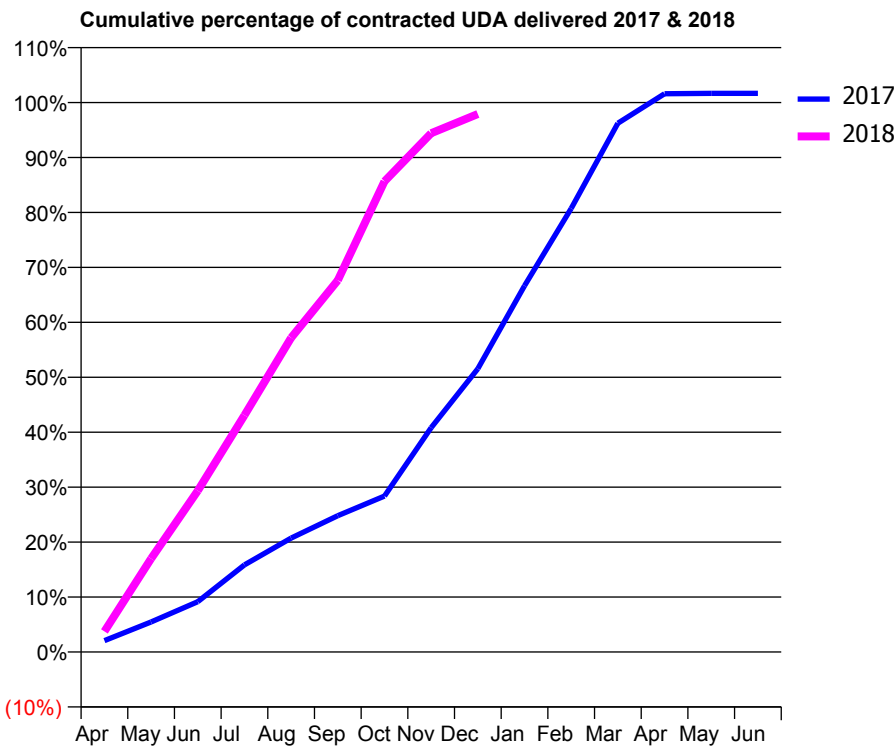
17/18 Contracted general activity (UDA)	4,320
Carry forward general activity (UDA)	-72
17/18 Contracted orthodontic activity (UOA)	0
Carry forward orthodontic activity (UOA)	0
Baseline contract value	£111,490.92

### ACCESS\*

Patients seen in 24 months	Total	Change since previous quarter
Quarter ending December 2016	1,290	
Quarter ending March 2017	1,710	↑
Quarter ending June 2017	1,805	↑
Quarter ending September 2017	1,960	↑
Quarter ending December 2017	1,743	↓
<b>Variance since December 2016</b>	<b>35.1%</b>	<b>↑</b>



### ACTIVITY



Month	Adjusted Scheduled Activity (UDA)	
	2017	2018
April	89	162
May	236	734
June	395	1,268
July	685	1,861
August	896	2,470
September	1,072	2,922
October	1,226	3,700
November	1,764	4,078
December	2,227	4,230
January	2,879	
February	3,487	
March	4,157	
April	4,389	
May	4,392	
June	4,392	

### QUALITY

	Quantity	Base Number	Contract	AT	Region	England
% of FP17s for the same patient ID Re-attending within 3 months - Children	29	519	5.6%	11.1%	11.8%	12.0%
% of FP17s for the same patient ID Re-attending within 3 months - Adults	224	1,552	14.4%	14.5%	15.3%	15.9%
% of FP17s for the same patient ID Re-attending between 3 & 9 months - Children	243	519	46.8%	59.2%	59.1%	58.0%
% of FP17s for the same patient ID Re-attending between 3 & 9 months - Adults	716	1,552	46.1%	48.7%	51.5%	50.5%
% of FP17s for Band 1 Urgent Courses	143	1,972	7.3%	9.3%	8.0%	9.0%
% of FP17s Relating to Free Repair or Replacements	8	1,972	0.4%	0.8%	0.8%	0.8%
% of FP17s Relating to Continuations	34	1,972	1.7%	1.1%	1.1%	1.1%
% of Patients satisfied with the dentistry they have received	5	5	N/A	91.4%	91.6%	91.5%
% of Patients satisfied with the time they had to wait for an appointment	5	5	N/A	87.0%	88.3%	87.9%

\* This is based on patients treated on this contract for their most recent course of treatment. Figures in italics indicate the base number of FP17s or Patient Questionnaire responses are less than 100. N/A is shown where the base number of responses is less than 10 during the period. % is calculated as Quantity/Base number\*100

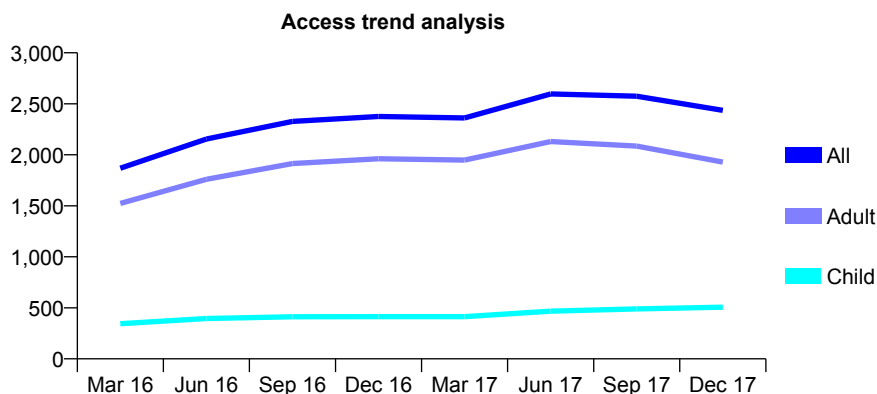
## Q56 - Vital Signs At a Glance Contract Report for 282782/0001 - December 2017

Name or company name	DR J SALEH
Contract type name	GDS Contract
Purpose of contract	General
Contract start date	23/07/2015
Contract end date	

17/18 Contracted general activity (UDA)	9,575
Carry forward general activity (UDA)	76
17/18 Contracted orthodontic activity (UOA)	0
Carry forward orthodontic activity (UOA)	0
Baseline contract value	£205,870.66

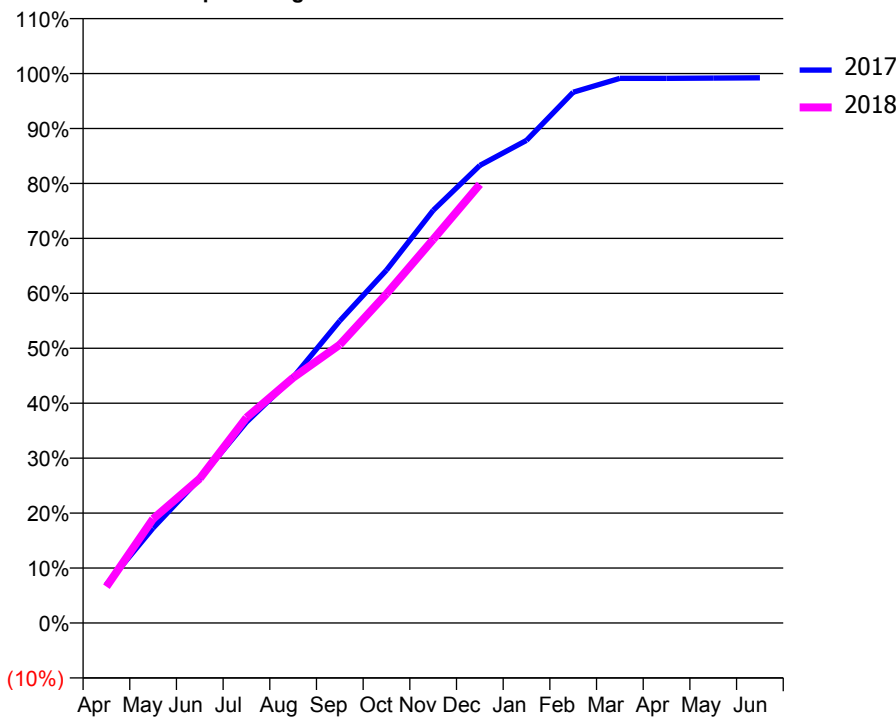
### ACCESS\*

Patients seen in 24 months	Total	Change since previous quarter
Quarter ending December 2016	2,376	
Quarter ending March 2017	2,362	→
Quarter ending June 2017	2,597	↑
Quarter ending September 2017	2,574	→
Quarter ending December 2017	2,436	↓
<b>Variance since December 2016</b>	<b>2.5%</b>	<b>↑</b>



### ACTIVITY

Cumulative percentage of contracted UDA delivered 2017 & 2018



Month	Adjusted Scheduled Activity (UDA)	
	2017	2018
April	670	633
May	1,655	1,816
June	2,518	2,518
July	3,500	3,580
August	4,281	4,275
September	5,267	4,851
October	6,150	5,735
November	7,190	6,683
December	7,972	7,643
January	8,411	
February	9,249	
March	9,490	
April	9,490	
May	9,494	
June	9,499	

### QUALITY

	Quantity	Base Number	Contract	AT	Region	England
% of FP17s for the same patient ID Re-attending within 3 months - Children	29	522	5.6%	11.1%	11.8%	12.0%
% of FP17s for the same patient ID Re-attending within 3 months - Adults	206	2,102	9.8%	14.5%	15.3%	15.9%
% of FP17s for the same patient ID Re-attending between 3 & 9 months - Children	242	522	46.4%	59.2%	59.1%	58.0%
% of FP17s for the same patient ID Re-attending between 3 & 9 months - Adults	1,293	2,102	61.5%	48.7%	51.5%	50.5%
% of FP17s for Band 1 Urgent Courses	91	2,606	3.5%	9.3%	8.0%	9.0%
% of FP17s Relating to Free Repair or Replacements	18	2,606	0.7%	0.8%	0.8%	0.8%
% of FP17s Relating to Continuations	2	2,606	0.1%	1.1%	1.1%	1.1%
% of Patients satisfied with the dentistry they have received	16	16	100.0%	91.4%	91.6%	91.5%
% of Patients satisfied with the time they had to wait for an appointment	15	16	93.8%	87.0%	88.3%	87.9%

\* This is based on patients treated on this contract for their most recent course of treatment. Figures in italics indicate the base number of FP17s or Patient Questionnaire responses are less than 100. N/A is shown where the base number of responses is less than 10 during the period. % is calculated as Quantity/Base number\*100

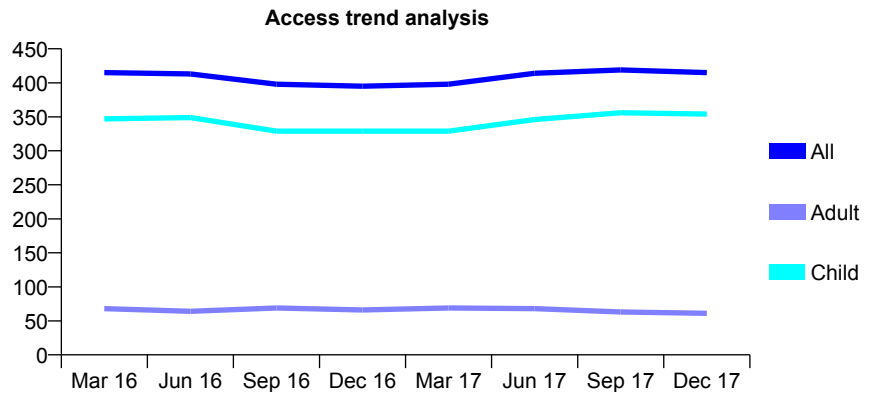
## Q56 - Vital Signs At a Glance Contract Report for 299022/0001 - December 2017

Name or company name	MR G KARATZOPOULOS
Contract type name	GDS Contract
Purpose of contract	General and Orthodontic
Contract start date	01/08/2012
Contract end date	

17/18 Contracted general activity (UDA)	551
Carry forward general activity (UDA)	0
17/18 Contracted orthodontic activity (UOA)	900
Carry forward orthodontic activity (UOA)	16
Baseline contract value	£71,571.06

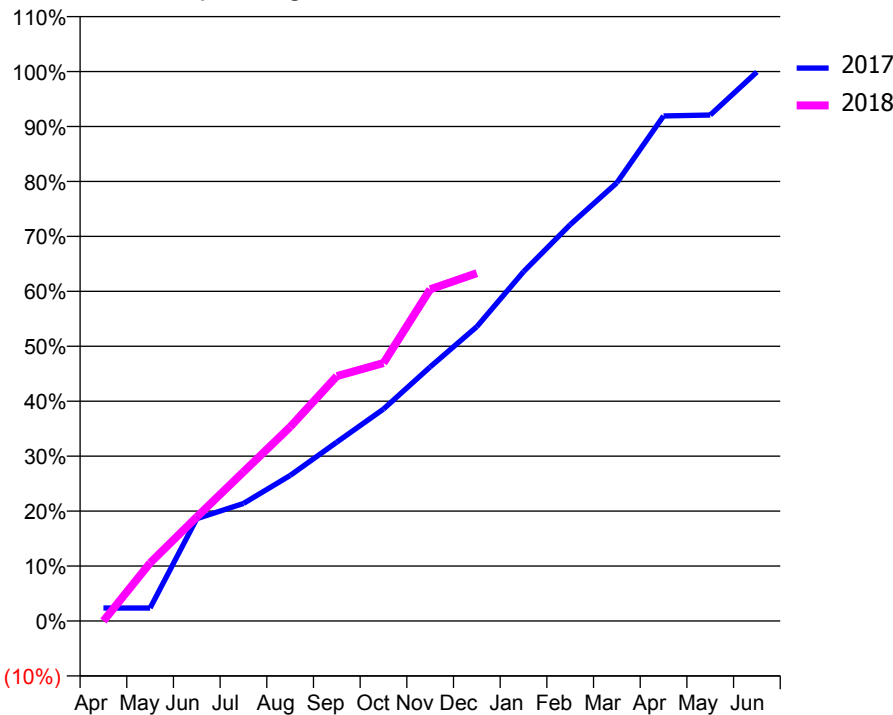
### ACCESS\*

Patients seen in 24 months	Total	Change since previous quarter
Quarter ending December 2016	395	
Quarter ending March 2017	398	→
Quarter ending June 2017	414	↑
Quarter ending September 2017	419	→
Quarter ending December 2017	415	→
<b>Variance since December 2016</b>	<b>5.1%</b>	<b>↑</b>



### ACTIVITY

Cumulative percentage of contracted UDA delivered 2017 & 2018



Month	Adjusted Scheduled Activity (UDA)	
	2017	2018
April	13	0
May	13	58
June	103	104
July	118	150
August	146	195
September	179	246
October	213	259
November	255	333
December	295	349
January	350	
February	397	
March	439	
April	506	
May	507	
June	551	

### QUALITY

	Quantity	Base Number	Contract	AT	Region	England
% of FP17s for the same patient ID Re-attending within 3 months - Children	58	488	11.9%	11.1%	11.8%	12.0%
% of FP17s for the same patient ID Re-attending within 3 months - Adults	0	17	0.0%	14.5%	15.3%	15.9%
% of FP17s for the same patient ID Re-attending between 3 & 9 months - Children	197	488	40.4%	59.2%	59.1%	58.0%
% of FP17s for the same patient ID Re-attending between 3 & 9 months - Adults	10	17	58.8%	48.7%	51.5%	50.5%
% of FP17s for Band 1 Urgent Courses	4	294	1.4%	9.3%	8.0%	9.0%
% of FP17s Relating to Free Repair or Replacements	0	294	0.0%	0.8%	0.8%	0.8%
% of FP17s Relating to Continuations	0	294	0.0%	1.1%	1.1%	1.1%
% of Patients satisfied with the dentistry they have received	0	0	N/A	91.4%	91.6%	91.5%
% of Patients satisfied with the time they had to wait for an appointment	0	0	N/A	87.0%	88.3%	87.9%

\* This is based on patients treated on this contract for their most recent course of treatment. Figures in italics indicate the base number of FP17s or Patient Questionnaire responses are less than 100. N/A is shown where the base number of responses is less than 10 during the period. % is calculated as Quantity/Base number\*100

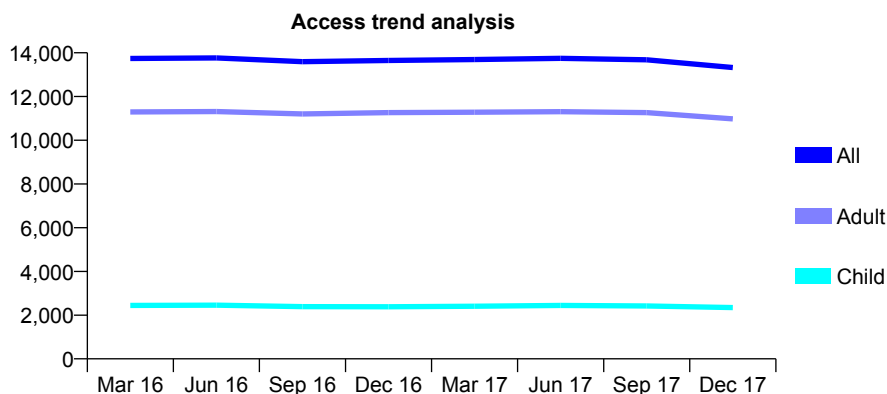
## Q56 - Vital Signs At a Glance Contract Report for 329185/0001 - December 2017

Name or company name	MR HS SKOYLES
Contract type name	GDS Contract
Purpose of contract	General and Orthodontic
Contract start date	01/04/2006
Contract end date	

17/18 Contracted general activity (UDA)	42,279
Carry forward general activity (UDA)	0
17/18 Contracted orthodontic activity (UOA)	1,200
Carry forward orthodontic activity (UOA)	0
Baseline contract value	£1,154,405.94

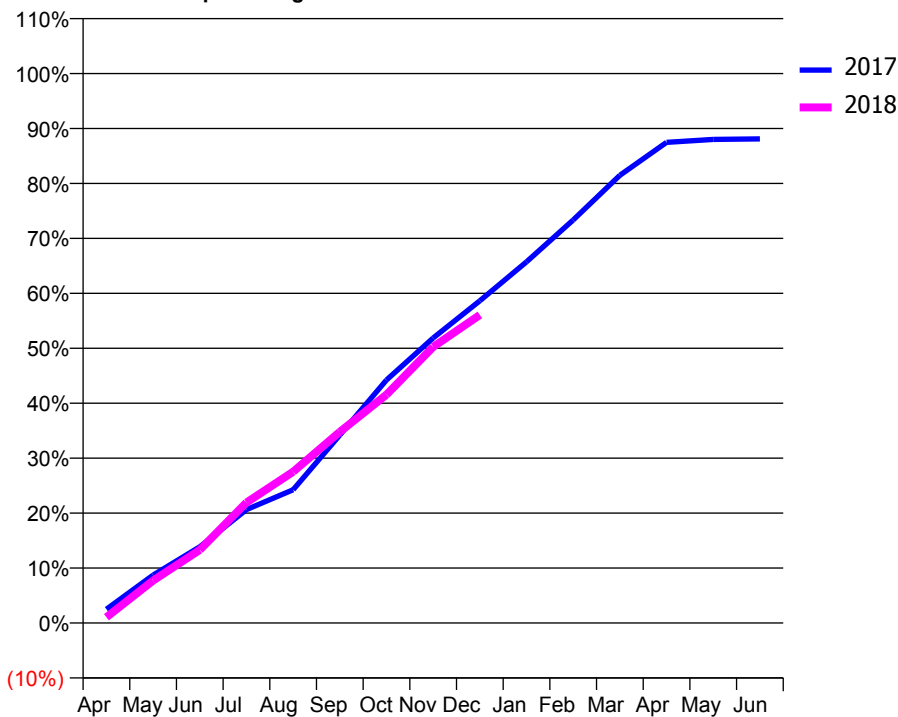
### ACCESS\*

Patients seen in 24 months	Total	Change since previous quarter
Quarter ending December 2016	13,647	
Quarter ending March 2017	13,689	→
Quarter ending June 2017	13,749	→
Quarter ending September 2017	13,682	→
Quarter ending December 2017	13,323	↓
<b>Variance since December 2016</b>	<b>(2.4%)</b>	<b>↓</b>



### ACTIVITY

Cumulative percentage of contracted UDA delivered 2017 & 2018



Month	Adjusted Scheduled Activity (UDA)	
	2017	2018
April	1,060	447
May	3,684	3,271
June	5,865	5,628
July	8,729	9,272
August	10,251	11,636
September	14,458	14,711
October	18,699	17,575
November	21,935	21,245
December	24,793	23,706
January	27,788	
February	31,005	
March	34,450	
April	36,978	
May	37,208	
June	37,245	

### QUALITY

	Quantity	Base Number	Contract	AT	Region	England
% of FP17s for the same patient ID Re-attending within 3 months - Children	280	2,920	9.6%	11.1%	11.8%	12.0%
% of FP17s for the same patient ID Re-attending within 3 months - Adults	1,806	12,255	14.7%	14.5%	15.3%	15.9%
% of FP17s for the same patient ID Re-attending between 3 & 9 months - Children	1,841	2,920	63.0%	59.2%	59.1%	58.0%
% of FP17s for the same patient ID Re-attending between 3 & 9 months - Adults	7,140	12,255	58.3%	48.7%	51.5%	50.5%
% of FP17s for Band 1 Urgent Courses	908	13,177	6.9%	9.3%	8.0%	9.0%
% of FP17s Relating to Free Repair or Replacements	115	13,177	0.9%	0.8%	0.8%	0.8%
% of FP17s Relating to Continuations	188	13,177	1.4%	1.1%	1.1%	1.1%
% of Patients satisfied with the dentistry they have received	24	28	85.7%	91.4%	91.6%	91.5%
% of Patients satisfied with the time they had to wait for an appointment	26	28	92.9%	87.0%	88.3%	87.9%

\* This is based on patients treated on this contract for their most recent course of treatment. Figures in italics indicate the base number of FP17s or Patient Questionnaire responses are less than 100. N/A is shown where the base number of responses is less than 10 during the period. % is calculated as Quantity/Base number\*100

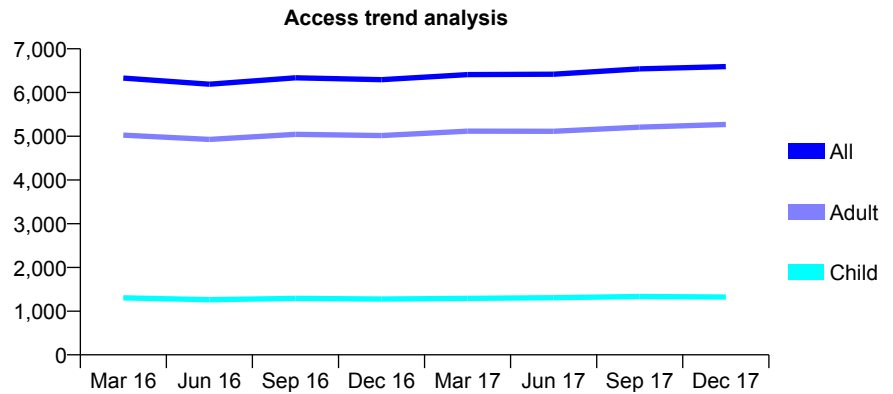
## Q56 - Vital Signs At a Glance Contract Report for 329541/0002 - December 2017

Name or company name	MR GN BAXTER
Contract type name	GDS Contract
Purpose of contract	General
Contract start date	16/12/2007
Contract end date	

17/18 Contracted general activity (UDA)	19,890
Carry forward general activity (UDA)	130
17/18 Contracted orthodontic activity (UOA)	0
Carry forward orthodontic activity (UOA)	0
Baseline contract value	£487,528.92

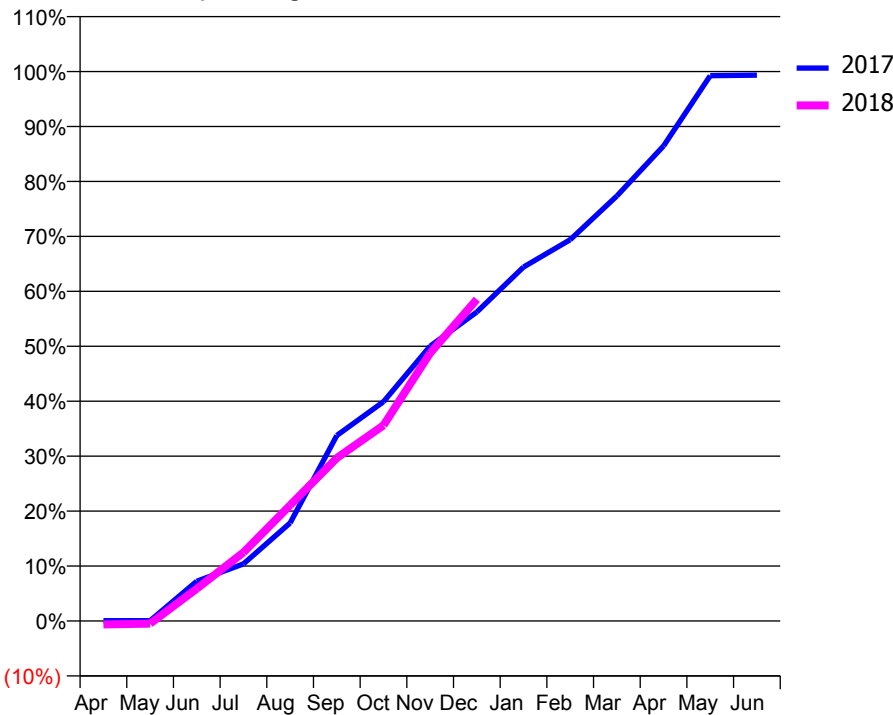
### ACCESS\*

Patients seen in 24 months	Total	Change since previous quarter
Quarter ending December 2016	6,293	
Quarter ending March 2017	6,409	→
Quarter ending June 2017	6,419	→
Quarter ending September 2017	6,541	→
Quarter ending December 2017	6,593	→
<b>Variance since December 2016</b>	<b>4.8%</b>	<b>↑</b>



### ACTIVITY

Cumulative percentage of contracted UDA delivered 2017 & 2018



Month	Adjusted Scheduled Activity (UDA)	
	2017	2018
April	10	-130
May	10	-100
June	1,411	1,169
July	2,028	2,482
August	3,480	4,191
September	6,584	5,902
October	7,783	7,082
November	9,759	9,700
December	10,970	11,646
January	12,567	
February	13,535	
March	15,086	
April	16,863	
May	19,357	
June	19,375	

### QUALITY

	Quantity	Base Number	Contract	AT	Region	England
% of FP17s for the same patient ID Re-attending within 3 months - Children	62	1,386	4.5%	11.1%	11.8%	12.0%
% of FP17s for the same patient ID Re-attending within 3 months - Adults	744	5,368	13.9%	14.5%	15.3%	15.9%
% of FP17s for the same patient ID Re-attending between 3 & 9 months - Children	628	1,386	45.3%	59.2%	59.1%	58.0%
% of FP17s for the same patient ID Re-attending between 3 & 9 months - Adults	2,302	5,368	42.9%	48.7%	51.5%	50.5%
% of FP17s for Band 1 Urgent Courses	1,063	5,077	20.9%	9.3%	8.0%	9.0%
% of FP17s Relating to Free Repair or Replacements	26	5,077	0.5%	0.8%	0.8%	0.8%
% of FP17s Relating to Continuations	4	5,077	0.1%	1.1%	1.1%	1.1%
% of Patients satisfied with the dentistry they have received	7	8	N/A	91.4%	91.6%	91.5%
% of Patients satisfied with the time they had to wait for an appointment	6	8	N/A	87.0%	88.3%	87.9%

\* This is based on patients treated on this contract for their most recent course of treatment. Figures in italics indicate the base number of FP17s or Patient Questionnaire responses are less than 100. N/A is shown where the base number of responses is less than 10 during the period. % is calculated as Quantity/Base number\*100

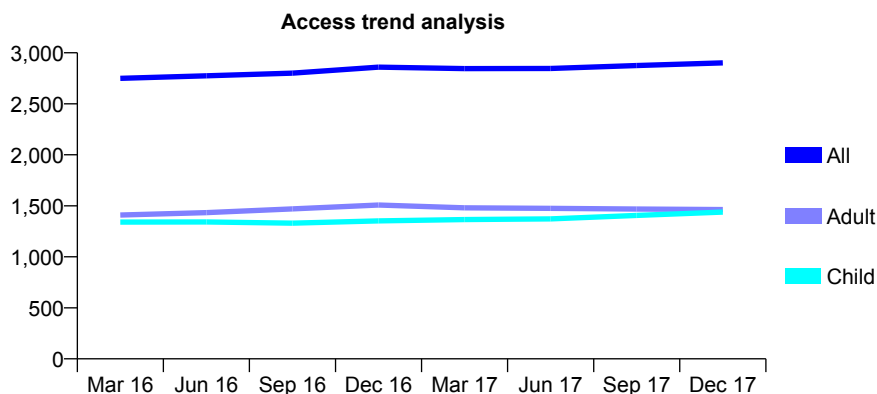
## Q56 - Vital Signs At a Glance Contract Report for 329630/0003 - December 2017

Name or company name	MR PJ BROWN
Contract type name	GDS Contract
Purpose of contract	General
Contract start date	01/01/2013
Contract end date	

17/18 Contracted general activity (UDA)	7,768
Carry forward general activity (UDA)	-20
17/18 Contracted orthodontic activity (UOA)	0
Carry forward orthodontic activity (UOA)	0
Baseline contract value	£190,677.83

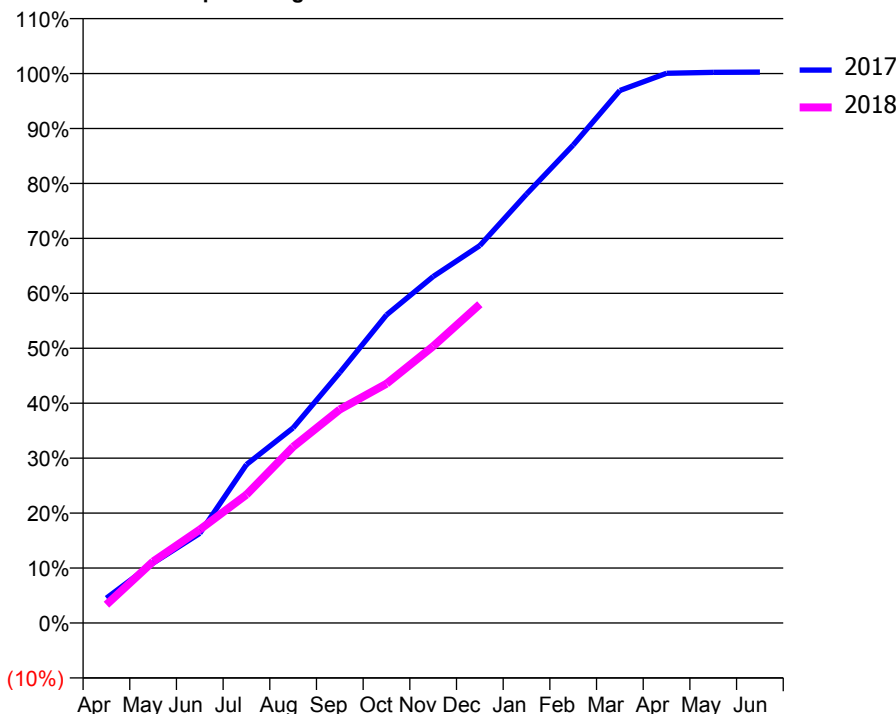
### ACCESS\*

Patients seen in 24 months	Total	Change since previous quarter
Quarter ending December 2016	2,860	
Quarter ending March 2017	2,845	→
Quarter ending June 2017	2,847	→
Quarter ending September 2017	2,875	→
Quarter ending December 2017	2,901	→
<b>Variance since December 2016</b>	<b>1.4%</b>	<b>→</b>



### ACTIVITY

Cumulative percentage of contracted UDA delivered 2017 & 2018



Month	Adjusted Scheduled Activity (UDA)	
	2017	2018
April	351	259
May	848	870
June	1,267	1,320
July	2,240	1,814
August	2,759	2,491
September	3,541	3,019
October	4,355	3,383
November	4,899	3,913
December	5,335	4,506
January	6,064	
February	6,756	
March	7,529	
April	7,771	
May	7,784	
June	7,788	

### QUALITY

	Quantity	Base Number	Contract	AT	Region	England
% of FP17s for the same patient ID Re-attending within 3 months - Children	141	1,395	10.1%	11.1%	11.8%	12.0%
% of FP17s for the same patient ID Re-attending within 3 months - Adults	229	1,125	20.4%	14.5%	15.3%	15.9%
% of FP17s for the same patient ID Re-attending between 3 & 9 months - Children	737	1,395	52.8%	59.2%	59.1%	58.0%
% of FP17s for the same patient ID Re-attending between 3 & 9 months - Adults	535	1,125	47.6%	48.7%	51.5%	50.5%
% of FP17s for Band 1 Urgent Courses	137	2,369	5.8%	9.3%	8.0%	9.0%
% of FP17s Relating to Free Repair or Replacements	47	2,369	2.0%	0.8%	0.8%	0.8%
% of FP17s Relating to Continuations	36	2,369	1.5%	1.1%	1.1%	1.1%
% of Patients satisfied with the dentistry they have received	1	1	N/A	91.4%	91.6%	91.5%
% of Patients satisfied with the time they had to wait for an appointment	1	1	N/A	87.0%	88.3%	87.9%

\* This is based on patients treated on this contract for their most recent course of treatment. Figures in italics indicate the base number of FP17s or Patient Questionnaire responses are less than 100. N/A is shown where the base number of responses is less than 10 during the period. % is calculated as Quantity/Base number\*100



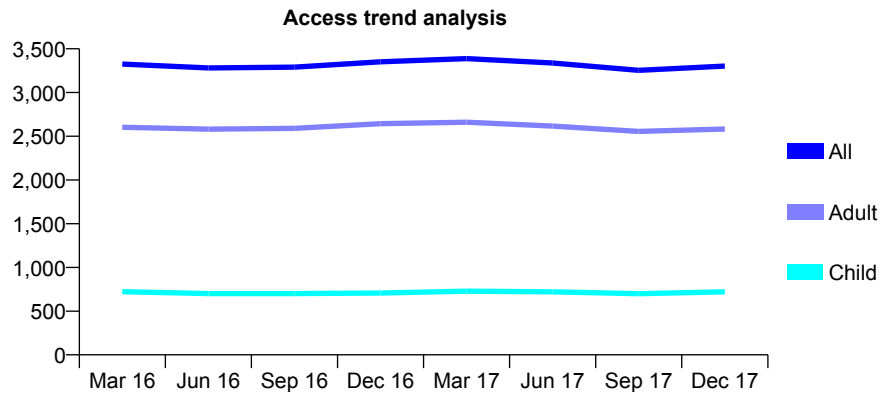
## Q56 - Vital Signs At a Glance Contract Report for 337315/0001 - December 2017

Name or company name	MR DN ABDAAH
Contract type name	GDS Contract
Purpose of contract	General
Contract start date	01/04/2006
Contract end date	

17/18 Contracted general activity (UDA)	8,749
Carry forward general activity (UDA)	-175
17/18 Contracted orthodontic activity (UOA)	0
Carry forward orthodontic activity (UOA)	0
Baseline contract value	£251,584.86

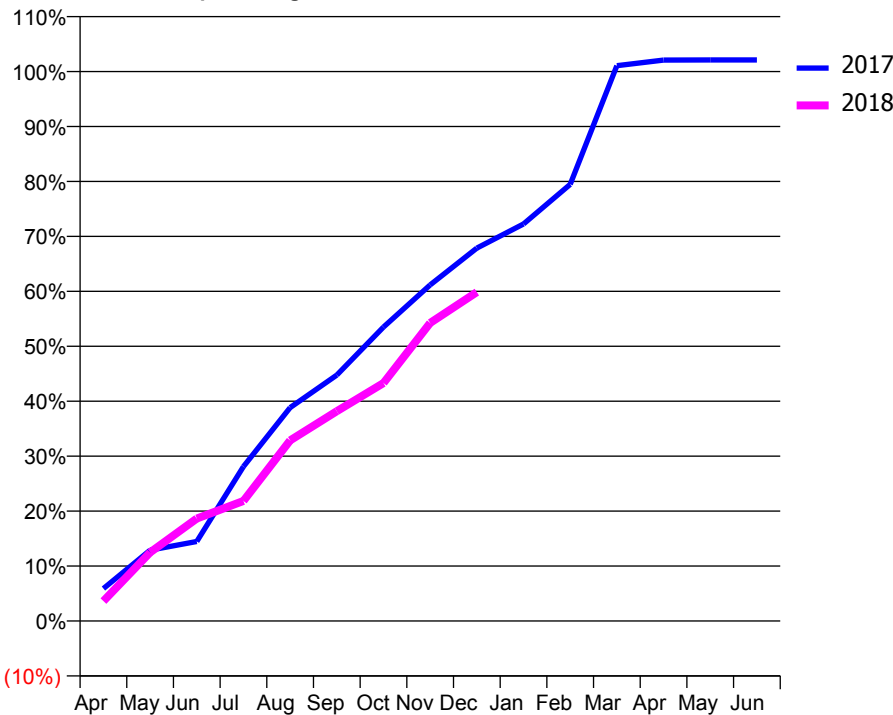
### ACCESS\*

Patients seen in 24 months	Total	Change since previous quarter
Quarter ending December 2016	3,351	
Quarter ending March 2017	3,388	→
Quarter ending June 2017	3,337	↓
Quarter ending September 2017	3,254	↓
Quarter ending December 2017	3,303	→
<b>Variance since December 2016</b>	<b>(1.4%)</b>	<b>↓</b>



### ACTIVITY

Cumulative percentage of contracted UDA delivered 2017 & 2018



Month	Adjusted Scheduled Activity (UDA)	
	2017	2018
April	517	318
May	1,127	1,092
June	1,266	1,632
July	2,460	1,912
August	3,398	2,875
September	3,916	3,341
October	4,681	3,789
November	5,351	4,746
December	5,937	5,238
January	6,323	
February	6,952	
March	8,842	
April	8,930	
May	8,933	
June	8,933	

### QUALITY

	Quantity	Base Number	Contract	AT	Region	England
% of FP17s for the same patient ID Re-attending within 3 months - Children	41	624	6.6%	11.1%	11.8%	12.0%
% of FP17s for the same patient ID Re-attending within 3 months - Adults	293	2,399	12.2%	14.5%	15.3%	15.9%
% of FP17s for the same patient ID Re-attending between 3 & 9 months - Children	362	624	58.0%	59.2%	59.1%	58.0%
% of FP17s for the same patient ID Re-attending between 3 & 9 months - Adults	1,437	2,399	59.9%	48.7%	51.5%	50.5%
% of FP17s for Band 1 Urgent Courses	38	2,974	1.3%	9.3%	8.0%	9.0%
% of FP17s Relating to Free Repair or Replacements	37	2,974	1.2%	0.8%	0.8%	0.8%
% of FP17s Relating to Continuations	31	2,974	1.0%	1.1%	1.1%	1.1%
% of Patients satisfied with the dentistry they have received	6	7	N/A	91.4%	91.6%	91.5%
% of Patients satisfied with the time they had to wait for an appointment	5	7	N/A	87.0%	88.3%	87.9%

\* This is based on patients treated on this contract for their most recent course of treatment. Figures in italics indicate the base number of FP17s or Patient Questionnaire responses are less than 100. N/A is shown where the base number of responses is less than 10 during the period. % is calculated as Quantity/Base number\*100

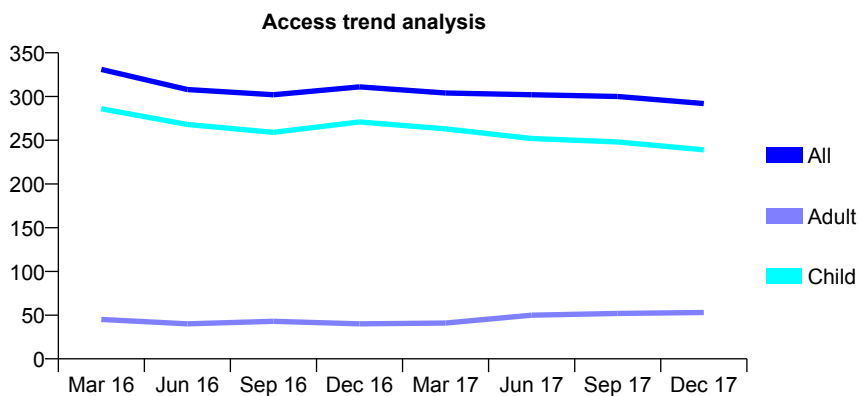
## Q56 - Vital Signs At a Glance Contract Report for 344524/0001 - December 2017

Name or company name	MR RL PILCHER
Contract type name	GDS Contract
Purpose of contract	General
Contract start date	01/04/2006
Contract end date	

17/18 Contracted general activity (UDA)	650
Carry forward general activity (UDA)	0
17/18 Contracted orthodontic activity (UOA)	0
Carry forward orthodontic activity (UOA)	0
Baseline contract value	£13,975.44

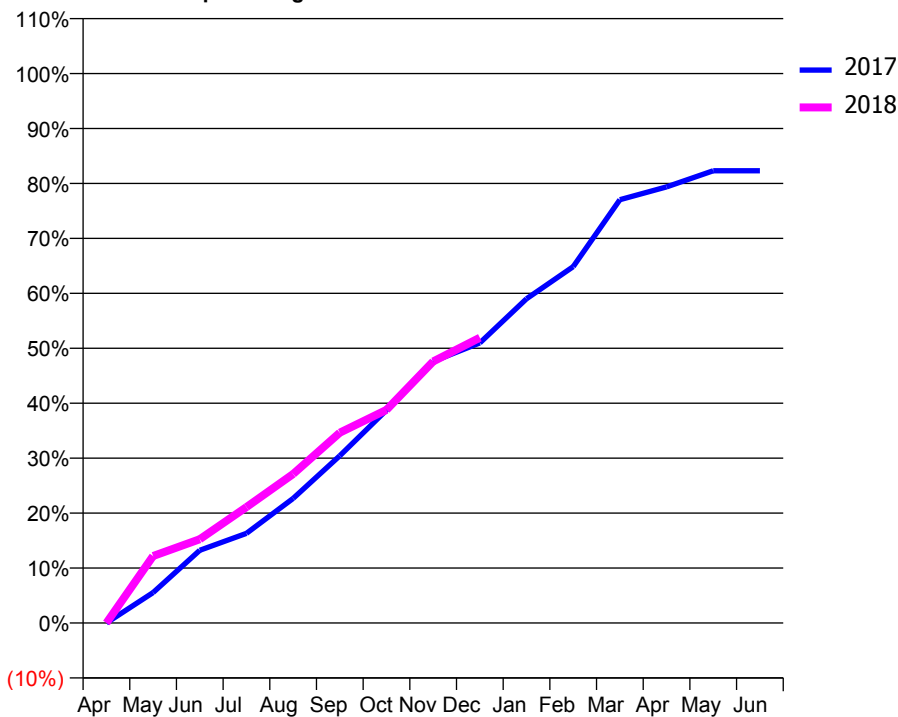
### ACCESS\*

Patients seen in 24 months	Total	Change since previous quarter
Quarter ending December 2016	311	
Quarter ending March 2017	304	↓
Quarter ending June 2017	302	→
Quarter ending September 2017	300	→
Quarter ending December 2017	292	↓
<b>Variance since December 2016</b>	<b>(6.1%)</b>	<b>↓</b>



### ACTIVITY

Cumulative percentage of contracted UDA delivered 2017 & 2018



Month	Adjusted Scheduled Activity (UDA)	
	2017	2018
April	0	0
May	36	79
June	86	99
July	106	137
August	147	176
September	198	225
October	252	252
November	309	309
December	331	337
January	384	
February	422	
March	501	
April	516	
May	535	
June	535	

### QUALITY

	Quantity	Base Number	Contract	AT	Region	England
% of FP17s for the same patient ID Re-attending within 3 months - Children	14	298	4.7%	11.1%	11.8%	12.0%
% of FP17s for the same patient ID Re-attending within 3 months - Adults	2	19	10.5%	14.5%	15.3%	15.9%
% of FP17s for the same patient ID Re-attending between 3 & 9 months - Children	219	298	73.5%	59.2%	59.1%	58.0%
% of FP17s for the same patient ID Re-attending between 3 & 9 months - Adults	11	19	57.9%	48.7%	51.5%	50.5%
% of FP17s for Band 1 Urgent Courses	2	291	0.7%	9.3%	8.0%	9.0%
% of FP17s Relating to Free Repair or Replacements	0	291	0.0%	0.8%	0.8%	0.8%
% of FP17s Relating to Continuations	0	291	0.0%	1.1%	1.1%	1.1%
% of Patients satisfied with the dentistry they have received	1	1	N/A	91.4%	91.6%	91.5%
% of Patients satisfied with the time they had to wait for an appointment	1	1	N/A	87.0%	88.3%	87.9%

\* This is based on patients treated on this contract for their most recent course of treatment. Figures in italics indicate the base number of FP17s or Patient Questionnaire responses are less than 100. N/A is shown where the base number of responses is less than 10 during the period. % is calculated as Quantity/Base number\*100

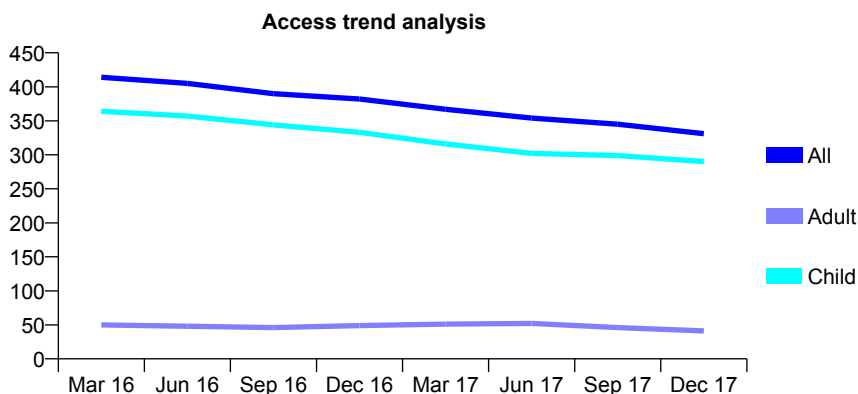
## Q56 - Vital Signs At a Glance Contract Report for 344958/0001 - December 2017

Name or company name	MS X RUI
Contract type name	GDS Contract
Purpose of contract	General
Contract start date	01/04/2006
Contract end date	

17/18 Contracted general activity (UDA)	688
Carry forward general activity (UDA)	0
17/18 Contracted orthodontic activity (UOA)	0
Carry forward orthodontic activity (UOA)	0
Baseline contract value	£16,239.30

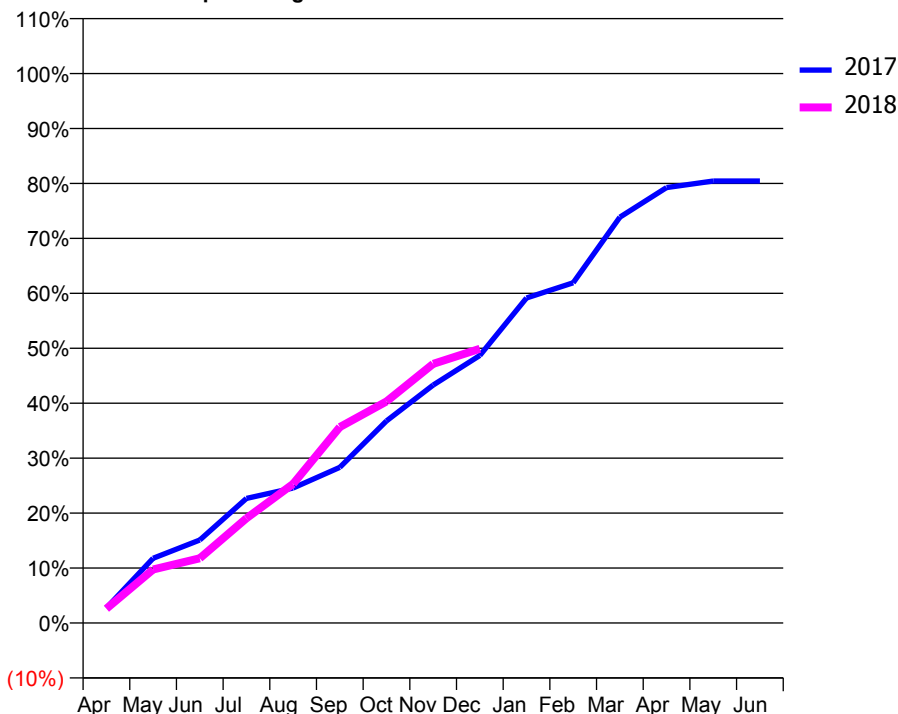
### ACCESS\*

Patients seen in 24 months	Total	Change since previous quarter
Quarter ending December 2016	382	
Quarter ending March 2017	367	↓
Quarter ending June 2017	354	↓
Quarter ending September 2017	345	↓
Quarter ending December 2017	331	↓
<b>Variance since December 2016</b>	<b>(13.4%)</b>	<b>↓</b>



### ACTIVITY

Cumulative percentage of contracted UDA delivered 2017 & 2018



Month	Adjusted Scheduled Activity (UDA)	
	2017	2018
April	19	18
May	81	67
June	104	81
July	156	131
August	169	174
September	195	245
October	253	277
November	298	324
December	335	343
January	407	
February	426	
March	508	
April	545	
May	553	
June	553	

### QUALITY

	Quantity	Base Number	Contract	AT	Region	England
% of FP17s for the same patient ID Re-attending within 3 months - Children	12	327	3.7%	11.1%	11.8%	12.0%
% of FP17s for the same patient ID Re-attending within 3 months - Adults	0	11	0.0%	14.5%	15.3%	15.9%
% of FP17s for the same patient ID Re-attending between 3 & 9 months - Children	205	327	62.7%	59.2%	59.1%	58.0%
% of FP17s for the same patient ID Re-attending between 3 & 9 months - Adults	8	11	72.7%	48.7%	51.5%	50.5%
% of FP17s for Band 1 Urgent Courses	2	300	0.7%	9.3%	8.0%	9.0%
% of FP17s Relating to Free Repair or Replacements	0	300	0.0%	0.8%	0.8%	0.8%
% of FP17s Relating to Continuations	0	300	0.0%	1.1%	1.1%	1.1%
% of Patients satisfied with the dentistry they have received	0	0	N/A	91.4%	91.6%	91.5%
% of Patients satisfied with the time they had to wait for an appointment	0	0	N/A	87.0%	88.3%	87.9%

\* This is based on patients treated on this contract for their most recent course of treatment. Figures in italics indicate the base number of FP17s or Patient Questionnaire responses are less than 100. N/A is shown where the base number of responses is less than 10 during the period. % is calculated as Quantity/Base number\*100

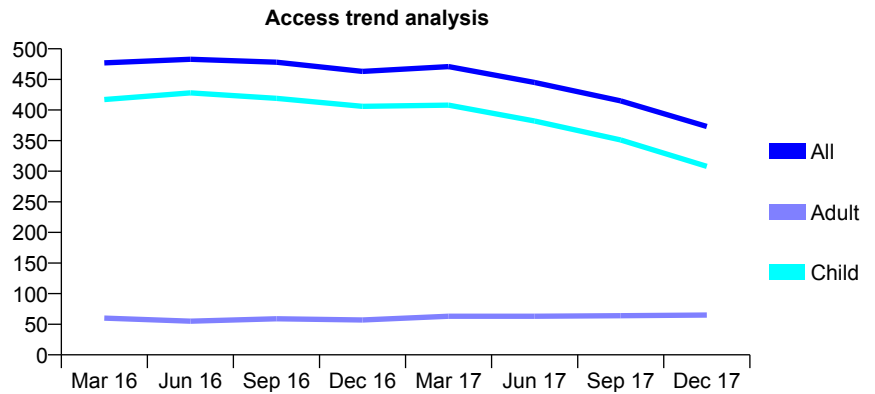
## Q56 - Vital Signs At a Glance Contract Report for 565393/0001 - December 2017

Name or company name	MR S MILANOVIC
Contract type name	GDS Contract
Purpose of contract	General
Contract start date	01/04/2006
Contract end date	31/07/2017

17/18 Contracted general activity (UDA)	370
Carry forward general activity (UDA)	0
17/18 Contracted orthodontic activity (UOA)	0
Carry forward orthodontic activity (UOA)	0
Baseline contract value	£7,618.77

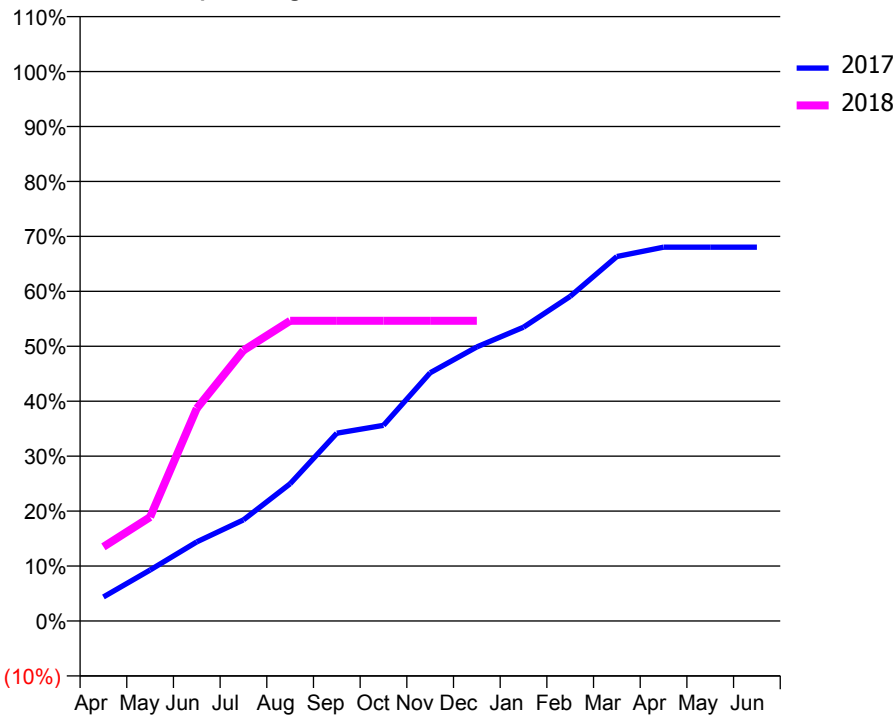
### ACCESS\*

Patients seen in 24 months	Total	Change since previous quarter
Quarter ending December 2016	463	
Quarter ending March 2017	471	→
Quarter ending June 2017	445	↓
Quarter ending September 2017	415	↓
Quarter ending December 2017	373	↓
<b>Variance since December 2016</b>	<b>(19.4%)</b>	<b>↓</b>



### ACTIVITY

Cumulative percentage of contracted UDA delivered 2017 & 2018



Month	Adjusted Scheduled Activity (UDA)	
	2017	2018
April	49	50
May	103	70
June	160	143
July	204	182
August	277	202
September	379	202
October	395	202
November	501	202
December	554	202
January	594	
February	656	
March	736	
April	755	
May	755	
June	755	

### QUALITY

	Quantity	Base Number	Contract	AT	Region	England
% of FP17s for the same patient ID Re-attending within 3 months - Children	3	173	1.7%	11.1%	11.8%	12.0%
% of FP17s for the same patient ID Re-attending within 3 months - Adults	1	18	5.6%	14.5%	15.3%	15.9%
% of FP17s for the same patient ID Re-attending between 3 & 9 months - Children	118	173	68.2%	59.2%	59.1%	58.0%
% of FP17s for the same patient ID Re-attending between 3 & 9 months - Adults	9	18	50.0%	48.7%	51.5%	50.5%
% of FP17s for Band 1 Urgent Courses	1	174	0.6%	9.3%	8.0%	9.0%
% of FP17s Relating to Free Repair or Replacements	0	174	0.0%	0.8%	0.8%	0.8%
% of FP17s Relating to Continuations	0	174	0.0%	1.1%	1.1%	1.1%
% of Patients satisfied with the dentistry they have received	0	0	N/A	91.4%	91.6%	91.5%
% of Patients satisfied with the time they had to wait for an appointment	0	0	N/A	87.0%	88.3%	87.9%

\* This is based on patients treated on this contract for their most recent course of treatment. Figures in italics indicate the base number of FP17s or Patient Questionnaire responses are less than 100. N/A is shown where the base number of responses is less than 10 during the period. % is calculated as Quantity/Base number\*100

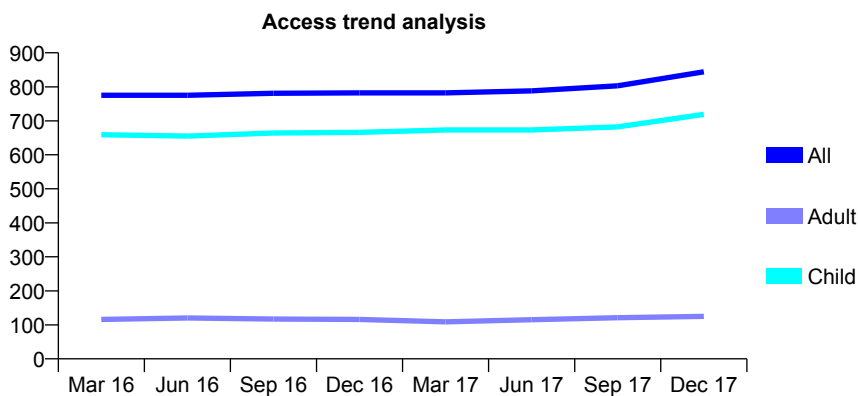
## Q56 - Vital Signs At a Glance Contract Report for 567493/0001 - December 2017

Name or company name	MR WJ POULTER
Contract type name	GDS Contract
Purpose of contract	General
Contract start date	01/04/2006
Contract end date	

17/18 Contracted general activity (UDA)	2,077
Carry forward general activity (UDA)	0
17/18 Contracted orthodontic activity (UOA)	0
Carry forward orthodontic activity (UOA)	0
Baseline contract value	£41,383.73

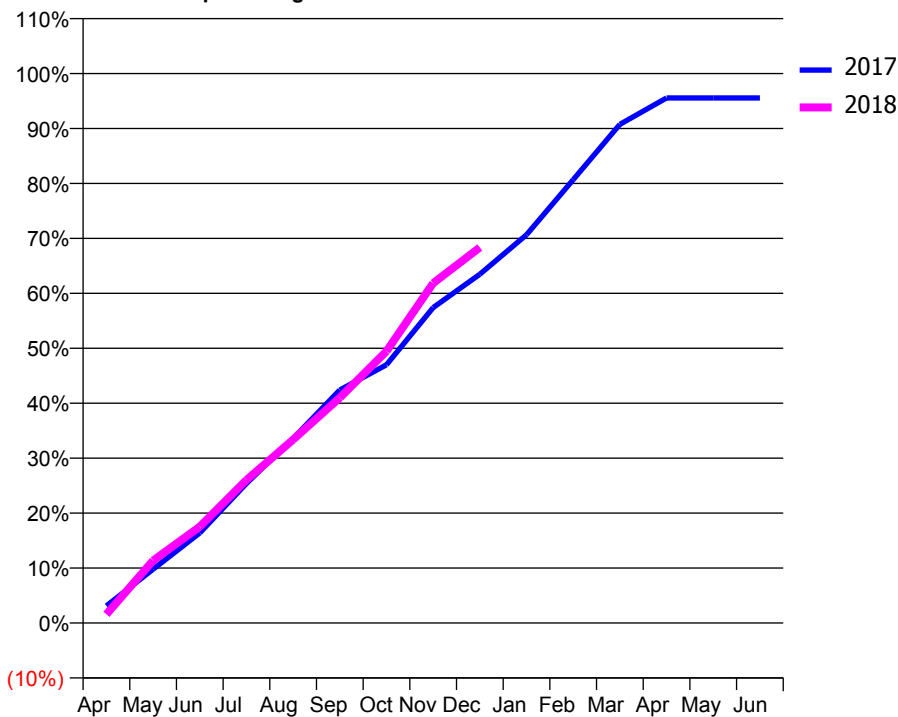
### ACCESS\*

Patients seen in 24 months	Total	Change since previous quarter
Quarter ending December 2016	782	
Quarter ending March 2017	782	→
Quarter ending June 2017	788	→
Quarter ending September 2017	803	→
Quarter ending December 2017	844	↑
<b>Variance since December 2016</b>	7.9%	↑



### ACTIVITY

Cumulative percentage of contracted UDA delivered 2017 & 2018



Month	Adjusted Scheduled Activity (UDA)	
	2017	2018
April	65	33
May	203	236
June	341	364
July	528	540
August	698	693
September	881	851
October	976	1,027
November	1,192	1,284
December	1,318	1,419
January	1,467	
February	1,676	
March	1,885	
April	1,985	
May	1,985	
June	1,985	

### QUALITY

	Quantity	Base Number	Contract	AT	Region	England
% of FP17s for the same patient ID Re-attending within 3 months - Children	128	1,053	12.2%	11.1%	11.8%	12.0%
% of FP17s for the same patient ID Re-attending within 3 months - Adults	2	57	3.5%	14.5%	15.3%	15.9%
% of FP17s for the same patient ID Re-attending between 3 & 9 months - Children	705	1,053	67.0%	59.2%	59.1%	58.0%
% of FP17s for the same patient ID Re-attending between 3 & 9 months - Adults	42	57	73.7%	48.7%	51.5%	50.5%
% of FP17s for Band 1 Urgent Courses	2	1,054	0.2%	9.3%	8.0%	9.0%
% of FP17s Relating to Free Repair or Replacements	0	1,054	0.0%	0.8%	0.8%	0.8%
% of FP17s Relating to Continuations	0	1,054	0.0%	1.1%	1.1%	1.1%
% of Patients satisfied with the dentistry they have received	7	7	N/A	91.4%	91.6%	91.5%
% of Patients satisfied with the time they had to wait for an appointment	6	7	N/A	87.0%	88.3%	87.9%

\* This is based on patients treated on this contract for their most recent course of treatment. Figures in italics indicate the base number of FP17s or Patient Questionnaire responses are less than 100. N/A is shown where the base number of responses is less than 10 during the period. % is calculated as Quantity/Base number\*100

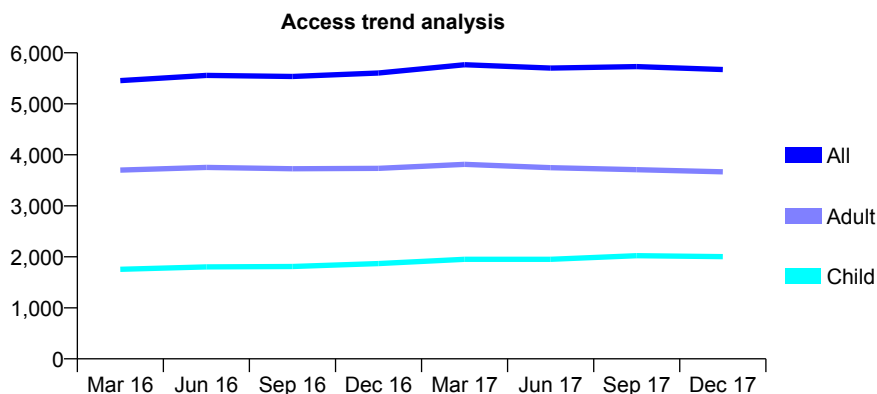
## Q56 - Vital Signs At a Glance Contract Report for 568376/0001 - December 2017

Name or company name	MR N LAWRENCE
Contract type name	GDS Contract
Purpose of contract	General
Contract start date	01/04/2006
Contract end date	

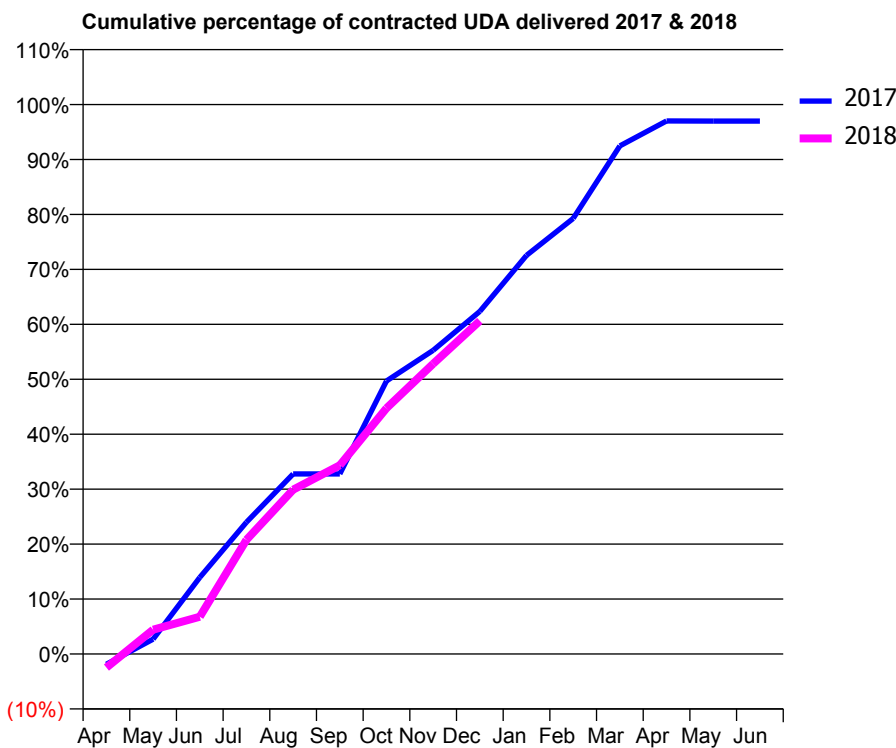
17/18 Contracted general activity (UDA)	16,273
Carry forward general activity (UDA)	491
17/18 Contracted orthodontic activity (UOA)	0
Carry forward orthodontic activity (UOA)	0
Baseline contract value	£379,395.92

### ACCESS\*

Patients seen in 24 months	Total	Change since previous quarter
Quarter ending December 2016	5,604	
Quarter ending March 2017	5,766	↑
Quarter ending June 2017	5,701	↓
Quarter ending September 2017	5,729	→
Quarter ending December 2017	5,671	↓
<b>Variance since December 2016</b>	<b>1.2%</b>	<b>→</b>



### ACTIVITY



Month	Adjusted Scheduled Activity (UDA)	
	2017	2018
April	-308	-406
May	438	721
June	2,268	1,104
July	3,905	3,383
August	5,331	4,868
September	5,331	5,590
October	8,085	7,280
November	8,992	8,593
December	10,149	9,867
January	11,804	
February	12,900	
March	15,049	
April	15,785	
May	15,783	
June	15,782	

### QUALITY

	Quantity	Base Number	Contract	AT	Region	England
% of FP17s for the same patient ID Re-attending within 3 months - Children	203	2,348	8.6%	11.1%	11.8%	12.0%
% of FP17s for the same patient ID Re-attending within 3 months - Adults	538	4,054	13.3%	14.5%	15.3%	15.9%
% of FP17s for the same patient ID Re-attending between 3 & 9 months - Children	1,564	2,348	66.6%	59.2%	59.1%	58.0%
% of FP17s for the same patient ID Re-attending between 3 & 9 months - Adults	2,698	4,054	66.6%	48.7%	51.5%	50.5%
% of FP17s for Band 1 Urgent Courses	237	6,027	3.9%	9.3%	8.0%	9.0%
% of FP17s Relating to Free Repair or Replacements	47	6,027	0.8%	0.8%	0.8%	0.8%
% of FP17s Relating to Continuations	35	6,027	0.6%	1.1%	1.1%	1.1%
% of Patients satisfied with the dentistry they have received	23	23	100.0%	91.4%	91.6%	91.5%
% of Patients satisfied with the time they had to wait for an appointment	21	23	91.3%	87.0%	88.3%	87.9%

\* This is based on patients treated on this contract for their most recent course of treatment. Figures in italics indicate the base number of FP17s or Patient Questionnaire responses are less than 100. N/A is shown where the base number of responses is less than 10 during the period. % is calculated as Quantity/Base number\*100

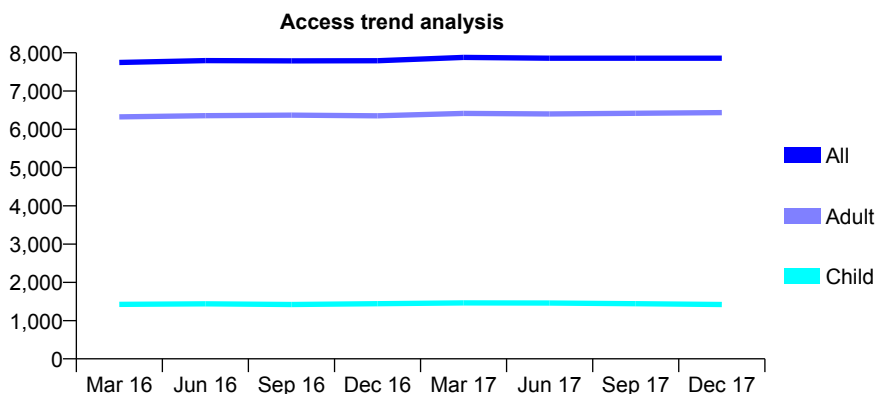
## Q56 - Vital Signs At a Glance Contract Report for 569127/0001 - December 2017

Name or company name	Dental Surgery
Contract type name	PDS Contract
Purpose of contract	General
Contract start date	01/04/2006
Contract end date	31/03/2018

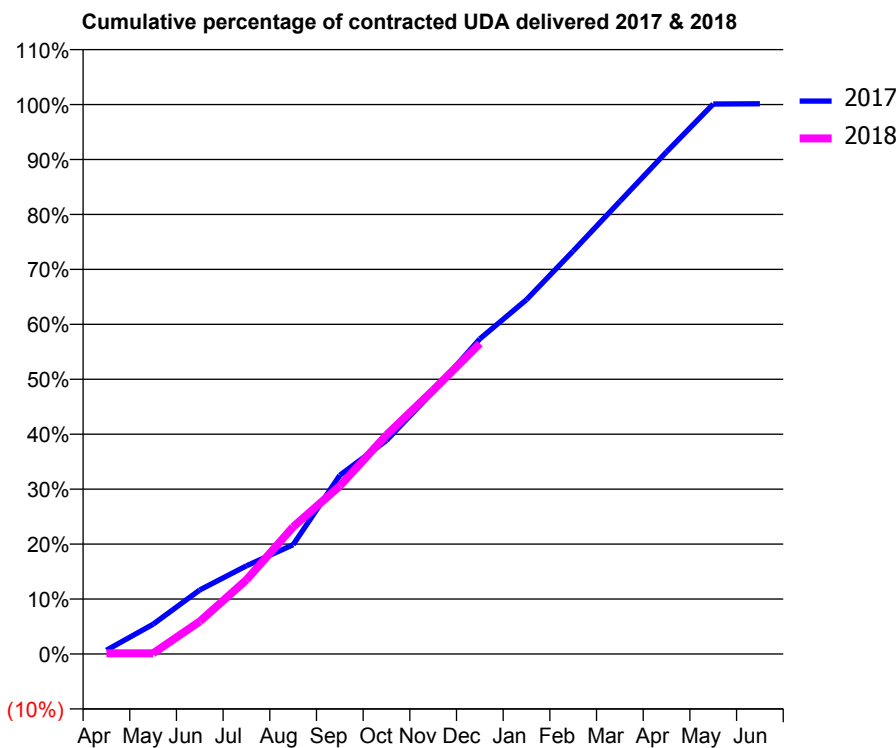
17/18 Contracted general activity (UDA)	22,405
Carry forward general activity (UDA)	-30
17/18 Contracted orthodontic activity (UOA)	0
Carry forward orthodontic activity (UOA)	0
Baseline contract value	£631,805.51

### ACCESS\*

Patients seen in 24 months	Total	Change since previous quarter
Quarter ending December 2016	7,794	
Quarter ending March 2017	7,881	→
Quarter ending June 2017	7,858	→
Quarter ending September 2017	7,859	→
Quarter ending December 2017	7,859	→
<b>Variance since December 2016</b>	<b>0.8%</b>	<b>→</b>



### ACTIVITY



Month	Adjusted Scheduled Activity (UDA)	
	2017	2018
April	157	30
May	1,215	30
June	2,614	1,327
July	3,598	3,027
August	4,458	5,183
September	7,291	6,854
October	8,707	8,931
November	10,705	10,758
December	12,850	12,662
January	14,450	
February	16,432	
March	18,454	
April	20,471	
May	22,426	
June	22,435	

### QUALITY

	Quantity	Base Number	Contract	AT	Region	England
% of FP17s for the same patient ID Re-attending within 3 months - Children	134	1,819	7.4%	11.1%	11.8%	12.0%
% of FP17s for the same patient ID Re-attending within 3 months - Adults	1,183	7,801	15.2%	14.5%	15.3%	15.9%
% of FP17s for the same patient ID Re-attending between 3 & 9 months - Children	1,251	1,819	68.8%	59.2%	59.1%	58.0%
% of FP17s for the same patient ID Re-attending between 3 & 9 months - Adults	4,942	7,801	63.4%	48.7%	51.5%	50.5%
% of FP17s for Band 1 Urgent Courses	341	7,343	4.6%	9.3%	8.0%	9.0%
% of FP17s Relating to Free Repair or Replacements	82	7,343	1.1%	0.8%	0.8%	0.8%
% of FP17s Relating to Continuations	96	7,343	1.3%	1.1%	1.1%	1.1%
% of Patients satisfied with the dentistry they have received	9	9	N/A	91.4%	91.6%	91.5%
% of Patients satisfied with the time they had to wait for an appointment	8	9	N/A	87.0%	88.3%	87.9%

\* This is based on patients treated on this contract for their most recent course of treatment. Figures in italics indicate the base number of FP17s or Patient Questionnaire responses are less than 100. N/A is shown where the base number of responses is less than 10 during the period. % is calculated as Quantity/Base number\*100



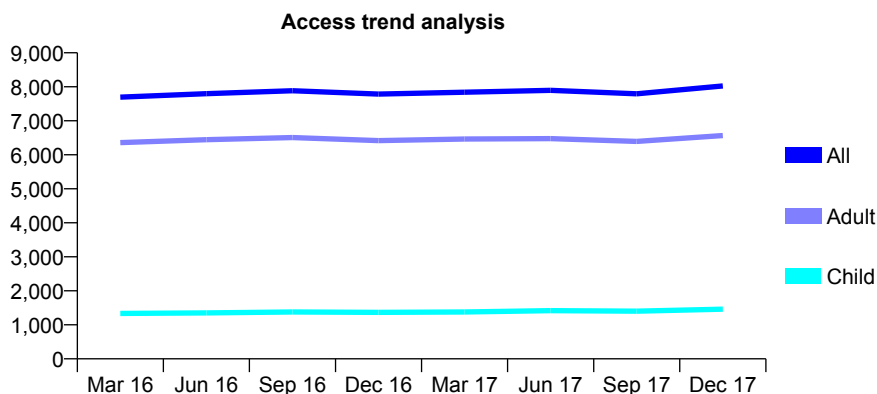
## Q56 - Vital Signs At a Glance Contract Report for 571334/0001 - December 2017

Name or company name	MR NA BURNETT
Contract type name	GDS Contract
Purpose of contract	General
Contract start date	01/04/2006
Contract end date	

17/18 Contracted general activity (UDA)	22,584
Carry forward general activity (UDA)	2,327
17/18 Contracted orthodontic activity (UOA)	0
Carry forward orthodontic activity (UOA)	0
Baseline contract value	£589,161.12

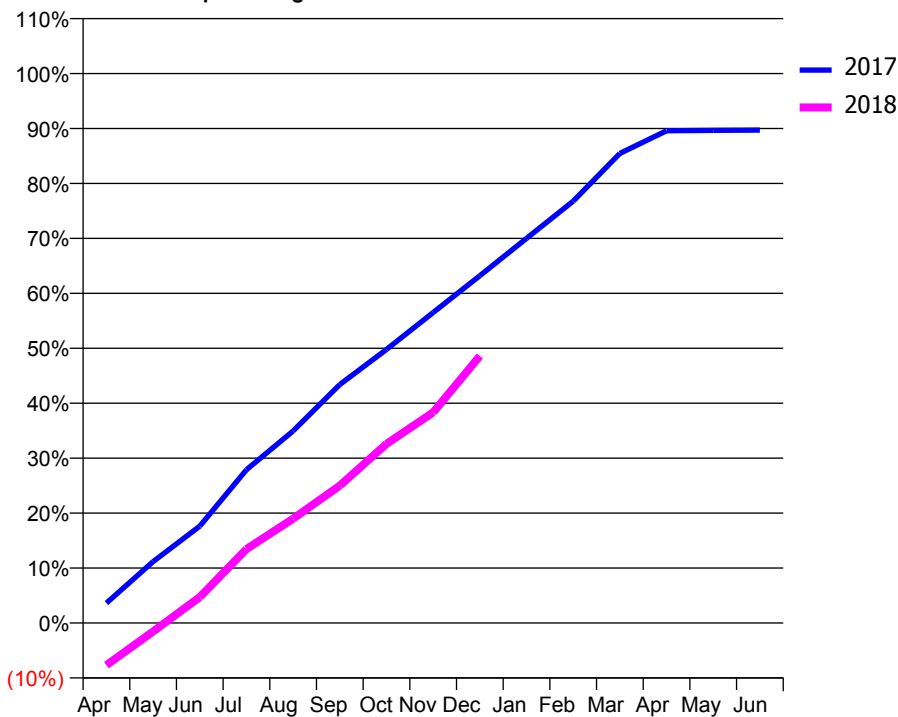
### ACCESS\*

Patients seen in 24 months	Total	Change since previous quarter
Quarter ending December 2016	7,785	
Quarter ending March 2017	7,843	→
Quarter ending June 2017	7,897	→
Quarter ending September 2017	7,796	↓
Quarter ending December 2017	8,026	↑
<b>Variance since December 2016</b>	<b>3.1%</b>	<b>↑</b>



### ACTIVITY

Cumulative percentage of contracted UDA delivered 2017 & 2018



Month	Adjusted Scheduled Activity (UDA)	
	2017	2018
April	817	-1,737
May	2,522	-352
June	3,982	1,068
July	6,301	3,041
August	7,892	4,288
September	9,804	5,648
October	11,240	7,363
November	12,764	8,657
December	14,274	10,974
January	15,806	
February	17,337	
March	19,300	
April	20,233	
May	20,250	
June	20,257	

### QUALITY

	Quantity	Base Number	Contract	AT	Region	England
% of FP17s for the same patient ID Re-attending within 3 months - Children	82	1,589	5.2%	11.1%	11.8%	12.0%
% of FP17s for the same patient ID Re-attending within 3 months - Adults	640	6,656	9.6%	14.5%	15.3%	15.9%
% of FP17s for the same patient ID Re-attending between 3 & 9 months - Children	996	1,589	62.7%	59.2%	59.1%	58.0%
% of FP17s for the same patient ID Re-attending between 3 & 9 months - Adults	3,888	6,656	58.4%	48.7%	51.5%	50.5%
% of FP17s for Band 1 Urgent Courses	613	7,727	7.9%	9.3%	8.0%	9.0%
% of FP17s Relating to Free Repair or Replacements	52	7,727	0.7%	0.8%	0.8%	0.8%
% of FP17s Relating to Continuations	11	7,727	0.1%	1.1%	1.1%	1.1%
% of Patients satisfied with the dentistry they have received	9	9	N/A	91.4%	91.6%	91.5%
% of Patients satisfied with the time they had to wait for an appointment	9	9	N/A	87.0%	88.3%	87.9%

\* This is based on patients treated on this contract for their most recent course of treatment. Figures in italics indicate the base number of FP17s or Patient Questionnaire responses are less than 100. N/A is shown where the base number of responses is less than 10 during the period. % is calculated as Quantity/Base number\*100

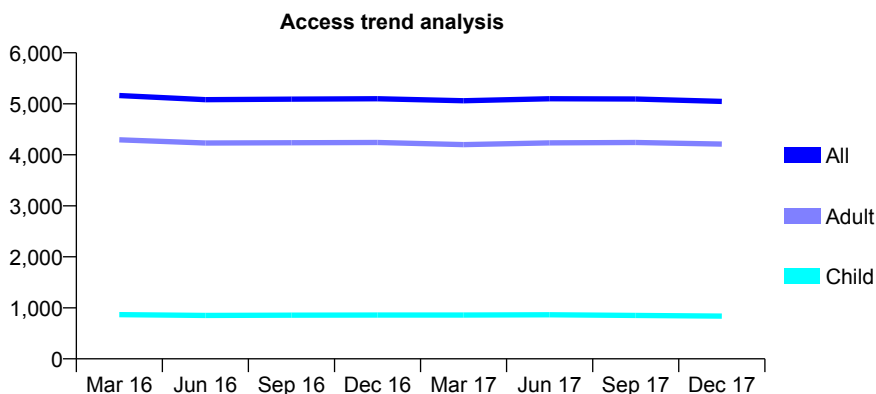
## Q56 - Vital Signs At a Glance Contract Report for 576603/0001 - December 2017

Name or company name	MR AD CLIFFT
Contract type name	GDS Contract
Purpose of contract	General
Contract start date	01/04/2006
Contract end date	

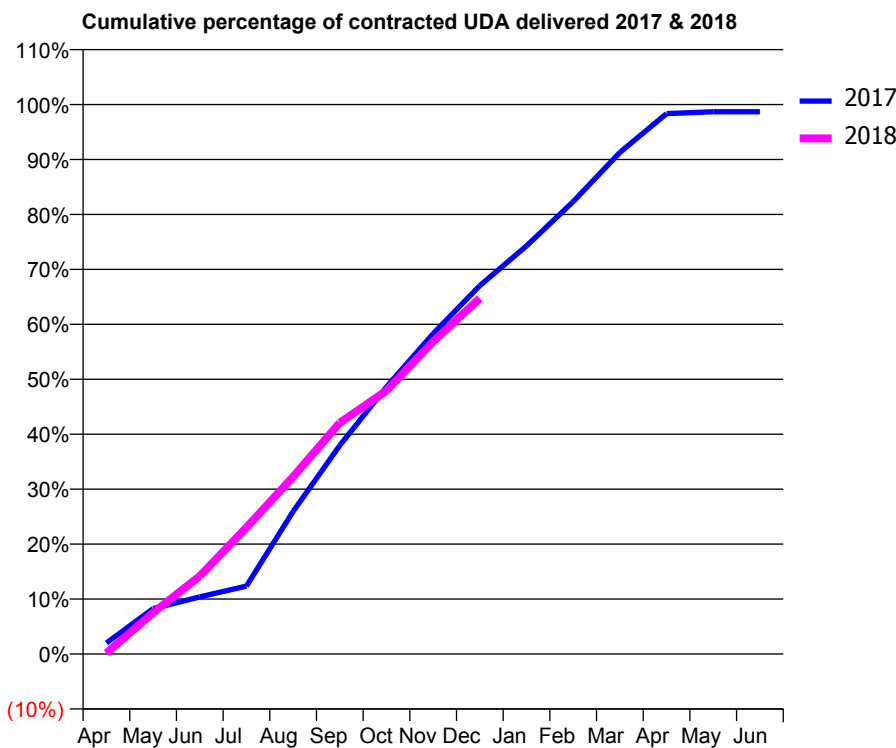
17/18 Contracted general activity (UDA)	11,657
Carry forward general activity (UDA)	153
17/18 Contracted orthodontic activity (UOA)	0
Carry forward orthodontic activity (UOA)	0
Baseline contract value	£284,389.32

### ACCESS\*

Patients seen in 24 months	Total	Change since previous quarter
Quarter ending December 2016	5,100	
Quarter ending March 2017	5,060	→
Quarter ending June 2017	5,099	→
Quarter ending September 2017	5,094	→
Quarter ending December 2017	5,047	→
<b>Variance since December 2016</b>	<b>(1.0%)</b>	<b>↓</b>



### ACTIVITY



Month	Adjusted Scheduled Activity (UDA)	
	2017	2018
April	233	17
May	964	876
June	1,212	1,653
July	1,440	2,684
August	3,026	3,761
September	4,427	4,906
October	5,669	5,586
November	6,796	6,629
December	7,814	7,547
January	8,659	
February	9,598	
March	10,640	
April	11,464	
May	11,503	
June	11,504	

### QUALITY

	Quantity	Base Number	Contract	AT	Region	England
% of FP17s for the same patient ID Re-attending within 3 months - Children	19	886	2.1%	11.1%	11.8%	12.0%
% of FP17s for the same patient ID Re-attending within 3 months - Adults	331	3,478	9.5%	14.5%	15.3%	15.9%
% of FP17s for the same patient ID Re-attending between 3 & 9 months - Children	547	886	61.7%	59.2%	59.1%	58.0%
% of FP17s for the same patient ID Re-attending between 3 & 9 months - Adults	655	3,478	18.8%	48.7%	51.5%	50.5%
% of FP17s for Band 1 Urgent Courses	228	3,959	5.8%	9.3%	8.0%	9.0%
% of FP17s Relating to Free Repair or Replacements	17	3,959	0.4%	0.8%	0.8%	0.8%
% of FP17s Relating to Continuations	27	3,959	0.7%	1.1%	1.1%	1.1%
% of Patients satisfied with the dentistry they have received	8	8	N/A	91.4%	91.6%	91.5%
% of Patients satisfied with the time they had to wait for an appointment	8	8	N/A	87.0%	88.3%	87.9%

\* This is based on patients treated on this contract for their most recent course of treatment. Figures in italics indicate the base number of FP17s or Patient Questionnaire responses are less than 100. N/A is shown where the base number of responses is less than 10 during the period. % is calculated as Quantity/Base number\*100

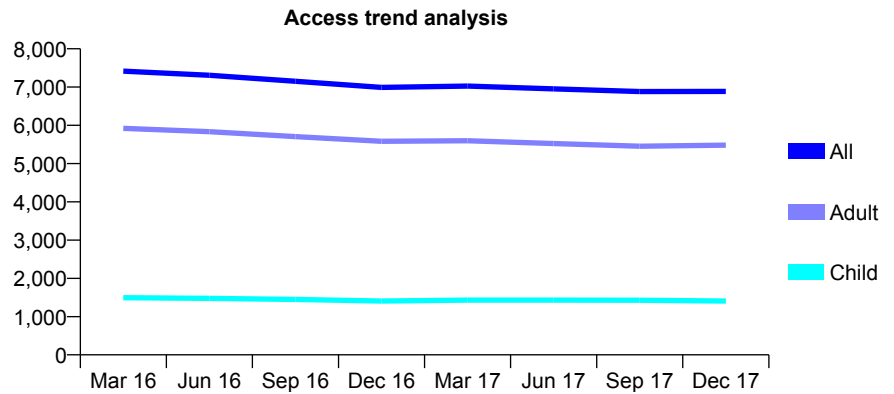
## Q56 - Vital Signs At a Glance Contract Report for 577871/0001 - December 2017

Name or company name	MRS PS DURANT
Contract type name	GDS Contract
Purpose of contract	General
Contract start date	01/11/2013
Contract end date	

17/18 Contracted general activity (UDA)	23,142
Carry forward general activity (UDA)	0
17/18 Contracted orthodontic activity (UOA)	0
Carry forward orthodontic activity (UOA)	0
Baseline contract value	£621,701.29

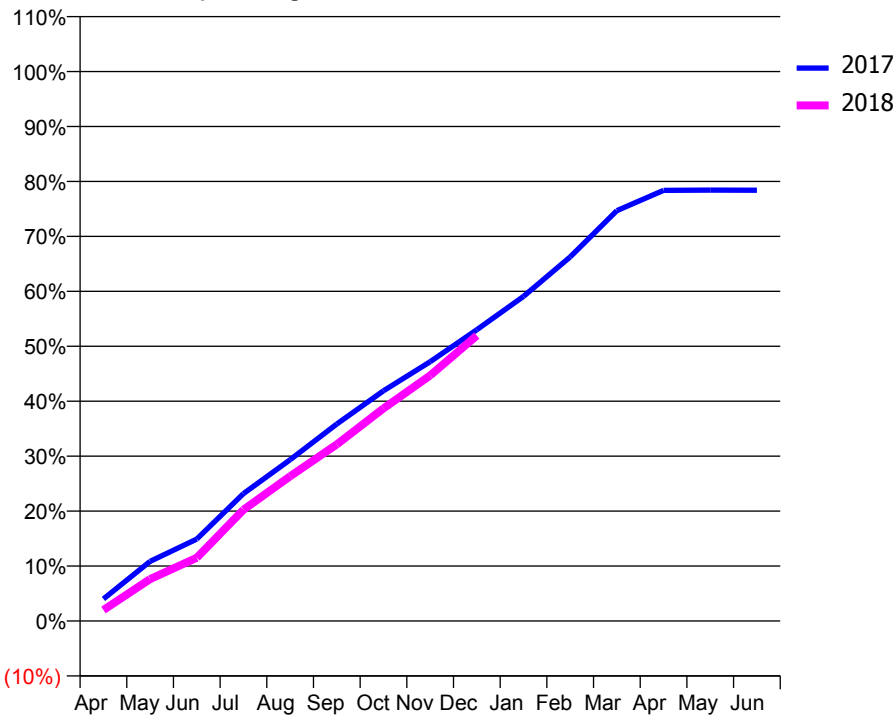
### ACCESS\*

Patients seen in 24 months	Total	Change since previous quarter
Quarter ending December 2016	6,992	
Quarter ending March 2017	7,027	→
Quarter ending June 2017	6,954	↓
Quarter ending September 2017	6,882	↓
Quarter ending December 2017	6,888	→
<b>Variance since December 2016</b>	<b>(1.5%)</b>	<b>↓</b>



### ACTIVITY

Cumulative percentage of contracted UDA delivered 2017 & 2018



Month	Adjusted Scheduled Activity (UDA)	
	2017	2018
April	927	463
May	2,515	1,767
June	3,452	2,666
July	5,367	4,684
August	6,792	6,095
September	8,299	7,436
October	9,697	8,952
November	10,920	10,341
December	12,265	12,023
January	13,670	
February	15,334	
March	17,282	
April	18,138	
May	18,145	
June	18,144	

### QUALITY

	Quantity	Base Number	Contract	AT	Region	England
% of FP17s for the same patient ID Re-attending within 3 months - Children	109	1,609	6.8%	11.1%	11.8%	12.0%
% of FP17s for the same patient ID Re-attending within 3 months - Adults	885	5,588	15.8%	14.5%	15.3%	15.9%
% of FP17s for the same patient ID Re-attending between 3 & 9 months - Children	1,056	1,609	65.6%	59.2%	59.1%	58.0%
% of FP17s for the same patient ID Re-attending between 3 & 9 months - Adults	2,504	5,588	44.8%	48.7%	51.5%	50.5%
% of FP17s for Band 1 Urgent Courses	915	6,814	13.4%	9.3%	8.0%	9.0%
% of FP17s Relating to Free Repair or Replacements	45	6,814	0.7%	0.8%	0.8%	0.8%
% of FP17s Relating to Continuations	41	6,814	0.6%	1.1%	1.1%	1.1%
% of Patients satisfied with the dentistry they have received	6	7	N/A	91.4%	91.6%	91.5%
% of Patients satisfied with the time they had to wait for an appointment	5	7	N/A	87.0%	88.3%	87.9%

\* This is based on patients treated on this contract for their most recent course of treatment. Figures in italics indicate the base number of FP17s or Patient Questionnaire responses are less than 100. N/A is shown where the base number of responses is less than 10 during the period. % is calculated as Quantity/Base number\*100

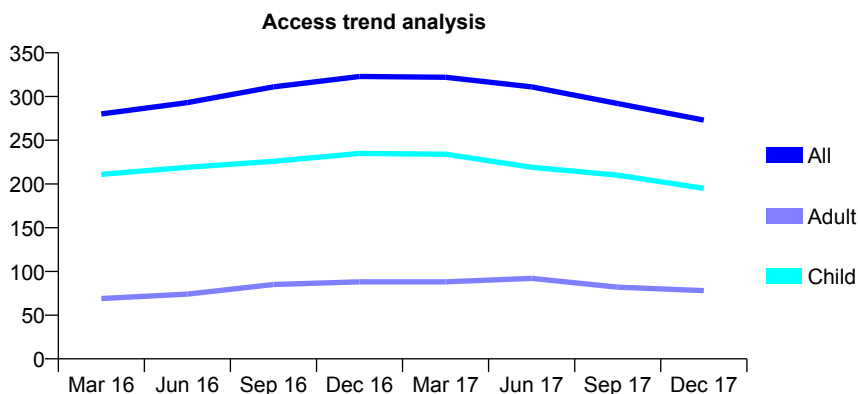
## Q56 - Vital Signs At a Glance Contract Report for 626317/0002 - December 2017

Name or company name	MR S LITTLE
Contract type name	GDS Contract
Purpose of contract	General
Contract start date	08/12/2014
Contract end date	

17/18 Contracted general activity (UDA)	825
Carry forward general activity (UDA)	0
17/18 Contracted orthodontic activity (UOA)	0
Carry forward orthodontic activity (UOA)	0
Baseline contract value	£18,229.48

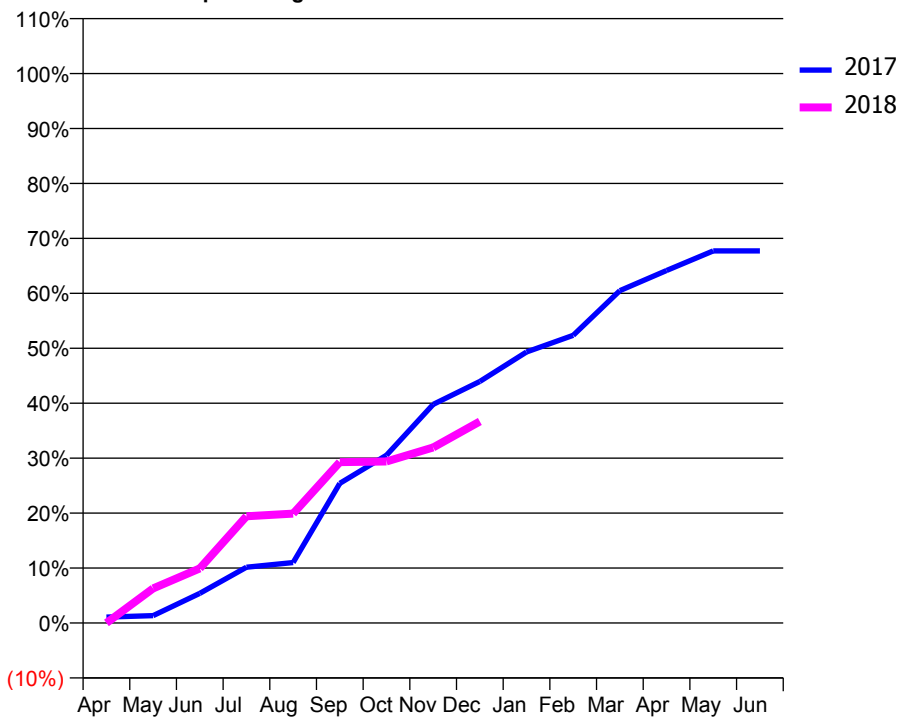
### ACCESS\*

Patients seen in 24 months	Total	Change since previous quarter
Quarter ending December 2016	323	
Quarter ending March 2017	322	→
Quarter ending June 2017	311	↓
Quarter ending September 2017	292	↓
Quarter ending December 2017	273	↓
<b>Variance since December 2016</b>	<b>(15.5%)</b>	<b>↓</b>



### ACTIVITY

**Cumulative percentage of contracted UDA delivered 2017 & 2018**



Month	Adjusted Scheduled Activity (UDA)	
	2017	2018
April	9	0
May	11	52
June	45	82
July	84	160
August	91	164
September	210	242
October	252	243
November	328	264
December	363	303
January	407	
February	432	
March	499	
April	529	
May	559	
June	559	

### QUALITY

	Quantity	Base Number	Contract	AT	Region	England
% of FP17s for the same patient ID Re-attending within 3 months - Children	19	198	9.6%	11.1%	11.8%	12.0%
% of FP17s for the same patient ID Re-attending within 3 months - Adults	7	56	12.5%	14.5%	15.3%	15.9%
% of FP17s for the same patient ID Re-attending between 3 & 9 months - Children	112	198	56.6%	59.2%	59.1%	58.0%
% of FP17s for the same patient ID Re-attending between 3 & 9 months - Adults	40	56	71.4%	48.7%	51.5%	50.5%
% of FP17s for Band 1 Urgent Courses	3	216	1.4%	9.3%	8.0%	9.0%
% of FP17s Relating to Free Repair or Replacements	0	216	0.0%	0.8%	0.8%	0.8%
% of FP17s Relating to Continuations	0	216	0.0%	1.1%	1.1%	1.1%
% of Patients satisfied with the dentistry they have received	0	0	N/A	91.4%	91.6%	91.5%
% of Patients satisfied with the time they had to wait for an appointment	0	0	N/A	87.0%	88.3%	87.9%

\* This is based on patients treated on this contract for their most recent course of treatment. Figures in italics indicate the base number of FP17s or Patient Questionnaire responses are less than 100. N/A is shown where the base number of responses is less than 10 during the period. % is calculated as Quantity/Base number\*100

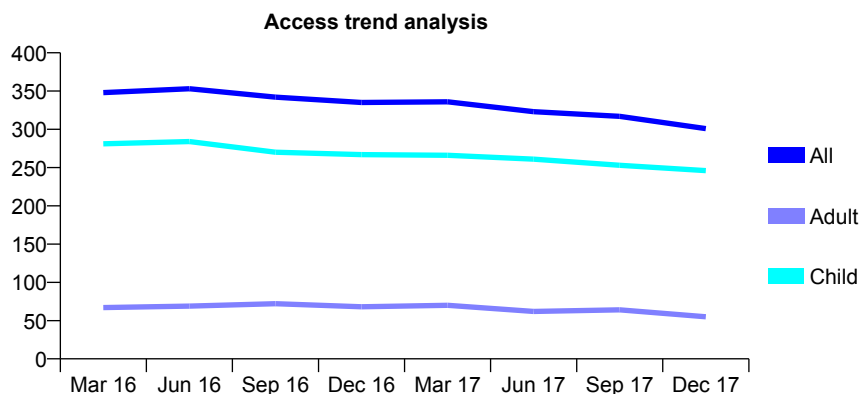
## Q56 - Vital Signs At a Glance Contract Report for 631647/0001 - December 2017

Name or company name	MR RP BANDENBURG
Contract type name	GDS Contract
Purpose of contract	General
Contract start date	01/04/2006
Contract end date	

17/18 Contracted general activity (UDA)	905
Carry forward general activity (UDA)	0
17/18 Contracted orthodontic activity (UOA)	0
Carry forward orthodontic activity (UOA)	0
Baseline contract value	£19,834.56

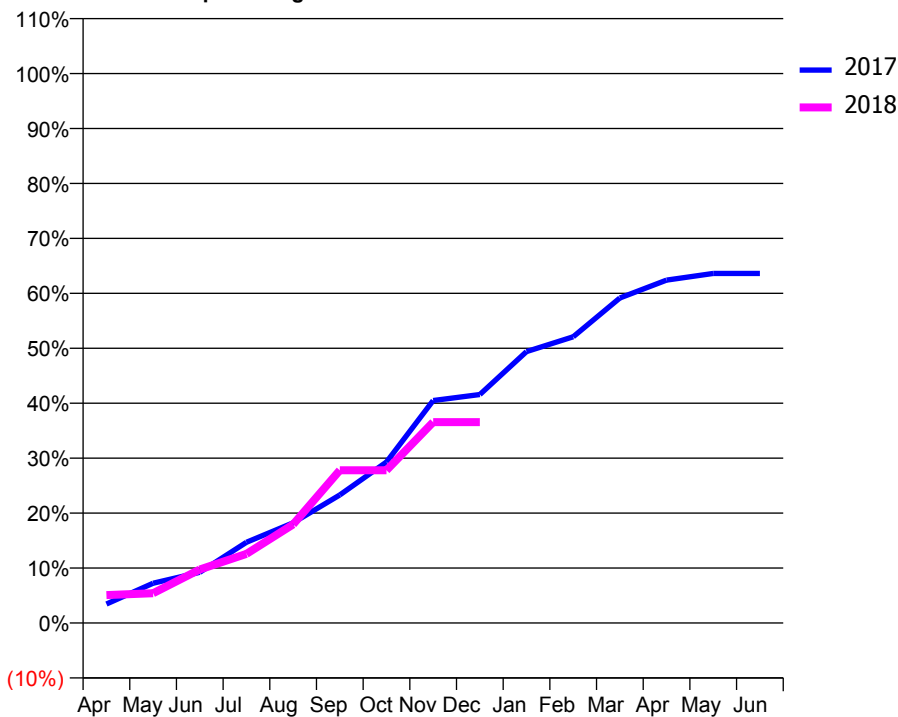
### ACCESS\*

Patients seen in 24 months	Total	Change since previous quarter
Quarter ending December 2016	335	
Quarter ending March 2017	336	→
Quarter ending June 2017	323	↓
Quarter ending September 2017	317	↓
Quarter ending December 2017	301	↓
<b>Variance since December 2016</b>	<b>(10.1%)</b>	<b>↓</b>



### ACTIVITY

**Cumulative percentage of contracted UDA delivered 2017 & 2018**



Month	Adjusted Scheduled Activity (UDA)	
	2017	2018
April	31	46
May	66	49
June	84	88
July	133	114
August	165	162
September	211	252
October	265	252
November	366	331
December	376	331
January	447	
February	471	
March	535	
April	565	
May	576	
June	576	

### QUALITY

	Quantity	Base Number	Contract	AT	Region	England
% of FP17s for the same patient ID Re-attending within 3 months - Children	25	298	8.4%	11.1%	11.8%	12.0%
% of FP17s for the same patient ID Re-attending within 3 months - Adults	2	29	6.9%	14.5%	15.3%	15.9%
% of FP17s for the same patient ID Re-attending between 3 & 9 months - Children	195	298	65.4%	59.2%	59.1%	58.0%
% of FP17s for the same patient ID Re-attending between 3 & 9 months - Adults	17	29	58.6%	48.7%	51.5%	50.5%
% of FP17s for Band 1 Urgent Courses	9	296	3.0%	9.3%	8.0%	9.0%
% of FP17s Relating to Free Repair or Replacements	0	296	0.0%	0.8%	0.8%	0.8%
% of FP17s Relating to Continuations	0	296	0.0%	1.1%	1.1%	1.1%
% of Patients satisfied with the dentistry they have received	1	1	N/A	91.4%	91.6%	91.5%
% of Patients satisfied with the time they had to wait for an appointment	1	1	N/A	87.0%	88.3%	87.9%

\* This is based on patients treated on this contract for their most recent course of treatment. Figures in italics indicate the base number of FP17s or Patient Questionnaire responses are less than 100. N/A is shown where the base number of responses is less than 10 during the period. % is calculated as Quantity/Base number\*100

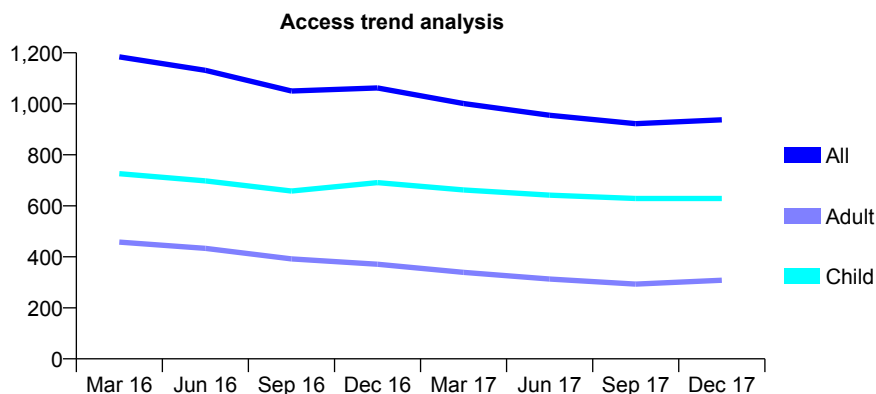
## Q56 - Vital Signs At a Glance Contract Report for 636096/0001 - December 2017

Name or company name	MR SG NICOLL
Contract type name	GDS Contract
Purpose of contract	General
Contract start date	01/04/2006
Contract end date	

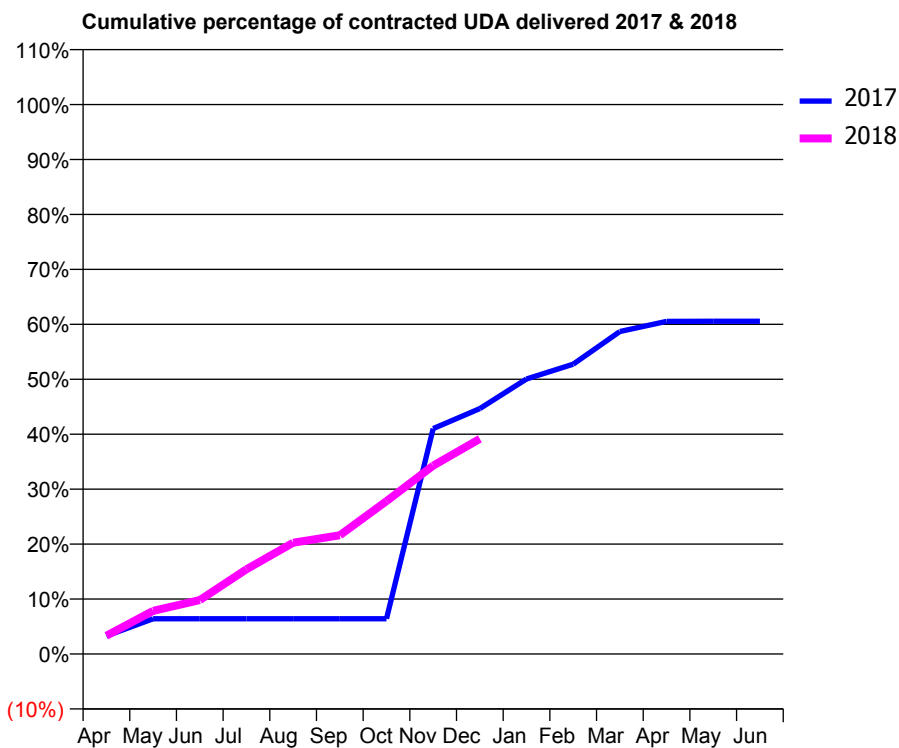
17/18 Contracted general activity (UDA)	2,882
Carry forward general activity (UDA)	0
17/18 Contracted orthodontic activity (UOA)	0
Carry forward orthodontic activity (UOA)	0
Baseline contract value	£80,184.91

### ACCESS\*

Patients seen in 24 months	Total	Change since previous quarter
Quarter ending December 2016	1,062	
Quarter ending March 2017	1,001	↓
Quarter ending June 2017	955	↓
Quarter ending September 2017	922	↓
Quarter ending December 2017	937	→
<b>Variance since December 2016</b>	<b>(11.8%)</b>	<b>↓</b>



### ACTIVITY



Month	Adjusted Scheduled Activity (UDA)	
	2017	2018
April	95	96
May	185	226
June	185	283
July	185	445
August	185	584
September	185	623
October	185	802
November	1,182	988
December	1,287	1,128
January	1,442	
February	1,520	
March	1,692	
April	1,745	
May	1,746	
June	1,746	

### QUALITY

	Quantity	Base Number	Contract	AT	Region	England
% of FP17s for the same patient ID Re-attending within 3 months - Children	24	685	3.5%	11.1%	11.8%	12.0%
% of FP17s for the same patient ID Re-attending within 3 months - Adults	8	184	4.3%	14.5%	15.3%	15.9%
% of FP17s for the same patient ID Re-attending between 3 & 9 months - Children	407	685	59.4%	59.2%	59.1%	58.0%
% of FP17s for the same patient ID Re-attending between 3 & 9 months - Adults	81	184	44.0%	48.7%	51.5%	50.5%
% of FP17s for Band 1 Urgent Courses	6	824	0.7%	9.3%	8.0%	9.0%
% of FP17s Relating to Free Repair or Replacements	0	824	0.0%	0.8%	0.8%	0.8%
% of FP17s Relating to Continuations	0	824	0.0%	1.1%	1.1%	1.1%
% of Patients satisfied with the dentistry they have received	0	0	N/A	91.4%	91.6%	91.5%
% of Patients satisfied with the time they had to wait for an appointment	0	0	N/A	87.0%	88.3%	87.9%

\* This is based on patients treated on this contract for their most recent course of treatment. Figures in italics indicate the base number of FP17s or Patient Questionnaire responses are less than 100. N/A is shown where the base number of responses is less than 10 during the period. % is calculated as Quantity/Base number\*100

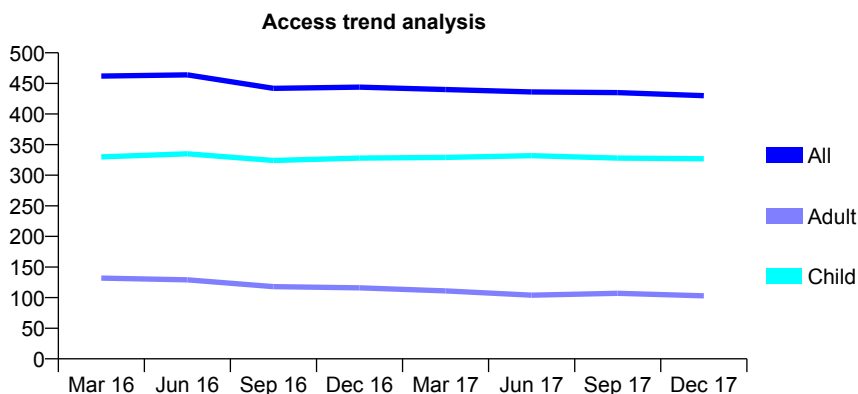
## Q56 - Vital Signs At a Glance Contract Report for 639214/0001 - December 2017

Name or company name	MISS CA NEVILLE
Contract type name	GDS Contract
Purpose of contract	General
Contract start date	01/04/2006
Contract end date	

17/18 Contracted general activity (UDA)	865
Carry forward general activity (UDA)	-17
17/18 Contracted orthodontic activity (UOA)	0
Carry forward orthodontic activity (UOA)	0
Baseline contract value	£21,227.82

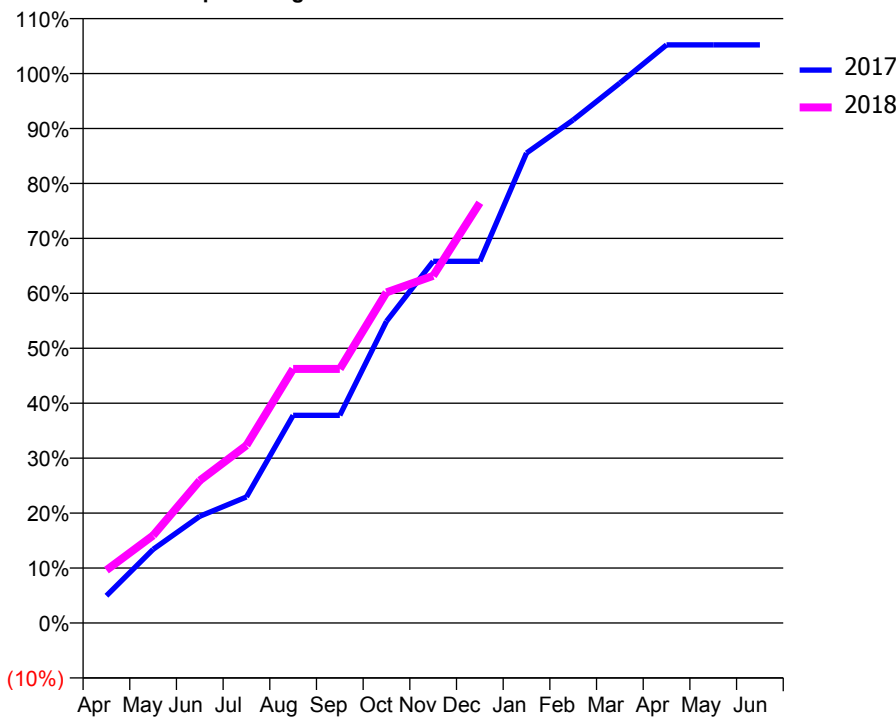
### ACCESS\*

Patients seen in 24 months	Total	Change since previous quarter
Quarter ending December 2016	444	
Quarter ending March 2017	440	→
Quarter ending June 2017	436	→
Quarter ending September 2017	435	→
Quarter ending December 2017	430	↓
<b>Variance since December 2016</b>	<b>(3.2%)</b>	<b>↓</b>



### ACTIVITY

Cumulative percentage of contracted UDA delivered 2017 & 2018



Month	Adjusted Scheduled Activity (UDA)	
	2017	2018
April	43	83
May	116	138
June	168	224
July	198	280
August	327	400
September	327	400
October	475	520
November	569	547
December	569	662
January	740	
February	792	
March	850	
April	910	
May	910	
June	910	

### QUALITY

	Quantity	Base Number	Contract	AT	Region	England
% of FP17s for the same patient ID Re-attending within 3 months - Children	28	419	6.7%	11.1%	11.8%	12.0%
% of FP17s for the same patient ID Re-attending within 3 months - Adults	5	66	7.6%	14.5%	15.3%	15.9%
% of FP17s for the same patient ID Re-attending between 3 & 9 months - Children	277	419	66.1%	59.2%	59.1%	58.0%
% of FP17s for the same patient ID Re-attending between 3 & 9 months - Adults	35	66	53.0%	48.7%	51.5%	50.5%
% of FP17s for Band 1 Urgent Courses	14	448	3.1%	9.3%	8.0%	9.0%
% of FP17s Relating to Free Repair or Replacements	0	448	0.0%	0.8%	0.8%	0.8%
% of FP17s Relating to Continuations	1	448	0.2%	1.1%	1.1%	1.1%
% of Patients satisfied with the dentistry they have received	0	0	N/A	91.4%	91.6%	91.5%
% of Patients satisfied with the time they had to wait for an appointment	0	0	N/A	87.0%	88.3%	87.9%

\* This is based on patients treated on this contract for their most recent course of treatment. Figures in italics indicate the base number of FP17s or Patient Questionnaire responses are less than 100. N/A is shown where the base number of responses is less than 10 during the period. % is calculated as Quantity/Base number\*100



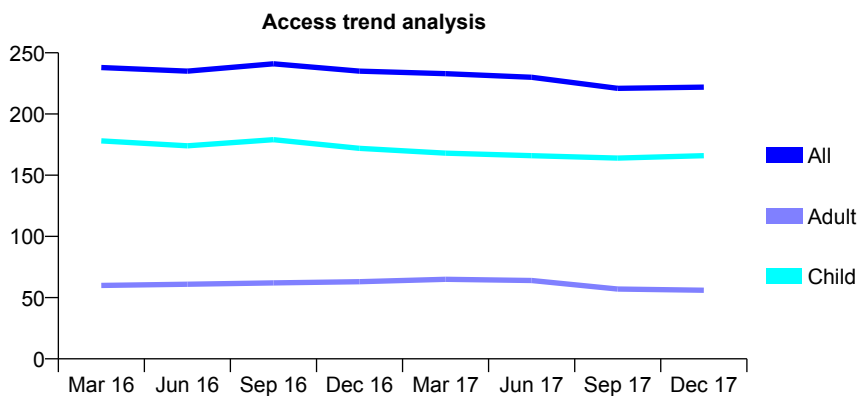
## Q56 - Vital Signs At a Glance Contract Report for 644072/0001 - December 2017

Name or company name	MR A BROWN
Contract type name	GDS Contract
Purpose of contract	General
Contract start date	01/06/2014
Contract end date	

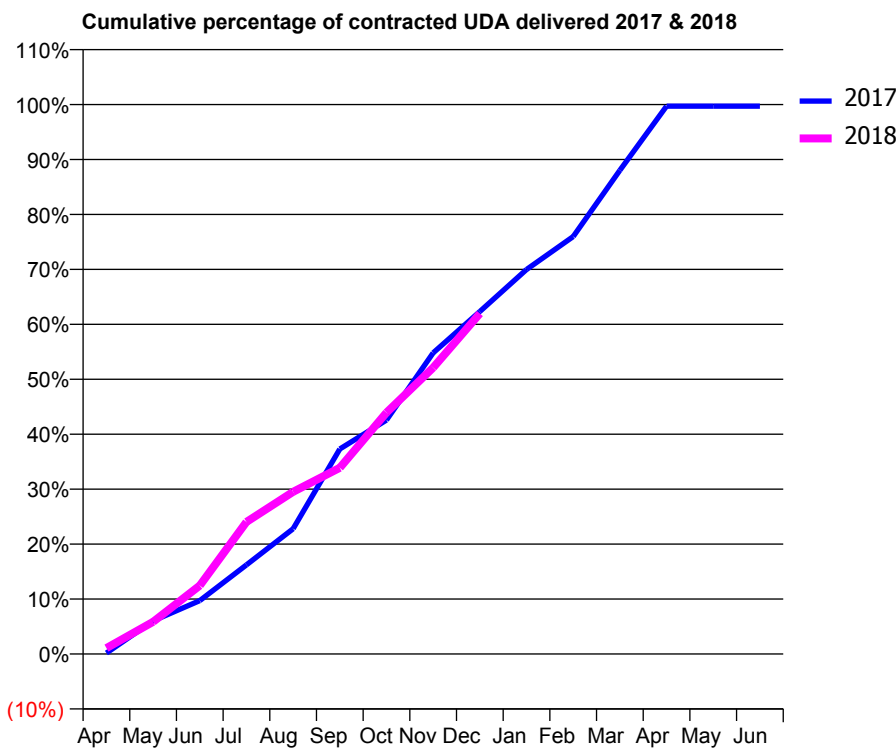
17/18 Contracted general activity (UDA)	550
Carry forward general activity (UDA)	2
17/18 Contracted orthodontic activity (UOA)	0
Carry forward orthodontic activity (UOA)	0
Baseline contract value	£11,248.70

### ACCESS\*

Patients seen in 24 months	Total	Change since previous quarter
Quarter ending December 2016	235	
Quarter ending March 2017	233	→
Quarter ending June 2017	230	↓
Quarter ending September 2017	221	↓
Quarter ending December 2017	222	→
<b>Variance since December 2016</b>	<b>(5.5%)</b>	<b>↓</b>



### ACTIVITY



Month	Adjusted Scheduled Activity (UDA)	
	2017	2018
April	1	6
May	33	32
June	53	69
July	89	132
August	125	162
September	205	186
October	234	242
November	301	287
December	343	341
January	385	
February	418	
March	484	
April	548	
May	548	
June	548	

### QUALITY

	Quantity	Base Number	Contract	AT	Region	England
% of FP17s for the same patient ID Re-attending within 3 months - Children	5	225	2.2%	11.1%	11.8%	12.0%
% of FP17s for the same patient ID Re-attending within 3 months - Adults	10	56	17.9%	14.5%	15.3%	15.9%
% of FP17s for the same patient ID Re-attending between 3 & 9 months - Children	192	225	85.3%	59.2%	59.1%	58.0%
% of FP17s for the same patient ID Re-attending between 3 & 9 months - Adults	37	56	66.1%	48.7%	51.5%	50.5%
% of FP17s for Band 1 Urgent Courses	9	256	3.5%	9.3%	8.0%	9.0%
% of FP17s Relating to Free Repair or Replacements	0	256	0.0%	0.8%	0.8%	0.8%
% of FP17s Relating to Continuations	0	256	0.0%	1.1%	1.1%	1.1%
% of Patients satisfied with the dentistry they have received	0	0	N/A	91.4%	91.6%	91.5%
% of Patients satisfied with the time they had to wait for an appointment	0	0	N/A	87.0%	88.3%	87.9%

\* This is based on patients treated on this contract for their most recent course of treatment. Figures in italics indicate the base number of FP17s or Patient Questionnaire responses are less than 100. N/A is shown where the base number of responses is less than 10 during the period. % is calculated as Quantity/Base number\*100

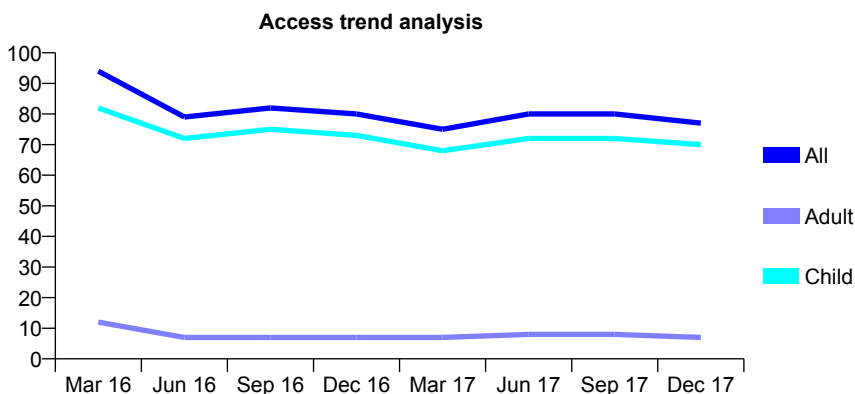
## Q56 - Vital Signs At a Glance Contract Report for 644420/0001 - December 2017

Name or company name	MRS JM BELSHAM
Contract type name	GDS Contract
Purpose of contract	General
Contract start date	01/04/2006
Contract end date	

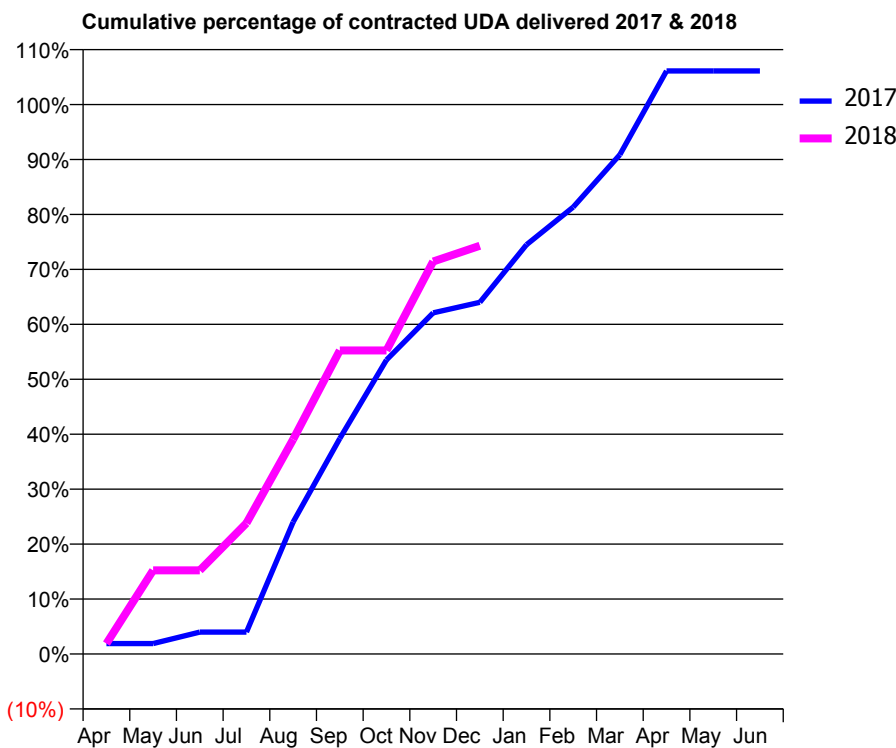
17/18 Contracted general activity (UDA)	105
Carry forward general activity (UDA)	-2
17/18 Contracted orthodontic activity (UOA)	0
Carry forward orthodontic activity (UOA)	0
Baseline contract value	£1,881.23

### ACCESS\*

Patients seen in 24 months	Total	Change since previous quarter
Quarter ending December 2016	80	
Quarter ending March 2017	75	↓
Quarter ending June 2017	80	↑
Quarter ending September 2017	80	→
Quarter ending December 2017	77	↓
<b>Variance since December 2016</b>	<b>(3.8%)</b>	<b>↓</b>



### ACTIVITY



Month	Adjusted Scheduled Activity (UDA)	
	2017	2018
April	2	2
May	2	16
June	4	16
July	4	25
August	25	41
September	41	58
October	56	58
November	65	75
December	67	78
January	78	
February	85	
March	95	
April	111	
May	111	
June	111	

### QUALITY

	Quantity	Base Number	Contract	AT	Region	England
% of FP17s for the same patient ID Re-attending within 3 months - Children	2	61	3.3%	11.1%	11.8%	12.0%
% of FP17s for the same patient ID Re-attending within 3 months - Adults	0	1	0.0%	14.5%	15.3%	15.9%
% of FP17s for the same patient ID Re-attending between 3 & 9 months - Children	35	61	57.4%	59.2%	59.1%	58.0%
% of FP17s for the same patient ID Re-attending between 3 & 9 months - Adults	1	1	100.0%	48.7%	51.5%	50.5%
% of FP17s for Band 1 Urgent Courses	0	57	0.0%	9.3%	8.0%	9.0%
% of FP17s Relating to Free Repair or Replacements	0	57	0.0%	0.8%	0.8%	0.8%
% of FP17s Relating to Continuations	0	57	0.0%	1.1%	1.1%	1.1%
% of Patients satisfied with the dentistry they have received	0	0	N/A	91.4%	91.6%	91.5%
% of Patients satisfied with the time they had to wait for an appointment	0	0	N/A	87.0%	88.3%	87.9%

\* This is based on patients treated on this contract for their most recent course of treatment. Figures in italics indicate the base number of FP17s or Patient Questionnaire responses are less than 100. N/A is shown where the base number of responses is less than 10 during the period. % is calculated as Quantity/Base number\*100

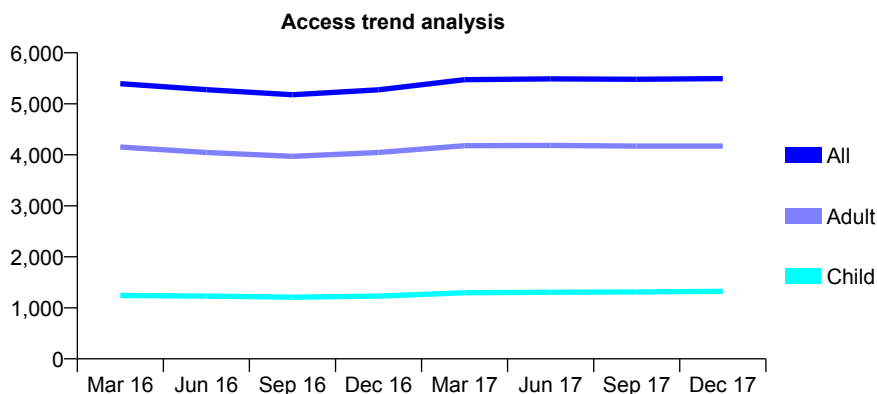
## Q56 - Vital Signs At a Glance Contract Report for 644668/0001 - December 2017

Name or company name	MRS JM GEANEY
Contract type name	GDS Contract
Purpose of contract	General
Contract start date	01/04/2006
Contract end date	

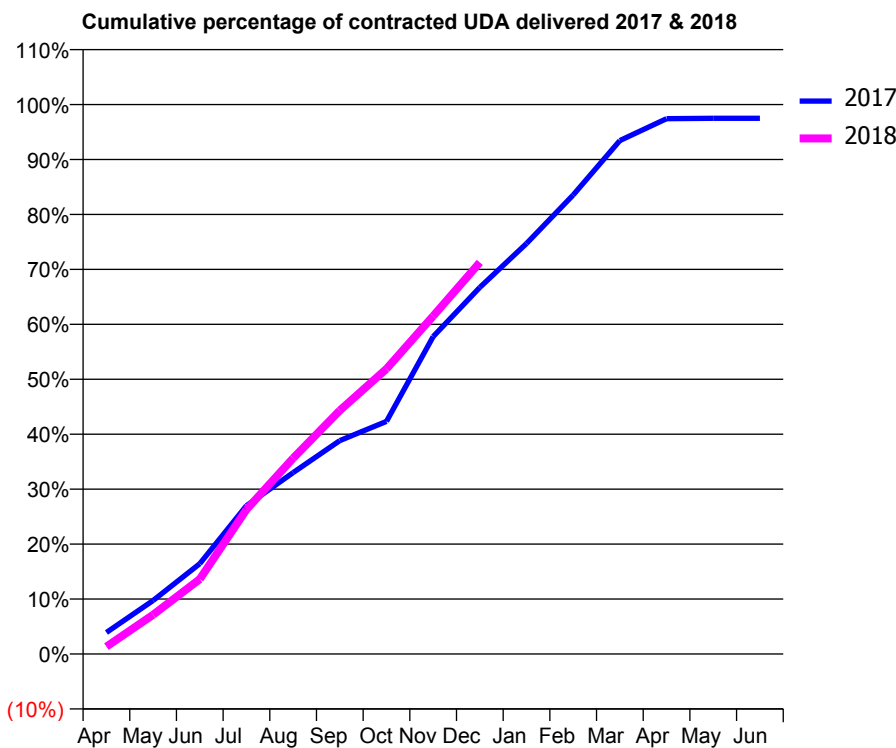
17/18 Contracted general activity (UDA)	11,118
Carry forward general activity (UDA)	278
17/18 Contracted orthodontic activity (UOA)	0
Carry forward orthodontic activity (UOA)	0
Baseline contract value	£252,904.75

### ACCESS\*

Patients seen in 24 months	Total	Change since previous quarter
Quarter ending December 2016	5,274	
Quarter ending March 2017	5,474	↑
Quarter ending June 2017	5,490	→
Quarter ending September 2017	5,482	→
Quarter ending December 2017	5,495	→
<b>Variance since December 2016</b>	<b>4.2%</b>	<b>↑</b>



### ACTIVITY



Month	Adjusted Scheduled Activity (UDA)	
	2017	2018
April	436	149
May	1,084	794
June	1,828	1,514
July	3,001	2,923
August	3,672	3,961
September	4,318	4,928
October	4,706	5,771
November	6,422	6,838
December	7,419	7,923
January	8,306	
February	9,288	
March	10,389	
April	10,831	
May	10,839	
June	10,840	

### QUALITY

	Quantity	Base Number	Contract	AT	Region	England
% of FP17s for the same patient ID Re-attending within 3 months - Children	102	1,578	6.5%	11.1%	11.8%	12.0%
% of FP17s for the same patient ID Re-attending within 3 months - Adults	517	4,232	12.2%	14.5%	15.3%	15.9%
% of FP17s for the same patient ID Re-attending between 3 & 9 months - Children	1,017	1,578	64.4%	59.2%	59.1%	58.0%
% of FP17s for the same patient ID Re-attending between 3 & 9 months - Adults	2,121	4,232	50.1%	48.7%	51.5%	50.5%
% of FP17s for Band 1 Urgent Courses	282	4,566	6.2%	9.3%	8.0%	9.0%
% of FP17s Relating to Free Repair or Replacements	41	4,566	0.9%	0.8%	0.8%	0.8%
% of FP17s Relating to Continuations	7	4,566	0.2%	1.1%	1.1%	1.1%
% of Patients satisfied with the dentistry they have received	4	5	N/A	91.4%	91.6%	91.5%
% of Patients satisfied with the time they had to wait for an appointment	5	5	N/A	87.0%	88.3%	87.9%

\* This is based on patients treated on this contract for their most recent course of treatment. Figures in italics indicate the base number of FP17s or Patient Questionnaire responses are less than 100. N/A is shown where the base number of responses is less than 10 during the period. % is calculated as Quantity/Base number\*100

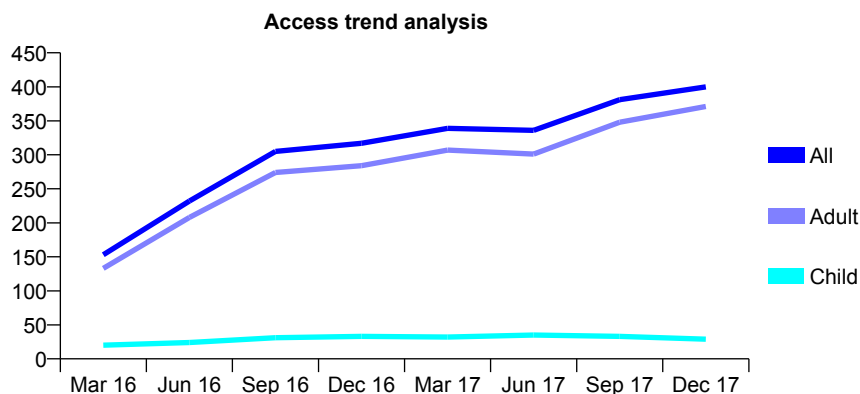
## Q56 - Vital Signs At a Glance Contract Report for 648558/0001 - December 2017

Name or company name	MISS K RUSTAGE
Contract type name	GDS Contract
Purpose of contract	General
Contract start date	01/04/2006
Contract end date	

17/18 Contracted general activity (UDA)	1,414
Carry forward general activity (UDA)	7
17/18 Contracted orthodontic activity (UOA)	0
Carry forward orthodontic activity (UOA)	0
Baseline contract value	£44,495.77

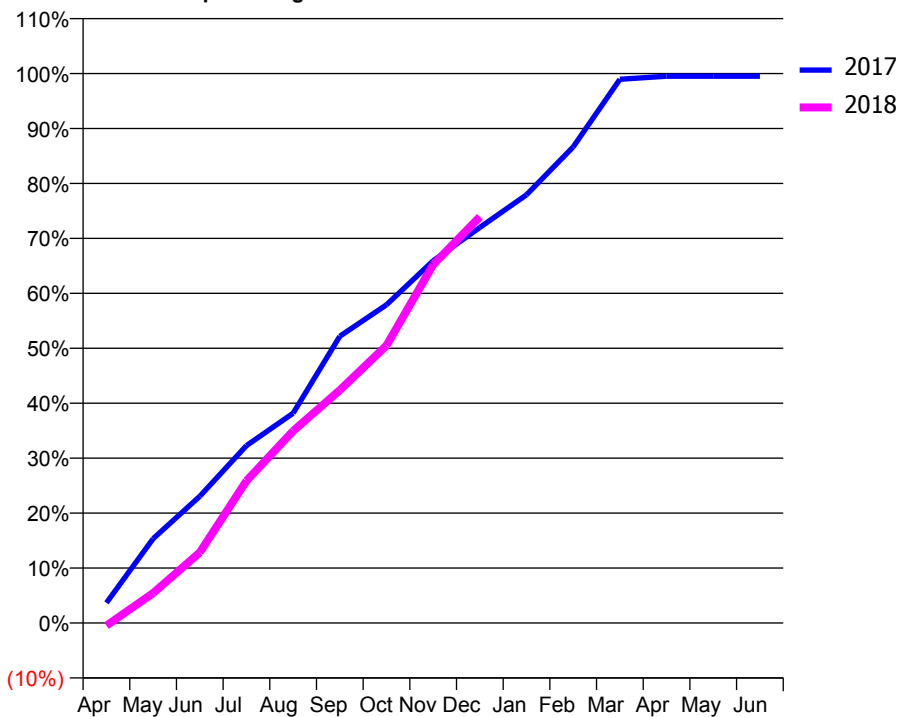
### ACCESS\*

Patients seen in 24 months	Total	Change since previous quarter
Quarter ending December 2016	317	
Quarter ending March 2017	339	↑
Quarter ending June 2017	336	→
Quarter ending September 2017	381	↑
Quarter ending December 2017	400	↑
<b>Variance since December 2016</b>	<b>26.2%</b>	<b>↑</b>



### ACTIVITY

Cumulative percentage of contracted UDA delivered 2017 & 2018



Month	Adjusted Scheduled Activity (UDA)	
	2017	2018
April	52	-7
May	217	77
June	326	182
July	456	366
August	540	494
September	738	599
October	819	714
November	932	922
December	1,018	1,045
January	1,102	
February	1,225	
March	1,399	
April	1,407	
May	1,407	
June	1,407	

### QUALITY

	Quantity	Base Number	Contract	AT	Region	England
% of FP17s for the same patient ID Re-attending within 3 months - Children	0	31	0.0%	11.1%	11.8%	12.0%
% of FP17s for the same patient ID Re-attending within 3 months - Adults	6	368	1.6%	14.5%	15.3%	15.9%
% of FP17s for the same patient ID Re-attending between 3 & 9 months - Children	0	31	0.0%	59.2%	59.1%	58.0%
% of FP17s for the same patient ID Re-attending between 3 & 9 months - Adults	2	368	0.5%	48.7%	51.5%	50.5%
% of FP17s for Band 1 Urgent Courses	6	395	1.5%	9.3%	8.0%	9.0%
% of FP17s Relating to Free Repair or Replacements	0	395	0.0%	0.8%	0.8%	0.8%
% of FP17s Relating to Continuations	0	395	0.0%	1.1%	1.1%	1.1%
% of Patients satisfied with the dentistry they have received	0	0	N/A	91.4%	91.6%	91.5%
% of Patients satisfied with the time they had to wait for an appointment	0	0	N/A	87.0%	88.3%	87.9%

\* This is based on patients treated on this contract for their most recent course of treatment. Figures in italics indicate the base number of FP17s or Patient Questionnaire responses are less than 100. N/A is shown where the base number of responses is less than 10 during the period. % is calculated as Quantity/Base number\*100

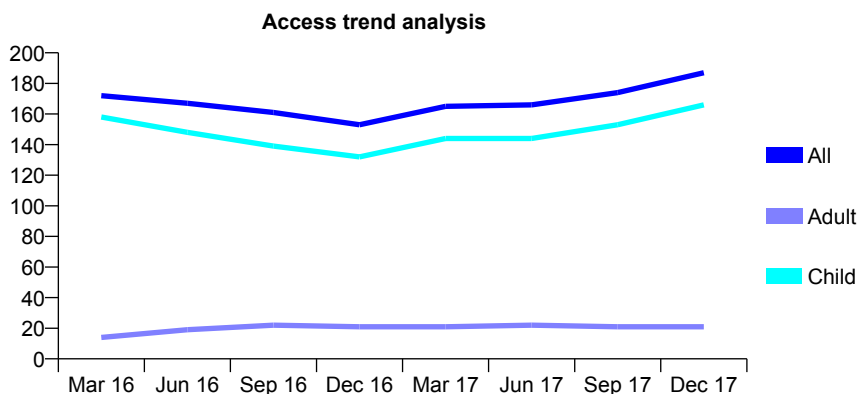
## Q56 - Vital Signs At a Glance Contract Report for 657409/0001 - December 2017

Name or company name	MR JS FROST
Contract type name	GDS Contract
Purpose of contract	General
Contract start date	01/04/2006
Contract end date	

17/18 Contracted general activity (UDA)	259
Carry forward general activity (UDA)	-5
17/18 Contracted orthodontic activity (UOA)	0
Carry forward orthodontic activity (UOA)	0
Baseline contract value	£5,981.44

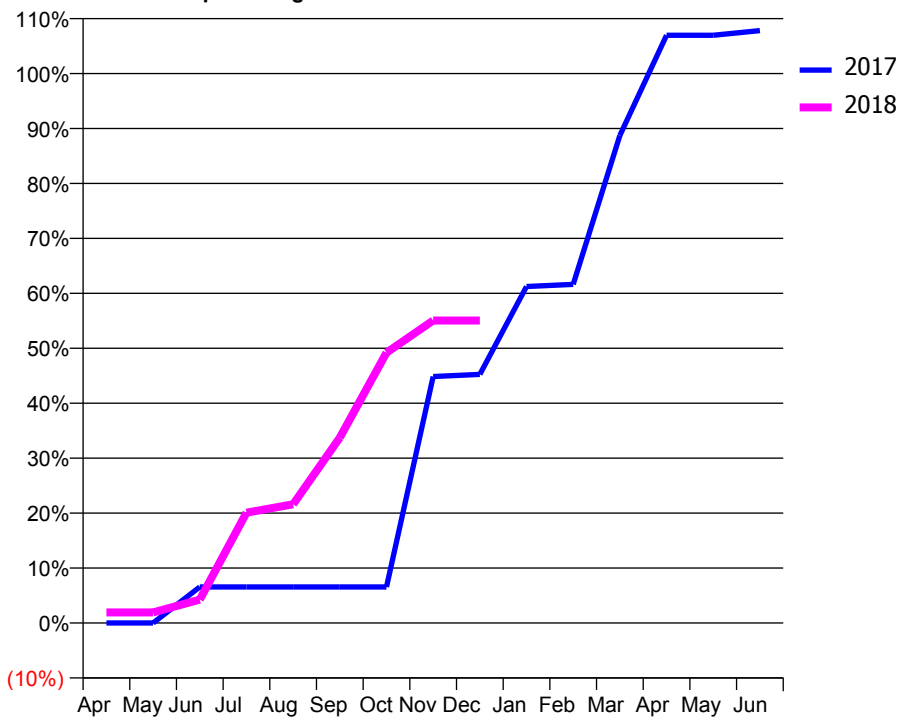
### ACCESS\*

Patients seen in 24 months	Total	Change since previous quarter
Quarter ending December 2016	153	
Quarter ending March 2017	165	↑
Quarter ending June 2017	166	→
Quarter ending September 2017	174	↑
Quarter ending December 2017	187	↑
<b>Variance since December 2016</b>	<b>22.2%</b>	<b>↑</b>



### ACTIVITY

Cumulative percentage of contracted UDA delivered 2017 & 2018



Month	Adjusted Scheduled Activity (UDA)	
	2017	2018
April	0	5
May	0	5
June	17	11
July	17	52
August	17	56
September	17	87
October	17	127
November	116	143
December	117	143
January	159	
February	160	
March	230	
April	277	
May	277	
June	279	

### QUALITY

	Quantity	Base Number	Contract	AT	Region	England
% of FP17s for the same patient ID Re-attending within 3 months - Children	20	179	11.2%	11.1%	11.8%	12.0%
% of FP17s for the same patient ID Re-attending within 3 months - Adults	0	6	0.0%	14.5%	15.3%	15.9%
% of FP17s for the same patient ID Re-attending between 3 & 9 months - Children	93	179	52.0%	59.2%	59.1%	58.0%
% of FP17s for the same patient ID Re-attending between 3 & 9 months - Adults	1	6	16.7%	48.7%	51.5%	50.5%
% of FP17s for Band 1 Urgent Courses	5	142	3.5%	9.3%	8.0%	9.0%
% of FP17s Relating to Free Repair or Replacements	0	142	0.0%	0.8%	0.8%	0.8%
% of FP17s Relating to Continuations	0	142	0.0%	1.1%	1.1%	1.1%
% of Patients satisfied with the dentistry they have received	0	0	N/A	91.4%	91.6%	91.5%
% of Patients satisfied with the time they had to wait for an appointment	0	0	N/A	87.0%	88.3%	87.9%

\* This is based on patients treated on this contract for their most recent course of treatment. Figures in italics indicate the base number of FP17s or Patient Questionnaire responses are less than 100. N/A is shown where the base number of responses is less than 10 during the period. % is calculated as Quantity/Base number\*100

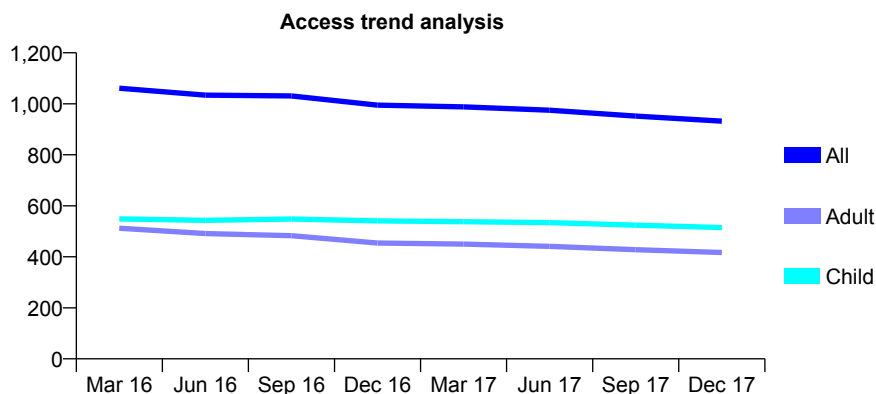
## Q56 - Vital Signs At a Glance Contract Report for 657719/0001 - December 2017

Name or company name	MR IS MALHERBE
Contract type name	GDS Contract
Purpose of contract	General and Orthodontic
Contract start date	01/04/2006
Contract end date	

17/18 Contracted general activity (UDA)	3,200
Carry forward general activity (UDA)	0
17/18 Contracted orthodontic activity (UOA)	579
Carry forward orthodontic activity (UOA)	0
Baseline contract value	£84,004.02

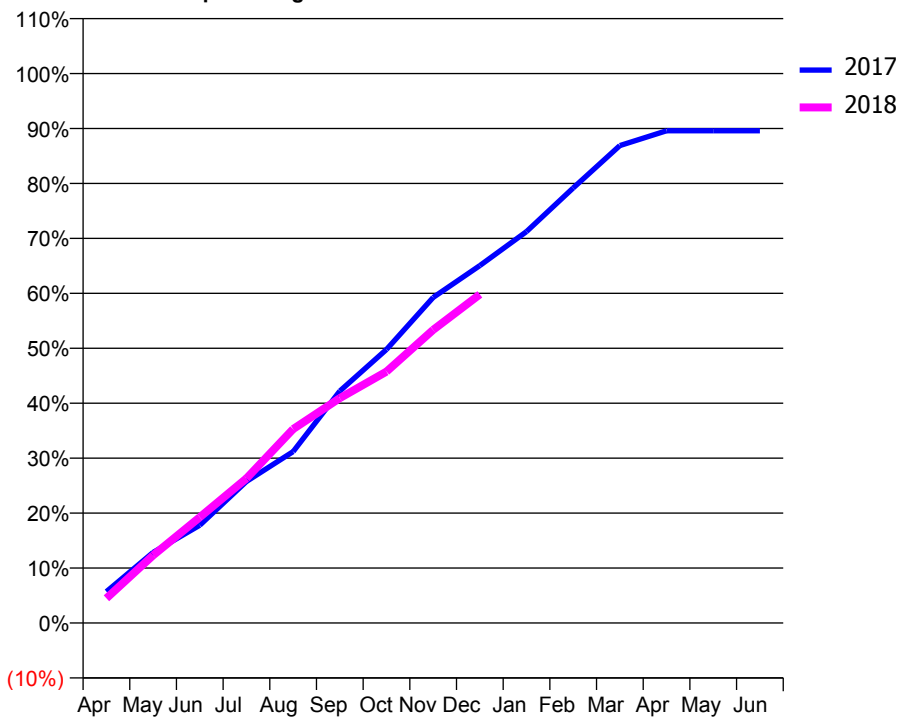
### ACCESS\*

Patients seen in 24 months	Total	Change since previous quarter
Quarter ending December 2016	995	
Quarter ending March 2017	988	→
Quarter ending June 2017	975	↓
Quarter ending September 2017	952	↓
Quarter ending December 2017	932	↓
<b>Variance since December 2016</b>	<b>(6.3%)</b>	<b>↓</b>



### ACTIVITY

Cumulative percentage of contracted UDA delivered 2017 & 2018



Month	Adjusted Scheduled Activity (UDA)	
	2017	2018
April	183	144
May	411	394
June	570	616
July	824	842
August	998	1,129
September	1,351	1,309
October	1,593	1,464
November	1,896	1,707
December	2,082	1,914
January	2,280	
February	2,533	
March	2,780	
April	2,866	
May	2,866	
June	2,866	

### QUALITY

	Quantity	Base Number	Contract	AT	Region	England
% of FP17s for the same patient ID Re-attending within 3 months - Children	24	610	3.9%	11.1%	11.8%	12.0%
% of FP17s for the same patient ID Re-attending within 3 months - Adults	74	361	20.5%	14.5%	15.3%	15.9%
% of FP17s for the same patient ID Re-attending between 3 & 9 months - Children	454	610	74.4%	59.2%	59.1%	58.0%
% of FP17s for the same patient ID Re-attending between 3 & 9 months - Adults	220	361	60.9%	48.7%	51.5%	50.5%
% of FP17s for Band 1 Urgent Courses	44	935	4.7%	9.3%	8.0%	9.0%
% of FP17s Relating to Free Repair or Replacements	0	935	0.0%	0.8%	0.8%	0.8%
% of FP17s Relating to Continuations	22	935	2.4%	1.1%	1.1%	1.1%
% of Patients satisfied with the dentistry they have received	1	1	N/A	91.4%	91.6%	91.5%
% of Patients satisfied with the time they had to wait for an appointment	0	1	N/A	87.0%	88.3%	87.9%

\* This is based on patients treated on this contract for their most recent course of treatment. Figures in italics indicate the base number of FP17s or Patient Questionnaire responses are less than 100. N/A is shown where the base number of responses is less than 10 during the period. % is calculated as Quantity/Base number\*100

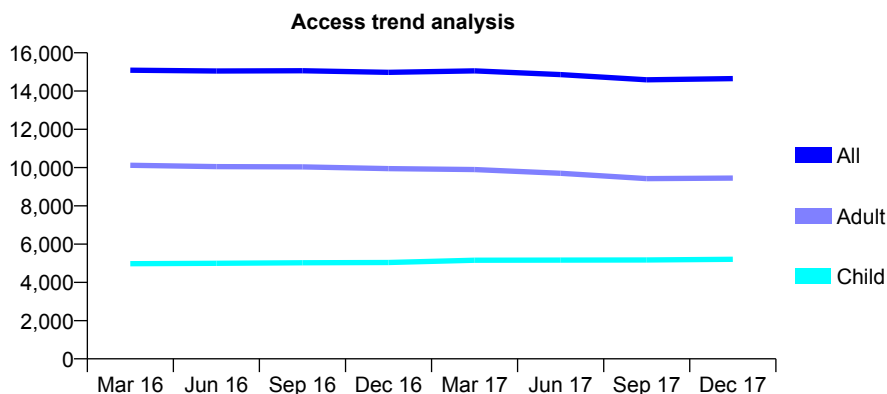
## Q56 - Vital Signs At a Glance Contract Report for 659606/0002 - December 2017

Name or company name	MR RM WADHWANI
Contract type name	GDS Contract
Purpose of contract	General
Contract start date	01/04/2006
Contract end date	

17/18 Contracted general activity (UDA)	31,500
Carry forward general activity (UDA)	0
17/18 Contracted orthodontic activity (UOA)	0
Carry forward orthodontic activity (UOA)	0
Baseline contract value	£910,521.52

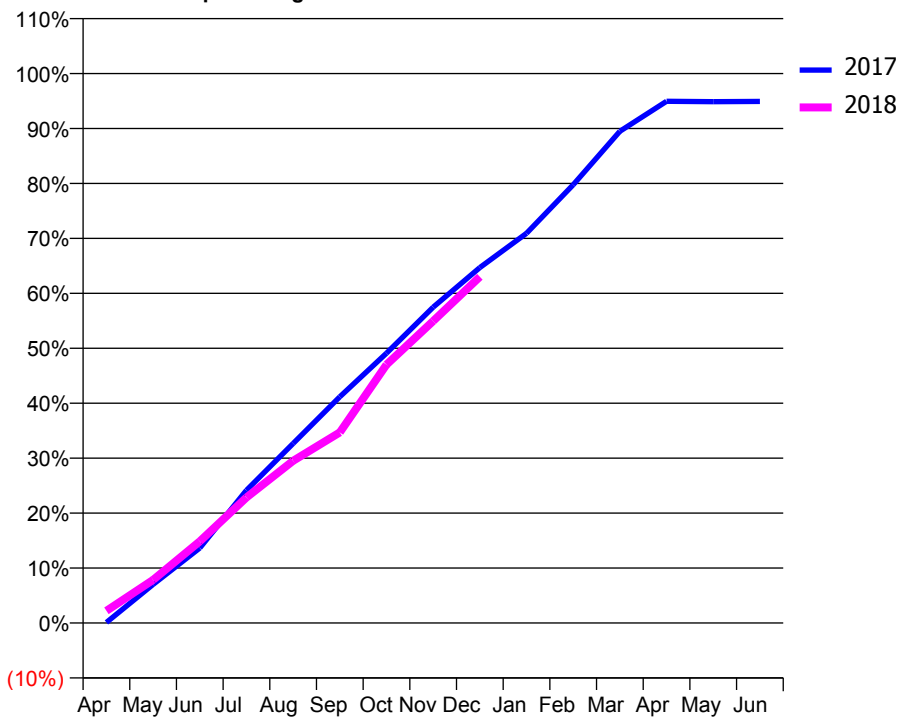
### ACCESS\*

Patients seen in 24 months	Total	Change since previous quarter
Quarter ending December 2016	14,979	
Quarter ending March 2017	15,052	→
Quarter ending June 2017	14,863	↓
Quarter ending September 2017	14,590	↓
Quarter ending December 2017	14,649	→
<b>Variance since December 2016</b>	<b>(2.2%)</b>	<b>↓</b>



### ACTIVITY

Cumulative percentage of contracted UDA delivered 2017 & 2018



Month	Adjusted Scheduled Activity (UDA)	
	2017	2018
April	35	696
May	2,210	2,470
June	4,303	4,683
July	7,610	7,194
August	10,290	9,301
September	12,966	10,927
October	15,465	14,814
November	18,102	17,309
December	20,375	19,848
January	22,338	
February	25,122	
March	28,191	
April	29,910	
May	29,883	
June	29,901	

### QUALITY

	Quantity	Base Number	Contract	AT	Region	England
% of FP17s for the same patient ID Re-attending within 3 months - Children	451	5,694	7.9%	11.1%	11.8%	12.0%
% of FP17s for the same patient ID Re-attending within 3 months - Adults	1,200	8,719	13.8%	14.5%	15.3%	15.9%
% of FP17s for the same patient ID Re-attending between 3 & 9 months - Children	3,121	5,694	54.8%	59.2%	59.1%	58.0%
% of FP17s for the same patient ID Re-attending between 3 & 9 months - Adults	3,926	8,719	45.0%	48.7%	51.5%	50.5%
% of FP17s for Band 1 Urgent Courses	947	12,395	7.6%	9.3%	8.0%	9.0%
% of FP17s Relating to Free Repair or Replacements	84	12,395	0.7%	0.8%	0.8%	0.8%
% of FP17s Relating to Continuations	37	12,395	0.3%	1.1%	1.1%	1.1%
% of Patients satisfied with the dentistry they have received	5	5	N/A	91.4%	91.6%	91.5%
% of Patients satisfied with the time they had to wait for an appointment	4	5	N/A	87.0%	88.3%	87.9%

\* This is based on patients treated on this contract for their most recent course of treatment. Figures in italics indicate the base number of FP17s or Patient Questionnaire responses are less than 100. N/A is shown where the base number of responses is less than 10 during the period. % is calculated as Quantity/Base number\*100



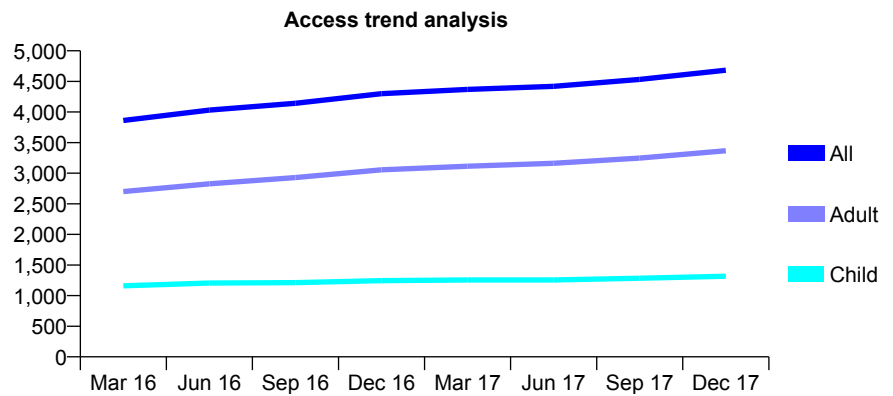
## Q56 - Vital Signs At a Glance Contract Report for 659606/0006 - December 2017

Name or company name	MR RM WADHWANI
Contract type name	GDS Contract
Purpose of contract	General
Contract start date	03/12/2007
Contract end date	

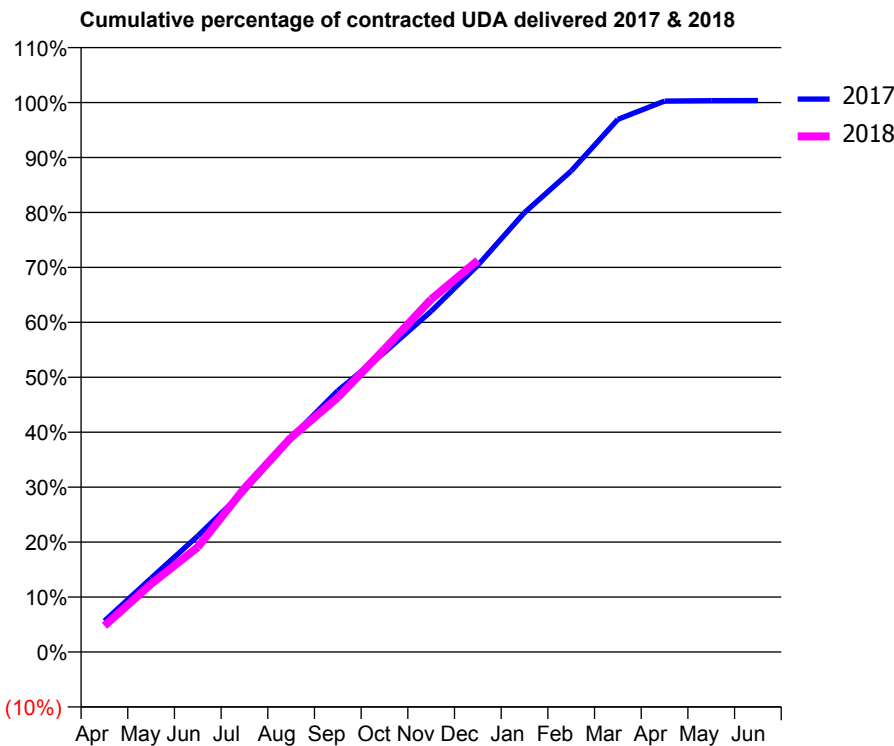
17/18 Contracted general activity (UDA)	10,000
Carry forward general activity (UDA)	-35
17/18 Contracted orthodontic activity (UOA)	0
Carry forward orthodontic activity (UOA)	0
Baseline contract value	£249,517.10

### ACCESS\*

Patients seen in 24 months	Total	Change since previous quarter
Quarter ending December 2016	4,300	
Quarter ending March 2017	4,370	→
Quarter ending June 2017	4,419	→
Quarter ending September 2017	4,532	↑
Quarter ending December 2017	4,684	↑
<b>Variance since December 2016</b>	<b>8.9%</b>	<b>↑</b>



### ACTIVITY



Month	Adjusted Scheduled Activity (UDA)	
	2017	2018
April	565	477
May	1,344	1,240
June	2,112	1,907
July	2,936	2,982
August	3,901	3,906
September	4,756	4,633
October	5,455	5,513
November	6,200	6,420
December	7,038	7,128
January	7,996	
February	8,754	
March	9,694	
April	10,027	
May	10,033	
June	10,035	

### QUALITY

	Quantity	Base Number	Contract	AT	Region	England
% of FP17s for the same patient ID Re-attending within 3 months - Children	67	1,465	4.6%	11.1%	11.8%	12.0%
% of FP17s for the same patient ID Re-attending within 3 months - Adults	462	3,415	13.5%	14.5%	15.3%	15.9%
% of FP17s for the same patient ID Re-attending between 3 & 9 months - Children	919	1,465	62.7%	59.2%	59.1%	58.0%
% of FP17s for the same patient ID Re-attending between 3 & 9 months - Adults	1,805	3,415	52.9%	48.7%	51.5%	50.5%
% of FP17s for Band 1 Urgent Courses	407	4,664	8.7%	9.3%	8.0%	9.0%
% of FP17s Relating to Free Repair or Replacements	37	4,664	0.8%	0.8%	0.8%	0.8%
% of FP17s Relating to Continuations	9	4,664	0.2%	1.1%	1.1%	1.1%
% of Patients satisfied with the dentistry they have received	4	4	N/A	91.4%	91.6%	91.5%
% of Patients satisfied with the time they had to wait for an appointment	3	4	N/A	87.0%	88.3%	87.9%

\* This is based on patients treated on this contract for their most recent course of treatment. Figures in italics indicate the base number of FP17s or Patient Questionnaire responses are less than 100. N/A is shown where the base number of responses is less than 10 during the period. % is calculated as Quantity/Base number\*100

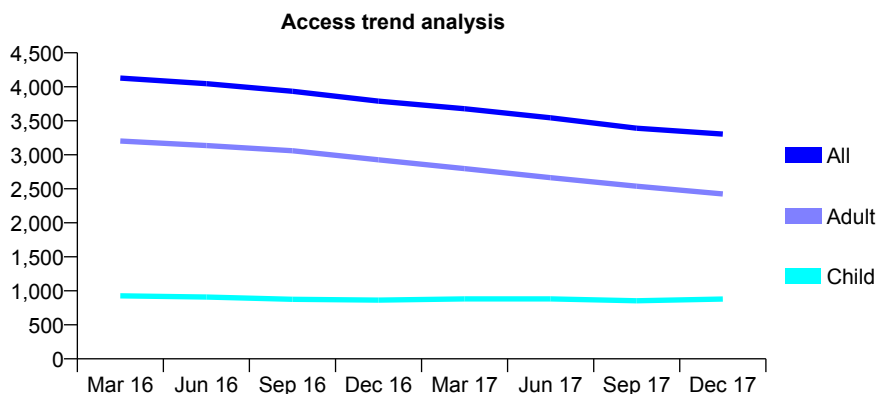
## Q56 - Vital Signs At a Glance Contract Report for 664197/0003 - December 2017

Name or company name	Mobeen Ahmed
Contract type name	GDS Contract
Purpose of contract	General
Contract start date	01/04/2006
Contract end date	

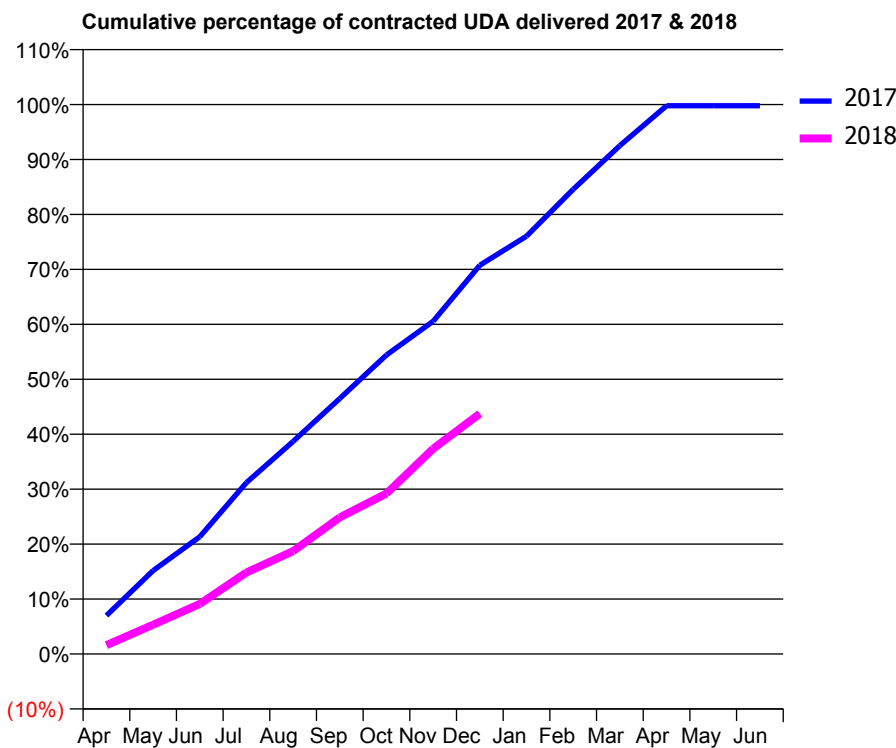
17/18 Contracted general activity (UDA)	10,082
Carry forward general activity (UDA)	23
17/18 Contracted orthodontic activity (UOA)	0
Carry forward orthodontic activity (UOA)	0
Baseline contract value	£256,307.47

### ACCESS\*

Patients seen in 24 months	Total	Change since previous quarter
Quarter ending December 2016	3,790	
Quarter ending March 2017	3,678	↓
Quarter ending June 2017	3,545	↓
Quarter ending September 2017	3,392	↓
Quarter ending December 2017	3,304	↓
<b>Variance since December 2016</b>	<b>(12.8%)</b>	<b>↓</b>



### ACTIVITY



Month	Adjusted Scheduled Activity (UDA)	
	2017	2018
April	707	162
May	1,530	536
June	2,151	920
July	3,146	1,496
August	3,901	1,889
September	4,688	2,507
October	5,486	2,944
November	6,106	3,766
December	7,132	4,411
January	7,667	
February	8,526	
March	9,327	
April	10,058	
May	10,059	
June	10,059	

### QUALITY

	Quantity	Base Number	Contract	AT	Region	England
% of FP17s for the same patient ID Re-attending within 3 months - Children	46	721	6.4%	11.1%	11.8%	12.0%
% of FP17s for the same patient ID Re-attending within 3 months - Adults	141	1,460	9.7%	14.5%	15.3%	15.9%
% of FP17s for the same patient ID Re-attending between 3 & 9 months - Children	267	721	37.0%	59.2%	59.1%	58.0%
% of FP17s for the same patient ID Re-attending between 3 & 9 months - Adults	645	1,460	44.2%	48.7%	51.5%	50.5%
% of FP17s for Band 1 Urgent Courses	133	1,901	7.0%	9.3%	8.0%	9.0%
% of FP17s Relating to Free Repair or Replacements	0	1,901	0.0%	0.8%	0.8%	0.8%
% of FP17s Relating to Continuations	0	1,901	0.0%	1.1%	1.1%	1.1%
% of Patients satisfied with the dentistry they have received	1	2	N/A	91.4%	91.6%	91.5%
% of Patients satisfied with the time they had to wait for an appointment	2	2	N/A	87.0%	88.3%	87.9%

\* This is based on patients treated on this contract for their most recent course of treatment. Figures in italics indicate the base number of FP17s or Patient Questionnaire responses are less than 100. N/A is shown where the base number of responses is less than 10 during the period. % is calculated as Quantity/Base number\*100

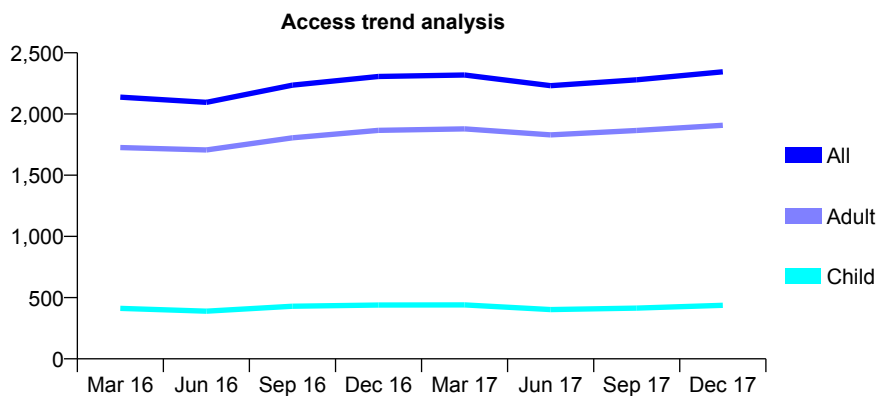
## Q56 - Vital Signs At a Glance Contract Report for 673358/0001 - December 2017

Name or company name	MISS SM WEINACHT
Contract type name	GDS Contract
Purpose of contract	General
Contract start date	01/04/2006
Contract end date	

17/18 Contracted general activity (UDA)	6,271
Carry forward general activity (UDA)	-98
17/18 Contracted orthodontic activity (UOA)	0
Carry forward orthodontic activity (UOA)	0
Baseline contract value	£162,202.85

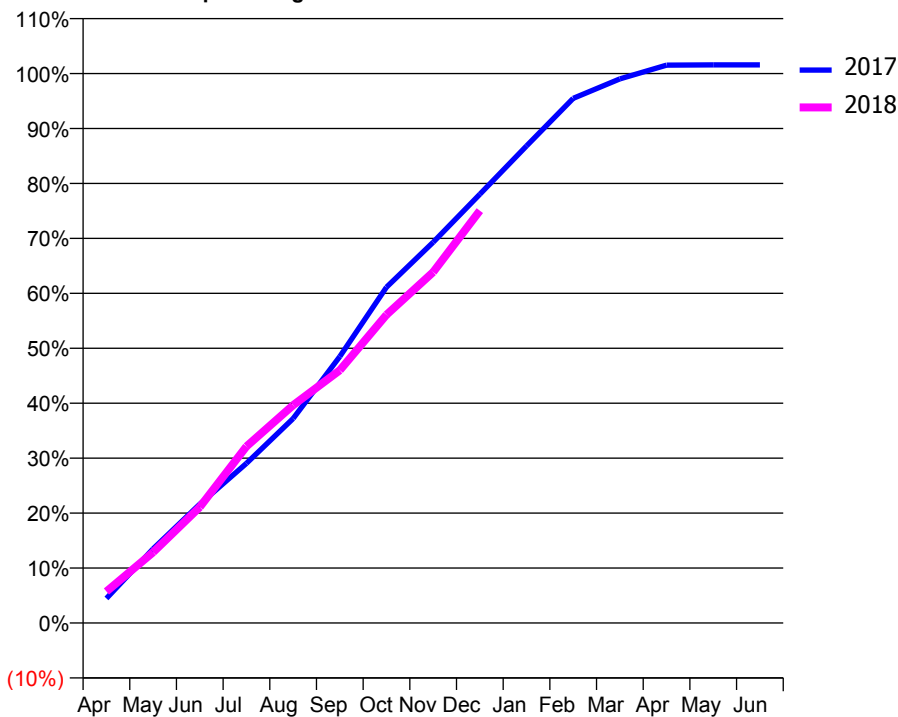
### ACCESS\*

Patients seen in 24 months	Total	Change since previous quarter
Quarter ending December 2016	2,307	
Quarter ending March 2017	2,319	→
Quarter ending June 2017	2,232	↓
Quarter ending September 2017	2,279	↑
Quarter ending December 2017	2,345	↑
<b>Variance since December 2016</b>	<b>1.6%</b>	<b>→</b>



### ACTIVITY

Cumulative percentage of contracted UDA delivered 2017 & 2018



Month	Adjusted Scheduled Activity (UDA)	
	2017	2018
April	280	359
May	846	807
June	1,356	1,324
July	1,823	2,016
August	2,334	2,486
September	3,042	2,885
October	3,833	3,517
November	4,345	4,004
December	4,893	4,706
January	5,445	
February	5,988	
March	6,210	
April	6,367	
May	6,369	
June	6,369	

### QUALITY

	Quantity	Base Number	Contract	AT	Region	England
% of FP17s for the same patient ID Re-attending within 3 months - Children	20	473	4.2%	11.1%	11.8%	12.0%
% of FP17s for the same patient ID Re-attending within 3 months - Adults	189	1,981	9.5%	14.5%	15.3%	15.9%
% of FP17s for the same patient ID Re-attending between 3 & 9 months - Children	244	473	51.6%	59.2%	59.1%	58.0%
% of FP17s for the same patient ID Re-attending between 3 & 9 months - Adults	878	1,981	44.3%	48.7%	51.5%	50.5%
% of FP17s for Band 1 Urgent Courses	176	2,334	7.5%	9.3%	8.0%	9.0%
% of FP17s Relating to Free Repair or Replacements	4	2,334	0.2%	0.8%	0.8%	0.8%
% of FP17s Relating to Continuations	27	2,334	1.2%	1.1%	1.1%	1.1%
% of Patients satisfied with the dentistry they have received	11	11	100.0%	91.4%	91.6%	91.5%
% of Patients satisfied with the time they had to wait for an appointment	11	11	100.0%	87.0%	88.3%	87.9%

\* This is based on patients treated on this contract for their most recent course of treatment. Figures in italics indicate the base number of FP17s or Patient Questionnaire responses are less than 100. N/A is shown where the base number of responses is less than 10 during the period. % is calculated as Quantity/Base number\*100

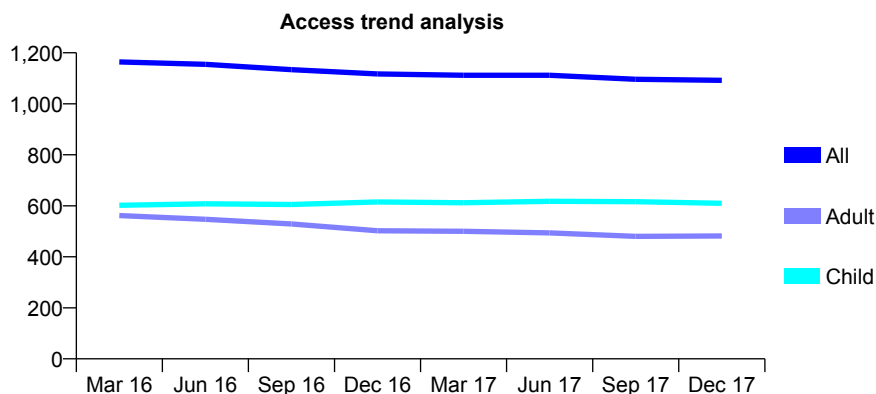
## Q56 - Vital Signs At a Glance Contract Report for 676934/0001 - December 2017

Name or company name	Station House Dental Surgery
Contract type name	GDS Contract
Purpose of contract	General
Contract start date	01/04/2006
Contract end date	

17/18 Contracted general activity (UDA)	3,925
Carry forward general activity (UDA)	0
17/18 Contracted orthodontic activity (UOA)	0
Carry forward orthodontic activity (UOA)	0
Baseline contract value	£90,825.50

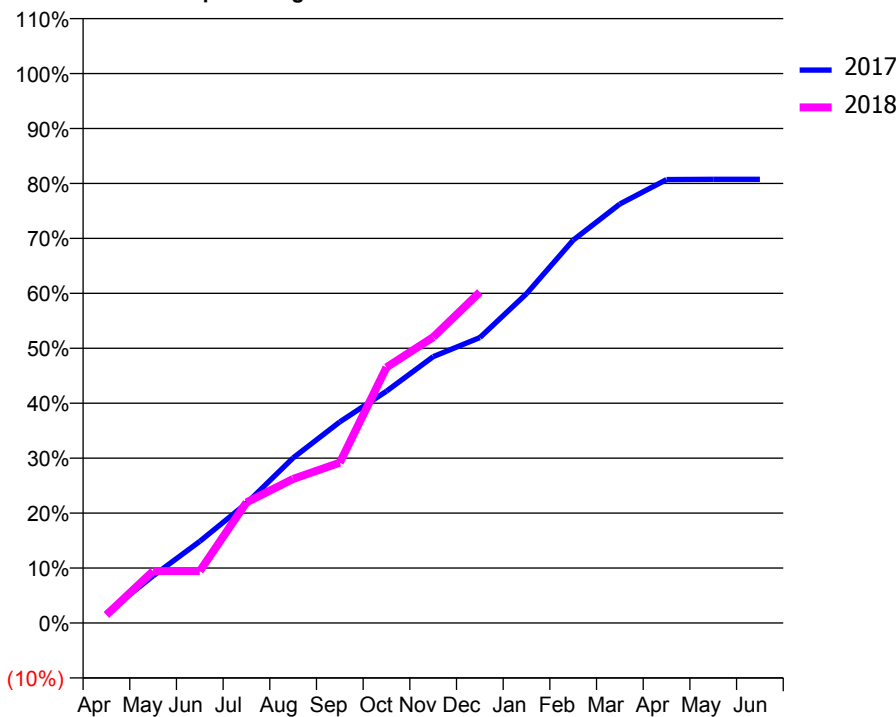
### ACCESS\*

Patients seen in 24 months	Total	Change since previous quarter
Quarter ending December 2016	1,117	
Quarter ending March 2017	1,112	→
Quarter ending June 2017	1,112	→
Quarter ending September 2017	1,096	↓
Quarter ending December 2017	1,092	→
<b>Variance since December 2016</b>	<b>(2.2%)</b>	<b>↓</b>



### ACTIVITY

Cumulative percentage of contracted UDA delivered 2017 & 2018



Adjusted Scheduled Activity (UDA)

Month	2017	2018
April	70	57
May	337	371
June	583	371
July	855	862
August	1,180	1,029
September	1,437	1,145
October	1,656	1,826
November	1,903	2,041
December	2,038	2,364
January	2,353	
February	2,735	
March	2,993	
April	3,168	
May	3,169	
June	3,169	

### QUALITY

	Quantity	Base Number	Contract	AT	Region	England
% of FP17s for the same patient ID Re-attending within 3 months - Children	73	785	9.3%	11.1%	11.8%	12.0%
% of FP17s for the same patient ID Re-attending within 3 months - Adults	116	488	23.8%	14.5%	15.3%	15.9%
% of FP17s for the same patient ID Re-attending between 3 & 9 months - Children	530	785	67.5%	59.2%	59.1%	58.0%
% of FP17s for the same patient ID Re-attending between 3 & 9 months - Adults	271	488	55.5%	48.7%	51.5%	50.5%
% of FP17s for Band 1 Urgent Courses	76	1,173	6.5%	9.3%	8.0%	9.0%
% of FP17s Relating to Free Repair or Replacements	0	1,173	0.0%	0.8%	0.8%	0.8%
% of FP17s Relating to Continuations	2	1,173	0.2%	1.1%	1.1%	1.1%
% of Patients satisfied with the dentistry they have received	0	0	N/A	91.4%	91.6%	91.5%
% of Patients satisfied with the time they had to wait for an appointment	0	0	N/A	87.0%	88.3%	87.9%

\* This is based on patients treated on this contract for their most recent course of treatment. Figures in italics indicate the base number of FP17s or Patient Questionnaire responses are less than 100. N/A is shown where the base number of responses is less than 10 during the period. % is calculated as Quantity/Base number\*100

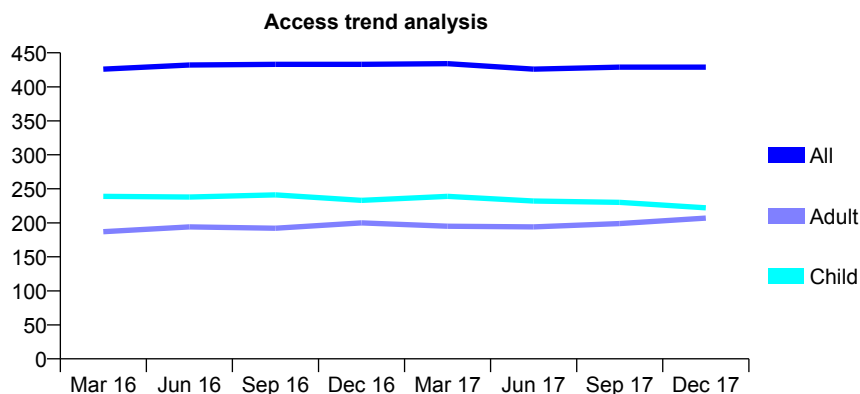
## Q56 - Vital Signs At a Glance Contract Report for 729159/0001 - December 2017

Name or company name	MRS AM RAE
Contract type name	GDS Contract
Purpose of contract	General and Orthodontic
Contract start date	01/04/2006
Contract end date	

17/18 Contracted general activity (UDA)	612
Carry forward general activity (UDA)	-6
17/18 Contracted orthodontic activity (UOA)	709
Carry forward orthodontic activity (UOA)	-20
Baseline contract value	£61,198.41

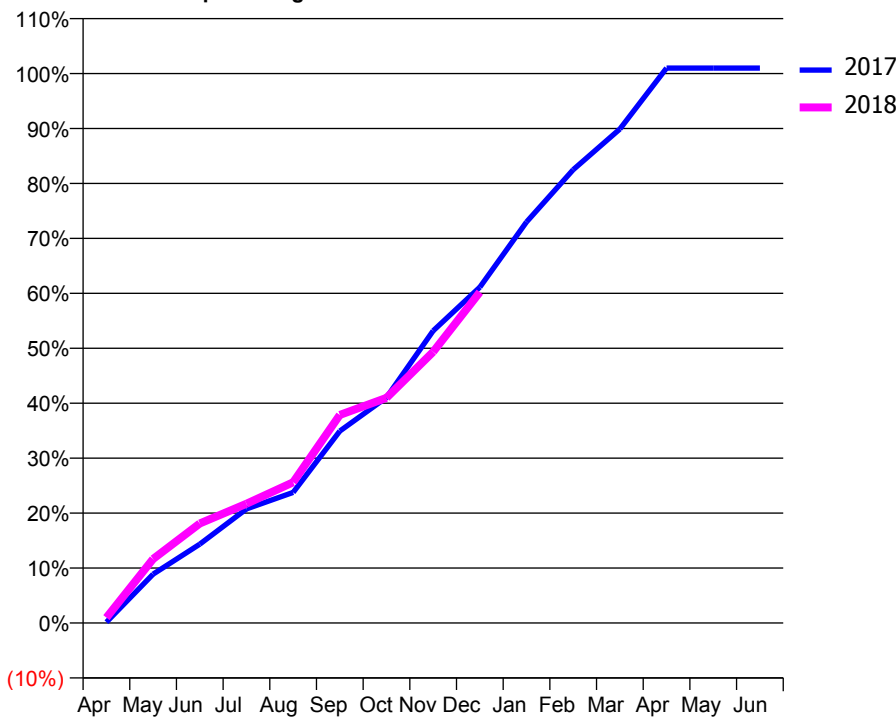
### ACCESS\*

Patients seen in 24 months	Total	Change since previous quarter
Quarter ending December 2016	433	
Quarter ending March 2017	434	→
Quarter ending June 2017	426	↓
Quarter ending September 2017	429	→
Quarter ending December 2017	429	→
<b>Variance since December 2016</b>	<b>(0.9%)</b>	<b>→</b>



### ACTIVITY

Cumulative percentage of contracted UDA delivered 2017 & 2018



Month	Adjusted Scheduled Activity (UDA)	
	2017	2018
April	1	6
May	54	71
June	88	111
July	127	133
August	145	157
September	214	232
October	251	251
November	325	302
December	374	369
January	447	
February	505	
March	550	
April	618	
May	618	
June	618	

### QUALITY

	Quantity	Base Number	Contract	AT	Region	England
% of FP17s for the same patient ID Re-attending within 3 months - Children	6	284	2.1%	11.1%	11.8%	12.0%
% of FP17s for the same patient ID Re-attending within 3 months - Adults	3	122	2.5%	14.5%	15.3%	15.9%
% of FP17s for the same patient ID Re-attending between 3 & 9 months - Children	117	284	41.2%	59.2%	59.1%	58.0%
% of FP17s for the same patient ID Re-attending between 3 & 9 months - Adults	47	122	38.5%	48.7%	51.5%	50.5%
% of FP17s for Band 1 Urgent Courses	8	273	2.9%	9.3%	8.0%	9.0%
% of FP17s Relating to Free Repair or Replacements	0	273	0.0%	0.8%	0.8%	0.8%
% of FP17s Relating to Continuations	0	273	0.0%	1.1%	1.1%	1.1%
% of Patients satisfied with the dentistry they have received	0	0	N/A	91.4%	91.6%	91.5%
% of Patients satisfied with the time they had to wait for an appointment	0	0	N/A	87.0%	88.3%	87.9%

\* This is based on patients treated on this contract for their most recent course of treatment. Figures in italics indicate the base number of FP17s or Patient Questionnaire responses are less than 100. N/A is shown where the base number of responses is less than 10 during the period. % is calculated as Quantity/Base number\*100

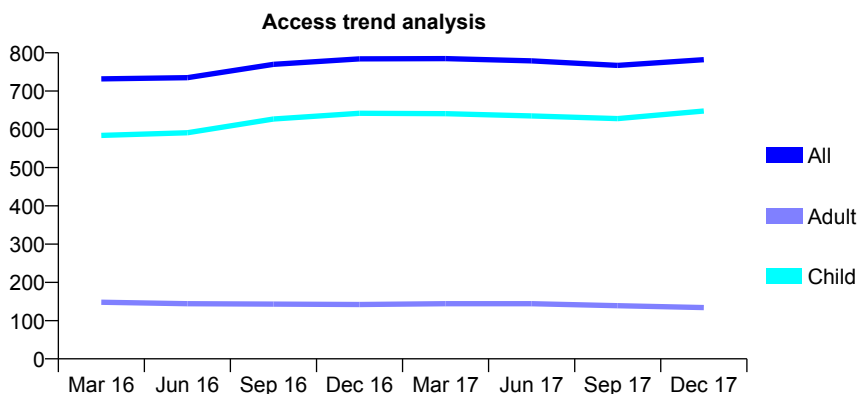
## Q56 - Vital Signs At a Glance Contract Report for 731692/0001 - December 2017

Name or company name	MR MC ACKERMAN
Contract type name	GDS Contract
Purpose of contract	General
Contract start date	01/04/2006
Contract end date	

17/18 Contracted general activity (UDA)	1,721
Carry forward general activity (UDA)	67
17/18 Contracted orthodontic activity (UOA)	0
Carry forward orthodontic activity (UOA)	0
Baseline contract value	£35,968.92

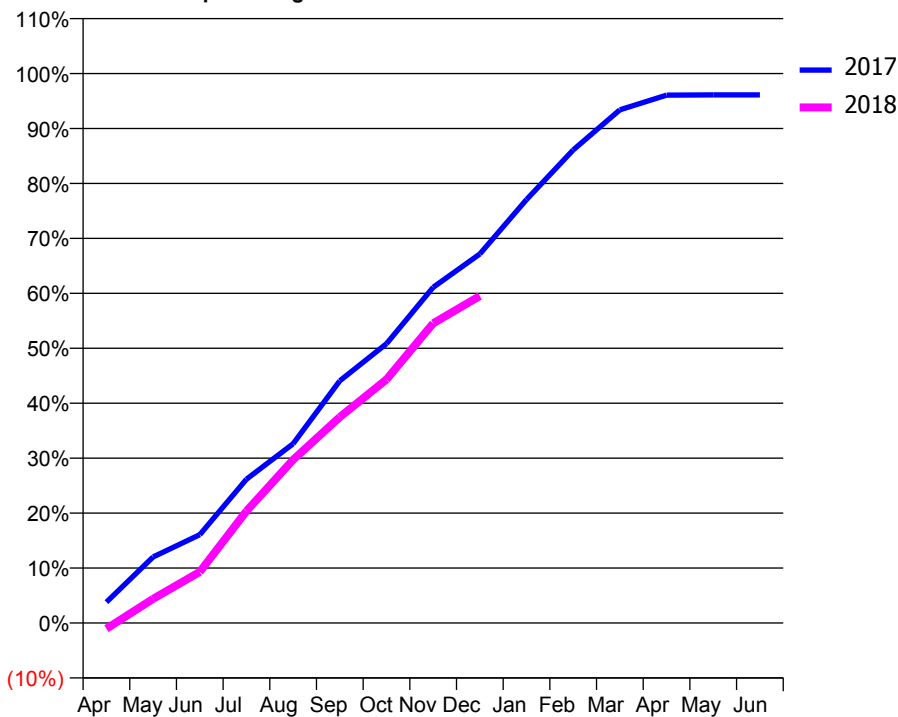
### ACCESS\*

Patients seen in 24 months	Total	Change since previous quarter
Quarter ending December 2016	784	
Quarter ending March 2017	785	→
Quarter ending June 2017	779	→
Quarter ending September 2017	767	↓
Quarter ending December 2017	782	→
<b>Variance since December 2016</b>	<b>(0.3%)</b>	<b>→</b>



### ACTIVITY

Cumulative percentage of contracted UDA delivered 2017 & 2018



Month	Adjusted Scheduled Activity (UDA)	
	2017	2018
April	65	-18
May	207	76
June	277	160
July	451	350
August	561	512
September	759	645
October	875	763
November	1,052	939
December	1,156	1,024
January	1,326	
February	1,481	
March	1,607	
April	1,653	
May	1,654	
June	1,654	

### QUALITY

	Quantity	Base Number	Contract	AT	Region	England
% of FP17s for the same patient ID Re-attending within 3 months - Children	57	750	7.6%	11.1%	11.8%	12.0%
% of FP17s for the same patient ID Re-attending within 3 months - Adults	8	70	11.4%	14.5%	15.3%	15.9%
% of FP17s for the same patient ID Re-attending between 3 & 9 months - Children	499	750	66.5%	59.2%	59.1%	58.0%
% of FP17s for the same patient ID Re-attending between 3 & 9 months - Adults	46	70	65.7%	48.7%	51.5%	50.5%
% of FP17s for Band 1 Urgent Courses	36	785	4.6%	9.3%	8.0%	9.0%
% of FP17s Relating to Free Repair or Replacements	0	785	0.0%	0.8%	0.8%	0.8%
% of FP17s Relating to Continuations	0	785	0.0%	1.1%	1.1%	1.1%
% of Patients satisfied with the dentistry they have received	0	0	N/A	91.4%	91.6%	91.5%
% of Patients satisfied with the time they had to wait for an appointment	0	0	N/A	87.0%	88.3%	87.9%

\* This is based on patients treated on this contract for their most recent course of treatment. Figures in italics indicate the base number of FP17s or Patient Questionnaire responses are less than 100. N/A is shown where the base number of responses is less than 10 during the period. % is calculated as Quantity/Base number\*100

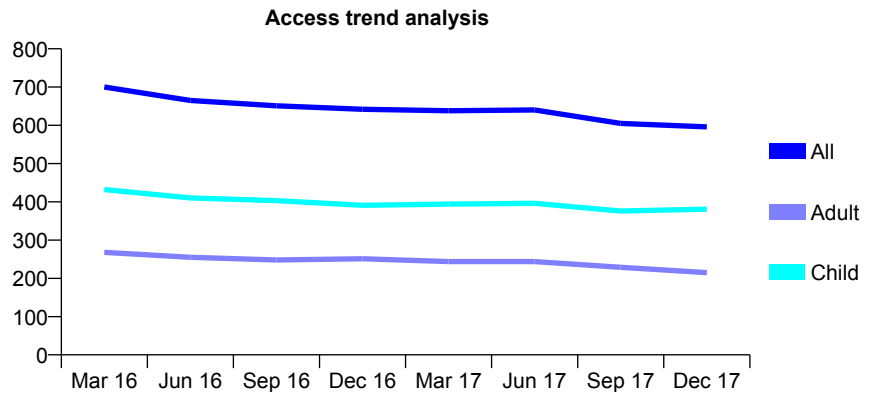
## Q56 - Vital Signs At a Glance Contract Report for 732184/0001 - December 2017

Name or company name	Mr T Mullan
Contract type name	GDS Contract
Purpose of contract	General
Contract start date	01/04/2006
Contract end date	

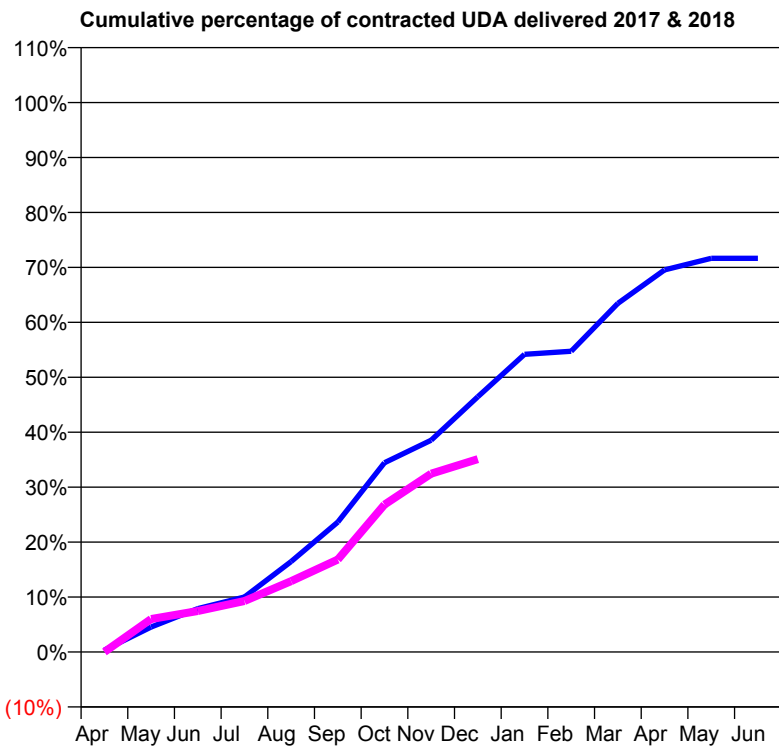
17/18 Contracted general activity (UDA)	1,100
Carry forward general activity (UDA)	0
17/18 Contracted orthodontic activity (UOA)	0
Carry forward orthodontic activity (UOA)	0
Baseline contract value	£29,221.20

### ACCESS\*

Patients seen in 24 months	Total	Change since previous quarter
Quarter ending December 2016	642	
Quarter ending March 2017	638	→
Quarter ending June 2017	640	→
Quarter ending September 2017	605	↓
Quarter ending December 2017	596	↓
<b>Variance since December 2016</b>	<b>(7.2%)</b>	<b>↓</b>



### ACTIVITY



Month	Adjusted Scheduled Activity (UDA)	
	2017	2018
April	4	0
May	50	66
June	87	82
July	110	102
August	181	142
September	260	185
October	379	295
November	424	357
December	511	386
January	596	
February	602	
March	698	
April	765	
May	788	
June	788	

### QUALITY

	Quantity	Base Number	Contract	AT	Region	England
% of FP17s for the same patient ID Re-attending within 3 months - Children	13	361	3.6%	11.1%	11.8%	12.0%
% of FP17s for the same patient ID Re-attending within 3 months - Adults	1	115	0.9%	14.5%	15.3%	15.9%
% of FP17s for the same patient ID Re-attending between 3 & 9 months - Children	193	361	53.5%	59.2%	59.1%	58.0%
% of FP17s for the same patient ID Re-attending between 3 & 9 months - Adults	59	115	51.3%	48.7%	51.5%	50.5%
% of FP17s for Band 1 Urgent Courses	1	400	0.3%	9.3%	8.0%	9.0%
% of FP17s Relating to Free Repair or Replacements	0	400	0.0%	0.8%	0.8%	0.8%
% of FP17s Relating to Continuations	0	400	0.0%	1.1%	1.1%	1.1%
% of Patients satisfied with the dentistry they have received	0	0	N/A	91.4%	91.6%	91.5%
% of Patients satisfied with the time they had to wait for an appointment	0	0	N/A	87.0%	88.3%	87.9%

\* This is based on patients treated on this contract for their most recent course of treatment. Figures in italics indicate the base number of FP17s or Patient Questionnaire responses are less than 100. N/A is shown where the base number of responses is less than 10 during the period. % is calculated as Quantity/Base number\*100



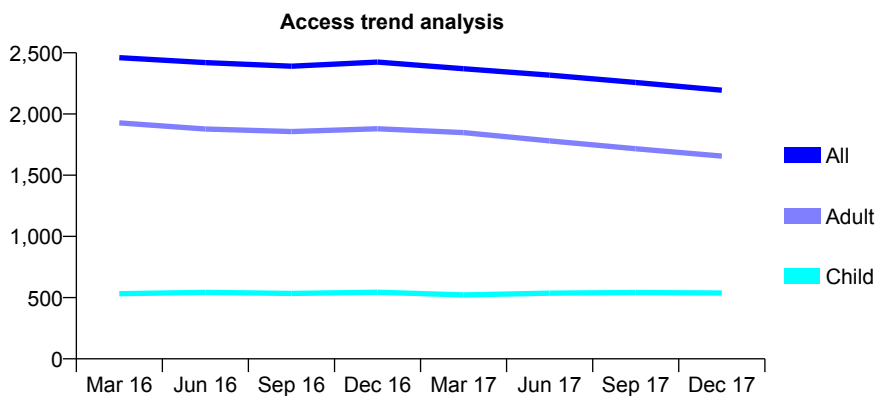
## Q56 - Vital Signs At a Glance Contract Report for 732524/0001 - December 2017

Name or company name	MR PG MULLINS
Contract type name	GDS Contract
Purpose of contract	General
Contract start date	01/04/2006
Contract end date	

17/18 Contracted general activity (UDA)	5,240
Carry forward general activity (UDA)	-99
17/18 Contracted orthodontic activity (UOA)	0
Carry forward orthodontic activity (UOA)	0
Baseline contract value	£169,639.81

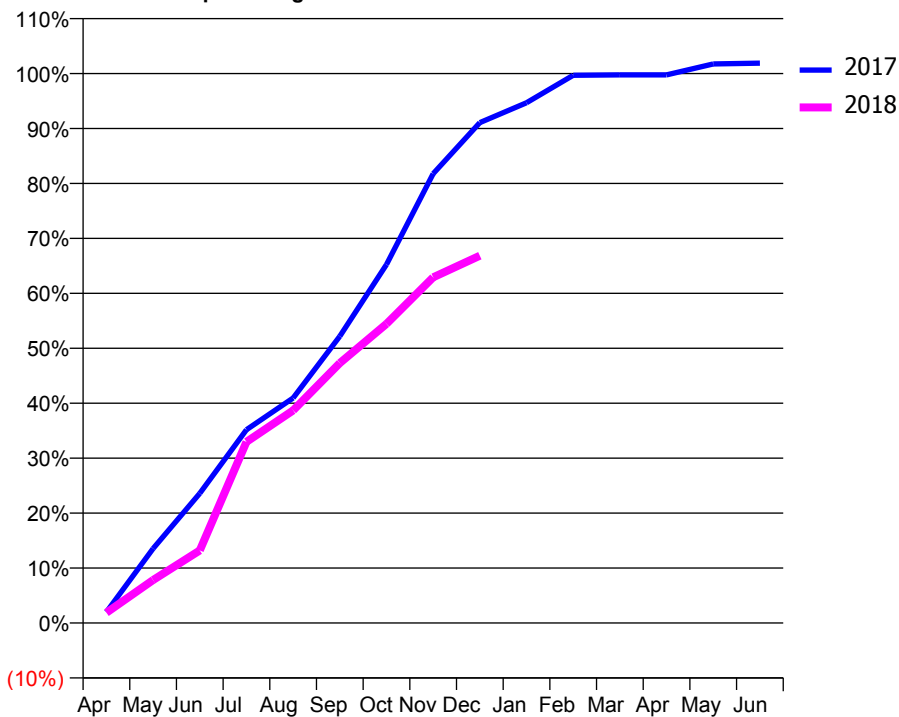
### ACCESS\*

Patients seen in 24 months	Total	Change since previous quarter
Quarter ending December 2016	2,424	
Quarter ending March 2017	2,370	↓
Quarter ending June 2017	2,318	↓
Quarter ending September 2017	2,258	↓
Quarter ending December 2017	2,194	↓
<b>Variance since December 2016</b>	<b>(9.5%)</b>	<b>↓</b>



### ACTIVITY

Cumulative percentage of contracted UDA delivered 2017 & 2018



Adjusted Scheduled Activity (UDA)

Month	2017	2018
April	105	99
May	711	410
June	1,236	692
July	1,843	1,727
August	2,146	2,028
September	2,735	2,479
October	3,418	2,852
November	4,284	3,297
December	4,772	3,502
January	4,961	
February	5,223	
March	5,227	
April	5,227	
May	5,331	
June	5,339	

### QUALITY

	Quantity	Base Number	Contract	AT	Region	England
% of FP17s for the same patient ID Re-attending within 3 months - Children	88	818	10.8%	11.1%	11.8%	12.0%
% of FP17s for the same patient ID Re-attending within 3 months - Adults	323	1,218	26.5%	14.5%	15.3%	15.9%
% of FP17s for the same patient ID Re-attending between 3 & 9 months - Children	551	818	67.4%	59.2%	59.1%	58.0%
% of FP17s for the same patient ID Re-attending between 3 & 9 months - Adults	460	1,218	37.8%	48.7%	51.5%	50.5%
% of FP17s for Band 1 Urgent Courses	160	2,002	8.0%	9.3%	8.0%	9.0%
% of FP17s Relating to Free Repair or Replacements	53	2,002	2.6%	0.8%	0.8%	0.8%
% of FP17s Relating to Continuations	23	2,002	1.1%	1.1%	1.1%	1.1%
% of Patients satisfied with the dentistry they have received	4	4	N/A	91.4%	91.6%	91.5%
% of Patients satisfied with the time they had to wait for an appointment	4	4	N/A	87.0%	88.3%	87.9%

\* This is based on patients treated on this contract for their most recent course of treatment. Figures in italics indicate the base number of FP17s or Patient Questionnaire responses are less than 100. N/A is shown where the base number of responses is less than 10 during the period. % is calculated as Quantity/Base number\*100

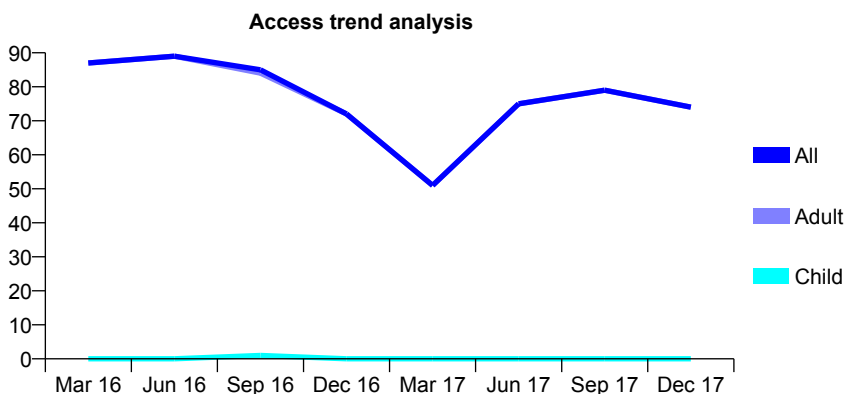
## Q56 - Vital Signs At a Glance Contract Report for 732524/0002 - December 2017

Name or company name	MR PG MULLINS
Contract type name	PDS Contract
Purpose of contract	General
Contract start date	18/05/2006
Contract end date	31/03/2020

17/18 Contracted general activity (UDA)	441
Carry forward general activity (UDA)	-9
17/18 Contracted orthodontic activity (UOA)	0
Carry forward orthodontic activity (UOA)	0
Baseline contract value	£32,392.89

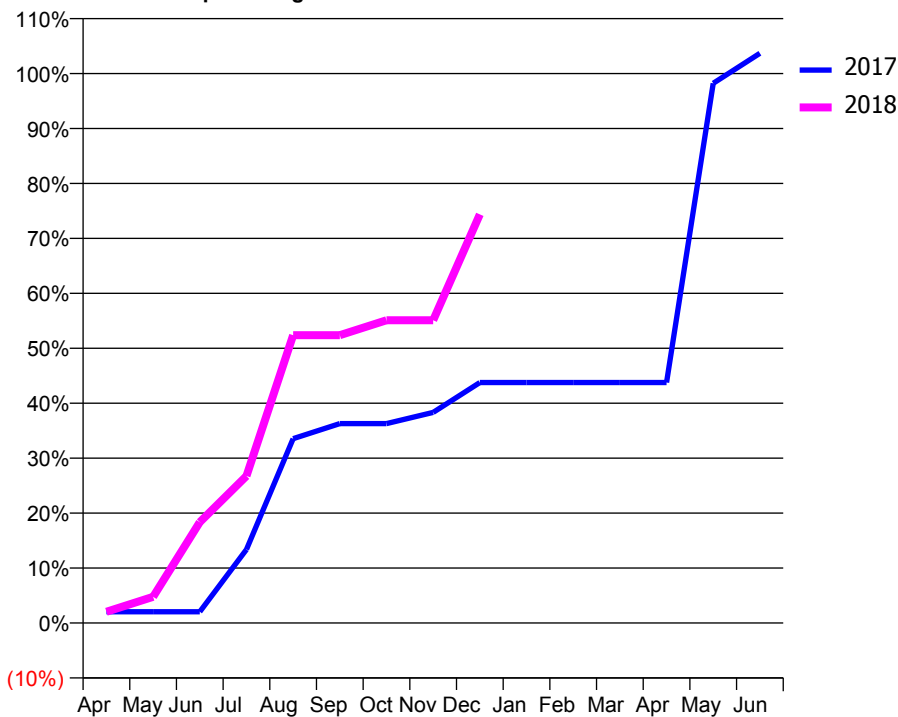
### ACCESS\*

Patients seen in 24 months	Total	Change since previous quarter
Quarter ending December 2016	72	
Quarter ending March 2017	51	↓
Quarter ending June 2017	75	↑
Quarter ending September 2017	79	↑
Quarter ending December 2017	74	↓
<b>Variance since December 2016</b>	<b>2.8%</b>	<b>↑</b>



### ACTIVITY

Cumulative percentage of contracted UDA delivered 2017 & 2018



Month	Adjusted Scheduled Activity (UDA)	
	2017	2018
April	9	9
May	9	21
June	9	81
July	59	118
August	148	231
September	160	231
October	160	243
November	169	243
December	193	328
January	193	
February	193	
March	193	
April	193	
May	433	
June	457	

### QUALITY

	Quantity	Base Number	Contract	AT	Region	England
% of FP17s for the same patient ID Re-attending within 3 months - Children	0	0	N/A	11.1%	11.8%	12.0%
% of FP17s for the same patient ID Re-attending within 3 months - Adults	14	77	18.2%	14.5%	15.3%	15.9%
% of FP17s for the same patient ID Re-attending between 3 & 9 months - Children	0	0	N/A	59.2%	59.1%	58.0%
% of FP17s for the same patient ID Re-attending between 3 & 9 months - Adults	6	77	7.8%	48.7%	51.5%	50.5%
% of FP17s for Band 1 Urgent Courses	0	34	0.0%	9.3%	8.0%	9.0%
% of FP17s Relating to Free Repair or Replacements	0	34	0.0%	0.8%	0.8%	0.8%
% of FP17s Relating to Continuations	0	34	0.0%	1.1%	1.1%	1.1%
% of Patients satisfied with the dentistry they have received	0	0	N/A	91.4%	91.6%	91.5%
% of Patients satisfied with the time they had to wait for an appointment	0	0	N/A	87.0%	88.3%	87.9%

\* This is based on patients treated on this contract for their most recent course of treatment. Figures in italics indicate the base number of FP17s or Patient Questionnaire responses are less than 100. N/A is shown where the base number of responses is less than 10 during the period. % is calculated as Quantity/Base number\*100

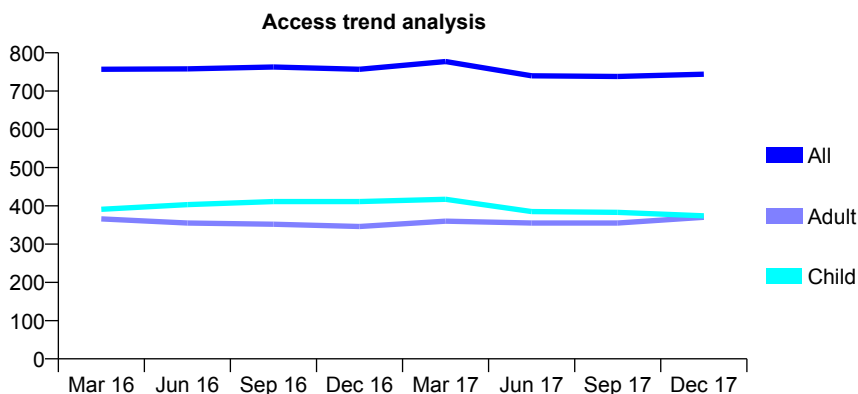
## Q56 - Vital Signs At a Glance Contract Report for 736619/0001 - December 2017

Name or company name	MR DB BUCHANAN
Contract type name	PDS Contract
Purpose of contract	General and Orthodontic
Contract start date	01/08/2010
Contract end date	31/03/2018

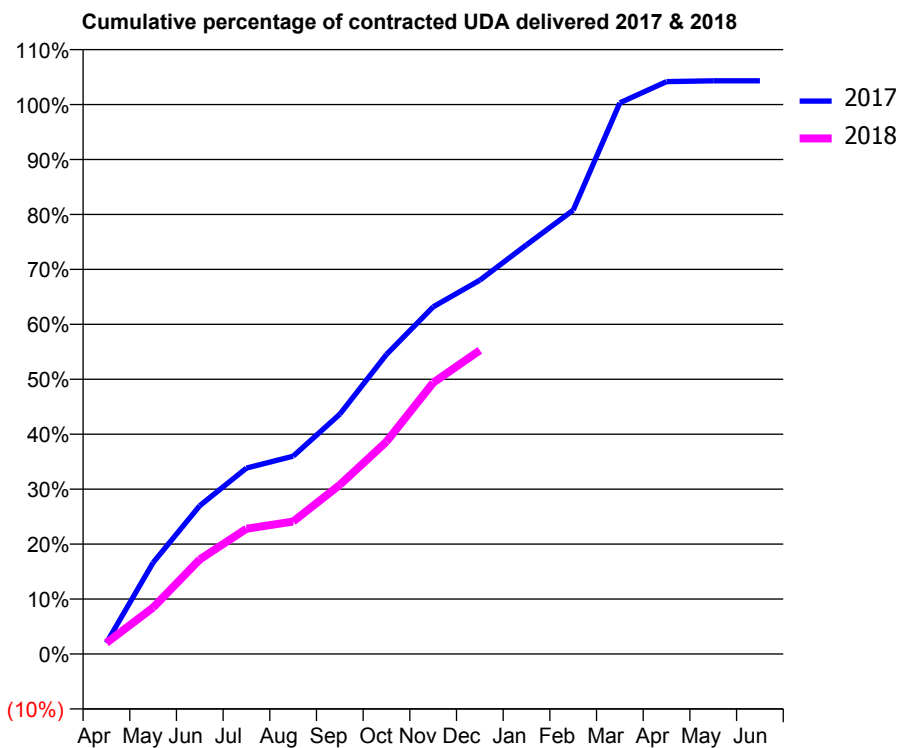
17/18 Contracted general activity (UDA)	1,628
Carry forward general activity (UDA)	-33
17/18 Contracted orthodontic activity (UOA)	1,257
Carry forward orthodontic activity (UOA)	2
Baseline contract value	£127,555.15

### ACCESS\*

Patients seen in 24 months	Total	Change since previous quarter
Quarter ending December 2016	757	
Quarter ending March 2017	777	↑
Quarter ending June 2017	740	↓
Quarter ending September 2017	738	→
Quarter ending December 2017	744	→
<b>Variance since December 2016</b>	<b>(1.7%)</b>	<b>↓</b>



### ACTIVITY



Month	Adjusted Scheduled Activity (UDA)	
	2017	2018
April	33	33
May	271	138
June	440	280
July	551	371
August	586	392
September	711	501
October	887	629
November	1,028	804
December	1,108	900
January	1,212	
February	1,315	
March	1,633	
April	1,696	
May	1,698	
June	1,698	

### QUALITY

	Quantity	Base Number	Contract	AT	Region	England
% of FP17s for the same patient ID Re-attending within 3 months - Children	64	458	14.0%	11.1%	11.8%	12.0%
% of FP17s for the same patient ID Re-attending within 3 months - Adults	17	196	8.7%	14.5%	15.3%	15.9%
% of FP17s for the same patient ID Re-attending between 3 & 9 months - Children	217	458	47.4%	59.2%	59.1%	58.0%
% of FP17s for the same patient ID Re-attending between 3 & 9 months - Adults	67	196	34.2%	48.7%	51.5%	50.5%
% of FP17s for Band 1 Urgent Courses	39	532	7.3%	9.3%	8.0%	9.0%
% of FP17s Relating to Free Repair or Replacements	1	532	0.2%	0.8%	0.8%	0.8%
% of FP17s Relating to Continuations	4	532	0.8%	1.1%	1.1%	1.1%
% of Patients satisfied with the dentistry they have received	0	0	N/A	91.4%	91.6%	91.5%
% of Patients satisfied with the time they had to wait for an appointment	0	0	N/A	87.0%	88.3%	87.9%

\* This is based on patients treated on this contract for their most recent course of treatment. Figures in italics indicate the base number of FP17s or Patient Questionnaire responses are less than 100. N/A is shown where the base number of responses is less than 10 during the period. % is calculated as Quantity/Base number\*100

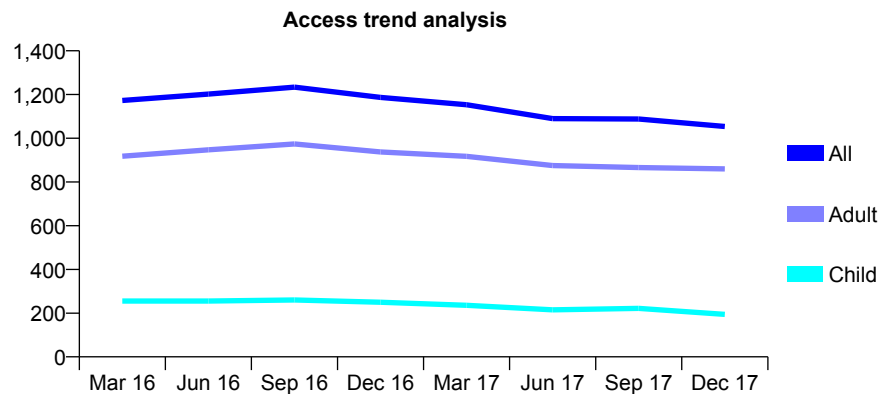
## Q56 - Vital Signs At a Glance Contract Report for 740233/0001 - December 2017

Name or company name	MR ML CROWE
Contract type name	GDS Contract
Purpose of contract	General
Contract start date	01/04/2006
Contract end date	

17/18 Contracted general activity (UDA)	3,547
Carry forward general activity (UDA)	-9
17/18 Contracted orthodontic activity (UOA)	0
Carry forward orthodontic activity (UOA)	0
Baseline contract value	£88,947.74

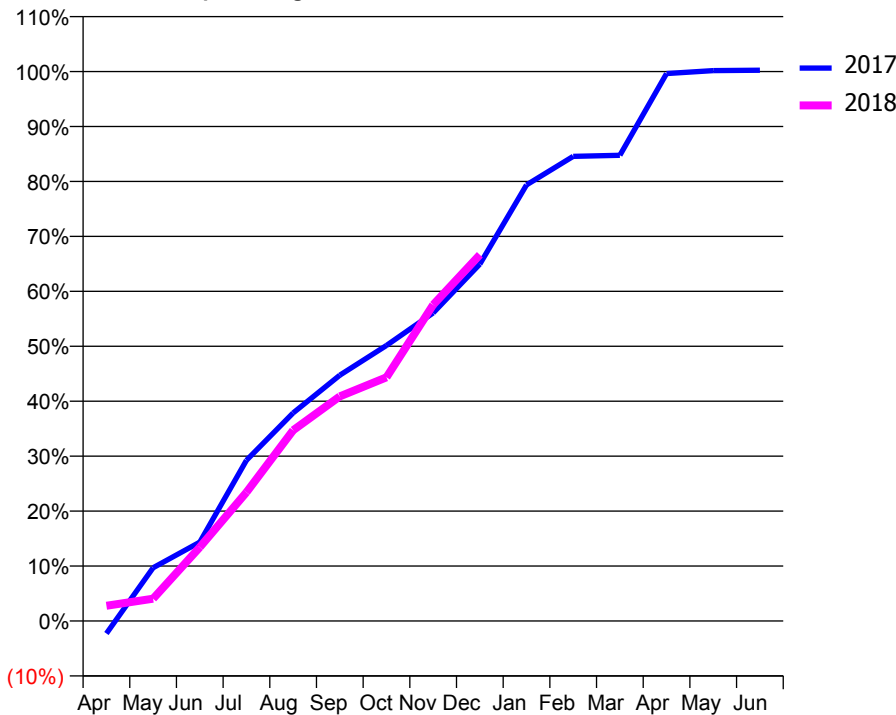
### ACCESS\*

Patients seen in 24 months	Total	Change since previous quarter
Quarter ending December 2016	1,187	
Quarter ending March 2017	1,153	↓
Quarter ending June 2017	1,090	↓
Quarter ending September 2017	1,088	→
Quarter ending December 2017	1,054	↓
<b>Variance since December 2016</b>	<b>(11.2%)</b>	<b>↓</b>



### ACTIVITY

Cumulative percentage of contracted UDA delivered 2017 & 2018



Month	Adjusted Scheduled Activity (UDA)	
	2017	2018
April	-81	99
May	344	145
June	509	477
July	1,038	831
August	1,343	1,231
September	1,587	1,450
October	1,778	1,573
November	1,989	2,041
December	2,304	2,364
January	2,815	
February	2,999	
March	3,006	
April	3,534	
May	3,553	
June	3,556	

### QUALITY

	Quantity	Base Number	Contract	AT	Region	England
% of FP17s for the same patient ID Re-attending within 3 months - Children	6	169	3.6%	11.1%	11.8%	12.0%
% of FP17s for the same patient ID Re-attending within 3 months - Adults	38	615	6.2%	14.5%	15.3%	15.9%
% of FP17s for the same patient ID Re-attending between 3 & 9 months - Children	20	169	11.8%	59.2%	59.1%	58.0%
% of FP17s for the same patient ID Re-attending between 3 & 9 months - Adults	115	615	18.7%	48.7%	51.5%	50.5%
% of FP17s for Band 1 Urgent Courses	118	630	18.7%	9.3%	8.0%	9.0%
% of FP17s Relating to Free Repair or Replacements	1	630	0.2%	0.8%	0.8%	0.8%
% of FP17s Relating to Continuations	0	630	0.0%	1.1%	1.1%	1.1%
% of Patients satisfied with the dentistry they have received	4	4	N/A	91.4%	91.6%	91.5%
% of Patients satisfied with the time they had to wait for an appointment	4	4	N/A	87.0%	88.3%	87.9%

\* This is based on patients treated on this contract for their most recent course of treatment. Figures in italics indicate the base number of FP17s or Patient Questionnaire responses are less than 100. N/A is shown where the base number of responses is less than 10 during the period. % is calculated as Quantity/Base number\*100

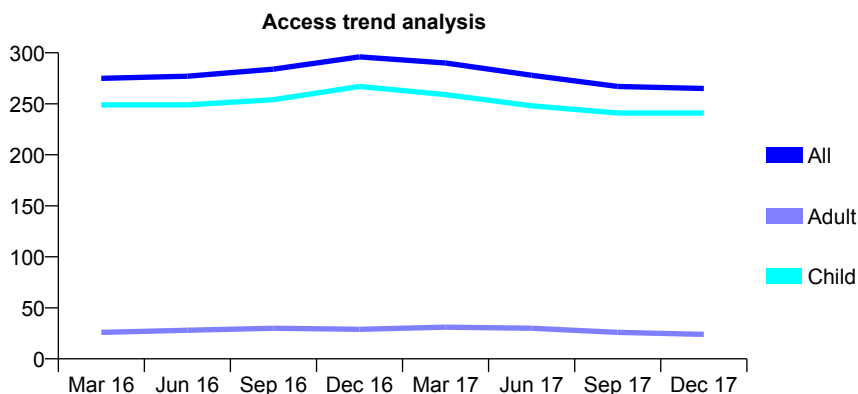
## Q56 - Vital Signs At a Glance Contract Report for 740985/0001 - December 2017

Name or company name	MR B WILKINSON
Contract type name	GDS Contract
Purpose of contract	General
Contract start date	01/04/2006
Contract end date	

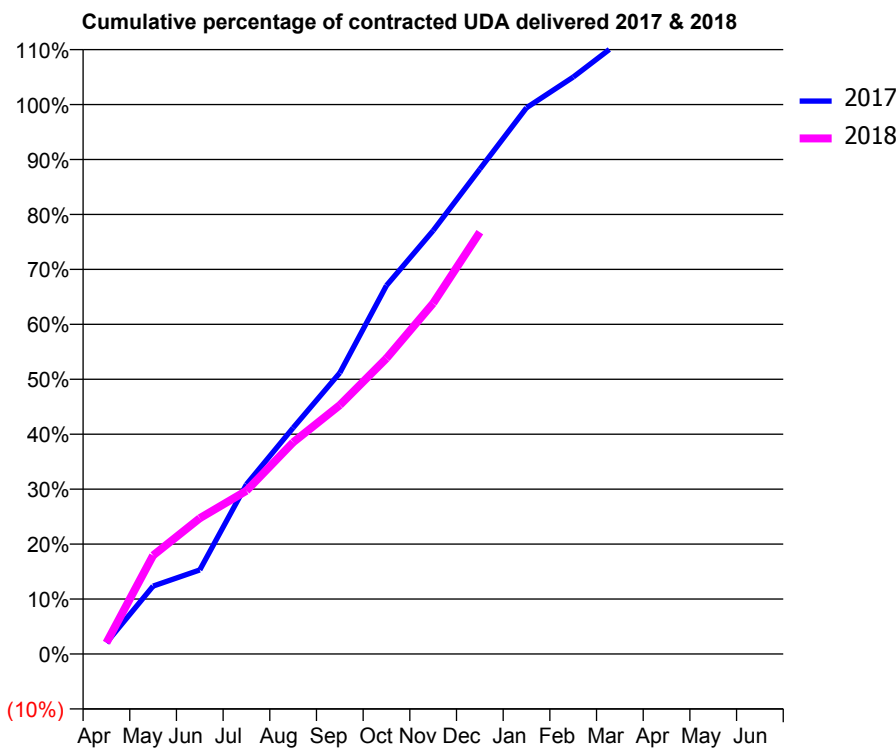
17/18 Contracted general activity (UDA)	340
Carry forward general activity (UDA)	-7
17/18 Contracted orthodontic activity (UOA)	0
Carry forward orthodontic activity (UOA)	0
Baseline contract value	£7,614.08

### ACCESS\*

Patients seen in 24 months	Total	Change since previous quarter
Quarter ending December 2016	296	
Quarter ending March 2017	290	↓
Quarter ending June 2017	278	↓
Quarter ending September 2017	267	↓
Quarter ending December 2017	265	→
<b>Variance since December 2016</b>	<b>(10.5%)</b>	<b>↓</b>



### ACTIVITY



Month	Adjusted Scheduled Activity (UDA)	
	2017	2018
April	7	7
May	42	61
June	52	84
July	105	101
August	140	131
September	174	154
October	228	183
November	262	217
December	300	261
January	338	
February	357	
March	379	
April	384	
May	402	
June	402	

### QUALITY

	Quantity	Base Number	Contract	AT	Region	England
% of FP17s for the same patient ID Re-attending within 3 months - Children	13	249	5.2%	11.1%	11.8%	12.0%
% of FP17s for the same patient ID Re-attending within 3 months - Adults	1	6	16.7%	14.5%	15.3%	15.9%
% of FP17s for the same patient ID Re-attending between 3 & 9 months - Children	155	249	62.2%	59.2%	59.1%	58.0%
% of FP17s for the same patient ID Re-attending between 3 & 9 months - Adults	4	6	66.7%	48.7%	51.5%	50.5%
% of FP17s for Band 1 Urgent Courses	0	231	0.0%	9.3%	8.0%	9.0%
% of FP17s Relating to Free Repair or Replacements	0	231	0.0%	0.8%	0.8%	0.8%
% of FP17s Relating to Continuations	0	231	0.0%	1.1%	1.1%	1.1%
% of Patients satisfied with the dentistry they have received	0	0	N/A	91.4%	91.6%	91.5%
% of Patients satisfied with the time they had to wait for an appointment	0	0	N/A	87.0%	88.3%	87.9%

\* This is based on patients treated on this contract for their most recent course of treatment. Figures in italics indicate the base number of FP17s or Patient Questionnaire responses are less than 100. N/A is shown where the base number of responses is less than 10 during the period. % is calculated as Quantity/Base number\*100

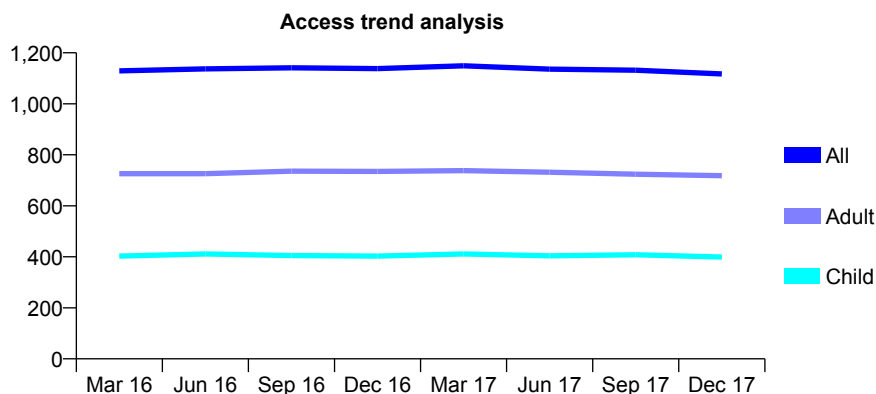
## Q56 - Vital Signs At a Glance Contract Report for 741965/0001 - December 2017

Name or company name	MR SR ELPHICK
Contract type name	GDS Contract
Purpose of contract	General
Contract start date	01/04/2006
Contract end date	

17/18 Contracted general activity (UDA)	3,000
Carry forward general activity (UDA)	33
17/18 Contracted orthodontic activity (UOA)	0
Carry forward orthodontic activity (UOA)	0
Baseline contract value	£68,747.31

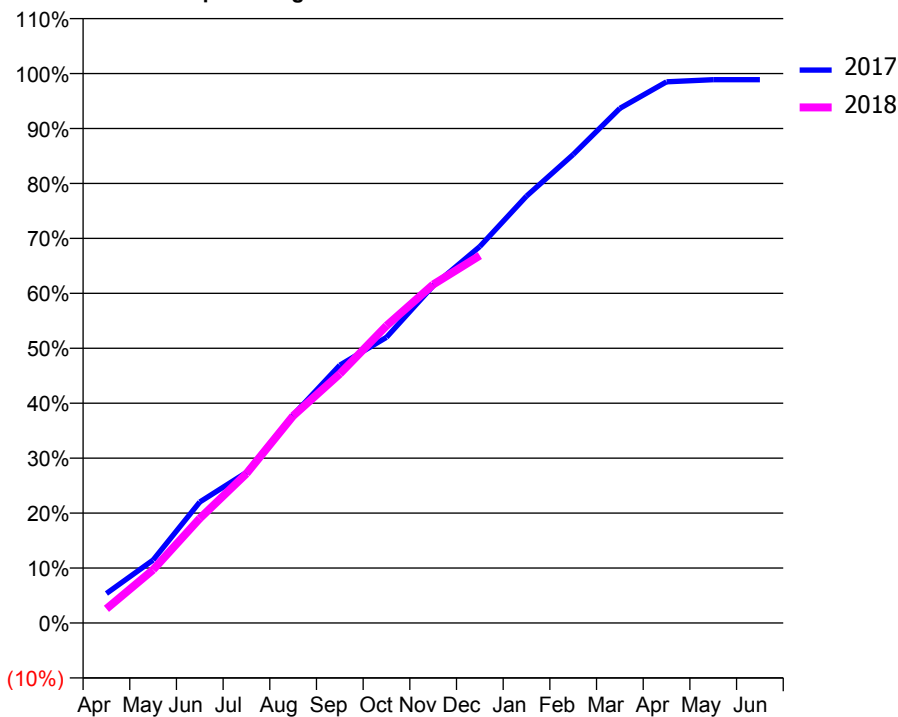
### ACCESS\*

Patients seen in 24 months	Total	Change since previous quarter
Quarter ending December 2016	1,138	
Quarter ending March 2017	1,149	→
Quarter ending June 2017	1,136	↓
Quarter ending September 2017	1,132	→
Quarter ending December 2017	1,117	↓
<b>Variance since December 2016</b>	<b>(1.8%)</b>	<b>↓</b>



### ACTIVITY

Cumulative percentage of contracted UDA delivered 2017 & 2018



Month	Adjusted Scheduled Activity (UDA)	
	2017	2018
April	161	77
May	344	291
June	661	571
July	823	816
August	1,135	1,131
September	1,407	1,360
October	1,560	1,623
November	1,841	1,848
December	2,056	2,006
January	2,331	
February	2,558	
March	2,810	
April	2,955	
May	2,967	
June	2,967	

### QUALITY

	Quantity	Base Number	Contract	AT	Region	England
% of FP17s for the same patient ID Re-attending within 3 months - Children	30	458	6.6%	11.1%	11.8%	12.0%
% of FP17s for the same patient ID Re-attending within 3 months - Adults	119	823	14.5%	14.5%	15.3%	15.9%
% of FP17s for the same patient ID Re-attending between 3 & 9 months - Children	314	458	68.6%	59.2%	59.1%	58.0%
% of FP17s for the same patient ID Re-attending between 3 & 9 months - Adults	541	823	65.7%	48.7%	51.5%	50.5%
% of FP17s for Band 1 Urgent Courses	59	1,189	5.0%	9.3%	8.0%	9.0%
% of FP17s Relating to Free Repair or Replacements	0	1,189	0.0%	0.8%	0.8%	0.8%
% of FP17s Relating to Continuations	12	1,189	1.0%	1.1%	1.1%	1.1%
% of Patients satisfied with the dentistry they have received	0	0	N/A	91.4%	91.6%	91.5%
% of Patients satisfied with the time they had to wait for an appointment	0	0	N/A	87.0%	88.3%	87.9%

\* This is based on patients treated on this contract for their most recent course of treatment. Figures in italics indicate the base number of FP17s or Patient Questionnaire responses are less than 100. N/A is shown where the base number of responses is less than 10 during the period. % is calculated as Quantity/Base number\*100

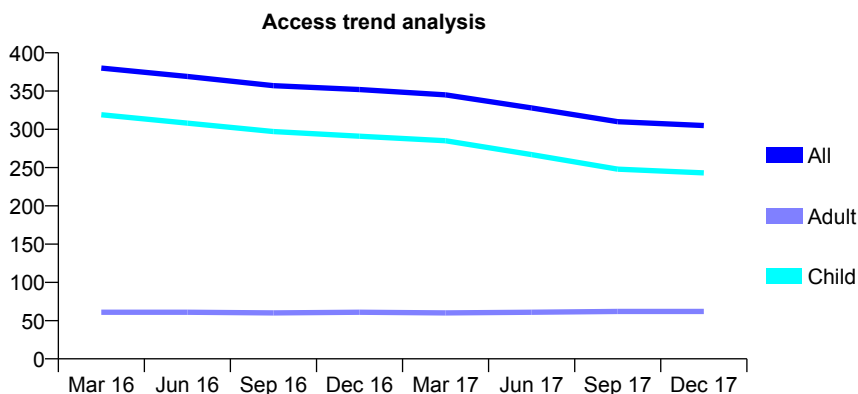
## Q56 - Vital Signs At a Glance Contract Report for 749885/0001 - December 2017

Name or company name	MR CN TAYLOR
Contract type name	GDS Contract
Purpose of contract	General
Contract start date	01/04/2006
Contract end date	

17/18 Contracted general activity (UDA)	700
Carry forward general activity (UDA)	0
17/18 Contracted orthodontic activity (UOA)	0
Carry forward orthodontic activity (UOA)	0
Baseline contract value	£20,157.44

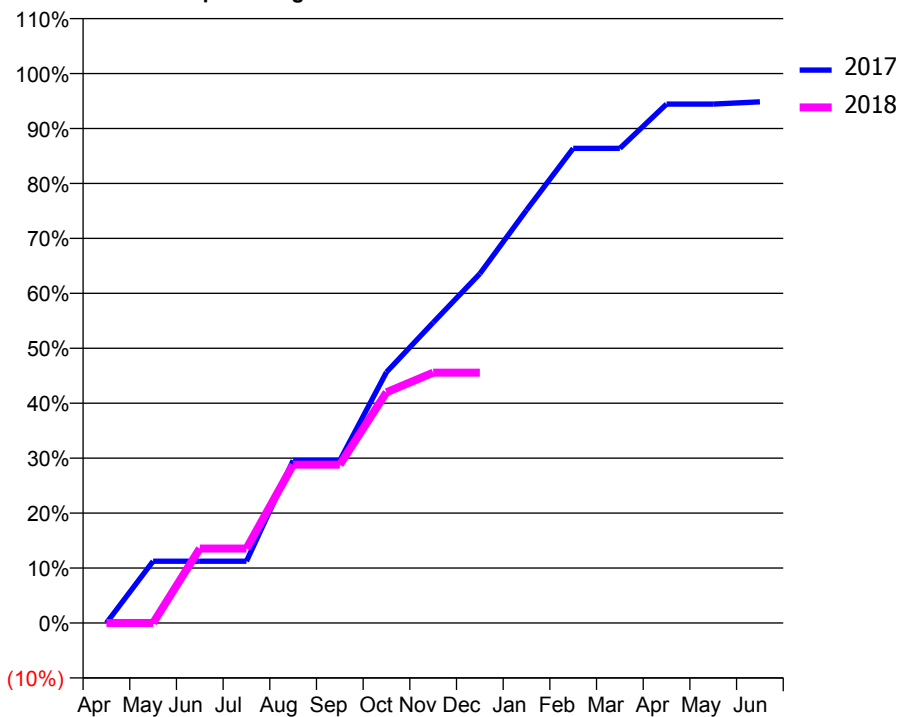
### ACCESS\*

Patients seen in 24 months	Total	Change since previous quarter
Quarter ending December 2016	352	
Quarter ending March 2017	345	↓
Quarter ending June 2017	328	↓
Quarter ending September 2017	310	↓
Quarter ending December 2017	305	↓
<b>Variance since December 2016</b>	<b>(13.4%)</b>	<b>↓</b>



### ACTIVITY

**Cumulative percentage of contracted UDA delivered 2017 & 2018**



Month	Adjusted Scheduled Activity (UDA)	
	2017	2018
April	0	0
May	79	0
June	79	95
July	79	95
August	207	202
September	207	202
October	320	294
November	383	319
December	445	319
January	526	
February	605	
March	605	
April	661	
May	661	
June	664	

### QUALITY

	Quantity	Base Number	Contract	AT	Region	England
% of FP17s for the same patient ID Re-attending within 3 months - Children	16	310	5.2%	11.1%	11.8%	12.0%
% of FP17s for the same patient ID Re-attending within 3 months - Adults	0	27	0.0%	14.5%	15.3%	15.9%
% of FP17s for the same patient ID Re-attending between 3 & 9 months - Children	246	310	79.4%	59.2%	59.1%	58.0%
% of FP17s for the same patient ID Re-attending between 3 & 9 months - Adults	21	27	77.8%	48.7%	51.5%	50.5%
% of FP17s for Band 1 Urgent Courses	5	290	1.7%	9.3%	8.0%	9.0%
% of FP17s Relating to Free Repair or Replacements	0	290	0.0%	0.8%	0.8%	0.8%
% of FP17s Relating to Continuations	0	290	0.0%	1.1%	1.1%	1.1%
% of Patients satisfied with the dentistry they have received	0	0	N/A	91.4%	91.6%	91.5%
% of Patients satisfied with the time they had to wait for an appointment	0	0	N/A	87.0%	88.3%	87.9%

\* This is based on patients treated on this contract for their most recent course of treatment. Figures in italics indicate the base number of FP17s or Patient Questionnaire responses are less than 100. N/A is shown where the base number of responses is less than 10 during the period. % is calculated as Quantity/Base number\*100



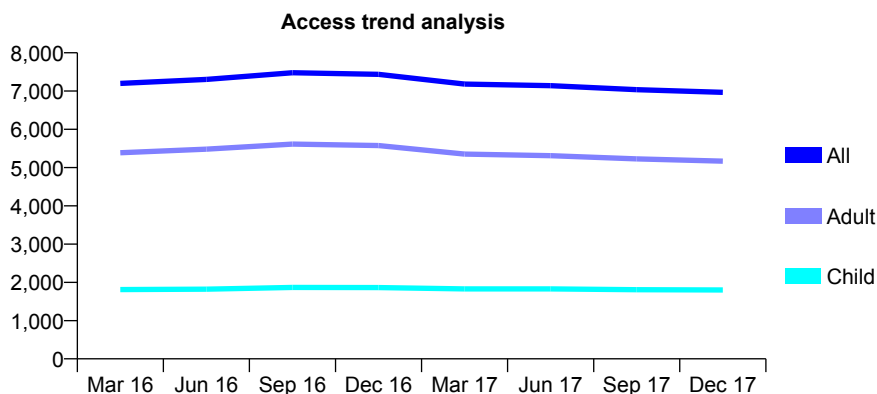
## Q56 - Vital Signs At a Glance Contract Report for 754609/0001 - December 2017

Name or company name	MISS M DE VOS
Contract type name	GDS Contract
Purpose of contract	General
Contract start date	01/04/2006
Contract end date	

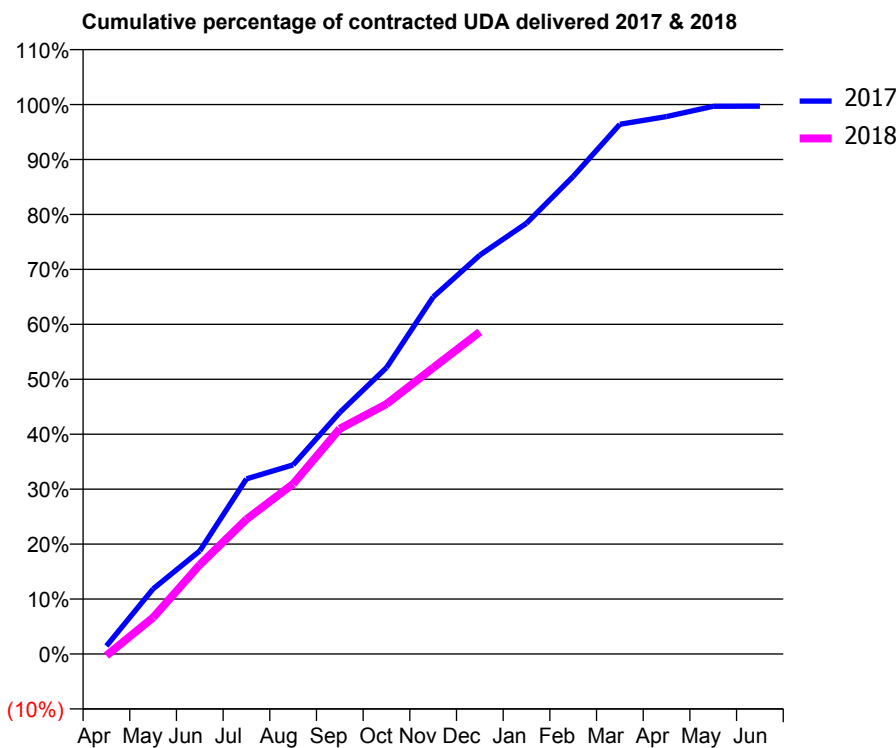
17/18 Contracted general activity (UDA)	18,640
Carry forward general activity (UDA)	55
17/18 Contracted orthodontic activity (UOA)	0
Carry forward orthodontic activity (UOA)	0
Baseline contract value	£505,478.02

### ACCESS\*

Patients seen in 24 months	Total	Change since previous quarter
Quarter ending December 2016	7,437	
Quarter ending March 2017	7,182	↓
Quarter ending June 2017	7,140	→
Quarter ending September 2017	7,037	↓
Quarter ending December 2017	6,968	→
<b>Variance since December 2016</b>	<b>(6.3%)</b>	<b>↓</b>



### ACTIVITY



Month	Adjusted Scheduled Activity (UDA)	
	2017	2018
April	274	-55
May	2,209	1,238
June	3,501	3,029
July	5,940	4,572
August	6,417	5,771
September	8,192	7,641
October	9,712	8,480
November	12,113	9,708
December	13,534	10,927
January	14,614	
February	16,200	
March	17,969	
April	18,230	
May	18,581	
June	18,585	

### QUALITY

	Quantity	Base Number	Contract	AT	Region	England
% of FP17s for the same patient ID Re-attending within 3 months - Children	121	1,981	6.1%	11.1%	11.8%	12.0%
% of FP17s for the same patient ID Re-attending within 3 months - Adults	644	4,982	12.9%	14.5%	15.3%	15.9%
% of FP17s for the same patient ID Re-attending between 3 & 9 months - Children	1,349	1,981	68.1%	59.2%	59.1%	58.0%
% of FP17s for the same patient ID Re-attending between 3 & 9 months - Adults	2,523	4,982	50.6%	48.7%	51.5%	50.5%
% of FP17s for Band 1 Urgent Courses	631	6,557	9.6%	9.3%	8.0%	9.0%
% of FP17s Relating to Free Repair or Replacements	54	6,557	0.8%	0.8%	0.8%	0.8%
% of FP17s Relating to Continuations	7	6,557	0.1%	1.1%	1.1%	1.1%
% of Patients satisfied with the dentistry they have received	12	12	100.0%	91.4%	91.6%	91.5%
% of Patients satisfied with the time they had to wait for an appointment	11	12	91.7%	87.0%	88.3%	87.9%

\* This is based on patients treated on this contract for their most recent course of treatment. Figures in italics indicate the base number of FP17s or Patient Questionnaire responses are less than 100. N/A is shown where the base number of responses is less than 10 during the period. % is calculated as Quantity/Base number\*100

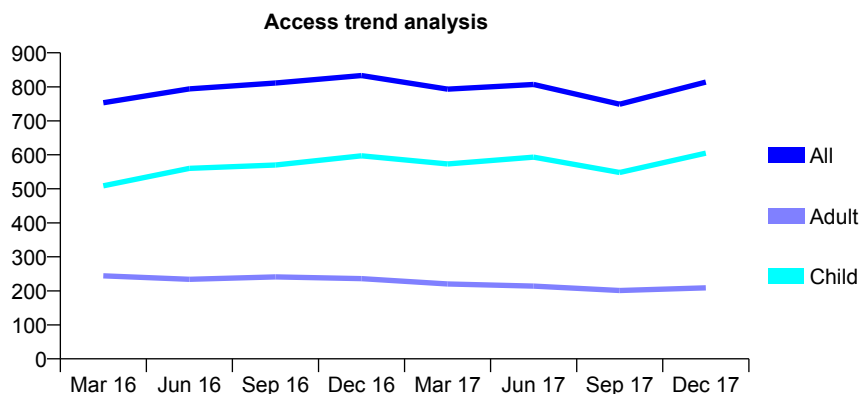
## Q56 - Vital Signs At a Glance Contract Report for 761249/0001 - December 2017

Name or company name	MISS H NGUYEN
Contract type name	GDS Contract
Purpose of contract	General
Contract start date	01/04/2006
Contract end date	

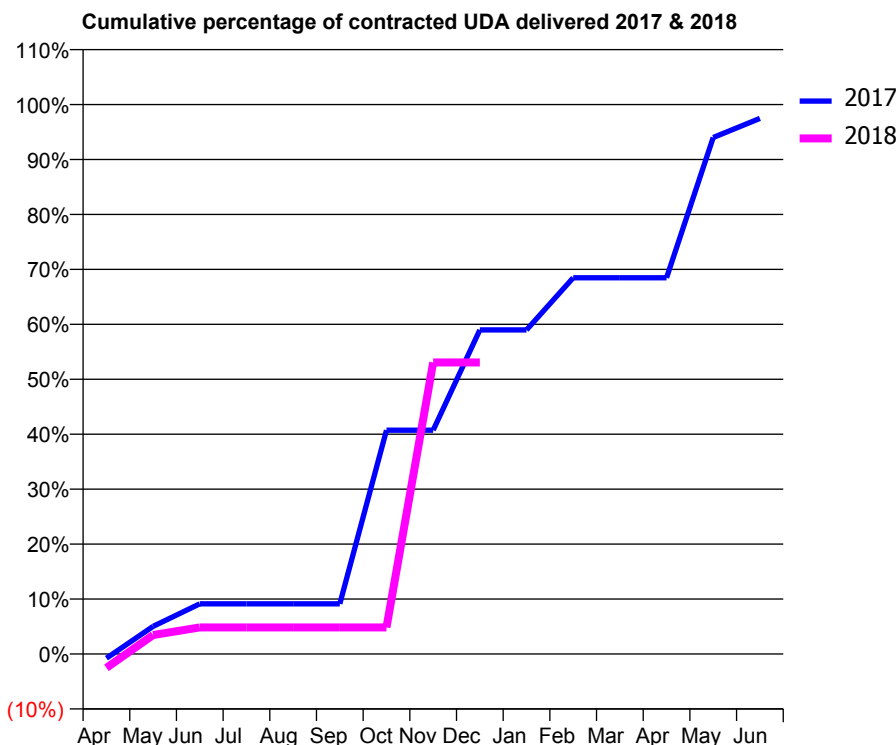
17/18 Contracted general activity (UDA)	2,042
Carry forward general activity (UDA)	52
17/18 Contracted orthodontic activity (UOA)	0
Carry forward orthodontic activity (UOA)	0
Baseline contract value	£82,152.52

### ACCESS\*

Patients seen in 24 months	Total	Change since previous quarter
Quarter ending December 2016	833	
Quarter ending March 2017	793	↓
Quarter ending June 2017	807	→
Quarter ending September 2017	749	↓
Quarter ending December 2017	814	↑
<b>Variance since December 2016</b>	<b>(2.3%)</b>	<b>↓</b>



### ACTIVITY



Month	Adjusted Scheduled Activity (UDA)	
	2017	2018
April	-16	-52
May	103	71
June	187	99
July	187	99
August	187	99
September	187	99
October	832	99
November	832	1,083
December	1,205	1,083
January	1,205	
February	1,398	
March	1,398	
April	1,398	
May	1,919	
June	1,990	

### QUALITY

	Quantity	Base Number	Contract	AT	Region	England
% of FP17s for the same patient ID Re-attending within 3 months - Children	77	796	9.7%	11.1%	11.8%	12.0%
% of FP17s for the same patient ID Re-attending within 3 months - Adults	47	202	23.3%	14.5%	15.3%	15.9%
% of FP17s for the same patient ID Re-attending between 3 & 9 months - Children	453	796	56.9%	59.2%	59.1%	58.0%
% of FP17s for the same patient ID Re-attending between 3 & 9 months - Adults	111	202	55.0%	48.7%	51.5%	50.5%
% of FP17s for Band 1 Urgent Courses	24	700	3.4%	9.3%	8.0%	9.0%
% of FP17s Relating to Free Repair or Replacements	0	700	0.0%	0.8%	0.8%	0.8%
% of FP17s Relating to Continuations	1	700	0.1%	1.1%	1.1%	1.1%
% of Patients satisfied with the dentistry they have received	0	0	N/A	91.4%	91.6%	91.5%
% of Patients satisfied with the time they had to wait for an appointment	0	0	N/A	87.0%	88.3%	87.9%

\* This is based on patients treated on this contract for their most recent course of treatment. Figures in italics indicate the base number of FP17s or Patient Questionnaire responses are less than 100. N/A is shown where the base number of responses is less than 10 during the period. % is calculated as Quantity/Base number\*100

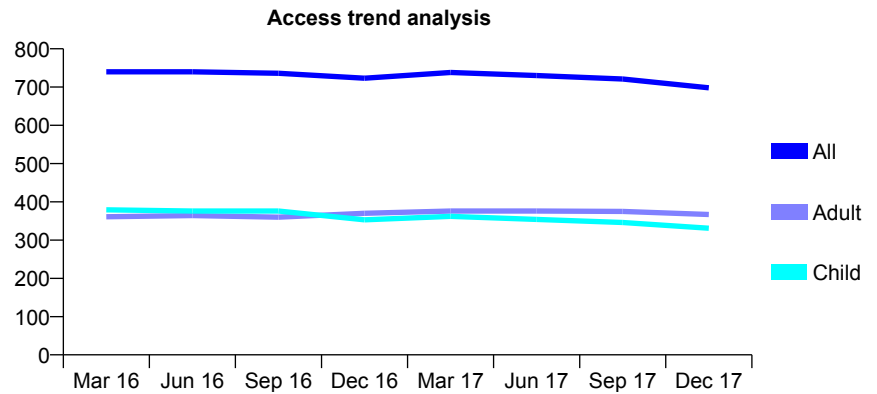
## Q56 - Vital Signs At a Glance Contract Report for 762296/0001 - December 2017

Name or company name	MR BC TOCCA
Contract type name	GDS Contract
Purpose of contract	General
Contract start date	01/05/2007
Contract end date	

17/18 Contracted general activity (UDA)	2,102
Carry forward general activity (UDA)	-14
17/18 Contracted orthodontic activity (UOA)	0
Carry forward orthodontic activity (UOA)	0
Baseline contract value	£45,454.49

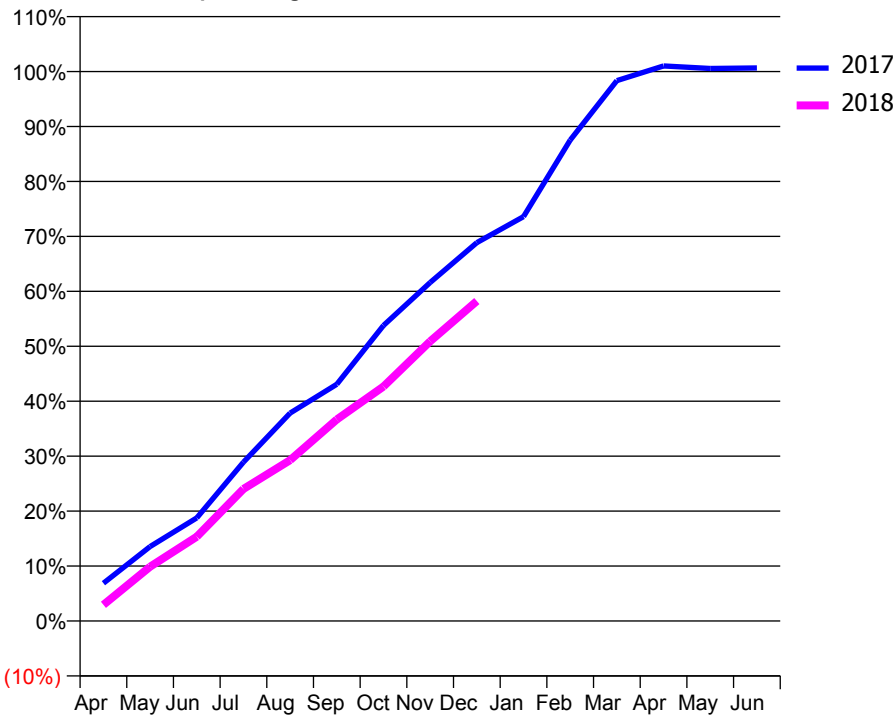
### ACCESS\*

Patients seen in 24 months	Total	Change since previous quarter
Quarter ending December 2016	723	
Quarter ending March 2017	738	↑
Quarter ending June 2017	730	↓
Quarter ending September 2017	721	↓
Quarter ending December 2017	698	↓
<b>Variance since December 2016</b>	<b>(3.5%)</b>	<b>↓</b>



### ACTIVITY

Cumulative percentage of contracted UDA delivered 2017 & 2018



Month	Adjusted Scheduled Activity (UDA)	
	2017	2018
April	145	62
May	285	208
June	394	322
July	608	505
August	795	615
September	906	771
October	1,130	897
November	1,295	1,070
December	1,447	1,224
January	1,547	
February	1,840	
March	2,067	
April	2,123	
May	2,114	
June	2,116	

### QUALITY

	Quantity	Base Number	Contract	AT	Region	England
% of FP17s for the same patient ID Re-attending within 3 months - Children	35	370	9.5%	11.1%	11.8%	12.0%
% of FP17s for the same patient ID Re-attending within 3 months - Adults	69	347	19.9%	14.5%	15.3%	15.9%
% of FP17s for the same patient ID Re-attending between 3 & 9 months - Children	265	370	71.6%	59.2%	59.1%	58.0%
% of FP17s for the same patient ID Re-attending between 3 & 9 months - Adults	174	347	50.1%	48.7%	51.5%	50.5%
% of FP17s for Band 1 Urgent Courses	85	684	12.4%	9.3%	8.0%	9.0%
% of FP17s Relating to Free Repair or Replacements	0	684	0.0%	0.8%	0.8%	0.8%
% of FP17s Relating to Continuations	1	684	0.1%	1.1%	1.1%	1.1%
% of Patients satisfied with the dentistry they have received	0	0	N/A	91.4%	91.6%	91.5%
% of Patients satisfied with the time they had to wait for an appointment	0	0	N/A	87.0%	88.3%	87.9%

\* This is based on patients treated on this contract for their most recent course of treatment. Figures in italics indicate the base number of FP17s or Patient Questionnaire responses are less than 100. N/A is shown where the base number of responses is less than 10 during the period. % is calculated as Quantity/Base number\*100

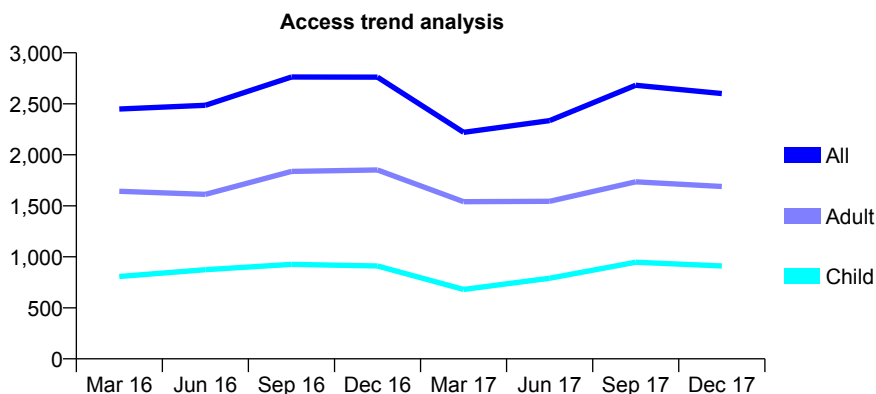
## Q56 - Vital Signs At a Glance Contract Report for 763438/0002 - December 2017

Name or company name	MR M SALEEM
Contract type name	GDS Contract
Purpose of contract	General
Contract start date	01/04/2006
Contract end date	

17/18 Contracted general activity (UDA)	6,805
Carry forward general activity (UDA)	29
17/18 Contracted orthodontic activity (UOA)	0
Carry forward orthodontic activity (UOA)	0
Baseline contract value	£166,936.60

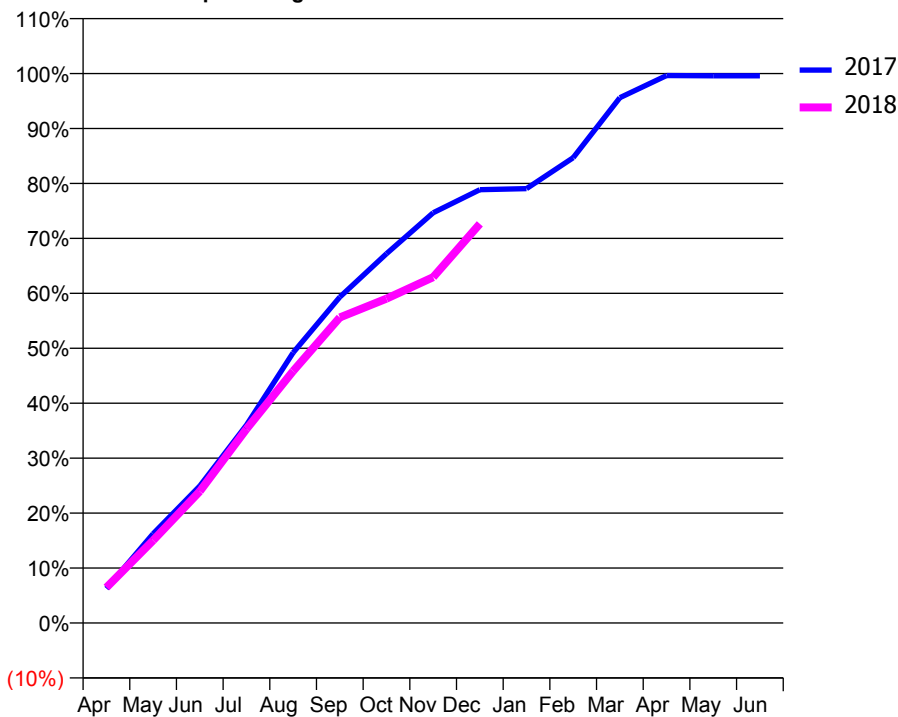
### ACCESS\*

Patients seen in 24 months	Total	Change since previous quarter
Quarter ending December 2016	2,761	
Quarter ending March 2017	2,220	↓
Quarter ending June 2017	2,335	↑
Quarter ending September 2017	2,682	↑
Quarter ending December 2017	2,601	↓
<b>Variance since December 2016</b>	<b>(5.8%)</b>	<b>↓</b>



### ACTIVITY

Cumulative percentage of contracted UDA delivered 2017 & 2018



Month	Adjusted Scheduled Activity (UDA)	
	2017	2018
April	428	440
May	1,106	1,023
June	1,697	1,631
July	2,451	2,401
August	3,348	3,121
September	4,036	3,784
October	4,573	4,017
November	5,080	4,282
December	5,366	4,943
January	5,379	
February	5,762	
March	6,505	
April	6,780	
May	6,776	
June	6,776	

### QUALITY

	Quantity	Base Number	Contract	AT	Region	England
% of FP17s for the same patient ID Re-attending within 3 months - Children	50	1,225	4.1%	11.1%	11.8%	12.0%
% of FP17s for the same patient ID Re-attending within 3 months - Adults	164	2,039	8.0%	14.5%	15.3%	15.9%
% of FP17s for the same patient ID Re-attending between 3 & 9 months - Children	456	1,225	37.2%	59.2%	59.1%	58.0%
% of FP17s for the same patient ID Re-attending between 3 & 9 months - Adults	684	2,039	33.5%	48.7%	51.5%	50.5%
% of FP17s for Band 1 Urgent Courses	165	3,110	5.3%	9.3%	8.0%	9.0%
% of FP17s Relating to Free Repair or Replacements	21	3,110	0.7%	0.8%	0.8%	0.8%
% of FP17s Relating to Continuations	8	3,110	0.3%	1.1%	1.1%	1.1%
% of Patients satisfied with the dentistry they have received	3	3	N/A	91.4%	91.6%	91.5%
% of Patients satisfied with the time they had to wait for an appointment	2	3	N/A	87.0%	88.3%	87.9%

\* This is based on patients treated on this contract for their most recent course of treatment. Figures in italics indicate the base number of FP17s or Patient Questionnaire responses are less than 100. N/A is shown where the base number of responses is less than 10 during the period. % is calculated as Quantity/Base number\*100

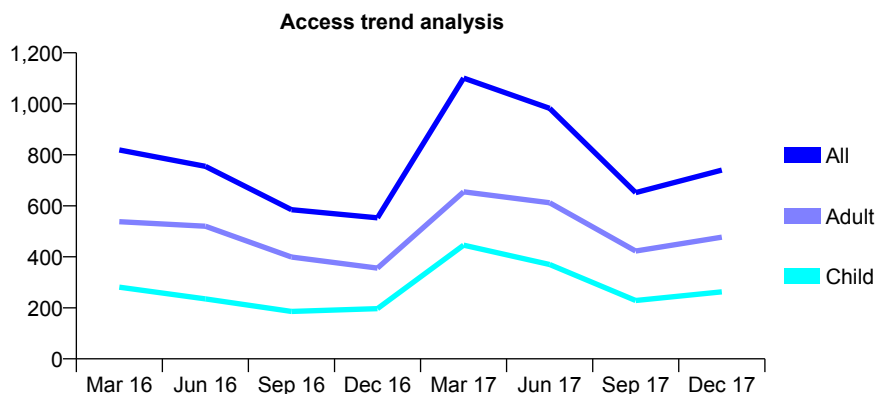
## Q56 - Vital Signs At a Glance Contract Report for 763438/0003 - December 2017

Name or company name	MR M SALEEM
Contract type name	GDS Contract
Purpose of contract	General
Contract start date	01/04/2008
Contract end date	

17/18 Contracted general activity (UDA)	3,000
Carry forward general activity (UDA)	-1
17/18 Contracted orthodontic activity (UOA)	0
Carry forward orthodontic activity (UOA)	0
Baseline contract value	£75,556.99

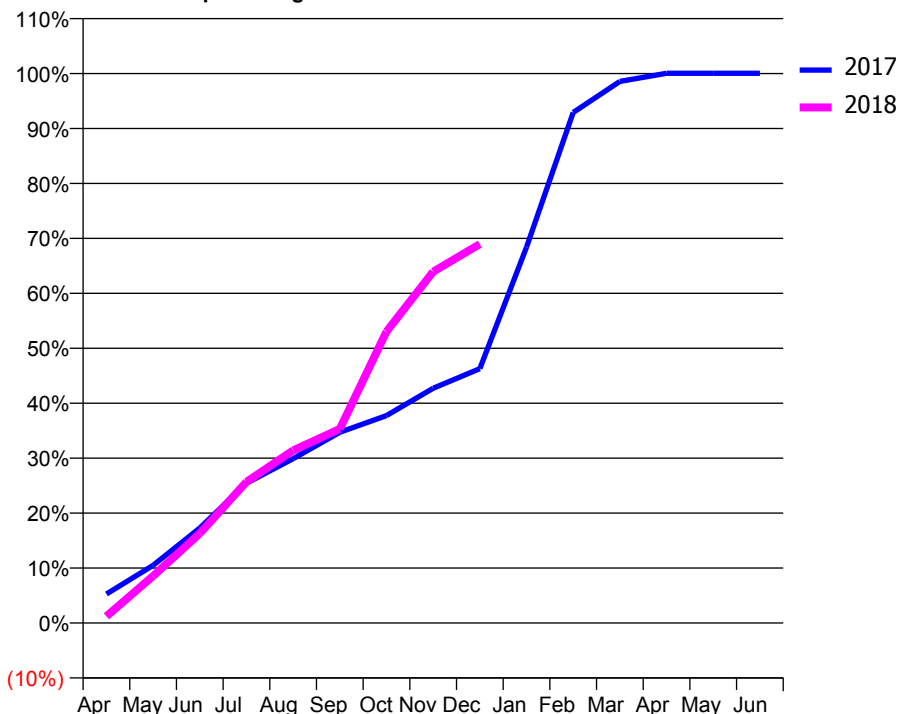
### ACCESS\*

Patients seen in 24 months	Total	Change since previous quarter
Quarter ending December 2016	553	
Quarter ending March 2017	1,101	↑
Quarter ending June 2017	982	↓
Quarter ending September 2017	652	↓
Quarter ending December 2017	740	↑
<b>Variance since December 2016</b>	<b>33.8%</b>	<b>↑</b>



### ACTIVITY

Cumulative percentage of contracted UDA delivered 2017 & 2018



Month	Adjusted Scheduled Activity (UDA)	
	2017	2018
April	158	37
May	315	257
June	518	489
July	764	771
August	897	943
September	1,041	1,059
October	1,133	1,591
November	1,282	1,918
December	1,389	2,069
January	2,052	
February	2,787	
March	2,957	
April	3,001	
May	3,001	
June	3,001	

### QUALITY

	Quantity	Base Number	Contract	AT	Region	England
% of FP17s for the same patient ID Re-attending within 3 months - Children	33	337	9.8%	11.1%	11.8%	12.0%
% of FP17s for the same patient ID Re-attending within 3 months - Adults	63	616	10.2%	14.5%	15.3%	15.9%
% of FP17s for the same patient ID Re-attending between 3 & 9 months - Children	52	337	15.4%	59.2%	59.1%	58.0%
% of FP17s for the same patient ID Re-attending between 3 & 9 months - Adults	79	616	12.8%	48.7%	51.5%	50.5%
% of FP17s for Band 1 Urgent Courses	88	921	9.6%	9.3%	8.0%	9.0%
% of FP17s Relating to Free Repair or Replacements	8	921	0.9%	0.8%	0.8%	0.8%
% of FP17s Relating to Continuations	4	921	0.4%	1.1%	1.1%	1.1%
% of Patients satisfied with the dentistry they have received	4	5	N/A	91.4%	91.6%	91.5%
% of Patients satisfied with the time they had to wait for an appointment	4	5	N/A	87.0%	88.3%	87.9%

\* This is based on patients treated on this contract for their most recent course of treatment. Figures in italics indicate the base number of FP17s or Patient Questionnaire responses are less than 100. N/A is shown where the base number of responses is less than 10 during the period. % is calculated as Quantity/Base number\*100

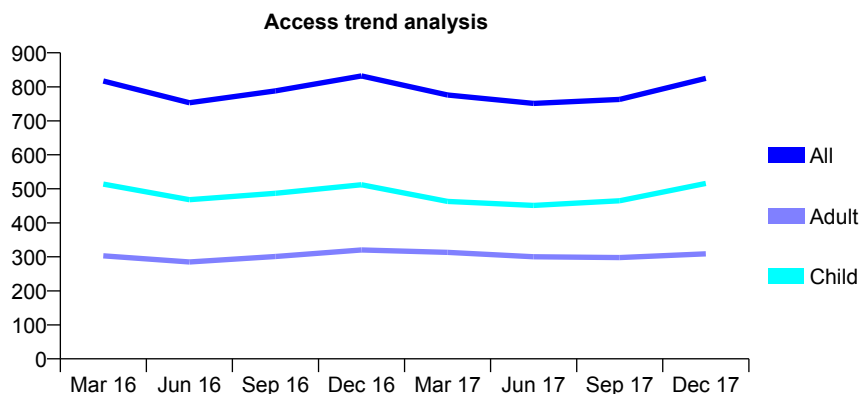
## Q56 - Vital Signs At a Glance Contract Report for 767123/0001 - December 2017

Name or company name	MISS Z WIESE
Contract type name	GDS Contract
Purpose of contract	General
Contract start date	01/04/2006
Contract end date	

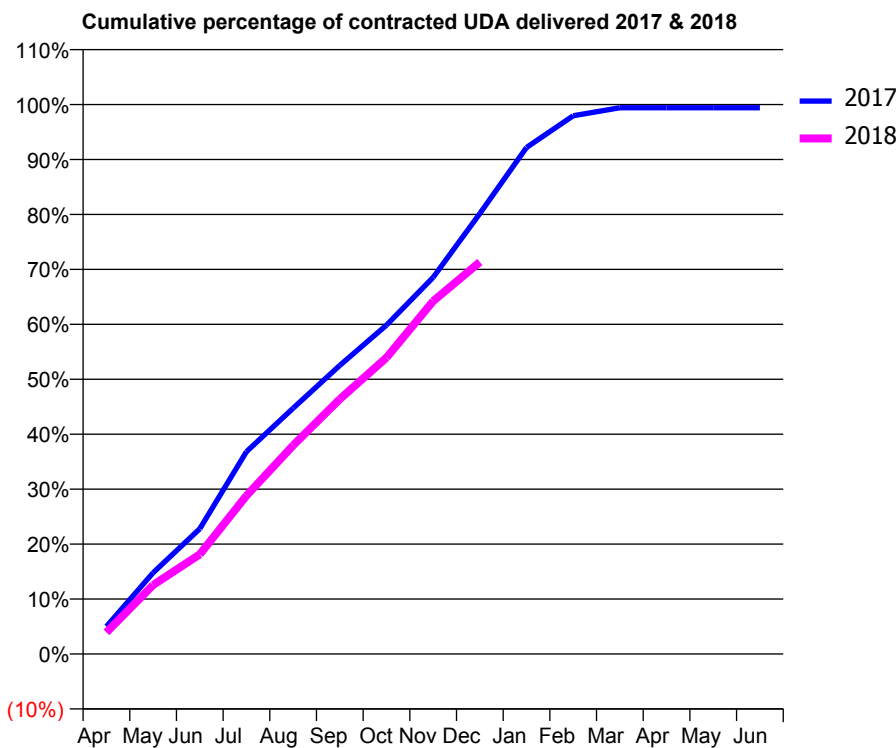
17/18 Contracted general activity (UDA)	2,160
Carry forward general activity (UDA)	13
17/18 Contracted orthodontic activity (UOA)	0
Carry forward orthodontic activity (UOA)	0
Baseline contract value	£83,238.76

### ACCESS\*

Patients seen in 24 months	Total	Change since previous quarter
Quarter ending December 2016	832	
Quarter ending March 2017	776	↓
Quarter ending June 2017	751	↓
Quarter ending September 2017	763	→
Quarter ending December 2017	825	↑
<b>Variance since December 2016</b>	<b>(0.8%)</b>	→



### ACTIVITY



Month	Adjusted Scheduled Activity (UDA)	
	2017	2018
April	108	85
May	319	271
June	492	392
July	795	622
August	966	820
September	1,134	1,002
October	1,293	1,165
November	1,481	1,387
December	1,732	1,541
January	1,991	
February	2,116	
March	2,147	
April	2,147	
May	2,147	
June	2,147	

### QUALITY

	Quantity	Base Number	Contract	AT	Region	England
% of FP17s for the same patient ID Re-attending within 3 months - Children	27	529	5.1%	11.1%	11.8%	12.0%
% of FP17s for the same patient ID Re-attending within 3 months - Adults	37	219	16.9%	14.5%	15.3%	15.9%
% of FP17s for the same patient ID Re-attending between 3 & 9 months - Children	193	529	36.5%	59.2%	59.1%	58.0%
% of FP17s for the same patient ID Re-attending between 3 & 9 months - Adults	68	219	31.1%	48.7%	51.5%	50.5%
% of FP17s for Band 1 Urgent Courses	35	743	4.7%	9.3%	8.0%	9.0%
% of FP17s Relating to Free Repair or Replacements	0	743	0.0%	0.8%	0.8%	0.8%
% of FP17s Relating to Continuations	1	743	0.1%	1.1%	1.1%	1.1%
% of Patients satisfied with the dentistry they have received	1	1	N/A	91.4%	91.6%	91.5%
% of Patients satisfied with the time they had to wait for an appointment	1	1	N/A	87.0%	88.3%	87.9%

\* This is based on patients treated on this contract for their most recent course of treatment. Figures in italics indicate the base number of FP17s or Patient Questionnaire responses are less than 100. N/A is shown where the base number of responses is less than 10 during the period. % is calculated as Quantity/Base number\*100

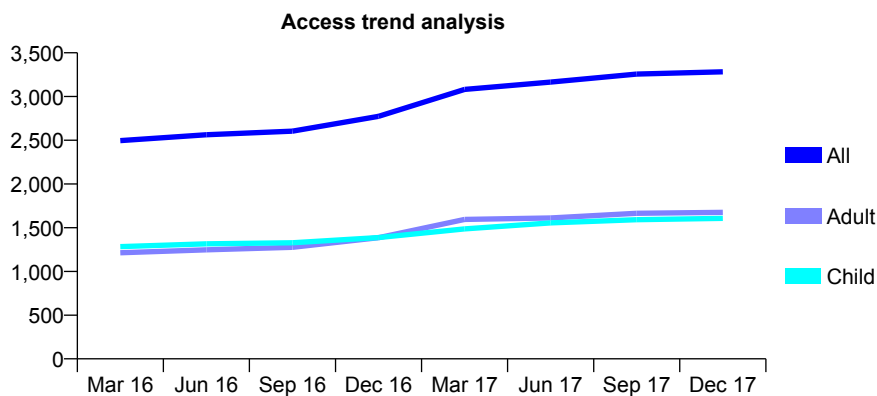
## Q56 - Vital Signs At a Glance Contract Report for 767123/0002 - December 2017

Name or company name	MISS Z WIESE
Contract type name	GDS Contract
Purpose of contract	General
Contract start date	01/04/2006
Contract end date	

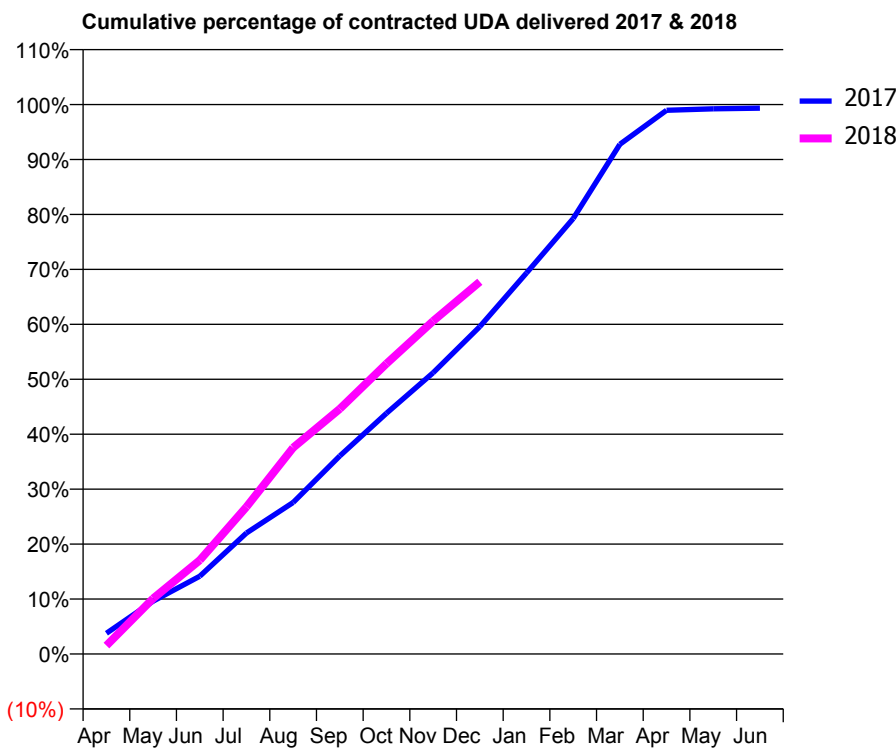
17/18 Contracted general activity (UDA)	7,400
Carry forward general activity (UDA)	49
17/18 Contracted orthodontic activity (UOA)	0
Carry forward orthodontic activity (UOA)	0
Baseline contract value	£198,831.87

### ACCESS\*

Patients seen in 24 months	Total	Change since previous quarter
Quarter ending December 2016	2,773	
Quarter ending March 2017	3,081	↑
Quarter ending June 2017	3,166	↑
Quarter ending September 2017	3,256	↑
Quarter ending December 2017	3,282	→
<b>Variance since December 2016</b>	<b>18.4%</b>	<b>↑</b>



### ACTIVITY



Adjusted Scheduled Activity (UDA)		
Month	2017	2018
April	280	114
May	712	748
June	1,047	1,263
July	1,630	1,981
August	2,040	2,778
September	2,667	3,301
October	3,242	3,910
November	3,789	4,485
December	4,409	5,012
January	5,131	
February	5,864	
March	6,865	
April	7,323	
May	7,342	
June	7,351	

### QUALITY

	Quantity	Base Number	Contract	AT	Region	England
% of FP17s for the same patient ID Re-attending within 3 months - Children	63	1,599	3.9%	11.1%	11.8%	12.0%
% of FP17s for the same patient ID Re-attending within 3 months - Adults	214	1,192	18.0%	14.5%	15.3%	15.9%
% of FP17s for the same patient ID Re-attending between 3 & 9 months - Children	753	1,599	47.1%	59.2%	59.1%	58.0%
% of FP17s for the same patient ID Re-attending between 3 & 9 months - Adults	467	1,192	39.2%	48.7%	51.5%	50.5%
% of FP17s for Band 1 Urgent Courses	203	2,532	8.0%	9.3%	8.0%	9.0%
% of FP17s Relating to Free Repair or Replacements	0	2,532	0.0%	0.8%	0.8%	0.8%
% of FP17s Relating to Continuations	1	2,532	0.0%	1.1%	1.1%	1.1%
% of Patients satisfied with the dentistry they have received	0	0	N/A	91.4%	91.6%	91.5%
% of Patients satisfied with the time they had to wait for an appointment	0	0	N/A	87.0%	88.3%	87.9%

\* This is based on patients treated on this contract for their most recent course of treatment. Figures in italics indicate the base number of FP17s or Patient Questionnaire responses are less than 100. N/A is shown where the base number of responses is less than 10 during the period. % is calculated as Quantity/Base number\*100



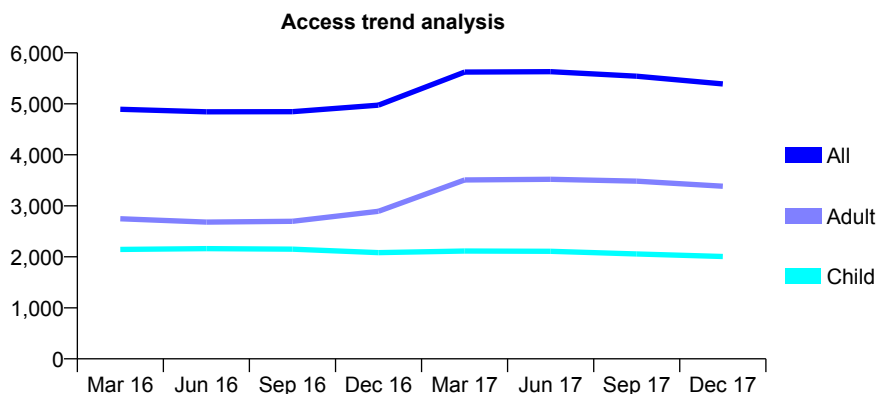
## Q56 - Vital Signs At a Glance Contract Report for 767123/0003 - December 2017

Name or company name	MISS Z WIESE
Contract type name	GDS Contract
Purpose of contract	General
Contract start date	01/10/2007
Contract end date	

17/18 Contracted general activity (UDA)	13,400
Carry forward general activity (UDA)	0
17/18 Contracted orthodontic activity (UOA)	0
Carry forward orthodontic activity (UOA)	0
Baseline contract value	£385,321.05

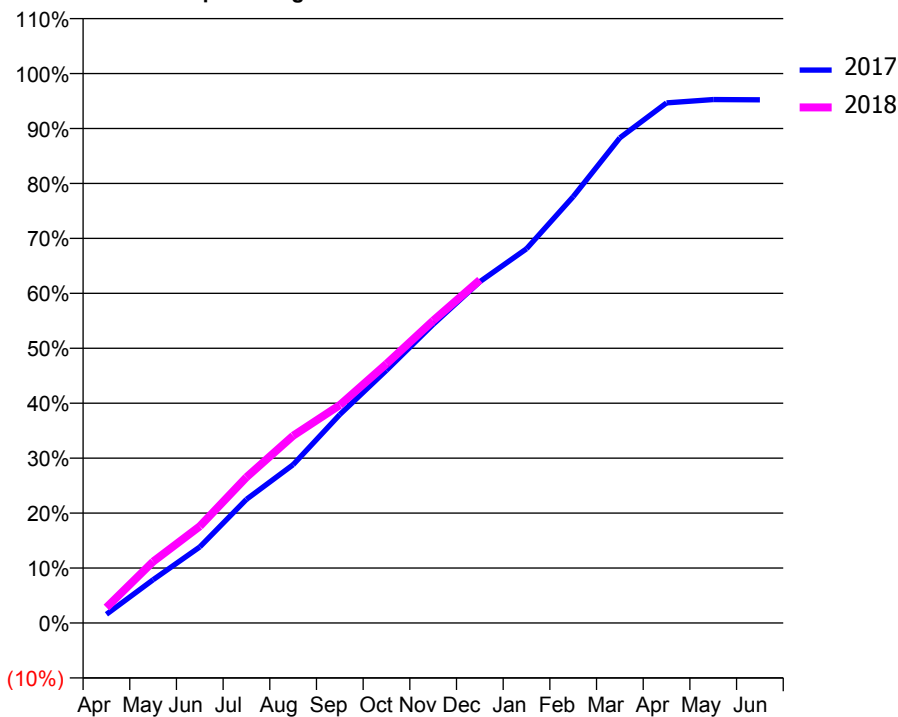
### ACCESS\*

Patients seen in 24 months	Total	Change since previous quarter
Quarter ending December 2016	4,974	
Quarter ending March 2017	5,621	↑
Quarter ending June 2017	5,629	→
Quarter ending September 2017	5,540	↓
Quarter ending December 2017	5,390	↓
<b>Variance since December 2016</b>	<b>8.4%</b>	<b>↑</b>



### ACTIVITY

Cumulative percentage of contracted UDA delivered 2017 & 2018



Month	Adjusted Scheduled Activity (UDA)	
	2017	2018
April	212	378
May	1,056	1,497
June	1,857	2,360
July	3,017	3,556
August	3,861	4,569
September	5,084	5,316
October	6,165	6,319
November	7,283	7,375
December	8,324	8,365
January	9,125	
February	10,399	
March	11,830	
April	12,684	
May	12,764	
June	12,759	

### QUALITY

	Quantity	Base Number	Contract	AT	Region	England
% of FP17s for the same patient ID Re-attending within 3 months - Children	183	2,286	8.0%	11.1%	11.8%	12.0%
% of FP17s for the same patient ID Re-attending within 3 months - Adults	362	2,072	17.5%	14.5%	15.3%	15.9%
% of FP17s for the same patient ID Re-attending between 3 & 9 months - Children	1,327	2,286	58.0%	59.2%	59.1%	58.0%
% of FP17s for the same patient ID Re-attending between 3 & 9 months - Adults	962	2,072	46.4%	48.7%	51.5%	50.5%
% of FP17s for Band 1 Urgent Courses	336	3,849	8.7%	9.3%	8.0%	9.0%
% of FP17s Relating to Free Repair or Replacements	1	3,849	0.0%	0.8%	0.8%	0.8%
% of FP17s Relating to Continuations	7	3,849	0.2%	1.1%	1.1%	1.1%
% of Patients satisfied with the dentistry they have received	7	7	N/A	91.4%	91.6%	91.5%
% of Patients satisfied with the time they had to wait for an appointment	6	7	N/A	87.0%	88.3%	87.9%

\* This is based on patients treated on this contract for their most recent course of treatment. Figures in italics indicate the base number of FP17s or Patient Questionnaire responses are less than 100. N/A is shown where the base number of responses is less than 10 during the period. % is calculated as Quantity/Base number\*100

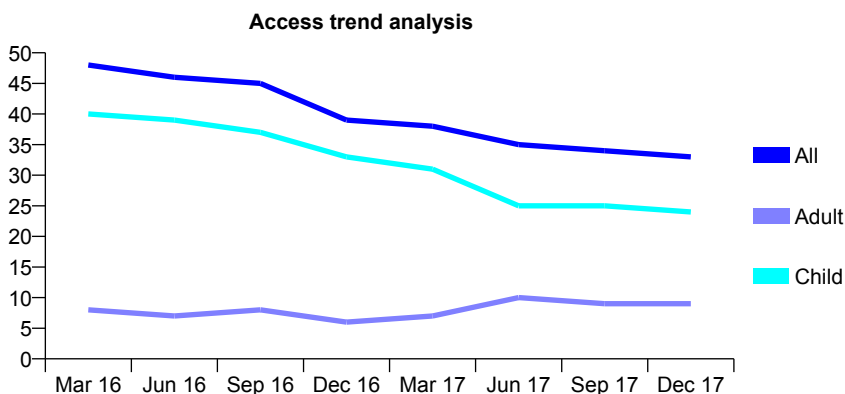
## Q56 - Vital Signs At a Glance Contract Report for 768316/0001 - December 2017

Name or company name	MR A MOBLI
Contract type name	GDS Contract
Purpose of contract	General
Contract start date	01/04/2006
Contract end date	

17/18 Contracted general activity (UDA)	60
Carry forward general activity (UDA)	0
17/18 Contracted orthodontic activity (UOA)	0
Carry forward orthodontic activity (UOA)	0
Baseline contract value	£1,357.63

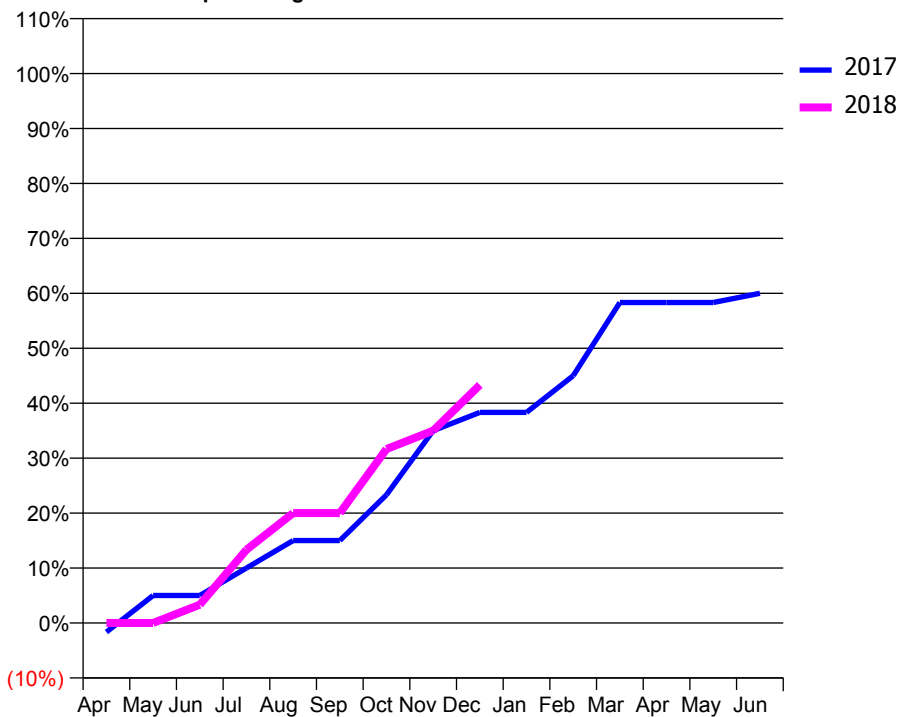
### ACCESS\*

Patients seen in 24 months	Total	Change since previous quarter
Quarter ending December 2016	39	
Quarter ending March 2017	38	↓
Quarter ending June 2017	35	↓
Quarter ending September 2017	34	↓
Quarter ending December 2017	33	↓
<b>Variance since December 2016</b>	<b>(15.4%)</b>	<b>↓</b>



### ACTIVITY

Cumulative percentage of contracted UDA delivered 2017 & 2018



Month	Adjusted Scheduled Activity (UDA)	
	2017	2018
April	-1	0
May	3	0
June	3	2
July	6	8
August	9	12
September	9	12
October	14	19
November	21	21
December	23	26
January	23	
February	27	
March	35	
April	35	
May	35	
June	36	

### QUALITY

	Quantity	Base Number	Contract	AT	Region	England
% of FP17s for the same patient ID Re-attending within 3 months - Children	0	27	0.0%	11.1%	11.8%	12.0%
% of FP17s for the same patient ID Re-attending within 3 months - Adults	0	0	N/A	14.5%	15.3%	15.9%
% of FP17s for the same patient ID Re-attending between 3 & 9 months - Children	14	27	51.9%	59.2%	59.1%	58.0%
% of FP17s for the same patient ID Re-attending between 3 & 9 months - Adults	0	0	N/A	48.7%	51.5%	50.5%
% of FP17s for Band 1 Urgent Courses	0	26	0.0%	9.3%	8.0%	9.0%
% of FP17s Relating to Free Repair or Replacements	0	26	0.0%	0.8%	0.8%	0.8%
% of FP17s Relating to Continuations	0	26	0.0%	1.1%	1.1%	1.1%
% of Patients satisfied with the dentistry they have received	0	0	N/A	91.4%	91.6%	91.5%
% of Patients satisfied with the time they had to wait for an appointment	0	0	N/A	87.0%	88.3%	87.9%

\* This is based on patients treated on this contract for their most recent course of treatment. Figures in italics indicate the base number of FP17s or Patient Questionnaire responses are less than 100. N/A is shown where the base number of responses is less than 10 during the period. % is calculated as Quantity/Base number\*100

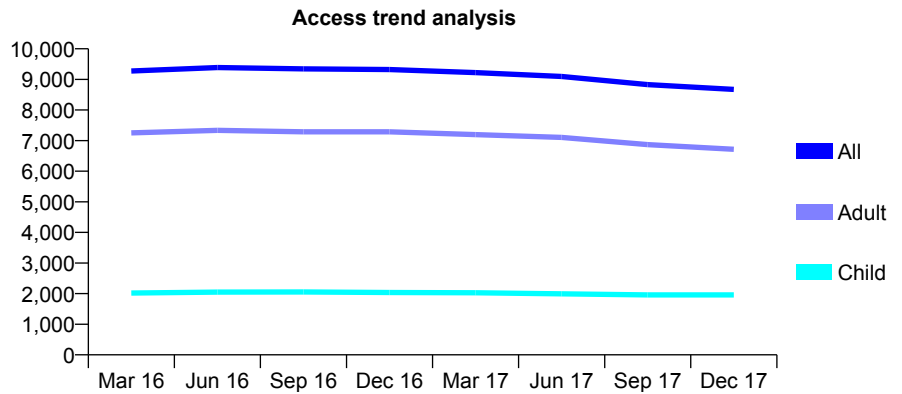
## Q56 - Vital Signs At a Glance Contract Report for 771708/0001 - December 2017

Name or company name	MR AC HUNTER
Contract type name	GDS Contract
Purpose of contract	General
Contract start date	01/03/2008
Contract end date	

17/18 Contracted general activity (UDA)	24,346
Carry forward general activity (UDA)	-110
17/18 Contracted orthodontic activity (UOA)	0
Carry forward orthodontic activity (UOA)	0
Baseline contract value	£592,471.91

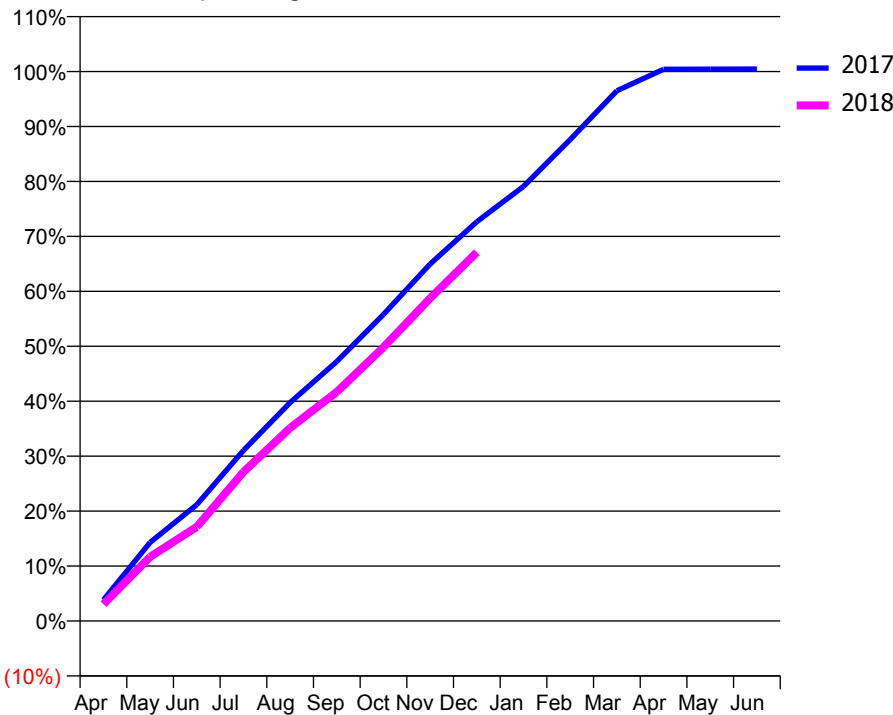
### ACCESS\*

Patients seen in 24 months	Total	Change since previous quarter
Quarter ending December 2016	9,324	
Quarter ending March 2017	9,224	↓
Quarter ending June 2017	9,097	↓
Quarter ending September 2017	8,829	↓
Quarter ending December 2017	8,675	↓
<b>Variance since December 2016</b>	<b>(7.0%)</b>	↓



### ACTIVITY

Cumulative percentage of contracted UDA delivered 2017 & 2018



Month	Adjusted Scheduled Activity (UDA)	
	2017	2018
April	939	750
May	3,486	2,846
June	5,152	4,176
July	7,558	6,607
August	9,680	8,559
September	11,500	10,156
October	13,583	12,133
November	15,816	14,304
December	17,693	16,339
January	19,260	
February	21,333	
March	23,495	
April	24,447	
May	24,453	
June	24,456	

### QUALITY

	Quantity	Base Number	Contract	AT	Region	England
% of FP17s for the same patient ID Re-attending within 3 months - Children	230	2,529	9.1%	11.1%	11.8%	12.0%
% of FP17s for the same patient ID Re-attending within 3 months - Adults	1,186	7,301	16.2%	14.5%	15.3%	15.9%
% of FP17s for the same patient ID Re-attending between 3 & 9 months - Children	1,679	2,529	66.4%	59.2%	59.1%	58.0%
% of FP17s for the same patient ID Re-attending between 3 & 9 months - Adults	3,635	7,301	49.8%	48.7%	51.5%	50.5%
% of FP17s for Band 1 Urgent Courses	711	8,567	8.3%	9.3%	8.0%	9.0%
% of FP17s Relating to Free Repair or Replacements	72	8,567	0.8%	0.8%	0.8%	0.8%
% of FP17s Relating to Continuations	105	8,567	1.2%	1.1%	1.1%	1.1%
% of Patients satisfied with the dentistry they have received	8	8	N/A	91.4%	91.6%	91.5%
% of Patients satisfied with the time they had to wait for an appointment	7	8	N/A	87.0%	88.3%	87.9%

\* This is based on patients treated on this contract for their most recent course of treatment. Figures in italics indicate the base number of FP17s or Patient Questionnaire responses are less than 100. N/A is shown where the base number of responses is less than 10 during the period. % is calculated as Quantity/Base number\*100

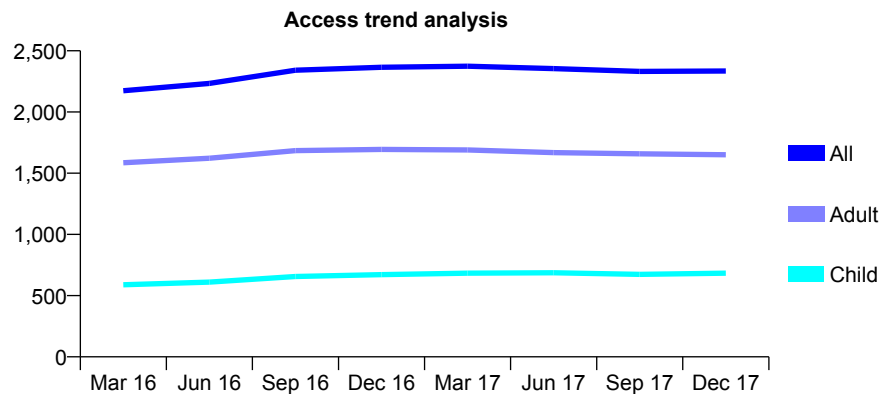
## Q56 - Vital Signs At a Glance Contract Report for 773840/0001 - December 2017

Name or company name	MRS JA HASSAN
Contract type name	GDS Contract
Purpose of contract	General
Contract start date	01/04/2006
Contract end date	

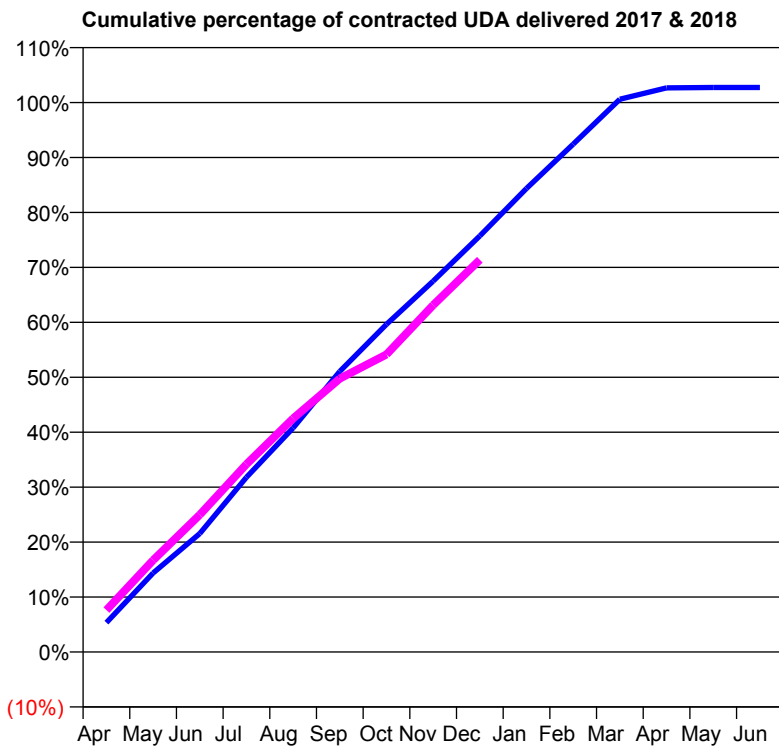
17/18 Contracted general activity (UDA)	6,000
Carry forward general activity (UDA)	-120
17/18 Contracted orthodontic activity (UOA)	0
Carry forward orthodontic activity (UOA)	0
Baseline contract value	£134,877.10

### ACCESS\*

Patients seen in 24 months	Total	Change since previous quarter
Quarter ending December 2016	2,366	
Quarter ending March 2017	2,374	→
Quarter ending June 2017	2,355	→
Quarter ending September 2017	2,332	→
Quarter ending December 2017	2,335	→
<b>Variance since December 2016</b>	<b>(1.3%)</b>	<b>↓</b>



### ACTIVITY



Month	Adjusted Scheduled Activity (UDA)	
	2017	2018
April	321	458
May	863	1,003
June	1,294	1,499
July	1,909	2,051
August	2,447	2,550
September	3,065	2,986
October	3,578	3,248
November	4,050	3,787
December	4,543	4,283
January	5,062	
February	5,545	
March	6,035	
April	6,160	
May	6,163	
June	6,163	

### QUALITY

	Quantity	Base Number	Contract	AT	Region	England
% of FP17s for the same patient ID Re-attending within 3 months - Children	44	804	5.5%	11.1%	11.8%	12.0%
% of FP17s for the same patient ID Re-attending within 3 months - Adults	228	1,581	14.4%	14.5%	15.3%	15.9%
% of FP17s for the same patient ID Re-attending between 3 & 9 months - Children	549	804	68.3%	59.2%	59.1%	58.0%
% of FP17s for the same patient ID Re-attending between 3 & 9 months - Adults	661	1,581	41.8%	48.7%	51.5%	50.5%
% of FP17s for Band 1 Urgent Courses	264	2,314	11.4%	9.3%	8.0%	9.0%
% of FP17s Relating to Free Repair or Replacements	7	2,314	0.3%	0.8%	0.8%	0.8%
% of FP17s Relating to Continuations	7	2,314	0.3%	1.1%	1.1%	1.1%
% of Patients satisfied with the dentistry they have received	1	1	N/A	91.4%	91.6%	91.5%
% of Patients satisfied with the time they had to wait for an appointment	1	1	N/A	87.0%	88.3%	87.9%

\* This is based on patients treated on this contract for their most recent course of treatment. Figures in italics indicate the base number of FP17s or Patient Questionnaire responses are less than 100. N/A is shown where the base number of responses is less than 10 during the period. % is calculated as Quantity/Base number\*100

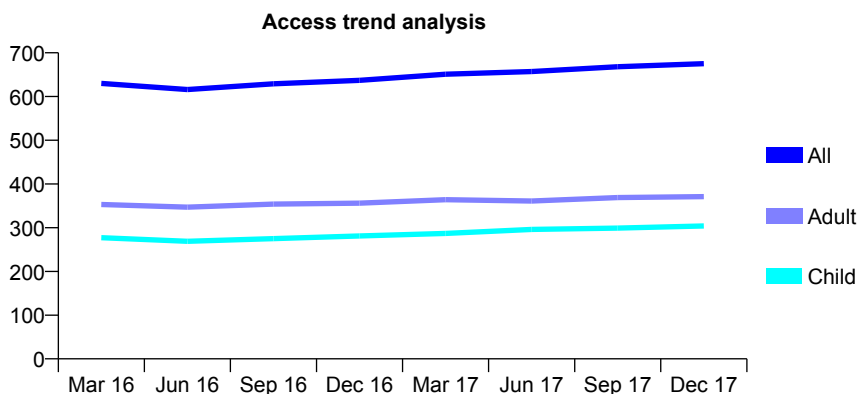
## Q56 - Vital Signs At a Glance Contract Report for 800759/0002 - December 2017

Name or company name	MR D JONES
Contract type name	GDS Contract
Purpose of contract	General
Contract start date	28/07/2011
Contract end date	

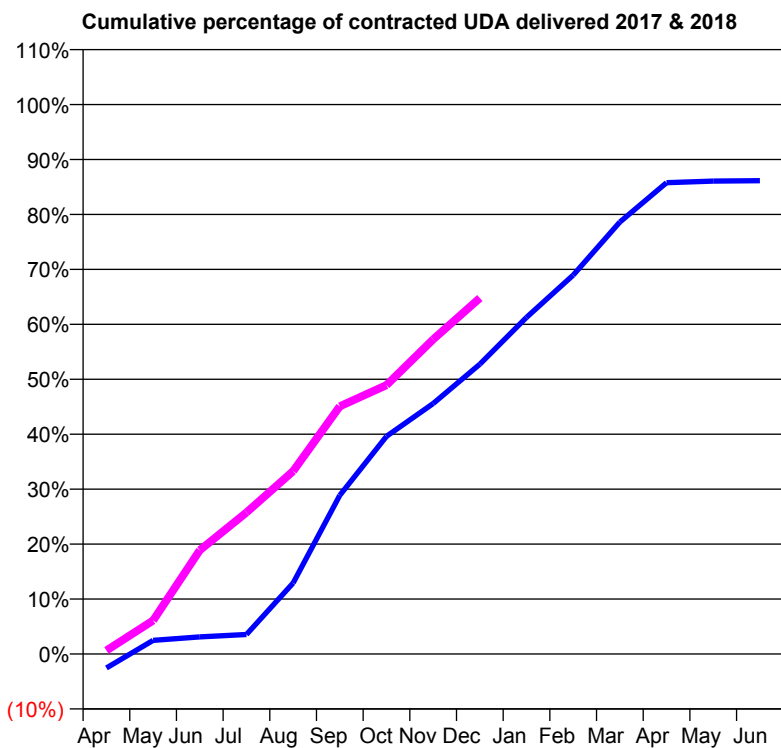
17/18 Contracted general activity (UDA)	1,409
Carry forward general activity (UDA)	0
17/18 Contracted orthodontic activity (UOA)	0
Carry forward orthodontic activity (UOA)	0
Baseline contract value	£27,388.50

### ACCESS\*

Patients seen in 24 months	Total	Change since previous quarter
Quarter ending December 2016	637	
Quarter ending March 2017	651	↑
Quarter ending June 2017	657	→
Quarter ending September 2017	668	→
Quarter ending December 2017	675	→
<b>Variance since December 2016</b>	<b>6.0%</b>	<b>↑</b>



### ACTIVITY



Month	Adjusted Scheduled Activity (UDA)	
	2017	2018
April	-36	9
May	35	86
June	44	266
July	50	363
August	182	469
September	407	635
October	558	689
November	642	807
December	743	913
January	863	
February	972	
March	1,108	
April	1,209	
May	1,213	
June	1,214	

### QUALITY

	Quantity	Base Number	Contract	AT	Region	England
% of FP17s for the same patient ID Re-attending within 3 months - Children	20	331	6.0%	11.1%	11.8%	12.0%
% of FP17s for the same patient ID Re-attending within 3 months - Adults	33	354	9.3%	14.5%	15.3%	15.9%
% of FP17s for the same patient ID Re-attending between 3 & 9 months - Children	187	331	56.5%	59.2%	59.1%	58.0%
% of FP17s for the same patient ID Re-attending between 3 & 9 months - Adults	226	354	63.8%	48.7%	51.5%	50.5%
% of FP17s for Band 1 Urgent Courses	9	586	1.5%	9.3%	8.0%	9.0%
% of FP17s Relating to Free Repair or Replacements	1	586	0.2%	0.8%	0.8%	0.8%
% of FP17s Relating to Continuations	0	586	0.0%	1.1%	1.1%	1.1%
% of Patients satisfied with the dentistry they have received	0	0	N/A	91.4%	91.6%	91.5%
% of Patients satisfied with the time they had to wait for an appointment	0	0	N/A	87.0%	88.3%	87.9%

\* This is based on patients treated on this contract for their most recent course of treatment. Figures in italics indicate the base number of FP17s or Patient Questionnaire responses are less than 100. N/A is shown where the base number of responses is less than 10 during the period. % is calculated as Quantity/Base number\*100

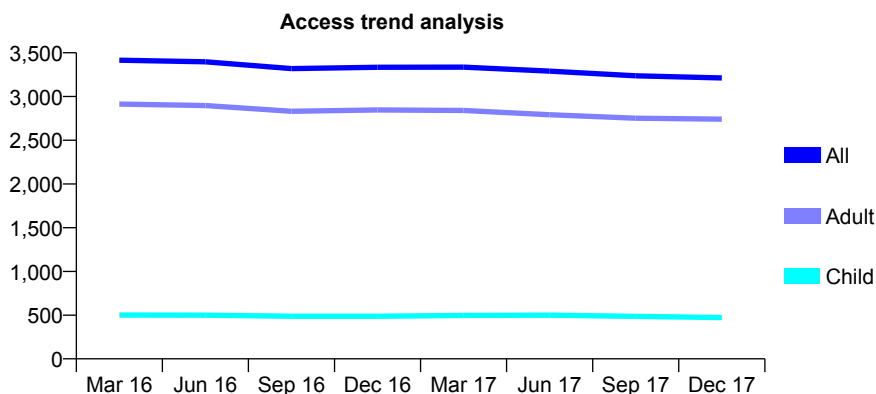
## Q56 - Vital Signs At a Glance Contract Report for 809268/0001 - December 2017

Name or company name	MR DW FERNS
Contract type name	GDS Contract
Purpose of contract	General
Contract start date	01/04/2006
Contract end date	

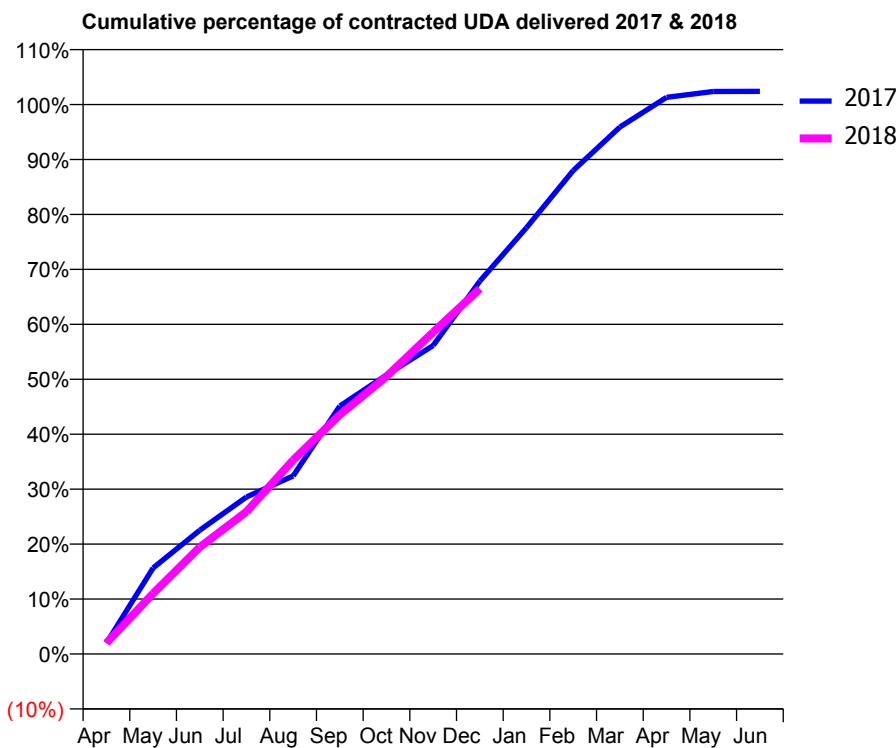
17/18 Contracted general activity (UDA)	9,437
Carry forward general activity (UDA)	-189
17/18 Contracted orthodontic activity (UOA)	0
Carry forward orthodontic activity (UOA)	0
Baseline contract value	£228,473.14

### ACCESS\*

Patients seen in 24 months	Total	Change since previous quarter
Quarter ending December 2016	3,334	
Quarter ending March 2017	3,336	→
Quarter ending June 2017	3,291	↓
Quarter ending September 2017	3,237	↓
Quarter ending December 2017	3,213	→
<b>Variance since December 2016</b>	<b>(3.6%)</b>	<b>↓</b>



### ACTIVITY



Month	Adjusted Scheduled Activity (UDA)	
	2017	2018
April	189	189
May	1,479	1,041
June	2,125	1,835
July	2,697	2,445
August	3,058	3,332
September	4,259	4,110
October	4,792	4,767
November	5,298	5,527
December	6,405	6,273
January	7,322	
February	8,302	
March	9,049	
April	9,561	
May	9,661	
June	9,662	

### QUALITY

	Quantity	Base Number	Contract	AT	Region	England
% of FP17s for the same patient ID Re-attending within 3 months - Children	25	349	7.2%	11.1%	11.8%	12.0%
% of FP17s for the same patient ID Re-attending within 3 months - Adults	454	2,464	18.4%	14.5%	15.3%	15.9%
% of FP17s for the same patient ID Re-attending between 3 & 9 months - Children	61	349	17.5%	59.2%	59.1%	58.0%
% of FP17s for the same patient ID Re-attending between 3 & 9 months - Adults	694	2,464	28.2%	48.7%	51.5%	50.5%
% of FP17s for Band 1 Urgent Courses	452	2,561	17.6%	9.3%	8.0%	9.0%
% of FP17s Relating to Free Repair or Replacements	38	2,561	1.5%	0.8%	0.8%	0.8%
% of FP17s Relating to Continuations	53	2,561	2.1%	1.1%	1.1%	1.1%
% of Patients satisfied with the dentistry they have received	12	12	100.0%	91.4%	91.6%	91.5%
% of Patients satisfied with the time they had to wait for an appointment	12	12	100.0%	87.0%	88.3%	87.9%

\* This is based on patients treated on this contract for their most recent course of treatment. Figures in italics indicate the base number of FP17s or Patient Questionnaire responses are less than 100. N/A is shown where the base number of responses is less than 10 during the period. % is calculated as Quantity/Base number\*100

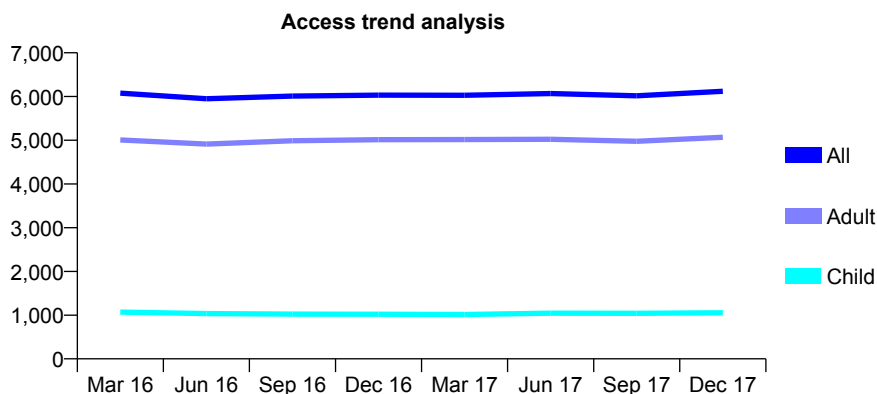
## Q56 - Vital Signs At a Glance Contract Report for 812072/0001 - December 2017

Name or company name	Ipswich Dental Surgery
Contract type name	GDS Contract
Purpose of contract	General
Contract start date	01/04/2006
Contract end date	

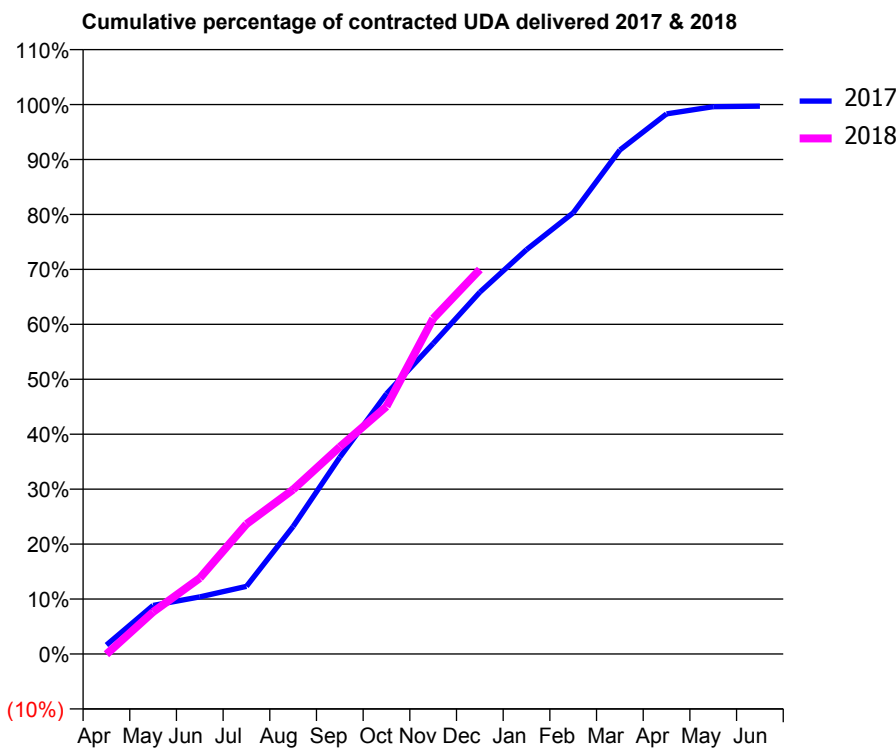
17/18 Contracted general activity (UDA)	14,528
Carry forward general activity (UDA)	42
17/18 Contracted orthodontic activity (UOA)	0
Carry forward orthodontic activity (UOA)	0
Baseline contract value	£332,349.10

### ACCESS\*

Patients seen in 24 months	Total	Change since previous quarter
Quarter ending December 2016	6,031	
Quarter ending March 2017	6,029	→
Quarter ending June 2017	6,067	→
Quarter ending September 2017	6,016	→
Quarter ending December 2017	6,121	→
<b>Variance since December 2016</b>	<b>1.5%</b>	<b>→</b>



### ACTIVITY



Month	Adjusted Scheduled Activity (UDA)	
	2017	2018
April	238	-9
May	1,284	1,111
June	1,512	2,009
July	1,788	3,435
August	3,374	4,350
September	5,203	5,475
October	6,881	6,545
November	8,210	8,870
December	9,565	10,167
January	10,693	
February	11,663	
March	13,324	
April	14,280	
May	14,472	
June	14,486	

### QUALITY

	Quantity	Base Number	Contract	AT	Region	England
% of FP17s for the same patient ID Re-attending within 3 months - Children	30	834	3.6%	11.1%	11.8%	12.0%
% of FP17s for the same patient ID Re-attending within 3 months - Adults	438	4,151	10.6%	14.5%	15.3%	15.9%
% of FP17s for the same patient ID Re-attending between 3 & 9 months - Children	184	834	22.1%	59.2%	59.1%	58.0%
% of FP17s for the same patient ID Re-attending between 3 & 9 months - Adults	1,165	4,151	28.1%	48.7%	51.5%	50.5%
% of FP17s for Band 1 Urgent Courses	390	4,535	8.6%	9.3%	8.0%	9.0%
% of FP17s Relating to Free Repair or Replacements	34	4,535	0.7%	0.8%	0.8%	0.8%
% of FP17s Relating to Continuations	70	4,535	1.5%	1.1%	1.1%	1.1%
% of Patients satisfied with the dentistry they have received	12	12	100.0%	91.4%	91.6%	91.5%
% of Patients satisfied with the time they had to wait for an appointment	12	12	100.0%	87.0%	88.3%	87.9%

\* This is based on patients treated on this contract for their most recent course of treatment. Figures in italics indicate the base number of FP17s or Patient Questionnaire responses are less than 100. N/A is shown where the base number of responses is less than 10 during the period. % is calculated as Quantity/Base number\*100



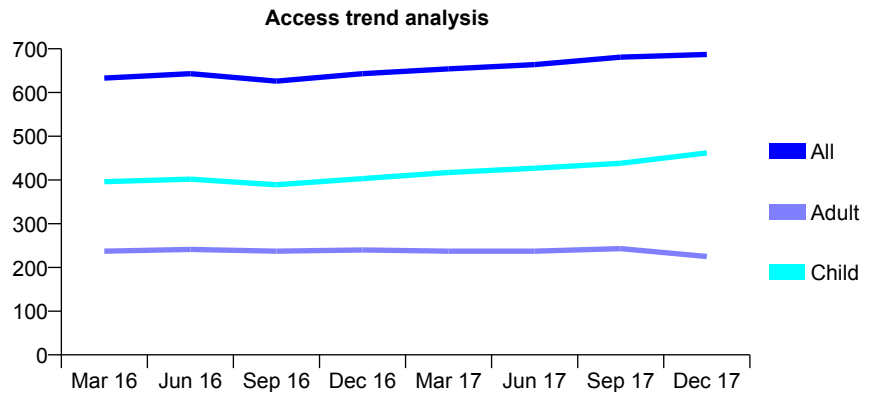
## Q56 - Vital Signs At a Glance Contract Report for 812897/0001 - December 2017

Name or company name	MR WK DRYDEN
Contract type name	GDS Contract
Purpose of contract	General
Contract start date	01/04/2006
Contract end date	

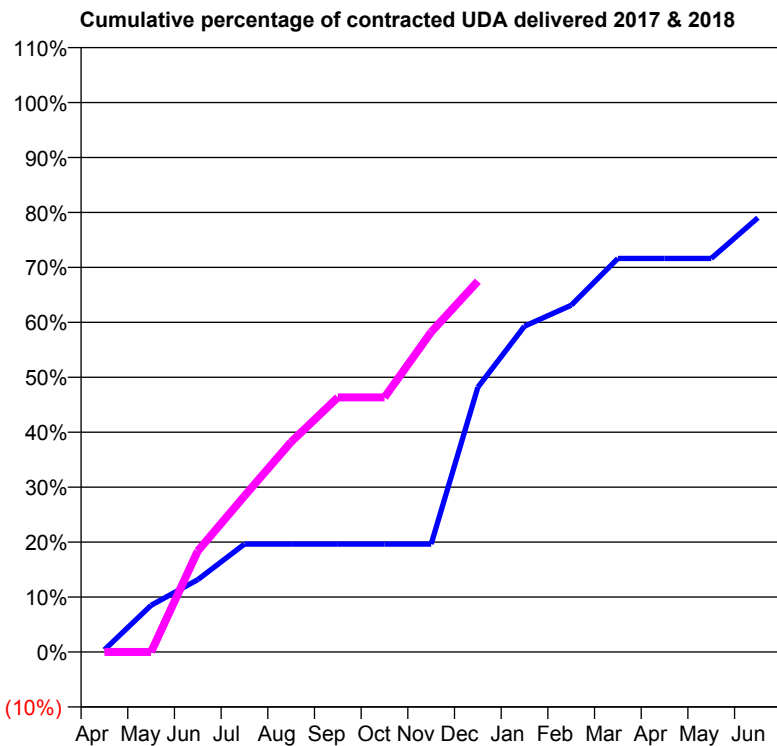
17/18 Contracted general activity (UDA)	1,529
Carry forward general activity (UDA)	0
17/18 Contracted orthodontic activity (UOA)	0
Carry forward orthodontic activity (UOA)	0
Baseline contract value	£48,764.60

### ACCESS\*

Patients seen in 24 months	Total	Change since previous quarter
Quarter ending December 2016	643	
Quarter ending March 2017	654	→
Quarter ending June 2017	664	→
Quarter ending September 2017	681	↑
Quarter ending December 2017	687	→
<b>Variance since December 2016</b>	<b>6.8%</b>	<b>↑</b>



### ACTIVITY



Adjusted Scheduled Activity (UDA)		
Month	2017	2018
April	6	0
May	130	0
June	201	281
July	300	434
August	300	584
September	300	709
October	300	709
November	300	890
December	737	1,032
January	907	
February	965	
March	1,095	
April	1,095	
May	1,095	
June	1,208	

### QUALITY

	Quantity	Base Number	Contract	AT	Region	England
% of FP17s for the same patient ID Re-attending within 3 months - Children	25	560	4.5%	11.1%	11.8%	12.0%
% of FP17s for the same patient ID Re-attending within 3 months - Adults	14	163	8.6%	14.5%	15.3%	15.9%
% of FP17s for the same patient ID Re-attending between 3 & 9 months - Children	330	560	58.9%	59.2%	59.1%	58.0%
% of FP17s for the same patient ID Re-attending between 3 & 9 months - Adults	82	163	50.3%	48.7%	51.5%	50.5%
% of FP17s for Band 1 Urgent Courses	18	648	2.8%	9.3%	8.0%	9.0%
% of FP17s Relating to Free Repair or Replacements	0	648	0.0%	0.8%	0.8%	0.8%
% of FP17s Relating to Continuations	0	648	0.0%	1.1%	1.1%	1.1%
% of Patients satisfied with the dentistry they have received	0	0	N/A	91.4%	91.6%	91.5%
% of Patients satisfied with the time they had to wait for an appointment	0	0	N/A	87.0%	88.3%	87.9%

\* This is based on patients treated on this contract for their most recent course of treatment. Figures in italics indicate the base number of FP17s or Patient Questionnaire responses are less than 100. N/A is shown where the base number of responses is less than 10 during the period. % is calculated as Quantity/Base number\*100

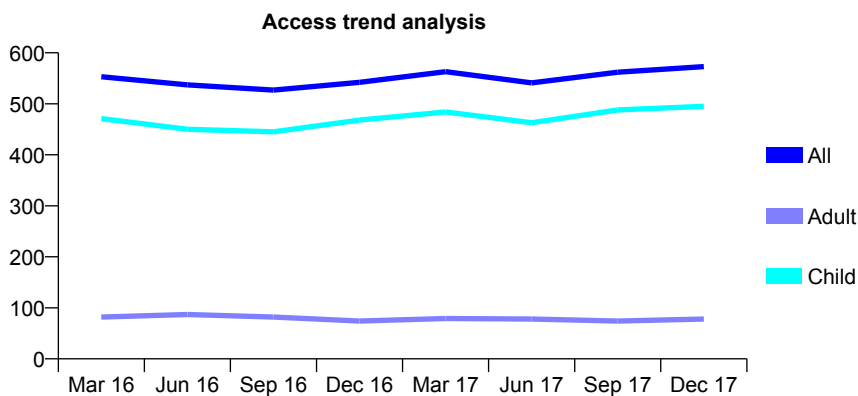
## Q56 - Vital Signs At a Glance Contract Report for 813095/0002 - December 2017

Name or company name	MS BA BRABBINS
Contract type name	GDS Contract
Purpose of contract	General
Contract start date	01/04/2006
Contract end date	

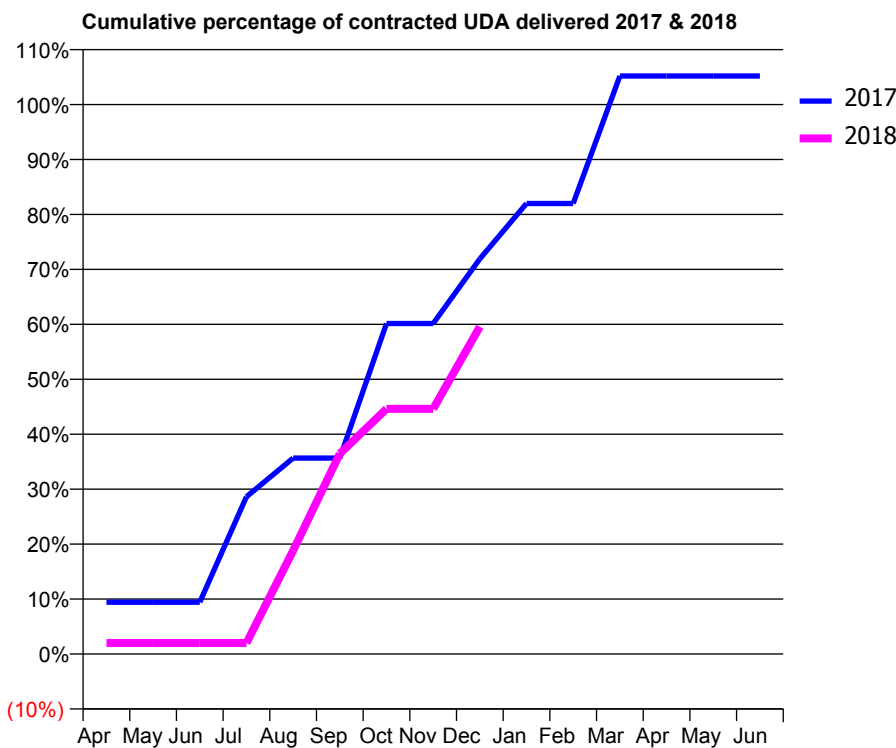
17/18 Contracted general activity (UDA)	1,000
Carry forward general activity (UDA)	-20
17/18 Contracted orthodontic activity (UOA)	0
Carry forward orthodontic activity (UOA)	0
Baseline contract value	£24,360.45

### ACCESS\*

Patients seen in 24 months	Total	Change since previous quarter
Quarter ending December 2016	542	
Quarter ending March 2017	563	↑
Quarter ending June 2017	541	↓
Quarter ending September 2017	562	↑
Quarter ending December 2017	573	→
<b>Variance since December 2016</b>	<b>5.7%</b>	<b>↑</b>



### ACTIVITY



Month	Adjusted Scheduled Activity (UDA)	
	2017	2018
April	94	20
May	94	20
June	94	20
July	286	20
August	357	188
September	357	365
October	601	446
November	601	446
December	719	596
January	820	
February	820	
March	1,052	
April	1,052	
May	1,052	
June	1,052	

### QUALITY

	Quantity	Base Number	Contract	AT	Region	England
% of FP17s for the same patient ID Re-attending within 3 months - Children	31	648	4.8%	11.1%	11.8%	12.0%
% of FP17s for the same patient ID Re-attending within 3 months - Adults	1	37	2.7%	14.5%	15.3%	15.9%
% of FP17s for the same patient ID Re-attending between 3 & 9 months - Children	451	648	69.6%	59.2%	59.1%	58.0%
% of FP17s for the same patient ID Re-attending between 3 & 9 months - Adults	26	37	70.3%	48.7%	51.5%	50.5%
% of FP17s for Band 1 Urgent Courses	13	572	2.3%	9.3%	8.0%	9.0%
% of FP17s Relating to Free Repair or Replacements	0	572	0.0%	0.8%	0.8%	0.8%
% of FP17s Relating to Continuations	0	572	0.0%	1.1%	1.1%	1.1%
% of Patients satisfied with the dentistry they have received	1	1	N/A	91.4%	91.6%	91.5%
% of Patients satisfied with the time they had to wait for an appointment	1	1	N/A	87.0%	88.3%	87.9%

\* This is based on patients treated on this contract for their most recent course of treatment. Figures in italics indicate the base number of FP17s or Patient Questionnaire responses are less than 100. N/A is shown where the base number of responses is less than 10 during the period. % is calculated as Quantity/Base number\*100

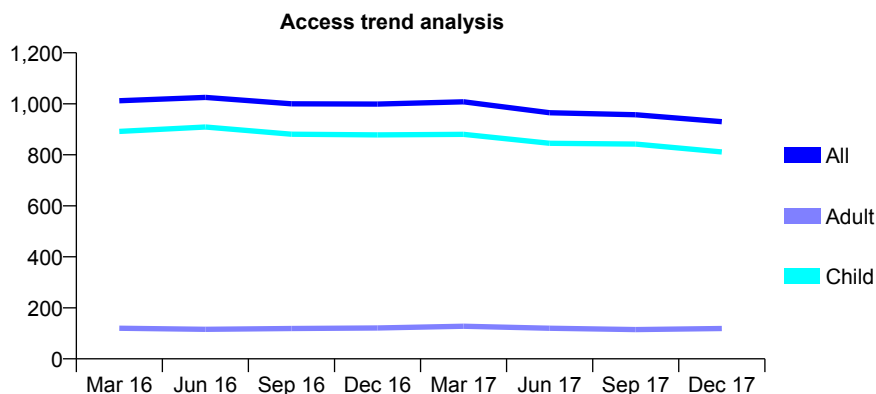
## Q56 - Vital Signs At a Glance Contract Report for 819948/0001 - December 2017

Name or company name	MRS D STOKES
Contract type name	PDS Contract
Purpose of contract	General
Contract start date	01/06/2008
Contract end date	31/03/2018

17/18 Contracted general activity (UDA)	2,129
Carry forward general activity (UDA)	-43
17/18 Contracted orthodontic activity (UOA)	0
Carry forward orthodontic activity (UOA)	0
Baseline contract value	£48,612.06

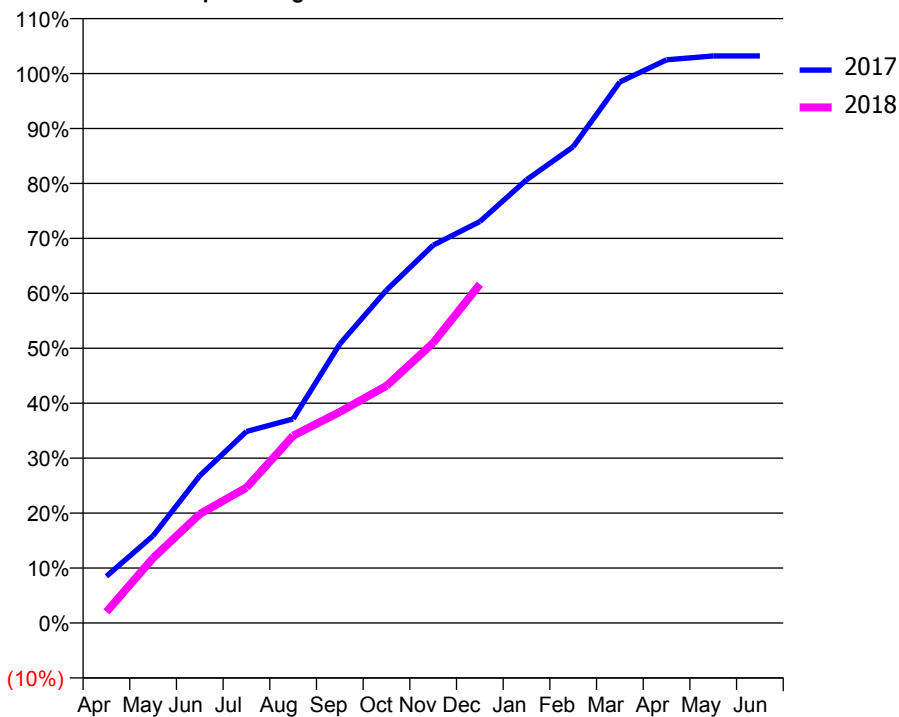
### ACCESS\*

Patients seen in 24 months	Total	Change since previous quarter
Quarter ending December 2016	999	
Quarter ending March 2017	1,008	→
Quarter ending June 2017	965	↓
Quarter ending September 2017	957	→
Quarter ending December 2017	930	↓
<b>Variance since December 2016</b>	<b>(6.9%)</b>	<b>↓</b>



### ACTIVITY

Cumulative percentage of contracted UDA delivered 2017 & 2018



Month	Adjusted Scheduled Activity (UDA)	
	2017	2018
April	181	43
May	338	252
June	571	422
July	742	524
August	791	726
September	1,081	818
October	1,290	919
November	1,464	1,085
December	1,555	1,313
January	1,717	
February	1,845	
March	2,096	
April	2,182	
May	2,197	
June	2,197	

### QUALITY

	Quantity	Base Number	Contract	AT	Region	England
% of FP17s for the same patient ID Re-attending within 3 months - Children	60	900	6.7%	11.1%	11.8%	12.0%
% of FP17s for the same patient ID Re-attending within 3 months - Adults	0	32	0.0%	14.5%	15.3%	15.9%
% of FP17s for the same patient ID Re-attending between 3 & 9 months - Children	601	900	66.8%	59.2%	59.1%	58.0%
% of FP17s for the same patient ID Re-attending between 3 & 9 months - Adults	25	32	78.1%	48.7%	51.5%	50.5%
% of FP17s for Band 1 Urgent Courses	18	862	2.1%	9.3%	8.0%	9.0%
% of FP17s Relating to Free Repair or Replacements	0	862	0.0%	0.8%	0.8%	0.8%
% of FP17s Relating to Continuations	0	862	0.0%	1.1%	1.1%	1.1%
% of Patients satisfied with the dentistry they have received	1	1	N/A	91.4%	91.6%	91.5%
% of Patients satisfied with the time they had to wait for an appointment	1	1	N/A	87.0%	88.3%	87.9%

\* This is based on patients treated on this contract for their most recent course of treatment. Figures in italics indicate the base number of FP17s or Patient Questionnaire responses are less than 100. N/A is shown where the base number of responses is less than 10 during the period. % is calculated as Quantity/Base number\*100

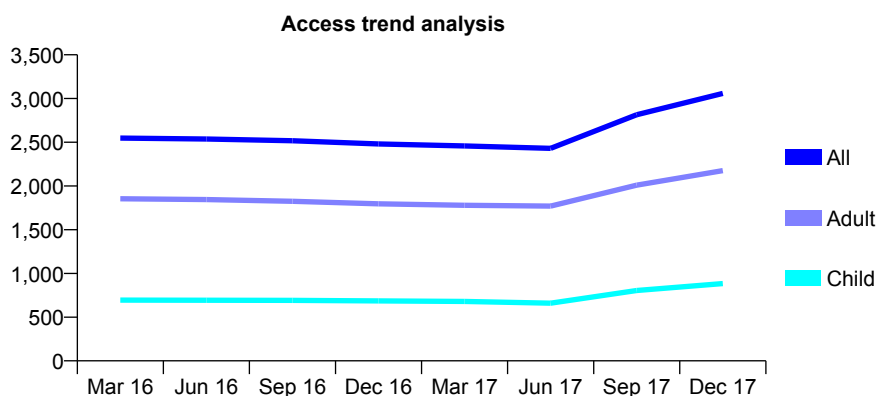
## Q56 - Vital Signs At a Glance Contract Report for 825115/0001 - December 2017

Name or company name	MRS A RICKETTS
Contract type name	PDS Contract
Purpose of contract	General
Contract start date	01/05/2010
Contract end date	31/03/2018

17/18 Contracted general activity (UDA)	9,691
Carry forward general activity (UDA)	204
17/18 Contracted orthodontic activity (UOA)	0
Carry forward orthodontic activity (UOA)	0
Baseline contract value	£230,085.40

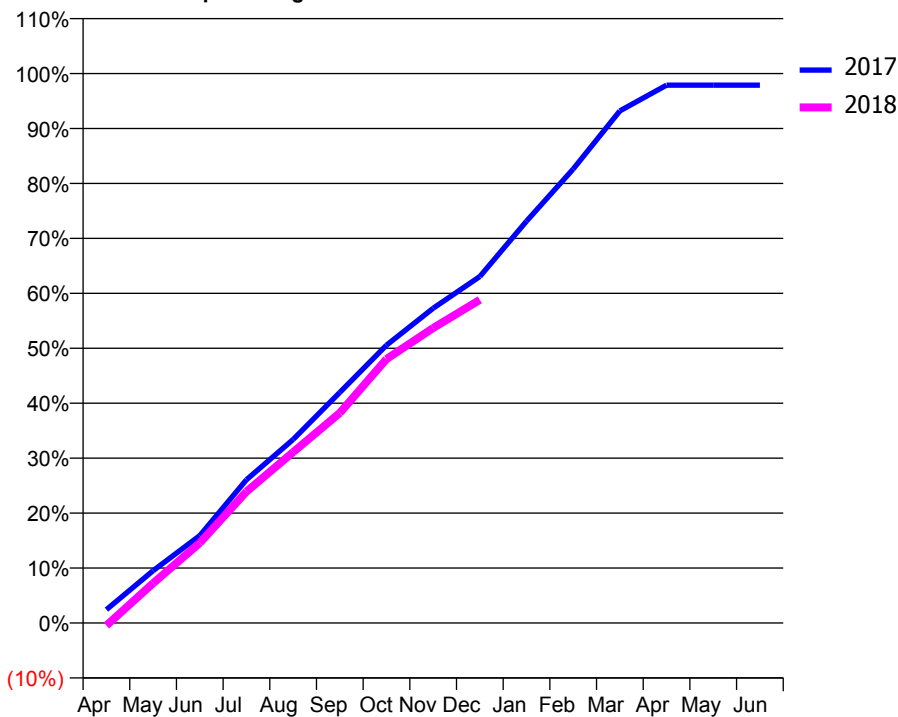
### ACCESS\*

Patients seen in 24 months	Total	Change since previous quarter
Quarter ending December 2016	2,481	
Quarter ending March 2017	2,458	→
Quarter ending June 2017	2,430	↓
Quarter ending September 2017	2,815	↑
Quarter ending December 2017	3,059	↑
<b>Variance since December 2016</b>	<b>23.3%</b>	<b>↑</b>



### ACTIVITY

Cumulative percentage of contracted UDA delivered 2017 & 2018



Month	Adjusted Scheduled Activity (UDA)	
	2017	2018
April	237	-46
May	923	701
June	1,541	1,412
July	2,527	2,318
August	3,237	3,013
September	4,068	3,705
October	4,899	4,654
November	5,552	5,202
December	6,111	5,699
January	7,087	
February	8,006	
March	9,032	
April	9,487	
May	9,487	
June	9,487	

### QUALITY

	Quantity	Base Number	Contract	AT	Region	England
% of FP17s for the same patient ID Re-attending within 3 months - Children	192	1,143	16.8%	11.1%	11.8%	12.0%
% of FP17s for the same patient ID Re-attending within 3 months - Adults	394	2,355	16.7%	14.5%	15.3%	15.9%
% of FP17s for the same patient ID Re-attending between 3 & 9 months - Children	576	1,143	50.4%	59.2%	59.1%	58.0%
% of FP17s for the same patient ID Re-attending between 3 & 9 months - Adults	1,174	2,355	49.9%	48.7%	51.5%	50.5%
% of FP17s for Band 1 Urgent Courses	165	3,305	5.0%	9.3%	8.0%	9.0%
% of FP17s Relating to Free Repair or Replacements	24	3,305	0.7%	0.8%	0.8%	0.8%
% of FP17s Relating to Continuations	20	3,305	0.6%	1.1%	1.1%	1.1%
% of Patients satisfied with the dentistry they have received	6	6	N/A	91.4%	91.6%	91.5%
% of Patients satisfied with the time they had to wait for an appointment	6	6	N/A	87.0%	88.3%	87.9%

\* This is based on patients treated on this contract for their most recent course of treatment. Figures in italics indicate the base number of FP17s or Patient Questionnaire responses are less than 100. N/A is shown where the base number of responses is less than 10 during the period. % is calculated as Quantity/Base number\*100

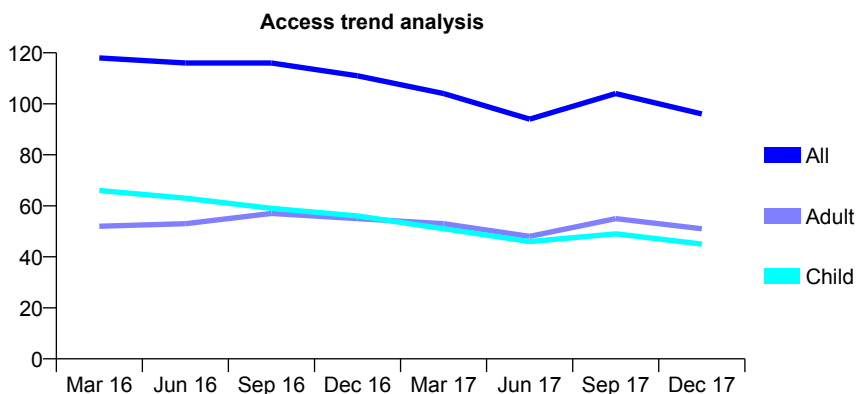
## Q56 - Vital Signs At a Glance Contract Report for 825875/0001 - December 2017

Name or company name	MISS S PATEL
Contract type name	GDS Contract
Purpose of contract	General
Contract start date	01/04/2006
Contract end date	

17/18 Contracted general activity (UDA)	350
Carry forward general activity (UDA)	0
17/18 Contracted orthodontic activity (UOA)	0
Carry forward orthodontic activity (UOA)	0
Baseline contract value	£7,816.72

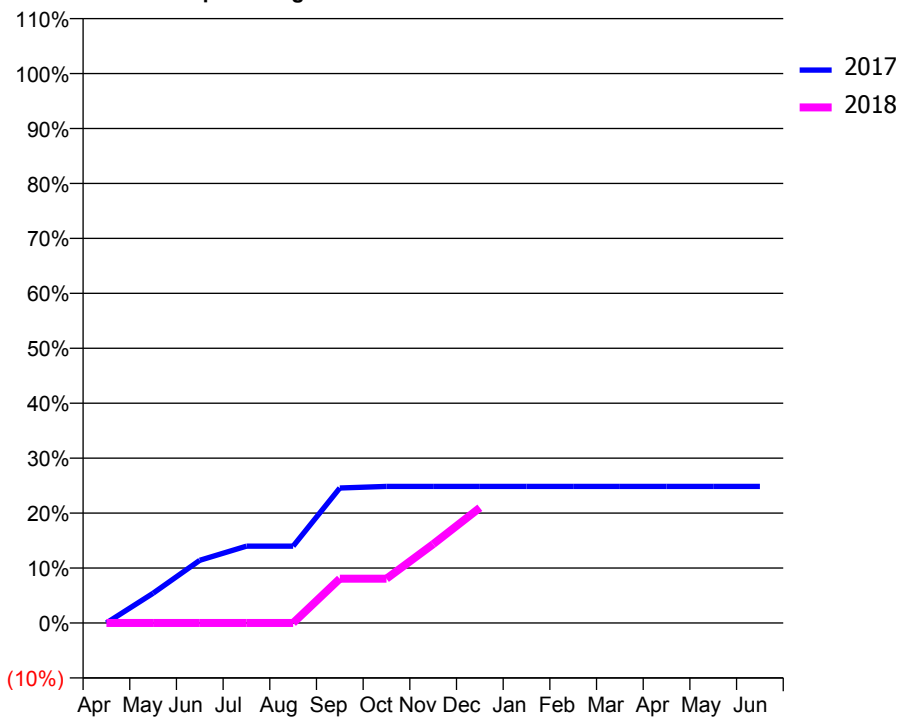
### ACCESS\*

Patients seen in 24 months	Total	Change since previous quarter
Quarter ending December 2016	111	
Quarter ending March 2017	104	↓
Quarter ending June 2017	94	↓
Quarter ending September 2017	104	↑
Quarter ending December 2017	96	↓
<b>Variance since December 2016</b>	<b>(13.5%)</b>	<b>↓</b>



### ACTIVITY

Cumulative percentage of contracted UDA delivered 2017 & 2018



Month	Adjusted Scheduled Activity (UDA)	
	2017	2018
April	0	0
May	19	0
June	40	0
July	49	0
August	49	0
September	86	28
October	87	28
November	87	50
December	87	73
January	87	
February	87	
March	87	
April	87	
May	87	
June	87	

### QUALITY

	Quantity	Base Number	Contract	AT	Region	England
% of FP17s for the same patient ID Re-attending within 3 months - Children	1	85	1.2%	11.1%	11.8%	12.0%
% of FP17s for the same patient ID Re-attending within 3 months - Adults	4	57	7.0%	14.5%	15.3%	15.9%
% of FP17s for the same patient ID Re-attending between 3 & 9 months - Children	49	85	57.6%	59.2%	59.1%	58.0%
% of FP17s for the same patient ID Re-attending between 3 & 9 months - Adults	34	57	59.6%	48.7%	51.5%	50.5%
% of FP17s for Band 1 Urgent Courses	2	69	2.9%	9.3%	8.0%	9.0%
% of FP17s Relating to Free Repair or Replacements	0	69	0.0%	0.8%	0.8%	0.8%
% of FP17s Relating to Continuations	0	69	0.0%	1.1%	1.1%	1.1%
% of Patients satisfied with the dentistry they have received	0	0	N/A	91.4%	91.6%	91.5%
% of Patients satisfied with the time they had to wait for an appointment	0	0	N/A	87.0%	88.3%	87.9%

\* This is based on patients treated on this contract for their most recent course of treatment. Figures in italics indicate the base number of FP17s or Patient Questionnaire responses are less than 100. N/A is shown where the base number of responses is less than 10 during the period. % is calculated as Quantity/Base number\*100

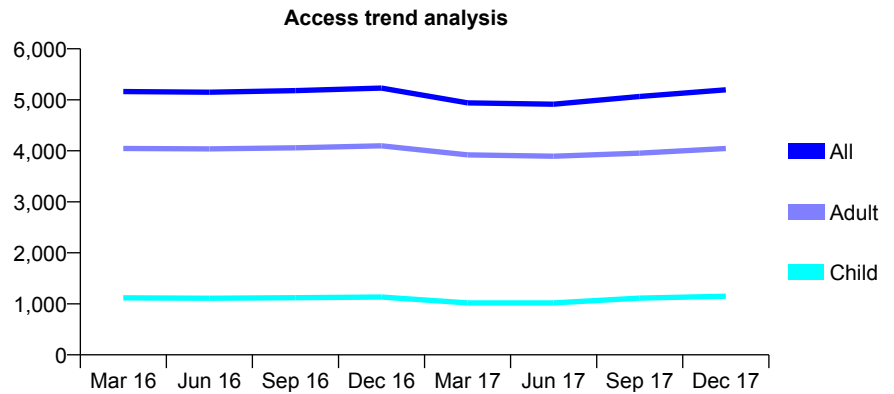
## Q56 - Vital Signs At a Glance Contract Report for 827134/0006 - December 2017

Name or company name	MR JG PLUMMER
Contract type name	GDS Contract
Purpose of contract	General and Orthodontic
Contract start date	01/04/2006
Contract end date	

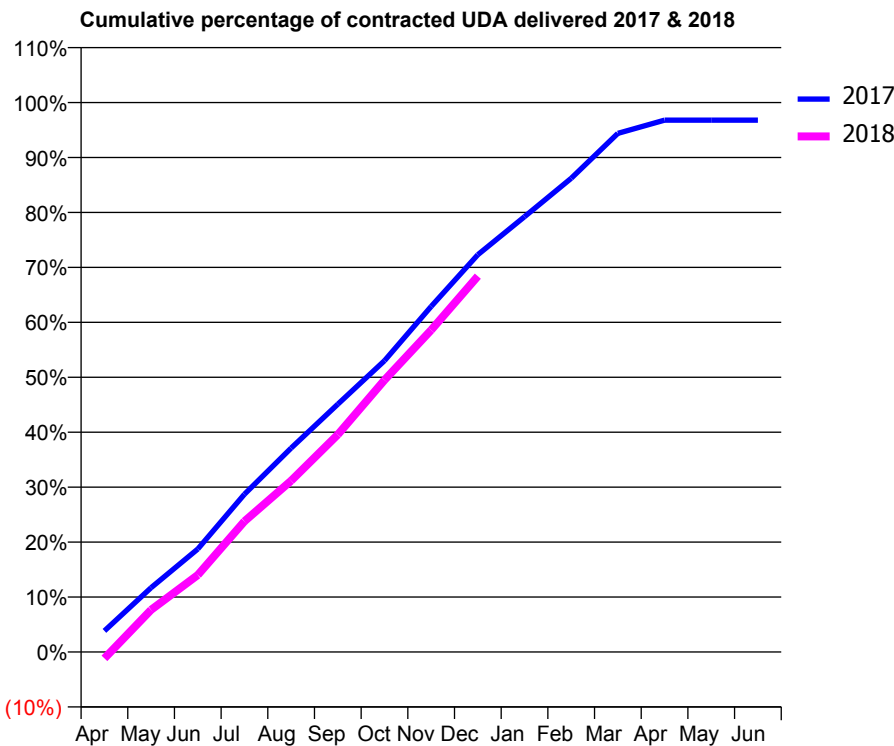
17/18 Contracted general activity (UDA)	13,778
Carry forward general activity (UDA)	442
17/18 Contracted orthodontic activity (UOA)	1,408
Carry forward orthodontic activity (UOA)	41
Baseline contract value	£560,956.05

### ACCESS\*

Patients seen in 24 months	Total	Change since previous quarter
Quarter ending December 2016	5,231	
Quarter ending March 2017	4,940	↓
Quarter ending June 2017	4,913	→
Quarter ending September 2017	5,065	↑
Quarter ending December 2017	5,196	↑
<b>Variance since December 2016</b>	<b>(0.7%)</b>	→



### ACTIVITY



Month	Adjusted Scheduled Activity (UDA)	
	2017	2018
April	529	-162
May	1,614	1,060
June	2,583	1,930
July	3,956	3,278
August	5,115	4,295
September	6,215	5,450
October	7,305	6,819
November	8,666	8,071
December	9,961	9,425
January	10,915	
February	11,878	
March	13,005	
April	13,335	
May	13,336	
June	13,336	

### QUALITY

	Quantity	Base Number	Contract	AT	Region	England
% of FP17s for the same patient ID Re-attending within 3 months - Children	102	1,287	7.9%	11.1%	11.8%	12.0%
% of FP17s for the same patient ID Re-attending within 3 months - Adults	566	4,035	14.0%	14.5%	15.3%	15.9%
% of FP17s for the same patient ID Re-attending between 3 & 9 months - Children	507	1,287	39.4%	59.2%	59.1%	58.0%
% of FP17s for the same patient ID Re-attending between 3 & 9 months - Adults	1,225	4,035	30.4%	48.7%	51.5%	50.5%
% of FP17s for Band 1 Urgent Courses	695	4,958	14.0%	9.3%	8.0%	9.0%
% of FP17s Relating to Free Repair or Replacements	124	4,958	2.5%	0.8%	0.8%	0.8%
% of FP17s Relating to Continuations	49	4,958	1.0%	1.1%	1.1%	1.1%
% of Patients satisfied with the dentistry they have received	6	6	N/A	91.4%	91.6%	91.5%
% of Patients satisfied with the time they had to wait for an appointment	6	6	N/A	87.0%	88.3%	87.9%

\* This is based on patients treated on this contract for their most recent course of treatment. Figures in italics indicate the base number of FP17s or Patient Questionnaire responses are less than 100. N/A is shown where the base number of responses is less than 10 during the period. % is calculated as Quantity/Base number\*100

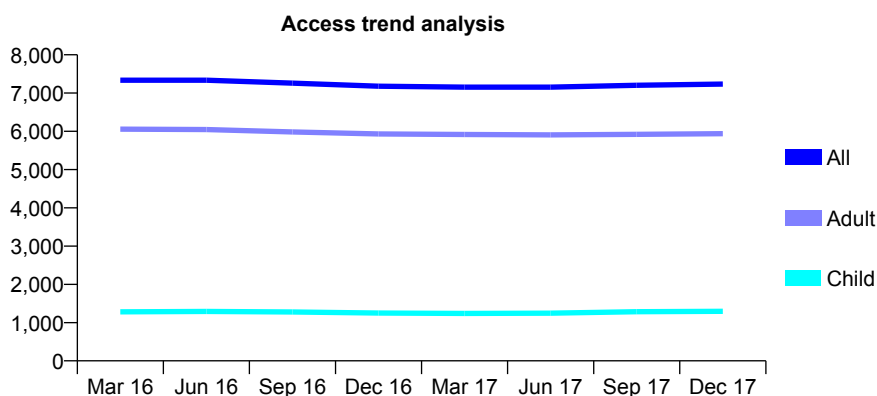
## Q56 - Vital Signs At a Glance Contract Report for 827134/0007 - December 2017

Name or company name	MR JG PLUMMER
Contract type name	GDS Contract
Purpose of contract	General and Orthodontic
Contract start date	01/04/2006
Contract end date	

17/18 Contracted general activity (UDA)	17,482
Carry forward general activity (UDA)	1,700
17/18 Contracted orthodontic activity (UOA)	1,430
Carry forward orthodontic activity (UOA)	5
Baseline contract value	£705,773.61

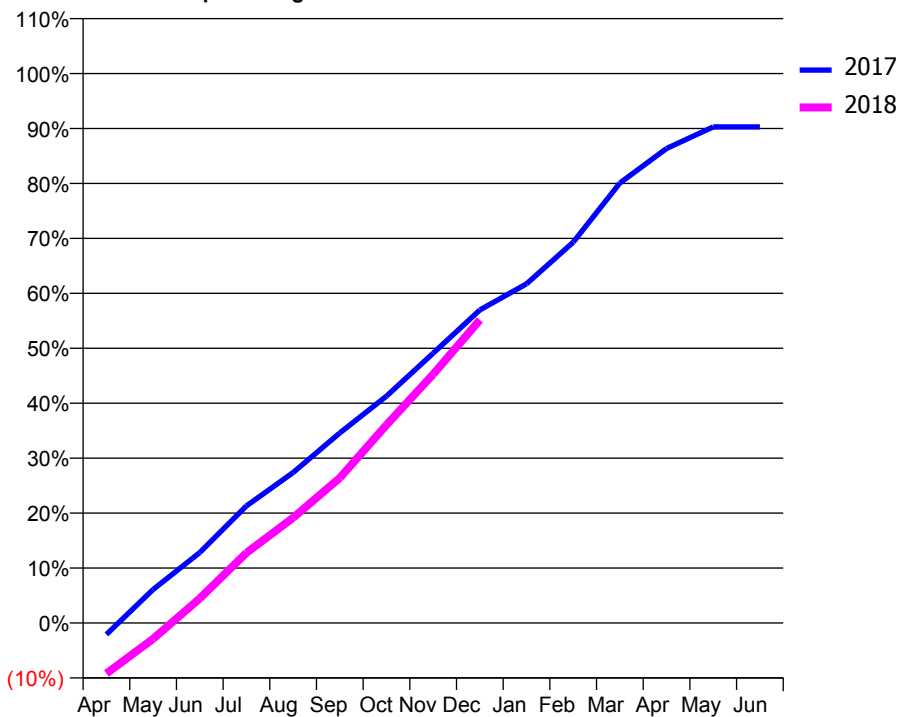
### ACCESS\*

Patients seen in 24 months	Total	Change since previous quarter
Quarter ending December 2016	7,178	
Quarter ending March 2017	7,155	→
Quarter ending June 2017	7,153	→
Quarter ending September 2017	7,205	→
Quarter ending December 2017	7,234	→
<b>Variance since December 2016</b>	<b>0.8%</b>	<b>→</b>



### ACTIVITY

Cumulative percentage of contracted UDA delivered 2017 & 2018



Month	Adjusted Scheduled Activity (UDA)	
	2017	2018
April	-366	-1,610
May	1,069	-508
June	2,241	782
July	3,726	2,234
August	4,789	3,347
September	6,049	4,619
October	7,220	6,302
November	8,586	7,914
December	9,959	9,642
January	10,791	
February	12,115	
March	13,996	
April	15,098	
May	15,782	
June	15,782	

### QUALITY

	Quantity	Base Number	Contract	AT	Region	England
% of FP17s for the same patient ID Re-attending within 3 months - Children	128	1,459	8.8%	11.1%	11.8%	12.0%
% of FP17s for the same patient ID Re-attending within 3 months - Adults	1,026	6,282	16.3%	14.5%	15.3%	15.9%
% of FP17s for the same patient ID Re-attending between 3 & 9 months - Children	597	1,459	40.9%	59.2%	59.1%	58.0%
% of FP17s for the same patient ID Re-attending between 3 & 9 months - Adults	2,328	6,282	37.1%	48.7%	51.5%	50.5%
% of FP17s for Band 1 Urgent Courses	837	6,279	13.3%	9.3%	8.0%	9.0%
% of FP17s Relating to Free Repair or Replacements	115	6,279	1.8%	0.8%	0.8%	0.8%
% of FP17s Relating to Continuations	100	6,279	1.6%	1.1%	1.1%	1.1%
% of Patients satisfied with the dentistry they have received	8	9	N/A	91.4%	91.6%	91.5%
% of Patients satisfied with the time they had to wait for an appointment	9	9	N/A	87.0%	88.3%	87.9%

\* This is based on patients treated on this contract for their most recent course of treatment. Figures in italics indicate the base number of FP17s or Patient Questionnaire responses are less than 100. N/A is shown where the base number of responses is less than 10 during the period. % is calculated as Quantity/Base number\*100



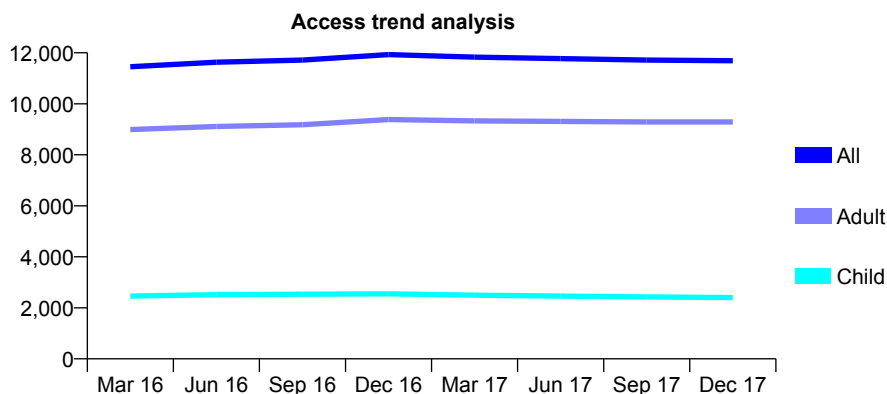
## Q56 - Vital Signs At a Glance Contract Report for 827134/0008 - December 2017

Name or company name	MR JG PLUMMER
Contract type name	GDS Contract
Purpose of contract	General and Orthodontic
Contract start date	01/04/2006
Contract end date	

17/18 Contracted general activity (UDA)	25,930
Carry forward general activity (UDA)	592
17/18 Contracted orthodontic activity (UOA)	1,430
Carry forward orthodontic activity (UOA)	-5
Baseline contract value	£852,042.08

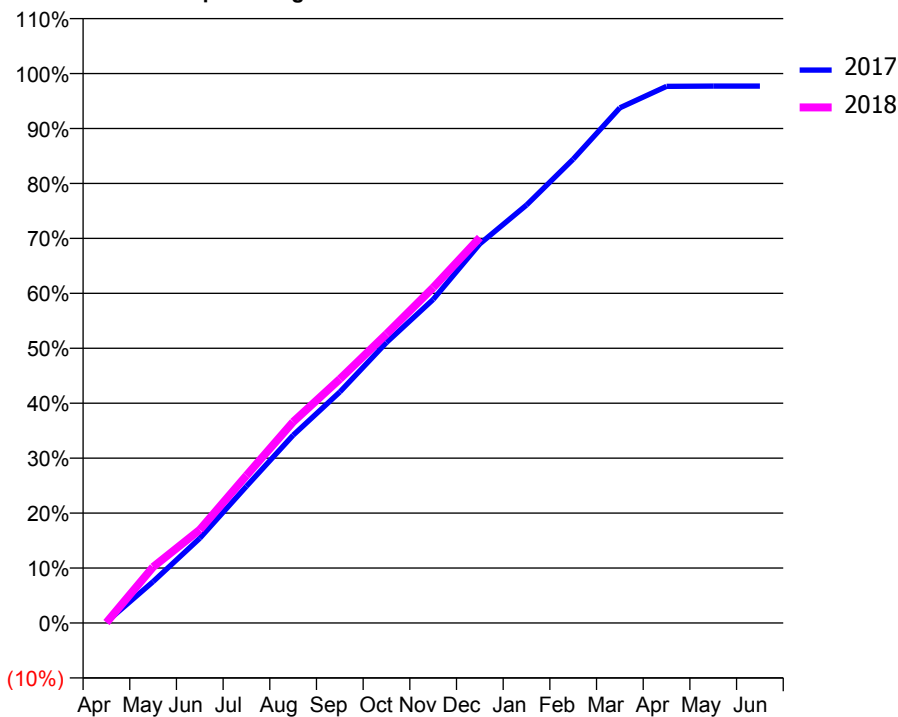
### ACCESS\*

Patients seen in 24 months	Total	Change since previous quarter
Quarter ending December 2016	11,928	
Quarter ending March 2017	11,829	→
Quarter ending June 2017	11,771	→
Quarter ending September 2017	11,717	→
Quarter ending December 2017	11,689	→
<b>Variance since December 2016</b>	<b>(2.0%)</b>	<b>↓</b>



### ACTIVITY

Cumulative percentage of contracted UDA delivered 2017 & 2018



### QUALITY

	Quantity	Base Number	Contract	AT	Region	England
% of FP17s for the same patient ID Re-attending within 3 months - Children	237	2,892	8.2%	11.1%	11.8%	12.0%
% of FP17s for the same patient ID Re-attending within 3 months - Adults	1,247	9,521	13.1%	14.5%	15.3%	15.9%
% of FP17s for the same patient ID Re-attending between 3 & 9 months - Children	1,539	2,892	53.2%	59.2%	59.1%	58.0%
% of FP17s for the same patient ID Re-attending between 3 & 9 months - Adults	3,503	9,521	36.8%	48.7%	51.5%	50.5%
% of FP17s for Band 1 Urgent Courses	1,670	11,225	14.9%	9.3%	8.0%	9.0%
% of FP17s Relating to Free Repair or Replacements	119	11,225	1.1%	0.8%	0.8%	0.8%
% of FP17s Relating to Continuations	58	11,225	0.5%	1.1%	1.1%	1.1%
% of Patients satisfied with the dentistry they have received	19	19	100.0%	91.4%	91.6%	91.5%
% of Patients satisfied with the time they had to wait for an appointment	17	19	89.5%	87.0%	88.3%	87.9%

\* This is based on patients treated on this contract for their most recent course of treatment. Figures in italics indicate the base number of FP17s or Patient Questionnaire responses are less than 100. N/A is shown where the base number of responses is less than 10 during the period. % is calculated as Quantity/Base number\*100

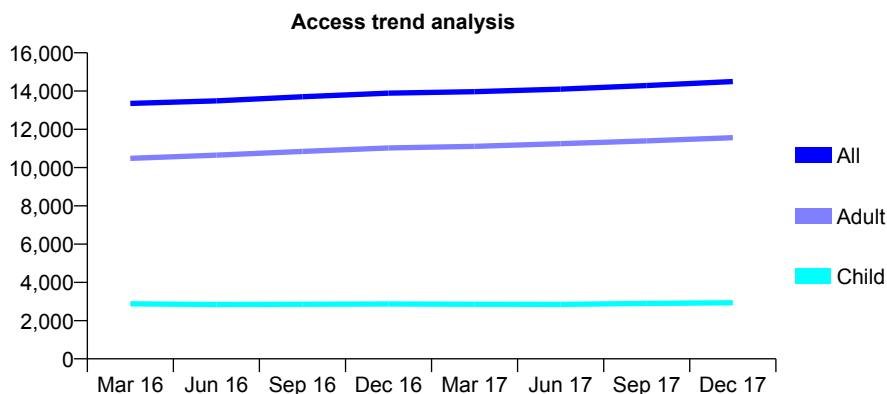
## Q56 - Vital Signs At a Glance Contract Report for 827134/0009 - December 2017

Name or company name	MR JG PLUMMER
Contract type name	GDS Contract
Purpose of contract	General and Orthodontic
Contract start date	01/04/2006
Contract end date	

17/18 Contracted general activity (UDA)	32,392
Carry forward general activity (UDA)	690
17/18 Contracted orthodontic activity (UOA)	1,980
Carry forward orthodontic activity (UOA)	-26
Baseline contract value	£1,080,480.30

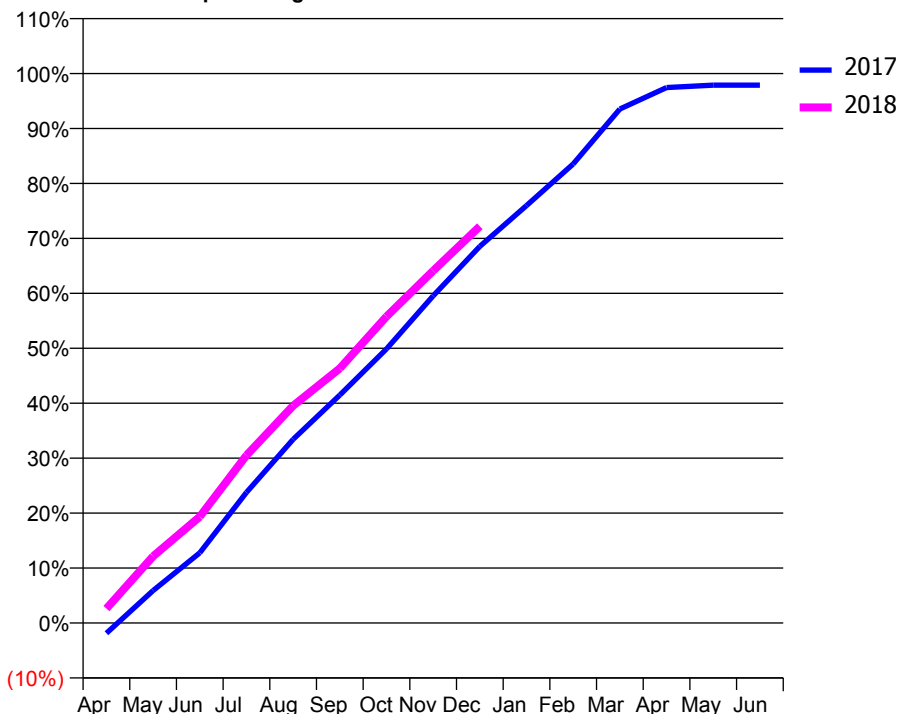
### ACCESS\*

Patients seen in 24 months	Total	Change since previous quarter
Quarter ending December 2016	13,893	
Quarter ending March 2017	13,969	→
Quarter ending June 2017	14,100	→
Quarter ending September 2017	14,289	→
Quarter ending December 2017	14,496	→
<b>Variance since December 2016</b>	<b>4.3%</b>	<b>↑</b>



### ACTIVITY

Cumulative percentage of contracted UDA delivered 2017 & 2018



Month	Adjusted Scheduled Activity (UDA)	
	2017	2018
April	-609	850
May	1,917	3,934
June	4,138	6,271
July	7,703	9,887
August	10,828	12,811
September	13,439	15,009
October	16,157	18,070
November	19,286	20,762
December	22,202	23,389
January	24,604	
February	27,061	
March	30,300	
April	31,561	
May	31,702	
June	31,702	

### QUALITY

	Quantity	Base Number	Contract	AT	Region	England
% of FP17s for the same patient ID Re-attending within 3 months - Children	241	3,583	6.7%	11.1%	11.8%	12.0%
% of FP17s for the same patient ID Re-attending within 3 months - Adults	1,697	12,282	13.8%	14.5%	15.3%	15.9%
% of FP17s for the same patient ID Re-attending between 3 & 9 months - Children	2,056	3,583	57.4%	59.2%	59.1%	58.0%
% of FP17s for the same patient ID Re-attending between 3 & 9 months - Adults	4,666	12,282	38.0%	48.7%	51.5%	50.5%
% of FP17s for Band 1 Urgent Courses	1,969	14,748	13.4%	9.3%	8.0%	9.0%
% of FP17s Relating to Free Repair or Replacements	161	14,748	1.1%	0.8%	0.8%	0.8%
% of FP17s Relating to Continuations	114	14,748	0.8%	1.1%	1.1%	1.1%
% of Patients satisfied with the dentistry they have received	15	16	93.8%	91.4%	91.6%	91.5%
% of Patients satisfied with the time they had to wait for an appointment	14	16	87.5%	87.0%	88.3%	87.9%

\* This is based on patients treated on this contract for their most recent course of treatment. Figures in italics indicate the base number of FP17s or Patient Questionnaire responses are less than 100. N/A is shown where the base number of responses is less than 10 during the period. % is calculated as Quantity/Base number\*100

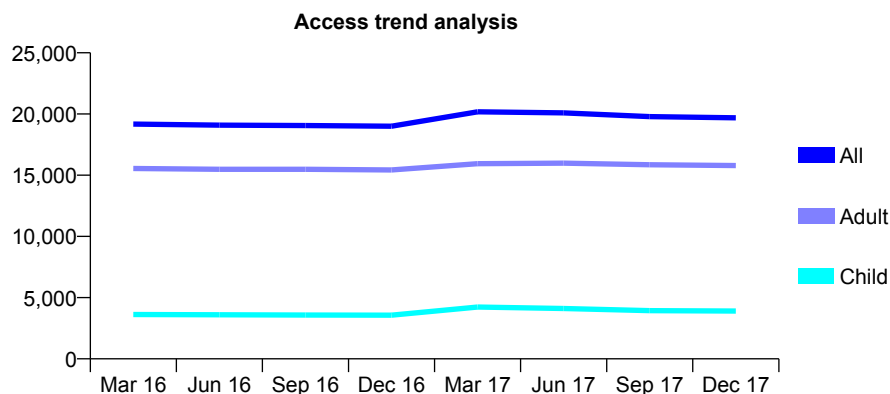
## Q56 - Vital Signs At a Glance Contract Report for 827134/0010 - December 2017

Name or company name	MR JG PLUMMER
Contract type name	Pilot Contract
Purpose of contract	General and Orthodontic
Contract start date	01/04/2006
Contract end date	

17/18 Contracted general activity (UDA)	51,443
Carry forward general activity (UDA)	0
17/18 Contracted orthodontic activity (UOA)	2,750
Carry forward orthodontic activity (UOA)	4
Baseline contract value	£1,663,806.62

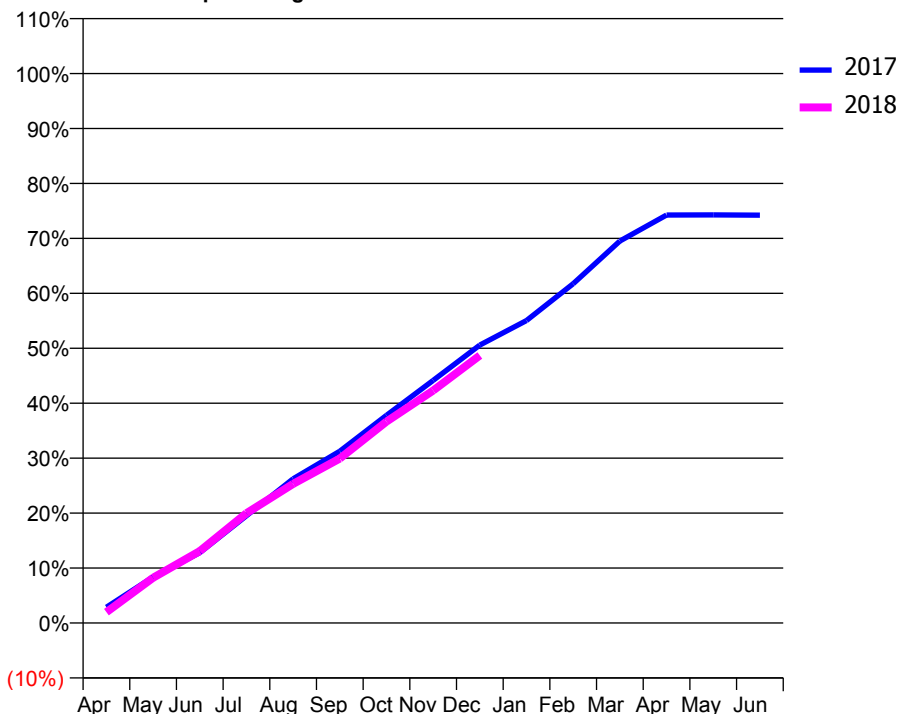
### ACCESS\*

Patients seen in 24 months	Total	Change since previous quarter
Quarter ending December 2016	19,002	
Quarter ending March 2017	20,177	↑
Quarter ending June 2017	20,094	→
Quarter ending September 2017	19,791	↓
Quarter ending December 2017	19,690	→
<b>Variance since December 2016</b>	<b>3.6%</b>	<b>↑</b>



### ACTIVITY

Cumulative percentage of contracted UDA delivered 2017 & 2018



Month	Adjusted Scheduled Activity (UDA)	
	2017	2018
April	1,485	1,020
May	4,308	4,234
June	6,583	6,733
July	10,049	10,277
August	13,502	13,024
September	16,079	15,400
October	19,446	18,854
November	22,710	21,762
December	26,028	25,054
January	28,318	
February	31,766	
March	35,761	
April	38,198	
May	38,202	
June	38,183	

### QUALITY

	Quantity	Base Number	Contract	AT	Region	England
% of FP17s for the same patient ID Re-attending within 3 months - Children	280	4,277	6.5%	11.1%	11.8%	12.0%
% of FP17s for the same patient ID Re-attending within 3 months - Adults	1,150	12,359	9.3%	14.5%	15.3%	15.9%
% of FP17s for the same patient ID Re-attending between 3 & 9 months - Children	1,779	4,277	41.6%	59.2%	59.1%	58.0%
% of FP17s for the same patient ID Re-attending between 3 & 9 months - Adults	3,950	12,359	32.0%	48.7%	51.5%	50.5%
% of FP17s for Band 1 Urgent Courses	1,258	13,769	9.1%	9.3%	8.0%	9.0%
% of FP17s Relating to Free Repair or Replacements	145	13,769	1.1%	0.8%	0.8%	0.8%
% of FP17s Relating to Continuations	92	13,769	0.7%	1.1%	1.1%	1.1%
% of Patients satisfied with the dentistry they have received	57	62	91.9%	91.4%	91.6%	91.5%
% of Patients satisfied with the time they had to wait for an appointment	50	62	80.6%	87.0%	88.3%	87.9%

\* This is based on patients treated on this contract for their most recent course of treatment. Figures in italics indicate the base number of FP17s or Patient Questionnaire responses are less than 100. N/A is shown where the base number of responses is less than 10 during the period. % is calculated as Quantity/Base number\*100

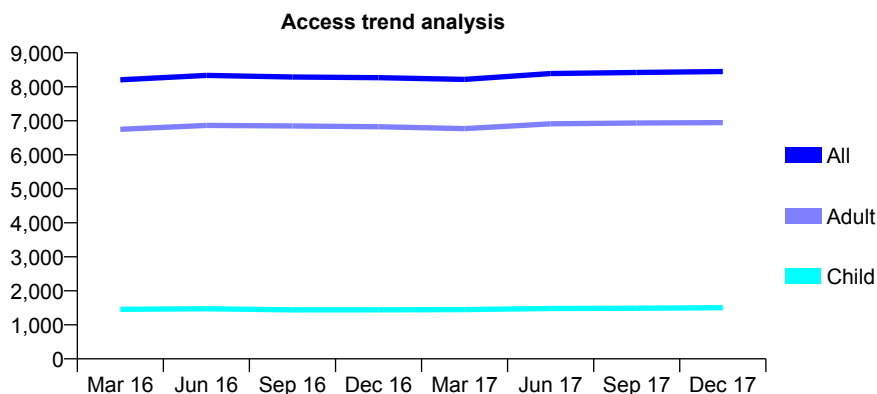
## Q56 - Vital Signs At a Glance Contract Report for 827134/0012 - December 2017

Name or company name	MR JG PLUMMER
Contract type name	GDS Contract
Purpose of contract	General and Orthodontic
Contract start date	01/04/2006
Contract end date	

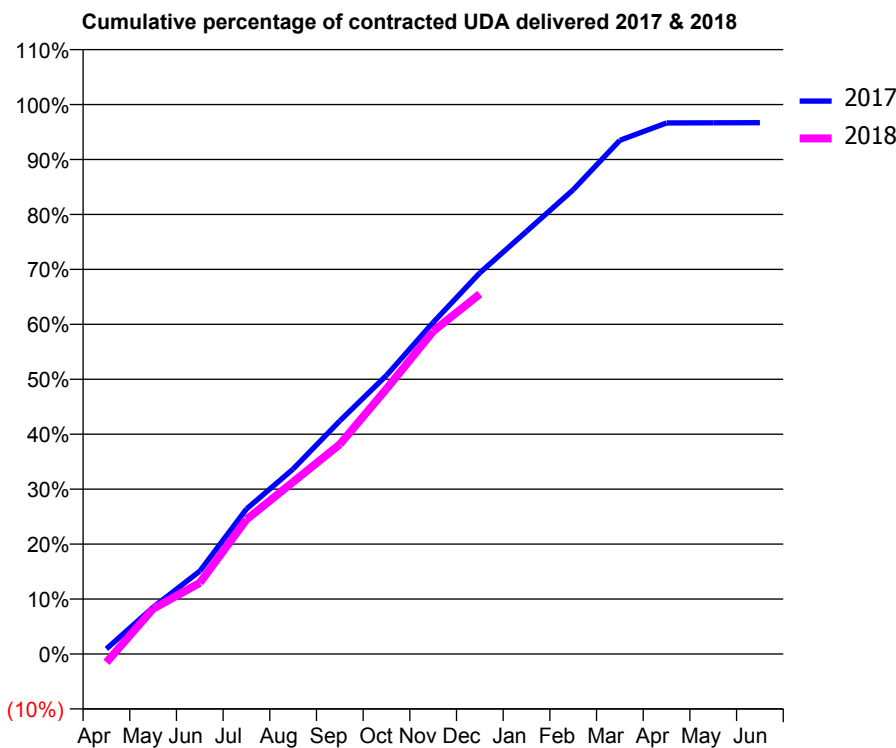
17/18 Contracted general activity (UDA)	22,126
Carry forward general activity (UDA)	734
17/18 Contracted orthodontic activity (UOA)	2,090
Carry forward orthodontic activity (UOA)	81
Baseline contract value	£826,898.01

### ACCESS\*

Patients seen in 24 months	Total	Change since previous quarter
Quarter ending December 2016	8,268	
Quarter ending March 2017	8,218	→
Quarter ending June 2017	8,391	↑
Quarter ending September 2017	8,421	→
Quarter ending December 2017	8,448	→
<b>Variance since December 2016</b>	<b>2.2%</b>	<b>↑</b>



### ACTIVITY



Month	Adjusted Scheduled Activity (UDA)	
	2017	2018
April	209	-340
May	1,880	1,823
June	3,337	2,864
July	5,839	5,412
August	7,450	6,928
September	9,386	8,443
October	11,221	10,679
November	13,349	12,998
December	15,347	14,497
January	17,018	
February	18,696	
March	20,683	
April	21,386	
May	21,391	
June	21,392	

### QUALITY

	Quantity	Base Number	Contract	AT	Region	England
% of FP17s for the same patient ID Re-attending within 3 months - Children	162	1,703	9.5%	11.1%	11.8%	12.0%
% of FP17s for the same patient ID Re-attending within 3 months - Adults	752	6,210	12.1%	14.5%	15.3%	15.9%
% of FP17s for the same patient ID Re-attending between 3 & 9 months - Children	783	1,703	46.0%	59.2%	59.1%	58.0%
% of FP17s for the same patient ID Re-attending between 3 & 9 months - Adults	1,768	6,210	28.5%	48.7%	51.5%	50.5%
% of FP17s for Band 1 Urgent Courses	678	7,228	9.4%	9.3%	8.0%	9.0%
% of FP17s Relating to Free Repair or Replacements	254	7,228	3.5%	0.8%	0.8%	0.8%
% of FP17s Relating to Continuations	79	7,228	1.1%	1.1%	1.1%	1.1%
% of Patients satisfied with the dentistry they have received	6	6	N/A	91.4%	91.6%	91.5%
% of Patients satisfied with the time they had to wait for an appointment	5	6	N/A	87.0%	88.3%	87.9%

\* This is based on patients treated on this contract for their most recent course of treatment. Figures in italics indicate the base number of FP17s or Patient Questionnaire responses are less than 100. N/A is shown where the base number of responses is less than 10 during the period. % is calculated as Quantity/Base number\*100

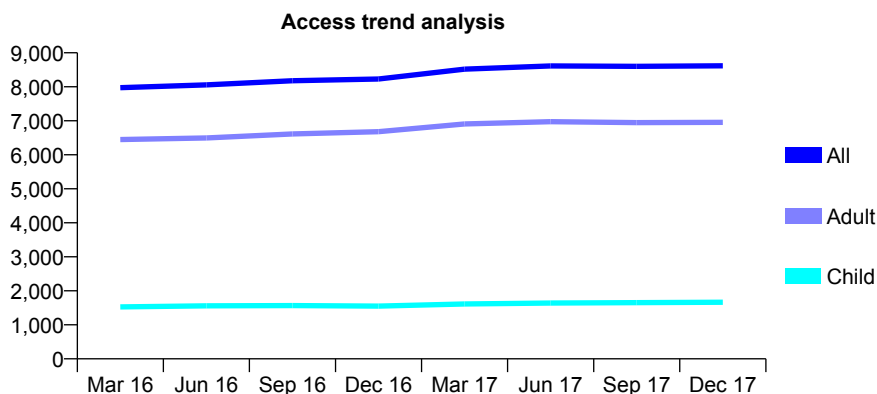
## Q56 - Vital Signs At a Glance Contract Report for 827134/0013 - December 2017

Name or company name	MR JG PLUMMER
Contract type name	GDS Contract
Purpose of contract	General and Orthodontic
Contract start date	01/04/2006
Contract end date	

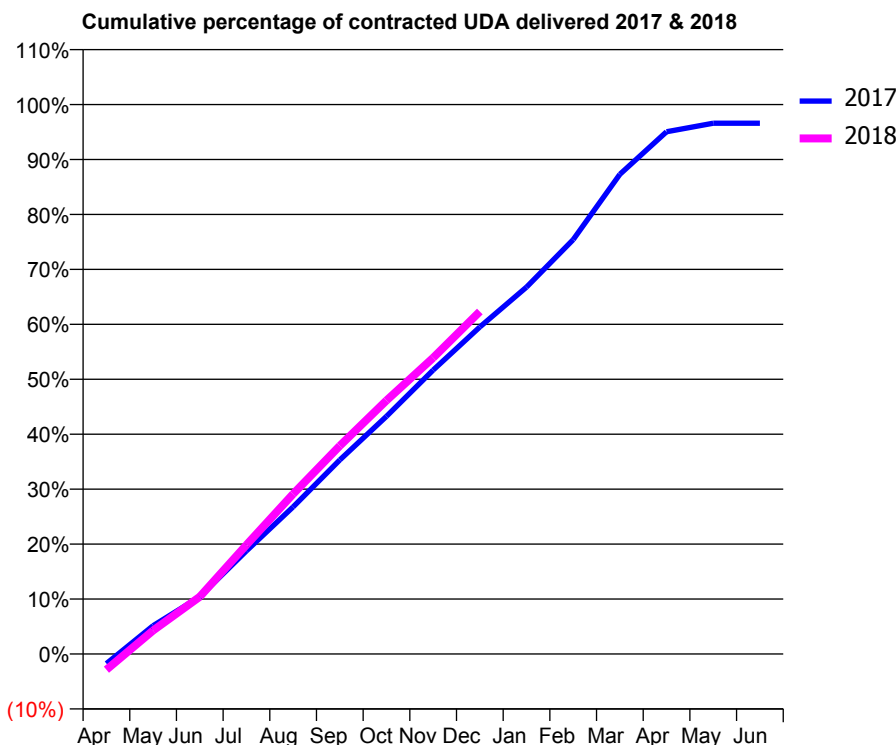
17/18 Contracted general activity (UDA)	24,945
Carry forward general activity (UDA)	851
17/18 Contracted orthodontic activity (UOA)	2,064
Carry forward orthodontic activity (UOA)	68
Baseline contract value	£887,313.70

### ACCESS\*

Patients seen in 24 months	Total	Change since previous quarter
Quarter ending December 2016	8,231	
Quarter ending March 2017	8,521	↑
Quarter ending June 2017	8,615	→
Quarter ending September 2017	8,600	→
Quarter ending December 2017	8,619	→
<b>Variance since December 2016</b>	<b>4.7%</b>	<b>↑</b>



### ACTIVITY



Month	Adjusted Scheduled Activity (UDA)	
	2017	2018
April	-438	-715
May	1,289	1,066
June	2,602	2,597
July	4,680	4,955
August	6,681	7,268
September	8,812	9,453
October	10,793	11,513
November	12,888	13,445
December	14,848	15,548
January	16,658	
February	18,814	
March	21,777	
April	23,706	
May	24,094	
June	24,094	

### QUALITY

	Quantity	Base Number	Contract	AT	Region	England
% of FP17s for the same patient ID Re-attending within 3 months - Children	230	2,042	11.3%	11.1%	11.8%	12.0%
% of FP17s for the same patient ID Re-attending within 3 months - Adults	1,136	7,112	16.0%	14.5%	15.3%	15.9%
% of FP17s for the same patient ID Re-attending between 3 & 9 months - Children	906	2,042	44.4%	59.2%	59.1%	58.0%
% of FP17s for the same patient ID Re-attending between 3 & 9 months - Adults	2,784	7,112	39.1%	48.7%	51.5%	50.5%
% of FP17s for Band 1 Urgent Courses	1,352	7,857	17.2%	9.3%	8.0%	9.0%
% of FP17s Relating to Free Repair or Replacements	129	7,857	1.6%	0.8%	0.8%	0.8%
% of FP17s Relating to Continuations	93	7,857	1.2%	1.1%	1.1%	1.1%
% of Patients satisfied with the dentistry they have received	8	8	N/A	91.4%	91.6%	91.5%
% of Patients satisfied with the time they had to wait for an appointment	6	8	N/A	87.0%	88.3%	87.9%

\* This is based on patients treated on this contract for their most recent course of treatment. Figures in italics indicate the base number of FP17s or Patient Questionnaire responses are less than 100. N/A is shown where the base number of responses is less than 10 during the period. % is calculated as Quantity/Base number\*100

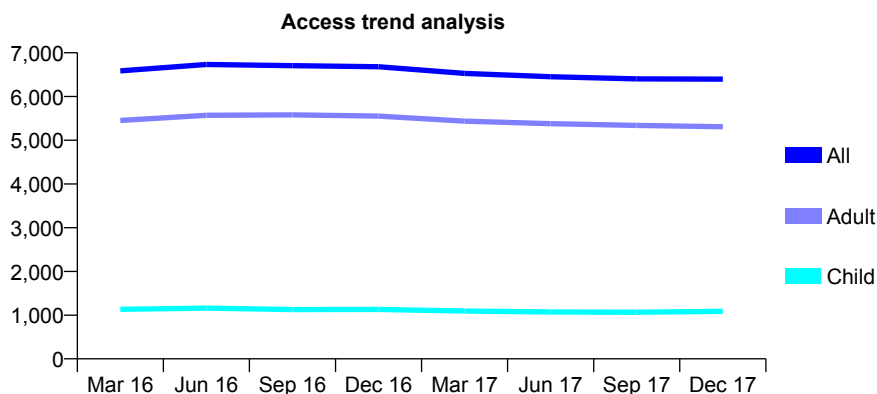
## Q56 - Vital Signs At a Glance Contract Report for 827134/0014 - December 2017

Name or company name	MR JG PLUMMER
Contract type name	GDS Contract
Purpose of contract	General and Orthodontic
Contract start date	01/04/2006
Contract end date	

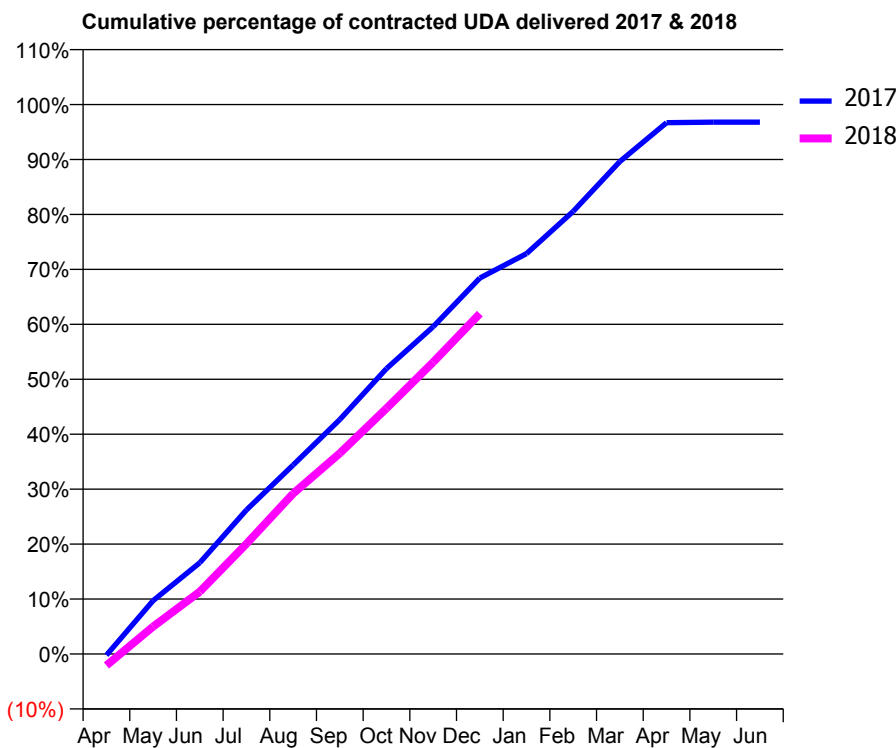
17/18 Contracted general activity (UDA)	15,368
Carry forward general activity (UDA)	493
17/18 Contracted orthodontic activity (UOA)	396
Carry forward orthodontic activity (UOA)	10
Baseline contract value	£517,411.58

### ACCESS\*

Patients seen in 24 months	Total	Change since previous quarter
Quarter ending December 2016	6,681	
Quarter ending March 2017	6,530	↓
Quarter ending June 2017	6,452	↓
Quarter ending September 2017	6,405	→
Quarter ending December 2017	6,397	→
<b>Variance since December 2016</b>	<b>(4.3%)</b>	<b>↓</b>



### ACTIVITY



Month	Adjusted Scheduled Activity (UDA)	
	2017	2018
April	-36	-323
May	1,493	767
June	2,553	1,745
July	4,028	3,082
August	5,288	4,490
September	6,557	5,613
October	7,982	6,870
November	9,155	8,161
December	10,515	9,519
January	11,197	
February	12,380	
March	13,773	
April	14,860	
May	14,875	
June	14,875	

### QUALITY

	Quantity	Base Number	Contract	AT	Region	England
% of FP17s for the same patient ID Re-attending within 3 months - Children	81	1,146	7.1%	11.1%	11.8%	12.0%
% of FP17s for the same patient ID Re-attending within 3 months - Adults	722	5,248	13.8%	14.5%	15.3%	15.9%
% of FP17s for the same patient ID Re-attending between 3 & 9 months - Children	339	1,146	29.6%	59.2%	59.1%	58.0%
% of FP17s for the same patient ID Re-attending between 3 & 9 months - Adults	1,460	5,248	27.8%	48.7%	51.5%	50.5%
% of FP17s for Band 1 Urgent Courses	959	5,730	16.7%	9.3%	8.0%	9.0%
% of FP17s Relating to Free Repair or Replacements	75	5,730	1.3%	0.8%	0.8%	0.8%
% of FP17s Relating to Continuations	52	5,730	0.9%	1.1%	1.1%	1.1%
% of Patients satisfied with the dentistry they have received	4	6	N/A	91.4%	91.6%	91.5%
% of Patients satisfied with the time they had to wait for an appointment	3	6	N/A	87.0%	88.3%	87.9%

\* This is based on patients treated on this contract for their most recent course of treatment. Figures in italics indicate the base number of FP17s or Patient Questionnaire responses are less than 100. N/A is shown where the base number of responses is less than 10 during the period. % is calculated as Quantity/Base number\*100

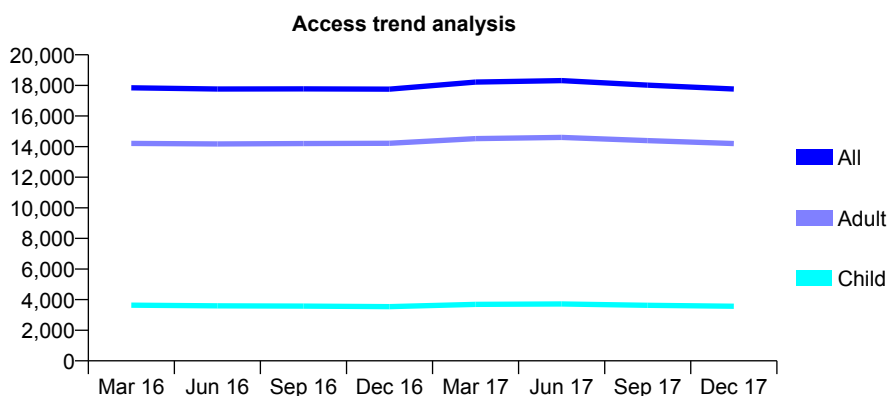
## Q56 - Vital Signs At a Glance Contract Report for 827134/0015 - December 2017

Name or company name	MR JG PLUMMER
Contract type name	GDS Contract
Purpose of contract	General and Orthodontic
Contract start date	01/04/2006
Contract end date	

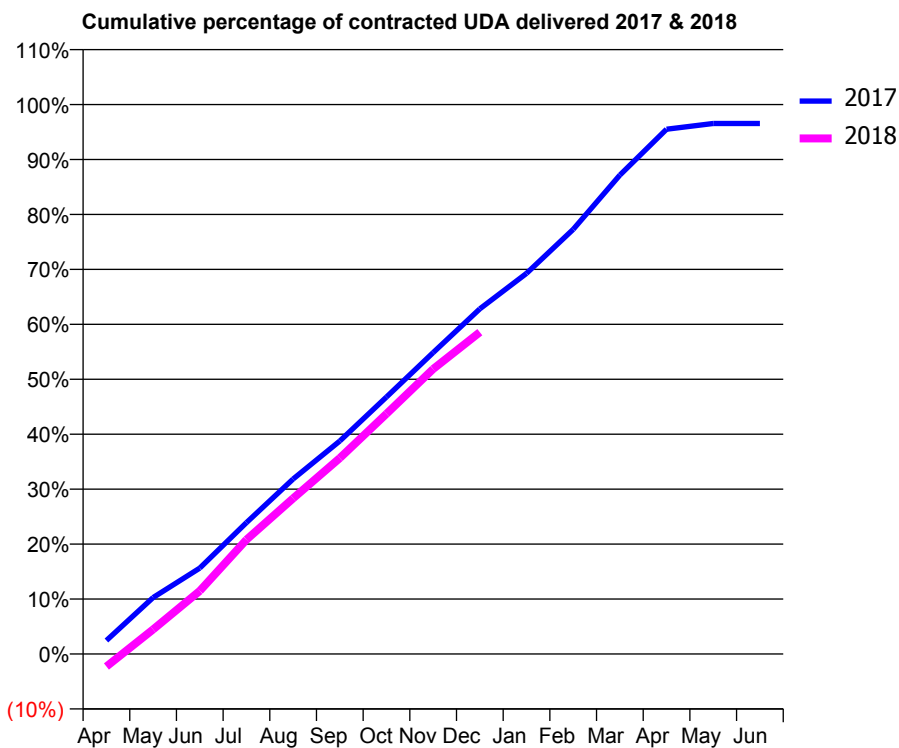
17/18 Contracted general activity (UDA)	51,722
Carry forward general activity (UDA)	1,791
17/18 Contracted orthodontic activity (UOA)	1,341
Carry forward orthodontic activity (UOA)	0
Baseline contract value	£1,422,886.59

### ACCESS\*

Patients seen in 24 months	Total	Change since previous quarter
Quarter ending December 2016	17,756	
Quarter ending March 2017	18,217	↑
Quarter ending June 2017	18,318	→
Quarter ending September 2017	18,021	↓
Quarter ending December 2017	17,768	↓
<b>Variance since December 2016</b>	<b>0.1%</b>	<b>→</b>



### ACTIVITY



Month	Adjusted Scheduled Activity (UDA)	
	2017	2018
April	1,271	-1,191
May	5,318	2,314
June	8,095	5,944
July	12,368	10,762
August	16,473	14,656
September	20,045	18,448
October	24,196	22,607
November	28,373	26,823
December	32,492	30,298
January	35,833	
February	39,973	
March	45,072	
April	49,392	
May	49,930	
June	49,931	

### QUALITY

	Quantity	Base Number	Contract	AT	Region	England
% of FP17s for the same patient ID Re-attending within 3 months - Children	331	4,212	7.9%	11.1%	11.8%	12.0%
% of FP17s for the same patient ID Re-attending within 3 months - Adults	2,747	15,808	17.4%	14.5%	15.3%	15.9%
% of FP17s for the same patient ID Re-attending between 3 & 9 months - Children	2,236	4,212	53.1%	59.2%	59.1%	58.0%
% of FP17s for the same patient ID Re-attending between 3 & 9 months - Adults	6,283	15,808	39.7%	48.7%	51.5%	50.5%
% of FP17s for Band 1 Urgent Courses	2,450	17,191	14.3%	9.3%	8.0%	9.0%
% of FP17s Relating to Free Repair or Replacements	176	17,191	1.0%	0.8%	0.8%	0.8%
% of FP17s Relating to Continuations	194	17,191	1.1%	1.1%	1.1%	1.1%
% of Patients satisfied with the dentistry they have received	24	27	88.9%	91.4%	91.6%	91.5%
% of Patients satisfied with the time they had to wait for an appointment	23	27	85.2%	87.0%	88.3%	87.9%

\* This is based on patients treated on this contract for their most recent course of treatment. Figures in italics indicate the base number of FP17s or Patient Questionnaire responses are less than 100. N/A is shown where the base number of responses is less than 10 during the period. % is calculated as Quantity/Base number\*100



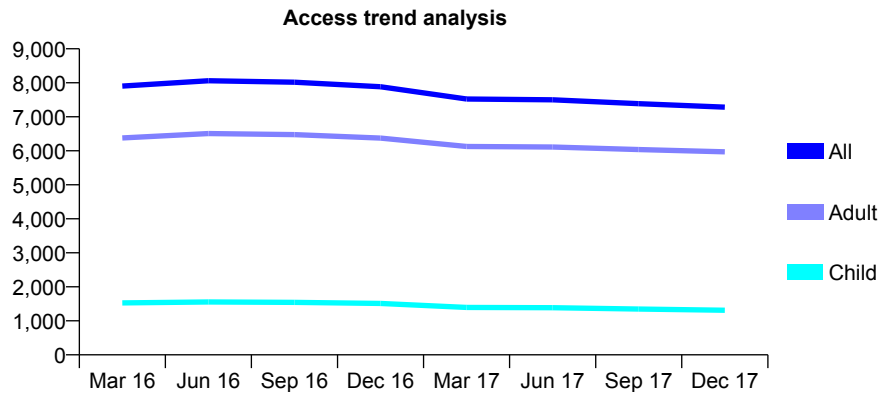
## Q56 - Vital Signs At a Glance Contract Report for 827134/0016 - December 2017

Name or company name	MR JG PLUMMER
Contract type name	GDS Contract
Purpose of contract	General and Orthodontic
Contract start date	01/04/2006
Contract end date	

17/18 Contracted general activity (UDA)	20,424
Carry forward general activity (UDA)	620
17/18 Contracted orthodontic activity (UOA)	500
Carry forward orthodontic activity (UOA)	18
Baseline contract value	£631,934.07

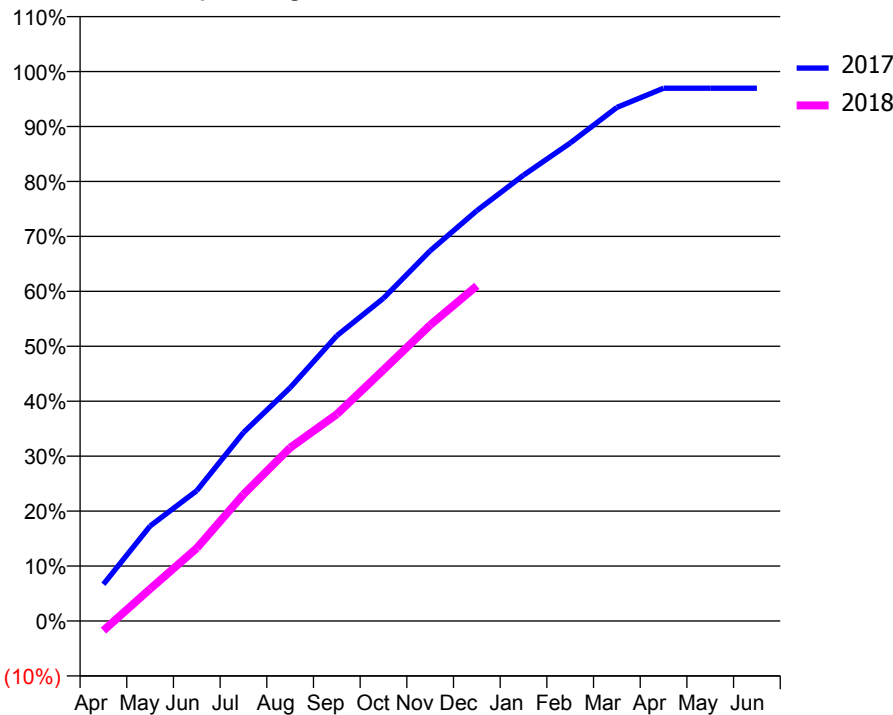
### ACCESS\*

Patients seen in 24 months	Total	Change since previous quarter
Quarter ending December 2016	7,886	
Quarter ending March 2017	7,525	↓
Quarter ending June 2017	7,499	→
Quarter ending September 2017	7,385	↓
Quarter ending December 2017	7,284	↓
<b>Variance since December 2016</b>	<b>(7.6%)</b>	<b>↓</b>



### ACTIVITY

Cumulative percentage of contracted UDA delivered 2017 & 2018



Month	Adjusted Scheduled Activity (UDA)	
	2017	2018
April	1,364	-360
May	3,534	1,191
June	4,843	2,709
July	7,006	4,706
August	8,669	6,441
September	10,605	7,684
October	11,997	9,334
November	13,759	11,002
December	15,253	12,456
January	16,573	
February	17,764	
March	19,088	
April	19,801	
May	19,803	
June	19,804	

### QUALITY

	Quantity	Base Number	Contract	AT	Region	England
% of FP17s for the same patient ID Re-attending within 3 months - Children	86	1,428	6.0%	11.1%	11.8%	12.0%
% of FP17s for the same patient ID Re-attending within 3 months - Adults	799	6,059	13.2%	14.5%	15.3%	15.9%
% of FP17s for the same patient ID Re-attending between 3 & 9 months - Children	721	1,428	50.5%	59.2%	59.1%	58.0%
% of FP17s for the same patient ID Re-attending between 3 & 9 months - Adults	2,364	6,059	39.0%	48.7%	51.5%	50.5%
% of FP17s for Band 1 Urgent Courses	924	6,912	13.4%	9.3%	8.0%	9.0%
% of FP17s Relating to Free Repair or Replacements	96	6,912	1.4%	0.8%	0.8%	0.8%
% of FP17s Relating to Continuations	46	6,912	0.7%	1.1%	1.1%	1.1%
% of Patients satisfied with the dentistry they have received	6	6	N/A	91.4%	91.6%	91.5%
% of Patients satisfied with the time they had to wait for an appointment	6	6	N/A	87.0%	88.3%	87.9%

\* This is based on patients treated on this contract for their most recent course of treatment. Figures in italics indicate the base number of FP17s or Patient Questionnaire responses are less than 100. N/A is shown where the base number of responses is less than 10 during the period. % is calculated as Quantity/Base number\*100

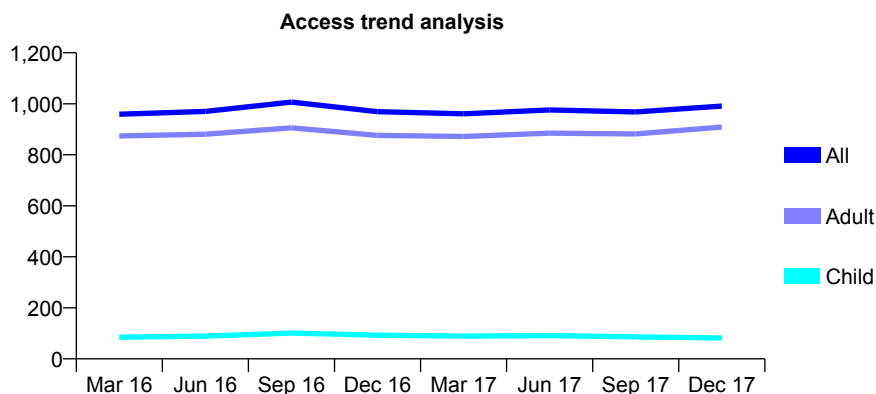
## Q56 - Vital Signs At a Glance Contract Report for 827134/0017 - December 2017

Name or company name	MR JG PLUMMER
Contract type name	PDS Contract
Purpose of contract	General
Contract start date	01/02/2008
Contract end date	31/03/2018

17/18 Contracted general activity (UDA)	2,800
Carry forward general activity (UDA)	0
17/18 Contracted orthodontic activity (UOA)	0
Carry forward orthodontic activity (UOA)	0
Baseline contract value	£154,537.17

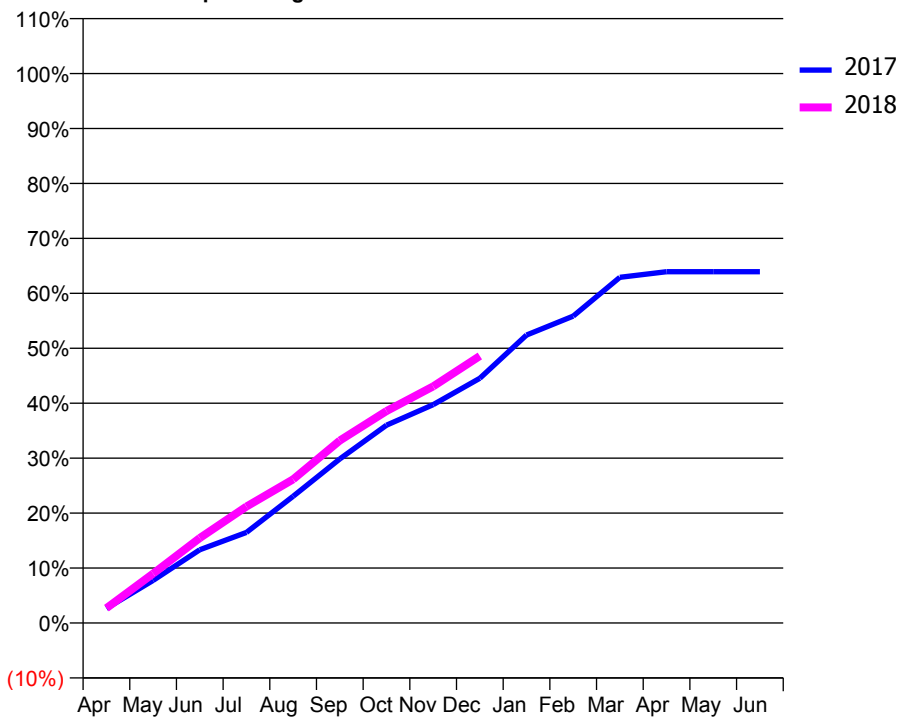
### ACCESS\*

Patients seen in 24 months	Total	Change since previous quarter
Quarter ending December 2016	969	
Quarter ending March 2017	961	→
Quarter ending June 2017	976	→
Quarter ending September 2017	968	→
Quarter ending December 2017	991	↑
<b>Variance since December 2016</b>	<b>2.3%</b>	<b>↑</b>



### ACTIVITY

**Cumulative percentage of contracted UDA delivered 2017 & 2018**



Month	Adjusted Scheduled Activity (UDA)	
	2017	2018
April	74	76
May	217	252
June	373	433
July	462	593
August	646	732
September	836	930
October	1,008	1,080
November	1,112	1,206
December	1,247	1,361
January	1,467	
February	1,564	
March	1,762	
April	1,790	
May	1,790	
June	1,790	

### QUALITY

	Quantity	Base Number	Contract	AT	Region	England
% of FP17s for the same patient ID Re-attending within 3 months - Children	2	141	1.4%	11.1%	11.8%	12.0%
% of FP17s for the same patient ID Re-attending within 3 months - Adults	17	1,011	1.7%	14.5%	15.3%	15.9%
% of FP17s for the same patient ID Re-attending between 3 & 9 months - Children	0	141	0.0%	59.2%	59.1%	58.0%
% of FP17s for the same patient ID Re-attending between 3 & 9 months - Adults	10	1,011	1.0%	48.7%	51.5%	50.5%
% of FP17s for Band 1 Urgent Courses	1,119	1,128	99.2%	9.3%	8.0%	9.0%
% of FP17s Relating to Free Repair or Replacements	1	1,128	0.1%	0.8%	0.8%	0.8%
% of FP17s Relating to Continuations	0	1,128	0.0%	1.1%	1.1%	1.1%
% of Patients satisfied with the dentistry they have received	4	4	N/A	91.4%	91.6%	91.5%
% of Patients satisfied with the time they had to wait for an appointment	4	4	N/A	87.0%	88.3%	87.9%

\* This is based on patients treated on this contract for their most recent course of treatment. Figures in italics indicate the base number of FP17s or Patient Questionnaire responses are less than 100. N/A is shown where the base number of responses is less than 10 during the period. % is calculated as Quantity/Base number\*100

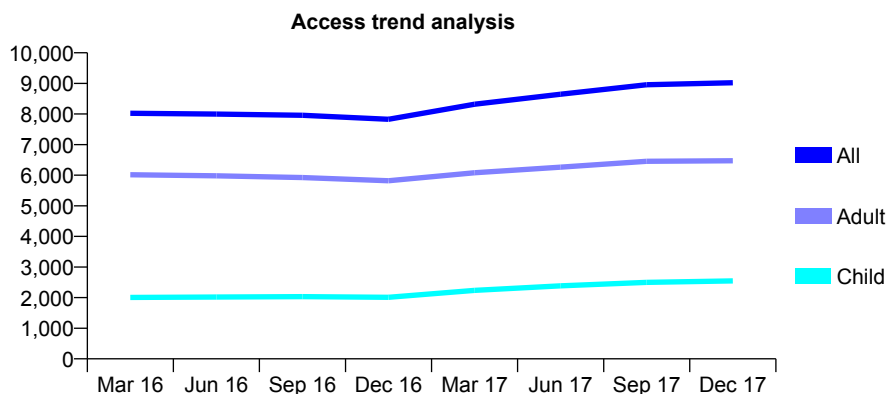
## Q56 - Vital Signs At a Glance Contract Report for 836036/0001 - December 2017

Name or company name	MR BS SANGHERA
Contract type name	GDS Contract
Purpose of contract	General
Contract start date	01/04/2006
Contract end date	

17/18 Contracted general activity (UDA)	31,345
Carry forward general activity (UDA)	972
17/18 Contracted orthodontic activity (UOA)	0
Carry forward orthodontic activity (UOA)	0
Baseline contract value	£776,456.61

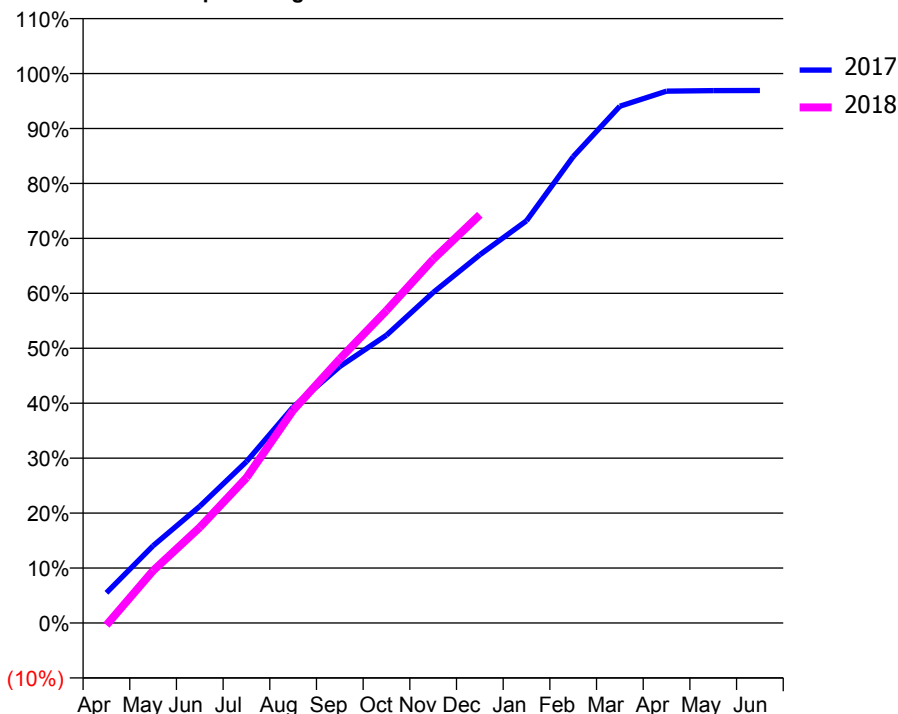
### ACCESS\*

Patients seen in 24 months	Total	Change since previous quarter
Quarter ending December 2016	7,828	
Quarter ending March 2017	8,319	↑
Quarter ending June 2017	8,647	↑
Quarter ending September 2017	8,957	↑
Quarter ending December 2017	9,020	→
<b>Variance since December 2016</b>	<b>15.2%</b>	<b>↑</b>



### ACTIVITY

Cumulative percentage of contracted UDA delivered 2017 & 2018



Month	Adjusted Scheduled Activity (UDA)	
	2017	2018
April	1,722	-123
May	4,405	2,989
June	6,663	5,455
July	9,204	8,291
August	12,318	12,135
September	14,634	15,063
October	16,415	17,828
November	18,855	20,745
December	21,002	23,284
January	22,943	
February	26,602	
March	29,478	
April	30,339	
May	30,369	
June	30,373	

### QUALITY

	Quantity	Base Number	Contract	AT	Region	England
% of FP17s for the same patient ID Re-attending within 3 months - Children	328	3,516	9.3%	11.1%	11.8%	12.0%
% of FP17s for the same patient ID Re-attending within 3 months - Adults	1,267	7,700	16.5%	14.5%	15.3%	15.9%
% of FP17s for the same patient ID Re-attending between 3 & 9 months - Children	2,211	3,516	62.9%	59.2%	59.1%	58.0%
% of FP17s for the same patient ID Re-attending between 3 & 9 months - Adults	4,027	7,700	52.3%	48.7%	51.5%	50.5%
% of FP17s for Band 1 Urgent Courses	980	10,774	9.1%	9.3%	8.0%	9.0%
% of FP17s Relating to Free Repair or Replacements	33	10,774	0.3%	0.8%	0.8%	0.8%
% of FP17s Relating to Continuations	192	10,774	1.8%	1.1%	1.1%	1.1%
% of Patients satisfied with the dentistry they have received	10	11	90.9%	91.4%	91.6%	91.5%
% of Patients satisfied with the time they had to wait for an appointment	10	11	90.9%	87.0%	88.3%	87.9%

\* This is based on patients treated on this contract for their most recent course of treatment. Figures in italics indicate the base number of FP17s or Patient Questionnaire responses are less than 100. N/A is shown where the base number of responses is less than 10 during the period. % is calculated as Quantity/Base number\*100

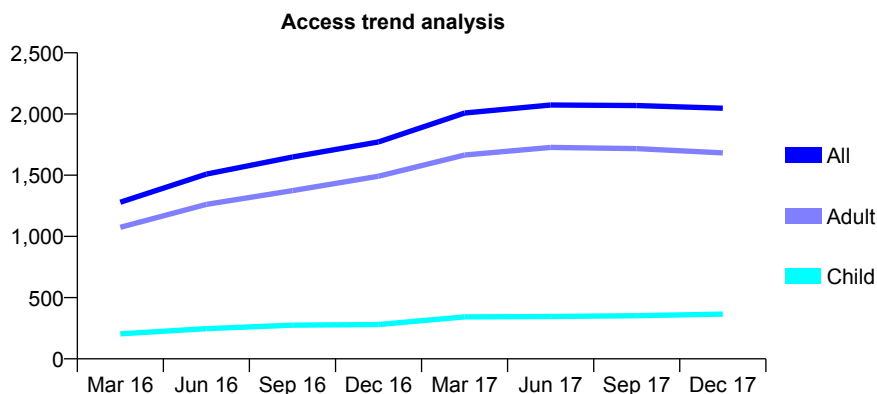
## Q56 - Vital Signs At a Glance Contract Report for 836036/0003 - December 2017

Name or company name	MR BS SANGHERA
Contract type name	GDS Contract
Purpose of contract	General
Contract start date	01/07/2015
Contract end date	

17/18 Contracted general activity (UDA)	4,123
Carry forward general activity (UDA)	-82
17/18 Contracted orthodontic activity (UOA)	0
Carry forward orthodontic activity (UOA)	0
Baseline contract value	£149,098.33

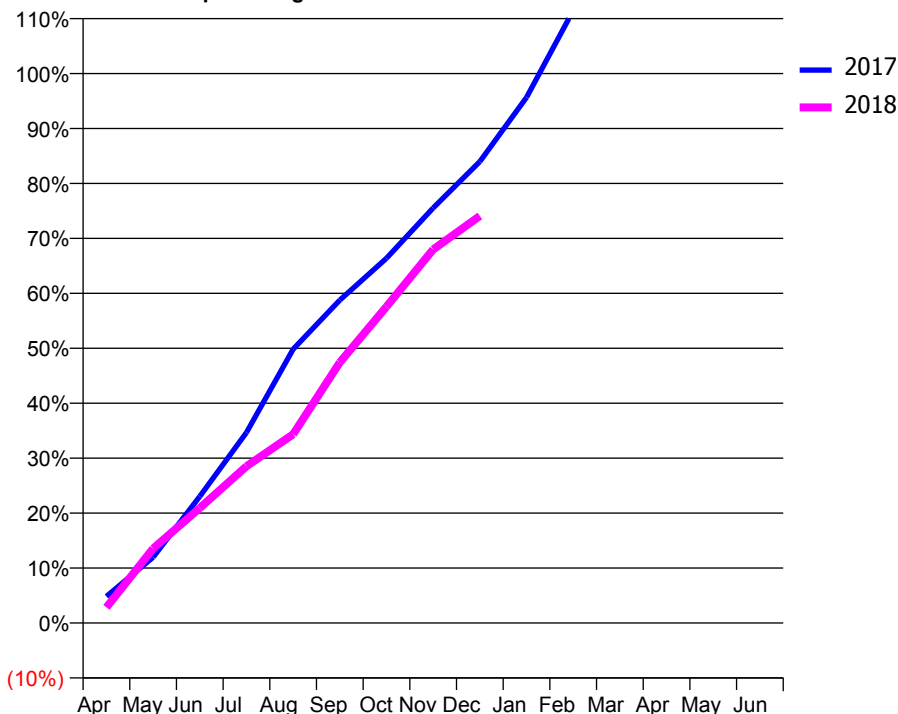
### ACCESS\*

Patients seen in 24 months	Total	Change since previous quarter
Quarter ending December 2016	1,772	
Quarter ending March 2017	2,008	↑
Quarter ending June 2017	2,073	↑
Quarter ending September 2017	2,069	→
Quarter ending December 2017	2,047	↓
<b>Variance since December 2016</b>	<b>15.5%</b>	<b>↑</b>



### ACTIVITY

Cumulative percentage of contracted UDA delivered 2017 & 2018



Month	Adjusted Scheduled Activity (UDA)	
	2017	2018
April	200	118
May	493	559
June	950	863
July	1,429	1,176
August	2,054	1,416
September	2,423	1,955
October	2,737	2,374
November	3,114	2,803
December	3,462	3,054
January	3,943	
February	4,595	
March	5,305	
April	5,504	
May	5,504	
June	5,505	

### QUALITY

	Quantity	Base Number	Contract	AT	Region	England
% of FP17s for the same patient ID Re-attending within 3 months - Children	12	346	3.5%	11.1%	11.8%	12.0%
% of FP17s for the same patient ID Re-attending within 3 months - Adults	179	1,491	12.0%	14.5%	15.3%	15.9%
% of FP17s for the same patient ID Re-attending between 3 & 9 months - Children	208	346	60.1%	59.2%	59.1%	58.0%
% of FP17s for the same patient ID Re-attending between 3 & 9 months - Adults	869	1,491	58.3%	48.7%	51.5%	50.5%
% of FP17s for Band 1 Urgent Courses	16	1,745	0.9%	9.3%	8.0%	9.0%
% of FP17s Relating to Free Repair or Replacements	17	1,745	1.0%	0.8%	0.8%	0.8%
% of FP17s Relating to Continuations	42	1,745	2.4%	1.1%	1.1%	1.1%
% of Patients satisfied with the dentistry they have received	4	5	N/A	91.4%	91.6%	91.5%
% of Patients satisfied with the time they had to wait for an appointment	5	5	N/A	87.0%	88.3%	87.9%

\* This is based on patients treated on this contract for their most recent course of treatment. Figures in italics indicate the base number of FP17s or Patient Questionnaire responses are less than 100. N/A is shown where the base number of responses is less than 10 during the period. % is calculated as Quantity/Base number\*100

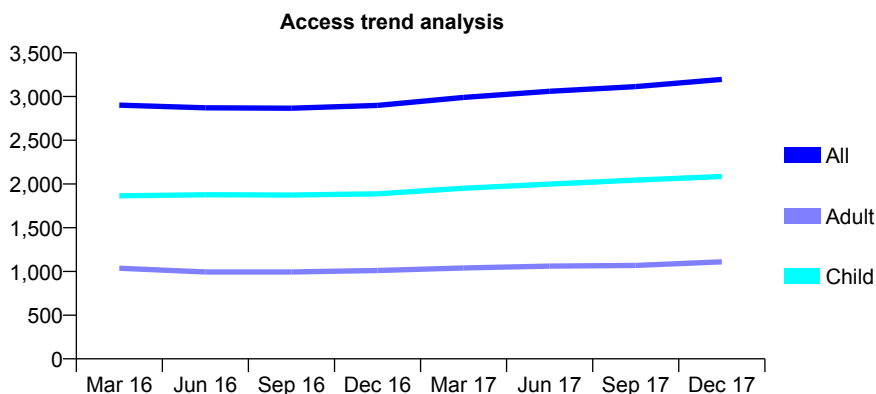
## Q56 - Vital Signs At a Glance Contract Report for 839841/0003 - December 2017

Name or company name	MISS GM O'CALLAGHAN
Contract type name	GDS Contract
Purpose of contract	General
Contract start date	01/04/2006
Contract end date	

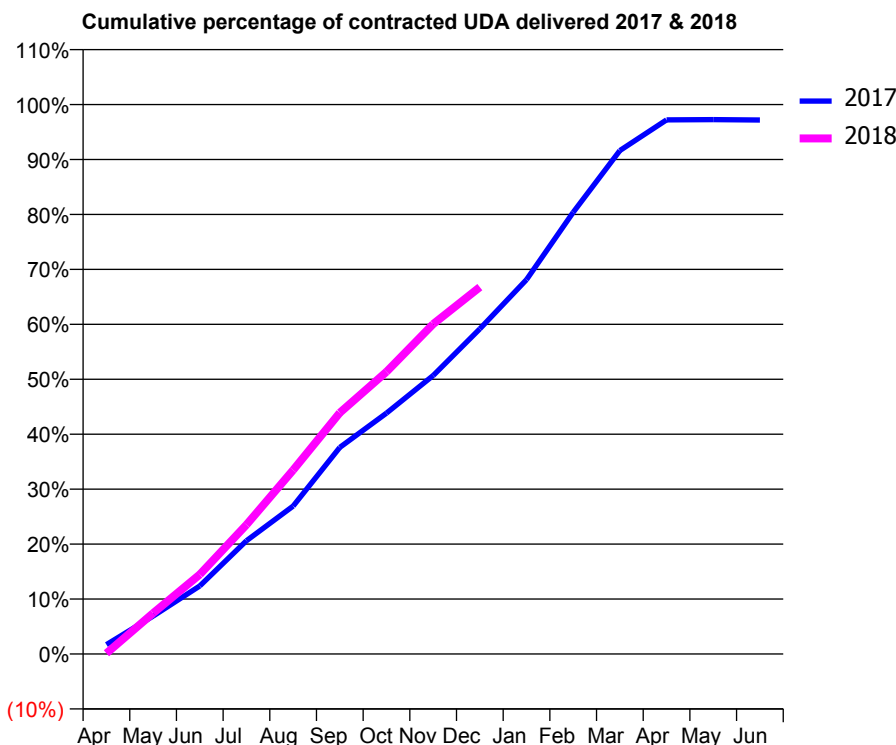
17/18 Contracted general activity (UDA)	9,313
Carry forward general activity (UDA)	263
17/18 Contracted orthodontic activity (UOA)	0
Carry forward orthodontic activity (UOA)	0
Baseline contract value	£230,290.37

### ACCESS\*

Patients seen in 24 months	Total	Change since previous quarter
Quarter ending December 2016	2,898	
Quarter ending March 2017	2,990	↑
Quarter ending June 2017	3,060	↑
Quarter ending September 2017	3,113	→
Quarter ending December 2017	3,195	↑
<b>Variance since December 2016</b>	<b>10.2%</b>	<b>↑</b>



### ACTIVITY



Month	Adjusted Scheduled Activity (UDA)	
	2017	2018
April	160	12
May	642	692
June	1,154	1,348
July	1,920	2,192
August	2,508	3,118
September	3,502	4,090
October	4,082	4,783
November	4,721	5,592
December	5,510	6,219
January	6,345	
February	7,485	
March	8,532	
April	9,051	
May	9,058	
June	9,050	

### QUALITY

	Quantity	Base Number	Contract	AT	Region	England
% of FP17s for the same patient ID Re-attending within 3 months - Children	268	2,738	9.8%	11.1%	11.8%	12.0%
% of FP17s for the same patient ID Re-attending within 3 months - Adults	282	1,096	25.7%	14.5%	15.3%	15.9%
% of FP17s for the same patient ID Re-attending between 3 & 9 months - Children	1,825	2,738	66.7%	59.2%	59.1%	58.0%
% of FP17s for the same patient ID Re-attending between 3 & 9 months - Adults	540	1,096	49.3%	48.7%	51.5%	50.5%
% of FP17s for Band 1 Urgent Courses	249	3,626	6.9%	9.3%	8.0%	9.0%
% of FP17s Relating to Free Repair or Replacements	8	3,626	0.2%	0.8%	0.8%	0.8%
% of FP17s Relating to Continuations	0	3,626	0.0%	1.1%	1.1%	1.1%
% of Patients satisfied with the dentistry they have received	0	0	N/A	91.4%	91.6%	91.5%
% of Patients satisfied with the time they had to wait for an appointment	0	0	N/A	87.0%	88.3%	87.9%

\* This is based on patients treated on this contract for their most recent course of treatment. Figures in italics indicate the base number of FP17s or Patient Questionnaire responses are less than 100. N/A is shown where the base number of responses is less than 10 during the period. % is calculated as Quantity/Base number\*100

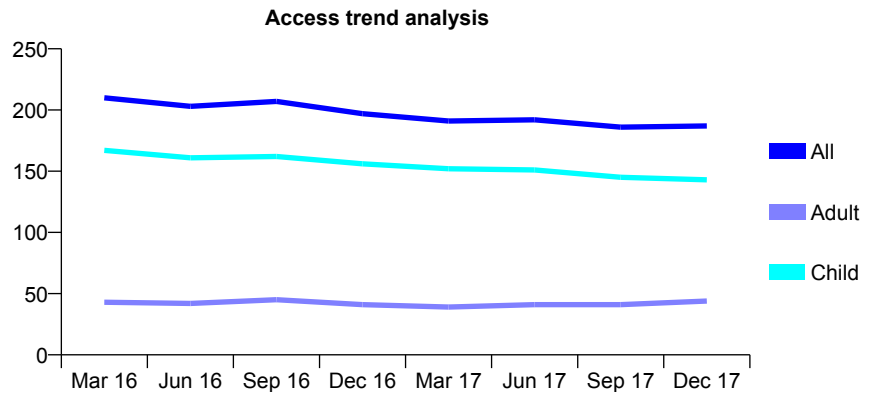
## Q56 - Vital Signs At a Glance Contract Report for 840718/0001 - December 2017

Name or company name	MR LS KHANGURA
Contract type name	GDS Contract
Purpose of contract	General
Contract start date	01/04/2006
Contract end date	

17/18 Contracted general activity (UDA)	430
Carry forward general activity (UDA)	0
17/18 Contracted orthodontic activity (UOA)	0
Carry forward orthodontic activity (UOA)	0
Baseline contract value	£11,356.81

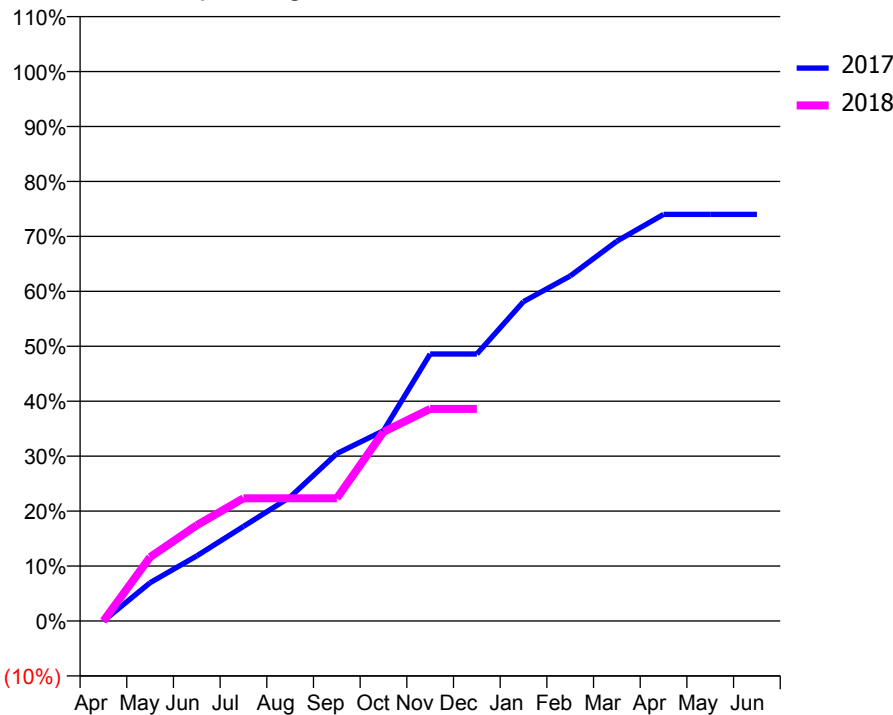
### ACCESS\*

Patients seen in 24 months	Total	Change since previous quarter
Quarter ending December 2016	197	
Quarter ending March 2017	191	↓
Quarter ending June 2017	192	→
Quarter ending September 2017	186	↓
Quarter ending December 2017	187	→
<b>Variance since December 2016</b>	<b>(5.1%)</b>	<b>↓</b>



### ACTIVITY

Cumulative percentage of contracted UDA delivered 2017 & 2018



Month	Adjusted Scheduled Activity (UDA)	
	2017	2018
April	0	0
May	30	50
June	51	75
July	74	96
August	97	96
September	131	96
October	149	148
November	209	166
December	209	166
January	250	
February	270	
March	297	
April	318	
May	318	
June	318	

### QUALITY

	Quantity	Base Number	Contract	AT	Region	England
% of FP17s for the same patient ID Re-attending within 3 months - Children	1	150	0.7%	11.1%	11.8%	12.0%
% of FP17s for the same patient ID Re-attending within 3 months - Adults	0	11	0.0%	14.5%	15.3%	15.9%
% of FP17s for the same patient ID Re-attending between 3 & 9 months - Children	109	150	72.7%	59.2%	59.1%	58.0%
% of FP17s for the same patient ID Re-attending between 3 & 9 months - Adults	8	11	72.7%	48.7%	51.5%	50.5%
% of FP17s for Band 1 Urgent Courses	0	143	0.0%	9.3%	8.0%	9.0%
% of FP17s Relating to Free Repair or Replacements	0	143	0.0%	0.8%	0.8%	0.8%
% of FP17s Relating to Continuations	0	143	0.0%	1.1%	1.1%	1.1%
% of Patients satisfied with the dentistry they have received	0	0	N/A	91.4%	91.6%	91.5%
% of Patients satisfied with the time they had to wait for an appointment	0	0	N/A	87.0%	88.3%	87.9%

\* This is based on patients treated on this contract for their most recent course of treatment. Figures in italics indicate the base number of FP17s or Patient Questionnaire responses are less than 100. N/A is shown where the base number of responses is less than 10 during the period. % is calculated as Quantity/Base number\*100

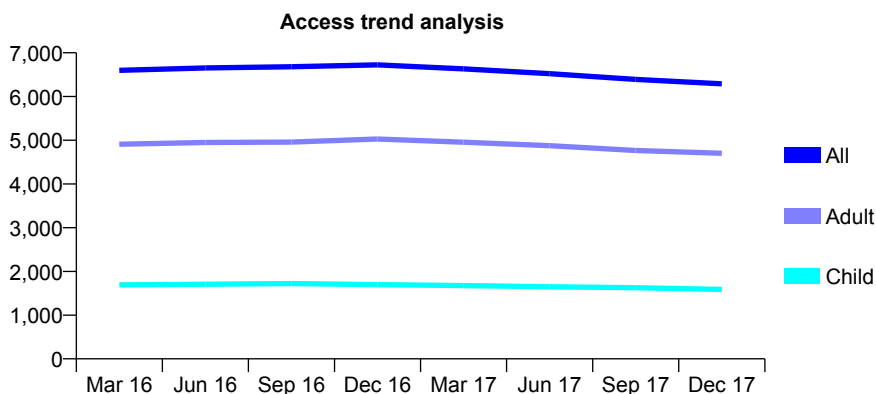
## Q56 - Vital Signs At a Glance Contract Report for 842281/0002 - December 2017

Name or company name	MR PS ROLFE
Contract type name	GDS Contract
Purpose of contract	General
Contract start date	16/12/2007
Contract end date	

17/18 Contracted general activity (UDA)	19,749
Carry forward general activity (UDA)	-187
17/18 Contracted orthodontic activity (UOA)	0
Carry forward orthodontic activity (UOA)	0
Baseline contract value	£531,441.06

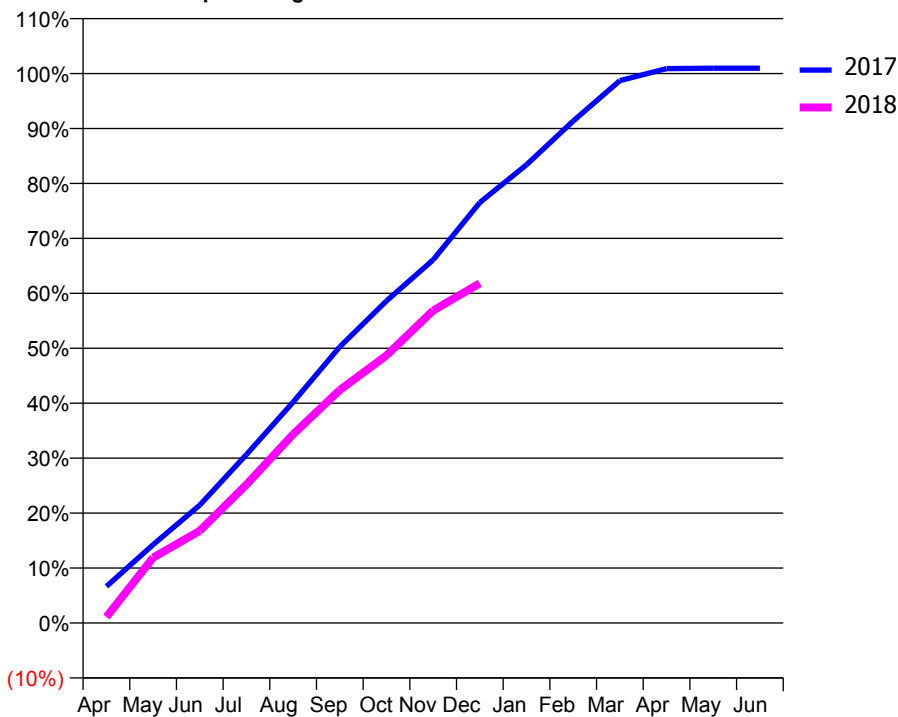
### ACCESS\*

Patients seen in 24 months	Total	Change since previous quarter
Quarter ending December 2016	6,725	
Quarter ending March 2017	6,631	↓
Quarter ending June 2017	6,524	↓
Quarter ending September 2017	6,391	↓
Quarter ending December 2017	6,290	↓
<b>Variance since December 2016</b>	<b>(6.5%)</b>	<b>↓</b>



### ACTIVITY

Cumulative percentage of contracted UDA delivered 2017 & 2018



### QUALITY

	Quantity	Base Number	Contract	AT	Region	England
% of FP17s for the same patient ID Re-attending within 3 months - Children	217	1,932	11.2%	11.1%	11.8%	12.0%
% of FP17s for the same patient ID Re-attending within 3 months - Adults	856	4,851	17.6%	14.5%	15.3%	15.9%
% of FP17s for the same patient ID Re-attending between 3 & 9 months - Children	1,288	1,932	66.7%	59.2%	59.1%	58.0%
% of FP17s for the same patient ID Re-attending between 3 & 9 months - Adults	2,427	4,851	50.0%	48.7%	51.5%	50.5%
% of FP17s for Band 1 Urgent Courses	684	6,549	10.4%	9.3%	8.0%	9.0%
% of FP17s Relating to Free Repair or Replacements	25	6,549	0.4%	0.8%	0.8%	0.8%
% of FP17s Relating to Continuations	57	6,549	0.9%	1.1%	1.1%	1.1%
% of Patients satisfied with the dentistry they have received	5	6	N/A	91.4%	91.6%	91.5%
% of Patients satisfied with the time they had to wait for an appointment	6	6	N/A	87.0%	88.3%	87.9%

\* This is based on patients treated on this contract for their most recent course of treatment. Figures in italics indicate the base number of FP17s or Patient Questionnaire responses are less than 100. N/A is shown where the base number of responses is less than 10 during the period. % is calculated as Quantity/Base number\*100



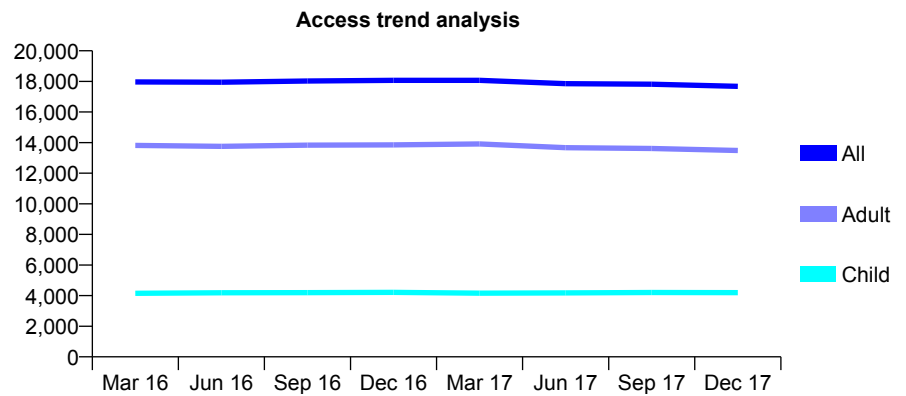
## Q56 - Vital Signs At a Glance Contract Report for 843059/0001 - December 2017

Name or company name	Mr S Camderman and M Birgani
Contract type name	GDS Contract
Purpose of contract	General
Contract start date	01/04/2006
Contract end date	

17/18 Contracted general activity (UDA)	46,679
Carry forward general activity (UDA)	1,280
17/18 Contracted orthodontic activity (UOA)	0
Carry forward orthodontic activity (UOA)	0
Baseline contract value	£1,282,228.95

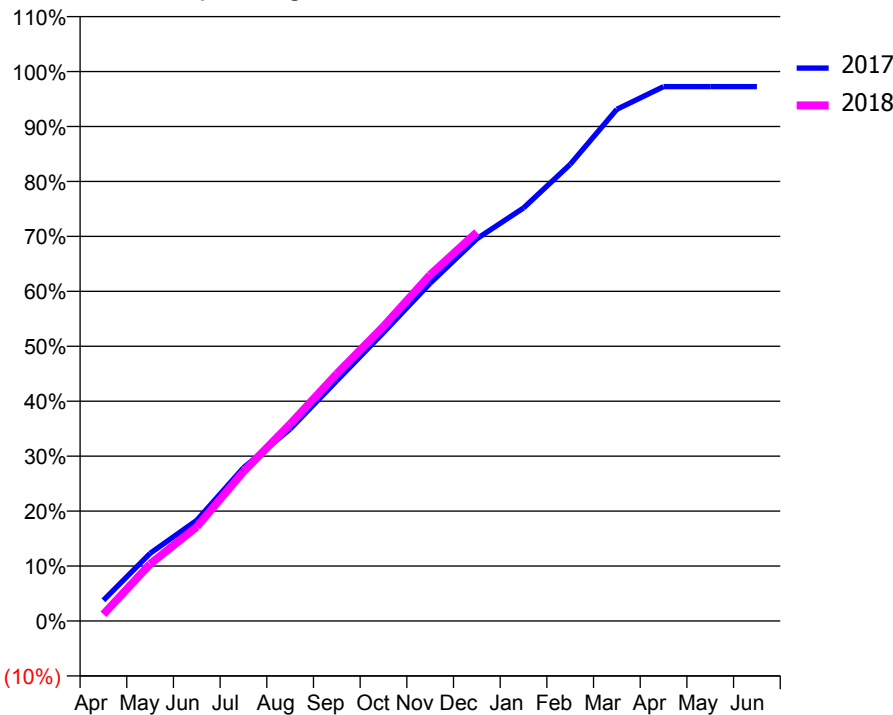
### ACCESS\*

Patients seen in 24 months	Total	Change since previous quarter
Quarter ending December 2016	18,066	
Quarter ending March 2017	18,069	→
Quarter ending June 2017	17,849	↓
Quarter ending September 2017	17,821	→
Quarter ending December 2017	17,678	→
<b>Variance since December 2016</b>	<b>(2.1%)</b>	<b>↓</b>



### ACTIVITY

Cumulative percentage of contracted UDA delivered 2017 & 2018



Month	2017	2018
April	1,766	574
May	5,746	4,841
June	8,560	8,002
July	13,020	12,687
August	16,306	16,730
September	20,416	21,011
October	24,510	25,023
November	28,700	29,413
December	32,474	33,028
January	35,092	
February	38,786	
March	43,473	
April	45,390	
May	45,397	
June	45,399	

### QUALITY

	Quantity	Base Number	Contract	AT	Region	England
% of FP17s for the same patient ID Re-attending within 3 months - Children	290	4,620	6.3%	11.1%	11.8%	12.0%
% of FP17s for the same patient ID Re-attending within 3 months - Adults	1,966	14,596	13.5%	14.5%	15.3%	15.9%
% of FP17s for the same patient ID Re-attending between 3 & 9 months - Children	2,636	4,620	57.1%	59.2%	59.1%	58.0%
% of FP17s for the same patient ID Re-attending between 3 & 9 months - Adults	8,170	14,596	56.0%	48.7%	51.5%	50.5%
% of FP17s for Band 1 Urgent Courses	986	18,343	5.4%	9.3%	8.0%	9.0%
% of FP17s Relating to Free Repair or Replacements	144	18,343	0.8%	0.8%	0.8%	0.8%
% of FP17s Relating to Continuations	187	18,343	1.0%	1.1%	1.1%	1.1%
% of Patients satisfied with the dentistry they have received	14	15	93.3%	91.4%	91.6%	91.5%
% of Patients satisfied with the time they had to wait for an appointment	14	15	93.3%	87.0%	88.3%	87.9%

\* This is based on patients treated on this contract for their most recent course of treatment. Figures in italics indicate the base number of FP17s or Patient Questionnaire responses are less than 100. N/A is shown where the base number of responses is less than 10 during the period. % is calculated as Quantity/Base number\*100

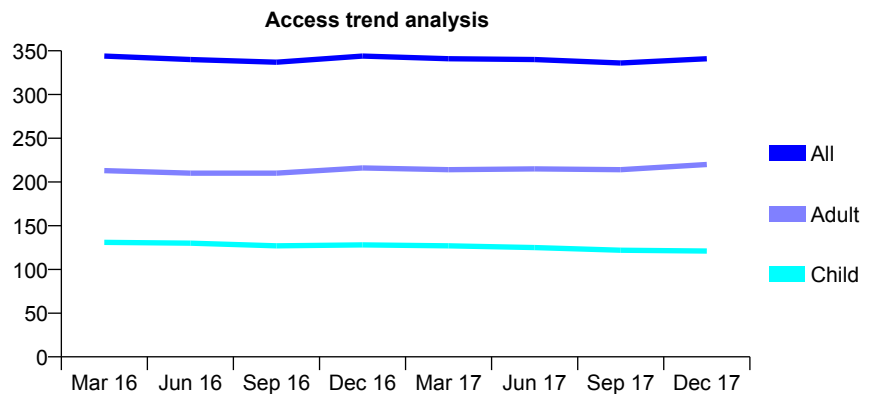
## Q56 - Vital Signs At a Glance Contract Report for 847151/0001 - December 2017

Name or company name	MR RB DE VILLIERS
Contract type name	GDS Contract
Purpose of contract	General
Contract start date	01/04/2006
Contract end date	

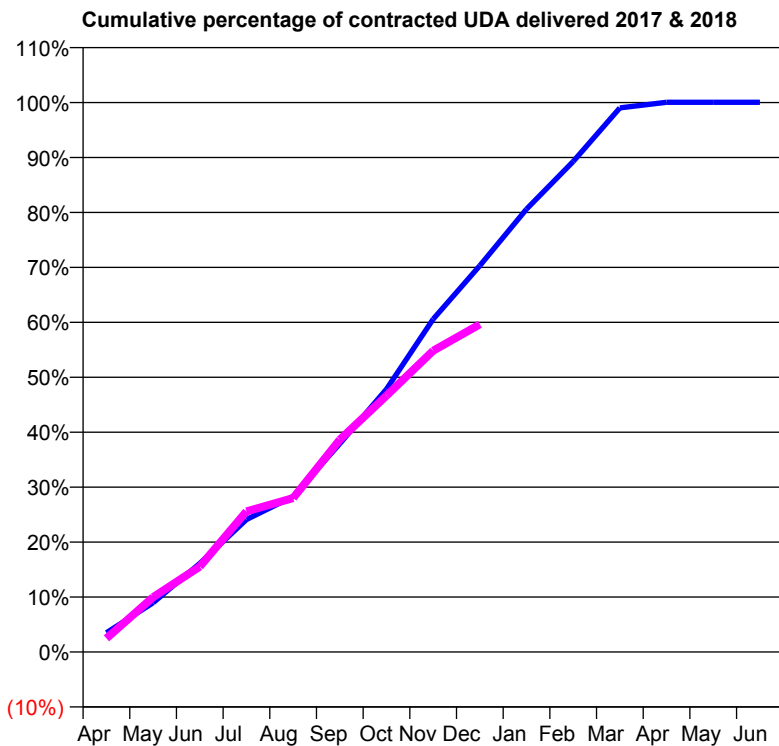
17/18 Contracted general activity (UDA)	1,081
Carry forward general activity (UDA)	0
17/18 Contracted orthodontic activity (UOA)	0
Carry forward orthodontic activity (UOA)	0
Baseline contract value	£25,098.69

### ACCESS\*

Patients seen in 24 months	Total	Change since previous quarter
Quarter ending December 2016	344	
Quarter ending March 2017	341	→
Quarter ending June 2017	340	→
Quarter ending September 2017	336	↓
Quarter ending December 2017	341	→
<b>Variance since December 2016</b>	<b>(0.9%)</b>	<b>→</b>



### ACTIVITY



Month	Adjusted Scheduled Activity (UDA)	
	2017	2018
April	38	27
May	97	108
June	174	168
July	261	277
August	306	303
September	410	418
October	517	504
November	655	593
December	760	645
January	871	
February	965	
March	1,070	
April	1,081	
May	1,081	
June	1,081	

### QUALITY

	Quantity	Base Number	Contract	AT	Region	England
% of FP17s for the same patient ID Re-attending within 3 months - Children	7	162	4.3%	11.1%	11.8%	12.0%
% of FP17s for the same patient ID Re-attending within 3 months - Adults	18	257	7.0%	14.5%	15.3%	15.9%
% of FP17s for the same patient ID Re-attending between 3 & 9 months - Children	122	162	75.3%	59.2%	59.1%	58.0%
% of FP17s for the same patient ID Re-attending between 3 & 9 months - Adults	198	257	77.0%	48.7%	51.5%	50.5%
% of FP17s for Band 1 Urgent Courses	8	412	1.9%	9.3%	8.0%	9.0%
% of FP17s Relating to Free Repair or Replacements	0	412	0.0%	0.8%	0.8%	0.8%
% of FP17s Relating to Continuations	5	412	1.2%	1.1%	1.1%	1.1%
% of Patients satisfied with the dentistry they have received	0	0	N/A	91.4%	91.6%	91.5%
% of Patients satisfied with the time they had to wait for an appointment	0	0	N/A	87.0%	88.3%	87.9%

\* This is based on patients treated on this contract for their most recent course of treatment. Figures in italics indicate the base number of FP17s or Patient Questionnaire responses are less than 100. N/A is shown where the base number of responses is less than 10 during the period. % is calculated as Quantity/Base number\*100

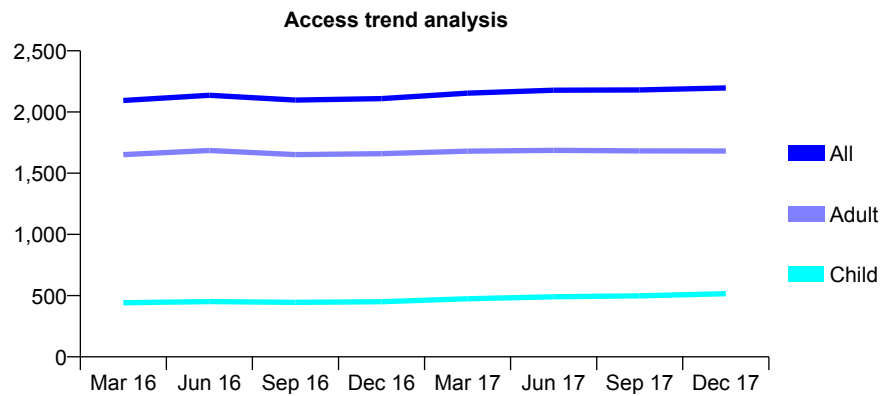
## Q56 - Vital Signs At a Glance Contract Report for 855847/0001 - December 2017

Name or company name	MR A BEHNIA
Contract type name	GDS Contract
Purpose of contract	General
Contract start date	01/08/2006
Contract end date	

17/18 Contracted general activity (UDA)	5,679
Carry forward general activity (UDA)	-37
17/18 Contracted orthodontic activity (UOA)	0
Carry forward orthodontic activity (UOA)	0
Baseline contract value	£132,159.02

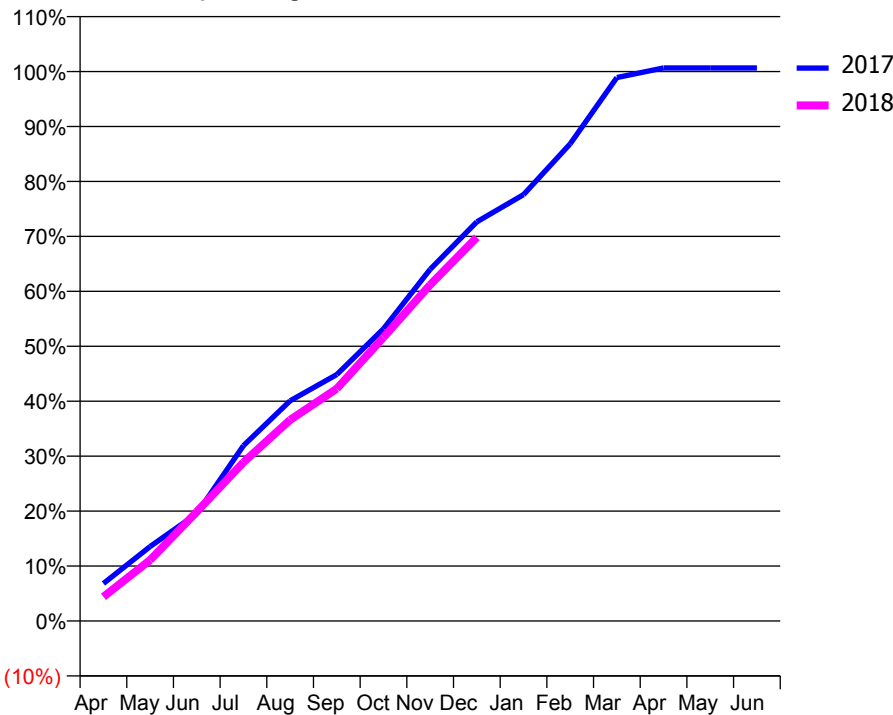
### ACCESS\*

Patients seen in 24 months	Total	Change since previous quarter
Quarter ending December 2016	2,110	
Quarter ending March 2017	2,154	↑
Quarter ending June 2017	2,178	→
Quarter ending September 2017	2,180	→
Quarter ending December 2017	2,197	→
<b>Variance since December 2016</b>	<b>4.1%</b>	<b>↑</b>



### ACTIVITY

Cumulative percentage of contracted UDA delivered 2017 & 2018



Month	Adjusted Scheduled Activity (UDA)	
	2017	2018
April	388	251
May	770	630
June	1,110	1,130
July	1,813	1,641
August	2,276	2,079
September	2,548	2,401
October	3,020	2,932
November	3,634	3,476
December	4,125	3,966
January	4,406	
February	4,932	
March	5,616	
April	5,716	
May	5,716	
June	5,716	

### QUALITY

	Quantity	Base Number	Contract	AT	Region	England
% of FP17s for the same patient ID Re-attending within 3 months - Children	17	543	3.1%	11.1%	11.8%	12.0%
% of FP17s for the same patient ID Re-attending within 3 months - Adults	76	1,633	4.7%	14.5%	15.3%	15.9%
% of FP17s for the same patient ID Re-attending between 3 & 9 months - Children	359	543	66.1%	59.2%	59.1%	58.0%
% of FP17s for the same patient ID Re-attending between 3 & 9 months - Adults	1,073	1,633	65.7%	48.7%	51.5%	50.5%
% of FP17s for Band 1 Urgent Courses	19	2,131	0.9%	9.3%	8.0%	9.0%
% of FP17s Relating to Free Repair or Replacements	0	2,131	0.0%	0.8%	0.8%	0.8%
% of FP17s Relating to Continuations	0	2,131	0.0%	1.1%	1.1%	1.1%
% of Patients satisfied with the dentistry they have received	3	3	N/A	91.4%	91.6%	91.5%
% of Patients satisfied with the time they had to wait for an appointment	3	3	N/A	87.0%	88.3%	87.9%

\* This is based on patients treated on this contract for their most recent course of treatment. Figures in italics indicate the base number of FP17s or Patient Questionnaire responses are less than 100. N/A is shown where the base number of responses is less than 10 during the period. % is calculated as Quantity/Base number\*100

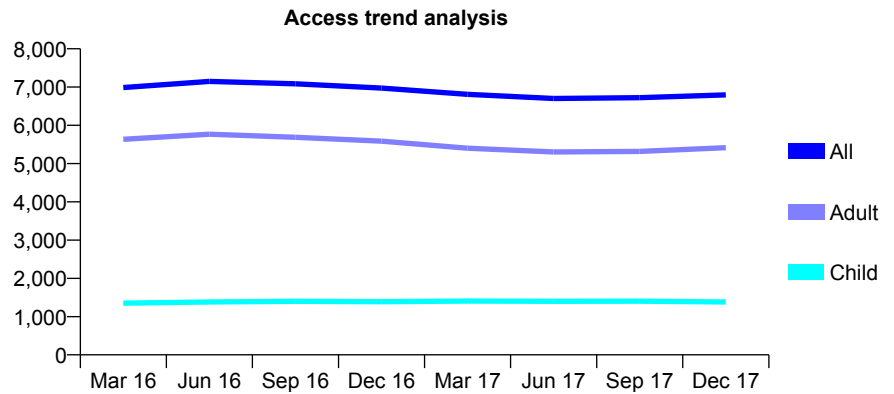
## Q56 - Vital Signs At a Glance Contract Report for 883840/0001 - December 2017

Name or company name	MS I PODDAR
Contract type name	GDS Contract
Purpose of contract	General
Contract start date	01/08/2014
Contract end date	

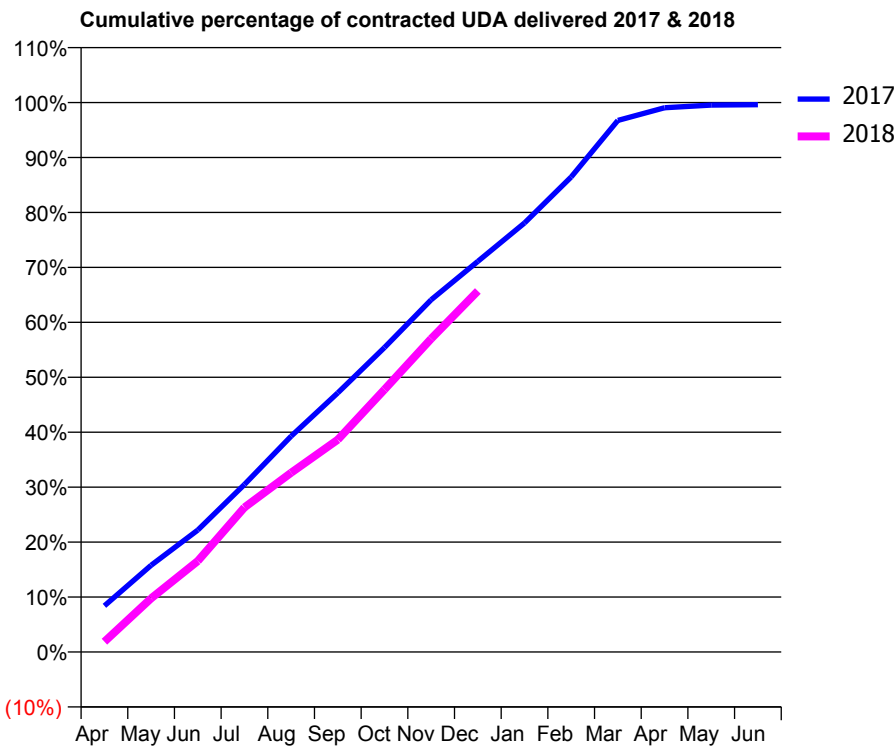
17/18 Contracted general activity (UDA)	21,000
Carry forward general activity (UDA)	85
17/18 Contracted orthodontic activity (UOA)	0
Carry forward orthodontic activity (UOA)	0
Baseline contract value	£451,729.73

### ACCESS\*

Patients seen in 24 months	Total	Change since previous quarter
Quarter ending December 2016	6,975	
Quarter ending March 2017	6,808	↓
Quarter ending June 2017	6,703	↓
Quarter ending September 2017	6,721	→
Quarter ending December 2017	6,797	→
<b>Variance since December 2016</b>	<b>(2.6%)</b>	<b>↓</b>



### ACTIVITY



Month	Adjusted Scheduled Activity (UDA)	
	2017	2018
April	1,764	396
May	3,313	2,050
June	4,662	3,477
July	6,403	5,525
August	8,246	6,851
September	9,904	8,115
October	11,639	10,032
November	13,460	11,973
December	14,927	13,797
January	16,397	
February	18,153	
March	20,316	
April	20,800	
May	20,899	
June	20,915	

### QUALITY

	Quantity	Base Number	Contract	AT	Region	England
% of FP17s for the same patient ID Re-attending within 3 months - Children	67	1,377	4.9%	11.1%	11.8%	12.0%
% of FP17s for the same patient ID Re-attending within 3 months - Adults	546	5,179	10.5%	14.5%	15.3%	15.9%
% of FP17s for the same patient ID Re-attending between 3 & 9 months - Children	784	1,377	56.9%	59.2%	59.1%	58.0%
% of FP17s for the same patient ID Re-attending between 3 & 9 months - Adults	2,505	5,179	48.4%	48.7%	51.5%	50.5%
% of FP17s for Band 1 Urgent Courses	230	6,287	3.7%	9.3%	8.0%	9.0%
% of FP17s Relating to Free Repair or Replacements	91	6,287	1.4%	0.8%	0.8%	0.8%
% of FP17s Relating to Continuations	39	6,287	0.6%	1.1%	1.1%	1.1%
% of Patients satisfied with the dentistry they have received	14	15	93.3%	91.4%	91.6%	91.5%
% of Patients satisfied with the time they had to wait for an appointment	9	15	60.0%	87.0%	88.3%	87.9%

\* This is based on patients treated on this contract for their most recent course of treatment. Figures in italics indicate the base number of FP17s or Patient Questionnaire responses are less than 100. N/A is shown where the base number of responses is less than 10 during the period. % is calculated as Quantity/Base number\*100

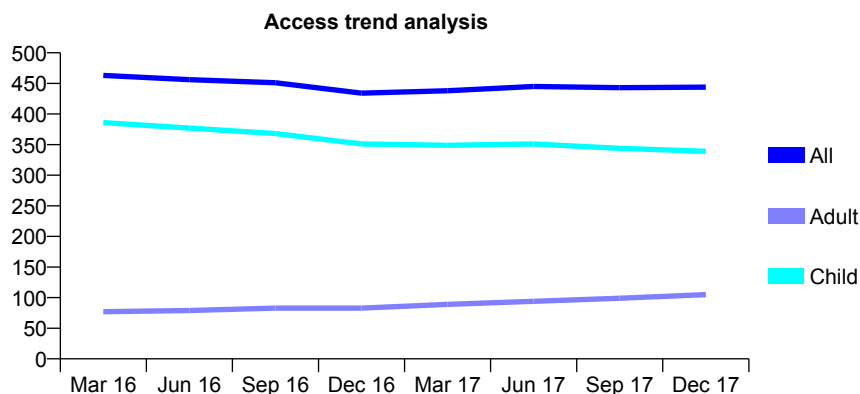
## Q56 - Vital Signs At a Glance Contract Report for 904945/0001 - December 2017

Name or company name	MR GV SHAW
Contract type name	GDS Contract
Purpose of contract	General
Contract start date	01/04/2006
Contract end date	

17/18 Contracted general activity (UDA)	1,586
Carry forward general activity (UDA)	0
17/18 Contracted orthodontic activity (UOA)	0
Carry forward orthodontic activity (UOA)	0
Baseline contract value	£41,409.84

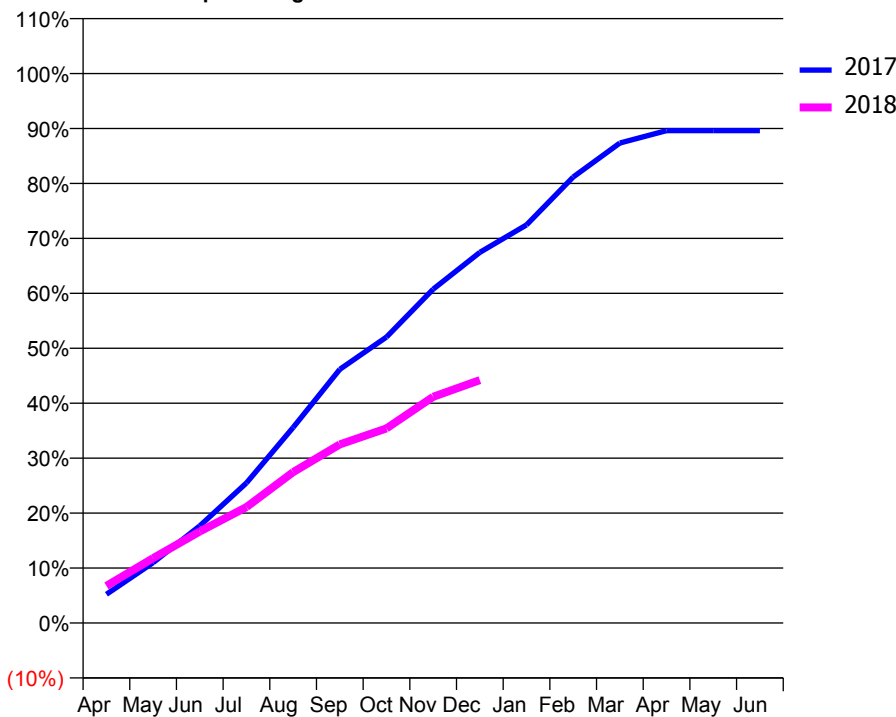
### ACCESS\*

Patients seen in 24 months	Total	Change since previous quarter
Quarter ending December 2016	434	
Quarter ending March 2017	438	→
Quarter ending June 2017	445	→
Quarter ending September 2017	443	→
Quarter ending December 2017	444	→
<b>Variance since December 2016</b>	<b>2.3%</b>	<b>↑</b>



### ACTIVITY

Cumulative percentage of contracted UDA delivered 2017 & 2018



Adjusted Scheduled Activity (UDA)

Month	2017	2018
April	83	107
May	174	187
June	280	264
July	404	335
August	564	436
September	732	516
October	825	562
November	964	653
December	1,070	701
January	1,149	
February	1,287	
March	1,385	
April	1,421	
May	1,421	
June	1,421	

### QUALITY

	Quantity	Base Number	Contract	AT	Region	England
% of FP17s for the same patient ID Re-attending within 3 months - Children	27	454	5.9%	11.1%	11.8%	12.0%
% of FP17s for the same patient ID Re-attending within 3 months - Adults	0	31	0.0%	14.5%	15.3%	15.9%
% of FP17s for the same patient ID Re-attending between 3 & 9 months - Children	319	454	70.3%	59.2%	59.1%	58.0%
% of FP17s for the same patient ID Re-attending between 3 & 9 months - Adults	23	31	74.2%	48.7%	51.5%	50.5%
% of FP17s for Band 1 Urgent Courses	5	464	1.1%	9.3%	8.0%	9.0%
% of FP17s Relating to Free Repair or Replacements	0	464	0.0%	0.8%	0.8%	0.8%
% of FP17s Relating to Continuations	5	464	1.1%	1.1%	1.1%	1.1%
% of Patients satisfied with the dentistry they have received	0	0	N/A	91.4%	91.6%	91.5%
% of Patients satisfied with the time they had to wait for an appointment	0	0	N/A	87.0%	88.3%	87.9%

\* This is based on patients treated on this contract for their most recent course of treatment. Figures in italics indicate the base number of FP17s or Patient Questionnaire responses are less than 100. N/A is shown where the base number of responses is less than 10 during the period. % is calculated as Quantity/Base number\*100

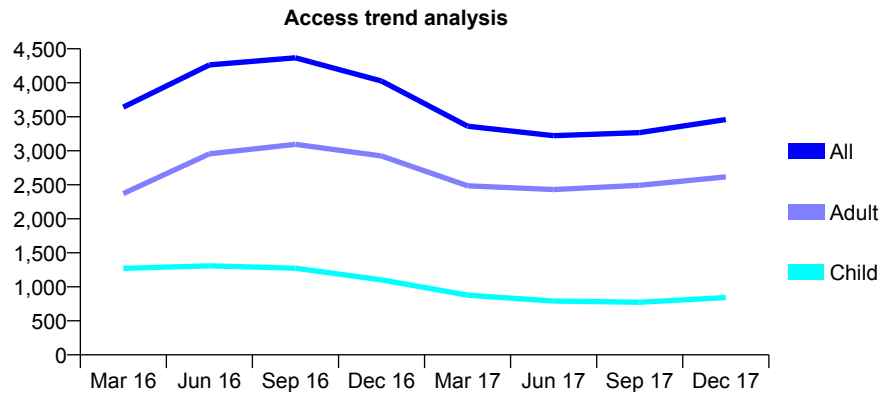
## Q56 - Vital Signs At a Glance Contract Report for 905941/0001 - December 2017

Name or company name	MR JQ PEIRSON
Contract type name	GDS Contract
Purpose of contract	General and Orthodontic
Contract start date	01/04/2006
Contract end date	

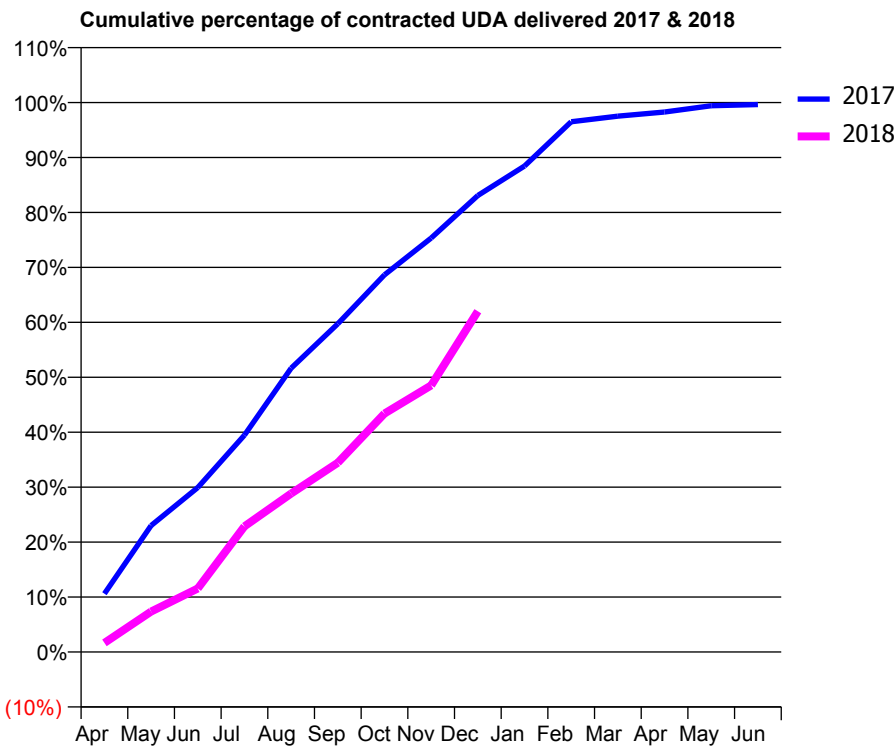
17/18 Contracted general activity (UDA)	10,641
Carry forward general activity (UDA)	41
17/18 Contracted orthodontic activity (UOA)	68
Carry forward orthodontic activity (UOA)	0
Baseline contract value	£318,440.29

### ACCESS\*

Patients seen in 24 months	Total	Change since previous quarter
Quarter ending December 2016	4,027	
Quarter ending March 2017	3,362	↓
Quarter ending June 2017	3,223	↓
Quarter ending September 2017	3,268	→
Quarter ending December 2017	3,459	↑
<b>Variance since December 2016</b>	<b>(14.1%)</b>	<b>↓</b>



### ACTIVITY



Month	Adjusted Scheduled Activity (UDA)	
	2017	2018
April	1,131	176
May	2,449	784
June	3,186	1,231
July	4,201	2,434
August	5,496	3,068
September	6,355	3,665
October	7,304	4,620
November	8,016	5,164
December	8,839	6,599
January	9,411	
February	10,267	
March	10,378	
April	10,458	
May	10,577	
June	10,600	

### QUALITY

	Quantity	Base Number	Contract	AT	Region	England
% of FP17s for the same patient ID Re-attending within 3 months - Children	33	740	4.5%	11.1%	11.8%	12.0%
% of FP17s for the same patient ID Re-attending within 3 months - Adults	177	2,289	7.7%	14.5%	15.3%	15.9%
% of FP17s for the same patient ID Re-attending between 3 & 9 months - Children	376	740	50.8%	59.2%	59.1%	58.0%
% of FP17s for the same patient ID Re-attending between 3 & 9 months - Adults	920	2,289	40.2%	48.7%	51.5%	50.5%
% of FP17s for Band 1 Urgent Courses	226	2,928	7.7%	9.3%	8.0%	9.0%
% of FP17s Relating to Free Repair or Replacements	5	2,928	0.2%	0.8%	0.8%	0.8%
% of FP17s Relating to Continuations	25	2,928	0.9%	1.1%	1.1%	1.1%
% of Patients satisfied with the dentistry they have received	5	6	N/A	91.4%	91.6%	91.5%
% of Patients satisfied with the time they had to wait for an appointment	5	6	N/A	87.0%	88.3%	87.9%

\* This is based on patients treated on this contract for their most recent course of treatment. Figures in italics indicate the base number of FP17s or Patient Questionnaire responses are less than 100. N/A is shown where the base number of responses is less than 10 during the period. % is calculated as Quantity/Base number\*100

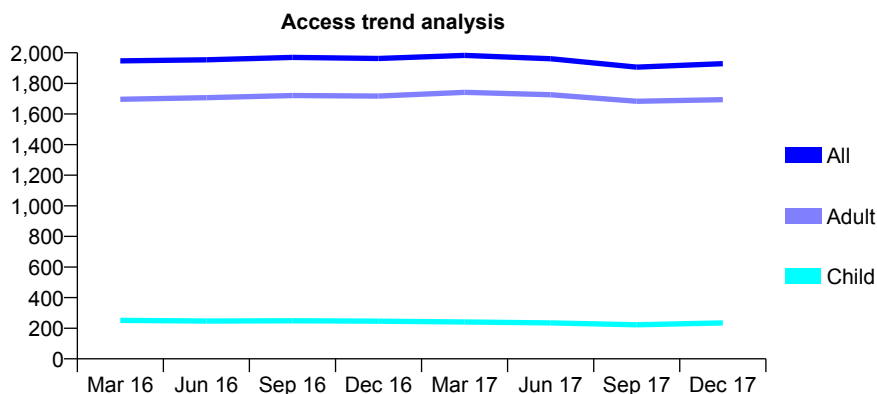
## Q56 - Vital Signs At a Glance Contract Report for 906247/0001 - December 2017

Name or company name	The Dental Surgery
Contract type name	GDS Contract
Purpose of contract	General
Contract start date	01/04/2006
Contract end date	

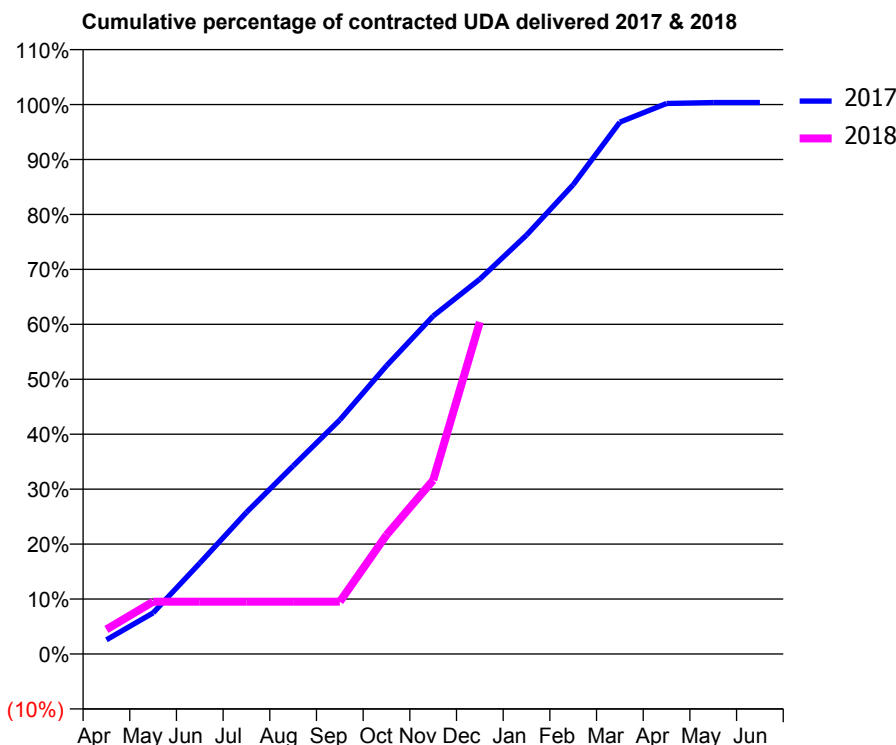
17/18 Contracted general activity (UDA)	5,493
Carry forward general activity (UDA)	-19
17/18 Contracted orthodontic activity (UOA)	0
Carry forward orthodontic activity (UOA)	0
Baseline contract value	£118,104.05

### ACCESS\*

Patients seen in 24 months	Total	Change since previous quarter
Quarter ending December 2016	1,963	
Quarter ending March 2017	1,983	→
Quarter ending June 2017	1,961	↓
Quarter ending September 2017	1,906	↓
Quarter ending December 2017	1,929	→
<b>Variance since December 2016</b>	<b>(1.7%)</b>	<b>↓</b>



### ACTIVITY



Month	Adjusted Scheduled Activity (UDA)	
	2017	2018
April	141	246
May	411	524
June	908	524
July	1,416	524
August	1,880	524
September	2,340	524
October	2,881	1,189
November	3,378	1,738
December	3,747	3,319
January	4,187	
February	4,691	
March	5,316	
April	5,503	
May	5,512	
June	5,512	

### QUALITY

	Quantity	Base Number	Contract	AT	Region	England
% of FP17s for the same patient ID Re-attending within 3 months - Children	14	263	5.3%	11.1%	11.8%	12.0%
% of FP17s for the same patient ID Re-attending within 3 months - Adults	301	1,849	16.3%	14.5%	15.3%	15.9%
% of FP17s for the same patient ID Re-attending between 3 & 9 months - Children	168	263	63.9%	59.2%	59.1%	58.0%
% of FP17s for the same patient ID Re-attending between 3 & 9 months - Adults	1,085	1,849	58.7%	48.7%	51.5%	50.5%
% of FP17s for Band 1 Urgent Courses	191	2,015	9.5%	9.3%	8.0%	9.0%
% of FP17s Relating to Free Repair or Replacements	6	2,015	0.3%	0.8%	0.8%	0.8%
% of FP17s Relating to Continuations	8	2,015	0.4%	1.1%	1.1%	1.1%
% of Patients satisfied with the dentistry they have received	1	2	N/A	91.4%	91.6%	91.5%
% of Patients satisfied with the time they had to wait for an appointment	1	2	N/A	87.0%	88.3%	87.9%

\* This is based on patients treated on this contract for their most recent course of treatment. Figures in italics indicate the base number of FP17s or Patient Questionnaire responses are less than 100. N/A is shown where the base number of responses is less than 10 during the period. % is calculated as Quantity/Base number\*100



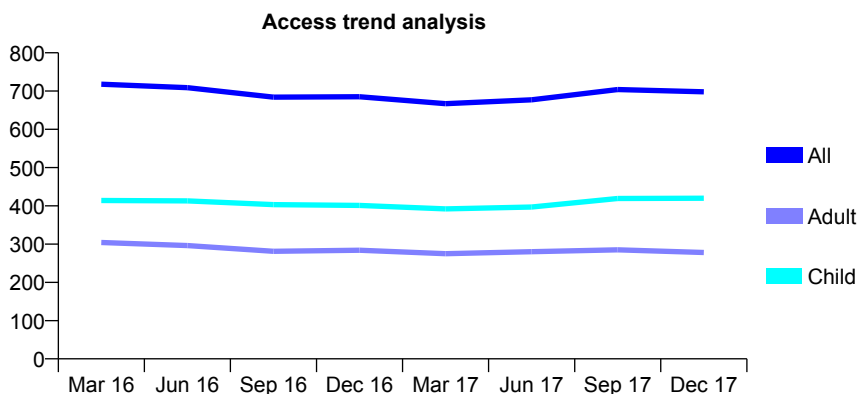
## Q56 - Vital Signs At a Glance Contract Report for 907332/0001 - December 2017

Name or company name	MR HJ DHANJI
Contract type name	GDS Contract
Purpose of contract	General
Contract start date	01/04/2006
Contract end date	

17/18 Contracted general activity (UDA)	1,400
Carry forward general activity (UDA)	0
17/18 Contracted orthodontic activity (UOA)	0
Carry forward orthodontic activity (UOA)	0
Baseline contract value	£32,539.35

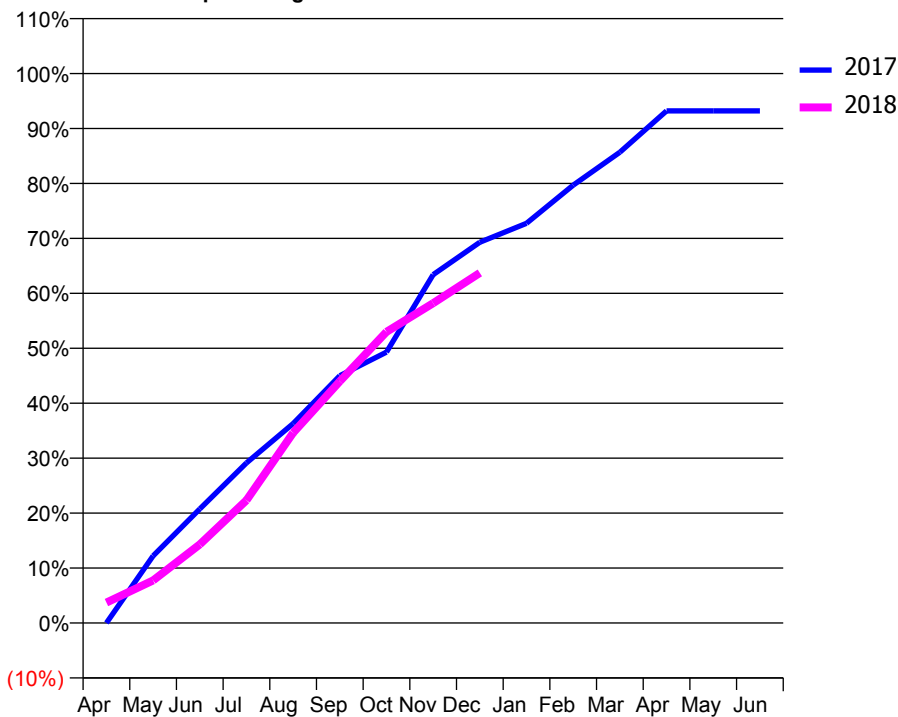
### ACCESS\*

Patients seen in 24 months	Total	Change since previous quarter
Quarter ending December 2016	685	
Quarter ending March 2017	667	↓
Quarter ending June 2017	677	→
Quarter ending September 2017	704	↑
Quarter ending December 2017	698	→
<b>Variance since December 2016</b>	<b>1.9%</b>	<b>→</b>



### ACTIVITY

Cumulative percentage of contracted UDA delivered 2017 & 2018



Month	Adjusted Scheduled Activity (UDA)	
	2017	2018
April	0	52
May	171	108
June	291	200
July	408	313
August	508	485
September	630	616
October	690	742
November	887	815
December	970	892
January	1,018	
February	1,115	
March	1,199	
April	1,305	
May	1,305	
June	1,305	

### QUALITY

	Quantity	Base Number	Contract	AT	Region	England
% of FP17s for the same patient ID Re-attending within 3 months - Children	6	388	1.5%	11.1%	11.8%	12.0%
% of FP17s for the same patient ID Re-attending within 3 months - Adults	8	213	3.8%	14.5%	15.3%	15.9%
% of FP17s for the same patient ID Re-attending between 3 & 9 months - Children	65	388	16.8%	59.2%	59.1%	58.0%
% of FP17s for the same patient ID Re-attending between 3 & 9 months - Adults	106	213	49.8%	48.7%	51.5%	50.5%
% of FP17s for Band 1 Urgent Courses	5	544	0.9%	9.3%	8.0%	9.0%
% of FP17s Relating to Free Repair or Replacements	0	544	0.0%	0.8%	0.8%	0.8%
% of FP17s Relating to Continuations	0	544	0.0%	1.1%	1.1%	1.1%
% of Patients satisfied with the dentistry they have received	0	0	N/A	91.4%	91.6%	91.5%
% of Patients satisfied with the time they had to wait for an appointment	0	0	N/A	87.0%	88.3%	87.9%

\* This is based on patients treated on this contract for their most recent course of treatment. Figures in italics indicate the base number of FP17s or Patient Questionnaire responses are less than 100. N/A is shown where the base number of responses is less than 10 during the period. % is calculated as Quantity/Base number\*100

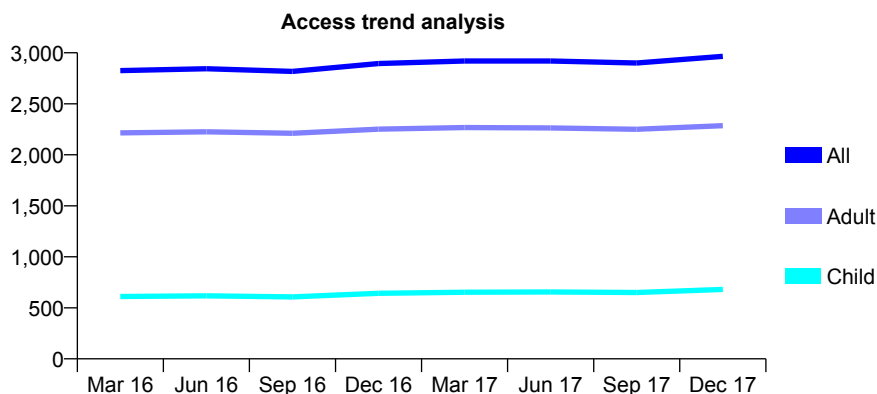
## Q56 - Vital Signs At a Glance Contract Report for 908002/0001 - December 2017

Name or company name	MR DC TRENT
Contract type name	GDS Contract
Purpose of contract	General
Contract start date	01/04/2006
Contract end date	

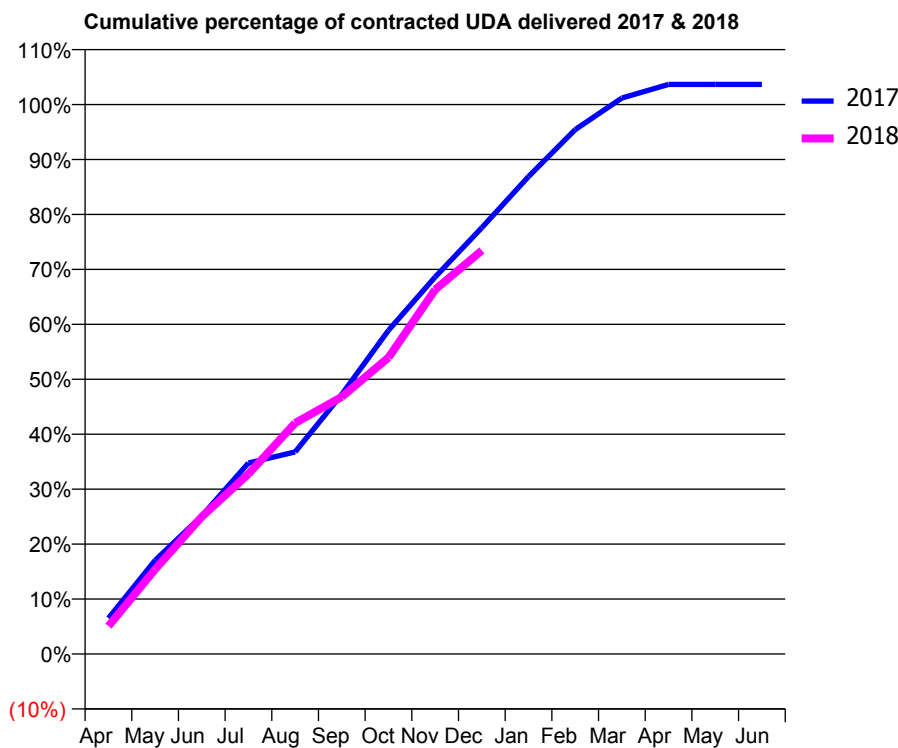
17/18 Contracted general activity (UDA)	8,137
Carry forward general activity (UDA)	-163
17/18 Contracted orthodontic activity (UOA)	0
Carry forward orthodontic activity (UOA)	0
Baseline contract value	£171,221.03

### ACCESS\*

Patients seen in 24 months	Total	Change since previous quarter
Quarter ending December 2016	2,895	
Quarter ending March 2017	2,920	→
Quarter ending June 2017	2,919	→
Quarter ending September 2017	2,900	→
Quarter ending December 2017	2,966	↑
<b>Variance since December 2016</b>	<b>2.5%</b>	<b>↑</b>



### ACTIVITY



Month	Adjusted Scheduled Activity (UDA)	
	2017	2018
April	531	414
May	1,388	1,256
June	2,046	2,034
July	2,828	2,668
August	2,992	3,421
September	3,846	3,809
October	4,794	4,390
November	5,584	5,395
December	6,315	5,975
January	7,070	
February	7,764	
March	8,233	
April	8,435	
May	8,435	
June	8,435	

### QUALITY

	Quantity	Base Number	Contract	AT	Region	England
% of FP17s for the same patient ID Re-attending within 3 months - Children	52	750	6.9%	11.1%	11.8%	12.0%
% of FP17s for the same patient ID Re-attending within 3 months - Adults	293	2,318	12.6%	14.5%	15.3%	15.9%
% of FP17s for the same patient ID Re-attending between 3 & 9 months - Children	400	750	53.3%	59.2%	59.1%	58.0%
% of FP17s for the same patient ID Re-attending between 3 & 9 months - Adults	1,116	2,318	48.1%	48.7%	51.5%	50.5%
% of FP17s for Band 1 Urgent Courses	171	2,917	5.9%	9.3%	8.0%	9.0%
% of FP17s Relating to Free Repair or Replacements	0	2,917	0.0%	0.8%	0.8%	0.8%
% of FP17s Relating to Continuations	42	2,917	1.4%	1.1%	1.1%	1.1%
% of Patients satisfied with the dentistry they have received	9	9	N/A	91.4%	91.6%	91.5%
% of Patients satisfied with the time they had to wait for an appointment	8	9	N/A	87.0%	88.3%	87.9%

\* This is based on patients treated on this contract for their most recent course of treatment. Figures in italics indicate the base number of FP17s or Patient Questionnaire responses are less than 100. N/A is shown where the base number of responses is less than 10 during the period. % is calculated as Quantity/Base number\*100

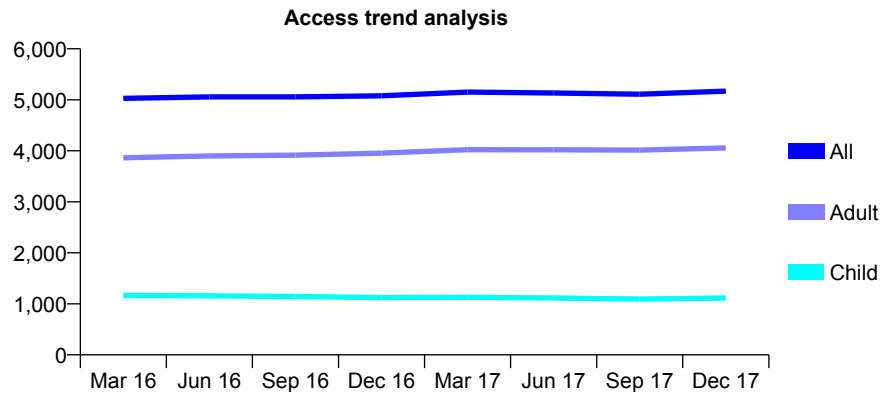
## Q56 - Vital Signs At a Glance Contract Report for 910201/0001 - December 2017

Name or company name	Cheerag Raval and Gemma Raval
Contract type name	GDS Contract
Purpose of contract	General
Contract start date	01/04/2006
Contract end date	

17/18 Contracted general activity (UDA)	14,239
Carry forward general activity (UDA)	92
17/18 Contracted orthodontic activity (UOA)	0
Carry forward orthodontic activity (UOA)	0
Baseline contract value	£306,150.29

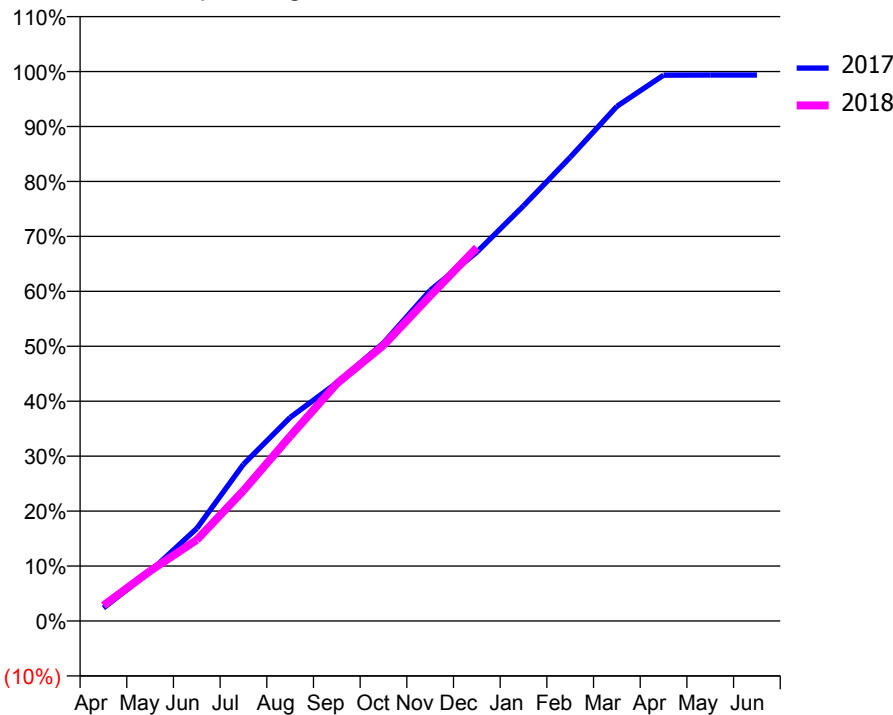
### ACCESS\*

Patients seen in 24 months	Total	Change since previous quarter
Quarter ending December 2016	5,078	
Quarter ending March 2017	5,151	→
Quarter ending June 2017	5,133	→
Quarter ending September 2017	5,109	→
Quarter ending December 2017	5,170	→
<b>Variance since December 2016</b>	<b>1.8%</b>	<b>→</b>



### ACTIVITY

Cumulative percentage of contracted UDA delivered 2017 & 2018



Month	Adjusted Scheduled Activity (UDA)	
	2017	2018
April	337	404
May	1,284	1,296
June	2,399	2,102
July	4,061	3,383
August	5,275	4,787
September	6,173	6,152
October	7,206	7,143
November	8,568	8,426
December	9,558	9,677
January	10,758	
February	12,017	
March	13,335	
April	14,145	
May	14,147	
June	14,147	

### QUALITY

	Quantity	Base Number	Contract	AT	Region	England
% of FP17s for the same patient ID Re-attending within 3 months - Children	165	1,556	10.6%	11.1%	11.8%	12.0%
% of FP17s for the same patient ID Re-attending within 3 months - Adults	769	4,371	17.6%	14.5%	15.3%	15.9%
% of FP17s for the same patient ID Re-attending between 3 & 9 months - Children	1,067	1,556	68.6%	59.2%	59.1%	58.0%
% of FP17s for the same patient ID Re-attending between 3 & 9 months - Adults	1,896	4,371	43.4%	48.7%	51.5%	50.5%
% of FP17s for Band 1 Urgent Courses	318	5,568	5.7%	9.3%	8.0%	9.0%
% of FP17s Relating to Free Repair or Replacements	31	5,568	0.6%	0.8%	0.8%	0.8%
% of FP17s Relating to Continuations	130	5,568	2.3%	1.1%	1.1%	1.1%
% of Patients satisfied with the dentistry they have received	3	3	N/A	91.4%	91.6%	91.5%
% of Patients satisfied with the time they had to wait for an appointment	3	3	N/A	87.0%	88.3%	87.9%

\* This is based on patients treated on this contract for their most recent course of treatment. Figures in italics indicate the base number of FP17s or Patient Questionnaire responses are less than 100. N/A is shown where the base number of responses is less than 10 during the period. % is calculated as Quantity/Base number\*100

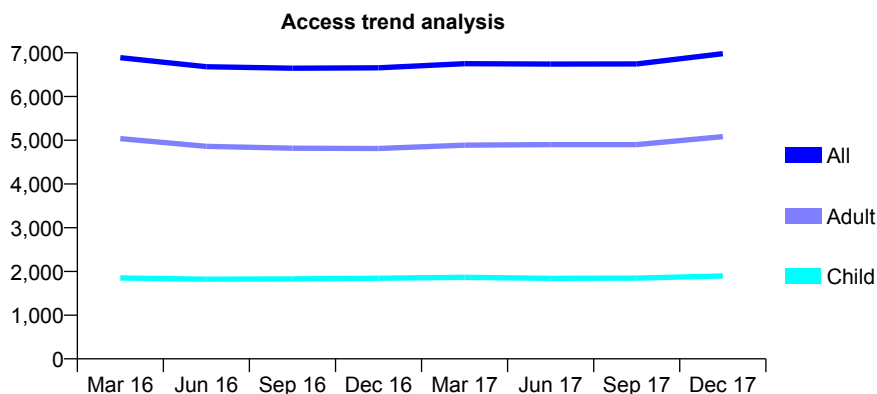
## Q56 - Vital Signs At a Glance Contract Report for 915246/0001 - December 2017

Name or company name	MRS CH JACKMAN
Contract type name	GDS Contract
Purpose of contract	General
Contract start date	01/04/2006
Contract end date	

17/18 Contracted general activity (UDA)	20,400
Carry forward general activity (UDA)	0
17/18 Contracted orthodontic activity (UOA)	0
Carry forward orthodontic activity (UOA)	0
Baseline contract value	£542,141.45

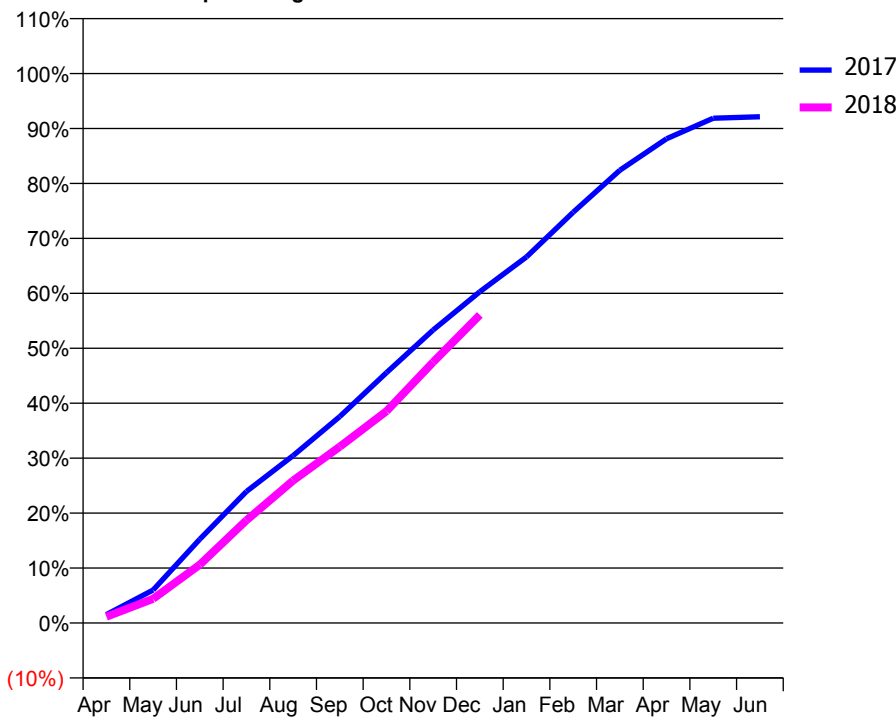
### ACCESS\*

Patients seen in 24 months	Total	Change since previous quarter
Quarter ending December 2016	6,657	
Quarter ending March 2017	6,752	→
Quarter ending June 2017	6,743	→
Quarter ending September 2017	6,746	→
Quarter ending December 2017	6,980	↑
<b>Variance since December 2016</b>	<b>4.9%</b>	<b>↑</b>



### ACTIVITY

Cumulative percentage of contracted UDA delivered 2017 & 2018



Month	Adjusted Scheduled Activity (UDA)	
	2017	2018
April	313	237
May	1,225	896
June	3,110	2,166
July	4,884	3,815
August	6,214	5,288
September	7,664	6,545
October	9,293	7,866
November	10,876	9,684
December	12,299	11,437
January	13,590	
February	15,249	
March	16,810	
April	17,980	
May	18,738	
June	18,794	

### QUALITY

	Quantity	Base Number	Contract	AT	Region	England
% of FP17s for the same patient ID Re-attending within 3 months - Children	109	2,231	4.9%	11.1%	11.8%	12.0%
% of FP17s for the same patient ID Re-attending within 3 months - Adults	636	5,282	12.0%	14.5%	15.3%	15.9%
% of FP17s for the same patient ID Re-attending between 3 & 9 months - Children	1,511	2,231	67.7%	59.2%	59.1%	58.0%
% of FP17s for the same patient ID Re-attending between 3 & 9 months - Adults	2,591	5,282	49.1%	48.7%	51.5%	50.5%
% of FP17s for Band 1 Urgent Courses	388	6,600	5.9%	9.3%	8.0%	9.0%
% of FP17s Relating to Free Repair or Replacements	54	6,600	0.8%	0.8%	0.8%	0.8%
% of FP17s Relating to Continuations	122	6,600	1.8%	1.1%	1.1%	1.1%
% of Patients satisfied with the dentistry they have received	23	24	95.8%	91.4%	91.6%	91.5%
% of Patients satisfied with the time they had to wait for an appointment	18	24	75.0%	87.0%	88.3%	87.9%

\* This is based on patients treated on this contract for their most recent course of treatment. Figures in italics indicate the base number of FP17s or Patient Questionnaire responses are less than 100. N/A is shown where the base number of responses is less than 10 during the period. % is calculated as Quantity/Base number\*100

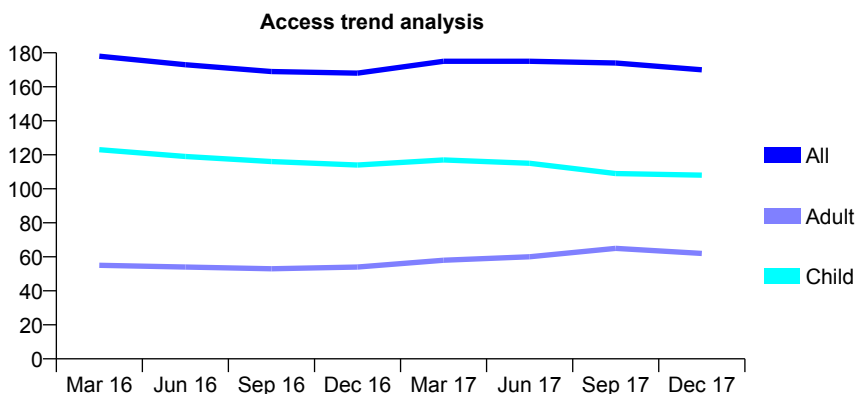
## Q56 - Vital Signs At a Glance Contract Report for 920924/0001 - December 2017

Name or company name	MR JM STOKES
Contract type name	GDS Contract
Purpose of contract	General
Contract start date	01/01/2007
Contract end date	

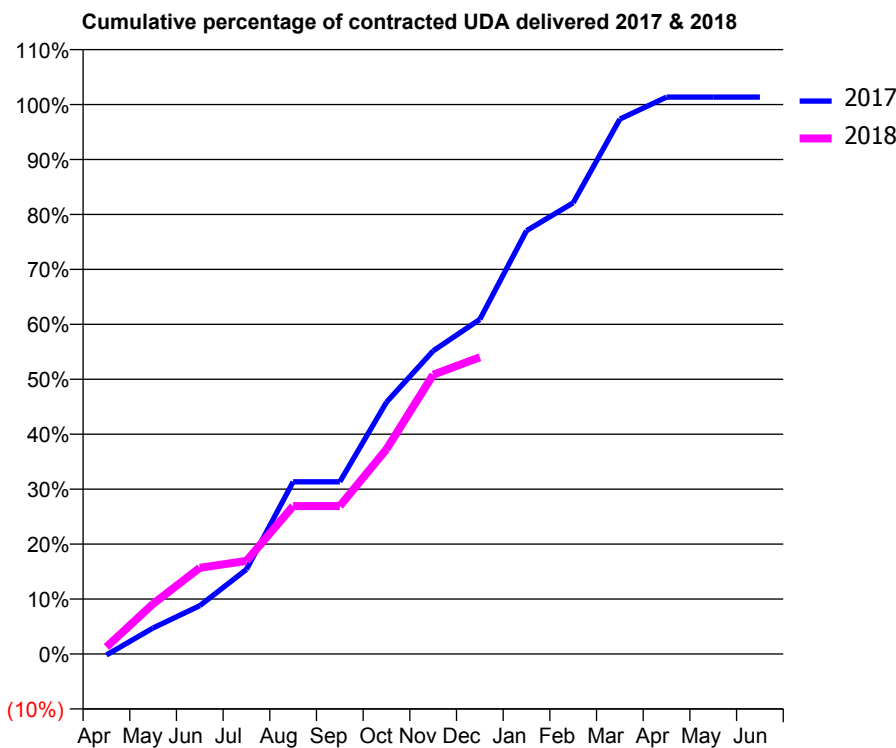
17/18 Contracted general activity (UDA)	473
Carry forward general activity (UDA)	-6
17/18 Contracted orthodontic activity (UOA)	0
Carry forward orthodontic activity (UOA)	0
Baseline contract value	£13,971.14

### ACCESS\*

Patients seen in 24 months	Total	Change since previous quarter
Quarter ending December 2016	168	
Quarter ending March 2017	175	↑
Quarter ending June 2017	175	→
Quarter ending September 2017	174	→
Quarter ending December 2017	170	↓
<b>Variance since December 2016</b>	<b>1.2%</b>	<b>→</b>



### ACTIVITY



Month	Adjusted Scheduled Activity (UDA)	
	2017	2018
April	-1	6
May	22	43
June	42	74
July	73	80
August	148	127
September	148	127
October	217	176
November	261	240
December	288	255
January	364	
February	388	
March	460	
April	479	
May	479	
June	479	

### QUALITY

	Quantity	Base Number	Contract	AT	Region	England
% of FP17s for the same patient ID Re-attending within 3 months - Children	3	103	2.9%	11.1%	11.8%	12.0%
% of FP17s for the same patient ID Re-attending within 3 months - Adults	6	39	15.4%	14.5%	15.3%	15.9%
% of FP17s for the same patient ID Re-attending between 3 & 9 months - Children	74	103	71.8%	59.2%	59.1%	58.0%
% of FP17s for the same patient ID Re-attending between 3 & 9 months - Adults	21	39	53.8%	48.7%	51.5%	50.5%
% of FP17s for Band 1 Urgent Courses	4	136	2.9%	9.3%	8.0%	9.0%
% of FP17s Relating to Free Repair or Replacements	0	136	0.0%	0.8%	0.8%	0.8%
% of FP17s Relating to Continuations	0	136	0.0%	1.1%	1.1%	1.1%
% of Patients satisfied with the dentistry they have received	0	0	N/A	91.4%	91.6%	91.5%
% of Patients satisfied with the time they had to wait for an appointment	0	0	N/A	87.0%	88.3%	87.9%

\* This is based on patients treated on this contract for their most recent course of treatment. Figures in italics indicate the base number of FP17s or Patient Questionnaire responses are less than 100. N/A is shown where the base number of responses is less than 10 during the period. % is calculated as Quantity/Base number\*100

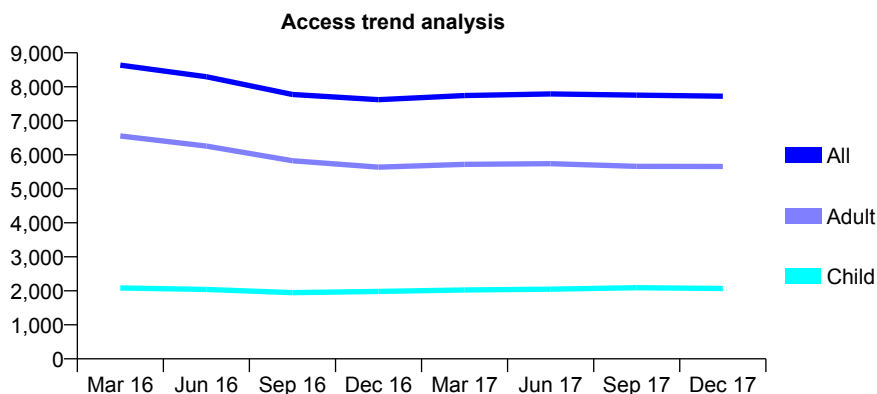
## Q56 - Vital Signs At a Glance Contract Report for 920959/0001 - December 2017

Name or company name	MR OB QURESHI
Contract type name	GDS Contract
Purpose of contract	General
Contract start date	01/04/2006
Contract end date	

17/18 Contracted general activity (UDA)	22,001
Carry forward general activity (UDA)	0
17/18 Contracted orthodontic activity (UOA)	0
Carry forward orthodontic activity (UOA)	0
Baseline contract value	£668,423.43

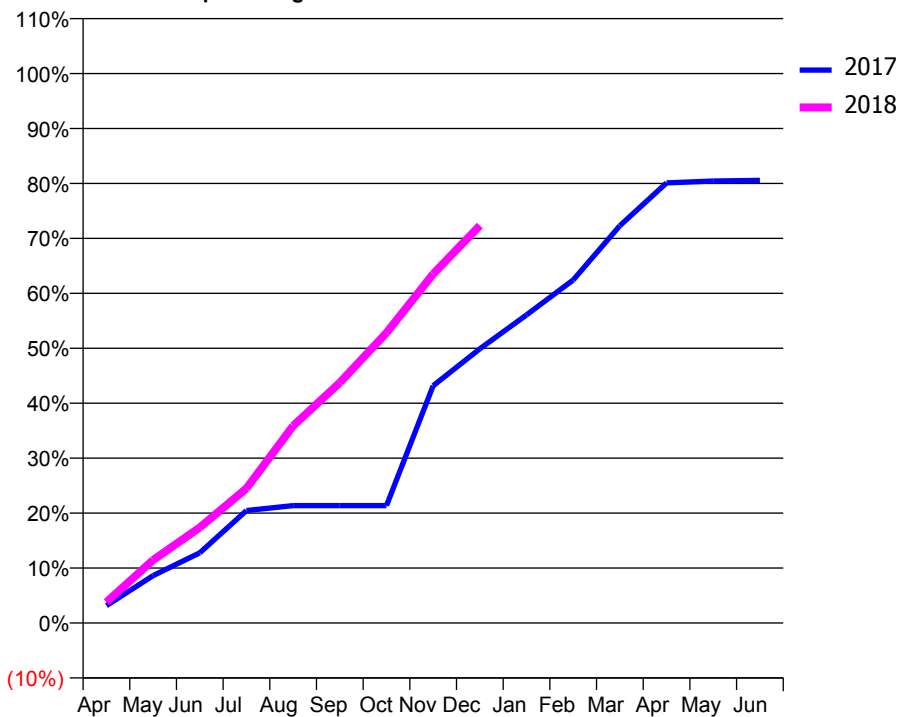
### ACCESS\*

Patients seen in 24 months	Total	Change since previous quarter
Quarter ending December 2016	7,620	
Quarter ending March 2017	7,743	→
Quarter ending June 2017	7,791	→
Quarter ending September 2017	7,753	→
Quarter ending December 2017	7,723	→
<b>Variance since December 2016</b>	<b>1.4%</b>	<b>→</b>



### ACTIVITY

Cumulative percentage of contracted UDA delivered 2017 & 2018



Month	Adjusted Scheduled Activity (UDA)	
	2017	2018
April	695	835
May	1,897	2,520
June	2,812	3,826
July	4,502	5,388
August	4,699	7,894
September	4,699	9,622
October	4,699	11,621
November	9,498	13,973
December	10,977	15,913
January	12,337	
February	13,734	
March	15,906	
April	17,621	
May	17,698	
June	17,725	

### QUALITY

	Quantity	Base Number	Contract	AT	Region	England
% of FP17s for the same patient ID Re-attending within 3 months - Children	173	2,331	7.4%	11.1%	11.8%	12.0%
% of FP17s for the same patient ID Re-attending within 3 months - Adults	571	5,681	10.1%	14.5%	15.3%	15.9%
% of FP17s for the same patient ID Re-attending between 3 & 9 months - Children	1,198	2,331	51.4%	59.2%	59.1%	58.0%
% of FP17s for the same patient ID Re-attending between 3 & 9 months - Adults	2,377	5,681	41.8%	48.7%	51.5%	50.5%
% of FP17s for Band 1 Urgent Courses	492	6,990	7.0%	9.3%	8.0%	9.0%
% of FP17s Relating to Free Repair or Replacements	27	6,990	0.4%	0.8%	0.8%	0.8%
% of FP17s Relating to Continuations	1	6,990	0.0%	1.1%	1.1%	1.1%
% of Patients satisfied with the dentistry they have received	5	6	N/A	91.4%	91.6%	91.5%
% of Patients satisfied with the time they had to wait for an appointment	5	6	N/A	87.0%	88.3%	87.9%

\* This is based on patients treated on this contract for their most recent course of treatment. Figures in italics indicate the base number of FP17s or Patient Questionnaire responses are less than 100. N/A is shown where the base number of responses is less than 10 during the period. % is calculated as Quantity/Base number\*100

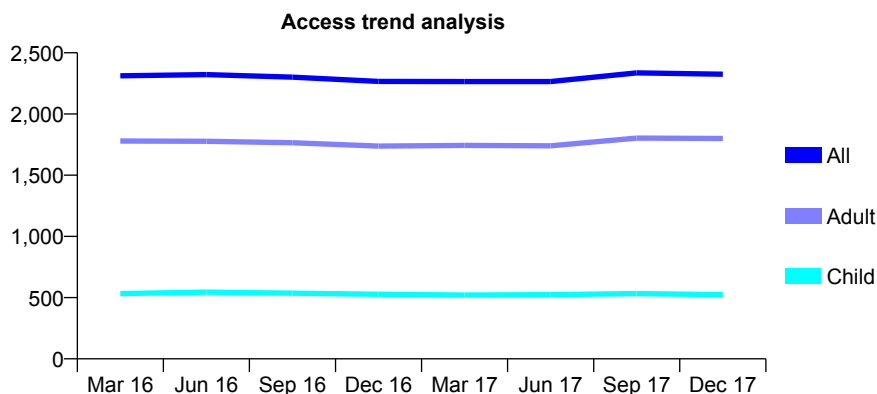
## Q56 - Vital Signs At a Glance Contract Report for 926396/0001 - December 2017

Name or company name	MRS TL KLEINHANS
Contract type name	PDS Contract
Purpose of contract	General
Contract start date	01/04/2010
Contract end date	31/03/2018

17/18 Contracted general activity (UDA)	6,600
Carry forward general activity (UDA)	134
17/18 Contracted orthodontic activity (UOA)	0
Carry forward orthodontic activity (UOA)	0
Baseline contract value	£164,660.01

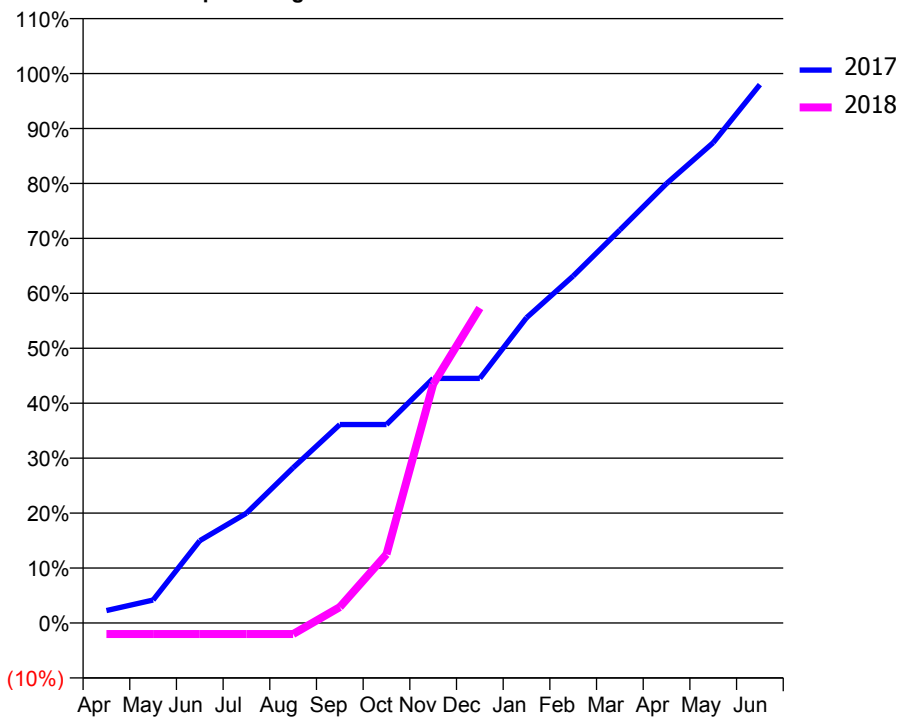
### ACCESS\*

Patients seen in 24 months	Total	Change since previous quarter
Quarter ending December 2016	2,266	
Quarter ending March 2017	2,265	→
Quarter ending June 2017	2,265	→
Quarter ending September 2017	2,336	↑
Quarter ending December 2017	2,325	→
<b>Variance since December 2016</b>	<b>2.6%</b>	<b>↑</b>



### ACTIVITY

Cumulative percentage of contracted UDA delivered 2017 & 2018



Month	Adjusted Scheduled Activity (UDA)	
	2017	2018
April	150	-134
May	276	-134
June	990	-134
July	1,319	-134
August	1,865	-134
September	2,384	192
October	2,384	825
November	2,937	2,870
December	2,937	3,783
January	3,667	
February	4,168	
March	4,721	
April	5,278	
May	5,770	
June	6,466	

### QUALITY

	Quantity	Base Number	Contract	AT	Region	England
% of FP17s for the same patient ID Re-attending within 3 months - Children	28	761	3.7%	11.1%	11.8%	12.0%
% of FP17s for the same patient ID Re-attending within 3 months - Adults	251	2,334	10.8%	14.5%	15.3%	15.9%
% of FP17s for the same patient ID Re-attending between 3 & 9 months - Children	547	761	71.9%	59.2%	59.1%	58.0%
% of FP17s for the same patient ID Re-attending between 3 & 9 months - Adults	1,415	2,334	60.6%	48.7%	51.5%	50.5%
% of FP17s for Band 1 Urgent Courses	27	2,026	1.3%	9.3%	8.0%	9.0%
% of FP17s Relating to Free Repair or Replacements	1	2,026	0.0%	0.8%	0.8%	0.8%
% of FP17s Relating to Continuations	1	2,026	0.0%	1.1%	1.1%	1.1%
% of Patients satisfied with the dentistry they have received	6	6	N/A	91.4%	91.6%	91.5%
% of Patients satisfied with the time they had to wait for an appointment	6	6	N/A	87.0%	88.3%	87.9%

\* This is based on patients treated on this contract for their most recent course of treatment. Figures in italics indicate the base number of FP17s or Patient Questionnaire responses are less than 100. N/A is shown where the base number of responses is less than 10 during the period. % is calculated as Quantity/Base number\*100



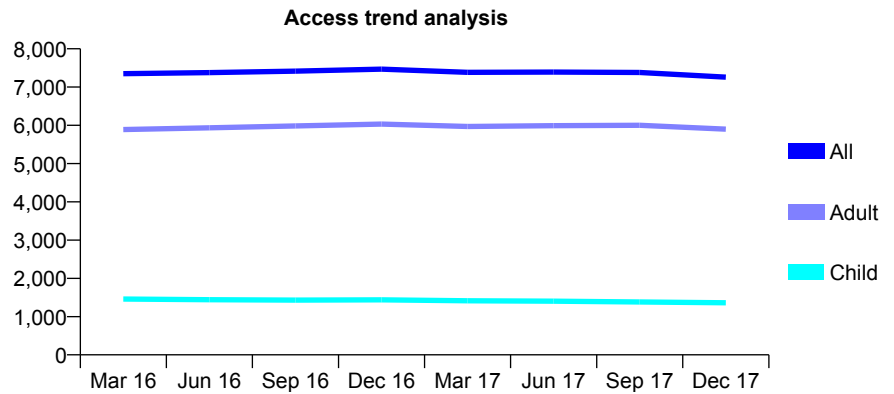
## Q56 - Vital Signs At a Glance Contract Report for 927937/0001 - December 2017

Name or company name	MR NJ SUMSER-LUPSON
Contract type name	GDS Contract
Purpose of contract	General
Contract start date	01/04/2006
Contract end date	

17/18 Contracted general activity (UDA)	15,939
Carry forward general activity (UDA)	100
17/18 Contracted orthodontic activity (UOA)	0
Carry forward orthodontic activity (UOA)	0
Baseline contract value	£361,348.71

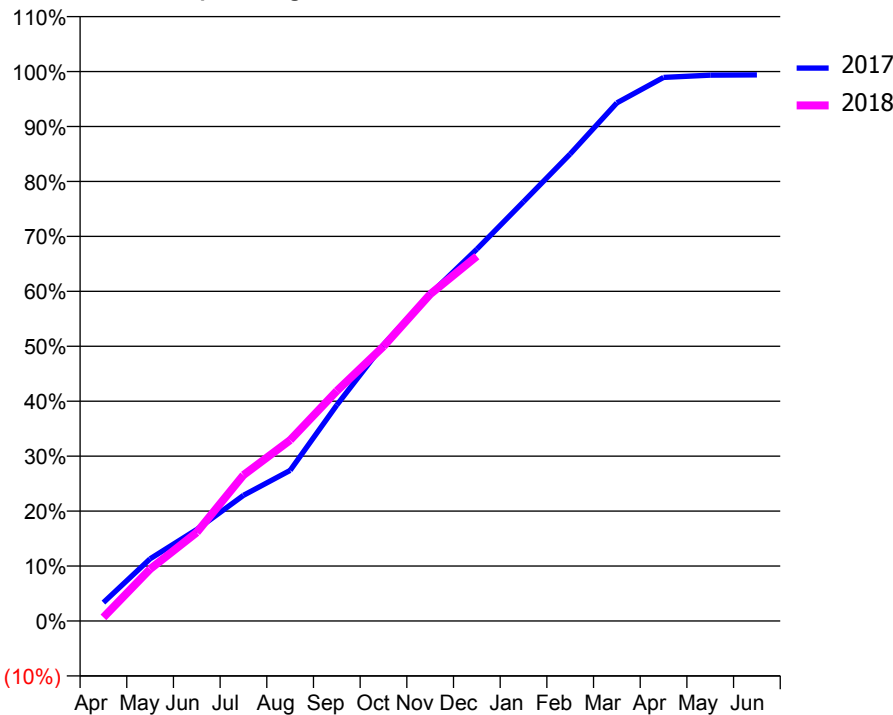
### ACCESS\*

Patients seen in 24 months	Total	Change since previous quarter
Quarter ending December 2016	7,468	
Quarter ending March 2017	7,386	↓
Quarter ending June 2017	7,392	→
Quarter ending September 2017	7,381	→
Quarter ending December 2017	7,261	↓
<b>Variance since December 2016</b>	<b>(2.8%)</b>	<b>↓</b>



### ACTIVITY

Cumulative percentage of contracted UDA delivered 2017 & 2018



Month	Adjusted Scheduled Activity (UDA)	
	2017	2018
April	535	108
May	1,805	1,505
June	2,654	2,572
July	3,645	4,235
August	4,369	5,248
September	6,264	6,676
October	8,018	7,965
November	9,483	9,480
December	10,787	10,580
January	12,161	
February	13,546	
March	15,027	
April	15,768	
May	15,834	
June	15,839	

### QUALITY

	Quantity	Base Number	Contract	AT	Region	England
% of FP17s for the same patient ID Re-attending within 3 months - Children	86	1,404	6.1%	11.1%	11.8%	12.0%
% of FP17s for the same patient ID Re-attending within 3 months - Adults	743	5,726	13.0%	14.5%	15.3%	15.9%
% of FP17s for the same patient ID Re-attending between 3 & 9 months - Children	850	1,404	60.5%	59.2%	59.1%	58.0%
% of FP17s for the same patient ID Re-attending between 3 & 9 months - Adults	2,566	5,726	44.8%	48.7%	51.5%	50.5%
% of FP17s for Band 1 Urgent Courses	549	6,635	8.3%	9.3%	8.0%	9.0%
% of FP17s Relating to Free Repair or Replacements	42	6,635	0.6%	0.8%	0.8%	0.8%
% of FP17s Relating to Continuations	85	6,635	1.3%	1.1%	1.1%	1.1%
% of Patients satisfied with the dentistry they have received	11	11	100.0%	91.4%	91.6%	91.5%
% of Patients satisfied with the time they had to wait for an appointment	7	11	63.6%	87.0%	88.3%	87.9%

\* This is based on patients treated on this contract for their most recent course of treatment. Figures in italics indicate the base number of FP17s or Patient Questionnaire responses are less than 100. N/A is shown where the base number of responses is less than 10 during the period. % is calculated as Quantity/Base number\*100

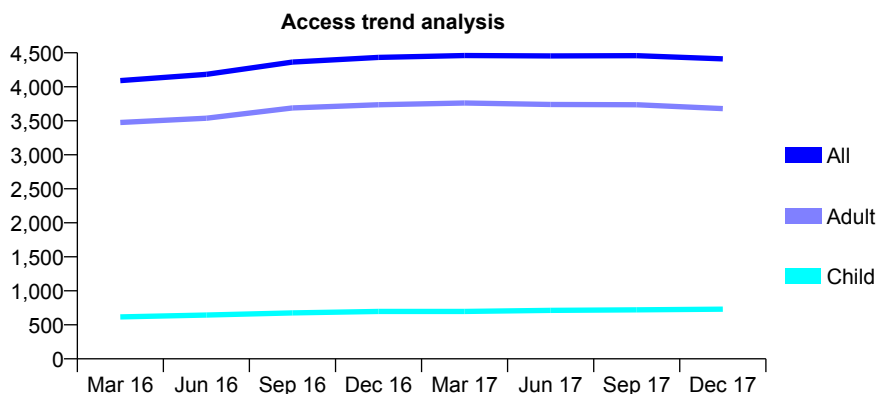
## Q56 - Vital Signs At a Glance Contract Report for 929824/0001 - December 2017

Name or company name	MR B GHALEKHANY
Contract type name	GDS Contract
Purpose of contract	General
Contract start date	01/04/2006
Contract end date	

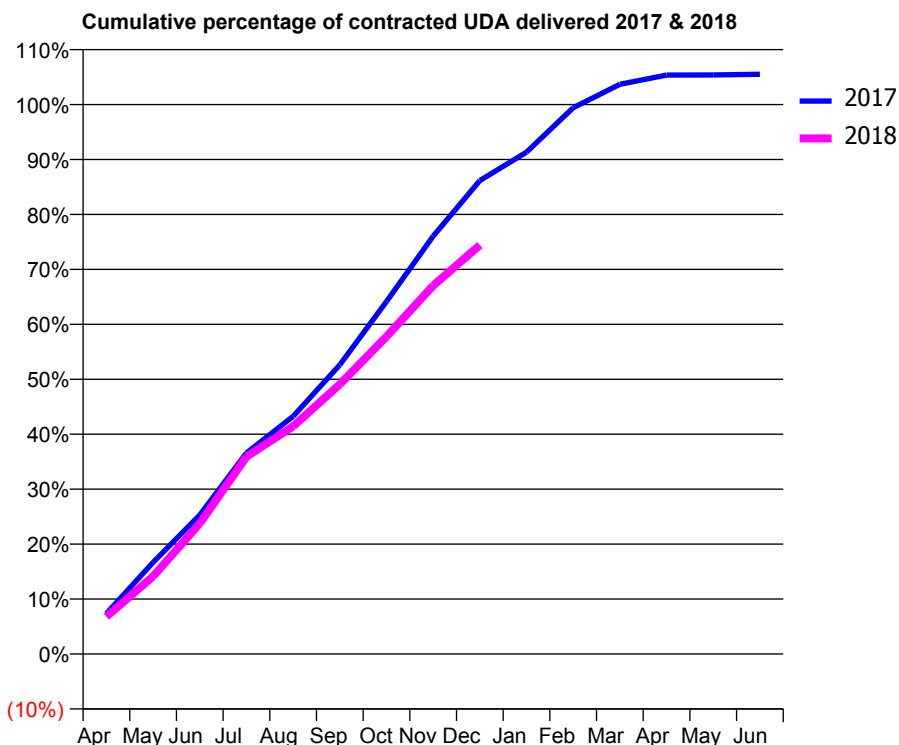
17/18 Contracted general activity (UDA)	10,295
Carry forward general activity (UDA)	-206
17/18 Contracted orthodontic activity (UOA)	0
Carry forward orthodontic activity (UOA)	0
Baseline contract value	£252,789.85

### ACCESS\*

Patients seen in 24 months	Total	Change since previous quarter
Quarter ending December 2016	4,433	
Quarter ending March 2017	4,460	→
Quarter ending June 2017	4,453	→
Quarter ending September 2017	4,458	→
Quarter ending December 2017	4,410	↓
<b>Variance since December 2016</b>	<b>(0.5%)</b>	→



### ACTIVITY



Month	Adjusted Scheduled Activity (UDA)	
	2017	2018
April	758	700
May	1,716	1,455
June	2,605	2,446
July	3,767	3,696
August	4,453	4,267
September	5,418	5,052
October	6,603	5,946
November	7,828	6,903
December	8,869	7,660
January	9,402	
February	10,235	
March	10,673	
April	10,846	
May	10,849	
June	10,861	

### QUALITY

	Quantity	Base Number	Contract	AT	Region	England
% of FP17s for the same patient ID Re-attending within 3 months - Children	51	814	6.3%	11.1%	11.8%	12.0%
% of FP17s for the same patient ID Re-attending within 3 months - Adults	471	3,747	12.6%	14.5%	15.3%	15.9%
% of FP17s for the same patient ID Re-attending between 3 & 9 months - Children	460	814	56.5%	59.2%	59.1%	58.0%
% of FP17s for the same patient ID Re-attending between 3 & 9 months - Adults	2,177	3,747	58.1%	48.7%	51.5%	50.5%
% of FP17s for Band 1 Urgent Courses	187	4,474	4.2%	9.3%	8.0%	9.0%
% of FP17s Relating to Free Repair or Replacements	22	4,474	0.5%	0.8%	0.8%	0.8%
% of FP17s Relating to Continuations	35	4,474	0.8%	1.1%	1.1%	1.1%
% of Patients satisfied with the dentistry they have received	1	1	N/A	91.4%	91.6%	91.5%
% of Patients satisfied with the time they had to wait for an appointment	1	1	N/A	87.0%	88.3%	87.9%

\* This is based on patients treated on this contract for their most recent course of treatment. Figures in italics indicate the base number of FP17s or Patient Questionnaire responses are less than 100. N/A is shown where the base number of responses is less than 10 during the period. % is calculated as Quantity/Base number\*100

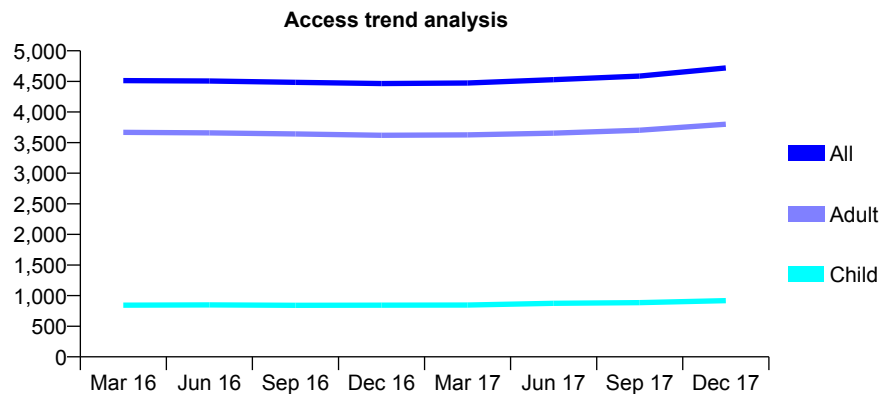
## Q56 - Vital Signs At a Glance Contract Report for 931411/0003 - December 2017

Name or company name	MR M PATEL
Contract type name	GDS Contract
Purpose of contract	General
Contract start date	01/07/2012
Contract end date	

17/18 Contracted general activity (UDA)	15,000
Carry forward general activity (UDA)	-34
17/18 Contracted orthodontic activity (UOA)	0
Carry forward orthodontic activity (UOA)	0
Baseline contract value	£381,569.61

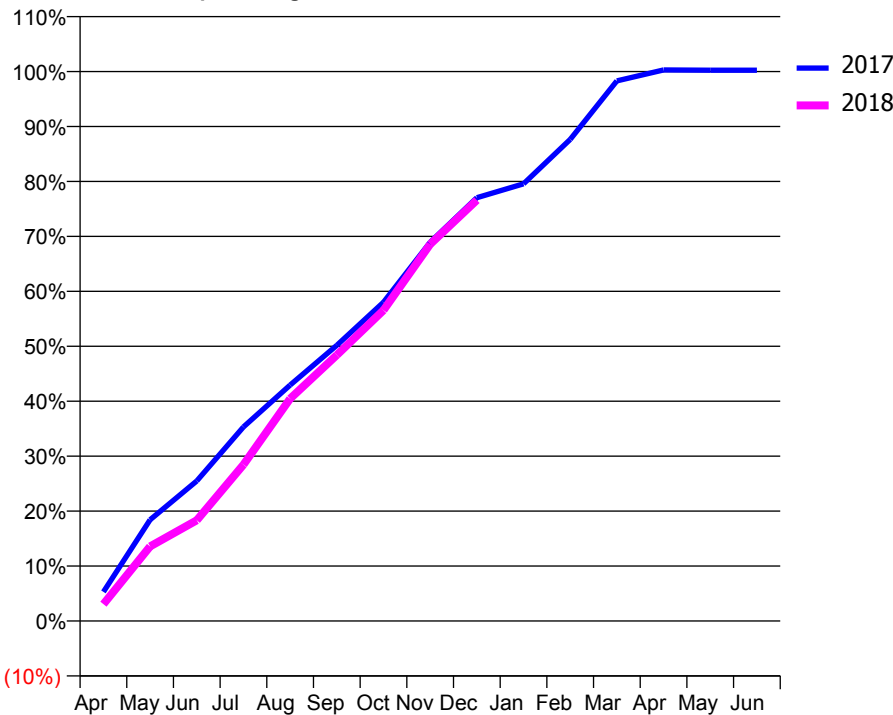
### ACCESS\*

Patients seen in 24 months	Total	Change since previous quarter
Quarter ending December 2016	4,465	
Quarter ending March 2017	4,474	→
Quarter ending June 2017	4,529	→
Quarter ending September 2017	4,587	→
Quarter ending December 2017	4,719	↑
<b>Variance since December 2016</b>	<b>5.7%</b>	<b>↑</b>



### ACTIVITY

Cumulative percentage of contracted UDA delivered 2017 & 2018



Month	Adjusted Scheduled Activity (UDA)	
	2017	2018
April	796	462
May	2,763	2,038
June	3,822	2,752
July	5,298	4,268
August	6,439	6,068
September	7,526	7,261
October	8,700	8,485
November	10,338	10,283
December	11,555	11,490
January	11,932	
February	13,148	
March	14,743	
April	15,043	
May	15,034	
June	15,034	

### QUALITY

	Quantity	Base Number	Contract	AT	Region	England
% of FP17s for the same patient ID Re-attending within 3 months - Children	66	1,166	5.7%	11.1%	11.8%	12.0%
% of FP17s for the same patient ID Re-attending within 3 months - Adults	630	4,597	13.7%	14.5%	15.3%	15.9%
% of FP17s for the same patient ID Re-attending between 3 & 9 months - Children	802	1,166	68.8%	59.2%	59.1%	58.0%
% of FP17s for the same patient ID Re-attending between 3 & 9 months - Adults	2,514	4,597	54.7%	48.7%	51.5%	50.5%
% of FP17s for Band 1 Urgent Courses	488	5,556	8.8%	9.3%	8.0%	9.0%
% of FP17s Relating to Free Repair or Replacements	32	5,556	0.6%	0.8%	0.8%	0.8%
% of FP17s Relating to Continuations	52	5,556	0.9%	1.1%	1.1%	1.1%
% of Patients satisfied with the dentistry they have received	12	12	100.0%	91.4%	91.6%	91.5%
% of Patients satisfied with the time they had to wait for an appointment	12	12	100.0%	87.0%	88.3%	87.9%

\* This is based on patients treated on this contract for their most recent course of treatment. Figures in italics indicate the base number of FP17s or Patient Questionnaire responses are less than 100. N/A is shown where the base number of responses is less than 10 during the period. % is calculated as Quantity/Base number\*100

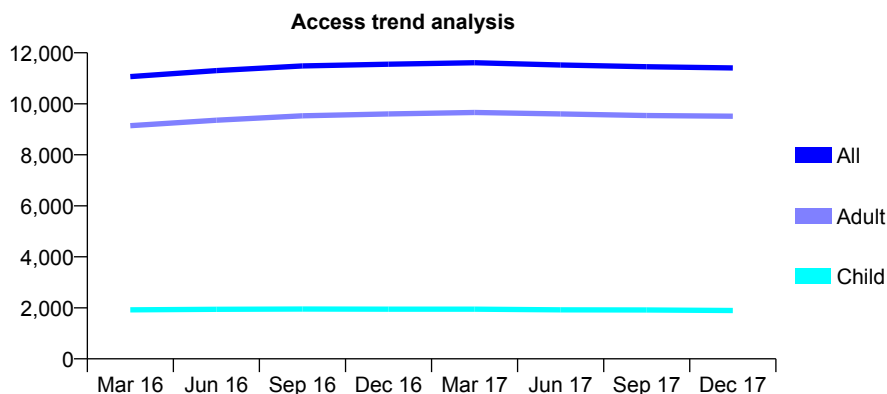
## Q56 - Vital Signs At a Glance Contract Report for 931764/0001 - December 2017

Name or company name	MR MF BERGENDAL
Contract type name	GDS Contract
Purpose of contract	General
Contract start date	01/12/2014
Contract end date	

17/18 Contracted general activity (UDA)	28,637
Carry forward general activity (UDA)	91
17/18 Contracted orthodontic activity (UOA)	0
Carry forward orthodontic activity (UOA)	0
Baseline contract value	£624,846.47

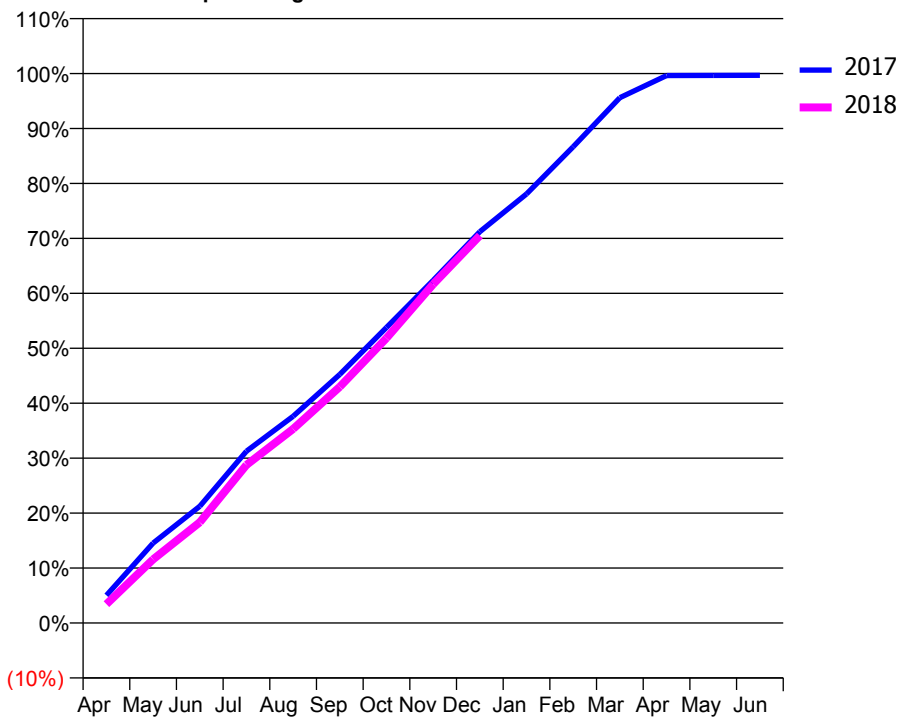
### ACCESS\*

Patients seen in 24 months	Total	Change since previous quarter
Quarter ending December 2016	11,552	
Quarter ending March 2017	11,608	→
Quarter ending June 2017	11,524	→
Quarter ending September 2017	11,452	→
Quarter ending December 2017	11,409	→
<b>Variance since December 2016</b>	<b>(1.2%)</b>	<b>↓</b>



### ACTIVITY

Cumulative percentage of contracted UDA delivered 2017 & 2018



Month	Adjusted Scheduled Activity (UDA)	
	2017	2018
April	1,441	982
May	4,168	3,318
June	6,082	5,250
July	8,957	8,241
August	10,775	10,115
September	12,959	12,309
October	15,406	14,847
November	17,855	17,656
December	20,391	20,192
January	22,359	
February	24,818	
March	27,378	
April	28,533	
May	28,541	
June	28,546	

### QUALITY

	Quantity	Base Number	Contract	AT	Region	England
% of FP17s for the same patient ID Re-attending within 3 months - Children	78	2,055	3.8%	11.1%	11.8%	12.0%
% of FP17s for the same patient ID Re-attending within 3 months - Adults	1,336	10,731	12.4%	14.5%	15.3%	15.9%
% of FP17s for the same patient ID Re-attending between 3 & 9 months - Children	1,267	2,055	61.7%	59.2%	59.1%	58.0%
% of FP17s for the same patient ID Re-attending between 3 & 9 months - Adults	5,845	10,731	54.5%	48.7%	51.5%	50.5%
% of FP17s for Band 1 Urgent Courses	749	12,221	6.1%	9.3%	8.0%	9.0%
% of FP17s Relating to Free Repair or Replacements	89	12,221	0.7%	0.8%	0.8%	0.8%
% of FP17s Relating to Continuations	195	12,221	1.6%	1.1%	1.1%	1.1%
% of Patients satisfied with the dentistry they have received	17	17	100.0%	91.4%	91.6%	91.5%
% of Patients satisfied with the time they had to wait for an appointment	17	17	100.0%	87.0%	88.3%	87.9%

\* This is based on patients treated on this contract for their most recent course of treatment. Figures in italics indicate the base number of FP17s or Patient Questionnaire responses are less than 100. N/A is shown where the base number of responses is less than 10 during the period. % is calculated as Quantity/Base number\*100

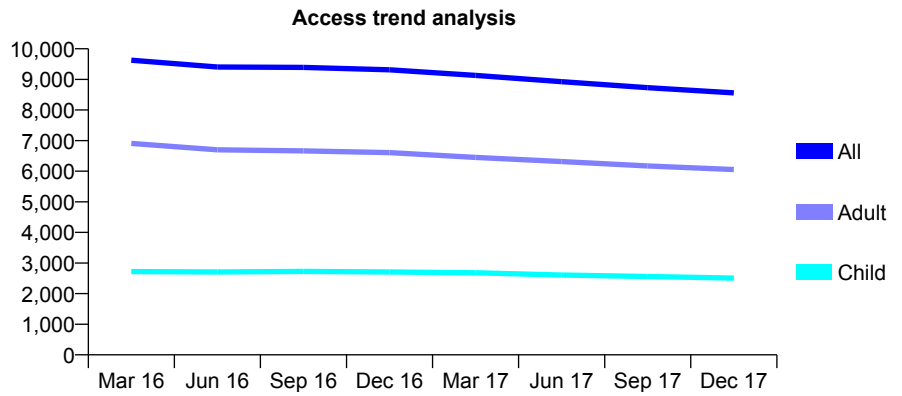
## Q56 - Vital Signs At a Glance Contract Report for 933902/0001 - December 2017

Name or company name	MR KG MAKWANA
Contract type name	PDS Contract
Purpose of contract	General
Contract start date	01/04/2006
Contract end date	31/03/2018

17/18 Contracted general activity (UDA)	25,000
Carry forward general activity (UDA)	928
17/18 Contracted orthodontic activity (UOA)	0
Carry forward orthodontic activity (UOA)	0
Baseline contract value	£684,456.29

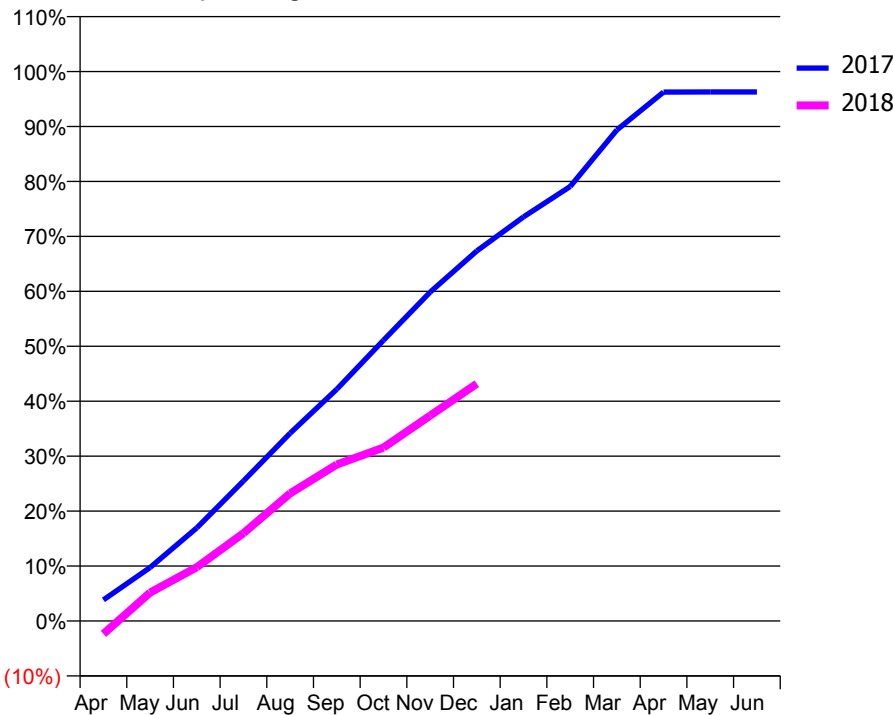
### ACCESS\*

Patients seen in 24 months	Total	Change since previous quarter
Quarter ending December 2016	9,314	
Quarter ending March 2017	9,130	↓
Quarter ending June 2017	8,926	↓
Quarter ending September 2017	8,732	↓
Quarter ending December 2017	8,560	↓
<b>Variance since December 2016</b>	<b>(8.1%)</b>	↓



### ACTIVITY

Cumulative percentage of contracted UDA delivered 2017 & 2018



Month	Adjusted Scheduled Activity (UDA)	
	2017	2018
April	964	-592
May	2,434	1,294
June	4,239	2,447
July	6,374	3,992
August	8,545	5,811
September	10,546	7,121
October	12,773	7,890
November	14,967	9,344
December	16,841	10,795
January	18,388	
February	19,769	
March	22,342	
April	24,066	
May	24,072	
June	24,072	

### QUALITY

	Quantity	Base Number	Contract	AT	Region	England
% of FP17s for the same patient ID Re-attending within 3 months - Children	170	2,331	7.3%	11.1%	11.8%	12.0%
% of FP17s for the same patient ID Re-attending within 3 months - Adults	710	5,464	13.0%	14.5%	15.3%	15.9%
% of FP17s for the same patient ID Re-attending between 3 & 9 months - Children	1,534	2,331	65.8%	59.2%	59.1%	58.0%
% of FP17s for the same patient ID Re-attending between 3 & 9 months - Adults	3,591	5,464	65.7%	48.7%	51.5%	50.5%
% of FP17s for Band 1 Urgent Courses	679	7,062	9.6%	9.3%	8.0%	9.0%
% of FP17s Relating to Free Repair or Replacements	71	7,062	1.0%	0.8%	0.8%	0.8%
% of FP17s Relating to Continuations	49	7,062	0.7%	1.1%	1.1%	1.1%
% of Patients satisfied with the dentistry they have received	4	4	N/A	91.4%	91.6%	91.5%
% of Patients satisfied with the time they had to wait for an appointment	2	4	N/A	87.0%	88.3%	87.9%

\* This is based on patients treated on this contract for their most recent course of treatment. Figures in italics indicate the base number of FP17s or Patient Questionnaire responses are less than 100. N/A is shown where the base number of responses is less than 10 during the period. % is calculated as Quantity/Base number\*100

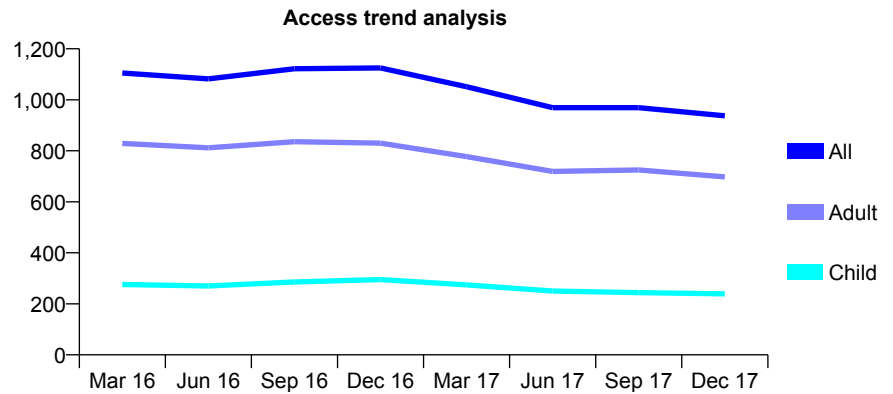
## Q56 - Vital Signs At a Glance Contract Report for 934844/0001 - December 2017

Name or company name	MR S GHASEMZADEH KERMANSHAHI
Contract type name	GDS Contract
Purpose of contract	General
Contract start date	01/04/2006
Contract end date	

17/18 Contracted general activity (UDA)	2,891
Carry forward general activity (UDA)	0
17/18 Contracted orthodontic activity (UOA)	0
Carry forward orthodontic activity (UOA)	0
Baseline contract value	£72,814.00

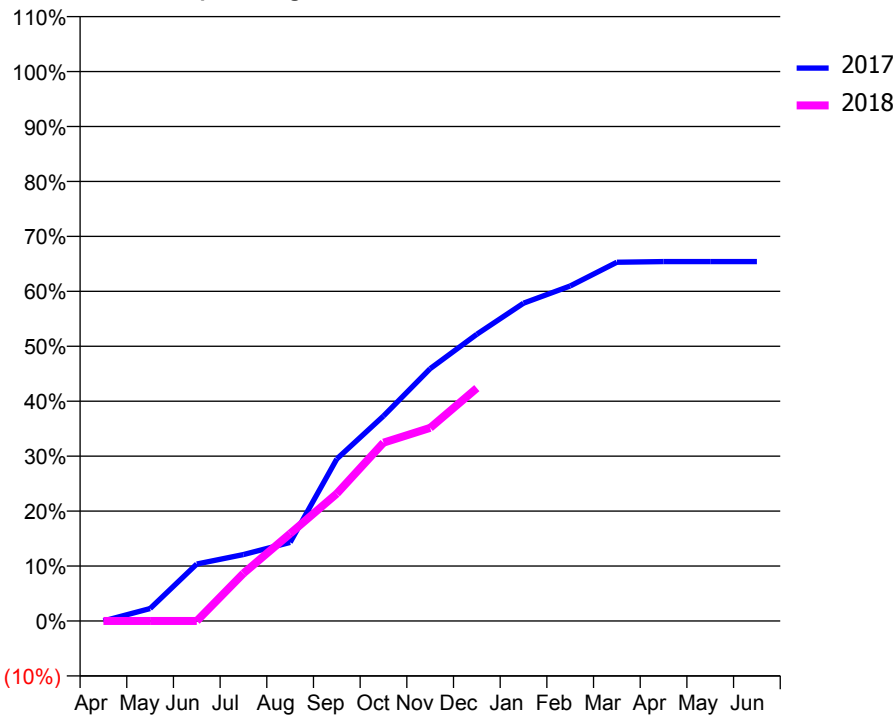
### ACCESS\*

Patients seen in 24 months	Total	Change since previous quarter
Quarter ending December 2016	1,125	
Quarter ending March 2017	1,051	↓
Quarter ending June 2017	969	↓
Quarter ending September 2017	969	→
Quarter ending December 2017	937	↓
<b>Variance since December 2016</b>	<b>(16.7%)</b>	<b>↓</b>



### ACTIVITY

Cumulative percentage of contracted UDA delivered 2017 & 2018



Month	Adjusted Scheduled Activity (UDA)	
	2017	2018
April	0	0
May	66	0
June	300	0
July	350	251
August	414	460
September	852	670
October	1,079	938
November	1,328	1,016
December	1,509	1,225
January	1,672	
February	1,762	
March	1,887	
April	1,891	
May	1,891	
June	1,891	

### QUALITY

	Quantity	Base Number	Contract	AT	Region	England
% of FP17s for the same patient ID Re-attending within 3 months - Children	1	138	0.7%	11.1%	11.8%	12.0%
% of FP17s for the same patient ID Re-attending within 3 months - Adults	31	506	6.1%	14.5%	15.3%	15.9%
% of FP17s for the same patient ID Re-attending between 3 & 9 months - Children	31	138	22.5%	59.2%	59.1%	58.0%
% of FP17s for the same patient ID Re-attending between 3 & 9 months - Adults	179	506	35.4%	48.7%	51.5%	50.5%
% of FP17s for Band 1 Urgent Courses	75	641	11.7%	9.3%	8.0%	9.0%
% of FP17s Relating to Free Repair or Replacements	2	641	0.3%	0.8%	0.8%	0.8%
% of FP17s Relating to Continuations	0	641	0.0%	1.1%	1.1%	1.1%
% of Patients satisfied with the dentistry they have received	0	0	N/A	91.4%	91.6%	91.5%
% of Patients satisfied with the time they had to wait for an appointment	0	0	N/A	87.0%	88.3%	87.9%

\* This is based on patients treated on this contract for their most recent course of treatment. Figures in italics indicate the base number of FP17s or Patient Questionnaire responses are less than 100. N/A is shown where the base number of responses is less than 10 during the period. % is calculated as Quantity/Base number\*100

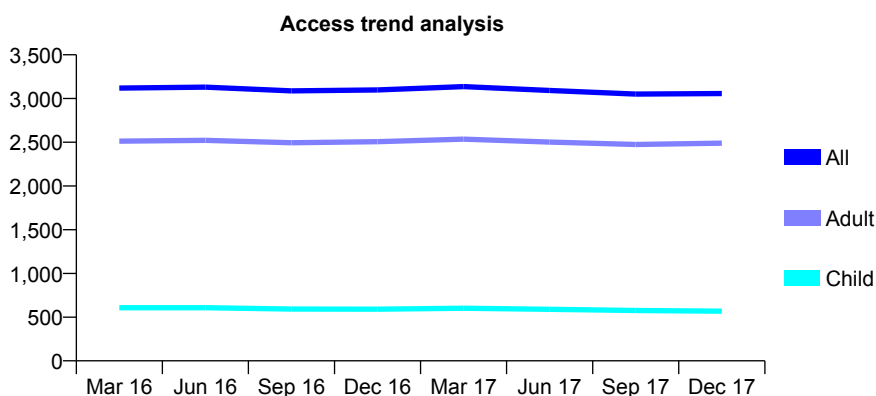
## Q56 - Vital Signs At a Glance Contract Report for 936618/0001 - December 2017

Name or company name	MR MR GOODARZI
Contract type name	GDS Contract
Purpose of contract	General
Contract start date	01/04/2006
Contract end date	

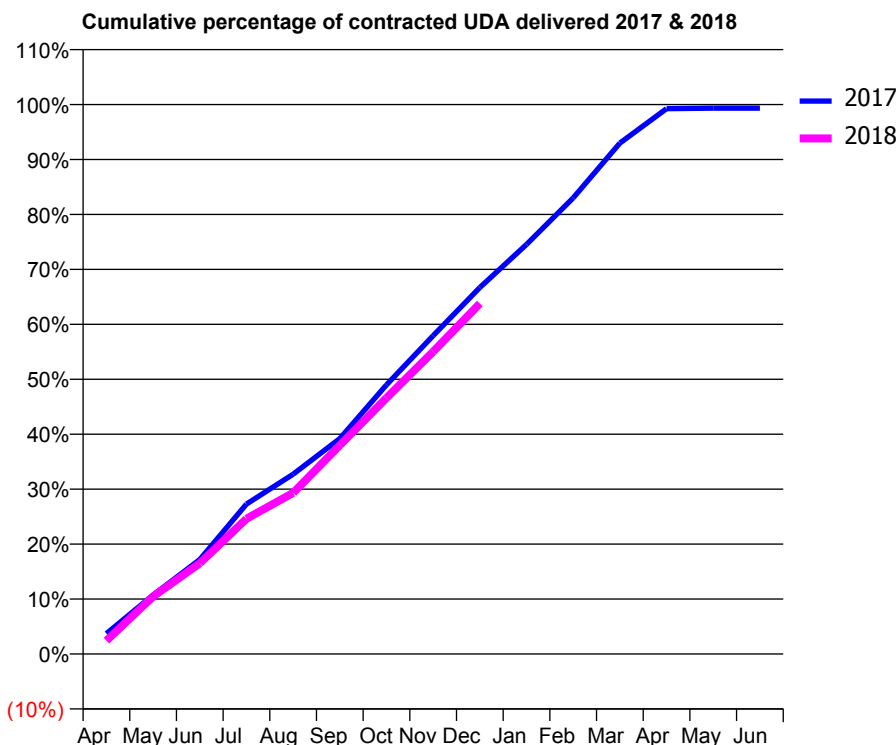
17/18 Contracted general activity (UDA)	10,000
Carry forward general activity (UDA)	66
17/18 Contracted orthodontic activity (UOA)	0
Carry forward orthodontic activity (UOA)	0
Baseline contract value	£258,863.58

### ACCESS\*

Patients seen in 24 months	Total	Change since previous quarter
Quarter ending December 2016	3,098	
Quarter ending March 2017	3,136	→
Quarter ending June 2017	3,092	↓
Quarter ending September 2017	3,051	↓
Quarter ending December 2017	3,057	→
<b>Variance since December 2016</b>	<b>(1.3%)</b>	<b>↓</b>



### ACTIVITY



Month	Adjusted Scheduled Activity (UDA)	
	2017	2018
April	373	244
May	1,074	1,046
June	1,720	1,651
July	2,730	2,462
August	3,272	2,933
September	3,920	3,800
October	4,897	4,662
November	5,794	5,503
December	6,670	6,377
January	7,453	
February	8,300	
March	9,297	
April	9,925	
May	9,934	
June	9,934	

### QUALITY

	Quantity	Base Number	Contract	AT	Region	England
% of FP17s for the same patient ID Re-attending within 3 months - Children	32	623	5.1%	11.1%	11.8%	12.0%
% of FP17s for the same patient ID Re-attending within 3 months - Adults	421	2,557	16.5%	14.5%	15.3%	15.9%
% of FP17s for the same patient ID Re-attending between 3 & 9 months - Children	390	623	62.6%	59.2%	59.1%	58.0%
% of FP17s for the same patient ID Re-attending between 3 & 9 months - Adults	1,177	2,557	46.0%	48.7%	51.5%	50.5%
% of FP17s for Band 1 Urgent Courses	272	3,006	9.0%	9.3%	8.0%	9.0%
% of FP17s Relating to Free Repair or Replacements	16	3,006	0.5%	0.8%	0.8%	0.8%
% of FP17s Relating to Continuations	49	3,006	1.6%	1.1%	1.1%	1.1%
% of Patients satisfied with the dentistry they have received	5	7	N/A	91.4%	91.6%	91.5%
% of Patients satisfied with the time they had to wait for an appointment	6	7	N/A	87.0%	88.3%	87.9%

\* This is based on patients treated on this contract for their most recent course of treatment. Figures in italics indicate the base number of FP17s or Patient Questionnaire responses are less than 100. N/A is shown where the base number of responses is less than 10 during the period. % is calculated as Quantity/Base number\*100



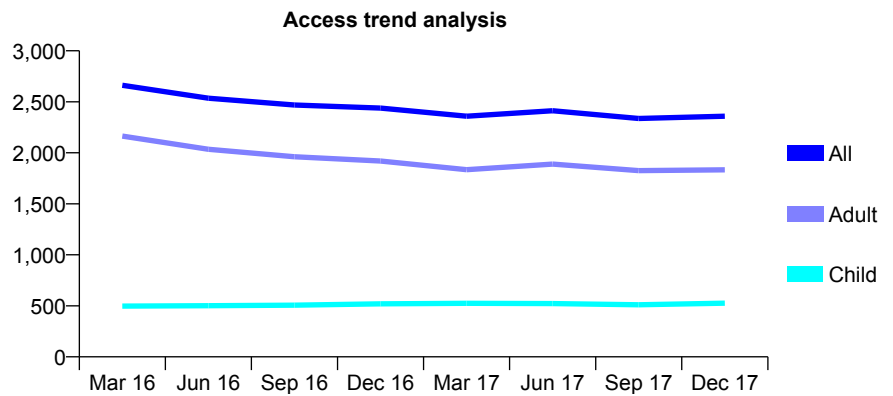
## Q56 - Vital Signs At a Glance Contract Report for 943509/0001 - December 2017

Name or company name	MR A ABDOLLAHI
Contract type name	GDS Contract
Purpose of contract	General
Contract start date	01/04/2006
Contract end date	

17/18 Contracted general activity (UDA)	11,000
Carry forward general activity (UDA)	0
17/18 Contracted orthodontic activity (UOA)	0
Carry forward orthodontic activity (UOA)	0
Baseline contract value	£293,323.65

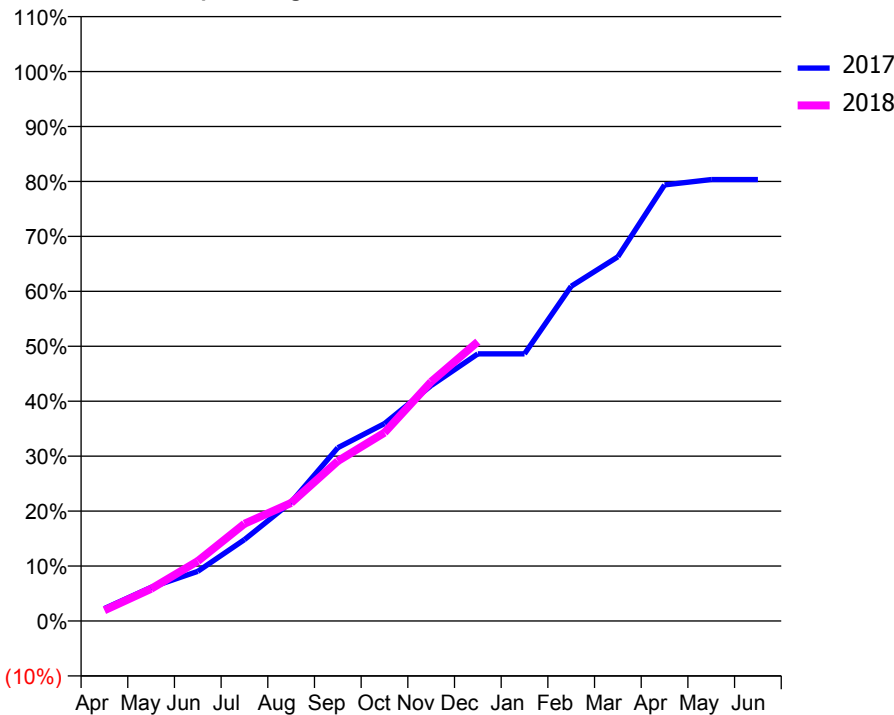
### ACCESS\*

Patients seen in 24 months	Total	Change since previous quarter
Quarter ending December 2016	2,439	
Quarter ending March 2017	2,359	↓
Quarter ending June 2017	2,412	↑
Quarter ending September 2017	2,336	↓
Quarter ending December 2017	2,359	→
<b>Variance since December 2016</b>	<b>(3.3%)</b>	<b>↓</b>



### ACTIVITY

Cumulative percentage of contracted UDA delivered 2017 & 2018



Month	Adjusted Scheduled Activity (UDA)	
	2017	2018
April	249	214
May	673	643
June	993	1,199
July	1,629	1,949
August	2,381	2,365
September	3,470	3,202
October	3,953	3,770
November	4,713	4,791
December	5,349	5,590
January	5,349	
February	6,700	
March	7,291	
April	8,730	
May	8,838	
June	8,838	

### QUALITY

	Quantity	Base Number	Contract	AT	Region	England
% of FP17s for the same patient ID Re-attending within 3 months - Children	29	566	5.1%	11.1%	11.8%	12.0%
% of FP17s for the same patient ID Re-attending within 3 months - Adults	169	1,938	8.7%	14.5%	15.3%	15.9%
% of FP17s for the same patient ID Re-attending between 3 & 9 months - Children	375	566	66.3%	59.2%	59.1%	58.0%
% of FP17s for the same patient ID Re-attending between 3 & 9 months - Adults	1,208	1,938	62.3%	48.7%	51.5%	50.5%
% of FP17s for Band 1 Urgent Courses	188	2,041	9.2%	9.3%	8.0%	9.0%
% of FP17s Relating to Free Repair or Replacements	0	2,041	0.0%	0.8%	0.8%	0.8%
% of FP17s Relating to Continuations	0	2,041	0.0%	1.1%	1.1%	1.1%
% of Patients satisfied with the dentistry they have received	2	2	N/A	91.4%	91.6%	91.5%
% of Patients satisfied with the time they had to wait for an appointment	2	2	N/A	87.0%	88.3%	87.9%

\* This is based on patients treated on this contract for their most recent course of treatment. Figures in italics indicate the base number of FP17s or Patient Questionnaire responses are less than 100. N/A is shown where the base number of responses is less than 10 during the period. % is calculated as Quantity/Base number\*100

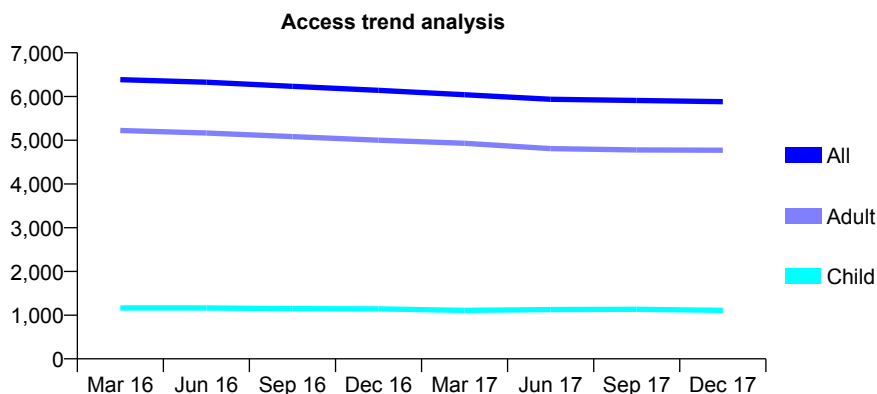
## Q56 - Vital Signs At a Glance Contract Report for 949558/0001 - December 2017

Name or company name	MR DF EVANS
Contract type name	GDS Contract
Purpose of contract	General
Contract start date	02/11/2007
Contract end date	

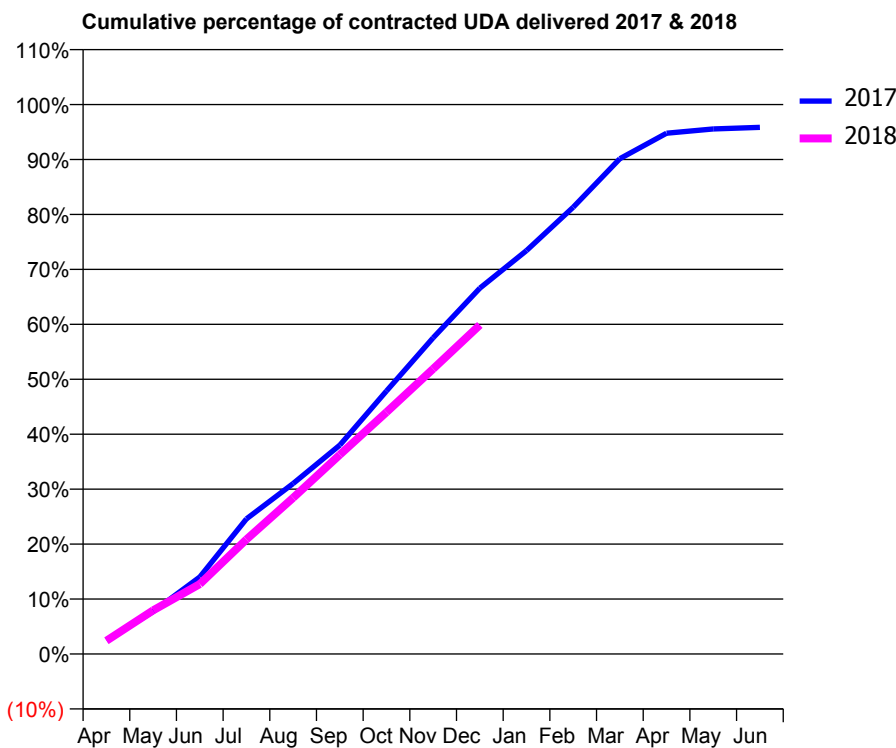
17/18 Contracted general activity (UDA)	19,076
Carry forward general activity (UDA)	0
17/18 Contracted orthodontic activity (UOA)	0
Carry forward orthodontic activity (UOA)	0
Baseline contract value	£455,391.46

### ACCESS\*

Patients seen in 24 months	Total	Change since previous quarter
Quarter ending December 2016	6,142	
Quarter ending March 2017	6,040	↓
Quarter ending June 2017	5,936	↓
Quarter ending September 2017	5,911	→
Quarter ending December 2017	5,882	→
<b>Variance since December 2016</b>	<b>(4.2%)</b>	<b>↓</b>



### ACTIVITY



Month	Adjusted Scheduled Activity (UDA)	
	2017	2018
April	486	463
May	1,475	1,515
June	2,675	2,427
July	4,693	3,980
August	5,918	5,422
September	7,254	6,917
October	9,132	8,394
November	10,979	9,898
December	12,701	11,422
January	14,007	
February	15,512	
March	17,195	
April	18,079	
May	18,226	
June	18,284	

### QUALITY

	Quantity	Base Number	Contract	AT	Region	England
% of FP17s for the same patient ID Re-attending within 3 months - Children	87	1,155	7.5%	11.1%	11.8%	12.0%
% of FP17s for the same patient ID Re-attending within 3 months - Adults	922	4,998	18.4%	14.5%	15.3%	15.9%
% of FP17s for the same patient ID Re-attending between 3 & 9 months - Children	530	1,155	45.9%	59.2%	59.1%	58.0%
% of FP17s for the same patient ID Re-attending between 3 & 9 months - Adults	1,946	4,998	38.9%	48.7%	51.5%	50.5%
% of FP17s for Band 1 Urgent Courses	540	5,277	10.2%	9.3%	8.0%	9.0%
% of FP17s Relating to Free Repair or Replacements	72	5,277	1.4%	0.8%	0.8%	0.8%
% of FP17s Relating to Continuations	144	5,277	2.7%	1.1%	1.1%	1.1%
% of Patients satisfied with the dentistry they have received	9	10	90.0%	91.4%	91.6%	91.5%
% of Patients satisfied with the time they had to wait for an appointment	7	10	70.0%	87.0%	88.3%	87.9%

\* This is based on patients treated on this contract for their most recent course of treatment. Figures in italics indicate the base number of FP17s or Patient Questionnaire responses are less than 100. N/A is shown where the base number of responses is less than 10 during the period. % is calculated as Quantity/Base number\*100

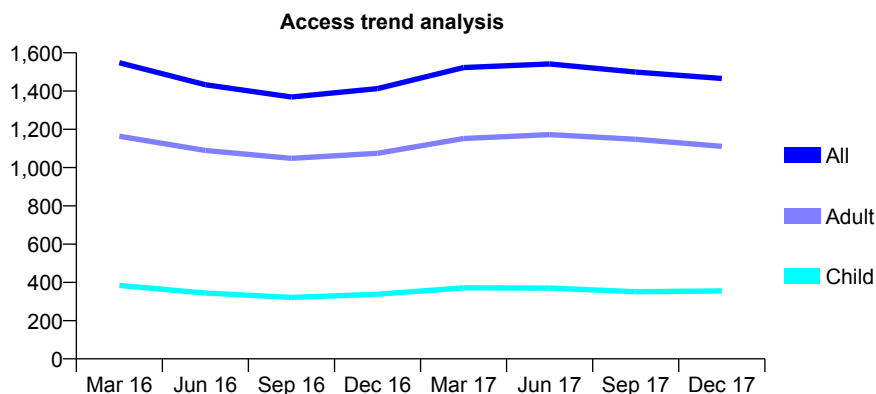
## Q56 - Vital Signs At a Glance Contract Report for 949558/0002 - December 2017

Name or company name	MR DF EVANS
Contract type name	GDS Contract
Purpose of contract	General
Contract start date	01/02/2012
Contract end date	

17/18 Contracted general activity (UDA)	4,241
Carry forward general activity (UDA)	40
17/18 Contracted orthodontic activity (UOA)	0
Carry forward orthodontic activity (UOA)	0
Baseline contract value	£87,571.41

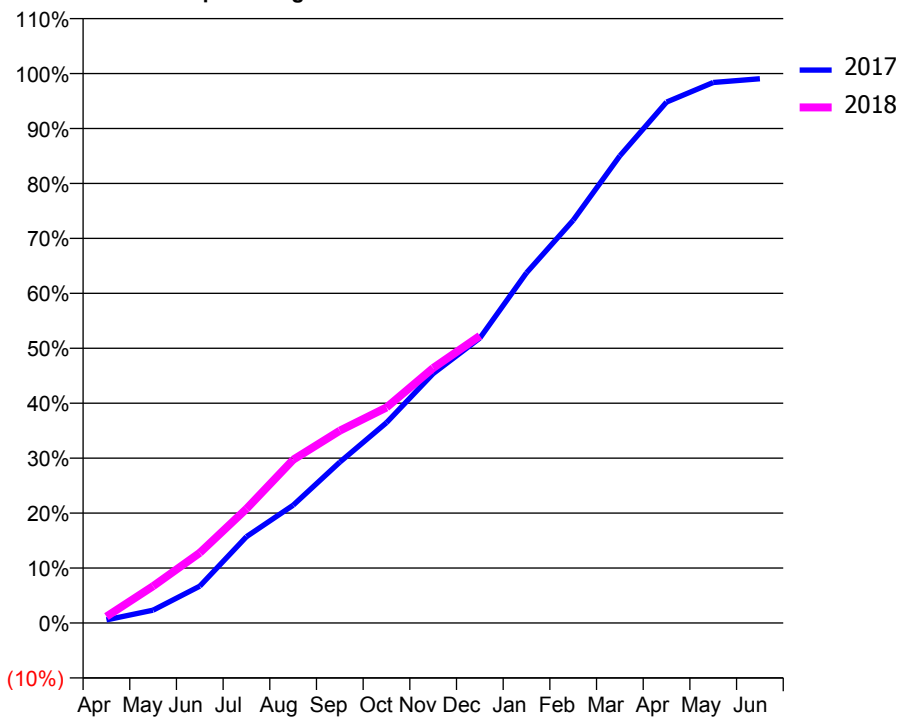
### ACCESS\*

Patients seen in 24 months	Total	Change since previous quarter
Quarter ending December 2016	1,413	
Quarter ending March 2017	1,523	↑
Quarter ending June 2017	1,542	→
Quarter ending September 2017	1,499	↓
Quarter ending December 2017	1,466	↓
<b>Variance since December 2016</b>	<b>3.8%</b>	<b>↑</b>



### ACTIVITY

Cumulative percentage of contracted UDA delivered 2017 & 2018



Month	Adjusted Scheduled Activity (UDA)	
	2017	2018
April	25	50
May	100	284
June	284	542
July	666	881
August	910	1,260
September	1,241	1,485
October	1,546	1,664
November	1,925	1,968
December	2,198	2,216
January	2,703	
February	3,109	
March	3,606	
April	4,021	
May	4,172	
June	4,201	

### QUALITY

	Quantity	Base Number	Contract	AT	Region	England
% of FP17s for the same patient ID Re-attending within 3 months - Children	20	383	5.2%	11.1%	11.8%	12.0%
% of FP17s for the same patient ID Re-attending within 3 months - Adults	144	1,161	12.4%	14.5%	15.3%	15.9%
% of FP17s for the same patient ID Re-attending between 3 & 9 months - Children	161	383	42.0%	59.2%	59.1%	58.0%
% of FP17s for the same patient ID Re-attending between 3 & 9 months - Adults	414	1,161	35.7%	48.7%	51.5%	50.5%
% of FP17s for Band 1 Urgent Courses	142	1,296	11.0%	9.3%	8.0%	9.0%
% of FP17s Relating to Free Repair or Replacements	29	1,296	2.2%	0.8%	0.8%	0.8%
% of FP17s Relating to Continuations	13	1,296	1.0%	1.1%	1.1%	1.1%
% of Patients satisfied with the dentistry they have received	0	0	N/A	91.4%	91.6%	91.5%
% of Patients satisfied with the time they had to wait for an appointment	0	0	N/A	87.0%	88.3%	87.9%

\* This is based on patients treated on this contract for their most recent course of treatment. Figures in italics indicate the base number of FP17s or Patient Questionnaire responses are less than 100. N/A is shown where the base number of responses is less than 10 during the period. % is calculated as Quantity/Base number\*100

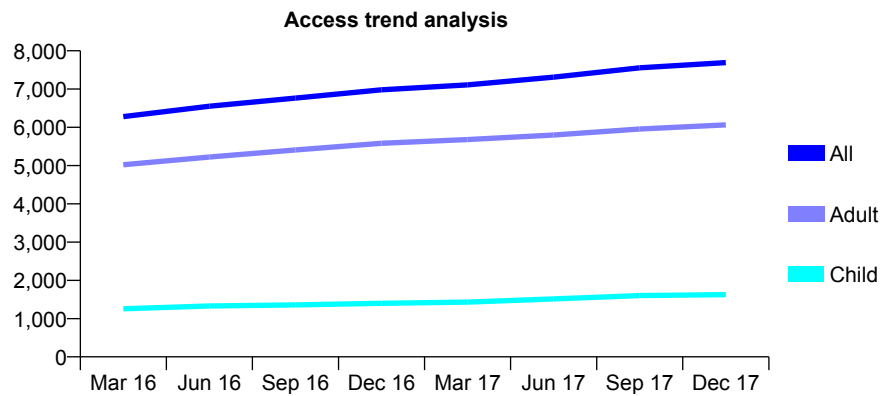
## Q56 - Vital Signs At a Glance Contract Report for 962988/0001 - December 2017

Name or company name	MR HS PABARI
Contract type name	GDS Contract
Purpose of contract	General
Contract start date	01/01/2015
Contract end date	

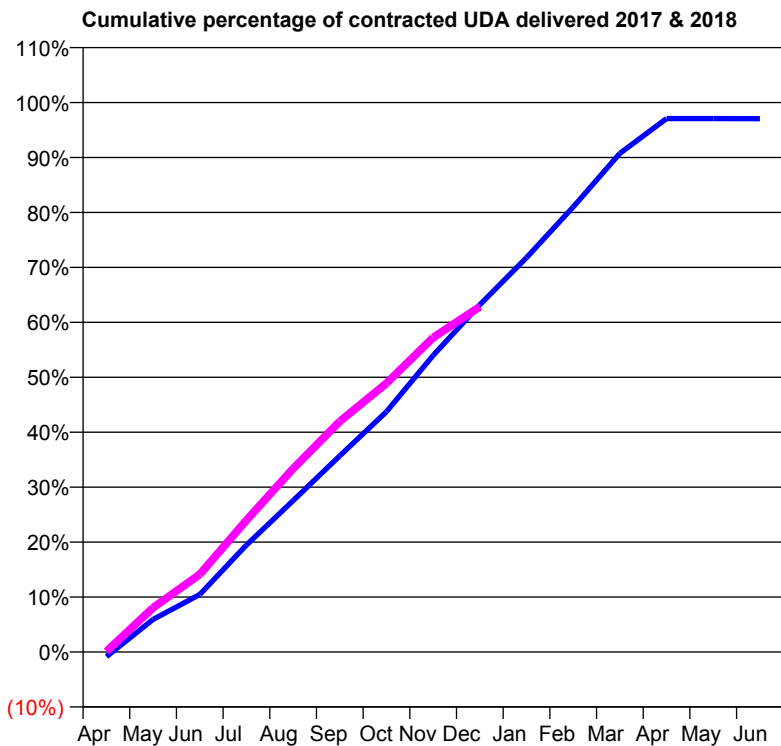
17/18 Contracted general activity (UDA)	21,687
Carry forward general activity (UDA)	636
17/18 Contracted orthodontic activity (UOA)	0
Carry forward orthodontic activity (UOA)	0
Baseline contract value	£509,894.81

### ACCESS\*

Patients seen in 24 months	Total	Change since previous quarter
Quarter ending December 2016	6,981	
Quarter ending March 2017	7,110	→
Quarter ending June 2017	7,313	↑
Quarter ending September 2017	7,556	↑
Quarter ending December 2017	7,691	→
<b>Variance since December 2016</b>	<b>10.2%</b>	<b>↑</b>



### ACTIVITY



Month	Adjusted Scheduled Activity (UDA)	
	2017	2018
April	-188	24
May	1,287	1,752
June	2,269	3,064
July	4,222	5,202
August	5,977	7,240
September	7,745	9,104
October	9,486	10,608
November	11,709	12,414
December	13,705	13,629
January	15,565	
February	17,564	
March	19,681	
April	21,052	
May	21,052	
June	21,051	

### QUALITY

	Quantity	Base Number	Contract	AT	Region	England
% of FP17s for the same patient ID Re-attending within 3 months - Children	132	1,720	7.7%	11.1%	11.8%	12.0%
% of FP17s for the same patient ID Re-attending within 3 months - Adults	593	5,475	10.8%	14.5%	15.3%	15.9%
% of FP17s for the same patient ID Re-attending between 3 & 9 months - Children	901	1,720	52.4%	59.2%	59.1%	58.0%
% of FP17s for the same patient ID Re-attending between 3 & 9 months - Adults	2,535	5,475	46.3%	48.7%	51.5%	50.5%
% of FP17s for Band 1 Urgent Courses	490	6,717	7.3%	9.3%	8.0%	9.0%
% of FP17s Relating to Free Repair or Replacements	46	6,717	0.7%	0.8%	0.8%	0.8%
% of FP17s Relating to Continuations	16	6,717	0.2%	1.1%	1.1%	1.1%
% of Patients satisfied with the dentistry they have received	2	3	N/A	91.4%	91.6%	91.5%
% of Patients satisfied with the time they had to wait for an appointment	3	3	N/A	87.0%	88.3%	87.9%

\* This is based on patients treated on this contract for their most recent course of treatment. Figures in italics indicate the base number of FP17s or Patient Questionnaire responses are less than 100. N/A is shown where the base number of responses is less than 10 during the period. % is calculated as Quantity/Base number\*100

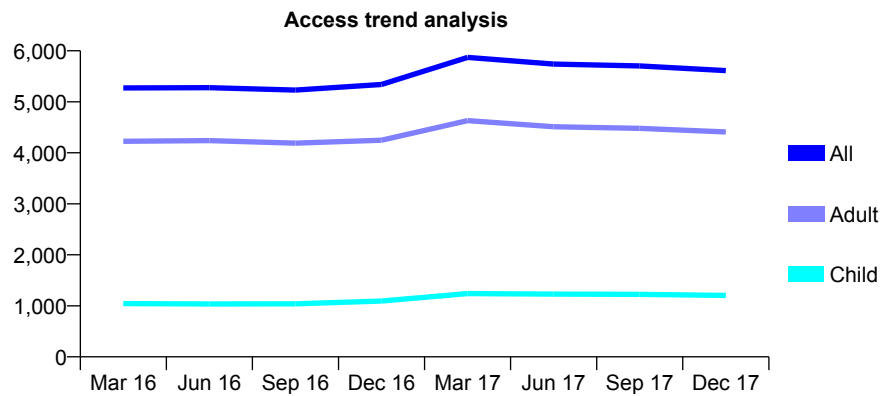
## Q56 - Vital Signs At a Glance Contract Report for 966215/0001 - December 2017

Name or company name	Mr AA KHANNA, A KAUR, A KOUR
Contract type name	GDS Contract
Purpose of contract	General
Contract start date	13/07/2010
Contract end date	

17/18 Contracted general activity (UDA)	17,220
Carry forward general activity (UDA)	261
17/18 Contracted orthodontic activity (UOA)	0
Carry forward orthodontic activity (UOA)	0
Baseline contract value	£427,175.57

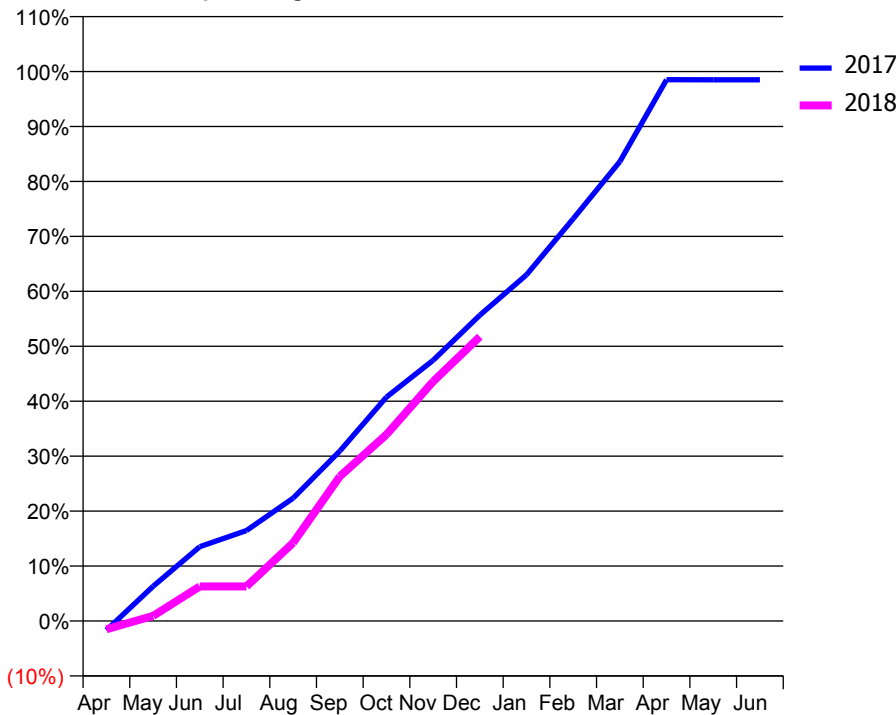
### ACCESS\*

Patients seen in 24 months	Total	Change since previous quarter
Quarter ending December 2016	5,339	
Quarter ending March 2017	5,871	↑
Quarter ending June 2017	5,741	↓
Quarter ending September 2017	5,704	→
Quarter ending December 2017	5,613	↓
<b>Variance since December 2016</b>	<b>5.1%</b>	<b>↑</b>



### ACTIVITY

Cumulative percentage of contracted UDA delivered 2017 & 2018



Month	Adjusted Scheduled Activity (UDA)	
	2017	2018
April	-290	-261
May	1,088	163
June	2,331	1,084
July	2,835	1,084
August	3,853	2,453
September	5,324	4,532
October	7,018	5,845
November	8,172	7,507
December	9,584	8,910
January	10,850	
February	12,605	
March	14,397	
April	16,963	
May	16,960	
June	16,959	

### QUALITY

	Quantity	Base Number	Contract	AT	Region	England
% of FP17s for the same patient ID Re-attending within 3 months - Children	106	1,444	7.3%	11.1%	11.8%	12.0%
% of FP17s for the same patient ID Re-attending within 3 months - Adults	569	5,185	11.0%	14.5%	15.3%	15.9%
% of FP17s for the same patient ID Re-attending between 3 & 9 months - Children	901	1,444	62.4%	59.2%	59.1%	58.0%
% of FP17s for the same patient ID Re-attending between 3 & 9 months - Adults	3,267	5,185	63.0%	48.7%	51.5%	50.5%
% of FP17s for Band 1 Urgent Courses	523	5,592	9.4%	9.3%	8.0%	9.0%
% of FP17s Relating to Free Repair or Replacements	29	5,592	0.5%	0.8%	0.8%	0.8%
% of FP17s Relating to Continuations	1	5,592	0.0%	1.1%	1.1%	1.1%
% of Patients satisfied with the dentistry they have received	10	12	83.3%	91.4%	91.6%	91.5%
% of Patients satisfied with the time they had to wait for an appointment	10	12	83.3%	87.0%	88.3%	87.9%

\* This is based on patients treated on this contract for their most recent course of treatment. Figures in italics indicate the base number of FP17s or Patient Questionnaire responses are less than 100. N/A is shown where the base number of responses is less than 10 during the period. % is calculated as Quantity/Base number\*100

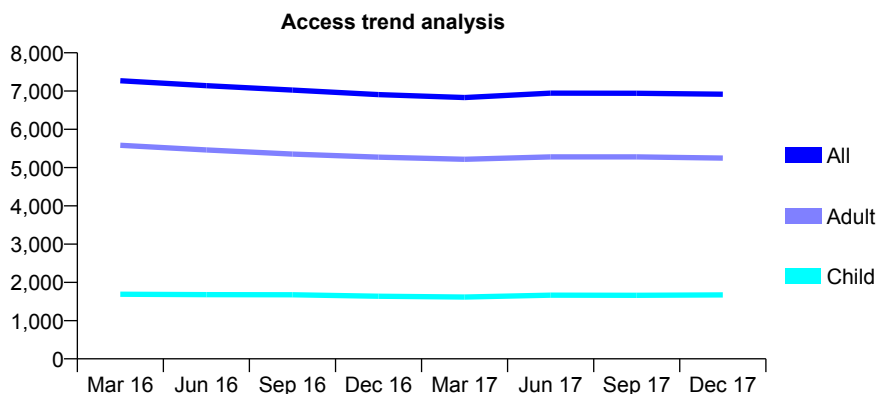
## Q56 - Vital Signs At a Glance Contract Report for 968269/0002 - December 2017

Name or company name	MR IS LEIGHTON-SCOTT
Contract type name	GDS Contract
Purpose of contract	General
Contract start date	17/01/2013
Contract end date	

17/18 Contracted general activity (UDA)	17,000
Carry forward general activity (UDA)	-289
17/18 Contracted orthodontic activity (UOA)	0
Carry forward orthodontic activity (UOA)	0
Baseline contract value	£391,621.51

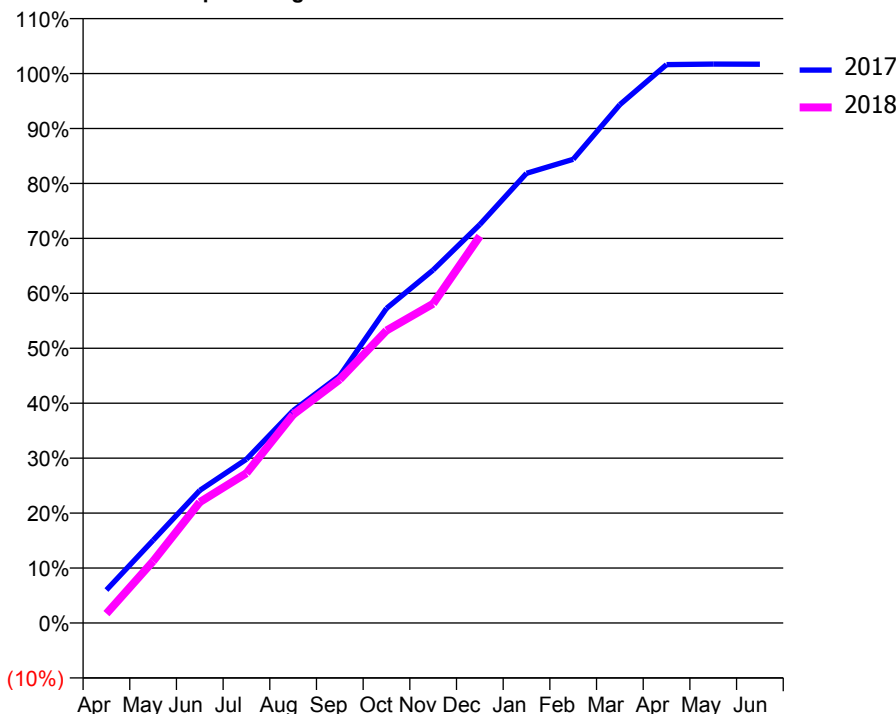
### ACCESS\*

Patients seen in 24 months	Total	Change since previous quarter
Quarter ending December 2016	6,908	
Quarter ending March 2017	6,832	↓
Quarter ending June 2017	6,944	→
Quarter ending September 2017	6,941	→
Quarter ending December 2017	6,919	→
<b>Variance since December 2016</b>	<b>0.2%</b>	<b>→</b>



### ACTIVITY

Cumulative percentage of contracted UDA delivered 2017 & 2018



Month	Adjusted Scheduled Activity (UDA)	
	2017	2018
April	1,022	289
May	2,560	1,913
June	4,101	3,741
July	5,069	4,633
August	6,569	6,445
September	7,654	7,533
October	9,735	9,050
November	10,920	9,880
December	12,329	11,970
January	13,911	
February	14,348	
March	16,038	
April	17,275	
May	17,293	
June	17,289	

### QUALITY

	Quantity	Base Number	Contract	AT	Region	England
% of FP17s for the same patient ID Re-attending within 3 months - Children	143	2,024	7.1%	11.1%	11.8%	12.0%
% of FP17s for the same patient ID Re-attending within 3 months - Adults	502	5,661	8.9%	14.5%	15.3%	15.9%
% of FP17s for the same patient ID Re-attending between 3 & 9 months - Children	1,263	2,024	62.4%	59.2%	59.1%	58.0%
% of FP17s for the same patient ID Re-attending between 3 & 9 months - Adults	3,244	5,661	57.3%	48.7%	51.5%	50.5%
% of FP17s for Band 1 Urgent Courses	481	6,940	6.9%	9.3%	8.0%	9.0%
% of FP17s Relating to Free Repair or Replacements	29	6,940	0.4%	0.8%	0.8%	0.8%
% of FP17s Relating to Continuations	34	6,940	0.5%	1.1%	1.1%	1.1%
% of Patients satisfied with the dentistry they have received	10	10	100.0%	91.4%	91.6%	91.5%
% of Patients satisfied with the time they had to wait for an appointment	10	10	100.0%	87.0%	88.3%	87.9%

\* This is based on patients treated on this contract for their most recent course of treatment. Figures in italics indicate the base number of FP17s or Patient Questionnaire responses are less than 100. N/A is shown where the base number of responses is less than 10 during the period. % is calculated as Quantity/Base number\*100

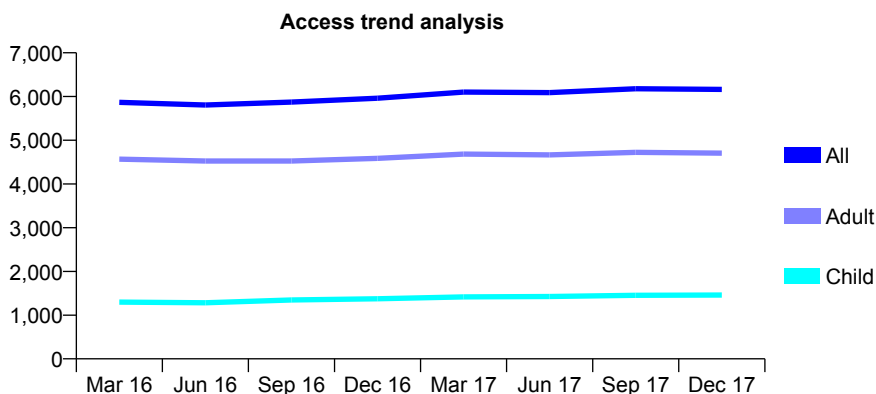
## Q56 - Vital Signs At a Glance Contract Report for 982881/0001 - December 2017

Name or company name	MR JC HOLMES
Contract type name	Pilot Contract
Purpose of contract	General
Contract start date	01/04/2006
Contract end date	

17/18 Contracted general activity (UDA)	19,052
Carry forward general activity (UDA)	0
17/18 Contracted orthodontic activity (UOA)	0
Carry forward orthodontic activity (UOA)	0
Baseline contract value	£578,506.26

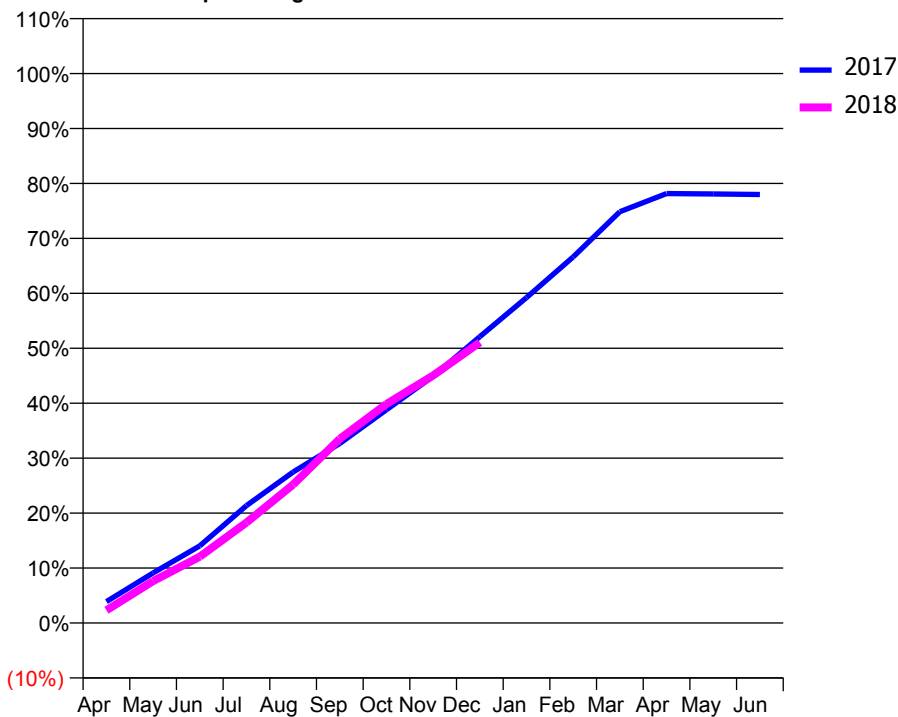
### ACCESS\*

Patients seen in 24 months	Total	Change since previous quarter
Quarter ending December 2016	5,961	
Quarter ending March 2017	6,101	↑
Quarter ending June 2017	6,090	→
Quarter ending September 2017	6,177	→
Quarter ending December 2017	6,162	→
<b>Variance since December 2016</b>	<b>3.4%</b>	<b>↑</b>



### ACTIVITY

Cumulative percentage of contracted UDA delivered 2017 & 2018



Month	Adjusted Scheduled Activity (UDA)	
	2017	2018
April	743	443
May	1,736	1,453
June	2,673	2,300
July	4,069	3,483
August	5,238	4,802
September	6,224	6,388
October	7,397	7,592
November	8,555	8,581
December	9,930	9,728
January	11,283	
February	12,695	
March	14,262	
April	14,890	
May	14,874	
June	14,859	

### QUALITY

	Quantity	Base Number	Contract	AT	Region	England
% of FP17s for the same patient ID Re-attending within 3 months - Children	73	1,386	5.3%	11.1%	11.8%	12.0%
% of FP17s for the same patient ID Re-attending within 3 months - Adults	479	3,681	13.0%	14.5%	15.3%	15.9%
% of FP17s for the same patient ID Re-attending between 3 & 9 months - Children	778	1,386	56.1%	59.2%	59.1%	58.0%
% of FP17s for the same patient ID Re-attending between 3 & 9 months - Adults	1,229	3,681	33.4%	48.7%	51.5%	50.5%
% of FP17s for Band 1 Urgent Courses	408	4,802	8.5%	9.3%	8.0%	9.0%
% of FP17s Relating to Free Repair or Replacements	63	4,802	1.3%	0.8%	0.8%	0.8%
% of FP17s Relating to Continuations	9	4,802	0.2%	1.1%	1.1%	1.1%
% of Patients satisfied with the dentistry they have received	5	7	N/A	91.4%	91.6%	91.5%
% of Patients satisfied with the time they had to wait for an appointment	5	7	N/A	87.0%	88.3%	87.9%

\* This is based on patients treated on this contract for their most recent course of treatment. Figures in italics indicate the base number of FP17s or Patient Questionnaire responses are less than 100. N/A is shown where the base number of responses is less than 10 during the period. % is calculated as Quantity/Base number\*100



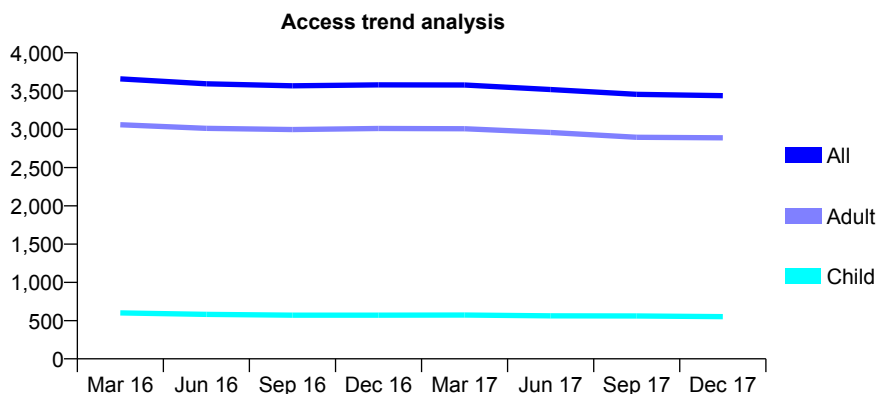
## Q56 - Vital Signs At a Glance Contract Report for 997730/0001 - December 2017

Name or company name	MR AP YAXLEY
Contract type name	GDS Contract
Purpose of contract	General
Contract start date	01/04/2006
Contract end date	

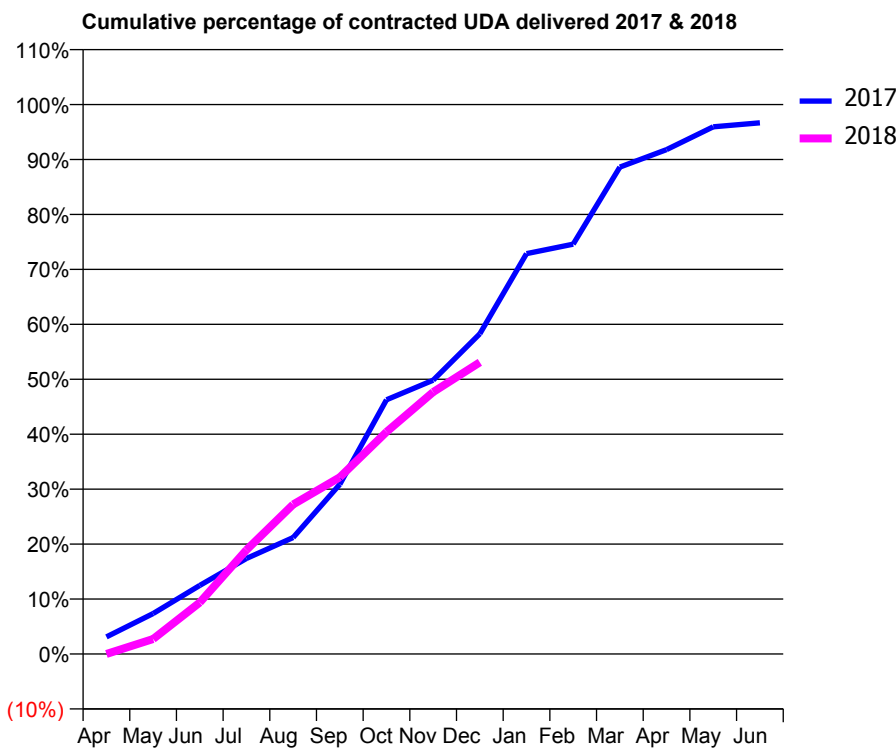
17/18 Contracted general activity (UDA)	10,970
Carry forward general activity (UDA)	0
17/18 Contracted orthodontic activity (UOA)	0
Carry forward orthodontic activity (UOA)	0
Baseline contract value	£249,129.19

### ACCESS\*

Patients seen in 24 months	Total	Change since previous quarter
Quarter ending December 2016	3,581	
Quarter ending March 2017	3,579	→
Quarter ending June 2017	3,520	↓
Quarter ending September 2017	3,457	↓
Quarter ending December 2017	3,440	→
<b>Variance since December 2016</b>	<b>(3.9%)</b>	<b>↓</b>



### ACTIVITY



Month	Adjusted Scheduled Activity (UDA)	
	2017	2018
April	343	0
May	808	298
June	1,371	1,028
July	1,907	2,079
August	2,325	2,984
September	3,389	3,529
October	5,074	4,435
November	5,468	5,230
December	6,393	5,822
January	7,993	
February	8,182	
March	9,720	
April	10,070	
May	10,524	
June	10,605	

### QUALITY

	Quantity	Base Number	Contract	AT	Region	England
% of FP17s for the same patient ID Re-attending within 3 months - Children	43	440	9.8%	11.1%	11.8%	12.0%
% of FP17s for the same patient ID Re-attending within 3 months - Adults	462	2,444	18.9%	14.5%	15.3%	15.9%
% of FP17s for the same patient ID Re-attending between 3 & 9 months - Children	96	440	21.8%	59.2%	59.1%	58.0%
% of FP17s for the same patient ID Re-attending between 3 & 9 months - Adults	792	2,444	32.4%	48.7%	51.5%	50.5%
% of FP17s for Band 1 Urgent Courses	337	2,546	13.2%	9.3%	8.0%	9.0%
% of FP17s Relating to Free Repair or Replacements	86	2,546	3.4%	0.8%	0.8%	0.8%
% of FP17s Relating to Continuations	69	2,546	2.7%	1.1%	1.1%	1.1%
% of Patients satisfied with the dentistry they have received	4	4	N/A	91.4%	91.6%	91.5%
% of Patients satisfied with the time they had to wait for an appointment	4	4	N/A	87.0%	88.3%	87.9%

\* This is based on patients treated on this contract for their most recent course of treatment. Figures in italics indicate the base number of FP17s or Patient Questionnaire responses are less than 100. N/A is shown where the base number of responses is less than 10 during the period. % is calculated as Quantity/Base number\*100